ENVIRONMENTAL
MANAGEMENT SERVICES, INC.

July 31, 2012

Mr. Tony Russell, Chief
Assessment Remediation Branch
Mississippi Department of Environmental Quality
515 East Amite Street
Jackson, Mississippi 39201

Re: Kuhlman Electric Corporation
Semi-Annual Groundwater Monitoring Report
Crystal Springs, Mississippi

Dear Mr. Russell:

Environmental Management Services, Inc. (EMS) has prepared the Semi-Annual Groundwater Assessment Report for the Kuhlman Electric Corporation in Crystal Springs, Mississippi dated July 31, 2012. The report includes results from the March 2012 sampling event and the May 2012 confirmatory sampling event. Please find the enclosed copy of the aforementioned report.

Please contact EMS at (601) 544-3674 if you should have any question or comments concerning the enclosures.

Sincerely,
Environmental Management Services, Inc.

Ethan Allen, RPG
Project Geologist

Enclosure: Semi-Annual Groundwater Assessment Report

cc: Phillip James, KEC
Allen Gearhart, KEC
Melody Christopher, ABB, Inc.
Virginia Munford, CMS

P.O. BOX 15369 (39404) • 7350 U.S. HIGHWAY 98 • HATTIESBURG, MS 39402
PHONE (601) 544-3674 • FAX (601) 544-0504 • www.env-mgt.com

SEMI-ANNUAL GROUNDWATER ASSESSMENT REPORT

KUHLMAN ELECTRIC CORPORATION
101 KUHLMAN DRIVE
CRYSTAL SPRINGS, MISSISSIPPI

Prepared for:

Kuhlman Electric Corporation
101 Kuhlman Drive
Crystal Springs, Mississippi

Prepared by:

ENVIRONMENTAL MANAGEMENT SERVICES, INC.

P.O. Box 15369
Hattiesburg, Mississippi 39404
(604) 544-3674

July 31, 2012

EMS Project #: KUH0-12-002

EXECUTIVE SUMMARY

This groundwater assessment report summarizes the results of the semi-annual groundwater sampling conducted in March 2012 for the Kuhlman Electric Corporation (KEC) facility (site) located in Crystal Springs, Mississippi (Figure 1). Environmental Management Services, Inc. (EMS) collected groundwater samples from 43 permanent monitoring wells located within the site and throughout the City of Crystal Springs. Prior assessments have indicated the local groundwater is impacted primarily with 1,1-Dichloroethene (DCE) and 1,4-Dioxane (Dioxane). This impact has been observed both on site and off site approximately 3,000 feet to the south.

The wells were sampled using dedicated bladder pumps using the "low flow" sampling technique. MW-5 was sampled using a bailer due to the absence of a dedicated pump. Prior to sampling, groundwater parameters (turbidity, temperature, conductivity, dissolved oxygen, pH, and oxidation reduction potential) were allowed to stabilize, and the wells were purged of approximately one well volume, as requested by the Mississippi Department of Environmental Quality (MDEQ), to insure a representative sample was obtained.

The results of the March 2012 sampling event indicated that ten monitoring wells (MW-04, MW-09, MW-10A, MW-10C, MW-13, MW-25, MW-26, MW-27, MW-32, and MW-34) exhibited unexpectedly high Dioxane concentrations that did not reflect historic trends of the monitoring wells. A confirmatory sampling event was planned for the four monitoring wells exhibiting unexpectedly high Dioxane concentrations that were in close proximity to the cluster of municipal water wells south of the site. The results of the resampling, on May 2, 2012, did not confirm the initial results from the March 2012 sampling event. Internal analysis of the March 2012 Dioxane results determined that an unknown laboratory error biased the sample results high. EMS considers the March 2012 Dioxane data for these ten wells invalid. The results of the Dioxane tests for the remaining monitoring wells are included in the tables of this report and all of the results are included in the lab reports in Appendix B. The results of the ten monitoring wells with biased results are considered invalid and were not used in analysis of the Dioxane contaminant plume.

Results of the groundwater testing revealed the presence of DCE and Dioxane in excess of MDEQ Tier 1 Target Remediation Goals (TRG) standards in 18 monitoring wells. The compound with the highest concentration observed was DCE, which was detected above the Method Detection Limit (MDL) in 36 monitoring wells, with a maximum concentration of 50.5 micrograms/liter (µg/l) at MW-10A. Dioxane was detected above its respective MDL in 24 monitoring wells with a maximum concentration of 14.7 µg/l at MW-02.

The results of this semi-annual groundwater sampling are consistent with the previous sampling events and indicate that the groundwater beneath the site is impacted predominantly with DCE and Dioxane. This impact was also observed off site to the southwest. The highest

concentrations of both compounds are located beneath the site, but concentrations exceeding MDEQ TRGs standards extend off site.

Six municipal water wells are also sampled on a monthly basis to ensure the contaminants of concern are not impacting the water supplied by the city. To date there have been no detections above drinking water standards in the active wells since 2005. DCE was detected above its respective drinking water standard in 2005 at Municipal Well No. 7. After confirmatory sampling this well was taken off-line and remains inactive to this day.

TABLE OF CONTENTS

1.0 INTRODUCTION 1

1.1 PREVIOUS INVESTIGATIONS 1

2.0 SITE CHARACTERISTICS 3

2.1 PHYSICAL SETTING 3
2.2 REGIONAL GEOLOGIC SETTING 3
2.3 SITE GEOLOGY 3
2.4 HYDROGEOLOGICAL SETTING 4

3.0 TECHNICAL APPROACH 5

4.0 RESULTS 6

4.1 ONSITE WELL RESULTS 8
4.2 OFFSITE WELL RESULTS 8

5.0 QUALITY ASSURANCE/QUALITY CONTROL 9

6.0 SUMMARY AND OBSERVATIONS 11

7.0 REFERENCES 13

TABLES

Table	Description
1	Groundwater Monitoring Well Construction Detail and Groundwater Elevation Data
2	Groundwater Monitoring Results – Onsite Wells
3	Groundwater Monitoring Results – Offsite Wells

FIGURES

Figure	Description
1	Site Location Map
2	Groundwater Elevation Map, March 2012
3	Groundwater Results – 1,1-Dichloroethene – March 2012
4	Groundwater Results – 1,4-Dioxane – October 2011

APPENDICES

Appendix	Description
A	Field Logs
B	Laboratory Reports – March 2012 Sampling Event
C	Laboratory Reports – May 2012 Resampling Event

SEMI-ANNUAL GROUNDWATER ASSESSMENT REPORT

Kuhlman Electric Corporation

Crystal Springs, Mississippi

July 31, 2012

The report contained herein has been prepared by Environmental Management Services, Inc. (EMS) under the direct supervision of the environmental professionals indicated below. To the best of our knowledge all appropriate standards of care and practices were utilized to collect and report the data contained within this document. Services performed by EMS were conducted in a manner consistent with that degree of care and skill ordinarily exercised by reputable members of the same profession as EMS practicing in the same locality under similar conditions as exists at the time the service was provided. No other representation, express or implied, and no warranty or guarantee is included or intended in this proposal, or any report, opinion, document or otherwise as a result of, or part of the work by EMS, its subcontractors, or vendors. Certain data reliability limitations are noted where information and data were collected and reported by others not under the direction of Environmental Management Services, Inc. personnel.

Prepared By:

Ethan Allen, P.G.
Project Geologist
MS Professional Geologist No. 0759

REGISTERED PROFESSIONAL GEOLOGIST
MS
0759
ETHAN E. ALLEN

Date: 7/31/2012

1.0 INTRODUCTION

The Kuhlman Electric Corporation (KEC) facility is located at 101 Kuhlman Drive in Crystal Springs, Mississippi and has operated as an electrical transformer manufacturing plant since its construction in the 1950's. EMS collected groundwater samples on March 26 through 30, 2012 from the existing network of 43 permanent groundwater monitoring wells. Groundwater sampling was done in accordance with the *Corrective Action Plan; Kuhlman Electric Corporation Facility, Crystal Springs, Mississippi* dated March 15, 2010 (ARCADIS), and *the Sampling and Analysis Plan; Kuhlman Electric Corporation* dated October 2, 2011 (EMS).

1.1 PREVIOUS INVESTIGATIONS

The *Preliminary Groundwater Assessment Report, Kuhlman Electric Corporation, Crystal Springs, Mississippi* dated July 2004 (Martin & Slagle) consisted of the installation, sampling, and analysis of eight permanent monitoring wells on the site. The results of the 2004 investigation indicated that six of the eight monitoring wells had detectable concentrations of Volatile Organic Compounds (VOCs) in both the perched groundwater and the upper aquifer.

The *Groundwater Assessment Report, Kuhlman Electric Corporation, Crystal Springs, Mississippi* dated April 30, 2009 (Martin & Slagle) identified the source area for the impacted groundwater and delineated it within the soil under the KEC plant building. Two commingled plumes of 1,1-Dichloroethene (DCE) and 1,4-Dioxane (Dioxane) were also delineated that extend from the source area southwest and west of the site and are in contact with the aquitard downgradient of the site. To the extent related to the KEC site, the presence of Dioxane is presumed to be related to its use as a stabilizer in 1,1,1-trichloroethane used in the past at the KEC site. The 2009 report also indicated the southern lobe of the DCE and the Dioxane plumes appear to be influenced by pumping stresses of the municipal wells. The municipal wells were identified as potential receptors for the groundwater plume.

Five of the municipal wells are located approximately 2,400 feet southwest, and downgradient from the site. The municipal well located at the corner of Jackson Street and Lee Avenue is approximately 300 feet east of the site. Six municipal water wells were initially sampled in September 2004. The municipal wells have since been sampled periodically, and are currently sampled on a monthly basis. In November 2005 results from the Municipal Well No. 7 indicated DCE at a concentration of 9.7 µg/l, which is above the MDEQ TRG of 7.0 µg/l. Subsequent sampling confirmed the results and Municipal Well No. 7 was taken out of service. Municipal Well No. 7 (CSW-WA7, Figure 2) has remained out of service since 2005.

In accordance with MDEQ requirements, groundwater monitoring has been performed on a quarterly to semi-annual schedule since 2005, and is presently ongoing. Groundwater

monitoring wells have been installed at various times through these years. Most recently, five monitoring wells were installed in 2011, as required by MDEQ's Corrective Actions Plan approval letter dated March 1, 2012.

2.0 SITE CHARACTERISTICS

The site is located within a mixed residential and commercial use area of Crystal Springs, Mississippi. Figure 1 depicts the location of the site. The adjacent properties consist of the following uses:

- Commercial businesses and residences are located along Lee Street to the south of the site;
- A vacant lot is located to the northwest of the site and residential properties to the northeast of the site across Fulgham Avenue;
- A railroad corridor is located to the west of the plant with residential properties further west across West Railroad Avenue North; and,
- Residential properties and one closed commercial property adjoin the site to the east along Jackson Street.

The residential properties are all single family dwellings and extend for several blocks in all directions. A public swimming pool is located to the east of the site on the northeast corner of the intersection of Jackson Street and Lee Avenue.

2.1 PHYSICAL SETTING

The site is located at 101 Kuhlman Drive near the intersection of Lee Avenue and East Railroad Avenue within the city limits of Crystal Springs, Copiah County, Mississippi. The area is characterized by relatively flat topography with an elevation of approximately 470 feet relative to the National Geodetic Vertical Datum (NGVD).

2.2 REGIONAL GEOLOGIC SETTING

Investigations revealed through literature research that the geology of the Crystal Springs area is classified as part of the Southern Rolling Plains within the Mississippi Valley Loess Plains according to *Ecoregions of Mississippi* (2004). Surficial geologic units are mapped as the Citronelle Formation, consisting of sand, gravel, and clay according to the *Geologic Map of Mississippi* (1969).

2.3 SITE GEOLOGY

The shallow geology of the study area was identified in the *Groundwater Assessment Report, Kuhlman Electric Corporation, Crystal Springs, Mississippi* (Martin & Slagle, 2009) as Citronelle Formation sediments ranging in depths from 78 to 116 feet below ground surface (bgs). The sediments consist of low plastic silts and clays in the upper horizons from two to 16

feet bgs. Below 16 feet the beds become interbedded poorly graded tan, beige, and red fine to medium sand, sandy gravel, and silty sand with thin layers of red plastic clay. Sands are mainly composed of quartz grains with some calcareous zones. The gravels are composed primarily of subrounded chert with some quartz. The sediments overlie a stiff clay layer and possible ferruginous siltstone or sandstone near the Citronelle Formation's contact with the underlying Catahoula Formation.

2.4 HYDROGEOLOGICAL SETTING

Groundwater in the upper aquifer of the site exists under phreatic conditions with no confining unit above the aquifer. The aquitard at the base of the unit appears to be composed of a combination of stiff clay and iron rich siltstone and sandstone (Martin & Slagle, 2009). The water table rises into the Citronelle Formation sediments to a depth of 32.15 to 69.88 ft bgs throughout the study area. Within the plume footprint the water table rises to a depth of 32.15 to 65.92 ft bgs. The depth from ground surface to groundwater varies due to the change in elevation of the surface.

A shallow perched aquifer is located in portions of the site. MW-5 is screened in this aquifer along the northwestern portion of the property. The groundwater in this aquifer is at an elevation of 438.56 feet, or 17.99 ft bgs.

Groundwater elevations were calculated from water level data collected during the March 2012 monitoring well sampling event and are provided in Table 1. Table 1 also includes results from previous sampling events conducted by EMS and Borg Warner Inc. and groundwater monitoring well construction details. Water Table elevations ranged from 387.97 at MW-29 to 406.03 at MW-07. Figure 2 is a water table map depicting the surface of the upper aquifer water surface.

Groundwater flow appears to be in the generally southwestern direction. It is noted that near the municipal well south of the site the hydraulic gradient is much steeper than the rest of the study area indicating that the municipal well is influencing groundwater flow in this area. Figure 2 is a map depicting the results of the groundwater elevations obtained during the most recent sampling event.

The average hydraulic gradient was calculated for three distinct directions/areas. The hydraulic gradient to the west, from MW-07 to MW-19 was calculated to be 0.0013 ft/ft. To the south, prior to the influence of the municipal well, from MW-08 to MW-14A the hydraulic gradient was calculated to be 0.0016 ft/ft. Within the observable radius of influence of the municipal well, from MW-28 to MW-29, the hydraulic gradient was calculated to be 0.0195 ft/ft.

3.0 TECHNICAL APPROACH

EMS sampled the groundwater monitoring wells on March 26 through 30, 2012. The groundwater samples were collected using dedicated bladder or electrical Fultz pumps in each well, with the exception of MW-05, which was sampled using a Teflon bailer due to a lack of a dedicated pump for the well. Prior to sampling, groundwater parameters, including turbidity, temperature, conductivity, dissolved oxygen, pH, and oxidation reduction potential (ORP), were logged using an in-line flow cell with water quality instrumentation to determine when the groundwater parameters stabilized. Once one well volume was purged, as requested by the Mississippi Department of Environmental Quality (MDEQ), and the parameters stabilized, the sample was collected using "low flow" sampling protocol. Field logs are included in Appendix A.

Once collected the samples were placed on ice and maintained in a secure environment. The samples were shipped to Pace Analytical Labs in St. Rose, Louisiana where the samples were analyzed for VOCs (excluding Dioxane) using the EPA Method 8260 SIMS. The samples collected for Dioxane analysis were sent from St. Rose, Louisiana to the Pace Analytical Labs in Minneapolis, Minnesota for analysis. Laboratory results for the March 2012 sampling event are included in Appendix B.

QA/QC samples consisted of laboratory supplied trip blanks, and blind duplicates collected in the field. Blind duplicate samples were collected at 10% of the locations sampled and were collected at wells MW-02, MW-04, MW-10B, MW-25, and MW-28. Groundwater samples for MW-18B, MW-24, MW-30, MW-33, and MW-34 were split with MDEQ. Laboratory supplied trip blanks were shipped with each shipment of samples. The trip blanks were placed within the ice chests holding the groundwater samples and treated in the same manner as the samples.

EMS performed a second sampling event on May 2, 2012 to confirm the results of the March 2012 sampling event for four wells that were in close proximity to the city wells. These wells were sampled using low-flow techniques in the same manner as the March 2012 sampling event. The samples obtained during the resampling event were sent to two independent laboratories, Pace Analytical (Pace) and Columbia Analytical Services (CAS) in order to compare and ensure the results of the analytical methods. The initial VOCs results from the March 2012 sampling event appeared to be consistent with historic trends, but were analyzed for the resampling event for continuity. Pace used EPA Method 8260 for VOC analysis and EPA Method 8260B Modified for Dioxane. CAS used EPA Method 8260C for VOC analysis and EPA Method 8270D for Dioxane.

4.0 RESULTS

The results of the March 2012 sampling event indicated that eight monitoring wells (MW-04, MW-09, MW-10A, MW-10C, MW-13, MW-25, MW-26, and MW-27) exhibited anomalously high Dioxane concentrations that did not reflect historic trends of the respective monitoring wells. In addition to these eight monitoring well MW-32 and MW34, two newly installed wells (MW-32 and MW-34) exhibited unexpectedly high concentrations of 1,4-Dioxane. Upon further examination of the laboratory results and quality assurance/quality control (QA/QC) data it was determined that a laboratory error occurred and a confirmatory sampling event was scheduled. The confirmatory sampling event was planned for the four monitoring wells exhibiting unexpectedly high Dioxane concentrations and that were in close proximity to the cluster of municipal water wells south of the site. The samples obtained during the resampling event were sent to two independent laboratories, Pace Analytical (Pace) and Columbia Analytical Services (CAS) in order to compare and ensure the results of the analytical methods. The results of the resampling, on May 2, 2012, indicated that the initial Dioxane results from the March 2012 sampling event were erroneous for the four monitoring wells that were re-sampled. After additional internal analysis of the results, it was determined that the elevated March 2012 results were due to laboratory error. Discussion of the QA/QC analysis is included in Section 5.0 of this report. The results of the initial March 2012 Dioxane tests, which were determined to be invalid, are not included in the tables of this report, but are included in the laboratory reports in Appendix B, and are invalid for the purpose of analysis of the groundwater characteristics and trends in conjunction with the Dioxane contaminant plume. Due to the apparent error in a significant portion of the March 2012 Dioxane results, a groundwater concentration map was not developed for Dioxane, but the October 2011 Groundwater Results map is included as Figure 4. The other VOC results appeared to be consistent between both sampling events and for both laboratories used during the resampling. The laboratory reports, for the May 2, 2012 sampling event, are included as Appendix C.

The groundwater analytical data indicates the following compounds were detected at concentrations above the laboratory Method Detection Limit (MDL):

- Carbon Disulfide
- Chloroform
- 1,1-Dichloroethane
- 1,2-Dichloroethane
- 1,1-Dichloroethene
- 1,4-Dioxane

- Methyl-Tert-Butyl-Ether
- Tetrachloroethene
- Toluene
- 1,1,1-Trichloroethane
- Trichloroethene

The compounds detected most frequently were DCE and Dioxane. Carbon disulfide was detected in 16 wells, but was also detected in the trip blanks that accompanied these samples, indicating that it was a result of outside contamination. The results indicated DCE and Dioxane in excess of MDEQ TRG standards in 17 monitoring wells. The compound with the highest concentration observed was DCE, which was detected above its MDL in 36 monitoring wells and had a maximum concentration of 50.5 micrograms/liter (µg/L) in well MW-10A. Dioxane was detected in 31 monitoring wells and had a maximum concentration of 14.7 µg/L in well MW-02. The laboratory reports, for the March 2012 sampling event, are included as Appendix B.

Figure 3 is the DCE Plume Map based on the March 2012 analytical data. The shape of the DCE plume has changed since it was originally mapped. The core of the plume has increased in size downgradient from the site. The core of the plume appears to split into a western and southern lobe at or near the MW-21 location. The western edge of the plume has remained somewhat unchanged, but the southern component of the plume has migrated further south since the December 2008 sampling event. MW-23B has been the most consistent end point of the leading edge of the southern lobe of the plume exceeding MDEQ TRGs, but MW-24 and MW-25 have recently exhibited intermittent detections above the MDEQ TRG limit for DCE. Since December 2009 MW-26 has had consistent detections of DCE, although the majority of these detections have been below DCEs TRG, one sample obtained during the resampling event on May 2, 2012 exhibited concentrations exceeding the MDEQ TRG. DCE was not detected in MW-05 to the north, which is screened in a perched aquifer. DCE was also not detected in MW-28 to the east, MW-27 to the south, and MW-22 and MW-33 to the west with respect to the DCE plume.

The DCE plume appears to be migrating downward at or near the location of MW-15. The data suggests that increasing DCE concentrations in the southern lobe of the plume are found in MW-21B, MW-24, and MW-26, which are all screened at deeper intervals in relation to the overall monitoring well network. To the west of the MW-15 location DCE concentrations are increasing in MW-18B and MW-19, which are also screened in the lower interval of the water column. MW-19 has not exceeded the DCE MDEQ TRG concentrations, but has shown an overall increase in DCE concentrations.

DCE was detected at or above its respective MDEQ TRG in 17 monitoring wells. Of these 17, eight show increasing concentration trends for DCE (MW-02, MW-15A, MW-15B, MW-18B, MW-21B, MW-23B, and MW-26) since the commencement of sampling.

Figure 4 is the Dioxane Plume Map based on the October 2011 analytical data. The shape of the Dioxane plume has changed since it was originally mapped. Based on historical data the core of the plume appears to be predominantly contained on site. The leading edge of the Dioxane plume greater than the MDEQ TRG has been consistently near MW-15A and MW-15B, with some incursions west to MW-18A. Trace amounts of Dioxane were detected in 31 monitoring wells.

Dioxane was detected at or above its respective MDEQ TRG in three monitoring wells, excluding the rejected data from the March 2012 sampling event. Of these 3, two show increasing concentration trends for Dioxane (MW-02 and MW-15B) since the commencement of sampling. The third monitoring well with a Dioxane concentration greater than the respective MDEQ TRG is MW-30, which is a newly installed monitoring well. There is not enough data (two sampling events) to make trend analysis for MW-30.

4.1 ONSITE WELL RESULTS

DCE was detected at or above its respective MDEQ TRG of 7.0 µg/L in six out of 13 groundwater monitoring wells. Dioxane was detected at or above its respective MDEQ TRG of 6.09 µg/L in one of the 13 onsite groundwater monitoring wells. The highest concentration of DCE was detected in MW-10A at 50.5 µg/L. The highest concentration of Dioxane was detected in MW-02 at 14.7 µg/L. Table 2 contains the analytical data for the onsite wells.

4.2 OFFSITE WELL RESULTS

DCE was detected at or above its respective TRG in 12 of the 30 offsite groundwater monitoring wells. Dioxane was detected at or above its respective MDEQ TRG in two of the 30 offsite groundwater monitoring wells. The highest concentration of DCE was detected in MW-15A at 42.4 µg/L. The highest concentration of Dioxane was detected in MW-15B at 10.3 µg/L. Table 3 contains the analytical data for the offsite wells.

4.3 MUNICIPAL WELL RESULTS

Six municipal water wells are sampled on a monthly basis to ensure the contaminants of concern are not impacting the water supplied by the city. To date there have been no detections above drinking water standards in the active wells since 2005. DCE was detected above its respective drinking water standard in 2005 at Municipal Well No. 7. After confirmatory sampling this well was taken off-line and remains inactive to this day.

5.0 QUALITY ASSURANCE/QUALITY CONTROL

One trip blank was included in each shipping container, i.e. ice chest, for analysis. The trip blanks were placed in the ice chest at the same time as the first sample and consisted of sealed 40 milliliter vials containing distilled water provided by the laboratory. The blanks were analyzed for VOCs. Acetone, which is a common laboratory cleaner, was detected in one trip. Other analytes detected the trip blanks include Toluene, Methylene Chloride, and Carbon Disulfide. No COCs were reported in the trip blanks.

A total of five duplicate samples were collected from groundwater monitoring wells MW-02, MW-04, MW-10B, MW-25, and MW-28. The samples were submitted to the lab "blind" without identification of the associated samples to evaluate the precision that the laboratories could reproduce the data. The samples were analyzed for VOCs and Dioxane. The relative percent difference (RPD) was calculated for DCE and Dioxane using the following formula:

$$RPD = \frac{2(X_S - X_D)}{(X_S + X_D)}$$

X_S = *The original sample's contamination level*

X_D = *The duplicate's contamination level*

The RPD calculations for the analytes of concern ranged between 0.0 and 11.1% for all but one analyte. The Dioxane RPD for MW-25 was calculated to be 22.5%, with the original sample's contamination level of 20.8 µg/L and the duplicate's contamination level of 16.6 µg/L. Upon further examination both contamination levels for Dioxane appeared to be anonymously high as compared with the historical data and are considered invalid (rejected). The resampling of MW-25 indicated that Dioxane was not present above the MDL. During the resampling event on May 2, 2012 a blind duplicate sample was obtained from MW-34 and sent to both laboratories used. The RPD calculations for the analytes of concern ranged between 0.0 and 4.7% for the resampling event. The QA/QC laboratory analytical reports are provided in Appendices B and C.

MDEQ was present during both sampling events. During the March 2012 sampling event, MDEQ obtained split samples from monitoring wells MW-18A, MW-24, MW-30, MW-33, and MW-34. During the re-sampling event on May 2, 2012 MDEQ obtained a split sample from monitoring well MW-25.

A total of ten wells (MW-04, MW-09, MW-10A, MW-10C, MW-13, MW-25, MW-26, MW-27, MW-32, and MW-34) were reported by the laboratory to have higher than expected Dioxane concentrations in the March samples. Of these ten wells, nine samples (excluding MW-34) were from the same QC batch (MSV/19779) in the lab report for Project 20136861 dated April 13,

2012. This indicates that these nine samples were run together. It was noted in the laboratory report that the samples associated with this QC Batch were assigned a data qualifier indicating that Dioxane was detected in the method blank, which the lab dismissed because the reported concentrations were significantly higher than the method blank detection. When coupled with the inconsistency of these results to previous data and the subsequent data from the additional sampling event, it is highly indicative of a quality failure at the lab for this round of samples. All of the Dioxane results associated with this QC Batch, plus MW-34, are considered invalid and have not been used for comparison to TRGs or included on figures or tables.

MW-34 was not included with this QC Batch, but was re-sampled on May 2, 2012. The confirmatory sampling indicated that the Dioxane concentration from the March sampling event was unexpectantly high. The higher than expected Dioxane concentration value reported in the March 2012 sample relative to the earlier December 2011 or subsequent May 2012 sample is not known at this time. Contaminant levels in this well will continue to be monitored.

6.0 SUMMARY AND OBSERVATIONS

Based on prior investigations and the data obtained during the March 2012 groundwater sampling, groundwater onsite and offsite appears to have been impacted by historical use of chlorinated solvents, which are no longer used, at KEC site. Based on the available data, our conclusions are as follows:

- Commingled plumes of DCE and Dioxane exists onsite and offsite of the KEC facility. To the extent related to the KEC site, the presence of Dioxane is presumed to be related to its use as a stabilizer in 1,1,1-trichloroethane used in the past at the KEC site.
- DCE was detected at or above its MDEQ TRG in 17 of the 38 groundwater monitoring wells. Of these 17, eight show generally increasing concentrations trends since the commencement of sampling.
- Dioxane was detected at or above its MDEQ TRG in three of the 38 groundwater monitoring wells. Of these three, two show increasing concentration trends since the commencement of monitoring.
- The DCE groundwater plume that was detected above MDEQ TRG has migrated to the south since groundwater monitoring commenced.
- The commingled plumes of DCE and Dioxane in the groundwater with concentrations at or above their respective MDEQ TRGs continue to exist upgradient of the source area that has been identified in previous reports. Four of the upgradient monitoring wells show persistent and/or increasing contaminant trends for DCE and/or Dioxane.
- Ten of the monitoring wells exhibited unexpected Dioxane results, which triggered a re-sampling event on May 2, 2012. The results of the re-sampling event indicate that the initial Dioxane results for the ten monitoring wells were elevated due to laboratory error. The March 2012 Dioxane results for the ten wells have are considered invalid and were rejected by EMS. They were not used for TRG comparison or plume trend analysis.
- The highest concentration of Dioxane detected was in the onsite monitoring wells and the highest concentration detected was upgradient of the defined source area at monitoring well MW-02.
- The highest concentration of DCE was detected on the edge of the KEC property in monitoring well MW-10A, which appears to be the downgradient edge of the on-site core of the DCE plume.
- An off-site DCE core plume appears to be present near MW-15 and MW-17.

- The DCE plume appears to be migrating downward near the location of monitoring well MW-15.
- Groundwater flow is generally in a southwesterly direction and appears to be influenced by the municipal water wells to the south of the site.
- Six municipal wells continue to be sampled on a monthly basis to ensure the integrity of the City's drinking water. No active well has been impacted by concentrations of the contaminants of concern exceeding MDEQ TRGs since late 2005.

7.0 REFERENCES

ARCADIS. March 15, 2010. *Corrective Action Plan, Kuhlman Electric Corporation Facility, Crystal Springs, Mississippi*. Prepared for Mississippi Department of Environmental Quality.

Bicker, Alvin R., Jr. 1969. *Geologic Map of Mississippi*. Department of Environmental Quality, Office of Geology.

Chapman, S.S., Griffith, G.E., Omernik, J.M., Comstock, J.A., Beiser, M.C., and Johnson, D. 2004. *Ecoregions of Mississippi* (Color poster with map, descriptive text, summary tables, and photographs): Reston, Virginia, US Geological Survey (map scale 1:1,000,000).

Environmental Management Services. October 2, 2010. *Sampling and Analysis Plan, Kuhlman Electric Corporation*. Prepared for Kuhlman Electric Corporation.

Martin & Slagle. July 2009. *Groundwater Assessment Report, Kuhlman Electric Corporation, Crystal Springs, Mississippi*. Prepared for BorgWarner, Inc.

Martin & Slagle. July 2004. *Preliminary Groundwater Assessment Report, Kuhlman Electric Corporation, Crystal Springs, Mississippi*. Prepared for BorgWarner, Inc.

Mississippi Department of Environmental Quality. March 1, 2012. Official Letter Approving Corrective Action Plan.

Mississippi Department of Environmental Quality. February 28, 2001. Mississippi Department of Environmental Quality Tier 1 TRG Table.

TABLES

Table 1
Groundwater Monitoring Well Construction Data and Elevation Data
May 2009 through October 2011
Kuhlman Electric Corporation
Crystal Springs, Mississippi

MONITORING WELL CONSTRUCTION DETAILS						GROUNDWATER ELEVATION DATA							
Well No.	Date Installed[1]	Screen Length (ft)[1]	Screen Interval (ft bgs)[1]	Ground Surface Elevation (ft msl)[1]	Top of Casing Elevation (ft msl)[1]	GW Elevation 11-09 (ft msl)[1]	GW Elevation 2-10 (ft msl)[1]	GW Elevation 5-10 (ft msl)[1]	GW Elevation 9-10 (ft msl)[1]	GW Elevation 12-10 (ft msl)[1]	GW Elevation 2-11 (ft msl)[1]	GW Elevation 10-11 (ft msl)	GW Elevation 5-12 (ft msl)
MW-1[2]	3/9 & 3/11/2004	15	58-73	467.76	467.47	--	--	--	--	--	--	--	--
MW-2	3/16/2004	15	57-72	465.59	465.23	406.14	406.62	407.19	407.06	406.66	406.24	405.95	405.56
MW-3	3/18/2004	15	59-74	458.70	458.32	406.26	406.74	408.28	407.14	406.69	404.24	405.99	405.68
MW-4	3/17/2004	15	55-70	465.82	468.47	--	--	--	--	--	--	--	--
					465.67[3]	406.16	406.61	407.22	407.10	406.68	406.27	405.89	405.57
MW-5	3/18/2004	15	18-33	457.02	456.55	436.54	437.81	434.51	428.98	423.79	433.75	434.85	438.56
MW-6	3/25/2004	15	43-58	457.61	457.28	406.56	406.91	407.48	407.34	406.85	406.55	406.20	405.87
MW-7	3/24/2004	15	51-66	463.00	462.70	406.67	407.14	407.75	407.60	407.16	406.75	406.47	406.03
MW-8	3/26/2004	15	47-62	455.04	454.46	406.37	406.91	407.48	407.23	406.78	436.40	406.10	405.82
MW-9	3/3/2005	15	61-76	470.21	470.03	405.08	405.49	406.12	405.98	405.58	405.14	404.76	404.35
MW-10A	7/7/2007	10	62-72	471.25	470.95	405.35	405.77	406.36	406.23	405.81	405.42	405.03	404.67
MW-10B	7/7/2007	5	76-81	471.25	470.78	405.37	405.81	406.38	406.23	405.65	405.43	405.03	404.72
MW-10C	7/17/2007	5	94-99	471.25	470.97	405.36	405.82	406.39	406.23	406.02	405.42	405.05	404.76
MW-11A	7/5/2007	10	75-85	470.46	470.08	404.76	405.32	405.83	405.75	405.29	404.92	404.51	403.89
MW-11B	7/18/2007	5	100-105	470.46	470.01	404.92	405.43	405.98	405.90	405.46	405.06	404.64	404.06
MW-12	6/4/2007	10	65-75	465.65	465.35	405.70	406.34	406.86	406.53	406.08	405.66	405.28	405.20
MW-13	7/7/2007	10	62-72	465.38	465.12	405.46	405.91	406.51	406.46	406.07	405.64	405.19	404.81
MW-14A	6/8/2007	10	69.5-79.5	464.20	464.03	404.20	404.79	405.33	405.23	404.82	404.32	403.85	403.22
MW-14B	6/11/2007	5	97-102	464.20	463.99	404.20	404.77	405.24	405.14	404.80	404.32	403.85	403.22
MW-15A	6/18/2007	10	65-75	467.53	467.29	404.00	404.60	405.14	404.98	404.57	404.09	403.94	403.02
MW-15B	6/20/2007	5	86-91	467.53	467.29	403.91	404.55	405.07	404.89	404.45	404.00	403.54	402.91
MW-16	6/5/2007	10	55-65	460.51	460.24	404.05	404.66	405.29	404.97	404.44	404.02	403.62	403.31
MW-17A	6/28/2007	10	60-70	460.31	460.02	403.09	403.71	404.34	403.93	403.37	402.97	402.57	402.39
MW-17B	6/28/2007	5	83-88	460.31	460.04	403.09	403.75	404.34	403.94	403.40	402.95	402.57	402.36
MW-18A	6/25/2007	10	62-72	459.95	459.46	402.67	403.30	403.89	403.47	402.89	402.46	402.16	401.97
MW-18B	6/26/2007	5	80-85	459.95	459.67	402.70	403.32	403.94	403.51	402.93	402.50	402.18	401.99
MW-19	6/6/2007	10	85.5-95.5	454.38	454.02	402.50	403.11	403.64	403.24	402.63	402.26	401.98	401.88
MW-20A	6/22/2007	10	57-67	462.41	462.12	402.91	403.56	404.16	403.77	403.18	402.68	402.38	402.27
MW-20B	6/21/2007	5	100-105	462.41	462.00	402.92	403.59	404.16	403.76	403.19	402.69	402.36	402.24
MW-21A	7/2/2007	10	58-68	459.00	458.72	403.49	404.06	404.55	404.28	403.77	403.27	402.73	402.39

Table 1
Groundwater Monitoring Well Construction Data and Elevation Data
May 2009 through October 2011
Kuhlman Electric Corporation
Crystal Springs, Mississippi

MONITORING WELL CONSTRUCTION DETAILS						GROUNDWATER ELEVATION DATA							
Well No.	Date Installed[1]	Screen Length (ft)[1]	Screen Interval (ft bgs)[1]	Ground Surface Elevation (ft msl)[1]	Top of Casing Elevation (ft msl)[1]	GW Elevation 11-09 (ft msl)[1]	GW Elevation 2-10 (ft msl)[1]	GW Elevation 5-10 (ft msl)[1]	GW Elevation 9-10 (ft msl)[1]	GW Elevation 12-10 (ft msl)[1]	GW Elevation 2-11 (ft msl)[1]	GW Elevation 10-11 (ft msl)	GW Elevation 5-12 (ft msl)
MW-21B	7/16/2007	5	88-93	459.00	458.65	403.29	404.04	404.54	404.26	403.77	403.24	402.75	402.41
MW-22	6/12/2007	10	85.5 -95.5	447.92	447.54	402.86	403.49	404.10	403.60	402.97	402.51	402.32	402.21
MW-23A	6/15/2007	10	35-45	440.61	440.12	402.94	403.64	404.21	403.81	403.22	402.71	402.44	402.00
MW-23B	6/14/2007	5	79-84	440.61	440.41	402.85	403.60	404.19	403.66	403.17	402.59	402.34	402.06
MW-24	7/5/2007	5	77-82	433.41	433.14	401.68	402.72	402.80	402.06	401.42	401.13	400.99	401.31
MW-25	7/13/2007	10	98-108	451.26	450.95	399.17	400.41	400.12	399.26	398.76	397.14	393.00	396.63
MW-26	6/13/2007	10	92-102	459.61	459.37	399.48	400.47	400.44	399.69	399.19	397.69	397.32	395.87
MW-27	7/17/2007	10	99-109	433.48	433.56	391.88	392.45	392.45	392.11	391.87	391.41	390.48	390.54
MW-28	11/2/2009	30	80-110	463.10	462.82	401.21	402.23	402.48	401.98	401.50	400.57	399.94	398.85
MW-29	11/3/2009	25	81-106	460.47	459.82	393.93	394.85	400.89	394.06	391.98	390.40	389.94	387.97
MW-30	11/11/2011	15	70-85	470.03	469.77	–	–	–	–	–	–	403.72[4]	404.41
MW-31	11/12/2011	15	60-75	468.27	468.06	–	–	–	–	–	–	404.76[4]	404.63
MW-32	11/8/2011	15	80-95	462.88	462.55	–	–	–	–	–	–	401.55[4]	401.67
MW-33	11/9/2011	15	85-100	461.13	460.91	–	–	–	–	–	–	401.44[4]	401.68
MW-34	11/10/2011	15	93-108	457.36	457.10	–	–	–	–	–	–	396.21[4]	395.76

1. Data supplied by BorgWarner, Inc. for MW-01 through MW-29
2. MW-1 was permanently closed March 2005
3. MW-4 was converted to a flushmount well - above ground riser removed altering the TOC elevation
4. Groundwater elevation obtained December 2011
GW = Groundwater

Table 2

Groundwater Monitoring Results - Onsite Wells
October 2011
Kuhlman Electric Corporation
Crystal Springs, Mississippi

Well ID	Sample ID	Date Collected	1,1-Dichloro-ethene	1,1-Dichloro-ethane	1,2-Dichloro-ethane	1,1,1-Trichloro-ethane	1,1,2-Trichloro-ethane	Chloro-form	Dibromo-chloro-methane	1,4-Dioxane
		MDEQ TRGs (µg/L)	**7**	**798**	**5**	**200**	**5**	**0.155**	**0.126**	**6.09**
MW-01	KEP-GW-001-003	3/2/05	**18**	<1.0	<1.0	<1.0	<1.0	<1.0	<1.0	NA

Concentrations are expressed as micrograms per liter (µg/L).
Data prior to October 2011 was supplied BorgWarner, Inc.
ND - No Data
NA - Not Analyzed
Concentrations in **bold** exceed their respective TRGs
J - Estimated concentration above the adjusted method detection limit and below the adjusted reporting limit
1 - Concentrations were reported to adjusted method detection limit, which is less than the expressed adjusted reporting limit

Table 2 - Continued

Groundwater Monitoring Results - Onsite Wells
March 2012
Kuhlman Electric Corporation
Crystal Springs, Mississippi

Well ID	Sample ID	Date Collected	1,1-Dichloro-ethene	1,1-Dichloro-ethane	1,2-Dichloro-ethane	1,1,1-Trichloro-ethane	1,1,2-Trichloro-ethane	Chloro-form	Dibromo-chloro-methane	Trichloro-ethene (TCE)	Tetra-chloro-ethene (PCE)	1,4-Dioxane
	MDEQ TRGs (µg/L)		**7**	**798**	**5**	**200**	**5**	**0.155**	**0.126**	**5**	**5**	**6.09**
MW-02	KEP-GW-002-003	3/2/05	**64**	1.8	<1.0	<1.0	<1.0	<1.0	<1.0	ND	ND	NA
MW-2	KEP-GW-002-003	3/2/05	**39.0**	1.82	<1.0	1.74	<1.0	<1.0	ND	<1.0	<1.0	NA
MW-02	KEP-GW-002-004	9/18/05	**40**	1.5	<1.0	1.6	<1.0	<1.0	<1.0	ND	ND	NA
MW-02	KEP-Duplicate	9/18/05	**42**	1.3	<1.0	1.4	<1.0	<1.0	<1.0	ND	ND	NA
MW-02	KEP-GW-002-004	9/18/05	**45.1**	<2.0	<2.0	<2.0	<2.0	<2.0	ND	<2.0	<2.0	NA
MW-02	Duplicate GW-002-004	9/18/05	**43.6**	<2.0	<2.0	<2.0	<2.0	<2.0	ND	<2.0	<2.0	NA
MW-02	KEP-GW-002-005	9/20/06	**8.3**	<1.0	<1.0	<1.0	<1.0	<1.0	<1.0	ND	ND	**13**
MW-02	KEP-Duplicate	9/20/06	**15**	<1.0	<1.0	<1.0	<1.0	<1.0	<1.0	ND	ND	**14**
MW-02	KEP-GW-002-005	9/20/06	**16.7**	<1.0	<1.0	<1.0	<1.0	<1.0	ND	<1.0	<1.0	<5.0
MW-02	Duplicate GW-002-005	9/20/06	**17**	<1.0	<1.0	<1.0	<1.0	<1.0	ND	<1.0	<1.0	<5.0
MW-02	KEP-GW-002-006	7/31/07	**14**	<1.0	<1.0	<1.0	<1.0	<1.0	<1.0	ND	ND	6.0
MW-02	KEP-GW-002-007	11/3/07	**14**	<1.0	<1.0	<1.0	<1.0	<1.0	<1.0	ND	ND	**6.7**
MW-02	KEP-GW-002-008	3/26/08	**14**	<1.0	<1.0	<1.0	<1.0	<1.0	<1.0	ND	ND	4.8
MW-02	KEP-GW-002-009	6/8/08	**22**	<1.0	<1.0	<1.0	<1.0	<1.0	<1.0	ND	ND	5.5
MW-02	KEP-GW-002-010	9/6/08	**31**	1.2	<1.0	<1.0	<1.0	<1.0	<1.0	ND	ND	**8.5**
MW-02	KEP-GW-002-011	12/6/08	**30**	1.2	<1.0	<1.0	<1.0	<1.0	<1.0	ND	ND	**16**
MW-02	KEP-GW-002-012	3/7/09	**38**	1.6	<1.0	<1.0	<1.0	<1.0	<1.0	ND	ND	**15**
MW-02	KEP-GW-002-013	6/9/09	**18**	<1.0	<1.0	<1.0	<1.0	<1.0	<1.0	ND	ND	**12**
MW-02	KEP-GW-002-014	9/7/09	**18**	<1.0	<1.0	<1.0	<1.0	<1.0	<1.0	ND	ND	**13**
MW-02	KEP-GW-002-015	12/5/09	**44**	1.7	<1.0	<1.0	<1.0	<1.0	<1.0	ND	ND	**22**
MW-02	KEP-GW-002-016	2/27/10	**35**	1.7	<1.0	<1.0	<1.0	<1.0	<1.0	ND	ND	**15**
MW-02	KEP-GW-002-017	5/31/10	**33**	<1.0	<1.0	<1.0	<1.0	<1.0	<1.0	ND	ND	**24**
MW-02	KEP-GW-002-018	9/4/10	**36**	1.7	<1.0	<1.0	<1.0	<1.0	<1.0	ND	ND	**17**
MW-02	KEP-GW-002-019	12/6/10	**51**	2.2	<1.0	<1.0	<1.0	<1.0	<1.0	ND	ND	**14**
MW-02	KEP-GW-002-020	2/26/11	**39**	1.6	<1.0	<1.0	<1.0	<1.0	<1.0	ND	ND	**14**
MW-02	KEP-GW-002-021	10/5/2011	**45.6**	1.61[J]	<5.0[1]	<5.0[1]	<5.0[1]	**0.600[J]**	<5.0[1]	<5.0[1]	0.570[J]	**16.5**
MW-02	KEP-DUP-003	10/5/2011	**47.2**	1.79[J]	<5.0[1]	<5.0[1]	<5.0[1]	**0.550[J]**	<5.0[1]	<5.0[1]	0.520[J]	**16.8**
MW-02	KEP-GW-002-022	3/28/2012	**49.9**	1.89	0.44	<0.5	<0.5	**0.59**	<0.5	>0.5	0.67	**14.7**
MW-02	KEP-GW-BD-001	3/28/2012	**48.2**	1.82	0.460[J]	<0.5	<0.5	**0.59**	<0.5	<0.5	0.62	**15.9**

Concentrations are expressed as micrograms per liter (µg/L).
Data prior to October 2011 was supplied BorgWarner, Inc.
ND - No Data
NA - Not Analyzed
Concentrations in **bold** exceed their respective TRGs
J - Estimated concentration above the adjusted method detection limit and below the adjusted reporting limit
1 - Concentrations were reported to adjusted method detection limit, which is less than the expressed adjusted reporting limit

Table 2 - Continued

Groundwater Monitoring Results - Onsite Wells
March 2012
Kuhlman Electric Corporation
Crystal Springs, Mississippi

Well ID	Sample ID	Date Collected	1,1-Dichloro-ethene	1,1-Dichloro-ethane	1,2-Dichloro-ethane	1,1,1-Trichloro-ethane	1,1,2-Trichloro-ethane	Chloro-form	Dibromo-chloro-methane	Trichloro-ethene (TCE)	Tetra-chloro-ethene (PCE)	1,4-Dioxane
		MDEQ TRGs (µg/L)	**7**	**798**	**5**	**200**	**5**	**0.155**	**0.126**	**5**	**5**	**6.09**
MW-03	KEP-GW-003-003	3/2/05	**43.0**	1.1	<1.0	<1.0	<1.0	<1.0	<1.0	ND	ND	NA
MW-03	KEP-GW-003-003	3/2/05	**30.4**	1.59	<1.0	<1.0	<1.0	<1.0	ND	<1.0	<1.0	NA
MW-03	KEP-Duplicate	3/2/05	**42.0**	1.1	<1.0	<1.0	<1.0	<1.0	<1.0	ND	ND	NA
MW-03	Duplicate GW-003-003	3/2/05	**30.1**	1.60	<1.0	<1.0	<1.0	<1.0	ND	<1.0	<1.0	NA
MW-03	KEP-GW-003-004	9/23/05	**28.0**	<1.0	<1.0	<1.0	<1.0	<1.0	<1.0	ND	ND	NA
MW-03	KEP-GW-003-004	9/23/05	**27.0**	<1.0	<1.0	<1.0	<1.0	<1.0	ND	<1.0	<1.0	NA
MW-03	KEP-Duplicate	9/23/05	**33.0**	<1.0	<1.0	<1.0	<1.0	<1.0	<1.0	ND	ND	NA
MW-03	Duplicate GW-003-004	9/23/05	**27.3**	<1.0	<1.0	<1.0	<1.0	<1.0	ND	<1.0	<1.0	NA
MW-03	KEP-GW-003-005	9/20/06	**26.0**	2.4	<1.0	<1.0	<1.0	<1.0	<1.0	ND	ND	**30**
MW-03	KEP-GW-003-006	7/29/07	**35.0**	3.6	<1.0	<1.0	<1.0	<1.0	<1.0	ND	ND	**41**
MW-03	KEP-GW-003-007	11/3/07	**36.0**	3.7	<1.0	<1.0	<1.0	<1.0	<1.0	ND	ND	**53**
MW-03	KEP-GW-003-008	3/29/08	**32.0**	2.6	<1.0	<1.0	<1.0	<1.0	<1.0	ND	ND	**27**
MW-03	KEP-GW-003-009	6/8/08	**33.0**	2.9	<1.0	<1.0	<1.0	<1.0	<1.0	ND	ND	**24**
MW-03	KEP-GW-003-009	6/8/08	**40.0**	3.4	<0.5	<0.5	<0.5	**0.22**[J]	ND	<0.5	0.71	**20**
MW-03	KEP-GW-003-010	9/6/08	**30.0**	2.7	<1.0	<1.0	<1.0	<1.0	<1.0	ND	ND	**22**
MW-03	KEP-GW-003-010	9/6/08	**37.0**	3.3	<0.5	<0.5	<0.5	<0.5	ND	<0.5	0.75	**15**
MW-03	KEP-Duplicate	9/6/08	**33.0**	2.9	<1.0	<1.0	<1.0	<1.0	<1.0	ND	ND	**21**
MW-03	Duplicate GW-003-010	9/6/08	**34.0**	3.3	<0.5	<0.5	<0.5	<0.5	ND	<0.5	0.71	**16**
MW-03	KEP-GW-003-011	12/6/08	**31.0**	2.4	<1.0	<1.0	<1.0	<1.0	<1.0	ND	ND	**12**
MW-03	KEP-GW-003-012	3/9/09	**30.0**	1.7	<1.0	<1.0	<1.0	<1.0	<1.0	ND	ND	5.5
MW-03	KEP-GW-003-012	3/3/09	**39.0**	1.9	<0.5	<0.5	<0.5	<0.5	ND	<0.5	0.76	4.4
MW-03	KEP-GW-Duplicate 2	3/3/09	**30.0**	1.7	<1.0	<1.0	<1.0	<1.0	<1.0	ND	ND	5.6
MW-03	KEP-GW-Duplicate 2	3/3/09	**38.0**	1.9	<0.5	<0.5	<0.5	<0.5	ND	<0.5	0.74	4.3
MW-03	KEP-GW-003-013	6/8/09	**24.0**	1.0	<1.0	<1.0	<1.0	<1.0	<1.0	ND	ND	2.3
MW-03	KEP-GW-003-014	9/7/09	**18.0**	<1.0	<1.0	<1.0	<1.0	<1.0	<1.0	ND	ND	2.0
MW-03	KEP-GW-Duplicate 2	9/7/09	**18.0**	<1.0	<1.0	<1.0	<1.0	<1.0	<1.0	ND	ND	2.1
MW-03	KEP-GW-003-015	11/30/09	**25.0**	1.3	<1.0	<1.0	<1.0	<1.0	<1.0	ND	ND	2.4
MW-03	KEP-GW-003-015	11/30/09	**33.0**	1.3	<0.5	<0.5	<0.5	<0.5	ND	<0.5	<0.5	2.2
MW-03	KEP-GW-Duplicate 1	11/30/09	**26.0**	1.3	<1.0	<1.0	<1.0	<1.0	<1.0	ND	ND	2.4
MW-03	KEP-Duplicate 1	11/30/09	**32.0**	1.1	<0.5	<0.5	<0.5	<0.5	ND	<0.5	<0.5	2.2
MW-03	KEP-GW-003-016	3/2/10	**18.0**	<1.0	<1.0	<1.0	<1.0	<1.0	<1.0	ND	ND	1.3
MW-03	KEP-GW-003-017	5/31/10	**19.0**	<1.0	<1.0	<1.0	<1.0	<1.0	<1.0	ND	ND	5.2
MW-03	KEP-GW-003-018	9/4/10	**23.0**	1	<1.0	<1.0	<1.0	<1.0	<1.0	ND	ND	1.7
MW-03	KEP-GW-003-019	12/6/10	**28.0**	<1.0	<1.0	<1.0	<1.0	<1.0	<1.0	ND	ND	1.8
MW-03	KEP-GW-003-020	3/28/11	**30.0**	1.2	<1.0	<1.0	<1.0	<1.0	<1.0	ND	ND	2.6
MW-03	KEP-GW-003-021	10/5/2011	**26.0**	0.930[J]	<5.0[1]	<5.0[1]	<5.0[1]	<5.0[1]	<5.0[1]	<5.0[1]	<5.0[1]	**8.6**
MW-03	KEP-GW-003-022	3/28/2012	**26.2**	0.97	<0.5	<0.5	<0.5	<0.5	<0.5	0.210[J]	0.480[J]	2.3[J]

Concentrations are expressed as micrograms per liter (µg/L).
Data prior to October 2011 was supplied BorgWarner, Inc.
ND - No Data
NA - Not Analyzed
Concentrations in **bold** exceed their respective TRGs
J - Estimated concentration above the adjusted method detection limit and below the adjusted reporting limit
1 - Concentrations were reported to adjusted method detection limit, which is less than the expressed adjusted reporting limit

Table 2 - Continued

Groundwater Monitoring Results - Onsite Wells
March 2012
Kuhlman Electric Corporation
Crystal Springs, Mississippi

Well ID	Sample ID	Date Collected	1,1-Dichloro-ethene	1,1-Dichloro-ethane	1,2-Dichloro-ethane	1,1,1-Trichloro-ethane	1,1,2-Trichloro-ethane	Chloro-form	Dibromo-chloro-methane	Trichloro-ethene (TCE)	Tetra-chloro-ethene (PCE)	1,4-Dioxane
		MDEQ TRGs (µg/L)	**7**	**798**	**5**	**200**	**5**	**0.155**	**0.126**	**5**	**5**	**6.09**
MW-04	KEP-GW-004-003	3/2/05	**18**	<1.0	<1.0	<1.0	<1.0	<1.0	<1.0	ND	ND	NA
MW-04	KEP-GW-004-004	9/18/05	**18**	<1.0	<1.0	<1.0	<1.0	<1.0	<1.0	ND	ND	NA
MW-04	KEP-GW-004-005	9/20/06	**32**	<1.0	<1.0	<1.0	<1.0	<1.0	<1.0	ND	ND	<5.0
MW-04	KEP-GW-004-006	7/31/07	**31**	<1.0	<1.0	<1.0	<1.0	<1.0	<1.0	ND	ND	<1.0
MW-04	KEP-GW-004-007	11/3/07	**23**	<1.0	<1.0	<1.0	<1.0	<1.0	<1.0	ND	ND	<1.0
MW-04	KEP-GW-004-008	3/26/08	**20**	<1.0	<1.0	<1.0	<1.0	<1.0	<1.0	ND	ND	<1.0
MW-04	KEP-GW-004-009	6/8/08	**41**	<1.0	<1.0	<1.0	<1.0	<1.0	<1.0	ND	ND	<1.0
MW-04	KEP-GW-004-010	9/6/08	**36**	<1.0	<1.0	<1.0	<1.0	<1.0	<1.0	ND	ND	<1.0
MW-04	KEP-GW-004-011	12/6/08	**16**	<1.0	<1.0	<1.0	<1.0	<1.0	<1.0	ND	ND	<1.0
MW-04	KEP-GW-004-012	3/7/09	**21**	<1.0	<1.0	<1.0	<1.0	<1.0	<1.0	ND	ND	1.2
MW-04	KEP-GW-004-013	6/9/09	**31**	<1.0	<1.0	<1.0	<1.0	<1.0	<1.0	ND	ND	2.7
MW-04	KEP-GW-004-014	9/7/09	**23**	<1.0	<1.0	<1.0	<1.0	<1.0	<1.0	ND	ND	1.2
MW-04	KEP-GW-004-015	12/5/09	**25**	<1.0	<1.0	<1.0	<1.0	<1.0	<1.0	ND	ND	1.2
MW-04	KEP-GW-004-016	2/27/10	**19**	<1.0	<1.0	<1.0	<1.0	<1.0	<1.0	ND	ND	<1.0
MW-04	KEP-GW-004-017	5/31/10	**12**	<1.0	<1.0	<1.0	<1.0	<1.0	<1.0	ND	ND	<1.0
MW-04	KEP-GW-004-018	9/4/10	**13**	<1.0	<1.0	<1.0	<1.0	<1.0	<1.0	ND	ND	<1.0
MW-04	KEP-GW-004-019	12/6/10	**15**	<1.0	<1.0	<1.0	<1.0	<1.0	<1.0	ND	ND	<1.0
MW-04	KEP-GW-004-020	2/26/11	**14**	<1.0	<1.0	<1.0	<1.0	<1.0	<1.0	ND	ND	<1.0
MW-04	KEP-GW-004-021	10/6/2011	**16.4**	<5.0[1]	<5.0[1]	<5.0[1]	<5.0[1]	**0.910[J]**	<5.0[1]	<5.0[1]	<5.0[1]	**13.6**
MW-04	KEP-GW-004-022	3/29/2012	**21.1**	0.440[J]	0.220[J]	<0.5	<0.5	**0.86**	<0.5	<0.5	<0.5	DNU[2]
MW-04	KEP-FW-BD-003	3/29/2012	**21.6**	0.470[J]	0.210[J]	<0.5	<0.5	**0.87**	<0.5	<0.5	<0.5	DNU[2]

Concentrations are expressed as micrograms per liter (µg/L).
Data prior to October 2011 was supplied BorgWarner, Inc.
ND - No Data
NA - Not Analyzed
Concentrations in **bold** exceed their respective TRGs
J - Estimated concentration above the adjusted method detection limit and below the adjusted reporting limit
1 - Concentrations were reported to adjusted method detection limit, which is less than the expressed adjusted reporting limit
2 - Data invalid due to laboratory error, rejected by EMS.

Table 2 - Continued

Groundwater Monitoring Results - Onsite Wells
October 2011
Kuhlman Electric Corporation
Crystal Springs, Mississippi

Well ID	Sample ID	Date Collected	1,1-Dichloro-ethene	1,1-Dichloro-ethane	1,2-Dichloro-ethane	1,1,1-Trichloro-ethane	1,1,2-Trichloro-ethane	Chloroform	Dibromo-chloro-methane	Trichloro-ethene (TCE)	Tetra-chloro-ethene (PCE)	1,4-Dioxane
		MDEQ TRGs (µg/L)	**7**	**798**	**5**	**200**	**5**	**0.155**	**0.126**	**5**	**5**	**6.09**
MW-05	KEP-GW-005-003	3/2/05	<1.0	<1.0	<1.0	<1.0	<1.0	<1.0	<1.0	ND	ND	NA
MW-05	KEP-GW-005-004	9/18/05	<1.0	<1.0	<1.0	<1.0	<1.0	<1.0	<1.0	ND	ND	NA
MW-05	KEP-GW-005-005	9/20/06	<1.0	<1.0	<1.0	<1.0	<1.0	<1.0	<1.0	ND	ND	<5.0
MW-05	KEP-GW-005-006	8/3/07	<1.0	<1.0	<1.0	<1.0	<1.0	<1.0	<1.0	ND	ND	<1.0
MW-05	KEP-GW-005-007	11/7/07	<1.0	<1.0	<1.0	<1.0	<1.0	<1.0	<1.0	ND	ND	<1.0
MW-05	KEP-GW-005-008	3/29/08	<1.0	<1.0	<1.0	<1.0	<1.0	<1.0	<1.0	ND	ND	<1.0
MW-05	KEP-GW-005-009	6/13/08	<1.0	<1.0	<1.0	<1.0	<1.0	<1.0	<1.0	ND	ND	<1.0
MW-05	KEP-GW-005-010	9/12/08	<1.0	<1.0	<1.0	<1.0	<1.0	<1.0	<1.0	ND	ND	<1.0
MW-05	KEP-GW-005-011	12/7/08	<1.0	<1.0	<1.0	<1.0	<1.0	<1.0	<1.0	ND	ND	<1.0
MW-05	KEP-GW-005-012	3/7/09	<1.0	<1.0	<1.0	<1.0	<1.0	<1.0	<1.0	ND	ND	<1.0
MW-05	KEP-GW-005-013	6/8/09	<1.0	<1.0	<1.0	<1.0	<1.0	<1.0	<1.0	ND	ND	<1.0
MW-05	KEP-GW-005-014	9/6/09	<1.0	<1.0	<1.0	<1.0	<1.0	<1.0	<1.0	ND	ND	<1.0
MW-05	KEP-GW-005-015	12/6/09	<1.0	<1.0	<1.0	<1.0	<1.0	<1.0	<1.0	ND	ND	<1.0
MW-05	KEP-GW-005-016	3/27/10	<1.0	<1.0	<1.0	<1.0	<1.0	<1.0	<1.0	ND	ND	<1.0
MW-05	KEP-GW-005-017	5/31/10	<1.0	<1.0	<1.0	<1.0	<1.0	<1.0	<1.0	ND	ND	<1.0
MW-05	KEP-GW-005-018	10/6/2011	<5.0[1]	<5.0[1]	<5.0[1]	<5.0[1]	<5.0[1]	<5.0[1]	<5.0[1]	<5.0[1]	<5.0[1]	0.62[J]
MW-05	KEP-GW-005-019	3/30/2012	<0.5	<0.5	<0.5	<0.5	<0.5	<0.5	<0.5	<0.5	<0.5	<3.0[1]

Concentrations are expressed as micrograms per liter (µg/L).
Data prior to October 2011 was supplied BorgWarner, Inc.
ND - No Data
NA - Not Analyzed
Concentrations in **bold** exceed their respective TRGs
J - Estimated concentration above the adjusted method detection limit and below the adjusted reporting limit
1 - Concentrations were reported to adjusted method detection limit, which is less than the expressed adjusted reporting limit

Table 2 - Continued

Groundwater Monitoring Results - Onsite Wells
March 2012
Kuhlman Electric Corporation
Crystal Springs, Mississippi

Well ID	Sample ID	Date Collected	1,1-Dichloro-ethene	1,1-Dichloro-ethane	1,2-Dichloro-ethane	1,1,1-Trichloro-ethane	1,1,2-Trichloro-ethane	Chloroform	Dibromo-chloro-methane	Trichloro-ethene (TCE)	Tetra-chloro-ethene (PCE)	1,4-Dioxane
		MDEQ TRGs (µg/L)	**7**	**798**	**5**	**200**	**5**	**0.155**	**0.126**	**5**	**5**	**6.09**
MW-06	KEP-GW-006-003	3/2/05	**20**	<1.0	<1.0	<1.0	<1.0	<1.0	<1.0	ND	ND	NA
MW-06	KEP-GW-006-004	9/18/05	**12**	<1.0	<1.0	<1.0	<1.0	<1.0	<1.0	ND	ND	NA
MW-06	KEP-GW-006-005	9/20/06	3.3	<1.0	<1.0	<1.0	<1.0	<1.0	<1.0	ND	ND	<5.0
MW-06	KEP-GW-006-006	7/29/07	**10**	<1.0	<1.0	<1.0	<1.0	<1.0	<1.0	ND	ND	<1.0
MW-06	KEP-GW-006-007	11/2/07	**11**	<1.0	<1.0	<1.0	<1.0	<1.0	<1.0	ND	ND	<1.0
MW-06	KEP-GW-006-008	3/29/08	**11**	<1.0	<1.0	<1.0	<1.0	<1.0	<1.0	ND	ND	<1.0
MW-06	KEP-GW-006-009	6/8/08	**8.8**	<1.0	<1.0	<1.0	<1.0	<1.0	<1.0	ND	ND	<1.0
MW-06	KEP-GW-006-010	9/6/08	**9.7**	<1.0	<1.0	<1.0	<1.0	<1.0	<1.0	ND	ND	<1.0
MW-06	KEP-GW-006-011	12/6/08	**11**	<1.0	<1.0	<1.0	<1.0	<1.0	<1.0	ND	ND	<1.0
MW-06	KEP-GW-006-012	3/3/09	**9.7**	<1.0	<1.0	<1.0	<1.0	<1.0	<1.0	ND	ND	<1.0
MW-06	KEP-GW-006-013	6/4/09	**10**	<1.0	<1.0	<1.0	<1.0	<1.0	<1.0	ND	ND	<1.0
MW-06	KEP-GW-006-014	9/7/09	**15**	<1.0	<1.0	<1.0	<1.0	<1.0	<1.0	ND	ND	<1.0
MW-06	KEP-GW-006-015	11/30/09	**20**	<1.0	<1.0	<1.0	<1.0	<1.0	<1.0	ND	ND	<1.0
MW-06	KEP-GW-006-016	2/26/10	**16**	<1.0	<1.0	<1.0	<1.0	<1.0	<1.0	ND	ND	<1.0
MW-06	KEP-GW-006-017	5/30/10	**21**	<1.0	<1.0	<1.0	<1.0	<1.0	<1.0	ND	ND	<1.0
MW-06	KEP-GW-006-018	9/4/10	**18**	<1.0	<1.0	<1.0	<1.0	<1.0	<1.0	ND	ND	<1.0
MW-06	KEP-GW-006-019	12/6/10	**18**	<1.0	<1.0	<1.0	<1.0	<1.0	<1.0	ND	ND	<1.0
MW-06	KEP-GW-006-020	2/26/11	**14**	<1.0	<1.0	<1.0	<1.0	<1.0	<1.0	ND	ND	<1.0
MW-06	KEP-GW-006-021	10/4/2011	**10.7**	<5.0[1]	<5.0[1]	<5.0[1]	<5.0[1]	<5.0[1]	<5.0[1]	<5.0[1]	<5.0[1]	0.99[J]
MW-06	KEP-GW-006-022	3/28/2012	6.16	<0.5	<0.5	<0.5	<0.5	<0.5	<0.5	<0.5	<0.5	0.78[J]

Concentrations are expressed as micrograms per liter (µg/L).
Data prior to October 2011 was supplied BorgWarner, Inc.
ND - No Data
NA - Not Analyzed
Concentrations in **bold** exceed their respective TRGs
J - Estimated concentration above the adjusted method detection limit and below the adjusted reporting limit
1 - Concentrations were reported to adjusted method detection limit, which is less than the expressed adjusted reporting limit

Table 2 - Continued

Groundwater Monitoring Results - Onsite Wells
March 2012
Kuhlman Electric Corporation
Crystal Springs, Mississippi

Well ID	Sample ID	Date Collected	1,1-Dichloro-ethene	1,1-Dichloro-ethane	1,2-Dichloro-ethane	1,1,1-Trichloro-ethane	1,1,2-Trichloro-ethane	Chloroform	Dibromo-chloro-methane	Trichloro-ethene (TCE)	Tetra-chloro-ethene (PCE)	1,4-Dioxane
		MDEQ TRGs (µg/L)	**7**	**798**	**5**	**200**	**5**	**0.155**	**0.126**	**5**	**5**	**6.09**
MW-07	KEP-GW-007-003	3/2/05	1.4	<1.0	<1.0	<1.0	<1.0	<1.0	<1.0	ND	ND	NA
MW-07	KEP-GW-007-004	9/18/05	<1.0	<1.0	<1.0	<1.0	<1.0	<1.0	<1.0	ND	ND	NA
MW-07	KEP-GW-007-005	9/20/06	<1.0	<1.0	<1.0	<1.0	<1.0	<1.0	<1.0	ND	ND	<5.0
MW-07	KEP-GW-007-006	7/29/07	<1.0	<1.0	<1.0	<1.0	<1.0	<1.0	<1.0	ND	ND	<1.0
MW-07	KEP-GW-007-007	11/2/07	<1.0	<1.0	<1.0	<1.0	<1.0	<1.0	<1.0	ND	ND	<1.0
MW-07	KEP-GW-007-008	3/27/08	<1.0	<1.0	<1.0	<1.0	<1.0	<1.0	<1.0	ND	ND	<1.0
MW-07	KEP-GW-007-009	6/8/08	<1.0	<1.0	<1.0	<1.0	<1.0	<1.0	<1.0	ND	ND	<1.0
MW-07	KEP-GW-007-010	9/8/08	<1.0	<1.0	<1.0	<1.0	<1.0	<1.0	<1.0	ND	ND	<1.0
MW-07	KEP-GW-007-011	12/8/08	<1.0	<1.0	<1.0	<1.0	<1.0	<1.0	<1.0	ND	ND	<1.0
MW-07	KEP-GW-007-012	3/7/09	<1.0	<1.0	<1.0	<1.0	<1.0	<1.0	<1.0	ND	ND	<1.0
MW-07	KEP-GW-007-013	6/10/09	<1.0	<1.0	<1.0	<1.0	<1.0	<1.0	<1.0	ND	ND	<1.0
MW-07	KEP-GW-007-014	9/5/09	<1.0	<1.0	<1.0	<1.0	<1.0	<1.0	<1.0	ND	ND	<1.0
MW-07	KEP-GW-007-015	11/30/09	<1.0	<1.0	<1.0	<1.0	<1.0	<1.0	<1.0	ND	ND	<1.0
MW-07	KEP-GW-007-016	2/26/10	<1.0	<1.0	<1.0	<1.0	<1.0	<1.0	<1.0	ND	ND	<1.0
MW-07	KEP-GW-007-017	5/30/10	<1.0	<1.0	<1.0	<1.0	<1.0	<1.0	<1.0	ND	ND	<1.0
MW-07	KEP-GW-007-018	9/4/10	<1.0	<1.0	<1.0	<1.0	<1.0	<1.0	<1.0	ND	ND	<1.0
MW-07	KEP-GW-007-019	12/7/10	<1.0	<1.0	<1.0	<1.0	<1.0	<1.0	<1.0	ND	ND	<1.0
MW-07	KEP-GW-007-020	2/26/11	<1.0	<1.0	<1.0	<1.0	<1.0	<1.0	<1.0	ND	ND	<1.0
MW-07	KEP-GW-007-021	10/4/2011	<5.0[1]	<5.0[1]	<5.0[1]	<5.0[1]	<5.0[1]	<5.0[1]	<5.0[1]	<5.0[1]	<5.0[1]	0.68[J]
MW-07	KEP-GW-007-022	3/28/2012	0.290[J]	<0.5	<0.5	<0.5	<0.5	**0.250[J]**	<0.5	<0.5	<0.5	1.4[J]

Concentrations are expressed as micrograms per liter (µg/L).
Data prior to October 2011 was supplied BorgWarner, Inc.
ND - No Data
NA - Not Analyzed
Concentrations in **bold** exceed their respective TRGs
J - Estimated concentration above the adjusted method detection limit and below the adjusted reporting limit
1 - Concentrations were reported to adjusted method detection limit, which is less than the expressed adjusted reporting limit

Table 2 - Continued

Groundwater Monitoring Results - Onsite Wells
March 2012
Kuhlman Electric Corporation
Crystal Springs, Mississippi

Well ID	Sample ID	Date Collected	1,1-Dichloro-ethene	1,1-Dichloro-ethane	1,2-Dichloro-ethane	1,1,1-Trichloro-ethane	1,1,2-Trichloro-ethane	Chloroform	Dibromo-chloro-methane	Trichloro-ethene (TCE)	Tetra-chloro-ethene (PCE)	1,4-Dioxane
		MDEQ TRGs (µg/L)	**7**	**798**	**5**	**200**	**5**	**0.155**	**0.126**	**5**	**5**	**6.09**
MW-08	KEP-GW-008-003	3/2/05	5.0	<1.0	<1.0	<1.0	<1.0	<1.0	<1.0	ND	ND	NA
MW-08	KEP-GW-008-004	9/22/05	5.0	<1.0	<1.0	<1.0	<1.0	<1.0	<1.0	ND	ND	NA
MW-08	KEP-GW-008-005	9/20/06	2.2	<1.0	<1.0	<1.0	<1.0	<1.0	<1.0	ND	ND	<5.0
MW-08	KEP-GW-008-006	7/29/07	3.0	<1.0	<1.0	<1.0	<1.0	<1.0	<1.0	ND	ND	<1.0
MW-08	KEP-GW-008-007	11/2/07	3.9	<1.0	<1.0	<1.0	<1.0	<1.0	<1.0	ND	ND	<1.0
MW-08	KEP-GW-008-008	3/28/08	3.3	<1.0	<1.0	<1.0	<1.0	<1.0	<1.0	ND	ND	<1.0
MW-08	KEP-GW-008-009	6/8/08	3.6	<1.0	<1.0	<1.0	<1.0	<1.0	<1.0	ND	ND	<1.0
MW-08	KEP-GW-008-010	9/6/08	4.3	<1.0	<1.0	<1.0	<1.0	<1.0	<1.0	ND	ND	<1.0
MW-08	KEP-GW-008-011	12/8/08	3.9	<1.0	<1.0	<1.0	<1.0	<1.0	<1.0	ND	ND	<1.0
MW-08	KEP-GW-008-012	3/7/09	3.5	<1.0	<1.0	<1.0	<1.0	<1.0	<1.0	ND	ND	<1.0
MW-08	KEP-GW-008-013	6/4/09	4	<1.0	<1.0	<1.0	<1.0	<1.0	<1.0	ND	ND	<1.0
MW-08	KEP-GW-008-014	9/5/09	5.8	<1.0	<1.0	<1.0	<1.0	<1.0	<1.0	ND	ND	<1.0
MW-08	KEP-GW-008-015	11/30/09	6.5	<1.0	<1.0	<1.0	<1.0	<1.0	<1.0	ND	ND	<1.0
MW-08	KEP-GW-008-016	2/26/10	4.4	<1.0	<1.0	<1.0	<1.0	<1.0	<1.0	ND	ND	<1.0
MW-08	KEP-GW-008-017	5/30/10	**7.1**	<1.0	<1.0	<1.0	<1.0	<1.0	<1.0	ND	ND	<1.0
MW-08	KEP-GW-008-018	9/4/10	6.5	<1.0	<1.0	<1.0	<1.0	<1.0	<1.0	ND	ND	<1.0
MW-08	KEP-GW-008-019	12/7/10	**9.2**	<1.0	<1.0	<1.0	<1.0	<1.0	<1.0	ND	ND	<1.0
MW-08	KEP-GW-008-020	3/26/01	**7.6**	<1.0	<1.0	<1.0	<1.0	<1.0	<1.0	ND	ND	<1.0
MW-08	KEP-GW-008-021	10/4/2011	5.62	<5.0[1]	<5.0[1]	<5.0[1]	<5.0[1]	<5.0[1]	<5.0[1]	<5.0[1]	<5.0[1]	0.85[J]
MW-08	KEP-GW-008-022	3/26/2012	4.66	<0.5	<0.5	<0.5	<0.5	0.230[J]	<0.5	<0.5	<0.5	<3.0[1]

Concentrations are expressed as micrograms per liter (µg/L).
Data prior to October 2011 was supplied BorgWarner, Inc.
ND - No Data
NA - Not Analyzed
Concentrations in **bold** exceed their respective TRGs
J - Estimated concentration above the adjusted method detection limit and below the adjusted reporting limit
1 - Concentrations were reported to adjusted method detection limit, which is less than the expressed adjusted reporting limit

Table 2 - Continued

Groundwater Monitoring Results - Onsite Wells
March 2012
Kuhlman Electric Corporation
Crystal Springs, Mississippi

Well ID	Sample ID	Date Collected	1,1-Dichloro-ethene	1,1-Dichloro-ethane	1,2-Dichloro-ethane	1,1,1-Trichloro-ethane	1,1,2-Trichloro-ethane	Chloroform	Dibromo-chloro-methane	Trichloro-ethene (TCE)	Tetra-chloro-ethene (PCE)	1,4-Dioxane
	MDEQ TRGs (µg/L)		**7**	**798**	**5**	**200**	**5**	**0.155**	**0.126**	**5**	**5**	**6.09**
MW-09	KEP-GW-009-001	3/12/05	**13**	<1.0	<1.0	<1.0	<1.0	<1.0	<1.0	ND	ND	NA
MW-09	KEP-GW-009-001	3/12/05	**12.9**	<1.0	<1.0	<1.0	<1.0	<1.0	ND	<1.0	<1.0	NA
MW-09	KEP-Duplicate	3/12/05	**14**	<1.0	<1.0	<1.0	<1.0	<1.0	<1.0	ND	ND	NA
MW-09	Duplicate GW-009-001	3/12/05	**13.8**	<1.0	<1.0	<1.0	<1.0	<1.0	ND	<1.0	<1.0	NA
MW-09	KEP-GW-009-002	9/18/05	**13**	<1.0	<1.0	<1.0	<1.0	<1.0	<1.0	ND	ND	NA
MW-09	KEP-GW-009-003	9/20/06	**10**	<1.0	<1.0	<1.0	<1.0	<1.0	<1.0	ND	ND	<1.0
MW-09	KEP-GW-009-004	7/31/07	**13**	<1.0	<1.0	<1.0	<1.0	<1.0	<1.0	ND	ND	<1.0
MW-09	KEP-GW-009-005	11/3/07	**12**	<1.0	<1.0	<1.0	<1.0	<1.0	<1.0	ND	ND	<5.0
MW-09	KEP-GW-009-006	3/29/08	**10**	<1.0	<1.0	<1.0	<1.0	<1.0	<1.0	ND	ND	<1.0
MW-09	KEP-GW-009-007	6/8/08	**7.3**	<1.0	<1.0	<1.0	<1.0	<1.0	<1.0	ND	ND	<1.0
MW-09	KEP-GW-009-008	9/8/08	**7.2**	<1.0	<1.0	<1.0	<1.0	<1.0	<1.0	ND	ND	<1.0
MW-09	KEP-GW-009-009	12/6/08	**7.9**	<1.0	<1.0	<1.0	<1.0	<1.0	<1.0	ND	ND	<1.0
MW-09	KEP-GW-009-010	3/6/09	6.0	<1.0	<1.0	<1.0	<1.0	<1.0	<1.0	ND	ND	<1.0
MW-09	KEP-GW-009-011	6/9/09	**8.9**	<1.0	<1.0	<1.0	<1.0	<1.0	<1.0	ND	ND	<1.0
MW-09	KEP-GW-009-012	9/7/09	**8.7**	<1.0	<1.0	<1.0	<1.0	<1.0	<1.0	ND	ND	<1.0
MW-09	KEP-GW-009-013	12/3/09	**7.7**	<1.0	<1.0	<1.0	<1.0	<1.0	<1.0	ND	ND	<1.0
MW-09	KEP-GW-009-014	2/27/10	6.9	<1.0	<1.0	<1.0	<1.0	<1.0	<1.0	ND	ND	<1.0
MW-09	KEP-GW-009-015	5/31/10	6.4	<1.0	<1.0	<1.0	<1.0	<1.0	<1.0	ND	ND	<1.0
MW-09	KEP-GW-009-016	9/4/10	5.4	<1.0	<1.0	<1.0	<1.0	<1.0	<1.0	ND	ND	<1.0
MW-09	KEP-GW-009-017	12/6/10	4.8	<0.50	<0.50	<0.50	<0.50	<0.50	ND	<0.50	<0.50	<0.50
MW-09	KEP-GW-009-017	12/6/10	5.6	<1.0	<1.0	<1.0	<1.0	<1.0	NA	<1.0	<1.0	<1.0
MW-09	KEP-GW-009-018	2/26/11	4.4	<1.0	<1.0	<1.0	<1.0	<1.0	<1.0	<1.0	<1.0	<1.0
MW-09	KEP-GW-009-019	10/5/2011	5.38	<5.0[1]	<5.0[1]	<5.0[1]	<5.0[1]	<5.0[1]	<5.0[1]	<5.0[1]	<5.0[1]	1.1[J]
MW-09	KEP-GW-009-020	3/29/2012	3.23	<0.5	<0.5	<0.5	<0.5	<0.5	<0.5	<0.5	<0.5	DNU[2]

Concentrations are expressed as micrograms per liter (µg/L).
Data prior to October 2011 was supplied BorgWarner, Inc.
ND - No Data
NA - Not Analyzed
Concentrations in **bold** exceed their respective TRGs
J - Estimated concentration above the adjusted method detection limit and below the adjusted reporting limit
1 - Concentrations were reported to adjusted method detection limit, which is less than the expressed adjusted reporting limit
2 - Data invalid due to laboratory error, rejected by EMS.

Table 2 - Continued

Groundwater Monitoring Results - Onsite Wells
March 2012
Kuhlman Electric Corporation
Crystal Springs, Mississippi

Well ID	Sample ID	Date Collected	1,1-Dichloro-ethene	1,1-Dichloro-ethane	1,2-Dichloro-ethane	1,1,1-Trichloro-ethane	1,1,2-Trichloro-ethane	Chloroform	Dibromo-chloro-methane	Trichloro-ethene (TCE)	Tetra-chloro-ethene (PCE)	1,4-Dioxane
	MDEQ TRGs (µg/L)		**7**	**798**	**5**	**200**	**5**	**0.155**	**0.126**	**5**	**5**	**6.09**
MW-10A	KEP-GW-010A-001	8/2/07	**120**	4.4	2.4	3.1	**5.6**	<1.0	<1.0	ND	ND	**8.3**
MW-10A	KEP-GW-010A-002	11/1/07	**100**	3.5	1.8	2.2	3.9	<1.0	<1.0	ND	ND	**11**
MW-10A	KEP-GW-010A-003	3/24/08	**38**	1.4	<1.0	<1.0	2.0	<1.0	<1.0	ND	ND	4.6
MW-10A	KEP-GW-010A-003	3/24/08	**57**	1.7	0.93	1.1	2.3	**0.48**[J]	ND	<0.50	<0.50	3.3
MW-10A	KEP-GW-010A-004	6/11/08	**80**	2.0	1.1	1.0	2.0	<1.0	<1.0	ND	ND	**12**
MW-10A	KEP-GW-010A-005	9/7/08	**58**	1.7	1.1	1.0	2.3	<1.0	<1.0	ND	ND	**6.2**
MW-10A	KEP-GW-010A-006	12/6/08	**88**	2.6	1.8	1.2	3.6	<1.0	<1.0	ND	ND	**11**
MW-10A	KEP-GW-010A-007	3/2/09	**71**	3.1	2.3	1.7	**6.7**	<1.0	<1.0	ND	ND	6.0
MW-10A	KEP-GW-010A-007	3/2/09	**81**	2.8	2.5	1.3	7.1	**0.82**	ND	<0.50	<0.50	4.8
MW-10A	KEP-GW-010A-008	6/5/09	**50**	2.1	2.2	1.2	**6.5**	<1.0	<1.0	ND	ND	4.1
MW-10A	KEP-GW-010A-009	9/5/09	**85**	3.8	4	<1.0	**13.0**	**1.8**	<1.0	ND	ND	**12**
MW-10A	KEP-GW-010A-010	12/5/09	**81**	3.4	3.5	1.3	**10.0**	<1.0	<1.0	ND	ND	**8.7**
MW-10A	KEP-GW-010A-011	2/27/10	**52**	2.1	2	1.1	**6.3**	<1.0	<1.0	ND	ND	5.3
MW-10A	KEP-GW-010A-012	5/31/10	**120**	5.0	3.9	1.6	**11.0**	<1.0	<1.0	ND	ND	**17.0**
MW-10A	KEP-GW-010A-012	5/31/10	**120**	5.1	4.2	1.9	**14**	**1.5**	ND	0.77	<0.50	**12**
MW-10A	KEP-GW-Duplicate 1	5/31/10	**120**	5.1	3.8	1.6	**11.0**	<1.0	<1.0	ND	ND	**16.0**
MW-10A	KEP-Duplicate 1	5/31/10	**130**	5.2	4.3	1.9	**14**	**1.5**	NA	0.80	<0.50	**11**
MW-10A	KEP-GW-010A-013	9/4/10	**110**	4.3	3.9	1.4	**11.0**	<1.0	<1.0	ND	ND	**17.0**
MW-10A	KEP-GW-010A-014	12/6/10	**110**	3.8	3.3	1.2	**8.3**	<1.0	<1.0	ND	ND	**21.0**
MW-10A	KEP-GW-010A-015	2/26/11	**64**	2.7	2.4	1.1	**7.2**	<1.0	<1.0	ND	ND	**14**
MW-10A	KEP-GW-10A-016	10/6/2011	**65.5**	2.55[J]	2.86[J]	1.02[J]	**8.00**	**1.02**[J]	<5.0[1]	<5.0[1]	<5.0[1]	1.7[J]
MW-10A	KEP-DUP-004	10/6/2011	**65.0**	2.63[J]	2.77[J]	0.970[J]	**7.81**	**0.910**[J]	<5.0[1]	<5.0[1]	<5.0[1]	**14.4**
MW-10A	KEP-GW-010A-017	3/29/2012	**50.5**	2.13	1.84	0.81	**6.3**	**0.69**	<0.5	0.310[J]	<0.5	DNU[2]

Concentrations are expressed as micrograms per liter (µg/L).
Data prior to October 2011 was supplied BorgWarner, Inc.
ND - No Data
NA - Not Analyzed
Concentrations in **bold** exceed their respective TRGs
J - Estimated concentration above the adjusted method detection limit and below the adjusted reporting limit
1 - Concentrations were reported to adjusted method detection limit, which is less than the expressed adjusted reporting limit
2 - Data invalid due to laboratory error, rejected by EMS.

Table 2 - Continued

Groundwater Monitoring Results - Onsite Wells
October 2011
Kuhlman Electric Corporation
Crystal Springs, Mississippi

Well ID	Sample ID	Date Collected	1,1-Dichloro-ethene	1,1-Dichloro-ethane	1,2-Dichloro-ethane	1,1,1-Trichloro-ethane	1,1,2-Trichloro-ethane	Chloroform	Dibromo-chloro-methane	Trichloro-ethene (TCE)	Tetra-chloro-ethene (PCE)	1,4-Dioxane
		MDEQ TRGs (µg/L)	**7**	**798**	**5**	**200**	**5**	**0.155**	**0.126**	**5**	**5**	**6.09**
MW-10B	KEP-GW-010B-001	8/2/07	4.1	<1.0	<1.0	<1.0	<1.0	<1.0	<1.0	ND	ND	6.0
MW-10B	KEP-GW-010B-002	11/1/07	6.2	<1.0	<1.0	<1.0	<1.0	<1.0	<1.0	ND	ND	5.5
MW-10B	KEP-GW-010B-003	3/25/08	5.6	<1.0	<1.0	<1.0	<1.0	<1.0	<1.0	ND	ND	4.3
MW-10B	KEP-GW-010B-004	6/11/08	4.2	<1.0	<1.0	<1.0	<1.0	<1.0	<1.0	ND	ND	1.7
MW-10B	KEP-GW-010B-005	9/6/08	6.9	<1.0	<1.0	<1.0	<1.0	<1.0	<1.0	ND	ND	2.6
MW-10B	KEP-GW-010B-005	9/6/08	**8.2**	<0.50	<0.50	<0.50	0.5	<0.50	ND	<0.50	<0.50	1.7
MW-10B	KEP-GW-010B-006	12/6/08	**9.6**	<1.0	<1.0	<1.0	<1.0	<1.0	<1.0	ND	ND	3.7
MW-10B	KEP-GW-010B-007	3/2/09	**12**	<1.0	<1.0	<1.0	<1.0	<1.0	<1.0	ND	ND	4.8
MW-10B	KEP-GW-010B-008	6/5/09	**36**	<1.0	<1.0	<1.0	<1.0	<1.0	<1.0	ND	ND	**17**
MW-10B	KEP-GW-010B-009	9/5/09	**19**	<1.0	<1.0	<1.0	<1.0	<1.0	<1.0	ND	ND	**9.1**
MW-10B	KEP-GW-010B-010	12/5/09	**23**	<1.0	<1.0	<1.0	<1.0	<1.0	<1.0	ND	ND	**14**
MW-10B	KEP-GW-010B-011	2/27/10	**20**	<1.0	<1.0	<1.0	<1.0	<1.0	<1.0	ND	ND	**10**
MW-10B	KEP-GW-010B-012	5/31/10	**14**	<1.0	<1.0	<1.0	<1.0	<1.0	<1.0	ND	ND	**8**
MW-10B	KEP-GW-010B-012	5/31/10	**12**	<0.50	<0.50	<0.50	0.5	<0.50	ND	<0.50	<0.50	5.6
MW-10B	KEP-GW-010B-013	9/4/10	5.8	<1.0	<1.0	<1.0	<1.0	<1.0	<1.0	ND	ND	4.3
MW-10B	KEP-GW-010B-014	12/6/10	4.6	<1.0	<1.0	<1.0	<1.0	<1.0	<1.0	ND	ND	2.5
MW-10B	KEP-GW-010B-014	12/6/10	5.4	<0.50	<0.50	<0.50	<0.50	<0.50	ND	<0.50	<0.50	2.0
MW-10B	Duplicate 2	12/6/10	4.7	<1.0	<1.0	<1.0	<1.0	<1.0	<1.0	ND	ND	2.4
MW-10B	KEP-GW-Duplicate 2	12/6/10	5.6	<0.50	<0.50	<0.50	<0.50	<0.50	ND	<0.50	<0.50	2.0
MW-10B	KEP-GW-010B-015	2/26/11	**8.3**	<1.0	<1.0	<1.0	<1.0	<1.0	<1.0	ND	ND	4.3
MW-10B	KEP-GW-010B-016	10/6/2011	**10.4**	<5.0[1]	<5.0[1]	<5.0[1]	<5.0[1]	<5.0[1]	<5.0[1]	<5.0[1]	<5.0[1]	4.9
MW-10B	KEP-GW-010B-017	3/30/2012	**16.6**	<0.5	<0.5	<0.5	<0.5	**0.220[J]**	<0.5	<0.5	<0.5	5.9
MW-10B	KEP-GW-BD-005	3/30/2012	**16.5**	0.440[J]	<0.5	<0.5	<0.5	**0.230[J]**	<0.5	<0.5	<0.5	5.7

Concentrations are expressed as micrograms per liter (µg/L).
Data prior to October 2011 was supplied BorgWarner, Inc.
ND - No Data
NA - Not Analyzed
Concentrations in **bold** exceed their respective TRGs
J - Estimated concentration above the adjusted method detection limit and below the adjusted reporting limit
1 - Concentrations were reported to adjusted method detection limit, which is less than the expressed adjusted reporting limit

Table 2 - Continued

Groundwater Monitoring Results - Onsite Wells
October 2011
Kuhlman Electric Corporation
Crystal Springs, Mississippi

Well ID	Sample ID	Date Collected	1,1-Dichloro-ethene	1,1-Dichloro-ethane	1,2-Dichloro-ethane	1,1,1-Trichloro-ethane	1,1,2-Trichloro-ethane	Chloroform	Dibromo-chloro-methane	Trichloro-ethene (TCE)	Tetra-chloro-ethene (PCE)	1,4-Dioxane
	MDEQ TRGs (µg/L)		**7**	**798**	**5**	**200**	**5**	**0.155**	**0.126**	**5**	**5**	**6.09**
MW-10C	KEP-GW-010C-001	7/30/07	<1.0	<1.0	<1.0	<1.0	<1.0	**1.7**	**1.5**	ND	ND	<2.0
MW-10C	KEP-GW-010C-002	11/1/07	<1.0	<1.0	<1.0	<1.0	<1.0	<1.0	<1.0	ND	ND	<1.0
MW-10C	KEP-GW-010C-003	3/25/08	<1.0	<1.0	<1.0	<1.0	<1.0	<1.0	<1.0	ND	ND	<1.0
MW-10C	KEP-GW-010C-004	6/11/08	<1.0	<1.0	<1.0	<1.0	<1.0	<1.0	<1.0	ND	ND	<1.0
MW-10C	KEP-GW-010C-005	9/7/08	<1.0	<1.0	<1.0	<1.0	<1.0	<1.0	<1.0	ND	ND	<1.0
MW-10C	KEP-GW-010C-006	12/6/08	<1.0	<1.0	<1.0	<1.0	<1.0	<1.0	<1.0	ND	ND	<1.0
MW-10C	KEP-GW-010C-007	3/2/09	<1.0	<1.0	<1.0	<1.0	<1.0	<1.0	<1.0	ND	ND	1.6
MW-10C	KEP-GW-010C-007	3/2/09	1.1	<0.50	<0.50	<0.50	<0.50	<0.50	ND	<0.50	<0.50	1.1
MW-10C	KEP-GW-Duplicate 1	3/2/09	<1.0	<1.0	<1.0	<1.0	<1.0	<1.0	<1.0	ND	ND	1.6
MW10C	KEP-GW-Duplicate 1	3/2/09	0.92	<0.50	<0.50	<0.50	<0.50	<0.50	ND	<0.50	<0.50	1.4
MW-10C	KEP-GW-010C-008	6/5/09	<1.0	<1.0	<1.0	<1.0	<1.0	<1.0	<1.0	ND	ND	<1.0
MW-10C	KEP-GW-010C-009	9/5/09	<1.0	<1.0	<1.0	<1.0	<1.0	<1.0	<1.0	ND	ND	<1.0
MW-10C	KEP-GW-010C-010	12/5/09	<1.0	<1.0	<1.0	<1.0	<1.0	<1.0	<1.0	ND	ND	<1.0
MW-10C	KEP-GW-010C-011	2/27/10	<1.0	<1.0	<1.0	<1.0	<1.0	<1.0	<1.0	ND	ND	<1.0
MW-10C	KEP-GW-010C-011	5/31/10	<1.0	<1.0	<1.0	<1.0	<1.0	<1.0	<1.0	ND	ND	<1.0
MW-10C	KEP-GW-010C-013	9/4/10	<1.0	<1.0	<1.0	<1.0	<1.0	<1.0	<1.0	ND	ND	<1.0
MW-10C	KEP-GW-010C-014	12/6/10	<1.0	<1.0	<1.0	<1.0	<1.0	<1.0	<1.0	ND	ND	<1.0
MW-10C	KEP-GW-010C-015	2/26/11	<1.0	<1.0	<1.0	<1.0	<1.0	<1.0	<1.0	ND	ND	<1.0
MW-10C	KEP-GW-010C-016	10/6/2011	<5.0[1]	<5.0[1]	<5.0[1]	<5.0[1]	<5.0[1]	<5.0[1]	<5.0[1]	<5.0[1]	0.690[J]	1.1[J]
MW-10C	KEP-GW-010C-017	3/29/2012	<0.5	<0.5	<0.5	<0.5	<0.5	<0.5	<0.5	<0.5	1.02	DNU[2]

Concentrations are expressed as micrograms per liter (µg/L).
Data prior to October 2011 was supplied BorgWarner, Inc.
ND - No Data
NA - Not Analyzed
Concentrations in **bold** exceed their respective TRGs
J - Estimated concentration above the adjusted method detection limit and below the adjusted reporting limit
1 - Concentrations were reported to adjusted method detection limit, which is less than the expressed adjusted reporting limit
2 - Data invalid due to laboratory error, rejected by EMS.

Table 2 - Continued

Groundwater Monitoring Results - Onsite Wells
March 2012
Kuhlman Electric Corporation
Crystal Springs, Mississippi

Well ID	Sample ID	Date Collected	1,1-Dichloro-ethene	1,1-Dichloro-ethane	1,2-Dichloro-ethane	1,1,1-Trichloro-ethane	1,1,2-Trichloro-ethane	Chloroform	Dibromo-chloro-methane	Trichloro-ethene (TCE)	Tetra-chloro-ethene (PCE)	1,4-Dioxane
		MDEQ TRGs (µg/L)	**7**	**798**	**5**	**200**	**5**	**0.155**	**0.126**	**5**	**5**	**6.09**
MW-13	KEP-GW-013-001	8/1/07	<1.0	<1.0	<1.0	<1.0	<1.0	<1.0	<1.0	ND	ND	<1.0
MW-13	KEP-GW-013-002	11/3/07	<1.0	<1.0	<1.0	<1.0	<1.0	<1.0	<1.0	ND	ND	<1.0
MW-13	KEP-GW-013-003	3/25/08	<1.0	<1.0	<1.0	<1.0	<1.0	<1.0	<1.0	ND	ND	<1.0
MW-13	KEP-GW-013-004	6/8/08	<1.0	<1.0	<1.0	<1.0	<1.0	<1.0	<1.0	ND	ND	<1.0
MW-13	KEP-GW-013-005	9/6/08	<1.0	<1.0	<1.0	<1.0	<1.0	<1.0	<1.0	ND	ND	<1.0
MW-13	KEP-GW-013-006	12/6/08	<1.0	<1.0	<1.0	<1.0	<1.0	<1.0	<1.0	ND	ND	<1.0
MW-13	KEP-GW-013-007	3/6/09	<1.0	<1.0	<1.0	<1.0	<1.0	<1.0	<1.0	ND	ND	<1.0
MW-13	KEP-GW-013-008	6/9/09	<1.0	<1.0	<1.0	<1.0	<1.0	<1.0	<1.0	ND	ND	<1.0
MW-13	KEP-GW-013-009	9/7/09	<1.0	<1.0	<1.0	<1.0	<1.0	<1.0	<1.0	ND	ND	<1.0
MW-13	KEP-GW-013-010	12/3/09	<1.0	<1.0	<1.0	<1.0	<1.0	<1.0	<1.0	ND	ND	<1.0
MW-13	KEP-GW-013-011	2/27/10	<1.0	<1.0	<1.0	<1.0	<1.0	<1.0	<1.0	ND	ND	<1.0
MW-13	KEP-GW-013-012	5/31/10	<1.0	<1.0	<1.0	<1.0	<1.0	<1.0	<1.0	ND	ND	<1.0
MW-13	KEP-GW-013-013	9/4/10	<1.0	<1.0	<1.0	<1.0	<1.0	<1.0	<1.0	ND	ND	<1.0
MW-13	KEP-GW-013-014	12/6/10	1.2	<1.0	<1.0	<1.0	<1.0	<1.0	<1.0	ND	ND	<1.0
MW-13	KEP-GW-013-015	2/26/11	<1.0	<1.0	<1.0	<1.0	<1.0	<1.0	<1.0	ND	ND	<1.0
MW-13	KEP-GW-013-016	10/6/2011	<5.0[1]	<5.0[1]	<5.0[1]	<5.0[1]	<5.0[1]	<5.0[1]	<5.0[1]	<5.0[1]	<5.0[1]	0.69[J]
MW-13	KEP-GW-013-020	3/29/2012	0.220[J]	<0.5	<0.5	<0.5	<0.5	**0.330[J]**	<0.5	<0.5	<0.5	DNU[2]

Concentrations are expressed as micrograms per liter (µg/L).
Data prior to October 2011 was supplied BorgWarner, Inc.
ND - No Data
NA - Not Analyzed
J - Estimated concentration above the adjusted method detection limit and below the adjusted reporting limit
Concentrations in **bold** exceed their respective TRGs
J - Estimated concentration above the adjusted method detection limit and below the adjusted reporting limit
1 - Concentrations were reported to adjusted method detection limit, which is less than the expressed adjusted reporting limit
2 - Data invalid due to laboratory error, rejected by EMS

Table 2 - Continued
Groundwater Monitoring Results - Onsite Wells
October 2011
Kuhlman Electric Corporation
Crystal Springs, Mississippi

Well ID	Sample ID	Date Collected	1,1-Dichloro-ethene	1,1-Dichloro-ethane	1,2-Dichloro-ethane	1,1,1-Trichloro-ethane	1,1,2-Trichloro-ethane	Chloro-form	Dibromo-chloro-methane	Trichloro-ethene (TCE)	Tetra-chloro-ethene (PCE)	1,4-Dioxane
	MDEQ TRGs (µg/L)		**7**	**798**	**5**	**200**	**5**	**0.155**	**0.126**	**5**	**5**	**6.09**
MW-31	KEP-GW-031-001	12/2/2011	2.29[J]	<5.0[1]	<5.0[1]	<5.0[1]	<5.0[1]	<5.0[1]	<5.0[1]	<5.0[1]	<5.0[1]	<3.0[1]
MW-31	KEP-GW-031-002	3/29/2012	**10.1**	<0.5	<0.5	<0.5	<0.5	0.230[J]	<0.5	<0.5	<0.5	<3.0[1]

Concentrations are expressed as micrograms per liter (µg/L).
Data prior to October 2011 was supplied BorgWarner, Inc.
ND - No Data
NA - Not Analyzed
J - Estimated concentration above the adjusted method detection limit and below the adjusted reporting limit
Concentrations in **bold** exceed their respective TRGs
J - Estimated concentration above the adjusted method detection limit and below the adjusted reporting limit
1 - Concentrations were reported to adjusted method detection limit, which is less than the expressed adjusted reporting limit

Table 3

Groundwater Monitoring Results - Offsite Wells
March 2012
Kuhlman Electric Corporation
Crystal Springs, Mississippi

Well ID	Sample ID	Date Collected	1,1-Dichloro-ethene	1,1-Dichloro-ethane	1,2-Dichloro-ethane	1,1,1-Trichloro-ethane	1,1,2-Trichloro-ethane	Chloro-form	Dibromo-chloro-methane	Trichloro-ethene (TCE)	Tetra-chloro-ethene (PCE)	1,4-Dioxane
		MDEQ TRGs (µg/L)	**7**	**798**	**5**	**200**	**5**	**0.155**	**0.126**	**5**	**5**	**6.09**
MW-11A	KEP-GW-011A-001	7/30/07	**27**	<1.0	<1.0	<1.0	<1.0	ND	<1.0	ND	<1.0	2.8
MW-11A	KEP-GW-011A-002	11/2/07	**41**	1.4	<1.0	<1.0	2.0	ND	<1.0	ND	<1.0	4.8
MW-11A	KEP-GW-011A-003	3/24/08	**79**	3.3	2.8	2.0	**7.9**	ND	<1.0	ND	<1.0	**16**
MW-11A	KEP-GW-011A-003	3/24/08	**94**	3.7	2.8	2.3	**8.8**	**0.94**	ND	0.61	ND	**10**
MW-11A	KEP-Duplicate 1	3/24/08	**71**	3.2	2.6	1.9	**7.7**	ND	<1.0	ND	<1.0	**17**
MW-11A	KEP-Duplicate1	3/24/08	**97**	3.8	3.0	2.4	**9.1**	**0.98**	ND	0.62	ND	**9.1**
MW-11A	KEP-GW-011A-004	6/11/08	**63**	2.3	1.8	1.5	**5.2**	ND	<1.0	ND	<1.0	**11**
MW-11A	KEP-GW-011A-005	9/7/08	**110**	4.7	4.1	2.5	**11**	ND	<1.0	ND	<1.0	**8.4**
MW-11A	KEP-GW-011A-006	12/4/08	**130**	6.7	**5.6**	3.1	**17**	ND	<1.0	ND	<1.0	**13**
MW-11A	KEP-GW-011A-007	3/2/09	**120**	6	4.4	2.5	**12**	ND	<1.0	ND	<1.0	**9.3**
MW-11A	KEP-GW-011A-008	6/3/09	**20**	<1.0	<1.0	<1.0	1.2	ND	<1.0	ND	<1.0	<1.0
MW-11A	KEP-GW-011A-009	9/6/09	**8.9**	<1.0	<1.0	<1.0	<1.0	ND	<1.0	ND	<1.0	<1.0
MW-11A	KEP-GW-011A-010	12/3/09	**12**	<1.0	<1.0	<1.0	<1.0	ND	<1.0	ND	<1.0	<1.0
MW-11A	KEP-GW-011A-011	3/2/10	**14**	<1.0	<1.0	<1.0	<1.0	ND	<1.0	ND	<1.0	<1.0
MW11A	KEP-GW-011A-012	5/30/10	**12**	<1.0	<1.0	<1.0	<1.0	ND	<1.0	ND	<1.0	<1.0
MW-11A	KEP-Duplicate 2	3/2/10	**14**	<1.0	<1.0	<1.0	<1.0	ND	<1.0	ND	<1.0	<1.0
MW-11A	KEP-GW-011A-014	12/6/10	**41**	1.5	1.2	<1.0	3.6	ND	<1.0	ND	<1.0	**12**
MW-11A	KEP-GW-011A-014	12/6/10	**39**	1.7	1.6	<0.50	4.4	<0.50	ND	<0.50	ND	**9.5**
MW-11A	KEP Duplicate 1	12/6/10	**44**	1.6	1.3	<1.0	3.8	ND	<1.0	ND	<1.0	**11**
MW-11A	KEP-Duplicate 1	12/6/10	**48**	1.9	1.6	<0.50	4.1	<0.50	ND	<0.50	ND	**9.8**
MW-11A	KEP-GW-011A-015	2/28/11	**46**	2.0	<1.0	<1.0	<1.0	ND	<1.0	ND	4.3	**17**
MW-11A	KEP-GW-011A-016	10/5/2011	**24.5**	0.750[J]	0.830[J]	2.71[J]	<5.0[1]	<5.0[1]	<5.0[1]	<5.0[1]	<5.0[1]	3.8
MW-11A	KEP-GW-011A-017	3/27/2012	3.92	<0.5	<0.5	<0.5	<0.5	<0.5	<0.5	<0.5	<0.5	<3.0[1]

Concentrations are expressed as micrograms per liter (µg/L).

Data prior to October 2011 was supplied BorgWarner, Inc.

ND - No Data

NA - Not Analyzed

Concentrations in **bold** exceed their respective TRGs

J - Estimated concentration above the adjusted method detection limit and below the adjusted reporting limit

1 - Concentrations were reported to adjusted method detection limit, which is less than the expressed adjusted reporting limit

Table 3 - Continued

Groundwater Monitoring Results - Offsite Wells
March 2012
Kuhlman Electric Corporation
Crystal Springs, Mississippi

Well ID	Sample ID	Date Collected	1,1-Dichloro-ethene	1,1-Dichloro-ethane	1,2-Dichloro-ethane	1,1,1-Trichloro-ethane	1,1,2-Trichloro-ethane	Chloro-form	Dibromo-chloro-methane	Trichloro-ethene (TCE)	Tetra-chloro-ethene (PCE)	1,4-Dioxane
		MDEQ TRGs (µg/L)	**7**	**798**	**5**	**200**	**5**	**0.155**	**0.126**	**5**	**5**	**6.09**
MW-11B	KEP-Duplicate	7/30/07	<1.0	<1.0	<1.0	<1.0	<1.0	ND	<1.0	ND	<1.0	<1.0
MW-11B	KEP-Duplicate	7/30/07	**31.8**	<1.0	<1.0	<1.0	<1.0	<1.0	ND	<1.0	ND	<0.50
MW-11B	KEP-GW-011B-001	7/30/07	<1.0	<1.0	<1.0	<1.0	<1.0	ND	<1.0	ND	<1.0	<1.0
MW-11B	KEP-GW-011B-001	7/30/07	<1.0	<1.0	<1.0	<1.0	<1.0	<1.0	ND	<1.0	ND	<0.50
MW-11B	KEP-GW-011B-002	11/2/07	<1.0	<1.0	<1.0	<1.0	<1.0	ND	<1.0	ND	<1.0	<1.0
MW-11B	KEP-GW-011B-002	11/2/07	<1.0	<1.0	<1.0	<1.0	<1.0	<1.0	ND	<1.0	ND	<0.50
MW-11B	KEP-Duplicate 1	11/2/08	<1.0	<1.0	<1.0	<1.0	<1.0	ND	<1.0	ND	<1.0	<1.0
MW-11B	Duplicate 1	11/2/07	<1.0	<1.0	<1.0	<1.0	<1.0	<1.0	ND	<1.0	ND	<0.50
MW-11B	KEP-GW-011B-003	3/24/08	<1.0	<1.0	<1.0	<1.0	<1.0	ND	<1.0	ND	<1.0	<1.0
MW-11B	KEP-GW-011B-004	6/11/08	<1.0	<1.0	<1.0	<1.0	<1.0	ND	<1.0	ND	<1.0	<1.0
MW-11B	KEP-GW-011B-005	9/7/08	<1.0	<1.0	<1.0	<1.0	<1.0	ND	<1.0	ND	<1.0	<1.0
MW-11B	KEP-GW-011B-006	12/4/08	<1.0	<1.0	<1.0	<1.0	<1.0	ND	<1.0	ND	<1.0	<1.0
MW-11B	KEP-GW-011B-007	3/2/09	<1.0	<1.0	<1.0	<1.0	<1.0	ND	<1.0	ND	<1.0	<1.0
MW-11B	KEP-GW-011B-0086	6/3/09	<1.0	<1.0	<1.0	<1.0	<1.0	ND	<1.0	ND	<1.0	<1.0
MW-11B	KEP-GW-011B-009	9/8/09	<1.0	<1.0	<1.0	<1.0	<1.0	ND	<1.0	ND	<1.0	<1.0
MW-11B	KEP-GW-011B-010	12/3/09	1.3	<1.0	<1.0	<1.0	<1.0	ND	<1.0	ND	<1.0	1.3
MW-11B	KEP-GW-011B-011	3/2/10	2.9	<1.0	<1.0	<1.0	<1.0	ND	<1.0	ND	<1.0	2.8
MW-11B	KEP-GW-011B-012	5/30/10	1.0	<1.0	<1.0	<1.0	<1.0	ND	<1.0	ND	<1.0	1.5
MW-11B	KEP-GW-011B-013	9/5/10	1.1	<1.0	<1.0	<1.0	<1.0	ND	<1.0	ND	<1.0	1.9
MW-11B	KEP-GW-011B-014	12/6/10	<1.0	<1.0	<1.0	<1.0	<1.0	ND	<1.0	ND	<1.0	<1.0
MW-11B	KEP-GW-011B-014	12/6/10	<0.50	<0.50	<0.50	<0.50	<0.50	<0.50	ND	<0.50	ND	0.68
MW-11B	KEP-GW-011B-015	2/28/11	<1.0	<1.0	<1.0	<1.0	<1.0	ND	<1.0	ND	<1.0	<1.0
MW-11B	KEP-GW-011B-016	10/5/2011	2.40^{J}	$<5.0^{1}$	$<5.0^{1}$	$<5.0^{1}$	$<5.0^{1}$	$<5.0^{1}$	$<5.0^{1}$	$<5.0^{1}$	$<5.0^{1}$	2.5^{J}
MW-11B	KEP-GW-011B-017	3/27/2012	0.57	<0.5	<0.5	<0.5	<0.5	<0.5	<0.5	<0.5	0.390^{J}	0.95^{J}

Concentrations are expressed as micrograms per liter (µg/L).

Data prior to October 2011 was supplied BorgWarner, Inc.

ND - No Data

NA - Not Analyzed

Concentrations in **bold** exceed their respective TRGs

J - Estimated concentration above the adjusted method detection limit and below the adjusted reporting limit

1 - Concentrations were reported to adjusted method detection limit, which is less than the expressed adjusted reporting limit

Table 3 - Continued

Groundwater Monitoring Results - Offsite Wells
March 2012
Kuhlman Electric Corporation
Crystal Springs, Mississippi

Well ID	Sample ID	Date Collected	1,1-Dichloro-ethene	1,1-Dichloro-ethane	1,2-Dichloro-ethane	1,1,1-Trichloro-ethane	1,1,2-Trichloro-ethane	Chloro-form	Dibromo-chloro-methane	Trichloro-ethene (TCE)	Tetra-chloro-ethene (PCE)	1,4-Dioxane
		MDEQ TRGs (µg/L)	**7**	**798**	**5**	**200**	**5**	**0.155**	**0.126**	**5**	**5**	**6.09**
MW-12	KEP-GW-012-001	7/30/07	1.1	<1.0	<1.0	<1.0	<1.0	ND	<1.0	ND	<1.0	<1.0
MW-12	KEP-GW-012-002	11/5/07	<1.0	<1.0	<1.0	<1.0	<1.0	ND	<1.0	ND	<1.0	<1.0
MW-12	KEP-GW-012-003	3/27/07	<1.0	<1.0	<1.0	<1.0	<1.0	ND	<1.0	ND	<1.0	<1.0
MW-12	KEP-GW-012-004	6/12/08	<1.0	<1.0	<1.0	<1.0	<1.0	ND	<1.0	ND	<1.0	<1.0
MW-12	KEP-GW-012-005	9/10/08	<1.0	<1.0	<1.0	<1.0	<1.0	ND	<1.0	ND	<1.0	<1.0
MW-12	KEP-GW-012-006	12/4/08	<1.0	<1.0	<1.0	<1.0	<1.0	ND	<1.0	ND	<1.0	<1.0
MW-12	KEP-GW-012-007	3/3/09	<1.0	<1.0	<1.0	<1.0	<1.0	ND	<1.0	ND	<1.0	<1.0
MW-12	KEP-GW-012-008	6/8/09	<1.0	<1.0	<1.0	<1.0	<1.0	ND	<1.0	ND	<1.0	<1.0
MW-12	KEP-GW-012-009	9/8/09	<1.0	<1.0	<1.0	<1.0	<1.0	ND	<1.0	ND	<1.0	<1.0
MW-12	KEP-GW-012-010	12/3/09	<1.0	<1.0	<1.0	<1.0	<1.0	ND	<1.0	ND	<1.0	<1.0
MW-12	KEP-GW-012-011	3/2/28	<1.0	<1.0	<1.0	<1.0	<1.0	ND	<1.0	ND	<1.0	<1.0
MW-12	KEP-GW-012-012	5/31/10	<1.0	<1.0	<1.0	<1.0	<1.0	ND	<1.0	ND	<1.0	<1.0
MW-12	KEP-GW-012-013	9/4/10	<1.0	<1.0	<1.0	<1.0	<1.0	ND	<1.0	ND	<1.0	<1.0
MW-12	KEP-GW-012-014	12/6/10	<1.0	<1.0	<1.0	<1.0	<1.0	ND	<1.0	ND	<1.0	<1.0
MW-12	KEP-GW-012-015	2/26/11	<1.0	<1.0	<1.0	<1.0	<1.0	ND	<1.0	ND	<1.0	<1.0
MW-12	KEP-GW-012-016	10/6/2011	0.600[J]	<5.0[1]	<5.0[1]	<5.0[1]	<5.0[1]	<5.0[1]	<5.0[1]	<5.0[1]	<5.0[1]	0.77[J]
MW-12	KEP-GW-012-017	3/26/2012	0.77	<0.5	<0.5	<0.5	<0.5	<0.5	<0.5	<0.5	<0.5	<3.0[1]

Concentrations are expressed as micrograms per liter (µg/L).

Data prior to October 2011 was supplied BorgWarner, Inc.

ND - No Data

NA - Not Analyzed

Concentrations in **bold** exceed their respective TRGs

J - Estimated concentration above the adjusted method detection limit and below the adjusted reporting limit

1 - Concentrations were reported to adjusted method detection limit, which is less than the expressed adjusted reporting limit

Table 3 - Continued

Groundwater Monitoring Results - Offsite Wells
March 2012
Kuhlman Electric Corporation
Crystal Springs, Mississippi

Well ID	Sample ID	Date Collected	1,1-Dichloro-ethene	1,1-Dichloro-ethane	1,2-Dichloro-ethane	1,1,1-Trichloro-ethane	1,1,2-Trichloro-ethane	Chloro-form	Dibromo-chloro-methane	Trichloro-ethene (TCE)	Tetra-chloro-ethene (PCE)	1,4-Dioxane
		MDEQ TRGs (µg/L)	**7**	**798**	**5**	**200**	**5**	**0.155**	**0.126**	**5**	**5**	**6.09**
MW-14A	KEP-GW-014A-001	7/31/07	<1.0	<1.0	<1.0	<1.0	<1.0	ND	<1.0	ND	<1.0	<1.0
MW-14A	KEP-GW-014A-002	11/5/07	<1.0	<1.0	<1.0	<1.0	<1.0	ND	<1.0	ND	<1.0	<1.0
MW-14A	KEP-GW-014A-003	3/26/08	<1.0	<1.0	<1.0	<1.0	<1.0	ND	<1.0	ND	<1.0	<1.0
MW-14A	KEP-GW-014A-004	6/9/08	<1.0	<1.0	<1.0	<1.0	<1.0	ND	<1.0	ND	<1.0	<1.0
MW-14A	KEP-GW-014A-005	9/7/08	1.1	<1.0	<1.0	<1.0	<1.0	ND	<1.0	ND	<1.0	<1.0
MW-14A	KEP-GW-014A-006	12/3/08	1.2	<1.0	<1.0	<1.0	<1.0	ND	<1.0	ND	<1.0	<1.0
MW-14A	KEP-GW-014A-007	3/5/09	1.1	<1.0	<1.0	<1.0	<1.0	ND	<1.0	ND	<1.0	<1.0
MW-14A	KEP-GW-014A-008	6/5/09	1.1	<1.0	<1.0	<1.0	<1.0	ND	<1.0	ND	<1.0	<1.0
MW-14A	KEP-GW-014A-009	9/6/09	1.1	<1.0	<1.0	<1.0	<1.0	ND	<1.0	ND	<1.0	<1.0
MW-14A	KEP-GW-014A-010	11/30/09	1.0	<1.0	<1.0	<1.0	<1.0	ND	<1.0	ND	<1.0	<1.0
MW-14A	KEP-GW-014A-011	2/28/10	<1.0	<1.0	<1.0	<1.0	<1.0	ND	<1.0	ND	<1.0	<1.0
MW-14A	KEP-GW-014A-011	6/3/10	<1.0	<1.0	<1.0	<1.0	<1.0	ND	<1.0	ND	<1.0	<1.0
MW-14A	KEP-GW-014A-013	9/5/10	<1.0	<1.0	<1.0	<1.0	<1.0	ND	<1.0	ND	<1.0	<1.0
MW-14A	KEP-GW-014A-014	12/7/10	<1.0	<1.0	<1.0	<1.0	<1.0	ND	<1.0	ND	<1.0	<1.0
MW-14A	KEP-GW-014A-015	2/27/11	<1.0	<1.0	<1.0	<1.0	<1.0	ND	<1.0	ND	<1.0	<1.0
MW-14A	KEP-GW-014A-016	10/6/2011	<5.0[1]	<5.0[1]	<5.0[1]	<5.0[1]	<5.0[1]	<5.0[1]	<5.0[1]	<5.0[1]	<5.0[1]	0.72[J]
MW-14A	KEP-GW-014A-017	3/27/2012	0.62	<0.5	<0.5	<0.5	<0.5	<0.5	<0.5	<0.5	<0.5	<3.0[1]

Concentrations are expressed as micrograms per liter (µg/L).

Data prior to October 2011 was supplied BorgWarner, Inc.

ND - No Data

NA - Not Analyzed

Concentrations in **bold** exceed their respective TRGs

J - Estimated concentration above the adjusted method detection limit and below the adjusted reporting limit

1 - Concentrations were reported to adjusted method detection limit, which is less than the expressed adjusted reporting limit

Table 3 - Continued

Groundwater Monitoring Results - Offsite Wells
March 2012
Kuhlman Electric Corporation
Crystal Springs, Mississippi

Well ID	Sample ID	Date Collected	1,1-Dichloro-ethene	1,1-Dichloro-ethane	1,2-Dichloro-ethane	1,1,1-Trichloro-ethane	1,1,2-Trichloro-ethane	Chloro-form	Dibromo-chloro-methane	Trichloro-ethene (TCE)	Tetra-chloro-ethene (PCE)	1,4-Dioxane
		MDEQ TRGs (µg/L)	**7**	**798**	**5**	**200**	**5**	**0.155**	**0.126**	**5**	**5**	**6.09**
MW-14B	KEP-GW-014B-001	7/31/07	<1.0	<1.0	<1.0	<1.0	<1.0	ND	<1.0	ND	<1.0	<1.0
MW-14B	KEP-GW-014B-002	11/6/07	<1.0	<1.0	<1.0	<1.0	<1.0	ND	<1.0	ND	<1.0	<1.0
MW-14B	KEP-GW-014B-003	3/26/08	<1.0	<1.0	<1.0	<1.0	<1.0	ND	<1.0	ND	<1.0	<1.0
MW-14B	KEP-GW-014B-004	6/9/08	<1.0	<1.0	<1.0	<1.0	<1.0	ND	<1.0	ND	<1.0	<1.0
MW-14B	KEP-GW-014B-005	9/7/08	<1.0	<1.0	<1.0	<1.0	<1.0	ND	<1.0	ND	<1.0	<1.0
MW-14B	KEP-GW-014B-006	12/3/08	<1.0	<1.0	<1.0	<1.0	<1.0	ND	<1.0	ND	<1.0	<1.0
MW-14B	KEP-GW-014B-007	3/5/09	<1.0	<1.0	<1.0	<1.0	<1.0	ND	<1.0	ND	<1.0	<1.0
MW-14B	KEP-GW-014B-008	6/5/09	<1.0	<1.0	<1.0	<1.0	<1.0	ND	<1.0	ND	<1.0	<1.0
MW-14B	KEP-GW-014B-009	9/6/09	<1.0	<1.0	<1.0	<1.0	<1.0	ND	<1.0	ND	<1.0	<1.0
MW-14B	KEP-GW-014B-010	11/30/09	1.1	<1.0	<1.0	<1.0	<1.0	ND	<1.0	ND	<1.0	<1.0
MW-14B	KEP-GW-014B-011	2/28/10	<1.0	<1.0	<1.0	<1.0	<1.0	ND	<1.0	ND	<1.0	<1.0
MW-14B	KEP-GW-014B-012	6/3/10	<1.0	<1.0	<1.0	<1.0	<1.0	ND	<1.0	ND	<1.0	<1.0
MW-14B	KEP-GW-014B-013	9/5/10	<1.0	<1.0	<1.0	<1.0	<1.0	ND	<1.0	ND	<1.0	<1.0
MW-14B	KEP-GW-014B-014	12/7/10	<1.0	<1.0	<1.0	<1.0	<1.0	ND	<1.0	ND	<1.0	<1.0
MW-14B	KEP-GW-014B-015	2/27/11	<1.0	<1.0	<1.0	<1.0	<1.0	ND	<1.0	ND	<1.0	<1.0
MW-14B	KEP-GW-014B-016	10/6/2011	0.500[J]	<5.0[1]	<5.0[1]	<5.0[1]	<5.0[1]	<5.0[1]	<5.0[1]	<5.0[1]	<5.0[1]	0.70[J]
MW-14B	KEP-GW-014B-017	3/27/2012	0.8	<0.5	<0.5	<0.5	<0.5	0.240[J]	<0.5	<0.5	<0.5	<3.0[1]

Concentrations are expressed as micrograms per liter (µg/L).

Data prior to October 2011 was supplied BorgWarner, Inc.

ND - No Data

NA - Not Analyzed

Concentrations in **bold** exceed their respective TRGs

J - Estimated concentration above the adjusted method detection limit and below the adjusted reporting limit

1 - Concentrations were reported to adjusted method detection limit, which is less than the expressed adjusted reporting limit

Table 3 - Continued

Groundwater Monitoring Results - Offsite Wells
March 2012
Kuhlman Electric Corporation
Crystal Springs, Mississippi

Well ID	Sample ID	Date Collected	1,1-Dichloro-ethene	1,1-Dichloro-ethane	1,2-Dichloro-ethane	1,1,1-Trichloro-ethane	1,1,2-Trichloro-ethane	Chloro-form	Dibromo-chloro-methane	Trichloro-ethene (TCE)	Tetra-chloro-ethene (PCE)	1,4-Dioxane
	MDEQ TRGs (µg/L)		**7**	**798**	**5**	**200**	**5**	**0.155**	**0.126**	**5**	**5**	**6.09**
MW-15A	KEP-GW-015A-001	8/3/07	**45**	1.2	<1.0	<1.0	1.4	ND	<1.0	ND	<1.0	1.8
MW-15A	KEP-GW-015A-002	11/1/07	**51**	1.3	<1.0	<1.0	1.6	ND	<1.0	ND	<1.0	2.4
MW-15A	KEP-GW-015A-003	3/26/08	**38**	<1.0	<1.0	<1.0	1.1	ND	<1.0	ND	<1.0	2.2
MW-15A	KEP-GW-015A-004	6/11/08	**34**	<1.0	<1.0	<1.0	<1.0	ND	<1.0	ND	<1.0	1.8
MW-15A	KEP-GW-015A-005	9/9/08	**41**	1.0	<1.0	<1.0	<1.0	ND	<1.0	ND	<1.0	1.9
MW-15A	KEP-GW-015A-006	12/3/08	**32**	<1.0	<1.0	<1.0	<1.0	ND	<1.0	ND	<1.0	1.6
MW-15A	KEP-GW-015A-007	3/5/09	**31**	<1.0	<1.0	<1.0	<1.0	ND	<1.0	ND	<1.0	1.9
MW-15A	KEP-GW-015A-008	6/10/09	**46**	1.1	<1.0	<1.0	<1.0	ND	<1.0	ND	<1.0	3.1
MW-15A	KEP-GW-015A-009	9/11/09	**40**	1.1	<1.0	<1.0	<1.0	ND	<1.0	ND	<1.0	3.5
MW-15A	KEP-GW-015A-010	12/4/09	**42**	1.4	<1.0	<1.0	<1.0	ND	<1.0	ND	<1.0	3.6
MW-15A	KEP-GW-015A-011	3/5/10	**55**	1.4	<1.0	<1.0	<1.0	ND	<1.0	ND	<1.0	3.7
MW-15A	KEP-GW-015A-012	6/1/10	**63**	1.9	<1.0	<1.0	2.0	ND	<1.0	ND	<1.0	5.2
MW-15A	KEP-GW-015A-013	9/7/10	**76**	1.9	<1.0	<1.0	2.0	ND	<1.0	ND	<1.0	5.3
MW-15A	KEP-GW-015A-014	12/9/10	**48**	1.1	<1.0	<1.0	2.9	ND	<1.0	ND	<1.0	**6.4**
MW-15A	KEP-GW-015A-015	2/27/11	**52**	1.6	<1.0	<1.0	2.1	ND	<1.0	ND	<1.0	**7.7**
MW-15A	KEP-GW-015A-015	2/27/11	**52**	1.5	1.0	<0.50	2.3	<0.50	ND	<0.50	ND	4.0
MW-15A	KEP-Duplicate #1	2/27/11	**52**	1.6	<1.0	<1.0	<1.0	ND	<1.0	ND	<1.0	**7.3**
MW-15A	KEP-Duplicate 1	2/27/11	**51**	1.5	1	<0.50	2.4	<0.50	ND	<0.50	ND	3.7
MW-15A	KEP-GW-015A-016	10/3/2011	**60.5**	1.86[J]	1.36[J]	<5.0[1]	4.29[J]	**0.530[J]**	<5.0[1]	<5.0[1]	<5.0[1]	**7.3**
MW-15A	KEP-DUP-001	10/3/2011	**63.6**	1.77[J]	1.43[J]	<5.0[1]	3.56[J]	<5.0[1]	<5.0[1]	<5.0[1]	<5.0[1]	**8.0**
MW-15A	KEP-GW-015A-017	3/26/2012	**42.4**	1.31	0.75	<0.5	2.21	**0.360[J]**	<0.5	0.250[J]	<0.5	5.3

Concentrations are expressed as micrograms per liter (µg/L).

Data prior to October 2011 was supplied BorgWarner, Inc.

ND - No Data

NA - Not Analyzed

Concentrations in **bold** exceed their respective TRGs

J - Estimated concentration above the adjusted method detection limit and below the adjusted reporting limit

1 - Concentrations were reported to adjusted method detection limit, which is less than the expressed adjusted reporting limit

Table 3 - Continued

Groundwater Monitoring Results - Offsite Wells
March 2012
Kuhlman Electric Corporation
Crystal Springs, Mississippi

Well ID	Sample ID	Date Collected	1,1-Dichloro-ethene	1,1-Dichloro-ethane	1,2-Dichloro-ethane	1,1,1-Trichloro-ethane	1,1,2-Trichloro-ethane	Chloro-form	Dibromo-chloro-methane	Trichloro-ethene (TCE)	Tetra-chloro-ethene (PCE)	1,4-Dioxane
	MDEQ TRGs (µg/L)		**7**	**798**	**5**	**200**	**5**	**0.155**	**0.126**	**5**	**5**	**6.09**
MW-15B	KEP-GW-015B-001	8/1/07	**10**	<1.0	<1.0	<1.0	<1.0	ND	<1.0	ND	<1.0	4.3
MW-15B	KEP-GW-015B-001	8/1/07	5.08	<1.0	<1.0	<1.0	<1.0	<1.0	ND	<1.0	ND	<0.50
MW-15B	KEP-Duplicate	8/1/07	**11**	<1.0	<1.0	<1.0	<1.0	ND	<1.0	ND	<1.0	4.4
MW-15B	KEP-Duplicate	8/1/07	<1.0	<1.0	<1.0	<1.0	<1.0	<1.0	ND	<1.0	ND	<0.50
MW-15B	KEP-GW-015B-002	11/1/07	**12**	<1.0	<1.0	<1.0	<1.0	ND	<1.0	ND	<1.0	6.0
MW-15B	KEP-GW-015B-003	3/26/08	**8.6**	<1.0	<1.0	<1.0	<1.0	ND	<1.0	ND	<1.0	4.5
MW-15B	KEP-GW-015B-004	6/11/08	6.6	<1.0	<1.0	<1.0	<1.0	ND	<1.0	ND	<1.0	3.2
MW-15B	KEP-GW-015B-005	9/9/08	**8.6**	<1.0	<1.0	<1.0	<1.0	ND	<1.0	ND	<1.0	3.8
MW-15B	KEP-GW-015B-006	12/3/08	**11**	<1.0	<1.0	<1.0	<1.0	ND	<1.0	ND	<1.0	4.5
MW-15B	KEP-GW-015B-007	3/5/09	**17**	<1.0	<1.0	<1.0	<1.0	ND	<1.0	ND	<1.0	**7.8**
MW-15B	KEP-GW-015B-008	6/10/09	**16**	<1.0	<1.0	<1.0	<1.0	ND	<1.0	ND	<1.0	**8.7**
MW-15B	KEP-GW-015B-009	9/11/09	**28**	<1.0	<1.0	<1.0	<1.0	ND	<1.0	ND	<1.0	**13.0**
MW-15B	KEP-GW-015B-010	12/4/09	**24**	<1.0	<1.0	<1.0	<1.0	ND	<1.0	ND	<1.0	**10.0**
MW-15B	KEP-GW-015B-011	3/5/10	**22**	<1.0	<1.0	<1.0	<1.0	ND	<1.0	ND	<1.0	**7.2**
MW-15B	KEP-GW-015B-012	6/1/10	**25**	<1.0	<1.0	<1.0	<1.0	ND	<1.0	ND	<1.0	**10.0**
MW-15B	KEP-GW-015B-012	6/1/10	**28**	<1.0	0.54	<1.0	<1.0	<1.0	ND	<1.0	ND	**7.2**
MW-15B	KEP-GW-015B-013	9/7/10	**26**	<1.0	<1.0	<1.0	<1.0	ND	<1.0	ND	<1.0	**9.8**
MW-15B	KEP-GW-015B-014	12/9/10	**25**	<1.0	<1.0	<1.0	<1.0	ND	<1.0	ND	<1.0	**8.5**
MW-15B	KEP-GW-015B-015	2/27/11	**23**	<1.0	<1.0	<1.0	<1.0	ND	<1.0	ND	<1.0	**8.3**
MW-15B	KEP-GW-015B-015	2/27/11	**22**	<0.50	<0.50	<0.50	<0.50	<0.50	ND	<0.50	ND	4.3
MW-15B	KEP-GW-015B-016	10/3/2011	**22.7**	<5.0[1]	<5.0[1]	<5.0[1]	<5.0[1]	<5.0[1]	<5.0[1]	<5.0[1]	<5.0[1]	**6.1**
MW-15B	KEP-GW-015B-017	3/26/2012	**28.5**	0.6	0.310[J]	<0.5	<0.5	**0.410[J]**	<0.5	<0.5	0.260[J]	**10.3**

Concentrations are expressed as micrograms per liter (µg/L).

Data prior to October 2011 was supplied BorgWarner, Inc.

ND - No Data

NA - Not Analyzed

Concentrations in **bold** exceed their respective TRGs

J - Estimated concentration above the adjusted method detection limit and below the adjusted reporting limit

1 - Concentrations were reported to adjusted method detection limit, which is less than the expressed adjusted reporting limit

Table 3 - Continued

Groundwater Monitoring Results - Offsite Wells
March 2012
Kuhlman Electric Corporation
Crystal Springs, Mississippi

Well ID	Sample ID	Date Collected	1,1-Dichloro-ethene	1,1-Dichloro-ethane	1,2-Dichloro-ethane	1,1,1-Trichloro-ethane	1,1,2-Trichloro-ethane	Chloro-form	Dibromo-chloro-methane	Trichloro-ethene (TCE)	Tetra-chloro-ethene (PCE)	1,4-Dioxane
	MDEQ TRGs (µg/L)		**7**	**798**	**5**	**200**	**5**	**0.155**	**0.126**	**5**	**5**	**6.09**
MW-16	KEP-GW-016-001	7/30/07	<1.0	<1.0	<1.0	<1.0	<1.0	ND	<1.0	ND	<1.0	<1.0
MW-16	KEP-GW-016-002	11/5/07	<1.0	<1.0	<1.0	<1.0	<1.0	ND	<1.0	ND	<1.0	<1.0
MW-16	KEP-GW-016-003	3/27/08	<1.0	<1.0	<1.0	<1.0	<1.0	ND	<1.0	ND	<1.0	<1.0
MW-16	KEP-GW-016-004	6/12/08	<1.0	<1.0	<1.0	<1.0	<1.0	ND	<1.0	ND	<1.0	<1.0
MW-16	KEP-GW-016-005	9/10/08	<1.0	<1.0	<1.0	<1.0	<1.0	ND	<1.0	ND	<1.0	<1.0
MW-16	KEP-GW-016-006	12/4/08	<1.0	<1.0	<1.0	<1.0	<1.0	ND	<1.0	ND	<1.0	<1.0
MW-16	KEP-GW-016-007	3/3/09	<1.0	<1.0	<1.0	<1.0	<1.0	ND	<1.0	ND	<1.0	<1.0
MW-16	KEP-GW-016-008	6/8/09	<1.0	<1.0	<1.0	<1.0	<1.0	ND	<1.0	ND	<1.0	<1.0
MW-16	KEP-GW-016-009	9/8/09	<1.0	<1.0	<1.0	<1.0	<1.0	ND	<1.0	ND	<1.0	<1.0
MW-16	KEP-GW-016-010	12/3/09	<1.0	<1.0	<1.0	<1.0	<1.0	ND	<1.0	ND	<1.0	<1.0
MW-16	KEP-GW-016-011	2/27/10	<1.0	<1.0	<1.0	<1.0	<1.0	ND	<1.0	ND	<1.0	<1.0
MW-16	KEP-GW-016-012	6/4/10	<1.0	<1.0	<1.0	<1.0	<1.0	ND	<1.0	ND	<1.0	<1.0
MW-16	KEP-GW-016-013	9/4/10	<1.0	<1.0	<1.0	<1.0	<1.0	ND	<1.0	ND	<1.0	<1.0
MW-16	KEP-GW-016-014	12/6/10	<1.0	<1.0	<1.0	<1.0	<1.0	ND	<1.0	ND	<1.0	<1.0
MW-16	KEP-GW-016-015	2/26/11	<1.0	<1.0	<1.0	<1.0	<1.0	ND	<1.0	ND	<1.0	<1.0
MW-16	KEP-GW-016-016	10/5/2011	<5.0[1]	<5.0[1]	<5.0[1]	<5.0[1]	<5.0[1]	<5.0[1]	<5.0[1]	<5.0[1]	<5.0[1]	0.80[J]
MW-16	KEP-GW-016-017	3/26/2012	0.52	<0.5	<0.5	<0.5	<0.5	<0.5	<0.5	<0.5	<0.5	1.0[J]

Concentrations are expressed as micrograms per liter (µg/L).

Data prior to October 2011 was supplied BorgWarner, Inc.

ND - No Data

NA - Not Analyzed

Concentrations in **bold** exceed their respective TRGs

J - Estimated concentration above the adjusted method detection limit and below the adjusted reporting limit

1 - Concentrations were reported to adjusted method detection limit, which is less than the expressed adjusted reporting limit

Table 3 - Continued

Groundwater Monitoring Results - Offsite Wells
March 2012
Kuhlman Electric Corporation
Crystal Springs, Mississippi

Well ID	Sample ID	Date Collected	1,1-Dichloro-ethene	1,1-Dichloro-ethane	1,2-Dichloro-ethane	1,1,1-Trichloro-ethane	1,1,2-Trichloro-ethane	Chloro-form	Dibromo-chloro-methane	Trichloro-ethene (TCE)	Tetra-chloro-ethene (PCE)	1,4-Dioxane
	MDEQ TRGs (µg/L)		**7**	**798**	**5**	**200**	**5**	**0.155**	**0.126**	**5**	**5**	**6.09**
MW-17A	KEP-GW-017A-001	7/31/07	**48**	<1.0	<1.0	<1.0	<1.0	ND	<1.0	ND	<1.0	4.3
MW-17A	KEP-GW-017A-002	11/1/07	**50**	<1.0	<1.0	<1.0	<1.0	ND	<1.0	ND	<1.0	1.6
MW-17A	KEP-GW-017A-003	3/26/08	**47**	<1.0	<1.0	<1.0	<1.0	ND	<1.0	ND	<1.0	1.3
MW-17A	KEP-GW-017A-004	6/10/08	**43**	<1.0	<1.0	<1.0	<1.0	ND	<1.0	ND	<1.0	3.3
MW-17A	KEP-GW-017A-005	9/10/08	**25**	<1.0	<1.0	<1.0	<1.0	ND	<1.0	ND	<1.0	5.3
MW-17A	KEP-GW-017A-006	12/1/08	**25**	<1.0	<1.0	<1.0	<1.0	ND	<1.0	ND	<1.0	5.0
MW-17A	KEP-GW-017A-007	3/9/09	**34**	<1.0	<1.0	<1.0	<1.0	ND	<1.0	ND	<1.0	2.7
MW-17A	KEP-GW-017A-008	6/8/09	**22**	<1.0	<1.0	<1.0	<1.0	ND	<1.0	ND	<1.0	3.9
MW-17A	KEP-GW-017A-009	9/10/09	**43**	<1.0	<1.0	<1.0	<1.0	ND	<1.0	ND	<1.0	2.3
MW-17A	KEP-GW-017A-010	12/1/09	**49**	<1.0	<1.0	<1.0	<1.0	ND	<1.0	ND	<1.0	1.9
MW-17A	KEP-GW-017A-011	2/27/10	**38**	<1.0	<1.0	<1.0	<1.0	ND	<1.0	ND	<1.0	2.0
MW-17A	KEP-GW-017A-012	6/4/10	**36**	<1.0	<1.0	<1.0	<1.0	ND	<1.0	ND	<1.0	3.0
MW-17A	KEP-GW-017A-013	9/8/10	**40**	<1.0	<1.0	<1.0	<1.0	ND	<1.0	ND	<1.0	2.2
MW-17A	KEP-GW-017A-014	12/7/10	**39**	<1.0	<1.0	<1.0	<1.0	ND	<1.0	ND	<1.0	2.3
MW-17A	KEP-GW-017A-015	2/26/11	**39**	<1.0	<1.0	<1.0	<1.0	ND	<1.0	ND	<1.0	2.9
MW-17A	KEP-GW-017A-016	10/3/2011	**31.0**	<5.0[1]	<5.0[1]	<5.0[1]	<5.0[1]	<5.0[1]	<5.0[1]	<5.0[1]	<5.0[1]	2.8[J]
MW-17A	KEP-GW-017A-017	3/28/2012	**35.0**	0.390[J]	<0.5	<0.5	<0.5	<0.5	<0.5	<0.5	<0.5	2.7[J]

Concentrations are expressed as micrograms per liter (µg/L).

Data prior to October 2011 was supplied BorgWarner, Inc.

ND - No Data

NA - Not Analyzed

Concentrations in **bold** exceed their respective TRGs

J - Estimated concentration above the adjusted method detection limit and below the adjusted reporting limit

1 - Concentrations were reported to adjusted method detection limit, which is less than the expressed adjusted reporting limit

Table 3 - Continued

Groundwater Monitoring Results - Offsite Wells
March 2012
Kuhlman Electric Corporation
Crystal Springs, Mississippi

Well ID	Sample ID	Date Collected	1,1-Dichloro-ethene	1,1-Dichloro-ethane	1,2-Dichloro-ethane	1,1,1-Trichloro-ethane	1,1,2-Trichloro-ethane	Chloro-form	Dibromo-chloro-methane	Trichloro-ethene (TCE)	Tetra-chloro-ethene (PCE)	1,4-Dioxane
	MDEQ TRGs (µg/L)		**7**	**798**	**5**	**200**	**5**	**0.155**	**0.126**	**5**	**5**	**6.09**
MW-17B	KEP-GW-017B-001	7/31/07	**17**	<1.0	<1.0	<1.0	<1.0	ND	<1.0	ND	<1.0	<1.0
MW-17B	KEP-GW-017B-002	11/1/07	**17**	<1.0	<1.0	<1.0	<1.0	ND	<1.0	ND	<1.0	1.3
MW-17B	KWP-GW-017B-003	3/26/08	**12**	<1.0	<1.0	<1.0	<1.0	ND	<1.0	ND	<1.0	<1.0
MW-17B	KWP-GW-017B-004	6/10/08	**18**	<1.0	<1.0	<1.0	<1.0	ND	<1.0	ND	<1.0	<1.0
MW-17B	KWP-GW-017B-005	9/10/08	**16**	<1.0	<1.0	<1.0	<1.0	ND	<1.0	ND	<1.0	<1.0
MW-17B	KWP-GW-017B-006	12/1/08	**13**	<1.0	<1.0	<1.0	<1.0	ND	<1.0	ND	<1.0	1.2
MW-17B	KWP-GW-017B-007	3/3/09	**10**	<1.0	<1.0	<1.0	<1.0	ND	<1.0	ND	<1.0	<1.0
MW-17B	KWP-GW-017B-008	6/8/09	**16**	<1.0	<1.0	<1.0	<1.0	ND	<1.0	ND	<1.0	<1.0
MW-17B	KWP-GW-017B-009	9/10/09	**14**	<1.0	<1.0	<1.0	<1.0	ND	<1.0	ND	<1.0	<1.0
MW-17B	KWP-GW-017B-010	12/1/09	**13**	<1.0	<1.0	<1.0	<1.0	ND	<1.0	ND	<1.0	<1.0
MW-17B	KWP-GW-017B-011	2/27/10	**10**	<1.0	<1.0	<1.0	<1.0	ND	<1.0	ND	<1.0	<1.0
MW-17B	KWP-GW-017B-012	6/4/10	**16**	<1.0	<1.0	<1.0	<1.0	ND	<1.0	ND	<1.0	<1.0
MW-17B	KWP-GW-017B-013	9/8/10	**11**	<1.0	<1.0	<1.0	<1.0	ND	<1.0	ND	<1.0	<1.0
MW-17B	KWP-GW-017B-014	12/7/10	**11**	<1.0	<1.0	<1.0	<1.0	ND	<1.0	ND	<1.0	<1.0
MW-17B	KWP-GW-017B-015	2/26/11	**10**	<1.0	<1.0	<1.0	<1.0	ND	<1.0	ND	<1.0	<1.0
MW-17B	KEP-GW-017B-016	10/3/2011	**11.5**	<5.0[1]	<5.0[1]	<5.0[1]	<5.0[1]	<5.0[1]	<5.0[1]	<5.0[1]	<5.0[1]	0.98[J]
MW-17B	KEP-GW-017B-017	3/26/2012	**12.7**	<0.5	<0.5	<0.5	<0.5	<0.5	<0.5	<0.5	<0.5	0.83[J]

Concentrations are expressed as micrograms per liter (µg/L).

Data prior to October 2011 was supplied BorgWarner, Inc.

ND - No Data

NA - Not Analyzed

Concentrations in **bold** exceed their respective TRGs

J - Estimated concentration above the adjusted method detection limit and below the adjusted reporting limit

1 - Concentrations were reported to adjusted method detection limit, which is less than the expressed adjusted reporting limit

Table 3 - Continued

Groundwater Monitoring Results - Offsite Wells
March 2012
Kuhlman Electric Corporation
Crystal Springs, Mississippi

Well ID	Sample ID	Date Collected	1,1-Dichloro-ethene	1,1-Dichloro-ethane	1,2-Dichloro-ethane	1,1,1-Trichloro-ethane	1,1,2-Trichloro-ethane	Chloro-form	Dibromo-chloro-methane	Trichloro-ethene (TCE)	Tetra-chloro-ethene (PCE)	1,4-Dioxane
	MDEQ TRGs (µg/L)		**7**	**798**	**5**	**200**	**5**	**0.155**	**0.126**	**5**	**5**	**6.09**
MW-18A	KEP-GW-018A-001	7/31/07	**31**	<1.0	<1.0	<1.0	<1.0	ND	<1.0	ND	<1.0	5.1
MW-18A	KEP-GW-018A-001	7/31/07	**31.7**	<1.0	<1.0	<1.0	<1.0	<1.0	ND	<1.0	ND	<0.50
MW-18A	KEP-GW-018A-002	11/3/07	**31**	<1.0	<1.0	<1.0	<1.0	ND	<1.0	ND	<1.0	5.2
MW-18A	KEP-GW-018A-003	3/27/08	**33**	<1.0	<1.0	<1.0	<1.0	ND	<1.0	ND	<1.0	**6.3**
MW-18A	KEP-GW-018A-004	6/10/08	**32**	<1.0	<1.0	<1.0	<1.0	ND	<1.0	ND	<1.0	4.5
MW-18A	KEP-GW-018A-004	6/10/08	**39**	0.54	<0.50	<0.50	0.85	**0.38**[J]	ND	<0.50	ND	3.7
MW-18A	KEP-Duplicate 2	6/10/08	**33**	<1.0	<1.0	<1.0	<1.0	ND	<1.0	ND	<1.0	4.5
MW-18A	KEP-Duplicate 2	6/10/08	**39**	0.51	<0.50	<0.50	0.77	**0.41**[J]	ND	<0.50	ND	3.9
MW-18A	KEP-GW-018A-005	9/8/08	**33**	<1.0	<1.0	<1.0	<1.0	ND	<1.0	ND	<1.0	5.1
MW-18A	KEP-GW-018A-006	12/1/08	**27**	<1.0	<1.0	<1.0	<1.0	ND	<1.0	ND	<1.0	**7.0**
MW18A	KEP-GW-018A-006	12/1/08	**42**	0.54	<0.50	<0.50	0.72	<0.50	ND	<0.50	ND	3.8
MW-18A	KEP-Duplicate 1	12/1/08	**30**	<1.0	<1.0	<1.0	<1.0	ND	<1.0	ND	<1.0	**6.9**
MW18A	KEP-Duplicate 1	12/1/08	**42**	0.54	<0.50	<0.50	0.73	<0.50	ND	<0.50	ND	3.8
MW-18A	KEP-GW-018A-007	3/3/09	**28**	<1.0	<1.0	<1.0	<1.0	ND	<1.0	ND	<1.0	4.1
MW-18A	KEP-GW-018A-007	3/3/09	**42**	0.52	<0.50	<0.50	0.78	<0.50	ND	<0.50	ND	3.0
MW-18A	KEP-GW-018A-008	6/2/09	**32**	<1.0	<1.0	<1.0	<1.0	ND	<1.0	ND	<1.0	5.3
MW-18A	KEP-GW-018A-008	6/2/09	**43**	0.57	<0.50	<0.50	0.79	<0.50	ND	<0.50	ND	2.4
MW-18A	KEP-Duplicate 1	6/2/09	**34**	<1.0	<1.0	<1.0	<1.0	ND	<1.0	ND	<1.0	5.7
MW-18A	Duplicate 1	6/2/09	**46**	0.59	<0.50	<0.50	0.84	<0.50	ND	<0.50	ND	3.5
MW-18A	KEP-GW-018A-009	9/7/09	**30**	<1.0	<1.0	<1.0	<1.0	ND	<1.0	ND	<1.0	4.9
MW-18A	KEP-GW-018A-010	12/7/09	**23**	<1.0	<1.0	<1.0	<1.0	ND	<1.0	ND	<1.0	5.0
MW-18A	KEP-GW-018A-011	3/1/10	**16**	<1.0	<1.0	<1.0	<1.0	ND	<1.0	ND	<1.0	3.6
MW-18A	KEP-GW-018A-012	6/3/10	**12**	<1.0	<1.0	<1.0	<1.0	ND	<1.0	ND	<1.0	2.2
MW-18A	KEP-GW-018A-013	9/6/10	**20**	<1.0	<1.0	<1.0	<1.0	ND	<1.0	ND	<1.0	2.8
MW-18A	KEP-GW-018A-013	9/6/10	**24**	<0.50	<0.50	<0.50	<0.50	<0.50	ND	<0.50	ND	2.1
MW-18A	KEP-GW-018A-014	12/8/10	**19**	<1.0	<1.0	<1.0	<1.0	ND	<1.0	ND	<1.0	2.7
MW-18A	KEP-GW-018A-015	2/28/11	**16**	<1.0	<1.0	<1.0	<1.0	ND	<1.0	ND	<1.0	2.4
MW-18A	KEP-GW-018A-015	2/28/11	**19**	<0.50	<0.50	<0.50	<0.50	<0.50	<0.50	<0.50	<0.50	1.5
MW-18A	KEP-Duplicate #2	2/28/11	**17**	<1.0	<1.0	<1.0	<1.0	ND	<1.0	ND	<1.0	2.4
MW-18A	KEP-Duplicate 2	2/28/11	**18**	<0.50	<0.50	<0.50	<0.50	<0.50	<0.50	<0.50	<0.50	1.4
MW-18A	KEP-GW-018A-016	10/3/2011	**11.4**	<5.0[1]	<5.0[1]	<5.0[1]	<5.0[1]	<5.0[1]	<5.0[1]	<5.0[1]	<5.0[1]	1.7[J]
MW-18A	KEP-GW-018A-017	3/26/2012	**11.2**	<0.5	<0.5	<0.5	<0.5	<0.5	<0.5	<0.5	<0.5	2.1[J]

Concentrations are expressed as micrograms per liter (µg/L).

Data prior to October 2011 was supplied BorgWarner, Inc.

ND - No Data

NA - Not Analyzed

Concentrations in **bold** exceed their respective TRGs

J - Estimated concentration above the adjusted method detection limit and below the adjusted reporting limit

1 - Concentrations were reported to adjusted method detection limit, which is less than the expressed adjusted reporting limit

Table 3 - Continued

Groundwater Monitoring Results - Offsite Wells
March 2012
Kuhlman Electric Corporation
Crystal Springs, Mississippi

Well ID	Sample ID	Date Collected	1,1-Dichloro-ethene	1,1-Dichloro-ethane	1,2-Dichloro-ethane	1,1,1-Trichloro-ethane	1,1,2-Trichloro-ethane	Chloro-form	Dibromo-chloro-methane	Trichloro-ethene (TCE)	Tetra-chloro-ethene (PCE)	1,4-Dioxane
	MDEQ TRGs (µg/L)		**7**	**798**	**5**	**200**	**5**	**0.155**	**0.126**	**5**	**5**	**6.09**
MW-18B	KEP-GW-018B-001	7/31/07	**10**	<1.0	<1.0	<1.0	<1.0	ND	<1.0	ND	<1.0	<1.0
MW-18B	KEP-GW-018B-002	11/3/07	**11**	<1.0	<1.0	<1.0	<1.0	ND	<1.0	ND	<1.0	<1.0
MW-18B	KEP-GW-018B-003	3/27/08	**11**	<1.0	<1.0	<1.0	<1.0	ND	<1.0	ND	<1.0	<1.0
MW-18B	KEP-GW-018B-004	6/10/08	**12**	<1.0	<1.0	<1.0	<1.0	ND	<1.0	ND	<1.0	<1.0
MW-18B	KEP-GW-018B-005	9/8/08	**10**	<1.0	<1.0	<1.0	<1.0	ND	<1.0	ND	<1.0	<1.0
MW-18B	KEP-GW-018B-006	12/1/08	**13**	<1.0	<1.0	<1.0	<1.0	ND	<1.0	ND	<1.0	<1.0
MW18B	KEP-GW-018B-006	12/1/08	**19**	<0.50	<0.50	<0.50	<0.50	<0.50	ND	<0.50	ND	<0.50
MW-18B	KEP-GW-018B-007	3/3/09	**13**	<1.0	<1.0	<1.0	<1.0	ND	<1.0	ND	<1.0	<1.0
MW-18B	KEP-GW-018B-008	6/2/09	**17**	<1.0	<1.0	<1.0	<1.0	ND	<1.0	ND	<1.0	<1.0
MW-18B	KEP-GW-018B-008	6/2/09	**26**	<0.50	<0.50	<0.50	<0.50	<0.50	ND	<0.50	ND	<0.50
MW-18B	KEP-GW-018B-009	9/7/09	**19**	<1.0	<1.0	<1.0	<1.0	ND	<1.0	ND	<1.0	<1.0
MW-18B	KEP-Duplicate 1	9/7/09	**19**	<1.0	<1.0	<1.0	<1.0	ND	<1.0	ND	<1.0	<1.0
MW-18B	KEP-GW-018B-010	12/7/09	**17**	<1.0	<1.0	<1.0	<1.0	ND	<1.0	ND	<1.0	<1.0
MW-18B	KEP-Duplicate 2	12/7/09	**19**	<1.0	<1.0	<1.0	<1.0	ND	<1.0	ND	<1.0	<1.0
MW-18B	KEP-GW-018B-011	3/1/10	**19**	<1.0	<1.0	<1.0	<1.0	ND	<1.0	ND	<1.0	<1.0
MW-18B	KEP-Duplicate 1	3/1/10	**19**	<1.0	<1.0	<1.0	<1.0	ND	<1.0	ND	<1.0	<1.0
MW-18B	KEP-GW-018B-012	6/3/10	**21**	<1.0	<1.0	<1.0	<1.0	ND	<1.0	ND	<1.0	<1.0
MW-18B	KEP-GW-018B-013	9/6/10	**24**	<1.0	<1.0	<1.0	<1.0	ND	<1.0	ND	<1.0	<1.0
MW-18B	KEP-GW-018B-013	9/6/10	**31**	<0.50	<0.50	<0.50	<0.50	<0.50	ND	<0.50	ND	<0.50
MW-18B	KEP-Duplicate 2	9/6/10	**24**	<1.0	<1.0	<1.0	<1.0	ND	<1.0	ND	<1.0	<1.0
MW-18B	KEP-Duplicate 2	9/6/10	**32**	<0.50	<0.50	<0.50	<0.50	<0.50	ND	<0.50	ND	<0.50
MW-18B	KEP-GW-018B-014	12/8/10	**24**	<1.0	<1.0	<1.0	<1.0	ND	<1.0	ND	<1.0	<1.0
MW-18B	KEP-GW-018B-015	2/28/11	**24**	<1.0	<1.0	<1.0	<1.0	ND	<1.0	ND	<1.0	<1.0
MW-18B	KEP-GW-018B-016	10/3/2011	**23.0**	<5.0[1]	<5.0[1]	<5.0[1]	<5.0[1]	<5.0[1]	<5.0[1]	<5.0[1]	<5.0[1]	0.54[J]
MW-18B	KEP-GW-018B-017	3/26/2012	**27.1**	<0.5	<0.5	<0.5	<0.5	<0.5	<0.5	<0.5	<0.5	0.83[J]

Concentrations are expressed as micrograms per liter (µg/L).

Data prior to October 2011 was supplied BorgWarner, Inc.

ND - No Data

NA - Not Analyzed

Concentrations in **bold** exceed their respective TRGs

J - Estimated concentration above the adjusted method detection limit and below the adjusted reporting limit

1 - Concentrations were reported to adjusted method detection limit, which is less than the expressed adjusted reporting limit

Table 3 - Continued

Groundwater Monitoring Results - Offsite Wells
March 2012
Kuhlman Electric Corporation
Crystal Springs, Mississippi

Well ID	Sample ID	Date Collected	1,1-Dichloro-ethene	1,1-Dichloro-ethane	1,2-Dichloro-ethane	1,1,1-Trichloro-ethane	1,1,2-Trichloro-ethane	Chloro-form	Dibromo-chloro-methane	Trichloro-ethene (TCE)	Tetra-chloro-ethene (PCE)	1,4-Dioxane
	MDEQ TRGs (µg/L)		**7**	**798**	**5**	**200**	**5**	**0.155**	**0.126**	**5**	**5**	**6.09**
MW-19	KEP-GW-019-001	8/3/07	1.5	<1.0	<1.0	<1.0	<1.0	ND	<1.0	ND	<1.0	<1.0
MW-19	KEP-GW-019-002	11/7/07	2.9	<1.0	<1.0	<1.0	<1.0	ND	<1.0	ND	<1.0	<1.0
MW-19	KEP-GW-019-003	3/25/08	<1.0	<1.0	<1.0	<1.0	<1.0	ND	<1.0	ND	<1.0	<1.0
MW-19	KEP-GW-019-004	6/13/08	3.4	<1.0	<1.0	<1.0	<1.0	ND	<1.0	ND	<1.0	<1.0
MW-19	KEP-GW-019-005	9/11/08	2.4	<1.0	<1.0	<1.0	<1.0	ND	<1.0	ND	<1.0	<1.0
MW-19	KEP-GW-019-006	12/7/08	4.0	<1.0	<1.0	<1.0	<1.0	ND	<1.0	ND	<1.0	<1.0
MW-19	KEP-GW-019-007	3/4/09	4.4	<1.0	<1.0	<1.0	<1.0	ND	<1.0	ND	<1.0	<1.0
MW-19	KEP-GW-019-008	6/9/09	4.8	<1.0	<1.0	<1.0	<1.0	ND	<1.0	ND	<1.0	<1.0
MW-19	KEP-GW-019-009	9/9/09	4.6	<1.0	<1.0	<1.0	<1.0	ND	<1.0	ND	<1.0	<1.0
MW-19	KEP-GW-019-010	12/9/09	4.4	<1.0	<1.0	<1.0	<1.0	ND	<1.0	ND	<1.0	<1.0
MW-19	KEP-GW-019-011	2/28/10	4.1	<1.0	<1.0	<1.0	<1.0	ND	<1.0	ND	<1.0	<1.0
MW-19	KEP-GW-019-012	6/3/10	5.0	<1.0	<1.0	<1.0	<1.0	ND	<1.0	ND	<1.0	<1.0
MW-19	KEP-GW-019-013	9/6/10	5.4	<1.0	<1.0	<1.0	<1.0	ND	<1.0	ND	<1.0	<1.0
MW-19	KEP-GW-019-014	12/8/10	4.4	<1.0	<1.0	<1.0	<1.0	ND	<1.0	ND	<1.0	<1.0
MW-19	KEP-GW-019-01503	2/27/11	4.6	<1.0	<1.0	<1.0	<1.0	ND	<1.0	ND	<1.0	<1.0
MW-19	KEP-GW-019-016	10/5/2011	6.34	<5.0[1]	<5.0[1]	<5.0[1]	<5.0[1]	<5.0[1]	<5.0[1]	<5.0[1]	<5.0[1]	0.95[J]
MW-19	KEP-GW-019-017	3/28/2012	5.5	<0.5	<0.5	<0.5	<0.5	<0.5	<0.5	<0.5	0.240[J]	1.4[J]

Concentrations are expressed as micrograms per liter (µg/L).

Data prior to October 2011 was supplied BorgWarner, Inc.

ND - No Data

NA - Not Analyzed

Concentrations in **bold** exceed their respective TRGs

J - Estimated concentration above the adjusted method detection limit and below the adjusted reporting limit

1 - Concentrations were reported to adjusted method detection limit, which is less than the expressed adjusted reporting limit

Table 3 - Continued

Groundwater Monitoring Results - Offsite Wells
March 2012
Kuhlman Electric Corporation
Crystal Springs, Mississippi

Well ID	Sample ID	Date Collected	1,1-Dichloro-ethene	1,1-Dichloro-ethane	1,2-Dichloro-ethane	1,1,1-Trichloro-ethane	1,1,2-Trichloro-ethane	Chloro-form	Dibromo-chloro-methane	Trichloro-ethene (TCE)	Tetra-chloro-ethene (PCE)	1,4-Dioxane
		MDEQ TRGs (µg/L)	**7**	**798**	**5**	**200**	**5**	**0.155**	**0.126**	**5**	**5**	**6.09**
MW-20A	KEP-GW-020A-001	8/2/07	**20**	<1.0	<1.0	<1.0	<1.0	ND	<1.0	ND	<1.0	<1.0
MW-20A	KEP-GW-020A-002	11/3/07	**23**	<1.0	<1.0	<1.0	<1.0	ND	<1.0	ND	<1.0	1.1
MW-20A	KEP-GW-020A-003	3/28/08	3.8	<1.0	<1.0	<1.0	<1.0	ND	<1.0	ND	<1.0	<1.0
MW-20A	KEP-GW-020A-003	3/28/08	3.6	<0.50	<0.50	<0.50	<0.50	<0.50	ND	<0.50	ND	<0.50
MW-20A	KEP-Duplicate 2	3/28/08	2.3	<1.0	<1.0	<1.0	<1.0	ND	<1.0	ND	<1.0	<1.0
MW-20A	Duplicate 2	3/28/08	4.5	<0.50	<0.50	<0.50	<0.50	<0.50	ND	<0.50	ND	<0.50
MW-20A	KEP-GW-020A-004	6/9/08	2.9	<1.0	<1.0	<1.0	<1.0	ND	<1.0	ND	<1.0	<1.0
MW-20A	KEP-GW-020A-004	6/9/08	3.5	<0.50	<0.50	<0.50	<0.50	0.060[J]	ND	<0.50	ND	<0.50
MW-20A	KEP-GW-020A-005	9/9/08	4.1	<1.0	<1.0	<1.0	<1.0	ND	<1.0	ND	<1.0	<1.0
MW-20A	KEP-GW-020A-005	9/9/08	4.4	<0.50	<0.50	<0.50	<0.50	<0.50	ND	<0.50	ND	<0.50
MW-20A	KEP-Duplicate 2	9/9/08	4.1	<1.0	<1.0	<1.0	<1.0	ND	<1.0	ND	<1.0	<1.0
MW-20A	KEP-Duplicate 2	9/9/08	4.0	<0.50	<0.50	<0.50	<0.50	<0.50	ND	<0.50	ND	<0.50
MW-20A	KEP-GW-020A-006	12/2/08	1.1	<1.0	<1.0	<1.0	<1.0	ND	<1.0	ND	<1.0	<1.0
MW20A	KEP-GW-020A-006	12/2/08	1.1	<0.50	<0.50	<0.50	<0.50	<0.50	ND	<0.50	ND	<0.50
MW-20A	KEP-Duplicate 2	12/2/08	1.1	<1.0	<1.0	<1.0	<1.0	ND	<1.0	ND	<1.0	<1.0
MW20A	KEP-Duplicate 2	12/2/08	0.98	<0.50	<0.50	<0.50	<0.50	<0.50	ND	<0.50	ND	<0.50
MW-20A	KEP-GW-020A-007	3/5/09	1.1	<1.0	<1.0	<1.0	<1.0	ND	<1.0	ND	<1.0	<1.0
MW-20A	KEP-GW-020A-006	6/3/09	<1.0	<1.0	<1.0	<1.0	<1.0	ND	<1.0	ND	<1.0	<1.0
MW-20A	KEP-GW-020A-008	6/2/09	0.93	<0.50	<0.50	<0.50	<0.50	<0.50	ND	<0.50	ND	<0.50
MW-20A	KEP-Duplicate 2	6/3/09	<1.0	<1.0	<1.0	<1.0	<1.0	ND	<1.0	ND	<1.0	<1.0
MW-20A	KEP-Duplicate 2	6/2/09	0.76	<0.50	<0.50	<0.50	<0.50	<0.50	ND	<0.50	ND	<0.50
MW-20A	KEP-GW-020A-009	9/10/09	<1.0	<1.0	<1.0	<1.0	<1.0	ND	<1.0	ND	<1.0	<1.0
MW-20A	KEP-GW-020A-010	12/9/09	<1.0	<1.0	<1.0	<1.0	<1.0	ND	<1.0	ND	<1.0	<1.0
MW-20A	KEP-GW-020A-011	3/3/10	3.0	<1.0	<1.0	<1.0	<1.0	ND	<1.0	ND	<1.0	<1.0
MW-20A	KEP-GW-020A-012	6/1/10	<1.0	<1.0	<1.0	<1.0	<1.0	ND	<1.0	ND	<1.0	<1.0
MW20A	KEP-020A-012	6/1/10	0.75	<0.50	<0.50	<0.50	<0.50	<0.50	ND	<0.50	ND	<0.50
MW-20A	KEP-Duplicate 2	6/1/10	<1.0	<1.0	<1.0	<1.0	<1.0	ND	<1.0	ND	<1.0	<1.0
MW-20A	KEP-Duplicate 2	6/1/10	0.74	<0.50	<0.50	<0.50	<0.50	<0.50	ND	<0.50	ND	<0.50
MW-20A	KEP-GW-020A-013	9/7/10	2.5	<1.0	<1.0	<1.0	<1.0	ND	<1.0	ND	<1.0	<1.0
MW-20A	KEP-GW-020A-014	12/10/10	3.1	<1.0	<1.0	<1.0	<1.0	ND	<1.0	ND	<1.0	<1.0
MW-20A	KEP-GW-020A-015	2/28/11	2.3	<1.0	<1.0	<1.0	<1.0	ND	<1.0	ND	<1.0	<1.0
MW-20A	KEP-GW-020A-016	10/6/2011	**12.5**	<5.0[1]	<5.0[1]	<5.0[1]	<5.0[1]	<5.0[1]	<5.0[1]	<5.0[1]	<5.0[1]	<3.0[1]
MW-20A	KEP-GW-020A-017	3/29/2012	4.2	<0.5	<0.5	<0.5	<0.5	<0.5	<0.5	<0.5	<0.5	<3.0[1]

Concentrations are expressed as micrograms per liter (µg/L).
Data prior to October 2011 was supplied BorgWarner, Inc.
ND - No Data
NA - Not Analyzed
Concentrations in **bold** exceed their respective TRGs
J - Estimated concentration above the adjusted method detection limit and below the adjusted reporting limit
1 - Concentrations were reported to adjusted method detection limit, which is less than the expressed adjusted reporting limit

Table 3 - Continued

Groundwater Monitoring Results - Offsite Wells
March 2012
Kuhlman Electric Corporation
Crystal Springs, Mississippi

Well ID	Sample ID	Date Collected	1,1-Dichloro-ethene	1,1-Dichloro-ethane	1,2-Dichloro-ethane	1,1,1-Trichloro-ethane	1,1,2-Trichloro-ethane	Chloro-form	Dibromo-chloro-methane	Trichloro-ethene (TCE)	Tetra-chloro-ethene (PCE)	1,4-Dioxane
		MDEQ TRGs (µg/L)	**7**	**798**	**5**	**200**	**5**	**0.155**	**0.126**	**5**	**5**	**6.09**
MW-20B	KEP-GW-020B-001	8/2/07	**46**	<1.0	<1.0	<1.0	<1.0	ND	<1.0	ND	<1.0	2.5
MW-20B	KEP-GW-020B-002	11/3/07	**44**	<1.0	<1.0	<1.0	<1.0	ND	<1.0	ND	<1.0	3.1
MW-20B	KEP-GW-020B-002	11/3/07	**46.9**	<1.0	<1.0	<1.0	<1.0	<1.0	ND	<1.0	ND	<0.50
MW-20B	KEP-Duplicate	11/3/07	**44**	<1.0	<1.0	<1.0	<1.0	ND	<1.0	ND	<1.0	3.5
MW-20B	KEP-Duplicate	11/3/07	**45.9**	<1.0	<1.0	<1.0	<1.0	<1.0	ND	<1.0	ND	<0.50
MW-20B	KEP-GW-020B-003	3/28/08	**14**	<1.0	<1.0	<1.0	<1.0	ND	<1.0	ND	<1.0	1.1
MW-20B	KEP-GW-020B-003	3/28/08	**19**	<0.50	<0.50	<0.50	<0.50	<0.50	ND	<0.50	ND	0.64
MW-20B	KEP-GW-020B-004	6/9/08	**12**	<1.0	<1.0	<1.0	<1.0	ND	<1.0	ND	<1.0	<1.0
MW-20B	KEP-GW-020B-004	6/9/08	**15**	<0.50	<0.50	<0.50	<0.50	<0.50	ND	<0.50	ND	0.89
MW-20B	KEP-Duplicate 1	6/9/08	**13**	<1.0	<1.0	<1.0	<1.0	ND	<1.0	ND	<1.0	<1.0
MW-20B	KEP-Duplicate 1	6/9/08	**15**	<0.50	<0.50	<0.50	<0.50	0.070[J]	ND	<0.50	ND	0.77
MW-20B	KEP-GW-020B-005	9/9/08	**15**	<1.0	<1.0	<1.0	<1.0	ND	<1.0	ND	<1.0	1.0
MW-20B	KEP-GW-020B-005	6/9/08	5.9	<0.50	<0.50	<0.50	<0.50	<0.50	ND	<0.50	ND	<0.50
MW-20B	KEP-GW-020B-006	12/2/08	**15**	<1.0	<1.0	<1.0	<1.0	ND	<1.0	ND	<1.0	1.5
MW-20B	KEP-GW-020B-006	12/2/08	**20**	<0.50	<0.50	<0.50	<0.50	<0.50	ND	<0.50	ND	0.89
MW-20B	KEP-GW-020B-007	3/5/09	**14**	<1.0	<1.0	<1.0	<1.0	ND	<1.0	ND	<1.0	1.2
MW-20B	KEP-GW-020B-008	6/3/09	**15**	<1.0	<1.0	<1.0	<1.0	ND	<1.0	ND	<1.0	1.3
MW-20B	KEP-GW-020B-008	6/2/09	**20**	<0.50	<0.50	<0.50	<0.50	<0.50	ND	<0.50	ND	1.0
MW-20B	KEP-GW-020B-009	9/10/09	**16**	<1.0	<1.0	<1.0	<1.0	ND	<1.0	ND	<1.0	1.3
MW-20B	KEP-GW-020B-010	12/9/09	**13**	<1.0	<1.0	<1.0	<1.0	ND	<1.0	ND	<1.0	1.2
MW-20B	KEP-GW-020B-011	3/3/10	**11**	<1.0	<1.0	<1.0	<1.0	ND	<1.0	ND	<1.0	1.1
MW-20B	KEP-GW-020B-012	6/1/10	**12**	<1.0	<1.0	<1.0	<1.0	ND	<1.0	ND	<1.0	1.4
MW-20B	KEP-GW-020B-013	9/7/10	**12**	<1.0	<1.0	<1.0	<1.0	ND	<1.0	ND	<1.0	1.2
MW-20B	KEP-GW-020B-014	12/10/10	**11**	<1.0	<1.0	<1.0	<1.0	ND	<1.0	ND	<1.0	1.3
MW-20B	KEP-GW-020B-015	2/28/11	**11**	<1.0	<1.0	<1.0	<1.0	ND	<1.0	ND	<1.0	1.4
MW-20B	KEP-GW-020B-016	10/6/2011	0.860[J]	<5.0[1]	<5.0[1]	<5.0[1]	<5.0[1]	<5.0[1]	<5.0[1]	<5.0[1]	<5.0[1]	2.1[J]
MW-20B	KEP-GW-020B-017[2]	3/29/2012	**14.6**	<0.5	<0.5	<0.5	<0.5	<0.5	<0.5	<0.5	<0.5	2.8[J]

Concentrations are expressed as micrograms per liter (µg/L).
Data prior to October 2011 was supplied BorgWarner, Inc.
ND - No Data
NA - Not Analyzed
Concentrations in **bold** exceed their respective TRGs
J - Estimated concentration above the adjusted method detection limit and below the adjusted reporting limit
1 - Concentrations were reported to adjusted method detection limit, which is less than the expressed adjusted reporting limit
2 - Analytical report lists the sample ID as KEP-GW-0208-017

Table 3 - Continued

Groundwater Monitoring Results - Offsite Wells
March 2012
Kuhlman Electric Corporation
Crystal Springs, Mississippi

Well ID	Sample ID	Date Collected	1,1-Dichloro-ethene	1,1-Dichloro-ethane	1,2-Dichloro-ethane	1,1,1-Trichloro-ethane	1,1,2-Trichloro-ethane	Chloro-form	Dibromo-chloro-methane	Trichloro-ethene (TCE)	Tetra-chloro-ethene (PCE)	1,4-Dioxane
	MDEQ TRGs (µg/L)		**7**	**798**	**5**	**200**	**5**	**0.155**	**0.126**	**5**	**5**	**6.09**
MW-21A	KEP-GW-021A-001	8/1/07	**29**	<1.0	<1.0	<1.0	<1.0	ND	<1.0	ND	1.6	<1.0
MW-21A	KEP-GW-021A-002	11/6/07	**42**	<1.0	<1.0	<1.0	<1.0	ND	<1.0	ND	2.4	1.5
MW-21A	KEP-GW-021A-003	3/27/08	**44**	<1.0	<1.0	<1.0	<1.0	ND	<1.0	ND	2.1	2.3
MW-21A	KEP-GW-021A-004	6/10/08	**19**	<1.0	<1.0	<1.0	<1.0	ND	<1.0	ND	<1.0	<1.0
MW-21A	KEP-GW-021A-005	9/9/08	**45**	1.0	<1.0	<1.0	<1.0	ND	<1.0	ND	1.3	2.0
MW-21A	KEP-GW-021A-006	12/2/08	**18**	<1.0	<1.0	<1.0	<1.0	ND	<1.0	ND	<1.0	1.4
MW-21A	KEP-GW-021A-007	3/4/09	**15**	<1.0	<1.0	<1.0	<1.0	ND	<1.0	ND	2.4	<1.0
MW-21A	KEP-GW-021A-008	6/4/09	<1.0	1.0	<1.0	<1.0	<1.0	ND	<1.0	ND	<1.0	<1.0
MW-21A	KEP-GW-021A-009	9/10/09	<1.0	<1.0	<1.0	<1.0	<1.0	ND	<1.0	ND	<1.0	<1.0
MW-21A	KEP-GW-021A-010	12/4/09	<1.0	<1.0	<1.0	<1.0	<1.0	ND	<1.0	ND	<1.0	<1.0
MW-21A	KEP-GW-021A-011	2/28/10	<1.0	<1.0	<1.0	<1.0	<1.0	ND	<1.0	ND	<1.0	<1.0
MW-21A	KEP-GW-021A-012	6/4/10	<1.0	<1.0	<1.0	<1.0	<1.0	ND	<1.0	ND	<1.0	<1.0
MW-21A	KEP-GW-021A-013	9/5/10	<1.0	<1.0	<1.0	<1.0	<1.0	ND	<1.0	ND	<1.0	<1.0
MW-21A	KEP-GW-021A-014	12/9/10	<1.0	<1.0	<1.0	<1.0	<1.0	ND	<1.0	ND	<1.0	<1.0
MW-21A	KEP-GW-021A-015	2/28/11	<1.0	<1.0	<1.0	<1.0	<1.0	ND	<1.0	ND	2.1	<1.0
MW-21A	KEP-GW-21A-015	2/28/11	<0.50	<0.50	<0.50	<0.50	<0.50	<0.50	<0.50	<0.50	<0.50	<0.50
MW-21A	KEP-GW-021A-016	10/5/2011	0.560[J]	<5.0[1]	<5.0[1]	<5.0[1]	<5.0[1]	**2.88[J]**	<5.0[1]	<5.0[1]	<5.0[1]	0.82[J]
MW-21A	KEP-GW-021A-017	3/29/2012	3.71	<0.5	<0.5	<0.5	<0.5	**4.01**	<0.5	<0.5	<0.5	<3.0[1]

Concentrations are expressed as micrograms per liter (µg/L).

Data prior to October 2011 was supplied BorgWarner, Inc.

ND - No Data

NA - Not Analyzed

Concentrations in **bold** exceed their respective TRGs

J - Estimated concentration above the adjusted method detection limit and below the adjusted reporting limit

1 - Concentrations were reported to adjusted method detection limit, which is less than the expressed adjusted reporting limit

Table 3 - Continued

Groundwater Monitoring Results - Offsite Wells
March 2012
Kuhlman Electric Corporation
Crystal Springs, Mississippi

Well ID	Sample ID	Date Collected	1,1-Dichloro-ethene	1,1-Dichloro-ethane	1,2-Dichloro-ethane	1,1,1-Trichloro-ethane	1,1,2-Trichloro-ethane	Chloro-form	Dibromo-chloro-methane	Trichloro-ethene (TCE)	Tetra-chloro-ethene (PCE)	1,4-Dioxane
	MDEQ TRGs (µg/L)		**7**	**798**	**5**	**200**	**5**	**0.155**	**0.126**	**5**	**5**	**6.09**
MW-21B	KEP-GW-021B-001	8/3/07	1.1	<1.0	<1.0	<1.0	<1.0	ND	<1.0	ND	<1.0	<1.0
MW-21B	KEP-GW-021B-002	11/6/07	4.1	<1.0	<1.0	<1.0	<1.0	ND	<1.0	ND	<1.0	<1.0
MW-21B	KEP-GW-021B-003	3/27/08	3.2	<1.0	<1.0	<1.0	<1.0	ND	<1.0	ND	<1.0	<1.0
MW-21-B	KEP-GW-021B-004	6/10/08	3.0	<1.0	<1.0	<1.0	<1.0	ND	<1.0	ND	<1.0	<1.0
MW-21-B	KEP-GW-021B-005	9/9/08	3.7	<1.0	<1.0	<1.0	<1.0	ND	<1.0	ND	<1.0	<1.0
MW-21-B	KEP-GW-021B-006	12/2/08	3.4	<1.0	<1.0	<1.0	<1.0	ND	<1.0	ND	<1.0	<1.0
MW-21-B	KEP-GW-021B-007	3/4/09	**10**	<1.0	<1.0	<1.0	<1.0	ND	<1.0	ND	<1.0	1.4
MW-21-B	KEP-GW-021B-008	6/4/09	**12**	<1.0	<1.0	<1.0	<1.0	ND	<1.0	ND	<1.0	1.3
MW-21-B	KEP-GW-021B-009	9/10/09	**19**	<1.0	<1.0	<1.0	<1.0	ND	<1.0	ND	<1.0	2.1
MW-21-B	KEP-GW-021B-010	12/4/09	**12**	<1.0	<1.0	<1.0	<1.0	ND	<1.0	ND	<1.0	1.5
MW-21-B	KEP-GW-021B-011	2/28/10	**7.2**	<1.0	<1.0	<1.0	<1.0	ND	<1.0	ND	<1.0	<1.0
MW-21-B	KEP-GW-021B-012	6/4/10	**7.2**	<1.0	<1.0	<1.0	<1.0	ND	<1.0	ND	<1.0	<1.0
MW-21-B	KEP-GW-021B-013	9/5/10	**7.6**	<1.0	<1.0	<1.0	<1.0	ND	<1.0	ND	<1.0	1.0
MW-21-B	KEP-GW-021B-014	12/9/10	**6.7**	<1.0	<1.0	<1.0	<1.0	ND	<1.0	ND	<1.0	1.0
MW-21B	KEP-GW-021B-015	2/28/11	**10**	<1.0	<1.0	<1.0	<1.0	ND	<1.0	ND	<1.0	1.8
MW-21B	KEP-GW-021B-016	10/5/2011	**11.7**	<1.0	<1.0	<1.0	<1.0	ND	<1.0	ND	<1.0	2.4[J]
MW-21B	KEP-DUP-002	10/5/2011	**11.4**	<5.0[1]	<5.0[1]	<5.0[1]	<5.0[1]	<5.0[1]	<5.0[1]	<5.0[1]	<5.0[1]	2.1[J]
MW-21B	KEP-GW-021B-017	3/29/2012	**19.3**	0.410[J]	0.210[J]	<0.5	0.490[J]	**0.330[J]**	<0.5	<0.5	<0.5	3.4

Concentrations are expressed as micrograms per liter (µg/L).

Data prior to October 2011 was supplied BorgWarner, Inc.

ND - No Data

NA - Not Analyzed

Concentrations in **bold** exceed their respective TRGs

J - Estimated concentration above the adjusted method detection limit and below the adjusted reporting limit

1 - Concentrations were reported to adjusted method detection limit, which is less than the expressed adjusted reporting limit

Table 3 - Continued

Groundwater Monitoring Results - Offsite Wells
March 2012
Kuhlman Electric Corporation
Crystal Springs, Mississippi

Well ID	Sample ID	Date Collected	1,1-Dichloro-ethene	1,1-Dichloro-ethane	1,2-Dichloro-ethane	1,1,1-Trichloro-ethane	1,1,2-Trichloro-ethane	Chloro-form	Dibromo-chloro-methane	Trichloro-ethene (TCE)	Tetra-chloro-ethene (PCE)	1,4-Dioxane
	MDEQ TRGs (µg/L)		**7**	**798**	**5**	**200**	**5**	**0.155**	**0.126**	**5**	**5**	**6.09**
MW-22	KEP-GW-022-001	8/2/07	<1.0	<1.0	<1.0	<1.0	<1.0	ND	<1.0	ND	<1.0	<1.0
MW-22	KEP-GW-022-002	11/6/07	<1.0	<1.0	<1.0	<1.0	<1.0	ND	<1.0	ND	<1.0	<1.0
MW-22	KEP-GW-022-003	3/29/08	<1.0	<1.0	<1.0	<1.0	<1.0	ND	<1.0	ND	<1.0	<1.0
MW-22	KEP-GW-022-004	6/12/08	<1.0	<1.0	<1.0	<1.0	<1.0	ND	<1.0	ND	<1.0	<1.0
MW-22	KEP-GW-022-005	9/11/08	<1.0	<1.0	<1.0	<1.0	<1.0	ND	<1.0	ND	<1.0	<1.0
MW-22	KEP-GW-022-006	12/7/08	<1.0	<1.0	<1.0	<1.0	<1.0	ND	<1.0	ND	<1.0	<1.0
MW-22	KEP-GW-022-007	3/6/09	<1.0	<1.0	<1.0	<1.0	<1.0	ND	<1.0	ND	<1.0	<1.0
MW-22	KEP-GW-022-008	6/1/09	<1.0	<1.0	<1.0	<1.0	<1.0	ND	<1.0	ND	<1.0	<1.0
MW-22	KEP-GW-022-009	9/9/09	<1.0	<1.0	<1.0	<1.0	<1.0	ND	<1.0	ND	<1.0	<1.0
MW-22	KEP-GW-022-010	12/9/09	<1.0	<1.0	<1.0	<1.0	<1.0	ND	<1.0	ND	<1.0	<1.0
MW-22	KEP-GW-022-011	3/3/10	<1.0	<1.0	<1.0	<1.0	<1.0	ND	<1.0	ND	<1.0	<1.0
MW-22	KEP-GW-022-012	6/1/10	<1.0	<1.0	<1.0	<1.0	<1.0	ND	<1.0	ND	<1.0	<1.0
MW-22	KEP-GW-022-013	9/5/10	<1.0	<1.0	<1.0	<1.0	<1.0	ND	<1.0	ND	<1.0	<1.0
MW-22	KEP-GW-022-014	12/1010	<1.0	<1.0	<1.0	<1.0	<1.0	ND	<1.0	ND	<1.0	<1.0
MW-22	KEP-GW-022-015	2/28/11	<1.0	<1.0	<1.0	<1.0	<1.0	ND	<1.0	ND	<1.0	<1.0
MW-22	KEP-GW-022-016	10/5/2011	<5.0[1]	<5.0[1]	<5.0[1]	<5.0[1]	<5.0[1]	<5.0[1]	<5.0[1]	<5.0[1]	<5.0[1]	1.1[J]
MW-22	KEP-GW-022-017	3/27/2012	<0.5	<0.5	<0.5	<0.5	<0.5	<0.5	<0.5	<0.5	>0.5	1.2[J]

Concentrations are expressed as micrograms per liter (µg/L).

Data prior to October 2011 was supplied BorgWarner, Inc.

ND - No Data

NA - Not Analyzed

Concentrations in **bold** exceed their respective TRGs

J - Estimated concentration above the adjusted method detection limit and below the adjusted reporting limit

1 - Concentrations were reported to adjusted method detection limit, which is less than the expressed adjusted reporting limit

Table 3 - Continued

Groundwater Monitoring Results - Offsite Wells
March 2012
Kuhlman Electric Corporation
Crystal Springs, Mississippi

Well ID	Sample ID	Date Collected	1,1-Dichloro-ethene	1,1-Dichloro-ethane	1,2-Dichloro-ethane	1,1,1-Trichloro-ethane	1,1,2-Trichloro-ethane	Chloro-form	Dibromo-chloro-methane	Trichloro-ethene (TCE)	Tetra-chloro-ethene (PCE)	1,4-Dioxane
	MDEQ TRGs (µg/L)		**7**	**798**	**5**	**200**	**5**	**0.155**	**0.126**	**5**	**5**	**6.09**
MW-23A	KEP-GW-023A-001	8/2/07	<1.0	<1.0	<1.0	<1.0	<1.0	ND	<1.0	ND	<1.0	<1.0
MW-23A	KEP-GW-023A-002	11/2/07	<1.0	<1.0	<1.0	<1.0	<1.0	ND	<1.0	ND	<1.0	<1.0
MW-23A	KEP-GW-023A-003	3/25/08	<1.0	<1.0	<1.0	<1.0	<1.0	ND	<1.0	ND	<1.0	<1.0
MW-23A	KEP-GW-023A-004	6/10/08	<1.0	<1.0	<1.0	<1.0	<1.0	ND	<1.0	ND	<1.0	<1.0
MW-23A	KEP-GW-023A-005	9/7/08	<1.0	<1.0	<1.0	<1.0	<1.0	ND	<1.0	ND	<1.0	<1.0
MW-23A	KEP-GW-023A-006	12/3/08	<1.0	<1.0	<1.0	<1.0	<1.0	ND	<1.0	ND	<1.0	<1.0
MW-23A	KEP-GW-023A-007	3/4/09	<1.0	<1.0	<1.0	<1.0	<1.0	ND	<1.0	ND	<1.0	<1.0
MW-23A	KEP-GW-023A-008	6/2/09	<1.0	<1.0	<1.0	<1.0	<1.0	ND	<1.0	ND	<1.0	<1.0
MW-23A	KEP-GW-023A-009	9/6/09	<1.0	<1.0	<1.0	<1.0	<1.0	ND	<1.0	ND	<1.0	<1.0
MW-23A	KEP-GW-023A-010	12/1/09	<1.0	<1.0	<1.0	<1.0	<1.0	ND	<1.0	ND	<1.0	<1.0
MW-23A	KEP-GW-023A-011	3/2/10	<1.0	<1.0	<1.0	<1.0	<1.0	ND	<1.0	ND	<1.0	<1.0
MW-23A	KEP-GW-023A-012	6/2/10	<1.0	<1.0	<1.0	<1.0	<1.0	ND	<1.0	ND	<1.0	<1.0
MW-23A	KEP-GW-023A-013	9/6/10	<1.0	<1.0	<1.0	<1.0	<1.0	ND	<1.0	ND	<1.0	<1.0
MW-23A	KEP-GW-023A-013	9/6/10	<0.50	<0.50	<0.50	<0.50	<0.50	<0.50	<0.50	<0.50	<0.50	<0.50
MW-23A	KEP-GW-023A-014	12/7/10	<1.0	<1.0	<1.0	<1.0	<1.0	ND	<1.0	ND	<1.0	<1.0
MW-23A	KEP-GW-023A-015	2/27/11	<1.0	<1.0	<1.0	<1.0	<1.0	ND	<1.0	ND	<1.0	<1.0
MW-23A	KEP-GW-023A-016	10/3/2011	<5.0[1]	<5.0[1]	<5.0[1]	<5.0[1]	<5.0[1]	<5.0[1]	<5.0[1]	<5.0[1]	<5.0[1]	0.56[J]
MW-23A	KEP-FW-023A-017	3/27/2012	<0.5	<0.5	<0.5	<0.5	<0.5	<0.5	<0.5	<0.5	<0.5	1.1[J]

Concentrations are expressed as micrograms per liter (µg/L).

Data prior to October 2011 was supplied BorgWarner, Inc.

ND - No Data

NA - Not Analyzed

Concentrations in **bold** exceed their respective TRGs

J - Estimated concentration above the adjusted method detection limit and below the adjusted reporting limit

1 - Concentrations were reported to adjusted method detection limit, which is less than the expressed adjusted reporting limit

Table 3 - Continued

Groundwater Monitoring Results - Offsite Wells
March 2012
Kuhlman Electric Corporation
Crystal Springs, Mississippi

Well ID	Sample ID	Date Collected	1,1-Dichloro-ethene	1,1-Dichloro-ethane	1,2-Dichloro-ethane	1,1,1-Trichloro-ethane	1,1,2-Trichloro-ethane	Chloro-form	Dibromo-chloro-methane	Trichloro-ethene (TCE)	Tetra-chloro-ethene (PCE)	1,4-Dioxane
	MDEQ TRGs (µg/L)		**7**	**798**	**5**	**200**	**5**	**0.155**	**0.126**	**5**	**5**	**6.09**
MW-23B	KEP-GW-023B-001	8/2/07	**41**	<1.0	<1.0	<1.0	<1.0	ND	<1.0	ND	<1.0	1.6
MW-23B	KEP-GW-023B-001	8/2/07	**40.1**	<1.0	<1.0	<1.0	1.23	<1.0	ND	<1.0	ND	<0.50
MW-23B	KEP-GW-023B-002	11/2/07	**40**	<1.0	<1.0	<1.0	<1.0	ND	<1.0	ND	<1.0	1.9
MW-23B	KEP-GW-023B-002	11/2/07	**41.7**	<1.0	<1.0	<1.0	1.04	<1.0	ND	<1.0	ND	<0.50
MW-23B	KEP-GW-023B-003	3/25/08	**23**	<1.0	<1.0	<1.0	<1.0	ND	<1.0	ND	<1.0	<1.0
MW-23B	KEP-GW-023B-004	6/10/08	**10**	<1.0	<1.0	<1.0	<1.0	ND	<1.0	ND	<1.0	<1.0
MW-23B	KEP-GW-023B-005	9/7/08	**11**	<1.0	<1.0	<1.0	<1.0	ND	<1.0	ND	<1.0	<1.0
MW-23B	KEP-GW-023B-006	12/3/08	**15**	<1.0	<1.0	<1.0	<1.0	ND	<1.0	ND	<1.0	1.0
MW-23B	KEP-GW-023B-007	3/4/09	**25**	<1.0	<1.0	<1.0	<1.0	ND	<1.0	ND	<1.0	1.1
MW-23B	KEP-GW-023B-008	6/2/09	**23**	<1.0	<1.0	<1.0	<1.0	ND	<1.0	ND	<1.0	1.9
MW-23B	KEP-GW-023B-009	9/6/09	**24**	<1.0	<1.0	<1.0	<1.0	ND	<1.0	ND	<1.0	2.3
MW-23B	KEP-GW-023B-010	12/1/09	**24**	<1.0	<1.0	<1.0	<1.0	ND	<1.0	ND	<1.0	2.8
MW-23B	KEP-GW-023B-010	12/1/09	**31**	<0.50	<0.50	<0.50	0.55	<0.50	ND	<0.50	ND	2.2
MW-23B	KEP-GW-023B-011	3/2/10	**19**	<1.0	<1.0	<1.0	<1.0	ND	<1.0	ND	<1.0	2.4
MW-23B	KEP-GW-023B-012	6/2/10	**23**	<1.0	<1.0	<1.0	<1.0	ND	<1.0	ND	<1.0	2.9
MW-23B	KEP-GW-023B-013	9/6/10	**20**	<1.0	<1.0	<1.0	<1.0	ND	<1.0	ND	<1.0	2.6
MW-23B	KEP-GW-023B-014	12/7/10	**20**	<1.0	<1.0	<1.0	<1.0	ND	<1.0	ND	<1.0	2.5
MW-23B	KEP-GW-023B-015	2/27/11	**19**	<1.0	<1.0	<1.0	<1.0	ND	<1.0	ND	<1.0	2.3
MW-23B	KEP-GW-023B-016	10/03/11	**38.6**	<5.0[1]	<5.0[1]	<5.0[1]	1.15[J]	<5.0[1]	<5.0[1]	<5.0[1]	<5.0[1]	4.0
MW-23B	KEP-GW-023B-017	03/27/12	**33.2**	0.450[J]	0.280[J]	<0.5	0.75	0.290[J]	<0.5	<0.5	<0.5	4.2

Concentrations are expressed as micrograms per liter (µg/L).

Data prior to October 2011 was supplied BorgWarner, Inc.

ND - No Data

NA - Not Analyzed

Concentrations in **bold** exceed their respective TRGs

J - Estimated concentration above the adjusted method detection limit and below the adjusted reporting limit

1 - Concentrations were reported to adjusted method detection limit, which is less than the expressed adjusted reporting limit

Table 3 - Continued

Groundwater Monitoring Results - Offsite Wells
March 2012
Kuhlman Electric Corporation
Crystal Springs, Mississippi

Well ID	Sample ID	Date Collected	1,1-Dichloro-ethene	1,1-Dichloro-ethane	1,2-Dichloro-ethane	1,1,1-Trichloro-ethane	1,1,2-Trichloro-ethane	Chloro-form	Dibromo-chloro-methane	Trichloro-ethene (TCE)	Tetra-chloro-ethene (PCE)	1,4-Dioxane
	MDEQ TRGs (µg/L)		**7**	**798**	**5**	**200**	**5**	**0.155**	**0.126**	**5**	**5**	**6.09**
MW-24	KEP-GW-024-001	8/2/07	2.3	<1.0	<1.0	<1.0	<1.0	ND	<1.0	ND	<1.0	<1.0
MW-24	KEP-GW-024-002	11/6/07	3.1	<1.0	<1.0	<1.0	<1.0	ND	<1.0	ND	<1.0	<1.0
MW-24	KEP-GW-024-003	3/28/08	<1.0	<1.0	<1.0	<1.0	<1.0	ND	<1.0	ND	<1.0	<1.0
MW-24	KEP-GW-024-004	6/12/08	<1.0	<1.0	<1.0	<1.0	<1.0	ND	<1.0	ND	<1.0	<1.0
MW-24	KEP-GW-024-005	9/11/08	<1.0	<1.0	<1.0	<1.0	<1.0	ND	<1.0	ND	<1.0	<1.0
MW-24	KEP-GW-024-006	12/7/08	<1.0	<1.0	<1.0	<1.0	<1.0	ND	<1.0	ND	<1.0	<1.0
MW-24	KEP-GW-024-007	3/6/09	<1.0	<1.0	<1.0	<1.0	<1.0	ND	<1.0	ND	<1.0	<1.0
MW-24	KEP-GW-024-008	6/1/09	<1.0	<1.0	<1.0	<1.0	<1.0	ND	<1.0	ND	<1.0	<1.0
MW-24	KEP-GW-024-009	9/9/09	<1.0	<1.0	<1.0	<1.0	<1.0	ND	<1.0	ND	<1.0	<1.0
MW-24	KEP-GW-024-010	12/9/09	<1.0	<1.0	<1.0	<1.0	<1.0	ND	<1.0	ND	<1.0	<1.0
MW-24	KEP-GW-024-011	3/3/10	<1.0	<1.0	<1.0	<1.0	<1.0	ND	<1.0	ND	<1.0	<1.0
MW-24	KEP-GW-024-012	6/1/10	2.8	<1.0	<1.0	<1.0	<1.0	ND	<1.0	ND	<1.0	<1.0
MW-24	KEP-GW-024-013	9/10/10	**8.3**	<1.0	<1.0	<1.0	<1.0	ND	<1.0	ND	<1.0	<1.0
MW-24	KEP-GW-024-014	12/8/10	**7.7**	<1.0	<1.0	<1.0	<1.0	ND	<1.0	ND	<1.0	<1.0
MW-24	KEP-GW-024-015	2/27/11	6.6	<1.0	<1.0	<1.0	<1.0	ND	<1.0	ND	<1.0	<1.0
MW-24	KEP-GW-024-016	10/4/2011	**9.44**	<5.0[1]	<5.0[1]	<5.0[1]	<5.0[1]	<5.0[1]	<5.0[1]	<5.0[1]	<5.0[1]	0.57[J]
MW-24	KEP-GW-024-017	3/27/2012	1.9	<0.5	<0.5	<0.5	<0.5	<0.5	<0.5	<0.5	<0.5	<3.0[1]

Concentrations are expressed as micrograms per liter (µg/L).

Data prior to October 2011 was supplied BorgWarner, Inc.

ND - No Data

NA - Not Analyzed

Concentrations in **bold** exceed their respective TRGs

J - Estimated concentration above the adjusted method detection limit and below the adjusted reporting limit

1 - Concentrations were reported to adjusted method detection limit, which is less than the expressed adjusted reporting limit

Table 3 - Continued

Groundwater Monitoring Results - Offsite Wells
March 2012
Kuhlman Electric Corporation
Crystal Springs, Mississippi

Well ID	Sample ID	Date Collected	1,1-Dichloro-ethene	1,1-Dichloro-ethane	1,2-Dichloro-ethane	1,1,1-Trichloro-ethane	1,1,2-Trichloro-ethane	Chloro-form	Dibromo-chloro-methane	Trichloro-ethene (TCE)	Tetra-chloro-ethene (PCE)	1,4-Dioxane
	MDEQ TRGs (µg/L)		**7**	**798**	**5**	**200**	**5**	**0.155**	**0.126**	**5**	**5**	**6.09**
MW-25	KEP-GW-025-001	8/1/07	**15**	<1.0	<1.0	<1.0	<1.0	ND	<1.0	ND	<1.0	1.8
MW-25	KEP-GW-025-002	11/5/07	**14**	<1.0	<1.0	<1.0	<1.0	ND	<1.0	ND	<1.0	2.2
MW-25	KEP-GW-025-002	11/5/07	**14.6**	<1.0	<1.0	<1.0	<1.0	<1.0	ND	<1.0	ND	<0.50
MW-25	KEP-GW-025-003	3/28/08	1.8	<1.0	<1.0	<1.0	<1.0	ND	<1.0	ND	<1.0	<1.0
MW-25	KEP-GW-025-004	6/12/08	1.6	<1.0	<1.0	<1.0	<1.0	ND	<1.0	ND	<1.0	<1.0
MW-25	KEP-GW-025-005	9/10/08	1.0	<1.0	<1.0	<1.0	<1.0	ND	<1.0	ND	<1.0	<1.0
MW-25	KEP-GW-025-006	12/5/08	1.5	<1.0	<1.0	<1.0	<1.0	ND	<1.0	ND	<1.0	<1.0
MW-25	KEP-GW-025-007	3/6/09	1.2	<1.0	<1.0	<1.0	<1.0	ND	<1.0	ND	<1.0	<1.0
MW-25	KEP-GW-025-008	6/1/09	<1.0	<1.0	<1.0	<1.0	<1.0	ND	<1.0	ND	<1.0	<1.0
MW-25	KEP-GW-025-009	9/5/09	<1.0	<1.0	<1.0	<1.0	<1.0	ND	<1.0	ND	<1.0	<1.0
MW-25	KEP-GW-025-010	12/2/09	<1.0	<1.0	<1.0	<1.0	<1.0	ND	<1.0	ND	<1.0	<1.0
MW-25	KEP-GW-025-011	3/4/10	1.2	<1.0	<1.0	<1.0	<1.0	ND	<1.0	ND	<1.0	<1.0
MW-25	KEP-GW-025-012	6/3/10	<1.0	<1.0	<1.0	<1.0	<1.0	ND	<1.0	ND	<1.0	<1.0
MW-25	KEP-GW-025-013	9/5/10	2.0	<1.0	<1.0	<1.0	<1.0	ND	<1.0	ND	<1.0	<1.0
MW-25	KEP-GW-025-013	12/8/10	**11.0**	<1.0	<1.0	<1.0	<1.0	ND	<1.0	ND	<1.0	2.0
MW-25	KEP-GW-025-015	3/1/11	**12**	<1.0	<1.0	<1.0	<1.0	ND	<1.0	ND	<1.0	2.4
MW-25	KEP-GW-025-016	10/4/2011	2.24[J]	<5.0[1]	<5.0[1]	<5.0[1]	<5.0[1]	<5.0[1]	<5.0[1]	<5.0[1]	<5.0[1]	0.74[J]
MW-25	KEP-GW-025-017	3/30/2012	1.3	<0.5	<0.5	<0.5	<0.5	<0.5	<0.5	<0.5	<0.5	DNU[2]
MW-25	KEP-GW-BD-004	3/30/2012	1.45	<0.5	<0.5	<0.5	<0.5	<0.5	<0.5	<0.5	<0.5	DNU[2]
MW-25	KEP-GW-025-018[3]	5/2/2012	1.51	<0.5	<0.5	<0.5	<0.5	<0.5	<0.5	<0.5	<0.5	<3.0
MW-25	KEP-GW-025-018[4]	5/2/2012	1.7	<0.5	<0.5	<0.5	<0.5	<0.5	<0.5	<0.5	<0.5	<1.0

Concentrations are expressed as micrograms per liter (µg/L).
Data prior to October 2011 was supplied BorgWarner, Inc.
ND - No Data
NA - Not Analyzed
Concentrations in **bold** exceed their respective TRGs
J - Estimated concentration above the adjusted method detection limit and below the adjusted reporting limit
1 - Concentrations were reported to adjusted method detection limit, which is less than the expressed adjusted reporting limit
2 - Data invalid due to laboratory error, rejected by EMS.
3 - Results from Pace Analytical for the resampling event for 1st 2012 SemiAnnual sampling event.
4 - Results from Columbia Analytical Services for the resampling event for 1st 2012 SemiAnnual event.

Table 3 - Continued

Groundwater Monitoring Results - Offsite Wells
March 2012
Kuhlman Electric Corporation
Crystal Springs, Mississippi

Well ID	Sample ID	Date Collected	1,1-Dichloro-ethene	1,1-Dichloro-ethane	1,2-Dichloro-ethane	1,1,1-Trichloro-ethane	1,1,2-Trichloro-ethane	Chloro-form	Dibromo-chloro-methane	Trichloro-ethene (TCE)	Tetra-chloro-ethene (PCE)	1,4-Dioxane
	MDEQ TRGs (µg/L)		**7**	**798**	**5**	**200**	**5**	**0.155**	**0.126**	**5**	**5**	**6.09**
MW-26	KEP-GW-026-001	8/3/07	<1.0	<1.0	<1.0	<1.0	<1.0	ND	<1.0	ND	<1.0	<1.0
MW-26	KEP-GW-026-002	11/7/07	<1.0	<1.0	<1.0	<1.0	<1.0	ND	<1.0	ND	<1.0	<1.0
MW-26	KEP-GW-026-003	3/25/08	<1.0	<1.0	<1.0	<1.0	<1.0	ND	<1.0	ND	<1.0	<1.0
MW-26	KEP-GW-026-004	6/13/08	<1.0	<1.0	<1.0	<1.0	<1.0	ND	<1.0	ND	<1.0	<1.0
MW-26	KEP-GW-026-005	9/11/08	<1.0	<1.0	<1.0	<1.0	<1.0	ND	<1.0	ND	<1.0	<1.0
MW-26	KEP-GW-026-006	12/5/08	<1.0	<1.0	<1.0	<1.0	<1.0	ND	<1.0	ND	<1.0	<1.0
MW-26	KEP-GW-026-007	3/4/09	<1.0	<1.0	<1.0	<1.0	<1.0	ND	<1.0	ND	<1.0	<1.0
MW-26	KEP-GW-026-008	6/9/09	<1.0	<1.0	<1.0	<1.0	<1.0	ND	<1.0	ND	<1.0	<1.0
MW-26	KEP-GW-026-009	9/9/09	<1.0	<1.0	<1.0	<1.0	<1.0	ND	<1.0	ND	<1.0	<1.0
MW-26	KEP-GW-026-010	12/6/09	1.1	<1.0	<1.0	<1.0	<1.0	ND	<1.0	ND	<1.0	<1.0
MW-26	KEP-GW-026-011	3/4/10	1.3	<1.0	<1.0	<1.0	<1.0	ND	<1.0	ND	<1.0	<1.0
MW-26	KEP-GW-026-012	6/2/10	2	<1.0	<1.0	<1.0	<1.0	ND	<1.0	ND	<1.0	1.3
MW-26	KEP-GW-026-013	9/6/10	2.1	<1.0	<1.0	<1.0	<1.0	ND	<1.0	ND	<1.0	1.4
MW-26	KEP-GW-026-014	12/8/10	2.3	<1.0	<1.0	<1.0	<1.0	ND	<1.0	ND	<1.0	1.5
MW-26	KEP-GW-026-015	3/1/11	2.4	<1.0	<1.0	<1.0	<1.0	ND	<1.0	ND	<1.0	1.5
MW-26	KEP-GW-026-016	10/4/2011	3.60[J]	<5.0[1]	<5.0[1]	<5.0[1]	<5.0[1]	<5.0[1]	<5.0[1]	<5.0[1]	<5.0[1]	3.1
MW-26	KEP-GW-026-017	3/30/2012	6.79	<0.5	<0.5	<0.5	<0.5	<0.5	<0.5	<0.5	0.200[J]	DNU[2]
MW-26	KEP-GW-026-018[3]	5/2/2012	6.55	<0.5	<0.5	<0.5	<0.5	<0.5	<0.5	<0.5	<0.5	<3.0
MW-26	KEP-GW-026-018[4]	5/2/2012	**8.1**	0.090[J]	0.10[J]	<0.5	<0.5	0.13[J]	<0.5	<0.5	0.23[J]	2.9

Concentrations are expressed as micrograms per liter (µg/L).
Data prior to October 2011 was supplied BorgWarner, Inc.
ND - No Data
NA - Not Analyzed
Concentrations in **bold** exceed their respective TRGs
J - Estimated concentration above the adjusted method detection limit and below the adjusted reporting limit
1 - Concentrations were reported to adjusted method detection limit, which is less than the expressed adjusted reporting limit
2 - Data invalid due to laboratory error, rejected by EMS.
3 - Results from Pace Analytical for the resampling event for 1st 2012 SemiAnnual sampling event.
4 - Results from Columbia Analytical Services for the resampling event for 1st 2012 SemiAnnual event.

Table 3 - Continued

Groundwater Monitoring Results - Offsite Wells
March 2012
Kuhlman Electric Corporation
Crystal Springs, Mississippi

Well ID	Sample ID	Date Collected	1,1-Dichloro-ethene	1,1-Dichloro-ethane	1,2-Dichloro-ethane	1,1,1-Trichloro-ethane	1,1,2-Trichloro-ethane	Chloro-form	Dibromo-chloro-methane	Trichloro-ethene (TCE)	Tetra-chloro-ethene (PCE)	1,4-Dioxane
	MDEQ TRGs (µg/L)		**7**	**798**	**5**	**200**	**5**	**0.155**	**0.126**	**5**	**5**	**6.09**
MW-27	KEP-GW-027-001	7/28/07	<1.0	<1.0	<1.0	<1.0	<1.0	ND	<1.0	ND	<1.0	<1.0
MW-27	KEP-GW-027-002	11/5/07	<1.0	<1.0	<1.0	<1.0	<1.0	ND	<1.0	ND	<1.0	<1.0
MW-27	KEP-GW-027-003	3/28/08	<1.0	<1.0	<1.0	<1.0	<1.0	ND	<1.0	ND	<1.0	<1.0
MW-27	KEP-GW-027-004	6/12/08	<1.0	<1.0	<1.0	<1.0	<1.0	ND	<1.0	ND	<1.0	<1.0
MW-27	KEP-GW-027-005	9/10/08	<1.0	<1.0	<1.0	<1.0	<1.0	ND	<1.0	ND	<1.0	<1.0
MW-27	KEP-GW-027-006	12/5/08	<1.0	<1.0	<1.0	<1.0	<1.0	ND	<1.0	ND	<1.0	<1.0
MW-27	KEP-GW-027-007	3/6/09	<1.0	<1.0	<1.0	<1.0	<1.0	ND	<1.0	ND	<1.0	<1.0
MW-27	KEP-GW-027-008	6/1/09	<1.0	<1.0	<1.0	<1.0	<1.0	ND	<1.0	ND	<1.0	<1.0
MW-27	KEP-GW-027-009	9/5/09	<1.0	<1.0	<1.0	<1.0	<1.0	ND	<1.0	ND	<1.0	<1.0
MW-27	KEP-GW-027-010	12/2/09	<1.0	<1.0	<1.0	<1.0	<1.0	ND	<1.0	ND	<1.0	<1.0
MW-27	KEP-GW-027-011	3/4/10	<1.0	<1.0	<1.0	<1.0	<1.0	ND	<1.0	ND	<1.0	<1.0
MW-27	KEP-GW-027-012	6/2/10	<1.0	<1.0	<1.0	<1.0	<1.0	ND	<1.0	ND	<1.0	<1.0
MW-27	KEP-GW-027-013	9/7/10	<1.0	<1.0	<1.0	<1.0	<1.0	ND	<1.0	ND	<1.0	<1.0
MW-27	KEP-GW-027-014	12/9/10	<1.0	<1.0	<1.0	<1.0	<1.0	ND	<1.0	ND	<1.0	<1.0
MW-27	KEP-GW-027-015	3/1/11	<1.0	<1.0	<1.0	<1.0	<1.0	ND	<1.0	ND	<1.0	<1.0
MW-27	KEP-GW-027-016	10/6/2011	<5.0[1]	<5.0[1]	<5.0[1]	<5.0[1]	<5.0[1]	<5.0[1]	<5.0[1]	<5.0[1]	<5.0[1]	1.0[J]
MW-27	KEP-GW-027-017	3/30/2012	<0.5	<0.5	<0.5	<0.5	<0.5	<0.5	<0.5	<0.5	<0.5	DNU[2]
MW-27	KEP-GW-027-018[3]	5/2/2012	<0.5	<0.5	<0.5	<0.5	<0.5	<0.5	<0.5	<0.5	<0.5	<3.0
MW-27	KEP-GW-027-018[4]	5/2/2012	<0.5	<0.5	<0.5	<0.5	<0.5	<0.5	>0.5	>0.5	>0.5	<1.0

Concentrations are expressed as micrograms per liter (µg/L).
Data prior to October 2011 was supplied BorgWarner, Inc.
ND - No Data
NA - Not Analyzed
Concentrations in **bold** exceed their respective TRGs
J - Estimated concentration above the adjusted method detection limit and below the adjusted reporting limit
1 - Concentrations were reported to adjusted method detection limit, which is less than the expressed adjusted reporting limit
2 - Data invalid due to laboratory error, rejected by EMS.
3 - Results from Pace Analytical for the resampling event for 1st 2012 SemiAnnual sampling event.
4 - Results from Columbia Analytical Services for the resampling event for 1st 2012 SemiAnnual event.

Table 3 - Continued

Groundwater Monitoring Results - Offsite Wells
March 2012
Kuhlman Electric Corporation
Crystal Springs, Mississippi

Well ID	Sample ID	Date Collected	1,1-Dichloro-ethene	1,1-Dichloro-ethane	1,2-Dichloro-ethane	1,1,1-Trichloro-ethane	1,1,2-Trichloro-ethane	Chloro-form	Dibromo-chloro-methane	Trichloro-ethene (TCE)	Tetra-chloro-ethene (PCE)	1,4-Dioxane
	MDEQ TRGs (µg/L)		**7**	**798**	**5**	**200**	**5**	**0.155**	**0.126**	**5**	**5**	**6.09**
MW-28	KEP-GW-028-001	12/6/2009	<1.0	<1.0	<1.0	<1.0	<1.0	ND	<1.0	ND	<1.0	<1.0
MW-28	KEP-GW-028-002	3/4/2010	<1.0	<1.0	<1.0	<1.0	<1.0	ND	<1.0	ND	<1.0	<1.0
MW-28	KEP-GW-028-003	6/2/2010	<1.0	<1.0	<1.0	<1.0	<1.0	ND	<1.0	ND	<1.0	<1.0
MW-28	KEP-GW-028-004	9/6/2010	<1.0	<1.0	<1.0	<1.0	<1.0	ND	<1.0	ND	<1.0	<1.0
MW-28	KEP-GW-028-005	12/8/2010	<1.0	<1.0	<1.0	<1.0	<1.0	ND	<1.0	ND	<1.0	<1.0
MW-28	KEP-GW-028-006	3/1/2011	<1.0	<1.0	<1.0	<1.0	<1.0	ND	<1.0	ND	<1.0	<1.0
MW-28	KEP-GW-028-007	10/4/2011	<5.0[1]	<5.0[1]	<5.0[1]	<5.0[1]	<5.0[1]	<5.0[1]	<5.0[1]	<5.0[1]	<5.0[1]	0.79[J]
MW-28	KEP-GW-028-008	3/29/2012	<0.5	<0.5	<0.5	<0.5	<0.5	<0.5	<0.5	<0.5	<0.5	1.1[J]
MW-28	KEP-GW-BD-002	3/29/2012	<0.5	<0.5	<0.5	<0.5	<0.5	<0.5	<0.5	<0.5	<0.5	1.1[J]

Concentrations are expressed as micrograms per liter (µg/L).

Data prior to October 2011 was supplied BorgWarner, Inc.

ND - No Data

NA - Not Analyzed

Concentrations in **bold** exceed their respective TRGs

J - Estimated concentration above the adjusted method detection limit and below the adjusted reporting limit

1 - Concentrations were reported to adjusted method detection limit, which is less than the expressed adjusted reporting limit

Table 3 - Continued

Groundwater Monitoring Results - Offsite Wells
March 2012
Kuhlman Electric Corporation
Crystal Springs, Mississippi

Well ID	Sample ID	Date Collected	1,1-Dichloro-ethene	1,1-Dichloro-ethane	1,2-Dichloro-ethane	1,1,1-Trichloro-ethane	1,1,2-Trichloro-ethane	Chloro-form	Dibromo-chloro-methane	Trichloro-ethene (TCE)	Tetra-chloro-ethene (PCE)	1,4-Dioxane
		MDEQ TRGs (µg/L)	**7**	**798**	**5**	**200**	**5**	**0.155**	**0.126**	**5**	**5**	**6.09**
MW-29	KEP-GW-029-001	12/6/2009	<1.0	<1.0	<1.0	<1.0	<1.0	ND	<1.0	ND	<1.0	<1.0
MW-29	KEP-GW-029-002	3/4/2010	<1.0	<1.0	<1.0	<1.0	<1.0	ND	<1.0	ND	<1.0	<1.0
MW-29	KEP-GW-029-003	6/2/2010	<1.0	<1.0	<1.0	<1.0	<1.0	ND	<1.0	ND	<1.0	<1.0
MW-29	KEP-GW-029-004	9/6/2010	<1.0	<1.0	<1.0	<1.0	<1.0	ND	<1.0	ND	<1.0	<1.0
MW-29	KEP-GW-029-004	9/6/10	<0.50	<0.50	<0.50	<0.50	<0.50	<0.50	ND	<0.50	ND	<0.50
MW-29	KEP-Duplicate 1	9/6/2010	<1.0	<1.0	<1.0	<1.0	<1.0	ND	<1.0	ND	<1.0	<1.0
MW-29	KEP-Duplicate 1	9/6/10	<0.50	<0.50	<0.50	<0.50	<0.50	<0.50	ND	<0.50	ND	<0.50
MW-29	KEP-GW-029-005	12/8/2010	<1.0	<1.0	<1.0	<1.0	<1.0	ND	<1.0	ND	<1.0	<1.0
MW-29	KEP-GW-029-006	3/1/2011	<1.0	<1.0	<1.0	<1.0	<1.0	ND	<1.0	ND	<1.0	<1.0
MW-29	KEP-GW-029-007	10/4/2011	<5.0[1]	<5.0[1]	<5.0[1]	<5.0[1]	<5.0[1]	<5.0[1]	<5.0[1]	<5.0[1]	<5.0[1]	1.1[J]
MW-29	KEP-GW-029-008	3/28/2012	1.78	<0.5	<0.5	<0.5	<0.5	<0.5	<0.5	<0.5	<0.5	2.1[J]

Concentrations are expressed as micrograms per liter (µg/L).

Data prior to October 2011 was supplied BorgWarner, Inc.

ND - No Data

NA - Not Analyzed

Concentrations in **bold** exceed their respective TRGs

J - Estimated concentration above the adjusted method detection limit and below the adjusted reporting limit

1 - Concentrations were reported to adjusted method detection limit, which is less than the expressed adjusted reporting limit

Table 3 - Continued
Groundwater Monitoring Results - Offsite Wells
March 2012
Kuhlman Electric Corporation
Crystal Springs, Mississippi

Well ID	Sample ID	Date Collected	1,1-Dichloro-ethene	1,1-Dichloro-ethane	1,2-Dichloro-ethane	1,1,1-Trichloro-ethane	1,1,2-Trichloro-ethane	Chloro-form	Dibromo-chloro-methane	Trichloro-ethene (TCE)	Tetra-chloro-ethene (PCE)	1,4-Dioxane
MDEQ TRGs (µg/L)			**7**	**798**	**5**	**200**	**5**	**0.155**	**0.126**	**5**	**5**	**6.09**
MW-30	KEP-GW-030-001	12/1/2011	2.82[J]	<5.0[1]	<5.0[1]	<5.0[1]	<5.0[1]	**0.530[J]**	<5.0[1]	<5.0[1]	<5.0[1]	2.1[J]
MW-30	KEP-GW-030-002	3/29/2012	**36.9**	1.68	<0.5	0.72	<0.5	<0.5	<0.5	0.220[J]	<0.5	**9.1**

Concentrations are expressed as micrograms per liter (µg/L).
Data prior to October 2011 was supplied BorgWarner, Inc.
ND - No Data
NA - Not Analyzed
Concentrations in **bold** exceed their respective TRGs
J - Estimated concentration above the adjusted method detection limit and below the adjusted reporting limit
1 - Concentrations were reported to adjusted method detection limit, which is less than the expressed adjusted reporting limit

Table 3 - Continued
Groundwater Monitoring Results - Offsite Wells
March 2012
Kuhlman Electric Corporation
Crystal Springs, Mississippi

Well ID	Sample ID	Date Collected	1,1-Dichloro-ethene	1,1-Dichloro-ethane	1,2-Dichloro-ethane	1,1,1-Trichloro-ethane	1,1,2-Trichloro-ethane	Chloro-form	Dibromo-chloro-methane	Trichloro-ethene (TCE)	Tetra-chloro-ethene (PCE)	1,4-Dioxane
	MDEQ TRGs (µg/L)		**7**	**798**	**5**	**200**	**5**	**0.155**	**0.126**	**5**	**5**	**6.09**
MW-32	KEP-GW-032-001	12/2/2011	**20.6**	<5.0[1]	<5.0[1]	<5.0[1]	<5.0[1]	<5.0[1]	<5.0[1]	<5.0[1]	<5.0[1]	0.74[J]
MW-32	KEP-GW-DUP-001	12/2/2011	**21.0**	<5.0[1]	<5.0[1]	<5.0[1]	<5.0[1]	<5.0[1]	<5.0[1]	<5.0[1]	<5.0[1]	0.63[J]
MW-32	KEP-GW-032-002	3/29/2012	**27.7**	<0.5	<0.5	<0.5	<0.5	<0.5	<0.5	<0.5	<0.5	DNU[2]

Concentrations are expressed as micrograms per liter (µg/L).
Data prior to October 2011 was supplied BorgWarner, Inc.
ND - No Data
NA - Not Analyzed
Concentrations in **bold** exceed their respective TRGs
J - Estimated concentration above the adjusted method detection limit and below the adjusted reporting limit
1 - Concentrations were reported to adjusted method detection limit, which is less than the expressed adjusted reporting limit
2 - Data invalid due to laboratory error, rejected by EMS.

Table 3 - Continued
Groundwater Monitoring Results - Offsite Wells
March 2012
Kuhlman Electric Corporation
Crystal Springs, Mississippi

Well ID	Sample ID	Date Collected	1,1-Dichloro-ethene	1,1-Dichloro-ethane	1,2-Dichloro-ethane	1,1,1-Trichloro-ethane	1,1,2-Trichloro-ethane	Chloro-form	Dibromo-chloro-methane	Trichloro-ethene (TCE)	Tetra-chloro-ethene (PCE)	1,4-Dioxane
	MDEQ TRGs (µg/L)		**7**	**798**	**5**	**200**	**5**	**0.155**	**0.126**	**5**	**5**	**6.09**
MW-33	KEP-GW-033-001	12/2/2011	<5.0[1]	<5.0[1]	<5.0[1]	<5.0[1]	<5.0[1]	**1.88[J]**	**0.560[J]**	<5.0[1]	<5.0[1]	0.60[J]
MW-33	KEP-GW-033-002	3/29/2012	<0.5	<0.5	<0.5	<0.5	<0.5	<0.5	<0.5	<0.5	<0.5	1.7[J]

Concentrations are expressed as micrograms per liter (µg/L).
Data prior to October 2011 was supplied BorgWarner, Inc.
ND - No Data
NA - Not Analyzed
Concentrations in **bold** exceed their respective TRGs
J - Estimated concentration above the adjusted method detection limit and below the adjusted reporting limit
1 - Concentrations were reported to adjusted method detection limit, which is less than the expressed adjusted reporting limit

Table 3 - Continued
Groundwater Monitoring Results - Offsite Wells
March 2012
Kuhlman Electric Corporation
Crystal Springs, Mississippi

Well ID	Sample ID	Date Collected	1,1-Dichloro-ethene	1,1-Dichloro-ethane	1,2-Dichloro-ethane	1,1,1-Trichloro-ethane	1,1,2-Trichloro-ethane	Chloro-form	Dibromo-chloro-methane	Trichloro-ethene (TCE)	Tetra-chloro-ethene (PCE)	1,4-Dioxane
	MDEQ TRGs (µg/L)		**7**	**798**	**5**	**200**	**5**	**0.155**	**0.126**	**5**	**5**	**6.09**
MW-34	KEP-GW-034-001	12/1/2011	**13.0**	<5.0[1]	<5.0[1]	<5.0[1]	<5.0[1]	<5.0[1]	<5.0[1]	<5.0[1]	0.510[J]	**6.6**
MW-34	KEP-GW-034-002	3/29/2012	4.64	<0.5	<0.5	<0.5	<0.5	<0.5	<0.5	<0.5	<0.5	DNU[2]
MW-34	KEP-GW-034-003[3]	5/2/2012	3.81	<0.5	<0.5	<0.5	<0.5	<0.5	<0.5	<0.5	<0.5	<3.0
MW-34	BD-1[3]	5/2/2012	3.95	<0.5	<0.5	<0.5	<0.5	<0.5	<0.5	<0.5	<0.5	<3.0
MW-34	KEP-GW-034-003[4]	5/2/2012	4.2	<0.5	<0.5	<0.5	<0.5	<0.5	<0.5	<0.5	<0.5	0.55[J]
MW-34	BD-1[4]	5/2/2012	4.4	<0.5	<0.5	<0.5	<0.5	<0.5	<0.5	<0.5	<0.5	0.55[J]

Concentrations are expressed as micrograms per liter (µg/L).

Data prior to October 2011 was supplied BorgWarner, Inc.

ND - No Data

NA - Not Analyzed

Concentrations in **bold** exceed their respective TRGs

J - Estimated concentration above the adjusted method detection limit and below the adjusted reporting limit

1 - Concentrations were reported to adjusted method detection limit, which is less than the expressed adjusted reporting limit

2 - Data invalid due to laboratory error, rejected by EMS.

3 - Results from Pace Analytical for the resampling event for 1st 2012 SemiAnnual sampling event.

4 - Results from Columbia Analytical Services for the resampling event for 1st 2012 SemiAnnual event.

FIGURES

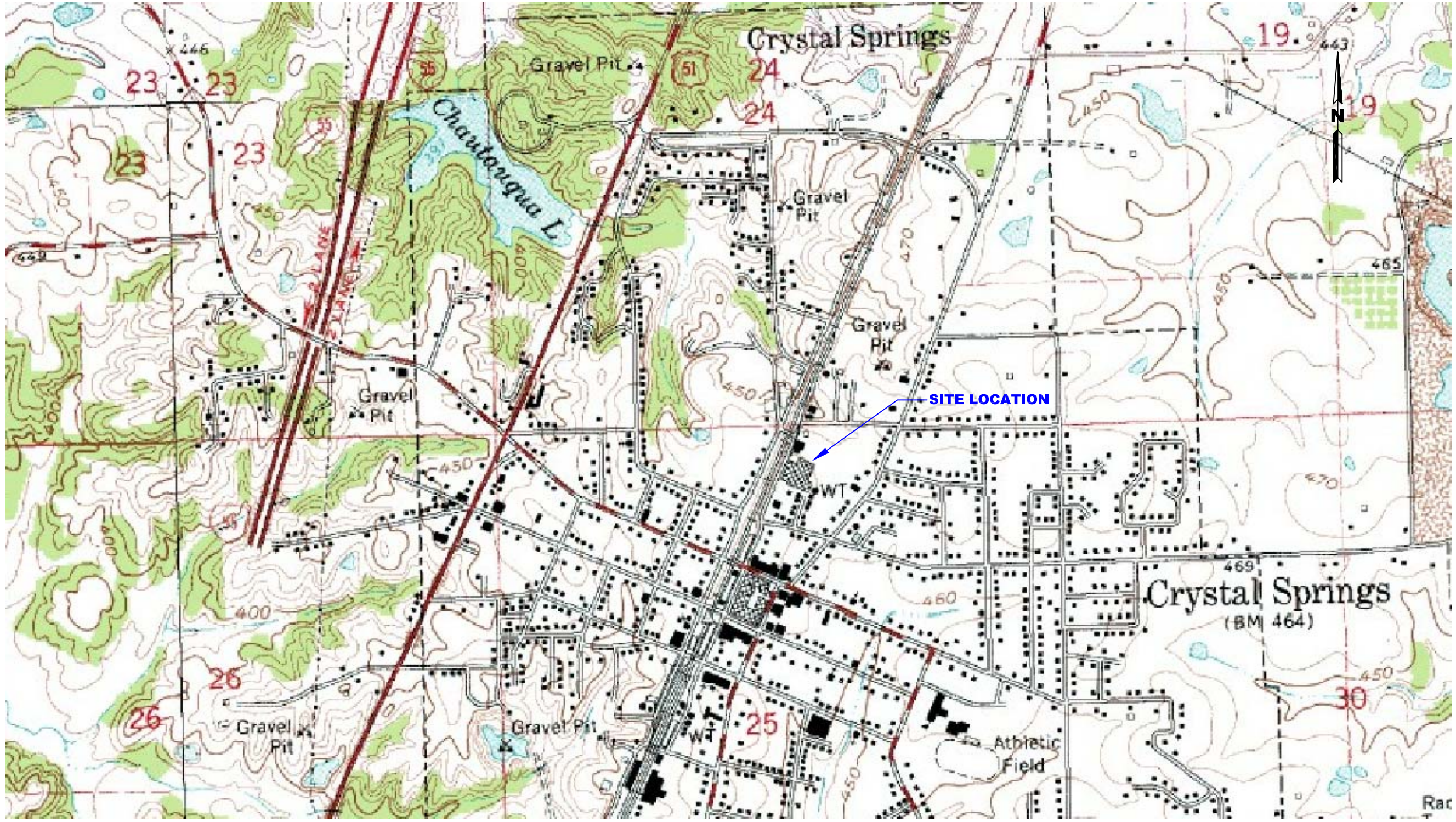

SCALE 1 INCH = 1000 FEET

250 500 1000

0 250 500 1000 2000

NOTE: PROPERTY BOUNDARIES AND SCALE ARE APPROXIMATE.

REFERENCE: U.S.G.S. TOPOGRAPHIC MAP
1963 – CRYSTAL SPRINGS
7.5 MINUTE SERIES
COPIAH COUNTY, MS

SITE LOCATION MAP

SEMI–ANNUAL GROUNDWATER ASSESSMENT
KUHLMAN ELECTRIC BUILDING
CRYSTAL SPRINGS, MS

DATE: 6/04/08	APPROVED: BY: ____ DATE: ____	DRAWN BY: D.E.P.
SCALE: 1"=1000'		PROJECT NO. KUH0–12–002

ENVIRONMENTAL MANAGEMENT SERVICES, INC.

FIGURE 1

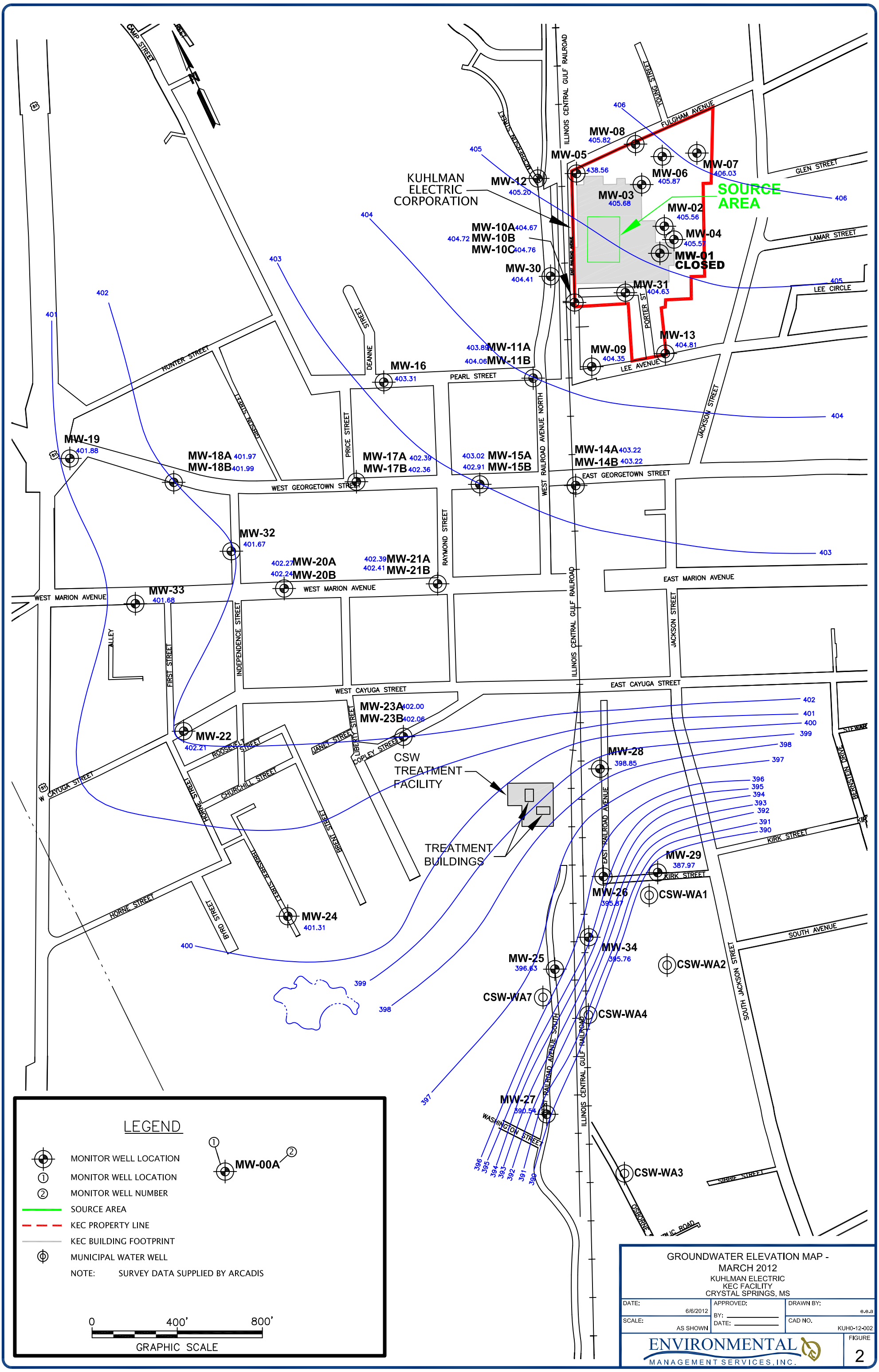

\\W2k8srvr\ems\0Projects\KUH0 - Kuhlman Electric\KUH0-12-002 - 2012 Groundwater Sampling\1st SemiAnnual\Figures\GW ELEVATION MAP.dwg

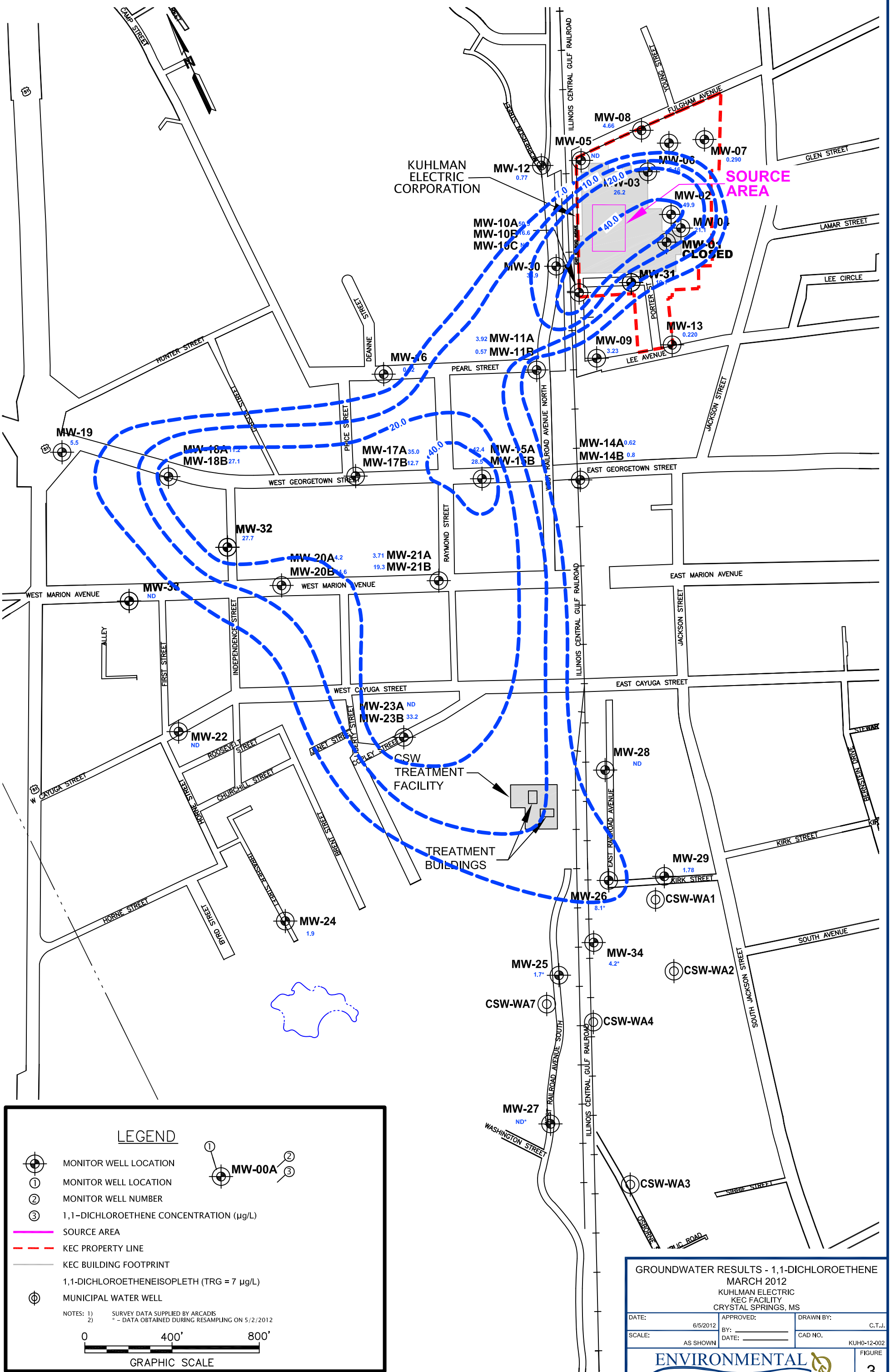

\\W2k8srvr\ems\0Projects\KUH0 - Kuhlman Electric\KUH0-12-002 - 2012 Groundwater Sampling\1st SemiAnnual\Figures\KUHLMAN 3-2012 REPORT RESULTS.dwg

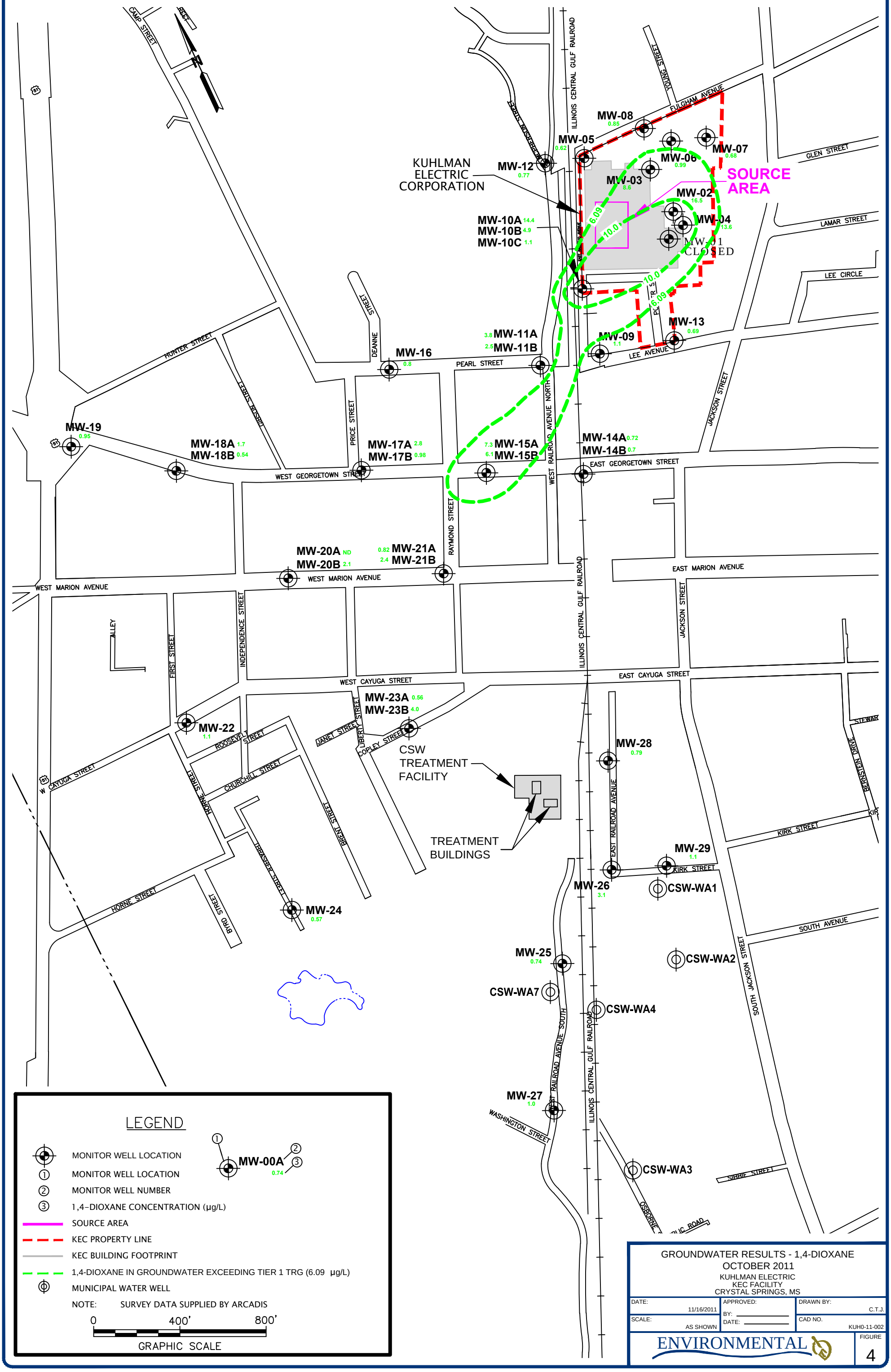
KUHLMAN ELECTRIC CORPORATION
SOURCE AREA
MW-08 0.85
MW-05 0.62
MW-06 0.99
MW-07 0.68
MW-12 0.77
MW-03 8.6
MW-02 16.5
MW-04 13.6
MW-01 CLOSED
MW-10A 14.4
MW-10B 4.9
MW-10C 1.1
6.09
10.0
MW-13 0.69
MW-09 1.1
3.8 MW-11A
2.5 MW-11B
MW-16 0.8
MW-19 0.95
MW-18A 1.7
MW-18B 0.54
MW-17A 2.8
MW-17B 0.98
7.3 MW-15A
6.1 MW-15B
MW-14A 0.72
MW-14B 0.7
MW-20A ND
MW-20B 2.1
0.82 MW-21A
2.4 MW-21B
MW-22 1.1
MW-23A 0.56
MW-23B 4.0
MW-28 0.79
MW-29 1.1
MW-26 3.1
CSW-WA1
MW-24 0.57
MW-25 0.74
CSW-WA2
CSW-WA7
CSW-WA4
MW-27 1.0
CSW-WA3
CSW TREATMENT FACILITY
TREATMENT BUILDINGS
CAMP STREET
HUNTER STREET
DEANNE STREET
PEARL STREET
LEE AVENUE
FULGHAM AVENUE
YOUNG STREET
GLEN STREET
LAMAR STREET
LEE CIRCLE
JACKSON STREET
ILLINOIS CENTRAL GULF RAILROAD
WEST RAILROAD AVENUE NORTH
WEST RAILROAD AVENUE SOUTH
EAST RAILROAD AVENUE
PRICE STREET
DIXSON STREET
WEST GEORGETOWN STREET
EAST GEORGETOWN STREET
RAYMOND STREET
WEST MARION AVENUE
EAST MARION AVENUE
INDEPENDENCE STREET
FIRST STREET
ALLEY
WEST CAYUGA STREET
EAST CAYUGA STREET
JANET STREET
LIBERTY STREET
COPLEY STREET
ROOSEVELT STREET
CHURCHILL STREET
HORNE STREET
BRENT STREET
BIRD STREET
KIRK STREET
SOUTH AVENUE
SIBBIE STREET
WASHINGTON STREET
BERNSTEIN DRIVE
LEGEND
MONITOR WELL LOCATION
① MONITOR WELL LOCATION
② MONITOR WELL NUMBER
③ 1,4-DIOXANE CONCENTRATION (µg/L)
SOURCE AREA
KEC PROPERTY LINE
KEC BUILDING FOOTPRINT
1,4-DIOXANE IN GROUNDWATER EXCEEDING TIER 1 TRG (6.09 µg/L)
MUNICIPAL WATER WELL
NOTE: SURVEY DATA SUPPLIED BY ARCADIS
0 400' 800'
GRAPHIC SCALE
GROUNDWATER RESULTS - 1,4-DIOXANE
OCTOBER 2011
KUHLMAN ELECTRIC
KEC FACILITY
CRYSTAL SPRINGS, MS
DATE: 11/16/2011
APPROVED: BY: DATE:
DRAWN BY: C.T.J.
SCALE: AS SHOWN
CAD NO. KUH0-11-002
ENVIRONMENTAL
FIGURE 4

APPENDIX A

FIELD LOGS

ENVIRONMENTAL MANAGEMENT SERVICES, INC.

Groundwater Sampling Field Log

Site: KEC

Well Number: MW-OL

Collector/Operator: ETHAN ALLEN

Monitoring Well Information

Evacuation date/time: 3/28/12 1600

Sampling date/time: 3/28/12 1700

Method of evacuation: BLADDER PUMP

Method of sampling: LOW FLOW

Top of casing to water: 59.67

Gallons per well volume: 2.0

Top of casing to bottom: 72

Total gallons evacuated: 3.5

Water level after evacuation: 59.65

Sample Data

Well Volume	NTU's	Temp [°C]	Conductivity [µs/cm]	DO [mg/l]	pH	ORP	Appearance
	3.47	23.01	239	5.51	5.38	133.0	CLEAR
	3.25	22.74	237	5.43	5.34	123.0	
	3.30	22.67	237	5.44	5.34	104.0	
	2.87	22.41	235	5.44	5.32	68.0	
	2.53	22.28	235	5.49	5.31	48.7	
	2.42	22.25	234	5.61	5.30	24.0	
	2.10	22.22	237	5.71	5.31	-9.8	
	1.51	22.11	233	5.43	5.30	-50.9	
	1.47	22.11	233	5.39	5.30	-52.1	
	1.62	22.11	232	5.35	5.30	-53.1	
	1.53	22.09	232	5.33	5.30	-54.6	

General Information

Weather Condition:

Sample Characteristics:

Containers/Amounts: KEP-GW-002-022
KEP-GW-BD-001

Recommend/Observations

Sampler/Collector: [signature]

Stabilization recommendations: Three successive readings within +/- 0.1 for pH, +/- 3% for conductivity, +/- 10 mV for ORP, and +/- 10% for turbidity and DO. *these are rough estimates*

Well Casing Volumes[gal/ft]				
1/2"=0.0205	1"=0.041	2"=0.16	3"=0.37	4"=0.65
3/4"=0.3075	1 1/2"=0.10	2 1/2"=0.24	3 1/2"=0.50	4 1/2"=1.46

ENVIRONMENTAL MANAGEMENT SERVICES, INC.

Groundwater Sampling Field Log

Site KEC Well Number MW-03

Collector/Operator PDM SAMPLE ID: KEP-GW-003-022

Monitoring Well Information

Evacuation date/time 3-28-12 1545 Sampling date/time 3-28-12 1710

Method of evacuation Dedicated Bladder Pump Method of sampling Dedicated Pump

Top of casing to water 52.64 Gallons per well volume 3.4

Top of casing to bottom 74.0 Total gallons evacuated 5.0

Water level after evacuation 52.62

Sample Data

Well Volume	NTU's	Temp [°C]	Conductivity [µs/cm]	DO [mg/l]	pH	ORP	Appearance
	0.92	21.75	298	6.71	6.01	61.8	CLEAR
	0.23	21.73	300	6.71	6.01	64.2	CLEAR
	0.19	21.74	298	6.87	6.01	66.1	CLEAR

General Information

Weather Condition: 70's Partly Cloudy + CLEAR

Sample Characteristics:

Containers/Amounts SIX (6) VOA's for VOC's

Recommend/Observations DROPPED YSI + stopped logging. Re-Started logging

Sampler/Collector

Stabilization recommendations: Three successive readings within +/- 0.1 for pH, +/- 3% for conductivity, +/- 10 mV for ORP, and +/- 10% for turbidity and DO. *these are rough estimates*

Well Casing Volumes[gal/ft]				
1/2"=0.0205	1"=0.041	2"=0.16	3"=0.37	4"=0.65
3/4"=0.3075	1 1/2"=0.10	2 1/2"=0.24	3 1/2"=0.50	4 1/2"=1.46

ENVIRONMENTAL MANAGEMENT SERVICES, INC.

Groundwater Sampling Field Log

Site: KEL

Well Number: MW-4

Collector/Operator: ETHAN ALLEN

Monitoring Well Information

Evacuation date/time	15:30 3-29-12	Sampling date/time	3-29-12 16:30
Method of evacuation	BLADDER	Method of sampling	Low Flow
Top of casing to water	60.10	Gallons per well volume	1.6
Top of casing to bottom	70	Total gallons evacuated	1.75
Water level after evacuation	60.09		

Sample Data

Well Volume	NTU's	Temp [°C]	Conductivity [µs/cm]	DO [mg/l]	pH	ORP	Appearance
	5.35	22.21	304	7.05	5.06	164.9	
	5.62	22.30	304	7.14	5.06	167.8	
	4.85	22.27	304	6.95	5.08	170.8	

General Information

Weather Condition:

Sample Characteristics:

Containers/Amounts: KEP-GW-004-022 6 VOAs @ 16:30
KEP-GW-BD-003 6 VOAs @ 12:00

Recommend/Observations

Sampler/Collector

Stabilization recommendations: Three successive readings within +/- 0.1 for pH, +/- 3% for conductivity, +/- 10 mV for ORP, and +/- 10% for turbidity and DO. *these are rough estimates*

Well Casing Volumes[gal/ft]				
1/2"=0.0205	1"=0.041	2"=0.16	3"=0.37	4"=0.65
3/4"=0.3075	1 1/2"=0.10	2 1/2"=0.24	3 1/2"=0.50	4 1/2"=1.46

ENVIRONMENTAL MANAGEMENT SERVICES, INC.

Groundwater Sampling Field Log

Site: KEC

Well Number: MW-05

Collector/Operator: ETHAN ALLEN

Monitoring Well Information

Evacuation date/time	3-30-12 14:20	Sampling date/time	3-30-12 1500
Method of evacuation	BAILER	Method of sampling	BAILER
Top of casing to water	17.99	Gallons per well volume	2.4
Top of casing to bottom	33	Total gallons evacuated	7.5
Water level after evacuation	18.09		

Sample Data

Well Volume	NTU's	Temp [°C]	Conductivity [µs/cm]	DO [mg/l]	pH	ORP	Appearance

General Information

Weather Condition:

Sample Characteristics:

Containers/Amounts: KEP-GW-005-015 6 VOA'S AT 1500

Recommend/Observations

Sampler/Collector: [signature]

Stabilization recommendations: Three successive readings within +/- 0.1 for pH, +/- 3% for conductivity, +/- 10 mV for ORP, and +/- 10% for turbidity and DO. *these are rough estimates*

Well Casing Volumes[gal/ft]				
1/2"=0.0205	1"=0.041	2"=0.16	3"=0.37	4"=0.65
3/4"=0.3075	1 1/2"=0.10	2 1/2"=0.24	3 1/2"=0.50	4 1/2"=1.46

ENVIRONMENTAL MANAGEMENT SERVICES, INC.

Groundwater Sampling Field Log

Site KEC Well Number MW-6

Collector/Operator CMW KEP-GW-006-022

Monitoring Well Information

Evacuation date/time 3/28/12 1445 Sampling date/time 3/28/12 1630

Method of evacuation dedicated bladder pump Method of sampling Dedicated bladder pump

Top of casing to water 57.41 Gallons per well volume 1.05

Top of casing to bottom 58 Total gallons evacuated 3.60

Water level after evacuation 57.53

Sample Data

Well Volume	NTU's	Temp [°C]	Conductivity [µs/cm]	DO [mg/l]	pH	ORP	Appearance
	7.5	21.74	266	7.30	5.38	131.5	Clear
	9.7	21.59	264	7.27	5.37	142.3	Clear
	5.9	21.62	265	7.27	5.38	147.3	Clear
	6.3	21.66	265	7.33	5.38	149.9	Clear

General Information

Weather Condition: Clear, Sunny, 80°

Sample Characteristics: Clear

Containers/Amounts 6 - VOA's 40 ml

Recommend/Observations

Sampler/Collector CMW

Stabilization recommendations: Three successive readings within +/- 0.1 for pH, +/- 3% for conductivity, +/- 10 mV for ORP, and +/- 10% for turbidity and DO. *these are rough estimates*

Well Casing Volumes[gal/ft]				
1/2"=0.0205	1"=0.041	2"=0.16	3"=0.37	4"=0.65
3/4"=0.3075	1 1/2"=0.10	2 1/2"=0.24	3 1/2"=0.50	4 1/2"=1.46

ENVIRONMENTAL MANAGEMENT SERVICES, INC.

Groundwater Sampling Field Log

Site KEC Well Number MW-07

Collector/Operator PDM SAMPLE ID: KEP-GW-007-022

Monitoring Well Information

Evacuation date/time 3-28-12 1300 Sampling date/time 3-28-12 1440

Method of evacuation Dedicated bladder Pump Method of sampling Dedicated Pump

Top of casing to water 56.67' Gallons per well volume 1.49

Top of casing to bottom 66.0' Total gallons evacuated 3.25

Water level after evacuation 56.63

Sample Data

Well Volume	NTU's	Temp [°C]	Conductivity [µs/cm]	DO [mg/l]	pH	ORP	Appearance
	10.2	21.85	244	7.89	5.67	48.4	CLEAR
	6.6	22.01	245	7.87	5.70	49.2	CLEAR
	4.65	21.93	244	7.92	5.70	53.7	CLEAR
	3.75	21.90	244	7.95	5.71	56.4	CLEAR

General Information

Weather Condition: 70's Partly Cloudy & Clear

Sample Characteristics:

Containers/Amounts SIX (6) VOA's for VOC's

Recommend/Observations YSI shut off between #3 & #4 Parameter reading.

Sampler/Collector [signature]

Stabilization recommendations: Three successive readings within +/- 0.1 for pH, +/- 3% for conductivity, +/- 10 mV for ORP, and +/- 10% for turbidity and DO. *these are rough estimates*

Well Casing Volumes[gal/ft]

1/2"=0.0205	1"=0.041	2"=0.16	3"=0.37	4"=0.65
3/4"=0.3075	1 1/2"=0.10	2 1/2"=0.24	3 1/2"=0.50	4 1/2"=1.46

ENVIRONMENTAL MANAGEMENT SERVICES, INC.

Groundwater Sampling Field Log

Site: LEC

Well Number: MW-08

Collector/Operator: Ethan Allen

Monitoring Well Information

Evacuation date/time	3/26/12 16:15	Sampling date/time	3/26/12 17:45
Method of evacuation	Bladder Pump	Method of sampling	Low Flow
Top of casing to water	48.64 Press = 28.32	Gallons per well volume	2.0
Top of casing to bottom	62	Total gallons evacuated	2.0
Water level after evacuation	48.42		

Sample Data

Well Volume	NTU's	Temp [°C]	Conductivity [µs/cm]	DO [mg/l]	pH	ORP	Appearance
	14.4	22.55	121	5.71	4.70	183.2	
	9.17	22.58	121	5.65	4.74	190.5	
	7.45	22.52	121	5.47	4.74	201.3	
	7.04	22.52	121	5.56	4.75	204.5	

General Information

Weather Condition:

Sample Characteristics:

Containers/Amounts: 2 VOA's AT 17:45 KEP-GW-008-022

Recommend/Observations

Sampler/Collector

Stabilization recommendations: Three successive readings within +/- 0.1 for pH, +/- 3% for conductivity, +/- 10 mV for ORP, and +/- 10% for turbidity and DO. *these are rough estimates*

Well Casing Volumes[gal/ft]				
1/2"=0.0205	1"=0.041	2"=0.16	3"=0.37	4"=0.65
3/4"=0.3075	1 1/2"=0.10	2 1/2"=0.24	3 1/2"=0.50	4 1/2"=1.46

ENVIRONMENTAL MANAGEMENT SERVICES, INC.

Groundwater Sampling Field Log

Site KEC

Well Number MW-09

Collector/Operator A. Niven

KEP-GW-009-020

Monitoring Well Information

Evacuation date/time 3-29-12 14:50

Sampling date/time 3-29-12 16:00

Method of evacuation Bladder Pump

Method of sampling Low flow

Top of casing to water 65.68

Gallons per well volume 1.65 gal

Top of casing to bottom 76

Total gallons evacuated

Water level after evacuation 65.70

Sample Data

	NTU's	Temp [°C]	Conductivity [µs/cm]	DO [mg/l]	pH	ORP	Appearance
		27.10	576	4.34	6.15	-45.6	clear
	4.07	26.70	576	4.26	6.13	-45.6	
	2.59	26.36	578	4.22	6.13	-44.5	
	1.60	26.77	578	4.42	6.09	-37.9	
	1.35	26.77	578	4.51	6.09	-35.0	
	1.22	26.91	579	4.48	6.08	-32.4	

General Information

Weather Condition: Partly Cloudy

Sample Characteristics:

Containers/Amounts (3) VOA for SIMS (3) VOA for 8260

Recommend/Observations

Sampler/Collector

Stabilization recommendations: Three successive readings within +/- 0.1 for pH, +/- 3% for conductivity, +/- 10 mV for ORP, and +/- 10% for turbidity and DO. *these are rough estimates*

Well Casing Volumes[gal/ft]

1/2"=0.0205	1"=0.041	2"=0.16 PVC	3"=0.37	4"=0.65
3/4"=0.3075	1 1/2"=0.10	2 1/2"=0.24	3 1/2"=0.50	4 1/2"=1.46

ENVIRONMENTAL MANAGEMENT SERVICES, INC.

Groundwater Sampling Field Log

Site: KEC

Well Number: MW-10A

KEP-GW-010A-017

Collector/Operator: A. Niven

Monitoring Well Information

Evacuation date/time: 3-29-12 16:40

Sampling date/time: 3-29-12 17:30

Method of evacuation: Bladder Pump

Method of sampling: Low flow

Top of casing to water: 66.28

Gallons per well volume: 0.91 gal

Top of casing to bottom: 72'

Total gallons evacuated:

Water level after evacuation:

Sample Data

	NTU's	Temp [°C]	Conductivity [µs/cm]	DO [mg/l]	pH	ORP	Appearance
	0.55	23.30	422	6.14	6.18	98.0	clear
	0.49	23.17	422	6.11	6.15	63.0	
	0.28	23.11	422	6.15	6.14	46.0	
		23.07	422	6.08	6.15	37.0	
	0.28	23.03	422	5.86	6.15	16.2	
	0.34	23.00	422	5.96	6.13	10.3	

General Information

Weather Condition: Overcast 81°

Sample Characteristics:

Containers/Amounts: (3) VOA for SIMS (3) VOA for 8260

Recommend/Observations:

Sampler/Collector:

Stabilization recommendations: Three successive readings within +/- 0.1 for pH, +/- 3% for conductivity, +/- 10 mV for ORP, and +/- 10% for turbidity and DO. *these are rough estimates*

Well Casing Volumes[gal/ft]

1/2"=0.0205	1"=0.041	2"=~~0.16~~ PVC	3"=0.37	4"=0.65
3/4"=0.3075	1 1/2"=0.10	2 1/2"=0.24	3 1/2"=0.50	4 1/2"=1.46

ENVIRONMENTAL MANAGEMENT SERVICES, INC.

Groundwater Sampling Field Log

Site: ICEC

Well Number: MW-10B

Collector/Operator: Ethan Allen

Monitoring Well Information

Evacuation date/time	3-30-12 15:20	Sampling date/time	3-30-12 16:30
Method of evacuation	BLADDER	Method of sampling	Low Flow
Top of casing to water	66.06	Gallons per well volume	2.4
Top of casing to bottom	81	Total gallons evacuated	2.75
Water level after evacuation	66.06		

Sample Data

Well Volume	NTU's	Temp [°C]	Conductivity [µs/cm]	DO [mg/l]	pH	ORP	Appearance
	1.5	22.81	243	3.86	5.46	-62.6	
	2.0	22.75	243	3.89	5.47	-63.1	
	2.1	22.77	242	3.90	5.46	61.4	

General Information

Weather Condition:

Sample Characteristics:

Containers/Amounts: KEP-GW-010B-017 6 VOAs AT 16:30
KEP-GW-BD-005 6 VOAs LISTED AT 12:00

Recommend/Observations

Sampler/Collector: [signature]

Stabilization recommendations: Three successive readings within +/- 0.1 for pH, +/- 3% for conductivity, +/- 10 mV for ORP, and +/- 10% for turbidity and DO. *these are rough estimates*

Well Casing Volumes[gal/ft]				
1/2"=0.0205	1"=0.041	2"=0.16	3"=0.37	4"=0.65
3/4"=0.3075	1 1/2"=0.10	2 1/2"=0.24	3 1/2"=0.50	4 1/2"=1.46

ENVIRONMENTAL MANAGEMENT SERVICES, INC.

Groundwater Sampling Field Log

Site KEC Well Number MW-10C

Collector/Operator A. Niven

Monitoring Well Information

Evacuation date/time 3-29-12 17:45 Sampling date/time 3-29-12 19:30

Method of evacuation Bladder pump Method of sampling Low flow

Top of casing to water 66.21' Gallons per well volume 5.24 gal

Top of casing to bottom 99' Total gallons evacuated

Water level after evacuation

Sample Data

	NTU's	Temp [°C]	Conductivity [µs/cm]	DO [mg/l]	pH	ORP	Appearance
	0.16	22.24	224	6.29	5.17	3.7	Clear
	0.09	22.19	223	6.23	5.16	-11.0	
	0.09	22.16	224	6.23	5.16	-20.7	
		22.13	223	6.19	5.16	-24.4	

General Information

Weather Condition: Overcast

Sample Characteristics:

Containers/Amounts (3)VOA for SIMS, (3)VOA for 8260

Recommend/Observations

Sampler/Collector

Stabilization recommendations: Three successive readings within +/- 0.1 for pH, +/- 3% for conductivity, +/- 10 mV for ORP, and +/- 10% for turbidity and DO. *these are rough estimates*

Well Casing Volumes[gal/ft]

1/2"=0.0205	1"=0.041	2"=0.16	3"=0.37	4"=0.65
3/4"=0.3075	1 1/2"=0.10	2 1/2"=0.24	3 1/2"=0.50	4 1/2"=1.46

ENVIRONMENTAL MANAGEMENT SERVICES, INC.

Groundwater Sampling Field Log

Site: KEC

Well Number: MW-11A

Collector/Operator: CMW

KEP-GW-011A-017

Monitoring Well Information

Evacuation date/time: 3-27-12

Sampling date/time: 3/27/12 1240

Method of evacuation: dedicated bladder pump

Method of sampling: dedicated pump

Top of casing to water: 66.19

Gallons per well volume: 3

Top of casing to bottom: 85

Total gallons evacuated: 14.50

Water level after evacuation: 66.15

Sample Data

Well Volume	NTU's	Temp [°C]	Conductivity [µs/cm]	DO [mg/l]	pH	ORP	Appearance
	3.6	22.90	347	5.46	6.17	24.9	Clear
	3.1	23.02	346	5.35	6.17	12.0	Clear
	4.0	23.12	345	5.20	6.29	2.6	clear
	3.0	22.87	346	5.01	6.22	4.6	clear

General Information

Weather Condition: Sunny 78°

Sample Characteristics: Clear

Containers/Amounts: 6 - VOA's 40 mls

Recommend/Observations:

Sampler/Collector: CMW

Stabilization recommendations: Three successive readings within +/- 0.1 for pH, +/- 3% for conductivity, +/- 10 mV for ORP, and +/- 10% for turbidity and DO. *these are rough estimates*

Well Casing Volumes[gal/ft]				
1/2"=0.0205	1"=0.041	2"=0.16	3"=0.37	4"=0.65
3/4"=0.3075	1 1/2"=0.10	2 1/2"=0.24	3 1/2"=0.50	4 1/2"=1.46

ENVIRONMENTAL MANAGEMENT SERVICES, INC.

Groundwater Sampling Field Log

Site KEC Well Number MW-11B

Collector/Operator PDM SAMPLE ID: KEP-GW-011B-017

Monitoring Well Information

Evacuation date/time 3-27-12 1040 Sampling date/time 3-27-12 1325

Method of evacuation Dedicated bladder Pump Method of sampling Dedicated Pump

Top of casing to water 65.95 Gallons per well volume 6.24

Top of casing to bottom 105.0 Total gallons evacuated 6.5

Water level after evacuation 65.9

Sample Data

Well Volume	NTU's	Temp [°C]	Conductivity [µs/cm]	DO [mg/l]	pH	ORP	Appearance
	7.2	24.99	460	6.18	4.98	115.2	Clear
	6.9	24.54	459	6.10	4.93	114.8	Clear
	6.4	24.28	458	6.05	4.89	114.4	Clear

General Information

Weather Condition: 70's Sunny with Some Clouds, Clear

Sample Characteristics:

Containers/Amounts Six (6) VOA's for VOC's

Recommend/Observations

Sampler/Collector

Stabilization recommendations: Three successive readings within +/- 0.1 for pH, +/- 3% for conductivity, +/- 10 mV for ORP, and +/- 10% for turbidity and DO. *these are rough estimates*

Well Casing Volumes[gal/ft]				
1/2"=0.0205	1"=0.041	2"=0.16	3"=0.37	4"=0.65
3/4"=0.3075	1 1/2"=0.10	2 1/2"=0.24	3 1/2"=0.50	4 1/2"=1.46

ENVIRONMENTAL MANAGEMENT SERVICES, INC.

Groundwater Sampling Field Log

Site: KEC

Well Number: MW-12

Collector/Operator: West White

KEP-GW-012-017

Monitoring Well Information

Evacuation date/time: 3/26/12 @ 1525

Sampling date/time: 3/26/12 1615

Method of evacuation: dedicated pump

Method of sampling: dedicated pump

Top of casing to water: 60.15

Gallons per well volume: 2.4

Top of casing to bottom: 75

Total gallons evacuated: 4.0

Water level after evacuation: 60.14

Sample Data

Well Volume	NTU's	Temp [°C]	Conductivity [µs/cm]	DO [mg/l]	pH	ORP	Appearance
	-0.40	22.12	181	3.39	5.49	153.6	clear
	-0.18	21.85	179	3.49	5.49	157.9	clear
	0.07	21.83	178	3.51	5.49	157.3	clear

General Information

Weather Condition: upper 70's clear sunny

Sample Characteristics: Clear

Containers/Amounts: 6 - 40 mL VOA

Recommend/Observations:

Sampler/Collector:

Stabilization recommendations: Three successive readings within +/- 0.1 for pH, +/- 3% for conductivity, +/- 10 mV for ORP, and +/- 10% for turbidity and DO. *these are rough estimates*

Well Casing Volumes[gal/ft]				
1/2"=0.0205	1"=0.041	2"=0.16	3"=0.37	4"=0.65
3/4"=0.3075	1 1/2"=0.10	2 1/2"=0.24	3 1/2"=0.50	4 1/2"=1.46

ENVIRONMENTAL MANAGEMENT SERVICES, INC.

Groundwater Sampling Field Log

Site: LEC

Well Number: ~~MW-09~~ MW-13 (CHANGE)

Collector/Operator: ETHAN ALLEN

Monitoring Well Information

Evacuation date/time	3-29-12 18:00	Sampling date/time	3-29-12 19:15
Method of evacuation	BLADDER PUMP	Method of sampling	LOW FLOW
Top of casing to water	60.31	Gallons per well volume	2.5
Top of casing to bottom	76	Total gallons evacuated	
Water level after evacuation	60.33		

Sample Data

Well Volume	NTU's	Temp [°C]	Conductivity [µs/cm]	DO [mg/l]	pH	ORP	Appearance
	5.05	21.80	206	8.80	5.36	174.0	
	5.14	21.87	206	8.60	5.36	175.7	
	4.43	21.92	206	8.38	5.36	177.4	

General Information

Weather Condition:

Sample Characteristics:

Containers/Amounts: LEP-GW-009-020 @ 19:15. 6 VOAs

Recommend/Observations

Sampler/Collector: [signature]

Stabilization recommendations: Three successive readings within +/- 0.1 for pH, +/- 3% for conductivity, +/- 10 mV for ORP, and +/- 10% for turbidity and DO. *these are rough estimates*

Well Casing Volumes[gal/ft]				
1/2"=0.0205	1"=0.041	2"=0.16	3"=0.37	4"=0.65
3/4"=0.3075	1 1/2"=0.10	2 1/2"=0.24	3 1/2"=0.50	4 1/2"=1.46

ENVIRONMENTAL MANAGEMENT SERVICES, INC.

Groundwater Sampling Field Log

Site: KEC

Well Number: MW-14A

Collector/Operator: CMW

KEP-GW-014A-017

Monitoring Well Information

Evacuation date/time: 3-27-12 0740

Sampling date/time: 3-27-12 0905

Method of evacuation: Dedicated Bladder Pump

Method of sampling: Dedicated Bladder Pump

Top of casing to water: 60.81

Gallons per well volume: 3

Top of casing to bottom: 79.50

Total gallons evacuated: 5.75

Water level after evacuation: 60.83

Sample Data

Well Volume	NTU's	Temp [°C]	Conductivity [µs/cm]	DO [mg/l]	pH	ORP	Appearance
	3.2	21.74	363	4.65	5.86	736.2	Clear
	2.2	21.80	363	4.44	5.85	-123.5	Clear
	2.8	21.81	363	4.32	5.85	-112	Clear
	2.5	21.81	363	4.34	5.86	-103	Clear

General Information

Weather Condition: Sunny Clear 60°

Sample Characteristics: Clear

Containers/Amounts: 6 - 1/oa's for VOC's

Recommend/Observations:

Sampler/Collector: CMW

Stabilization recommendations: Three successive readings within +/- 0.1 for pH, +/- 3% for conductivity, +/- 10 mV for ORP, and +/- 10% for turbidity and DO. *these are rough estimates*

Well Casing Volumes[gal/ft]				
1/2"=0.0205	1"=0.041	2"=0.16	3"=0.37	4"=0.65
3/4"=0.3075	1 1/2"=0.10	2 1/2"=0.24	3 1/2"=0.50	4 1/2"=1.46

ENVIRONMENTAL MANAGEMENT SERVICES, INC.

Groundwater Sampling Field Log

Site KEC Well Number MW-14B

Collector/Operator PDM SAMPLE ID: KEP-GW-014B-017

Monitoring Well Information

Evacuation date/time 3-27-12 0735 Sampling date/time 3-27-12 1000

Method of evacuation Dedicated bladder Pump Method of sampling Dedicated Pump

Top of casing to water 60.77 Gallons per well volume 6.59

Top of casing to bottom 102.0 Total gallons evacuated 7.0

Water level after evacuation 60.80

Sample Data

Well Volume	NTU's	Temp [°C]	Conductivity [µs/cm]	DO [mg/l]	pH	ORP	Appearance
	2.1	22.78	514	5.94	5.53	227.5	CLEAR
	2.3	23.01	515	6.00	5.53	225.2	CLEAR
	2.0	22.90	517	6.04	5.52	223.2	CLEAR

General Information

Weather Condition: 60's Sunny + Clear

Sample Characteristics:

Containers/Amounts Six (6) VOA

Recommend/Observations

Sampler/Collector

Stabilization recommendations: Three successive readings within +/- 0.1 for pH, +/- 3% for conductivity, +/- 10 mV for ORP, and +/- 10% for turbidity and DO. *these are rough estimates*

Well Casing Volumes[gal/ft]

1/2"=0.0205	1"=0.041	2"=0.16	3"=0.37	4"=0.65
3/4"=0.3075	1 1/2"=0.10	2 1/2"=0.24	3 1/2"=0.50	4 1/2"=1.46

ENVIRONMENTAL MANAGEMENT SERVICES, INC.

Groundwater Sampling Field Log

Site KEC Well Number MW-15A

Collector/Operator PDM SAMPLE ID: KEP-GW-015A-017

Monitoring Well Information

Evacuation date/time	3/26/12 12:36	Sampling date/time	3/26/12 1345
Method of evacuation	Dedicated bladder Pump	Method of sampling	Dedicated Pump
Top of casing to water	64.27	Gallons per well volume	1.72
Top of casing to bottom	75.0	Total gallons evacuated	4.25
Water level after evacuation	64.25		

Sample Data

Well Volume	NTU's	Temp [°C]	Conductivity [µs/cm]	DO [mg/l]	pH	ORP	Appearance
	4.1	22.23	695	5.62	5.95	40.0	CLEAR
	3.8	22.11	699	5.32	5.97	-86.7	CLEAR
	2.5	22.10	700	5.20	5.97	-100.5	CLEAR
	2.1	22.15	703	5.13	5.97	-107.1	CLEAR
	2.6	22.11	704	5.08	5.97	-109.5	CLEAR

General Information

Weather Condition: 80's CLEAR & SUNNY

Sample Characteristics: CLEAR

Containers/Amounts 6 - 40 ml VOA

Recommend/Observations

Sampler/Collector [signature]

Stabilization recommendations: Three successive readings within +/- 0.1 for pH, +/- 3% for conductivity, +/- 10 mV for ORP, and +/- 10% for turbidity and DO. *these are rough estimates*

Well Casing Volumes[gal/ft]				
1/2"=0.0205	1"=0.041	2"=0.16	3"=0.37	4"=0.65
3/4"=0.3075	1 1/2"=0.10	2 1/2"=0.24	3 1/2"=0.50	4 1/2"=1.46

ENVIRONMENTAL MANAGEMENT SERVICES, INC.

Groundwater Sampling Field Log

Site: KEC

Well Number: MW-15B

Collector/Operator: West White

KEP-GW-015B-017

Monitoring Well Information

Evacuation date/time: 3/26/12 1226

Sampling date/time: 3/26/12 1425

Method of evacuation: dedicated pump

Method of sampling: dedicated pump

Top of casing to water: 64.38

Gallons per well volume: 4.25

Top of casing to bottom: 91.0

Total gallons evacuated: 5.25

Water level after evacuation: 64.33

Sample Data

Well Volume	NTU's	Temp [°C]	Conductivity [µs/cm]	DO [mg/l]	pH	ORP	Appearance
	1.92	23.96	275	5.15	5.30	186.9	clear
	2.22	23.49	274	4.88	5.30	187.8	clear
	2.89	23.68	271	5.03	5.46	177.8	clear
	2.55	23.56	268	5.15	5.44	172.0	clear
	2.66	23.49	269	5.16	5.46	171.3	clear

General Information

Weather Condition: 70's clear sunny

Sample Characteristics: clear

Containers/Amounts: 6 - 40ml VOA

Recommend/Observations: 4.25 gal purge (91 - 64.38) x 0.16 = 4.25 gal

Sampler/Collector

Stabilization recommendations: Three successive readings within +/- 0.1 for pH, +/- 3% for conductivity, +/- 10 mV for ORP, and +/- 10% for turbidity and DO. *these are rough estimates*

Well Casing Volumes[gal/ft]				
1/2"=0.0205	1"=0.041	2"=0.16	3"=0.37	4"=0.65
3/4"=0.3075	1 1/2"=0.10	2 1/2"=0.24	3 1/2"=0.50	4 1/2"=1.46

ENVIRONMENTAL
MANAGEMENT SERVICES, INC.

Groundwater Sampling Field Log

Site: CRYSTAL SPRINGS, MS Well Number: MW-16

Collector/Operator: ETHAN ALLEN

Monitoring Well Information

Evacuation date/time	3/26/12 13:00-14:25	Sampling date/time	3/26/12 14:15
Method of evacuation	BLADDER	Method of sampling	Low Flow
Top of casing to water	56.93	Gallons per well volume	1.3
Top of casing to bottom	65	Total gallons evacuated	1.3 GAL
Water level after evacuation	56.60		

Sample Data

Well Volume	NTU's	Temp [°C]	Conductivity [µs/cm] ~~mS/cm~~	DO [mg/l]	pH	ORP	Appearance
	~~26.9~~	~~25.23~~	~~0.295~~	~~63.07~~	5.06	152.9	
	~~23.3~~	~~25.26~~	~~0.295~~	~~61.7~~	~~5.02~~		
	20.1	25.16	294	4.96	5.14	155	
	16.9	25.10	294	4.94	5.15	156.2	
	15.7	24.90	293	4.84	5.14	158.9	
	13.2	24.92	293	4.76	5.15	161.8	
	13.3	24.93	293	4.83	5.17	161.2	

Rental
111 3350

General Information

Weather Condition:

Sample Characteristics:

Containers/Amounts: 6 VOA's KEP-GW-016-017 @ 14:15

Recommend/Observations

Sampler/Collector: [signature]

Stabilization recommendations: Three successive readings within +/- 0.1 for pH, +/- 3% for conductivity, +/- 10 mV for ORP, and +/- 10% for turbidity and DO. *these are rough estimates*

Well Casing Volumes[gal/ft]				
1/2"=0.0205	1"=0.041	2"=0.16	3"=0.37	4"=0.65
3/4"=0.3075	1 1/2"=0.10	2 1/2"=0.24	3 1/2"=0.50	4 1/2"=1.46

ENVIRONMENTAL MANAGEMENT SERVICES, INC.

Groundwater Sampling Field Log

Site KEC Well Number MW-17A

Collector/Operator PDM SAMPLE ID: KEP-GW-017A-017

Monitoring Well Information

Evacuation date/time 3/26/12 1630 Sampling date/time 3/26/12 1725

Method of evacuation Dedicated Bladder Pump Method of sampling Dedicated Pump

Top of casing to water 57.63 Gallons per well volume 1.97

Top of casing to bottom 70.0 Total gallons evacuated 2.5

Water level after evacuation 57.63

Sample Data

Well Volume	NTU's	Temp [°C]	Conductivity [µs/cm]	DO [mg/l]	pH	ORP	Appearance
	24	23.42	825	3.97	4.87	122.2	CLOUDY
	16	23.38	826	3.86	4.91	98.7	CLEAR
	11	23.40	824	3.74	4.92	85.2	CLEAR
	9.4	23.43	826	3.72	4.96	79.3	CLEAR
	8.8	23.44	825	3.73	4.94	78.4	CLEAR

General Information

Weather Condition: 80's sunny & CLEAR

Sample Characteristics:

Containers/Amounts 6 VOA's

Recommend/Observations

Sampler/Collector

Stabilization recommendations: Three successive readings within +/- 0.1 for pH, +/- 3% for conductivity, +/- 10 mV for ORP, and +/- 10% for turbidity and DO. *these are rough estimates*

Well Casing Volumes[gal/ft]

1/2"=0.0205	1"=0.041	2"=0.16	3"=0.37	4"=0.65
3/4"=0.3075	1 1/2"=0.10	2 1/2"=0.24	3 1/2"=0.50	4 1/2"=1.46

ENVIRONMENTAL MANAGEMENT SERVICES, INC.

Groundwater Sampling Field Log

Site KEC Well Number MW-17B

Collector/Operator PDM SAMPLE ID: KEP-GW-017B-017

Monitoring Well Information

Evacuation date/time 3/26/12 14:20 Sampling date/time 3/26/12 1615

Method of evacuation Dedicated Bladder Pump Method of sampling Dedicated Pump

Top of casing to water 57.68 Gallons per well volume 4.85

Top of casing to bottom 88.0 Total gallons evacuated 5.7

Water level after evacuation 57.65

Sample Data

Well Volume	NTU's	Temp [°C]	Conductivity [µs/cm]	DO [mg/l]	pH	ORP	Appearance
	2.1	23.13	459	3.64	5.60	14.4	CLEAR
	2.0	23.00	456	3.57	3.58	14.7	CLEAR
	1.4	23.05	457	3.58	3.56	16.8	CLEAR

General Information

Weather Condition: 80's Sunny + Calm

Sample Characteristics: CLEAR

Containers/Amounts 6 VOA's

Recommend/Observations

Sampler/Collector [signature]

Stabilization recommendations: Three successive readings within +/- 0.1 for pH, +/- 3% for conductivity, +/- 10 mV for ORP, and +/- 10% for turbidity and DO. *these are rough estimates*

Well Casing Volumes[gal/ft]				
1/2"=0.0205	1"=0.041	2"=0.16	3"=0.37	4"=0.65
3/4"=0.3075	1 1/2"=0.10	2 1/2"=0.24	3 1/2"=0.50	4 1/2"=1.46

ENVIRONMENTAL MANAGEMENT SERVICES, INC.

Groundwater Sampling Field Log

Site: KEC

Well Number: MW-18A

Collector/Operator: TWW

Sample ID: ~~MW-18A~~ KEP-GW-018A-017

Monitoring Well Information

Evacuation date/time	3/26/12 0820	Sampling date/time	3/26/12 1030
Method of evacuation	dedicated bladder pump	Method of sampling	dedicated pump
Top of casing to water	57.49'	Gallons per well volume	2.32
Top of casing to bottom	72'	Total gallons evacuated	3.0
Water level after evacuation	57.51		

Sample Data

Well Volume	NTU's	Temp [°C]	Conductivity [µs/cm]	DO [mg/l]	pH	ORP	Appearance
	18.8	21.17	233	5.63	5.78	172.4	clear
	17.2	21.33	233	5.53	5.82	166.2	clear
	15.0	21.30	233	5.53	5.80	164.7	clear

General Information

Weather Condition: 70's clear sunny

Sample Characteristics: clear

Containers/Amounts: 6 - 40 mL VOA

Recommend/Observations:

Sampler/Collector: [signature]

Stabilization recommendations: Three successive readings within +/- 0.1 for pH, +/- 3% for conductivity, +/- 10 mV for ORP, and +/- 10% for turbidity and DO. *these are rough estimates*

Well Casing Volumes[gal/ft]				
1/2"=0.0205	1"=0.041	2"=0.16	3"=0.37	4"=0.65
3/4"=0.3075	1 1/2"=0.10	2 1/2"=0.24	3 1/2"=0.50	4 1/2"=1.46

ENVIRONMENTAL MANAGEMENT SERVICES, INC.

Groundwater Sampling Field Log

Site: CRYSTAL SPRINGS Well Number: MW-18-13

Collector/Operator: EMMAN ALLEN

Monitoring Well Information

Evacuation date/time: 3/26/12 0830 Sampling date/time: 3/26/12 11:20

Method of evacuation: BLADDER Method of sampling: LOW FLOW

Top of casing to water: 57.68 Gallons per well volume: 4.37

Top of casing to bottom: 65.0 Total gallons evacuated:

Water level after evacuation: 57.72

Sample Data

1117

Well Volume	NTU's	Temp [°C]	Conductivity [µs/cm]	DO [mg/l]	pH	ORP	Appearance
1	3.0	21.20	406	5.06	5.46	76.7	CLEAR
	3.2	20.93	407	4.97	5.44	69.5	CLEAR
	3.0	20.83	407	4.94	5.43	66.2	CLEAR
	2.41	20.73	407	4.90	5.42	58.6	CLEAR

General Information

Weather Condition:

Sample Characteristics:

Containers/Amounts: 6 VOA'S KEP-GW-018R-017
MDEQ SPLIT

Recommend/Observations

Sampler/Collector: [signature]

Stabilization recommendations: Three successive readings within +/- 0.1 for pH, +/- 3% for conductivity, +/- 10 mV for ORP, and +/- 10% for turbidity and DO. *these are rough estimates*

Well Casing Volumes[gal/ft]				
1/2"=0.0205	1"=0.041	2"=0.16	3"=0.37	4"=0.65
3/4"=0.3075	1 1/2"=0.10	2 1/2"=0.24	3 1/2"=0.50	4 1/2"=1.46

ENVIRONMENTAL MANAGEMENT SERVICES, INC.

Groundwater Sampling Field Log

Site KEC

Well Number MW-19

Collector/Operator PDM

SAMPLE ID: KEP-GW-019-017

Monitoring Well Information

Evacuation date/time 3-28-12 0815

Sampling date/time 3-28-12 1130

Method of evacuation Dedicated bladder Pump

Method of sampling Dedicated Pump

Top of casing to water 52.14

Gallons per well volume 6.93

Top of casing to bottom 95.5

Total gallons evacuated 7.5

Water level after evacuation 52.12

Sample Data

Well Volume	NTU's	Temp [°C]	Conductivity [µs/cm]	DO [mg/l]	pH	ORP	Appearance
	2.18	22.25	293	5.27	5.57	60.7	CLEAR
	2.18	22.30	292	5.24	5.57	60.3	CLEAR
	2.21	22.33	291	5.29	5.54	60.0	CLEAR

General Information

Weather Condition: 60's Partly Cloudy and Clear

Sample Characteristics:

Containers/Amounts Six (6) Voa's for Voc's

Recommend/Observations large air bubbles in discharge line

Sampler/Collector [signature]

Stabilization recommendations: Three successive readings within +/- 0.1 for pH, +/- 3% for conductivity, +/- 10 mV for ORP, and +/- 10% for turbidity and DO. *these are rough estimates*

Well Casing Volumes[gal/ft]

1/2"=0.0205	1"=0.041	2"=0.16	3"=0.37	4"=0.65
3/4"=0.3075	1 1/2"=0.10	2 1/2"=0.24	3 1/2"=0.50	4 1/2"=1.46

ENVIRONMENTAL MANAGEMENT SERVICES, INC.

Groundwater Sampling Field Log

Site: KFC

Well Number: MW-20A

Collector/Operator: West White

KEP-GW-020A-017

Monitoring Well Information

Evacuation date/time: 3/29/12 1348

Sampling date/time: 3/29/12 1420

Method of evacuation: dedicated pump

Method of sampling: dedicated pump

Top of casing to water: 59.85

Gallons per well volume: 1.15

Top of casing to bottom: 67

Total gallons evacuated:

Water level after evacuation: 59.85

Sample Data

Well Volume	NTU's	Temp [°C]	Conductivity [µs/cm]	DO [mg/l]	pH	ORP	Appearance
	14	21.92	100	4.47	5.44	97.2	clear
	7.6	22.03	99	4.52	5.40	101.7	clear
	6.3	21.99	102	4.65	5.39	101.7	clear

General Information

Weather Condition: clear, sunny, 80's

Sample Characteristics: clear

Containers/Amounts: 6-40 mL VOA

Recommend/Observations:

Sampler/Collector: T. West White

Stabilization recommendations: Three successive readings within +/- 0.1 for pH, +/- 3% for conductivity, +/- 10 mV for ORP, and +/- 10% for turbidity and DO. *these are rough estimates*

Well Casing Volumes[gal/ft]				
1/2"=0.0205	1"=0.041	2"=0.16	3"=0.37	4"=0.65
3/4"=0.3075	1 1/2"=0.10	2 1/2"=0.24	3 1/2"=0.50	4 1/2"=1.46

ENVIRONMENTAL MANAGEMENT SERVICES, INC.

Groundwater Sampling Field Log

Site: KEC

Well Number: MW-20B

Collector/Operator: West White

KEP-GW-020B-017

Monitoring Well Information

Evacuation date/time	3/29/12 1030	Sampling date/time	3/29/12 1220
Method of evacuation	dedicated Pump	Method of sampling	dedicated pump
Top of casing to water	59.76	Gallons per well volume	7.25
Top of casing to bottom	105	Total gallons evacuated	7.75
Water level after evacuation	59.74		

Sample Data

Well Volume	NTU's	Temp [°C]	Conductivity [µs/cm]	DO [mg/l]	pH	ORP	Appearance
	20	21.48	219	6.66	5.37	113.2	clear
	3.3	21.34	218	6.54	5.32	106.8	clear
	3.2	21.37	217	6.49	5.30	105.8	clear

General Information

Weather Condition: clear sunny upper 70's

Sample Characteristics: clear

Containers/Amounts: 6 - 40 mL VOA

Recommend/Observations:

Sampler/Collector: [signature]

Stabilization recommendations: Three successive readings within +/- 0.1 for pH, +/- 3% for conductivity, +/- 10 mV for ORP, and +/- 10% for turbidity and DO. *these are rough estimates*

Well Casing Volumes[gal/ft]				
1/2"=0.0205	1"=0.041	2"=0.16	3"=0.37	4"=0.65
3/4"=0.3075	1 1/2"=0.10	2 1/2"=0.24	3 1/2"=0.50	4 1/2"=1.46

ENVIRONMENTAL MANAGEMENT SERVICES, INC.

Groundwater Sampling Field Log

Site KEC Well Number MW-21A

Collector/Operator West White KEP-GW-021A-017

Monitoring Well Information

Evacuation date/time	3/29/12 1630	Sampling date/time	3/29/12 1710
Method of evacuation	dedicated pump	Method of sampling	dedicated pump
Top of casing to water	56.33	Gallons per well volume	1.88
Top of casing to bottom	68	Total gallons evacuated	2.25
Water level after evacuation	56.35		

Sample Data

Well Volume	NTU's	Temp [°C]	Conductivity [µs/cm]	DO [mg/l]	pH	ORP	Appearance
	6.7	21.67	186	5.62	5.59	91.0	clear
	6.2	21.42	185	5.52	5.55	82.6	clear
	5.8	21.30	186	5.36	5.53	80.3	clear

General Information

Weather Condition: cloudy, 80's

Sample Characteristics: clear

Containers/Amounts 6 - 40 mL VOA

Recommend/Observations

Sampler/Collector [signature]

Stabilization recommendations: Three successive readings within +/- 0.1 for pH, +/- 3% for conductivity, +/- 10 mV for ORP, and +/- 10% for turbidity and DO. *these are rough estimates*

Well Casing Volumes[gal/ft]				
1/2"=0.0205	1"=0.041	2"=0.16	3"=0.37	4"=0.65
3/4"=0.3075	1 1/2"=0.10	2 1/2"=0.24	3 1/2"=0.50	4 1/2"=1.46

ENVIRONMENTAL MANAGEMENT SERVICES, INC.

Groundwater Sampling Field Log

Site: KFC

Well Number: MW-21B

Collector/Operator: West White

KEP-GW-021B-017

Monitoring Well Information

Evacuation date/time: 3/29/12 1435

Sampling date/time: 3/29/12 1625

Method of evacuation: dedicated pump

Method of sampling: dedicated pump

Top of casing to water: 56.24

Gallons per well volume: 5.88

Top of casing to bottom: 93

Total gallons evacuated: 6.5

Water level after evacuation: 56.20

Sample Data

Well Volume	NTU's	Temp [°C]	Conductivity [µs/cm]	DO [mg/l]	pH	ORP	Appearance
	5.1	21.94	233	6.26	5.35	79.2	clear
	3.8	21.66	233	5.92	5.31	78.9	clear
	2.9	21.53	232	5.74	5.28	79.5	clear

General Information

Weather Condition: Clear, sunny, 80's

Sample Characteristics: clear

Containers/Amounts: 6 - 40 ml VOA

Recommend/Observations:

Sampler/Collector: [signature]

Stabilization recommendations: Three successive readings within +/- 0.1 for pH, +/- 3% for conductivity, +/- 10 mV for ORP, and +/- 10% for turbidity and DO. *these are rough estimates*

Well Casing Volumes[gal/ft]				
1/2"=0.0205	1"=0.041	2"=0.16	3"=0.37	4"=0.65
3/4"=0.3075	1 1/2"=0.10	2 1/2"=0.24	3 1/2"=0.50	4 1/2"=1.46

ENVIRONMENTAL MANAGEMENT SERVICES, INC.

Groundwater Sampling Field Log

Site: Crystal Springs — Well Number: MW-22

Collector/Operator: Ethan Allen

Monitoring Well Information

Evacuation date/time	3/27/12 14:50	Sampling date/time	3/27/12 1715
Method of evacuation	Bladder Pump	Method of sampling	Low Flow
Top of casing to water	45.33	Gallons per well volume	8.20
Top of casing to bottom	95.5	Total gallons evacuated	8.25
Water level after evacuation	45.32		

Sample Data

Well Volume	NTU's	Temp [°C]	Conductivity [µs/cm]	DO [mg/l]	pH	ORP	Appearance
	0.72	21.22	375	5.04	5.11	150.0	
	0.28	21.21	375	4.93	5.11	151.0	
	0.27	21.26	376	4.84	5.12	151.7	

General Information

Weather Condition:

Sample Characteristics:

Containers/Amounts: Sample 6 VOAs @ 1715

Recommend/Observations: KEP-GW-022-017

Sampler/Collector:

Stabilization recommendations: Three successive readings within +/- 0.1 for pH, +/- 3% for conductivity, +/- 10 mV for ORP, and +/- 10% for turbidity and DO. *these are rough estimates*

Well Casing Volumes[gal/ft]				
1/2"=0.0205	1"=0.041	2"=0.16	3"=0.37	4"=0.65
3/4"=0.3075	1 1/2"=0.10	2 1/2"=0.24	3 1/2"=0.50	4 1/2"=1.46

ENVIRONMENTAL MANAGEMENT SERVICES, INC.

Groundwater Sampling Field Log

Site: KEC

Well Number: MW-23A

Collector/Operator: CMW KEP-GW-023A-017

Monitoring Well Information

Evacuation date/time: 3/27/12

Sampling date/time: 3/27/12 1525

Method of evacuation: dedicated bladder pump

Method of sampling: dedicated pump

Top of casing to water: 38.12

Gallons per well volume: 1.10

Top of casing to bottom: 45

Total gallons evacuated: 3.20 gals

Water level after evacuation: 38.11

Sample Data

Well Volume	NTU's	Temp [°C]	Conductivity [µs/cm]	DO [mg/l]	pH	ORP	Appearance
	10	21.26°	86	5.97	5.25	26.6	Clear
	7.9	21.25°	85	5.71	5.24	23.0	Clear
	5.5	21.36°	84	5.52	5.21	22.7	Clear
	5.5	21.19°	83	5.38	5.18	24.0	Clear

General Information

Weather Condition: Sunny, Clear, 85°

Sample Characteristics: Clear

Containers/Amounts: 6 VOA's for VOC's

Recommend/Observations:

Sampler/Collector: CMW

Stabilization recommendations: Three successive readings within +/- 0.1 for pH, +/- 3% for conductivity, +/- 10 mV for ORP, and +/- 10% for turbidity and DO. *these are rough estimates*

Well Casing Volumes[gal/ft]				
1/2"=0.0205	1"=0.041	2"=0.16	3"=0.37	4"=0.65
3/4"=0.3075	1 1/2"=0.10	2 1/2"=0.24	3 1/2"=0.50	4 1/2"=1.46

ENVIRONMENTAL MANAGEMENT SERVICES, INC.

Groundwater Sampling Field Log

Site KEC Well Number MW-23B

Collector/Operator PDM SAMPLE ID: KEP-GW-023B-017

PM Monitoring Well Information

Evacuation date/time	3-27-12 ~~239~~ 1430	Sampling date/time	3-27-12 1640
Method of evacuation	Dedicated bladder Pump	Method of sampling	dedicated bladder pump
Top of casing to water	38.35	Gallons per well volume	7.03
Top of casing to bottom	84.0	Total gallons evacuated	7.5
Water level after evacuation	38.35		

Sample Data

Well Volume	NTU's	Temp [°C]	Conductivity [µs/cm]	DO [mg/l]	pH	ORP	Appearance
	2.6	21.75	526	6.05	5.13	32.4	clear
	2.3	21.74	526	6.03	5.09	39.0	clear
	2.2	21.96	525	5.94	5.08	42.2	CLEAR

General Information

Weather Condition: 80's Partly Cloudy + clear

Sample Characteristics:

Containers/Amounts Six (6) Voa's for Voc's

Recommend/Observations

Sampler/Collector [signature]

Stabilization recommendations: Three successive readings within +/- 0.1 for pH, +/- 3% for conductivity, +/- 10 mV for ORP, and +/- 10% for turbidity and DO. *these are rough estimates*

Well Casing Volumes[gal/ft]				
1/2"=0.0205	1"=0.041	2"=0.16	3"=0.37	4"=0.65
3/4"=0.3075	1 1/2"=0.10	2 1/2"=0.24	3 1/2"=0.50	4 1/2"=1.46

ENVIRONMENTAL MANAGEMENT SERVICES, INC.

Groundwater Sampling Field Log

Site: CRYSTAL SPRINGS Well Number: MW-24

Collector/Operator: ETHAN ALLEN

Monitoring Well Information

Evacuation date/time: 3/27/12 0900 Sampling date/time: 3/27/12 11:00

Method of evacuation: BLADDER PUMP Method of sampling: LOW FLOW

Top of casing to water: 31.83 Gallons per well volume: 8.0

Top of casing to bottom: 82 Total gallons evacuated: 6.25

Water level after evacuation: 31.85

Sample Data

Well Volume	NTU's	Temp [°C]	Conductivity [µs/cm]	DO [mg/l]	pH	ORP	Appearance
	0.54	19.55	244	5.07	4.77	140.5	
	0.52	19.87	242	4.72	4.78	146.9	
	0.50	19.84	242	4.49	4.78	156.4	
	0.63	19.78	241	4.20	4.80	161.6	
	0.82	19.76	241	4.16	4.81	165.9	

General Information

Weather Condition:

Sample Characteristics:

Containers/Amounts: 6 VOA'S @ 11:00 KEP-GW-024-017
SPLIT W/ DEQ

Recommend/Observations

Sampler/Collector: [signature]

Stabilization recommendations: Three successive readings within +/- 0.1 for pH, +/- 3% for conductivity, +/- 10 mV for ORP, and +/- 10% for turbidity and DO. *these are rough estimates*

Well Casing Volumes[gal/ft]				
1/2"=0.0205	1"=0.041	2"=0.16	3"=0.37	4"=0.65
3/4"=0.3075	1 1/2"=0.10	2 1/2"=0.24	3 1/2"=0.50	4 1/2"=1.46

ENVIRONMENTAL MANAGEMENT SERVICES, INC.

Groundwater Sampling Field Log

Site: CRYSTAL SPRINGS Well Number: MW-25

Collector/Operator: ETHAN ALLEN

Monitoring Well Information

Evacuation date/time: 3-30-12 0820 Sampling date/time: 3-30-12 12:45

Method of evacuation: BLADDER Method of sampling:

Top of casing to water: 54.32 Gallons per well volume: 8.6

Top of casing to bottom: 108 Total gallons evacuated:

Water level after evacuation: 54.30

Sample Data

Well Volume	NTU's	Temp [°C]	Conductivity [µs/cm]	DO [mg/l]	pH	ORP	Appearance
	0.28	21.84	145	3.08	5.06	183.6	
	0.34	21.98	148	3.05	5.06	184.1	
	0.47	22.22	149	3.01	5.09	183.8	

General Information

Weather Condition: CLOUDY, DIST OFF SPRINKLES

Sample Characteristics:

Containers/Amounts: KEP-GW-025-017 6 VOA'S @ 12:45
KEP-GW-RD-004 6 VOA'S LISTED @ 0800

Recommend/Observations

Sampler/Collector: [signature]

Stabilization recommendations: Three successive readings within +/- 0.1 for pH, +/- 3% for conductivity, +/- 10 mV for ORP, and +/- 10% for turbidity and DO. *these are rough estimates*

Well Casing Volumes[gal/ft]				
1/2"=0.0205	1"=0.041	2"=0.16	3"=0.37	4"=0.65
3/4"=0.3075	1 1/2"=0.10	2 1/2"=0.24	3 1/2"=0.50	4 1/2"=1.46

ENVIRONMENTAL MANAGEMENT SERVICES, INC.

Groundwater Sampling Field Log

Site KEC Well Number MW-26

Collector/Operator CMW KEP-GW-026-017

Monitoring Well Information

Evacuation date/time 3-30-12 0900 Sampling date/time 3-30-12 1300

Method of evacuation dedicated bladder pump Method of sampling dedicated bladder pump

Top of casing to water 63.50 Gallons per well volume 6.20

Top of casing to bottom 102 Total gallons evacuated 7

Water level after evacuation 63.87

Sample Data

Well Volume	NTU's	Temp [°C]	Conductivity [µs/cm]	DO [mg/l]	pH	ORP	Appearance
	15	22.50	233	3.41	5.58	14.8	Clear
	13	22.58	233	3.54	5.54	20.01	Clear
	17	22.66	234	3.62	5.51	28.8	Clear
	17	22.70	233	3.67	5.49	36.8	Clear
	17	22.73	233	3.69	5.50	39.8	Clear

General Information

Weather Condition: Cloudy, Rain 62°F 0900
Partly Cloudy, no Rain, 78°F 1130

Sample Characteristics:

Containers/Amounts 6 - vials 40 mL

Recommend/Observations

Sampler/Collector CMW

Stabilization recommendations: Three successive readings within +/- 0.1 for pH, +/- 3% for conductivity, +/- 10 mV for ORP, and +/- 10% for turbidity and DO. *these are rough estimates*

Well Casing Volumes[gal/ft]				
1/2"=0.0205	1"=0.041	2"=0.16	3"=0.37	4"=0.65
3/4"=0.3075	1 1/2"=0.10	2 1/2"=0.24	3 1/2"=0.50	4 1/2"=1.46

ENVIRONMENTAL MANAGEMENT SERVICES, INC.

Groundwater Sampling Field Log

Site KEC

Well Number MW-27

Collector/Operator A. Niven

KEP-GW-027-017

Monitoring Well Information

Evacuation date/time 3-30-12 8:26

Sampling date/time 3-30-12 12:20

Method of evacuation Bladder Pump

Method of sampling Low flow

Top of casing to water 43.02

Gallons per well volume 10.55 gal

Top of casing to bottom 109

Total gallons evacuated 10.75 gal

Water level after evacuation 45.60'

Sample Data

	NTU's	Temp [°C]	Conductivity [µs/cm]	DO [mg/l]	pH	ORP	Appearance
	13.5	18.22	87	1.43	5.48	78.4	Clear
	14.2	18.22	87	1.33	5.49	72.8	|
	13.9	18.21	87	1.31	5.49	69.8	|
	13.6	18.20	86	1.19	5.48	66.4	|
	12.3	18.18	86	1.14	5.48	64.4	|
	12.6	18.18	86	1.09	5.48	62.9	|

General Information

Weather Condition: Raining 70s

Sample Characteristics:

Containers/Amounts (3) VOA for SIMS (3) VOA for 8260

Recommend/Observations

Sampler/Collector

Stabilization recommendations: Three successive readings within +/- 0.1 for pH, +/- 3% for conductivity, +/- 10 mV for ORP, and +/- 10% for turbidity and DO. *these are rough estimates*

Well Casing Volumes[gal/ft]

1/2"=0.0205	1"=0.041	2"=0.16 PVC	3"=0.37	4"=0.65
3/4"=0.3075	1 1/2"=0.10	2 1/2"=0.24	3 1/2"=0.50	4 1/2"=1.46

ENVIRONMENTAL MANAGEMENT SERVICES, INC.

Groundwater Sampling Field Log

Site: CRYSTAL SPRINGS Well Number: MW-28

Collector/Operator: ETHAN ALLEN

Monitoring Well Information

Evacuation date/time	3/29/2012 0930	Sampling date/time	3/27/2012 1300
Method of evacuation	BLADDER	Method of sampling	LOW FLOW
Top of casing to water	63.97	Gallons per well volume	7.4
Top of casing to bottom	110	Total gallons evacuated	7.4
Water level after evacuation	63.95		

Sample Data

Well Volume	NTU's	Temp [°C]	Conductivity [µs/cm]	DO [mg/l]	pH	ORP	Appearance
	0.70	24.04	228	6.43	5.33	154.4	CLEAR
	0.59	23.97	228	6.42	5.32	155.2	
	1.11	24.11	227	6.25	5.32	195.3	

General Information

Weather Condition:

Sample Characteristics:

Containers/Amounts: KEP-GW-028-008 6 VOA'S @ 13:00
KEP-GW-DUP-002 6 VOAS @ 0800

Recommend/Observations

Sampler/Collector: [signature]

Stabilization recommendations: Three successive readings within +/- 0.1 for pH, +/- 3% for conductivity, +/- 10 mV for ORP, and +/- 10% for turbidity and DO. *these are rough estimates*

Well Casing Volumes[gal/ft]				
1/2"=0.0205	1"=0.041	2"=0.16	3"=0.37	4"=0.65
3/4"=0.3075	1 1/2"=0.10	2 1/2"=0.24	3 1/2"=0.50	4 1/2"=1.46

ENVIRONMENTAL MANAGEMENT SERVICES, INC.

Groundwater Sampling Field Log

Site: CRYSTAL SPRINGS Well Number: MW-29

Collector/Operator: ETHAN ALLEN

Monitoring Well Information

Evacuation date/time: 3/28/12 0820 Sampling date/time: 3/28/12 10:15

Method of evacuation: BLADDER PUMP Method of sampling: LOW FLOW

Top of casing to water: 71.85 Gallons per well volume: 5.5

Top of casing to bottom: 106 Total gallons evacuated: 5.5

Water level after evacuation: 71.84

Sample Data

Well Volume	NTU's	Temp [°C]	Conductivity [µs/cm]	DO [mg/l]	pH	ORP	Appearance
	0.23	20.69	658	5.21	5.59	161.6	CLEAR
	0.26	20.71	659	5.04	5.61	164.6	CLEAR
	0.24	20.72	659	5.00	5.61	166.6	CLEAR

General Information

Weather Condition: PARTLY CLOUDY

Sample Characteristics:

Containers/Amounts: KEP-GW-024-008 6 VOAS AT 10:15

Recommend/Observations

Sampler/Collector: [signature]

Stabilization recommendations: Three successive readings within +/- 0.1 for pH, +/- 3% for conductivity, +/- 10 mV for ORP, and +/- 10% for turbidity and DO. *these are rough estimates*

Well Casing Volumes[gal/ft]				
1/2"=0.0205	1"=0.041	2"=0.16	3"=0.37	4"=0.65
3/4"=0.3075	1 1/2"=0.10	2 1/2"=0.24	3 1/2"=0.50	4 1/2"=1.46

ENVIRONMENTAL MANAGEMENT SERVICES, INC.

Groundwater Sampling Field Log

Site: KeC

Well Number: MW-30

Collector/Operator: A. Niven

Monitoring Well Information

Evacuation date/time	3-29-12 10:58	Sampling date/time	3-29-12 11:40
Method of evacuation	Fultz pump	Method of sampling	Low flow
Top of casing to water	65.36	Gallons per well volume	3.14 gal
Top of casing to bottom	85	Total gallons evacuated	9.0 gal
Water level after evacuation	65.51		

Sample Data

Well Volume	NTU's	Temp [°C]	Conductivity [µs/cm]	DO [mg/l]	pH	ORP	Appearance
	1.16	22.46	294	1.17	6.23	-174.8	Clear
	1.04	22.70	298	0.99	6.26	-180.5	
	1.26	23.22	299	0.95	6.29	-180.9	
		23.04	277	0.89	6.21	-174.6	

General Information

Weather Condition: Sunny 80s

Sample Characteristics:

Containers/Amounts: (3) VOA for Sims (6) VOA for 8260 (1) 1L Amber 8270
* Split with MDEQ

Recommend/Observations

Sampler/Collector

Stabilization recommendations: Three successive readings within +/- 0.1 for pH, +/- 3% for conductivity, +/- 10 mV for ORP, and +/- 10% for turbidity and DO. *these are rough estimates*

Well Casing Volumes[gal/ft]				
1/2"=0.0205	1"=0.041	2"=0.16 PVC	3"=0.37	4"=0.65
3/4"=0.3075	1 1/2"=0.10	2 1/2"=0.24	3 1/2"=0.50	4 1/2"=1.46

ENVIRONMENTAL MANAGEMENT SERVICES, INC.

Groundwater Sampling Field Log

Site: KEC

Well Number: MW-31

Collector/Operator: Ethan Allen

Monitoring Well Information

Evacuation date/time	3-29-12 17:00	Sampling date/time	3-29-12 17:45
Method of evacuation	Bladder	Method of sampling	Low Flow
Top of casing to water	63.43	Gallons per well volume	1.9
Top of casing to bottom	75	Total gallons evacuated	3.5
Water level after evacuation	63.46		

Sample Data

Well Volume	NTU's	Temp [°C]	Conductivity [µs/cm]	DO [mg/l]	pH	ORP	Appearance
	79.2	22.43	350	4.32	5.90	-21.2	
	66.1	22.33	335	4.24	5.86	-16.1	
	62.4	22.25	323	4.18	5.81	-7.6	
	47.3	22.20	305	4.13	5.76	0.8	
	38.2	22.16	298	4.12	5.73	7.0	
	36.8	22.16	287	4.10	5.68	14.3	
	27.6	22.15	282	4.10	5.67	18.2	
	24.0	22.14	278	4.10	5.66	20.2	

General Information

Weather Condition:

Sample Characteristics:

Containers/Amounts: KEP-GW-031-002 6 VOAs. AT 17:45

Recommend/Observations

Sampler/Collector

Stabilization recommendations: Three successive readings within +/- 0.1 for pH, +/- 3% for conductivity, +/- 10 mV for ORP, and +/- 10% for turbidity and DO. *these are rough estimates*

Well Casing Volumes[gal/ft]				
1/2"=0.0205	1"=0.041	2"=0.16	3"=0.37	4"=0.65
3/4"=0.3075	1 1/2"=0.10	2 1/2"=0.24	3 1/2"=0.50	4 1/2"=1.46

ENVIRONMENTAL MANAGEMENT SERVICES, INC.

Groundwater Sampling Field Log

Site: KEC

Well Number: MW-32

Collector/Operator: A. Niven

KEP-GW-032-002

Monitoring Well Information

Evacuation date/time: 3-29-12 13:30

Sampling date/time: 3-29-12 14:00

Method of evacuation: Fultz pump

Method of sampling: Low flow

Top of casing to water: 60.88'

Gallons per well volume: 5.45 gal

Top of casing to bottom: 95

Total gallons evacuated: 6.5 gal

Water level after evacuation: 60.89

Sample Data

Well Volume	NTU's	Temp [°C]	Conductivity [µs/cm]	DO [mg/l]	pH	ORP	Appearance
	18.4	20.14	299	4.12	5.50	-141.6	Brown
	16.2	20.65	298	3.41	5.52	-160.7	Clear
	11.1	20.82	299	2.88	5.55	-183.0	|
	8.64	20.72	297	2.76	5.52	-183.7	|
	7.62	20.85	300	2.77	5.51	-185.6	|

General Information

Weather Condition: Sunny 70s°

Sample Characteristics:

Containers/Amounts: (3) VOA for Sims (3) VOA for 8260

Recommend/Observations

Sampler/Collector

Stabilization recommendations: Three successive readings within +/- 0.1 for pH, +/- 3% for conductivity, +/- 10 mV for ORP, and +/- 10% for turbidity and DO. *these are rough estimates*

Well Casing Volumes[gal/ft]

1/2"=0.0205	1"=0.041	2"=0.16 PVC	3"=0.37	4"=0.65
3/4"=0.3075	1 1/2"=0.10	2 1/2"=0.24	3 1/2"=0.50	4 1/2"=1.46

ENVIRONMENTAL MANAGEMENT SERVICES, INC.

Groundwater Sampling Field Log

Site: KEC

Well Number: MW-33

Collector/Operator: West White

KEP-GW-033-002

Monitoring Well Information

Evacuation date/time	3/29/12 0830	Sampling date/time	3/29/12 0940
Method of evacuation	dedicated pump	Method of sampling	dedicated pump
Top of casing to water	59.23	Gallons per well volume	6.52
Top of casing to bottom	100	Total gallons evacuated	8.0
Water level after evacuation	59.25		

Sample Data

Well Volume	NTU's	Temp [°C]	Conductivity [µs/cm]	DO [mg/l]	pH	ORP	Appearance
	7.5	22.49	171	3.04	5.59	50.3	clear
	8.0	22.59	163	3.05	5.59	40.5	clear
	7.0	22.71	163	3.04	5.61	33.5	clear

General Information

Weather Condition: Clear, Sunny, low 70's

Sample Characteristics: clear

Containers/Amounts: 6 - 40 mL VOA

Recommend/Observations: MDEQ Split (3 - 40 mL VOA, 1 - 1 Lt Amber

Sampler/Collector: [signature]

Stabilization recommendations: Three successive readings within +/- 0.1 for pH, +/- 3% for conductivity, +/- 10 mV for ORP, and +/- 10% for turbidity and DO. *these are rough estimates*

Well Casing Volumes[gal/ft]				
1/2"=0.0205	1"=0.041	2"=0.16	3"=0.37	4"=0.65
3/4"=0.3075	1 1/2"=0.10	2 1/2"=0.24	3 1/2"=0.50	4 1/2"=1.46

ENVIRONMENTAL MANAGEMENT SERVICES, INC.

Groundwater Sampling Field Log

Site: KEC

Well Number: MW-34

Collector/Operator: A. Nivar

Monitoring Well Information

Evacuation date/time: 3-29-12 9:26

Sampling date/time: 3-29-12 10:00

Method of evacuation: Fultz Pump

Method of sampling: Low Flow

Top of casing to water: 61.34

Gallons per well volume: 7.5 gal

Top of casing to bottom: 108

Total gallons evacuated: 9.0 gal

Water level after evacuation: 61.39

Sample Data

	NTU's	Temp [°C]	Conductivity [µs/cm]	DO [mg/l]	pH	ORP	Appearance
	1.46	19.97	231	4.95	5.35	-95.3	
	0.32	20.06	216	4.70	5.37	-109.9	
	1.11	20.08	215	4.56	5.37	-112.4	*Trg/n
		20.08	214	4.46	5.37	-112.8	

General Information

Weather Condition: Sunny 70s

Sample Characteristics:

Containers/Amounts: (3) VOA for Sims (6) VOA for 8260 (1) 1L Amber 8270 *Split MDEQ

Recommend/Observations:

Sampler/Collector:

Stabilization recommendations: Three successive readings within +/- 0.1 for pH, +/- 3% for conductivity, +/- 10 mV for ORP, and +/- 10% for turbidity and DO. *these are rough estimates*

Well Casing Volumes[gal/ft]				
1/2"=0.0205	1"=0.041	2"=0.16	3"=0.37	4"=0.65
3/4"=0.3075	1 1/2"=0.10	2 1/2"=0.24	3 1/2"=0.50	4 1/2"=1.46

ENVIRONMENTAL MANAGEMENT SERVICES, INC.

Groundwater Sampling Field Log

Site: LEC Crystal Springs — Well Number: MW-25

Collector/Operator: Ethan Allen

Monitoring Well Information

Evacuation date/time	5/2/12 0950	Sampling date/time	5/2/12 13:15
Method of evacuation	Bladder Pump	Method of sampling	Low Flow
Top of casing to water	54.24	Gallons per well volume	8.6
Top of casing to bottom	108	Total gallons evacuated	9.0
Water level after evacuation	54.27		

Sample Data

Well Volume	NTU's	Temp [°C]	Conductivity [µs/cm]	DO [mg/l]	pH	ORP	Appearance
	-2.25	25.17	138	4.20	7.21	119.7	
	-1.53	25.28	138	4.05	7.21	119.8	
	-1.18	25.43	139	4.12	7.41	114.2	

General Information

Weather Condition:

Sample Characteristics:

Containers/Amounts: KEP-GW-025-018 @ 13:15
Split w/ MDEQ

Recommend/Observations

Sampler/Collector: [signature]

Stabilization recommendations: Three successive readings within +/- 0.1 for pH, +/- 3% for conductivity, +/- 10 mV for ORP, and +/- 10% for turbidity and DO. *these are rough estimates*

Well Casing Volumes[gal/ft]				
1/2"=0.0205	1"=0.041	2"=0.16	3"=0.37	4"=0.65
3/4"=0.3075	1 1/2"=0.10	2 1/2"=0.24	3 1/2"=0.50	4 1/2"=1.46

ENVIRONMENTAL MANAGEMENT SERVICES, INC.

Groundwater Sampling Field Log

Site KEC Well Number MW-26

Collector/Operator Chris W. KEP. GW-026-017

Monitoring Well Information

Evacuation date/time 5-2-12 Sampling date/time 5-2-12 14:45

Method of evacuation Designed/ Bladder pump Method of sampling Dedicated pump

Top of casing to water 62.81 Gallons per well volume 6.20

Top of casing to bottom 102 Total gallons evacuated 6.30

Water level after evacuation 62.83

Sample Data

Well Volume	NTU's	Temp [°C]	Conductivity [µs/cm]	DO [mg/l]	pH	ORP	Appearance
	-18.08	23.61	195	7.06	4.44	197.2	Clear
	-18.88	23.67	193	6.77	4.52	196.7	Clear
	-18.77	23.75	194	6.44	4.04	207.0	Clear
	-9.72	23.27	193	6.83	4.46	203.4	Clear
	-13.10	23.09	195	6.73	4.19	211.6	Clear

General Information

Weather Condition: cloudy, rainy, 80° F

Sample Characteristics: Clear

Containers/Amounts 10 containers - 9 VOAS, 1-250 mL.

Recommend/Observations

Sampler/Collector Chris W.

Stabilization recommendations: Three successive readings within +/- 0.1 for pH, +/- 3% for conductivity, +/- 10 mV for ORP, and +/- 10% for turbidity and DO. *these are rough estimates*

Well Casing Volumes[gal/ft]				
1/2"=0.0205	1"=0.041	2"=0.16	3"=0.37	4"=0.65
3/4"=0.3075	1 1/2"=0.10	2 1/2"=0.24	3 1/2"=0.50	4 1/2"=1.46

ENVIRONMENTAL MANAGEMENT SERVICES, INC.

Groundwater Sampling Field Log

Site: KEC

Well Number: MW-34
KEP-GW-034-003

Collector/Operator: AN

Monitoring Well Information

Evacuation date/time: 5-2-12 9:05

Sampling date/time: 5-2-12 9:45

Method of evacuation: Fultz pump

Method of sampling: Low flow

Top of casing to water: 61.24

Gallons per well volume: 7.48gal

Top of casing to bottom: 108

Total gallons evacuated: 9.05gal

Water level after evacuation: 61.28

Sample Data

	NTU's	Temp [°C]	Conductivity [µs/cm]	DO [mg/l]	pH	ORP	Appearance
		20.49	183	4.54	5.34	-247.4	clear
		20.51	182	4.36	5.30	-258.5	
	0.02	20.54	182	4.59	5.31	-261.9	
	0.08	20.70	182	4.12	5.35	-268.7	

General Information

Weather Condition: overcast 75°

Sample Characteristics:

Containers/Amounts: Pace (6)VOA + (6)VOA for BD-1
CAS (3)VOA, (1)250mL Amber + (3)VOA, (1)250mL Amber for BD-1
Micro (1)1L Amber, (3)VOA

Recommend/Observations

Sampler/Collector

Stabilization recommendations: Three successive readings within +/- 0.1 for pH, +/- 3% for conductivity, +/- 10 mV for ORP, and +/- 10% for turbidity and DO. *these are rough estimates*

Well Casing Volumes[gal/ft]

1/2"=0.0205	1"=0.041	2"=0.16 PVC	3"=0.37	4"=0.65
3/4"=0.3075	1 1/2"=0.10	2 1/2"=0.24	3 1/2"=0.50	4 1/2"=1.46

APPENDIX B

ANALYTICAL REPORTS – MARCH 2012 SAMPLING EVENT

Pace Analytical Services, Inc.
1000 Riverbend Blvd. Suite F
St. Rose, LA 70087
(504) 469-0333

April 13, 2012

Ethan Allen
Environmental Mgt Services-MS
7350 Hwy 98
Hattiesburg, MS 39404

RE: Project 20136861
Project ID: KEC 1ST 2012 SEMI

Dear Ethan Allen:

Enclosed are the analytical results for sample(s) received by the laboratory on March 30, 2012. Results reported herein conform to the most current NELAC standards, where applicable, unless otherwise narrated in the body of the report.

If you have any questions concerning this report, please feel free to contact me.

Sincerly,

Karen Brown
karen.brown@pacelabs.com

REPORT OF LABORATORY ANALYSIS

This report shall not be reproduced, except in full, without the written consent of Pace Analytical Services, Inc.

Laboratory Certifications

Pace Analytical Services, Inc.
1000 Riverbend Blvd. Suite F
St. Rose, LA 70087
(504) 469-0333

Project: 20136861

Client: Environmental Mgt Services-MS

Project ID: KEC 1ST 2012 SEMI

Washington Department of Ecology C2078

Oregon Environmental Laboratory Accreditation - LA200001

U.S. Dept. of Agriculture Foreign Soil Import P330-10-00119

Pennsylviania Dept. of Env Protection (NELAC) 68-04202

Texas Commission on Env. Quality (NELAC) T104704405-09-TX

Kansas Department of Health and Environment (NELAC) E-10266

Florida Department of Health (NELAC) E87595

Oklahoma Department of Environmental Quality - 2010-139

Illinois Environmental Protection Agency - 0025721

California Env. Lab Accreditation Program Branch - 11277CA

Louisiana Dept. of Environmental Quality (NELAC/LELAP) 02006

REPORT OF LABORATORY ANALYSIS

This report shall not be reproduced, execpt in full, without
the written consent of Pace Analytical Services, Inc.

Sample Cross Reference

Pace Analytical Services, Inc.
1000 Riverbend Blvd. Suite F
St. Rose, LA 70087
(504) 469-0333

Project: 20136861

Client: Environmental Mgt Services-MS

Project ID: KEC 1ST 2012 SEMI

Client Sample ID	Lab ID	Matrix	Collection Date/Time	Received Date/Time
KEP-GW-023A-017	20974204	Water	27-Mar-12 15:25	30-Mar-12 10:25
KEP-GW-023B-017	20974209	Water	27-Mar-12 16:40	30-Mar-12 10:25
KEP-GW-022-017	20974213	Water	27-Mar-12 17:15	30-Mar-12 10:25
KEP-GW-BD-001	20974214	Water	28-Mar-12 08:00	30-Mar-12 10:25
KEP-GW-029-008	20974215	Water	28-Mar-12 10:15	30-Mar-12 10:25
KEP-GW-019-017	20974216	Water	28-Mar-12 11:30	30-Mar-12 10:25
KEP-GW-007-022	20974217	Water	28-Mar-12 14:40	30-Mar-12 10:25
KEP-GW-006-022	20974218	Water	28-Mar-12 16:30	30-Mar-12 10:25
KEP-GW-002-022	20974219	Water	28-Mar-12 17:00	30-Mar-12 10:25
KEP-GW-003-022	20974220	Water	28-Mar-12 17:10	30-Mar-12 10:25
KEP-GW-030-002	20974221	Water	29-Mar-12 11:40	30-Mar-12 10:25
KEP-GW-034-002	20974222	Water	29-Mar-12 10:00	30-Mar-12 10:25
KEP-GW-028-008	20974223	Water	29-Mar-12 13:00	30-Mar-12 10:25
KEP-GW-BD-002	20974224	Water	29-Mar-12 08:00	30-Mar-12 10:25
KEP-GW-0208-017	20974225	Water	29-Mar-12 12:20	30-Mar-12 10:25
KEP-GW-033-002	20974226	Water	29-Mar-12 09:40	30-Mar-12 10:25
TBV 2	20974227	Water	27-Mar-12 15:25	30-Mar-12 10:25
KEP-GW-020A-017	20974453	Water	29-Mar-12 14:20	31-Mar-12 08:30
KEP-GW-021B-017	20974454	Water	29-Mar-12 16:25	31-Mar-12 08:30
KEP-GW-021A-017	20974455	Water	29-Mar-12 17:10	31-Mar-12 08:30
KEP-GW-031-002	20974456	Water	29-Mar-12 17:45	31-Mar-12 08:30
KEP-GW-BD-003	20974457	Water	29-Mar-12 12:00	31-Mar-12 08:30
KEP-GW-004-022	20974458	Water	29-Mar-12 16:30	31-Mar-12 08:30
TBV-3	20974459	Water	29-Mar-12 12:00	31-Mar-12 08:30
KEP-GW-013-020	20974464	Water	29-Mar-12 15:15	31-Mar-12 08:30
KEP-GW-010C-017	20974469	Water	29-Mar-12 15:30	31-Mar-12 08:30
KEP-GW-010A-017	20974470	Water	29-Mar-12 17:30	31-Mar-12 08:30
KEP-GW-009-020	20974471	Water	29-Mar-12 16:00	31-Mar-12 08:30
KEP-GW-032-002	20974472	Water	29-Mar-12 14:00	31-Mar-12 08:30
KEP-GW-BD-004	20974473	Water	30-Mar-12 08:00	31-Mar-12 08:30
KEP-GW-025-017	20974474	Water	30-Mar-12 12:45	31-Mar-12 08:30
KEP-GW-027-017	20974475	Water	30-Mar-12 12:20	31-Mar-12 08:30
KEP-GW-026-017	20974476	Water	30-Mar-12 13:00	31-Mar-12 08:30
KEP-GW-005-019	20974477	Water	30-Mar-12 15:00	31-Mar-12 08:30
KEP-GW-BD-005	20974478	Water	30-Mar-12 12:00	31-Mar-12 08:30
KEP-GW-010B-017	20974479	Water	30-Mar-12 16:30	31-Mar-12 08:30

Project Narrative

Pace Analytical Services, Inc.
1000 Riverbend Blvd. Suite F
St. Rose, LA 70087
(504) 469-0333

Project: 20136861

Narrative detail for project management:

The samples in this project are reported to the MDL with "J" values.

Project Narrative

Pace Analytical Services, Inc.
1000 Riverbend Blvd. Suite F
St. Rose, LA 70087
(504) 469-0333

Project: 20136861

Sample Receipt Condition:

All samples were received in accordance with EPA protocol.

Holding Times:

All holding times were met.

Blanks:

All blank results were below reporting limits.

Laboratory Control Samples:

All LCS recoveries were within QC limits.

Matrix Spikes and Duplicates:

All MS/MSD recoveries or duplicate RPDs were within QC limits.

Surrogates:

All surrogate recoveries were within QC limits.

QC Cross Reference

Pace Analytical Services, Inc.
1000 Riverbend Blvd. Suite F
St. Rose, LA 70087
(504) 469-0333

Project: 20136861

Analytical Method	Batch	Sample used for QC
EPA 8260	181066	Project sample KEP-GW-023A-017
EPA 8260	181125	Project sample KEP-GW-020A-017

For the sample used as the original for the DUP or MS/MSD for the batch:

Project sample means a sample from this project was used.
Client sample means a sample from the same client but in a different project was used.
Batch sample means a sample from a different client was used.

Sample Results

Pace Analytical Services, Inc.
1000 Riverbend Blvd. Suite F
St. Rose, LA 70087
(504) 469-0333

Client: Environmental Mgt Services-MS

Client ID: KEP-GW-023A-017
Project: 20136861
Project ID: KEC 1ST 2012 SEMI
Site: None
Lab ID: 20974204
Matrix: Water
% Moisture: n/a
Description: None
Prep Level: Water
Batch: 181066
Method: EPA 8260
GCMS VOAs Trace Water
Collected: 27-Mar-12
Received: 30-Mar-12
Prepared: 30-Mar-12

Units: ug/L

CAS No.	Analyte	Dilution	Result	Qu	Reporting Limit	MDL	Reg Limit	Analysis
67-64-1	Acetone	1	ND		4.00	0.865		30-Mar-12 14:49 MLS
71-43-2	Benzene	1	ND		0.500	0.0540		30-Mar-12 14:49 MLS
75-27-4	Bromodichloromethane	1	ND		0.500	0.109		30-Mar-12 14:49 MLS
75-25-2	Bromoform	1	ND		0.500	0.154		30-Mar-12 14:49 MLS
74-83-9	Bromomethane	1	ND		0.500	0.224		30-Mar-12 14:49 MLS
78-93-3	2-Butanone (MEK)	1	ND		2.00	0.817		30-Mar-12 14:49 MLS
75-15-0	Carbon disulfide	1	0.310	J	1.00	0.168		30-Mar-12 14:49 MLS
56-23-5	Carbon tetrachloride	1	ND		0.500	0.157		30-Mar-12 14:49 MLS
108-90-7	Chlorobenzene	1	ND		0.500	0.0680		30-Mar-12 14:49 MLS
75-00-3	Chloroethane	1	ND		0.500	0.331		30-Mar-12 14:49 MLS
67-66-3	Chloroform	1	ND		0.500	0.119		30-Mar-12 14:49 MLS
74-87-3	Chloromethane	1	ND		0.500	0.124		30-Mar-12 14:49 MLS
96-12-8	1,2-Dibromo-3-chloropropane	1	ND		2.00	0.164		30-Mar-12 14:49 MLS
124-48-1	Dibromochloromethane	1	ND		0.500	0.116		30-Mar-12 14:49 MLS
106-93-4	1,2-Dibromoethane (EDB)	1	ND		1.00	0.113		30-Mar-12 14:49 MLS
75-71-8	Dichlorodifluoromethane	1	ND		1.00	0.184		30-Mar-12 14:49 MLS
75-34-3	1,1-Dichloroethane	1	ND		0.500	0.0670		30-Mar-12 14:49 MLS
107-06-2	1,2-Dichloroethane	1	ND		0.500	0.114		30-Mar-12 14:49 MLS
75-35-4	1,1-Dichloroethene	1	ND		0.500	0.104		30-Mar-12 14:49 MLS
156-59-2	cis-1,2-Dichloroethene	1	ND		1.00	0.128		30-Mar-12 14:49 MLS
156-60-5	trans-1,2-Dichloroethene	1	ND		0.500	0.136		30-Mar-12 14:49 MLS
78-87-5	1,2-Dichloropropane	1	ND		0.500	0.118		30-Mar-12 14:49 MLS
10061-01-5	cis-1,3-Dichloropropene	1	ND		0.500	0.0920		30-Mar-12 14:49 MLS
10061-02-6	trans-1,3-Dichloropropene	1	ND		0.500	0.136		30-Mar-12 14:49 MLS
100-41-4	Ethylbenzene	1	ND		0.500	0.0650		30-Mar-12 14:49 MLS
591-78-6	2-Hexanone	1	ND		1.00	0.246		30-Mar-12 14:49 MLS
98-82-8	Isopropylbenzene (Cumene)	1	ND		1.00	0.0630		30-Mar-12 14:49 MLS
79-20-9	Methyl acetate	1	ND		2.00	0.193		30-Mar-12 14:49 MLS
75-09-2	Methylene chloride	1	ND		0.500	0.482		30-Mar-12 14:49 MLS
108-10-1	4-Methyl-2-pentanone (MIBK)	1	ND		1.00	0.287		30-Mar-12 14:49 MLS
1634-04-4	Methyl-tert-butyl ether	1	ND		0.500	0.148		30-Mar-12 14:49 MLS
100-42-5	Styrene	1	ND		1.00	0.0890		30-Mar-12 14:49 MLS
79-34-5	1,1,2,2-Tetrachloroethane	1	ND		0.500	0.157		30-Mar-12 14:49 MLS
127-18-4	Tetrachloroethene	1	ND		0.500	0.0600		30-Mar-12 14:49 MLS

Protocol 4/13/2012 14:08:22

ND denotes the analyte was analyzed for but not detected at the reporting limit or method detection limit indicated.
MDL denotes method detection limit

Limits are corrected for sample size, dilution and moisture content if applicable.
Qu lists qualifiers. Specific qualifiers are defined at the end of the report.
Regulatory limit may denote an actual regulatory limit or a client-requested notification limit.

Sample Results

Pace Analytical Services, Inc.
1000 Riverbend Blvd. Suite F
St. Rose, LA 70087
(504) 469-0333

Client: Environmental Mgt Services-MS

Client ID: KEP-GW-023A-017
Project: 20136861
Project ID: KEC 1ST 2012 SEMI
Site: None
Lab ID: 20974204
Matrix: Water
% Moisture: n/a
Description: None
Prep Level: Water
Batch: 181066
Method: EPA 8260
GCMS VOAs Trace Water
Collected: 27-Mar-12
Received: 30-Mar-12
Prepared: 30-Mar-12

Units: ug/L

CAS No.	Analyte	Dilution	Result	Qu	Reporting Limit	MDL	Reg Limit	Analysis
108-88-3	Toluene	1	ND		0.500	0.0810		30-Mar-12 14:49 MLS
71-55-6	1,1,1-Trichloroethane	1	ND		0.500	0.0660		30-Mar-12 14:49 MLS
79-00-5	1,1,2-Trichloroethane	1	ND		0.500	0.117		30-Mar-12 14:49 MLS
79-01-6	Trichloroethene	1	ND		0.500	0.0500		30-Mar-12 14:49 MLS
75-69-4	Trichlorofluoromethane	1	ND		0.500	0.0970		30-Mar-12 14:49 MLS
75-01-4	Vinyl chloride	1	ND		0.500	0.0880		30-Mar-12 14:49 MLS
	m&p-Xylene	1	ND		1.00	0.122		30-Mar-12 14:49 MLS
95-47-6	o-Xylene	1	ND		1.00	0.0870		30-Mar-12 14:49 MLS

42 compound(s) reported

Protocol 4/13/2012 14:08:22

ND denotes the analyte was analyzed for but not detected at the reporting limit or method detection limit indicated.
MDL denotes method detection limit

Limits are corrected for sample size, dilution and moisture content if applicable.
Qu lists qualifiers. Specific qualifiers are defined at the end of the report.
Regulatory limit may denote an actual regulatory limit or a client-requested notification limit.

Sample Results

Pace Analytical Services, Inc.
1000 Riverbend Blvd. Suite F
St. Rose, LA 70087
(504) 469-0333

Client: Environmental Mgt Services-MS

Client ID: KEP-GW-023B-017
Project: 20136861
Project ID: KEC 1ST 2012 SEMI
Site: None
Lab ID: 20974209
Matrix: Water
% Moisture: n/a
Description: None
Prep Level: Water
Batch: 181066
Method: EPA 8260
GCMS VOAs Trace Water
Collected: 27-Mar-12
Received: 30-Mar-12
Prepared: 30-Mar-12

Units: ug/L

CAS No.	Analyte	Dilution	Result	Qu	Reporting Limit	MDL	Reg Limit	Analysis	
67-64-1	Acetone	1	ND		4.00	0.865		30-Mar-12 15:28	MLS
71-43-2	Benzene	1	ND		0.500	0.0540		30-Mar-12 15:28	MLS
75-27-4	Bromodichloromethane	1	ND		0.500	0.109		30-Mar-12 15:28	MLS
75-25-2	Bromoform	1	ND		0.500	0.154		30-Mar-12 15:28	MLS
74-83-9	Bromomethane	1	ND		0.500	0.224		30-Mar-12 15:28	MLS
78-93-3	2-Butanone (MEK)	1	ND		2.00	0.817		30-Mar-12 15:28	MLS
75-15-0	Carbon disulfide	1	0.560	J	1.00	0.168		30-Mar-12 15:28	MLS
56-23-5	Carbon tetrachloride	1	ND		0.500	0.157		30-Mar-12 15:28	MLS
108-90-7	Chlorobenzene	1	ND		0.500	0.0680		30-Mar-12 15:28	MLS
75-00-3	Chloroethane	1	ND		0.500	0.331		30-Mar-12 15:28	MLS
67-66-3	Chloroform	1	0.290	J	0.500	0.119		30-Mar-12 15:28	MLS
74-87-3	Chloromethane	1	ND		0.500	0.124		30-Mar-12 15:28	MLS
96-12-8	1,2-Dibromo-3-chloropropane	1	ND		2.00	0.164		30-Mar-12 15:28	MLS
124-48-1	Dibromochloromethane	1	ND		0.500	0.116		30-Mar-12 15:28	MLS
106-93-4	1,2-Dibromoethane (EDB)	1	ND		1.00	0.113		30-Mar-12 15:28	MLS
75-71-8	Dichlorodifluoromethane	1	ND		1.00	0.184		30-Mar-12 15:28	MLS
75-34-3	1,1-Dichloroethane	1	0.450	J	0.500	0.0670		30-Mar-12 15:28	MLS
107-06-2	1,2-Dichloroethane	1	0.280	J	0.500	0.114		30-Mar-12 15:28	MLS
75-35-4	1,1-Dichloroethene	1	33.2		0.500	0.104		30-Mar-12 15:28	MLS
156-59-2	cis-1,2-Dichloroethene	1	ND		1.00	0.128		30-Mar-12 15:28	MLS
156-60-5	trans-1,2-Dichloroethene	1	ND		0.500	0.136		30-Mar-12 15:28	MLS
78-87-5	1,2-Dichloropropane	1	ND		0.500	0.118		30-Mar-12 15:28	MLS
10061-01-5	cis-1,3-Dichloropropene	1	ND		0.500	0.0920		30-Mar-12 15:28	MLS
10061-02-6	trans-1,3-Dichloropropene	1	ND		0.500	0.136		30-Mar-12 15:28	MLS
100-41-4	Ethylbenzene	1	ND		0.500	0.0650		30-Mar-12 15:28	MLS
591-78-6	2-Hexanone	1	ND		1.00	0.246		30-Mar-12 15:28	MLS
98-82-8	Isopropylbenzene (Cumene)	1	ND		1.00	0.0630		30-Mar-12 15:28	MLS
79-20-9	Methyl acetate	1	ND		2.00	0.193		30-Mar-12 15:28	MLS
75-09-2	Methylene chloride	1	ND		0.500	0.482		30-Mar-12 15:28	MLS
108-10-1	4-Methyl-2-pentanone (MIBK)	1	ND		1.00	0.287		30-Mar-12 15:28	MLS
1634-04-4	Methyl-tert-butyl ether	1	ND		0.500	0.148		30-Mar-12 15:28	MLS
100-42-5	Styrene	1	ND		1.00	0.0890		30-Mar-12 15:28	MLS
79-34-5	1,1,2,2-Tetrachloroethane	1	ND		0.500	0.157		30-Mar-12 15:28	MLS
127-18-4	Tetrachloroethene	1	ND		0.500	0.0600		30-Mar-12 15:28	MLS

Protocol 4/13/2012 14:08:22

ND denotes the analyte was analyzed for but not detected at the reporting limit or method detection limit indicated.
MDL denotes method detection limit

Limits are corrected for sample size, dilution and moisture content if applicable.
Qu lists qualifiers. Specific qualifiers are defined at the end of the report.
Regulatory limit may denote an actual regulatory limit or a client-requested notification limit.

Sample Results

Pace Analytical Services, Inc.
1000 Riverbend Blvd. Suite F
St. Rose, LA 70087
(504) 469-0333

Client: Environmental Mgt Services-MS

Client ID: KEP-GW-023B-017
Project: 20136861
Project ID: KEC 1ST 2012 SEMI
Site: None
Lab ID: 20974209
Matrix: Water
% Moisture: n/a
Description: None
Prep Level: Water
Batch: 181066
Method: EPA 8260
GCMS VOAs Trace Water
Collected: 27-Mar-12
Received: 30-Mar-12
Prepared: 30-Mar-12

Units: ug/L

CAS No.	Analyte	Dilution	Result	Qu	Reporting Limit	MDL	Reg Limit	Analysis	
108-88-3	Toluene	1	ND		0.500	0.0810		30-Mar-12 15:28	MLS
71-55-6	1,1,1-Trichloroethane	1	ND		0.500	0.0660		30-Mar-12 15:28	MLS
79-00-5	1,1,2-Trichloroethane	1	0.750		0.500	0.117		30-Mar-12 15:28	MLS
79-01-6	Trichloroethene	1	ND		0.500	0.0500		30-Mar-12 15:28	MLS
75-69-4	Trichlorofluoromethane	1	ND		0.500	0.0970		30-Mar-12 15:28	MLS
75-01-4	Vinyl chloride	1	ND		0.500	0.0880		30-Mar-12 15:28	MLS
	m&p-Xylene	1	ND		1.00	0.122		30-Mar-12 15:28	MLS
95-47-6	o-Xylene	1	ND		1.00	0.0870		30-Mar-12 15:28	MLS

42 compound(s) reported

Protocol 4/13/2012 14:08:22

ND denotes the analyte was analyzed for but not detected at the reporting limit or method detection limit indicated.
MDL denotes method detection limit

Limits are corrected for sample size, dilution and moisture content if applicable.
Qu lists qualifiers. Specific qualifiers are defined at the end of the report.
Regulatory limit may denote an actual regulatory limit or a client-requested notification limit.

Sample Results

Pace Analytical Services, Inc.
1000 Riverbend Blvd. Suite F
St. Rose, LA 70087
(504) 469-0333

Client: Environmental Mgt Services-MS

Client ID: KEP-GW-022-017
Project: 20136861
Project ID: KEC 1ST 2012 SEMI
Site: None
Lab ID: 20974213
Matrix: Water
% Moisture: n/a
Description: None
Prep Level: Water
Batch: 181066
Method: EPA 8260
GCMS VOAs Trace Water
Collected: 27-Mar-12
Received: 30-Mar-12
Prepared: 30-Mar-12

Units: ug/L

CAS No.	Analyte	Dilution	Result	Qu	Reporting Limit	MDL	Reg Limit	Analysis	
67-64-1	Acetone	1	ND		4.00	0.865		30-Mar-12 15:48	MLS
71-43-2	Benzene	1	ND		0.500	0.0540		30-Mar-12 15:48	MLS
75-27-4	Bromodichloromethane	1	ND		0.500	0.109		30-Mar-12 15:48	MLS
75-25-2	Bromoform	1	ND		0.500	0.154		30-Mar-12 15:48	MLS
74-83-9	Bromomethane	1	ND		0.500	0.224		30-Mar-12 15:48	MLS
78-93-3	2-Butanone (MEK)	1	ND		2.00	0.817		30-Mar-12 15:48	MLS
75-15-0	Carbon disulfide	1	ND		1.00	0.168		30-Mar-12 15:48	MLS
56-23-5	Carbon tetrachloride	1	ND		0.500	0.157		30-Mar-12 15:48	MLS
108-90-7	Chlorobenzene	1	ND		0.500	0.0680		30-Mar-12 15:48	MLS
75-00-3	Chloroethane	1	ND		0.500	0.331		30-Mar-12 15:48	MLS
67-66-3	Chloroform	1	ND		0.500	0.119		30-Mar-12 15:48	MLS
74-87-3	Chloromethane	1	ND		0.500	0.124		30-Mar-12 15:48	MLS
96-12-8	1,2-Dibromo-3-chloropropane	1	ND		2.00	0.164		30-Mar-12 15:48	MLS
124-48-1	Dibromochloromethane	1	ND		0.500	0.116		30-Mar-12 15:48	MLS
106-93-4	1,2-Dibromoethane (EDB)	1	ND		1.00	0.113		30-Mar-12 15:48	MLS
75-71-8	Dichlorodifluoromethane	1	ND		1.00	0.184		30-Mar-12 15:48	MLS
75-34-3	1,1-Dichloroethane	1	ND		0.500	0.0670		30-Mar-12 15:48	MLS
107-06-2	1,2-Dichloroethane	1	ND		0.500	0.114		30-Mar-12 15:48	MLS
75-35-4	1,1-Dichloroethene	1	ND		0.500	0.104		30-Mar-12 15:48	MLS
156-59-2	cis-1,2-Dichloroethene	1	ND		1.00	0.128		30-Mar-12 15:48	MLS
156-60-5	trans-1,2-Dichloroethene	1	ND		0.500	0.136		30-Mar-12 15:48	MLS
78-87-5	1,2-Dichloropropane	1	ND		0.500	0.118		30-Mar-12 15:48	MLS
10061-01-5	cis-1,3-Dichloropropene	1	ND		0.500	0.0920		30-Mar-12 15:48	MLS
10061-02-6	trans-1,3-Dichloropropene	1	ND		0.500	0.136		30-Mar-12 15:48	MLS
100-41-4	Ethylbenzene	1	ND		0.500	0.0650		30-Mar-12 15:48	MLS
591-78-6	2-Hexanone	1	ND		1.00	0.246		30-Mar-12 15:48	MLS
98-82-8	Isopropylbenzene (Cumene)	1	ND		1.00	0.0630		30-Mar-12 15:48	MLS
79-20-9	Methyl acetate	1	ND		2.00	0.193		30-Mar-12 15:48	MLS
75-09-2	Methylene chloride	1	ND		0.500	0.482		30-Mar-12 15:48	MLS
108-10-1	4-Methyl-2-pentanone (MIBK)	1	ND		1.00	0.287		30-Mar-12 15:48	MLS
1634-04-4	Methyl-tert-butyl ether	1	ND		0.500	0.148		30-Mar-12 15:48	MLS
100-42-5	Styrene	1	ND		1.00	0.0890		30-Mar-12 15:48	MLS
79-34-5	1,1,2,2-Tetrachloroethane	1	ND		0.500	0.157		30-Mar-12 15:48	MLS
127-18-4	Tetrachloroethene	1	ND		0.500	0.0600		30-Mar-12 15:48	MLS

Protocol 4/13/2012 14:08:22

ND denotes the analyte was analyzed for but not detected at the reporting limit or method detection limit indicated.
MDL denotes method detection limit

Limits are corrected for sample size, dilution and moisture content if applicable.
Qu lists qualifiers. Specific qualifiers are defined at the end of the report.
Regulatory limit may denote an actual regulatory limit or a client-requested notification limit.

Sample Results

Pace Analytical Services, Inc.
1000 Riverbend Blvd. Suite F
St. Rose, LA 70087
(504) 469-0333

Client: Environmental Mgt Services-MS

Client ID: KEP-GW-022-017
Project: 20136861
Project ID: KEC 1ST 2012 SEMI
Site: None
Lab ID: 20974213
Matrix: Water
% Moisture: n/a
Description: None
Prep Level: Water
Batch: 181066
Method: EPA 8260
GCMS VOAs Trace Water
Collected: 27-Mar-12
Received: 30-Mar-12
Prepared: 30-Mar-12

Units: ug/L

CAS No.	Analyte	Dilution	Result	Qu	Reporting Limit	MDL	Reg Limit	Analysis	
108-88-3	Toluene	1	ND		0.500	0.0810		30-Mar-12 15:48	MLS
71-55-6	1,1,1-Trichloroethane	1	ND		0.500	0.0660		30-Mar-12 15:48	MLS
79-00-5	1,1,2-Trichloroethane	1	ND		0.500	0.117		30-Mar-12 15:48	MLS
79-01-6	Trichloroethene	1	ND		0.500	0.0500		30-Mar-12 15:48	MLS
75-69-4	Trichlorofluoromethane	1	ND		0.500	0.0970		30-Mar-12 15:48	MLS
75-01-4	Vinyl chloride	1	ND		0.500	0.0880		30-Mar-12 15:48	MLS
	m&p-Xylene	1	ND		1.00	0.122		30-Mar-12 15:48	MLS
95-47-6	o-Xylene	1	ND		1.00	0.0870		30-Mar-12 15:48	MLS

42 compound(s) reported

Protocol 4/13/2012 14:08:22

ND denotes the analyte was analyzed for but not detected at the reporting limit or method detection limit indicated.
MDL denotes method detection limit

Limits are corrected for sample size, dilution and moisture content if applicable.
Qu lists qualifiers. Specific qualifiers are defined at the end of the report.
Regulatory limit may denote an actual regulatory limit or a client-requested notification limit.

Sample Results

Pace Analytical Services, Inc.
1000 Riverbend Blvd. Suite F
St. Rose, LA 70087
(504) 469-0333

Client: Environmental Mgt Services-MS

Client ID: KEP-GW-BD-001
Project: 20136861
Project ID: KEC 1ST 2012 SEMI
Site: None
Lab ID: 20974214
Matrix: Water
% Moisture: n/a
Description: None
Prep Level: Water
Batch: 181066
Method: EPA 8260
GCMS VOAs Trace Water
Collected: 28-Mar-12
Received: 30-Mar-12
Prepared: 30-Mar-12

Units: ug/L

CAS No.	Analyte	Dilution	Result	Qu	Reporting Limit	MDL	Reg Limit	Analysis	
67-64-1	Acetone	1	ND		4.00	0.865		30-Mar-12 16:28	MLS
71-43-2	Benzene	1	ND		0.500	0.0540		30-Mar-12 16:28	MLS
75-27-4	Bromodichloromethane	1	ND		0.500	0.109		30-Mar-12 16:28	MLS
75-25-2	Bromoform	1	ND		0.500	0.154		30-Mar-12 16:28	MLS
74-83-9	Bromomethane	1	ND		0.500	0.224		30-Mar-12 16:28	MLS
78-93-3	2-Butanone (MEK)	1	ND		2.00	0.817		30-Mar-12 16:28	MLS
75-15-0	Carbon disulfide	1	ND		1.00	0.168		30-Mar-12 16:28	MLS
56-23-5	Carbon tetrachloride	1	ND		0.500	0.157		30-Mar-12 16:28	MLS
108-90-7	Chlorobenzene	1	ND		0.500	0.0680		30-Mar-12 16:28	MLS
75-00-3	Chloroethane	1	ND		0.500	0.331		30-Mar-12 16:28	MLS
67-66-3	Chloroform	1	0.590		0.500	0.119		30-Mar-12 16:28	MLS
74-87-3	Chloromethane	1	ND		0.500	0.124		30-Mar-12 16:28	MLS
96-12-8	1,2-Dibromo-3-chloropropane	1	ND		2.00	0.164		30-Mar-12 16:28	MLS
124-48-1	Dibromochloromethane	1	ND		0.500	0.116		30-Mar-12 16:28	MLS
106-93-4	1,2-Dibromoethane (EDB)	1	ND		1.00	0.113		30-Mar-12 16:28	MLS
75-71-8	Dichlorodifluoromethane	1	ND		1.00	0.184		30-Mar-12 16:28	MLS
75-34-3	1,1-Dichloroethane	1	1.82		0.500	0.0670		30-Mar-12 16:28	MLS
107-06-2	1,2-Dichloroethane	1	0.460	J	0.500	0.114		30-Mar-12 16:28	MLS
75-35-4	1,1-Dichloroethene	1	48.2		0.500	0.104		30-Mar-12 16:28	MLS
156-59-2	cis-1,2-Dichloroethene	1	ND		1.00	0.128		30-Mar-12 16:28	MLS
156-60-5	trans-1,2-Dichloroethene	1	ND		0.500	0.136		30-Mar-12 16:28	MLS
78-87-5	1,2-Dichloropropane	1	ND		0.500	0.118		30-Mar-12 16:28	MLS
10061-01-5	cis-1,3-Dichloropropene	1	ND		0.500	0.0920		30-Mar-12 16:28	MLS
10061-02-6	trans-1,3-Dichloropropene	1	ND		0.500	0.136		30-Mar-12 16:28	MLS
100-41-4	Ethylbenzene	1	ND		0.500	0.0650		30-Mar-12 16:28	MLS
591-78-6	2-Hexanone	1	ND		1.00	0.246		30-Mar-12 16:28	MLS
98-82-8	Isopropylbenzene (Cumene)	1	ND		1.00	0.0630		30-Mar-12 16:28	MLS
79-20-9	Methyl acetate	1	ND		2.00	0.193		30-Mar-12 16:28	MLS
75-09-2	Methylene chloride	1	ND		0.500	0.482		30-Mar-12 16:28	MLS
108-10-1	4-Methyl-2-pentanone (MIBK)	1	ND		1.00	0.287		30-Mar-12 16:28	MLS
1634-04-4	Methyl-tert-butyl ether	1	ND		0.500	0.148		30-Mar-12 16:28	MLS
100-42-5	Styrene	1	ND		1.00	0.0890		30-Mar-12 16:28	MLS
79-34-5	1,1,2,2-Tetrachloroethane	1	ND		0.500	0.157		30-Mar-12 16:28	MLS
127-18-4	Tetrachloroethene	1	0.620		0.500	0.0600		30-Mar-12 16:28	MLS

Protocol 4/13/2012 14:08:22

ND denotes the analyte was analyzed for but not detected at the reporting limit or method detection limit indicated.
MDL denotes method detection limit

Limits are corrected for sample size, dilution and moisture content if applicable.
Qu lists qualifiers. Specific qualifiers are defined at the end of the report.
Regulatory limit may denote an actual regulatory limit or a client-requested notification limit.

Sample Results

Pace Analytical Services, Inc.
1000 Riverbend Blvd. Suite F
St. Rose, LA 70087
(504) 469-0333

Client: Environmental Mgt Services-MS

Client ID: KEP-GW-BD-001
Project: 20136861
Project ID: KEC 1ST 2012 SEMI
Site: None
Lab ID: 20974214
Matrix: Water
% Moisture: n/a
Description: None
Prep Level: Water
Batch: 181066
Method: EPA 8260
GCMS VOAs Trace Water
Collected: 28-Mar-12
Received: 30-Mar-12
Prepared: 30-Mar-12

Units: ug/L

CAS No.	Analyte	Dilution	Result	Qu	Reporting Limit	MDL	Reg Limit	Analysis	
108-88-3	Toluene	1	ND		0.500	0.0810		30-Mar-12 16:28	MLS
71-55-6	1,1,1-Trichloroethane	1	ND		0.500	0.0660		30-Mar-12 16:28	MLS
79-00-5	1,1,2-Trichloroethane	1	ND		0.500	0.117		30-Mar-12 16:28	MLS
79-01-6	Trichloroethene	1	ND		0.500	0.0500		30-Mar-12 16:28	MLS
75-69-4	Trichlorofluoromethane	1	ND		0.500	0.0970		30-Mar-12 16:28	MLS
75-01-4	Vinyl chloride	1	ND		0.500	0.0880		30-Mar-12 16:28	MLS
	m&p-Xylene	1	ND		1.00	0.122		30-Mar-12 16:28	MLS
95-47-6	o-Xylene	1	ND		1.00	0.0870		30-Mar-12 16:28	MLS

42 compound(s) reported

Protocol 4/13/2012 14:08:22

ND denotes the analyte was analyzed for but not detected at the reporting limit or method detection limit indicated.
MDL denotes method detection limit

Limits are corrected for sample size, dilution and moisture content if applicable.
Qu lists qualifiers. Specific qualifiers are defined at the end of the report.
Regulatory limit may denote an actual regulatory limit or a client-requested notification limit.

Sample Results

Pace Analytical Services, Inc.
1000 Riverbend Blvd. Suite F
St. Rose, LA 70087
(504) 469-0333

Client: Environmental Mgt Services-MS

Client ID: KEP-GW-029-008
Project: 20136861
Project ID: KEC 1ST 2012 SEMI
Site: None
Lab ID: 20974215
Matrix: Water
% Moisture: n/a
Description: None
Prep Level: Water
Batch: 181066
Method: EPA 8260
GCMS VOAs Trace Water
Collected: 28-Mar-12
Received: 30-Mar-12
Prepared: 30-Mar-12

Units: ug/L

CAS No.	Analyte	Dilution	Result	Qu	Reporting Limit	MDL	Reg Limit	Analysis	
67-64-1	Acetone	1	ND		4.00	0.865		30-Mar-12 16:48	MLS
71-43-2	Benzene	1	ND		0.500	0.0540		30-Mar-12 16:48	MLS
75-27-4	Bromodichloromethane	1	ND		0.500	0.109		30-Mar-12 16:48	MLS
75-25-2	Bromoform	1	ND		0.500	0.154		30-Mar-12 16:48	MLS
74-83-9	Bromomethane	1	ND		0.500	0.224		30-Mar-12 16:48	MLS
78-93-3	2-Butanone (MEK)	1	ND		2.00	0.817		30-Mar-12 16:48	MLS
75-15-0	Carbon disulfide	1	0.320	J	1.00	0.168		30-Mar-12 16:48	MLS
56-23-5	Carbon tetrachloride	1	ND		0.500	0.157		30-Mar-12 16:48	MLS
108-90-7	Chlorobenzene	1	ND		0.500	0.0680		30-Mar-12 16:48	MLS
75-00-3	Chloroethane	1	ND		0.500	0.331		30-Mar-12 16:48	MLS
67-66-3	Chloroform	1	ND		0.500	0.119		30-Mar-12 16:48	MLS
74-87-3	Chloromethane	1	ND		0.500	0.124		30-Mar-12 16:48	MLS
96-12-8	1,2-Dibromo-3-chloropropane	1	ND		2.00	0.164		30-Mar-12 16:48	MLS
124-48-1	Dibromochloromethane	1	ND		0.500	0.116		30-Mar-12 16:48	MLS
106-93-4	1,2-Dibromoethane (EDB)	1	ND		1.00	0.113		30-Mar-12 16:48	MLS
75-71-8	Dichlorodifluoromethane	1	ND		1.00	0.184		30-Mar-12 16:48	MLS
75-34-3	1,1-Dichloroethane	1	ND		0.500	0.0670		30-Mar-12 16:48	MLS
107-06-2	1,2-Dichloroethane	1	ND		0.500	0.114		30-Mar-12 16:48	MLS
75-35-4	1,1-Dichloroethene	1	1.78		0.500	0.104		30-Mar-12 16:48	MLS
156-59-2	cis-1,2-Dichloroethene	1	ND		1.00	0.128		30-Mar-12 16:48	MLS
156-60-5	trans-1,2-Dichloroethene	1	ND		0.500	0.136		30-Mar-12 16:48	MLS
78-87-5	1,2-Dichloropropane	1	ND		0.500	0.118		30-Mar-12 16:48	MLS
10061-01-5	cis-1,3-Dichloropropene	1	ND		0.500	0.0920		30-Mar-12 16:48	MLS
10061-02-6	trans-1,3-Dichloropropene	1	ND		0.500	0.136		30-Mar-12 16:48	MLS
100-41-4	Ethylbenzene	1	ND		0.500	0.0650		30-Mar-12 16:48	MLS
591-78-6	2-Hexanone	1	ND		1.00	0.246		30-Mar-12 16:48	MLS
98-82-8	Isopropylbenzene (Cumene)	1	ND		1.00	0.0630		30-Mar-12 16:48	MLS
79-20-9	Methyl acetate	1	ND		2.00	0.193		30-Mar-12 16:48	MLS
75-09-2	Methylene chloride	1	ND		0.500	0.482		30-Mar-12 16:48	MLS
108-10-1	4-Methyl-2-pentanone (MIBK)	1	ND		1.00	0.287		30-Mar-12 16:48	MLS
1634-04-4	Methyl-tert-butyl ether	1	ND		0.500	0.148		30-Mar-12 16:48	MLS
100-42-5	Styrene	1	ND		1.00	0.0890		30-Mar-12 16:48	MLS
79-34-5	1,1,2,2-Tetrachloroethane	1	ND		0.500	0.157		30-Mar-12 16:48	MLS
127-18-4	Tetrachloroethene	1	ND		0.500	0.0600		30-Mar-12 16:48	MLS

Protocol 4/13/2012 14:08:22

ND denotes the analyte was analyzed for but not detected at the reporting limit or method detection limit indicated.
MDL denotes method detection limit

Limits are corrected for sample size, dilution and moisture content if applicable.
Qu lists qualifiers. Specific qualifiers are defined at the end of the report.
Regulatory limit may denote an actual regulatory limit or a client-requested notification limit.

Sample Results

Pace Analytical Services, Inc.
1000 Riverbend Blvd. Suite F
St. Rose, LA 70087
(504) 469-0333

Client: Environmental Mgt Services-MS

Client ID: KEP-GW-029-008
Project: 20136861
Project ID: KEC 1ST 2012 SEMI
Site: None
Lab ID: 20974215
Matrix: Water
% Moisture: n/a
Description: None
Prep Level: Water
Batch: 181066
Method: EPA 8260
GCMS VOAs Trace Water
Collected: 28-Mar-12
Received: 30-Mar-12
Prepared: 30-Mar-12

Units: ug/L

CAS No.	Analyte	Dilution	Result	Qu	Reporting Limit	MDL	Reg Limit	Analysis	
108-88-3	Toluene	1	ND		0.500	0.0810		30-Mar-12 16:48	MLS
71-55-6	1,1,1-Trichloroethane	1	ND		0.500	0.0660		30-Mar-12 16:48	MLS
79-00-5	1,1,2-Trichloroethane	1	ND		0.500	0.117		30-Mar-12 16:48	MLS
79-01-6	Trichloroethene	1	ND		0.500	0.0500		30-Mar-12 16:48	MLS
75-69-4	Trichlorofluoromethane	1	ND		0.500	0.0970		30-Mar-12 16:48	MLS
75-01-4	Vinyl chloride	1	ND		0.500	0.0880		30-Mar-12 16:48	MLS
	m&p-Xylene	1	ND		1.00	0.122		30-Mar-12 16:48	MLS
95-47-6	o-Xylene	1	ND		1.00	0.0870		30-Mar-12 16:48	MLS

42 compound(s) reported

Protocol 4/13/2012 14:08:22

ND denotes the analyte was analyzed for but not detected at the reporting limit or method detection limit indicated.
MDL denotes method detection limit

Limits are corrected for sample size, dilution and moisture content if applicable.
Qu lists qualifiers. Specific qualifiers are defined at the end of the report.
Regulatory limit may denote an actual regulatory limit or a client-requested notification limit.

Sample Results

Pace Analytical Services, Inc.
1000 Riverbend Blvd. Suite F
St. Rose, LA 70087
(504) 469-0333

Client: Environmental Mgt Services-MS

Client ID: KEP-GW-019-017
Project: 20136861
Project ID: KEC 1ST 2012 SEMI
Site: None
Lab ID: 20974216
Matrix: Water
% Moisture: n/a
Description: None
Prep Level: Water
Batch: 181066
Method: EPA 8260
GCMS VOAs Trace Water
Collected: 28-Mar-12
Received: 30-Mar-12
Prepared: 30-Mar-12

Units: ug/L

CAS No.	Analyte	Dilution	Result	Qu	Reporting Limit	MDL	Reg Limit	Analysis
67-64-1	Acetone	1	ND		4.00	0.865		30-Mar-12 17:08 MLS
71-43-2	Benzene	1	ND		0.500	0.0540		30-Mar-12 17:08 MLS
75-27-4	Bromodichloromethane	1	ND		0.500	0.109		30-Mar-12 17:08 MLS
75-25-2	Bromoform	1	ND		0.500	0.154		30-Mar-12 17:08 MLS
74-83-9	Bromomethane	1	ND		0.500	0.224		30-Mar-12 17:08 MLS
78-93-3	2-Butanone (MEK)	1	ND		2.00	0.817		30-Mar-12 17:08 MLS
75-15-0	Carbon disulfide	1	0.260	J	1.00	0.168		30-Mar-12 17:08 MLS
56-23-5	Carbon tetrachloride	1	ND		0.500	0.157		30-Mar-12 17:08 MLS
108-90-7	Chlorobenzene	1	ND		0.500	0.0680		30-Mar-12 17:08 MLS
75-00-3	Chloroethane	1	ND		0.500	0.331		30-Mar-12 17:08 MLS
67-66-3	Chloroform	1	ND		0.500	0.119		30-Mar-12 17:08 MLS
74-87-3	Chloromethane	1	ND		0.500	0.124		30-Mar-12 17:08 MLS
96-12-8	1,2-Dibromo-3-chloropropane	1	ND		2.00	0.164		30-Mar-12 17:08 MLS
124-48-1	Dibromochloromethane	1	ND		0.500	0.116		30-Mar-12 17:08 MLS
106-93-4	1,2-Dibromoethane (EDB)	1	ND		1.00	0.113		30-Mar-12 17:08 MLS
75-71-8	Dichlorodifluoromethane	1	ND		1.00	0.184		30-Mar-12 17:08 MLS
75-34-3	1,1-Dichloroethane	1	ND		0.500	0.0670		30-Mar-12 17:08 MLS
107-06-2	1,2-Dichloroethane	1	ND		0.500	0.114		30-Mar-12 17:08 MLS
75-35-4	1,1-Dichloroethene	1	5.50		0.500	0.104		30-Mar-12 17:08 MLS
156-59-2	cis-1,2-Dichloroethene	1	ND		1.00	0.128		30-Mar-12 17:08 MLS
156-60-5	trans-1,2-Dichloroethene	1	ND		0.500	0.136		30-Mar-12 17:08 MLS
78-87-5	1,2-Dichloropropane	1	ND		0.500	0.118		30-Mar-12 17:08 MLS
10061-01-5	cis-1,3-Dichloropropene	1	ND		0.500	0.0920		30-Mar-12 17:08 MLS
10061-02-6	trans-1,3-Dichloropropene	1	ND		0.500	0.136		30-Mar-12 17:08 MLS
100-41-4	Ethylbenzene	1	ND		0.500	0.0650		30-Mar-12 17:08 MLS
591-78-6	2-Hexanone	1	ND		1.00	0.246		30-Mar-12 17:08 MLS
98-82-8	Isopropylbenzene (Cumene)	1	ND		1.00	0.0630		30-Mar-12 17:08 MLS
79-20-9	Methyl acetate	1	ND		2.00	0.193		30-Mar-12 17:08 MLS
75-09-2	Methylene chloride	1	ND		0.500	0.482		30-Mar-12 17:08 MLS
108-10-1	4-Methyl-2-pentanone (MIBK)	1	ND		1.00	0.287		30-Mar-12 17:08 MLS
1634-04-4	Methyl-tert-butyl ether	1	3.08		0.500	0.148		30-Mar-12 17:08 MLS
100-42-5	Styrene	1	ND		1.00	0.0890		30-Mar-12 17:08 MLS
79-34-5	1,1,2,2-Tetrachloroethane	1	ND		0.500	0.157		30-Mar-12 17:08 MLS
127-18-4	Tetrachloroethene	1	0.240	J	0.500	0.0600		30-Mar-12 17:08 MLS

Protocol 4/13/2012 14:08:22

ND denotes the analyte was analyzed for but not detected at the reporting limit or method detection limit indicated.
MDL denotes method detection limit

Limits are corrected for sample size, dilution and moisture content if applicable.
Qu lists qualifiers. Specific qualifiers are defined at the end of the report.
Regulatory limit may denote an actual regulatory limit or a client-requested notification limit.

Sample Results

Pace Analytical Services, Inc.
1000 Riverbend Blvd. Suite F
St. Rose, LA 70087
(504) 469-0333

Client: Environmental Mgt Services-MS

Client ID: KEP-GW-019-017
Project: 20136861
Project ID: KEC 1ST 2012 SEMI
Site: None
Lab ID: 20974216
Matrix: Water
% Moisture: n/a
Description: None
Prep Level: Water
Batch: 181066
Method: EPA 8260
GCMS VOAs Trace Water
Collected: 28-Mar-12
Received: 30-Mar-12
Prepared: 30-Mar-12

Units: ug/L

CAS No.	Analyte	Dilution	Result	Qu	Reporting Limit	MDL	Reg Limit	Analysis	
108-88-3	Toluene	1	ND		0.500	0.0810		30-Mar-12 17:08	MLS
71-55-6	1,1,1-Trichloroethane	1	ND		0.500	0.0660		30-Mar-12 17:08	MLS
79-00-5	1,1,2-Trichloroethane	1	ND		0.500	0.117		30-Mar-12 17:08	MLS
79-01-6	Trichloroethene	1	ND		0.500	0.0500		30-Mar-12 17:08	MLS
75-69-4	Trichlorofluoromethane	1	ND		0.500	0.0970		30-Mar-12 17:08	MLS
75-01-4	Vinyl chloride	1	ND		0.500	0.0880		30-Mar-12 17:08	MLS
	m&p-Xylene	1	ND		1.00	0.122		30-Mar-12 17:08	MLS
95-47-6	o-Xylene	1	ND		1.00	0.0870		30-Mar-12 17:08	MLS

42 compound(s) reported

Protocol 4/13/2012 14:08:22

ND denotes the analyte was analyzed for but not detected at the reporting limit or method detection limit indicated.
MDL denotes method detection limit

Limits are corrected for sample size, dilution and moisture content if applicable.
Qu lists qualifiers. Specific qualifiers are defined at the end of the report.
Regulatory limit may denote an actual regulatory limit or a client-requested notification limit.

Sample Results

Pace Analytical Services, Inc.
1000 Riverbend Blvd. Suite F
St. Rose, LA 70087
(504) 469-0333

Client: Environmental Mgt Services-MS

Client ID: KEP-GW-007-022
Project: 20136861
Project ID: KEC 1ST 2012 SEMI
Site: None
Lab ID: 20974217
Matrix: Water
% Moisture: n/a
Description: None
Prep Level: Water
Batch: 181066
Method: EPA 8260
GCMS VOAs Trace Water
Collected: 28-Mar-12
Received: 30-Mar-12
Prepared: 30-Mar-12

Units: ug/L

CAS No.	Analyte	Dilution	Result	Qu	Reporting Limit	MDL	Reg Limit	Analysis	
67-64-1	Acetone	1	ND		4.00	0.865		30-Mar-12 17:29	MLS
71-43-2	Benzene	1	ND		0.500	0.0540		30-Mar-12 17:29	MLS
75-27-4	Bromodichloromethane	1	ND		0.500	0.109		30-Mar-12 17:29	MLS
75-25-2	Bromoform	1	ND		0.500	0.154		30-Mar-12 17:29	MLS
74-83-9	Bromomethane	1	ND		0.500	0.224		30-Mar-12 17:29	MLS
78-93-3	2-Butanone (MEK)	1	ND		2.00	0.817		30-Mar-12 17:29	MLS
75-15-0	Carbon disulfide	1	ND		1.00	0.168		30-Mar-12 17:29	MLS
56-23-5	Carbon tetrachloride	1	ND		0.500	0.157		30-Mar-12 17:29	MLS
108-90-7	Chlorobenzene	1	ND		0.500	0.0680		30-Mar-12 17:29	MLS
75-00-3	Chloroethane	1	ND		0.500	0.331		30-Mar-12 17:29	MLS
67-66-3	Chloroform	1	0.250	J	0.500	0.119		30-Mar-12 17:29	MLS
74-87-3	Chloromethane	1	ND		0.500	0.124		30-Mar-12 17:29	MLS
96-12-8	1,2-Dibromo-3-chloropropane	1	ND		2.00	0.164		30-Mar-12 17:29	MLS
124-48-1	Dibromochloromethane	1	ND		0.500	0.116		30-Mar-12 17:29	MLS
106-93-4	1,2-Dibromoethane (EDB)	1	ND		1.00	0.113		30-Mar-12 17:29	MLS
75-71-8	Dichlorodifluoromethane	1	ND		1.00	0.184		30-Mar-12 17:29	MLS
75-34-3	1,1-Dichloroethane	1	ND		0.500	0.0670		30-Mar-12 17:29	MLS
107-06-2	1,2-Dichloroethane	1	ND		0.500	0.114		30-Mar-12 17:29	MLS
75-35-4	1,1-Dichloroethene	1	0.290	J	0.500	0.104		30-Mar-12 17:29	MLS
156-59-2	cis-1,2-Dichloroethene	1	ND		1.00	0.128		30-Mar-12 17:29	MLS
156-60-5	trans-1,2-Dichloroethene	1	ND		0.500	0.136		30-Mar-12 17:29	MLS
78-87-5	1,2-Dichloropropane	1	ND		0.500	0.118		30-Mar-12 17:29	MLS
10061-01-5	cis-1,3-Dichloropropene	1	ND		0.500	0.0920		30-Mar-12 17:29	MLS
10061-02-6	trans-1,3-Dichloropropene	1	ND		0.500	0.136		30-Mar-12 17:29	MLS
100-41-4	Ethylbenzene	1	ND		0.500	0.0650		30-Mar-12 17:29	MLS
591-78-6	2-Hexanone	1	ND		1.00	0.246		30-Mar-12 17:29	MLS
98-82-8	Isopropylbenzene (Cumene)	1	ND		1.00	0.0630		30-Mar-12 17:29	MLS
79-20-9	Methyl acetate	1	ND		2.00	0.193		30-Mar-12 17:29	MLS
75-09-2	Methylene chloride	1	ND		0.500	0.482		30-Mar-12 17:29	MLS
108-10-1	4-Methyl-2-pentanone (MIBK)	1	ND		1.00	0.287		30-Mar-12 17:29	MLS
1634-04-4	Methyl-tert-butyl ether	1	ND		0.500	0.148		30-Mar-12 17:29	MLS
100-42-5	Styrene	1	ND		1.00	0.0890		30-Mar-12 17:29	MLS
79-34-5	1,1,2,2-Tetrachloroethane	1	ND		0.500	0.157		30-Mar-12 17:29	MLS
127-18-4	Tetrachloroethene	1	ND		0.500	0.0600		30-Mar-12 17:29	MLS

Protocol 4/13/2012 14:08:22

ND denotes the analyte was analyzed for but not detected at the reporting limit or method detection limit indicated.
MDL denotes method detection limit

Limits are corrected for sample size, dilution and moisture content if applicable.
Qu lists qualifiers. Specific qualifiers are defined at the end of the report.
Regulatory limit may denote an actual regulatory limit or a client-requested notification limit.

Sample Results

Pace Analytical Services, Inc.
1000 Riverbend Blvd. Suite F
St. Rose, LA 70087
(504) 469-0333

Client: Environmental Mgt Services-MS

Client ID: KEP-GW-007-022
Project: 20136861
Project ID: KEC 1ST 2012 SEMI
Site: None
Lab ID: 20974217
Matrix: Water
% Moisture: n/a
Description: None
Prep Level: Water
Batch: 181066
Method: EPA 8260
GCMS VOAs Trace Water
Collected: 28-Mar-12
Received: 30-Mar-12
Prepared: 30-Mar-12

Units: ug/L

CAS No.	Analyte	Dilution	Result	Qu	Reporting Limit	MDL	Reg Limit	Analysis	
108-88-3	Toluene	1	ND		0.500	0.0810		30-Mar-12 17:29	MLS
71-55-6	1,1,1-Trichloroethane	1	ND		0.500	0.0660		30-Mar-12 17:29	MLS
79-00-5	1,1,2-Trichloroethane	1	ND		0.500	0.117		30-Mar-12 17:29	MLS
79-01-6	Trichloroethene	1	ND		0.500	0.0500		30-Mar-12 17:29	MLS
75-69-4	Trichlorofluoromethane	1	ND		0.500	0.0970		30-Mar-12 17:29	MLS
75-01-4	Vinyl chloride	1	ND		0.500	0.0880		30-Mar-12 17:29	MLS
	m&p-Xylene	1	ND		1.00	0.122		30-Mar-12 17:29	MLS
95-47-6	o-Xylene	1	ND		1.00	0.0870		30-Mar-12 17:29	MLS

42 compound(s) reported

Protocol 4/13/2012 14:08:22

ND denotes the analyte was analyzed for but not detected at the reporting limit or method detection limit indicated.
MDL denotes method detection limit

Limits are corrected for sample size, dilution and moisture content if applicable.
Qu lists qualifiers. Specific qualifiers are defined at the end of the report.
Regulatory limit may denote an actual regulatory limit or a client-requested notification limit.

Sample Results

Pace Analytical Services, Inc.
1000 Riverbend Blvd. Suite F
St. Rose, LA 70087
(504) 469-0333

Client: Environmental Mgt Services-MS

Client ID: KEP-GW-006-022
Project: 20136861
Project ID: KEC 1ST 2012 SEMI
Site: None
Lab ID: 20974218
Matrix: Water
% Moisture: n/a
Description: None
Prep Level: Water
Batch: 181066
Method: EPA 8260
GCMS VOAs Trace Water
Collected: 28-Mar-12
Received: 30-Mar-12
Prepared: 30-Mar-12

Units: ug/L

CAS No.	Analyte	Dilution	Result	Qu	Reporting Limit	MDL	Reg Limit	Analysis	
67-64-1	Acetone	1	ND		4.00	0.865		30-Mar-12 17:49	MLS
71-43-2	Benzene	1	ND		0.500	0.0540		30-Mar-12 17:49	MLS
75-27-4	Bromodichloromethane	1	ND		0.500	0.109		30-Mar-12 17:49	MLS
75-25-2	Bromoform	1	ND		0.500	0.154		30-Mar-12 17:49	MLS
74-83-9	Bromomethane	1	ND		0.500	0.224		30-Mar-12 17:49	MLS
78-93-3	2-Butanone (MEK)	1	ND		2.00	0.817		30-Mar-12 17:49	MLS
75-15-0	Carbon disulfide	1	0.210	J	1.00	0.168		30-Mar-12 17:49	MLS
56-23-5	Carbon tetrachloride	1	ND		0.500	0.157		30-Mar-12 17:49	MLS
108-90-7	Chlorobenzene	1	ND		0.500	0.0680		30-Mar-12 17:49	MLS
75-00-3	Chloroethane	1	ND		0.500	0.331		30-Mar-12 17:49	MLS
67-66-3	Chloroform	1	ND		0.500	0.119		30-Mar-12 17:49	MLS
74-87-3	Chloromethane	1	ND		0.500	0.124		30-Mar-12 17:49	MLS
96-12-8	1,2-Dibromo-3-chloropropane	1	ND		2.00	0.164		30-Mar-12 17:49	MLS
124-48-1	Dibromochloromethane	1	ND		0.500	0.116		30-Mar-12 17:49	MLS
106-93-4	1,2-Dibromoethane (EDB)	1	ND		1.00	0.113		30-Mar-12 17:49	MLS
75-71-8	Dichlorodifluoromethane	1	ND		1.00	0.184		30-Mar-12 17:49	MLS
75-34-3	1,1-Dichloroethane	1	ND		0.500	0.0670		30-Mar-12 17:49	MLS
107-06-2	1,2-Dichloroethane	1	ND		0.500	0.114		30-Mar-12 17:49	MLS
75-35-4	1,1-Dichloroethene	1	6.16		0.500	0.104		30-Mar-12 17:49	MLS
156-59-2	cis-1,2-Dichloroethene	1	ND		1.00	0.128		30-Mar-12 17:49	MLS
156-60-5	trans-1,2-Dichloroethene	1	ND		0.500	0.136		30-Mar-12 17:49	MLS
78-87-5	1,2-Dichloropropane	1	ND		0.500	0.118		30-Mar-12 17:49	MLS
10061-01-5	cis-1,3-Dichloropropene	1	ND		0.500	0.0920		30-Mar-12 17:49	MLS
10061-02-6	trans-1,3-Dichloropropene	1	ND		0.500	0.136		30-Mar-12 17:49	MLS
100-41-4	Ethylbenzene	1	ND		0.500	0.0650		30-Mar-12 17:49	MLS
591-78-6	2-Hexanone	1	ND		1.00	0.246		30-Mar-12 17:49	MLS
98-82-8	Isopropylbenzene (Cumene)	1	ND		1.00	0.0630		30-Mar-12 17:49	MLS
79-20-9	Methyl acetate	1	ND		2.00	0.193		30-Mar-12 17:49	MLS
75-09-2	Methylene chloride	1	ND		0.500	0.482		30-Mar-12 17:49	MLS
108-10-1	4-Methyl-2-pentanone (MIBK)	1	ND		1.00	0.287		30-Mar-12 17:49	MLS
1634-04-4	Methyl-tert-butyl ether	1	ND		0.500	0.148		30-Mar-12 17:49	MLS
100-42-5	Styrene	1	ND		1.00	0.0890		30-Mar-12 17:49	MLS
79-34-5	1,1,2,2-Tetrachloroethane	1	ND		0.500	0.157		30-Mar-12 17:49	MLS
127-18-4	Tetrachloroethene	1	ND		0.500	0.0600		30-Mar-12 17:49	MLS

Protocol 4/13/2012 14:08:22

ND denotes the analyte was analyzed for but not detected at the reporting limit or method detection limit indicated.
MDL denotes method detection limit

Limits are corrected for sample size, dilution and moisture content if applicable.
Qu lists qualifiers. Specific qualifiers are defined at the end of the report.
Regulatory limit may denote an actual regulatory limit or a client-requested notification limit.

Sample Results

Pace Analytical Services, Inc.
1000 Riverbend Blvd. Suite F
St. Rose, LA 70087
(504) 469-0333

Client: Environmental Mgt Services-MS

Client ID: KEP-GW-006-022
Project: 20136861
Project ID: KEC 1ST 2012 SEMI
Site: None
Lab ID: 20974218
Matrix: Water
% Moisture: n/a
Description: None
Prep Level: Water
Batch: 181066
Method: EPA 8260
GCMS VOAs Trace Water
Collected: 28-Mar-12
Received: 30-Mar-12
Prepared: 30-Mar-12

Units: ug/L

CAS No.	Analyte	Dilution	Result	Qu	Reporting Limit	MDL	Reg Limit	Analysis
108-88-3	Toluene	1	ND		0.500	0.0810		30-Mar-12 17:49 MLS
71-55-6	1,1,1-Trichloroethane	1	ND		0.500	0.0660		30-Mar-12 17:49 MLS
79-00-5	1,1,2-Trichloroethane	1	ND		0.500	0.117		30-Mar-12 17:49 MLS
79-01-6	Trichloroethene	1	ND		0.500	0.0500		30-Mar-12 17:49 MLS
75-69-4	Trichlorofluoromethane	1	ND		0.500	0.0970		30-Mar-12 17:49 MLS
75-01-4	Vinyl chloride	1	ND		0.500	0.0880		30-Mar-12 17:49 MLS
	m&p-Xylene	1	ND		1.00	0.122		30-Mar-12 17:49 MLS
95-47-6	o-Xylene	1	ND		1.00	0.0870		30-Mar-12 17:49 MLS

42 compound(s) reported

Protocol 4/13/2012 14:08:22

ND denotes the analyte was analyzed for but not detected at the reporting limit or method detection limit indicated.
MDL denotes method detection limit

Limits are corrected for sample size, dilution and moisture content if applicable.
Qu lists qualifiers. Specific qualifiers are defined at the end of the report.
Regulatory limit may denote an actual regulatory limit or a client-requested notification limit.

Sample Results

Pace Analytical Services, Inc.
1000 Riverbend Blvd. Suite F
St. Rose, LA 70087
(504) 469-0333

Client: Environmental Mgt Services-MS

Client ID: KEP-GW-002-022
Project: 20136861
Project ID: KEC 1ST 2012 SEMI
Site: None
Lab ID: 20974219
Matrix: Water
% Moisture: n/a
Description: None
Prep Level: Water
Batch: 181066
Method: EPA 8260
GCMS VOAs Trace Water
Collected: 28-Mar-12
Received: 30-Mar-12
Prepared: 30-Mar-12

Units: ug/L

CAS No.	Analyte	Dilution	Result	Qu	Reporting Limit	MDL	Reg Limit	Analysis	
67-64-1	Acetone	1	ND		4.00	0.865		30-Mar-12 18:09	MLS
71-43-2	Benzene	1	ND		0.500	0.0540		30-Mar-12 18:09	MLS
75-27-4	Bromodichloromethane	1	ND		0.500	0.109		30-Mar-12 18:09	MLS
75-25-2	Bromoform	1	ND		0.500	0.154		30-Mar-12 18:09	MLS
74-83-9	Bromomethane	1	ND		0.500	0.224		30-Mar-12 18:09	MLS
78-93-3	2-Butanone (MEK)	1	ND		2.00	0.817		30-Mar-12 18:09	MLS
75-15-0	Carbon disulfide	1	ND		1.00	0.168		30-Mar-12 18:09	MLS
56-23-5	Carbon tetrachloride	1	ND		0.500	0.157		30-Mar-12 18:09	MLS
108-90-7	Chlorobenzene	1	ND		0.500	0.0680		30-Mar-12 18:09	MLS
75-00-3	Chloroethane	1	ND		0.500	0.331		30-Mar-12 18:09	MLS
67-66-3	Chloroform	1	0.590		0.500	0.119		30-Mar-12 18:09	MLS
74-87-3	Chloromethane	1	ND		0.500	0.124		30-Mar-12 18:09	MLS
96-12-8	1,2-Dibromo-3-chloropropane	1	ND		2.00	0.164		30-Mar-12 18:09	MLS
124-48-1	Dibromochloromethane	1	ND		0.500	0.116		30-Mar-12 18:09	MLS
106-93-4	1,2-Dibromoethane (EDB)	1	ND		1.00	0.113		30-Mar-12 18:09	MLS
75-71-8	Dichlorodifluoromethane	1	ND		1.00	0.184		30-Mar-12 18:09	MLS
75-34-3	1,1-Dichloroethane	1	1.89		0.500	0.0670		30-Mar-12 18:09	MLS
107-06-2	1,2-Dichloroethane	1	0.440	J	0.500	0.114		30-Mar-12 18:09	MLS
75-35-4	1,1-Dichloroethene	1	49.9		0.500	0.104		30-Mar-12 18:09	MLS
156-59-2	cis-1,2-Dichloroethene	1	ND		1.00	0.128		30-Mar-12 18:09	MLS
156-60-5	trans-1,2-Dichloroethene	1	ND		0.500	0.136		30-Mar-12 18:09	MLS
78-87-5	1,2-Dichloropropane	1	ND		0.500	0.118		30-Mar-12 18:09	MLS
10061-01-5	cis-1,3-Dichloropropene	1	ND		0.500	0.0920		30-Mar-12 18:09	MLS
10061-02-6	trans-1,3-Dichloropropene	1	ND		0.500	0.136		30-Mar-12 18:09	MLS
100-41-4	Ethylbenzene	1	ND		0.500	0.0650		30-Mar-12 18:09	MLS
591-78-6	2-Hexanone	1	ND		1.00	0.246		30-Mar-12 18:09	MLS
98-82-8	Isopropylbenzene (Cumene)	1	ND		1.00	0.0630		30-Mar-12 18:09	MLS
79-20-9	Methyl acetate	1	ND		2.00	0.193		30-Mar-12 18:09	MLS
75-09-2	Methylene chloride	1	ND		0.500	0.482		30-Mar-12 18:09	MLS
108-10-1	4-Methyl-2-pentanone (MIBK)	1	ND		1.00	0.287		30-Mar-12 18:09	MLS
1634-04-4	Methyl-tert-butyl ether	1	ND		0.500	0.148		30-Mar-12 18:09	MLS
100-42-5	Styrene	1	ND		1.00	0.0890		30-Mar-12 18:09	MLS
79-34-5	1,1,2,2-Tetrachloroethane	1	ND		0.500	0.157		30-Mar-12 18:09	MLS
127-18-4	Tetrachloroethene	1	0.670		0.500	0.0600		30-Mar-12 18:09	MLS

Protocol 4/13/2012 14:08:22

ND denotes the analyte was analyzed for but not detected at the reporting limit or method detection limit indicated.
MDL denotes method detection limit

Limits are corrected for sample size, dilution and moisture content if applicable.
Qu lists qualifiers. Specific qualifiers are defined at the end of the report.
Regulatory limit may denote an actual regulatory limit or a client-requested notification limit.

Sample Results

Pace Analytical Services, Inc.
1000 Riverbend Blvd. Suite F
St. Rose, LA 70087
(504) 469-0333

Client: Environmental Mgt Services-MS

Client ID: KEP-GW-002-022
Project: 20136861
Project ID: KEC 1ST 2012 SEMI
Site: None
Lab ID: 20974219
Matrix: Water
% Moisture: n/a
Description: None
Prep Level: Water
Batch: 181066
Method: EPA 8260
GCMS VOAs Trace Water
Collected: 28-Mar-12
Received: 30-Mar-12
Prepared: 30-Mar-12

Units: ug/L

CAS No.	Analyte	Dilution	Result	Qu	Reporting Limit	MDL	Reg Limit	Analysis
108-88-3	Toluene	1	ND		0.500	0.0810		30-Mar-12 18:09 MLS
71-55-6	1,1,1-Trichloroethane	1	ND		0.500	0.0660		30-Mar-12 18:09 MLS
79-00-5	1,1,2-Trichloroethane	1	ND		0.500	0.117		30-Mar-12 18:09 MLS
79-01-6	Trichloroethene	1	ND		0.500	0.0500		30-Mar-12 18:09 MLS
75-69-4	Trichlorofluoromethane	1	ND		0.500	0.0970		30-Mar-12 18:09 MLS
75-01-4	Vinyl chloride	1	ND		0.500	0.0880		30-Mar-12 18:09 MLS
	m&p-Xylene	1	ND		1.00	0.122		30-Mar-12 18:09 MLS
95-47-6	o-Xylene	1	ND		1.00	0.0870		30-Mar-12 18:09 MLS

42 compound(s) reported

Protocol 4/13/2012 14:08:22

ND denotes the analyte was analyzed for but not detected at the reporting limit or method detection limit indicated.
MDL denotes method detection limit

Limits are corrected for sample size, dilution and moisture content if applicable.
Qu lists qualifiers. Specific qualifiers are defined at the end of the report.
Regulatory limit may denote an actual regulatory limit or a client-requested notification limit.

Sample Results

Pace Analytical Services, Inc.
1000 Riverbend Blvd. Suite F
St. Rose, LA 70087
(504) 469-0333

Client: Environmental Mgt Services-MS

Client ID: KEP-GW-003-022
Project: 20136861
Project ID: KEC 1ST 2012 SEMI
Site: None
Lab ID: 20974220
Matrix: Water
% Moisture: n/a
Description: None
Prep Level: Water
Batch: 181066
Method: EPA 8260
GCMS VOAs Trace Water
Collected: 28-Mar-12
Received: 30-Mar-12
Prepared: 30-Mar-12

Units: ug/L

CAS No.	Analyte	Dilution	Result	Qu	Reporting Limit	MDL	Reg Limit	Analysis	
67-64-1	Acetone	1	ND		4.00	0.865		30-Mar-12 18:29	MLS
71-43-2	Benzene	1	ND		0.500	0.0540		30-Mar-12 18:29	MLS
75-27-4	Bromodichloromethane	1	ND		0.500	0.109		30-Mar-12 18:29	MLS
75-25-2	Bromoform	1	ND		0.500	0.154		30-Mar-12 18:29	MLS
74-83-9	Bromomethane	1	ND		0.500	0.224		30-Mar-12 18:29	MLS
78-93-3	2-Butanone (MEK)	1	ND		2.00	0.817		30-Mar-12 18:29	MLS
75-15-0	Carbon disulfide	1	ND		1.00	0.168		30-Mar-12 18:29	MLS
56-23-5	Carbon tetrachloride	1	ND		0.500	0.157		30-Mar-12 18:29	MLS
108-90-7	Chlorobenzene	1	ND		0.500	0.0680		30-Mar-12 18:29	MLS
75-00-3	Chloroethane	1	ND		0.500	0.331		30-Mar-12 18:29	MLS
67-66-3	Chloroform	1	ND		0.500	0.119		30-Mar-12 18:29	MLS
74-87-3	Chloromethane	1	ND		0.500	0.124		30-Mar-12 18:29	MLS
96-12-8	1,2-Dibromo-3-chloropropane	1	ND		2.00	0.164		30-Mar-12 18:29	MLS
124-48-1	Dibromochloromethane	1	ND		0.500	0.116		30-Mar-12 18:29	MLS
106-93-4	1,2-Dibromoethane (EDB)	1	ND		1.00	0.113		30-Mar-12 18:29	MLS
75-71-8	Dichlorodifluoromethane	1	ND		1.00	0.184		30-Mar-12 18:29	MLS
75-34-3	1,1-Dichloroethane	1	0.970		0.500	0.0670		30-Mar-12 18:29	MLS
107-06-2	1,2-Dichloroethane	1	ND		0.500	0.114		30-Mar-12 18:29	MLS
75-35-4	1,1-Dichloroethene	1	26.2		0.500	0.104		30-Mar-12 18:29	MLS
156-59-2	cis-1,2-Dichloroethene	1	ND		1.00	0.128		30-Mar-12 18:29	MLS
156-60-5	trans-1,2-Dichloroethene	1	ND		0.500	0.136		30-Mar-12 18:29	MLS
78-87-5	1,2-Dichloropropane	1	ND		0.500	0.118		30-Mar-12 18:29	MLS
10061-01-5	cis-1,3-Dichloropropene	1	ND		0.500	0.0920		30-Mar-12 18:29	MLS
10061-02-6	trans-1,3-Dichloropropene	1	ND		0.500	0.136		30-Mar-12 18:29	MLS
100-41-4	Ethylbenzene	1	ND		0.500	0.0650		30-Mar-12 18:29	MLS
591-78-6	2-Hexanone	1	ND		1.00	0.246		30-Mar-12 18:29	MLS
98-82-8	Isopropylbenzene (Cumene)	1	ND		1.00	0.0630		30-Mar-12 18:29	MLS
79-20-9	Methyl acetate	1	ND		2.00	0.193		30-Mar-12 18:29	MLS
75-09-2	Methylene chloride	1	ND		0.500	0.482		30-Mar-12 18:29	MLS
108-10-1	4-Methyl-2-pentanone (MIBK)	1	ND		1.00	0.287		30-Mar-12 18:29	MLS
1634-04-4	Methyl-tert-butyl ether	1	ND		0.500	0.148		30-Mar-12 18:29	MLS
100-42-5	Styrene	1	ND		1.00	0.0890		30-Mar-12 18:29	MLS
79-34-5	1,1,2,2-Tetrachloroethane	1	ND		0.500	0.157		30-Mar-12 18:29	MLS
127-18-4	Tetrachloroethene	1	0.480	J	0.500	0.0600		30-Mar-12 18:29	MLS

Protocol 4/13/2012 14:08:22

ND denotes the analyte was analyzed for but not detected at the reporting limit or method detection limit indicated.
MDL denotes method detection limit

Limits are corrected for sample size, dilution and moisture content if applicable.
Qu lists qualifiers. Specific qualifiers are defined at the end of the report.
Regulatory limit may denote an actual regulatory limit or a client-requested notification limit.

Sample Results

Pace Analytical Services, Inc.
1000 Riverbend Blvd. Suite F
St. Rose, LA 70087
(504) 469-0333

Client: Environmental Mgt Services-MS

Client ID: KEP-GW-003-022
Project: 20136861
Project ID: KEC 1ST 2012 SEMI
Site: None
Lab ID: 20974220
Matrix: Water
% Moisture: n/a
Description: None
Prep Level: Water
Batch: 181066
Method: EPA 8260
GCMS VOAs Trace Water
Collected: 28-Mar-12
Received: 30-Mar-12
Prepared: 30-Mar-12

Units: ug/L

CAS No.	Analyte	Dilution	Result	Qu	Reporting Limit	MDL	Reg Limit	Analysis
108-88-3	Toluene	1	ND		0.500	0.0810		30-Mar-12 18:29 MLS
71-55-6	1,1,1-Trichloroethane	1	ND		0.500	0.0660		30-Mar-12 18:29 MLS
79-00-5	1,1,2-Trichloroethane	1	ND		0.500	0.117		30-Mar-12 18:29 MLS
79-01-6	Trichloroethene	1	0.210	J	0.500	0.0500		30-Mar-12 18:29 MLS
75-69-4	Trichlorofluoromethane	1	ND		0.500	0.0970		30-Mar-12 18:29 MLS
75-01-4	Vinyl chloride	1	ND		0.500	0.0880		30-Mar-12 18:29 MLS
	m&p-Xylene	1	ND		1.00	0.122		30-Mar-12 18:29 MLS
95-47-6	o-Xylene	1	ND		1.00	0.0870		30-Mar-12 18:29 MLS

42 compound(s) reported

Protocol 4/13/2012 14:08:22

ND denotes the analyte was analyzed for but not detected at the reporting limit or method detection limit indicated.
MDL denotes method detection limit

Limits are corrected for sample size, dilution and moisture content if applicable.
Qu lists qualifiers. Specific qualifiers are defined at the end of the report.
Regulatory limit may denote an actual regulatory limit or a client-requested notification limit.

Sample Results

Pace Analytical Services, Inc.
1000 Riverbend Blvd. Suite F
St. Rose, LA 70087
(504) 469-0333

Client: Environmental Mgt Services-MS

Client ID: KEP-GW-030-002
Project: 20136861
Project ID: KEC 1ST 2012 SEMI
Site: None
Lab ID: 20974221
Matrix: Water
% Moisture: n/a
Description: None
Prep Level: Water
Batch: 181066
Method: EPA 8260
GCMS VOAs Trace Water
Collected: 29-Mar-12
Received: 30-Mar-12
Prepared: 30-Mar-12

Units: ug/L

CAS No.	Analyte	Dilution	Result	Qu	Reporting Limit	MDL	Reg Limit	Analysis
67-64-1	Acetone	1	ND		4.00	0.865		30-Mar-12 18:50 MLS
71-43-2	Benzene	1	ND		0.500	0.0540		30-Mar-12 18:50 MLS
75-27-4	Bromodichloromethane	1	ND		0.500	0.109		30-Mar-12 18:50 MLS
75-25-2	Bromoform	1	ND		0.500	0.154		30-Mar-12 18:50 MLS
74-83-9	Bromomethane	1	ND		0.500	0.224		30-Mar-12 18:50 MLS
78-93-3	2-Butanone (MEK)	1	ND		2.00	0.817		30-Mar-12 18:50 MLS
75-15-0	Carbon disulfide	1	0.420	J	1.00	0.168		30-Mar-12 18:50 MLS
56-23-5	Carbon tetrachloride	1	ND		0.500	0.157		30-Mar-12 18:50 MLS
108-90-7	Chlorobenzene	1	ND		0.500	0.0680		30-Mar-12 18:50 MLS
75-00-3	Chloroethane	1	ND		0.500	0.331		30-Mar-12 18:50 MLS
67-66-3	Chloroform	1	ND		0.500	0.119		30-Mar-12 18:50 MLS
74-87-3	Chloromethane	1	ND		0.500	0.124		30-Mar-12 18:50 MLS
96-12-8	1,2-Dibromo-3-chloropropane	1	ND		2.00	0.164		30-Mar-12 18:50 MLS
124-48-1	Dibromochloromethane	1	ND		0.500	0.116		30-Mar-12 18:50 MLS
106-93-4	1,2-Dibromoethane (EDB)	1	ND		1.00	0.113		30-Mar-12 18:50 MLS
75-71-8	Dichlorodifluoromethane	1	ND		1.00	0.184		30-Mar-12 18:50 MLS
75-34-3	1,1-Dichloroethane	1	1.68		0.500	0.0670		30-Mar-12 18:50 MLS
107-06-2	1,2-Dichloroethane	1	ND		0.500	0.114		30-Mar-12 18:50 MLS
75-35-4	1,1-Dichloroethene	1	36.9		0.500	0.104		30-Mar-12 18:50 MLS
156-59-2	cis-1,2-Dichloroethene	1	ND		1.00	0.128		30-Mar-12 18:50 MLS
156-60-5	trans-1,2-Dichloroethene	1	ND		0.500	0.136		30-Mar-12 18:50 MLS
78-87-5	1,2-Dichloropropane	1	ND		0.500	0.118		30-Mar-12 18:50 MLS
10061-01-5	cis-1,3-Dichloropropene	1	ND		0.500	0.0920		30-Mar-12 18:50 MLS
10061-02-6	trans-1,3-Dichloropropene	1	ND		0.500	0.136		30-Mar-12 18:50 MLS
100-41-4	Ethylbenzene	1	ND		0.500	0.0650		30-Mar-12 18:50 MLS
591-78-6	2-Hexanone	1	ND		1.00	0.246		30-Mar-12 18:50 MLS
98-82-8	Isopropylbenzene (Cumene)	1	ND		1.00	0.0630		30-Mar-12 18:50 MLS
79-20-9	Methyl acetate	1	ND		2.00	0.193		30-Mar-12 18:50 MLS
75-09-2	Methylene chloride	1	ND		0.500	0.482		30-Mar-12 18:50 MLS
108-10-1	4-Methyl-2-pentanone (MIBK)	1	ND		1.00	0.287		30-Mar-12 18:50 MLS
1634-04-4	Methyl-tert-butyl ether	1	ND		0.500	0.148		30-Mar-12 18:50 MLS
100-42-5	Styrene	1	ND		1.00	0.0890		30-Mar-12 18:50 MLS
79-34-5	1,1,2,2-Tetrachloroethane	1	ND		0.500	0.157		30-Mar-12 18:50 MLS
127-18-4	Tetrachloroethene	1	ND		0.500	0.0600		30-Mar-12 18:50 MLS

Protocol 4/13/2012 14:08:23

ND denotes the analyte was analyzed for but not detected at the reporting limit or method detection limit indicated.
MDL denotes method detection limit

Limits are corrected for sample size, dilution and moisture content if applicable.
Qu lists qualifiers. Specific qualifiers are defined at the end of the report.
Regulatory limit may denote an actual regulatory limit or a client-requested notification limit.

Sample Results

Pace Analytical Services, Inc.
1000 Riverbend Blvd. Suite F
St. Rose, LA 70087
(504) 469-0333

Client: Environmental Mgt Services-MS

Client ID: KEP-GW-030-002
Project: 20136861
Project ID: KEC 1ST 2012 SEMI
Site: None
Lab ID: 20974221
Matrix: Water
% Moisture: n/a
Description: None
Prep Level: Water
Batch: 181066
Method: EPA 8260
GCMS VOAs Trace Water
Collected: 29-Mar-12
Received: 30-Mar-12
Prepared: 30-Mar-12

Units: ug/L

CAS No.	Analyte	Dilution	Result	Qu	Reporting Limit	MDL	Reg Limit	Analysis
108-88-3	Toluene	1	ND		0.500	0.0810		30-Mar-12 18:50 MLS
71-55-6	1,1,1-Trichloroethane	1	0.720		0.500	0.0660		30-Mar-12 18:50 MLS
79-00-5	1,1,2-Trichloroethane	1	ND		0.500	0.117		30-Mar-12 18:50 MLS
79-01-6	Trichloroethene	1	0.220	J	0.500	0.0500		30-Mar-12 18:50 MLS
75-69-4	Trichlorofluoromethane	1	ND		0.500	0.0970		30-Mar-12 18:50 MLS
75-01-4	Vinyl chloride	1	ND		0.500	0.0880		30-Mar-12 18:50 MLS
	m&p-Xylene	1	ND		1.00	0.122		30-Mar-12 18:50 MLS
95-47-6	o-Xylene	1	ND		1.00	0.0870		30-Mar-12 18:50 MLS

42 compound(s) reported

Protocol 4/13/2012 14:08:23

ND denotes the analyte was analyzed for but not detected at the reporting limit or method detection limit indicated.
MDL denotes method detection limit

Limits are corrected for sample size, dilution and moisture content if applicable.
Qu lists qualifiers. Specific qualifiers are defined at the end of the report.
Regulatory limit may denote an actual regulatory limit or a client-requested notification limit.

Sample Results

Pace Analytical Services, Inc.
1000 Riverbend Blvd. Suite F
St. Rose, LA 70087
(504) 469-0333

Client: Environmental Mgt Services-MS

Client ID: KEP-GW-034-002
Project: 20136861
Project ID: KEC 1ST 2012 SEMI
Site: None
Lab ID: 20974222
Matrix: Water
% Moisture: n/a
Description: None
Prep Level: Water
Batch: 181066
Method: EPA 8260
GCMS VOAs Trace Water
Collected: 29-Mar-12
Received: 30-Mar-12
Prepared: 30-Mar-12

Units: ug/L

CAS No.	Analyte	Dilution	Result	Qu	Reporting Limit	MDL	Reg Limit	Analysis
67-64-1	Acetone	1	ND		4.00	0.865		30-Mar-12 19:10 MLS
71-43-2	Benzene	1	ND		0.500	0.0540		30-Mar-12 19:10 MLS
75-27-4	Bromodichloromethane	1	ND		0.500	0.109		30-Mar-12 19:10 MLS
75-25-2	Bromoform	1	ND		0.500	0.154		30-Mar-12 19:10 MLS
74-83-9	Bromomethane	1	ND		0.500	0.224		30-Mar-12 19:10 MLS
78-93-3	2-Butanone (MEK)	1	ND		2.00	0.817		30-Mar-12 19:10 MLS
75-15-0	Carbon disulfide	1	ND		1.00	0.168		30-Mar-12 19:10 MLS
56-23-5	Carbon tetrachloride	1	ND		0.500	0.157		30-Mar-12 19:10 MLS
108-90-7	Chlorobenzene	1	ND		0.500	0.0680		30-Mar-12 19:10 MLS
75-00-3	Chloroethane	1	ND		0.500	0.331		30-Mar-12 19:10 MLS
67-66-3	Chloroform	1	ND		0.500	0.119		30-Mar-12 19:10 MLS
74-87-3	Chloromethane	1	ND		0.500	0.124		30-Mar-12 19:10 MLS
96-12-8	1,2-Dibromo-3-chloropropane	1	ND		2.00	0.164		30-Mar-12 19:10 MLS
124-48-1	Dibromochloromethane	1	ND		0.500	0.116		30-Mar-12 19:10 MLS
106-93-4	1,2-Dibromoethane (EDB)	1	ND		1.00	0.113		30-Mar-12 19:10 MLS
75-71-8	Dichlorodifluoromethane	1	ND		1.00	0.184		30-Mar-12 19:10 MLS
75-34-3	1,1-Dichloroethane	1	ND		0.500	0.0670		30-Mar-12 19:10 MLS
107-06-2	1,2-Dichloroethane	1	ND		0.500	0.114		30-Mar-12 19:10 MLS
75-35-4	1,1-Dichloroethene	1	4.64		0.500	0.104		30-Mar-12 19:10 MLS
156-59-2	cis-1,2-Dichloroethene	1	ND		1.00	0.128		30-Mar-12 19:10 MLS
156-60-5	trans-1,2-Dichloroethene	1	ND		0.500	0.136		30-Mar-12 19:10 MLS
78-87-5	1,2-Dichloropropane	1	ND		0.500	0.118		30-Mar-12 19:10 MLS
10061-01-5	cis-1,3-Dichloropropene	1	ND		0.500	0.0920		30-Mar-12 19:10 MLS
10061-02-6	trans-1,3-Dichloropropene	1	ND		0.500	0.136		30-Mar-12 19:10 MLS
100-41-4	Ethylbenzene	1	ND		0.500	0.0650		30-Mar-12 19:10 MLS
591-78-6	2-Hexanone	1	ND		1.00	0.246		30-Mar-12 19:10 MLS
98-82-8	Isopropylbenzene (Cumene)	1	ND		1.00	0.0630		30-Mar-12 19:10 MLS
79-20-9	Methyl acetate	1	ND		2.00	0.193		30-Mar-12 19:10 MLS
75-09-2	Methylene chloride	1	ND		0.500	0.482		30-Mar-12 19:10 MLS
108-10-1	4-Methyl-2-pentanone (MIBK)	1	ND		1.00	0.287		30-Mar-12 19:10 MLS
1634-04-4	Methyl-tert-butyl ether	1	ND		0.500	0.148		30-Mar-12 19:10 MLS
100-42-5	Styrene	1	ND		1.00	0.0890		30-Mar-12 19:10 MLS
79-34-5	1,1,2,2-Tetrachloroethane	1	ND		0.500	0.157		30-Mar-12 19:10 MLS
127-18-4	Tetrachloroethene	1	ND		0.500	0.0600		30-Mar-12 19:10 MLS

Protocol 4/13/2012 14:08:23

ND denotes the analyte was analyzed for but not detected at the reporting limit or method detection limit indicated.
MDL denotes method detection limit

Limits are corrected for sample size, dilution and moisture content if applicable.
Qu lists qualifiers. Specific qualifiers are defined at the end of the report.
Regulatory limit may denote an actual regulatory limit or a client-requested notification limit.

Sample Results

Pace Analytical Services, Inc.
1000 Riverbend Blvd. Suite F
St. Rose, LA 70087
(504) 469-0333

Client: Environmental Mgt Services-MS

Client ID: KEP-GW-034-002
Project: 20136861
Project ID: KEC 1ST 2012 SEMI
Site: None
Lab ID: 20974222
Matrix: Water
% Moisture: n/a
Description: None
Prep Level: Water
Batch: 181066
Method: EPA 8260
GCMS VOAs Trace Water
Collected: 29-Mar-12
Received: 30-Mar-12
Prepared: 30-Mar-12

Units: ug/L

CAS No.	Analyte	Dilution	Result	Qu	Reporting Limit	MDL	Reg Limit	Analysis
108-88-3	Toluene	1	ND		0.500	0.0810		30-Mar-12 19:10 MLS
71-55-6	1,1,1-Trichloroethane	1	ND		0.500	0.0660		30-Mar-12 19:10 MLS
79-00-5	1,1,2-Trichloroethane	1	ND		0.500	0.117		30-Mar-12 19:10 MLS
79-01-6	Trichloroethene	1	ND		0.500	0.0500		30-Mar-12 19:10 MLS
75-69-4	Trichlorofluoromethane	1	ND		0.500	0.0970		30-Mar-12 19:10 MLS
75-01-4	Vinyl chloride	1	ND		0.500	0.0880		30-Mar-12 19:10 MLS
	m&p-Xylene	1	ND		1.00	0.122		30-Mar-12 19:10 MLS
95-47-6	o-Xylene	1	ND		1.00	0.0870		30-Mar-12 19:10 MLS

42 compound(s) reported

Protocol 4/13/2012 14:08:23

ND denotes the analyte was analyzed for but not detected at the reporting limit or method detection limit indicated.
MDL denotes method detection limit

Limits are corrected for sample size, dilution and moisture content if applicable.
Qu lists qualifiers. Specific qualifiers are defined at the end of the report.
Regulatory limit may denote an actual regulatory limit or a client-requested notification limit.

Sample Results

Pace Analytical Services, Inc.
1000 Riverbend Blvd. Suite F
St. Rose, LA 70087
(504) 469-0333

Client: Environmental Mgt Services-MS

Client ID: KEP-GW-028-008
Project: 20136861
Project ID: KEC 1ST 2012 SEMI
Site: None
Lab ID: 20974223
Matrix: Water
% Moisture: n/a
Description: None
Prep Level: Water
Batch: 181066
Method: EPA 8260
GCMS VOAs Trace Water
Collected: 29-Mar-12
Received: 30-Mar-12
Prepared: 30-Mar-12

Units: ug/L

CAS No.	Analyte	Dilution	Result	Qu	Reporting Limit	MDL	Reg Limit	Analysis	
67-64-1	Acetone	1	ND		4.00	0.865		30-Mar-12 19:30	MLS
71-43-2	Benzene	1	ND		0.500	0.0540		30-Mar-12 19:30	MLS
75-27-4	Bromodichloromethane	1	ND		0.500	0.109		30-Mar-12 19:30	MLS
75-25-2	Bromoform	1	ND		0.500	0.154		30-Mar-12 19:30	MLS
74-83-9	Bromomethane	1	ND		0.500	0.224		30-Mar-12 19:30	MLS
78-93-3	2-Butanone (MEK)	1	ND		2.00	0.817		30-Mar-12 19:30	MLS
75-15-0	Carbon disulfide	1	ND		1.00	0.168		30-Mar-12 19:30	MLS
56-23-5	Carbon tetrachloride	1	ND		0.500	0.157		30-Mar-12 19:30	MLS
108-90-7	Chlorobenzene	1	ND		0.500	0.0680		30-Mar-12 19:30	MLS
75-00-3	Chloroethane	1	ND		0.500	0.331		30-Mar-12 19:30	MLS
67-66-3	Chloroform	1	ND		0.500	0.119		30-Mar-12 19:30	MLS
74-87-3	Chloromethane	1	ND		0.500	0.124		30-Mar-12 19:30	MLS
96-12-8	1,2-Dibromo-3-chloropropane	1	ND		2.00	0.164		30-Mar-12 19:30	MLS
124-48-1	Dibromochloromethane	1	ND		0.500	0.116		30-Mar-12 19:30	MLS
106-93-4	1,2-Dibromoethane (EDB)	1	ND		1.00	0.113		30-Mar-12 19:30	MLS
75-71-8	Dichlorodifluoromethane	1	ND		1.00	0.184		30-Mar-12 19:30	MLS
75-34-3	1,1-Dichloroethane	1	ND		0.500	0.0670		30-Mar-12 19:30	MLS
107-06-2	1,2-Dichloroethane	1	ND		0.500	0.114		30-Mar-12 19:30	MLS
75-35-4	1,1-Dichloroethene	1	ND		0.500	0.104		30-Mar-12 19:30	MLS
156-59-2	cis-1,2-Dichloroethene	1	ND		1.00	0.128		30-Mar-12 19:30	MLS
156-60-5	trans-1,2-Dichloroethene	1	ND		0.500	0.136		30-Mar-12 19:30	MLS
78-87-5	1,2-Dichloropropane	1	ND		0.500	0.118		30-Mar-12 19:30	MLS
10061-01-5	cis-1,3-Dichloropropene	1	ND		0.500	0.0920		30-Mar-12 19:30	MLS
10061-02-6	trans-1,3-Dichloropropene	1	ND		0.500	0.136		30-Mar-12 19:30	MLS
100-41-4	Ethylbenzene	1	ND		0.500	0.0650		30-Mar-12 19:30	MLS
591-78-6	2-Hexanone	1	ND		1.00	0.246		30-Mar-12 19:30	MLS
98-82-8	Isopropylbenzene (Cumene)	1	ND		1.00	0.0630		30-Mar-12 19:30	MLS
79-20-9	Methyl acetate	1	ND		2.00	0.193		30-Mar-12 19:30	MLS
75-09-2	Methylene chloride	1	ND		0.500	0.482		30-Mar-12 19:30	MLS
108-10-1	4-Methyl-2-pentanone (MIBK)	1	ND		1.00	0.287		30-Mar-12 19:30	MLS
1634-04-4	Methyl-tert-butyl ether	1	ND		0.500	0.148		30-Mar-12 19:30	MLS
100-42-5	Styrene	1	ND		1.00	0.0890		30-Mar-12 19:30	MLS
79-34-5	1,1,2,2-Tetrachloroethane	1	ND		0.500	0.157		30-Mar-12 19:30	MLS
127-18-4	Tetrachloroethene	1	ND		0.500	0.0600		30-Mar-12 19:30	MLS

Protocol 4/13/2012 14:08:23

ND denotes the analyte was analyzed for but not detected at the reporting limit or method detection limit indicated.
MDL denotes method detection limit

Limits are corrected for sample size, dilution and moisture content if applicable.
Qu lists qualifiers. Specific qualifiers are defined at the end of the report.
Regulatory limit may denote an actual regulatory limit or a client-requested notification limit.

Sample Results

Pace Analytical Services, Inc.
1000 Riverbend Blvd. Suite F
St. Rose, LA 70087
(504) 469-0333

Client: Environmental Mgt Services-MS

Client ID: KEP-GW-028-008
Project: 20136861
Project ID: KEC 1ST 2012 SEMI
Site: None
Lab ID: 20974223
Matrix: Water
% Moisture: n/a
Description: None
Prep Level: Water
Batch: 181066
Method: EPA 8260
GCMS VOAs Trace Water
Collected: 29-Mar-12
Received: 30-Mar-12
Prepared: 30-Mar-12

Units: ug/L

CAS No.	Analyte	Dilution	Result	Qu	Reporting Limit	MDL	Reg Limit	Analysis
108-88-3	Toluene	1	ND		0.500	0.0810		30-Mar-12 19:30 MLS
71-55-6	1,1,1-Trichloroethane	1	ND		0.500	0.0660		30-Mar-12 19:30 MLS
79-00-5	1,1,2-Trichloroethane	1	ND		0.500	0.117		30-Mar-12 19:30 MLS
79-01-6	Trichloroethene	1	ND		0.500	0.0500		30-Mar-12 19:30 MLS
75-69-4	Trichlorofluoromethane	1	ND		0.500	0.0970		30-Mar-12 19:30 MLS
75-01-4	Vinyl chloride	1	ND		0.500	0.0880		30-Mar-12 19:30 MLS
	m&p-Xylene	1	ND		1.00	0.122		30-Mar-12 19:30 MLS
95-47-6	o-Xylene	1	ND		1.00	0.0870		30-Mar-12 19:30 MLS

42 compound(s) reported

Protocol 4/13/2012 14:08:23

ND denotes the analyte was analyzed for but not detected at the reporting limit or method detection limit indicated.
MDL denotes method detection limit

Limits are corrected for sample size, dilution and moisture content if applicable.
Qu lists qualifiers. Specific qualifiers are defined at the end of the report.
Regulatory limit may denote an actual regulatory limit or a client-requested notification limit.

Sample Results

Pace Analytical Services, Inc.
1000 Riverbend Blvd. Suite F
St. Rose, LA 70087
(504) 469-0333

Client: Environmental Mgt Services-MS

Client ID: KEP-GW-BD-002
Project: 20136861
Project ID: KEC 1ST 2012 SEMI
Site: None
Lab ID: 20974224
Matrix: Water
% Moisture: n/a
Description: None
Prep Level: Water
Batch: 181066
Method: EPA 8260
GCMS VOAs Trace Water
Collected: 29-Mar-12
Received: 30-Mar-12
Prepared: 30-Mar-12

Units: ug/L

CAS No.	Analyte	Dilution	Result	Qu	Reporting Limit	MDL	Reg Limit	Analysis
67-64-1	Acetone	1	ND		4.00	0.865		30-Mar-12 19:50 MLS
71-43-2	Benzene	1	ND		0.500	0.0540		30-Mar-12 19:50 MLS
75-27-4	Bromodichloromethane	1	ND		0.500	0.109		30-Mar-12 19:50 MLS
75-25-2	Bromoform	1	ND		0.500	0.154		30-Mar-12 19:50 MLS
74-83-9	Bromomethane	1	ND		0.500	0.224		30-Mar-12 19:50 MLS
78-93-3	2-Butanone (MEK)	1	ND		2.00	0.817		30-Mar-12 19:50 MLS
75-15-0	Carbon disulfide	1	0.230	J	1.00	0.168		30-Mar-12 19:50 MLS
56-23-5	Carbon tetrachloride	1	ND		0.500	0.157		30-Mar-12 19:50 MLS
108-90-7	Chlorobenzene	1	ND		0.500	0.0680		30-Mar-12 19:50 MLS
75-00-3	Chloroethane	1	ND		0.500	0.331		30-Mar-12 19:50 MLS
67-66-3	Chloroform	1	ND		0.500	0.119		30-Mar-12 19:50 MLS
74-87-3	Chloromethane	1	ND		0.500	0.124		30-Mar-12 19:50 MLS
96-12-8	1,2-Dibromo-3-chloropropane	1	ND		2.00	0.164		30-Mar-12 19:50 MLS
124-48-1	Dibromochloromethane	1	ND		0.500	0.116		30-Mar-12 19:50 MLS
106-93-4	1,2-Dibromoethane (EDB)	1	ND		1.00	0.113		30-Mar-12 19:50 MLS
75-71-8	Dichlorodifluoromethane	1	ND		1.00	0.184		30-Mar-12 19:50 MLS
75-34-3	1,1-Dichloroethane	1	ND		0.500	0.0670		30-Mar-12 19:50 MLS
107-06-2	1,2-Dichloroethane	1	ND		0.500	0.114		30-Mar-12 19:50 MLS
75-35-4	1,1-Dichloroethene	1	ND		0.500	0.104		30-Mar-12 19:50 MLS
156-59-2	cis-1,2-Dichloroethene	1	ND		1.00	0.128		30-Mar-12 19:50 MLS
156-60-5	trans-1,2-Dichloroethene	1	ND		0.500	0.136		30-Mar-12 19:50 MLS
78-87-5	1,2-Dichloropropane	1	ND		0.500	0.118		30-Mar-12 19:50 MLS
10061-01-5	cis-1,3-Dichloropropene	1	ND		0.500	0.0920		30-Mar-12 19:50 MLS
10061-02-6	trans-1,3-Dichloropropene	1	ND		0.500	0.136		30-Mar-12 19:50 MLS
100-41-4	Ethylbenzene	1	ND		0.500	0.0650		30-Mar-12 19:50 MLS
591-78-6	2-Hexanone	1	ND		1.00	0.246		30-Mar-12 19:50 MLS
98-82-8	Isopropylbenzene (Cumene)	1	ND		1.00	0.0630		30-Mar-12 19:50 MLS
79-20-9	Methyl acetate	1	ND		2.00	0.193		30-Mar-12 19:50 MLS
75-09-2	Methylene chloride	1	ND		0.500	0.482		30-Mar-12 19:50 MLS
108-10-1	4-Methyl-2-pentanone (MIBK)	1	ND		1.00	0.287		30-Mar-12 19:50 MLS
1634-04-4	Methyl-tert-butyl ether	1	ND		0.500	0.148		30-Mar-12 19:50 MLS
100-42-5	Styrene	1	ND		1.00	0.0890		30-Mar-12 19:50 MLS
79-34-5	1,1,2,2-Tetrachloroethane	1	ND		0.500	0.157		30-Mar-12 19:50 MLS
127-18-4	Tetrachloroethene	1	ND		0.500	0.0600		30-Mar-12 19:50 MLS

Protocol 4/13/2012 14:08:23

ND denotes the analyte was analyzed for but not detected at the reporting limit or method detection limit indicated.
MDL denotes method detection limit

Limits are corrected for sample size, dilution and moisture content if applicable.
Qu lists qualifiers. Specific qualifiers are defined at the end of the report.
Regulatory limit may denote an actual regulatory limit or a client-requested notification limit.

Sample Results

Pace Analytical Services, Inc.
1000 Riverbend Blvd. Suite F
St. Rose, LA 70087
(504) 469-0333

Client: Environmental Mgt Services-MS

Client ID: KEP-GW-BD-002
Project: 20136861
Project ID: KEC 1ST 2012 SEMI
Site: None
Lab ID: 20974224
Matrix: Water
% Moisture: n/a
Description: None
Prep Level: Water
Batch: 181066
Method: EPA 8260
GCMS VOAs Trace Water
Collected: 29-Mar-12
Received: 30-Mar-12
Prepared: 30-Mar-12

Units: ug/L

CAS No.	Analyte	Dilution	Result	Qu	Reporting Limit	MDL	Reg Limit	Analysis
108-88-3	Toluene	1	ND		0.500	0.0810		30-Mar-12 19:50 MLS
71-55-6	1,1,1-Trichloroethane	1	ND		0.500	0.0660		30-Mar-12 19:50 MLS
79-00-5	1,1,2-Trichloroethane	1	ND		0.500	0.117		30-Mar-12 19:50 MLS
79-01-6	Trichloroethene	1	ND		0.500	0.0500		30-Mar-12 19:50 MLS
75-69-4	Trichlorofluoromethane	1	ND		0.500	0.0970		30-Mar-12 19:50 MLS
75-01-4	Vinyl chloride	1	ND		0.500	0.0880		30-Mar-12 19:50 MLS
	m&p-Xylene	1	ND		1.00	0.122		30-Mar-12 19:50 MLS
95-47-6	o-Xylene	1	ND		1.00	0.0870		30-Mar-12 19:50 MLS

42 compound(s) reported

Protocol 4/13/2012 14:08:23

ND denotes the analyte was analyzed for but not detected at the reporting limit or method detection limit indicated.
MDL denotes method detection limit

Limits are corrected for sample size, dilution and moisture content if applicable.
Qu lists qualifiers. Specific qualifiers are defined at the end of the report.
Regulatory limit may denote an actual regulatory limit or a client-requested notification limit.

Sample Results

Pace Analytical Services, Inc.
1000 Riverbend Blvd. Suite F
St. Rose, LA 70087
(504) 469-0333

Client: Environmental Mgt Services-MS

Client ID: KEP-GW-0208-017
Project: 20136861
Project ID: KEC 1ST 2012 SEMI
Site: None
Lab ID: 20974225
Matrix: Water
% Moisture: n/a
Description: None
Prep Level: Water
Batch: 181066
Method: EPA 8260
GCMS VOAs Trace Water
Collected: 29-Mar-12
Received: 30-Mar-12
Prepared: 30-Mar-12

Units: ug/L

CAS No.	Analyte	Dilution	Result	Qu	Reporting Limit	MDL	Reg Limit	Analysis	
67-64-1	Acetone	1	ND		4.00	0.865		30-Mar-12 20:10	MLS
71-43-2	Benzene	1	ND		0.500	0.0540		30-Mar-12 20:10	MLS
75-27-4	Bromodichloromethane	1	ND		0.500	0.109		30-Mar-12 20:10	MLS
75-25-2	Bromoform	1	ND		0.500	0.154		30-Mar-12 20:10	MLS
74-83-9	Bromomethane	1	ND		0.500	0.224		30-Mar-12 20:10	MLS
78-93-3	2-Butanone (MEK)	1	ND		2.00	0.817		30-Mar-12 20:10	MLS
75-15-0	Carbon disulfide	1	ND		1.00	0.168		30-Mar-12 20:10	MLS
56-23-5	Carbon tetrachloride	1	ND		0.500	0.157		30-Mar-12 20:10	MLS
108-90-7	Chlorobenzene	1	ND		0.500	0.0680		30-Mar-12 20:10	MLS
75-00-3	Chloroethane	1	ND		0.500	0.331		30-Mar-12 20:10	MLS
67-66-3	Chloroform	1	ND		0.500	0.119		30-Mar-12 20:10	MLS
74-87-3	Chloromethane	1	ND		0.500	0.124		30-Mar-12 20:10	MLS
96-12-8	1,2-Dibromo-3-chloropropane	1	ND		2.00	0.164		30-Mar-12 20:10	MLS
124-48-1	Dibromochloromethane	1	ND		0.500	0.116		30-Mar-12 20:10	MLS
106-93-4	1,2-Dibromoethane (EDB)	1	ND		1.00	0.113		30-Mar-12 20:10	MLS
75-71-8	Dichlorodifluoromethane	1	ND		1.00	0.184		30-Mar-12 20:10	MLS
75-34-3	1,1-Dichloroethane	1	ND		0.500	0.0670		30-Mar-12 20:10	MLS
107-06-2	1,2-Dichloroethane	1	ND		0.500	0.114		30-Mar-12 20:10	MLS
75-35-4	1,1-Dichloroethene	1	14.6		0.500	0.104		30-Mar-12 20:10	MLS
156-59-2	cis-1,2-Dichloroethene	1	ND		1.00	0.128		30-Mar-12 20:10	MLS
156-60-5	trans-1,2-Dichloroethene	1	ND		0.500	0.136		30-Mar-12 20:10	MLS
78-87-5	1,2-Dichloropropane	1	ND		0.500	0.118		30-Mar-12 20:10	MLS
10061-01-5	cis-1,3-Dichloropropene	1	ND		0.500	0.0920		30-Mar-12 20:10	MLS
10061-02-6	trans-1,3-Dichloropropene	1	ND		0.500	0.136		30-Mar-12 20:10	MLS
100-41-4	Ethylbenzene	1	ND		0.500	0.0650		30-Mar-12 20:10	MLS
591-78-6	2-Hexanone	1	ND		1.00	0.246		30-Mar-12 20:10	MLS
98-82-8	Isopropylbenzene (Cumene)	1	ND		1.00	0.0630		30-Mar-12 20:10	MLS
79-20-9	Methyl acetate	1	ND		2.00	0.193		30-Mar-12 20:10	MLS
75-09-2	Methylene chloride	1	ND		0.500	0.482		30-Mar-12 20:10	MLS
108-10-1	4-Methyl-2-pentanone (MIBK)	1	ND		1.00	0.287		30-Mar-12 20:10	MLS
1634-04-4	Methyl-tert-butyl ether	1	ND		0.500	0.148		30-Mar-12 20:10	MLS
100-42-5	Styrene	1	ND		1.00	0.0890		30-Mar-12 20:10	MLS
79-34-5	1,1,2,2-Tetrachloroethane	1	ND		0.500	0.157		30-Mar-12 20:10	MLS
127-18-4	Tetrachloroethene	1	ND		0.500	0.0600		30-Mar-12 20:10	MLS

Protocol 4/13/2012 14:08:23

ND denotes the analyte was analyzed for but not detected at the reporting limit or method detection limit indicated.
MDL denotes method detection limit

Limits are corrected for sample size, dilution and moisture content if applicable.
Qu lists qualifiers. Specific qualifiers are defined at the end of the report.
Regulatory limit may denote an actual regulatory limit or a client-requested notification limit.

Sample Results

Pace Analytical Services, Inc.
1000 Riverbend Blvd. Suite F
St. Rose, LA 70087
(504) 469-0333

Client: Environmental Mgt Services-MS

Client ID: KEP-GW-0208-017
Project: 20136861
Project ID: KEC 1ST 2012 SEMI
Site: None
Lab ID: 20974225
Matrix: Water
% Moisture: n/a
Description: None
Prep Level: Water
Batch: 181066
Method: EPA 8260
GCMS VOAs Trace Water
Collected: 29-Mar-12
Received: 30-Mar-12
Prepared: 30-Mar-12

Units: ug/L

CAS No.	Analyte	Dilution	Result	Qu	Reporting Limit	MDL	Reg Limit	Analysis
108-88-3	Toluene	1	ND		0.500	0.0810		30-Mar-12 20:10 MLS
71-55-6	1,1,1-Trichloroethane	1	ND		0.500	0.0660		30-Mar-12 20:10 MLS
79-00-5	1,1,2-Trichloroethane	1	ND		0.500	0.117		30-Mar-12 20:10 MLS
79-01-6	Trichloroethene	1	ND		0.500	0.0500		30-Mar-12 20:10 MLS
75-69-4	Trichlorofluoromethane	1	ND		0.500	0.0970		30-Mar-12 20:10 MLS
75-01-4	Vinyl chloride	1	ND		0.500	0.0880		30-Mar-12 20:10 MLS
	m&p-Xylene	1	ND		1.00	0.122		30-Mar-12 20:10 MLS
95-47-6	o-Xylene	1	ND		1.00	0.0870		30-Mar-12 20:10 MLS

42 compound(s) reported

Protocol 4/13/2012 14:08:23

ND denotes the analyte was analyzed for but not detected at the reporting limit or method detection limit indicated.
MDL denotes method detection limit

Limits are corrected for sample size, dilution and moisture content if applicable.
Qu lists qualifiers. Specific qualifiers are defined at the end of the report.
Regulatory limit may denote an actual regulatory limit or a client-requested notification limit.

Sample Results

Pace Analytical Services, Inc.
1000 Riverbend Blvd. Suite F
St. Rose, LA 70087
(504) 469-0333

Client: Environmental Mgt Services-MS

Client ID: KEP-GW-033-002
Project: 20136861
Project ID: KEC 1ST 2012 SEMI
Site: None
Lab ID: 20974226
Matrix: Water
% Moisture: n/a
Description: None
Prep Level: Water
Batch: 181066
Method: EPA 8260
GCMS VOAs Trace Water
Collected: 29-Mar-12
Received: 30-Mar-12
Prepared: 30-Mar-12

Units: ug/L

CAS No.	Analyte	Dilution	Result	Qu	Reporting Limit	MDL	Reg Limit	Analysis	
67-64-1	Acetone	1	ND		4.00	0.865		30-Mar-12 20:31	MLS
71-43-2	Benzene	1	ND		0.500	0.0540		30-Mar-12 20:31	MLS
75-27-4	Bromodichloromethane	1	ND		0.500	0.109		30-Mar-12 20:31	MLS
75-25-2	Bromoform	1	ND		0.500	0.154		30-Mar-12 20:31	MLS
74-83-9	Bromomethane	1	ND		0.500	0.224		30-Mar-12 20:31	MLS
78-93-3	2-Butanone (MEK)	1	ND		2.00	0.817		30-Mar-12 20:31	MLS
75-15-0	Carbon disulfide	1	ND		1.00	0.168		30-Mar-12 20:31	MLS
56-23-5	Carbon tetrachloride	1	ND		0.500	0.157		30-Mar-12 20:31	MLS
108-90-7	Chlorobenzene	1	ND		0.500	0.0680		30-Mar-12 20:31	MLS
75-00-3	Chloroethane	1	ND		0.500	0.331		30-Mar-12 20:31	MLS
67-66-3	Chloroform	1	ND		0.500	0.119		30-Mar-12 20:31	MLS
74-87-3	Chloromethane	1	ND		0.500	0.124		30-Mar-12 20:31	MLS
96-12-8	1,2-Dibromo-3-chloropropane	1	ND		2.00	0.164		30-Mar-12 20:31	MLS
124-48-1	Dibromochloromethane	1	ND		0.500	0.116		30-Mar-12 20:31	MLS
106-93-4	1,2-Dibromoethane (EDB)	1	ND		1.00	0.113		30-Mar-12 20:31	MLS
75-71-8	Dichlorodifluoromethane	1	ND		1.00	0.184		30-Mar-12 20:31	MLS
75-34-3	1,1-Dichloroethane	1	ND		0.500	0.0670		30-Mar-12 20:31	MLS
107-06-2	1,2-Dichloroethane	1	ND		0.500	0.114		30-Mar-12 20:31	MLS
75-35-4	1,1-Dichloroethene	1	ND		0.500	0.104		30-Mar-12 20:31	MLS
156-59-2	cis-1,2-Dichloroethene	1	ND		1.00	0.128		30-Mar-12 20:31	MLS
156-60-5	trans-1,2-Dichloroethene	1	ND		0.500	0.136		30-Mar-12 20:31	MLS
78-87-5	1,2-Dichloropropane	1	ND		0.500	0.118		30-Mar-12 20:31	MLS
10061-01-5	cis-1,3-Dichloropropene	1	ND		0.500	0.0920		30-Mar-12 20:31	MLS
10061-02-6	trans-1,3-Dichloropropene	1	ND		0.500	0.136		30-Mar-12 20:31	MLS
100-41-4	Ethylbenzene	1	ND		0.500	0.0650		30-Mar-12 20:31	MLS
591-78-6	2-Hexanone	1	ND		1.00	0.246		30-Mar-12 20:31	MLS
98-82-8	Isopropylbenzene (Cumene)	1	ND		1.00	0.0630		30-Mar-12 20:31	MLS
79-20-9	Methyl acetate	1	ND		2.00	0.193		30-Mar-12 20:31	MLS
75-09-2	Methylene chloride	1	ND		0.500	0.482		30-Mar-12 20:31	MLS
108-10-1	4-Methyl-2-pentanone (MIBK)	1	ND		1.00	0.287		30-Mar-12 20:31	MLS
1634-04-4	Methyl-tert-butyl ether	1	ND		0.500	0.148		30-Mar-12 20:31	MLS
100-42-5	Styrene	1	ND		1.00	0.0890		30-Mar-12 20:31	MLS
79-34-5	1,1,2,2-Tetrachloroethane	1	ND		0.500	0.157		30-Mar-12 20:31	MLS
127-18-4	Tetrachloroethene	1	ND		0.500	0.0600		30-Mar-12 20:31	MLS

Protocol 4/13/2012 14:08:23

ND denotes the analyte was analyzed for but not detected at the reporting limit or method detection limit indicated.
MDL denotes method detection limit

Limits are corrected for sample size, dilution and moisture content if applicable.
Qu lists qualifiers. Specific qualifiers are defined at the end of the report.
Regulatory limit may denote an actual regulatory limit or a client-requested notification limit.

Sample Results

Pace Analytical Services, Inc.
1000 Riverbend Blvd. Suite F
St. Rose, LA 70087
(504) 469-0333

Client: Environmental Mgt Services-MS

Client ID: KEP-GW-033-002
Project: 20136861
Project ID: KEC 1ST 2012 SEMI
Site: None
Lab ID: 20974226
Matrix: Water
% Moisture: n/a
Description: None
Prep Level: Water
Batch: 181066
Method: EPA 8260
GCMS VOAs Trace Water
Collected: 29-Mar-12
Received: 30-Mar-12
Prepared: 30-Mar-12

Units: ug/L

CAS No.	Analyte	Dilution	Result	Qu	Reporting Limit	MDL	Reg Limit	Analysis
108-88-3	Toluene	1	ND		0.500	0.0810		30-Mar-12 20:31 MLS
71-55-6	1,1,1-Trichloroethane	1	ND		0.500	0.0660		30-Mar-12 20:31 MLS
79-00-5	1,1,2-Trichloroethane	1	ND		0.500	0.117		30-Mar-12 20:31 MLS
79-01-6	Trichloroethene	1	ND		0.500	0.0500		30-Mar-12 20:31 MLS
75-69-4	Trichlorofluoromethane	1	ND		0.500	0.0970		30-Mar-12 20:31 MLS
75-01-4	Vinyl chloride	1	ND		0.500	0.0880		30-Mar-12 20:31 MLS
	m&p-Xylene	1	ND		1.00	0.122		30-Mar-12 20:31 MLS
95-47-6	o-Xylene	1	ND		1.00	0.0870		30-Mar-12 20:31 MLS

42 compound(s) reported

Protocol 4/13/2012 14:08:23

ND denotes the analyte was analyzed for but not detected at the reporting limit or method detection limit indicated.
MDL denotes method detection limit

Limits are corrected for sample size, dilution and moisture content if applicable.
Qu lists qualifiers. Specific qualifiers are defined at the end of the report.
Regulatory limit may denote an actual regulatory limit or a client-requested notification limit.

Sample Results

Pace Analytical Services, Inc.
1000 Riverbend Blvd. Suite F
St. Rose, LA 70087
(504) 469-0333

Client: Environmental Mgt Services-MS

Client ID: TBV 2
Project: 20136861
Project ID: KEC 1ST 2012 SEMI
Site: None
Lab ID: 20974227
Matrix: Water
% Moisture: n/a
Description: None
Prep Level: Water
Batch: 181066
Method: EPA 8260
GCMS VOAs Trace Water
Collected: 27-Mar-12
Received: 30-Mar-12
Prepared: 30-Mar-12

Units: ug/L

CAS No.	Analyte	Dilution	Result	Qu	Reporting Limit	MDL	Reg Limit	Analysis	
67-64-1	Acetone	1	ND		4.00	0.865		30-Mar-12 16:08	MLS
71-43-2	Benzene	1	ND		0.500	0.0540		30-Mar-12 16:08	MLS
75-27-4	Bromodichloromethane	1	ND		0.500	0.109		30-Mar-12 16:08	MLS
75-25-2	Bromoform	1	ND		0.500	0.154		30-Mar-12 16:08	MLS
74-83-9	Bromomethane	1	ND		0.500	0.224		30-Mar-12 16:08	MLS
78-93-3	2-Butanone (MEK)	1	ND		2.00	0.817		30-Mar-12 16:08	MLS
75-15-0	Carbon disulfide	1	0.360	J	1.00	0.168		30-Mar-12 16:08	MLS
56-23-5	Carbon tetrachloride	1	ND		0.500	0.157		30-Mar-12 16:08	MLS
108-90-7	Chlorobenzene	1	ND		0.500	0.0680		30-Mar-12 16:08	MLS
75-00-3	Chloroethane	1	ND		0.500	0.331		30-Mar-12 16:08	MLS
67-66-3	Chloroform	1	ND		0.500	0.119		30-Mar-12 16:08	MLS
74-87-3	Chloromethane	1	ND		0.500	0.124		30-Mar-12 16:08	MLS
96-12-8	1,2-Dibromo-3-chloropropane	1	ND		2.00	0.164		30-Mar-12 16:08	MLS
124-48-1	Dibromochloromethane	1	ND		0.500	0.116		30-Mar-12 16:08	MLS
106-93-4	1,2-Dibromoethane (EDB)	1	ND		1.00	0.113		30-Mar-12 16:08	MLS
75-71-8	Dichlorodifluoromethane	1	ND		1.00	0.184		30-Mar-12 16:08	MLS
75-34-3	1,1-Dichloroethane	1	ND		0.500	0.0670		30-Mar-12 16:08	MLS
107-06-2	1,2-Dichloroethane	1	ND		0.500	0.114		30-Mar-12 16:08	MLS
75-35-4	1,1-Dichloroethene	1	ND		0.500	0.104		30-Mar-12 16:08	MLS
156-59-2	cis-1,2-Dichloroethene	1	ND		1.00	0.128		30-Mar-12 16:08	MLS
156-60-5	trans-1,2-Dichloroethene	1	ND		0.500	0.136		30-Mar-12 16:08	MLS
78-87-5	1,2-Dichloropropane	1	ND		0.500	0.118		30-Mar-12 16:08	MLS
10061-01-5	cis-1,3-Dichloropropene	1	ND		0.500	0.0920		30-Mar-12 16:08	MLS
10061-02-6	trans-1,3-Dichloropropene	1	ND		0.500	0.136		30-Mar-12 16:08	MLS
100-41-4	Ethylbenzene	1	ND		0.500	0.0650		30-Mar-12 16:08	MLS
591-78-6	2-Hexanone	1	ND		1.00	0.246		30-Mar-12 16:08	MLS
98-82-8	Isopropylbenzene (Cumene)	1	ND		1.00	0.0630		30-Mar-12 16:08	MLS
79-20-9	Methyl acetate	1	ND		2.00	0.193		30-Mar-12 16:08	MLS
75-09-2	Methylene chloride	1	ND		0.500	0.482		30-Mar-12 16:08	MLS
108-10-1	4-Methyl-2-pentanone (MIBK)	1	ND		1.00	0.287		30-Mar-12 16:08	MLS
1634-04-4	Methyl-tert-butyl ether	1	ND		0.500	0.148		30-Mar-12 16:08	MLS
100-42-5	Styrene	1	ND		1.00	0.0890		30-Mar-12 16:08	MLS
79-34-5	1,1,2,2-Tetrachloroethane	1	ND		0.500	0.157		30-Mar-12 16:08	MLS
127-18-4	Tetrachloroethene	1	ND		0.500	0.0600		30-Mar-12 16:08	MLS

Protocol 4/13/2012 14:08:23

ND denotes the analyte was analyzed for but not detected at the reporting limit or method detection limit indicated.
MDL denotes method detection limit

Limits are corrected for sample size, dilution and moisture content if applicable.
Qu lists qualifiers. Specific qualifiers are defined at the end of the report.
Regulatory limit may denote an actual regulatory limit or a client-requested notification limit.

Sample Results

Pace Analytical Services, Inc.
1000 Riverbend Blvd. Suite F
St. Rose, LA 70087
(504) 469-0333

Client: Environmental Mgt Services-MS

Client ID: TBV 2
Project: 20136861
Project ID: KEC 1ST 2012 SEMI
Site: None
Lab ID: 20974227
Matrix: Water
% Moisture: n/a
Description: None
Prep Level: Water
Batch: 181066
Method: EPA 8260
GCMS VOAs Trace Water
Collected: 27-Mar-12
Received: 30-Mar-12
Prepared: 30-Mar-12

Units: ug/L

CAS No.	Analyte	Dilution	Result	Qu	Reporting Limit	MDL	Reg Limit	Analysis
108-88-3	Toluene	1	ND		0.500	0.0810		30-Mar-12 16:08 MLS
71-55-6	1,1,1-Trichloroethane	1	ND		0.500	0.0660		30-Mar-12 16:08 MLS
79-00-5	1,1,2-Trichloroethane	1	ND		0.500	0.117		30-Mar-12 16:08 MLS
79-01-6	Trichloroethene	1	ND		0.500	0.0500		30-Mar-12 16:08 MLS
75-69-4	Trichlorofluoromethane	1	ND		0.500	0.0970		30-Mar-12 16:08 MLS
75-01-4	Vinyl chloride	1	ND		0.500	0.0880		30-Mar-12 16:08 MLS
	m&p-Xylene	1	ND		1.00	0.122		30-Mar-12 16:08 MLS
95-47-6	o-Xylene	1	ND		1.00	0.0870		30-Mar-12 16:08 MLS

42 compound(s) reported

Protocol 4/13/2012 14:08:23

ND denotes the analyte was analyzed for but not detected at the reporting limit or method detection limit indicated.
MDL denotes method detection limit

Limits are corrected for sample size, dilution and moisture content if applicable.
Qu lists qualifiers. Specific qualifiers are defined at the end of the report.
Regulatory limit may denote an actual regulatory limit or a client-requested notification limit.

Sample Results

Pace Analytical Services, Inc.
1000 Riverbend Blvd. Suite F
St. Rose, LA 70087
(504) 469-0333

Client: Environmental Mgt Services-MS

Client ID: KEP-GW-020A-017
Project: 20136861
Project ID: KEC 1ST 2012 SEMI
Site: None
Lab ID: 20974453
Matrix: Water
% Moisture: n/a
Description: None
Prep Level: Water
Batch: 181125
Method: EPA 8260
GCMS VOAs Trace Water
Collected: 29-Mar-12
Received: 31-Mar-12
Prepared: 02-Apr-12

Units: ug/L

CAS No.	Analyte	Dilution	Result	Qu	Reporting Limit	MDL	Reg Limit	Analysis
67-64-1	Acetone	1	ND		4.00	0.865		02-Apr-12 11:32 MLS
71-43-2	Benzene	1	ND		0.500	0.0540		02-Apr-12 11:32 MLS
75-27-4	Bromodichloromethane	1	ND		0.500	0.109		02-Apr-12 11:32 MLS
75-25-2	Bromoform	1	ND		0.500	0.154		02-Apr-12 11:32 MLS
74-83-9	Bromomethane	1	ND		0.500	0.224		02-Apr-12 11:32 MLS
78-93-3	2-Butanone (MEK)	1	ND		2.00	0.817		02-Apr-12 11:32 MLS
75-15-0	Carbon disulfide	1	0.420	J	1.00	0.168		02-Apr-12 11:32 MLS
56-23-5	Carbon tetrachloride	1	ND		0.500	0.157		02-Apr-12 11:32 MLS
108-90-7	Chlorobenzene	1	ND		0.500	0.0680		02-Apr-12 11:32 MLS
75-00-3	Chloroethane	1	ND		0.500	0.331		02-Apr-12 11:32 MLS
67-66-3	Chloroform	1	ND		0.500	0.119		02-Apr-12 11:32 MLS
74-87-3	Chloromethane	1	ND		0.500	0.124		02-Apr-12 11:32 MLS
96-12-8	1,2-Dibromo-3-chloropropane	1	ND		2.00	0.164		02-Apr-12 11:32 MLS
124-48-1	Dibromochloromethane	1	ND		0.500	0.116		02-Apr-12 11:32 MLS
106-93-4	1,2-Dibromoethane (EDB)	1	ND		1.00	0.113		02-Apr-12 11:32 MLS
75-71-8	Dichlorodifluoromethane	1	ND		1.00	0.184		02-Apr-12 11:32 MLS
75-34-3	1,1-Dichloroethane	1	ND		0.500	0.0670		02-Apr-12 11:32 MLS
107-06-2	1,2-Dichloroethane	1	ND		0.500	0.114		02-Apr-12 11:32 MLS
75-35-4	1,1-Dichloroethene	1	4.20		0.500	0.104		02-Apr-12 11:32 MLS
156-59-2	cis-1,2-Dichloroethene	1	ND		1.00	0.128		02-Apr-12 11:32 MLS
156-60-5	trans-1,2-Dichloroethene	1	ND		0.500	0.136		02-Apr-12 11:32 MLS
78-87-5	1,2-Dichloropropane	1	ND		0.500	0.118		02-Apr-12 11:32 MLS
10061-01-5	cis-1,3-Dichloropropene	1	ND		0.500	0.0920		02-Apr-12 11:32 MLS
10061-02-6	trans-1,3-Dichloropropene	1	ND		0.500	0.136		02-Apr-12 11:32 MLS
100-41-4	Ethylbenzene	1	ND		0.500	0.0650		02-Apr-12 11:32 MLS
591-78-6	2-Hexanone	1	ND		1.00	0.246		02-Apr-12 11:32 MLS
98-82-8	Isopropylbenzene (Cumene)	1	ND		1.00	0.0630		02-Apr-12 11:32 MLS
79-20-9	Methyl acetate	1	ND		2.00	0.193		02-Apr-12 11:32 MLS
75-09-2	Methylene chloride	1	ND		0.500	0.482		02-Apr-12 11:32 MLS
108-10-1	4-Methyl-2-pentanone (MIBK)	1	ND		1.00	0.287		02-Apr-12 11:32 MLS
1634-04-4	Methyl-tert-butyl ether	1	ND		0.500	0.148		02-Apr-12 11:32 MLS
100-42-5	Styrene	1	ND		1.00	0.0890		02-Apr-12 11:32 MLS
79-34-5	1,1,2,2-Tetrachloroethane	1	ND		0.500	0.157		02-Apr-12 11:32 MLS
127-18-4	Tetrachloroethene	1	ND		0.500	0.0600		02-Apr-12 11:32 MLS

Protocol 4/13/2012 14:08:23

ND denotes the analyte was analyzed for but not detected at the reporting limit or method detection limit indicated.
MDL denotes method detection limit

Limits are corrected for sample size, dilution and moisture content if applicable.
Qu lists qualifiers. Specific qualifiers are defined at the end of the report.
Regulatory limit may denote an actual regulatory limit or a client-requested notification limit.

Sample Results

Pace Analytical Services, Inc.
1000 Riverbend Blvd. Suite F
St. Rose, LA 70087
(504) 469-0333

Client: Environmental Mgt Services-MS

Client ID: KEP-GW-020A-017
Project: 20136861
Project ID: KEC 1ST 2012 SEMI
Site: None
Lab ID: 20974453
Matrix: Water
% Moisture: n/a
Description: None
Prep Level: Water
Batch: 181125
Method: EPA 8260
GCMS VOAs Trace Water
Collected: 29-Mar-12
Received: 31-Mar-12
Prepared: 02-Apr-12

Units: ug/L

CAS No.	Analyte	Dilution	Result	Qu	Reporting Limit	MDL	Reg Limit	Analysis
108-88-3	Toluene	1	ND		0.500	0.0810		02-Apr-12 11:32 MLS
71-55-6	1,1,1-Trichloroethane	1	ND		0.500	0.0660		02-Apr-12 11:32 MLS
79-00-5	1,1,2-Trichloroethane	1	ND		0.500	0.117		02-Apr-12 11:32 MLS
79-01-6	Trichloroethene	1	ND		0.500	0.0500		02-Apr-12 11:32 MLS
75-69-4	Trichlorofluoromethane	1	ND		0.500	0.0970		02-Apr-12 11:32 MLS
75-01-4	Vinyl chloride	1	ND		0.500	0.0880		02-Apr-12 11:32 MLS
	m&p-Xylene	1	ND		1.00	0.122		02-Apr-12 11:32 MLS
95-47-6	o-Xylene	1	ND		1.00	0.0870		02-Apr-12 11:32 MLS

42 compound(s) reported

Protocol 4/13/2012 14:08:23

ND denotes the analyte was analyzed for but not detected at the reporting limit or method detection limit indicated.
MDL denotes method detection limit

Limits are corrected for sample size, dilution and moisture content if applicable.
Qu lists qualifiers. Specific qualifiers are defined at the end of the report.
Regulatory limit may denote an actual regulatory limit or a client-requested notification limit.

Sample Results

Pace Analytical Services, Inc.
1000 Riverbend Blvd. Suite F
St. Rose, LA 70087
(504) 469-0333

Client: Environmental Mgt Services-MS

Client ID: KEP-GW-021B-017
Project: 20136861
Project ID: KEC 1ST 2012 SEMI
Site: None
Lab ID: 20974454
Matrix: Water
% Moisture: n/a
Description: None
Prep Level: Water
Batch: 181125
Method: EPA 8260
GCMS VOAs Trace Water
Collected: 29-Mar-12
Received: 31-Mar-12
Prepared: 02-Apr-12

Units: ug/L

CAS No.	Analyte	Dilution	Result	Qu	Reporting Limit	MDL	Reg Limit	Analysis	
67-64-1	Acetone	1	ND		4.00	0.865		02-Apr-12 11:52	MLS
71-43-2	Benzene	1	ND		0.500	0.0540		02-Apr-12 11:52	MLS
75-27-4	Bromodichloromethane	1	ND		0.500	0.109		02-Apr-12 11:52	MLS
75-25-2	Bromoform	1	ND		0.500	0.154		02-Apr-12 11:52	MLS
74-83-9	Bromomethane	1	ND		0.500	0.224		02-Apr-12 11:52	MLS
78-93-3	2-Butanone (MEK)	1	ND		2.00	0.817		02-Apr-12 11:52	MLS
75-15-0	Carbon disulfide	1	0.400	J	1.00	0.168		02-Apr-12 11:52	MLS
56-23-5	Carbon tetrachloride	1	ND		0.500	0.157		02-Apr-12 11:52	MLS
108-90-7	Chlorobenzene	1	ND		0.500	0.0680		02-Apr-12 11:52	MLS
75-00-3	Chloroethane	1	ND		0.500	0.331		02-Apr-12 11:52	MLS
67-66-3	Chloroform	1	0.330	J	0.500	0.119		02-Apr-12 11:52	MLS
74-87-3	Chloromethane	1	ND		0.500	0.124		02-Apr-12 11:52	MLS
96-12-8	1,2-Dibromo-3-chloropropane	1	ND		2.00	0.164		02-Apr-12 11:52	MLS
124-48-1	Dibromochloromethane	1	ND		0.500	0.116		02-Apr-12 11:52	MLS
106-93-4	1,2-Dibromoethane (EDB)	1	ND		1.00	0.113		02-Apr-12 11:52	MLS
75-71-8	Dichlorodifluoromethane	1	ND		1.00	0.184		02-Apr-12 11:52	MLS
75-34-3	1,1-Dichloroethane	1	0.410	J	0.500	0.0670		02-Apr-12 11:52	MLS
107-06-2	1,2-Dichloroethane	1	0.210	J	0.500	0.114		02-Apr-12 11:52	MLS
75-35-4	1,1-Dichloroethene	1	19.3		0.500	0.104		02-Apr-12 11:52	MLS
156-59-2	cis-1,2-Dichloroethene	1	ND		1.00	0.128		02-Apr-12 11:52	MLS
156-60-5	trans-1,2-Dichloroethene	1	ND		0.500	0.136		02-Apr-12 11:52	MLS
78-87-5	1,2-Dichloropropane	1	ND		0.500	0.118		02-Apr-12 11:52	MLS
10061-01-5	cis-1,3-Dichloropropene	1	ND		0.500	0.0920		02-Apr-12 11:52	MLS
10061-02-6	trans-1,3-Dichloropropene	1	ND		0.500	0.136		02-Apr-12 11:52	MLS
100-41-4	Ethylbenzene	1	ND		0.500	0.0650		02-Apr-12 11:52	MLS
591-78-6	2-Hexanone	1	ND		1.00	0.246		02-Apr-12 11:52	MLS
98-82-8	Isopropylbenzene (Cumene)	1	ND		1.00	0.0630		02-Apr-12 11:52	MLS
79-20-9	Methyl acetate	1	ND		2.00	0.193		02-Apr-12 11:52	MLS
75-09-2	Methylene chloride	1	ND		0.500	0.482		02-Apr-12 11:52	MLS
108-10-1	4-Methyl-2-pentanone (MIBK)	1	ND		1.00	0.287		02-Apr-12 11:52	MLS
1634-04-4	Methyl-tert-butyl ether	1	ND		0.500	0.148		02-Apr-12 11:52	MLS
100-42-5	Styrene	1	ND		1.00	0.0890		02-Apr-12 11:52	MLS
79-34-5	1,1,2,2-Tetrachloroethane	1	ND		0.500	0.157		02-Apr-12 11:52	MLS
127-18-4	Tetrachloroethene	1	ND		0.500	0.0600		02-Apr-12 11:52	MLS

Protocol 4/13/2012 14:08:23

ND denotes the analyte was analyzed for but not detected at the reporting limit or method detection limit indicated.
MDL denotes method detection limit

Limits are corrected for sample size, dilution and moisture content if applicable.
Qu lists qualifiers. Specific qualifiers are defined at the end of the report.
Regulatory limit may denote an actual regulatory limit or a client-requested notification limit.

Sample Results

Pace Analytical Services, Inc.
1000 Riverbend Blvd. Suite F
St. Rose, LA 70087
(504) 469-0333

Client: Environmental Mgt Services-MS

Client ID: KEP-GW-021B-017
Project: 20136861
Project ID: KEC 1ST 2012 SEMI
Site: None
Lab ID: 20974454
Matrix: Water
% Moisture: n/a
Description: None
Prep Level: Water
Batch: 181125
Method: EPA 8260
GCMS VOAs Trace Water
Collected: 29-Mar-12
Received: 31-Mar-12
Prepared: 02-Apr-12

Units: ug/L

CAS No.	Analyte	Dilution	Result	Qu	Reporting Limit	MDL	Reg Limit	Analysis
108-88-3	Toluene	1	ND		0.500	0.0810		02-Apr-12 11:52 MLS
71-55-6	1,1,1-Trichloroethane	1	ND		0.500	0.0660		02-Apr-12 11:52 MLS
79-00-5	1,1,2-Trichloroethane	1	0.490	J	0.500	0.117		02-Apr-12 11:52 MLS
79-01-6	Trichloroethene	1	ND		0.500	0.0500		02-Apr-12 11:52 MLS
75-69-4	Trichlorofluoromethane	1	ND		0.500	0.0970		02-Apr-12 11:52 MLS
75-01-4	Vinyl chloride	1	ND		0.500	0.0880		02-Apr-12 11:52 MLS
	m&p-Xylene	1	ND		1.00	0.122		02-Apr-12 11:52 MLS
95-47-6	o-Xylene	1	ND		1.00	0.0870		02-Apr-12 11:52 MLS

42 compound(s) reported

Protocol 4/13/2012 14:08:23

ND denotes the analyte was analyzed for but not detected at the reporting limit or method detection limit indicated.
MDL denotes method detection limit

Limits are corrected for sample size, dilution and moisture content if applicable.
Qu lists qualifiers. Specific qualifiers are defined at the end of the report.
Regulatory limit may denote an actual regulatory limit or a client-requested notification limit.

Sample Results

Pace Analytical Services, Inc.
1000 Riverbend Blvd. Suite F
St. Rose, LA 70087
(504) 469-0333

Client: Environmental Mgt Services-MS

Client ID: KEP-GW-021A-017
Project: 20136861
Project ID: KEC 1ST 2012 SEMI
Site: None
Lab ID: 20974455
Matrix: Water
% Moisture: n/a
Description: None
Prep Level: Water
Batch: 181125
Method: EPA 8260
GCMS VOAs Trace Water
Collected: 29-Mar-12
Received: 31-Mar-12
Prepared: 02-Apr-12

Units: ug/L

CAS No.	Analyte	Dilution	Result	Qu	Reporting Limit	MDL	Reg Limit	Analysis	
67-64-1	Acetone	1	ND		4.00	0.865		02-Apr-12 12:12	MLS
71-43-2	Benzene	1	ND		0.500	0.0540		02-Apr-12 12:12	MLS
75-27-4	Bromodichloromethane	1	ND		0.500	0.109		02-Apr-12 12:12	MLS
75-25-2	Bromoform	1	ND		0.500	0.154		02-Apr-12 12:12	MLS
74-83-9	Bromomethane	1	ND		0.500	0.224		02-Apr-12 12:12	MLS
78-93-3	2-Butanone (MEK)	1	ND		2.00	0.817		02-Apr-12 12:12	MLS
75-15-0	Carbon disulfide	1	ND		1.00	0.168		02-Apr-12 12:12	MLS
56-23-5	Carbon tetrachloride	1	ND		0.500	0.157		02-Apr-12 12:12	MLS
108-90-7	Chlorobenzene	1	ND		0.500	0.0680		02-Apr-12 12:12	MLS
75-00-3	Chloroethane	1	ND		0.500	0.331		02-Apr-12 12:12	MLS
67-66-3	Chloroform	1	4.01		0.500	0.119		02-Apr-12 12:12	MLS
74-87-3	Chloromethane	1	ND		0.500	0.124		02-Apr-12 12:12	MLS
96-12-8	1,2-Dibromo-3-chloropropane	1	ND		2.00	0.164		02-Apr-12 12:12	MLS
124-48-1	Dibromochloromethane	1	ND		0.500	0.116		02-Apr-12 12:12	MLS
106-93-4	1,2-Dibromoethane (EDB)	1	ND		1.00	0.113		02-Apr-12 12:12	MLS
75-71-8	Dichlorodifluoromethane	1	ND		1.00	0.184		02-Apr-12 12:12	MLS
75-34-3	1,1-Dichloroethane	1	ND		0.500	0.0670		02-Apr-12 12:12	MLS
107-06-2	1,2-Dichloroethane	1	ND		0.500	0.114		02-Apr-12 12:12	MLS
75-35-4	1,1-Dichloroethene	1	3.71		0.500	0.104		02-Apr-12 12:12	MLS
156-59-2	cis-1,2-Dichloroethene	1	ND		1.00	0.128		02-Apr-12 12:12	MLS
156-60-5	trans-1,2-Dichloroethene	1	ND		0.500	0.136		02-Apr-12 12:12	MLS
78-87-5	1,2-Dichloropropane	1	ND		0.500	0.118		02-Apr-12 12:12	MLS
10061-01-5	cis-1,3-Dichloropropene	1	ND		0.500	0.0920		02-Apr-12 12:12	MLS
10061-02-6	trans-1,3-Dichloropropene	1	ND		0.500	0.136		02-Apr-12 12:12	MLS
100-41-4	Ethylbenzene	1	ND		0.500	0.0650		02-Apr-12 12:12	MLS
591-78-6	2-Hexanone	1	ND		1.00	0.246		02-Apr-12 12:12	MLS
98-82-8	Isopropylbenzene (Cumene)	1	ND		1.00	0.0630		02-Apr-12 12:12	MLS
79-20-9	Methyl acetate	1	ND		2.00	0.193		02-Apr-12 12:12	MLS
75-09-2	Methylene chloride	1	ND		0.500	0.482		02-Apr-12 12:12	MLS
108-10-1	4-Methyl-2-pentanone (MIBK)	1	ND		1.00	0.287		02-Apr-12 12:12	MLS
1634-04-4	Methyl-tert-butyl ether	1	ND		0.500	0.148		02-Apr-12 12:12	MLS
100-42-5	Styrene	1	ND		1.00	0.0890		02-Apr-12 12:12	MLS
79-34-5	1,1,2,2-Tetrachloroethane	1	ND		0.500	0.157		02-Apr-12 12:12	MLS
127-18-4	Tetrachloroethene	1	ND		0.500	0.0600		02-Apr-12 12:12	MLS

Protocol 4/13/2012 14:08:23

ND denotes the analyte was analyzed for but not detected at the reporting limit or method detection limit indicated.
MDL denotes method detection limit

Limits are corrected for sample size, dilution and moisture content if applicable.
Qu lists qualifiers. Specific qualifiers are defined at the end of the report.
Regulatory limit may denote an actual regulatory limit or a client-requested notification limit.

Sample Results

Pace Analytical Services, Inc.
1000 Riverbend Blvd. Suite F
St. Rose, LA 70087
(504) 469-0333

Client: Environmental Mgt Services-MS

Client ID: KEP-GW-021A-017
Project: 20136861
Project ID: KEC 1ST 2012 SEMI
Site: None
Lab ID: 20974455
Matrix: Water
% Moisture: n/a
Description: None
Prep Level: Water
Batch: 181125
Method: EPA 8260
GCMS VOAs Trace Water
Collected: 29-Mar-12
Received: 31-Mar-12
Prepared: 02-Apr-12

Units: ug/L

CAS No.	Analyte	Dilution	Result	Qu	Reporting Limit	MDL	Reg Limit	Analysis
108-88-3	Toluene	1	ND		0.500	0.0810		02-Apr-12 12:12 MLS
71-55-6	1,1,1-Trichloroethane	1	ND		0.500	0.0660		02-Apr-12 12:12 MLS
79-00-5	1,1,2-Trichloroethane	1	ND		0.500	0.117		02-Apr-12 12:12 MLS
79-01-6	Trichloroethene	1	ND		0.500	0.0500		02-Apr-12 12:12 MLS
75-69-4	Trichlorofluoromethane	1	ND		0.500	0.0970		02-Apr-12 12:12 MLS
75-01-4	Vinyl chloride	1	ND		0.500	0.0880		02-Apr-12 12:12 MLS
	m&p-Xylene	1	ND		1.00	0.122		02-Apr-12 12:12 MLS
95-47-6	o-Xylene	1	ND		1.00	0.0870		02-Apr-12 12:12 MLS

42 compound(s) reported

Protocol 4/13/2012 14:08:23

ND denotes the analyte was analyzed for but not detected at the reporting limit or method detection limit indicated.
MDL denotes method detection limit

Limits are corrected for sample size, dilution and moisture content if applicable.
Qu lists qualifiers. Specific qualifiers are defined at the end of the report.
Regulatory limit may denote an actual regulatory limit or a client-requested notification limit.

Sample Results

Pace Analytical Services, Inc.
1000 Riverbend Blvd. Suite F
St. Rose, LA 70087
(504) 469-0333

Client: Environmental Mgt Services-MS

Client ID: KEP-GW-031-002
Project: 20136861
Project ID: KEC 1ST 2012 SEMI
Site: None
Lab ID: 20974456
Matrix: Water
% Moisture: n/a
Description: None
Prep Level: Water
Batch: 181125
Method: EPA 8260
GCMS VOAs Trace Water
Collected: 29-Mar-12
Received: 31-Mar-12
Prepared: 02-Apr-12

Units: ug/L

CAS No.	Analyte	Dilution	Result	Qu	Reporting Limit	MDL	Reg Limit	Analysis	
67-64-1	Acetone	1	ND		4.00	0.865		02-Apr-12 12:32	MLS
71-43-2	Benzene	1	ND		0.500	0.0540		02-Apr-12 12:32	MLS
75-27-4	Bromodichloromethane	1	ND		0.500	0.109		02-Apr-12 12:32	MLS
75-25-2	Bromoform	1	ND		0.500	0.154		02-Apr-12 12:32	MLS
74-83-9	Bromomethane	1	ND		0.500	0.224		02-Apr-12 12:32	MLS
78-93-3	2-Butanone (MEK)	1	ND		2.00	0.817		02-Apr-12 12:32	MLS
75-15-0	Carbon disulfide	1	0.490	J	1.00	0.168		02-Apr-12 12:32	MLS
56-23-5	Carbon tetrachloride	1	ND		0.500	0.157		02-Apr-12 12:32	MLS
108-90-7	Chlorobenzene	1	ND		0.500	0.0680		02-Apr-12 12:32	MLS
75-00-3	Chloroethane	1	ND		0.500	0.331		02-Apr-12 12:32	MLS
67-66-3	Chloroform	1	0.230	J	0.500	0.119		02-Apr-12 12:32	MLS
74-87-3	Chloromethane	1	ND		0.500	0.124		02-Apr-12 12:32	MLS
96-12-8	1,2-Dibromo-3-chloropropane	1	ND		2.00	0.164		02-Apr-12 12:32	MLS
124-48-1	Dibromochloromethane	1	ND		0.500	0.116		02-Apr-12 12:32	MLS
106-93-4	1,2-Dibromoethane (EDB)	1	ND		1.00	0.113		02-Apr-12 12:32	MLS
75-71-8	Dichlorodifluoromethane	1	ND		1.00	0.184		02-Apr-12 12:32	MLS
75-34-3	1,1-Dichloroethane	1	ND		0.500	0.0670		02-Apr-12 12:32	MLS
107-06-2	1,2-Dichloroethane	1	ND		0.500	0.114		02-Apr-12 12:32	MLS
75-35-4	1,1-Dichloroethene	1	10.1		0.500	0.104		02-Apr-12 12:32	MLS
156-59-2	cis-1,2-Dichloroethene	1	ND		1.00	0.128		02-Apr-12 12:32	MLS
156-60-5	trans-1,2-Dichloroethene	1	ND		0.500	0.136		02-Apr-12 12:32	MLS
78-87-5	1,2-Dichloropropane	1	ND		0.500	0.118		02-Apr-12 12:32	MLS
10061-01-5	cis-1,3-Dichloropropene	1	ND		0.500	0.0920		02-Apr-12 12:32	MLS
10061-02-6	trans-1,3-Dichloropropene	1	ND		0.500	0.136		02-Apr-12 12:32	MLS
100-41-4	Ethylbenzene	1	ND		0.500	0.0650		02-Apr-12 12:32	MLS
591-78-6	2-Hexanone	1	ND		1.00	0.246		02-Apr-12 12:32	MLS
98-82-8	Isopropylbenzene (Cumene)	1	ND		1.00	0.0630		02-Apr-12 12:32	MLS
79-20-9	Methyl acetate	1	ND		2.00	0.193		02-Apr-12 12:32	MLS
75-09-2	Methylene chloride	1	ND		0.500	0.482		02-Apr-12 12:32	MLS
108-10-1	4-Methyl-2-pentanone (MIBK)	1	ND		1.00	0.287		02-Apr-12 12:32	MLS
1634-04-4	Methyl-tert-butyl ether	1	ND		0.500	0.148		02-Apr-12 12:32	MLS
100-42-5	Styrene	1	ND		1.00	0.0890		02-Apr-12 12:32	MLS
79-34-5	1,1,2,2-Tetrachloroethane	1	ND		0.500	0.157		02-Apr-12 12:32	MLS
127-18-4	Tetrachloroethene	1	ND		0.500	0.0600		02-Apr-12 12:32	MLS

Protocol 4/13/2012 14:08:23

ND denotes the analyte was analyzed for but not detected at the reporting limit or method detection limit indicated.
MDL denotes method detection limit

Limits are corrected for sample size, dilution and moisture content if applicable.
Qu lists qualifiers. Specific qualifiers are defined at the end of the report.
Regulatory limit may denote an actual regulatory limit or a client-requested notification limit.

Sample Results

Pace Analytical Services, Inc.
1000 Riverbend Blvd. Suite F
St. Rose, LA 70087
(504) 469-0333

Client: Environmental Mgt Services-MS

Client ID: KEP-GW-031-002
Project: 20136861
Project ID: KEC 1ST 2012 SEMI
Site: None
Lab ID: 20974456
Matrix: Water
% Moisture: n/a
Description: None
Prep Level: Water
Batch: 181125
Method: EPA 8260
GCMS VOAs Trace Water
Collected: 29-Mar-12
Received: 31-Mar-12
Prepared: 02-Apr-12

Units: ug/L

CAS No.	Analyte	Dilution	Result	Qu	Reporting Limit	MDL	Reg Limit	Analysis
108-88-3	Toluene	1	ND		0.500	0.0810		02-Apr-12 12:32 MLS
71-55-6	1,1,1-Trichloroethane	1	ND		0.500	0.0660		02-Apr-12 12:32 MLS
79-00-5	1,1,2-Trichloroethane	1	ND		0.500	0.117		02-Apr-12 12:32 MLS
79-01-6	Trichloroethene	1	ND		0.500	0.0500		02-Apr-12 12:32 MLS
75-69-4	Trichlorofluoromethane	1	ND		0.500	0.0970		02-Apr-12 12:32 MLS
75-01-4	Vinyl chloride	1	ND		0.500	0.0880		02-Apr-12 12:32 MLS
	m&p-Xylene	1	ND		1.00	0.122		02-Apr-12 12:32 MLS
95-47-6	o-Xylene	1	ND		1.00	0.0870		02-Apr-12 12:32 MLS

42 compound(s) reported

Protocol 4/13/2012 14:08:23

ND denotes the analyte was analyzed for but not detected at the reporting limit or method detection limit indicated.
MDL denotes method detection limit

Limits are corrected for sample size, dilution and moisture content if applicable.
Qu lists qualifiers. Specific qualifiers are defined at the end of the report.
Regulatory limit may denote an actual regulatory limit or a client-requested notification limit.

Sample Results

Pace Analytical Services, Inc.
1000 Riverbend Blvd. Suite F
St. Rose, LA 70087
(504) 469-0333

Client: Environmental Mgt Services-MS

Client ID: KEP-GW-BD-003
Project: 20136861
Project ID: KEC 1ST 2012 SEMI
Site: None
Lab ID: 20974457
Matrix: Water
% Moisture: n/a
Description: None
Prep Level: Water
Batch: 181125
Method: EPA 8260
GCMS VOAs Trace Water
Collected: 29-Mar-12
Received: 31-Mar-12
Prepared: 02-Apr-12

Units: ug/L

CAS No.	Analyte	Dilution	Result	Qu	Reporting Limit	MDL	Reg Limit	Analysis	
67-64-1	Acetone	1	ND		4.00	0.865		02-Apr-12 12:53	MLS
71-43-2	Benzene	1	ND		0.500	0.0540		02-Apr-12 12:53	MLS
75-27-4	Bromodichloromethane	1	ND		0.500	0.109		02-Apr-12 12:53	MLS
75-25-2	Bromoform	1	ND		0.500	0.154		02-Apr-12 12:53	MLS
74-83-9	Bromomethane	1	ND		0.500	0.224		02-Apr-12 12:53	MLS
78-93-3	2-Butanone (MEK)	1	ND		2.00	0.817		02-Apr-12 12:53	MLS
75-15-0	Carbon disulfide	1	0.350	J	1.00	0.168		02-Apr-12 12:53	MLS
56-23-5	Carbon tetrachloride	1	ND		0.500	0.157		02-Apr-12 12:53	MLS
108-90-7	Chlorobenzene	1	ND		0.500	0.0680		02-Apr-12 12:53	MLS
75-00-3	Chloroethane	1	ND		0.500	0.331		02-Apr-12 12:53	MLS
67-66-3	Chloroform	1	0.870		0.500	0.119		02-Apr-12 12:53	MLS
74-87-3	Chloromethane	1	ND		0.500	0.124		02-Apr-12 12:53	MLS
96-12-8	1,2-Dibromo-3-chloropropane	1	ND		2.00	0.164		02-Apr-12 12:53	MLS
124-48-1	Dibromochloromethane	1	ND		0.500	0.116		02-Apr-12 12:53	MLS
106-93-4	1,2-Dibromoethane (EDB)	1	ND		1.00	0.113		02-Apr-12 12:53	MLS
75-71-8	Dichlorodifluoromethane	1	ND		1.00	0.184		02-Apr-12 12:53	MLS
75-34-3	1,1-Dichloroethane	1	0.470	J	0.500	0.0670		02-Apr-12 12:53	MLS
107-06-2	1,2-Dichloroethane	1	0.210	J	0.500	0.114		02-Apr-12 12:53	MLS
75-35-4	1,1-Dichloroethene	1	21.6		0.500	0.104		02-Apr-12 12:53	MLS
156-59-2	cis-1,2-Dichloroethene	1	ND		1.00	0.128		02-Apr-12 12:53	MLS
156-60-5	trans-1,2-Dichloroethene	1	ND		0.500	0.136		02-Apr-12 12:53	MLS
78-87-5	1,2-Dichloropropane	1	ND		0.500	0.118		02-Apr-12 12:53	MLS
10061-01-5	cis-1,3-Dichloropropene	1	ND		0.500	0.0920		02-Apr-12 12:53	MLS
10061-02-6	trans-1,3-Dichloropropene	1	ND		0.500	0.136		02-Apr-12 12:53	MLS
100-41-4	Ethylbenzene	1	ND		0.500	0.0650		02-Apr-12 12:53	MLS
591-78-6	2-Hexanone	1	ND		1.00	0.246		02-Apr-12 12:53	MLS
98-82-8	Isopropylbenzene (Cumene)	1	ND		1.00	0.0630		02-Apr-12 12:53	MLS
79-20-9	Methyl acetate	1	ND		2.00	0.193		02-Apr-12 12:53	MLS
75-09-2	Methylene chloride	1	ND		0.500	0.482		02-Apr-12 12:53	MLS
108-10-1	4-Methyl-2-pentanone (MIBK)	1	ND		1.00	0.287		02-Apr-12 12:53	MLS
1634-04-4	Methyl-tert-butyl ether	1	ND		0.500	0.148		02-Apr-12 12:53	MLS
100-42-5	Styrene	1	ND		1.00	0.0890		02-Apr-12 12:53	MLS
79-34-5	1,1,2,2-Tetrachloroethane	1	ND		0.500	0.157		02-Apr-12 12:53	MLS
127-18-4	Tetrachloroethene	1	ND		0.500	0.0600		02-Apr-12 12:53	MLS

Protocol 4/13/2012 14:08:23

ND denotes the analyte was analyzed for but not detected at the reporting limit or method detection limit indicated.
MDL denotes method detection limit

Limits are corrected for sample size, dilution and moisture content if applicable.
Qu lists qualifiers. Specific qualifiers are defined at the end of the report.
Regulatory limit may denote an actual regulatory limit or a client-requested notification limit.

Sample Results

Pace Analytical Services, Inc.
1000 Riverbend Blvd. Suite F
St. Rose, LA 70087
(504) 469-0333

Client: Environmental Mgt Services-MS

Client ID: KEP-GW-BD-003
Project: 20136861
Project ID: KEC 1ST 2012 SEMI
Site: None
Lab ID: 20974457
Matrix: Water
% Moisture: n/a
Description: None
Prep Level: Water
Batch: 181125
Method: EPA 8260
GCMS VOAs Trace Water
Collected: 29-Mar-12
Received: 31-Mar-12
Prepared: 02-Apr-12

Units: ug/L

CAS No.	Analyte	Dilution	Result	Qu	Reporting Limit	MDL	Reg Limit	Analysis
108-88-3	Toluene	1	ND		0.500	0.0810		02-Apr-12 12:53 MLS
71-55-6	1,1,1-Trichloroethane	1	ND		0.500	0.0660		02-Apr-12 12:53 MLS
79-00-5	1,1,2-Trichloroethane	1	ND		0.500	0.117		02-Apr-12 12:53 MLS
79-01-6	Trichloroethene	1	ND		0.500	0.0500		02-Apr-12 12:53 MLS
75-69-4	Trichlorofluoromethane	1	ND		0.500	0.0970		02-Apr-12 12:53 MLS
75-01-4	Vinyl chloride	1	ND		0.500	0.0880		02-Apr-12 12:53 MLS
	m&p-Xylene	1	ND		1.00	0.122		02-Apr-12 12:53 MLS
95-47-6	o-Xylene	1	ND		1.00	0.0870		02-Apr-12 12:53 MLS

42 compound(s) reported

Protocol 4/13/2012 14:08:23

ND denotes the analyte was analyzed for but not detected at the reporting limit or method detection limit indicated.
MDL denotes method detection limit

Limits are corrected for sample size, dilution and moisture content if applicable.
Qu lists qualifiers. Specific qualifiers are defined at the end of the report.
Regulatory limit may denote an actual regulatory limit or a client-requested notification limit.

Sample Results

Pace Analytical Services, Inc.
1000 Riverbend Blvd. Suite F
St. Rose, LA 70087
(504) 469-0333

Client: Environmental Mgt Services-MS

Client ID: KEP-GW-004-022
Project: 20136861
Project ID: KEC 1ST 2012 SEMI
Site: None
Lab ID: 20974458
Matrix: Water
% Moisture: n/a
Description: None
Prep Level: Water
Batch: 181125
Method: EPA 8260
GCMS VOAs Trace Water
Collected: 29-Mar-12
Received: 31-Mar-12
Prepared: 02-Apr-12

Units: ug/L

CAS No.	Analyte	Dilution	Result	Qu	Reporting Limit	MDL	Reg Limit	Analysis	
67-64-1	Acetone	1	ND		4.00	0.865		02-Apr-12 13:13	MLS
71-43-2	Benzene	1	ND		0.500	0.0540		02-Apr-12 13:13	MLS
75-27-4	Bromodichloromethane	1	ND		0.500	0.109		02-Apr-12 13:13	MLS
75-25-2	Bromoform	1	ND		0.500	0.154		02-Apr-12 13:13	MLS
74-83-9	Bromomethane	1	ND		0.500	0.224		02-Apr-12 13:13	MLS
78-93-3	2-Butanone (MEK)	1	ND		2.00	0.817		02-Apr-12 13:13	MLS
75-15-0	Carbon disulfide	1	ND		1.00	0.168		02-Apr-12 13:13	MLS
56-23-5	Carbon tetrachloride	1	ND		0.500	0.157		02-Apr-12 13:13	MLS
108-90-7	Chlorobenzene	1	ND		0.500	0.0680		02-Apr-12 13:13	MLS
75-00-3	Chloroethane	1	ND		0.500	0.331		02-Apr-12 13:13	MLS
67-66-3	Chloroform	1	0.860		0.500	0.119		02-Apr-12 13:13	MLS
74-87-3	Chloromethane	1	ND		0.500	0.124		02-Apr-12 13:13	MLS
96-12-8	1,2-Dibromo-3-chloropropane	1	ND		2.00	0.164		02-Apr-12 13:13	MLS
124-48-1	Dibromochloromethane	1	ND		0.500	0.116		02-Apr-12 13:13	MLS
106-93-4	1,2-Dibromoethane (EDB)	1	ND		1.00	0.113		02-Apr-12 13:13	MLS
75-71-8	Dichlorodifluoromethane	1	ND		1.00	0.184		02-Apr-12 13:13	MLS
75-34-3	1,1-Dichloroethane	1	0.440	J	0.500	0.0670		02-Apr-12 13:13	MLS
107-06-2	1,2-Dichloroethane	1	0.220	J	0.500	0.114		02-Apr-12 13:13	MLS
75-35-4	1,1-Dichloroethene	1	21.1		0.500	0.104		02-Apr-12 13:13	MLS
156-59-2	cis-1,2-Dichloroethene	1	ND		1.00	0.128		02-Apr-12 13:13	MLS
156-60-5	trans-1,2-Dichloroethene	1	ND		0.500	0.136		02-Apr-12 13:13	MLS
78-87-5	1,2-Dichloropropane	1	ND		0.500	0.118		02-Apr-12 13:13	MLS
10061-01-5	cis-1,3-Dichloropropene	1	ND		0.500	0.0920		02-Apr-12 13:13	MLS
10061-02-6	trans-1,3-Dichloropropene	1	ND		0.500	0.136		02-Apr-12 13:13	MLS
100-41-4	Ethylbenzene	1	ND		0.500	0.0650		02-Apr-12 13:13	MLS
591-78-6	2-Hexanone	1	ND		1.00	0.246		02-Apr-12 13:13	MLS
98-82-8	Isopropylbenzene (Cumene)	1	ND		1.00	0.0630		02-Apr-12 13:13	MLS
79-20-9	Methyl acetate	1	ND		2.00	0.193		02-Apr-12 13:13	MLS
75-09-2	Methylene chloride	1	ND		0.500	0.482		02-Apr-12 13:13	MLS
108-10-1	4-Methyl-2-pentanone (MIBK)	1	ND		1.00	0.287		02-Apr-12 13:13	MLS
1634-04-4	Methyl-tert-butyl ether	1	ND		0.500	0.148		02-Apr-12 13:13	MLS
100-42-5	Styrene	1	ND		1.00	0.0890		02-Apr-12 13:13	MLS
79-34-5	1,1,2,2-Tetrachloroethane	1	ND		0.500	0.157		02-Apr-12 13:13	MLS
127-18-4	Tetrachloroethene	1	ND		0.500	0.0600		02-Apr-12 13:13	MLS

Protocol 4/13/2012 14:08:23

ND denotes the analyte was analyzed for but not detected at the reporting limit or method detection limit indicated.
MDL denotes method detection limit

Limits are corrected for sample size, dilution and moisture content if applicable.
Qu lists qualifiers. Specific qualifiers are defined at the end of the report.
Regulatory limit may denote an actual regulatory limit or a client-requested notification limit.

Sample Results

Pace Analytical Services, Inc.
1000 Riverbend Blvd. Suite F
St. Rose, LA 70087
(504) 469-0333

Client: Environmental Mgt Services-MS

Client ID: KEP-GW-004-022
Project: 20136861
Project ID: KEC 1ST 2012 SEMI
Site: None
Lab ID: 20974458
Matrix: Water
% Moisture: n/a
Description: None
Prep Level: Water
Batch: 181125
Method: EPA 8260
GCMS VOAs Trace Water
Collected: 29-Mar-12
Received: 31-Mar-12
Prepared: 02-Apr-12

Units: ug/L

CAS No.	Analyte	Dilution	Result	Qu	Reporting Limit	MDL	Reg Limit	Analysis
108-88-3	Toluene	1	ND		0.500	0.0810		02-Apr-12 13:13 MLS
71-55-6	1,1,1-Trichloroethane	1	ND		0.500	0.0660		02-Apr-12 13:13 MLS
79-00-5	1,1,2-Trichloroethane	1	ND		0.500	0.117		02-Apr-12 13:13 MLS
79-01-6	Trichloroethene	1	ND		0.500	0.0500		02-Apr-12 13:13 MLS
75-69-4	Trichlorofluoromethane	1	ND		0.500	0.0970		02-Apr-12 13:13 MLS
75-01-4	Vinyl chloride	1	ND		0.500	0.0880		02-Apr-12 13:13 MLS
	m&p-Xylene	1	ND		1.00	0.122		02-Apr-12 13:13 MLS
95-47-6	o-Xylene	1	ND		1.00	0.0870		02-Apr-12 13:13 MLS

42 compound(s) reported

Protocol 4/13/2012 14:08:23

ND denotes the analyte was analyzed for but not detected at the reporting limit or method detection limit indicated.
MDL denotes method detection limit

Limits are corrected for sample size, dilution and moisture content if applicable.
Qu lists qualifiers. Specific qualifiers are defined at the end of the report.
Regulatory limit may denote an actual regulatory limit or a client-requested notification limit.

Sample Results

Pace Analytical Services, Inc.
1000 Riverbend Blvd. Suite F
St. Rose, LA 70087
(504) 469-0333

Client: Environmental Mgt Services-MS

Client ID: TBV-3
Project: 20136861
Project ID: KEC 1ST 2012 SEMI
Site: None
Lab ID: 20974459
Matrix: Water
% Moisture: n/a
Description: None
Prep Level: Water
Batch: 181125
Method: EPA 8260
GCMS VOAs Trace Water
Collected: 29-Mar-12
Received: 31-Mar-12
Prepared: 02-Apr-12

Units: ug/L

CAS No.	Analyte	Dilution	Result	Qu	Reporting Limit	MDL	Reg Limit	Analysis
67-64-1	Acetone	1	2.11	J	4.00	0.865		02-Apr-12 13:33 MLS
71-43-2	Benzene	1	ND		0.500	0.0540		02-Apr-12 13:33 MLS
75-27-4	Bromodichloromethane	1	ND		0.500	0.109		02-Apr-12 13:33 MLS
75-25-2	Bromoform	1	ND		0.500	0.154		02-Apr-12 13:33 MLS
74-83-9	Bromomethane	1	ND		0.500	0.224		02-Apr-12 13:33 MLS
78-93-3	2-Butanone (MEK)	1	ND		2.00	0.817		02-Apr-12 13:33 MLS
75-15-0	Carbon disulfide	1	ND		1.00	0.168		02-Apr-12 13:33 MLS
56-23-5	Carbon tetrachloride	1	ND		0.500	0.157		02-Apr-12 13:33 MLS
108-90-7	Chlorobenzene	1	ND		0.500	0.0680		02-Apr-12 13:33 MLS
75-00-3	Chloroethane	1	ND		0.500	0.331		02-Apr-12 13:33 MLS
67-66-3	Chloroform	1	ND		0.500	0.119		02-Apr-12 13:33 MLS
74-87-3	Chloromethane	1	ND		0.500	0.124		02-Apr-12 13:33 MLS
96-12-8	1,2-Dibromo-3-chloropropane	1	ND		2.00	0.164		02-Apr-12 13:33 MLS
124-48-1	Dibromochloromethane	1	ND		0.500	0.116		02-Apr-12 13:33 MLS
106-93-4	1,2-Dibromoethane (EDB)	1	ND		1.00	0.113		02-Apr-12 13:33 MLS
75-71-8	Dichlorodifluoromethane	1	ND		1.00	0.184		02-Apr-12 13:33 MLS
75-34-3	1,1-Dichloroethane	1	ND		0.500	0.0670		02-Apr-12 13:33 MLS
107-06-2	1,2-Dichloroethane	1	ND		0.500	0.114		02-Apr-12 13:33 MLS
75-35-4	1,1-Dichloroethene	1	ND		0.500	0.104		02-Apr-12 13:33 MLS
156-59-2	cis-1,2-Dichloroethene	1	ND		1.00	0.128		02-Apr-12 13:33 MLS
156-60-5	trans-1,2-Dichloroethene	1	ND		0.500	0.136		02-Apr-12 13:33 MLS
78-87-5	1,2-Dichloropropane	1	ND		0.500	0.118		02-Apr-12 13:33 MLS
10061-01-5	cis-1,3-Dichloropropene	1	ND		0.500	0.0920		02-Apr-12 13:33 MLS
10061-02-6	trans-1,3-Dichloropropene	1	ND		0.500	0.136		02-Apr-12 13:33 MLS
100-41-4	Ethylbenzene	1	ND		0.500	0.0650		02-Apr-12 13:33 MLS
591-78-6	2-Hexanone	1	ND		1.00	0.246		02-Apr-12 13:33 MLS
98-82-8	Isopropylbenzene (Cumene)	1	ND		1.00	0.0630		02-Apr-12 13:33 MLS
79-20-9	Methyl acetate	1	ND		2.00	0.193		02-Apr-12 13:33 MLS
75-09-2	Methylene chloride	1	ND		0.500	0.482		02-Apr-12 13:33 MLS
108-10-1	4-Methyl-2-pentanone (MIBK)	1	ND		1.00	0.287		02-Apr-12 13:33 MLS
1634-04-4	Methyl-tert-butyl ether	1	ND		0.500	0.148		02-Apr-12 13:33 MLS
100-42-5	Styrene	1	ND		1.00	0.0890		02-Apr-12 13:33 MLS
79-34-5	1,1,2,2-Tetrachloroethane	1	ND		0.500	0.157		02-Apr-12 13:33 MLS
127-18-4	Tetrachloroethene	1	ND		0.500	0.0600		02-Apr-12 13:33 MLS

Protocol 4/13/2012 14:08:24

ND denotes the analyte was analyzed for but not detected at the reporting limit or method detection limit indicated.
MDL denotes method detection limit

Limits are corrected for sample size, dilution and moisture content if applicable.
Qu lists qualifiers. Specific qualifiers are defined at the end of the report.
Regulatory limit may denote an actual regulatory limit or a client-requested notification limit.

Sample Results

Pace Analytical Services, Inc.
1000 Riverbend Blvd. Suite F
St. Rose, LA 70087
(504) 469-0333

Client: Environmental Mgt Services-MS

Client ID: TBV-3
Project: 20136861
Project ID: KEC 1ST 2012 SEMI
Site: None
Lab ID: 20974459
Matrix: Water
% Moisture: n/a
Description: None
Prep Level: Water
Batch: 181125
Method: EPA 8260
GCMS VOAs Trace Water
Collected: 29-Mar-12
Received: 31-Mar-12
Prepared: 02-Apr-12

Units: ug/L

CAS No.	Analyte	Dilution	Result	Qu	Reporting Limit	MDL	Reg Limit	Analysis
108-88-3	Toluene	1	ND		0.500	0.0810		02-Apr-12 13:33 MLS
71-55-6	1,1,1-Trichloroethane	1	ND		0.500	0.0660		02-Apr-12 13:33 MLS
79-00-5	1,1,2-Trichloroethane	1	ND		0.500	0.117		02-Apr-12 13:33 MLS
79-01-6	Trichloroethene	1	ND		0.500	0.0500		02-Apr-12 13:33 MLS
75-69-4	Trichlorofluoromethane	1	ND		0.500	0.0970		02-Apr-12 13:33 MLS
75-01-4	Vinyl chloride	1	ND		0.500	0.0880		02-Apr-12 13:33 MLS
	m&p-Xylene	1	ND		1.00	0.122		02-Apr-12 13:33 MLS
95-47-6	o-Xylene	1	ND		1.00	0.0870		02-Apr-12 13:33 MLS

42 compound(s) reported

Protocol 4/13/2012 14:08:24

ND denotes the analyte was analyzed for but not detected at the reporting limit or method detection limit indicated.
MDL denotes method detection limit

Limits are corrected for sample size, dilution and moisture content if applicable.
Qu lists qualifiers. Specific qualifiers are defined at the end of the report.
Regulatory limit may denote an actual regulatory limit or a client-requested notification limit.

Sample Results

Pace Analytical Services, Inc.
1000 Riverbend Blvd. Suite F
St. Rose, LA 70087
(504) 469-0333

Client: Environmental Mgt Services-MS

Client ID: KEP-GW-013-020
Project: 20136861
Project ID: KEC 1ST 2012 SEMI
Site: None
Lab ID: 20974464
Matrix: Water
% Moisture: n/a
Description: None
Prep Level: Water
Batch: 181125
Method: EPA 8260
GCMS VOAs Trace Water
Collected: 29-Mar-12
Received: 31-Mar-12
Prepared: 02-Apr-12

Units: ug/L

CAS No.	Analyte	Dilution	Result	Qu	Reporting Limit	MDL	Reg Limit	Analysis
67-64-1	Acetone	1	ND		4.00	0.865		02-Apr-12 13:53 MLS
71-43-2	Benzene	1	ND		0.500	0.0540		02-Apr-12 13:53 MLS
75-27-4	Bromodichloromethane	1	ND		0.500	0.109		02-Apr-12 13:53 MLS
75-25-2	Bromoform	1	ND		0.500	0.154		02-Apr-12 13:53 MLS
74-83-9	Bromomethane	1	ND		0.500	0.224		02-Apr-12 13:53 MLS
78-93-3	2-Butanone (MEK)	1	ND		2.00	0.817		02-Apr-12 13:53 MLS
75-15-0	Carbon disulfide	1	ND		1.00	0.168		02-Apr-12 13:53 MLS
56-23-5	Carbon tetrachloride	1	ND		0.500	0.157		02-Apr-12 13:53 MLS
108-90-7	Chlorobenzene	1	ND		0.500	0.0680		02-Apr-12 13:53 MLS
75-00-3	Chloroethane	1	ND		0.500	0.331		02-Apr-12 13:53 MLS
67-66-3	Chloroform	1	0.330	J	0.500	0.119		02-Apr-12 13:53 MLS
74-87-3	Chloromethane	1	ND		0.500	0.124		02-Apr-12 13:53 MLS
96-12-8	1,2-Dibromo-3-chloropropane	1	ND		2.00	0.164		02-Apr-12 13:53 MLS
124-48-1	Dibromochloromethane	1	ND		0.500	0.116		02-Apr-12 13:53 MLS
106-93-4	1,2-Dibromoethane (EDB)	1	ND		1.00	0.113		02-Apr-12 13:53 MLS
75-71-8	Dichlorodifluoromethane	1	ND		1.00	0.184		02-Apr-12 13:53 MLS
75-34-3	1,1-Dichloroethane	1	ND		0.500	0.0670		02-Apr-12 13:53 MLS
107-06-2	1,2-Dichloroethane	1	ND		0.500	0.114		02-Apr-12 13:53 MLS
75-35-4	1,1-Dichloroethene	1	0.220	J	0.500	0.104		02-Apr-12 13:53 MLS
156-59-2	cis-1,2-Dichloroethene	1	ND		1.00	0.128		02-Apr-12 13:53 MLS
156-60-5	trans-1,2-Dichloroethene	1	ND		0.500	0.136		02-Apr-12 13:53 MLS
78-87-5	1,2-Dichloropropane	1	ND		0.500	0.118		02-Apr-12 13:53 MLS
10061-01-5	cis-1,3-Dichloropropene	1	ND		0.500	0.0920		02-Apr-12 13:53 MLS
10061-02-6	trans-1,3-Dichloropropene	1	ND		0.500	0.136		02-Apr-12 13:53 MLS
100-41-4	Ethylbenzene	1	ND		0.500	0.0650		02-Apr-12 13:53 MLS
591-78-6	2-Hexanone	1	ND		1.00	0.246		02-Apr-12 13:53 MLS
98-82-8	Isopropylbenzene (Cumene)	1	ND		1.00	0.0630		02-Apr-12 13:53 MLS
79-20-9	Methyl acetate	1	ND		2.00	0.193		02-Apr-12 13:53 MLS
75-09-2	Methylene chloride	1	ND		0.500	0.482		02-Apr-12 13:53 MLS
108-10-1	4-Methyl-2-pentanone (MIBK)	1	ND		1.00	0.287		02-Apr-12 13:53 MLS
1634-04-4	Methyl-tert-butyl ether	1	ND		0.500	0.148		02-Apr-12 13:53 MLS
100-42-5	Styrene	1	ND		1.00	0.0890		02-Apr-12 13:53 MLS
79-34-5	1,1,2,2-Tetrachloroethane	1	ND		0.500	0.157		02-Apr-12 13:53 MLS
127-18-4	Tetrachloroethene	1	ND		0.500	0.0600		02-Apr-12 13:53 MLS

Protocol 4/13/2012 14:08:24

ND denotes the analyte was analyzed for but not detected at the reporting limit or method detection limit indicated.
MDL denotes method detection limit

Limits are corrected for sample size, dilution and moisture content if applicable.
Qu lists qualifiers. Specific qualifiers are defined at the end of the report.
Regulatory limit may denote an actual regulatory limit or a client-requested notification limit.

Sample Results

Pace Analytical Services, Inc.
1000 Riverbend Blvd. Suite F
St. Rose, LA 70087
(504) 469-0333

Client: Environmental Mgt Services-MS

Client ID: KEP-GW-013-020
Project: 20136861
Project ID: KEC 1ST 2012 SEMI
Site: None
Lab ID: 20974464
Matrix: Water
% Moisture: n/a
Description: None
Prep Level: Water
Batch: 181125
Method: EPA 8260
GCMS VOAs Trace Water
Collected: 29-Mar-12
Received: 31-Mar-12
Prepared: 02-Apr-12

Units: ug/L

CAS No.	Analyte	Dilution	Result	Qu	Reporting Limit	MDL	Reg Limit	Analysis
108-88-3	Toluene	1	ND		0.500	0.0810		02-Apr-12 13:53 MLS
71-55-6	1,1,1-Trichloroethane	1	ND		0.500	0.0660		02-Apr-12 13:53 MLS
79-00-5	1,1,2-Trichloroethane	1	ND		0.500	0.117		02-Apr-12 13:53 MLS
79-01-6	Trichloroethene	1	ND		0.500	0.0500		02-Apr-12 13:53 MLS
75-69-4	Trichlorofluoromethane	1	ND		0.500	0.0970		02-Apr-12 13:53 MLS
75-01-4	Vinyl chloride	1	ND		0.500	0.0880		02-Apr-12 13:53 MLS
	m&p-Xylene	1	ND		1.00	0.122		02-Apr-12 13:53 MLS
95-47-6	o-Xylene	1	ND		1.00	0.0870		02-Apr-12 13:53 MLS

42 compound(s) reported

Protocol 4/13/2012 14:08:24

ND denotes the analyte was analyzed for but not detected at the reporting limit or method detection limit indicated.
MDL denotes method detection limit

Limits are corrected for sample size, dilution and moisture content if applicable.
Qu lists qualifiers. Specific qualifiers are defined at the end of the report.
Regulatory limit may denote an actual regulatory limit or a client-requested notification limit.

Sample Results

Pace Analytical Services, Inc.
1000 Riverbend Blvd. Suite F
St. Rose, LA 70087
(504) 469-0333

Client: Environmental Mgt Services-MS

Client ID: KEP-GW-010C-017
Project: 20136861
Project ID: KEC 1ST 2012 SEMI
Site: None
Lab ID: 20974469
Matrix: Water
% Moisture: n/a
Description: None
Prep Level: Water
Batch: 181125
Method: EPA 8260
GCMS VOAs Trace Water
Collected: 29-Mar-12
Received: 31-Mar-12
Prepared: 02-Apr-12

Units: ug/L

CAS No.	Analyte	Dilution	Result	Qu	Reporting Limit	MDL	Reg Limit	Analysis
67-64-1	Acetone	1	ND		4.00	0.865		02-Apr-12 14:13 MLS
71-43-2	Benzene	1	ND		0.500	0.0540		02-Apr-12 14:13 MLS
75-27-4	Bromodichloromethane	1	ND		0.500	0.109		02-Apr-12 14:13 MLS
75-25-2	Bromoform	1	ND		0.500	0.154		02-Apr-12 14:13 MLS
74-83-9	Bromomethane	1	ND		0.500	0.224		02-Apr-12 14:13 MLS
78-93-3	2-Butanone (MEK)	1	ND		2.00	0.817		02-Apr-12 14:13 MLS
75-15-0	Carbon disulfide	1	ND		1.00	0.168		02-Apr-12 14:13 MLS
56-23-5	Carbon tetrachloride	1	ND		0.500	0.157		02-Apr-12 14:13 MLS
108-90-7	Chlorobenzene	1	ND		0.500	0.0680		02-Apr-12 14:13 MLS
75-00-3	Chloroethane	1	ND		0.500	0.331		02-Apr-12 14:13 MLS
67-66-3	Chloroform	1	ND		0.500	0.119		02-Apr-12 14:13 MLS
74-87-3	Chloromethane	1	ND		0.500	0.124		02-Apr-12 14:13 MLS
96-12-8	1,2-Dibromo-3-chloropropane	1	ND		2.00	0.164		02-Apr-12 14:13 MLS
124-48-1	Dibromochloromethane	1	ND		0.500	0.116		02-Apr-12 14:13 MLS
106-93-4	1,2-Dibromoethane (EDB)	1	ND		1.00	0.113		02-Apr-12 14:13 MLS
75-71-8	Dichlorodifluoromethane	1	ND		1.00	0.184		02-Apr-12 14:13 MLS
75-34-3	1,1-Dichloroethane	1	ND		0.500	0.0670		02-Apr-12 14:13 MLS
107-06-2	1,2-Dichloroethane	1	ND		0.500	0.114		02-Apr-12 14:13 MLS
75-35-4	1,1-Dichloroethene	1	ND		0.500	0.104		02-Apr-12 14:13 MLS
156-59-2	cis-1,2-Dichloroethene	1	ND		1.00	0.128		02-Apr-12 14:13 MLS
156-60-5	trans-1,2-Dichloroethene	1	ND		0.500	0.136		02-Apr-12 14:13 MLS
78-87-5	1,2-Dichloropropane	1	ND		0.500	0.118		02-Apr-12 14:13 MLS
10061-01-5	cis-1,3-Dichloropropene	1	ND		0.500	0.0920		02-Apr-12 14:13 MLS
10061-02-6	trans-1,3-Dichloropropene	1	ND		0.500	0.136		02-Apr-12 14:13 MLS
100-41-4	Ethylbenzene	1	ND		0.500	0.0650		02-Apr-12 14:13 MLS
591-78-6	2-Hexanone	1	ND		1.00	0.246		02-Apr-12 14:13 MLS
98-82-8	Isopropylbenzene (Cumene)	1	ND		1.00	0.0630		02-Apr-12 14:13 MLS
79-20-9	Methyl acetate	1	ND		2.00	0.193		02-Apr-12 14:13 MLS
75-09-2	Methylene chloride	1	ND		0.500	0.482		02-Apr-12 14:13 MLS
108-10-1	4-Methyl-2-pentanone (MIBK)	1	ND		1.00	0.287		02-Apr-12 14:13 MLS
1634-04-4	Methyl-tert-butyl ether	1	ND		0.500	0.148		02-Apr-12 14:13 MLS
100-42-5	Styrene	1	ND		1.00	0.0890		02-Apr-12 14:13 MLS
79-34-5	1,1,2,2-Tetrachloroethane	1	ND		0.500	0.157		02-Apr-12 14:13 MLS
127-18-4	Tetrachloroethene	1	1.02		0.500	0.0600		02-Apr-12 14:13 MLS

Protocol 4/13/2012 14:08:24

ND denotes the analyte was analyzed for but not detected at the reporting limit or method detection limit indicated.
MDL denotes method detection limit

Limits are corrected for sample size, dilution and moisture content if applicable.
Qu lists qualifiers. Specific qualifiers are defined at the end of the report.
Regulatory limit may denote an actual regulatory limit or a client-requested notification limit.

Sample Results

Pace Analytical Services, Inc.
1000 Riverbend Blvd. Suite F
St. Rose, LA 70087
(504) 469-0333

Client: Environmental Mgt Services-MS

Client ID: KEP-GW-010C-017
Project: 20136861
Project ID: KEC 1ST 2012 SEMI
Site: None
Lab ID: 20974469
Matrix: Water
% Moisture: n/a
Description: None
Prep Level: Water
Batch: 181125
Method: EPA 8260
GCMS VOAs Trace Water
Collected: 29-Mar-12
Received: 31-Mar-12
Prepared: 02-Apr-12

Units: ug/L

CAS No.	Analyte	Dilution	Result	Qu	Reporting Limit	MDL	Reg Limit	Analysis
108-88-3	Toluene	1	ND		0.500	0.0810		02-Apr-12 14:13 MLS
71-55-6	1,1,1-Trichloroethane	1	ND		0.500	0.0660		02-Apr-12 14:13 MLS
79-00-5	1,1,2-Trichloroethane	1	ND		0.500	0.117		02-Apr-12 14:13 MLS
79-01-6	Trichloroethene	1	ND		0.500	0.0500		02-Apr-12 14:13 MLS
75-69-4	Trichlorofluoromethane	1	ND		0.500	0.0970		02-Apr-12 14:13 MLS
75-01-4	Vinyl chloride	1	ND		0.500	0.0880		02-Apr-12 14:13 MLS
	m&p-Xylene	1	ND		1.00	0.122		02-Apr-12 14:13 MLS
95-47-6	o-Xylene	1	ND		1.00	0.0870		02-Apr-12 14:13 MLS

42 compound(s) reported

Protocol 4/13/2012 14:08:24

ND denotes the analyte was analyzed for but not detected at the reporting limit or method detection limit indicated.
MDL denotes method detection limit

Limits are corrected for sample size, dilution and moisture content if applicable.
Qu lists qualifiers. Specific qualifiers are defined at the end of the report.
Regulatory limit may denote an actual regulatory limit or a client-requested notification limit.

Sample Results

Pace Analytical Services, Inc.
1000 Riverbend Blvd. Suite F
St. Rose, LA 70087
(504) 469-0333

Client: Environmental Mgt Services-MS

Client ID: KEP-GW-010A-017
Project: 20136861
Project ID: KEC 1ST 2012 SEMI
Site: None
Lab ID: 20974470
Matrix: Water
% Moisture: n/a
Description: None
Prep Level: Water
Batch: 181125
Method: EPA 8260
GCMS VOAs Trace Water
Collected: 29-Mar-12
Received: 31-Mar-12
Prepared: 02-Apr-12

Units: ug/L

CAS No.	Analyte	Dilution	Result	Qu	Reporting Limit	MDL	Reg Limit	Analysis
67-64-1	Acetone	1	ND		4.00	0.865		02-Apr-12 14:33 MLS
71-43-2	Benzene	1	ND		0.500	0.0540		02-Apr-12 14:33 MLS
75-27-4	Bromodichloromethane	1	ND		0.500	0.109		02-Apr-12 14:33 MLS
75-25-2	Bromoform	1	ND		0.500	0.154		02-Apr-12 14:33 MLS
74-83-9	Bromomethane	1	ND		0.500	0.224		02-Apr-12 14:33 MLS
78-93-3	2-Butanone (MEK)	1	ND		2.00	0.817		02-Apr-12 14:33 MLS
75-15-0	Carbon disulfide	1	ND		1.00	0.168		02-Apr-12 14:33 MLS
56-23-5	Carbon tetrachloride	1	ND		0.500	0.157		02-Apr-12 14:33 MLS
108-90-7	Chlorobenzene	1	ND		0.500	0.0680		02-Apr-12 14:33 MLS
75-00-3	Chloroethane	1	ND		0.500	0.331		02-Apr-12 14:33 MLS
67-66-3	Chloroform	1	0.690		0.500	0.119		02-Apr-12 14:33 MLS
74-87-3	Chloromethane	1	ND		0.500	0.124		02-Apr-12 14:33 MLS
96-12-8	1,2-Dibromo-3-chloropropane	1	ND		2.00	0.164		02-Apr-12 14:33 MLS
124-48-1	Dibromochloromethane	1	ND		0.500	0.116		02-Apr-12 14:33 MLS
106-93-4	1,2-Dibromoethane (EDB)	1	ND		1.00	0.113		02-Apr-12 14:33 MLS
75-71-8	Dichlorodifluoromethane	1	ND		1.00	0.184		02-Apr-12 14:33 MLS
75-34-3	1,1-Dichloroethane	1	2.13		0.500	0.0670		02-Apr-12 14:33 MLS
107-06-2	1,2-Dichloroethane	1	1.84		0.500	0.114		02-Apr-12 14:33 MLS
75-35-4	1,1-Dichloroethene	1	50.5		0.500	0.104		02-Apr-12 14:33 MLS
156-59-2	cis-1,2-Dichloroethene	1	ND		1.00	0.128		02-Apr-12 14:33 MLS
156-60-5	trans-1,2-Dichloroethene	1	ND		0.500	0.136		02-Apr-12 14:33 MLS
78-87-5	1,2-Dichloropropane	1	ND		0.500	0.118		02-Apr-12 14:33 MLS
10061-01-5	cis-1,3-Dichloropropene	1	ND		0.500	0.0920		02-Apr-12 14:33 MLS
10061-02-6	trans-1,3-Dichloropropene	1	ND		0.500	0.136		02-Apr-12 14:33 MLS
100-41-4	Ethylbenzene	1	ND		0.500	0.0650		02-Apr-12 14:33 MLS
591-78-6	2-Hexanone	1	ND		1.00	0.246		02-Apr-12 14:33 MLS
98-82-8	Isopropylbenzene (Cumene)	1	ND		1.00	0.0630		02-Apr-12 14:33 MLS
79-20-9	Methyl acetate	1	ND		2.00	0.193		02-Apr-12 14:33 MLS
75-09-2	Methylene chloride	1	ND		0.500	0.482		02-Apr-12 14:33 MLS
108-10-1	4-Methyl-2-pentanone (MIBK)	1	ND		1.00	0.287		02-Apr-12 14:33 MLS
1634-04-4	Methyl-tert-butyl ether	1	ND		0.500	0.148		02-Apr-12 14:33 MLS
100-42-5	Styrene	1	ND		1.00	0.0890		02-Apr-12 14:33 MLS
79-34-5	1,1,2,2-Tetrachloroethane	1	ND		0.500	0.157		02-Apr-12 14:33 MLS
127-18-4	Tetrachloroethene	1	ND		0.500	0.0600		02-Apr-12 14:33 MLS

Protocol 4/13/2012 14:08:24

ND denotes the analyte was analyzed for but not detected at the reporting limit or method detection limit indicated.
MDL denotes method detection limit

Limits are corrected for sample size, dilution and moisture content if applicable.
Qu lists qualifiers. Specific qualifiers are defined at the end of the report.
Regulatory limit may denote an actual regulatory limit or a client-requested notification limit.

Sample Results

Pace Analytical Services, Inc.
1000 Riverbend Blvd. Suite F
St. Rose, LA 70087
(504) 469-0333

Client: Environmental Mgt Services-MS

Client ID: KEP-GW-010A-017
Project: 20136861
Project ID: KEC 1ST 2012 SEMI
Site: None
Lab ID: 20974470
Matrix: Water
% Moisture: n/a
Description: None
Prep Level: Water
Batch: 181125
Method: EPA 8260
GCMS VOAs Trace Water
Collected: 29-Mar-12
Received: 31-Mar-12
Prepared: 02-Apr-12

Units: ug/L

CAS No.	Analyte	Dilution	Result	Qu	Reporting Limit	MDL	Reg Limit	Analysis
108-88-3	Toluene	1	ND		0.500	0.0810		02-Apr-12 14:33 MLS
71-55-6	1,1,1-Trichloroethane	1	0.810		0.500	0.0660		02-Apr-12 14:33 MLS
79-00-5	1,1,2-Trichloroethane	1	6.30		0.500	0.117		02-Apr-12 14:33 MLS
79-01-6	Trichloroethene	1	0.310	J	0.500	0.0500		02-Apr-12 14:33 MLS
75-69-4	Trichlorofluoromethane	1	ND		0.500	0.0970		02-Apr-12 14:33 MLS
75-01-4	Vinyl chloride	1	ND		0.500	0.0880		02-Apr-12 14:33 MLS
	m&p-Xylene	1	ND		1.00	0.122		02-Apr-12 14:33 MLS
95-47-6	o-Xylene	1	ND		1.00	0.0870		02-Apr-12 14:33 MLS

42 compound(s) reported

Protocol 4/13/2012 14:08:24

ND denotes the analyte was analyzed for but not detected at the reporting limit or method detection limit indicated.
MDL denotes method detection limit

Limits are corrected for sample size, dilution and moisture content if applicable.
Qu lists qualifiers. Specific qualifiers are defined at the end of the report.
Regulatory limit may denote an actual regulatory limit or a client-requested notification limit.

Sample Results

Pace Analytical Services, Inc.
1000 Riverbend Blvd. Suite F
St. Rose, LA 70087
(504) 469-0333

Client: Environmental Mgt Services-MS

Client ID: KEP-GW-009-020
Project: 20136861
Project ID: KEC 1ST 2012 SEMI
Site: None
Lab ID: 20974471
Matrix: Water
% Moisture: n/a
Description: None
Prep Level: Water
Batch: 181125
Method: EPA 8260
GCMS VOAs Trace Water
Collected: 29-Mar-12
Received: 31-Mar-12
Prepared: 02-Apr-12

Units: ug/L

CAS No.	Analyte	Dilution	Result	Qu	Reporting Limit	MDL	Reg Limit	Analysis	
67-64-1	Acetone	1	ND		4.00	0.865		02-Apr-12 14:54	MLS
71-43-2	Benzene	1	ND		0.500	0.0540		02-Apr-12 14:54	MLS
75-27-4	Bromodichloromethane	1	ND		0.500	0.109		02-Apr-12 14:54	MLS
75-25-2	Bromoform	1	ND		0.500	0.154		02-Apr-12 14:54	MLS
74-83-9	Bromomethane	1	ND		0.500	0.224		02-Apr-12 14:54	MLS
78-93-3	2-Butanone (MEK)	1	ND		2.00	0.817		02-Apr-12 14:54	MLS
75-15-0	Carbon disulfide	1	ND		1.00	0.168		02-Apr-12 14:54	MLS
56-23-5	Carbon tetrachloride	1	ND		0.500	0.157		02-Apr-12 14:54	MLS
108-90-7	Chlorobenzene	1	ND		0.500	0.0680		02-Apr-12 14:54	MLS
75-00-3	Chloroethane	1	ND		0.500	0.331		02-Apr-12 14:54	MLS
67-66-3	Chloroform	1	ND		0.500	0.119		02-Apr-12 14:54	MLS
74-87-3	Chloromethane	1	ND		0.500	0.124		02-Apr-12 14:54	MLS
96-12-8	1,2-Dibromo-3-chloropropane	1	ND		2.00	0.164		02-Apr-12 14:54	MLS
124-48-1	Dibromochloromethane	1	ND		0.500	0.116		02-Apr-12 14:54	MLS
106-93-4	1,2-Dibromoethane (EDB)	1	ND		1.00	0.113		02-Apr-12 14:54	MLS
75-71-8	Dichlorodifluoromethane	1	ND		1.00	0.184		02-Apr-12 14:54	MLS
75-34-3	1,1-Dichloroethane	1	ND		0.500	0.0670		02-Apr-12 14:54	MLS
107-06-2	1,2-Dichloroethane	1	ND		0.500	0.114		02-Apr-12 14:54	MLS
75-35-4	1,1-Dichloroethene	1	3.23		0.500	0.104		02-Apr-12 14:54	MLS
156-59-2	cis-1,2-Dichloroethene	1	ND		1.00	0.128		02-Apr-12 14:54	MLS
156-60-5	trans-1,2-Dichloroethene	1	ND		0.500	0.136		02-Apr-12 14:54	MLS
78-87-5	1,2-Dichloropropane	1	ND		0.500	0.118		02-Apr-12 14:54	MLS
10061-01-5	cis-1,3-Dichloropropene	1	ND		0.500	0.0920		02-Apr-12 14:54	MLS
10061-02-6	trans-1,3-Dichloropropene	1	ND		0.500	0.136		02-Apr-12 14:54	MLS
100-41-4	Ethylbenzene	1	ND		0.500	0.0650		02-Apr-12 14:54	MLS
591-78-6	2-Hexanone	1	ND		1.00	0.246		02-Apr-12 14:54	MLS
98-82-8	Isopropylbenzene (Cumene)	1	ND		1.00	0.0630		02-Apr-12 14:54	MLS
79-20-9	Methyl acetate	1	ND		2.00	0.193		02-Apr-12 14:54	MLS
75-09-2	Methylene chloride	1	ND		0.500	0.482		02-Apr-12 14:54	MLS
108-10-1	4-Methyl-2-pentanone (MIBK)	1	ND		1.00	0.287		02-Apr-12 14:54	MLS
1634-04-4	Methyl-tert-butyl ether	1	ND		0.500	0.148		02-Apr-12 14:54	MLS
100-42-5	Styrene	1	ND		1.00	0.0890		02-Apr-12 14:54	MLS
79-34-5	1,1,2,2-Tetrachloroethane	1	ND		0.500	0.157		02-Apr-12 14:54	MLS
127-18-4	Tetrachloroethene	1	ND		0.500	0.0600		02-Apr-12 14:54	MLS

Protocol 4/13/2012 14:08:24

ND denotes the analyte was analyzed for but not detected at the reporting limit or method detection limit indicated.
MDL denotes method detection limit

Limits are corrected for sample size, dilution and moisture content if applicable.
Qu lists qualifiers. Specific qualifiers are defined at the end of the report.
Regulatory limit may denote an actual regulatory limit or a client-requested notification limit.

Sample Results

Pace Analytical Services, Inc.
1000 Riverbend Blvd. Suite F
St. Rose, LA 70087
(504) 469-0333

Client: Environmental Mgt Services-MS

Client ID: KEP-GW-009-020
Project: 20136861
Project ID: KEC 1ST 2012 SEMI
Site: None
Lab ID: 20974471
Matrix: Water
% Moisture: n/a
Description: None
Prep Level: Water
Batch: 181125
Method: EPA 8260
GCMS VOAs Trace Water
Collected: 29-Mar-12
Received: 31-Mar-12
Prepared: 02-Apr-12

Units: ug/L

CAS No.	Analyte	Dilution	Result	Qu	Reporting Limit	MDL	Reg Limit	Analysis
108-88-3	Toluene	1	ND		0.500	0.0810		02-Apr-12 14:54 MLS
71-55-6	1,1,1-Trichloroethane	1	ND		0.500	0.0660		02-Apr-12 14:54 MLS
79-00-5	1,1,2-Trichloroethane	1	ND		0.500	0.117		02-Apr-12 14:54 MLS
79-01-6	Trichloroethene	1	ND		0.500	0.0500		02-Apr-12 14:54 MLS
75-69-4	Trichlorofluoromethane	1	ND		0.500	0.0970		02-Apr-12 14:54 MLS
75-01-4	Vinyl chloride	1	ND		0.500	0.0880		02-Apr-12 14:54 MLS
	m&p-Xylene	1	ND		1.00	0.122		02-Apr-12 14:54 MLS
95-47-6	o-Xylene	1	ND		1.00	0.0870		02-Apr-12 14:54 MLS

42 compound(s) reported

Protocol 4/13/2012 14:08:24

ND denotes the analyte was analyzed for but not detected at the reporting limit or method detection limit indicated.
MDL denotes method detection limit

Limits are corrected for sample size, dilution and moisture content if applicable.
Qu lists qualifiers. Specific qualifiers are defined at the end of the report.
Regulatory limit may denote an actual regulatory limit or a client-requested notification limit.

Sample Results

Pace Analytical Services, Inc.
1000 Riverbend Blvd. Suite F
St. Rose, LA 70087
(504) 469-0333

Client: Environmental Mgt Services-MS

Client ID: KEP-GW-032-002
Project: 20136861
Project ID: KEC 1ST 2012 SEMI
Site: None
Lab ID: 20974472
Matrix: Water
% Moisture: n/a
Description: None
Prep Level: Water
Batch: 181125
Method: EPA 8260
GCMS VOAs Trace Water
Collected: 29-Mar-12
Received: 31-Mar-12
Prepared: 02-Apr-12

Units: ug/L

CAS No.	Analyte	Dilution	Result	Qu	Reporting Limit	MDL	Reg Limit	Analysis	
67-64-1	Acetone	1	ND		4.00	0.865		02-Apr-12 15:14	MLS
71-43-2	Benzene	1	ND		0.500	0.0540		02-Apr-12 15:14	MLS
75-27-4	Bromodichloromethane	1	ND		0.500	0.109		02-Apr-12 15:14	MLS
75-25-2	Bromoform	1	ND		0.500	0.154		02-Apr-12 15:14	MLS
74-83-9	Bromomethane	1	ND		0.500	0.224		02-Apr-12 15:14	MLS
78-93-3	2-Butanone (MEK)	1	ND		2.00	0.817		02-Apr-12 15:14	MLS
75-15-0	Carbon disulfide	1	0.360	J	1.00	0.168		02-Apr-12 15:14	MLS
56-23-5	Carbon tetrachloride	1	ND		0.500	0.157		02-Apr-12 15:14	MLS
108-90-7	Chlorobenzene	1	ND		0.500	0.0680		02-Apr-12 15:14	MLS
75-00-3	Chloroethane	1	ND		0.500	0.331		02-Apr-12 15:14	MLS
67-66-3	Chloroform	1	ND		0.500	0.119		02-Apr-12 15:14	MLS
74-87-3	Chloromethane	1	ND		0.500	0.124		02-Apr-12 15:14	MLS
96-12-8	1,2-Dibromo-3-chloropropane	1	ND		2.00	0.164		02-Apr-12 15:14	MLS
124-48-1	Dibromochloromethane	1	ND		0.500	0.116		02-Apr-12 15:14	MLS
106-93-4	1,2-Dibromoethane (EDB)	1	ND		1.00	0.113		02-Apr-12 15:14	MLS
75-71-8	Dichlorodifluoromethane	1	ND		1.00	0.184		02-Apr-12 15:14	MLS
75-34-3	1,1-Dichloroethane	1	ND		0.500	0.0670		02-Apr-12 15:14	MLS
107-06-2	1,2-Dichloroethane	1	ND		0.500	0.114		02-Apr-12 15:14	MLS
75-35-4	1,1-Dichloroethene	1	27.7		0.500	0.104		02-Apr-12 15:14	MLS
156-59-2	cis-1,2-Dichloroethene	1	ND		1.00	0.128		02-Apr-12 15:14	MLS
156-60-5	trans-1,2-Dichloroethene	1	ND		0.500	0.136		02-Apr-12 15:14	MLS
78-87-5	1,2-Dichloropropane	1	ND		0.500	0.118		02-Apr-12 15:14	MLS
10061-01-5	cis-1,3-Dichloropropene	1	ND		0.500	0.0920		02-Apr-12 15:14	MLS
10061-02-6	trans-1,3-Dichloropropene	1	ND		0.500	0.136		02-Apr-12 15:14	MLS
100-41-4	Ethylbenzene	1	ND		0.500	0.0650		02-Apr-12 15:14	MLS
591-78-6	2-Hexanone	1	ND		1.00	0.246		02-Apr-12 15:14	MLS
98-82-8	Isopropylbenzene (Cumene)	1	ND		1.00	0.0630		02-Apr-12 15:14	MLS
79-20-9	Methyl acetate	1	ND		2.00	0.193		02-Apr-12 15:14	MLS
75-09-2	Methylene chloride	1	ND		0.500	0.482		02-Apr-12 15:14	MLS
108-10-1	4-Methyl-2-pentanone (MIBK)	1	ND		1.00	0.287		02-Apr-12 15:14	MLS
1634-04-4	Methyl-tert-butyl ether	1	ND		0.500	0.148		02-Apr-12 15:14	MLS
100-42-5	Styrene	1	ND		1.00	0.0890		02-Apr-12 15:14	MLS
79-34-5	1,1,2,2-Tetrachloroethane	1	ND		0.500	0.157		02-Apr-12 15:14	MLS
127-18-4	Tetrachloroethene	1	ND		0.500	0.0600		02-Apr-12 15:14	MLS

Protocol 4/13/2012 14:08:24

ND denotes the analyte was analyzed for but not detected at the reporting limit or method detection limit indicated.
MDL denotes method detection limit

Limits are corrected for sample size, dilution and moisture content if applicable.
Qu lists qualifiers. Specific qualifiers are defined at the end of the report.
Regulatory limit may denote an actual regulatory limit or a client-requested notification limit.

Sample Results

Pace Analytical Services, Inc.
1000 Riverbend Blvd. Suite F
St. Rose, LA 70087
(504) 469-0333

Client: Environmental Mgt Services-MS

Client ID: KEP-GW-032-002
Project: 20136861
Project ID: KEC 1ST 2012 SEMI
Site: None
Lab ID: 20974472
Matrix: Water
% Moisture: n/a
Description: None
Prep Level: Water
Batch: 181125
Method: EPA 8260
GCMS VOAs Trace Water
Collected: 29-Mar-12
Received: 31-Mar-12
Prepared: 02-Apr-12

Units: ug/L

CAS No.	Analyte	Dilution	Result	Qu	Reporting Limit	MDL	Reg Limit	Analysis
108-88-3	Toluene	1	ND		0.500	0.0810		02-Apr-12 15:14 MLS
71-55-6	1,1,1-Trichloroethane	1	ND		0.500	0.0660		02-Apr-12 15:14 MLS
79-00-5	1,1,2-Trichloroethane	1	ND		0.500	0.117		02-Apr-12 15:14 MLS
79-01-6	Trichloroethene	1	ND		0.500	0.0500		02-Apr-12 15:14 MLS
75-69-4	Trichlorofluoromethane	1	ND		0.500	0.0970		02-Apr-12 15:14 MLS
75-01-4	Vinyl chloride	1	ND		0.500	0.0880		02-Apr-12 15:14 MLS
	m&p-Xylene	1	ND		1.00	0.122		02-Apr-12 15:14 MLS
95-47-6	o-Xylene	1	ND		1.00	0.0870		02-Apr-12 15:14 MLS

42 compound(s) reported

Protocol 4/13/2012 14:08:24

ND denotes the analyte was analyzed for but not detected at the reporting limit or method detection limit indicated.
MDL denotes method detection limit

Limits are corrected for sample size, dilution and moisture content if applicable.
Qu lists qualifiers. Specific qualifiers are defined at the end of the report.
Regulatory limit may denote an actual regulatory limit or a client-requested notification limit.

Sample Results

Pace Analytical Services, Inc.
1000 Riverbend Blvd. Suite F
St. Rose, LA 70087
(504) 469-0333

Client: Environmental Mgt Services-MS

Client ID: KEP-GW-BD-004
Project: 20136861
Project ID: KEC 1ST 2012 SEMI
Site: None
Lab ID: 20974473
Matrix: Water
% Moisture: n/a
Description: None
Prep Level: Water
Batch: 181125
Method: EPA 8260
GCMS VOAs Trace Water
Collected: 30-Mar-12
Received: 31-Mar-12
Prepared: 02-Apr-12

Units: ug/L

CAS No.	Analyte	Dilution	Result	Qu	Reporting Limit	MDL	Reg Limit	Analysis
67-64-1	Acetone	1	ND		4.00	0.865		02-Apr-12 15:34 MLS
71-43-2	Benzene	1	ND		0.500	0.0540		02-Apr-12 15:34 MLS
75-27-4	Bromodichloromethane	1	ND		0.500	0.109		02-Apr-12 15:34 MLS
75-25-2	Bromoform	1	ND		0.500	0.154		02-Apr-12 15:34 MLS
74-83-9	Bromomethane	1	ND		0.500	0.224		02-Apr-12 15:34 MLS
78-93-3	2-Butanone (MEK)	1	ND		2.00	0.817		02-Apr-12 15:34 MLS
75-15-0	Carbon disulfide	1	ND		1.00	0.168		02-Apr-12 15:34 MLS
56-23-5	Carbon tetrachloride	1	ND		0.500	0.157		02-Apr-12 15:34 MLS
108-90-7	Chlorobenzene	1	ND		0.500	0.0680		02-Apr-12 15:34 MLS
75-00-3	Chloroethane	1	ND		0.500	0.331		02-Apr-12 15:34 MLS
67-66-3	Chloroform	1	ND		0.500	0.119		02-Apr-12 15:34 MLS
74-87-3	Chloromethane	1	ND		0.500	0.124		02-Apr-12 15:34 MLS
96-12-8	1,2-Dibromo-3-chloropropane	1	ND		2.00	0.164		02-Apr-12 15:34 MLS
124-48-1	Dibromochloromethane	1	ND		0.500	0.116		02-Apr-12 15:34 MLS
106-93-4	1,2-Dibromoethane (EDB)	1	ND		1.00	0.113		02-Apr-12 15:34 MLS
75-71-8	Dichlorodifluoromethane	1	ND		1.00	0.184		02-Apr-12 15:34 MLS
75-34-3	1,1-Dichloroethane	1	ND		0.500	0.0670		02-Apr-12 15:34 MLS
107-06-2	1,2-Dichloroethane	1	ND		0.500	0.114		02-Apr-12 15:34 MLS
75-35-4	1,1-Dichloroethene	1	1.45		0.500	0.104		02-Apr-12 15:34 MLS
156-59-2	cis-1,2-Dichloroethene	1	ND		1.00	0.128		02-Apr-12 15:34 MLS
156-60-5	trans-1,2-Dichloroethene	1	ND		0.500	0.136		02-Apr-12 15:34 MLS
78-87-5	1,2-Dichloropropane	1	ND		0.500	0.118		02-Apr-12 15:34 MLS
10061-01-5	cis-1,3-Dichloropropene	1	ND		0.500	0.0920		02-Apr-12 15:34 MLS
10061-02-6	trans-1,3-Dichloropropene	1	ND		0.500	0.136		02-Apr-12 15:34 MLS
100-41-4	Ethylbenzene	1	ND		0.500	0.0650		02-Apr-12 15:34 MLS
591-78-6	2-Hexanone	1	ND		1.00	0.246		02-Apr-12 15:34 MLS
98-82-8	Isopropylbenzene (Cumene)	1	ND		1.00	0.0630		02-Apr-12 15:34 MLS
79-20-9	Methyl acetate	1	ND		2.00	0.193		02-Apr-12 15:34 MLS
75-09-2	Methylene chloride	1	ND		0.500	0.482		02-Apr-12 15:34 MLS
108-10-1	4-Methyl-2-pentanone (MIBK)	1	ND		1.00	0.287		02-Apr-12 15:34 MLS
1634-04-4	Methyl-tert-butyl ether	1	ND		0.500	0.148		02-Apr-12 15:34 MLS
100-42-5	Styrene	1	ND		1.00	0.0890		02-Apr-12 15:34 MLS
79-34-5	1,1,2,2-Tetrachloroethane	1	ND		0.500	0.157		02-Apr-12 15:34 MLS
127-18-4	Tetrachloroethene	1	ND		0.500	0.0600		02-Apr-12 15:34 MLS

Protocol 4/13/2012 14:08:24

ND denotes the analyte was analyzed for but not detected at the reporting limit or method detection limit indicated.
MDL denotes method detection limit

Limits are corrected for sample size, dilution and moisture content if applicable.
Qu lists qualifiers. Specific qualifiers are defined at the end of the report.
Regulatory limit may denote an actual regulatory limit or a client-requested notification limit.

Sample Results

Pace Analytical Services, Inc.
1000 Riverbend Blvd. Suite F
St. Rose, LA 70087
(504) 469-0333

Client: Environmental Mgt Services-MS

Client ID: KEP-GW-BD-004
Project: 20136861
Project ID: KEC 1ST 2012 SEMI
Site: None
Lab ID: 20974473
Matrix: Water
% Moisture: n/a
Description: None
Prep Level: Water
Batch: 181125
Method: EPA 8260
GCMS VOAs Trace Water
Collected: 30-Mar-12
Received: 31-Mar-12
Prepared: 02-Apr-12

Units: ug/L

CAS No.	Analyte	Dilution	Result	Qu	Reporting Limit	MDL	Reg Limit	Analysis	
108-88-3	Toluene	1	ND		0.500	0.0810		02-Apr-12 15:34	MLS
71-55-6	1,1,1-Trichloroethane	1	ND		0.500	0.0660		02-Apr-12 15:34	MLS
79-00-5	1,1,2-Trichloroethane	1	ND		0.500	0.117		02-Apr-12 15:34	MLS
79-01-6	Trichloroethene	1	ND		0.500	0.0500		02-Apr-12 15:34	MLS
75-69-4	Trichlorofluoromethane	1	ND		0.500	0.0970		02-Apr-12 15:34	MLS
75-01-4	Vinyl chloride	1	ND		0.500	0.0880		02-Apr-12 15:34	MLS
	m&p-Xylene	1	ND		1.00	0.122		02-Apr-12 15:34	MLS
95-47-6	o-Xylene	1	ND		1.00	0.0870		02-Apr-12 15:34	MLS

42 compound(s) reported

Protocol 4/13/2012 14:08:24

ND denotes the analyte was analyzed for but not detected at the reporting limit or method detection limit indicated.
MDL denotes method detection limit

Limits are corrected for sample size, dilution and moisture content if applicable.
Qu lists qualifiers. Specific qualifiers are defined at the end of the report.
Regulatory limit may denote an actual regulatory limit or a client-requested notification limit.

Sample Results

Pace Analytical Services, Inc.
1000 Riverbend Blvd. Suite F
St. Rose, LA 70087
(504) 469-0333

Client: Environmental Mgt Services-MS

Client ID: KEP-GW-025-017
Project: 20136861
Project ID: KEC 1ST 2012 SEMI
Site: None
Lab ID: 20974474
Matrix: Water
% Moisture: n/a
Description: None
Prep Level: Water
Batch: 181125
Method: EPA 8260
GCMS VOAs Trace Water
Collected: 30-Mar-12
Received: 31-Mar-12
Prepared: 02-Apr-12

Units: ug/L

CAS No.	Analyte	Dilution	Result	Qu	Reporting Limit	MDL	Reg Limit	Analysis
67-64-1	Acetone	1	ND		4.00	0.865		02-Apr-12 15:54 MLS
71-43-2	Benzene	1	ND		0.500	0.0540		02-Apr-12 15:54 MLS
75-27-4	Bromodichloromethane	1	ND		0.500	0.109		02-Apr-12 15:54 MLS
75-25-2	Bromoform	1	ND		0.500	0.154		02-Apr-12 15:54 MLS
74-83-9	Bromomethane	1	ND		0.500	0.224		02-Apr-12 15:54 MLS
78-93-3	2-Butanone (MEK)	1	ND		2.00	0.817		02-Apr-12 15:54 MLS
75-15-0	Carbon disulfide	1	ND		1.00	0.168		02-Apr-12 15:54 MLS
56-23-5	Carbon tetrachloride	1	ND		0.500	0.157		02-Apr-12 15:54 MLS
108-90-7	Chlorobenzene	1	ND		0.500	0.0680		02-Apr-12 15:54 MLS
75-00-3	Chloroethane	1	ND		0.500	0.331		02-Apr-12 15:54 MLS
67-66-3	Chloroform	1	ND		0.500	0.119		02-Apr-12 15:54 MLS
74-87-3	Chloromethane	1	ND		0.500	0.124		02-Apr-12 15:54 MLS
96-12-8	1,2-Dibromo-3-chloropropane	1	ND		2.00	0.164		02-Apr-12 15:54 MLS
124-48-1	Dibromochloromethane	1	ND		0.500	0.116		02-Apr-12 15:54 MLS
106-93-4	1,2-Dibromoethane (EDB)	1	ND		1.00	0.113		02-Apr-12 15:54 MLS
75-71-8	Dichlorodifluoromethane	1	ND		1.00	0.184		02-Apr-12 15:54 MLS
75-34-3	1,1-Dichloroethane	1	ND		0.500	0.0670		02-Apr-12 15:54 MLS
107-06-2	1,2-Dichloroethane	1	ND		0.500	0.114		02-Apr-12 15:54 MLS
75-35-4	1,1-Dichloroethene	1	1.30		0.500	0.104		02-Apr-12 15:54 MLS
156-59-2	cis-1,2-Dichloroethene	1	ND		1.00	0.128		02-Apr-12 15:54 MLS
156-60-5	trans-1,2-Dichloroethene	1	ND		0.500	0.136		02-Apr-12 15:54 MLS
78-87-5	1,2-Dichloropropane	1	ND		0.500	0.118		02-Apr-12 15:54 MLS
10061-01-5	cis-1,3-Dichloropropene	1	ND		0.500	0.0920		02-Apr-12 15:54 MLS
10061-02-6	trans-1,3-Dichloropropene	1	ND		0.500	0.136		02-Apr-12 15:54 MLS
100-41-4	Ethylbenzene	1	ND		0.500	0.0650		02-Apr-12 15:54 MLS
591-78-6	2-Hexanone	1	ND		1.00	0.246		02-Apr-12 15:54 MLS
98-82-8	Isopropylbenzene (Cumene)	1	ND		1.00	0.0630		02-Apr-12 15:54 MLS
79-20-9	Methyl acetate	1	ND		2.00	0.193		02-Apr-12 15:54 MLS
75-09-2	Methylene chloride	1	ND		0.500	0.482		02-Apr-12 15:54 MLS
108-10-1	4-Methyl-2-pentanone (MIBK)	1	ND		1.00	0.287		02-Apr-12 15:54 MLS
1634-04-4	Methyl-tert-butyl ether	1	ND		0.500	0.148		02-Apr-12 15:54 MLS
100-42-5	Styrene	1	ND		1.00	0.0890		02-Apr-12 15:54 MLS
79-34-5	1,1,2,2-Tetrachloroethane	1	ND		0.500	0.157		02-Apr-12 15:54 MLS
127-18-4	Tetrachloroethene	1	ND		0.500	0.0600		02-Apr-12 15:54 MLS

Protocol 4/13/2012 14:08:24

ND denotes the analyte was analyzed for but not detected at the reporting limit or method detection limit indicated.
MDL denotes method detection limit

Limits are corrected for sample size, dilution and moisture content if applicable.
Qu lists qualifiers. Specific qualifiers are defined at the end of the report.
Regulatory limit may denote an actual regulatory limit or a client-requested notification limit.

Sample Results

Pace Analytical Services, Inc.
1000 Riverbend Blvd. Suite F
St. Rose, LA 70087
(504) 469-0333

Client: Environmental Mgt Services-MS

Client ID: KEP-GW-025-017
Project: 20136861
Project ID: KEC 1ST 2012 SEMI
Site: None
Lab ID: 20974474
Matrix: Water
% Moisture: n/a
Description: None
Prep Level: Water
Batch: 181125
Method: EPA 8260
GCMS VOAs Trace Water
Collected: 30-Mar-12
Received: 31-Mar-12
Prepared: 02-Apr-12

Units: ug/L

CAS No.	Analyte	Dilution	Result	Qu	Reporting Limit	MDL	Reg Limit	Analysis
108-88-3	Toluene	1	ND		0.500	0.0810		02-Apr-12 15:54 MLS
71-55-6	1,1,1-Trichloroethane	1	ND		0.500	0.0660		02-Apr-12 15:54 MLS
79-00-5	1,1,2-Trichloroethane	1	ND		0.500	0.117		02-Apr-12 15:54 MLS
79-01-6	Trichloroethene	1	ND		0.500	0.0500		02-Apr-12 15:54 MLS
75-69-4	Trichlorofluoromethane	1	ND		0.500	0.0970		02-Apr-12 15:54 MLS
75-01-4	Vinyl chloride	1	ND		0.500	0.0880		02-Apr-12 15:54 MLS
	m&p-Xylene	1	ND		1.00	0.122		02-Apr-12 15:54 MLS
95-47-6	o-Xylene	1	ND		1.00	0.0870		02-Apr-12 15:54 MLS

42 compound(s) reported

Protocol 4/13/2012 14:08:24

ND denotes the analyte was analyzed for but not detected at the reporting limit or method detection limit indicated.
MDL denotes method detection limit

Limits are corrected for sample size, dilution and moisture content if applicable.
Qu lists qualifiers. Specific qualifiers are defined at the end of the report.
Regulatory limit may denote an actual regulatory limit or a client-requested notification limit.

Sample Results

Pace Analytical Services, Inc.
1000 Riverbend Blvd. Suite F
St. Rose, LA 70087
(504) 469-0333

Client: Environmental Mgt Services-MS

Client ID: KEP-GW-027-017
Project: 20136861
Project ID: KEC 1ST 2012 SEMI
Site: None
Lab ID: 20974475
Matrix: Water
% Moisture: n/a
Description: None
Prep Level: Water
Batch: 181125
Method: EPA 8260
GCMS VOAs Trace Water
Collected: 30-Mar-12
Received: 31-Mar-12
Prepared: 02-Apr-12

Units: ug/L

CAS No.	Analyte	Dilution	Result	Qu	Reporting Limit	MDL	Reg Limit	Analysis	
67-64-1	Acetone	1	ND		4.00	0.865		02-Apr-12 16:14	MLS
71-43-2	Benzene	1	ND		0.500	0.0540		02-Apr-12 16:14	MLS
75-27-4	Bromodichloromethane	1	ND		0.500	0.109		02-Apr-12 16:14	MLS
75-25-2	Bromoform	1	ND		0.500	0.154		02-Apr-12 16:14	MLS
74-83-9	Bromomethane	1	ND		0.500	0.224		02-Apr-12 16:14	MLS
78-93-3	2-Butanone (MEK)	1	ND		2.00	0.817		02-Apr-12 16:14	MLS
75-15-0	Carbon disulfide	1	ND		1.00	0.168		02-Apr-12 16:14	MLS
56-23-5	Carbon tetrachloride	1	ND		0.500	0.157		02-Apr-12 16:14	MLS
108-90-7	Chlorobenzene	1	ND		0.500	0.0680		02-Apr-12 16:14	MLS
75-00-3	Chloroethane	1	ND		0.500	0.331		02-Apr-12 16:14	MLS
67-66-3	Chloroform	1	ND		0.500	0.119		02-Apr-12 16:14	MLS
74-87-3	Chloromethane	1	ND		0.500	0.124		02-Apr-12 16:14	MLS
96-12-8	1,2-Dibromo-3-chloropropane	1	ND		2.00	0.164		02-Apr-12 16:14	MLS
124-48-1	Dibromochloromethane	1	ND		0.500	0.116		02-Apr-12 16:14	MLS
106-93-4	1,2-Dibromoethane (EDB)	1	ND		1.00	0.113		02-Apr-12 16:14	MLS
75-71-8	Dichlorodifluoromethane	1	ND		1.00	0.184		02-Apr-12 16:14	MLS
75-34-3	1,1-Dichloroethane	1	ND		0.500	0.0670		02-Apr-12 16:14	MLS
107-06-2	1,2-Dichloroethane	1	ND		0.500	0.114		02-Apr-12 16:14	MLS
75-35-4	1,1-Dichloroethene	1	ND		0.500	0.104		02-Apr-12 16:14	MLS
156-59-2	cis-1,2-Dichloroethene	1	ND		1.00	0.128		02-Apr-12 16:14	MLS
156-60-5	trans-1,2-Dichloroethene	1	ND		0.500	0.136		02-Apr-12 16:14	MLS
78-87-5	1,2-Dichloropropane	1	ND		0.500	0.118		02-Apr-12 16:14	MLS
10061-01-5	cis-1,3-Dichloropropene	1	ND		0.500	0.0920		02-Apr-12 16:14	MLS
10061-02-6	trans-1,3-Dichloropropene	1	ND		0.500	0.136		02-Apr-12 16:14	MLS
100-41-4	Ethylbenzene	1	ND		0.500	0.0650		02-Apr-12 16:14	MLS
591-78-6	2-Hexanone	1	ND		1.00	0.246		02-Apr-12 16:14	MLS
98-82-8	Isopropylbenzene (Cumene)	1	ND		1.00	0.0630		02-Apr-12 16:14	MLS
79-20-9	Methyl acetate	1	ND		2.00	0.193		02-Apr-12 16:14	MLS
75-09-2	Methylene chloride	1	ND		0.500	0.482		02-Apr-12 16:14	MLS
108-10-1	4-Methyl-2-pentanone (MIBK)	1	ND		1.00	0.287		02-Apr-12 16:14	MLS
1634-04-4	Methyl-tert-butyl ether	1	ND		0.500	0.148		02-Apr-12 16:14	MLS
100-42-5	Styrene	1	ND		1.00	0.0890		02-Apr-12 16:14	MLS
79-34-5	1,1,2,2-Tetrachloroethane	1	ND		0.500	0.157		02-Apr-12 16:14	MLS
127-18-4	Tetrachloroethene	1	ND		0.500	0.0600		02-Apr-12 16:14	MLS

Protocol 4/13/2012 14:08:24

ND denotes the analyte was analyzed for but not detected at the reporting limit or method detection limit indicated.
MDL denotes method detection limit

Limits are corrected for sample size, dilution and moisture content if applicable.
Qu lists qualifiers. Specific qualifiers are defined at the end of the report.
Regulatory limit may denote an actual regulatory limit or a client-requested notification limit.

Sample Results

Pace Analytical Services, Inc.
1000 Riverbend Blvd. Suite F
St. Rose, LA 70087
(504) 469-0333

Client: Environmental Mgt Services-MS

Client ID: KEP-GW-027-017
Project: 20136861
Project ID: KEC 1ST 2012 SEMI
Site: None
Lab ID: 20974475
Matrix: Water
% Moisture: n/a
Description: None
Prep Level: Water
Batch: 181125
Method: EPA 8260
GCMS VOAs Trace Water
Collected: 30-Mar-12
Received: 31-Mar-12
Prepared: 02-Apr-12

Units: ug/L

CAS No.	Analyte	Dilution	Result	Qu	Reporting Limit	MDL	Reg Limit	Analysis
108-88-3	Toluene	1	ND		0.500	0.0810		02-Apr-12 16:14 MLS
71-55-6	1,1,1-Trichloroethane	1	ND		0.500	0.0660		02-Apr-12 16:14 MLS
79-00-5	1,1,2-Trichloroethane	1	ND		0.500	0.117		02-Apr-12 16:14 MLS
79-01-6	Trichloroethene	1	ND		0.500	0.0500		02-Apr-12 16:14 MLS
75-69-4	Trichlorofluoromethane	1	ND		0.500	0.0970		02-Apr-12 16:14 MLS
75-01-4	Vinyl chloride	1	ND		0.500	0.0880		02-Apr-12 16:14 MLS
	m&p-Xylene	1	ND		1.00	0.122		02-Apr-12 16:14 MLS
95-47-6	o-Xylene	1	ND		1.00	0.0870		02-Apr-12 16:14 MLS

42 compound(s) reported

Protocol 4/13/2012 14:08:24

ND denotes the analyte was analyzed for but not detected at the reporting limit or method detection limit indicated.
MDL denotes method detection limit

Limits are corrected for sample size, dilution and moisture content if applicable.
Qu lists qualifiers. Specific qualifiers are defined at the end of the report.
Regulatory limit may denote an actual regulatory limit or a client-requested notification limit.

Sample Results

Pace Analytical Services, Inc.
1000 Riverbend Blvd. Suite F
St. Rose, LA 70087
(504) 469-0333

Client: Environmental Mgt Services-MS

Client ID: KEP-GW-026-017
Project: 20136861
Project ID: KEC 1ST 2012 SEMI
Site: None
Lab ID: 20974476
Matrix: Water
% Moisture: n/a
Description: None
Prep Level: Water
Batch: 181125
Method: EPA 8260
GCMS VOAs Trace Water
Collected: 30-Mar-12
Received: 31-Mar-12
Prepared: 02-Apr-12

Units: ug/L

CAS No.	Analyte	Dilution	Result	Qu	Reporting Limit	MDL	Reg Limit	Analysis
67-64-1	Acetone	1	ND		4.00	0.865		02-Apr-12 16:35 MLS
71-43-2	Benzene	1	ND		0.500	0.0540		02-Apr-12 16:35 MLS
75-27-4	Bromodichloromethane	1	ND		0.500	0.109		02-Apr-12 16:35 MLS
75-25-2	Bromoform	1	ND		0.500	0.154		02-Apr-12 16:35 MLS
74-83-9	Bromomethane	1	ND		0.500	0.224		02-Apr-12 16:35 MLS
78-93-3	2-Butanone (MEK)	1	ND		2.00	0.817		02-Apr-12 16:35 MLS
75-15-0	Carbon disulfide	1	ND		1.00	0.168		02-Apr-12 16:35 MLS
56-23-5	Carbon tetrachloride	1	ND		0.500	0.157		02-Apr-12 16:35 MLS
108-90-7	Chlorobenzene	1	ND		0.500	0.0680		02-Apr-12 16:35 MLS
75-00-3	Chloroethane	1	ND		0.500	0.331		02-Apr-12 16:35 MLS
67-66-3	Chloroform	1	ND		0.500	0.119		02-Apr-12 16:35 MLS
74-87-3	Chloromethane	1	ND		0.500	0.124		02-Apr-12 16:35 MLS
96-12-8	1,2-Dibromo-3-chloropropane	1	ND		2.00	0.164		02-Apr-12 16:35 MLS
124-48-1	Dibromochloromethane	1	ND		0.500	0.116		02-Apr-12 16:35 MLS
106-93-4	1,2-Dibromoethane (EDB)	1	ND		1.00	0.113		02-Apr-12 16:35 MLS
75-71-8	Dichlorodifluoromethane	1	ND		1.00	0.184		02-Apr-12 16:35 MLS
75-34-3	1,1-Dichloroethane	1	ND		0.500	0.0670		02-Apr-12 16:35 MLS
107-06-2	1,2-Dichloroethane	1	ND		0.500	0.114		02-Apr-12 16:35 MLS
75-35-4	1,1-Dichloroethene	1	6.79		0.500	0.104		02-Apr-12 16:35 MLS
156-59-2	cis-1,2-Dichloroethene	1	ND		1.00	0.128		02-Apr-12 16:35 MLS
156-60-5	trans-1,2-Dichloroethene	1	ND		0.500	0.136		02-Apr-12 16:35 MLS
78-87-5	1,2-Dichloropropane	1	ND		0.500	0.118		02-Apr-12 16:35 MLS
10061-01-5	cis-1,3-Dichloropropene	1	ND		0.500	0.0920		02-Apr-12 16:35 MLS
10061-02-6	trans-1,3-Dichloropropene	1	ND		0.500	0.136		02-Apr-12 16:35 MLS
100-41-4	Ethylbenzene	1	ND		0.500	0.0650		02-Apr-12 16:35 MLS
591-78-6	2-Hexanone	1	ND		1.00	0.246		02-Apr-12 16:35 MLS
98-82-8	Isopropylbenzene (Cumene)	1	ND		1.00	0.0630		02-Apr-12 16:35 MLS
79-20-9	Methyl acetate	1	ND		2.00	0.193		02-Apr-12 16:35 MLS
75-09-2	Methylene chloride	1	ND		0.500	0.482		02-Apr-12 16:35 MLS
108-10-1	4-Methyl-2-pentanone (MIBK)	1	ND		1.00	0.287		02-Apr-12 16:35 MLS
1634-04-4	Methyl-tert-butyl ether	1	ND		0.500	0.148		02-Apr-12 16:35 MLS
100-42-5	Styrene	1	ND		1.00	0.0890		02-Apr-12 16:35 MLS
79-34-5	1,1,2,2-Tetrachloroethane	1	ND		0.500	0.157		02-Apr-12 16:35 MLS
127-18-4	Tetrachloroethene	1	0.200	J	0.500	0.0600		02-Apr-12 16:35 MLS

Protocol 4/13/2012 14:08:24

ND denotes the analyte was analyzed for but not detected at the reporting limit or method detection limit indicated.
MDL denotes method detection limit

Limits are corrected for sample size, dilution and moisture content if applicable.
Qu lists qualifiers. Specific qualifiers are defined at the end of the report.
Regulatory limit may denote an actual regulatory limit or a client-requested notification limit.

Sample Results

Pace Analytical Services, Inc.
1000 Riverbend Blvd. Suite F
St. Rose, LA 70087
(504) 469-0333

Client: Environmental Mgt Services-MS

Client ID: KEP-GW-026-017
Project: 20136861
Project ID: KEC 1ST 2012 SEMI
Site: None
Lab ID: 20974476
Matrix: Water
% Moisture: n/a
Description: None
Prep Level: Water
Batch: 181125
Method: EPA 8260
GCMS VOAs Trace Water
Collected: 30-Mar-12
Received: 31-Mar-12
Prepared: 02-Apr-12

Units: ug/L

CAS No.	Analyte	Dilution	Result	Qu	Reporting Limit	MDL	Reg Limit	Analysis
108-88-3	Toluene	1	ND		0.500	0.0810		02-Apr-12 16:35 MLS
71-55-6	1,1,1-Trichloroethane	1	ND		0.500	0.0660		02-Apr-12 16:35 MLS
79-00-5	1,1,2-Trichloroethane	1	ND		0.500	0.117		02-Apr-12 16:35 MLS
79-01-6	Trichloroethene	1	ND		0.500	0.0500		02-Apr-12 16:35 MLS
75-69-4	Trichlorofluoromethane	1	ND		0.500	0.0970		02-Apr-12 16:35 MLS
75-01-4	Vinyl chloride	1	ND		0.500	0.0880		02-Apr-12 16:35 MLS
	m&p-Xylene	1	ND		1.00	0.122		02-Apr-12 16:35 MLS
95-47-6	o-Xylene	1	ND		1.00	0.0870		02-Apr-12 16:35 MLS

42 compound(s) reported

Protocol 4/13/2012 14:08:24

ND denotes the analyte was analyzed for but not detected at the reporting limit or method detection limit indicated.
MDL denotes method detection limit

Limits are corrected for sample size, dilution and moisture content if applicable.
Qu lists qualifiers. Specific qualifiers are defined at the end of the report.
Regulatory limit may denote an actual regulatory limit or a client-requested notification limit.

Sample Results

Pace Analytical Services, Inc.
1000 Riverbend Blvd. Suite F
St. Rose, LA 70087
(504) 469-0333

Client: Environmental Mgt Services-MS

Client ID: KEP-GW-005-019
Project: 20136861
Project ID: KEC 1ST 2012 SEMI
Site: None
Lab ID: 20974477
Matrix: Water
% Moisture: n/a
Description: None
Prep Level: Water
Batch: 181125
Method: EPA 8260
GCMS VOAs Trace Water
Collected: 30-Mar-12
Received: 31-Mar-12
Prepared: 02-Apr-12

Units: ug/L

CAS No.	Analyte	Dilution	Result	Qu	Reporting Limit	MDL	Reg Limit	Analysis
67-64-1	Acetone	1	ND		4.00	0.865		02-Apr-12 16:55 MLS
71-43-2	Benzene	1	ND		0.500	0.0540		02-Apr-12 16:55 MLS
75-27-4	Bromodichloromethane	1	ND		0.500	0.109		02-Apr-12 16:55 MLS
75-25-2	Bromoform	1	ND		0.500	0.154		02-Apr-12 16:55 MLS
74-83-9	Bromomethane	1	ND		0.500	0.224		02-Apr-12 16:55 MLS
78-93-3	2-Butanone (MEK)	1	ND		2.00	0.817		02-Apr-12 16:55 MLS
75-15-0	Carbon disulfide	1	ND		1.00	0.168		02-Apr-12 16:55 MLS
56-23-5	Carbon tetrachloride	1	ND		0.500	0.157		02-Apr-12 16:55 MLS
108-90-7	Chlorobenzene	1	ND		0.500	0.0680		02-Apr-12 16:55 MLS
75-00-3	Chloroethane	1	ND		0.500	0.331		02-Apr-12 16:55 MLS
67-66-3	Chloroform	1	ND		0.500	0.119		02-Apr-12 16:55 MLS
74-87-3	Chloromethane	1	ND		0.500	0.124		02-Apr-12 16:55 MLS
96-12-8	1,2-Dibromo-3-chloropropane	1	ND		2.00	0.164		02-Apr-12 16:55 MLS
124-48-1	Dibromochloromethane	1	ND		0.500	0.116		02-Apr-12 16:55 MLS
106-93-4	1,2-Dibromoethane (EDB)	1	ND		1.00	0.113		02-Apr-12 16:55 MLS
75-71-8	Dichlorodifluoromethane	1	ND		1.00	0.184		02-Apr-12 16:55 MLS
75-34-3	1,1-Dichloroethane	1	ND		0.500	0.0670		02-Apr-12 16:55 MLS
107-06-2	1,2-Dichloroethane	1	ND		0.500	0.114		02-Apr-12 16:55 MLS
75-35-4	1,1-Dichloroethene	1	ND		0.500	0.104		02-Apr-12 16:55 MLS
156-59-2	cis-1,2-Dichloroethene	1	ND		1.00	0.128		02-Apr-12 16:55 MLS
156-60-5	trans-1,2-Dichloroethene	1	ND		0.500	0.136		02-Apr-12 16:55 MLS
78-87-5	1,2-Dichloropropane	1	ND		0.500	0.118		02-Apr-12 16:55 MLS
10061-01-5	cis-1,3-Dichloropropene	1	ND		0.500	0.0920		02-Apr-12 16:55 MLS
10061-02-6	trans-1,3-Dichloropropene	1	ND		0.500	0.136		02-Apr-12 16:55 MLS
100-41-4	Ethylbenzene	1	ND		0.500	0.0650		02-Apr-12 16:55 MLS
591-78-6	2-Hexanone	1	ND		1.00	0.246		02-Apr-12 16:55 MLS
98-82-8	Isopropylbenzene (Cumene)	1	ND		1.00	0.0630		02-Apr-12 16:55 MLS
79-20-9	Methyl acetate	1	ND		2.00	0.193		02-Apr-12 16:55 MLS
75-09-2	Methylene chloride	1	ND		0.500	0.482		02-Apr-12 16:55 MLS
108-10-1	4-Methyl-2-pentanone (MIBK)	1	ND		1.00	0.287		02-Apr-12 16:55 MLS
1634-04-4	Methyl-tert-butyl ether	1	ND		0.500	0.148		02-Apr-12 16:55 MLS
100-42-5	Styrene	1	ND		1.00	0.0890		02-Apr-12 16:55 MLS
79-34-5	1,1,2,2-Tetrachloroethane	1	ND		0.500	0.157		02-Apr-12 16:55 MLS
127-18-4	Tetrachloroethene	1	ND		0.500	0.0600		02-Apr-12 16:55 MLS

Protocol 4/13/2012 14:08:24

ND denotes the analyte was analyzed for but not detected at the reporting limit or method detection limit indicated.
MDL denotes method detection limit

Limits are corrected for sample size, dilution and moisture content if applicable.
Qu lists qualifiers. Specific qualifiers are defined at the end of the report.
Regulatory limit may denote an actual regulatory limit or a client-requested notification limit.

Sample Results

Pace Analytical Services, Inc.
1000 Riverbend Blvd. Suite F
St. Rose, LA 70087
(504) 469-0333

Client: Environmental Mgt Services-MS

Client ID: KEP-GW-005-019
Project: 20136861
Project ID: KEC 1ST 2012 SEMI
Site: None
Lab ID: 20974477
Matrix: Water
% Moisture: n/a
Description: None
Prep Level: Water
Batch: 181125
Method: EPA 8260
GCMS VOAs Trace Water
Collected: 30-Mar-12
Received: 31-Mar-12
Prepared: 02-Apr-12

Units: ug/L

CAS No.	Analyte	Dilution	Result	Qu	Reporting Limit	MDL	Reg Limit	Analysis	
108-88-3	Toluene	1	ND		0.500	0.0810		02-Apr-12 16:55	MLS
71-55-6	1,1,1-Trichloroethane	1	ND		0.500	0.0660		02-Apr-12 16:55	MLS
79-00-5	1,1,2-Trichloroethane	1	ND		0.500	0.117		02-Apr-12 16:55	MLS
79-01-6	Trichloroethene	1	ND		0.500	0.0500		02-Apr-12 16:55	MLS
75-69-4	Trichlorofluoromethane	1	ND		0.500	0.0970		02-Apr-12 16:55	MLS
75-01-4	Vinyl chloride	1	ND		0.500	0.0880		02-Apr-12 16:55	MLS
	m&p-Xylene	1	ND		1.00	0.122		02-Apr-12 16:55	MLS
95-47-6	o-Xylene	1	ND		1.00	0.0870		02-Apr-12 16:55	MLS

42 compound(s) reported

Protocol 4/13/2012 14:08:24

ND denotes the analyte was analyzed for but not detected at the reporting limit or method detection limit indicated.
MDL denotes method detection limit

Limits are corrected for sample size, dilution and moisture content if applicable.
Qu lists qualifiers. Specific qualifiers are defined at the end of the report.
Regulatory limit may denote an actual regulatory limit or a client-requested notification limit.

Sample Results

Pace Analytical Services, Inc.
1000 Riverbend Blvd. Suite F
St. Rose, LA 70087
(504) 469-0333

Client: Environmental Mgt Services-MS

Client ID: KEP-GW-BD-005
Project: 20136861
Project ID: KEC 1ST 2012 SEMI
Site: None
Lab ID: 20974478
Matrix: Water
% Moisture: n/a
Description: None
Prep Level: Water
Batch: 181125
Method: EPA 8260
GCMS VOAs Trace Water
Collected: 30-Mar-12
Received: 31-Mar-12
Prepared: 02-Apr-12

Units: ug/L

CAS No.	Analyte	Dilution	Result	Qu	Reporting Limit	MDL	Reg Limit	Analysis
67-64-1	Acetone	1	ND		4.00	0.865		02-Apr-12 17:15 MLS
71-43-2	Benzene	1	ND		0.500	0.0540		02-Apr-12 17:15 MLS
75-27-4	Bromodichloromethane	1	ND		0.500	0.109		02-Apr-12 17:15 MLS
75-25-2	Bromoform	1	ND		0.500	0.154		02-Apr-12 17:15 MLS
74-83-9	Bromomethane	1	ND		0.500	0.224		02-Apr-12 17:15 MLS
78-93-3	2-Butanone (MEK)	1	ND		2.00	0.817		02-Apr-12 17:15 MLS
75-15-0	Carbon disulfide	1	0.230	J	1.00	0.168		02-Apr-12 17:15 MLS
56-23-5	Carbon tetrachloride	1	ND		0.500	0.157		02-Apr-12 17:15 MLS
108-90-7	Chlorobenzene	1	ND		0.500	0.0680		02-Apr-12 17:15 MLS
75-00-3	Chloroethane	1	ND		0.500	0.331		02-Apr-12 17:15 MLS
67-66-3	Chloroform	1	0.230	J	0.500	0.119		02-Apr-12 17:15 MLS
74-87-3	Chloromethane	1	ND		0.500	0.124		02-Apr-12 17:15 MLS
96-12-8	1,2-Dibromo-3-chloropropane	1	ND		2.00	0.164		02-Apr-12 17:15 MLS
124-48-1	Dibromochloromethane	1	ND		0.500	0.116		02-Apr-12 17:15 MLS
106-93-4	1,2-Dibromoethane (EDB)	1	ND		1.00	0.113		02-Apr-12 17:15 MLS
75-71-8	Dichlorodifluoromethane	1	ND		1.00	0.184		02-Apr-12 17:15 MLS
75-34-3	1,1-Dichloroethane	1	0.440	J	0.500	0.0670		02-Apr-12 17:15 MLS
107-06-2	1,2-Dichloroethane	1	ND		0.500	0.114		02-Apr-12 17:15 MLS
75-35-4	1,1-Dichloroethene	1	16.5		0.500	0.104		02-Apr-12 17:15 MLS
156-59-2	cis-1,2-Dichloroethene	1	ND		1.00	0.128		02-Apr-12 17:15 MLS
156-60-5	trans-1,2-Dichloroethene	1	ND		0.500	0.136		02-Apr-12 17:15 MLS
78-87-5	1,2-Dichloropropane	1	ND		0.500	0.118		02-Apr-12 17:15 MLS
10061-01-5	cis-1,3-Dichloropropene	1	ND		0.500	0.0920		02-Apr-12 17:15 MLS
10061-02-6	trans-1,3-Dichloropropene	1	ND		0.500	0.136		02-Apr-12 17:15 MLS
100-41-4	Ethylbenzene	1	ND		0.500	0.0650		02-Apr-12 17:15 MLS
591-78-6	2-Hexanone	1	ND		1.00	0.246		02-Apr-12 17:15 MLS
98-82-8	Isopropylbenzene (Cumene)	1	ND		1.00	0.0630		02-Apr-12 17:15 MLS
79-20-9	Methyl acetate	1	ND		2.00	0.193		02-Apr-12 17:15 MLS
75-09-2	Methylene chloride	1	ND		0.500	0.482		02-Apr-12 17:15 MLS
108-10-1	4-Methyl-2-pentanone (MIBK)	1	ND		1.00	0.287		02-Apr-12 17:15 MLS
1634-04-4	Methyl-tert-butyl ether	1	ND		0.500	0.148		02-Apr-12 17:15 MLS
100-42-5	Styrene	1	ND		1.00	0.0890		02-Apr-12 17:15 MLS
79-34-5	1,1,2,2-Tetrachloroethane	1	ND		0.500	0.157		02-Apr-12 17:15 MLS
127-18-4	Tetrachloroethene	1	ND		0.500	0.0600		02-Apr-12 17:15 MLS

Protocol 4/13/2012 14:08:24

ND denotes the analyte was analyzed for but not detected at the reporting limit or method detection limit indicated.
MDL denotes method detection limit

Limits are corrected for sample size, dilution and moisture content if applicable.
Qu lists qualifiers. Specific qualifiers are defined at the end of the report.
Regulatory limit may denote an actual regulatory limit or a client-requested notification limit.

Sample Results

Pace Analytical Services, Inc.
1000 Riverbend Blvd. Suite F
St. Rose, LA 70087
(504) 469-0333

Client: Environmental Mgt Services-MS

Client ID: KEP-GW-BD-005
Project: 20136861
Project ID: KEC 1ST 2012 SEMI
Site: None
Lab ID: 20974478
Matrix: Water
% Moisture: n/a
Description: None
Prep Level: Water
Batch: 181125
Method: EPA 8260
GCMS VOAs Trace Water
Collected: 30-Mar-12
Received: 31-Mar-12
Prepared: 02-Apr-12

Units: ug/L

CAS No.	Analyte	Dilution	Result	Qu	Reporting Limit	MDL	Reg Limit	Analysis	
108-88-3	Toluene	1	ND		0.500	0.0810		02-Apr-12 17:15	MLS
71-55-6	1,1,1-Trichloroethane	1	ND		0.500	0.0660		02-Apr-12 17:15	MLS
79-00-5	1,1,2-Trichloroethane	1	ND		0.500	0.117		02-Apr-12 17:15	MLS
79-01-6	Trichloroethene	1	ND		0.500	0.0500		02-Apr-12 17:15	MLS
75-69-4	Trichlorofluoromethane	1	ND		0.500	0.0970		02-Apr-12 17:15	MLS
75-01-4	Vinyl chloride	1	ND		0.500	0.0880		02-Apr-12 17:15	MLS
	m&p-Xylene	1	ND		1.00	0.122		02-Apr-12 17:15	MLS
95-47-6	o-Xylene	1	ND		1.00	0.0870		02-Apr-12 17:15	MLS

42 compound(s) reported

Protocol 4/13/2012 14:08:24

ND denotes the analyte was analyzed for but not detected at the reporting limit or method detection limit indicated.
MDL denotes method detection limit

Limits are corrected for sample size, dilution and moisture content if applicable.
Qu lists qualifiers. Specific qualifiers are defined at the end of the report.
Regulatory limit may denote an actual regulatory limit or a client-requested notification limit.

Sample Results

Pace Analytical Services, Inc.
1000 Riverbend Blvd. Suite F
St. Rose, LA 70087
(504) 469-0333

Client: Environmental Mgt Services-MS

Client ID: KEP-GW-010B-017
Project: 20136861
Project ID: KEC 1ST 2012 SEMI
Site: None
Lab ID: 20974479
Matrix: Water
% Moisture: n/a
Description: None
Prep Level: Water
Batch: 181125
Method: EPA 8260
GCMS VOAs Trace Water
Collected: 30-Mar-12
Received: 31-Mar-12
Prepared: 02-Apr-12

Units: ug/L

CAS No.	Analyte	Dilution	Result	Qu	Reporting Limit	MDL	Reg Limit	Analysis
67-64-1	Acetone	1	ND		4.00	0.865		02-Apr-12 17:35 MLS
71-43-2	Benzene	1	ND		0.500	0.0540		02-Apr-12 17:35 MLS
75-27-4	Bromodichloromethane	1	ND		0.500	0.109		02-Apr-12 17:35 MLS
75-25-2	Bromoform	1	ND		0.500	0.154		02-Apr-12 17:35 MLS
74-83-9	Bromomethane	1	ND		0.500	0.224		02-Apr-12 17:35 MLS
78-93-3	2-Butanone (MEK)	1	ND		2.00	0.817		02-Apr-12 17:35 MLS
75-15-0	Carbon disulfide	1	ND		1.00	0.168		02-Apr-12 17:35 MLS
56-23-5	Carbon tetrachloride	1	ND		0.500	0.157		02-Apr-12 17:35 MLS
108-90-7	Chlorobenzene	1	ND		0.500	0.0680		02-Apr-12 17:35 MLS
75-00-3	Chloroethane	1	ND		0.500	0.331		02-Apr-12 17:35 MLS
67-66-3	Chloroform	1	0.220	J	0.500	0.119		02-Apr-12 17:35 MLS
74-87-3	Chloromethane	1	ND		0.500	0.124		02-Apr-12 17:35 MLS
96-12-8	1,2-Dibromo-3-chloropropane	1	ND		2.00	0.164		02-Apr-12 17:35 MLS
124-48-1	Dibromochloromethane	1	ND		0.500	0.116		02-Apr-12 17:35 MLS
106-93-4	1,2-Dibromoethane (EDB)	1	ND		1.00	0.113		02-Apr-12 17:35 MLS
75-71-8	Dichlorodifluoromethane	1	ND		1.00	0.184		02-Apr-12 17:35 MLS
75-34-3	1,1-Dichloroethane	1	ND		0.500	0.0670		02-Apr-12 17:35 MLS
107-06-2	1,2-Dichloroethane	1	ND		0.500	0.114		02-Apr-12 17:35 MLS
75-35-4	1,1-Dichloroethene	1	16.6		0.500	0.104		02-Apr-12 17:35 MLS
156-59-2	cis-1,2-Dichloroethene	1	ND		1.00	0.128		02-Apr-12 17:35 MLS
156-60-5	trans-1,2-Dichloroethene	1	ND		0.500	0.136		02-Apr-12 17:35 MLS
78-87-5	1,2-Dichloropropane	1	ND		0.500	0.118		02-Apr-12 17:35 MLS
10061-01-5	cis-1,3-Dichloropropene	1	ND		0.500	0.0920		02-Apr-12 17:35 MLS
10061-02-6	trans-1,3-Dichloropropene	1	ND		0.500	0.136		02-Apr-12 17:35 MLS
100-41-4	Ethylbenzene	1	ND		0.500	0.0650		02-Apr-12 17:35 MLS
591-78-6	2-Hexanone	1	ND		1.00	0.246		02-Apr-12 17:35 MLS
98-82-8	Isopropylbenzene (Cumene)	1	ND		1.00	0.0630		02-Apr-12 17:35 MLS
79-20-9	Methyl acetate	1	ND		2.00	0.193		02-Apr-12 17:35 MLS
75-09-2	Methylene chloride	1	ND		0.500	0.482		02-Apr-12 17:35 MLS
108-10-1	4-Methyl-2-pentanone (MIBK)	1	ND		1.00	0.287		02-Apr-12 17:35 MLS
1634-04-4	Methyl-tert-butyl ether	1	ND		0.500	0.148		02-Apr-12 17:35 MLS
100-42-5	Styrene	1	ND		1.00	0.0890		02-Apr-12 17:35 MLS
79-34-5	1,1,2,2-Tetrachloroethane	1	ND		0.500	0.157		02-Apr-12 17:35 MLS
127-18-4	Tetrachloroethene	1	ND		0.500	0.0600		02-Apr-12 17:35 MLS

Protocol 4/13/2012 14:08:25

ND denotes the analyte was analyzed for but not detected at the reporting limit or method detection limit indicated.
MDL denotes method detection limit

Limits are corrected for sample size, dilution and moisture content if applicable.
Qu lists qualifiers. Specific qualifiers are defined at the end of the report.
Regulatory limit may denote an actual regulatory limit or a client-requested notification limit.

Sample Results

Pace Analytical Services, Inc.
1000 Riverbend Blvd. Suite F
St. Rose, LA 70087
(504) 469-0333

Client: Environmental Mgt Services-MS

Client ID: KEP-GW-010B-017
Project: 20136861
Project ID: KEC 1ST 2012 SEMI
Site: None
Lab ID: 20974479
Matrix: Water
% Moisture: n/a
Description: None
Prep Level: Water
Batch: 181125
Method: EPA 8260
GCMS VOAs Trace Water
Collected: 30-Mar-12
Received: 31-Mar-12
Prepared: 02-Apr-12

Units: ug/L

CAS No.	Analyte	Dilution	Result	Qu	Reporting Limit	MDL	Reg Limit	Analysis	
108-88-3	Toluene	1	ND		0.500	0.0810		02-Apr-12 17:35	MLS
71-55-6	1,1,1-Trichloroethane	1	ND		0.500	0.0660		02-Apr-12 17:35	MLS
79-00-5	1,1,2-Trichloroethane	1	ND		0.500	0.117		02-Apr-12 17:35	MLS
79-01-6	Trichloroethene	1	ND		0.500	0.0500		02-Apr-12 17:35	MLS
75-69-4	Trichlorofluoromethane	1	ND		0.500	0.0970		02-Apr-12 17:35	MLS
75-01-4	Vinyl chloride	1	ND		0.500	0.0880		02-Apr-12 17:35	MLS
	m&p-Xylene	1	ND		1.00	0.122		02-Apr-12 17:35	MLS
95-47-6	o-Xylene	1	ND		1.00	0.0870		02-Apr-12 17:35	MLS

42 compound(s) reported

Protocol 4/13/2012 14:08:25

ND denotes the analyte was analyzed for but not detected at the reporting limit or method detection limit indicated.
MDL denotes method detection limit

Limits are corrected for sample size, dilution and moisture content if applicable.
Qu lists qualifiers. Specific qualifiers are defined at the end of the report.
Regulatory limit may denote an actual regulatory limit or a client-requested notification limit.

Surrogate Recovery

Pace Analytical Services, Inc.
1000 Riverbend Blvd. Suite F
St. Rose, LA 70087
(504) 469-0333

Batch: 181066 **Project:** 20136861

Method: Water GC/MS Volatile Organics

Lab ID	Sample ID	Qu	Sur 1 %Rec	Sur 2 %Rec	Sur 3 %Rec	Sur 4 %Rec	Sur 5 %Rec	Sur 6 %Rec	Sur 7 %Rec	Sur 8 %Rec
20974244	181066 BLANK 1		114	108	107					
20974245	181066 LCS 1		114	106	106					
20974219	KEP-GW-002-022		113	111	107					
20974220	KEP-GW-003-022		114	111	109					
20974218	KEP-GW-006-022		115	112	108					
20974217	KEP-GW-007-022		114	110	109					
20974216	KEP-GW-019-017		113	110	108					
20974225	KEP-GW-0208-017		113	110	108					
20974213	KEP-GW-022-017		114	109	108					
20974204	KEP-GW-023A-017		116	111	109					
20974246	KEP-GW-023A-017 MS 1		117	112	111					
20974247	KEP-GW-023A-017 MSD 1		112	104	103					
20974209	KEP-GW-023B-017		122	121	119					
20974223	KEP-GW-028-008		114	111	108					
20974215	KEP-GW-029-008		113	109	107					
20974221	KEP-GW-030-002		114	108	108					
20974226	KEP-GW-033-002		114	110	109					
20974222	KEP-GW-034-002		113	110	108					
20974214	KEP-GW-BD-001		113	109	107					
20974224	KEP-GW-BD-002		112	110	108					
20974227	TBV 2		114	109	108					
	QC limits:		68-124	72-126	79-119					

Sur 1: 4-Bromofluorobenzene (S)
Sur 2: Dibromofluoromethane (S)
Sur 3: Toluene-d8 (S)

*** denotes surrogate recovery outside of QC limits.**
D denotes surrogate recovery is outside of QC limits due to sample dilution, and is not considered an excursion.

Surrogate Recovery

Pace Analytical Services, Inc.
1000 Riverbend Blvd. Suite F
St. Rose, LA 70087
(504) 469-0333

Batch: 181125 **Project:** 20136861

Method: Water GC/MS Volatile Organics

Lab ID	Sample ID	Qu	Sur 1 %Rec	Sur 2 %Rec	Sur 3 %Rec	Sur 4 %Rec	Sur 5 %Rec	Sur 6 %Rec	Sur 7 %Rec	Sur 8 %Rec
20974538	181125 BLANK 1		113	110	107					
20974539	181125 LCS 1		109	104	104					
20974458	KEP-GW-004-022		116	118	110					
20974477	KEP-GW-005-019	S1	125 *	120	117					
20974471	KEP-GW-009-020		115	115	109					
20974470	KEP-GW-010A-017		114	114	109					
20974479	KEP-GW-010B-017		115	113	109					
20974469	KEP-GW-010C-017		118	118	111					
20974464	KEP-GW-013-020		114	116	110					
20974453	KEP-GW-020A-017		120	119	113					
20974540	KEP-GW-020A-017 MS 1		111	108	104					
20974541	KEP-GW-020A-017 MSD 1		121	118	114					
20974455	KEP-GW-021A-017		113	113	108					
20974454	KEP-GW-021B-017		111	113	107					
20974474	KEP-GW-025-017		117	118	111					
20974476	KEP-GW-026-017		115	113	109					
20974475	KEP-GW-027-017		115	115	109					
20974456	KEP-GW-031-002		115	117	109					
20974472	KEP-GW-032-002		113	115	110					
20974457	KEP-GW-BD-003		117	117	111					
20974473	KEP-GW-BD-004		114	117	110					
20974478	KEP-GW-BD-005		114	112	107					
20974459	TBV-3		113	113	108					
	QC limits:		68-124	72-126	79-119					

Sur 1: 4-Bromofluorobenzene (S)
Sur 2: Dibromofluoromethane (S)
Sur 3: Toluene-d8 (S)

*** denotes surrogate recovery outside of QC limits.**
D denotes surrogate recovery is outside of QC limits due to sample dilution, and is not considered an excursion.

Quality Control

Pace Analytical Services, Inc.
1000 Riverbend Blvd. Suite F
St. Rose, LA 70087
(504) 469-0333

Batch: 181066 **Project:** 20136861 **LCS:** 20974245 30-Mar-12 13:06

Method: Water GC/MS Volatile Organics **MS:** 20974246 30-Mar-12 13:39

Units: ug/L **MSD:** 20974247 30-Mar-12 14:08

Original for MS: Client Sample 20974204

Parameter Name	LCS Spike	LCS Found	LCS %Rec	MS Spike	Sample Found	MS Found	MSD Found	MS %Rec	MSD %Rec	RPD	QC Limits LCS	QC Limits MS/MSD	Max RPD	Qu
Acetone	50.0	51.3	103	50.0		48.0	53.2	96	106	10	22-165	11-217	20	
Benzene	50.0	46.7	93	50.0		49.1	47.9	98	96	2	62-131	52-141	20	
Bromodichloromethane	50.0	46.0	92	50.0		46.6	46.5	93	93	0	69-132	70-134	20	
Bromoform	50.0	63.6	127	50.0		57.4	63.0	115	126	9	35-166	37-171	20	
Bromomethane	50.0	37.5	75	50.0		42.5	40.9	85	82	4	34-158	34-155	20	
2-Butanone (MEK)	50.0	43.9	88	50.0		39.5	42.0	79	84	6	32-183	20-205	20	
Carbon disulfide	50.0	45.8	92	50.0	0.310	55.0	51.3	109	102	7	31-128	28-130	20	
Carbon tetrachloride	50.0	45.0	90	50.0		48.8	47.4	98	95	3	54-144	48-146	20	
Chlorobenzene	50.0	54.0	108	50.0		54.0	54.2	108	108	0	70-127	67-129	20	
Chloroethane	50.0	43.2	86	50.0		45.8	44.7	92	90	2	17-195	12-192	20	
Chloroform	50.0	48.4	97	50.0		50.3	49.9	101	100	1	73-134	66-143	20	
Chloromethane	50.0	37.3	75	50.0		40.6	40.3	81	81	1	17-153	14-155	20	
1,2-Dibromo-3-chloropropane	50.0	39.3	79	50.0		37.1	39.8	74	80	7	21-160	23-166	20	
Dibromochloromethane	50.0	52.6	105	50.0		50.5	52.5	101	105	4	49-146	50-150	20	
1,2-Dibromoethane (EDB)	50.0	48.6	97	50.0		45.7	48.5	91	97	6	52-161	55-166	20	
1,1-Dichloroethane	50.0	48.2	96	50.0		51.0	50.3	102	101	1	63-129	59-133	20	
1,2-Dichloroethane	50.0	45.4	91	50.0		44.8	45.4	90	91	1	57-148	56-154	20	
1,1-Dichloroethene	50.0	51.9	104	50.0		57.2	56.0	114	112	2	51-139	44-146	20	
cis-1,2-Dichloroethene	50.0	50.7	101	50.0		53.3	52.5	107	105	1	68-129	56-141	20	
trans-1,2-Dichloroethene	50.0	47.8	96	50.0		58.9	50.1	118	100	16	60-129	57-132	20	
1,2-Dichloropropane	50.0	45.2	90	50.0		45.5	45.2	91	90	1	66-128	62-135	20	
cis-1,3-Dichloropropene	50.0	48.7	97	50.0		48.4	48.7	97	97	1	72-138	70-139	20	
trans-1,3-Dichloropropene	50.0	48.7	97	50.0		47.5	49.3	95	99	4	59-149	59-154	20	
Ethylbenzene	50.0	50.8	102	50.0		51.8	51.7	104	103	0	66-126	57-135	20	
2-Hexanone	50.0	44.6	89	50.0		37.7	43.0	75	86	13	36-170	25-189	20	
Isopropylbenzene (Cumene)	50.0	45.3	91	50.0		48.2	47.0	97	94	3	51-138	40-146	20	
Methylene chloride	50.0	49.0	98	50.0		54.5	54.4	109	109	0	46-168	45-166	20	
4-Methyl-2-pentanone (MIBK	50.0	44.1	88	50.0		38.4	42.5	77	85	10	26-171	23-184	20	
Methyl-tert-butyl ether	50.0	51.9	104	50.0		48.5	52.2	97	104	7	37-166	35-176	20	
Styrene	50.0	54.1	108	50.0		54.3	54.7	109	109	1	72-133	58-144	20	
1,1,2,2-Tetrachloroethane	50.0	44.5	89	50.0		41.0	44.4	82	89	8	15-179	15-187	20	
Tetrachloroethene	50.0	60.0	120	50.0		63.0	61.4	126	123	2	46-157	48-143	20	
Toluene	50.0	49.6	99	50.0		51.6	50.6	103	101	2	69-126	59-136	20	
1,1,1-Trichloroethane	50.0	49.5	99	50.0		53.5	53.7	107	107	0	62-131	54-137	20	
1,1,2-Trichloroethane	50.0	50.7	101	50.0		48.2	50.7	97	101	5	58-144	59-148	20	
Trichloroethene	50.0	54.4	109	50.0		57.5	55.8	115	112	3	67-132	58-140	20	
Trichlorofluoromethane	50.0	41.5	83	50.0		46.2	45.5	93	91	2	39-171	24-175	20	
Vinyl chloride	50.0	43.9	88	50.0		50.6	48.6	101	97	4	27-149	21-150	20	
m&p-Xylene	100.	108.	108	100.		109.	108.	109	108	1	65-129	56-136	20	
o-Xylene	50.0	53.2	106	50.0		53.7	54.5	107	109	1	65-124	57-133	20	

40 compound(s) reported

QC Protocol 4/13/2012 14:08:27

*** denotes recovery outside of QC limits.**
MS/MSD RPD is calculated via SW-846 rules on the basis of spiked sample concentrations rather than spike recoveries.

Quality Control

Pace Analytical Services, Inc.
1000 Riverbend Blvd. Suite F
St. Rose, LA 70087
(504) 469-0333

Batch: 181125 **Project:** 20136861 **LCS:** 20974539 02-Apr-12 10:11

Method: Water GC/MS Volatile Organics **MS:** 20974540 02-Apr-12 10:31

Units: ug/L **MSD:** 20974541 02-Apr-12 10:51

Original for MS: Client Sample 20974453

Parameter Name	LCS Spike	LCS Found	LCS %Rec	MS Spike	Sample Found	MS Found	MSD Found	MS %Rec	MSD %Rec	RPD	QC Limits LCS	QC Limits MS/MSD	Max RPD	Qu
Acetone	50.0	50.1	100	50.0		51.0	54.7	102	110	7	22-165	11-217	20	
Benzene	50.0	45.9	92	50.0		49.5	51.5	99	103	4	62-131	52-141	20	
Bromodichloromethane	50.0	46.2	92	50.0		47.6	49.8	95	100	5	69-132	70-134	20	
Bromoform	50.0	62.5	125	50.0		62.5	66.2	125	132	6	35-166	37-171	20	
Bromomethane	50.0	40.3	81	50.0		40.5	42.6	81	85	5	34-158	34-155	20	
2-Butanone (MEK)	50.0	42.2	85	50.0		43.3	46.7	87	93	7	32-183	20-205	20	
Carbon disulfide	50.0	42.6	85	50.0	0.420	55.2	53.6	110	106	3	31-128	28-130	20	
Carbon tetrachloride	50.0	42.8	86	50.0		49.0	50.9	98	102	4	54-144	48-146	20	
Chlorobenzene	50.0	51.9	104	50.0		55.1	57.2	110	114	4	70-127	67-129	20	
Chloroethane	50.0	50.6	101	50.0		47.8	49.0	96	98	2	17-195	12-192	20	
Chloroform	50.0	48.0	96	50.0		51.8	54.3	104	109	5	73-134	66-143	20	
Chloromethane	50.0	45.9	92	50.0		41.2	42.6	83	85	3	17-153	14-155	20	
1,2-Dibromo-3-chloropropane	50.0	39.2	78	50.0		39.1	41.6	78	83	6	21-160	23-166	20	
Dibromochloromethane	50.0	53.9	108	50.0		53.2	56.1	107	112	5	49-146	50-150	20	
1,2-Dibromoethane (EDB)	50.0	49.2	99	50.0		48.7	51.1	97	102	5	52-161	55-166	20	
1,1-Dichloroethane	50.0	46.7	93	50.0		52.0	53.7	104	107	3	63-129	59-133	20	
1,2-Dichloroethane	50.0	43.7	87	50.0		46.2	48.1	92	96	4	57-148	56-154	20	
1,1-Dichloroethene	50.0	49.1	98	50.0	4.20	61.4	62.7	114	117	2	51-139	44-146	20	
cis-1,2-Dichloroethene	50.0	49.0	98	50.0		54.6	57.2	109	114	5	68-129	56-141	20	
trans-1,2-Dichloroethene	50.0	48.6	97	50.0		54.7	56.2	109	112	3	60-129	57-132	20	
1,2-Dichloropropane	50.0	44.6	89	50.0		46.5	48.3	93	97	4	66-128	62-135	20	
cis-1,3-Dichloropropene	50.0	48.2	96	50.0		49.8	51.3	100	103	3	72-138	70-139	20	
trans-1,3-Dichloropropene	50.0	48.6	97	50.0		49.5	52.2	99	104	5	59-149	59-154	20	
Ethylbenzene	50.0	49.6	99	50.0		53.0	54.8	106	110	3	66-126	57-135	20	
2-Hexanone	50.0	42.4	85	50.0		42.1	45.7	84	91	8	36-170	25-189	20	
Isopropylbenzene (Cumene)	50.0	43.8	88	50.0		47.8	49.5	96	99	3	51-138	40-146	20	
Methylene chloride	50.0	47.6	95	50.0		51.4	54.1	103	108	5	46-168	45-166	20	
4-Methyl-2-pentanone (MIBK	50.0	41.8	84	50.0		42.6	45.4	85	91	6	26-171	23-184	20	
Methyl-tert-butyl ether	50.0	50.7	101	50.0		53.5	57.6	107	115	7	37-166	35-176	20	
Styrene	50.0	54.1	108	50.0		55.5	56.9	111	114	3	72-133	58-144	20	
1,1,2,2-Tetrachloroethane	50.0	42.4	85	50.0		43.7	46.1	87	92	5	15-179	15-187	20	
Tetrachloroethene	50.0	57.9	116	50.0		63.7	64.8	128	130	2	46-157	48-143	20	
Toluene	50.0	48.9	98	50.0		52.4	54.0	105	108	3	69-126	59-136	20	
1,1,1-Trichloroethane	50.0	49.3	99	50.0		54.8	57.1	110	114	4	62-131	54-137	20	
1,1,2-Trichloroethane	50.0	49.6	99	50.0		51.0	53.5	102	107	5	58-144	59-148	20	
Trichloroethene	50.0	53.0	106	50.0		58.2	60.1	116	120	3	67-132	58-140	20	
Trichlorofluoromethane	50.0	42.9	86	50.0		47.1	47.5	94	95	1	39-171	24-175	20	
Vinyl chloride	50.0	49.5	99	50.0		52.5	53.0	105	106	1	27-149	21-150	20	
m&p-Xylene	100.	105.	105	100.		111.	114.	111	114	3	65-129	56-136	20	
o-Xylene	50.0	52.1	104	50.0		54.7	56.3	110	113	3	65-124	57-133	20	

40 compound(s) reported

QC Protocol 4/13/2012 14:08:27

*** denotes recovery outside of QC limits.**
MS/MSD RPD is calculated via SW-846 rules on the basis of spiked sample concentrations rather than spike recoveries.

Blank Results

Pace Analytical Services, Inc.
1000 Riverbend Blvd. Suite F
St. Rose, LA 70087
(504) 469-0333

Blank ID: 181066 BLANK 1 **Project:** 20136861

Lab ID: 20974244

Prep Level: Water **Batch:** 181066

Method: Water GC/MS Volatile Organics

Prepared: 30-Mar-12

Units: ug/L

CAS Numb	Analyte	Dilution	Result	Qu	Reporting Limit	MDL	Analysis	
67-64-1	Acetone	1	ND		4.00	0.865	30-Mar-12 12:46	MLS
71-43-2	Benzene	1	ND		0.500	0.0540	30-Mar-12 12:46	MLS
75-27-4	Bromodichloromethane	1	ND		0.500	0.109	30-Mar-12 12:46	MLS
75-25-2	Bromoform	1	ND		0.500	0.154	30-Mar-12 12:46	MLS
74-83-9	Bromomethane	1	ND		0.500	0.224	30-Mar-12 12:46	MLS
78-93-3	2-Butanone (MEK)	1	ND		2.00	0.817	30-Mar-12 12:46	MLS
75-15-0	Carbon disulfide	1	ND		1.00	0.168	30-Mar-12 12:46	MLS
56-23-5	Carbon tetrachloride	1	ND		0.500	0.157	30-Mar-12 12:46	MLS
108-90-7	Chlorobenzene	1	ND		0.500	0.0680	30-Mar-12 12:46	MLS
75-00-3	Chloroethane	1	ND		0.500	0.331	30-Mar-12 12:46	MLS
67-66-3	Chloroform	1	ND		0.500	0.119	30-Mar-12 12:46	MLS
74-87-3	Chloromethane	1	ND		0.500	0.124	30-Mar-12 12:46	MLS
96-12-8	1,2-Dibromo-3-chloropropane	1	ND		2.00	0.164	30-Mar-12 12:46	MLS
124-48-1	Dibromochloromethane	1	ND		0.500	0.116	30-Mar-12 12:46	MLS
106-93-4	1,2-Dibromoethane (EDB)	1	ND		1.00	0.113	30-Mar-12 12:46	MLS
75-71-8	Dichlorodifluoromethane	1	ND		1.00	0.184	30-Mar-12 12:46	MLS
75-34-3	1,1-Dichloroethane	1	ND		0.500	0.0670	30-Mar-12 12:46	MLS
107-06-2	1,2-Dichloroethane	1	ND		0.500	0.114	30-Mar-12 12:46	MLS
75-35-4	1,1-Dichloroethene	1	ND		0.500	0.104	30-Mar-12 12:46	MLS
156-59-2	cis-1,2-Dichloroethene	1	ND		1.00	0.128	30-Mar-12 12:46	MLS
156-60-5	trans-1,2-Dichloroethene	1	ND		0.500	0.136	30-Mar-12 12:46	MLS
78-87-5	1,2-Dichloropropane	1	ND		0.500	0.118	30-Mar-12 12:46	MLS
10061-01-5	cis-1,3-Dichloropropene	1	ND		0.500	0.0920	30-Mar-12 12:46	MLS
10061-02-6	trans-1,3-Dichloropropene	1	ND		0.500	0.136	30-Mar-12 12:46	MLS
100-41-4	Ethylbenzene	1	ND		0.500	0.0650	30-Mar-12 12:46	MLS
591-78-6	2-Hexanone	1	ND		1.00	0.246	30-Mar-12 12:46	MLS
98-82-8	Isopropylbenzene (Cumene)	1	ND		1.00	0.0630	30-Mar-12 12:46	MLS
79-20-9	Methyl acetate	1	ND		2.00	0.193	30-Mar-12 12:46	MLS
75-09-2	Methylene chloride	1	ND		0.500	0.482	30-Mar-12 12:46	MLS
108-10-1	4-Methyl-2-pentanone (MIBK)	1	ND		1.00	0.287	30-Mar-12 12:46	MLS
1634-04-4	Methyl-tert-butyl ether	1	ND		0.500	0.148	30-Mar-12 12:46	MLS
100-42-5	Styrene	1	ND		1.00	0.0890	30-Mar-12 12:46	MLS
79-34-5	1,1,2,2-Tetrachloroethane	1	ND		0.500	0.157	30-Mar-12 12:46	MLS
127-18-4	Tetrachloroethene	1	ND		0.500	0.0600	30-Mar-12 12:46	MLS

Protocol Blank 4/13/2012 14:08:29

ND denotes the analyte was analyzed for but not detected at the reporting limit or method detection limit indicated.
MDL denotes method detection limit

Limits are corrected for sample size, dilution and moisture content if applicable.
Qu lists qualifiers. Specific qualifiers are defined at the end of the report.
Regulatory limit may denote an actual regulatory limit or a client-requested notification limit.

Blank Results

Pace Analytical Services, Inc.
1000 Riverbend Blvd. Suite F
St. Rose, LA 70087
(504) 469-0333

Blank ID: 181066 BLANK 1 **Project:** 20136861

Lab ID: 20974244

Prep Level: Water **Batch:** 181066

Method: Water GC/MS Volatile Organics

Prepared: 30-Mar-12

Units: ug/L

CAS Numb	Analyte	Dilution	Result	Qu	Reporting Limit	MDL	Analysis
108-88-3	Toluene	1	ND		0.500	0.0810	30-Mar-12 12:46 MLS
71-55-6	1,1,1-Trichloroethane	1	ND		0.500	0.0660	30-Mar-12 12:46 MLS
79-00-5	1,1,2-Trichloroethane	1	ND		0.500	0.117	30-Mar-12 12:46 MLS
79-01-6	Trichloroethene	1	ND		0.500	0.0500	30-Mar-12 12:46 MLS
75-69-4	Trichlorofluoromethane	1	ND		0.500	0.0970	30-Mar-12 12:46 MLS
75-01-4	Vinyl chloride	1	ND		0.500	0.0880	30-Mar-12 12:46 MLS
	m&p-Xylene	1	ND		1.00	0.122	30-Mar-12 12:46 MLS
95-47-6	o-Xylene	1	ND		1.00	0.0870	30-Mar-12 12:46 MLS

42 compound(s) reported

Protocol Blank 4/13/2012 14:08:29

ND denotes the analyte was analyzed for but not detected at the reporting limit or method detection limit indicated.
MDL denotes method detection limit

Limits are corrected for sample size, dilution and moisture content if applicable.
Qu lists qualifiers. Specific qualifiers are defined at the end of the report.
Regulatory limit may denote an actual regulatory limit or a client-requested notification limit.

Blank Results

Pace Analytical Services, Inc.
1000 Riverbend Blvd. Suite F
St. Rose, LA 70087
(504) 469-0333

Blank ID: 181125 BLANK 1 **Project:** 20136861

Lab ID: 20974538

Prep Level: Water **Batch:** 181125

Method: Water GC/MS Volatile Organics

Prepared: 02-Apr-12

Units: ug/L

CAS Numb	Analyte	Dilution	Result	Qu	Reporting Limit	MDL	Analysis	
67-64-1	Acetone	1	ND		4.00	0.865	02-Apr-12 09:50	MLS
71-43-2	Benzene	1	ND		0.500	0.0540	02-Apr-12 09:50	MLS
75-27-4	Bromodichloromethane	1	ND		0.500	0.109	02-Apr-12 09:50	MLS
75-25-2	Bromoform	1	ND		0.500	0.154	02-Apr-12 09:50	MLS
74-83-9	Bromomethane	1	ND		0.500	0.224	02-Apr-12 09:50	MLS
78-93-3	2-Butanone (MEK)	1	ND		2.00	0.817	02-Apr-12 09:50	MLS
75-15-0	Carbon disulfide	1	0.300	J	1.00	0.168	02-Apr-12 09:50	MLS
56-23-5	Carbon tetrachloride	1	ND		0.500	0.157	02-Apr-12 09:50	MLS
108-90-7	Chlorobenzene	1	ND		0.500	0.0680	02-Apr-12 09:50	MLS
75-00-3	Chloroethane	1	ND		0.500	0.331	02-Apr-12 09:50	MLS
67-66-3	Chloroform	1	ND		0.500	0.119	02-Apr-12 09:50	MLS
74-87-3	Chloromethane	1	ND		0.500	0.124	02-Apr-12 09:50	MLS
96-12-8	1,2-Dibromo-3-chloropropane	1	ND		2.00	0.164	02-Apr-12 09:50	MLS
124-48-1	Dibromochloromethane	1	ND		0.500	0.116	02-Apr-12 09:50	MLS
106-93-4	1,2-Dibromoethane (EDB)	1	ND		1.00	0.113	02-Apr-12 09:50	MLS
75-71-8	Dichlorodifluoromethane	1	ND		1.00	0.184	02-Apr-12 09:50	MLS
75-34-3	1,1-Dichloroethane	1	ND		0.500	0.0670	02-Apr-12 09:50	MLS
107-06-2	1,2-Dichloroethane	1	ND		0.500	0.114	02-Apr-12 09:50	MLS
75-35-4	1,1-Dichloroethene	1	ND		0.500	0.104	02-Apr-12 09:50	MLS
156-59-2	cis-1,2-Dichloroethene	1	ND		1.00	0.128	02-Apr-12 09:50	MLS
156-60-5	trans-1,2-Dichloroethene	1	ND		0.500	0.136	02-Apr-12 09:50	MLS
78-87-5	1,2-Dichloropropane	1	ND		0.500	0.118	02-Apr-12 09:50	MLS
10061-01-5	cis-1,3-Dichloropropene	1	ND		0.500	0.0920	02-Apr-12 09:50	MLS
10061-02-6	trans-1,3-Dichloropropene	1	ND		0.500	0.136	02-Apr-12 09:50	MLS
100-41-4	Ethylbenzene	1	ND		0.500	0.0650	02-Apr-12 09:50	MLS
591-78-6	2-Hexanone	1	ND		1.00	0.246	02-Apr-12 09:50	MLS
98-82-8	Isopropylbenzene (Cumene)	1	ND		1.00	0.0630	02-Apr-12 09:50	MLS
79-20-9	Methyl acetate	1	ND		2.00	0.193	02-Apr-12 09:50	MLS
75-09-2	Methylene chloride	1	ND		0.500	0.482	02-Apr-12 09:50	MLS
108-10-1	4-Methyl-2-pentanone (MIBK)	1	ND		1.00	0.287	02-Apr-12 09:50	MLS
1634-04-4	Methyl-tert-butyl ether	1	ND		0.500	0.148	02-Apr-12 09:50	MLS
100-42-5	Styrene	1	ND		1.00	0.0890	02-Apr-12 09:50	MLS
79-34-5	1,1,2,2-Tetrachloroethane	1	ND		0.500	0.157	02-Apr-12 09:50	MLS
127-18-4	Tetrachloroethene	1	ND		0.500	0.0600	02-Apr-12 09:50	MLS

Protocol Blank 4/13/2012 14:08:29

ND denotes the analyte was analyzed for but not detected at the reporting limit or method detection limit indicated.
MDL denotes method detection limit

Limits are corrected for sample size, dilution and moisture content if applicable.
Qu lists qualifiers. Specific qualifiers are defined at the end of the report.
Regulatory limit may denote an actual regulatory limit or a client-requested notification limit.

Blank Results

Pace Analytical Services, Inc.
1000 Riverbend Blvd. Suite F
St. Rose, LA 70087
(504) 469-0333

Blank ID: 181125 BLANK 1 **Project:** 20136861

Lab ID: 20974538

Prep Level: Water **Batch:** 181125

Method: Water GC/MS Volatile Organics

Prepared: 02-Apr-12

Units: ug/L

CAS Numb	Analyte	Dilution	Result	Qu	Reporting Limit	MDL	Analysis	
108-88-3	Toluene	1	ND		0.500	0.0810	02-Apr-12 09:50	MLS
71-55-6	1,1,1-Trichloroethane	1	ND		0.500	0.0660	02-Apr-12 09:50	MLS
79-00-5	1,1,2-Trichloroethane	1	ND		0.500	0.117	02-Apr-12 09:50	MLS
79-01-6	Trichloroethene	1	ND		0.500	0.0500	02-Apr-12 09:50	MLS
75-69-4	Trichlorofluoromethane	1	ND		0.500	0.0970	02-Apr-12 09:50	MLS
75-01-4	Vinyl chloride	1	ND		0.500	0.0880	02-Apr-12 09:50	MLS
	m&p-Xylene	1	ND		1.00	0.122	02-Apr-12 09:50	MLS
95-47-6	o-Xylene	1	ND		1.00	0.0870	02-Apr-12 09:50	MLS

42 compound(s) reported

Protocol Blank 4/13/2012 14:08:29

ND denotes the analyte was analyzed for but not detected at the reporting limit or method detection limit indicated.
MDL denotes method detection limit

Limits are corrected for sample size, dilution and moisture content if applicable.
Qu lists qualifiers. Specific qualifiers are defined at the end of the report.
Regulatory limit may denote an actual regulatory limit or a client-requested notification limit.

Definitions/Qualifiers

Pace Analytical Services, Inc.
1000 Riverbend Blvd. Suite F
St. Rose, LA 70087
(504) 469-0333

Project: 20136861

Value	Description
S1	The surrogate recovery was above the QC limit. The data are reported without qualification since the associated target analytes were not detected in the sample.
J	This estimated value for the analyte is below the adjusted reporting limit but above the instrument reporting limit.
U	The analyte was analyzed for but not detected at the reporting limit or method detection limit indicated.
B	This analyte was detected in the method blank.
E	The sample concentration is above the linear calibrated range of the analysis.
LCS	Laboratory Control Sample.
MS(D)	Matrix Spike (Duplicate).
DUP	Sample Duplicate.
RPD	Relative Percent Difference.

Pace Analytical Services, In
1000 Riverbend Blvd. Suite F
St. Rose, LA 7008
(504) 469-033

Chains of Custody

Pace Analytical
www.pacelabs.com

CHAIN-OF-CUSTODY / Analytical Re

The Chain-of-Custody is a LEGAL DOCUMENT. All relevant fields

1 20136861 20-ENV MGT-I

Section A
Required Client Information:

Company:	Environmental Mngt. Services
Address:	7350 Hwy 98
	Hattiesburg, MS 39404
Email To:	eallen@env-mgt.com
Phone:	601-544-3674
Fax:	601-544-0504
Requested Due Date/TAT:	Normal 10 WD

Section B
Required Project Information:

Report To:	Ethan Allen
Copy To:	
Purchase Order No.:	
Project Name:	KEC 1ST 2012 SEMIANNUAL
Project Number:	KUHO-12-002

Section C
Invoice Information:

Attention:	BRYAN SHERMAN
Company Name:	EMS
Address:	P.O. Box 15369
Pace Quote Reference:	00002713
Pace Project Manager:	Karen Brow
Pace Profile #:	~~[illegible]~~ 5510

REGULATORY AGENCY
☐ NPDES ☐ GROUND WATER ☐ DRINKING WATER
☐ UST ☐ RCRA ☐ OTHER

Site Location: STATE: MS

Section D
Required Client Information

Valid Matrix Codes

MATRIX	CODE
DRINKING WATER	DW
WATER	WT
WASTE WATER	WW
PRODUCT	P
SOIL/SOLID	SL
OIL	OL
WIPE	WP
AIR	AR
OTHER	OT
TISSUE	TS

SAMPLE ID
(A-Z, 0-9 / ,-)
Sample IDs MUST BE UNIQUE

ITEM #	SAMPLE ID	MATRIX CODE (see valid codes to left)	SAMPLE TYPE (G=GRAB C=COMP)	COLLECTED: COMPOSITE START DATE	COMPOSITE START TIME	COMPOSITE END/GRAB DATE	COMPOSITE END/GRAB TIME	SAMPLE TEMP AT COLLECTION	# OF CONTAINERS	Preservatives: Unpreserved	H_2SO_4	HNO_3	HCl	NaOH	$Na_2S_2O_3$	Methanol	Other	Analysis Test: 8260	8260-SIM (1,4-Dioxane only)	Residual Chlorine (Y/N)	Pace Project No./ Lab I.D.
1	KEP-GW-023A-017	WT	G		3/27/12		1525	21	6				3					3	3		20974209
2	KEP-GW-023B-017	WT	G		3/27/12		1640	22	6				6					3	3		209
3	KEP-GW-022-017	WT	G		3/27/12		1715	21	6				6					3	3		213
4	KEP-GW-BD-001	WT	G		3/28/12		0860		6				6					3	3		214
5	KEP-GW-029-008	WT	G		3/28/12		1015	20	6				6					3	3		215
6	KEP-GW-019-017	WT	G		3/28/12		1130	22	6				6					3	3		216
7	KEP-GW-007-022	WT	G		3/28/12		1440	22	6				6					3	3		217
8	KEP-GW-006-022	WT	G		3/28/12		1630	22	6				6					3	3		218
9	KEP-GW-002-022	WT	G		3/28/12		1700	21	6				6					3	3		219
10	KEP-GW-003-022	WT	G		3/28/12		1710	22	6				6					3	3		220
11	TBV 2	WT	G		3/27/12		1525		4				4					4			227 ~~221~~
12	KEP-GW-030-002	WT	G		3/29/12		1140	23	6				6					3	3		222

ADDITIONAL COMMENTS	RELINQUISHED BY / AFFILIATION	DATE	TIME	ACCEPTED BY / AFFILIATION	DATE	TIME
	Ethan Allen / EMS	3-29-12	1500			
	Fed Ex	3-30-12	1025	2 [illegible]	3-30-12	1025

SAMPLE CONDITIONS

Temp in °C	Received on Ice (Y/N)	Custody Sealed Cooler (Y/N)	Samples Intact (Y/N)
2-6	Y	Y	Y

SAMPLER NAME AND SIGNATURE
PRINT Name of SAMPLER: Ethan Allen
SIGNATURE of SAMPLER: [signature]
DATE Signed (MM/DD/YY): 3-29-12

*Important Note: By signing this form you are accepting Pace's NET 30 day payment terms and agreeing to late charges of 1.5% per month for any invoices not paid within 30 days.

F-ALL-Q-020rev.06, 2-Feb-2007

Pace Analytical
www.pacelabs.com

CHAIN-OF-CUSTODY / Analytical Request Document

The Chain-of-Custody is a LEGAL DOCUMENT. All relevant fields must be completed accurately.

Section A Required Client Information:

Company:	Environmental Mngt. Services
Address:	7350 Hwy 98
	Hattiesburg, MS 39404
Email To:	eallen@env-mgt.com
Phone:	Fax:
Requested Due Date/TAT:	Normal 10 WD

Section B Required Project Information:

Report To:	Ethan Allen
Copy To:	
Purchase Order No.:	
Project Name:	KEC 1ST 2012 SEMI ANNUAL
Project Number:	KV10-12-002

Section C Invoice Information:

Attention:	BRYAN SHERMAN
Company Name:	EMS
Address:	P.O. BOX 15364
Pace Quote Reference:	00002713
Pace Project Manager:	Karen Brow
Pace Profile #:	

REGULATORY AGENCY: ☐ NPDES ☐ GROUND WATER ☐ DRINKING WATER ☐ UST ☐ RCRA ☐ OTHER

Site Location STATE: MS

Section D Required Client Information

Valid Matrix Codes

MATRIX	CODE
DRINKING WATER	DW
WATER	WT
WASTE WATER	WW
PRODUCT	P
SOIL/SOLID	SL
OIL	OL
WIPE	WP
AIR	AR
OTHER	OT
TISSUE	TS

SAMPLE ID (A-Z, 0-9 / ,-) Sample IDs MUST BE UNIQUE

ITEM #	SAMPLE ID	MATRIX CODE (see valid codes to left)	SAMPLE TYPE (G=GRAB C=COMP)	COLLECTED COMPOSITE START DATE	COLLECTED COMPOSITE START TIME	COLLECTED COMPOSITE END/GRAB DATE	COLLECTED COMPOSITE END/GRAB TIME	SAMPLE TEMP AT COLLECTION	# OF CONTAINERS	Preservatives: Unpreserved	H_2SO_4	HNO_3	HCl	NaOH	$Na_2S_2O_3$	Methanol	Other	Analysis Test ↓ Y/N	8260	8260-SIM (1,4-Dioxane only)	Residual Chlorine (Y/N)	Pace Project No./ Lab I.D.
1	KEP-GW-034-002	WT	G		3/29/11		1000	20	6				3						3	3		223
2	KEP-GW-028-008	WT	G		3/29/11		1300	24	6				6						3	3		224
3	KEP-GW-BD-002	WT	G		3/29/11		0800		6				6						3	3		225
4	KEP-GW-020B-017	WT	G		3/29/11		1220	21	6				6						3	3		226
5	KEP-GW-033-002	WT	G		3/29/11		0940	23	6				6						3	3		227
6																						
7																						
8																						
9																						
10																						
11																						
12																						

ADDITIONAL COMMENTS	RELINQUISHED BY / AFFILIATION	DATE	TIME	ACCEPTED BY / AFFILIATION	DATE	TIME	SAMPLE CONDITIONS: Temp in °C	Received on Ice (Y/N)	Custody Sealed Cooler (Y/N)	Samples Intact (Y/N)
	Ethan Allen / EMS	3-29-12	1500							
	Fed Ex	3-30-12	1025	gmeller	3-30-12	1025	2.0	Y	Y	Y

SAMPLER NAME AND SIGNATURE

PRINT Name of SAMPLER: Ethan Allen

SIGNATURE of SAMPLER: Ethan Allen — DATE Signed (MM/DD/YY): 3-29-12

*Important Note: By signing this form you are accepting Pace's NET 30 day payment terms and agreeing to late charges of 1.5% per month for any invoices not paid within 30 days.

Pace Analytical
www.pacelabs.com

CHAIN-OF-CUSTODY / Analytical Request Document

The Chain-of-Custody is a LEGAL DOCUMENT. All relevant fields must be completed accurately.

Page: 1 of 2

Section A Required Client Information:

Company:	Environmental Mngt. Services
Address:	7350 Hwy 98
	Hattiesburg, MS 39404
Email To:	eallen@env-mgt.com
Phone: 601-544-3674	Fax: 601-544-0504
Requested Due Date/TAT:	Normal 10 WD

Section B Required Project Information:

Report To:	Ethan Allen
Copy To:	
Purchase Order No.:	
Project Name:	KEC 1st 2012 SEMIANNUAL
Project Number:	KUHO-12-002

Section C Invoice Information:

Attention:	BRYAN SHERMAN
Company Name:	ENV. MGT. SRVS
Address:	P.O. BOX 15369
Pace Quote Reference:	00002713
Pace Project Manager:	Karen Brow
Pace Profile #:	

REGULATORY AGENCY: ☐ NPDES ☐ GROUND WATER ☐ DRINKING WATER ☐ UST ☐ RCRA ☐ OTHER

Site Location STATE: MS

Section D Required Client Information

Valid Matrix Codes: MATRIX / CODE — DRINKING WATER DW; WATER WT; WASTE WATER WW; PRODUCT P; SOIL/SOLID SL; OIL OL; WIPE WP; AIR AR; OTHER OT; TISSUE TS

ITEM #	SAMPLE ID (A-Z, 0-9 / ,-) Sample IDs MUST BE UNIQUE	MATRIX CODE (see valid codes to left)	SAMPLE TYPE (G=GRAB C=COMP)	COLLECTED COMPOSITE START DATE	COMPOSITE START TIME	COMPOSITE END/GRAB DATE	COMPOSITE END/GRAB TIME	SAMPLE TEMP AT COLLECTION	# OF CONTAINERS	Preservatives: Unpreserved	H_2SO_4	HNO_3	HCl	NaOH	$Na_2S_2O_3$	Methanol	Other	Analysis Test Y/N: 8260	8260-SIM (1,4-Dioxane only)	Residual Chlorine (Y/N)	Pace Project No./ Lab I.D.
1	KEP-GW-020A-017	WT	G		3/29/12		1420	22	6				3					3	3		20974453
2	KEP-GW-021B-017	WT	G		3/29/12		1625	22	6				6					3	3		454
3	KEP-GW-021A-017	WT	G		3/29/12		1710	21	6				6					3	3		455
4	KEP-GW-031-002	WT	G		3/29/12		1745	24	6				6					3	3		456
5	KEP-GW-BD-003	WT	G		3/29/12		1200	2	6				6					3	3		457
6	KEP-GW-004-022	WT	G		3/29/12		1630	22	6				6					3	3		458
7	TBV-3	WT	G		3/29/12		1200	-	4				4					4			459
8	KEP-GW-013-020	WT	G		3/29/12		1515		6				6					3	3		464
9	KEP-GW-010C-017	WT	G		3/29/12		1530	22	6				6					3	3		469
10	KEP-GW-010A-017	WT	G		3-29-12		1730	23	6				6					3	3		470
11	KEP-GW-009-020	WT	G		3-29-12		1600	27	6				6					3	3		471
12	KEP-GW-032-002	WT	G		3-29-12		1400	21	6				6					3	3		472

ADDITIONAL COMMENTS	RELINQUISHED BY / AFFILIATION	DATE	TIME	ACCEPTED BY / AFFILIATION	DATE	TIME	SAMPLE CONDITIONS
#8: KEP-GW-013-020	ETHAN ALLEN / EMS	3-30-12	17:00	FedEx			
	FedEx						
				KAPorter	3/31/12	0830	20 / y / y / y

SAMPLER NAME AND SIGNATURE	
PRINT Name of SAMPLER:	ETHAN ALLEN
SIGNATURE of SAMPLER:	
DATE Signed (MM/DD/YY):	03/30/12

Temp in °C | Received on Ice (Y/N) | Custody Sealed Cooler (Y/N) | Samples Intact (Y/N)

*Important Note: By signing this form you are accepting Pace's NET 30 day payment terms and agreeing to late charges of 1.5% per month for any invoices not paid within 30 days.

Pace Analytical
www.pacelabs.com

CHAIN-OF-CUSTODY / Analytical Request Document

The Chain-of-Custody is a LEGAL DOCUMENT. All relevant fields must be completed accurately.

Page: 2 of 2

Section A Required Client Information:

Company:	Environmental Mngt. Services
Address:	7350 Hwy 98
	Hattiesburg, MS 39404
Email To:	eallen@env-mgt.com
Phone: 601-544-3674	Fax: 601-544-6504
Requested Due Date/TAT:	Normal 10 WD

Section B Required Project Information:

Report To:	Ethan Allen
Copy To:	
Purchase Order No.:	
Project Name:	KEC 1ST 2012 SEMIANNUAL
Project Number:	KWO-12-002

Section C Invoice Information:

Attention:	BRYAN SHERMAN
Company Name:	ENV. MGT. SRVS
Address:	P.O. Box 1589 39404
Pace Quote Reference:	0000 2713
Pace Project Manager:	Karen Brow
Pace Profile #:	

REGULATORY AGENCY: ☐ NPDES ☐ GROUND WATER ☐ DRINKING WATER ☐ UST ☐ RCRA ☐ OTHER

Site Location STATE: MS

Section D Required Client Information

Valid Matrix Codes

MATRIX	CODE
DRINKING WATER	DW
WATER	WT
WASTE WATER	WW
PRODUCT	P
SOIL/SOLID	SL
OIL	OL
WIPE	WP
AIR	AR
OTHER	OT
TISSUE	TS

SAMPLE ID (A-Z, 0-9 / ,-) Sample IDs MUST BE UNIQUE

Requested Analysis Filtered (Y/N)

ITEM #	SAMPLE ID	MATRIX CODE (see valid codes to left)	SAMPLE TYPE (G=GRAB C=COMP)	COLLECTED COMPOSITE START DATE	COLLECTED COMPOSITE START TIME	COLLECTED COMPOSITE END/GRAB DATE	COLLECTED COMPOSITE END/GRAB TIME	SAMPLE TEMP AT COLLECTION	# OF CONTAINERS	Unpreserved	H_2SO_4	HNO_3	HCl	NaOH	$Na_2S_2O_3$	Methanol	Other	Analysis Test ↓	8260	8260-SIM (1,4-Dioxane only)	Residual Chlorine (Y/N)	Pace Project No./ Lab I.D.
1	KEP-GW-BD-004	WT	G		3/30/12		0800		6				3						3	3		20974473
2	KEP-GW-025-017	WT	G		3/30/12		1245		6				6						3	3		474
3	KEP-GW-027-017	WT	G		3/30/12		1220		6				6						3	3		475
4	KEP-GW-026-017	WT	G		3/30/12		1300		6				6						3	3		476
5	KEP-GW-005-019	WT	G		3/30/12		1500		6				6						3	3		477
6	KEP-GW-BD-005	WT	G		3/30/12		1200		6				6						3	3		478
7	KEP-GW-010B-017	WT	G		3/30/12		1630		6				6						3	3		479
8																						
9																						
10																						
11																						
12																						

ADDITIONAL COMMENTS	RELINQUISHED BY / AFFILIATION	DATE	TIME	ACCEPTED BY / AFFILIATION	DATE	TIME	SAMPLE CONDITIONS
	ETHAN ALLEN / EMS	3-30-12	1700				
	[signature]			[signature]	3/31/12	0830	2.0 4 Y Y

SAMPLER NAME AND SIGNATURE

PRINT Name of SAMPLER: ETHAN ALLEN

SIGNATURE of SAMPLER: [signature] DATE Signed (MM/DD/YY): 03/30/12

Temp in °C | Received on Ice (Y/N) | Custody Sealed Cooler (Y/N) | Samples Intact (Y/N)

*Important Note: By signing this form you are accepting Pace's NET 30 day payment terms and agreeing to late charges of 1.5% per month for any invoices not paid within 30 days.

F-ALL-Q-020rev.06, 2-Feb-2007

1 20136861 20-ENV MGT--I

Pace Analytical

1000 Riverbend. Blvd., Suite F
St. Rose, LA 70087

Sample Condi

Courier: ☐ Pace Courier ☐ Hackbarth ☑ Fed X ☐ UPS ☐ DHL ☐ USPS ☐ Customer ☐ Other

Custody Seal on Cooler/Box Present: [see COC] **Custody Seals Intact:** ☑Yes ☐No

Therometer Used: ☑ Therm Fisher IR 1 ☐ Therm Fisher IR 2 ☐ Therm Fisher IR 4

Type of Ice: ☑Wet Blue None Samples on ice: [see COC]

Cooler Temperature: [see COC] Temp should be above freezing to 6°C

Date and initials of person examining contents: IN 3/30/12

Temp must be measured from Temperature blank when present

				Comments:
Temperature Blank Present"?	☑Yes	☐No	☐N/A	1
Chain of Custody Present:	☑Yes	☐No	☐N/A	2
Chain of Custody Complete:	☑Yes	☐No	☐N/A	3
Chain of Custody Relinquished:	☑Yes	☐No	☐N/A	4
Sampler Name & Signature on COC:	☑Yes	☐No	☐N/A	5
Samples Arrived within Hold Time:	☑Yes	☐No	☐N/A	6
Sufficient Volume:	☑Yes	☐No	☐N/A	7
Correct Containers Used:	☑Yes	☐No	☐N/A	8
Filtered vol. Rec. for Diss. tests	☐Yes	☑No	☐N/A	9
Sample Labels match COC:	☑Yes	☐No	☐N/A	10
All containers received within manafacture's precautionary and/or expiration dates.	☑Yes	☐No	☐N/A	11
All containers needing preservation have been checked (except VOA, coliform, & O&G).	☑Yes	☐No	☐N/A	12
All containers preservation checked found to be in compliance with EPA recommendation.	☑Yes	☐No	☐N/A	13 If No, was preserative added? ☐Yes ☐No If added record lot no.: HNO3 _____ H2SO4 _____
Samples checked for dechlorination:	☐Yes	☑No	☐N/A	14
Headspace in VOA Vials (>6mm):	☐Yes	☑No	☐N/A	14
Trip Blank Present:	☑Yes	☐No	☐N/A	16
Trip Blank Custody Seals Present	☑Yes	☐No	☐N/A	17
Pace Trip Blank Lot # (if purchased): N/A				18

Client Notification/ Resolution:

Person Contacted: _____ Date/Time: _____

Comments/ Resolution: _____

ALLC003rev.06, 28Jul2010 - mod

Pace Analytical

1000 Riverbend. Blvd., Suite F
St. Rose, LA 70087

Sample Condition Upon Receipt

Project #: 20 20136861

Courier: ☐ Pace Courier ☐ Hackbarth ☑ Fed X ☐ UPS ☐ DHL ☐ USPS ☐ Customer ☐ Other

Custody Seal on Cooler/Box Present: [see COC]

Custody Seals intact: ☐Yes ☐No

Therometer Used: ☑ Therm Fisher IR 1 ☐ Therm Fisher IR 2 ☐ Therm Fisher IR 4

Type of Ice: Wet Blue None

Samples on ice: [see COC]

Cooler Temperature: [see COC]

Temp should be above freezing to 6°C

Date and Initials of person examining contents: 3/31/12

Temp must be measured from Temperature blank when present

					Comments:
Temperature Blank Present"?	☑Yes	☐No	☐N/A	1	
Chain of Custody Present:	☑Yes	☐No	☐N/A	2	
Chain of Custody Complete:	☑Yes	☐No	☐N/A	3	
Chain of Custody Relinquished:	☑Yes	☐No	☐N/A	4	
Sampler Name & Signature on COC:	☑Yes	☐No	☐N/A	5	
Samples Arrived within Hold Time:	☑Yes	☐No	☐N/A	6	
Sufficient Volume:	☑Yes	☐No	☐N/A	7	10 VOA vials / 5x
Correct Containers Used:	☑Yes	☐No	☐N/A	8	
Filtered vol. Rec. for Diss. tests	☐Yes	☐No	☑N/A	9	
Sample Labels match COC:	☑Yes	☐No	☐N/A	10	
All containers received within manufacture's precautionary and/or expiration dates.	☑Yes	☐No	☐N/A	11	
All containers needing preservation have been checked (except VOA, coliform, & O&G).	☐Yes	☐No	☑N/A	12	
All containers preservation checked found to be in compliance with EPA recommendation.	☑Yes	☐No	☐N/A	13	If No, was preserative added? ☐Yes ☐No If added record lot no.: HNO3 _____ H2SO4 _____
Samples checked for dechlorination:	☐Yes	☐No	☑N/A	14	
Headspace in VOA Vials (>6mm):	☐Yes	☑No	☐N/A	14	
Trip Blank Present:	☑Yes	☐No	☐N/A	16	
Trip Blank Custody Seals Present	☑Yes	☐No	☐N/A	17	
Pace Trip Blank Lot # (if purchased): N/A				18	

Client Notification/ Resolution:

Person Contacted: _____ Date/Time: _____

Comments/ Resolution: _____

ALLC003rev.06, 28Jul2010 - mod

Pace Analytical Services, In
1000 Riverbend Blvd. Suite I
St. Rose, LA 7008
(504) 469-033

Subcontract Data/Reports

Pace Analytical Services, Inc.
1700 Elm Street - Suite 200
Minneapolis, MN 55414
(612)607-1700

April 13, 2012

Client Services
Pace Analytical New Orleans
1000 Riverbend Blvd
Suite F
St. Rose, LA 70087

RE: Project: 20136861 Environmental Mgt. Sv
Pace Project No.: 10187688

Dear Client Services:
Enclosed are the analytical results for sample(s) received by the laboratory on April 03, 2012. The results relate only to the samples included in this report. Results reported herein conform to the most current TNI standards and the laboratory's Quality Assurance Manual, where applicable, unless otherwise noted in the body of the report.

If you have any questions concerning this report, please feel free to contact me.

Sincerely,

Diane J. Anderson for
Kyle Richardson
kyle.richardson@pacelabs.com
Project Manager

Enclosures

cc: Karen Brown, Pace Analytical New Orleans

This report shall not be reproduced, except in full,
without the written consent of Pace Analytical Services, Inc..

Pace Analytical Services, Inc.
1700 Elm Street - Suite 200
Minneapolis, MN 55414
(612)607-1700

CERTIFICATIONS

Project: 20136861 Environmental Mgt. Sv
Pace Project No.: 10187688

Minnesota Certification IDs

1700 Elm Street SE Suite 200, Minneapolis, MN 55414
A2LA Certification #: 2926.01
Alaska Certification #: UST-078
Alaska Certification #MN00064
Arizona Certification #: AZ-0014
Arkansas Certification #: 88-0680
California Certification #: 01155CA
EPA Region 8 Certification #: Pace
Florida/NELAP Certification #: E87605
Georgia Certification #: 959
Idaho Certification #: MN00064
Illinois Certification #: 200011
Iowa Certification #: 368
Kansas Certification #: E-10167
Louisiana Certification #: 03086
Louisiana Certification #: LA080009
Maine Certification #: 2007029
Maryland Certification #: 322
Michigan DEQ Certification #: 9909
Minnesota Certification #: 027-053-137
Mississippi Certification #: Pace
Montana Certification #: MT CERT0092
Nevada Certification #: MN_00064
Nebraska Certification #: Pace
New Jersey Certification #: MN-002
New Mexico Certification #: Pace
New York Certification #: 11647
North Carolina Certification #: 530
North Dakota Certification #: R-036
North Dakota Certification #: R-036A
Ohio VAP Certification #: CL101
Oklahoma Certification #: D9921
Oklahoma Certification #: 9507
Oregon Certification #: MN200001
Pennsylvania Certification #: 68-00563
Puerto Rico Certification
Tennessee Certification #: 02818
Texas Certification #: T104704192
Washington Certification #: C754
Wisconsin Certification #: 999407970

This report shall not be reproduced, except in full,
without the written consent of Pace Analytical Services, Inc..

Pace Analytical Services, Inc.
1700 Elm Street - Suite 200
Minneapolis, MN 55414
(612)607-1700

SAMPLE SUMMARY

Project: 20136861 Environmental Mgt. Sv
Pace Project No.: 10187688

Lab ID	Sample ID	Matrix	Date Collected	Date Received
20974204	**KEP-GW-023A-017**	Water	03/27/12 15:25	04/03/12 10:01
20974209	**KEP-GW-023B-017**	Water	03/27/12 16:40	04/03/12 10:01
20974213	**KEP-GW-022-017**	Water	03/27/12 17:15	04/03/12 10:01
20974214	**KEP-GW-BD-001**	Water	03/28/12 08:00	04/03/12 10:01
20974215	**KEP-GW-029-008**	Water	03/28/12 10:15	04/03/12 10:01
20974216	**KEP-GW-019-017**	Water	03/28/12 11:30	04/03/12 10:01
20974217	**KEP-GW-007-022**	Water	03/28/12 14:40	04/03/12 10:01
20974218	**KEP-GW-006-022**	Water	03/28/12 16:30	04/03/12 10:01
20974219	**KEP-GW-002-022**	Water	03/28/12 17:00	04/03/12 10:01
20974220	**KEP-GW-003-022**	Water	03/28/12 17:10	04/03/12 10:01
20974221	**KEP-GW-030-002**	Water	03/29/12 11:40	04/03/12 10:01
20974222	**KEP-GW-034-002**	Water	03/29/12 10:00	04/03/12 10:01
20974223	**KEP-GW-028-008**	Water	03/29/12 13:00	04/03/12 10:01
20974224	**KEP-GW-BD-002**	Water	03/29/12 08:00	04/03/12 10:01
20974225	**KEP-GW-0208-017**	Water	03/29/12 12:20	04/03/12 10:01
20974226	**KEP-GW-033-002**	Water	03/29/12 09:40	04/03/12 10:01
20974227	**TB2**	Water	03/27/12 15:25	04/03/12 10:01
20974453	**KEP-GW-020A-017**	Water	03/29/12 14:20	04/03/12 10:01
20974454	**KEP-GW-021B-017**	Water	03/29/12 16:25	04/03/12 10:01
20974455	**KEP-GW-021A-017**	Water	03/29/12 17:10	04/03/12 10:01
20974456	**KEP-GW-031-002**	Water	03/29/12 17:45	04/03/12 10:01
20974457	**KEP-GW-BD-003**	Water	03/29/12 12:00	04/03/12 10:01
20974458	**KEP-GW-004-022**	Water	03/29/12 16:30	04/03/12 10:01
20974459	**TBV-3**	Water	03/29/12 12:00	04/03/12 10:01
20974464	**KEP-GW-013-020**	Water	03/29/12 15:15	04/03/12 10:01
20974469	**KEP-GW-010C-017**	Water	03/29/12 15:30	04/03/12 10:01
20974470	**KEP-GW-010A-017**	Water	03/29/12 17:30	04/03/12 10:01
20974471	**KEP-GW-009-020**	Water	03/29/12 16:00	04/03/12 10:01
20974472	**KEP-GW-032-002**	Water	03/29/12 14:00	04/03/12 10:01
20974473	**KEP-GW-BD-004**	Water	03/30/12 08:00	04/03/12 10:01
20974474	**KEP-GW-025-017**	Water	03/30/12 12:45	04/03/12 10:01
20974475	**KEP-GW-027-017**	Water	03/30/12 12:20	04/03/12 10:01
20974476	**KEP-GW-026-017**	Water	03/30/12 13:00	04/03/12 10:01
20974477	**KEP-GW-005-019**	Water	03/30/12 15:00	04/03/12 10:01
20974478	**KEP-GW-BD-005**	Water	03/30/12 12:00	04/03/12 10:01
20974479	**KEP-GW-010B-017**	Water	03/30/12 16:30	04/03/12 10:01

This report shall not be reproduced, except in full,
without the written consent of Pace Analytical Services, Inc..

Pace Analytical Services, Inc.
1700 Elm Street - Suite 200
Minneapolis, MN 55414
(612)607-1700

SAMPLE ANALYTE COUNT

Project: 20136861 Environmental Mgt. Sv
Pace Project No.: 10187688

Lab ID	Sample ID	Method	Analysts	Analytes Reported
20974204	KEP-GW-023A-017	EPA 8260B Mod.	ECB	3
20974209	KEP-GW-023B-017	EPA 8260B Mod.	ECB	3
20974213	KEP-GW-022-017	EPA 8260B Mod.	ECB	3
20974214	KEP-GW-BD-001	EPA 8260B Mod.	ECB	3
20974215	KEP-GW-029-008	EPA 8260B Mod.	ECB	3
20974216	KEP-GW-019-017	EPA 8260B Mod.	ECB	3
20974217	KEP-GW-007-022	EPA 8260B Mod.	ECB	3
20974218	KEP-GW-006-022	EPA 8260B Mod.	ECB	3
20974219	KEP-GW-002-022	EPA 8260B Mod.	ECB	3
20974220	KEP-GW-003-022	EPA 8260B Mod.	ECB	3
20974221	KEP-GW-030-002	EPA 8260B Mod.	ECB	3
20974222	KEP-GW-034-002	EPA 8260B Mod.	ECB	3
20974223	KEP-GW-028-008	EPA 8260B Mod.	ECB	3
20974224	KEP-GW-BD-002	EPA 8260B Mod.	ECB	3
20974225	KEP-GW-0208-017	EPA 8260B Mod.	ECB	3
20974226	KEP-GW-033-002	EPA 8260B Mod.	ECB	3
20974227	TB2	EPA 8260B Mod.	ECB	3
20974453	KEP-GW-020A-017	EPA 8260B Mod.	ECB	3
20974454	KEP-GW-021B-017	EPA 8260B Mod.	ECB	3
20974455	KEP-GW-021A-017	EPA 8260B Mod.	ECB	3
20974456	KEP-GW-031-002	EPA 8260B Mod.	ECB	3
20974457	KEP-GW-BD-003	EPA 8260B Mod.	ECB	3
20974458	KEP-GW-004-022	EPA 8260B Mod.	ECB	3
20974459	TBV-3	EPA 8260B Mod.	ECB	3
20974464	KEP-GW-013-020	EPA 8260B Mod.	ECB	3
20974469	KEP-GW-010C-017	EPA 8260B Mod.	ECB	3
20974470	KEP-GW-010A-017	EPA 8260B Mod.	ECB	3
20974471	KEP-GW-009-020	EPA 8260B Mod.	ECB	3
20974472	KEP-GW-032-002	EPA 8260B Mod.	ECB	3
20974473	KEP-GW-BD-004	EPA 8260B Mod.	ECB	3
20974474	KEP-GW-025-017	EPA 8260B Mod.	ECB	3
20974475	KEP-GW-027-017	EPA 8260B Mod.	ECB	3
20974476	KEP-GW-026-017	EPA 8260B Mod.	ECB	3
20974477	KEP-GW-005-019	EPA 8260B Mod.	ECB	3
20974478	KEP-GW-BD-005	EPA 8260B Mod.	ECB	3
20974479	KEP-GW-010B-017	EPA 8260B Mod.	ECB	3

This report shall not be reproduced, except in full,
without the written consent of Pace Analytical Services, Inc..

Pace Analytical Services, Inc.
1700 Elm Street - Suite 200
Minneapolis, MN 55414
(612)607-1700

ANALYTICAL RESULTS

Project: 20136861 Environmental Mgt. Sv
Pace Project No.: 10187688

Sample: KEP-GW-023A-017 **Lab ID: 20974204** Collected: 03/27/12 15:25 Received: 04/03/12 10:01 Matrix: Water

Parameters	Results	Units	Report Limit	MDL	DF	Prepared	Analyzed	CAS No.	Qual
8260 MSV SIM	Analytical Method: EPA 8260B Mod.								
1,4-Dioxane (SIM)	**1.1J**	ug/L	3.0	0.55	1		04/09/12 19:41	123-91-1	
Surrogates									
1,2-Dichloroethane-d4 (S)	99	%	75-125		1		04/09/12 19:41	17060-07-0	
Toluene-d8 (S)	96	%	75-125		1		04/09/12 19:41	2037-26-5	

Sample: KEP-GW-023B-017 **Lab ID: 20974209** Collected: 03/27/12 16:40 Received: 04/03/12 10:01 Matrix: Water

Parameters	Results	Units	Report Limit	MDL	DF	Prepared	Analyzed	CAS No.	Qual
8260 MSV SIM	Analytical Method: EPA 8260B Mod.								
1,4-Dioxane (SIM)	**4.2**	ug/L	3.0	0.55	1		04/09/12 20:00	123-91-1	
Surrogates									
1,2-Dichloroethane-d4 (S)	104	%	75-125		1		04/09/12 20:00	17060-07-0	
Toluene-d8 (S)	95	%	75-125		1		04/09/12 20:00	2037-26-5	

Sample: KEP-GW-022-017 **Lab ID: 20974213** Collected: 03/27/12 17:15 Received: 04/03/12 10:01 Matrix: Water

Parameters	Results	Units	Report Limit	MDL	DF	Prepared	Analyzed	CAS No.	Qual
8260 MSV SIM	Analytical Method: EPA 8260B Mod.								
1,4-Dioxane (SIM)	**1.2J**	ug/L	3.0	0.55	1		04/09/12 20:37	123-91-1	
Surrogates									
1,2-Dichloroethane-d4 (S)	107	%	75-125		1		04/09/12 20:37	17060-07-0	
Toluene-d8 (S)	96	%	75-125		1		04/09/12 20:37	2037-26-5	

Sample: KEP-GW-BD-001 **Lab ID: 20974214** Collected: 03/28/12 08:00 Received: 04/03/12 10:01 Matrix: Water

Parameters	Results	Units	Report Limit	MDL	DF	Prepared	Analyzed	CAS No.	Qual
8260 MSV SIM	Analytical Method: EPA 8260B Mod.								
1,4-Dioxane (SIM)	**15.9**	ug/L	3.0	0.55	1		04/09/12 20:56	123-91-1	
Surrogates									
1,2-Dichloroethane-d4 (S)	107	%	75-125		1		04/09/12 20:56	17060-07-0	
Toluene-d8 (S)	95	%	75-125		1		04/09/12 20:56	2037-26-5	

This report shall not be reproduced, except in full,
without the written consent of Pace Analytical Services, Inc..

Pace Analytical Services, Inc.
1700 Elm Street - Suite 200
Minneapolis, MN 55414
(612)607-1700

ANALYTICAL RESULTS

Project: 20136861 Environmental Mgt. Sv
Pace Project No.: 10187688

Sample: KEP-GW-029-008 **Lab ID: 20974215** Collected: 03/28/12 10:15 Received: 04/03/12 10:01 Matrix: Water

Parameters	Results	Units	Report Limit	MDL	DF	Prepared	Analyzed	CAS No.	Qual
8260 MSV SIM	Analytical Method: EPA 8260B Mod.								
1,4-Dioxane (SIM)	**2.1J**	ug/L	3.0	0.55	1		04/09/12 21:15	123-91-1	
Surrogates									
1,2-Dichloroethane-d4 (S)	106	%	75-125		1		04/09/12 21:15	17060-07-0	
Toluene-d8 (S)	96	%	75-125		1		04/09/12 21:15	2037-26-5	

Sample: KEP-GW-019-017 **Lab ID: 20974216** Collected: 03/28/12 11:30 Received: 04/03/12 10:01 Matrix: Water

Parameters	Results	Units	Report Limit	MDL	DF	Prepared	Analyzed	CAS No.	Qual
8260 MSV SIM	Analytical Method: EPA 8260B Mod.								
1,4-Dioxane (SIM)	**1.4J**	ug/L	3.0	0.55	1		04/09/12 21:34	123-91-1	
Surrogates									
1,2-Dichloroethane-d4 (S)	107	%	75-125		1		04/09/12 21:34	17060-07-0	
Toluene-d8 (S)	96	%	75-125		1		04/09/12 21:34	2037-26-5	

Sample: KEP-GW-007-022 **Lab ID: 20974217** Collected: 03/28/12 14:40 Received: 04/03/12 10:01 Matrix: Water

Parameters	Results	Units	Report Limit	MDL	DF	Prepared	Analyzed	CAS No.	Qual
8260 MSV SIM	Analytical Method: EPA 8260B Mod.								
1,4-Dioxane (SIM)	**1.4J**	ug/L	3.0	0.55	1		04/09/12 21:53	123-91-1	
Surrogates									
1,2-Dichloroethane-d4 (S)	107	%	75-125		1		04/09/12 21:53	17060-07-0	
Toluene-d8 (S)	95	%	75-125		1		04/09/12 21:53	2037-26-5	

Sample: KEP-GW-006-022 **Lab ID: 20974218** Collected: 03/28/12 16:30 Received: 04/03/12 10:01 Matrix: Water

Parameters	Results	Units	Report Limit	MDL	DF	Prepared	Analyzed	CAS No.	Qual
8260 MSV SIM	Analytical Method: EPA 8260B Mod.								
1,4-Dioxane (SIM)	**0.78J**	ug/L	3.0	0.55	1		04/09/12 22:12	123-91-1	
Surrogates									
1,2-Dichloroethane-d4 (S)	107	%	75-125		1		04/09/12 22:12	17060-07-0	
Toluene-d8 (S)	95	%	75-125		1		04/09/12 22:12	2037-26-5	

This report shall not be reproduced, except in full,
without the written consent of Pace Analytical Services, Inc..

Pace Analytical Services, Inc.
1700 Elm Street - Suite 200
Minneapolis, MN 55414
(612)607-1700

ANALYTICAL RESULTS

Project: 20136861 Environmental Mgt. Sv
Pace Project No.: 10187688

Sample: KEP-GW-002-022 **Lab ID: 20974219** Collected: 03/28/12 17:00 Received: 04/03/12 10:01 Matrix: Water

Parameters	Results	Units	Report Limit	MDL	DF	Prepared	Analyzed	CAS No.	Qual
8260 MSV SIM	Analytical Method: EPA 8260B Mod.								
1,4-Dioxane (SIM)	**14.7**	ug/L	3.0	0.55	1		04/09/12 22:31	123-91-1	
Surrogates									
1,2-Dichloroethane-d4 (S)	107	%	75-125		1		04/09/12 22:31	17060-07-0	
Toluene-d8 (S)	95	%	75-125		1		04/09/12 22:31	2037-26-5	

Sample: KEP-GW-003-022 **Lab ID: 20974220** Collected: 03/28/12 17:10 Received: 04/03/12 10:01 Matrix: Water

Parameters	Results	Units	Report Limit	MDL	DF	Prepared	Analyzed	CAS No.	Qual
8260 MSV SIM	Analytical Method: EPA 8260B Mod.								
1,4-Dioxane (SIM)	**2.3J**	ug/L	3.0	0.55	1		04/10/12 13:26	123-91-1	
Surrogates									
1,2-Dichloroethane-d4 (S)	101	%	75-125		1		04/10/12 13:26	17060-07-0	
Toluene-d8 (S)	95	%	75-125		1		04/10/12 13:26	2037-26-5	

Sample: KEP-GW-030-002 **Lab ID: 20974221** Collected: 03/29/12 11:40 Received: 04/03/12 10:01 Matrix: Water

Parameters	Results	Units	Report Limit	MDL	DF	Prepared	Analyzed	CAS No.	Qual
8260 MSV SIM	Analytical Method: EPA 8260B Mod.								
1,4-Dioxane (SIM)	**9.1**	ug/L	3.0	0.55	1		04/09/12 23:09	123-91-1	
Surrogates									
1,2-Dichloroethane-d4 (S)	107	%	75-125		1		04/09/12 23:09	17060-07-0	
Toluene-d8 (S)	96	%	75-125		1		04/09/12 23:09	2037-26-5	

Sample: KEP-GW-034-002 **Lab ID: 20974222** Collected: 03/29/12 10:00 Received: 04/03/12 10:01 Matrix: Water

Parameters	Results	Units	Report Limit	MDL	DF	Prepared	Analyzed	CAS No.	Qual
8260 MSV SIM	Analytical Method: EPA 8260B Mod.								
1,4-Dioxane (SIM)	**14.4**	ug/L	3.0	0.55	1		04/10/12 13:45	123-91-1	
Surrogates									
1,2-Dichloroethane-d4 (S)	98	%	75-125		1		04/10/12 13:45	17060-07-0	
Toluene-d8 (S)	95	%	75-125		1		04/10/12 13:45	2037-26-5	

This report shall not be reproduced, except in full,
without the written consent of Pace Analytical Services, Inc..

Pace Analytical Services, Inc.
1700 Elm Street - Suite 200
Minneapolis, MN 55414
(612)607-1700

ANALYTICAL RESULTS

Project: 20136861 Environmental Mgt. Sv
Pace Project No.: 10187688

Sample: KEP-GW-028-008 **Lab ID: 20974223** Collected: 03/29/12 13:00 Received: 04/03/12 10:01 Matrix: Water

Parameters	Results	Units	Report Limit	MDL	DF	Prepared	Analyzed	CAS No.	Qual
8260 MSV SIM	Analytical Method: EPA 8260B Mod.								
1,4-Dioxane (SIM)	**1.1J**	ug/L	3.0	0.55	1		04/09/12 23:47	123-91-1	
Surrogates									
1,2-Dichloroethane-d4 (S)	108	%	75-125		1		04/09/12 23:47	17060-07-0	
Toluene-d8 (S)	95	%	75-125		1		04/09/12 23:47	2037-26-5	

Sample: KEP-GW-BD-002 **Lab ID: 20974224** Collected: 03/29/12 08:00 Received: 04/03/12 10:01 Matrix: Water

Parameters	Results	Units	Report Limit	MDL	DF	Prepared	Analyzed	CAS No.	Qual
8260 MSV SIM	Analytical Method: EPA 8260B Mod.								
1,4-Dioxane (SIM)	**1.1J**	ug/L	3.0	0.55	1		04/10/12 02:37	123-91-1	B
Surrogates									
1,2-Dichloroethane-d4 (S)	106	%	75-125		1		04/10/12 02:37	17060-07-0	
Toluene-d8 (S)	95	%	75-125		1		04/10/12 02:37	2037-26-5	

Sample: KEP-GW-0208-017 **Lab ID: 20974225** Collected: 03/29/12 12:20 Received: 04/03/12 10:01 Matrix: Water

Parameters	Results	Units	Report Limit	MDL	DF	Prepared	Analyzed	CAS No.	Qual
8260 MSV SIM	Analytical Method: EPA 8260B Mod.								
1,4-Dioxane (SIM)	**2.8J**	ug/L	3.0	0.55	1		04/10/12 02:56	123-91-1	B
Surrogates									
1,2-Dichloroethane-d4 (S)	107	%	75-125		1		04/10/12 02:56	17060-07-0	
Toluene-d8 (S)	95	%	75-125		1		04/10/12 02:56	2037-26-5	

Sample: KEP-GW-033-002 **Lab ID: 20974226** Collected: 03/29/12 09:40 Received: 04/03/12 10:01 Matrix: Water

Parameters	Results	Units	Report Limit	MDL	DF	Prepared	Analyzed	CAS No.	Qual
8260 MSV SIM	Analytical Method: EPA 8260B Mod.								
1,4-Dioxane (SIM)	**1.7J**	ug/L	3.0	0.55	1		04/10/12 03:33	123-91-1	B
Surrogates									
1,2-Dichloroethane-d4 (S)	106	%	75-125		1		04/10/12 03:33	17060-07-0	
Toluene-d8 (S)	95	%	75-125		1		04/10/12 03:33	2037-26-5	

This report shall not be reproduced, except in full,
without the written consent of Pace Analytical Services, Inc..

Pace Analytical Services, Inc.
1700 Elm Street - Suite 200
Minneapolis, MN 55414
(612)607-1700

ANALYTICAL RESULTS

Project: 20136861 Environmental Mgt. Sv
Pace Project No.: 10187688

Sample: TB2 **Lab ID: 20974227** Collected: 03/27/12 15:25 Received: 04/03/12 10:01 Matrix: Water

Parameters	Results	Units	Report Limit	MDL	DF	Prepared	Analyzed	CAS No.	Qual
8260 MSV SIM	Analytical Method: EPA 8260B Mod.								
1,4-Dioxane (SIM)	**0.86J**	ug/L	3.0	0.55	1		04/09/12 19:22	123-91-1	
Surrogates									
1,2-Dichloroethane-d4 (S)	101	%	75-125		1		04/09/12 19:22	17060-07-0	
Toluene-d8 (S)	96	%	75-125		1		04/09/12 19:22	2037-26-5	

Sample: KEP-GW-020A-017 **Lab ID: 20974453** Collected: 03/29/12 14:20 Received: 04/03/12 10:01 Matrix: Water

Parameters	Results	Units	Report Limit	MDL	DF	Prepared	Analyzed	CAS No.	Qual
8260 MSV SIM	Analytical Method: EPA 8260B Mod.								
1,4-Dioxane (SIM)	ND	ug/L	3.0	0.55	1		04/10/12 03:52	123-91-1	B
Surrogates									
1,2-Dichloroethane-d4 (S)	107	%	75-125		1		04/10/12 03:52	17060-07-0	
Toluene-d8 (S)	95	%	75-125		1		04/10/12 03:52	2037-26-5	

Sample: KEP-GW-021B-017 **Lab ID: 20974454** Collected: 03/29/12 16:25 Received: 04/03/12 10:01 Matrix: Water

Parameters	Results	Units	Report Limit	MDL	DF	Prepared	Analyzed	CAS No.	Qual
8260 MSV SIM	Analytical Method: EPA 8260B Mod.								
1,4-Dioxane (SIM)	**3.4**	ug/L	3.0	0.55	1		04/10/12 04:11	123-91-1	B
Surrogates									
1,2-Dichloroethane-d4 (S)	108	%	75-125		1		04/10/12 04:11	17060-07-0	
Toluene-d8 (S)	95	%	75-125		1		04/10/12 04:11	2037-26-5	

Sample: KEP-GW-021A-017 **Lab ID: 20974455** Collected: 03/29/12 17:10 Received: 04/03/12 10:01 Matrix: Water

Parameters	Results	Units	Report Limit	MDL	DF	Prepared	Analyzed	CAS No.	Qual
8260 MSV SIM	Analytical Method: EPA 8260B Mod.								
1,4-Dioxane (SIM)	ND	ug/L	3.0	0.55	1		04/10/12 04:30	123-91-1	B
Surrogates									
1,2-Dichloroethane-d4 (S)	107	%	75-125		1		04/10/12 04:30	17060-07-0	
Toluene-d8 (S)	95	%	75-125		1		04/10/12 04:30	2037-26-5	

This report shall not be reproduced, except in full,
without the written consent of Pace Analytical Services, Inc..

Pace Analytical Services, Inc.
1700 Elm Street - Suite 200
Minneapolis, MN 55414
(612)607-1700

ANALYTICAL RESULTS

Project: 20136861 Environmental Mgt. Sv
Pace Project No.: 10187688

Sample: KEP-GW-031-002 **Lab ID: 20974456** Collected: 03/29/12 17:45 Received: 04/03/12 10:01 Matrix: Water

Parameters	Results	Units	Report Limit	MDL	DF	Prepared	Analyzed	CAS No.	Qual
8260 MSV SIM	Analytical Method: EPA 8260B Mod.								
1,4-Dioxane (SIM)	ND	ug/L	3.0	0.55	1		04/10/12 04:49	123-91-1	B
Surrogates									
1,2-Dichloroethane-d4 (S)	107	%	75-125		1		04/10/12 04:49	17060-07-0	
Toluene-d8 (S)	95	%	75-125		1		04/10/12 04:49	2037-26-5	

Sample: KEP-GW-BD-003 **Lab ID: 20974457** Collected: 03/29/12 12:00 Received: 04/03/12 10:01 Matrix: Water

Parameters	Results	Units	Report Limit	MDL	DF	Prepared	Analyzed	CAS No.	Qual
8260 MSV SIM	Analytical Method: EPA 8260B Mod.								
1,4-Dioxane (SIM)	**48.6**	ug/L	3.0	0.55	1		04/10/12 05:08	123-91-1	P8
Surrogates									
1,2-Dichloroethane-d4 (S)	107	%	75-125		1		04/10/12 05:08	17060-07-0	
Toluene-d8 (S)	95	%	75-125		1		04/10/12 05:08	2037-26-5	

Sample: KEP-GW-004-022 **Lab ID: 20974458** Collected: 03/29/12 16:30 Received: 04/03/12 10:01 Matrix: Water

Parameters	Results	Units	Report Limit	MDL	DF	Prepared	Analyzed	CAS No.	Qual
8260 MSV SIM	Analytical Method: EPA 8260B Mod.								
1,4-Dioxane (SIM)	**46.0**	ug/L	3.0	0.55	1		04/10/12 05:27	123-91-1	P8
Surrogates									
1,2-Dichloroethane-d4 (S)	107	%	75-125		1		04/10/12 05:27	17060-07-0	
Toluene-d8 (S)	95	%	75-125		1		04/10/12 05:27	2037-26-5	

Sample: TBV-3 **Lab ID: 20974459** Collected: 03/29/12 12:00 Received: 04/03/12 10:01 Matrix: Water

Parameters	Results	Units	Report Limit	MDL	DF	Prepared	Analyzed	CAS No.	Qual
8260 MSV SIM	Analytical Method: EPA 8260B Mod.								
1,4-Dioxane (SIM)	ND	ug/L	3.0	0.55	1		04/10/12 02:18	123-91-1	
Surrogates									
1,2-Dichloroethane-d4 (S)	105	%	75-125		1		04/10/12 02:18	17060-07-0	
Toluene-d8 (S)	95	%	75-125		1		04/10/12 02:18	2037-26-5	

This report shall not be reproduced, except in full,
without the written consent of Pace Analytical Services, Inc..

Pace Analytical Services, Inc.
1700 Elm Street - Suite 200
Minneapolis, MN 55414
(612)607-1700

ANALYTICAL RESULTS

Project: 20136861 Environmental Mgt. Sv
Pace Project No.: 10187688

Sample: KEP-GW-013-020 **Lab ID: 20974464** Collected: 03/29/12 15:15 Received: 04/03/12 10:01 Matrix: Water

Parameters	Results	Units	Report Limit	MDL	DF	Prepared	Analyzed	CAS No.	Qual
8260 MSV SIM	Analytical Method: EPA 8260B Mod.								
1,4-Dioxane (SIM)	**35.9**	ug/L	3.0	0.55	1		04/10/12 05:46	123-91-1	P8
Surrogates									
1,2-Dichloroethane-d4 (S)	100	%	75-125		1		04/10/12 05:46	17060-07-0	
Toluene-d8 (S)	95	%	75-125		1		04/10/12 05:46	2037-26-5	

Sample: KEP-GW-010C-017 **Lab ID: 20974469** Collected: 03/29/12 15:30 Received: 04/03/12 10:01 Matrix: Water

Parameters	Results	Units	Report Limit	MDL	DF	Prepared	Analyzed	CAS No.	Qual
8260 MSV SIM	Analytical Method: EPA 8260B Mod.								
1,4-Dioxane (SIM)	**42.8**	ug/L	3.0	0.55	1		04/10/12 06:05	123-91-1	P8
Surrogates									
1,2-Dichloroethane-d4 (S)	100	%	75-125		1		04/10/12 06:05	17060-07-0	
Toluene-d8 (S)	95	%	75-125		1		04/10/12 06:05	2037-26-5	

Sample: KEP-GW-010A-017 **Lab ID: 20974470** Collected: 03/29/12 17:30 Received: 04/03/12 10:01 Matrix: Water

Parameters	Results	Units	Report Limit	MDL	DF	Prepared	Analyzed	CAS No.	Qual
8260 MSV SIM	Analytical Method: EPA 8260B Mod.								
1,4-Dioxane (SIM)	**33.8**	ug/L	3.0	0.55	1		04/10/12 06:24	123-91-1	P8
Surrogates									
1,2-Dichloroethane-d4 (S)	100	%	75-125		1		04/10/12 06:24	17060-07-0	
Toluene-d8 (S)	96	%	75-125		1		04/10/12 06:24	2037-26-5	

Sample: KEP-GW-009-020 **Lab ID: 20974471** Collected: 03/29/12 16:00 Received: 04/03/12 10:01 Matrix: Water

Parameters	Results	Units	Report Limit	MDL	DF	Prepared	Analyzed	CAS No.	Qual
8260 MSV SIM	Analytical Method: EPA 8260B Mod.								
1,4-Dioxane (SIM)	**23.1**	ug/L	3.0	0.55	1		04/10/12 06:43	123-91-1	P8
Surrogates									
1,2-Dichloroethane-d4 (S)	98	%	75-125		1		04/10/12 06:43	17060-07-0	
Toluene-d8 (S)	96	%	75-125		1		04/10/12 06:43	2037-26-5	

This report shall not be reproduced, except in full,
without the written consent of Pace Analytical Services, Inc..

Pace Analytical Services, Inc.
1700 Elm Street - Suite 200
Minneapolis, MN 55414
(612)607-1700

ANALYTICAL RESULTS

Project: 20136861 Environmental Mgt. Sv
Pace Project No.: 10187688

Sample: KEP-GW-032-002 **Lab ID: 20974472** Collected: 03/29/12 14:00 Received: 04/03/12 10:01 Matrix: Water

Parameters	Results	Units	Report Limit	MDL	DF	Prepared	Analyzed	CAS No.	Qual
8260 MSV SIM	Analytical Method: EPA 8260B Mod.								
1,4-Dioxane (SIM)	**15.5**	ug/L	3.0	0.55	1		04/10/12 07:01	123-91-1	P8
Surrogates									
1,2-Dichloroethane-d4 (S)	97	%	75-125		1		04/10/12 07:01	17060-07-0	
Toluene-d8 (S)	96	%	75-125		1		04/10/12 07:01	2037-26-5	

Sample: KEP-GW-BD-004 **Lab ID: 20974473** Collected: 03/30/12 08:00 Received: 04/03/12 10:01 Matrix: Water

Parameters	Results	Units	Report Limit	MDL	DF	Prepared	Analyzed	CAS No.	Qual
8260 MSV SIM	Analytical Method: EPA 8260B Mod.								
1,4-Dioxane (SIM)	**16.6**	ug/L	3.0	0.55	1		04/10/12 07:20	123-91-1	P8
Surrogates									
1,2-Dichloroethane-d4 (S)	97	%	75-125		1		04/10/12 07:20	17060-07-0	
Toluene-d8 (S)	96	%	75-125		1		04/10/12 07:20	2037-26-5	

Sample: KEP-GW-025-017 **Lab ID: 20974474** Collected: 03/30/12 12:45 Received: 04/03/12 10:01 Matrix: Water

Parameters	Results	Units	Report Limit	MDL	DF	Prepared	Analyzed	CAS No.	Qual
8260 MSV SIM	Analytical Method: EPA 8260B Mod.								
1,4-Dioxane (SIM)	**20.8**	ug/L	3.0	0.55	1		04/10/12 07:39	123-91-1	P8
Surrogates									
1,2-Dichloroethane-d4 (S)	97	%	75-125		1		04/10/12 07:39	17060-07-0	
Toluene-d8 (S)	96	%	75-125		1		04/10/12 07:39	2037-26-5	

Sample: KEP-GW-027-017 **Lab ID: 20974475** Collected: 03/30/12 12:20 Received: 04/03/12 10:01 Matrix: Water

Parameters	Results	Units	Report Limit	MDL	DF	Prepared	Analyzed	CAS No.	Qual
8260 MSV SIM	Analytical Method: EPA 8260B Mod.								
1,4-Dioxane (SIM)	**21.8**	ug/L	3.0	0.55	1		04/10/12 07:58	123-91-1	P8
Surrogates									
1,2-Dichloroethane-d4 (S)	98	%	75-125		1		04/10/12 07:58	17060-07-0	
Toluene-d8 (S)	95	%	75-125		1		04/10/12 07:58	2037-26-5	

This report shall not be reproduced, except in full,
without the written consent of Pace Analytical Services, Inc..

Pace Analytical Services, Inc.
1700 Elm Street - Suite 200
Minneapolis, MN 55414
(612)607-1700

ANALYTICAL RESULTS

Project: 20136861 Environmental Mgt. Sv
Pace Project No.: 10187688

Sample: KEP-GW-026-017 **Lab ID: 20974476** Collected: 03/30/12 13:00 Received: 04/03/12 10:01 Matrix: Water

Parameters	Results	Units	Report Limit	MDL	DF	Prepared	Analyzed	CAS No.	Qual
8260 MSV SIM	Analytical Method: EPA 8260B Mod.								
1,4-Dioxane (SIM)	**24.0**	ug/L	3.0	0.55	1		04/10/12 08:17	123-91-1	P8
Surrogates									
1,2-Dichloroethane-d4 (S)	96	%	75-125		1		04/10/12 08:17	17060-07-0	
Toluene-d8 (S)	95	%	75-125		1		04/10/12 08:17	2037-26-5	

Sample: KEP-GW-005-019 **Lab ID: 20974477** Collected: 03/30/12 15:00 Received: 04/03/12 10:01 Matrix: Water

Parameters	Results	Units	Report Limit	MDL	DF	Prepared	Analyzed	CAS No.	Qual
8260 MSV SIM	Analytical Method: EPA 8260B Mod.								
1,4-Dioxane (SIM)	ND	ug/L	3.0	0.55	1		04/10/12 13:08	123-91-1	
Surrogates									
1,2-Dichloroethane-d4 (S)	107	%	75-125		1		04/10/12 13:08	17060-07-0	
Toluene-d8 (S)	94	%	75-125		1		04/10/12 13:08	2037-26-5	

Sample: KEP-GW-BD-005 **Lab ID: 20974478** Collected: 03/30/12 12:00 Received: 04/03/12 10:01 Matrix: Water

Parameters	Results	Units	Report Limit	MDL	DF	Prepared	Analyzed	CAS No.	Qual
8260 MSV SIM	Analytical Method: EPA 8260B Mod.								
1,4-Dioxane (SIM)	**5.7**	ug/L	3.0	0.55	1		04/10/12 12:11	123-91-1	
Surrogates									
1,2-Dichloroethane-d4 (S)	104	%	75-125		1		04/10/12 12:11	17060-07-0	
Toluene-d8 (S)	94	%	75-125		1		04/10/12 12:11	2037-26-5	

Sample: KEP-GW-010B-017 **Lab ID: 20974479** Collected: 03/30/12 16:30 Received: 04/03/12 10:01 Matrix: Water

Parameters	Results	Units	Report Limit	MDL	DF	Prepared	Analyzed	CAS No.	Qual
8260 MSV SIM	Analytical Method: EPA 8260B Mod.								
1,4-Dioxane (SIM)	**5.9**	ug/L	3.0	0.55	1		04/10/12 12:30	123-91-1	
Surrogates									
1,2-Dichloroethane-d4 (S)	99	%	75-125		1		04/10/12 12:30	17060-07-0	
Toluene-d8 (S)	95	%	75-125		1		04/10/12 12:30	2037-26-5	

This report shall not be reproduced, except in full,
without the written consent of Pace Analytical Services, Inc..

Pace Analytical Services, Inc.
1700 Elm Street - Suite 200
Minneapolis, MN 55414
(612)607-1700

QUALITY CONTROL DATA

Project: 20136861 Environmental Mgt. Sv
Pace Project No.: 10187688

QC Batch: MSV/19778 Analysis Method: EPA 8260B Mod.
QC Batch Method: EPA 8260B Mod. Analysis Description: 8260 MSV SIM
Associated Lab Samples: 20974204, 20974209, 20974213, 20974214, 20974215, 20974216, 20974217, 20974218, 20974219, 20974221, 20974223, 20974227

METHOD BLANK: 1170204 Matrix: Water
Associated Lab Samples: 20974204, 20974209, 20974213, 20974214, 20974215, 20974216, 20974217, 20974218, 20974219, 20974221, 20974223, 20974227

Parameter	Units	Blank Result	Reporting Limit	Analyzed	Qualifiers
1,4-Dioxane (SIM)	ug/L	ND	3.0	04/09/12 17:09	
1,2-Dichloroethane-d4 (S)	%	96	75-125	04/09/12 17:09	
Toluene-d8 (S)	%	98	75-125	04/09/12 17:09	

LABORATORY CONTROL SAMPLE: 1170205

Parameter	Units	Spike Conc.	LCS Result	LCS % Rec	% Rec Limits	Qualifiers
1,4-Dioxane (SIM)	ug/L	20	18.0	90	75-125	
1,2-Dichloroethane-d4 (S)	%			102	75-125	
Toluene-d8 (S)	%			97	75-125	

MATRIX SPIKE SAMPLE: 1170206

Parameter	Units	20974204 Result	Spike Conc.	MS Result	MS % Rec	% Rec Limits	Qualifiers
1,4-Dioxane (SIM)	ug/L	1.1J	20	18.7	88	75-125	
1,2-Dichloroethane-d4 (S)	%				102	75-125	
Toluene-d8 (S)	%				97	75-125	

SAMPLE DUPLICATE: 1170207

Parameter	Units	20974209 Result	Dup Result	RPD	Max RPD	Qualifiers
1,4-Dioxane (SIM)	ug/L	4.2	4.8	13	30	
1,2-Dichloroethane-d4 (S)	%	104	103	1		
Toluene-d8 (S)	%	95	96	.5		

This report shall not be reproduced, except in full,
without the written consent of Pace Analytical Services, Inc..

Pace Analytical Services, Inc.
1700 Elm Street - Suite 200
Minneapolis, MN 55414
(612)607-1700

QUALITY CONTROL DATA

Project: 20136861 Environmental Mgt. Sv
Pace Project No.: 10187688

QC Batch: MSV/19779 Analysis Method: EPA 8260B Mod.
QC Batch Method: EPA 8260B Mod. Analysis Description: 8260 MSV SIM
Associated Lab Samples: 20974224, 20974225, 20974226, 20974453, 20974454, 20974455, 20974456, 20974457, 20974458, 20974459, 20974464, 20974469, 20974470, 20974471, 20974472, 20974473, 20974474, 20974475, 20974476

METHOD BLANK: 1170210 Matrix: Water
Associated Lab Samples: 20974224, 20974225, 20974226, 20974453, 20974454, 20974455, 20974456, 20974457, 20974458, 20974459, 20974464, 20974469, 20974470, 20974471, 20974472, 20974473, 20974474, 20974475, 20974476

Parameter	Units	Blank Result	Reporting Limit	Analyzed	Qualifiers
1,4-Dioxane (SIM)	ug/L	ND	3.0	04/10/12 01:59	
1,2-Dichloroethane-d4 (S)	%	108	75-125	04/10/12 01:59	
Toluene-d8 (S)	%	95	75-125	04/10/12 01:59	

LABORATORY CONTROL SAMPLE: 1170211

Parameter	Units	Spike Conc.	LCS Result	LCS % Rec	% Rec Limits	Qualifiers
1,4-Dioxane (SIM)	ug/L	20	18.3	91	75-125	
1,2-Dichloroethane-d4 (S)	%			108	75-125	
Toluene-d8 (S)	%			95	75-125	

MATRIX SPIKE SAMPLE: 1170212

Parameter	Units	20974224 Result	Spike Conc.	MS Result	MS % Rec	% Rec Limits	Qualifiers
1,4-Dioxane (SIM)	ug/L	1.1J	20	18.9	89	75-125	
1,2-Dichloroethane-d4 (S)	%				106	75-125	
Toluene-d8 (S)	%				95	75-125	

SAMPLE DUPLICATE: 1170213

Parameter	Units	20974225 Result	Dup Result	RPD	Max RPD	Qualifiers
1,4-Dioxane (SIM)	ug/L	2.8J	2.6J		30	
1,2-Dichloroethane-d4 (S)	%	107	109	2		
Toluene-d8 (S)	%	95	94	.5		

This report shall not be reproduced, except in full,
without the written consent of Pace Analytical Services, Inc..

Pace Analytical Services, Inc.
1700 Elm Street - Suite 200
Minneapolis, MN 55414
(612)607-1700

QUALITY CONTROL DATA

Project: 20136861 Environmental Mgt. Sv
Pace Project No.: 10187688

QC Batch: MSV/19791 Analysis Method: EPA 8260B Mod.
QC Batch Method: EPA 8260B Mod. Analysis Description: 8260 MSV SIM
Associated Lab Samples: 20974220, 20974222, 20974477, 20974478, 20974479

METHOD BLANK: 1170750 Matrix: Water
Associated Lab Samples: 20974220, 20974222, 20974477, 20974478, 20974479

Parameter	Units	Blank Result	Reporting Limit	Analyzed	Qualifiers
1,4-Dioxane (SIM)	ug/L	ND	3.0	04/10/12 11:52	
1,2-Dichloroethane-d4 (S)	%	100	75-125	04/10/12 11:52	
Toluene-d8 (S)	%	95	75-125	04/10/12 11:52	

LABORATORY CONTROL SAMPLE: 1170751

Parameter	Units	Spike Conc.	LCS Result	LCS % Rec	% Rec Limits	Qualifiers
1,4-Dioxane (SIM)	ug/L	20	19.0	95	75-125	
1,2-Dichloroethane-d4 (S)	%			98	75-125	
Toluene-d8 (S)	%			95	75-125	

MATRIX SPIKE SAMPLE: 1170752

Parameter	Units	20974478 Result	Spike Conc.	MS Result	MS % Rec	% Rec Limits	Qualifiers
1,4-Dioxane (SIM)	ug/L	5.7	20	25.1	97	75-125	
1,2-Dichloroethane-d4 (S)	%				96	75-125	
Toluene-d8 (S)	%				96	75-125	

SAMPLE DUPLICATE: 1170753

Parameter	Units	20974479 Result	Dup Result	RPD	Max RPD	Qualifiers
1,4-Dioxane (SIM)	ug/L	5.9	6.1	4	30	
1,2-Dichloroethane-d4 (S)	%	99	105	6		
Toluene-d8 (S)	%	95	94	1		

This report shall not be reproduced, except in full,
without the written consent of Pace Analytical Services, Inc..

Pace Analytical Services, Inc.
1700 Elm Street - Suite 200
Minneapolis, MN 55414
(612)607-1700

QUALIFIERS

Project: 20136861 Environmental Mgt. Sv
Pace Project No.: 10187688

DEFINITIONS

DF - Dilution Factor, if reported, represents the factor applied to the reported data due to changes in sample preparation, dilution of the sample aliquot, or moisture content.

ND - Not Detected at or above adjusted reporting limit.

J - Estimated concentration above the adjusted method detection limit and below the adjusted reporting limit.

MDL - Adjusted Method Detection Limit.

S - Surrogate

1,2-Diphenylhydrazine (8270 listed analyte) decomposes to Azobenzene.

Consistent with EPA guidelines, unrounded data are displayed and have been used to calculate % recovery and RPD values.

LCS(D) - Laboratory Control Sample (Duplicate)

MS(D) - Matrix Spike (Duplicate)

DUP - Sample Duplicate

RPD - Relative Percent Difference

NC - Not Calculable.

SG - Silica Gel - Clean-Up

U - Indicates the compound was analyzed for, but not detected.

N-Nitrosodiphenylamine decomposes and cannot be separated from Diphenylamine using Method 8270. The result reported for each analyte is a combined concentration.

Pace Analytical is TNI accredited. Contact your Pace PM for the current list of accredited analytes.

TNI - The NELAC Institute.

ANALYTE QUALIFIERS

B	Analyte was detected in the associated method blank.
P8	Analyte was detected in the method blank. All associated samples had concentrations of at least ten times greater than the blank or were below the reporting limit.

This report shall not be reproduced, except in full,
without the written consent of Pace Analytical Services, Inc..

Pace Analytical Services, Inc.
1700 Elm Street - Suite 200
Minneapolis, MN 55414
(612)607-1700

QUALITY CONTROL DATA CROSS REFERENCE TABLE

Project: 20136861 Environmental Mgt. Sv
Pace Project No.: 10187688

Lab ID	Sample ID	QC Batch Method	QC Batch	Analytical Method	Analytical Batch
20974204	**KEP-GW-023A-017**	EPA 8260B Mod.	MSV/19778		
20974209	**KEP-GW-023B-017**	EPA 8260B Mod.	MSV/19778		
20974213	**KEP-GW-022-017**	EPA 8260B Mod.	MSV/19778		
20974214	**KEP-GW-BD-001**	EPA 8260B Mod.	MSV/19778		
20974215	**KEP-GW-029-008**	EPA 8260B Mod.	MSV/19778		
20974216	**KEP-GW-019-017**	EPA 8260B Mod.	MSV/19778		
20974217	**KEP-GW-007-022**	EPA 8260B Mod.	MSV/19778		
20974218	**KEP-GW-006-022**	EPA 8260B Mod.	MSV/19778		
20974219	**KEP-GW-002-022**	EPA 8260B Mod.	MSV/19778		
20974220	**KEP-GW-003-022**	EPA 8260B Mod.	MSV/19791		
20974221	**KEP-GW-030-002**	EPA 8260B Mod.	MSV/19778		
20974222	**KEP-GW-034-002**	EPA 8260B Mod.	MSV/19791		
20974223	**KEP-GW-028-008**	EPA 8260B Mod.	MSV/19778		
20974224	**KEP-GW-BD-002**	EPA 8260B Mod.	MSV/19779		
20974225	**KEP-GW-0208-017**	EPA 8260B Mod.	MSV/19779		
20974226	**KEP-GW-033-002**	EPA 8260B Mod.	MSV/19779		
20974227	**TB2**	EPA 8260B Mod.	MSV/19778		
20974453	**KEP-GW-020A-017**	EPA 8260B Mod.	MSV/19779		
20974454	**KEP-GW-021B-017**	EPA 8260B Mod.	MSV/19779		
20974455	**KEP-GW-021A-017**	EPA 8260B Mod.	MSV/19779		
20974456	**KEP-GW-031-002**	EPA 8260B Mod.	MSV/19779		
20974457	**KEP-GW-BD-003**	EPA 8260B Mod.	MSV/19779		
20974458	**KEP-GW-004-022**	EPA 8260B Mod.	MSV/19779		
20974459	**TBV-3**	EPA 8260B Mod.	MSV/19779		
20974464	**KEP-GW-013-020**	EPA 8260B Mod.	MSV/19779		
20974469	**KEP-GW-010C-017**	EPA 8260B Mod.	MSV/19779		
20974470	**KEP-GW-010A-017**	EPA 8260B Mod.	MSV/19779		
20974471	**KEP-GW-009-020**	EPA 8260B Mod.	MSV/19779		
20974472	**KEP-GW-032-002**	EPA 8260B Mod.	MSV/19779		
20974473	**KEP-GW-BD-004**	EPA 8260B Mod.	MSV/19779		
20974474	**KEP-GW-025-017**	EPA 8260B Mod.	MSV/19779		
20974475	**KEP-GW-027-017**	EPA 8260B Mod.	MSV/19779		
20974476	**KEP-GW-026-017**	EPA 8260B Mod.	MSV/19779		
20974477	**KEP-GW-005-019**	EPA 8260B Mod.	MSV/19791		
20974478	**KEP-GW-BD-005**	EPA 8260B Mod.	MSV/19791		
20974479	**KEP-GW-010B-017**	EPA 8260B Mod.	MSV/19791		

This report shall not be reproduced, except in full,
without the written consent of Pace Analytical Services, Inc..

Pace Analytical Services, Inc.
1000 Riverbend Blvd. Suite F
St. Rose, LA 70087
(504) 469-0333

April 17, 2012

Ethan Allen
Environmental Mgt Services-MS
7350 Hwy 98
Hattiesburg, MS 39404

RE: Project 20136792
Project ID: KEC 1ST 2012 SEMI ANNUAL

Dear Ethan Allen:

Enclosed are the analytical results for sample(s) received by the laboratory on March 28, 2012. Results reported herein conform to the most current NELAC standards, where applicable, unless otherwise narrated in the body of the report.

If you have any questions concerning this report, please feel free to contact me.

Sincerly,

Karen Brown
karen.brown@pacelabs.com

REPORT OF LABORATORY ANALYSIS

This report shall not be reproduced, except in full, without the written consent of Pace Analytical Services, Inc.

Laboratory Certifications

Pace Analytical Services, Inc.
1000 Riverbend Blvd. Suite F
St. Rose, LA 70087
(504) 469-0333

Project: 20136792

Client: Environmental Mgt Services-MS

Project ID: KEC 1ST 2012 SEMI ANNUAL

Washington Department of Ecology C2078

Oregon Environmental Laboratory Accreditation - LA200001

U.S. Dept. of Agriculture Foreign Soil Import P330-10-00119

Pennsylviania Dept. of Env Protection (NELAC) 68-04202

Texas Commission on Env. Quality (NELAC) T104704405-09-TX

Kansas Department of Health and Environment (NELAC) E-10266

Florida Department of Health (NELAC) E87595

Oklahoma Department of Environmental Quality - 2010-139

Illinois Environmental Protection Agency - 0025721

California Env. Lab Accreditation Program Branch - 11277CA

Louisiana Dept. of Environmental Quality (NELAC/LELAP) 02006

REPORT OF LABORATORY ANALYSIS

This report shall not be reproduced, execpt in full, without
the written consent of Pace Analytical Services, Inc.

Sample Cross Reference

Pace Analytical Services, Inc.
1000 Riverbend Blvd. Suite F
St. Rose, LA 70087
(504) 469-0333

Project: 20136792

Client: Environmental Mgt Services-MS

Project ID: KEC 1ST 2012 SEMI ANNUAL

Client Sample ID	Lab ID	Matrix	Collection Date/Time	Received Date/Time
KEP-GW-018A-017	20973580	Water	26-Mar-12 10:30	28-Mar-12 10:00
KEP-GW-018B-017	20973585	Water	26-Mar-12 10:20	28-Mar-12 10:00
KEP-GW-015A-017	20973586	Water	26-Mar-12 13:45	28-Mar-12 10:00
KEP-GW-015B-017	20973587	Water	26-Mar-12 14:25	28-Mar-12 10:00
KEP-GW-016-017	20973588	Water	26-Mar-12 14:15	28-Mar-12 10:00
KEP-GW-012-017	20973589	Water	26-Mar-12 16:15	28-Mar-12 10:00
KEP-GW-017A-017	20973590	Water	26-Mar-12 17:25	28-Mar-12 10:00
KEP-GW-017B-017	20973591	Water	26-Mar-12 16:15	28-Mar-12 10:00
KEP-GW-008-022	20973592	Water	26-Mar-12 17:45	28-Mar-12 10:00
KEP-GW-014B-017	20973593	Water	27-Mar-12 10:00	28-Mar-12 10:00
KEP-GW-014A-017	20973594	Water	27-Mar-12 09:05	28-Mar-12 10:00
KEP-GW-024-017	20973595	Water	27-Mar-12 11:00	28-Mar-12 10:00
KEP-GW-011A-017	20973596	Water	27-Mar-12 12:40	28-Mar-12 10:00
KEP-GW-011B-017	20973597	Water	27-Mar-12 13:25	28-Mar-12 10:00
TBV 1	20973598	Water	26-Mar-12 10:30	28-Mar-12 10:00

Project Narrative

Pace Analytical Services, Inc.
1000 Riverbend Blvd. Suite F
St. Rose, LA 70087
(504) 469-0333

Project: 20136792

Narrative detail for project management:

This is a resubmitted report to add "J" values and MDLs.

Project Narrative

Pace Analytical Services, Inc.
1000 Riverbend Blvd. Suite F
St. Rose, LA 70087
(504) 469-0333

Project: 20136792

Sample Receipt Condition:

All samples were received in accordance with EPA protocol.

Holding Times:

All holding times were met.

Blanks:

All blank results were below reporting limits.

Laboratory Control Samples:

All LCS recoveries were within QC limits.

Matrix Spikes and Duplicates:

All MS/MSD recoveries or duplicate RPDs were within QC limits.

Surrogates:

All surrogate recoveries were within QC limits.

QC Cross Reference

Pace Analytical Services, Inc.
1000 Riverbend Blvd. Suite F
St. Rose, LA 70087
(504) 469-0333

Project: 20136792

Analytical Method	Batch	Sample used for QC
EPA 8260	180900	Project sample KEP-GW-018A-017

For the sample used as the original for the DUP or MS/MSD for the batch:

Project sample means a sample from this project was used.
Client sample means a sample from the same client but in a different project was used.
Batch sample means a sample from a different client was used.

Sample Results

Pace Analytical Services, Inc.
1000 Riverbend Blvd. Suite F
St. Rose, LA 70087
(504) 469-0333

Client: Environmental Mgt Services-MS

Client ID: KEP-GW-018A-017
Project: 20136792
Project ID: KEC 1ST 2012 SEMI ANNUAL
Site: None
Lab ID: 20973580
Matrix: Water
% Moisture: n/a
Description: None
Prep Level: Water
Batch: 180900
Method: EPA 8260
GCMS VOAs Trace Water
Collected: 26-Mar-12
Received: 28-Mar-12
Prepared: 29-Mar-12

Units: ug/L

CAS No.	Analyte	Dilution	Result	Qu	Reporting Limit	MDL	Reg Limit	Analysis
67-64-1	Acetone	1	ND		4.00	0.865		29-Mar-12 11:36 MLS
71-43-2	Benzene	1	ND		0.500	0.0540		29-Mar-12 11:36 MLS
75-27-4	Bromodichloromethane	1	ND		0.500	0.109		29-Mar-12 11:36 MLS
75-25-2	Bromoform	1	ND		0.500	0.154		29-Mar-12 11:36 MLS
74-83-9	Bromomethane	1	ND		0.500	0.224		29-Mar-12 11:36 MLS
78-93-3	2-Butanone (MEK)	1	ND		2.00	0.817		29-Mar-12 11:36 MLS
75-15-0	Carbon disulfide	1	0.350	J	1.00	0.168		29-Mar-12 11:36 MLS
56-23-5	Carbon tetrachloride	1	ND		0.500	0.157		29-Mar-12 11:36 MLS
108-90-7	Chlorobenzene	1	ND		0.500	0.0680		29-Mar-12 11:36 MLS
75-00-3	Chloroethane	1	ND		0.500	0.331		29-Mar-12 11:36 MLS
67-66-3	Chloroform	1	ND		0.500	0.119		29-Mar-12 11:36 MLS
74-87-3	Chloromethane	1	ND		0.500	0.124		29-Mar-12 11:36 MLS
96-12-8	1,2-Dibromo-3-chloropropane	1	ND		2.00	0.164		29-Mar-12 11:36 MLS
124-48-1	Dibromochloromethane	1	ND		0.500	0.116		29-Mar-12 11:36 MLS
106-93-4	1,2-Dibromoethane (EDB)	1	ND		1.00	0.113		29-Mar-12 11:36 MLS
75-71-8	Dichlorodifluoromethane	1	ND		1.00	0.184		29-Mar-12 11:36 MLS
75-34-3	1,1-Dichloroethane	1	ND		0.500	0.0670		29-Mar-12 11:36 MLS
107-06-2	1,2-Dichloroethane	1	ND		0.500	0.114		29-Mar-12 11:36 MLS
75-35-4	1,1-Dichloroethene	1	11.2		0.500	0.104		29-Mar-12 11:36 MLS
156-59-2	cis-1,2-Dichloroethene	1	ND		1.00	0.128		29-Mar-12 11:36 MLS
156-60-5	trans-1,2-Dichloroethene	1	ND		0.500	0.136		29-Mar-12 11:36 MLS
78-87-5	1,2-Dichloropropane	1	ND		0.500	0.118		29-Mar-12 11:36 MLS
10061-01-5	cis-1,3-Dichloropropene	1	ND		0.500	0.0920		29-Mar-12 11:36 MLS
10061-02-6	trans-1,3-Dichloropropene	1	ND		0.500	0.136		29-Mar-12 11:36 MLS
100-41-4	Ethylbenzene	1	ND		0.500	0.0650		29-Mar-12 11:36 MLS
591-78-6	2-Hexanone	1	ND		1.00	0.246		29-Mar-12 11:36 MLS
98-82-8	Isopropylbenzene (Cumene)	1	ND		1.00	0.0630		29-Mar-12 11:36 MLS
79-20-9	Methyl acetate	1	ND		2.00	0.193		29-Mar-12 11:36 MLS
75-09-2	Methylene chloride	1	ND		0.500	0.482		29-Mar-12 11:36 MLS
108-10-1	4-Methyl-2-pentanone (MIBK)	1	ND		1.00	0.287		29-Mar-12 11:36 MLS
1634-04-4	Methyl-tert-butyl ether	1	ND		0.500	0.148		29-Mar-12 11:36 MLS
100-42-5	Styrene	1	ND		1.00	0.0890		29-Mar-12 11:36 MLS
79-34-5	1,1,2,2-Tetrachloroethane	1	ND		0.500	0.157		29-Mar-12 11:36 MLS
127-18-4	Tetrachloroethene	1	ND		0.500	0.0600		29-Mar-12 11:36 MLS

Protocol 4/17/2012 16:13:52

ND denotes the analyte was analyzed for but not detected at the reporting limit or method detection limit indicated.
MDL denotes method detection limit

Limits are corrected for sample size, dilution and moisture content if applicable.
Qu lists qualifiers. Specific qualifiers are defined at the end of the report.
Regulatory limit may denote an actual regulatory limit or a client-requested notification limit.

Sample Results

Pace Analytical Services, Inc.
1000 Riverbend Blvd. Suite F
St. Rose, LA 70087
(504) 469-0333

Client: Environmental Mgt Services-MS

Client ID: KEP-GW-018A-017
Project: 20136792
Project ID: KEC 1ST 2012 SEMI ANNUAL
Site: None
Lab ID: 20973580
Matrix: Water
% Moisture: n/a
Description: None
Prep Level: Water
Batch: 180900
Method: EPA 8260
GCMS VOAs Trace Water
Collected: 26-Mar-12
Received: 28-Mar-12
Prepared: 29-Mar-12

Units: ug/L

CAS No.	Analyte	Dilution	Result	Qu	Reporting Limit	MDL	Reg Limit	Analysis
108-88-3	Toluene	1	ND		0.500	0.0810		29-Mar-12 11:36 MLS
71-55-6	1,1,1-Trichloroethane	1	ND		0.500	0.0660		29-Mar-12 11:36 MLS
79-00-5	1,1,2-Trichloroethane	1	ND		0.500	0.117		29-Mar-12 11:36 MLS
79-01-6	Trichloroethene	1	ND		0.500	0.0500		29-Mar-12 11:36 MLS
75-69-4	Trichlorofluoromethane	1	ND		0.500	0.0970		29-Mar-12 11:36 MLS
75-01-4	Vinyl chloride	1	ND		0.500	0.0880		29-Mar-12 11:36 MLS
	m&p-Xylene	1	ND		1.00	0.122		29-Mar-12 11:36 MLS
95-47-6	o-Xylene	1	ND		1.00	0.0870		29-Mar-12 11:36 MLS

42 compound(s) reported

Protocol 4/17/2012 16:13:53

ND denotes the analyte was analyzed for but not detected at the reporting limit or method detection limit indicated.
MDL denotes method detection limit

Limits are corrected for sample size, dilution and moisture content if applicable.
Qu lists qualifiers. Specific qualifiers are defined at the end of the report.
Regulatory limit may denote an actual regulatory limit or a client-requested notification limit.

Sample Results

Pace Analytical Services, Inc.
1000 Riverbend Blvd. Suite F
St. Rose, LA 70087
(504) 469-0333

Client: Environmental Mgt Services-MS

Client ID: KEP-GW-018B-017
Project: 20136792
Project ID: KEC 1ST 2012 SEMI ANNUAL
Site: None
Lab ID: 20973585
Matrix: Water
% Moisture: n/a
Description: None
Prep Level: Water
Batch: 180900
Method: EPA 8260
GCMS VOAs Trace Water
Collected: 26-Mar-12
Received: 28-Mar-12
Prepared: 29-Mar-12

Units: ug/L

CAS No.	Analyte	Dilution	Result	Qu	Reporting Limit	MDL	Reg Limit	Analysis
67-64-1	Acetone	1	ND		4.00	0.865		29-Mar-12 11:56 MLS
71-43-2	Benzene	1	ND		0.500	0.0540		29-Mar-12 11:56 MLS
75-27-4	Bromodichloromethane	1	ND		0.500	0.109		29-Mar-12 11:56 MLS
75-25-2	Bromoform	1	ND		0.500	0.154		29-Mar-12 11:56 MLS
74-83-9	Bromomethane	1	ND		0.500	0.224		29-Mar-12 11:56 MLS
78-93-3	2-Butanone (MEK)	1	ND		2.00	0.817		29-Mar-12 11:56 MLS
75-15-0	Carbon disulfide	1	0.280	J	1.00	0.168		29-Mar-12 11:56 MLS
56-23-5	Carbon tetrachloride	1	ND		0.500	0.157		29-Mar-12 11:56 MLS
108-90-7	Chlorobenzene	1	ND		0.500	0.0680		29-Mar-12 11:56 MLS
75-00-3	Chloroethane	1	ND		0.500	0.331		29-Mar-12 11:56 MLS
67-66-3	Chloroform	1	ND		0.500	0.119		29-Mar-12 11:56 MLS
74-87-3	Chloromethane	1	ND		0.500	0.124		29-Mar-12 11:56 MLS
96-12-8	1,2-Dibromo-3-chloropropane	1	ND		2.00	0.164		29-Mar-12 11:56 MLS
124-48-1	Dibromochloromethane	1	ND		0.500	0.116		29-Mar-12 11:56 MLS
106-93-4	1,2-Dibromoethane (EDB)	1	ND		1.00	0.113		29-Mar-12 11:56 MLS
75-71-8	Dichlorodifluoromethane	1	ND		1.00	0.184		29-Mar-12 11:56 MLS
75-34-3	1,1-Dichloroethane	1	ND		0.500	0.0670		29-Mar-12 11:56 MLS
107-06-2	1,2-Dichloroethane	1	ND		0.500	0.114		29-Mar-12 11:56 MLS
75-35-4	1,1-Dichloroethene	1	27.1		0.500	0.104		29-Mar-12 11:56 MLS
156-59-2	cis-1,2-Dichloroethene	1	ND		1.00	0.128		29-Mar-12 11:56 MLS
156-60-5	trans-1,2-Dichloroethene	1	ND		0.500	0.136		29-Mar-12 11:56 MLS
78-87-5	1,2-Dichloropropane	1	ND		0.500	0.118		29-Mar-12 11:56 MLS
10061-01-5	cis-1,3-Dichloropropene	1	ND		0.500	0.0920		29-Mar-12 11:56 MLS
10061-02-6	trans-1,3-Dichloropropene	1	ND		0.500	0.136		29-Mar-12 11:56 MLS
100-41-4	Ethylbenzene	1	ND		0.500	0.0650		29-Mar-12 11:56 MLS
591-78-6	2-Hexanone	1	ND		1.00	0.246		29-Mar-12 11:56 MLS
98-82-8	Isopropylbenzene (Cumene)	1	ND		1.00	0.0630		29-Mar-12 11:56 MLS
79-20-9	Methyl acetate	1	ND		2.00	0.193		29-Mar-12 11:56 MLS
75-09-2	Methylene chloride	1	ND		0.500	0.482		29-Mar-12 11:56 MLS
108-10-1	4-Methyl-2-pentanone (MIBK)	1	ND		1.00	0.287		29-Mar-12 11:56 MLS
1634-04-4	Methyl-tert-butyl ether	1	ND		0.500	0.148		29-Mar-12 11:56 MLS
100-42-5	Styrene	1	ND		1.00	0.0890		29-Mar-12 11:56 MLS
79-34-5	1,1,2,2-Tetrachloroethane	1	ND		0.500	0.157		29-Mar-12 11:56 MLS
127-18-4	Tetrachloroethene	1	ND		0.500	0.0600		29-Mar-12 11:56 MLS

Protocol 4/17/2012 16:13:53

ND denotes the analyte was analyzed for but not detected at the reporting limit or method detection limit indicated.
MDL denotes method detection limit

Limits are corrected for sample size, dilution and moisture content if applicable.
Qu lists qualifiers. Specific qualifiers are defined at the end of the report.
Regulatory limit may denote an actual regulatory limit or a client-requested notification limit.

Sample Results

Pace Analytical Services, Inc.
1000 Riverbend Blvd. Suite F
St. Rose, LA 70087
(504) 469-0333

Client: Environmental Mgt Services-MS

Client ID: KEP-GW-018B-017
Project: 20136792
Project ID: KEC 1ST 2012 SEMI ANNUAL
Site: None
Lab ID: 20973585
Matrix: Water
% Moisture: n/a
Description: None
Prep Level: Water
Batch: 180900
Method: EPA 8260
GCMS VOAs Trace Water
Collected: 26-Mar-12
Received: 28-Mar-12
Prepared: 29-Mar-12

Units: ug/L

CAS No.	Analyte	Dilution	Result	Qu	Reporting Limit	MDL	Reg Limit	Analysis
108-88-3	Toluene	1	ND		0.500	0.0810		29-Mar-12 11:56 MLS
71-55-6	1,1,1-Trichloroethane	1	ND		0.500	0.0660		29-Mar-12 11:56 MLS
79-00-5	1,1,2-Trichloroethane	1	ND		0.500	0.117		29-Mar-12 11:56 MLS
79-01-6	Trichloroethene	1	ND		0.500	0.0500		29-Mar-12 11:56 MLS
75-69-4	Trichlorofluoromethane	1	ND		0.500	0.0970		29-Mar-12 11:56 MLS
75-01-4	Vinyl chloride	1	ND		0.500	0.0880		29-Mar-12 11:56 MLS
	m&p-Xylene	1	ND		1.00	0.122		29-Mar-12 11:56 MLS
95-47-6	o-Xylene	1	ND		1.00	0.0870		29-Mar-12 11:56 MLS

42 compound(s) reported

Protocol 4/17/2012 16:13:53

ND denotes the analyte was analyzed for but not detected at the reporting limit or method detection limit indicated.
MDL denotes method detection limit

Limits are corrected for sample size, dilution and moisture content if applicable.
Qu lists qualifiers. Specific qualifiers are defined at the end of the report.
Regulatory limit may denote an actual regulatory limit or a client-requested notification limit.

Sample Results

Pace Analytical Services, Inc.
1000 Riverbend Blvd. Suite F
St. Rose, LA 70087
(504) 469-0333

Client: Environmental Mgt Services-MS

Client ID: KEP-GW-015A-017
Project: 20136792
Project ID: KEC 1ST 2012 SEMI ANNUAL
Site: None
Lab ID: 20973586
Matrix: Water
% Moisture: n/a
Description: None
Prep Level: Water
Batch: 180900
Method: EPA 8260
GCMS VOAs Trace Water
Collected: 26-Mar-12
Received: 28-Mar-12
Prepared: 29-Mar-12

Units: ug/L

CAS No.	Analyte	Dilution	Result	Qu	Reporting Limit	MDL	Reg Limit	Analysis	
67-64-1	Acetone	1	ND		4.00	0.865		29-Mar-12 12:16	MLS
71-43-2	Benzene	1	ND		0.500	0.0540		29-Mar-12 12:16	MLS
75-27-4	Bromodichloromethane	1	ND		0.500	0.109		29-Mar-12 12:16	MLS
75-25-2	Bromoform	1	ND		0.500	0.154		29-Mar-12 12:16	MLS
74-83-9	Bromomethane	1	ND		0.500	0.224		29-Mar-12 12:16	MLS
78-93-3	2-Butanone (MEK)	1	ND		2.00	0.817		29-Mar-12 12:16	MLS
75-15-0	Carbon disulfide	1	ND		1.00	0.168		29-Mar-12 12:16	MLS
56-23-5	Carbon tetrachloride	1	ND		0.500	0.157		29-Mar-12 12:16	MLS
108-90-7	Chlorobenzene	1	ND		0.500	0.0680		29-Mar-12 12:16	MLS
75-00-3	Chloroethane	1	ND		0.500	0.331		29-Mar-12 12:16	MLS
67-66-3	Chloroform	1	0.360	J	0.500	0.119		29-Mar-12 12:16	MLS
74-87-3	Chloromethane	1	ND		0.500	0.124		29-Mar-12 12:16	MLS
96-12-8	1,2-Dibromo-3-chloropropane	1	ND		2.00	0.164		29-Mar-12 12:16	MLS
124-48-1	Dibromochloromethane	1	ND		0.500	0.116		29-Mar-12 12:16	MLS
106-93-4	1,2-Dibromoethane (EDB)	1	ND		1.00	0.113		29-Mar-12 12:16	MLS
75-71-8	Dichlorodifluoromethane	1	ND		1.00	0.184		29-Mar-12 12:16	MLS
75-34-3	1,1-Dichloroethane	1	1.31		0.500	0.0670		29-Mar-12 12:16	MLS
107-06-2	1,2-Dichloroethane	1	0.750		0.500	0.114		29-Mar-12 12:16	MLS
75-35-4	1,1-Dichloroethene	1	42.4		0.500	0.104		29-Mar-12 12:16	MLS
156-59-2	cis-1,2-Dichloroethene	1	ND		1.00	0.128		29-Mar-12 12:16	MLS
156-60-5	trans-1,2-Dichloroethene	1	ND		0.500	0.136		29-Mar-12 12:16	MLS
78-87-5	1,2-Dichloropropane	1	ND		0.500	0.118		29-Mar-12 12:16	MLS
10061-01-5	cis-1,3-Dichloropropene	1	ND		0.500	0.0920		29-Mar-12 12:16	MLS
10061-02-6	trans-1,3-Dichloropropene	1	ND		0.500	0.136		29-Mar-12 12:16	MLS
100-41-4	Ethylbenzene	1	ND		0.500	0.0650		29-Mar-12 12:16	MLS
591-78-6	2-Hexanone	1	ND		1.00	0.246		29-Mar-12 12:16	MLS
98-82-8	Isopropylbenzene (Cumene)	1	ND		1.00	0.0630		29-Mar-12 12:16	MLS
79-20-9	Methyl acetate	1	ND		2.00	0.193		29-Mar-12 12:16	MLS
75-09-2	Methylene chloride	1	ND		0.500	0.482		29-Mar-12 12:16	MLS
108-10-1	4-Methyl-2-pentanone (MIBK)	1	ND		1.00	0.287		29-Mar-12 12:16	MLS
1634-04-4	Methyl-tert-butyl ether	1	ND		0.500	0.148		29-Mar-12 12:16	MLS
100-42-5	Styrene	1	ND		1.00	0.0890		29-Mar-12 12:16	MLS
79-34-5	1,1,2,2-Tetrachloroethane	1	ND		0.500	0.157		29-Mar-12 12:16	MLS
127-18-4	Tetrachloroethene	1	ND		0.500	0.0600		29-Mar-12 12:16	MLS

Protocol 4/17/2012 16:13:53

ND denotes the analyte was analyzed for but not detected at the reporting limit or method detection limit indicated.
MDL denotes method detection limit

Limits are corrected for sample size, dilution and moisture content if applicable.
Qu lists qualifiers. Specific qualifiers are defined at the end of the report.
Regulatory limit may denote an actual regulatory limit or a client-requested notification limit.

Sample Results

Pace Analytical Services, Inc.
1000 Riverbend Blvd. Suite F
St. Rose, LA 70087
(504) 469-0333

Client: Environmental Mgt Services-MS

Client ID: KEP-GW-015A-017
Project: 20136792
Project ID: KEC 1ST 2012 SEMI ANNUAL
Site: None
Lab ID: 20973586
Matrix: Water
% Moisture: n/a
Description: None
Prep Level: Water
Batch: 180900
Method: EPA 8260
GCMS VOAs Trace Water
Collected: 26-Mar-12
Received: 28-Mar-12
Prepared: 29-Mar-12

Units: ug/L

CAS No.	Analyte	Dilution	Result	Qu	Reporting Limit	MDL	Reg Limit	Analysis	
108-88-3	Toluene	1	ND		0.500	0.0810		29-Mar-12 12:16	MLS
71-55-6	1,1,1-Trichloroethane	1	ND		0.500	0.0660		29-Mar-12 12:16	MLS
79-00-5	1,1,2-Trichloroethane	1	2.21		0.500	0.117		29-Mar-12 12:16	MLS
79-01-6	Trichloroethene	1	0.250	J	0.500	0.0500		29-Mar-12 12:16	MLS
75-69-4	Trichlorofluoromethane	1	ND		0.500	0.0970		29-Mar-12 12:16	MLS
75-01-4	Vinyl chloride	1	ND		0.500	0.0880		29-Mar-12 12:16	MLS
	m&p-Xylene	1	ND		1.00	0.122		29-Mar-12 12:16	MLS
95-47-6	o-Xylene	1	ND		1.00	0.0870		29-Mar-12 12:16	MLS

42 compound(s) reported

Protocol 4/17/2012 16:13:53

ND denotes the analyte was analyzed for but not detected at the reporting limit or method detection limit indicated.
MDL denotes method detection limit

Limits are corrected for sample size, dilution and moisture content if applicable.
Qu lists qualifiers. Specific qualifiers are defined at the end of the report.
Regulatory limit may denote an actual regulatory limit or a client-requested notification limit.

Sample Results

Pace Analytical Services, Inc.
1000 Riverbend Blvd. Suite F
St. Rose, LA 70087
(504) 469-0333

Client: Environmental Mgt Services-MS

Client ID: KEP-GW-015B-017
Project: 20136792
Project ID: KEC 1ST 2012 SEMI ANNUAL
Site: None
Lab ID: 20973587
Matrix: Water
% Moisture: n/a
Description: None
Prep Level: Water
Batch: 180900
Method: EPA 8260
GCMS VOAs Trace Water
Collected: 26-Mar-12
Received: 28-Mar-12
Prepared: 29-Mar-12

Units: ug/L

CAS No.	Analyte	Dilution	Result	Qu	Reporting Limit	MDL	Reg Limit	Analysis
67-64-1	Acetone	1	ND		4.00	0.865		29-Mar-12 12:36 MLS
71-43-2	Benzene	1	ND		0.500	0.0540		29-Mar-12 12:36 MLS
75-27-4	Bromodichloromethane	1	ND		0.500	0.109		29-Mar-12 12:36 MLS
75-25-2	Bromoform	1	ND		0.500	0.154		29-Mar-12 12:36 MLS
74-83-9	Bromomethane	1	ND		0.500	0.224		29-Mar-12 12:36 MLS
78-93-3	2-Butanone (MEK)	1	ND		2.00	0.817		29-Mar-12 12:36 MLS
75-15-0	Carbon disulfide	1	ND		1.00	0.168		29-Mar-12 12:36 MLS
56-23-5	Carbon tetrachloride	1	ND		0.500	0.157		29-Mar-12 12:36 MLS
108-90-7	Chlorobenzene	1	ND		0.500	0.0680		29-Mar-12 12:36 MLS
75-00-3	Chloroethane	1	ND		0.500	0.331		29-Mar-12 12:36 MLS
67-66-3	Chloroform	1	0.410	J	0.500	0.119		29-Mar-12 12:36 MLS
74-87-3	Chloromethane	1	ND		0.500	0.124		29-Mar-12 12:36 MLS
96-12-8	1,2-Dibromo-3-chloropropane	1	ND		2.00	0.164		29-Mar-12 12:36 MLS
124-48-1	Dibromochloromethane	1	ND		0.500	0.116		29-Mar-12 12:36 MLS
106-93-4	1,2-Dibromoethane (EDB)	1	ND		1.00	0.113		29-Mar-12 12:36 MLS
75-71-8	Dichlorodifluoromethane	1	ND		1.00	0.184		29-Mar-12 12:36 MLS
75-34-3	1,1-Dichloroethane	1	0.600		0.500	0.0670		29-Mar-12 12:36 MLS
107-06-2	1,2-Dichloroethane	1	0.310	J	0.500	0.114		29-Mar-12 12:36 MLS
75-35-4	1,1-Dichloroethene	1	28.5		0.500	0.104		29-Mar-12 12:36 MLS
156-59-2	cis-1,2-Dichloroethene	1	ND		1.00	0.128		29-Mar-12 12:36 MLS
156-60-5	trans-1,2-Dichloroethene	1	ND		0.500	0.136		29-Mar-12 12:36 MLS
78-87-5	1,2-Dichloropropane	1	ND		0.500	0.118		29-Mar-12 12:36 MLS
10061-01-5	cis-1,3-Dichloropropene	1	ND		0.500	0.0920		29-Mar-12 12:36 MLS
10061-02-6	trans-1,3-Dichloropropene	1	ND		0.500	0.136		29-Mar-12 12:36 MLS
100-41-4	Ethylbenzene	1	ND		0.500	0.0650		29-Mar-12 12:36 MLS
591-78-6	2-Hexanone	1	ND		1.00	0.246		29-Mar-12 12:36 MLS
98-82-8	Isopropylbenzene (Cumene)	1	ND		1.00	0.0630		29-Mar-12 12:36 MLS
79-20-9	Methyl acetate	1	ND		2.00	0.193		29-Mar-12 12:36 MLS
75-09-2	Methylene chloride	1	ND		0.500	0.482		29-Mar-12 12:36 MLS
108-10-1	4-Methyl-2-pentanone (MIBK)	1	ND		1.00	0.287		29-Mar-12 12:36 MLS
1634-04-4	Methyl-tert-butyl ether	1	ND		0.500	0.148		29-Mar-12 12:36 MLS
100-42-5	Styrene	1	ND		1.00	0.0890		29-Mar-12 12:36 MLS
79-34-5	1,1,2,2-Tetrachloroethane	1	ND		0.500	0.157		29-Mar-12 12:36 MLS
127-18-4	Tetrachloroethene	1	0.260	J	0.500	0.0600		29-Mar-12 12:36 MLS

Protocol 4/17/2012 16:13:53

ND denotes the analyte was analyzed for but not detected at the reporting limit or method detection limit indicated.
MDL denotes method detection limit

Limits are corrected for sample size, dilution and moisture content if applicable.
Qu lists qualifiers. Specific qualifiers are defined at the end of the report.
Regulatory limit may denote an actual regulatory limit or a client-requested notification limit.

Sample Results

Pace Analytical Services, Inc.
1000 Riverbend Blvd. Suite F
St. Rose, LA 70087
(504) 469-0333

Client: Environmental Mgt Services-MS

Client ID: KEP-GW-015B-017
Project: 20136792
Project ID: KEC 1ST 2012 SEMI ANNUAL
Site: None
Lab ID: 20973587
Matrix: Water
% Moisture: n/a
Description: None
Prep Level: Water
Batch: 180900
Method: EPA 8260
GCMS VOAs Trace Water
Collected: 26-Mar-12
Received: 28-Mar-12
Prepared: 29-Mar-12

Units: ug/L

CAS No.	Analyte	Dilution	Result	Qu	Reporting Limit	MDL	Reg Limit	Analysis
108-88-3	Toluene	1	ND		0.500	0.0810		29-Mar-12 12:36 MLS
71-55-6	1,1,1-Trichloroethane	1	ND		0.500	0.0660		29-Mar-12 12:36 MLS
79-00-5	1,1,2-Trichloroethane	1	ND		0.500	0.117		29-Mar-12 12:36 MLS
79-01-6	Trichloroethene	1	ND		0.500	0.0500		29-Mar-12 12:36 MLS
75-69-4	Trichlorofluoromethane	1	ND		0.500	0.0970		29-Mar-12 12:36 MLS
75-01-4	Vinyl chloride	1	ND		0.500	0.0880		29-Mar-12 12:36 MLS
	m&p-Xylene	1	ND		1.00	0.122		29-Mar-12 12:36 MLS
95-47-6	o-Xylene	1	ND		1.00	0.0870		29-Mar-12 12:36 MLS

42 compound(s) reported

Protocol 4/17/2012 16:13:53

ND denotes the analyte was analyzed for but not detected at the reporting limit or method detection limit indicated.
MDL denotes method detection limit

Limits are corrected for sample size, dilution and moisture content if applicable.
Qu lists qualifiers. Specific qualifiers are defined at the end of the report.
Regulatory limit may denote an actual regulatory limit or a client-requested notification limit.

Sample Results

Pace Analytical Services, Inc.
1000 Riverbend Blvd. Suite F
St. Rose, LA 70087
(504) 469-0333

Client: Environmental Mgt Services-MS

Client ID: KEP-GW-016-017
Project: 20136792
Project ID: KEC 1ST 2012 SEMI ANNUAL
Site: None
Lab ID: 20973588
Matrix: Water
% Moisture: n/a
Description: None
Prep Level: Water
Batch: 180900
Method: EPA 8260
GCMS VOAs Trace Water
Collected: 26-Mar-12
Received: 28-Mar-12
Prepared: 29-Mar-12

Units: ug/L

CAS No.	Analyte	Dilution	Result	Qu	Reporting Limit	MDL	Reg Limit	Analysis	
67-64-1	Acetone	1	ND		4.00	0.865		29-Mar-12 12:57	MLS
71-43-2	Benzene	1	ND		0.500	0.0540		29-Mar-12 12:57	MLS
75-27-4	Bromodichloromethane	1	ND		0.500	0.109		29-Mar-12 12:57	MLS
75-25-2	Bromoform	1	ND		0.500	0.154		29-Mar-12 12:57	MLS
74-83-9	Bromomethane	1	ND		0.500	0.224		29-Mar-12 12:57	MLS
78-93-3	2-Butanone (MEK)	1	ND		2.00	0.817		29-Mar-12 12:57	MLS
75-15-0	Carbon disulfide	1	0.220	J	1.00	0.168		29-Mar-12 12:57	MLS
56-23-5	Carbon tetrachloride	1	ND		0.500	0.157		29-Mar-12 12:57	MLS
108-90-7	Chlorobenzene	1	ND		0.500	0.0680		29-Mar-12 12:57	MLS
75-00-3	Chloroethane	1	ND		0.500	0.331		29-Mar-12 12:57	MLS
67-66-3	Chloroform	1	ND		0.500	0.119		29-Mar-12 12:57	MLS
74-87-3	Chloromethane	1	ND		0.500	0.124		29-Mar-12 12:57	MLS
96-12-8	1,2-Dibromo-3-chloropropane	1	ND		2.00	0.164		29-Mar-12 12:57	MLS
124-48-1	Dibromochloromethane	1	ND		0.500	0.116		29-Mar-12 12:57	MLS
106-93-4	1,2-Dibromoethane (EDB)	1	ND		1.00	0.113		29-Mar-12 12:57	MLS
75-71-8	Dichlorodifluoromethane	1	ND		1.00	0.184		29-Mar-12 12:57	MLS
75-34-3	1,1-Dichloroethane	1	ND		0.500	0.0670		29-Mar-12 12:57	MLS
107-06-2	1,2-Dichloroethane	1	ND		0.500	0.114		29-Mar-12 12:57	MLS
75-35-4	1,1-Dichloroethene	1	0.520		0.500	0.104		29-Mar-12 12:57	MLS
156-59-2	cis-1,2-Dichloroethene	1	ND		1.00	0.128		29-Mar-12 12:57	MLS
156-60-5	trans-1,2-Dichloroethene	1	ND		0.500	0.136		29-Mar-12 12:57	MLS
78-87-5	1,2-Dichloropropane	1	ND		0.500	0.118		29-Mar-12 12:57	MLS
10061-01-5	cis-1,3-Dichloropropene	1	ND		0.500	0.0920		29-Mar-12 12:57	MLS
10061-02-6	trans-1,3-Dichloropropene	1	ND		0.500	0.136		29-Mar-12 12:57	MLS
100-41-4	Ethylbenzene	1	ND		0.500	0.0650		29-Mar-12 12:57	MLS
591-78-6	2-Hexanone	1	ND		1.00	0.246		29-Mar-12 12:57	MLS
98-82-8	Isopropylbenzene (Cumene)	1	ND		1.00	0.0630		29-Mar-12 12:57	MLS
79-20-9	Methyl acetate	1	ND		2.00	0.193		29-Mar-12 12:57	MLS
75-09-2	Methylene chloride	1	ND		0.500	0.482		29-Mar-12 12:57	MLS
108-10-1	4-Methyl-2-pentanone (MIBK)	1	ND		1.00	0.287		29-Mar-12 12:57	MLS
1634-04-4	Methyl-tert-butyl ether	1	ND		0.500	0.148		29-Mar-12 12:57	MLS
100-42-5	Styrene	1	ND		1.00	0.0890		29-Mar-12 12:57	MLS
79-34-5	1,1,2,2-Tetrachloroethane	1	ND		0.500	0.157		29-Mar-12 12:57	MLS
127-18-4	Tetrachloroethene	1	ND		0.500	0.0600		29-Mar-12 12:57	MLS

Protocol 4/17/2012 16:13:53

ND denotes the analyte was analyzed for but not detected at the reporting limit or method detection limit indicated.
MDL denotes method detection limit

Limits are corrected for sample size, dilution and moisture content if applicable.
Qu lists qualifiers. Specific qualifiers are defined at the end of the report.
Regulatory limit may denote an actual regulatory limit or a client-requested notification limit.

Sample Results

Pace Analytical Services, Inc.
1000 Riverbend Blvd. Suite F
St. Rose, LA 70087
(504) 469-0333

Client: Environmental Mgt Services-MS

Client ID: KEP-GW-016-017
Project: 20136792
Project ID: KEC 1ST 2012 SEMI ANNUAL
Site: None
Lab ID: 20973588
Matrix: Water
% Moisture: n/a
Description: None
Prep Level: Water
Batch: 180900
Method: EPA 8260
GCMS VOAs Trace Water
Collected: 26-Mar-12
Received: 28-Mar-12
Prepared: 29-Mar-12

Units: ug/L

CAS No.	Analyte	Dilution	Result	Qu	Reporting Limit	MDL	Reg Limit	Analysis
108-88-3	Toluene	1	ND		0.500	0.0810		29-Mar-12 12:57 MLS
71-55-6	1,1,1-Trichloroethane	1	ND		0.500	0.0660		29-Mar-12 12:57 MLS
79-00-5	1,1,2-Trichloroethane	1	ND		0.500	0.117		29-Mar-12 12:57 MLS
79-01-6	Trichloroethene	1	ND		0.500	0.0500		29-Mar-12 12:57 MLS
75-69-4	Trichlorofluoromethane	1	ND		0.500	0.0970		29-Mar-12 12:57 MLS
75-01-4	Vinyl chloride	1	ND		0.500	0.0880		29-Mar-12 12:57 MLS
	m&p-Xylene	1	ND		1.00	0.122		29-Mar-12 12:57 MLS
95-47-6	o-Xylene	1	ND		1.00	0.0870		29-Mar-12 12:57 MLS

42 compound(s) reported

Protocol 4/17/2012 16:13:53

ND denotes the analyte was analyzed for but not detected at the reporting limit or method detection limit indicated.
MDL denotes method detection limit

Limits are corrected for sample size, dilution and moisture content if applicable.
Qu lists qualifiers. Specific qualifiers are defined at the end of the report.
Regulatory limit may denote an actual regulatory limit or a client-requested notification limit.

Sample Results

Pace Analytical Services, Inc.
1000 Riverbend Blvd. Suite F
St. Rose, LA 70087
(504) 469-0333

Client: Environmental Mgt Services-MS

Client ID: KEP-GW-012-017
Project: 20136792
Project ID: KEC 1ST 2012 SEMI ANNUAL
Site: None
Lab ID: 20973589
Matrix: Water
% Moisture: n/a
Description: None
Prep Level: Water
Batch: 180900
Method: EPA 8260
GCMS VOAs Trace Water
Collected: 26-Mar-12
Received: 28-Mar-12
Prepared: 29-Mar-12

Units: ug/L

CAS No.	Analyte	Dilution	Result	Qu	Reporting Limit	MDL	Reg Limit	Analysis	
67-64-1	Acetone	1	ND		4.00	0.865		29-Mar-12 13:17	MLS
71-43-2	Benzene	1	ND		0.500	0.0540		29-Mar-12 13:17	MLS
75-27-4	Bromodichloromethane	1	ND		0.500	0.109		29-Mar-12 13:17	MLS
75-25-2	Bromoform	1	ND		0.500	0.154		29-Mar-12 13:17	MLS
74-83-9	Bromomethane	1	ND		0.500	0.224		29-Mar-12 13:17	MLS
78-93-3	2-Butanone (MEK)	1	ND		2.00	0.817		29-Mar-12 13:17	MLS
75-15-0	Carbon disulfide	1	0.260	J	1.00	0.168		29-Mar-12 13:17	MLS
56-23-5	Carbon tetrachloride	1	ND		0.500	0.157		29-Mar-12 13:17	MLS
108-90-7	Chlorobenzene	1	ND		0.500	0.0680		29-Mar-12 13:17	MLS
75-00-3	Chloroethane	1	ND		0.500	0.331		29-Mar-12 13:17	MLS
67-66-3	Chloroform	1	ND		0.500	0.119		29-Mar-12 13:17	MLS
74-87-3	Chloromethane	1	ND		0.500	0.124		29-Mar-12 13:17	MLS
96-12-8	1,2-Dibromo-3-chloropropane	1	ND		2.00	0.164		29-Mar-12 13:17	MLS
124-48-1	Dibromochloromethane	1	ND		0.500	0.116		29-Mar-12 13:17	MLS
106-93-4	1,2-Dibromoethane (EDB)	1	ND		1.00	0.113		29-Mar-12 13:17	MLS
75-71-8	Dichlorodifluoromethane	1	ND		1.00	0.184		29-Mar-12 13:17	MLS
75-34-3	1,1-Dichloroethane	1	ND		0.500	0.0670		29-Mar-12 13:17	MLS
107-06-2	1,2-Dichloroethane	1	ND		0.500	0.114		29-Mar-12 13:17	MLS
75-35-4	1,1-Dichloroethene	1	0.770		0.500	0.104		29-Mar-12 13:17	MLS
156-59-2	cis-1,2-Dichloroethene	1	ND		1.00	0.128		29-Mar-12 13:17	MLS
156-60-5	trans-1,2-Dichloroethene	1	ND		0.500	0.136		29-Mar-12 13:17	MLS
78-87-5	1,2-Dichloropropane	1	ND		0.500	0.118		29-Mar-12 13:17	MLS
10061-01-5	cis-1,3-Dichloropropene	1	ND		0.500	0.0920		29-Mar-12 13:17	MLS
10061-02-6	trans-1,3-Dichloropropene	1	ND		0.500	0.136		29-Mar-12 13:17	MLS
100-41-4	Ethylbenzene	1	ND		0.500	0.0650		29-Mar-12 13:17	MLS
591-78-6	2-Hexanone	1	ND		1.00	0.246		29-Mar-12 13:17	MLS
98-82-8	Isopropylbenzene (Cumene)	1	ND		1.00	0.0630		29-Mar-12 13:17	MLS
79-20-9	Methyl acetate	1	ND		2.00	0.193		29-Mar-12 13:17	MLS
75-09-2	Methylene chloride	1	ND		0.500	0.482		29-Mar-12 13:17	MLS
108-10-1	4-Methyl-2-pentanone (MIBK)	1	ND		1.00	0.287		29-Mar-12 13:17	MLS
1634-04-4	Methyl-tert-butyl ether	1	ND		0.500	0.148		29-Mar-12 13:17	MLS
100-42-5	Styrene	1	ND		1.00	0.0890		29-Mar-12 13:17	MLS
79-34-5	1,1,2,2-Tetrachloroethane	1	ND		0.500	0.157		29-Mar-12 13:17	MLS
127-18-4	Tetrachloroethene	1	ND		0.500	0.0600		29-Mar-12 13:17	MLS

Protocol 4/17/2012 16:13:53

ND denotes the analyte was analyzed for but not detected at the reporting limit or method detection limit indicated.
MDL denotes method detection limit

Limits are corrected for sample size, dilution and moisture content if applicable.
Qu lists qualifiers. Specific qualifiers are defined at the end of the report.
Regulatory limit may denote an actual regulatory limit or a client-requested notification limit.

Sample Results

Pace Analytical Services, Inc.
1000 Riverbend Blvd. Suite F
St. Rose, LA 70087
(504) 469-0333

Client: Environmental Mgt Services-MS

Client ID: KEP-GW-012-017
Project: 20136792
Project ID: KEC 1ST 2012 SEMI ANNUAL
Site: None
Lab ID: 20973589
Matrix: Water
% Moisture: n/a
Description: None
Prep Level: Water
Batch: 180900
Method: EPA 8260
GCMS VOAs Trace Water
Collected: 26-Mar-12
Received: 28-Mar-12
Prepared: 29-Mar-12

Units: ug/L

CAS No.	Analyte	Dilution	Result	Qu	Reporting Limit	MDL	Reg Limit	Analysis
108-88-3	Toluene	1	ND		0.500	0.0810		29-Mar-12 13:17 MLS
71-55-6	1,1,1-Trichloroethane	1	ND		0.500	0.0660		29-Mar-12 13:17 MLS
79-00-5	1,1,2-Trichloroethane	1	ND		0.500	0.117		29-Mar-12 13:17 MLS
79-01-6	Trichloroethene	1	ND		0.500	0.0500		29-Mar-12 13:17 MLS
75-69-4	Trichlorofluoromethane	1	ND		0.500	0.0970		29-Mar-12 13:17 MLS
75-01-4	Vinyl chloride	1	ND		0.500	0.0880		29-Mar-12 13:17 MLS
	m&p-Xylene	1	ND		1.00	0.122		29-Mar-12 13:17 MLS
95-47-6	o-Xylene	1	ND		1.00	0.0870		29-Mar-12 13:17 MLS

42 compound(s) reported

Protocol 4/17/2012 16:13:53

ND denotes the analyte was analyzed for but not detected at the reporting limit or method detection limit indicated.
MDL denotes method detection limit

Limits are corrected for sample size, dilution and moisture content if applicable.
Qu lists qualifiers. Specific qualifiers are defined at the end of the report.
Regulatory limit may denote an actual regulatory limit or a client-requested notification limit.

Sample Results

Pace Analytical Services, Inc.
1000 Riverbend Blvd. Suite F
St. Rose, LA 70087
(504) 469-0333

Client: Environmental Mgt Services-MS

Client ID: KEP-GW-017A-017
Project: 20136792
Project ID: KEC 1ST 2012 SEMI ANNUAL
Site: None
Lab ID: 20973590
Matrix: Water
% Moisture: n/a
Description: None
Prep Level: Water
Batch: 180900
Method: EPA 8260
GCMS VOAs Trace Water
Collected: 26-Mar-12
Received: 28-Mar-12
Prepared: 29-Mar-12

Units: ug/L

CAS No.	Analyte	Dilution	Result	Qu	Reporting Limit	MDL	Reg Limit	Analysis
67-64-1	Acetone	1	ND		4.00	0.865		29-Mar-12 13:37 MLS
71-43-2	Benzene	1	ND		0.500	0.0540		29-Mar-12 13:37 MLS
75-27-4	Bromodichloromethane	1	ND		0.500	0.109		29-Mar-12 13:37 MLS
75-25-2	Bromoform	1	ND		0.500	0.154		29-Mar-12 13:37 MLS
74-83-9	Bromomethane	1	ND		0.500	0.224		29-Mar-12 13:37 MLS
78-93-3	2-Butanone (MEK)	1	ND		2.00	0.817		29-Mar-12 13:37 MLS
75-15-0	Carbon disulfide	1	ND		1.00	0.168		29-Mar-12 13:37 MLS
56-23-5	Carbon tetrachloride	1	ND		0.500	0.157		29-Mar-12 13:37 MLS
108-90-7	Chlorobenzene	1	ND		0.500	0.0680		29-Mar-12 13:37 MLS
75-00-3	Chloroethane	1	ND		0.500	0.331		29-Mar-12 13:37 MLS
67-66-3	Chloroform	1	ND		0.500	0.119		29-Mar-12 13:37 MLS
74-87-3	Chloromethane	1	ND		0.500	0.124		29-Mar-12 13:37 MLS
96-12-8	1,2-Dibromo-3-chloropropane	1	ND		2.00	0.164		29-Mar-12 13:37 MLS
124-48-1	Dibromochloromethane	1	ND		0.500	0.116		29-Mar-12 13:37 MLS
106-93-4	1,2-Dibromoethane (EDB)	1	ND		1.00	0.113		29-Mar-12 13:37 MLS
75-71-8	Dichlorodifluoromethane	1	ND		1.00	0.184		29-Mar-12 13:37 MLS
75-34-3	1,1-Dichloroethane	1	0.390	J	0.500	0.0670		29-Mar-12 13:37 MLS
107-06-2	1,2-Dichloroethane	1	ND		0.500	0.114		29-Mar-12 13:37 MLS
75-35-4	1,1-Dichloroethene	1	35.0		0.500	0.104		29-Mar-12 13:37 MLS
156-59-2	cis-1,2-Dichloroethene	1	ND		1.00	0.128		29-Mar-12 13:37 MLS
156-60-5	trans-1,2-Dichloroethene	1	ND		0.500	0.136		29-Mar-12 13:37 MLS
78-87-5	1,2-Dichloropropane	1	ND		0.500	0.118		29-Mar-12 13:37 MLS
10061-01-5	cis-1,3-Dichloropropene	1	ND		0.500	0.0920		29-Mar-12 13:37 MLS
10061-02-6	trans-1,3-Dichloropropene	1	ND		0.500	0.136		29-Mar-12 13:37 MLS
100-41-4	Ethylbenzene	1	ND		0.500	0.0650		29-Mar-12 13:37 MLS
591-78-6	2-Hexanone	1	ND		1.00	0.246		29-Mar-12 13:37 MLS
98-82-8	Isopropylbenzene (Cumene)	1	ND		1.00	0.0630		29-Mar-12 13:37 MLS
79-20-9	Methyl acetate	1	ND		2.00	0.193		29-Mar-12 13:37 MLS
75-09-2	Methylene chloride	1	ND		0.500	0.482		29-Mar-12 13:37 MLS
108-10-1	4-Methyl-2-pentanone (MIBK)	1	ND		1.00	0.287		29-Mar-12 13:37 MLS
1634-04-4	Methyl-tert-butyl ether	1	ND		0.500	0.148		29-Mar-12 13:37 MLS
100-42-5	Styrene	1	ND		1.00	0.0890		29-Mar-12 13:37 MLS
79-34-5	1,1,2,2-Tetrachloroethane	1	ND		0.500	0.157		29-Mar-12 13:37 MLS
127-18-4	Tetrachloroethene	1	ND		0.500	0.0600		29-Mar-12 13:37 MLS

Protocol 4/17/2012 16:13:53

ND denotes the analyte was analyzed for but not detected at the reporting limit or method detection limit indicated.
MDL denotes method detection limit

Limits are corrected for sample size, dilution and moisture content if applicable.
Qu lists qualifiers. Specific qualifiers are defined at the end of the report.
Regulatory limit may denote an actual regulatory limit or a client-requested notification limit.

Sample Results

Pace Analytical Services, Inc.
1000 Riverbend Blvd. Suite F
St. Rose, LA 70087
(504) 469-0333

Client: Environmental Mgt Services-MS

Client ID: KEP-GW-017A-017
Project: 20136792
Project ID: KEC 1ST 2012 SEMI ANNUAL
Site: None
Lab ID: 20973590
Matrix: Water
% Moisture: n/a
Description: None
Prep Level: Water
Batch: 180900
Method: EPA 8260
GCMS VOAs Trace Water
Collected: 26-Mar-12
Received: 28-Mar-12
Prepared: 29-Mar-12

Units: ug/L

CAS No.	Analyte	Dilution	Result	Qu	Reporting Limit	MDL	Reg Limit	Analysis
108-88-3	Toluene	1	ND		0.500	0.0810		29-Mar-12 13:37 MLS
71-55-6	1,1,1-Trichloroethane	1	ND		0.500	0.0660		29-Mar-12 13:37 MLS
79-00-5	1,1,2-Trichloroethane	1	ND		0.500	0.117		29-Mar-12 13:37 MLS
79-01-6	Trichloroethene	1	ND		0.500	0.0500		29-Mar-12 13:37 MLS
75-69-4	Trichlorofluoromethane	1	ND		0.500	0.0970		29-Mar-12 13:37 MLS
75-01-4	Vinyl chloride	1	ND		0.500	0.0880		29-Mar-12 13:37 MLS
	m&p-Xylene	1	ND		1.00	0.122		29-Mar-12 13:37 MLS
95-47-6	o-Xylene	1	ND		1.00	0.0870		29-Mar-12 13:37 MLS

42 compound(s) reported

Protocol 4/17/2012 16:13:53

ND denotes the analyte was analyzed for but not detected at the reporting limit or method detection limit indicated.
MDL denotes method detection limit

Limits are corrected for sample size, dilution and moisture content if applicable.
Qu lists qualifiers. Specific qualifiers are defined at the end of the report.
Regulatory limit may denote an actual regulatory limit or a client-requested notification limit.

Sample Results

Pace Analytical Services, Inc.
1000 Riverbend Blvd. Suite F
St. Rose, LA 70087
(504) 469-0333

Client: Environmental Mgt Services-MS

Client ID: KEP-GW-017B-017
Project: 20136792
Project ID: KEC 1ST 2012 SEMI ANNUAL
Site: None
Lab ID: 20973591
Matrix: Water
% Moisture: n/a
Description: None
Prep Level: Water
Batch: 180900
Method: EPA 8260
GCMS VOAs Trace Water
Collected: 26-Mar-12
Received: 28-Mar-12
Prepared: 29-Mar-12

Units: ug/L

CAS No.	Analyte	Dilution	Result	Qu	Reporting Limit	MDL	Reg Limit	Analysis	
67-64-1	Acetone	1	ND		4.00	0.865		29-Mar-12 13:57	MLS
71-43-2	Benzene	1	ND		0.500	0.0540		29-Mar-12 13:57	MLS
75-27-4	Bromodichloromethane	1	ND		0.500	0.109		29-Mar-12 13:57	MLS
75-25-2	Bromoform	1	ND		0.500	0.154		29-Mar-12 13:57	MLS
74-83-9	Bromomethane	1	ND		0.500	0.224		29-Mar-12 13:57	MLS
78-93-3	2-Butanone (MEK)	1	ND		2.00	0.817		29-Mar-12 13:57	MLS
75-15-0	Carbon disulfide	1	ND		1.00	0.168		29-Mar-12 13:57	MLS
56-23-5	Carbon tetrachloride	1	ND		0.500	0.157		29-Mar-12 13:57	MLS
108-90-7	Chlorobenzene	1	ND		0.500	0.0680		29-Mar-12 13:57	MLS
75-00-3	Chloroethane	1	ND		0.500	0.331		29-Mar-12 13:57	MLS
67-66-3	Chloroform	1	ND		0.500	0.119		29-Mar-12 13:57	MLS
74-87-3	Chloromethane	1	ND		0.500	0.124		29-Mar-12 13:57	MLS
96-12-8	1,2-Dibromo-3-chloropropane	1	ND		2.00	0.164		29-Mar-12 13:57	MLS
124-48-1	Dibromochloromethane	1	ND		0.500	0.116		29-Mar-12 13:57	MLS
106-93-4	1,2-Dibromoethane (EDB)	1	ND		1.00	0.113		29-Mar-12 13:57	MLS
75-71-8	Dichlorodifluoromethane	1	ND		1.00	0.184		29-Mar-12 13:57	MLS
75-34-3	1,1-Dichloroethane	1	ND		0.500	0.0670		29-Mar-12 13:57	MLS
107-06-2	1,2-Dichloroethane	1	ND		0.500	0.114		29-Mar-12 13:57	MLS
75-35-4	1,1-Dichloroethene	1	12.7		0.500	0.104		29-Mar-12 13:57	MLS
156-59-2	cis-1,2-Dichloroethene	1	ND		1.00	0.128		29-Mar-12 13:57	MLS
156-60-5	trans-1,2-Dichloroethene	1	ND		0.500	0.136		29-Mar-12 13:57	MLS
78-87-5	1,2-Dichloropropane	1	ND		0.500	0.118		29-Mar-12 13:57	MLS
10061-01-5	cis-1,3-Dichloropropene	1	ND		0.500	0.0920		29-Mar-12 13:57	MLS
10061-02-6	trans-1,3-Dichloropropene	1	ND		0.500	0.136		29-Mar-12 13:57	MLS
100-41-4	Ethylbenzene	1	ND		0.500	0.0650		29-Mar-12 13:57	MLS
591-78-6	2-Hexanone	1	ND		1.00	0.246		29-Mar-12 13:57	MLS
98-82-8	Isopropylbenzene (Cumene)	1	ND		1.00	0.0630		29-Mar-12 13:57	MLS
79-20-9	Methyl acetate	1	ND		2.00	0.193		29-Mar-12 13:57	MLS
75-09-2	Methylene chloride	1	ND		0.500	0.482		29-Mar-12 13:57	MLS
108-10-1	4-Methyl-2-pentanone (MIBK)	1	ND		1.00	0.287		29-Mar-12 13:57	MLS
1634-04-4	Methyl-tert-butyl ether	1	ND		0.500	0.148		29-Mar-12 13:57	MLS
100-42-5	Styrene	1	ND		1.00	0.0890		29-Mar-12 13:57	MLS
79-34-5	1,1,2,2-Tetrachloroethane	1	ND		0.500	0.157		29-Mar-12 13:57	MLS
127-18-4	Tetrachloroethene	1	ND		0.500	0.0600		29-Mar-12 13:57	MLS

Protocol 4/17/2012 16:13:53

ND denotes the analyte was analyzed for but not detected at the reporting limit or method detection limit indicated.
MDL denotes method detection limit

Limits are corrected for sample size, dilution and moisture content if applicable.
Qu lists qualifiers. Specific qualifiers are defined at the end of the report.
Regulatory limit may denote an actual regulatory limit or a client-requested notification limit.

Sample Results

Pace Analytical Services, Inc.
1000 Riverbend Blvd. Suite F
St. Rose, LA 70087
(504) 469-0333

Client: Environmental Mgt Services-MS

Client ID: KEP-GW-017B-017
Project: 20136792
Project ID: KEC 1ST 2012 SEMI ANNUAL
Site: None
Lab ID: 20973591
Matrix: Water
% Moisture: n/a
Description: None
Prep Level: Water
Batch: 180900
Method: EPA 8260
GCMS VOAs Trace Water
Collected: 26-Mar-12
Received: 28-Mar-12
Prepared: 29-Mar-12

Units: ug/L

CAS No.	Analyte	Dilution	Result	Qu	Reporting Limit	MDL	Reg Limit	Analysis
108-88-3	Toluene	1	ND		0.500	0.0810		29-Mar-12 13:57 MLS
71-55-6	1,1,1-Trichloroethane	1	ND		0.500	0.0660		29-Mar-12 13:57 MLS
79-00-5	1,1,2-Trichloroethane	1	ND		0.500	0.117		29-Mar-12 13:57 MLS
79-01-6	Trichloroethene	1	ND		0.500	0.0500		29-Mar-12 13:57 MLS
75-69-4	Trichlorofluoromethane	1	ND		0.500	0.0970		29-Mar-12 13:57 MLS
75-01-4	Vinyl chloride	1	ND		0.500	0.0880		29-Mar-12 13:57 MLS
	m&p-Xylene	1	ND		1.00	0.122		29-Mar-12 13:57 MLS
95-47-6	o-Xylene	1	ND		1.00	0.0870		29-Mar-12 13:57 MLS

42 compound(s) reported

Protocol 4/17/2012 16:13:53

ND denotes the analyte was analyzed for but not detected at the reporting limit or method detection limit indicated.
MDL denotes method detection limit

Limits are corrected for sample size, dilution and moisture content if applicable.
Qu lists qualifiers. Specific qualifiers are defined at the end of the report.
Regulatory limit may denote an actual regulatory limit or a client-requested notification limit.

Sample Results

Pace Analytical Services, Inc.
1000 Riverbend Blvd. Suite F
St. Rose, LA 70087
(504) 469-0333

Client: Environmental Mgt Services-MS

Client ID: KEP-GW-008-022
Project: 20136792
Project ID: KEC 1ST 2012 SEMI ANNUAL
Site: None
Lab ID: 20973592
Matrix: Water
% Moisture: n/a
Description: None
Prep Level: Water
Batch: 180900
Method: EPA 8260
GCMS VOAs Trace Water
Collected: 26-Mar-12
Received: 28-Mar-12
Prepared: 29-Mar-12

Units: ug/L

CAS No.	Analyte	Dilution	Result	Qu	Reporting Limit	MDL	Reg Limit	Analysis
67-64-1	Acetone	1	ND		4.00	0.865		29-Mar-12 14:18 MLS
71-43-2	Benzene	1	ND		0.500	0.0540		29-Mar-12 14:18 MLS
75-27-4	Bromodichloromethane	1	ND		0.500	0.109		29-Mar-12 14:18 MLS
75-25-2	Bromoform	1	ND		0.500	0.154		29-Mar-12 14:18 MLS
74-83-9	Bromomethane	1	ND		0.500	0.224		29-Mar-12 14:18 MLS
78-93-3	2-Butanone (MEK)	1	ND		2.00	0.817		29-Mar-12 14:18 MLS
75-15-0	Carbon disulfide	1	ND		1.00	0.168		29-Mar-12 14:18 MLS
56-23-5	Carbon tetrachloride	1	ND		0.500	0.157		29-Mar-12 14:18 MLS
108-90-7	Chlorobenzene	1	ND		0.500	0.0680		29-Mar-12 14:18 MLS
75-00-3	Chloroethane	1	ND		0.500	0.331		29-Mar-12 14:18 MLS
67-66-3	Chloroform	1	0.230	J	0.500	0.119		29-Mar-12 14:18 MLS
74-87-3	Chloromethane	1	ND		0.500	0.124		29-Mar-12 14:18 MLS
96-12-8	1,2-Dibromo-3-chloropropane	1	ND		2.00	0.164		29-Mar-12 14:18 MLS
124-48-1	Dibromochloromethane	1	ND		0.500	0.116		29-Mar-12 14:18 MLS
106-93-4	1,2-Dibromoethane (EDB)	1	ND		1.00	0.113		29-Mar-12 14:18 MLS
75-71-8	Dichlorodifluoromethane	1	ND		1.00	0.184		29-Mar-12 14:18 MLS
75-34-3	1,1-Dichloroethane	1	ND		0.500	0.0670		29-Mar-12 14:18 MLS
107-06-2	1,2-Dichloroethane	1	ND		0.500	0.114		29-Mar-12 14:18 MLS
75-35-4	1,1-Dichloroethene	1	4.66		0.500	0.104		29-Mar-12 14:18 MLS
156-59-2	cis-1,2-Dichloroethene	1	ND		1.00	0.128		29-Mar-12 14:18 MLS
156-60-5	trans-1,2-Dichloroethene	1	ND		0.500	0.136		29-Mar-12 14:18 MLS
78-87-5	1,2-Dichloropropane	1	ND		0.500	0.118		29-Mar-12 14:18 MLS
10061-01-5	cis-1,3-Dichloropropene	1	ND		0.500	0.0920		29-Mar-12 14:18 MLS
10061-02-6	trans-1,3-Dichloropropene	1	ND		0.500	0.136		29-Mar-12 14:18 MLS
100-41-4	Ethylbenzene	1	ND		0.500	0.0650		29-Mar-12 14:18 MLS
591-78-6	2-Hexanone	1	ND		1.00	0.246		29-Mar-12 14:18 MLS
98-82-8	Isopropylbenzene (Cumene)	1	ND		1.00	0.0630		29-Mar-12 14:18 MLS
79-20-9	Methyl acetate	1	ND		2.00	0.193		29-Mar-12 14:18 MLS
75-09-2	Methylene chloride	1	ND		0.500	0.482		29-Mar-12 14:18 MLS
108-10-1	4-Methyl-2-pentanone (MIBK)	1	ND		1.00	0.287		29-Mar-12 14:18 MLS
1634-04-4	Methyl-tert-butyl ether	1	ND		0.500	0.148		29-Mar-12 14:18 MLS
100-42-5	Styrene	1	ND		1.00	0.0890		29-Mar-12 14:18 MLS
79-34-5	1,1,2,2-Tetrachloroethane	1	ND		0.500	0.157		29-Mar-12 14:18 MLS
127-18-4	Tetrachloroethene	1	ND		0.500	0.0600		29-Mar-12 14:18 MLS

Protocol 4/17/2012 16:13:53

ND denotes the analyte was analyzed for but not detected at the reporting limit or method detection limit indicated.
MDL denotes method detection limit

Limits are corrected for sample size, dilution and moisture content if applicable.
Qu lists qualifiers. Specific qualifiers are defined at the end of the report.
Regulatory limit may denote an actual regulatory limit or a client-requested notification limit.

Sample Results

Pace Analytical Services, Inc.
1000 Riverbend Blvd. Suite F
St. Rose, LA 70087
(504) 469-0333

Client: Environmental Mgt Services-MS

Client ID: KEP-GW-008-022
Project: 20136792
Project ID: KEC 1ST 2012 SEMI ANNUAL
Site: None
Lab ID: 20973592
Matrix: Water
% Moisture: n/a
Description: None
Prep Level: Water
Batch: 180900
Method: EPA 8260
GCMS VOAs Trace Water
Collected: 26-Mar-12
Received: 28-Mar-12
Prepared: 29-Mar-12

Units: ug/L

CAS No.	Analyte	Dilution	Result	Qu	Reporting Limit	MDL	Reg Limit	Analysis
108-88-3	Toluene	1	ND		0.500	0.0810		29-Mar-12 14:18 MLS
71-55-6	1,1,1-Trichloroethane	1	ND		0.500	0.0660		29-Mar-12 14:18 MLS
79-00-5	1,1,2-Trichloroethane	1	ND		0.500	0.117		29-Mar-12 14:18 MLS
79-01-6	Trichloroethene	1	ND		0.500	0.0500		29-Mar-12 14:18 MLS
75-69-4	Trichlorofluoromethane	1	ND		0.500	0.0970		29-Mar-12 14:18 MLS
75-01-4	Vinyl chloride	1	ND		0.500	0.0880		29-Mar-12 14:18 MLS
	m&p-Xylene	1	ND		1.00	0.122		29-Mar-12 14:18 MLS
95-47-6	o-Xylene	1	ND		1.00	0.0870		29-Mar-12 14:18 MLS

42 compound(s) reported

Protocol 4/17/2012 16:13:53

ND denotes the analyte was analyzed for but not detected at the reporting limit or method detection limit indicated.
MDL denotes method detection limit

Limits are corrected for sample size, dilution and moisture content if applicable.
Qu lists qualifiers. Specific qualifiers are defined at the end of the report.
Regulatory limit may denote an actual regulatory limit or a client-requested notification limit.

Sample Results

Pace Analytical Services, Inc.
1000 Riverbend Blvd. Suite F
St. Rose, LA 70087
(504) 469-0333

Client: Environmental Mgt Services-MS

Client ID: KEP-GW-014B-017
Project: 20136792
Project ID: KEC 1ST 2012 SEMI ANNUAL
Site: None
Lab ID: 20973593
Matrix: Water
% Moisture: n/a
Description: None
Prep Level: Water
Batch: 180900
Method: EPA 8260
GCMS VOAs Trace Water
Collected: 27-Mar-12
Received: 28-Mar-12
Prepared: 29-Mar-12

Units: ug/L

CAS No.	Analyte	Dilution	Result	Qu	Reporting Limit	MDL	Reg Limit	Analysis
67-64-1	Acetone	1	ND		4.00	0.865		29-Mar-12 14:58 MLS
71-43-2	Benzene	1	ND		0.500	0.0540		29-Mar-12 14:58 MLS
75-27-4	Bromodichloromethane	1	ND		0.500	0.109		29-Mar-12 14:58 MLS
75-25-2	Bromoform	1	ND		0.500	0.154		29-Mar-12 14:58 MLS
74-83-9	Bromomethane	1	ND		0.500	0.224		29-Mar-12 14:58 MLS
78-93-3	2-Butanone (MEK)	1	ND		2.00	0.817		29-Mar-12 14:58 MLS
75-15-0	Carbon disulfide	1	0.320	J	1.00	0.168		29-Mar-12 14:58 MLS
56-23-5	Carbon tetrachloride	1	ND		0.500	0.157		29-Mar-12 14:58 MLS
108-90-7	Chlorobenzene	1	ND		0.500	0.0680		29-Mar-12 14:58 MLS
75-00-3	Chloroethane	1	ND		0.500	0.331		29-Mar-12 14:58 MLS
67-66-3	Chloroform	1	0.240	J	0.500	0.119		29-Mar-12 14:58 MLS
74-87-3	Chloromethane	1	ND		0.500	0.124		29-Mar-12 14:58 MLS
96-12-8	1,2-Dibromo-3-chloropropane	1	ND		2.00	0.164		29-Mar-12 14:58 MLS
124-48-1	Dibromochloromethane	1	ND		0.500	0.116		29-Mar-12 14:58 MLS
106-93-4	1,2-Dibromoethane (EDB)	1	ND		1.00	0.113		29-Mar-12 14:58 MLS
75-71-8	Dichlorodifluoromethane	1	ND		1.00	0.184		29-Mar-12 14:58 MLS
75-34-3	1,1-Dichloroethane	1	ND		0.500	0.0670		29-Mar-12 14:58 MLS
107-06-2	1,2-Dichloroethane	1	ND		0.500	0.114		29-Mar-12 14:58 MLS
75-35-4	1,1-Dichloroethene	1	0.800		0.500	0.104		29-Mar-12 14:58 MLS
156-59-2	cis-1,2-Dichloroethene	1	ND		1.00	0.128		29-Mar-12 14:58 MLS
156-60-5	trans-1,2-Dichloroethene	1	ND		0.500	0.136		29-Mar-12 14:58 MLS
78-87-5	1,2-Dichloropropane	1	ND		0.500	0.118		29-Mar-12 14:58 MLS
10061-01-5	cis-1,3-Dichloropropene	1	ND		0.500	0.0920		29-Mar-12 14:58 MLS
10061-02-6	trans-1,3-Dichloropropene	1	ND		0.500	0.136		29-Mar-12 14:58 MLS
100-41-4	Ethylbenzene	1	ND		0.500	0.0650		29-Mar-12 14:58 MLS
591-78-6	2-Hexanone	1	ND		1.00	0.246		29-Mar-12 14:58 MLS
98-82-8	Isopropylbenzene (Cumene)	1	ND		1.00	0.0630		29-Mar-12 14:58 MLS
79-20-9	Methyl acetate	1	ND		2.00	0.193		29-Mar-12 14:58 MLS
75-09-2	Methylene chloride	1	ND		0.500	0.482		29-Mar-12 14:58 MLS
108-10-1	4-Methyl-2-pentanone (MIBK)	1	ND		1.00	0.287		29-Mar-12 14:58 MLS
1634-04-4	Methyl-tert-butyl ether	1	ND		0.500	0.148		29-Mar-12 14:58 MLS
100-42-5	Styrene	1	ND		1.00	0.0890		29-Mar-12 14:58 MLS
79-34-5	1,1,2,2-Tetrachloroethane	1	ND		0.500	0.157		29-Mar-12 14:58 MLS
127-18-4	Tetrachloroethene	1	ND		0.500	0.0600		29-Mar-12 14:58 MLS

Protocol 4/17/2012 16:13:53

ND denotes the analyte was analyzed for but not detected at the reporting limit or method detection limit indicated.
MDL denotes method detection limit

Limits are corrected for sample size, dilution and moisture content if applicable.
Qu lists qualifiers. Specific qualifiers are defined at the end of the report.
Regulatory limit may denote an actual regulatory limit or a client-requested notification limit.

Sample Results

Pace Analytical Services, Inc.
1000 Riverbend Blvd. Suite F
St. Rose, LA 70087
(504) 469-0333

Client: Environmental Mgt Services-MS

Client ID: KEP-GW-014B-017
Project: 20136792
Project ID: KEC 1ST 2012 SEMI ANNUAL
Site: None
Lab ID: 20973593
Matrix: Water
% Moisture: n/a
Description: None
Prep Level: Water
Batch: 180900
Method: EPA 8260
GCMS VOAs Trace Water
Collected: 27-Mar-12
Received: 28-Mar-12
Prepared: 29-Mar-12

Units: ug/L

CAS No.	Analyte	Dilution	Result	Qu	Reporting Limit	MDL	Reg Limit	Analysis	
108-88-3	Toluene	1	ND		0.500	0.0810		29-Mar-12 14:58	MLS
71-55-6	1,1,1-Trichloroethane	1	ND		0.500	0.0660		29-Mar-12 14:58	MLS
79-00-5	1,1,2-Trichloroethane	1	ND		0.500	0.117		29-Mar-12 14:58	MLS
79-01-6	Trichloroethene	1	ND		0.500	0.0500		29-Mar-12 14:58	MLS
75-69-4	Trichlorofluoromethane	1	ND		0.500	0.0970		29-Mar-12 14:58	MLS
75-01-4	Vinyl chloride	1	ND		0.500	0.0880		29-Mar-12 14:58	MLS
	m&p-Xylene	1	ND		1.00	0.122		29-Mar-12 14:58	MLS
95-47-6	o-Xylene	1	ND		1.00	0.0870		29-Mar-12 14:58	MLS

42 compound(s) reported

Protocol 4/17/2012 16:13:53

ND denotes the analyte was analyzed for but not detected at the reporting limit or method detection limit indicated.
MDL denotes method detection limit

Limits are corrected for sample size, dilution and moisture content if applicable.
Qu lists qualifiers. Specific qualifiers are defined at the end of the report.
Regulatory limit may denote an actual regulatory limit or a client-requested notification limit.

Sample Results

Pace Analytical Services, Inc.
1000 Riverbend Blvd. Suite F
St. Rose, LA 70087
(504) 469-0333

Client: Environmental Mgt Services-MS

Client ID: KEP-GW-014A-017
Project: 20136792
Project ID: KEC 1ST 2012 SEMI ANNUAL
Site: None
Lab ID: 20973594
Matrix: Water
% Moisture: n/a
Description: None
Prep Level: Water
Batch: 180900
Method: EPA 8260
GCMS VOAs Trace Water
Collected: 27-Mar-12
Received: 28-Mar-12
Prepared: 29-Mar-12

Units: ug/L

CAS No.	Analyte	Dilution	Result	Qu	Reporting Limit	MDL	Reg Limit	Analysis	
67-64-1	Acetone	1	ND		4.00	0.865		29-Mar-12 15:18	MLS
71-43-2	Benzene	1	ND		0.500	0.0540		29-Mar-12 15:18	MLS
75-27-4	Bromodichloromethane	1	ND		0.500	0.109		29-Mar-12 15:18	MLS
75-25-2	Bromoform	1	ND		0.500	0.154		29-Mar-12 15:18	MLS
74-83-9	Bromomethane	1	ND		0.500	0.224		29-Mar-12 15:18	MLS
78-93-3	2-Butanone (MEK)	1	ND		2.00	0.817		29-Mar-12 15:18	MLS
75-15-0	Carbon disulfide	1	ND		1.00	0.168		29-Mar-12 15:18	MLS
56-23-5	Carbon tetrachloride	1	ND		0.500	0.157		29-Mar-12 15:18	MLS
108-90-7	Chlorobenzene	1	ND		0.500	0.0680		29-Mar-12 15:18	MLS
75-00-3	Chloroethane	1	ND		0.500	0.331		29-Mar-12 15:18	MLS
67-66-3	Chloroform	1	ND		0.500	0.119		29-Mar-12 15:18	MLS
74-87-3	Chloromethane	1	ND		0.500	0.124		29-Mar-12 15:18	MLS
96-12-8	1,2-Dibromo-3-chloropropane	1	ND		2.00	0.164		29-Mar-12 15:18	MLS
124-48-1	Dibromochloromethane	1	ND		0.500	0.116		29-Mar-12 15:18	MLS
106-93-4	1,2-Dibromoethane (EDB)	1	ND		1.00	0.113		29-Mar-12 15:18	MLS
75-71-8	Dichlorodifluoromethane	1	ND		1.00	0.184		29-Mar-12 15:18	MLS
75-34-3	1,1-Dichloroethane	1	ND		0.500	0.0670		29-Mar-12 15:18	MLS
107-06-2	1,2-Dichloroethane	1	ND		0.500	0.114		29-Mar-12 15:18	MLS
75-35-4	1,1-Dichloroethene	1	0.620		0.500	0.104		29-Mar-12 15:18	MLS
156-59-2	cis-1,2-Dichloroethene	1	ND		1.00	0.128		29-Mar-12 15:18	MLS
156-60-5	trans-1,2-Dichloroethene	1	ND		0.500	0.136		29-Mar-12 15:18	MLS
78-87-5	1,2-Dichloropropane	1	ND		0.500	0.118		29-Mar-12 15:18	MLS
10061-01-5	cis-1,3-Dichloropropene	1	ND		0.500	0.0920		29-Mar-12 15:18	MLS
10061-02-6	trans-1,3-Dichloropropene	1	ND		0.500	0.136		29-Mar-12 15:18	MLS
100-41-4	Ethylbenzene	1	ND		0.500	0.0650		29-Mar-12 15:18	MLS
591-78-6	2-Hexanone	1	ND		1.00	0.246		29-Mar-12 15:18	MLS
98-82-8	Isopropylbenzene (Cumene)	1	ND		1.00	0.0630		29-Mar-12 15:18	MLS
79-20-9	Methyl acetate	1	ND		2.00	0.193		29-Mar-12 15:18	MLS
75-09-2	Methylene chloride	1	ND		0.500	0.482		29-Mar-12 15:18	MLS
108-10-1	4-Methyl-2-pentanone (MIBK)	1	ND		1.00	0.287		29-Mar-12 15:18	MLS
1634-04-4	Methyl-tert-butyl ether	1	ND		0.500	0.148		29-Mar-12 15:18	MLS
100-42-5	Styrene	1	ND		1.00	0.0890		29-Mar-12 15:18	MLS
79-34-5	1,1,2,2-Tetrachloroethane	1	ND		0.500	0.157		29-Mar-12 15:18	MLS
127-18-4	Tetrachloroethene	1	ND		0.500	0.0600		29-Mar-12 15:18	MLS

Protocol 4/17/2012 16:13:53

ND denotes the analyte was analyzed for but not detected at the reporting limit or method detection limit indicated.
MDL denotes method detection limit

Limits are corrected for sample size, dilution and moisture content if applicable.
Qu lists qualifiers. Specific qualifiers are defined at the end of the report.
Regulatory limit may denote an actual regulatory limit or a client-requested notification limit.

Sample Results

Pace Analytical Services, Inc.
1000 Riverbend Blvd. Suite F
St. Rose, LA 70087
(504) 469-0333

Client: Environmental Mgt Services-MS

Client ID: KEP-GW-014A-017
Project: 20136792
Project ID: KEC 1ST 2012 SEMI ANNUAL
Site: None
Lab ID: 20973594
Matrix: Water
% Moisture: n/a
Description: None
Prep Level: Water
Batch: 180900
Method: EPA 8260
GCMS VOAs Trace Water
Collected: 27-Mar-12
Received: 28-Mar-12
Prepared: 29-Mar-12

Units: ug/L

CAS No.	Analyte	Dilution	Result	Qu	Reporting Limit	MDL	Reg Limit	Analysis	
108-88-3	Toluene	1	ND		0.500	0.0810		29-Mar-12 15:18	MLS
71-55-6	1,1,1-Trichloroethane	1	ND		0.500	0.0660		29-Mar-12 15:18	MLS
79-00-5	1,1,2-Trichloroethane	1	ND		0.500	0.117		29-Mar-12 15:18	MLS
79-01-6	Trichloroethene	1	ND		0.500	0.0500		29-Mar-12 15:18	MLS
75-69-4	Trichlorofluoromethane	1	ND		0.500	0.0970		29-Mar-12 15:18	MLS
75-01-4	Vinyl chloride	1	ND		0.500	0.0880		29-Mar-12 15:18	MLS
	m&p-Xylene	1	ND		1.00	0.122		29-Mar-12 15:18	MLS
95-47-6	o-Xylene	1	ND		1.00	0.0870		29-Mar-12 15:18	MLS

42 compound(s) reported

Protocol 4/17/2012 16:13:53

ND denotes the analyte was analyzed for but not detected at the reporting limit or method detection limit indicated.
MDL denotes method detection limit

Limits are corrected for sample size, dilution and moisture content if applicable.
Qu lists qualifiers. Specific qualifiers are defined at the end of the report.
Regulatory limit may denote an actual regulatory limit or a client-requested notification limit.

Sample Results

Pace Analytical Services, Inc.
1000 Riverbend Blvd. Suite F
St. Rose, LA 70087
(504) 469-0333

Client: Environmental Mgt Services-MS

Client ID: KEP-GW-024-017
Project: 20136792
Project ID: KEC 1ST 2012 SEMI ANNUAL
Site: None
Lab ID: 20973595
Matrix: Water
% Moisture: n/a
Description: None
Prep Level: Water
Batch: 180900
Method: EPA 8260
GCMS VOAs Trace Water
Collected: 27-Mar-12
Received: 28-Mar-12
Prepared: 29-Mar-12

Units: ug/L

CAS No.	Analyte	Dilution	Result	Qu	Reporting Limit	MDL	Reg Limit	Analysis	
67-64-1	Acetone	1	ND		4.00	0.865		29-Mar-12 15:39	MLS
71-43-2	Benzene	1	ND		0.500	0.0540		29-Mar-12 15:39	MLS
75-27-4	Bromodichloromethane	1	ND		0.500	0.109		29-Mar-12 15:39	MLS
75-25-2	Bromoform	1	ND		0.500	0.154		29-Mar-12 15:39	MLS
74-83-9	Bromomethane	1	ND		0.500	0.224		29-Mar-12 15:39	MLS
78-93-3	2-Butanone (MEK)	1	ND		2.00	0.817		29-Mar-12 15:39	MLS
75-15-0	Carbon disulfide	1	ND		1.00	0.168		29-Mar-12 15:39	MLS
56-23-5	Carbon tetrachloride	1	ND		0.500	0.157		29-Mar-12 15:39	MLS
108-90-7	Chlorobenzene	1	ND		0.500	0.0680		29-Mar-12 15:39	MLS
75-00-3	Chloroethane	1	ND		0.500	0.331		29-Mar-12 15:39	MLS
67-66-3	Chloroform	1	ND		0.500	0.119		29-Mar-12 15:39	MLS
74-87-3	Chloromethane	1	ND		0.500	0.124		29-Mar-12 15:39	MLS
96-12-8	1,2-Dibromo-3-chloropropane	1	ND		2.00	0.164		29-Mar-12 15:39	MLS
124-48-1	Dibromochloromethane	1	ND		0.500	0.116		29-Mar-12 15:39	MLS
106-93-4	1,2-Dibromoethane (EDB)	1	ND		1.00	0.113		29-Mar-12 15:39	MLS
75-71-8	Dichlorodifluoromethane	1	ND		1.00	0.184		29-Mar-12 15:39	MLS
75-34-3	1,1-Dichloroethane	1	ND		0.500	0.0670		29-Mar-12 15:39	MLS
107-06-2	1,2-Dichloroethane	1	ND		0.500	0.114		29-Mar-12 15:39	MLS
75-35-4	1,1-Dichloroethene	1	1.90		0.500	0.104		29-Mar-12 15:39	MLS
156-59-2	cis-1,2-Dichloroethene	1	ND		1.00	0.128		29-Mar-12 15:39	MLS
156-60-5	trans-1,2-Dichloroethene	1	ND		0.500	0.136		29-Mar-12 15:39	MLS
78-87-5	1,2-Dichloropropane	1	ND		0.500	0.118		29-Mar-12 15:39	MLS
10061-01-5	cis-1,3-Dichloropropene	1	ND		0.500	0.0920		29-Mar-12 15:39	MLS
10061-02-6	trans-1,3-Dichloropropene	1	ND		0.500	0.136		29-Mar-12 15:39	MLS
100-41-4	Ethylbenzene	1	ND		0.500	0.0650		29-Mar-12 15:39	MLS
591-78-6	2-Hexanone	1	ND		1.00	0.246		29-Mar-12 15:39	MLS
98-82-8	Isopropylbenzene (Cumene)	1	ND		1.00	0.0630		29-Mar-12 15:39	MLS
79-20-9	Methyl acetate	1	ND		2.00	0.193		29-Mar-12 15:39	MLS
75-09-2	Methylene chloride	1	ND		0.500	0.482		29-Mar-12 15:39	MLS
108-10-1	4-Methyl-2-pentanone (MIBK)	1	ND		1.00	0.287		29-Mar-12 15:39	MLS
1634-04-4	Methyl-tert-butyl ether	1	ND		0.500	0.148		29-Mar-12 15:39	MLS
100-42-5	Styrene	1	ND		1.00	0.0890		29-Mar-12 15:39	MLS
79-34-5	1,1,2,2-Tetrachloroethane	1	ND		0.500	0.157		29-Mar-12 15:39	MLS
127-18-4	Tetrachloroethene	1	ND		0.500	0.0600		29-Mar-12 15:39	MLS

Protocol 4/17/2012 16:13:53

ND denotes the analyte was analyzed for but not detected at the reporting limit or method detection limit indicated.
MDL denotes method detection limit

Limits are corrected for sample size, dilution and moisture content if applicable.
Qu lists qualifiers. Specific qualifiers are defined at the end of the report.
Regulatory limit may denote an actual regulatory limit or a client-requested notification limit.

Sample Results

Pace Analytical Services, Inc.
1000 Riverbend Blvd. Suite F
St. Rose, LA 70087
(504) 469-0333

Client: Environmental Mgt Services-MS

Client ID: KEP-GW-024-017
Project: 20136792
Project ID: KEC 1ST 2012 SEMI ANNUAL
Site: None
Lab ID: 20973595
Matrix: Water
% Moisture: n/a
Description: None
Prep Level: Water
Batch: 180900
Method: EPA 8260
GCMS VOAs Trace Water
Collected: 27-Mar-12
Received: 28-Mar-12
Prepared: 29-Mar-12

Units: ug/L

CAS No.	Analyte	Dilution	Result	Qu	Reporting Limit	MDL	Reg Limit	Analysis	
108-88-3	Toluene	1	ND		0.500	0.0810		29-Mar-12 15:39	MLS
71-55-6	1,1,1-Trichloroethane	1	ND		0.500	0.0660		29-Mar-12 15:39	MLS
79-00-5	1,1,2-Trichloroethane	1	ND		0.500	0.117		29-Mar-12 15:39	MLS
79-01-6	Trichloroethene	1	ND		0.500	0.0500		29-Mar-12 15:39	MLS
75-69-4	Trichlorofluoromethane	1	ND		0.500	0.0970		29-Mar-12 15:39	MLS
75-01-4	Vinyl chloride	1	ND		0.500	0.0880		29-Mar-12 15:39	MLS
	m&p-Xylene	1	ND		1.00	0.122		29-Mar-12 15:39	MLS
95-47-6	o-Xylene	1	ND		1.00	0.0870		29-Mar-12 15:39	MLS

42 compound(s) reported

Protocol 4/17/2012 16:13:53

ND denotes the analyte was analyzed for but not detected at the reporting limit or method detection limit indicated.
MDL denotes method detection limit

Limits are corrected for sample size, dilution and moisture content if applicable.
Qu lists qualifiers. Specific qualifiers are defined at the end of the report.
Regulatory limit may denote an actual regulatory limit or a client-requested notification limit.

Sample Results

Pace Analytical Services, Inc.
1000 Riverbend Blvd. Suite F
St. Rose, LA 70087
(504) 469-0333

Client: Environmental Mgt Services-MS

Client ID: KEP-GW-011A-017
Project: 20136792
Project ID: KEC 1ST 2012 SEMI ANNUAL
Site: None
Lab ID: 20973596
Matrix: Water
% Moisture: n/a
Description: None
Prep Level: Water
Batch: 180900
Method: EPA 8260
GCMS VOAs Trace Water
Collected: 27-Mar-12
Received: 28-Mar-12
Prepared: 29-Mar-12

Units: ug/L

CAS No.	Analyte	Dilution	Result	Qu	Reporting Limit	MDL	Reg Limit	Analysis	
67-64-1	Acetone	1	ND		4.00	0.865		29-Mar-12 15:59	MLS
71-43-2	Benzene	1	ND		0.500	0.0540		29-Mar-12 15:59	MLS
75-27-4	Bromodichloromethane	1	ND		0.500	0.109		29-Mar-12 15:59	MLS
75-25-2	Bromoform	1	ND		0.500	0.154		29-Mar-12 15:59	MLS
74-83-9	Bromomethane	1	ND		0.500	0.224		29-Mar-12 15:59	MLS
78-93-3	2-Butanone (MEK)	1	ND		2.00	0.817		29-Mar-12 15:59	MLS
75-15-0	Carbon disulfide	1	0.260	J	1.00	0.168		29-Mar-12 15:59	MLS
56-23-5	Carbon tetrachloride	1	ND		0.500	0.157		29-Mar-12 15:59	MLS
108-90-7	Chlorobenzene	1	ND		0.500	0.0680		29-Mar-12 15:59	MLS
75-00-3	Chloroethane	1	ND		0.500	0.331		29-Mar-12 15:59	MLS
67-66-3	Chloroform	1	ND		0.500	0.119		29-Mar-12 15:59	MLS
74-87-3	Chloromethane	1	ND		0.500	0.124		29-Mar-12 15:59	MLS
96-12-8	1,2-Dibromo-3-chloropropane	1	ND		2.00	0.164		29-Mar-12 15:59	MLS
124-48-1	Dibromochloromethane	1	ND		0.500	0.116		29-Mar-12 15:59	MLS
106-93-4	1,2-Dibromoethane (EDB)	1	ND		1.00	0.113		29-Mar-12 15:59	MLS
75-71-8	Dichlorodifluoromethane	1	ND		1.00	0.184		29-Mar-12 15:59	MLS
75-34-3	1,1-Dichloroethane	1	ND		0.500	0.0670		29-Mar-12 15:59	MLS
107-06-2	1,2-Dichloroethane	1	ND		0.500	0.114		29-Mar-12 15:59	MLS
75-35-4	1,1-Dichloroethene	1	3.92		0.500	0.104		29-Mar-12 15:59	MLS
156-59-2	cis-1,2-Dichloroethene	1	ND		1.00	0.128		29-Mar-12 15:59	MLS
156-60-5	trans-1,2-Dichloroethene	1	ND		0.500	0.136		29-Mar-12 15:59	MLS
78-87-5	1,2-Dichloropropane	1	ND		0.500	0.118		29-Mar-12 15:59	MLS
10061-01-5	cis-1,3-Dichloropropene	1	ND		0.500	0.0920		29-Mar-12 15:59	MLS
10061-02-6	trans-1,3-Dichloropropene	1	ND		0.500	0.136		29-Mar-12 15:59	MLS
100-41-4	Ethylbenzene	1	ND		0.500	0.0650		29-Mar-12 15:59	MLS
591-78-6	2-Hexanone	1	ND		1.00	0.246		29-Mar-12 15:59	MLS
98-82-8	Isopropylbenzene (Cumene)	1	ND		1.00	0.0630		29-Mar-12 15:59	MLS
79-20-9	Methyl acetate	1	ND		2.00	0.193		29-Mar-12 15:59	MLS
75-09-2	Methylene chloride	1	ND		0.500	0.482		29-Mar-12 15:59	MLS
108-10-1	4-Methyl-2-pentanone (MIBK)	1	ND		1.00	0.287		29-Mar-12 15:59	MLS
1634-04-4	Methyl-tert-butyl ether	1	ND		0.500	0.148		29-Mar-12 15:59	MLS
100-42-5	Styrene	1	ND		1.00	0.0890		29-Mar-12 15:59	MLS
79-34-5	1,1,2,2-Tetrachloroethane	1	ND		0.500	0.157		29-Mar-12 15:59	MLS
127-18-4	Tetrachloroethene	1	ND		0.500	0.0600		29-Mar-12 15:59	MLS

Protocol 4/17/2012 16:13:54

ND denotes the analyte was analyzed for but not detected at the reporting limit or method detection limit indicated.
MDL denotes method detection limit

Limits are corrected for sample size, dilution and moisture content if applicable.
Qu lists qualifiers. Specific qualifiers are defined at the end of the report.
Regulatory limit may denote an actual regulatory limit or a client-requested notification limit.

Sample Results

Pace Analytical Services, Inc.
1000 Riverbend Blvd. Suite F
St. Rose, LA 70087
(504) 469-0333

Client: Environmental Mgt Services-MS

Client ID: KEP-GW-011A-017
Project: 20136792
Project ID: KEC 1ST 2012 SEMI ANNUAL
Site: None
Lab ID: 20973596
Matrix: Water
% Moisture: n/a
Description: None
Prep Level: Water
Batch: 180900
Method: EPA 8260
GCMS VOAs Trace Water
Collected: 27-Mar-12
Received: 28-Mar-12
Prepared: 29-Mar-12

Units: ug/L

CAS No.	Analyte	Dilution	Result	Qu	Reporting Limit	MDL	Reg Limit	Analysis
108-88-3	Toluene	1	ND		0.500	0.0810		29-Mar-12 15:59 MLS
71-55-6	1,1,1-Trichloroethane	1	ND		0.500	0.0660		29-Mar-12 15:59 MLS
79-00-5	1,1,2-Trichloroethane	1	ND		0.500	0.117		29-Mar-12 15:59 MLS
79-01-6	Trichloroethene	1	ND		0.500	0.0500		29-Mar-12 15:59 MLS
75-69-4	Trichlorofluoromethane	1	ND		0.500	0.0970		29-Mar-12 15:59 MLS
75-01-4	Vinyl chloride	1	ND		0.500	0.0880		29-Mar-12 15:59 MLS
	m&p-Xylene	1	ND		1.00	0.122		29-Mar-12 15:59 MLS
95-47-6	o-Xylene	1	ND		1.00	0.0870		29-Mar-12 15:59 MLS

42 compound(s) reported

Protocol 4/17/2012 16:13:54

ND denotes the analyte was analyzed for but not detected at the reporting limit or method detection limit indicated.
MDL denotes method detection limit

Limits are corrected for sample size, dilution and moisture content if applicable.
Qu lists qualifiers. Specific qualifiers are defined at the end of the report.
Regulatory limit may denote an actual regulatory limit or a client-requested notification limit.

Sample Results

Pace Analytical Services, Inc.
1000 Riverbend Blvd. Suite F
St. Rose, LA 70087
(504) 469-0333

Client: Environmental Mgt Services-MS

Client ID: KEP-GW-011B-017
Project: 20136792
Project ID: KEC 1ST 2012 SEMI ANNUAL
Site: None
Lab ID: 20973597
Matrix: Water
% Moisture: n/a
Description: None
Prep Level: Water
Batch: 180900
Method: EPA 8260
GCMS VOAs Trace Water
Collected: 27-Mar-12
Received: 28-Mar-12
Prepared: 29-Mar-12

Units: ug/L

CAS No.	Analyte	Dilution	Result	Qu	Reporting Limit	MDL	Reg Limit	Analysis
67-64-1	Acetone	1	ND		4.00	0.865		29-Mar-12 16:19 MLS
71-43-2	Benzene	1	ND		0.500	0.0540		29-Mar-12 16:19 MLS
75-27-4	Bromodichloromethane	1	ND		0.500	0.109		29-Mar-12 16:19 MLS
75-25-2	Bromoform	1	ND		0.500	0.154		29-Mar-12 16:19 MLS
74-83-9	Bromomethane	1	ND		0.500	0.224		29-Mar-12 16:19 MLS
78-93-3	2-Butanone (MEK)	1	ND		2.00	0.817		29-Mar-12 16:19 MLS
75-15-0	Carbon disulfide	1	ND		1.00	0.168		29-Mar-12 16:19 MLS
56-23-5	Carbon tetrachloride	1	ND		0.500	0.157		29-Mar-12 16:19 MLS
108-90-7	Chlorobenzene	1	ND		0.500	0.0680		29-Mar-12 16:19 MLS
75-00-3	Chloroethane	1	ND		0.500	0.331		29-Mar-12 16:19 MLS
67-66-3	Chloroform	1	ND		0.500	0.119		29-Mar-12 16:19 MLS
74-87-3	Chloromethane	1	ND		0.500	0.124		29-Mar-12 16:19 MLS
96-12-8	1,2-Dibromo-3-chloropropane	1	ND		2.00	0.164		29-Mar-12 16:19 MLS
124-48-1	Dibromochloromethane	1	ND		0.500	0.116		29-Mar-12 16:19 MLS
106-93-4	1,2-Dibromoethane (EDB)	1	ND		1.00	0.113		29-Mar-12 16:19 MLS
75-71-8	Dichlorodifluoromethane	1	ND		1.00	0.184		29-Mar-12 16:19 MLS
75-34-3	1,1-Dichloroethane	1	ND		0.500	0.0670		29-Mar-12 16:19 MLS
107-06-2	1,2-Dichloroethane	1	ND		0.500	0.114		29-Mar-12 16:19 MLS
75-35-4	1,1-Dichloroethene	1	0.570		0.500	0.104		29-Mar-12 16:19 MLS
156-59-2	cis-1,2-Dichloroethene	1	ND		1.00	0.128		29-Mar-12 16:19 MLS
156-60-5	trans-1,2-Dichloroethene	1	ND		0.500	0.136		29-Mar-12 16:19 MLS
78-87-5	1,2-Dichloropropane	1	ND		0.500	0.118		29-Mar-12 16:19 MLS
10061-01-5	cis-1,3-Dichloropropene	1	ND		0.500	0.0920		29-Mar-12 16:19 MLS
10061-02-6	trans-1,3-Dichloropropene	1	ND		0.500	0.136		29-Mar-12 16:19 MLS
100-41-4	Ethylbenzene	1	ND		0.500	0.0650		29-Mar-12 16:19 MLS
591-78-6	2-Hexanone	1	ND		1.00	0.246		29-Mar-12 16:19 MLS
98-82-8	Isopropylbenzene (Cumene)	1	ND		1.00	0.0630		29-Mar-12 16:19 MLS
79-20-9	Methyl acetate	1	ND		2.00	0.193		29-Mar-12 16:19 MLS
75-09-2	Methylene chloride	1	ND		0.500	0.482		29-Mar-12 16:19 MLS
108-10-1	4-Methyl-2-pentanone (MIBK)	1	ND		1.00	0.287		29-Mar-12 16:19 MLS
1634-04-4	Methyl-tert-butyl ether	1	ND		0.500	0.148		29-Mar-12 16:19 MLS
100-42-5	Styrene	1	ND		1.00	0.0890		29-Mar-12 16:19 MLS
79-34-5	1,1,2,2-Tetrachloroethane	1	ND		0.500	0.157		29-Mar-12 16:19 MLS
127-18-4	Tetrachloroethene	1	0.390	J	0.500	0.0600		29-Mar-12 16:19 MLS

Protocol 4/17/2012 16:13:54

ND denotes the analyte was analyzed for but not detected at the reporting limit or method detection limit indicated.
MDL denotes method detection limit

Limits are corrected for sample size, dilution and moisture content if applicable.
Qu lists qualifiers. Specific qualifiers are defined at the end of the report.
Regulatory limit may denote an actual regulatory limit or a client-requested notification limit.

Sample Results

Pace Analytical Services, Inc.
1000 Riverbend Blvd. Suite F
St. Rose, LA 70087
(504) 469-0333

Client: Environmental Mgt Services-MS

Client ID: KEP-GW-011B-017
Project: 20136792
Project ID: KEC 1ST 2012 SEMI ANNUAL
Site: None
Lab ID: 20973597
Matrix: Water
% Moisture: n/a
Description: None
Prep Level: Water
Batch: 180900
Method: EPA 8260
GCMS VOAs Trace Water
Collected: 27-Mar-12
Received: 28-Mar-12
Prepared: 29-Mar-12

Units: ug/L

CAS No.	Analyte	Dilution	Result	Qu	Reporting Limit	MDL	Reg Limit	Analysis
108-88-3	Toluene	1	ND		0.500	0.0810		29-Mar-12 16:19 MLS
71-55-6	1,1,1-Trichloroethane	1	ND		0.500	0.0660		29-Mar-12 16:19 MLS
79-00-5	1,1,2-Trichloroethane	1	ND		0.500	0.117		29-Mar-12 16:19 MLS
79-01-6	Trichloroethene	1	ND		0.500	0.0500		29-Mar-12 16:19 MLS
75-69-4	Trichlorofluoromethane	1	ND		0.500	0.0970		29-Mar-12 16:19 MLS
75-01-4	Vinyl chloride	1	ND		0.500	0.0880		29-Mar-12 16:19 MLS
	m&p-Xylene	1	ND		1.00	0.122		29-Mar-12 16:19 MLS
95-47-6	o-Xylene	1	ND		1.00	0.0870		29-Mar-12 16:19 MLS

42 compound(s) reported

Protocol 4/17/2012 16:13:54

ND denotes the analyte was analyzed for but not detected at the reporting limit or method detection limit indicated.
MDL denotes method detection limit

Limits are corrected for sample size, dilution and moisture content if applicable.
Qu lists qualifiers. Specific qualifiers are defined at the end of the report.
Regulatory limit may denote an actual regulatory limit or a client-requested notification limit.

Sample Results

Pace Analytical Services, Inc.
1000 Riverbend Blvd. Suite F
St. Rose, LA 70087
(504) 469-0333

Client: Environmental Mgt Services-MS

Client ID: TBV 1
Project: 20136792
Project ID: KEC 1ST 2012 SEMI ANNUAL
Site: None
Lab ID: 20973598
Matrix: Water
% Moisture: n/a
Description: None
Prep Level: Water
Batch: 180900
Method: EPA 8260
GCMS VOAs Trace Water
Collected: 26-Mar-12
Received: 28-Mar-12
Prepared: 29-Mar-12

Units: ug/L

CAS No.	Analyte	Dilution	Result	Qu	Reporting Limit	MDL	Reg Limit	Analysis	
67-64-1	Acetone	1	ND		4.00	0.865		29-Mar-12 14:38	MLS
71-43-2	Benzene	1	ND		0.500	0.0540		29-Mar-12 14:38	MLS
75-27-4	Bromodichloromethane	1	ND		0.500	0.109		29-Mar-12 14:38	MLS
75-25-2	Bromoform	1	ND		0.500	0.154		29-Mar-12 14:38	MLS
74-83-9	Bromomethane	1	ND		0.500	0.224		29-Mar-12 14:38	MLS
78-93-3	2-Butanone (MEK)	1	ND		2.00	0.817		29-Mar-12 14:38	MLS
75-15-0	Carbon disulfide	1	0.270	J	1.00	0.168		29-Mar-12 14:38	MLS
56-23-5	Carbon tetrachloride	1	ND		0.500	0.157		29-Mar-12 14:38	MLS
108-90-7	Chlorobenzene	1	ND		0.500	0.0680		29-Mar-12 14:38	MLS
75-00-3	Chloroethane	1	ND		0.500	0.331		29-Mar-12 14:38	MLS
67-66-3	Chloroform	1	ND		0.500	0.119		29-Mar-12 14:38	MLS
74-87-3	Chloromethane	1	ND		0.500	0.124		29-Mar-12 14:38	MLS
96-12-8	1,2-Dibromo-3-chloropropane	1	ND		2.00	0.164		29-Mar-12 14:38	MLS
124-48-1	Dibromochloromethane	1	ND		0.500	0.116		29-Mar-12 14:38	MLS
106-93-4	1,2-Dibromoethane (EDB)	1	ND		1.00	0.113		29-Mar-12 14:38	MLS
75-71-8	Dichlorodifluoromethane	1	ND		1.00	0.184		29-Mar-12 14:38	MLS
75-34-3	1,1-Dichloroethane	1	ND		0.500	0.0670		29-Mar-12 14:38	MLS
107-06-2	1,2-Dichloroethane	1	ND		0.500	0.114		29-Mar-12 14:38	MLS
75-35-4	1,1-Dichloroethene	1	ND		0.500	0.104		29-Mar-12 14:38	MLS
156-59-2	cis-1,2-Dichloroethene	1	ND		1.00	0.128		29-Mar-12 14:38	MLS
156-60-5	trans-1,2-Dichloroethene	1	ND		0.500	0.136		29-Mar-12 14:38	MLS
78-87-5	1,2-Dichloropropane	1	ND		0.500	0.118		29-Mar-12 14:38	MLS
10061-01-5	cis-1,3-Dichloropropene	1	ND		0.500	0.0920		29-Mar-12 14:38	MLS
10061-02-6	trans-1,3-Dichloropropene	1	ND		0.500	0.136		29-Mar-12 14:38	MLS
100-41-4	Ethylbenzene	1	ND		0.500	0.0650		29-Mar-12 14:38	MLS
591-78-6	2-Hexanone	1	ND		1.00	0.246		29-Mar-12 14:38	MLS
98-82-8	Isopropylbenzene (Cumene)	1	ND		1.00	0.0630		29-Mar-12 14:38	MLS
79-20-9	Methyl acetate	1	ND		2.00	0.193		29-Mar-12 14:38	MLS
75-09-2	Methylene chloride	1	ND		0.500	0.482		29-Mar-12 14:38	MLS
108-10-1	4-Methyl-2-pentanone (MIBK)	1	ND		1.00	0.287		29-Mar-12 14:38	MLS
1634-04-4	Methyl-tert-butyl ether	1	ND		0.500	0.148		29-Mar-12 14:38	MLS
100-42-5	Styrene	1	ND		1.00	0.0890		29-Mar-12 14:38	MLS
79-34-5	1,1,2,2-Tetrachloroethane	1	ND		0.500	0.157		29-Mar-12 14:38	MLS
127-18-4	Tetrachloroethene	1	ND		0.500	0.0600		29-Mar-12 14:38	MLS

Protocol 4/17/2012 16:13:54

ND denotes the analyte was analyzed for but not detected at the reporting limit or method detection limit indicated.
MDL denotes method detection limit

Limits are corrected for sample size, dilution and moisture content if applicable.
Qu lists qualifiers. Specific qualifiers are defined at the end of the report.
Regulatory limit may denote an actual regulatory limit or a client-requested notification limit.

Sample Results

Pace Analytical Services, Inc.
1000 Riverbend Blvd. Suite F
St. Rose, LA 70087
(504) 469-0333

Client: Environmental Mgt Services-MS

Client ID: TBV 1
Project: 20136792
Project ID: KEC 1ST 2012 SEMI ANNUAL
Site: None
Lab ID: 20973598
Matrix: Water
% Moisture: n/a
Description: None
Prep Level: Water
Batch: 180900
Method: EPA 8260
GCMS VOAs Trace Water
Collected: 26-Mar-12
Received: 28-Mar-12
Prepared: 29-Mar-12

Units: ug/L

CAS No.	Analyte	Dilution	Result	Qu	Reporting Limit	MDL	Reg Limit	Analysis
108-88-3	Toluene	1	ND		0.500	0.0810		29-Mar-12 14:38 MLS
71-55-6	1,1,1-Trichloroethane	1	ND		0.500	0.0660		29-Mar-12 14:38 MLS
79-00-5	1,1,2-Trichloroethane	1	ND		0.500	0.117		29-Mar-12 14:38 MLS
79-01-6	Trichloroethene	1	ND		0.500	0.0500		29-Mar-12 14:38 MLS
75-69-4	Trichlorofluoromethane	1	ND		0.500	0.0970		29-Mar-12 14:38 MLS
75-01-4	Vinyl chloride	1	ND		0.500	0.0880		29-Mar-12 14:38 MLS
	m&p-Xylene	1	ND		1.00	0.122		29-Mar-12 14:38 MLS
95-47-6	o-Xylene	1	ND		1.00	0.0870		29-Mar-12 14:38 MLS

42 compound(s) reported

Protocol 4/17/2012 16:13:54

ND denotes the analyte was analyzed for but not detected at the reporting limit or method detection limit indicated.
MDL denotes method detection limit

Limits are corrected for sample size, dilution and moisture content if applicable.
Qu lists qualifiers. Specific qualifiers are defined at the end of the report.
Regulatory limit may denote an actual regulatory limit or a client-requested notification limit.

Surrogate Recovery

Pace Analytical Services, Inc.
1000 Riverbend Blvd. Suite F
St. Rose, LA 70087
(504) 469-0333

Batch: 180900 **Project:** 20136792

Method: Water GC/MS Volatile Organics

Lab ID	Sample ID	Qu	Sur 1 %Rec	Sur 2 %Rec	Sur 3 %Rec	Sur 4 %Rec	Sur 5 %Rec	Sur 6 %Rec	Sur 7 %Rec	Sur 8 %Rec
20973669	180900 BLANK 1		113	109	106					
20973670	180900 LCS 1		110	105	103					
20973592	KEP-GW-008-022		116	108	107					
20973596	KEP-GW-011A-017		115	110	108					
20973597	KEP-GW-011B-017		114	110	108					
20973589	KEP-GW-012-017		113	109	107					
20973594	KEP-GW-014A-017		117	111	110					
20973593	KEP-GW-014B-017		113	111	108					
20973586	KEP-GW-015A-017		116	111	109					
20973587	KEP-GW-015B-017		113	110	109					
20973588	KEP-GW-016-017		115	110	108					
20973590	KEP-GW-017A-017		114	108	107					
20973591	KEP-GW-017B-017		114	110	107					
20973580	KEP-GW-018A-017		114	110	107					
20973671	KEP-GW-018A-017 MS 1		111	106	104					
20973672	KEP-GW-018A-017 MSD 1		122	116	115					
20973585	KEP-GW-018B-017		113	110	107					
20973595	KEP-GW-024-017		115	110	109					
20973598	TBV 1		118	112	111					
	QC limits:		68-124	72-126	79-119					

Sur 1: 4-Bromofluorobenzene (S)
Sur 2: Dibromofluoromethane (S)
Sur 3: Toluene-d8 (S)

*** denotes surrogate recovery outside of QC limits.**
D denotes surrogate recovery is outside of QC limits due to sample dilution, and is not considered an excursion.

Quality Control

Pace Analytical Services, Inc.
1000 Riverbend Blvd. Suite F
St. Rose, LA 70087
(504) 469-0333

Batch: 180900 **Project:** 20136792 **LCS:** 20973670 29-Mar-12 10:15

Method: Water GC/MS Volatile Organics **MS:** 20973671 29-Mar-12 10:35

Units: ug/L **MSD:** 20973672 29-Mar-12 10:55

Original for MS: Client Sample 20973580

Parameter Name	LCS Spike	LCS Found	LCS %Rec	MS Spike	Sample Found	MS Found	MSD Found	MS %Rec	MSD %Rec	RPD	QC Limits LCS	QC Limits MS/MSD	Max RPD	Qu
Acetone	50.0	47.8	96	50.0		47.1	50.1	94	100	6	22-165	11-217	20	
Benzene	50.0	45.9	92	50.0		49.2	51.6	98	103	5	62-131	52-141	20	
Bromodichloromethane	50.0	45.4	91	50.0		46.6	50.4	93	101	8	69-132	70-134	20	
Bromoform	50.0	60.9	122	50.0		62.4	67.0	125	134	7	35-166	37-171	20	
Bromomethane	50.0	38.2	76	50.0		41.8	42.8	84	86	2	34-158	34-155	20	
2-Butanone (MEK)	50.0	41.9	84	50.0		40.8	44.4	82	89	8	32-183	20-205	20	
Carbon disulfide	50.0	45.5	91	50.0	0.350	55.8	53.1	111	106	5	31-128	28-130	20	
Carbon tetrachloride	50.0	45.0	90	50.0		48.2	50.8	96	102	5	54-144	48-146	20	
Chlorobenzene	50.0	52.0	104	50.0		55.5	58.4	111	117	5	70-127	67-129	20	
Chloroethane	50.0	42.1	84	50.0		48.6	48.8	97	98	0	17-195	12-192	20	
Chloroform	50.0	48.1	96	50.0		50.8	53.7	102	107	5	73-134	66-143	20	
Chloromethane	50.0	38.5	77	50.0		43.0	43.8	86	88	2	17-153	14-155	20	
1,2-Dibromo-3-chloropropane	50.0	39.4	79	50.0		38.5	43.0	77	86	11	21-160	23-166	20	
Dibromochloromethane	50.0	51.7	103	50.0		53.0	57.3	106	115	8	49-146	50-150	20	
1,2-Dibromoethane (EDB)	50.0	47.0	94	50.0		47.9	52.0	96	104	8	52-161	55-166	20	
1,1-Dichloroethane	50.0	47.8	96	50.0		51.3	53.3	103	107	4	63-129	59-133	20	
1,2-Dichloroethane	50.0	44.3	89	50.0		45.1	49.3	90	99	9	57-148	56-154	20	
1,1-Dichloroethene	50.0	52.1	104	50.0	11.2	67.7	71.7	113	121	6	51-139	44-146	20	
cis-1,2-Dichloroethene	50.0	50.3	101	50.0		54.3	56.3	109	113	4	68-129	56-141	20	
trans-1,2-Dichloroethene	50.0	48.2	96	50.0		53.4	55.5	107	111	4	60-129	57-132	20	
1,2-Dichloropropane	50.0	44.2	88	50.0		46.1	48.5	92	97	5	66-128	62-135	20	
cis-1,3-Dichloropropene	50.0	47.7	95	50.0		49.0	52.4	98	105	7	72-138	70-139	20	
trans-1,3-Dichloropropene	50.0	46.9	94	50.0		48.3	52.4	97	105	8	59-149	59-154	20	
Ethylbenzene	50.0	49.2	98	50.0		53.5	55.5	107	111	4	66-126	57-135	20	
2-Hexanone	50.0	42.4	85	50.0		41.6	45.8	83	92	10	36-170	25-189	20	
Isopropylbenzene (Cumene)	50.0	44.5	89	50.0		47.8	49.9	96	100	4	51-138	40-146	20	
Methylene chloride	50.0	48.7	97	50.0		50.0	53.6	100	107	7	46-168	45-166	20	
4-Methyl-2-pentanone (MIBK	50.0	42.0	84	50.0		42.3	45.4	85	91	7	26-171	23-184	20	
Methyl-tert-butyl ether	50.0	50.6	101	50.0		52.2	57.1	104	114	9	37-166	35-176	20	
Styrene	50.0	52.6	105	50.0		56.1	58.2	112	116	4	72-133	58-144	20	
1,1,2,2-Tetrachloroethane	50.0	42.9	86	50.0		43.1	47.0	86	94	9	15-179	15-187	20	
Tetrachloroethene	50.0	58.5	117	50.0		64.1	67.3	128	135	5	46-157	48-143	20	
Toluene	50.0	48.5	97	50.0		52.0	54.0	104	108	4	69-126	59-136	20	
1,1,1-Trichloroethane	50.0	49.4	99	50.0		54.7	56.6	109	113	3	62-131	54-137	20	
1,1,2-Trichloroethane	50.0	49.5	99	50.0		50.6	54.5	101	109	7	58-144	59-148	20	
Trichloroethene	50.0	53.2	106	50.0		57.4	59.9	115	120	4	67-132	58-140	20	
Trichlorofluoromethane	50.0	43.5	87	50.0		48.5	49.4	97	99	2	39-171	24-175	20	
Vinyl chloride	50.0	47.3	95	50.0		53.1	54.8	106	110	3	27-149	21-150	20	
m&p-Xylene	100.	104.	104	100.		111.	116.	111	116	4	65-129	56-136	20	
o-Xylene	50.0	51.3	103	50.0		55.4	58.0	111	116	4	65-124	57-133	20	

40 compound(s) reported

QC Protocol 4/17/2012 16:13:56

*** denotes recovery outside of QC limits.**
MS/MSD RPD is calculated via SW-846 rules on the basis of spiked sample concentrations rather than spike recoveries.

Blank Results

Pace Analytical Services, Inc.
1000 Riverbend Blvd. Suite F
St. Rose, LA 70087
(504) 469-0333

Blank ID: 180900 BLANK 1 **Project:** 20136792

Lab ID: 20973669

Prep Level: Water **Batch:** 180900

Method: Water GC/MS Volatile Organics

Prepared: 29-Mar-12

Units: ug/L

CAS Numb	Analyte	Dilution	Result	Qu	Reporting Limit	MDL	Analysis
67-64-1	Acetone	1	ND		4.00	0.865	29-Mar-12 09:54 MLS
71-43-2	Benzene	1	ND		0.500	0.0540	29-Mar-12 09:54 MLS
75-27-4	Bromodichloromethane	1	ND		0.500	0.109	29-Mar-12 09:54 MLS
75-25-2	Bromoform	1	ND		0.500	0.154	29-Mar-12 09:54 MLS
74-83-9	Bromomethane	1	ND		0.500	0.224	29-Mar-12 09:54 MLS
78-93-3	2-Butanone (MEK)	1	ND		2.00	0.817	29-Mar-12 09:54 MLS
75-15-0	Carbon disulfide	1	ND		1.00	0.168	29-Mar-12 09:54 MLS
56-23-5	Carbon tetrachloride	1	ND		0.500	0.157	29-Mar-12 09:54 MLS
108-90-7	Chlorobenzene	1	ND		0.500	0.0680	29-Mar-12 09:54 MLS
75-00-3	Chloroethane	1	ND		0.500	0.331	29-Mar-12 09:54 MLS
67-66-3	Chloroform	1	ND		0.500	0.119	29-Mar-12 09:54 MLS
74-87-3	Chloromethane	1	ND		0.500	0.124	29-Mar-12 09:54 MLS
96-12-8	1,2-Dibromo-3-chloropropane	1	ND		2.00	0.164	29-Mar-12 09:54 MLS
124-48-1	Dibromochloromethane	1	ND		0.500	0.116	29-Mar-12 09:54 MLS
106-93-4	1,2-Dibromoethane (EDB)	1	ND		1.00	0.113	29-Mar-12 09:54 MLS
75-71-8	Dichlorodifluoromethane	1	ND		1.00	0.184	29-Mar-12 09:54 MLS
75-34-3	1,1-Dichloroethane	1	ND		0.500	0.0670	29-Mar-12 09:54 MLS
107-06-2	1,2-Dichloroethane	1	ND		0.500	0.114	29-Mar-12 09:54 MLS
75-35-4	1,1-Dichloroethene	1	ND		0.500	0.104	29-Mar-12 09:54 MLS
156-59-2	cis-1,2-Dichloroethene	1	ND		1.00	0.128	29-Mar-12 09:54 MLS
156-60-5	trans-1,2-Dichloroethene	1	ND		0.500	0.136	29-Mar-12 09:54 MLS
78-87-5	1,2-Dichloropropane	1	ND		0.500	0.118	29-Mar-12 09:54 MLS
10061-01-5	cis-1,3-Dichloropropene	1	ND		0.500	0.0920	29-Mar-12 09:54 MLS
10061-02-6	trans-1,3-Dichloropropene	1	ND		0.500	0.136	29-Mar-12 09:54 MLS
100-41-4	Ethylbenzene	1	ND		0.500	0.0650	29-Mar-12 09:54 MLS
591-78-6	2-Hexanone	1	ND		1.00	0.246	29-Mar-12 09:54 MLS
98-82-8	Isopropylbenzene (Cumene)	1	ND		1.00	0.0630	29-Mar-12 09:54 MLS
79-20-9	Methyl acetate	1	ND		2.00	0.193	29-Mar-12 09:54 MLS
75-09-2	Methylene chloride	1	ND		0.500	0.482	29-Mar-12 09:54 MLS
108-10-1	4-Methyl-2-pentanone (MIBK)	1	ND		1.00	0.287	29-Mar-12 09:54 MLS
1634-04-4	Methyl-tert-butyl ether	1	ND		0.500	0.148	29-Mar-12 09:54 MLS
100-42-5	Styrene	1	ND		1.00	0.0890	29-Mar-12 09:54 MLS
79-34-5	1,1,2,2-Tetrachloroethane	1	ND		0.500	0.157	29-Mar-12 09:54 MLS
127-18-4	Tetrachloroethene	1	ND		0.500	0.0600	29-Mar-12 09:54 MLS

Protocol Blank 4/17/2012 16:13:58

ND denotes the analyte was analyzed for but not detected at the reporting limit or method detection limit indicated.
MDL denotes method detection limit

Limits are corrected for sample size, dilution and moisture content if applicable.
Qu lists qualifiers. Specific qualifiers are defined at the end of the report.
Regulatory limit may denote an actual regulatory limit or a client-requested notification limit.

Blank Results

Pace Analytical Services, Inc.
1000 Riverbend Blvd. Suite F
St. Rose, LA 70087
(504) 469-0333

Blank ID: 180900 BLANK 1 **Project:** 20136792

Lab ID: 20973669

Prep Level: Water **Batch:** 180900

Method: Water GC/MS Volatile Organics

Prepared: 29-Mar-12

Units: ug/L

CAS Numb	Analyte	Dilution	Result	Qu	Reporting Limit	MDL	Analysis
108-88-3	Toluene	1	ND		0.500	0.0810	29-Mar-12 09:54 MLS
71-55-6	1,1,1-Trichloroethane	1	ND		0.500	0.0660	29-Mar-12 09:54 MLS
79-00-5	1,1,2-Trichloroethane	1	ND		0.500	0.117	29-Mar-12 09:54 MLS
79-01-6	Trichloroethene	1	ND		0.500	0.0500	29-Mar-12 09:54 MLS
75-69-4	Trichlorofluoromethane	1	ND		0.500	0.0970	29-Mar-12 09:54 MLS
75-01-4	Vinyl chloride	1	ND		0.500	0.0880	29-Mar-12 09:54 MLS
	m&p-Xylene	1	ND		1.00	0.122	29-Mar-12 09:54 MLS
95-47-6	o-Xylene	1	ND		1.00	0.0870	29-Mar-12 09:54 MLS

42 compound(s) reported

Protocol Blank 4/17/2012 16:13:58

ND denotes the analyte was analyzed for but not detected at the reporting limit or method detection limit indicated.
MDL denotes method detection limit

Limits are corrected for sample size, dilution and moisture content if applicable.
Qu lists qualifiers. Specific qualifiers are defined at the end of the report.
Regulatory limit may denote an actual regulatory limit or a client-requested notification limit.

Definitions/Qualifiers

Pace Analytical Services, Inc.
1000 Riverbend Blvd. Suite F
St. Rose, LA 70087
(504) 469-0333

Project: 20136792

Value	Description
J	This estimated value for the analyte is below the adjusted reporting limit but above the instrument reporting limit.
U	The analyte was analyzed for but not detected at the reporting limit or method detection limit indicated.
B	This analyte was detected in the method blank.
E	The sample concentration is above the linear calibrated range of the analysis.
LCS	Laboratory Control Sample.
MS(D)	Matrix Spike (Duplicate).
DUP	Sample Duplicate.
RPD	Relative Percent Difference.

Pace Analytical Services, In
1000 Riverbend Blvd. Suite F
St. Rose, LA 7008
(504) 469-033

Chains of Custody

Pace Analytical
www.pacelabs.com

CHAIN-OF-CUSTODY / Analytical Req

The Chain-of-Custody is a LEGAL DOCUMENT. All relevant fields mu

1 20136792 20-ENV MGT-1

Section A Required Client Information:

Company:	Environmental Mngt. Services
Address:	7350 Hwy 98
	Hattiesburg, MS 39404
Email To:	eallen@env-mgt.com
Phone:	601-544-3674 Fax: 601-544-0504
Requested Due Date/TAT:	Normal 10 WD

Section B Required Project Information:

Report To:	Ethan Allen
Copy To:	
Purchase Order No.:	
Project Name:	KEC 1ST 2012 SEMI-ANNUAL
Project Number:	KUHO-12-002

Section C Invoice Information:

Attention:	BRYAN SITERMAN
Company Name:	ENVIRONMENTAL MNGT SRVS
Address:	P.O. BOX 15369
Pace Quote Reference:	00002713
Pace Project Manager:	Karen Brow
Pace Profile #:	5510 / LJ

REGULATORY AGENCY: ☐ NPDES ☐ GROUND WATER ☐ DRINKING WATER ☐ UST ☐ RCRA ☐ OTHER

Site Location STATE: MS

Section D Required Client Information

Valid Matrix Codes

MATRIX	CODE
DRINKING WATER	DW
WATER	WT
WASTE WATER	WW
PRODUCT	P
SOIL/SOLID	SL
OIL	OL
WIPE	WP
AIR	AR
OTHER	OT
TISSUE	TS

SAMPLE ID (A-Z, 0-9 / ,-) Sample IDs MUST BE UNIQUE

Requested Analysis Filtered (Y/N)

ITEM #	SAMPLE ID	MATRIX CODE (see valid codes to left)	SAMPLE TYPE (G=GRAB C=COMP)	COLLECTED COMPOSITE START DATE	COLLECTED COMPOSITE START TIME	COLLECTED COMPOSITE END/GRAB DATE	COLLECTED COMPOSITE END/GRAB TIME	SAMPLE TEMP AT COLLECTION	# OF CONTAINERS	Preservatives: Unpreserved	H_2SO_4	HNO_3	HCl	NaOH	$Na_2S_2O_3$	Methanol	Other	Analysis Test Y/N	8260	8260-SIM (1,4-Dioxane only)	Residual Chlorine (Y/N)	Pace Project No./ Lab I.D.
1	KEP-GW-018A-017	WT	G			3/26/12	1030	21	6				3						3	3		20973580
2	KEP-GW-018B-017	WT	G			3/26/12	1120		6										3	3		85
3	KEP-GW-015A-017	WT	G			3/26/12	1345		6										3	3		86
4	KEP-GW-015B-017	WT	G			3/26/12	14:25		6										3	3		87
5	KEP-GW-016-017	WT	G			3/26/12	14:15		6										3	3		88
6	KEP-GW-012-017	WT	G			3/26/12	1615		6										3	3		89
7	KEP-GW-017A-017	WT	G			3/26/12	1725		6										3	3		90
8	KEP-GW-017B-017	WT	G			3/26/12	1615		6										3	3		91
9	KEP-GW-008-022	WT	G			3/26/12	17:45		6										3	3		92
10	KEP-GW-014B-017	WT	G			3/27/12	1000		6										3	3		93
11	KEP-GW-014A-017	WT	G			3/27/12	0905		6										3	3		94
12	KEP-GW-024-017	WT	G			3/27/12	1100		6										3	3		95

ADDITIONAL COMMENTS	RELINQUISHED BY / AFFILIATION	DATE	TIME	ACCEPTED BY / AFFILIATION	DATE	TIME	SAMPLE CONDITIONS		
	ETHAN ALLEN / EMS	3/27/12	1500						
	Ted [illegible]	3-28-12	1000	J Mullen	3/28/12	1000	2.9	Y	Y	Y

SAMPLER NAME AND SIGNATURE

PRINT Name of SAMPLER: ETHAN ALLEN

SIGNATURE of SAMPLER: [signature]

DATE Signed (MM/DD/YY): 03/27/12

Temp in °C | Received on Ice (Y/N) | Custody Sealed Cooler (Y/N) | Samples Intact (Y/N)

*Important Note: By signing this form you are accepting Pace's NET 30 day payment terms and agreeing to late charges of 1.5% per month for any invoices not paid within 30 days.

F-ALL-Q-020rev.06, 2-Feb-2007

Pace Analytical
www.pacelabs.com

CHAIN-OF-CUSTODY / Analytical Request Document

The Chain-of-Custody is a LEGAL DOCUMENT. All relevant fields must be completed accurately.

Page: 2 of 2

Section A Required Client Information:

Company:	Environmental Mngt. Services
Address:	7350 Hwy 98
	Hattiesburg, MS 39404
Email To:	eallen@env-mgt.com
Phone:	601-544-3674
Fax:	601-544-0504
Requested Due Date/TAT:	Normal 10 WD

Section B Required Project Information:

Report To:	Ethan Allen
Copy To:	
Purchase Order No.:	
Project Name:	KEC 1st 2012 Semi-Annual
Project Number:	KUHO-12-002

Section C Invoice Information:

Attention:	Bryan Siferman
Company Name:	Env. Mgt. Srvs
Address:	P.O. Box 15369
Pace Quote Reference:	00002713
Pace Project Manager:	Karen Brow
Pace Profile #:	

REGULATORY AGENCY: ☐ NPDES ☐ GROUND WATER ☐ DRINKING WATER ☐ UST ☐ RCRA ☐ OTHER

Site Location STATE:

Section D Required Client Information

Valid Matrix Codes

MATRIX	CODE
DRINKING WATER	DW
WATER	WT
WASTE WATER	WW
PRODUCT	P
SOIL/SOLID	SL
OIL	OL
WIPE	WP
AIR	AR
OTHER	OT
TISSUE	TS

SAMPLE ID (A-Z, 0-9 / ,-) Sample IDs MUST BE UNIQUE

ITEM #	SAMPLE ID	MATRIX CODE (see valid codes to left)	SAMPLE TYPE (G=GRAB C=COMP)	COLLECTED Composite Start Date	Composite Start Time	Composite End/Grab Date	Composite End/Grab Time	SAMPLE TEMP AT COLLECTION	# OF CONTAINERS	Unpreserved	H_2SO_4	HNO_3	HCl	NaOH	$Na_2S_2O_3$	Methanol	Other	Analysis Test Y/N	8260	8260-SIM (1,4-Dioxane only)	Residual Chlorine (Y/N)	Pace Project No./ Lab I.D.
1	TBV 1	WT	G			3/26/12	1030		4				4						4	0		TRIP Blank 98
2	KEP-GW-011A-017	WT	G			3/27/12	1240		6				6						3	3		96
3	KEP-GW-011B-017	WT	G			3/27/12	1325		6				6						3	3		97
4																						
5																						
6																						
7																						
8																						
9																						
10																						
11																						
12																						

ADDITIONAL COMMENTS	RELINQUISHED BY / AFFILIATION	DATE	TIME	ACCEPTED BY / AFFILIATION	DATE	TIME	SAMPLE CONDITIONS			
	Ethan Allen	3/27/12	1500							
	FedEx	3-28-12	1000	J Miller	3-28-12	1000	2-9	Y	Y	Y

SAMPLER NAME AND SIGNATURE

PRINT Name of SAMPLER: Ethan Allen

SIGNATURE of SAMPLER: [signature] DATE Signed (MM/DD/YY): 03/27/12

Temp in °C | Received on Ice (Y/N) | Custody Sealed Cooler (Y/N) | Samples Intact (Y/N)

*Important Note: By signing this form you are accepting Pace's NET 30 day payment terms and agreeing to late charges of 1.5% per month for any invoices not paid within 30 days.

F-ALL-Q-020rev.06, 2-Feb-2007

Pace Analytical

1000 Riverbend. Blvd., Suite F
St. Rose, LA 70087

Sample Conditi

1 20136792 20-ENV MGT--I

Courier: ☐ Pace Courier ☐ Hackbarth ☑ Fed X ☐ UPS ☐ DHL ☐ USPS ☐ Customer ☐ Other

Custody Seal on Cooler/Box Present: [see COC]

Custody Seals intact: ☑Yes ☐No

Therometer Used: ☑ Therm Fisher IR 1 ☐ Therm Fisher IR 2 ☐ Therm Fisher IR 4

Type of Ice: Wet Blue None

Samples on ice: [see COC]

Cooler Temperature: [see COC]

Temp should be above freezing to 6°C

Date and initials of person examining contents: IN 3/28/12

Temp must be measured from Temperature blank when present

		Comments:
Temperature Blank Present"?	☑Yes ☐No ☐N/A	1
Chain of Custody Present:	☑Yes ☐No ☐N/A	2
Chain of Custody Complete:	☑Yes ☐No ☐N/A	3
Chain of Custody Relinquished:	☑Yes ☐No ☐N/A	4
Sampler Name & Signature on COC:	☑Yes ☐No ☐N/A	5
Samples Arrived within Hold Time:	☑Yes ☐No ☐N/A	6
Sufficient Volume:	☑Yes ☐No ☐N/A	7
Correct Containers Used:	☑Yes ☐No ☐N/A	8
Filtered vol. Rec. for Diss. tests	☐Yes ☑No ☐N/A	9
Sample Labels match COC:	☑Yes ☐No ☐N/A	10
All containers received within manafacture's precautionary and/or expiration dates.	☑Yes ☐No ☐N/A	11
All containers needing preservation have been checked (except VOA, coliform, & O&G).	☑Yes ☐No ☐N/A	12
All containers preservation checked found to be in compliance with EPA recommendation.	☑Yes ☐No ☐N/A	13 If No, was preserative added? ☐Yes ☐No If added record lot no.: HNO3 _____ H2SO4 _____
Samples checked for dechlorination:	☐Yes ☑No ☐N/A	14
Headspace in VOA Vials (>6mm):	☐Yes ☑No ☐N/A	14
Trip Blank Present:	☐Yes ☐No ☐N/A	16
Trip Blank Custody Seals Present	☑Yes ☐No ☐N/A	17
Pace Trip Blank Lot # (if purchased): N/A		18

Client Notification/ Resolution:

Person Contacted: _____ Date/Time: _____

Comments/ Resolution: _____

ALLC003rev.06, 28Jul2010 - mod

Pace Analytical Services, In
1000 Riverbend Blvd. Suite I
St. Rose, LA 7008
(504) 469-033

Subcontract Data/Reports

Pace Analytical Services, Inc.
1700 Elm Street - Suite 200
Minneapolis, MN 55414
(612)607-1700

April 13, 2012

Client Services
Pace Analytical New Orleans
1000 Riverbend Blvd
Suite F
St. Rose, LA 70087

RE: Project: 20136792 Environmental Mgt. Sv
Pace Project No.: 10187325

Dear Client Services:
Enclosed are the analytical results for sample(s) received by the laboratory on March 30, 2012. The results relate only to the samples included in this report. Results reported herein conform to the most current TNI standards and the laboratory's Quality Assurance Manual, where applicable, unless otherwise noted in the body of the report.

If you have any questions concerning this report, please feel free to contact me.

Sincerely,

Diane J. Anderson for
Kyle Richardson
kyle.richardson@pacelabs.com
Project Manager

Enclosures

cc: Karen Brown, Pace Analytical New Orleans

This report shall not be reproduced, except in full,
without the written consent of Pace Analytical Services, Inc..

Pace Analytical Services, Inc.
1700 Elm Street - Suite 200
Minneapolis, MN 55414
(612)607-1700

CERTIFICATIONS

Project: 20136792 Environmental Mgt. Sv
Pace Project No.: 10187325

Minnesota Certification IDs

1700 Elm Street SE Suite 200, Minneapolis, MN 55414
A2LA Certification #: 2926.01
Alaska Certification #: UST-078
Alaska Certification #MN00064
Arizona Certification #: AZ-0014
Arkansas Certification #: 88-0680
California Certification #: 01155CA
EPA Region 8 Certification #: Pace
Florida/NELAP Certification #: E87605
Georgia Certification #: 959
Idaho Certification #: MN00064
Illinois Certification #: 200011
Iowa Certification #: 368
Kansas Certification #: E-10167
Louisiana Certification #: 03086
Louisiana Certification #: LA080009
Maine Certification #: 2007029
Maryland Certification #: 322
Michigan DEQ Certification #: 9909
Minnesota Certification #: 027-053-137
Mississippi Certification #: Pace
Montana Certification #: MT CERT0092
Nevada Certification #: MN_00064
Nebraska Certification #: Pace
New Jersey Certification #: MN-002
New Mexico Certification #: Pace
New York Certification #: 11647
North Carolina Certification #: 530
North Dakota Certification #: R-036
North Dakota Certification #: R-036A
Ohio VAP Certification #: CL101
Oklahoma Certification #: D9921
Oklahoma Certification #: 9507
Oregon Certification #: MN200001
Pennsylvania Certification #: 68-00563
Puerto Rico Certification
Tennessee Certification #: 02818
Texas Certification #: T104704192
Washington Certification #: C754
Wisconsin Certification #: 999407970

This report shall not be reproduced, except in full,
without the written consent of Pace Analytical Services, Inc..

Pace Analytical Services, Inc.
1700 Elm Street - Suite 200
Minneapolis, MN 55414
(612)607-1700

SAMPLE SUMMARY

Project: 20136792 Environmental Mgt. Sv
Pace Project No.: 10187325

Lab ID	Sample ID	Matrix	Date Collected	Date Received
20973580	**KEP-GW-018A-017**	Water	03/26/12 10:30	03/30/12 09:29
20973585	**KEP-GW-018B-017**	Water	03/26/12 10:20	03/30/12 09:29
20973586	**KEP-GW-015A-017**	Water	03/26/12 13:45	03/30/12 09:29
20973587	**KEP-GW-015B-017**	Water	03/26/12 14:25	03/30/12 09:29
20973588	**KEP-GW-016-017**	Water	03/26/12 14:15	03/30/12 09:29
20973589	**KEP-GW-012-017**	Water	03/26/12 16:15	03/30/12 09:29
20973590	**KEP-GW-017A-017**	Water	03/26/12 17:25	03/30/12 09:29
20973591	**KEP-GW-017B-017**	Water	03/26/12 16:15	03/30/12 09:29
20973592	**KEP-GW-008-022**	Water	03/26/12 17:45	03/30/12 09:29
20973593	**KEP-GW-014B-017**	Water	03/27/12 10:00	03/30/12 09:29
20973594	**KEP-GW-014A-017**	Water	03/27/12 09:05	03/30/12 09:29
20973595	**KEP-GW-024-017**	Water	03/27/12 11:00	03/30/12 09:29
20973596	**KEP-GW-011A-017**	Water	03/27/12 12:40	03/30/12 09:29
20973597	**KEP-GW-011B-017**	Water	03/27/12 13:25	03/30/12 09:29
20973598	**TB 1**	Water	03/26/12 10:30	03/30/12 09:29

This report shall not be reproduced, except in full,
without the written consent of Pace Analytical Services, Inc..

Pace Analytical Services, Inc.
1700 Elm Street - Suite 200
Minneapolis, MN 55414
(612)607-1700

SAMPLE ANALYTE COUNT

Project: 20136792 Environmental Mgt. Sv
Pace Project No.: 10187325

Lab ID	Sample ID	Method	Analysts	Analytes Reported
20973580	**KEP-GW-018A-017**	EPA 8260B Mod.	ECB	3
20973585	**KEP-GW-018B-017**	EPA 8260B Mod.	ECB	3
20973586	**KEP-GW-015A-017**	EPA 8260B Mod.	ECB	3
20973587	**KEP-GW-015B-017**	EPA 8260B Mod.	ECB	3
20973588	**KEP-GW-016-017**	EPA 8260B Mod.	ECB	3
20973589	**KEP-GW-012-017**	EPA 8260B Mod.	ECB	3
20973590	**KEP-GW-017A-017**	EPA 8260B Mod.	ECB	3
20973591	**KEP-GW-017B-017**	EPA 8260B Mod.	ECB	3
20973592	**KEP-GW-008-022**	EPA 8260B Mod.	ECB	3
20973593	**KEP-GW-014B-017**	EPA 8260B Mod.	ECB	3
20973594	**KEP-GW-014A-017**	EPA 8260B Mod.	ECB	3
20973595	**KEP-GW-024-017**	EPA 8260B Mod.	ECB	3
20973596	**KEP-GW-011A-017**	EPA 8260B Mod.	ECB	3
20973597	**KEP-GW-011B-017**	EPA 8260B Mod.	ECB	3
20973598	**TB 1**	EPA 8260B Mod.	ECB	3

This report shall not be reproduced, except in full,
without the written consent of Pace Analytical Services, Inc..

Pace Analytical Services, Inc.
1700 Elm Street - Suite 200
Minneapolis, MN 55414
(612)607-1700

ANALYTICAL RESULTS

Project: 20136792 Environmental Mgt. Sv
Pace Project No.: 10187325

Sample: KEP-GW-018A-017 **Lab ID: 20973580** Collected: 03/26/12 10:30 Received: 03/30/12 09:29 Matrix: Water

Parameters	Results	Units	Report Limit	MDL	DF	Prepared	Analyzed	CAS No.	Qual
8260 MSV SIM	Analytical Method: EPA 8260B Mod.								
1,4-Dioxane (SIM)	**2.1J**	ug/L	3.0	0.55	1		04/03/12 18:57	123-91-1	
Surrogates									
1,2-Dichloroethane-d4 (S)	106	%	75-125		1		04/03/12 18:57	17060-07-0	
Toluene-d8 (S)	99	%	75-125		1		04/03/12 18:57	2037-26-5	

Sample: KEP-GW-018B-017 **Lab ID: 20973585** Collected: 03/26/12 10:20 Received: 03/30/12 09:29 Matrix: Water

Parameters	Results	Units	Report Limit	MDL	DF	Prepared	Analyzed	CAS No.	Qual
8260 MSV SIM	Analytical Method: EPA 8260B Mod.								
1,4-Dioxane (SIM)	**0.83J**	ug/L	3.0	0.55	1		04/03/12 19:16	123-91-1	
Surrogates									
1,2-Dichloroethane-d4 (S)	107	%	75-125		1		04/03/12 19:16	17060-07-0	
Toluene-d8 (S)	99	%	75-125		1		04/03/12 19:16	2037-26-5	

Sample: KEP-GW-015A-017 **Lab ID: 20973586** Collected: 03/26/12 13:45 Received: 03/30/12 09:29 Matrix: Water

Parameters	Results	Units	Report Limit	MDL	DF	Prepared	Analyzed	CAS No.	Qual
8260 MSV SIM	Analytical Method: EPA 8260B Mod.								
1,4-Dioxane (SIM)	**5.3**	ug/L	3.0	0.55	1		04/03/12 19:54	123-91-1	
Surrogates									
1,2-Dichloroethane-d4 (S)	107	%	75-125		1		04/03/12 19:54	17060-07-0	
Toluene-d8 (S)	99	%	75-125		1		04/03/12 19:54	2037-26-5	

Sample: KEP-GW-015B-017 **Lab ID: 20973587** Collected: 03/26/12 14:25 Received: 03/30/12 09:29 Matrix: Water

Parameters	Results	Units	Report Limit	MDL	DF	Prepared	Analyzed	CAS No.	Qual
8260 MSV SIM	Analytical Method: EPA 8260B Mod.								
1,4-Dioxane (SIM)	**10.3**	ug/L	3.0	0.55	1		04/03/12 20:13	123-91-1	
Surrogates									
1,2-Dichloroethane-d4 (S)	107	%	75-125		1		04/03/12 20:13	17060-07-0	
Toluene-d8 (S)	99	%	75-125		1		04/03/12 20:13	2037-26-5	

This report shall not be reproduced, except in full,
without the written consent of Pace Analytical Services, Inc..

Pace Analytical Services, Inc.
1700 Elm Street - Suite 200
Minneapolis, MN 55414
(612)607-1700

ANALYTICAL RESULTS

Project: 20136792 Environmental Mgt. Sv
Pace Project No.: 10187325

Sample: KEP-GW-016-017 **Lab ID: 20973588** Collected: 03/26/12 14:15 Received: 03/30/12 09:29 Matrix: Water

Parameters	Results	Units	Report Limit	MDL	DF	Prepared	Analyzed	CAS No.	Qual
8260 MSV SIM	Analytical Method: EPA 8260B Mod.								
1,4-Dioxane (SIM)	**1.0J**	ug/L	3.0	0.55	1		04/03/12 20:32	123-91-1	
Surrogates									
1,2-Dichloroethane-d4 (S)	106	%	75-125		1		04/03/12 20:32	17060-07-0	
Toluene-d8 (S)	100	%	75-125		1		04/03/12 20:32	2037-26-5	

Sample: KEP-GW-012-017 **Lab ID: 20973589** Collected: 03/26/12 16:15 Received: 03/30/12 09:29 Matrix: Water

Parameters	Results	Units	Report Limit	MDL	DF	Prepared	Analyzed	CAS No.	Qual
8260 MSV SIM	Analytical Method: EPA 8260B Mod.								
1,4-Dioxane (SIM)	ND	ug/L	3.0	0.55	1		04/03/12 20:51	123-91-1	
Surrogates									
1,2-Dichloroethane-d4 (S)	107	%	75-125		1		04/03/12 20:51	17060-07-0	
Toluene-d8 (S)	100	%	75-125		1		04/03/12 20:51	2037-26-5	

Sample: KEP-GW-017A-017 **Lab ID: 20973590** Collected: 03/26/12 17:25 Received: 03/30/12 09:29 Matrix: Water

Parameters	Results	Units	Report Limit	MDL	DF	Prepared	Analyzed	CAS No.	Qual
8260 MSV SIM	Analytical Method: EPA 8260B Mod.								
1,4-Dioxane (SIM)	**2.7J**	ug/L	3.0	0.55	1		04/03/12 21:10	123-91-1	
Surrogates									
1,2-Dichloroethane-d4 (S)	107	%	75-125		1		04/03/12 21:10	17060-07-0	
Toluene-d8 (S)	99	%	75-125		1		04/03/12 21:10	2037-26-5	

Sample: KEP-GW-017B-017 **Lab ID: 20973591** Collected: 03/26/12 16:15 Received: 03/30/12 09:29 Matrix: Water

Parameters	Results	Units	Report Limit	MDL	DF	Prepared	Analyzed	CAS No.	Qual
8260 MSV SIM	Analytical Method: EPA 8260B Mod.								
1,4-Dioxane (SIM)	**0.83J**	ug/L	3.0	0.55	1		04/03/12 21:29	123-91-1	
Surrogates									
1,2-Dichloroethane-d4 (S)	107	%	75-125		1		04/03/12 21:29	17060-07-0	
Toluene-d8 (S)	99	%	75-125		1		04/03/12 21:29	2037-26-5	

This report shall not be reproduced, except in full,
without the written consent of Pace Analytical Services, Inc..

Pace Analytical Services, Inc.
1700 Elm Street - Suite 200
Minneapolis, MN 55414
(612)607-1700

ANALYTICAL RESULTS

Project: 20136792 Environmental Mgt. Sv
Pace Project No.: 10187325

Sample: KEP-GW-008-022 **Lab ID: 20973592** Collected: 03/26/12 17:45 Received: 03/30/12 09:29 Matrix: Water

Parameters	Results	Units	Report Limit	MDL	DF	Prepared	Analyzed	CAS No.	Qual
8260 MSV SIM	Analytical Method: EPA 8260B Mod.								
1,4-Dioxane (SIM)	ND	ug/L	3.0	0.55	1		04/03/12 21:48	123-91-1	
Surrogates									
1,2-Dichloroethane-d4 (S)	106	%	75-125		1		04/03/12 21:48	17060-07-0	
Toluene-d8 (S)	99	%	75-125		1		04/03/12 21:48	2037-26-5	

Sample: KEP-GW-014B-017 **Lab ID: 20973593** Collected: 03/27/12 10:00 Received: 03/30/12 09:29 Matrix: Water

Parameters	Results	Units	Report Limit	MDL	DF	Prepared	Analyzed	CAS No.	Qual
8260 MSV SIM	Analytical Method: EPA 8260B Mod.								
1,4-Dioxane (SIM)	ND	ug/L	3.0	0.55	1		04/04/12 11:23	123-91-1	
Surrogates									
1,2-Dichloroethane-d4 (S)	108	%	75-125		1		04/04/12 11:23	17060-07-0	
Toluene-d8 (S)	99	%	75-125		1		04/04/12 11:23	2037-26-5	

Sample: KEP-GW-014A-017 **Lab ID: 20973594** Collected: 03/27/12 09:05 Received: 03/30/12 09:29 Matrix: Water

Parameters	Results	Units	Report Limit	MDL	DF	Prepared	Analyzed	CAS No.	Qual
8260 MSV SIM	Analytical Method: EPA 8260B Mod.								
1,4-Dioxane (SIM)	ND	ug/L	3.0	0.55	1		04/04/12 11:41	123-91-1	
Surrogates									
1,2-Dichloroethane-d4 (S)	108	%	75-125		1		04/04/12 11:41	17060-07-0	
Toluene-d8 (S)	99	%	75-125		1		04/04/12 11:41	2037-26-5	

Sample: KEP-GW-024-017 **Lab ID: 20973595** Collected: 03/27/12 11:00 Received: 03/30/12 09:29 Matrix: Water

Parameters	Results	Units	Report Limit	MDL	DF	Prepared	Analyzed	CAS No.	Qual
8260 MSV SIM	Analytical Method: EPA 8260B Mod.								
1,4-Dioxane (SIM)	ND	ug/L	3.0	0.55	1		04/04/12 12:19	123-91-1	
Surrogates									
1,2-Dichloroethane-d4 (S)	109	%	75-125		1		04/04/12 12:19	17060-07-0	
Toluene-d8 (S)	99	%	75-125		1		04/04/12 12:19	2037-26-5	

This report shall not be reproduced, except in full,
without the written consent of Pace Analytical Services, Inc..

Pace Analytical Services, Inc.
1700 Elm Street - Suite 200
Minneapolis, MN 55414
(612)607-1700

ANALYTICAL RESULTS

Project: 20136792 Environmental Mgt. Sv
Pace Project No.: 10187325

Sample: KEP-GW-011A-017 **Lab ID: 20973596** Collected: 03/27/12 12:40 Received: 03/30/12 09:29 Matrix: Water

Parameters	Results	Units	Report Limit	MDL	DF	Prepared	Analyzed	CAS No.	Qual
8260 MSV SIM	Analytical Method: EPA 8260B Mod.								
1,4-Dioxane (SIM)	ND	ug/L	3.0	0.55	1		04/04/12 12:38	123-91-1	
Surrogates									
1,2-Dichloroethane-d4 (S)	107	%	75-125		1		04/04/12 12:38	17060-07-0	
Toluene-d8 (S)	99	%	75-125		1		04/04/12 12:38	2037-26-5	

Sample: KEP-GW-011B-017 **Lab ID: 20973597** Collected: 03/27/12 13:25 Received: 03/30/12 09:29 Matrix: Water

Parameters	Results	Units	Report Limit	MDL	DF	Prepared	Analyzed	CAS No.	Qual
8260 MSV SIM	Analytical Method: EPA 8260B Mod.								
1,4-Dioxane (SIM)	**0.95J**	ug/L	3.0	0.55	1		04/04/12 12:57	123-91-1	
Surrogates									
1,2-Dichloroethane-d4 (S)	108	%	75-125		1		04/04/12 12:57	17060-07-0	
Toluene-d8 (S)	99	%	75-125		1		04/04/12 12:57	2037-26-5	

Sample: TB 1 **Lab ID: 20973598** Collected: 03/26/12 10:30 Received: 03/30/12 09:29 Matrix: Water

Parameters	Results	Units	Report Limit	MDL	DF	Prepared	Analyzed	CAS No.	Qual
8260 MSV SIM	Analytical Method: EPA 8260B Mod.								
1,4-Dioxane (SIM)	ND	ug/L	3.0	0.55	1		04/04/12 10:35	123-91-1	
Surrogates									
1,2-Dichloroethane-d4 (S)	109	%	75-125		1		04/04/12 10:35	17060-07-0	
Toluene-d8 (S)	99	%	75-125		1		04/04/12 10:35	2037-26-5	

This report shall not be reproduced, except in full,
without the written consent of Pace Analytical Services, Inc..

Pace Analytical Services, Inc.
1700 Elm Street - Suite 200
Minneapolis, MN 55414
(612)607-1700

QUALITY CONTROL DATA

Project: 20136792 Environmental Mgt. Sv
Pace Project No.: 10187325

QC Batch: MSV/19697 Analysis Method: EPA 8260B Mod.
QC Batch Method: EPA 8260B Mod. Analysis Description: 8260 MSV SIM
Associated Lab Samples: 20973580, 20973585, 20973586, 20973587, 20973588, 20973589, 20973590, 20973591, 20973592

METHOD BLANK: 1166430 Matrix: Water
Associated Lab Samples: 20973580, 20973585, 20973586, 20973587, 20973588, 20973589, 20973590, 20973591, 20973592

Parameter	Units	Blank Result	Reporting Limit	Analyzed	Qualifiers
1,4-Dioxane (SIM)	ug/L	ND	3.0	04/03/12 15:10	
1,2-Dichloroethane-d4 (S)	%	105	75-125	04/03/12 15:10	
Toluene-d8 (S)	%	99	75-125	04/03/12 15:10	

LABORATORY CONTROL SAMPLE: 1166431

Parameter	Units	Spike Conc.	LCS Result	LCS % Rec	% Rec Limits	Qualifiers
1,4-Dioxane (SIM)	ug/L	20	21.8	109	75-125	
1,2-Dichloroethane-d4 (S)	%			105	75-125	
Toluene-d8 (S)	%			99	75-125	

MATRIX SPIKE SAMPLE: 1166432

Parameter	Units	20973580 Result	Spike Conc.	MS Result	MS % Rec	% Rec Limits	Qualifiers
1,4-Dioxane (SIM)	ug/L	2.1J	20	20.6	92	75-125	
1,2-Dichloroethane-d4 (S)	%				106	75-125	
Toluene-d8 (S)	%				99	75-125	

SAMPLE DUPLICATE: 1166433

Parameter	Units	20973585 Result	Dup Result	RPD	Max RPD	Qualifiers
1,4-Dioxane (SIM)	ug/L	0.83J	0.58J		30	
1,2-Dichloroethane-d4 (S)	%	107	106	1		
Toluene-d8 (S)	%	99	99	.1		

This report shall not be reproduced, except in full,
without the written consent of Pace Analytical Services, Inc..

Pace Analytical Services, Inc.
1700 Elm Street - Suite 200
Minneapolis, MN 55414
(612)607-1700

QUALITY CONTROL DATA

Project: 20136792 Environmental Mgt. Sv
Pace Project No.: 10187325

QC Batch: MSV/19703 Analysis Method: EPA 8260B Mod.
QC Batch Method: EPA 8260B Mod. Analysis Description: 8260 MSV SIM
Associated Lab Samples: 20973593, 20973594, 20973595, 20973596, 20973597, 20973598

METHOD BLANK: 1167001 Matrix: Water
Associated Lab Samples: 20973593, 20973594, 20973595, 20973596, 20973597, 20973598

Parameter	Units	Blank Result	Reporting Limit	Analyzed	Qualifiers
1,4-Dioxane (SIM)	ug/L	ND	3.0	04/04/12 09:57	
1,2-Dichloroethane-d4 (S)	%	106	75-125	04/04/12 09:57	
Toluene-d8 (S)	%	99	75-125	04/04/12 09:57	

LABORATORY CONTROL SAMPLE: 1167002

Parameter	Units	Spike Conc.	LCS Result	LCS % Rec	% Rec Limits	Qualifiers
1,4-Dioxane (SIM)	ug/L	20	22.2	111	75-125	
1,2-Dichloroethane-d4 (S)	%			106	75-125	
Toluene-d8 (S)	%			99	75-125	

MATRIX SPIKE SAMPLE: 1167003

Parameter	Units	20973593 Result	Spike Conc.	MS Result	MS % Rec	% Rec Limits	Qualifiers
1,4-Dioxane (SIM)	ug/L	ND	20	19.6	96	75-125	
1,2-Dichloroethane-d4 (S)	%				106	75-125	
Toluene-d8 (S)	%				99	75-125	

SAMPLE DUPLICATE: 1167004

Parameter	Units	20973594 Result	Dup Result	RPD	Max RPD	Qualifiers
1,4-Dioxane (SIM)	ug/L	ND	ND		30	
1,2-Dichloroethane-d4 (S)	%	108	107	.3		
Toluene-d8 (S)	%	99	99	.05		

This report shall not be reproduced, except in full,
without the written consent of Pace Analytical Services, Inc..

Pace Analytical Services, Inc.
1700 Elm Street - Suite 200
Minneapolis, MN 55414
(612)607-1700

QUALIFIERS

Project: 20136792 Environmental Mgt. Sv
Pace Project No.: 10187325

DEFINITIONS

DF - Dilution Factor, if reported, represents the factor applied to the reported data due to changes in sample preparation, dilution of the sample aliquot, or moisture content.

ND - Not Detected at or above adjusted reporting limit.

J - Estimated concentration above the adjusted method detection limit and below the adjusted reporting limit.

MDL - Adjusted Method Detection Limit.

S - Surrogate

1,2-Diphenylhydrazine (8270 listed analyte) decomposes to Azobenzene.

Consistent with EPA guidelines, unrounded data are displayed and have been used to calculate % recovery and RPD values.

LCS(D) - Laboratory Control Sample (Duplicate)

MS(D) - Matrix Spike (Duplicate)

DUP - Sample Duplicate

RPD - Relative Percent Difference

NC - Not Calculable.

SG - Silica Gel - Clean-Up

U - Indicates the compound was analyzed for, but not detected.

N-Nitrosodiphenylamine decomposes and cannot be separated from Diphenylamine using Method 8270. The result reported for each analyte is a combined concentration.

Pace Analytical is TNI accredited. Contact your Pace PM for the current list of accredited analytes.

TNI - The NELAC Institute.

This report shall not be reproduced, except in full,
without the written consent of Pace Analytical Services, Inc..

Pace Analytical Services, Inc.
1700 Elm Street - Suite 200
Minneapolis, MN 55414
(612)607-1700

QUALITY CONTROL DATA CROSS REFERENCE TABLE

Project: 20136792 Environmental Mgt. Sv
Pace Project No.: 10187325

Lab ID	Sample ID	QC Batch Method	QC Batch	Analytical Method	Analytical Batch
20973580	**KEP-GW-018A-017**	EPA 8260B Mod.	MSV/19697		
20973585	**KEP-GW-018B-017**	EPA 8260B Mod.	MSV/19697		
20973586	**KEP-GW-015A-017**	EPA 8260B Mod.	MSV/19697		
20973587	**KEP-GW-015B-017**	EPA 8260B Mod.	MSV/19697		
20973588	**KEP-GW-016-017**	EPA 8260B Mod.	MSV/19697		
20973589	**KEP-GW-012-017**	EPA 8260B Mod.	MSV/19697		
20973590	**KEP-GW-017A-017**	EPA 8260B Mod.	MSV/19697		
20973591	**KEP-GW-017B-017**	EPA 8260B Mod.	MSV/19697		
20973592	**KEP-GW-008-022**	EPA 8260B Mod.	MSV/19697		
20973593	**KEP-GW-014B-017**	EPA 8260B Mod.	MSV/19703		
20973594	**KEP-GW-014A-017**	EPA 8260B Mod.	MSV/19703		
20973595	**KEP-GW-024-017**	EPA 8260B Mod.	MSV/19703		
20973596	**KEP-GW-011A-017**	EPA 8260B Mod.	MSV/19703		
20973597	**KEP-GW-011B-017**	EPA 8260B Mod.	MSV/19703		
20973598	**TB 1**	EPA 8260B Mod.	MSV/19703		

This report shall not be reproduced, except in full,
without the written consent of Pace Analytical Services, Inc..

APPENDIX C

ANALYTICAL REPORTS – MAY 2012 RESAMPLING EVENT

Pace Analytical Services, Inc.
1000 Riverbend Blvd. Suite F
St. Rose, LA 70087
(504) 469-0333

May 10, 2012

Ethan Allen
Environmental Mgt Services-MS
7350 Hwy 98
Hattiesburg, MS 39404

RE: Project 20138293
Project ID: KEC 1ST 2012 SEMIANNUAL

Dear Ethan Allen:

Enclosed are the analytical results for sample(s) received by the laboratory on May 03, 2012. Results reported herein conform to the most current NELAC standards, where applicable, unless otherwise narrated in the body of the report.

If you have any questions concerning this report, please feel free to contact me.

Sincerly,

Karen Brown
karen.brown@pacelabs.com

REPORT OF LABORATORY ANALYSIS

This report shall not be reproduced, except in full, without the written consent of Pace Analytical Services, Inc.

Laboratory Certifications

Pace Analytical Services, Inc.
1000 Riverbend Blvd. Suite F
St. Rose, LA 70087
(504) 469-0333

Project: 20138293

Client: Environmental Mgt Services-MS

Project ID: KEC 1ST 2012 SEMIANNUAL

Washington Department of Ecology C2078

Oregon Environmental Laboratory Accreditation - LA200001

U.S. Dept. of Agriculture Foreign Soil Import P330-10-00119

Pennsylviania Dept. of Env Protection (NELAC) 68-04202

Texas Commission on Env. Quality (NELAC) T104704405-09-TX

Kansas Department of Health and Environment (NELAC) E-10266

Florida Department of Health (NELAC) E87595

Oklahoma Department of Environmental Quality - 2010-139

Illinois Environmental Protection Agency - 0025721

California Env. Lab Accreditation Program Branch - 11277CA

Louisiana Dept. of Environmental Quality (NELAC/LELAP) 02006

REPORT OF LABORATORY ANALYSIS

This report shall not be reproduced, execpt in full, without
the written consent of Pace Analytical Services, Inc.

Sample Cross Reference

Pace Analytical Services, Inc.
1000 Riverbend Blvd. Suite F
St. Rose, LA 70087
(504) 469-0333

Project: 20138293

Client: Environmental Mgt Services-MS

Project ID: KEC 1ST 2012 SEMIANNUAL

Client Sample ID	Lab ID	Matrix	Collection Date/Time	Received Date/Time
KEP-GW-034-003	20984464	Water	02-May-12 09:45	03-May-12 10:20
KEP-GW-025-18	20984465	Water	02-May-12 13:15	03-May-12 10:20
KEP-GW-026-18	20984466	Water	02-May-12 14:45	03-May-12 10:20
KEP-GW-027-18	20984467	Water	02-May-12 15:30	03-May-12 10:20
BD-1	20984468	Water	02-May-12 09:00	03-May-12 10:20
TB	20984469	Water	02-May-12 00:00	03-May-12 10:20

Sample Results

Pace Analytical Services, Inc.
1000 Riverbend Blvd. Suite F
St. Rose, LA 70087
(504) 469-0333

Client: Environmental Mgt Services-MS

Client ID: KEP-GW-034-003
Project: 20138293
Project ID: KEC 1ST 2012 SEMIANNUAL
Site: None
Lab ID: 20984464
Matrix: Water
% Moisture: n/a
Description: None
Prep Level: Water
Batch: 183586
Method: EPA 8260
GCMS VOAs Trace Water
Collected: 02-May-12
Received: 03-May-12
Prepared: 03-May-12

Units: ug/L

CAS No.	Analyte	Dilution	Result	Qu	Reporting Limit	Reg Limit	Analysis	
67-64-1	Acetone	1	ND		4.00		03-May-12 17:53	MLS
71-43-2	Benzene	1	ND		0.500		03-May-12 17:53	MLS
75-27-4	Bromodichloromethane	1	ND		0.500		03-May-12 17:53	MLS
75-25-2	Bromoform	1	ND		0.500		03-May-12 17:53	MLS
74-83-9	Bromomethane	1	ND		0.500		03-May-12 17:53	MLS
78-93-3	2-Butanone (MEK)	1	ND		2.00		03-May-12 17:53	MLS
75-15-0	Carbon disulfide	1	ND		1.00		03-May-12 17:53	MLS
56-23-5	Carbon tetrachloride	1	ND		0.500		03-May-12 17:53	MLS
108-90-7	Chlorobenzene	1	ND		0.500		03-May-12 17:53	MLS
75-00-3	Chloroethane	1	ND		0.500		03-May-12 17:53	MLS
67-66-3	Chloroform	1	ND		0.500		03-May-12 17:53	MLS
74-87-3	Chloromethane	1	ND		0.500		03-May-12 17:53	MLS
96-12-8	1,2-Dibromo-3-chloropropane	1	ND		2.00		03-May-12 17:53	MLS
124-48-1	Dibromochloromethane	1	ND		0.500		03-May-12 17:53	MLS
106-93-4	1,2-Dibromoethane (EDB)	1	ND		1.00		03-May-12 17:53	MLS
75-71-8	Dichlorodifluoromethane	1	ND		1.00		03-May-12 17:53	MLS
75-34-3	1,1-Dichloroethane	1	ND		0.500		03-May-12 17:53	MLS
107-06-2	1,2-Dichloroethane	1	ND		0.500		03-May-12 17:53	MLS
75-35-4	1,1-Dichloroethene	1	3.81		0.500		03-May-12 17:53	MLS
156-59-2	cis-1,2-Dichloroethene	1	ND		1.00		03-May-12 17:53	MLS
156-60-5	trans-1,2-Dichloroethene	1	ND		0.500		03-May-12 17:53	MLS
78-87-5	1,2-Dichloropropane	1	ND		0.500		03-May-12 17:53	MLS
10061-01-5	cis-1,3-Dichloropropene	1	ND		0.500		03-May-12 17:53	MLS
10061-02-6	trans-1,3-Dichloropropene	1	ND		0.500		03-May-12 17:53	MLS
100-41-4	Ethylbenzene	1	ND		0.500		03-May-12 17:53	MLS
591-78-6	2-Hexanone	1	ND		1.00		03-May-12 17:53	MLS
98-82-8	Isopropylbenzene (Cumene)	1	ND		1.00		03-May-12 17:53	MLS
79-20-9	Methyl acetate	1	ND		2.00		03-May-12 17:53	MLS
75-09-2	Methylene chloride	1	ND		0.500		03-May-12 17:53	MLS
108-10-1	4-Methyl-2-pentanone (MIBK)	1	ND		1.00		03-May-12 17:53	MLS
1634-04-4	Methyl-tert-butyl ether	1	ND		0.500		03-May-12 17:53	MLS
100-42-5	Styrene	1	ND		1.00		03-May-12 17:53	MLS
79-34-5	1,1,2,2-Tetrachloroethane	1	ND		0.500		03-May-12 17:53	MLS
127-18-4	Tetrachloroethene	1	ND		0.500		03-May-12 17:53	MLS

Protocol 5/10/2012 11:29:31

ND denotes the analyte was analyzed for but not detected at the reporting limit or method detection limit indicated.

Limits are corrected for sample size, dilution and moisture content if applicable.
Qu lists qualifiers. Specific qualifiers are defined at the end of the report.
Regulatory limit may denote an actual regulatory limit or a client-requested notification limit.

Sample Results

Pace Analytical Services, Inc.
1000 Riverbend Blvd. Suite F
St. Rose, LA 70087
(504) 469-0333

Client: Environmental Mgt Services-MS

Client ID: KEP-GW-034-003
Project: 20138293
Project ID: KEC 1ST 2012 SEMIANNUAL
Site: None
Lab ID: 20984464
Matrix: Water
% Moisture: n/a
Description: None
Prep Level: Water
Batch: 183586
Method: EPA 8260
GCMS VOAs Trace Water
Collected: 02-May-12
Received: 03-May-12
Prepared: 03-May-12

Units: ug/L

CAS No.	Analyte	Dilution	Result	Qu	Reporting Limit	Reg Limit	Analysis	
108-88-3	Toluene	1	ND		0.500		03-May-12 17:53	MLS
71-55-6	1,1,1-Trichloroethane	1	ND		0.500		03-May-12 17:53	MLS
79-00-5	1,1,2-Trichloroethane	1	ND		0.500		03-May-12 17:53	MLS
79-01-6	Trichloroethene	1	ND		0.500		03-May-12 17:53	MLS
75-69-4	Trichlorofluoromethane	1	ND		0.500		03-May-12 17:53	MLS
75-01-4	Vinyl chloride	1	ND		0.500		03-May-12 17:53	MLS
	m&p-Xylene	1	ND		1.00		03-May-12 17:53	MLS
95-47-6	o-Xylene	1	ND		1.00		03-May-12 17:53	MLS

42 compound(s) reported

Protocol 5/10/2012 11:29:31

ND denotes the analyte was analyzed for but not detected at the reporting limit or method detection limit indicated.

Limits are corrected for sample size, dilution and moisture content if applicable.
Qu lists qualifiers. Specific qualifiers are defined at the end of the report.
Regulatory limit may denote an actual regulatory limit or a client-requested notification limit.

Sample Results

Pace Analytical Services, Inc.
1000 Riverbend Blvd. Suite F
St. Rose, LA 70087
(504) 469-0333

Client: Environmental Mgt Services-MS

Client ID: KEP-GW-025-18
Project: 20138293
Project ID: KEC 1ST 2012 SEMIANNUAL
Site: None
Lab ID: 20984465
Matrix: Water
% Moisture: n/a
Description: None
Prep Level: Water
Batch: 183586
Method: EPA 8260
GCMS VOAs Trace Water
Collected: 02-May-12
Received: 03-May-12
Prepared: 03-May-12

Units: ug/L

CAS No.	Analyte	Dilution	Result	Qu	Reporting Limit	Reg Limit	Analysis
67-64-1	Acetone	1	ND		4.00		03-May-12 18:13 MLS
71-43-2	Benzene	1	ND		0.500		03-May-12 18:13 MLS
75-27-4	Bromodichloromethane	1	ND		0.500		03-May-12 18:13 MLS
75-25-2	Bromoform	1	ND		0.500		03-May-12 18:13 MLS
74-83-9	Bromomethane	1	ND		0.500		03-May-12 18:13 MLS
78-93-3	2-Butanone (MEK)	1	ND		2.00		03-May-12 18:13 MLS
75-15-0	Carbon disulfide	1	ND		1.00		03-May-12 18:13 MLS
56-23-5	Carbon tetrachloride	1	ND		0.500		03-May-12 18:13 MLS
108-90-7	Chlorobenzene	1	ND		0.500		03-May-12 18:13 MLS
75-00-3	Chloroethane	1	ND		0.500		03-May-12 18:13 MLS
67-66-3	Chloroform	1	ND		0.500		03-May-12 18:13 MLS
74-87-3	Chloromethane	1	ND		0.500		03-May-12 18:13 MLS
96-12-8	1,2-Dibromo-3-chloropropane	1	ND		2.00		03-May-12 18:13 MLS
124-48-1	Dibromochloromethane	1	ND		0.500		03-May-12 18:13 MLS
106-93-4	1,2-Dibromoethane (EDB)	1	ND		1.00		03-May-12 18:13 MLS
75-71-8	Dichlorodifluoromethane	1	ND		1.00		03-May-12 18:13 MLS
75-34-3	1,1-Dichloroethane	1	ND		0.500		03-May-12 18:13 MLS
107-06-2	1,2-Dichloroethane	1	ND		0.500		03-May-12 18:13 MLS
75-35-4	1,1-Dichloroethene	1	1.51		0.500		03-May-12 18:13 MLS
156-59-2	cis-1,2-Dichloroethene	1	ND		1.00		03-May-12 18:13 MLS
156-60-5	trans-1,2-Dichloroethene	1	ND		0.500		03-May-12 18:13 MLS
78-87-5	1,2-Dichloropropane	1	ND		0.500		03-May-12 18:13 MLS
10061-01-5	cis-1,3-Dichloropropene	1	ND		0.500		03-May-12 18:13 MLS
10061-02-6	trans-1,3-Dichloropropene	1	ND		0.500		03-May-12 18:13 MLS
100-41-4	Ethylbenzene	1	ND		0.500		03-May-12 18:13 MLS
591-78-6	2-Hexanone	1	ND		1.00		03-May-12 18:13 MLS
98-82-8	Isopropylbenzene (Cumene)	1	ND		1.00		03-May-12 18:13 MLS
79-20-9	Methyl acetate	1	ND		2.00		03-May-12 18:13 MLS
75-09-2	Methylene chloride	1	ND		0.500		03-May-12 18:13 MLS
108-10-1	4-Methyl-2-pentanone (MIBK)	1	ND		1.00		03-May-12 18:13 MLS
1634-04-4	Methyl-tert-butyl ether	1	ND		0.500		03-May-12 18:13 MLS
100-42-5	Styrene	1	ND		1.00		03-May-12 18:13 MLS
79-34-5	1,1,2,2-Tetrachloroethane	1	ND		0.500		03-May-12 18:13 MLS
127-18-4	Tetrachloroethene	1	ND		0.500		03-May-12 18:13 MLS

Protocol 5/10/2012 11:29:31

ND denotes the analyte was analyzed for but not detected at the reporting limit or method detection limit indicated.

Limits are corrected for sample size, dilution and moisture content if applicable.
Qu lists qualifiers. Specific qualifiers are defined at the end of the report.
Regulatory limit may denote an actual regulatory limit or a client-requested notification limit.

Sample Results

Pace Analytical Services, Inc.
1000 Riverbend Blvd. Suite F
St. Rose, LA 70087
(504) 469-0333

Client: Environmental Mgt Services-MS

Client ID: KEP-GW-025-18
Project: 20138293
Project ID: KEC 1ST 2012 SEMIANNUAL
Site: None
Lab ID: 20984465
Matrix: Water
% Moisture: n/a
Description: None
Prep Level: Water
Batch: 183586
Method: EPA 8260
GCMS VOAs Trace Water
Collected: 02-May-12
Received: 03-May-12
Prepared: 03-May-12

Units: ug/L

CAS No.	Analyte	Dilution	Result	Qu	Reporting Limit	Reg Limit	Analysis
108-88-3	Toluene	1	ND		0.500		03-May-12 18:13 MLS
71-55-6	1,1,1-Trichloroethane	1	ND		0.500		03-May-12 18:13 MLS
79-00-5	1,1,2-Trichloroethane	1	ND		0.500		03-May-12 18:13 MLS
79-01-6	Trichloroethene	1	ND		0.500		03-May-12 18:13 MLS
75-69-4	Trichlorofluoromethane	1	ND		0.500		03-May-12 18:13 MLS
75-01-4	Vinyl chloride	1	ND		0.500		03-May-12 18:13 MLS
	m&p-Xylene	1	ND		1.00		03-May-12 18:13 MLS
95-47-6	o-Xylene	1	ND		1.00		03-May-12 18:13 MLS

42 compound(s) reported

Protocol 5/10/2012 11:29:31

ND denotes the analyte was analyzed for but not detected at the reporting limit or method detection limit indicated.

Limits are corrected for sample size, dilution and moisture content if applicable.
Qu lists qualifiers. Specific qualifiers are defined at the end of the report.
Regulatory limit may denote an actual regulatory limit or a client-requested notification limit.

Sample Results

Pace Analytical Services, Inc.
1000 Riverbend Blvd. Suite F
St. Rose, LA 70087
(504) 469-0333

Client: Environmental Mgt Services-MS

Client ID: KEP-GW-026-18
Project: 20138293
Project ID: KEC 1ST 2012 SEMIANNUAL
Site: None
Lab ID: 20984466
Matrix: Water
% Moisture: n/a
Description: None
Prep Level: Water
Batch: 183586
Method: EPA 8260
GCMS VOAs Trace Water
Collected: 02-May-12
Received: 03-May-12
Prepared: 03-May-12

Units: ug/L

CAS No.	Analyte	Dilution	Result	Qu	Reporting Limit	Reg Limit	Analysis
67-64-1	Acetone	1	ND		4.00		03-May-12 18:33 MLS
71-43-2	Benzene	1	ND		0.500		03-May-12 18:33 MLS
75-27-4	Bromodichloromethane	1	ND		0.500		03-May-12 18:33 MLS
75-25-2	Bromoform	1	ND		0.500		03-May-12 18:33 MLS
74-83-9	Bromomethane	1	ND		0.500		03-May-12 18:33 MLS
78-93-3	2-Butanone (MEK)	1	ND		2.00		03-May-12 18:33 MLS
75-15-0	Carbon disulfide	1	ND		1.00		03-May-12 18:33 MLS
56-23-5	Carbon tetrachloride	1	ND		0.500		03-May-12 18:33 MLS
108-90-7	Chlorobenzene	1	ND		0.500		03-May-12 18:33 MLS
75-00-3	Chloroethane	1	ND		0.500		03-May-12 18:33 MLS
67-66-3	Chloroform	1	ND		0.500		03-May-12 18:33 MLS
74-87-3	Chloromethane	1	ND		0.500		03-May-12 18:33 MLS
96-12-8	1,2-Dibromo-3-chloropropane	1	ND		2.00		03-May-12 18:33 MLS
124-48-1	Dibromochloromethane	1	ND		0.500		03-May-12 18:33 MLS
106-93-4	1,2-Dibromoethane (EDB)	1	ND		1.00		03-May-12 18:33 MLS
75-71-8	Dichlorodifluoromethane	1	ND		1.00		03-May-12 18:33 MLS
75-34-3	1,1-Dichloroethane	1	ND		0.500		03-May-12 18:33 MLS
107-06-2	1,2-Dichloroethane	1	ND		0.500		03-May-12 18:33 MLS
75-35-4	1,1-Dichloroethene	1	6.55		0.500		03-May-12 18:33 MLS
156-59-2	cis-1,2-Dichloroethene	1	ND		1.00		03-May-12 18:33 MLS
156-60-5	trans-1,2-Dichloroethene	1	ND		0.500		03-May-12 18:33 MLS
78-87-5	1,2-Dichloropropane	1	ND		0.500		03-May-12 18:33 MLS
10061-01-5	cis-1,3-Dichloropropene	1	ND		0.500		03-May-12 18:33 MLS
10061-02-6	trans-1,3-Dichloropropene	1	ND		0.500		03-May-12 18:33 MLS
100-41-4	Ethylbenzene	1	ND		0.500		03-May-12 18:33 MLS
591-78-6	2-Hexanone	1	ND		1.00		03-May-12 18:33 MLS
98-82-8	Isopropylbenzene (Cumene)	1	ND		1.00		03-May-12 18:33 MLS
79-20-9	Methyl acetate	1	ND		2.00		03-May-12 18:33 MLS
75-09-2	Methylene chloride	1	ND		0.500		03-May-12 18:33 MLS
108-10-1	4-Methyl-2-pentanone (MIBK)	1	ND		1.00		03-May-12 18:33 MLS
1634-04-4	Methyl-tert-butyl ether	1	ND		0.500		03-May-12 18:33 MLS
100-42-5	Styrene	1	ND		1.00		03-May-12 18:33 MLS
79-34-5	1,1,2,2-Tetrachloroethane	1	ND		0.500		03-May-12 18:33 MLS
127-18-4	Tetrachloroethene	1	ND		0.500		03-May-12 18:33 MLS

Protocol 5/10/2012 11:29:31

ND denotes the analyte was analyzed for but not detected at the reporting limit or method detection limit indicated.

Limits are corrected for sample size, dilution and moisture content if applicable.
Qu lists qualifiers. Specific qualifiers are defined at the end of the report.
Regulatory limit may denote an actual regulatory limit or a client-requested notification limit.

Sample Results

Pace Analytical Services, Inc.
1000 Riverbend Blvd. Suite F
St. Rose, LA 70087
(504) 469-0333

Client: Environmental Mgt Services-MS

Client ID: KEP-GW-026-18
Project: 20138293
Project ID: KEC 1ST 2012 SEMIANNUAL
Site: None
Lab ID: 20984466
Matrix: Water
% Moisture: n/a
Description: None
Prep Level: Water
Batch: 183586
Method: EPA 8260
GCMS VOAs Trace Water
Collected: 02-May-12
Received: 03-May-12
Prepared: 03-May-12

Units: ug/L

CAS No.	Analyte	Dilution	Result	Qu	Reporting Limit	Reg Limit	Analysis
108-88-3	Toluene	1	ND		0.500		03-May-12 18:33 MLS
71-55-6	1,1,1-Trichloroethane	1	ND		0.500		03-May-12 18:33 MLS
79-00-5	1,1,2-Trichloroethane	1	ND		0.500		03-May-12 18:33 MLS
79-01-6	Trichloroethene	1	ND		0.500		03-May-12 18:33 MLS
75-69-4	Trichlorofluoromethane	1	ND		0.500		03-May-12 18:33 MLS
75-01-4	Vinyl chloride	1	ND		0.500		03-May-12 18:33 MLS
	m&p-Xylene	1	ND		1.00		03-May-12 18:33 MLS
95-47-6	o-Xylene	1	ND		1.00		03-May-12 18:33 MLS

42 compound(s) reported

Protocol 5/10/2012 11:29:31

ND denotes the analyte was analyzed for but not detected at the reporting limit or method detection limit indicated.

Limits are corrected for sample size, dilution and moisture content if applicable.
Qu lists qualifiers. Specific qualifiers are defined at the end of the report.
Regulatory limit may denote an actual regulatory limit or a client-requested notification limit.

Sample Results

Pace Analytical Services, Inc.
1000 Riverbend Blvd. Suite F
St. Rose, LA 70087
(504) 469-0333

Client: Environmental Mgt Services-MS

Client ID: KEP-GW-027-18
Project: 20138293
Project ID: KEC 1ST 2012 SEMIANNUAL
Site: None
Lab ID: 20984467
Matrix: Water
% Moisture: n/a
Description: None
Prep Level: Water
Batch: 183586
Method: EPA 8260
GCMS VOAs Trace Water
Collected: 02-May-12
Received: 03-May-12
Prepared: 03-May-12

Units: ug/L

CAS No.	Analyte	Dilution	Result	Qu	Reporting Limit	Reg Limit	Analysis	
67-64-1	Acetone	1	ND		4.00		03-May-12 18:53	MLS
71-43-2	Benzene	1	ND		0.500		03-May-12 18:53	MLS
75-27-4	Bromodichloromethane	1	ND		0.500		03-May-12 18:53	MLS
75-25-2	Bromoform	1	ND		0.500		03-May-12 18:53	MLS
74-83-9	Bromomethane	1	ND		0.500		03-May-12 18:53	MLS
78-93-3	2-Butanone (MEK)	1	ND		2.00		03-May-12 18:53	MLS
75-15-0	Carbon disulfide	1	ND		1.00		03-May-12 18:53	MLS
56-23-5	Carbon tetrachloride	1	ND		0.500		03-May-12 18:53	MLS
108-90-7	Chlorobenzene	1	ND		0.500		03-May-12 18:53	MLS
75-00-3	Chloroethane	1	ND		0.500		03-May-12 18:53	MLS
67-66-3	Chloroform	1	ND		0.500		03-May-12 18:53	MLS
74-87-3	Chloromethane	1	ND		0.500		03-May-12 18:53	MLS
96-12-8	1,2-Dibromo-3-chloropropane	1	ND		2.00		03-May-12 18:53	MLS
124-48-1	Dibromochloromethane	1	ND		0.500		03-May-12 18:53	MLS
106-93-4	1,2-Dibromoethane (EDB)	1	ND		1.00		03-May-12 18:53	MLS
75-71-8	Dichlorodifluoromethane	1	ND		1.00		03-May-12 18:53	MLS
75-34-3	1,1-Dichloroethane	1	ND		0.500		03-May-12 18:53	MLS
107-06-2	1,2-Dichloroethane	1	ND		0.500		03-May-12 18:53	MLS
75-35-4	1,1-Dichloroethene	1	ND		0.500		03-May-12 18:53	MLS
156-59-2	cis-1,2-Dichloroethene	1	ND		1.00		03-May-12 18:53	MLS
156-60-5	trans-1,2-Dichloroethene	1	ND		0.500		03-May-12 18:53	MLS
78-87-5	1,2-Dichloropropane	1	ND		0.500		03-May-12 18:53	MLS
10061-01-5	cis-1,3-Dichloropropene	1	ND		0.500		03-May-12 18:53	MLS
10061-02-6	trans-1,3-Dichloropropene	1	ND		0.500		03-May-12 18:53	MLS
100-41-4	Ethylbenzene	1	ND		0.500		03-May-12 18:53	MLS
591-78-6	2-Hexanone	1	ND		1.00		03-May-12 18:53	MLS
98-82-8	Isopropylbenzene (Cumene)	1	ND		1.00		03-May-12 18:53	MLS
79-20-9	Methyl acetate	1	ND		2.00		03-May-12 18:53	MLS
75-09-2	Methylene chloride	1	ND		0.500		03-May-12 18:53	MLS
108-10-1	4-Methyl-2-pentanone (MIBK)	1	ND		1.00		03-May-12 18:53	MLS
1634-04-4	Methyl-tert-butyl ether	1	ND		0.500		03-May-12 18:53	MLS
100-42-5	Styrene	1	ND		1.00		03-May-12 18:53	MLS
79-34-5	1,1,2,2-Tetrachloroethane	1	ND		0.500		03-May-12 18:53	MLS
127-18-4	Tetrachloroethene	1	ND		0.500		03-May-12 18:53	MLS

Protocol 5/10/2012 11:29:31

ND denotes the analyte was analyzed for but not detected at the reporting limit or method detection limit indicated.

Limits are corrected for sample size, dilution and moisture content if applicable.
Qu lists qualifiers. Specific qualifiers are defined at the end of the report.
Regulatory limit may denote an actual regulatory limit or a client-requested notification limit.

Sample Results

Pace Analytical Services, Inc.
1000 Riverbend Blvd. Suite F
St. Rose, LA 70087
(504) 469-0333

Client: Environmental Mgt Services-MS

Client ID: KEP-GW-027-18
Project: 20138293
Project ID: KEC 1ST 2012 SEMIANNUAL
Site: None
Lab ID: 20984467
Matrix: Water
% Moisture: n/a
Description: None
Prep Level: Water
Batch: 183586
Method: EPA 8260
GCMS VOAs Trace Water
Collected: 02-May-12
Received: 03-May-12
Prepared: 03-May-12

Units: ug/L

CAS No.	Analyte	Dilution	Result	Qu	Reporting Limit	Reg Limit	Analysis	
108-88-3	Toluene	1	ND		0.500		03-May-12 18:53	MLS
71-55-6	1,1,1-Trichloroethane	1	ND		0.500		03-May-12 18:53	MLS
79-00-5	1,1,2-Trichloroethane	1	ND		0.500		03-May-12 18:53	MLS
79-01-6	Trichloroethene	1	ND		0.500		03-May-12 18:53	MLS
75-69-4	Trichlorofluoromethane	1	ND		0.500		03-May-12 18:53	MLS
75-01-4	Vinyl chloride	1	ND		0.500		03-May-12 18:53	MLS
	m&p-Xylene	1	ND		1.00		03-May-12 18:53	MLS
95-47-6	o-Xylene	1	ND		1.00		03-May-12 18:53	MLS

42 compound(s) reported

Protocol 5/10/2012 11:29:31

ND denotes the analyte was analyzed for but not detected at the reporting limit or method detection limit indicated.

Limits are corrected for sample size, dilution and moisture content if applicable.
Qu lists qualifiers. Specific qualifiers are defined at the end of the report.
Regulatory limit may denote an actual regulatory limit or a client-requested notification limit.

Sample Results

Pace Analytical Services, Inc.
1000 Riverbend Blvd. Suite F
St. Rose, LA 70087
(504) 469-0333

Client: Environmental Mgt Services-MS

Client ID: BD-1
Project: 20138293
Project ID: KEC 1ST 2012 SEMIANNUAL
Site: None
Lab ID: 20984468
Matrix: Water
% Moisture: n/a
Description: None
Prep Level: Water
Batch: 183586
Method: EPA 8260
GCMS VOAs Trace Water
Collected: 02-May-12
Received: 03-May-12
Prepared: 03-May-12

Units: ug/L

CAS No.	Analyte	Dilution	Result	Qu	Reporting Limit	Reg Limit	Analysis
67-64-1	Acetone	1	ND		4.00		03-May-12 19:13 MLS
71-43-2	Benzene	1	ND		0.500		03-May-12 19:13 MLS
75-27-4	Bromodichloromethane	1	ND		0.500		03-May-12 19:13 MLS
75-25-2	Bromoform	1	ND		0.500		03-May-12 19:13 MLS
74-83-9	Bromomethane	1	ND		0.500		03-May-12 19:13 MLS
78-93-3	2-Butanone (MEK)	1	ND		2.00		03-May-12 19:13 MLS
75-15-0	Carbon disulfide	1	ND		1.00		03-May-12 19:13 MLS
56-23-5	Carbon tetrachloride	1	ND		0.500		03-May-12 19:13 MLS
108-90-7	Chlorobenzene	1	ND		0.500		03-May-12 19:13 MLS
75-00-3	Chloroethane	1	ND		0.500		03-May-12 19:13 MLS
67-66-3	Chloroform	1	ND		0.500		03-May-12 19:13 MLS
74-87-3	Chloromethane	1	ND		0.500		03-May-12 19:13 MLS
96-12-8	1,2-Dibromo-3-chloropropane	1	ND		2.00		03-May-12 19:13 MLS
124-48-1	Dibromochloromethane	1	ND		0.500		03-May-12 19:13 MLS
106-93-4	1,2-Dibromoethane (EDB)	1	ND		1.00		03-May-12 19:13 MLS
75-71-8	Dichlorodifluoromethane	1	ND		1.00		03-May-12 19:13 MLS
75-34-3	1,1-Dichloroethane	1	ND		0.500		03-May-12 19:13 MLS
107-06-2	1,2-Dichloroethane	1	ND		0.500		03-May-12 19:13 MLS
75-35-4	1,1-Dichloroethene	1	3.95		0.500		03-May-12 19:13 MLS
156-59-2	cis-1,2-Dichloroethene	1	ND		1.00		03-May-12 19:13 MLS
156-60-5	trans-1,2-Dichloroethene	1	ND		0.500		03-May-12 19:13 MLS
78-87-5	1,2-Dichloropropane	1	ND		0.500		03-May-12 19:13 MLS
10061-01-5	cis-1,3-Dichloropropene	1	ND		0.500		03-May-12 19:13 MLS
10061-02-6	trans-1,3-Dichloropropene	1	ND		0.500		03-May-12 19:13 MLS
100-41-4	Ethylbenzene	1	ND		0.500		03-May-12 19:13 MLS
591-78-6	2-Hexanone	1	ND		1.00		03-May-12 19:13 MLS
98-82-8	Isopropylbenzene (Cumene)	1	ND		1.00		03-May-12 19:13 MLS
79-20-9	Methyl acetate	1	ND		2.00		03-May-12 19:13 MLS
75-09-2	Methylene chloride	1	ND		0.500		03-May-12 19:13 MLS
108-10-1	4-Methyl-2-pentanone (MIBK)	1	ND		1.00		03-May-12 19:13 MLS
1634-04-4	Methyl-tert-butyl ether	1	ND		0.500		03-May-12 19:13 MLS
100-42-5	Styrene	1	ND		1.00		03-May-12 19:13 MLS
79-34-5	1,1,2,2-Tetrachloroethane	1	ND		0.500		03-May-12 19:13 MLS
127-18-4	Tetrachloroethene	1	ND		0.500		03-May-12 19:13 MLS

Protocol 5/10/2012 11:29:31

ND denotes the analyte was analyzed for but not detected at the reporting limit or method detection limit indicated.

Limits are corrected for sample size, dilution and moisture content if applicable.
Qu lists qualifiers. Specific qualifiers are defined at the end of the report.
Regulatory limit may denote an actual regulatory limit or a client-requested notification limit.

Sample Results

Pace Analytical Services, Inc.
1000 Riverbend Blvd. Suite F
St. Rose, LA 70087
(504) 469-0333

Client: Environmental Mgt Services-MS

Client ID: BD-1
Project: 20138293
Project ID: KEC 1ST 2012 SEMIANNUAL
Site: None
Lab ID: 20984468
Matrix: Water
% Moisture: n/a
Description: None
Prep Level: Water
Batch: 183586
Method: EPA 8260
GCMS VOAs Trace Water
Collected: 02-May-12
Received: 03-May-12
Prepared: 03-May-12

Units: ug/L

CAS No.	Analyte	Dilution	Result	Qu	Reporting Limit	Reg Limit	Analysis
108-88-3	Toluene	1	ND		0.500		03-May-12 19:13 MLS
71-55-6	1,1,1-Trichloroethane	1	ND		0.500		03-May-12 19:13 MLS
79-00-5	1,1,2-Trichloroethane	1	ND		0.500		03-May-12 19:13 MLS
79-01-6	Trichloroethene	1	ND		0.500		03-May-12 19:13 MLS
75-69-4	Trichlorofluoromethane	1	ND		0.500		03-May-12 19:13 MLS
75-01-4	Vinyl chloride	1	ND		0.500		03-May-12 19:13 MLS
	m&p-Xylene	1	ND		1.00		03-May-12 19:13 MLS
95-47-6	o-Xylene	1	ND		1.00		03-May-12 19:13 MLS

42 compound(s) reported

Protocol 5/10/2012 11:29:31

ND denotes the analyte was analyzed for but not detected at the reporting limit or method detection limit indicated.

Limits are corrected for sample size, dilution and moisture content if applicable.
Qu lists qualifiers. Specific qualifiers are defined at the end of the report.
Regulatory limit may denote an actual regulatory limit or a client-requested notification limit.

Sample Results

Pace Analytical Services, Inc.
1000 Riverbend Blvd. Suite F
St. Rose, LA 70087
(504) 469-0333

Client: Environmental Mgt Services-MS

Client ID: TB
Project: 20138293
Project ID: KEC 1ST 2012 SEMIANNUAL
Site: None
Lab ID: 20984469
Matrix: Water
% Moisture: n/a
Description: None
Prep Level: Water
Batch: 183586
Method: EPA 8260
GCMS VOAs Trace Water
Collected: 02-May-12
Received: 03-May-12
Prepared: 03-May-12

Units: ug/L

CAS No.	Analyte	Dilution	Result	Qu	Reporting Limit	Reg Limit	Analysis
67-64-1	Acetone	1	ND		4.00		03-May-12 19:34 MLS
71-43-2	Benzene	1	ND		0.500		03-May-12 19:34 MLS
75-27-4	Bromodichloromethane	1	ND		0.500		03-May-12 19:34 MLS
75-25-2	Bromoform	1	ND		0.500		03-May-12 19:34 MLS
74-83-9	Bromomethane	1	ND		0.500		03-May-12 19:34 MLS
78-93-3	2-Butanone (MEK)	1	ND		2.00		03-May-12 19:34 MLS
75-15-0	Carbon disulfide	1	ND		1.00		03-May-12 19:34 MLS
56-23-5	Carbon tetrachloride	1	ND		0.500		03-May-12 19:34 MLS
108-90-7	Chlorobenzene	1	ND		0.500		03-May-12 19:34 MLS
75-00-3	Chloroethane	1	ND		0.500		03-May-12 19:34 MLS
67-66-3	Chloroform	1	ND		0.500		03-May-12 19:34 MLS
74-87-3	Chloromethane	1	ND		0.500		03-May-12 19:34 MLS
96-12-8	1,2-Dibromo-3-chloropropane	1	ND		2.00		03-May-12 19:34 MLS
124-48-1	Dibromochloromethane	1	ND		0.500		03-May-12 19:34 MLS
106-93-4	1,2-Dibromoethane (EDB)	1	ND		1.00		03-May-12 19:34 MLS
75-71-8	Dichlorodifluoromethane	1	ND		1.00		03-May-12 19:34 MLS
75-34-3	1,1-Dichloroethane	1	ND		0.500		03-May-12 19:34 MLS
107-06-2	1,2-Dichloroethane	1	ND		0.500		03-May-12 19:34 MLS
75-35-4	1,1-Dichloroethene	1	ND		0.500		03-May-12 19:34 MLS
156-59-2	cis-1,2-Dichloroethene	1	ND		1.00		03-May-12 19:34 MLS
156-60-5	trans-1,2-Dichloroethene	1	ND		0.500		03-May-12 19:34 MLS
78-87-5	1,2-Dichloropropane	1	ND		0.500		03-May-12 19:34 MLS
10061-01-5	cis-1,3-Dichloropropene	1	ND		0.500		03-May-12 19:34 MLS
10061-02-6	trans-1,3-Dichloropropene	1	ND		0.500		03-May-12 19:34 MLS
100-41-4	Ethylbenzene	1	ND		0.500		03-May-12 19:34 MLS
591-78-6	2-Hexanone	1	ND		1.00		03-May-12 19:34 MLS
98-82-8	Isopropylbenzene (Cumene)	1	ND		1.00		03-May-12 19:34 MLS
79-20-9	Methyl acetate	1	ND		2.00		03-May-12 19:34 MLS
75-09-2	Methylene chloride	1	ND		0.500		03-May-12 19:34 MLS
108-10-1	4-Methyl-2-pentanone (MIBK)	1	ND		1.00		03-May-12 19:34 MLS
1634-04-4	Methyl-tert-butyl ether	1	ND		0.500		03-May-12 19:34 MLS
100-42-5	Styrene	1	ND		1.00		03-May-12 19:34 MLS
79-34-5	1,1,2,2-Tetrachloroethane	1	ND		0.500		03-May-12 19:34 MLS
127-18-4	Tetrachloroethene	1	ND		0.500		03-May-12 19:34 MLS

Protocol 5/10/2012 11:29:31

ND denotes the analyte was analyzed for but not detected at the reporting limit or method detection limit indicated.

Limits are corrected for sample size, dilution and moisture content if applicable.
Qu lists qualifiers. Specific qualifiers are defined at the end of the report.
Regulatory limit may denote an actual regulatory limit or a client-requested notification limit.

Sample Results

Pace Analytical Services, Inc.
1000 Riverbend Blvd. Suite F
St. Rose, LA 70087
(504) 469-0333

Client: Environmental Mgt Services-MS

Client ID: TB
Project: 20138293
Project ID: KEC 1ST 2012 SEMIANNUAL
Site: None
Lab ID: 20984469
Matrix: Water
% Moisture: n/a
Description: None
Prep Level: Water
Batch: 183586
Method: EPA 8260
GCMS VOAs Trace Water
Collected: 02-May-12
Received: 03-May-12
Prepared: 03-May-12

Units: ug/L

CAS No.	Analyte	Dilution	Result	Qu	Reporting Limit	Reg Limit	Analysis
108-88-3	Toluene	1	ND		0.500		03-May-12 19:34 MLS
71-55-6	1,1,1-Trichloroethane	1	ND		0.500		03-May-12 19:34 MLS
79-00-5	1,1,2-Trichloroethane	1	ND		0.500		03-May-12 19:34 MLS
79-01-6	Trichloroethene	1	ND		0.500		03-May-12 19:34 MLS
75-69-4	Trichlorofluoromethane	1	ND		0.500		03-May-12 19:34 MLS
75-01-4	Vinyl chloride	1	ND		0.500		03-May-12 19:34 MLS
	m&p-Xylene	1	ND		1.00		03-May-12 19:34 MLS
95-47-6	o-Xylene	1	ND		1.00		03-May-12 19:34 MLS

42 compound(s) reported

Protocol 5/10/2012 11:29:31

ND denotes the analyte was analyzed for but not detected at the reporting limit or method detection limit indicated.

Limits are corrected for sample size, dilution and moisture content if applicable.
Qu lists qualifiers. Specific qualifiers are defined at the end of the report.
Regulatory limit may denote an actual regulatory limit or a client-requested notification limit.

Surrogate Recovery

Pace Analytical Services, Inc.
1000 Riverbend Blvd. Suite F
St. Rose, LA 70087
(504) 469-0333

Batch: 183586 **Project:** 20138293

Method: Water GC/MS Volatile Organics

Lab ID	Sample ID	Qu	Sur 1 %Rec	Sur 2 %Rec	Sur 3 %Rec	Sur 4 %Rec	Sur 5 %Rec	Sur 6 %Rec	Sur 7 %Rec	Sur 8 %Rec
20984547	082-120501-02-0 MS 1		106	91	95					
20984548	082-120501-02-0 MSD 1		116	100	102					
20984545	183586 BLANK 1		110	98	96					
20984546	183586 LCS 1		108	96	97					
20984468	BD-1		113	107	101					
20984465	KEP-GW-025-18		116	108	103					
20984466	KEP-GW-026-18		112	107	101					
20984467	KEP-GW-027-18		112	108	102					
20984464	KEP-GW-034-003		113	106	100					
20984469	TB		113	109	100					
	QC limits:		68-124	72-126	79-119					

Sur 1: 4-Bromofluorobenzene (S)
Sur 2: Dibromofluoromethane (S)
Sur 3: Toluene-d8 (S)

*** denotes surrogate recovery outside of QC limits.**
D denotes surrogate recovery is outside of QC limits due to sample dilution, and is not considered an excursion.

Quality Control

Pace Analytical Services, Inc.
1000 Riverbend Blvd. Suite F
St. Rose, LA 70087
(504) 469-0333

Batch: 183586 **Project:** 20138293 **LCS:** 20984546 03-May-12 15:11

Method: Water GC/MS Volatile Organics **MS:** 20984547 03-May-12 22:36

Units: ug/L **MSD:** 20984548 03-May-12 22:56

Original for MS: Batch Sample 20983800

Parameter Name	LCS Spike	LCS Found	LCS %Rec	MS Spike	Sample Found	MS Found	MSD Found	MS %Rec	MSD %Rec	RPD	QC Limits LCS	QC Limits MS/MSD	Max RPD	Qu
Acetone	50.0	41.8	84	50.0		50.9	56.1	102	112	10	22-165	11-217	20	
Benzene	50.0	43.1	86	50.0		47.2	47.6	94	95	1	62-131	52-141	20	
Bromodichloromethane	50.0	43.7	87	50.0		45.9	47.7	92	95	4	69-132	70-134	20	
Bromoform	50.0	62.7	125	50.0		65.0	68.1	130	136	5	35-166	37-171	20	
Bromomethane	50.0	34.8	70	50.0		37.8	39.2	76	78	4	34-158	34-155	20	
2-Butanone (MEK)	50.0	41.6	83	50.0		41.5	45.4	83	91	9	32-183	20-205	20	
Carbon disulfide	50.0	38.4	77	50.0		45.8	43.5	92	87	5	31-128	28-130	20	
Carbon tetrachloride	50.0	40.0	80	50.0		45.9	44.9	92	90	2	54-144	48-146	20	
Chlorobenzene	50.0	52.3	105	50.0		56.1	56.7	112	113	1	70-127	67-129	20	
Chloroethane	50.0	39.9	80	50.0		42.9	44.4	86	89	4	17-195	12-192	20	
Chloroform	50.0	45.5	91	50.0		48.0	49.2	96	99	2	73-134	66-143	20	
Chloromethane	50.0	35.8	72	50.0		38.7	41.4	78	83	7	17-153	14-155	20	
1,2-Dibromo-3-chloropropane	50.0	41.2	83	50.0		43.0	46.4	86	93	7	21-160	23-166	20	
Dibromochloromethane	50.0	53.2	106	50.0		55.0	57.6	110	115	5	49-146	50-150	20	
1,2-Dibromoethane (EDB)	50.0	46.8	94	50.0		48.9	51.5	98	103	5	52-161	55-166	20	
1,1-Dichloroethane	50.0	43.9	88	50.0		47.4	48.7	95	98	3	63-129	59-133	20	
1,2-Dichloroethane	50.0	41.5	83	50.0		43.8	45.0	88	90	3	57-148	56-154	20	
1,1-Dichloroethene	50.0	42.7	86	50.0		48.0	49.3	96	99	3	51-139	44-146	20	
cis-1,2-Dichloroethene	50.0	47.9	96	50.0		51.5	52.7	103	105	2	68-129	56-141	20	
trans-1,2-Dichloroethene	50.0	44.2	88	50.0		51.0	52.2	102	104	2	60-129	57-132	20	
1,2-Dichloropropane	50.0	42.0	84	50.0		44.5	46.3	89	93	4	66-128	62-135	20	
cis-1,3-Dichloropropene	50.0	45.8	92	50.0		46.8	48.5	94	97	4	72-138	70-139	20	
trans-1,3-Dichloropropene	50.0	46.1	92	50.0		47.6	48.7	95	97	2	59-149	59-154	20	
Ethylbenzene	50.0	49.1	98	50.0		53.8	53.5	108	107	1	66-126	57-135	20	
2-Hexanone	50.0	42.7	85	50.0		44.2	47.2	89	94	6	36-170	25-189	20	
Isopropylbenzene (Cumene)	50.0	45.6	91	50.0		50.2	51.0	100	102	2	51-138	40-146	20	
Methylene chloride	50.0	46.8	94	50.0		47.8	50.8	96	102	6	46-168	45-166	20	
4-Methyl-2-pentanone (MIBK	50.0	43.1	86	50.0		43.6	47.2	87	95	8	26-171	23-184	20	
Methyl-tert-butyl ether	50.0	48.3	97	50.0		48.6	51.8	97	104	6	37-166	35-176	20	
Styrene	50.0	52.9	106	50.0		57.7	56.9	115	114	1	72-133	58-144	20	
1,1,2,2-Tetrachloroethane	50.0	46.8	94	50.0		48.6	51.6	97	103	6	15-179	15-187	20	
Tetrachloroethene	50.0	57.7	115	50.0		62.2	61.6	124	123	1	46-157	48-143	20	
Toluene	50.0	46.2	93	50.0		50.3	50.9	101	102	1	69-126	59-136	20	
1,1,1-Trichloroethane	50.0	47.5	95	50.0		51.1	51.3	102	103	0	62-131	54-137	20	
1,1,2-Trichloroethane	50.0	49.4	99	50.0		51.8	53.7	104	107	4	58-144	59-148	20	
Trichloroethene	50.0	49.9	100	50.0		55.1	54.7	110	109	1	67-132	58-140	20	
Trichlorofluoromethane	50.0	39.6	79	50.0		41.3	42.5	83	85	3	39-171	24-175	20	
Vinyl chloride	50.0	42.6	85	50.0		45.6	47.9	91	96	5	27-149	21-150	20	
m&p-Xylene	100.	103.	103	100.		113.	112.	113	112	1	65-129	56-136	20	
o-Xylene	50.0	51.5	103	50.0		55.7	56.4	112	113	1	65-124	57-133	20	

40 compound(s) reported

QC Protocol 5/10/2012 11:29:34

*** denotes recovery outside of QC limits.**
MS/MSD RPD is calculated via SW-846 rules on the basis of spiked sample concentrations rather than spike recoveries.

Blank Results

Pace Analytical Services, Inc.
1000 Riverbend Blvd. Suite F
St. Rose, LA 70087
(504) 469-0333

Blank ID: 183586 BLANK 1 **Project:** 20138293

Lab ID: 20984545

Prep Level: Water **Batch:** 183586

Method: Water GC/MS Volatile Organics

Prepared: 03-May-12

Units: ug/L

CAS Numb	Analyte	Dilution	Result	Qu	Reporting Limit	Analysis
67-64-1	Acetone	1	ND		4.00	03-May-12 14:50 MLS
71-43-2	Benzene	1	ND		0.500	03-May-12 14:50 MLS
75-27-4	Bromodichloromethane	1	ND		0.500	03-May-12 14:50 MLS
75-25-2	Bromoform	1	ND		0.500	03-May-12 14:50 MLS
74-83-9	Bromomethane	1	ND		0.500	03-May-12 14:50 MLS
78-93-3	2-Butanone (MEK)	1	ND		2.00	03-May-12 14:50 MLS
75-15-0	Carbon disulfide	1	ND		1.00	03-May-12 14:50 MLS
56-23-5	Carbon tetrachloride	1	ND		0.500	03-May-12 14:50 MLS
108-90-7	Chlorobenzene	1	ND		0.500	03-May-12 14:50 MLS
75-00-3	Chloroethane	1	ND		0.500	03-May-12 14:50 MLS
67-66-3	Chloroform	1	ND		0.500	03-May-12 14:50 MLS
74-87-3	Chloromethane	1	ND		0.500	03-May-12 14:50 MLS
96-12-8	1,2-Dibromo-3-chloropropane	1	ND		2.00	03-May-12 14:50 MLS
124-48-1	Dibromochloromethane	1	ND		0.500	03-May-12 14:50 MLS
106-93-4	1,2-Dibromoethane (EDB)	1	ND		1.00	03-May-12 14:50 MLS
75-71-8	Dichlorodifluoromethane	1	ND		1.00	03-May-12 14:50 MLS
75-34-3	1,1-Dichloroethane	1	ND		0.500	03-May-12 14:50 MLS
107-06-2	1,2-Dichloroethane	1	ND		0.500	03-May-12 14:50 MLS
75-35-4	1,1-Dichloroethene	1	ND		0.500	03-May-12 14:50 MLS
156-59-2	cis-1,2-Dichloroethene	1	ND		1.00	03-May-12 14:50 MLS
156-60-5	trans-1,2-Dichloroethene	1	ND		0.500	03-May-12 14:50 MLS
78-87-5	1,2-Dichloropropane	1	ND		0.500	03-May-12 14:50 MLS
10061-01-5	cis-1,3-Dichloropropene	1	ND		0.500	03-May-12 14:50 MLS
10061-02-6	trans-1,3-Dichloropropene	1	ND		0.500	03-May-12 14:50 MLS
100-41-4	Ethylbenzene	1	ND		0.500	03-May-12 14:50 MLS
591-78-6	2-Hexanone	1	ND		1.00	03-May-12 14:50 MLS
98-82-8	Isopropylbenzene (Cumene)	1	ND		1.00	03-May-12 14:50 MLS
79-20-9	Methyl acetate	1	ND		2.00	03-May-12 14:50 MLS
75-09-2	Methylene chloride	1	ND		0.500	03-May-12 14:50 MLS
108-10-1	4-Methyl-2-pentanone (MIBK)	1	ND		1.00	03-May-12 14:50 MLS
1634-04-4	Methyl-tert-butyl ether	1	ND		0.500	03-May-12 14:50 MLS
100-42-5	Styrene	1	ND		1.00	03-May-12 14:50 MLS
79-34-5	1,1,2,2-Tetrachloroethane	1	ND		0.500	03-May-12 14:50 MLS
127-18-4	Tetrachloroethene	1	ND		0.500	03-May-12 14:50 MLS

Protocol Blank 5/10/2012 11:29:35

ND denotes the analyte was analyzed for but not detected at the reporting limit or method detection limit indicated.

Limits are corrected for sample size, dilution and moisture content if applicable.
Qu lists qualifiers. Specific qualifiers are defined at the end of the report.
Regulatory limit may denote an actual regulatory limit or a client-requested notification limit.

Blank Results

Pace Analytical Services, Inc.
1000 Riverbend Blvd. Suite F
St. Rose, LA 70087
(504) 469-0333

Blank ID: 183586 BLANK 1 **Project:** 20138293

Lab ID: 20984545

Prep Level: Water **Batch:** 183586

Method: Water GC/MS Volatile Organics

Prepared: 03-May-12

Units: ug/L

CAS Numb	Analyte	Dilution	Result	Qu	Reporting Limit	Analysis
108-88-3	Toluene	1	ND		0.500	03-May-12 14:50 MLS
71-55-6	1,1,1-Trichloroethane	1	ND		0.500	03-May-12 14:50 MLS
79-00-5	1,1,2-Trichloroethane	1	ND		0.500	03-May-12 14:50 MLS
79-01-6	Trichloroethene	1	ND		0.500	03-May-12 14:50 MLS
75-69-4	Trichlorofluoromethane	1	ND		0.500	03-May-12 14:50 MLS
75-01-4	Vinyl chloride	1	ND		0.500	03-May-12 14:50 MLS
	m&p-Xylene	1	ND		1.00	03-May-12 14:50 MLS
95-47-6	o-Xylene	1	ND		1.00	03-May-12 14:50 MLS

42 compound(s) reported

Protocol Blank 5/10/2012 11:29:35

ND denotes the analyte was analyzed for but not detected at the reporting limit or method detection limit indicated.

Limits are corrected for sample size, dilution and moisture content if applicable.
Qu lists qualifiers. Specific qualifiers are defined at the end of the report.
Regulatory limit may denote an actual regulatory limit or a client-requested notification limit.

Definitions/Qualifiers

Pace Analytical Services, Inc.
1000 Riverbend Blvd. Suite F
St. Rose, LA 70087
(504) 469-0333

Project: 20138293

Value	Description
J	This estimated value for the analyte is below the adjusted reporting limit but above the instrument reporting limit.
U	The analyte was analyzed for but not detected at the reporting limit or method detection limit indicated.
B	This analyte was detected in the method blank.
E	The sample concentration is above the linear calibrated range of the analysis.
LCS	Laboratory Control Sample.
MS(D)	Matrix Spike (Duplicate).
DUP	Sample Duplicate.
RPD	Relative Percent Difference.

Pace Analytical Services, In
1000 Riverbend Blvd. Suite F
St. Rose, LA 7008
(504) 469-033

Chains of Custody

1 20138293 20-ENV MGT-I

Pace

CUSTODY / Analytical Request Document

is a LEGAL DOCUMENT. All relevant fields must be completed accurately.

20138293

Page: 1 of 1

Section A Required Client Information:

Company:	Environmental Mngt. Services
Address:	7350 Hwy 98
	Hattiesburg, MS 39404
Email To:	eallen@env-mgt.com
Phone:	Fax:
Requested Due Date/TAT:	~~Normal~~ Rush

Section B Required Project Information:

Report To:	Ethan Allen
Copy To:	
Purchase Order No.:	
Project Name:	KEC 1ST 2012 SEMIANNUAL
Project Number:	KUI+ 0-12-002

Section C Invoice Information:

Attention:	BRYAN SHERMAN
Company Name:	ENV MGT SRVS
Address:	P.O. Box 15369 39404
Pace Quote Reference:	0000 2713
Pace Project Manager:	Karen Brow
Pace Profile #:	5510 / L2

REGULATORY AGENCY: ☐ NPDES ☐ GROUND WATER ☐ DRINKING WATER ☐ UST ☐ RCRA ☐ OTHER

Site Location STATE: MS

Section D Required Client Information

Valid Matrix Codes

MATRIX	CODE
DRINKING WATER	DW
WATER	WT
WASTE WATER	WW
PRODUCT	P
SOIL/SOLID	SL
OIL	OL
WIPE	WP
AIR	AR
OTHER	OT
TISSUE	TS

SAMPLE ID (A-Z, 0-9 / ,-) Sample IDs MUST BE UNIQUE

ITEM #	SAMPLE ID	MATRIX CODE (see valid codes to left)	SAMPLE TYPE (G=GRAB C=COMP)	COLLECTED COMPOSITE START DATE	COMPOSITE START TIME	COMPOSITE END/GRAB DATE	COMPOSITE END/GRAB TIME	SAMPLE TEMP AT COLLECTION	# OF CONTAINERS	Unpreserved	H_2SO_4	HNO_3	HCl	NaOH	$Na_2S_2O_3$	Methanol	Other	Analysis Test Y/N	8260	8260-SIM (1,4-Dioxane only)	Residual Chlorine (Y/N)	Pace Project No./ Lab I.D.
1	KEP-GW-034-003	WT	G			5/2/12	9:45		6				3						3	3		20984469
2	TB	WT	G			5/2/12	9:45		4				4						4			469
3	KEP-GW-025-018	WT	G			5/2/12	13:15		6				6						3	3		465
4	KEP-GW-026-018	WT	G			5/2/12	14:45		6				6						3	3		466
5	KEP-GW-027-018	WT	G			5/2/12	15:30		6				6						3	3		467
6	BD-1	WT	G			5/2/12	9:00		6				6						3	3		468
7																						
8																						
9																						
10																						
11																						
12																						

Requested Analysis Filtered (Y/N)

ADDITIONAL COMMENTS	RELINQUISHED BY / AFFILIATION	DATE	TIME	ACCEPTED BY / AFFILIATION	DATE	TIME	SAMPLE CONDITIONS: Temp in °C	Received on Ice (Y/N)	Custody Sealed Cooler (Y/N)	Samples Intact (Y/N)
5-DAY TAT REQUESTED	EAllen / EMS	5/2/12	17:00							
	Fed EX	5-3-12	1020	[signature]	5-3-12	1020	2.0	Y	Y	Y

SAMPLER NAME AND SIGNATURE

PRINT Name of SAMPLER: ETHAN ALLEN

SIGNATURE of SAMPLER: [signature] DATE Signed (MM/DD/YY): 05/02/12

*Important Note: By signing this form you are accepting Pace's NET 30 day payment terms and agreeing to late charges of 1.5% per month for any invoices not paid within 30 days.

F-ALL-Q-020rev.08, 2-Feb-2007

1 20138293 20-ENV MGT--

Pace Analytical

1000 Riverbend. Blvd., Suite F
St. Rose, LA 70087

Sample Con

Courier: ☐ Pace Courier ☐ Hackbarth ☑ Fed X ☐ UPS ☐ DHL ☐ USPS ☐ Customer ☐ Other

Custody Seal on Cooler/Box Present: [see COC]

Custody Seals Intact: ☑Yes ☐No

Therometer Used: ☑ Therm Fisher IR 1 ☐ Therm Fisher IR 2 ☐ Therm Fisher IR 4

Type of Ice: (Wet) Blue None

Samples on ice: [see COC]

Cooler Temperature: [see COC]

Temp should be above freezing to 6°C

Date and Initials of person examining contents: 5-3-12

Temp must be measured from Temperature blank when present

				Comments:
Temperature Blank Present"?	☑Yes	☐No	☐N/A	1
Chain of Custody Present:	☑Yes	☐No	☐N/A	2
Chain of Custody Complete:	☑Yes	☐No	☐N/A	3
Chain of Custody Relinquished:	☑Yes	☐No	☐N/A	4
Sampler Name & Signature on COC:	☑Yes	☐No	☐N/A	5
Samples Arrived within Hold Time:	☑Yes	☐No	☐N/A	6
Sufficient Volume:	☑Yes	☐No	☐N/A	7
Correct Containers Used:	☑Yes	☐No	☐N/A	8
Filtered vol. Rec. for Diss. tests	☐Yes	☑No	☐N/A	9
Sample Labels match COC:	☑Yes	☐No	☐N/A	10
All containers received within manafacture's precautionary and/or expiration dates.	☑Yes	☐No	☐N/A	11
All containers needing preservation have been checked (except VOA, coliform, & O&G).	☐Yes	☐No	☑N/A	12
All containers preservation checked found to be in compliance with EPA recommendation.	☐Yes	☐No	☑N/A	13 — If No, was preserative added? ☐Yes ☐No If added record lot no.: HNO3 _____ H2SO4 _____
Samples checked for dechlorination:	☐Yes	☐No	☑N/A	14
Headspace in VOA Vials (>6mm):	☐Yes	☑No	☐N/A	14
Trip Blank Present:	☑Yes	☐No	☐N/A	16
Trip Blank Custody Seals Present	☑Yes	☐No	☐N/A	17
Pace Trip Blank Lot # (if purchased): N/A				18

Client Notification/ Resolution:

Person Contacted: _____ Date/Time: _____

Comments/ Resolution: _____

ALLC003rev.06, 28Jul2010 - mod

Pace Analytical Services, In
1000 Riverbend Blvd. Suite I
St. Rose, LA 7008
(504) 469-033

Subcontract Data/Reports

Pace Analytical Services, Inc.
1700 Elm Street - Suite 200
Minneapolis, MN 55414
(612)607-1700

May 09, 2012

Client Services
Pace Analytical New Orleans
1000 Riverbend Blvd
Suite F
St. Rose, LA 70087

RE: Project: 20138293 Environmental Mgt.
Pace Project No.: 10191102

Dear Client Services:
Enclosed are the analytical results for sample(s) received by the laboratory on May 04, 2012. The results relate only to the samples included in this report. Results reported herein conform to the most current TNI standards and the laboratory's Quality Assurance Manual, where applicable, unless otherwise noted in the body of the report.

If you have any questions concerning this report, please feel free to contact me.

Sincerely,

Kyle Richardson

kyle.richardson@pacelabs.com
Project Manager

Enclosures

cc: Karen Brown, Pace Analytical New Orleans

This report shall not be reproduced, except in full,
without the written consent of Pace Analytical Services, Inc..

Pace Analytical Services, Inc.
1700 Elm Street - Suite 200
Minneapolis, MN 55414
(612)607-1700

CERTIFICATIONS

Project: 20138293 Environmental Mgt.
Pace Project No.: 10191102

Minnesota Certification IDs

1700 Elm Street SE Suite 200, Minneapolis, MN 55414
A2LA Certification #: 2926.01
Alaska Certification #: UST-078
Alaska Certification #MN00064
Arizona Certification #: AZ-0014
Arkansas Certification #: 88-0680
California Certification #: 01155CA
EPA Region 8 Certification #: Pace
Florida/NELAP Certification #: E87605
Georgia Certification #: 959
Idaho Certification #: MN00064
Illinois Certification #: 200011
Iowa Certification #: 368
Kansas Certification #: E-10167
Louisiana Certification #: 03086
Louisiana Certification #: LA080009
Maine Certification #: 2007029
Maryland Certification #: 322
Michigan DEQ Certification #: 9909
Minnesota Certification #: 027-053-137
Mississippi Certification #: Pace
Montana Certification #: MT CERT0092
Nevada Certification #: MN_00064
Nebraska Certification #: Pace
New Jersey Certification #: MN-002
New Mexico Certification #: Pace
New York Certification #: 11647
North Carolina Certification #: 530
North Dakota Certification #: R-036
North Dakota Certification #: R-036A
Ohio VAP Certification #: CL101
Oklahoma Certification #: D9921
Oklahoma Certification #: 9507
Oregon Certification #: MN200001
Pennsylvania Certification #: 68-00563
Puerto Rico Certification
Tennessee Certification #: 02818
Texas Certification #: T104704192
Washington Certification #: C754
Wisconsin Certification #: 999407970

This report shall not be reproduced, except in full,
without the written consent of Pace Analytical Services, Inc..

Pace Analytical Services, Inc.
1700 Elm Street - Suite 200
Minneapolis, MN 55414
(612)607-1700

SAMPLE SUMMARY

Project: 20138293 Environmental Mgt.
Pace Project No.: 10191102

Lab ID	Sample ID	Matrix	Date Collected	Date Received
20984464	**KEP-GW-034-003**	Water	05/02/12 09:45	05/04/12 09:50
20984465	**KEP-GW-025-18**	Water	05/02/12 13:15	05/04/12 09:50
20984466	**KEP-GW-026-18**	Water	05/02/12 14:45	05/04/12 09:50
20984467	**KEP-GW-027-18**	Water	05/02/12 15:30	05/04/12 09:50
20984468	**BD-1**	Water	05/02/12 09:00	05/04/12 09:50

This report shall not be reproduced, except in full,
without the written consent of Pace Analytical Services, Inc..

Pace Analytical Services, Inc.
1700 Elm Street - Suite 200
Minneapolis, MN 55414
(612)607-1700

SAMPLE ANALYTE COUNT

Project: 20138293 Environmental Mgt.
Pace Project No.: 10191102

Lab ID	Sample ID	Method	Analysts	Analytes Reported
20984464	**KEP-GW-034-003**	EPA 8260B Mod.	DJT	3
20984465	**KEP-GW-025-18**	EPA 8260B Mod.	DJT	3
20984466	**KEP-GW-026-18**	EPA 8260B Mod.	DJT	3
20984467	**KEP-GW-027-18**	EPA 8260B Mod.	DJT	3
20984468	**BD-1**	EPA 8260B Mod.	DJT	3

This report shall not be reproduced, except in full,
without the written consent of Pace Analytical Services, Inc..

Pace Analytical Services, Inc.
1700 Elm Street - Suite 200
Minneapolis, MN 55414
(612)607-1700

ANALYTICAL RESULTS

Project: 20138293 Environmental Mgt.
Pace Project No.: 10191102

Sample: KEP-GW-034-003 **Lab ID: 20984464** Collected: 05/02/12 09:45 Received: 05/04/12 09:50 Matrix: Water

Parameters	Results	Units	Report Limit	DF	Prepared	Analyzed	CAS No.	Qual
8260 MSV SIM	Analytical Method: EPA 8260B Mod.							
1,4-Dioxane (SIM)	ND	ug/L	3.0	1		05/08/12 21:14	123-91-1	
Surrogates								
1,2-Dichloroethane-d4 (S)	100	%	75-125	1		05/08/12 21:14	17060-07-0	
Toluene-d8 (S)	112	%	75-125	1		05/08/12 21:14	2037-26-5	

Sample: KEP-GW-025-18 **Lab ID: 20984465** Collected: 05/02/12 13:15 Received: 05/04/12 09:50 Matrix: Water

Parameters	Results	Units	Report Limit	DF	Prepared	Analyzed	CAS No.	Qual
8260 MSV SIM	Analytical Method: EPA 8260B Mod.							
1,4-Dioxane (SIM)	ND	ug/L	3.0	1		05/08/12 19:38	123-91-1	
Surrogates								
1,2-Dichloroethane-d4 (S)	94	%	75-125	1		05/08/12 19:38	17060-07-0	
Toluene-d8 (S)	97	%	75-125	1		05/08/12 19:38	2037-26-5	

Sample: KEP-GW-026-18 **Lab ID: 20984466** Collected: 05/02/12 14:45 Received: 05/04/12 09:50 Matrix: Water

Parameters	Results	Units	Report Limit	DF	Prepared	Analyzed	CAS No.	Qual
8260 MSV SIM	Analytical Method: EPA 8260B Mod.							
1,4-Dioxane (SIM)	ND	ug/L	3.0	1		05/08/12 20:03	123-91-1	
Surrogates								
1,2-Dichloroethane-d4 (S)	100	%	75-125	1		05/08/12 20:03	17060-07-0	
Toluene-d8 (S)	81	%	75-125	1		05/08/12 20:03	2037-26-5	

Sample: KEP-GW-027-18 **Lab ID: 20984467** Collected: 05/02/12 15:30 Received: 05/04/12 09:50 Matrix: Water

Parameters	Results	Units	Report Limit	DF	Prepared	Analyzed	CAS No.	Qual
8260 MSV SIM	Analytical Method: EPA 8260B Mod.							
1,4-Dioxane (SIM)	ND	ug/L	3.0	1		05/08/12 20:26	123-91-1	
Surrogates								
1,2-Dichloroethane-d4 (S)	100	%	75-125	1		05/08/12 20:26	17060-07-0	
Toluene-d8 (S)	81	%	75-125	1		05/08/12 20:26	2037-26-5	

Sample: BD-1 **Lab ID: 20984468** Collected: 05/02/12 09:00 Received: 05/04/12 09:50 Matrix: Water

Parameters	Results	Units	Report Limit	DF	Prepared	Analyzed	CAS No.	Qual
8260 MSV SIM	Analytical Method: EPA 8260B Mod.							
1,4-Dioxane (SIM)	ND	ug/L	3.0	1		05/08/12 20:50	123-91-1	
Surrogates								
1,2-Dichloroethane-d4 (S)	99	%	75-125	1		05/08/12 20:50	17060-07-0	

This report shall not be reproduced, except in full,
without the written consent of Pace Analytical Services, Inc..

Pace Analytical Services, Inc.
1700 Elm Street - Suite 200
Minneapolis, MN 55414
(612)607-1700

ANALYTICAL RESULTS

Project: 20138293 Environmental Mgt.
Pace Project No.: 10191102

Sample: BD-1 **Lab ID: 20984468** Collected: 05/02/12 09:00 Received: 05/04/12 09:50 Matrix: Water

Parameters	Results	Units	Report Limit	DF	Prepared	Analyzed	CAS No.	Qual
8260 MSV SIM	Analytical Method: EPA 8260B Mod.							
Surrogates								
Toluene-d8 (S)	101	%	75-125	1		05/08/12 20:50	2037-26-5	

REPORT OF LABORATORY ANALYSIS

This report shall not be reproduced, except in full,
without the written consent of Pace Analytical Services, Inc..

Pace Analytical Services, Inc.
1700 Elm Street - Suite 200
Minneapolis, MN 55414
(612)607-1700

QUALITY CONTROL DATA

Project: 20138293 Environmental Mgt.
Pace Project No.: 10191102

QC Batch: MSV/20172 Analysis Method: EPA 8260B Mod.
QC Batch Method: EPA 8260B Mod. Analysis Description: 8260 MSV SIM
Associated Lab Samples: 20984464, 20984465, 20984466, 20984467, 20984468

METHOD BLANK: 1192550 Matrix: Water
Associated Lab Samples: 20984464, 20984465, 20984466, 20984467, 20984468

Parameter	Units	Blank Result	Reporting Limit	Analyzed	Qualifiers
1,4-Dioxane (SIM)	ug/L	ND	3.0	05/08/12 14:59	
1,2-Dichloroethane-d4 (S)	%	100	75-125	05/08/12 14:59	
Toluene-d8 (S)	%	96	75-125	05/08/12 14:59	

LABORATORY CONTROL SAMPLE: 1192551

Parameter	Units	Spike Conc.	LCS Result	LCS % Rec	% Rec Limits	Qualifiers
1,4-Dioxane (SIM)	ug/L	20	20.1	101	75-125	
1,2-Dichloroethane-d4 (S)	%			98	75-125	
Toluene-d8 (S)	%			87	75-125	

MATRIX SPIKE & MATRIX SPIKE DUPLICATE: 1193033 1193034

Parameter	Units	92117471001 Result	MS Spike Conc.	MSD Spike Conc.	MS Result	MSD Result	MS % Rec	MSD % Rec	% Rec Limits	RPD	Max RPD	Qual
1,4-Dioxane (SIM)	ug/L	91.6	100	100	194	200	102	108	75-125	3	30	
1,2-Dichloroethane-d4 (S)	%						100	100	75-125			
Toluene-d8 (S)	%						100	97	75-125			

This report shall not be reproduced, except in full,
without the written consent of Pace Analytical Services, Inc..

Pace Analytical Services, Inc.
1700 Elm Street - Suite 200
Minneapolis, MN 55414
(612)607-1700

QUALIFIERS

Project: 20138293 Environmental Mgt.
Pace Project No.: 10191102

DEFINITIONS

DF - Dilution Factor, if reported, represents the factor applied to the reported data due to changes in sample preparation, dilution of the sample aliquot, or moisture content.

ND - Not Detected at or above adjusted reporting limit.

J - Estimated concentration above the adjusted method detection limit and below the adjusted reporting limit.

MDL - Adjusted Method Detection Limit.

S - Surrogate

1,2-Diphenylhydrazine (8270 listed analyte) decomposes to Azobenzene.

Consistent with EPA guidelines, unrounded data are displayed and have been used to calculate % recovery and RPD values.

LCS(D) - Laboratory Control Sample (Duplicate)

MS(D) - Matrix Spike (Duplicate)

DUP - Sample Duplicate

RPD - Relative Percent Difference

NC - Not Calculable.

SG - Silica Gel - Clean-Up

U - Indicates the compound was analyzed for, but not detected.

N-Nitrosodiphenylamine decomposes and cannot be separated from Diphenylamine using Method 8270. The result reported for each analyte is a combined concentration.

Pace Analytical is TNI accredited. Contact your Pace PM for the current list of accredited analytes.

TNI - The NELAC Institute.

This report shall not be reproduced, except in full,
without the written consent of Pace Analytical Services, Inc..

Pace Analytical Services, Inc.
1700 Elm Street - Suite 200
Minneapolis, MN 55414
(612)607-1700

QUALITY CONTROL DATA CROSS REFERENCE TABLE

Project: 20138293 Environmental Mgt.
Pace Project No.: 10191102

Lab ID	Sample ID	QC Batch Method	QC Batch	Analytical Method	Analytical Batch
20984464	**KEP-GW-034-003**	EPA 8260B Mod.	MSV/20172		
20984465	**KEP-GW-025-18**	EPA 8260B Mod.	MSV/20172		
20984466	**KEP-GW-026-18**	EPA 8260B Mod.	MSV/20172		
20984467	**KEP-GW-027-18**	EPA 8260B Mod.	MSV/20172		
20984468	**BD-1**	EPA 8260B Mod.	MSV/20172		

This report shall not be reproduced, except in full,
without the written consent of Pace Analytical Services, Inc..

Columbia Analytical Services inc
1317 S. 13th Avenue, Kelso, WA 98626 360.577.7222 360.636.1068 (fax) www.caslab.com

May 10, 2012 Analytical Report for Service Request No: K1204194

Ethan Allen
Environmental Management Services, Inc.
7350 Hwy 98
P.O. Box 15369
Hattiesburg, MS 39402

RE: KEC Groundwater/KUH0-12-002

Dear Ethan:

Enclosed are the results of the rush samples submitted to our laboratory on May 03, 2012. For your reference, these analyses have been assigned our service request number K1204194.

Analyses were performed according to our laboratory's NELAP-approved quality assurance program. The test results meet requirements of the current NELAP standards, where applicable, and except as noted in the laboratory case narrative provided. For a specific list of NELAP-accredited analytes, refer to the certifications section at www.caslab.com. All results are intended to be considered in their entirety, and Columbia Analytical Services, Inc. (CAS) is not responsible for use of less than the complete report. Results apply only to the items submitted to the laboratory for analysis and individual items (samples) analyzed, as listed in the report.

Please call if you have any questions. My extension is 3260. You may also contact me via Email at Rani.Senkbeil@alsglobal.com.

Respectfully submitted,

Columbia Analytical Services, Inc.

Rani Senkbeil
Project Chemist

RS/lb

Now part of the ALS Group

Acronyms

ASTM	American Society for Testing and Materials
A2LA	American Association for Laboratory Accreditation
CARB	California Air Resources Board
CAS Number	Chemical Abstract Service registry Number
CFC	Chlorofluorocarbon
CFU	Colony-Forming Unit
DEC	Department of Environmental Conservation
DEQ	Department of Environmental Quality
DHS	Department of Health Services
DOE	Department of Ecology
DOH	Department of Health
EPA	U. S. Environmental Protection Agency
ELAP	Environmental Laboratory Accreditation Program
GC	Gas Chromatography
GC/MS	Gas Chromatography/Mass Spectrometry
LOD	Limit of Detection
LOQ	Limit of Quantitation
LUFT	Leaking Underground Fuel Tank
M	Modified
MCL	Maximum Contaminant Level is the highest permissible concentration of a substance allowed in drinking water as established by the USEPA.
MDL	Method Detection Limit
MPN	Most Probable Number
MRL	Method Reporting Limit
NA	Not Applicable
NC	Not Calculated
NCASI	National Council of the Paper Industry for Air and Stream Improvement
ND	Not Detected
NIOSH	National Institute for Occupational Safety and Health
PQL	Practical Quantitation Limit
RCRA	Resource Conservation and Recovery Act
SIM	Selected Ion Monitoring
TPH	Total Petroleum Hydrocarbons
tr	Trace level is the concentration of an analyte that is less than the PQL but greater than or equal to the MDL.

Inorganic Data Qualifiers

*	The result is an outlier. See case narrative.
#	The control limit criteria is not applicable. See case narrative.
B	The analyte was found in the associated method blank at a level that is significant relative to the sample result as defined by the DOD or NELAC standards.
E	The result is an estimate amount because the value exceeded the instrument calibration range.
J	The result is an estimated value.
U	The analyte was analyzed for, but was not detected ("Non-detect") at or above the MRL/MDL. *DOD-QSM 4.2 definition* : Analyte was not detected and is reported as less than the LOD or as defined by the project. The detection limit is adjusted for dilution.
i	The MRL/MDL or LOQ/LOD is elevated due to a matrix interference.
X	See case narrative.
Q	See case narrative. One or more quality control criteria was outside the limits.
H	The holding time for this test is immediately following sample collection. The samples were analyzed as soon as possible after receipt by the laboratory.

Metals Data Qualifiers

#	The control limit criteria is not applicable. See case narrative.
J	The result is an estimated value.
E	The percent difference for the serial dilution was greater than 10%, indicating a possible matrix interference in the sample.
M	The duplicate injection precision was not met.
N	The Matrix Spike sample recovery is not within control limits. See case narrative.
S	The reported value was determined by the Method of Standard Additions (MSA).
U	The analyte was analyzed for, but was not detected ("Non-detect") at or above the MRL/MDL. *DOD-QSM 4.2 definition* : Analyte was not detected and is reported as less than the LOD or as defined by the project. The detection limit is adjusted for dilution.
W	The post-digestion spike for furnace AA analysis is out of control limits, while sample absorbance is less than 50% of spike absorbance.
i	The MRL/MDL or LOQ/LOD is elevated due to a matrix interference.
X	See case narrative.
+	The correlation coefficient for the MSA is less than 0.995.
Q	See case narrative. One or more quality control criteria was outside the limits.

Organic Data Qualifiers

*	The result is an outlier. See case narrative.
#	The control limit criteria is not applicable. See case narrative.
A	A tentatively identified compound, a suspected aldol-condensation product.
B	The analyte was found in the associated method blank at a level that is significant relative to the sample result as defined by the DOD or NELAC standards.
C	The analyte was qualitatively confirmed using GC/MS techniques, pattern recognition, or by comparing to historical data.
D	The reported result is from a dilution.
E	The result is an estimated value.
J	The result is an estimated value.
N	The result is presumptive. The analyte was tentatively identified, but a confirmation analysis was not performed.
P	The GC or HPLC confirmation criteria was exceeded. The relative percent difference is greater than 40% between the two analytical results.
U	The analyte was analyzed for, but was not detected ("Non-detect") at or above the MRL/MDL. *DOD-QSM 4.2 definition* : Analyte was not detected and is reported as less than the LOD or as defined by the project. The detection limit is adjusted for dilution.
i	The MRL/MDL or LOQ/LOD is elevated due to a chromatographic interference.
X	See case narrative.
Q	See case narrative. One or more quality control criteria was outside the limits.

Additional Petroleum Hydrocarbon Specific Qualifiers

F	The chromatographic fingerprint of the sample matches the elution pattern of the calibration standard.
L	The chromatographic fingerprint of the sample resembles a petroleum product, but the elution pattern indicates the presence of a greater amount of lighter molecular weight constituents than the calibration standard.
H	The chromatographic fingerprint of the sample resembles a petroleum product, but the elution pattern indicates the presence of a greater amount of heavier molecular weight constituents than the calibration standard.
O	The chromatographic fingerprint of the sample resembles an oil, but does not match the calibration standard.
Y	The chromatographic fingerprint of the sample resembles a petroleum product eluting in approximately the correct carbon range, but the elution pattern does not match the calibration standard.
Z	The chromatographic fingerprint does not resemble a petroleum product.

Columbia Analytical Services, Inc. - Kelso
State Certifications, Accreditations, and Licenses

Agency	Web Site	Number
Alaska DEC UST	http://dec.alaska.gov/applications/eh/ehllabreports/USTLabs.aspx	UST-040
Arizona DHS	http://www.azdhs.gov/lab/license/env.htm	AZ0339
Arkansas - DEQ	http://www.adeq.state.ar.us/techsvs/labcert.htm	88-0637
California DHS (ELAP)	http://www.cdph.ca.gov/certlic/labs/Pages/ELAP.aspx	2286
DOD ELAP	http://www.denix.osd.mil/edqw/Accreditation/AccreditedLabs.cfm	L12-28
Florida DOH	http://www.doh.state.fl.us/lab/EnvLabCert/WaterCert.htm	E87412
Georgia DNR	http://www.gaepd.org/Documents/techguide_pcb.html#cel	881
Hawaii DOH	Not available	-
Idaho DHW	http://www.healthandwelfare.idaho.gov/Health/Labs/CertificationDrinkingWaterLabs/tabid/1833/Default.aspx	-
Indiana DOH	http://www.in.gov/isdh/24859.htm	C-WA-01
ISO 17025	http://www.pjlabs.com/	L12-27
Louisiana DEQ	http://www.deq.louisiana.gov/portal/DIVISIONS/PublicParticipationandPermitSupport/LouisianaLaboratoryAccreditationProgram.aspx	3016
Louisiana DHH	Not available	LA110003
Maine DHS	Not available	WA0035
Michigan DEQ	http://www.michigan.gov/deq/0,1607,7-135-3307_4131_4156---,00.html	9949
Minnesota DOH	http://www.health.state.mn.us/accreditation	053-999-368
Montana DPHHS	http://www.dphhs.mt.gov/publichealth/	CERT0047
Nevada DEP	http://ndep.nv.gov/bsdw/labservice.htm	WA35
New Jersey DEP	http://www.nj.gov/dep/oqa/	WA005
New Mexico ED	http://www.nmenv.state.nm.us/dwb/Index.htm	-
North Carolina DWQ	http://www.dwqlab.org/	605
Oklahoma DEQ	http://www.deq.state.ok.us/CSDnew/labcert.htm	9801
Oregon – DEQ (NELAP)	http://public.health.oregon.gov/LaboratoryServices/EnvironmentalLaboratoryAccreditation/Pages/index.aspx	WA200001
South Carolina DHEC	http://www.scdhec.gov/environment/envserv/	61002
Texas CEQ	http://www.tceq.texas.gov/field/qa/env_lab_accreditation.html	704427-08-TX
Washington DOE	http://www.ecy.wa.gov/programs/eap/labs/lab-accreditation.html	C1203
Wisconsin DNR	http://dnr.wi.gov/	998386840
Wyoming (EPA Region 8)	http://www.epa.gov/region8/water/dwhome/wyomingdi.html	-
Kelso Laboratory Website	www.caslab.com	NA

Analyses were performed according to our laboratory's NELAP-approved quality assurance program. A complete listing of specific NELAP-certified analytes, can be found in the certification section at www.caslab.com or at the accreditation bodies web site

Please refer to the certification and/or accreditation body's web site if samples are submitted for compliance purposes. The states highlighted above, require the analysis be listed on the state certification if used for compliance purposes and if the method/anlayte is offered by that state.

COLUMBIA ANALYTICAL SERVICES, INC.

Client:	Environmental Management Services, Inc.	**Service Request No.:**	K1204194
Project:	KEC Groundwater	**Date Received:**	05/03/12
Sample Matrix:	Water		

CASE NARRATIVE

All analyses were performed consistent with the quality assurance program of Columbia Analytical Services, Inc. (CAS). This report contains analytical results for samples designated for Tier II data deliverables. When appropriate to the method, method blank results have been reported with each analytical test. Surrogate recoveries have been reported for all applicable organic analyses. Additional quality control analyses reported herein include: Laboratory Duplicate (DUP), Matrix Spike (MS), and Laboratory Control Sample (LCS).

Sample Receipt

Five water samples and one trip blank were received for analysis at Columbia Analytical Services on 05/03/12. The samples were received in good condition and consistent with the accompanying chain of custody form. The samples were stored in a refrigerator at 4°C upon receipt at the laboratory.

Volatile Organic Compounds by EPA Method 8260

Lab Control Sample Exceptions:
The advisory criterion was exceeded for Acetone and Methyl Acetate in Laboratory Control Sample (LCS) KWG1204641-3. As per the CAS/Kelso Standard Operating Procedure (SOP) for this method, these compounds are not included in the subset of analytes used to control the analysis. The recovery information reported for these analytes is for advisory purposes only (i.e. to provide additional detail related to the performance of each individual compound). No further corrective action was required.

No other anomalies associated with the analysis of these samples were observed.

1,4-Dioxane by GC/MS

Sample Notes and Discussion:
Insufficient sample volume was received to perform a Matrix Spike/Matrix Spike Duplicate (MS/MSD). An MS and Laboratory Control Sample/Duplicate Laboratory Control Sample (LCS/DLCS) were analyzed and reported in lieu of the MS/MSD for these samples.

No other anomalies associated with the analysis of these samples were observed.

Approved by _____ **Date** 05/10/12

Columbia Analytical Services

031230 CHAIN OF CUSTODY

1317 South 13th Ave, Kelso, WA 98626 | 360.577.7222 | 800.695.7222 | 360.636.1068 (fax)

COC Set 1 of 1 SR# K1204194

Page 1 OF 1 COC#

Project Name: KEC GROUNDWATER
Project Number: ILUH0-12-002
Project Manager: ETHAN ALLEN
Company Name: EMS
Comany Address: P.O. Box 15369
City/State/Zip: HATTIESBURG, MS 39404
E-Mail Address: eallen@env-mgt.com
Phone #: 601-544-3674 FAX #: 601-544-0504
Sampler Signature:

Sample ID	Date	Time	Lab ID	Matrix	Number of Containers	7D 8270D / 1,4-Dioxane	14D 8260C / VOC FP				Remarks
1 KEP-GW-034-003	5/2/12	9:45		WT	4	1	3				1
2 KEP-GW-025-018	5/2/12	13:15		WT	4	1	3				2
3 KEP-GW-026-018	5/2/12	14:45		WT	4	1	3				3
4 KEP-GW-027-018	5/2/12	15:30		WT	4	1	3				4
5 BD-1	5/2/12	9:00		WT	4	1	3				5
6 TB 1	5/2/12	9:45		WT	2	1	2				6
7						EA 5/2/12					7
8											8
9											9
10											10
11											11

Report Requirements

___ I. Routine Report: Method Blank, Surrogate, as required
X II. Report Dup., MS, MSD as required
___ III. Data Validation Report (includes all raw data)
___ IV. CLP Deliverable Report
___ V. EDD

Invoice Information

P.O.#
Bill To:

Turnaround Requirements

___ 24 hr. ___ 48 hr.
X 5 Day
___ Standard (10-15 working days)
___ Provide Fax Results

Requested Report Date

Circle which metals are to be analyzed

Total Metals: Al As Sb Ba Be B Ca Cd Co Cr Cu Fe Pb Mg Mn Mo Ni K Ag Na Se Sr Tl Sn V Zn Hg

Dissolved Metals: Al As Sb Ba Be B Ca Cd Co Cr Cu Fe Pb Mg Mn Mo Ni K Ag Na Se Sr Tl Sn V Zn Hg

Special Instructions/Comments: *Indicate State Hydrocarbon Procedure: AK CA WI Northwest Other_____(Circle One)

ORDER # 31230

☐ Sample Shipment contains USDA regulated soil samples (check box if applicable)

Relinquished By:		Received By:		Relinquished By:		Received By:	
Signature	Date/Time 5-2-12 / 17:00	Signature	Date/Time 5/3/12	Signature	Date/Time	Signature	Date/Time
Printed Name: ETHAN ALLEN	Firm: EMS	Printed Name: Brad Tebin	Firm: ACS	Printed Name	Firm	Printed Name	Firm

PC RS

Cooler Receipt and Preservation Form

lient / Project: EMS Service Request K12 04194

eceived: 5/3/12 Opened: 5/3/12 By: BT Unloaded: 5/3/12 By: BT

Samples were received via? *Mail* *Fed Ex* *UPS* *DHL* *PDX* *Courier* *Hand Delivered*

Samples were received in: (circle) *Cooler* *Box* *Envelope* *Other* _____ *NA*

Were custody seals on coolers? NA Y N If yes, how many and where? 2 front

If present, were custody seals intact? Y N If present, were they signed and dated? Y N

Cooler Temp °C	Temp Blank °C	Thermometer ID	Cooler/COC ID NA	Tracking Number NA	Filed
0.2	1.0	299			X

Packing material: *Inserts* *Baggies* *Bubble Wrap* *Gel Packs* *Wet Ice* *Dry Ice* *Sleeves* _____

Were custody papers properly filled out (ink, signed, etc.)? NA Y N

Did all bottles arrive in good condition (unbroken)? *Indicate in the table below.* NA Y N

0. Were all sample labels complete (i.e analysis, preservation, etc.)? NA Y N

1. Did all sample labels and tags agree with custody papers? *Indicate major discrepancies in the table on page 2.* NA Y N

2. Were appropriate bottles/containers and volumes received for the tests indicated? NA Y N

3. Were the pH-preserved bottles (*see SMO GEN SOP*) received at the appropriate pH? *Indicate in the table below* NA Y N

4. Were VOA vials received without headspace? *Indicate in the table below.* NA Y N

5. Was C12/Res negative? NA Y N

Sample ID on Bottle	Sample ID on COC	Identified by:

Sample ID	Bottle Count Bottle Type	Out of Temp	Head-space	Broke	pH	Reagent	Volume added	Reagent Lot Number	Initials	Time

Notes, Discrepancies, & Resolutions: Trip blank logged per COC. Informed Ethan Allen via e-mail. Sample will be analyzed + invoiced. RS 05/08/12

RCF

Client: Environmental Management Services, Inc.
Project: KEC Groundwater/KUH0-12-002
Sample Matrix: Water

Service Request: K1204194
Date Collected: 05/02/2012
Date Received: 05/03/2012

Volatile Organic Compounds

Sample Name: KEP-GW-034-003
Lab Code: K1204194-001

Units: ug/L
Basis: NA

Extraction Method: EPA 5030B
Analysis Method: 8260C

Level: Low

Analyte Name	Result	Q	MRL	MDL	Dilution Factor	Date Extracted	Date Analyzed	Extraction Lot	Note
Dichlorodifluoromethane	ND	U	0.50	0.13	1	05/07/12	05/07/12	KWG1204641	
Chloromethane	ND	U	0.50	0.068	1	05/07/12	05/07/12	KWG1204641	
Vinyl Chloride	ND	U	0.50	0.075	1	05/07/12	05/07/12	KWG1204641	
Bromomethane	ND	U	0.50	0.10	1	05/07/12	05/07/12	KWG1204641	
Chloroethane	ND	U	0.50	0.16	1	05/07/12	05/07/12	KWG1204641	
Trichlorofluoromethane	ND	U	0.50	0.12	1	05/07/12	05/07/12	KWG1204641	
Methyl Acetate	ND	U	1.0	0.38	1	05/07/12	05/07/12	KWG1204641	*
1,1-Dichloroethene	**4.2**		0.50	0.080	1	05/07/12	05/07/12	KWG1204641	
Acetone	ND	U	20	3.3	1	05/07/12	05/07/12	KWG1204641	*
Carbon Disulfide	ND	U	0.50	0.069	1	05/07/12	05/07/12	KWG1204641	
Methylene Chloride	ND	U	2.0	0.10	1	05/07/12	05/07/12	KWG1204641	
Methyl tert-Butyl Ether	ND	U	0.50	0.11	1	05/07/12	05/07/12	KWG1204641	
trans-1,2-Dichloroethene	ND	U	0.50	0.072	1	05/07/12	05/07/12	KWG1204641	
1,1-Dichloroethane	ND	U	0.50	0.077	1	05/07/12	05/07/12	KWG1204641	
cis-1,2-Dichloroethene	ND	U	0.50	0.067	1	05/07/12	05/07/12	KWG1204641	
2-Butanone (MEK)	ND	U	20	1.9	1	05/07/12	05/07/12	KWG1204641	
Chloroform	ND	U	0.50	0.072	1	05/07/12	05/07/12	KWG1204641	
1,1,1-Trichloroethane (TCA)	ND	U	0.50	0.075	1	05/07/12	05/07/12	KWG1204641	
Carbon Tetrachloride	ND	U	0.50	0.096	1	05/07/12	05/07/12	KWG1204641	
Benzene	ND	U	0.50	0.062	1	05/07/12	05/07/12	KWG1204641	
1,2-Dichloroethane (EDC)	ND	U	0.50	0.080	1	05/07/12	05/07/12	KWG1204641	
Trichloroethene (TCE)	ND	U	0.50	0.10	1	05/07/12	05/07/12	KWG1204641	
1,2-Dichloropropane	ND	U	0.50	0.095	1	05/07/12	05/07/12	KWG1204641	
Bromodichloromethane	ND	U	0.50	0.091	1	05/07/12	05/07/12	KWG1204641	
cis-1,3-Dichloropropene	ND	U	0.50	0.18	1	05/07/12	05/07/12	KWG1204641	
4-Methyl-2-pentanone (MIBK)	ND	U	20	2.6	1	05/07/12	05/07/12	KWG1204641	
Toluene	**0.17**	J	0.50	0.054	1	05/07/12	05/07/12	KWG1204641	
trans-1,3-Dichloropropene	ND	U	0.50	0.068	1	05/07/12	05/07/12	KWG1204641	
1,1,2-Trichloroethane	ND	U	0.50	0.14	1	05/07/12	05/07/12	KWG1204641	
Tetrachloroethene (PCE)	ND	U	0.50	0.099	1	05/07/12	05/07/12	KWG1204641	
2-Hexanone	ND	U	20	2.7	1	05/07/12	05/07/12	KWG1204641	
Dibromochloromethane	ND	U	0.50	0.14	1	05/07/12	05/07/12	KWG1204641	
1,2-Dibromoethane (EDB)	ND	U	2.0	0.10	1	05/07/12	05/07/12	KWG1204641	

Comments:

Client: Environmental Management Services, Inc.
Project: KEC Groundwater/KUH0-12-002
Sample Matrix: Water

Service Request: K1204194
Date Collected: 05/02/2012
Date Received: 05/03/2012

Volatile Organic Compounds

Sample Name: KEP-GW-034-003
Lab Code: K1204194-001

Units: ug/L
Basis: NA

Extraction Method: EPA 5030B
Analysis Method: 8260C

Level: Low

Analyte Name	Result	Q	MRL	MDL	Dilution Factor	Date Extracted	Date Analyzed	Extraction Lot	Note
Chlorobenzene	ND	U	0.50	0.11	1	05/07/12	05/07/12	KWG1204641	
Ethylbenzene	ND	U	0.50	0.050	1	05/07/12	05/07/12	KWG1204641	
m,p-Xylenes	ND	U	0.50	0.11	1	05/07/12	05/07/12	KWG1204641	
o-Xylene	ND	U	0.50	0.074	1	05/07/12	05/07/12	KWG1204641	
Styrene	ND	U	0.50	0.089	1	05/07/12	05/07/12	KWG1204641	
Bromoform	ND	U	0.50	0.16	1	05/07/12	05/07/12	KWG1204641	
Isopropylbenzene	ND	U	2.0	0.051	1	05/07/12	05/07/12	KWG1204641	
1,1,2,2-Tetrachloroethane	ND	U	0.50	0.16	1	05/07/12	05/07/12	KWG1204641	
1,2-Dibromo-3-chloropropane	ND	U	2.0	0.20	1	05/07/12	05/07/12	KWG1204641	

* See Case Narrative

Surrogate Name	%Rec	Control Limits	Date Analyzed	Note
Dibromofluoromethane	91	73-122	05/07/12	Acceptable
Toluene-d8	92	65-144	05/07/12	Acceptable
4-Bromofluorobenzene	78	68-117	05/07/12	Acceptable

Comments:

COLUMBIA ANALYTICAL SERVICES, INC.
Now part of the ALS Group
Analytical Results

Client:	Environmental Management Services, Inc.	**Service Request:**	K1204194
Project:	KEC Groundwater/KUH0-12-002	**Date Collected:**	05/02/2012
Sample Matrix:	Water	**Date Received:**	05/03/2012

Volatile Organic Compounds

Sample Name:	KEP-GW-025-018	**Units:**	ug/L
Lab Code:	K1204194-002	**Basis:**	NA
Extraction Method:	EPA 5030B	**Level:**	Low
Analysis Method:	8260C		

Analyte Name	Result	Q	MRL	MDL	Dilution Factor	Date Extracted	Date Analyzed	Extraction Lot	Note
Dichlorodifluoromethane	ND	U	0.50	0.13	1	05/07/12	05/07/12	KWG1204641	
Chloromethane	ND	U	0.50	0.068	1	05/07/12	05/07/12	KWG1204641	
Vinyl Chloride	ND	U	0.50	0.075	1	05/07/12	05/07/12	KWG1204641	
Bromomethane	ND	U	0.50	0.10	1	05/07/12	05/07/12	KWG1204641	
Chloroethane	ND	U	0.50	0.16	1	05/07/12	05/07/12	KWG1204641	
Trichlorofluoromethane	ND	U	0.50	0.12	1	05/07/12	05/07/12	KWG1204641	
Methyl Acetate	ND	U	1.0	0.38	1	05/07/12	05/07/12	KWG1204641	*
1,1-Dichloroethene	**1.7**		0.50	0.080	1	05/07/12	05/07/12	KWG1204641	
Acetone	ND	U	20	3.3	1	05/07/12	05/07/12	KWG1204641	*
Carbon Disulfide	ND	U	0.50	0.069	1	05/07/12	05/07/12	KWG1204641	
Methylene Chloride	ND	U	2.0	0.10	1	05/07/12	05/07/12	KWG1204641	
Methyl tert-Butyl Ether	ND	U	0.50	0.11	1	05/07/12	05/07/12	KWG1204641	
trans-1,2-Dichloroethene	ND	U	0.50	0.072	1	05/07/12	05/07/12	KWG1204641	
1,1-Dichloroethane	ND	U	0.50	0.077	1	05/07/12	05/07/12	KWG1204641	
cis-1,2-Dichloroethene	ND	U	0.50	0.067	1	05/07/12	05/07/12	KWG1204641	
2-Butanone (MEK)	ND	U	20	1.9	1	05/07/12	05/07/12	KWG1204641	
Chloroform	ND	U	0.50	0.072	1	05/07/12	05/07/12	KWG1204641	
1,1,1-Trichloroethane (TCA)	ND	U	0.50	0.075	1	05/07/12	05/07/12	KWG1204641	
Carbon Tetrachloride	ND	U	0.50	0.096	1	05/07/12	05/07/12	KWG1204641	
Benzene	ND	U	0.50	0.062	1	05/07/12	05/07/12	KWG1204641	
1,2-Dichloroethane (EDC)	ND	U	0.50	0.080	1	05/07/12	05/07/12	KWG1204641	
Trichloroethene (TCE)	ND	U	0.50	0.10	1	05/07/12	05/07/12	KWG1204641	
1,2-Dichloropropane	ND	U	0.50	0.095	1	05/07/12	05/07/12	KWG1204641	
Bromodichloromethane	ND	U	0.50	0.091	1	05/07/12	05/07/12	KWG1204641	
cis-1,3-Dichloropropene	ND	U	0.50	0.18	1	05/07/12	05/07/12	KWG1204641	
4-Methyl-2-pentanone (MIBK)	ND	U	20	2.6	1	05/07/12	05/07/12	KWG1204641	
Toluene	**0.080**	J	0.50	0.054	1	05/07/12	05/07/12	KWG1204641	
trans-1,3-Dichloropropene	ND	U	0.50	0.068	1	05/07/12	05/07/12	KWG1204641	
1,1,2-Trichloroethane	ND	U	0.50	0.14	1	05/07/12	05/07/12	KWG1204641	
Tetrachloroethene (PCE)	ND	U	0.50	0.099	1	05/07/12	05/07/12	KWG1204641	
2-Hexanone	ND	U	20	2.7	1	05/07/12	05/07/12	KWG1204641	
Dibromochloromethane	ND	U	0.50	0.14	1	05/07/12	05/07/12	KWG1204641	
1,2-Dibromoethane (EDB)	ND	U	2.0	0.10	1	05/07/12	05/07/12	KWG1204641	

Comments:

Client:	Environmental Management Services, Inc.	**Service Request:**	K1204194
Project:	KEC Groundwater/KUH0-12-002	**Date Collected:**	05/02/2012
Sample Matrix:	Water	**Date Received:**	05/03/2012

Volatile Organic Compounds

Sample Name:	KEP-GW-025-018	**Units:**	ug/L
Lab Code:	K1204194-002	**Basis:**	NA
Extraction Method:	EPA 5030B	**Level:**	Low
Analysis Method:	8260C		

Analyte Name	Result	Q	MRL	MDL	Dilution Factor	Date Extracted	Date Analyzed	Extraction Lot	Note
Chlorobenzene	ND	U	0.50	0.11	1	05/07/12	05/07/12	KWG1204641	
Ethylbenzene	ND	U	0.50	0.050	1	05/07/12	05/07/12	KWG1204641	
m,p-Xylenes	ND	U	0.50	0.11	1	05/07/12	05/07/12	KWG1204641	
o-Xylene	ND	U	0.50	0.074	1	05/07/12	05/07/12	KWG1204641	
Styrene	ND	U	0.50	0.089	1	05/07/12	05/07/12	KWG1204641	
Bromoform	ND	U	0.50	0.16	1	05/07/12	05/07/12	KWG1204641	
Isopropylbenzene	ND	U	2.0	0.051	1	05/07/12	05/07/12	KWG1204641	
1,1,2,2-Tetrachloroethane	ND	U	0.50	0.16	1	05/07/12	05/07/12	KWG1204641	
1,2-Dibromo-3-chloropropane	ND	U	2.0	0.20	1	05/07/12	05/07/12	KWG1204641	

* See Case Narrative

Surrogate Name	%Rec	Control Limits	Date Analyzed	Note
Dibromofluoromethane	89	73-122	05/07/12	Acceptable
Toluene-d8	90	65-144	05/07/12	Acceptable
4-Bromofluorobenzene	77	68-117	05/07/12	Acceptable

Comments:

Client: Environmental Management Services, Inc.
Project: KEC Groundwater/KUH0-12-002
Sample Matrix: Water

Service Request: K1204194
Date Collected: 05/02/2012
Date Received: 05/03/2012

Volatile Organic Compounds

Sample Name: KEP-GW-026-018
Lab Code: K1204194-003

Units: ug/L
Basis: NA

Extraction Method: EPA 5030B
Analysis Method: 8260C

Level: Low

Analyte Name	Result	Q	MRL	MDL	Dilution Factor	Date Extracted	Date Analyzed	Extraction Lot	Note
Dichlorodifluoromethane	ND	U	0.50	0.13	1	05/07/12	05/07/12	KWG1204641	
Chloromethane	ND	U	0.50	0.068	1	05/07/12	05/07/12	KWG1204641	
Vinyl Chloride	ND	U	0.50	0.075	1	05/07/12	05/07/12	KWG1204641	
Bromomethane	ND	U	0.50	0.10	1	05/07/12	05/07/12	KWG1204641	
Chloroethane	ND	U	0.50	0.16	1	05/07/12	05/07/12	KWG1204641	
Trichlorofluoromethane	ND	U	0.50	0.12	1	05/07/12	05/07/12	KWG1204641	
Methyl Acetate	ND	U	1.0	0.38	1	05/07/12	05/07/12	KWG1204641	*
1,1-Dichloroethene	**8.1**		0.50	0.080	1	05/07/12	05/07/12	KWG1204641	
Acetone	ND	U	20	3.3	1	05/07/12	05/07/12	KWG1204641	*
Carbon Disulfide	ND	U	0.50	0.069	1	05/07/12	05/07/12	KWG1204641	
Methylene Chloride	ND	U	2.0	0.10	1	05/07/12	05/07/12	KWG1204641	
Methyl tert-Butyl Ether	ND	U	0.50	0.11	1	05/07/12	05/07/12	KWG1204641	
trans-1,2-Dichloroethene	ND	U	0.50	0.072	1	05/07/12	05/07/12	KWG1204641	
1,1-Dichloroethane	**0.090**	J	0.50	0.077	1	05/07/12	05/07/12	KWG1204641	
cis-1,2-Dichloroethene	ND	U	0.50	0.067	1	05/07/12	05/07/12	KWG1204641	
2-Butanone (MEK)	ND	U	20	1.9	1	05/07/12	05/07/12	KWG1204641	
Chloroform	**0.13**	J	0.50	0.072	1	05/07/12	05/07/12	KWG1204641	
1,1,1-Trichloroethane (TCA)	ND	U	0.50	0.075	1	05/07/12	05/07/12	KWG1204641	
Carbon Tetrachloride	ND	U	0.50	0.096	1	05/07/12	05/07/12	KWG1204641	
Benzene	ND	U	0.50	0.062	1	05/07/12	05/07/12	KWG1204641	
1,2-Dichloroethane (EDC)	**0.10**	J	0.50	0.080	1	05/07/12	05/07/12	KWG1204641	
Trichloroethene (TCE)	ND	U	0.50	0.10	1	05/07/12	05/07/12	KWG1204641	
1,2-Dichloropropane	ND	U	0.50	0.095	1	05/07/12	05/07/12	KWG1204641	
Bromodichloromethane	ND	U	0.50	0.091	1	05/07/12	05/07/12	KWG1204641	
cis-1,3-Dichloropropene	ND	U	0.50	0.18	1	05/07/12	05/07/12	KWG1204641	
4-Methyl-2-pentanone (MIBK)	ND	U	20	2.6	1	05/07/12	05/07/12	KWG1204641	
Toluene	ND	U	0.50	0.054	1	05/07/12	05/07/12	KWG1204641	
trans-1,3-Dichloropropene	ND	U	0.50	0.068	1	05/07/12	05/07/12	KWG1204641	
1,1,2-Trichloroethane	ND	U	0.50	0.14	1	05/07/12	05/07/12	KWG1204641	
Tetrachloroethene (PCE)	**0.23**	J	0.50	0.099	1	05/07/12	05/07/12	KWG1204641	
2-Hexanone	ND	U	20	2.7	1	05/07/12	05/07/12	KWG1204641	
Dibromochloromethane	ND	U	0.50	0.14	1	05/07/12	05/07/12	KWG1204641	
1,2-Dibromoethane (EDB)	ND	U	2.0	0.10	1	05/07/12	05/07/12	KWG1204641	

Comments:

Client:	Environmental Management Services, Inc.	**Service Request:**	K1204194
Project:	KEC Groundwater/KUH0-12-002	**Date Collected:**	05/02/2012
Sample Matrix:	Water	**Date Received:**	05/03/2012

Volatile Organic Compounds

Sample Name:	KEP-GW-026-018	**Units:**	ug/L
Lab Code:	K1204194-003	**Basis:**	NA
Extraction Method:	EPA 5030B	**Level:**	Low
Analysis Method:	8260C		

Analyte Name	Result	Q	MRL	MDL	Dilution Factor	Date Extracted	Date Analyzed	Extraction Lot	Note
Chlorobenzene	ND	U	0.50	0.11	1	05/07/12	05/07/12	KWG1204641	
Ethylbenzene	ND	U	0.50	0.050	1	05/07/12	05/07/12	KWG1204641	
m,p-Xylenes	ND	U	0.50	0.11	1	05/07/12	05/07/12	KWG1204641	
o-Xylene	ND	U	0.50	0.074	1	05/07/12	05/07/12	KWG1204641	
Styrene	ND	U	0.50	0.089	1	05/07/12	05/07/12	KWG1204641	
Bromoform	ND	U	0.50	0.16	1	05/07/12	05/07/12	KWG1204641	
Isopropylbenzene	ND	U	2.0	0.051	1	05/07/12	05/07/12	KWG1204641	
1,1,2,2-Tetrachloroethane	ND	U	0.50	0.16	1	05/07/12	05/07/12	KWG1204641	
1,2-Dibromo-3-chloropropane	ND	U	2.0	0.20	1	05/07/12	05/07/12	KWG1204641	

* See Case Narrative

Surrogate Name	%Rec	Control Limits	Date Analyzed	Note
Dibromofluoromethane	91	73-122	05/07/12	Acceptable
Toluene-d8	90	65-144	05/07/12	Acceptable
4-Bromofluorobenzene	78	68-117	05/07/12	Acceptable

Comments:

COLUMBIA ANALYTICAL SERVICES, INC.
Now part of the ALS Group
Analytical Results

Client:	Environmental Management Services, Inc.	**Service Request:**	K1204194
Project:	KEC Groundwater/KUH0-12-002	**Date Collected:**	05/02/2012
Sample Matrix:	Water	**Date Received:**	05/03/2012

Volatile Organic Compounds

Sample Name:	KEP-GW-027-018	**Units:**	ug/L
Lab Code:	K1204194-004	**Basis:**	NA
Extraction Method:	EPA 5030B	**Level:**	Low
Analysis Method:	8260C		

Analyte Name	Result	Q	MRL	MDL	Dilution Factor	Date Extracted	Date Analyzed	Extraction Lot	Note
Dichlorodifluoromethane	ND	U	0.50	0.13	1	05/07/12	05/07/12	KWG1204641	
Chloromethane	ND	U	0.50	0.068	1	05/07/12	05/07/12	KWG1204641	
Vinyl Chloride	ND	U	0.50	0.075	1	05/07/12	05/07/12	KWG1204641	
Bromomethane	ND	U	0.50	0.10	1	05/07/12	05/07/12	KWG1204641	
Chloroethane	ND	U	0.50	0.16	1	05/07/12	05/07/12	KWG1204641	
Trichlorofluoromethane	ND	U	0.50	0.12	1	05/07/12	05/07/12	KWG1204641	
Methyl Acetate	ND	U	1.0	0.38	1	05/07/12	05/07/12	KWG1204641	*
1,1-Dichloroethene	ND	U	0.50	0.080	1	05/07/12	05/07/12	KWG1204641	
Acetone	ND	U	20	3.3	1	05/07/12	05/07/12	KWG1204641	*
Carbon Disulfide	ND	U	0.50	0.069	1	05/07/12	05/07/12	KWG1204641	
Methylene Chloride	ND	U	2.0	0.10	1	05/07/12	05/07/12	KWG1204641	
Methyl tert-Butyl Ether	ND	U	0.50	0.11	1	05/07/12	05/07/12	KWG1204641	
trans-1,2-Dichloroethene	ND	U	0.50	0.072	1	05/07/12	05/07/12	KWG1204641	
1,1-Dichloroethane	ND	U	0.50	0.077	1	05/07/12	05/07/12	KWG1204641	
cis-1,2-Dichloroethene	ND	U	0.50	0.067	1	05/07/12	05/07/12	KWG1204641	
2-Butanone (MEK)	ND	U	20	1.9	1	05/07/12	05/07/12	KWG1204641	
Chloroform	ND	U	0.50	0.072	1	05/07/12	05/07/12	KWG1204641	
1,1,1-Trichloroethane (TCA)	ND	U	0.50	0.075	1	05/07/12	05/07/12	KWG1204641	
Carbon Tetrachloride	ND	U	0.50	0.096	1	05/07/12	05/07/12	KWG1204641	
Benzene	ND	U	0.50	0.062	1	05/07/12	05/07/12	KWG1204641	
1,2-Dichloroethane (EDC)	ND	U	0.50	0.080	1	05/07/12	05/07/12	KWG1204641	
Trichloroethene (TCE)	ND	U	0.50	0.10	1	05/07/12	05/07/12	KWG1204641	
1,2-Dichloropropane	ND	U	0.50	0.095	1	05/07/12	05/07/12	KWG1204641	
Bromodichloromethane	ND	U	0.50	0.091	1	05/07/12	05/07/12	KWG1204641	
cis-1,3-Dichloropropene	ND	U	0.50	0.18	1	05/07/12	05/07/12	KWG1204641	
4-Methyl-2-pentanone (MIBK)	ND	U	20	2.6	1	05/07/12	05/07/12	KWG1204641	
Toluene	ND	U	0.50	0.054	1	05/07/12	05/07/12	KWG1204641	
trans-1,3-Dichloropropene	ND	U	0.50	0.068	1	05/07/12	05/07/12	KWG1204641	
1,1,2-Trichloroethane	ND	U	0.50	0.14	1	05/07/12	05/07/12	KWG1204641	
Tetrachloroethene (PCE)	ND	U	0.50	0.099	1	05/07/12	05/07/12	KWG1204641	
2-Hexanone	ND	U	20	2.7	1	05/07/12	05/07/12	KWG1204641	
Dibromochloromethane	ND	U	0.50	0.14	1	05/07/12	05/07/12	KWG1204641	
1,2-Dibromoethane (EDB)	ND	U	2.0	0.10	1	05/07/12	05/07/12	KWG1204641	

Comments:

Client: Environmental Management Services, Inc.
Project: KEC Groundwater/KUH0-12-002
Sample Matrix: Water

Service Request: K1204194
Date Collected: 05/02/2012
Date Received: 05/03/2012

Volatile Organic Compounds

Sample Name: KEP-GW-027-018
Lab Code: K1204194-004

Units: ug/L
Basis: NA

Extraction Method: EPA 5030B
Analysis Method: 8260C

Level: Low

Analyte Name	Result	Q	MRL	MDL	Dilution Factor	Date Extracted	Date Analyzed	Extraction Lot	Note
Chlorobenzene	ND	U	0.50	0.11	1	05/07/12	05/07/12	KWG1204641	
Ethylbenzene	ND	U	0.50	0.050	1	05/07/12	05/07/12	KWG1204641	
m,p-Xylenes	ND	U	0.50	0.11	1	05/07/12	05/07/12	KWG1204641	
o-Xylene	ND	U	0.50	0.074	1	05/07/12	05/07/12	KWG1204641	
Styrene	ND	U	0.50	0.089	1	05/07/12	05/07/12	KWG1204641	
Bromoform	ND	U	0.50	0.16	1	05/07/12	05/07/12	KWG1204641	
Isopropylbenzene	ND	U	2.0	0.051	1	05/07/12	05/07/12	KWG1204641	
1,1,2,2-Tetrachloroethane	ND	U	0.50	0.16	1	05/07/12	05/07/12	KWG1204641	
1,2-Dibromo-3-chloropropane	ND	U	2.0	0.20	1	05/07/12	05/07/12	KWG1204641	

* See Case Narrative

Surrogate Name	%Rec	Control Limits	Date Analyzed	Note
Dibromofluoromethane	89	73-122	05/07/12	Acceptable
Toluene-d8	89	65-144	05/07/12	Acceptable
4-Bromofluorobenzene	76	68-117	05/07/12	Acceptable

Comments:

Client: Environmental Management Services, Inc.
Project: KEC Groundwater/KUH0-12-002
Sample Matrix: Water

Service Request: K1204194
Date Collected: 05/02/2012
Date Received: 05/03/2012

Volatile Organic Compounds

Sample Name: BD-1
Lab Code: K1204194-005

Units: ug/L
Basis: NA

Extraction Method: EPA 5030B
Analysis Method: 8260C

Level: Low

Analyte Name	Result	Q	MRL	MDL	Dilution Factor	Date Extracted	Date Analyzed	Extraction Lot	Note
Dichlorodifluoromethane	ND	U	0.50	0.13	1	05/07/12	05/07/12	KWG1204641	
Chloromethane	ND	U	0.50	0.068	1	05/07/12	05/07/12	KWG1204641	
Vinyl Chloride	ND	U	0.50	0.075	1	05/07/12	05/07/12	KWG1204641	
Bromomethane	ND	U	0.50	0.10	1	05/07/12	05/07/12	KWG1204641	
Chloroethane	ND	U	0.50	0.16	1	05/07/12	05/07/12	KWG1204641	
Trichlorofluoromethane	ND	U	0.50	0.12	1	05/07/12	05/07/12	KWG1204641	
Methyl Acetate	ND	U	1.0	0.38	1	05/07/12	05/07/12	KWG1204641	*
1,1-Dichloroethene	**4.4**		0.50	0.080	1	05/07/12	05/07/12	KWG1204641	
Acetone	ND	U	20	3.3	1	05/07/12	05/07/12	KWG1204641	*
Carbon Disulfide	ND	U	0.50	0.069	1	05/07/12	05/07/12	KWG1204641	
Methylene Chloride	ND	U	2.0	0.10	1	05/07/12	05/07/12	KWG1204641	
Methyl tert-Butyl Ether	ND	U	0.50	0.11	1	05/07/12	05/07/12	KWG1204641	
trans-1,2-Dichloroethene	ND	U	0.50	0.072	1	05/07/12	05/07/12	KWG1204641	
1,1-Dichloroethane	ND	U	0.50	0.077	1	05/07/12	05/07/12	KWG1204641	
cis-1,2-Dichloroethene	ND	U	0.50	0.067	1	05/07/12	05/07/12	KWG1204641	
2-Butanone (MEK)	ND	U	20	1.9	1	05/07/12	05/07/12	KWG1204641	
Chloroform	ND	U	0.50	0.072	1	05/07/12	05/07/12	KWG1204641	
1,1,1-Trichloroethane (TCA)	ND	U	0.50	0.075	1	05/07/12	05/07/12	KWG1204641	
Carbon Tetrachloride	ND	U	0.50	0.096	1	05/07/12	05/07/12	KWG1204641	
Benzene	ND	U	0.50	0.062	1	05/07/12	05/07/12	KWG1204641	
1,2-Dichloroethane (EDC)	ND	U	0.50	0.080	1	05/07/12	05/07/12	KWG1204641	
Trichloroethene (TCE)	ND	U	0.50	0.10	1	05/07/12	05/07/12	KWG1204641	
1,2-Dichloropropane	ND	U	0.50	0.095	1	05/07/12	05/07/12	KWG1204641	
Bromodichloromethane	ND	U	0.50	0.091	1	05/07/12	05/07/12	KWG1204641	
cis-1,3-Dichloropropene	ND	U	0.50	0.18	1	05/07/12	05/07/12	KWG1204641	
4-Methyl-2-pentanone (MIBK)	ND	U	20	2.6	1	05/07/12	05/07/12	KWG1204641	
Toluene	**0.14**	J	0.50	0.054	1	05/07/12	05/07/12	KWG1204641	
trans-1,3-Dichloropropene	ND	U	0.50	0.068	1	05/07/12	05/07/12	KWG1204641	
1,1,2-Trichloroethane	ND	U	0.50	0.14	1	05/07/12	05/07/12	KWG1204641	
Tetrachloroethene (PCE)	ND	U	0.50	0.099	1	05/07/12	05/07/12	KWG1204641	
2-Hexanone	ND	U	20	2.7	1	05/07/12	05/07/12	KWG1204641	
Dibromochloromethane	ND	U	0.50	0.14	1	05/07/12	05/07/12	KWG1204641	
1,2-Dibromoethane (EDB)	ND	U	2.0	0.10	1	05/07/12	05/07/12	KWG1204641	

Comments:

Client: Environmental Management Services, Inc.
Project: KEC Groundwater/KUH0-12-002
Sample Matrix: Water

Service Request: K1204194
Date Collected: 05/02/2012
Date Received: 05/03/2012

Volatile Organic Compounds

Sample Name: BD-1
Lab Code: K1204194-005

Units: ug/L
Basis: NA

Extraction Method: EPA 5030B
Analysis Method: 8260C

Level: Low

Analyte Name	Result	Q	MRL	MDL	Dilution Factor	Date Extracted	Date Analyzed	Extraction Lot	Note
Chlorobenzene	ND	U	0.50	0.11	1	05/07/12	05/07/12	KWG1204641	
Ethylbenzene	ND	U	0.50	0.050	1	05/07/12	05/07/12	KWG1204641	
m,p-Xylenes	ND	U	0.50	0.11	1	05/07/12	05/07/12	KWG1204641	
o-Xylene	ND	U	0.50	0.074	1	05/07/12	05/07/12	KWG1204641	
Styrene	ND	U	0.50	0.089	1	05/07/12	05/07/12	KWG1204641	
Bromoform	ND	U	0.50	0.16	1	05/07/12	05/07/12	KWG1204641	
Isopropylbenzene	ND	U	2.0	0.051	1	05/07/12	05/07/12	KWG1204641	
1,1,2,2-Tetrachloroethane	ND	U	0.50	0.16	1	05/07/12	05/07/12	KWG1204641	
1,2-Dibromo-3-chloropropane	ND	U	2.0	0.20	1	05/07/12	05/07/12	KWG1204641	

* See Case Narrative

Surrogate Name	%Rec	Control Limits	Date Analyzed	Note
Dibromofluoromethane	89	73-122	05/07/12	Acceptable
Toluene-d8	90	65-144	05/07/12	Acceptable
4-Bromofluorobenzene	79	68-117	05/07/12	Acceptable

Comments:

Client: Environmental Management Services, Inc.
Project: KEC Groundwater/KUH0-12-002
Sample Matrix: Water

Service Request: K1204194
Date Collected: 05/02/2012
Date Received: 05/03/2012

Volatile Organic Compounds

Sample Name: TB1
Lab Code: K1204194-006

Units: ug/L
Basis: NA

Extraction Method: EPA 5030B
Analysis Method: 8260C

Level: Low

Analyte Name	Result	Q	MRL	MDL	Dilution Factor	Date Extracted	Date Analyzed	Extraction Lot	Note
Dichlorodifluoromethane	ND	U	0.50	0.13	1	05/07/12	05/07/12	KWG1204641	
Chloromethane	ND	U	0.50	0.068	1	05/07/12	05/07/12	KWG1204641	
Vinyl Chloride	ND	U	0.50	0.075	1	05/07/12	05/07/12	KWG1204641	
Bromomethane	ND	U	0.50	0.10	1	05/07/12	05/07/12	KWG1204641	
Chloroethane	ND	U	0.50	0.16	1	05/07/12	05/07/12	KWG1204641	
Trichlorofluoromethane	ND	U	0.50	0.12	1	05/07/12	05/07/12	KWG1204641	
Methyl Acetate	ND	U	1.0	0.38	1	05/07/12	05/07/12	KWG1204641	*
1,1-Dichloroethene	ND	U	0.50	0.080	1	05/07/12	05/07/12	KWG1204641	
Acetone	ND	U	20	3.3	1	05/07/12	05/07/12	KWG1204641	*
Carbon Disulfide	ND	U	0.50	0.069	1	05/07/12	05/07/12	KWG1204641	
Methylene Chloride	**0.26**	J	2.0	0.10	1	05/07/12	05/07/12	KWG1204641	
Methyl tert-Butyl Ether	ND	U	0.50	0.11	1	05/07/12	05/07/12	KWG1204641	
trans-1,2-Dichloroethene	ND	U	0.50	0.072	1	05/07/12	05/07/12	KWG1204641	
1,1-Dichloroethane	ND	U	0.50	0.077	1	05/07/12	05/07/12	KWG1204641	
cis-1,2-Dichloroethene	ND	U	0.50	0.067	1	05/07/12	05/07/12	KWG1204641	
2-Butanone (MEK)	ND	U	20	1.9	1	05/07/12	05/07/12	KWG1204641	
Chloroform	ND	U	0.50	0.072	1	05/07/12	05/07/12	KWG1204641	
1,1,1-Trichloroethane (TCA)	ND	U	0.50	0.075	1	05/07/12	05/07/12	KWG1204641	
Carbon Tetrachloride	ND	U	0.50	0.096	1	05/07/12	05/07/12	KWG1204641	
Benzene	ND	U	0.50	0.062	1	05/07/12	05/07/12	KWG1204641	
1,2-Dichloroethane (EDC)	ND	U	0.50	0.080	1	05/07/12	05/07/12	KWG1204641	
Trichloroethene (TCE)	ND	U	0.50	0.10	1	05/07/12	05/07/12	KWG1204641	
1,2-Dichloropropane	ND	U	0.50	0.095	1	05/07/12	05/07/12	KWG1204641	
Bromodichloromethane	ND	U	0.50	0.091	1	05/07/12	05/07/12	KWG1204641	
cis-1,3-Dichloropropene	ND	U	0.50	0.18	1	05/07/12	05/07/12	KWG1204641	
4-Methyl-2-pentanone (MIBK)	ND	U	20	2.6	1	05/07/12	05/07/12	KWG1204641	
Toluene	**0.060**	J	0.50	0.054	1	05/07/12	05/07/12	KWG1204641	
trans-1,3-Dichloropropene	ND	U	0.50	0.068	1	05/07/12	05/07/12	KWG1204641	
1,1,2-Trichloroethane	ND	U	0.50	0.14	1	05/07/12	05/07/12	KWG1204641	
Tetrachloroethene (PCE)	ND	U	0.50	0.099	1	05/07/12	05/07/12	KWG1204641	
2-Hexanone	ND	U	20	2.7	1	05/07/12	05/07/12	KWG1204641	
Dibromochloromethane	ND	U	0.50	0.14	1	05/07/12	05/07/12	KWG1204641	
1,2-Dibromoethane (EDB)	ND	U	2.0	0.10	1	05/07/12	05/07/12	KWG1204641	

Comments:

Client:	Environmental Management Services, Inc.	**Service Request:**	K1204194
Project:	KEC Groundwater/KUH0-12-002	**Date Collected:**	05/02/2012
Sample Matrix:	Water	**Date Received:**	05/03/2012

Volatile Organic Compounds

Sample Name:	TB1	**Units:**	ug/L
Lab Code:	K1204194-006	**Basis:**	NA
Extraction Method:	EPA 5030B	**Level:**	Low
Analysis Method:	8260C		

Analyte Name	Result	Q	MRL	MDL	Dilution Factor	Date Extracted	Date Analyzed	Extraction Lot	Note
Chlorobenzene	ND	U	0.50	0.11	1	05/07/12	05/07/12	KWG1204641	
Ethylbenzene	ND	U	0.50	0.050	1	05/07/12	05/07/12	KWG1204641	
m,p-Xylenes	ND	U	0.50	0.11	1	05/07/12	05/07/12	KWG1204641	
o-Xylene	ND	U	0.50	0.074	1	05/07/12	05/07/12	KWG1204641	
Styrene	ND	U	0.50	0.089	1	05/07/12	05/07/12	KWG1204641	
Bromoform	ND	U	0.50	0.16	1	05/07/12	05/07/12	KWG1204641	
Isopropylbenzene	ND	U	2.0	0.051	1	05/07/12	05/07/12	KWG1204641	
1,1,2,2-Tetrachloroethane	ND	U	0.50	0.16	1	05/07/12	05/07/12	KWG1204641	
1,2-Dibromo-3-chloropropane	ND	U	2.0	0.20	1	05/07/12	05/07/12	KWG1204641	

* See Case Narrative

Surrogate Name	%Rec	Control Limits	Date Analyzed	Note
Dibromofluoromethane	87	73-122	05/07/12	Acceptable
Toluene-d8	91	65-144	05/07/12	Acceptable
4-Bromofluorobenzene	76	68-117	05/07/12	Acceptable

Comments:

COLUMBIA ANALYTICAL SERVICES, INC.
Now part of the ALS Group
Analytical Results

Client:	Environmental Management Services, Inc.	**Service Request:**	K1204194
Project:	KEC Groundwater/KUH0-12-002	**Date Collected:**	NA
Sample Matrix:	Water	**Date Received:**	NA

Volatile Organic Compounds

Sample Name:	Method Blank	**Units:**	ug/L
Lab Code:	KWG1204641-4	**Basis:**	NA
Extraction Method:	EPA 5030B	**Level:**	Low
Analysis Method:	8260C		

Analyte Name	Result	Q	MRL	MDL	Dilution Factor	Date Extracted	Date Analyzed	Extraction Lot	Note
Dichlorodifluoromethane	ND	U	0.50	0.13	1	05/07/12	05/07/12	KWG1204641	
Chloromethane	ND	U	0.50	0.068	1	05/07/12	05/07/12	KWG1204641	
Vinyl Chloride	ND	U	0.50	0.075	1	05/07/12	05/07/12	KWG1204641	
Bromomethane	ND	U	0.50	0.10	1	05/07/12	05/07/12	KWG1204641	
Chloroethane	ND	U	0.50	0.16	1	05/07/12	05/07/12	KWG1204641	
Trichlorofluoromethane	ND	U	0.50	0.12	1	05/07/12	05/07/12	KWG1204641	
Methyl Acetate	ND	U	1.0	0.38	1	05/07/12	05/07/12	KWG1204641	*
1,1-Dichloroethene	ND	U	0.50	0.080	1	05/07/12	05/07/12	KWG1204641	
Acetone	ND	U	20	3.3	1	05/07/12	05/07/12	KWG1204641	*
Carbon Disulfide	ND	U	0.50	0.069	1	05/07/12	05/07/12	KWG1204641	
Methylene Chloride	**0.19**	J	2.0	0.10	1	05/07/12	05/07/12	KWG1204641	
Methyl tert-Butyl Ether	ND	U	0.50	0.11	1	05/07/12	05/07/12	KWG1204641	
trans-1,2-Dichloroethene	ND	U	0.50	0.072	1	05/07/12	05/07/12	KWG1204641	
1,1-Dichloroethane	ND	U	0.50	0.077	1	05/07/12	05/07/12	KWG1204641	
cis-1,2-Dichloroethene	ND	U	0.50	0.067	1	05/07/12	05/07/12	KWG1204641	
2-Butanone (MEK)	ND	U	20	1.9	1	05/07/12	05/07/12	KWG1204641	
Chloroform	ND	U	0.50	0.072	1	05/07/12	05/07/12	KWG1204641	
1,1,1-Trichloroethane (TCA)	ND	U	0.50	0.075	1	05/07/12	05/07/12	KWG1204641	
Carbon Tetrachloride	ND	U	0.50	0.096	1	05/07/12	05/07/12	KWG1204641	
Benzene	ND	U	0.50	0.062	1	05/07/12	05/07/12	KWG1204641	
1,2-Dichloroethane (EDC)	ND	U	0.50	0.080	1	05/07/12	05/07/12	KWG1204641	
Trichloroethene (TCE)	ND	U	0.50	0.10	1	05/07/12	05/07/12	KWG1204641	
1,2-Dichloropropane	ND	U	0.50	0.095	1	05/07/12	05/07/12	KWG1204641	
Bromodichloromethane	ND	U	0.50	0.091	1	05/07/12	05/07/12	KWG1204641	
cis-1,3-Dichloropropene	ND	U	0.50	0.18	1	05/07/12	05/07/12	KWG1204641	
4-Methyl-2-pentanone (MIBK)	ND	U	20	2.6	1	05/07/12	05/07/12	KWG1204641	
Toluene	ND	U	0.50	0.054	1	05/07/12	05/07/12	KWG1204641	
trans-1,3-Dichloropropene	ND	U	0.50	0.068	1	05/07/12	05/07/12	KWG1204641	
1,1,2-Trichloroethane	ND	U	0.50	0.14	1	05/07/12	05/07/12	KWG1204641	
Tetrachloroethene (PCE)	ND	U	0.50	0.099	1	05/07/12	05/07/12	KWG1204641	
2-Hexanone	ND	U	20	2.7	1	05/07/12	05/07/12	KWG1204641	
Dibromochloromethane	ND	U	0.50	0.14	1	05/07/12	05/07/12	KWG1204641	
1,2-Dibromoethane (EDB)	ND	U	2.0	0.10	1	05/07/12	05/07/12	KWG1204641	

Comments:

Client:	Environmental Management Services, Inc.	**Service Request:**	K1204194
Project:	KEC Groundwater/KUH0-12-002	**Date Collected:**	NA
Sample Matrix:	Water	**Date Received:**	NA

Volatile Organic Compounds

Sample Name:	Method Blank	**Units:**	ug/L
Lab Code:	KWG1204641-4	**Basis:**	NA
Extraction Method:	EPA 5030B	**Level:**	Low
Analysis Method:	8260C		

Analyte Name	Result	Q	MRL	MDL	Dilution Factor	Date Extracted	Date Analyzed	Extraction Lot	Note
Chlorobenzene	ND	U	0.50	0.11	1	05/07/12	05/07/12	KWG1204641	
Ethylbenzene	ND	U	0.50	0.050	1	05/07/12	05/07/12	KWG1204641	
m,p-Xylenes	ND	U	0.50	0.11	1	05/07/12	05/07/12	KWG1204641	
o-Xylene	ND	U	0.50	0.074	1	05/07/12	05/07/12	KWG1204641	
Styrene	ND	U	0.50	0.089	1	05/07/12	05/07/12	KWG1204641	
Bromoform	ND	U	0.50	0.16	1	05/07/12	05/07/12	KWG1204641	
Isopropylbenzene	ND	U	2.0	0.051	1	05/07/12	05/07/12	KWG1204641	
1,1,2,2-Tetrachloroethane	ND	U	0.50	0.16	1	05/07/12	05/07/12	KWG1204641	
1,2-Dibromo-3-chloropropane	ND	U	2.0	0.20	1	05/07/12	05/07/12	KWG1204641	

* See Case Narrative

Surrogate Name	%Rec	Control Limits	Date Analyzed	Note
Dibromofluoromethane	86	73-122	05/07/12	Acceptable
Toluene-d8	91	65-144	05/07/12	Acceptable
4-Bromofluorobenzene	79	68-117	05/07/12	Acceptable

Comments:

Client: Environmental Management Services, Inc. **Service Request:** K1204194
Project: KEC Groundwater/KUH0-12-002
Sample Matrix: Water

Surrogate Recovery Summary
Volatile Organic Compounds

Extraction Method: EPA 5030B **Units:** PERCENT
Analysis Method: 8260C **Level:** Low

Sample Name	Lab Code	Sur1	Sur2	Sur3
Batch QC	K1203846-002	86	90	75
KEP-GW-034-003	K1204194-001	91	92	78
KEP-GW-025-018	K1204194-002	89	90	77
KEP-GW-026-018	K1204194-003	91	90	78
KEP-GW-027-018	K1204194-004	89	89	76
BD-1	K1204194-005	89	90	79
TB1	K1204194-006	87	91	76
Method Blank	KWG1204641-4	86	91	79
Batch QCMS	KWG1204641-1	91	96	83
Batch QCDMS	KWG1204641-2	86	95	83
Lab Control Sample	KWG1204641-3	90	96	82

Surrogate Recovery Control Limits (%)

Sur1 =	Dibromofluoromethane	73-122
Sur2 =	Toluene-d8	65-144
Sur3 =	4-Bromofluorobenzene	68-117

Results flagged with an asterisk (*) indicate values outside control criteria.
Results flagged with a pound (#) indicate the control criteria is not applicable.

COLUMBIA ANALYTICAL SERVICES, INC.
Now part of the ALS Group
QA/QC Report

Client:	Environmental Management Services, Inc.	**Service Request:**	K1204194
Project:	KEC Groundwater/KUH0-12-002	**Date Extracted:**	05/07/2012
Sample Matrix:	Water	**Date Analyzed:**	05/07/2012

Matrix Spike/Duplicate Matrix Spike Summary
Volatile Organic Compounds

Sample Name:	Batch QC	**Units:**	ug/L
Lab Code:	K1203846-002	**Basis:**	NA
Extraction Method:	EPA 5030B	**Level:**	Low
Analysis Method:	8260C	**Extraction Lot:**	KWG1204641

		Batch QCMS KWG1204641-1 Matrix Spike			Batch QCDMS KWG1204641-2 Duplicate Matrix Spike					
Analyte Name	**Sample Result**	**Result**	**Expected**	**%Rec**	**Result**	**Expected**	**%Rec**	**%Rec Limits**	**RPD**	**RPD Limit**
Vinyl Chloride	ND	10.5	10.0	105	10.1	10.0	101	49-136	3	30
1,1-Dichloroethene	ND	10.7	10.0	107	10.4	10.0	104	59-171	2	30
Chloroform	ND	10.7	10.0	107	10.7	10.0	107	64-133	0	30
Carbon Tetrachloride	ND	9.91	10.0	99	9.45	10.0	95	53-161	5	30
Benzene	ND	10.6	10.0	106	10.5	10.0	105	63-144	1	30
Trichloroethene (TCE)	ND	10.1	10.0	101	9.89	10.0	99	53-139	2	30
Bromodichloromethane	ND	10.3	10.0	103	10.1	10.0	101	61-134	2	30
Toluene	0.12	10.6	10.0	105	10.4	10.0	103	71-136	2	30
1,1,2-Trichloroethane	ND	10.3	10.0	103	10.6	10.0	106	74-124	2	30
2-Hexanone	ND	52.1	50.0	104	54.9	50.0	110	53-132	5	30
Chlorobenzene	ND	9.90	10.0	99	9.88	10.0	99	69-126	0	30
Ethylbenzene	ND	10.1	10.0	101	9.83	10.0	98	66-136	3	30

Results flagged with an asterisk (*) indicate values outside control criteria.

Results flagged with a pound (#) indicate the control criteria is not applicable.

Percent recoveries and relative percent differences (RPD) are determined by the software using values in the calculation which have not been rounded.

Client: Environmental Management Services, Inc.
Project: KEC Groundwater/KUH0-12-002
Sample Matrix: Water

Service Request: K1204194
Date Extracted: 05/07/2012
Date Analyzed: 05/07/2012

Lab Control Spike Summary
Volatile Organic Compounds

Extraction Method: EPA 5030B
Analysis Method: 8260C

Units: ug/L
Basis: NA
Level: Low
Extraction Lot: KWG1204641

	Lab Control Sample KWG1204641-3 Lab Control Spike			
Analyte Name	**Result**	**Expected**	**%Rec**	**%Rec Limits**
Dichlorodifluoromethane	8.27	10.0	83	32-124
Chloromethane	8.75	10.0	88	34-130
Vinyl Chloride	9.47	10.0	95	55-123
Bromomethane	4.48	10.0	45	35-113
Chloroethane	11.4	10.0	114	58-134
Trichlorofluoromethane	8.53	10.0	85	52-141
Methyl Acetate	13.2	10.0	132 *	70-130
1,1-Dichloroethene	10.1	10.0	101	66-129
Acetone	69.3	50.0	139 *	68-135
Carbon Disulfide	19.0	20.0	95	46-144
Methylene Chloride	11.0	10.0	110	71-122
Methyl tert-Butyl Ether	9.98	10.0	100	54-126
trans-1,2-Dichloroethene	10.0	10.0	100	67-125
1,1-Dichloroethane	11.3	10.0	113	68-132
cis-1,2-Dichloroethene	10.7	10.0	107	71-118
2-Butanone (MEK)	64.1	50.0	128	71-149
Chloroform	11.0	10.0	110	70-129
1,1,1-Trichloroethane (TCA)	9.06	10.0	91	59-136
Carbon Tetrachloride	8.89	10.0	89	55-140
Benzene	10.7	10.0	107	69-124
1,2-Dichloroethane (EDC)	12.0	10.0	120	56-142
Trichloroethene (TCE)	10.2	10.0	102	67-128
1,2-Dichloropropane	11.8	10.0	118	67-126
Bromodichloromethane	11.0	10.0	110	63-129
cis-1,3-Dichloropropene	9.88	10.0	99	62-132
4-Methyl-2-pentanone (MIBK)	64.4	50.0	129	64-134
Toluene	10.5	10.0	105	69-124
trans-1,3-Dichloropropene	8.61	10.0	86	59-125
1,1,2-Trichloroethane	11.0	10.0	110	74-118
Tetrachloroethene (PCE)	10.1	10.0	101	62-126
2-Hexanone	58.6	50.0	117	59-131
Dibromochloromethane	9.69	10.0	97	67-126
1,2-Dibromoethane (EDB)	10.7	10.0	107	74-118
Chlorobenzene	10.4	10.0	104	72-116
Ethylbenzene	9.91	10.0	99	67-121

Results flagged with an asterisk (*) indicate values outside control criteria.

Percent recoveries and relative percent differences (RPD) are determined by the software using values in the calculation which have not been rounded.

Client: Environmental Management Services, Inc.
Project: KEC Groundwater/KUH0-12-002
Sample Matrix: Water

Service Request: K1204194
Date Extracted: 05/07/2012
Date Analyzed: 05/07/2012

Lab Control Spike Summary
Volatile Organic Compounds

Extraction Method: EPA 5030B
Analysis Method: 8260C

Units: ug/L
Basis: NA
Level: Low
Extraction Lot: KWG1204641

	Lab Control Sample KWG1204641-3 Lab Control Spike			
Analyte Name	**Result**	**Expected**	**%Rec**	**%Rec Limits**
m,p-Xylenes	20.4	20.0	102	69-121
o-Xylene	10.1	10.0	101	71-119
Styrene	11.1	10.0	111	74-121
Bromoform	9.53	10.0	95	52-144
Isopropylbenzene	9.86	10.0	99	67-129
1,1,2,2-Tetrachloroethane	10.8	10.0	108	70-127
1,2-Dibromo-3-chloropropane	9.87	10.0	99	55-132

Results flagged with an asterisk (*) indicate values outside control criteria.

Percent recoveries and relative percent differences (RPD) are determined by the software using values in the calculation which have not been rounded.

Client: Environmental Management Services, Inc.
Project: KEC Groundwater/KUH0-12-002
Sample Matrix: Water

Service Request: K1204194
Date Collected: 05/02/2012
Date Received: 05/03/2012

1,4-Dioxane by GC/MS

Sample Name: KEP-GW-034-003
Lab Code: K1204194-001

Units: ug/L
Basis: NA

Extraction Method: EPA 3510C
Analysis Method: 8270D SIM

Level: Low

Analyte Name	Result	Q	MRL	MDL	Dilution Factor	Date Extracted	Date Analyzed	Extraction Lot	Note
1,4-Dioxane	**0.55**	J	1.0	0.16	1	05/03/12	05/04/12	KWG1204559	

Surrogate Name	%Rec	Control Limits	Date Analyzed	Note
1,4-Dioxane-d8	86	48-118	05/04/12	Acceptable

Comments:

Client:	Environmental Management Services, Inc.	**Service Request:**	K1204194
Project:	KEC Groundwater/KUH0-12-002	**Date Collected:**	05/02/2012
Sample Matrix:	Water	**Date Received:**	05/03/2012

1,4-Dioxane by GC/MS

Sample Name:	KEP-GW-025-018	**Units:**	ug/L
Lab Code:	K1204194-002	**Basis:**	NA
Extraction Method:	EPA 3510C	**Level:**	Low
Analysis Method:	8270D SIM		

Analyte Name	Result	Q	MRL	MDL	Dilution Factor	Date Extracted	Date Analyzed	Extraction Lot	Note
1,4-Dioxane	ND	U	1.0	0.16	1	05/03/12	05/04/12	KWG1204559	

Surrogate Name	%Rec	Control Limits	Date Analyzed	Note
1,4-Dioxane-d8	84	48-118	05/04/12	Acceptable

Comments:

COLUMBIA ANALYTICAL SERVICES, INC.
Now part of the ALS Group
Analytical Results

Client:	Environmental Management Services, Inc.	**Service Request:**	K1204194
Project:	KEC Groundwater/KUH0-12-002	**Date Collected:**	05/02/2012
Sample Matrix:	Water	**Date Received:**	05/03/2012

1,4-Dioxane by GC/MS

Sample Name:	KEP-GW-026-018	**Units:**	ug/L
Lab Code:	K1204194-003	**Basis:**	NA
Extraction Method:	EPA 3510C	**Level:**	Low
Analysis Method:	8270D SIM		

Analyte Name	Result	Q	MRL	MDL	Dilution Factor	Date Extracted	Date Analyzed	Extraction Lot	Note
1,4-Dioxane	**2.9**		1.0	0.16	1	05/03/12	05/04/12	KWG1204559	

Surrogate Name	%Rec	Control Limits	Date Analyzed	Note
1,4-Dioxane-d8	92	48-118	05/04/12	Acceptable

Comments:

COLUMBIA ANALYTICAL SERVICES, INC.
Now part of the ALS Group
Analytical Results

Client:	Environmental Management Services, Inc.	**Service Request:**	K1204194
Project:	KEC Groundwater/KUH0-12-002	**Date Collected:**	05/02/2012
Sample Matrix:	Water	**Date Received:**	05/03/2012

1,4-Dioxane by GC/MS

Sample Name:	KEP-GW-027-018	**Units:**	ug/L
Lab Code:	K1204194-004	**Basis:**	NA
Extraction Method:	EPA 3510C	**Level:**	Low
Analysis Method:	8270D SIM		

Analyte Name	Result	Q	MRL	MDL	Dilution Factor	Date Extracted	Date Analyzed	Extraction Lot	Note
1,4-Dioxane	ND	U	1.0	0.16	1	05/03/12	05/04/12	KWG1204559	

Surrogate Name	%Rec	Control Limits	Date Analyzed	Note
1,4-Dioxane-d8	85	48-118	05/04/12	Acceptable

Comments:

Client: Environmental Management Services, Inc.
Project: KEC Groundwater/KUH0-12-002
Sample Matrix: Water

Service Request: K1204194
Date Collected: 05/02/2012
Date Received: 05/03/2012

1,4-Dioxane by GC/MS

Sample Name: BD-1
Lab Code: K1204194-005

Units: ug/L
Basis: NA

Extraction Method: EPA 3510C
Analysis Method: 8270D SIM

Level: Low

Analyte Name	Result	Q	MRL	MDL	Dilution Factor	Date Extracted	Date Analyzed	Extraction Lot	Note
1,4-Dioxane	**0.55**	J	1.0	0.16	1	05/03/12	05/04/12	KWG1204559	

Surrogate Name	%Rec	Control Limits	Date Analyzed	Note
1,4-Dioxane-d8	85	48-118	05/04/12	Acceptable

Comments:

Client:	Environmental Management Services, Inc.	**Service Request:**	K1204194
Project:	KEC Groundwater/KUH0-12-002	**Date Collected:**	NA
Sample Matrix:	Water	**Date Received:**	NA

1,4-Dioxane by GC/MS

Sample Name:	Method Blank	**Units:**	ug/L
Lab Code:	KWG1204559-4	**Basis:**	NA
Extraction Method:	EPA 3510C	**Level:**	Low
Analysis Method:	8270D SIM		

Analyte Name	Result	Q	MRL	MDL	Dilution Factor	Date Extracted	Date Analyzed	Extraction Lot	Note
1,4-Dioxane	ND	U	1.0	0.16	1	05/03/12	05/04/12	KWG1204559	

Surrogate Name	%Rec	Control Limits	Date Analyzed	Note
1,4-Dioxane-d8	91	48-118	05/04/12	Acceptable

Comments:

Client: Environmental Management Services, Inc.
Project: KEC Groundwater/KUH0-12-002
Sample Matrix: Water

Service Request: K1204194

Surrogate Recovery Summary
1,4-Dioxane by GC/MS

Extraction Method: EPA 3510C
Analysis Method: 8270D SIM

Units: PERCENT
Level: Low

Sample Name	Lab Code	Sur1
Batch QC	K1204184-003	82
KEP-GW-034-003	K1204194-001	86
KEP-GW-025-018	K1204194-002	84
KEP-GW-026-018	K1204194-003	92
KEP-GW-027-018	K1204194-004	85
BD-1	K1204194-005	85
Method Blank	KWG1204559-4	91
Batch QCMS	KWG1204559-1	86
Lab Control Sample	KWG1204559-2	83
Duplicate Lab Control Sample	KWG1204559-3	80

Surrogate Recovery Control Limits (%)

Sur1 = 1,4-Dioxane-d8 48-118

Results flagged with an asterisk (*) indicate values outside control criteria.
Results flagged with a pound (#) indicate the control criteria is not applicable.

Client:	Environmental Management Services, Inc.	**Service Request:**	K1204194
Project:	KEC Groundwater/KUH0-12-002	**Date Extracted:**	05/03/2012
Sample Matrix:	Water	**Date Analyzed:**	05/04/2012

Matrix Spike Summary
1,4-Dioxane by GC/MS

Sample Name:	Batch QC	**Units:**	ug/L
Lab Code:	K1204184-003	**Basis:**	NA
Extraction Method:	EPA 3510C	**Level:**	Low
Analysis Method:	8270D SIM	**Extraction Lot:**	KWG1204559

		Batch QCMS KWG1204559-1 Matrix Spike			
Analyte Name	**Sample Result**	**Result**	**Expected**	**%Rec**	**%Rec Limits**
1,4-Dioxane	3.4	27.9	25.0	98	33-127

Results flagged with an asterisk (*) indicate values outside control criteria.

Results flagged with a pound (#) indicate the control criteria is not applicable.

Percent recoveries and relative percent differences (RPD) are determined by the software using values in the calculation which have not been rounded.

Client:	Environmental Management Services, Inc.	**Service Request:**	K1204194
Project:	KEC Groundwater/KUH0-12-002	**Date Extracted:**	05/03/2012
Sample Matrix:	Water	**Date Analyzed:**	05/04/2012

Lab Control Spike/Duplicate Lab Control Spike Summary
1,4-Dioxane by GC/MS

Extraction Method:	EPA 3510C	**Units:**	ug/L
Analysis Method:	8270D SIM	**Basis:**	NA
		Level:	Low
		Extraction Lot:	KWG1204559

	Lab Control Sample KWG1204559-2 Lab Control Spike			Duplicate Lab Control Sample KWG1204559-3 Duplicate Lab Control Spike					
Analyte Name	**Result**	**Expected**	**%Rec**	**Result**	**Expected**	**%Rec**	**%Rec Limits**	**RPD**	**RPD Limit**
1,4-Dioxane	23.9	25.0	96	25.4	25.0	102	52-111	6	30

Results flagged with an asterisk (*) indicate values outside control criteria.

Percent recoveries and relative percent differences (RPD) are determined by the software using values in the calculation which have not been rounded.