TRIANGLE LAB DATA

Analytical Results
Dioxin/Furan

Crystal Springs, Mississippi

BOOK III

July 16, 2002 Report
Project # 57752B/Revised Project # 57752B

GeoEnvironmental Associates, LLC | MARTIN & SLAGLE

TRIANGLE LAB
Crystal Springs, MS
Sample Analysis - Dioxin/Furan
July 16,2002 Report

Book III

Project # 57752B

Dates of Samples/ COC	Sample #	Pages	Depth
	Case Narrative	**1-11**	
	Document Control (COC)	**12-34**	
	Sample Data	**35-417**	
	OPR	45-62	
	TLI Blank	63-82	
6/25/02	DF-DP-143	83-124	0.5'
	DF-DP-143 (Tetra Only)	125-132	0.5'
	DF-DP-65	133-178	0.5'
	DF-DP-65 (Tetra Only)	179-186	0.5'
	DF-DP-137	187-214	0.5'
	DF-DP-137 (Tetra Only)	215-222	0.5'
	DF-DP-112	223-250	2.0'
	DF-DP-112 (Tetra Only)	251-258	2.0'
	DF-DP-39	259-291	0.5'
	DF-DP-39 (Tetra Only)	292-300	0.5'
	DF-DP-27	301-330	0.5'
	DF-DP-27 (Tetra Only)	331-339	0.5'
	DF-DP-3	340-371	0.5'
	DF-DP-3 (Tetra Only)	372-379	0.5'
	Duplicate Sample	380-408	
	Duplicate Sample (Tetra Only)	409-417	
	Calibration Data	**418-429**	

RECEIVED
JUL 19 2002

CASE NARRATIVE

Analysis of Samples for the Presence of

Polychlorinated Dibenzo-*p*-Dioxins and Dibenzofurans by

High-Resolution Chromatography / High-Resolution Mass Spectrometry

Method 1613B (9/97)

Date:	July 16, 2002
Client ID:	Martin & Slagle
P.O. Number:	
TLI Project Number:	57752B

This report should only be reproduced in full. Any partial reproduction of this report requires written permission from Triangle Laboratories, Inc.

Rev.11/19/97
WWW.TriangleLabs.com

Overview

The samples and associated QC samples were extracted and analyzed according to procedures described in EPA Method 1613B (September 1997). Any particular difficulties encountered during the sample handling by Triangle Laboratories will be discussed in the QC Remarks section below. This report contains results from only the 1613 dioxin/furan analyses of eight soil samples.

Quality Control Samples

A laboratory method blank and an ongoing precision and recovery (OPR) sample are extracted and analyzed with each batch of samples.

Quality Control Remarks

This analytical data has been released after being subjected to a series of inspections. General deviations from acceptable QC requirements are identified below. Specific QC issues associated with this particular project are:

Sample receipt: Thirty-five soil samples were received from Martin & Slagle in good condition on June 28, 2002 at 4.0°C and stored in a refrigerator at 4°C. The sample identifications on the sample labels did not exactly match those on the client's chain of custody. The sample identifications on the sample labels were used for all reports and paperwork.

Sample Preparation Laboratory: None

Mass Spectrometry: None

Data Review: The analysis of sample DF-DP-143-0.5 exhibits the presence of saturated analyte signals (signals outside the dynamic range of the instrument) for several analytes. The effected analytes are flagged "S" on the quantitation report. The results for these analytes should be considered minimum estimates of the actual concentrations present in the sample. In addition, several of the field samples exhibit the presence of analytes that exceed the calibration range of the instrument. The effected analytes are flagged "E" on the quantitation report. These samples will be diluted, and the diluted analyses will be forwarded upon completion.

The ion abundance ratios for some of the standards in samples DF-DP-39-0.5, DF-DP-65-0.5, and DF-DP-143-0.5 are outside of method criteria. In addition, the recovery of the 1234678-HpCDF internal standard in sample DF-DP-143-0.5 is above QC limits. These effects are due to the presence of interferences in these samples. The high analyte levels in sample DF-DP-143-0.5 is also a contributing factor to this effect in this sample. Since

the QC samples do not exhibit this effect, the issue is considered matrix related, and the results are released without further comment.

General Comments: No 2,3,7,8-substituted target analytes were detected in the method blank above the target detection limit (TDL).

The detection limits in some samples may be above the Target Detection Limit due to Method 1613B reporting format which requires that GC peaks which do not meet QC criteria for ion-abundance ratio be reported in the detection limit.

The analytical data presented in this report are consistent with the guidelines of Method 1613B. Any exceptions have been discussed in the QC Remarks section of this case narrative with emphasis on their effect on the data. Should Martin & Slagle have any questions or comments regarding this data package, please feel free to contact one of our Project Scientists at (919) 544-5729.

For Triangle Laboratories, Inc.,

Released by,

Kenneth Varley

Kenneth Varley

Report Preparation Chemist

The total number of pages in the data package is: 429 .

Method 1613 Sample Calculations:

Analyte Concentration

The concentration or amount of any analyte is calculated using the following expression.

$$Amt_{(\sigma)} = \frac{A_\sigma * Q_\beta}{A_\beta * RRF_{(\sigma)} * W}$$

Where:

$Amt_{(\sigma)}$	=	amount of a given analyte, expressed in nanograms (ng) or picograms (pg).
A_σ	=	integrated current for the characteristic ions of the analyte
A_β	=	integrated current of the characteristic ions of the corresponding internal standard
Q_β	=	amount of internal standard added to the sample before extraction
$RRF_{(\sigma)}$	=	mean analyte relative response factor from the initial calibration
W	=	sample weight or volume (W = 1.0 for Method 23 samples)

Detection Limits

The detection limit reported for a target analyte that is not detected or presents an analyte response that is less than 2.5 times the background level is calculated by using the following expression. The area of the analyte is replaced by the noise level measured in a region of the chromatogram clear of genuine GC signals. The detection limits represent the maximum possible concentration of a target analyte that could be present without being detected.

$$DL_{(\sigma)} = \frac{2.5 * H * Q_\beta}{H_\beta * RRF_{(\sigma)} * W}$$

Where:

$DL_{(\sigma)}$	=	estimated detection limit for a target analyte, expressed in ng or pg
2.5	=	minimum response required for a GC signal
H	=	sum of the height of the noise level
H_β	=	sum of the height of the characteristic ions of the corresponding internal standard
Q_β	=	amount of internal standard added to the sample before extraction
$RRF_{(\sigma)}$	=	mean analyte relative response factor from the initial calibration
W	=	sample weight or volume

Data Flags

In order to assist with data interpretation, data qualifier flags are used on the final reports. Please note that all data qualifier flags are subjective and are applied as consistently as possible. Each flag has been reviewed by two independent Chemists and the impact of the data qualifier flag on the quality of the data discussed above. The most commonly used flags are:

A **'B'** flag is used to indicate that an analyte has been detected in the laboratory method blank as well as in an associated field sample. The 'B' flag is used only when the concentration of analyte found in the sample is less than 20 times that found in the associated blank. This flag denotes possible contribution of background laboratory contamination to the concentration or amount of that analyte detected in the field sample.

An **'E'** flag is used to indicate a concentration based on an analyte to internal standard ratio which exceeds the range of the calibration curve. Values which are outside the calibration curve are estimates only.

An **'I'** flag is used to indicate labeled standards have been interfered with on the GC column by coeluting, interferent peaks. The interference may have caused the standard's area to be overestimated. All quantitations relative to this standard, therefore, may be underestimated.

A **'J'** flag is used to indicate a concentration based on an analyte to internal standard ratio which is below the calibration curve. Values which are outside the calibration curve are estimates only.

A **'PR'** flag is used to indicate that a GC peak is poorly resolved. This resolution problem may be seen as two closely eluting peaks without a reasonable valley between the peak tops, overly broad peaks, or peaks whose shapes vary greatly from a normal distribution. The concentrations or amounts reported for such peaks are most likely overestimated.

A **'Q'** flag is used to indicate the presence of QC ion instabilities caused by quantitative interferences.

An **'RO'** flag is used to indicate that a labeled standard has an ion abundance ratio that is outside of the acceptable QC limits, most likely due to a coeluting interference. This may have caused the percent recovery of the standard to be overestimated. All quantitations versus this standard, therefore, may be underestimated.

An **'S'** flag indicates that the response of a specific PCDD/PCDF isomer has exceeded the normal dynamic range of the mass spectrometer detection system. The corresponding signal is saturated and the reported analyte concentration is a 'minimum estimate'. When

the 'S' qualifier is used in the reporting of 'totals', there is saturation of one (not necessarily from a specific isomer) or more saturated signals for a given class of compounds. Results for saturated analytes are reported as greater than the upper calibration limit.

A 'U' flag is used to indicate that a specific isomer cannot be resolved from a large, co-eluting interferent GC peak. The specific isomer is reported as not detected as a valid concentration cannot be determined. The calculated detection limit, therefore, should be considered an underestimated value.

A 'V' flag is used to indicate that, although the percent recovery of a labeled standard may be below a specific QC limit, the signal-to-noise ratio of the peak is greater than ten-to-one. The standard is considered reliably quantifiable. All quantitations derived from the standard are considered valid as well.

An 'X' flag is used to indicate that a polychlorodibenzofuran (PCDF) peak has eluted at the same time as the associated diphenyl ether (DPE) and that the DPE peak intensity is at least ten percent of the total PCDF peak intensity. Total PCDF values are flagged 'X' if the total DPE contribution to the total PCDF value is greater than ten percent. All PCDF peaks that are significantly influenced by the presence of DPE peaks are either reported as "estimated maximum possible concentration (EMPC) values without regard to the isotopic abundance ratio, or are included in the detection limit value depending on the analytical method.

ACCREDITED IN ACCORDANCE WITH nelac

TRIANGLE LABORATORIES, INC.

LIST OF CERTIFICATIONS AND ACCREDITATIONS

ENVIRONMENTAL

Primary NELAC Certificate: **Florida Department of Health, #E87769; SDWA**, Method 1613, 2,3,7,8-TCDD for Dioxin in Drinking Water; **CWA**, Method 613, 2,3,7,8-TCDD AND Method 1613, PCDD/PCDF & totals; **RCRA/CERCLA**, Methods 8280/8290, PCDD/PCDF & totals; **CAA**, TO-9A, all dioxins/furans AND TO-13A, semi-volatiles. Expires June 30, 2003.

Primary NELAC Certificate: **State of New Jersey, Department of Environmental Protection.** ID #NC851. **CAA**, Methods 0023A and MM5 (Sampling Train). **Secondary NELAC Certificate**: **SDWA**, Method 1613, 2,3,7,8-TCDD for Dioxin in Drinking Water; **CWA**, Method 1613, PCDD/PCDF & totals; **RCRA/CERCLA**, Method 8290, PCDD/PCDF & totals. Expires August 16, 2002.

State of Alabama, Department of Environmental Management. Laboratory ID # 40950. 2,3,7,8 TCDD (Dioxin) in drinking water. Expires 31 July 2002.

State of Alaska, Department of Environmental Conservation. Lab ID #NC-06-00. Certificate number NC00140. 2,3,7,8- TCDD (Dioxin) in drinking water. Expires December 21, 2002.

State of Arizona, Department of Health Services. Certificate #AZ0423. Drinking Water for Dioxin, Dioxins in Waste Water and Solid or Hazardous Waste. Expires May 25, 2003.

State of Arkansas, Department of Environmental Quality. Pulp/paper, soil, water, and Hazardous Waste for Dioxin/Furans. Expires 8 January 2003.

Secondary NELAC Certificate: **State of California, Department of Health Services, Certificate No. 01167CA. SDWA**, Method 1613, 2,3,7,8-TCDD for Dioxin in Drinking Water; **CWA**, Method 613, 2,3,7,8-TCDD AND Method 1613, PCDD/PCDF & totals; **RCRA/CERCLA**, Methods 8280/8290, PCDD/PCDF & totals; **CAA**, TO-9A, all dioxins/furans AND TO-13A, semi-volatiles. Expires October 31, 2002.

State of Colorado, Department of Public Health and Environment. SDWA, Dioxin by EPA 1613. Expires April 30, 2003.

State of Connecticut, Department of Health Services. Registration # PH-0117. **SDWA**, Method 1613, 2,3,7,8-TCDD for Dioxin in Drinking Water; **CWA**, Method 1613, PCDD/PCDF & totals; **RCRA/CERCLA**, Methods 8280/8290, PCDD/PCDF & totals. Expires September 30, 2003.

2445 S. Alston Ave. - Durham, NC 27713 - (919) 544-5729 - FAX (919) 544-5491
www.trianglelabs.com

Delaware Health and Social Services. Dioxin Certification waived for out-of-state laboratories; accept home-state Certifications.

Primary NELAC Certificates: **Florida Department of Health, #E87769; SDWA**, Method 1613, 2,3,7,8-TCDD for Dioxin in Drinking Water; **CWA**, Method 613, 2,3,7,8-TCDD AND Method 1613, PCDD/PCDF & totals; **RCRA/CERCLA**, Methods 8280/8290, PCDD/PCDF & totals; **CAA**, TO-9A, all dioxins/furans AND TO-13A, semi-volatiles. Expires June 30, 2003.

Georgia Department of Environmental Quality. Chemical Certification of Drinking Water for Dioxins, method 1613, reciprocity based on North Carolina Certification. **SDWA**, Method 1613, 2,3,7,8-TCDD for Dioxin in Drinking Water; **CWA**, Method 613, 2,3,7,8-TCDD AND Method 1613, PCDD/PCDF & totals; **RCRA/CERCLA**, Methods 8280/8290, PCDD/PCDF & totals; **CAA**, TO-9A, all dioxins/furans AND TO-13A, semi-volatiles; reciprocity based on **FL-DOH NELAC Certificates**. Certificate # 953, expires June 30, 2002.

Hawaii Department of Health. Certified for Dioxin under the Safe Drinking Water Act. "Accepted" status for regulatory purposes. Expires June 30, 2002.

Idaho Department of Health and Welfare. Dioxin in drinking water, EPA Method 1613. Expires December 31, 2002.

Secondary NELAC Certificate: **Illinois Environmental Protection Agency.** Accreditation Number #200007, Certificate #000468; **Drinking Water**, Method 1613, 2,3,7,8-TCDD; **Wastewater, Organic**, Methods 1613 and 613; **Hazardous and Solid Waste, Organic**, Methods 8280A and 8290. Expires 30 September 2002.

Indiana Department of Health. Dioxin in drinking water, EPA method 1613. Lab ID # C-NC-01. Expires July 31, 2002.

Secondary NELAC Certificate: **State of Kansas, Department of Health and Environment**. Cert. # E-10215. **SDWA**, Method 1613, 2,3,7,8-TCDD for Dioxin in Drinking Water; **CWA**, Method 1613, PCDD/PCDF; **RCRA/CERCLA**, Methods 8280/8290, PCDD/PCDF & totals. Expires 31 January 2003.

Commonwealth of Kentucky, Department for Environmental Protection. Lab ID #90060. 2,3,7,8 TCDD (Dioxin) in drinking water. Expires December 31, 2002.

Secondary NELAC Certificate: **State of Louisiana Department of Environmental Quality.** Certificate # 01979. **CAA**, TO-9A and TO-13A; **CWA**, Method 613 2,3,7,8-TCDD and Method 1613 PCDDs/PCDFs; **Solid and Hazardous Waste** Methods 8280A & 8290 PCDDs/PCDFs; **Misc**. Methods 1613, 8280A & 8290. Expires 30 June 2003.

Secondary NELAC Certificate: **State of Louisiana Department of Health & Hospitals.** Dioxin (2,3,7,8-TCDD) in Drinking Water. Certificate # LA020003. Expires December 31, 2002.

Maine Department of Human Services. Certification #: NC140. **SDWA**, Method 1613, 2,3,7,8-TCDD for Dioxin in Drinking Water; **CWA**, Method 1613, PCDD/PCDF. Expires May 30, 2004.

Maryland Department of Health and Mental Hygiene. Certification # 235, SOC 2 (Dioxin). Expires September 30, 2002.

Commonwealth of Massachusetts, Department of Environmental Protection, does not require Certification for Drinking Water Dioxin/Furan analysis.

State of Michigan, Department of Environmental Quality. 2,3,7,8 TCDD by Method 1613. Expires April 1, 2001. **Renewal pending.*

Minnesota Department of Health. The certification program in MN does not include dioxins/furans for CWA, SDWA of RCRA/CERCLA. See **U.S. EPA Region V.**

Mississippi State Department of Health. Dioxin in drinking water. No expiration date.

Montana Department of Health and Environmental Services. CERT0019. Dioxin in drinking water. Expires December 31, 2002.

State of Nebraska Department of Health. Reciprocal certification through the North Carolina Department of Health and Human services and Florida DOH NELAC Certification. **SDWA**, Method 1613, 2,3,7,8-TCDD for Dioxin in Drinking Water; **CWA**, Method 613, 2,3,7,8-TCDD AND Method 1613, PCDD/PCDF & totals; **RCRA/CERCLA**, Methods 8280/8290, PCDD/PCDF & totals; **CAA**, TO-9A, all dioxins/furans AND TO-13A, semi-volatiles. Expires July 31, 2002.

State of Nevada, Department of Conservation and Natural Resources. Lab Certificate No. NC-00140-2002-73, expires July 31, 2002. **CWA**, Method 1613, PCDD/PCDF & totals, expires July 31, 2002.

State of Nevada, Department of Human Resources. Lab Certificate No. NC-00140-2002-73, expires July 31, 2002. **SDWA**, Method 1613, 2,3,7,8-TCDD for Dioxin in Drinking Water, expires July 31, 2002.

Primary NELAC Certificate: **State of New Jersey, Department of Environmental Protection.** ID #NC851. **CAA**, Methods 0023A and MM5 (Sampling Train). **Secondary NELAC Certificate**: **SDWA**, Method 1613, 2,3,7,8-TCDD for Dioxin in Drinking Water; **CWA**, Method 1613, PCDD/PCDF & totals; **RCRA/CERCLA**, Method 8290, PCDD/PCDF & totals. Expires August 16, 2002.

State of New Mexico, Environment Department. Safe Drinking Water Act; 2,3,7,8-TCDD by Method 1613. Expires 30 June 2002.

Secondary NELAC Certificate: **New York State Department of Health, LAB ID #11026.** Potable Water, 2,3,7,8-TCDD, EPA 1613, Serial # 14199; Non-Potable Water, 2,3,7,8-TCDD, EPA 613, Serial # 14200. Valid through 15 June 2002.

State of North Carolina, Department of Health and Human Services. Certificate # 37751. Dioxin in drinking water. Expires July 31, 2002.

North Dakota State Department of Health and Consolidated Laboratories. Certificate # R-076. Dioxin in drinking water. Expires June 30, 2002.

Ohio EPA. Ohio does not offer out-of-state lab certifications; certification by EPA Region 5 is honored.

Oklahoma Department of Environmental Quality. Laboratory #9612. 2,3,7,8 TCDD (Dioxin). Expires August 31, 2002.

Secondary NELAC Certificate: **Oregon Environmental Laboratory Accreditation Program.** Certificate No:-911918452. SDWA, Method 1613, 2,3,7,8-TCDD for Dioxin in Drinking Water; CWA, Method 613, 2,3,7,8-TCDD AND Method 1613, PCDD/PCDF & totals; RCRA/CERCLA, Methods 8280/8290, PCDD/PCDF & totals; CAA, TO-9A, all dioxins/furans AND TO-13A, semi-volatiles. Expires January 31, 2003.

State of South Carolina, Department of Health and Environmental Control. Certificate number #99040001 (Other parameters). Dioxin/Furans by method 1613B - Safe Drinking Water Act; 2,3,7,8-TCDD for Drinking Water, and Organic extractables for Solid and Hazardous Waste. Reciprocal certification with New York. Expires June 03, 2001. Certificate # 99040002 Solid Hazardous Waste- Dioxins/Furans by 8280A and 8290. Expires August 31, 2001. **Renewal pending.*

State of Tennessee. Department of Environment and Conservation. ID #02992. Dioxin in Drinking water. Expires February 20, 2005.

Texas Natural Resource Conservation Commission. Certification Number: TX264-2002A. **SDWA:** Chemistry, Dioxin (2378-TCDD), EPA 1613. Expires January 31, 2004.

U.S. Army Corps of Engineers. Validated to perform EPA SW-846, Method 8290, water and solids. Validation expires May 2, 2004.

Department of the Navy, Naval Facilities Engineering Service Center (NFESC). Letter of Acceptance for analysis of water and solids by Methods 8280 and 8290.
Expires June 30, 2002.

U.S. EPA Region V. 2,3,7,8 TCDD (Dioxin) in drinking water by method 1613B.
Expires January 19, 2003. [Illinois, Indiana, Michigan, Minnesota, Ohio and Wisconsin]

U.S. EPA Region VIII, for the State of Wyoming. EPA Method 1613 for Dioxin in drinking water. Expires December 30, 2002.

Secondary NELAC Certificate: **State of Utah, Department of Health.** ID # TRIA, Account # 9195445729 SDWA, Method 1613, 2,3,7,8-TCDD for Dioxin in Drinking Water; CWA, Method 1613, PCDD/PCDF & totals; RCRA/CERCLA, Methods 8280/8290, PCDD/PCDF & totals. Expires June 30, 2002.

Commonwealth of Virginia, Department of General Services, Division of Consolidated Laboratory Services. ID # 00341. 2,3,7,8-TCDD (Dioxin) in drinking water, EPA Method 1613B. Expires June 30, 2003.

State of Washington, Department of Ecology. Lab Accreditation Number C067. Scope of Accreditation applies to Dioxins (PCDDs/PCDFs) by EPA methods 613, 1613, 8280, and 8290 in potable and non-potable water. Expires September 11, 2002.

State of Washington, Department of Health. Dioxin by 1613 in drinking water. Lab ID 129. Expires April 30, 2003.

State of West Virginia, Department of Health. Certificate No. 9923(C). 2,3,7,8-TCDD (Dioxin) in drinking water, SOC III. Expires December 31, 2002.

State of Wisconsin, Department of Natural Resources. Laboratory ID Number 999869530. Certified for 2,3,7,8-TCDD (Dioxin) in drinking water and for PCDD/PCDF. Expires August 31, 2002.

State of Wyoming, see U.S. EPA Region VIII above.

PHARMACEUTICAL

Drug Enforcement Agency (DEA). Registration number RT0195835. Controlled substance registration for schedules 1,2,3,3N,4,5. Expires November 30, 2002.

N.C. Department of Human Resources. Registration number NC-PT 0000 0031. North Carolina controlled substances registration for schedules 1, 2, 2N, 3, 3N, 4, 5, 6. Expires October 31, 2002.

Food & Drug Administration (FDA) Registration. ID #'s 001500 1053481(ATL). Annual registration of drug establishment. Current for 2002.

OTHER

Clinical Laboratory Improvement Amendments (CLIA) Registration. ID # 34D0705123. Department of Health & Human Services, Health Care Financing Administration. Certificate for the Acceptance of Human Specimens for the purposes of performing laboratory examinations or procedures - Chemistry, Toxicology, HCFA. Expires May 30, 2003.

U.S. Department of Agriculture Soil Permit. Permit No. S-56724. Under the authority of the Federal Plant Pest Act, permission is granted to receive foreign soil samples for use in laboratory analysis. Expires March 31, 2007.

U.S. EPA Large Quantity Hazardous Waste Generator. EPA ID #NCR000137232. Permit indicates that the laboratory is a large generator of hazardous waste. No expiration date.

U.S. Fish and Wildlife Permit. Number LE027890-1. Authorization to import/export wildlife and/or wildlife products. Expires April 30, 2003.

DOCUMENT CONTROL

2445 S. Alston Ave. • Durham, NC 27713 • (919) 544-5729 • FAX (919) 544-5491
www.trianglelabs.com

Environmental Chemistry Consulting Services, Inc.

2525 Advance Road Madison, WI 53718

Phone 608-221-8700 FAX 608-221-4889

CHAIN OF CUSTODY

No. 003940 *

Page 1 of 1

COPY

Turn Around (circle one)	Normal Rush
Report Due:	
Invoice To:	
Company:	
Address:	
P.O. No.:	Quote No.:

Project Number:	
Project Name:	
Project Location:	
Sampled By (Print):	
Mail Report To:	ROBERT MARTIN
Company:	MARTIN + SLAGLE
Address:	P.O. Box 1023
	BLACK MOUNTAIN NC 28711

Sample Description	Collection Date	Collection Time	Matrix	Total Bottles	Preserv*	Analysis Requested	Method Comments	Laboratory Number
DF-DP-695 0-0.5'	6/27/02	0956	SOIL	1		Dioxin/furan (ALL)	1613B	
DF-DP-692 0-0.5'	6/27/02	1022	SOIL	1		Dioxin/furan (ALL)	1613B	
DF-DP-702 1.5-2'	6/27/02	1106	SOIL	1		Dioxin/furan (ALL)	1613B	
DF-DP-210 0-0.5'	6/27/02	1135	SOIL	1		Dioxin/furan (ALL)	1613B	
DF-DP-676 0-0.5'	6/27/02	1152	SOIL	1		Dioxin/furan (ALL)	1613B	
DUPLICATE	6/27/02	—	SOIL	1		Dioxin/furan (ALL)	1613B	

*Preservation Code

A=None B=HCL C=H2SO4

D=HNO3 E=EnCore F=Methanol

G=NaOH O=Other(Indicate)

Relinquished By:	Date/Time:	Received By:	Date/Time: 6/28/02 09:00
Relinquished By:	Date/Time: 27JN02 14:35	Received By:	Date/Time:
Custody Seal: Present/Absent	Intact/Not Intact Seal #'s	Receipt Temp:	
Shipped Via:		Temp Blank Y N	

WHITE - REPORT COPY YELLOW - LABORATORY COPY PINK - SAMPLER/SUBMITTER

Environmental Chemistry Consulting Services, Inc.
2525 Advance Road Madison, WI 53718
Phone 608-221-8700 FAX 608-221-4889

CHAIN OF CUSTODY

No. 003937 *

Page 1 of 2

Turn Around (circle one) Normal Rush
Report Due:

Project Number:
Project Name:
Project Location:
Sampled By (Print):

Mail Report To: Robert MARTIN
Company: MARTIN & SLAGLE
Address: P.O Box 1023
BLACK MOUNTAIN, NC 28711

Invoice To:
Company:
Address:
P.O. No.: Quote No.:

Sample Description	Collection Date	Collection Time	Matrix	Total Bottles	Preserv*	Analysis Requested	METHOD Comments Quote	Laboratory Number
DF-DP-3 0.5-1.0'	6/26/02	0910	Soil	1		Dioxin + Furan (ALL)	1613B 02649	
DF-DP-209 0-0.5'	6/26/02	0930	Soil	1		Dioxin + Furan (ALL)	1613B	
DF-DP-179 0-0.5'	6/26/02	0958	Soil	1		Dioxin + Furan (ALL)	1613B	
DF-DP-160 0-0.5'	6/26/02	1040	Soil	1		Dioxin + Furan (ALL)	1613B	
DF-TR-1 0-0.5'	6/26/02	1110	Soil	1		Dioxin + Furan (ALL)	1613B	
DF-TR-1 0.5-1	6/26/02	1112	Soil	1		Dioxin + Furan (ALL)	1613B	
DF-TR-2 0-0.5'	6/26/02	1253	Soil	1		Dioxin + Furan (ALL)	1613B	
DF-TR-2 0.5-1'	6/26/02	1256	Soil	1		Dioxin + Furan (ALL)	1613B	
DF-DP-163 0-0.5'	6/26/02	1320	Soil	1		Dioxin + Furan (ALL)	1613B	
DF-TR-3 0-0.5'	6/26/02	1347	Soil	1		Dioxin + Furan (ALL)	1613B	
DF-TR-3 0.5-1'	6/26/02	1416	Soil	1		Dioxin + Furan (ALL)	1613B	
DF-DP-643 0-0.5'	6/26/02	1425	Soil	1		Dioxin + Furan (ALL)	1613B	

*Preservation Code
A=None B=HCL C=H2SO4
D=HNO3 E=EnCore F=Methanol
G=NaOH O=Other(Indicate)

Relinquished By: Date/Time: 6/26/02 Received By: Date/Time: 6/28/02 1610

Relinquished By: Date/Time: 27JN02 14:35 Received By: Date/Time:

Custody Seal: Present/Absent Intact/Not Intact Seal #'s
Shipped Via:
Receipt Temp:
Temp Blank Y N

WHITE - REPORT COPY YELLOW - LABORATORY COPY PINK - SAMPLER/SUBMITTER

Environmental Chemistry Consulting Services, Inc.

2525 Advance Road Madison, WI 53718
Phone 608-221-8700 FAX 608-221-4889

CHAIN OF CUSTODY

No. 003938 *

Page 2 of 2

COPY

Project Number:	Mail Report To: ROBERT MARTIN
Project Name:	Company: MARTIN + SLAGLE
Project Location:	Address: P.O. Box 1023
Sampled By (Print):	BLACK MOUNTAIN, NC 28711

Turn Around (circle one) Normal Rush	
Report Due:	
Invoice To:	
Company:	
Address:	
P.O. No.:	Quote No.:

Sample Description	Collection Date	Collection Time	Matrix	Total Bottles	Preserv*	Analysis Requested	Method	Comments	Quote	Laboratory Number
DF-DP-675 0-0.5'	6/26/02	1645	SOIL	1		Dioxin + furan (ALL)	1613B		02649	
DF-DP-655 0-0.5'	6/26/02	1716	SOIL	1		Dioxin + furan (ALL)	1613B			
DF-DP-642 0-0.5'	6/26/02	1758	SOIL	1		Dioxin + furan (ALL)	1613B			
DUPLICATE	6/26/02	—	SOIL	1		Dioxin + furan (ALL)	1613B			

*Preservation Code
A=None B=HCL C=H2SO4
D=HNO3 E=EnCore F=Methanol
G=NaOH O=Other(Indicate)

Relinquished By:	Date/Time:	Received By:	Date/Time: 6/28/02
Relinquished By:	Date/Time: 27JUN02 14:35	Received By:	Date/Time:
Custody Seal: Present/Absent	Intact/Not Intact	Seal #'s	Receipt Temp:
Shipped Via:			Temp Blank Y N

WHITE - REPORT COPY YELLOW - LABORATORY COPY PINK - SAMPLER/SUBMITTER

Environmental Chemistry Consulting Services, Inc.
2525 Advance Road Madison, WI 53718
Phone 608-221-8700 FAX 608-221-4889

CHAIN OF CUSTODY

DIOXIN SOLS

No. 003927 *

Page 1 of 2

Turn Around (circle one) Normal Rush
Report Due:
Invoice To:
Company:
Address:
P.O. No.: Quote No.:

Project Number:
Project Name:
Project Location:
Sampled By (Print):

Mail Report To: ROBERT MARTIN
Company: MARTIN & SCAGLE
Address: PO. Box 1023
BLACK MOUNTAIN N.C
28711

Sample Description	Collection Date	Collection Time	Matrix	Total Bottles	Preserv*	Analysis Requested	Method Comments Quote #	Laboratory Number
DF-DP-112-0.5	6/25/02	1015	Soil	1		DIOXIN + FURAN ALL ~~#61~~	1613B 02649	
DF-DP-143-0.5	6/25/02	1240	Soil	1		Dioxin & Furans (all)	1613B	
DF-DP-~~165~~ 65 RLM-0.5	6/25/02	1255	Soil	1		Dioxin & Furans (all)	1613B	
DF-DP-137-0.5	6/25/02	1345	Soil	1		Dioxin & Furans (all)	1613B	
DF-DP-82-0.5	6/25/02	1402	Soil	1		Dioxin & Furans (all)	1613B	
DF-DP-126-0.5	6/25/02	1415	Soil	1		Dioxin & Furans (all)	1613B	
DF-DP-112-2.0	6/25/02	1055	Soil	1		Dioxin & Furans (all)	1613B	
DF-DP-104-0.5	6/25/02	1455	Soil	1		Dioxin & Furans (all)	1613B	
DF-DP-39-0.5	6/25/02	1504	Soil	1		Dioxin & Furans (all)	1613B	
DF-DP-27-0.5	6/25/02	1540	Soil	1		Dioxin & Furan (all)	1613B	
DF-DP-3-0.5	6/25/02	1547	Soil	1		Dioxin & Furan (all)	1613B	
DF-DP-209-0.5	6/25/02	1632	Soil	1		Dioxin & Furan (all)	1613B	

*Preservation Code
A=None B=HCL C=H2SO4
D=HNO3 E=EnCore F=Methanol
G=NaOH O=Other(Indicate)

Relinquished By:	Date/Time:	Received By:	Date/Time:
Robert Martin	6/25/02 1834	[signature]	25JN02 1835
[signature]	27JN02 14:35	[signature]	6/28/02 8:40

Custody Seal: Present/Absent Intact/Not Intact Seal #'s
Shipped Via:
Receipt Temp:
Temp Blank Y N

WHITE - REPORT COPY YELLOW - LABORATORY COPY PINK - SAMPLER/SUBMITTER

Environmental Chemistry Consulting Services, Inc.

2525 Advance Road Madison, WI 53718
Phone 608-221-8700 FAX 608-221-4889

CHAIN OF CUSTODY

No. 003941 *

Page 2 of 2

Project Number:	Mail Report To: ROBERT MARTIN	Turn Around (circle one) Normal Rush
Project Name:	Company: [illegible] + SLACLE	Report Due:
Project Location:	Address: P.O. Box 1023	Invoice To:
Sampled By (Print):	BLACK MOUNTAIN NC 28711	Company:
		Address:
		P.O. No.: Quote No.:

Sample Description	Collection Date	Collection Time	Matrix	Total Bottles	Preserv*	Analysis Requested	Comments	Laboratory Number
DUPLICATE	06/25/02	—	S	1		Dioxin / Furan (ALL)	method 1613B	

*Preservation Code
A=None B=HCL C=H2SO4
D=HNO3 E=EnCore F=Methanol
G=NaOH O=Other(Indicate)

Relinquished By:	Date/Time:	Received By:	Date/Time: 27JUN02 14:15
Relinquished By:	Date/Time: 27JUN02 14:35	Received By:	Date/Time: 01/28/02 09:00

Custody Seal: Present/Absent Intact/Not Intact Seal #'s
Shipped Via:
Receipt Temp:
Temp Blank Y N

WHITE - REPORT COPY YELLOW - LABORATORY COPY PINK - SAMPLER/SUBMITTER

TRIANGLE LABORATORIES, INC. -- LOG IN RECORD/CHAIN OF CUSTODY

Custody Seal : Present/Intact
Chain of Custody : Present
Sample Tags : Absent
Sample Tag Numbers: Not Listed on Chain of Custody
SMO Forms : N/A

Sample Seals: Present
Container...: Intact

TLI Project Number 57752
Client: MAS07 - Martin & Slagle
Project: Mississippi Project

Date Received 06/28/02

Carrier and Number FED EX

Book 329

Page 38

Ice Chest ICE Temp 4.0 C

TLI Number.. mR/H:CPM.	Client Sample ID..... Client COC ID..... *	Location.....	Matrix	To LAB Date/Init	To STORAGE Date/Init	To LAB Date/Init	To STORAGE Date/Init	To LAB Date/Init	To STORAGE Date/Init	To LAB Date/Init	To STORAGE Date/Init	DISPOSED Date/Init
329-38-1	DF-DP-695 0-0.5 DF-DP-695 0-0.5' *	CO2	SOIL	CGR 6/28/02	CGR 6/28/02	7/3/02	7/3/02	7/5/02	7/5/02	SW 7-6-02	SW 7-6-02	
329-38-2	DF-DP-692 0-0.5 DF-DP-692 0-0.5' *	CO2	SOIL									
329-38-3	DF-DP-702 1.5-2 DF-DP-702 1.5-2' *	CO2	SOIL									
329-38-4	DF-DP-210 0-0.5 DF-DP-210 0-0.5' *	CO2	SOIL									
329-38-5	DF-DP-676 0-0.5 DF-DP-676 0-0.5' *	CO2	SOIL									
329-38-6	DUPLICATE (06/27/02) DUPLICATE (06/27/02)	CO2	SOIL									
329-38-7	DF-DP-3 0.5-1.0 DF-DP-3 0.5-1.0' *	CO2	SOIL									
329-38-8	DF-DP-209 0-0.5 DF-DP-209 0-0.5' *	CO2	SOIL									
329-38-9	DF-DP-179 0-0.5 DF-DP-179 0-0.5' *	CO2	SOIL									
329-38-10	DF-DP-160 0-0.5 DF-DP-160 0-0.5' *	CO2	SOIL									
329-38-11	DF-TR-1 0-0.5 DF-TR-1 0-0.5' *	CO2	SOIL									
329-38-12	DF-TR-1 0-5.1 DF-TR-1 0-5.1' *	CO2	SOIL									
329-38-13	DF-TR-2 0-0.5 DF-TR-2 0-0.5' *	CO2	SOIL									
329-38-14	DF-TR-2 0-5.1 DF-TR-2 0-5.1' *	CO2	SOIL	CGR 6/28/02	CGR 6/28/02	7/3/02	7/3/02					

Receiving Remarks:

Archive Remarks:

TRIANGLE LABORATORIES, INC. -- LOG IN RECORD/CHAIN OF CUSTODY

Custody Seal : Present/Intact
Chain of Custody : Present
Sample Tags : Absent
Sample Tag Numbers: Not Listed on Chain of Custody
SMO Forms : N/A

Sample Seals: Present
Container...: Intact

TLI Project Number 57752
Client: MAS07 - Martin & Slagle
Project: Mississippi Project

Date Received 06/26/02 BY

Carrier and Number FED EX

Book 329

Page 38

Ice Chest ICE Temp 4.0 C

TLI Number.. mR/H:CPM.	Client Sample ID / Client COC ID	*	Location	Matrix	To LAB Date/Init	To STORAGE Date/Init	To LAB Date/Init	To STORAGE Date/Init	To LAB Date/Init	To STORAGE Date/Init	To LAB Date/Init	To STORAGE Date/Init	DISPOSED Date/Init
329-38-15	DF-DP-163 0-0.5 / DF-DP-163 0-0.5'	*	CO2	SOIL	CER 6/28/02	CER 6/28/02	7/3/02	7/3/02	7/3/02	7/3/02	SPW 7-6-02	SPW 7-6-02	
329-38-16	DF-TR-3 0-0.5 / DF-TR-3 0-0.5'	*	CO2	SOIL									
329-38-17	DF-TR-3 0-5.1 / DF-TR-3 0-5.1'	*	CO2	SOIL									
329-38-18	DF-DP-643 0-0.5 / DF-DP-643 0-0.5'	*	CO2	SOIL									
329-38-19	DF-DP-675 0-0.5 / DF-DP-675 0-0.5'	*	CO2	SOIL									
329-38-20	DF-DP-655 0-0.5 / DF-DP-655 0-0.5'	*	CO2	SOIL									
329-38-21	DF-DP-642 0-0.5 / DF-DP-642 0-0.5'	*	CO2	SOIL									
329-38-22	DUPLICATE (06/26/02) / DUPLICATE (06/26/02)		CO2	SOIL									
329-38-23	DF-DP-112-0.5 / DF-DP-112-0.5		CO2	SOIL			7/3/02	7/3/02					
329-38-24	DF-DP-143-0.5 / DF-DP-143-0.5		CO2	SOIL									
329-38-25	DF-DP-65-0.5 / DF-DP-65-0.5		CO2	SOIL									
329-38-26	DF-DP-137-0.5 / DF-DP-137-0.5		CO2	SOIL									
329-38-27	DF-DP-82-0.5 / DF-DP-82-0.5		CO2	SOIL									
329-38-28	DF-DP-126-0.5 / DF-DP-126-0.5		CO2	SOIL	CER 6/28/02	CER 6/28/02							

Receiving Remarks:

Archive Remarks:

Form Revised 05/27/1997 -- Page 2 OF 3

TRIANGLE LABORATORIES, INC. -- LOG IN RECORD/CHAIN OF CUSTODY

Custody Seal : Present/Intact
Chain of Custody : Present
Sample Tags : Absent
Sample Tag Numbers: Not Listed on Chain of Custody
SMO Forms : N/A

Sample Seals: Present
Container...: Intact

TLI Project Number 57752
Client: MAS07 - Martin & Slagle
Project: Mississippi Project

Date Received 06/28/02 By

Carrier and Number FED EX

Book 329

Page 38

Ice Chest ICE Temp 4.0 C

TLI Number.. mR/H:CPM.	Client Sample ID / Client COC ID	Matrix / Location	To LAB Date/Init	To STORAGE Date/Init	To LAB Date/Init	To STORAGE Date/Init	To LAB Date/Init	To STORAGE Date/Init	To LAB Date/Init	To STORAGE Date/Init	DISPOSED Date/Init
329-38-29	DF-DP-112-2.0 / DF-DP-112-2.0	SOIL / CO2	CGR 6/28/02	CGR 6/28/02	7/5/02	7/5/02	SPW 7-6-02	SPW 7-6-02			
329-38-30	DF-DP-104-0.5 / DF-DP-104-0.5	SOIL / CO2									
329-38-31	DF-DP-39-0.5 / DF-DP-39-0.5	SOIL / CO2									
329-38-32	DF-DP-27-0.5 / DF-DP-27-0.5	SOIL / CO2									
329-38-33	DF-DP-3-0.5 / DF-DP-3-0.5	SOIL / CO2									
329-38-34	DF-DP-209-0.5 / DF-DP-209-0.5	SOIL / CO2									
329-38-35	DUPLICATE(06/25/02) / DUPLICATE(06/25/02)	SOIL / CO2	CGR 6/28/02	CGR 6/28/02							

Receiving Remarks:

Archive Remarks:

TRIANGLE LABORATORIES, INC.
SAMPLE TRACKING AND PROJECT MANAGEMENT FORM

----------ADMINISTRATIVE INFORMATION----------

TLI Proj#: 57752-B	Samples: 8	TurnAround.: 18 Day(s)
Prod Code: D70011	Matrix.: SOIL	Hold Time..: 365 Day(s)
DetectLim: 1 ppt	Type...: C	Start Date.: 07/01/02
	Recvd..: 06/28/02	Ship By....: 07/17/02
		DWL Due Dt.: 07/08/02

Analyte List.: Tetra - Octa

Method.....: 1613B Tetra-Octa
Client Proj..: Mississippi Project
Client.....: Martin & Slagle (MAS07)
P.O. No.....:
Contact.....: Robert Martin
Proj. Mgr....:

Collect Dt/Tm: 06/27/02 09:56
Phone.....: 828-669-3929
Fax.....: 828-669-5289
Sample Origin:

----------SPECIAL INSTRUCTIONS / QA REQUIREMENTS----------

TEF.....: EPA

Prespike Standard: n/a
Extraction Exp...: 06/27/03

----------REPORTING REQUIREMENTS----------

Reporting Format: Report Option II

See MILES for Instructions/Communications.

Completed by: Maynebrell / mem DATE: 7-2-02
Reviewed by: Maynebrell / mem DATE: 7-2-02 (PMGT01

Date: 07/15/02
Time: 22:25

TRIANGLE LABORATORIES, INC.
Percent Moisture/Solid Calculations
Project: 57752-B

PRDPERC v4.04
Page: 1

Sample crd R	Empty Vial.Wt	Wet Vial Weight...	Dry Vial Weight...	Entered.By.....	Date....	Time....	%Moist	%Solid	Valid Weight From.....-To.....	Target Weight...
002	14.2192	19.9295	19.4495	HARRISON	07/07/02	11:08:09				
	14.2192	19.9295	19.4435	RAGSDALEC	07/07/02	08:42:06	8.5	91.5		
	14.2192	19.9295	0.0000	RAGSDALEC	07/06/02	11:52:27				
	14.2192	0.0000	0.0000	RAGSDALEC	07/06/02	10:46:27			10.4918-11.3661	10.9290
003	14.1027	20.7440	20.0969	HARRISON	07/07/02	11:08:09				
	14.1027	20.7440	20.0907	RAGSDALEC	07/07/02	08:42:06	9.8	90.2		
	14.1027	20.7440	0.0000	RAGSDALEC	07/06/02	11:52:27				
	14.1027	0.0000	0.0000	RAGSDALEC	07/06/02	10:46:27			10.6430-11.5299	11.0865
004	14.2050	21.2157	20.7503	HARRISON	07/07/02	11:08:09				
	14.2050	21.2157	20.7449	RAGSDALEC	07/07/02	08:42:06	6.7	93.3		
	14.2050	21.2157	0.0000	RAGSDALEC	07/06/02	11:52:27				
	14.2050	0.0000	0.0000	RAGSDALEC	07/06/02	10:46:27			10.2894-11.1468	10.7181
005	14.2645	20.7706	19.9941	HARRISON	07/07/02	11:08:09				
	14.2645	20.7706	19.9876	RAGSDALEC	07/07/02	08:42:06	12.0	88.0		
	14.2645	20.7706	0.0000	RAGSDALEC	07/06/02	11:52:27				
	14.2645	0.0000	0.0000	RAGSDALEC	07/06/02	10:46:27			10.9091-11.8182	11.3636
006	14.3484	20.1082	19.3834	HARRISON	07/07/02	11:08:09				
	14.3484	20.1082	19.3771	RAGSDALEC	07/07/02	08:42:06	12.7	87.3		
	14.3484	20.1082	0.0000	RAGSDALEC	07/06/02	11:52:28				
	14.3484	0.0000	0.0000	RAGSDALEC	07/06/02	10:46:27			10.9966-11.9129	11.4548
007	14.3907	20.8894	20.2625	RAGSDALEC	07/10/02	14:54:27	9.6	90.4		
	14.3907	20.8894	20.2715	HARRISON	07/07/02	11:08:10				
	14.3907	20.8894	0.0000	RAGSDALEC	07/06/02	11:52:28				
	14.3907	0.0000	0.0000	RAGSDALEC	07/06/02	10:46:27			10.6195-11.5044	11.0619
008	14.3395	20.4174	19.7615	HARRISON	07/07/02	11:08:10				
	14.3395	20.4174	19.7557	RAGSDALEC	07/07/02	08:42:07	10.9	89.1		
	14.3395	20.4174	0.0000	RAGSDALEC	07/06/02	11:52:28				
	14.3395	0.0000	0.0000	RAGSDALEC	07/06/02	10:46:27			10.7744-11.6723	11.2233
009	14.2822	19.3519	18.8140	HARRISON	07/07/02	11:08:10				
	14.2822	19.3519	18.8082	RAGSDALEC	07/07/02	08:42:07	10.7	89.3		
	14.2822	19.3519	0.0000	RAGSDALEC	07/06/02	11:52:28				
	14.2822	0.0000	0.0000	RAGSDALEC	07/06/02	10:46:27			10.7503-11.6461	11.1982

010 <no FINAL results found>

011 <no FINAL results found>

012 <no FINAL results found>

013 <no FINAL results found>

014 <no FINAL results found>

ple crd	R	Empty Vial.Wt	Wet Vial Weight...	Dry Vial Weight...	Entered.By.....	Date....	Time....	%Moist	%Solid	Valid Weight From.....-To.....	Target Weight...
015	<no FINAL results found>										
016	<no FINAL results found>										
017	<no FINAL results found>										
018	<no FINAL results found>										
019	<no FINAL results found>										

Percent Moisture/Solid Summary

TLI.MILES.ID....		TLI.Number..	Client.Id.Number.....	%Moist	%Solid	ExtrctWt	DryWtEqu	RPD..
57752-B	-002	329-38-24	DF-DP-143 0-0.5	8.5	91.5	11.600	10.614	
57752-B	-003	329-38-25	DF-DP-65 0-0.5	9.8	90.2	11.200	10.102	
57752-B	-004	329-38-26	DF-DP-137 0-0.5	6.7	93.3	11.200	10.450	
57752-B	-005	329-38-29	DF-DP-112 2.0	12.0	88.0	11.200	9.856	
57752-B	-006	329-38-31	DF-DP-39-0.5	12.7	87.3	12.500	10.913	
57752-B	-007	329-38-32	DF-DP-27-0.5	9.6	90.4	11.500	10.396	
57752-B	-008	329-38-33	DF-DP-3-0.5	10.9	89.1	11.200	9.979	
57752-B	-009	329-38-35	DUPLICATE (06/25/02)	10.7	89.3	11.500	10.270	

*** End of Report ***

TRIANGLE LABORATORIES, INC.
Sample Size and Extraction Date/Time
Project: 57752-B

Sample # crd	Sample Weight...	Unit	Extract Date....	Extr. Time.	Adjusted Weight...
000	10.0000	G	07/06/02	12:05	0.0000
001	10.0000	G	07/06/02	12:05	0.0000
002	11.6000	G	07/06/02	12:05	10.6140
003	11.2000	G	07/06/02	12:05	10.1020
004	11.2000	G	07/06/02	12:05	10.4500
005	11.2000	G	07/06/02	12:05	9.8560
006	12.5000	G	07/06/02	12:05	10.9130
007	11.5000	G	07/06/02	12:05	10.3960
008	11.2000	G	07/06/02	12:05	9.9790
009	11.5000	G	07/06/02	12:05	10.2700

*** End of Report ***

Date: 07/06/02
Time: 14:03

TRIANGLE LABORATORIES, INC.
Wet Lab Extraction and Observations
Project: 57752-B

PRDPERC v4.03
Page: 1

Sample #	crd	TLI_Number..	Customer.Sample.Id.....	Init. pH...	NaOH mL..	Adj. pH.1.	H2SO4 mL...	Adj. pH.2.	Appearance.	Color.....	Odor...	Vol.	Entered.By.....	Date....	Time....	S
000		TLI Blank	TLI Blank	n/a	n/a	n/a	n/a	n/a	SAND	TAN	NONE	0	WHITE	07/06/02	14:00:14	F
001		OPR	OPR	n/a	n/a	n/a	n/a	n/a	SAND	TAN	NONE	0	WHITE	07/06/02	14:00:14	F
002		329-38-24	DF-DP-143 0-0.5	n/a	n/a	n/a	n/a	n/a	SOIL	BROWN	NONE	0	WHITE	07/06/02	14:00:43	F
003		329-38-25	DF-DP-65 0-0.5	n/a	n/a	n/a	n/a	n/a	SOIL	BROWN	NONE	0	WHITE	07/06/02	14:00:43	F
004		329-38-26	DF-DP-137 0-0.5	n/a	n/a	n/a	n/a	n/a	SOIL	BROWN	NONE	0	WHITE	07/06/02	14:00:43	F
005		329-38-29	DF-DP-112 2.0	n/a	n/a	n/a	n/a	n/a	SOIL	BROWN	NONE	0	WHITE	07/06/02	14:00:43	F
006		329-38-31	DF-DP-39-0.5	n/a	n/a	n/a	n/a	n/a	SOIL	BROWN	NONE	0	WHITE	07/06/02	14:00:44	F
007		329-38-32	DF-DP-27-0.5	n/a	n/a	n/a	n/a	n/a	SOIL	ORANGE	NONE	0	WHITE	07/06/02	14:00:15	F
008		329-38-33	DF-DP-3-0.5	n/a	n/a	n/a	n/a	n/a	SOIL	BLACK	NONE	0	WHITE	07/06/02	14:00:15	F
009		329-38-35	DUPLICATE (06/25/02)	n/a	n/a	n/a	n/a	n/a	SOIL	ORANGE	NONE	0	WHITE	07/06/02	14:00:15	F

*** End of Report ***

Extraction

Type: Soxhlet / Jar / Sep Funnel / Steam Dist / Cont LL / ASE / Waste Dilution / Solid Phase

S.O.P: 218 Version: 10

Time On: 14:00
Time Off: 6:00

Solvents/Acids	Lot Numbers
Toluene	015708

Comments / Observations: Blank/OPR are Sand (Lot# 53-8-544) 57752B-002-006-Soil, brown, noodor; 007-soil, orange, noodor, 008-Soil, black, noodor, 009-Soil, orange, noodor. SPW 7-8-02

Concentration

Type: Rotovap / KD / Speedvac

S.O.P: 124 Version: 17 MW 7/8/02

Tridecane Lot # FT-1-27-304A

Solvent Exchange	Lot Number
Heptane	021381
Iso - Octane	N/A

Division: 20%/80% 50%/50% 5ml/20ml Other_____

Comments / Observations: _____

Cleanup

S.O.P: 200 Version: 14 SBM 7/9/02
S.O.P: _____ Version: _____
S.O.P: _____ Version: _____

MeCl2/Hept	ID
1.5%	CUSL-18-36-1
20%	CUSL-18-36-2
6%	

Comments / Observations: _____

Transfers

S.O.P: DSP272 Version: 9

Division: 90:10 ESP 010 v.1

Comments: N/A

Solvents	Lot Numbers
Hepten	021381
N/A	N/A

MR 7/10/02

*** Indicate the portion of any division that is processed or relinquished to mass spec.

Method: 1613
Matrix: Soil
Ext. Date: 7-6-02
Analyst: S.White

Project-Sample ID / TLI ID			Gross Weight Before (g)	Gross Weight After (g)	Sample Size (g) / mL					
						SPW	SPW	MM		Chemist
						8234D	8162L	8152FF		Spike #
						USF-ALS	USF-MX	USF-C		Spike ID
						6/19/03	4/29/03	4/11/03	/ /	" Exp.
						7/6/02	7/6/02	7/8/02	/ /	" Date
						12:05	12:05	16:00	:	" Time
						0.1 ug/mL	0.01 ug/mL	0.01 ug/mL	ug/mL	Concen.
						20 uL	20 uL	20 uL	uL	Volume
57752 B	0	TLI Blank	\	\	10.0	SPW		MM		Any Left ~~Yes / No~~
57752 B	1	OPR	\	\	10.0		SPW			~~Yes / No~~
57752 B	2	329-38-24	619.3	607.6	11.6					Yes / No
57752 B	3	329-38-25	543.1	531.7	11.2					Yes / No
57752 B	4	329-38-26	567.7	556.4	11.2					Yes / No
57752 B	5	329-38-29	449.7	438.5	11.2					Yes / No
57752 B	6	329-38-31	561.6	548.9	12.5					Yes / No
57752 B	7	329-38-32	480.5	468.9	11.5					Yes / No
57752 B	8	329-38-33	642.9	631.5	11.2					Yes / No
57752 B	9	329-38-35	488.2	476.5	11.5	SPW		MM		Yes / No
										Yes / No
										Yes / No
										Yes / No
										Yes / No

Project-Sample ID / TLI ID			1	2	3	4	7	8	6	9				
57752 B	0	TLI Blank	SPW 7-6-02	MW 7/8/02	MW 7/8/02	MW 7/8/02	MW 7/8/02	SBT 7/9/02	NA	MK 7/10/02				
57752 B	1	OPR							NA					
57752 B	2	329-38-24							MK 7/10/02					
57752 B	3	329-38-25												
57752 B	4	329-38-26					MW 7/8/02							
57752 B	5	329-38-29					C. Hale 7/8/02							
57752 B	6	329-38-31												
57752 B	7	329-38-32												
57752 B	8	329-38-33												
57752 B	9	329-38-35	SPW 7-6-02	MW 7/8/02	MW 7/8/02	MW 7/8/02	C. Hale 7/8/02	SBT 7/9/02	MK 7/10/02	MK 7/10/02				

1) Extraction 2) Spike after extraction 3) Add Tridecane 4) Concentrate {40mL / 10 mL / Tridecane} 5) Combine

6) Divide / Lipid Determ. 7) Solvent Exchange 8) Cleanup (DSP260 / DSP280 / _____) 9) Transfer ( ) Other:

90:10
MK
7/10/02

TRIANGLE LABORATORIES, INC.
Transfer Chain-of-Custody Form
Project 57752-B

Transfer From: DWLH5 To: DMS5

	Initials..	Date.....	Time...
Released by:	R	7/10/02	1:15 pm
Accepted by:	Cau	7/10/02	15:10

MILES.ID.....		TLI_No.....	Cust.Id.....
57752-B	-000	TLI Blank	TLI Blank
57752-B	-001	OPR	OPR
57752-B	-002	329-38-24	DF-DP-143 0-0.5
57752-B	-003	329-38-25	DF-DP-65 0-0.5
57752-B	-004	329-38-26	DF-DP-137 0-0.5
57752-B	-005	329-38-29	DF-DP-112 2.0
57752-B	-006	329-38-31	DF-DP-39-0.5
57752-B	-007	329-38-32	DF-DP-27-0.5
57752-B	-008	329-38-33	DF-DP-3-0.5
57752-B	-009	329-38-35	DUPLICATE (06/25/02)

XfrCOC (Rev 11/01/94)

Additional comments or instructions:

Bottle → MS Trailer
MK 7/10/02

TRIANGLE LABORATORIES, INC.
HR GC/HRMS ANALYSIS

Method: 1613B Tetra-Octa
Required Detection Limit: 1 ppt

PROJECT: 57752B

SAMPLE INFORMATION

S#.crd	TLI SAMPLE ID / CLIENT SAMPLE ID	1ST COLUMN GC/MS FILENAME COLUMN: DB5	CONFIRM	2ND COLUMN CONFIRM FILENAME COLUMN: DB225	USF-RS VOLUME SOLN ID	USF-RS INIT. DATE	RS Conc 20 µl @ 0.1 NG/µl ANALYSIS COMMENTS
B 000	TLI Blank / TLI Blank	T023456	N		20ml 5237E	7/11/02	
B 001	OPR / OPR	T023455	—				
B 002	329-38-24 / DF-DP-143 0-0.5	61 T023416	Y	PO22471			extraction
B 003	329-38-25 / DF-DP-65 0-0.5	62 T023417	Y	PO22472			
B 004	329-38-26 / DF-DP-137 0-0.5	T023463	Y	PO22473			
B 005	329-38-29 / DF-DP-112 2.0	T023464	Y	PO22474			
B 006	329-38-31 / DF-DP-39-0.5	T023465	Y	PO22475			
B 007	329-38-32 / DF-DP-27-0.5	T023466	Y	PO22476			
B 008	329-38-33 / DF-DP-3-0.5	T023467	Y	PO22477			
B 009	329-38-35 / DUPLICATE (06/25/02)	T023468	Y	PO22478	20ml 5237E	7/11/02	extraction

Comments:

Type: C Analysis Order: OPR, Blank, then Samples.

Spike File: SP161B2S

Amt of Extract: 100%

REV 03/07/95 (PSTMF 6)

Triangle Laboratories, Inc.
Run Log

Instrument ID	Column Type	Column ID	Plot Name	Inj. Vol.	Acquisition	G/C
MOTA/02	DB-5	2213722	TO2	2.0 µl	NDB5W	NDB5W

Signature: [signature] Date: 7/12/02

Filename	Date*	Time*	Project #	Sample#	No.	Client Sample ID	Syr	332	Operator/Date	Comments**
T023446	7/12/02	04:47	57468r1	TLi Clean	7	Cleanup Blk	Auto	9.3 ES	[initials] 7/12/02	
T023447	↓	05:54	57538Ar2	OPR	1	OPR	↓	–	↓	
T023448	↓	06:42	↓	TLi Blank	0	TLi Blank	↓	9.1 ES	↓	
T023449	↓	0730	57538Ar2	322-22-1B	2	205786	↓	5.4E5	↓	
T023450	7/12/02	0818	57724A	322-14-1A	2	062502-32/Dry Cake	Auto	5.9E5	[initials] 7/12/02	
T023451	7/12/02	09:55	—	8136B	–	RTCHK	AUTO	17%	[initials] 7/12/02	
T023452	7/12/02	11:09	—	8217	–	1613/8290 Concal 10	Auto	9.2 ES	[initials] 7/12/02	File Overwritten by mistake. Restart New Seq [initials] 7/12/02
T023453	↓	15:18	—	8136B	–	RTCHK		15%	↓	Autorun T 7/12/2023 [initials] 7/12/02
T023454	↓	16:05	—	8217	–	8290/1613 Concal 10		9.9 ES	↓	Good All Methods T-0. Used 16 18B T-0 [initials] 7/
T023455	↓	17:19	57528	OPR	1	OPR		9.3 ES	↓	
T023456	↓	18:06	57528	TLi BLANK	0	TLi BLANK		9.5 ES	↓	
T023457	↓	18:56	57738	322-24-3A	4	L39480-3		8.0 ES	↓	
T023458	7/12/02	19:42	57738	322-24-4A	5	L39480-4	Auto	7.7 ES	[initials] 7/12/02	

* Transcribed from chromatographic data
** Dated initials required

ConCal Due: _____
ConCal Due: _____

Triangle Laboratories, Inc.
Run Log

Instrument ID	Column Type	Column ID	Plot Name	Inj. Vol.	Acquisition	G/C
TOT-102	DB-5	2213722	TO2	2.0µL	NDB5US	NDB5US

John Walton
Signature

7/12/02
Date

Filename	Date*	Time*	Project #	Sample#	No.	Client Sample ID	Syr	332	Operator/Date	Comments**
T023459	7/12/02	20:29	57738	329-24-8A	9	L39485-4	Auto	7.9 E5	JW 7/12/02	
60		21:17	57738	329-24-11	12	L39489-3		8.1 E5		
61		2207	57528	329-38-24	2	SF-SP-1430-0.5		1.1E6		
62		2255		329-38-25	3	SF-SP-65.0-0.5		9.3E5		
63	7/12/02	2343		329-38-26	4	SF-SP-1370-0.5		1.0E6		
64	7/13/02	0630		329-38-29	5	SF-SP-1122.0		1.1E6		
65		0118		329-38-31	6	SF-SP-39-0.5		1.3E6		
66		0206		329-38-32	7	SF-SP-27-0.5		1.1E6		
T023467		0254		329-38-33	8	SF-SP-3-0.5		1.1E6		
T023468		0341		329-38-35	9	DUPLICATE (04/23/02)	Auto	1.1E6	JW 7/12/02	
T023469	7/13/02	1019	—	8136B	-	RTCHK	AUTO	17%	7/13/02	
T023470	7/13/02		—	8217	—	8290/1613 CONCALIO	AUTO		7/13/02	

32

Transcribed from chromatographic data

Triangle Laboratories, Inc.
Log

Instrument ID	Column Type	Column ID	Plot Name	Inj. Vol.	Acquisition	G/C
70P-37	DB225	2218646	TTI	2.0 µl	DB225	DB225

Signature: [signature] Date: 7/13/02

Filename	Date*	Time*	Project #	Sample#	No.	Client Sample ID	Syr	332	Operator/Date	Comments**
P022455	7/13/02	1419	57752A	329-38-20	3	DF-DP-655 0-0.5	Auto	1.6E6	JSY 7/13/02	
56		1504		-3	4	DF-DP-702 1.5-2		6.7E5		
57		1550		-4	5	DF-DP-210 0-0.5		1.7E6		
58		1635		-22	6	DUPLICATE (06/26/02)		1.6E6		
59		1720		-6	7	DUPLICATE (06/27/02)		1.5E6		
60		1805		-7	8	DF-DP-3 0.5-1.0		1.4E6		
61		1851		-23	9	DF-DP-112 0-0.5		1.3E6		
62		1936		-13	14	DF-TR-2 0-0.5		1.5E6		
63		2021	57752A	329-38-15	16	DF-DP-163 0-0.5		1.5E6		
P022464	7/13/02	2106	—	8217	—	8290/1613 Concal 10	Auto	1.4E6	JSY 7/13/02	Good All Methods F/Bgs Used Ending Only
P022465	7/14/02	10:56	—	8136B	—	RTCHK	Auto	4%	[illegible] 7/14/02	
P022466	7/14/02	1154	—	8217	—	8290/1613 Concal 10	Auto	1.8E6	[illegible] 7/14/02	Good All Methods [illegible] 7/14/02
P022467	7/14/02	13:03	57725A	TLI BLANK	1	TLI BLANK	AUTO	1.7 E6	[illegible] 7/14/02	

Transcribed from chromatographic data
Dated initials required

ConCal Due: 22:11 JSY 7/13/02
ConCal Due: _____

vr1/qa/forms/hrunlog.doc (02/05/97)

Instrument ID	Column Type	Column ID	Plot Name	Inj. Vol.	Acquisition	G/C
70P-37	DB225	2218646	TTI	2.0 µL	~~N~~ DB225 7/14/02	DB225

Signature: Jennifer L Hemeter

Date: 14 JUL 02

Filename	Date*	Time*	Project #	Sample#	No.	Client Sample ID	Syr	332	Operator/Date	Comments**
P022468	7/14/02	13:54	57725A	S29-11-1	2	07237	AUTO	6.9	7/14/02	
69		14:39	57752A	329-38-16	17	DF-TR-3 0-0.5		1.6		
70		15:24	57752A	329-39-17	18	DF-TR-3 0-5.1		2.9		
71		16:09	57752B	329-38-24	2	DF-DP-143 0-0.5		1.5		
72		16:55		-25	3	DF-DP-65		1.8		
73		17:40		-26	4	DF-DP-137 0-0.5		1.8		
74		18:25		-29	5	DF-DP-112 2.0		1.5		
75		19:10		~~-28~~ 31	6	DF-DP-39-0.5		2.0		7/14/02
76		19:56		~~-29~~ 32	7	DF-DP-27-0.5		1.8		
77		20:41		-33	8	DF-DP-3-0.5		1.9		
78		21:26	57752B	329-38-35	9	DUPLICATE (06/25/02)		1.7		
79		22:11	57726A	329-12-1A	2	AMHERST WWTP SLUDGE COMP		1.4		
P022480	7/14/02	22:57	57454A,4	326-38-1	2	919802	AUTO	1.4	7/14/02	

* Transcribed from chromatographic data

** Dated initials required

ConCal Due: _____

ConCal Due: _____

srvr1/qa/forms/hrrunlog.doc (02/05/97)

SAMPLE DATA

TRIANGLE LABORATORIES, INC.
Ongoing Precision and Recovery - Sample Results

Project: 57752 - B
Matrix: SOLID
Method: 161B

File: T023455
SAS#:
Contract#: n/a

Extraction Date: 07/06/02
Analysis Date: 07/12/02
Analysis Time: 17:19

NOTE: Concentrations are concentrations in the final extract.
3rd Revision Table 7 Performance Specifications.

ISOMER	SPIKED. (ng/mL)	OBSERVED (ng/mL)	Perf.Specs.... from	to	%Recovery
2378-TCDD	10.0	10.1	6.7	15.8	101
2378-TCDF	10.0	10.5	7.5	15.8	105
12378-PeCDD	50.0	53.6	35.0	71.0	107
12378-PeCDF	50.0	55.9	40.0	67.0	112
23478-PeCDF	50.0	56.6	34.0	80.0	113
123478-HxCDD	50.0	57.9	35.0	82.0	116
123678-HxCDD	50.0	53.2	38.0	67.0	106
123789-HxCDD	50.0	53.4	32.0	81.0	107
123478-HxCDF	50.0	59.0	36.0	67.0	118
123678-HxCDF	50.0	55.6	42.0	65.0	111
234678-HxCDF	50.0	56.8	35.0	78.0	114
123789-HxCDF	50.0	55.8	39.0	65.0	112
1234678-HpCDD	50.0	55.1	35.0	70.0	110
1234678-HpCDF	50.0	60.2	41.0	61.0	120
1234789-HpCDF	50.0	57.4	39.0	69.0	115
OCDD	100.0	104	78.0	144.0	104
OCDF	100.0	110	63.0	170.0	110

Labeled Compound	SPIKED. (ng/mL)	OBSERVED (ng/mL)	Perf.Specs.... from	to	%Recovery
13C12-2378-TCDD	100.0	46.9	20.0	175.0	46.9
13C12-2378-TCDF	100.0	50.4	22.0	152.0	50.4
13C12-12378-PeCDD	100.0	43.9	21.0	227.0	43.9
13C12-12378-PeCDF	100.0	43.8	21.0	192.0	43.8
13C12-23478-PeCDF	100.0	41.3	13.0	328.0	41.3
13C12-123478-HxCDD	100.0	67.5	21.0	193.0	67.5
13C12-123678-HxCDD	100.0	68.0	25.0	163.0	68.0
13C12-123478-HxCDF	100.0	68.1	19.0	202.0	68.1
13C12-123678-HxCDF	100.0	76.9	21.0	159.0	76.9
13C12-234678-HxCDF	100.0	73.7	22.0	176.0	73.7
13C12-123789-HxCDF	100.0	67.6	17.0	205.0	67.6
13C12-1234678-HpCDD	100.0	70.9	26.0	166.0	70.9
13C12-1234678-HpCDF	100.0	73.8	21.0	158.0	73.8
13C12-1234789-HpCDF	100.0	74.4	20.0	186.0	74.4
13C12-OCDD	200.0	109	26.0	397.0	54.6
37Cl-2378-TCDD	10.0	4.7	3.1	19.1	47.0

MILES 4.22.16
GRY_PSUM v1.11

Processed By: Cal Date: 07/12/02

Triangle Laboratories, Inc.®
2445 S. Alston Ave. • Durham, North Carolina 27713
Phone: (919) 544-5729 • Fax: (919) 544-5491

TRIANGLE LABORATORIES, INC.
Sample Results for Project 57752B
Method 1613B Full Screen Analyses (DB-5)

07/16/2002

Data File	T023455	T023456	T023461		T023462	
Sample ID	OPR	TLI Blank	DF-DP-143-0.5		DF-DP-65-0.5	
Units	pg/g	pg/g	pg/g		pg/g	
Extraction Date	07/06/2002	07/06/2002	07/06/2002		07/06/2002	
Analysis Date	07/12/2002	07/12/2002	07/12/2002		07/12/2002	
Instrument	T	T	T		T	
Matrix	SOLID	SOLID	SOLID		SOLID	
Extraction Type						
Analytes						
2378-TCDD	20.3	< 1.0	291		(3.8)	
12378-PeCDD	107	< 5.0	2220	E	7.2	
123478-HxCDD	116	< 5.0	1260		< 4.9	
123678-HxCDD	106	< 5.0	17640	SE	80.3	
123789-HxCDD	107	< 5.0	8860	E	18.3	
1234678-HpCDD	110	< 5.0	35400	SE	186	
OCDD	208	< 10	65920	E	4720	E
2378-TCDF	20.9	< 1.0	2220	E	44.3	
12378-PeCDF	112	< 5.0	1150		69.5	
23478-PeCDF	113	< 5.0	7850	SE	65.0	
123478-HxCDF	118	< 5.0	17630	SE	839	
123678-HxCDF	111	< 5.0	12180	SE	89.6	
234678-HxCDF	114	< 5.0	15670	SE	101	
123789-HxCDF	112	< 5.0	443		< 4.9	
1234678-HpCDF	120	< 5.0	16770	SE	4240	E
1234789-HpCDF	115	< 5.0	14260	QE	66.6	
OCDF	220	< 10	114190	QSE	1210	
TOTAL TCDD		< 1.0	6870	E	6.1	
TOTAL PeCDD		< 5.0	32310	E	47.4	
TOTAL HxCDD		< 5.0	47760	QSE	431	
TOTAL HpCDD		< 5.0	59180	QSE	350	
TOTAL TCDF		< 1.0	18640	E	1190	E
TOTAL PeCDF		< 5.0	50320	SE	4030	E
TOTAL HxCDF		< 5.0	53410	QSE	3250	
TOTAL HpCDF		< 5.0	51870	QSE	6690	E
Other Standards Percent Recovery Summary (% Rec)						
37Cl-TCDD	47.0	61.3	95.2		87.2	
Internal Standards Percent Recovery Summary (% Rec)						
13C12-2378-TCDD	46.9	60.8	81.4		85.8	
13C12-PeCDD 123	43.9	62.6	70.7		81.6	
13C12-HxCDD 478	67.5	80.8	95.1		103	
13C12-HxCDD 678	68.0	83.0	92.7		98.9	
13C12-HpCDD 678	70.9	94.1	93.5		116	
13C12-OCDD	54.6	73.7	69.1	RO	82.9	
13C12-2378-TCDF	50.4	66.9	101		100	
13C12-PeCDF 123	43.8	63.3	75.7	RO	83.6	RO
13C12-PeCDF 234	41.3	57.7	88.3	RO	75.5	
13C12-HxCDF 478	68.1	87.1	118	QRO	113	
13C12-HxCDF 678	76.9	95.3	109	RO	112	
13C12-HxCDF 234	73.7	88.6	107	RO	112	

Triangle Laboratories, Inc.®
2445 S. Alston Ave. • Durham, North Carolina 27713
Phone: (919) 544-5729 • Fax: (919) 544-5491

Data File	T023455	T023456	T023461	T023462
Sample ID	OPR	TLI Blank	DF-DP-143-0.5	DF-DP-65-0.5
Units	pg/g	pg/g	pg/g	pg/g
Extraction Date	07/06/2002	07/06/2002	07/06/2002	07/06/2002
Analysis Date	07/12/2002	07/12/2002	07/12/2002	07/12/2002
Instrument	T	T	T	T
Matrix	SOLID	SOLID	SOLID	SOLID
Extraction Type				

Internal Standards Percent Recovery Summary (% Rec)

13C12-HxCDF 789	67.6	86.2	103		113
13C12-HpCDF 678	73.8	97.8	678	***QRO	124
13C12-HpCDF 789	74.4	96.7	104	QRO	112

Data File	T023463		T023464		T023465		T023466
Sample ID	DF-DP-137-0.5		DF-DP-112-2.0		DF-DP-39-0.5		DF-DP-27-0.5
Units	pg/g		pg/g		pg/g		pg/g
Extraction Date	07/06/2002		07/06/2002		07/06/2002		07/06/2002
Analysis Date	07/12/2002		07/13/2002		07/13/2002		07/12/2002
Instrument	T		T		T		T
Matrix	SOLID		SOLID		SOLID		SOLID
Extraction Type							
Analytes							
2378-TCDD	(1.6)		< 1.0		(7.5)		< 0.96
12378-PeCDD	(11.8)		< 5.1		(25.1)		< 4.8
123478-HxCDD	6.4		< 5.1		10.4		12.9
123678-HxCDD	62.0		40.5		136		11.2
123789-HxCDD	29.0		16.1		58.6		< 4.8
1234678-HpCDD	167		238		491		33.6
OCDD	2680		11050	E	4420	E	1310
2378-TCDF	42.7		5.6		149		25.0
12378-PeCDF	11.4		7.5		25.1		6.4
23478-PeCDF	53.8		30.1		121		18.7
123478-HxCDF	165		167		257		66.3
123678-HxCDF	80.8		85.9		131		19.2
234678-HxCDF	82.5		116		137		15.9
123789-HxCDF	< 4.8		< 5.1		< 4.6		< 4.8
1234678-HpCDF	2970	E	7690	E	3970	E	637
1234789-HpCDF	56.9		59.1		131		29.9
OCDF	868		2010		1440		262
TOTAL TCDD	9.6		4.9		32.7		1.2
TOTAL PeCDD	24.1		45.0		57.4		< 4.8
TOTAL HxCDD	396		241		878		76.9
TOTAL HpCDD	315		400		895		63.2
TOTAL TCDF	560		51.6		2420	E	281
TOTAL PeCDF	2170		257		8310	E	882
TOTAL HxCDF	2770		3440		4810		535
TOTAL HpCDF	4740	E	11970	E	6370	E	1050
Other Standards Percent Recovery Summary (% Rec)							
37Cl-TCDD	75.0		57.1		77.7		82.3
Internal Standards Percent Recovery Summary (% Rec)							
13C12-2378-TCDD	69.6		56.5		73.5		78.6
13C12-PeCDD 123	71.5		63.0		74.0		71.5
13C12-HxCDD 478	93.7		89.2		94.2		90.9
13C12-HxCDD 678	95.5		87.7		97.0		91.7
13C12-HpCDD 678	103		95.9		103		85.7
13C12-OCDD	79.1		84.0		76.1		52.8
13C12-2378-TCDF	83.3		64.8		85.3		96.5
13C12-PeCDF 123	73.0		62.5		76.3	RO	72.2
13C12-PeCDF 234	69.4		60.4		70.1		69.3
13C12-HxCDF 478	103		90.7		107		101
13C12-HxCDF 678	106		94.0		105		101
13C12-HxCDF 234	102		96.6		104		100

Data File	T023463	T023464	T023465	T023466
Sample ID	DF-DP-137-0.5	DF-DP-112-2.0	DF-DP-39-0.5	DF-DP-27-0.5
Units	pg/g	pg/g	pg/g	pg/g
Extraction Date	07/06/2002	07/06/2002	07/06/2002	07/06/2002
Analysis Date	07/12/2002	07/13/2002	07/13/2002	07/12/2002
Instrument	T	T	T	T
Matrix	SOLID	SOLID	SOLID	SOLID
Extraction Type				

Internal Standards Percent Recovery Summary (% Rec)

13C12-HxCDF 789	108	94.7	106	101
13C12-HpCDF 678	118	116	113	101
13C12-HpCDF 789	103	98.1	101	80.4

Data File	T023467		T023468
Sample ID	DF-DP-3-0.5		DUPLICATE (06/25/02)
Units	pg/g		pg/g
Extraction Date	07/06/2002		07/06/2002
Analysis Date	07/13/2002		07/13/2002
Instrument	T		T
Matrix	SOLID		SOLID
Extraction Type			
Analytes			
2378-TCDD	4.0		< 0.97
12378-PeCDD	(26.9)		< 4.9
123478-HxCDD	18.1		< 4.9
123678-HxCDD	214		12.1
123789-HxCDD	77.5		< 4.9
1234678-HpCDD	420		31.7
OCDD	2510		1290
2378-TCDF	92.9		14.5
12378-PeCDF	32.1		5.1
23478-PeCDF	103		12.6
123478-HxCDF	426		58.1
123678-HxCDF	220		16.8
234678-HxCDF	189		14.1
123789-HxCDF	< 5.0		< 4.9
1234678-HpCDF	6970	E	625
1234789-HpCDF	123		20.5
OCDF	2350		231
TOTAL TCDD	42.3		< 0.97
TOTAL PeCDD	86.8		< 4.9
TOTAL HxCDD	1340		76.3
TOTAL HpCDD	772		59.5
TOTAL TCDF	1070	E	208
TOTAL PeCDF	4150		724
TOTAL HxCDF	4450		513
TOTAL HpCDF	10870	E	1010
Other Standards Percent Recovery Summary (% Rec)			
37Cl-TCDD	77.7		87.5
Internal Standards Percent Recovery Summary (% Rec)			
13C12-2378-TCDD	78.5		80.9
13C12-PeCDD 123	70.8		72.0
13C12-HxCDD 478	94.0		88.5
13C12-HxCDD 678	94.8		93.5
13C12-HpCDD 678	93.8		82.9
13C12-OCDD	57.3		50.7
13C12-2378-TCDF	89.1		95.7
13C12-PeCDF 123	72.6		73.0
13C12-PeCDF 234	66.6		69.1
13C12-HxCDF 478	109		105
13C12-HxCDF 678	106		105
13C12-HxCDF 234	105		101

Data File	T023467	T023468
Sample ID	DF-DP-3-0.5	DUPLICATE (06/25/02)
Units	pg/g	pg/g
Extraction Date	07/06/2002	07/06/2002
Analysis Date	07/13/2002	07/13/2002
Instrument	T	T
Matrix	SOLID	SOLID
Extraction Type		

Internal Standards Percent Recovery Summary (% Rec)		
13C12-HxCDF 789	102	101
13C12-HpCDF 678	106	96.6
13C12-HpCDF 789	93.8	81.4

(Concentration of GC peaks out of theoretical isotopic abundance ratio range expressed as a detection limit).
Minimum levels are reported for non-detected GC peaks.
***** = INTERFERENCE
This report is in accordance with Method 1613B requirements and may not exactly match the sample topsheets.

TRIANGLE LABORATORIES, INC.
Sample Results for Project 57752B
Method 1613B TCDD/TCDF Analysis (DB-225)

07/16/2002

Data File	P022471	P022472	P022473	P022474
Sample ID	DF-DP-143-0.5	DF-DP-65-0.5	DF-DP-137-0.5	DF-DP-112-2.0
Units	pg/g	pg/g	pg/g	pg/g
Extraction Date	07/06/2002	07/06/2002	07/06/2002	07/06/2002
Analysis Date	07/14/2002	07/14/2002	07/14/2002	07/14/2002
Instrument	P	P	P	P
Matrix	SOLID	SOLID	SOLID	SOLID
Extraction Type				
Analytes				
2378-TCDF	259	31.6	22.3	1.8
Internal Standards Percent Recovery Summary (% Rec)				
13C12-2378-TCDF	80.8	86.8	70.7	53.2

Triangle Laboratories, Inc.®
2445 S. Alston Ave. • Durham, North Carolina 27713
Phone: (919) 544-5729 • Fax: (919) 544-5491

Data File	P022475	P022476	P022477	P022478
Sample ID	DF-DP-39-0.5	DF-DP-27-0.5	DF-DP-3-0.5	DUPLICATE (06/25/02)
Units	pg/g	pg/g	pg/g	pg/g
Extraction Date	07/06/2002	07/06/2002	07/06/2002	07/06/2002
Analysis Date	07/14/2002	07/14/2002	07/14/2002	07/14/2002
Instrument	P	P	P	P
Matrix	SOLID	SOLID	SOLID	SOLID
Extraction Type				
Analytes				
2378-TCDF	108	10.5	31.2	6.7
Internal Standards Percent Recovery Summary (% Rec)				
13C12-2378-TCDF	75.1	80.0	77.8	79.3

(Concentration of GC peaks out of theoretical isotopic abundance ratio range expressed as a detection limit).
Minimum levels are reported for non-detected GC peaks.
***** = INTERFERENCE

TLI Project: **57752B** 1613, Revision B PCDD/PCDF Analysis (c)
Client Sample: **OPR** Analysis File: **T023455**

Client Project:	**Mississippi Project**				
Sample Matrix:	**SOLID**	Date Received:	/ /	Spike File:	**SP161B2S**
TLI ID:	**OPR**	Date Extracted:	**07/06/2002**	ICal:	**TF5612B**
		Date Analyzed:	**07/12/2002**	ConCal:	**TB23454**
Sample Size:	**10.000 g**	Dilution Factor:	**n/a**	% Moisture:	**n/a**
Dry Weight:	**n/a**	Blank File:	**T023456**	% Lipid:	**n/a**
GC Column:	**DB-5**	Analyst:	**JWL**	% Solids:	**n/a**

Analytes	Conc. (pg/g)	DL	Ratio	RT	RRT	Flags
2,3,7,8-TCDD	20.3		0.77	27:28	1.000	—
1,2,3,7,8-PeCDD	107		1.57	31:38	1.001	—
1,2,3,4,7,8-HxCDD	116		1.27	34:44	1.000	—
1,2,3,6,7,8-HxCDD	106		1.27	34:49	1.000	—
1,2,3,7,8,9-HxCDD	107		1.25	35:08	1.010	—
1,2,3,4,6,7,8-HpCDD	110		1.04	38:11	1.000	—
1,2,3,4,6,7,8,9-OCDD	208		0.87	41:58	1.000	—
2,3,7,8-TCDF	20.9		0.79	26:47	1.001	—
1,2,3,7,8-PeCDF	112		1.55	30:38	1.000	—
2,3,4,7,8-PeCDF	113		1.51	31:19	1.001	—
1,2,3,4,7,8-HxCDF	118		1.25	34:01	1.000	—
1,2,3,6,7,8-HxCDF	111		1.24	34:08	1.000	—
2,3,4,6,7,8-HxCDF	114		1.25	34:37	1.000	—
1,2,3,7,8,9-HxCDF	112		1.25	35:25	1.000	—
1,2,3,4,6,7,8-HpCDF	120		1.05	37:05	1.000	—
1,2,3,4,7,8,9-HpCDF	115		1.07	38:42	1.000	—
1,2,3,4,6,7,8,9-OCDF	220		0.90	42:12	1.006	—

161B_PSR v2.04, LARS 6.25.05

Triangle Laboratories, Inc.®
2445 S. Alston Ave. • Durham, North Carolina 27713
Phone: (919) 544-5729 • Fax: (919) 544-5491

Printed: 10:05 07/16/2002

TLI Project: **57752B** 1613, Revision B PCDD/PCDF Analysis (c)
Client Sample: **OPR** Analysis File: **T023455**

Internal Standards	Conc. (pg/g)	% Recovery	QC Limits	Ratio	RT	RRT	Flags
$^{13}C_{12}$-2,3,7,8-TCDD	93.8	46.9	20%-175%	0.79	27:28	1.007	—
$^{13}C_{12}$-1,2,3,7,8-PeCDD	87.8	43.9	21%-227%	1.54	31:37	1.159	—
$^{13}C_{12}$-1,2,3,4,7,8-HxCDD	135	67.5	21%-193%	1.22	34:43	0.988	—
$^{13}C_{12}$-1,2,3,6,7,8-HxCDD	136	68.0	25%-163%	1.21	34:48	0.991	—
$^{13}C_{12}$-1,2,3,4,6,7,8-HpCDD	142	70.9	26%-166%	1.02	38:10	1.086	—
$^{13}C_{12}$-1,2,3,4,6,7,8,9-OCDD	219	54.6	13%-199%	0.89	41:57	1.194	—
$^{13}C_{12}$-2,3,7,8-TCDF	101	50.4	22%-152%	0.76	26:46	0.981	—
$^{13}C_{12}$-1,2,3,7,8-PeCDF	87.5	43.8	21%-192%	1.47	30:38	1.123	—
$^{13}C_{12}$-2,3,4,7,8-PeCDF	82.5	41.3	13%-328%	1.45	31:18	1.147	—
$^{13}C_{12}$-1,2,3,4,7,8-HxCDF	136	68.1	19%-202%	0.52	34:00	0.968	—
$^{13}C_{12}$-1,2,3,6,7,8-HxCDF	154	76.9	21%-159%	0.51	34:07	0.971	—
$^{13}C_{12}$-2,3,4,6,7,8-HxCDF	147	73.7	22%-176%	0.52	34:36	0.985	—
$^{13}C_{12}$-1,2,3,7,8,9-HxCDF	135	67.6	17%-205%	0.51	35:24	1.008	—
$^{13}C_{12}$-1,2,3,4,6,7,8-HpCDF	148	73.8	21%-158%	0.44	37:05	1.056	—
$^{13}C_{12}$-1,2,3,4,7,8,9-HpCDF	149	74.4	20%-186%	0.44	38:41	1.101	—

Cleanup Standard	Conc. (pg/g)	% Recovery	QC Limits	RT	RRT	Flags
$^{37}Cl_4$-2,3,7,8-TCDD	9.4	47.0	31%-191%	27:28	1.007	—

Recovery Standards	Ratio	RT	Flags
$^{13}C_{12}$-1,2,3,4-TCDD	0.81	27:17	—
$^{13}C_{12}$-1,2,3,7,8,9-HxCDD	1.22	35:08	—

Data Reviewer: _____ 07/16/2002

161B_PSR v2.04, LARS 6.25.05

Triangle Laboratories, Inc.®
2445 S. Alston Ave. • Durham, North Carolina 27713
Phone: (919) 544-5729 • Fax: (919) 544-5491

Printed: 10:05 07/16/2002

Initial ....Date...

Data Review By: 7/16/02

Channel specific noise levels computed from 'NL' heights.

Page No. 1 Listing of T023455B.dbf
07/16/2002 Matched GC Peaks / Ratio / Ret. Time

Compound/ M_Z....	QC.Log	Omit	Why	..RT.	OK	Ratio	Total.Area/Ht	Area/Ht.Peak1	Area/Ht.Peak2	Rel.RT	Compound.Name..	ID..	Flags.
TCDF						0.65-0.89				0.880-1.070			
304-306	DC	NL				Height	0.35	0.20	0.15				
				25:46	RO	1.11	2.55	1.34	1.21	0.963			
				26:22		0.77	1.79	0.78	1.01	0.985			J
				26:47		0.79	55.85	24.72	31.13	1.001	2378-TCDF	AN	
304-306			3	Peaks			60.19						
13C12-TCDF						0.65-0.89				0.945-1.132			
316-318	DC	NL				Height	0.27	0.12	0.15				
				25:46	RO	0.93	5.11	2.46	2.65	0.963			
				26:03	RO	0.53	1.79	0.62	1.17	0.973			
				26:23	RO	0.63	4.34	1.68	2.66	0.986			
				26:46		0.76	504.35	218.54	285.81	1.000	13C12-2378-TCDF	ISO	
						Height	124.55	52.56	71.99				
	DC	SN		27:57	RO	0.37	1.29			1.044			
316-318			4	Peaks			515.59						

---------- Above: TCDF / TCDD Follows ----------

TCDD						0.65-0.89				0.905-1.042			
320-322	DC	NL				Height	0.23	0.13	0.10				
	DC	SN		25:27	RO	0.14	0.50			0.927			
	DC	SN		25:42		0.67	0.45			0.936			
	DC	SN		25:48		0.76	0.37			0.939			
	DC	SN		26:39	RO	1.57	0.18			0.970			
	DC	SN		26:46	RO	2.58	0.86			0.975			
				27:28		0.77	43.61	18.96	24.65	1.000	2378-TCDD	AN	
320-322			1	Peak			43.61						
37Cl-TCDD										0.927-1.073			
328	DC	NL				Height	0.11	0.11					
	DC	WL		24:58			0.32			0.909			
	DC	WL		25:25			0.16			0.925			
	DC	SN		26:08			0.17			0.951			
				27:28			39.64	39.64		1.000	37Cl-TCDD	CLS	
				27:50			0.36	0.36		1.013			
	DC	SN		28:47			0.20			1.048			
	DC	SN		28:56			0.42			1.053			
328			2	Peaks			40.00						
13C12-TCDD						0.65-0.89				0.920-1.066			
332-334	DC	NL				Height	0.45	0.30	0.15				
				27:17		0.81	763.17	341.49	421.68	0.993	13C12-1234-TCDD	RS1	
				27:28		0.79	404.20	178.80	225.40	1.000	13C12-2378-TCDD	IS1	
						Height	98.91	43.54	55.37				
332-334			2	Peaks			1,167.37						

```
Compound/
M_Z.... QC.Log Omit Why ..RT. OK Ratio Total.Area/Ht Area/Ht.Peak1 Area/Ht.Peak2 Rel.RT Compound.Name.. ID.. Flags.

                    ---------------------- Above: TCDD / PeCDF Follows --------------------

PeCDF                              1.32-1.78                                  0.912-1.037
340-342          DC  NL              Height        0.24         0.10         0.14
                         29:49        1.71        4.28         2.70         1.58  0.953                    J
                 DC  SN  30:07 RO     1.00        0.36                            0.962
                         30:16        1.53        3.42         2.07         1.35  0.967                    J
                         30:38        1.55      245.85       149.26        96.59  1.000 12378-PeCDF     AN
                         30:54        1.72        5.52         3.49         2.03  0.987                    J
                         31:19        1.51      232.99       140.05        92.94  1.001 23478-PeCDF     AN
340-342                5 Peaks                   492.06

13C12-PeCDF                        1.32-1.78                                  0.808-1.127
352-354          DC  NL              Height        0.21         0.09         0.12
                         29:48        1.34        6.09         3.49         2.60  0.952
                         30:15        1.71        4.07         2.57         1.50  0.966
                         30:38        1.47      388.12       230.99       157.13  1.000 13C12-PeCDF 123 IS2
                                     Height      103.68        61.20        42.48
                         30:54        1.69        6.80         4.27         2.53  0.987
                 DC  SN  31:04 RO     1.95        1.30                            0.993
                         31:18        1.45      373.13       221.05       152.08  1.000 13C12-PeCDF 234 IS3
                                     Height      109.71        65.10        44.61
                         31:37 RO     0.85        2.48         1.14         1.34  1.010
                 DC  SN  31:57 RO     1.91        0.64                            1.021
                         32:15        1.43        4.94         2.91         2.03  1.030
352-354                7 Peaks                   785.63

                    ---------------------- Above: PeCDF / PeCDD Follows --------------------

PeCDD                              1.32-1.78                                  0.940-1.021
356-358          DC  NL              Height        0.21         0.13         0.08
                 DC  SN  30:36 RO     1.17        0.76                            0.968
                         31:38        1.57      154.98        94.72        60.26  1.001 12378-PeCDD     AN
356-358                1 Peak                    154.98

13C12-PeCDD                        1.32-1.78                                  0.736-1.052
368-370          DC  NL              Height        0.24         0.15         0.09
                 DC  SN  30:34 RO     0.50        0.96                            0.967
                         30:42 RO     2.64        1.42         1.03         0.39  0.971
                         31:37        1.54      278.30       168.67       109.63  1.000 13C12-PeCDD 123 IS4
                                     Height       83.32        50.21        33.11
368-370                2 Peaks                   279.72

                    ---------------------- Above: PeCDD / HxCDF Follows --------------------

HxCDF                              1.05-1.43                                  0.929-1.007
374-376          DC  NL              Height        0.24         0.10         0.14
                         33:11 RO     1.53        2.33         1.41         0.92  0.937
                         34:01        1.25      258.73       143.59       115.14  1.000 123478-HxCDF    AN
                         34:08        1.24      284.88       157.68       127.20  1.000 123678-HxCDF    AN
                 DC  SN  34:21 RO     1.46        1.40                            0.970
                         34:37        1.25      258.42       143.73       114.69  1.000 234678-HxCDF    AN
```

Compound/ M_Z....	QC.Log	Omit	Why	..RT.	OK	Ratio	Total.Area/Ht	Area/Ht.Peak1	Area/Ht.Peak2	Rel.RT	Compound.Name..	ID..	Flags.
				35:25		1.25	204.16	113.58	90.58	1.000	123789-HxCDF	AN	
374-376			5	Peaks			1,008.52						
13C12-HxCDF				0.43-0.59					0.879-1.105				
384-386	DC	NL		Height			0.35	0.19	0.16				
	DC	SN		33:03		0.52	1.28			0.934			
				33:12		0.53	3.00	1.04	1.96	0.938			
				34:00		0.52	389.84	132.93	256.91	1.000	13C12-HxCDF 478	IS5	
				Height			125.00	42.21	82.79				
				34:07		0.51	445.98	150.89	295.09	1.000	13C12-HxCDF 678	IS6	
				Height			125.87	42.47	83.40				
				34:36		0.52	417.77	142.26	275.51	1.000	13C12-HxCDF 234	IS7	
				Height			120.90	41.26	79.64				
				35:24		0.51	321.21	108.88	212.33	1.000	13C12-HxCDF 789	IS8	
				Height			80.81	27.64	53.17				
	DC	SN		35:42	RO	0.74	0.40			1.008			
	DC	SN		35:48	RO	0.71	0.58			1.011			
384-386			5	Peaks			1,577.80						

---------- Above: HxCDF / HxCDD Follows ----------

HxCDD				1.05-1.43					0.959-1.013				
390-392	DC	NL		Height			0.23	0.08	0.15				
	DC	SN		33:40	RO	0.52	0.41			0.967			
	DC	SN		33:52	RO	0.33	0.44			0.973			
	DC	SN		34:01	RO	1.47	1.11			0.977			
	DC	SN		34:37	RO	3.87	0.73			0.995			
				34:44		1.27	178.37	99.89	78.48	1.000	123478-HxCDD	AN	
				34:49		1.27	173.95	97.18	76.77	1.000	123678-HxCDD	AN	
				35:08		1.25	179.04	99.46	79.58	1.010	123789-HxCDD	AN	
	DC	WH		35:21	RO	12.14	1.84			1.016			
390-392			3	Peaks			531.36						
13C12-HxCDD				1.05-1.43					0.983-1.041				
402-404	DC	NL		Height			0.28	0.14	0.14				
				34:11		1.31	1.85	1.05	0.80	0.985			
	DC	SN		34:17		1.20	0.44			0.988			
	DC	SN		34:20	RO	0.61	0.45			0.989			
				34:43		1.22	285.93	156.87	129.06	1.000	13C12-HxCDD 478	IS9	
				Height			86.59	47.06	39.53				
				34:48		1.21	314.76	172.45	142.31	1.000	13C12-HxCDD 678	IS10	
				Height			89.49	48.41	41.08				
				35:08		1.22	483.00	265.03	217.97	1.012	13C12-HxCDD 789	RS2	
	DC	SN		35:32	RO	0.38	0.66			1.024			
402-404			4	Peaks			1,085.54						

---------- Above: HxCDD / HpCDF Follows ----------

HpCDF				0.88-1.20					0.955-1.005				
408-410	DC	NL		Height			0.29	0.15	0.14				
				37:05		1.05	240.79	123.16	117.63	1.000	1234678-HpCDF	AN	
				37:31		1.09	1.57	0.82	0.75	0.970			J

```
Compound/
M_Z.... QC.Log Omit Why ..RT. OK Ratio Total.Area/Ht Area/Ht.Peak1 Area/Ht.Peak2 Rel.RT Compound.Name.. ID.. Flags.

                        38:42     1.07        184.57         95.47         89.10  1.000 1234789-HpCDF   AN
                DC  WH  39:11 RO  2.25          0.52                               1.013
408-410               3 Peaks                 426.93

13C12-HpCDF                     0.37-0.51                                   0.856-1.141
418-420         DC  NL           Height         0.32          0.16          0.16
                        37:05     0.44        297.07         90.60        206.47  1.000 13C12-HpCDF 678 IS11
                                 Height        76.21         23.49         52.72
                        38:41     0.44        240.69         73.66        167.03  1.000 13C12-HpCDF 789 IS12
                                 Height        50.34         15.32         35.02
                        38:58 RO  0.54          2.40          0.84          1.56  1.007
418-420               3 Peaks                 540.16

                ---------------------- Above: HpCDF / HpCDD Follows ---------------------

HpCDD                           0.88-1.20                                   0.976-1.005
424-426         DC  NL           Height         0.22          0.12          0.10
                DC  SN  37:24     1.14          0.79                               0.980
                        38:11     1.04        139.03         70.99         68.04  1.000 1234678-HpCDD   AN
                DC  WH  38:29 RO  2.38          0.71                               1.008
424-426               1 Peak                  139.03

13C12-HpCDD                     0.88-1.20                                   0.868-1.078
436-438         DC  NL           Height         0.30          0.17          0.13
                        37:22     1.15          1.31          0.70          0.61  0.979
                DC  SN  37:45 RO  2.14          0.69                               0.989
                        38:10     1.02        270.11        136.50        133.61  1.000 13C12-HpCDD 678 IS13
                                 Height        62.15         31.06         31.09
436-438               2 Peaks                 271.42

                ---------------------- Above: HpCDD / Octa-CDD and CDF Follows ----------

OCDF                            0.76-1.02                                   0.952-1.048
442-444         DC  NL           Height         0.33          0.16          0.17
                        42:12     0.90        261.87        124.00        137.87  1.006 OCDF            AN
                DC  WH  43:58 RO  0.40          0.67                               1.048
                DC  WH  44:24 RO  0.23          0.27                               1.058
                DC  WH  44:34 RO  0.52          0.50                               1.062
442-444               1 Peak                  261.87

OCDD                            0.76-1.02                                   0.952-1.048
458-460         DC  NL           Height         0.21          0.10          0.11
                        41:58     0.87        206.70         96.10        110.60  1.000 OCDD            AN
                        42:17 RO  0.33          1.06          0.26          0.80  1.008
                        42:26 RO  0.69          0.49          0.20          0.29  1.012
458-460               3 Peaks                 208.25

13C12-OCDD                      0.76-1.02                                   0.996-1.004
470-472         DC  NL           Height         0.21          0.11          0.10
                        41:57     0.89        391.60        184.17        207.43  1.000 13C12-OCDD      IS14
                                 Height        72.14         34.23         37.91
470-472               1 Peak                  391.60
```

Compound/
M_Z.... QC.Log Omit Why ..RT. OK Ratio Total.Area/Ht Area/Ht.Peak1 Area/Ht.Peak2 Rel.RT Compound.Name.. ID.. Flags.

Column Description.....	"Why" Code Description.....	QC Log Desc.....
M_Z -Nominal Ion Mass(es)	WL-Below Retention Time Window	A-Peak Added
..RT. -Retention Time (mm:ss)	WH-Above Retention Time Window	K-Peak Kept
Rat.1 -Ratio of M/M+2 Ions	SN-Below Signal to Noise Level	D-Peak Deleted
OK -RO=Ratio Outside Limits	<M-Below Method Detection Limit	T-Time Changed
Rel.RT-Relative Retention Time	NL-Channel Specific Noise Level	M-Peak Area Changed
		N-Name Changed
		X-Ether Interference

*** End of Report ***

File:T023455 #1-924 Acq:12-JUL-2002 17:19:37 EI+ Voltage SIR 70T Noise:247
303.9016 F:2 BSUB(256,30,-3.0) PKD(9,5,5,0.05%,988.0,1.00%,F,T) Exp:NDB5US
TRIANGLE LABS Text:TLI#57752B OPR INJ. TIME = 17:20

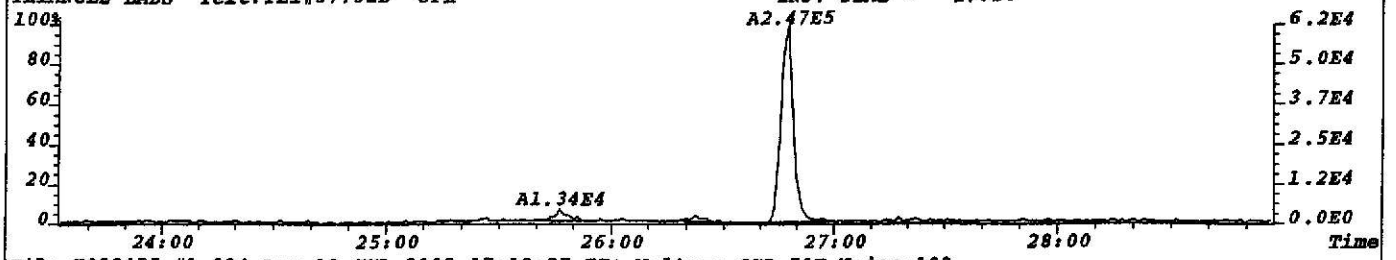

File:T023455 #1-924 Acq:12-JUL-2002 17:19:37 EI+ Voltage SIR 70T Noise:182
305.8987 F:2 BSUB(256,30,-3.0) PKD(9,5,5,0.05%,728.0,1.00%,F,T) Exp:NDB5US
TRIANGLE LABS Text:TLI#57752B OPR INJ. TIME = 17:20

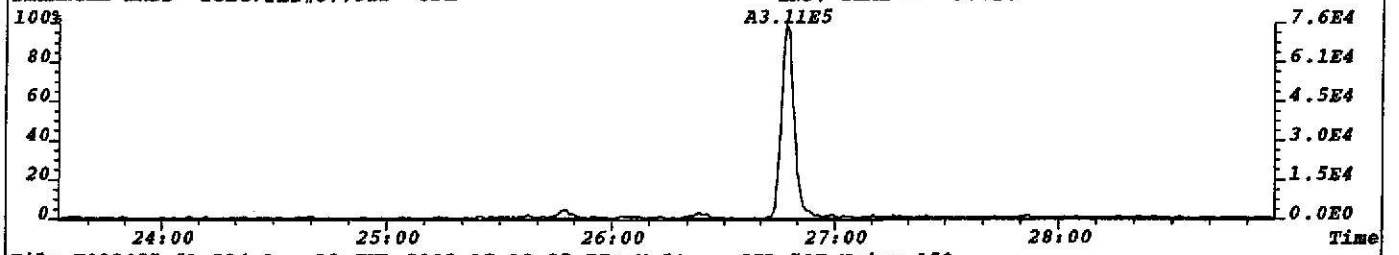

File:T023455 #1-924 Acq:12-JUL-2002 17:19:37 EI+ Voltage SIR 70T Noise:150
315.9419 F:2 BSUB(256,30,-3.0) PKD(9,5,5,0.05%,600.0,1.00%,F,T) Exp:NDB5US
TRIANGLE LABS Text:TLI#57752B OPR INJ. TIME = 17:20

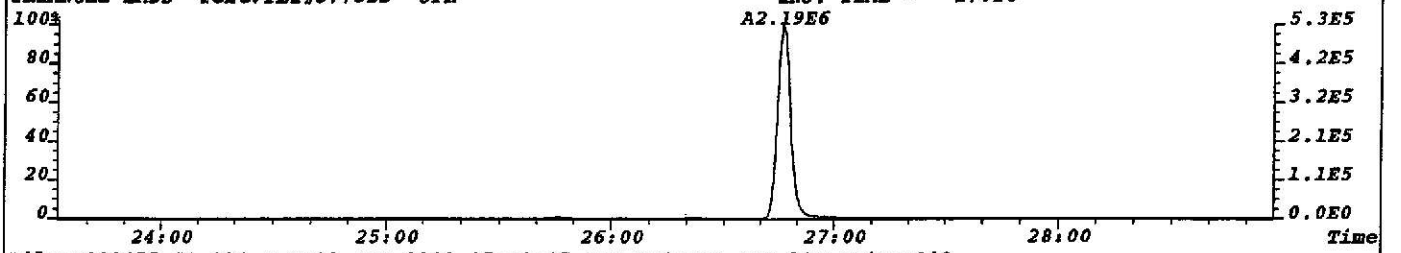

File:T023455 #1-924 Acq:12-JUL-2002 17:19:37 EI+ Voltage SIR 70T Noise:192
317.9389 F:2 BSUB(256,30,-3.0) PKD(9,5,5,0.05%,768.0,1.00%,F,T) Exp:NDB5US
TRIANGLE LABS Text:TLI#57752B OPR INJ. TIME = 17:20

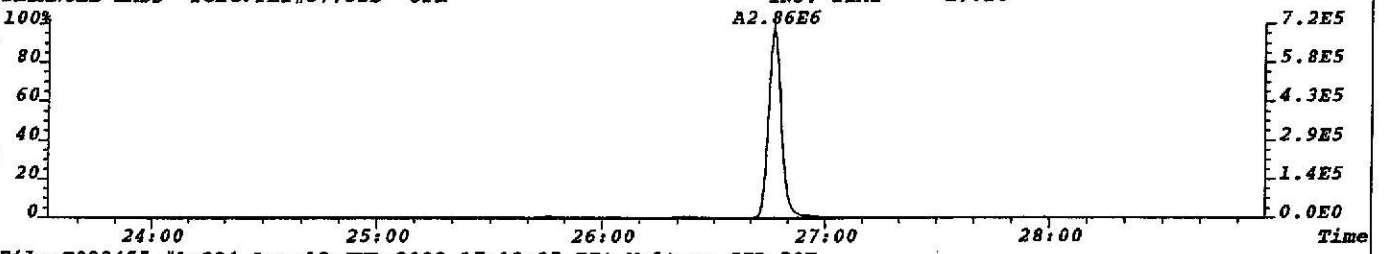

File:T023455 #1-924 Acq:12-JUL-2002 17:19:37 EI+ Voltage SIR 70T
330.9792 F:2 Exp:NDB5US
TRIANGLE LABS Text:TLI#57752B OPR INJ. TIME = 17:20

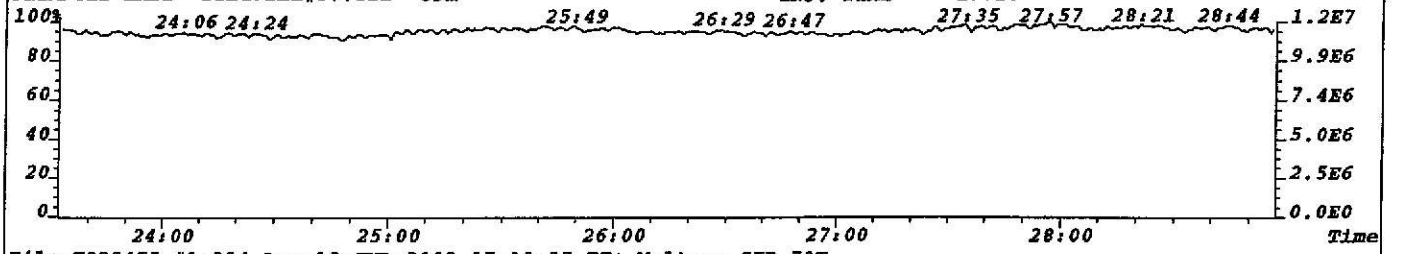

File:T023455 #1-924 Acq:12-JUL-2002 17:19:37 EI+ Voltage SIR 70T
375.8364 F:2 Exp:NDB5US
TRIANGLE LABS Text:TLI#57752B OPR INJ. TIME = 17:20



File:T023455 #1-924 Acq:12-JUL-2002 17:19:37 EI+ Voltage SIR 70T Noise:163
319.8965 F:2 BSUB(256,30,-3.0) PKD(7,5,3,0.05%,652.0,1.00%,F,T) Exp:NDB5US
TRIANGLE LABS Text:TLI#57752B OPR INJ. TIME = 17:20

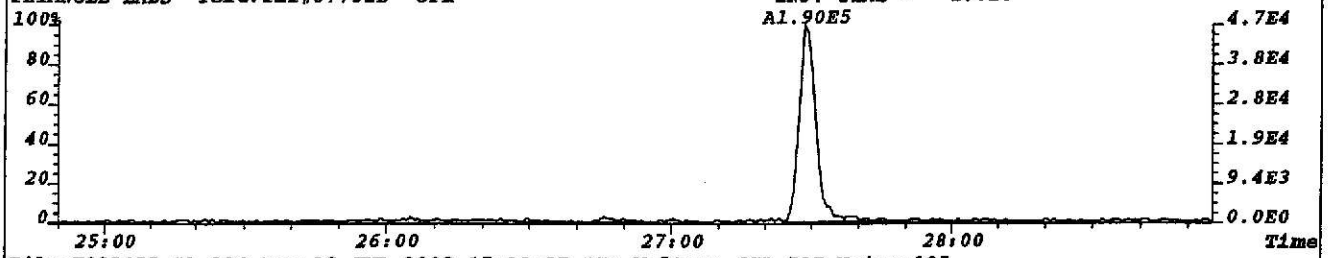

File:T023455 #1-924 Acq:12-JUL-2002 17:19:37 EI+ Voltage SIR 70T Noise:127
321.8936 F:2 BSUB(256,30,-3.0) PKD(7,5,3,0.05%,508.0,1.00%,F,T) Exp:NDB5US
TRIANGLE LABS Text:TLI#57752B OPR INJ. TIME = 17:20

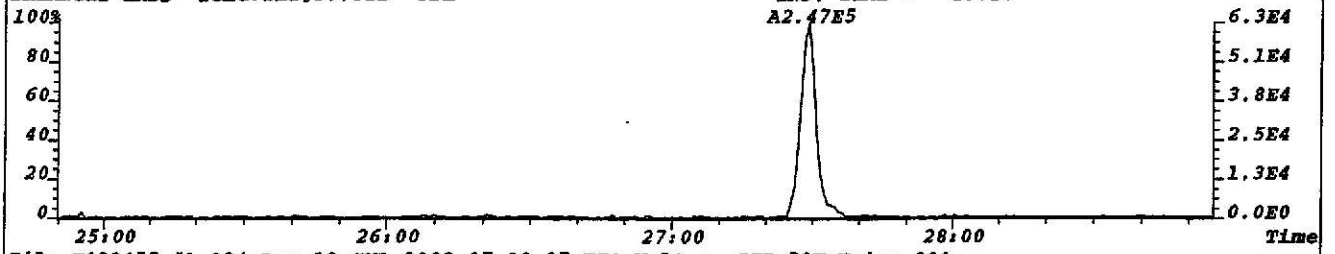

File:T023455 #1-924 Acq:12-JUL-2002 17:19:37 EI+ Voltage SIR 70T Noise:380
331.9368 F:2 BSUB(256,30,-3.0) PKD(7,5,3,0.05%,1520.0,1.00%,F,T) Exp:NDB5US
TRIANGLE LABS Text:TLI#57752B OPR INJ. TIME = 17:20

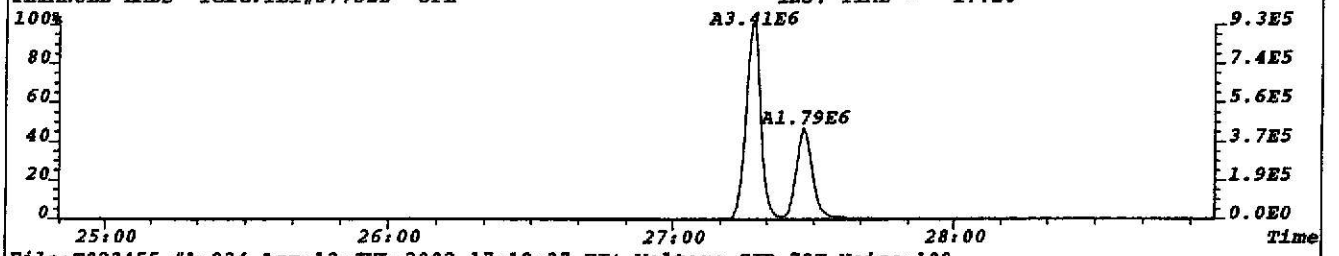

File:T023455 #1-924 Acq:12-JUL-2002 17:19:37 EI+ Voltage SIR 70T Noise:189
333.9338 F:2 BSUB(256,30,-3.0) PKD(7,5,3,0.05%,756.0,1.00%,F,T) Exp:NDB5US
TRIANGLE LABS Text:TLI#57752B OPR INJ. TIME = 17:20

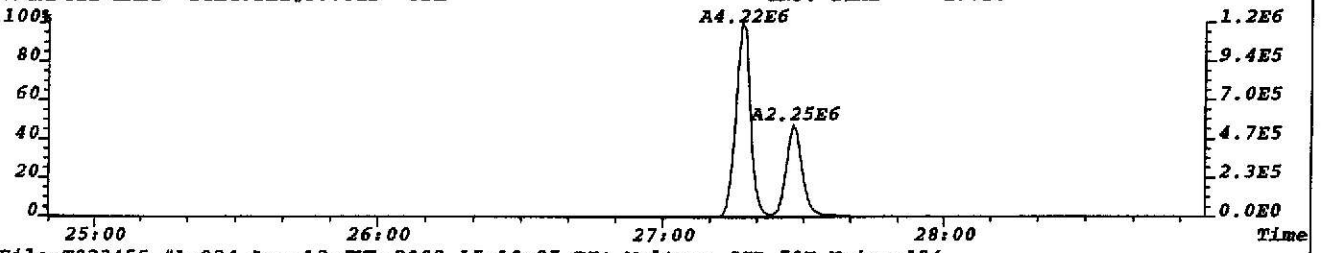

File:T023455 #1-924 Acq:12-JUL-2002 17:19:37 EI+ Voltage SIR 70T Noise:134
327.8847 F:2 BSUB(256,30,-3.0) PKD(7,5,3,0.05%,536.0,1.00%,F,T) Exp:NDB5US
TRIANGLE LABS Text:TLI#57752B OPR INJ. TIME = 17:20

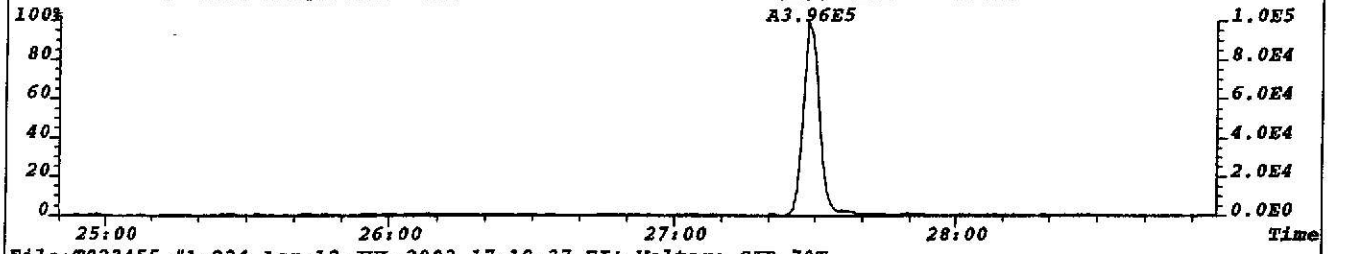

File:T023455 #1-924 Acq:12-JUL-2002 17:19:37 EI+ Voltage SIR 70T
330.9792 F:2 Exp:NDB5US
TRIANGLE LABS Text:TLI#57752B OPR INJ. TIME = 17:20

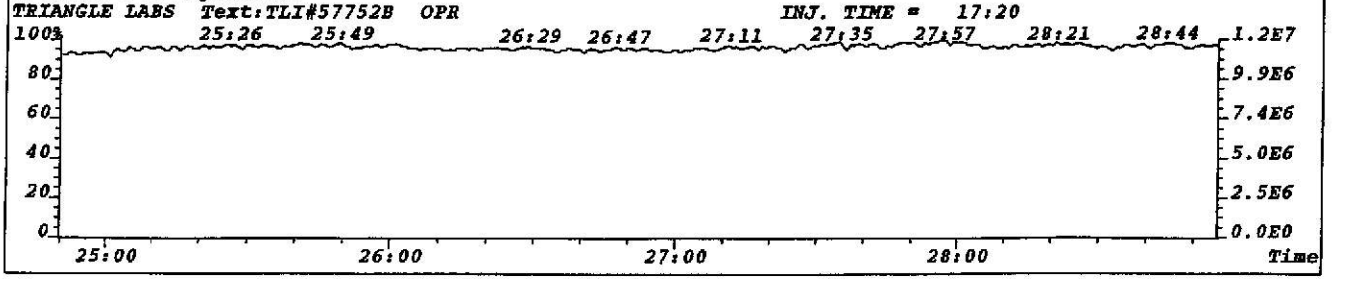

File:T023455 #1-924 Acq:12-JUL-2002 17:19:37 EI+ Voltage SIR 70T Noise:128
339.8597 F:2 BSUB(256,30,-3.0) PKD(7,5,3,0.05%,512.0,1.00%,F,T) Exp:NDB5US
TRIANGLE LABS Text:TLI#57752B OPR INJ. TIME = 17:20

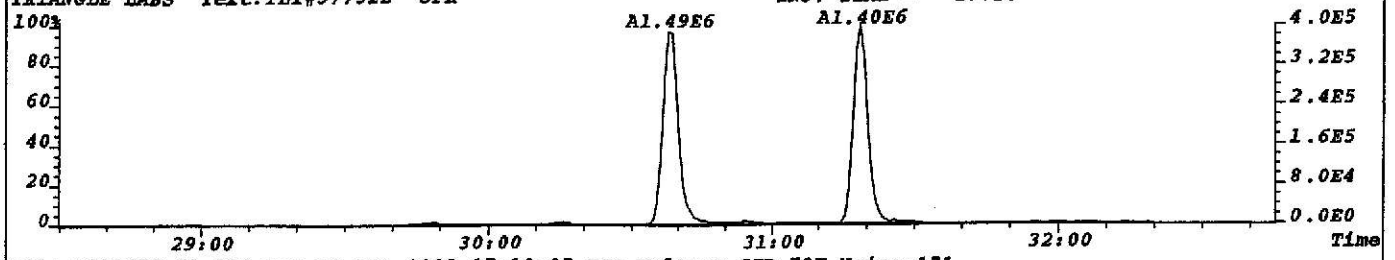

File:T023455 #1-924 Acq:12-JUL-2002 17:19:37 EI+ Voltage SIR 70T Noise:171
341.8567 F:2 BSUB(256,30,-3.0) PKD(7,5,3,0.05%,684.0,1.00%,F,T) Exp:NDB5US
TRIANGLE LABS Text:TLI#57752B OPR INJ. TIME = 17:20

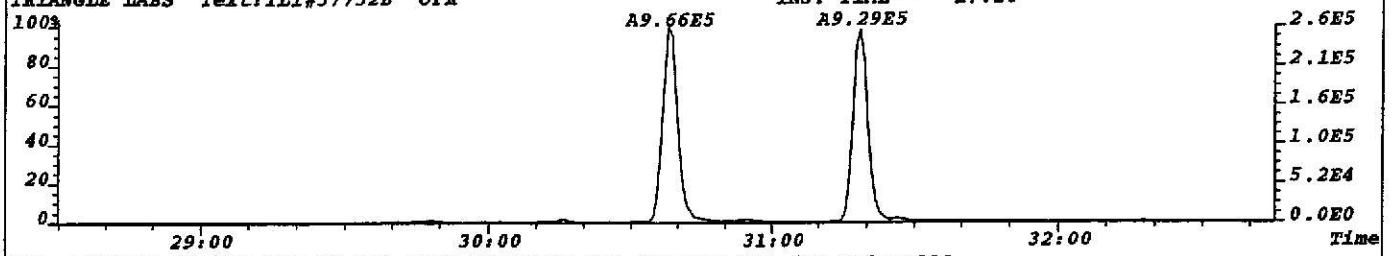

File:T023455 #1-924 Acq:12-JUL-2002 17:19:37 EI+ Voltage SIR 70T Noise:111
351.9000 F:2 BSUB(256,30,-3.0) PKD(7,5,3,0.05%,444.0,1.00%,F,T) Exp:NDB5US
TRIANGLE LABS Text:TLI#57752B OPR INJ. TIME = 17:20

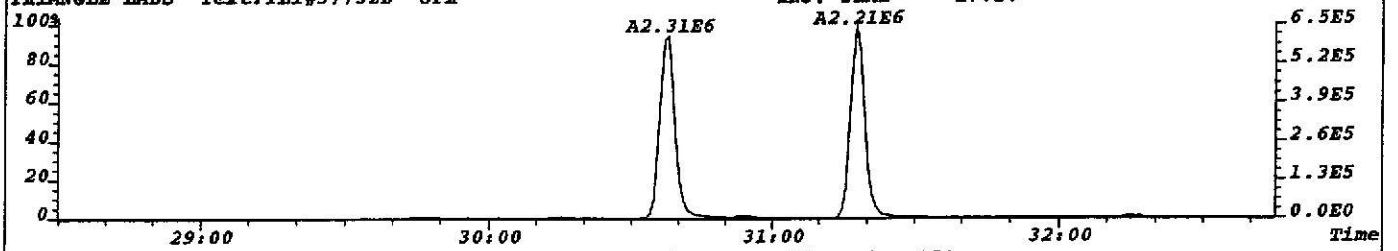

File:T023455 #1-924 Acq:12-JUL-2002 17:19:37 EI+ Voltage SIR 70T Noise:150
353.8970 F:2 BSUB(256,30,-3.0) PKD(7,5,3,0.05%,600.0,1.00%,F,T) Exp:NDB5US
TRIANGLE LABS Text:TLI#57752B OPR INJ. TIME = 17:20

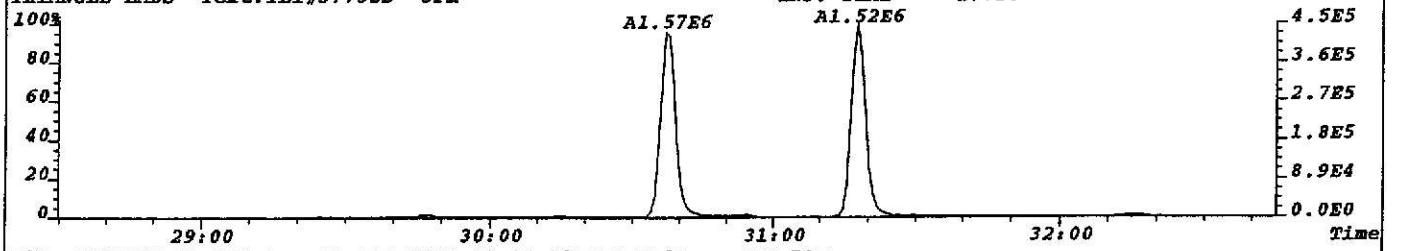

File:T023455 #1-924 Acq:12-JUL-2002 17:19:37 EI+ Voltage SIR 70T
330.9792 F:2 Exp:NDB5US
TRIANGLE LABS Text:TLI#57752B OPR INJ. TIME = 17:20

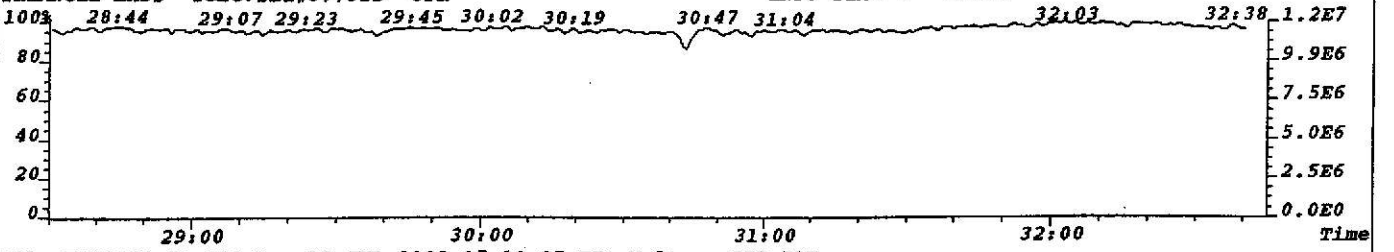

File:T023455 #1-924 Acq:12-JUL-2002 17:19:37 EI+ Voltage SIR 70T
409.7974 F:2 Exp:NDB5US
TRIANGLE LABS Text:TLI#57752B OPR INJ. TIME = 17:20

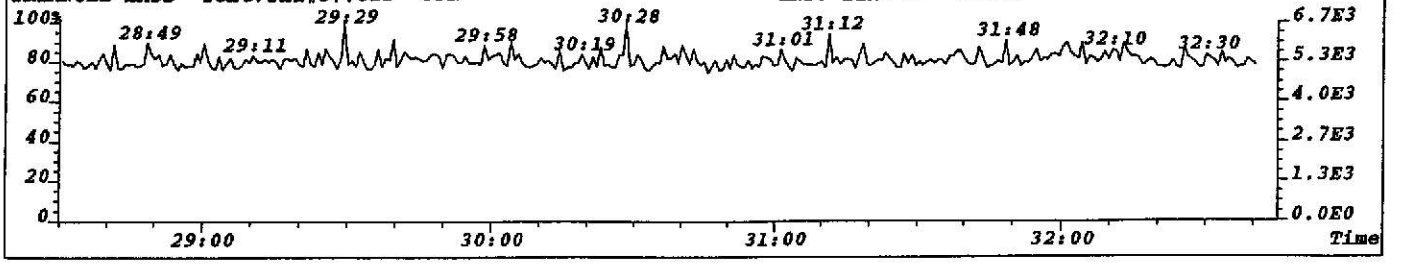

File:T023455 #1-924 Acq:12-JUL-2002 17:19:37 EI+ Voltage SIR 70T Noise:166
355.8546 F:2 BSUB(256,30,-3.0) PKD(7,5,3,0.05%,664.0,1.00%,F,T) Exp:NDB5US
TRIANGLE LABS Text:TLI#57752B OPR INJ. TIME = 17:20

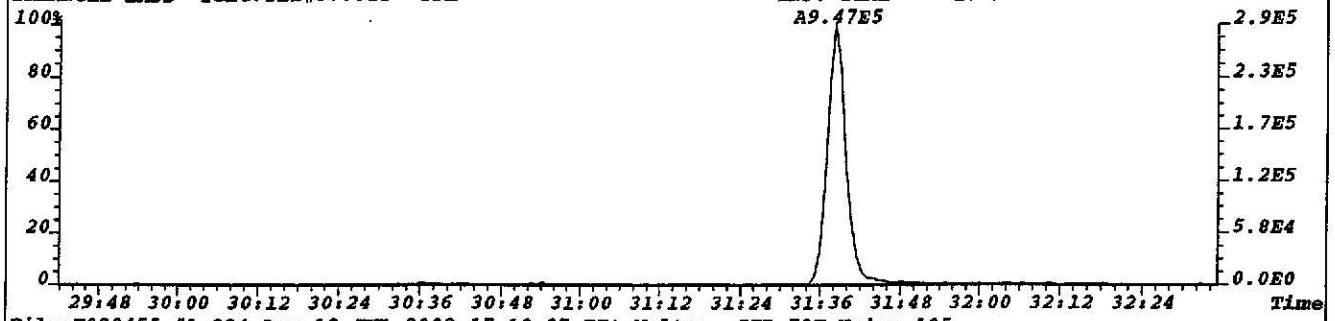

File:T023455 #1-924 Acq:12-JUL-2002 17:19:37 EI+ Voltage SIR 70T Noise:105
357.8516 F:2 BSUB(256,30,-3.0) PKD(7,5,3,0.05%,420.0,1.00%,F,T) Exp:NDB5US
TRIANGLE LABS Text:TLI#57752B OPR INJ. TIME = 17:20

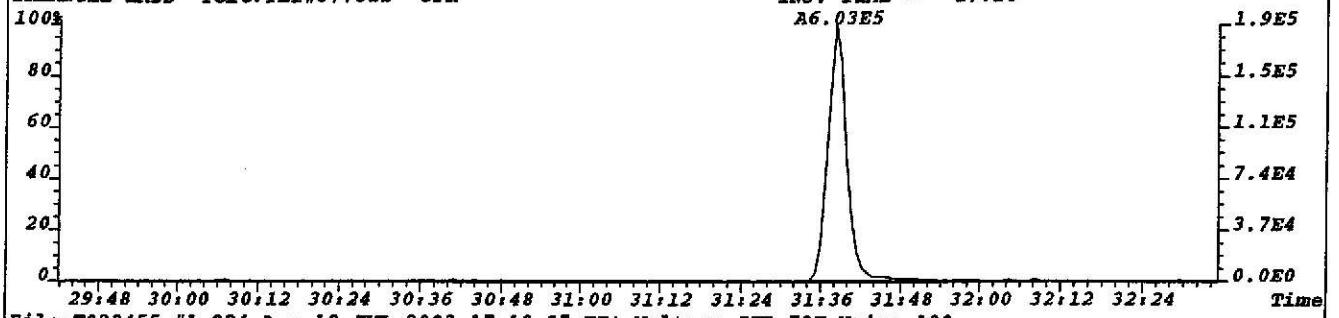

File:T023455 #1-924 Acq:12-JUL-2002 17:19:37 EI+ Voltage SIR 70T Noise:188
367.8949 F:2 BSUB(256,30,-3.0) PKD(7,5,3,0.05%,752.0,1.00%,F,T) Exp:NDB5US
TRIANGLE LABS Text:TLI#57752B OPR INJ. TIME = 17:20

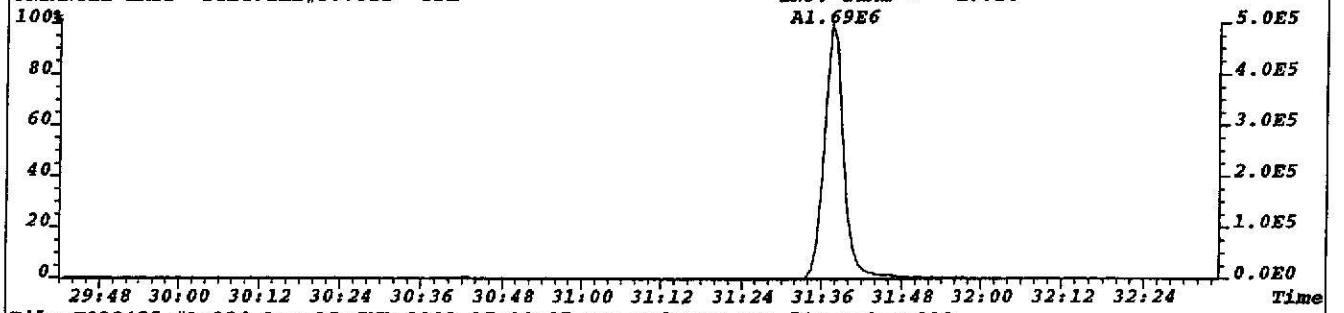

File:T023455 #1-924 Acq:12-JUL-2002 17:19:37 EI+ Voltage SIR 70T Noise:113
369.8919 F:2 BSUB(256,30,-3.0) PKD(7,5,3,0.05%,452.0,1.00%,F,T) Exp:NDB5US
TRIANGLE LABS Text:TLI#57752B OPR INJ. TIME = 17:20

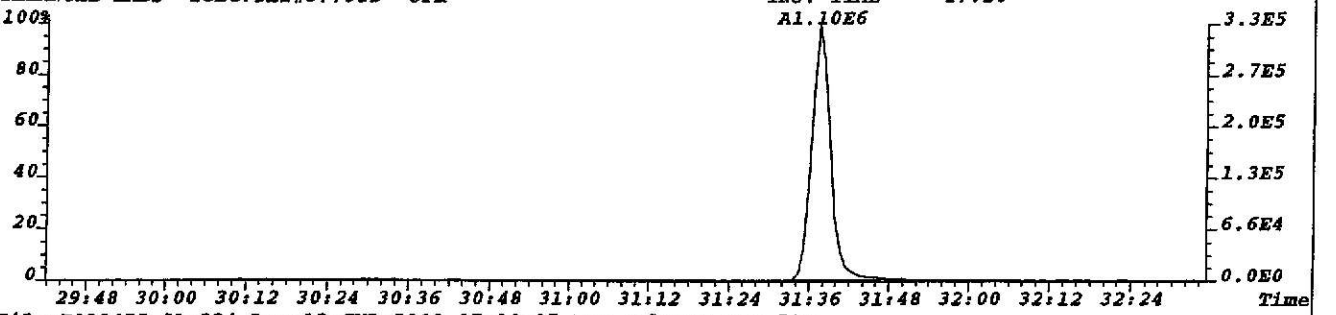

File:T023455 #1-924 Acq:12-JUL-2002 17:19:37 EI+ Voltage SIR 70T
330.9792 F:2 Exp:NDB5US
TRIANGLE LABS Text:TLI#57752B OPR INJ. TIME = 17:20

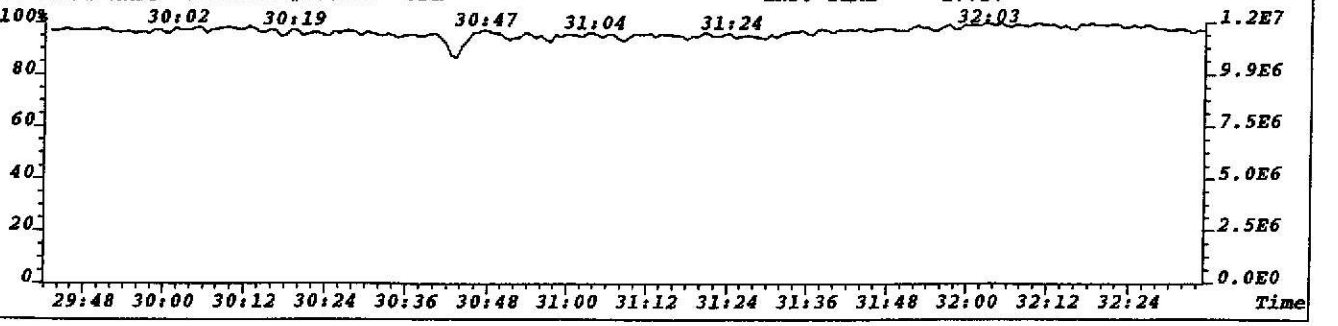

File:T023455 #1-386 Acq:12-JUL-2002 17:19:37 EI+ Voltage SIR 70T Noise:129
373.8208 F:3 BSUB(256,30,-3.0) PKD(7,5,3,0.05%,516.0,1.00%,F,T) Exp:NDB5US
TRIANGLE LABS Text:TLI#57752B OPR INJ. TIME = 17:20

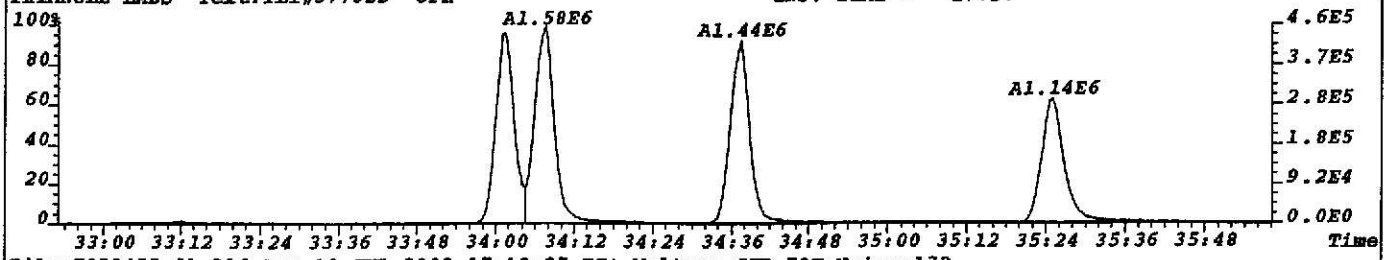

File:T023455 #1-386 Acq:12-JUL-2002 17:19:37 EI+ Voltage SIR 70T Noise:172
375.8178 F:3 BSUB(256,30,-3.0) PKD(7,5,3,0.05%,688.0,1.00%,F,T) Exp:NDB5US
TRIANGLE LABS Text:TLI#57752B OPR INJ. TIME = 17:20

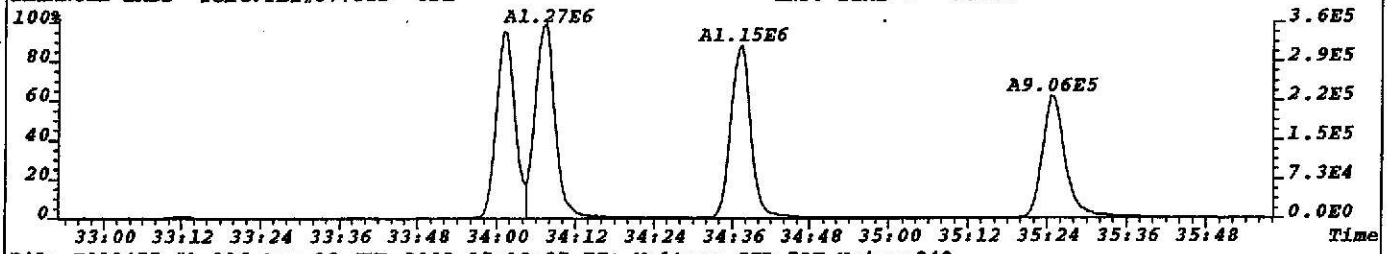

File:T023455 #1-386 Acq:12-JUL-2002 17:19:37 EI+ Voltage SIR 70T Noise:242
383.8639 F:3 BSUB(256,30,-3.0) PKD(7,5,3,0.05%,968.0,1.00%,F,T) Exp:NDB5US
TRIANGLE LABS Text:TLI#57752B OPR INJ. TIME = 17:20

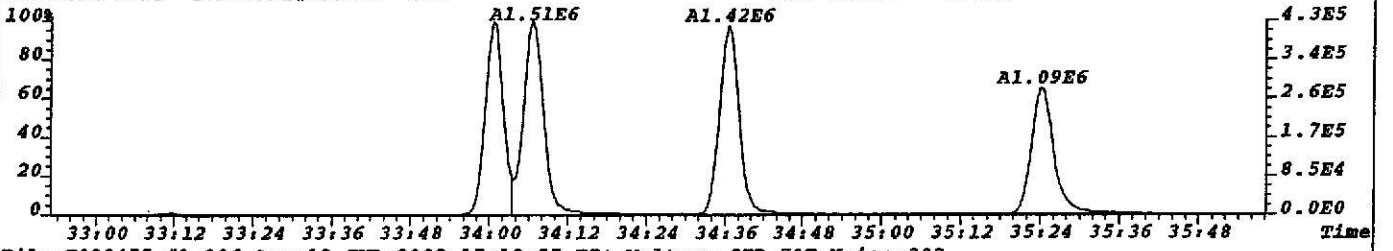

File:T023455 #1-386 Acq:12-JUL-2002 17:19:37 EI+ Voltage SIR 70T Noise:202
385.8610 F:3 BSUB(256,30,-3.0) PKD(7,5,3,0.05%,808.0,1.00%,F,T) Exp:NDB5US
TRIANGLE LABS Text:TLI#57752B OPR INJ. TIME = 17:20

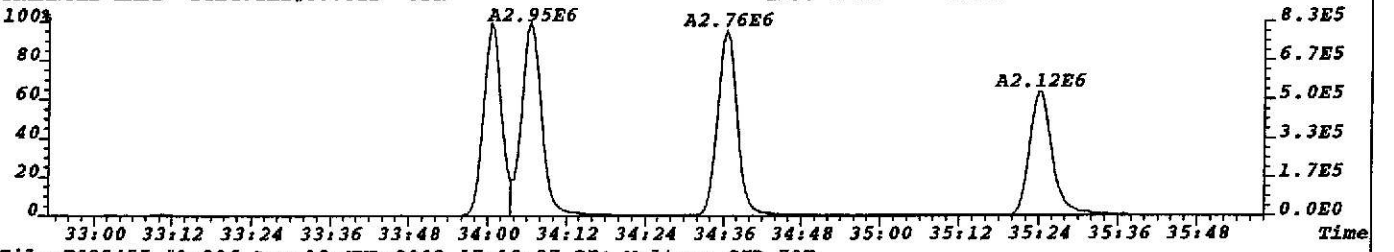

File:T023455 #1-386 Acq:12-JUL-2002 17:19:37 EI+ Voltage SIR 70T
392.9760 F:3 Exp:NDB5US
TRIANGLE LABS Text:TLI#57752B OPR INJ. TIME = 17:20

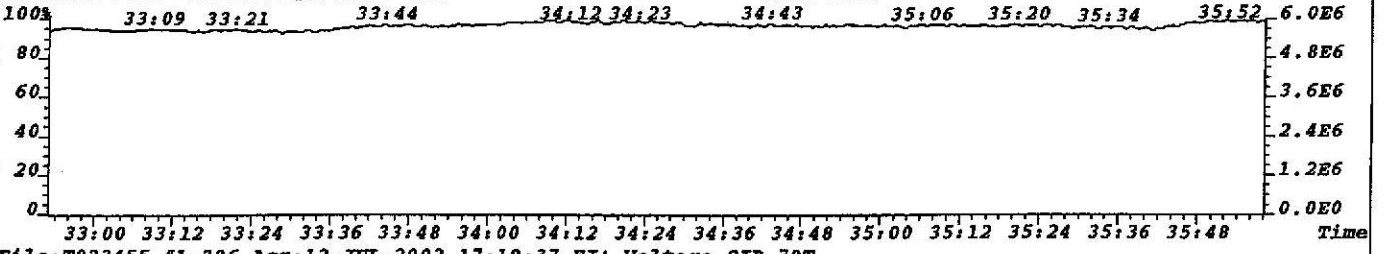

File:T023455 #1-386 Acq:12-JUL-2002 17:19:37 EI+ Voltage SIR 70T
445.7555 F:3 Exp:NDB5US
TRIANGLE LABS Text:TLI#57752B OPR INJ. TIME = 17:20

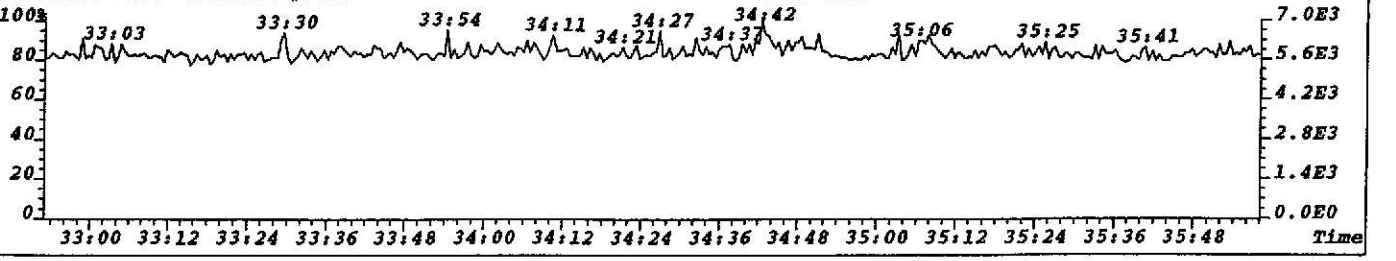

File:T023455 #1-386 Acq:12-JUL-2002 17:19:37 EI+ Voltage SIR 70T Noise:103
389.8156 F:3 BSUB(256,30,-3.0) PKD(7,5,3,0.05%,412.0,1.00%,F,T) Exp:NDB5US
TRIANGLE LABS Text:TLI#57752B OPR INJ. TIME = 17:20

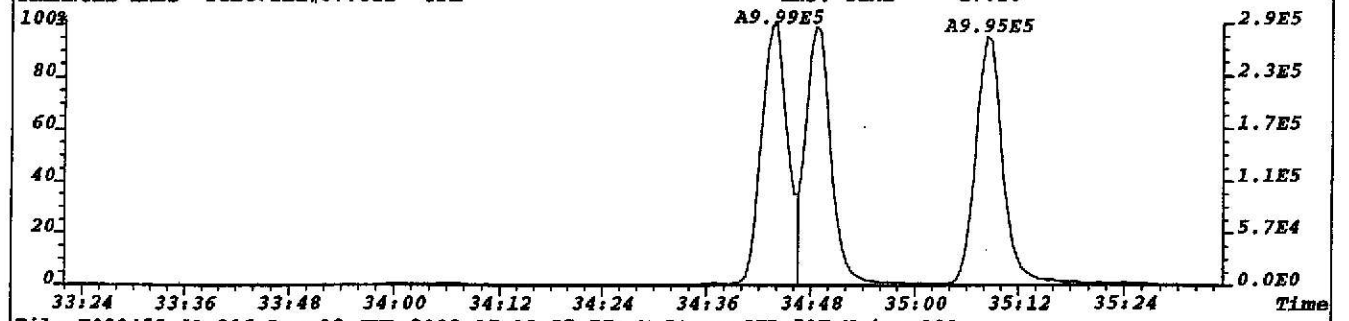

File:T023455 #1-386 Acq:12-JUL-2002 17:19:37 EI+ Voltage SIR 70T Noise:190
391.8127 F:3 BSUB(256,30,-3.0) PKD(7,5,3,0.05%,760.0,1.00%,F,T) Exp:NDB5US
TRIANGLE LABS Text:TLI#57752B OPR INJ. TIME = 17:20

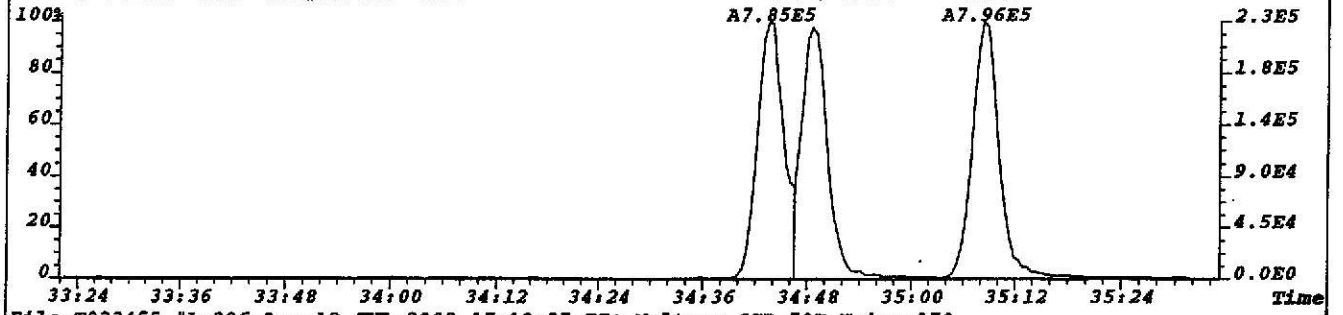

File:T023455 #1-386 Acq:12-JUL-2002 17:19:37 EI+ Voltage SIR 70T Noise:170
401.8558 F:3 BSUB(256,30,-3.0) PKD(7,5,3,0.05%,680.0,1.00%,F,T) Exp:NDB5US
TRIANGLE LABS Text:TLI#57752B OPR INJ. TIME = 17:20

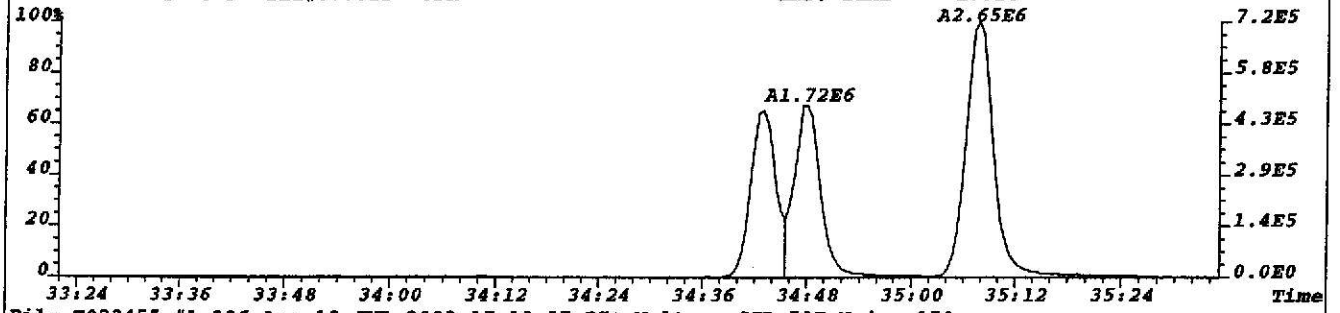

File:T023455 #1-386 Acq:12-JUL-2002 17:19:37 EI+ Voltage SIR 70T Noise:170
403.8529 F:3 BSUB(256,30,-3.0) PKD(7,5,3,0.05%,680.0,1.00%,F,T) Exp:NDB5US
TRIANGLE LABS Text:TLI#57752B OPR INJ. TIME = 17:20

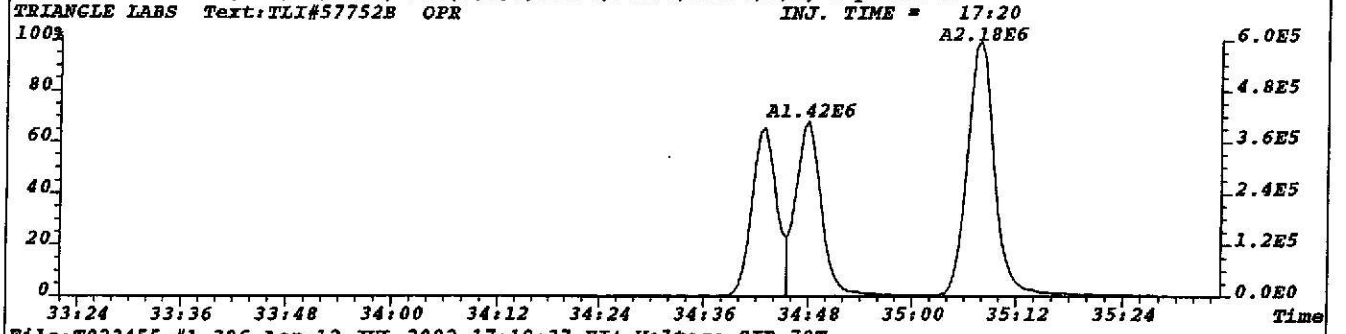

File:T023455 #1-386 Acq:12-JUL-2002 17:19:37 EI+ Voltage SIR 70T
392.9760 F:3 Exp:NDB5US
TRIANGLE LABS Text:TLI#57752B OPR INJ. TIME = 17:20

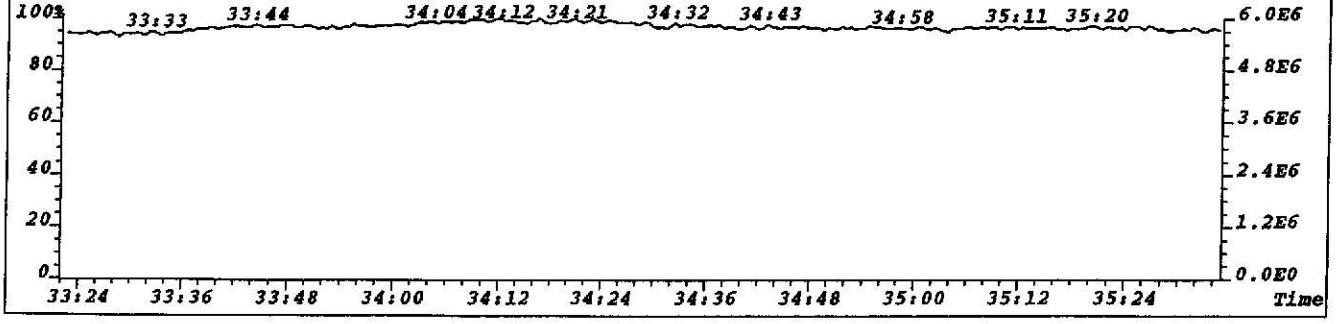

File:T023455 #1-708 Acq:12-JUL-2002 17:19:37 EI+ Voltage SIR 70T Noise:182
407.7818 F:4 BSUB(256,30,-3.0) PKD(7,5,3,0.05%,728.0,1.00%,F,T) Exp:NDB5US
TRIANGLE LABS Text:TLI#57752B OPR INJ. TIME = 17:20

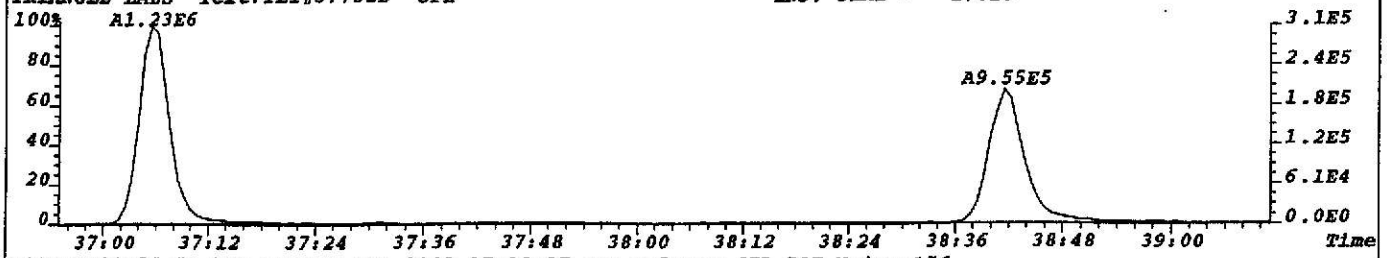

File:T023455 #1-708 Acq:12-JUL-2002 17:19:37 EI+ Voltage SIR 70T Noise:176
409.7789 F:4 BSUB(256,30,-3.0) PKD(7,5,3,0.05%,704.0,1.00%,F,T) Exp:NDB5US
TRIANGLE LABS Text:TLI#57752B OPR INJ. TIME = 17:20

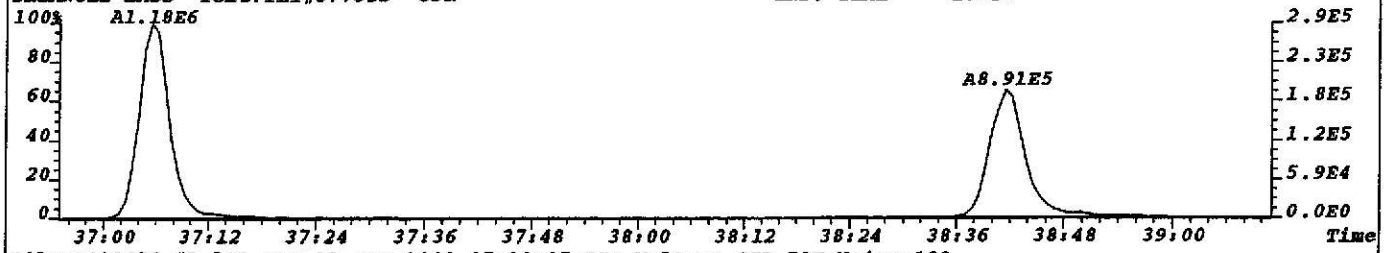

File:T023455 #1-708 Acq:12-JUL-2002 17:19:37 EI+ Voltage SIR 70T Noise:199
417.8253 F:4 BSUB(256,30,-3.0) PKD(7,5,3,0.05%,796.0,1.00%,F,T) Exp:NDB5US
TRIANGLE LABS Text:TLI#57752B OPR INJ. TIME = 17:20



File:T023455 #1-708 Acq:12-JUL-2002 17:19:37 EI+ Voltage SIR 70T Noise:199
419.8220 F:4 BSUB(256,30,-3.0) PKD(7,5,3,0.05%,796.0,1.00%,F,T) Exp:NDB5US
TRIANGLE LABS Text:TLI#57752B OPR INJ. TIME = 17:20



File:T023455 #1-708 Acq:12-JUL-2002 17:19:37 EI+ Voltage SIR 70T
430.9729 F:4 Exp:NDB5US
TRIANGLE LABS Text:TLI#57752B OPR INJ. TIME = 17:20

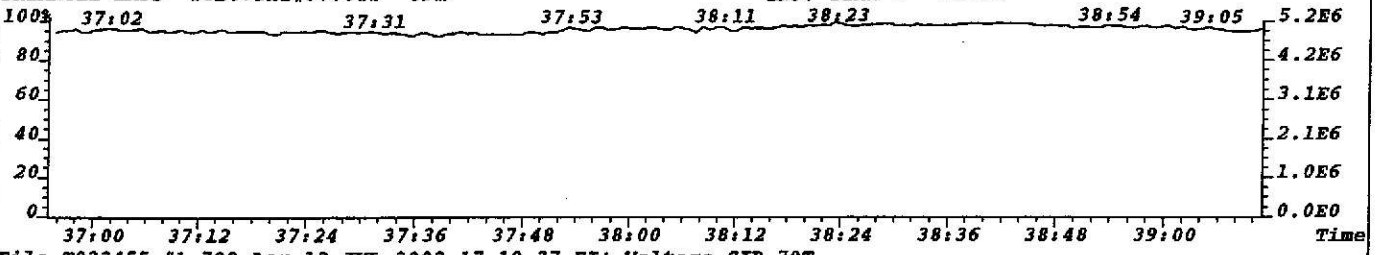

File:T023455 #1-708 Acq:12-JUL-2002 17:19:37 EI+ Voltage SIR 70T
479.7165 F:4 Exp:NDB5US
TRIANGLE LABS Text:TLI#57752B OPR INJ. TIME = 17:20

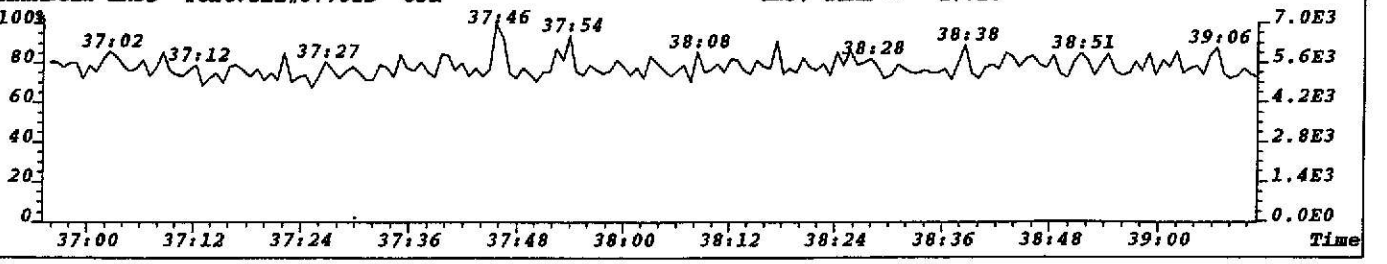

File:T023455 #1-708 Acq:12-JUL-2002 17:19:37 EI+ Voltage SIR 70T Noise:155
423.7766 F:4 BSUB(256,30,-3.0) PKD(7,5,3,0.05%,620.0,1.00%,F,T) Exp:NDB5US
TRIANGLE LABS Text:TLI#57752B OPR INJ. TIME = 17:20

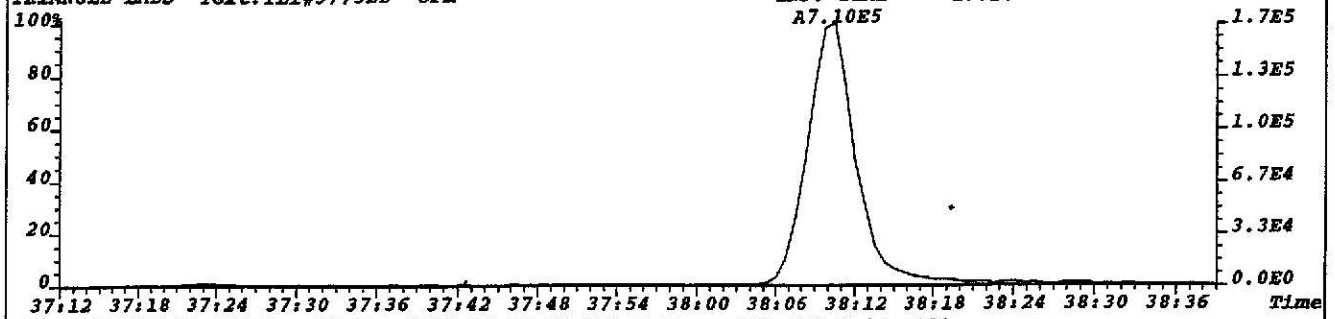

File:T023455 #1-708 Acq:12-JUL-2002 17:19:37 EI+ Voltage SIR 70T Noise:122
425.7737 F:4 BSUB(256,30,-3.0) PKD(7,5,3,0.05%,488.0,1.00%,F,T) Exp:NDB5US
TRIANGLE LABS Text:TLI#57752B OPR INJ. TIME = 17:20

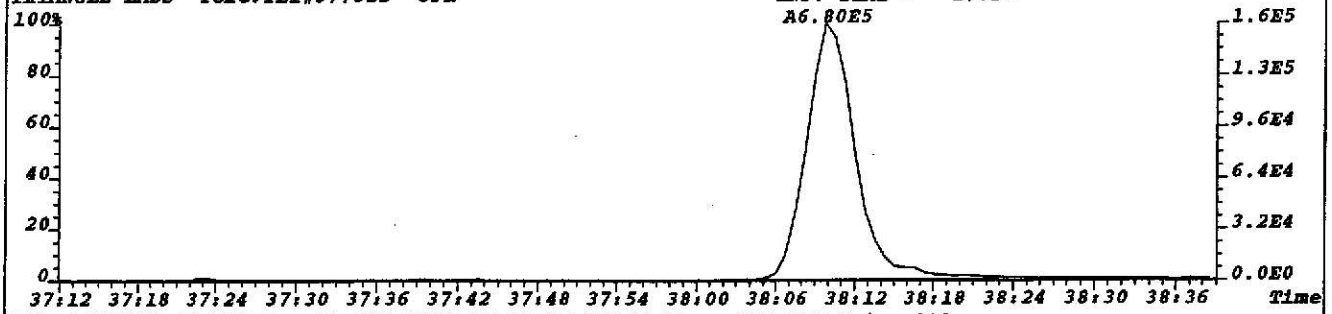

File:T023455 #1-708 Acq:12-JUL-2002 17:19:37 EI+ Voltage SIR 70T Noise:218
435.8169 F:4 BSUB(256,30,-3.0) PKD(7,5,3,0.05%,872.0,1.00%,F,T) Exp:NDB5US
TRIANGLE LABS Text:TLI#57752B OPR INJ. TIME = 17:20

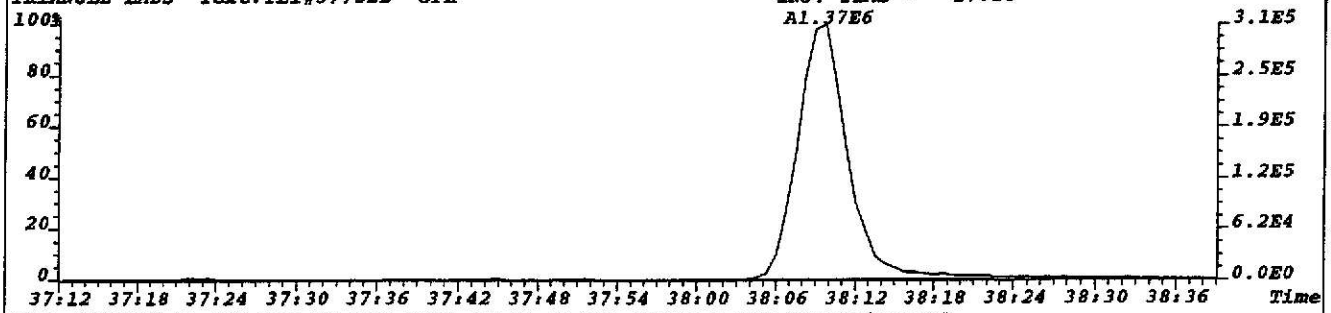

File:T023455 #1-708 Acq:12-JUL-2002 17:19:37 EI+ Voltage SIR 70T Noise:157
437.8140 F:4 BSUB(256,30,-3.0) PKD(7,5,3,0.05%,628.0,1.00%,F,T) Exp:NDB5US
TRIANGLE LABS Text:TLI#57752B OPR INJ. TIME = 17:20

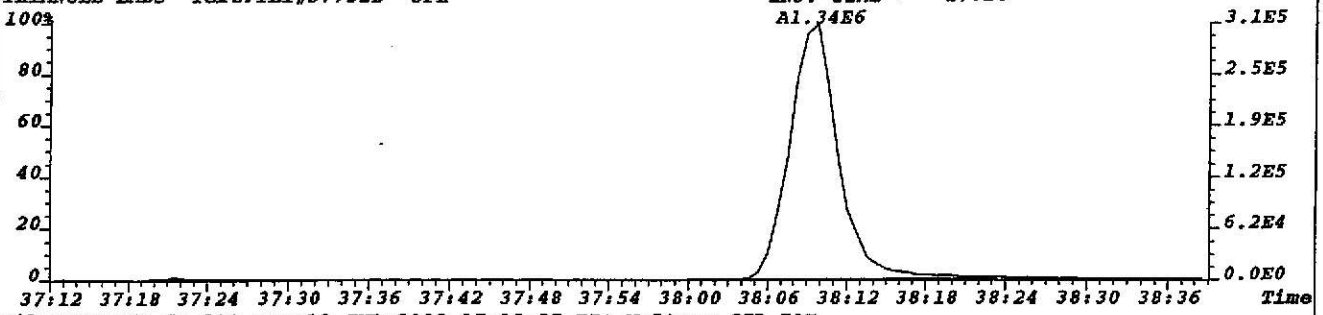

File:T023455 #1-708 Acq:12-JUL-2002 17:19:37 EI+ Voltage SIR 70T
430.9729 F:4 Exp:NDB5US
TRIANGLE LABS Text:TLI#57752B OPR INJ. TIME = 17:20

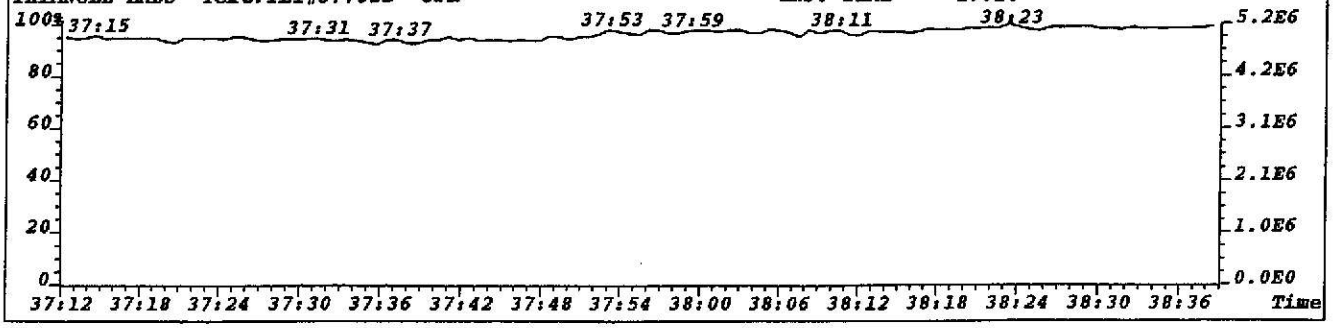

File:T023455 #1-708 Acq:12-JUL-2002 17:19:37 EI+ Voltage SIR 70T Noise:194
441.7428 F:4 BSUB(256,30,-3.0) PKD(7,5,3,0.05%,776.0,1.00%,F,T) Exp:NDB5US
TRIANGLE LABS Text:TLI#57752B OPR INJ. TIME = 17:20

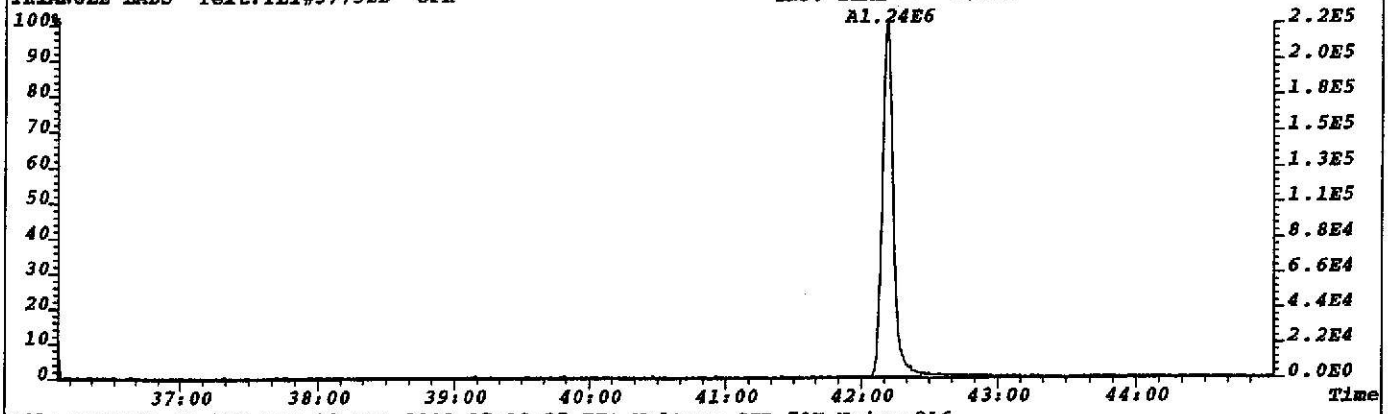

File:T023455 #1-708 Acq:12-JUL-2002 17:19:37 EI+ Voltage SIR 70T Noise:216
443.7399 F:4 BSUB(256,30,-3.0) PKD(7,5,3,0.05%,864.0,1.00%,F,T) Exp:NDB5US
TRIANGLE LABS Text:TLI#57752B OPR INJ. TIME = 17:20

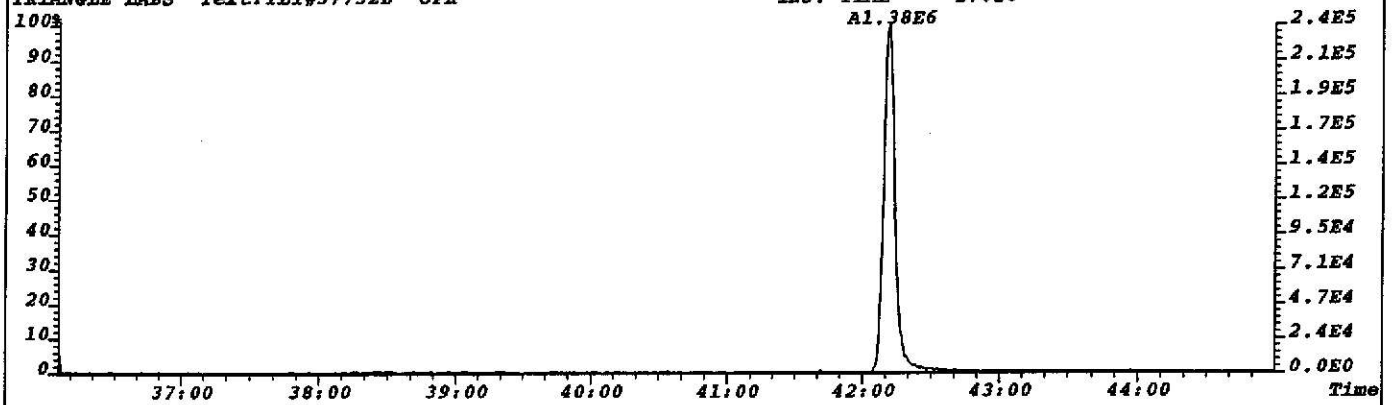

File:T023455 #1-708 Acq:12-JUL-2002 17:19:37 EI+ Voltage SIR 70T
430.9729 F:4 Exp:NDB5US
TRIANGLE LABS Text:TLI#57752B OPR INJ. TIME = 17:20

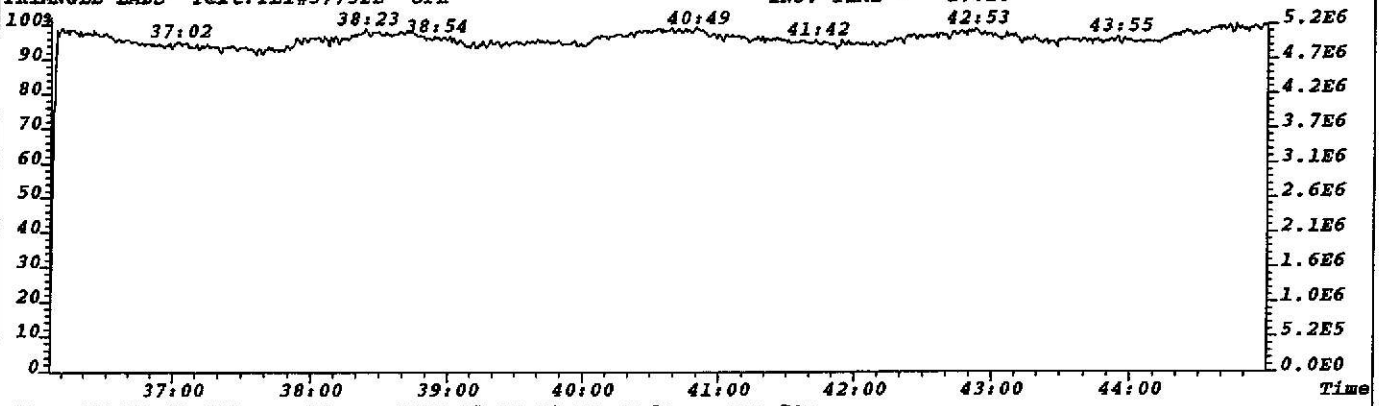

File:T023455 #1-708 Acq:12-JUL-2002 17:19:37 EI+ Voltage SIR 70T
513.6775 F:4 Exp:NDB5US
TRIANGLE LABS Text:TLI#57752B OPR INJ. TIME = 17:20

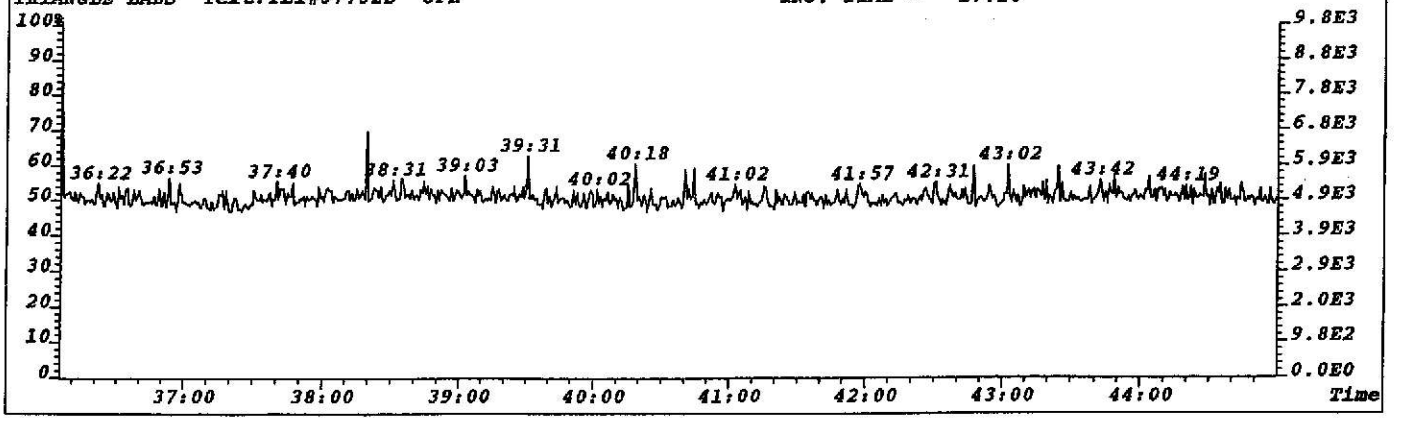

File:T023455 #1-708 Acq:12-JUL-2002 17:19:37 EI+ Voltage SIR 70T Noise:127
457.7377 F:4 BSUB(256,30,-3.0) PKD(7,5,3,0.05%,508.0,1.00%,F,T) Exp:NDB5US
TRIANGLE LABS Text:TLI#57752B OPR INJ. TIME = 17:20

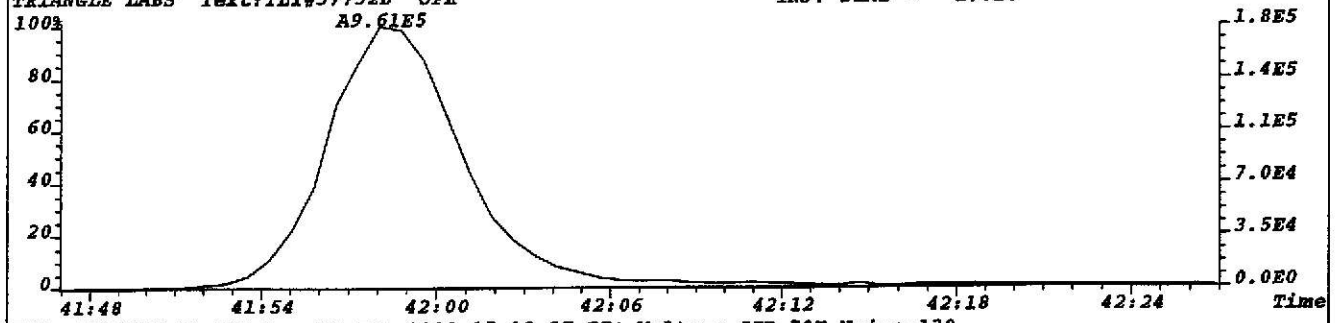

File:T023455 #1-708 Acq:12-JUL-2002 17:19:37 EI+ Voltage SIR 70T Noise:138
459.7348 F:4 BSUB(256,30,-3.0) PKD(7,5,3,0.05%,552.0,1.00%,F,T) Exp:NDB5US
TRIANGLE LABS Text:TLI#57752B OPR INJ. TIME = 17:20

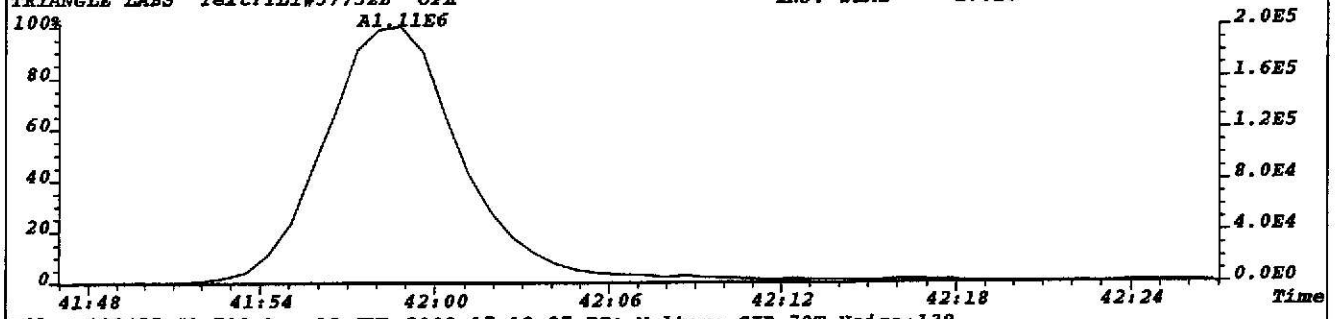

File:T023455 #1-708 Acq:12-JUL-2002 17:19:37 EI+ Voltage SIR 70T Noise:139
469.7779 F:4 BSUB(256,30,-3.0) PKD(7,5,3,0.05%,556.0,1.00%,F,T) Exp:NDB5US
TRIANGLE LABS Text:TLI#57752B OPR INJ. TIME = 17:20

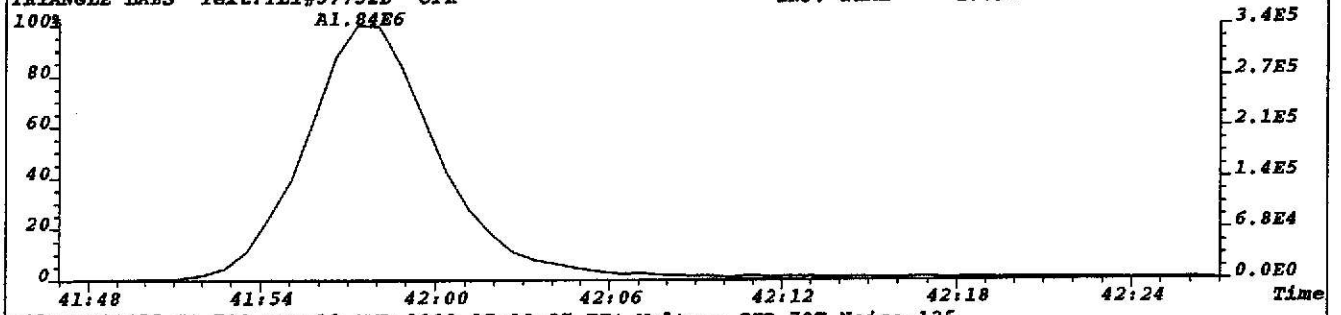

File:T023455 #1-708 Acq:12-JUL-2002 17:19:37 EI+ Voltage SIR 70T Noise:125
471.7750 F:4 BSUB(256,30,-3.0) PKD(7,5,3,0.05%,500.0,1.00%,F,T) Exp:NDB5US
TRIANGLE LABS Text:TLI#57752B OPR INJ. TIME = 17:20

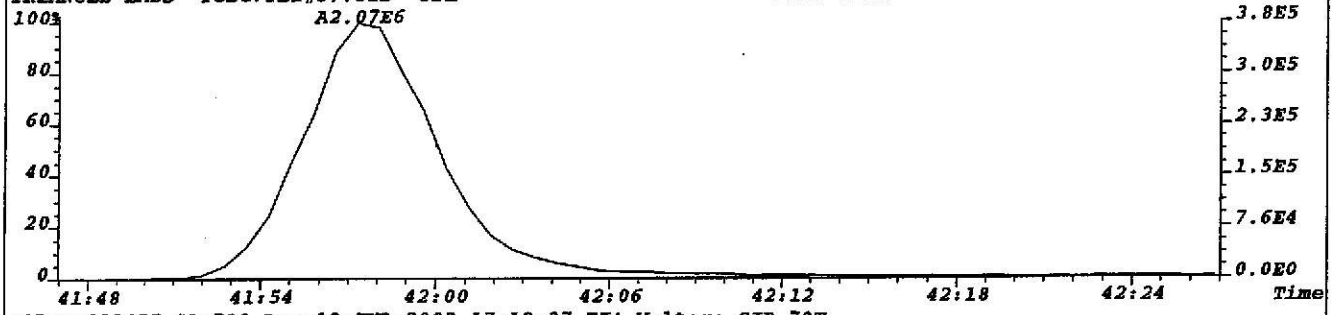

File:T023455 #1-708 Acq:12-JUL-2002 17:19:37 EI+ Voltage SIR 70T
430.9729 F:4 Exp:NDB5US
TRIANGLE LABS Text:TLI#57752B OPR INJ. TIME = 17:20

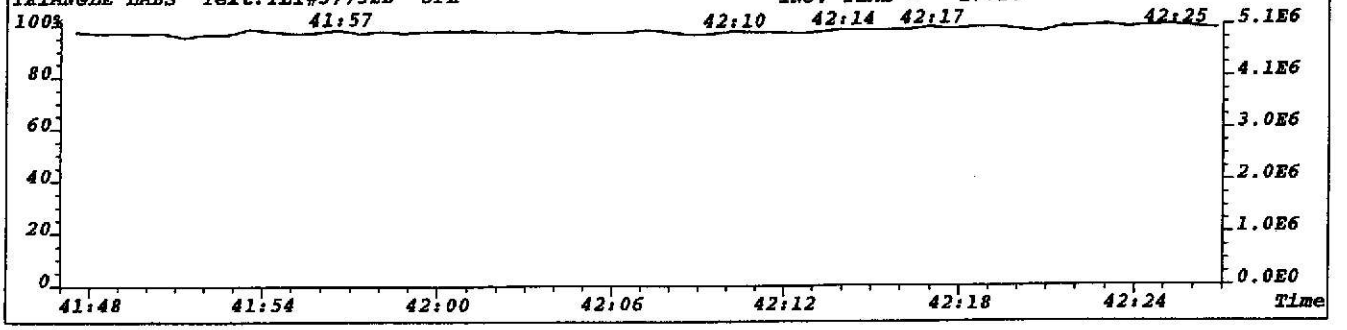

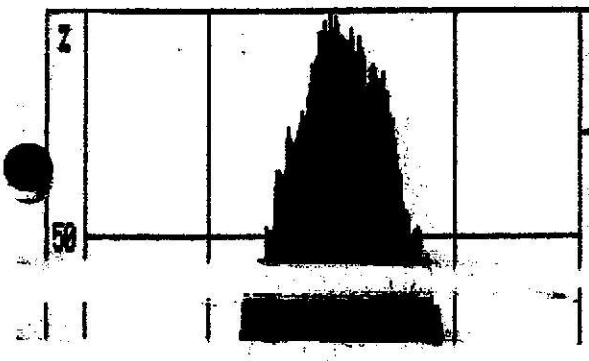

Channel I 330.9792 Peak top
Height .97 volts Span 200 ppm

System file name	NOBSUS
Data file name	A:T712024
Resolution	10000
[illegible]	2
Ionization mode	EI+

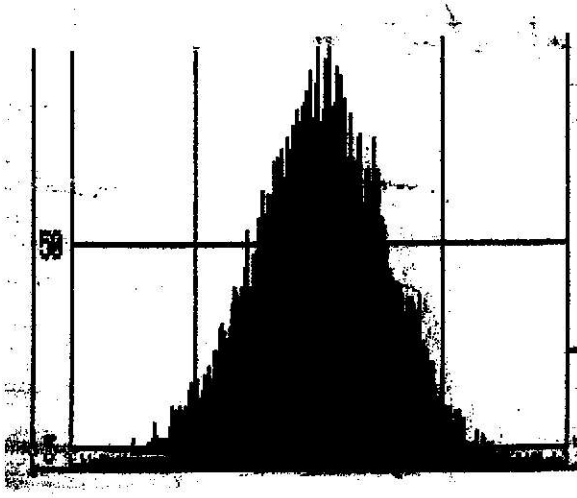

C	306	L	334	U	376
D	316	M	340	V	410
E	318	N	342		
F	320	O	352		
G	322	P	354		
H	328	Q	356		
I	331	R	358		

Ref. mass 416.9760 Peak top
Height .14 volts Span 200 ppm

TLI Project: **57752B** 1613, Revision B PCDD/PCDF Analysis (c)
Client Sample: **TLI Blank** Analysis File: **T023456**

Client Project:	**Mississippi Project**				
Sample Matrix:	**SOLID**	Date Received:	/ /	Spike File:	**SP161B2S**
TLI ID:	**TLI Blank**	Date Extracted:	**07/06/2002**	ICal:	**TF5612B**
		Date Analyzed:	**07/12/2002**	ConCal:	**TB23454**
Sample Size:	**10.000 g**	Dilution Factor:	**n/a**	% Moisture:	**n/a**
Dry Weight:	**n/a**	Blank File:	**T023456**	% Lipid:	**n/a**
GC Column:	**DB-5**	Analyst:	**JWL**	% Solids:	**n/a**

Analytes	Conc. (pg/g)	DL	Ratio	RT	RRT	Flags
2,3,7,8-TCDD	ND	0.3				—
1,2,3,7,8-PeCDD	ND	0.3				—
1,2,3,4,7,8-HxCDD	ND	0.3				—
1,2,3,6,7,8-HxCDD	ND	0.3				—
1,2,3,7,8,9-HxCDD	ND	0.3				—
1,2,3,4,6,7,8-HpCDD	ND	0.4				—
1,2,3,4,6,7,8,9-OCDD	0.80		0.80	41:58	1.000	J
2,3,7,8-TCDF	ND	0.2				—
1,2,3,7,8-PeCDF	ND	0.2				—
2,3,4,7,8-PeCDF	ND	0.2				—
1,2,3,4,7,8-HxCDF	ND	0.2				—
1,2,3,6,7,8-HxCDF	ND	0.2				—
2,3,4,6,7,8-HxCDF	ND	0.2				—
1,2,3,7,8,9-HxCDF	ND	0.3				—
1,2,3,4,6,7,8-HpCDF	ND	0.3				—
1,2,3,4,7,8,9-HpCDF	ND	0.4				—
1,2,3,4,6,7,8,9-OCDF	ND	0.6				—

Totals	Conc. (pg/g)	Number	DL	Flags
Total TCDD	ND		0.3	—
Total PeCDD	ND		0.3	—
Total HxCDD	ND		0.3	—
Total HpCDD	ND		0.4	—
Total TCDF	ND		0.2	—
Total PeCDF	ND		0.2	—
Total HxCDF	ND		0.2	—
Total HpCDF	ND		0.3	—

Triangle Laboratories, Inc.®
2445 S. Alston Ave. • Durham, North Carolina 27713
Phone: (919) 544-5729 • Fax: (919) 544-5491

TLI Project: **57752B** 1613, Revision B PCDD/PCDF Analysis (c)
Client Sample: **TLI Blank** Analysis File: **T023456**

Internal Standards	Conc. (pg/g)	% Recovery	QC Limits	Ratio	RT	RRT	Flags
$^{13}C_{12}$-2,3,7,8-TCDD	122	60.8	25%-164%	0.81	27:27	1.007	___
$^{13}C_{12}$-1,2,3,7,8-PeCDD	125	62.6	25%-181%	1.50	31:37	1.160	___
$^{13}C_{12}$-1,2,3,4,7,8-HxCDD	162	80.8	32%-141%	1.23	34:42	0.988	___
$^{13}C_{12}$-1,2,3,6,7,8-HxCDD	166	83.0	28%-130%	1.23	34:48	0.991	___
$^{13}C_{12}$-1,2,3,4,6,7,8-HpCDD	188	94.1	23%-140%	1.02	38:09	1.086	___
$^{13}C_{12}$-1,2,3,4,6,7,8,9-OCDD	295	73.7	17%-157%	0.87	41:57	1.195	___
$^{13}C_{12}$-2,3,7,8-TCDF	134	66.9	24%-169%	0.75	26:45	0.981	___
$^{13}C_{12}$-1,2,3,7,8-PeCDF	127	63.3	24%-185%	1.43	30:37	1.123	___
$^{13}C_{12}$-2,3,4,7,8-PeCDF	115	57.7	21%-178%	1.43	31:17	1.147	___
$^{13}C_{12}$-1,2,3,4,7,8-HxCDF	174	87.1	26%-152%	0.51	34:00	0.968	___
$^{13}C_{12}$-1,2,3,6,7,8-HxCDF	191	95.3	26%-123%	0.51	34:06	0.971	___
$^{13}C_{12}$-2,3,4,6,7,8-HxCDF	177	88.6	28%-136%	0.52	34:36	0.985	___
$^{13}C_{12}$-1,2,3,7,8,9-HxCDF	172	86.2	29%-147%	0.53	35:24	1.008	___
$^{13}C_{12}$-1,2,3,4,6,7,8-HpCDF	196	97.8	28%-143%	0.44	37:05	1.056	___
$^{13}C_{12}$-1,2,3,4,7,8,9-HpCDF	193	96.7	26%-138%	0.43	38:40	1.101	___

Cleanup Standard	Conc. (pg/g)	% Recovery	QC Limits	RT	RRT	Flags
$^{37}Cl_4$-2,3,7,8-TCDD	12.3	61.3	35%-197%	27:28	1.007	___

Recovery Standards	Ratio	RT	Flags
$^{13}C_{12}$-1,2,3,4-TCDD	0.81	27:16	___
$^{13}C_{12}$-1,2,3,7,8,9-HxCDD	1.24	35:07	___

Data Reviewer: GBM 07/16/2002

161B_PSR v2.04, LARS 6.25.05

Triangle Laboratories, Inc.®
2445 S. Alston Ave. • Durham, North Carolina 27713
Phone: (919) 544-5729 • Fax: (919) 544-5491

Printed: 10:05 07/16/2002

TLI Project: **57752B**
Client Sample: **TLI Blank**

Toxicity Equivalents Report
Analysis File: **T023456**

Client Project:	Mississippi Project				
Sample Matrix:	SOLID	Date Received:	06/28/02	Spike File:	SP161B2S
TLI ID:	TLI Blank	Date Extracted:	07/06/02	ICal:	TF5612B
		Date Analyzed:	07/12/02	ConCal:	TB23454
Sample Size:	10.000 g	Dilution Factor:	1	% Moisture:	n/a
Dry Weight:	n/a	Blank File:	T023456	% Lipid:	n/a
GC Column:	DB-5	Analyst:	JWL	% Solids:	n/a

Analytes	Conc. (pg/g)		TEF		Equivalent
2,3,7,8-TCDD	{0.3}	x	1.	=	0.3
1,2,3,7,8-PeCDD	{0.3}	x	0.5	=	0.2
1,2,3,4,7,8-HxCDD	{0.3}	x	0.1	=	0.03
1,2,3,6,7,8-HxCDD	{0.3}	x	0.1	=	0.03
1,2,3,7,8,9-HxCDD	{0.3}	x	0.1	=	0.03
1,2,3,4,6,7,8-HpCDD	{0.4}	x	0.01	=	0.004
1,2,3,4,6,7,8,9-OCDD	0.80	x	0.001	=	0.00080
TOTAL PCDD					0.6
2,3,7,8-TCDF	{0.2}	x	0.1	=	0.02
1,2,3,7,8-PeCDF	{0.2}	x	0.05	=	0.01
2,3,4,7,8-PeCDF	{0.2}	x	0.5	=	0.1
1,2,3,4,7,8-HxCDF	{0.2}	x	0.1	=	0.02
1,2,3,6,7,8-HxCDF	{0.2}	x	0.1	=	0.02
2,3,4,6,7,8-HxCDF	{0.2}	x	0.1	=	0.02
1,2,3,7,8,9-HxCDF	{0.3}	x	0.1	=	0.03
1,2,3,4,6,7,8-HpCDF	{0.3}	x	0.01	=	0.003
1,2,3,4,7,8,9-HpCDF	{0.4}	x	0.01	=	0.004
1,2,3,4,6,7,8,9-OCDF	{0.6}	x	0.001	=	0.0006
TOTAL PCDF					0.2

Total EPA TEFs, 1989a: 0.8 pg/g

{...} indicates that the value is that of a Detection Limit.

GRY_TEF v1.08, MILES 4.22.16

Triangle Laboratories, Inc.®
2445 S. Alston Ave. • Durham, North Carolina 27713
Phone: (919) 544-5729 • Fax: (919) 544-5491

Printed: 15:55 07/16/02

Initial ....Date...

Data Review By: VJC 7/17/02

Calculated Noise Height: 0.08

Page No. 1 Listing of T023456B.dbf
07/16/2002 Matched GC Peaks / Ratio / Ret. Time

Compound/ M_Z....	QC.Log	Omit	Why	..RT.	OK	Ratio	Total.Area/Ht	Area/Ht.Peak1	Area/Ht.Peak2	Rel.RT	Compound.Name..	ID..	Flags.
TCDF				0.65-0.89						0.880-1.070			
304-306	DC	NL					Height	0.30	0.16	0.14			
304-306			0	Peaks				0.00					
13C12-TCDF				0.65-0.89						0.945-1.132			
316-318	DC	NL					Height	0.29	0.12	0.17			
				25:45			0.80	6.12	2.72	3.40	0.963		
				26:03	RO		0.64	1.76	0.69	1.07	0.974		
				26:21			0.80	6.58	2.92	3.66	0.985		
				26:45			0.75	656.65	281.06	375.59	1.000	13C12-2378-TCDF	IS0
							Height	164.45	70.60	93.85			
316-318			4	Peaks				671.11					

---------- Above: TCDF / TCDD Follows ----------

TCDD				0.65-0.89						0.905-1.042			
320-322	DC	NL					Height	0.26	0.14	0.12			
	DC	SN		26:54			0.84	0.46			0.980		
	DC	SN		27:16			0.78	0.41			0.993		
	DC	SN		27:28	RO		4.00	0.40			1.001	2378-TCDD	AN
	DC	SN		27:41	RO		1.79	0.39			1.009		
	DC	SN		27:44	RO		1.00	0.42			1.010		
320-322			0	Peaks				0.00					
37Cl-TCDD										0.927-1.073			
328	DC	NL					Height	0.13	0.13				
				26:18				0.23	0.23		0.958		
	DC	SN		26:25				0.14			0.962		
				27:28				50.69	50.69		1.001	37Cl-TCDD	CLS
				27:49				0.35	0.35		1.013		
328			3	Peaks				51.27					
13C12-TCDD				0.65-0.89						0.920-1.066			
332-334	DC	NL					Height	0.49	0.33	0.16			
				27:16			0.81	748.90	335.87	413.03	0.993	13C12-1234-TCDD	RS1
				27:27			0.81	514.14	230.14	284.00	1.000	13C12-2378-TCDD	IS1
							Height	127.82	57.43	70.39			
				28:01	RO		1.04	0.92	0.47	0.45	1.021		
				28:05	RO		1.39	0.86	0.50	0.36	1.023		
				28:23	RO		1.56	1.23	0.75	0.48	1.034		
				28:55	RO		1.33	1.86	1.06	0.80	1.053		
332-334			6	Peaks				1,267.91					

---------- Above: TCDD / PeCDF Follows ----------

PeCDF				1.32-1.78						0.912-1.037			
340-342	DC	NL					Height	0.25	0.11	0.14			

Triangle Laboratories, Inc.®
2445 S. Alston Ave. • Durham, North Carolina 27713
Phone: (919) 544-5729 • Fax: (919) 544-5491

```
Compound/
M_Z.... QC.Log Omit Why ..RT. OK Ratio Total.Area/Ht Area/Ht.Peak1 Area/Ht.Peak2 Rel.RT Compound.Name.. ID.. Flags.

               DC  SN  31:05 RO  0.75          0.14                                0.994
        D      D   SN  31:17     1.50          1.10                                1.000 23478-PeCDF     AN
340-342              0 Peaks                   0.00

13C12-PeCDF                     1.32-1.78                                     0.808-1.127
352-354        DC  NL           Height          0.21          0.10          0.11
                       29:47 RO  1.23          8.32          4.59          3.73  0.952
                       30:14 RO  1.93          6.19          4.08          2.11  0.966
                       30:37     1.43        551.03        323.89        227.14  1.000 13C12-PeCDF 123 IS2
                                Height       146.32         85.73         60.59
                       30:53     1.52         10.45          6.30          4.15  0.987
                       31:04 RO  0.40          0.81          0.23          0.58  0.993
                       31:17     1.43        511.89        301.04        210.85  1.000 13C12-PeCDF 234 IS3
                                Height       150.02         87.68         62.34
                       32:14     1.40          6.12          3.57          2.55  1.030
352-354              7 Peaks               1,094.81

               ---------------------- Above: PeCDF / PeCDD Follows ---------------------

PeCDD                           1.32-1.78                                     0.940-1.021
356-358        DC  NL           Height          0.23          0.12          0.11
               DC  WL  29:42 RO  4.67          0.51                                0.939
               DC  SN  29:48 RO  0.44          0.26                                0.943
               DC  SN  29:58 RO  0.88          0.45                                0.948
               DC  SN  30:09 RO  0.56          0.25                                0.954
               DC  SN  30:17 RO  1.07          0.31                                0.958
               DC  SN  30:29 RO  0.36          0.34                                0.964
               DC  SN  30:37 RO  8.10          0.91                                0.968
        D      D   SN  31:37 RO  3.26          0.98                                1.000 12378-PeCDD     AN
356-358              0 Peaks                   0.00

13C12-PeCDD                     1.32-1.78                                     0.736-1.052
368-370        DC  NL           Height          0.24          0.14          0.10
                       30:14 RO  1.09          0.92          0.48          0.44  0.956
               DC  SN  30:17 RO  0.94          0.35                                0.958
               DC  SN  30:24 RO  0.90          0.38                                0.962
                       30:35     1.53          1.47          0.89          0.58  0.967
                       30:42     1.43          2.60          1.53          1.07  0.971
               DC  SN  30:53 RO  1.97          0.86                                0.977
                       31:37     1.50        389.51        233.87        155.64  1.000 13C12-PeCDD 123 IS4
                                Height       116.80         69.97         46.83
368-370              4 Peaks                 394.50

               ---------------------- Above: PeCDD / HxCDF Follows ---------------------

HxCDF                           1.05-1.43                                     0.929-1.007
374-376        DC  NL           Height          0.23          0.14          0.09
        D      D   SN  34:01     1.09          0.73                                1.000 123478-HxCDF    AN
        D      D   SN  34:08 RO  0.93          0.85                                1.001 123678-HxCDF    AN
374-376              0 Peaks                   0.00
```


Triangle Laboratories, Inc.®
2445 S. Alston Ave. • Durham, North Carolina 27713
Phone: (919) 544-5729 • Fax: (919) 544-5491

```
Compound/
M_Z.... QC.Log Omit Why ..RT. OK Ratio Total.Area/Ht Area/Ht.Peak1 Area/Ht.Peak2 Rel.RT Compound.Name.. ID.. Flags.

13C12-HxCDF                    0.43-0.59                                    0.879-1.105
384-386          DC  NL          Height          0.43          0.19          0.24
                         33:02 RO  0.69          1.84          0.75          1.09  0.933
                         33:11     0.55          4.43          1.57          2.86  0.937
                         34:00     0.51        573.84        194.05        379.79  1.000 13C12-HxCDF 478 IS5
                                 Height        177.92         60.51        117.41
                         34:06     0.51        635.82        215.93        419.89  1.000 13C12-HxCDF 678 IS6
                                 Height        183.65         62.81        120.84
                         34:36     0.52        577.98        196.79        381.19  1.000 13C12-HxCDF 234 IS7
                                 Height        175.11         60.54        114.57
                         35:24     0.53        471.35        162.43        308.92  1.000 13C12-HxCDF 789 IS8
                                 Height        120.72         41.73         78.99
384-386                6 Peaks               2,265.26

                    ---------------------- Above: HxCDF / HxCDD Follows ---------------------

HxCDD                          1.05-1.43                                    0.959-1.013
390-392          DC  NL          Height          0.25          0.11          0.14
                 DC  SN  34:36 RO  2.76          0.94                              0.997 123478-HxCDD    AN
                 DC  SN  35:09     1.24          0.56                              1.010 123789-HxCDD    AN
                 DC  SN  35:16 RO  0.33          0.24                              1.013
390-392                0 Peaks                   0.00

13C12-HxCDD                    1.05-1.43                                    0.983-1.041
402-404          DC  NL          Height          0.34          0.18          0.16
                         34:11     1.43          1.92          1.13          0.79  0.985
                         34:42     1.23        393.77        217.27        176.50  1.000 13C12-HxCDD 478 IS9
                                 Height        120.56         66.87         53.69
                         34:48     1.23        442.18        243.63        198.55  1.000 13C12-HxCDD 678 IS10
                                 Height        126.85         70.37         56.48
                         35:07     1.24        555.85        308.21        247.64  1.012 13C12-HxCDD 789 RS2
                         35:23 RO  1.45          3.57          2.11          1.46  1.020
                         35:32 RO  2.40          0.68          0.48          0.20  1.024
402-404                6 Peaks               1,397.97

                    ---------------------- Above: HxCDD / HpCDF Follows ---------------------

HpCDF                          0.88-1.20                                    0.955-1.005
408-410          DC  NL          Height          0.24          0.12          0.12
                 DC  SN  38:21 RO  1.52          0.68                              0.992
                 DC  SN  38:32 RO  2.64          0.40                              0.997
                 DC  SN  38:41     0.98          0.85                              1.000 1234789-HpCDF   AN
408-410                0 Peaks                   0.00

13C12-HpCDF                    0.37-0.51                                    0.856-1.141
418-420          DC  NL          Height          0.39          0.21          0.18
                         37:05     0.44        452.71        139.00        313.71  1.000 13C12-HpCDF 678 IS11
                                 Height        110.68         33.66         77.02
                 DC  SN  37:30 RO  0.58          0.68                              0.970
                         38:40     0.43        360.25        109.08        251.17  1.000 13C12-HpCDF 789 IS12
                                 Height         78.23         23.84         54.39
418-420                2 Peaks                 812.96
```

```
Compound/
M_Z.... QC.Log Omit Why ..RT. OK Ratio Total.Area/Ht Area/Ht.Peak1 Area/Ht.Peak2 Rel.RT Compound.Name.. ID.. Flags.

                    ---------------------- Above: HpCDF / HpCDD Follows ---------------------

HpCDD                              0.88-1.20                                        0.976-1.005
424-426             DC  NL          Height          0.22          0.12          0.10
                    DC  SN  38:11 RO  0.65          0.56                                1.001 1234678-HpCDD   AN
                    DC  WH  38:40 RO  1.23          0.96                                1.014
424-426                  0 Peaks                    0.00

13C12-HpCDD                        0.88-1.20                                        0.868-1.078
436-438             DC  NL          Height          0.35          0.21          0.14
                            37:23 RO  0.83          1.92          0.87          1.05  0.980
                            38:09     1.02        412.89        208.80        204.09  1.000 13C12-HpCDD 678 IS13
                                    Height         98.86         49.76         49.10
436-438                  2 Peaks                  414.81

                    ---------------------- Above: HpCDD / Octa-CDD and CDF Follows ----------

OCDF                               0.76-1.02                                        0.952-1.048
442-444             DC  NL          Height          0.29          0.14          0.15
                    DC  WL  38:01 RO  2.23          0.42                                0.906
        D           D   SN  42:11 RO  1.76          1.49                                1.006 OCDF            AN
442-444                  0 Peaks                    0.00

OCDD                               0.76-1.02                                        0.952-1.048
458-460             DC  NL          Height          0.21          0.10          0.11
        M                   41:58     0.80          1.24          0.55          0.69  1.000 OCDD            AN   J
                    DC  SN  42:07 RO  0.17          0.41                                1.004
458-460                  1 Peak                     1.24

13C12-OCDD                         0.76-1.02                                        0.996-1.004
470-472             DC  NL          Height          0.20          0.10          0.10
                            41:57     0.87        608.31        282.91        325.40  1.000 13C12-OCDD      IS14
                                    Height        112.37         52.51         59.86
                    DC  WH  42:26     0.78          1.48                                1.012
470-472                  1 Peak                   608.31
```

Column Description.....	"Why" Code Description.....	QC Log Desc.....
M_Z -Nominal Ion Mass(es)	WL-Below Retention Time Window	A-Peak Added
..RT. -Retention Time (mm:ss)	WH-Above Retention Time Window	K-Peak Kept
Rat.1 -Ratio of M/M+2 Ions	SN-Below Signal to Noise Level	D-Peak Deleted
OK -RO=Ratio Outside Limits	<M-Below Method Detection Limit	T-Time Changed
Rel.RT-Relative Retention Time	NL-Channel Specific Noise Level	M-Peak Area Changed
		N-Name Changed
		X-Ether Interference

*** End of Report ***

File:T023456 #1-924 Acq:12-JUL-2002 18:06:33 EI+ Voltage SIR 70T Noise:203
303.9016 F:2 BSUB(256,30,-3.0) PKD(9,5,5,0.05%,812.0,1.00%,F,T) Exp:NDB5US
TRIANGLE LABS Text:TLI#57752B TLI BLANK INJ. TIME = 18:08

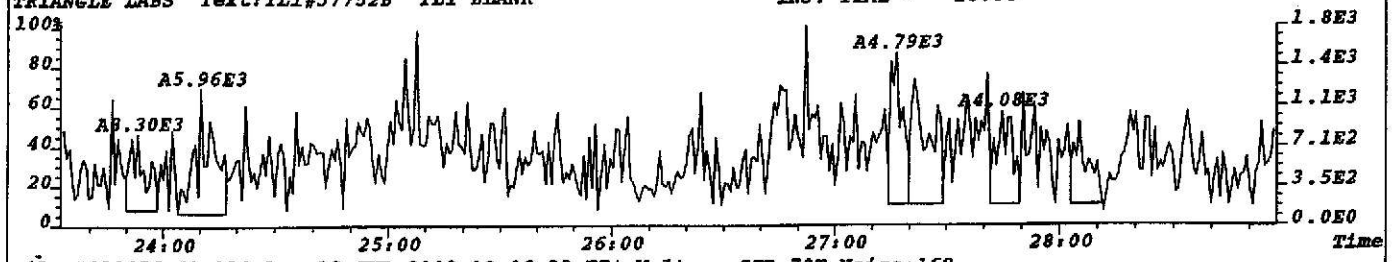

File:T023456 #1-924 Acq:12-JUL-2002 18:06:33 EI+ Voltage SIR 70T Noise:169
305.8987 F:2 BSUB(256,30,-3.0) PKD(9,5,5,0.05%,676.0,1.00%,F,T) Exp:NDB5US
TRIANGLE LABS Text:TLI#57752B TLI BLANK INJ. TIME = 18:08

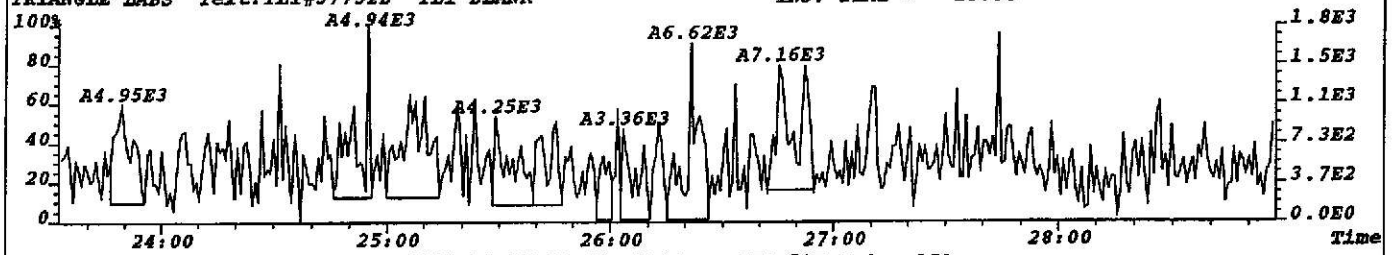

File:T023456 #1-924 Acq:12-JUL-2002 18:06:33 EI+ Voltage SIR 70T Noise:151
315.9419 F:2 BSUB(256,30,-3.0) PKD(9,5,5,0.05%,604.0,1.00%,F,T) Exp:NDB5US
TRIANGLE LABS Text:TLI#57752B TLI BLANK INJ. TIME = 18:08

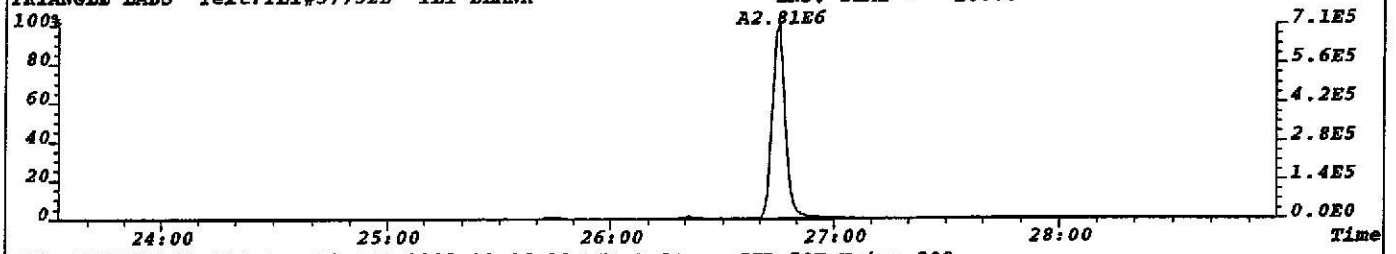

File:T023456 #1-924 Acq:12-JUL-2002 18:06:33 EI+ Voltage SIR 70T Noise:208
317.9389 F:2 BSUB(256,30,-3.0) PKD(9,5,5,0.05%,832.0,1.00%,F,T) Exp:NDB5US
TRIANGLE LABS Text:TLI#57752B TLI BLANK INJ. TIME = 18:08

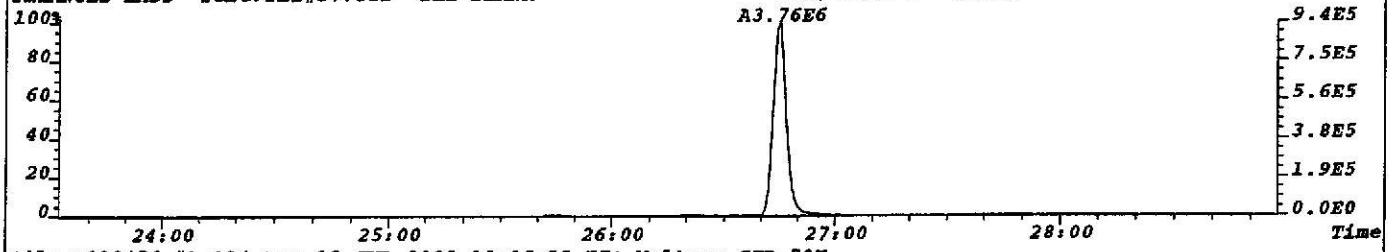

File:T023456 #1-924 Acq:12-JUL-2002 18:06:33 EI+ Voltage SIR 70T
330.9792 F:2 Exp:NDB5US
TRIANGLE LABS Text:TLI#57752B TLI BLANK INJ. TIME = 18:08



File:T023456 #1-924 Acq:12-JUL-2002 18:06:33 EI+ Voltage SIR 70T
375.8364 F:2 Exp:NDB5US
TRIANGLE LABS Text:TLI#57752B TLI BLANK INJ. TIME = 18:08

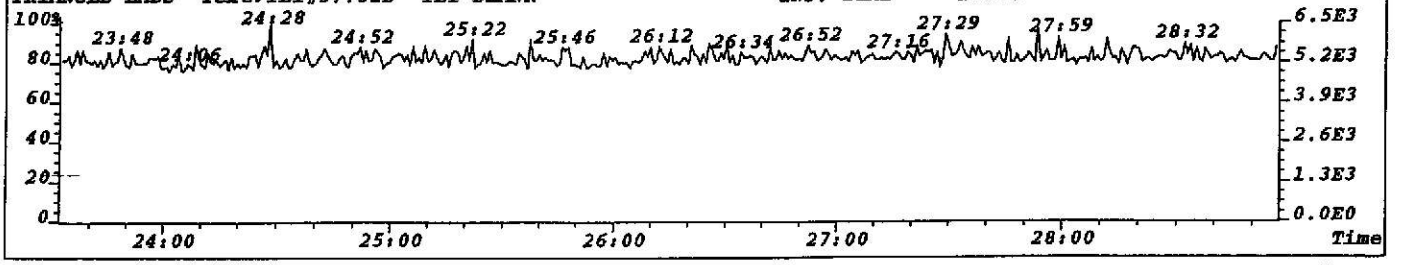

File:T023456 #1-924 Acq:12-JUL-2002 18:06:33 EI+ Voltage SIR 70T Noise:177
319.8965 F:2 BSUB(256,30,-3.0) PKD(7,5,3,0.05%,708.0,1.00%,F,T) Exp:NDB5US
TRIANGLE LABS Text:TLI#57752B TLI BLANK INJ. TIME = 18:08

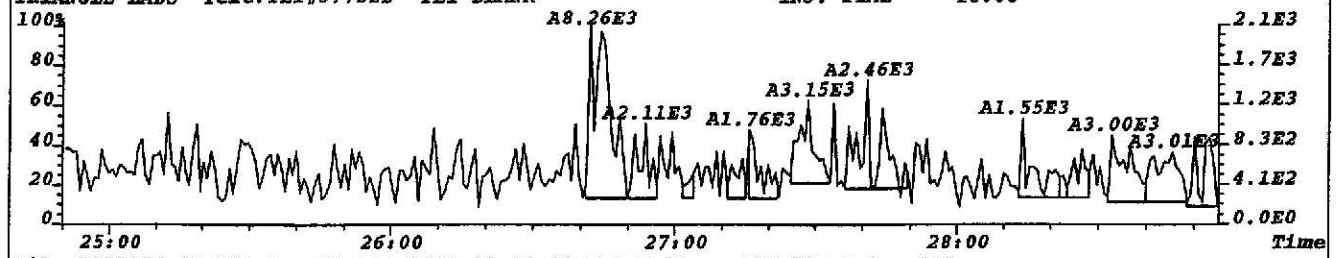

File:T023456 #1-924 Acq:12-JUL-2002 18:06:33 EI+ Voltage SIR 70T Noise:145
321.8936 F:2 BSUB(256,30,-3.0) PKD(7,5,3,0.05%,580.0,1.00%,F,T) Exp:NDB5US
TRIANGLE LABS Text:TLI#57752B TLI BLANK INJ. TIME = 18:08

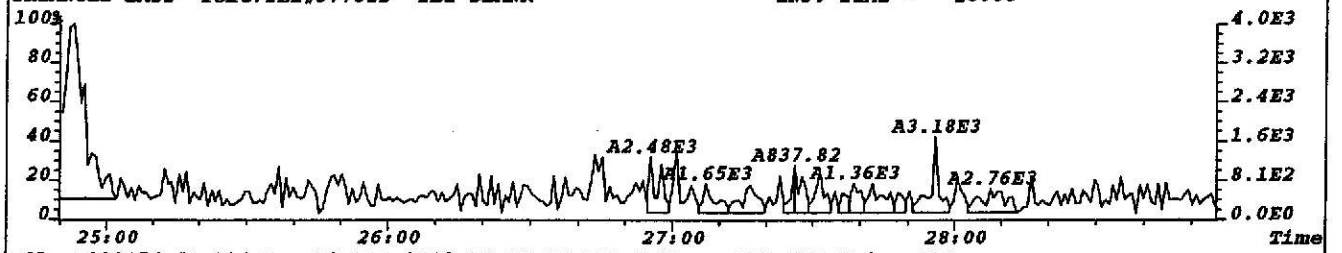

File:T023456 #1-924 Acq:12-JUL-2002 18:06:33 EI+ Voltage SIR 70T Noise:418
331.9368 F:2 BSUB(256,30,-3.0) PKD(7,5,3,0.05%,1672.0,1.00%,F,T) Exp:NDB5US
TRIANGLE LABS Text:TLI#57752B TLI BLANK INJ. TIME = 18:08

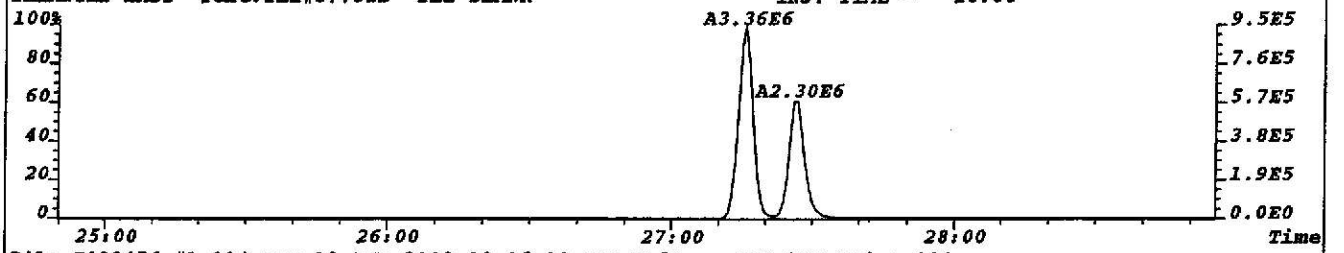

File:T023456 #1-924 Acq:12-JUL-2002 18:06:33 EI+ Voltage SIR 70T Noise:194
333.9338 F:2 BSUB(256,30,-3.0) PKD(7,5,3,0.05%,776.0,1.00%,F,T) Exp:NDB5US
TRIANGLE LABS Text:TLI#57752B TLI BLANK INJ. TIME = 18:08

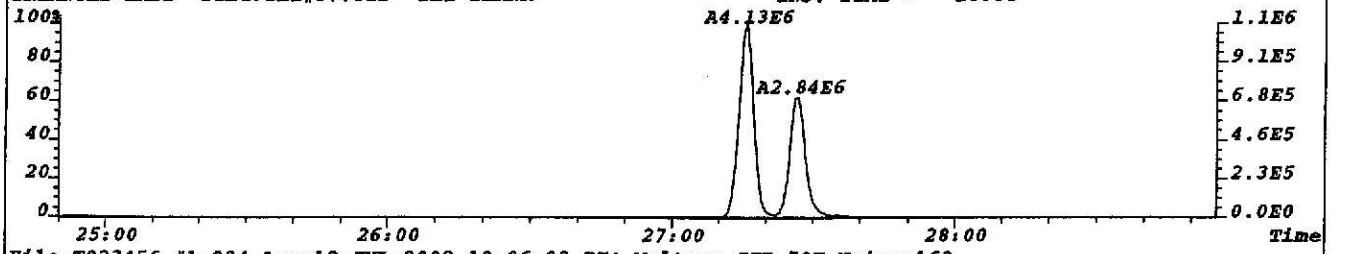

File:T023456 #1-924 Acq:12-JUL-2002 18:06:33 EI+ Voltage SIR 70T Noise:163
327.8847 F:2 BSUB(256,30,-3.0) PKD(7,5,3,0.05%,652.0,1.00%,F,T) Exp:NDB5US
TRIANGLE LABS Text:TLI#57752B TLI BLANK INJ. TIME = 18:08

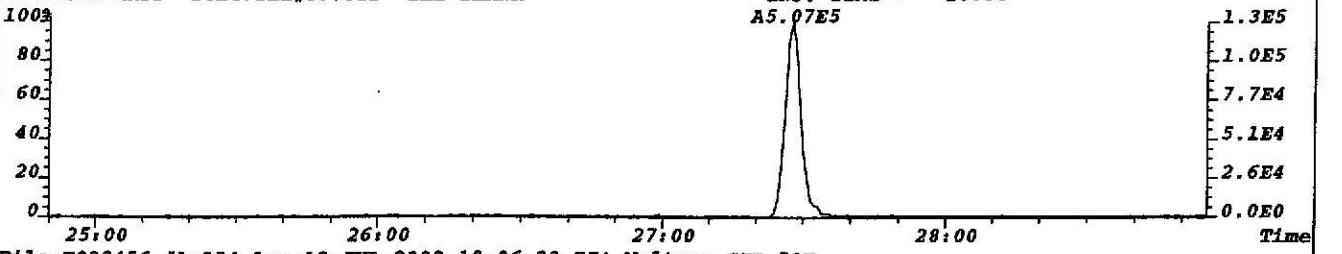

File:T023456 #1-924 Acq:12-JUL-2002 18:06:33 EI+ Voltage SIR 70T
330.9792 F:2 Exp:NDB5US
TRIANGLE LABS Text:TLI#57752B TLI BLANK INJ. TIME = 18:08

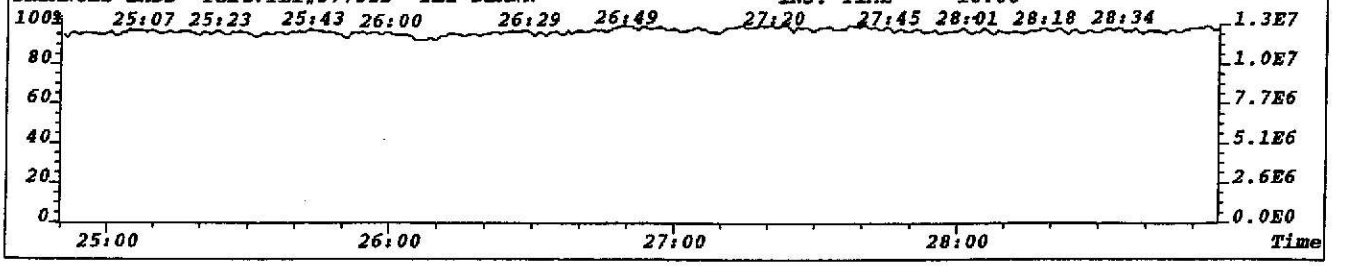

File:T023456 #1-924 Acq:12-JUL-2002 18:06:33 EI+ Voltage SIR 70T Noise:137
339.8597 F:2 BSUB(256,30,-3.0) PKD(7,5,3,0.05%,548.0,1.00%,F,T) Exp:NDB5US
TRIANGLE LABS Text:TLI#57752B TLI BLANK INJ. TIME = 18:08

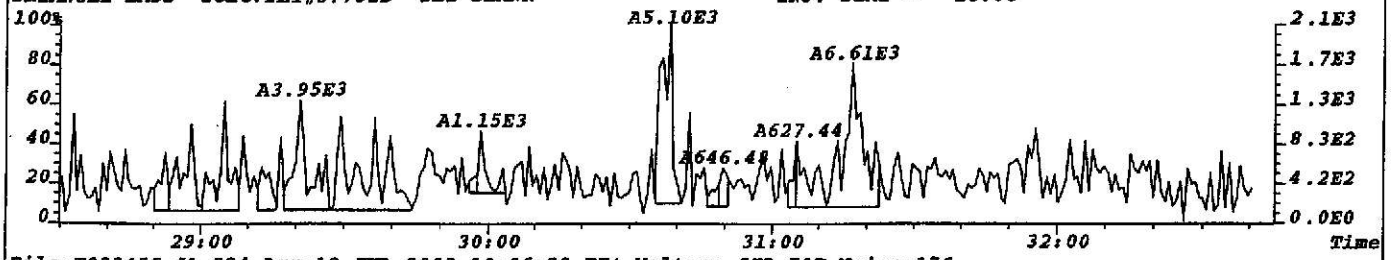

File:T023456 #1-924 Acq:12-JUL-2002 18:06:33 EI+ Voltage SIR 70T Noise:176
341.8567 F:2 BSUB(256,30,-3.0) PKD(7,5,3,0.05%,704.0,1.00%,F,T) Exp:NDB5US
TRIANGLE LABS Text:TLI#57752B TLI BLANK INJ. TIME = 18:08

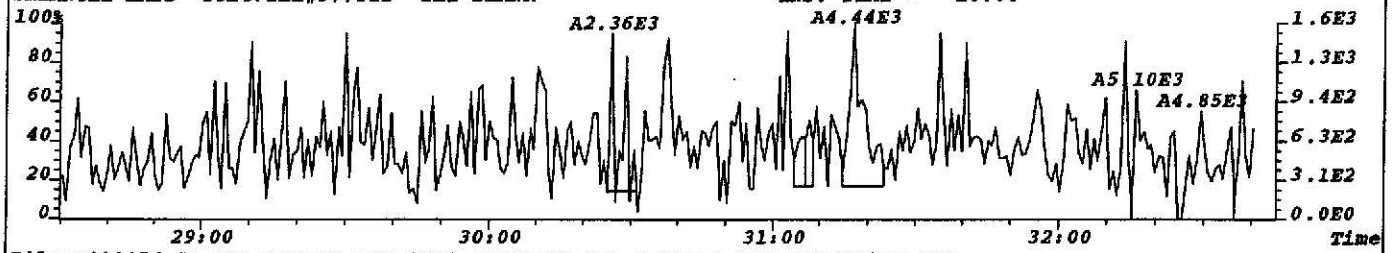

File:T023456 #1-924 Acq:12-JUL-2002 18:06:33 EI+ Voltage SIR 70T Noise:127
351.9000 F:2 BSUB(256,30,-3.0) PKD(7,5,3,0.05%,508.0,1.00%,F,T) Exp:NDB5US
TRIANGLE LABS Text:TLI#57752B TLI BLANK INJ. TIME = 18:08

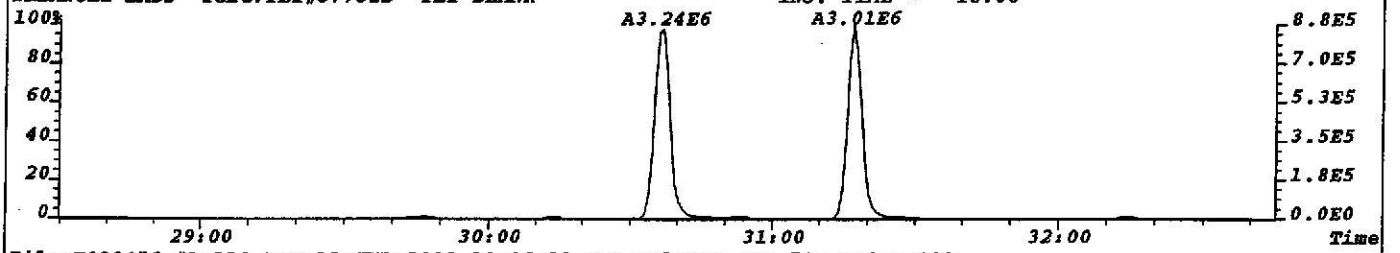

File:T023456 #1-924 Acq:12-JUL-2002 18:06:33 EI+ Voltage SIR 70T Noise:132
353.8970 F:2 BSUB(256,30,-3.0) PKD(7,5,3,0.05%,528.0,1.00%,F,T) Exp:NDB5US
TRIANGLE LABS Text:TLI#57752B TLI BLANK INJ. TIME = 18:08

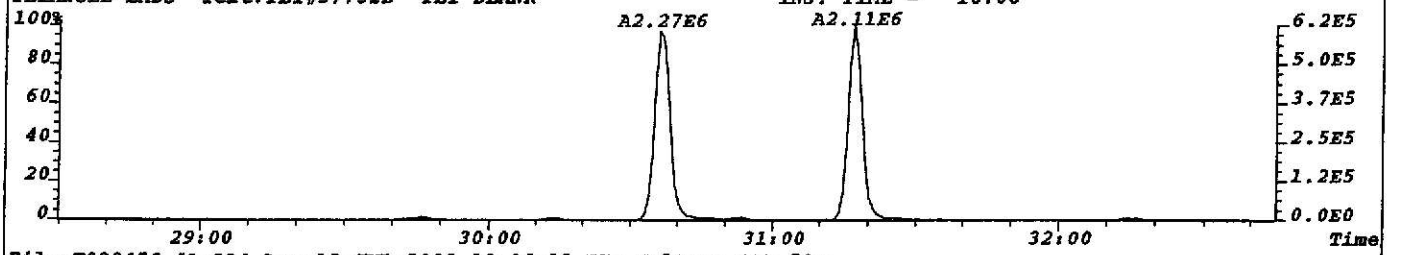

File:T023456 #1-924 Acq:12-JUL-2002 18:06:33 EI+ Voltage SIR 70T
330.9792 F:2 Exp:NDB5US
TRIANGLE LABS Text:TLI#57752B TLI BLANK INJ. TIME = 18:08

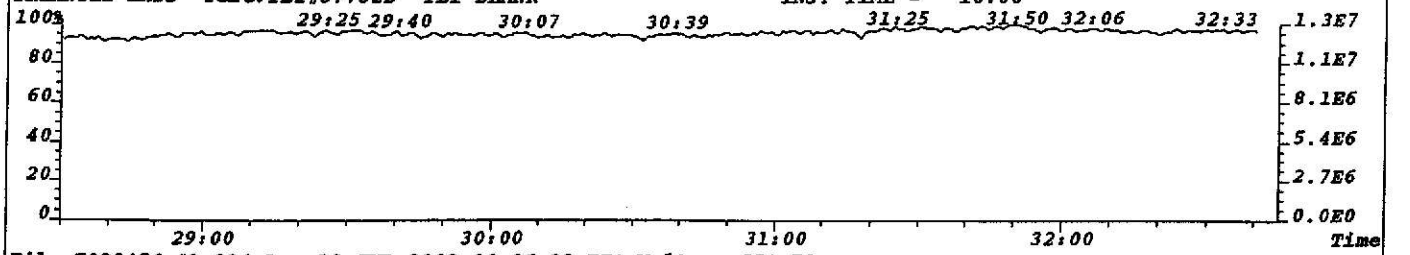

File:T023456 #1-924 Acq:12-JUL-2002 18:06:33 EI+ Voltage SIR 70T
409.7974 F:2 Exp:NDB5US
TRIANGLE LABS Text:TLI#57752B TLI BLANK INJ. TIME = 18:08

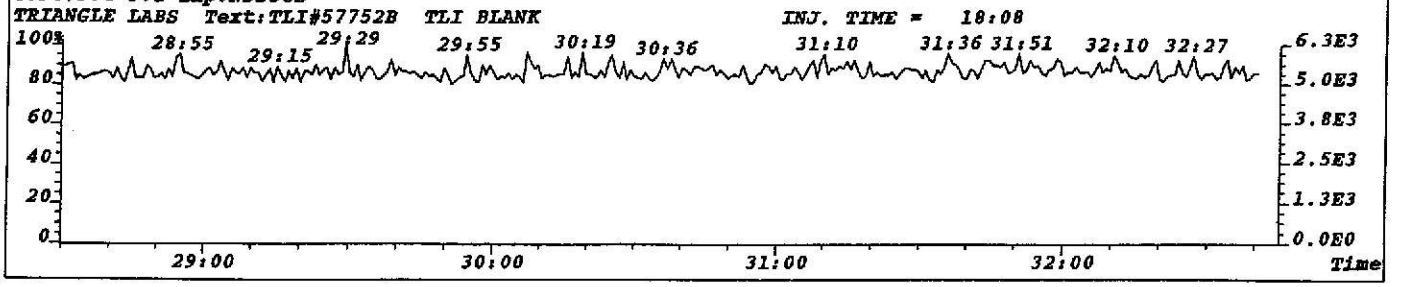

File:T023456 #1-924 Acq:12-JUL-2002 18:06:33 EI+ Voltage SIR 70T Noise:150
355.8546 F:2 BSUB(256,30,-3.0) PKD(7,5,3,0.05%,600.0,1.00%,F,T) Exp:NDB5US
TRIANGLE LABS Text:TLI#57752B TLI BLANK INJ. TIME = 18:08

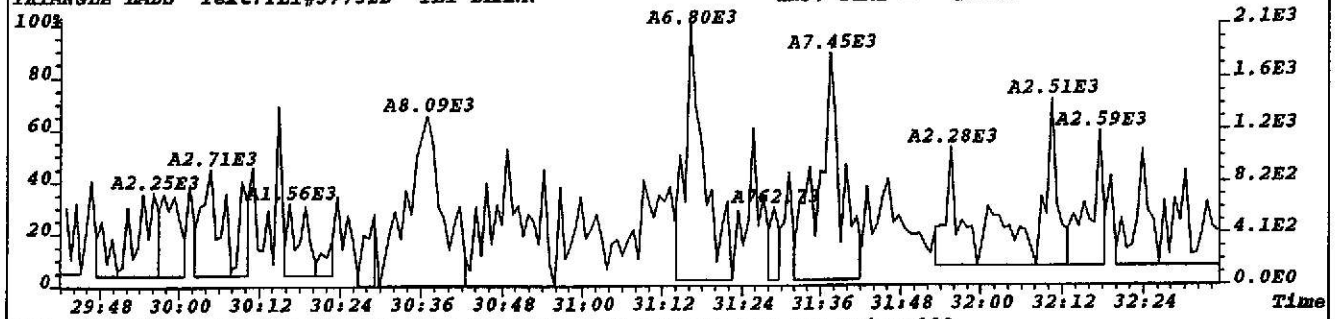

File:T023456 #1-924 Acq:12-JUL-2002 18:06:33 EI+ Voltage SIR 70T Noise:132
357.8516 F:2 BSUB(256,30,-3.0) PKD(7,5,3,0.05%,528.0,1.00%,F,T) Exp:NDB5US
TRIANGLE LABS Text:TLI#57752B TLI BLANK INJ. TIME = 18:08

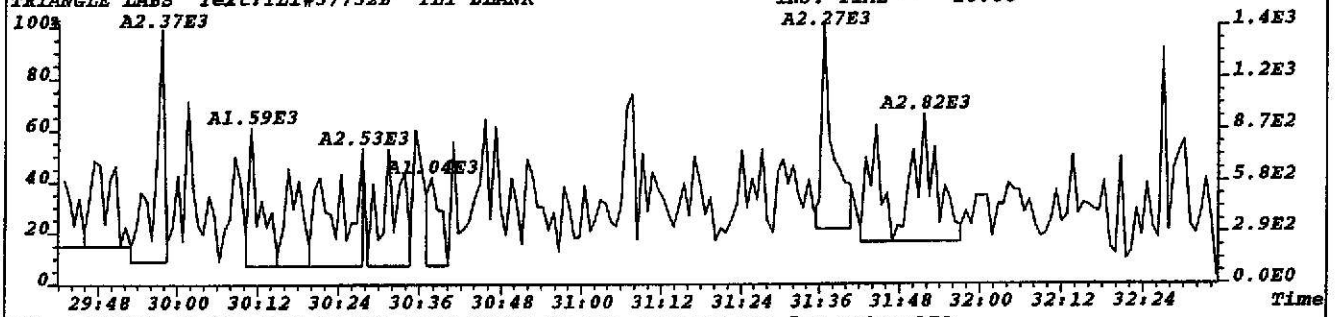

File:T023456 #1-924 Acq:12-JUL-2002 18:06:33 EI+ Voltage SIR 70T Noise:172
367.8949 F:2 BSUB(256,30,-3.0) PKD(7,5,3,0.05%,688.0,1.00%,F,T) Exp:NDB5US
TRIANGLE LABS Text:TLI#57752B TLI BLANK INJ. TIME = 18:08

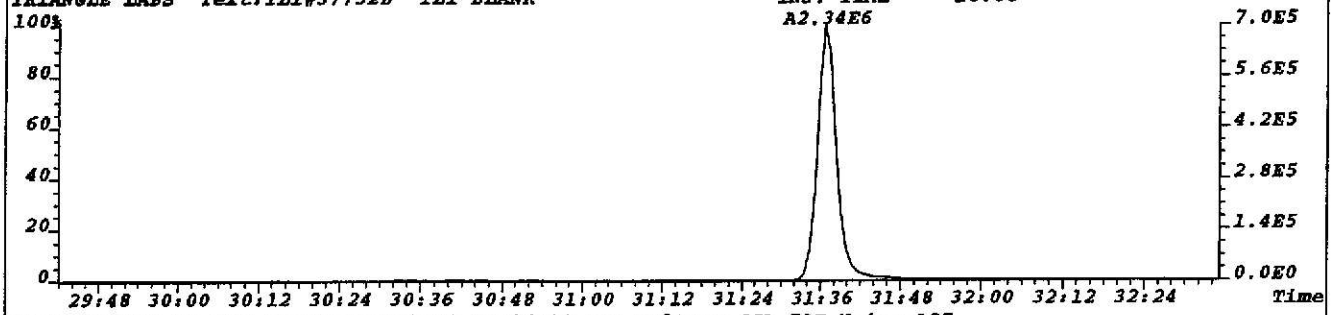

File:T023456 #1-924 Acq:12-JUL-2002 18:06:33 EI+ Voltage SIR 70T Noise:127
369.8919 F:2 BSUB(256,30,-3.0) PKD(7,5,3,0.05%,508.0,1.00%,F,T) Exp:NDB5US
TRIANGLE LABS Text:TLI#57752B TLI BLANK INJ. TIME = 18:08

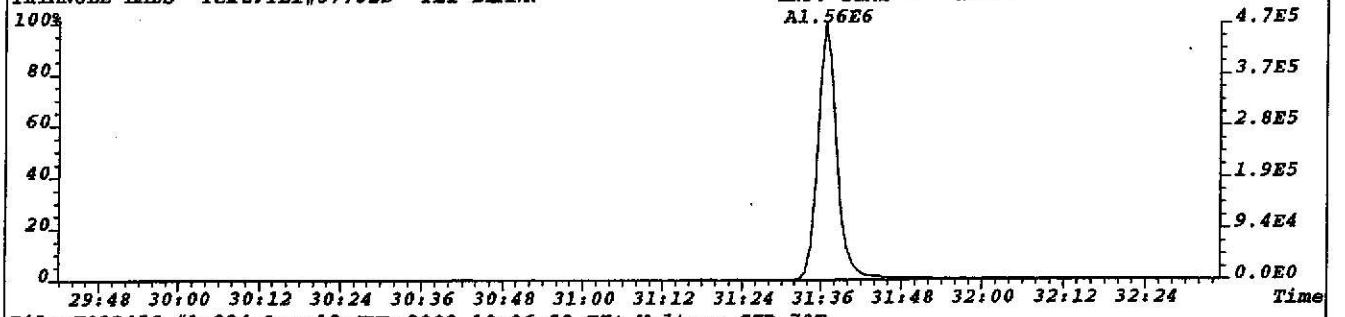

File:T023456 #1-924 Acq:12-JUL-2002 18:06:33 EI+ Voltage SIR 70T
330.9792 F:2 Exp:NDB5US
TRIANGLE LABS Text:TLI#57752B TLI BLANK INJ. TIME = 18:08

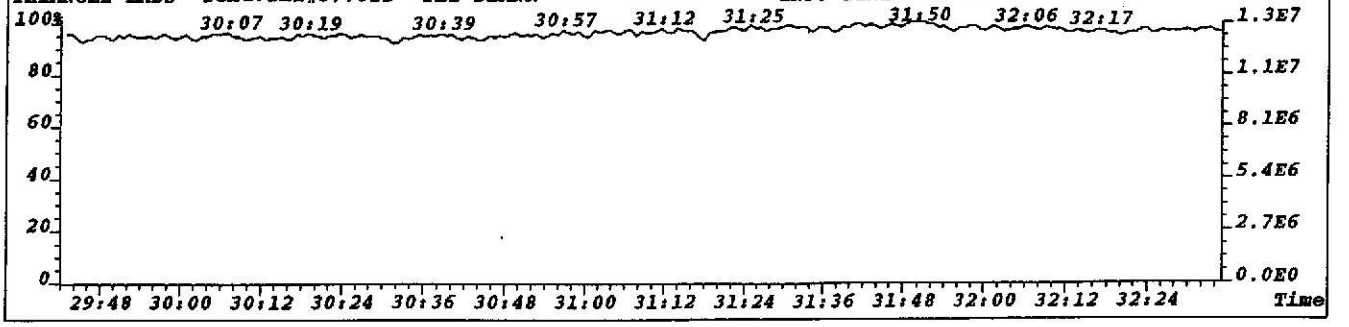

File:T023456 #1-386 Acq:12-JUL-2002 18:06:33 EI+ Voltage SIR 70T Noise:169
373.8208 F:3 BSUB(256,30,-3.0) PKD(7,5,3,0.05%,676.0,1.00%,F,T) Exp:NDB5US
TRIANGLE LABS Text:TLI#57752B TLI BLANK INJ. TIME = 18:08

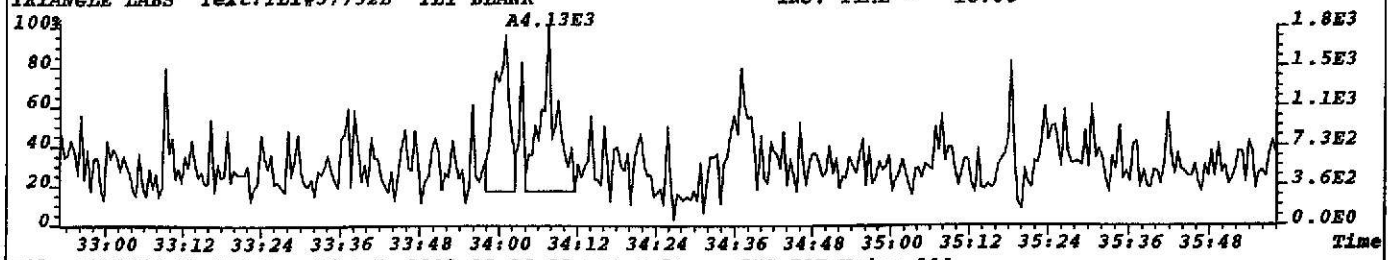

File:T023456 #1-386 Acq:12-JUL-2002 18:06:33 EI+ Voltage SIR 70T Noise:111
375.8178 F:3 BSUB(256,30,-3.0) PKD(7,5,3,0.05%,444.0,1.00%,F,T) Exp:NDB5US
TRIANGLE LABS Text:TLI#57752B TLI BLANK INJ. TIME = 18:08

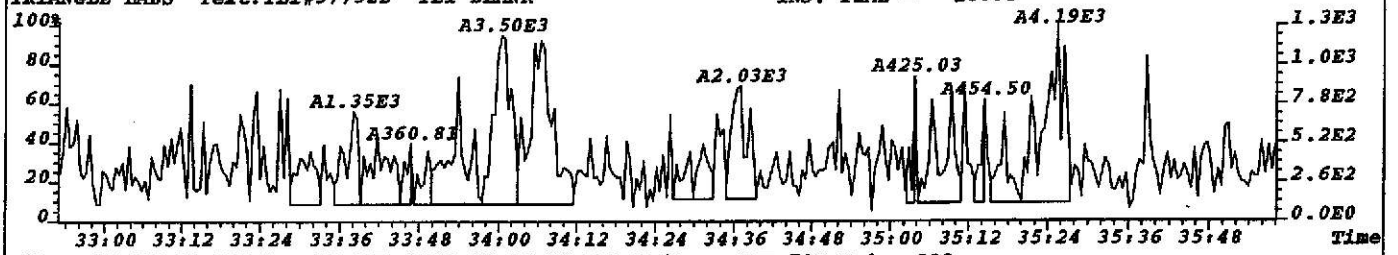

File:T023456 #1-386 Acq:12-JUL-2002 18:06:33 EI+ Voltage SIR 70T Noise:232
383.8639 F:3 BSUB(256,30,-3.0) PKD(7,5,3,0.05%,928.0,1.00%,F,T) Exp:NDB5US
TRIANGLE LABS Text:TLI#57752B TLI BLANK INJ. TIME = 18:08

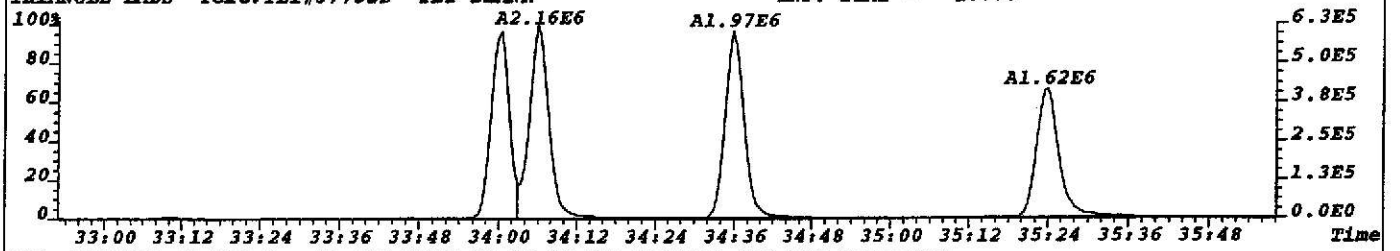

File:T023456 #1-386 Acq:12-JUL-2002 18:06:33 EI+ Voltage SIR 70T Noise:304
385.8610 F:3 BSUB(256,30,-3.0) PKD(7,5,3,0.05%,1216.0,1.00%,F,T) Exp:NDB5US
TRIANGLE LABS Text:TLI#57752B TLI BLANK INJ. TIME = 18:08

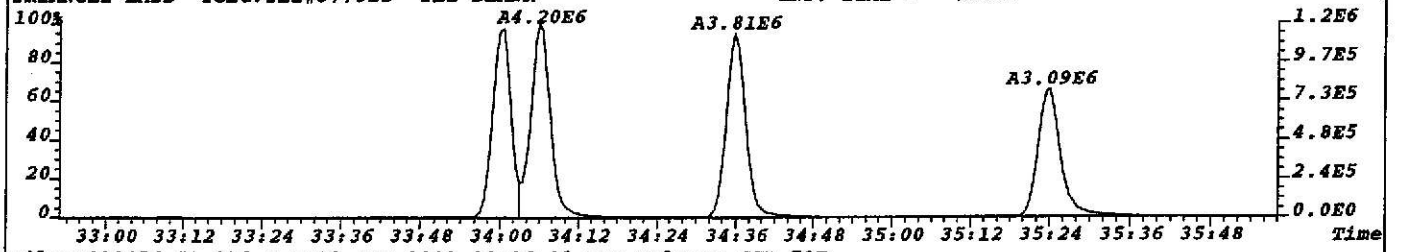

File:T023456 #1-386 Acq:12-JUL-2002 18:06:33 EI+ Voltage SIR 70T
392.9760 F:3 Exp:NDB5US
TRIANGLE LABS Text:TLI#57752B TLI BLANK INJ. TIME = 18:08

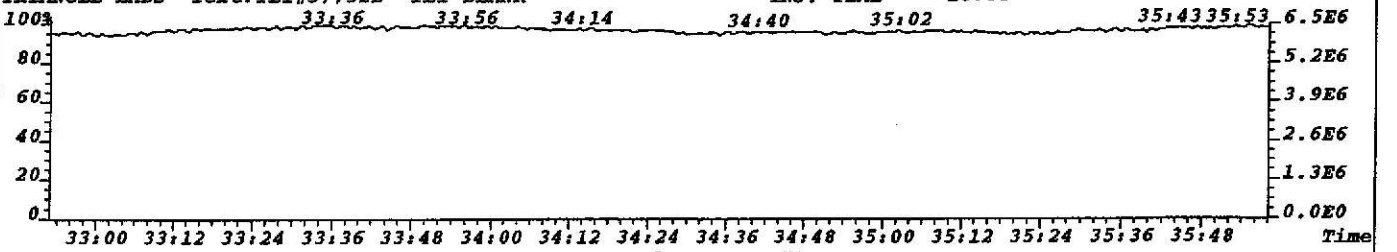

File:T023456 #1-386 Acq:12-JUL-2002 18:06:33 EI+ Voltage SIR 70T
445.7555 F:3 Exp:NDB5US
TRIANGLE LABS Text:TLI#57752B TLI BLANK INJ. TIME = 18:08

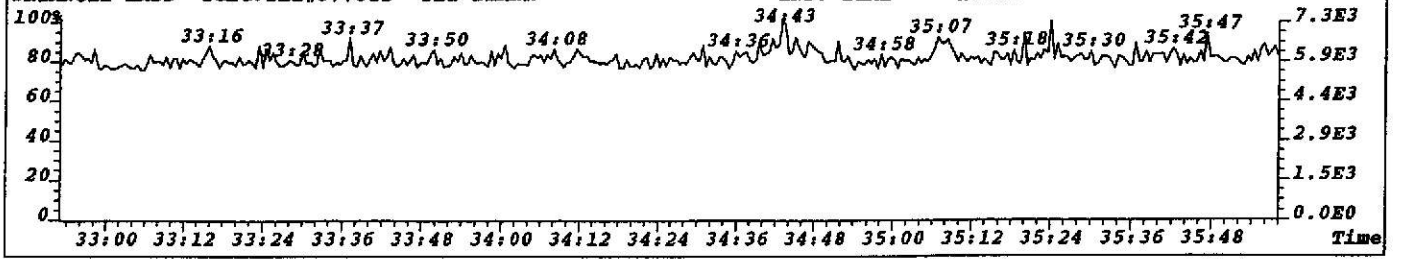

File:T023456 #1-386 Acq:12-JUL-2002 18:06:33 EI+ Voltage SIR 70T Noise:142
389.8156 F:3 BSUB(256,30,-3.0) PKD(7,5,3,0.05%,568.0,1.00%,F,T) Exp:NDB5US
TRIANGLE LABS Text:TLI#57752B TLI BLANK INJ. TIME = 18:08

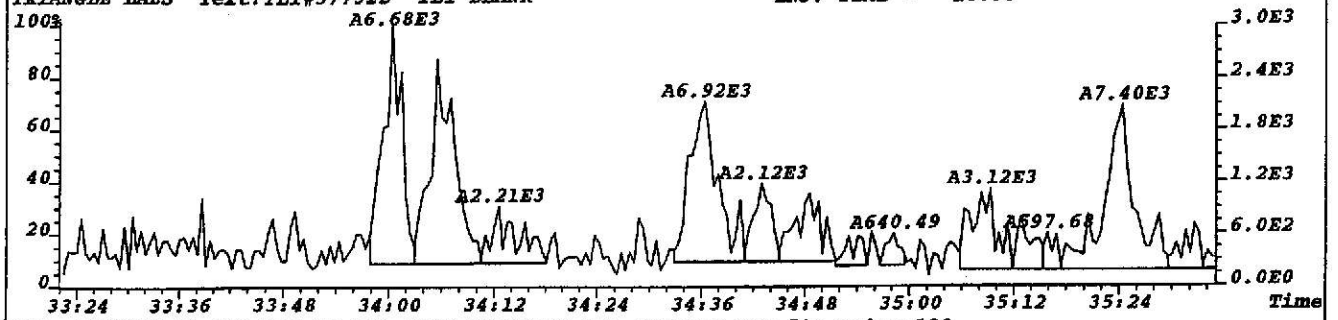

File:T023456 #1-386 Acq:12-JUL-2002 18:06:33 EI+ Voltage SIR 70T Noise:180
391.8127 F:3 BSUB(256,30,-3.0) PKD(7,5,3,0.05%,720.0,1.00%,F,T) Exp:NDB5US
TRIANGLE LABS Text:TLI#57752B TLI BLANK INJ. TIME = 18:08

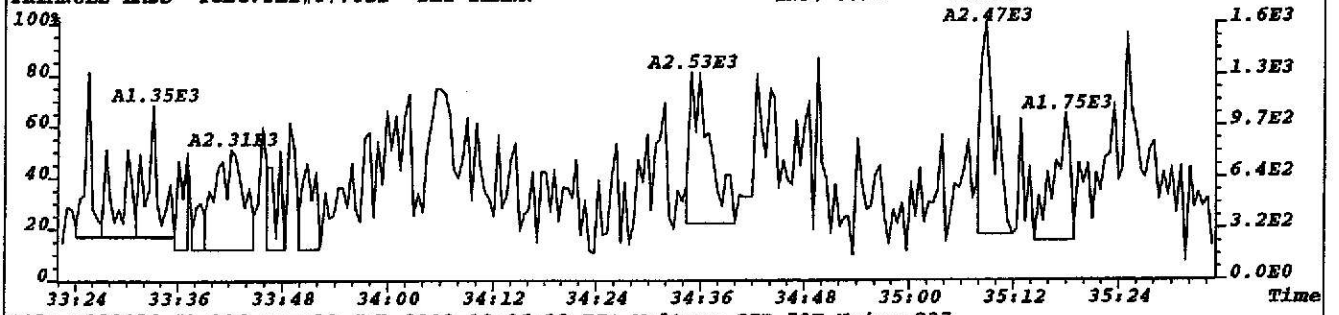

File:T023456 #1-386 Acq:12-JUL-2002 18:06:33 EI+ Voltage SIR 70T Noise:227
401.8558 F:3 BSUB(256,30,-3.0) PKD(7,5,3,0.05%,908.0,1.00%,F,T) Exp:NDB5US
TRIANGLE LABS Text:TLI#57752B TLI BLANK INJ. TIME = 18:08

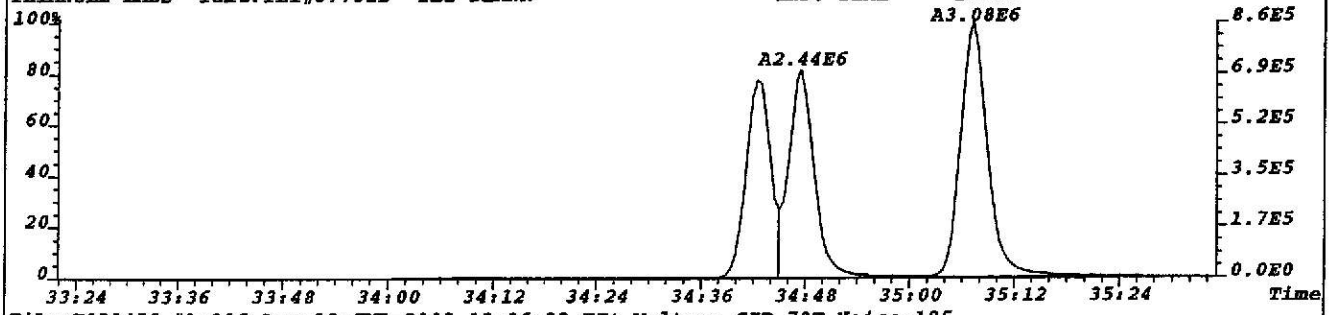

File:T023456 #1-386 Acq:12-JUL-2002 18:06:33 EI+ Voltage SIR 70T Noise:195
403.8529 F:3 BSUB(256,30,-3.0) PKD(7,5,3,0.05%,780.0,1.00%,F,T) Exp:NDB5US
TRIANGLE LABS Text:TLI#57752B TLI BLANK INJ. TIME = 18:08

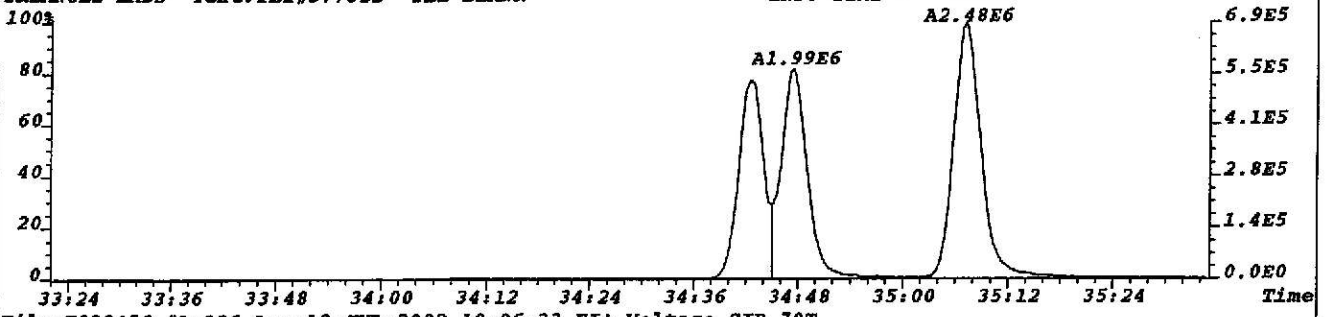

File:T023456 #1-386 Acq:12-JUL-2002 18:06:33 EI+ Voltage SIR 70T
392.9760 F:3 Exp:NDB5US
TRIANGLE LABS Text:TLI#57752B TLI BLANK INJ. TIME = 18:08

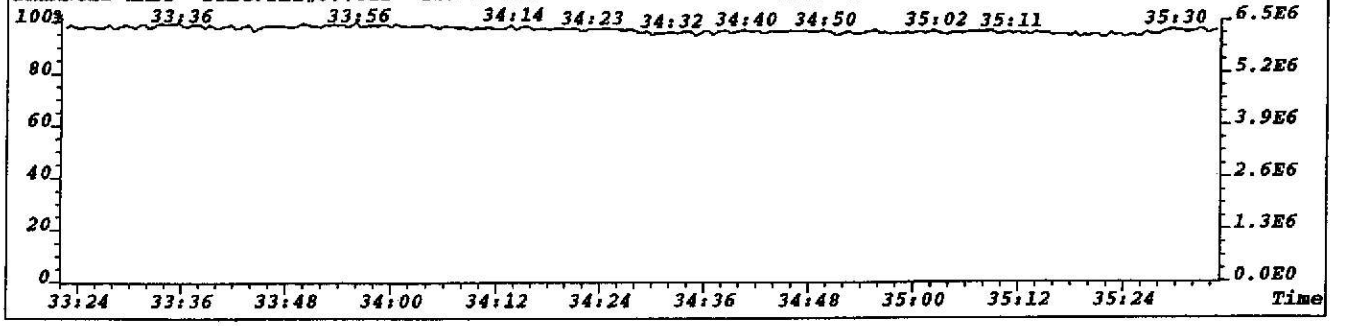

File:T023456 #1-708 Acq:12-JUL-2002 18:06:33 EI+ Voltage SIR 70T Noise:152
407.7818 F:4 BSUB(256,30,-3.0) PKD(7,5,3,0.05%,608.0,1.00%,F,T) Exp:NDB5US
TRIANGLE LABS Text:TLI#57752B TLI BLANK INJ. TIME = 18:08

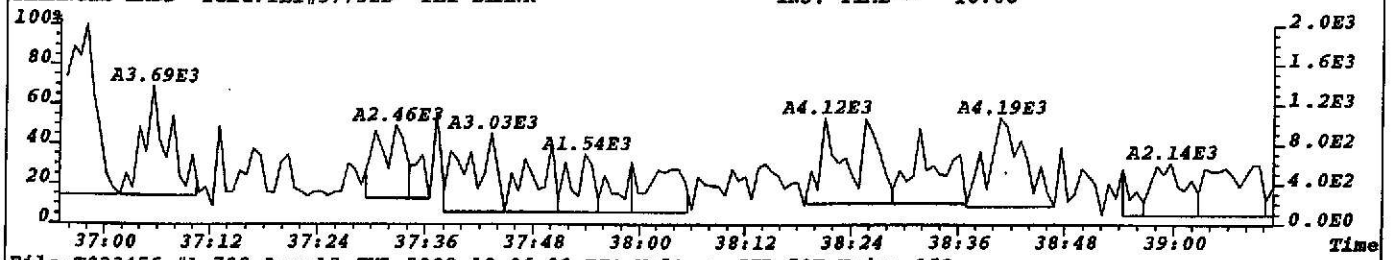

File:T023456 #1-708 Acq:12-JUL-2002 18:06:33 EI+ Voltage SIR 70T Noise:152
409.7789 F:4 BSUB(256,30,-3.0) PKD(7,5,3,0.05%,608.0,1.00%,F,T) Exp:NDB5US
TRIANGLE LABS Text:TLI#57752B TLI BLANK INJ. TIME = 18:08

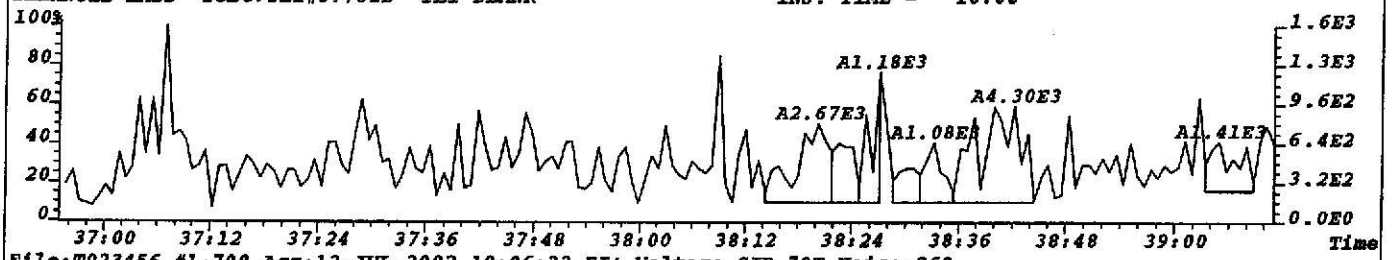

File:T023456 #1-708 Acq:12-JUL-2002 18:06:33 EI+ Voltage SIR 70T Noise:268
417.8253 F:4 BSUB(256,30,-3.0) PKD(7,5,3,0.05%,1072.0,1.00%,F,T) Exp:NDB5US
TRIANGLE LABS Text:TLI#57752B TLI BLANK INJ. TIME = 18:08

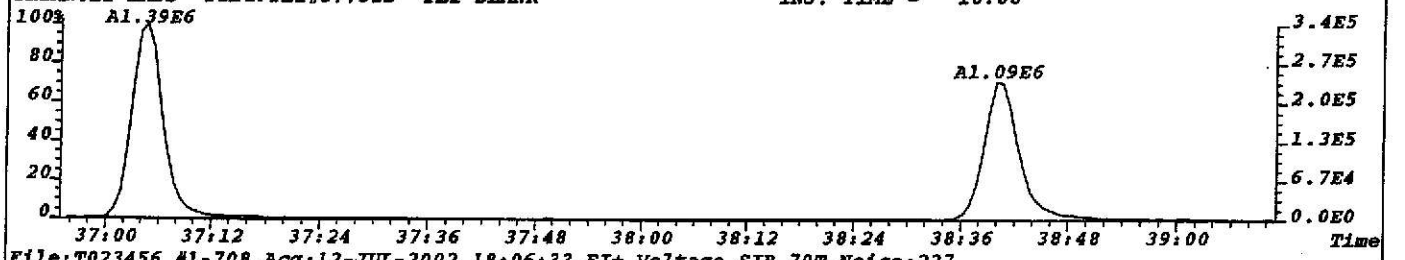

File:T023456 #1-708 Acq:12-JUL-2002 18:06:33 EI+ Voltage SIR 70T Noise:227
419.8220 F:4 BSUB(256,30,-3.0) PKD(7,5,3,0.05%,908.0,1.00%,F,T) Exp:NDB5US
TRIANGLE LABS Text:TLI#57752B TLI BLANK INJ. TIME = 18:08



File:T023456 #1-708 Acq:12-JUL-2002 18:06:33 EI+ Voltage SIR 70T
430.9729 F:4 Exp:NDB5US
TRIANGLE LABS Text:TLI#57752B TLI BLANK INJ. TIME = 18:08

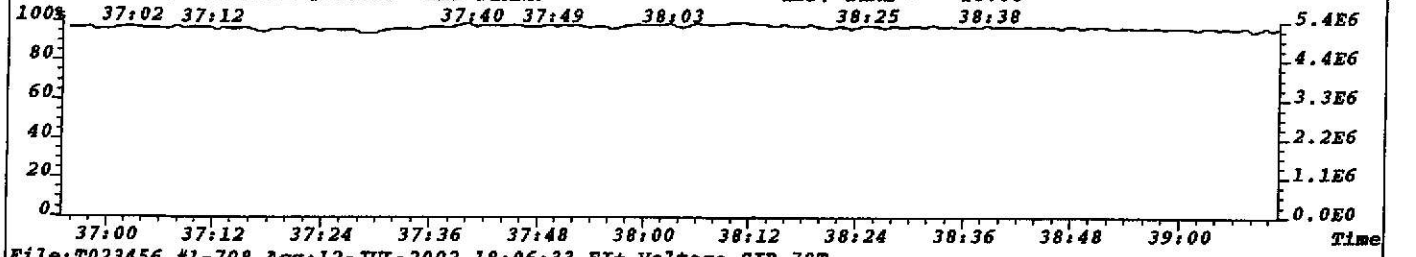

File:T023456 #1-708 Acq:12-JUL-2002 18:06:33 EI+ Voltage SIR 70T
479.7165 F:4 Exp:NDB5US
TRIANGLE LABS Text:TLI#57752B TLI BLANK INJ. TIME = 18:08

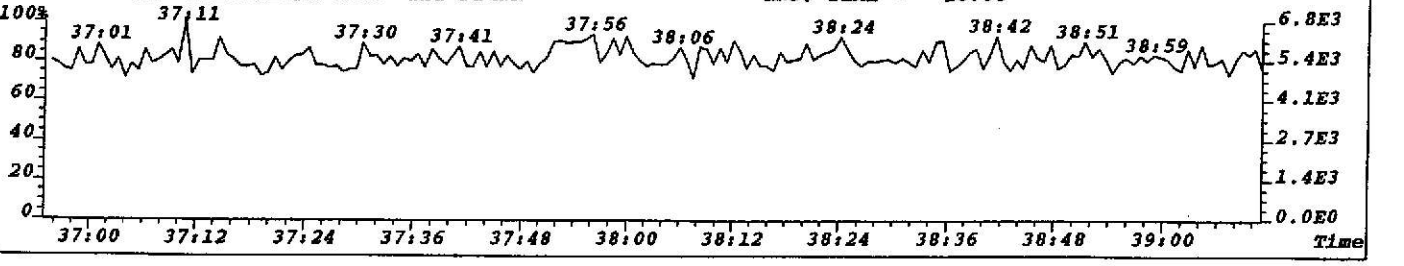

File:T023456 #1-708 Acq:12-JUL-2002 18:06:33 EI+ Voltage SIR 70T Noise:146
423.7766 F:4 BSUB(256,30,-3.0) PKD(7,5,3,0.05%,584.0,1.00%,F,T) Exp:NDB5US
TRIANGLE LABS Text:TLI#57752B TLI BLANK INJ. TIME = 18:08

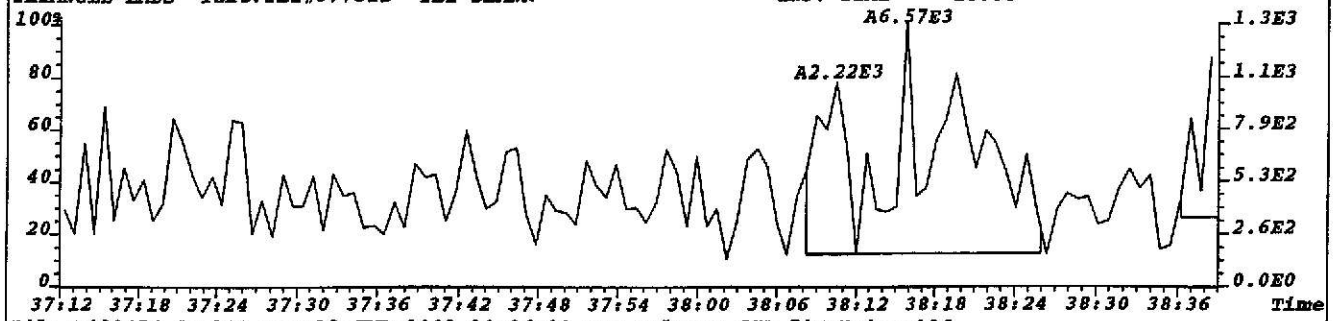

File:T023456 #1-708 Acq:12-JUL-2002 18:06:33 EI+ Voltage SIR 70T Noise:126
425.7737 F:4 BSUB(256,30,-3.0) PKD(7,5,3,0.05%,504.0,1.00%,F,T) Exp:NDB5US
TRIANGLE LABS Text:TLI#57752B TLI BLANK INJ. TIME = 18:08

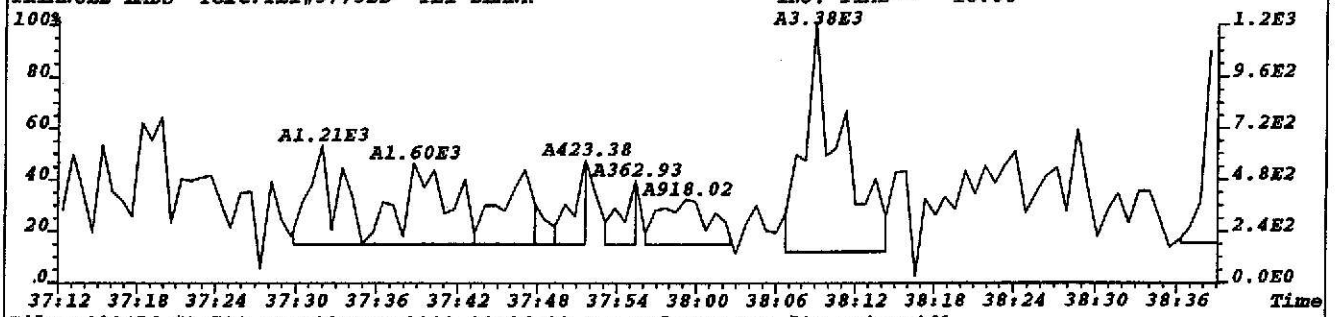

File:T023456 #1-708 Acq:12-JUL-2002 18:06:33 EI+ Voltage SIR 70T Noise:262
435.8169 F:4 BSUB(256,30,-3.0) PKD(7,5,3,0.05%,1048.0,1.00%,F,T) Exp:NDB5US
TRIANGLE LABS Text:TLI#57752B TLI BLANK INJ. TIME = 18:08

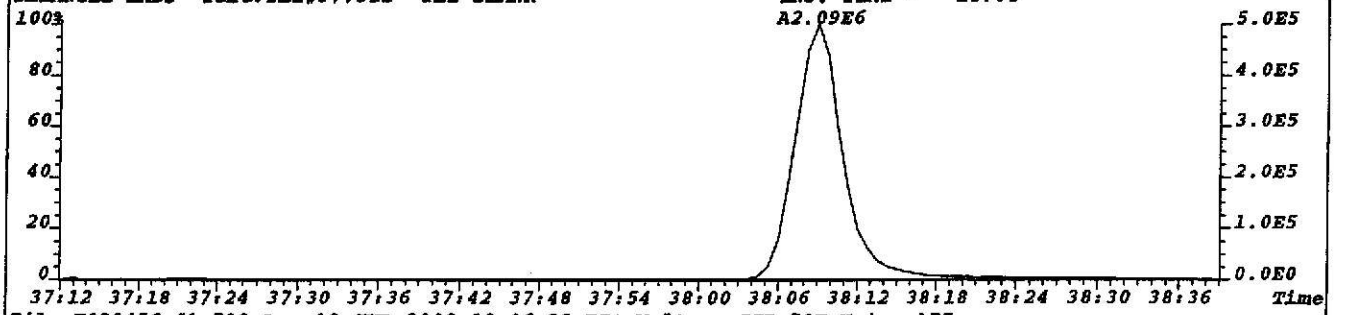

File:T023456 #1-708 Acq:12-JUL-2002 18:06:33 EI+ Voltage SIR 70T Noise:177
437.8140 F:4 BSUB(256,30,-3.0) PKD(7,5,3,0.05%,708.0,1.00%,F,T) Exp:NDB5US
TRIANGLE LABS Text:TLI#57752B TLI BLANK INJ. TIME = 18:08

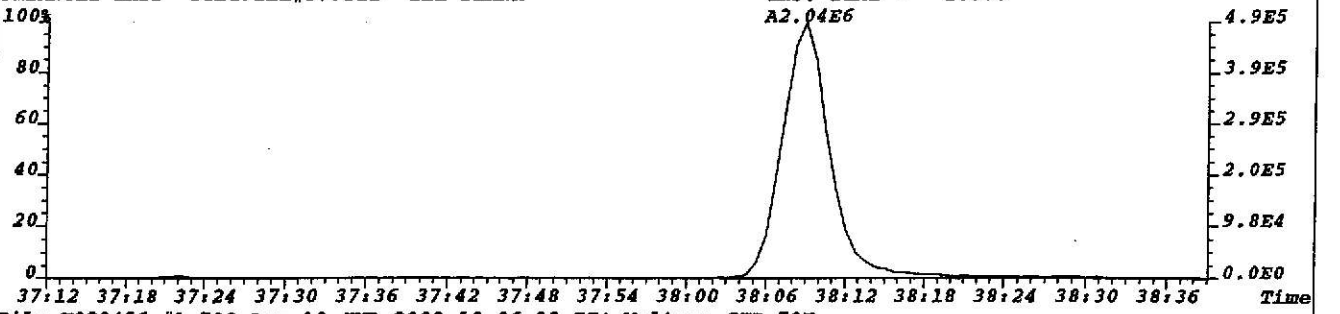

File:T023456 #1-708 Acq:12-JUL-2002 18:06:33 EI+ Voltage SIR 70T
430.9729 F:4 Exp:NDB5US
TRIANGLE LABS Text:TLI#57752B TLI BLANK INJ. TIME = 18:08

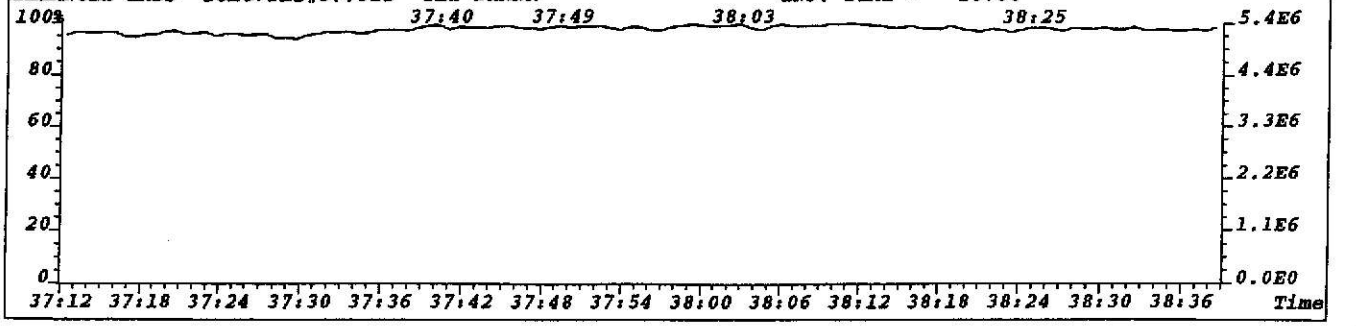

File:T023456 #1-708 Acq:12-JUL-2002 18:06:33 EI+ Voltage SIR 70T Noise:172
441.7428 F:4 BSUB(256,30,-3.0) PKD(7,5,3,0.05%,688.0,1.00%,F,T) Exp:NDB5US
TRIANGLE LABS Text:TLI#57752B TLI BLANK INJ. TIME = 18:08

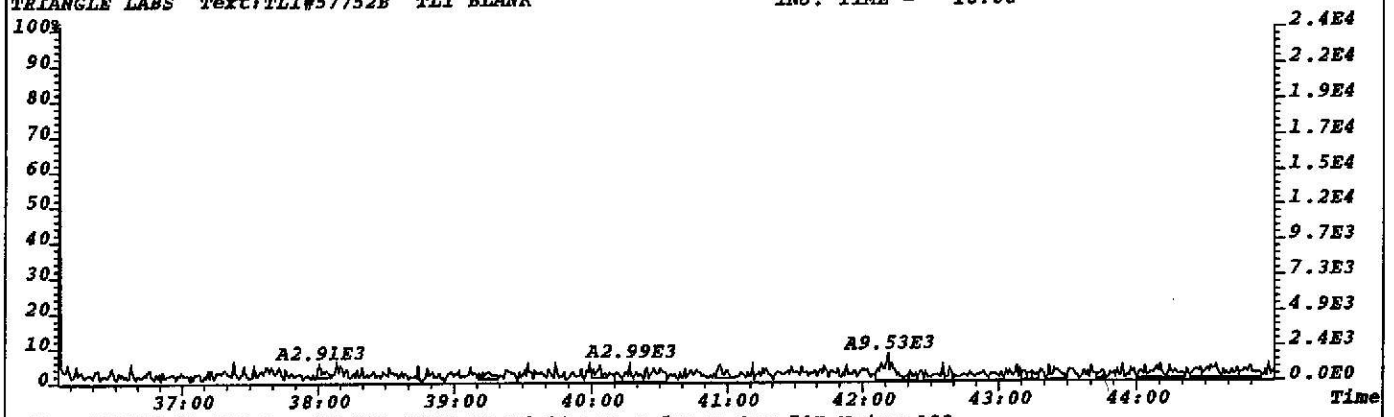

File:T023456 #1-708 Acq:12-JUL-2002 18:06:33 EI+ Voltage SIR 70T Noise:183
443.7399 F:4 BSUB(256,30,-3.0) PKD(7,5,3,0.05%,732.0,1.00%,F,T) Exp:NDB5US
TRIANGLE LABS Text:TLI#57752B TLI BLANK INJ. TIME = 18:08

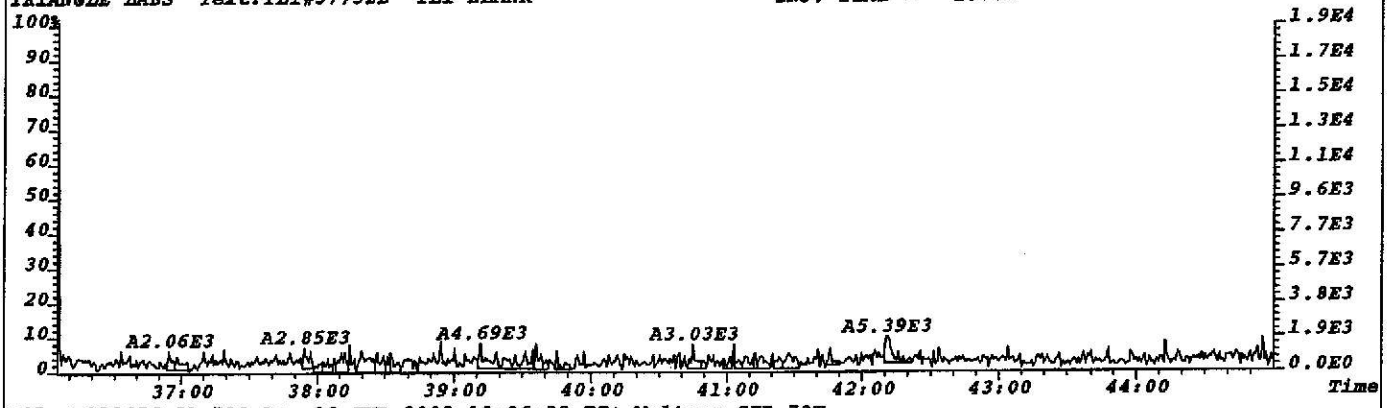

File:T023456 #1-708 Acq:12-JUL-2002 18:06:33 EI+ Voltage SIR 70T
430.9729 F:4 Exp:NDB5US
TRIANGLE LABS Text:TLI#57752B TLI BLANK INJ. TIME = 18:08

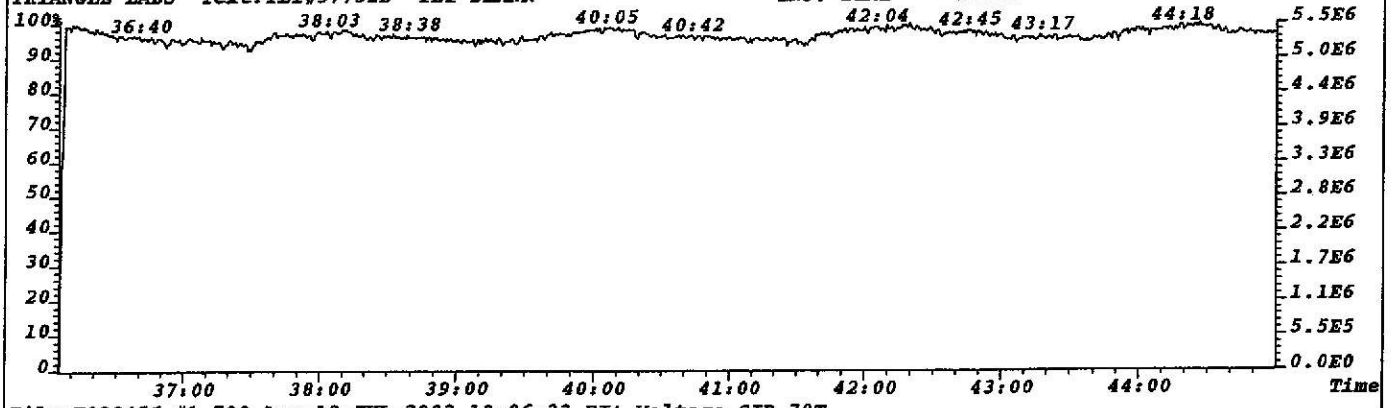

File:T023456 #1-708 Acq:12-JUL-2002 18:06:33 EI+ Voltage SIR 70T
513.6775 F:4 Exp:NDB5US
TRIANGLE LABS Text:TLI#57752B TLI BLANK INJ. TIME = 18:08

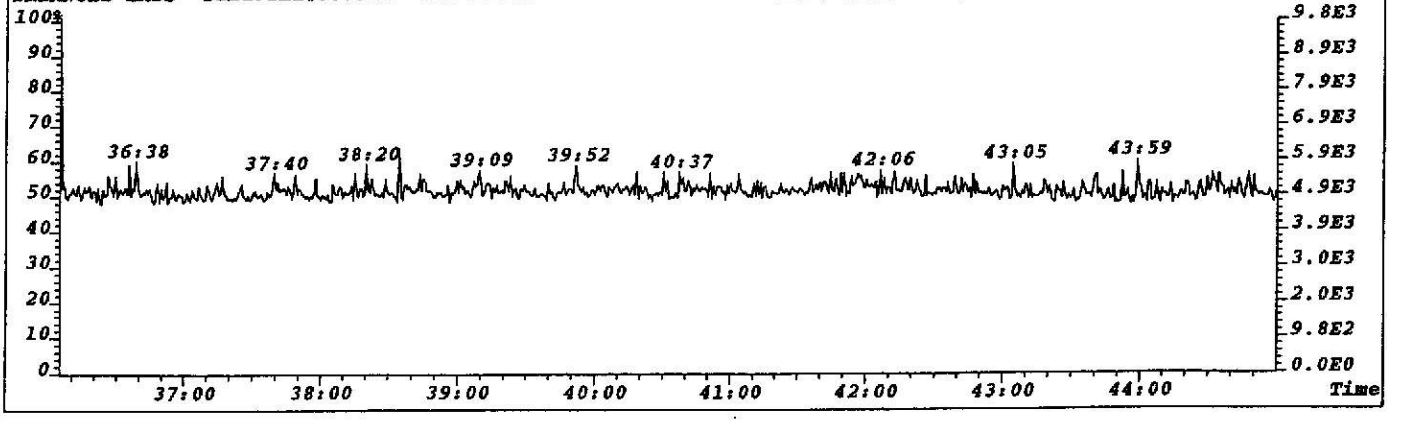

File:T023456 #1-708 Acq:12-JUL-2002 18:06:33 EI+ Voltage SIR 70T Noise:122
457.7377 F:4 BSUB(256,30,-3.0) PKD(7,5,3,0.05%,488.0,1.00%,F,T) Exp:NDB5US
TRIANGLE LABS Text:TLI#57752B TLI BLANK INJ. TIME = 18:08

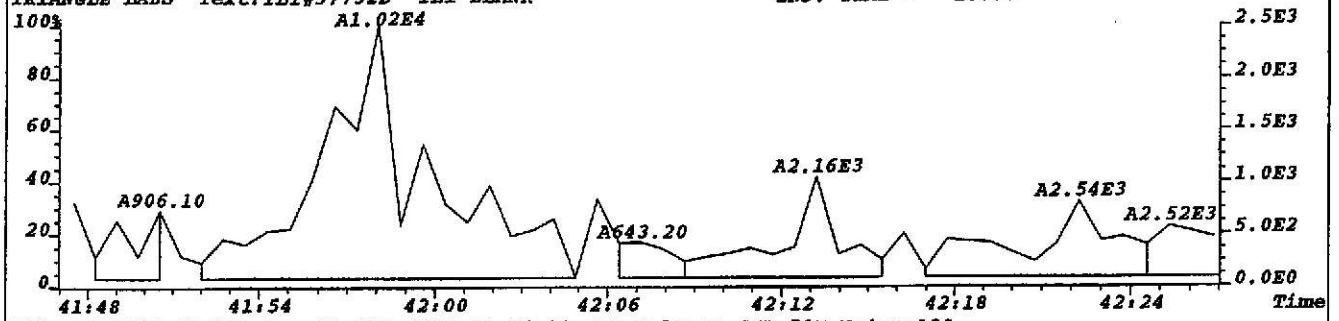

File:T023456 #1-708 Acq:12-JUL-2002 18:06:33 EI+ Voltage SIR 70T Noise:138
459.7348 F:4 BSUB(256,30,-3.0) PKD(7,5,3,0.05%,552.0,1.00%,F,T) Exp:NDB5US
TRIANGLE LABS Text:TLI#57752B TLI BLANK INJ. TIME = 18:08

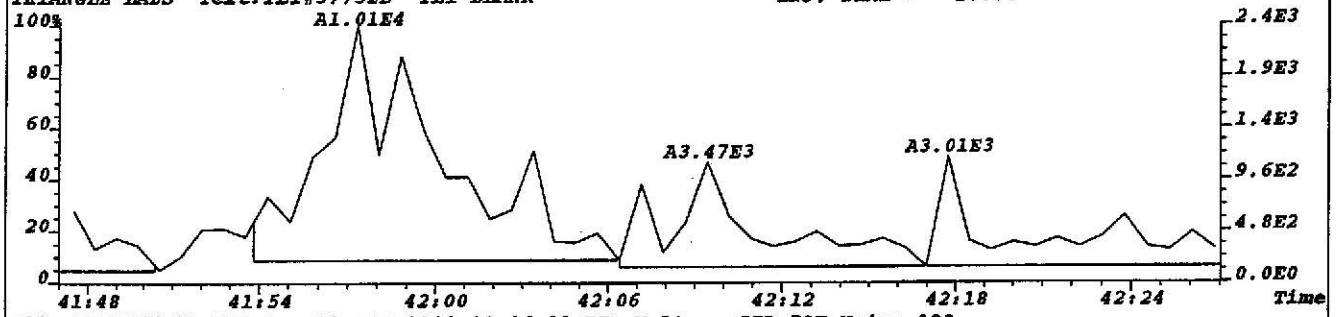

File:T023456 #1-708 Acq:12-JUL-2002 18:06:33 EI+ Voltage SIR 70T Noise:123
469.7779 F:4 BSUB(256,30,-3.0) PKD(7,5,3,0.05%,492.0,1.00%,F,T) Exp:NDB5US
TRIANGLE LABS Text:TLI#57752B TLI BLANK INJ. TIME = 18:08

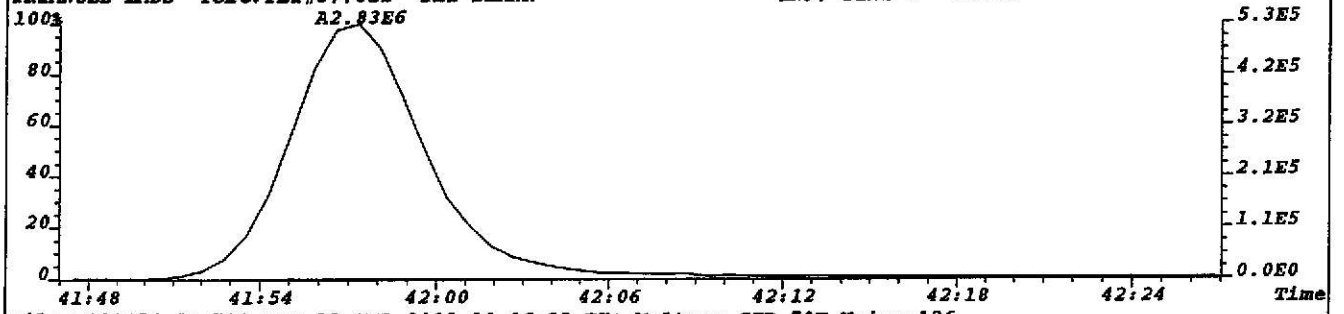

File:T023456 #1-708 Acq:12-JUL-2002 18:06:33 EI+ Voltage SIR 70T Noise:126
471.7750 F:4 BSUB(256,30,-3.0) PKD(7,5,3,0.05%,504.0,1.00%,F,T) Exp:NDB5US
TRIANGLE LABS Text:TLI#57752B TLI BLANK INJ. TIME = 18:08

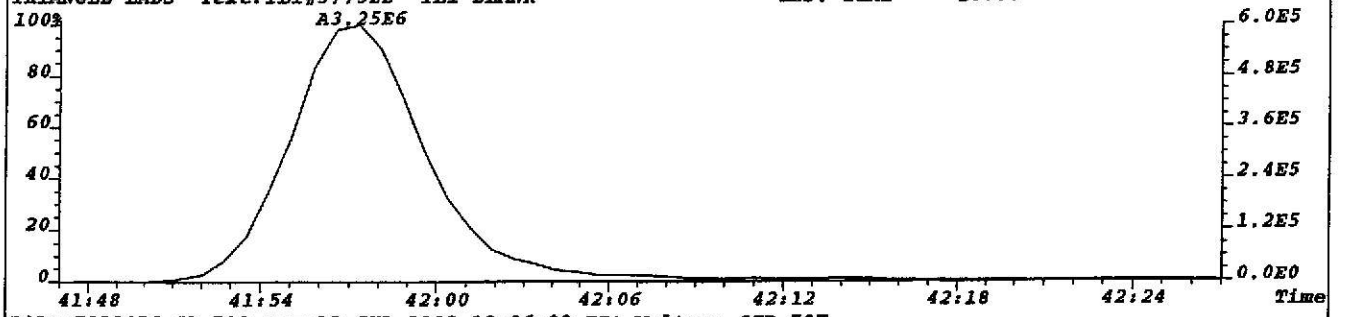

File:T023456 #1-708 Acq:12-JUL-2002 18:06:33 EI+ Voltage SIR 70T
430.9729 F:4 Exp:NDB5US
TRIANGLE LABS Text:TLI#57752B TLI BLANK INJ. TIME = 18:08

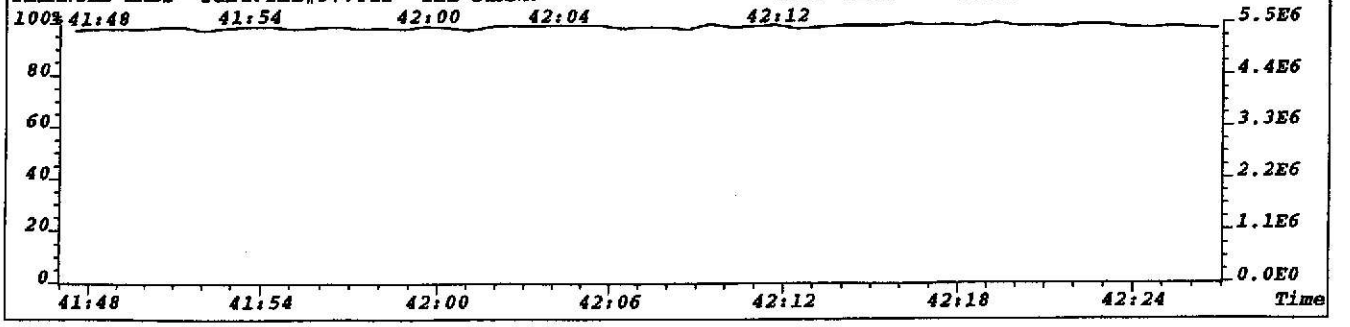

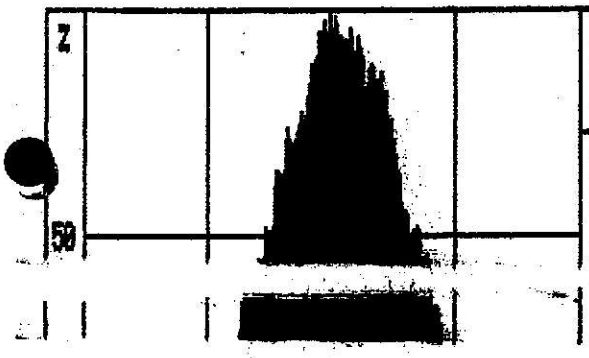

Channel I 330.9792 Peak top
Height .97 volts Span 200 ppm

System file name	ND85US
Data file name	A:T712824
Resolution	10000
[illegible]	2
Ionization mode	EI+
[illegible]	UN-TRGF

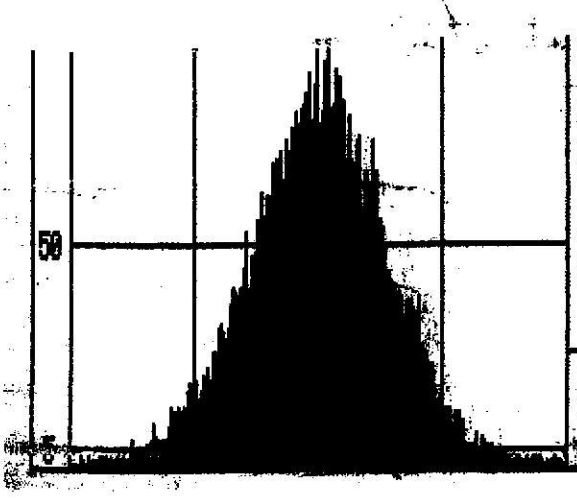

C	306	L	334	U	376
D	316	M	340	V	410
E	318	N	342		
F	320	O	352		
G	322	P	354		
H	328	Q	356		
I	331	R	358		

Ref. mass 416.9768 Peak top
Height .14 volts Span 200 ppm

N = .0444
+.0368
.0812
calc 7/12/02

File:T023456 #1-924 Acq:12-JUL-2002 18:06:33 EI+ Voltage SIR 70T
319.8965 F:2 Exp:NDB5US
Sample Text:TLI#57752B TLI BLANK INJ. TIME = 18:08 File Text:TLI#57752B T»

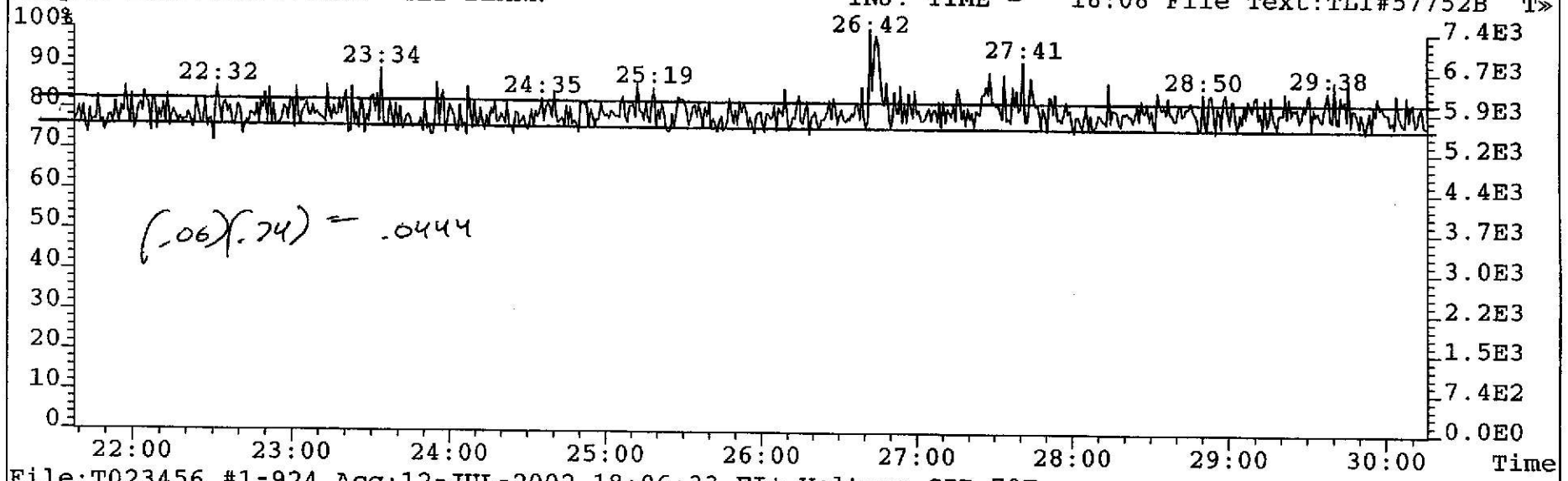

(.06)(.74) = .0444

File:T023456 #1-924 Acq:12-JUL-2002 18:06:33 EI+ Voltage SIR 70T
321.8936 F:2 Exp:NDB5US
Sample Text:TLI#57752B TLI BLANK INJ. TIME = 18:08 File Text:TLI#57752B T»

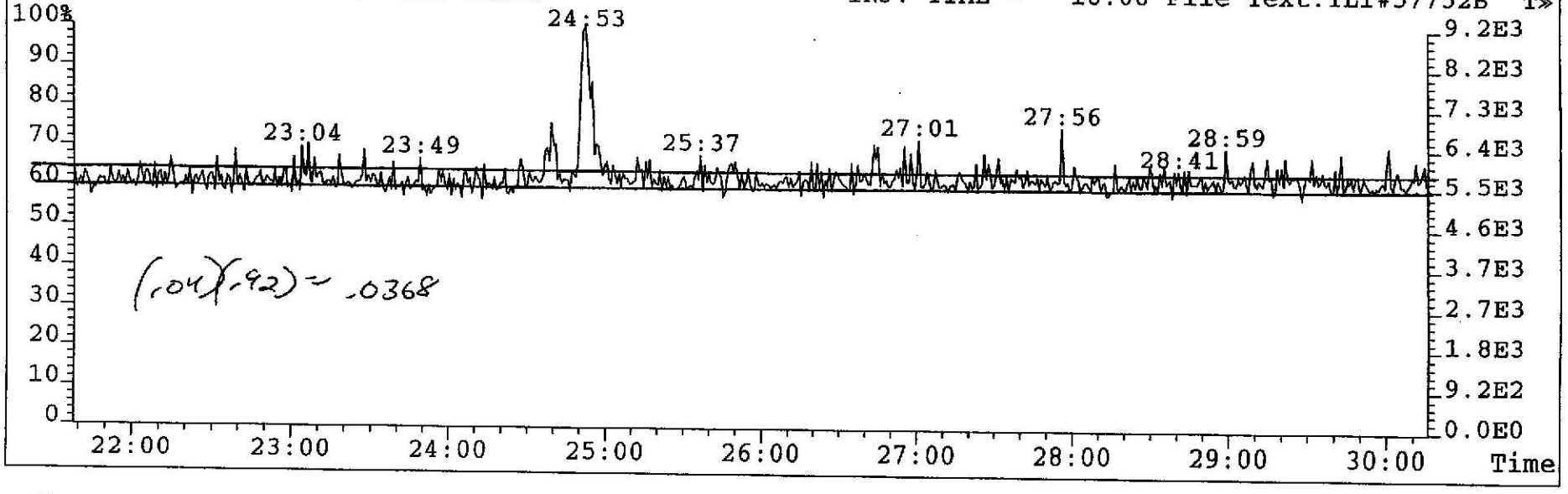

(.04)(.92) = .0368

File:T023456 #1-708 Acq:12-JUL-2002 18:06:33 EI+ Voltage SIR 70T
457.7377 F:4 Exp:NDB5US
Sample Text:TLI#57752B TLI BLANK INJ. TIME = 18:08 File Text:TLI#57752B T»

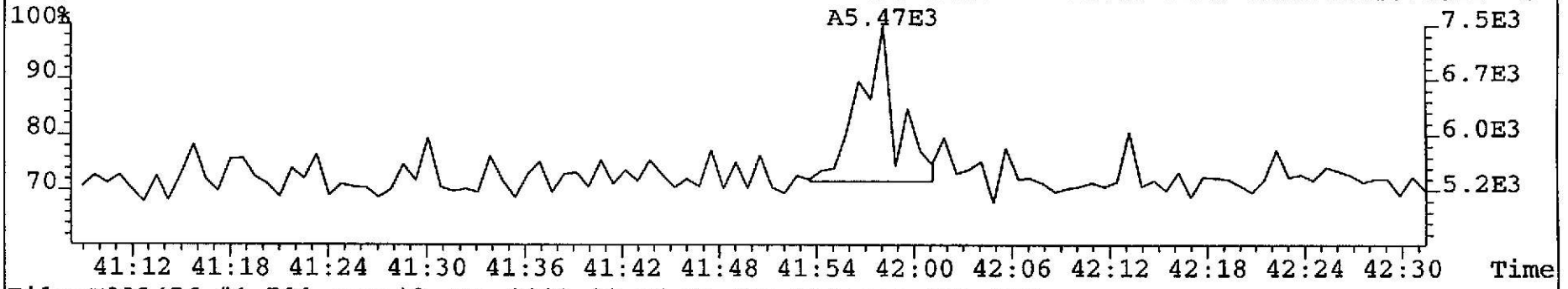

File:T023456 #1-708 Acq:12-JUL-2002 18:06:33 EI+ Voltage SIR 70T
459.7348 F:4 Exp:NDB5US
Sample Text:TLI#57752B TLI BLANK INJ. TIME = 18:08 File Text:TLI#57752B T»

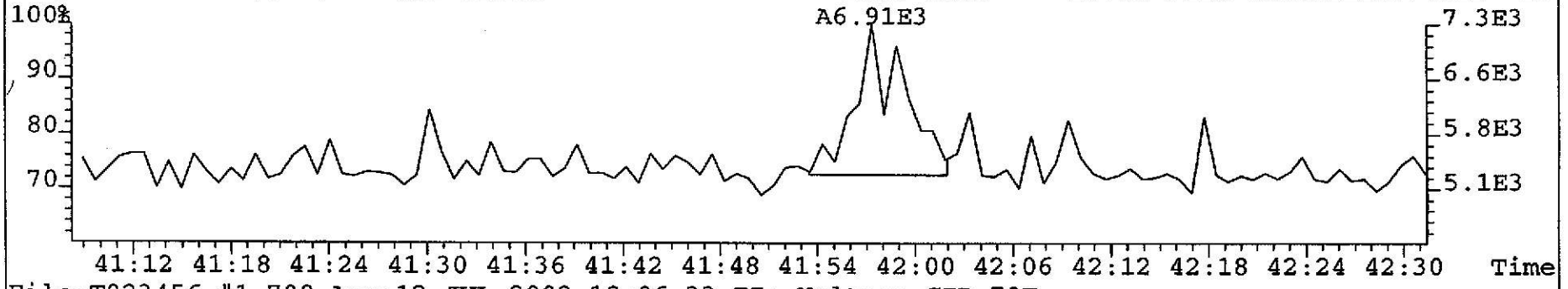

File:T023456 #1-708 Acq:12-JUL-2002 18:06:33 EI+ Voltage SIR 70T
471.7750 F:4 Exp:NDB5US
Sample Text:TLI#57752B TLI BLANK INJ. TIME = 18:08 File Text:TLI#57752B T»

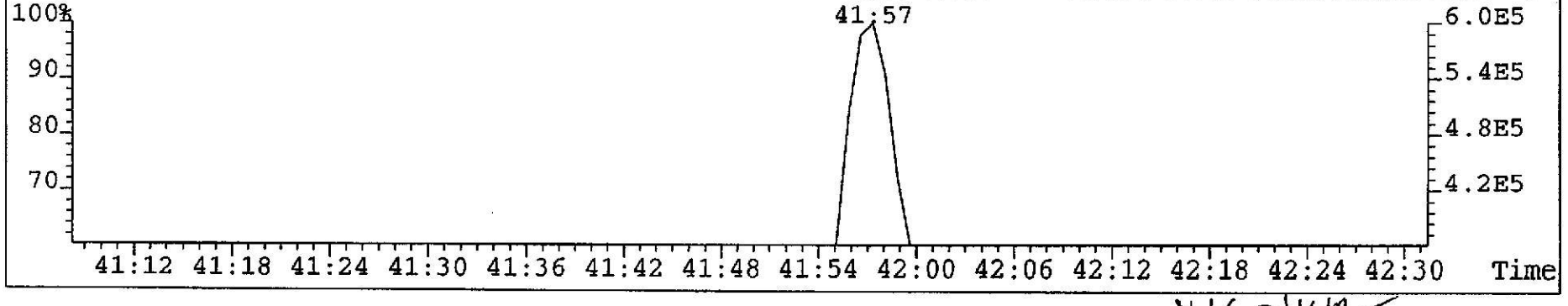

VIC 7/16/02

TLI Project: **57752B** 1613, Revision B PCDD/PCDF Analysis (c)
Client Sample: **DF-DP-143-0.5** Analysis File: **T023461**

Client Project:	**Mississippi Project**				
Sample Matrix:	**SOLID**	Date Received:	**06/28/2002**	Spike File:	**SP161B22**
TLI ID:	**329-38-24**	Date Extracted:	**07/06/2002**	ICal:	**TF5612B**
		Date Analyzed:	**07/12/2002**	ConCal:	**TB23454**
Sample Size:	**11.600 g**	Dilution Factor:	**n/a**	% Moisture:	**8.5**
Dry Weight:	**10.614 g**	Blank File:	**T023456**	% Lipid:	**n/a**
GC Column:	**DB-5**	Analyst:	**JWL**	% Solids:	**91.5**

Analytes	Conc. (pg/g)	DL	Ratio	RT	RRT	Flags
2,3,7,8-TCDD	291		0.79	27:26	1.001	___
1,2,3,7,8-PeCDD	2220		1.57	31:37	1.000	E__
1,2,3,4,7,8-HxCDD	1260		1.15	34:43	1.000	___
1,2,3,6,7,8-HxCDD	17640		1.12	34:49	1.000	SE_
1,2,3,7,8,9-HxCDD	8860		1.23	35:08	1.010	E__
1,2,3,4,6,7,8-HpCDD	35400		0.99	38:17	1.000	SE_
1,2,3,4,6,7,8,9-OCDD	65920		0.86	42:08	1.000	E__
2,3,7,8-TCDF	2220		0.81	26:46	1.001	E__
1,2,3,7,8-PeCDF	1150		1.53	30:37	1.001	___
2,3,4,7,8-PeCDF	7850		1.45	31:18	1.001	SE_
1,2,3,4,7,8-HxCDF	17630		1.06	34:03	1.000	SE_
1,2,3,6,7,8-HxCDF	12180		1.10	34:09	1.000	SE_
2,3,4,6,7,8-HxCDF	15670		1.09	34:36	1.000	SE_
1,2,3,7,8,9-HxCDF	443		1.26	35:23	1.000	___
1,2,3,4,6,7,8-HpCDF	16770		1.01	37:27	0.999	SE_
1,2,3,4,7,8,9-HpCDF	14260		1.07	38:46	1.000	QE_
1,2,3,4,6,7,8,9-OCDF	114190		0.97	42:24	1.007	QSE

Totals	Conc. (pg/g)	Number	DL	Flags
Total TCDD	6870	13		E__
Total PeCDD	32310	10		E__
Total HxCDD	47760	8		QSE
Total HpCDD	59180	2		QSE
Total TCDF	18640	18		E__
Total PeCDF	50320	17		SE_
Total HxCDF	53410	9		QSE
Total HpCDF	51870	3		QSE

Triangle Laboratories, Inc.®
2445 S. Alston Ave. • Durham, North Carolina 27713
Phone: (919) 544-5729 • Fax: (919) 544-5491

TLI Project: **57752B** 1613, Revision B PCDD/PCDF Analysis (c)
Client Sample: **DF-DP-143-0.5** Analysis File: **T023461**

Internal Standards	Conc. (pg/g)	% Recovery	QC Limits	Ratio	RT	RRT	Flags
$^{13}C_{12}$-2,3,7,8-TCDD	153	81.4	25%-164%	0.80	27:25	1.006	___
$^{13}C_{12}$-1,2,3,7,8-PeCDD	133	70.7	25%-181%	1.48	31:37	1.160	___
$^{13}C_{12}$-1,2,3,4,7,8-HxCDD	179	95.1	32%-141%	1.19	34:43	0.989	___
$^{13}C_{12}$-1,2,3,6,7,8-HxCDD	175	92.7	28%-130%	1.23	34:48	0.991	___
$^{13}C_{12}$-1,2,3,4,6,7,8-HpCDD	176	93.5	23%-140%	1.05	38:16	1.090	___
$^{13}C_{12}$-1,2,3,4,6,7,8,9-OCDD	260	69.1	17%-157%	1.08	42:07	1.199	RO___
$^{13}C_{12}$-2,3,7,8-TCDF	191	101	24%-169%	0.76	26:44	0.981	___
$^{13}C_{12}$-1,2,3,7,8-PeCDF	143	75.7	24%-185%	1.22	30:36	1.123	RO___
$^{13}C_{12}$-2,3,4,7,8-PeCDF	166	88.3	21%-178%	1.30	31:17	1.148	RO___
$^{13}C_{12}$-1,2,3,4,7,8-HxCDF	222	118	26%-152%	0.81	34:04	0.970	QRO___
$^{13}C_{12}$-1,2,3,6,7,8-HxCDF	205	109	26%-123%	0.67	34:09	0.972	RO___
$^{13}C_{12}$-2,3,4,6,7,8-HxCDF	202	107	28%-136%	0.64	34:37	0.986	RO___
$^{13}C_{12}$-1,2,3,7,8,9-HxCDF	194	103	29%-147%	0.55	35:24	1.008	___
$^{13}C_{12}$-1,2,3,4,6,7,8-HpCDF	1280	678	28%-143%	2.41	37:29	1.067	***QRO
$^{13}C_{12}$-1,2,3,4,7,8,9-HpCDF	195	104	26%-138%	0.54	38:45	1.103	QRO___

Cleanup Standard	Conc. (pg/g)	% Recovery	QC Limits	RT	RRT	Flags
$^{37}Cl_4$-2,3,7,8-TCDD	17.9	95.2	35%-197%	27:27	1.007	___

Recovery Standards	Ratio	RT	Flags
$^{13}C_{12}$-1,2,3,4-TCDD	0.81	27:15	___
$^{13}C_{12}$-1,2,3,7,8,9-HxCDD	1.23	35:07	___

Data Reviewer: OEM 07/16/2002

161B_PSR v2.04, LARS 6.25.05

Triangle Laboratories, Inc.®
2445 S. Alston Ave. • Durham, North Carolina 27713
Phone: (919) 544-5729 • Fax: (919) 544-5491

Printed: 15:36 07/16/2002

TLI Project: **57752B**
Client Sample: **DF-DP-143-0.5**

Toxicity Equivalents Report
Analysis File: **T023461**

Client Project:	**Mississippi Project**				
Sample Matrix:	**SOLID**	Date Received:	**06/28/02**	Spike File:	**SP161B22**
TLI ID:	**329-38-24**	Date Extracted:	**07/06/02**	ICal:	**TF5612B**
		Date Analyzed:	**07/12/02**	ConCal:	**TB23454**
Sample Size:	**11.600 g**	Dilution Factor:	**1**	% Moisture:	**8.5**
Dry Weight:	**10.614 g**	Blank File:	**T023456**	% Lipid:	**n/a**
GC Column:	**DB-5**	Analyst:	**JWL**	% Solids:	**91.5**

Analytes	Conc. (pg/g)		TEF		Equivalent
2,3,7,8-TCDD	291	x	1.	=	291
1,2,3,7,8-PeCDD	2220	x	0.5	=	1110
1,2,3,4,7,8-HxCDD	1260	x	0.1	=	126.0
1,2,3,6,7,8-HxCDD	17640	x	0.1	=	1764.0
1,2,3,7,8,9-HxCDD	8860	x	0.1	=	886.0
1,2,3,4,6,7,8-HpCDD	35400	x	0.01	=	354.00
1,2,3,4,6,7,8,9-OCDD	65920	x	0.001	=	65.920
TOTAL PCDD					4597
2,3,7,8-TCDF	259	x	0.1	=	25.9
1,2,3,7,8-PeCDF	1150	x	0.05	=	57.50
2,3,4,7,8-PeCDF	7850	x	0.5	=	3925
1,2,3,4,7,8-HxCDF	17630	x	0.1	=	1763.0
1,2,3,6,7,8-HxCDF	12180	x	0.1	=	1218.0
2,3,4,6,7,8-HxCDF	15670	x	0.1	=	1567.0
1,2,3,7,8,9-HxCDF	443	x	0.1	=	44.3
1,2,3,4,6,7,8-HpCDF	16770	x	0.01	=	167.70
1,2,3,4,7,8,9-HpCDF	14260	x	0.01	=	142.60
1,2,3,4,6,7,8,9-OCDF	114190	x	0.001	=	114.190
TOTAL PCDF					9025

Total EPA TEFs, 1989a: 13622 pg/g

GRY_TEF v1.08, MILES 4.22.16

Triangle Laboratories, Inc.®
2445 S. Alston Ave. • Durham, North Carolina 27713
Phone: (919) 544-5729 • Fax: (919) 544-5491

Printed: 15:55 07/16/02

Initial ....Date...

Data Review By: CFM 7/16/02

Channel specific noise levels computed from 'NL' heights.

Page No. 1 Listing of T023461B.dbf
07/16/2002 Matched GC Peaks / Ratio / Ret. Time

Compound/ M_Z....	QC.Log	Omit	Why	..RT.	OK	Ratio	Total.Area/Ht	Area/Ht.Peak1	Area/Ht.Peak2	Rel.RT	Compound.Name..	ID..	Flags.
TCDF						0.65-0.89				0.880-1.070			
304-306		DC	NL			Height	0.36	0.14	0.22				
	D	D	WL	23:34		0.81	108.87			0.882			
				24:10		0.81	5,653.67	2,522.51	3,131.16	0.904			E
				24:24		0.82	9,311.03	4,182.39	5,128.64	0.913			E
				24:54		0.81	10,454.12	4,667.97	5,786.15	0.931			E
				25:07		0.81	43,470.10	19,492.80	23,977.30	0.940			E
				25:23		0.81	7,193.85	3,222.46	3,971.39	0.950			E
				25:44		0.81	6,299.21	2,819.05	3,480.16	0.963			E
				25:57		0.81	2,172.94	973.77	1,199.17	0.971			
				26:09		0.81	3,088.86	1,381.74	1,707.12	0.978			E
				26:22		0.80	3,535.47	1,572.13	1,963.34	0.986			E
				26:34		0.81	853.54	381.66	471.88	0.994			
				26:46		0.81	13,513.27	6,064.73	7,448.54	1.001	2378-TCDF	AN	E
				27:10		0.81	616.80	276.78	340.02	1.016			
				27:24		0.80	435.99	194.25	241.74	1.025			
			X	27:31		0.81	855.86	382.56	473.30	1.029			
	M		X	27:47		0.81	2,340.00	1,050.00	1,290.00	1.039			E
	A			27:55		0.79	1,354.00	596.00	758.00	1.044			
			X	28:06		0.81	2,168.47	969.99	1,198.48	1.051			
				28:26		0.81	244.97	109.79	135.18	1.064			
		DC	WH	28:42		0.82	2,028.51			1.074			
		DC	WH	28:56		0.80	401.68			1.082			
304-306			18	Peaks			113,562.15						
13C12-TCDF						0.65-0.89				0.945-1.132			
316-318		DC	NL			Height	0.40	0.17	0.23				
		DC	WL	24:11	RO	2.58	6.66			0.905			
		DC	WL	24:24	RO	2.46	10.78			0.913			
		DC	WL	24:54	RO	1.74	12.35			0.931			
		DC	WL	25:07	RO	2.45	48.76			0.940			
				25:23	RO	2.38	8.45	5.95	2.50	0.950			
				25:44	RO	1.99	9.39	6.25	3.14	0.963			
				26:00	RO	1.69	3.90	2.45	1.45	0.973			
				26:09	RO	1.69	3.53	2.22	1.31	0.978			
				26:20	RO	1.02	13.58	6.85	6.73	0.985			
				26:44		0.76	1,084.24	468.97	615.27	1.000	13C12-2378-TCDF	ISO	
						Height	272.38	117.22	155.16				
				27:03		0.73	118.21	49.88	68.33	1.012			
				27:26	RO	0.05	30.05	1.30	28.75	1.026			
				27:35		0.66	7.94	3.16	4.78	1.032			
				28:07		0.74	3.20	1.36	1.84	1.052			
				28:42	RO	1.14	6.78	3.61	3.17	1.074			
				28:56	RO	0.02	83.33	1.61	81.72	1.082			
316-318			12	Peaks			1,372.60						

Compound/ M_Z....	QC.Log	Omit	Why	..RT.	OK	Ratio	Total.Area/Ht	Area/Ht.Peak1	Area/Ht.Peak2	Rel.RT	Compound.Name..	ID..	Flags.
---------- Above: TCDF / TCDD Follows ----------													
TCDD				0.65-0.89						0.905-1.042			
320-322	DC	NL				Height	0.28	0.13	0.15				
				24:58		0.77	1,502.05	654.55	847.50	0.911	1368-TCDD	AN	
				25:21		0.76	1,040.19	450.82	589.37	0.925	1379-TCDD	AN	
				25:38		0.78	1,166.28	512.31	653.97	0.935			
				26:16		0.77	8,562.36	3,736.30	4,826.06	0.958			E
				26:33		0.77	4,072.50	1,771.16	2,301.34	0.968			E
				26:55		0.77	1,573.98	687.15	886.83	0.982			
				27:12		0.77	1,725.88	750.36	975.52	0.992			E
				27:20		0.78	3,385.35	1,485.31	1,900.04	0.997			E
				27:26		0.79	1,229.07	543.13	685.94	1.001	2378-TCDD	AN	
				27:35		0.78	566.63	247.46	319.17	1.006			
				27:45		0.82	2,582.29	1,165.66	1,416.63	1.012			E
				27:57		0.78	708.99	310.06	398.93	1.019			
				28:24		0.79	912.06	401.89	510.17	1.036			
	DC	WH		28:46	RO	1.42	8.45			1.049			
	DC	WH		28:56	RO	1.69	291.32			1.055			
320-322			13	Peaks			29,027.63						
37Cl-TCDD										0.927-1.073			
328	DC	NL				Height	0.18	0.18					
	DC	WL		24:58			8.00			0.911			
	DC	WL		25:07			4.33			0.916			
	DC	WL		25:15			4.98			0.921			
	DC	WL		25:20			9.68			0.924			
				25:38			5.61	5.61		0.935			
				25:49			3.45	3.45		0.942			
				26:05			1,530.50	1,530.50		0.951			
				26:16			47.15	47.15		0.958			
				26:33			22.91	22.91		0.968			
				26:55			7.33	7.33		0.982			
				27:12			7.70	7.70		0.992			
				27:20			21.25	21.25		0.997			
M				27:27			85.70	85.70		1.001	37Cl-TCDD	CLS	
				27:35			2.81	2.81		1.006			
				27:48			2,336.60	2,336.60		1.014			
				28:11			1.76	1.76		1.028			
				28:24			4.30	4.30		1.036			
				28:44			18.19	18.19		1.048			
				28:56			7.50	7.50		1.055			
328			15	Peaks			4,102.76						
13C12-TCDD				0.65-0.89						0.920-1.066			
332-334	DC	NL				Height	0.62	0.40	0.22				
	DC	WL		25:08		0.83	7.42			0.917			
	DC	SN		26:18	RO	1.00	4.13			0.959			
	DC	SN		26:47	RO	1.20	3.87			0.977			
	DC	SN		26:54		0.88	1.13			0.981			
				27:15		0.81	905.44	403.93	501.51	0.994	13C12-1234-TCDD	RS1	
				27:25		0.80	748.69	333.53	415.16	1.000	13C12-2378-TCDD	IS1	
						Height	200.80	88.39	112.41				

Triangle Laboratories, Inc.®
2445 S. Alston Ave. • Durham, North Carolina 27713
Phone: (919) 544-5729 • Fax: (919) 544-5491

Compound/ M_Z....	QC.Log	Omit	Why	..RT.	OK	Ratio	Total.Area/Ht	Area/Ht.Peak1	Area/Ht.Peak2	Rel.RT	Compound.Name..	ID..	Flags.
	DC	SN		27:46	RO	0.41	3.32			1.013			
				28:29	RO	1.48	7.87	4.70	3.17	1.039			
				28:41	RO	1.33	3.35	1.91	1.44	1.046			
332-334				4 Peaks			1,665.35						

---------- Above: TCDD / PeCDF Follows ----------

PeCDF 340-342				1.32-1.78				0.912-1.037				
	DC	NL		Height		0.31	0.13	0.18				
			28:41		1.37	48,227.00	27,885.60	20,341.40	0.917			E
			28:56		1.51	13,590.78	8,169.83	5,420.95	0.925			E
			29:13		1.55	329.44	200.15	129.29	0.934			
			29:22		1.49	1,062.37	635.11	427.26	0.939			
			29:47	RO	1.16	77,812.80	41,822.60	35,990.20	0.952			SE
			29:57		1.51	27,307.90	16,410.70	10,897.20	0.957			E
			30:07		1.54	13,378.05	8,104.00	5,274.05	0.963			E
			30:14		1.52	16,821.21	10,152.30	6,668.91	0.966			E
			30:20		1.53	24,754.66	14,972.90	9,781.76	0.970			E
			30:31		1.52	7,286.43	4,398.82	2,887.61	0.975			
			30:37		1.53	4,975.35	3,006.95	1,968.40	1.001	12378-PeCDF	AN	
			30:53		1.52	13,920.98	8,407.50	5,513.48	0.987			E
			31:18		1.45	39,251.10	23,261.60	15,989.50	1.001	23478-PeCDF	AN	SE
			31:26		1.53	22,811.38	13,798.50	9,012.88	1.005			E
			31:45		1.54	139.51	84.60	54.91	1.015			
		X	31:51		1.52	230.84	139.06	91.78	1.018			
		X	31:58		1.53	1,921.97	1,163.10	758.87	1.022			
			32:12		1.51	785.58	472.40	313.18	1.029			
	DC	WH	32:40		1.45	954.24			1.044			
340-342			18 Peaks			314,607.35						

13C12-PeCDF 352-354				1.32-1.78				0.808-1.127			
	DC	NL		Height		0.25	0.11	0.14			
			28:41	RO	2.22	48.40	33.38	15.02	0.917		
			28:56	RO	0.16	103.02	14.22	88.80	0.925		
			29:40	RO	0.64	93.18	36.32	56.86	0.948		
			30:14	RO	0.07	184.86	12.13	172.73	0.966		
			30:20	RO	1.01	34.49	17.29	17.20	0.970		
		M	30:36	RO	1.22	717.00	394.00	323.00	1.000	13C12-PeCDF 123	IS2
					Height	202.80	115.68	87.12			
			30:53	RO	0.36	49.42	13.18	36.24	0.987		
		M	31:17	RO	1.30	853.00	482.00	371.00	1.000	13C12-PeCDF 234	IS3
					Height	251.75	141.34	110.41			
			31:29		1.32	32.27	18.35	13.92	1.006		
			31:44	RO	0.72	122.43	51.38	71.05	1.014		
			31:50	RO	0.84	116.23	52.92	63.31	1.018		
			32:01	RO	0.81	93.65	41.94	51.71	1.023		
			32:11	RO	0.89	408.38	192.24	216.14	1.029		
352-354			13 Peaks			2,856.33					

---------- Above: PeCDF / PeCDD Follows ----------

Compound/ M_Z....	QC.Log	Omit	Why	..RT.	OK	Ratio	Total.Area/Ht	Area/Ht.Peak1	Area/Ht.Peak2	Rel.RT	Compound.Name..	ID..	Flags.
PeCDD				1.32-1.78						0.940-1.021			
356-358	DC	NL		Height			0.29	0.16	0.13				
	DC	WL		29:36		1.57	645.02			0.936			
				29:53		1.54	20,929.57	12,693.90	8,235.67	0.945			E
				30:20		1.57	2,450.47	1,495.64	954.83	0.959			
				30:34		1.56	13,797.02	8,400.33	5,396.69	0.967			E
				30:42		1.55	9,626.60	5,857.17	3,769.43	0.971			E
				30:53		1.56	5,833.96	3,552.00	2,281.96	0.977			E
				31:08		1.56	16,236.27	9,902.80	6,333.47	0.985			E
				31:19		1.62	1,694.27	1,047.18	647.09	0.991			
				31:27	RO	1.01	956.92	480.19	476.73	0.995			
				31:37		1.57	5,854.24	3,575.31	2,278.93	1.000	12378-PeCDD	AN	E
				31:45		1.56	5,243.40	3,197.00	2,046.40	1.004			E
				32:04		1.50	3,682.03	2,207.03	1,475.00	1.014			
356-358			11	Peaks			86,304.75						
13C12-PeCDD				1.32-1.78						0.736-1.052			
368-370	DC	NL		Height			0.26	0.15	0.11				
				29:53		1.51	51.52	31.00	20.52	0.945			
				30:06	RO	1.16	2.50	1.34	1.16	0.952			
				30:14	RO	0.96	3.20	1.57	1.63	0.956			
				30:20		1.44	6.77	4.00	2.77	0.959			
				30:34	RO	2.10	14.93	10.12	4.81	0.967			
				30:42		1.72	12.06	7.62	4.44	0.971			
				30:53	RO	1.85	9.02	5.85	3.17	0.977			
				31:08	RO	1.89	14.54	9.51	5.03	0.985			
				31:18		1.41	8.31	4.86	3.45	0.990			
				31:37		1.48	479.08	286.17	192.91	1.000	13C12-PeCDD 123 IS4		
				Height			145.07	87.27	57.80				
				32:04	RO	0.64	9.94	3.88	6.06	1.014			
				32:27	RO	1.90	3.05	2.00	1.05	1.026			
368-370			12	Peaks			614.92						

---------- Above: PeCDD / HxCDF Follows ----------

HxCDF				1.05-1.43						0.929-1.007			
374-376	A			33:12	RO	1.02	260,000.00	131,000.00	129,000.00	0.938			SE
	A			33:31		1.16	6,950.00	3,730.00	3,220.00	0.947			
	A			33:38	RO	1.02	154,000.00	77,700.00	76,300.00	0.950			SQE
	AN			34:03		1.06	79,700.00	41,000.00	38,700.00	1.000	123478-HxCDF	AN	SE
	AN			34:09		1.10	52,600.00	27,500.00	25,100.00	1.000	123678-HxCDF	AN	SE
	A		X	34:16		1.27	2,610.00	1,460.00	1,150.00	0.968			
	A			34:26		1.25	6,260.00	3,480.00	2,780.00	0.973			
	AN			34:36		1.09	61,700.00	32,200.00	29,500.00	1.000	234678-HxCDF	AN	SE
	A			35:20		1.28	321.00	180.00	141.00	0.998			
	AN			35:23		1.26	1,470.00	820.00	650.00	1.000	123789-HxCDF	AN	
	A			35:28		1.25	14,010.00	7,780.00	6,230.00	1.002			E
374-376			11	Peaks			639,621.00						
13C12-HxCDF				0.43-0.59						0.879-1.105			
384-386	DC	NL		Height			1.66	0.17	1.49				
				33:07	RO	2.64	316.38	229.35	87.03	0.935			

Compound/ M_Z....	QC.Log	Omit	Why	..RT.	OK	Ratio	Total.Area/Ht	Area/Ht.Peak1	Area/Ht.Peak2	Rel.RT	Compound.Name..	ID..	Flags.
				33:18	RO	2.59	642.96	463.64	179.32	0.941			
				33:31	RO	0.22	39.38	7.02	32.36	0.947			
				33:47	RO	2.55	886.82	637.00	249.82	0.954			
				34:04	RO	0.81	757.36	337.81	419.55	1.000	13C12-HxCDF 478	IS5	Q
						Height	184.24	82.39	101.85				
				34:09	RO	0.67	708.18	283.04	425.14	1.000	13C12-HxCDF 678	IS6	
						Height	226.02	88.59	137.43				
		X		34:16	RO	1.16	28.74	15.42	13.32	0.968			
				34:37	RO	0.64	681.30	266.38	414.92	1.000	13C12-HxCDF 234	IS7	
						Height	210.42	82.19	128.23				
	DC	SN		34:50	RO	1.19	9.48			0.984			
M				35:24		0.55	549.00	194.00	355.00	1.000	13C12-HxCDF 789	IS8	
						Height	150.60	52.41	98.19				
384-386			9	Peaks			4,610.12						

---------- Above: HxCDF / HxCDD Follows ----------

HxCDD													
				1.05-1.43						0.959-1.013			
390-392	DC	NL			Height		32.02	17.55	14.47				
				33:26		1.30	812.75	460.04	352.71	0.961			
				33:37		1.25	41,800.40	23,184.80	18,615.60	0.966			QE
				34:01		1.26	7,360.10	4,105.57	3,254.53	0.977			Q
				34:15	RO	1.04	84,399.30	42,951.50	41,447.80	0.984			SQE
				34:23		1.23	1,416.86	780.80	636.06	0.988			
N				34:38		1.24	2,090.43	1,156.48	933.95	0.998			
KMTN				34:43		1.15	3,250.00	1,740.00	1,510.00	0.998	123478-HxCDD	AN	
M				34:49		1.12	46,900.00	24,800.00	22,100.00	1.000	123678-HxCDD	AN	SE
N				35:08		1.23	24,537.60	13,545.90	10,991.70	1.010	123789-HxCDD	AN	E
390-392			9	Peaks			212,567.44						

13C12-HxCDD													
				1.05-1.43						0.983-1.041			
402-404	DC	NL			Height		1.99	1.28	0.71				
	DC	WL		33:47		1.12	112.99			0.973			
	DC	WL		34:05		1.12	30.62			0.982			
				34:15		1.18	95.21	51.62	43.59	0.987			
				34:43		1.19	452.46	246.21	206.25	1.000	13C12-HxCDD 478	IS9	
						Height	138.14	76.13	62.01				
				34:48		1.23	482.17	265.94	216.23	1.000	13C12-HxCDD 678	IS10	
						Height	139.84	76.31	63.53				
				35:07		1.23	602.67	332.26	270.41	1.012	13C12-HxCDD 789	RS2	
				35:37		1.18	8.90	4.81	4.09	1.026			
402-404			5	Peaks			1,641.41						

---------- Above: HxCDD / HpCDF Follows ----------

HpCDF													
				0.88-1.20						0.955-1.005			
408-410	AN			37:27		1.01	367,000.00	184,000.00	183,000.00	0.999	1234678-HpCDF	AN	SE
	A			37:42		1.01	255,000.00	128,000.00	127,000.00	0.973			QSE
	AN			38:46		1.07	38,000.00	19,600.00	18,400.00	1.000	1234789-HpCDF	AN	QE
408-410			3	Peaks			660,000.00						

```
Compound/
M_Z.... QC.Log Omit Why ..RT. OK Ratio Total.Area/Ht Area/Ht.Peak1 Area/Ht.Peak2 Rel.RT Compound.Name.. ID.. Flags.

13C12-HpCDF                    0.37-0.51                                    0.856-1.141
418-420          DC  NL          Height          0.87          0.47          0.40
                        37:29 RO  2.41      3,064.36      2,165.61        898.75  1.000 13C12-HpCDF 678 IS11 Q
                                Height        189.43        135.70         53.73
                        37:54 RO  2.59      1,640.58      1,183.44        457.14  0.978
                        38:17 RO  0.97         11.21          5.51          5.70  0.988
                 DC  SN 38:26 RO  0.86          1.71                              0.992
                        38:45 RO  0.54        376.16        131.71        244.45  1.000 13C12-HpCDF 789 IS12 Q
                                Height         91.41         30.87         60.54
418-420                4 Peaks               5,092.31

                    ---------------------- Above: HpCDF / HpCDD Follows ---------------------

HpCDD                          0.88-1.20                                    0.976-1.005
424-426          DC  NL          Height          2.55          1.27          1.28
                        37:37     1.04     47,173.30     24,023.90     23,149.40  0.983                        QE
        D        D  NH 37:54 RO  1.61        181.18                              0.990
                        38:17     0.99     70,213.20     35,018.00     35,195.20  1.000 1234678-HpCDD   AN   SE
424-426                2 Peaks            117,386.50

13C12-HpCDD                    0.88-1.20                                    0.868-1.078
436-438          DC  NL          Height          1.73          1.00          0.73
                        37:29     1.10        271.12        141.83        129.29  0.980
                        37:55     1.06        183.96         94.48         89.48  0.991
                        38:16     1.05        400.20        204.51        195.69  1.000 13C12-HpCDD 678 IS13
                                Height         89.94         45.91         44.03
436-438                3 Peaks                855.28

                    ---------------------- Above: HpCDD / Octa-CDD and CDF Follows ----------

OCDF                           0.76-1.02                                    0.952-1.048
442-444          DC  NL          Height          0.41          0.20          0.21
                 DC  WL 36:46     0.88        188.77                              0.873
                 DC  WL 39:34     0.88         76.32                              0.939
                 DC  WL 39:47     0.97        804.90                              0.945
        N               42:24     0.97    204,969.00    100,799.00    104,170.00  1.007 OCDF            AN   QSE
                 DC  WH 44:12 RO  1.20        732.85                              1.049
442-444                1 Peak             204,969.00

OCDD                           0.76-1.02                                    0.952-1.048
458-460          DC  NL          Height          0.49          0.21          0.28
                        42:08     0.86     98,589.50     45,547.20     53,042.30  1.000 OCDD            AN   E
458-460                1 Peak              98,589.50

13C12-OCDD                     0.76-1.02                                    0.996-1.004
470-472          DC  NL          Height          1.37          0.35          1.02
                        42:07 RO  1.08        555.84        288.66        267.18  1.000 13C12-OCDD      IS14
                                Height         55.61         28.68         26.93
                 DC  WH 42:25 RO  1.43        134.87                              1.007
470-472                1 Peak              555.84
```

Compound/
M_Z.... QC.Log Omit Why ..RT. OK Ratio Total.Area/Ht Area/Ht.Peak1 Area/Ht.Peak2 Rel.RT Compound.Name.. ID.. Flags.

Column Description.....	"Why" Code Description.....	QC Log Desc.....
M_Z -Nominal Ion Mass(es)	WL-Below Retention Time Window	A-Peak Added
..RT. -Retention Time (mm:ss)	WH-Above Retention Time Window	K-Peak Kept
Rat.1 -Ratio of M/M+2 Ions	SN-Below Signal to Noise Level	D-Peak Deleted
OK -RO=Ratio Outside Limits	<M-Below Method Detection Limit	T-Time Changed
Rel.RT-Relative Retention Time	NL-Channel Specific Noise Level	M-Peak Area Changed
		N-Name Changed
		X-Ether Interference

*** End of Report ***

File:T023461 #1-924 Acq:12-JUL-2002 22:05:20 EI+ Voltage SIR 70T Noise:172
303.9016 F:2 BSUB(256,30,-3.0) PKD(9,5,5,0.05%,688.0,1.00%,F,T) Exp:NDB5US
TRIANGLE LABS Text:TLI#57752B DF-DP-143 0-0.5 INJ. TIME = 22:07

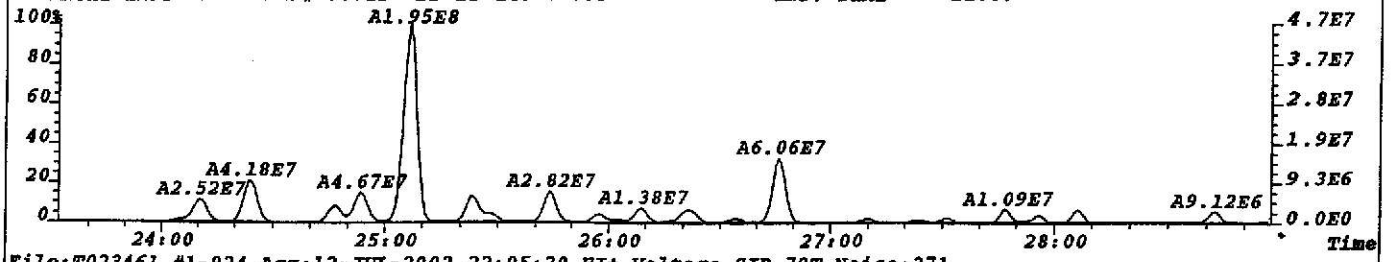

File:T023461 #1-924 Acq:12-JUL-2002 22:05:20 EI+ Voltage SIR 70T Noise:271
305.8987 F:2 BSUB(256,30,-3.0) PKD(9,5,5,0.05%,1084.0,1.00%,F,T) Exp:NDB5US
TRIANGLE LABS Text:TLI#57752B DF-DP-143 0-0.5 INJ. TIME = 22:07

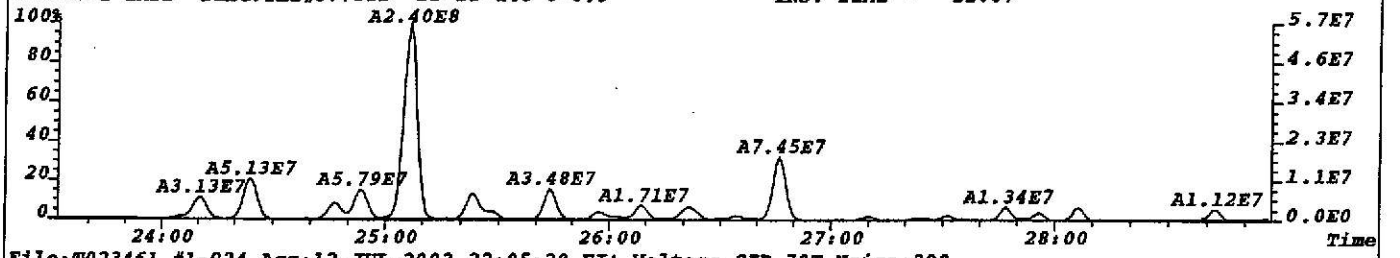

File:T023461 #1-924 Acq:12-JUL-2002 22:05:20 EI+ Voltage SIR 70T Noise:208
315.9419 F:2 BSUB(256,30,-3.0) PKD(9,5,5,0.05%,832.0,1.00%,F,T) Exp:NDB5US
TRIANGLE LABS Text:TLI#57752B DF-DP-143 0-0.5 INJ. TIME = 22:07

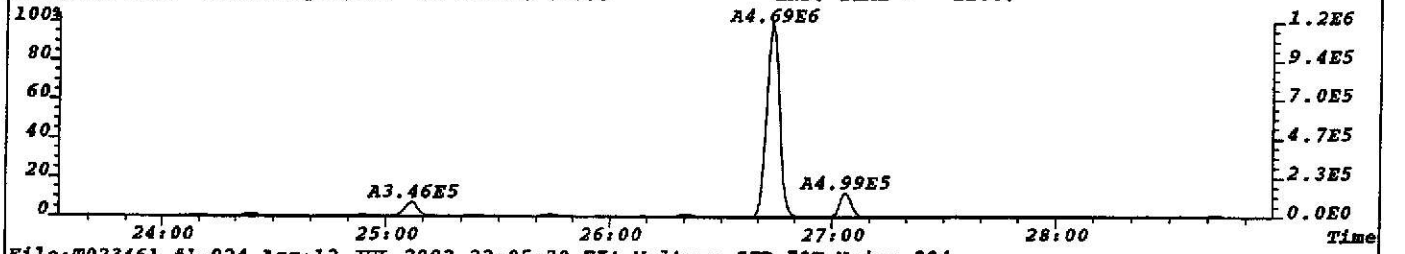

File:T023461 #1-924 Acq:12-JUL-2002 22:05:20 EI+ Voltage SIR 70T Noise:284
317.9389 F:2 BSUB(256,30,-3.0) PKD(9,5,5,0.05%,1136.0,1.00%,F,T) Exp:NDB5US
TRIANGLE LABS Text:TLI#57752B DF-DP-143 0-0.5 INJ. TIME = 22:07

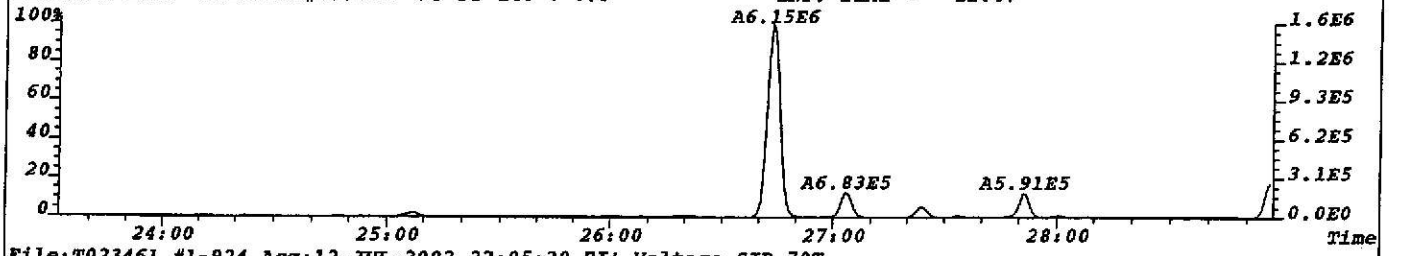

File:T023461 #1-924 Acq:12-JUL-2002 22:05:20 EI+ Voltage SIR 70T
330.9792 F:2 Exp:NDB5US
TRIANGLE LABS Text:TLI#57752B DF-DP-143 0-0.5 INJ. TIME = 22:07

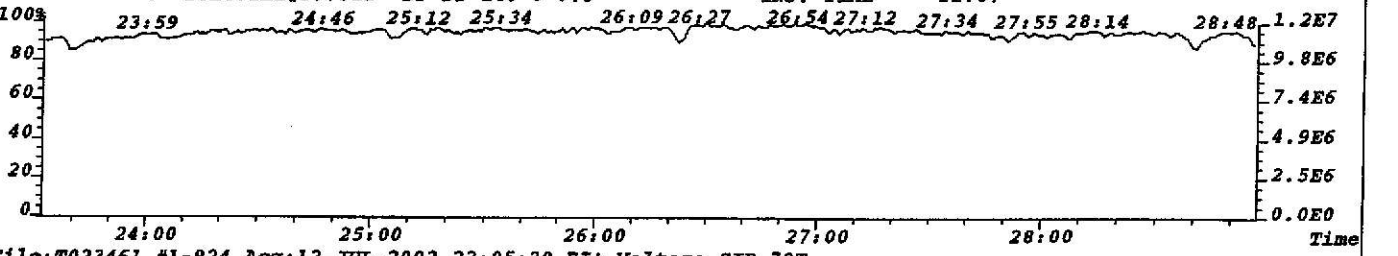

File:T023461 #1-924 Acq:12-JUL-2002 22:05:20 EI+ Voltage SIR 70T
375.8364 F:2 Exp:NDB5US
TRIANGLE LABS Text:TLI#57752B DF-DP-143 0-0.5 INJ. TIME = 22:07

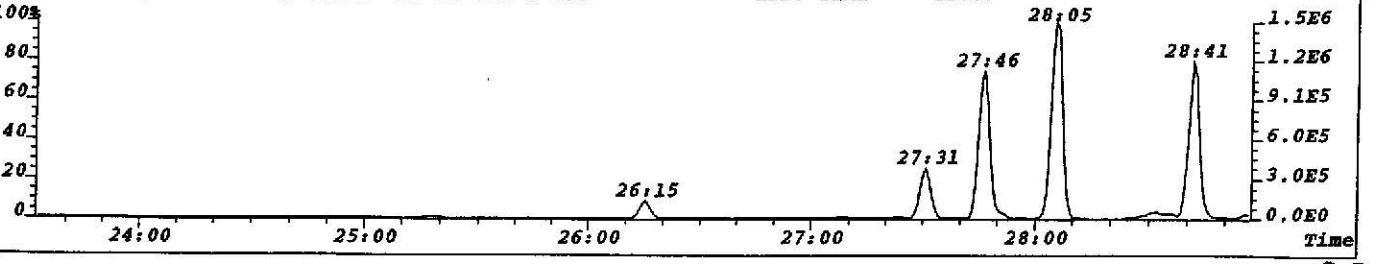

File:T023461 #1-924 Acq:12-JUL-2002 22:05:20 EI+ Voltage SIR 70T Noise:160
319.8965 F:2 BSUB(256,30,-3.0) PKD(7,5,3,0.05%,640.0,1.00%,F,T) Exp:NDB5US
TRIANGLE LABS Text:TLI#57752B DF-DP-143 0-0.5 INJ. TIME = 22:07

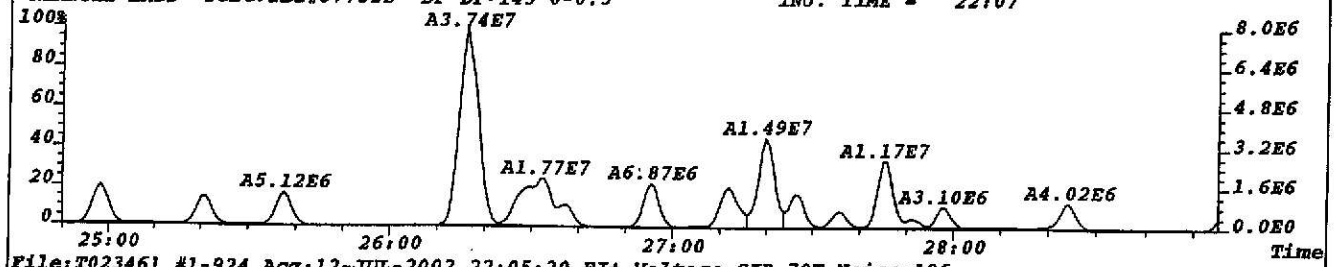

File:T023461 #1-924 Acq:12-JUL-2002 22:05:20 EI+ Voltage SIR 70T Noise:186
321.8936 F:2 BSUB(256,30,-3.0) PKD(7,5,3,0.05%,744.0,1.00%,F,T) Exp:NDB5US
TRIANGLE LABS Text:TLI#57752B DF-DP-143 0-0.5 INJ. TIME = 22:07

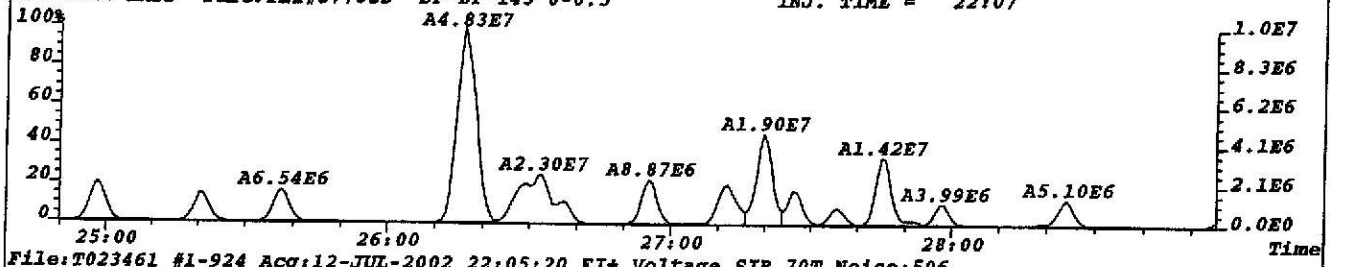

File:T023461 #1-924 Acq:12-JUL-2002 22:05:20 EI+ Voltage SIR 70T Noise:506
331.9368 F:2 BSUB(256,30,-3.0) PKD(7,5,3,0.05%,2024.0,1.00%,F,T) Exp:NDB5US
TRIANGLE LABS Text:TLI#57752B DF-DP-143 0-0.5 INJ. TIME = 22:07

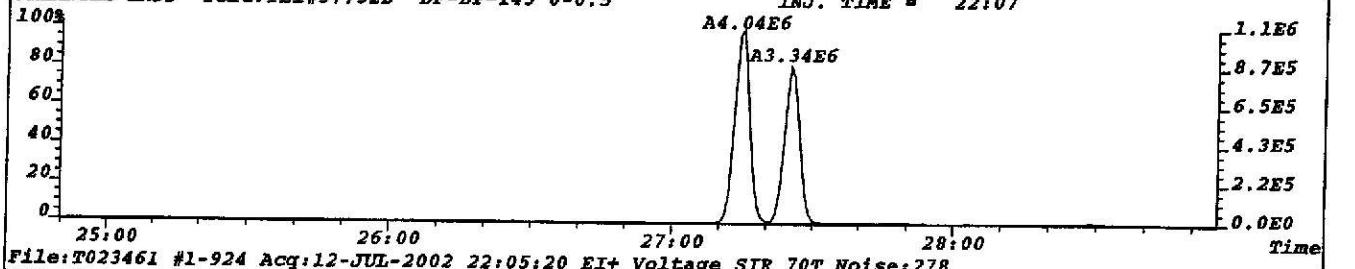

File:T023461 #1-924 Acq:12-JUL-2002 22:05:20 EI+ Voltage SIR 70T Noise:278
333.9338 F:2 BSUB(256,30,-3.0) PKD(7,5,3,0.05%,1112.0,1.00%,F,T) Exp:NDB5US
TRIANGLE LABS Text:TLI#57752B DF-DP-143 0-0.5 INJ. TIME = 22:07

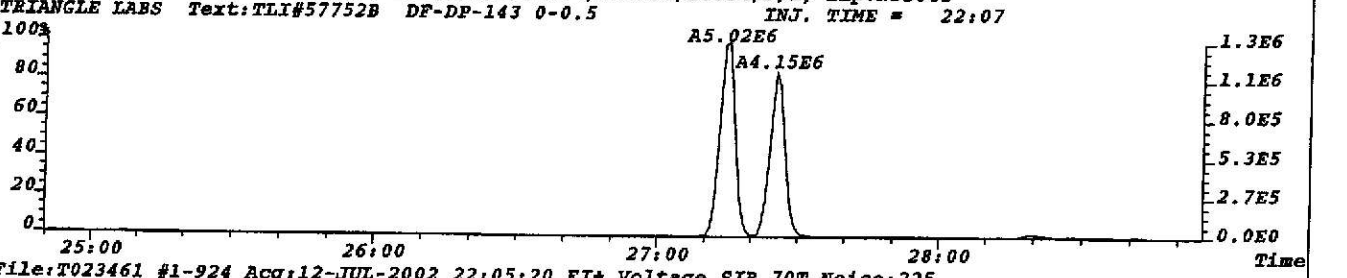

File:T023461 #1-924 Acq:12-JUL-2002 22:05:20 EI+ Voltage SIR 70T Noise:225
327.8847 F:2 BSUB(256,30,-3.0) PKD(7,5,3,0.05%,900.0,1.00%,F,T) Exp:NDB5US
TRIANGLE LABS Text:TLI#57752B DF-DP-143 0-0.5 INJ. TIME = 22:07

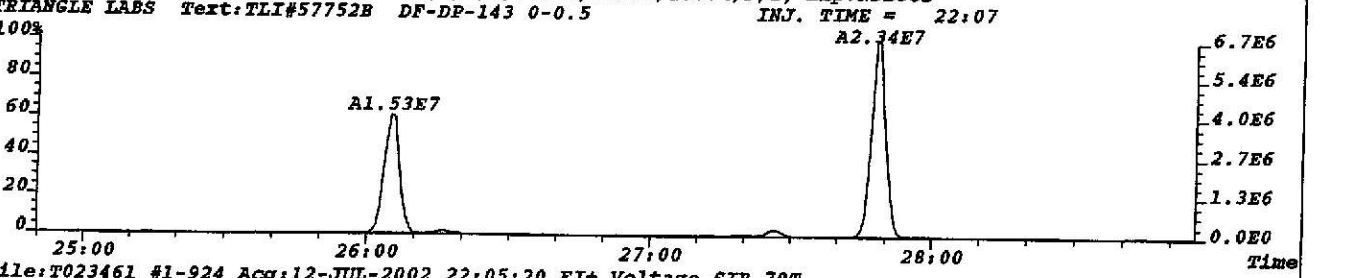

File:T023461 #1-924 Acq:12-JUL-2002 22:05:20 EI+ Voltage SIR 70T
330.9792 F:2 Exp:NDB5US
TRIANGLE LABS Text:TLI#57752B DF-DP-143 0-0.5 INJ. TIME = 22:07

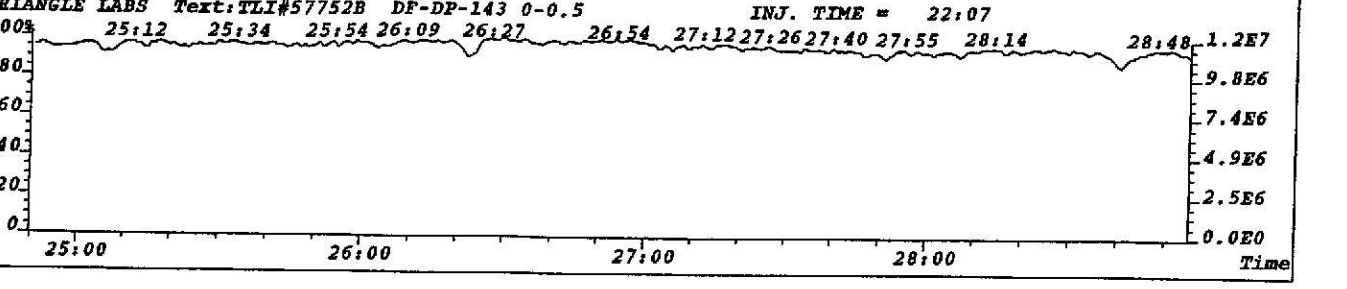

File:T023461 #1-924 Acq:12-JUL-2002 22:05:20 EI+ Voltage SIR 70T Noise:164
339.8597 F:2 BSUB(256,30,-3.0) PKD(7,5,3,0.05%,656.0,1.00%,F,T) Exp:NDB5US
TRIANGLE LABS Text:TLI#57752B DF-DP-143 0-0.5 INJ. TIME = 22:07

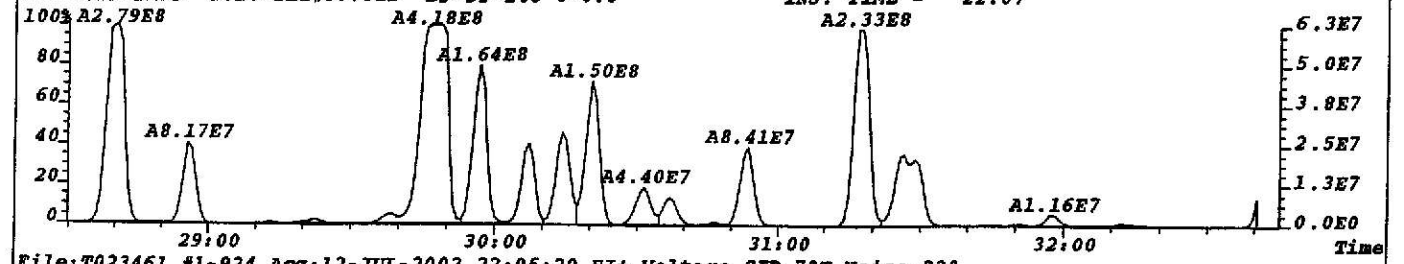

File:T023461 #1-924 Acq:12-JUL-2002 22:05:20 EI+ Voltage SIR 70T Noise:220
341.8567 F:2 BSUB(256,30,-3.0) PKD(7,5,3,0.05%,880.0,1.00%,F,T) Exp:NDB5US
TRIANGLE LABS Text:TLI#57752B DF-DP-143 0-0.5 INJ. TIME = 22:07

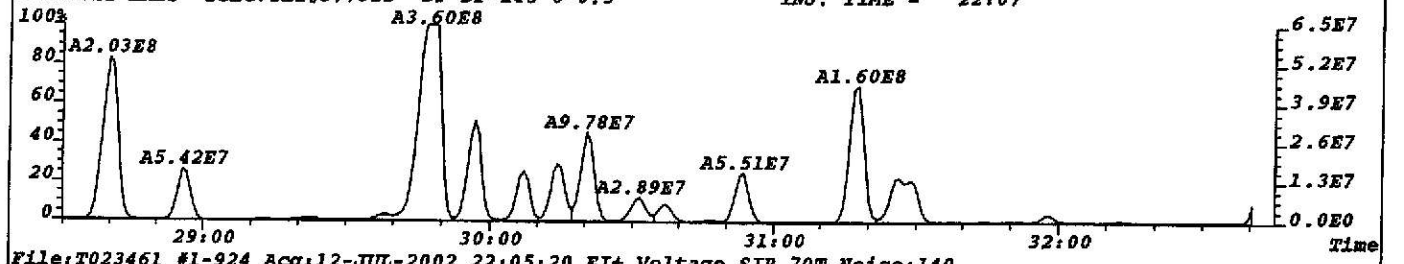

File:T023461 #1-924 Acq:12-JUL-2002 22:05:20 EI+ Voltage SIR 70T Noise:140
351.9000 F:2 BSUB(256,30,-3.0) PKD(7,5,3,0.05%,560.0,1.00%,F,T) Exp:NDB5US
TRIANGLE LABS Text:TLI#57752B DF-DP-143 0-0.5 INJ. TIME = 22:07

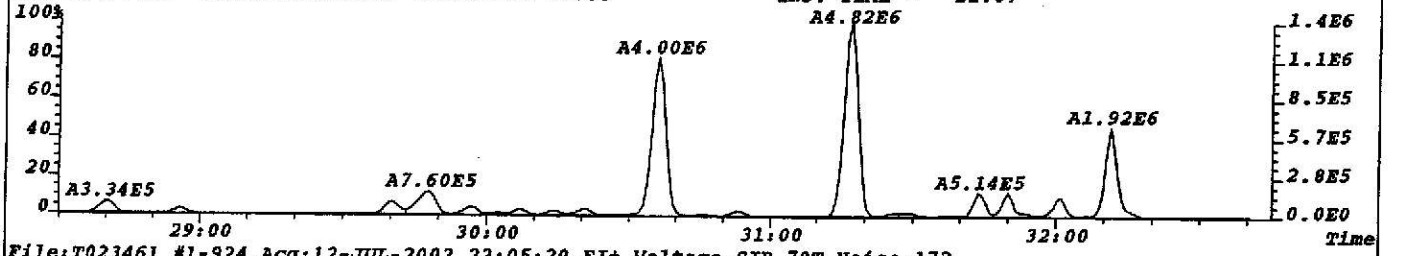

File:T023461 #1-924 Acq:12-JUL-2002 22:05:20 EI+ Voltage SIR 70T Noise:172
353.8970 F:2 BSUB(256,30,-3.0) PKD(7,5,3,0.05%,688.0,1.00%,F,T) Exp:NDB5US
TRIANGLE LABS Text:TLI#57752B DF-DP-143 0-0.5 INJ. TIME = 22:07

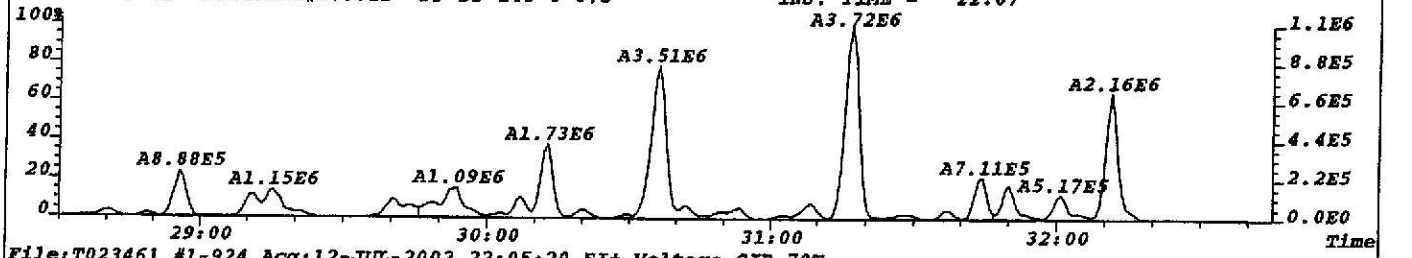

File:T023461 #1-924 Acq:12-JUL-2002 22:05:20 EI+ Voltage SIR 70T
330.9792 F:2 Exp:NDB5US
TRIANGLE LABS Text:TLI#57752B DF-DP-143 0-0.5 INJ. TIME = 22:07

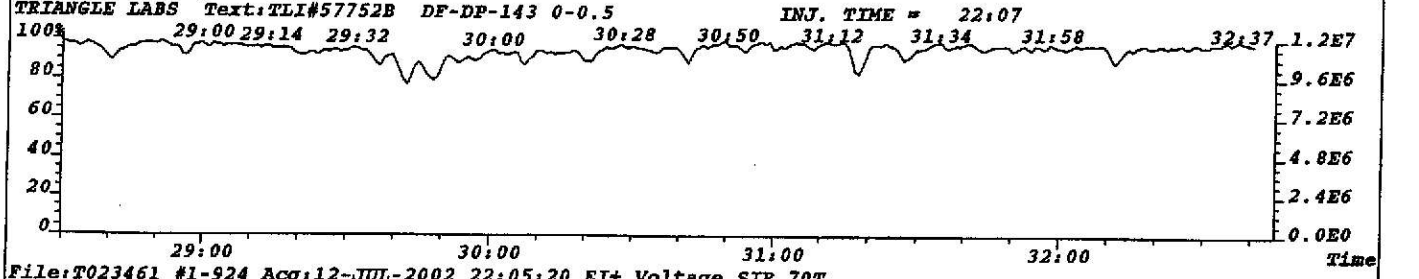

File:T023461 #1-924 Acq:12-JUL-2002 22:05:20 EI+ Voltage SIR 70T
409.7974 F:2 Exp:NDB5US
TRIANGLE LABS Text:TLI#57752B DF-DP-143 0-0.5 INJ. TIME = 22:07

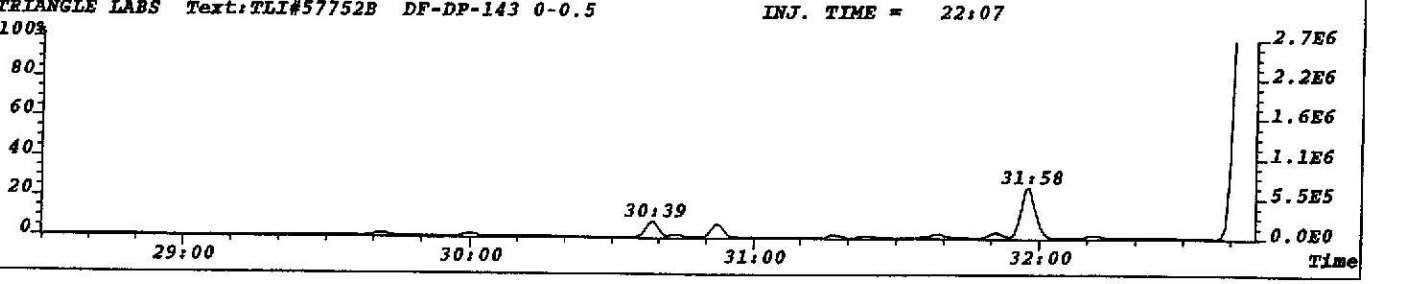

File:T023461 #1-924 Acq:12-JUL-2002 22:05:20 EI+ Voltage SIR 70T Noise:197
355.8546 F:2 BSUB(256,30,-3.0) PKD(7,5,3,0.05%,788.0,1.00%,F,T) Exp:NDB5US
TRIANGLE LABS Text:TLI#57752B DF-DP-143 0-0.5 INJ. TIME = 22:07

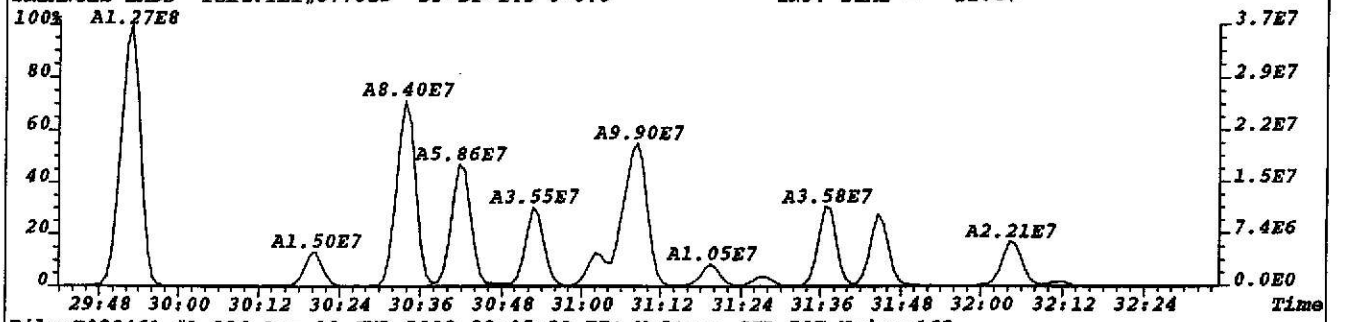

File:T023461 #1-924 Acq:12-JUL-2002 22:05:20 EI+ Voltage SIR 70T Noise:163
357.8516 F:2 BSUB(256,30,-3.0) PKD(7,5,3,0.05%,652.0,1.00%,F,T) Exp:NDB5US
TRIANGLE LABS Text:TLI#57752B DF-DP-143 0-0.5 INJ. TIME = 22:07

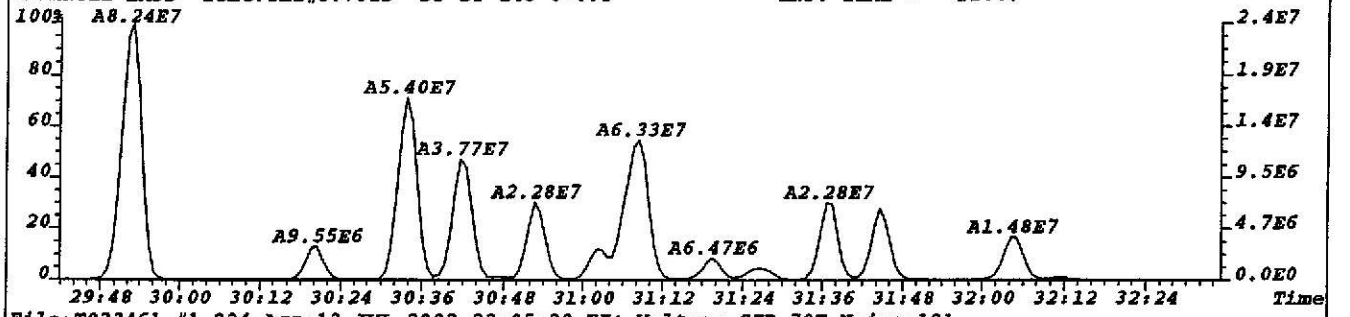

File:T023461 #1-924 Acq:12-JUL-2002 22:05:20 EI+ Voltage SIR 70T Noise:191
367.8949 F:2 BSUB(256,30,-3.0) PKD(7,5,3,0.05%,764.0,1.00%,F,T) Exp:NDB5US
TRIANGLE LABS Text:TLI#57752B DF-DP-143 0-0.5 INJ. TIME = 22:07

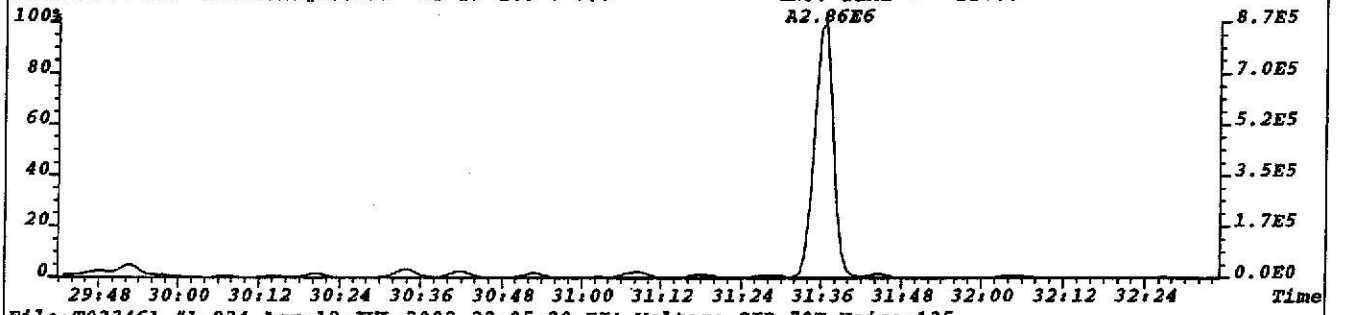

File:T023461 #1-924 Acq:12-JUL-2002 22:05:20 EI+ Voltage SIR 70T Noise:135
369.8919 F:2 BSUB(256,30,-3.0) PKD(7,5,3,0.05%,540.0,1.00%,F,T) Exp:NDB5US
TRIANGLE LABS Text:TLI#57752B DF-DP-143 0-0.5 INJ. TIME = 22:07

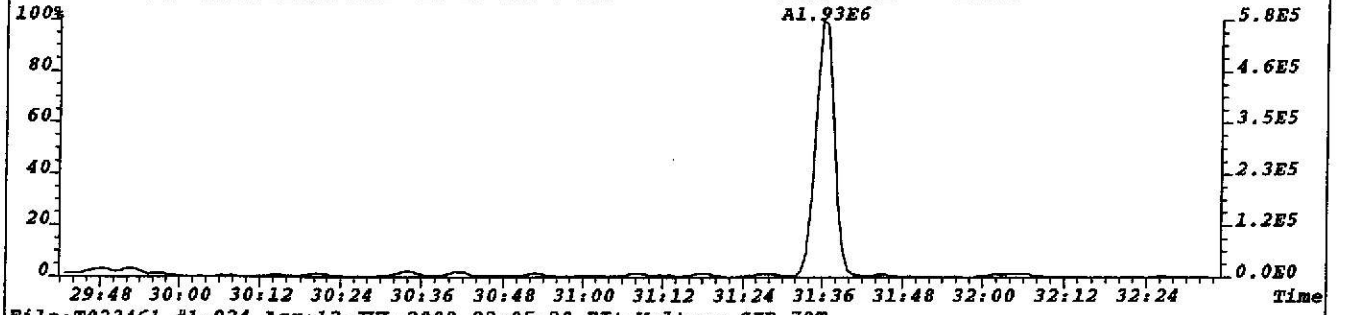

File:T023461 #1-924 Acq:12-JUL-2002 22:05:20 EI+ Voltage SIR 70T
330.9792 F:2 Exp:NDB5US
TRIANGLE LABS Text:TLI#57752B DF-DP-143 0-0.5 INJ. TIME = 22:07

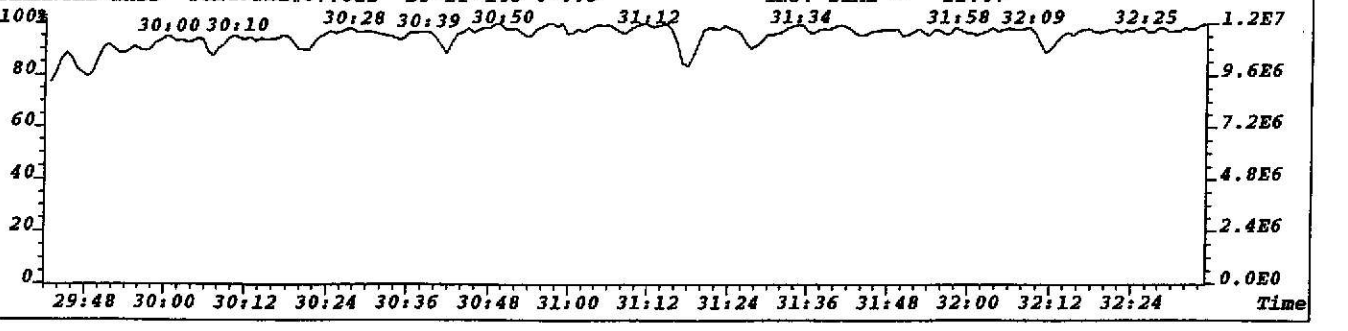

File:T023461 #1-386 Acq:12-JUL-2002 22:05:20 EI+ Voltage SIR 70T Noise:27426948
373.8208 F:3 BSUB(256,30,-3.0) PKD(7,5,3,0.05%,109707792.0,1.00%,F,T) Exp:NDB5US
TRIANGLE LABS Text:TLI#57752B DF-DP-143 0-0.5 INJ. TIME = 22:07

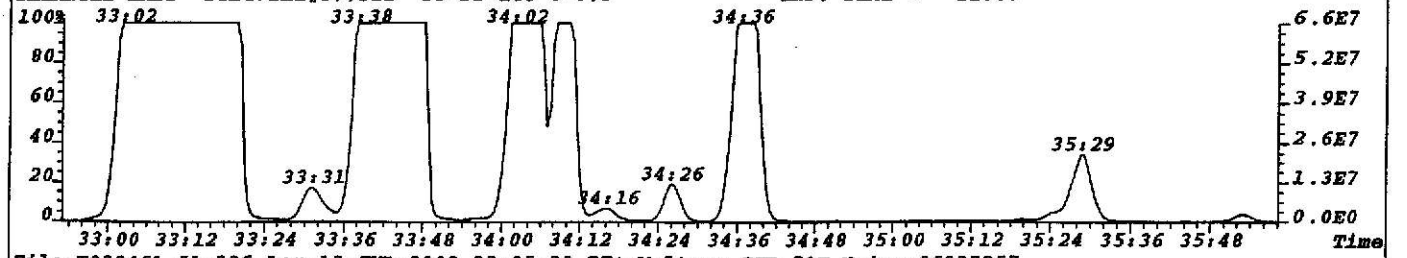

File:T023461 #1-386 Acq:12-JUL-2002 22:05:20 EI+ Voltage SIR 70T Noise:26927257
375.8178 F:3 BSUB(256,30,-3.0) PKD(7,5,3,0.05%,107709032.0,1.00%,F,T) Exp:NDB5US
TRIANGLE LABS Text:TLI#57752B DF-DP-143 0-0.5 INJ. TIME = 22:07

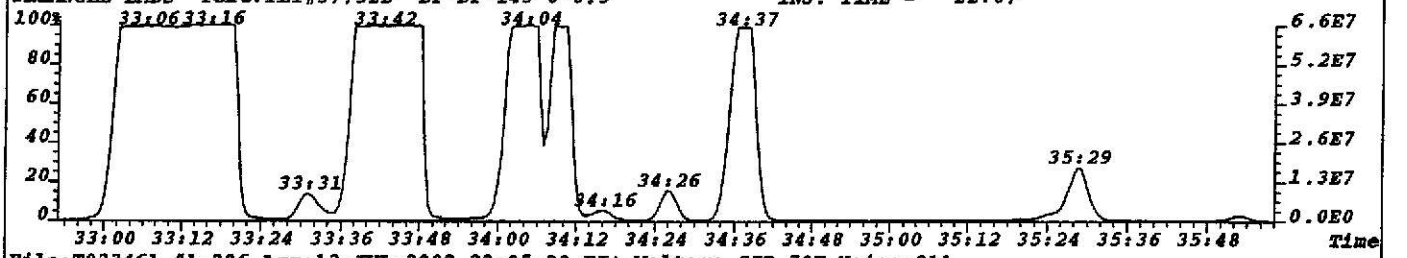

File:T023461 #1-386 Acq:12-JUL-2002 22:05:20 EI+ Voltage SIR 70T Noise:211
383.8639 F:3 BSUB(256,30,-3.0) PKD(7,5,3,0.05%,844.0,1.00%,F,T) Exp:NDB5US
TRIANGLE LABS Text:TLI#57752B DF-DP-143 0-0.5 INJ. TIME = 22:07

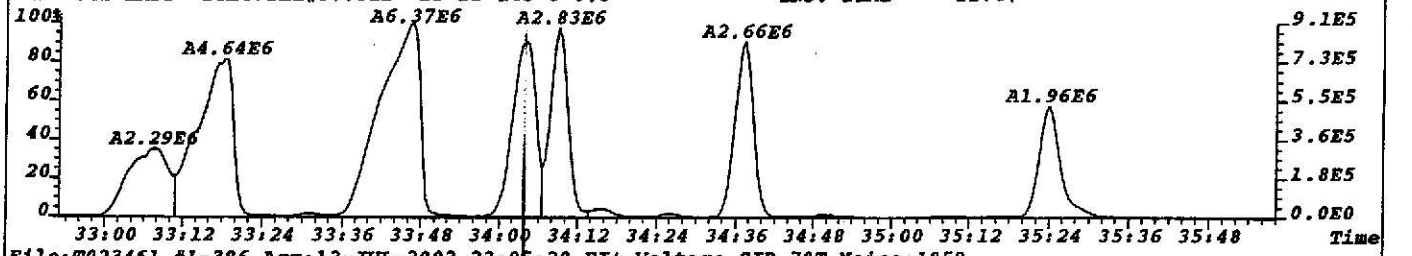

File:T023461 #1-386 Acq:12-JUL-2002 22:05:20 EI+ Voltage SIR 70T Noise:1859
385.8610 F:3 BSUB(256,30,-3.0) PKD(7,5,3,0.05%,7436.0,1.00%,F,T) Exp:NDB5US
TRIANGLE LABS Text:TLI#57752B DF-DP-143 0-0.5 INJ. TIME = 22:07

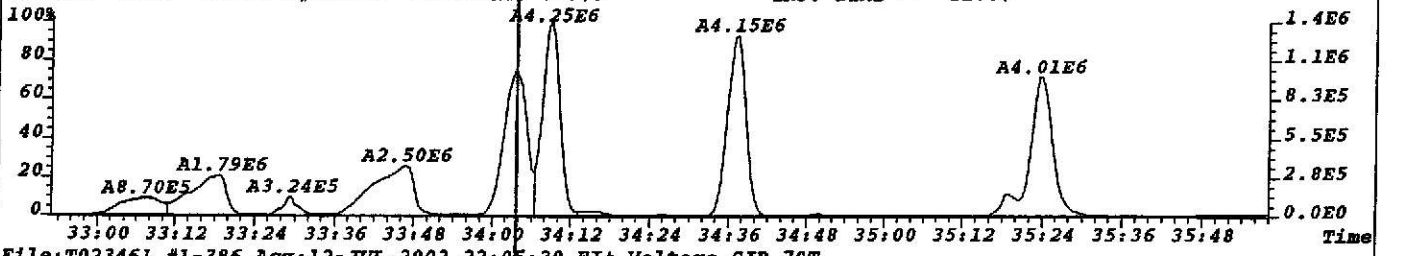

File:T023461 #1-386 Acq:12-JUL-2002 22:05:20 EI+ Voltage SIR 70T
392.9760 F:3 Exp:NDB5US
TRIANGLE LABS Text:TLI#57752B DF-DP-143 0-0.5 INJ. TIME = 22:07

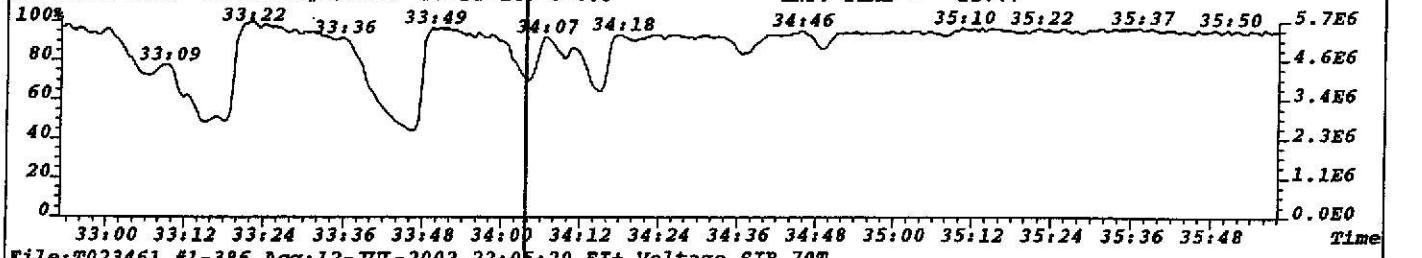

File:T023461 #1-386 Acq:12-JUL-2002 22:05:20 EI+ Voltage SIR 70T
445.7555 F:3 Exp:NDB5US
TRIANGLE LABS Text:TLI#57752B DF-DP-143 0-0.5 INJ. TIME = 22:07

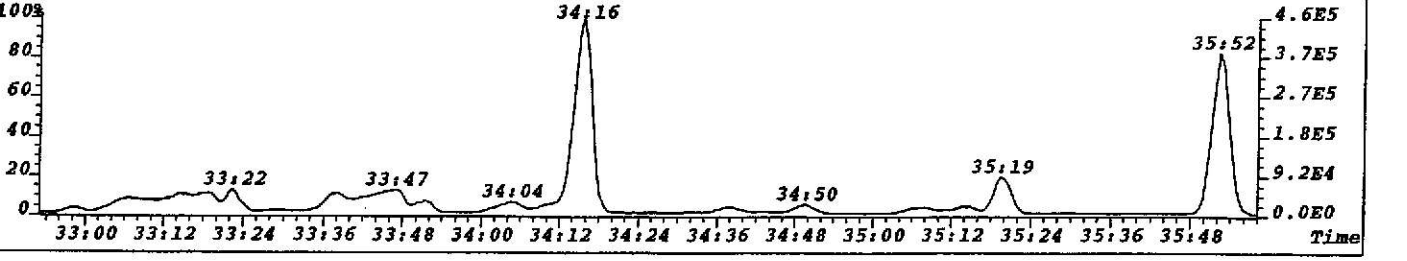

File:T023461 #1-386 Acq:12-JUL-2002 22:05:20 EI+ Voltage SIR 70T Noise:21937
389.8156 F:3 BSUB(256,30,-3.0) PKD(7,5,3,0.05%,87748.0,1.00%,F,T) Exp:NDB5US
TRIANGLE LABS Text:TLI#57752B DF-DP-143 0-0.5 INJ. TIME = 22:07

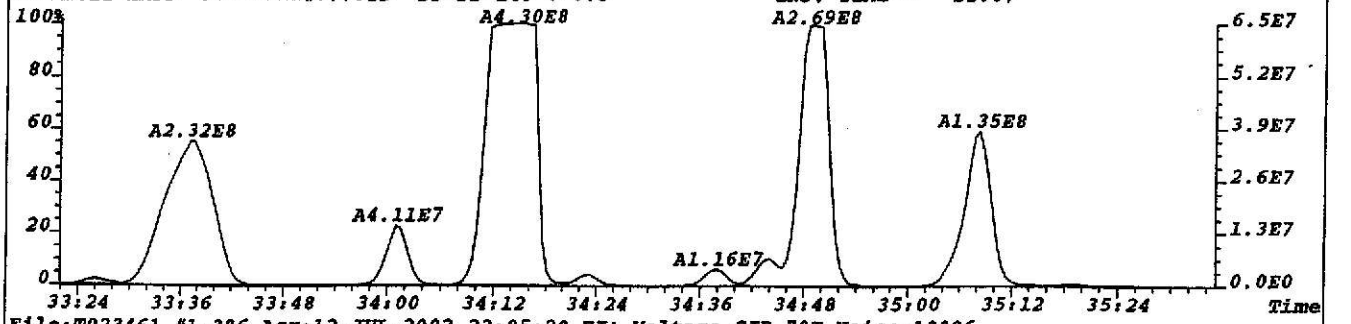

File:T023461 #1-386 Acq:12-JUL-2002 22:05:20 EI+ Voltage SIR 70T Noise:18086
391.8127 F:3 BSUB(256,30,-3.0) PKD(7,5,3,0.05%,72344.0,1.00%,F,T) Exp:NDB5US
TRIANGLE LABS Text:TLI#57752B DF-DP-143 0-0.5 INJ. TIME = 22:07

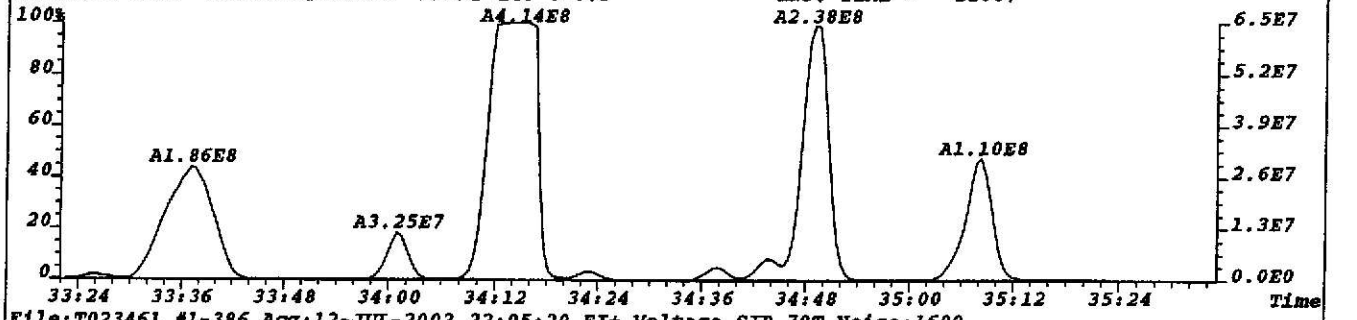

File:T023461 #1-386 Acq:12-JUL-2002 22:05:20 EI+ Voltage SIR 70T Noise:1600
401.8558 F:3 BSUB(256,30,-3.0) PKD(7,5,3,0.05%,6400.0,1.00%,F,T) Exp:NDB5US
TRIANGLE LABS Text:TLI#57752B DF-DP-143 0-0.5 INJ. TIME = 22:07

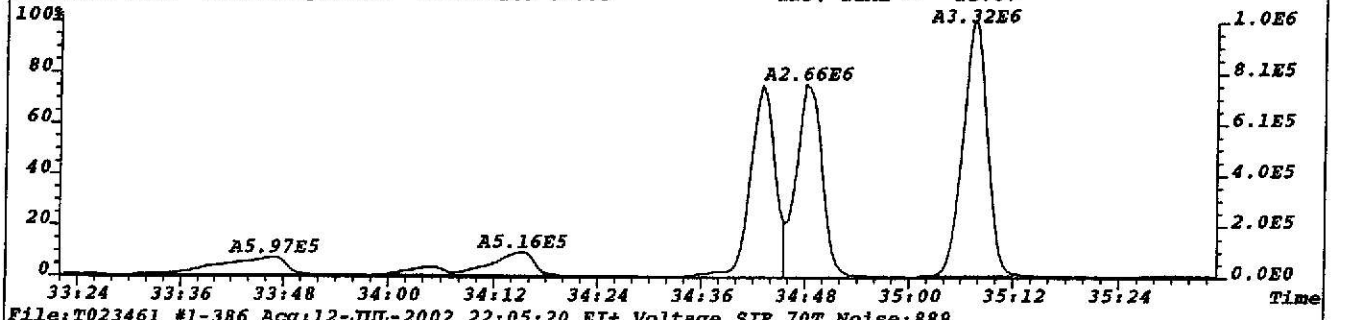

File:T023461 #1-386 Acq:12-JUL-2002 22:05:20 EI+ Voltage SIR 70T Noise:889
403.8529 F:3 BSUB(256,30,-3.0) PKD(7,5,3,0.05%,3556.0,1.00%,F,T) Exp:NDB5US
TRIANGLE LABS Text:TLI#57752B DF-DP-143 0-0.5 INJ. TIME = 22:07

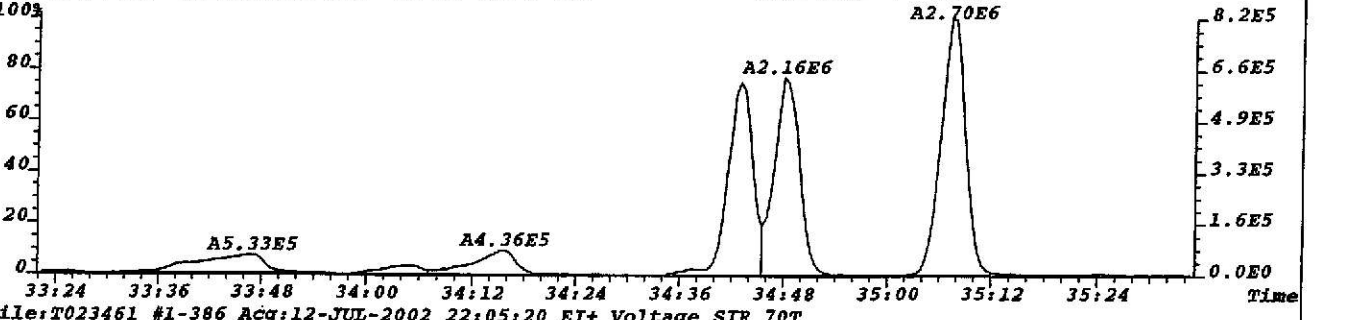

File:T023461 #1-386 Acq:12-JUL-2002 22:05:20 EI+ Voltage SIR 70T
392.9760 F:3 Exp:NDB5US
TRIANGLE LABS Text:TLI#57752B DF-DP-143 0-0.5 INJ. TIME = 22:07

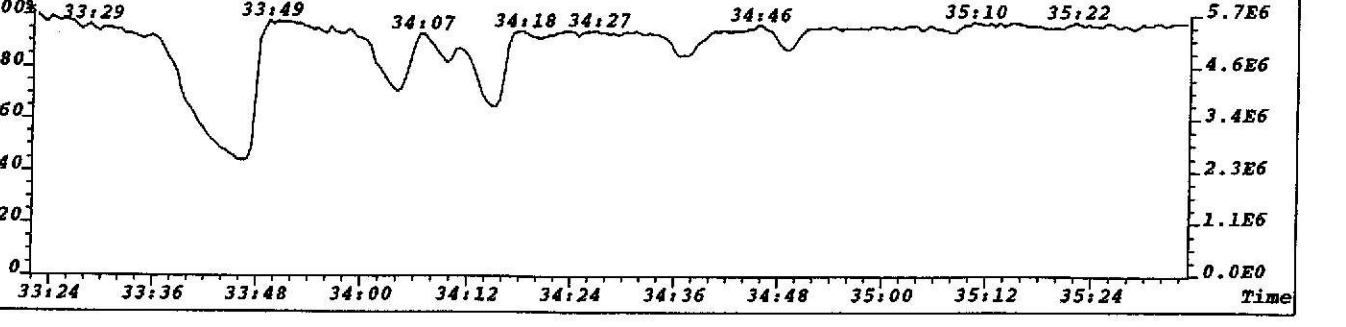

File:T023461 #1-708 Acq:12-JUL-2002 22:05:20 EI+ Voltage SIR 70T Noise:26047681
407.7818 F:4 BSUB(256,30,-3.0) PKD(7,5,3,0.05%,104190728.0,1.00%,F,T) Exp:NDB5US
TRIANGLE LABS Text:TLI#57752B DF-DP-143 0-0.5 INJ. TIME = 22:07

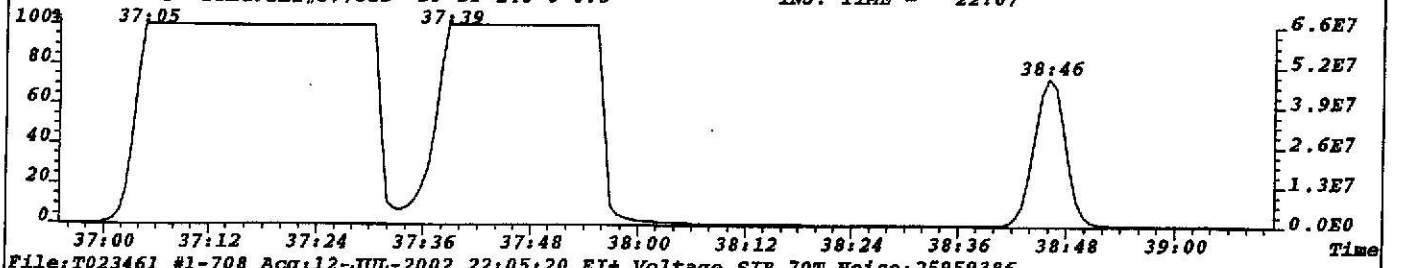

File:T023461 #1-708 Acq:12-JUL-2002 22:05:20 EI+ Voltage SIR 70T Noise:25959386
409.7789 F:4 BSUB(256,30,-3.0) PKD(7,5,3,0.05%,103837544.0,1.00%,F,T) Exp:NDB5US
TRIANGLE LABS Text:TLI#57752B DF-DP-143 0-0.5 INJ. TIME = 22:07

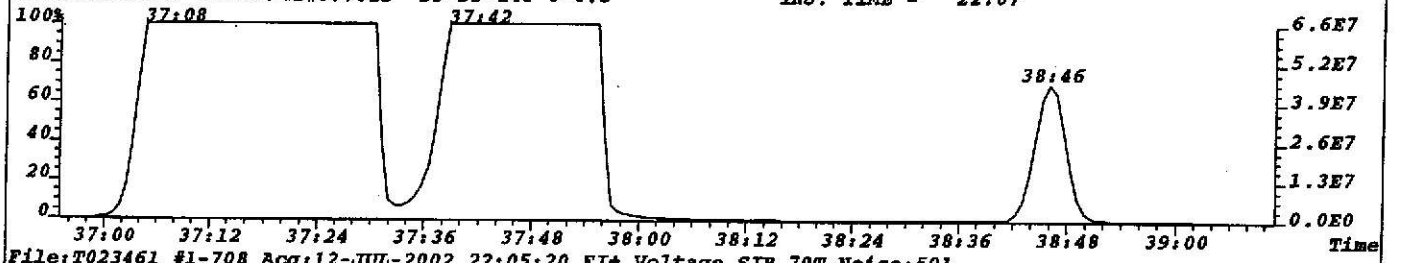

File:T023461 #1-708 Acq:12-JUL-2002 22:05:20 EI+ Voltage SIR 70T Noise:591
417.8253 F:4 BSUB(256,30,-3.0) PKD(7,5,3,0.05%,2364.0,1.00%,F,T) Exp:NDB5US
TRIANGLE LABS Text:TLI#57752B DF-DP-143 0-0.5 INJ. TIME = 22:07

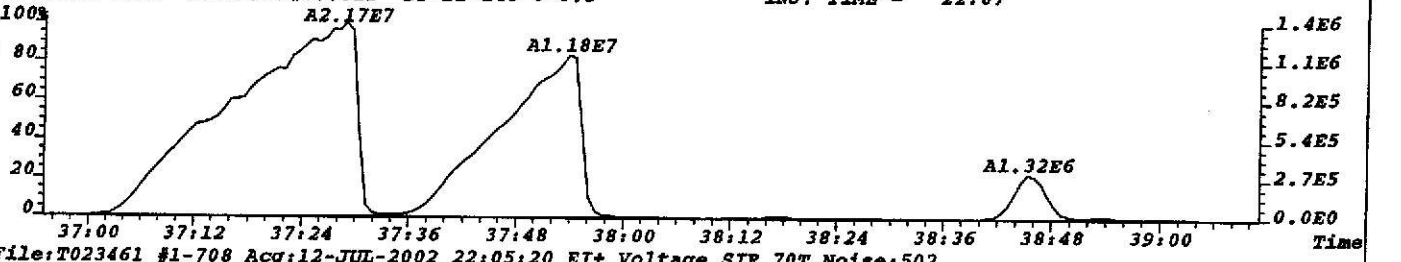

File:T023461 #1-708 Acq:12-JUL-2002 22:05:20 EI+ Voltage SIR 70T Noise:502
419.8220 F:4 BSUB(256,30,-3.0) PKD(7,5,3,0.05%,2008.0,1.00%,F,T) Exp:NDB5US
TRIANGLE LABS Text:TLI#57752B DF-DP-143 0-0.5 INJ. TIME = 22:07

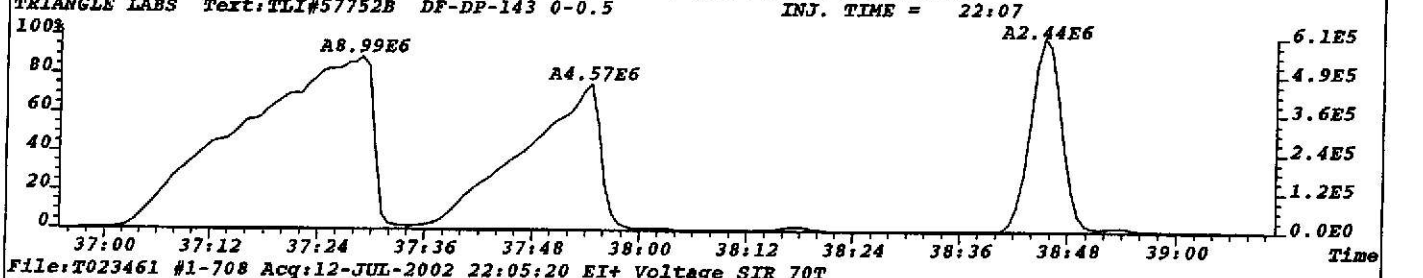

File:T023461 #1-708 Acq:12-JUL-2002 22:05:20 EI+ Voltage SIR 70T
430.9729 F:4 Exp:NDB5US
TRIANGLE LABS Text:TLI#57752B DF-DP-143 0-0.5 INJ. TIME = 22:07

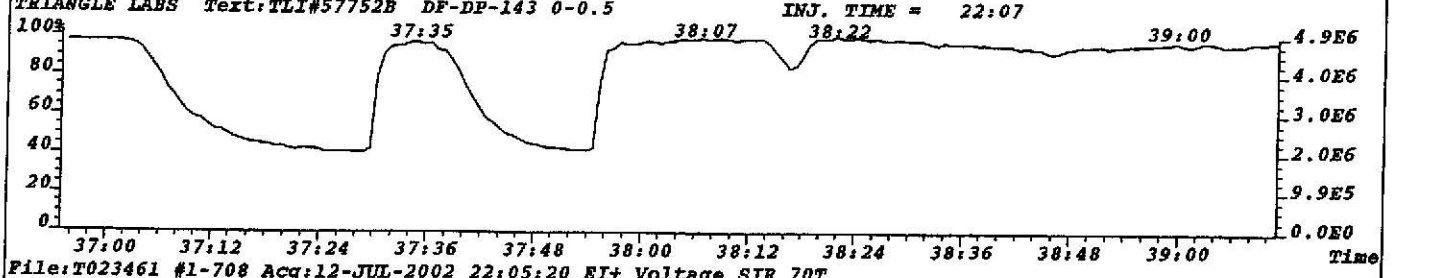

File:T023461 #1-708 Acq:12-JUL-2002 22:05:20 EI+ Voltage SIR 70T
479.7165 F:4 Exp:NDB5US
TRIANGLE LABS Text:TLI#57752B DF-DP-143 0-0.5 INJ. TIME = 22:07

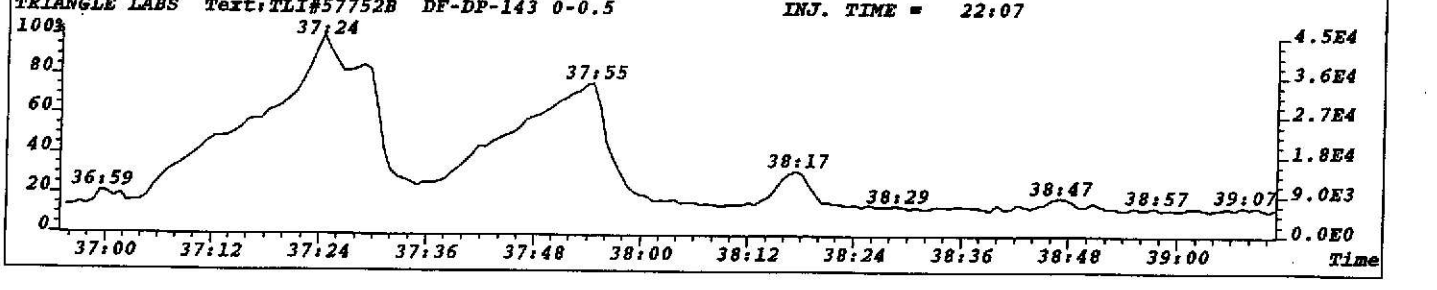

File:T023461 #1-708 Acq:12-JUL-2002 22:05:20 EI+ Voltage SIR 70T Noise:1589
423.7766 F:4 BSUB(256,30,-3.0) PKD(7,5,3,0.05%,6356.0,1.00%,F,T) Exp:NDB5US
TRIANGLE LABS Text:TLI#57752B DF-DP-143 0-0.5 INJ. TIME = 22:07

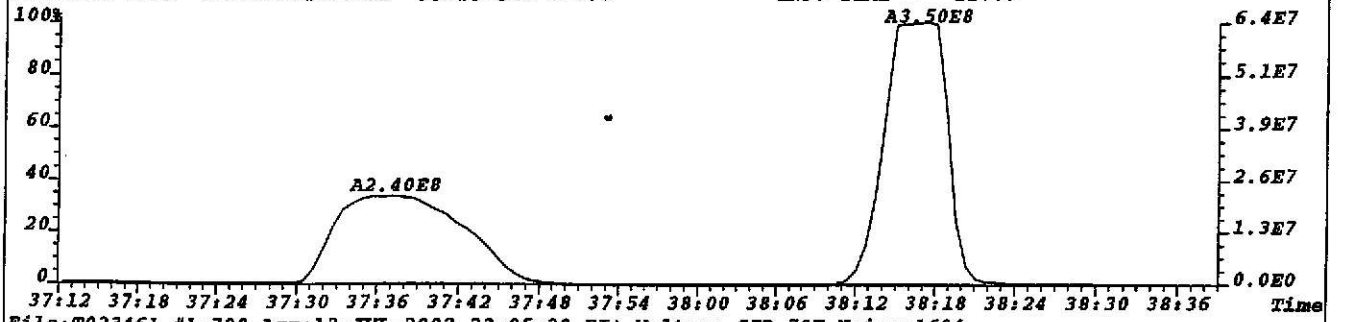

File:T023461 #1-708 Acq:12-JUL-2002 22:05:20 EI+ Voltage SIR 70T Noise:1604
425.7737 F:4 BSUB(256,30,-3.0) PKD(7,5,3,0.05%,6416.0,1.00%,F,T) Exp:NDB5US
TRIANGLE LABS Text:TLI#57752B DF-DP-143 0-0.5 INJ. TIME = 22:07

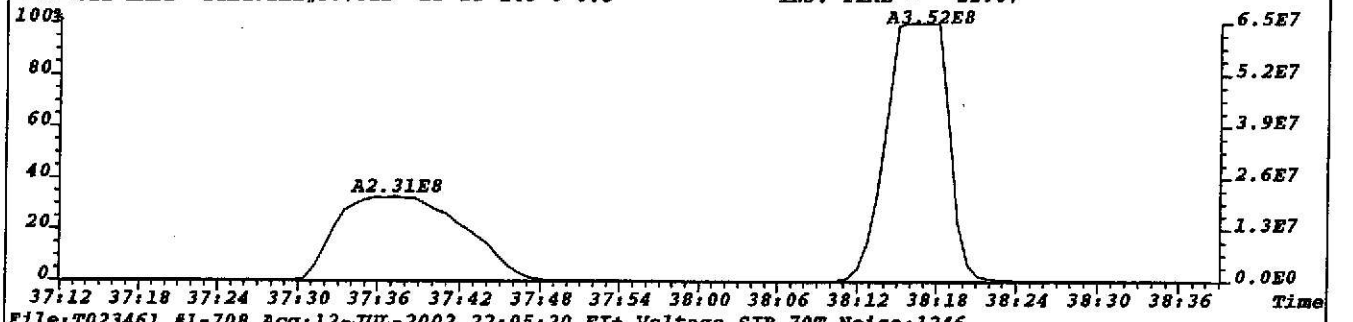

File:T023461 #1-708 Acq:12-JUL-2002 22:05:20 EI+ Voltage SIR 70T Noise:1246
435.8169 F:4 BSUB(256,30,-3.0) PKD(7,5,3,0.05%,4984.0,1.00%,F,T) Exp:NDB5US
TRIANGLE LABS Text:TLI#57752B DF-DP-143 0-0.5 INJ. TIME = 22:07

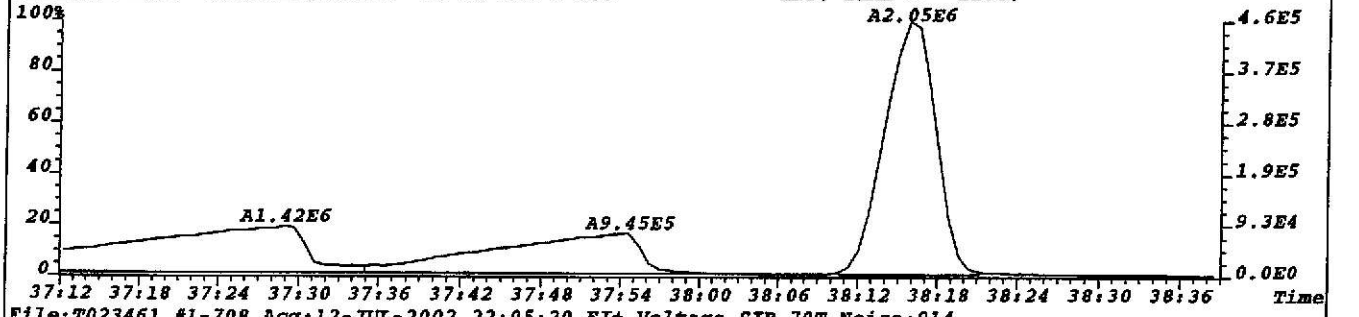

File:T023461 #1-708 Acq:12-JUL-2002 22:05:20 EI+ Voltage SIR 70T Noise:914
437.8140 F:4 BSUB(256,30,-3.0) PKD(7,5,3,0.05%,3656.0,1.00%,F,T) Exp:NDB5US
TRIANGLE LABS Text:TLI#57752B DF-DP-143 0-0.5 INJ. TIME = 22:07

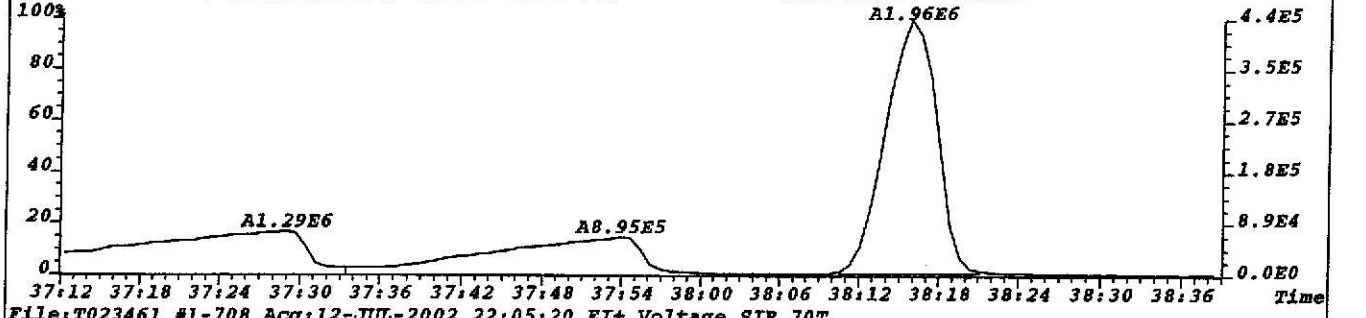

File:T023461 #1-708 Acq:12-JUL-2002 22:05:20 EI+ Voltage SIR 70T
430.9729 F:4 Exp:NDB5US
TRIANGLE LABS Text:TLI#57752B DF-DP-143 0-0.5 INJ. TIME = 22:07

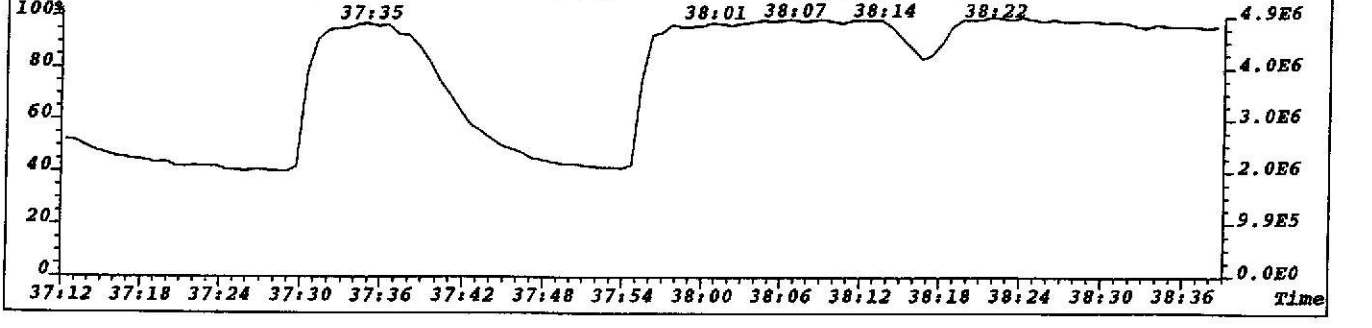

File:T023461 #1-708 Acq:12-JUL-2002 22:05:20 EI+ Voltage SIR 70T Noise:251
441.7428 F:4 BSUB(256,30,-3.0) PKD(7,5,3,0.05%,1004.0,1.00%,F,T) Exp:NDB5US
TRIANGLE LABS Text:TLI#57752B DF-DP-143 0-0.5 INJ. TIME = 22:07

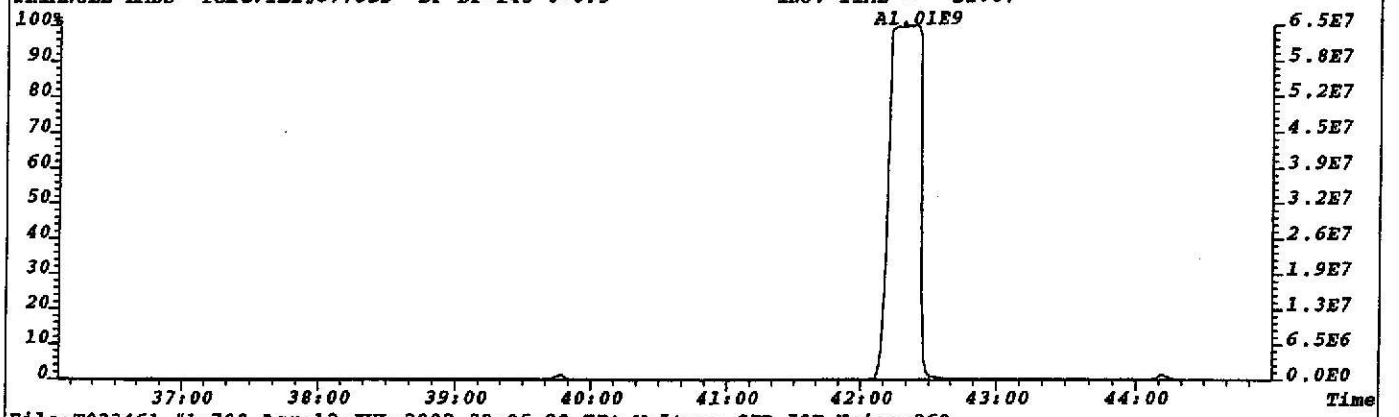

File:T023461 #1-708 Acq:12-JUL-2002 22:05:20 EI+ Voltage SIR 70T Noise:268
443.7399 F:4 BSUB(256,30,-3.0) PKD(7,5,3,0.05%,1072.0,1.00%,F,T) Exp:NDB5US
TRIANGLE LABS Text:TLI#57752B DF-DP-143 0-0.5 INJ. TIME = 22:07

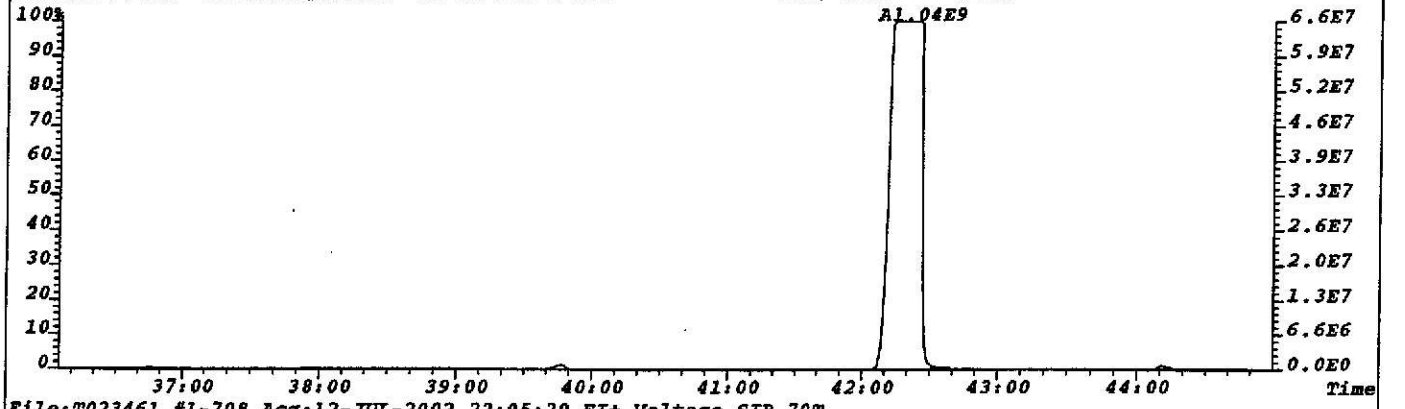

File:T023461 #1-708 Acq:12-JUL-2002 22:05:20 EI+ Voltage SIR 70T
430.9729 F:4 Exp:NDB5US
TRIANGLE LABS Text:TLI#57752B DF-DP-143 0-0.5 INJ. TIME = 22:07

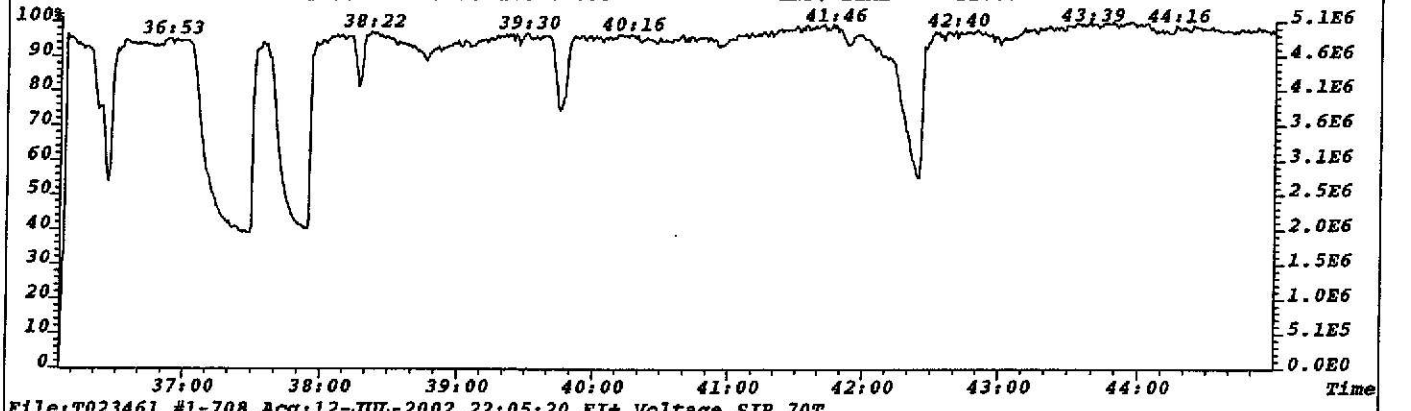

File:T023461 #1-708 Acq:12-JUL-2002 22:05:20 EI+ Voltage SIR 70T
513.6775 F:4 Exp:NDB5US
TRIANGLE LABS Text:TLI#57752B DF-DP-143 0-0.5 INJ. TIME = 22:07

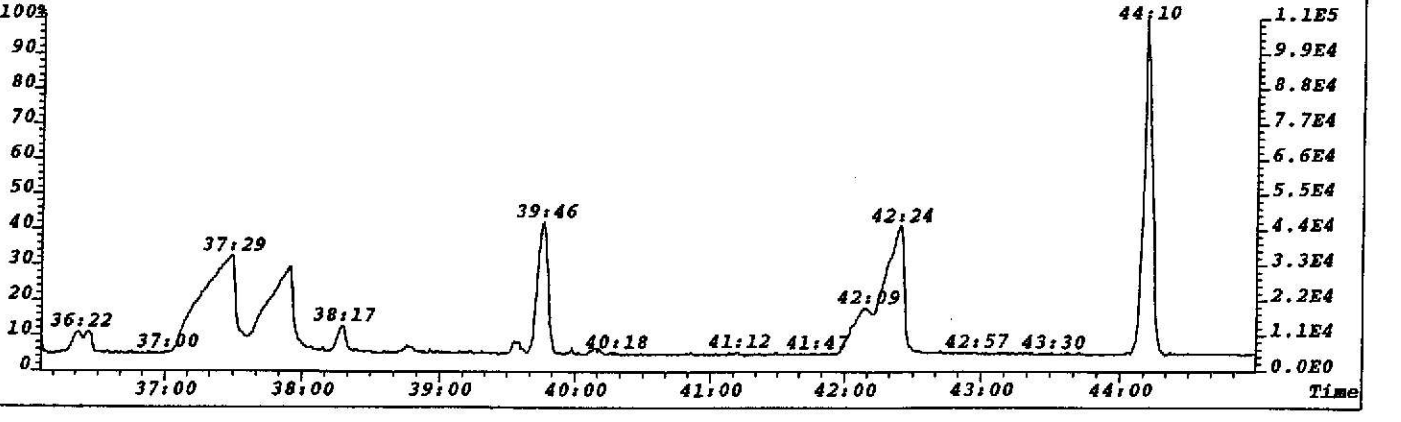

File:T023461 #1-708 Acq:12-JUL-2002 22:05:20 EI+ Voltage SIR 70T Noise:260
457.7377 F:4 BSUB(256,30,-3.0) PKD(7,5,3,0.05%,1040.0,1.00%,F,T) Exp:NDB5US
TRIANGLE LABS Text:TLI#57752B DF-DP-143 0-0.5 INJ. TIME = 22:07

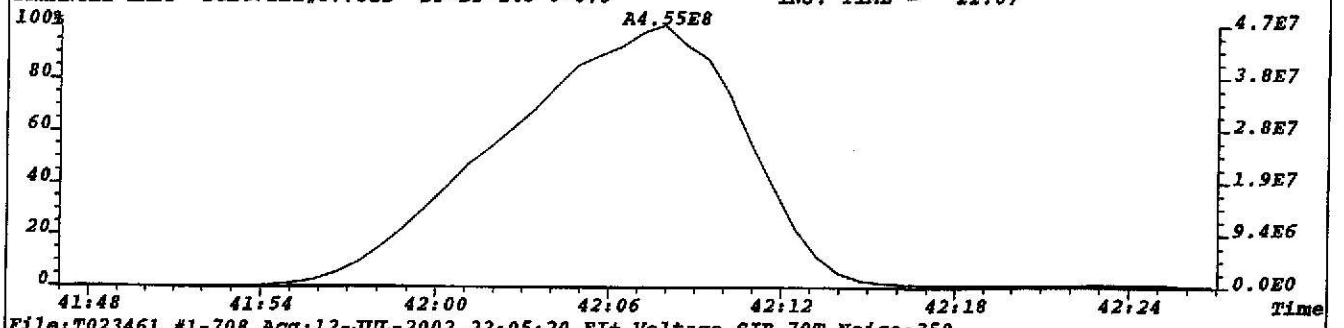

File:T023461 #1-708 Acq:12-JUL-2002 22:05:20 EI+ Voltage SIR 70T Noise:350
459.7348 F:4 BSUB(256,30,-3.0) PKD(7,5,3,0.05%,1400.0,1.00%,F,T) Exp:NDB5US
TRIANGLE LABS Text:TLI#57752B DF-DP-143 0-0.5 INJ. TIME = 22:07

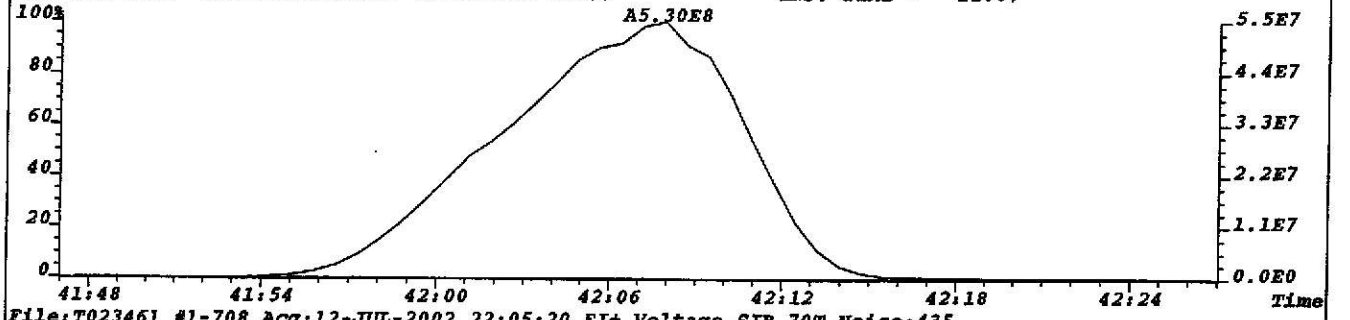

File:T023461 #1-708 Acq:12-JUL-2002 22:05:20 EI+ Voltage SIR 70T Noise:435
469.7779 F:4 BSUB(256,30,-3.0) PKD(7,5,3,0.05%,1740.0,1.00%,F,T) Exp:NDB5US
TRIANGLE LABS Text:TLI#57752B DF-DP-143 0-0.5 INJ. TIME = 22:07

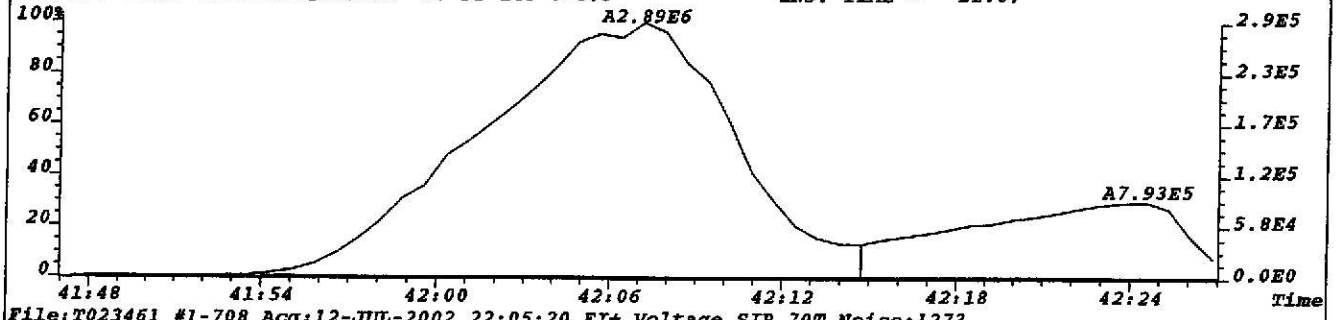

File:T023461 #1-708 Acq:12-JUL-2002 22:05:20 EI+ Voltage SIR 70T Noise:1273
471.7750 F:4 BSUB(256,30,-3.0) PKD(7,5,3,0.05%,5092.0,1.00%,F,T) Exp:NDB5US
TRIANGLE LABS Text:TLI#57752B DF-DP-143 0-0.5 INJ. TIME = 22:07

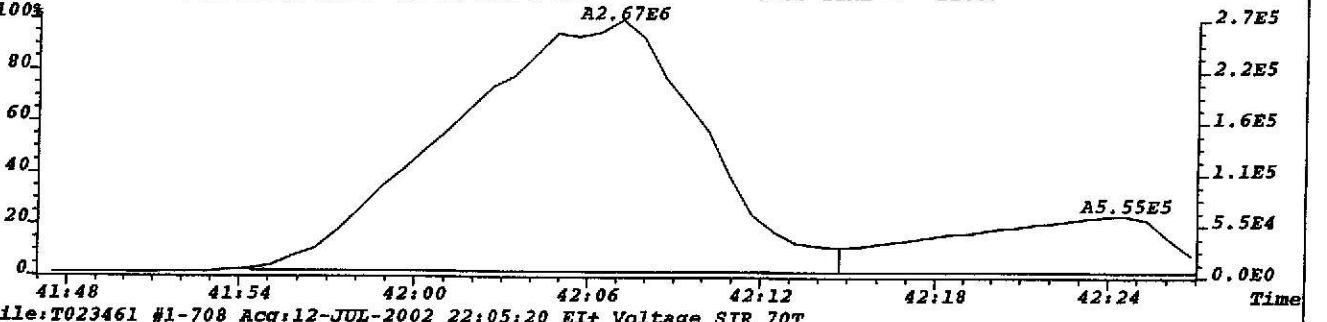

File:T023461 #1-708 Acq:12-JUL-2002 22:05:20 EI+ Voltage SIR 70T
430.9729 F:4 Exp:NDB5US
TRIANGLE LABS Text:TLI#57752B DF-DP-143 0-0.5 INJ. TIME = 22:07

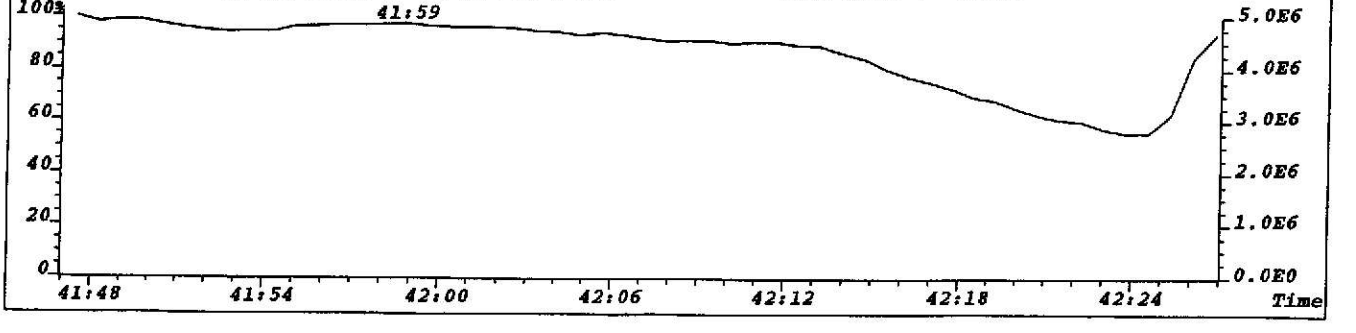

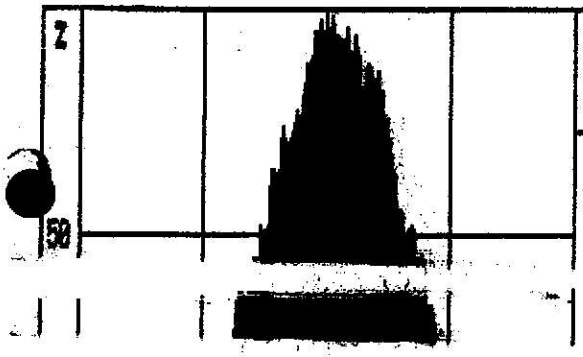

Channel I 330.9792 Peak top
Height .97 volts Span 200 ppm

System file name	MDB5US
Data file name	A:T712024
Resolution	10000
[illegible]	2
Ionization mode	EI+

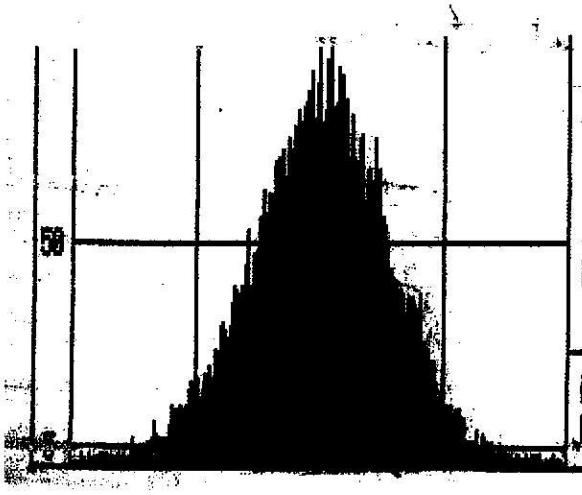

C	306	L	334	U	376
D	316	M	340	V	410
E	318	N	342		
F	320	O	352		
G	322	P	354		
H	328	Q	356		
I	331	R	358		

Ref. mass 416.9700 Peak top
Height .14 volts Span 200 ppm

File:T023461 #1-386 Acq:12-JUL-2002 22:05:20 EI+ Voltage SIR 70T
373.8208 F:3 Exp:NDB5US
Sample Text:TLI#57752B DF-DP-143 0-0.5 INJ. TIME = 22:07 File Text:TLI#57752B D»

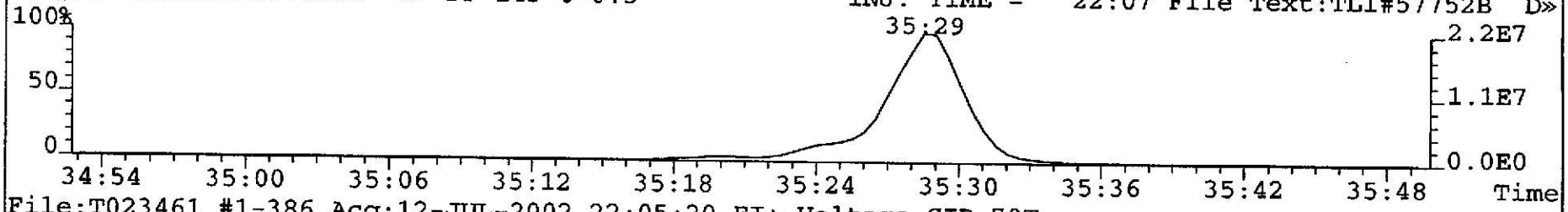

File:T023461 #1-386 Acq:12-JUL-2002 22:05:20 EI+ Voltage SIR 70T
375.8178 F:3 Exp:NDB5US
Sample Text:TLI#57752B DF-DP-143 0-0.5 INJ. TIME = 22:07 File Text:TLI#57752B D»

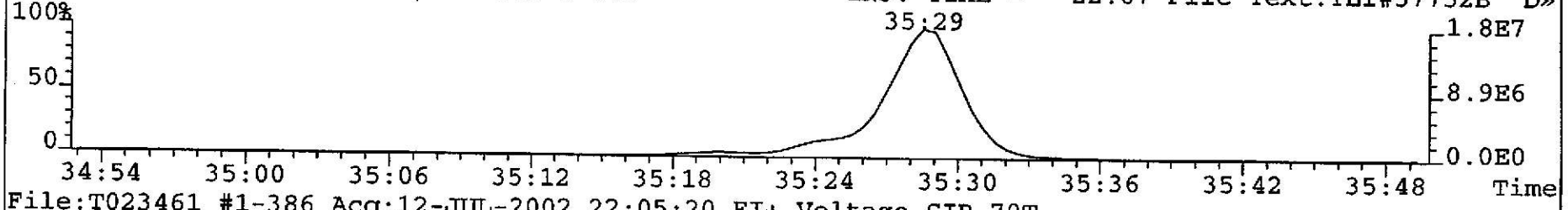

File:T023461 #1-386 Acq:12-JUL-2002 22:05:20 EI+ Voltage SIR 70T
383.8639 F:3 Exp:NDB5US
Sample Text:TLI#57752B DF-DP-143 0-0.5 INJ. TIME = 22:07 File Text:TLI#57752B D»

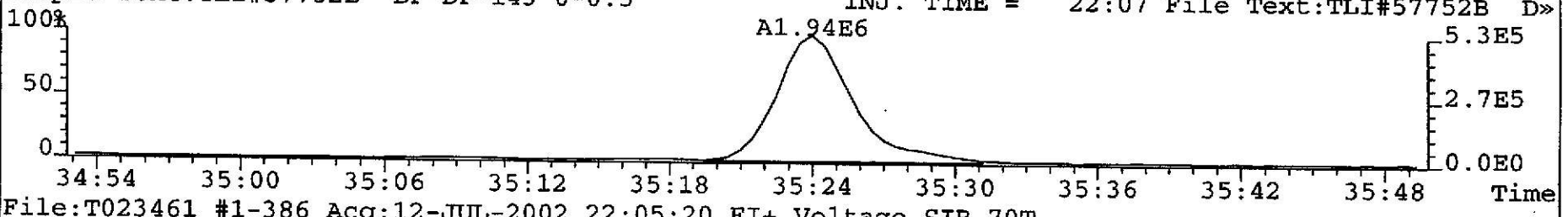

File:T023461 #1-386 Acq:12-JUL-2002 22:05:20 EI+ Voltage SIR 70T
385.8610 F:3 Exp:NDB5US
Sample Text:TLI#57752B DF-DP-143 0-0.5 INJ. TIME = 22:07 File Text:TLI#57752B D»

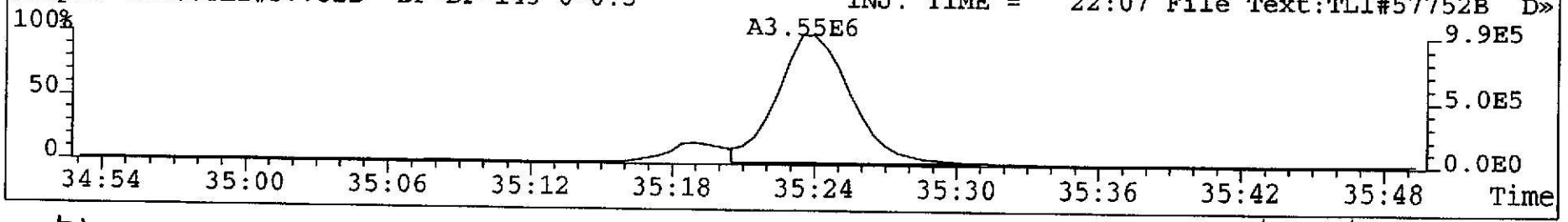

104

VDC 7/16/02

File:T023461 #1-386 Acq:12-JUL-2002 22:05:20 EI+ Voltage SIR 70T
373.8208 F:3 Exp:NDB5US
Sample Text:TLI#57752B DF-DP-143 0-0.5 INJ. TIME = 22:07 File Text:TLI#57752B D»

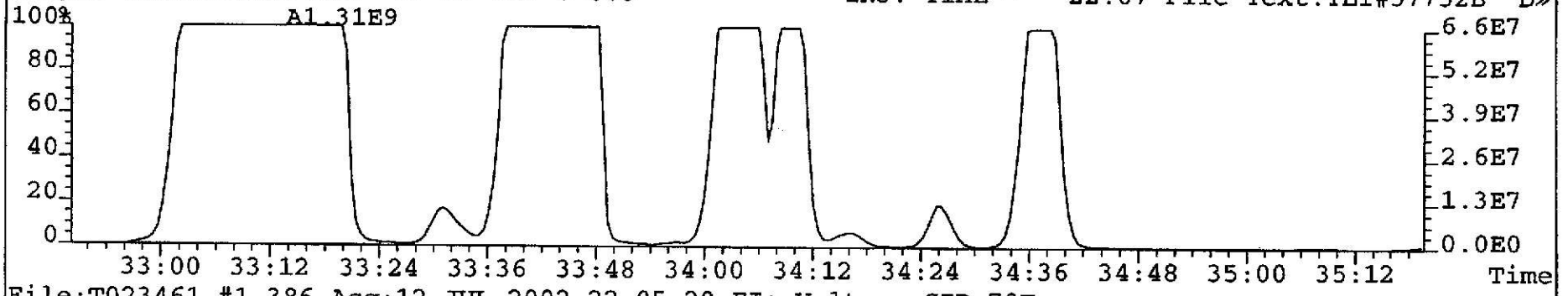

File:T023461 #1-386 Acq:12-JUL-2002 22:05:20 EI+ Voltage SIR 70T
375.8178 F:3 Exp:NDB5US
Sample Text:TLI#57752B DF-DP-143 0-0.5 INJ. TIME = 22:07 File Text:TLI#57752B D»

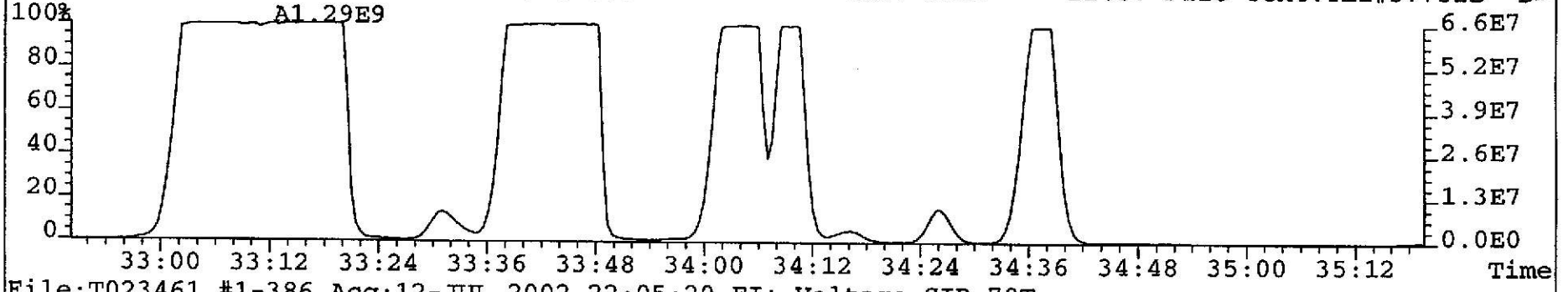

File:T023461 #1-386 Acq:12-JUL-2002 22:05:20 EI+ Voltage SIR 70T
385.8610 F:3 Exp:NDB5US
Sample Text:TLI#57752B DF-DP-143 0-0.5 INJ. TIME = 22:07 File Text:TLI#57752B D»

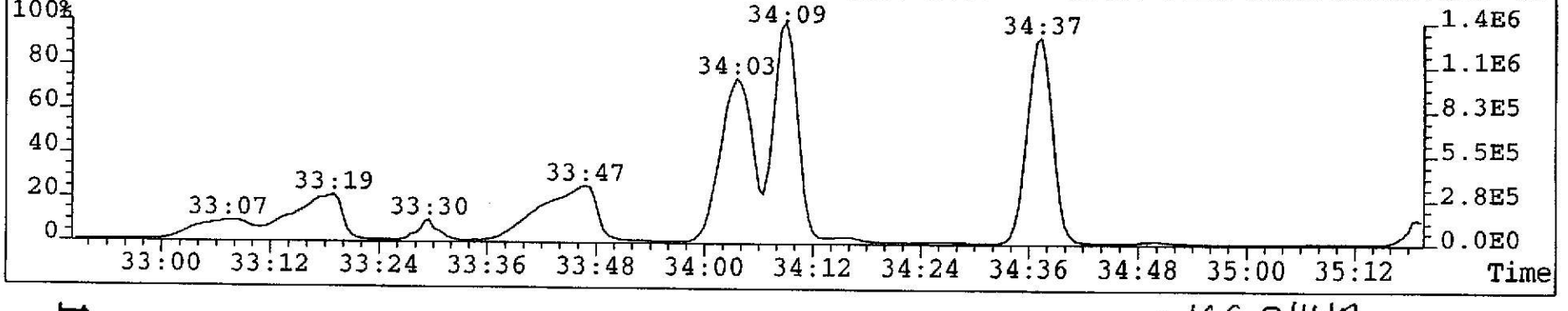

VSC 7/16/02

File:T023461 #1-386 Acq:12-JUL-2002 22:05:20 EI+ Voltage SIR 70T
373.8208 F:3 Exp:NDB5US
Sample Text:TLI#57752B DF-DP-143 0-0.5 INJ. TIME = 22:07 File Text:TLI#57752B D»

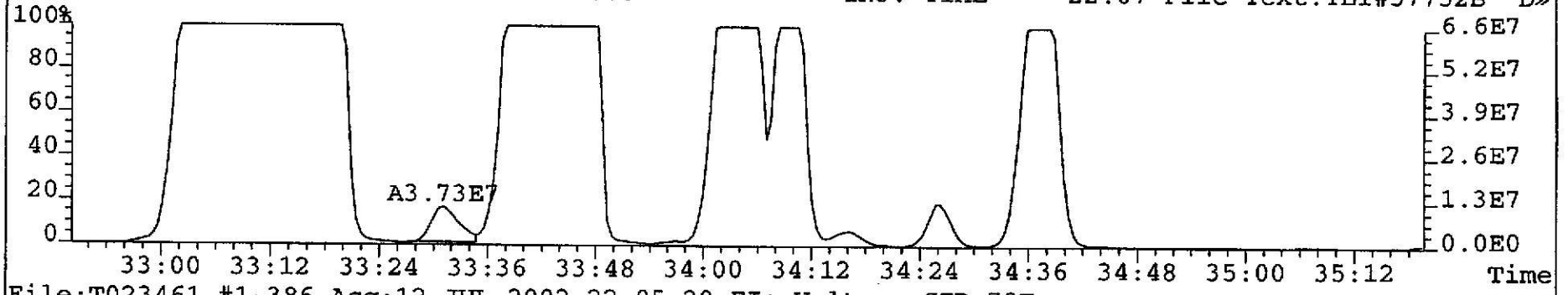

File:T023461 #1-386 Acq:12-JUL-2002 22:05:20 EI+ Voltage SIR 70T
375.8178 F:3 Exp:NDB5US
Sample Text:TLI#57752B DF-DP-143 0-0.5 INJ. TIME = 22:07 File Text:TLI#57752B D»

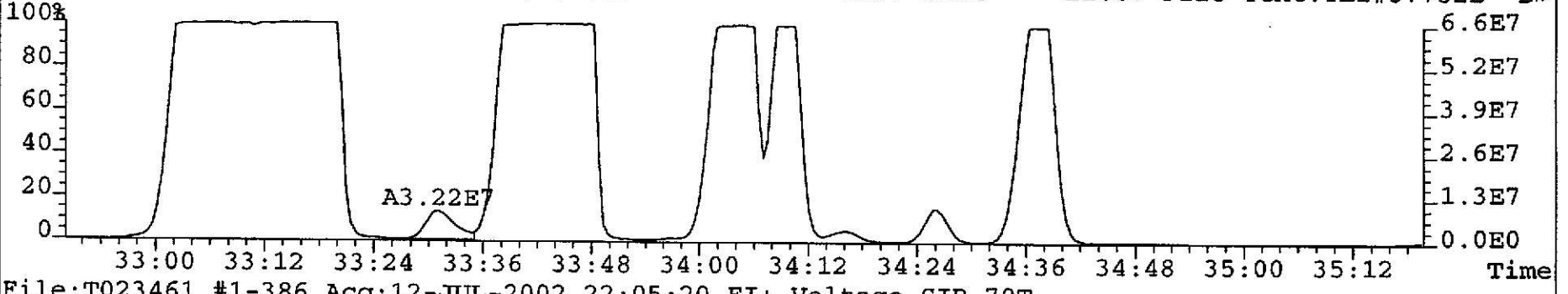

File:T023461 #1-386 Acq:12-JUL-2002 22:05:20 EI+ Voltage SIR 70T
385.8610 F:3 Exp:NDB5US
Sample Text:TLI#57752B DF-DP-143 0-0.5 INJ. TIME = 22:07 File Text:TLI#57752B D»

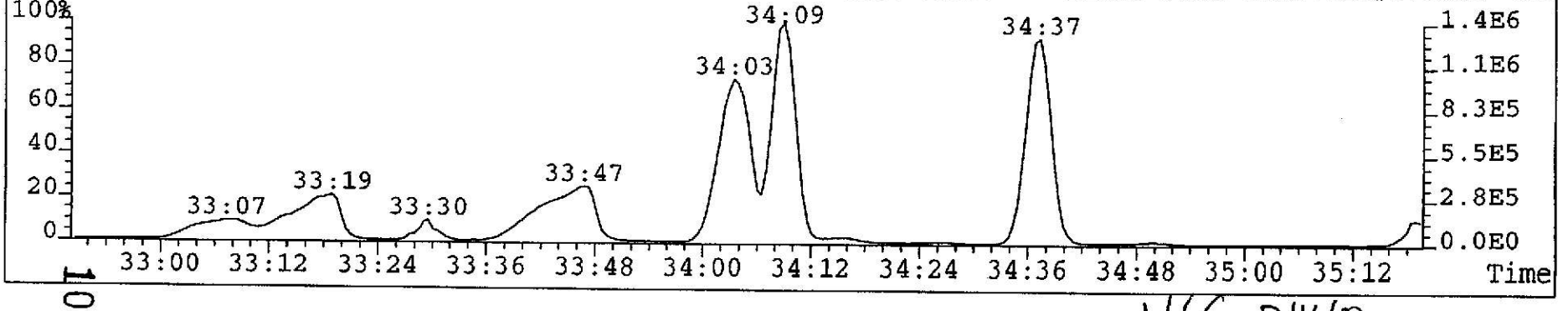

VSC 7/16/02

File:T023461 #1-386 Acq:12-JUL-2002 22:05:20 EI+ Voltage SIR 70T
373.8208 F:3 Exp:NDB5US
Sample Text:TLI#57752B DF-DP-143 0-0.5 INJ. TIME = 22:07 File Text:TLI#57752B D»

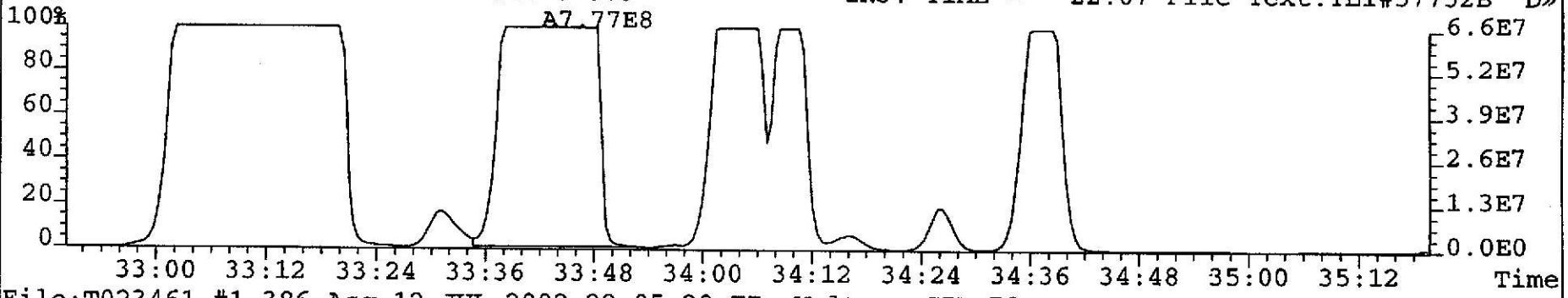

File:T023461 #1-386 Acq:12-JUL-2002 22:05:20 EI+ Voltage SIR 70T
375.8178 F:3 Exp:NDB5US
Sample Text:TLI#57752B DF-DP-143 0-0.5 INJ. TIME = 22:07 File Text:TLI#57752B D»

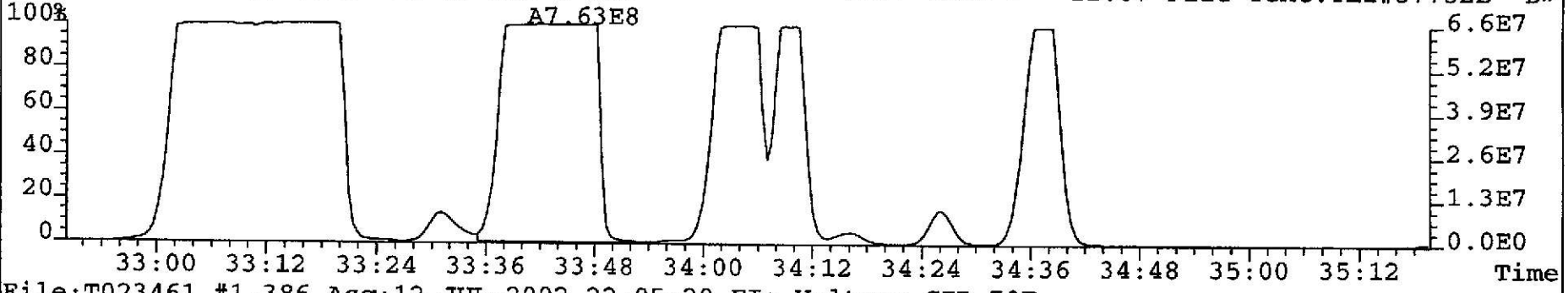

File:T023461 #1-386 Acq:12-JUL-2002 22:05:20 EI+ Voltage SIR 70T
385.8610 F:3 Exp:NDB5US
Sample Text:TLI#57752B DF-DP-143 0-0.5 INJ. TIME = 22:07 File Text:TLI#57752B D»

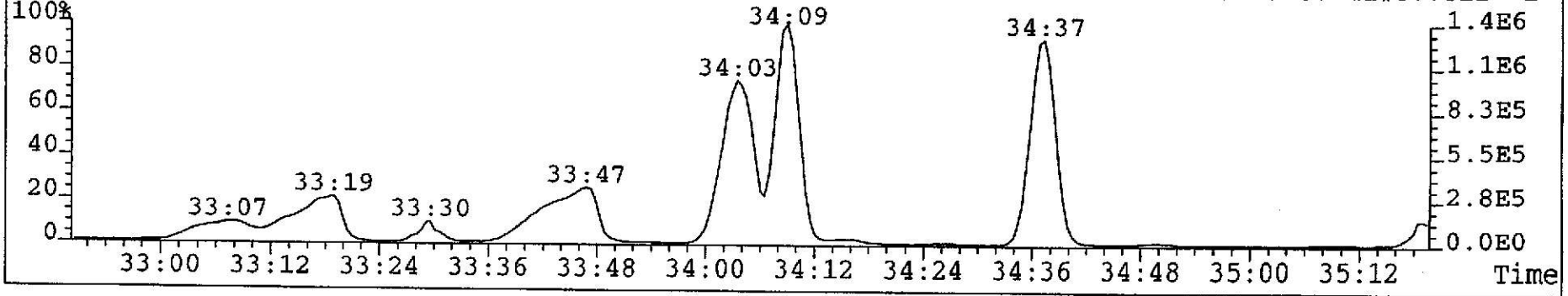

VJC 7/16/02

File:T023461 #1-386 Acq:12-JUL-2002 22:05:20 EI+ Voltage SIR 70T
373.8208 F:3 Exp:NDB5US
Sample Text:TLI#57752B DF-DP-143 0-0.5 INJ. TIME = 22:07 File Text:TLI#57752B D»

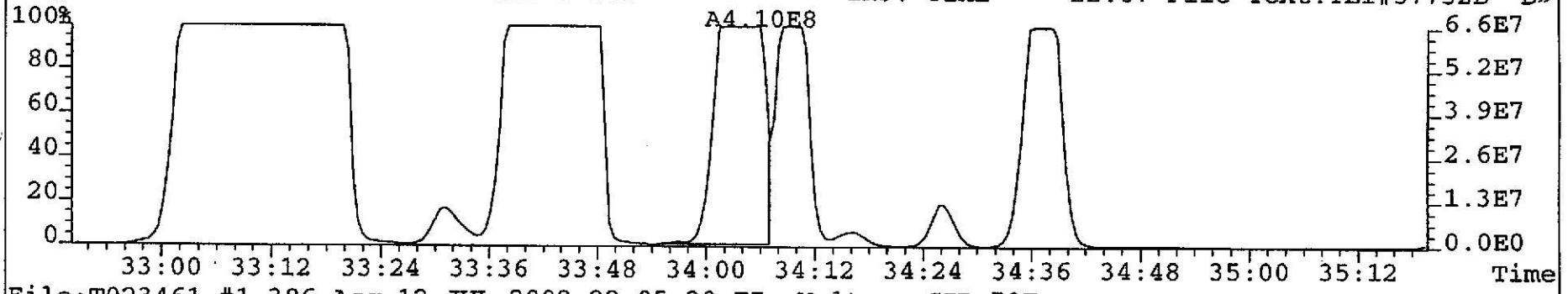

File:T023461 #1-386 Acq:12-JUL-2002 22:05:20 EI+ Voltage SIR 70T
375.8178 F:3 Exp:NDB5US
Sample Text:TLI#57752B DF-DP-143 0-0.5 INJ. TIME = 22:07 File Text:TLI#57752B D»

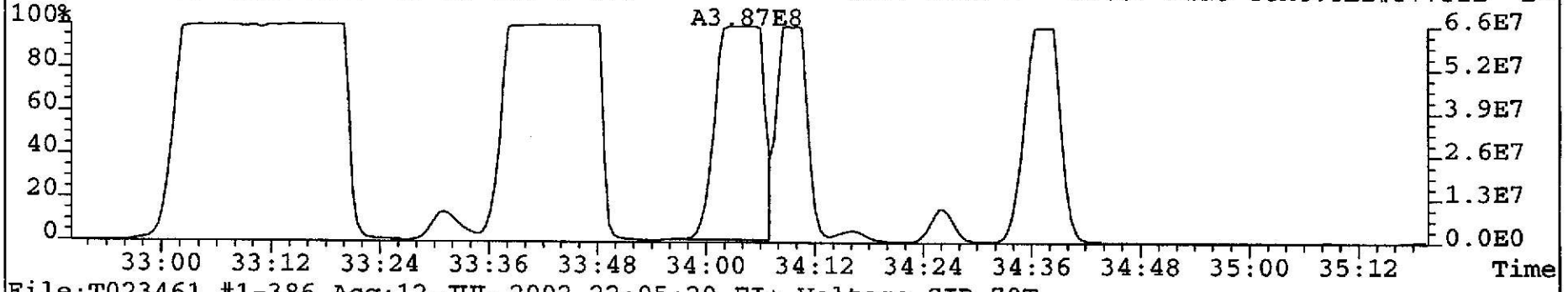

File:T023461 #1-386 Acq:12-JUL-2002 22:05:20 EI+ Voltage SIR 70T
385.8610 F:3 Exp:NDB5US
Sample Text:TLI#57752B DF-DP-143 0-0.5 INJ. TIME = 22:07 File Text:TLI#57752B D»

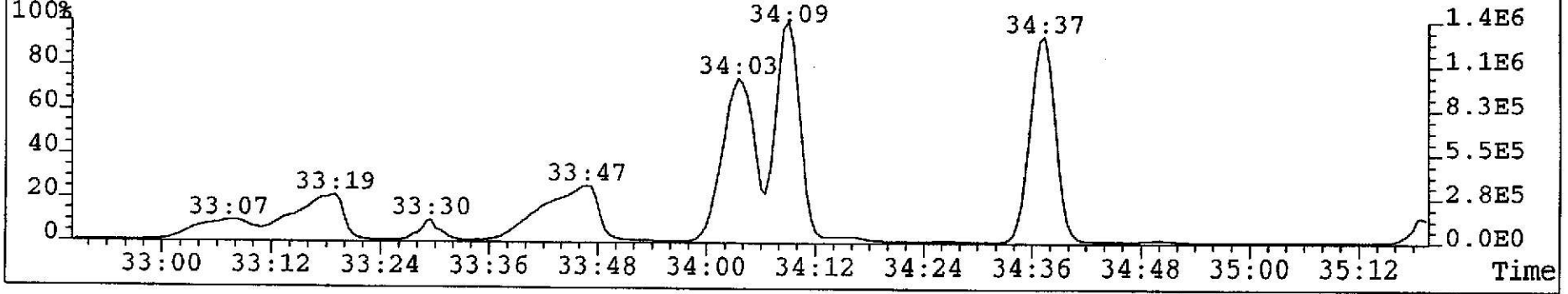

VJC 7/16/02

File:T023461 #1-386 Acq:12-JUL-2002 22:05:20 EI+ Voltage SIR 70T
373.8208 F:3 Exp:NDB5US
Sample Text:TLI#57752B DF-DP-143 0-0.5 INJ. TIME = 22:07 File Text:TLI#57752B D»

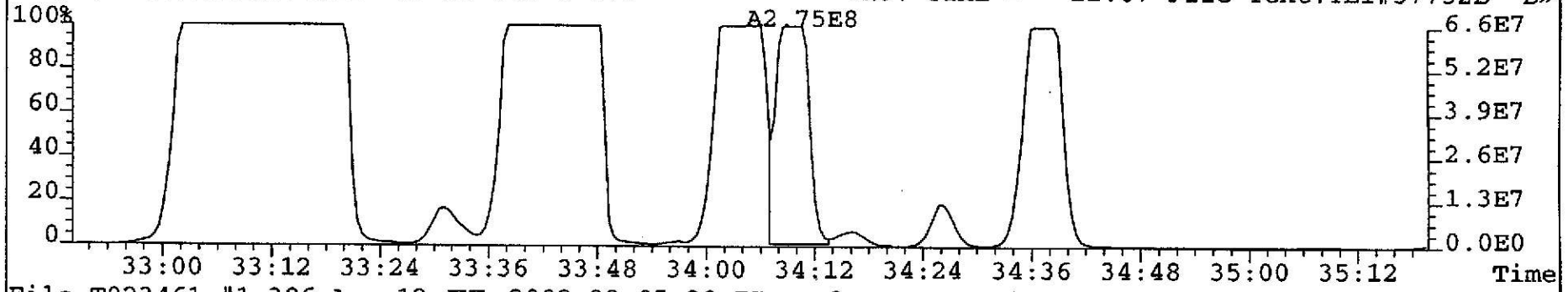

File:T023461 #1-386 Acq:12-JUL-2002 22:05:20 EI+ Voltage SIR 70T
375.8178 F:3 Exp:NDB5US
Sample Text:TLI#57752B DF-DP-143 0-0.5 INJ. TIME = 22:07 File Text:TLI#57752B D»

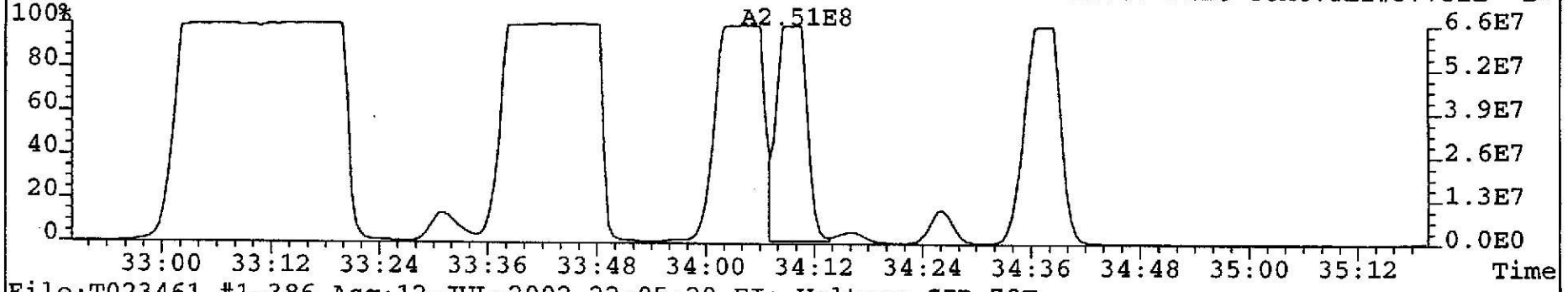

File:T023461 #1-386 Acq:12-JUL-2002 22:05:20 EI+ Voltage SIR 70T
385.8610 F:3 Exp:NDB5US
Sample Text:TLI#57752B DF-DP-143 0-0.5 INJ. TIME = 22:07 File Text:TLI#57752B D»

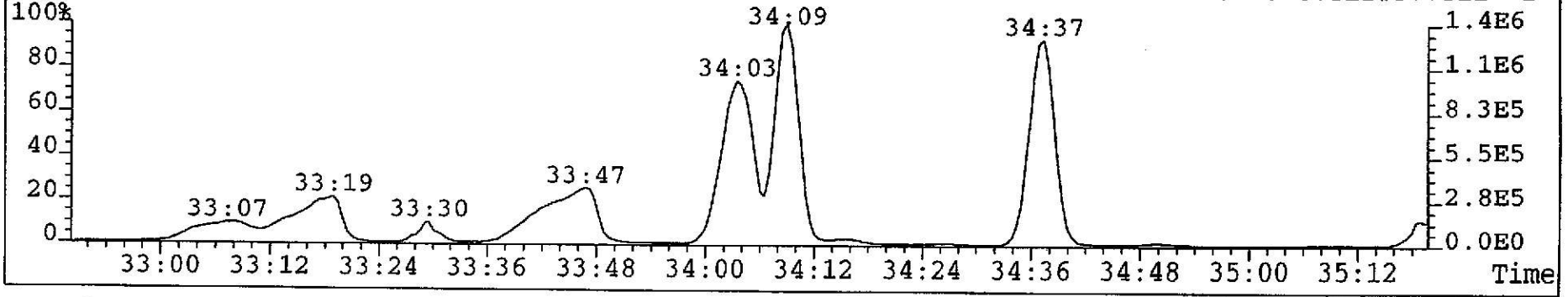

VSC 7/16/02

File:T023461 #1-386 Acq:12-JUL-2002 22:05:20 EI+ Voltage SIR 70T
373.8208 F:3 Exp:NDB5US
Sample Text:TLI#57752B DF-DP-143 0-0.5 INJ. TIME = 22:07 File Text:TLI#57752B D»

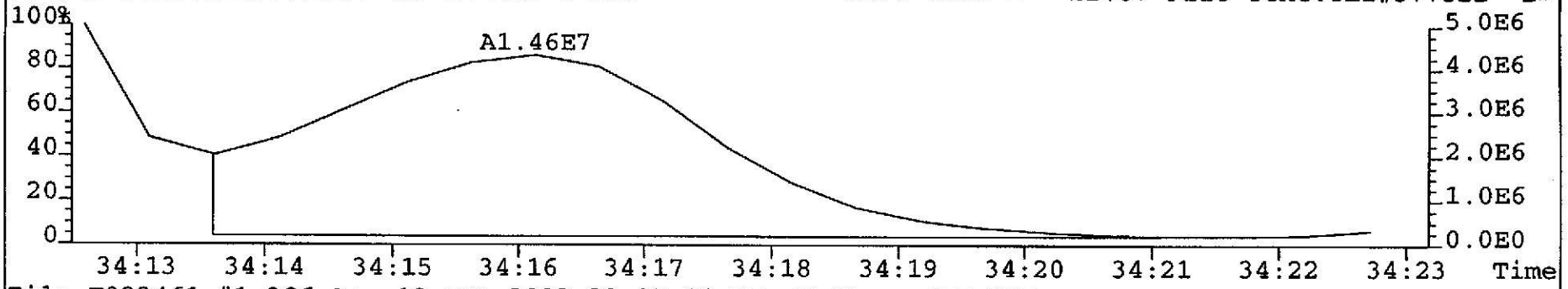

File:T023461 #1-386 Acq:12-JUL-2002 22:05:20 EI+ Voltage SIR 70T
375.8178 F:3 Exp:NDB5US
Sample Text:TLI#57752B DF-DP-143 0-0.5 INJ. TIME = 22:07 File Text:TLI#57752B D»

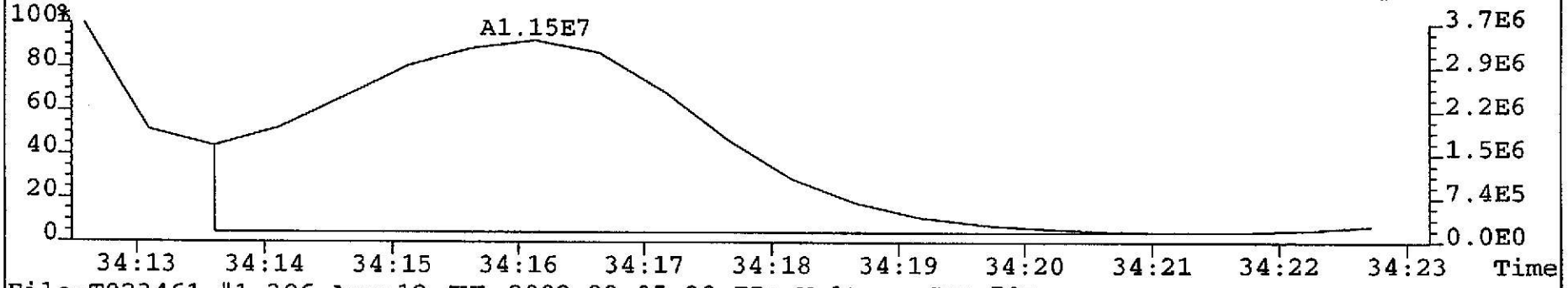

File:T023461 #1-386 Acq:12-JUL-2002 22:05:20 EI+ Voltage SIR 70T
385.8610 F:3 Exp:NDB5US
Sample Text:TLI#57752B DF-DP-143 0-0.5 INJ. TIME = 22:07 File Text:TLI#57752B D»

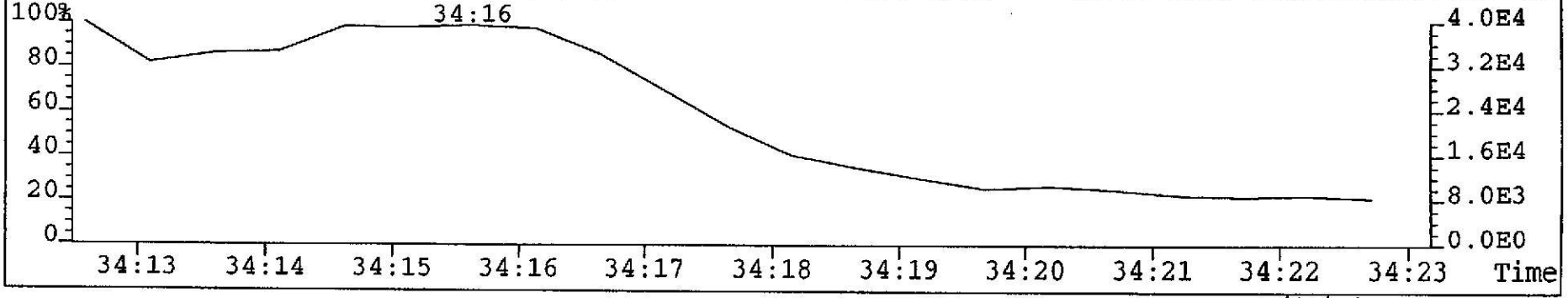

VSC 7/16/02

File:T023461 #1-386 Acq:12-JUL-2002 22:05:20 EI+ Voltage SIR 70T
373.8208 F:3 Exp:NDB5US
Sample Text:TLI#57752B DF-DP-143 0-0.5 INJ. TIME = 22:07 File Text:TLI#57752B D»

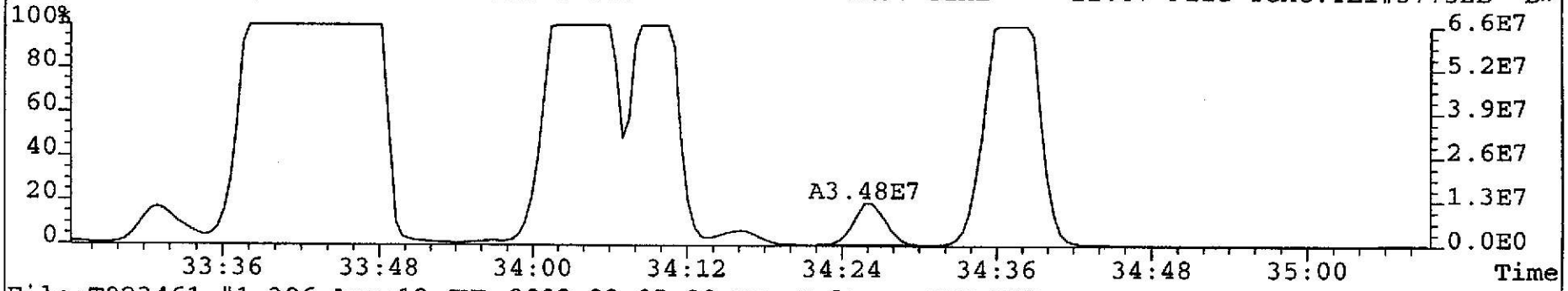

File:T023461 #1-386 Acq:12-JUL-2002 22:05:20 EI+ Voltage SIR 70T
375.8178 F:3 Exp:NDB5US
Sample Text:TLI#57752B DF-DP-143 0-0.5 INJ. TIME = 22:07 File Text:TLI#57752B D»

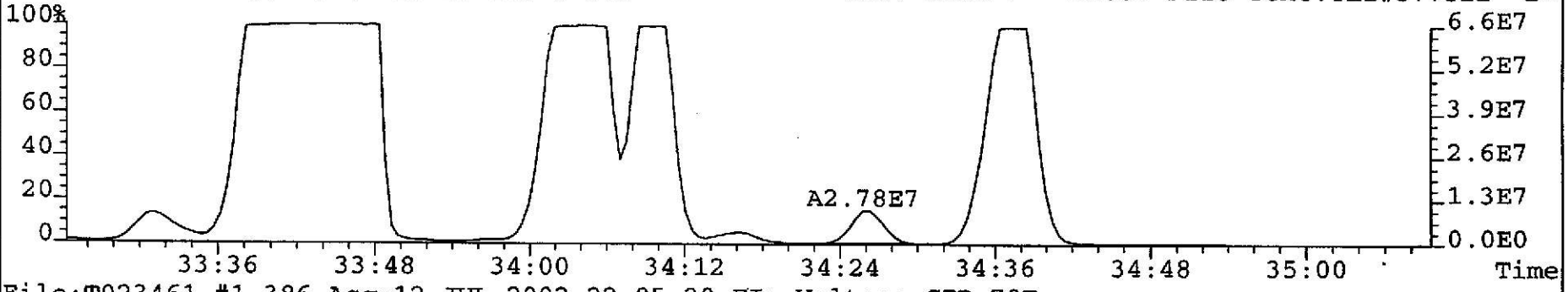

File:T023461 #1-386 Acq:12-JUL-2002 22:05:20 EI+ Voltage SIR 70T
385.8610 F:3 Exp:NDB5US
Sample Text:TLI#57752B DF-DP-143 0-0.5 INJ. TIME = 22:07 File Text:TLI#57752B D»

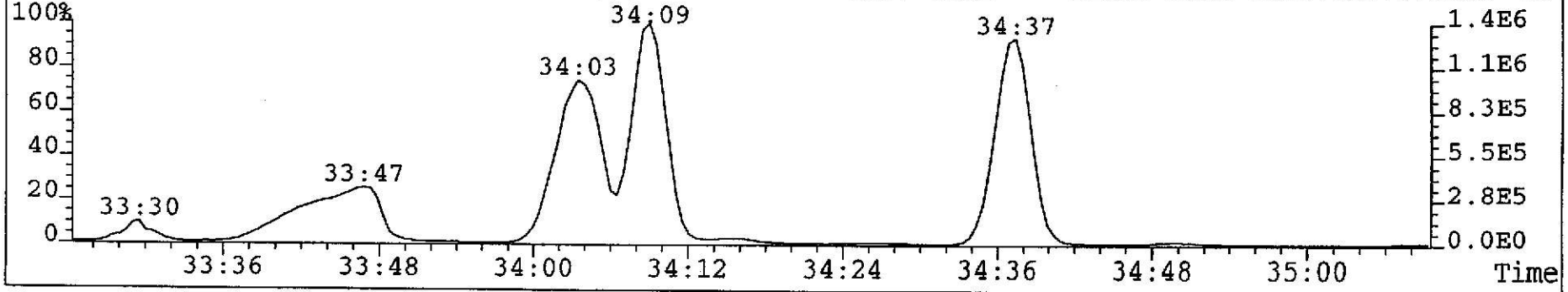

111

VBC 7/16/02

File:T023461 #1-386 Acq:12-JUL-2002 22:05:20 EI+ Voltage SIR 70T
373.8208 F:3 Exp:NDB5US
Sample Text:TLI#57752B DF-DP-143 0-0.5 INJ. TIME = 22:07 File Text:TLI#57752B D»

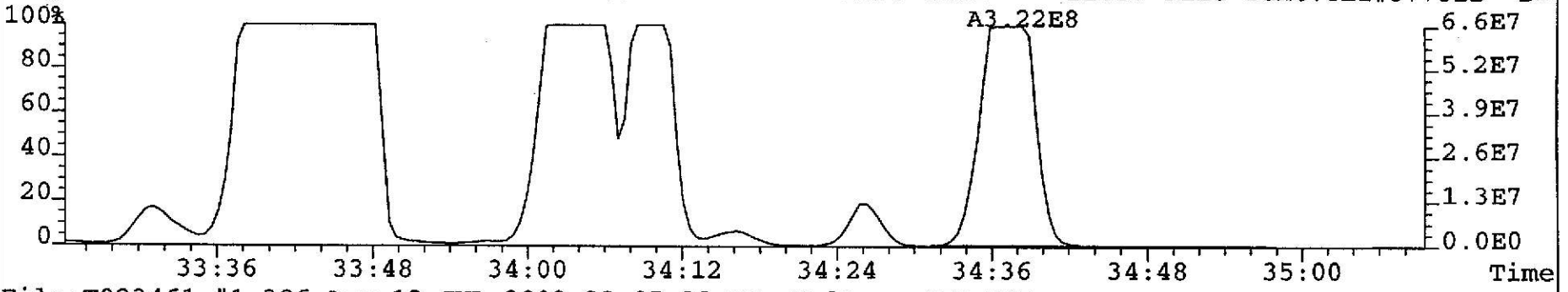

File:T023461 #1-386 Acq:12-JUL-2002 22:05:20 EI+ Voltage SIR 70T
375.8178 F:3 Exp:NDB5US
Sample Text:TLI#57752B DF-DP-143 0-0.5 INJ. TIME = 22:07 File Text:TLI#57752B D»

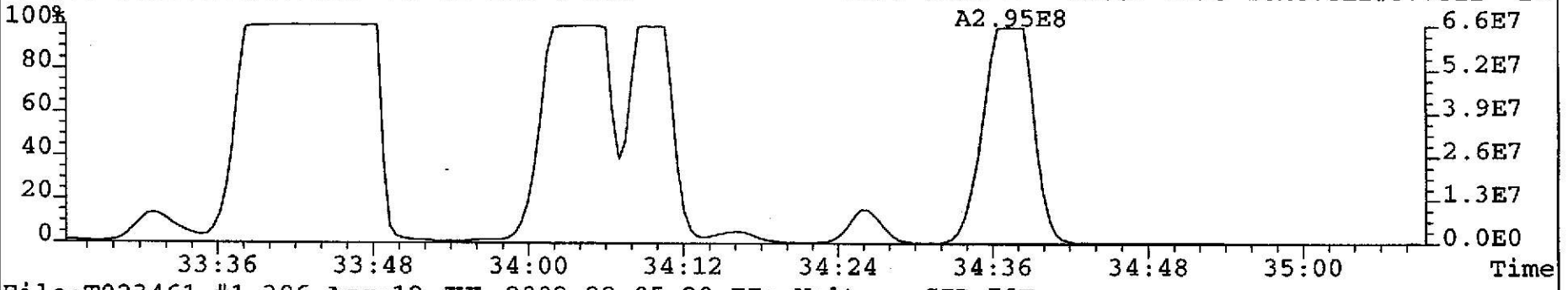

File:T023461 #1-386 Acq:12-JUL-2002 22:05:20 EI+ Voltage SIR 70T
385.8610 F:3 Exp:NDB5US
Sample Text:TLI#57752B DF-DP-143 0-0.5 INJ. TIME = 22:07 File Text:TLI#57752B D»

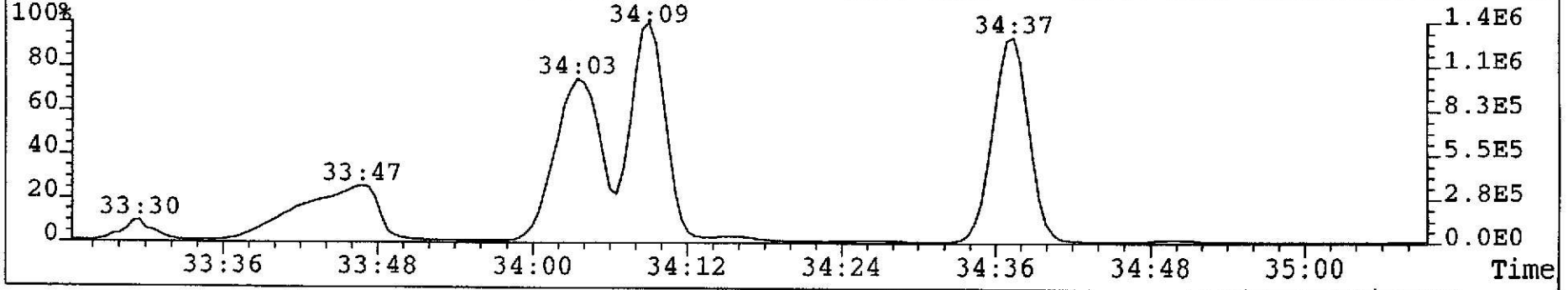

VJC 7/16/02

File:T023461 #1-386 Acq:12-JUL-2002 22:05:20 EI+ Voltage SIR 70T
373.8208 F:3 Exp:NDB5US
Sample Text:TLI#57752B DF-DP-143 0-0.5 INJ. TIME = 22:07 File Text:TLI#57752B D»

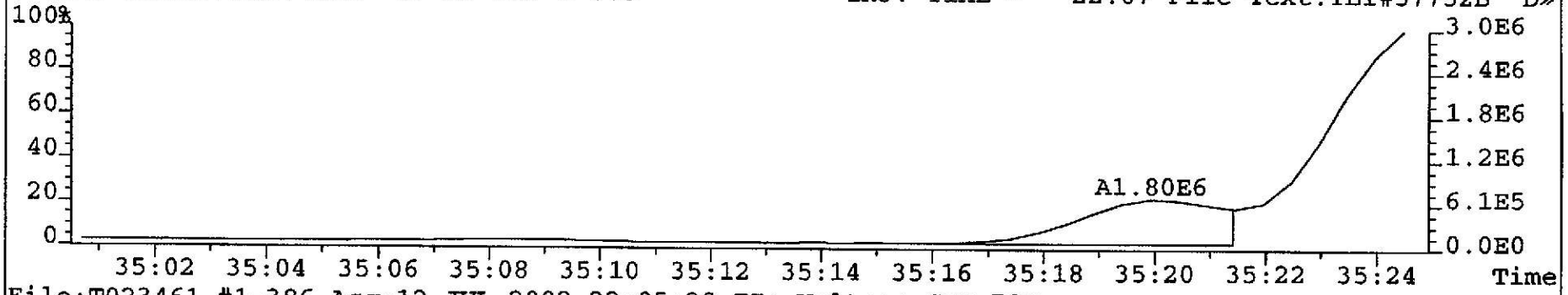

File:T023461 #1-386 Acq:12-JUL-2002 22:05:20 EI+ Voltage SIR 70T
375.8178 F:3 Exp:NDB5US
Sample Text:TLI#57752B DF-DP-143 0-0.5 INJ. TIME = 22:07 File Text:TLI#57752B D»



File:T023461 #1-386 Acq:12-JUL-2002 22:05:20 EI+ Voltage SIR 70T
385.8610 F:3 Exp:NDB5US
Sample Text:TLI#57752B DF-DP-143 0-0.5 INJ. TIME = 22:07 File Text:TLI#57752B D»



VJC 7/16/02

File:T023461 #1-386 Acq:12-JUL-2002 22:05:20 EI+ Voltage SIR 70T
373.8208 F:3 Exp:NDB5US
Sample Text:TLI#57752B DF-DP-143 0-0.5 INJ. TIME = 22:07 File Text:TLI#57752B D»

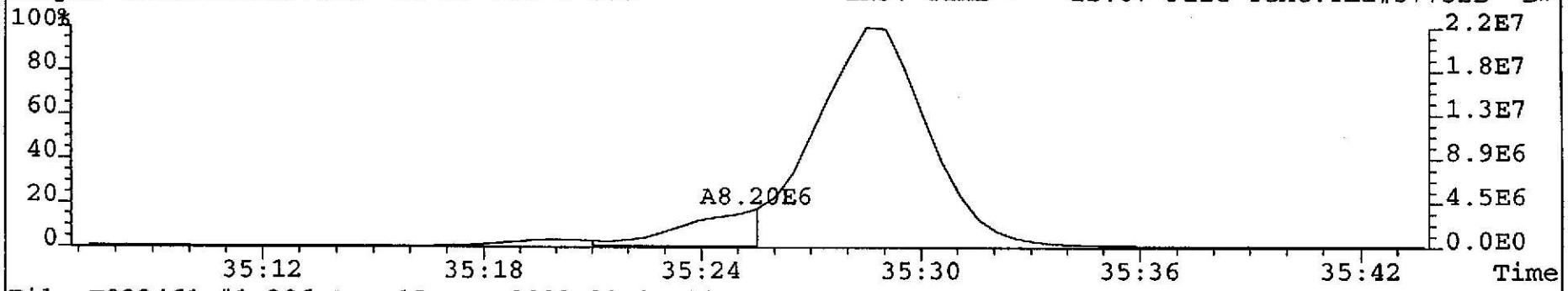

File:T023461 #1-386 Acq:12-JUL-2002 22:05:20 EI+ Voltage SIR 70T
375.8178 F:3 Exp:NDB5US
Sample Text:TLI#57752B DF-DP-143 0-0.5 INJ. TIME = 22:07 File Text:TLI#57752B D»

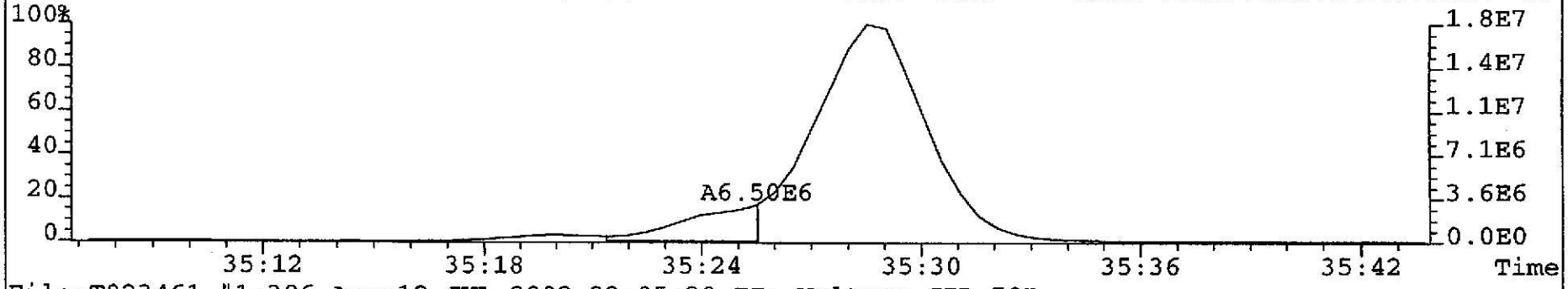

File:T023461 #1-386 Acq:12-JUL-2002 22:05:20 EI+ Voltage SIR 70T
385.8610 F:3 Exp:NDB5US
Sample Text:TLI#57752B DF-DP-143 0-0.5 INJ. TIME = 22:07 File Text:TLI#57752B D»

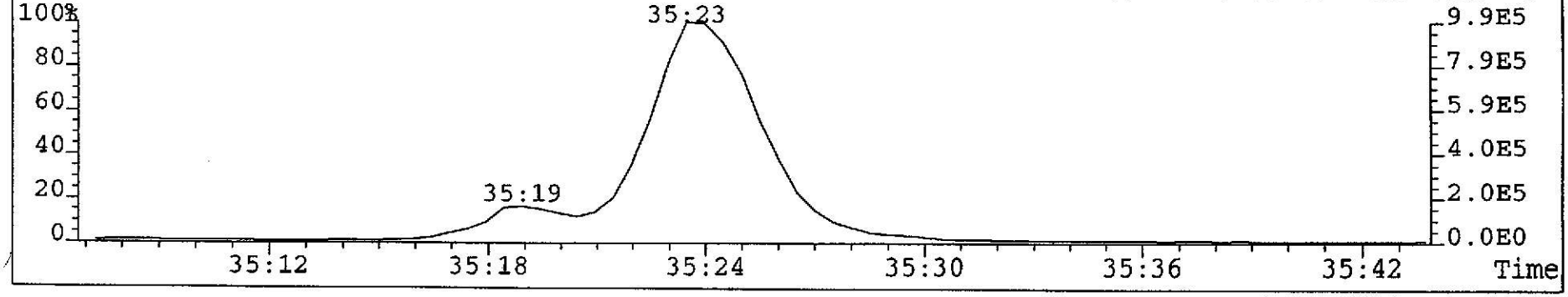

VJC 7/16/02

File:T023461 #1-386 Acq:12-JUL-2002 22:05:20 EI+ Voltage SIR 70T
373.8208 F:3 Exp:NDB5US
Sample Text:TLI#57752B DF-DP-143 0-0.5 INJ. TIME = 22:07 File Text:TLI#57752B D»

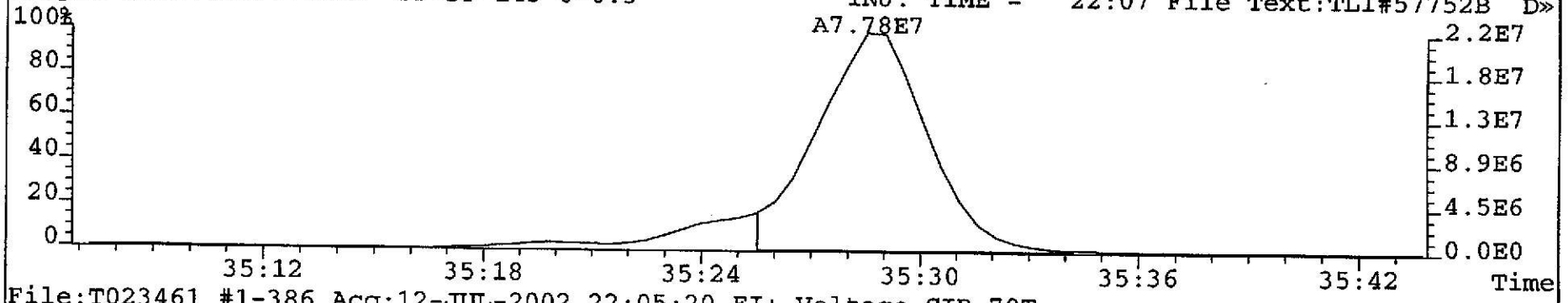

File:T023461 #1-386 Acq:12-JUL-2002 22:05:20 EI+ Voltage SIR 70T
375.8178 F:3 Exp:NDB5US
Sample Text:TLI#57752B DF-DP-143 0-0.5 INJ. TIME = 22:07 File Text:TLI#57752B D»

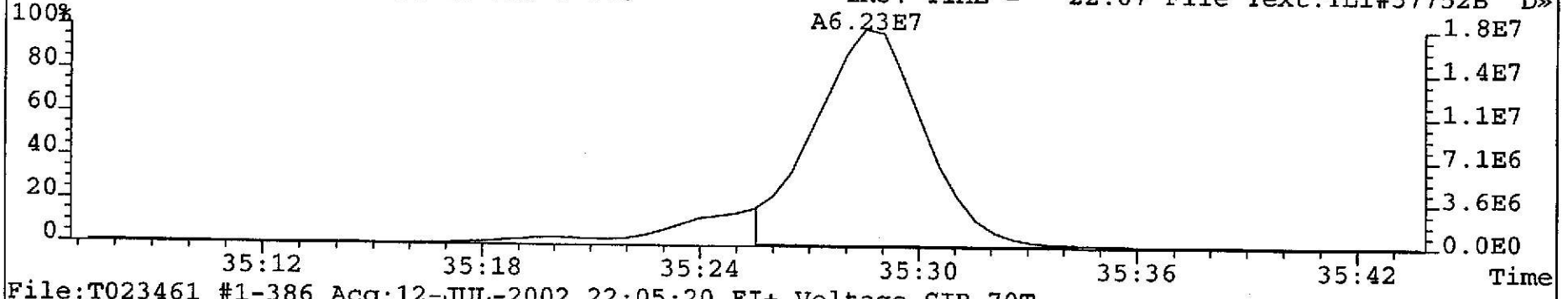

File:T023461 #1-386 Acq:12-JUL-2002 22:05:20 EI+ Voltage SIR 70T
385.8610 F:3 Exp:NDB5US
Sample Text:TLI#57752B DF-DP-143 0-0.5 INJ. TIME = 22:07 File Text:TLI#57752B D»

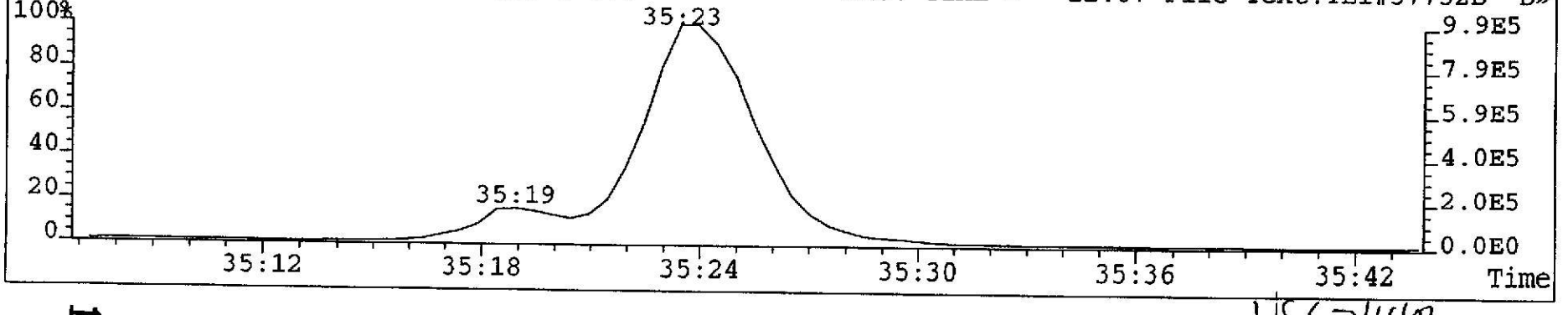

VS(7/16/02

File:T023461 #1-386 Acq:12-JUL-2002 22:05:20 EI+ Voltage SIR 70T
389.8156 F:3 Exp:NDB5US
Sample Text:TLI#57752B DF-DP-143 0-0.5 INJ. TIME = 22:07 File Text:TLI#57752B D»

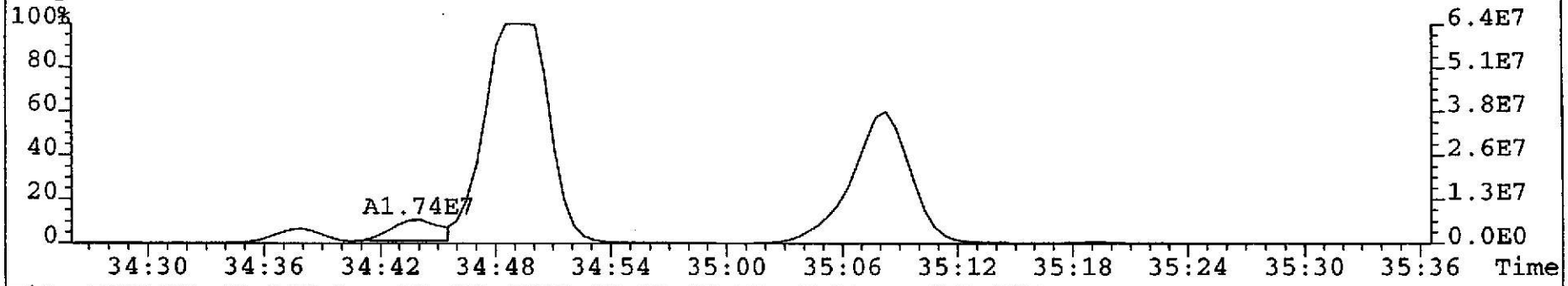

File:T023461 #1-386 Acq:12-JUL-2002 22:05:20 EI+ Voltage SIR 70T
391.8127 F:3 Exp:NDB5US
Sample Text:TLI#57752B DF-DP-143 0-0.5 INJ. TIME = 22:07 File Text:TLI#57752B D»

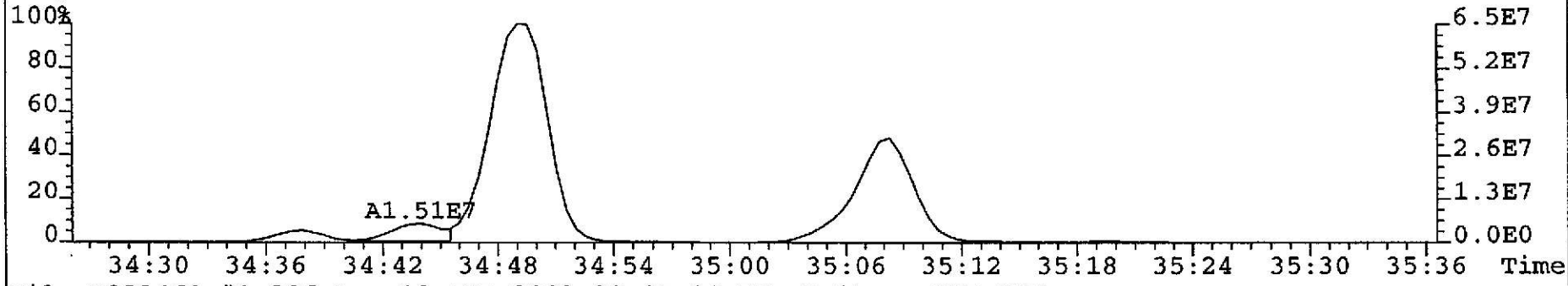

File:T023461 #1-386 Acq:12-JUL-2002 22:05:20 EI+ Voltage SIR 70T
403.8529 F:3 Exp:NDB5US
Sample Text:TLI#57752B DF-DP-143 0-0.5 INJ. TIME = 22:07 File Text:TLI#57752B D»

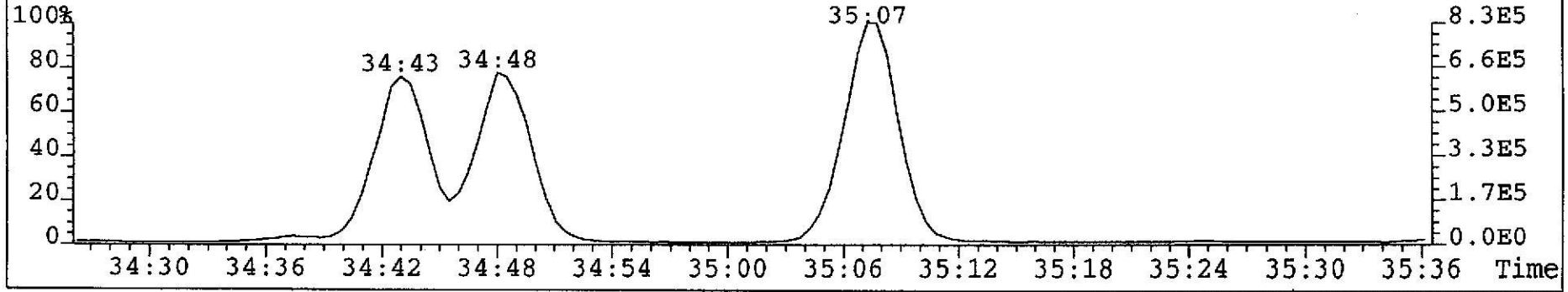

VJC 7/16/02

File:T023461 #1-386 Acq:12-JUL-2002 22:05:20 EI+ Voltage SIR 70T
389.8156 F:3 Exp:NDB5US
Sample Text:TLI#57752B DF-DP-143 0-0.5 INJ. TIME = 22:07 File Text:TLI#57752B D»

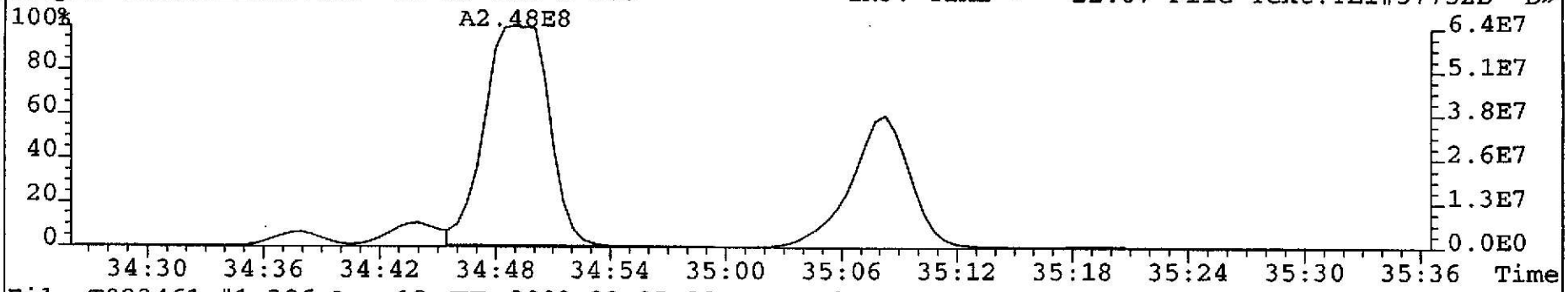

File:T023461 #1-386 Acq:12-JUL-2002 22:05:20 EI+ Voltage SIR 70T
391.8127 F:3 Exp:NDB5US
Sample Text:TLI#57752B DF-DP-143 0-0.5 INJ. TIME = 22:07 File Text:TLI#57752B D»

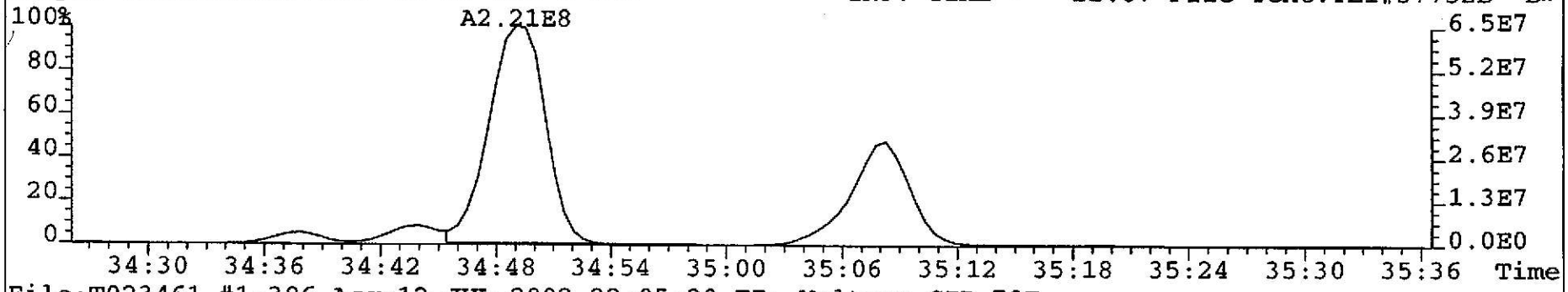

File:T023461 #1-386 Acq:12-JUL-2002 22:05:20 EI+ Voltage SIR 70T
403.8529 F:3 Exp:NDB5US
Sample Text:TLI#57752B DF-DP-143 0-0.5 INJ. TIME = 22:07 File Text:TLI#57752B D»

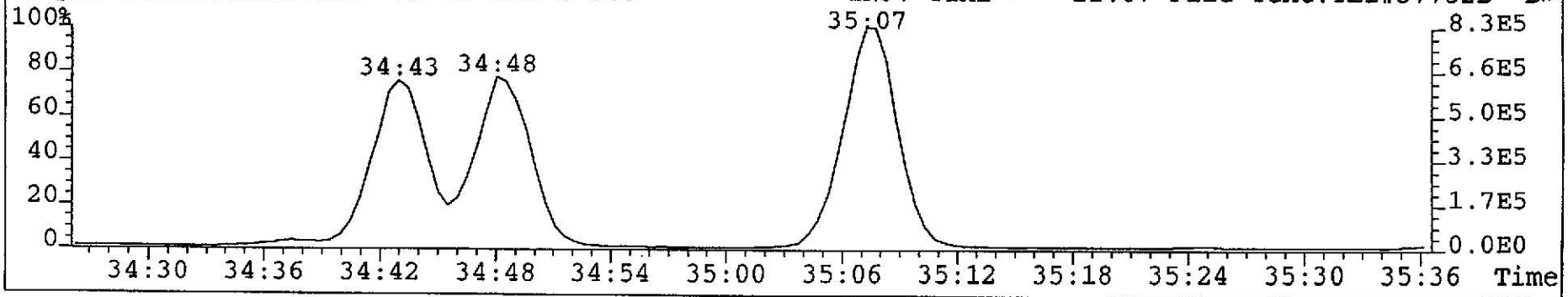

117

VJC 3/16/02

File:T023461 #1-708 Acq:12-JUL-2002 22:05:20 EI+ Voltage SIR 70T
407.7818 F:4 Exp:NDB5US
Sample Text:TLI#57752B DF-DP-143 0-0.5 INJ. TIME = 22:07 File Text:TLI#57752B D»

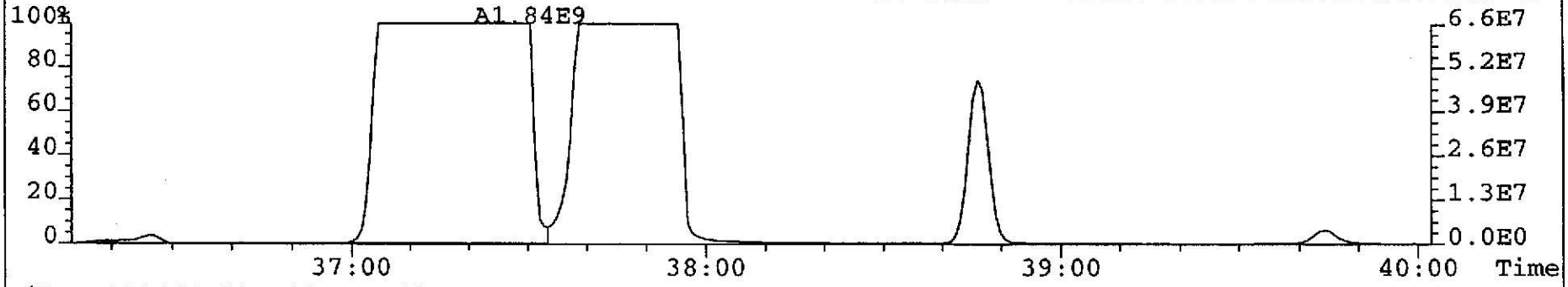

File:T023461 #1-708 Acq:12-JUL-2002 22:05:20 EI+ Voltage SIR 70T
409.7789 F:4 Exp:NDB5US
Sample Text:TLI#57752B DF-DP-143 0-0.5 INJ. TIME = 22:07 File Text:TLI#57752B D»

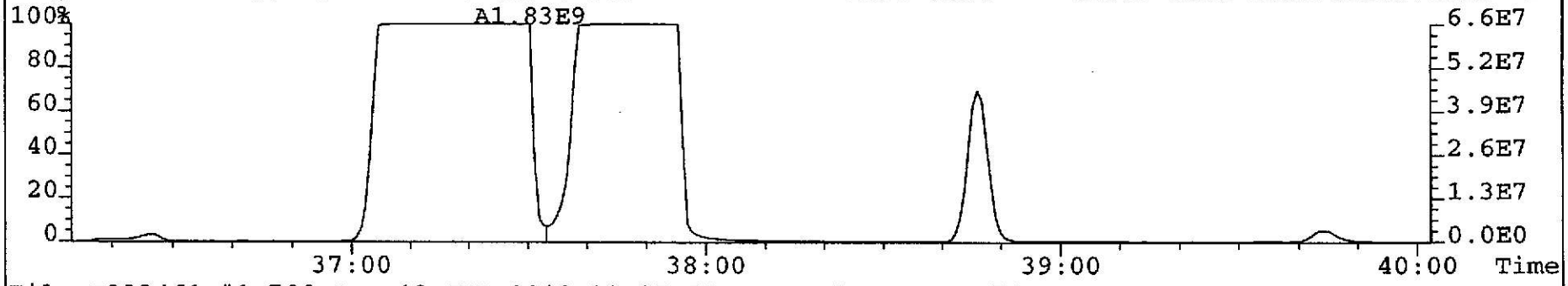

File:T023461 #1-708 Acq:12-JUL-2002 22:05:20 EI+ Voltage SIR 70T
419.8220 F:4 Exp:NDB5US
Sample Text:TLI#57752B DF-DP-143 0-0.5 INJ. TIME = 22:07 File Text:TLI#57752B D»

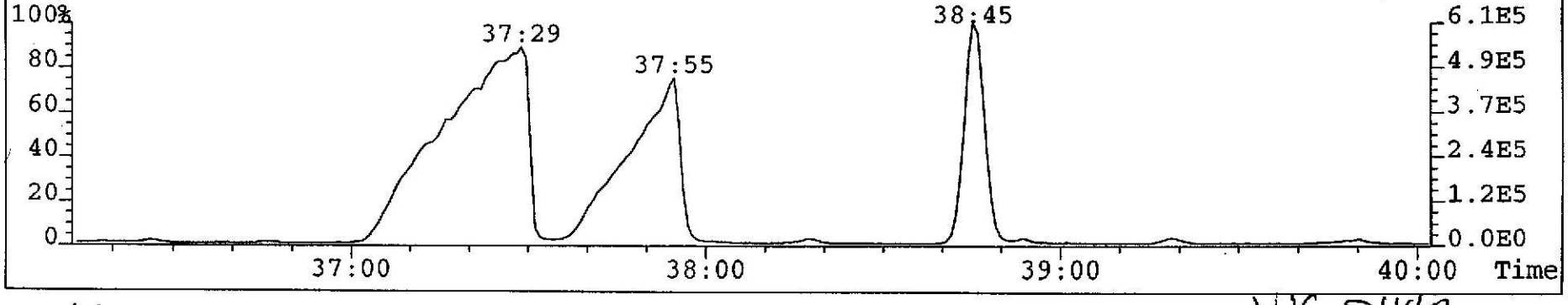

VJC 7/16/02

File:T023461 #1-708 Acq:12-JUL-2002 22:05:20 EI+ Voltage SIR 70T
407.7818 F:4 Exp:NDB5US
Sample Text:TLI#57752B DF-DP-143 0-0.5 INJ. TIME = 22:07 File Text:TLI#57752B D»

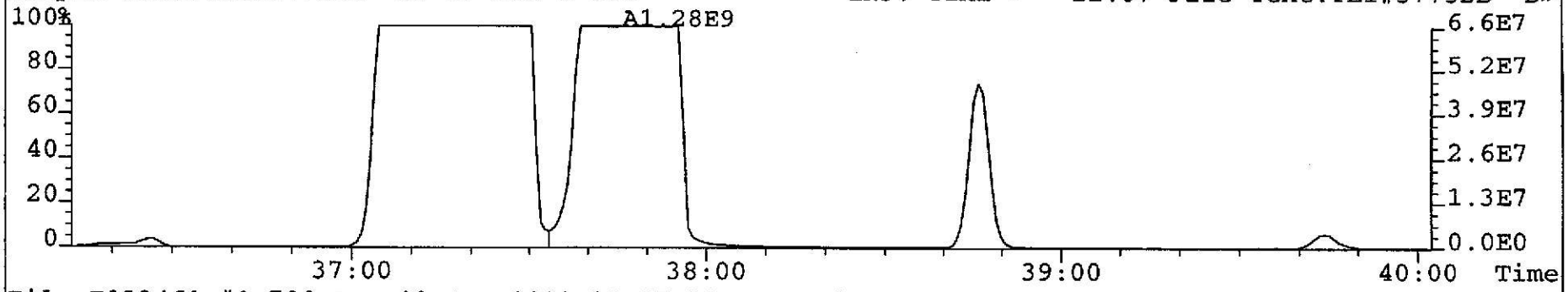

File:T023461 #1-708 Acq:12-JUL-2002 22:05:20 EI+ Voltage SIR 70T
409.7789 F:4 Exp:NDB5US
Sample Text:TLI#57752B DF-DP-143 0-0.5 INJ. TIME = 22:07 File Text:TLI#57752B D»

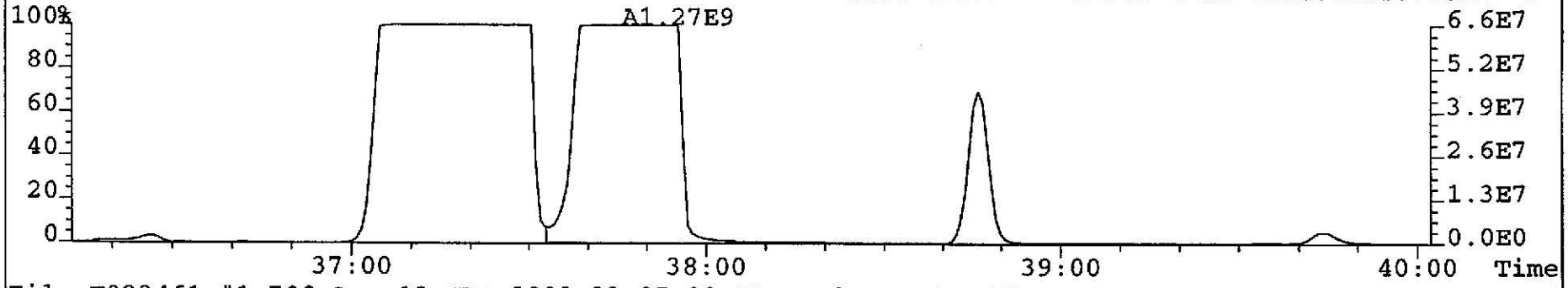

File:T023461 #1-708 Acq:12-JUL-2002 22:05:20 EI+ Voltage SIR 70T
419.8220 F:4 Exp:NDB5US
Sample Text:TLI#57752B DF-DP-143 0-0.5 INJ. TIME = 22:07 File Text:TLI#57752B D»

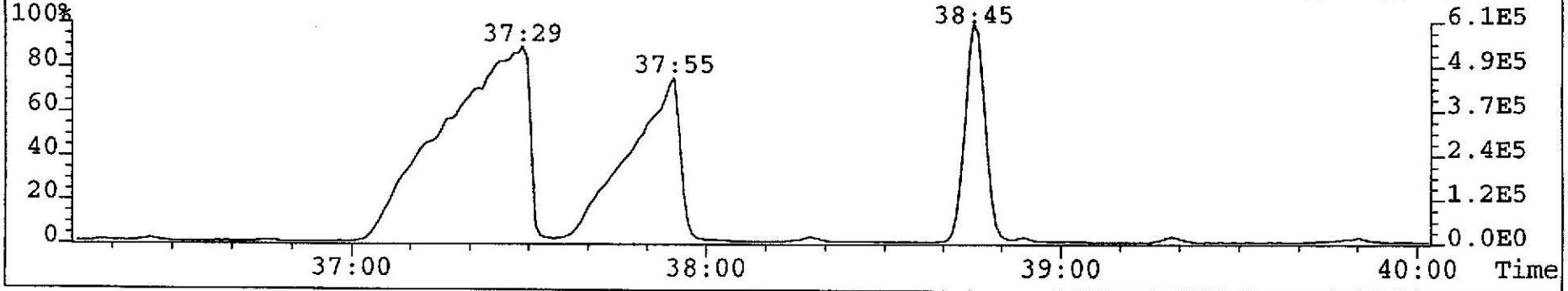

VSC 7/16/02

File:T023461 #1-708 Acq:12-JUL-2002 22:05:20 EI+ Voltage SIR 70T
407.7818 F:4 Exp:NDB5US
Sample Text:TLI#57752B DF-DP-143 0-0.5 INJ. TIME = 22:07 File Text:TLI#57752B D»

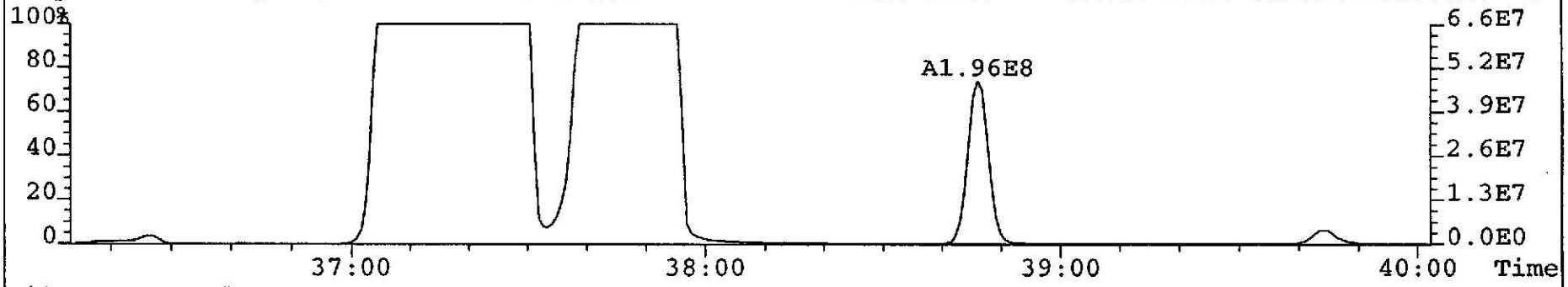

File:T023461 #1-708 Acq:12-JUL-2002 22:05:20 EI+ Voltage SIR 70T
409.7789 F:4 Exp:NDB5US
Sample Text:TLI#57752B DF-DP-143 0-0.5 INJ. TIME = 22:07 File Text:TLI#57752B D»

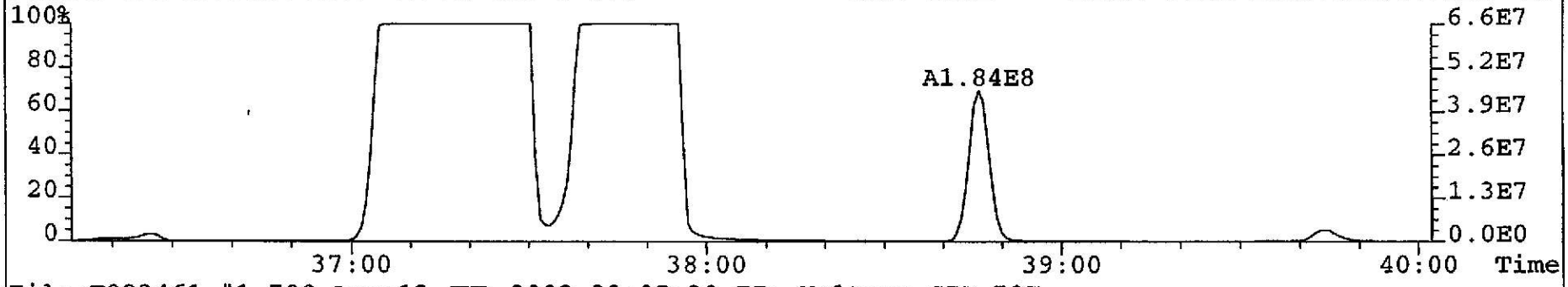

File:T023461 #1-708 Acq:12-JUL-2002 22:05:20 EI+ Voltage SIR 70T
419.8220 F:4 Exp:NDB5US
Sample Text:TLI#57752B DF-DP-143 0-0.5 INJ. TIME = 22:07 File Text:TLI#57752B D»

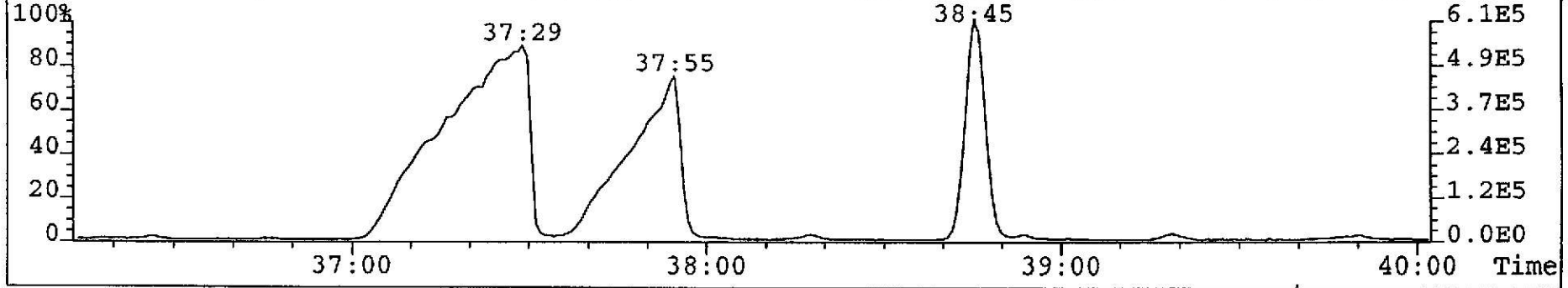

VJC 7/16/02

File:T023461 #1-924 Acq:12-JUL-2002 22:05:20 EI+ Voltage SIR 70T
303.9016 F:2 Exp:NDB5US
Sample Text:TLI#57752B DF-DP-143 0-0.5 INJ. TIME = 22:07 File Text:TLI#57752B D»

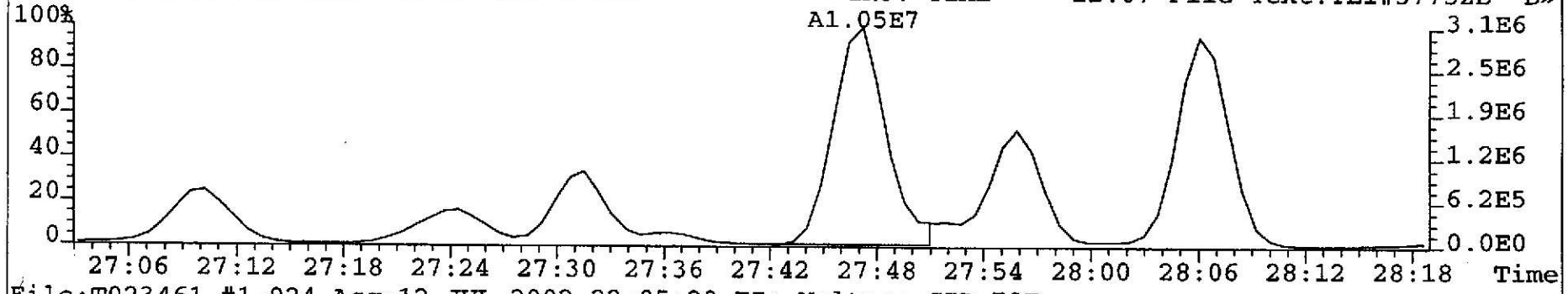

File:T023461 #1-924 Acq:12-JUL-2002 22:05:20 EI+ Voltage SIR 70T
305.8987 F:2 Exp:NDB5US
Sample Text:TLI#57752B DF-DP-143 0-0.5 INJ. TIME = 22:07 File Text:TLI#57752B D»

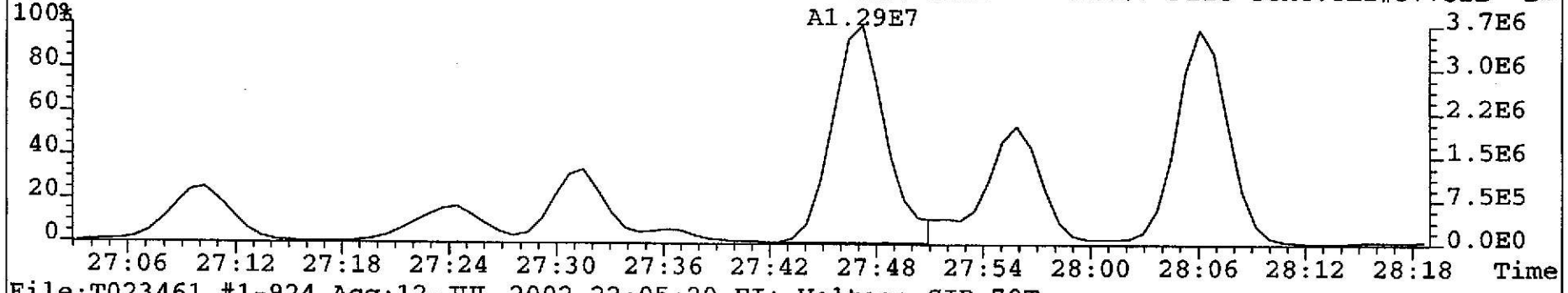

File:T023461 #1-924 Acq:12-JUL-2002 22:05:20 EI+ Voltage SIR 70T
375.8364 F:2 Exp:NDB5US
Sample Text:TLI#57752B DF-DP-143 0-0.5 INJ. TIME = 22:07 File Text:TLI#57752B D»

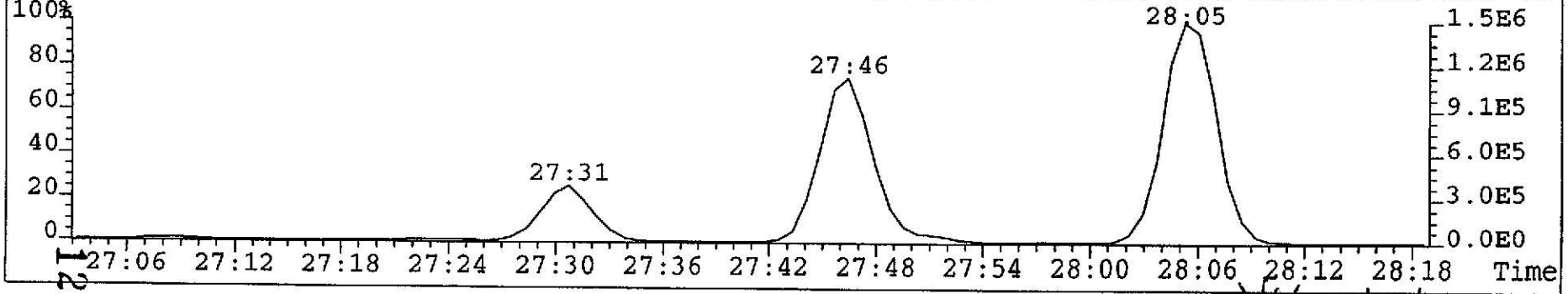

VSC 7/16/02

File:T023461 #1-924 Acq:12-JUL-2002 22:05:20 EI+ Voltage SIR 70T
303.9016 F:2 Exp:NDB5US
Sample Text:TLI#57752B DF-DP-143 0-0.5 INJ. TIME = 22:07 File Text:TLI#57752B D»

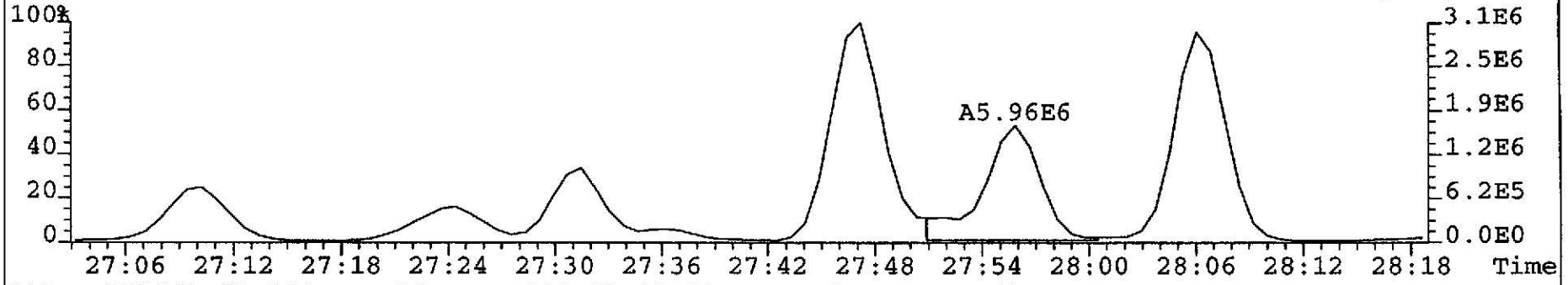

File:T023461 #1-924 Acq:12-JUL-2002 22:05:20 EI+ Voltage SIR 70T
305.8987 F:2 Exp:NDB5US
Sample Text:TLI#57752B DF-DP-143 0-0.5 INJ. TIME = 22:07 File Text:TLI#57752B D»

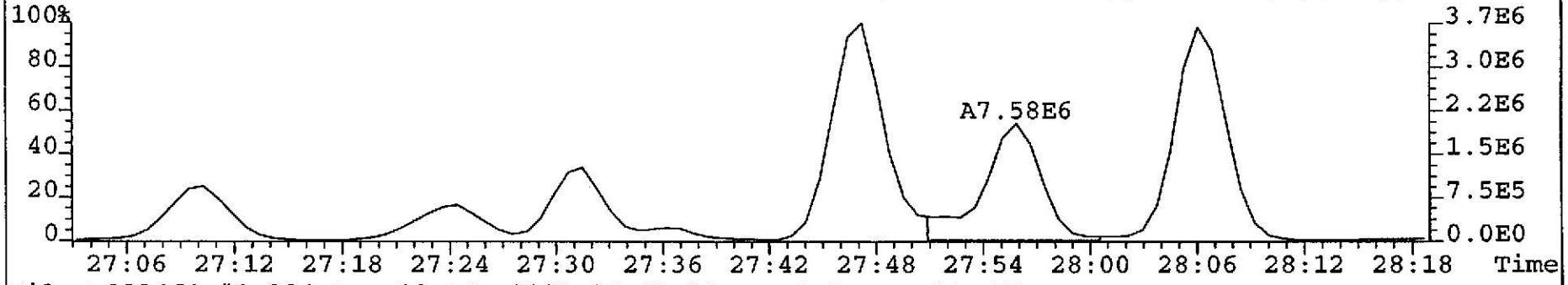

File:T023461 #1-924 Acq:12-JUL-2002 22:05:20 EI+ Voltage SIR 70T
375.8364 F:2 Exp:NDB5US
Sample Text:TLI#57752B DF-DP-143 0-0.5 INJ. TIME = 22:07 File Text:TLI#57752B D»

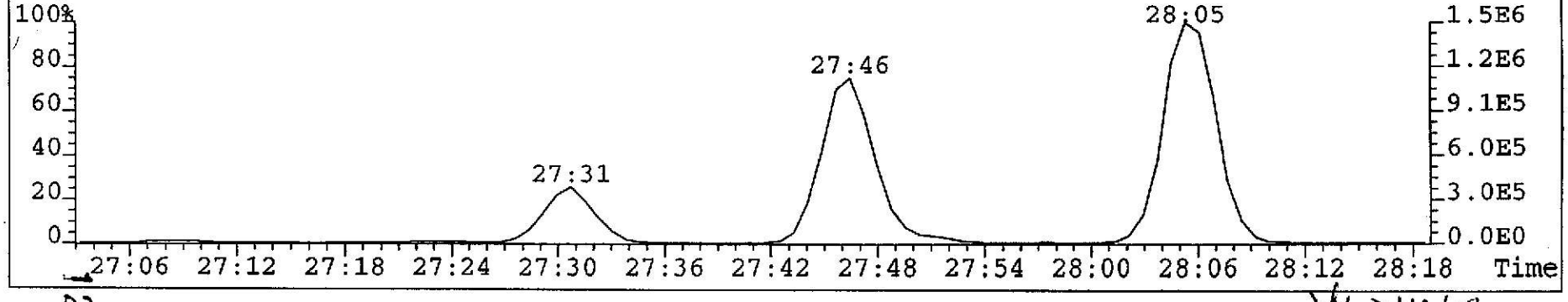

22

VDL 7/16/02

File:T023461 #1-924 Acq:12-JUL-2002 22:05:20 EI+ Voltage SIR 70T
319.8965 F:2 Exp:NDB5US
Sample Text:TLI#57752B DF-DP-143 0-0.5 INJ. TIME = 22:07 File Text:TLI#57752B D»

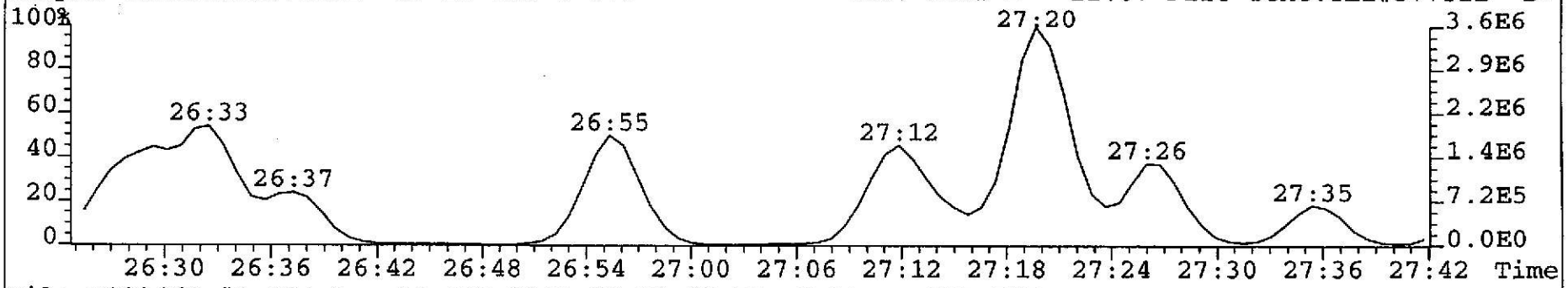

File:T023461 #1-924 Acq:12-JUL-2002 22:05:20 EI+ Voltage SIR 70T
327.8847 F:2 Exp:NDB5US
Sample Text:TLI#57752B DF-DP-143 0-0.5 INJ. TIME = 22:07 File Text:TLI#57752B D»

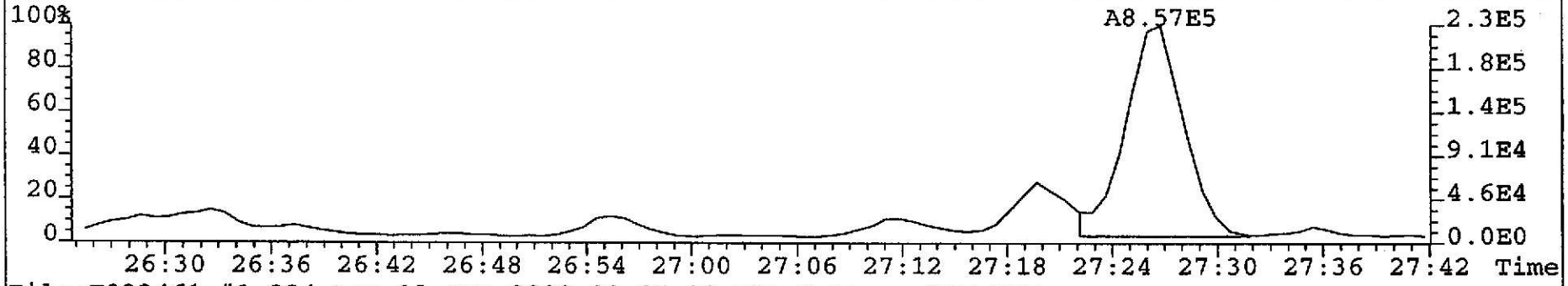

File:T023461 #1-924 Acq:12-JUL-2002 22:05:20 EI+ Voltage SIR 70T
333.9338 F:2 Exp:NDB5US
Sample Text:TLI#57752B DF-DP-143 0-0.5 INJ. TIME = 22:07 File Text:TLI#57752B D»

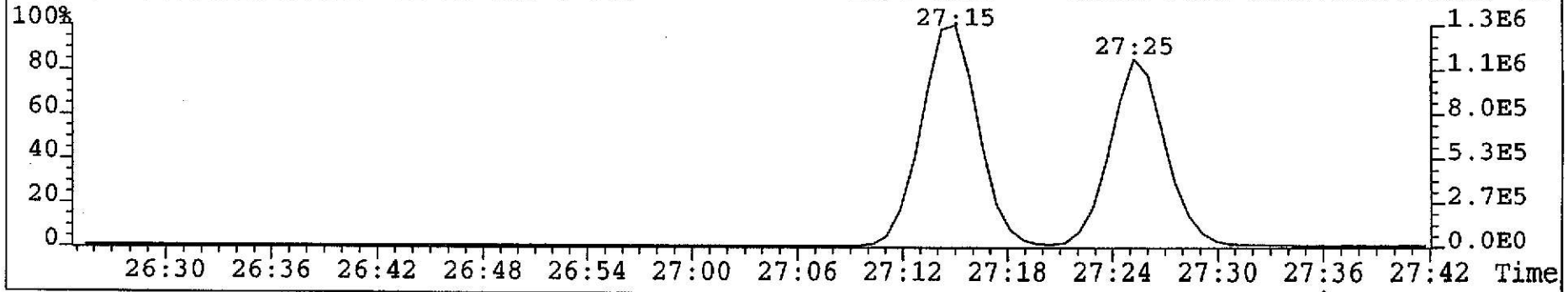

JX 7/16/02

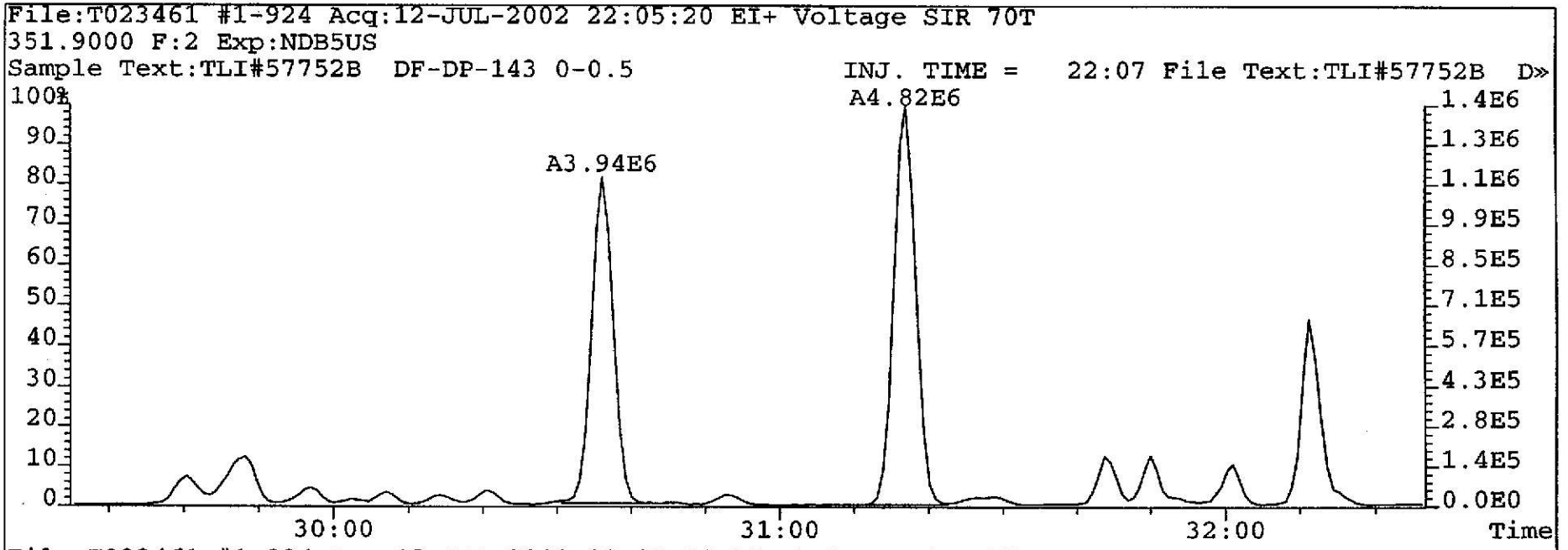

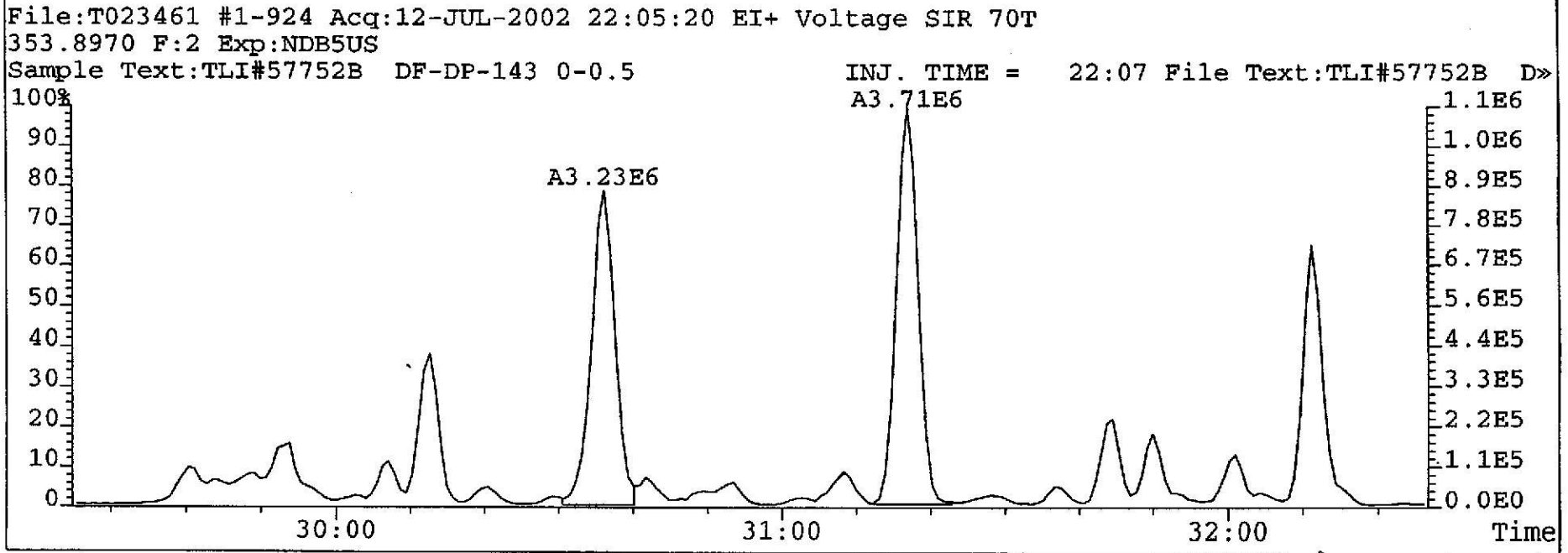

124

VBC 7/16/02

Martin & Slagle

TLI Project: **57752B** 1613, Revision B, Tetra Only PCDD/PCDF Analysis (c)
Client Sample: **DF-DP-143-0.5** Analysis File: **P022471**

Client Project:	**Mississippi Project**				
Sample Matrix:	**SOLID**	Date Received:	**06/28/2002**	Spike File:	**SPCONB22**
TLI ID:	**329-38-24**	Date Extracted:	**07/06/2002**	ICal:	**PF56152**
		Date Analyzed:	**07/14/2002**	ConCal:	**P022466**
Sample Size:	**11.600 g**	Dilution Factor:	**n/a**	% Moisture:	**8.5**
Dry Weight:	**10.614 g**	Blank File:	**T023456**	% Lipid:	**n/a**
GC Column:	**DB-225**	Analyst:	**JLD**	% Solids:	**91.5**

Analytes	Conc. (pg/g)	DL	Ratio	RT	RRT	Flags
2,3,7,8-TCDF	259		0.76	21:28	1.001	—

Internal Standard	Conc. (pg/g)	% Recovery	QC Limits	Ratio	RT	RRT	Flags
$^{13}C_{12}$-2,3,7,8-TCDF	152	80.8	29%-140%	0.78	21:27	1.050	—

Recovery Standard	Ratio	RT	Flags
$^{13}C_{12}$-1,2,3,4-TCDD	0.82	20:26	—

Data Reviewer: GEM 07/16/2002

CONB_PSR v1.00, LARS 6.25.05

Triangle Laboratories, Inc.®
2445 S. Alston Ave. • Durham, North Carolina 27713
Phone: (919) 544-5729 • Fax: (919) 544-5491

Printed: 15:19 07/16/2002

Initial ....Date...

Data Review By: QFM 7/16/02

Channel specific noise levels computed from 'NL' heights.

Page No. 1 Listing of P022471B.dbf
07/15/2002 Matched GC Peaks / Ratio / Ret. Time

Compound/ M_Z....	QC.Log	Omit	Why	..RT.	OK	Ratio	Total.Area/Ht	Area/Ht.Peak1	Area/Ht.Peak2	Rel.RT	Compound.Name..	ID..	Flags.
TCDF				0.65-0.89						0.795-1.110			
304-306	DC	NL			Height		0.38	0.16	0.22				
				17:54		0.79	1,332.92	588.81	744.11	0.834			
				18:02		0.73	735.08	310.43	424.65	0.841			
				18:09		0.71	145.70	60.44	85.26	0.846			
				18:17		0.75	8,208.94	3,513.97	4,694.97	0.852			E
				18:27		0.74	258.77	110.42	148.35	0.860			
				18:34		0.78	406.08	177.44	228.64	0.866			
				18:44		0.72	408.41	170.38	238.03	0.873			
				18:55		0.69	37,414.00	15,276.60	22,137.40	0.882			E
				19:02		0.76	6,486.63	2,808.82	3,677.81	0.887			E
				19:11		0.78	6,491.98	2,839.20	3,652.78	0.894			E
				19:22		0.79	9,438.78	4,154.92	5,283.86	0.903			E
				19:42		0.77	1,885.36	820.97	1,064.39	0.918			
				20:03		0.74	1,816.29	771.63	1,044.66	0.935			
				20:08		0.76	2,263.01	977.53	1,285.48	0.939			
				20:23		0.77	6,143.67	2,673.34	3,470.33	0.950			E
				20:35		0.77	872.80	380.72	492.08	0.960			
				20:48		0.76	506.74	218.91	287.83	0.970			
				20:58		0.76	3,260.78	1,408.18	1,852.60	0.977			E
				21:09		0.76	2,247.49	970.62	1,276.87	0.986			
				21:21		0.75	4,789.73	2,050.38	2,739.35	0.995			E
				21:28		0.76	1,817.33	784.49	1,032.84	1.001	2378-TCDF	AN	
				21:40		0.77	7,364.57	3,215.23	4,149.34	1.010			E
				21:56		0.77	1,398.26	607.92	790.34	1.023			
				22:03		0.76	549.02	236.76	312.26	1.028			
				22:08		0.76	1,115.56	483.40	632.16	1.032			
				22:17		0.77	2,046.30	889.58	1,156.72	1.039			
				22:44		0.72	160.39	66.99	93.40	1.060			
				22:51		0.75	6,092.30	2,617.32	3,474.98	1.065			E
				23:01		0.75	233.81	100.21	133.60	1.073			
				23:17		0.78	99.52	43.68	55.84	1.085			
				23:23		0.72	247.24	103.34	143.90	1.090			
				23:28		0.72	164.45	68.97	95.48	1.094			
				23:46		0.83	54,442.90	24,772.30	29,670.60	1.108			E
	DC	WH		23:56		0.75	228.82			1.116			
304-306			33	Peaks			170,844.81						
13C12-TCDF				0.65-0.89						0.953-1.047			
316-318	DC	NL			Height		0.59	0.22	0.37				
	DC	WL		17:24		0.70	33.54			0.811			
	DC	WL		18:14	RO	0.26	1.01			0.850			
	DC	WL		18:43	RO	1.29	3.04			0.873			
	DC	WL		18:48		0.85	1.26			0.876			
	DC	WL		18:55	RO	3.40	4.84			0.882			
	DC	WL		19:02	RO	1.20	1.89			0.887			
	DC	WL		19:06	RO	3.53	3.99			0.890			

Triangle Laboratories, Inc.®
2445 S. Alston Ave. • Durham, North Carolina 27713
Phone: (919) 544-5729 • Fax: (919) 544-5491

Compound/ M_Z....	QC.Log	Omit	Why	..RT.	OK	Ratio	Total.Area/Ht	Area/Ht.Peak1	Area/Ht.Peak2	Rel.RT	Compound.Name..	ID..	Flags.
	DC		WL	19:20		0.72	3.38			0.901			
	DC		WL	19:41	RO	0.30	5.08			0.918			
	DC		WL	19:48	RO	2.94	1.22			0.923			
	DC		WL	20:07		0.76	10.65			0.938			
	DC		SN	20:27	RO	2.76	1.28			0.953			
	DC		SN	20:32	RO	3.39	2.94			0.957			
				20:45	RO	0.14	54.65	6.86	47.79	0.967			
				21:03		0.82	4.50	2.03	2.47	0.981			
				21:10		0.65	4.92	1.94	2.98	0.987			
				21:27		0.78	1,179.02	516.72	662.30	1.000	13C12-2378-TCDF	IS0	
						Height	338.65	149.75	188.90				
				21:40	RO	1.63	15.75	9.75	6.00	1.010			
				21:47	RO	0.93	12.95	6.23	6.72	1.016			
				21:53		0.78	19.11	8.40	10.71	1.020			
				21:58		0.80	38.65	17.13	21.52	1.024			
				22:08	RO	0.47	175.57	56.14	119.43	1.032			
316-318			9	Peaks			1,505.12						

---------- Above: TCDF / TCDD Follows ----------

13C12-TCDD						0.65-0.89				0.901-1.099			
332-334	DC	NL				Height	0.95	0.71	0.24				
				20:10		0.79	892.23	394.80	497.43	1.000	13C12-2378-TCDD	IS1	
						Height	258.86	114.65	144.21				
				20:26		0.82	1,066.87	480.33	586.54	1.013	13C12-1234-TCDD	RS1	
				20:42	RO	1.08	8.42	4.38	4.04	1.026			
	DC	SN		21:50	RO	0.98	1.07			1.083			
	DC	WH		23:00	RO	1.08	9.93			1.140			
332-334			3	Peaks			1,967.52						

Column Description.....	"Why" Code Description.....	QC Log Desc.....
M_Z -Nominal Ion Mass(es)	WL-Below Retention Time Window	A-Peak Added
..RT. -Retention Time (mm:ss)	WH-Above Retention Time Window	K-Peak Kept
Rat.1 -Ratio of M/M+2 Ions	SN-Below Signal to Noise Level	D-Peak Deleted
OK -RO=Ratio Outside Limits	<M-Below Method Detection Limit	T-Time Changed
Rel.RT-Relative Retention Time	NL-Channel Specific Noise Level	M-Peak Area Changed
		N-Name Changed
		X-Ether Interference

*** End of Report ***

File:P022471 #1-3027 Acq:14-JUL-2002 16:09:46 EI+ Voltage SIR 70P
303.9016 GC:DB225 Exp:none
TRIANGLE LABS Text:TLI#57752B DF-DP-143 0-0.5 INJ. TIME = 16:09

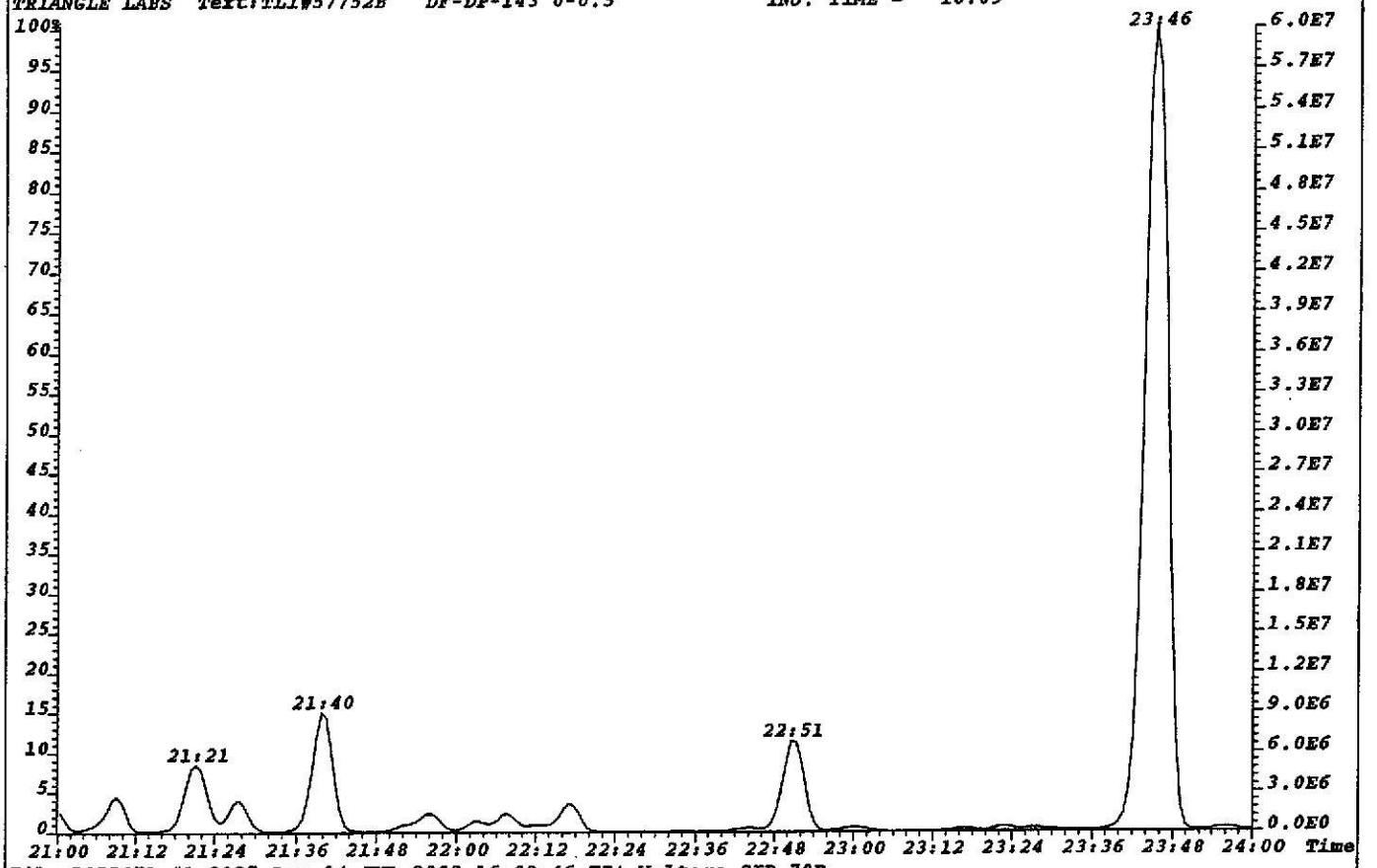

File:P022471 #1-3027 Acq:14-JUL-2002 16:09:46 EI+ Voltage SIR 70P
305.8987 GC:DB225 Exp:none
TRIANGLE LABS Text:TLI#57752B DF-DP-143 0-0.5 INJ. TIME = 16:09

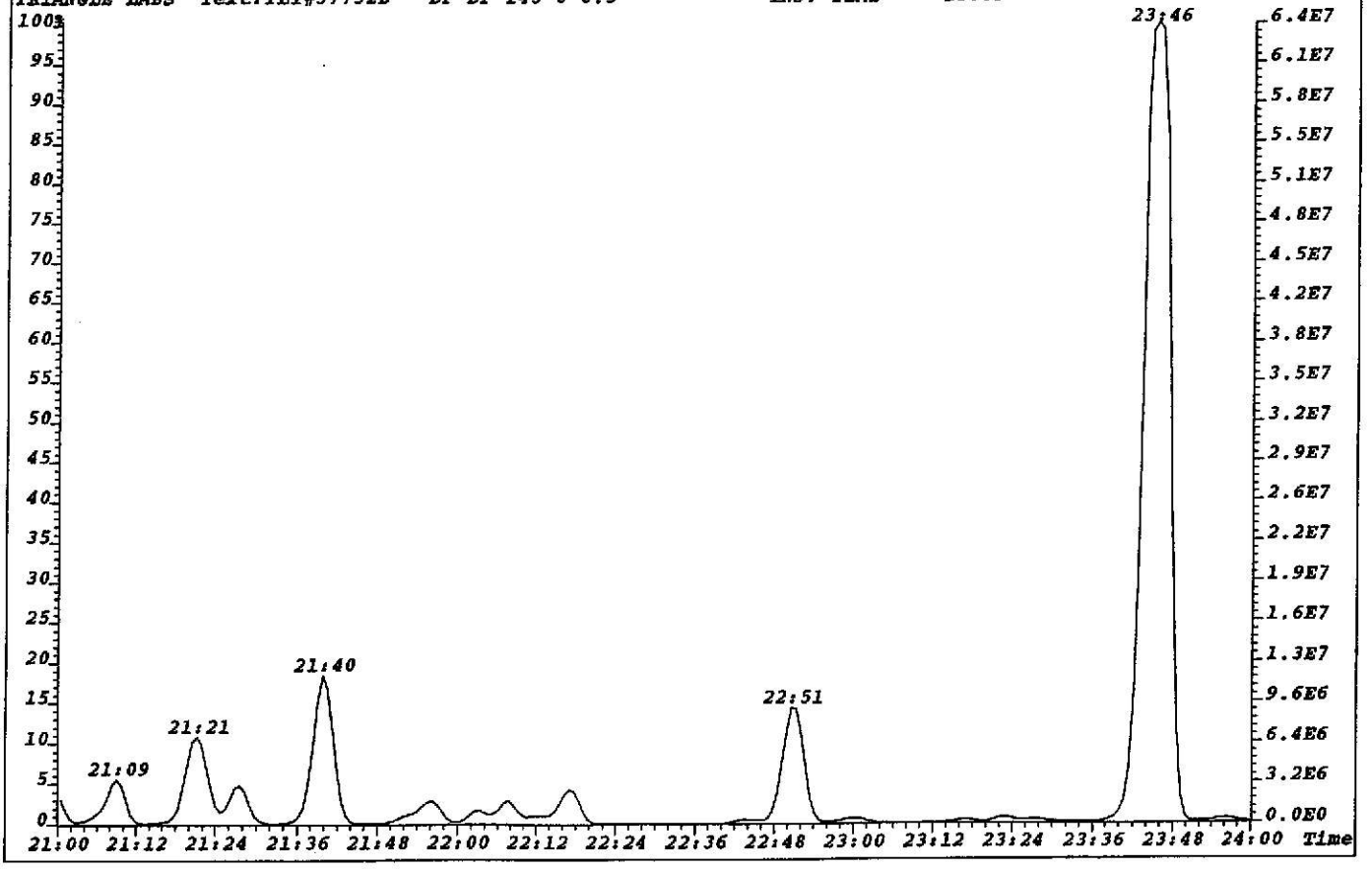

File:P022471 #1-3027 Acq:14-JUL-2002 16:09:46 EI+ Voltage SIR 70P Noise:204
303.9016 BSUB(256,30,-3.0) PKD(5,3,1,0.10%,816.0,0.00%,F,F) Exp:DB225
TRIANGLE LABS Text:TLI#57752B DF-DP-143 0-0.5 INJ. TIME = 16:09

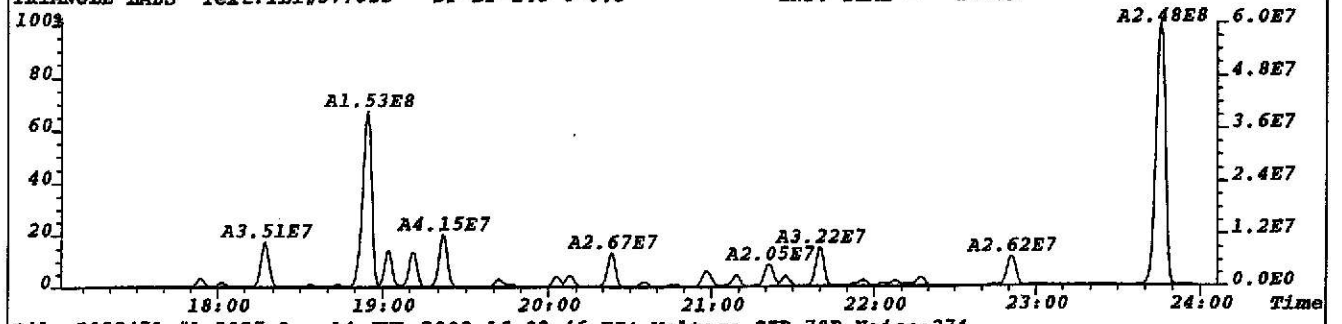

File:P022471 #1-3027 Acq:14-JUL-2002 16:09:46 EI+ Voltage SIR 70P Noise:274
305.8987 BSUB(256,30,-3.0) PKD(5,3,1,0.10%,1096.0,0.00%,F,F) Exp:DB225
TRIANGLE LABS Text:TLI#57752B DF-DP-143 0-0.5 INJ. TIME = 16:09

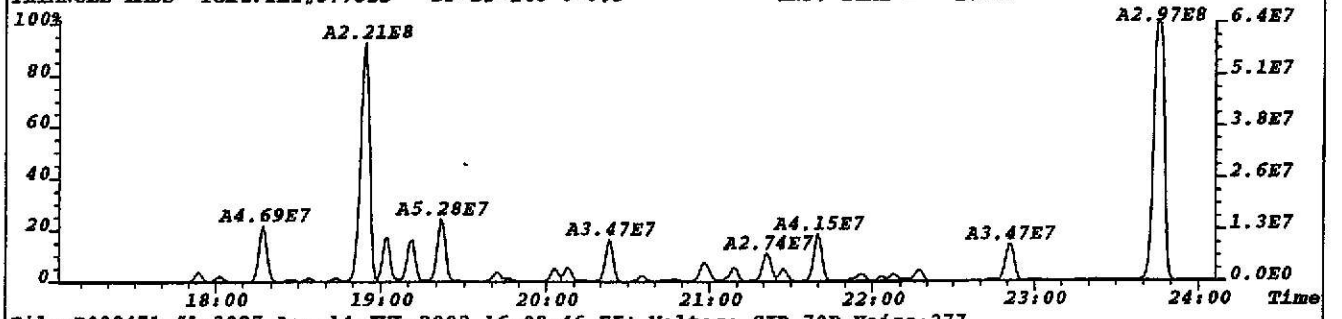

File:P022471 #1-3027 Acq:14-JUL-2002 16:09:46 EI+ Voltage SIR 70P Noise:277
315.9419 BSUB(256,30,-3.0) PKD(5,3,1,0.10%,1108.0,0.00%,F,F) Exp:DB225
TRIANGLE LABS Text:TLI#57752B DF-DP-143 0-0.5 INJ. TIME = 16:09

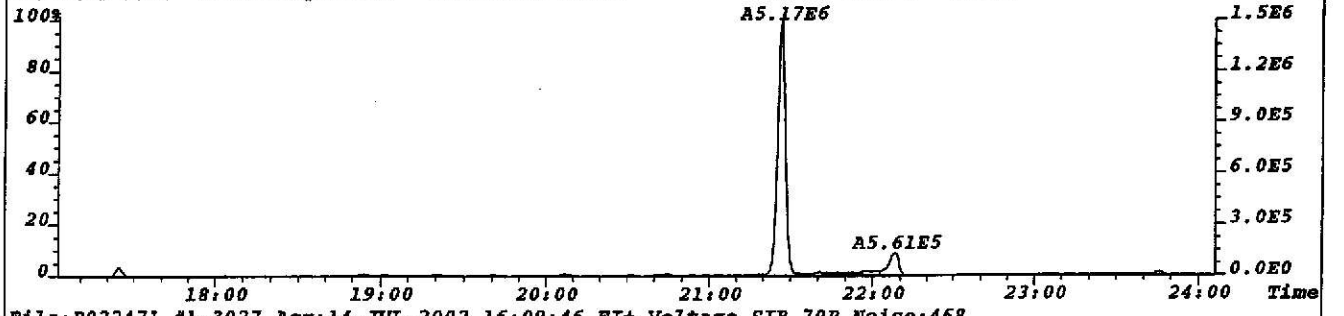

File:P022471 #1-3027 Acq:14-JUL-2002 16:09:46 EI+ Voltage SIR 70P Noise:468
317.9389 BSUB(256,30,-3.0) PKD(5,3,1,0.10%,1872.0,0.00%,F,F) Exp:DB225
TRIANGLE LABS Text:TLI#57752B DF-DP-143 0-0.5 INJ. TIME = 16:09

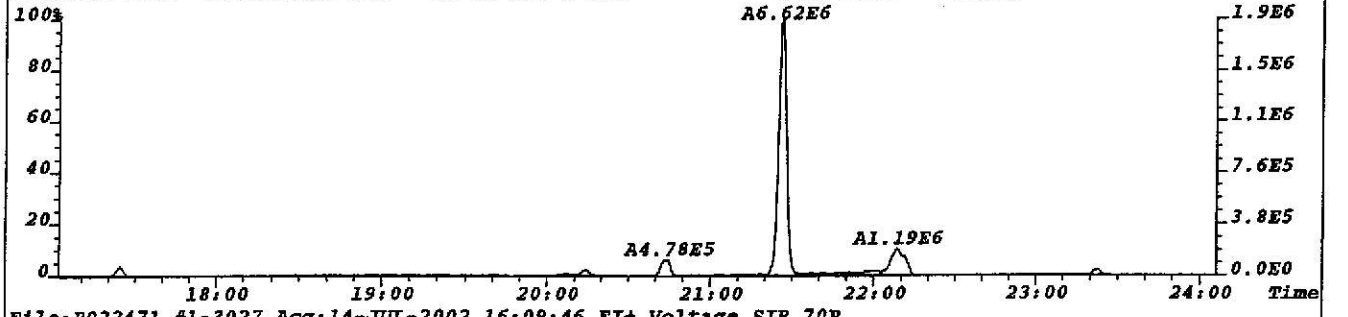

File:P022471 #1-3027 Acq:14-JUL-2002 16:09:46 EI+ Voltage SIR 70P
375.8364 Exp:DB225
TRIANGLE LABS Text:TLI#57752B DF-DP-143 0-0.5 INJ. TIME = 16:09

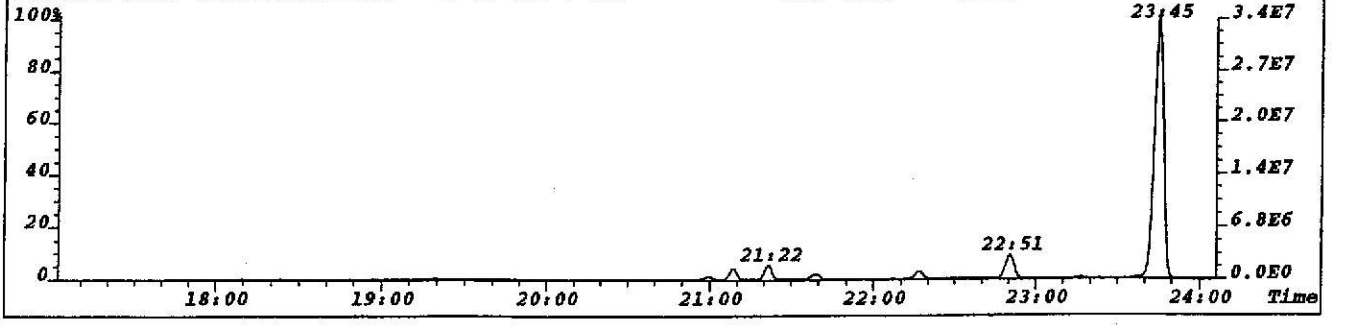

File:P022471 #1-3027 Acq:14-JUL-2002 16:09:46 EI+ Voltage SIR 70P Noise:304
319.8965 BSUB(256,30,-3.0) PKD(5,3,1,0.10%,1216.0,0.00%,F,F) Exp:DB225
TRIANGLE LABS Text:TLI#57752B DF-DP-143 0-0.5 INJ. TIME = 16:09

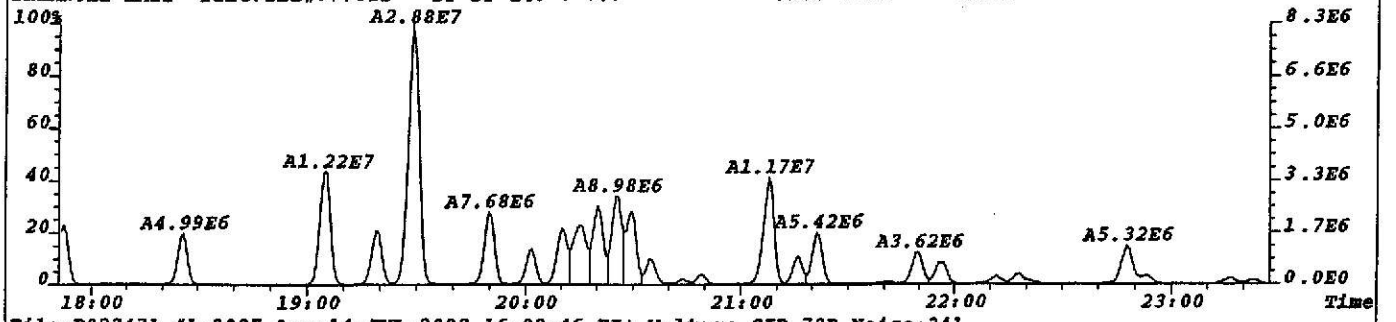

File:P022471 #1-3027 Acq:14-JUL-2002 16:09:46 EI+ Voltage SIR 70P Noise:241
321.8936 BSUB(256,30,-3.0) PKD(5,3,1,0.10%,964.0,0.00%,F,F) Exp:DB225
TRIANGLE LABS Text:TLI#57752B DF-DP-143 0-0.5 INJ. TIME = 16:09

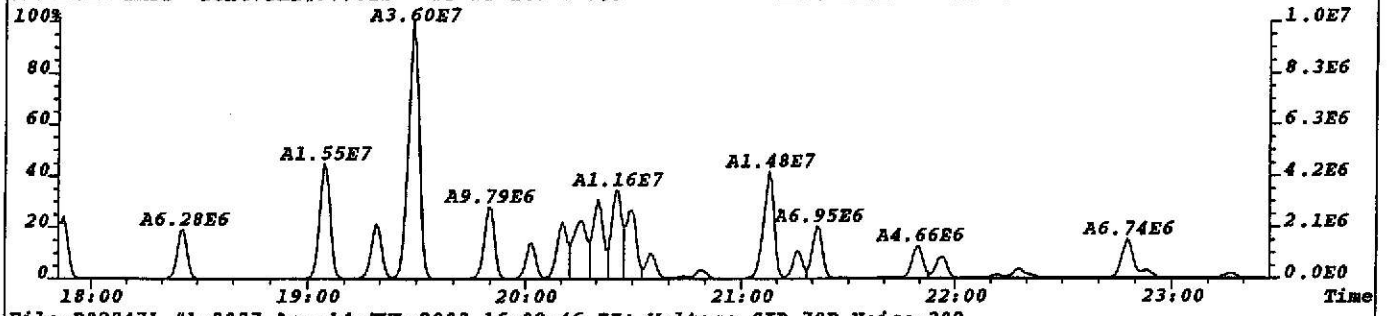

File:P022471 #1-3027 Acq:14-JUL-2002 16:09:46 EI+ Voltage SIR 70P Noise:209
327.8847 BSUB(256,30,-3.0) PKD(5,3,1,0.10%,836.0,0.00%,F,F) Exp:DB225
TRIANGLE LABS Text:TLI#57752B DF-DP-143 0-0.5 INJ. TIME = 16:09

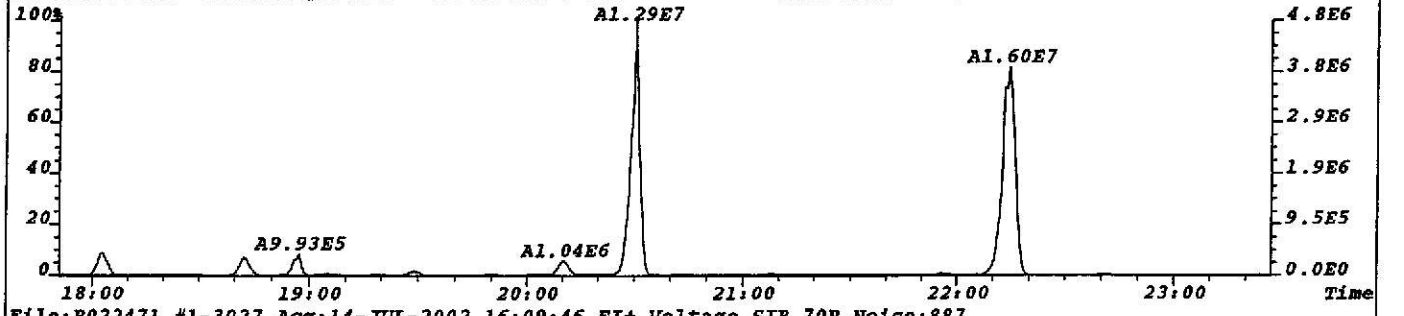

File:P022471 #1-3027 Acq:14-JUL-2002 16:09:46 EI+ Voltage SIR 70P Noise:887
331.9368 BSUB(256,30,-3.0) PKD(5,3,1,0.10%,3548.0,0.00%,F,F) Exp:DB225
TRIANGLE LABS Text:TLI#57752B DF-DP-143 0-0.5 INJ. TIME = 16:09

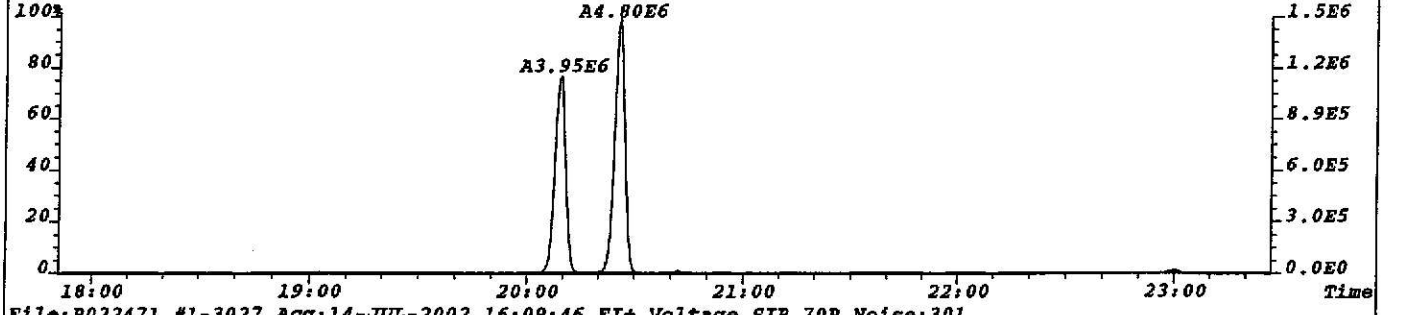

File:P022471 #1-3027 Acq:14-JUL-2002 16:09:46 EI+ Voltage SIR 70P Noise:301
333.9338 BSUB(256,30,-3.0) PKD(5,3,1,0.10%,1204.0,0.00%,F,F) Exp:DB225
TRIANGLE LABS Text:TLI#57752B DF-DP-143 0-0.5 INJ. TIME = 16:09

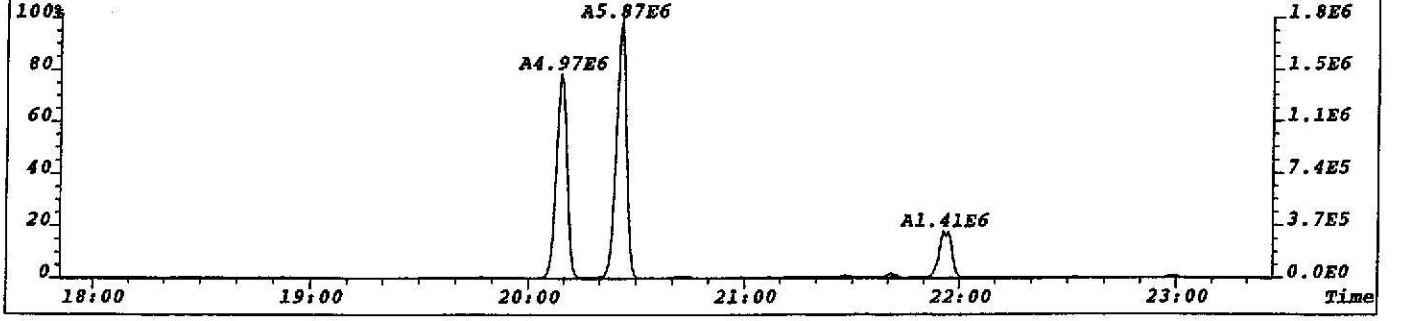

File:P022471 #1-3027 Acq:14-JUL-2002 16:09:46 EI+ Voltage SIR 70P
303.9016 Exp:DB225
TRIANGLE LABS Text:TLI#57752B DF-DP-143 0-0.5 INJ. TIME = 16:09

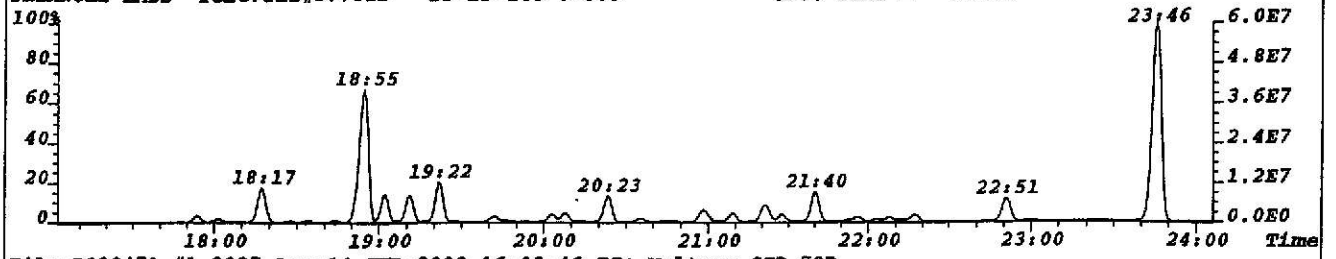

File:P022471 #1-3027 Acq:14-JUL-2002 16:09:46 EI+ Voltage SIR 70P
315.9419 Exp:DB225
TRIANGLE LABS Text:TLI#57752B DF-DP-143 0-0.5 INJ. TIME = 16:09

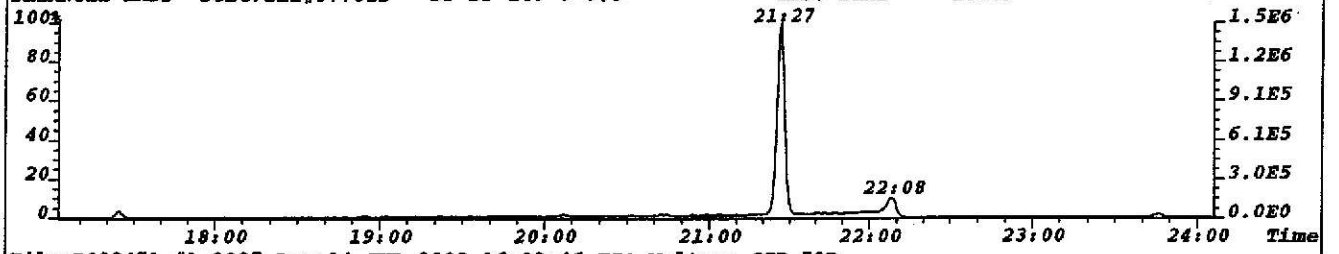

File:P022471 #1-3027 Acq:14-JUL-2002 16:09:46 EI+ Voltage SIR 70P
319.8965 Exp:DB225
TRIANGLE LABS Text:TLI#57752B DF-DP-143 0-0.5 INJ. TIME = 16:09

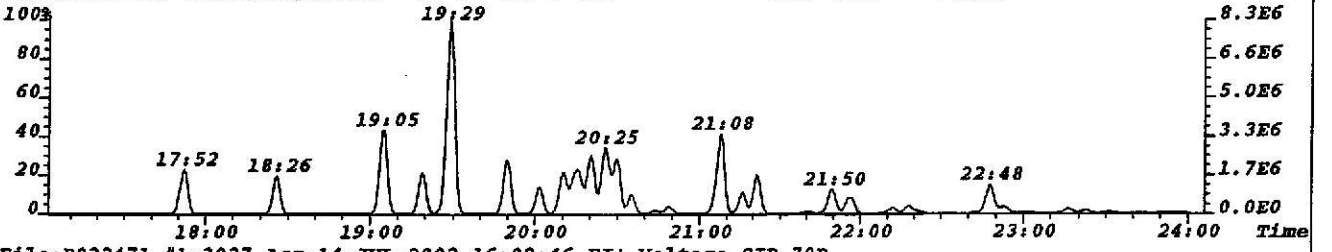

File:P022471 #1-3027 Acq:14-JUL-2002 16:09:46 EI+ Voltage SIR 70P
331.9368 Exp:DB225
TRIANGLE LABS Text:TLI#57752B DF-DP-143 0-0.5 INJ. TIME = 16:09

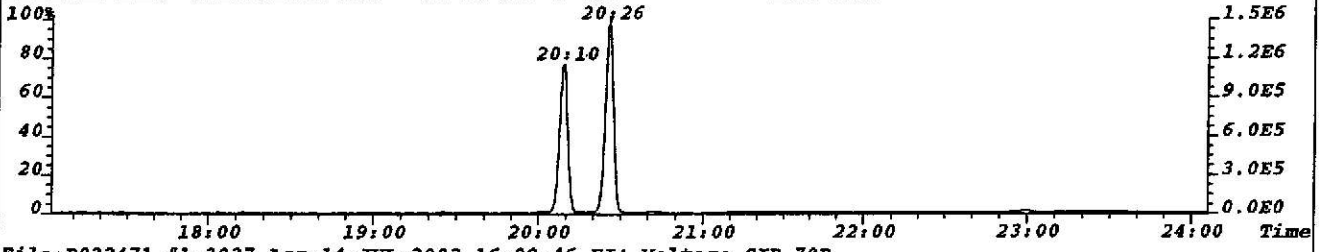

File:P022471 #1-3027 Acq:14-JUL-2002 16:09:46 EI+ Voltage SIR 70P
292.9825 Exp:DB225
TRIANGLE LABS Text:TLI#57752B DF-DP-143 0-0.5 INJ. TIME = 16:09

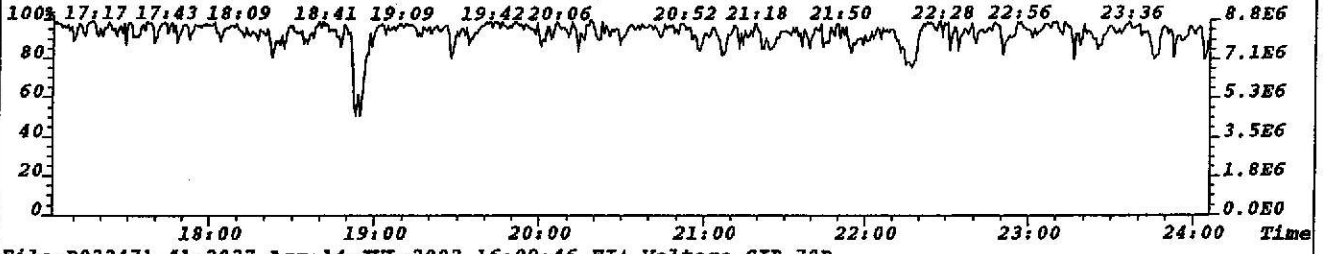

File:P022471 #1-3027 Acq:14-JUL-2002 16:09:46 EI+ Voltage SIR 70P
330.9792 Exp:DB225
TRIANGLE LABS Text:TLI#57752B DF-DP-143 0-0.5 INJ. TIME = 16:09

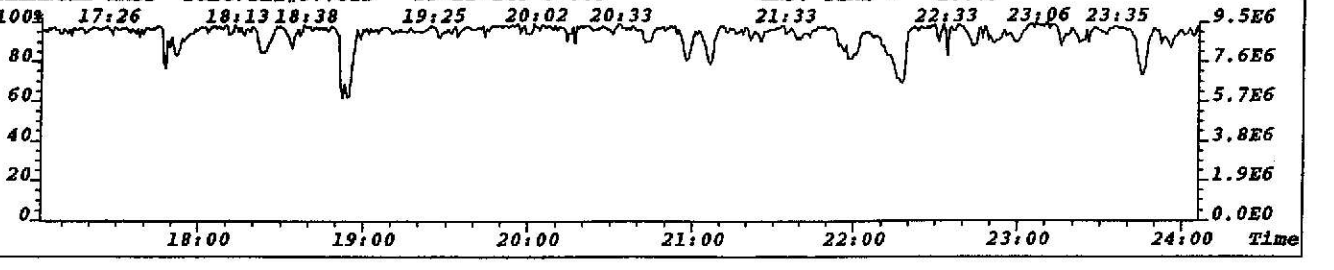

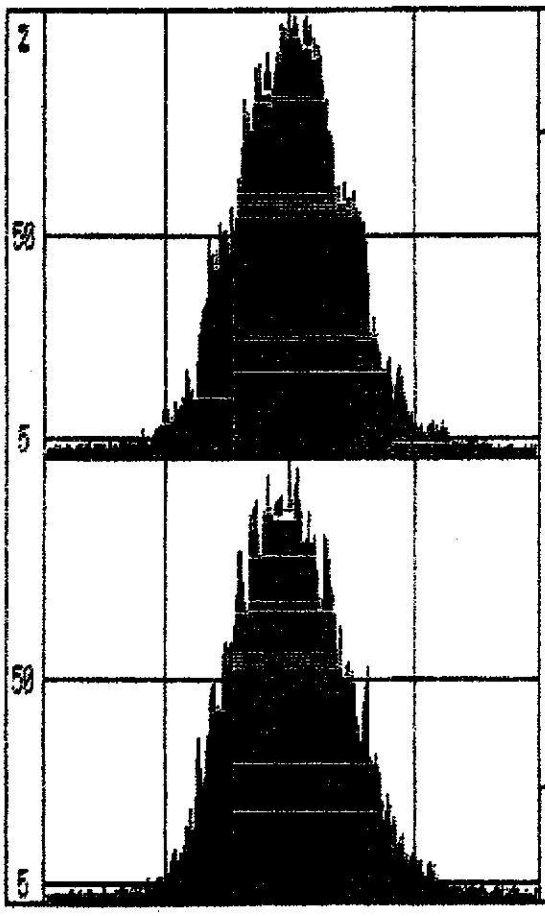

Channel I 330.9792 Peak top
Height 1.45 volts Span 200 ppm

System file name	08225
Data file name	A:P714021
Resolution	10000
Group number	1
Ionization mode	EI+
Switching	VOLTAGE
Ref. masses	292.9825, 380.9761

A	292.9825	J	330.9792
B	303.9016	K	331.9368
C	305.8987	L	333.9338
D	315.9419	M	375.8364
E	317.9389		
F	319.8965		
G	321.8936		
H	327.8847		
I	330.9792		

Ref. mass 380.9761 Peak top
Height .99 volts Span 200 ppm

Martin & Slagle

TLI Project: **57752B** — 1613, Revision B PCDD/PCDF Analysis (c)

Client Sample: **DF-DP-65-0.5** — Analysis File: **T023462**

Client Project:	**Mississippi Project**				
Sample Matrix:	**SOLID**	Date Received:	**06/28/2002**	Spike File:	**SP161B22**
TLI ID:	**329-38-25**	Date Extracted:	**07/06/2002**	ICal:	**TF5612B**
		Date Analyzed:	**07/12/2002**	ConCal:	**TB23454**
Sample Size:	**11.200 g**	Dilution Factor:	**n/a**	% Moisture:	**9.8**
Dry Weight:	**10.102 g**	Blank File:	**T023456**	% Lipid:	**n/a**
GC Column:	**DB-5**	Analyst:	**JWL**	% Solids:	**90.2**

Analytes	Conc. (pg/g)	DL	Ratio	RT	RRT	Flags
2,3,7,8-TCDD	ND	3.8				__
1,2,3,7,8-PeCDD	7.2		1.51	31:36	1.000	__
1,2,3,4,7,8-HxCDD	3.1		1.43	34:42	1.000	J__
1,2,3,6,7,8-HxCDD	80.3		1.22	34:47	1.000	__
1,2,3,7,8,9-HxCDD	18.3		1.17	35:06	1.010	__
1,2,3,4,6,7,8-HpCDD	186		1.03	38:07	1.000	__
1,2,3,4,6,7,8,9-OCDD	4720		0.86	41:57	1.000	E__
2,3,7,8-TCDF	44.3		0.80	26:44	1.000	__
1,2,3,7,8-PeCDF	69.5		1.57	30:34	0.999	__
2,3,4,7,8-PeCDF	65.0		1.53	31:16	1.001	__
1,2,3,4,7,8-HxCDF	839		1.25	33:56	0.999	__
1,2,3,6,7,8-HxCDF	89.6		1.25	34:05	1.000	__
2,3,4,6,7,8-HxCDF	101		1.24	34:35	1.000	__
1,2,3,7,8,9-HxCDF	ND	0.7				__
1,2,3,4,6,7,8-HpCDF	4240		1.06	37:03	1.000	E__
1,2,3,4,7,8,9-HpCDF	66.6		1.05	38:39	1.000	__
1,2,3,4,6,7,8,9-OCDF	1210		0.87	42:09	1.005	__

Totals	Conc. (pg/g)	Number	DL	Flags
Total TCDD	6.1	3		__
Total PeCDD	47.4	2		__
Total HxCDD	431	7		__
Total HpCDD	350	2		__
Total TCDF	1190	17		E__
Total PeCDF	4030	13		E__
Total HxCDF	3250	12		__
Total HpCDF	6690	4		E__

161B_PSR v2.04, LARS 6.25.05

Triangle Laboratories, Inc.®
2445 S. Alston Ave. • Durham, North Carolina 27713
Phone: (919) 544-5729 • Fax: (919) 544-5491

Printed: 15:42 07/16/2002

TLI Project: **57752B** 1613, Revision B PCDD/PCDF Analysis (c)
Client Sample: **DF-DP-65-0.5** Analysis File: **T023462**

Internal Standards	Conc. (pg/g)	% Recovery	QC Limits	Ratio	RT	RRT	Flags
$^{13}C_{12}$-2,3,7,8-TCDD	170	85.8	25%-164%	0.80	27:25	1.007	___
$^{13}C_{12}$-1,2,3,7,8-PeCDD	161	81.6	25%-181%	1.50	31:36	1.160	___
$^{13}C_{12}$-1,2,3,4,7,8-HxCDD	204	103	32%-141%	1.22	34:41	0.989	___
$^{13}C_{12}$-1,2,3,6,7,8-HxCDD	196	98.9	28%-130%	1.21	34:46	0.991	___
$^{13}C_{12}$-1,2,3,4,6,7,8-HpCDD	230	116	23%-140%	1.04	38:07	1.086	___
$^{13}C_{12}$-1,2,3,4,6,7,8,9-OCDD	328	82.9	17%-157%	0.89	41:56	1.195	___
$^{13}C_{12}$-2,3,7,8-TCDF	198	100	24%-169%	0.75	26:44	0.982	___
$^{13}C_{12}$-1,2,3,7,8-PeCDF	166	83.6	24%-185%	1.30	30:35	1.123	RO___
$^{13}C_{12}$-2,3,4,7,8-PeCDF	149	75.5	21%-178%	1.45	31:15	1.147	___
$^{13}C_{12}$-1,2,3,4,7,8-HxCDF	223	113	26%-152%	0.52	33:58	0.968	___
$^{13}C_{12}$-1,2,3,6,7,8-HxCDF	223	112	26%-123%	0.52	34:04	0.971	___
$^{13}C_{12}$-2,3,4,6,7,8-HxCDF	222	112	28%-136%	0.51	34:34	0.985	___
$^{13}C_{12}$-1,2,3,7,8,9-HxCDF	223	113	29%-147%	0.51	35:22	1.008	___
$^{13}C_{12}$-1,2,3,4,6,7,8-HpCDF	246	124	28%-143%	0.47	37:02	1.056	___
$^{13}C_{12}$-1,2,3,4,7,8,9-HpCDF	222	112	26%-138%	0.44	38:38	1.101	___

Cleanup Standard	Conc. (pg/g)	% Recovery	QC Limits	RT	RRT	Flags
$^{37}Cl_4$-2,3,7,8-TCDD	17.3	87.2	35%-197%	27:26	1.007	___

Recovery Standards	Ratio	RT	Flags
$^{13}C_{12}$-1,2,3,4-TCDD	0.82	27:14	___
$^{13}C_{12}$-1,2,3,7,8,9-HxCDD	1.23	35:05	___

Data Reviewer: OEM 07/16/2002

161B_PSR v2.04, LARS 6.25.05

Triangle Laboratories, Inc.®
2445 S. Alston Ave. • Durham, North Carolina 27713
Phone: (919) 544-5729 • Fax: (919) 544-5491

Printed: 15:42 07/16/2002

Martin & Slagle

TLI Project: **57752B**
Client Sample: **DF-DP-65-0.5**

Toxicity Equivalents Report
Analysis File: **T023462**

Client Project:	**Mississippi Project**				
Sample Matrix:	**SOLID**	Date Received:	**06/28/02**	Spike File:	**SP161B22**
TLI ID:	**329-38-25**	Date Extracted:	**07/06/02**	ICal:	**TF5612B**
		Date Analyzed:	**07/12/02**	ConCal:	**TB23454**
Sample Size:	**11.200 g**	Dilution Factor:	**1**	% Moisture:	**9.8**
Dry Weight:	**10.102 g**	Blank File:	**T023456**	% Lipid:	**n/a**
GC Column:	**DB-5**	Analyst:	**JWL**	% Solids:	**90.2**

Analytes	Conc. (pg/g)		TEF		Equivalent
2,3,7,8-TCDD	{3.8}	x	1.	=	3.8
1,2,3,7,8-PeCDD	7.2	x	0.5	=	3.6
1,2,3,4,7,8-HxCDD	3.1	x	0.1	=	0.31
1,2,3,6,7,8-HxCDD	80.3	x	0.1	=	8.03
1,2,3,7,8,9-HxCDD	18.3	x	0.1	=	1.83
1,2,3,4,6,7,8-HpCDD	186	x	0.01	=	1.86
1,2,3,4,6,7,8,9-OCDD	4720	x	0.001	=	4.720
TOTAL PCDD					24.2
2,3,7,8-TCDF	31.6	x	0.1	=	3.16
1,2,3,7,8-PeCDF	69.5	x	0.05	=	3.48
2,3,4,7,8-PeCDF	65.0	x	0.5	=	32.5
1,2,3,4,7,8-HxCDF	839	x	0.1	=	83.9
1,2,3,6,7,8-HxCDF	89.6	x	0.1	=	8.96
2,3,4,6,7,8-HxCDF	101	x	0.1	=	10.1
1,2,3,7,8,9-HxCDF	{0.7}	x	0.1	=	0.07
1,2,3,4,6,7,8-HpCDF	4240	x	0.01	=	42.40
1,2,3,4,7,8,9-HpCDF	66.6	x	0.01	=	0.666
1,2,3,4,6,7,8,9-OCDF	1210	x	0.001	=	1.210
TOTAL PCDF					186.4

Total EPA TEFs, 1989a: 210.6 pg/g

{...} indicates that the value is that of a Detection Limit.

GRY_TEF v1.08, MILES 4.22.16

Triangle Laboratories, Inc.®
2445 S. Alston Ave. • Durham, North Carolina 27713
Phone: (919) 544-5729 • Fax: (919) 544-5491

Printed: 15:55 07/16/02

Initial ....Date...

Data Review By: CBM 7/16/02

Calculated Noise Height: 0.23

Page No. 1 Listing of T023462B.dbf
07/16/2002 Matched GC Peaks / Ratio / Ret. Time

Compound/ M_Z....	QC.Log	Omit	Why	..RT.	OK	Ratio	Total.Area/Ht	Area/Ht.Peak1	Area/Ht.Peak2	Rel.RT	Compound.Name..	ID..	Flags.
TCDF						0.65-0.89				0.880-1.070			
304-306		DC	NL			Height	0.80	0.37	0.43				
	MD	D	WL	23:34		0.81	309.00			0.882			
				24:15	RO	0.61	93.25	35.16	58.09	0.907			
				24:23		0.80	52.99	23.63	29.36	0.912			
				24:39		0.81	153.01	68.54	84.47	0.922			
				24:47		0.84	39.66	18.15	21.51	0.927			
				25:06		0.82	87.93	39.49	48.44	0.939			
				25:16		0.83	58.01	26.27	31.74	0.945			
				25:27		0.86	76.16	35.11	41.05	0.952			
				25:49		0.82	129.82	58.60	71.22	0.966			
				26:08		0.82	470.69	211.70	258.99	0.978			
				26:20		0.80	429.02	190.60	238.42	0.985			
	A			26:30		0.74	69.60	29.60	40.00	0.991			
	A			26:40		0.81	71.00	31.80	39.20	0.998			
	M			26:44		0.80	209.20	93.20	116.00	1.000	2378-TCDF	AN	
				27:09		0.86	61.38	28.41	32.97	1.016			
				27:23	RO	0.90	34.03	16.12	17.91	1.024			
				27:36		0.83	206.26	93.56	112.70	1.032			
				27:56		0.81	3,436.86	1,539.46	1,897.40	1.045			E
	A			28:20		0.81	31.50	14.10	17.40	1.060			
	M		X	28:36		0.75	48.30	20.70	27.60	1.070			
304-306			19	Peaks			5,758.67						
13C12-TCDF						0.65-0.89				0.945-1.132			
316-318		DC	NL			Height	0.33	0.14	0.19				
				25:43		0.79	1.93	0.85	1.08	0.962			
				26:02	RO	1.14	4.89	2.61	2.28	0.974			
				26:20		0.89	8.54	4.03	4.51	0.985			
				26:44		0.75	882.75	379.55	503.20	1.000	13C12-2378-TCDF	ISO	
						Height	231.01	99.80	131.21				
				27:03		0.70	137.80	56.96	80.84	1.012			
		DC	SN	27:26	RO	0.13	4.01			1.026			
316-318			5	Peaks			1,035.91						

---------- Above: TCDF / TCDD Follows ----------

TCDD						0.65-0.89				0.905-1.042			
320-322		DC	NL			Height	0.38	0.19	0.19				
				24:57		0.83	2.78	1.26	1.52	0.910	1368-TCDD	AN	J
	D	D	SN	26:02	RO	0.14	5.77			0.950			
				26:16		0.79	14.48	6.40	8.08	0.958			
	D	D	SN	26:44	RO	0.30	4.54			0.975			
	D	D	SN	26:58	RO	1.33	4.72			0.984			
	MKT			27:14		0.66	4.16	1.65	2.51	0.993			
	M			27:24	RO	1.28	13.22	7.42	5.80	0.999	2378-TCDD	AN	
				27:35	RO	1.80	3.59	2.31	1.28	1.006			

Triangle Laboratories, Inc.®
2445 S. Alston Ave. • Durham, North Carolina 27713
Phone: (919) 544-5729 • Fax: (919) 544-5491

Compound/ M_Z....	QC.Log	Omit	Why	..RT.	OK	Ratio	Total.Area/Ht	Area/Ht.Peak1	Area/Ht.Peak2	Rel.RT	Compound.Name..	ID..	Flags.
				27:51	RO	1.40	35.86	20.94	14.92	1.016			
				28:01	RO	1.60	71.14	43.77	27.37	1.022			
				28:26	RO	0.90	5.92	2.80	3.12	1.037			
		DC	WH	28:36	RO	1.04	2.43			1.043			
		DC	WH	28:43	RO	0.30	5.08			1.047			
		DC	WH	28:56	RO	1.43	13.31			1.055			
320-322			8	Peaks			151.15						
37Cl-TCDD										0.927-1.073			
328		DC	NL			Height	0.27	0.27					
				26:05			1,314.56	1,314.56		0.951			
				27:20			22.73	22.73		0.997			
				27:26			64.82	64.82		1.001	37Cl-TCDD	CLS	
				27:49			7,209.89	7,209.89		1.015			
				28:00			12.75	12.75		1.021			
				28:44			192.95	192.95		1.048			
328			6	Peaks			8,817.70						
13C12-TCDD						0.65-0.89				0.920-1.066			
332-334		DC	NL			Height	0.56	0.37	0.19				
		DC	SN	26:17	RO	2.38	1.96			0.959			
				27:14		0.82	747.26	336.04	411.22	0.993	13C12-1234-TCDD	RS1	
				27:25		0.80	651.54	290.07	361.47	1.000	13C12-2378-TCDD	IS1	
						Height	180.63	81.25	99.38				
				27:50	RO	1.45	3.67	2.17	1.50	1.015			
		DC	SN	28:41	RO	1.39	2.20			1.046			
332-334			3	Peaks			1,402.47						
---------- Above: TCDD / PeCDF Follows ----------													
PeCDF						1.32-1.78				0.912-1.037			
340-342		DC	NL			Height	0.91	0.48	0.43				
				28:33	RO	1.82	73.60	47.52	26.08	0.914			
				28:42		1.66	322.76	201.34	121.42	0.918			
				28:56		1.64	515.97	320.39	195.58	0.926			
				29:13	RO	2.83	64.08	47.34	16.74	0.935			
				29:20		1.71	271.12	170.98	100.14	0.939			
				29:31	RO	2.14	80.71	55.00	25.71	0.945			
				29:46		1.68	715.74	448.89	266.85	0.953			
				29:55		1.60	1,968.24	1,210.37	757.87	0.957			
				30:07		1.61	1,600.07	987.20	612.87	0.964			
	NM			30:29		1.51	7,240.00	4,360.00	2,880.00	0.997			E
	AN			30:34		1.57	260.00	159.00	101.00	0.999	12378-PeCDF	AN	
	M			30:46		1.57	120.90	73.90	47.00	0.985			
	A			30:55		1.52	152.50	92.00	60.50	0.989			
	A			31:10		1.56	101.90	62.10	39.80	0.997			
	M			31:16		1.53	218.00	132.00	86.00	1.001	23478-PeCDF	AN	
				31:28	RO	1.93	227.16	149.58	77.58	1.007			
				31:37	RO	2.22	60.15	41.49	18.66	1.012			
				31:52	RO	1.82	179.40	115.88	63.52	1.020			
				32:06		1.56	820.24	499.88	320.36	1.027			
		DC	WH	32:41		1.61	55.98			1.046			

Compound/ M_Z....	QC.Log	Omit	Why	..RT.	OK	Ratio	Total.Area/Ht	Area/Ht.Peak1	Area/Ht.Peak2	Rel.RT	Compound.Name..	ID..	Flags.
340-342			19 Peaks				14,992.54						
13C12-PeCDF				1.32-1.78						0.808-1.127			
352-354	DC	NL				Height	0.25	0.11	0.14				
	DC	SN		28:35	RO	0.23	3.07			0.915			
				28:42	RO	0.44	3.28	1.01	2.27	0.918			
				28:55	RO	0.13	3.97	0.45	3.52	0.925			
				29:44	RO	0.17	25.57	3.75	21.82	0.951			
				29:55	RO	0.29	28.14	6.25	21.89	0.957			
				30:07	RO	0.20	11.16	1.85	9.31	0.964			
				30:13	RO	0.26	17.09	3.52	13.57	0.967			
				30:35	RO	1.30	653.49	369.33	284.16	1.000	13C12-PeCDF 123	IS2	
						Height	183.15	106.34	76.81				
				30:51	RO	0.08	66.22	4.91	61.31	0.987			
				31:15		1.45	601.61	355.84	245.77	1.000	13C12-PeCDF 234	IS3	
						Height	183.08	109.08	74.00				
				31:37	RO	1.10	7.76	4.07	3.69	1.012			
				31:44	RO	0.95	17.24	8.41	8.83	1.015			
				31:53	RO	0.81	59.60	26.59	33.01	1.020			
				31:59	RO	0.94	11.32	5.49	5.83	1.023			
				32:11	RO	0.87	69.27	32.23	37.04	1.030			
				32:29	RO	0.88	5.61	2.63	2.98	1.039			
352-354			15 Peaks				1,581.33						

---------- Above: PeCDF / PeCDD Follows ----------

PeCDD				1.32-1.78						0.940-1.021			
356-358		DC	NL			Height	0.50	0.28	0.22				
				30:33		1.45	96.34	57.04	39.30	0.967			
	A			30:42	RO	0.83	27.60	12.50	15.10	0.972			
				30:52	RO	2.20	5.05	3.47	1.58	0.977			
	D	D	SN	31:07	RO	2.35	15.60			0.985			
				31:27	RO	0.00	1,034.60	1.83	1,032.77	0.995			
				31:36		1.51	17.15	10.33	6.82	1.000	12378-PeCDD		AN
				31:44	RO	0.14	88.09	10.88	77.21	1.004			
	A			31:53	RO	1.24	28.20	15.60	12.60	1.009			
	A			32:10	RO	1.86	23.39	15.20	8.19	1.018			
	A			32:12	RO	1.29	40.00	22.50	17.50	1.019			
		DC	WH	32:29	RO	1.14	13.21			1.028			
356-358			9 Peaks				1,360.42						
13C12-PeCDD				1.32-1.78						0.736-1.052			
368-370		DC	NL			Height	0.27	0.14	0.13				
				30:28	RO	2.12	9.06	6.16	2.90	0.964			
				30:40	RO	0.94	2.60	1.26	1.34	0.970			
				30:51		1.37	1.23	0.71	0.52	0.976			
				31:01	RO	2.33	4.19	2.93	1.26	0.982			
				31:25	RO	1.31	2.43	1.38	1.05	0.994			
				31:36		1.50	455.86	273.84	182.02	1.000	13C12-PeCDD 123	IS4	
						Height	135.55	80.58	54.97				
		DC	SN	31:59	RO	1.31	0.60			1.012			
				32:13	RO	0.84	3.27	1.49	1.78	1.020			

Compound/ M_Z....	QC.Log	Omit	Why	..RT.	OK	Ratio	Total.Area/Ht	Area/Ht.Peak1	Area/Ht.Peak2	Rel.RT	Compound.Name..	ID..	Flags.
				32:21	RO	1.10	2.02	1.06	0.96	1.024			
368-370				8 Peaks			480.66						

---------- Above: PeCDD / HxCDF Follows ----------

HxCDF					1.05-1.43				0.929-1.007			
374-376		DC	NL		Height		16.76	9.50	7.26			
		DC	SN	32:54		1.31	36.33			0.930		
				33:01		1.24	807.06	447.43	359.63	0.934		
				33:09		1.25	2,507.44	1,390.58	1,116.86	0.937		
				33:17		1.26	452.99	252.33	200.66	0.941		
				33:26		1.27	145.53	81.29	64.24	0.945		
				33:36		1.24	3,393.22	1,881.63	1,511.59	0.950		
				33:49		1.34	128.40	73.46	54.94	0.956		
				33:56		1.25	3,045.11	1,693.91	1,351.20	0.999	123478-HxCDF	AN
				34:05		1.25	335.50	186.08	149.42	1.000	123678-HxCDF	AN
				34:35		1.24	351.45	194.41	157.04	1.000	234678-HxCDF	AN
				35:01		1.19	126.26	68.69	57.57	0.990		
	MKT			35:18		1.32	50.90	29.00	21.90	0.998		
	M			35:26		1.21	113.30	62.00	51.30	1.002		
		DC	WH	36:00		1.18	42.32			1.018		
374-376				12 Peaks			11,457.16					
13C12-HxCDF					0.43-0.59				0.879-1.105			
384-386		DC	NL		Height		0.95	0.34	0.61			
		DC	SN	33:36	RO	3.43	2.88			0.950		
				33:58		0.52	638.88	217.88	421.00	1.000	13C12-HxCDF 478	IS5
					Height		202.01	69.98	132.03			
				34:04		0.52	645.17	220.01	425.16	1.000	13C12-HxCDF 678	IS6
					Height		192.45	66.16	126.29			
				34:34		0.51	630.10	213.88	416.22	1.000	13C12-HxCDF 234	IS7
					Height		191.28	65.41	125.87			
				35:22		0.51	529.73	179.81	349.92	1.000	13C12-HxCDF 789	IS8
					Height		146.62	49.85	96.77			
384-386				4 Peaks			2,443.88					

---------- Above: HxCDF / HxCDD Follows ----------

HxCDD					1.05-1.43				0.959-1.013				
390-392		DC	NL		Height		2.36	1.16	1.20				
				33:30		1.20	153.56	83.65	69.91	0.964			
				33:57		1.31	25.90	14.69	11.21	0.977			
				34:10		1.20	591.30	322.00	269.30	0.983			
	N			34:36		1.20	23.25	12.66	10.59	0.998			J
	AN			34:42		1.43	7.23	4.25	2.98	1.000	123478-HxCDD	AN	J
	M			34:47		1.22	191.00	105.00	86.00	1.000	123678-HxCDD	AN	
	M			35:06		1.17	45.80	24.70	21.10	1.010	123789-HxCDD	AN	
		DC	WH	35:18		1.27	28.46			1.015			
		DC	WH	35:24	RO	0.08	13.83			1.018			
		DC	WH	35:34	RO	0.91	23.80			1.023			
390-392				7 Peaks			1,038.04						

Compound/ M_Z....	QC.Log	Omit	Why	..RT.	OK	Ratio	Total.Area/Ht	Area/Ht.Peak1	Area/Ht.Peak2	Rel.RT	Compound.Name..	ID..	Flags.
13C12-HxCDD				1.05-1.43						0.983-1.041			
402-404	DC	NL				Height	1.24	0.56	0.68				
				34:41		1.22	433.00	237.94	195.06	1.000	13C12-HxCDD 478	IS9	
						Height	129.95	71.48	58.47				
				34:46		1.21	453.46	248.46	205.00	1.000	13C12-HxCDD 678	IS10	
						Height	140.61	77.36	63.25				
				35:05		1.23	531.11	292.74	238.37	1.012	13C12-HxCDD 789	RS2	
	DC	SN		35:18	RO	1.71	1.84			1.018			
402-404				3 Peaks			1,417.57						

---------- Above: HxCDD / HpCDF Follows ----------

HpCDF				0.88-1.20						0.955-1.005			
408-410	DC	NL				Height	1.36	0.83	0.53				
				36:53		1.13	48.41	25.64	22.77	0.955			
				37:03		1.06	14,259.50	7,337.64	6,921.86	1.000	1234678-HpCDF	AN	E
				37:29		1.07	6,852.17	3,540.22	3,311.95	0.970			
D	D	NH		38:16		1.01	92.12			0.991			
				38:39		1.05	161.40	82.73	78.67	1.000	1234789-HpCDF	AN	
408-410				4 Peaks			21,321.48						
13C12-HpCDF				0.37-0.51						0.856-1.141			
418-420	DC	NL				Height	0.48	0.26	0.22				
				37:02		0.47	494.89	158.13	336.76	1.000	13C12-HpCDF 678	IS11	
						Height	135.43	42.30	93.13				
				37:29	RO	2.85	6.32	4.68	1.64	0.970			
	DC	SN		37:36	RO	1.75	0.77			0.973			
				38:38		0.44	359.43	109.06	250.37	1.000	13C12-HpCDF 789	IS12	
						Height	84.50	25.36	59.14				
	DC	SN		38:56	RO	1.01	3.13			1.008			
	DC	SN		39:01	RO	0.35	1.23			1.010			
418-420				3 Peaks			860.64						

---------- Above: HpCDF / HpCDD Follows ----------

HpCDD				0.88-1.20						0.976-1.005			
424-426	DC	NL				Height	0.50	0.22	0.28				
				37:21		1.03	339.74	172.54	167.20	0.980			
D	D	NH		37:39	RO	1.39	4.82			0.988			
	DC	SN		37:47	RO	0.87	1.96			0.991			
	DC	SN		37:58	RO	2.55	0.71			0.996			
				38:07		1.03	384.46	195.01	189.45	1.000	1234678-HpCDD	AN	
424-426				2 Peaks			724.20						
13C12-HpCDD				0.88-1.20						0.868-1.078			
436-438	DC	NL				Height	* 0.89	0.51	0.38				
				38:07		1.04	437.98	223.48	214.50	1.000	13C12-HpCDD 678	IS13	
						Height	104.91	53.21	51.70				
436-438				1 Peak			437.98						

---------- Above: HpCDD / Octa-CDD and CDF Follows ----------

Compound/ M_Z....	QC.Log	Omit	Why	..RT.	OK	Ratio	Total.Area/Ht	Area/Ht.Peak1	Area/Ht.Peak2	Rel.RT	Compound.Name..	ID..	Flags.
OCDF						0.76-1.02				0.952-1.048			
442-444		DC	NL			Height	0.34	0.15	0.19				
		DC	WL	36:24		0.93	3.65			0.868			
		DC	WL	36:45		0.85	10.04			0.876			
		DC	WL	36:52	RO	0.52	2.70			0.879			
		DC	WL	37:21		0.79	24.00			0.891			
				41:57		1.01	3.56	1.79	1.77	1.000			
				42:09		0.87	2,193.38	1,019.79	1,173.59	1.005	OCDF	AN	
442-444			2	Peaks			2,196.94						
OCDD						0.76-1.02				0.952-1.048			
458-460		DC	NL			Height	0.29	0.14	0.15				
				41:57		0.86	7,112.12	3,285.51	3,826.61	1.000	OCDD	AN	E
458-460			1	Peak			7,112.12						
13C12-OCDD						0.76-1.02				0.996-1.004			
470-472		DC	NL			Height	0.55	0.26	0.29				
				41:56		0.89	587.97	276.60	311.37	1.000	13C12-OCDD	IS14	
						Height	117.77	55.05	62.72				
470-472			1	Peak			587.97						

Column Description.....	"Why" Code Description.....	QC Log Desc.....
M_Z -Nominal Ion Mass(es)	WL-Below Retention Time Window	A-Peak Added
..RT. -Retention Time (mm:ss)	WH-Above Retention Time Window	K-Peak Kept
Rat.1 -Ratio of M/M+2 Ions	SN-Below Signal to Noise Level	D-Peak Deleted
OK -RO=Ratio Outside Limits	<M-Below Method Detection Limit	T-Time Changed
Rel.RT-Relative Retention Time	NL-Channel Specific Noise Level	M-Peak Area Changed
		N-Name Changed
		X-Ether Interference

*** End of Report ***

File:T023462 #1-925 Acq:12-JUL-2002 22:53:05 EI+ Voltage SIR 70T Noise:457
303.9016 F:2 BSUB(256,30,-3.0) PKD(9,5,5,0.05%,1828.0,1.00%,F,T) Exp:NDB5US
TRIANGLE LABS Text:TLI#57752B DF-DP-65 0-0.5 INJ. TIME = 22:55

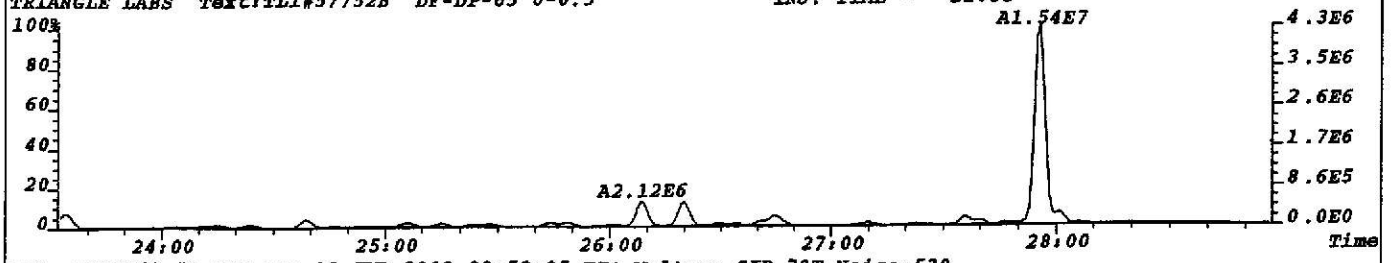

File:T023462 #1-925 Acq:12-JUL-2002 22:53:05 EI+ Voltage SIR 70T Noise:538
305.8987 F:2 BSUB(256,30,-3.0) PKD(9,5,5,0.05%,2152.0,1.00%,F,T) Exp:NDB5US
TRIANGLE LABS Text:TLI#57752B DF-DP-65 0-0.5 INJ. TIME = 22:55

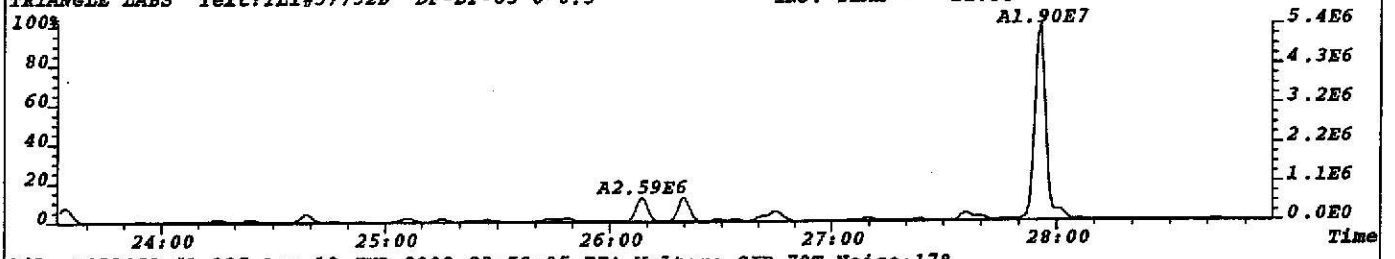

File:T023462 #1-925 Acq:12-JUL-2002 22:53:05 EI+ Voltage SIR 70T Noise:178
315.9419 F:2 BSUB(256,30,-3.0) PKD(9,5,5,0.05%,712.0,1.00%,F,T) Exp:NDB5US
TRIANGLE LABS Text:TLI#57752B DF-DP-65 0-0.5 INJ. TIME = 22:55

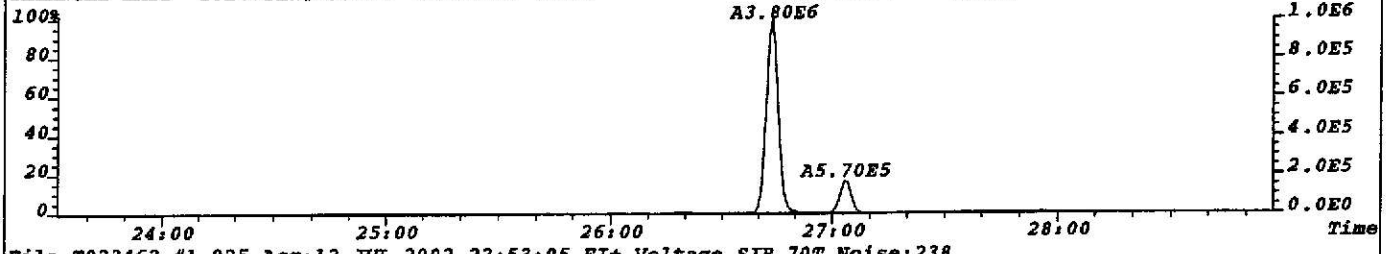

File:T023462 #1-925 Acq:12-JUL-2002 22:53:05 EI+ Voltage SIR 70T Noise:238
317.9389 F:2 BSUB(256,30,-3.0) PKD(9,5,5,0.05%,952.0,1.00%,F,T) Exp:NDB5US
TRIANGLE LABS Text:TLI#57752B DF-DP-65 0-0.5 INJ. TIME = 22:55

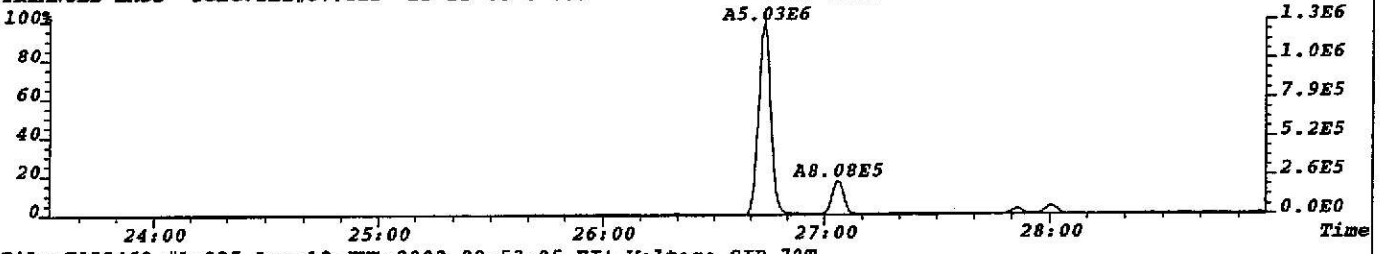

File:T023462 #1-925 Acq:12-JUL-2002 22:53:05 EI+ Voltage SIR 70T
330.9792 F:2 Exp:NDB5US
TRIANGLE LABS Text:TLI#57752B DF-DP-65 0-0.5 INJ. TIME = 22:55

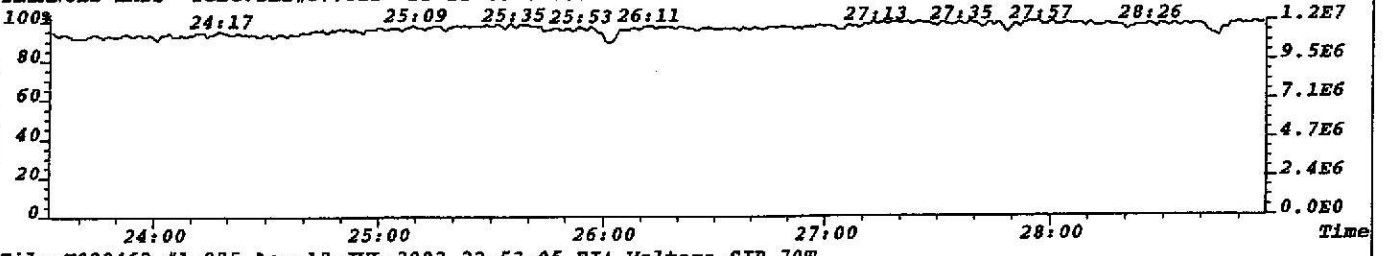

File:T023462 #1-925 Acq:12-JUL-2002 22:53:05 EI+ Voltage SIR 70T
375.8364 F:2 Exp:NDB5US
TRIANGLE LABS Text:TLI#57752B DF-DP-65 0-0.5 INJ. TIME = 22:55

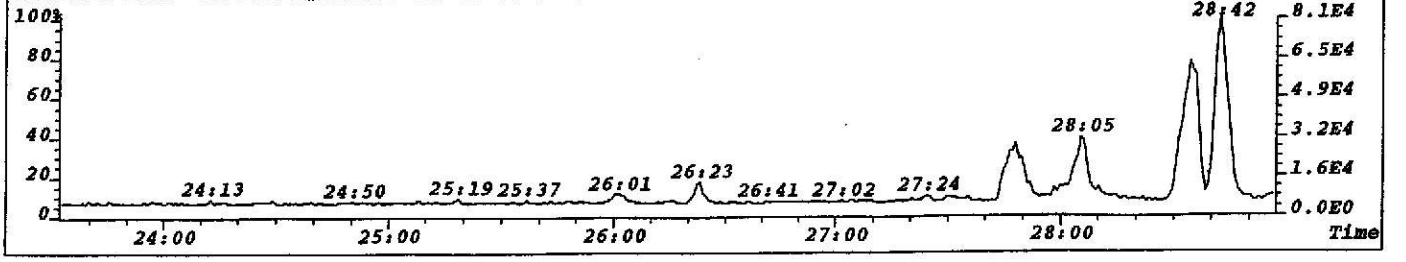

File:T023462 #1-925 Acq:12-JUL-2002 22:53:05 EI+ Voltage SIR 70T Noise:235
319.8965 F:2 BSUB(256,30,-3.0) PKD(7,5,3,0.05%,940.0,1.00%,F,T) Exp:NDB5US
TRIANGLE LABS Text:TLI#57752B DF-DP-65 0-0.5 INJ. TIME = 22:55

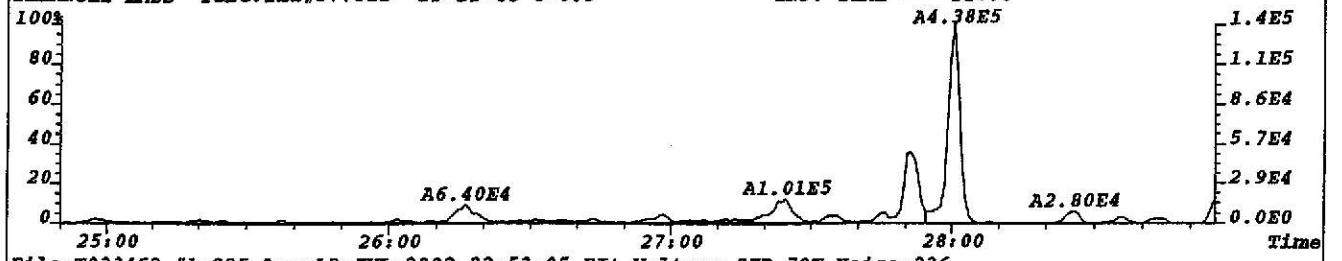

File:T023462 #1-925 Acq:12-JUL-2002 22:53:05 EI+ Voltage SIR 70T Noise:236
321.8936 F:2 BSUB(256,30,-3.0) PKD(7,5,3,0.05%,944.0,1.00%,F,T) Exp:NDB5US
TRIANGLE LABS Text:TLI#57752B DF-DP-65 0-0.5 INJ. TIME = 22:55

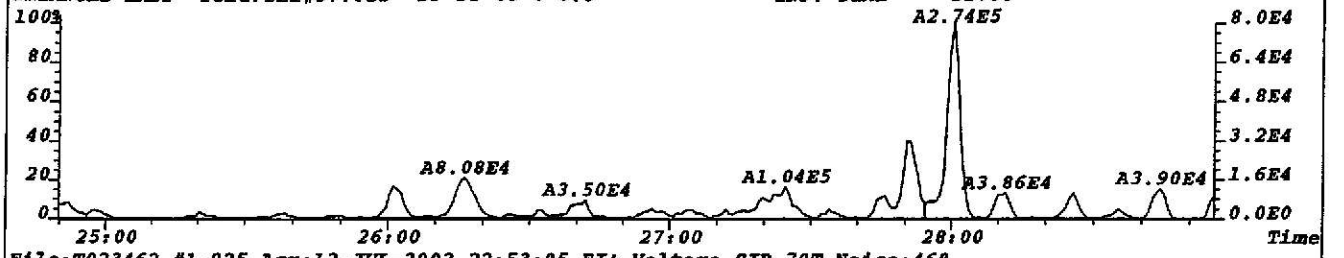

File:T023462 #1-925 Acq:12-JUL-2002 22:53:05 EI+ Voltage SIR 70T Noise:468
331.9368 F:2 BSUB(256,30,-3.0) PKD(7,5,3,0.05%,1872.0,1.00%,F,T) Exp:NDB5US
TRIANGLE LABS Text:TLI#57752B DF-DP-65 0-0.5 INJ. TIME = 22:55

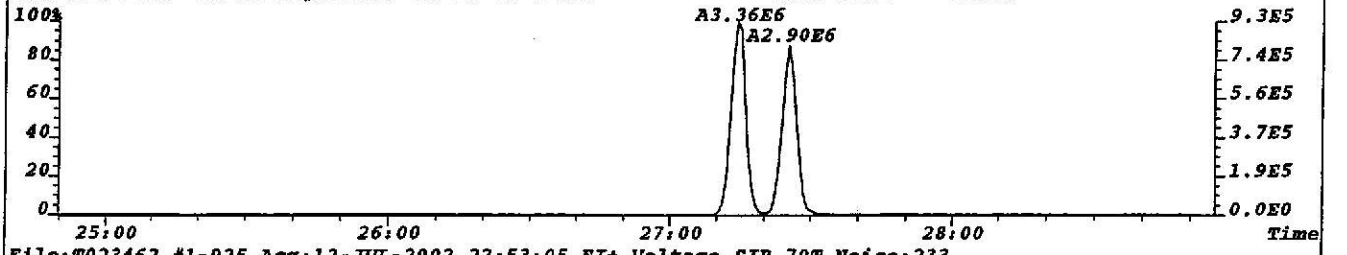

File:T023462 #1-925 Acq:12-JUL-2002 22:53:05 EI+ Voltage SIR 70T Noise:233
333.9338 F:2 BSUB(256,30,-3.0) PKD(7,5,3,0.05%,932.0,1.00%,F,T) Exp:NDB5US
TRIANGLE LABS Text:TLI#57752B DF-DP-65 0-0.5 INJ. TIME = 22:55

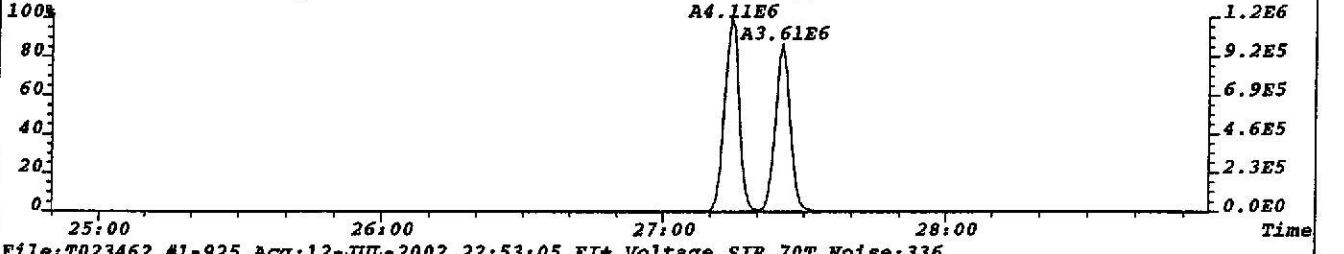

File:T023462 #1-925 Acq:12-JUL-2002 22:53:05 EI+ Voltage SIR 70T Noise:336
327.8847 F:2 BSUB(256,30,-3.0) PKD(7,5,3,0.05%,1344.0,1.00%,F,T) Exp:NDB5US
TRIANGLE LABS Text:TLI#57752B DF-DP-65 0-0.5 INJ. TIME = 22:55

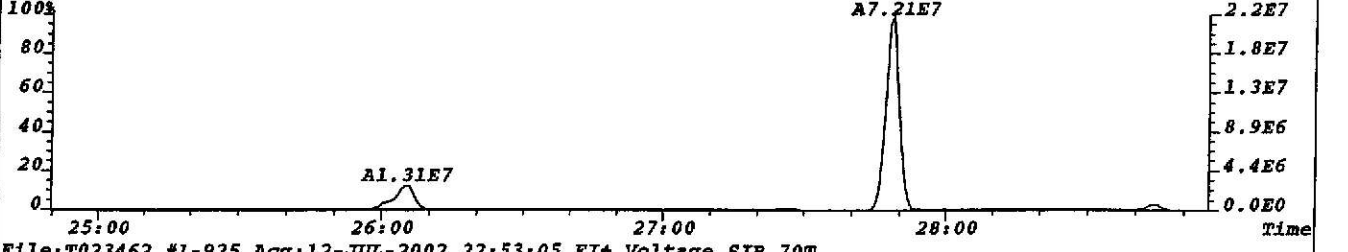

File:T023462 #1-925 Acq:12-JUL-2002 22:53:05 EI+ Voltage SIR 70T
330.9792 F:2 Exp:NDB5US
TRIANGLE LABS Text:TLI#57752B DF-DP-65 0-0.5 INJ. TIME = 22:55

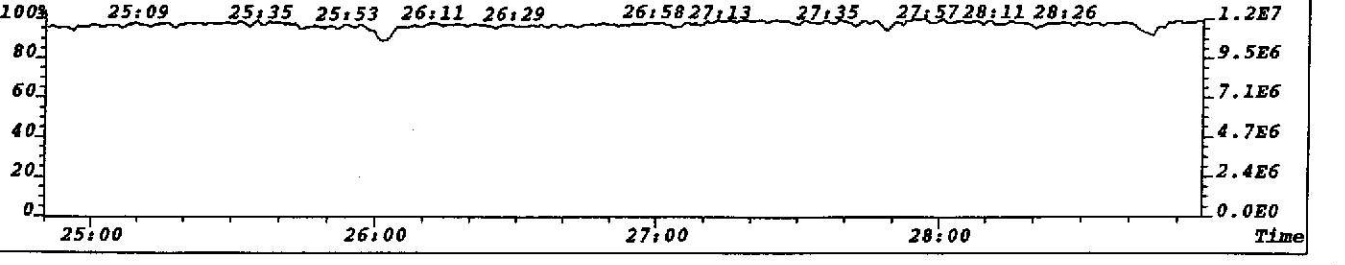

File:T023462 #1-925 Acq:12-JUL-2002 22:53:05 EI+ Voltage SIR 70T Noise:594
339.8597 F:2 BSUB(256,30,-3.0) PKD(7,5,3,0.05%,2376.0,1.00%,F,T) Exp:NDB5US
TRIANGLE LABS Text:TLI#57752B DF-DP-65 0-0.5 INJ. TIME = 22:55

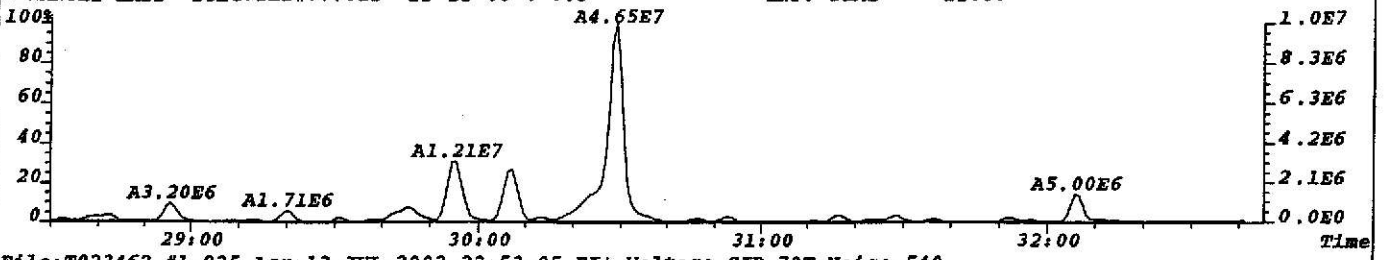

File:T023462 #1-925 Acq:12-JUL-2002 22:53:05 EI+ Voltage SIR 70T Noise:540
341.8567 F:2 BSUB(256,30,-3.0) PKD(7,5,3,0.05%,2160.0,1.00%,F,T) Exp:NDB5US
TRIANGLE LABS Text:TLI#57752B DF-DP-65 0-0.5 INJ. TIME = 22:55

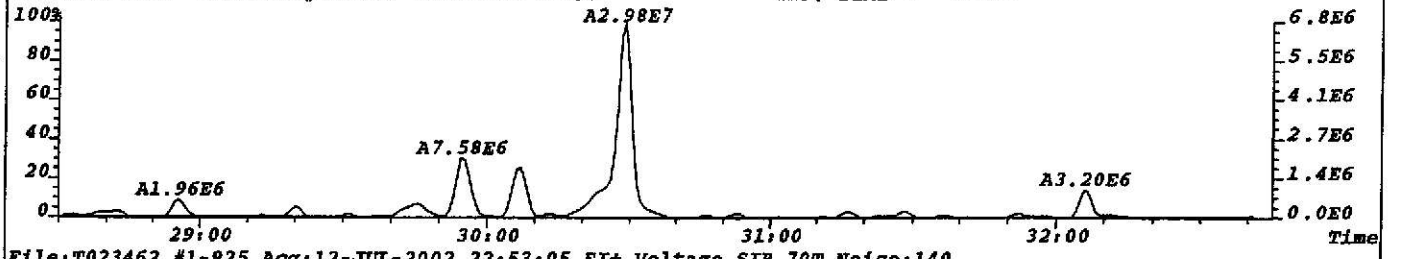

File:T023462 #1-925 Acq:12-JUL-2002 22:53:05 EI+ Voltage SIR 70T Noise:140
351.9000 F:2 BSUB(256,30,-3.0) PKD(7,5,3,0.05%,560.0,1.00%,F,T) Exp:NDB5US
TRIANGLE LABS Text:TLI#57752B DF-DP-65 0-0.5 INJ. TIME = 22:55

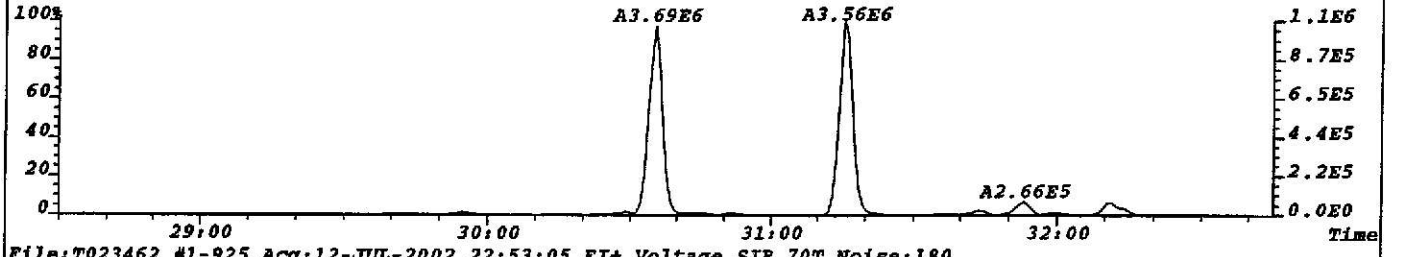

File:T023462 #1-925 Acq:12-JUL-2002 22:53:05 EI+ Voltage SIR 70T Noise:180
353.8970 F:2 BSUB(256,30,-3.0) PKD(7,5,3,0.05%,720.0,1.00%,F,T) Exp:NDB5US
TRIANGLE LABS Text:TLI#57752B DF-DP-65 0-0.5 INJ. TIME = 22:55

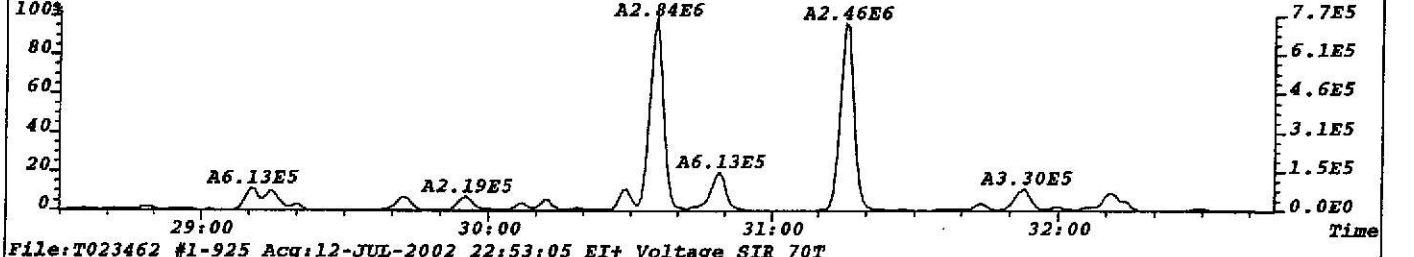

File:T023462 #1-925 Acq:12-JUL-2002 22:53:05 EI+ Voltage SIR 70T
330.9792 F:2 Exp:NDB5US
TRIANGLE LABS Text:TLI#57752B DF-DP-65 0-0.5 INJ. TIME = 22:55

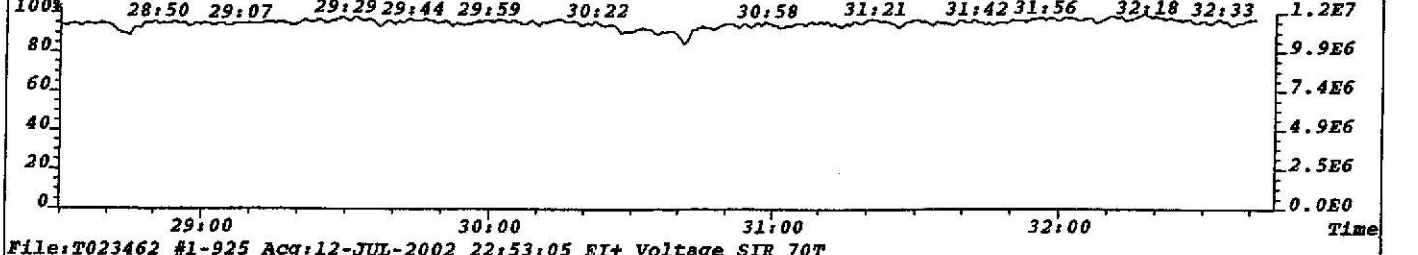

File:T023462 #1-925 Acq:12-JUL-2002 22:53:05 EI+ Voltage SIR 70T
409.7974 F:2 Exp:NDB5US
TRIANGLE LABS Text:TLI#57752B DF-DP-65 0-0.5 INJ. TIME = 22:55

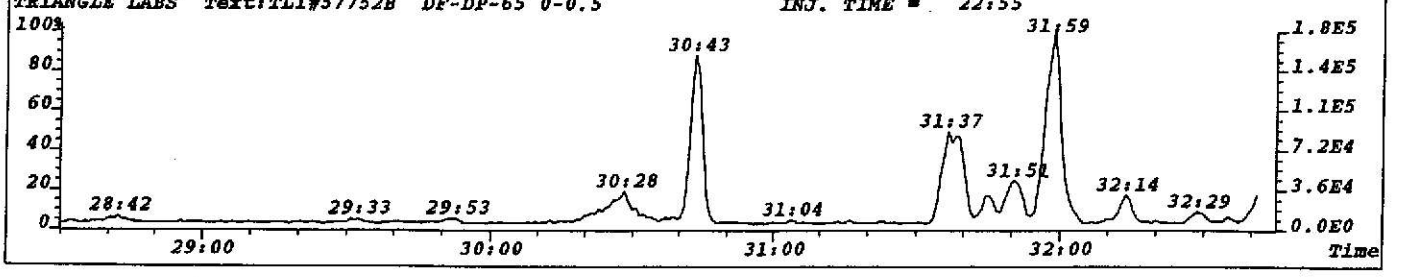

File:T023462 #1-925 Acq:12-JUL-2002 22:53:05 EI+ Voltage SIR 70T Noise:344
355.8546 F:2 BSUB(256,30,-3.0) PKD(7,5,3,0.05%,1376.0,1.00%,F,T) Exp:NDB5US
TRIANGLE LABS Text:TLI#57752B DF-DP-65 0-0.5 INJ. TIME = 22:55

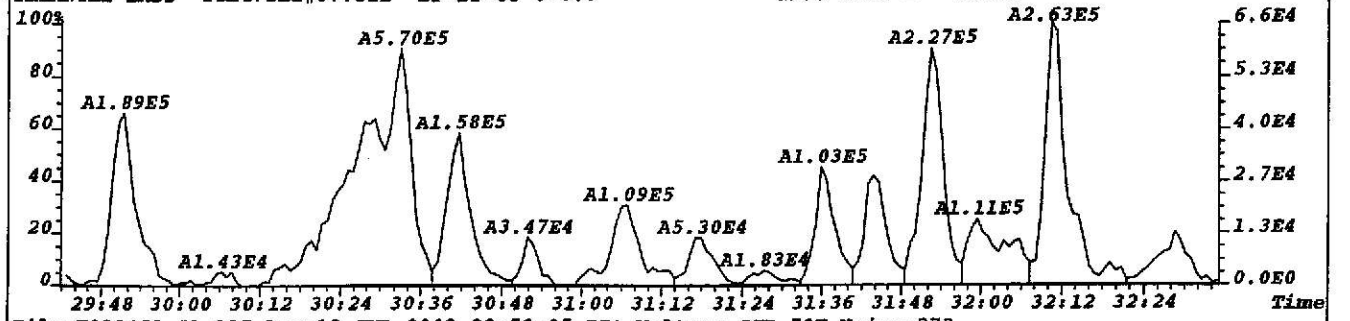

File:T023462 #1-925 Acq:12-JUL-2002 22:53:05 EI+ Voltage SIR 70T Noise:273
357.8516 F:2 BSUB(256,30,-3.0) PKD(7,5,3,0.05%,1092.0,1.00%,F,T) Exp:NDB5US
TRIANGLE LABS Text:TLI#57752B DF-DP-65 0-0.5 INJ. TIME = 22:55

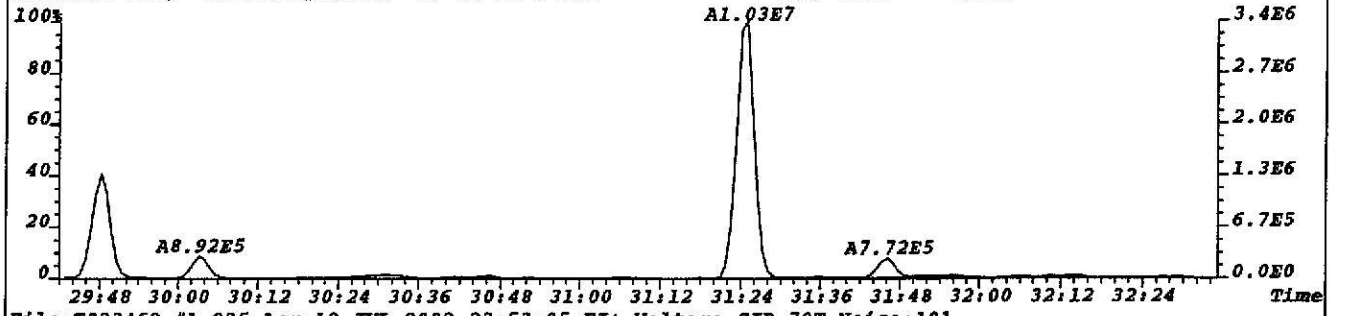

File:T023462 #1-925 Acq:12-JUL-2002 22:53:05 EI+ Voltage SIR 70T Noise:181
367.8949 F:2 BSUB(256,30,-3.0) PKD(7,5,3,0.05%,724.0,1.00%,F,T) Exp:NDB5US
TRIANGLE LABS Text:TLI#57752B DF-DP-65 0-0.5 INJ. TIME = 22:55

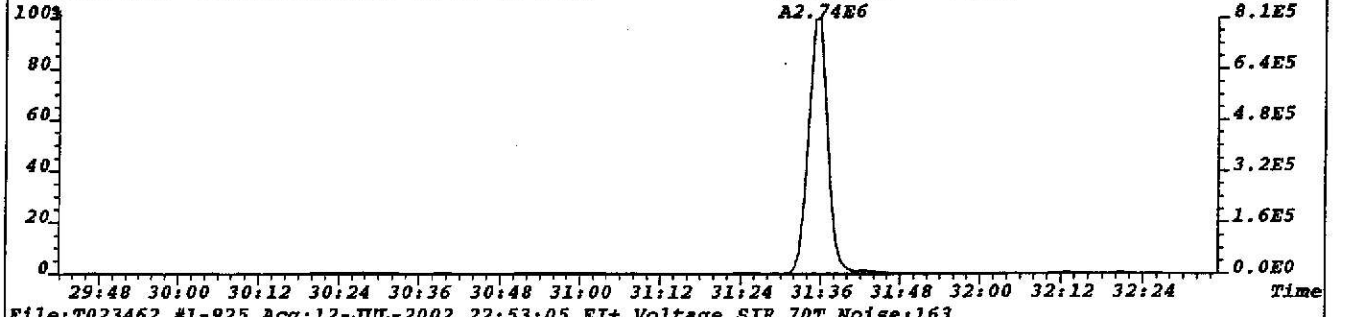

File:T023462 #1-925 Acq:12-JUL-2002 22:53:05 EI+ Voltage SIR 70T Noise:163
369.8919 F:2 BSUB(256,30,-3.0) PKD(7,5,3,0.05%,652.0,1.00%,F,T) Exp:NDB5US
TRIANGLE LABS Text:TLI#57752B DF-DP-65 0-0.5 INJ. TIME = 22:55

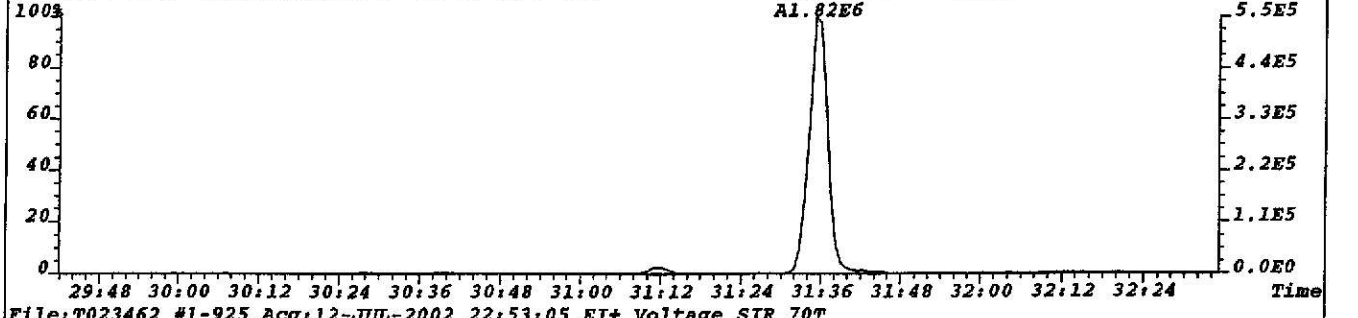

File:T023462 #1-925 Acq:12-JUL-2002 22:53:05 EI+ Voltage SIR 70T
330.9792 F:2 Exp:NDB5US
TRIANGLE LABS Text:TLI#57752B DF-DP-65 0-0.5 INJ. TIME = 22:55

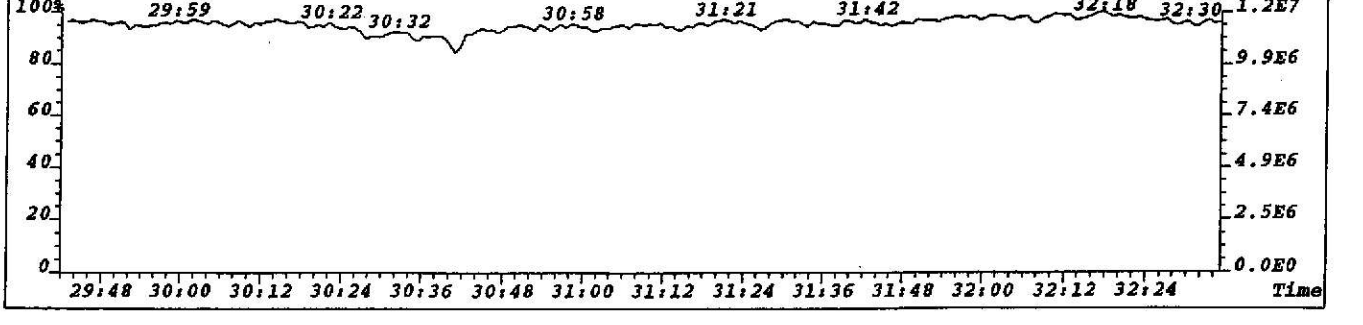

File:T023462 #1-386 Acq:12-JUL-2002 22:53:05 EI+ Voltage SIR 70T Noise:11879
373.8208 F:3 BSUB(256,30,-3.0) PKD(7,5,3,0.05%,47516.0,1.00%,F,T) Exp:NDB5US
TRIANGLE LABS Text:TLI#57752B DF-DP-65 0-0.5 INJ. TIME = 22:55

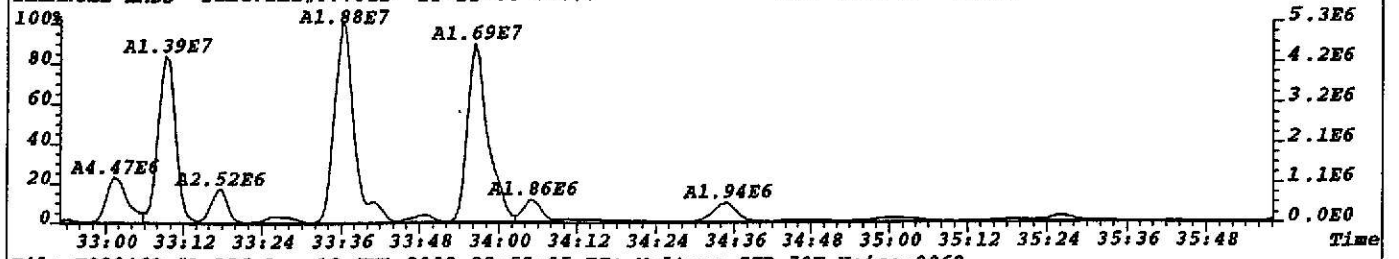

File:T023462 #1-386 Acq:12-JUL-2002 22:53:05 EI+ Voltage SIR 70T Noise:9069
375.8178 F:3 BSUB(256,30,-3.0) PKD(7,5,3,0.05%,36276.0,1.00%,F,T) Exp:NDB5US
TRIANGLE LABS Text:TLI#57752B DF-DP-65 0-0.5 INJ. TIME = 22:55



File:T023462 #1-386 Acq:12-JUL-2002 22:53:05 EI+ Voltage SIR 70T Noise:422
383.8639 F:3 BSUB(256,30,-3.0) PKD(7,5,3,0.05%,1688.0,1.00%,F,T) Exp:NDB5US
TRIANGLE LABS Text:TLI#57752B DF-DP-65 0-0.5 INJ. TIME = 22:55

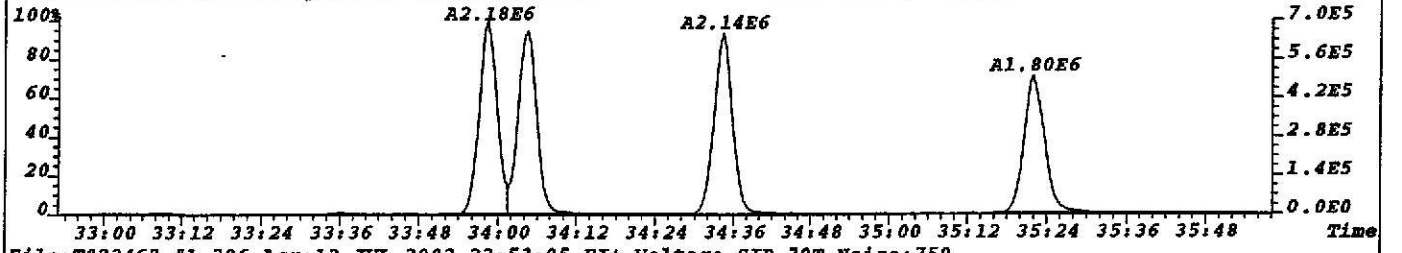

File:T023462 #1-386 Acq:12-JUL-2002 22:53:05 EI+ Voltage SIR 70T Noise:759
385.8610 F:3 BSUB(256,30,-3.0) PKD(7,5,3,0.05%,3036.0,1.00%,F,T) Exp:NDB5US
TRIANGLE LABS Text:TLI#57752B DF-DP-65 0-0.5 INJ. TIME = 22:55

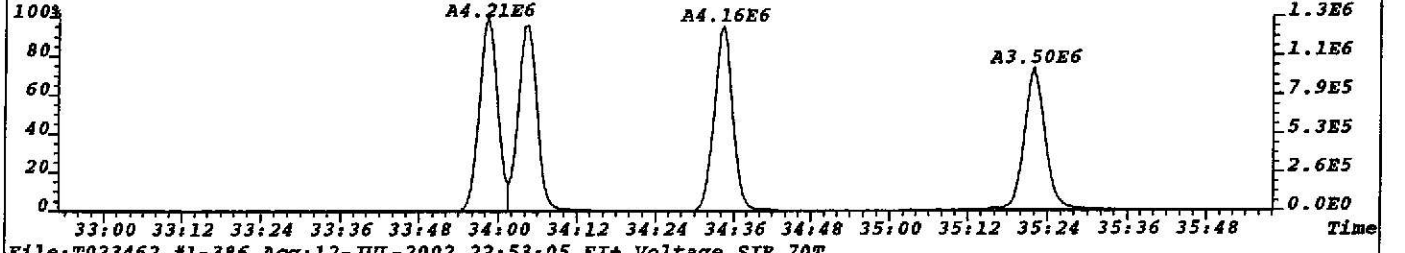

File:T023462 #1-386 Acq:12-JUL-2002 22:53:05 EI+ Voltage SIR 70T
392.9760 F:3 Exp:NDB5US
TRIANGLE LABS Text:TLI#57752B DF-DP-65 0-0.5 INJ. TIME = 22:55

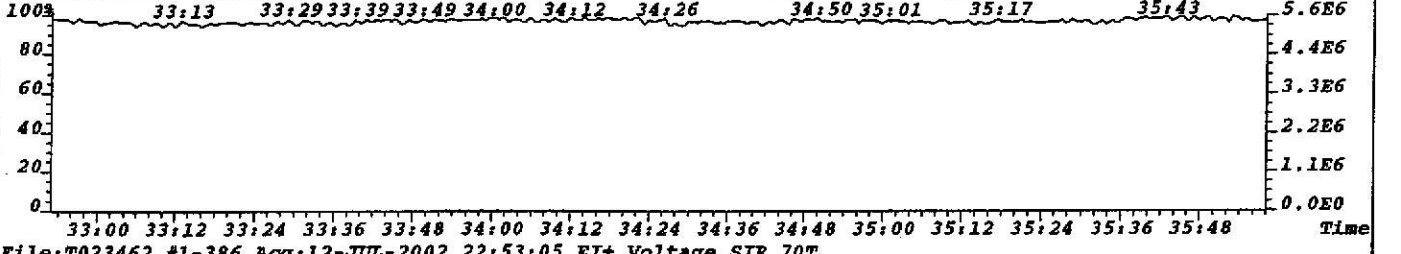

File:T023462 #1-386 Acq:12-JUL-2002 22:53:05 EI+ Voltage SIR 70T
445.7555 F:3 Exp:NDB5US
TRIANGLE LABS Text:TLI#57752B DF-DP-65 0-0.5 INJ. TIME = 22:55

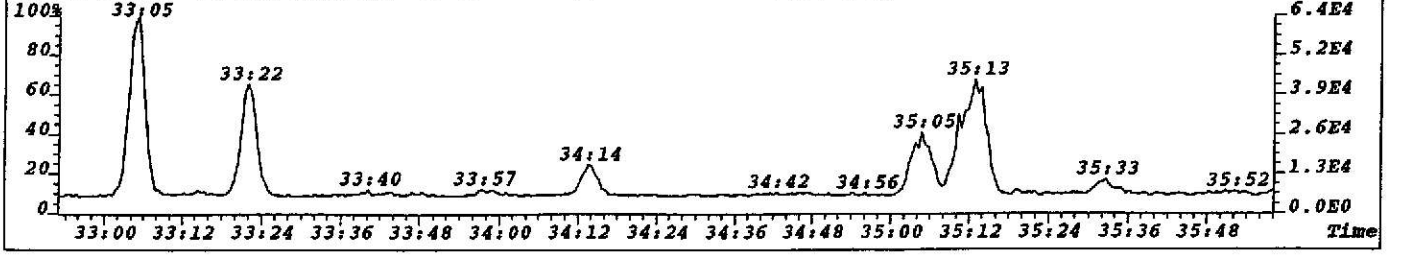

File:T023462 #1-386 Acq:12-JUL-2002 22:53:05 EI+ Voltage SIR 70T Noise:1455
389.8156 F:3 BSUB(256,30,-3.0) PKD(7,5,3,0.05%,5820.0,1.00%,F,T) Exp:NDB5US
TRIANGLE LABS Text:TLI#57752B DF-DP-65 0-0.5 INJ. TIME = 22:55

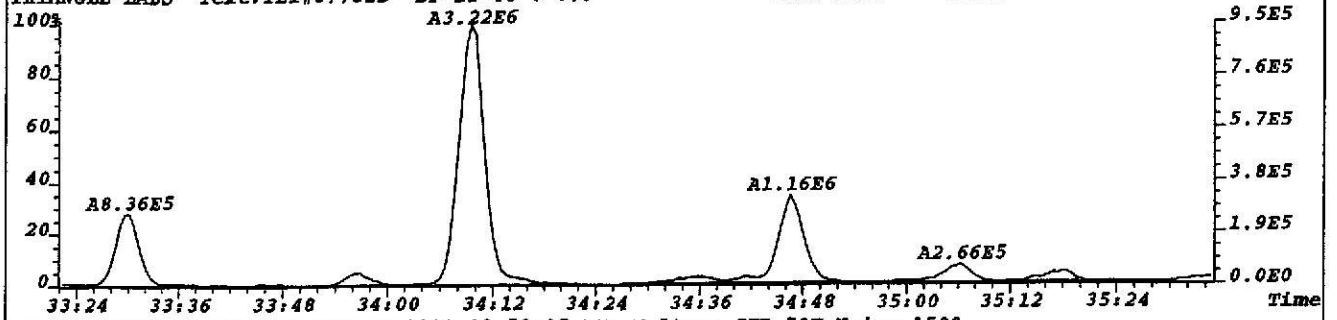

File:T023462 #1-386 Acq:12-JUL-2002 22:53:05 EI+ Voltage SIR 70T Noise:1500
391.8127 F:3 BSUB(256,30,-3.0) PKD(7,5,3,0.05%,6000.0,1.00%,F,T) Exp:NDB5US
TRIANGLE LABS Text:TLI#57752B DF-DP-65 0-0.5 INJ. TIME = 22:55

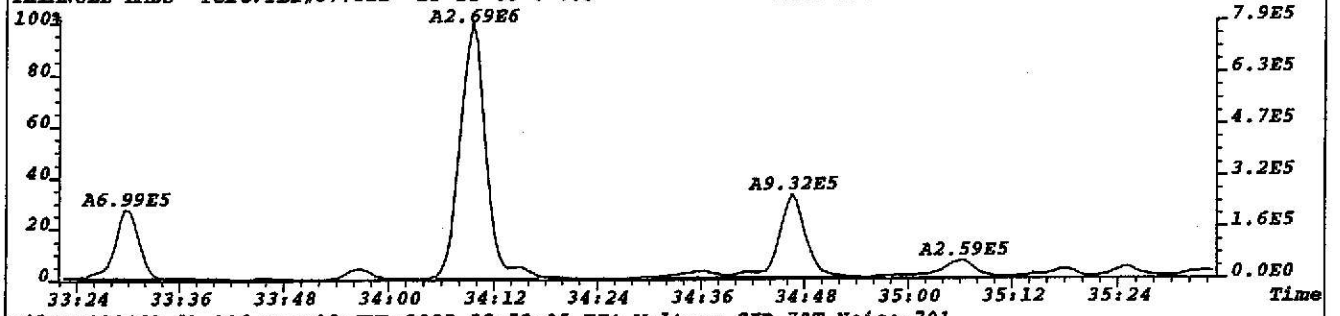

File:T023462 #1-386 Acq:12-JUL-2002 22:53:05 EI+ Voltage SIR 70T Noise:701
401.8558 F:3 BSUB(256,30,-3.0) PKD(7,5,3,0.05%,2804.0,1.00%,F,T) Exp:NDB5US
TRIANGLE LABS Text:TLI#57752B DF-DP-65 0-0.5 INJ. TIME = 22:55

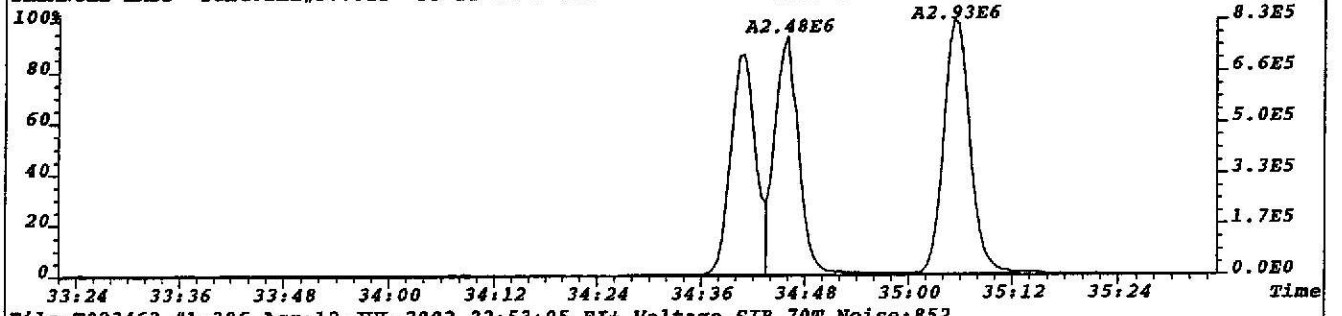

File:T023462 #1-386 Acq:12-JUL-2002 22:53:05 EI+ Voltage SIR 70T Noise:852
403.8529 F:3 BSUB(256,30,-3.0) PKD(7,5,3,0.05%,3408.0,1.00%,F,T) Exp:NDB5US
TRIANGLE LABS Text:TLI#57752B DF-DP-65 0-0.5 INJ. TIME = 22:55

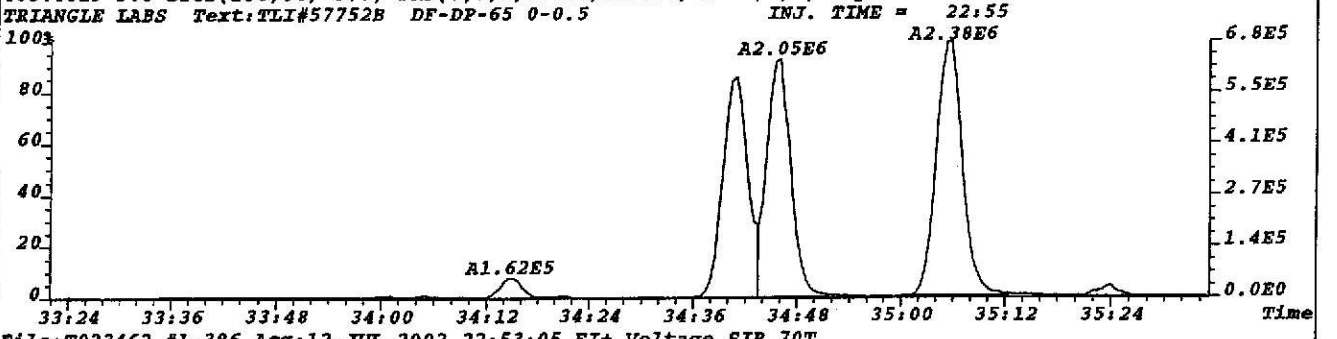

File:T023462 #1-386 Acq:12-JUL-2002 22:53:05 EI+ Voltage SIR 70T
392.9760 F:3 Exp:NDB5US
TRIANGLE LABS Text:TLI#57752B DF-DP-65 0-0.5 INJ. TIME = 22:55

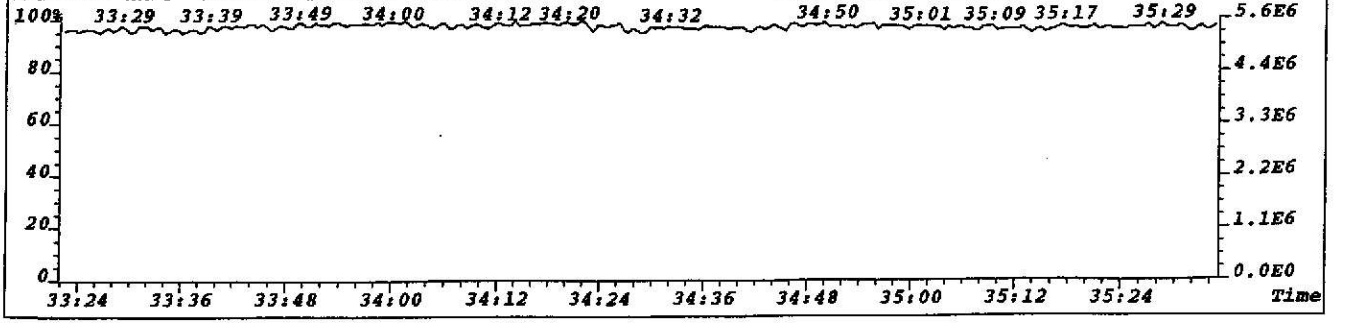

File:T023462 #1-708 Acq:12-JUL-2002 22:53:05 EI+ Voltage SIR 70T Noise:1033
407.7818 F:4 BSUB(256,30,-3.0) PKD(7,5,3,0.05%,4132.0,1.00%,F,T) Exp:NDB5US
TRIANGLE LABS Text:TLI#57752B DF-DP-65 0-0.5 INJ. TIME = 22:55

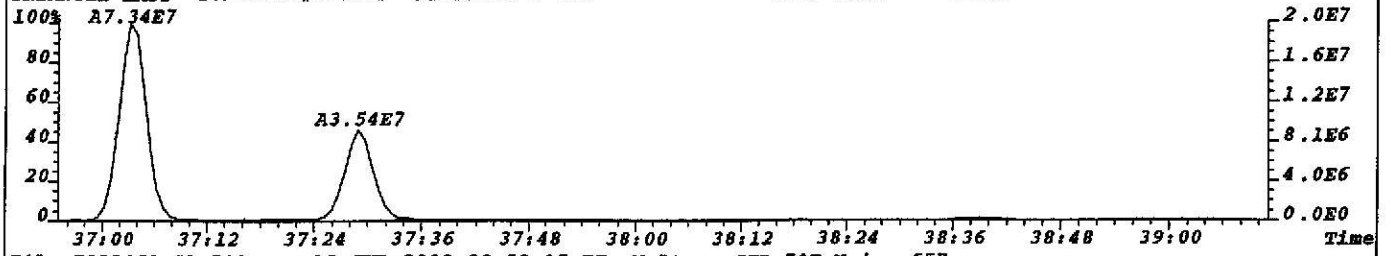

File:T023462 #1-708 Acq:12-JUL-2002 22:53:05 EI+ Voltage SIR 70T Noise:657
409.7789 F:4 BSUB(256,30,-3.0) PKD(7,5,3,0.05%,2628.0,1.00%,F,T) Exp:NDB5US
TRIANGLE LABS Text:TLI#57752B DF-DP-65 0-0.5 INJ. TIME = 22:55



File:T023462 #1-708 Acq:12-JUL-2002 22:53:05 EI+ Voltage SIR 70T Noise:329
417.8253 F:4 BSUB(256,30,-3.0) PKD(7,5,3,0.05%,1316.0,1.00%,F,T) Exp:NDB5US
TRIANGLE LABS Text:TLI#57752B DF-DP-65 0-0.5 INJ. TIME = 22:55



File:T023462 #1-708 Acq:12-JUL-2002 22:53:05 EI+ Voltage SIR 70T Noise:281
419.8220 F:4 BSUB(256,30,-3.0) PKD(7,5,3,0.05%,1124.0,1.00%,F,T) Exp:NDB5US
TRIANGLE LABS Text:TLI#57752B DF-DP-65 0-0.5 INJ. TIME = 22:55

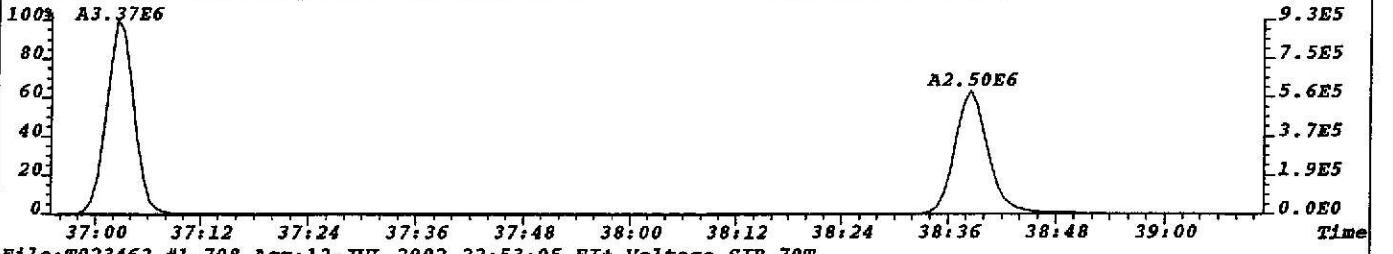

File:T023462 #1-708 Acq:12-JUL-2002 22:53:05 EI+ Voltage SIR 70T
430.9729 F:4 Exp:NDB5US
TRIANGLE LABS Text:TLI#57752B DF-DP-65 0-0.5 INJ. TIME = 22:55

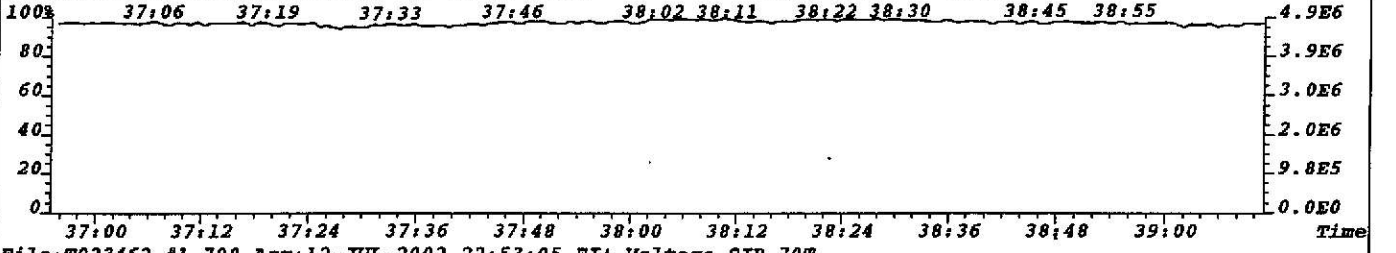

File:T023462 #1-708 Acq:12-JUL-2002 22:53:05 EI+ Voltage SIR 70T
479.7165 F:4 Exp:NDB5US
TRIANGLE LABS Text:TLI#57752B DF-DP-65 0-0.5 INJ. TIME = 22:55

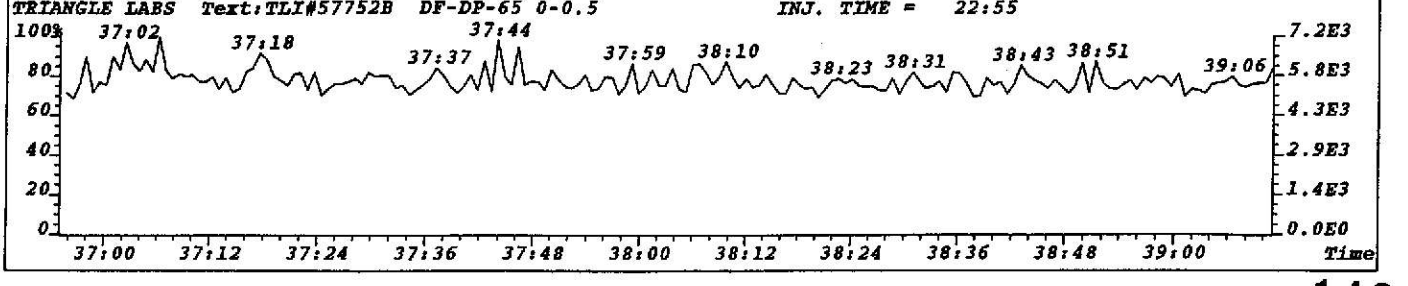

File:T023462 #1-708 Acq:12-JUL-2002 22:53:05 EI+ Voltage SIR 70T Noise:276
423.7766 F:4 BSUB(256,30,-3.0) PKD(7,5,3,0.05%,1104.0,1.00%,F,T) Exp:NDB5US
TRIANGLE LABS Text:TLI#57752B DF-DP-65 0-0.5 INJ. TIME = 22:55

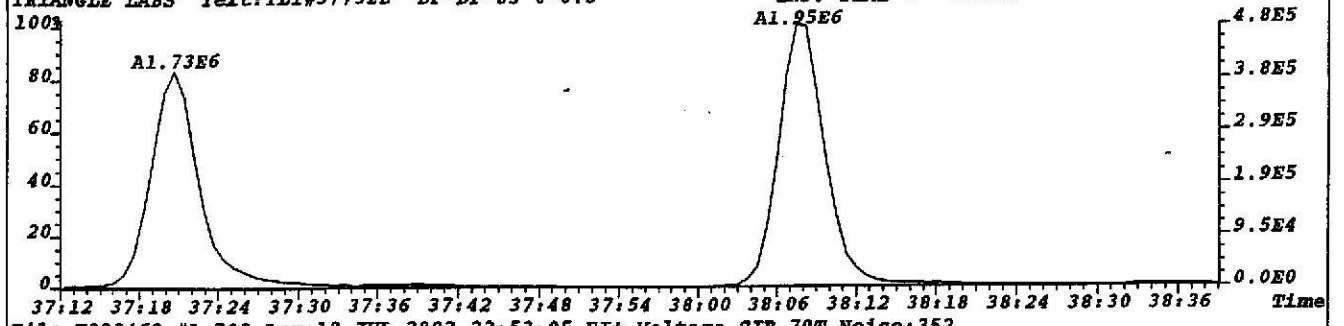

File:T023462 #1-708 Acq:12-JUL-2002 22:53:05 EI+ Voltage SIR 70T Noise:352
425.7737 F:4 BSUB(256,30,-3.0) PKD(7,5,3,0.05%,1408.0,1.00%,F,T) Exp:NDB5US
TRIANGLE LABS Text:TLI#57752B DF-DP-65 0-0.5 INJ. TIME = 22:55

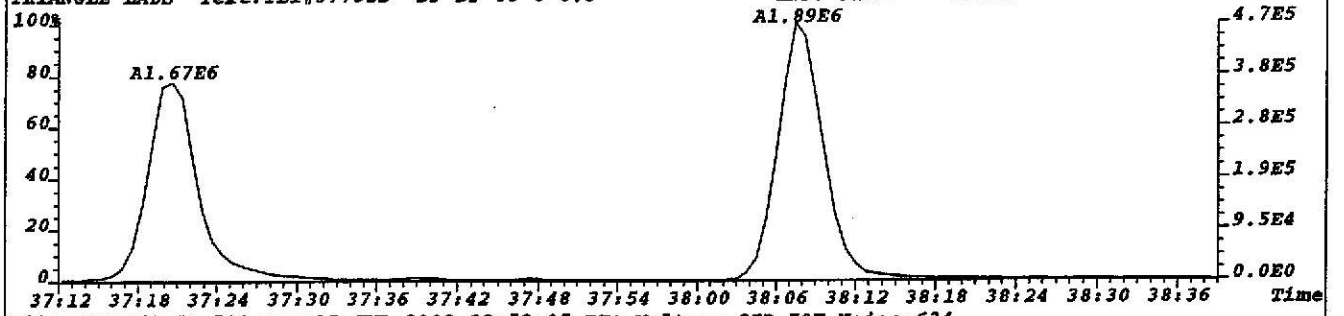

File:T023462 #1-708 Acq:12-JUL-2002 22:53:05 EI+ Voltage SIR 70T Noise:634
435.8169 F:4 BSUB(256,30,-3.0) PKD(7,5,3,0.05%,2536.0,1.00%,F,T) Exp:NDB5US
TRIANGLE LABS Text:TLI#57752B DF-DP-65 0-0.5 INJ. TIME = 22:55

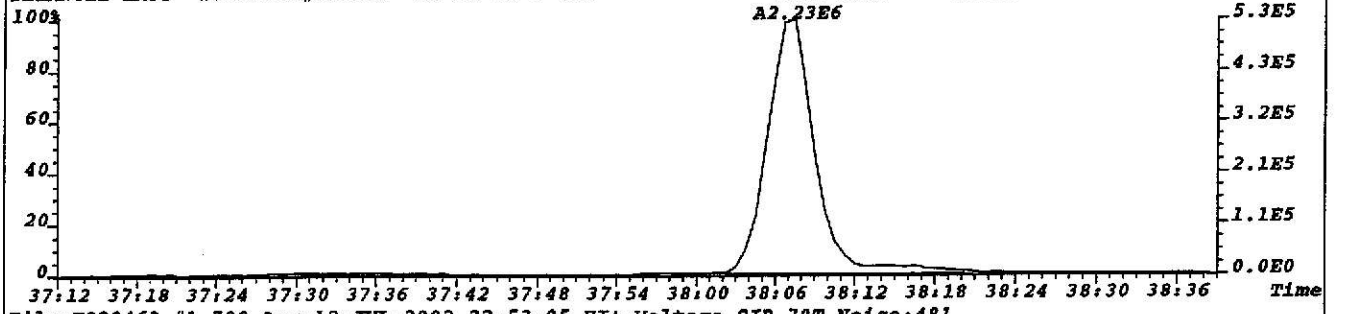

File:T023462 #1-708 Acq:12-JUL-2002 22:53:05 EI+ Voltage SIR 70T Noise:481
437.8140 F:4 BSUB(256,30,-3.0) PKD(7,5,3,0.05%,1924.0,1.00%,F,T) Exp:NDB5US
TRIANGLE LABS Text:TLI#57752B DF-DP-65 0-0.5 INJ. TIME = 22:55

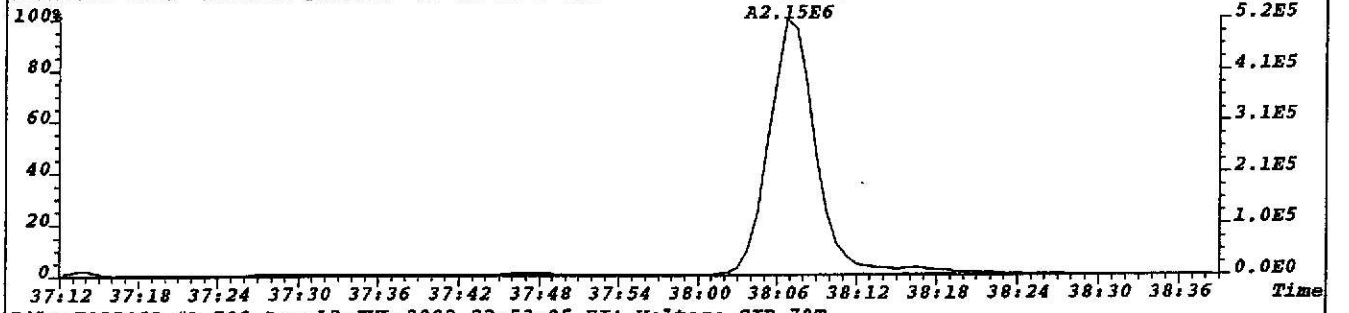

File:T023462 #1-708 Acq:12-JUL-2002 22:53:05 EI+ Voltage SIR 70T
430.9729 F:4 Exp:NDB5US
TRIANGLE LABS Text:TLI#57752B DF-DP-65 0-0.5 INJ. TIME = 22:55

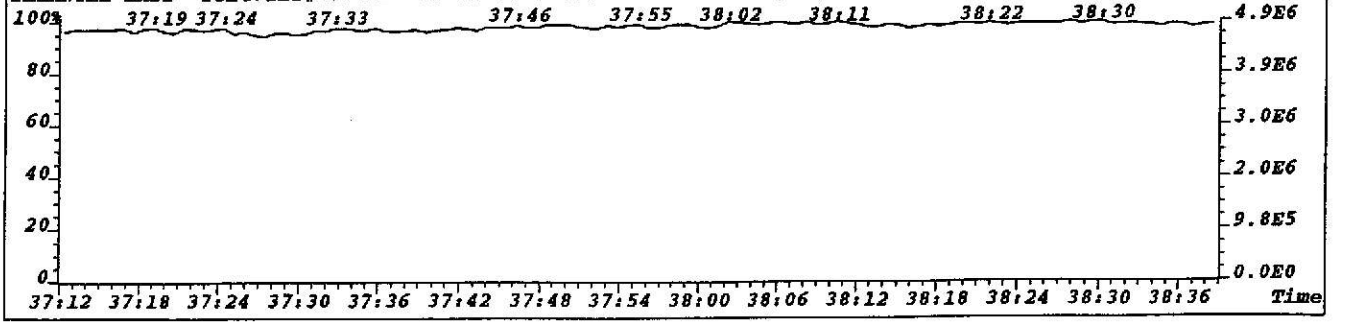

File:T023462 #1-708 Acq:12-JUL-2002 22:53:05 EI+ Voltage SIR 70T Noise:182
441.7428 F:4 BSUB(256,30,-3.0) PKD(7,5,3,0.05%,728.0,1.00%,F,T) Exp:NDB5US
TRIANGLE LABS Text:TLI#57752B DF-DP-65 0-0.5 INJ. TIME = 22:55

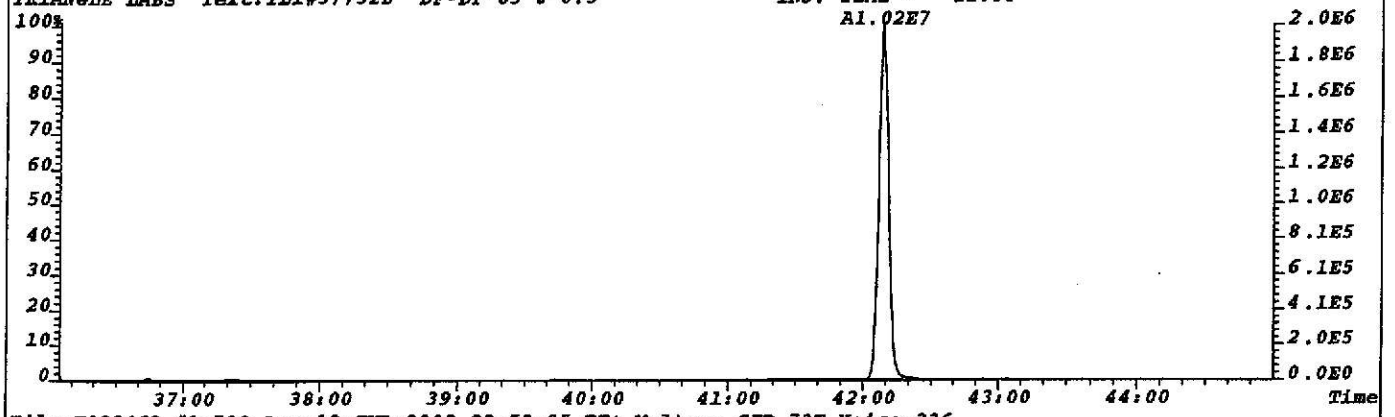

File:T023462 #1-708 Acq:12-JUL-2002 22:53:05 EI+ Voltage SIR 70T Noise:236
443.7399 F:4 BSUB(256,30,-3.0) PKD(7,5,3,0.05%,944.0,1.00%,F,T) Exp:NDB5US
TRIANGLE LABS Text:TLI#57752B DF-DP-65 0-0.5 INJ. TIME = 22:55

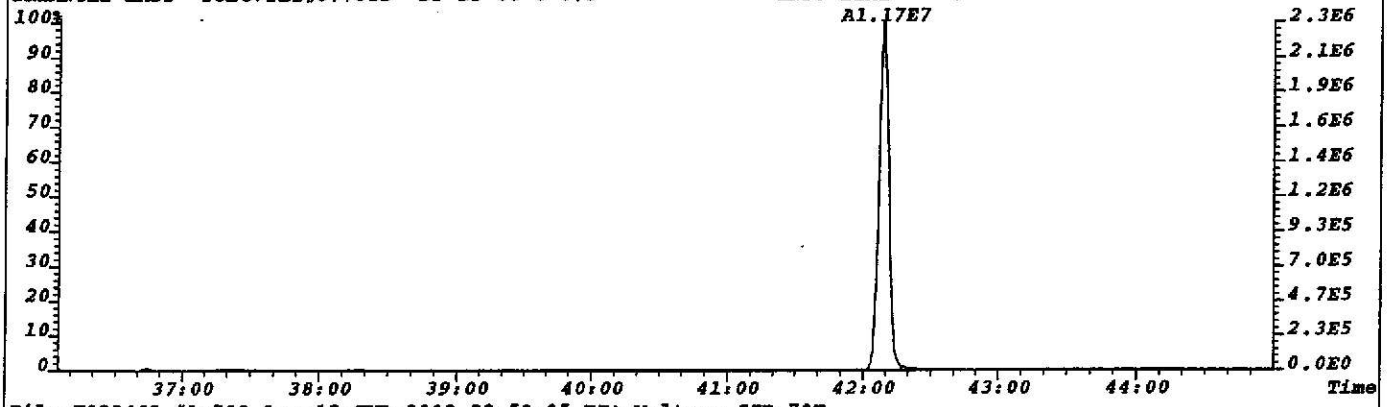

File:T023462 #1-708 Acq:12-JUL-2002 22:53:05 EI+ Voltage SIR 70T
430.9729 F:4 Exp:NDB5US
TRIANGLE LABS Text:TLI#57752B DF-DP-65 0-0.5 INJ. TIME = 22:55

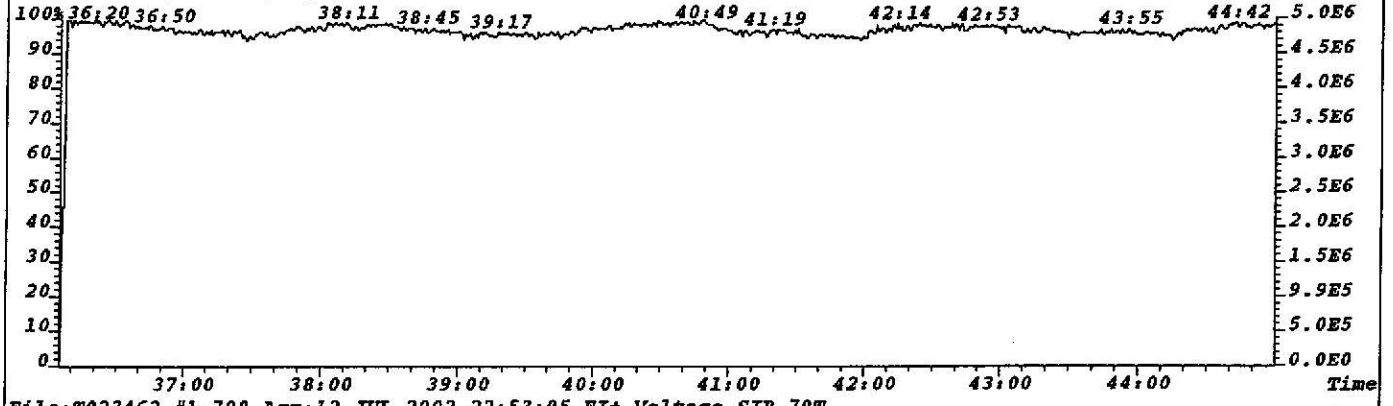

File:T023462 #1-708 Acq:12-JUL-2002 22:53:05 EI+ Voltage SIR 70T
513.6775 F:4 Exp:NDB5US
TRIANGLE LABS Text:TLI#57752B DF-DP-65 0-0.5 INJ. TIME = 22:55

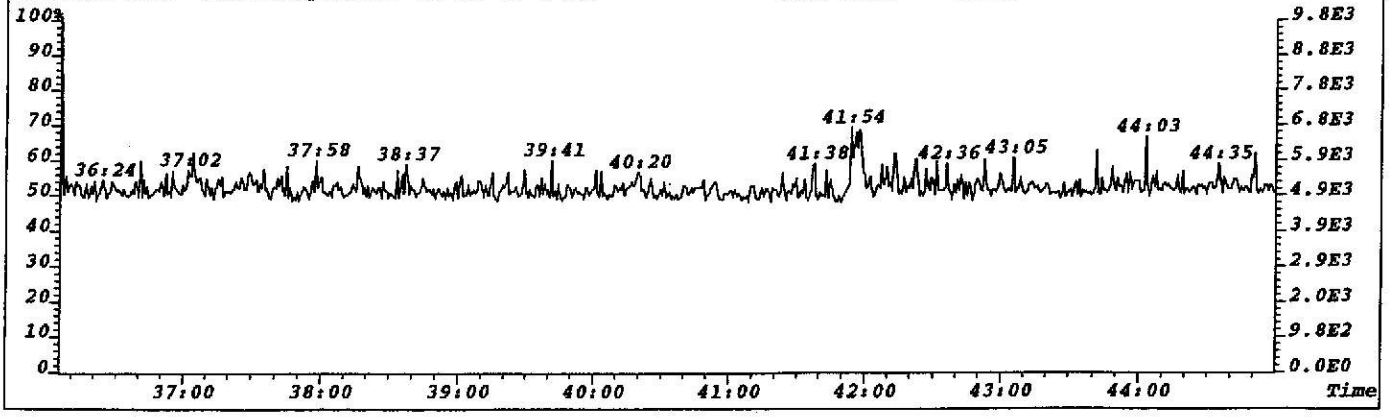

File:T023462 #1-708 Acq:12-JUL-2002 22:53:05 EI+ Voltage SIR 70T Noise:174
457.7377 F:4 BSUB(256,30,-3.0) PKD(7,5,3,0.05%,696.0,1.00%,F,T) Exp:NDB5US
TRIANGLE LABS Text:TLI#57752B DF-DP-65 0-0.5 INJ. TIME = 22:55

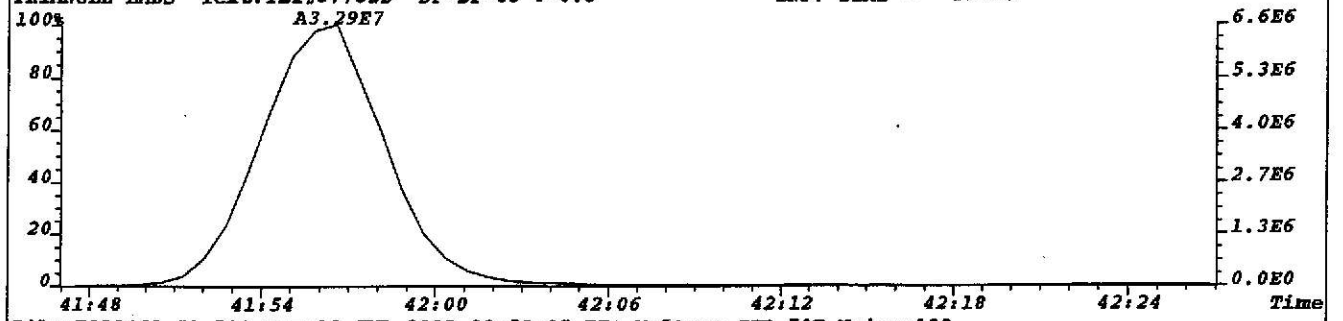

File:T023462 #1-708 Acq:12-JUL-2002 22:53:05 EI+ Voltage SIR 70T Noise:193
459.7348 F:4 BSUB(256,30,-3.0) PKD(7,5,3,0.05%,772.0,1.00%,F,T) Exp:NDB5US
TRIANGLE LABS Text:TLI#57752B DF-DP-65 0-0.5 INJ. TIME = 22:55

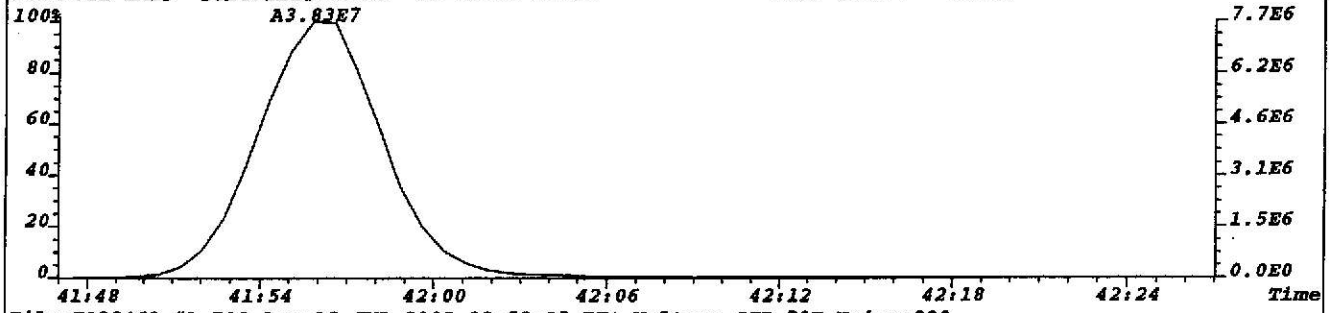

File:T023462 #1-708 Acq:12-JUL-2002 22:53:05 EI+ Voltage SIR 70T Noise:328
469.7779 F:4 BSUB(256,30,-3.0) PKD(7,5,3,0.05%,1312.0,1.00%,F,T) Exp:NDB5US
TRIANGLE LABS Text:TLI#57752B DF-DP-65 0-0.5 INJ. TIME = 22:55

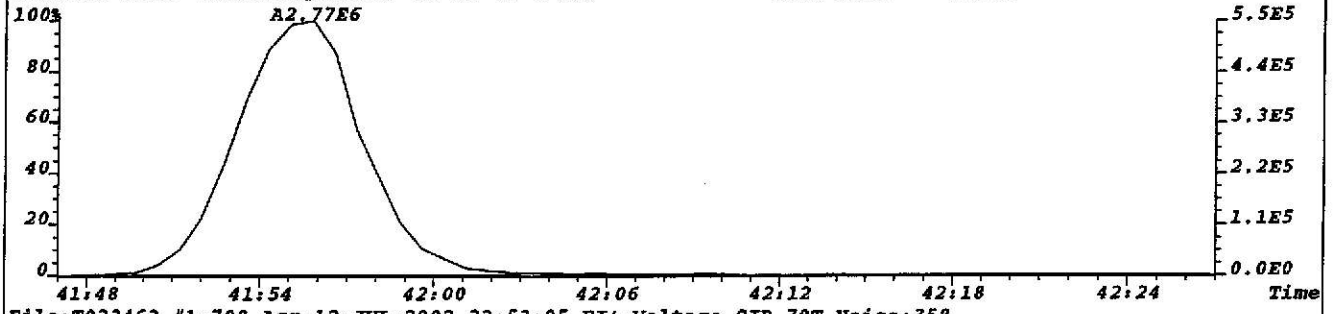

File:T023462 #1-708 Acq:12-JUL-2002 22:53:05 EI+ Voltage SIR 70T Noise:358
471.7750 F:4 BSUB(256,30,-3.0) PKD(7,5,3,0.05%,1432.0,1.00%,F,T) Exp:NDB5US
TRIANGLE LABS Text:TLI#57752B DF-DP-65 0-0.5 INJ. TIME = 22:55

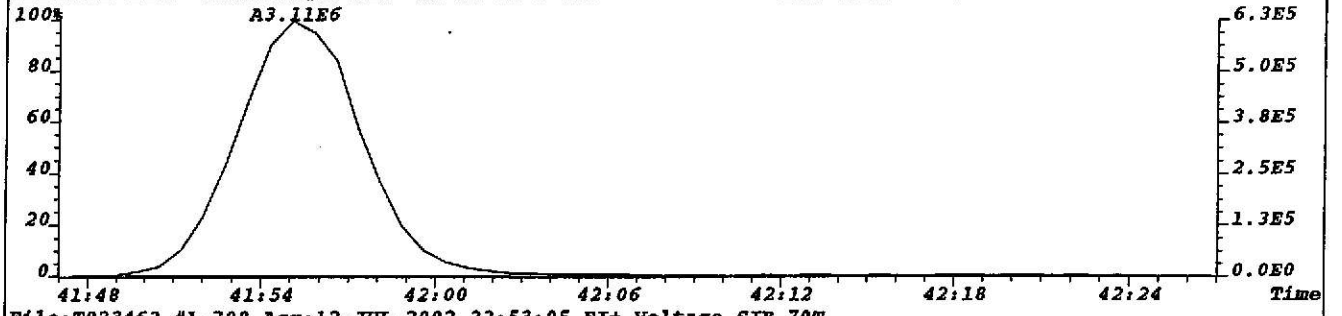

File:T023462 #1-708 Acq:12-JUL-2002 22:53:05 EI+ Voltage SIR 70T
430.9729 F:4 Exp:NDB5US
TRIANGLE LABS Text:TLI#57752B DF-DP-65 0-0.5 INJ. TIME = 22:55

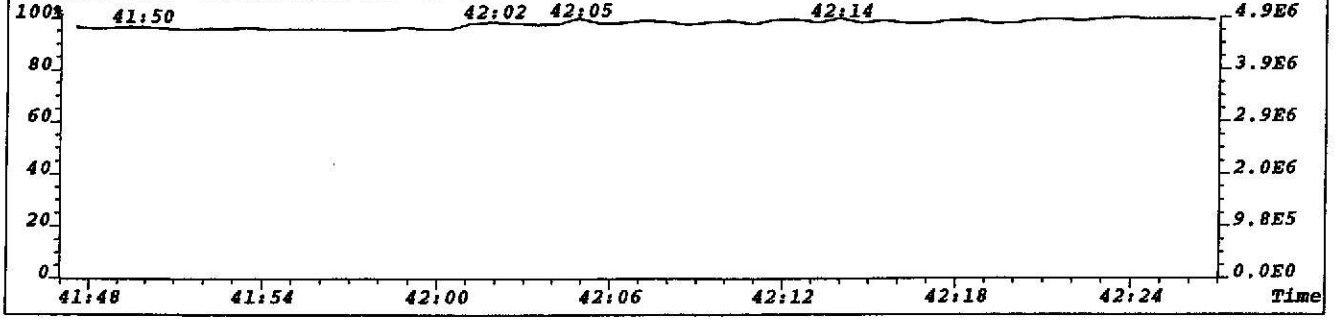

Channel I 330.9792 Peak top
Height .97 volts Span 200 ppm

System file name	NOBSUS
Data file name	A:T712024
Resolution	10000
Scan number	2
Ionization mode	EI+

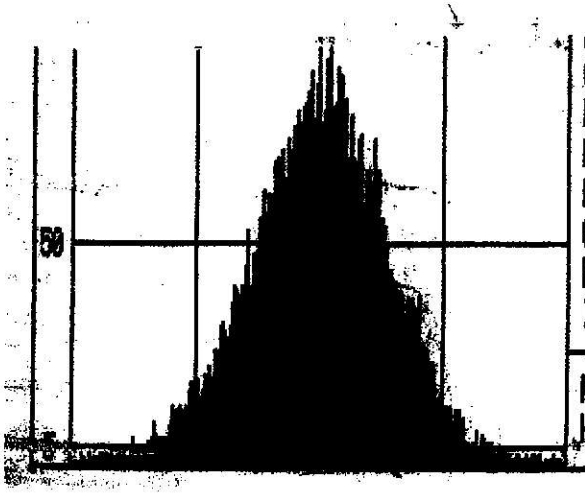

C	306	L	334	U	376
D	316	M	340	V	410
E	318	N	342		
F	320	O	352		
G	322	P	354		
H	328	Q	356		
I	331	R	358		

Ref. mass 416.9760 Peak top
Height .14 volts Span 200 ppm

File:T023462 #1-925 Acq:12-JUL-2002 22:53:05 EI+ Voltage SIR 70T
303.9016 F:2 Exp:NDB5US
Sample Text:TLI#57752B DF-DP-65 0-0.5 INJ. TIME = 22:55 File Text:TLI#57752B D»

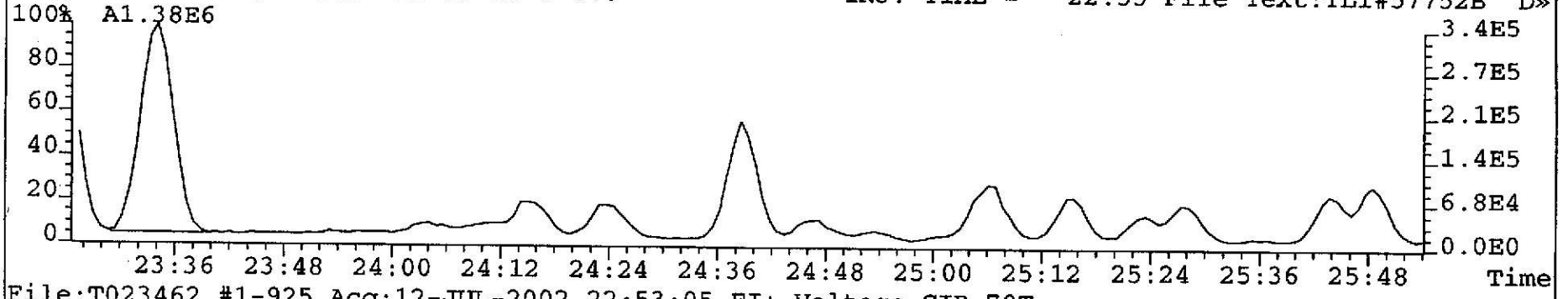

File:T023462 #1-925 Acq:12-JUL-2002 22:53:05 EI+ Voltage SIR 70T
305.8987 F:2 Exp:NDB5US
Sample Text:TLI#57752B DF-DP-65 0-0.5 INJ. TIME = 22:55 File Text:TLI#57752B D»

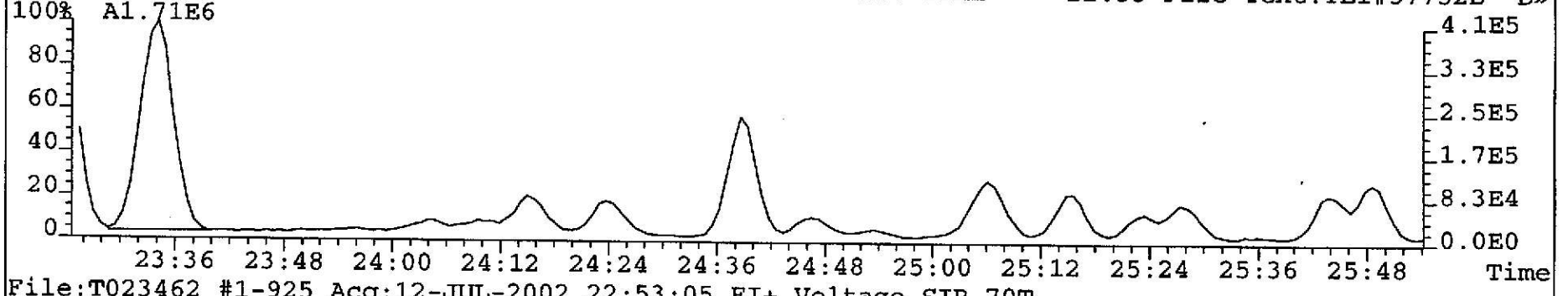

File:T023462 #1-925 Acq:12-JUL-2002 22:53:05 EI+ Voltage SIR 70T
317.9389 F:2 Exp:NDB5US
Sample Text:TLI#57752B DF-DP-65 0-0.5 INJ. TIME = 22:55 File Text:TLI#57752B D»

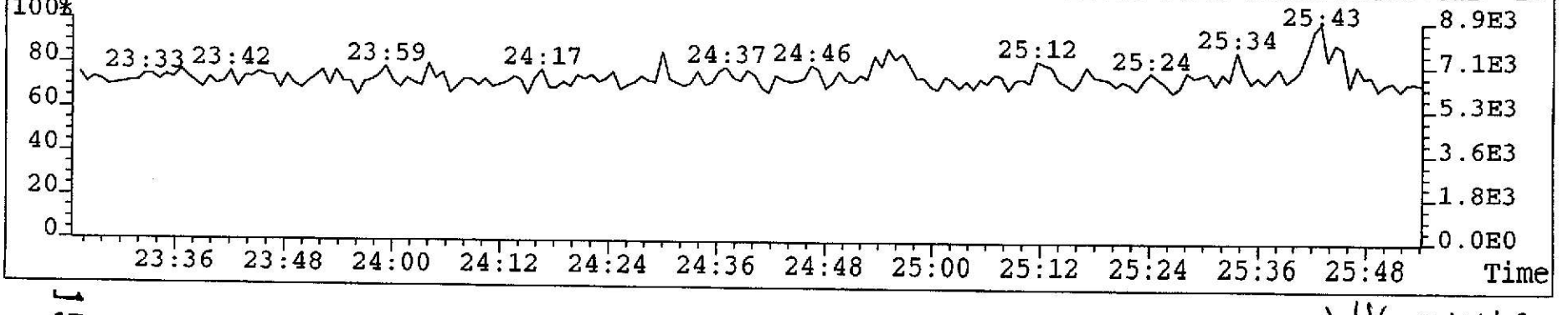

153

VJC 7/16/02

File:T023462 #1-925 Acq:12-JUL-2002 22:53:05 EI+ Voltage SIR 70T
303.9016 F:2 Exp:NDB5US
Sample Text:TLI#57752B DF-DP-65 0-0.5 INJ. TIME = 22:55 File Text:TLI#57752B D»

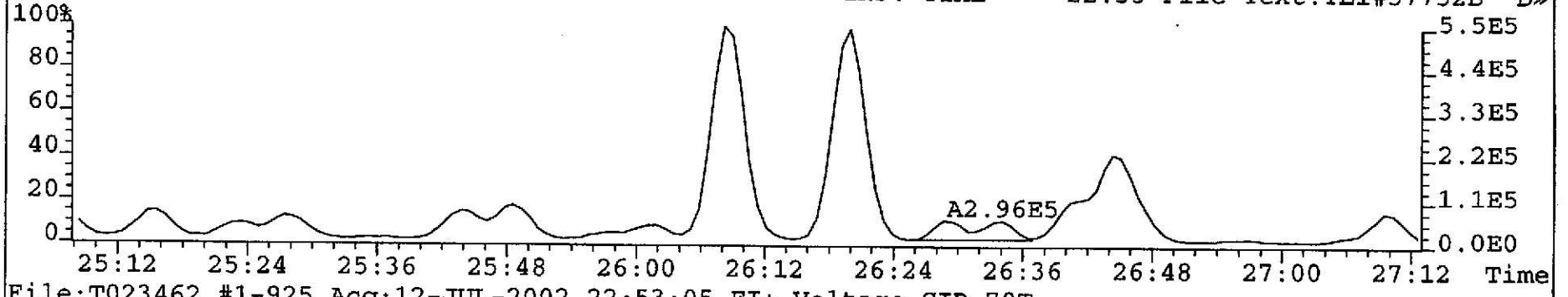

File:T023462 #1-925 Acq:12-JUL-2002 22:53:05 EI+ Voltage SIR 70T
305.8987 F:2 Exp:NDB5US
Sample Text:TLI#57752B DF-DP-65 0-0.5 INJ. TIME = 22:55 File Text:TLI#57752B D»

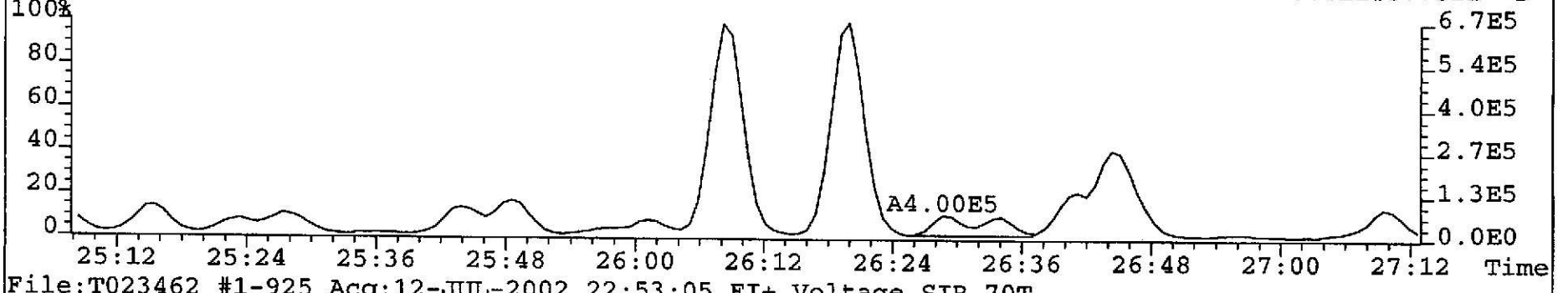

File:T023462 #1-925 Acq:12-JUL-2002 22:53:05 EI+ Voltage SIR 70T
317.9389 F:2 Exp:NDB5US
Sample Text:TLI#57752B DF-DP-65 0-0.5 INJ. TIME = 22:55 File Text:TLI#57752B D»

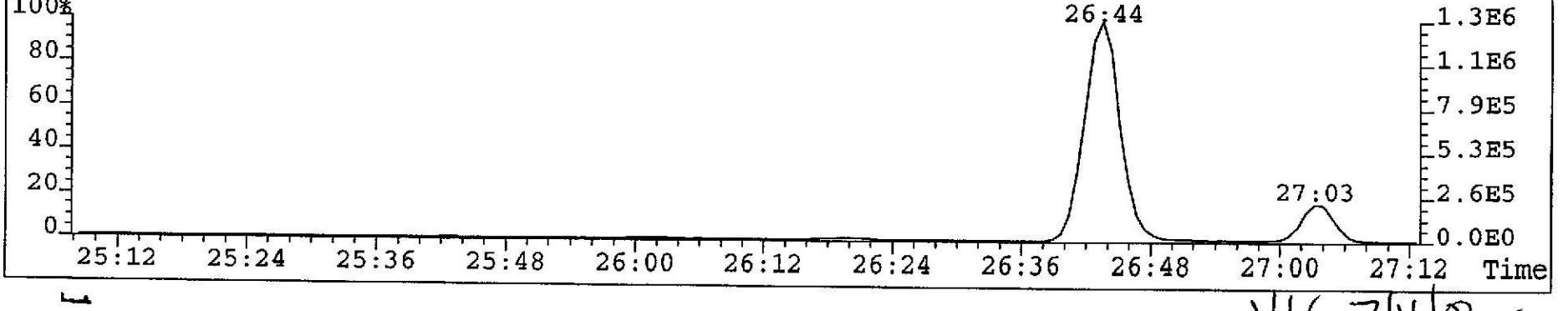

VJC 7/16/02

File:T023462 #1-925 Acq:12-JUL-2002 22:53:05 EI+ Voltage SIR 70T
303.9016 F:2 Exp:NDB5US
Sample Text:TLI#57752B DF-DP-65 0-0.5 INJ. TIME = 22:55 File Text:TLI#57752B D»

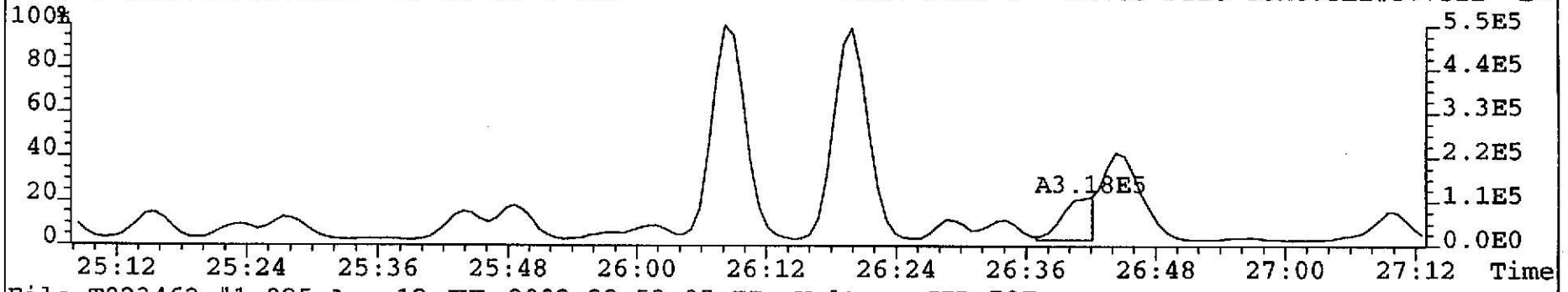

File:T023462 #1-925 Acq:12-JUL-2002 22:53:05 EI+ Voltage SIR 70T
305.8987 F:2 Exp:NDB5US
Sample Text:TLI#57752B DF-DP-65 0-0.5 INJ. TIME = 22:55 File Text:TLI#57752B D»

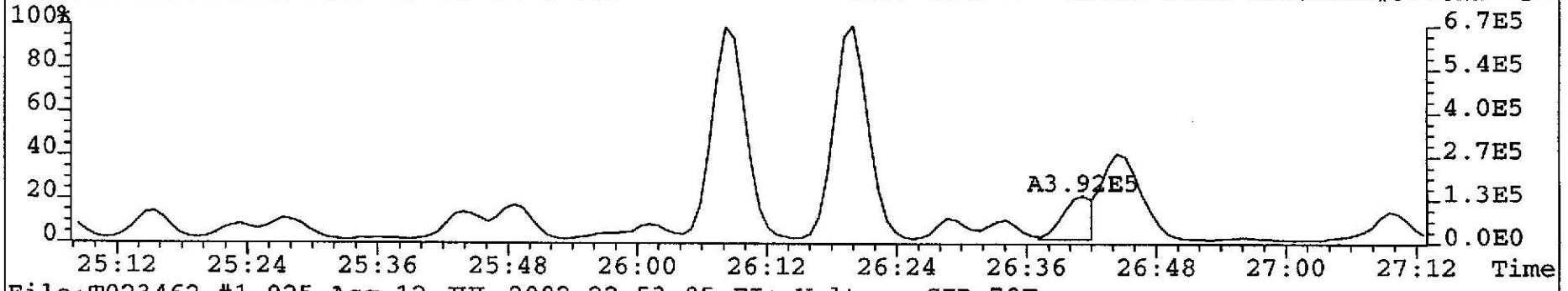

File:T023462 #1-925 Acq:12-JUL-2002 22:53:05 EI+ Voltage SIR 70T
317.9389 F:2 Exp:NDB5US
Sample Text:TLI#57752B DF-DP-65 0-0.5 INJ. TIME = 22:55 File Text:TLI#57752B D»



155

VSC 7/16/02

File:T023462 #1-925 Acq:12-JUL-2002 22:53:05 EI+ Voltage SIR 70T
303.9016 F:2 Exp:NDB5US
Sample Text:TLI#57752B DF-DP-65 0-0.5 INJ. TIME = 22:55 File Text:TLI#57752B D»

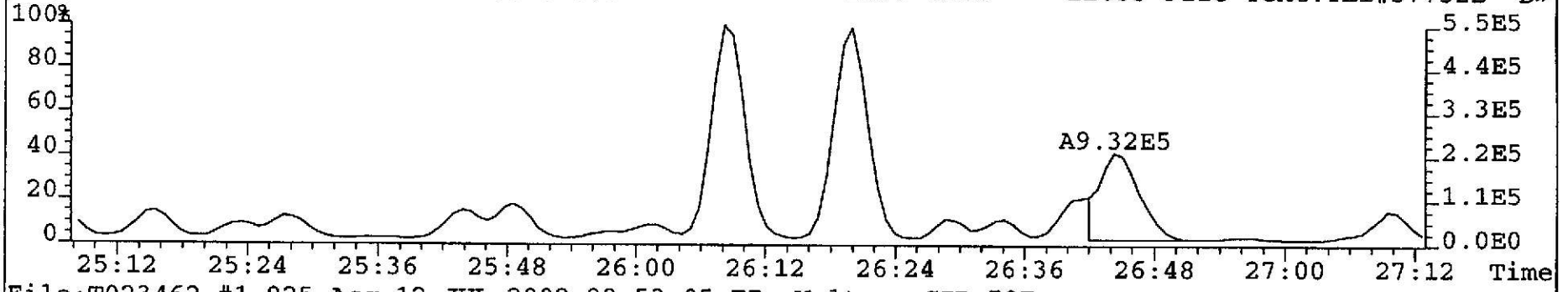

File:T023462 #1-925 Acq:12-JUL-2002 22:53:05 EI+ Voltage SIR 70T
305.8987 F:2 Exp:NDB5US
Sample Text:TLI#57752B DF-DP-65 0-0.5 INJ. TIME = 22:55 File Text:TLI#57752B D»

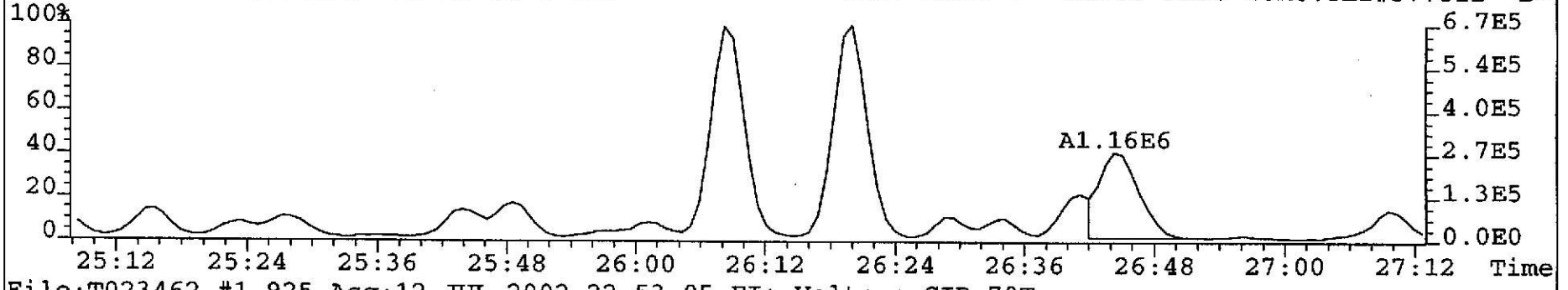

File:T023462 #1-925 Acq:12-JUL-2002 22:53:05 EI+ Voltage SIR 70T
317.9389 F:2 Exp:NDB5US
Sample Text:TLI#57752B DF-DP-65 0-0.5 INJ. TIME = 22:55 File Text:TLI#57752B D»

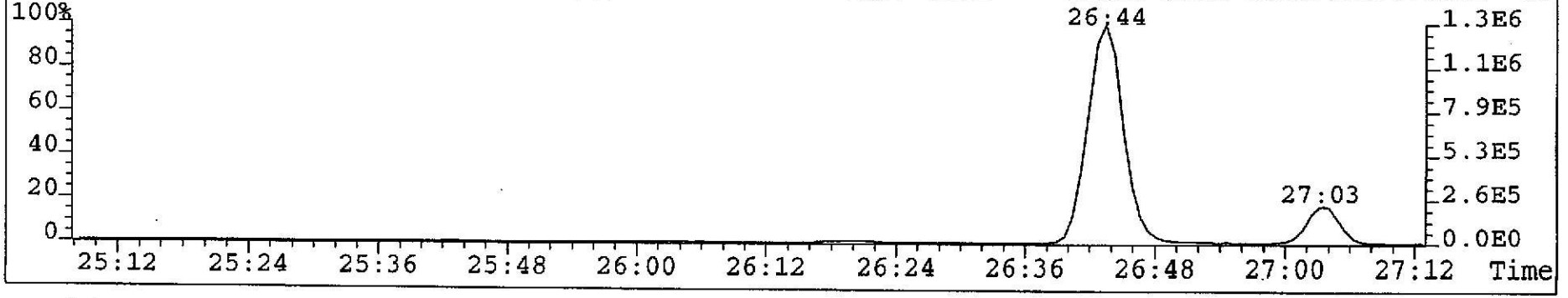

156

VSC 7/16/02

File:T023462 #1-925 Acq:12-JUL-2002 22:53:05 EI+ Voltage SIR 70T
303.9016 F:2 Exp:NDB5US
Sample Text:TLI#57752B DF-DP-65 0-0.5 INJ. TIME = 22:55 File Text:TLI#57752B D»

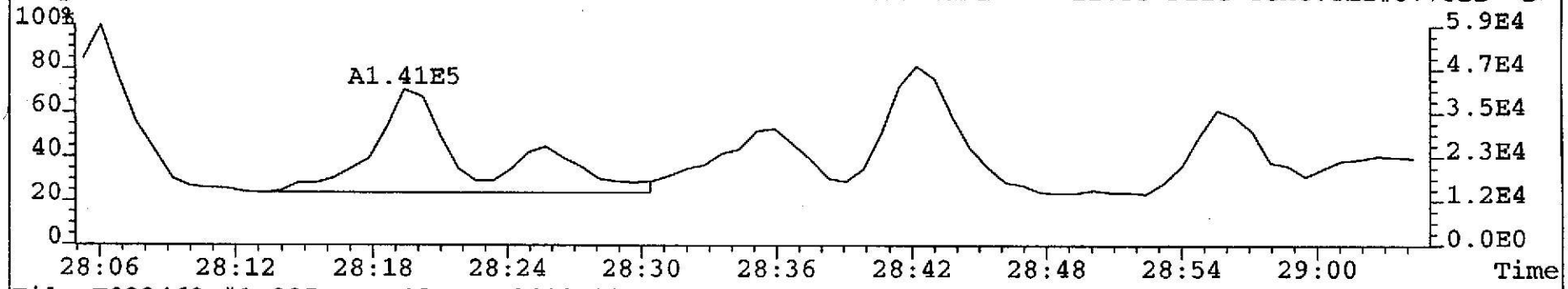

File:T023462 #1-925 Acq:12-JUL-2002 22:53:05 EI+ Voltage SIR 70T
305.8987 F:2 Exp:NDB5US
Sample Text:TLI#57752B DF-DP-65 0-0.5 INJ. TIME = 22:55 File Text:TLI#57752B D»

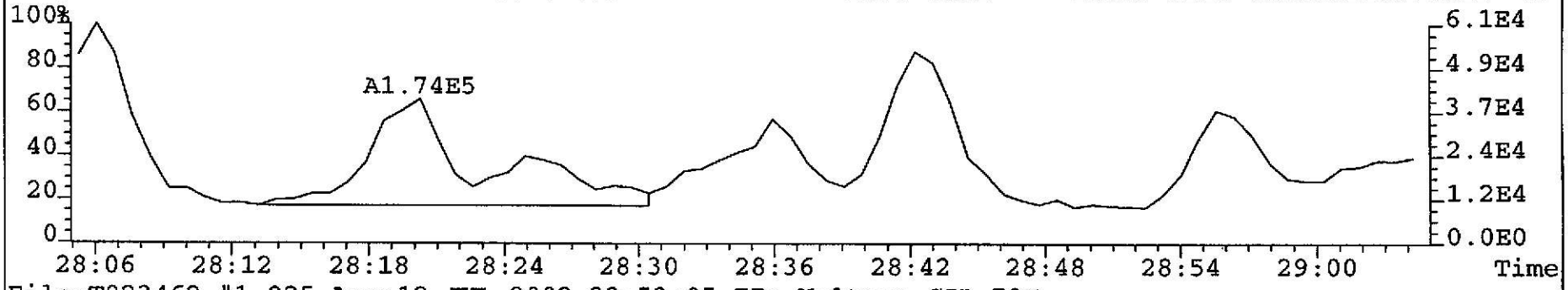

File:T023462 #1-925 Acq:12-JUL-2002 22:53:05 EI+ Voltage SIR 70T
375.8364 F:2 Exp:NDB5US
Sample Text:TLI#57752B DF-DP-65 0-0.5 INJ. TIME = 22:55 File Text:TLI#57752B D»

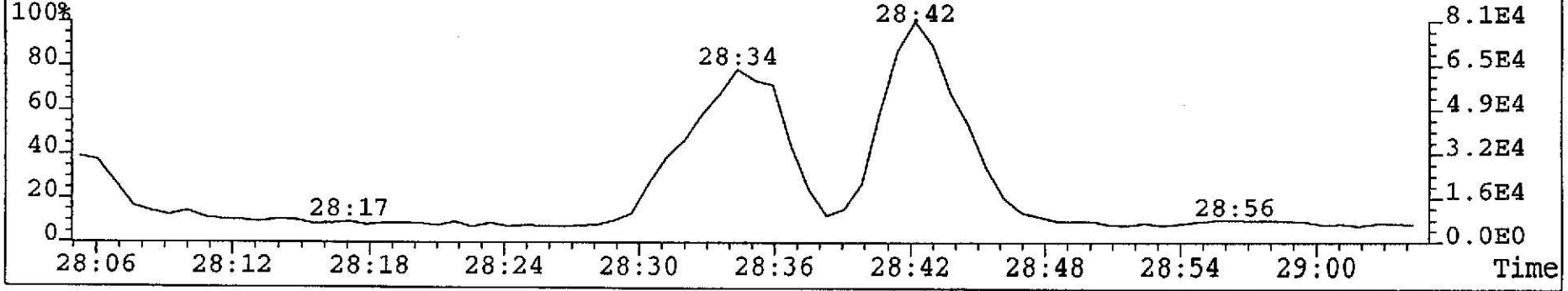

157

VSC 7/16/02

File:T023462 #1-925 Acq:12-JUL-2002 22:53:05 EI+ Voltage SIR 70T
303.9016 F:2 Exp:NDB5US
Sample Text:TLI#57752B DF-DP-65 0-0.5 INJ. TIME = 22:55 File Text:TLI#57752B D»

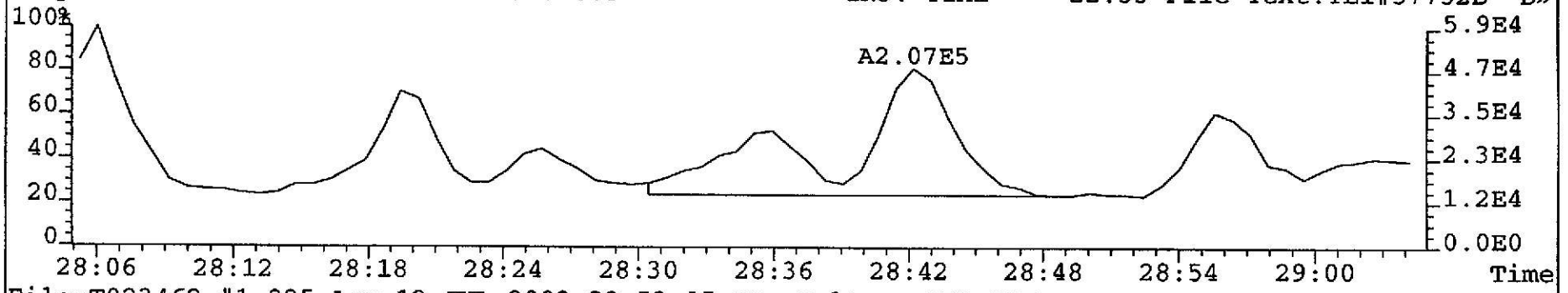

File:T023462 #1-925 Acq:12-JUL-2002 22:53:05 EI+ Voltage SIR 70T
305.8987 F:2 Exp:NDB5US
Sample Text:TLI#57752B DF-DP-65 0-0.5 INJ. TIME = 22:55 File Text:TLI#57752B D»

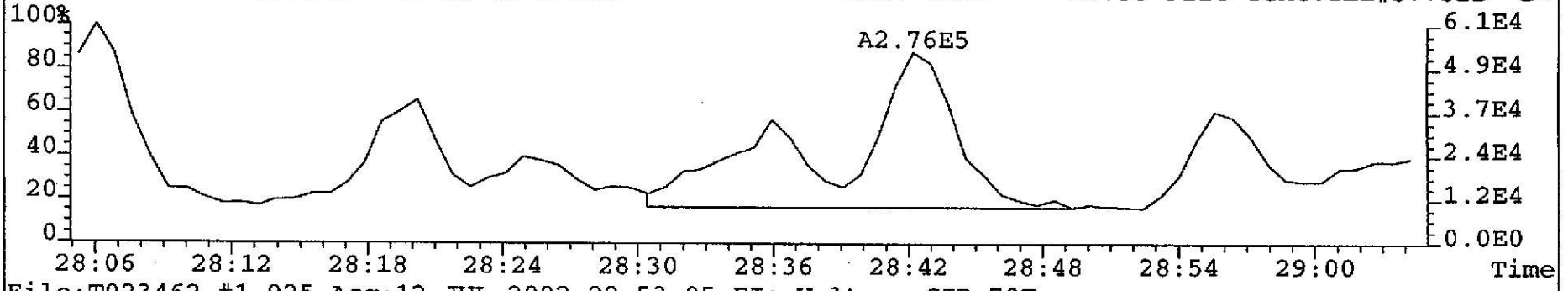

File:T023462 #1-925 Acq:12-JUL-2002 22:53:05 EI+ Voltage SIR 70T
375.8364 F:2 Exp:NDB5US
Sample Text:TLI#57752B DF-DP-65 0-0.5 INJ. TIME = 22:55 File Text:TLI#57752B D»

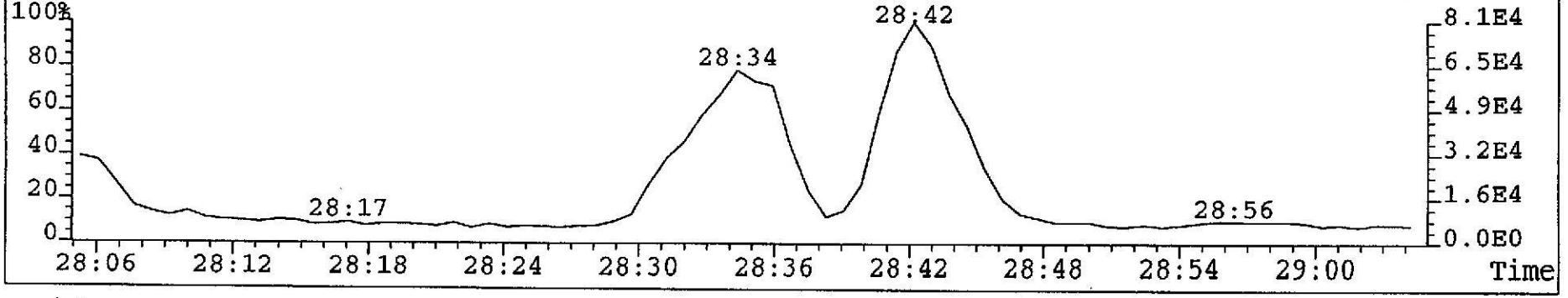

158

VSC 7/16/02

File:T023462 #1-925 Acq:12-JUL-2002 22:53:05 EI+ Voltage SIR 70T
319.8965 F:2 Exp:NDB5US
Sample Text:TLI#57752B DF-DP-65 0-0.5 INJ. TIME = 22:55 File Text:TLI#57752B D»

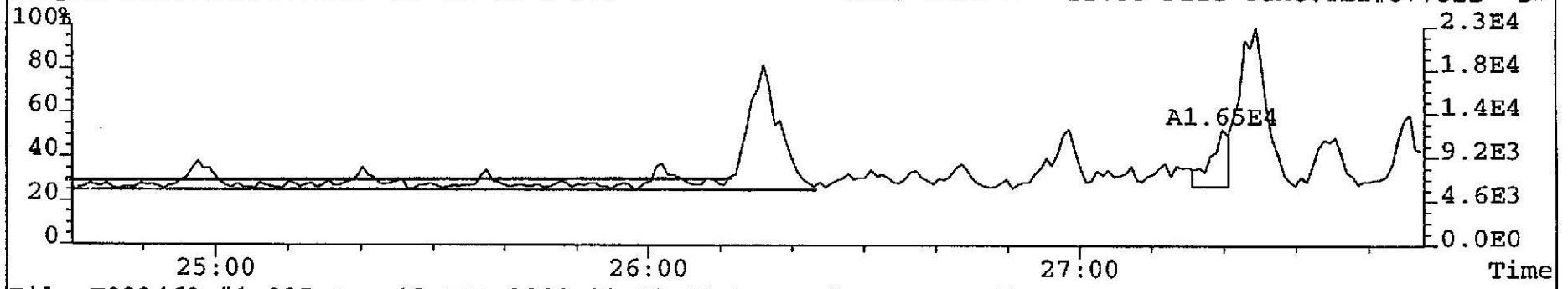

File:T023462 #1-925 Acq:12-JUL-2002 22:53:05 EI+ Voltage SIR 70T
321.8936 F:2 Exp:NDB5US
Sample Text:TLI#57752B DF-DP-65 0-0.5 INJ. TIME = 22:55 File Text:TLI#57752B D»

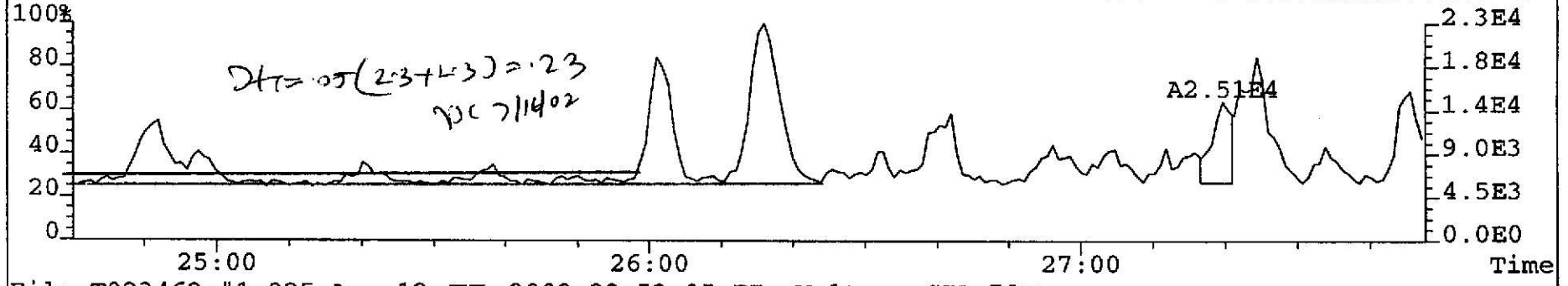

File:T023462 #1-925 Acq:12-JUL-2002 22:53:05 EI+ Voltage SIR 70T
333.9338 F:2 Exp:NDB5US
Sample Text:TLI#57752B DF-DP-65 0-0.5 INJ. TIME = 22:55 File Text:TLI#57752B D»

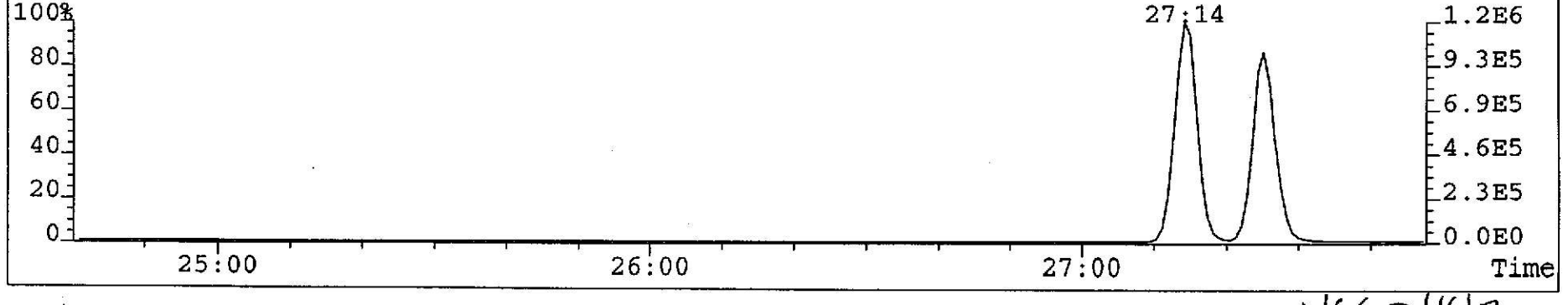

JSC 7/16/02

File:T023462 #1-925 Acq:12-JUL-2002 22:53:05 EI+ Voltage SIR 70T
319.8965 F:2 Exp:NDB5US
Sample Text:TLI#57752B DF-DP-65 0-0.5 INJ. TIME = 22:55 File Text:TLI#57752B D»

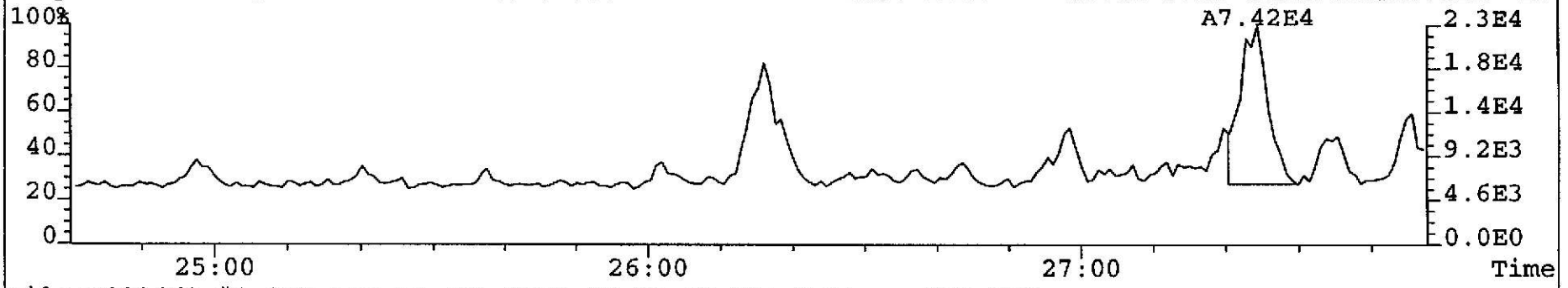

File:T023462 #1-925 Acq:12-JUL-2002 22:53:05 EI+ Voltage SIR 70T
321.8936 F:2 Exp:NDB5US
Sample Text:TLI#57752B DF-DP-65 0-0.5 INJ. TIME = 22:55 File Text:TLI#57752B D»

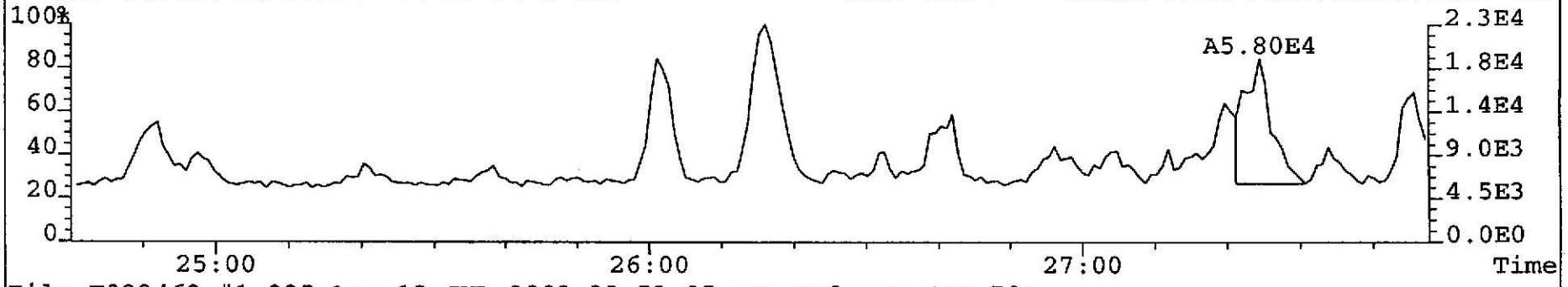

File:T023462 #1-925 Acq:12-JUL-2002 22:53:05 EI+ Voltage SIR 70T
333.9338 F:2 Exp:NDB5US
Sample Text:TLI#57752B DF-DP-65 0-0.5 INJ. TIME = 22:55 File Text:TLI#57752B D»



160

VJC 7/16/02

File:T023462 #1-925 Acq:12-JUL-2002 22:53:05 EI+ Voltage SIR 70T
319.8965 F:2 Exp:NDB5US
Sample Text:TLI#57752B DF-DP-65 0-0.5 INJ. TIME = 22:55 File Text:TLI#57752B D»

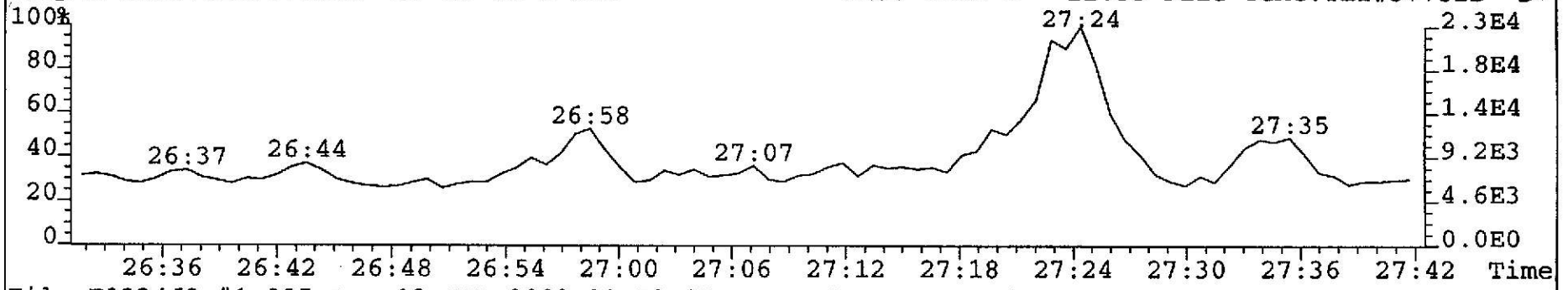

File:T023462 #1-925 Acq:12-JUL-2002 22:53:05 EI+ Voltage SIR 70T
327.8847 F:2 Exp:NDB5US
Sample Text:TLI#57752B DF-DP-65 0-0.5 INJ. TIME = 22:55 File Text:TLI#57752B D»

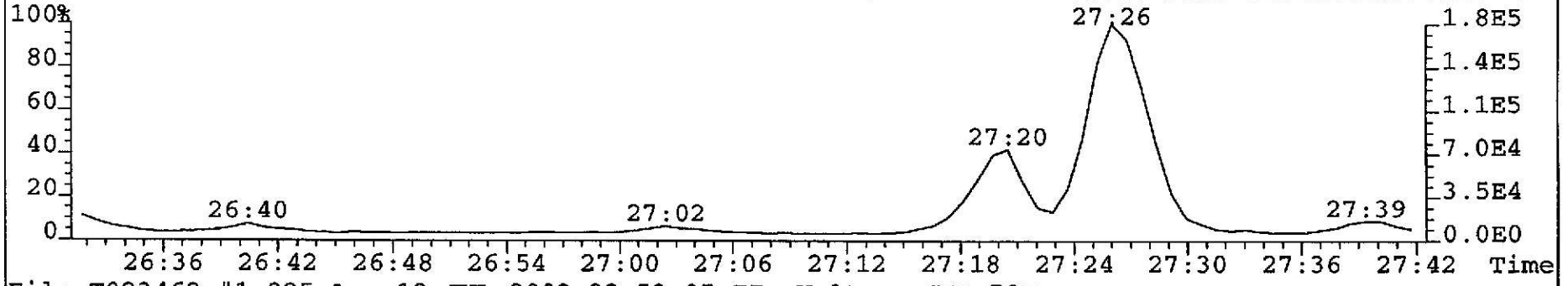

File:T023462 #1-925 Acq:12-JUL-2002 22:53:05 EI+ Voltage SIR 70T
333.9338 F:2 Exp:NDB5US
Sample Text:TLI#57752B DF-DP-65 0-0.5 INJ. TIME = 22:55 File Text:TLI#57752B D»

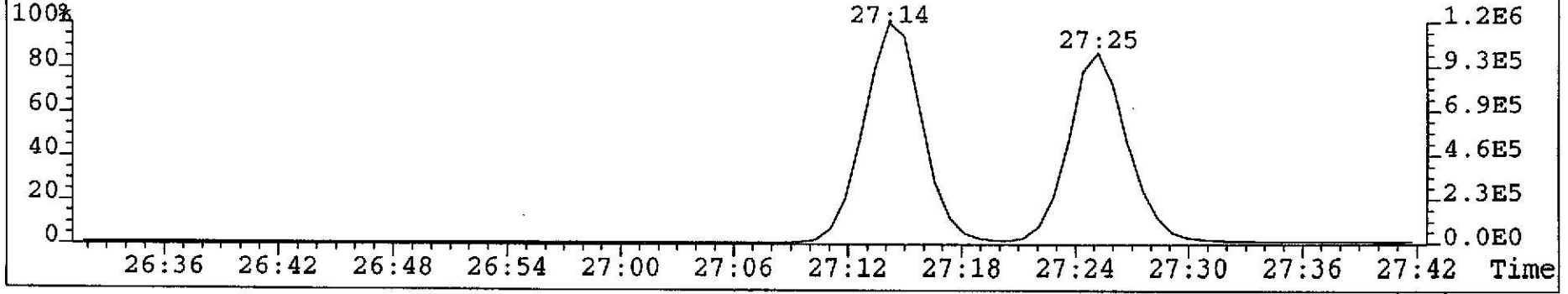

VJC 7/16/02

File:T023462 #1-925 Acq:12-JUL-2002 22:53:05 EI+ Voltage SIR 70T
339.8597 F:2 Exp:NDB5US
Sample Text:TLI#57752B DF-DP-65 0-0.5 INJ. TIME = 22:55 File Text:TLI#57752B D»

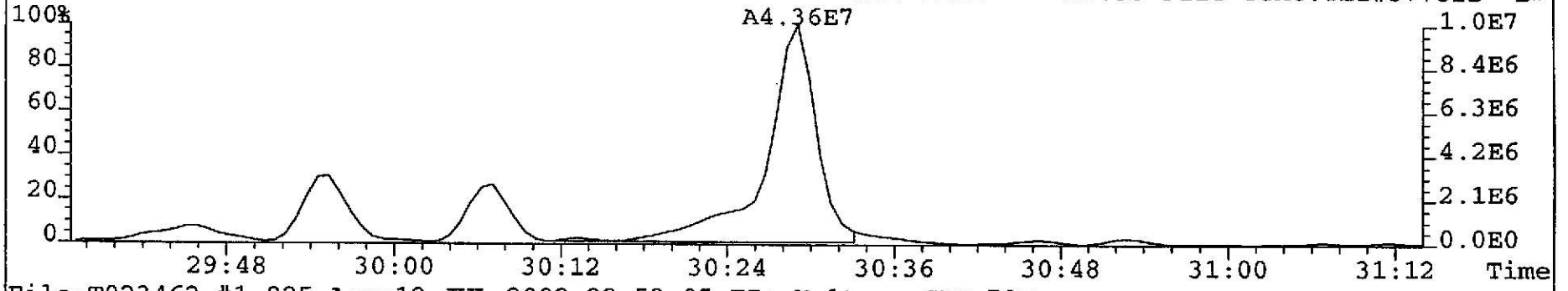

File:T023462 #1-925 Acq:12-JUL-2002 22:53:05 EI+ Voltage SIR 70T
341.8567 F:2 Exp:NDB5US
Sample Text:TLI#57752B DF-DP-65 0-0.5 INJ. TIME = 22:55 File Text:TLI#57752B D»

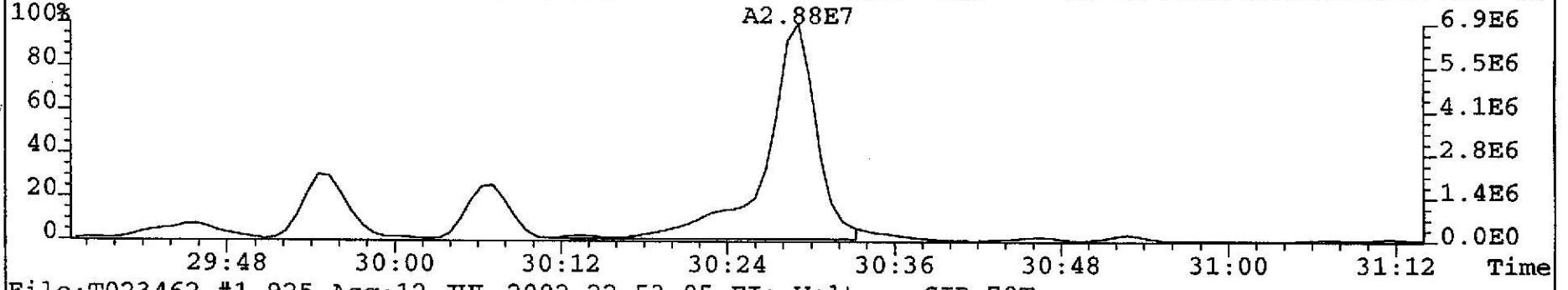

File:T023462 #1-925 Acq:12-JUL-2002 22:53:05 EI+ Voltage SIR 70T
353.8970 F:2 Exp:NDB5US
Sample Text:TLI#57752B DF-DP-65 0-0.5 INJ. TIME = 22:55 File Text:TLI#57752B D»

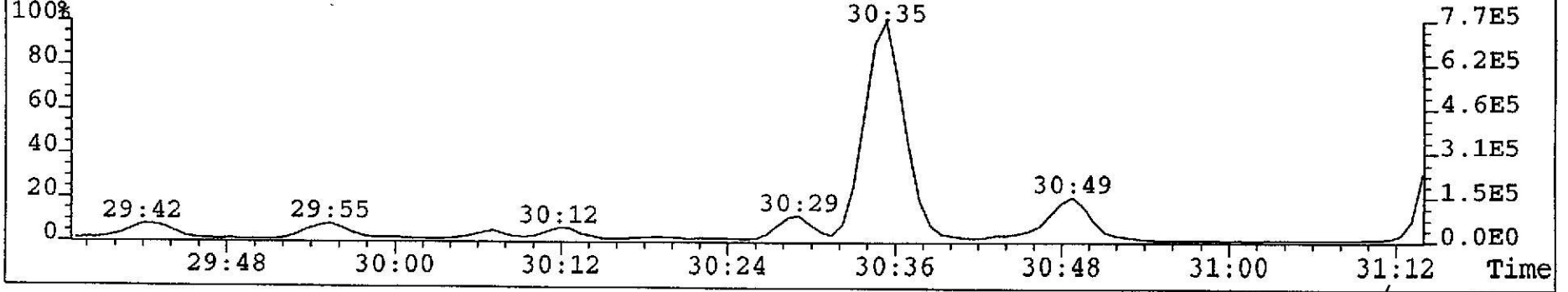

VBC 7/16/02

File:T023462 #1-925 Acq:12-JUL-2002 22:53:05 EI+ Voltage SIR 70T
339.8597 F:2 Exp:NDB5US
Sample Text:TLI#57752B DF-DP-65 0-0.5 INJ. TIME = 22:55 File Text:TLI#57752B D»

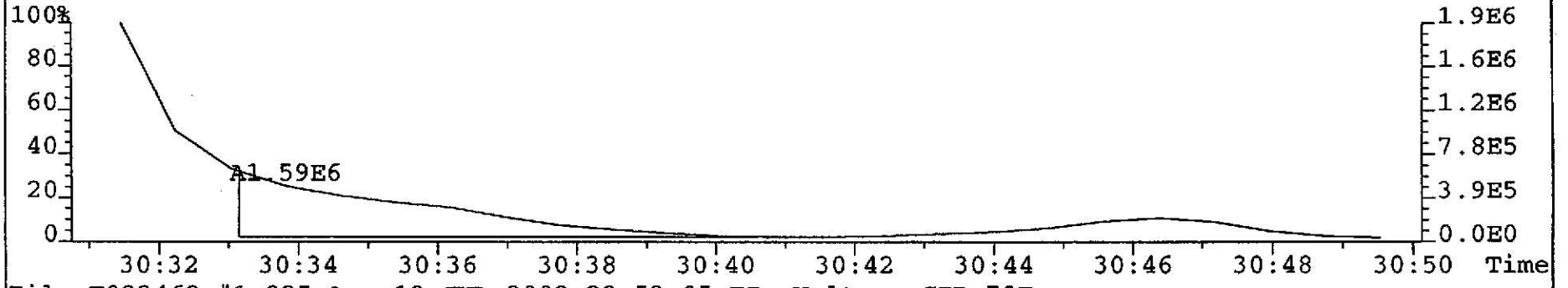

File:T023462 #1-925 Acq:12-JUL-2002 22:53:05 EI+ Voltage SIR 70T
341.8567 F:2 Exp:NDB5US
Sample Text:TLI#57752B DF-DP-65 0-0.5 INJ. TIME = 22:55 File Text:TLI#57752B D»

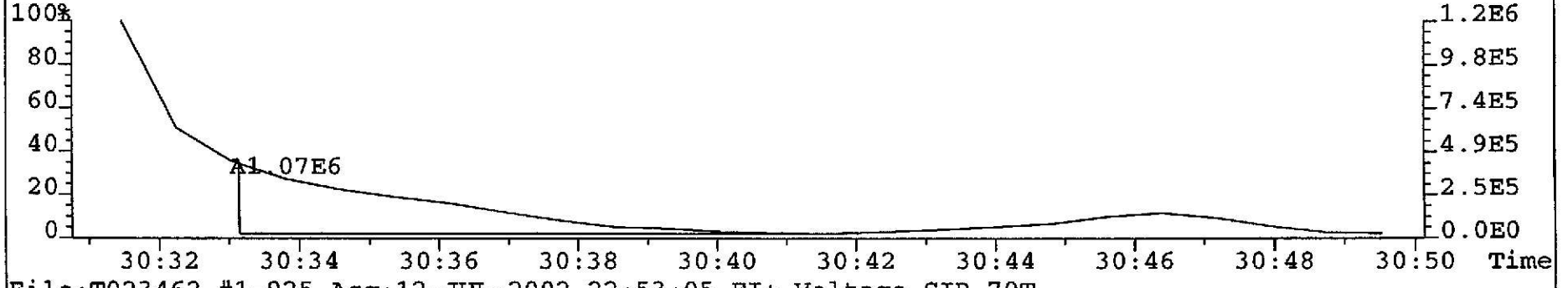

File:T023462 #1-925 Acq:12-JUL-2002 22:53:05 EI+ Voltage SIR 70T
353.8970 F:2 Exp:NDB5US
Sample Text:TLI#57752B DF-DP-65 0-0.5 INJ. TIME = 22:55 File Text:TLI#57752B D»

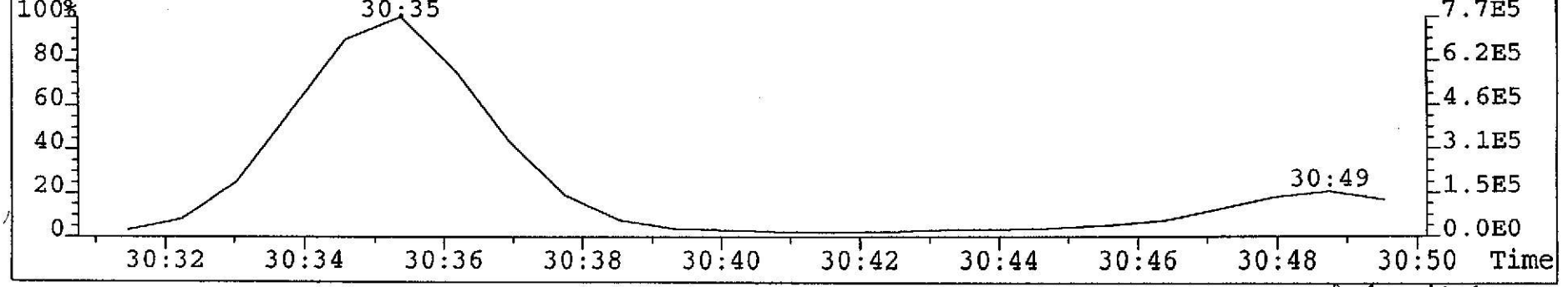

VJC 7/16/02

File:T023462 #1-925 Acq:12-JUL-2002 22:53:05 EI+ Voltage SIR 70T
339.8597 F:2 Exp:NDB5US
Sample Text:TLI#57752B DF-DP-65 0-0.5 INJ. TIME = 22:55 File Text:TLI#57752B D»

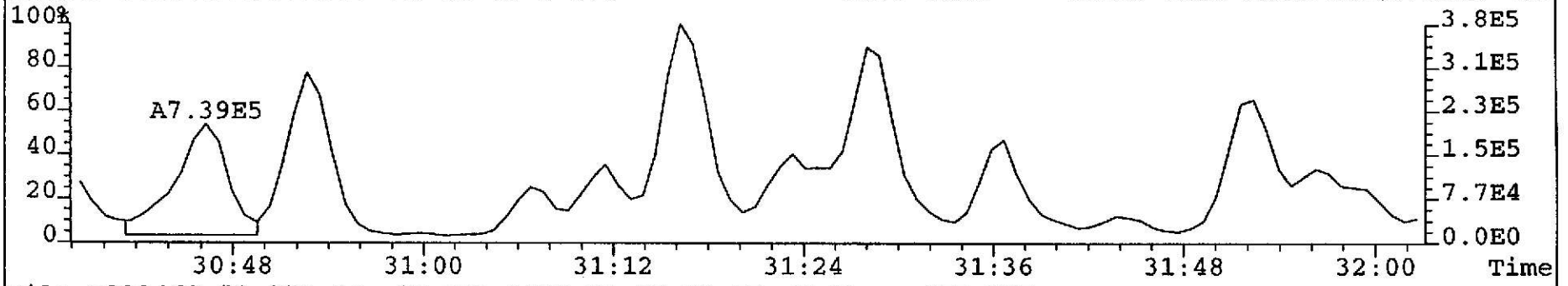

File:T023462 #1-925 Acq:12-JUL-2002 22:53:05 EI+ Voltage SIR 70T
341.8567 F:2 Exp:NDB5US
Sample Text:TLI#57752B DF-DP-65 0-0.5 INJ. TIME = 22:55 File Text:TLI#57752B D»

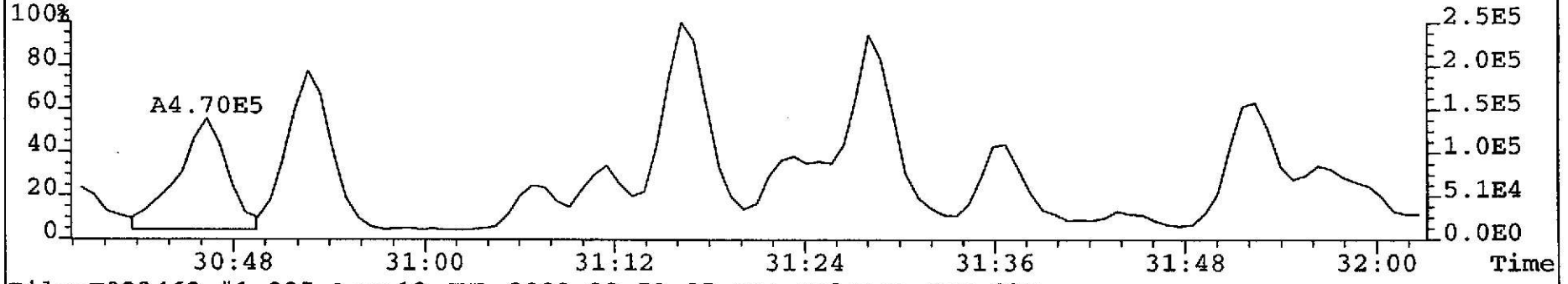

File:T023462 #1-925 Acq:12-JUL-2002 22:53:05 EI+ Voltage SIR 70T
353.8970 F:2 Exp:NDB5US
Sample Text:TLI#57752B DF-DP-65 0-0.5 INJ. TIME = 22:55 File Text:TLI#57752B D»

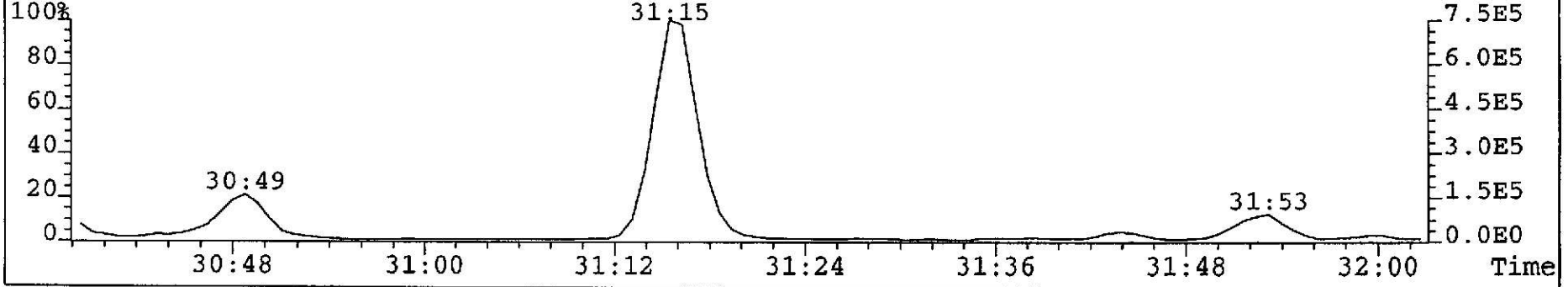

164

VSC 7/16/02

File:T023462 #1-925 Acq:12-JUL-2002 22:53:05 EI+ Voltage SIR 70T
339.8597 F:2 Exp:NDB5US
Sample Text:TLI#57752B DF-DP-65 0-0.5 INJ. TIME = 22:55 File Text:TLI#57752B D»

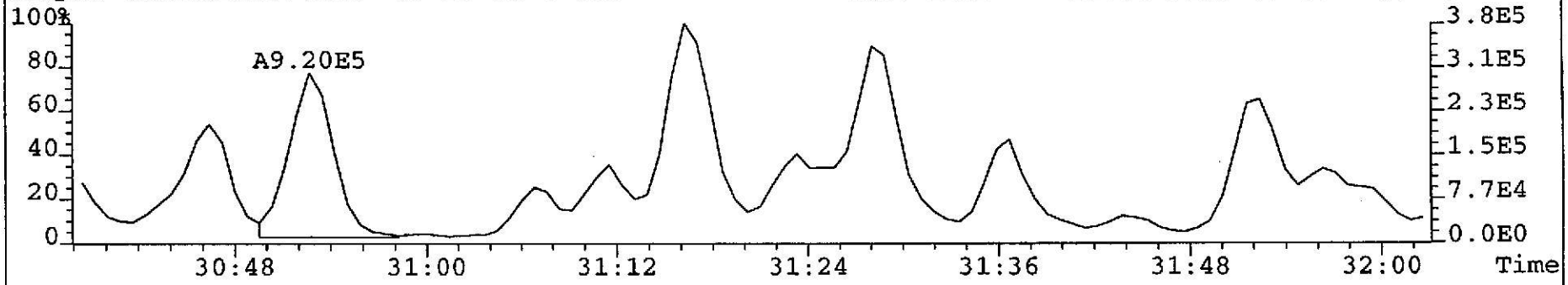

File:T023462 #1-925 Acq:12-JUL-2002 22:53:05 EI+ Voltage SIR 70T
341.8567 F:2 Exp:NDB5US
Sample Text:TLI#57752B DF-DP-65 0-0.5 INJ. TIME = 22:55 File Text:TLI#57752B D»

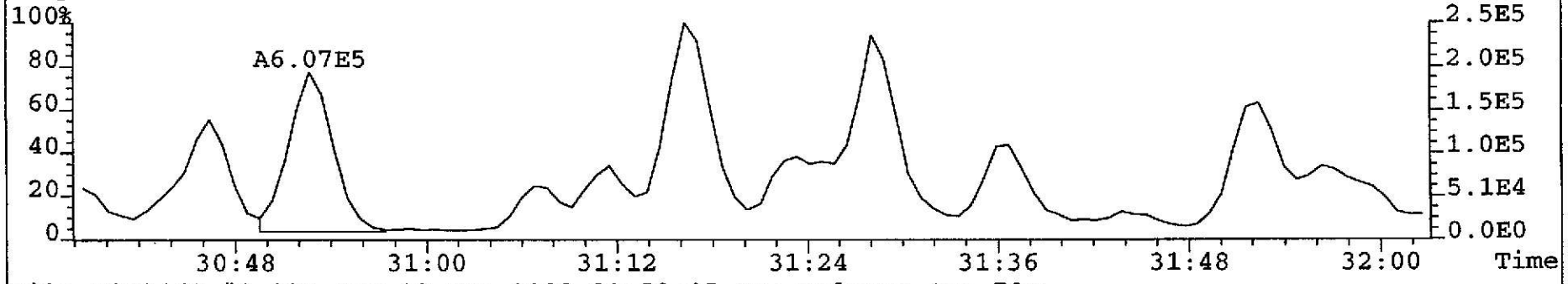

File:T023462 #1-925 Acq:12-JUL-2002 22:53:05 EI+ Voltage SIR 70T
353.8970 F:2 Exp:NDB5US
Sample Text:TLI#57752B DF-DP-65 0-0.5 INJ. TIME = 22:55 File Text:TLI#57752B D»

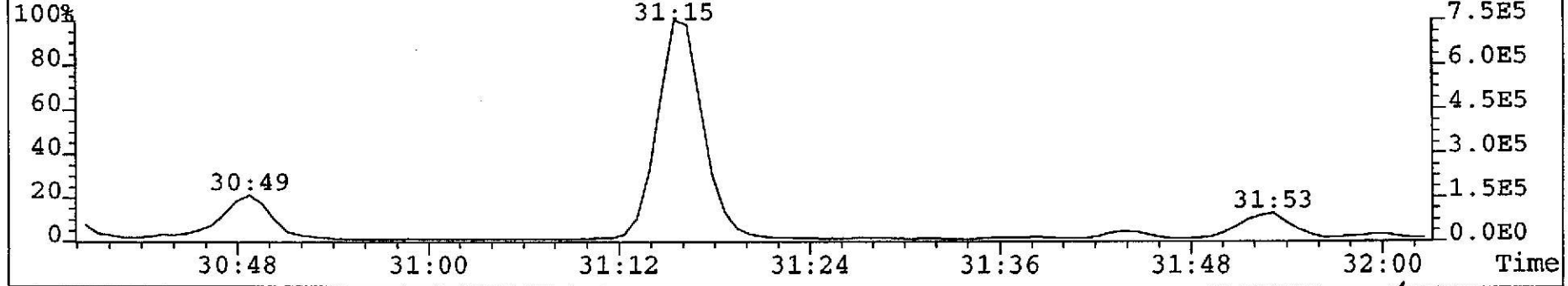

VJC 7/16/02

File:T023462 #1-925 Acq:12-JUL-2002 22:53:05 EI+ Voltage SIR 70T
339.8597 F:2 Exp:NDB5US
Sample Text:TLI#57752B DF-DP-65 0-0.5 INJ. TIME = 22:55 File Text:TLI#57752B D»

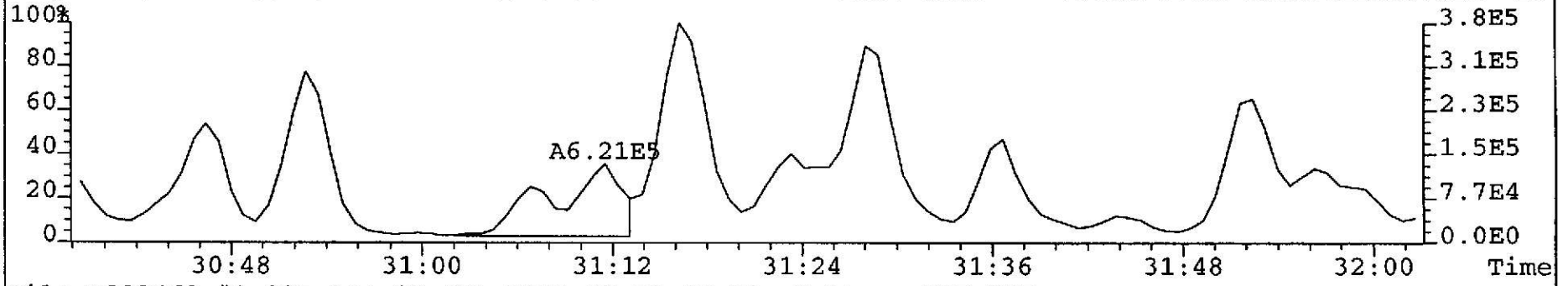

File:T023462 #1-925 Acq:12-JUL-2002 22:53:05 EI+ Voltage SIR 70T
341.8567 F:2 Exp:NDB5US
Sample Text:TLI#57752B DF-DP-65 0-0.5 INJ. TIME = 22:55 File Text:TLI#57752B D»

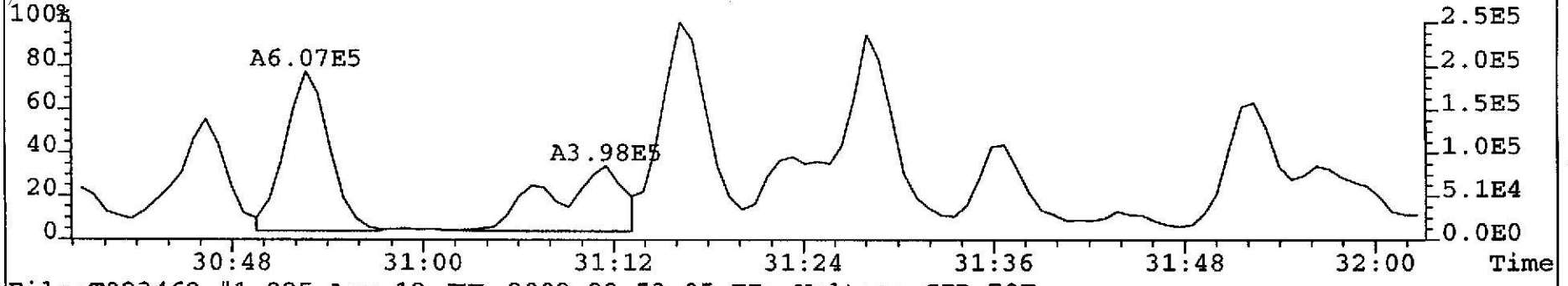

File:T023462 #1-925 Acq:12-JUL-2002 22:53:05 EI+ Voltage SIR 70T
353.8970 F:2 Exp:NDB5US
Sample Text:TLI#57752B DF-DP-65 0-0.5 INJ. TIME = 22:55 File Text:TLI#57752B D»

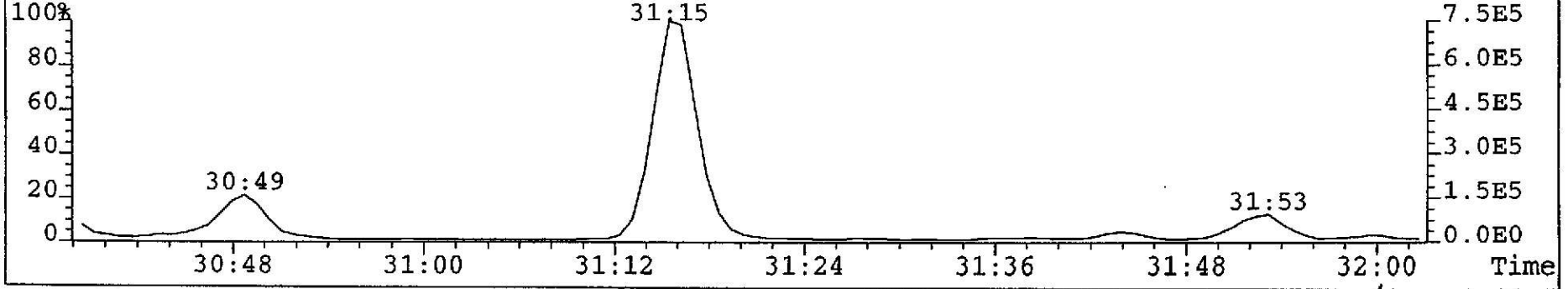

VDC 7/16/02

File:T023462 #1-925 Acq:12-JUL-2002 22:53:05 EI+ Voltage SIR 70T
339.8597 F:2 Exp:NDB5US
Sample Text:TLI#57752B DF-DP-65 0-0.5 INJ. TIME = 22:55 File Text:TLI#57752B D»

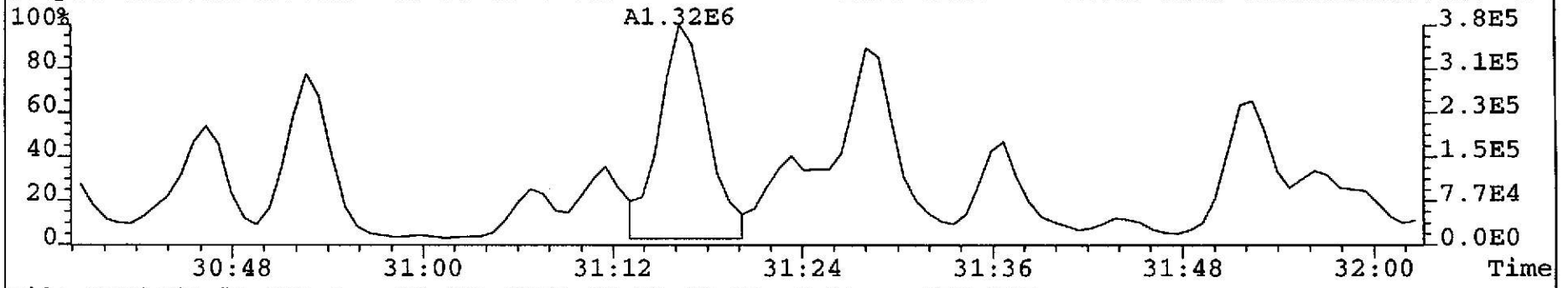

File:T023462 #1-925 Acq:12-JUL-2002 22:53:05 EI+ Voltage SIR 70T
341.8567 F:2 Exp:NDB5US
Sample Text:TLI#57752B DF-DP-65 0-0.5 INJ. TIME = 22:55 File Text:TLI#57752B D»

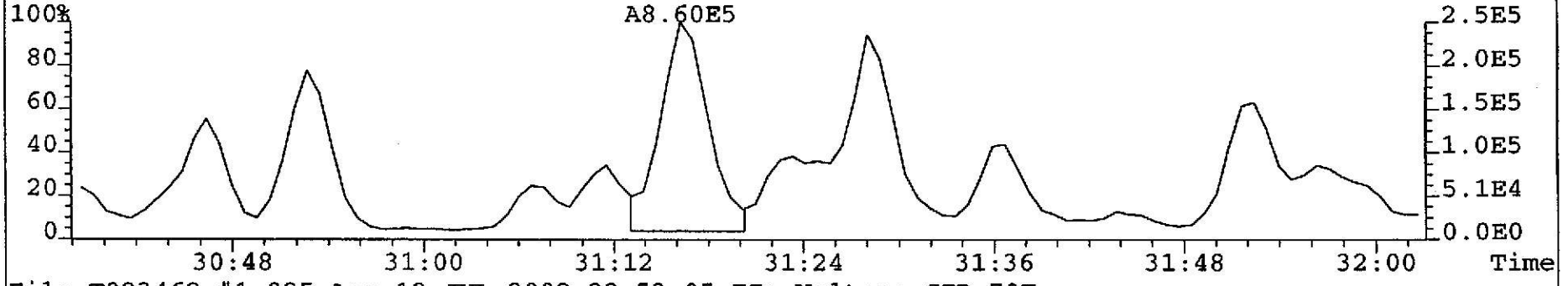

File:T023462 #1-925 Acq:12-JUL-2002 22:53:05 EI+ Voltage SIR 70T
353.8970 F:2 Exp:NDB5US
Sample Text:TLI#57752B DF-DP-65 0-0.5 INJ. TIME = 22:55 File Text:TLI#57752B D»

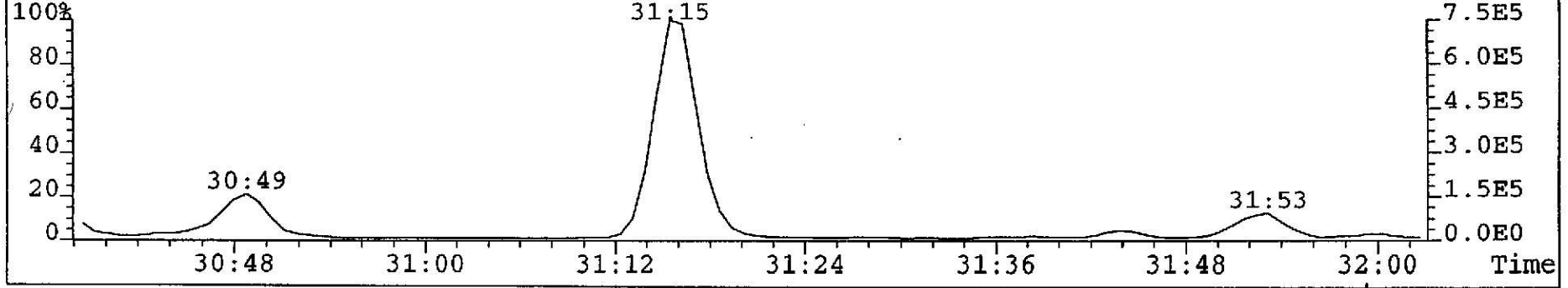

VJC 7/16/02

167

AEM 7/16/02

File:T023462 #1-925 Acq:12-JUL-2002 22:53:05 EI+ Voltage SIR 70T
355.8546 F:2 Exp:NDB5US
Sample Text:TLI#57752B DF-DP-65 0-0.5 INJ. TIME = 22:55 File Text:TLI#57752B D»

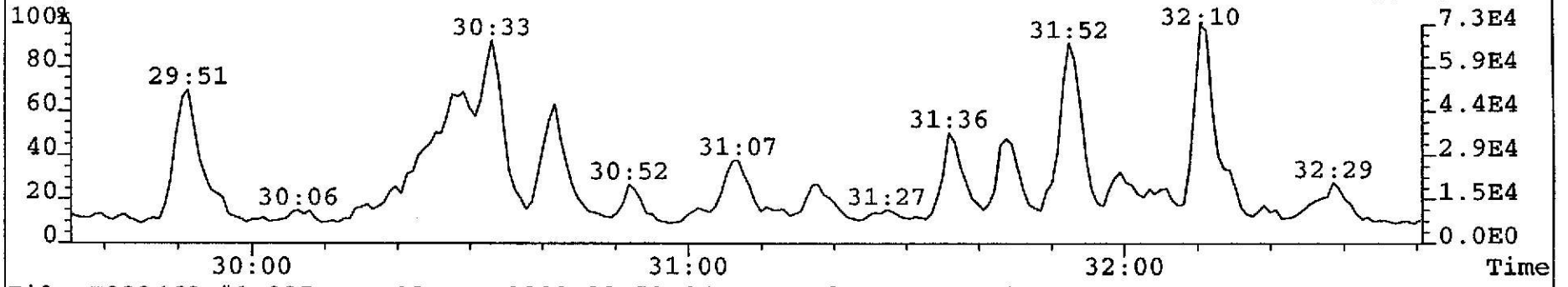

File:T023462 #1-925 Acq:12-JUL-2002 22:53:05 EI+ Voltage SIR 70T
357.8516 F:2 Exp:NDB5US
Sample Text:TLI#57752B DF-DP-65 0-0.5 INJ. TIME = 22:55 File Text:TLI#57752B D»

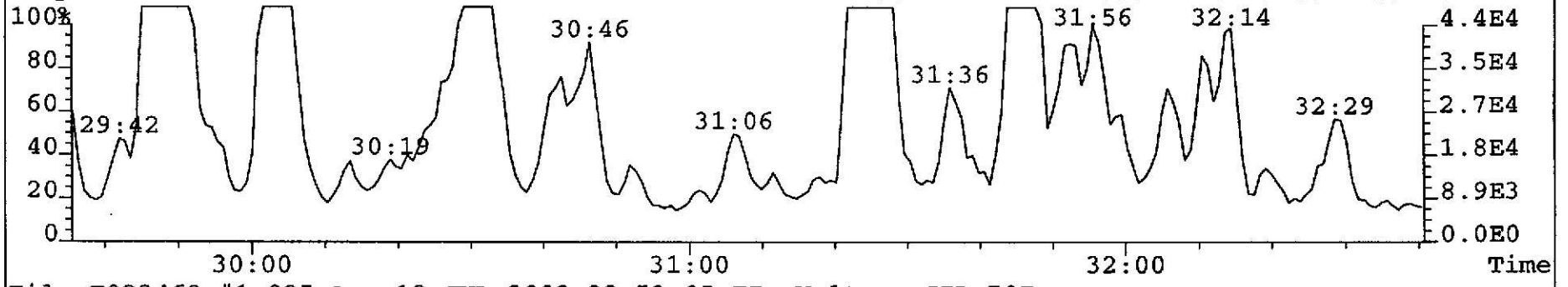

File:T023462 #1-925 Acq:12-JUL-2002 22:53:05 EI+ Voltage SIR 70T
367.8949 F:2 Exp:NDB5US
Sample Text:TLI#57752B DF-DP-65 0-0.5 INJ. TIME = 22:55 File Text:TLI#57752B D»

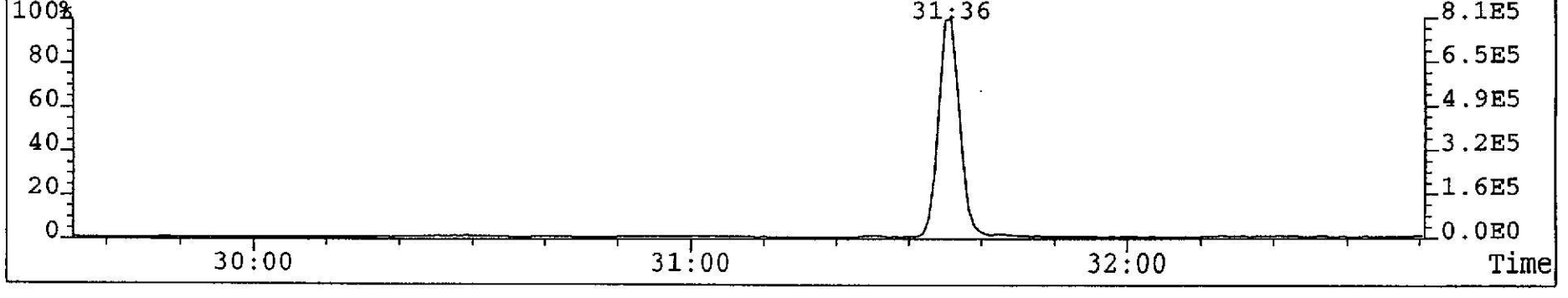

OEM 7116102

File:T023462 #1-925 Acq:12-JUL-2002 22:53:05 EI+ Voltage SIR 70T
355.8546 F:2 Exp:NDB5US
Sample Text:TLI#57752B DF-DP-65 0-0.5 INJ. TIME = 22:55 File Text:TLI#57752B D»

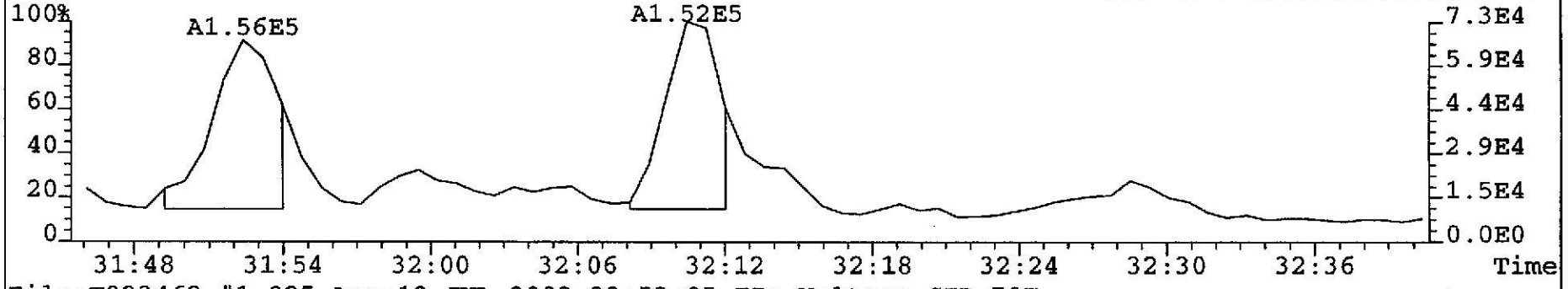

File:T023462 #1-925 Acq:12-JUL-2002 22:53:05 EI+ Voltage SIR 70T
357.8516 F:2 Exp:NDB5US
Sample Text:TLI#57752B DF-DP-65 0-0.5 INJ. TIME = 22:55 File Text:TLI#57752B D»

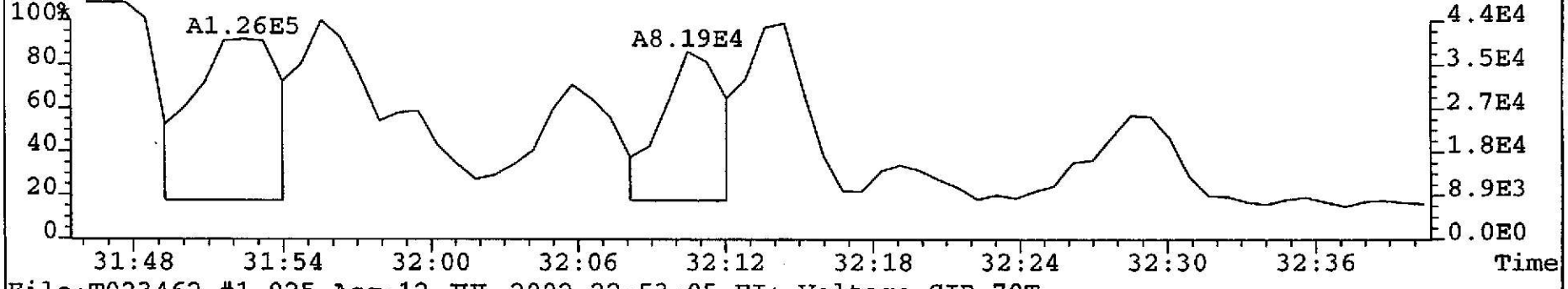

File:T023462 #1-925 Acq:12-JUL-2002 22:53:05 EI+ Voltage SIR 70T
367.8949 F:2 Exp:NDB5US
Sample Text:TLI#57752B DF-DP-65 0-0.5 INJ. TIME = 22:55 File Text:TLI#57752B D»

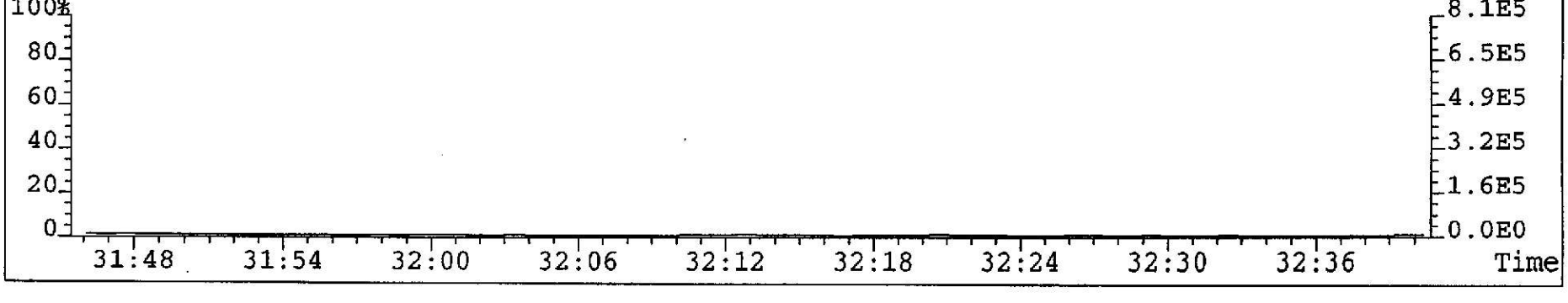

File:T023462 #1-925 Acq:12-JUL-2002 22:53:05 EI+ Voltage SIR 70T
355.8546 F:2 Exp:NDB5US
Sample Text:TLI#57752B DF-DP-65 0-0.5 INJ. TIME = 22:55 File Text:TLI#57752B D»

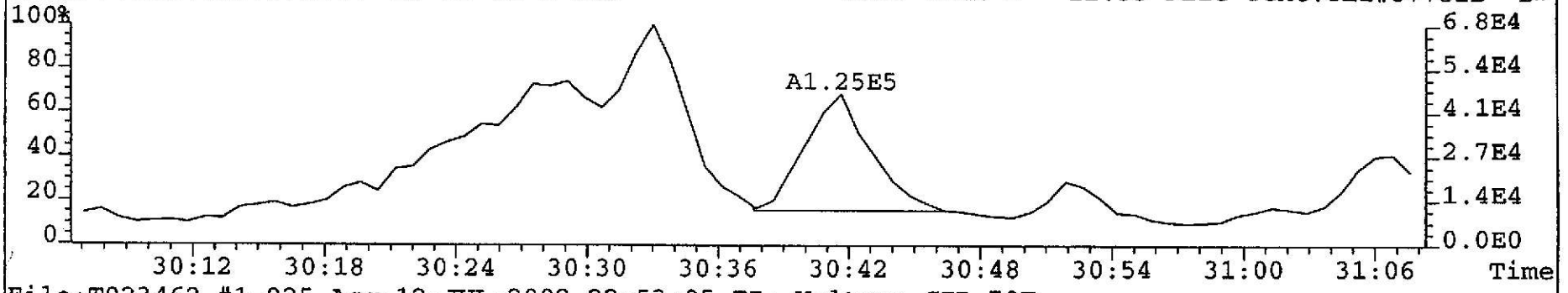

File:T023462 #1-925 Acq:12-JUL-2002 22:53:05 EI+ Voltage SIR 70T
357.8516 F:2 Exp:NDB5US
Sample Text:TLI#57752B DF-DP-65 0-0.5 INJ. TIME = 22:55 File Text:TLI#57752B D»

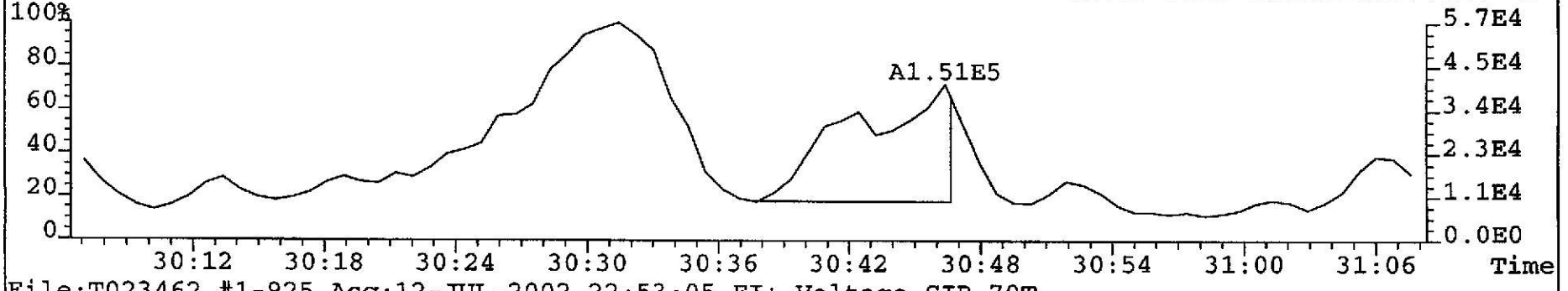

File:T023462 #1-925 Acq:12-JUL-2002 22:53:05 EI+ Voltage SIR 70T
369.8919 F:2 Exp:NDB5US
Sample Text:TLI#57752B DF-DP-65 0-0.5 INJ. TIME = 22:55 File Text:TLI#57752B D»

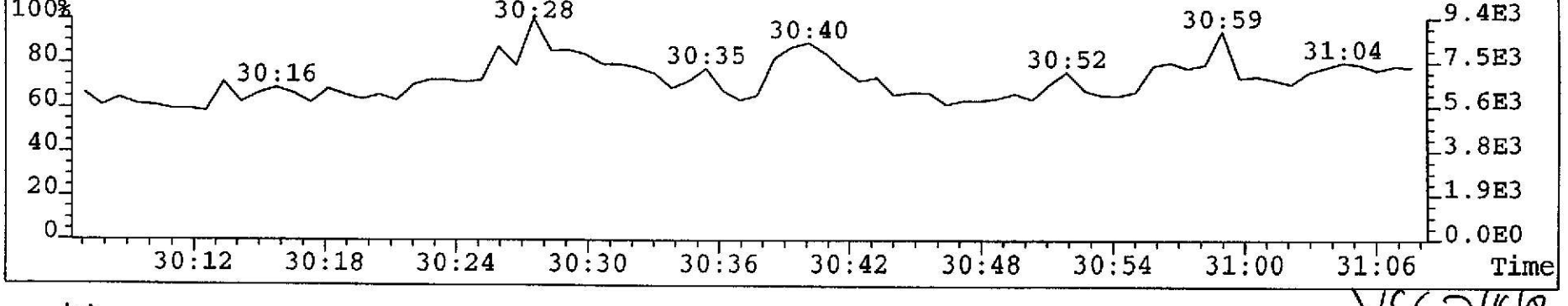

VSC 7/16/02

File:T023462 #1-925 Acq:12-JUL-2002 22:53:05 EI+ Voltage SIR 70T
355.8546 F:2 Exp:NDB5US
Sample Text:TLI#57752B DF-DP-65 0-0.5 INJ. TIME = 22:55 File Text:TLI#57752B D»

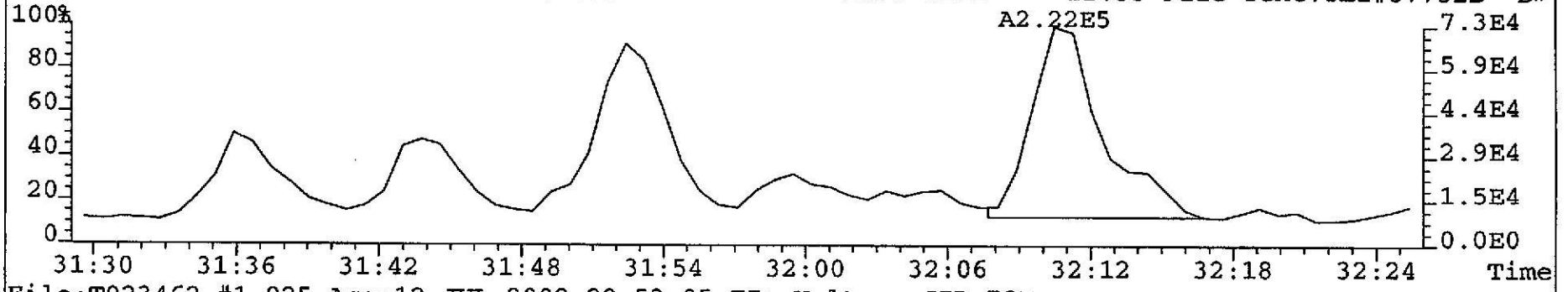

File:T023462 #1-925 Acq:12-JUL-2002 22:53:05 EI+ Voltage SIR 70T
357.8516 F:2 Exp:NDB5US
Sample Text:TLI#57752B DF-DP-65 0-0.5 INJ. TIME = 22:55 File Text:TLI#57752B D»

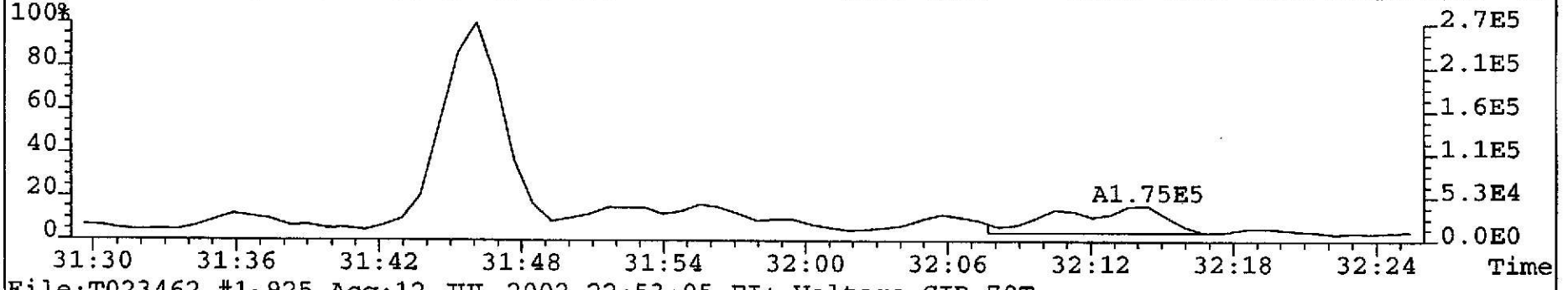

File:T023462 #1-925 Acq:12-JUL-2002 22:53:05 EI+ Voltage SIR 70T
369.8919 F:2 Exp:NDB5US
Sample Text:TLI#57752B DF-DP-65 0-0.5 INJ. TIME = 22:55 File Text:TLI#57752B D»



171

VSC 7/16/02

File:T023462 #1-386 Acq:12-JUL-2002 22:53:05 EI+ Voltage SIR 70T
373.8208 F:3 Exp:NDB5US
Sample Text:TLI#57752B DF-DP-65 0-0.5 INJ. TIME = 22:55 File Text:TLI#57752B D»

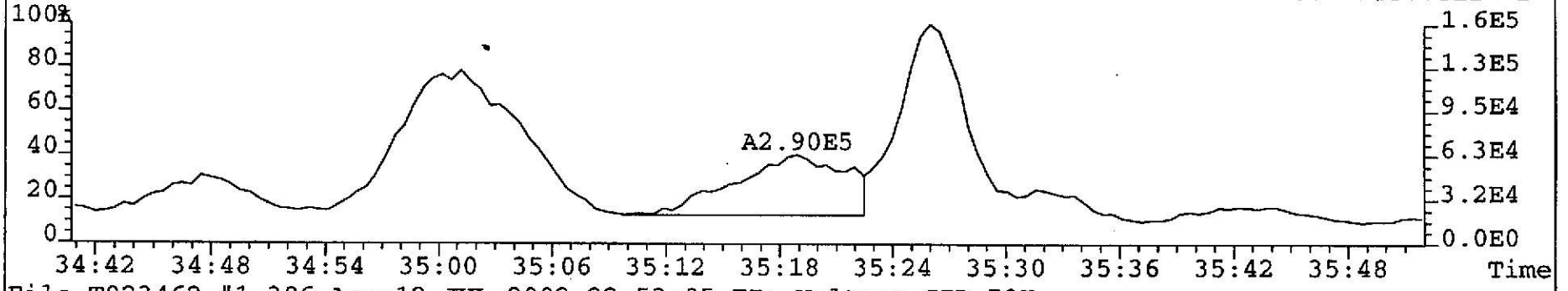

File:T023462 #1-386 Acq:12-JUL-2002 22:53:05 EI+ Voltage SIR 70T
375.8178 F:3 Exp:NDB5US
Sample Text:TLI#57752B DF-DP-65 0-0.5 INJ. TIME = 22:55 File Text:TLI#57752B D»

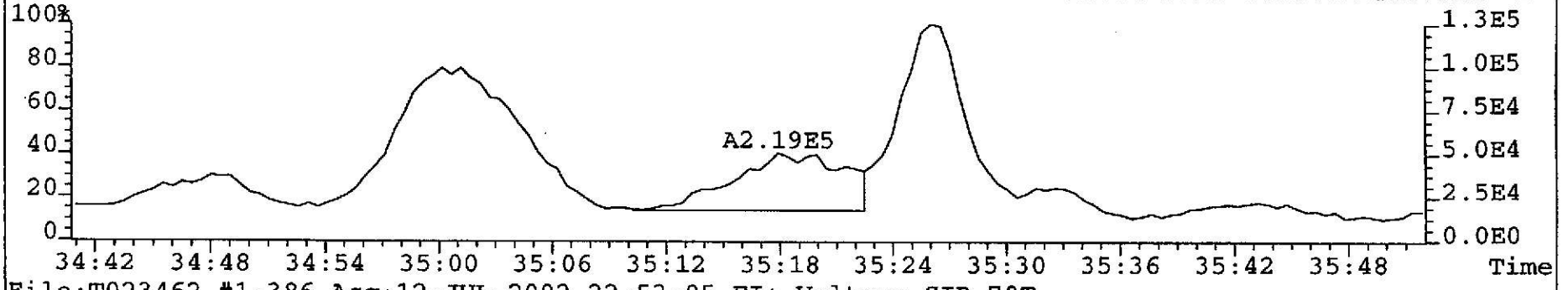

File:T023462 #1-386 Acq:12-JUL-2002 22:53:05 EI+ Voltage SIR 70T
385.8610 F:3 Exp:NDB5US
Sample Text:TLI#57752B DF-DP-65 0-0.5 INJ. TIME = 22:55 File Text:TLI#57752B D»

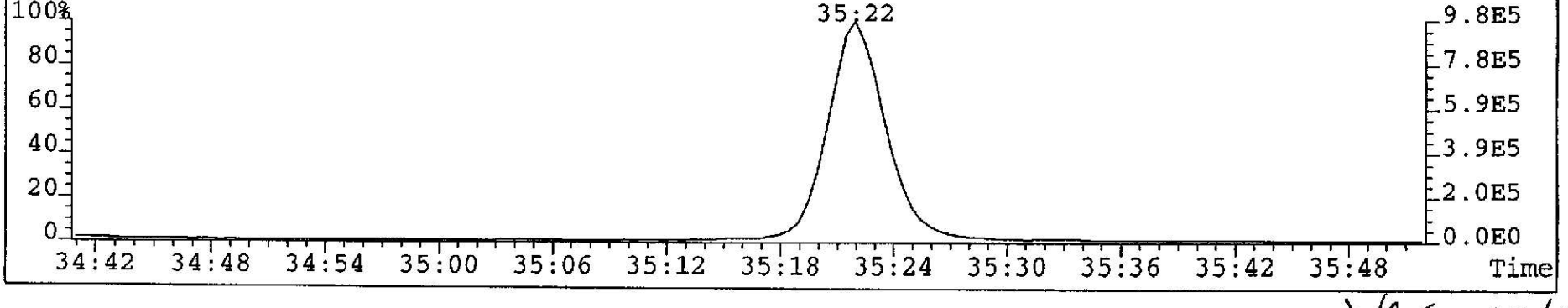

VSC 7/16/02

File:T023462 #1-386 Acq:12-JUL-2002 22:53:05 EI+ Voltage SIR 70T
373.8208 F:3 Exp:NDB5US
Sample Text:TLI#57752B DF-DP-65 0-0.5 INJ. TIME = 22:55 File Text:TLI#57752B D»

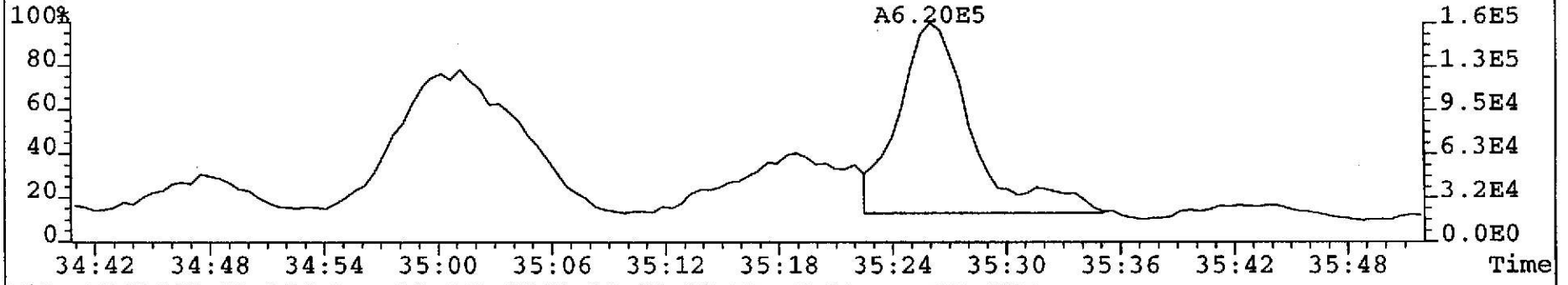

File:T023462 #1-386 Acq:12-JUL-2002 22:53:05 EI+ Voltage SIR 70T
375.8178 F:3 Exp:NDB5US
Sample Text:TLI#57752B DF-DP-65 0-0.5 INJ. TIME = 22:55 File Text:TLI#57752B D»

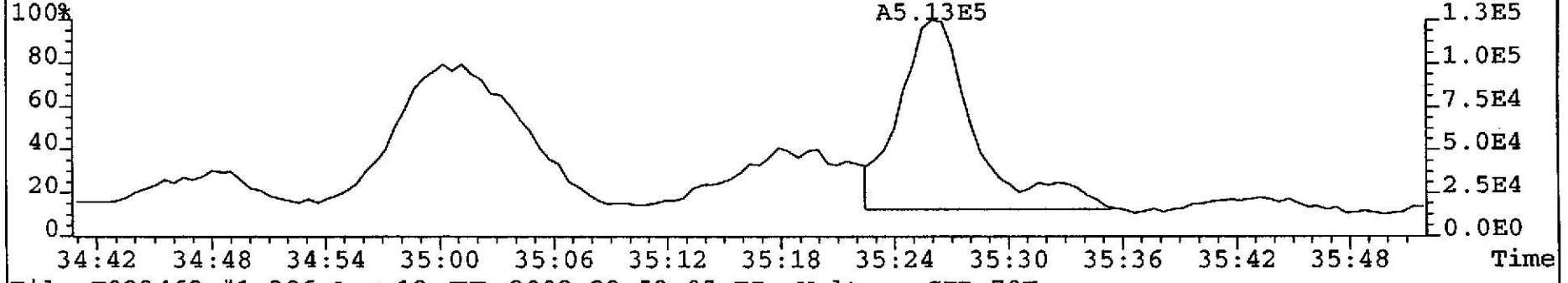

File:T023462 #1-386 Acq:12-JUL-2002 22:53:05 EI+ Voltage SIR 70T
385.8610 F:3 Exp:NDB5US
Sample Text:TLI#57752B DF-DP-65 0-0.5 INJ. TIME = 22:55 File Text:TLI#57752B D»

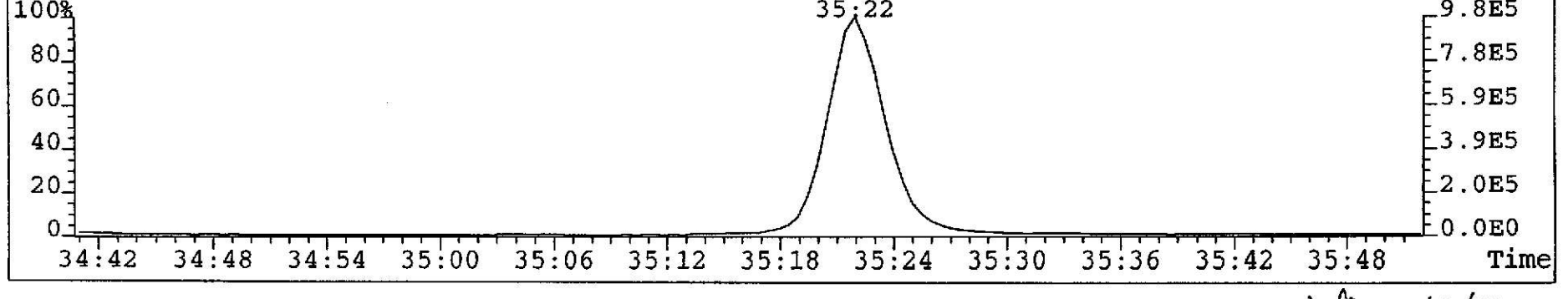

VIC 7/16/02

File:T023462 #1-386 Acq:12-JUL-2002 22:53:05 EI+ Voltage SIR 70T
373.8208 F:3 Exp:NDB5US
Sample Text:TLI#57752B DF-DP-65 0-0.5 INJ. TIME = 22:55 File Text:TLI#57752B D»

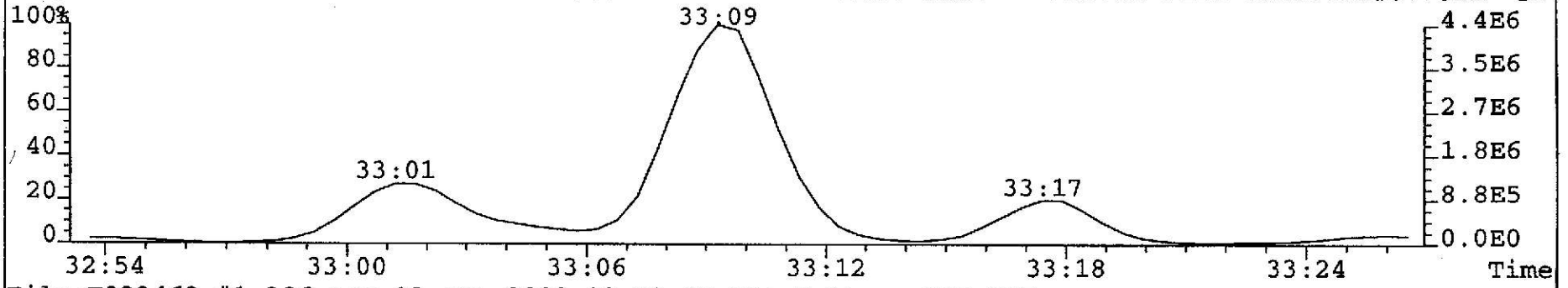

File:T023462 #1-386 Acq:12-JUL-2002 22:53:05 EI+ Voltage SIR 70T
375.8178 F:3 Exp:NDB5US
Sample Text:TLI#57752B DF-DP-65 0-0.5 INJ. TIME = 22:55 File Text:TLI#57752B D»

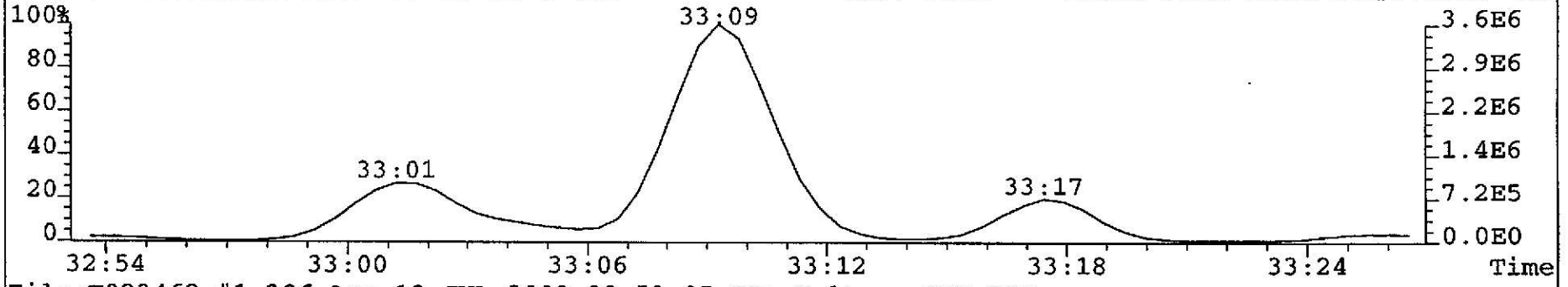

File:T023462 #1-386 Acq:12-JUL-2002 22:53:05 EI+ Voltage SIR 70T
445.7555 F:3 Exp:NDB5US
Sample Text:TLI#57752B DF-DP-65 0-0.5 INJ. TIME = 22:55 File Text:TLI#57752B D»

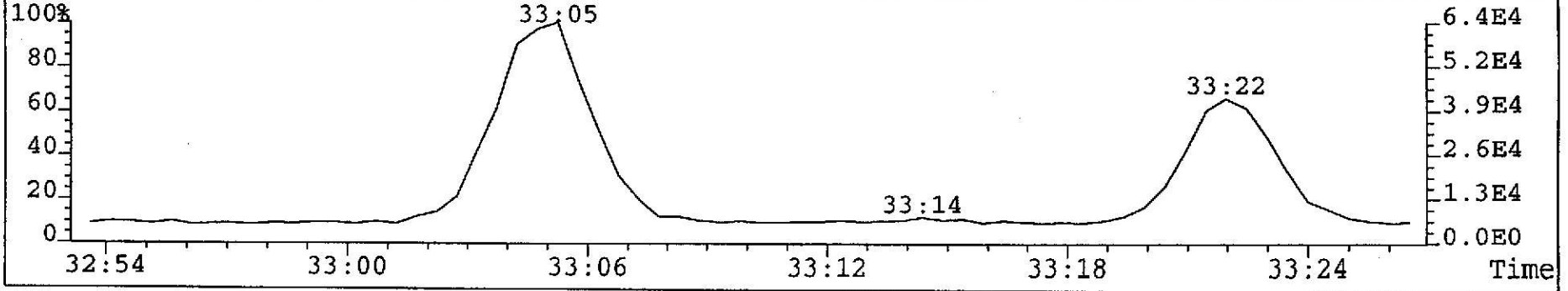

JC 11/6/02

File:T023462 #1-386 Acq:12-JUL-2002 22:53:05 EI+ Voltage SIR 70T
373.8208 F:3 Exp:NDB5US
Sample Text:TLI#57752B DF-DP-65 0-0.5 INJ. TIME = 22:55 File Text:TLI#57752B D»

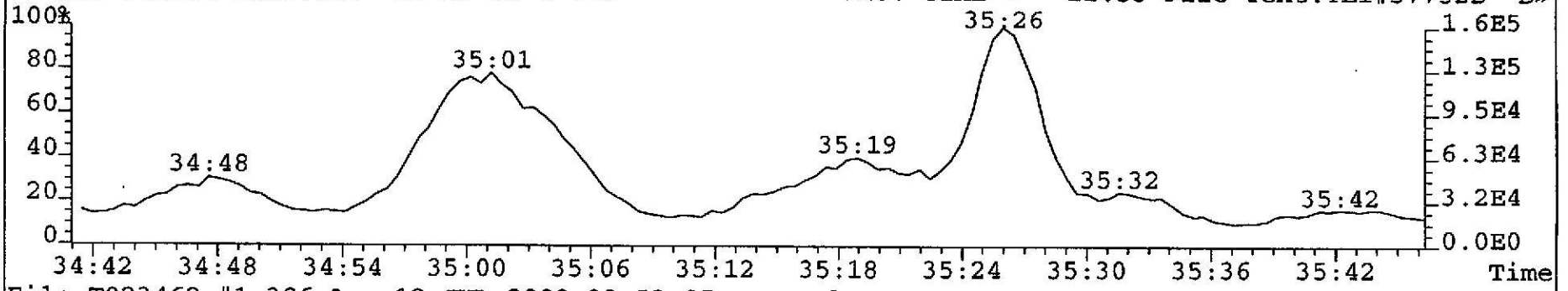

File:T023462 #1-386 Acq:12-JUL-2002 22:53:05 EI+ Voltage SIR 70T
375.8178 F:3 Exp:NDB5US
Sample Text:TLI#57752B DF-DP-65 0-0.5 INJ. TIME = 22:55 File Text:TLI#57752B D»

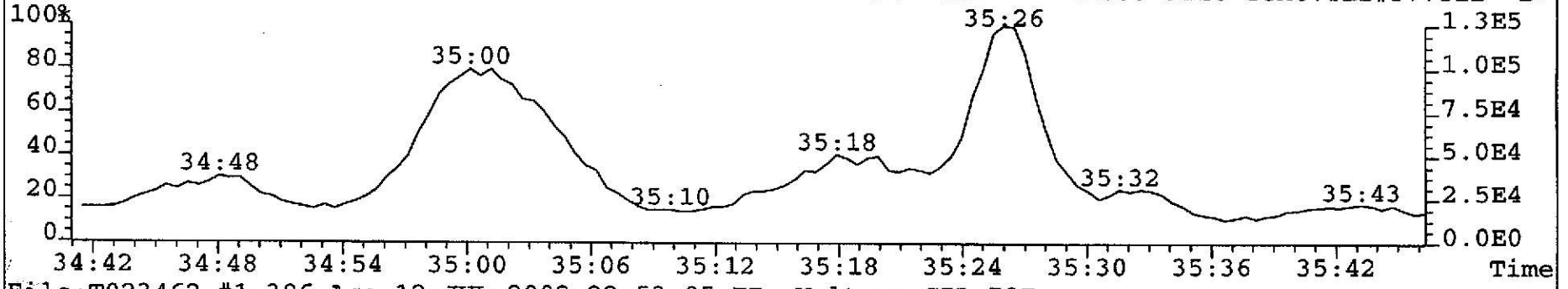

File:T023462 #1-386 Acq:12-JUL-2002 22:53:05 EI+ Voltage SIR 70T
445.7555 F:3 Exp:NDB5US
Sample Text:TLI#57752B DF-DP-65 0-0.5 INJ. TIME = 22:55 File Text:TLI#57752B D»

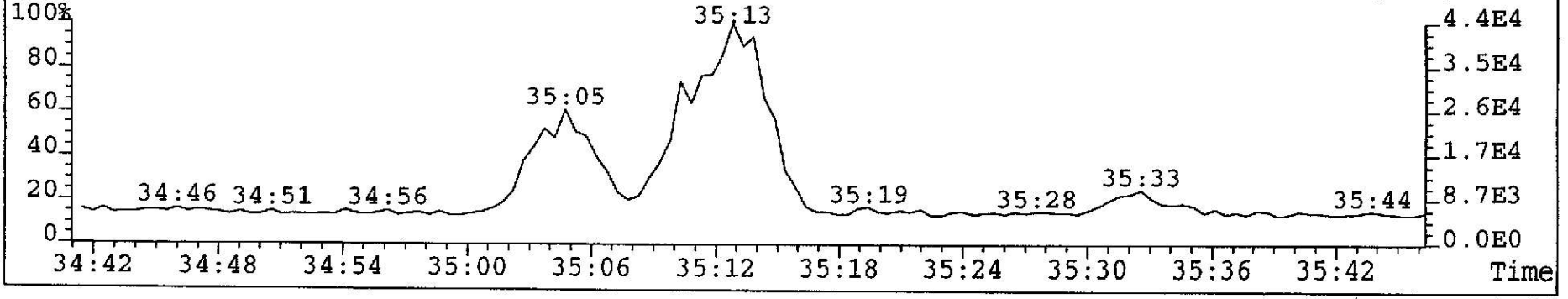

VJC 7/16/02

File:T023462 #1-386 Acq:12-JUL-2002 22:53:05 EI+ Voltage SIR 70T
389.8156 F:3 Exp:NDB5US
Sample Text:TLI#57752B DF-DP-65 0-0.5 INJ. TIME = 22:55 File Text:TLI#57752B D»

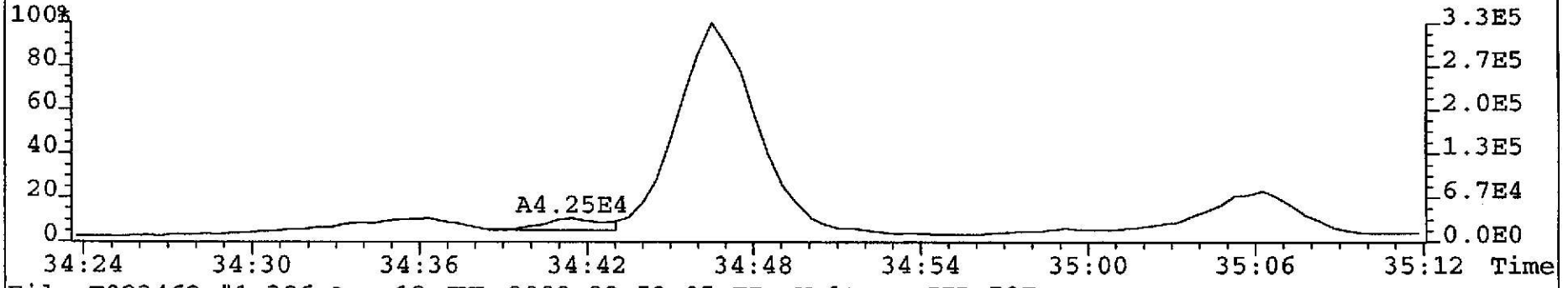

File:T023462 #1-386 Acq:12-JUL-2002 22:53:05 EI+ Voltage SIR 70T
391.8127 F:3 Exp:NDB5US
Sample Text:TLI#57752B DF-DP-65 0-0.5 INJ. TIME = 22:55 File Text:TLI#57752B D»

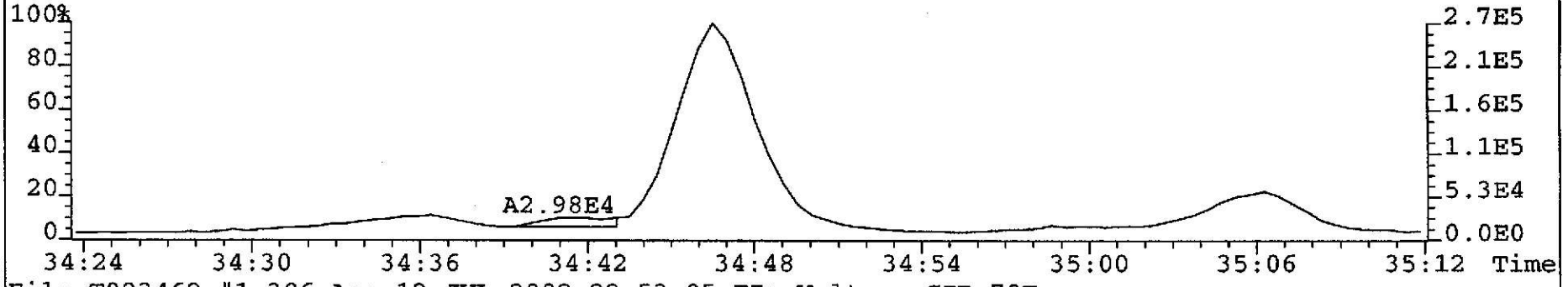

File:T023462 #1-386 Acq:12-JUL-2002 22:53:05 EI+ Voltage SIR 70T
403.8529 F:3 Exp:NDB5US
Sample Text:TLI#57752B DF-DP-65 0-0.5 INJ. TIME = 22:55 File Text:TLI#57752B D»

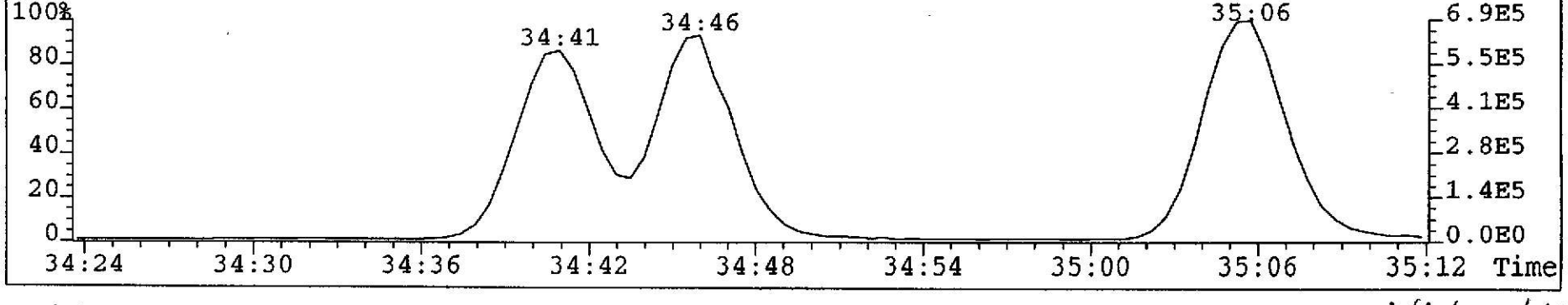

VSC 7/16/02

File:T023462 #1-386 Acq:12-JUL-2002 22:53:05 EI+ Voltage SIR 70T
389.8156 F:3 Exp:NDB5US
Sample Text:TLI#57752B DF-DP-65 0-0.5 INJ. TIME = 22:55 File Text:TLI#57752B D»

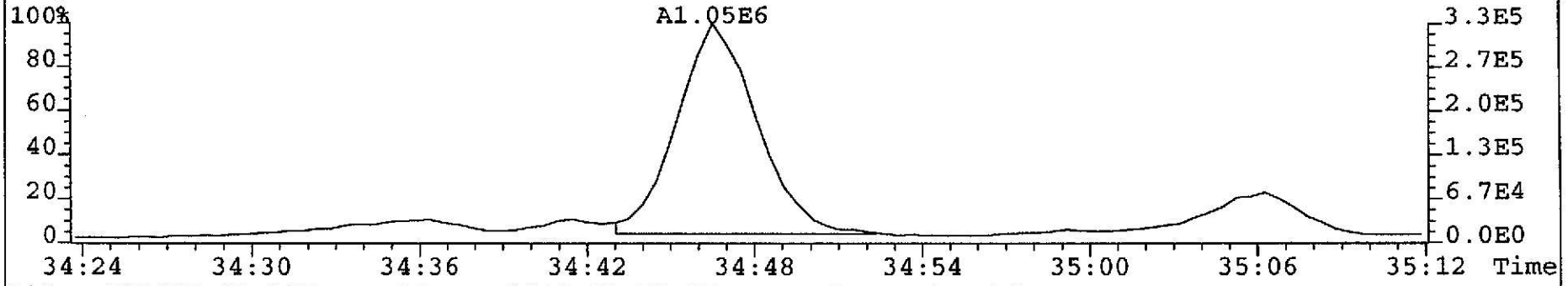

File:T023462 #1-386 Acq:12-JUL-2002 22:53:05 EI+ Voltage SIR 70T
391.8127 F:3 Exp:NDB5US
Sample Text:TLI#57752B DF-DP-65 0-0.5 INJ. TIME = 22:55 File Text:TLI#57752B D»

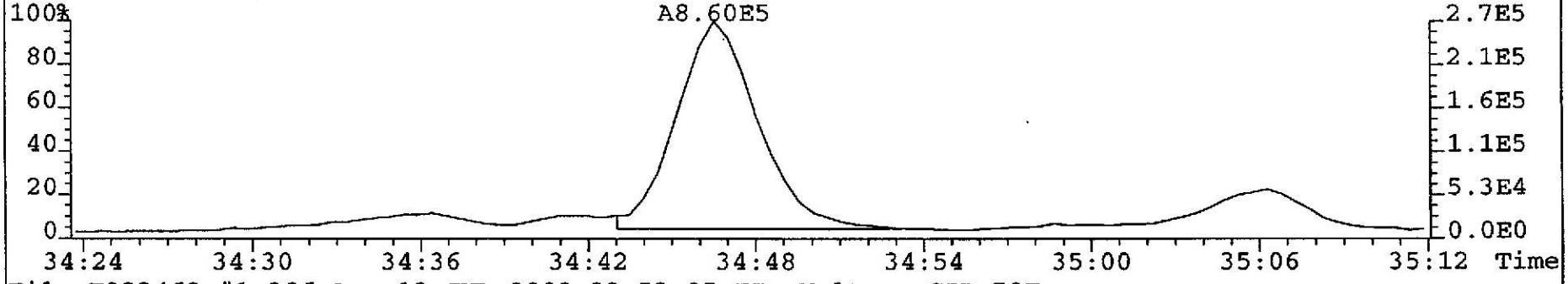

File:T023462 #1-386 Acq:12-JUL-2002 22:53:05 EI+ Voltage SIR 70T
403.8529 F:3 Exp:NDB5US
Sample Text:TLI#57752B DF-DP-65 0-0.5 INJ. TIME = 22:55 File Text:TLI#57752B D»

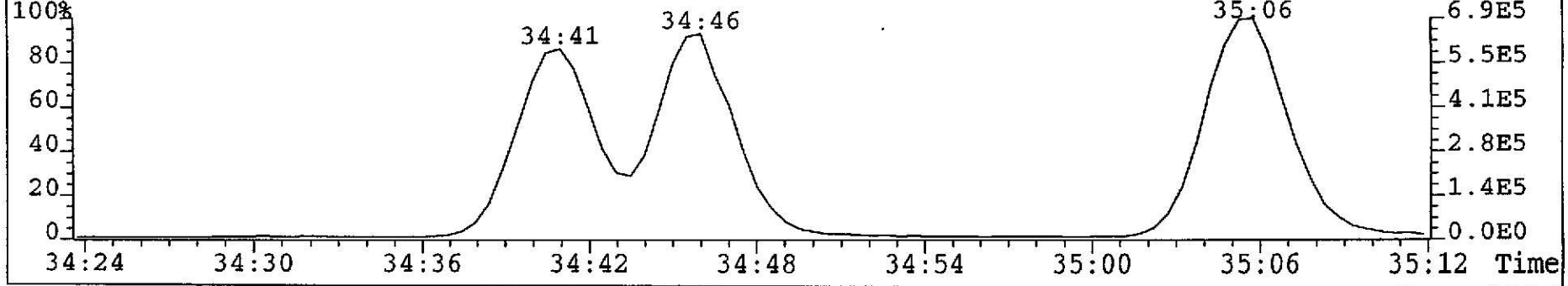

177

VJC 7/16/02

File:T023462 #1-386 Acq:12-JUL-2002 22:53:05 EI+ Voltage SIR 70T
389.8156 F:3 Exp:NDB5US
Sample Text:TLI#57752B DF-DP-65 0-0.5 INJ. TIME = 22:55 File Text:TLI#57752B D»

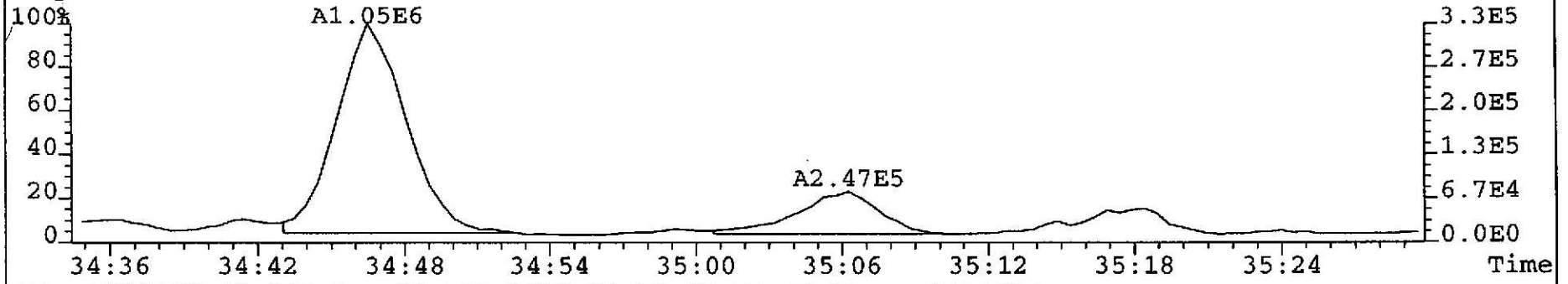

File:T023462 #1-386 Acq:12-JUL-2002 22:53:05 EI+ Voltage SIR 70T
391.8127 F:3 Exp:NDB5US
Sample Text:TLI#57752B DF-DP-65 0-0.5 INJ. TIME = 22:55 File Text:TLI#57752B D»

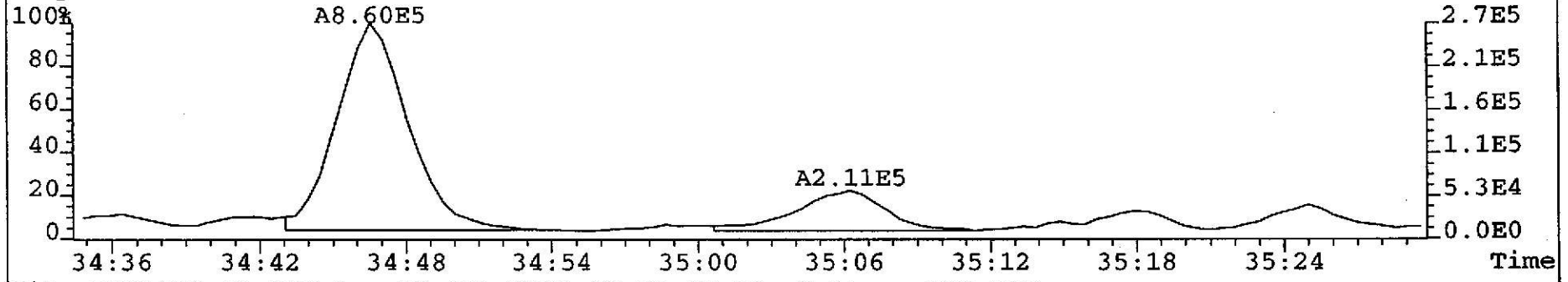

File:T023462 #1-386 Acq:12-JUL-2002 22:53:05 EI+ Voltage SIR 70T
403.8529 F:3 Exp:NDB5US
Sample Text:TLI#57752B DF-DP-65 0-0.5 INJ. TIME = 22:55 File Text:TLI#57752B D»

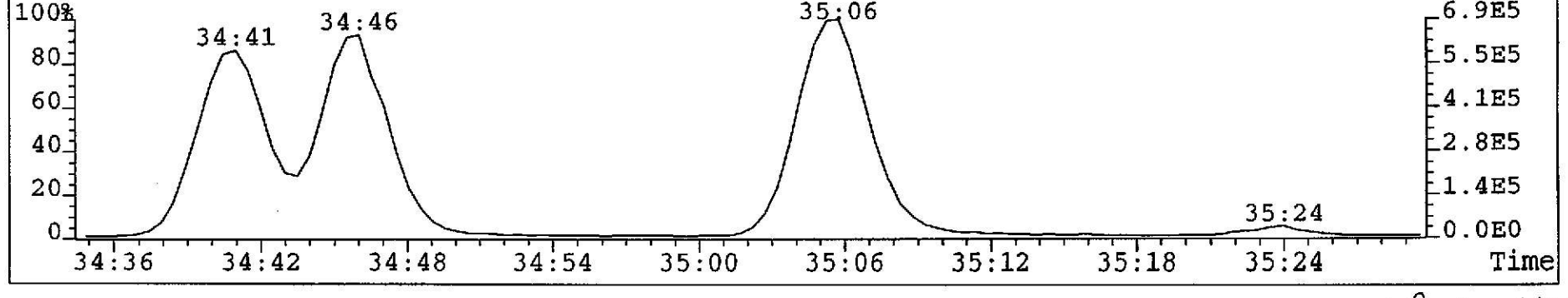

VBC 7/16/02

Martin & Slagle

TLI Project: **57752B** 1613, Revision B, Tetra Only PCDD/PCDF Analysis (c)
Client Sample: **DF-DP-65-0.5** Analysis File: **P022472**

Client Project:	**Mississippi Project**				
Sample Matrix:	**SOLID**	Date Received:	**06/28/2002**	Spike File:	**SPCONB22**
TLI ID:	**329-38-25**	Date Extracted:	**07/06/2002**	ICal:	**PF56152**
		Date Analyzed:	**07/14/2002**	ConCal:	**P022466**
Sample Size:	**11.200 g**	Dilution Factor:	**n/a**	% Moisture:	**9.8**
Dry Weight:	**10.102 g**	Blank File:	**T023456**	% Lipid:	**n/a**
GC Column:	**DB-225**	Analyst:	**JLD**	% Solids:	**90.2**

Analytes	Conc. (pg/g)	DL	Ratio	RT	RRT	Flags
2,3,7,8-TCDF	31.6		0.79	21:26	1.001	—

Internal Standard	Conc. (pg/g)	% Recovery	QC Limits	Ratio	RT	RRT	Flags
$^{13}C_{12}$-2,3,7,8-TCDF	172	86.8	29%-140%	0.78	21:25	1.049	—

Recovery Standard	Ratio	RT	Flags
$^{13}C_{12}$-1,2,3,4-TCDD	0.82	20:25	—

Data Reviewer: aem 07/16/2002

CONB_PSR v1.00, LARS 6.25.05

Triangle Laboratories, Inc.®
2445 S. Alston Ave. • Durham, North Carolina 27713
Phone: (919) 544-5729 • Fax: (919) 544-5491

Printed: 15:19 07/16/2002

Initial ....Date...

Data Review By: GEM 7/16/02

Channel specific noise levels computed from 'NL' heights.

Page No. 1 Listing of P022472B.dbf
07/15/2002 Matched GC Peaks / Ratio / Ret. Time

Compound/ M_Z....	QC.Log	Omit	Why	..RT.	OK	Ratio	Total.Area/Ht	Area/Ht.Peak1	Area/Ht.Peak2	Rel.RT	Compound.Name..	ID..	Flags.
TCDF				0.65-0.89						0.795-1.110			
304-306	DC	NL				Height	0.52	0.25	0.27				
				17:24		0.84	15.14	6.93	8.21	0.812			
				17:48	RO	0.91	134.13	63.99	70.14	0.831			
				17:54		0.73	805.28	339.27	466.01	0.836			
				18:00		0.75	68.28	29.28	39.00	0.840			
				18:08		0.78	14.50	6.35	8.15	0.847			
				18:17		0.76	203.04	87.37	115.67	0.854			
				18:27	RO	1.02	2.63	1.33	1.30	0.861			J
				18:42	RO	0.58	7.65	2.80	4.85	0.873			J
				18:52		0.74	105.09	44.82	60.27	0.881			
				19:01		0.76	9.20	3.98	5.22	0.888			
				19:10		0.77	88.78	38.48	50.30	0.895			
				19:21		0.77	65.83	28.65	37.18	0.904			
				19:27		0.77	57.00	24.85	32.15	0.908			
				19:40	RO	0.93	19.90	9.61	10.29	0.918			
				19:53		0.76	90.33	39.15	51.18	0.928			
				20:02		0.80	900.48	401.30	499.18	0.935			
				20:12	RO	0.51	11.75	3.98	7.77	0.943			
				20:22		0.75	76.69	32.92	43.77	0.951			
				20:34		0.79	98.85	43.73	55.12	0.960			
				20:45		0.74	113.49	48.45	65.04	0.969			
				20:57		0.79	15.04	6.64	8.40	0.978			
				21:08		0.76	23.00	9.91	13.09	0.987			
				21:14		0.75	5.31	2.28	3.03	0.991			J
				21:26		0.79	256.89	113.24	143.65	1.001	2378-TCDF	AN	
				21:38		0.71	43.07	17.94	25.13	1.010			
				21:51		0.78	149.75	65.46	84.29	1.020			
				22:06		0.76	3,814.13	1,643.90	2,170.23	1.032			E
				22:14		0.88	8.55	4.01	4.54	1.038			
				22:27		0.80	18.97	8.45	10.52	1.048			
				22:35		0.83	4.54	2.06	2.48	1.054			J
				22:49		0.73	23.84	10.02	13.82	1.065			
				23:06		0.70	21.59	8.89	12.70	1.079			
				23:16		0.76	45.08	19.41	25.67	1.086			
				23:22	RO	0.93	15.19	7.33	7.86	1.091			
				23:43		0.77	207.34	90.19	117.15	1.107			
	DC	WH		23:55		0.72	14.32			1.117			
	DC	WH		24:01		0.66	16.83			1.121			
	DC	WH		24:11		0.75	117.79			1.129			
304-306			35	Peaks			7,540.33						
13C12-TCDF				0.65-0.89						0.953-1.047			
316-318	DC	NL				Height	0.50	0.18	0.32				
	DC	WL		17:24		0.75	143.68			0.812			
	DC	WL		19:03	RO	1.30	1.31			0.889			
	DC	WL		19:21	RO	0.41	1.79			0.904			

Triangle Laboratories, Inc.®
2445 S. Alston Ave. • Durham, North Carolina 27713
Phone: (919) 544-5729 • Fax: (919) 544-5491

Printed: 04:31 07/15/2002

Compound/ M_Z....	QC.Log	Omit	Why	..RT.	OK	Ratio	Total.Area/Ht	Area/Ht.Peak1	Area/Ht.Peak2	Rel.RT	Compound.Name..	ID..	Flags.
	DC	WL		19:52		0.89	1.00			0.928			
	DC	WL		19:57	RO	0.90	1.46			0.932			
	DC	WL		20:06		0.74	9.90			0.939			
	DC	WL		20:18	RO	0.25	3.32			0.948			
	DC	WL		20:21	RO	0.42	3.16			0.950			
				20:42	RO	0.10	30.14	2.62	27.52	0.967			
				20:53	RO	1.69	2.10	1.32	0.78	0.975			
				21:01	RO	0.46	4.47	1.41	3.06	0.981			
				21:06		0.73	8.87	3.74	5.13	0.985			
				21:10		0.75	6.00	2.58	3.42	0.988			
				21:25		0.78	1,437.35	629.93	807.42	1.000	13C12-2378-TCDF	IS0	
						Height	410.80	183.56	227.24				
				21:34	RO	1.17	13.16	7.10	6.06	1.007			
				21:40		0.69	46.02	18.76	27.26	1.012			
				21:46	RO	0.39	24.18	6.82	17.36	1.016			
				21:52		0.66	35.24	14.01	21.23	1.021			
				22:07		0.65	209.27	82.29	126.98	1.033			
316-318			11	Peaks			1,816.80						

---------- Above: TCDF / TCDD Follows ----------

13C12-TCDD						0.65-0.89				0.901-1.099			
332-334	DC	NL				Height	0.72	0.53	0.19				
				20:08		0.80	1,088.03	481.89	606.14	1.000	13C12-2378-TCDD	IS1	
						Height	359.33	158.78	200.55				
				20:25		0.82	1,211.91	544.46	667.45	1.014	13C12-1234-TCDD	RS1	
	DC	SN		21:56	RO	3.14	1.53			1.089			
332-334			2	Peaks			2,299.94						

Column Description.....	"Why" Code Description.....	QC Log Desc.....
M_Z -Nominal Ion Mass(es)	WL-Below Retention Time Window	A-Peak Added
..RT. -Retention Time (mm:ss)	WH-Above Retention Time Window	K-Peak Kept
Rat.1 -Ratio of M/M+2 Ions	SN-Below Signal to Noise Level	D-Peak Deleted
OK -RO=Ratio Outside Limits	<M-Below Method Detection Limit	T-Time Changed
Rel.RT-Relative Retention Time	NL-Channel Specific Noise Level	M-Peak Area Changed
		N-Name Changed
		X-Ether Interference

*** End of Report ***

Triangle Laboratories, Inc.®
2445 S. Alston Ave. • Durham, North Carolina 27713
Phone: (919) 544-5729 • Fax: (919) 544-5491

File:P022472 #1-3026 Acq:14-JUL-2002 16:55:01 EI+ Voltage SIR 70P
303.9016 GC:DB225 Exp:none
TRIANGLE LABS Text:TLI#57752B DF-DP-65 0-0.5 INJ. TIME = 16:55

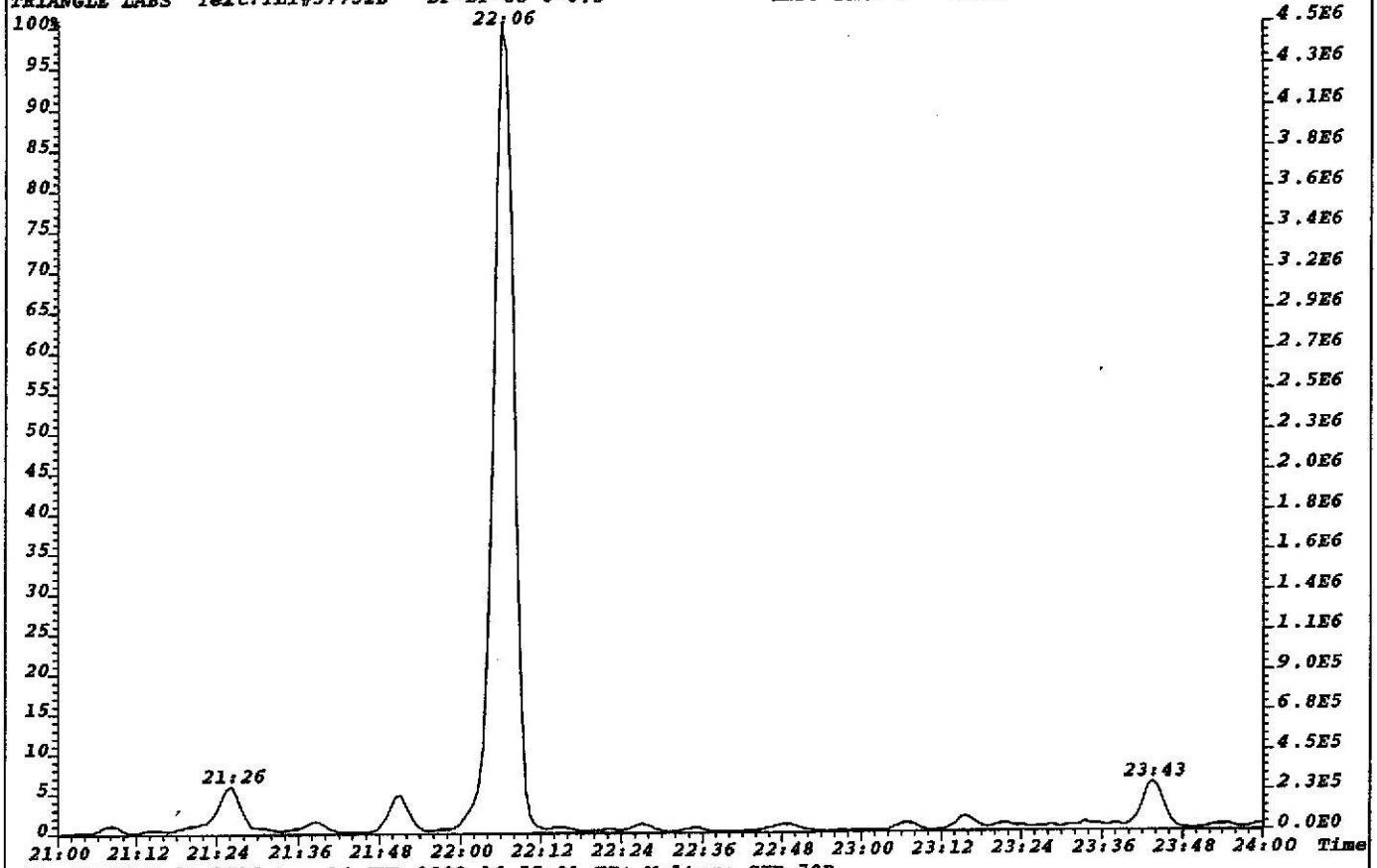

File:P022472 #1-3026 Acq:14-JUL-2002 16:55:01 EI+ Voltage SIR 70P
305.8987 GC:DB225 Exp:none
TRIANGLE LABS Text:TLI#57752B DF-DP-65 0-0.5 INJ. TIME = 16:55

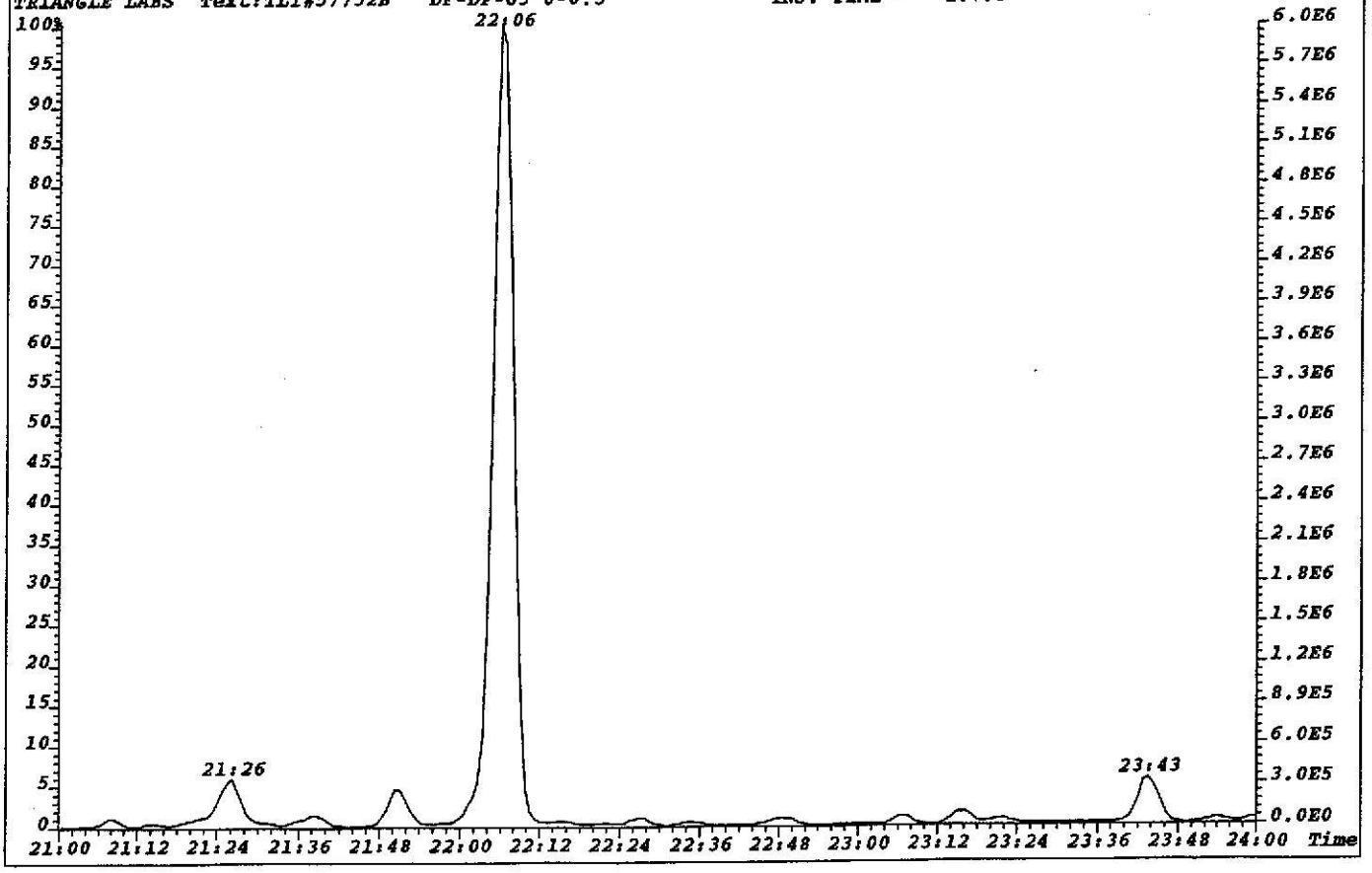

File:P022472 #1-3026 Acq:14-JUL-2002 16:55:01 EI+ Voltage SIR 70P Noise:311
303.9016 BSUB(256,30,-3.0) PKD(5,3,1,0.10%,1244.0,0.00%,F,F) Exp:DB225
TRIANGLE LABS Text:TLI#57752B DF-DP-65 0-0.5 INJ. TIME = 16:55

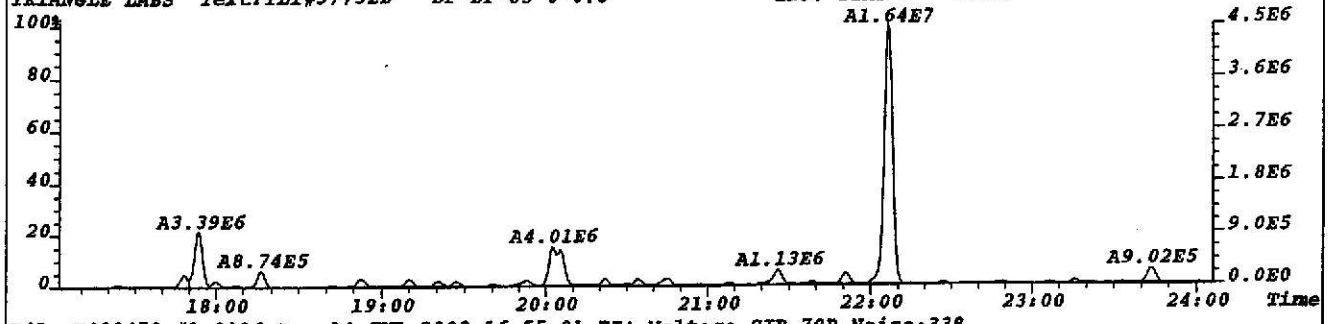

File:P022472 #1-3026 Acq:14-JUL-2002 16:55:01 EI+ Voltage SIR 70P Noise:338
305.8987 BSUB(256,30,-3.0) PKD(5,3,1,0.10%,1352.0,0.00%,F,F) Exp:DB225
TRIANGLE LABS Text:TLI#57752B DF-DP-65 0-0.5 INJ. TIME = 16:55

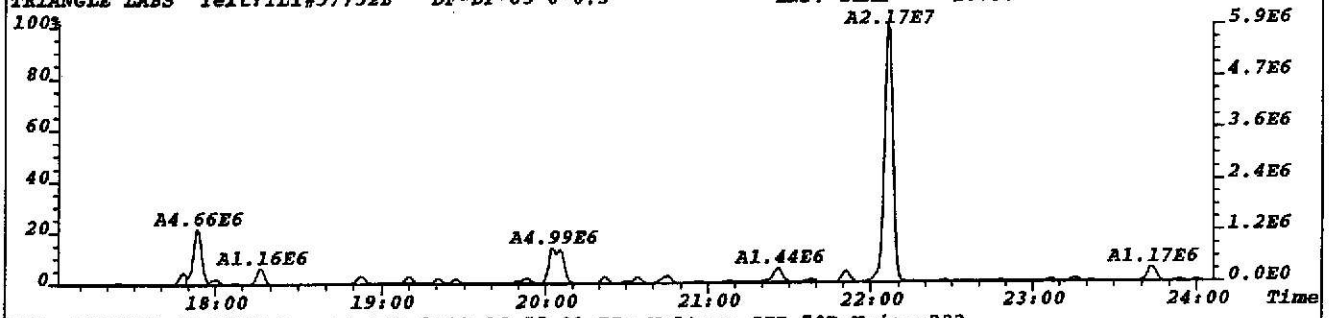

File:P022472 #1-3026 Acq:14-JUL-2002 16:55:01 EI+ Voltage SIR 70P Noise:223
315.9419 BSUB(256,30,-3.0) PKD(5,3,1,0.10%,892.0,0.00%,F,F) Exp:DB225
TRIANGLE LABS Text:TLI#57752B DF-DP-65 0-0.5 INJ. TIME = 16:55

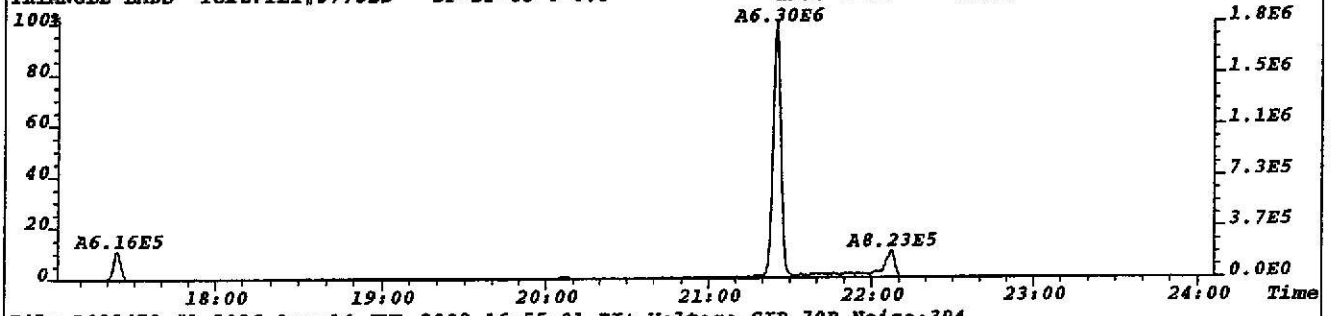

File:P022472 #1-3026 Acq:14-JUL-2002 16:55:01 EI+ Voltage SIR 70P Noise:394
317.9389 BSUB(256,30,-3.0) PKD(5,3,1,0.10%,1576.0,0.00%,F,F) Exp:DB225
TRIANGLE LABS Text:TLI#57752B DF-DP-65 0-0.5 INJ. TIME = 16:55

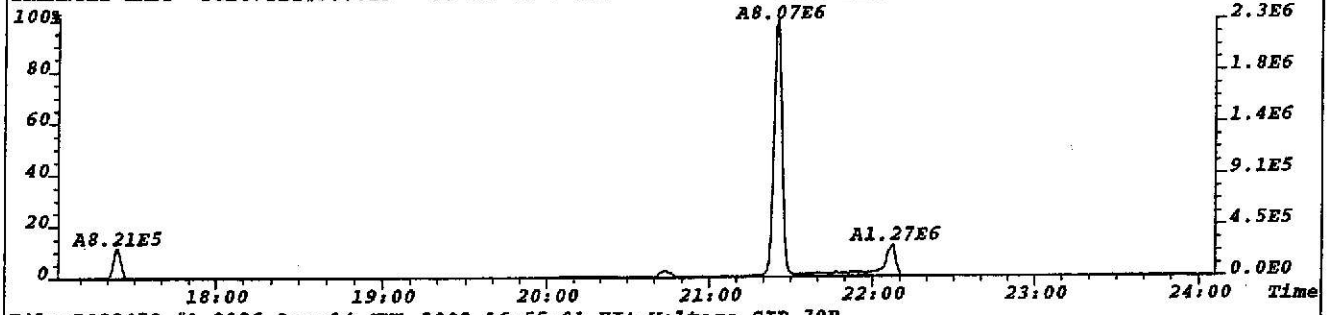

File:P022472 #1-3026 Acq:14-JUL-2002 16:55:01 EI+ Voltage SIR 70P
375.8364 Exp:DB225
TRIANGLE LABS Text:TLI#57752B DF-DP-65 0-0.5 INJ. TIME = 16:55

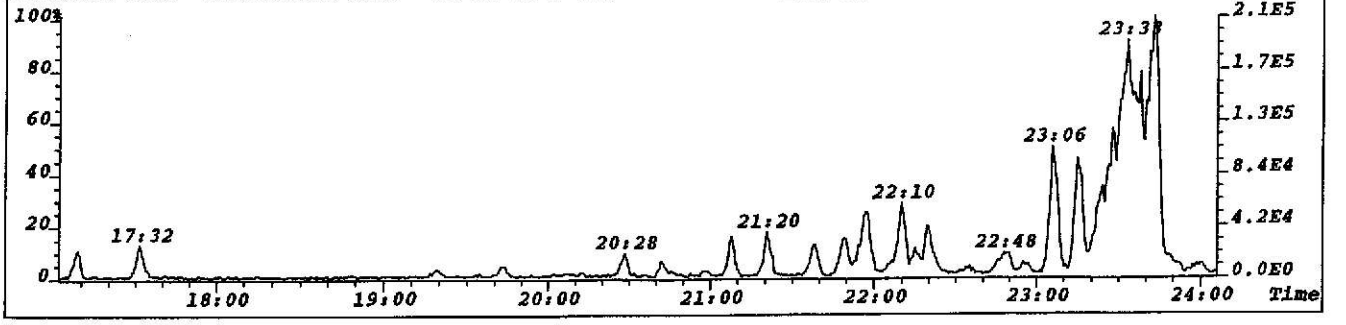

File:P022472 #1-3026 Acq:14-JUL-2002 16:55:01 EI+ Voltage SIR 70P Noise:323
319.8965 BSUB(256,30,-3.0) PKD(5,3,1,0.10%,1292.0,0.00%,F,F) Exp:DB225
TRIANGLE LABS Text:TLI#57752B DF-DP-65 0-0.5 INJ. TIME = 16:55

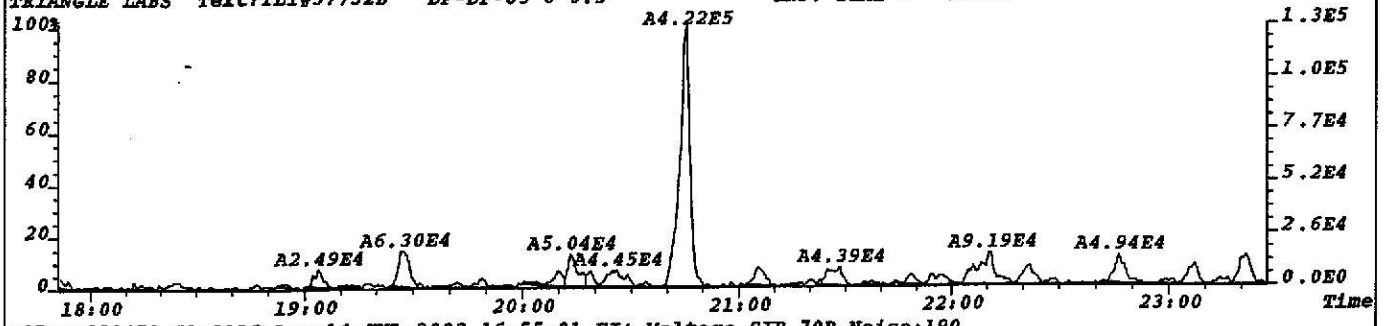

File:P022472 #1-3026 Acq:14-JUL-2002 16:55:01 EI+ Voltage SIR 70P Noise:190
321.8936 BSUB(256,30,-3.0) PKD(5,3,1,0.10%,760.0,0.00%,F,F) Exp:DB225
TRIANGLE LABS Text:TLI#57752B DF-DP-65 0-0.5 INJ. TIME = 16:55

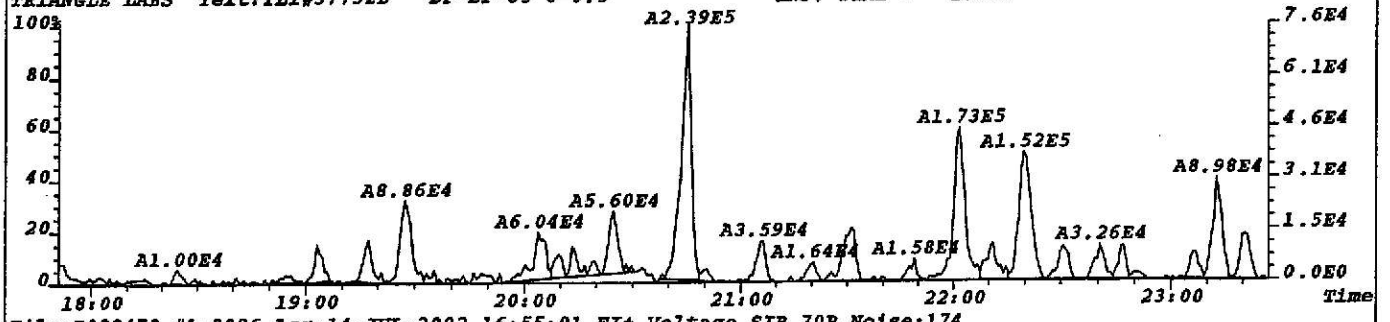

File:P022472 #1-3026 Acq:14-JUL-2002 16:55:01 EI+ Voltage SIR 70P Noise:174
327.8847 BSUB(256,30,-3.0) PKD(5,3,1,0.10%,696.0,0.00%,F,F) Exp:DB225
TRIANGLE LABS Text:TLI#57752B DF-DP-65 0-0.5 INJ. TIME = 16:55

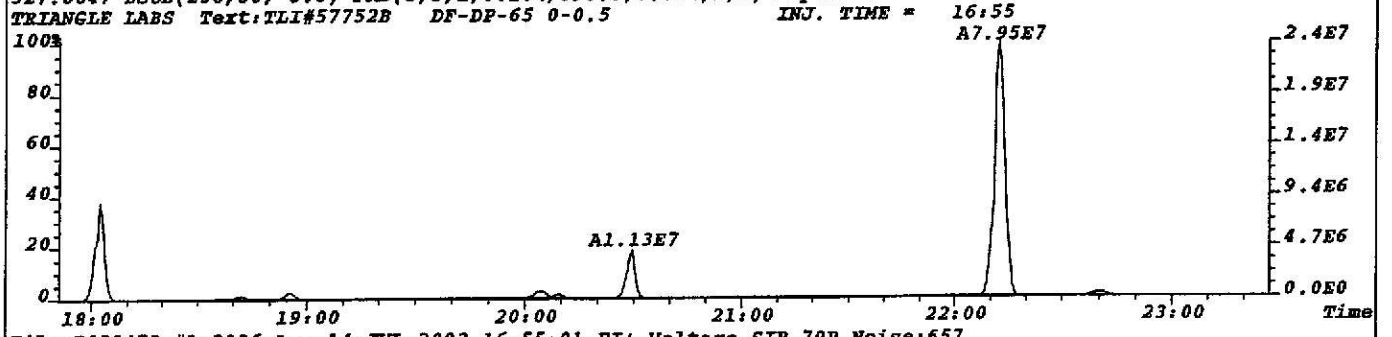

File:P022472 #1-3026 Acq:14-JUL-2002 16:55:01 EI+ Voltage SIR 70P Noise:657
331.9368 BSUB(256,30,-3.0) PKD(5,3,1,0.10%,2628.0,0.00%,F,F) Exp:DB225
TRIANGLE LABS Text:TLI#57752B DF-DP-65 0-0.5 INJ. TIME = 16:55

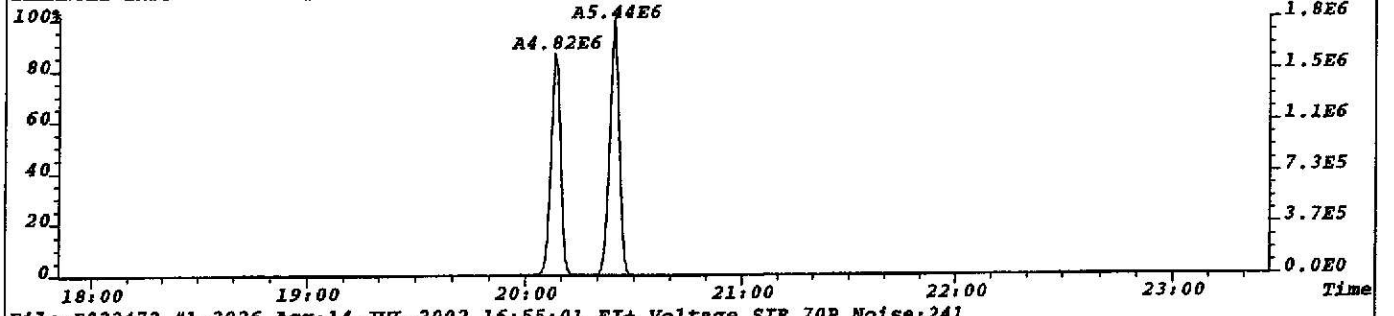

File:P022472 #1-3026 Acq:14-JUL-2002 16:55:01 EI+ Voltage SIR 70P Noise:241
333.9338 BSUB(256,30,-3.0) PKD(5,3,1,0.10%,964.0,0.00%,F,F) Exp:DB225
TRIANGLE LABS Text:TLI#57752B DF-DP-65 0-0.5 INJ. TIME = 16:55

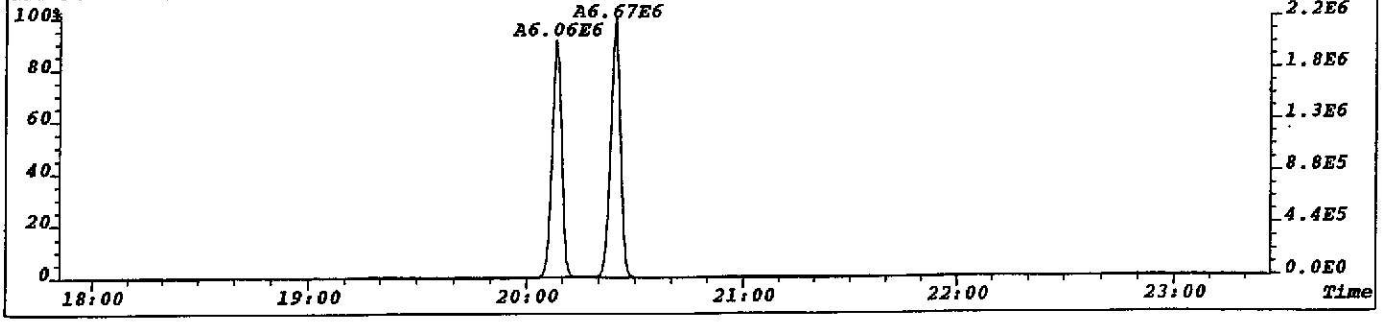

File:P022472 #1-3026 Acq:14-JUL-2002 16:55:01 EI+ Voltage SIR 70P
303.9016 Exp:DB225
TRIANGLE LABS Text:TLI#57752B DF-DP-65 0-0.5 INJ. TIME = 16:55

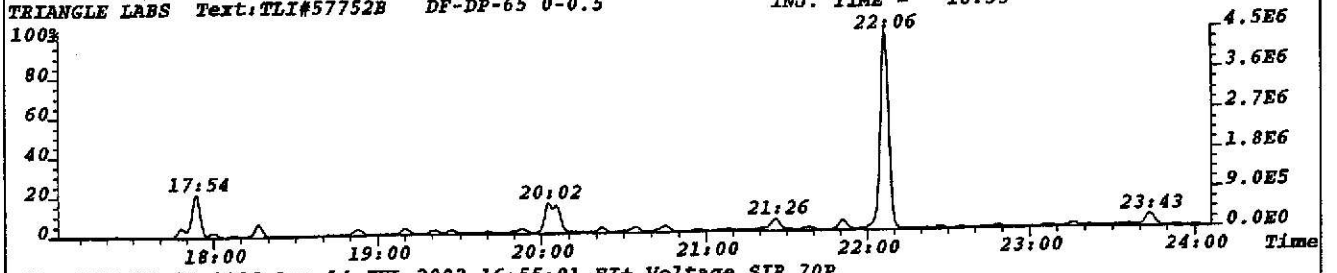

File:P022472 #1-3026 Acq:14-JUL-2002 16:55:01 EI+ Voltage SIR 70P
315.9419 Exp:DB225
TRIANGLE LABS Text:TLI#57752B DF-DP-65 0-0.5 INJ. TIME = 16:55

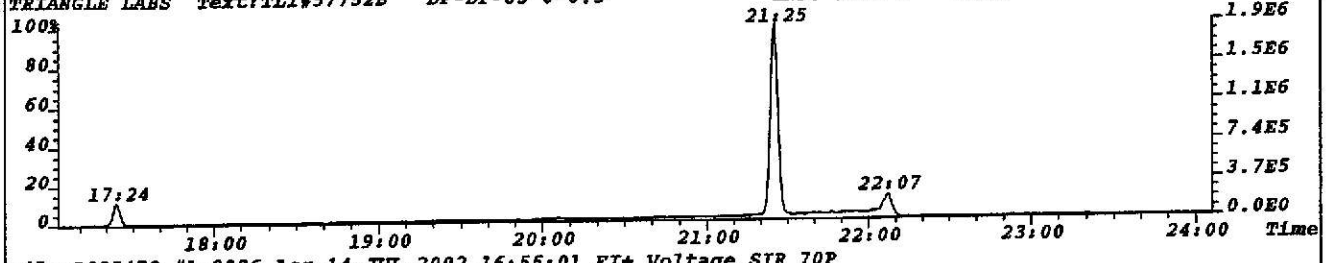

File:P022472 #1-3026 Acq:14-JUL-2002 16:55:01 EI+ Voltage SIR 70P
319.8965 Exp:DB225
TRIANGLE LABS Text:TLI#57752B DF-DP-65 0-0.5 INJ. TIME = 16:55

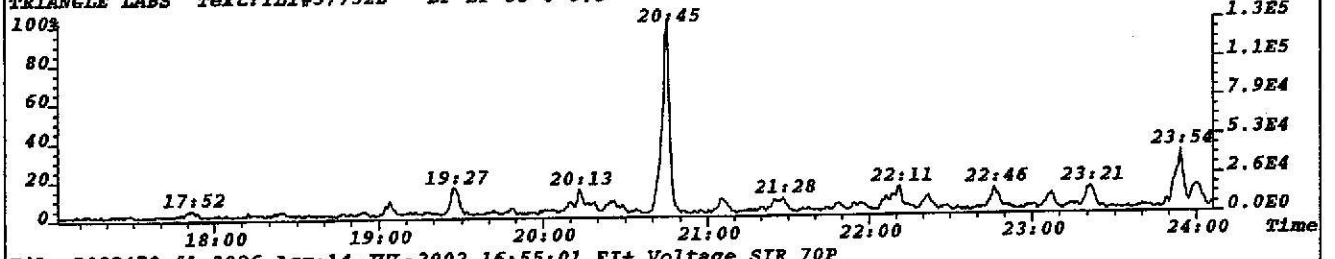

File:P022472 #1-3026 Acq:14-JUL-2002 16:55:01 EI+ Voltage SIR 70P
331.9368 Exp:DB225
TRIANGLE LABS Text:TLI#57752B DF-DP-65 0-0.5 INJ. TIME = 16:55

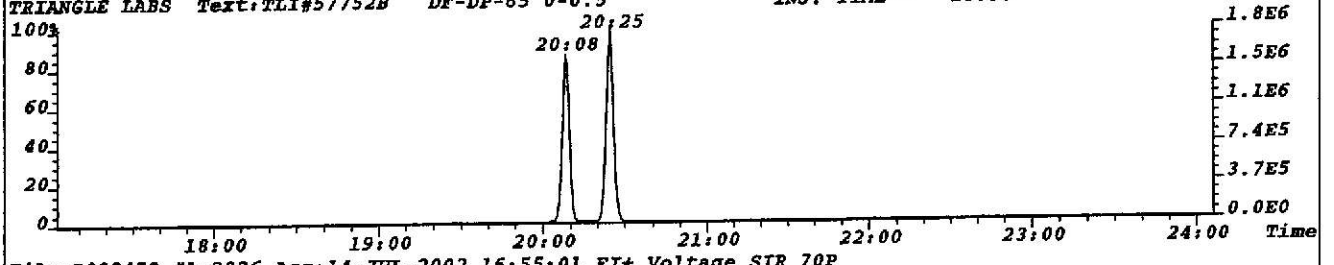

File:P022472 #1-3026 Acq:14-JUL-2002 16:55:01 EI+ Voltage SIR 70P
292.9825 Exp:DB225
TRIANGLE LABS Text:TLI#57752B DF-DP-65 0-0.5 INJ. TIME = 16:55

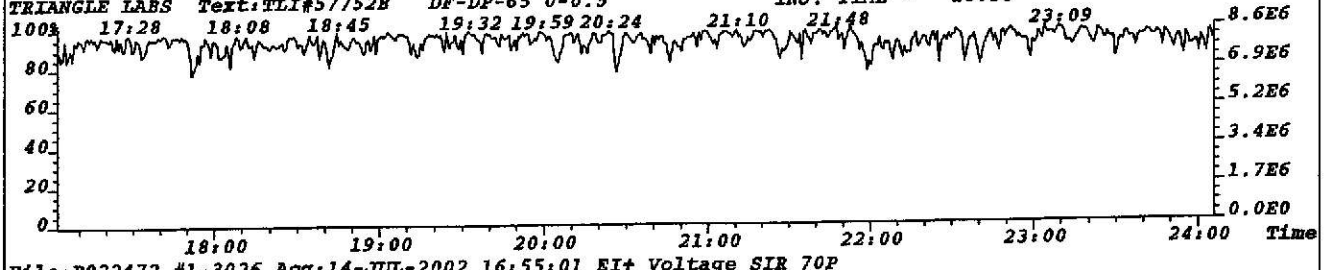

File:P022472 #1-3026 Acq:14-JUL-2002 16:55:01 EI+ Voltage SIR 70P
330.9792 Exp:DB225
TRIANGLE LABS Text:TLI#57752B DF-DP-65 0-0.5 INJ. TIME = 16:55

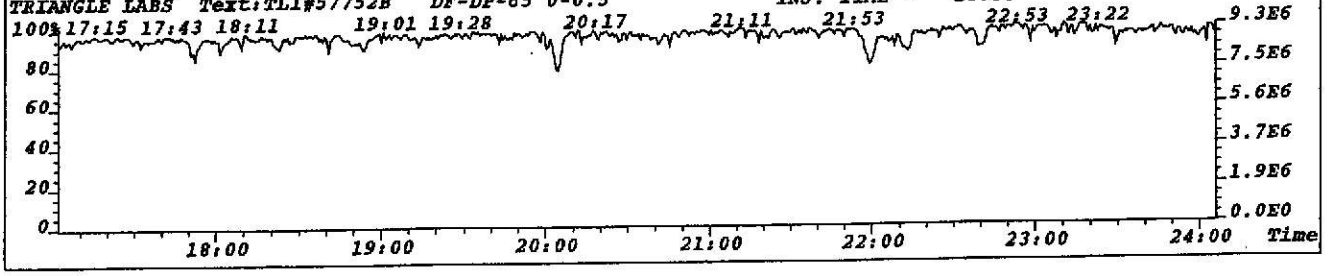

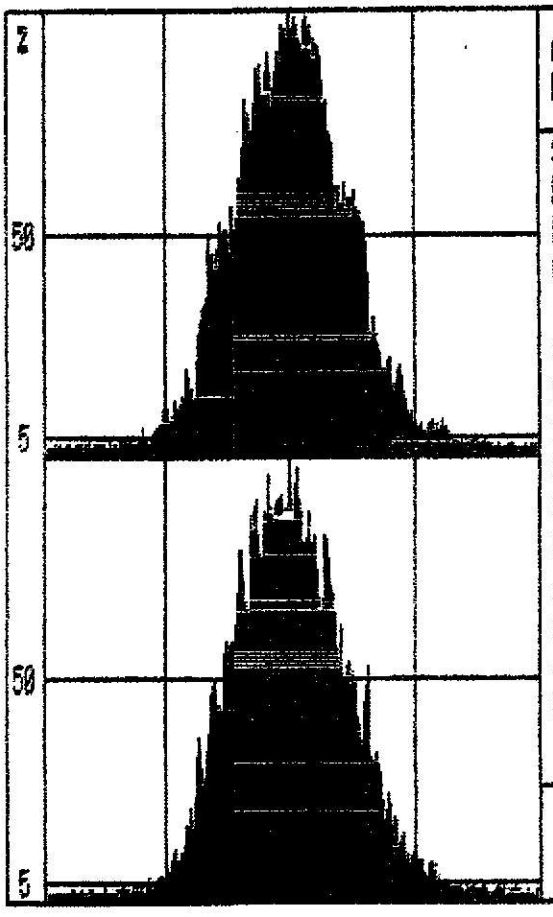

Channel I 330.9792 Peak top
Height 1.45 volts Span 200 ppm

System file name	08225
Data file name	A:P714021
Resolution	10000
Group number	1
Ionization mode	EI+
Switching	VOLTAGE
Ref. masses	292.9825, 380.9761

A	292.9825	J	330.9792
B	303.9016	K	331.9368
C	305.8987	L	333.9338
D	315.9419	M	375.8364
E	317.9399		
F	319.8965		
G	321.8936		
H	327.8847		
I	330.9792		

Ref. mass 380.9761 Peak top
Height .93 volts Span 200 ppm

Martin & Slagle

TLI Project: **57752B** — 1613, Revision B PCDD/PCDF Analysis (c)

Client Sample: **DF-DP-137-0.5** — Analysis File: **T023463**

Client Project:	**Mississippi Project**				
Sample Matrix:	**SOLID**	Date Received:	**06/28/2002**	Spike File:	**SP161B22**
TLI ID:	**329-38-26**	Date Extracted:	**07/06/2002**	ICal:	**TF5612B**
		Date Analyzed:	**07/12/2002**	ConCal:	**TB23454**
Sample Size:	**11.200 g**	Dilution Factor:	**n/a**	% Moisture:	**6.7**
Dry Weight:	**10.450 g**	Blank File:	**T023456**	% Lipid:	**n/a**
GC Column:	**DB-5**	Analyst:	**JWL**	% Solids:	**93.3**

Analytes	Conc. (pg/g)	DL	Ratio	RT	RRT	Flags
2,3,7,8-TCDD	ND	1.6				—
1,2,3,7,8-PeCDD	ND	11.8				—
1,2,3,4,7,8-HxCDD	6.4		1.18	34:42	1.000	—
1,2,3,6,7,8-HxCDD	62.0		1.20	34:47	1.000	—
1,2,3,7,8,9-HxCDD	29.0		1.23	35:06	1.010	—
1,2,3,4,6,7,8-HpCDD	167		1.02	38:08	1.000	—
1,2,3,4,6,7,8,9-OCDD	2680		0.86	41:57	1.000	—
2,3,7,8-TCDF	42.7		0.82	26:44	1.000	—
1,2,3,7,8-PeCDF	11.4		1.62	30:36	1.001	—
2,3,4,7,8-PeCDF	53.8		1.53	31:16	1.000	—
1,2,3,4,7,8-HxCDF	165		1.25	33:59	1.000	—
1,2,3,6,7,8-HxCDF	80.8		1.28	34:05	1.000	—
2,3,4,6,7,8-HxCDF	82.5		1.25	34:35	1.000	—
1,2,3,7,8,9-HxCDF	ND	0.3				—
1,2,3,4,6,7,8-HpCDF	2970		1.06	37:03	1.000	E
1,2,3,4,7,8,9-HpCDF	56.9		1.05	38:39	1.000	—
1,2,3,4,6,7,8,9-OCDF	868		0.88	42:09	1.005	—

Totals	Conc. (pg/g)	Number	DL	Flags
Total TCDD	9.6	4		—
Total PeCDD	24.1	2		—
Total HxCDD	396	7		—
Total HpCDD	315	2		—
Total TCDF	560	17		—
Total PeCDF	2170	23		—
Total HxCDF	2770	13		—
Total HpCDF	4740	3		E

Triangle Laboratories, Inc.®
2445 S. Alston Ave. • Durham, North Carolina 27713
Phone: (919) 544-5729 • Fax: (919) 544-5491

TLI Project: **57752B** 1613, Revision B PCDD/PCDF Analysis (c)
Client Sample: **DF-DP-137-0.5** Analysis File: **T023463**

Internal Standards	Conc. (pg/g)	% Recovery	QC Limits	Ratio	RT	RRT	Flags
$^{13}C_{12}$-2,3,7,8-TCDD	133	69.6	25%-164%	0.79	27:25	1.007	—
$^{13}C_{12}$-1,2,3,7,8-PeCDD	137	71.5	25%-181%	1.49	31:36	1.160	—
$^{13}C_{12}$-1,2,3,4,7,8-HxCDD	179	93.7	32%-141%	1.22	34:41	0.988	—
$^{13}C_{12}$-1,2,3,6,7,8-HxCDD	183	95.5	28%-130%	1.24	34:46	0.991	—
$^{13}C_{12}$-1,2,3,4,6,7,8-HpCDD	197	103	23%-140%	1.04	38:07	1.086	—
$^{13}C_{12}$-1,2,3,4,6,7,8,9-OCDD	303	79.1	17%-157%	0.89	41:56	1.195	—
$^{13}C_{12}$-2,3,7,8-TCDF	160	83.3	24%-169%	0.75	26:44	0.982	—
$^{13}C_{12}$-1,2,3,7,8-PeCDF	140	73.0	24%-185%	1.42	30:35	1.123	—
$^{13}C_{12}$-2,3,4,7,8-PeCDF	133	69.4	21%-178%	1.42	31:16	1.148	—
$^{13}C_{12}$-1,2,3,4,7,8-HxCDF	197	103	26%-152%	0.51	33:59	0.968	—
$^{13}C_{12}$-1,2,3,6,7,8-HxCDF	202	106	26%-123%	0.51	34:04	0.971	—
$^{13}C_{12}$-2,3,4,6,7,8-HxCDF	196	102	28%-136%	0.52	34:34	0.985	—
$^{13}C_{12}$-1,2,3,7,8,9-HxCDF	206	108	29%-147%	0.51	35:22	1.008	—
$^{13}C_{12}$-1,2,3,4,6,7,8-HpCDF	225	118	28%-143%	0.45	37:03	1.056	—
$^{13}C_{12}$-1,2,3,4,7,8,9-HpCDF	198	103	26%-138%	0.43	38:38	1.101	—

Cleanup Standard	Conc. (pg/g)	% Recovery	QC Limits	RT	RRT	Flags
$^{37}Cl_4$-2,3,7,8-TCDD	14.4	75.0	35%-197%	27:26	1.007	—

Recovery Standards	Ratio	RT	Flags
$^{13}C_{12}$-1,2,3,4-TCDD	0.81	27:14	—
$^{13}C_{12}$-1,2,3,7,8,9-HxCDD	1.20	35:06	—

Data Reviewer: GEM 07/16/2002

161B_PSR v2.04, LARS 6.25.05

Triangle Laboratories, Inc.®
2445 S. Alston Ave. • Durham, North Carolina 27713
Phone: (919) 544-5729 • Fax: (919) 544-5491

Printed: 12:10 07/16/2002

Martin & Slagle

TLI Project: **57752B**
Client Sample: **DF-DP-137-0.5**

Toxicity Equivalents Report
Analysis File: **T023463**

Client Project:	**Mississippi Project**				
Sample Matrix:	**SOLID**	Date Received:	**06/28/02**	Spike File:	**SP161B22**
TLI ID:	**329-38-26**	Date Extracted:	**07/06/02**	ICal:	**TF5612B**
		Date Analyzed:	**07/12/02**	ConCal:	**TB23454**
Sample Size:	**11.200 g**	Dilution Factor:	**1**	% Moisture:	**6.7**
Dry Weight:	**10.450 g**	Blank File:	**T023456**	% Lipid:	**n/a**
GC Column:	**DB-5**	Analyst:	**JWL**	% Solids:	**93.3**

Analytes	Conc. (pg/g)		TEF		Equivalent
2,3,7,8-TCDD	{1.6}	x	1.	=	1.6
1,2,3,7,8-PeCDD	{11.8}	x	0.5	=	5.90
1,2,3,4,7,8-HxCDD	6.4	x	0.1	=	0.64
1,2,3,6,7,8-HxCDD	62.0	x	0.1	=	6.20
1,2,3,7,8,9-HxCDD	29.0	x	0.1	=	2.90
1,2,3,4,6,7,8-HpCDD	167	x	0.01	=	1.67
1,2,3,4,6,7,8,9-OCDD	2680	x	0.001	=	2.680
TOTAL PCDD					21.6
2,3,7,8-TCDF	22.3	x	0.1	=	2.23
1,2,3,7,8-PeCDF	11.4	x	0.05	=	0.570
2,3,4,7,8-PeCDF	53.8	x	0.5	=	26.9
1,2,3,4,7,8-HxCDF	165	x	0.1	=	16.5
1,2,3,6,7,8-HxCDF	80.8	x	0.1	=	8.08
2,3,4,6,7,8-HxCDF	82.5	x	0.1	=	8.25
1,2,3,7,8,9-HxCDF	{0.3}	x	0.1	=	0.03
1,2,3,4,6,7,8-HpCDF	2970	x	0.01	=	29.70
1,2,3,4,7,8,9-HpCDF	56.9	x	0.01	=	0.569
1,2,3,4,6,7,8,9-OCDF	868	x	0.001	=	0.868
TOTAL PCDF					93.7

Total EPA TEFs, 1989a: 115.3 pg/g

{...} indicates that the value is that of a Detection Limit.

GRY_TEF v1.08, MILES 4.22.16

Triangle Laboratories, Inc.®
2445 S. Alston Ave. • Durham, North Carolina 27713
Phone: (919) 544-5729 • Fax: (919) 544-5491

Printed: 15:55 07/16/02

Initial ....Date...

Data Review By: GPM 7/16/02

Calculated Noise Height: 0.10

Page No. 1 Listing of T023463B.dbf
07/16/2002 Matched GC Peaks / Ratio / Ret. Time

Compound/ M_Z....	QC.Log	Omit	Why	..RT.	OK	Ratio	Total.Area/Ht	Area/Ht.Peak1	Area/Ht.Peak2	Rel.RT	Compound.Name..	ID..	Flags.
TCDF				0.65-0.89						0.880-1.070			
304-306		DC	NL			Height	0.39	0.19	0.20				
	D	D	WL	23:34		0.81	205.29			0.882			
				24:10		0.76	41.95	18.13	23.82	0.904			
				24:24		0.85	40.60	18.63	21.97	0.913			
				24:39		0.83	86.31	39.25	47.06	0.922			
				24:46		0.87	29.33	13.67	15.66	0.926			
				25:06		0.84	61.97	28.29	33.68	0.939			
				25:16		0.89	36.55	17.19	19.36	0.945			
				25:28		0.78	64.52	28.27	36.25	0.953			
				25:49		0.85	190.79	87.44	103.35	0.966			
				26:08	RO	0.90	344.79	163.15	181.64	0.978			
				26:20		0.81	198.60	88.80	109.80	0.985			
				26:34		0.88	55.82	26.16	29.66	0.994			
	A			26:41		0.81	67.10	30.10	37.00	0.998			
	M			26:44		0.82	189.20	85.20	104.00	1.000	2378-TCDF	AN	
				27:10		0.86	77.30	35.81	41.49	1.016			
				27:24		0.88	19.65	9.17	10.48	1.025			
				27:40		0.83	107.60	48.85	58.75	1.035			
				27:56		0.82	1,180.90	530.75	650.15	1.045			
			X	28:36		0.80	30.56	13.59	16.97	1.070			
		DC	WH	28:42		0.84	27.66			1.074			
304-306			18	Peaks			2,823.54						
13C12-TCDF				0.65-0.89						0.945-1.132			
316-318		DC	NL			Height	0.25	0.11	0.14				
				25:44		0.88	2.74	1.28	1.46	0.963			
				26:21	RO	0.64	7.41	2.89	4.52	0.986			
				26:44		0.75	800.25	342.55	457.70	1.000	13C12-2378-TCDF	ISO	
						Height	207.27	88.10	119.17				
				27:03		0.78	24.97	10.93	14.04	1.012			
				27:24	RO	0.46	2.46	0.77	1.69	1.025			
				28:01	RO	0.12	12.24	1.34	10.90	1.048			
		DC	SN	28:36	RO	0.13	2.52			1.070			
316-318			6	Peaks			850.07						

---------- Above: TCDF / TCDD Follows ----------

TCDD				0.65-0.89						0.905-1.042			
320-322		DC	NL			Height	0.24	0.12	0.12				
				24:58	RO	0.90	3.35	1.59	1.76	0.911	1368-TCDD	AN	
		DC	SN	25:08	RO	1.63	0.50			0.917			
				25:22		0.88	2.60	1.22	1.38	0.925	1379-TCDD	AN	J
				25:38		0.71	2.98	1.24	1.74	0.935			J
				26:17		0.84	17.87	8.18	9.69	0.959			
	M			26:32	RO	0.31	18.66	4.46	14.20	0.968			
	M			26:55	RO	1.15	4.15	2.22	1.93	0.982			

Compound/ M_Z....	QC.Log	Omit	Why	..RT.	OK	Ratio	Total.Area/Ht	Area/Ht.Peak1	Area/Ht.Peak2	Rel.RT	Compound.Name..	ID..	Flags.
M				27:12	RO	0.50	9.21	3.07	6.14	0.992			
NM				27:20		0.72	7.36	3.08	4.28	0.997			
AN				27:26	RO	1.05	5.27	2.70	2.57	1.001	2378-TCDD	AN	
				27:34	RO	1.60	3.72	2.29	1.43	1.005			
M				27:46	RO	0.64	17.60	6.90	10.70	1.013			
				28:01	RO	1.41	37.27	21.81	15.46	1.022			
	DC	SN		28:10	RO	0.00	32.17			1.027			
				28:25	RO	0.11	16.38	1.64	14.74	1.036			
	DC	WH		28:37	RO	1.04	19.01			1.044			
	DC	WH		28:43		0.85	5.39			1.047			
	DC	WH		28:56		0.65	9.61			1.055			
320-322			13	Peaks			146.42						
37Cl-TCDD									0.927-1.073				
328	DC	NL				Height	0.14	0.14					
				25:49			29.76	29.76		0.942			
				26:06			942.58	942.58		0.952			
				26:32			14.01	14.01		0.968			
				26:40			7.01	7.01		0.973			
				27:20			23.55	23.55		0.997			
				27:26			60.69	60.69		1.001	37Cl-TCDD	CLS	
				27:49			6,368.31	6,368.31		1.015			
				28:01			8.37	8.37		1.022			
				28:12			21.52	21.52		1.029			
				28:27			9.46	9.46		1.038			
				28:44			65.81	65.81		1.048			
328			11	Peaks			7,551.07						
13C12-TCDD						0.65-0.89			0.920-1.066				
332-334	DC	NL				Height	0.47	0.32	0.15				
				27:14		0.81	813.76	363.18	450.58	0.993	13C12-1234-TCDD	RS1	
				27:25		0.79	575.91	254.39	321.52	1.000	13C12-2378-TCDD	IS1	
						Height	151.19	67.08	84.11				
				27:49	RO	1.79	4.46	2.86	1.60	1.015			
332-334			3	Peaks			1,394.13						

---------- Above: TCDD / PeCDF Follows ----------

PeCDF						1.32-1.78			0.912-1.037				
340-342	DC	NL				Height	0.37	0.18	0.19				
				28:33		1.50	213.64	128.35	85.29	0.913			
				28:42		1.51	562.16	338.24	223.92	0.918			
				28:56		1.55	385.83	234.62	151.21	0.925			
				29:09		1.51	39.10	23.54	15.56	0.932			
				29:20		1.54	213.44	129.25	84.19	0.938			
				29:32		1.52	19.11	11.53	7.58	0.945			
				29:46		1.50	738.89	443.47	295.42	0.952			
				29:56		1.52	1,813.37	1,094.25	719.12	0.957			
				30:06		1.53	1,051.59	635.62	415.97	0.963			
				30:13		1.50	80.81	48.54	32.27	0.966			
				30:29		1.51	1,375.55	828.19	547.36	0.975			
				30:36		1.62	41.97	25.97	16.00	1.001	12378-PeCDF	AN	

Compound/ M_Z....	QC.Log	Omit	Why	..RT.	OK	Ratio	Total.Area/Ht	Area/Ht.Peak1	Area/Ht.Peak2	Rel.RT	Compound.Name..	ID..	Flags.
				30:46		1.48	65.35	39.01	26.34	0.984			
				30:53		1.51	113.36	68.24	45.12	0.988			
	A			31:12		1.51	98.10	59.00	39.10	0.998			
	M			31:16		1.53	186.70	113.00	73.70	1.000	23478-PeCDF	AN	
				31:29		1.55	329.97	200.77	129.20	1.007			
			X	31:37		1.48	61.62	36.79	24.83	1.011			
				31:52		1.51	60.07	36.16	23.91	1.019			
			X	31:59		1.53	64.75	39.13	25.62	1.023			
				32:07		1.54	190.59	115.59	75.00	1.027			
				32:11		1.53	29.66	17.92	11.74	1.029			
				32:23		1.49	18.91	11.33	7.58	1.036			
	DC		WH	32:41		1.53	13.42			1.045			
340-342			23	Peaks			7,754.54						
13C12-PeCDF				1.32-1.78					0.808-1.127				
352-354	DC	NL		Height			0.23	0.09	0.14				
				28:36	RO	0.31	6.91	1.63	5.28	0.915			
				28:42	RO	0.19	8.30	1.35	6.95	0.918			
				28:55	RO	0.17	3.62	0.53	3.09	0.925			
				29:03	RO	0.63	1.48	0.57	0.91	0.929			
				29:45	RO	0.24	18.05	3.46	14.59	0.951			
				29:57	RO	0.20	34.65	5.84	28.81	0.958			
				30:14	RO	0.08	35.85	2.69	33.16	0.967			
				30:35		1.42	621.21	364.70	256.51	1.000	13C12-PeCDF 123	IS2	
				Height			185.11	110.52	74.59				
				31:16		1.42	602.12	353.06	249.06	1.000	13C12-PeCDF 234	IS3	
				Height			178.58	106.91	71.67				
				31:38	RO	1.28	13.01	7.30	5.71	1.012			
				31:52	RO	0.68	22.50	9.12	13.38	1.019			
				31:59	RO	0.87	13.51	6.30	7.21	1.023			
				32:11	RO	0.86	30.85	14.23	16.62	1.029			
				32:29	RO	0.75	2.47	1.06	1.41	1.039			
352-354			14	Peaks			1,414.53						

---------- Above: PeCDF / PeCDD Follows ----------

PeCDD				1.32-1.78					0.940-1.021				
356-358	DC	NL		Height			0.24	0.14	0.10				
				30:05	RO	0.09	22.68	1.92	20.76	0.952			
				30:19		1.39	9.12	5.30	3.82	0.959			J
				30:33	RO	0.33	77.09	19.04	58.05	0.967			
				30:42	RO	1.05	40.03	20.49	19.54	0.972			
				30:53	RO	1.90	10.70	7.01	3.69	0.977			
				31:08		1.35	47.77	27.46	20.31	0.985			
	D	D	SN	31:26	RO	0.00	1,171.99			0.995			
				31:37	RO	1.16	27.92	14.98	12.94	1.001	12378-PeCDD	AN	
				31:45	RO	0.27	43.41	9.31	34.10	1.005			
				31:59	RO	0.80	20.99	9.30	11.69	1.012			
	M			32:06	RO	0.65	54.00	21.20	32.80	1.016			
	DC		WH	32:19	RO	0.56	43.24			1.023			
356-358			10	Peaks			353.71						

Compound/ M_Z....	QC.Log	Omit	Why	..RT.	OK	Ratio	Total.Area/Ht	Area/Ht.Peak1	Area/Ht.Peak2	Rel.RT	Compound.Name..	ID..	Flags.
13C12-PeCDD				1.32-1.78						0.736-1.052			
368-370	DC	NL				Height	0.23	0.15	0.08				
				29:58	RO	1.18	1.07	0.58	0.49	0.948			
	DC	SN		30:16	RO	1.08	1.04			0.958			
				30:40		1.41	2.24	1.31	0.93	0.970			
	DC	SN		30:57	RO	0.33	1.38			0.979			
				31:25	RO	1.85	3.34	2.17	1.17	0.994			
				31:36		1.49	435.03	260.06	174.97	1.000	13C12-PeCDD 123	IS4	
						Height	138.21	83.12	55.09				
	DC	SN		32:01	RO	0.83	0.97			1.013			
	DC	SN		32:34	RO	2.67	0.44			1.031			
368-370			4 Peaks				441.68						

---------- Above: PeCDD / HxCDF Follows ----------

HxCDF				1.05-1.43						0.929-1.007			
374-376	DC	NL				Height	2.47	0.53	1.94				
				32:55		1.39	14.48	8.42	6.06	0.931			J
				33:02		1.25	1,425.93	792.80	633.13	0.934			
				33:10		1.25	3,496.31	1,940.14	1,556.17	0.938			
				33:17		1.26	602.24	335.63	266.61	0.941			
				33:27		1.30	96.20	54.45	41.75	0.946			
				33:37		1.25	2,868.19	1,593.92	1,274.27	0.951			
				33:49		1.37	63.57	36.77	26.80	0.956			
	A			33:56		1.24	436.00	241.00	195.00	0.959			
	M			33:59		1.25	629.00	350.00	279.00	1.000	123478-HxCDF	AN	
				34:05		1.28	327.22	183.74	143.48	1.000	123678-HxCDF	AN	
				34:22		1.27	23.15	12.95	10.20	0.972			
				34:35		1.25	299.81	166.28	133.53	1.000	234678-HxCDF	AN	
				35:14	RO	2.50	25.84	18.45	7.39	0.996			
				35:27		1.20	57.94	31.55	26.39	1.002			
374-376			14 Peaks				10,365.88						

13C12-HxCDF				0.43-0.59						0.879-1.105			
384-386	DC	NL				Height	0.84	0.26	0.58				
	DC	SN		33:01	RO	1.37	2.30			0.934			
				33:10	RO	2.02	6.43	4.30	2.13	0.938			
	DC	SN		33:37	RO	3.03	3.51			0.951			
				33:59		0.51	650.27	219.63	430.64	1.000	13C12-HxCDF 478	IS5	
						Height	207.97	71.06	136.91				
				34:04		0.51	674.86	229.29	445.57	1.000	13C12-HxCDF 678	IS6	
						Height	202.43	68.65	133.78				
				34:34		0.52	639.02	217.73	421.29	1.000	13C12-HxCDF 234	IS7	
						Height	190.94	64.37	126.57				
				35:22		0.51	565.69	191.28	374.41	1.000	13C12-HxCDF 789	IS8	
						Height	151.12	51.44	99.68				
	DC	SN		35:40	RO	0.71	2.29			1.008			
	DC	SN		35:47	RO	0.11	0.72			1.012			
384-386			5 Peaks				2,536.27						

---------- Above: HxCDF / HxCDD Follows ----------

Compound/ M_Z....	QC.Log	Omit	Why	..RT.	OK	Ratio	Total.Area/Ht	Area/Ht.Peak1	Area/Ht.Peak2	Rel.RT	Compound.Name..	ID..	Flags.
HxCDD				1.05-1.43					0.959-1.013				
390-392		DC	NL			Height	2.64	1.33	1.31				
				33:30		1.17	154.40	83.13	71.27	0.964			
		DC	SN	33:37	RO	1.52	3.02			0.967			
				33:57		1.36	29.32	16.90	12.42	0.977			
				34:10		1.16	583.90	313.86	270.04	0.983			
				34:20		1.31	10.26	5.82	4.44	0.988			J
	N	DC	SN	34:36	RO	1.57	4.29			0.998			
	AN			34:42		1.18	15.78	8.55	7.23	1.000	123478-HxCDD	AN	
	M			34:47		1.20	164.40	89.70	74.70	1.000	123678-HxCDD	AN	
				35:06		1.23	78.41	43.27	35.14	1.010	123789-HxCDD	AN	
		DC	SN	35:14		1.29	8.64			1.013			
		DC	WH	35:18	RO	1.62	11.70			1.015			
		DC	WH	35:23	RO	0.26	4.98			1.018			
		DC	WH	35:34	RO	0.53	12.69			1.023			
390-392				7 Peaks			1,036.47						
13C12-HxCDD				1.05-1.43					0.983-1.041				
402-404		DC	NL			Height	2.36	1.56	0.80				
				34:41		1.22	437.98	240.82	197.16	1.000	13C12-HxCDD 478	IS9	
						Height	135.42	75.15	60.27				
				34:46		1.24	488.21	270.48	217.73	1.000	13C12-HxCDD 678	IS10	
						Height	143.77	79.07	64.70				
				35:06		1.20	592.09	323.00	269.09	1.012	13C12-HxCDD 789	RS2	
402-404				3 Peaks			1,518.28						

---------- Above: HxCDD / HpCDF Follows ----------

HpCDF				0.88-1.20					0.955-1.005				
408-410		DC	NL			Height	0.84	0.42	0.42				
				37:03		1.06	10,880.12	5,606.66	5,273.46	1.000	1234678-HpCDF	AN	E
				37:20	RO	1.21	52.52	28.79	23.73	0.966			
				37:29		1.06	5,365.79	2,762.74	2,603.05	0.970			
				38:39		1.05	146.63	75.26	71.37	1.000	1234789-HpCDF	AN	
408-410				4 Peaks			16,445.06						
13C12-HpCDF				0.37-0.51					0.856-1.141				
418-420		DC	NL			Height	0.44	0.22	0.22				
				37:03		0.45	521.71	162.67	359.04	1.000	13C12-HpCDF 678	IS11	
						Height	141.21	44.06	97.15				
				37:29	RO	1.44	5.10	3.01	2.09	0.970			
				38:38		0.43	369.33	111.64	257.69	1.000	13C12-HpCDF 789	IS12	
						Height	86.05	25.48	60.57				
		DC	SN	39:09	RO	1.35	0.94			1.013			
418-420				3 Peaks			896.14						

---------- Above: HpCDF / HpCDD Follows ----------

HpCDD				0.88-1.20					0.976-1.005				
424-426		DC	NL			Height	0.56	0.29	0.27				
				37:21		1.03	312.42	158.32	154.10	0.980			
				38:08		1.02	352.84	177.90	174.94	1.000	1234678-HpCDD	AN	

Compound/ M_Z....	QC.Log	Omit	Why	..RT.	OK	Ratio	Total.Area/Ht	Area/Ht.Peak1	Area/Ht.Peak2	Rel.RT	Compound.Name..	ID..	Flags.
		DC	WH	38:29	RO	0.49	0.88			1.010			
424-426			2 Peaks				665.26						
13C12-HpCDD				0.88-1.20						0.868-1.078			
436-438		DC	NL				Height 1.05	0.79	0.26				
				37:22	RO	0.46	33.89	10.72	23.17	0.980			
				37:58	RO	2.95	23.64	17.65	5.99	0.996			
				38:07		1.04	432.17	219.87	212.30	1.000	13C12-HpCDD 678	IS13	
							Height 105.26	53.96	51.30				
436-438			3 Peaks				489.70						

---------- Above: HpCDD / Octa-CDD and CDF Follows ----------

OCDF				0.76-1.02						0.952-1.048			
442-444		DC	NL				Height 0.39	0.19	0.20				
		DC	WL	36:25		0.86	1.49			0.868			
		DC	WL	36:45		0.89	4.00			0.876			
		DC	WL	39:44	RO	1.48	5.88			0.948			
				41:57	RO	0.62	2.06	0.79	1.27	1.000			
				42:09		0.88	1,726.05	806.48	919.57	1.005	OCDF		AN
442-444			2 Peaks				1,728.11						
OCDD				0.76-1.02						0.952-1.048			
458-460		DC	NL				Height 0.28	0.13	0.15				
				41:57		0.86	4,446.28	2,055.84	2,390.44	1.000	OCDD		AN
458-460			1 Peak				4,446.28						
13C12-OCDD				0.76-1.02						0.996-1.004			
470-472		DC	NL				Height 0.54	0.30	0.24				
				41:56		0.89	625.35	293.95	331.40	1.000	13C12-OCDD		IS14
							Height 125.43	59.13	66.30				
470-472			1 Peak				625.35						

Column Description.....	"Why" Code Description.....	QC Log Desc.....
M_Z -Nominal Ion Mass(es)	WL-Below Retention Time Window	A-Peak Added
..RT. -Retention Time (mm:ss)	WH-Above Retention Time Window	K-Peak Kept
Rat.1 -Ratio of M/M+2 Ions	SN-Below Signal to Noise Level	D-Peak Deleted
OK -RO=Ratio Outside Limits	<M-Below Method Detection Limit	T-Time Changed
Rel.RT-Relative Retention Time	NL-Channel Specific Noise Level	M-Peak Area Changed
		N-Name Changed
		X-Ether Interference

*** End of Report ***

File:T023463 #1-925 Acq:12-JUL-2002 23:40:52 EI+ Voltage SIR 70T Noise:237
303.9016 F:2 BSUB(256,30,-3.0) PKD(9,5,5,0.05%,948.0,1.00%,F,T) Exp:NDB5US
TRIANGLE LABS Text:TLI#57752B DF-DP-137 0-0.5 INJ. TIME = 23:43

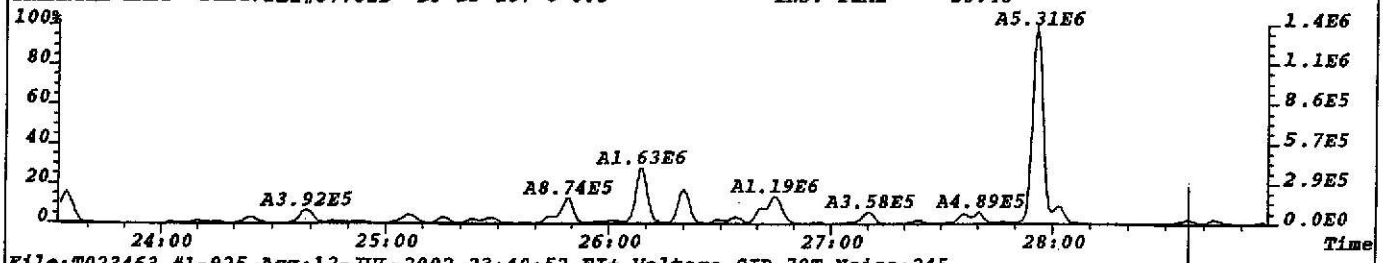

File:T023463 #1-925 Acq:12-JUL-2002 23:40:52 EI+ Voltage SIR 70T Noise:245
305.8987 F:2 BSUB(256,30,-3.0) PKD(9,5,5,0.05%,980.0,1.00%,F,T) Exp:NDB5US
TRIANGLE LABS Text:TLI#57752B DF-DP-137 0-0.5 INJ. TIME = 23:43

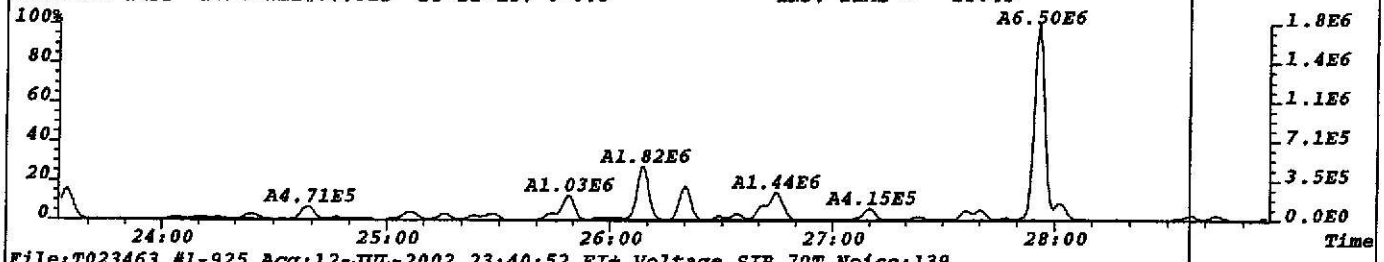

File:T023463 #1-925 Acq:12-JUL-2002 23:40:52 EI+ Voltage SIR 70T Noise:139
315.9419 F:2 BSUB(256,30,-3.0) PKD(9,5,5,0.05%,556.0,1.00%,F,T) Exp:NDB5US
TRIANGLE LABS Text:TLI#57752B DF-DP-137 0-0.5 INJ. TIME = 23:43

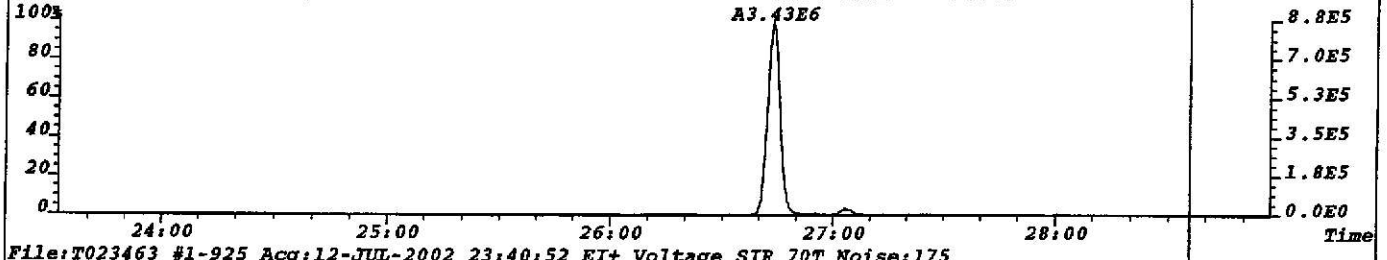

File:T023463 #1-925 Acq:12-JUL-2002 23:40:52 EI+ Voltage SIR 70T Noise:175
317.9389 F:2 BSUB(256,30,-3.0) PKD(9,5,5,0.05%,700.0,1.00%,F,T) Exp:NDB5US
TRIANGLE LABS Text:TLI#57752B DF-DP-137 0-0.5 INJ. TIME = 23:43

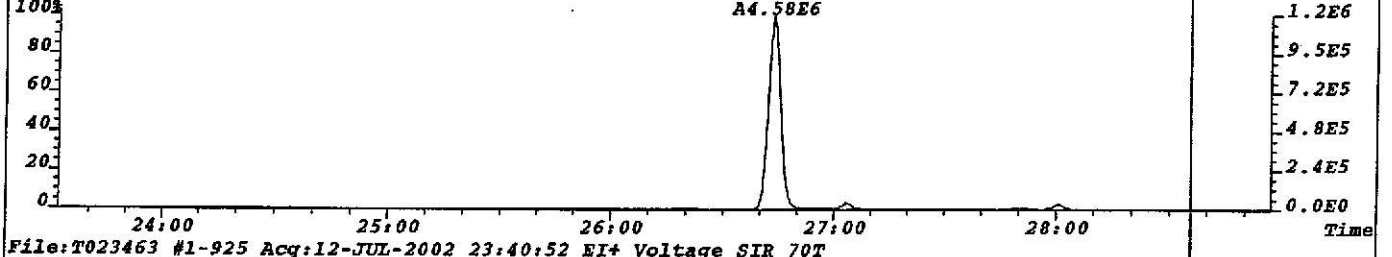

File:T023463 #1-925 Acq:12-JUL-2002 23:40:52 EI+ Voltage SIR 70T
330.9792 F:2 Exp:NDB5US
TRIANGLE LABS Text:TLI#57752B DF-DP-137 0-0.5 INJ. TIME = 23:43

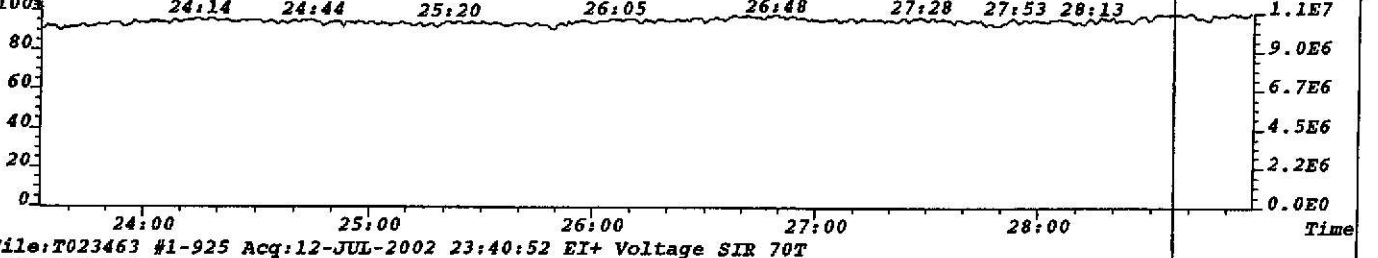

File:T023463 #1-925 Acq:12-JUL-2002 23:40:52 EI+ Voltage SIR 70T
375.8364 F:2 Exp:NDB5US
TRIANGLE LABS Text:TLI#57752B DF-DP-137 0-0.5 INJ. TIME = 23:43

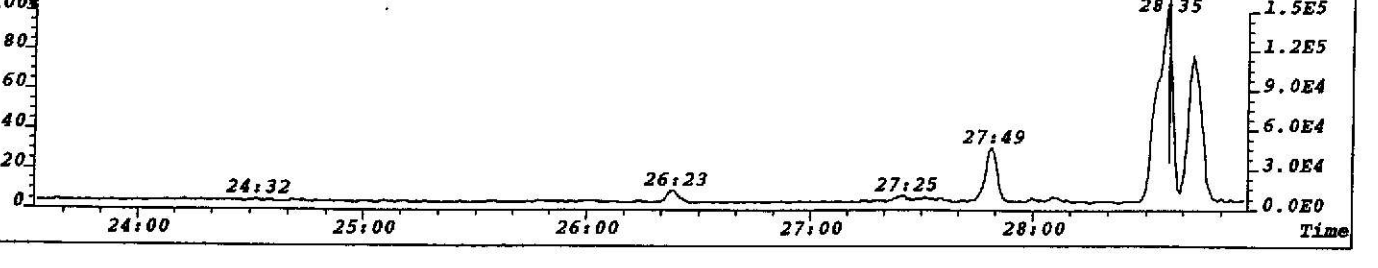

File:T023463 #1-925 Acq:12-JUL-2002 23:40:52 EI+ Voltage SIR 70T Noise:152
319.8965 F:2 BSUB(256,30,-3.0) PKD(7,5,3,0.05%,608.0,1.00%,F,T) Exp:NDB5US
TRIANGLE LABS Text:TLI#57752B DF-DP-137 0-0.5 INJ. TIME = 23:43

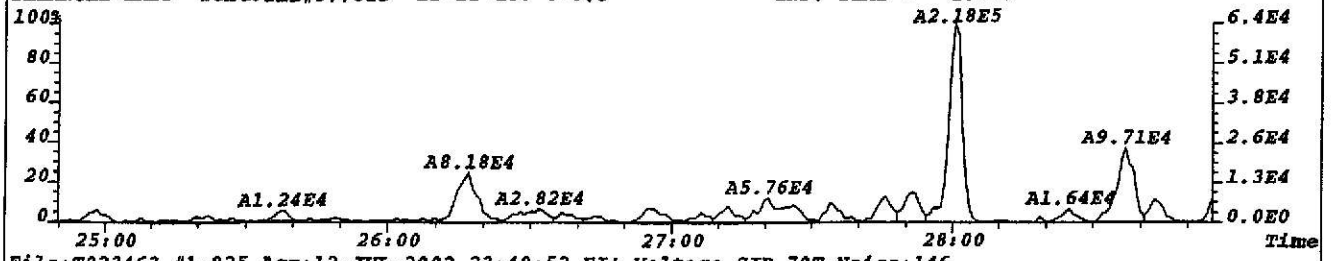

File:T023463 #1-925 Acq:12-JUL-2002 23:40:52 EI+ Voltage SIR 70T Noise:146
321.8936 F:2 BSUB(256,30,-3.0) PKD(7,5,3,0.05%,584.0,1.00%,F,T) Exp:NDB5US
TRIANGLE LABS Text:TLI#57752B DF-DP-137 0-0.5 INJ. TIME = 23:43

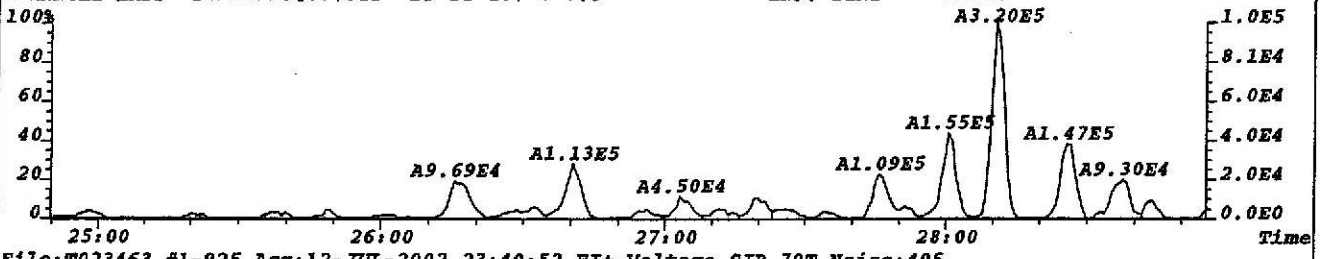

File:T023463 #1-925 Acq:12-JUL-2002 23:40:52 EI+ Voltage SIR 70T Noise:405
331.9368 F:2 BSUB(256,30,-3.0) PKD(7,5,3,0.05%,1620.0,1.00%,F,T) Exp:NDB5US
TRIANGLE LABS Text:TLI#57752B DF-DP-137 0-0.5 INJ. TIME = 23:43

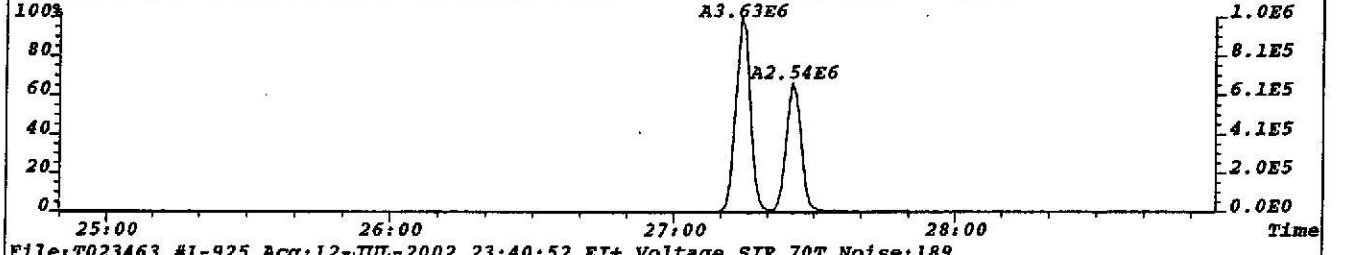

File:T023463 #1-925 Acq:12-JUL-2002 23:40:52 EI+ Voltage SIR 70T Noise:189
333.9338 F:2 BSUB(256,30,-3.0) PKD(7,5,3,0.05%,756.0,1.00%,F,T) Exp:NDB5US
TRIANGLE LABS Text:TLI#57752B DF-DP-137 0-0.5 INJ. TIME = 23:43

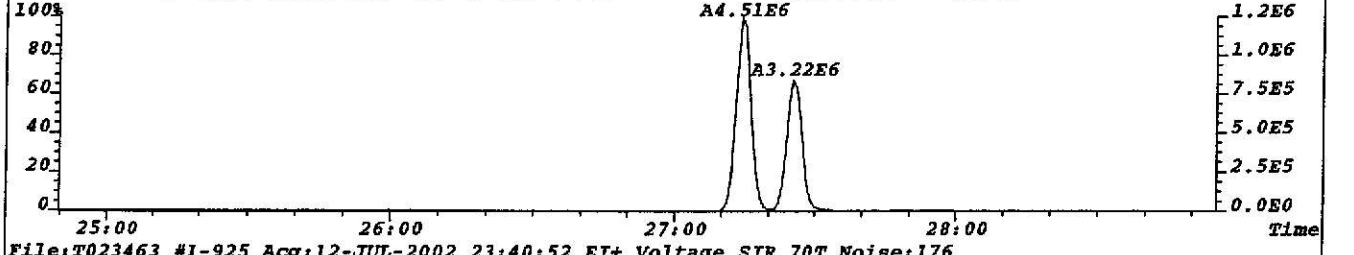

File:T023463 #1-925 Acq:12-JUL-2002 23:40:52 EI+ Voltage SIR 70T Noise:176
327.8847 F:2 BSUB(256,30,-3.0) PKD(7,5,3,0.05%,704.0,1.00%,F,T) Exp:NDB5US
TRIANGLE LABS Text:TLI#57752B DF-DP-137 0-0.5 INJ. TIME = 23:43



File:T023463 #1-925 Acq:12-JUL-2002 23:40:52 EI+ Voltage SIR 70T
330.9792 F:2 Exp:NDB5US
TRIANGLE LABS Text:TLI#57752B DF-DP-137 0-0.5 INJ. TIME = 23:43

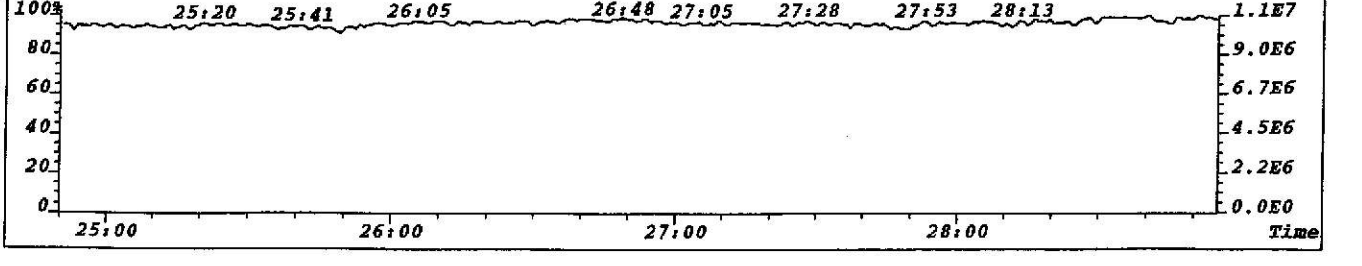

File:T023463 #1-925 Acq:12-JUL-2002 23:40:52 EI+ Voltage SIR 70T Noise:220
339.8597 F:2 BSUB(256,30,-3.0) PKD(7,5,3,0.05%,880.0,1.00%,F,T) Exp:NDB5US
TRIANGLE LABS Text:TLI#57752B DF-DP-137 0-0.5 INJ. TIME = 23:43

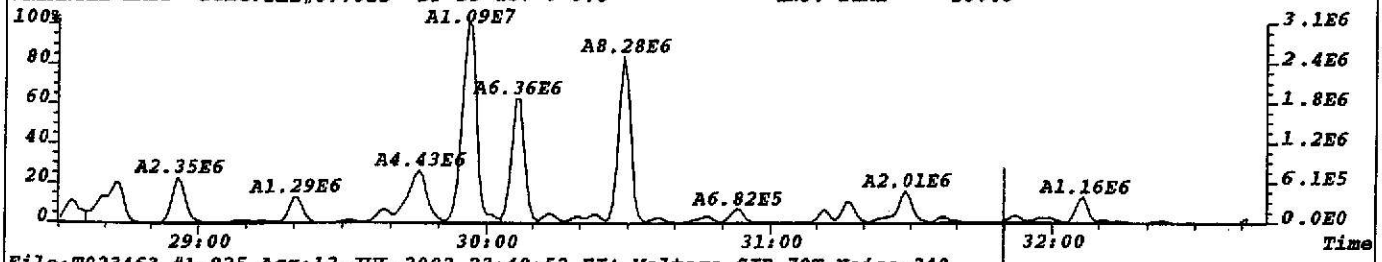

File:T023463 #1-925 Acq:12-JUL-2002 23:40:52 EI+ Voltage SIR 70T Noise:240
341.8567 F:2 BSUB(256,30,-3.0) PKD(7,5,3,0.05%,960.0,1.00%,F,T) Exp:NDB5US
TRIANGLE LABS Text:TLI#57752B DF-DP-137 0-0.5 INJ. TIME = 23:43

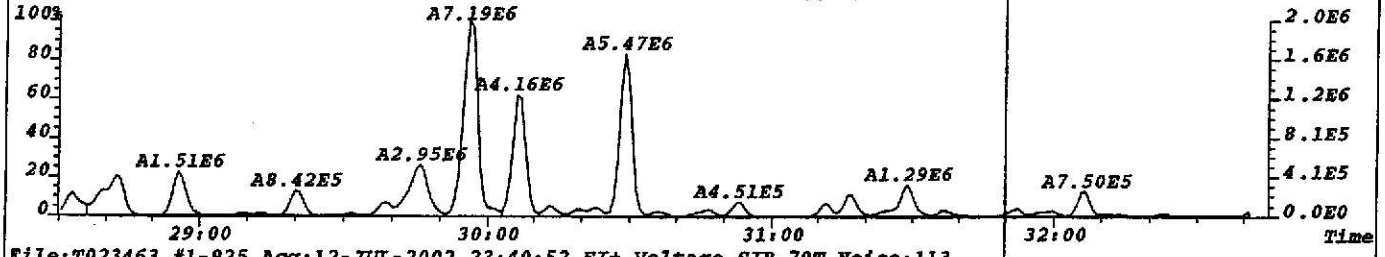

File:T023463 #1-925 Acq:12-JUL-2002 23:40:52 EI+ Voltage SIR 70T Noise:113
351.9000 F:2 BSUB(256,30,-3.0) PKD(7,5,3,0.05%,452.0,1.00%,F,T) Exp:NDB5US
TRIANGLE LABS Text:TLI#57752B DF-DP-137 0-0.5 INJ. TIME = 23:43

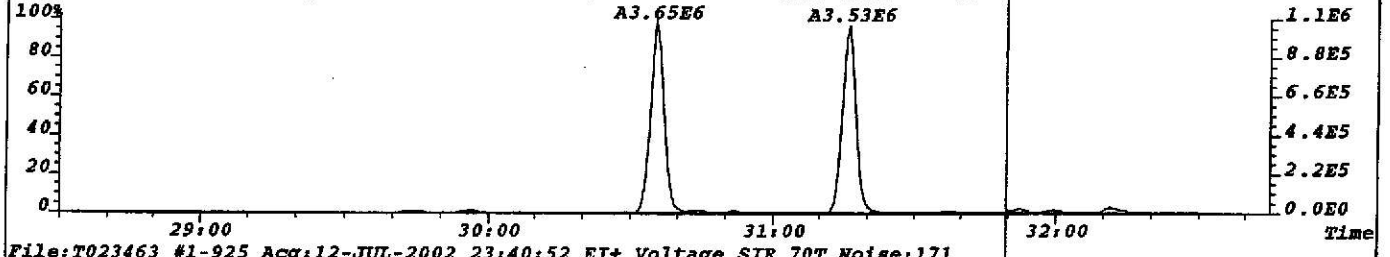

File:T023463 #1-925 Acq:12-JUL-2002 23:40:52 EI+ Voltage SIR 70T Noise:171
353.8970 F:2 BSUB(256,30,-3.0) PKD(7,5,3,0.05%,684.0,1.00%,F,T) Exp:NDB5US
TRIANGLE LABS Text:TLI#57752B DF-DP-137 0-0.5 INJ. TIME = 23:43

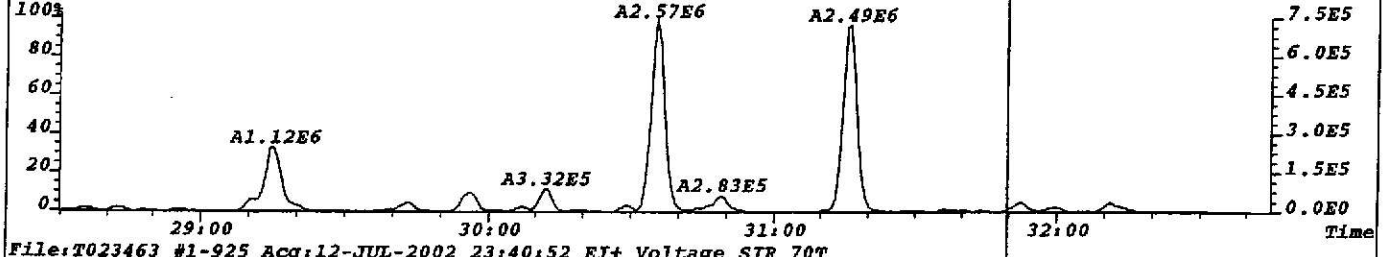

File:T023463 #1-925 Acq:12-JUL-2002 23:40:52 EI+ Voltage SIR 70T
330.9792 F:2 Exp:NDB5US
TRIANGLE LABS Text:TLI#57752B DF-DP-137 0-0.5 INJ. TIME = 23:43

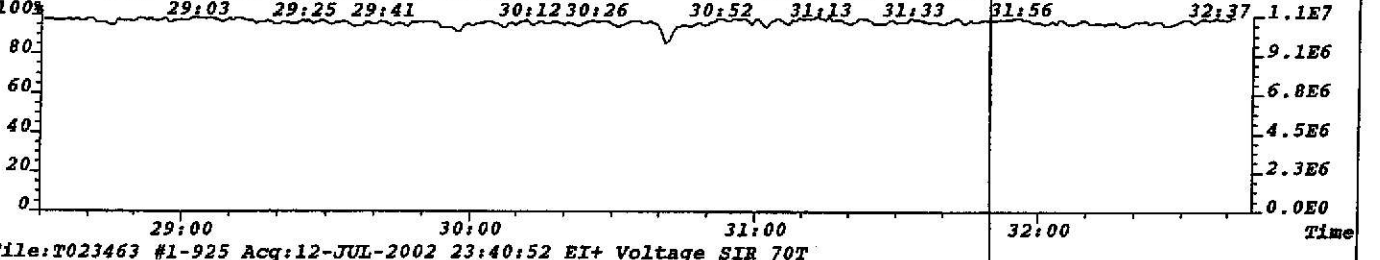

File:T023463 #1-925 Acq:12-JUL-2002 23:40:52 EI+ Voltage SIR 70T
409.7974 F:2 Exp:NDB5US
TRIANGLE LABS Text:TLI#57752B DF-DP-137 0-0.5 INJ. TIME = 23:43

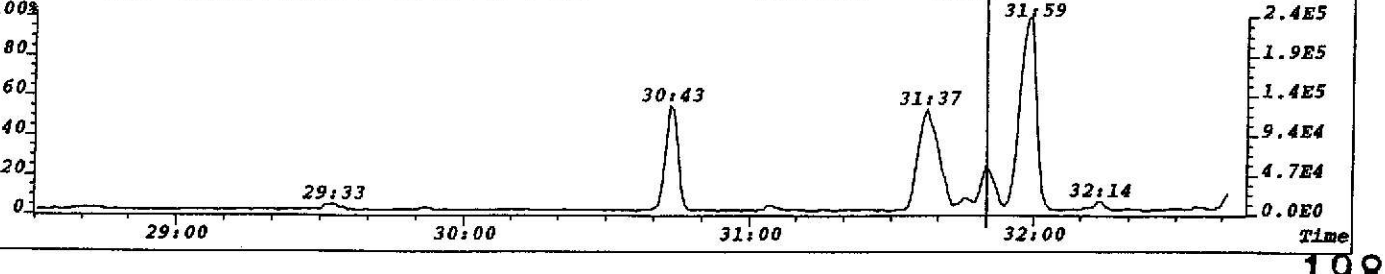

File:T023463 #1-925 Acq:12-JUL-2002 23:40:52 EI+ Voltage SIR 70T Noise:170
355.8546 F:2 BSUB(256,30,-3.0) PKD(7,5,3,0.05%,680.0,1.00%,F,T) Exp:NDB5US
TRIANGLE LABS Text:TLI#57752B DF-DP-137 0-0.5 INJ. TIME = 23:43

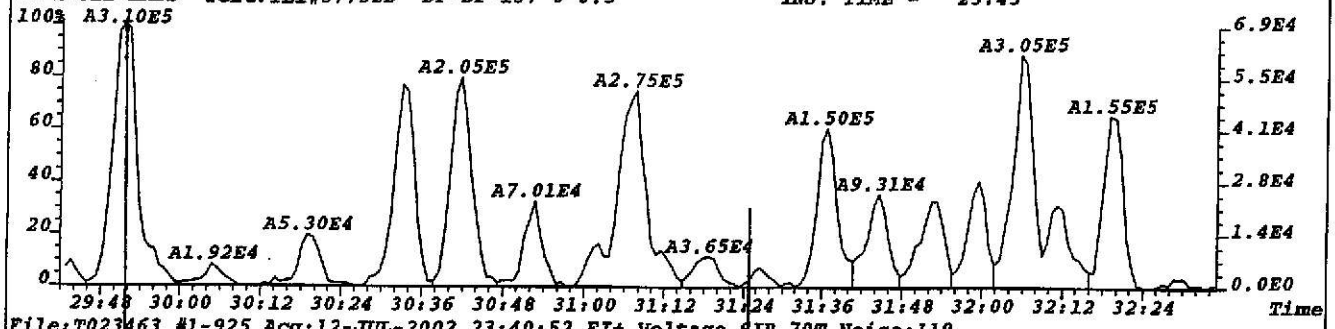

File:T023463 #1-925 Acq:12-JUL-2002 23:40:52 EI+ Voltage SIR 70T Noise:119
357.8516 F:2 BSUB(256,30,-3.0) PKD(7,5,3,0.05%,476.0,1.00%,F,T) Exp:NDB5US
TRIANGLE LABS Text:TLI#57752B DF-DP-137 0-0.5 INJ. TIME = 23:43

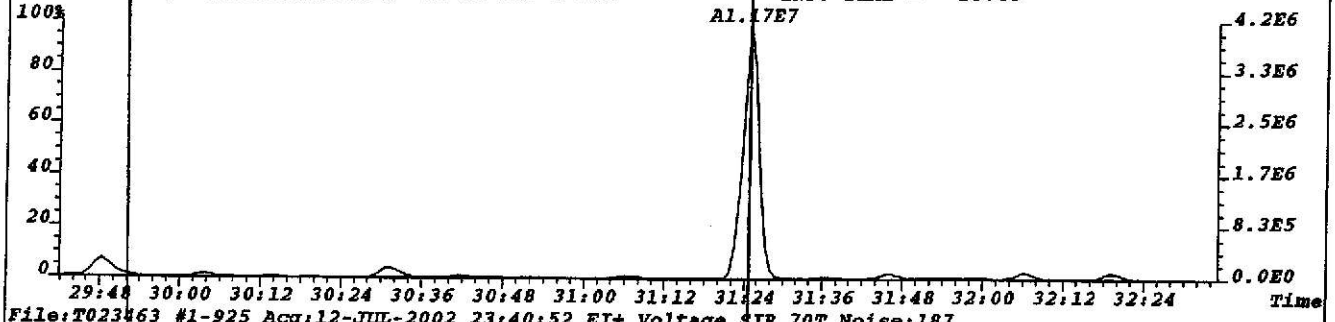

File:T023463 #1-925 Acq:12-JUL-2002 23:40:52 EI+ Voltage SIR 70T Noise:187
367.8949 F:2 BSUB(256,30,-3.0) PKD(7,5,3,0.05%,748.0,1.00%,F,T) Exp:NDB5US
TRIANGLE LABS Text:TLI#57752B DF-DP-137 0-0.5 INJ. TIME = 23:43

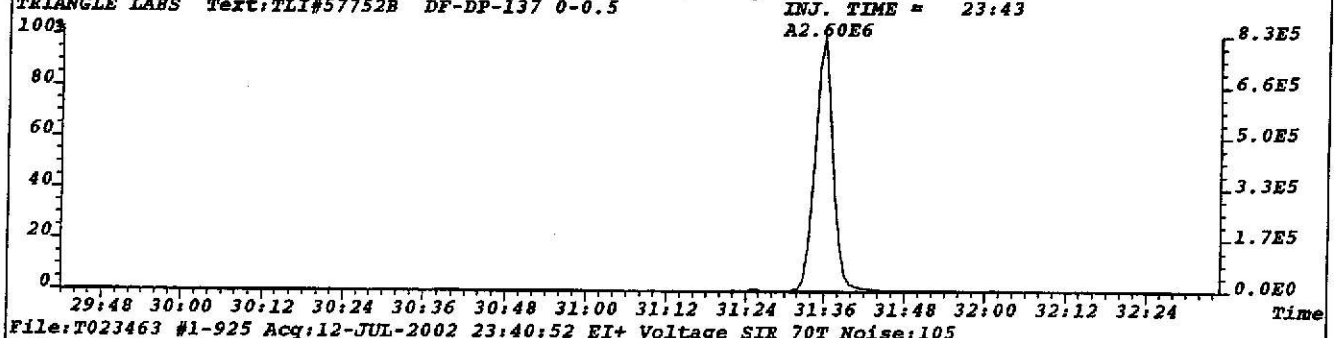

File:T023463 #1-925 Acq:12-JUL-2002 23:40:52 EI+ Voltage SIR 70T Noise:105
369.8919 F:2 BSUB(256,30,-3.0) PKD(7,5,3,0.05%,420.0,1.00%,F,T) Exp:NDB5US
TRIANGLE LABS Text:TLI#57752B DF-DP-137 0-0.5 INJ. TIME = 23:43

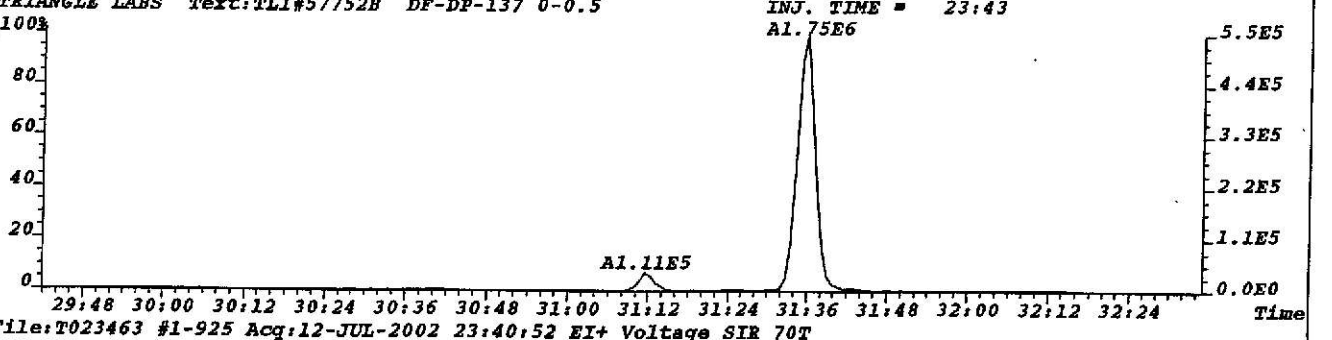

File:T023463 #1-925 Acq:12-JUL-2002 23:40:52 EI+ Voltage SIR 70T
330.9792 F:2 Exp:NDB5US
TRIANGLE LABS Text:TLI#57752B DF-DP-137 0-0.5 INJ. TIME = 23:43

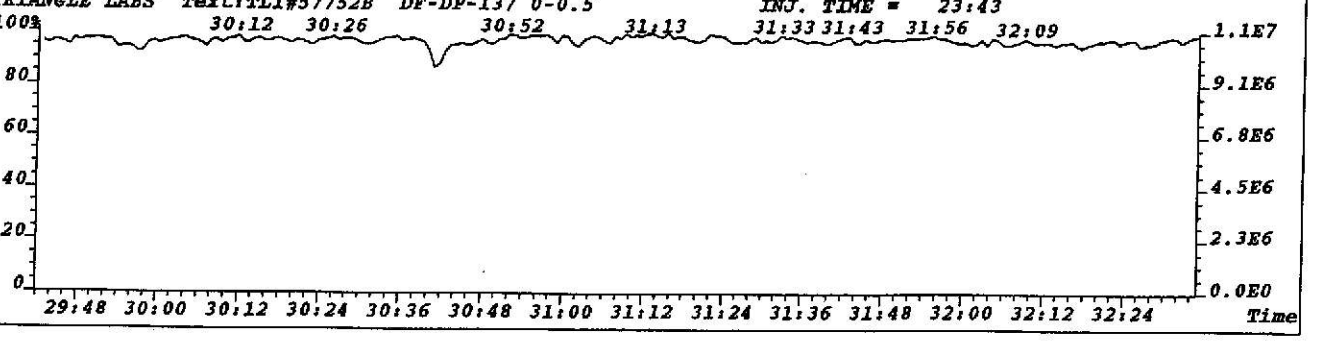

File:T023463 #1-386 Acq:12-JUL-2002 23:40:52 EI+ Voltage SIR 70T Noise:662
373.8208 F:3 BSUB(256,30,-3.0) PKD(7,5,3,0.05%,2648.0,1.00%,F,T) Exp:NDB5US
TRIANGLE LABS Text:TLI#57752B DF-DP-137 0-0.5 INJ. TIME = 23:43



File:T023463 #1-386 Acq:12-JUL-2002 23:40:52 EI+ Voltage SIR 70T Noise:2427
375.8178 F:3 BSUB(256,30,-3.0) PKD(7,5,3,0.05%,9708.0,1.00%,F,T) Exp:NDB5US
TRIANGLE LABS Text:TLI#57752B DF-DP-137 0-0.5 INJ. TIME = 23:43

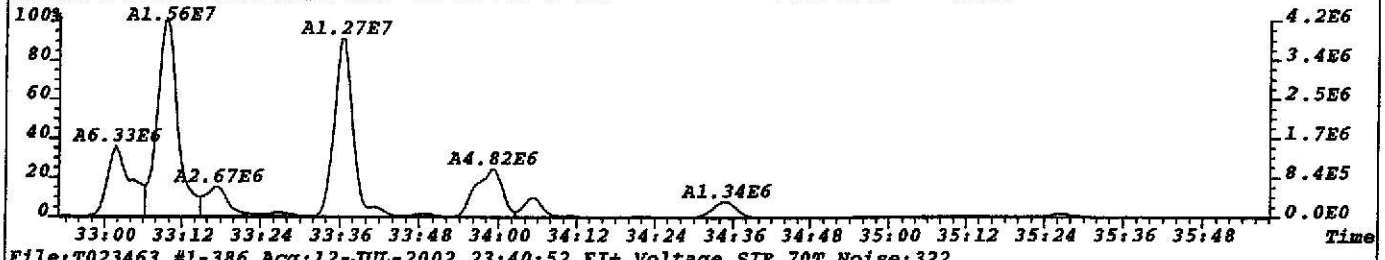

File:T023463 #1-386 Acq:12-JUL-2002 23:40:52 EI+ Voltage SIR 70T Noise:322
383.8639 F:3 BSUB(256,30,-3.0) PKD(7,5,3,0.05%,1288.0,1.00%,F,T) Exp:NDB5US
TRIANGLE LABS Text:TLI#57752B DF-DP-137 0-0.5 INJ. TIME = 23:43

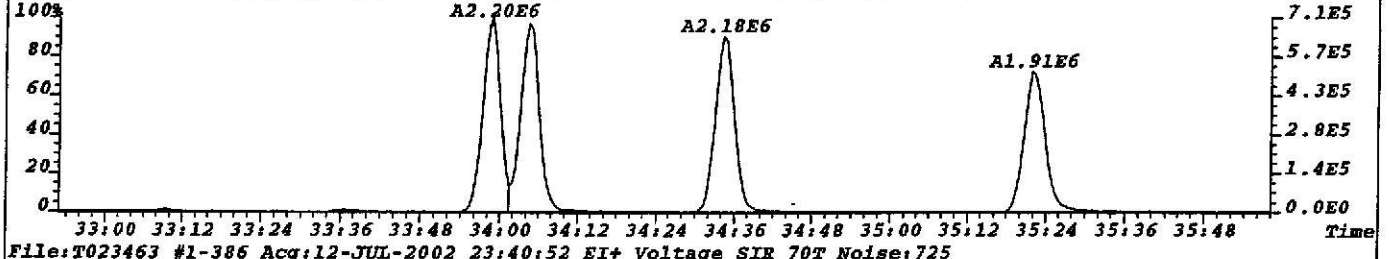

File:T023463 #1-386 Acq:12-JUL-2002 23:40:52 EI+ Voltage SIR 70T Noise:725
385.8610 F:3 BSUB(256,30,-3.0) PKD(7,5,3,0.05%,2900.0,1.00%,F,T) Exp:NDB5US
TRIANGLE LABS Text:TLI#57752B DF-DP-137 0-0.5 INJ. TIME = 23:43

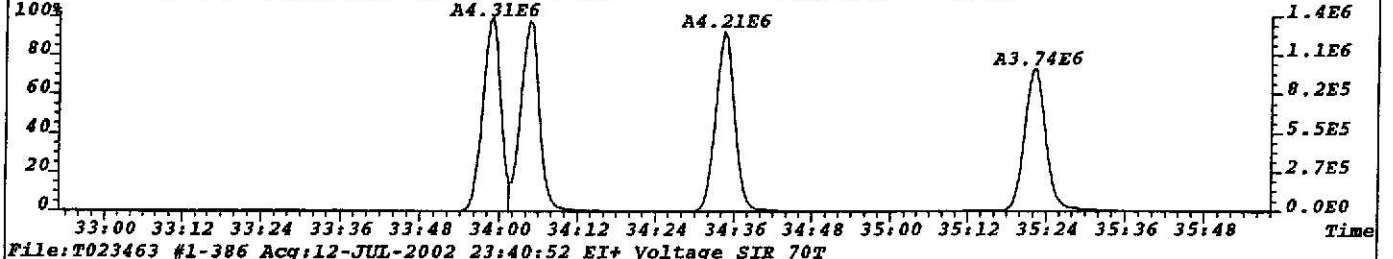

File:T023463 #1-386 Acq:12-JUL-2002 23:40:52 EI+ Voltage SIR 70T
392.9760 F:3 Exp:NDB5US
TRIANGLE LABS Text:TLI#57752B DF-DP-137 0-0.5 INJ. TIME = 23:43

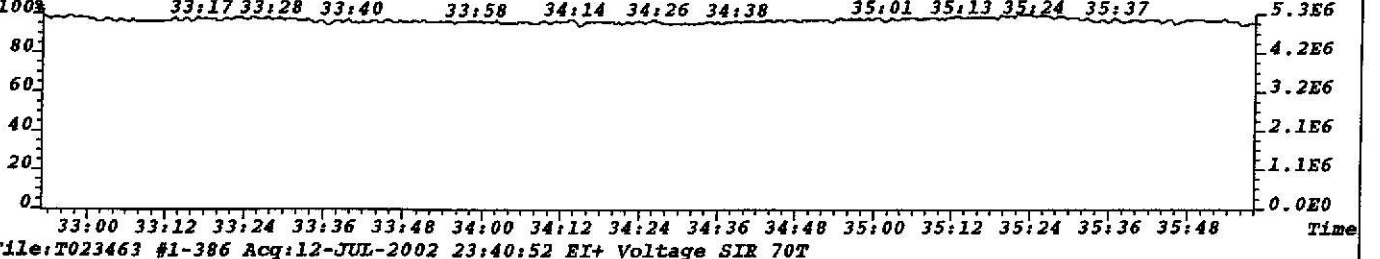

File:T023463 #1-386 Acq:12-JUL-2002 23:40:52 EI+ Voltage SIR 70T
445.7555 F:3 Exp:NDB5US
TRIANGLE LABS Text:TLI#57752B DF-DP-137 0-0.5 INJ. TIME = 23:43

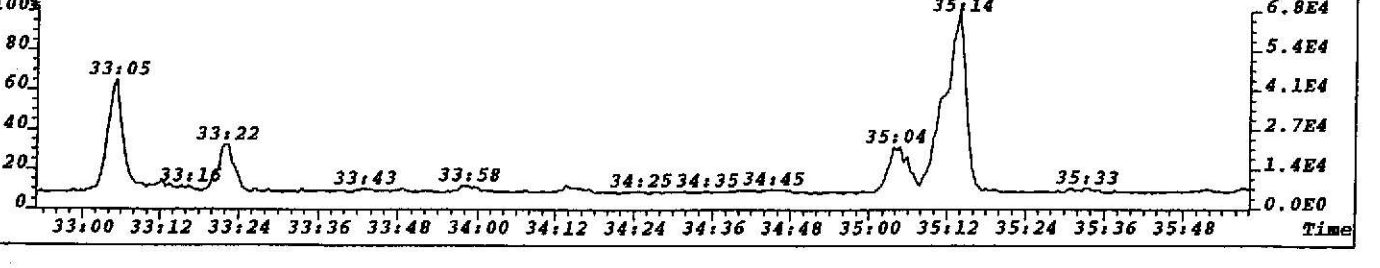

File:T023463 #1-386 Acq:12-JUL-2002 23:40:52 EI+ Voltage SIR 70T Noise:1657
389.8156 F:3 BSUB(256,30,-3.0) PKD(7,5,3,0.05%,6628.0,1.00%,F,T) Exp:NDB5US
TRIANGLE LABS Text:TLI#57752B DF-DP-137 0-0.5 INJ. TIME = 23:43

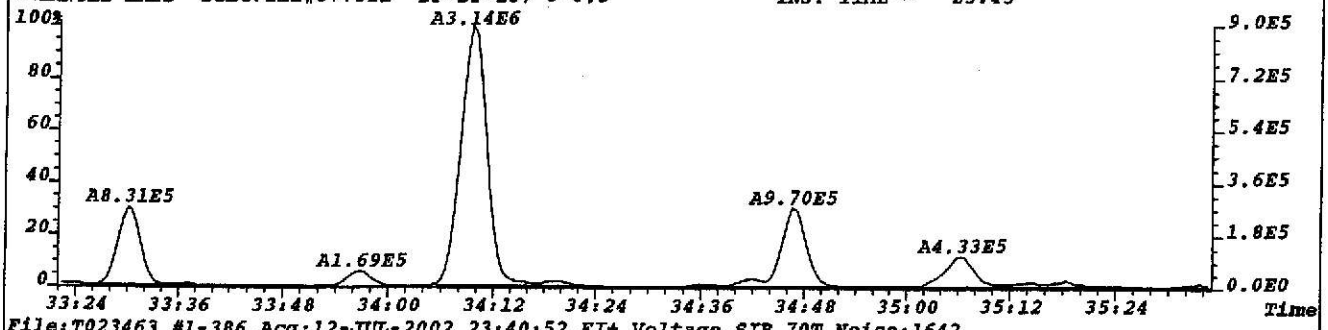

File:T023463 #1-386 Acq:12-JUL-2002 23:40:52 EI+ Voltage SIR 70T Noise:1642
391.8127 F:3 BSUB(256,30,-3.0) PKD(7,5,3,0.05%,6568.0,1.00%,F,T) Exp:NDB5US
TRIANGLE LABS Text:TLI#57752B DF-DP-137 0-0.5 INJ. TIME = 23:43

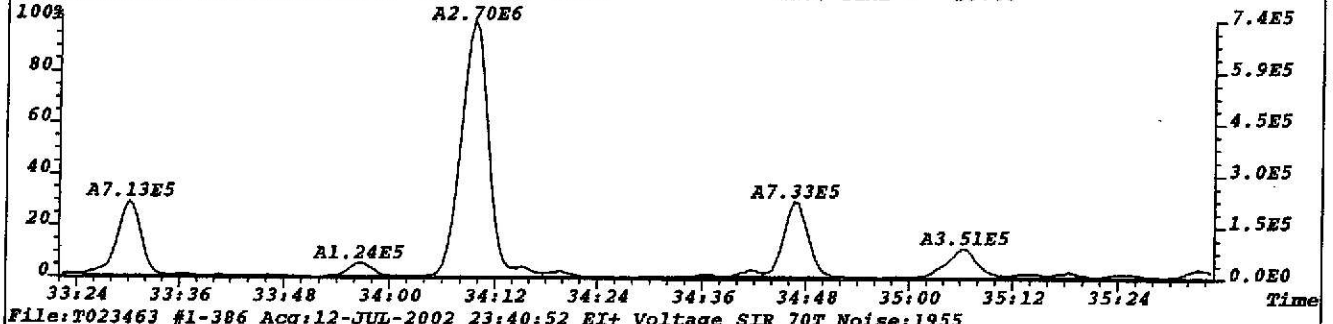

File:T023463 #1-386 Acq:12-JUL-2002 23:40:52 EI+ Voltage SIR 70T Noise:1955
401.8558 F:3 BSUB(256,30,-3.0) PKD(7,5,3,0.05%,7820.0,1.00%,F,T) Exp:NDB5US
TRIANGLE LABS Text:TLI#57752B DF-DP-137 0-0.5 INJ. TIME = 23:43

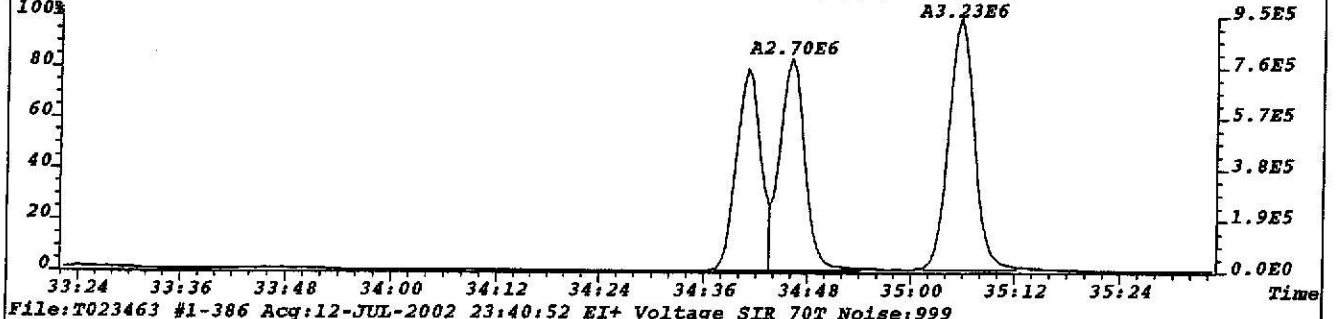

File:T023463 #1-386 Acq:12-JUL-2002 23:40:52 EI+ Voltage SIR 70T Noise:999
403.8529 F:3 BSUB(256,30,-3.0) PKD(7,5,3,0.05%,3996.0,1.00%,F,T) Exp:NDB5US
TRIANGLE LABS Text:TLI#57752B DF-DP-137 0-0.5 INJ. TIME = 23:43

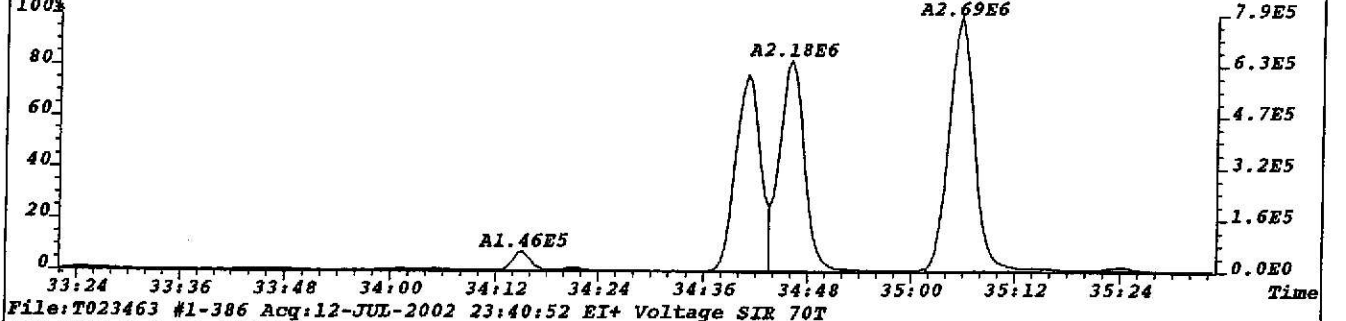

File:T023463 #1-386 Acq:12-JUL-2002 23:40:52 EI+ Voltage SIR 70T
392.9760 F:3 Exp:NDB5US
TRIANGLE LABS Text:TLI#57752B DF-DP-137 0-0.5 INJ. TIME = 23:43

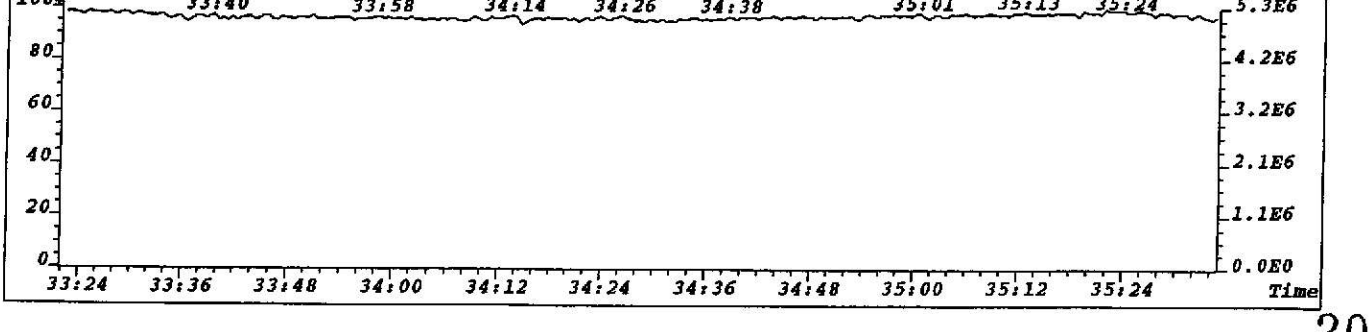

File:T023463 #1-708 Acq:12-JUL-2002 23:40:52 EI+ Voltage SIR 70T Noise:531
407.7818 F:4 BSUB(256,30,-3.0) PKD(7,5,3,0.05%,2124.0,1.00%,F,T) Exp:NDB5US
TRIANGLE LABS Text:TLI#57752B DF-DP-137 0-0.5 INJ. TIME = 23:43



File:T023463 #1-708 Acq:12-JUL-2002 23:40:52 EI+ Voltage SIR 70T Noise:521
409.7789 F:4 BSUB(256,30,-3.0) PKD(7,5,3,0.05%,2084.0,1.00%,F,T) Exp:NDB5US
TRIANGLE LABS Text:TLI#57752B DF-DP-137 0-0.5 INJ. TIME = 23:43

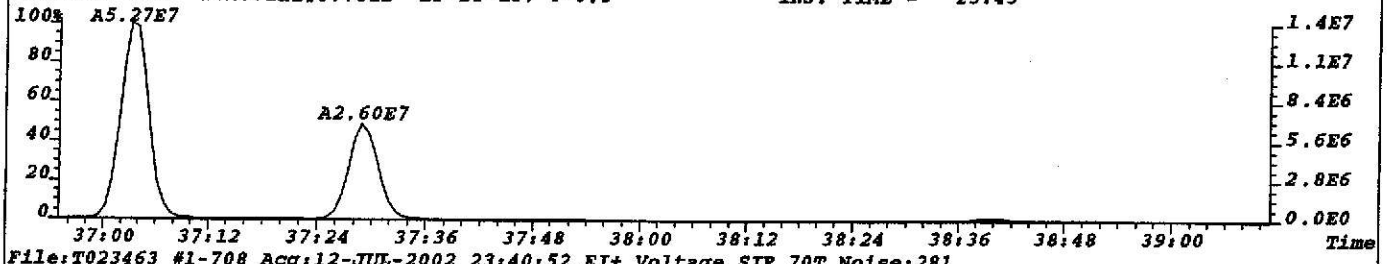

File:T023463 #1-708 Acq:12-JUL-2002 23:40:52 EI+ Voltage SIR 70T Noise:281
417.8253 F:4 BSUB(256,30,-3.0) PKD(7,5,3,0.05%,1124.0,1.00%,F,T) Exp:NDB5US
TRIANGLE LABS Text:TLI#57752B DF-DP-137 0-0.5 INJ. TIME = 23:43



File:T023463 #1-708 Acq:12-JUL-2002 23:40:52 EI+ Voltage SIR 70T Noise:280
419.8220 F:4 BSUB(256,30,-3.0) PKD(7,5,3,0.05%,1120.0,1.00%,F,T) Exp:NDB5US
TRIANGLE LABS Text:TLI#57752B DF-DP-137 0-0.5 INJ. TIME = 23:43



File:T023463 #1-708 Acq:12-JUL-2002 23:40:52 EI+ Voltage SIR 70T
430.9729 F:4 Exp:NDB5US
TRIANGLE LABS Text:TLI#57752B DF-DP-137 0-0.5 INJ. TIME = 23:43

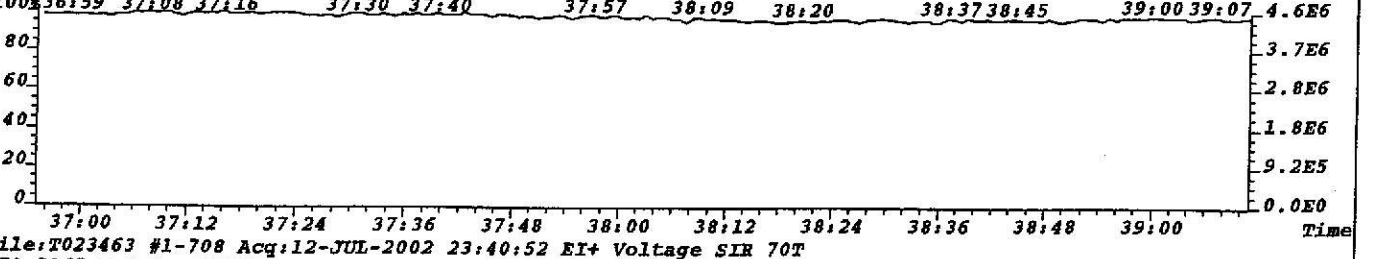

File:T023463 #1-708 Acq:12-JUL-2002 23:40:52 EI+ Voltage SIR 70T
479.7165 F:4 Exp:NDB5US
TRIANGLE LABS Text:TLI#57752B DF-DP-137 0-0.5 INJ. TIME = 23:43

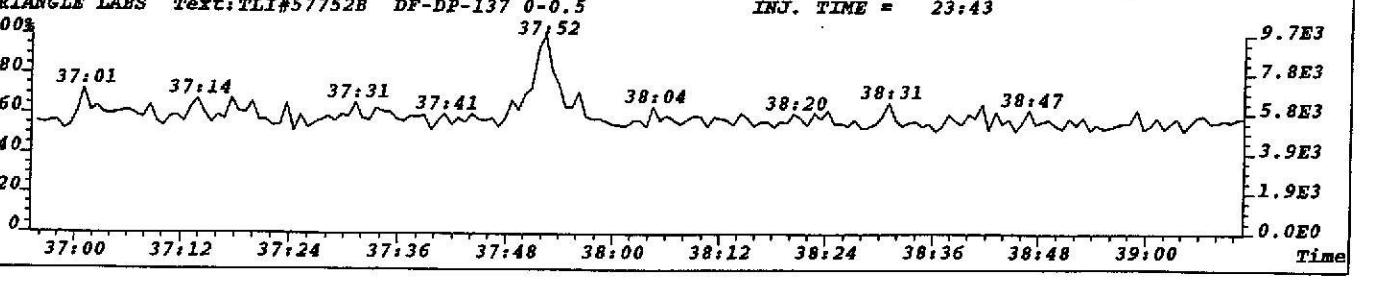

File:T023463 #1-708 Acq:12-JUL-2002 23:40:52 EI+ Voltage SIR 70T Noise:359
423.7766 F:4 BSUB(256,30,-3.0) PKD(7,5,3,0.05%,1436.0,1.00%,F,T) Exp:NDB5US
TRIANGLE LABS Text:TLI#57752B DF-DP-137 0-0.5 INJ. TIME = 23:43

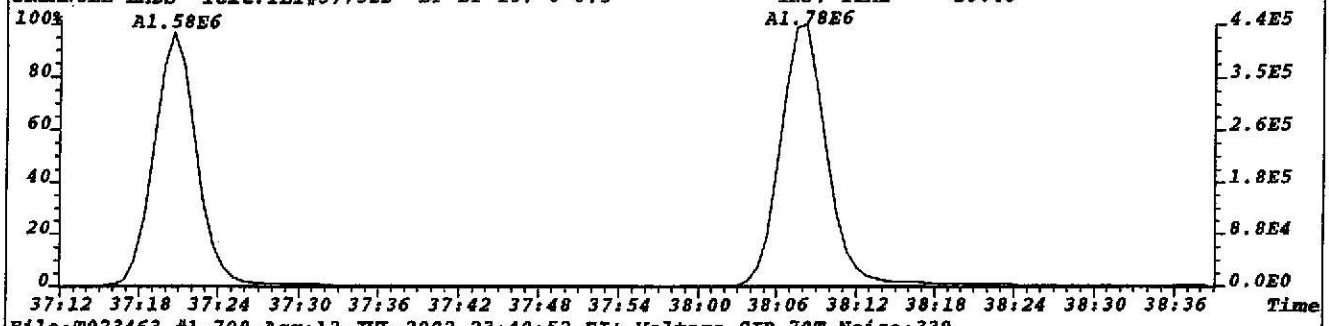

File:T023463 #1-708 Acq:12-JUL-2002 23:40:52 EI+ Voltage SIR 70T Noise:339
425.7737 F:4 BSUB(256,30,-3.0) PKD(7,5,3,0.05%,1356.0,1.00%,F,T) Exp:NDB5US
TRIANGLE LABS Text:TLI#57752B DF-DP-137 0-0.5 INJ. TIME = 23:43

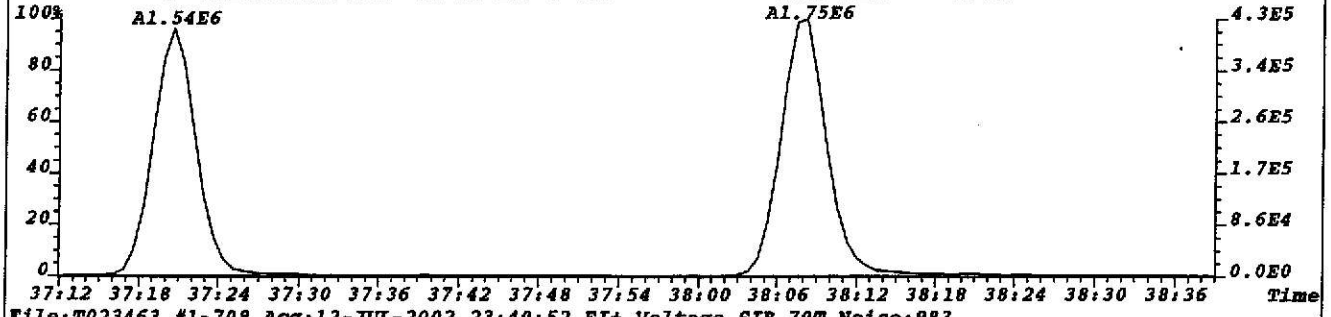

File:T023463 #1-708 Acq:12-JUL-2002 23:40:52 EI+ Voltage SIR 70T Noise:983
435.8169 F:4 BSUB(256,30,-3.0) PKD(7,5,3,0.05%,3932.0,1.00%,F,T) Exp:NDB5US
TRIANGLE LABS Text:TLI#57752B DF-DP-137 0-0.5 INJ. TIME = 23:43

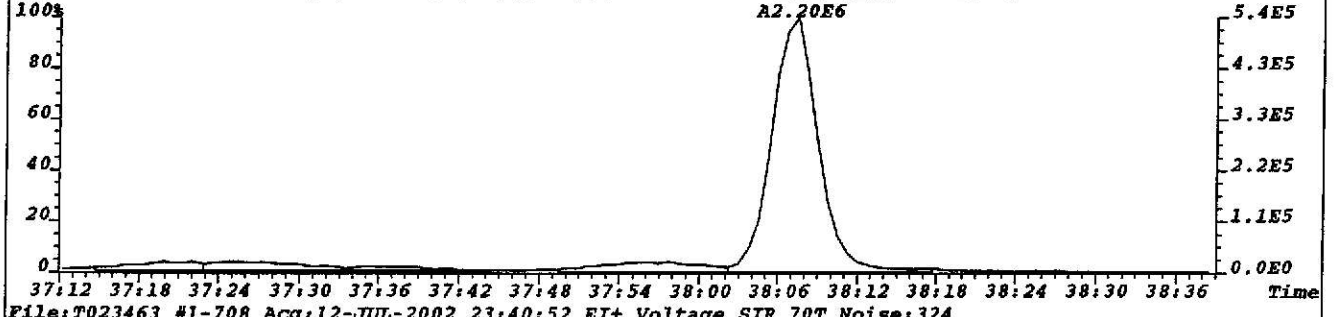

File:T023463 #1-708 Acq:12-JUL-2002 23:40:52 EI+ Voltage SIR 70T Noise:324
437.8140 F:4 BSUB(256,30,-3.0) PKD(7,5,3,0.05%,1296.0,1.00%,F,T) Exp:NDB5US
TRIANGLE LABS Text:TLI#57752B DF-DP-137 0-0.5 INJ. TIME = 23:43

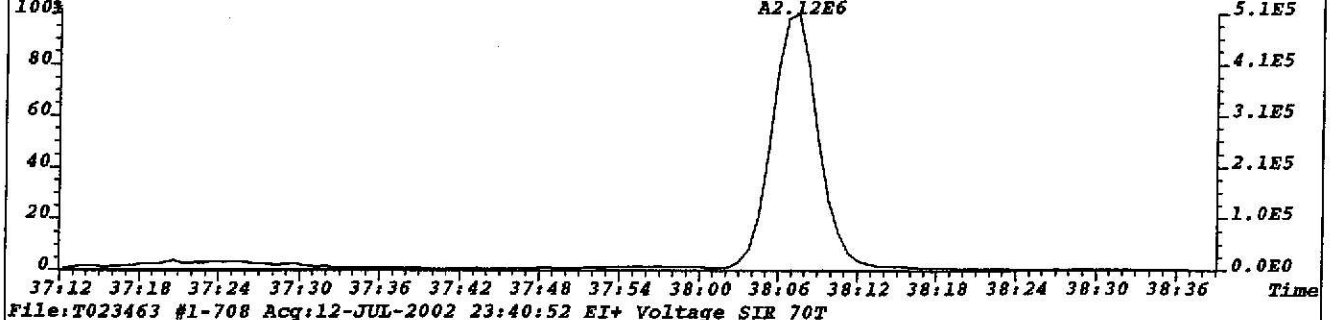

File:T023463 #1-708 Acq:12-JUL-2002 23:40:52 EI+ Voltage SIR 70T
430.9729 F:4 Exp:NDB5US
TRIANGLE LABS Text:TLI#57752B DF-DP-137 0-0.5 INJ. TIME = 23:43

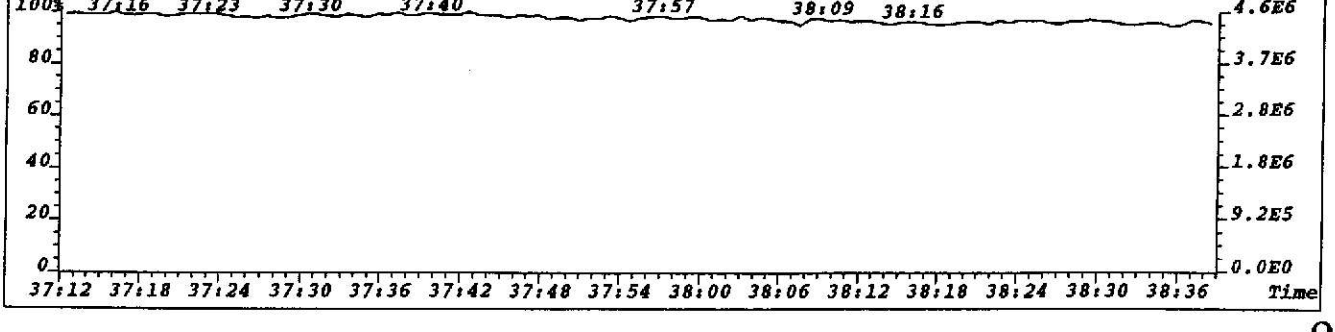

File:T023463 #1-708 Acq:12-JUL-2002 23:40:52 EI+ Voltage SIR 70T Noise:235
441.7428 F:4 BSUB(256,30,-3.0) PKD(7,5,3,0.05%,940.0,1.00%,F,T) Exp:NDB5US
TRIANGLE LABS Text:TLI#57752B DF-DP-137 0-0.5 INJ. TIME = 23:43

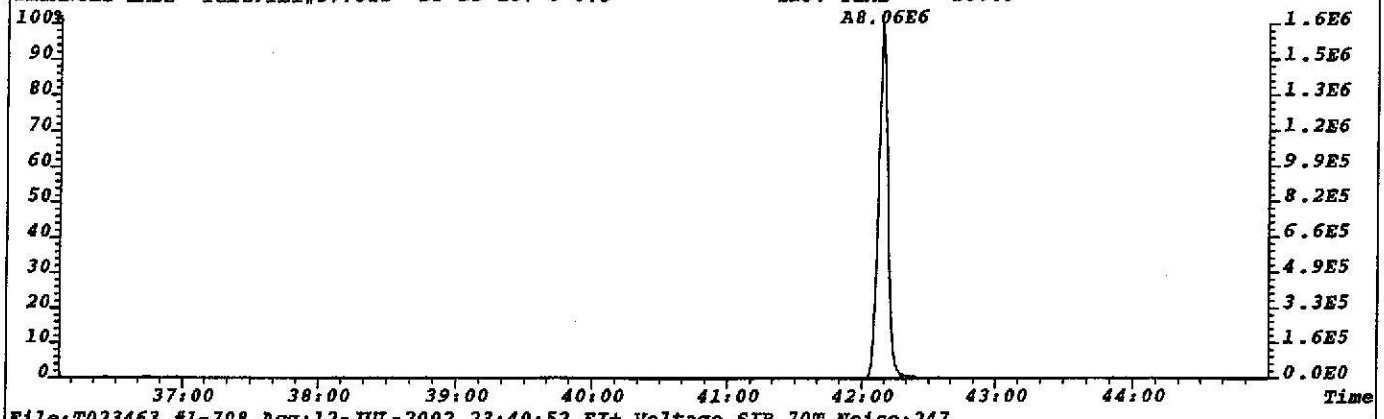

File:T023463 #1-708 Acq:12-JUL-2002 23:40:52 EI+ Voltage SIR 70T Noise:247
443.7399 F:4 BSUB(256,30,-3.0) PKD(7,5,3,0.05%,988.0,1.00%,F,T) Exp:NDB5US
TRIANGLE LABS Text:TLI#57752B DF-DP-137 0-0.5 INJ. TIME = 23:43

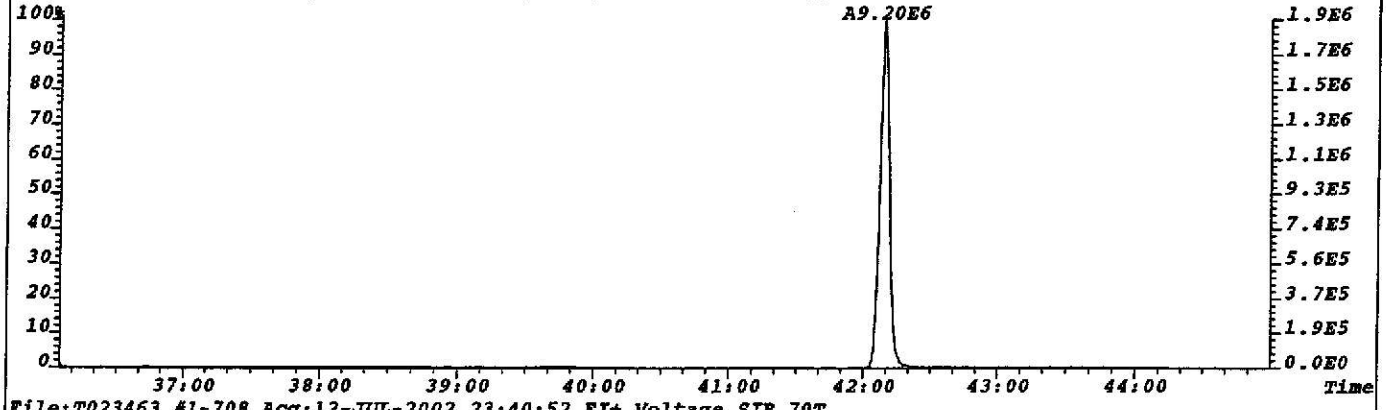

File:T023463 #1-708 Acq:12-JUL-2002 23:40:52 EI+ Voltage SIR 70T
430.9729 F:4 Exp:NDB5US
TRIANGLE LABS Text:TLI#57752B DF-DP-137 0-0.5 INJ. TIME = 23:43

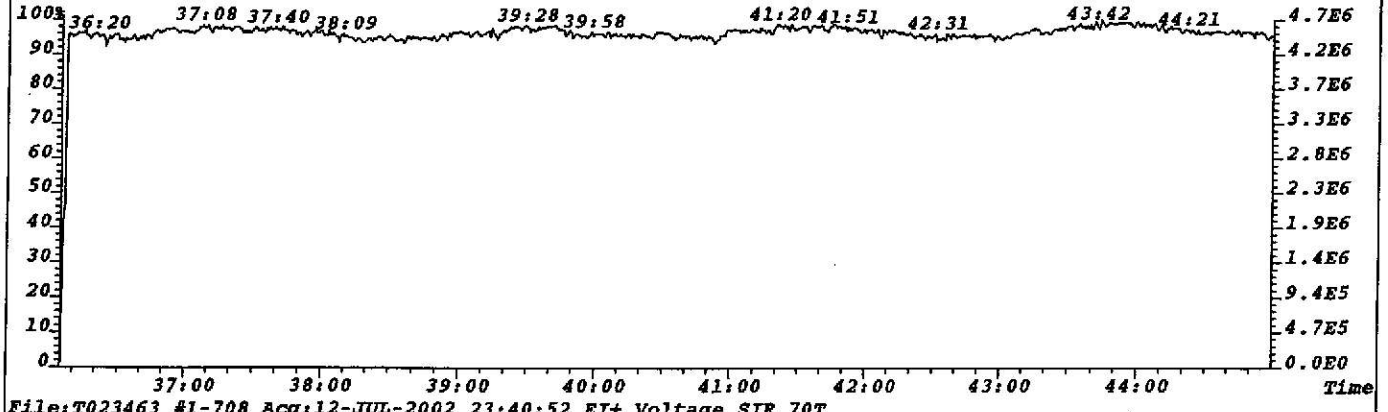

File:T023463 #1-708 Acq:12-JUL-2002 23:40:52 EI+ Voltage SIR 70T
513.6775 F:4 Exp:NDB5US
TRIANGLE LABS Text:TLI#57752B DF-DP-137 0-0.5 INJ. TIME = 23:43

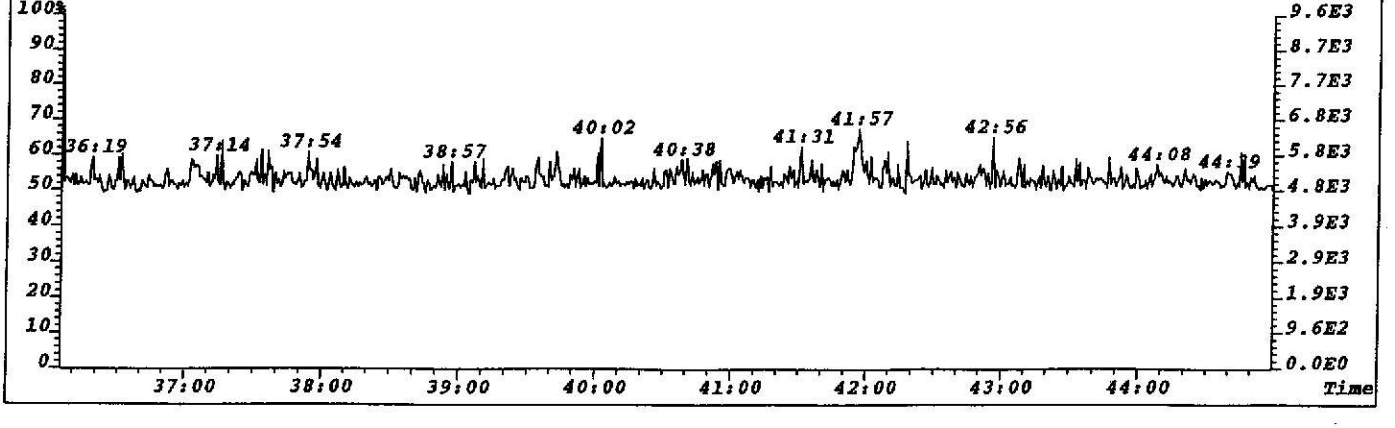

File:T023463 #1-708 Acq:12-JUL-2002 23:40:52 EI+ Voltage SIR 70T Noise:163
457.7377 F:4 BSUB(256,30,-3.0) PKD(7,5,3,0.05%,652.0,1.00%,F,T) Exp:NDB5US
TRIANGLE LABS Text:TLI#57752B DF-DP-137 0-0.5 INJ. TIME = 23:43

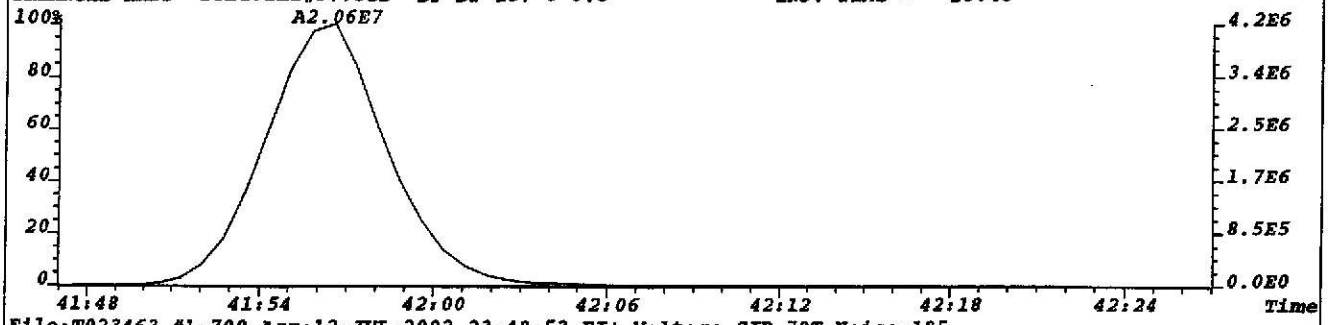

File:T023463 #1-708 Acq:12-JUL-2002 23:40:52 EI+ Voltage SIR 70T Noise:185
459.7348 F:4 BSUB(256,30,-3.0) PKD(7,5,3,0.05%,740.0,1.00%,F,T) Exp:NDB5US
TRIANGLE LABS Text:TLI#57752B DF-DP-137 0-0.5 INJ. TIME = 23:43

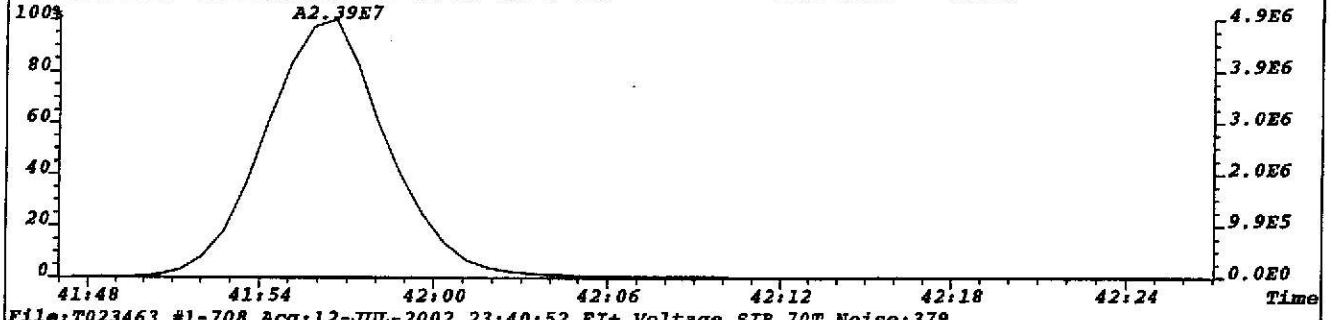

File:T023463 #1-708 Acq:12-JUL-2002 23:40:52 EI+ Voltage SIR 70T Noise:379
469.7779 F:4 BSUB(256,30,-3.0) PKD(7,5,3,0.05%,1516.0,1.00%,F,T) Exp:NDB5US
TRIANGLE LABS Text:TLI#57752B DF-DP-137 0-0.5 INJ. TIME = 23:43

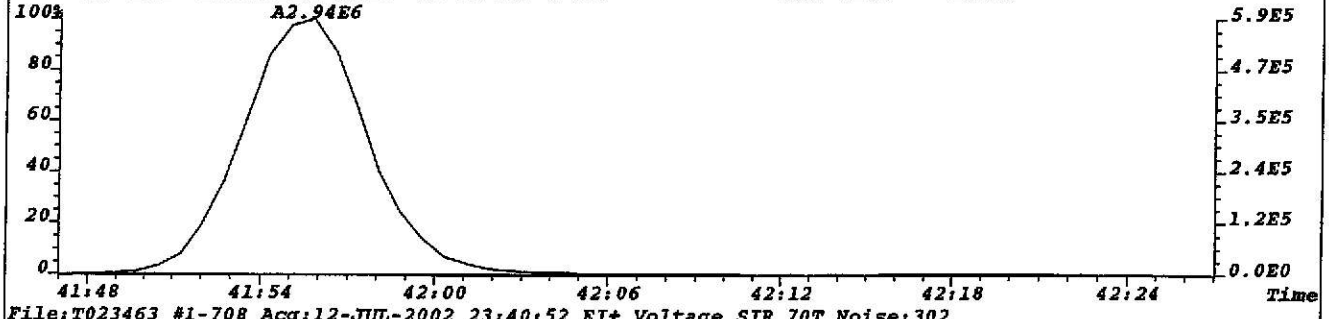

File:T023463 #1-708 Acq:12-JUL-2002 23:40:52 EI+ Voltage SIR 70T Noise:302
471.7750 F:4 BSUB(256,30,-3.0) PKD(7,5,3,0.05%,1208.0,1.00%,F,T) Exp:NDB5US
TRIANGLE LABS Text:TLI#57752B DF-DP-137 0-0.5 INJ. TIME = 23:43



File:T023463 #1-708 Acq:12-JUL-2002 23:40:52 EI+ Voltage SIR 70T
430.9729 F:4 Exp:NDB5US
TRIANGLE LABS Text:TLI#57752B DF-DP-137 0-0.5 INJ. TIME = 23:43

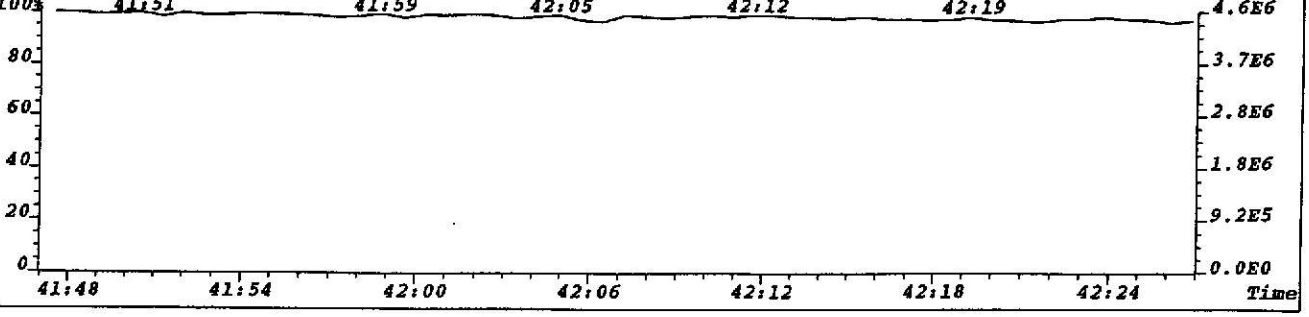

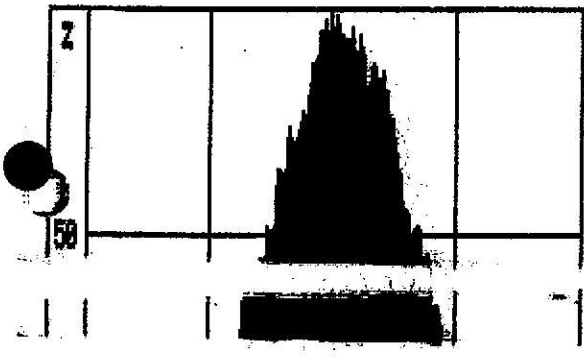

Channel I 330.9792 Peak top
Height .97 volts Span 200 ppm

System file name	ND85US
Data file name	A:T712024
Resolution	10000
Scan number	2
Ionization mode	EI+
Quickchec	UNITOSC

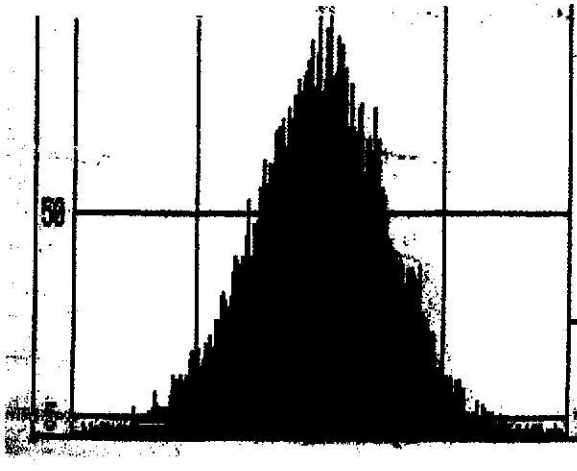

B	304	K	332	T	370
C	306	L	334	U	376
D	316	M	340	V	410
E	318	N	342		
F	320	O	352		
G	322	P	354		
H	328	Q	356		
I	331	R	358		

Ref. mass 416.9760 Peak top
Height .14 volts Span 200 ppm

GCM 7/16/02

File:T023463 #1-925 Acq:12-JUL-2002 23:40:52 EI+ Voltage SIR 70T
303.9016 F:2 Exp:NDB5US
Sample Text:TLI#57752B DF-DP-137 0-0.5 INJ. TIME = 23:43 File Text:TLI#57752B D»

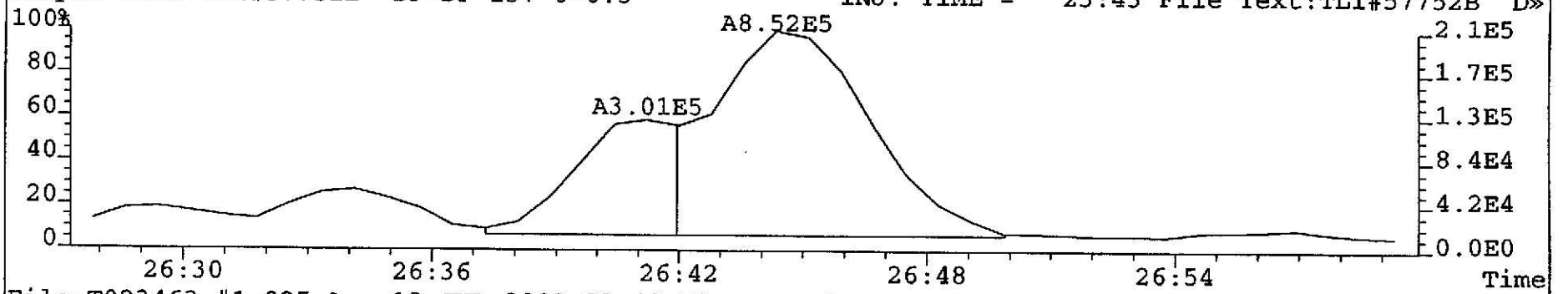

File:T023463 #1-925 Acq:12-JUL-2002 23:40:52 EI+ Voltage SIR 70T
305.8987 F:2 Exp:NDB5US
Sample Text:TLI#57752B DF-DP-137 0-0.5 INJ. TIME = 23:43 File Text:TLI#57752B D»

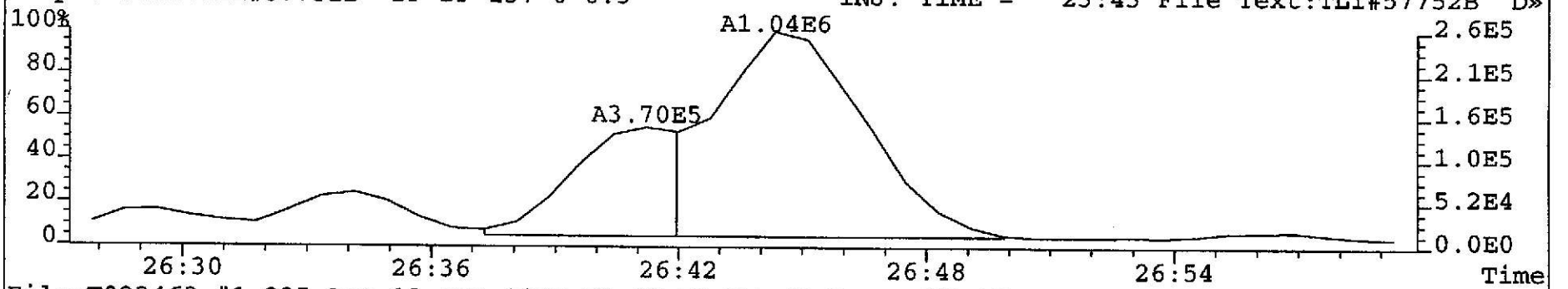

File:T023463 #1-925 Acq:12-JUL-2002 23:40:52 EI+ Voltage SIR 70T
317.9389 F:2 Exp:NDB5US
Sample Text:TLI#57752B DF-DP-137 0-0.5 INJ. TIME = 23:43 File Text:TLI#57752B D»

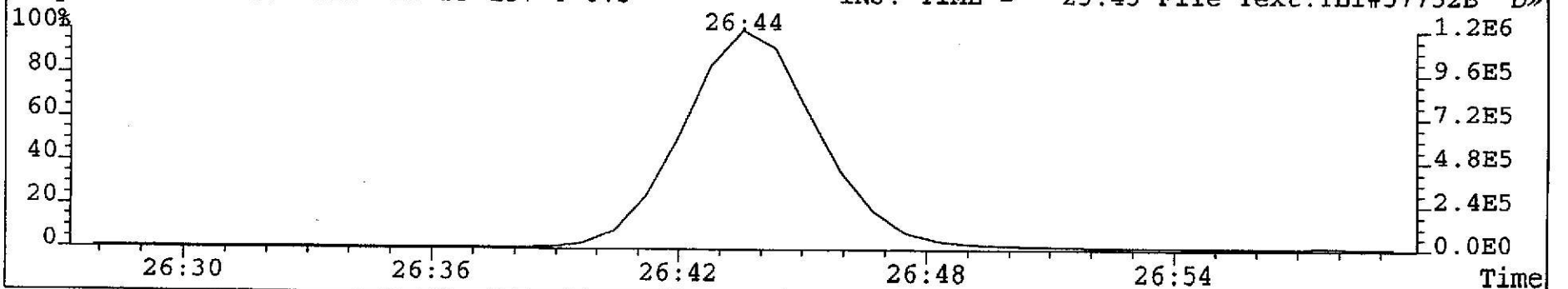

N = 0.0465 + 0.05 = 0.0965

OBM 7116102

File:T023463 #1-925 Acq:12-JUL-2002 23:40:52 EI+ Voltage SIR 70T
319.8965 F:2 Exp:NDB5US
Sample Text:TLI#57752B DF-DP-137 0-0.5 INJ. TIME = 23:43 File Text:TLI#57752B D»

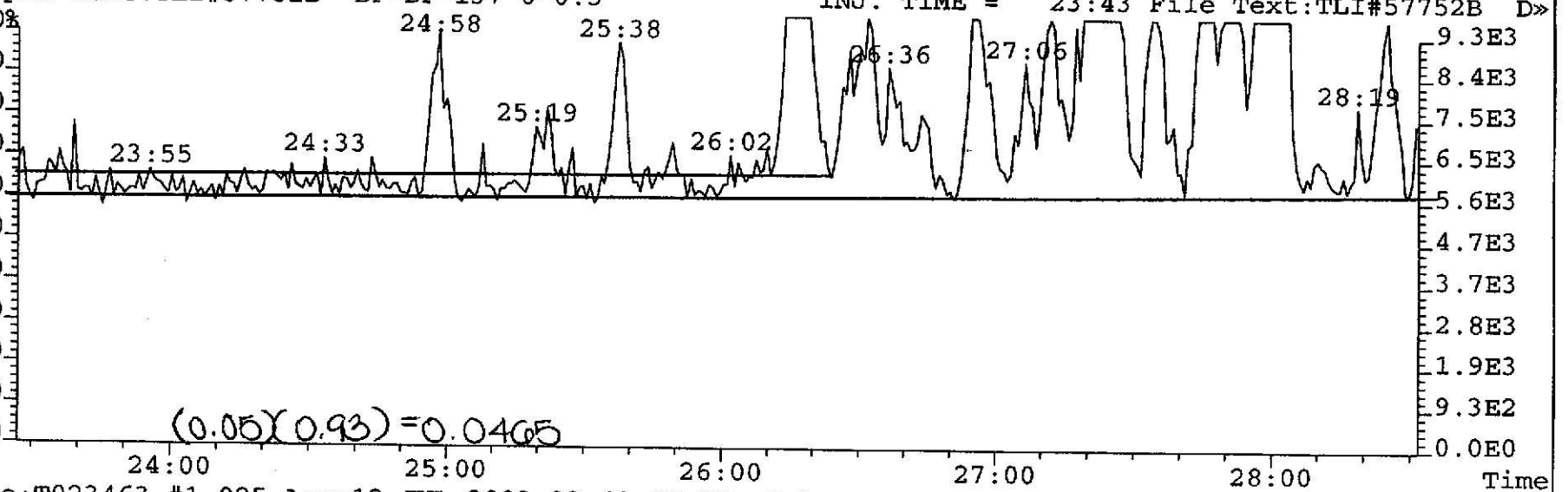

(0.05)(0.93) = 0.0465

File:T023463 #1-925 Acq:12-JUL-2002 23:40:52 EI+ Voltage SIR 70T
321.8936 F:2 Exp:NDB5US
Sample Text:TLI#57752B DF-DP-137 0-0.5 INJ. TIME = 23:43 File Text:TLI#57752B D»

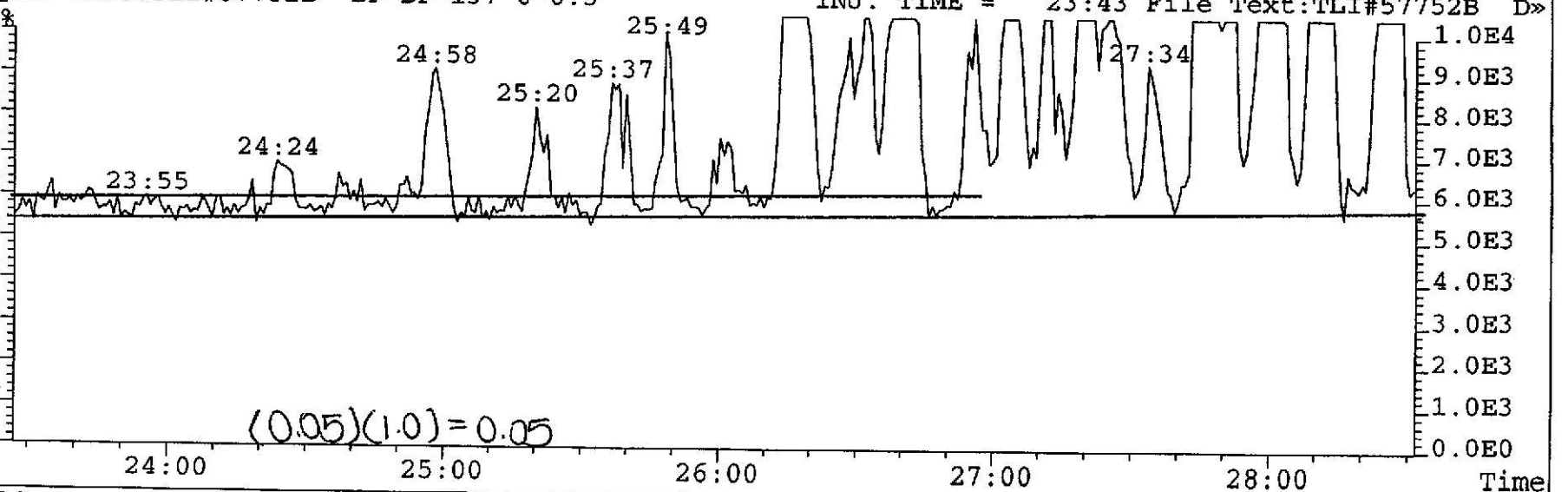

(0.05)(1.0) = 0.05

OEM 7/16/02

File:T023463 #1-925 Acq:12-JUL-2002 23:40:52 EI+ Voltage SIR 70T
319.8965 F:2 Exp:NDB5US
Sample Text:TLI#57752B DF-DP-137 0-0.5 INJ. TIME = 23:43 File Text:TLI#57752B D»

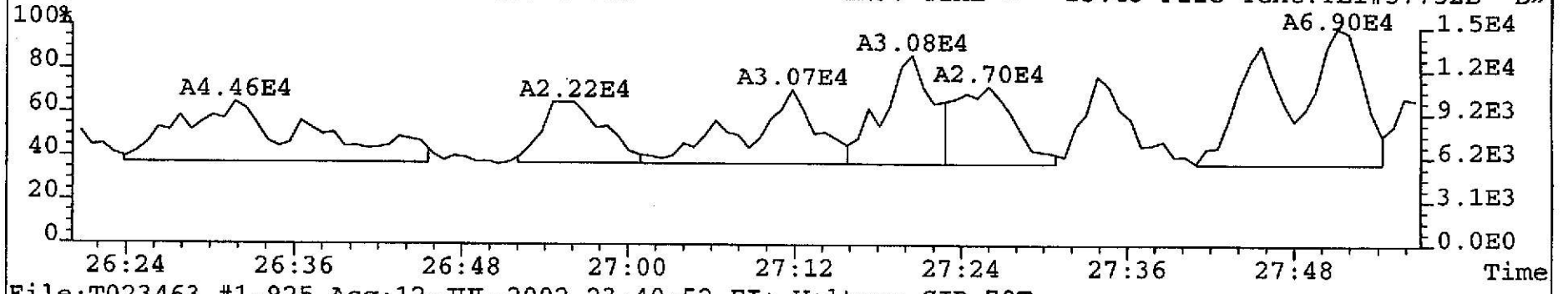

File:T023463 #1-925 Acq:12-JUL-2002 23:40:52 EI+ Voltage SIR 70T
321.8936 F:2 Exp:NDB5US
Sample Text:TLI#57752B DF-DP-137 0-0.5 INJ. TIME = 23:43 File Text:TLI#57752B D»

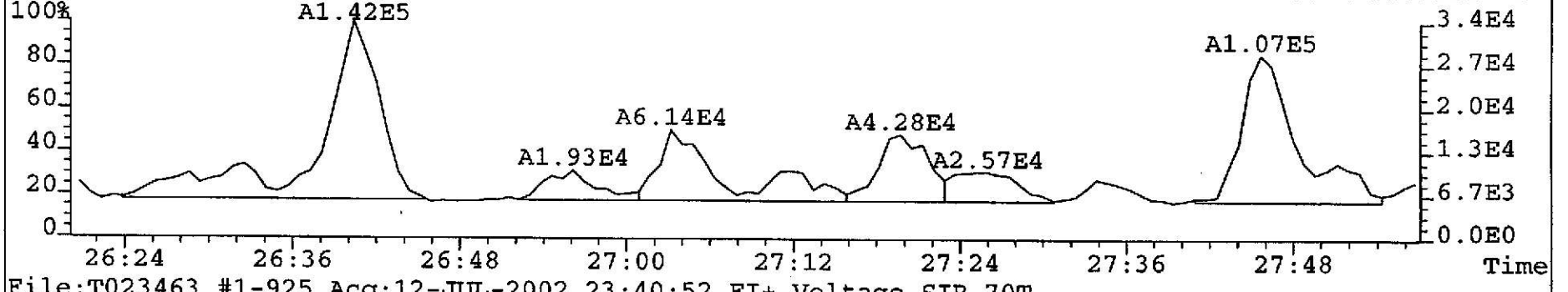

File:T023463 #1-925 Acq:12-JUL-2002 23:40:52 EI+ Voltage SIR 70T
333.9338 F:2 Exp:NDB5US
Sample Text:TLI#57752B DF-DP-137 0-0.5 INJ. TIME = 23:43 File Text:TLI#57752B D»

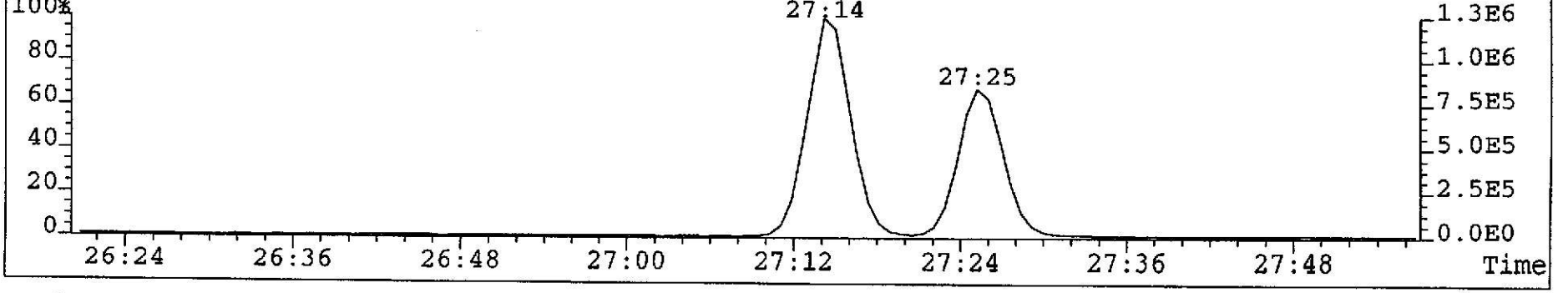

OEM 7/16/07

File:T023463 #1-925 Acq:12-JUL-2002 23:40:52 EI+ Voltage SIR 70T
339.8597 F:2 Exp:NDB5US
Sample Text:TLI#57752B DF-DP-137 0-0.5 INJ. TIME = 23:43 File Text:TLI#57752B D»

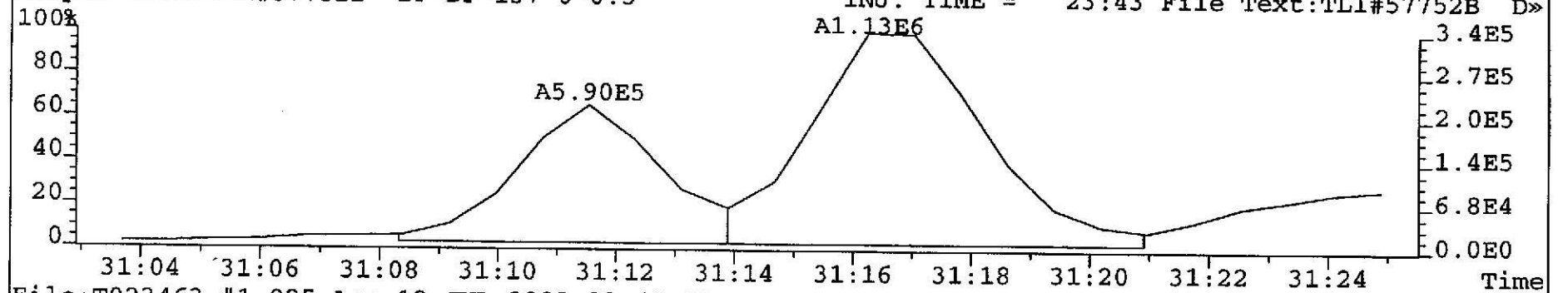

File:T023463 #1-925 Acq:12-JUL-2002 23:40:52 EI+ Voltage SIR 70T
341.8567 F:2 Exp:NDB5US
Sample Text:TLI#57752B DF-DP-137 0-0.5 INJ. TIME = 23:43 File Text:TLI#57752B D»

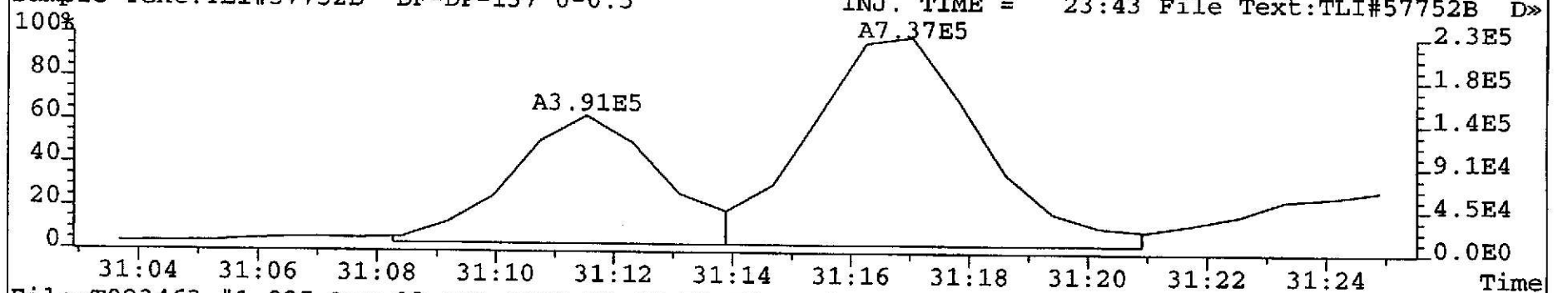

File:T023463 #1-925 Acq:12-JUL-2002 23:40:52 EI+ Voltage SIR 70T
353.8970 F:2 Exp:NDB5US
Sample Text:TLI#57752B DF-DP-137 0-0.5 INJ. TIME = 23:43 File Text:TLI#57752B D»

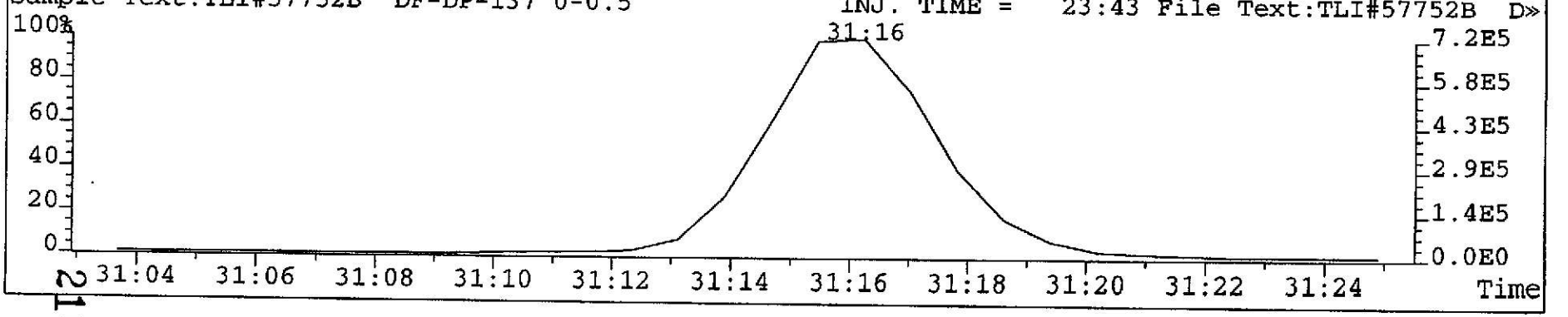

QEM 7/16/02

File:T023463 #1-925 Acq:12-JUL-2002 23:40:52 EI+ Voltage SIR 70T
355.8546 F:2 Exp:NDB5US
Sample Text:TLI#57752B DF-DP-137 0-0.5 INJ. TIME = 23:43 File Text:TLI#57752B D»

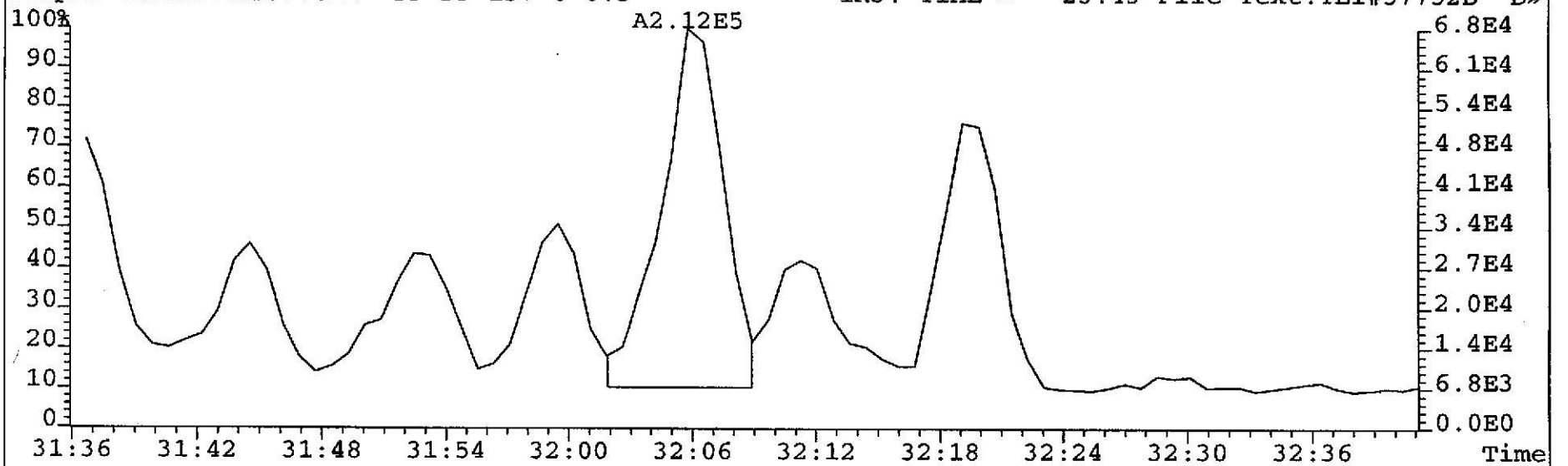

File:T023463 #1-925 Acq:12-JUL-2002 23:40:52 EI+ Voltage SIR 70T
357.8516 F:2 Exp:NDB5US
Sample Text:TLI#57752B DF-DP-137 0-0.5 INJ. TIME = 23:43 File Text:TLI#57752B D»

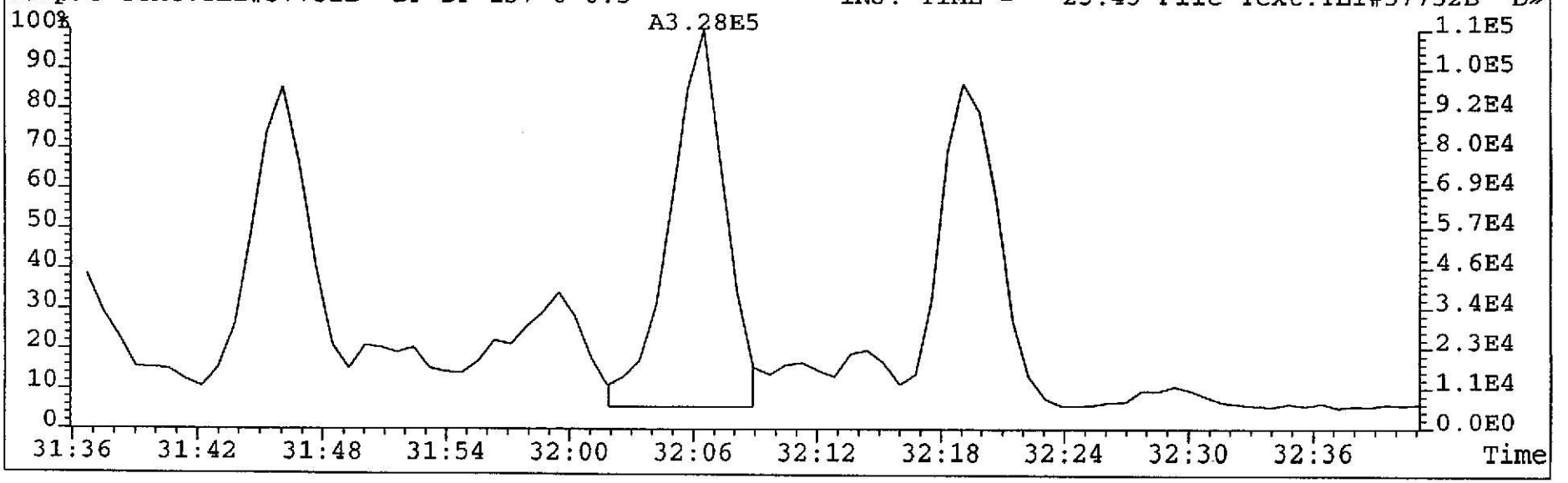

aam7110102

File:T023463 #1-386 Acq:12-JUL-2002 23:40:52 EI+ Voltage SIR 70T
373.8208 F:3 Exp:NDB5US
Sample Text:TLI#57752B DF-DP-137 0-0.5 INJ. TIME = 23:43 File Text:TLI#57752B D»

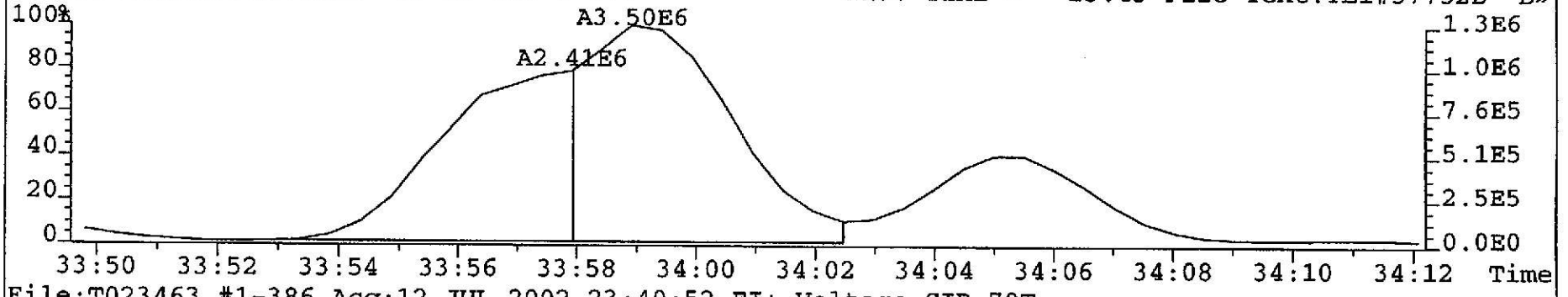

File:T023463 #1-386 Acq:12-JUL-2002 23:40:52 EI+ Voltage SIR 70T
375.8178 F:3 Exp:NDB5US
Sample Text:TLI#57752B DF-DP-137 0-0.5 INJ. TIME = 23:43 File Text:TLI#57752B D»

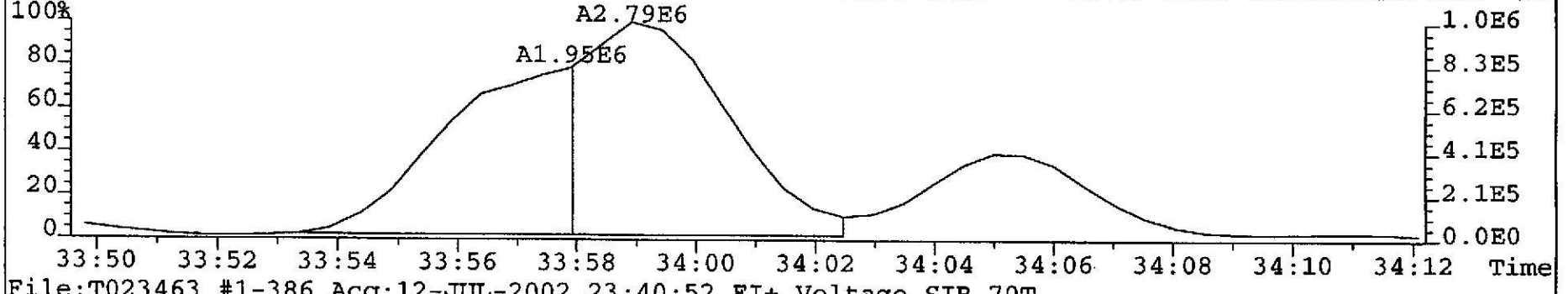

File:T023463 #1-386 Acq:12-JUL-2002 23:40:52 EI+ Voltage SIR 70T
385.8610 F:3 Exp:NDB5US
Sample Text:TLI#57752B DF-DP-137 0-0.5 INJ. TIME = 23:43 File Text:TLI#57752B D»

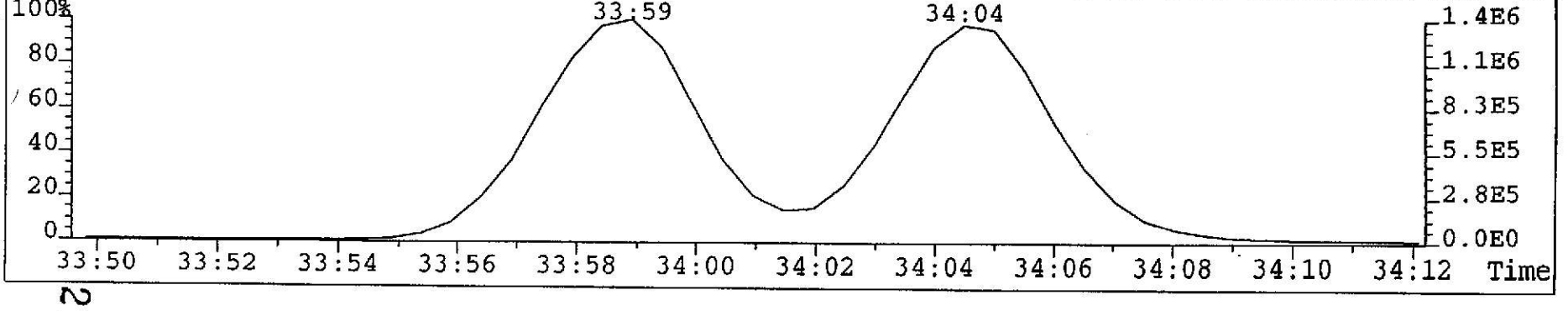

OBM 7/16/02

File:T023463 #1-386 Acq:12-JUL-2002 23:40:52 EI+ Voltage SIR 70T
373.8208 F:3 Exp:NDB5US
Sample Text:TLI#57752B DF-DP-137 0-0.5 INJ. TIME = 23:43 File Text:TLI#57752B D»

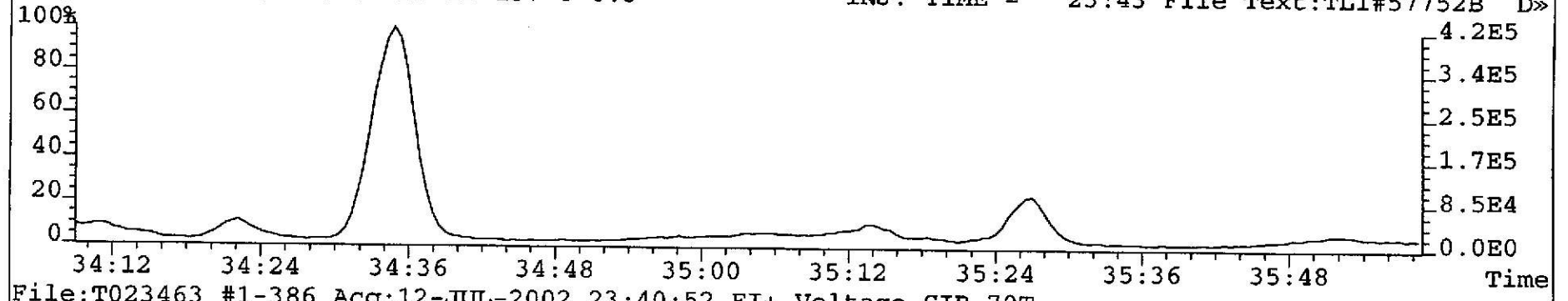

File:T023463 #1-386 Acq:12-JUL-2002 23:40:52 EI+ Voltage SIR 70T
375.8178 F:3 Exp:NDB5US
Sample Text:TLI#57752B DF-DP-137 0-0.5 INJ. TIME = 23:43 File Text:TLI#57752B D»

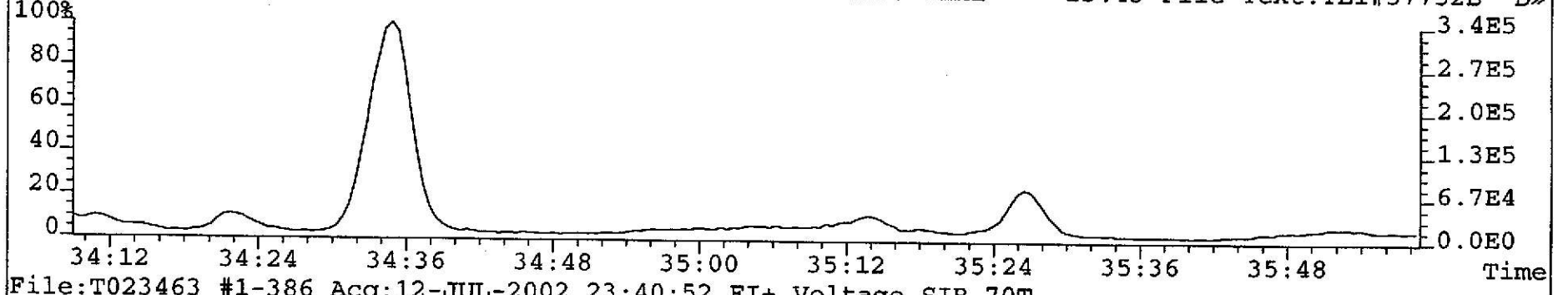

File:T023463 #1-386 Acq:12-JUL-2002 23:40:52 EI+ Voltage SIR 70T
385.8610 F:3 Exp:NDB5US
Sample Text:TLI#57752B DF-DP-137 0-0.5 INJ. TIME = 23:43 File Text:TLI#57752B D»

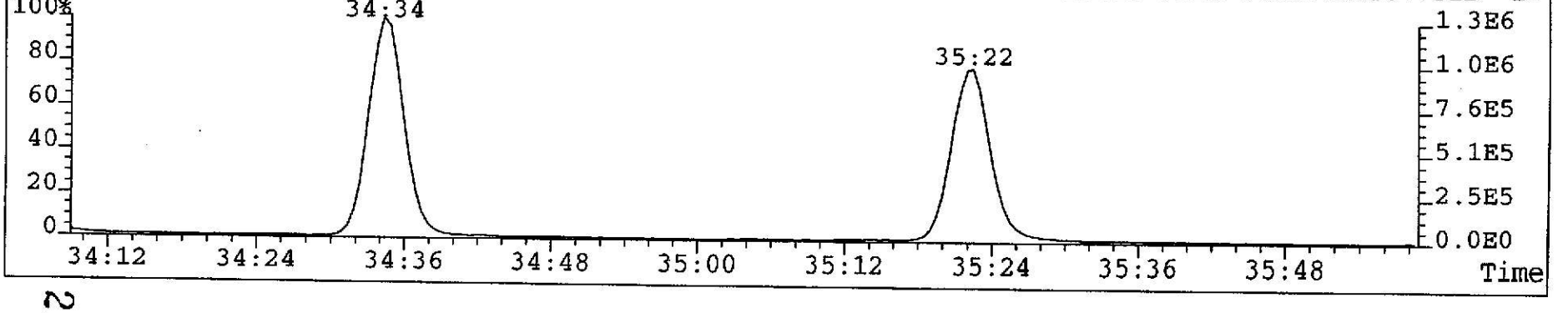

GM 7/16/02

File:T023463 #1-386 Acq:12-JUL-2002 23:40:52 EI+ Voltage SIR 70T
389.8156 F:3 Exp:NDB5US
Sample Text:TLI#57752B DF-DP-137 0-0.5 INJ. TIME = 23:43 File Text:TLI#57752B D»

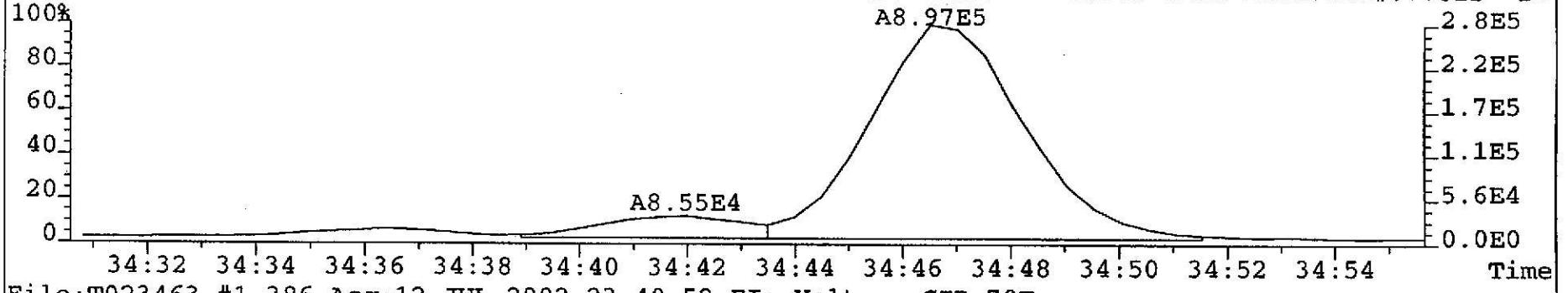

File:T023463 #1-386 Acq:12-JUL-2002 23:40:52 EI+ Voltage SIR 70T
391.8127 F:3 Exp:NDB5US
Sample Text:TLI#57752B DF-DP-137 0-0.5 INJ. TIME = 23:43 File Text:TLI#57752B D»

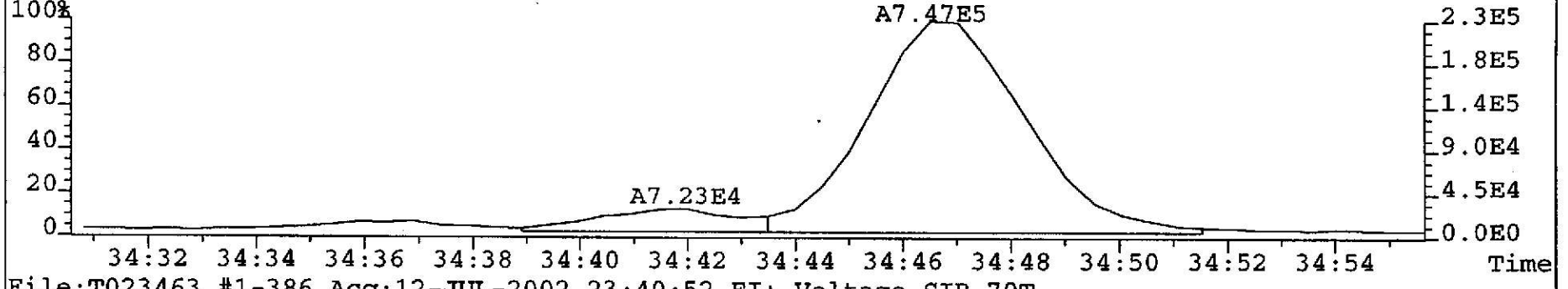

File:T023463 #1-386 Acq:12-JUL-2002 23:40:52 EI+ Voltage SIR 70T
403.8529 F:3 Exp:NDB5US
Sample Text:TLI#57752B DF-DP-137 0-0.5 INJ. TIME = 23:43 File Text:TLI#57752B D»

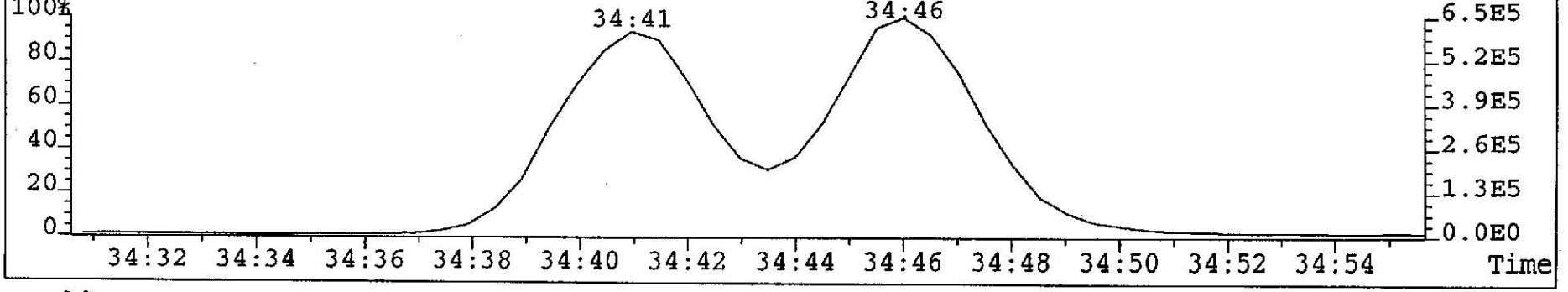

Martin & Slagle

TLI Project: **57752B** 1613, Revision B, Tetra Only PCDD/PCDF Analysis (c)
Client Sample: **DF-DP-137-0.5** Analysis File: **P022473**

Client Project:	**Mississippi Project**				
Sample Matrix:	**SOLID**	Date Received:	**06/28/2002**	Spike File:	**SPCONB22**
TLI ID:	**329-38-26**	Date Extracted:	**07/06/2002**	ICal:	**PF56152**
		Date Analyzed:	**07/14/2002**	ConCal:	**P022466**
Sample Size:	**11.200 g**	Dilution Factor:	**n/a**	% Moisture:	**6.7**
Dry Weight:	**10.450 g**	Blank File:	**T023456**	% Lipid:	**n/a**
GC Column:	**DB-225**	Analyst:	**JLD**	% Solids:	**93.3**

Analytes	Conc. (pg/g)	DL	Ratio	RT	RRT	Flags
2,3,7,8-TCDF	22.3		0.72	21:27	1.001	—

Internal Standard	Conc. (pg/g)	% Recovery	QC Limits	Ratio	RT	RRT	Flags
$^{13}C_{12}$-2,3,7,8-TCDF	135	70.7	29%-140%	0.77	21:26	1.050	—

Recovery Standard	Ratio	RT	Flags
$^{13}C_{12}$-1,2,3,4-TCDD	0.82	20:25	—

Data Reviewer: CEM 07/16/2002

CONB_PSR v1.00, LARS 6.25.05

Triangle Laboratories, Inc.®
2445 S. Alston Ave. • Durham, North Carolina 27713
Phone: (919) 544-5729 • Fax: (919) 544-5491

Printed: 15:20 07/16/2002

Initial ....Date...

Data Review By: GEM 7/16/02

Channel specific noise levels computed from 'NL' heights.

Page No. 1 Listing of P022473B.dbf
07/15/2002 Matched GC Peaks / Ratio / Ret. Time

Compound/ M_Z....	QC.Log	Omit	Why	..RT.	OK	Ratio	Total.Area/Ht	Area/Ht.Peak1	Area/Ht.Peak2	Rel.RT	Compound.Name..	ID..	Flags.
TCDF				0.65-0.89						0.795-1.110			
304-306	DC	NL				Height	0.43	0.19	0.24				
				17:07	RO	0.52	1.70	0.58	1.12	0.799			J
				17:25	RO	1.15	2.43	1.30	1.13	0.813			J
				17:33	RO	2.35	1.91	1.34	0.57	0.819			J
				17:42	RO	0.99	6.79	3.37	3.42	0.826			
				17:54		0.77	303.30	131.86	171.44	0.835			
				18:01		0.84	16.37	7.47	8.90	0.841			
				18:08		0.84	13.26	6.05	7.21	0.846			
				18:17		0.77	117.89	51.42	66.47	0.853			
				18:27	RO	1.01	3.22	1.62	1.60	0.861			J
				18:44		0.74	7.36	3.12	4.24	0.874			
				18:53		0.78	68.37	30.04	38.33	0.881			
				19:01		0.69	12.84	5.22	7.62	0.887			
				19:11		0.78	73.53	32.28	41.25	0.895			
				19:22		0.78	52.58	23.09	29.49	0.904			
				19:27		0.80	36.31	16.10	20.21	0.907			
				19:41		0.77	23.84	10.35	13.49	0.918			
				19:53		0.77	165.82	72.04	93.78	0.928			
				20:03		0.78	547.18	240.07	307.11	0.935			
				20:22		0.79	56.31	24.85	31.46	0.950			
				20:30		0.71	48.22	19.95	28.27	0.956			
				20:35		0.71	87.45	36.38	51.07	0.960			
				20:46		0.77	43.46	18.97	24.49	0.969			
				20:58		0.74	10.19	4.32	5.87	0.978			
				21:08	RO	0.53	2.02	0.70	1.32	0.986			J
				21:15	RO	0.41	4.29	1.24	3.05	0.991			J
				21:27		0.72	157.55	66.15	91.40	1.001	2378-TCDF	AN	
				21:39		0.73	29.71	12.53	17.18	1.010			
				21:51		0.71	66.15	27.48	38.67	1.019			
				22:07		0.75	1,325.31	568.80	756.51	1.032			
				22:22	RO	0.56	8.74	3.15	5.59	1.044			
				22:28		0.72	47.18	19.68	27.50	1.048			
				22:50	RO	0.63	33.42	12.91	20.51	1.065			
				23:07		0.66	67.82	27.05	40.77	1.079			
				23:16		0.75	202.04	86.33	115.71	1.086			
				23:22		0.73	12.38	5.21	7.17	1.090			
				23:44		0.73	184.51	77.79	106.72	1.107			
	DC	WH		24:01	RO	0.55	7.87			1.121			
304-306			36 Peaks				3,841.45						
13C12-TCDF				0.65-0.89						0.953-1.047			
316-318	DC	NL				Height	0.48	0.19	0.29				
	DC	WL		17:24		0.77	8.45			0.812			
	DC	WL		19:39	RO	1.76	2.62			0.917			
	DC	WL		19:54	RO	2.29	1.02			0.928			
	DC	WL		20:06		0.87	8.89			0.938			

Listing of P022473B.dbf
Matched GC Peaks / Ratio / Ret. Time

Compound/ M_Z....	QC.Log	Omit	Why	..RT.	OK	Ratio	Total.Area/Ht	Area/Ht.Peak1	Area/Ht.Peak2	Rel.RT	Compound.Name..	ID..	Flags.
	DC	WL		20:23	RO	0.09	1.69			0.951			
				20:44	RO	0.08	10.31	0.77	9.54	0.967			
				21:26		0.77	1,208.21	524.32	683.89	1.000	13C12-2378-TCDF	IS0	
						Height	368.96	159.96	209.00				
				22:07		0.74	28.56	12.10	16.46	1.032			
	DC	WH		23:21	RO	0.51	5.34			1.089			
316-318			3	Peaks			1,247.08						

---------- Above: TCDF / TCDD Follows ----------

13C12-TCDD						0.65-0.89				0.901-1.099			
332-334	DC	NL				Height	0.73	0.51	0.22				
				20:09		0.79	911.06	403.10	507.96	1.000	13C12-2378-TCDD	IS1	
						Height	275.12	122.90	152.22				
				20:25		0.82	1,249.87	561.95	687.92	1.013	13C12-1234-TCDD	RS1	
332-334			2	Peaks			2,160.93						

Column Description.....	"Why" Code Description.....	QC Log Desc.....
M_Z -Nominal Ion Mass(es)	WL-Below Retention Time Window	A-Peak Added
..RT. -Retention Time (mm:ss)	WH-Above Retention Time Window	K-Peak Kept
Rat.1 -Ratio of M/M+2 Ions	SN-Below Signal to Noise Level	D-Peak Deleted
OK -RO=Ratio Outside Limits	<M-Below Method Detection Limit	T-Time Changed
Rel.RT-Relative Retention Time	NL-Channel Specific Noise Level	M-Peak Area Changed
		N-Name Changed
		X-Ether Interference

*** End of Report ***

File:P022473 #1-3026 Acq:14-JUL-2002 17:40:16 EI+ Voltage SIR 70P
303.9016 GC:DB225 Exp:none
TRIANGLE LABS Text:TLI#57752B DF-DP-137 0-0.5 INJ. TIME = 17:40

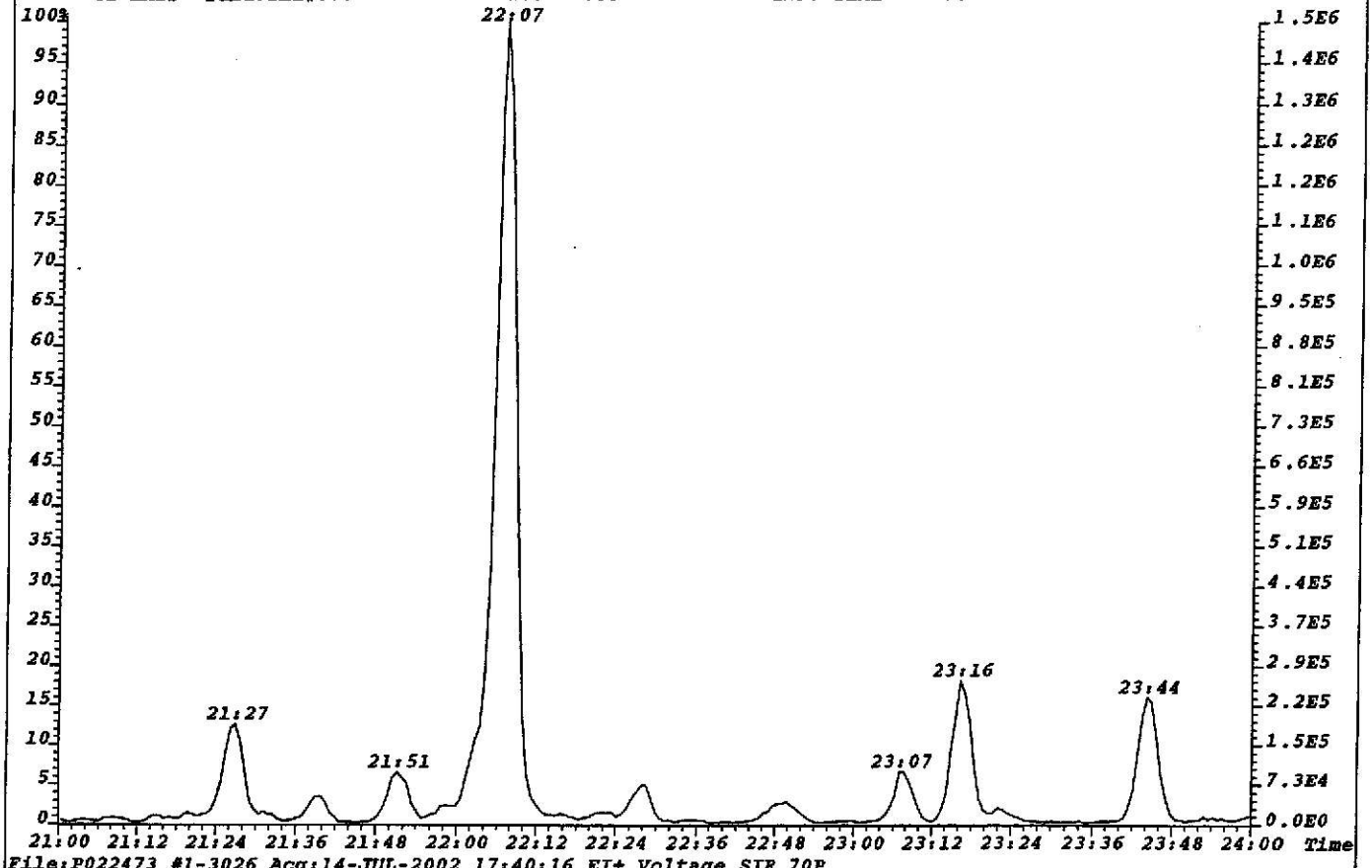

File:P022473 #1-3026 Acq:14-JUL-2002 17:40:16 EI+ Voltage SIR 70P
305.8987 GC:DB225 Exp:none
TRIANGLE LABS Text:TLI#57752B DF-DP-137 0-0.5 INJ. TIME = 17:40

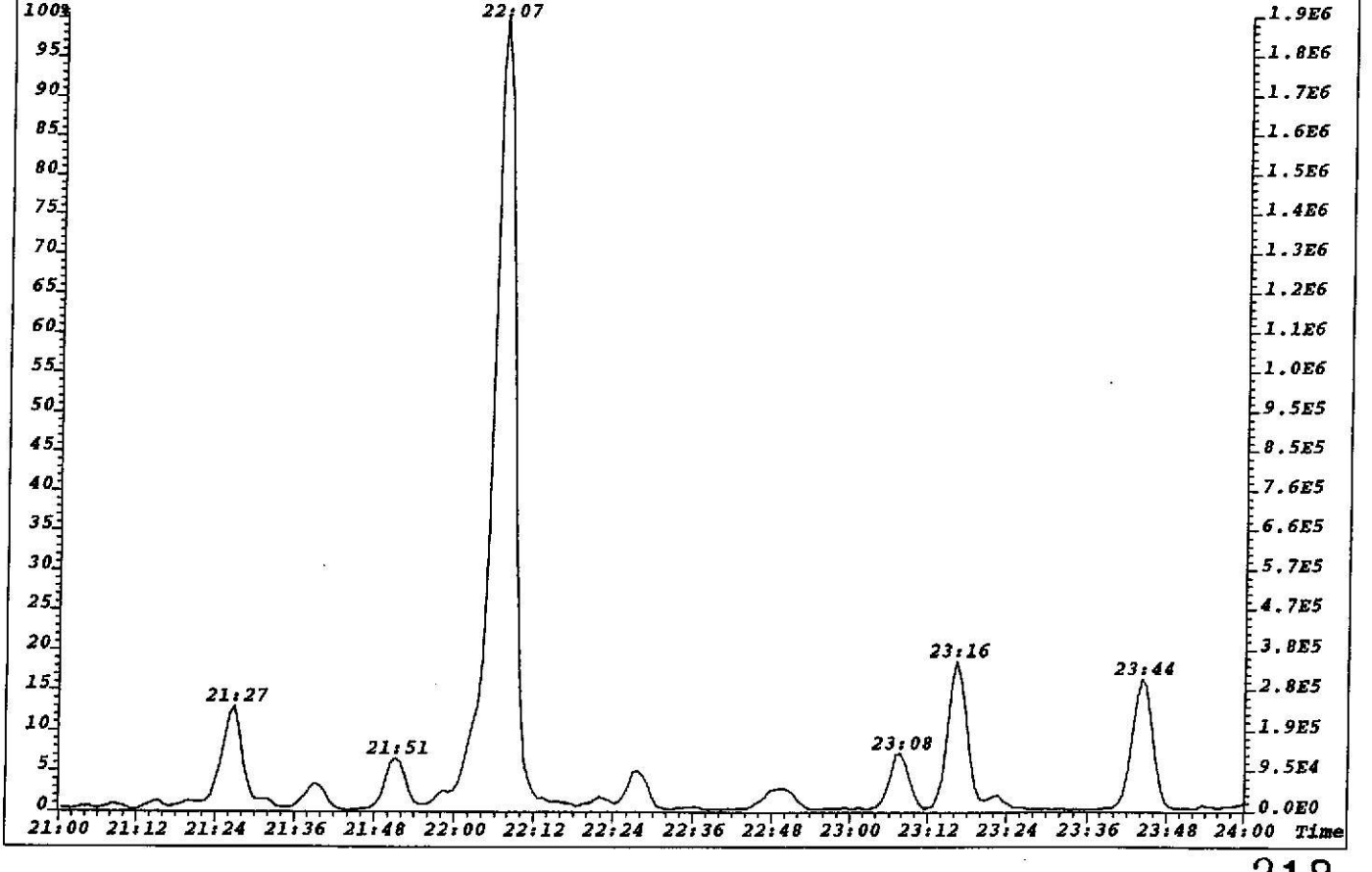

File:P022473 #1-3026 Acq:14-JUL-2002 17:40:16 EI+ Voltage SIR 70P Noise:242
303.9016 BSUB(256,30,-3.0) PKD(5,3,1,0.10%,968.0,0.00%,F,F) Exp:DB225
TRIANGLE LABS Text:TLI#57752B DF-DP-137 0-0.5 INJ. TIME = 17:40

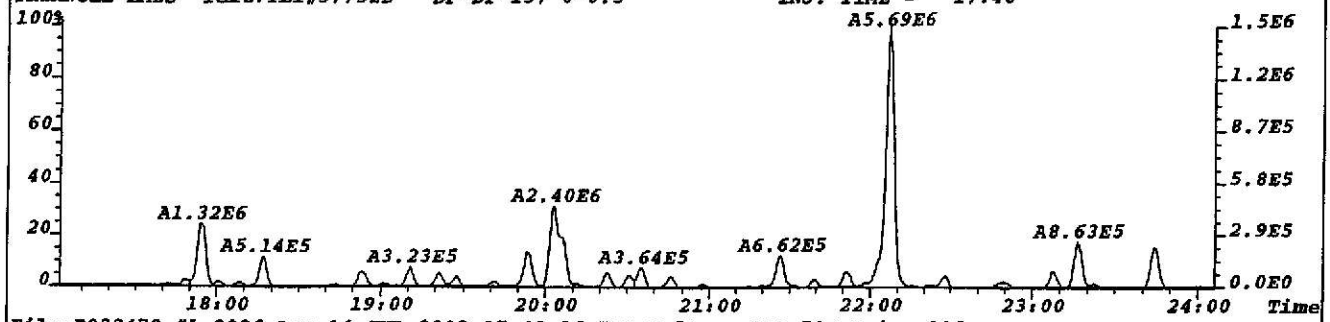

File:P022473 #1-3026 Acq:14-JUL-2002 17:40:16 EI+ Voltage SIR 70P Noise:296
305.8987 BSUB(256,30,-3.0) PKD(5,3,1,0.10%,1184.0,0.00%,F,F) Exp:DB225
TRIANGLE LABS Text:TLI#57752B DF-DP-137 0-0.5 INJ. TIME = 17:40

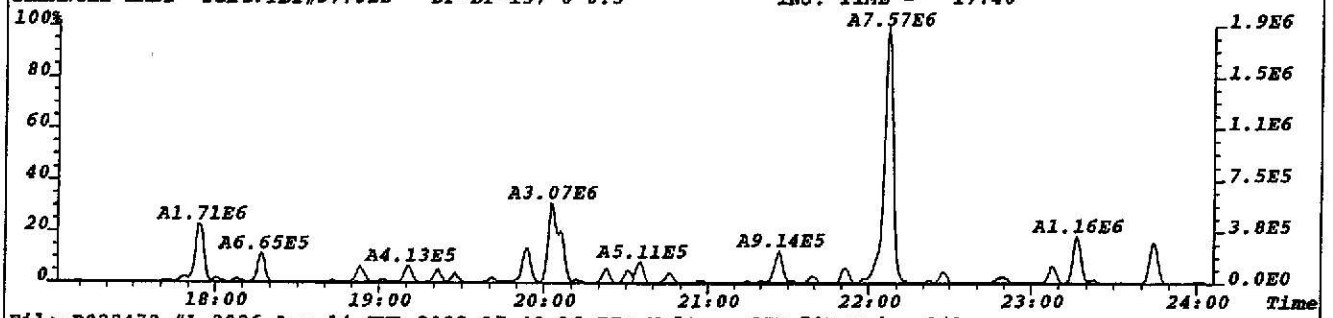

File:P022473 #1-3026 Acq:14-JUL-2002 17:40:16 EI+ Voltage SIR 70P Noise:241
315.9419 BSUB(256,30,-3.0) PKD(5,3,1,0.10%,964.0,0.00%,F,F) Exp:DB225
TRIANGLE LABS Text:TLI#57752B DF-DP-137 0-0.5 INJ. TIME = 17:40

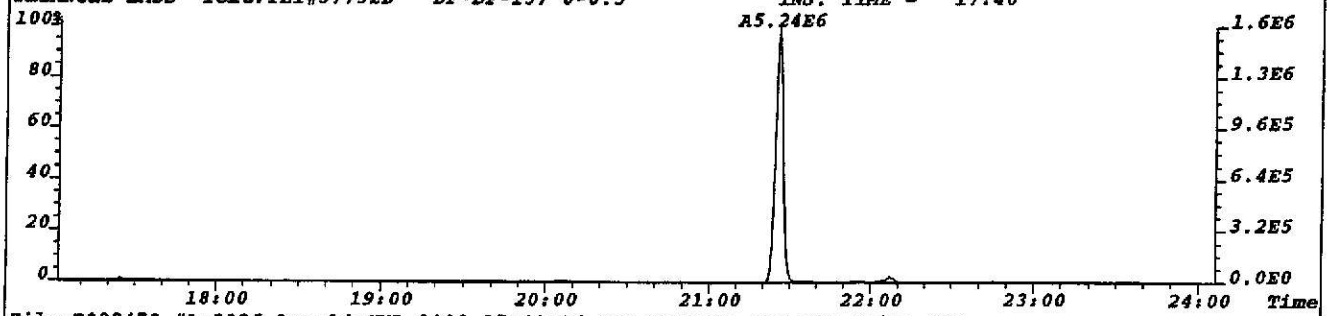

File:P022473 #1-3026 Acq:14-JUL-2002 17:40:16 EI+ Voltage SIR 70P Noise:362
317.9389 BSUB(256,30,-3.0) PKD(5,3,1,0.10%,1448.0,0.00%,F,F) Exp:DB225
TRIANGLE LABS Text:TLI#57752B DF-DP-137 0-0.5 INJ. TIME = 17:40

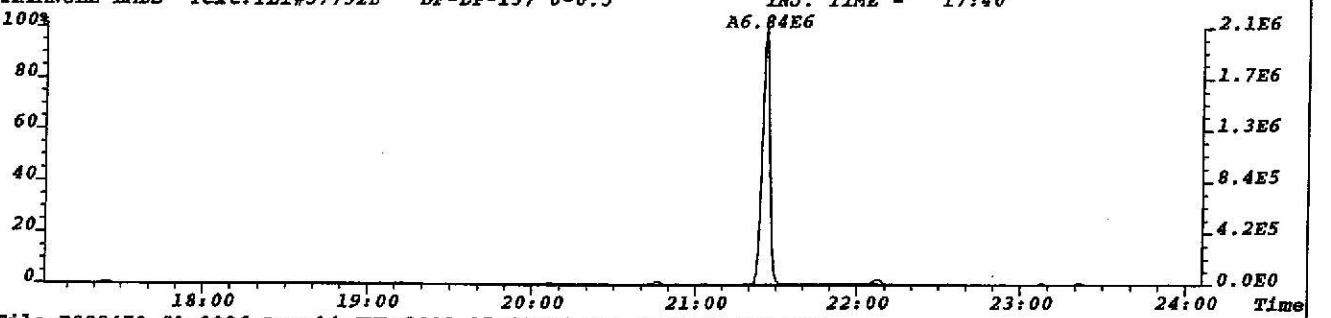

File:P022473 #1-3026 Acq:14-JUL-2002 17:40:16 EI+ Voltage SIR 70P
375.8364 Exp:DB225
TRIANGLE LABS Text:TLI#57752B DF-DP-137 0-0.5 INJ. TIME = 17:40

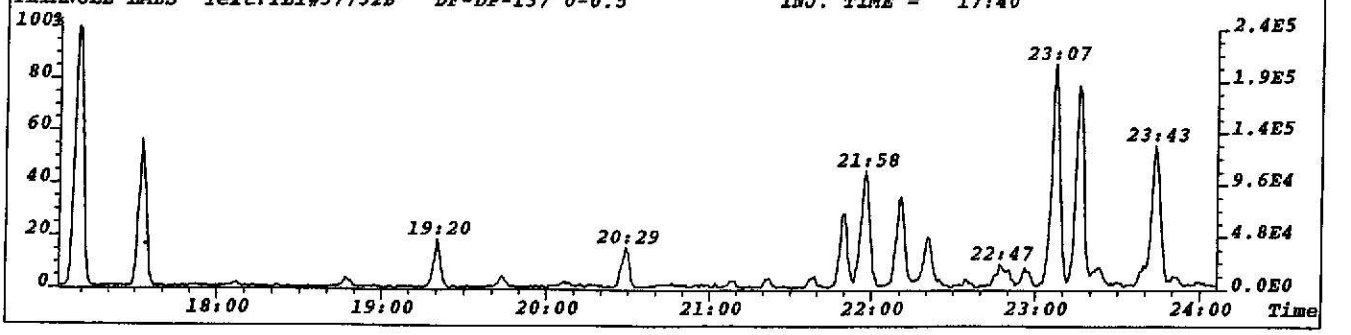

File:P022473 #1-3026 Acq:14-JUL-2002 17:40:16 EI+ Voltage SIR 70P Noise:358
319.8965 BSUB(256,30,-3.0) PKD(5,3,1,0.10%,1432.0,0.00%,F,F) Exp:DB225
TRIANGLE LABS Text:TLI#57752B DF-DP-137 0-0.5 INJ. TIME = 17:40

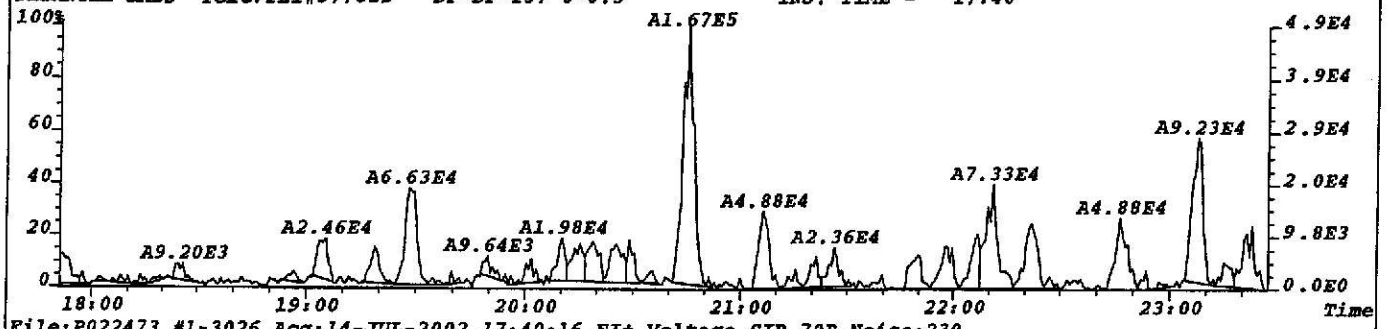

File:P022473 #1-3026 Acq:14-JUL-2002 17:40:16 EI+ Voltage SIR 70P Noise:230
321.8936 BSUB(256,30,-3.0) PKD(5,3,1,0.10%,920.0,0.00%,F,F) Exp:DB225
TRIANGLE LABS Text:TLI#57752B DF-DP-137 0-0.5 INJ. TIME = 17:40

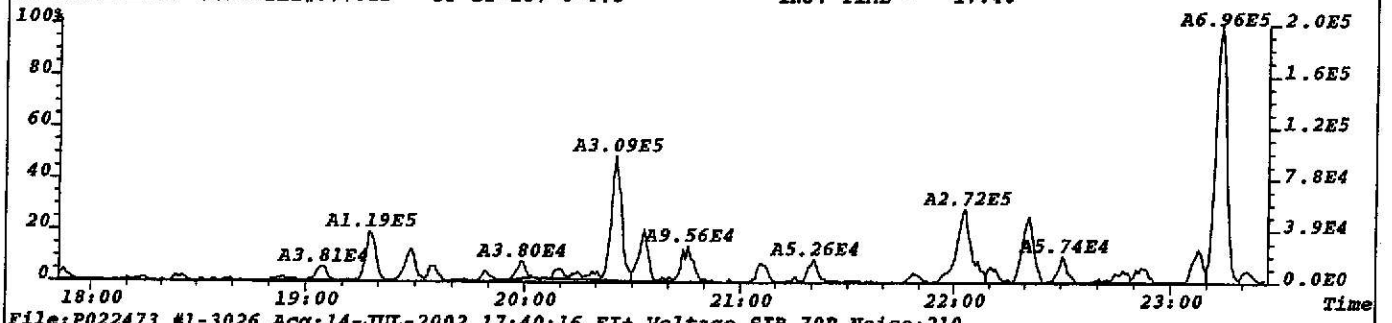

File:P022473 #1-3026 Acq:14-JUL-2002 17:40:16 EI+ Voltage SIR 70P Noise:210
327.8847 BSUB(256,30,-3.0) PKD(5,3,1,0.10%,840.0,0.00%,F,F) Exp:DB225
TRIANGLE LABS Text:TLI#57752B DF-DP-137 0-0.5 INJ. TIME = 17:40

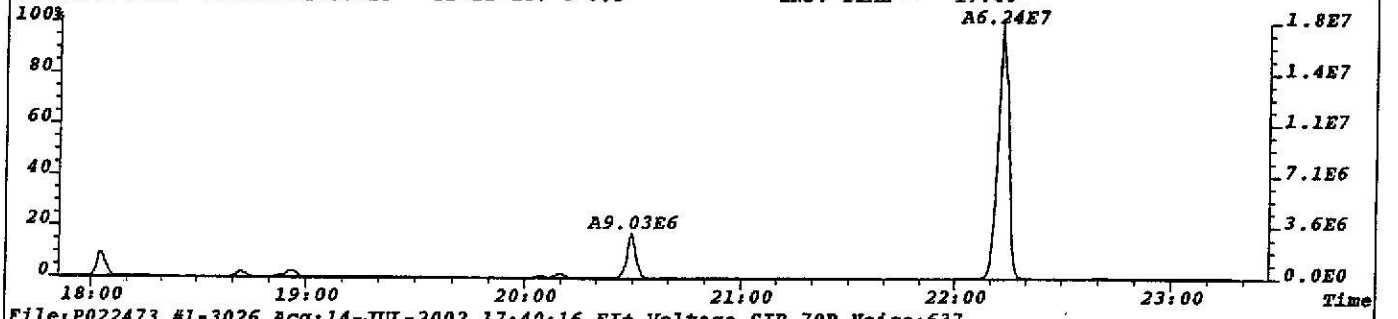

File:P022473 #1-3026 Acq:14-JUL-2002 17:40:16 EI+ Voltage SIR 70P Noise:637
331.9368 BSUB(256,30,-3.0) PKD(5,3,1,0.10%,2548.0,0.00%,F,F) Exp:DB225
TRIANGLE LABS Text:TLI#57752B DF-DP-137 0-0.5 INJ. TIME = 17:40

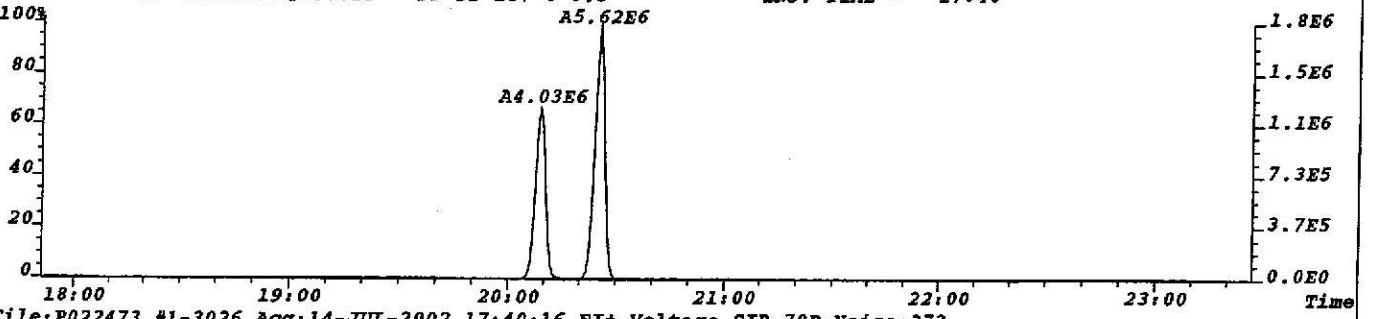

File:P022473 #1-3026 Acq:14-JUL-2002 17:40:16 EI+ Voltage SIR 70P Noise:272
333.9338 BSUB(256,30,-3.0) PKD(5,3,1,0.10%,1088.0,0.00%,F,F) Exp:DB225
TRIANGLE LABS Text:TLI#57752B DF-DP-137 0-0.5 INJ. TIME = 17:40

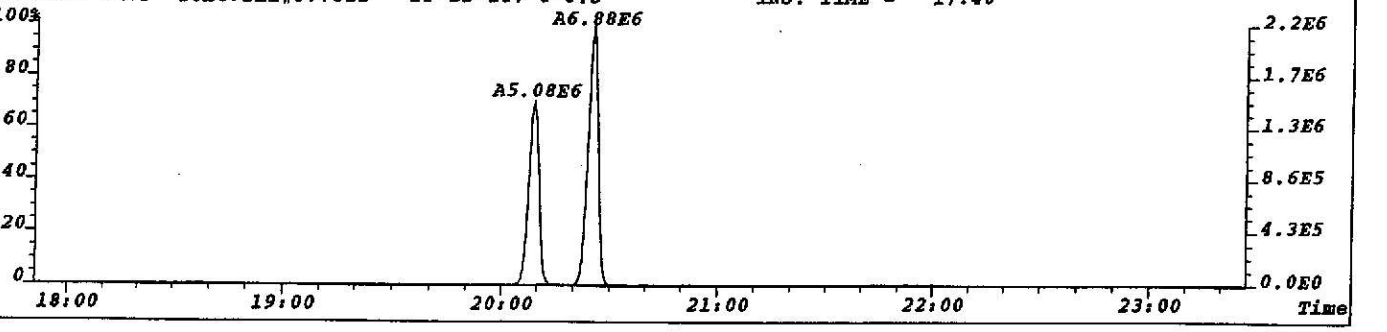

File:P022473 #1-3026 Acq:14-JUL-2002 17:40:16 EI+ Voltage SIR 70P
303.9016 Exp:DB225
TRIANGLE LABS Text:TLI#57752B DF-DP-137 0-0.5 INJ. TIME = 17:40

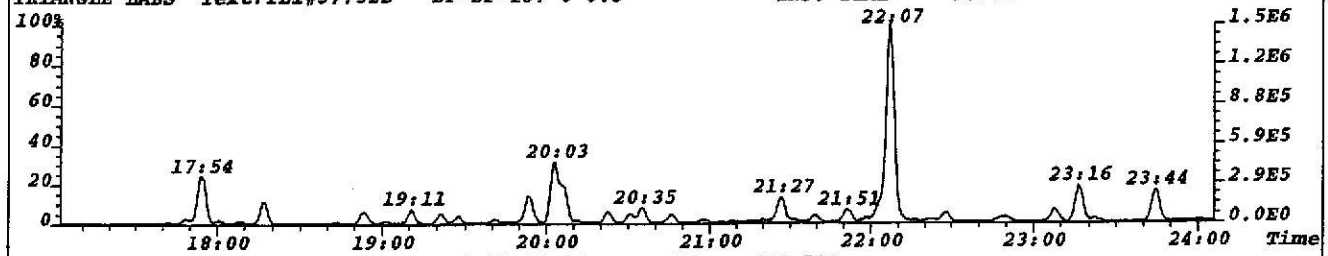

File:P022473 #1-3026 Acq:14-JUL-2002 17:40:16 EI+ Voltage SIR 70P
315.9419 Exp:DB225
TRIANGLE LABS Text:TLI#57752B DF-DP-137 0-0.5 INJ. TIME = 17:40

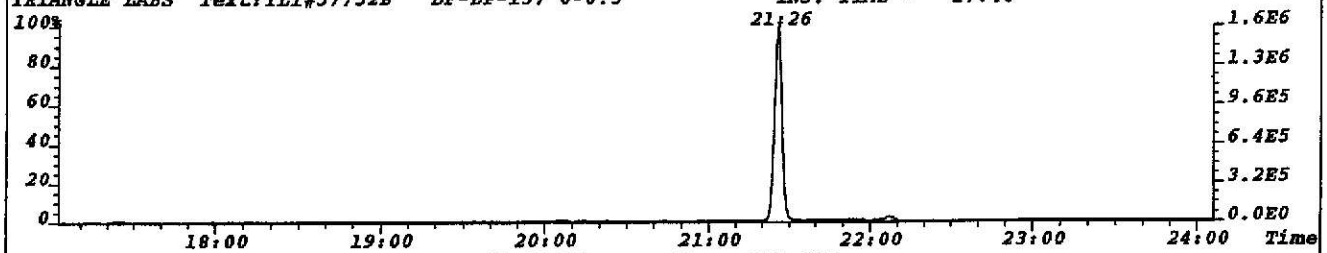

File:P022473 #1-3026 Acq:14-JUL-2002 17:40:16 EI+ Voltage SIR 70P
319.8965 Exp:DB225
TRIANGLE LABS Text:TLI#57752B DF-DP-137 0-0.5 INJ. TIME = 17:40

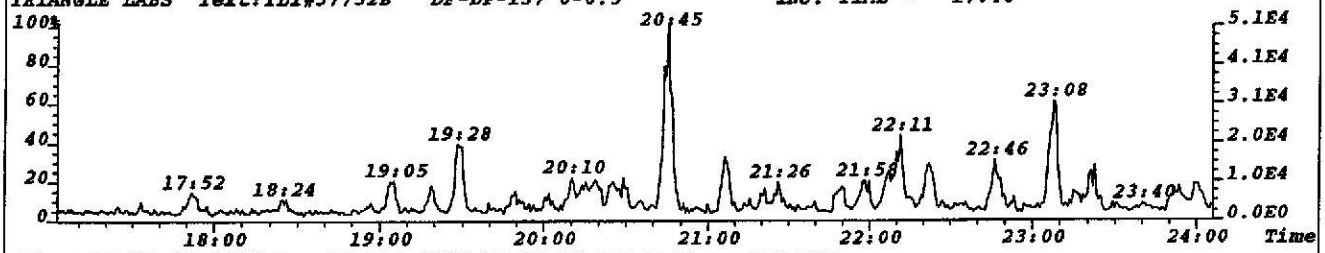

File:P022473 #1-3026 Acq:14-JUL-2002 17:40:16 EI+ Voltage SIR 70P
331.9368 Exp:DB225
TRIANGLE LABS Text:TLI#57752B DF-DP-137 0-0.5 INJ. TIME = 17:40

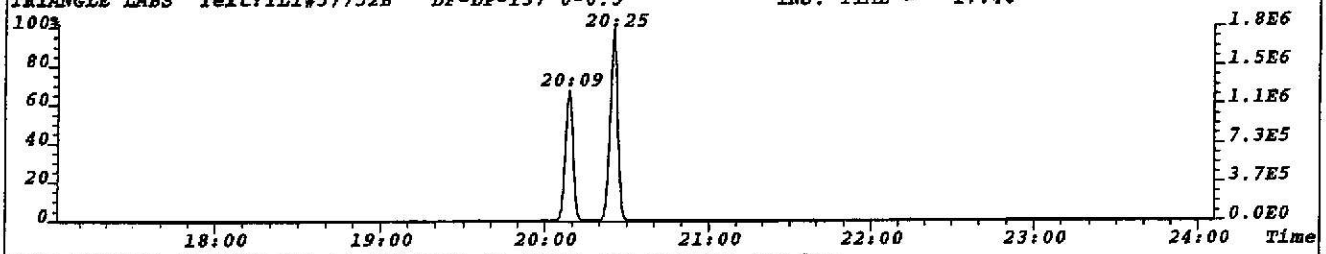

File:P022473 #1-3026 Acq:14-JUL-2002 17:40:16 EI+ Voltage SIR 70P
292.9825 Exp:DB225
TRIANGLE LABS Text:TLI#57752B DF-DP-137 0-0.5 INJ. TIME = 17:40

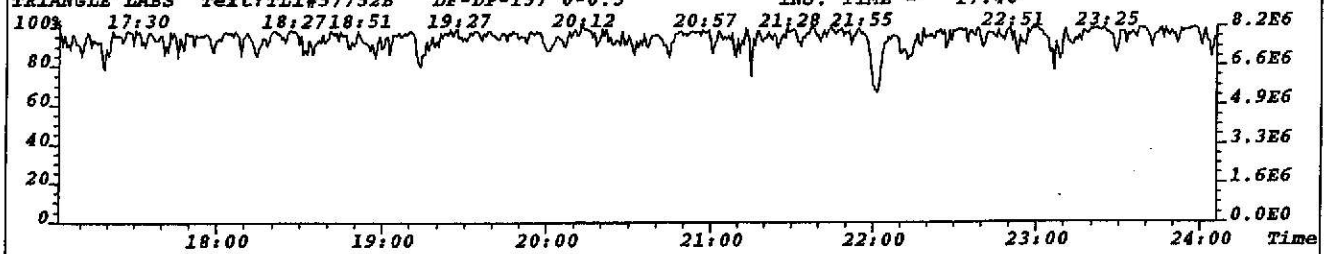

File:P022473 #1-3026 Acq:14-JUL-2002 17:40:16 EI+ Voltage SIR 70P
330.9792 Exp:DB225
TRIANGLE LABS Text:TLI#57752B DF-DP-137 0-0.5 INJ. TIME = 17:40

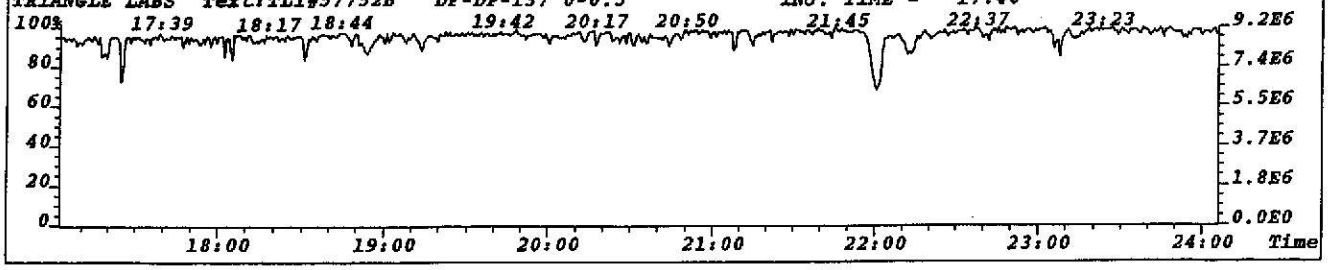

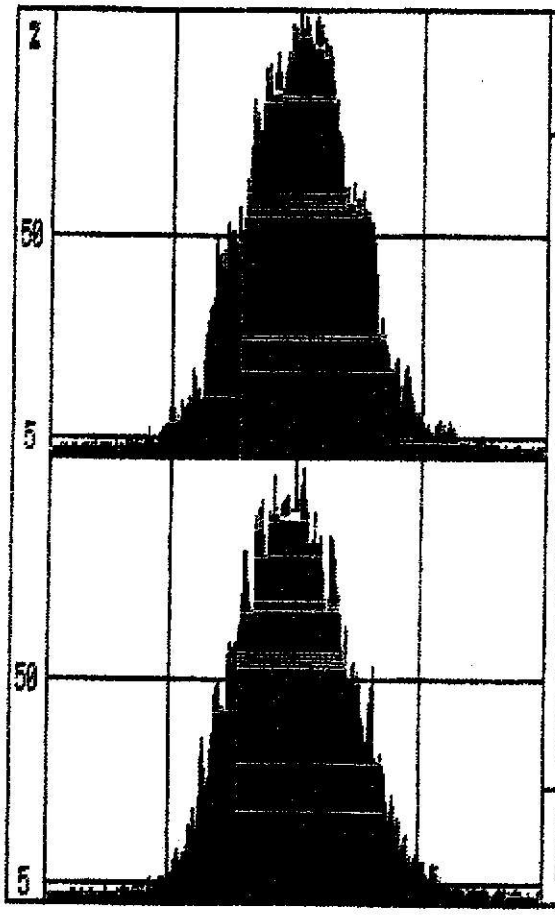

Channel I 330.9792 Peak top
Height 1.45 volts Span 200 ppm

System file name	D8225
Data file name	A:P714021
Resolution	10000
Group number	1
Ionization mode	EI+
Switching	VOLTAGE
Ref. masses	292.9825, 380.9761

A	292.9825	J	330.9792
B	303.9016	K	331.9368
C	305.8987	L	333.9338
D	315.9419	M	375.8364
E	317.9389		
F	319.8965		
G	321.8936		
H	327.8847		
I	330.9792		

Ref. mass 380.9761 Peak top
Height .93 volts Span 200 ppm

Martin & Slagle

TLI Project: **57752B**
Client Sample: **DF-DP-112-2.0**

1613, Revision B PCDD/PCDF Analysis (c)
Analysis File: **T023464**

Client Project:	**Mississippi Project**				
Sample Matrix:	**SOLID**	Date Received:	**06/28/2002**	Spike File:	**SP161B22**
TLI ID:	**329-38-29**	Date Extracted:	**07/06/2002**	ICal:	**TF5612B**
		Date Analyzed:	**07/13/2002**	ConCal:	**TB23454**
Sample Size:	**11.200 g**	Dilution Factor:	**n/a**	% Moisture:	**12.0**
Dry Weight:	**9.856 g**	Blank File:	**T023456**	% Lipid:	**n/a**
GC Column:	**DB-5**	Analyst:	**JWL**	% Solids:	**88.0**

Analytes	Conc. (pg/g)	DL	Ratio	RT	RRT	Flags
2,3,7,8-TCDD	0.65		0.73	27:27	1.001	J__
1,2,3,7,8-PeCDD	4.4		1.60	31:37	1.001	J__
1,2,3,4,7,8-HxCDD	3.1		1.07	34:42	1.000	J__
1,2,3,6,7,8-HxCDD	40.5		1.25	34:47	1.000	__
1,2,3,7,8,9-HxCDD	16.1		1.20	35:07	1.010	__
1,2,3,4,6,7,8-HpCDD	238		1.03	38:08	1.000	__
1,2,3,4,6,7,8,9-OCDD	11050		0.86	41:57	1.000	E__
2,3,7,8-TCDF	5.6		0.82	26:45	1.001	__
1,2,3,7,8-PeCDF	7.5		1.59	30:36	1.001	__
2,3,4,7,8-PeCDF	30.1		1.49	31:17	1.001	__
1,2,3,4,7,8-HxCDF	167		1.25	33:59	1.000	__
1,2,3,6,7,8-HxCDF	85.9		1.24	34:06	1.000	__
2,3,4,6,7,8-HxCDF	116		1.25	34:35	1.000	__
1,2,3,7,8,9-HxCDF	2.3		1.14	35:22	1.000	J__
1,2,3,4,6,7,8-HpCDF	7690		1.06	37:04	1.000	E__
1,2,3,4,7,8,9-HpCDF	59.1		1.06	38:40	1.000	__
1,2,3,4,6,7,8,9-OCDF	2010		0.88	42:09	1.005	__

Totals	Conc. (pg/g)	Number	DL	Flags
Total TCDD	4.9	4		__
Total PeCDD	45.0	9		__
Total HxCDD	241	7		__
Total HpCDD	400	2		__
Total TCDF	51.6	9		__
Total PeCDF	257	13		__
Total HxCDF	3440	10		__
Total HpCDF	11970	4		E__

161B_PSR v2.04, LARS 6.25.05

Triangle Laboratories, Inc.®
2445 S. Alston Ave. • Durham, North Carolina 27713
Phone: (919) 544-5729 • Fax: (919) 544-5491

Printed: 12:19 07/16/2002

TLI Project: **57752B**
Client Sample: **DF-DP-112-2.0**

1613, Revision B PCDD/PCDF Analysis (c)
Analysis File: **T023464**

Internal Standards	Conc. (pg/g)	% Recovery	QC Limits	Ratio	RT	RRT	Flags
$^{13}C_{12}$-2,3,7,8-TCDD	115	56.5	25%-164%	0.81	27:26	1.007	—
$^{13}C_{12}$-1,2,3,7,8-PeCDD	128	63.0	25%-181%	1.51	31:36	1.160	—
$^{13}C_{12}$-1,2,3,4,7,8-HxCDD	181	89.2	32%-141%	1.22	34:41	0.988	—
$^{13}C_{12}$-1,2,3,6,7,8-HxCDD	178	87.7	28%-130%	1.23	34:47	0.991	—
$^{13}C_{12}$-1,2,3,4,6,7,8-HpCDD	195	95.9	23%-140%	1.01	38:07	1.086	—
$^{13}C_{12}$-1,2,3,4,6,7,8,9-OCDD	341	84.0	17%-157%	0.91	41:57	1.195	—
$^{13}C_{12}$-2,3,7,8-TCDF	132	64.8	24%-169%	0.75	26:44	0.981	—
$^{13}C_{12}$-1,2,3,7,8-PeCDF	127	62.5	24%-185%	1.39	30:35	1.122	—
$^{13}C_{12}$-2,3,4,7,8-PeCDF	123	60.4	21%-178%	1.45	31:16	1.147	—
$^{13}C_{12}$-1,2,3,4,7,8-HxCDF	184	90.7	26%-152%	0.51	33:59	0.968	—
$^{13}C_{12}$-1,2,3,6,7,8-HxCDF	191	94.0	26%-123%	0.52	34:05	0.971	—
$^{13}C_{12}$-2,3,4,6,7,8-HxCDF	196	96.6	28%-136%	0.52	34:35	0.985	—
$^{13}C_{12}$-1,2,3,7,8,9-HxCDF	192	94.7	29%-147%	0.51	35:22	1.008	—
$^{13}C_{12}$-1,2,3,4,6,7,8-HpCDF	235	116	28%-143%	0.48	37:03	1.056	—
$^{13}C_{12}$-1,2,3,4,7,8,9-HpCDF	199	98.1	26%-138%	0.43	38:39	1.101	—

Cleanup Standard	Conc. (pg/g)	% Recovery	QC Limits	RT	RRT	Flags
$^{37}Cl_4$-2,3,7,8-TCDD	11.6	57.1	35%-197%	27:27	1.007	—

Recovery Standards	Ratio	RT	Flags
$^{13}C_{12}$-1,2,3,4-TCDD	0.81	27:15	—
$^{13}C_{12}$-1,2,3,7,8,9-HxCDD	1.20	35:06	—

Data Reviewer: AEM 07/16/2002

161B_PSR v2.04, LARS 6.25.05

Triangle Laboratories, Inc.®
2445 S. Alston Ave. • Durham, North Carolina 27713
Phone: (919) 544-5729 • Fax: (919) 544-5491

Printed: 12:19 07/16/2002

Martin & Slagle

TLI Project: **57752B**
Client Sample: **DF-DP-112-2.0**

Toxicity Equivalents Report
Analysis File: **T023464**

Client Project:	Mississippi Project				
Sample Matrix:	SOLID	Date Received:	06/28/02	Spike File:	SP161B22
TLI ID:	329-38-29	Date Extracted:	07/06/02	ICal:	TF5612B
		Date Analyzed:	07/13/02	ConCal:	TB23454
Sample Size:	11.200 g	Dilution Factor:	1	% Moisture:	12.0
Dry Weight:	9.856 g	Blank File:	T023456	% Lipid:	n/a
GC Column:	DB-5	Analyst:	JWL	% Solids:	88.0

Analytes	Conc. (pg/g)		TEF		Equivalent
2,3,7,8-TCDD	0.65	x	1.	=	0.65
1,2,3,7,8-PeCDD	4.4	x	0.5	=	2.2
1,2,3,4,7,8-HxCDD	3.1	x	0.1	=	0.31
1,2,3,6,7,8-HxCDD	40.5	x	0.1	=	4.05
1,2,3,7,8,9-HxCDD	16.1	x	0.1	=	1.61
1,2,3,4,6,7,8-HpCDD	238	x	0.01	=	2.38
1,2,3,4,6,7,8,9-OCDD	11050	x	0.001	=	11.050
TOTAL PCDD					22.3
2,3,7,8-TCDF	1.8	x	0.1	=	0.18
1,2,3,7,8-PeCDF	7.5	x	0.05	=	0.38
2,3,4,7,8-PeCDF	30.1	x	0.5	=	15.1
1,2,3,4,7,8-HxCDF	167	x	0.1	=	16.7
1,2,3,6,7,8-HxCDF	85.9	x	0.1	=	8.59
2,3,4,6,7,8-HxCDF	116	x	0.1	=	11.6
1,2,3,7,8,9-HxCDF	2.3	x	0.1	=	0.23
1,2,3,4,6,7,8-HpCDF	7690	x	0.01	=	76.90
1,2,3,4,7,8,9-HpCDF	59.1	x	0.01	=	0.591
1,2,3,4,6,7,8,9-OCDF	2010	x	0.001	=	2.010
TOTAL PCDF					132.3

Total EPA TEFs, 1989a: 154.5 pg/g

GRY_TEF v1.08, MILES 4.22.16

Triangle Laboratories, Inc.®
2445 S. Alston Ave. • Durham, North Carolina 27713
Phone: (919) 544-5729 • Fax: (919) 544-5491

Printed: 15:55 07/16/02

Initial ....Date...

Data Review By: CEM 7/16/02

Calculated Noise Height: 0.11

Page No. 1 Listing of T023464B.dbf
07/16/2002 Matched GC Peaks / Ratio / Ret. Time

Compound/ M_Z....	QC.Log	Omit	Why	..RT.	OK	Ratio	Total.Area/Ht	Area/Ht.Peak1	Area/Ht.Peak2	Rel.RT	Compound.Name..	ID..	Flags.
TCDF				0.65-0.89						0.880-1.070			
304-306		DC	NL			Height	0.31	0.17		0.14			
	D	D	WL	23:36	RO	1.04	3.16			0.883			
				24:10		0.81	7.89	3.54		4.35	0.904		
				24:24		0.82	28.13	12.70		15.43	0.913		
	M			24:54	RO	0.95	6.58	3.21		3.37	0.931		
				25:07		0.82	20.40	9.22		11.18	0.940		
				25:16		0.75	8.45	3.62		4.83	0.945		
				25:23		0.78	14.12	6.20		7.92	0.950		
				25:44		0.79	16.02	7.09		8.93	0.963		
	M			26:10	RO	1.14	7.61	4.05		3.56	0.979		
				26:21		0.82	14.13	6.36		7.77	0.986		
				26:34	RO	0.99	3.42	1.70		1.72	0.994		
	A			26:40	RO	1.07	2.92	1.51		1.41	0.998		
	M			26:45		0.82	20.33	9.13		11.20	1.001	2378-TCDF	AN
				27:10	RO	1.01	4.60	2.31		2.29	1.016		
	A			27:37	RO	1.06	3.33	1.71		1.62	1.033		
	A			27:47	RO	1.05	2.01	1.03		0.98	1.039		
				27:56		0.81	58.66	26.34		32.32	1.045		
		DC	SN	28:08	RO	1.13	1.62				1.052		
		DC	SN	28:17	RO	1.49	1.72				1.058		
		DC	WH	28:41		0.84	2.76				1.073		
304-306			16	Peaks			218.60						
13C12-TCDF				0.65-0.89						0.945-1.132			
316-318		DC	NL			Height	0.27	0.11		0.16			
				25:43		0.76	4.83	2.09		2.74	0.962		
				26:01		0.74	2.07	0.88		1.19	0.973		
				26:21		0.74	6.41	2.73		3.68	0.986		
				26:44		0.75	698.43	299.29		399.14	1.000	13C12-2378-TCDF	ISO
						Height	169.21	73.94		95.27			
				27:04		0.74	6.35	2.71		3.64	1.012		
				27:16		0.88	2.07	0.97		1.10	1.020		
		DC	SN	27:26	RO	0.44	1.60				1.026		
		DC	SN	28:08	RO	0.38	1.21				1.052		
316-318			6	Peaks			720.16						

---------- Above: TCDF / TCDD Follows ----------

TCDD				0.65-0.89						0.905-1.042			
320-322		DC	NL			Height	0.21	0.11		0.10			
		DC	SN	25:12	RO	1.33	0.49				0.919		
	D	D	SN	25:20	RO	1.20	1.43				0.923	1379-TCDD	AN
		DC	SN	25:39	RO	0.51	1.16				0.935		
		DC	SN	25:44	RO	0.60	0.40				0.938		
				26:17		0.75	7.02	3.01		4.01	0.958		
	D	D	SN	26:32	RO	0.48	2.47				0.967		

Triangle Laboratories, Inc.®
2445 S. Alston Ave. • Durham, North Carolina 27713
Phone: (919) 544-5729 • Fax: (919) 544-5491

Compound/ M_Z....	QC.Log	Omit	Why	..RT.	OK	Ratio	Total.Area/Ht	Area/Ht.Peak1	Area/Ht.Peak2	Rel.RT	Compound.Name..	ID..	Flags.
	D	D	SN	26:56	RO	0.53	1.15			0.982			
				27:19		0.83	2.51	1.14	1.37	0.996			J
				27:27		0.73	1.78	0.75	1.03	1.001	2378-TCDD	AN	J
		DC	SN	27:33	RO	0.91	0.88			1.004			
				27:45		0.68	2.24	0.91	1.33	1.012			J
		DC	SN	27:55	RO	1.09	1.19			1.018			
	D	D	SN	28:24	RO	0.97	1.73			1.035			
320-322			4	Peaks			13.55						
37Cl-TCDD										0.927-1.073			
328		DC	NL			Height	0.15	0.15					
		DC	WL	25:14			3.03			0.920			
		DC	WL	25:21			1.98			0.924			
				26:06			459.58	459.58		0.951			
				26:17			0.74	0.74		0.958			
				26:26			0.20	0.20		0.964			
				27:27			51.87	51.87		1.001	37Cl-TCDD	CLS	
				27:49			479.24	479.24		1.014			
				28:44			3.14	3.14		1.047			
328			6	Peaks			994.77						
13C12-TCDD						0.65-0.89				0.920-1.066			
332-334		DC	NL			Height	0.48	0.33	0.15				
		DC	SN	26:17	RO	2.47	1.18			0.958			
				27:15		0.81	913.09	408.34	504.75	0.993	13C12-1234-TCDD	RS1	
				27:26		0.81	524.13	235.31	288.82	1.000	13C12-2378-TCDD	IS1	
						Height	132.73	59.87	72.86				
332-334			2	Peaks			1,437.22						

---------- Above: TCDD / PeCDF Follows ----------

PeCDF						1.32-1.78				0.912-1.037			
340-342		DC	NL			Height	0.28	0.14	0.14				
				28:39		1.51	177.95	107.08	70.87	0.916			
				28:56	RO	1.25	7.60	4.22	3.38	0.925			
				29:22		1.48	3.15	1.88	1.27	0.939			J
				29:47		1.53	241.25	146.08	95.17	0.953			
				29:55		1.55	40.14	24.37	15.77	0.957			
				30:07		1.48	25.54	15.23	10.31	0.963			
				30:14		1.50	74.34	44.66	29.68	0.967			
				30:20		1.63	27.91	17.31	10.60	0.970			
				30:31		1.49	34.69	20.75	13.94	0.976			
				30:36		1.59	25.01	15.36	9.65	1.001	12378-PeCDF	AN	
				30:45	RO	1.16	1.99	1.07	0.92	0.983			
				30:53		1.47	36.67	21.81	14.86	0.988			
				31:17		1.49	96.16	57.49	38.67	1.001	23478-PeCDF	AN	
				31:29		1.51	51.90	31.22	20.68	1.007			
		DC	SN	31:45	RO	0.14	0.66			1.015			
				31:58	RO	1.24	2.75	1.52	1.23	1.022			
				32:06		1.37	4.22	2.44	1.78	1.027			J
				32:14	RO	0.98	2.69	1.33	1.36	1.031			
		DC	WH	32:41	RO	2.40	4.96			1.045			

Compound/ M_Z....	QC.Log	Omit	Why	..RT.	OK	Ratio	Total.Area/Ht	Area/Ht.Peak1	Area/Ht.Peak2	Rel.RT	Compound.Name..	ID..	Flags.
340-342			17 Peaks				853.96						
13C12-PeCDF				1.32-1.78						0.808-1.127			
352-354	DC	NL				Height	0.22	0.09	0.13				
				29:46		1.44	8.60	5.07	3.53	0.952			
				30:13	RO	1.18	5.78	3.13	2.65	0.966			
				30:35		1.39	596.99	347.24	249.75	1.000	13C12-PeCDF 123	IS2	
						Height	170.90	100.14	70.76				
				30:53	RO	1.21	10.80	5.91	4.89	0.988			
				31:16		1.45	587.90	347.91	239.99	1.000	13C12-PeCDF 234	IS3	
						Height	174.56	104.35	70.21				
				32:14	RO	1.31	7.83	4.44	3.39	1.031			
352-354			6 Peaks				1,217.90						

---------- Above: PeCDF / PeCDD Follows ----------

PeCDD				1.32-1.78						0.940-1.021			
356-358	DC	NL				Height	0.25	0.13	0.12				
M				29:51		1.44	18.29	10.80	7.49	0.945			
				30:20		1.60	4.42	2.72	1.70	0.960			J
				30:34		1.42	21.00	12.33	8.67	0.967			
M				30:41		1.64	12.98	8.06	4.92	0.971			
M				30:53		1.58	5.78	3.54	2.24	0.977			J
				31:08		1.55	16.35	9.95	6.40	0.985			
				31:19	RO	1.83	3.56	2.30	1.26	0.991			
				31:37		1.60	9.71	5.97	3.74	1.001	12378-PeCDD	AN	J
				31:45		1.58	5.68	3.48	2.20	1.005			J
				32:04		1.32	4.88	2.78	2.10	1.015			J
	DC	WH		32:27	RO	0.47	2.09			1.027			
	DC	WH		32:39	RO	0.81	0.56			1.033			
356-358			10 Peaks				102.65						
13C12-PeCDD				1.32-1.78						0.736-1.052			
368-370	DC	NL				Height	0.23	0.13	0.10				
				30:33		1.52	1.69	1.02	0.67	0.967			
				30:40		1.34	2.57	1.47	1.10	0.970			
	DC	SN		30:57	RO	0.85	0.24			0.979			
				31:36		1.51	430.43	258.73	171.70	1.000	13C12-PeCDD 123	IS4	
						Height	131.05	78.62	52.43				
				31:55		1.37	1.21	0.70	0.51	1.010			
368-370			4 Peaks				435.90						

---------- Above: PeCDD / HxCDF Follows ----------

HxCDF				1.05-1.43						0.929-1.007			
374-376	DC	NL				Height	2.26	1.38	0.88				
				33:02		1.25	1,425.31	791.40	633.91	0.934			
				33:10		1.25	4,731.92	2,632.70	2,099.22	0.938			
				33:28		1.26	25.45	14.19	11.26	0.946			
				33:37		1.26	4,955.71	2,759.96	2,195.75	0.951			
				33:59		1.25	614.79	341.99	272.80	1.000	123478-HxCDF	AN	
				34:06		1.24	338.59	187.32	151.27	1.000	123678-HxCDF	AN	

Triangle Laboratories, Inc.®
2445 S. Alston Ave. • Durham, North Carolina 27713
Phone: (919) 544-5729 • Fax: (919) 544-5491

```
Compound/
M_Z.... QC.Log Omit Why ..RT. OK Ratio Total.Area/Ht Area/Ht.Peak1 Area/Ht.Peak2 Rel.RT Compound.Name.. ID.. Flags.

                       34:22     1.13        12.80         6.78         6.02  0.972                        J
                       34:35     1.25       436.05       242.64       193.41  1.000 234678-HxCDF     AN
        AN             35:22     1.14         7.56         4.03         3.53  1.000 123789-HxCDF     AN   J
        M              35:27     1.23        59.00        32.60        26.40  1.002
374-376             10 Peaks               12,607.18

13C12-HxCDF                     0.43-0.59                                     0.879-1.105
384-386         DC  NL          Height         0.51         0.18         0.33
                       33:02 RO  0.61         3.18         1.21         1.97  0.934
                       33:10 RO  0.92         8.28         3.97         4.31  0.938
                       33:37 RO  2.28         4.27         2.97         1.30  0.951
                       33:59     0.51       662.52       225.18       437.34  1.000 13C12-HxCDF 478 IS5
                               Height       214.81        72.65       142.16
                       34:05     0.52       696.00       237.41       458.59  1.000 13C12-HxCDF 678 IS6
                               Height       221.72        75.67       146.05
                       34:35     0.52       698.81       237.91       460.90  1.000 13C12-HxCDF 234 IS7
                               Height       214.29        72.22       142.07
                DC  SN 34:53 RO  0.66         1.18                             0.986
                       35:22     0.51       574.90       193.92       380.98  1.000 13C12-HxCDF 789 IS8
                               Height       154.24        51.85       102.39
384-386              7 Peaks               2,647.96

                ---------------------- Above: HxCDF / HxCDD Follows ---------------------

HxCDD                           1.05-1.43                                     0.959-1.013
390-392         DC  NL          Height         0.34         0.12         0.22
                       33:31     1.27       107.11        60.00        47.11  0.964
                       33:57     1.25        22.15        12.30         9.85  0.976                        J
                       34:10     1.23       345.83       190.93       154.90  0.982
                       34:19     1.31         5.90         3.35         2.55  0.987                        J
        N              34:37 RO  1.64         5.76         3.58         2.18  0.998
        AN             34:42     1.07         7.84         4.06         3.78  1.000 123478-HxCDD     AN   J
        M              34:47     1.25       107.50        59.70        47.80  1.000 123678-HxCDD     AN
                       35:07     1.20        44.22        24.12        20.10  1.010 123789-HxCDD     AN
                DC  WH 35:19 RO  0.59         8.23                             1.015
390-392              8 Peaks                 646.31

13C12-HxCDD                     1.05-1.43                                     0.983-1.041
402-404         DC  NL          Height         1.30         0.99         0.31
                       34:41     1.22       482.36       265.04       217.32  1.000 13C12-HxCDD 478 IS9
                               Height       146.64        81.06        65.58
                       34:47     1.23       518.42       286.07       232.35  1.000 13C12-HxCDD 678 IS10
                               Height       156.22        85.31        70.91
                       35:06     1.20       685.23       374.20       311.03  1.012 13C12-HxCDD 789 RS2
402-404              3 Peaks               1,686.01

                ---------------------- Above: HxCDD / HpCDF Follows ---------------------

HpCDF                           0.88-1.20                                     0.955-1.005
408-410         DC  NL          Height         1.83         1.10         0.73
                       37:04     1.06    30,340.20    15,602.60    14,737.60  1.000 1234678-HpCDF    AN   E
                       37:21     1.15        48.73        26.11        22.62  0.966
```


Triangle Laboratories, Inc.®
2445 S. Alston Ave. • Durham, North Carolina 27713
Phone: (919) 544-5729 • Fax: (919) 544-5491

```
Compound/
M_Z.... QC.Log Omit Why ..RT. OK Ratio Total.Area/Ht Area/Ht.Peak1 Area/Ht.Peak2 Rel.RT Compound.Name.. ID.. Flags.

                        37:30     1.06     13,900.02      7,168.53      6,731.49  0.970                        E
                        38:40     1.06        157.55         81.17         76.38  1.000 1234789-HpCDF   AN
408-410               4 Peaks               44,446.50

13C12-HpCDF                     0.37-0.51                                   0.856-1.141
418-420          DC  NL          Height         0.34          0.19          0.15
                        37:03     0.48        595.16        192.35        402.81  1.000 13C12-HpCDF 678 IS11
                                Height        158.59         50.43        108.16
                        37:30 RO  2.53         12.34          8.84          3.50  0.970
                        38:39     0.43        405.31        122.53        282.78  1.000 13C12-HpCDF 789 IS12
                                Height         91.56         27.23         64.33
418-420               3 Peaks                1,012.81

                  --------------------- Above: HpCDF / HpCDD Follows --------------------

HpCDD                           0.88-1.20                                   0.976-1.005
424-426          DC  NL          Height         0.51          0.25          0.26
                        37:21     1.04        348.84        177.86        170.98  0.980
         D       D   NH 37:41     1.10          4.22                              0.989
                        38:08     1.03        510.94        258.86        252.08  1.000 1234678-HpCDD   AN
                 DC  WH 38:38 RO  2.65         30.95                              1.014
424-426               2 Peaks                  859.78

13C12-HpCDD                     0.88-1.20                                   0.868-1.078
436-438          DC  NL          Height         1.29          0.94          0.35
                        37:05 RO  2.30         10.37          7.23          3.14  0.973
                        37:36 RO  2.92         19.61         14.61          5.00  0.986
                        38:07     1.01        466.54        234.84        231.70  1.000 13C12-HpCDD 678 IS13
                                Height        117.61         59.28         58.33
436-438               3 Peaks                  496.52

                  --------------------- Above: HpCDD / Octa-CDD and CDF Follows ----------

OCDF                            0.76-1.02                                   0.952-1.048
442-444          DC  NL          Height         0.33          0.15          0.18
                 DC  WL 39:44     0.90          9.03                              0.947
                        41:57 RO  1.25         11.10          6.17          4.93  1.000
                        42:09     0.88      4,635.39      2,165.55      2,469.84  1.005 OCDF            AN
442-444               2 Peaks                4,646.49

OCDD                            0.76-1.02                                   0.952-1.048
458-460          DC  NL          Height         0.22          0.12          0.10
         N              41:57     0.86     21,229.81      9,799.91     11,429.90  1.000 OCDD            AN   E
458-460               1 Peak                 21,229.81

13C12-OCDD                      0.76-1.02                                   0.996-1.004
470-472          DC  NL          Height         0.64          0.33          0.31
                        41:57     0.91        768.99        366.65        402.34  1.000 13C12-OCDD      IS14
                                Height        154.78         73.55         81.23
470-472               1 Peak                   768.99
```


Triangle Laboratories, Inc.®
2445 S. Alston Ave. • Durham, North Carolina 27713
Phone: (919) 544-5729 • Fax: (919) 544-5491

Compound/
M_Z.... QC.Log Omit Why ..RT. OK Ratio Total.Area/Ht Area/Ht.Peak1 Area/Ht.Peak2 Rel.RT Compound.Name.. ID.. Flags.

Column Description.....	"Why" Code Description.....	QC Log Desc.....
M_Z -Nominal Ion Mass(es)	WL-Below Retention Time Window	A-Peak Added
..RT. -Retention Time (mm:ss)	WH-Above Retention Time Window	K-Peak Kept
Rat.1 -Ratio of M/M+2 Ions	SN-Below Signal to Noise Level	D-Peak Deleted
OK -RO=Ratio Outside Limits	<M-Below Method Detection Limit	T-Time Changed
Rel.RT-Relative Retention Time	NL-Channel Specific Noise Level	M-Peak Area Changed
		N-Name Changed
		X-Ether Interference

*** End of Report ***

File:T023464 #1-925 Acq:13-JUL-2002 00:28:38 EI+ Voltage SIR 70T Noise:209
303.9016 F:2 BSUB(256,30,-3.0) PKD(9,5,5,0.05%,836.0,1.00%,F,T) Exp:NDB5US
TRIANGLE LABS Text:TLI#57752B DF-DP-112 2.0 INJ. TIME = 00:30

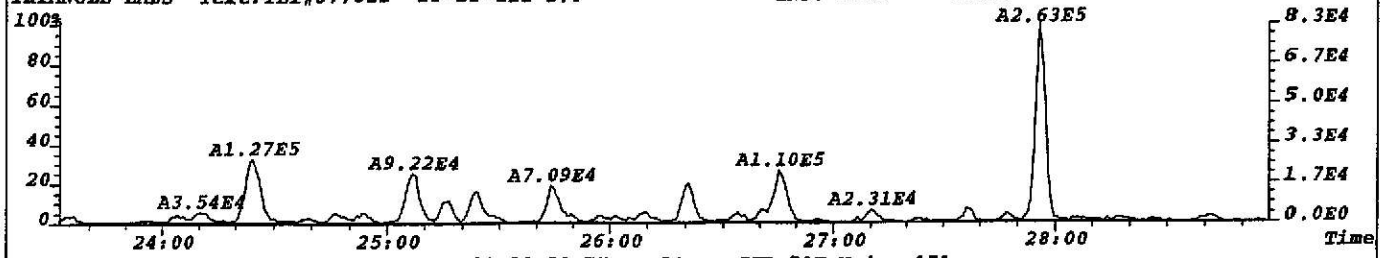

File:T023464 #1-925 Acq:13-JUL-2002 00:28:38 EI+ Voltage SIR 70T Noise:171
305.8987 F:2 BSUB(256,30,-3.0) PKD(9,5,5,0.05%,684.0,1.00%,F,T) Exp:NDB5US
TRIANGLE LABS Text:TLI#57752B DF-DP-112 2.0 INJ. TIME = 00:30

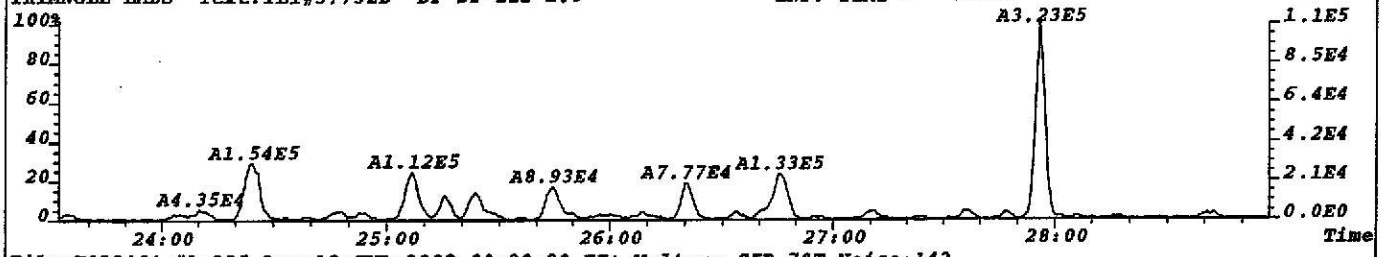

File:T023464 #1-925 Acq:13-JUL-2002 00:28:38 EI+ Voltage SIR 70T Noise:142
315.9419 F:2 BSUB(256,30,-3.0) PKD(9,5,5,0.05%,568.0,1.00%,F,T) Exp:NDB5US
TRIANGLE LABS Text:TLI#57752B DF-DP-112 2.0 INJ. TIME = 00:30

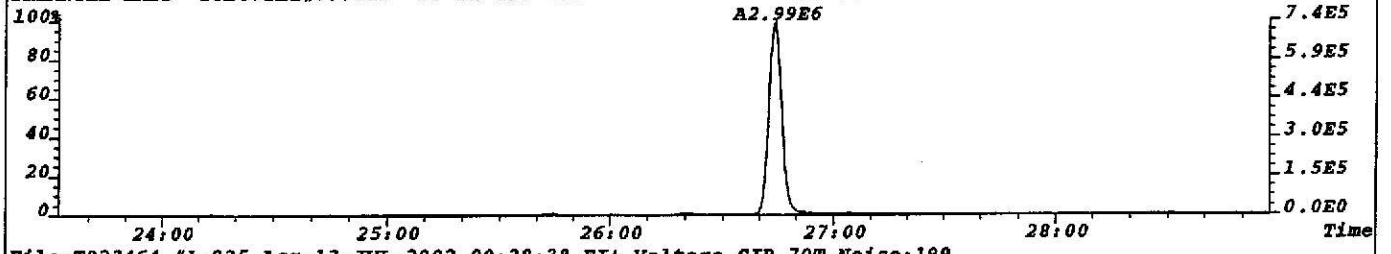

File:T023464 #1-925 Acq:13-JUL-2002 00:28:38 EI+ Voltage SIR 70T Noise:199
317.9389 F:2 BSUB(256,30,-3.0) PKD(9,5,5,0.05%,796.0,1.00%,F,T) Exp:NDB5US
TRIANGLE LABS Text:TLI#57752B DF-DP-112 2.0 INJ. TIME = 00:30

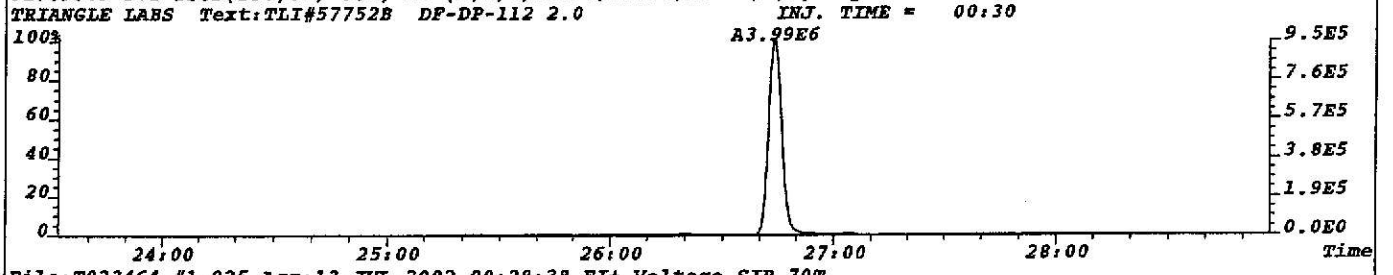

File:T023464 #1-925 Acq:13-JUL-2002 00:28:38 EI+ Voltage SIR 70T
330.9792 F:2 Exp:NDB5US
TRIANGLE LABS Text:TLI#57752B DF-DP-112 2.0 INJ. TIME = 00:30

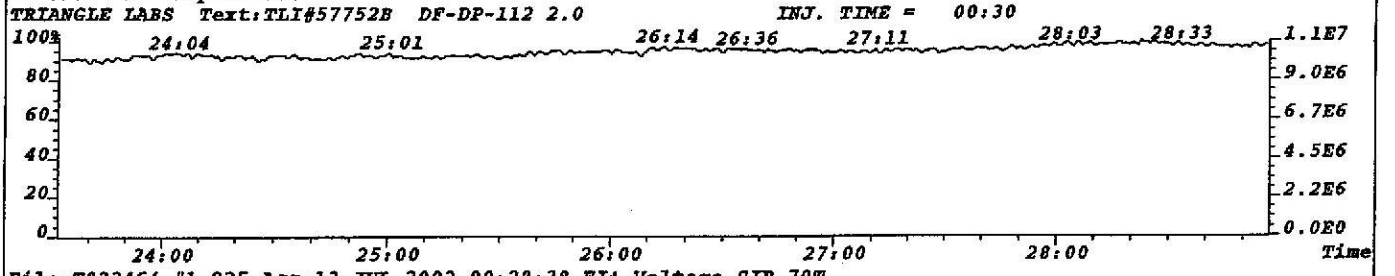

File:T023464 #1-925 Acq:13-JUL-2002 00:28:38 EI+ Voltage SIR 70T
375.8364 F:2 Exp:NDB5US
TRIANGLE LABS Text:TLI#57752B DF-DP-112 2.0 INJ. TIME = 00:30

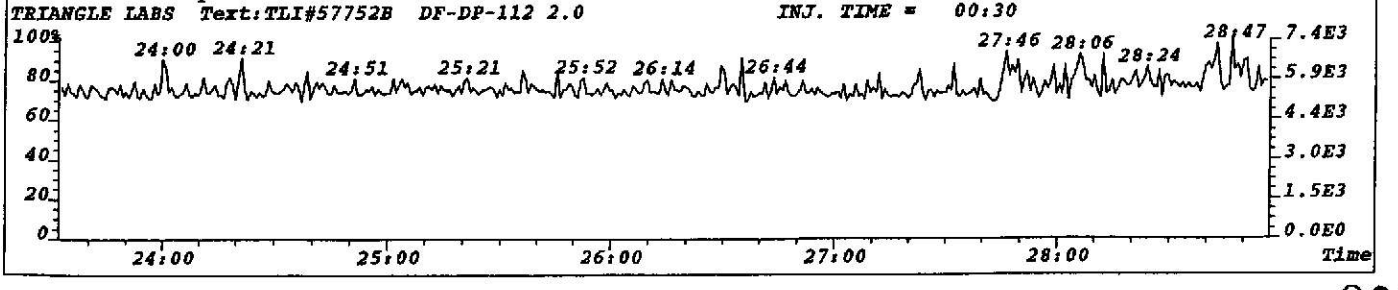

File:T023464 #1-925 Acq:13-JUL-2002 00:28:38 EI+ Voltage SIR 70T Noise:135
319.8965 F:2 BSUB(256,30,-3.0) PKD(7,5,3,0.05%,540.0,1.00%,F,T) Exp:NDB5US
TRIANGLE LABS Text:TLI#57752B DF-DP-112 2.0 INJ. TIME = 00:30

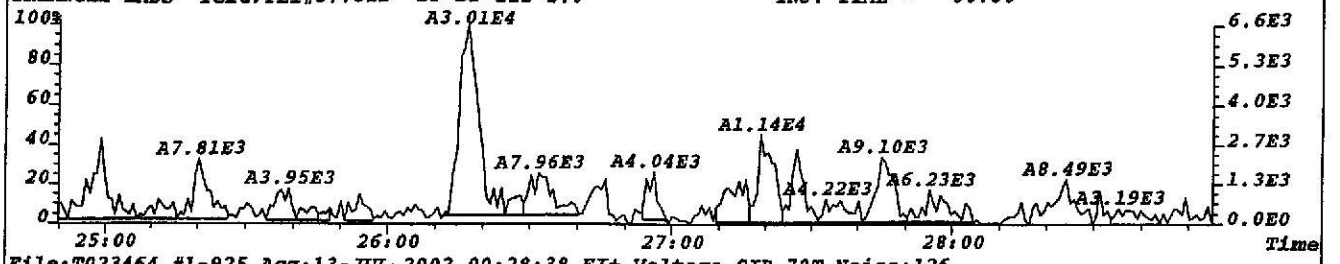

File:T023464 #1-925 Acq:13-JUL-2002 00:28:38 EI+ Voltage SIR 70T Noise:126
321.8936 F:2 BSUB(256,30,-3.0) PKD(7,5,3,0.05%,504.0,1.00%,F,T) Exp:NDB5US
TRIANGLE LABS Text:TLI#57752B DF-DP-112 2.0 INJ. TIME = 00:30

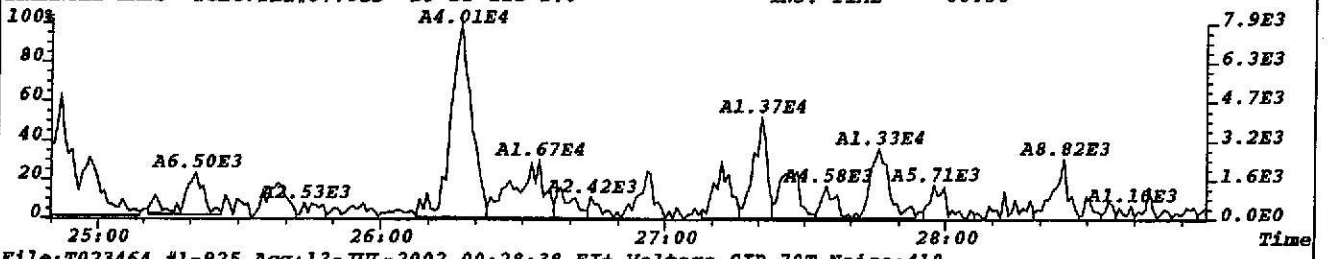

File:T023464 #1-925 Acq:13-JUL-2002 00:28:38 EI+ Voltage SIR 70T Noise:410
331.9368 F:2 BSUB(256,30,-3.0) PKD(7,5,3,0.05%,1640.0,1.00%,F,T) Exp:NDB5US
TRIANGLE LABS Text:TLI#57752B DF-DP-112 2.0 INJ. TIME = 00:30

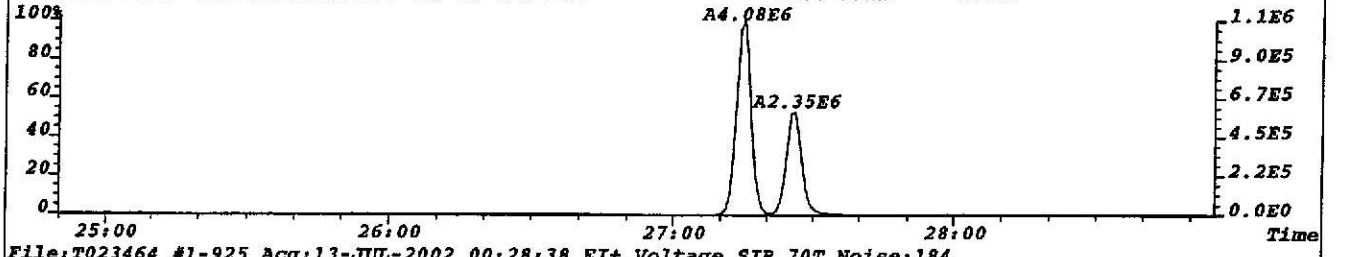

File:T023464 #1-925 Acq:13-JUL-2002 00:28:38 EI+ Voltage SIR 70T Noise:184
333.9338 F:2 BSUB(256,30,-3.0) PKD(7,5,3,0.05%,736.0,1.00%,F,T) Exp:NDB5US
TRIANGLE LABS Text:TLI#57752B DF-DP-112 2.0 INJ. TIME = 00:30

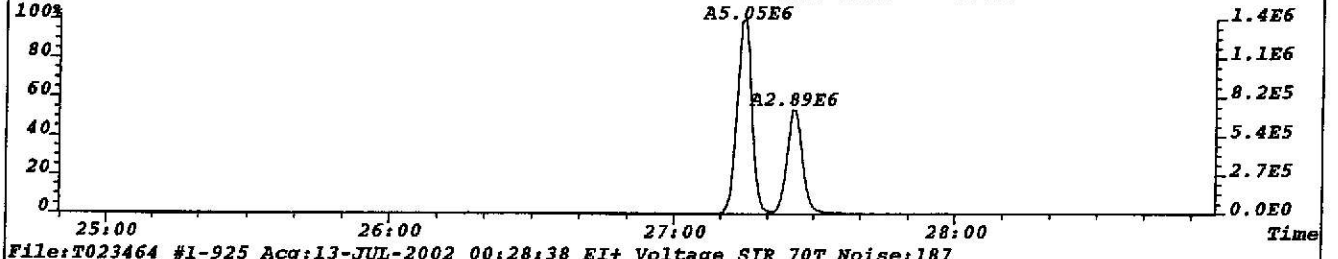

File:T023464 #1-925 Acq:13-JUL-2002 00:28:38 EI+ Voltage SIR 70T Noise:187
327.8847 F:2 BSUB(256,30,-3.0) PKD(7,5,3,0.05%,748.0,1.00%,F,T) Exp:NDB5US
TRIANGLE LABS Text:TLI#57752B DF-DP-112 2.0 INJ. TIME = 00:30

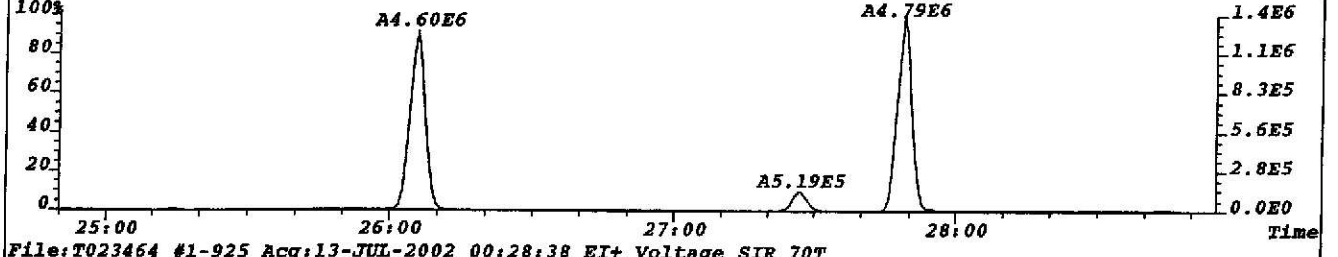

File:T023464 #1-925 Acq:13-JUL-2002 00:28:38 EI+ Voltage SIR 70T
330.9792 F:2 Exp:NDB5US
TRIANGLE LABS Text:TLI#57752B DF-DP-112 2.0 INJ. TIME = 00:30

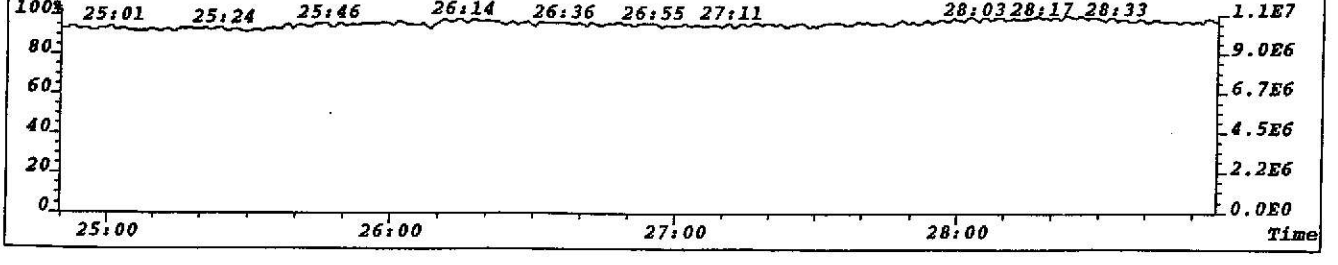

File:T023464 #1-925 Acq:13-JUL-2002 00:28:38 EI+ Voltage SIR 70T Noise:171
339.8597 F:2 BSUB(256,30,-3.0) PKD(7,5,3,0.05%,684.0,1.00%,F,T) Exp:NDB5US
TRIANGLE LABS Text:TLI#57752B DF-DP-112 2.0 INJ. TIME = 00:30

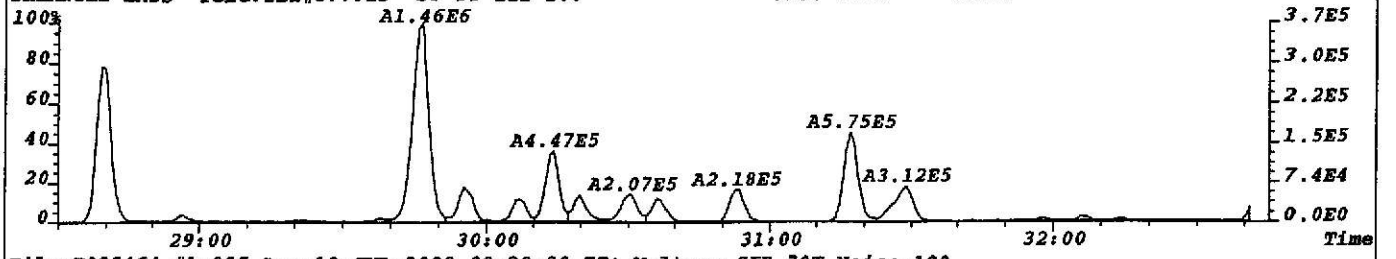

File:T023464 #1-925 Acq:13-JUL-2002 00:28:38 EI+ Voltage SIR 70T Noise:180
341.8567 F:2 BSUB(256,30,-3.0) PKD(7,5,3,0.05%,720.0,1.00%,F,T) Exp:NDB5US
TRIANGLE LABS Text:TLI#57752B DF-DP-112 2.0 INJ. TIME = 00:30

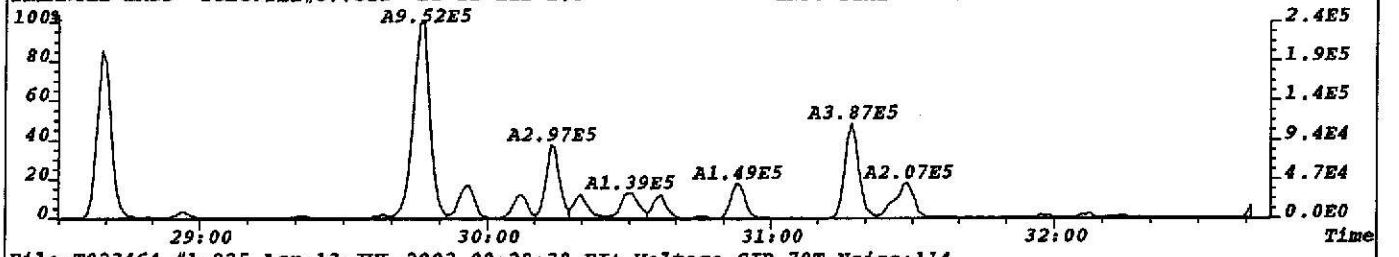

File:T023464 #1-925 Acq:13-JUL-2002 00:28:38 EI+ Voltage SIR 70T Noise:114
351.9000 F:2 BSUB(256,30,-3.0) PKD(7,5,3,0.05%,456.0,1.00%,F,T) Exp:NDB5US
TRIANGLE LABS Text:TLI#57752B DF-DP-112 2.0 INJ. TIME = 00:30

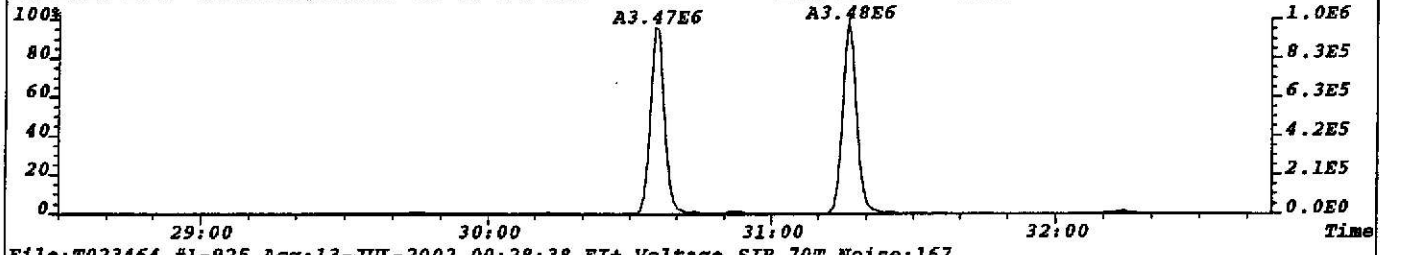

File:T023464 #1-925 Acq:13-JUL-2002 00:28:38 EI+ Voltage SIR 70T Noise:167
353.8970 F:2 BSUB(256,30,-3.0) PKD(7,5,3,0.05%,668.0,1.00%,F,T) Exp:NDB5US
TRIANGLE LABS Text:TLI#57752B DF-DP-112 2.0 INJ. TIME = 00:30

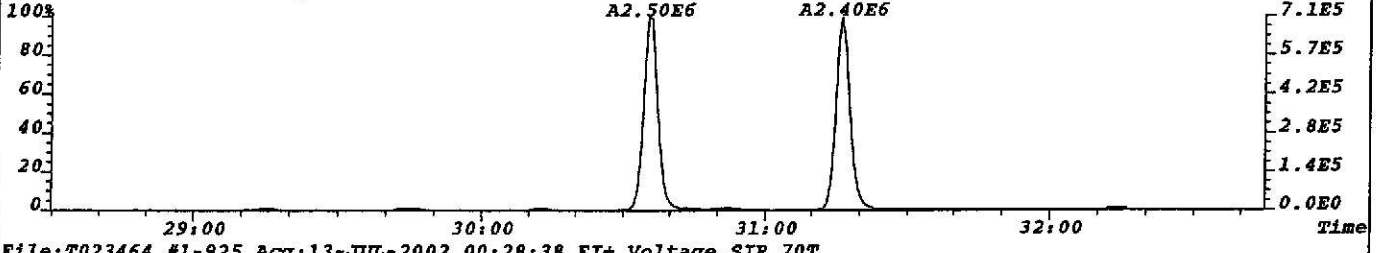

File:T023464 #1-925 Acq:13-JUL-2002 00:28:38 EI+ Voltage SIR 70T
330.9792 F:2 Exp:NDB5US
TRIANGLE LABS Text:TLI#57752B DF-DP-112 2.0 INJ. TIME = 00:30

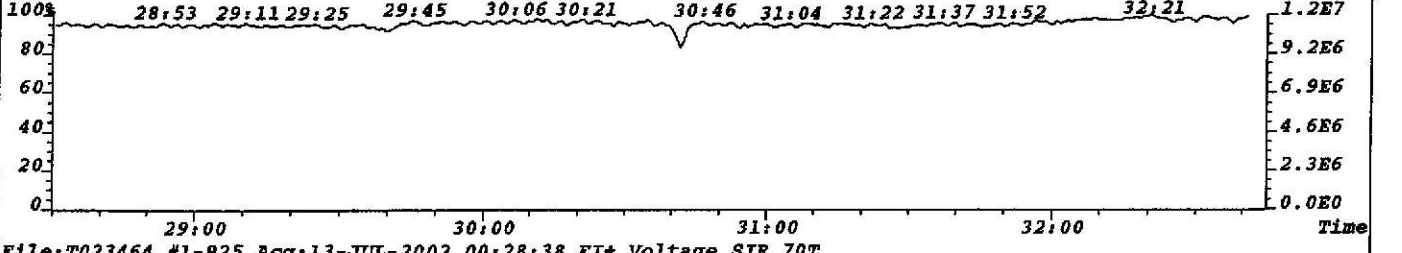

File:T023464 #1-925 Acq:13-JUL-2002 00:28:38 EI+ Voltage SIR 70T
409.7974 F:2 Exp:NDB5US
TRIANGLE LABS Text:TLI#57752B DF-DP-112 2.0 INJ. TIME = 00:30

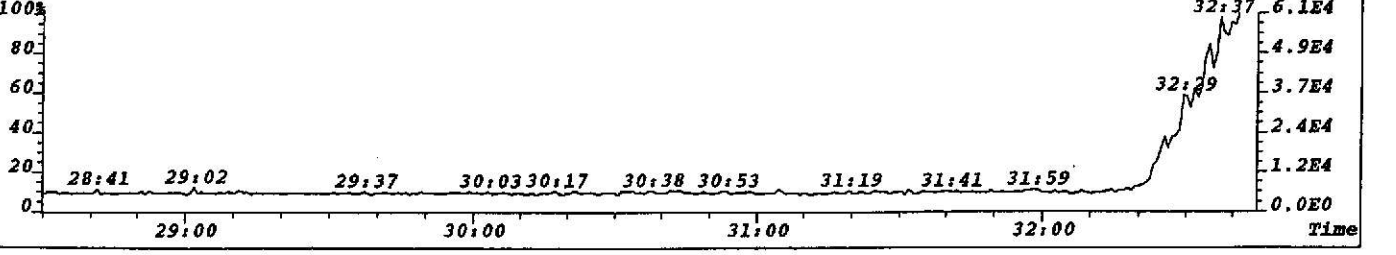

File:T023464 #1-925 Acq:13-JUL-2002 00:28:38 EI+ Voltage SIR 70T Noise:160
355.8546 F:2 BSUB(256,30,-3.0) PKD(7,5,3,0.05%,640.0,1.00%,F,T) Exp:NDB5US
TRIANGLE LABS Text:TLI#57752B DF-DP-112 2.0 INJ. TIME = 00:30

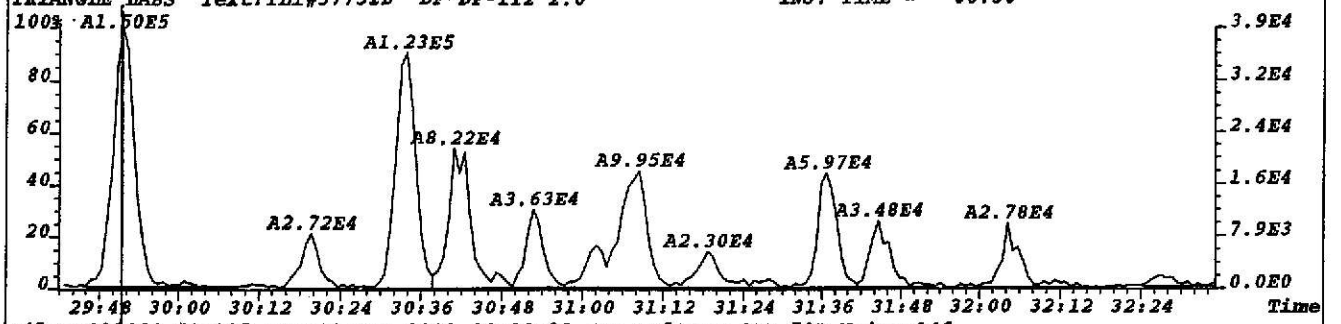

File:T023464 #1-925 Acq:13-JUL-2002 00:28:38 EI+ Voltage SIR 70T Noise:146
357.8516 F:2 BSUB(256,30,-3.0) PKD(7,5,3,0.05%,584.0,1.00%,F,T) Exp:NDB5US
TRIANGLE LABS Text:TLI#57752B DF-DP-112 2.0 INJ. TIME = 00:30

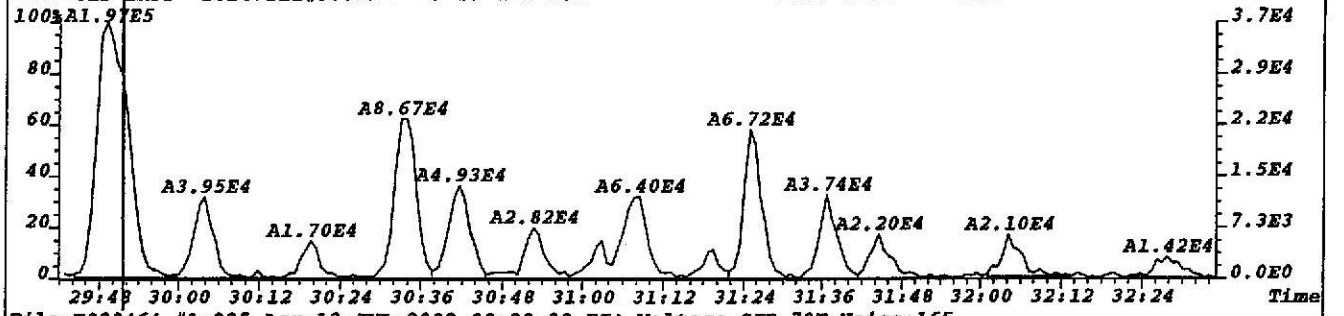

File:T023464 #1-925 Acq:13-JUL-2002 00:28:38 EI+ Voltage SIR 70T Noise:165
367.8949 F:2 BSUB(256,30,-3.0) PKD(7,5,3,0.05%,660.0,1.00%,F,T) Exp:NDB5US
TRIANGLE LABS Text:TLI#57752B DF-DP-112 2.0 INJ. TIME = 00:30

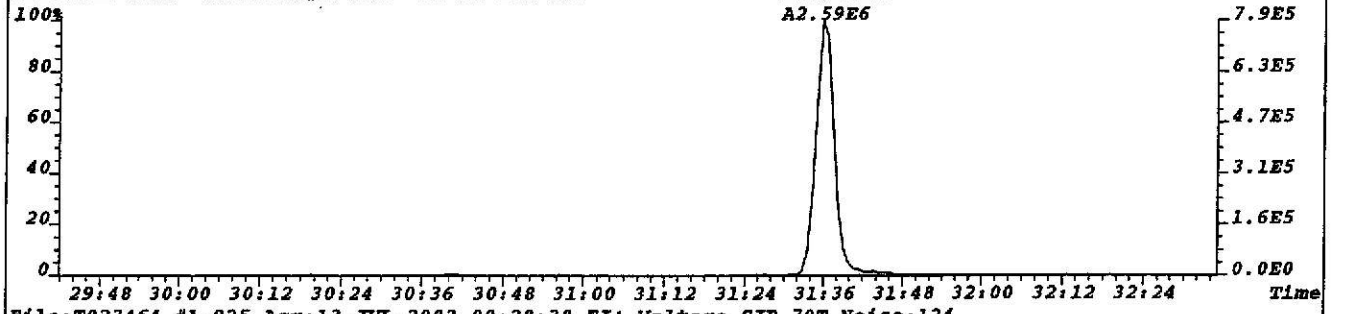

File:T023464 #1-925 Acq:13-JUL-2002 00:28:38 EI+ Voltage SIR 70T Noise:124
369.8919 F:2 BSUB(256,30,-3.0) PKD(7,5,3,0.05%,496.0,1.00%,F,T) Exp:NDB5US
TRIANGLE LABS Text:TLI#57752B DF-DP-112 2.0 INJ. TIME = 00:30

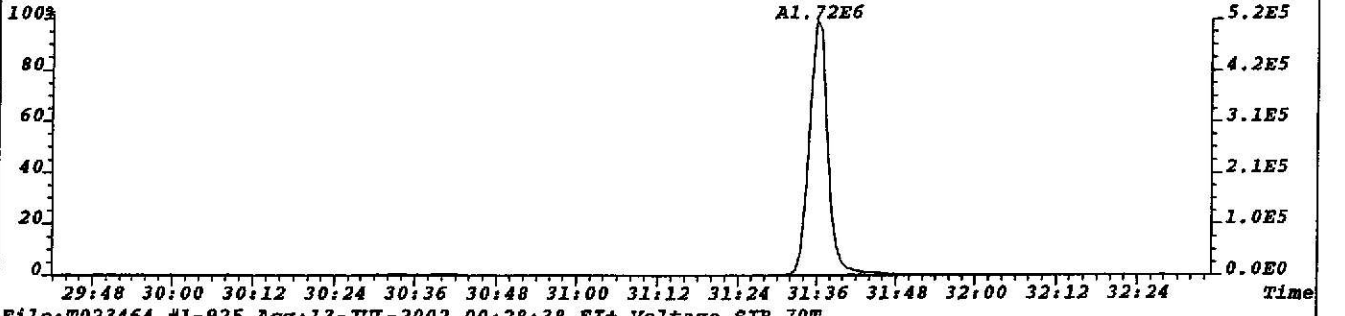

File:T023464 #1-925 Acq:13-JUL-2002 00:28:38 EI+ Voltage SIR 70T
330.9792 F:2 Exp:NDB5US
TRIANGLE LABS Text:TLI#57752B DF-DP-112 2.0 INJ. TIME = 00:30

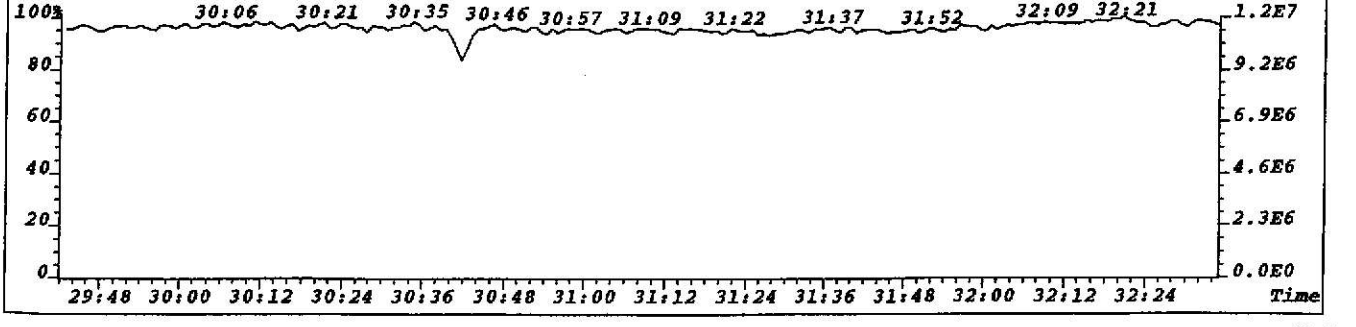

File:T023464 #1-386 Acq:13-JUL-2002 00:28:38 EI+ Voltage SIR 70T Noise:1722
373.8208 F:3 BSUB(256,30,-3.0) PKD(7,5,3,0.05%,6888.0,1.00%,F,T) Exp:NDB5US
TRIANGLE LABS Text:TLI#57752B DF-DP-112 2.0 INJ. TIME = 00:30



File:T023464 #1-386 Acq:13-JUL-2002 00:28:38 EI+ Voltage SIR 70T Noise:1096
375.8178 F:3 BSUB(256,30,-3.0) PKD(7,5,3,0.05%,4384.0,1.00%,F,T) Exp:NDB5US
TRIANGLE LABS Text:TLI#57752B DF-DP-112 2.0 INJ. TIME = 00:30

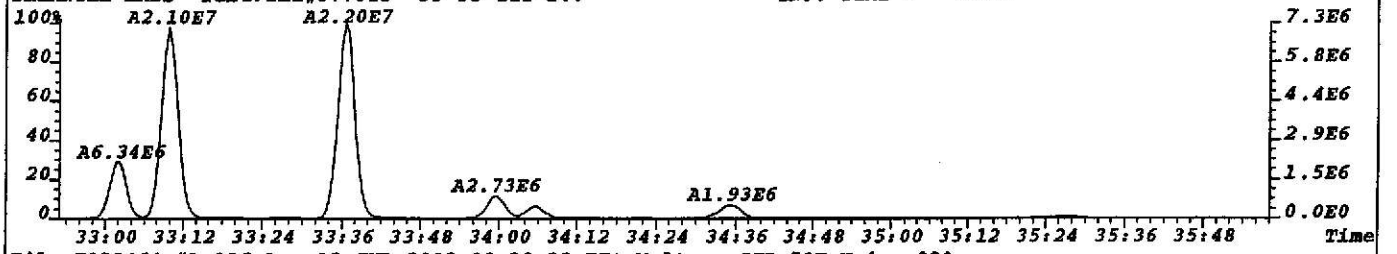

File:T023464 #1-386 Acq:13-JUL-2002 00:28:38 EI+ Voltage SIR 70T Noise:220
383.8639 F:3 BSUB(256,30,-3.0) PKD(7,5,3,0.05%,880.0,1.00%,F,T) Exp:NDB5US
TRIANGLE LABS Text:TLI#57752B DF-DP-112 2.0 INJ. TIME = 00:30

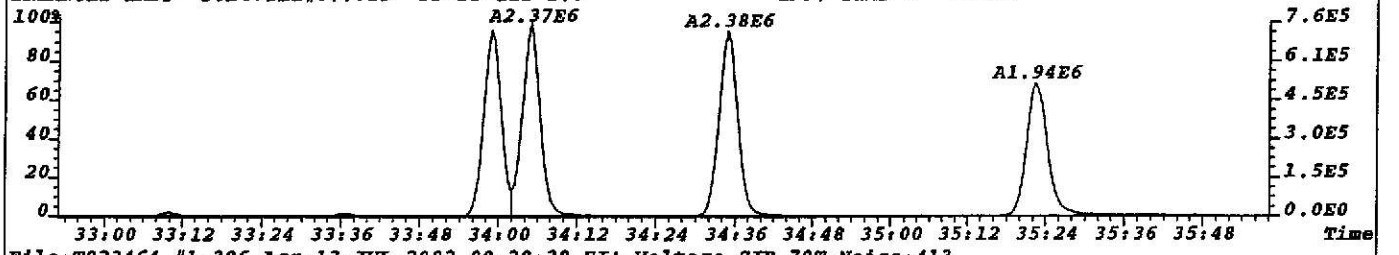

File:T023464 #1-386 Acq:13-JUL-2002 00:28:38 EI+ Voltage SIR 70T Noise:413
385.8610 F:3 BSUB(256,30,-3.0) PKD(7,5,3,0.05%,1652.0,1.00%,F,T) Exp:NDB5US
TRIANGLE LABS Text:TLI#57752B DF-DP-112 2.0 INJ. TIME = 00:30

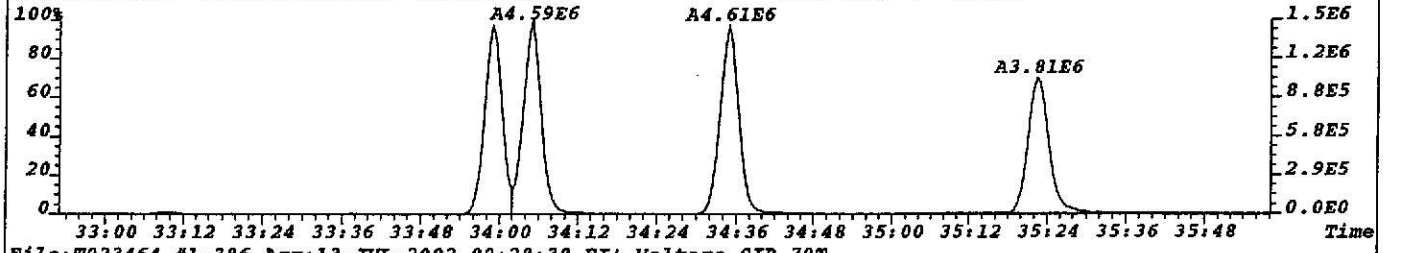

File:T023464 #1-386 Acq:13-JUL-2002 00:28:38 EI+ Voltage SIR 70T
392.9760 F:3 Exp:NDB5US
TRIANGLE LABS Text:TLI#57752B DF-DP-112 2.0 INJ. TIME = 00:30

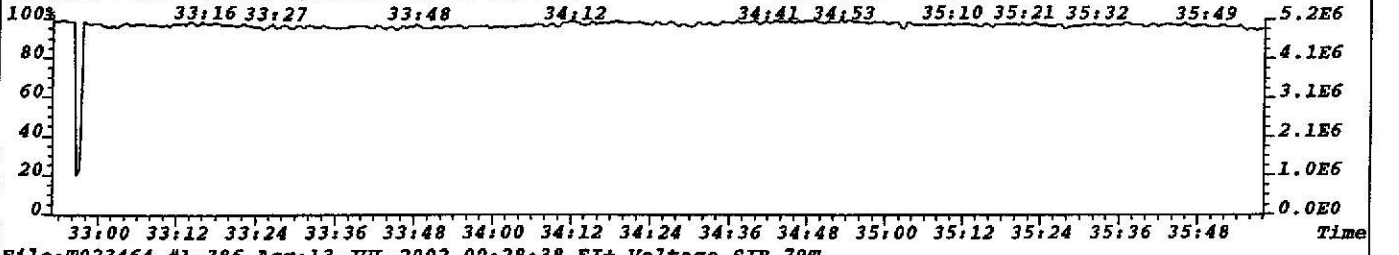

File:T023464 #1-386 Acq:13-JUL-2002 00:28:38 EI+ Voltage SIR 70T
445.7555 F:3 Exp:NDB5US
TRIANGLE LABS Text:TLI#57752B DF-DP-112 2.0 INJ. TIME = 00:30

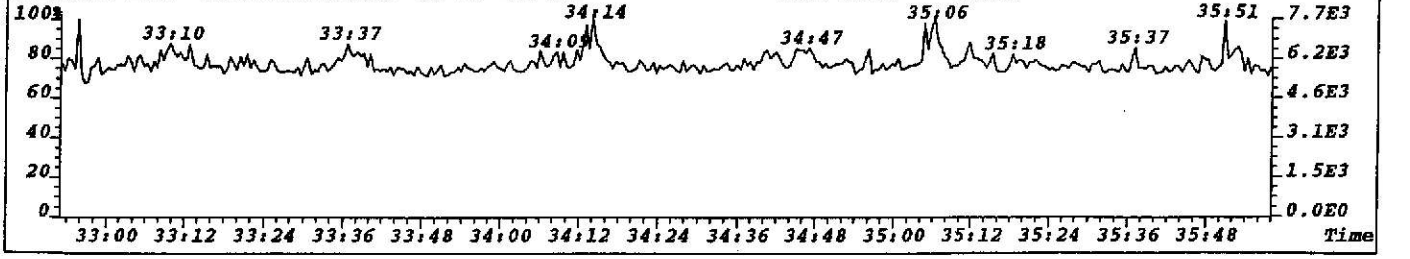

File:T023464 #1-386 Acq:13-JUL-2002 00:28:38 EI+ Voltage SIR 70T Noise:146
389.8156 F:3 BSUB(256,30,-3.0) PKD(7,5,3,0.05%,584.0,1.00%,F,T) Exp:NDB5US
TRIANGLE LABS Text:TLI#57752B DF-DP-112 2.0 INJ. TIME = 00:30

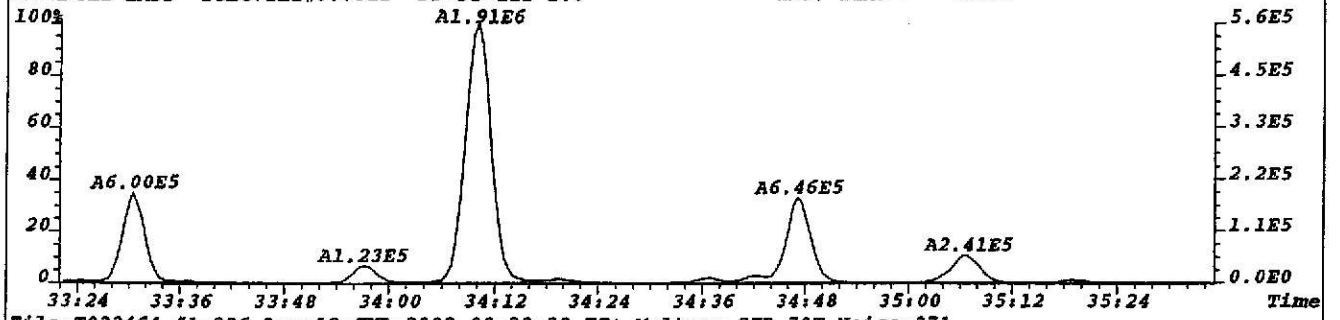

File:T023464 #1-386 Acq:13-JUL-2002 00:28:38 EI+ Voltage SIR 70T Noise:271
391.8127 F:3 BSUB(256,30,-3.0) PKD(7,5,3,0.05%,1084.0,1.00%,F,T) Exp:NDB5US
TRIANGLE LABS Text:TLI#57752B DF-DP-112 2.0 INJ. TIME = 00:30

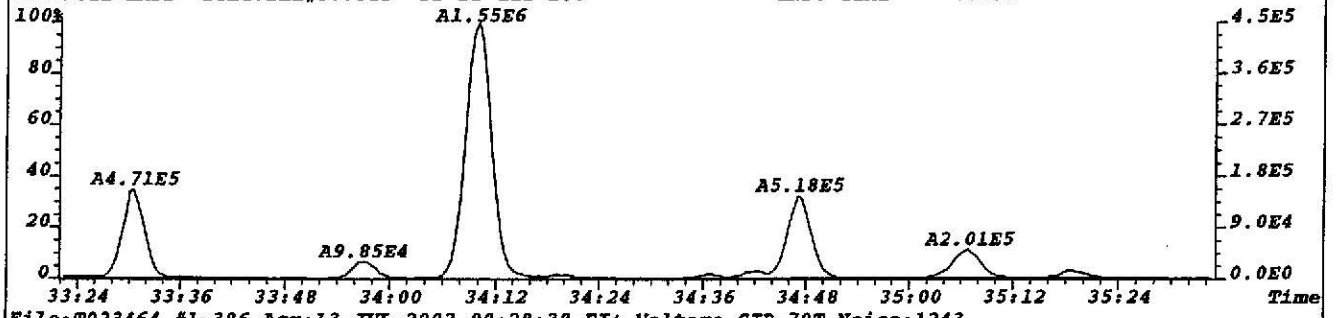

File:T023464 #1-386 Acq:13-JUL-2002 00:28:38 EI+ Voltage SIR 70T Noise:1243
401.8558 F:3 BSUB(256,30,-3.0) PKD(7,5,3,0.05%,4972.0,1.00%,F,T) Exp:NDB5US
TRIANGLE LABS Text:TLI#57752B DF-DP-112 2.0 INJ. TIME = 00:30

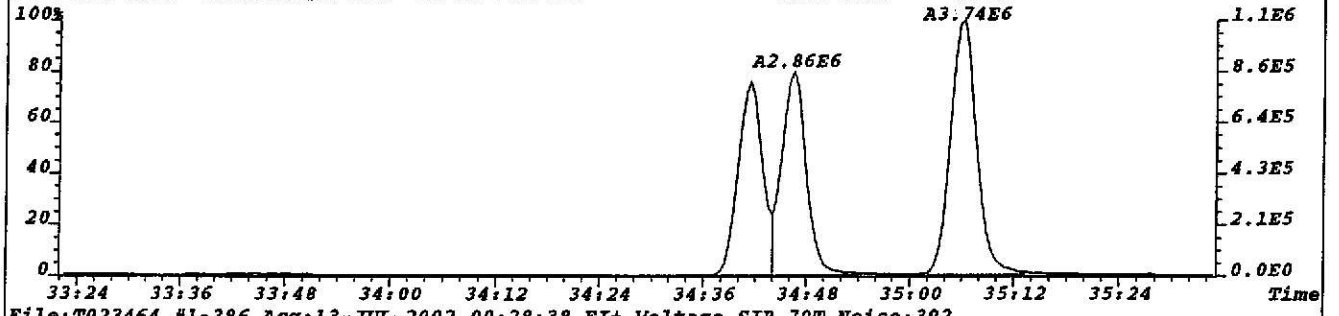

File:T023464 #1-386 Acq:13-JUL-2002 00:28:38 EI+ Voltage SIR 70T Noise:392
403.8529 F:3 BSUB(256,30,-3.0) PKD(7,5,3,0.05%,1568.0,1.00%,F,T) Exp:NDB5US
TRIANGLE LABS Text:TLI#57752B DF-DP-112 2.0 INJ. TIME = 00:30

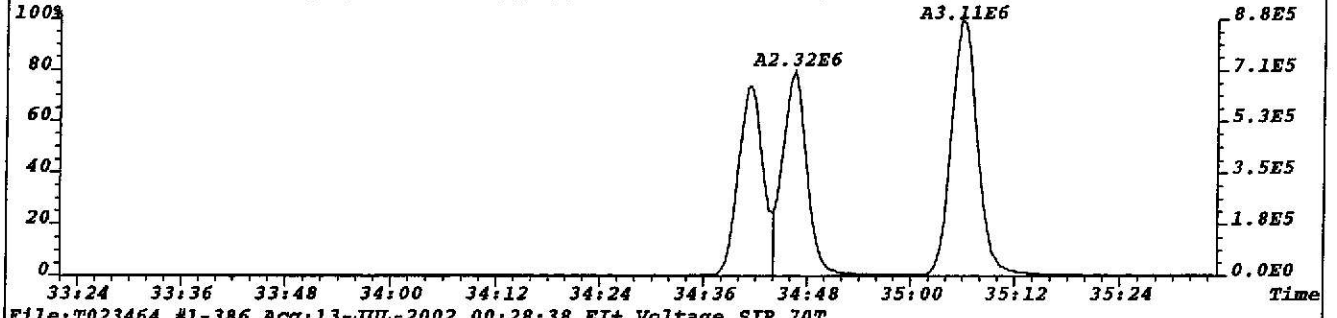

File:T023464 #1-386 Acq:13-JUL-2002 00:28:38 EI+ Voltage SIR 70T
392.9760 F:3 Exp:NDB5US
TRIANGLE LABS Text:TLI#57752B DF-DP-112 2.0 INJ. TIME = 00:30

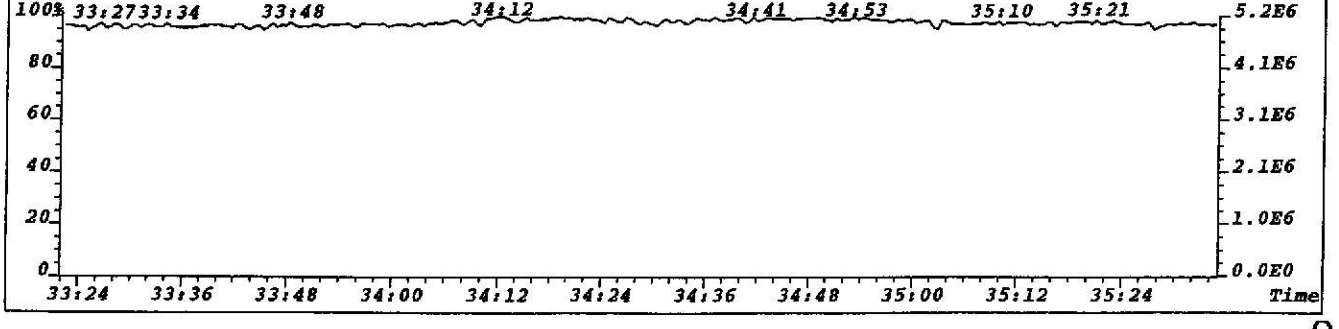

File:T023464 #1-709 Acq:13-JUL-2002 00:28:38 EI+ Voltage SIR 70T Noise:1373
407.7818 F:4 BSUB(256,30,-3.0) PKD(7,5,3,0.05%,5492.0,1.00%,F,T) Exp:NDB5US
TRIANGLE LABS Text:TLI#57752B DF-DP-112 2.0 INJ. TIME = 00:30

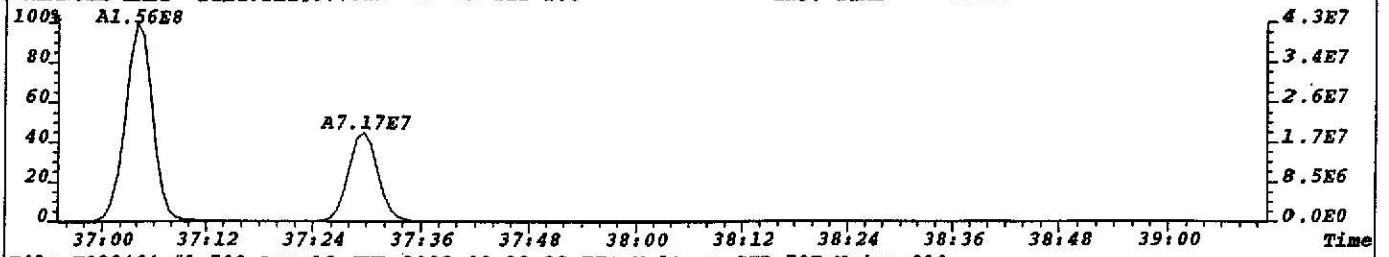

File:T023464 #1-709 Acq:13-JUL-2002 00:28:38 EI+ Voltage SIR 70T Noise:910
409.7789 F:4 BSUB(256,30,-3.0) PKD(7,5,3,0.05%,3640.0,1.00%,F,T) Exp:NDB5US
TRIANGLE LABS Text:TLI#57752B DF-DP-112 2.0 INJ. TIME = 00:30



File:T023464 #1-709 Acq:13-JUL-2002 00:28:38 EI+ Voltage SIR 70T Noise:232
417.8253 F:4 BSUB(256,30,-3.0) PKD(7,5,3,0.05%,928.0,1.00%,F,T) Exp:NDB5US
TRIANGLE LABS Text:TLI#57752B DF-DP-112 2.0 INJ. TIME = 00:30



File:T023464 #1-709 Acq:13-JUL-2002 00:28:38 EI+ Voltage SIR 70T Noise:190
419.8220 F:4 BSUB(256,30,-3.0) PKD(7,5,3,0.05%,760.0,1.00%,F,T) Exp:NDB5US
TRIANGLE LABS Text:TLI#57752B DF-DP-112 2.0 INJ. TIME = 00:30



File:T023464 #1-709 Acq:13-JUL-2002 00:28:38 EI+ Voltage SIR 70T
430.9729 F:4 Exp:NDB5US
TRIANGLE LABS Text:TLI#57752B DF-DP-112 2.0 INJ. TIME = 00:30

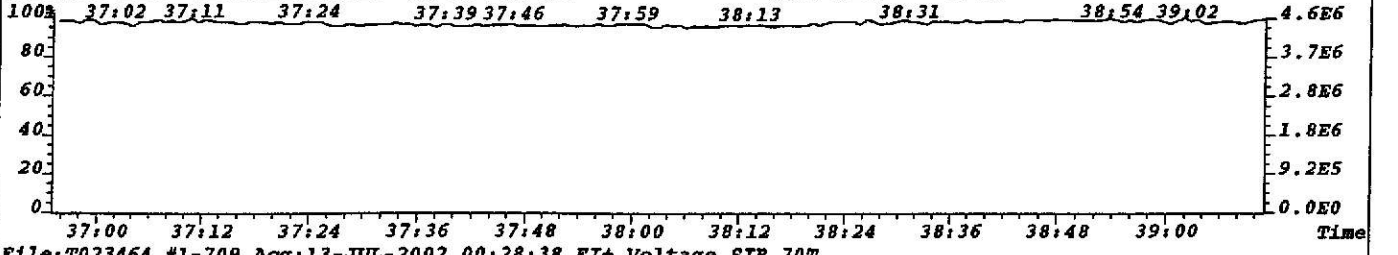

File:T023464 #1-709 Acq:13-JUL-2002 00:28:38 EI+ Voltage SIR 70T
479.7165 F:4 Exp:NDB5US
TRIANGLE LABS Text:TLI#57752B DF-DP-112 2.0 INJ. TIME = 00:30

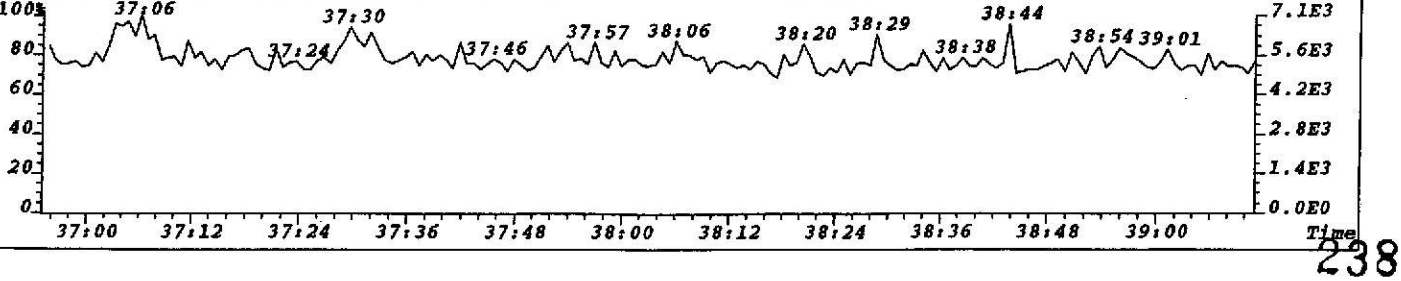

File:T023464 #1-709 Acq:13-JUL-2002 00:28:38 EI+ Voltage SIR 70T Noise:308
423.7766 F:4 BSUB(256,30,-3.0) PKD(7,5,3,0.05%,1232.0,1.00%,F,T) Exp:NDB5US
TRIANGLE LABS Text:TLI#57752B DF-DP-112 2.0 INJ. TIME = 00:30

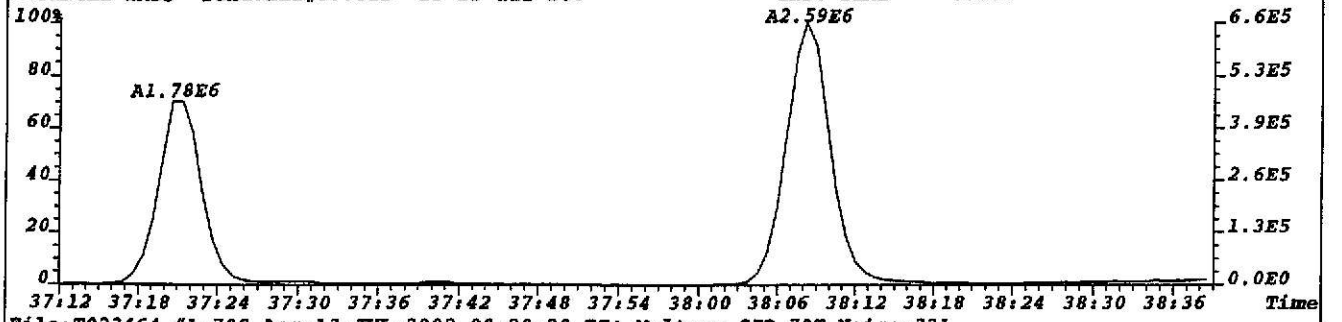

File:T023464 #1-709 Acq:13-JUL-2002 00:28:38 EI+ Voltage SIR 70T Noise:331
425.7737 F:4 BSUB(256,30,-3.0) PKD(7,5,3,0.05%,1324.0,1.00%,F,T) Exp:NDB5US
TRIANGLE LABS Text:TLI#57752B DF-DP-112 2.0 INJ. TIME = 00:30

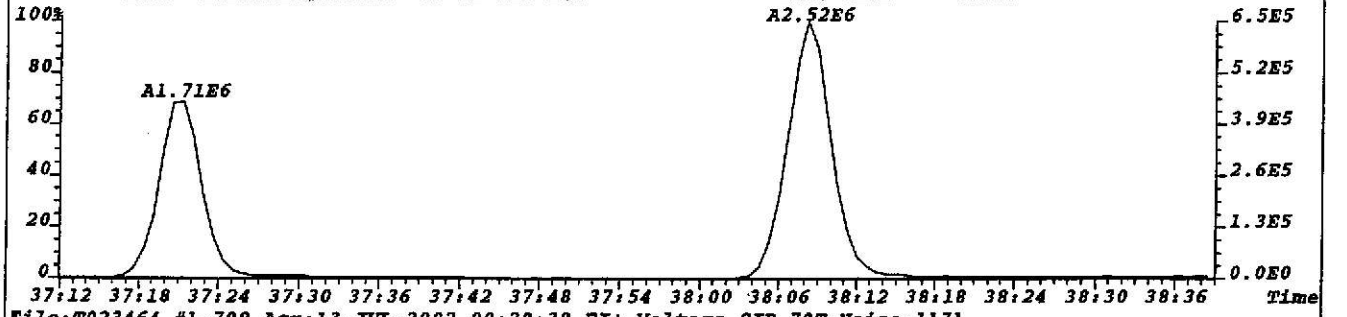

File:T023464 #1-709 Acq:13-JUL-2002 00:28:38 EI+ Voltage SIR 70T Noise:1171
435.8169 F:4 BSUB(256,30,-3.0) PKD(7,5,3,0.05%,4684.0,1.00%,F,T) Exp:NDB5US
TRIANGLE LABS Text:TLI#57752B DF-DP-112 2.0 INJ. TIME = 00:30

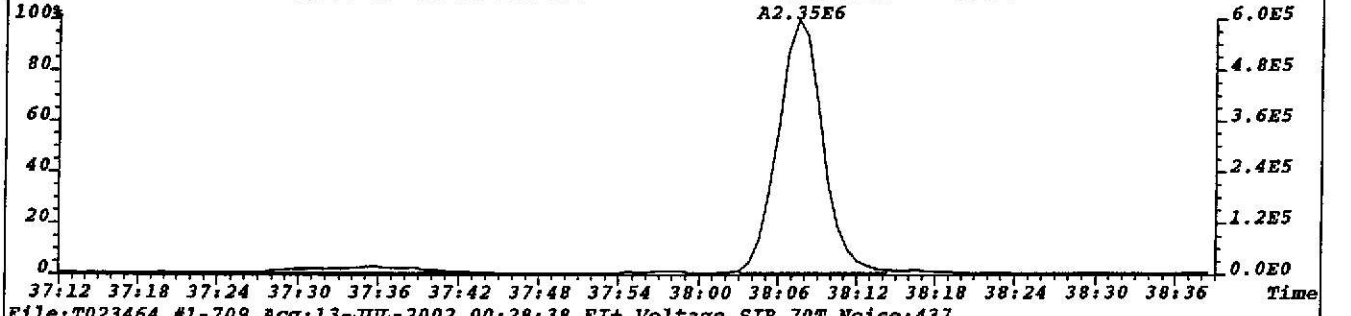

File:T023464 #1-709 Acq:13-JUL-2002 00:28:38 EI+ Voltage SIR 70T Noise:437
437.8140 F:4 BSUB(256,30,-3.0) PKD(7,5,3,0.05%,1748.0,1.00%,F,T) Exp:NDB5US
TRIANGLE LABS Text:TLI#57752B DF-DP-112 2.0 INJ. TIME = 00:30

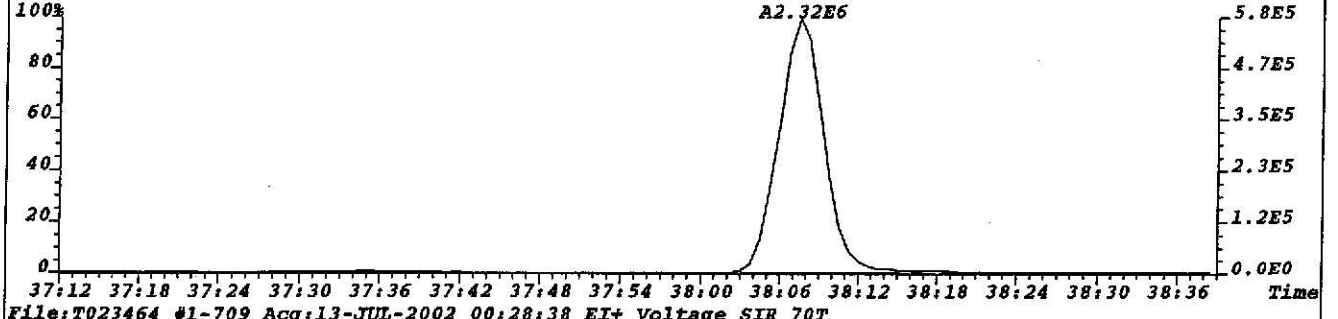

File:T023464 #1-709 Acq:13-JUL-2002 00:28:38 EI+ Voltage SIR 70T
430.9729 F:4 Exp:NDB5US
TRIANGLE LABS Text:TLI#57752B DF-DP-112 2.0 INJ. TIME = 00:30

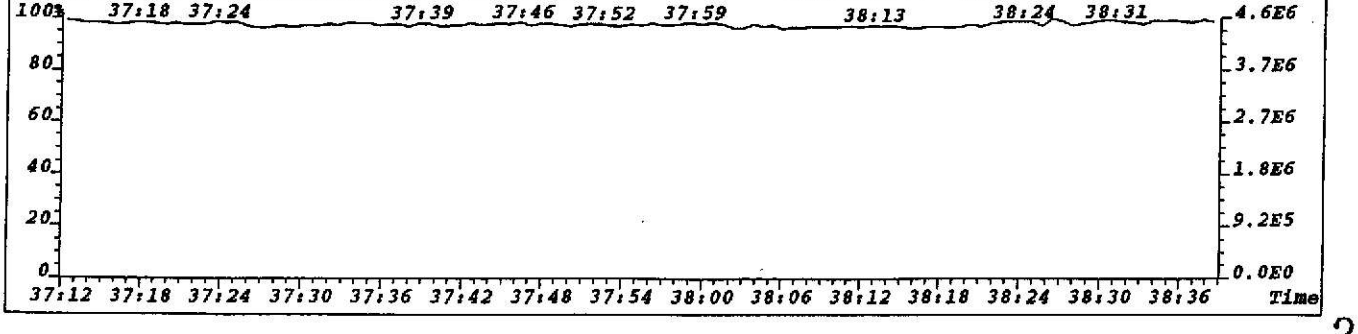

File:T023464 #1-709 Acq:13-JUL-2002 00:28:38 EI+ Voltage SIR 70T Noise:183
441.7428 F:4 BSUB(256,30,-3.0) PKD(7,5,3,0.05%,732.0,1.00%,F,T) Exp:NDB5US
TRIANGLE LABS Text:TLI#57752B DF-DP-112 2.0 INJ. TIME = 00:30

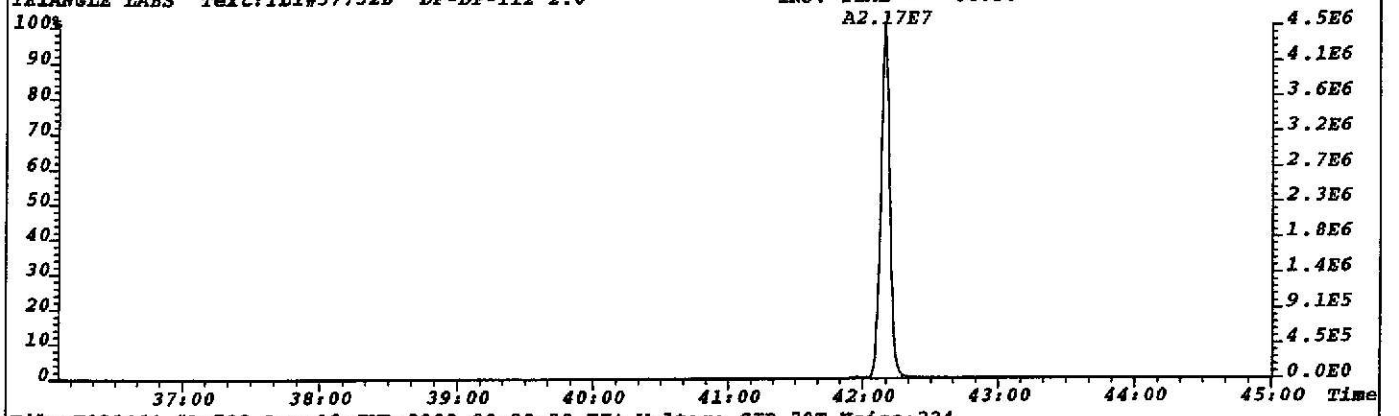

File:T023464 #1-709 Acq:13-JUL-2002 00:28:38 EI+ Voltage SIR 70T Noise:224
443.7399 F:4 BSUB(256,30,-3.0) PKD(7,5,3,0.05%,896.0,1.00%,F,T) Exp:NDB5US
TRIANGLE LABS Text:TLI#57752B DF-DP-112 2.0 INJ. TIME = 00:30

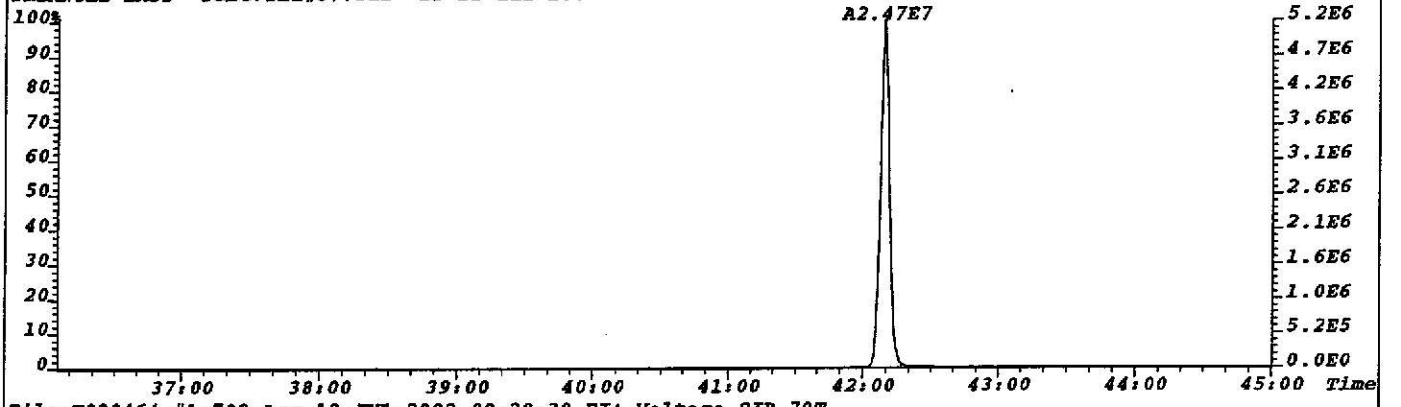

File:T023464 #1-709 Acq:13-JUL-2002 00:28:38 EI+ Voltage SIR 70T
430.9729 F:4 Exp:NDB5US
TRIANGLE LABS Text:TLI#57752B DF-DP-112 2.0 INJ. TIME = 00:30

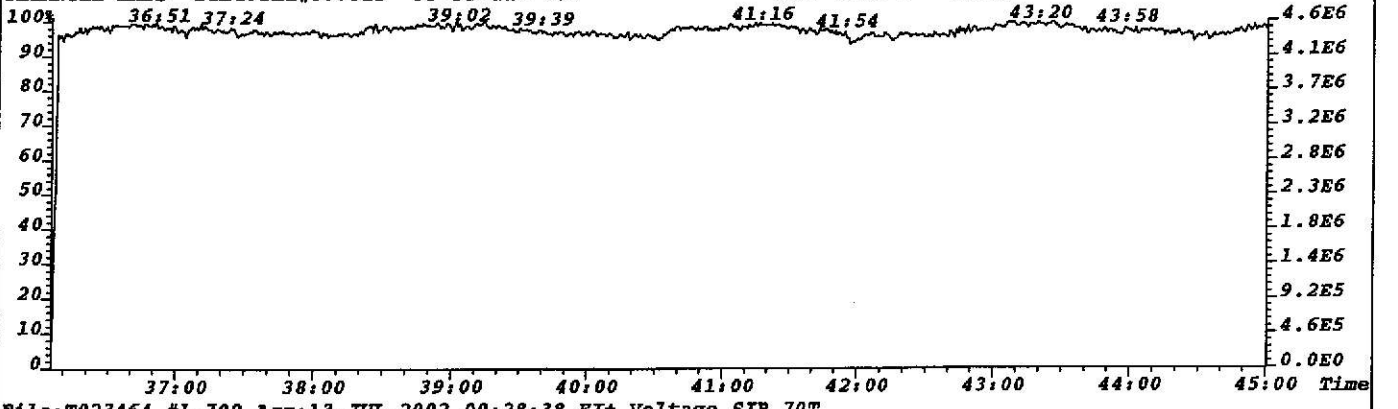

File:T023464 #1-709 Acq:13-JUL-2002 00:28:38 EI+ Voltage SIR 70T
513.6775 F:4 Exp:NDB5US
TRIANGLE LABS Text:TLI#57752B DF-DP-112 2.0 INJ. TIME = 00:30

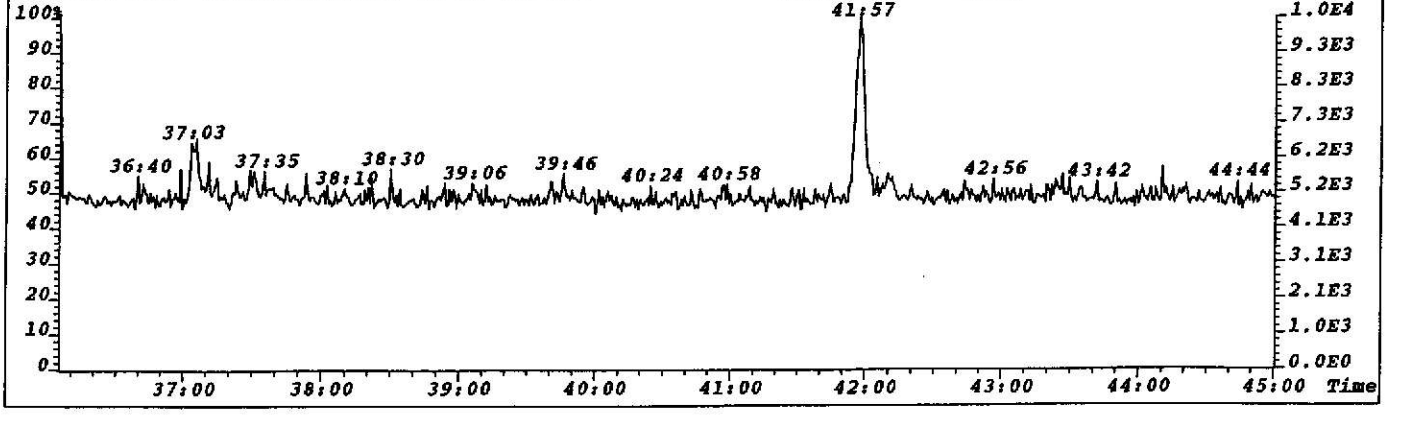

File:T023464 #1-709 Acq:13-JUL-2002 00:28:38 EI+ Voltage SIR 70T Noise:149
457.7377 F:4 BSUB(256,30,-3.0) PKD(7,5,3,0.05%,596.0,1.00%,F,T) Exp:NDB5US
TRIANGLE LABS Text:TLI#57752B DF-DP-112 2.0 INJ. TIME = 00:30

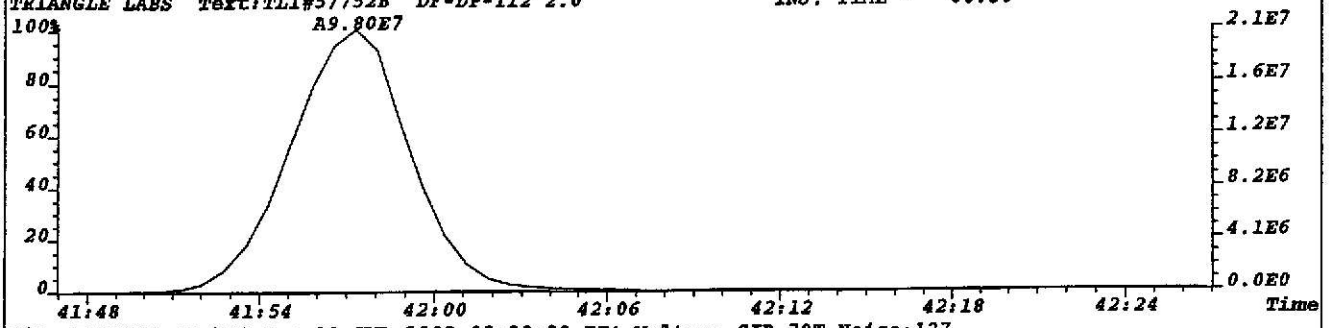

File:T023464 #1-709 Acq:13-JUL-2002 00:28:38 EI+ Voltage SIR 70T Noise:127
459.7348 F:4 BSUB(256,30,-3.0) PKD(7,5,3,0.05%,508.0,1.00%,F,T) Exp:NDB5US
TRIANGLE LABS Text:TLI#57752B DF-DP-112 2.0 INJ. TIME = 00:30

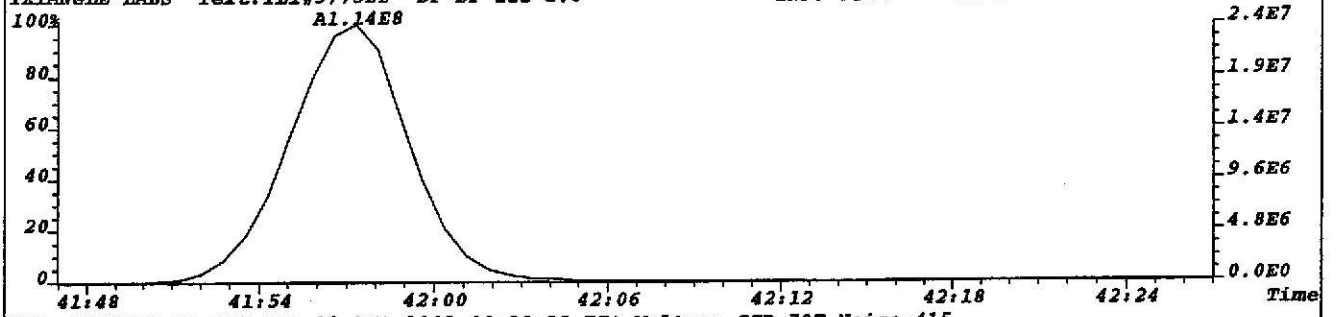

File:T023464 #1-709 Acq:13-JUL-2002 00:28:38 EI+ Voltage SIR 70T Noise:415
469.7779 F:4 BSUB(256,30,-3.0) PKD(7,5,3,0.05%,1660.0,1.00%,F,T) Exp:NDB5US
TRIANGLE LABS Text:TLI#57752B DF-DP-112 2.0 INJ. TIME = 00:30

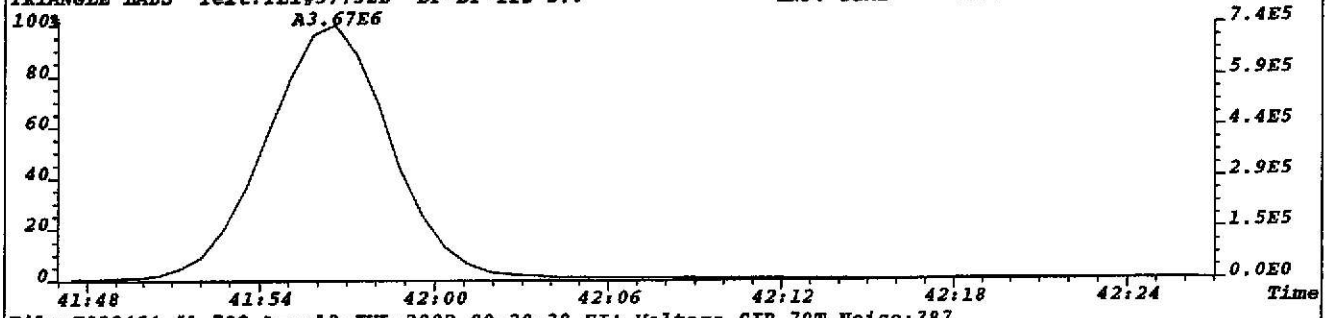

File:T023464 #1-709 Acq:13-JUL-2002 00:28:38 EI+ Voltage SIR 70T Noise:387
471.7750 F:4 BSUB(256,30,-3.0) PKD(7,5,3,0.05%,1548.0,1.00%,F,T) Exp:NDB5US
TRIANGLE LABS Text:TLI#57752B DF-DP-112 2.0 INJ. TIME = 00:30



File:T023464 #1-709 Acq:13-JUL-2002 00:28:38 EI+ Voltage SIR 70T
430.9729 F:4 Exp:NDB5US
TRIANGLE LABS Text:TLI#57752B DF-DP-112 2.0 INJ. TIME = 00:30

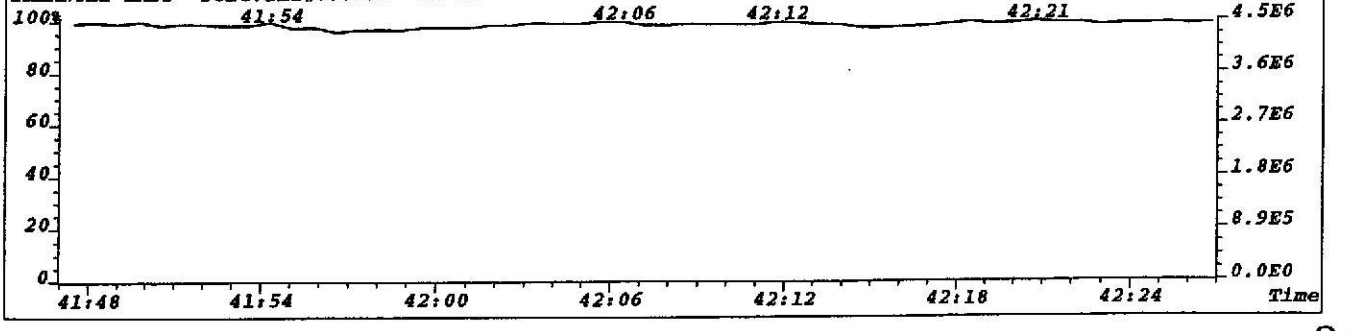



Channel I 330.9792 Peak top
Height .97 volts Span 200 ppm

System file name	ND85US
Data file name	A:T712024
Resolution	10000
[illegible]	2
Ionization mode	EI+
[illegible]	uv trace

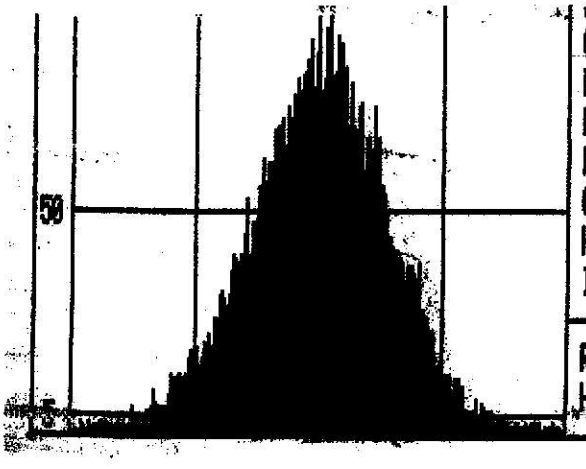

C	306	L	334	U	376
D	316	M	340	V	410
E	318	N	342		
F	320	O	352		
G	322	P	354		
H	328	Q	356		
I	331	R	358		

Ref. mass 416.9790 Peak top
Height .14 volts Span 200 ppm

ae m 7116102

File:T023464 #1-925 Acq:13-JUL-2002 00:28:38 EI+ Voltage SIR 70T
303.9016 F:2 Exp:NDB5US
Sample Text:TLI#57752B DF-DP-112 2.0 INJ. TIME = 00:30 File Text:TLI#57752B D»

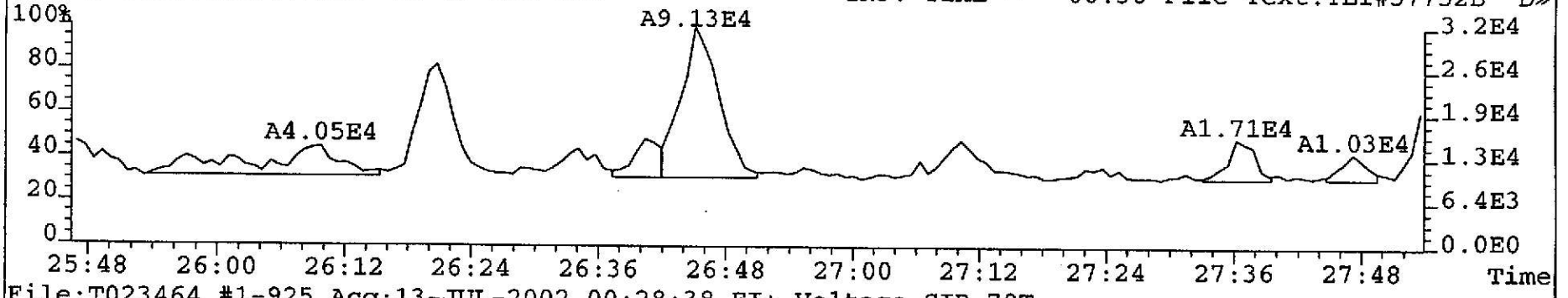

File:T023464 #1-925 Acq:13-JUL-2002 00:28:38 EI+ Voltage SIR 70T
305.8987 F:2 Exp:NDB5US
Sample Text:TLI#57752B DF-DP-112 2.0 INJ. TIME = 00:30 File Text:TLI#57752B D»

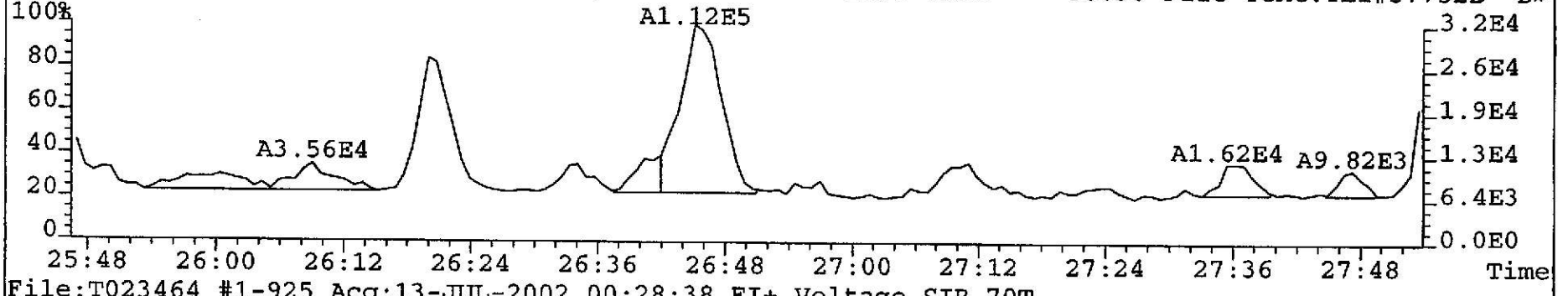

File:T023464 #1-925 Acq:13-JUL-2002 00:28:38 EI+ Voltage SIR 70T
315.9419 F:2 Exp:NDB5US
Sample Text:TLI#57752B DF-DP-112 2.0 INJ. TIME = 00:30 File Text:TLI#57752B D»

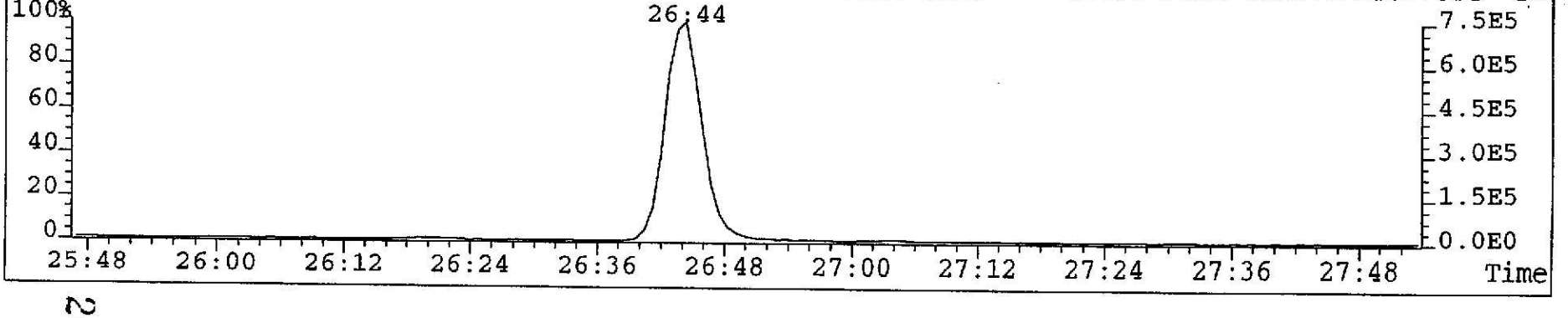

OEM 7116102

File:T023464 #1-925 Acq:13-JUL-2002 00:28:38 EI+ Voltage SIR 70T
303.9016 F:2 Exp:NDB5US
Sample Text:TLI#57752B DF-DP-112 2.0 INJ. TIME = 00:30 File Text:TLI#57752B D»

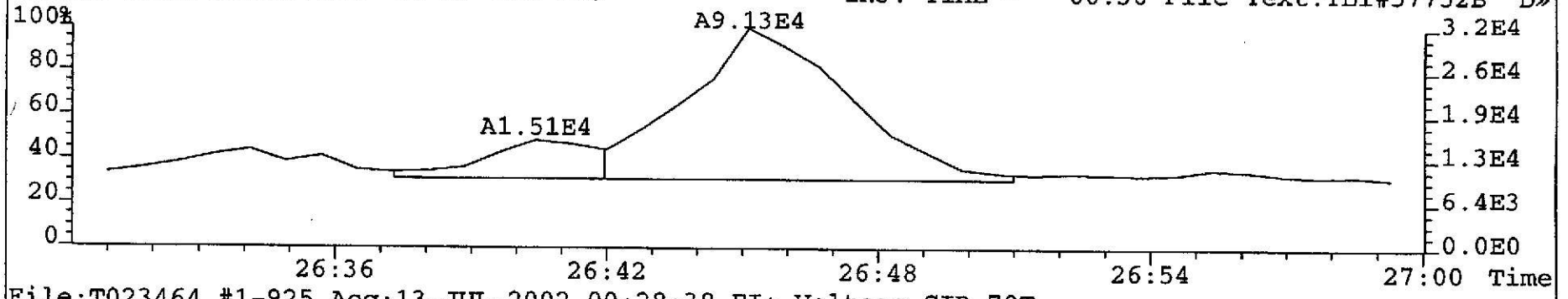

File:T023464 #1-925 Acq:13-JUL-2002 00:28:38 EI+ Voltage SIR 70T
305.8987 F:2 Exp:NDB5US
Sample Text:TLI#57752B DF-DP-112 2.0 INJ. TIME = 00:30 File Text:TLI#57752B D»

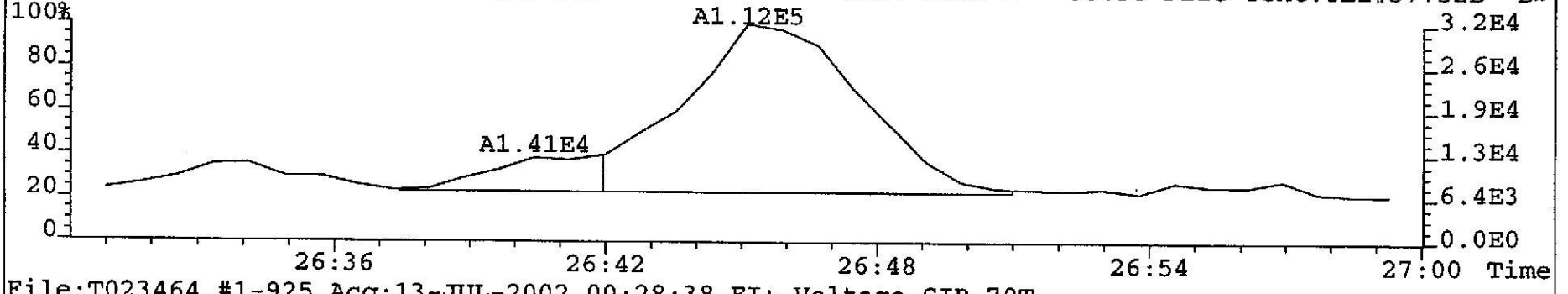

File:T023464 #1-925 Acq:13-JUL-2002 00:28:38 EI+ Voltage SIR 70T
315.9419 F:2 Exp:NDB5US
Sample Text:TLI#57752B DF-DP-112 2.0 INJ. TIME = 00:30 File Text:TLI#57752B D»

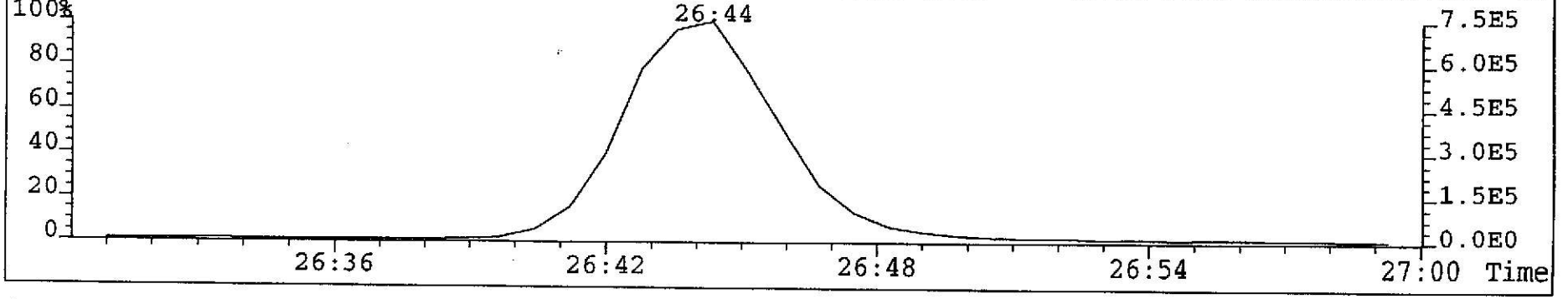

OBM 7/16/02

File:T023464 #1-925 Acq:13-JUL-2002 00:28:38 EI+ Voltage SIR 70T
303.9016 F:2 Exp:NDB5US
Sample Text:TLI#57752B DF-DP-112 2.0 INJ. TIME = 00:30 File Text:TLI#57752B D»

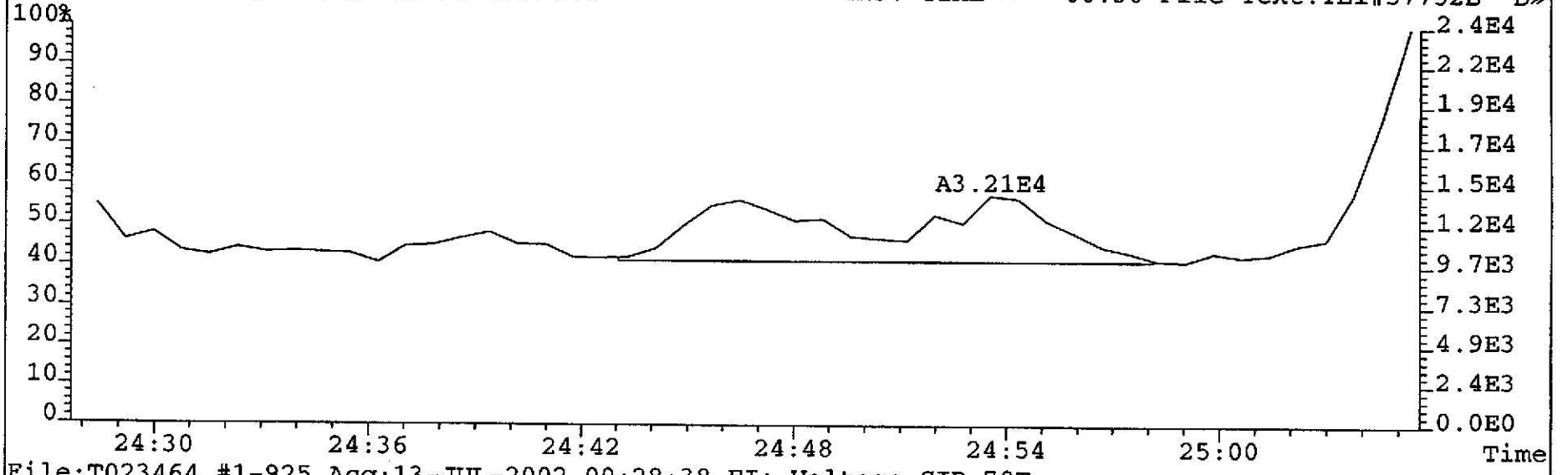

File:T023464 #1-925 Acq:13-JUL-2002 00:28:38 EI+ Voltage SIR 70T
305.8987 F:2 Exp:NDB5US
Sample Text:TLI#57752B DF-DP-112 2.0 INJ. TIME = 00:30 File Text:TLI#57752B D»

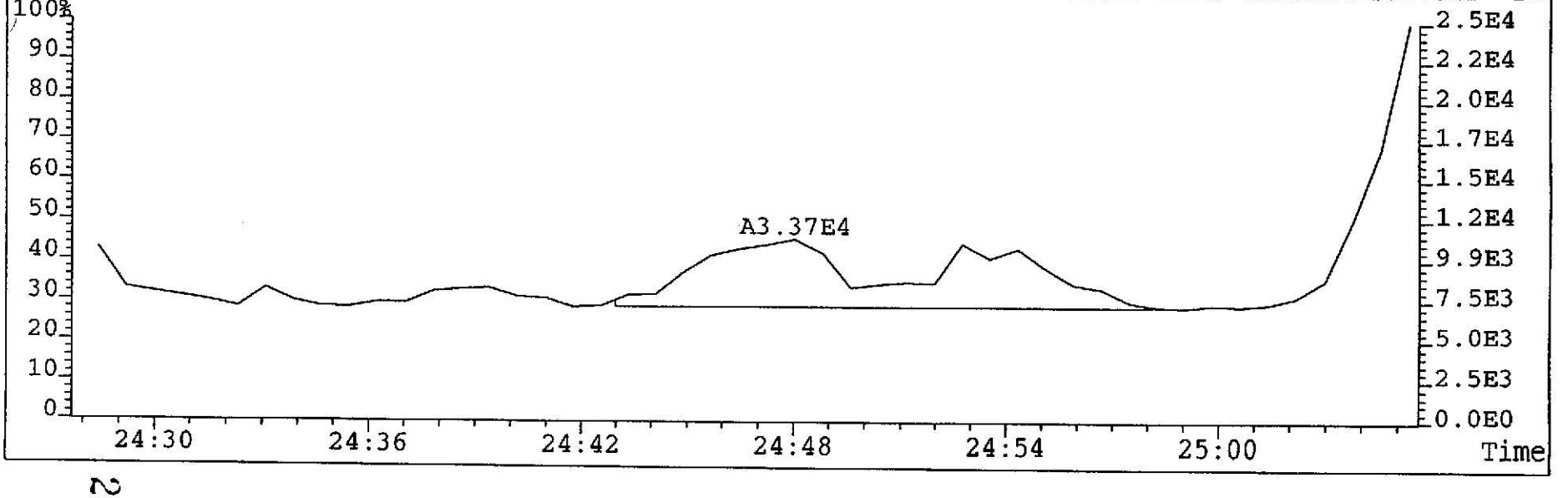

N = 0.0602 + 0.048 = 0.1082

OEM 7/16/02

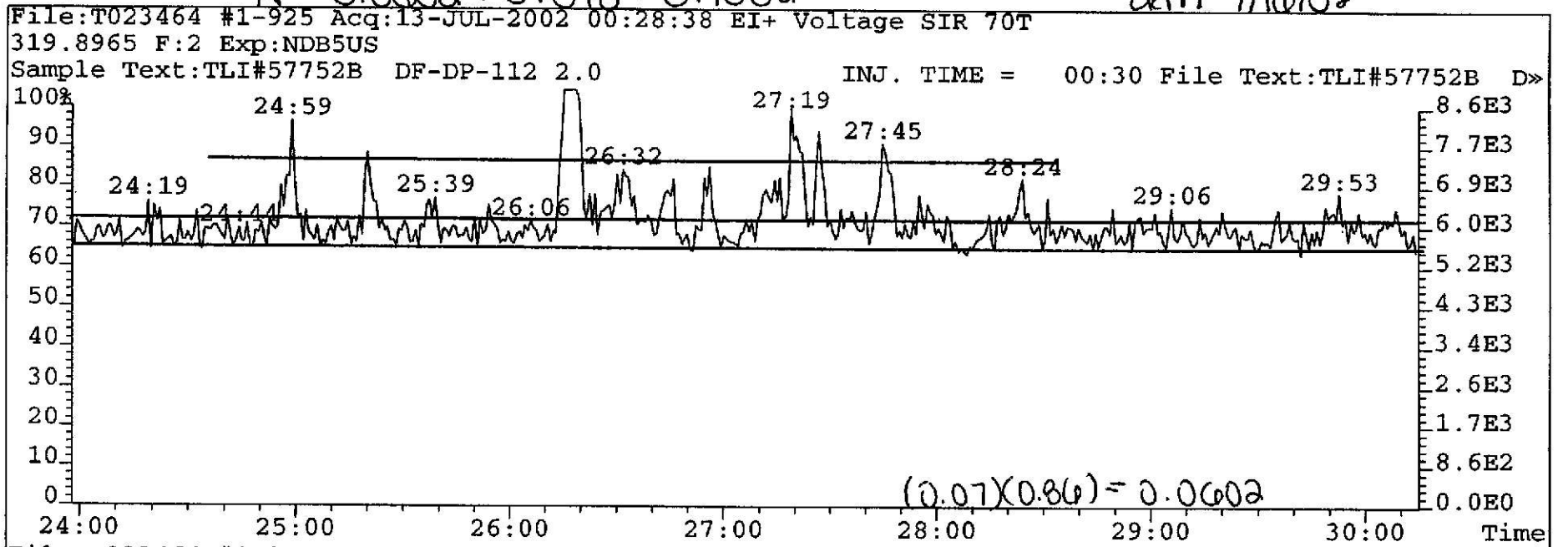

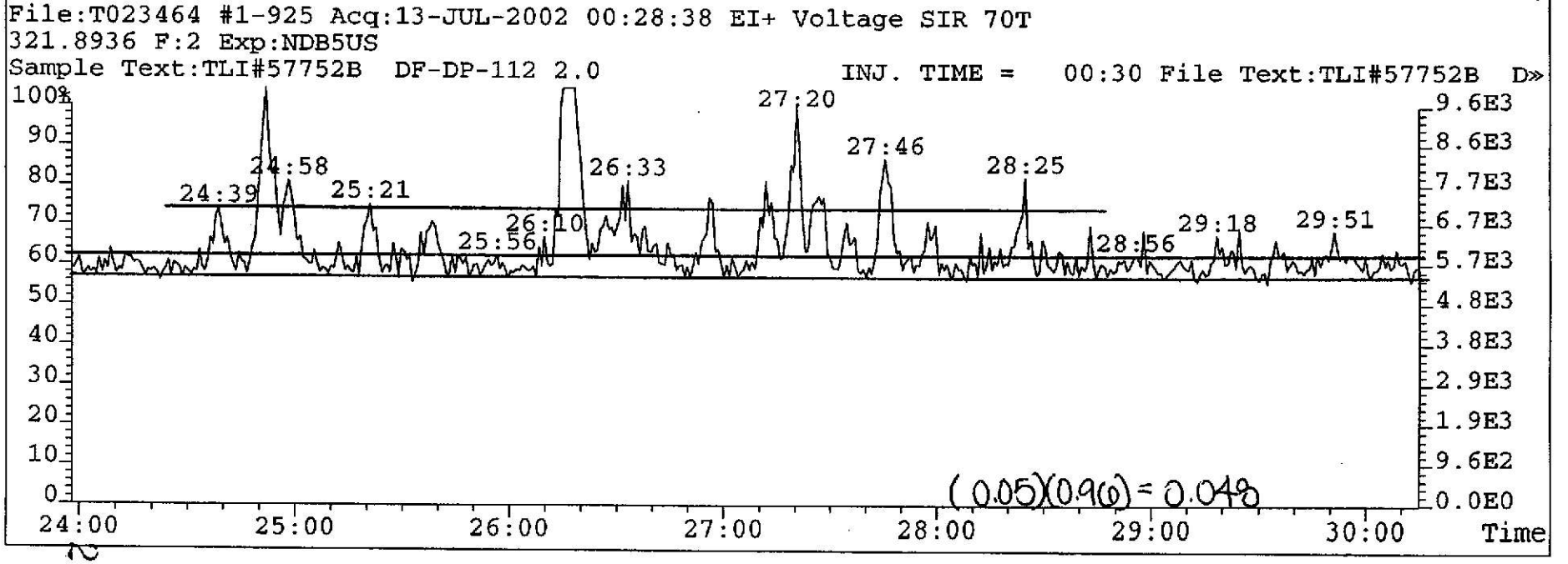

246

GEM 7116102

File:T023464 #1-925 Acq:13-JUL-2002 00:28:38 EI+ Voltage SIR 70T
355.8546 F:2 Exp:NDB5US
Sample Text:TLI#57752B DF-DP-112 2.0 INJ. TIME = 00:30 File Text:TLI#57752B D»

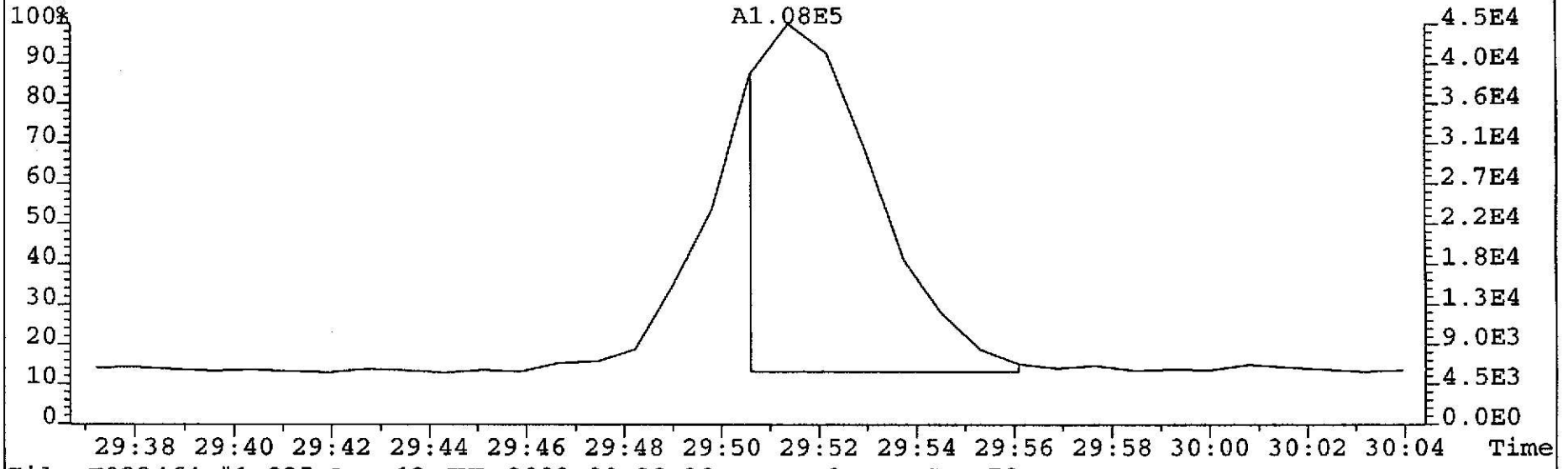

File:T023464 #1-925 Acq:13-JUL-2002 00:28:38 EI+ Voltage SIR 70T
357.8516 F:2 Exp:NDB5US
Sample Text:TLI#57752B DF-DP-112 2.0 INJ. TIME = 00:30 File Text:TLI#57752B D»

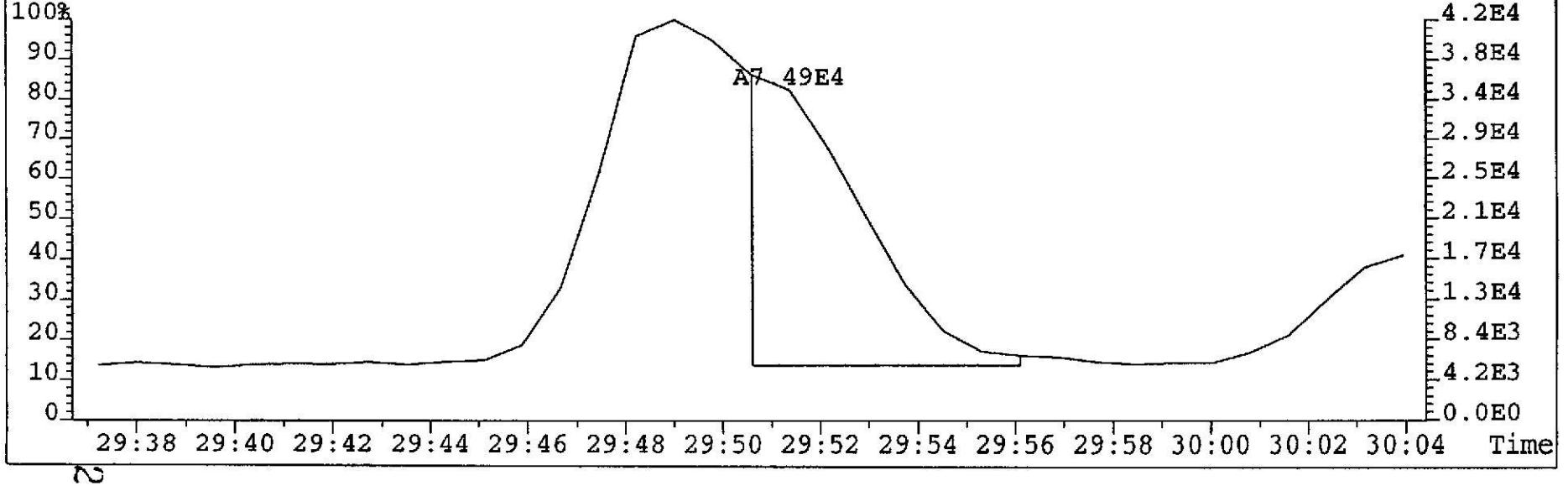

GEM 7116102

File:T023464 #1-925 Acq:13-JUL-2002 00:28:38 EI+ Voltage SIR 70T
355.8546 F:2 Exp:NDB5US
Sample Text:TLI#57752B DF-DP-112 2.0 INJ. TIME = 00:30 File Text:TLI#57752B D»

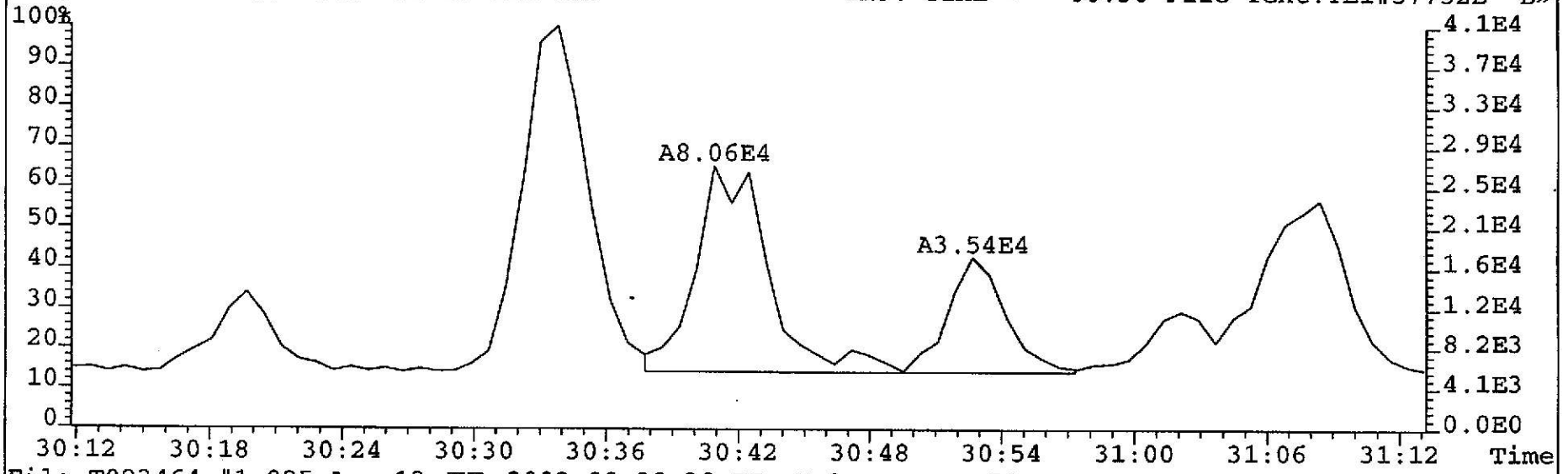

File:T023464 #1-925 Acq:13-JUL-2002 00:28:38 EI+ Voltage SIR 70T
357.8516 F:2 Exp:NDB5US
Sample Text:TLI#57752B DF-DP-112 2.0 INJ. TIME = 00:30 File Text:TLI#57752B D»

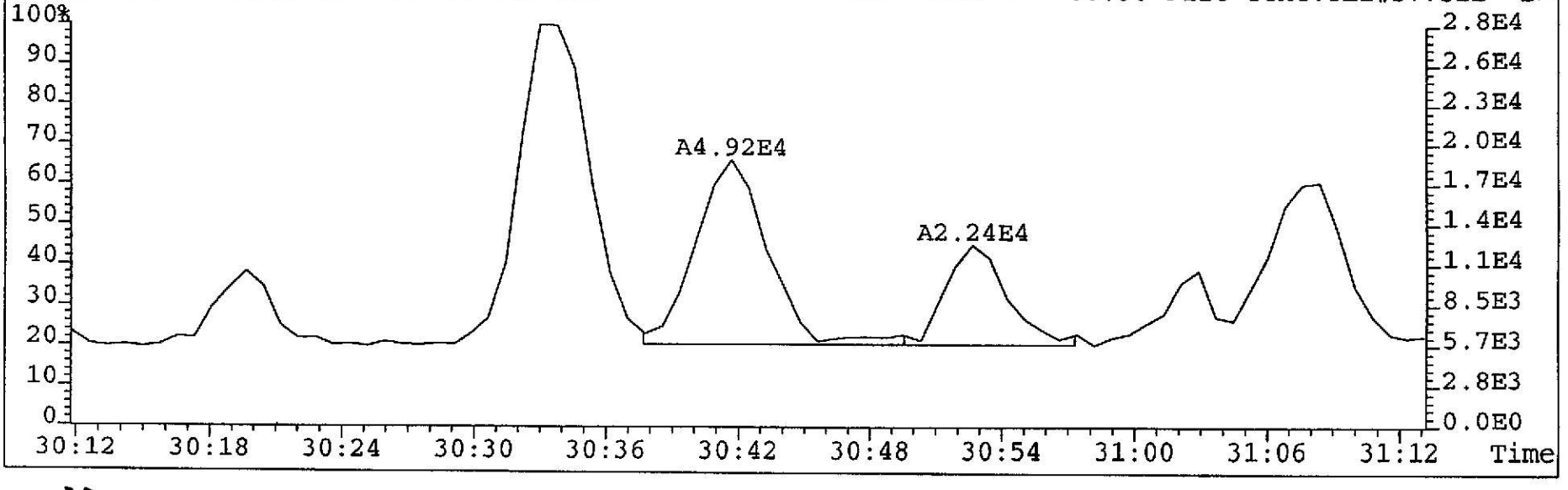

aem 7/16/02

File:T023464 #1-386 Acq:13-JUL-2002 00:28:38 EI+ Voltage SIR 70T
373.8208 F:3 Exp:NDB5US
Sample Text:TLI#57752B DF-DP-112 2.0 INJ. TIME = 00:30 File Text:TLI#57752B D»

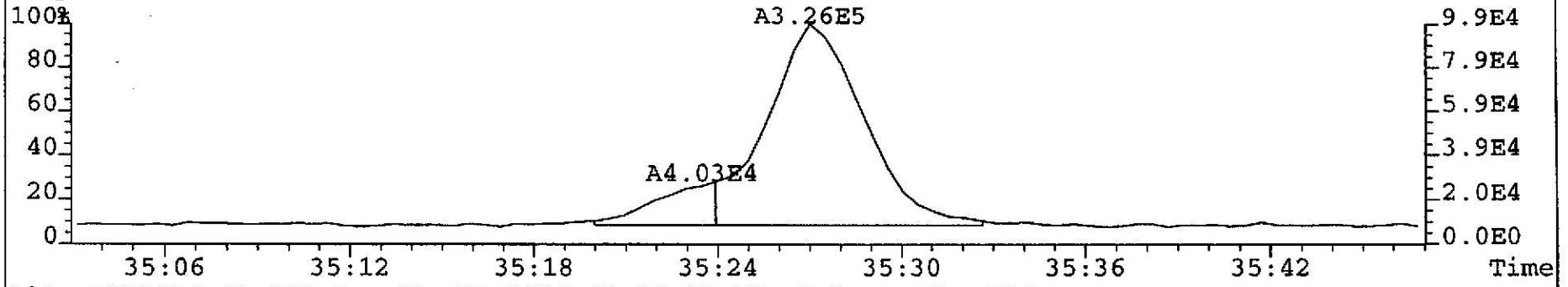

File:T023464 #1-386 Acq:13-JUL-2002 00:28:38 EI+ Voltage SIR 70T
375.8178 F:3 Exp:NDB5US
Sample Text:TLI#57752B DF-DP-112 2.0 INJ. TIME = 00:30 File Text:TLI#57752B D»

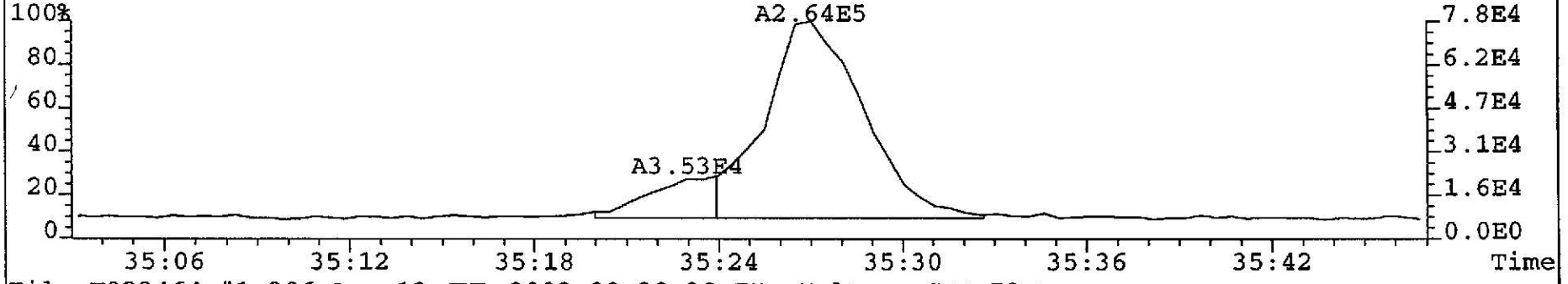

File:T023464 #1-386 Acq:13-JUL-2002 00:28:38 EI+ Voltage SIR 70T
385.8610 F:3 Exp:NDB5US
Sample Text:TLI#57752B DF-DP-112 2.0 INJ. TIME = 00:30 File Text:TLI#57752B D»

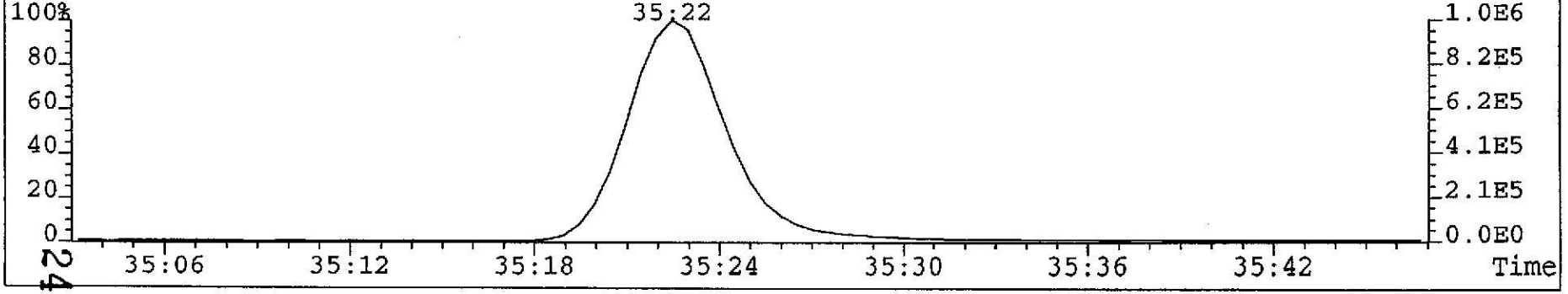

Cem 7116102

File:T023464 #1-386 Acq:13-JUL-2002 00:28:38 EI+ Voltage SIR 70T
389.8156 F:3 Exp:NDB5US
Sample Text:TLI#57752B DF-DP-112 2.0 INJ. TIME = 00:30 File Text:TLI#57752B D»

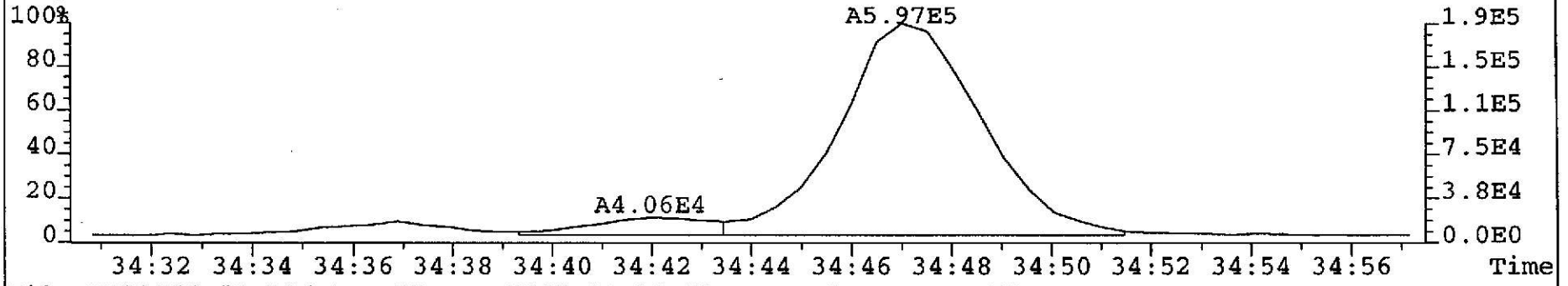

File:T023464 #1-386 Acq:13-JUL-2002 00:28:38 EI+ Voltage SIR 70T
391.8127 F:3 Exp:NDB5US
Sample Text:TLI#57752B DF-DP-112 2.0 INJ. TIME = 00:30 File Text:TLI#57752B D»

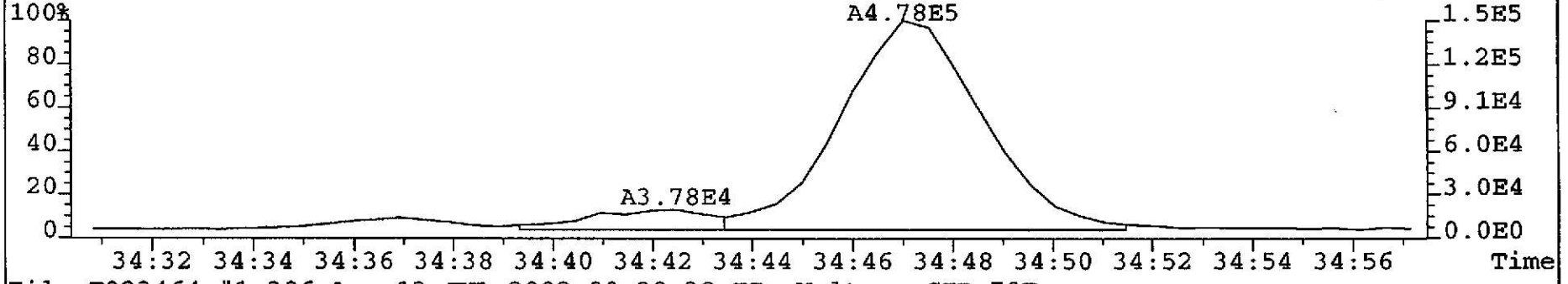

File:T023464 #1-386 Acq:13-JUL-2002 00:28:38 EI+ Voltage SIR 70T
403.8529 F:3 Exp:NDB5US
Sample Text:TLI#57752B DF-DP-112 2.0 INJ. TIME = 00:30 File Text:TLI#57752B D»

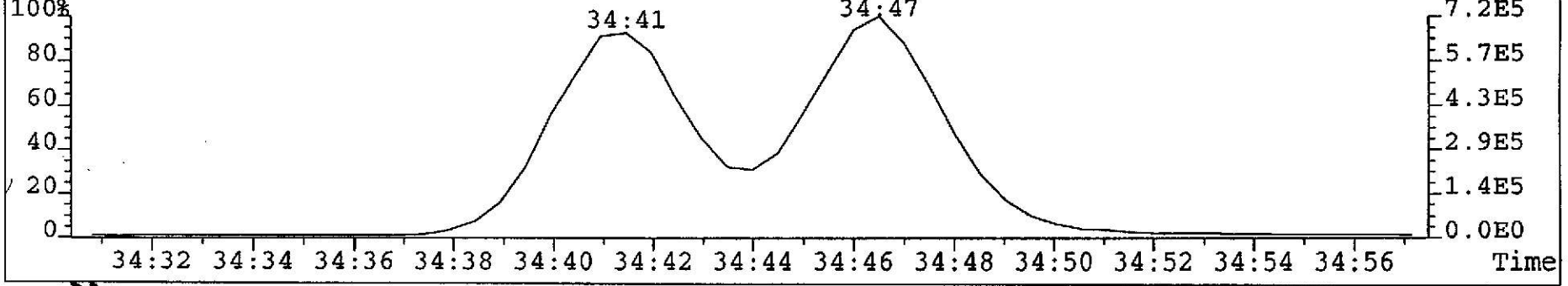

250

Martin & Slagle

TLI Project: **57752B** 1613, Revision B, Tetra Only PCDD/PCDF Analysis (c)
Client Sample: **DF-DP-112-2.0** Analysis File: **P022474**

Client Project:	**Mississippi Project**				
Sample Matrix:	**SOLID**	Date Received:	**06/28/2002**	Spike File:	**SPCONB22**
TLI ID:	**329-38-29**	Date Extracted:	**07/06/2002**	ICal:	**PF56152**
		Date Analyzed:	**07/14/2002**	ConCal:	**P022466**
Sample Size:	**11.200 g**	Dilution Factor:	**n/a**	% Moisture:	**12.0**
Dry Weight:	**9.856 g**	Blank File:	**T023456**	% Lipid:	**n/a**
GC Column:	**DB-225**	Analyst:	**JLD**	% Solids:	**88.0**

Analytes	Conc. (pg/g)	DL	Ratio	RT	RRT	Flags
2,3,7,8-TCDF	1.8		0.86	21:25	1.000	—

Internal Standard	Conc. (pg/g)	% Recovery	QC Limits	Ratio	RT	RRT	Flags
$^{13}C_{12}$-2,3,7,8-TCDF	108	53.2	29%-140%	0.78	21:25	1.050	—

Recovery Standard	Ratio	RT	Flags
$^{13}C_{12}$-1,2,3,4-TCDD	0.82	20:24	—

Data Reviewer: CEM 07/16/2002

CONB_PSR v1.00, LARS 6.25.05

Triangle Laboratories, Inc.®
2445 S. Alston Ave. • Durham, North Carolina 27713
Phone: (919) 544-5729 • Fax: (919) 544-5491

Printed: 15:20 07/16/2002

Initial ....Date...

Data Review By: GBM 7/16/02

Channel specific noise levels computed from 'NL' heights.

Page No. 1 Listing of P022474B.dbf
07/15/2002 Matched GC Peaks / Ratio / Ret. Time

Compound/ M_Z....	QC.Log	Omit	Why	..RT.	OK	Ratio	Total.Area/Ht	Area/Ht.Peak1	Area/Ht.Peak2	Rel.RT	Compound.Name..	ID..	Flags.
TCDF				0.65-0.89						0.795-1.110			
304-306	DC	NL		Height			0.38	0.16	0.22				
	DC	SN		17:06	RO	1.16	0.80			0.798			
	DC	SN		17:42	RO	1.75	0.66			0.826			
	DC	SN		17:49	RO	1.18	0.98			0.832			
				17:54	RO	1.05	3.88	1.99	1.89	0.836			J
				17:59		0.79	1.68	0.74	0.94	0.840			J
				18:08	RO	1.11	2.36	1.24	1.12	0.847			J
				18:16	RO	0.94	8.81	4.28	4.53	0.853			
				18:52		0.78	23.26	10.20	13.06	0.881			
				19:00		0.71	3.19	1.32	1.87	0.887			J
				19:09		0.68	14.54	5.91	8.63	0.894			
				19:20		0.72	31.01	12.94	18.07	0.903			
				19:26	RO	0.58	6.70	2.47	4.23	0.907			
				19:39	RO	0.58	1.71	0.63	1.08	0.918			J
				19:52	RO	1.35	1.60	0.92	0.68	0.928			J
				20:05		0.69	13.22	5.40	7.82	0.938			
				20:11	RO	0.95	1.13	0.55	0.58	0.942			J
				20:22		0.82	15.83	7.13	8.70	0.951			
				20:30		0.75	3.29	1.41	1.88	0.957			J
				20:34		0.87	2.80	1.30	1.50	0.960			J
	DC	SN		20:43	RO	1.05	0.78			0.967			
	DC	SN		20:47		0.83	0.44			0.970			
				20:56	RO	1.02	2.45	1.24	1.21	0.977			J
				21:04	RO	0.50	1.60	0.53	1.07	0.984			J
				21:07		0.89	1.87	0.88	0.99	0.986			J
				21:18	RO	1.32	6.47	3.68	2.79	0.995			
				21:25		0.86	9.50	4.40	5.10	1.000	2378-TCDF	AN	
				21:38		0.82	7.90	3.55	4.35	1.010			
				21:50		0.87	5.11	2.38	2.73	1.019			J
				22:05		0.72	61.92	25.99	35.93	1.031			
				22:13		0.78	2.64	1.16	1.48	1.037			J
	DC	SN		22:21	RO	0.63	0.85			1.044			
				22:48		0.88	7.95	3.71	4.24	1.065			
	DC	SN		23:06	RO	2.21	0.45			1.079			
				23:16		0.87	3.70	1.72	1.98	1.086			J
				23:43		0.81	109.14	48.68	60.46	1.107			
304-306			28	Peaks			355.26						
13C12-TCDF				0.65-0.89						0.953-1.047			
316-318	DC	NL		Height			0.51	0.20	0.31				
	DC	WL		18:10	RO	0.56	0.50			0.848			
	DC	WL		19:02		0.71	1.30			0.889			
	DC	WL		19:10	RO	1.10	1.24			0.895			
	DC	WL		19:40		0.89	2.65			0.918			
	DC	WL		19:45	RO	1.08	0.77			0.922			
	DC	WL		20:06	RO	0.64	7.52			0.939			

Compound/ M_Z....	QC.Log	Omit	Why	..RT.	OK	Ratio	Total.Area/Ht	Area/Ht.Peak1	Area/Ht.Peak2	Rel.RT	Compound.Name..	ID..	Flags.
		DC	WL	20:22	RO	1.06	8.06			0.951			
				21:25		0.78	965.54	422.04	543.50	1.000	13C12-2378-TCDF	IS0	
						Height	284.41	125.96	158.45				
		DC	WH	23:19		0.67	4.97			1.089			
		DC	WH	23:43	RO	2.06	0.49			1.107			
316-318			1 Peak				965.54						

---------- Above: TCDF / TCDD Follows ----------

13C12-TCDD				0.65-0.89				0.901-1.099		
332-334	DC	NL		Height	0.78	0.60	0.18			
			20:07	0.79	726.10	321.17	404.93	1.000	13C12-2378-TCDD	IS1
				Height	235.84	104.24	131.60			
			20:24	0.82	1,326.80	597.08	729.72	1.014	13C12-1234-TCDD	RS1
332-334			2 Peaks		2,052.90					

Column Description.....	"Why" Code Description.....	QC Log Desc.....
M_Z -Nominal Ion Mass(es)	WL-Below Retention Time Window	A-Peak Added
..RT. -Retention Time (mm:ss)	WH-Above Retention Time Window	K-Peak Kept
Rat.1 -Ratio of M/M+2 Ions	SN-Below Signal to Noise Level	D-Peak Deleted
OK -RO=Ratio Outside Limits	<M-Below Method Detection Limit	T-Time Changed
Rel.RT-Relative Retention Time	NL-Channel Specific Noise Level	M-Peak Area Changed
		N-Name Changed
		X-Ether Interference

*** End of Report ***

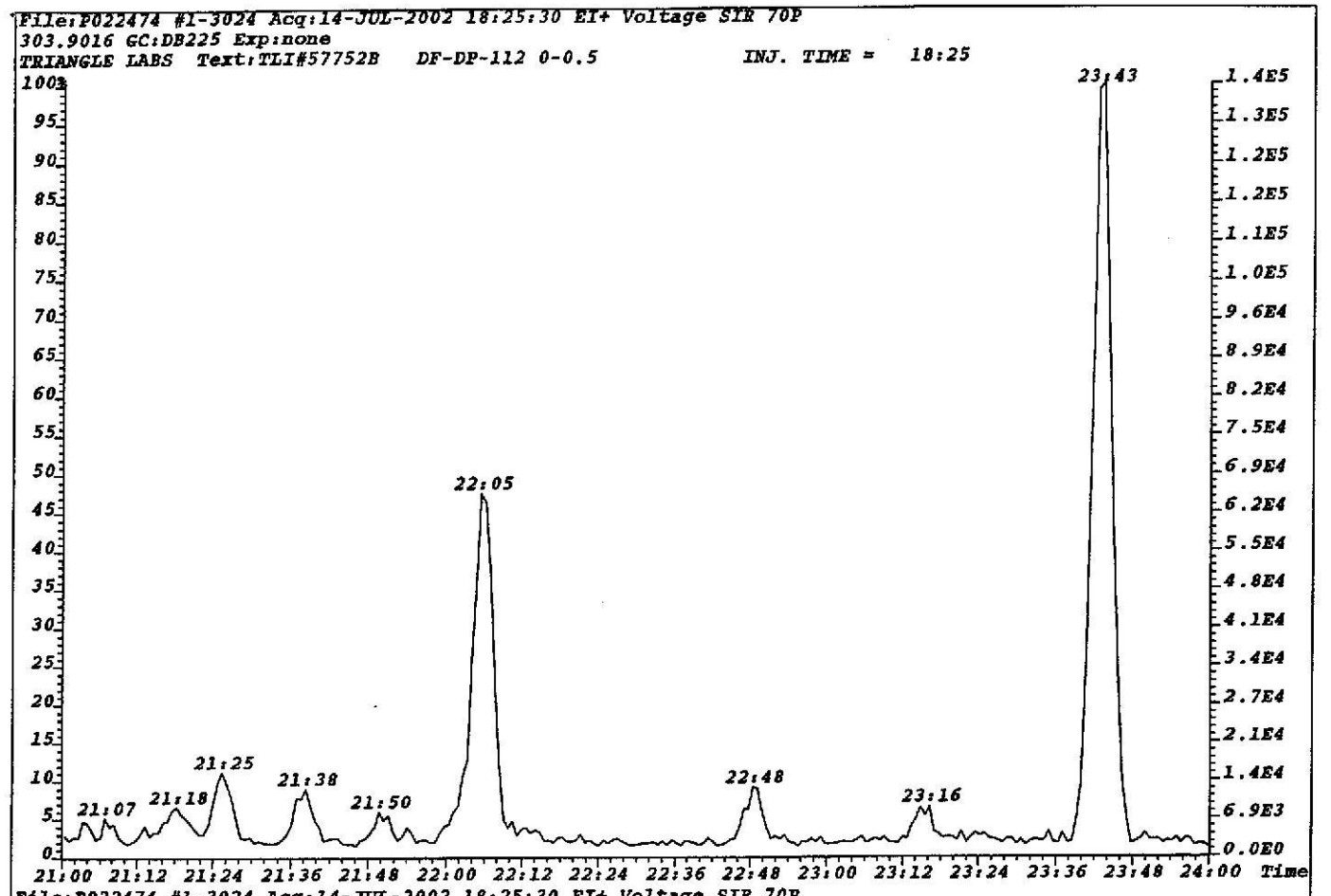
File:P022474 #1-3024 Acq:14-JUL-2002 18:25:30 EI+ Voltage SIR 70P
303.9016 GC:DB225 Exp:none
TRIANGLE LABS Text:TLI#57752B DF-DP-112 0-0.5
INJ. TIME = 18:25
23:43
22:05
21:25
21:38
21:18
21:07
21:50
22:48
23:16
Time

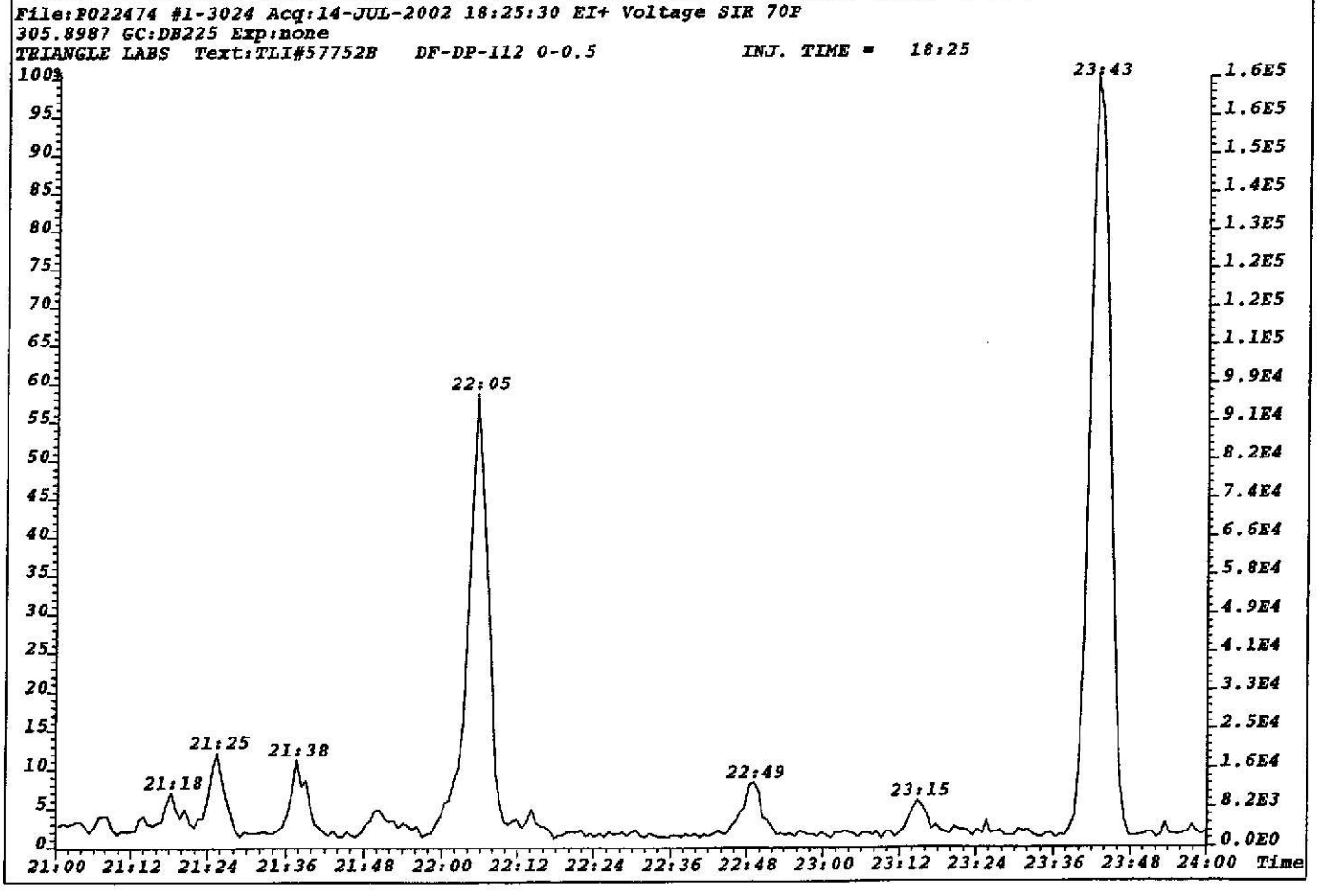
File:P022474 #1-3024 Acq:14-JUL-2002 18:25:30 EI+ Voltage SIR 70P
305.8987 GC:DB225 Exp:none
TRIANGLE LABS Text:TLI#57752B DF-DP-112 0-0.5
INJ. TIME = 18:25
23:43
22:05
21:25
21:38
21:18
22:49
23:15
Time

File:P022474 #1-3024 Acq:14-JUL-2002 18:25:30 EI+ Voltage SIR 70P Noise:206
303.9016 BSUB(256,30,-3.0) PKD(5,3,1,0.10%,824.0,0.00%,F,F) Exp:DB225
TRIANGLE LABS Text:TLI#57752B DF-DP-112 0-0.5 INJ. TIME = 18:25

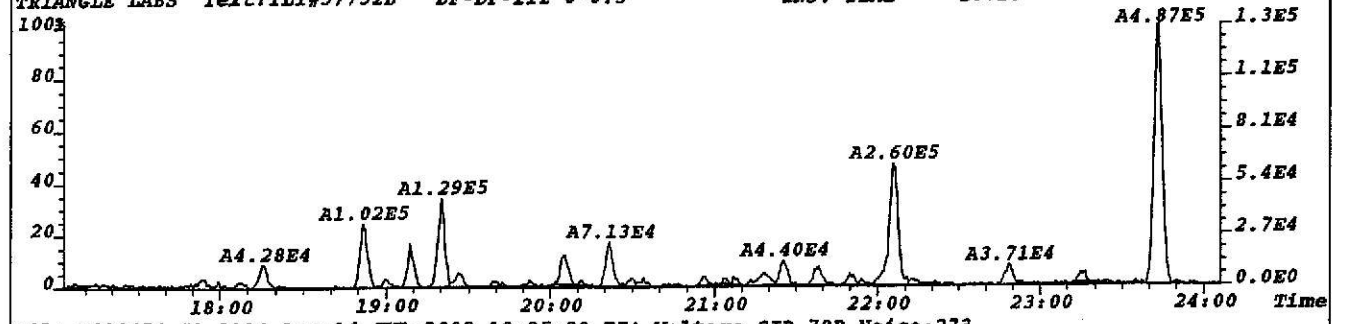

File:P022474 #1-3024 Acq:14-JUL-2002 18:25:30 EI+ Voltage SIR 70P Noise:273
305.8987 BSUB(256,30,-3.0) PKD(5,3,1,0.10%,1092.0,0.00%,F,F) Exp:DB225
TRIANGLE LABS Text:TLI#57752B DF-DP-112 0-0.5 INJ. TIME = 18:25

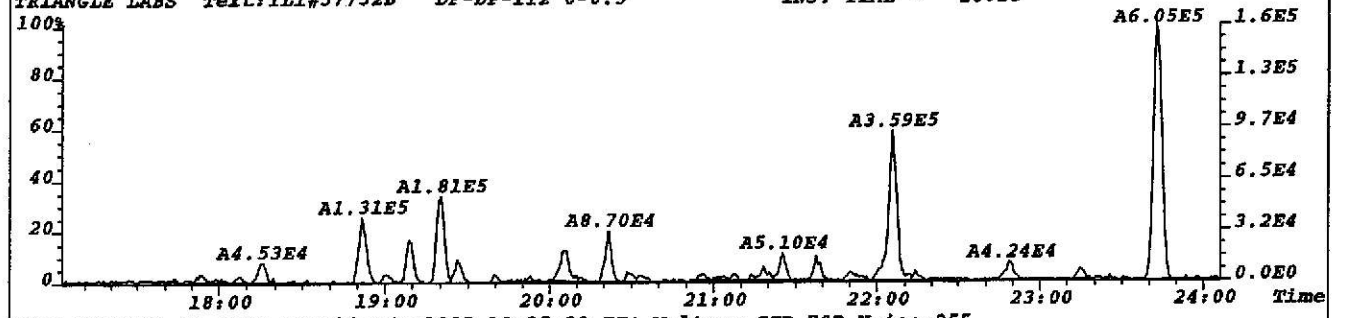

File:P022474 #1-3024 Acq:14-JUL-2002 18:25:30 EI+ Voltage SIR 70P Noise:255
315.9419 BSUB(256,30,-3.0) PKD(5,3,1,0.10%,1020.0,0.00%,F,F) Exp:DB225
TRIANGLE LABS Text:TLI#57752B DF-DP-112 0-0.5 INJ. TIME = 18:25

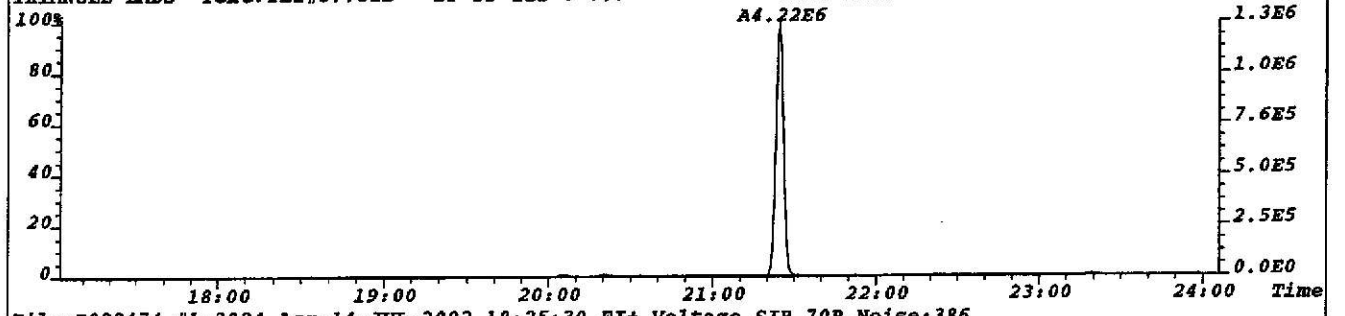

File:P022474 #1-3024 Acq:14-JUL-2002 18:25:30 EI+ Voltage SIR 70P Noise:386
317.9389 BSUB(256,30,-3.0) PKD(5,3,1,0.10%,1544.0,0.00%,F,F) Exp:DB225
TRIANGLE LABS Text:TLI#57752B DF-DP-112 0-0.5 INJ. TIME = 18:25

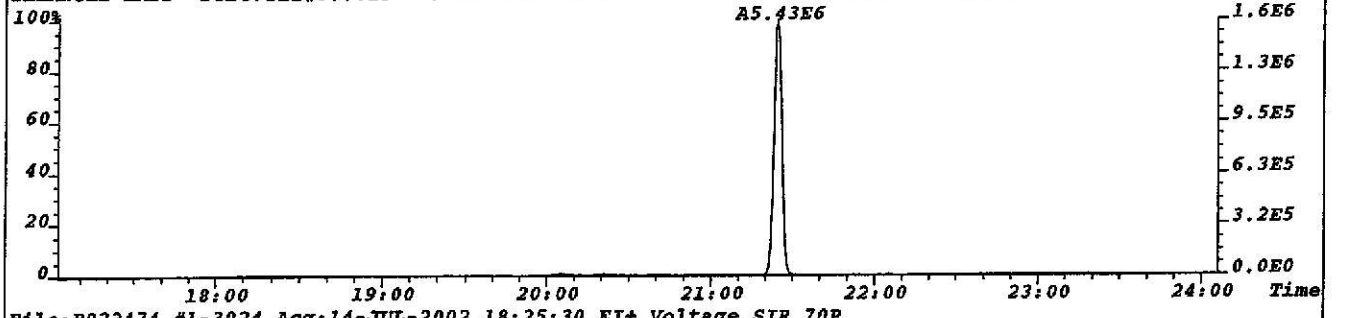

File:P022474 #1-3024 Acq:14-JUL-2002 18:25:30 EI+ Voltage SIR 70P
375.8364 Exp:DB225
TRIANGLE LABS Text:TLI#57752B DF-DP-112 0-0.5 INJ. TIME = 18:25

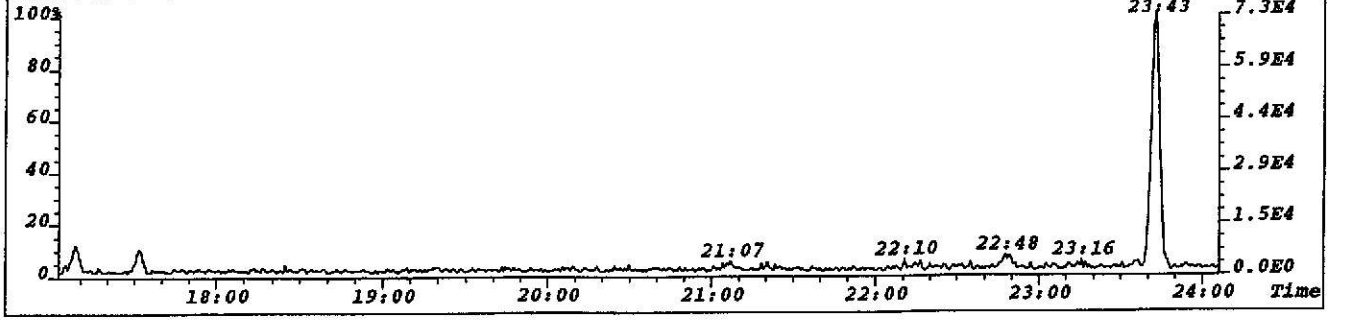

File:P022474 #1-3024 Acq:14-JUL-2002 18:25:30 EI+ Voltage SIR 70P Noise:301
319.8965 BSUB(256,30,-3.0) PKD(5,3,1,0.10%,1204.0,0.00%,F,F) Exp:DB225
TRIANGLE LABS Text:TLI#57752B DF-DP-112 0-0.5 INJ. TIME = 18:25

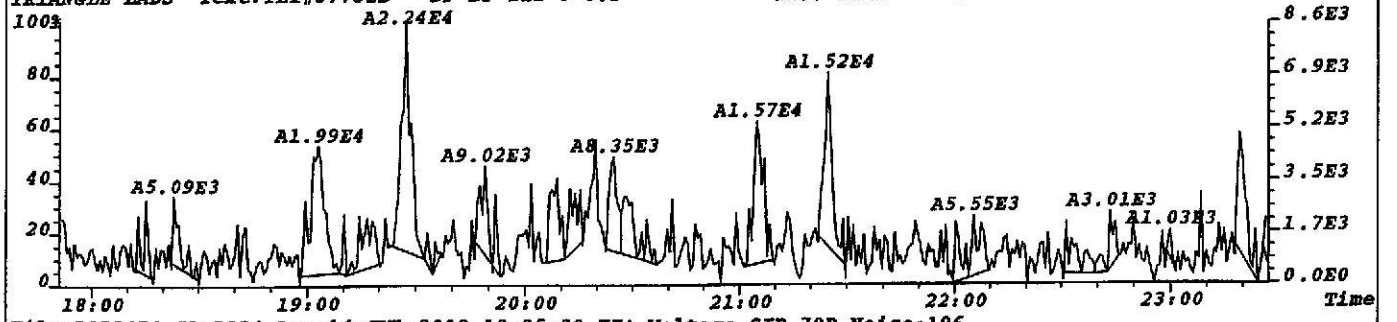

File:P022474 #1-3024 Acq:14-JUL-2002 18:25:30 EI+ Voltage SIR 70P Noise:196
321.8936 BSUB(256,30,-3.0) PKD(5,3,1,0.10%,784.0,0.00%,F,F) Exp:DB225
TRIANGLE LABS Text:TLI#57752B DF-DP-112 0-0.5 INJ. TIME = 18:25

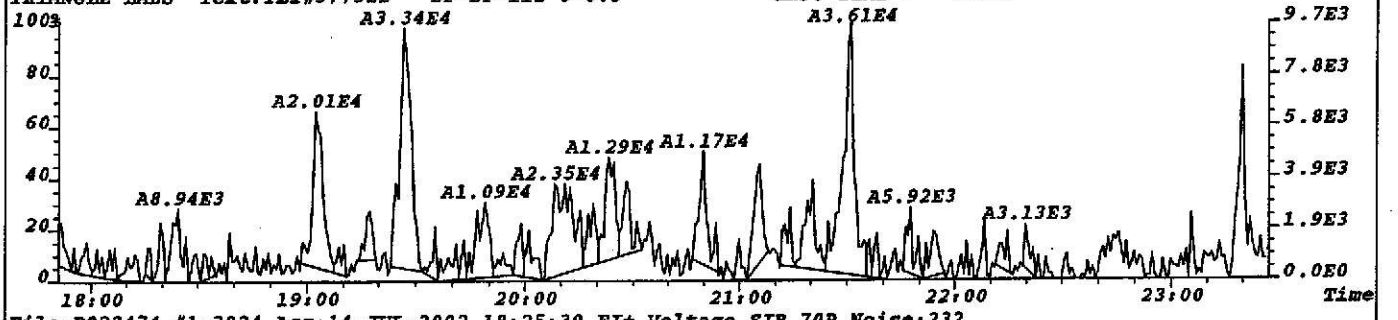

File:P022474 #1-3024 Acq:14-JUL-2002 18:25:30 EI+ Voltage SIR 70P Noise:232
327.8847 BSUB(256,30,-3.0) PKD(5,3,1,0.10%,928.0,0.00%,F,F) Exp:DB225
TRIANGLE LABS Text:TLI#57752B DF-DP-112 0-0.5 INJ. TIME = 18:25

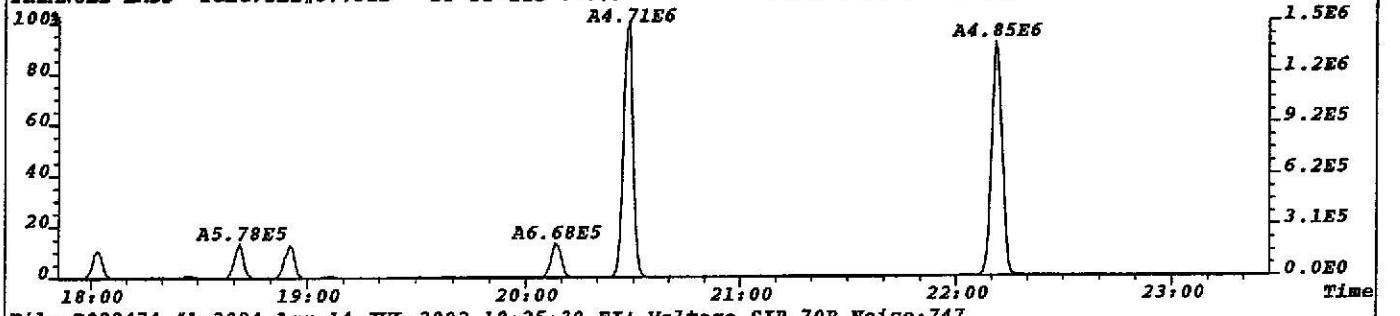

File:P022474 #1-3024 Acq:14-JUL-2002 18:25:30 EI+ Voltage SIR 70P Noise:747
331.9368 BSUB(256,30,-3.0) PKD(5,3,1,0.10%,2988.0,0.00%,F,F) Exp:DB225
TRIANGLE LABS Text:TLI#57752B DF-DP-112 0-0.5 INJ. TIME = 18:25

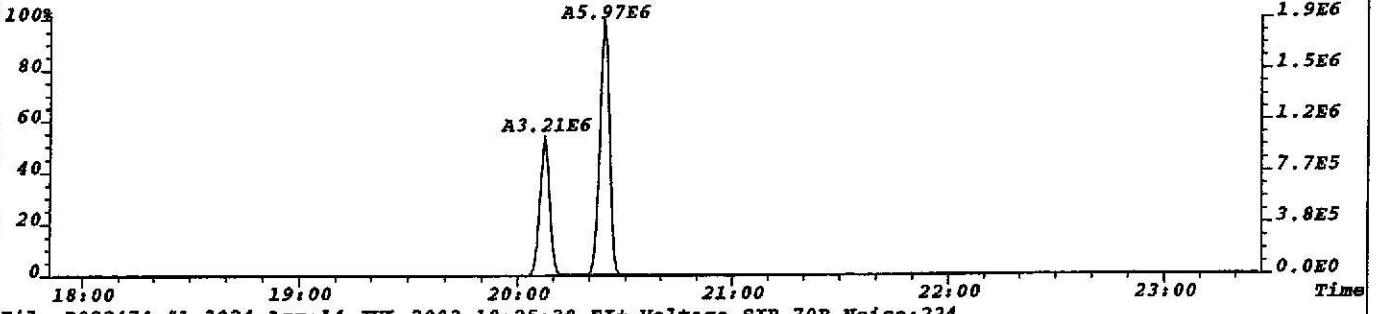

File:P022474 #1-3024 Acq:14-JUL-2002 18:25:30 EI+ Voltage SIR 70P Noise:224
333.9338 BSUB(256,30,-3.0) PKD(5,3,1,0.10%,896.0,0.00%,F,F) Exp:DB225
TRIANGLE LABS Text:TLI#57752B DF-DP-112 0-0.5 INJ. TIME = 18:25

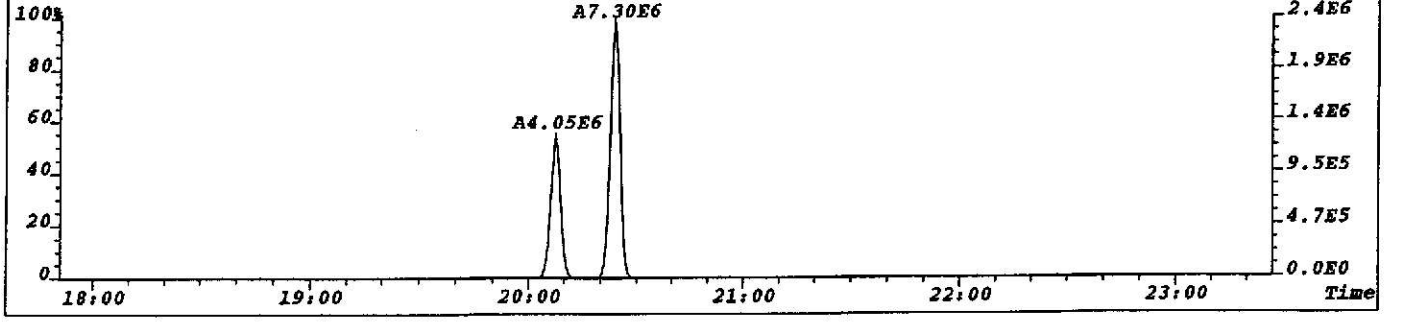

File:P022474 #1-3024 Acq:14-JUL-2002 18:25:30 EI+ Voltage SIR 70P
303.9016 Exp:DB225
TRIANGLE LABS Text:TLI#57752B DF-DP-112 0-0.5 INJ. TIME = 18:25

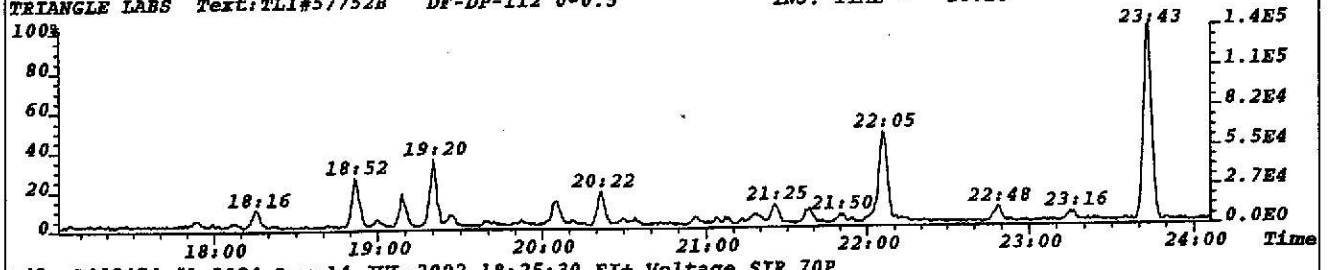

File:P022474 #1-3024 Acq:14-JUL-2002 18:25:30 EI+ Voltage SIR 70P
315.9419 Exp:DB225
TRIANGLE LABS Text:TLI#57752B DF-DP-112 0-0.5 INJ. TIME = 18:25

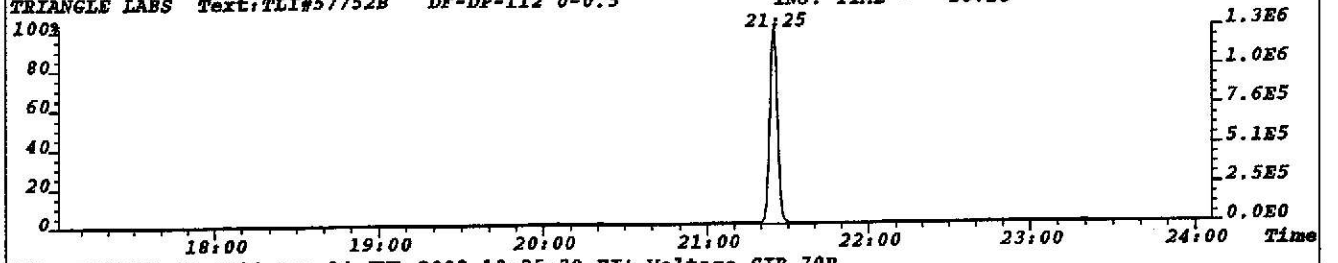

File:P022474 #1-3024 Acq:14-JUL-2002 18:25:30 EI+ Voltage SIR 70P
319.8965 Exp:DB225
TRIANGLE LABS Text:TLI#57752B DF-DP-112 0-0.5 INJ. TIME = 18:25

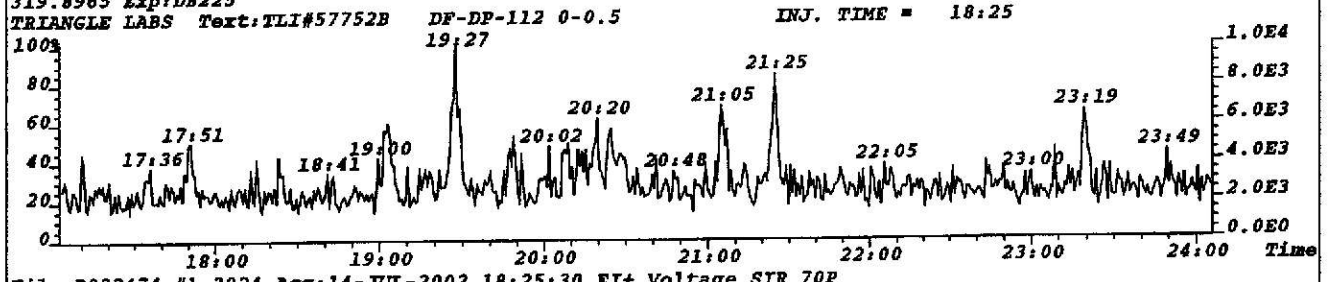

File:P022474 #1-3024 Acq:14-JUL-2002 18:25:30 EI+ Voltage SIR 70P
331.9368 Exp:DB225
TRIANGLE LABS Text:TLI#57752B DF-DP-112 0-0.5 INJ. TIME = 18:25

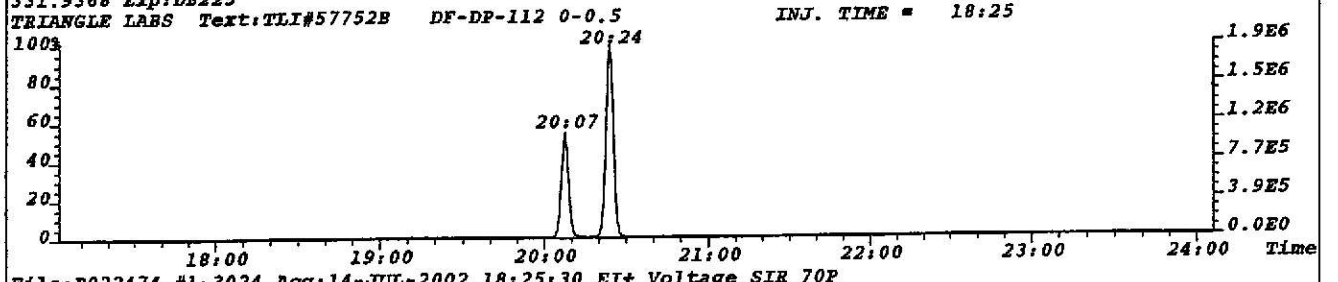

File:P022474 #1-3024 Acq:14-JUL-2002 18:25:30 EI+ Voltage SIR 70P
292.9825 Exp:DB225
TRIANGLE LABS Text:TLI#57752B DF-DP-112 0-0.5 INJ. TIME = 18:25

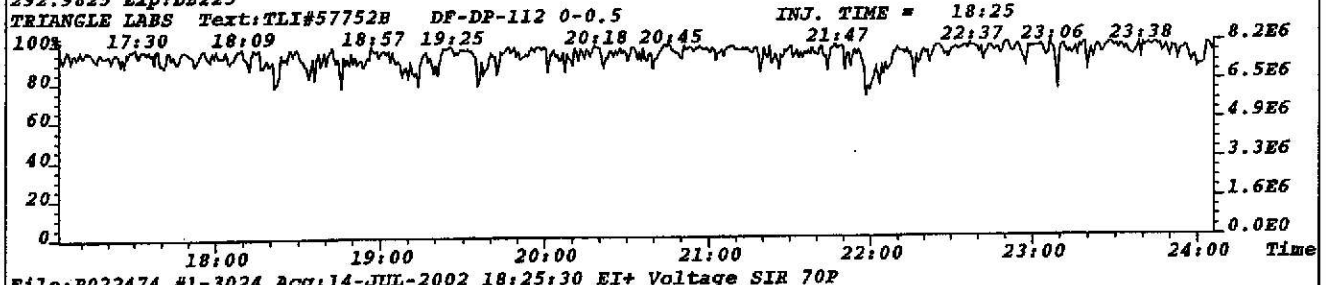

File:P022474 #1-3024 Acq:14-JUL-2002 18:25:30 EI+ Voltage SIR 70P
330.9792 Exp:DB225
TRIANGLE LABS Text:TLI#57752B DF-DP-112 0-0.5 INJ. TIME = 18:25

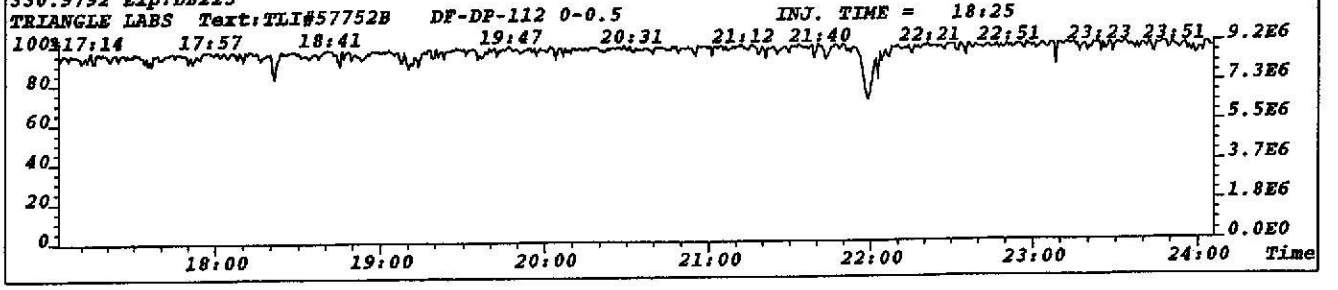

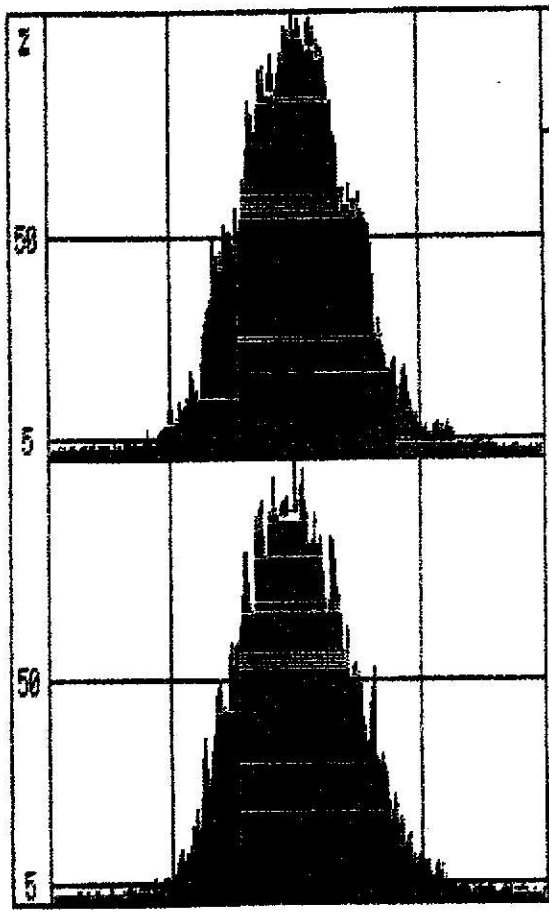

Channel I 330.9792 Peak top
Height 1.45 volts Span 200 ppm

System file name	08225
Data file name	A:P714021
Resolution	10000
Group number	1
Ionization mode	EI+
Switching	VOLTAGE
Ref. masses	292.9825, 380.9761

A	292.9825	J	330.9792
B	303.9016	K	331.9368
C	305.8987	L	333.9338
D	315.9419	M	375.9364
E	317.9389		
F	319.8965		
G	321.8936		
H	327.8847		
I	330.9792		

Ref. mass 380.9761 Peak top
Height .93 volts Span 200 ppm

TLI Project: **57752B** 1613, Revision B PCDD/PCDF Analysis (c)
Client Sample: **DF-DP-39-0.5** Analysis File: **T023465**

Client Project:	**Mississippi Project**				
Sample Matrix:	**SOLID**	Date Received:	**06/28/2002**	Spike File:	**SP161B22**
TLI ID:	**329-38-31**	Date Extracted:	**07/06/2002**	ICal:	**TF5612B**
		Date Analyzed:	**07/13/2002**	ConCal:	**TB23454**
Sample Size:	**12.500 g**	Dilution Factor:	**n/a**	% Moisture:	**12.7**
Dry Weight:	**10.913 g**	Blank File:	**T023456**	% Lipid:	**n/a**
GC Column:	**DB-5**	Analyst:	**JWL**	% Solids:	**87.3**

Analytes	Conc. (pg/g)	DL	Ratio	RT	RRT	Flags
2,3,7,8-TCDD	ND	7.5				___
1,2,3,7,8-PeCDD	ND	25.1				___
1,2,3,4,7,8-HxCDD	10.4		1.21	34:42	1.000	___
1,2,3,6,7,8-HxCDD	136		1.22	34:48	1.000	___
1,2,3,7,8,9-HxCDD	58.6		1.23	35:07	1.010	___
1,2,3,4,6,7,8-HpCDD	491		1.03	38:09	1.001	___
1,2,3,4,6,7,8,9-OCDD	4420		0.86	41:57	1.000	E__
2,3,7,8-TCDF	149		0.82	26:45	1.001	___
1,2,3,7,8-PeCDF	25.1		1.48	30:37	1.001	___
2,3,4,7,8-PeCDF	121		1.55	31:18	1.001	___
1,2,3,4,7,8-HxCDF	257		1.28	34:00	1.000	___
1,2,3,6,7,8-HxCDF	131		1.26	34:06	1.000	___
2,3,4,6,7,8-HxCDF	137		1.24	34:35	1.000	___
1,2,3,7,8,9-HxCDF	ND	0.3				___
1,2,3,4,6,7,8-HpCDF	3970		1.06	37:05	1.000	E__
1,2,3,4,7,8,9-HpCDF	131		1.07	38:40	1.000	___
1,2,3,4,6,7,8,9-OCDF	1440		0.87	42:10	1.005	___

Totals	Conc. (pg/g)	Number	DL	Flags
Total TCDD	32.7	8		___
Total PeCDD	57.4	3		___
Total HxCDD	878	7		___
Total HpCDD	895	2		___
Total TCDF	2420	21		E__
Total PeCDF	8310	20		E__
Total HxCDF	4810	16		___
Total HpCDF	6370	4		E__

Triangle Laboratories, Inc.®
2445 S. Alston Ave. • Durham, North Carolina 27713
Phone: (919) 544-5729 • Fax: (919) 544-5491

Printed: 15:44 07/16/2002

TLI Project: **57752B** 1613, Revision B PCDD/PCDF Analysis (c)
Client Sample: **DF-DP-39-0.5** Analysis File: **T023465**

Internal Standards	Conc. (pg/g)	% Recovery	QC Limits	Ratio	RT	RRT	Flags
$^{13}C_{12}$-2,3,7,8-TCDD	135	73.5	25%-164%	0.80	27:26	1.007	___
$^{13}C_{12}$-1,2,3,7,8-PeCDD	136	74.0	25%-181%	1.46	31:37	1.160	___
$^{13}C_{12}$-1,2,3,4,7,8-HxCDD	173	94.2	32%-141%	1.23	34:41	0.988	___
$^{13}C_{12}$-1,2,3,6,7,8-HxCDD	178	97.0	28%-130%	1.21	34:47	0.991	___
$^{13}C_{12}$-1,2,3,4,6,7,8-HpCDD	188	103	23%-140%	1.01	38:07	1.086	___
$^{13}C_{12}$-1,2,3,4,6,7,8,9-OCDD	279	76.1	17%-157%	0.90	41:57	1.195	___
$^{13}C_{12}$-2,3,7,8-TCDF	156	85.3	24%-169%	0.75	26:44	0.981	___
$^{13}C_{12}$-1,2,3,7,8-PeCDF	140	76.3	24%-185%	1.28	30:36	1.123	RO___
$^{13}C_{12}$-2,3,4,7,8-PeCDF	128	70.1	21%-178%	1.40	31:17	1.148	___
$^{13}C_{12}$-1,2,3,4,7,8-HxCDF	197	107	26%-152%	0.52	33:59	0.968	___
$^{13}C_{12}$-1,2,3,6,7,8-HxCDF	193	105	26%-123%	0.53	34:06	0.972	___
$^{13}C_{12}$-2,3,4,6,7,8-HxCDF	191	104	28%-136%	0.52	34:35	0.985	___
$^{13}C_{12}$-1,2,3,7,8,9-HxCDF	195	106	29%-147%	0.51	35:23	1.008	___
$^{13}C_{12}$-1,2,3,4,6,7,8-HpCDF	207	113	28%-143%	0.46	37:04	1.056	___
$^{13}C_{12}$-1,2,3,4,7,8,9-HpCDF	185	101	26%-138%	0.43	38:39	1.101	___

Cleanup Standard	Conc. (pg/g)	% Recovery	QC Limits	RT	RRT	Flags
$^{37}Cl_4$-2,3,7,8-TCDD	14.2	77.7	35%-197%	27:27	1.007	___

Recovery Standards	Ratio	RT	Flags
$^{13}C_{12}$-1,2,3,4-TCDD	0.82	27:15	___
$^{13}C_{12}$-1,2,3,7,8,9-HxCDD	1.21	35:06	___

Data Reviewer: _____ 07/16/2002

161B_PSR v2.04, LARS 6.25.05

Triangle Laboratories, Inc.®
2445 S. Alston Ave. • Durham, North Carolina 27713
Phone: (919) 544-5729 • Fax: (919) 544-5491

Printed: 15:44 07/16/2002

TLI Project: **57752B**
Client Sample: **DF-DP-39-0.5**

Toxicity Equivalents Report
Analysis File: **T023465**

Client Project:	**Mississippi Project**				
Sample Matrix:	**SOLID**	Date Received:	**06/28/02**	Spike File:	**SP161B22**
TLI ID:	**329-38-31**	Date Extracted:	**07/06/02**	ICal:	**TF5612B**
		Date Analyzed:	**07/13/02**	ConCal:	**TB23454**
Sample Size:	**12.500 g**	Dilution Factor:	**1**	% Moisture:	**12.7**
Dry Weight:	**10.913 g**	Blank File:	**T023456**	% Lipid:	**n/a**
GC Column:	**DB-5**	Analyst:	**JWL**	% Solids:	**87.3**

Analytes	Conc. (pg/g)		TEF		Equivalent
2,3,7,8-TCDD	{7.5}	x	1.	=	7.5
1,2,3,7,8-PeCDD	{25.1}	x	0.5	=	12.6
1,2,3,4,7,8-HxCDD	10.4	x	0.1	=	1.04
1,2,3,6,7,8-HxCDD	136	x	0.1	=	13.6
1,2,3,7,8,9-HxCDD	58.6	x	0.1	=	5.86
1,2,3,4,6,7,8-HpCDD	491	x	0.01	=	4.91
1,2,3,4,6,7,8,9-OCDD	4420	x	0.001	=	4.420
TOTAL PCDD					49.9
2,3,7,8-TCDF	108	x	0.1	=	10.8
1,2,3,7,8-PeCDF	25.1	x	0.05	=	1.26
2,3,4,7,8-PeCDF	121	x	0.5	=	60.5
1,2,3,4,7,8-HxCDF	257	x	0.1	=	25.7
1,2,3,6,7,8-HxCDF	131	x	0.1	=	13.1
2,3,4,6,7,8-HxCDF	137	x	0.1	=	13.7
1,2,3,7,8,9-HxCDF	{0.3}	x	0.1	=	0.03
1,2,3,4,6,7,8-HpCDF	3970	x	0.01	=	39.70
1,2,3,4,7,8,9-HpCDF	131	x	0.01	=	1.31
1,2,3,4,6,7,8,9-OCDF	1440	x	0.001	=	1.440
TOTAL PCDF					167.5

Total EPA TEFs, 1989a: 217.5 pg/g

{...} indicates that the value is that of a Detection Limit.

GRY_TEF v1.08, MILES 4.22.16

Triangle Laboratories, Inc.®
2445 S. Alston Ave. • Durham, North Carolina 27713
Phone: (919) 544-5729 • Fax: (919) 544-5491

Printed: 15:55 07/16/02

Initial ....Date...

Data Review By: CEM 7/16/02

Calculated Noise Height: 0.11

Page No. 1 Listing of T023465B.dbf
07/16/2002 Matched GC Peaks / Ratio / Ret. Time

Compound/ M_Z....	QC.Log	Omit	Why	..RT.	OK	Ratio	Total.Area/Ht	Area/Ht.Peak1	Area/Ht.Peak2	Rel.RT	Compound.Name..	ID..	Flags.
TCDF				0.65-0.89						0.880-1.070			
304-306		DC	NL			Height	0.39	0.21	0.18				
	D	D	WL	23:35		0.81	1,040.83			0.882			
				24:05		0.82	78.08	35.27	42.81	0.901			
				24:11		0.81	88.35	39.52	48.83	0.905			
				24:24		0.82	106.71	48.08	58.63	0.913			
				24:39		0.81	277.43	124.12	153.31	0.922			
				24:47		0.82	97.68	44.13	53.55	0.927			
				25:07		0.84	180.45	82.12	98.33	0.940			
				25:16		0.80	286.39	127.65	158.74	0.945			
				25:29		0.83	228.45	103.62	124.83	0.953			
				25:49		0.81	603.75	269.52	334.23	0.966			
				26:02		0.80	102.65	45.64	57.01	0.974			
				26:10		0.80	778.42	346.11	432.31	0.979			
				26:21		0.81	1,088.08	487.78	600.30	0.986			
				26:29		0.81	556.68	249.41	307.27	0.991			
	A			26:41		0.80	724.00	322.00	402.00	0.998			
	M			26:45		0.82	832.00	374.00	458.00	1.001	2378-TCDF	AN	
				27:10		0.80	316.47	140.73	175.74	1.016			
				27:24		0.80	154.61	68.60	86.01	1.025			
				27:41		0.82	920.25	413.31	506.94	1.036			
				27:57		0.81	5,930.33	2,646.39	3,283.94	1.046			E
				28:20		0.83	48.64	22.05	26.59	1.060			
			X	28:37		0.79	66.27	29.25	37.02	1.070			
304-306			21	Peaks			13,465.69						
13C12-TCDF				0.65-0.89						0.945-1.132			
316-318		DC	NL			Height	0.32	0.14	0.18				
				25:44	RO	1.13	4.44	2.36	2.08	0.963			
				26:01	RO	0.96	3.21	1.57	1.64	0.973			
				26:20	RO	0.92	8.22	3.94	4.28	0.985			
				26:44		0.75	964.23	412.44	551.79	1.000	13C12-2378-TCDF	ISO	
						Height	259.49	110.83	148.66				
				27:04		0.72	172.96	72.13	100.83	1.012			
				27:26	RO	0.19	7.83	1.27	6.56	1.026			
				28:43	RO	0.15	6.02	0.79	5.23	1.074			
316-318			7	Peaks			1,166.91						

---------- Above: TCDF / TCDD Follows ----------

TCDD				0.65-0.89						0.905-1.042			
320-322		DC	NL			Height	0.21	0.11	0.10				
				24:59		0.79	7.49	3.31	4.18	0.911	1368-TCDD	AN	
				25:21		0.88	5.35	2.51	2.84	0.924	1379-TCDD	AN	
				25:38		0.70	5.92	2.43	3.49	0.934			
				25:49	RO	0.90	1.73	0.82	0.91	0.941			
				26:03	RO	0.91	3.17	1.51	1.66	0.950			

Compound/ M_Z....	QC.Log	Omit	Why	..RT.	OK	Ratio	Total.Area/Ht	Area/Ht.Peak1	Area/Ht.Peak2	Rel.RT	Compound.Name..	ID..	Flags.
				26:18		0.76	42.14	18.25	23.89	0.959			
M				26:33		0.70	24.80	10.20	14.60	0.968			
				26:58	RO	1.15	18.18	9.74	8.44	0.983			
				27:07		0.65	8.89	3.51	5.38	0.988			
A				27:20		0.78	23.10	10.10	13.00	0.996			
M				27:25	RO	1.25	31.00	17.20	13.80	0.999	2378-TCDD	AN	
M				27:35	RO	1.52	15.95	9.62	6.33	1.005			
				27:46		0.68	17.75	7.19	10.56	1.012			
				27:53	RO	1.65	41.41	25.80	15.61	1.016			
				28:01	RO	1.61	156.01	96.24	59.77	1.021			
				28:27	RO	1.17	14.21	7.66	6.55	1.037			
		DC	WH	28:36	RO	1.42	13.90			1.043			
		DC	WH	28:45	RO	0.99	13.66			1.048			
		DC	WH	28:57	RO	1.88	32.58			1.055			
320-322			16	Peaks			417.10						
37Cl-TCDD										0.927-1.073			
328		DC	NL			Height	0.29	0.29					
				26:06			1,270.20	1,270.20		0.951			
				27:21			31.58	31.58		0.997			
				27:27			73.99	73.99		1.001	37Cl-TCDD	CLS	
				27:41			19.93	19.93		1.009			
				27:50			19,328.70	19,328.70		1.015			
				28:02			35.90	35.90		1.022			
				28:44			84.55	84.55		1.047			
328			7	Peaks			20,844.85						
13C12-TCDD						0.65-0.89				0.920-1.066			
332-334		DC	NL			Height	0.54	0.39	0.15				
				27:15		0.82	957.49	430.96	526.53	0.993	13C12-1234-TCDD	RS1	
				27:26		0.80	714.76	316.96	397.80	1.000	13C12-2378-TCDD	IS1	
						Height	203.10	89.69	113.41				
				27:50	RO	1.50	8.72	5.23	3.49	1.015			
		DC	SN	27:58	RO	1.22	2.58			1.019			
332-334			3	Peaks			1,680.97						

---------- Above: TCDD / PeCDF Follows ----------

PeCDF						1.32-1.78				0.912-1.037			
340-342		DC	NL			Height	0.35	0.16	0.19				
				28:34		1.53	527.92	319.25	208.67	0.913			
				28:43		1.52	1,274.00	768.84	505.16	0.918			
				28:56		1.52	1,858.75	1,120.15	738.60	0.925			
				29:10		1.51	403.41	242.53	160.88	0.932			
				29:22		1.53	1,290.59	780.13	510.46	0.939			
				29:33		1.56	130.67	79.61	51.06	0.945			
				29:46		1.52	2,510.26	1,515.36	994.90	0.952			
				29:57		1.52	7,091.46	4,276.13	2,815.33	0.957			
				30:08		1.51	3,851.73	2,317.12	1,534.61	0.963			
N				30:30		1.52	12,520.26	7,556.70	4,963.56	0.997			E
AN				30:37		1.48	118.60	70.80	47.80	1.001	12378-PeCDF	AN	
				30:48		1.54	731.31	443.32	287.99	0.985			

Compound/ M_Z....	QC.Log	Omit	Why	..RT.	OK	Ratio	Total.Area/Ht	Area/Ht.Peak1	Area/Ht.Peak2	Rel.RT	Compound.Name..	ID..	Flags.
				30:54		1.50	383.32	230.10	153.22	0.988			
				31:12		1.52	418.12	252.26	165.86	0.997			
				31:18		1.55	521.80	317.07	204.73	1.001	23478-PeCDF	AN	
				31:30		1.53	1,022.47	617.60	404.87	1.007			
			X	31:37		1.50	476.29	285.92	190.37	1.011			
				31:53		1.51	687.79	414.22	273.57	1.019			
				32:07		1.52	1,691.18	1,020.68	670.50	1.027			
				32:24		1.56	31.93	19.48	12.45	1.036			
340-342			20	Peaks			37,541.86						
13C12-PeCDF				1.32-1.78					0.808-1.127				
352-354		DC	NL	Height			0.21	0.09	0.12				
				28:37	RO	0.25	13.20	2.60	10.60	0.915			
				28:44	RO	0.24	17.28	3.36	13.92	0.918			
				28:56	RO	0.14	14.48	1.79	12.69	0.925			
				29:44	RO	0.07	142.23	8.73	133.50	0.950			
				29:57	RO	0.13	224.32	25.22	199.10	0.957			
	M			30:36	RO	1.28	764.00	429.00	335.00	1.000	13C12-PeCDF 123	IS2	
				Height			225.59	128.95	96.64				
	M			31:17		1.40	716.00	418.00	298.00	1.000	13C12-PeCDF 234	IS3	
				Height			219.29	128.68	90.61				
				31:29		1.55	5.03	3.06	1.97	1.006			
				31:38	RO	1.21	24.67	13.52	11.15	1.011			
				31:45	RO	1.28	23.38	13.14	10.24	1.015			
				31:54	RO	0.63	155.75	60.30	95.45	1.020			
				32:00	RO	1.16	46.62	25.02	21.60	1.023			
				32:12	RO	0.86	151.50	70.23	81.27	1.029			
				32:30		1.35	16.61	9.54	7.07	1.039			
352-354			14	Peaks			2,315.07						

---------- Above: PeCDF / PeCDD Follows ----------

PeCDD				1.32-1.78					0.940-1.021				
356-358		DC	NL	Height			0.24	0.12	0.12				
	A			29:56	RO	0.88	27.10	12.70	14.40	0.947			
				30:20	RO	0.67	29.95	12.02	17.93	0.959			
				30:34	RO	1.00	98.57	49.22	49.35	0.967			
	A			30:42	RO	1.27	83.70	46.90	36.80	0.971			
	A			30:48	RO	0.12	94.79	9.79	85.00	0.974			
	A			30:53		1.48	27.30	16.30	11.00	0.977			
				31:08		1.39	86.31	50.19	36.12	0.985			
	D	D	SN	31:28	RO	0.00	3,406.41			0.995			
	M			31:37	RO	1.13	75.30	40.00	35.30	1.000	12378-PeCDD	AN	
	D	D	SN	31:45	RO	0.47	77.66			1.004			
	A			31:54	RO	1.11	85.80	45.10	40.70	1.009			
	A			32:06	RO	0.70	47.60	19.60	28.00	1.015			
	A			32:12		1.63	58.80	36.40	22.40	1.018			
		DC	WH	32:30	RO	0.48	16.06			1.028			
356-358			11	Peaks			715.22						
13C12-PeCDD				1.32-1.78					0.736-1.052				
368-370		DC	NL	Height			0.20	0.10	0.10				

Compound/ M_Z....	QC.Log	Omit	Why	..RT.	OK	Ratio	Total.Area/Ht	Area/Ht.Peak1	Area/Ht.Peak2	Rel.RT	Compound.Name..	ID..	Flags.
				29:57		1.37	2.04	1.18	0.86	0.947			
				30:09	RO	0.91	1.24	0.59	0.65	0.954			
				30:16	RO	0.78	1.55	0.68	0.87	0.957			
				30:31	RO	1.20	3.21	1.75	1.46	0.965			
				30:42	RO	1.02	2.49	1.26	1.23	0.971			
				30:47	RO	1.03	1.93	0.98	0.95	0.974			
				30:57	RO	0.43	1.52	0.46	1.06	0.979			
				31:26	RO	2.25	6.69	4.63	2.06	0.994			
				31:37		1.46	530.03	314.66	215.37	1.000	13C12-PeCDD 123	IS4	
						Height	166.72	98.95	67.77				
				31:55		1.78	1.67	1.07	0.60	1.009			
				32:15	RO	1.05	7.74	3.96	3.78	1.020			
368-370			11	Peaks			560.11						

---------- Above: PeCDD / HxCDF Follows ----------

HxCDF						1.05-1.43				0.929-1.007			
374-376		DC	NL			Height	1.97	0.95	1.02				
	D	D	WL	32:55		1.22	89.40			0.930			
				33:03		1.26	1,585.72	882.63	703.09	0.934			
				33:10		1.26	4,073.68	2,268.38	1,805.30	0.937			
				33:19		1.25	1,696.19	943.91	752.28	0.942			
				33:29		1.25	334.92	186.22	148.70	0.946			
				33:38		1.25	5,831.99	3,241.86	2,590.13	0.951			
				33:50		1.26	522.25	291.36	230.89	0.956			
	NM			33:57		1.24	4,690.00	2,600.00	2,090.00	0.999			
	AN			34:00		1.28	1,222.00	685.00	537.00	1.000	123478-HxCDF	AN	
				34:06		1.26	627.96	350.05	277.91	1.000	123678-HxCDF	AN	
				34:12		1.27	98.58	55.08	43.50	0.967			
				34:23		1.25	70.47	39.16	31.31	0.972			
				34:35		1.24	608.35	337.21	271.14	1.000	234678-HxCDF	AN	
				34:56		1.09	10.50	5.48	5.02	0.987			J
	D	D	SN	35:05		1.34	10.23			0.992			
				35:14		1.19	44.37	24.12	20.25	0.996			
				35:19		1.41	23.15	13.53	9.62	0.998			
				35:27		1.32	240.48	136.80	103.68	1.002			
374-376			16	Peaks			21,680.61						

13C12-HxCDF						0.43-0.59				0.879-1.105			
384-386		DC	NL			Height	1.38	0.40	0.98				
		DC	SN	33:30	RO	0.05	5.00			0.947			
		DC	SN	33:38	RO	3.35	8.09			0.951			
				33:59		0.52	773.80	263.74	510.06	1.000	13C12-HxCDF 478	IS5	
						Height	247.98	84.29	163.69				
				34:06		0.53	767.36	264.26	503.10	1.000	13C12-HxCDF 678	IS6	
						Height	236.95	81.11	155.84				
				34:23	RO	0.61	5.54	2.10	3.44	0.972			
				34:35		0.52	744.61	255.49	489.12	1.000	13C12-HxCDF 234	IS7	
						Height	216.62	74.93	141.69				
				35:23		0.51	636.87	213.97	422.90	1.000	13C12-HxCDF 789	IS8	
						Height	172.92	58.99	113.93				
		DC	SN	35:33		0.57	4.77			1.005			

Triangle Laboratories, Inc.®
2445 S. Alston Ave. • Durham, North Carolina 27713
Phone: (919) 544-5729 • Fax: (919) 544-5491

Compound/ M_Z....	QC.Log	Omit	Why	..RT.	OK	Ratio	Total.Area/Ht	Area/Ht.Peak1	Area/Ht.Peak2	Rel.RT	Compound.Name..	ID..	Flags.
384-386			5 Peaks				2,928.18						
---------- Above: HxCDF / HxCDD Follows ----------													
HxCDD				1.05-1.43						0.959-1.013			
390-392		DC	NL			Height	2.14	0.95	1.19				
				33:31		1.18	433.92	234.77	199.15	0.964			
				33:39	RO	0.84	13.37	6.09	7.28	0.967			
		DC	SN	33:48	RO	0.93	8.42			0.972			
				33:57		1.30	70.88	40.09	30.79	0.976			
				34:11		1.21	1,594.08	871.68	722.40	0.983			
	N			34:37		1.30	16.71	9.43	7.28	0.998			J
	AN			34:42		1.21	30.70	16.80	13.90	1.000	123478-HxCDD	AN	
	M			34:48		1.22	435.00	239.00	196.00	1.000	123678-HxCDD	AN	
				35:07		1.23	190.70	105.00	85.70	1.010	123789-HxCDD	AN	
		DC	WH	35:18	RO	1.62	67.48			1.015			
		DC	WH	35:24	RO	0.16	25.20			1.018			
		DC	WH	35:36	RO	0.82	20.96			1.023			
390-392			8 Peaks				2,785.36						
13C12-HxCDD				1.05-1.43						0.983-1.041			
402-404		DC	NL			Height	0.84	0.43	0.41				
		DC	WL	33:26	RO	0.99	2.90			0.964			
		DC	WL	33:48	RO	1.01	1.51			0.975			
				34:10		1.08	3.21	1.67	1.54	0.985			
				34:41		1.23	502.40	277.06	225.34	1.000	13C12-HxCDD 478	IS9	
						Height	164.55	90.99	73.56				
				34:47		1.21	565.74	309.86	255.88	1.000	13C12-HxCDD 678	IS10	
						Height	172.10	94.52	77.58				
				35:06		1.21	675.79	370.42	305.37	1.012	13C12-HxCDD 789	RS2	
				35:36	RO	1.02	3.66	1.85	1.81	1.026			
402-404			5 Peaks				1,750.80						
---------- Above: HxCDD / HpCDF Follows ----------													
HpCDF				0.88-1.20						0.955-1.005			
408-410		DC	NL			Height	1.01	0.51	0.50				
		DC	WL	36:53		1.06	71.47			0.954			
				37:05		1.06	16,703.16	8,586.78	8,116.38	1.000	1234678-HpCDF	AN	E
				37:21		1.07	96.31	49.85	46.46	0.966			
				37:30		1.06	8,067.82	4,143.04	3,924.78	0.970			
				38:40		1.07	392.98	202.83	190.15	1.000	1234789-HpCDF	AN	
408-410			4 Peaks				25,260.27						
13C12-HpCDF				0.37-0.51						0.856-1.141			
418-420		DC	NL			Height	0.69	0.27	0.42				
				37:04		0.46	572.64	181.44	391.20	1.000	13C12-HpCDF 678	IS11	
						Height	156.24	49.91	106.33				
		DC	SN	38:07	RO	0.70	1.60			0.986			
				38:39		0.43	411.01	124.52	286.49	1.000	13C12-HpCDF 789	IS12	
						Height	95.02	28.33	66.69				
418-420			2 Peaks				983.65						

```
Compound/
M_Z.... QC.Log Omit Why ..RT. OK Ratio Total.Area/Ht Area/Ht.Peak1 Area/Ht.Peak2 Rel.RT Compound.Name.. ID.. Flags.

                    ---------------------- Above: HpCDF / HpCDD Follows --------------------

HpCDD                              0.88-1.20                                    0.976-1.005
424-426          DC  NL             Height        0.57          0.29        0.28
                         37:21      1.02       1,015.58       512.30      503.28  0.980
        D        D   NH  37:40      1.05           3.74                           0.988
                 DC  SN  37:49 RO   0.54           1.99                           0.992
                         38:09      1.03       1,231.40       626.05      605.35  1.001 1234678-HpCDD   AN
424-426                2 Peaks                  2,246.98

13C12-HpCDD                        0.88-1.20                                    0.868-1.078
436-438          DC  NL             Height        0.80          0.48        0.32
                         38:07      1.01         492.39       247.42      244.97  1.000 13C12-HpCDD 678 IS13
                                    Height       121.23        60.33       60.90
436-438                1 Peak                     492.39

                    ---------------------- Above: HpCDD / Octa-CDD and CDF Follows ----------

OCDF                               0.76-1.02                                    0.952-1.048
442-444          DC  NL             Height        0.39          0.20        0.19
                 DC  WL  36:25 RO   1.06           4.63                           0.868
                 DC  WL  36:45      0.88          26.52                           0.876
                 DC  WL  36:53 RO   0.66           6.23                           0.879
                 DC  WL  39:45      0.85           5.36                           0.948
                         41:57      0.79           3.49          1.54        1.95  1.000
                         42:10      0.87       3,295.02     1,532.88    1,762.14  1.005 OCDF            AN
442-444                2 Peaks                  3,298.51

OCDD                               0.76-1.02                                    0.952-1.048
458-460          DC  NL             Height        0.30          0.15        0.15
        N                41:57      0.86       8,393.89     3,880.72    4,513.17  1.000 OCDD            AN   E
458-460                1 Peak                   8,393.89

13C12-OCDD                         0.76-1.02                                    0.996-1.004
470-472          DC  NL             Height        0.34          0.15        0.19
                         41:57      0.90         686.80       324.60      362.20  1.000 13C12-OCDD      IS14
                                    Height       135.80        64.49       71.31
                 DC  WH  42:21 RO   1.15           4.91                           1.010
                 DC  WH  42:28      0.89           3.65                           1.012
470-472                1 Peak                     686.80
```

Column Description.....	"Why" Code Description.....	QC Log Desc.....
M_Z -Nominal Ion Mass(es)	WL-Below Retention Time Window	A-Peak Added
..RT. -Retention Time (mm:ss)	WH-Above Retention Time Window	K-Peak Kept
Rat.1 -Ratio of M/M+2 Ions	SN-Below Signal to Noise Level	D-Peak Deleted
OK -RO=Ratio Outside Limits	<M-Below Method Detection Limit	T-Time Changed
Rel.RT-Relative Retention Time	NL-Channel Specific Noise Level	M-Peak Area Changed
		N-Name Changed
		X-Ether Interference

*** End of Report ***

File:T023465 #1-925 Acq:13-JUL-2002 01:16:24 EI+ Voltage SIR 70T Noise:267
303.9016 F:2 BSUB(256,30,-3.0) PKD(9,5,5,0.05%,1068.0,1.00%,F,T) Exp:NDB5US
TRIANGLE LABS Text:TLI#57752B DF-DP-39-0.5 INJ. TIME = 01:18

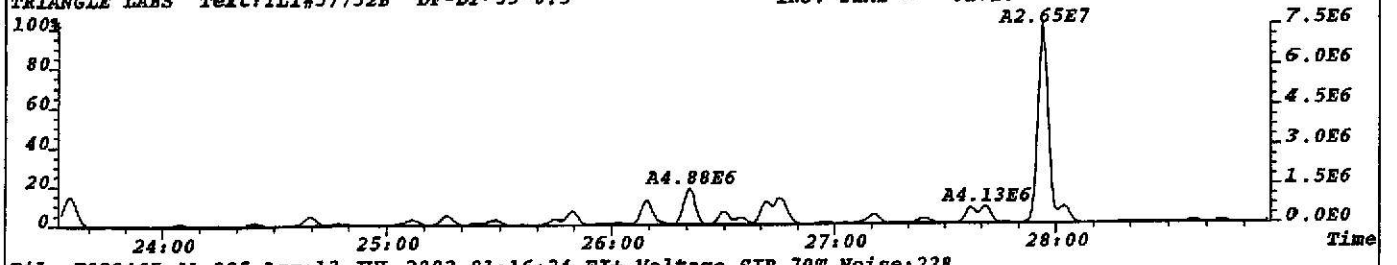

File:T023465 #1-925 Acq:13-JUL-2002 01:16:24 EI+ Voltage SIR 70T Noise:228
305.8987 F:2 BSUB(256,30,-3.0) PKD(9,5,5,0.05%,912.0,1.00%,F,T) Exp:NDB5US
TRIANGLE LABS Text:TLI#57752B DF-DP-39-0.5 INJ. TIME = 01:18

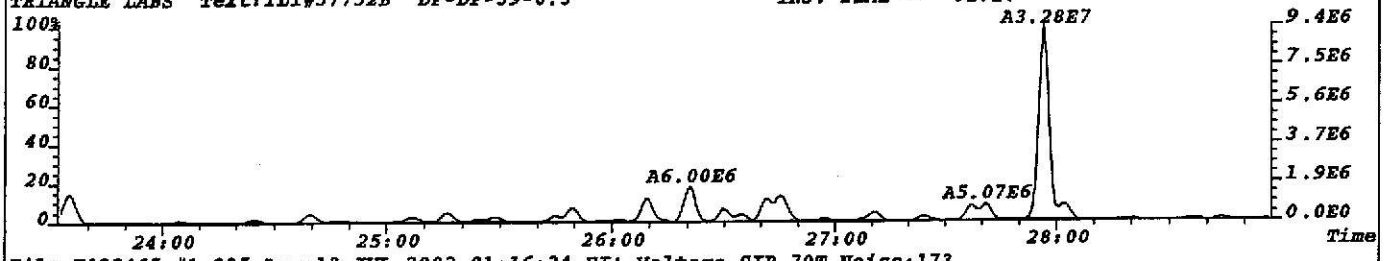

File:T023465 #1-925 Acq:13-JUL-2002 01:16:24 EI+ Voltage SIR 70T Noise:173
315.9419 F:2 BSUB(256,30,-3.0) PKD(9,5,5,0.05%,692.0,1.00%,F,T) Exp:NDB5US
TRIANGLE LABS Text:TLI#57752B DF-DP-39-0.5 INJ. TIME = 01:18

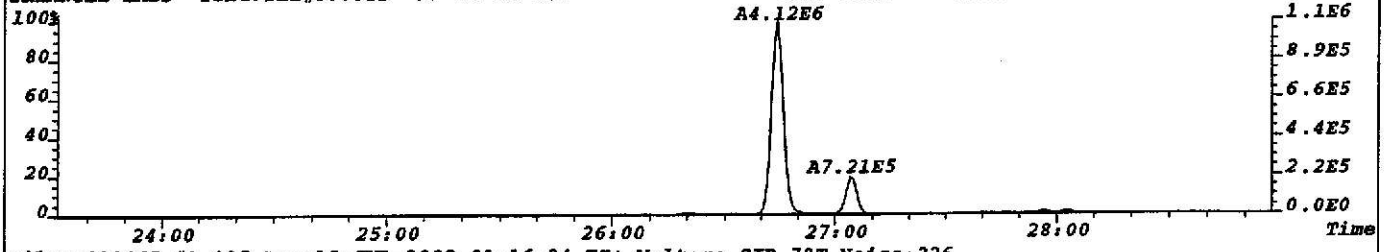

File:T023465 #1-925 Acq:13-JUL-2002 01:16:24 EI+ Voltage SIR 70T Noise:226
317.9389 F:2 BSUB(256,30,-3.0) PKD(9,5,5,0.05%,904.0,1.00%,F,T) Exp:NDB5US
TRIANGLE LABS Text:TLI#57752B DF-DP-39-0.5 INJ. TIME = 01:18

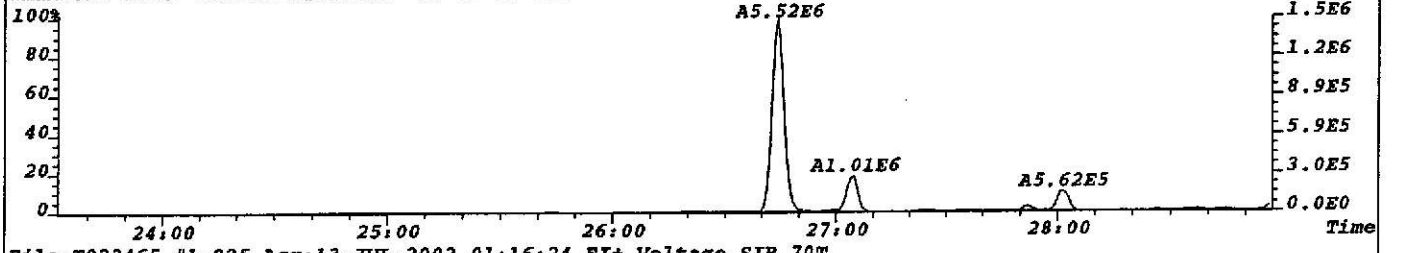

File:T023465 #1-925 Acq:13-JUL-2002 01:16:24 EI+ Voltage SIR 70T
330.9792 F:2 Exp:NDB5US
TRIANGLE LABS Text:TLI#57752B DF-DP-39-0.5 INJ. TIME = 01:18

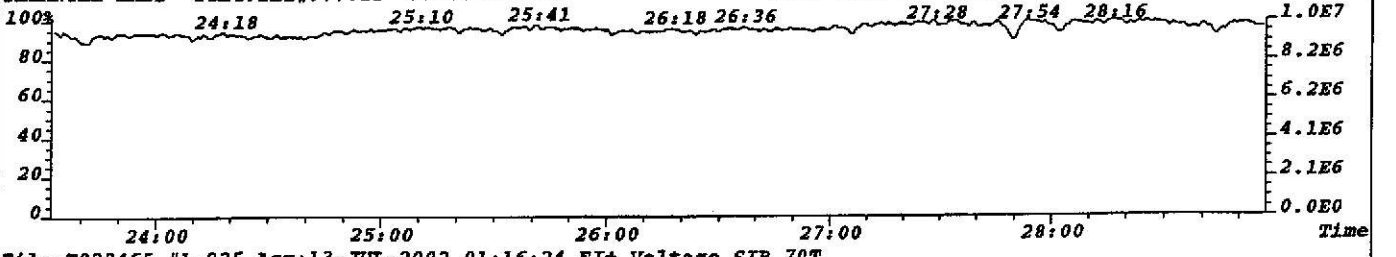

File:T023465 #1-925 Acq:13-JUL-2002 01:16:24 EI+ Voltage SIR 70T
375.8364 F:2 Exp:NDB5US
TRIANGLE LABS Text:TLI#57752B DF-DP-39-0.5 INJ. TIME = 01:18

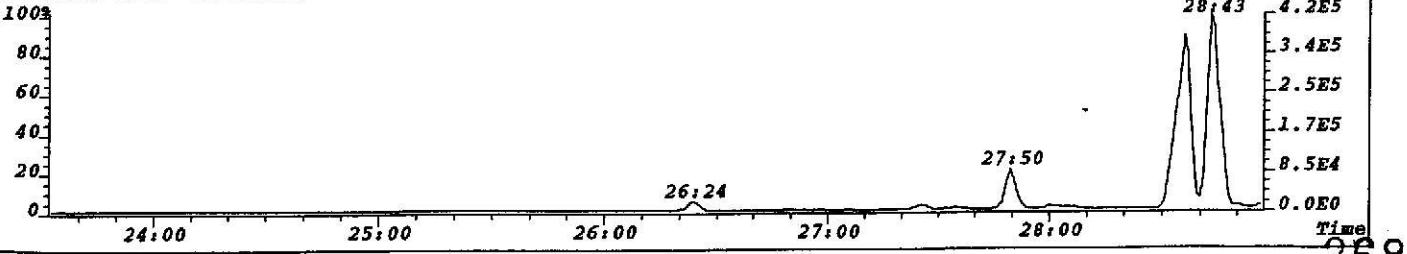

File:T023465 #1-925 Acq:13-JUL-2002 01:16:24 EI+ Voltage SIR 70T Noise:140
319.8965 F:2 BSUB(256,30,-3.0) PKD(7,5,3,0.05%,560.0,1.00%,F,T) Exp:NDB5US
TRIANGLE LABS Text:TLI#57752B DF-DP-39-0.5 INJ. TIME = 01:18

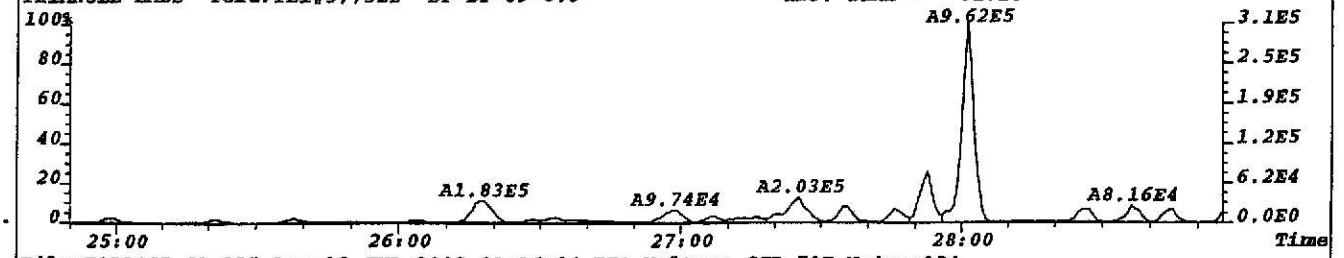

File:T023465 #1-925 Acq:13-JUL-2002 01:16:24 EI+ Voltage SIR 70T Noise:124
321.8936 F:2 BSUB(256,30,-3.0) PKD(7,5,3,0.05%,496.0,1.00%,F,T) Exp:NDB5US
TRIANGLE LABS Text:TLI#57752B DF-DP-39-0.5 INJ. TIME = 01:18

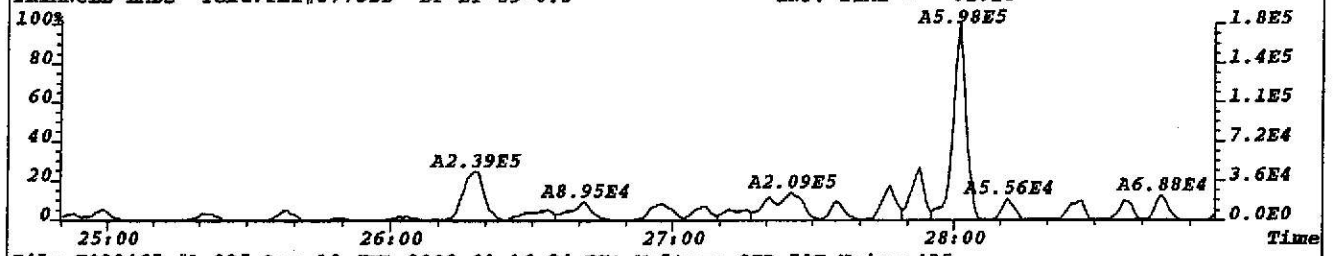

File:T023465 #1-925 Acq:13-JUL-2002 01:16:24 EI+ Voltage SIR 70T Noise:485
331.9368 F:2 BSUB(256,30,-3.0) PKD(7,5,3,0.05%,1940.0,1.00%,F,T) Exp:NDB5US
TRIANGLE LABS Text:TLI#57752B DF-DP-39-0.5 INJ. TIME = 01:18

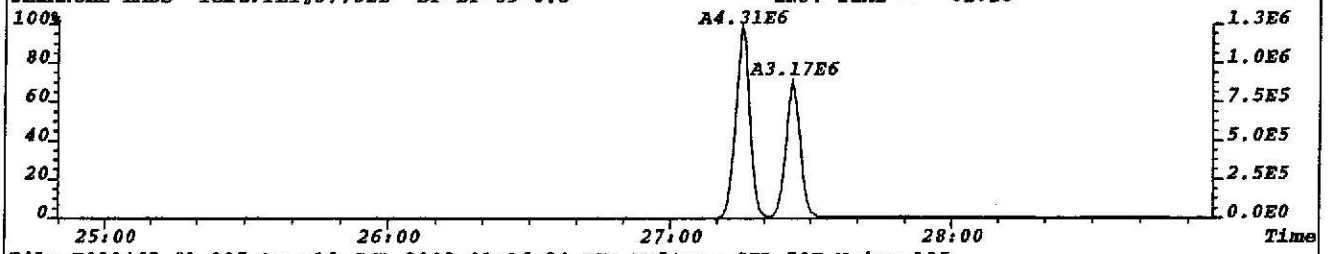

File:T023465 #1-925 Acq:13-JUL-2002 01:16:24 EI+ Voltage SIR 70T Noise:185
333.9338 F:2 BSUB(256,30,-3.0) PKD(7,5,3,0.05%,740.0,1.00%,F,T) Exp:NDB5US
TRIANGLE LABS Text:TLI#57752B DF-DP-39-0.5 INJ. TIME = 01:18

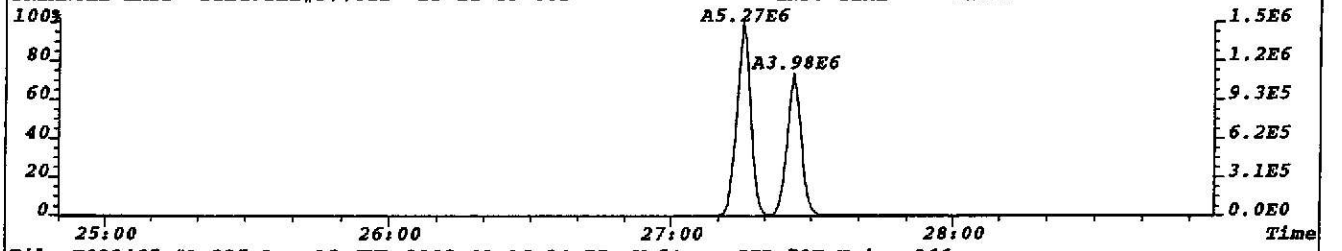

File:T023465 #1-925 Acq:13-JUL-2002 01:16:24 EI+ Voltage SIR 70T Noise:366
327.8847 F:2 BSUB(256,30,-3.0) PKD(7,5,3,0.05%,1464.0,1.00%,F,T) Exp:NDB5US
TRIANGLE LABS Text:TLI#57752B DF-DP-39-0.5 INJ. TIME = 01:18

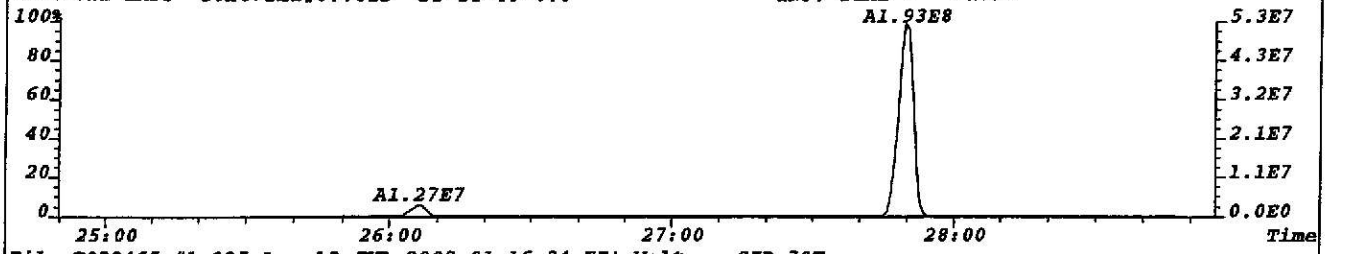

File:T023465 #1-925 Acq:13-JUL-2002 01:16:24 EI+ Voltage SIR 70T
330.9792 F:2 Exp:NDB5US
TRIANGLE LABS Text:TLI#57752B DF-DP-39-0.5 INJ. TIME = 01:18

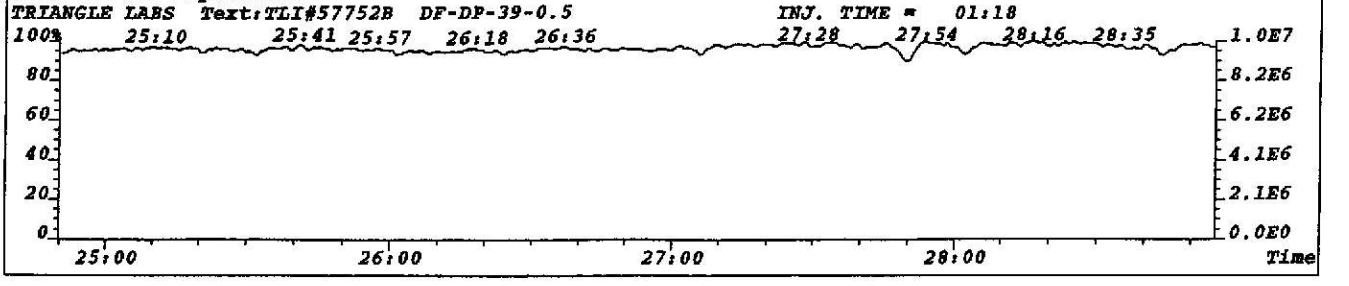

File:T023465 #1-925 Acq:13-JUL-2002 01:16:24 EI+ Voltage SIR 70T Noise:195
339.8597 F:2 BSUB(256,30,-3.0) PKD(7,5,3,0.05%,780.0,1.00%,F,T) Exp:NDB5US
TRIANGLE LABS Text:TLI#57752B DF-DP-39-0.5 INJ. TIME = 01:18

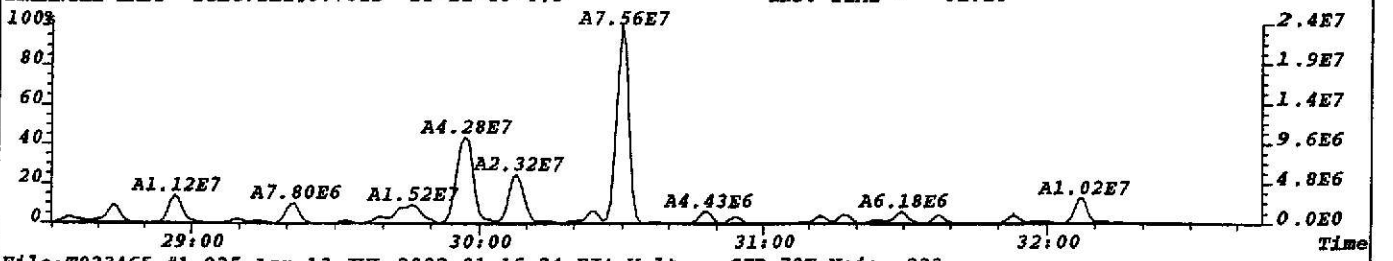

File:T023465 #1-925 Acq:13-JUL-2002 01:16:24 EI+ Voltage SIR 70T Noise:233
341.8567 F:2 BSUB(256,30,-3.0) PKD(7,5,3,0.05%,932.0,1.00%,F,T) Exp:NDB5US
TRIANGLE LABS Text:TLI#57752B DF-DP-39-0.5 INJ. TIME = 01:18

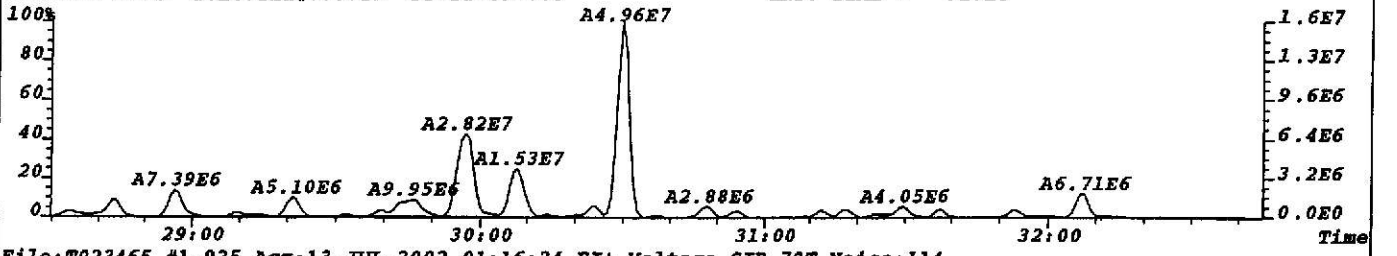

File:T023465 #1-925 Acq:13-JUL-2002 01:16:24 EI+ Voltage SIR 70T Noise:114
351.9000 F:2 BSUB(256,30,-3.0) PKD(7,5,3,0.05%,456.0,1.00%,F,T) Exp:NDB5US
TRIANGLE LABS Text:TLI#57752B DF-DP-39-0.5 INJ. TIME = 01:18

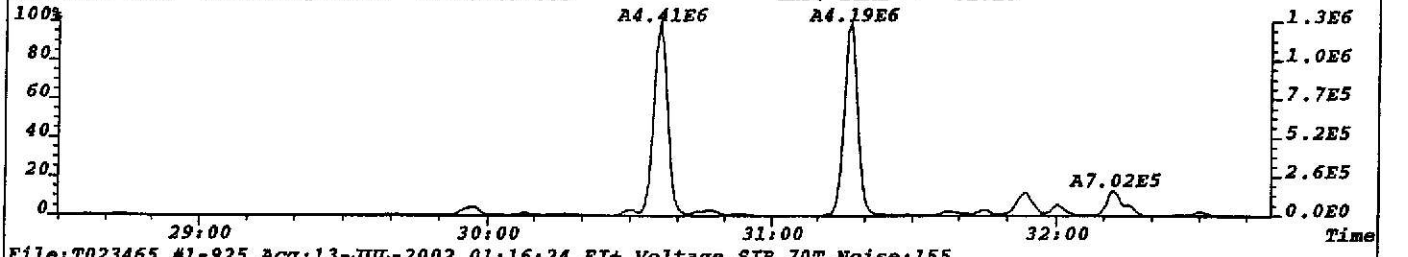

File:T023465 #1-925 Acq:13-JUL-2002 01:16:24 EI+ Voltage SIR 70T Noise:155
353.8970 F:2 BSUB(256,30,-3.0) PKD(7,5,3,0.05%,620.0,1.00%,F,T) Exp:NDB5US
TRIANGLE LABS Text:TLI#57752B DF-DP-39-0.5 INJ. TIME = 01:18

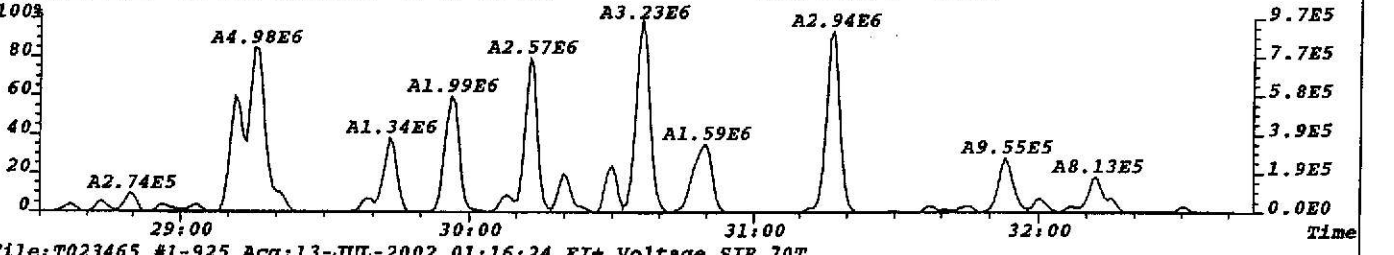

File:T023465 #1-925 Acq:13-JUL-2002 01:16:24 EI+ Voltage SIR 70T
330.9792 F:2 Exp:NDB5US
TRIANGLE LABS Text:TLI#57752B DF-DP-39-0.5 INJ. TIME = 01:18

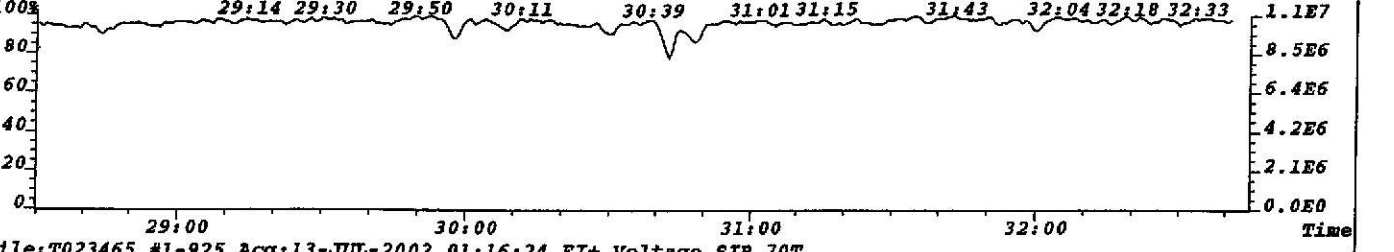

File:T023465 #1-925 Acq:13-JUL-2002 01:16:24 EI+ Voltage SIR 70T
409.7974 F:2 Exp:NDB5US
TRIANGLE LABS Text:TLI#57752B DF-DP-39-0.5 INJ. TIME = 01:18

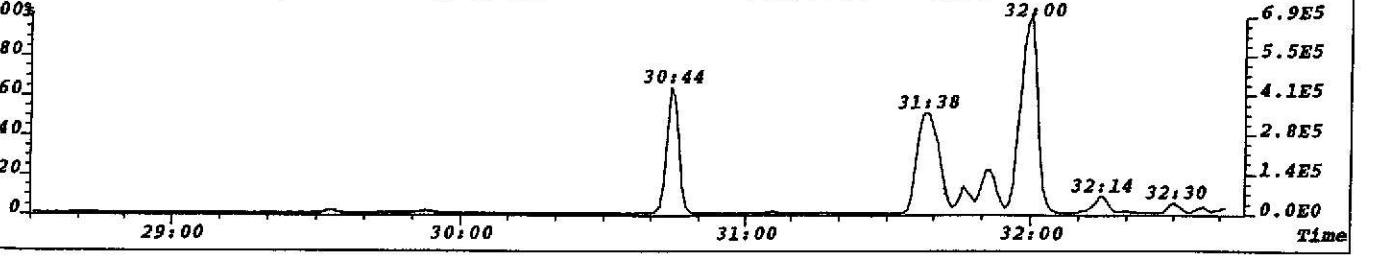

File:T023465 #1-925 Acq:13-JUL-2002 01:16:24 EI+ Voltage SIR 70T Noise:155
355.8546 F:2 BSUB(256,30,-3.0) PKD(7,5,3,0.05%,620.0,1.00%,F,T) Exp:NDB5US
TRIANGLE LABS Text:TLI#57752B DF-DP-39-0.5 INJ. TIME = 01:18

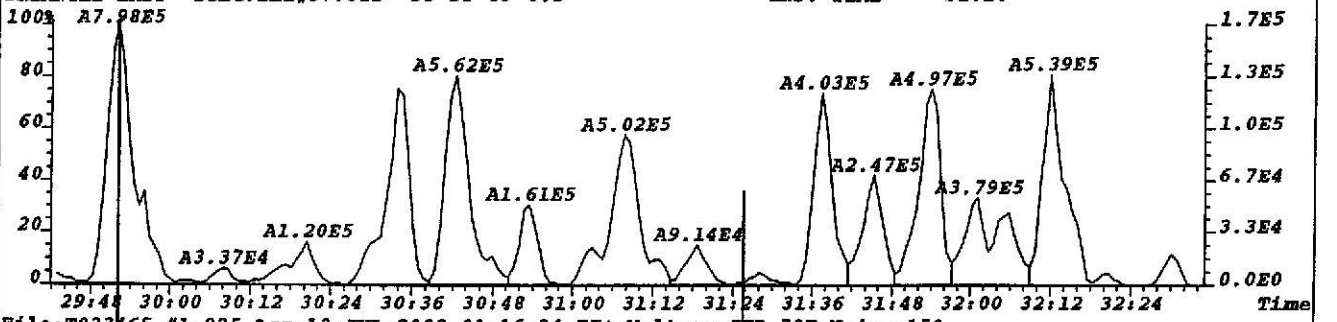

File:T023465 #1-925 Acq:13-JUL-2002 01:16:24 EI+ Voltage SIR 70T Noise:150
357.8516 F:2 BSUB(256,30,-3.0) PKD(7,5,3,0.05%,600.0,1.00%,F,T) Exp:NDB5US
TRIANGLE LABS Text:TLI#57752B DF-DP-39-0.5 INJ. TIME = 01:18

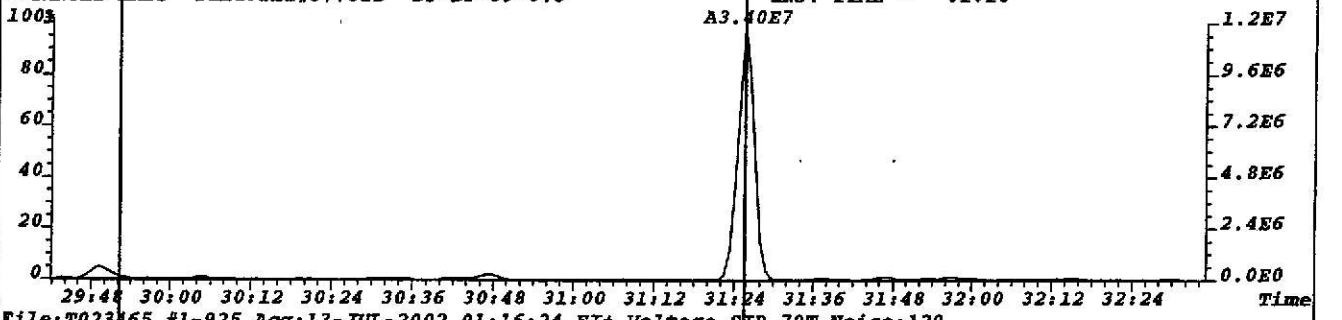

File:T023465 #1-925 Acq:13-JUL-2002 01:16:24 EI+ Voltage SIR 70T Noise:129
367.8949 F:2 BSUB(256,30,-3.0) PKD(7,5,3,0.05%,516.0,1.00%,F,T) Exp:NDB5US
TRIANGLE LABS Text:TLI#57752B DF-DP-39-0.5 INJ. TIME = 01:18

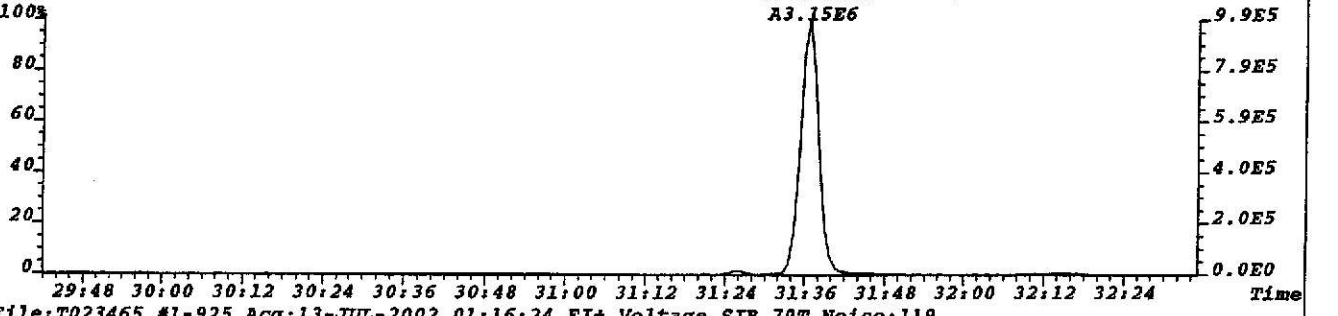

File:T023465 #1-925 Acq:13-JUL-2002 01:16:24 EI+ Voltage SIR 70T Noise:119
369.8919 F:2 BSUB(256,30,-3.0) PKD(7,5,3,0.05%,476.0,1.00%,F,T) Exp:NDB5US
TRIANGLE LABS Text:TLI#57752B DF-DP-39-0.5 INJ. TIME = 01:18

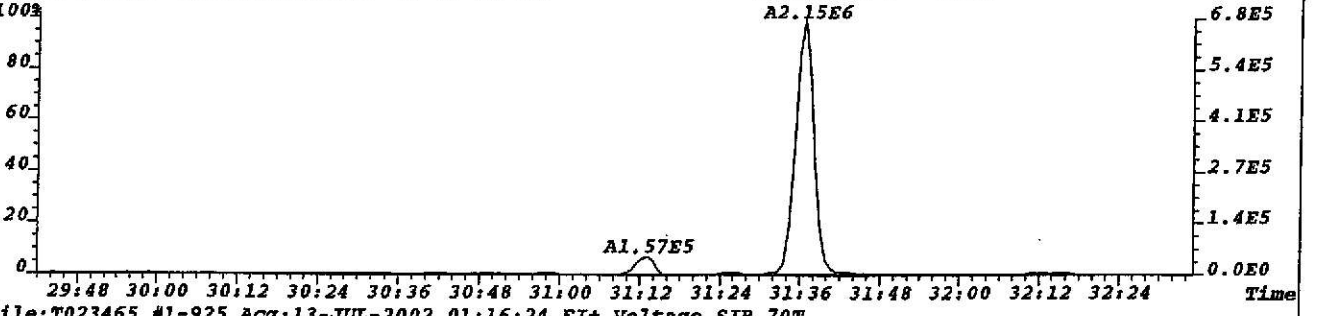

File:T023465 #1-925 Acq:13-JUL-2002 01:16:24 EI+ Voltage SIR 70T
330.9792 F:2 Exp:NDB5US
TRIANGLE LABS Text:TLI#57752B DF-DP-39-0.5 INJ. TIME = 01:18

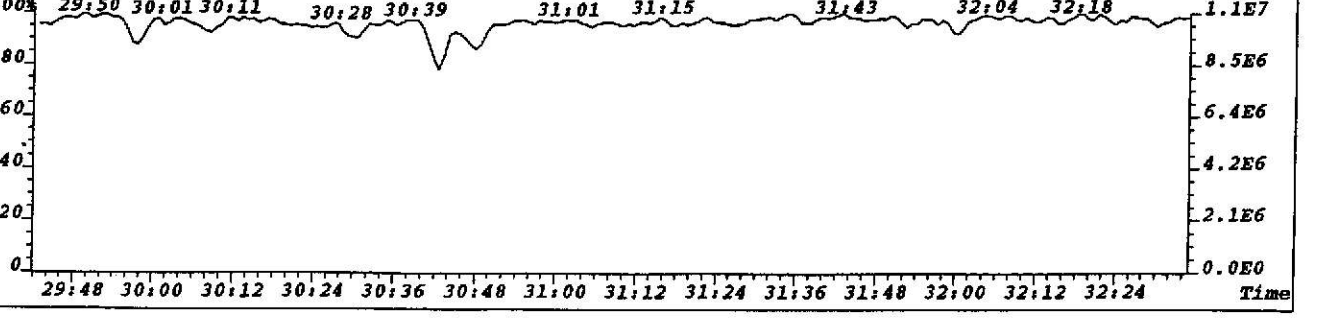

File:T023465 #1-386 Acq:13-JUL-2002 01:16:24 EI+ Voltage SIR 70T Noise:1188
373.8208 F:3 BSUB(256,30,-3.0) PKD(7,5,3,0.05%,4752.0,1.00%,F,T) Exp:NDB5US
TRIANGLE LABS Text:TLI#57752B DF-DP-39-0.5 INJ. TIME = 01:18



File:T023465 #1-386 Acq:13-JUL-2002 01:16:24 EI+ Voltage SIR 70T Noise:1276
375.8178 F:3 BSUB(256,30,-3.0) PKD(7,5,3,0.05%,5104.0,1.00%,F,T) Exp:NDB5US
TRIANGLE LABS Text:TLI#57752B DF-DP-39-0.5 INJ. TIME = 01:18



File:T023465 #1-386 Acq:13-JUL-2002 01:16:24 EI+ Voltage SIR 70T Noise:501
383.8639 F:3 BSUB(256,30,-3.0) PKD(7,5,3,0.05%,2004.0,1.00%,F,T) Exp:NDB5US
TRIANGLE LABS Text:TLI#57752B DF-DP-39-0.5 INJ. TIME = 01:18

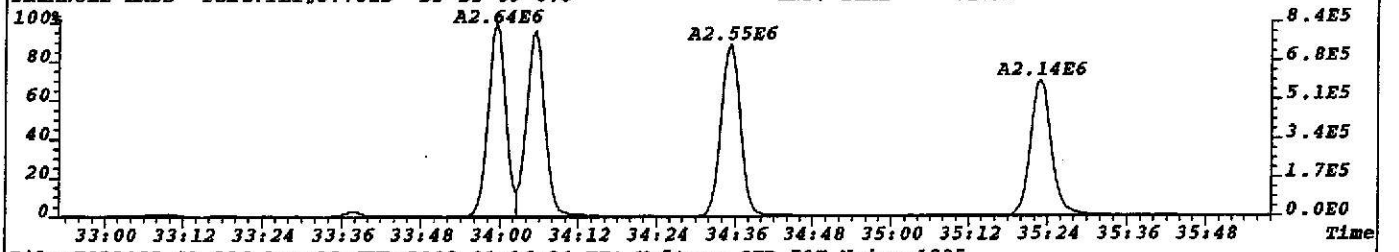

File:T023465 #1-386 Acq:13-JUL-2002 01:16:24 EI+ Voltage SIR 70T Noise:1225
385.8610 F:3 BSUB(256,30,-3.0) PKD(7,5,3,0.05%,4900.0,1.00%,F,T) Exp:NDB5US
TRIANGLE LABS Text:TLI#57752B DF-DP-39-0.5 INJ. TIME = 01:18

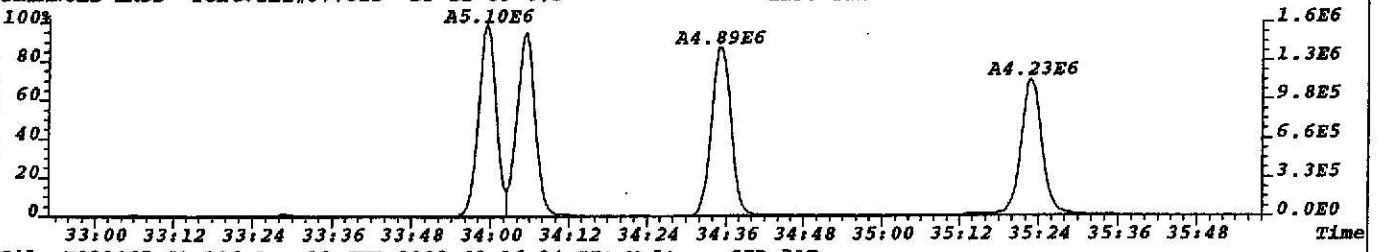

File:T023465 #1-386 Acq:13-JUL-2002 01:16:24 EI+ Voltage SIR 70T
392.9760 F:3 Exp:NDB5US
TRIANGLE LABS Text:TLI#57752B DF-DP-39-0.5 INJ. TIME = 01:18

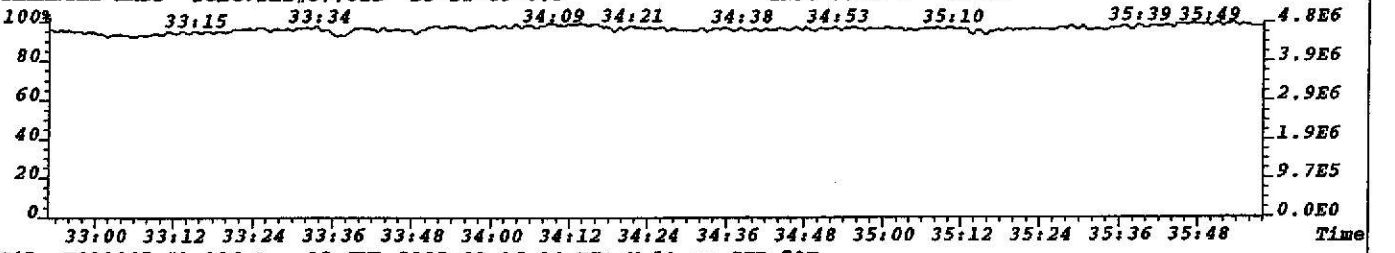

File:T023465 #1-386 Acq:13-JUL-2002 01:16:24 EI+ Voltage SIR 70T
445.7555 F:3 Exp:NDB5US
TRIANGLE LABS Text:TLI#57752B DF-DP-39-0.5 INJ. TIME = 01:18

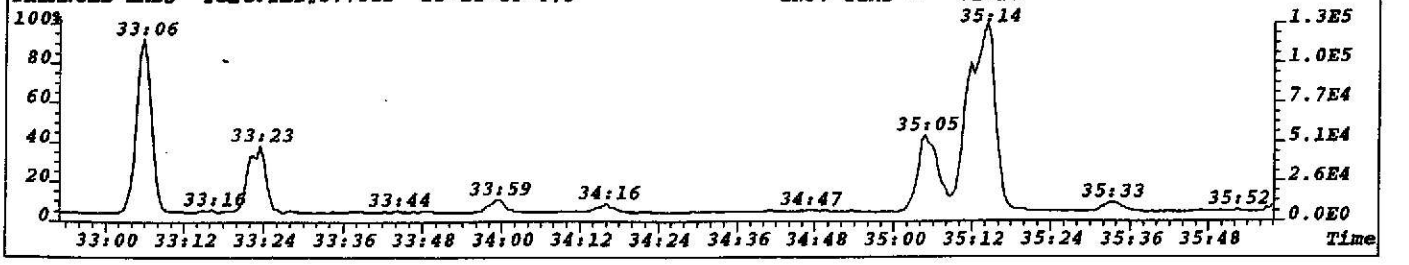

File:T023465 #1-386 Acq:13-JUL-2002 01:16:24 EI+ Voltage SIR 70T Noise:1184
389.8156 F:3 BSUB(256,30,-3.0) PKD(7,5,3,0.05%,4736.0,1.00%,F,T) Exp:NDB5US
TRIANGLE LABS Text:TLI#57752B DF-DP-39-0.5 INJ. TIME = 01:18

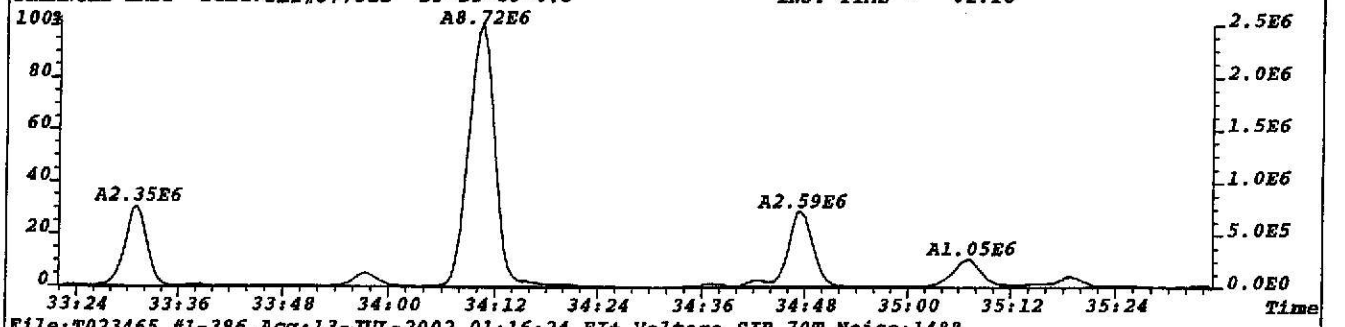

File:T023465 #1-386 Acq:13-JUL-2002 01:16:24 EI+ Voltage SIR 70T Noise:1488
391.8127 F:3 BSUB(256,30,-3.0) PKD(7,5,3,0.05%,5952.0,1.00%,F,T) Exp:NDB5US
TRIANGLE LABS Text:TLI#57752B DF-DP-39-0.5 INJ. TIME = 01:18

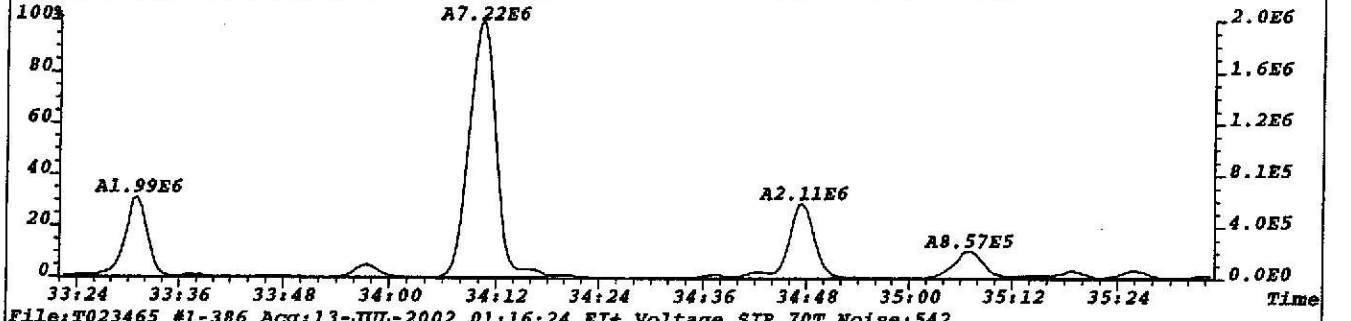

File:T023465 #1-386 Acq:13-JUL-2002 01:16:24 EI+ Voltage SIR 70T Noise:542
401.8558 F:3 BSUB(256,30,-3.0) PKD(7,5,3,0.05%,2168.0,1.00%,F,T) Exp:NDB5US
TRIANGLE LABS Text:TLI#57752B DF-DP-39-0.5 INJ. TIME = 01:18

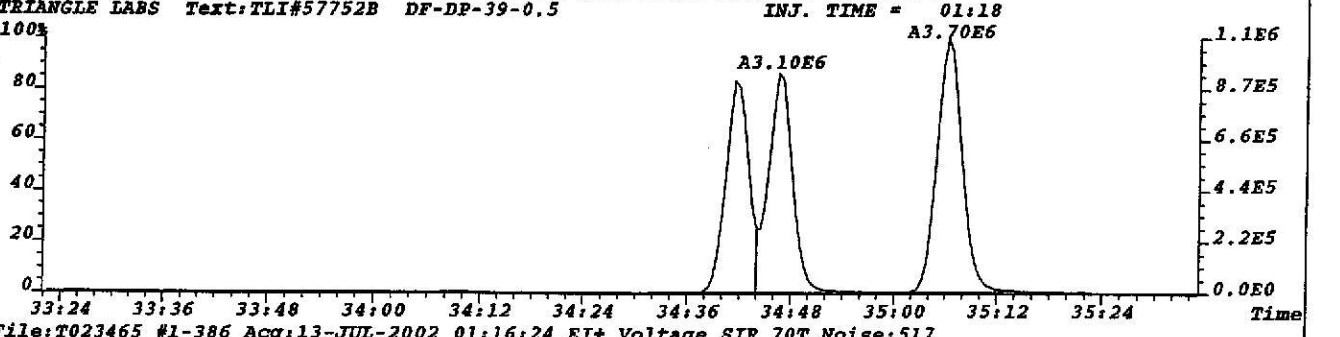

File:T023465 #1-386 Acq:13-JUL-2002 01:16:24 EI+ Voltage SIR 70T Noise:517
403.8529 F:3 BSUB(256,30,-3.0) PKD(7,5,3,0.05%,2068.0,1.00%,F,T) Exp:NDB5US
TRIANGLE LABS Text:TLI#57752B DF-DP-39-0.5 INJ. TIME = 01:18

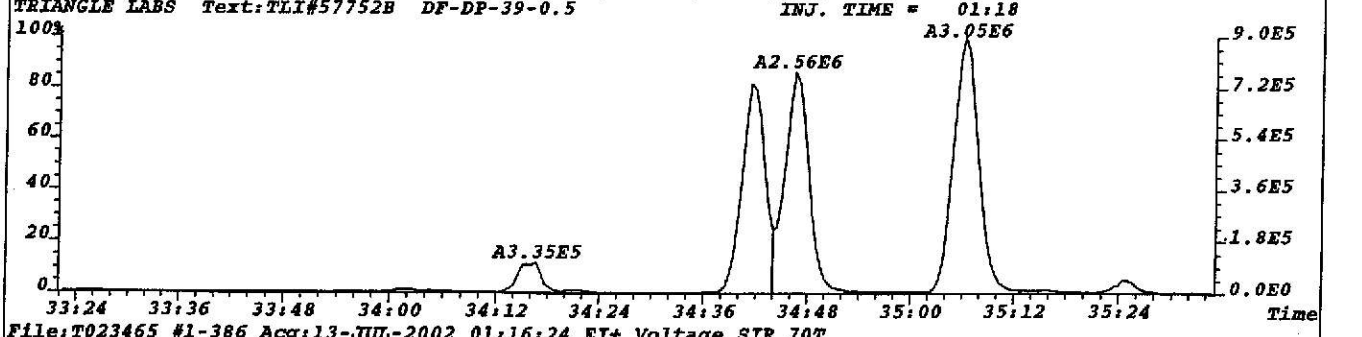

File:T023465 #1-386 Acq:13-JUL-2002 01:16:24 EI+ Voltage SIR 70T
392.9760 F:3 Exp:NDB5US
TRIANGLE LABS Text:TLI#57752B DF-DP-39-0.5 INJ. TIME = 01:18

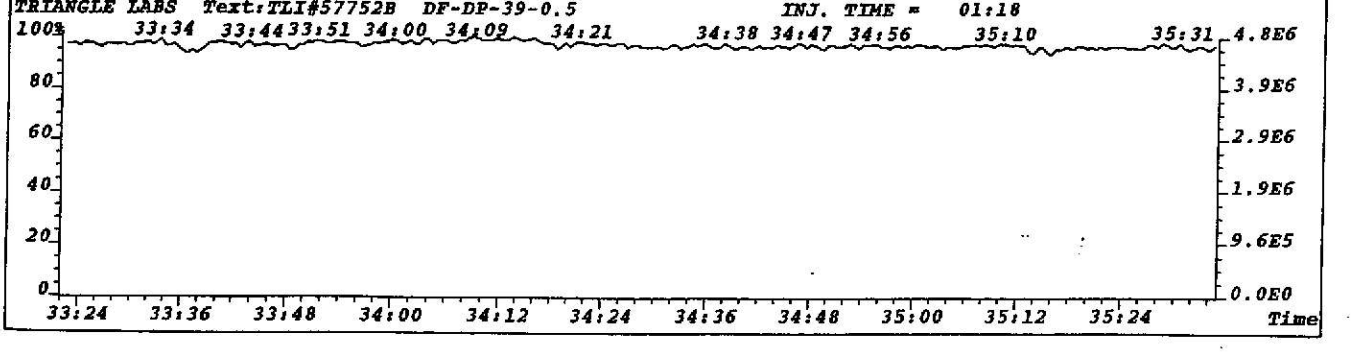

File:T023465 #1-708 Acq:13-JUL-2002 01:16:24 EI+ Voltage SIR 70T Noise:633
407.7818 F:4 BSUB(256,30,-3.0) PKD(7,5,3,0.05%,2532.0,1.00%,F,T) Exp:NDB5US
TRIANGLE LABS Text:TLI#57752B DF-DP-39-0.5 INJ. TIME = 01:18



File:T023465 #1-708 Acq:13-JUL-2002 01:16:24 EI+ Voltage SIR 70T Noise:627
409.7789 F:4 BSUB(256,30,-3.0) PKD(7,5,3,0.05%,2508.0,1.00%,F,T) Exp:NDB5US
TRIANGLE LABS Text:TLI#57752B DF-DP-39-0.5 INJ. TIME = 01:18

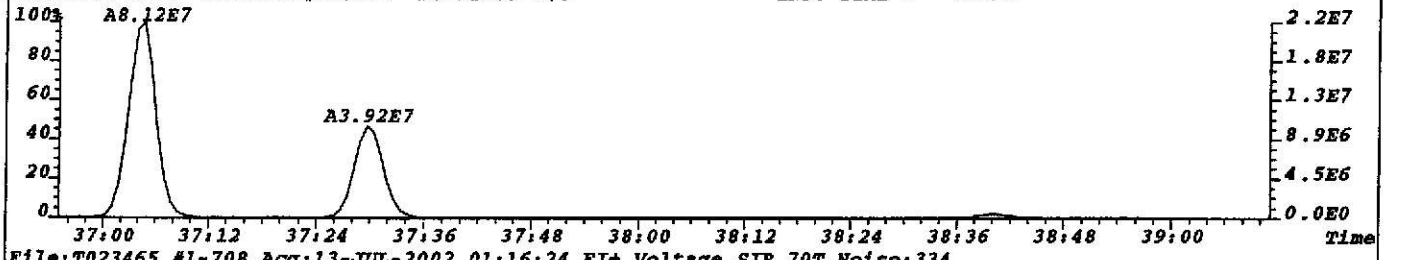

File:T023465 #1-708 Acq:13-JUL-2002 01:16:24 EI+ Voltage SIR 70T Noise:334
417.8253 F:4 BSUB(256,30,-3.0) PKD(7,5,3,0.05%,1336.0,1.00%,F,T) Exp:NDB5US
TRIANGLE LABS Text:TLI#57752B DF-DP-39-0.5 INJ. TIME = 01:18

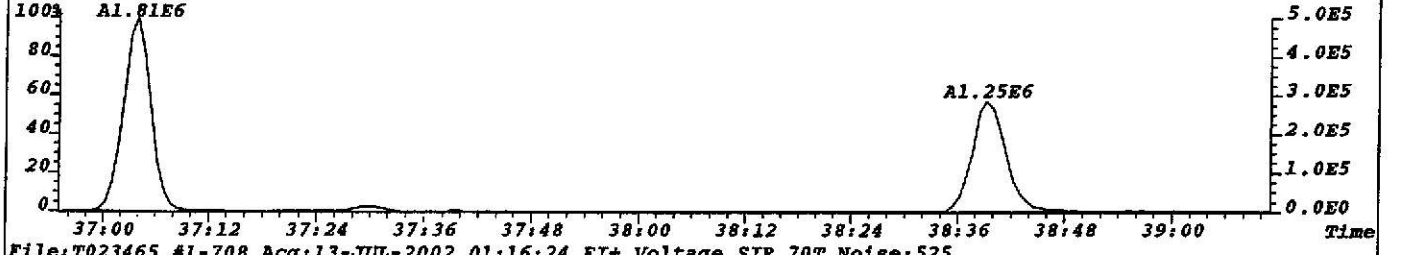

File:T023465 #1-708 Acq:13-JUL-2002 01:16:24 EI+ Voltage SIR 70T Noise:525
419.8220 F:4 BSUB(256,30,-3.0) PKD(7,5,3,0.05%,2100.0,1.00%,F,T) Exp:NDB5US
TRIANGLE LABS Text:TLI#57752B DF-DP-39-0.5 INJ. TIME = 01:18

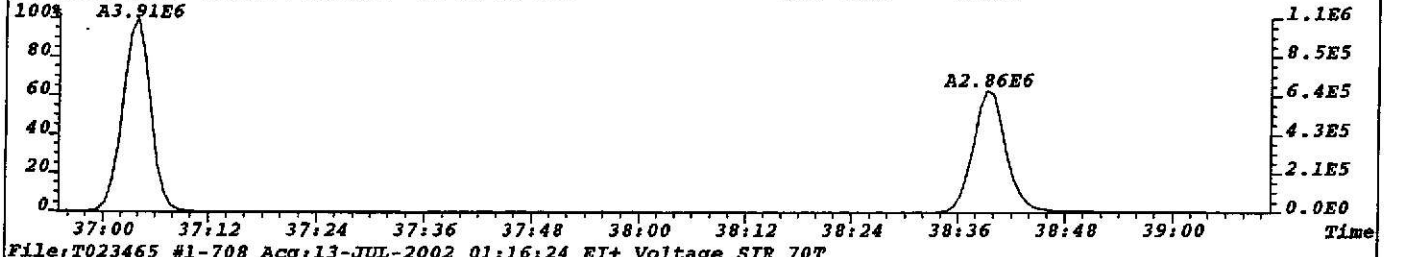

File:T023465 #1-708 Acq:13-JUL-2002 01:16:24 EI+ Voltage SIR 70T
430.9729 F:4 Exp:NDB5US
TRIANGLE LABS Text:TLI#57752B DF-DP-39-0.5 INJ. TIME = 01:18

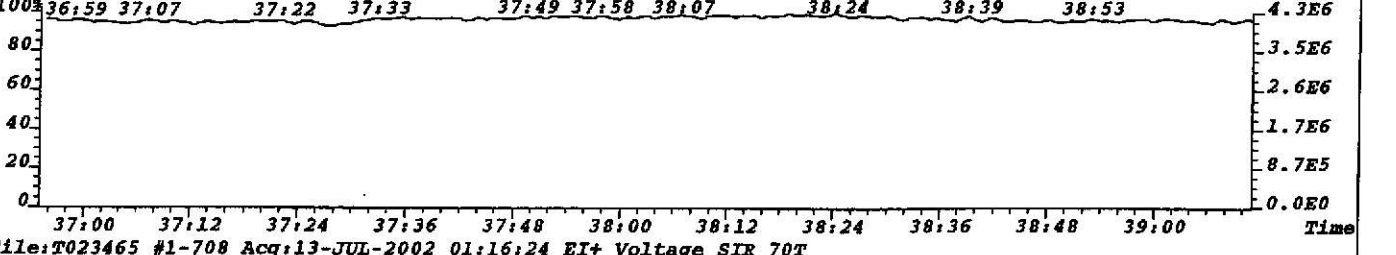

File:T023465 #1-708 Acq:13-JUL-2002 01:16:24 EI+ Voltage SIR 70T
479.7165 F:4 Exp:NDB5US
TRIANGLE LABS Text:TLI#57752B DF-DP-39-0.5 INJ. TIME = 01:18

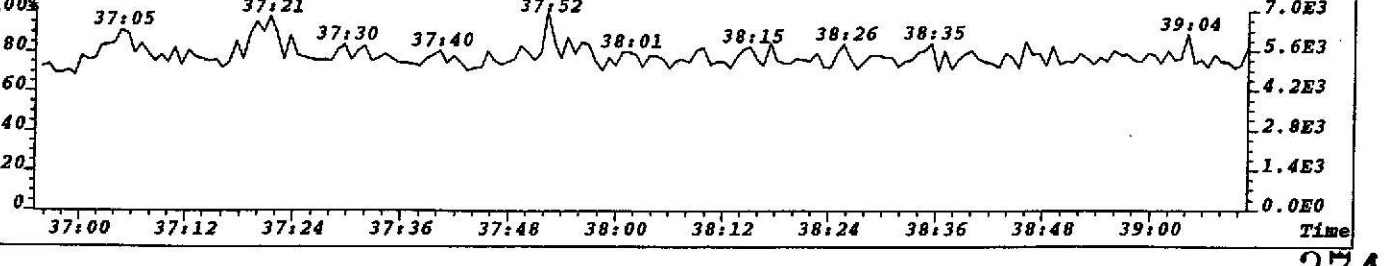

File:T023465 #1-708 Acq:13-JUL-2002 01:16:24 EI+ Voltage SIR 70T Noise:358
423.7766 F:4 BSUB(256,30,-3.0) PKD(7,5,3,0.05%,1432.0,1.00%,F,T) Exp:NDB5US
TRIANGLE LABS Text:TLI#57752B DF-DP-39-0.5 INJ. TIME = 01:18

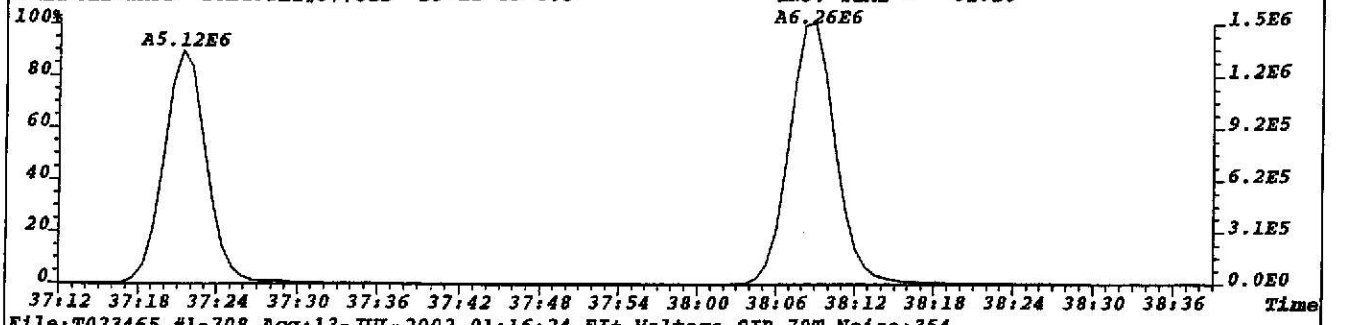

File:T023465 #1-708 Acq:13-JUL-2002 01:16:24 EI+ Voltage SIR 70T Noise:354
425.7737 F:4 BSUB(256,30,-3.0) PKD(7,5,3,0.05%,1416.0,1.00%,F,T) Exp:NDB5US
TRIANGLE LABS Text:TLI#57752B DF-DP-39-0.5 INJ. TIME = 01:18

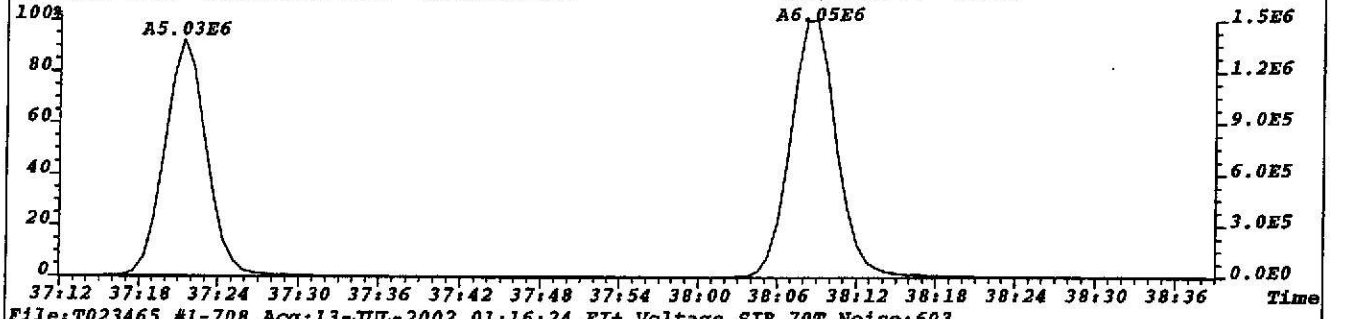

File:T023465 #1-708 Acq:13-JUL-2002 01:16:24 EI+ Voltage SIR 70T Noise:603
435.8169 F:4 BSUB(256,30,-3.0) PKD(7,5,3,0.05%,2412.0,1.00%,F,T) Exp:NDB5US
TRIANGLE LABS Text:TLI#57752B DF-DP-39-0.5 INJ. TIME = 01:18

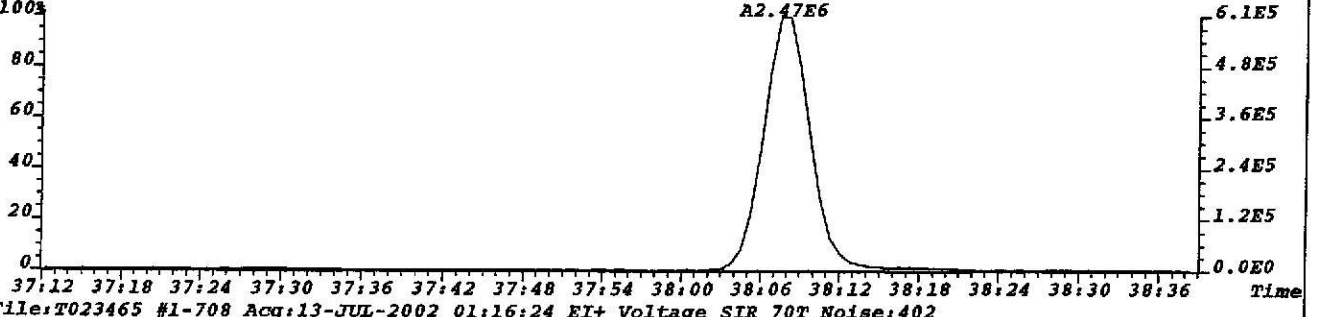

File:T023465 #1-708 Acq:13-JUL-2002 01:16:24 EI+ Voltage SIR 70T Noise:402
437.8140 F:4 BSUB(256,30,-3.0) PKD(7,5,3,0.05%,1608.0,1.00%,F,T) Exp:NDB5US
TRIANGLE LABS Text:TLI#57752B DF-DP-39-0.5 INJ. TIME = 01:18

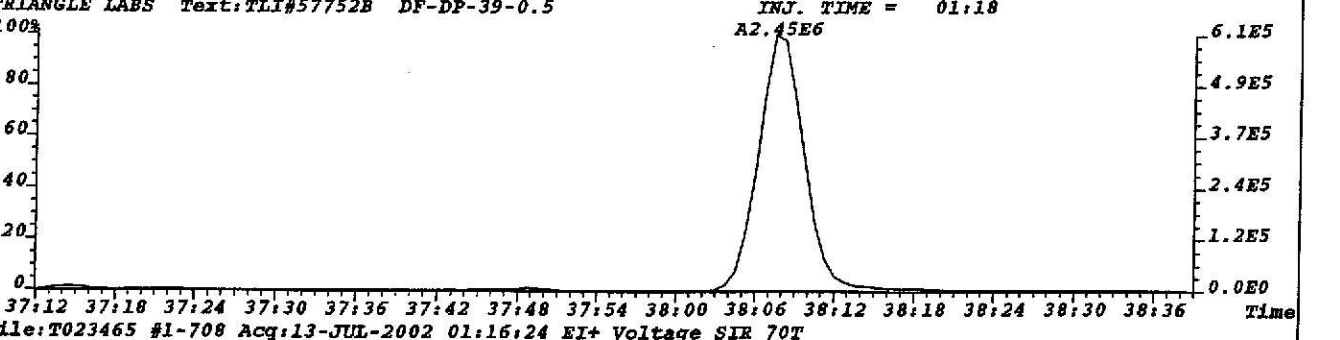

File:T023465 #1-708 Acq:13-JUL-2002 01:16:24 EI+ Voltage SIR 70T
430.9729 F:4 Exp:NDB5US
TRIANGLE LABS Text:TLI#57752B DF-DP-39-0.5 INJ. TIME = 01:18

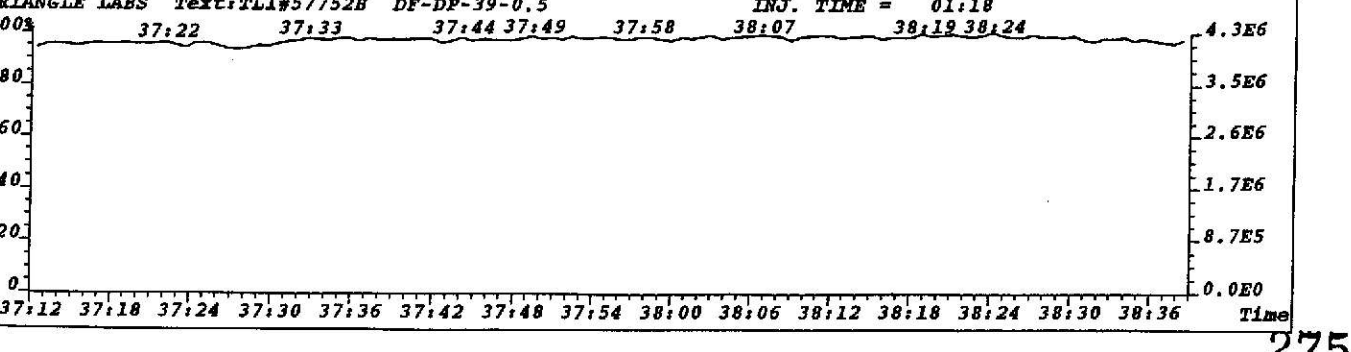

File:T023465 #1-708 Acq:13-JUL-2002 01:16:24 EI+ Voltage SIR 70T Noise:250
441.7428 F:4 BSUB(256,30,-3.0) PKD(7,5,3,0.05%,1000.0,1.00%,F,T) Exp:NDB5US
TRIANGLE LABS Text:TLI#57752B DF-DP-39-0.5 INJ. TIME = 01:18

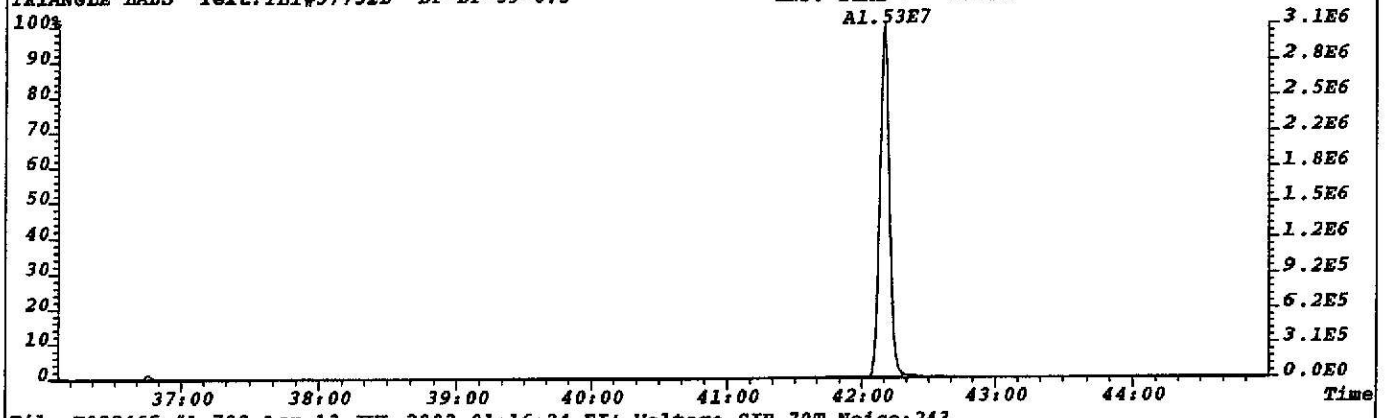

File:T023465 #1-708 Acq:13-JUL-2002 01:16:24 EI+ Voltage SIR 70T Noise:243
443.7399 F:4 BSUB(256,30,-3.0) PKD(7,5,3,0.05%,972.0,1.00%,F,T) Exp:NDB5US
TRIANGLE LABS Text:TLI#57752B DF-DP-39-0.5 INJ. TIME = 01:18

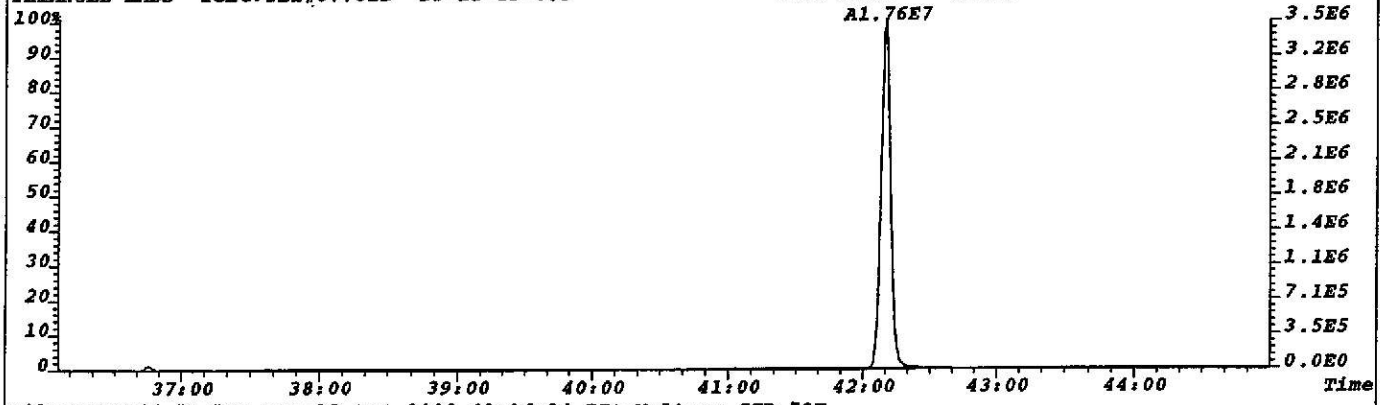

File:T023465 #1-708 Acq:13-JUL-2002 01:16:24 EI+ Voltage SIR 70T
430.9729 F:4 Exp:NDB5US
TRIANGLE LABS Text:TLI#57752B DF-DP-39-0.5 INJ. TIME = 01:18

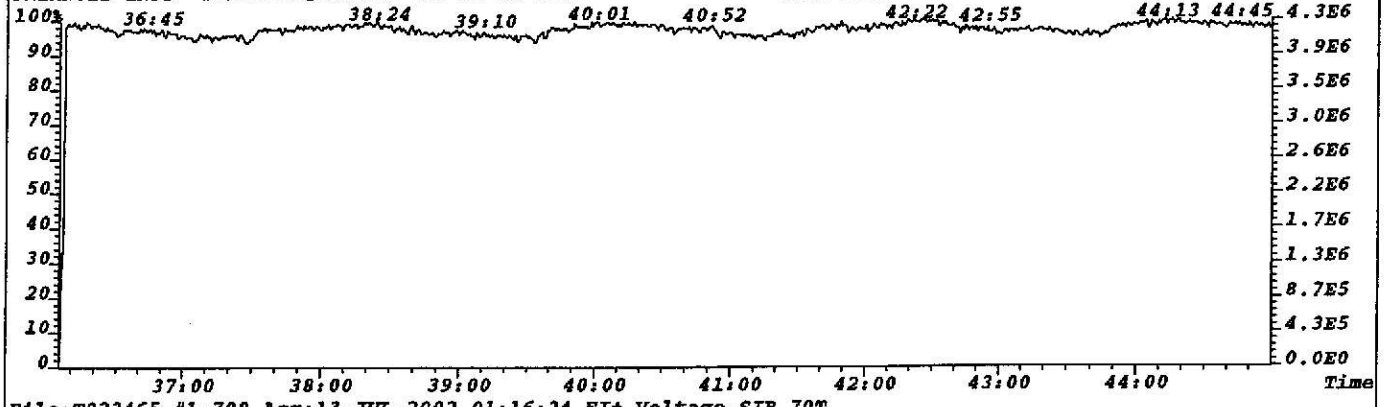

File:T023465 #1-708 Acq:13-JUL-2002 01:16:24 EI+ Voltage SIR 70T
513.6775 F:4 Exp:NDB5US
TRIANGLE LABS Text:TLI#57752B DF-DP-39-0.5 INJ. TIME = 01:18

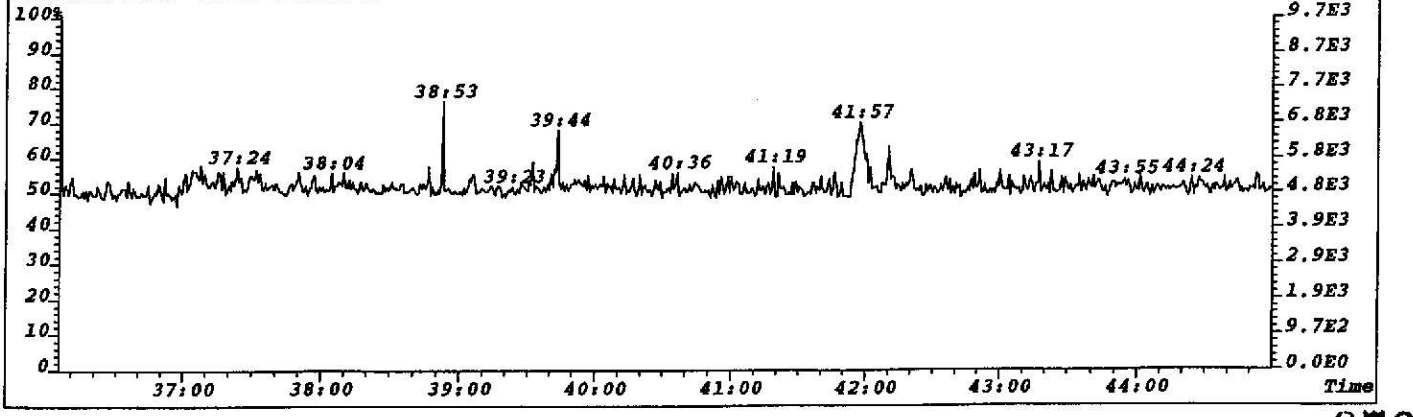

File:T023465 #1-708 Acq:13-JUL-2002 01:16:24 EI+ Voltage SIR 70T Noise:184
457.7377 F:4 BSUB(256,30,-3.0) PKD(7,5,3,0.05%,736.0,1.00%,F,T) Exp:NDB5US
TRIANGLE LABS Text:TLI#57752B DF-DP-39-0.5 INJ. TIME = 01:18

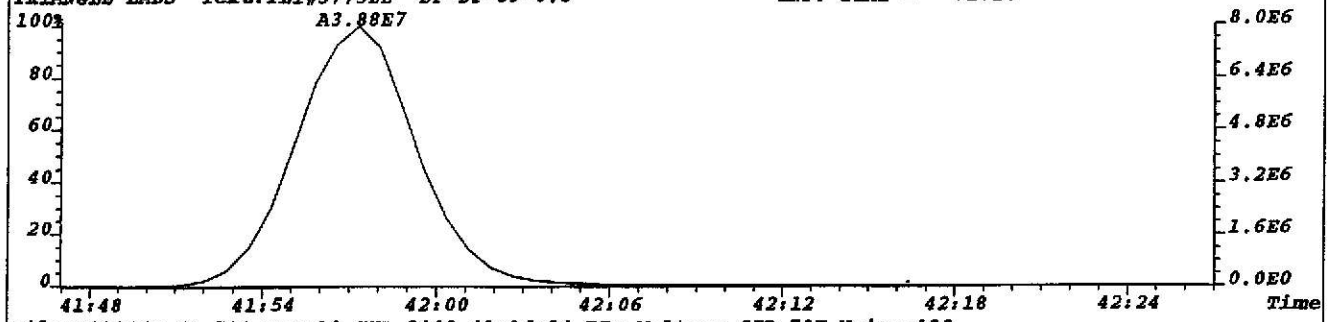

File:T023465 #1-708 Acq:13-JUL-2002 01:16:24 EI+ Voltage SIR 70T Noise:193
459.7348 F:4 BSUB(256,30,-3.0) PKD(7,5,3,0.05%,772.0,1.00%,F,T) Exp:NDB5US
TRIANGLE LABS Text:TLI#57752B DF-DP-39-0.5 INJ. TIME = 01:18

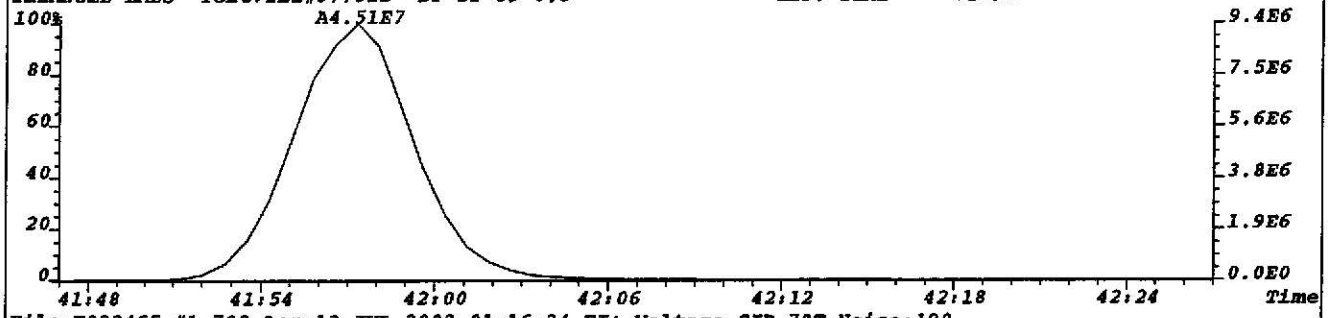

File:T023465 #1-708 Acq:13-JUL-2002 01:16:24 EI+ Voltage SIR 70T Noise:190
469.7779 F:4 BSUB(256,30,-3.0) PKD(7,5,3,0.05%,760.0,1.00%,F,T) Exp:NDB5US
TRIANGLE LABS Text:TLI#57752B DF-DP-39-0.5 INJ. TIME = 01:18

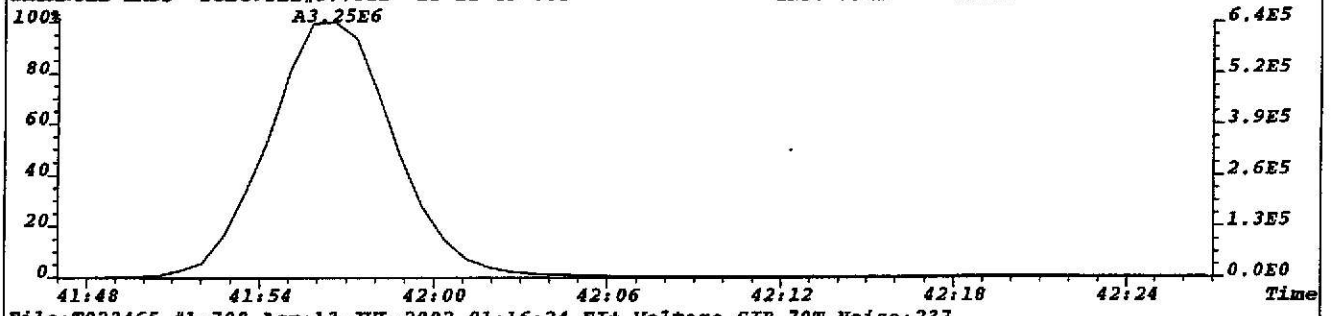

File:T023465 #1-708 Acq:13-JUL-2002 01:16:24 EI+ Voltage SIR 70T Noise:237
471.7750 F:4 BSUB(256,30,-3.0) PKD(7,5,3,0.05%,948.0,1.00%,F,T) Exp:NDB5US
TRIANGLE LABS Text:TLI#57752B DF-DP-39-0.5 INJ. TIME = 01:18

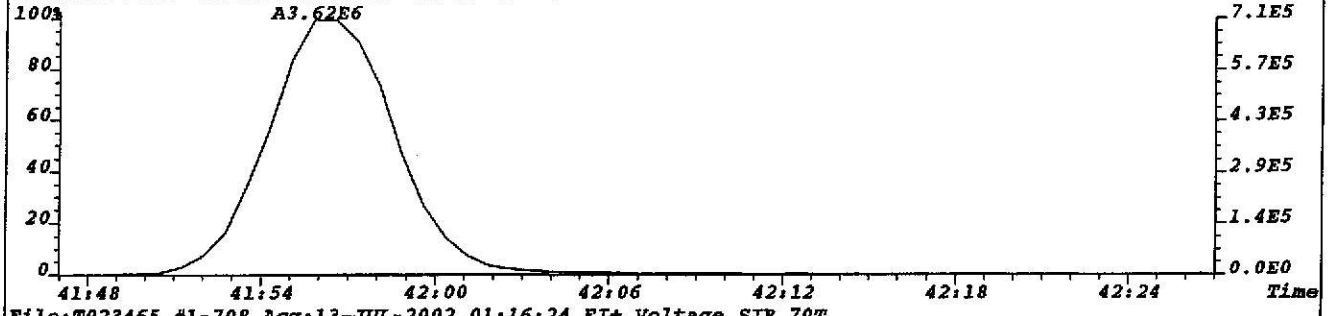

File:T023465 #1-708 Acq:13-JUL-2002 01:16:24 EI+ Voltage SIR 70T
430.9729 F:4 Exp:NDB5US
TRIANGLE LABS Text:TLI#57752B DF-DP-39-0.5 INJ. TIME = 01:18

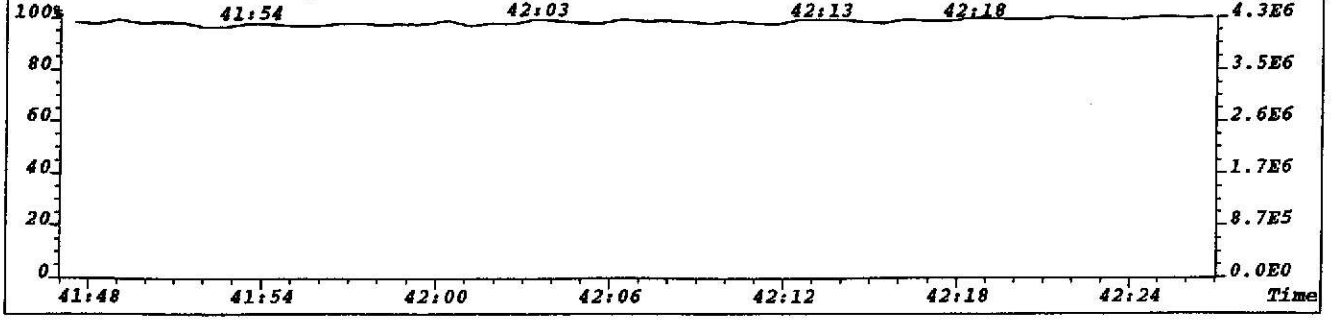

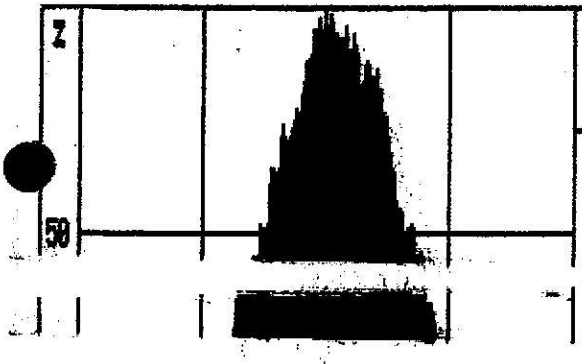

Channel I 330.9792 Peak top
Height .97 volts Span 200 ppm

System file name	ND85US
Data file name	A:T712024
Resolution	10000
Scan number	2
Ionization mode	EI+
Calibration	UN TRAP

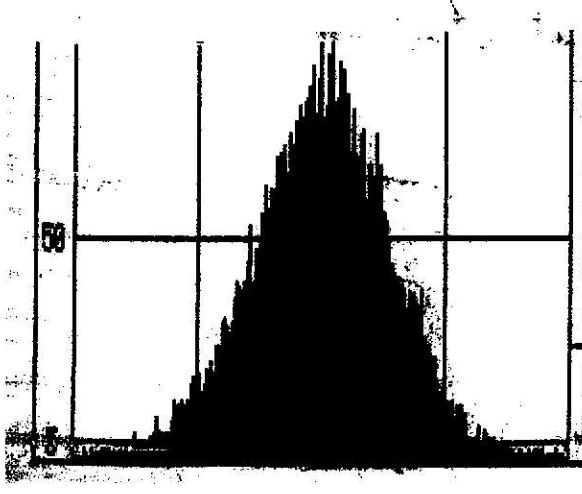

B	304	K	332	T	370
C	306	L	334	U	376
D	316	M	340	V	410
E	318	N	342		
F	320	O	352		
G	322	P	354		
H	328	Q	356		
I	331	R	358		

Ref. mass 416.9760 Peak top
Height .14 volts Span 200 ppm

OEM 7/16/02

File:T023465 #1-925 Acq:13-JUL-2002 01:16:24 EI+ Voltage SIR 70T
303.9016 F:2 Exp:NDB5US
Sample Text:TLI#57752B DF-DP-39-0.5 INJ. TIME = 01:18 File Text:TLI#57752B D»

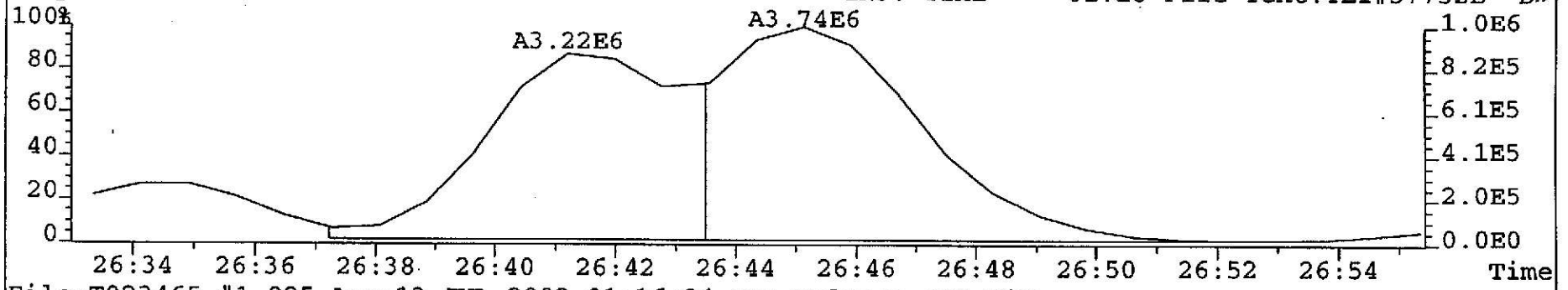

File:T023465 #1-925 Acq:13-JUL-2002 01:16:24 EI+ Voltage SIR 70T
305.8987 F:2 Exp:NDB5US
Sample Text:TLI#57752B DF-DP-39-0.5 INJ. TIME = 01:18 File Text:TLI#57752B D»

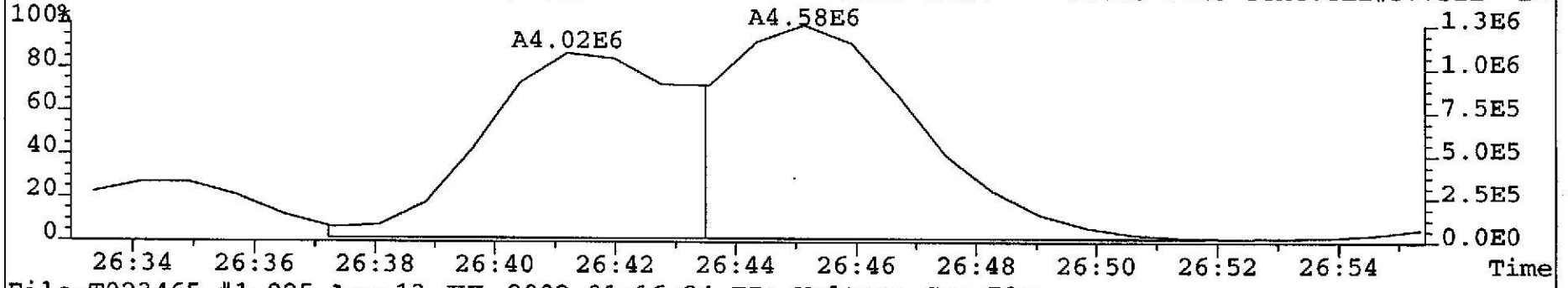

File:T023465 #1-925 Acq:13-JUL-2002 01:16:24 EI+ Voltage SIR 70T
317.9389 F:2 Exp:NDB5US
Sample Text:TLI#57752B DF-DP-39-0.5 INJ. TIME = 01:18 File Text:TLI#57752B D»

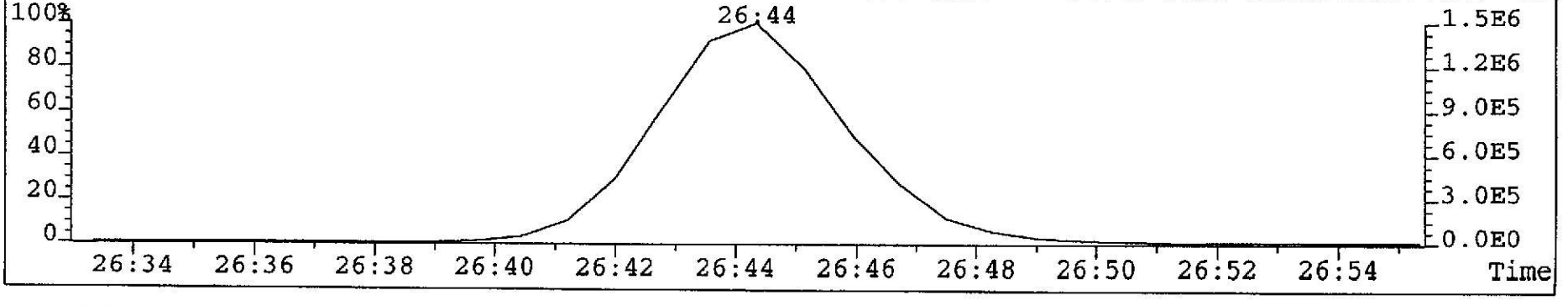

N = 0.06 + 0.052 = 0.112

OEM 7116102

File:T023465 #1-925 Acq:13-JUL-2002 01:16:24 EI+ Voltage SIR 70T
319.8965 F:2 Exp:NDB5US
Sample Text:TLI#57752B DF-DP-39-0.5 INJ. TIME = 01:18 File Text:TLI#57752B D»

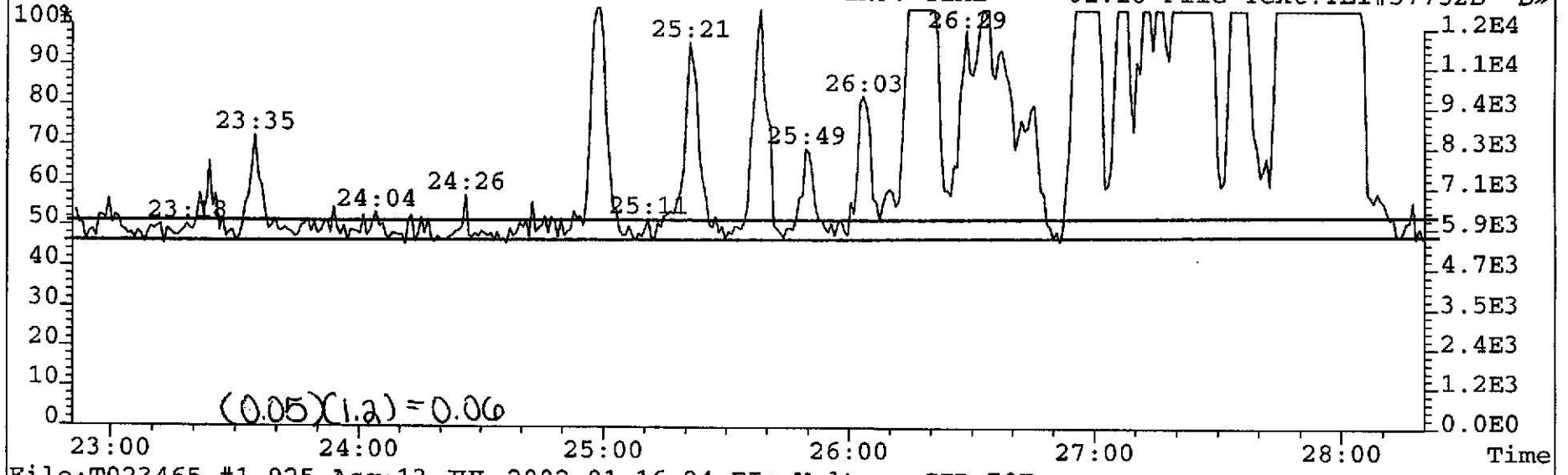

(0.05)(1.2) = 0.06

File:T023465 #1-925 Acq:13-JUL-2002 01:16:24 EI+ Voltage SIR 70T
321.8936 F:2 Exp:NDB5US
Sample Text:TLI#57752B DF-DP-39-0.5 INJ. TIME = 01:18 File Text:TLI#57752B D»

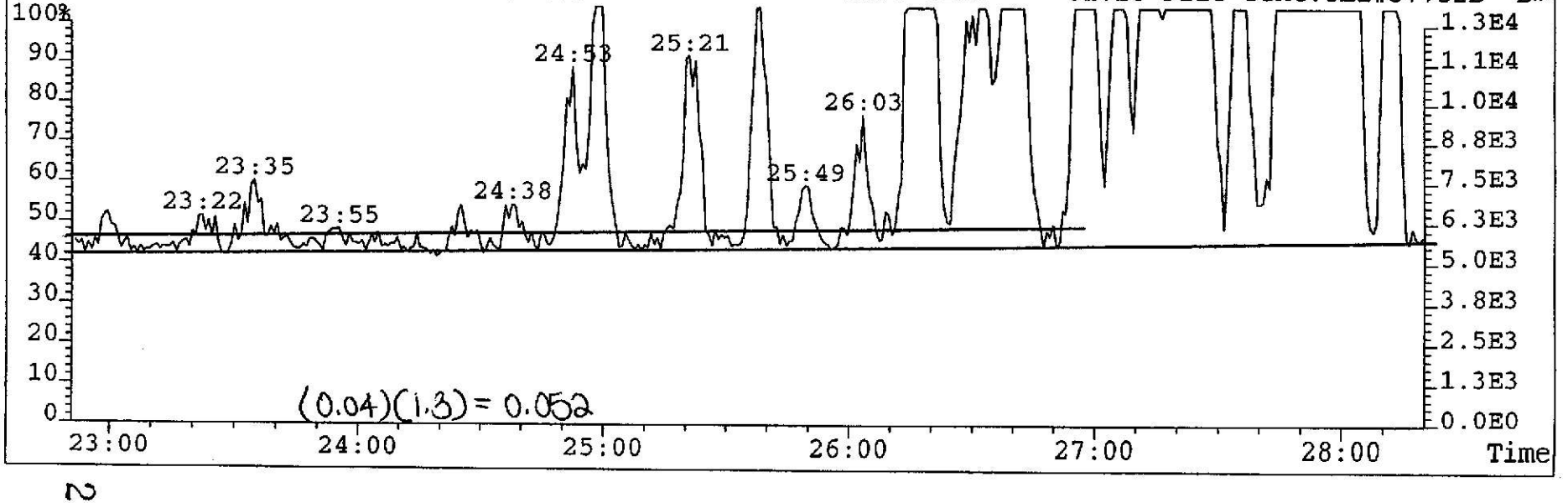

(0.04)(1.3) = 0.052

OEM 7116102

File:T023465 #1-925 Acq:13-JUL-2002 01:16:24 EI+ Voltage SIR 70T
319.8965 F:2 Exp:NDB5US
Sample Text:TLI#57752B DF-DP-39-0.5 INJ. TIME = 01:18 File Text:TLI#57752B D»

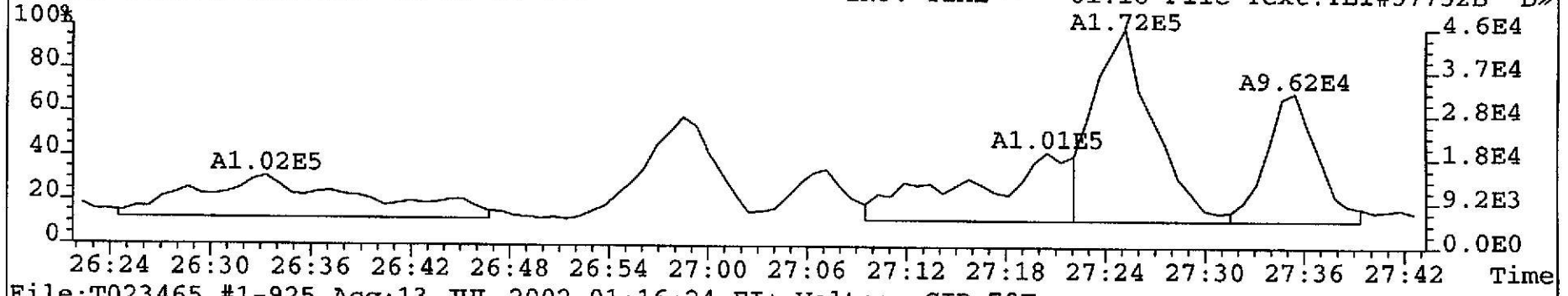

File:T023465 #1-925 Acq:13-JUL-2002 01:16:24 EI+ Voltage SIR 70T
321.8936 F:2 Exp:NDB5US
Sample Text:TLI#57752B DF-DP-39-0.5 INJ. TIME = 01:18 File Text:TLI#57752B D»

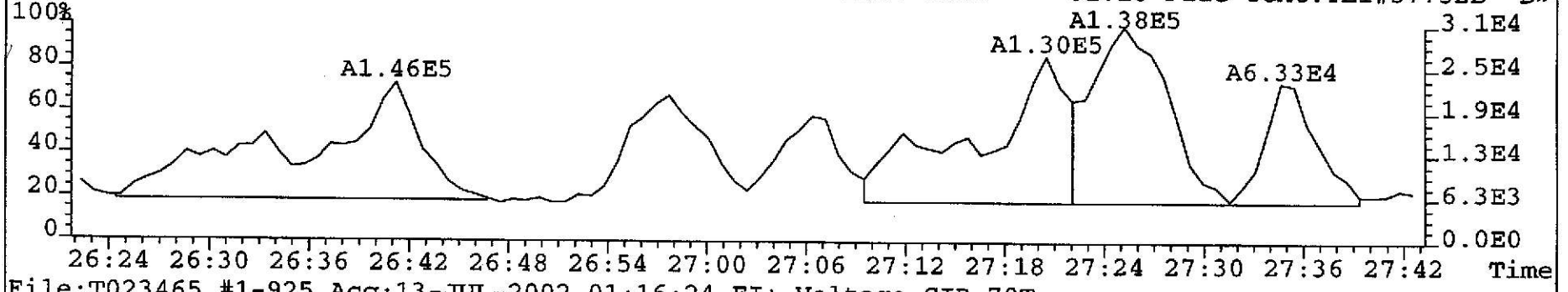

File:T023465 #1-925 Acq:13-JUL-2002 01:16:24 EI+ Voltage SIR 70T
333.9338 F:2 Exp:NDB5US
Sample Text:TLI#57752B DF-DP-39-0.5 INJ. TIME = 01:18 File Text:TLI#57752B D»

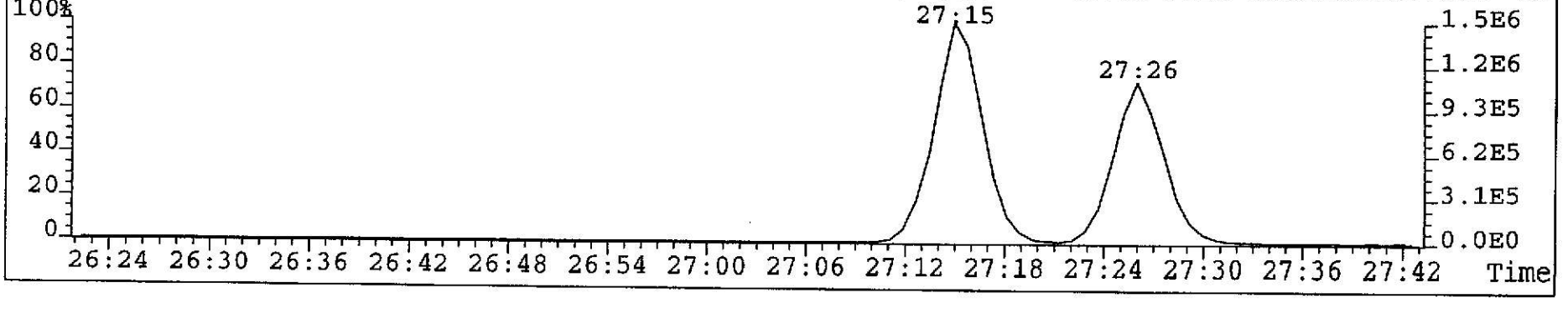

GCM 7/16/02

File:T023465 #1-925 Acq:13-JUL-2002 01:16:24 EI+ Voltage SIR 70T
339.8597 F:2 Exp:NDB5US
Sample Text:TLI#57752B DF-DP-39-0.5 INJ. TIME = 01:18 File Text:TLI#57752B D»

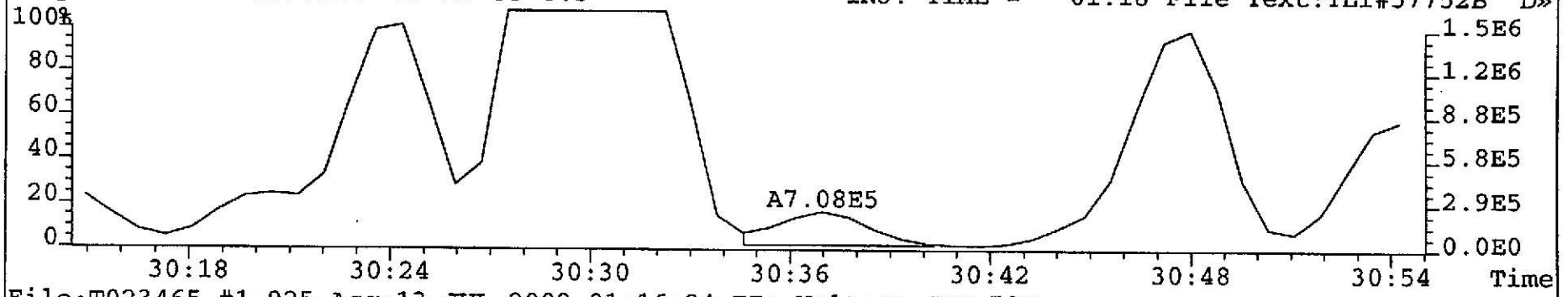

File:T023465 #1-925 Acq:13-JUL-2002 01:16:24 EI+ Voltage SIR 70T
341.8567 F:2 Exp:NDB5US
Sample Text:TLI#57752B DF-DP-39-0.5 INJ. TIME = 01:18 File Text:TLI#57752B D»

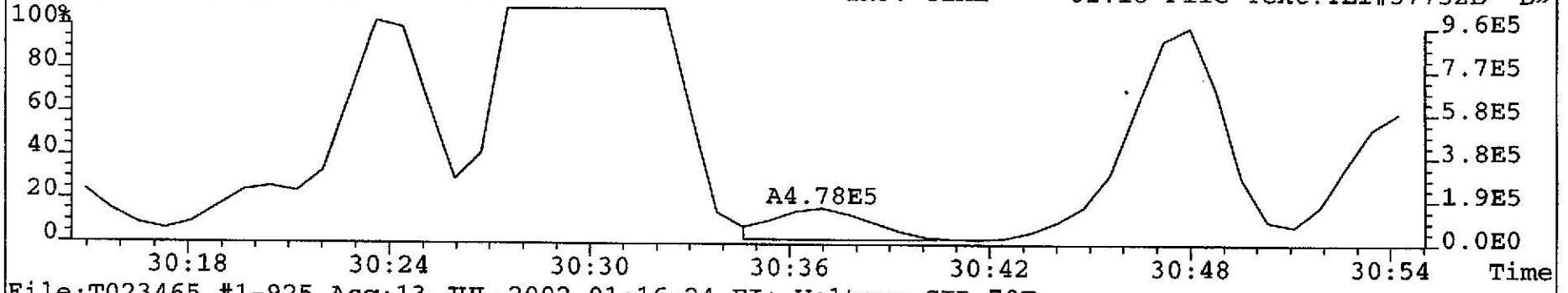

File:T023465 #1-925 Acq:13-JUL-2002 01:16:24 EI+ Voltage SIR 70T
353.8970 F:2 Exp:NDB5US
Sample Text:TLI#57752B DF-DP-39-0.5 INJ. TIME = 01:18 File Text:TLI#57752B D»

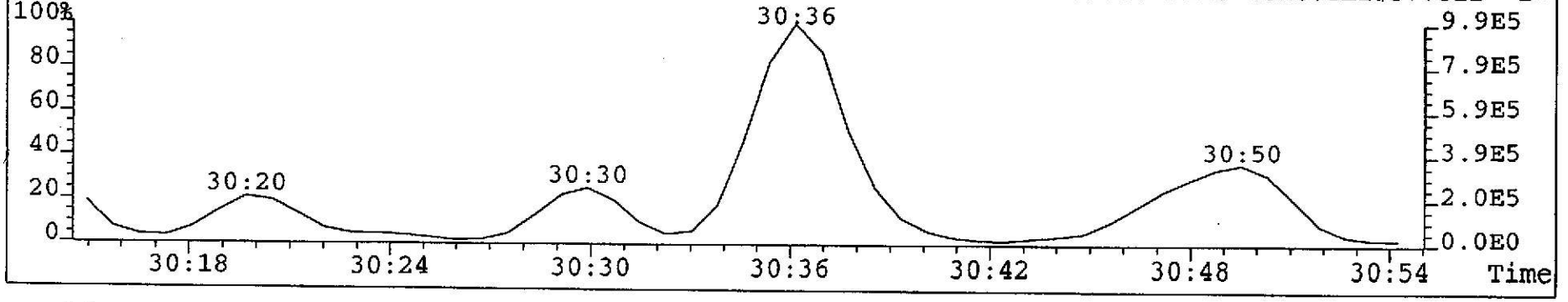

OEM 7116102

File:T023465 #1-925 Acq:13-JUL-2002 01:16:24 EI+ Voltage SIR 70T
351.9000 F:2 Exp:NDB5US
Sample Text:TLI#57752B DF-DP-39-0.5 INJ. TIME = 01:18 File Text:TLI#57752B D»

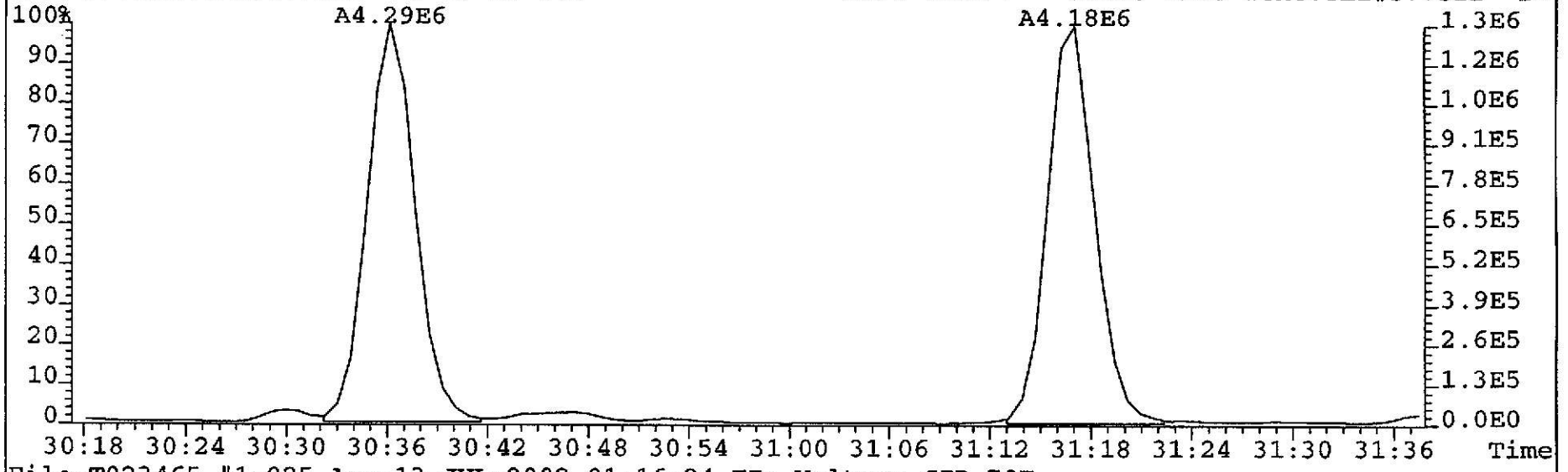

File:T023465 #1-925 Acq:13-JUL-2002 01:16:24 EI+ Voltage SIR 70T
353.8970 F:2 Exp:NDB5US
Sample Text:TLI#57752B DF-DP-39-0.5 INJ. TIME = 01:18 File Text:TLI#57752B D»

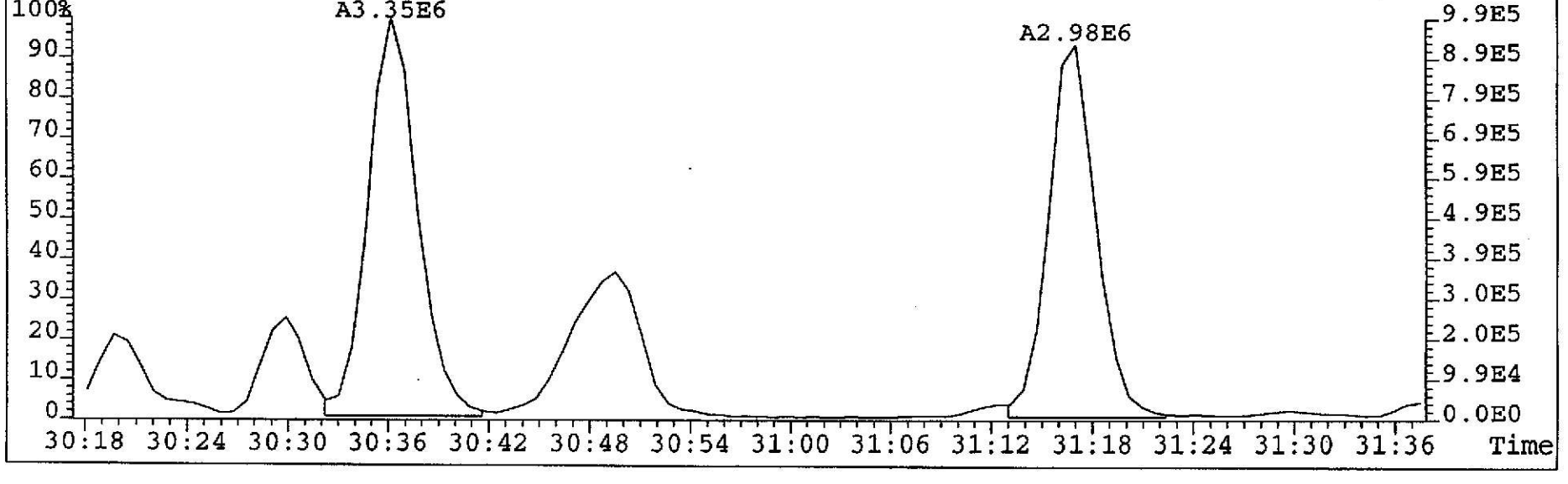

aam 7/16/02

File:T023465 #1-925 Acq:13-JUL-2002 01:16:24 EI+ Voltage SIR 70T
355.8546 F:2 Exp:NDB5US
Sample Text:TLI#57752B DF-DP-39-0.5 INJ. TIME = 01:18 File Text:TLI#57752B D»

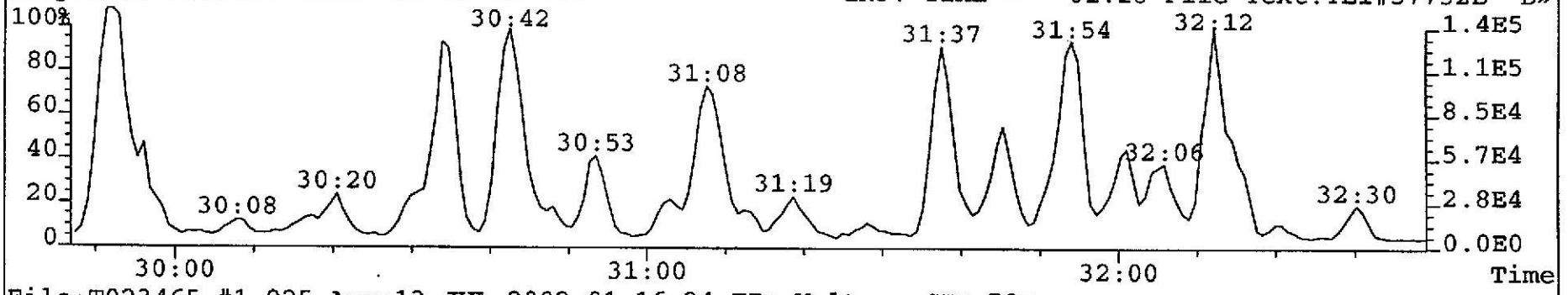

File:T023465 #1-925 Acq:13-JUL-2002 01:16:24 EI+ Voltage SIR 70T
357.8516 F:2 Exp:NDB5US
Sample Text:TLI#57752B DF-DP-39-0.5 INJ. TIME = 01:18 File Text:TLI#57752B D»

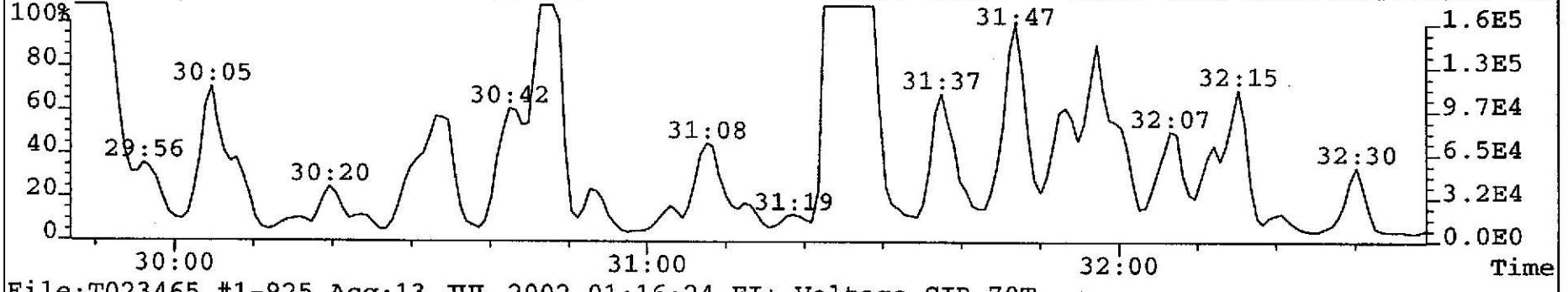

File:T023465 #1-925 Acq:13-JUL-2002 01:16:24 EI+ Voltage SIR 70T
369.8919 F:2 Exp:NDB5US
Sample Text:TLI#57752B DF-DP-39-0.5 INJ. TIME = 01:18 File Text:TLI#57752B D»

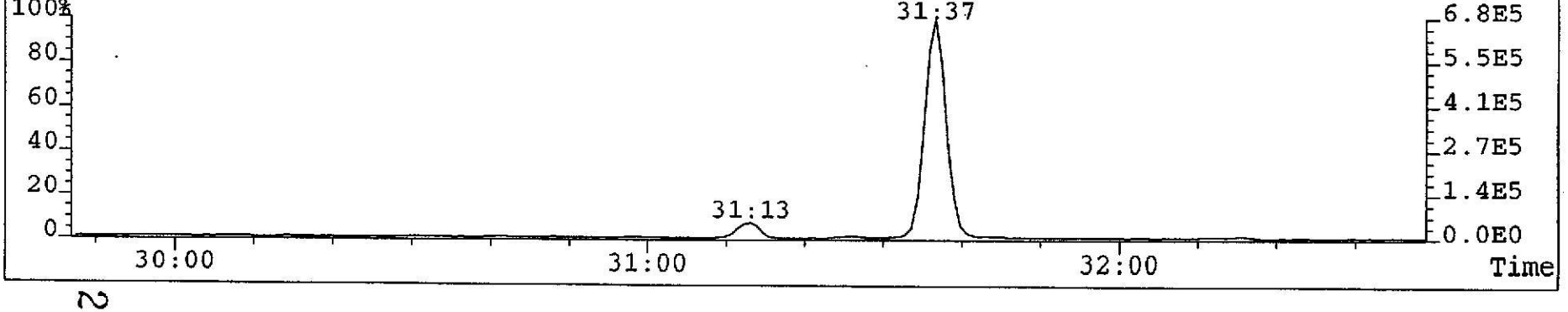

GEM 7116102

File:T023465 #1-925 Acq:13-JUL-2002 01:16:24 EI+ Voltage SIR 70T
355.8546 F:2 Exp:NDB5US
Sample Text:TLI#57752B DF-DP-39-0.5 INJ. TIME = 01:18 File Text:TLI#57752B D»

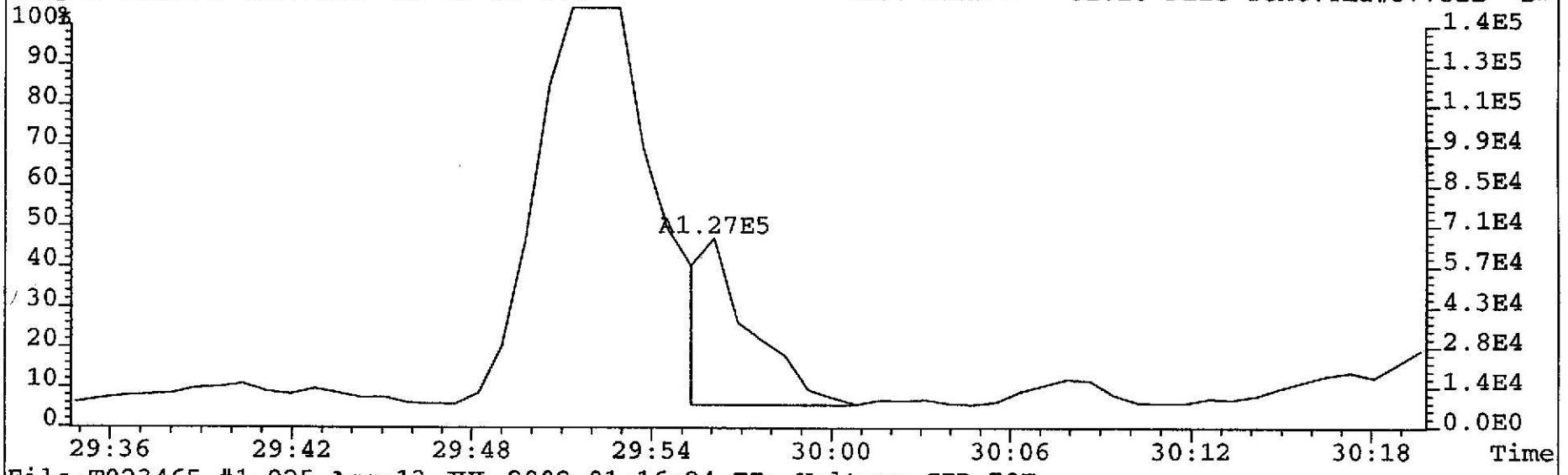

File:T023465 #1-925 Acq:13-JUL-2002 01:16:24 EI+ Voltage SIR 70T
357.8516 F:2 Exp:NDB5US
Sample Text:TLI#57752B DF-DP-39-0.5 INJ. TIME = 01:18 File Text:TLI#57752B D»

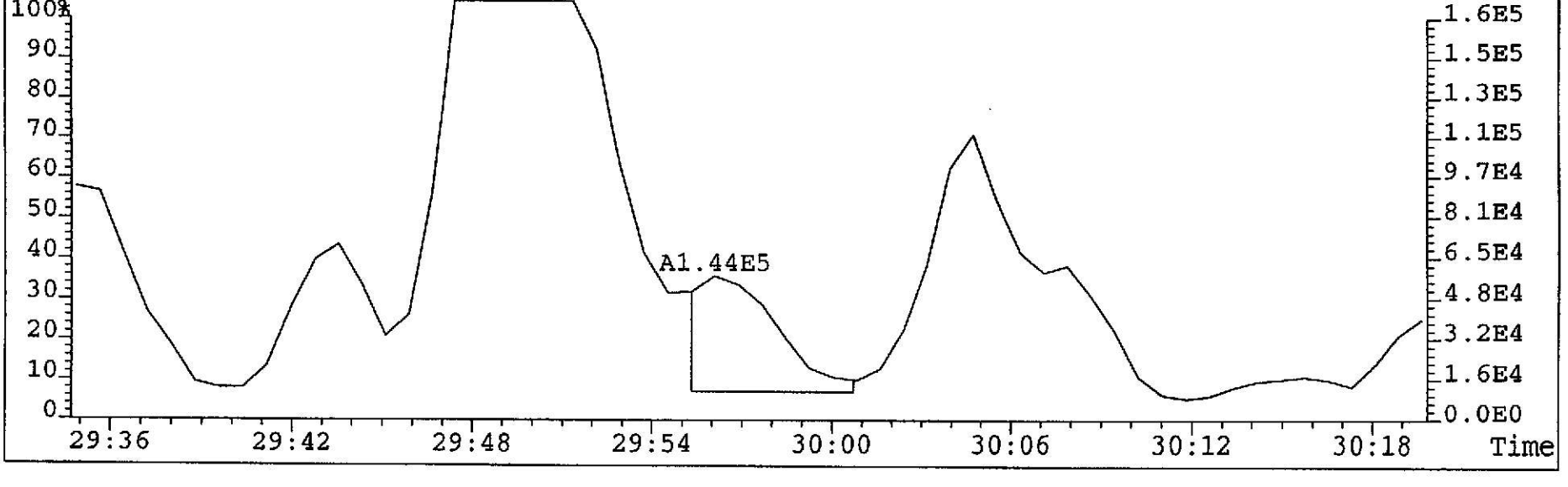

OEM 7/16/02

File:T023465 #1-925 Acq:13-JUL-2002 01:16:24 EI+ Voltage SIR 70T
355.8546 F:2 Exp:NDB5US
Sample Text:TLI#57752B DF-DP-39-0.5 INJ. TIME = 01:18 File Text:TLI#57752B D»

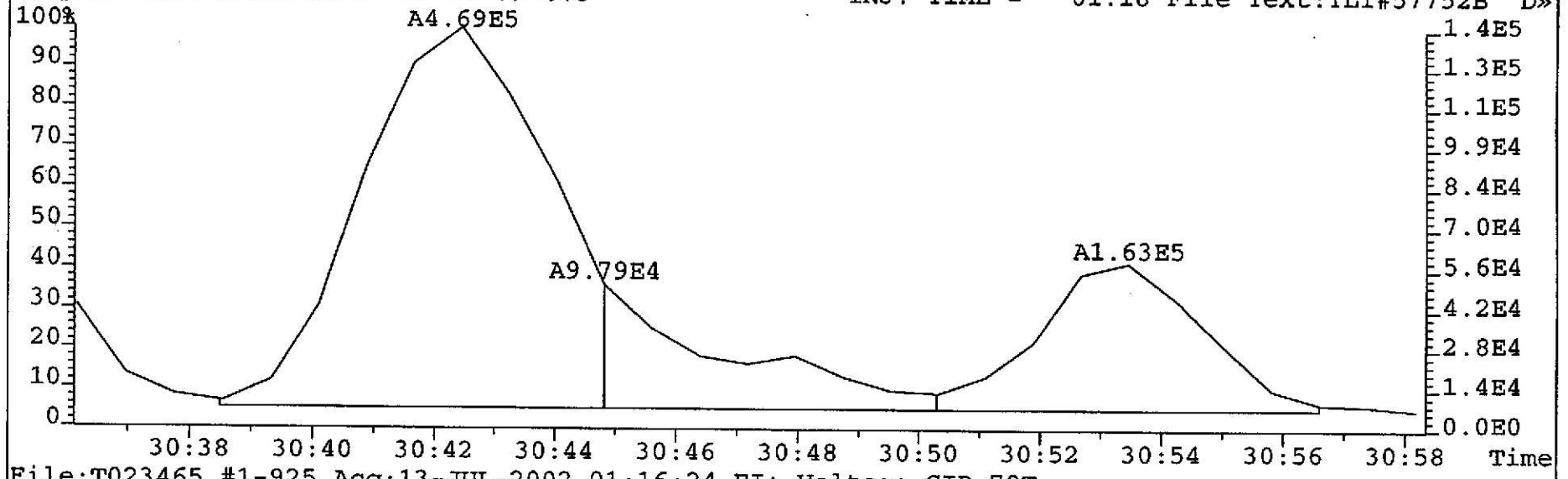

File:T023465 #1-925 Acq:13-JUL-2002 01:16:24 EI+ Voltage SIR 70T
357.8516 F:2 Exp:NDB5US
Sample Text:TLI#57752B DF-DP-39-0.5 INJ. TIME = 01:18 File Text:TLI#57752B D»

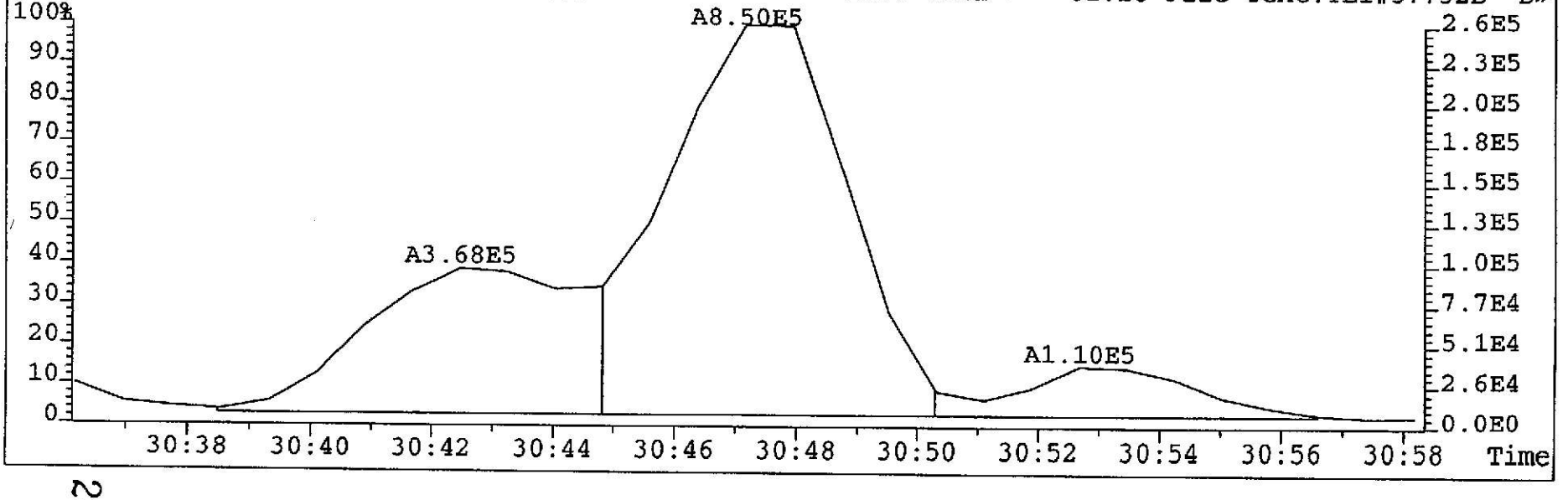

CEM 7/16/02

File:T023465 #1-925 Acq:13-JUL-2002 01:16:24 EI+ Voltage SIR 70T
355.8546 F:2 Exp:NDB5US
Sample Text:TLI#57752B DF-DP-39-0.5 INJ. TIME = 01:18 File Text:TLI#57752B D»

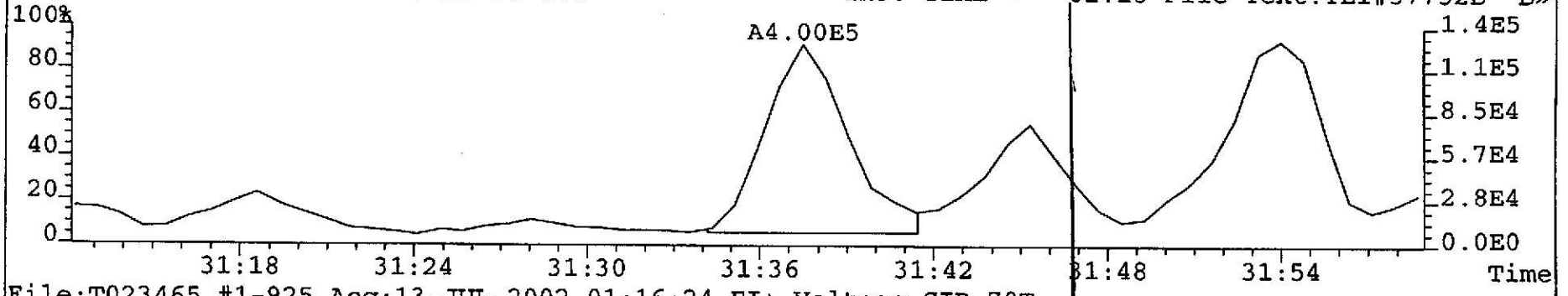

File:T023465 #1-925 Acq:13-JUL-2002 01:16:24 EI+ Voltage SIR 70T
357.8516 F:2 Exp:NDB5US
Sample Text:TLI#57752B DF-DP-39-0.5 INJ. TIME = 01:18 File Text:TLI#57752B D»

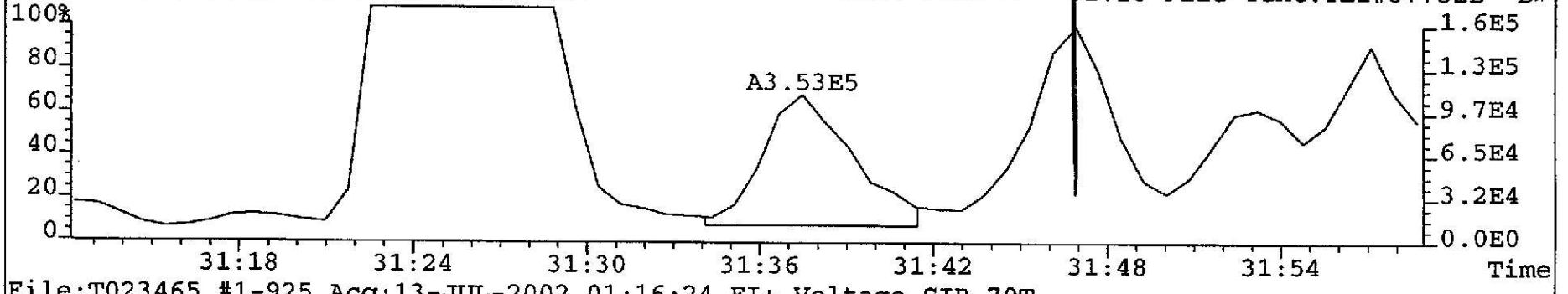

File:T023465 #1-925 Acq:13-JUL-2002 01:16:24 EI+ Voltage SIR 70T
369.8919 F:2 Exp:NDB5US
Sample Text:TLI#57752B DF-DP-39-0.5 INJ. TIME = 01:18 File Text:TLI#57752B D»

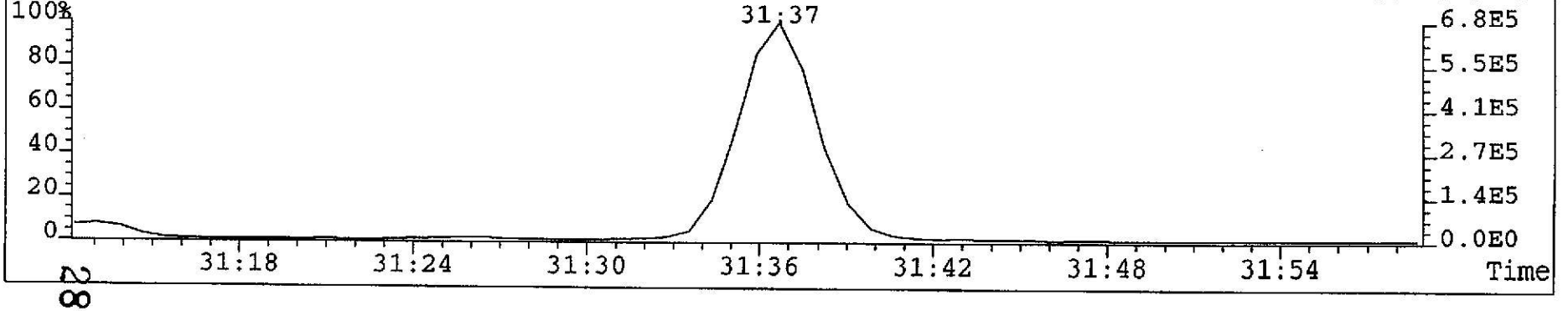

CSM 7/16/02

File:T023465 #1-925 Acq:13-JUL-2002 01:16:24 EI+ Voltage SIR 70T
355.8546 F:2 Exp:NDB5US
Sample Text:TLI#57752B DF-DP-39-0.5 INJ. TIME = 01:18 File Text:TLI#57752B D»

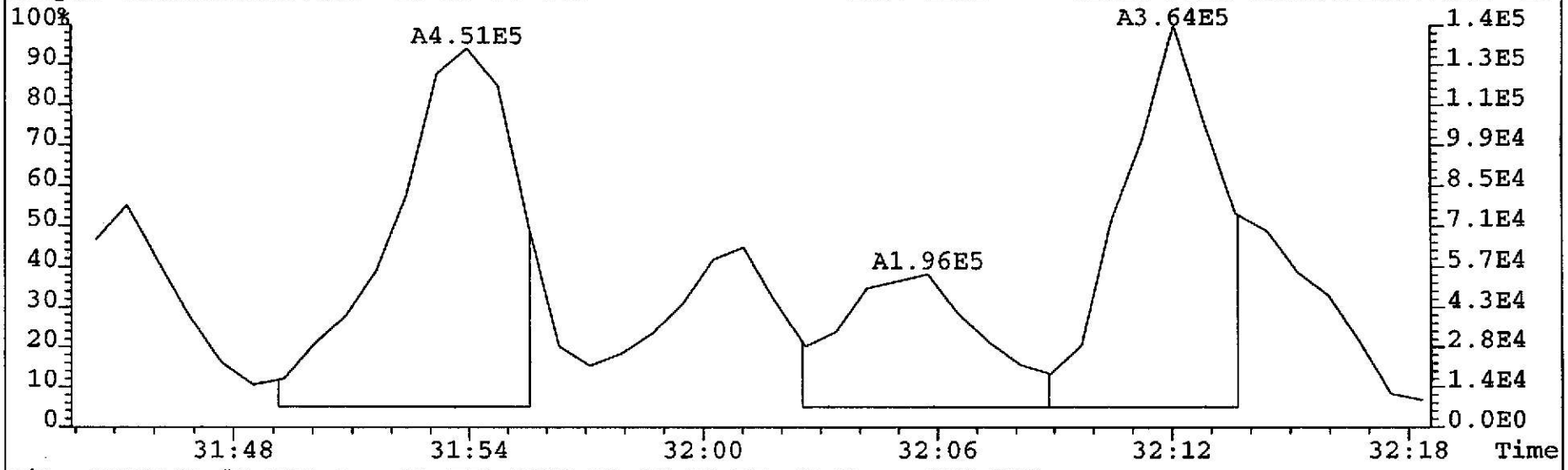

File:T023465 #1-925 Acq:13-JUL-2002 01:16:24 EI+ Voltage SIR 70T
357.8516 F:2 Exp:NDB5US
Sample Text:TLI#57752B DF-DP-39-0.5 INJ. TIME = 01:18 File Text:TLI#57752B D»

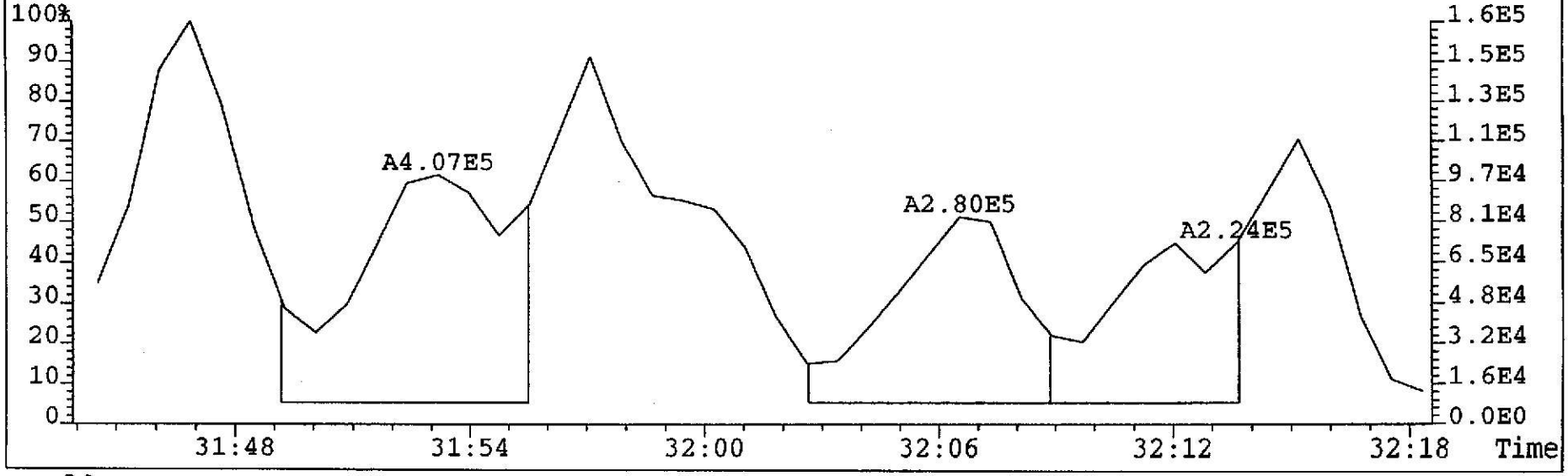

288

OBM 7/16/02

File:T023465 #1-386 Acq:13-JUL-2002 01:16:24 EI+ Voltage SIR 70T
373.8208 F:3 Exp:NDB5US
Sample Text:TLI#57752B DF-DP-39-0.5 INJ. TIME = 01:18 File Text:TLI#57752B D»

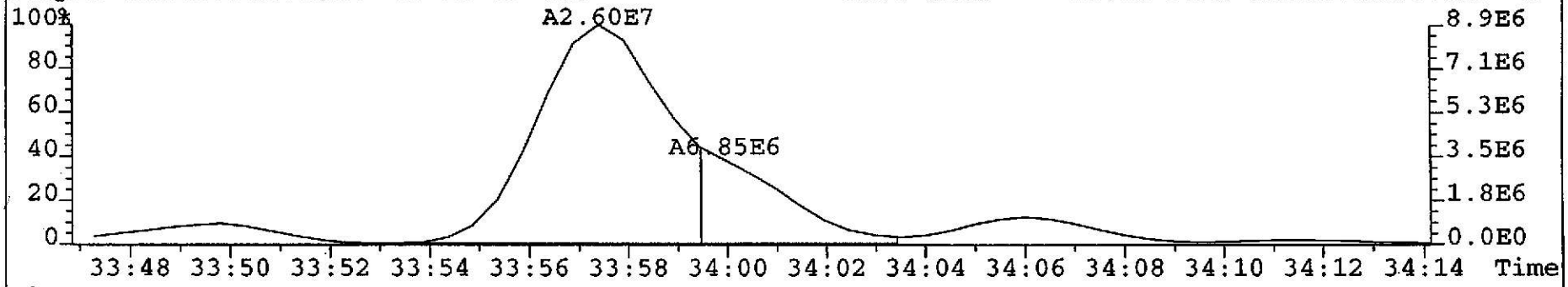

File:T023465 #1-386 Acq:13-JUL-2002 01:16:24 EI+ Voltage SIR 70T
375.8178 F:3 Exp:NDB5US
Sample Text:TLI#57752B DF-DP-39-0.5 INJ. TIME = 01:18 File Text:TLI#57752B D»

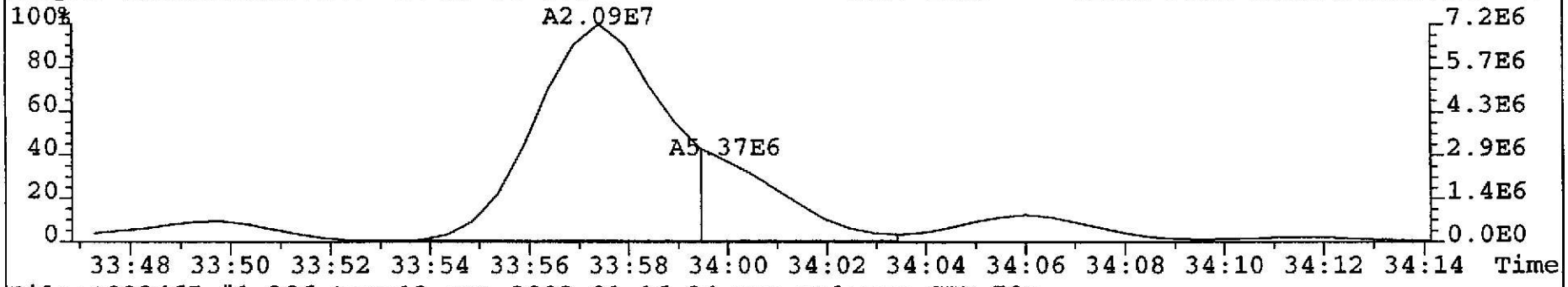

File:T023465 #1-386 Acq:13-JUL-2002 01:16:24 EI+ Voltage SIR 70T
385.8610 F:3 Exp:NDB5US
Sample Text:TLI#57752B DF-DP-39-0.5 INJ. TIME = 01:18 File Text:TLI#57752B D»

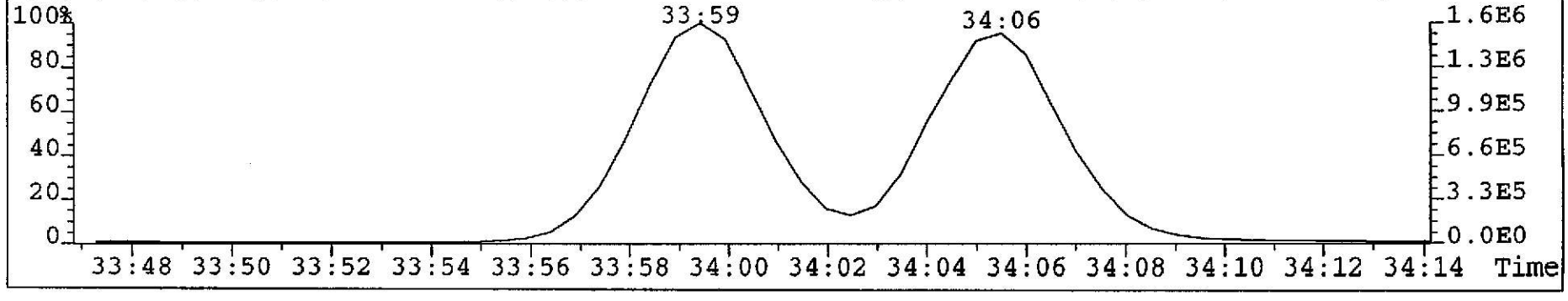

am 711602

File:T023465 #1-386 Acq:13-JUL-2002 01:16:24 EI+ Voltage SIR 70T
373.8208 F:3 Exp:NDB5US
Sample Text:TLI#57752B DF-DP-39-0.5 INJ. TIME = 01:18 File Text:TLI#57752B D»

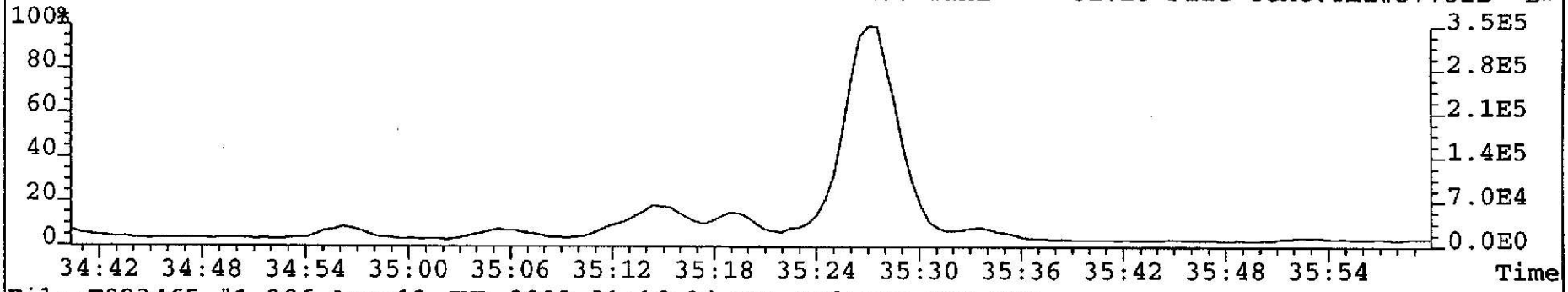

File:T023465 #1-386 Acq:13-JUL-2002 01:16:24 EI+ Voltage SIR 70T
375.8178 F:3 Exp:NDB5US
Sample Text:TLI#57752B DF-DP-39-0.5 INJ. TIME = 01:18 File Text:TLI#57752B D»

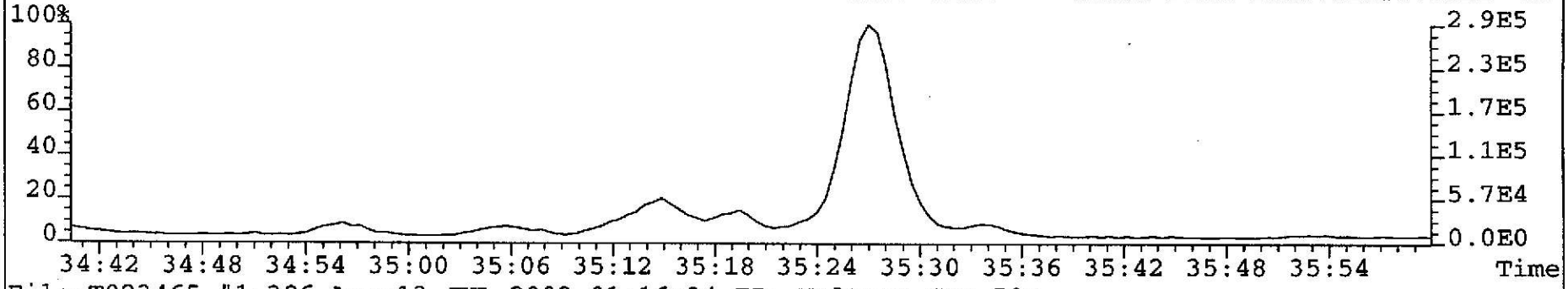

File:T023465 #1-386 Acq:13-JUL-2002 01:16:24 EI+ Voltage SIR 70T
385.8610 F:3 Exp:NDB5US
Sample Text:TLI#57752B DF-DP-39-0.5 INJ. TIME = 01:18 File Text:TLI#57752B D»

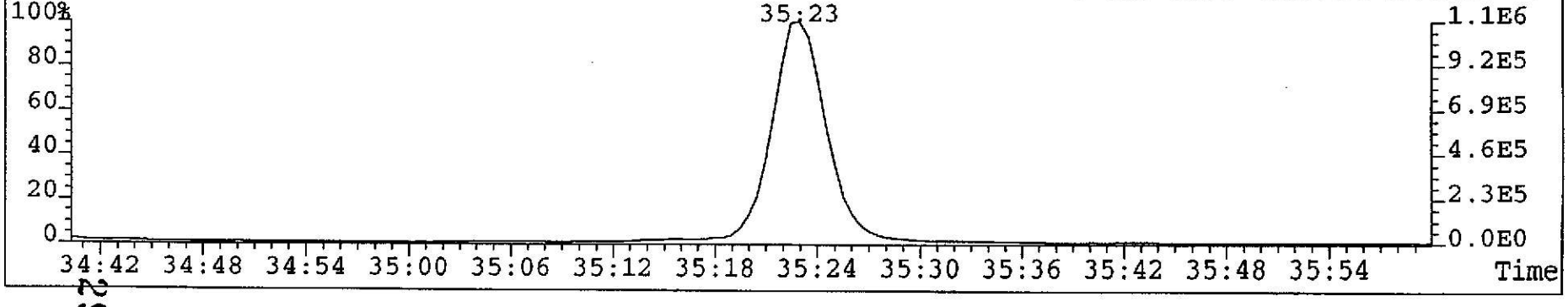

OBM 7116102

File:T023465 #1-386 Acq:13-JUL-2002 01:16:24 EI+ Voltage SIR 70T
389.8156 F:3 Exp:NDB5US
Sample Text:TLI#57752B DF-DP-39-0.5 INJ. TIME = 01:18 File Text:TLI#57752B D»

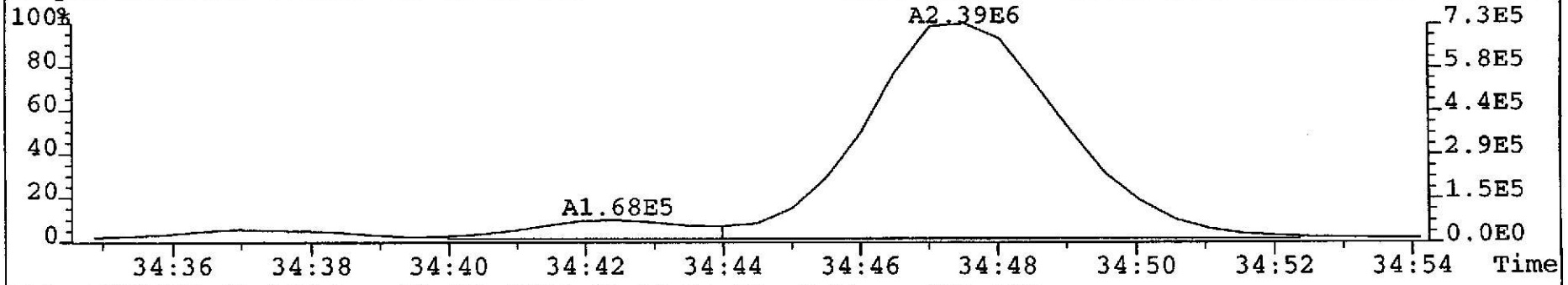

File:T023465 #1-386 Acq:13-JUL-2002 01:16:24 EI+ Voltage SIR 70T
391.8127 F:3 Exp:NDB5US
Sample Text:TLI#57752B DF-DP-39-0.5 INJ. TIME = 01:18 File Text:TLI#57752B D»

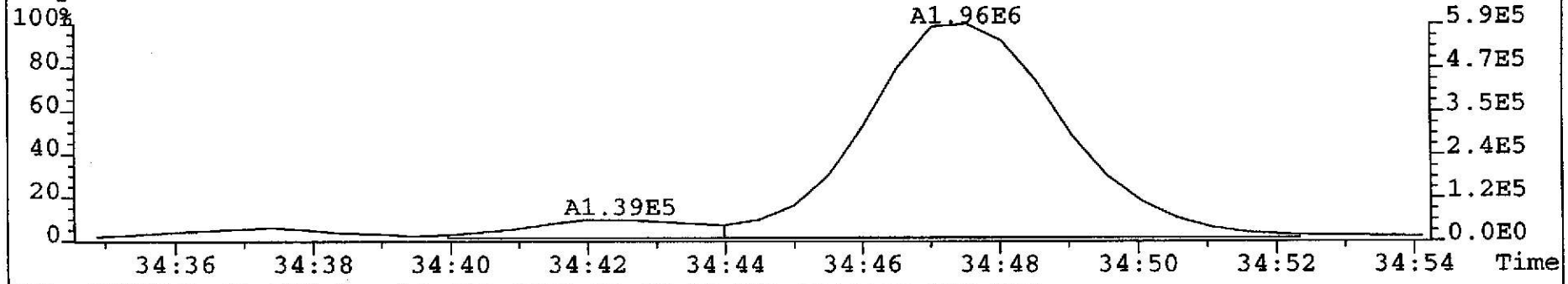

File:T023465 #1-386 Acq:13-JUL-2002 01:16:24 EI+ Voltage SIR 70T
403.8529 F:3 Exp:NDB5US
Sample Text:TLI#57752B DF-DP-39-0.5 INJ. TIME = 01:18 File Text:TLI#57752B D»

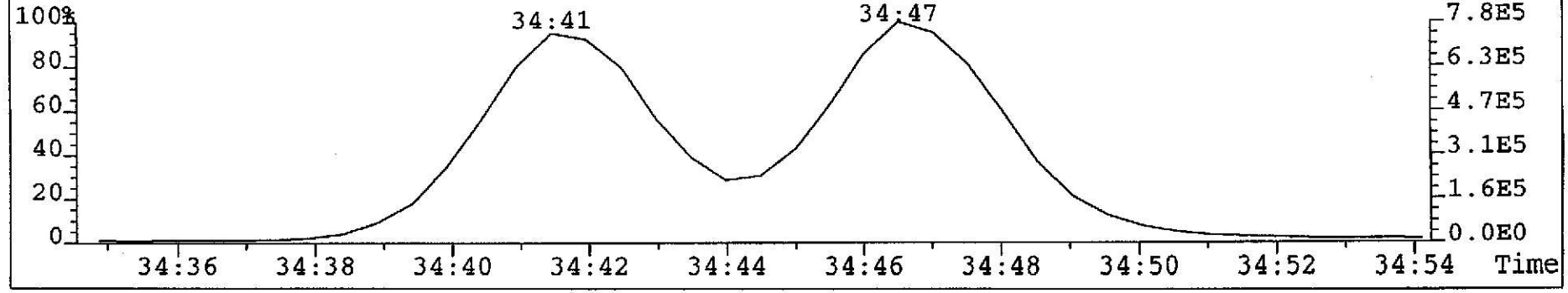

Martin & Slagle

TLI Project: **57752B** 1613, Revision B, Tetra Only PCDD/PCDF Analysis (c)
Client Sample: **DF-DP-39-0.5** Analysis File: **P022475**

Client Project:	**Mississippi Project**				
Sample Matrix:	**SOLID**	Date Received:	**06/28/2002**	Spike File:	**SPCONB22**
TLI ID:	**329-38-31**	Date Extracted:	**07/06/2002**	ICal:	**PF56152**
		Date Analyzed:	**07/14/2002**	ConCal:	**P022466**
Sample Size:	**12.500 g**	Dilution Factor:	**n/a**	% Moisture:	**12.7**
Dry Weight:	**10.913 g**	Blank File:	**T023456**	% Lipid:	**n/a**
GC Column:	**DB-225**	Analyst:	**JLD**	% Solids:	**87.3**

Analytes	Conc. (pg/g)	DL	Ratio	RT	RRT	Flags
2,3,7,8-TCDF	108		0.77	21:26	1.001	—

Internal Standard	Conc. (pg/g)	% Recovery	QC Limits	Ratio	RT	RRT	Flags
$^{13}C_{12}$-2,3,7,8-TCDF	138	75.1	29%-140%	0.77	21:25	1.049	—

Recovery Standard	Ratio	RT	Flags
$^{13}C_{12}$-1,2,3,4-TCDD	0.81	20:25	—

Data Reviewer: _____ 07/16/2002

CONB_PSR v1.00, LARS 6.25.05

Triangle Laboratories, Inc.®
2445 S. Alston Ave. • Durham, North Carolina 27713
Phone: (919) 544-5729 • Fax: (919) 544-5491

Printed: 15:20 07/16/2002

Initial ....Date...

Data Review By: [illegible] 7/16/02

Channel specific noise levels computed from 'NL' heights.

Page No. 1 Listing of P022475B.dbf
07/16/2002 Matched GC Peaks / Ratio / Ret. Time

Compound/ M_Z....	QC.Log	Omit	Why	..RT.	OK	Ratio	Total.Area/Ht	Area/Ht.Peak1	Area/Ht.Peak2	Rel.RT	Compound.Name..	ID..	Flags.
TCDF						0.65-0.89				0.795-1.110			
304-306	DC	NL				Height	0.37	0.18	0.19				
				17:24		0.82	38.10	17.17	20.93	0.812			
				17:42	RO	1.55	5.71	3.47	2.24	0.826			J
				17:49		0.76	209.33	90.39	118.94	0.832			
				17:54		0.76	1,375.99	593.59	782.40	0.836			
				18:00		0.70	68.33	28.17	40.16	0.840			
				18:08		0.78	83.72	36.79	46.93	0.847			
				18:17		0.76	359.70	155.79	203.91	0.854			
				18:27		0.83	6.67	3.02	3.65	0.861			J
				18:43		0.80	24.25	10.75	13.50	0.874			
				18:53		0.73	203.95	86.31	117.64	0.882			
				19:02		0.80	33.50	14.94	18.56	0.889			
				19:10		0.78	257.56	112.82	144.74	0.895			
				19:21		0.75	137.04	58.92	78.12	0.904			
				19:27		0.77	281.91	122.97	158.94	0.908			
				19:41		0.77	80.75	35.13	45.62	0.919			
				19:53		0.75	499.65	213.61	286.04	0.928			
				20:06		0.76	1,819.39	783.63	1,035.76	0.939			
				20:12	RO	0.58	50.70	18.58	32.12	0.943			
				20:22	RO	0.63	217.95	83.84	134.11	0.951			
				20:30		0.74	325.65	139.03	186.62	0.957			
				20:35		0.74	613.32	261.40	351.92	0.961			
				20:46		0.75	232.89	99.53	133.36	0.970			
				20:58		0.73	57.42	24.18	33.24	0.979			
				21:15		0.78	135.11	59.10	76.01	0.992			
M				21:26		0.77	918.00	398.00	520.00	1.001	2378-TCDF	AN	
				21:39		0.76	211.92	91.73	120.19	1.011			
				21:52		0.77	581.10	252.22	328.88	1.021			
				22:07		0.75	6,067.80	2,598.95	3,468.85	1.033			E
				22:22		0.74	65.19	27.78	37.41	1.044			
				22:28		0.79	206.21	91.14	115.07	1.049			
				22:36		0.75	38.45	16.52	21.93	1.055			
				22:48		0.76	122.52	52.81	69.71	1.065			
				23:08		0.70	192.49	79.52	112.97	1.080			
				23:16		0.76	567.71	245.45	322.26	1.086			
				23:22		0.76	35.02	15.13	19.89	1.091			
				23:44		0.76	273.92	118.70	155.22	1.108			
	DC	WH		23:54		0.89	26.74			1.116			
	DC	WH		24:01		0.68	67.83			1.121			
	DC	WH		24:11		0.75	630.60			1.129			
304-306			36	Peaks			16,398.92						
13C12-TCDF						0.65-0.89				0.953-1.047			
316-318	DC	NL				Height	0.51	0.17	0.34				
	DC	WL		17:24		0.74	15.88			0.812			
	DC	WL		18:37	RO	2.50	0.98			0.869			

Compound/ M_Z....	QC.Log	Omit	Why	..RT.	OK	Ratio	Total.Area/Ht	Area/Ht.Peak1	Area/Ht.Peak2	Rel.RT	Compound.Name..	ID..	Flags.
	DC	WL		19:00		0.80	2.95			0.887			
	DC	WL		19:40	RO	1.48	4.34			0.918			
	DC	WL		19:48	RO	1.24	1.39			0.925			
	DC	WL		19:52	RO	0.92	0.96			0.928			
	DC	WL		20:00	RO	2.43	1.20			0.934			
	DC	WL		20:06		0.69	10.34			0.939			
	DC	WL		20:14	RO	0.20	5.03			0.945			
				20:48	RO	0.03	47.73	1.61	46.12	0.971			
				20:55	RO	0.60	5.06	1.90	3.16	0.977			
				21:04	RO	1.11	4.01	2.11	1.90	0.984			
				21:12	RO	1.01	9.89	4.97	4.92	0.990			
				21:25		0.77	1,391.24	604.79	786.45	1.000	13C12-2378-TCDF	IS0	
						Height	401.41	173.72	227.69				
				21:40	RO	1.12	16.34	8.62	7.72	1.012			
				21:42		0.87	15.05	6.99	8.06	1.013			
				21:50	RO	1.10	40.74	21.30	19.44	1.019			
				21:58		0.70	25.84	10.66	15.18	1.026			
				22:08		0.70	189.27	77.68	111.59	1.033			
316-318			10	Peaks			1,745.17						

---------- Above: TCDF / TCDD Follows ----------

13C12-TCDD					0.65-0.89					0.901-1.099		
332-334	DC	NL			Height		0.71	0.54	0.17			
				20:09		0.79	977.82	432.81	545.01	1.000	13C12-2378-TCDD	IS1
					Height		299.91	132.91	167.00			
				20:25		0.81	1,354.58	606.19	748.39	1.013	13C12-1234-TCDD	RS1
332-334			2	Peaks			2,332.40					

Column Description.....	"Why" Code Description.....	QC Log Desc.....
M_Z -Nominal Ion Mass(es)	WL-Below Retention Time Window	A-Peak Added
..RT. -Retention Time (mm:ss)	WH-Above Retention Time Window	K-Peak Kept
Rat.1 -Ratio of M/M+2 Ions	SN-Below Signal to Noise Level	D-Peak Deleted
OK -RO=Ratio Outside Limits	<M-Below Method Detection Limit	T-Time Changed
Rel.RT-Relative Retention Time	NL-Channel Specific Noise Level	M-Peak Area Changed
		N-Name Changed
		X-Ether Interference

*** End of Report ***

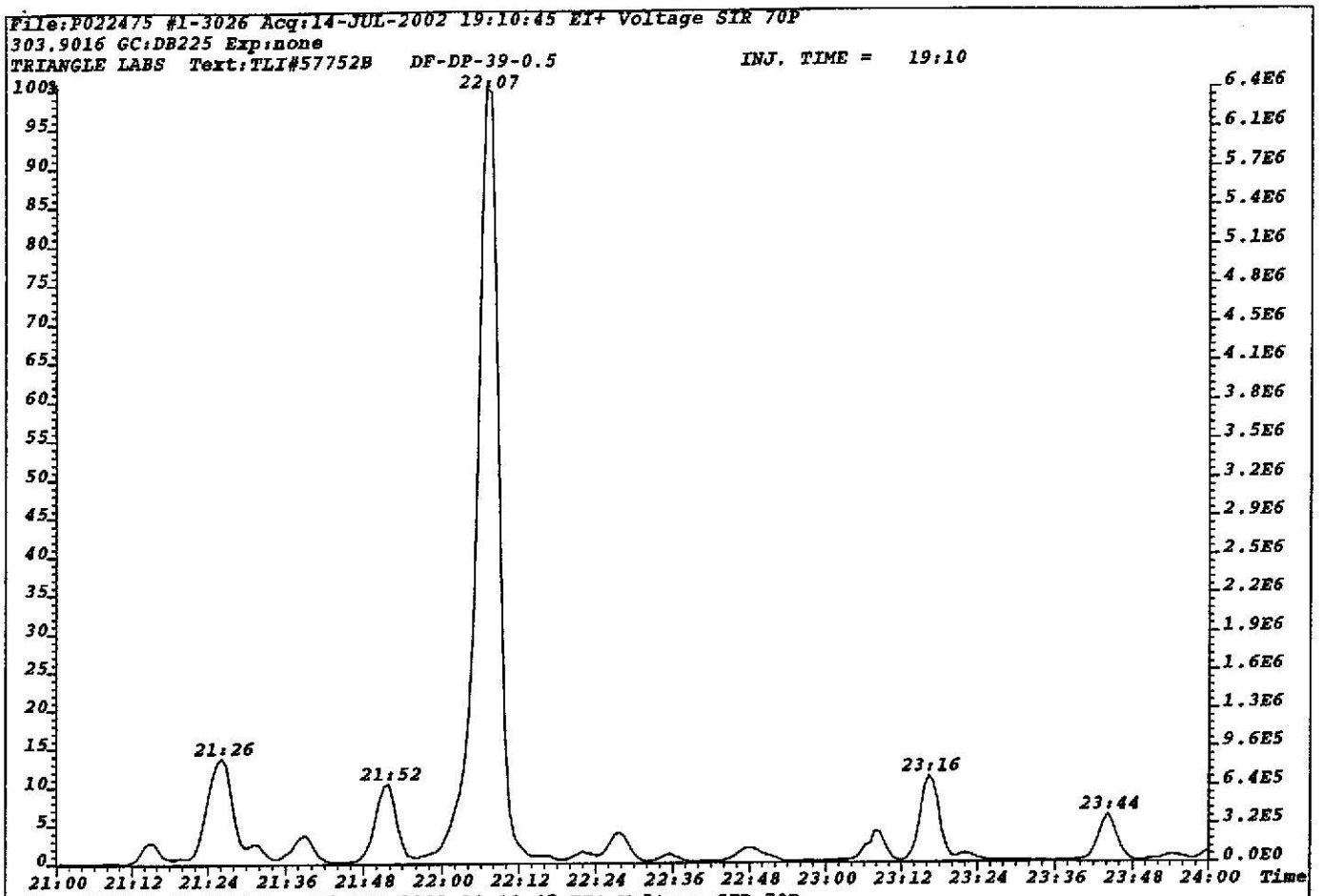
File:P022475 #1-3026 Acq:14-JUL-2002 19:10:45 EI+ Voltage SIR 70P
303.9016 GC:DB225 Exp:none
TRIANGLE LABS Text:TLI#57752B DF-DP-39-0.5
INJ. TIME = 19:10
22:07
21:26
21:52
23:16
23:44
Time

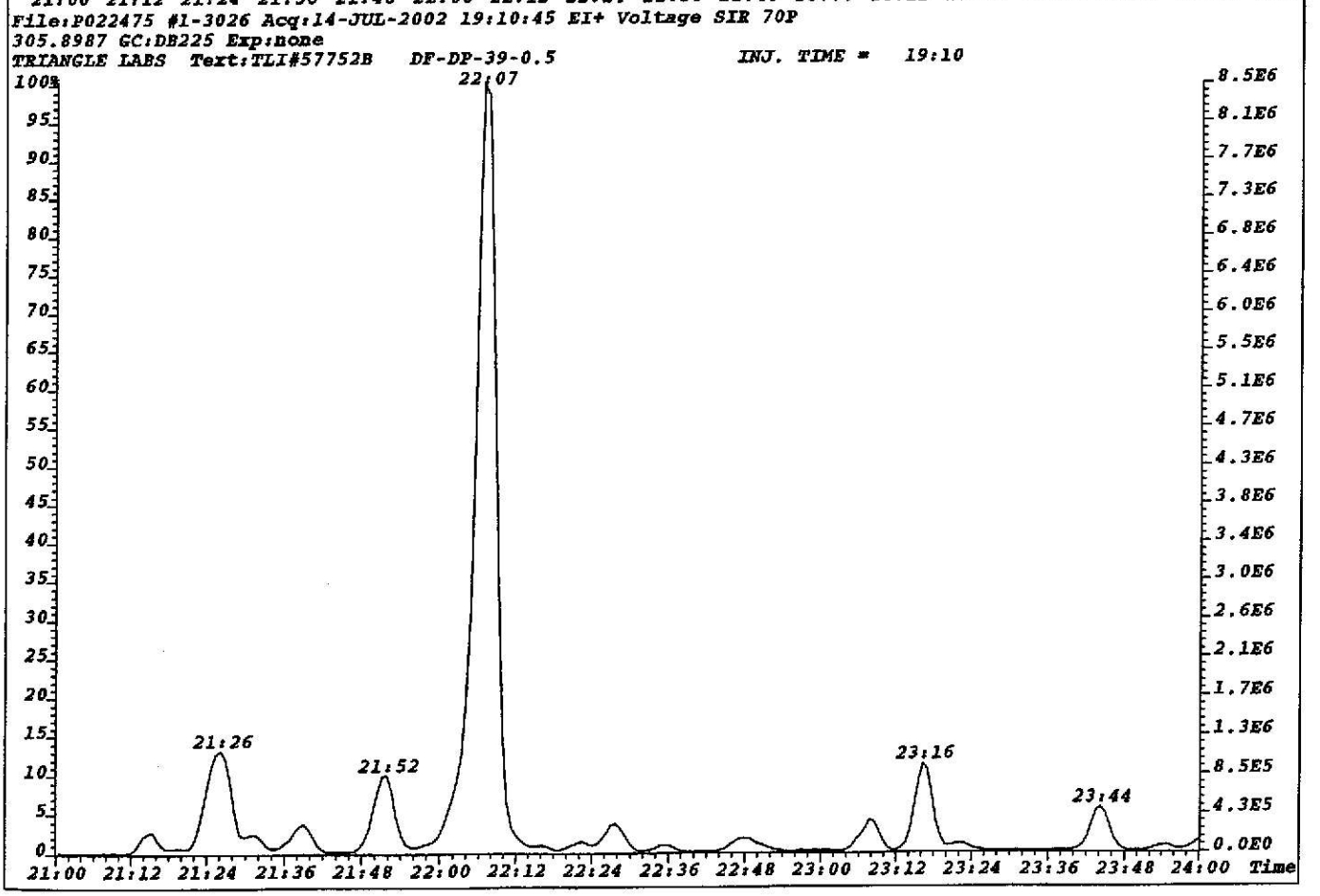
File:P022475 #1-3026 Acq:14-JUL-2002 19:10:45 EI+ Voltage SIR 70P
305.8987 GC:DB225 Exp:none
TRIANGLE LABS Text:TLI#57752B DF-DP-39-0.5
INJ. TIME = 19:10
22:07
21:26
21:52
23:16
23:44
Time

File:P022475 #1-3026 Acq:14-JUL-2002 19:10:45 EI+ Voltage SIR 70P Noise:222
303.9016 BSUB(256,30,-3.0) PKD(5,3,1,0.10%,888.0,0.00%,F,F) Exp:DB225
TRIANGLE LABS Text:TLI#57752B DF-DP-39-0.5 INJ. TIME = 19:10

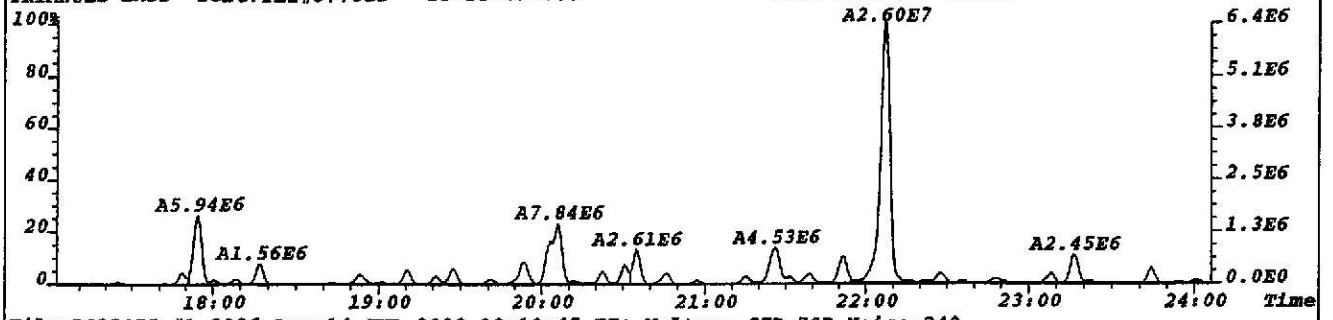

File:P022475 #1-3026 Acq:14-JUL-2002 19:10:45 EI+ Voltage SIR 70P Noise:240
305.8987 BSUB(256,30,-3.0) PKD(5,3,1,0.10%,960.0,0.00%,F,F) Exp:DB225
TRIANGLE LABS Text:TLI#57752B DF-DP-39-0.5 INJ. TIME = 19:10

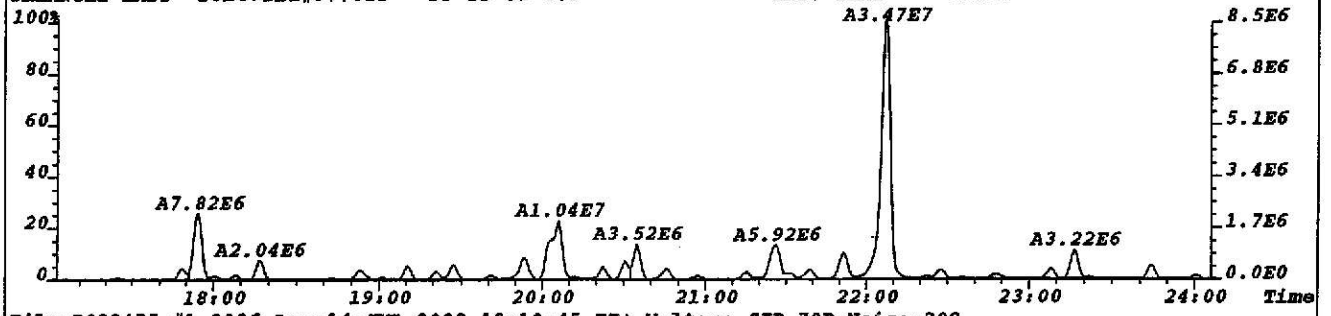

File:P022475 #1-3026 Acq:14-JUL-2002 19:10:45 EI+ Voltage SIR 70P Noise:209
315.9419 BSUB(256,30,-3.0) PKD(5,3,1,0.10%,836.0,0.00%,F,F) Exp:DB225
TRIANGLE LABS Text:TLI#57752B DF-DP-39-0.5 INJ. TIME = 19:10

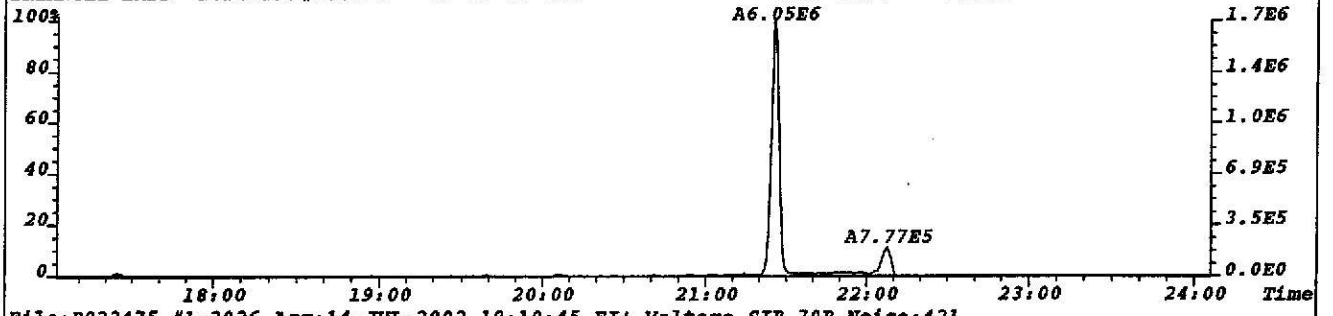

File:P022475 #1-3026 Acq:14-JUL-2002 19:10:45 EI+ Voltage SIR 70P Noise:421
317.9389 BSUB(256,30,-3.0) PKD(5,3,1,0.10%,1684.0,0.00%,F,F) Exp:DB225
TRIANGLE LABS Text:TLI#57752B DF-DP-39-0.5 INJ. TIME = 19:10

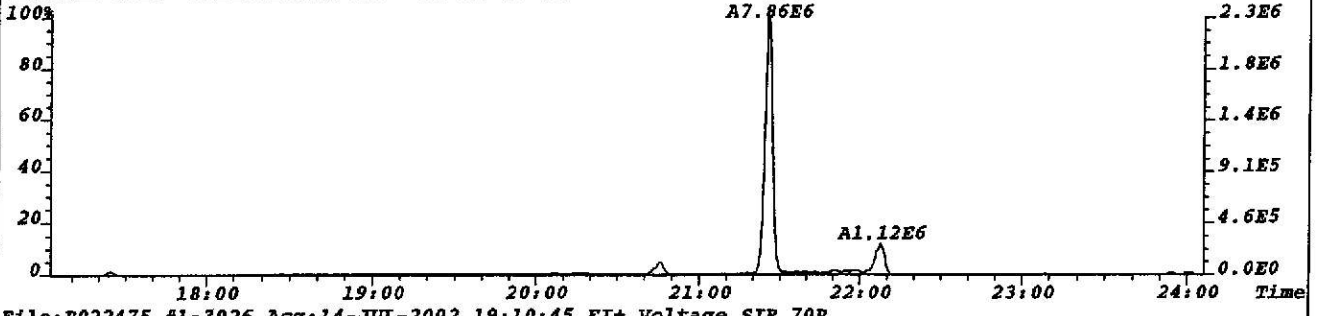

File:P022475 #1-3026 Acq:14-JUL-2002 19:10:45 EI+ Voltage SIR 70P
375.8364 Exp:DB225
TRIANGLE LABS Text:TLI#57752B DF-DP-39-0.5 INJ. TIME = 19:10

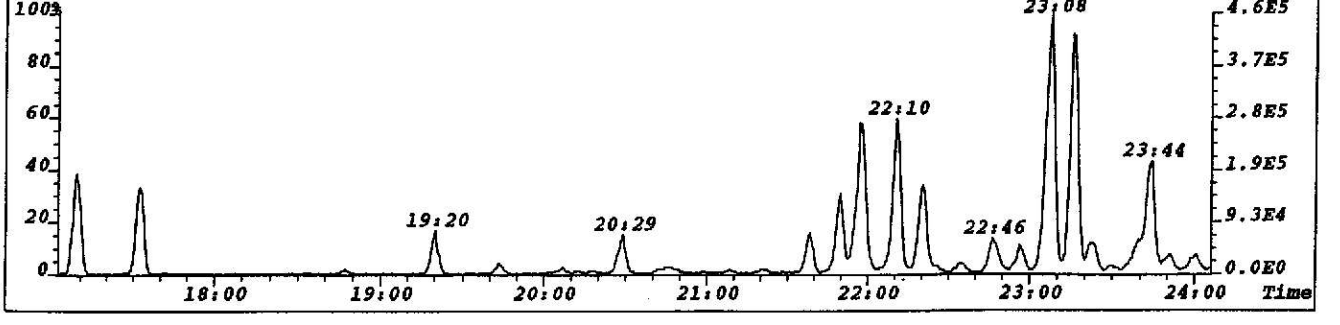

File:P022475 #1-3026 Acq:14-JUL-2002 19:10:45 EI+ Voltage SIR 70P Noise:269
319.8965 BSUB(256,30,-3.0) PKD(5,3,1,0.10%,1076.0,0.00%,F,F) Exp:DB225
TRIANGLE LABS Text:TLI#57752B DF-DP-39-0.5 INJ. TIME = 19:10

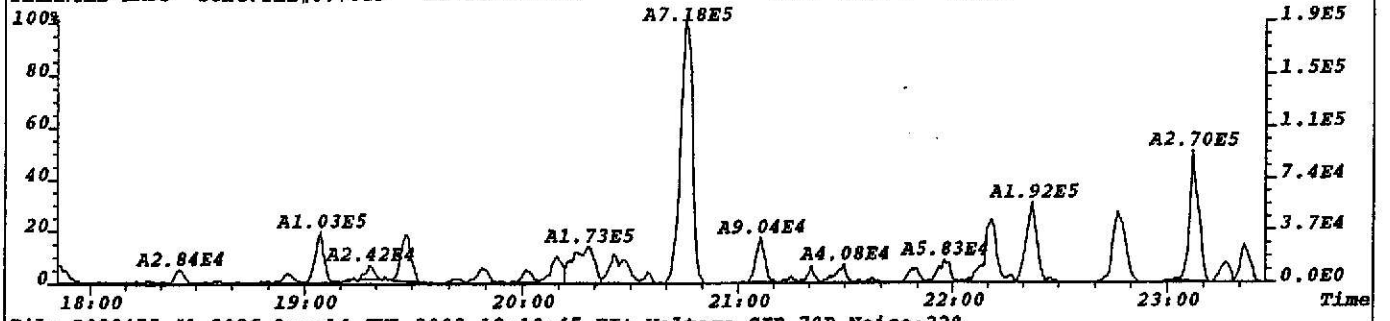

File:P022475 #1-3026 Acq:14-JUL-2002 19:10:45 EI+ Voltage SIR 70P Noise:228
321.8936 BSUB(256,30,-3.0) PKD(5,3,1,0.10%,912.0,0.00%,F,F) Exp:DB225
TRIANGLE LABS Text:TLI#57752B DF-DP-39-0.5 INJ. TIME = 19:10

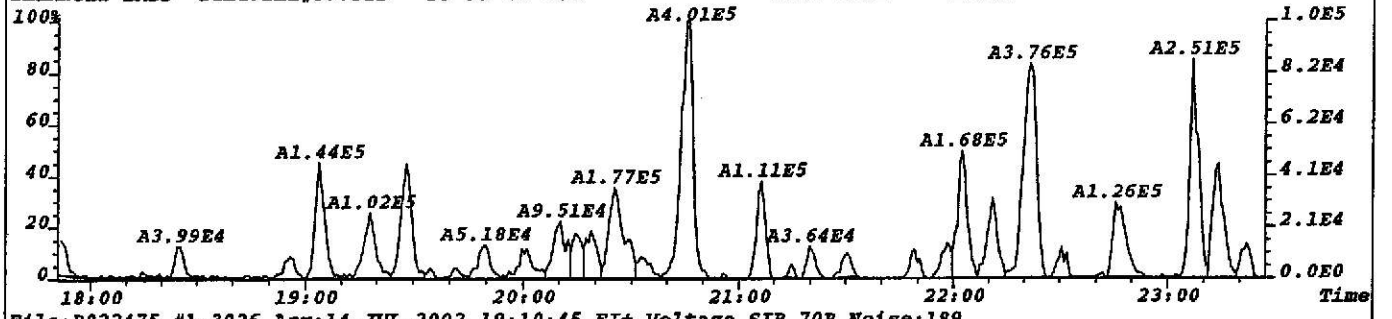

File:P022475 #1-3026 Acq:14-JUL-2002 19:10:45 EI+ Voltage SIR 70P Noise:189
327.8847 BSUB(256,30,-3.0) PKD(5,3,1,0.10%,756.0,0.00%,F,F) Exp:DB225
TRIANGLE LABS Text:TLI#57752B DF-DP-39-0.5 INJ. TIME = 19:10



File:P022475 #1-3026 Acq:14-JUL-2002 19:10:45 EI+ Voltage SIR 70P Noise:674
331.9368 BSUB(256,30,-3.0) PKD(5,3,1,0.10%,2696.0,0.00%,F,F) Exp:DB225
TRIANGLE LABS Text:TLI#57752B DF-DP-39-0.5 INJ. TIME = 19:10

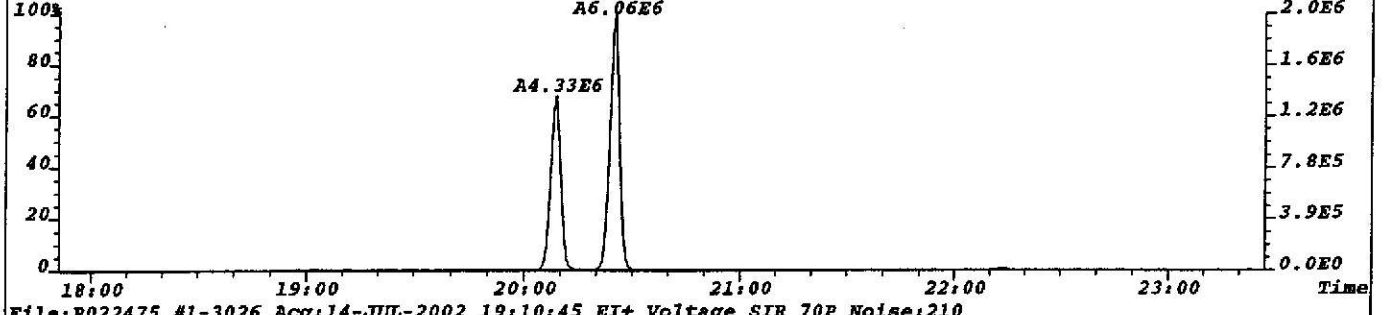

File:P022475 #1-3026 Acq:14-JUL-2002 19:10:45 EI+ Voltage SIR 70P Noise:210
333.9338 BSUB(256,30,-3.0) PKD(5,3,1,0.10%,840.0,0.00%,F,F) Exp:DB225
TRIANGLE LABS Text:TLI#57752B DF-DP-39-0.5 INJ. TIME = 19:10

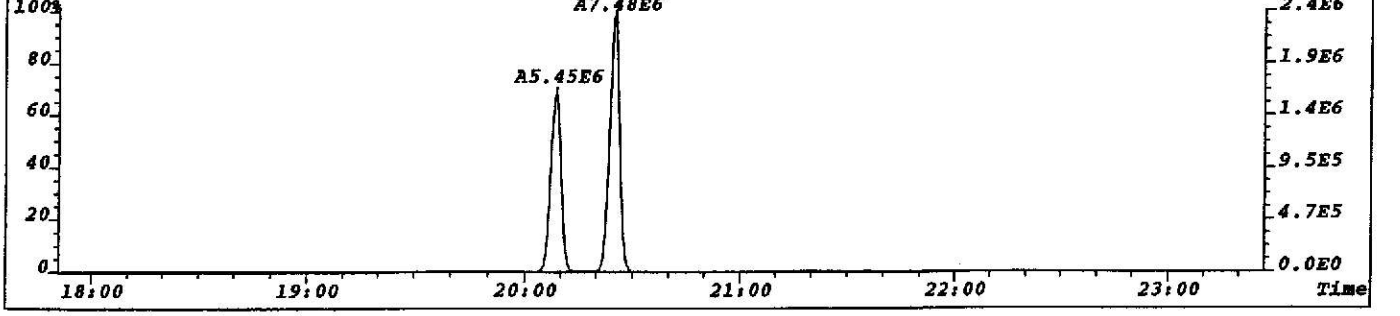

File:P022475 #1-3026 Acq:14-JUL-2002 19:10:45 EI+ Voltage SIR 70P
303.9016 Exp:DB225
TRIANGLE LABS Text:TLI#57752B DF-DP-39-0.5 INJ. TIME = 19:10

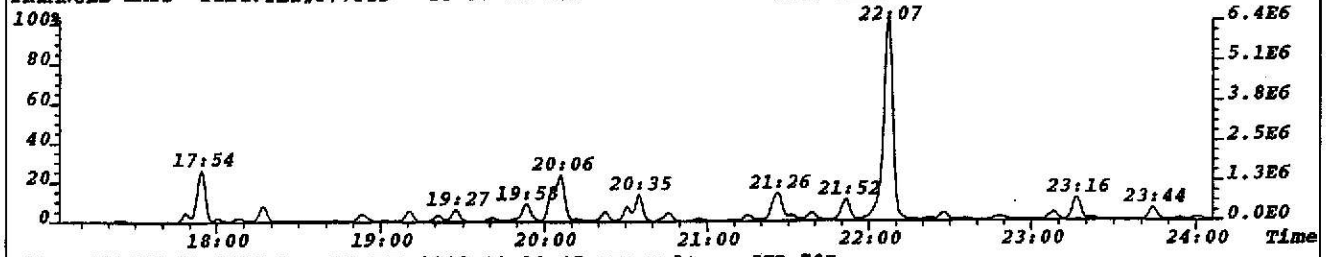

File:P022475 #1-3026 Acq:14-JUL-2002 19:10:45 EI+ Voltage SIR 70P
315.9419 Exp:DB225
TRIANGLE LABS Text:TLI#57752B DF-DP-39-0.5 INJ. TIME = 19:10

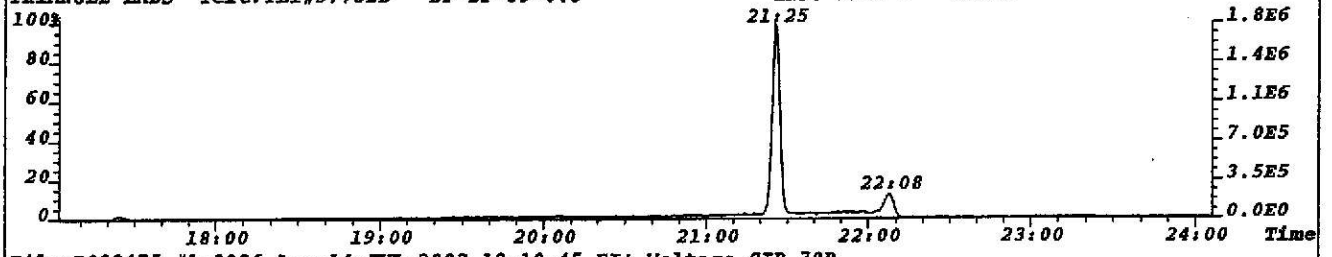

File:P022475 #1-3026 Acq:14-JUL-2002 19:10:45 EI+ Voltage SIR 70P
319.8965 Exp:DB225
TRIANGLE LABS Text:TLI#57752B DF-DP-39-0.5 INJ. TIME = 19:10

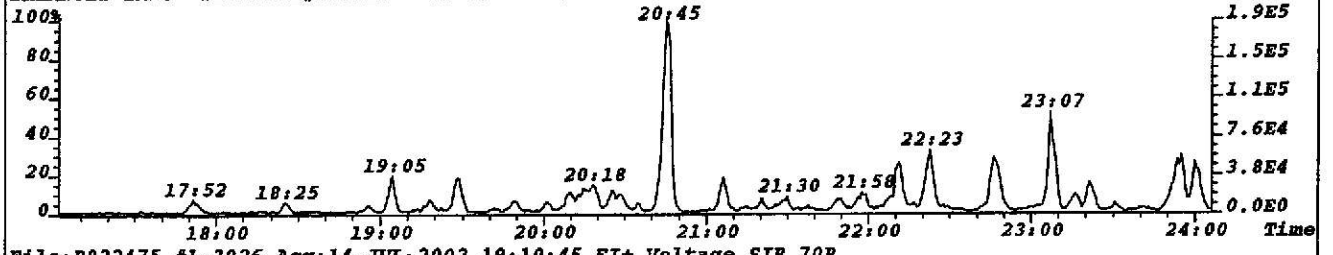

File:P022475 #1-3026 Acq:14-JUL-2002 19:10:45 EI+ Voltage SIR 70P
331.9368 Exp:DB225
TRIANGLE LABS Text:TLI#57752B DF-DP-39-0.5 INJ. TIME = 19:10

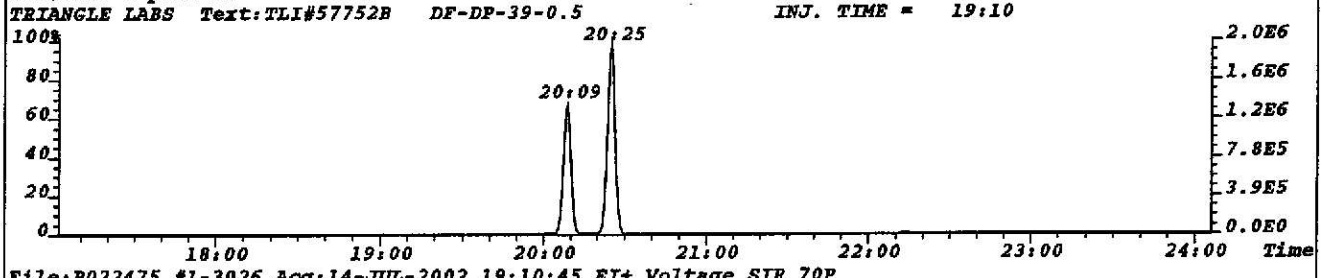

File:P022475 #1-3026 Acq:14-JUL-2002 19:10:45 EI+ Voltage SIR 70P
292.9825 Exp:DB225
TRIANGLE LABS Text:TLI#57752B DF-DP-39-0.5 INJ. TIME = 19:10

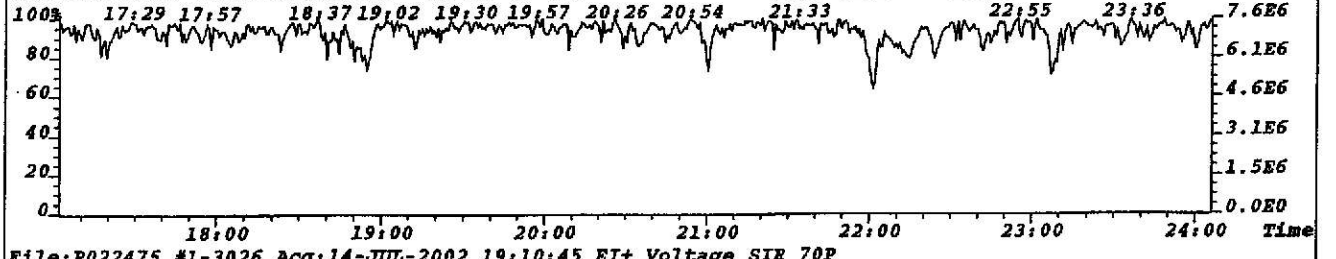

File:P022475 #1-3026 Acq:14-JUL-2002 19:10:45 EI+ Voltage SIR 70P
330.9792 Exp:DB225
TRIANGLE LABS Text:TLI#57752B DF-DP-39-0.5 INJ. TIME = 19:10

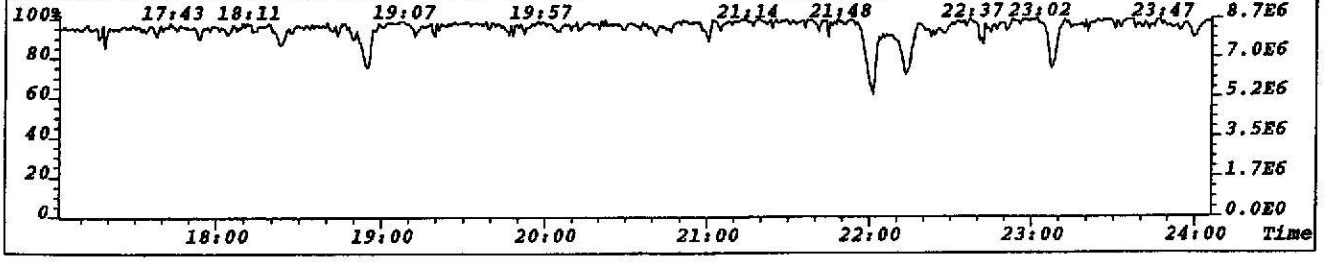

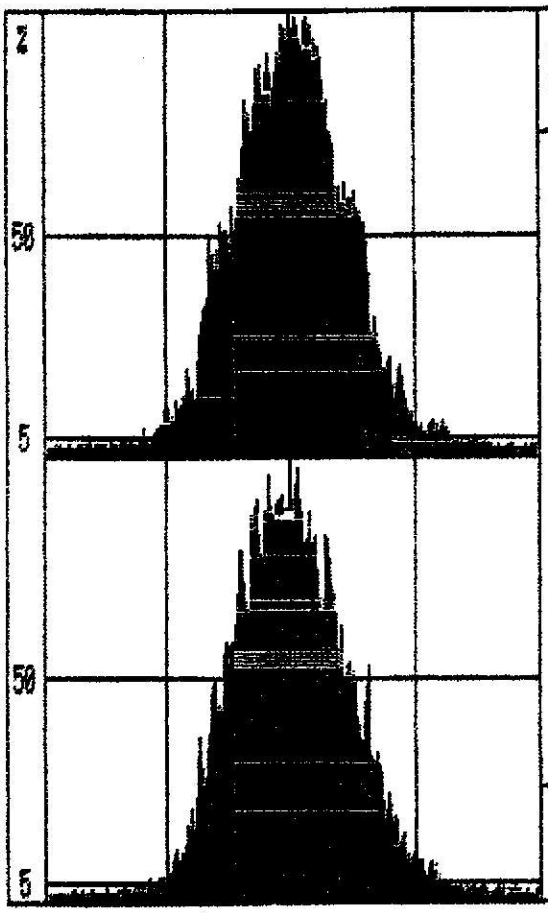

Channel I 330.9792 Peak top
Height 1.45 volts Span 200 ppm

System file name	08225
Data file name	A:P714021
Resolution	10000
Group number	1
Ionization mode	EI+
Switching	VOLTAGE
Ref. masses	292.9825, 380.9761

A	292.9825	J	330.9792
B	303.9016	K	331.9368
C	305.8987	L	333.9338
D	315.9419	M	375.8364
E	317.9389		
F	319.8965		
G	321.8936		
H	327.8847		
I	330.9792		

Ref. mass 380.9761 Peak top
Height .99 volts Span 200 ppm

OEM 7/16/02

File:P022475 #1-3026 Acq:14-JUL-2002 19:10:45 EI+ Voltage SIR 70P
303.9016 Exp:DB225
Sample Text:TLI#57752B DF-DP-39-0.5 INJ. TIME = 19:10 File Text:TLI#57752B »

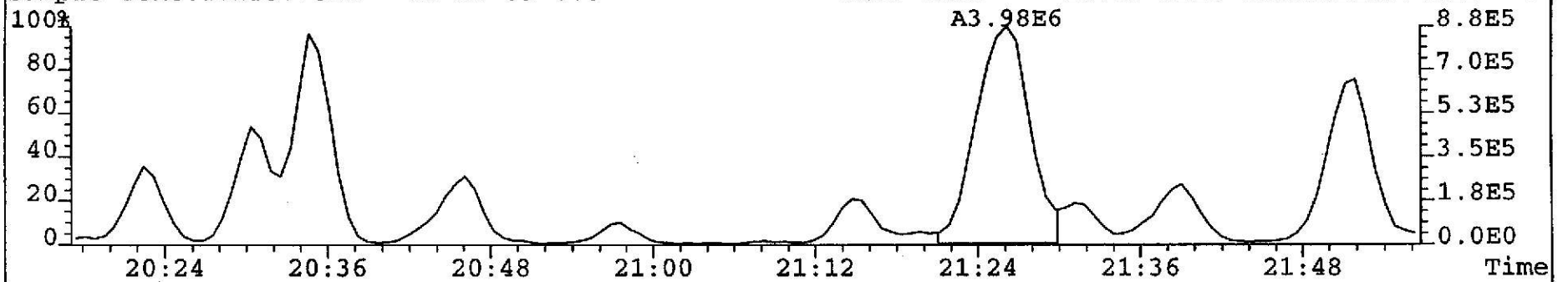

File:P022475 #1-3026 Acq:14-JUL-2002 19:10:45 EI+ Voltage SIR 70P
305.8987 Exp:DB225
Sample Text:TLI#57752B DF-DP-39-0.5 INJ. TIME = 19:10 File Text:TLI#57752B »

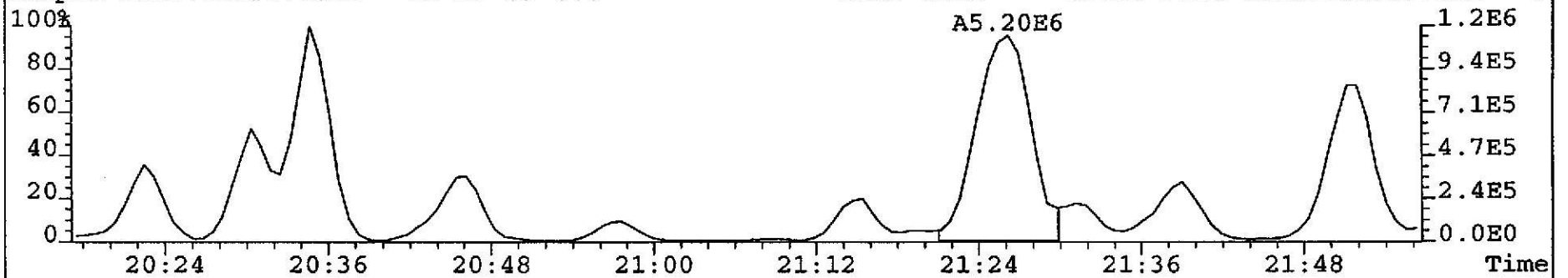

File:P022475 #1-3026 Acq:14-JUL-2002 19:10:45 EI+ Voltage SIR 70P
317.9389 Exp:DB225
Sample Text:TLI#57752B DF-DP-39-0.5 INJ. TIME = 19:10 File Text:TLI#57752B »

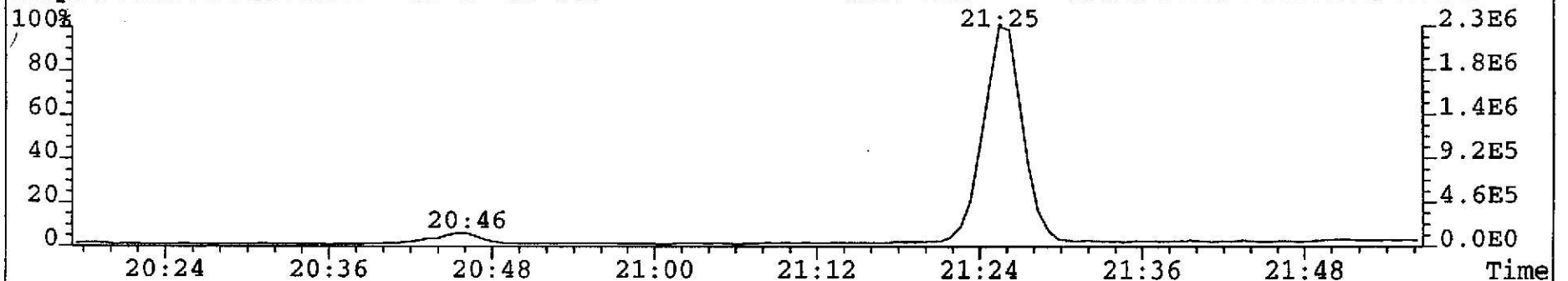

Martin & Slagle

TLI Project: **57752B** — 1613, Revision B PCDD/PCDF Analysis (c)

Client Sample: **DF-DP-27-0.5** — Analysis File: **T023466**

Client Project:	Mississippi Project				
Sample Matrix:	SOLID	Date Received:	06/28/2002	Spike File:	SP161B22
TLI ID:	329-38-32	Date Extracted:	07/06/2002	ICal:	TF5612B
		Date Analyzed:	07/12/2002	ConCal:	TB23454
Sample Size:	11.500 g	Dilution Factor:	n/a	% Moisture:	9.6
Dry Weight:	10.396 g	Blank File:	T023456	% Lipid:	n/a
GC Column:	DB-5	Analyst:	JWL	% Solids:	90.4

Analytes	Conc. (pg/g)	DL	Ratio	RT	RRT	Flags
2,3,7,8-TCDD	ND	0.4				—
1,2,3,7,8-PeCDD	ND	2.6				—
1,2,3,4,7,8-HxCDD	12.9		1.12	34:42	1.000	—
1,2,3,6,7,8-HxCDD	11.2		1.26	34:48	1.000	—
1,2,3,7,8,9-HxCDD	4.2		1.25	35:07	1.010	J
1,2,3,4,6,7,8-HpCDD	33.6		1.02	38:09	1.000	—
1,2,3,4,6,7,8,9-OCDD	1310		0.86	41:57	1.000	—
2,3,7,8-TCDF	25.0		0.81	26:46	1.001	—
1,2,3,7,8-PeCDF	6.4		1.62	30:37	1.001	—
2,3,4,7,8-PeCDF	18.7		1.53	31:18	1.001	—
1,2,3,4,7,8-HxCDF	66.3		1.28	34:00	1.000	—
1,2,3,6,7,8-HxCDF	19.2		1.28	34:06	1.000	—
2,3,4,6,7,8-HxCDF	15.9		1.27	34:35	1.000	—
1,2,3,7,8,9-HxCDF	ND	0.3				—
1,2,3,4,6,7,8-HpCDF	637		1.06	37:05	1.000	—
1,2,3,4,7,8,9-HpCDF	29.9		1.03	38:41	1.000	—
1,2,3,4,6,7,8,9-OCDF	262		0.87	42:10	1.005	—

Totals	Conc. (pg/g)	Number	DL	Flags
Total TCDD	1.2	1		—
Total PeCDD	2.6	1		—
Total HxCDD	76.9	5		—
Total HpCDD	63.2	2		—
Total TCDF	281	17		—
Total PeCDF	882	19		—
Total HxCDF	535	12		—
Total HpCDF	1050	4		—

161B_PSR v2.04, LARS 6.25.05

Triangle Laboratories, Inc.®
2445 S. Alston Ave. • Durham, North Carolina 27713
Phone: (919) 544-5729 • Fax: (919) 544-5491

Printed: 15:42 07/16/2002

TLI Project: **57752B** 1613, Revision B PCDD/PCDF Analysis (c)
Client Sample: **DF-DP-27-0.5** Analysis File: **T023466**

Internal Standards	Conc. (pg/g)	% Recovery	QC Limits	Ratio	RT	RRT	Flags
$^{13}C_{12}$-2,3,7,8-TCDD	151	78.6	25%-164%	0.80	27:26	1.007	—
$^{13}C_{12}$-1,2,3,7,8-PeCDD	138	71.5	25%-181%	1.52	31:37	1.160	—
$^{13}C_{12}$-1,2,3,4,7,8-HxCDD	175	90.9	32%-141%	1.20	34:42	0.988	—
$^{13}C_{12}$-1,2,3,6,7,8-HxCDD	176	91.7	28%-130%	1.23	34:47	0.991	—
$^{13}C_{12}$-1,2,3,4,6,7,8-HpCDD	165	85.7	23%-140%	1.00	38:08	1.086	—
$^{13}C_{12}$-1,2,3,4,6,7,8,9-OCDD	203	52.8	17%-157%	0.89	41:57	1.195	—
$^{13}C_{12}$-2,3,7,8-TCDF	186	96.5	24%-169%	0.75	26:44	0.981	—
$^{13}C_{12}$-1,2,3,7,8-PeCDF	139	72.2	24%-185%	1.38	30:36	1.123	—
$^{13}C_{12}$-2,3,4,7,8-PeCDF	133	69.3	21%-178%	1.42	31:17	1.148	—
$^{13}C_{12}$-1,2,3,4,7,8-HxCDF	195	101	26%-152%	0.52	33:59	0.968	—
$^{13}C_{12}$-1,2,3,6,7,8-HxCDF	194	101	26%-123%	0.52	34:06	0.971	—
$^{13}C_{12}$-2,3,4,6,7,8-HxCDF	193	100	28%-136%	0.52	34:35	0.985	—
$^{13}C_{12}$-1,2,3,7,8,9-HxCDF	195	101	29%-147%	0.52	35:23	1.008	—
$^{13}C_{12}$-1,2,3,4,6,7,8-HpCDF	194	101	28%-143%	0.44	37:04	1.056	—
$^{13}C_{12}$-1,2,3,4,7,8,9-HpCDF	155	80.4	26%-138%	0.44	38:40	1.101	—

Cleanup Standard	Conc. (pg/g)	% Recovery	QC Limits	RT	RRT	Flags
$^{37}Cl_4$-2,3,7,8-TCDD	15.8	82.3	35%-197%	27:28	1.008	—

Recovery Standards	Ratio	RT	Flags
$^{13}C_{12}$-1,2,3,4-TCDD	0.82	27:15	—
$^{13}C_{12}$-1,2,3,7,8,9-HxCDD	1.21	35:07	—

Data Reviewer: GEM 07/16/2002

161B_PSR v2.04, LARS 6.25.05

Triangle Laboratories, Inc.®
2445 S. Alston Ave. • Durham, North Carolina 27713
Phone: (919) 544-5729 • Fax: (919) 544-5491

Printed: 15:42 07/16/2002

Martin & Slagle

TLI Project: **57752B**
Client Sample: **DF-DP-27-0.5**

Toxicity Equivalents Report
Analysis File: **T023466**

Client Project:	**Mississippi Project**				
Sample Matrix:	**SOLID**	Date Received:	**06/28/02**	Spike File:	**SP161B22**
TLI ID:	**329-38-32**	Date Extracted:	**07/06/02**	ICal:	**TF5612B**
		Date Analyzed:	**07/12/02**	ConCal:	**TB23454**
Sample Size:	**11.500 g**	Dilution Factor:	**1**	% Moisture:	**9.6**
Dry Weight:	**10.396 g**	Blank File:	**T023456**	% Lipid:	**n/a**
GC Column:	**DB-5**	Analyst:	**JWL**	% Solids:	**90.4**

Analytes	Conc. (pg/g)		TEF		Equivalent
2,3,7,8-TCDD	{0.4}	x	1.	=	0.4
1,2,3,7,8-PeCDD	{2.6}	x	0.5	=	1.3
1,2,3,4,7,8-HxCDD	12.9	x	0.1	=	1.29
1,2,3,6,7,8-HxCDD	11.2	x	0.1	=	1.12
1,2,3,7,8,9-HxCDD	4.2	x	0.1	=	0.42
1,2,3,4,6,7,8-HpCDD	33.6	x	0.01	=	0.336
1,2,3,4,6,7,8,9-OCDD	1310	x	0.001	=	1.310
TOTAL PCDD					6.2
2,3,7,8-TCDF	10.5	x	0.1	=	1.05
1,2,3,7,8-PeCDF	6.4	x	0.05	=	0.32
2,3,4,7,8-PeCDF	18.7	x	0.5	=	9.35
1,2,3,4,7,8-HxCDF	66.3	x	0.1	=	6.63
1,2,3,6,7,8-HxCDF	19.2	x	0.1	=	1.92
2,3,4,6,7,8-HxCDF	15.9	x	0.1	=	1.59
1,2,3,7,8,9-HxCDF	{0.3}	x	0.1	=	0.03
1,2,3,4,6,7,8-HpCDF	637	x	0.01	=	6.37
1,2,3,4,7,8,9-HpCDF	29.9	x	0.01	=	0.299
1,2,3,4,6,7,8,9-OCDF	262	x	0.001	=	0.262
TOTAL PCDF					27.82

Total EPA TEFs, 1989a: 34.0 pg/g

{...} indicates that the value is that of a Detection Limit.

GRY_TEF v1.08, MILES 4.22.16

Triangle Laboratories, Inc.®
2445 S. Alston Ave. • Durham, North Carolina 27713
Phone: (919) 544-5729 • Fax: (919) 544-5491

Printed: 15:55 07/16/02

Initial ....Date...

Data Review By: CEM 7/16/02

Calculated Noise Height: 0.09

Page No. 1 Listing of T023466B.dbf
07/16/2002 Matched GC Peaks / Ratio / Ret. Time

Compound/ M_Z....	QC.Log	Omit	Why	..RT.	OK	Ratio	Total.Area/Ht	Area/Ht.Peak1	Area/Ht.Peak2	Rel.RT	Compound.Name..	ID..	Flags.
TCDF				0.65-0.89						0.880-1.070			
304-306		DC	NL			Height	0.31	0.18	0.13				
	D	D	WL	23:35		0.80	184.44			0.882			
				24:05		0.77	8.71	3.80	4.91	0.901			
				24:12		0.81	9.26	4.13	5.13	0.905			
				24:24		0.82	8.48	3.82	4.66	0.913			
				24:39		0.82	48.62	21.84	26.78	0.922			
				24:47		0.88	14.81	6.92	7.89	0.927			
				25:08		0.83	30.95	14.00	16.95	0.940			
				25:16	RO	1.01	8.19	4.11	4.08	0.945			
				25:29		0.85	28.56	13.15	15.41	0.953			
				25:49		0.82	235.50	105.75	129.75	0.966			
				26:10		0.81	188.15	84.41	103.74	0.979			
				26:21		0.82	88.13	39.70	48.43	0.986			
	A			26:35		0.82	19.63	8.83	10.80	0.994			
	A			26:42		0.83	47.90	21.70	26.20	0.999			
	M			26:46		0.81	133.50	59.90	73.60	1.001	2378-TCDF		AN
				27:11		0.78	38.95	17.05	21.90	1.017			
				27:24	RO	0.95	8.22	4.00	4.22	1.025			
				27:41		0.85	56.66	26.00	30.66	1.036			
				27:57		0.81	530.70	237.30	293.40	1.046			
			X	28:37		0.82	13.64	6.13	7.51	1.070			
		DC	WH	28:45		0.74	10.84			1.075			
304-306			19	Peaks			1,518.56						
13C12-TCDF				0.65-0.89						0.945-1.132			
316-318		DC	NL			Height	0.27	0.12	0.15				
				25:45	RO	1.91	2.21	1.45	0.76	0.963			
				26:01		0.77	2.73	1.19	1.54	0.973			
				26:21		0.73	7.99	3.36	4.63	0.986			
				26:44		0.75	970.43	416.12	554.31	1.000	13C12-2378-TCDF		ISO
						Height	258.18	109.64	148.54				
				27:17	RO	1.65	2.36	1.47	0.89	1.021			
				27:53		0.67	2.69	1.08	1.61	1.043			
316-318			6	Peaks			988.41						

---------- Above: TCDF / TCDD Follows ----------

TCDD				0.65-0.89						0.905-1.042			
320-322		DC	NL			Height	0.21	0.11	0.10				
		DC	SN	24:52	RO	0.04	3.23			0.906			
	D	D	SN	25:49	RO	1.09	0.71			0.941			
		DC	SN	26:03	RO	0.31	0.63			0.950			
				26:16		0.69	4.52	1.85	2.67	0.957			
	D	D	SN	27:08	RO	0.39	2.69			0.989			
	M			27:26	RO	1.23	1.58	0.87	0.71	1.000	2378-TCDD		AN
				27:35	RO	1.49	1.72	1.03	0.69	1.005			

Compound/ M_Z....	QC.Log	Omit	Why	..RT.	OK	Ratio	Total.Area/Ht	Area/Ht.Peak1	Area/Ht.Peak2	Rel.RT	Compound.Name..	ID..	Flags.
M				27:46	RO	0.91	5.37	2.56	2.81	1.012			
				28:02	RO	1.60	17.22	10.60	6.62	1.022			
D	D		SN	28:27	RO	0.17	2.85			1.037			
	DC		WH	28:38	RO	1.01	7.32			1.044			
	DC		WH	28:45		0.79	2.63			1.048			
	DC		WH	28:57	RO	1.22	4.27			1.055			
320-322			5 Peaks				30.41						
37Cl-TCDD									0.927-1.073				
328	DC	NL				Height	0.10	0.10					
				25:49			7.01	7.01		0.941			
				26:07			102.48	102.48		0.952			
				26:33			5.84	5.84		0.968			
				27:20			13.36	13.36		0.996			
				27:28			69.78	69.78		1.001	37Cl-TCDD		CLS
				27:50			3,341.53	3,341.53		1.015			
				28:01			5.03	5.03		1.021			
				28:12			4.97	4.97		1.028			
				28:45			16.85	16.85		1.048			
328			9 Peaks				3,566.85						
13C12-TCDD						0.65-0.89			0.920-1.066				
332-334	DC	NL				Height	0.47	0.33	0.14				
				27:15		0.82	852.67	383.36	469.31	0.993	13C12-1234-TCDD		RS1
				27:26		0.80	680.88	302.19	378.69	1.000	13C12-2378-TCDD		IS1
						Height	184.02	82.03	101.99				
332-334			2 Peaks				1,533.55						

---------- Above: TCDD / PeCDF Follows ----------

PeCDF						1.32-1.78			0.912-1.037				
340-342	DC	NL				Height	0.27	0.11	0.16				
				28:34		1.50	111.93	67.20	44.73	0.913			
				28:43		1.52	188.79	113.81	74.98	0.918			
				28:56		1.51	165.25	99.37	65.88	0.925			
				29:22		1.50	138.37	82.92	55.45	0.939			
				29:32		1.39	4.50	2.62	1.88	0.944			J
				29:47		1.52	228.94	138.05	90.89	0.952			
				29:58		1.53	1,045.27	631.43	413.84	0.958			
				30:07		1.52	452.37	272.65	179.72	0.963			
NM				30:30		1.51	502.00	302.00	200.00	0.997			
AN				30:37		1.62	24.41	15.10	9.31	1.001	12378-PeCDF		AN
				30:47		1.48	38.51	22.98	15.53	0.984			
				30:53		1.55	35.33	21.45	13.88	0.987			
				31:12		1.55	60.12	36.56	23.56	0.997			
				31:18		1.53	67.60	40.88	26.72	1.001	23478-PeCDF		AN
				31:30		1.48	128.50	76.68	51.82	1.007			
		X		31:37		1.60	15.84	9.74	6.10	1.011			J
		X		31:52		1.41	23.00	13.47	9.53	1.019			
		X		31:59		1.47	18.81	11.19	7.62	1.022			
				32:07	RO	1.18	41.28	22.31	18.97	1.027			
				32:24		1.39	15.79	9.19	6.60	1.036			J

Compound/ M_Z....	QC.Log	Omit	Why	..RT.	OK	Ratio	Total.Area/Ht	Area/Ht.Peak1	Area/Ht.Peak2	Rel.RT	Compound.Name..	ID..	Flags.
340-342			20 Peaks				3,306.61						
13C12-PeCDF				1.32-1.78						0.808-1.127			
352-354	DC	NL				Height	0.17	0.08	0.09				
				28:45	RO	0.22	3.50	0.64	2.86	0.919			
				28:56	RO	0.32	1.60	0.39	1.21	0.925			
				29:46	RO	0.34	8.86	2.26	6.60	0.952			
				29:58	RO	0.22	19.76	3.50	16.26	0.958			
				30:15	RO	0.07	26.80	1.86	24.94	0.967			
				30:36		1.38	644.00	373.79	270.21	1.000	13C12-PeCDF 123	IS2	
						Height	196.39	114.68	81.71				
				31:17		1.42	629.93	369.31	260.62	1.000	13C12-PeCDF 234	IS3	
						Height	192.06	113.48	78.58				
				31:37	RO	1.05	4.36	2.23	2.13	1.011			
				31:53	RO	0.65	7.06	2.77	4.29	1.019			
				31:59	RO	1.01	3.75	1.88	1.87	1.022			
				32:13	RO	1.07	14.67	7.57	7.10	1.030			
352-354			11 Peaks				1,364.29						

---------- Above: PeCDF / PeCDD Follows ----------

PeCDD				1.32-1.78						0.940-1.021			
356-358		DC	NL			Height	0.22	0.12	0.10				
	D	D	SN	29:51	RO	0.08	64.80			0.944			
	A			29:57	RO	0.61	4.57	1.73	2.84	0.947			
	A			30:42	RO	1.25	5.77	3.21	2.56	0.971			
				31:08		1.50	6.31	3.79	2.52	0.985			J
	D	D	SN	31:28	RO	0.00	554.43			0.995			
	M			31:37	RO	0.81	6.33	2.83	3.50	1.000	12378-PeCDD	AN	
				31:45	RO	0.07	18.46	1.14	17.32	1.004			
				32:00	RO	0.70	6.46	2.67	3.79	1.012			
				32:07	RO	0.46	9.80	3.10	6.70	1.016			
		DC	WH	32:20	RO	0.57	5.67			1.023			
356-358			7 Peaks				57.70						
13C12-PeCDD				1.32-1.78						0.736-1.052			
368-370		DC	NL			Height	0.23	0.13	0.10				
				30:34	RO	1.13	1.32	0.70	0.62	0.967			
				30:42	RO	1.12	3.22	1.70	1.52	0.971			
				31:01	RO	1.16	1.49	0.80	0.69	0.981			
				31:26	RO	1.22	1.64	0.90	0.74	0.994			
				31:37		1.52	456.15	275.05	181.10	1.000	13C12-PeCDD 123	IS4	
						Height	143.49	87.53	55.96				
		DC	SN	32:05	RO	0.67	0.90			1.015			
368-370			5 Peaks				463.82						

---------- Above: PeCDD / HxCDF Follows ----------

HxCDF				1.05-1.43						0.929-1.007			
374-376		DC	NL			Height	0.58	0.28	0.30				
				32:55	RO	1.53	2.35	1.42	0.93	0.930			
				33:02		1.26	186.89	104.17	82.72	0.934			

Compound/ M_Z....	QC.Log	Omit	Why	..RT.	OK	Ratio	Total.Area/Ht	Area/Ht.Peak1	Area/Ht.Peak2	Rel.RT	Compound.Name..	ID..	Flags.
				33:10		1.25	424.85	236.38	188.47	0.937			
				33:18		1.26	85.43	47.59	37.84	0.941			
				33:27		1.38	16.02	9.28	6.74	0.945			
				33:37		1.24	545.37	301.71	243.66	0.950			
				33:49		1.30	20.73	11.72	9.01	0.956			
A				33:58		1.24	110.30	61.00	49.30	0.960			
M				34:00		1.28	226.40	127.00	99.40	1.000	123478-HxCDF	AN	
				34:06		1.28	67.64	37.92	29.72	1.000	123678-HxCDF	AN	
				34:23		1.27	8.31	4.65	3.66	0.972			J
				34:35		1.27	51.54	28.87	22.67	1.000	234678-HxCDF	AN	
	DC	SN		34:55	RO	0.88	1.60			0.987			
		X		35:15	RO	1.76	2.48	1.58	0.90	0.996			
				35:28		1.20	17.20	9.39	7.81	1.002			
374-376			14	Peaks			1,765.51						
13C12-HxCDF				0.43-0.59					0.879-1.105				
384-386	DC	NL		Height			0.62	0.30	0.32				
	DC	SN		33:02	RO	0.28	1.50			0.934			
				33:11		0.56	3.25	1.16	2.09	0.938			
	DC	SN		33:20	RO	0.60	1.07			0.942			
				33:59		0.52	583.93	199.63	384.30	1.000	13C12-HxCDF 478	IS5	
				Height			186.48	63.77	122.71				
				34:06		0.52	589.83	201.79	388.04	1.000	13C12-HxCDF 678	IS6	
				Height			180.69	62.49	118.20				
				34:35		0.52	573.17	195.54	377.63	1.000	13C12-HxCDF 234	IS7	
				Height			179.32	61.00	118.32				
	DC	SN		34:54	RO	0.28	0.78			0.986			
				35:23		0.52	484.54	165.14	319.40	1.000	13C12-HxCDF 789	IS8	
				Height			133.47	45.38	88.09				
384-386			5	Peaks			2,234.72						

---------- Above: HxCDF / HxCDD Follows ----------

HxCDD				1.05-1.43					0.959-1.013				
390-392	DC	NL		Height			0.43	0.18	0.25				
M				33:31		1.05	24.20	12.40	11.80	0.964			
	DC	SN		33:37	RO	0.76	0.90			0.966			
	DC	SN		33:47	RO	0.48	0.62			0.971			
				33:58	RO	1.88	4.35	2.84	1.51	0.977			
				34:11		1.15	87.03	46.54	40.49	0.983			
	DC	SN		34:20		1.33	1.14			0.987			
AN				34:42		1.12	28.00	14.80	13.20	1.000	123478-HxCDD	AN	
M				34:48		1.26	26.00	14.50	11.50	1.000	123678-HxCDD	AN	
				35:07		1.25	9.87	5.48	4.39	1.010	123789-HxCDD	AN	J
D	D	WH		35:14	RO	0.87	1.94			1.013			
	DC	WH		35:19	RO	2.70	2.44			1.015			
	DC	WH		35:36	RO	0.75	2.07			1.023			
390-392			6	Peaks			179.45						
13C12-HxCDD				1.05-1.43					0.983-1.041				
402-404	DC	NL		Height			0.62	0.39	0.23				
	DC	WL		33:26		1.26	2.35			0.963			

```
Compound/
M_Z.... QC.Log Omit Why ..RT. OK Ratio Total.Area/Ht Area/Ht.Peak1 Area/Ht.Peak2 Rel.RT Compound.Name.. ID.. Flags.

                DC  WL  33:48 RO  4.95          6.72                              0.974
                DC  SN  34:11 RO  0.78          1.07                              0.985
                        34:42     1.20        388.38        211.53        176.85  1.000 13C12-HxCDD 478 IS9
                                Height        122.96         67.86         55.10
                        34:47     1.23        428.26        236.25        192.01  1.000 13C12-HxCDD 678 IS10
                                Height        124.96         67.89         57.07
                        35:07     1.21        541.12        296.39        244.73  1.012 13C12-HxCDD 789 RS2
402-404               3 Peaks               1,357.76

                ---------------------- Above: HxCDD / HpCDF Follows --------------------

HpCDF                           0.88-1.20                                   0.955-1.005
408-410         DC  NL          Height          0.54          0.28          0.26
                DC  WL  36:53     1.10          1.97                              0.954
                        37:05     1.06      1,826.32        940.37        885.95  1.000 1234678-HpCDF   AN
                        37:21     0.89         14.86          7.00          7.86  0.966                       J
                        37:30     1.07        885.06        457.29        427.77  0.970
                        38:41     1.03         54.34         27.57         26.77  1.000 1234789-HpCDF   AN
                DC  WH  38:55 RO  0.66          3.77                              1.006
                DC  WH  39:02 RO  2.11          2.71                              1.009
408-410               4 Peaks               2,780.58

13C12-HpCDF                     0.37-0.51                                   0.856-1.141
418-420         DC  NL          Height          0.36          0.19          0.17
                        37:04     0.44        410.04        125.46        284.58  1.000 13C12-HpCDF 678 IS11
                                Height        111.72         34.25         77.47
                        38:40     0.44        262.24         80.04        182.20  1.000 13C12-HpCDF 789 IS12
                                Height         60.71         18.29         42.42
                        38:57 RO  0.84          2.32          1.06          1.26  1.007
                DC  SN  39:04 RO  0.27          1.17                              1.010
418-420               3 Peaks                 674.60

                ---------------------- Above: HpCDF / HpCDD Follows --------------------

HpCDD                           0.88-1.20                                   0.976-1.005
424-426         DC  NL          Height          0.40          0.20          0.20
                        37:21     1.03         47.31         24.00         23.31  0.979
                        38:09     1.02         53.77         27.19         26.58  1.000 1234678-HpCDD   AN
424-426               2 Peaks                 101.08

13C12-HpCDD                     0.88-1.20                                   0.868-1.078
436-438         DC  NL          Height          1.83          1.41          0.42
                        38:08     1.00        329.42        164.30        165.12  1.000 13C12-HpCDD 678 IS13
                                Height         78.99         39.07         39.92
436-438               1 Peak                  329.42

                ---------------------- Above: HpCDD / Octa-CDD and CDF Follows ----------

OCDF                            0.76-1.02                                   0.952-1.048
442-444         DC  NL          Height          0.35          0.17          0.18
                DC  WL  38:41 RO  1.25          1.28                              0.922
                DC  WL  38:54 RO  0.45          2.09                              0.927
```

Compound/ M_Z....	QC.Log	Omit	Why	..RT.	OK	Ratio	Total.Area/Ht	Area/Ht.Peak1	Area/Ht.Peak2	Rel.RT	Compound.Name..	ID..	Flags.
		DC	SN	40:07	RO	1.22	2.35			0.956			
				40:11	RO	1.09	1.96	1.02	0.94	0.958			
				40:17	RO	1.46	4.08	2.42	1.66	0.960			
		DC	SN	40:33	RO	0.32	1.20			0.967			
		DC	SN	40:52	RO	2.75	0.45			0.974			
		DC	SN	41:57	RO	1.61	1.07			1.000			
				42:10		0.87	315.52	146.63	168.89	1.005	OCDF		AN
		DC	SN	42:28	RO	1.79	1.17			1.012			
		DC	SN	42:36	RO	1.23	1.05			1.015			
		DC	SN	42:57	RO	1.40	0.72			1.024			
		DC	SN	43:03	RO	1.50	0.35			1.026			
		DC	SN	43:14	RO	4.63	0.45			1.031			
442-444			3	Peaks			321.56						
OCDD						0.76-1.02				0.952-1.048			
458-460		DC	NL			Height	0.22	0.10	0.12				
	N			41:57		0.86	1,314.01	608.04	705.97	1.000	OCDD		AN
458-460			1	Peak			1,314.01						
13C12-OCDD						0.76-1.02				0.996-1.004			
470-472		DC	NL			Height	0.62	0.37	0.25				
				41:57		0.89	381.25	179.02	202.23	1.000	13C12-OCDD		IS14
						Height	76.41	34.95	41.46				
470-472			1	Peak			381.25						

Column Description.....	"Why" Code Description.....	QC Log Desc.....
M_Z -Nominal Ion Mass(es)	WL-Below Retention Time Window	A-Peak Added
..RT. -Retention Time (mm:ss)	WH-Above Retention Time Window	K-Peak Kept
Rat.1 -Ratio of M/M+2 Ions	SN-Below Signal to Noise Level	D-Peak Deleted
OK -RO=Ratio Outside Limits	<M-Below Method Detection Limit	T-Time Changed
Rel.RT-Relative Retention Time	NL-Channel Specific Noise Level	M-Peak Area Changed
		N-Name Changed
		X-Ether Interference

*** End of Report ***

File:T023466 #1-925 Acq:13-JUL-2002 02:04:10 EI+ Voltage SIR 70T Noise:219
303.9016 F:2 BSUB(256,30,-3.0) PKD(9,5,5,0.05%,876.0,1.00%,F,T) Exp:NDB5US
TRIANGLE LABS Text:TLI#57752B DF-DP27-0.5 INJ. TIME = 02:06

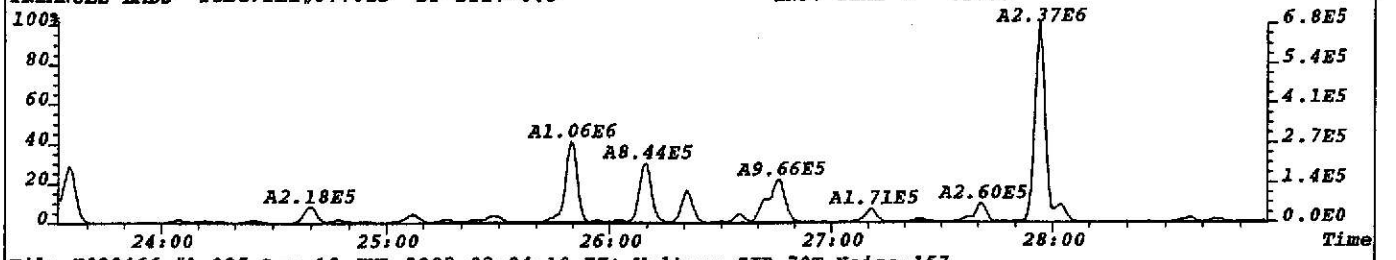

File:T023466 #1-925 Acq:13-JUL-2002 02:04:10 EI+ Voltage SIR 70T Noise:157
305.8987 F:2 BSUB(256,30,-3.0) PKD(9,5,5,0.05%,628.0,1.00%,F,T) Exp:NDB5US
TRIANGLE LABS Text:TLI#57752B DF-DP27-0.5 INJ. TIME = 02:06

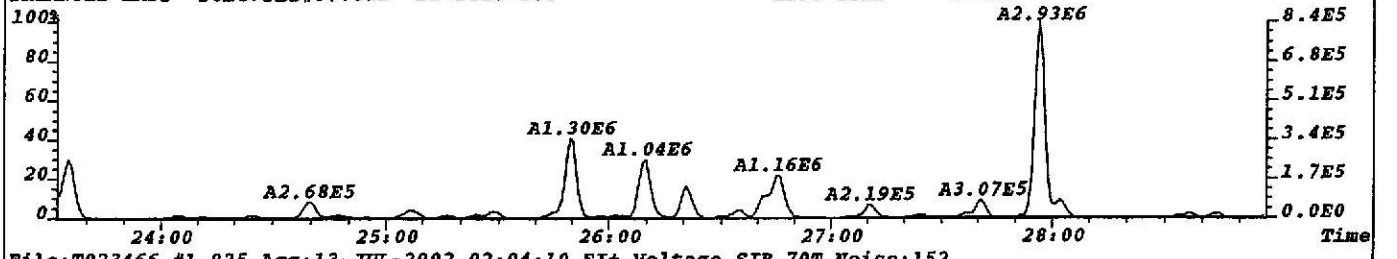

File:T023466 #1-925 Acq:13-JUL-2002 02:04:10 EI+ Voltage SIR 70T Noise:152
315.9419 F:2 BSUB(256,30,-3.0) PKD(9,5,5,0.05%,608.0,1.00%,F,T) Exp:NDB5US
TRIANGLE LABS Text:TLI#57752B DF-DP27-0.5 INJ. TIME = 02:06

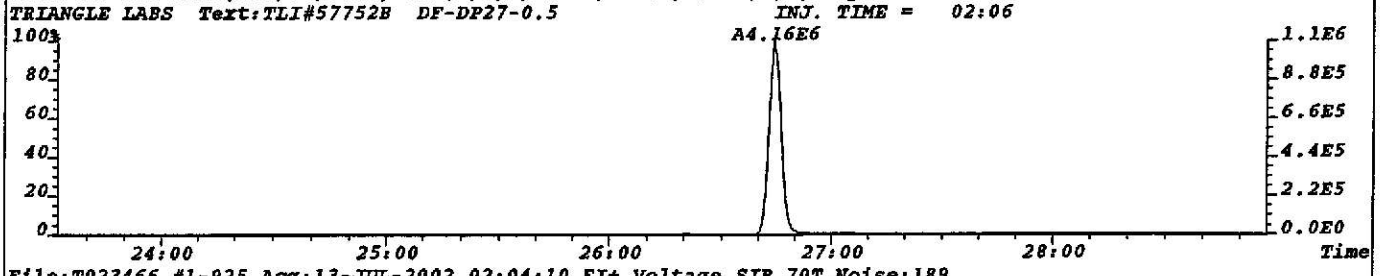

File:T023466 #1-925 Acq:13-JUL-2002 02:04:10 EI+ Voltage SIR 70T Noise:189
317.9389 F:2 BSUB(256,30,-3.0) PKD(9,5,5,0.05%,756.0,1.00%,F,T) Exp:NDB5US
TRIANGLE LABS Text:TLI#57752B DF-DP27-0.5 INJ. TIME = 02:06

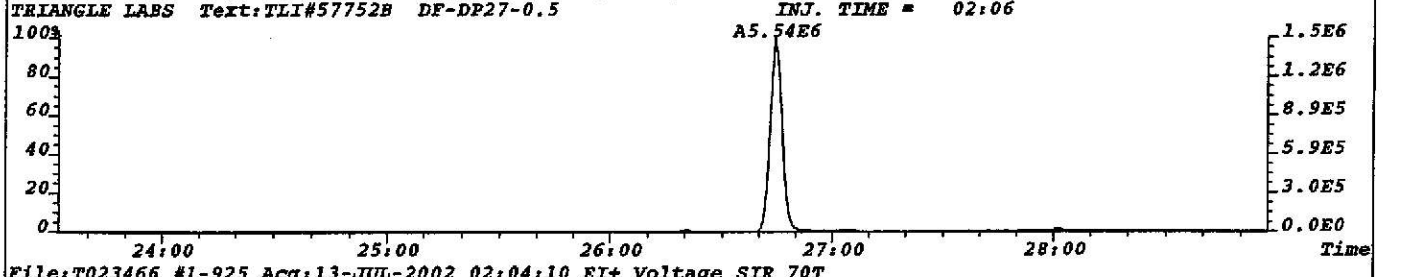

File:T023466 #1-925 Acq:13-JUL-2002 02:04:10 EI+ Voltage SIR 70T
330.9792 F:2 Exp:NDB5US
TRIANGLE LABS Text:TLI#57752B DF-DP27-0.5 INJ. TIME = 02:06

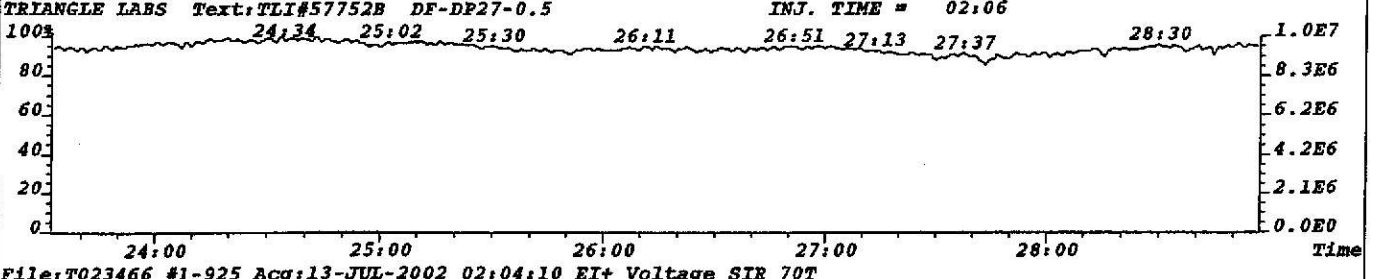

File:T023466 #1-925 Acq:13-JUL-2002 02:04:10 EI+ Voltage SIR 70T
375.8364 F:2 Exp:NDB5US
TRIANGLE LABS Text:TLI#57752B DF-DP27-0.5 INJ. TIME = 02:06

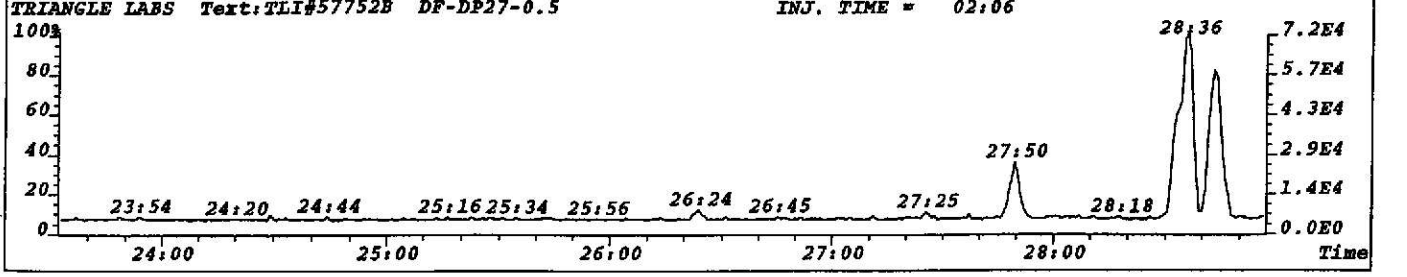

File:T023466 #1-925 Acq:13-JUL-2002 02:04:10 EI+ Voltage SIR 70T Noise:142
319.8965 F:2 BSUB(256,30,-3.0) PKD(7,5,3,0.05%,568.0,1.00%,F,T) Exp:NDB5US
TRIANGLE LABS Text:TLI#57752B DF-DP27-0.5 INJ. TIME = 02:06

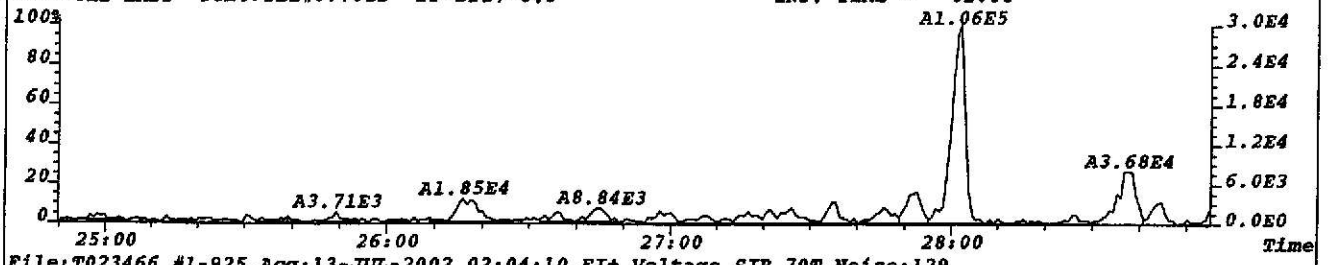

File:T023466 #1-925 Acq:13-JUL-2002 02:04:10 EI+ Voltage SIR 70T Noise:129
321.8936 F:2 BSUB(256,30,-3.0) PKD(7,5,3,0.05%,516.0,1.00%,F,T) Exp:NDB5US
TRIANGLE LABS Text:TLI#57752B DF-DP27-0.5 INJ. TIME = 02:06

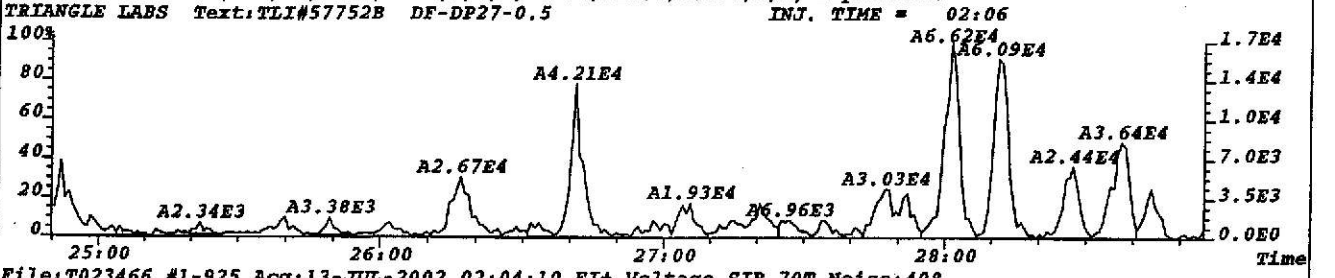

File:T023466 #1-925 Acq:13-JUL-2002 02:04:10 EI+ Voltage SIR 70T Noise:408
331.9368 F:2 BSUB(256,30,-3.0) PKD(7,5,3,0.05%,1632.0,1.00%,F,T) Exp:NDB5US
TRIANGLE LABS Text:TLI#57752B DF-DP27-0.5 INJ. TIME = 02:06

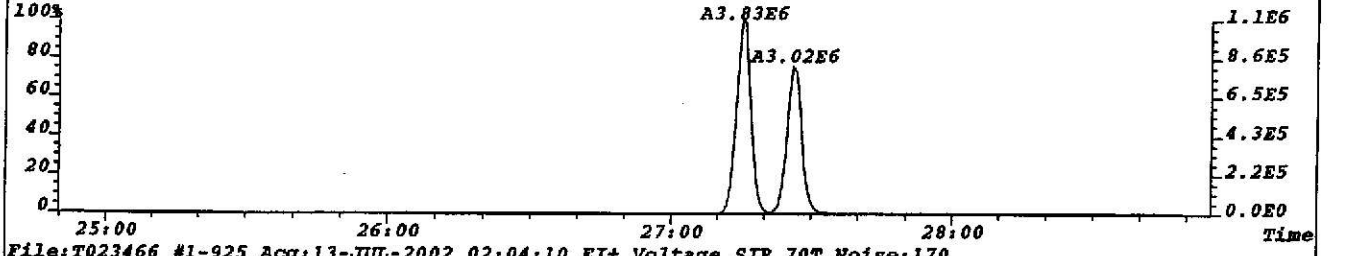

File:T023466 #1-925 Acq:13-JUL-2002 02:04:10 EI+ Voltage SIR 70T Noise:170
333.9338 F:2 BSUB(256,30,-3.0) PKD(7,5,3,0.05%,680.0,1.00%,F,T) Exp:NDB5US
TRIANGLE LABS Text:TLI#57752B DF-DP27-0.5 INJ. TIME = 02:06

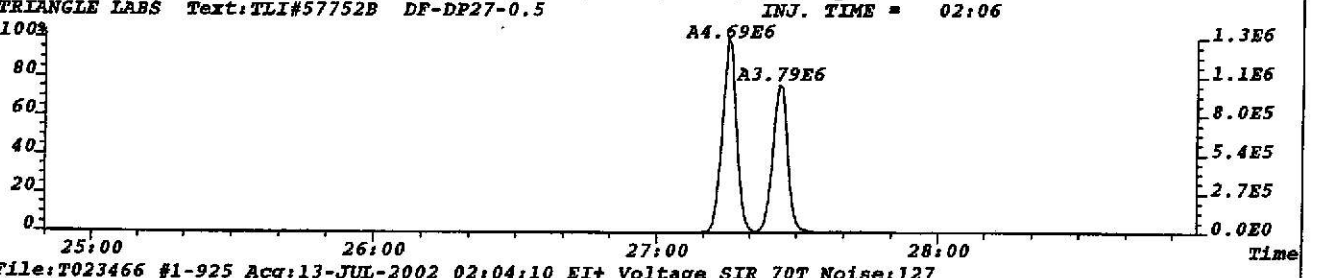

File:T023466 #1-925 Acq:13-JUL-2002 02:04:10 EI+ Voltage SIR 70T Noise:127
327.8847 F:2 BSUB(256,30,-3.0) PKD(7,5,3,0.05%,508.0,1.00%,F,T) Exp:NDB5US
TRIANGLE LABS Text:TLI#57752B DF-DP27-0.5 INJ. TIME = 02:06

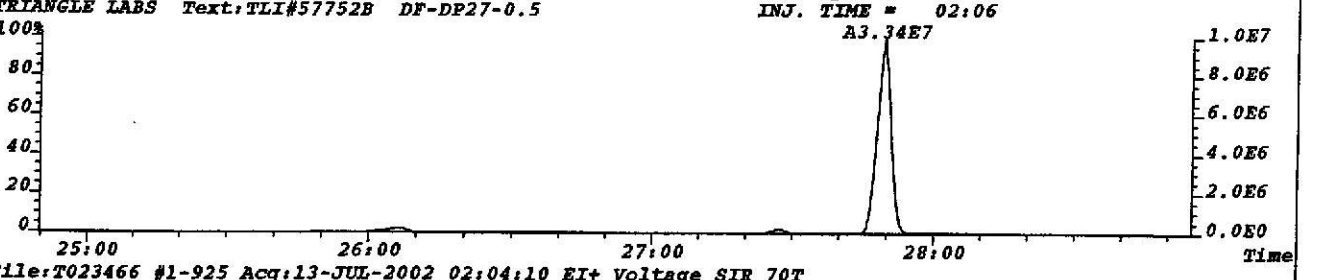

File:T023466 #1-925 Acq:13-JUL-2002 02:04:10 EI+ Voltage SIR 70T
330.9792 F:2 Exp:NDB5US
TRIANGLE LABS Text:TLI#57752B DF-DP27-0.5 INJ. TIME = 02:06

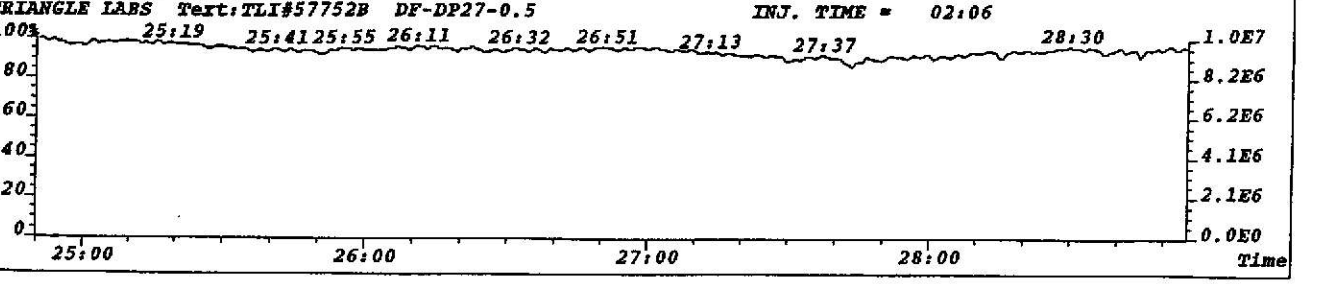

File:T023466 #1-925 Acq:13-JUL-2002 02:04:10 EI+ Voltage SIR 70T Noise:132
339.8597 F:2 BSUB(256,30,-3.0) PKD(7,5,3,0.05%,528.0,1.00%,F,T) Exp:NDB5US
TRIANGLE LABS Text:TLI#57752B DF-DP27-0.5 INJ. TIME = 02:06

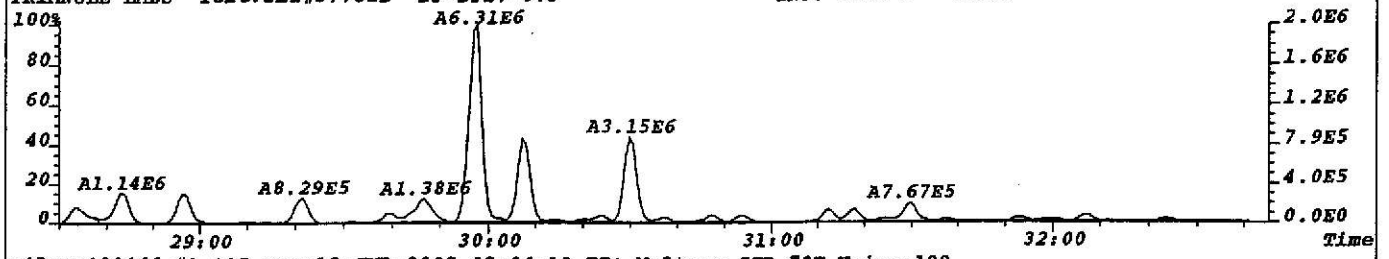

File:T023466 #1-925 Acq:13-JUL-2002 02:04:10 EI+ Voltage SIR 70T Noise:199
341.8567 F:2 BSUB(256,30,-3.0) PKD(7,5,3,0.05%,796.0,1.00%,F,T) Exp:NDB5US
TRIANGLE LABS Text:TLI#57752B DF-DP27-0.5 INJ. TIME = 02:06

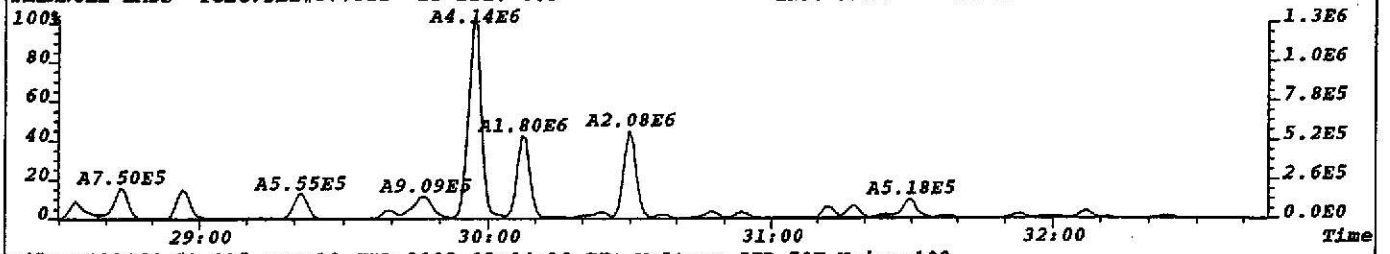

File:T023466 #1-925 Acq:13-JUL-2002 02:04:10 EI+ Voltage SIR 70T Noise:103
351.9000 F:2 BSUB(256,30,-3.0) PKD(7,5,3,0.05%,412.0,1.00%,F,T) Exp:NDB5US
TRIANGLE LABS Text:TLI#57752B DF-DP27-0.5 INJ. TIME = 02:06

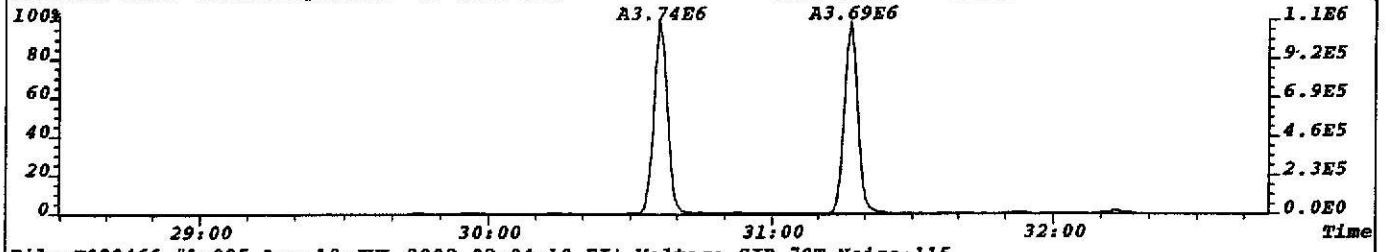

File:T023466 #1-925 Acq:13-JUL-2002 02:04:10 EI+ Voltage SIR 70T Noise:115
353.8970 F:2 BSUB(256,30,-3.0) PKD(7,5,3,0.05%,460.0,1.00%,F,T) Exp:NDB5US
TRIANGLE LABS Text:TLI#57752B DF-DP27-0.5 INJ. TIME = 02:06

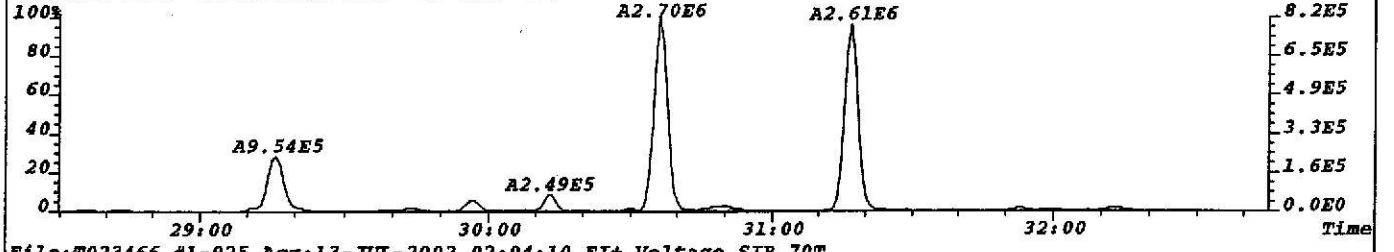

File:T023466 #1-925 Acq:13-JUL-2002 02:04:10 EI+ Voltage SIR 70T
330.9792 F:2 Exp:NDB5US
TRIANGLE LABS Text:TLI#57752B DF-DP27-0.5 INJ. TIME = 02:06

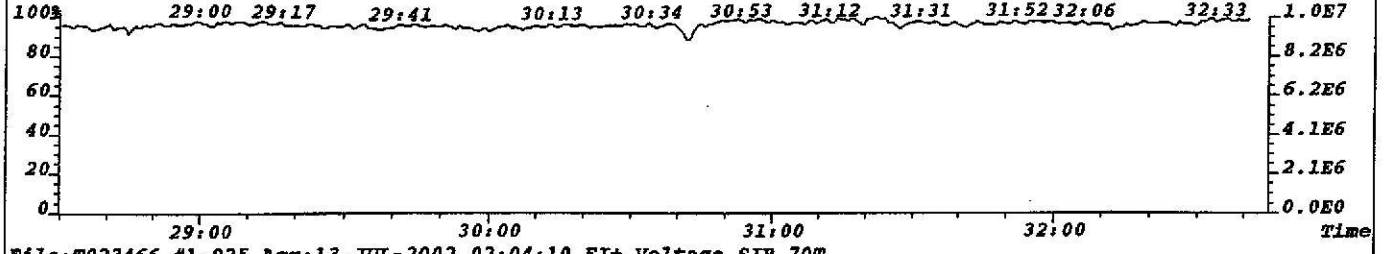

File:T023466 #1-925 Acq:13-JUL-2002 02:04:10 EI+ Voltage SIR 70T
409.7974 F:2 Exp:NDB5US
TRIANGLE LABS Text:TLI#57752B DF-DP27-0.5 INJ. TIME = 02:06

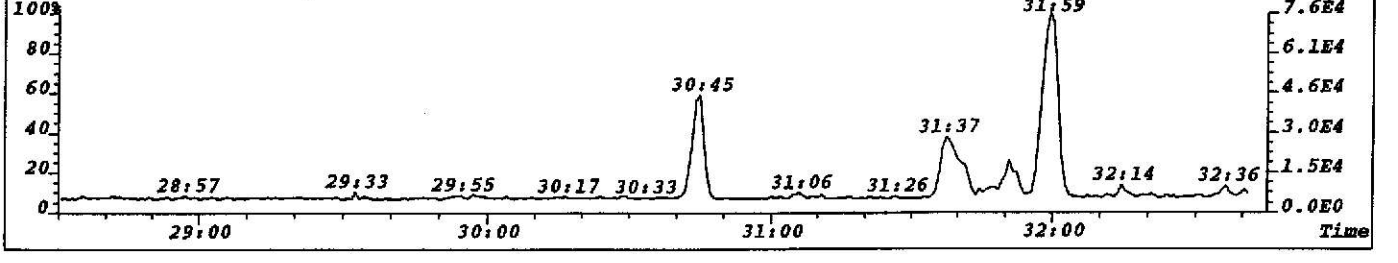

File:T023466 #1-925 Acq:13-JUL-2002 02:04:10 EI+ Voltage SIR 70T Noise:149
355.8546 F:2 BSUB(256,30,-3.0) PKD(7,5,3,0.05%,596.0,1.00%,F,T) Exp:NDB5US
TRIANGLE LABS Text:TLI#57752B DF-DP27-0.5 INJ. TIME = 02:06

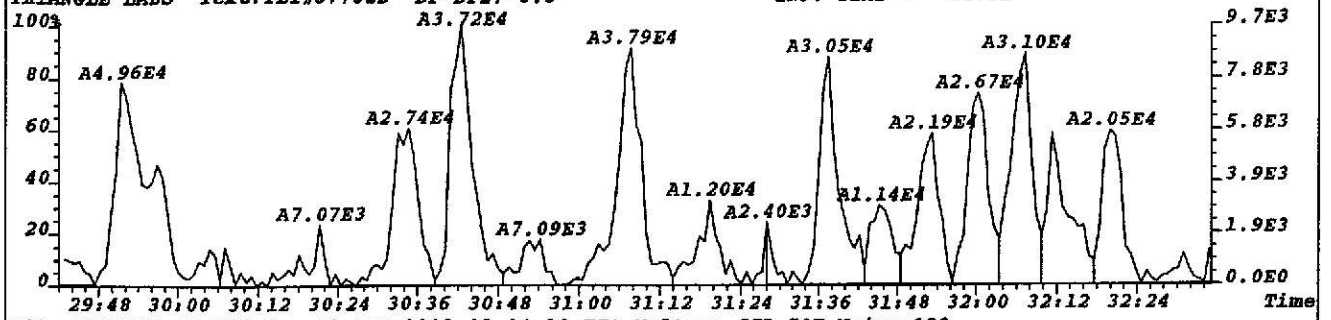

File:T023466 #1-925 Acq:13-JUL-2002 02:04:10 EI+ Voltage SIR 70T Noise:129
357.8516 F:2 BSUB(256,30,-3.0) PKD(7,5,3,0.05%,516.0,1.00%,F,T) Exp:NDB5US
TRIANGLE LABS Text:TLI#57752B DF-DP27-0.5 INJ. TIME = 02:06

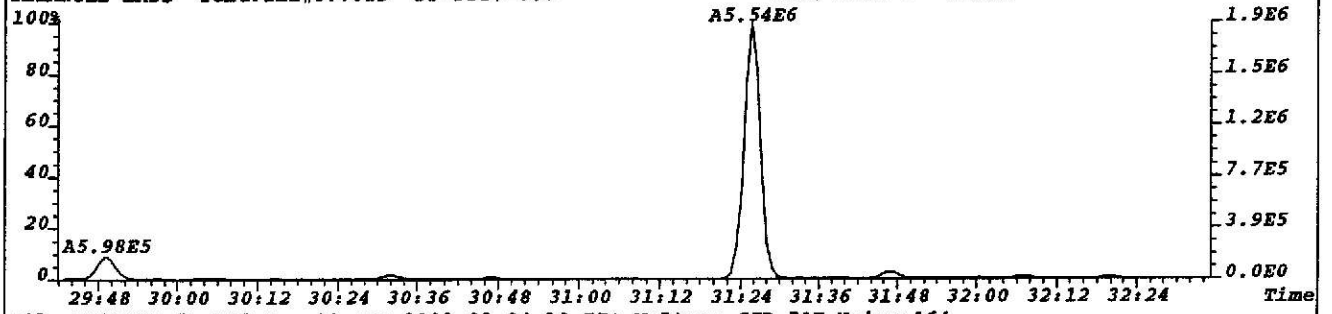

File:T023466 #1-925 Acq:13-JUL-2002 02:04:10 EI+ Voltage SIR 70T Noise:164
367.8949 F:2 BSUB(256,30,-3.0) PKD(7,5,3,0.05%,656.0,1.00%,F,T) Exp:NDB5US
TRIANGLE LABS Text:TLI#57752B DF-DP27-0.5 INJ. TIME = 02:06

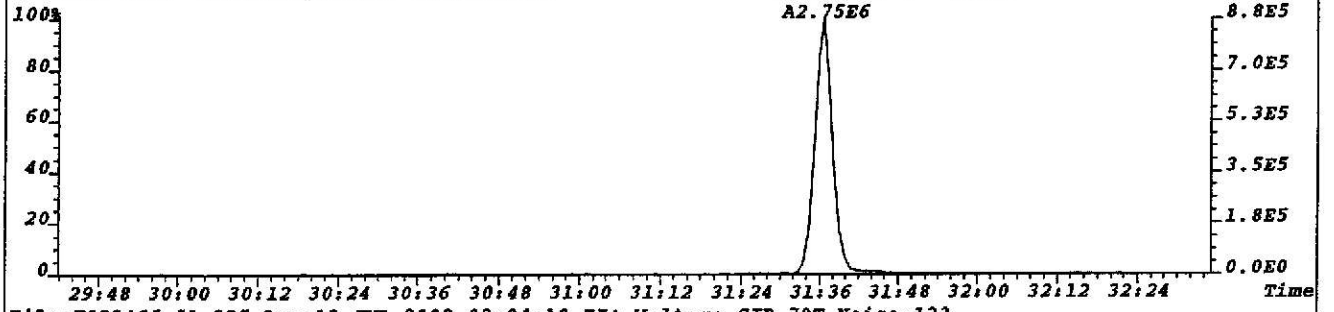

File:T023466 #1-925 Acq:13-JUL-2002 02:04:10 EI+ Voltage SIR 70T Noise:123
369.8919 F:2 BSUB(256,30,-3.0) PKD(7,5,3,0.05%,492.0,1.00%,F,T) Exp:NDB5US
TRIANGLE LABS Text:TLI#57752B DF-DP27-0.5 INJ. TIME = 02:06

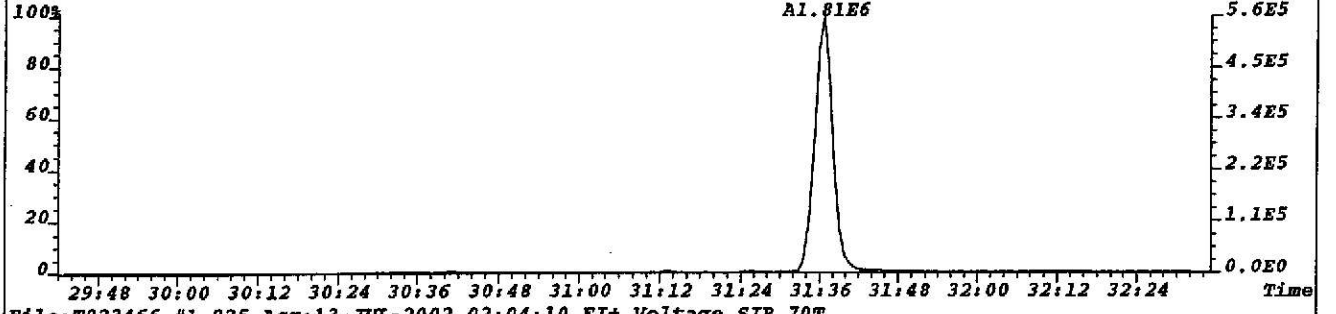

File:T023466 #1-925 Acq:13-JUL-2002 02:04:10 EI+ Voltage SIR 70T
330.9792 F:2 Exp:NDB5US
TRIANGLE LABS Text:TLI#57752B DF-DP27-0.5 INJ. TIME = 02:06

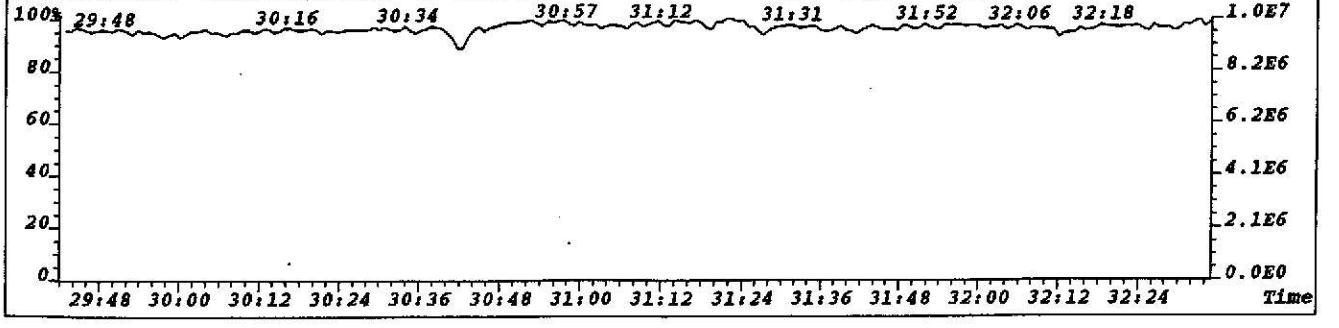

File:T023466 #1-386 Acq:13-JUL-2002 02:04:10 EI+ Voltage SIR 70T Noise:353
373.8208 F:3 BSUB(256,30,-3.0) PKD(7,5,3,0.05%,1412.0,1.00%,F,T) Exp:NDB5US
TRIANGLE LABS Text:TLI#57752B DF-DP27-0.5 INJ. TIME = 02:06

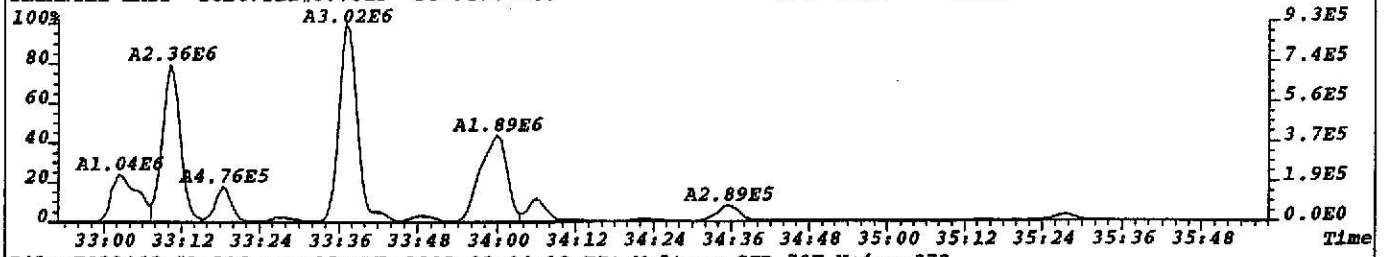

File:T023466 #1-386 Acq:13-JUL-2002 02:04:10 EI+ Voltage SIR 70T Noise:372
375.8178 F:3 BSUB(256,30,-3.0) PKD(7,5,3,0.05%,1488.0,1.00%,F,T) Exp:NDB5US
TRIANGLE LABS Text:TLI#57752B DF-DP27-0.5 INJ. TIME = 02:06

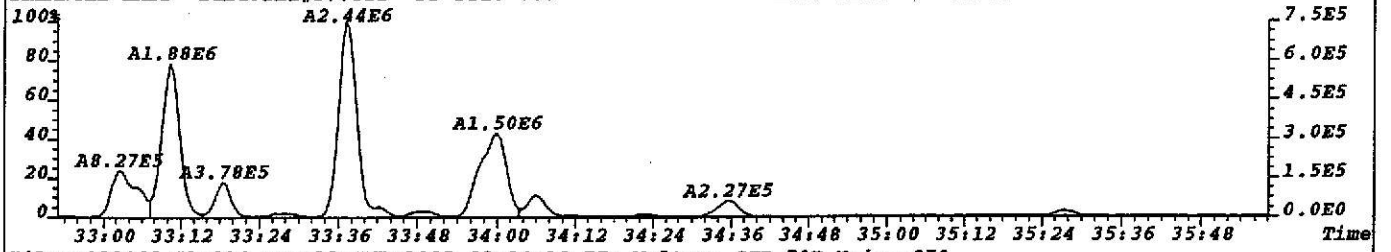

File:T023466 #1-386 Acq:13-JUL-2002 02:04:10 EI+ Voltage SIR 70T Noise:370
383.8639 F:3 BSUB(256,30,-3.0) PKD(7,5,3,0.05%,1480.0,1.00%,F,T) Exp:NDB5US
TRIANGLE LABS Text:TLI#57752B DF-DP27-0.5 INJ. TIME = 02:06

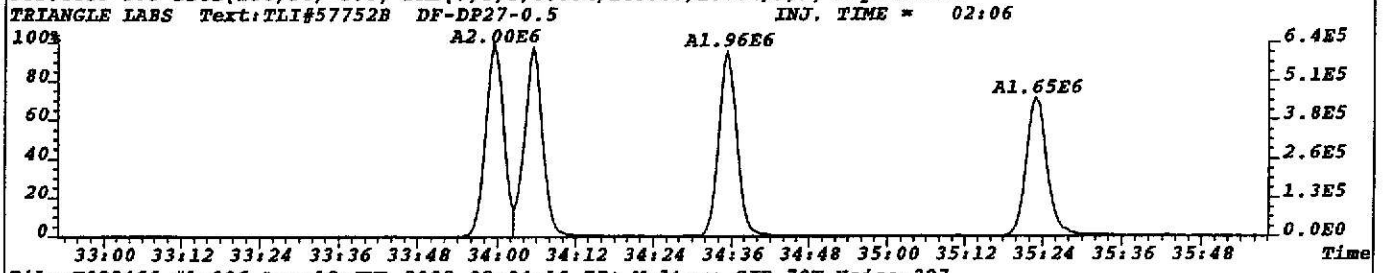

File:T023466 #1-386 Acq:13-JUL-2002 02:04:10 EI+ Voltage SIR 70T Noise:397
385.8610 F:3 BSUB(256,30,-3.0) PKD(7,5,3,0.05%,1588.0,1.00%,F,T) Exp:NDB5US
TRIANGLE LABS Text:TLI#57752B DF-DP27-0.5 INJ. TIME = 02:06

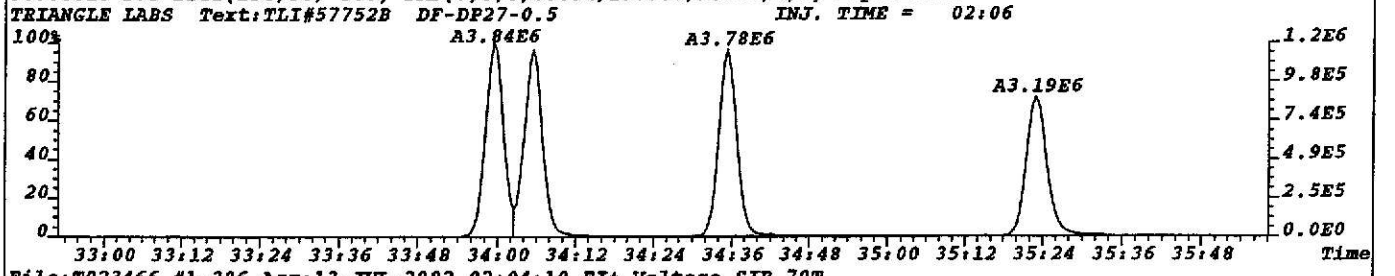

File:T023466 #1-386 Acq:13-JUL-2002 02:04:10 EI+ Voltage SIR 70T
392.9760 F:3 Exp:NDB5US
TRIANGLE LABS Text:TLI#57752B DF-DP27-0.5 INJ. TIME = 02:06

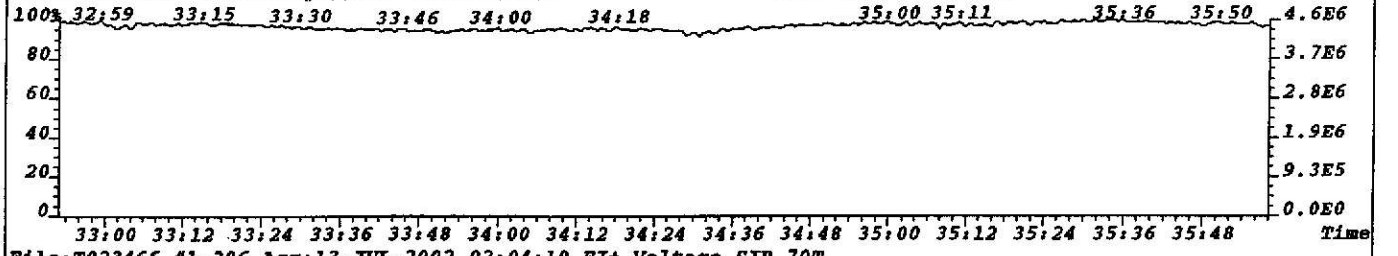

File:T023466 #1-386 Acq:13-JUL-2002 02:04:10 EI+ Voltage SIR 70T
445.7555 F:3 Exp:NDB5US
TRIANGLE LABS Text:TLI#57752B DF-DP27-0.5 INJ. TIME = 02:06

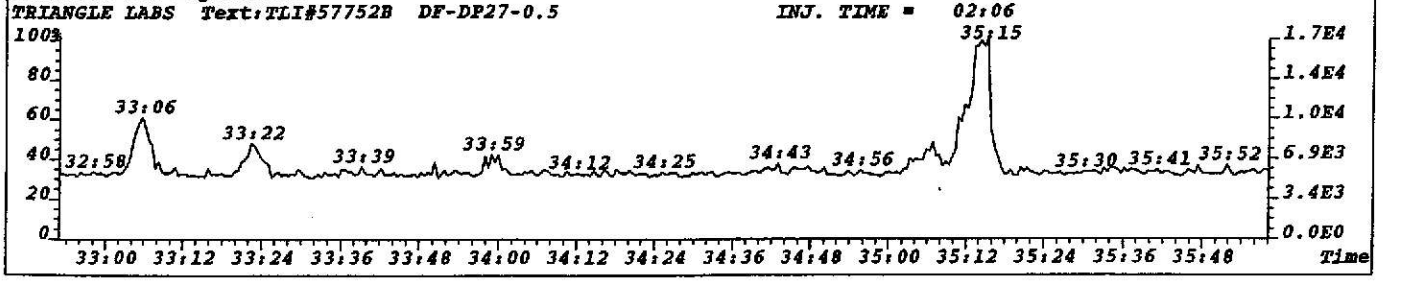

File:T023466 #1-386 Acq:13-JUL-2002 02:04:10 EI+ Voltage SIR 70T Noise:228
389.8156 F:3 BSUB(256,30,-3.0) PKD(7,5,3,0.05%,912.0,1.00%,F,T) Exp:NDB5US
TRIANGLE LABS Text:TLI#57752B DF-DP27-0.5 INJ. TIME = 02:06

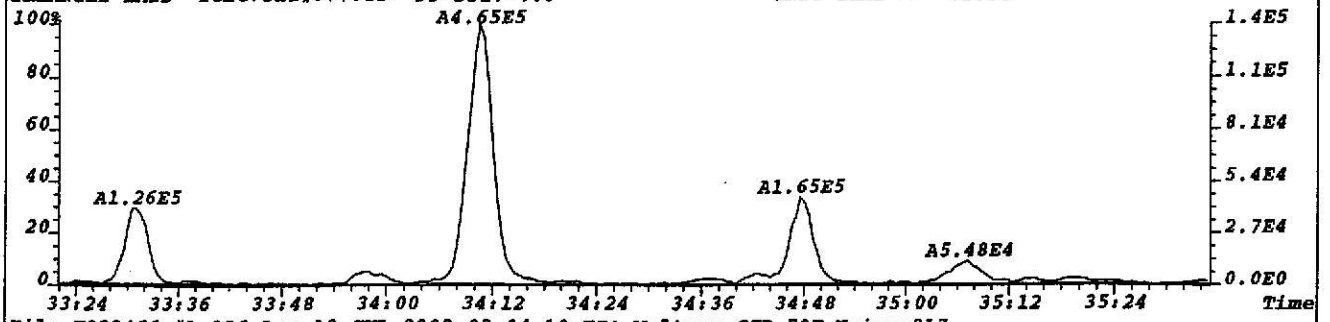

File:T023466 #1-386 Acq:13-JUL-2002 02:04:10 EI+ Voltage SIR 70T Noise:317
391.8127 F:3 BSUB(256,30,-3.0) PKD(7,5,3,0.05%,1268.0,1.00%,F,T) Exp:NDB5US
TRIANGLE LABS Text:TLI#57752B DF-DP27-0.5 INJ. TIME = 02:06

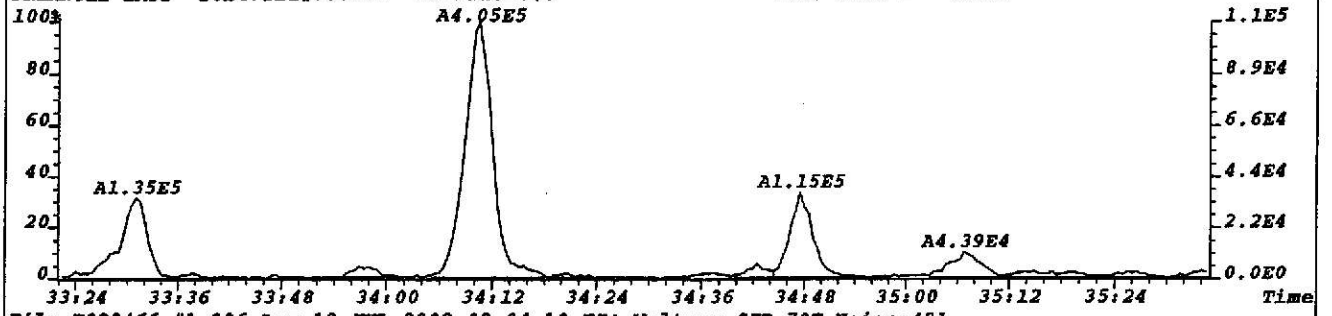

File:T023466 #1-386 Acq:13-JUL-2002 02:04:10 EI+ Voltage SIR 70T Noise:491
401.8558 F:3 BSUB(256,30,-3.0) PKD(7,5,3,0.05%,1964.0,1.00%,F,T) Exp:NDB5US
TRIANGLE LABS Text:TLI#57752B DF-DP27-0.5 INJ. TIME = 02:06

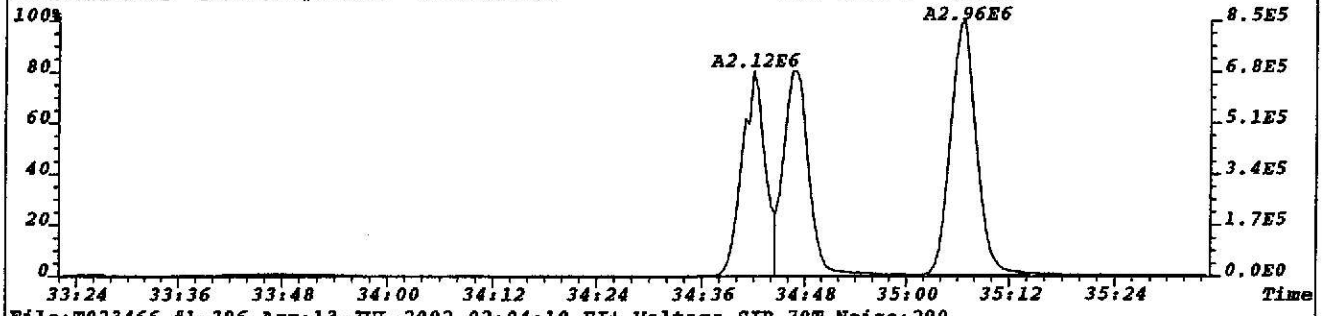

File:T023466 #1-386 Acq:13-JUL-2002 02:04:10 EI+ Voltage SIR 70T Noise:290
403.8529 F:3 BSUB(256,30,-3.0) PKD(7,5,3,0.05%,1160.0,1.00%,F,T) Exp:NDB5US
TRIANGLE LABS Text:TLI#57752B DF-DP27-0.5 INJ. TIME = 02:06

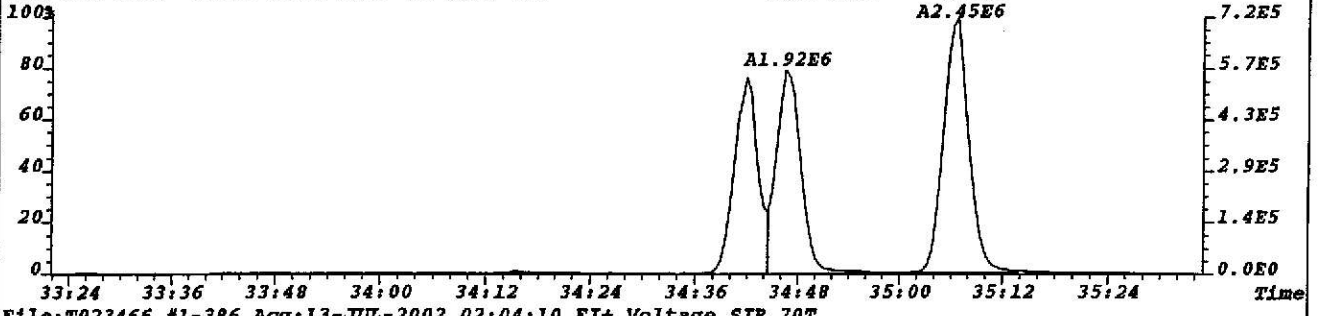

File:T023466 #1-386 Acq:13-JUL-2002 02:04:10 EI+ Voltage SIR 70T
392.9760 F:3 Exp:NDB5US
TRIANGLE LABS Text:TLI#57752B DF-DP27-0.5 INJ. TIME = 02:06

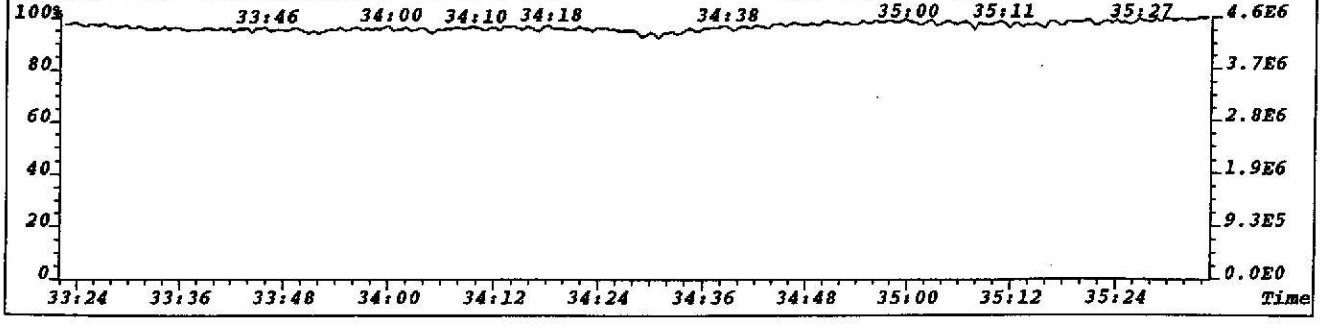

File:T023466 #1-708 Acq:13-JUL-2002 02:04:10 EI+ Voltage SIR 70T Noise:344
407.7818 F:4 BSUB(256,30,-3.0) PKD(7,5,3,0.05%,1376.0,1.00%,F,T) Exp:NDB5US
TRIANGLE LABS Text:TLI#57752B DF-DP27-0.5 INJ. TIME = 02:06



File:T023466 #1-708 Acq:13-JUL-2002 02:04:10 EI+ Voltage SIR 70T Noise:323
409.7789 F:4 BSUB(256,30,-3.0) PKD(7,5,3,0.05%,1292.0,1.00%,F,T) Exp:NDB5US
TRIANGLE LABS Text:TLI#57752B DF-DP27-0.5 INJ. TIME = 02:06



File:T023466 #1-708 Acq:13-JUL-2002 02:04:10 EI+ Voltage SIR 70T Noise:235
417.8253 F:4 BSUB(256,30,-3.0) PKD(7,5,3,0.05%,940.0,1.00%,F,T) Exp:NDB5US
TRIANGLE LABS Text:TLI#57752B DF-DP27-0.5 INJ. TIME = 02:06



File:T023466 #1-708 Acq:13-JUL-2002 02:04:10 EI+ Voltage SIR 70T Noise:217
419.8220 F:4 BSUB(256,30,-3.0) PKD(7,5,3,0.05%,868.0,1.00%,F,T) Exp:NDB5US
TRIANGLE LABS Text:TLI#57752B DF-DP27-0.5 INJ. TIME = 02:06

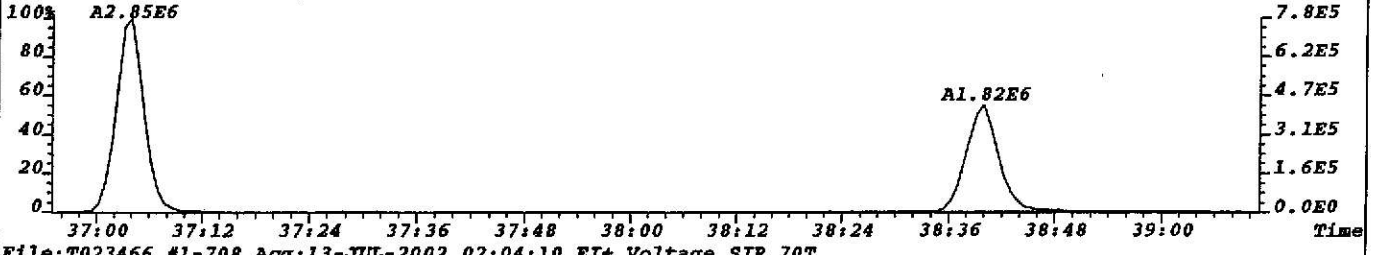

File:T023466 #1-708 Acq:13-JUL-2002 02:04:10 EI+ Voltage SIR 70T
430.9729 F:4 Exp:NDB5US
TRIANGLE LABS Text:TLI#57752B DF-DP27-0.5 INJ. TIME = 02:06

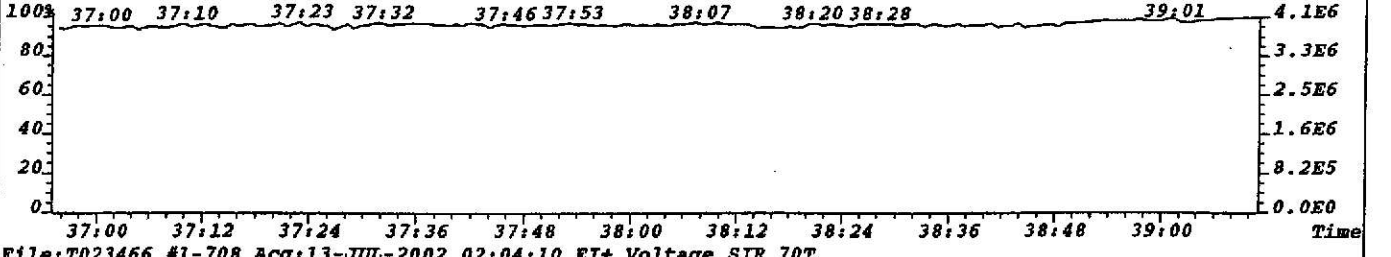

File:T023466 #1-708 Acq:13-JUL-2002 02:04:10 EI+ Voltage SIR 70T
479.7165 F:4 Exp:NDB5US
TRIANGLE LABS Text:TLI#57752B DF-DP27-0.5 INJ. TIME = 02:06

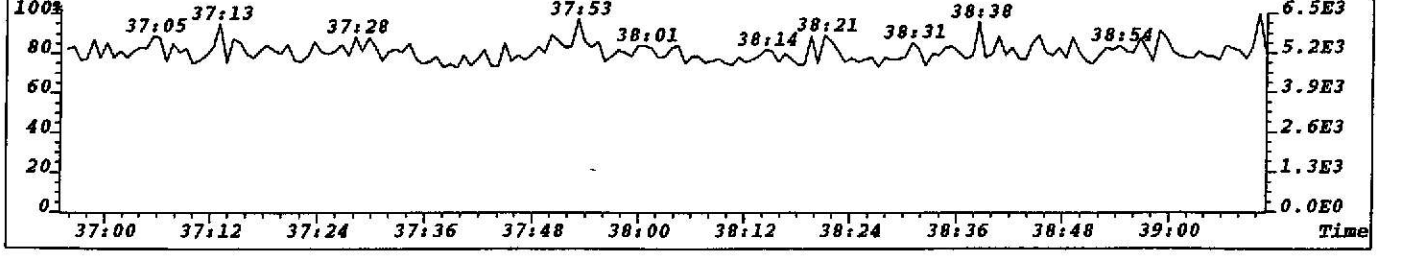

File:T023466 #1-708 Acq:13-JUL-2002 02:04:10 EI+ Voltage SIR 70T Noise:246
423.7766 F:4 BSUB(256,30,-3.0) PKD(7,5,3,0.05%,984.0,1.00%,F,T) Exp:NDB5US
TRIANGLE LABS Text:TLI#57752B DF-DP27-0.5 INJ. TIME = 02:06

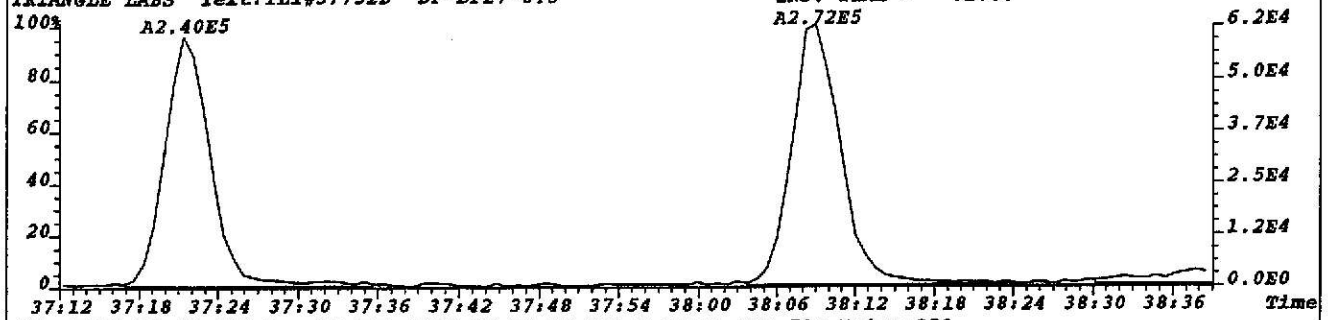

File:T023466 #1-708 Acq:13-JUL-2002 02:04:10 EI+ Voltage SIR 70T Noise:252
425.7737 F:4 BSUB(256,30,-3.0) PKD(7,5,3,0.05%,1008.0,1.00%,F,T) Exp:NDB5US
TRIANGLE LABS Text:TLI#57752B DF-DP27-0.5 INJ. TIME = 02:06

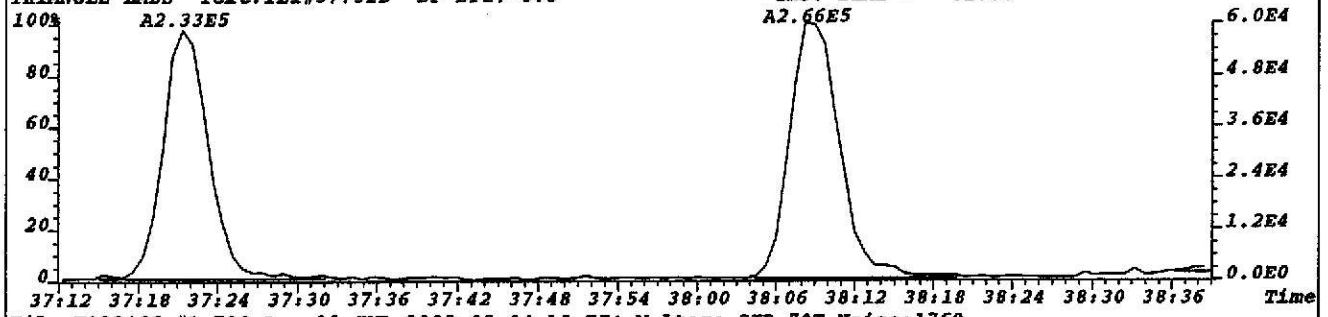

File:T023466 #1-708 Acq:13-JUL-2002 02:04:10 EI+ Voltage SIR 70T Noise:1760
435.8169 F:4 BSUB(256,30,-3.0) PKD(7,5,3,0.05%,7040.0,1.00%,F,T) Exp:NDB5US
TRIANGLE LABS Text:TLI#57752B DF-DP27-0.5 INJ. TIME = 02:06

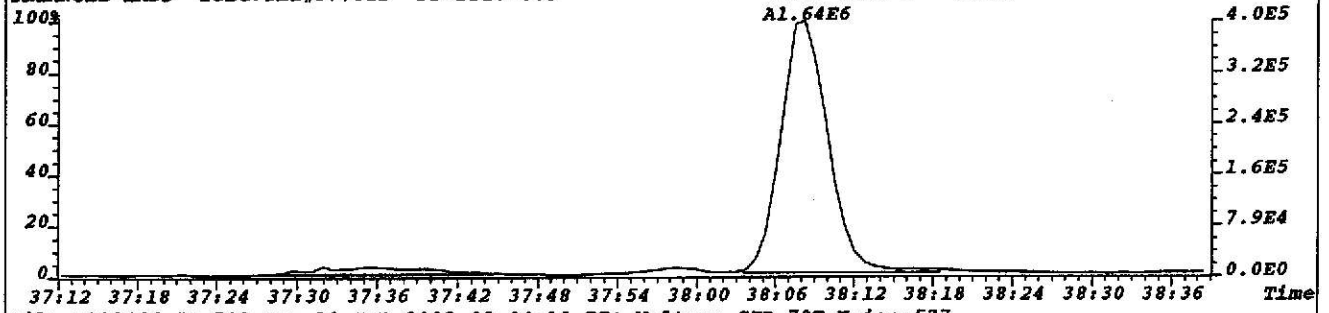

File:T023466 #1-708 Acq:13-JUL-2002 02:04:10 EI+ Voltage SIR 70T Noise:527
437.8140 F:4 BSUB(256,30,-3.0) PKD(7,5,3,0.05%,2108.0,1.00%,F,T) Exp:NDB5US
TRIANGLE LABS Text:TLI#57752B DF-DP27-0.5 INJ. TIME = 02:06

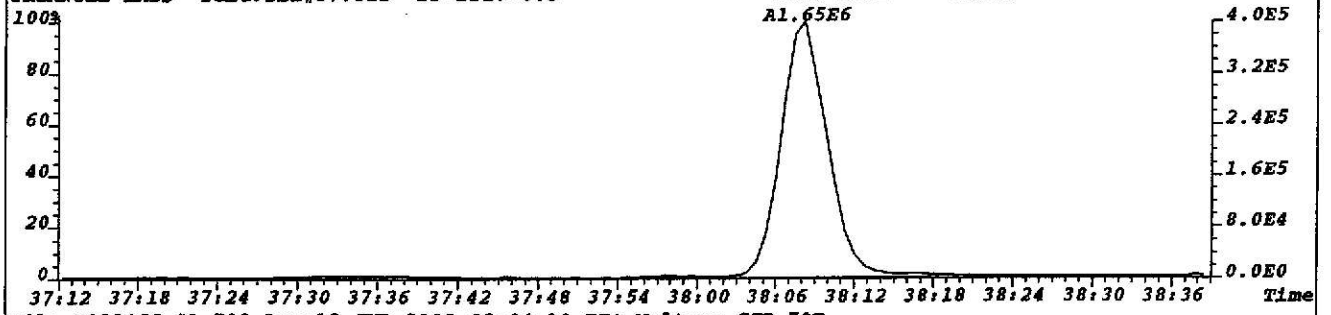

File:T023466 #1-708 Acq:13-JUL-2002 02:04:10 EI+ Voltage SIR 70T
430.9729 F:4 Exp:NDB5US
TRIANGLE LABS Text:TLI#57752B DF-DP27-0.5 INJ. TIME = 02:06

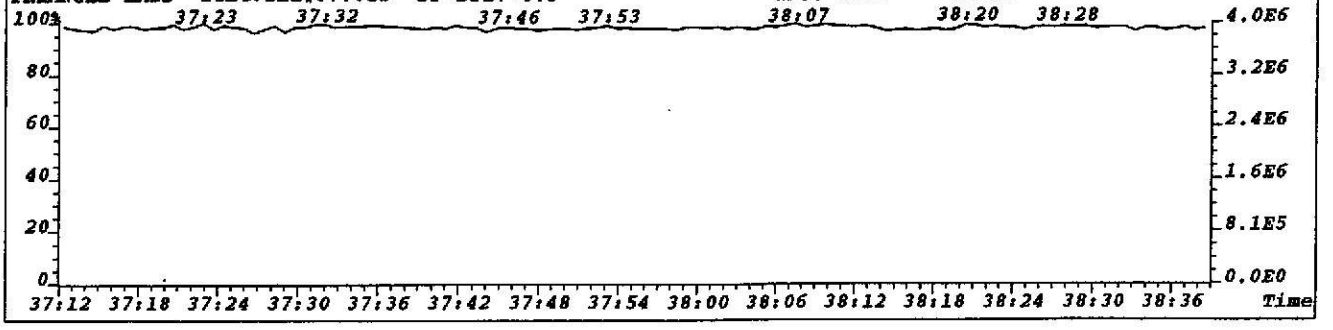

File:T023466 #1-708 Acq:13-JUL-2002 02:04:10 EI+ Voltage SIR 70T Noise:214
441.7428 F:4 BSUB(256,30,-3.0) PKD(7,5,3,0.05%,856.0,1.00%,F,T) Exp:NDB5US
TRIANGLE LABS Text:TLI#57752B DF-DP27-0.5 INJ. TIME = 02:06

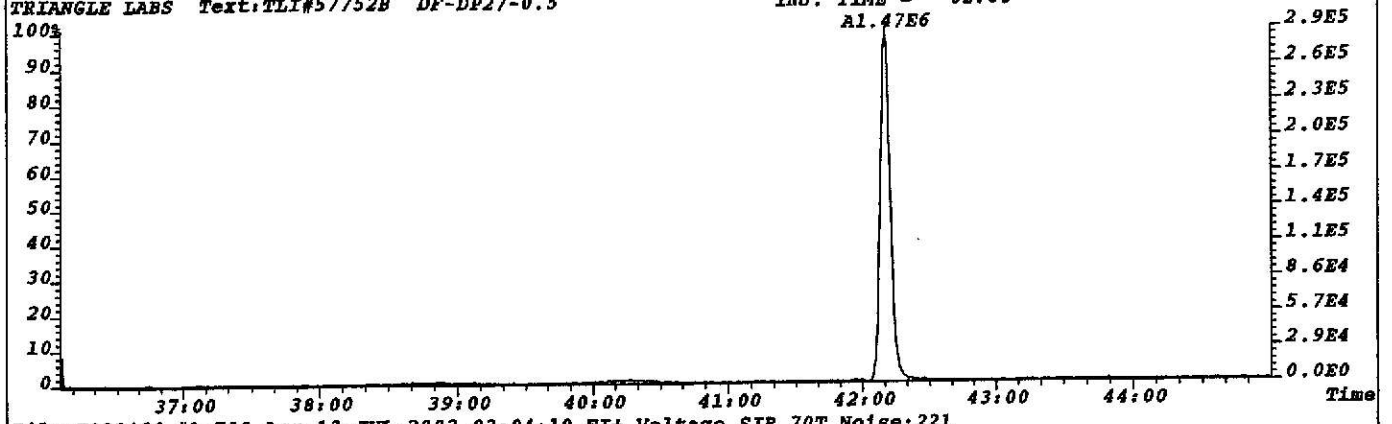

File:T023466 #1-708 Acq:13-JUL-2002 02:04:10 EI+ Voltage SIR 70T Noise:221
443.7399 F:4 BSUB(256,30,-3.0) PKD(7,5,3,0.05%,884.0,1.00%,F,T) Exp:NDB5US
TRIANGLE LABS Text:TLI#57752B DF-DP27-0.5 INJ. TIME = 02:06

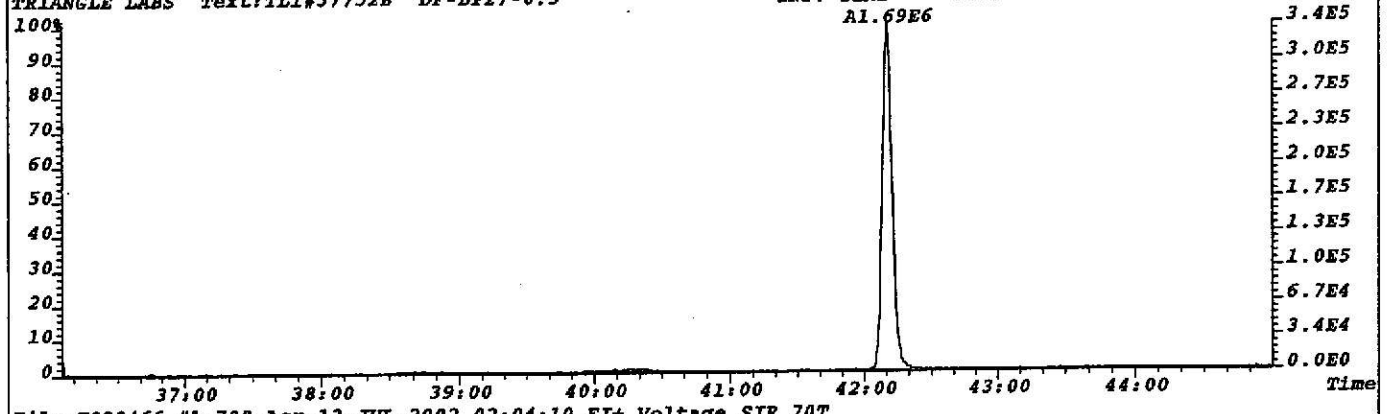

File:T023466 #1-708 Acq:13-JUL-2002 02:04:10 EI+ Voltage SIR 70T
430.9729 F:4 Exp:NDB5US
TRIANGLE LABS Text:TLI#57752B DF-DP27-0.5 INJ. TIME = 02:06

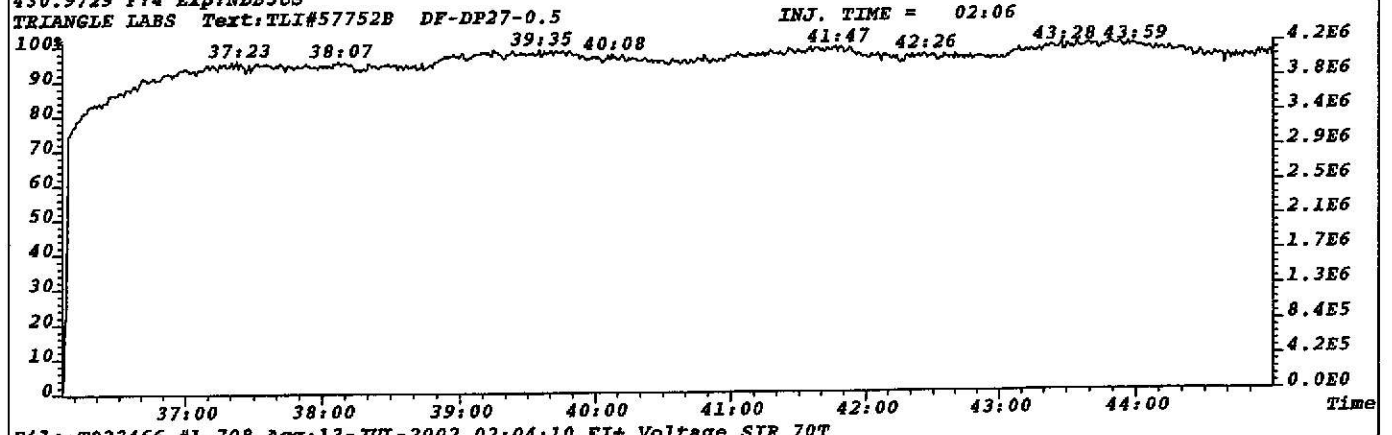

File:T023466 #1-708 Acq:13-JUL-2002 02:04:10 EI+ Voltage SIR 70T
513.6775 F:4 Exp:NDB5US
TRIANGLE LABS Text:TLI#57752B DF-DP27-0.5 INJ. TIME = 02:06

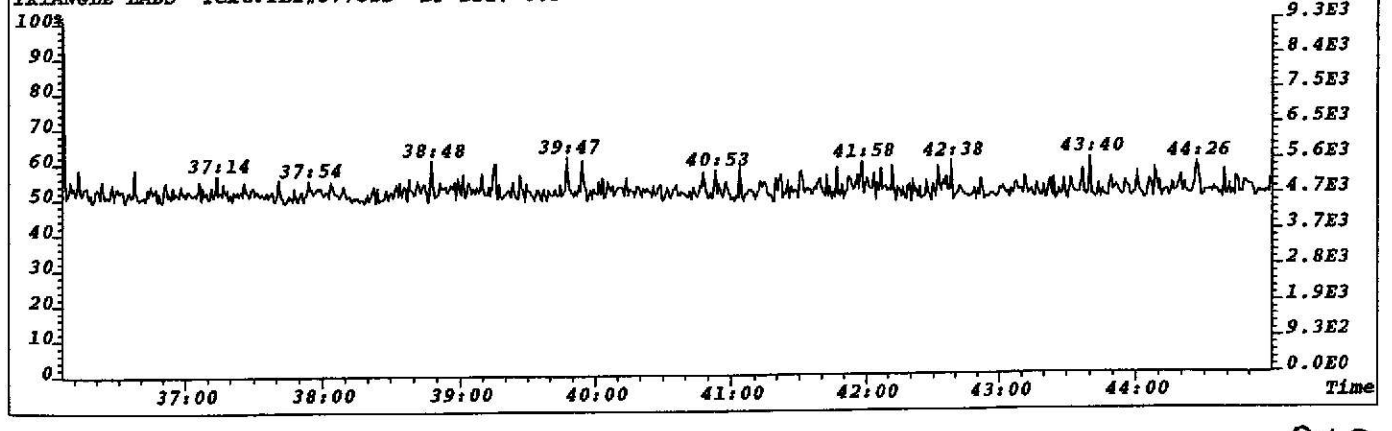

File:T023466 #1-708 Acq:13-JUL-2002 02:04:10 EI+ Voltage SIR 70T Noise:130
457.7377 F:4 BSUB(256,30,-3.0) PKD(7,5,3,0.05%,520.0,1.00%,F,T) Exp:NDB5US
TRIANGLE LABS Text:TLI#57752B DF-DP27-0.5 INJ. TIME = 02:06

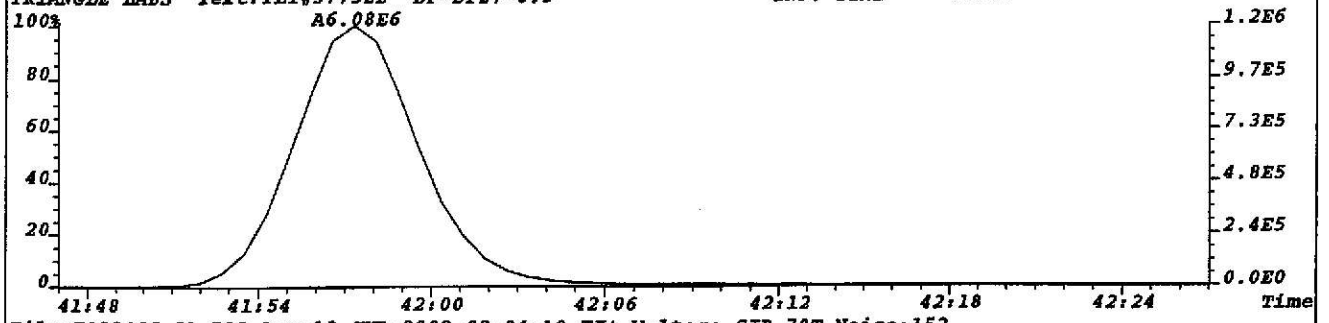

File:T023466 #1-708 Acq:13-JUL-2002 02:04:10 EI+ Voltage SIR 70T Noise:152
459.7348 F:4 BSUB(256,30,-3.0) PKD(7,5,3,0.05%,608.0,1.00%,F,T) Exp:NDB5US
TRIANGLE LABS Text:TLI#57752B DF-DP27-0.5 INJ. TIME = 02:06

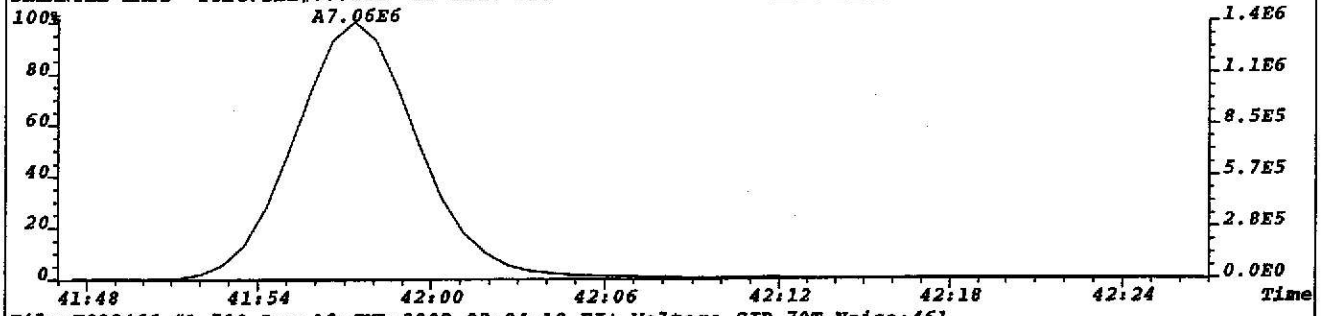

File:T023466 #1-708 Acq:13-JUL-2002 02:04:10 EI+ Voltage SIR 70T Noise:461
469.7779 F:4 BSUB(256,30,-3.0) PKD(7,5,3,0.05%,1844.0,1.00%,F,T) Exp:NDB5US
TRIANGLE LABS Text:TLI#57752B DF-DP27-0.5 INJ. TIME = 02:06

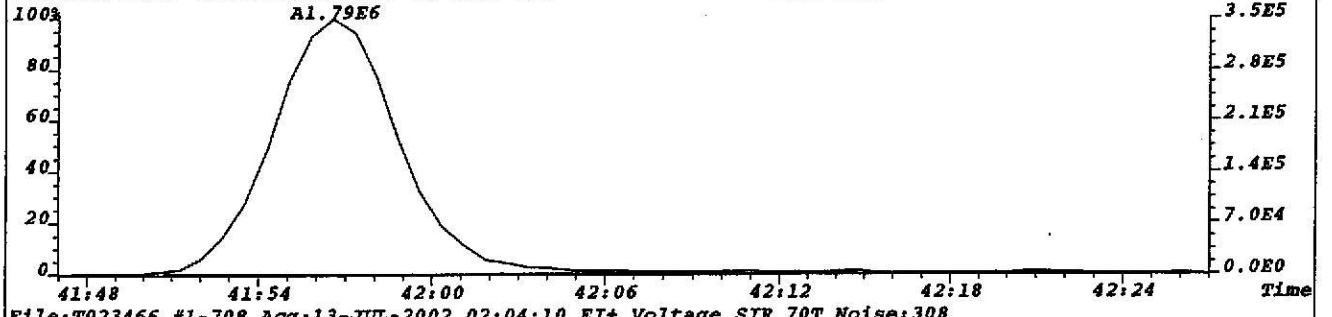

File:T023466 #1-708 Acq:13-JUL-2002 02:04:10 EI+ Voltage SIR 70T Noise:308
471.7750 F:4 BSUB(256,30,-3.0) PKD(7,5,3,0.05%,1232.0,1.00%,F,T) Exp:NDB5US
TRIANGLE LABS Text:TLI#57752B DF-DP27-0.5 INJ. TIME = 02:06

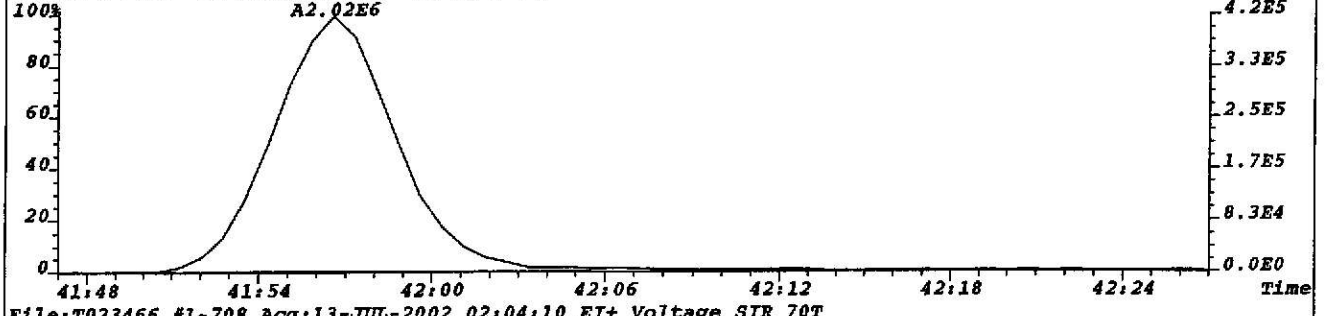

File:T023466 #1-708 Acq:13-JUL-2002 02:04:10 EI+ Voltage SIR 70T
430.9729 F:4 Exp:NDB5US
TRIANGLE LABS Text:TLI#57752B DF-DP27-0.5 INJ. TIME = 02:06

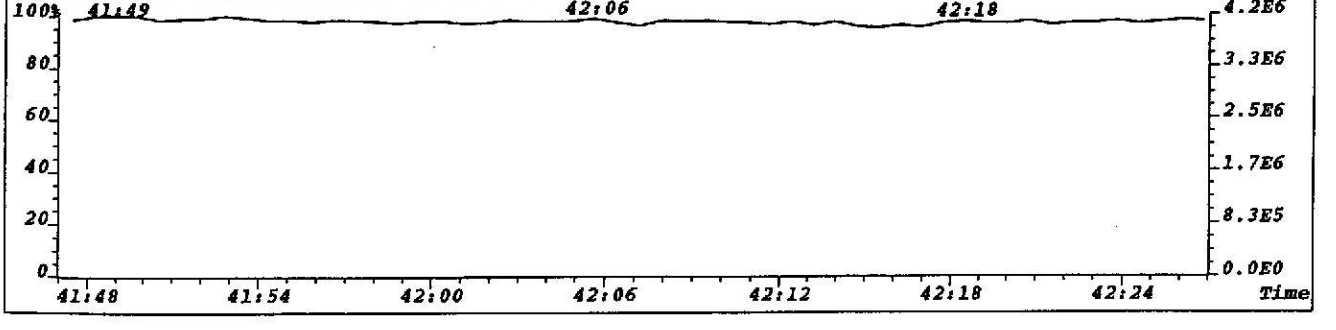

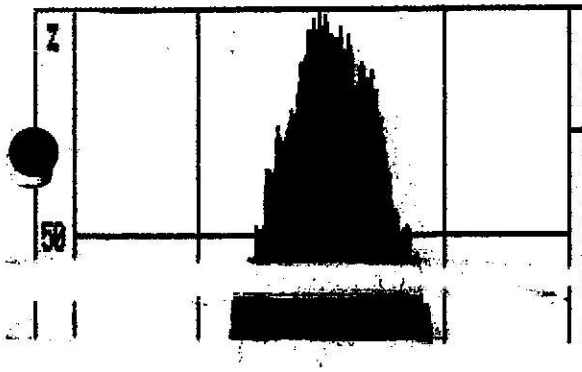

Channel I 330.9792 Peak top
Height .97 volts Span 200 ppm

System file name	MOBUS
Data file name	A:T712024
Resolution	10000
[illegible]	2
Ionization mode	EI+
[illegible]	UNITRAF

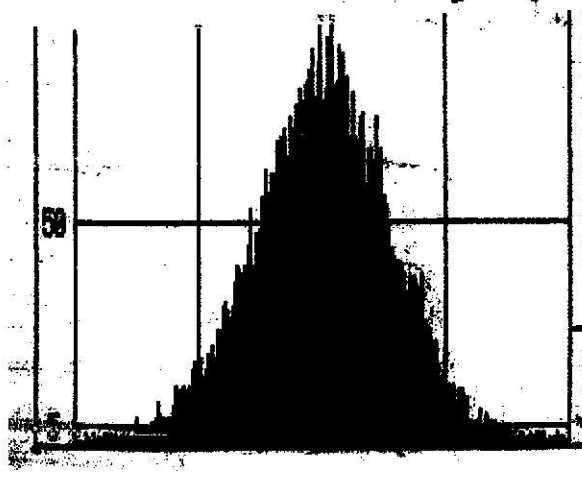

C	306	L	334	U	376
D	316	M	340	V	410
E	318	N	342		
F	320	O	352		
G	322	P	354		
H	328	Q	356		
I	331	R	358		

Ref. mass 416.9760 Peak top
Height .14 volts Span 200 ppm

GCM 7/16/02

File:T023466 #1-925 Acq:13-JUL-2002 02:04:10 EI+ Voltage SIR 70T
303.9016 F:2 Exp:NDB5US
Sample Text:TLI#57752B DF-DP27-0.5 INJ. TIME = 02:06 File Text:TLI#57752B D»

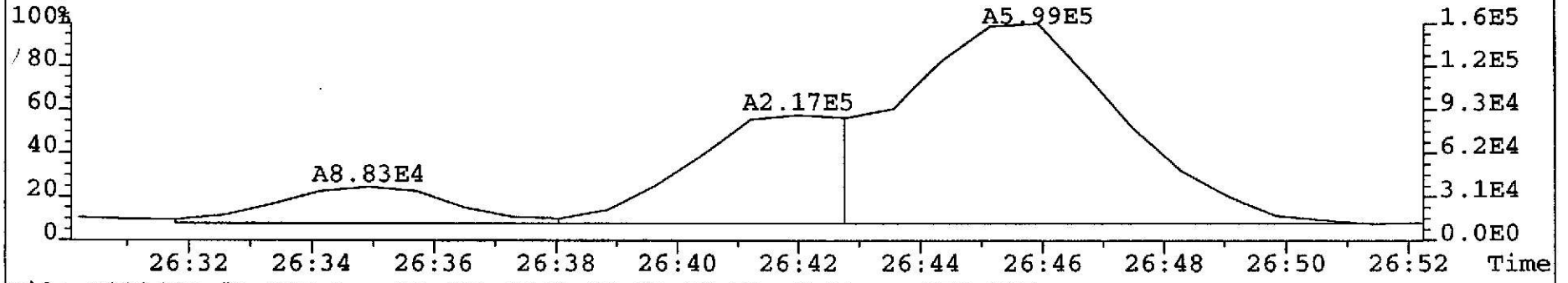

File:T023466 #1-925 Acq:13-JUL-2002 02:04:10 EI+ Voltage SIR 70T
305.8987 F:2 Exp:NDB5US
Sample Text:TLI#57752B DF-DP27-0.5 INJ. TIME = 02:06 File Text:TLI#57752B D»

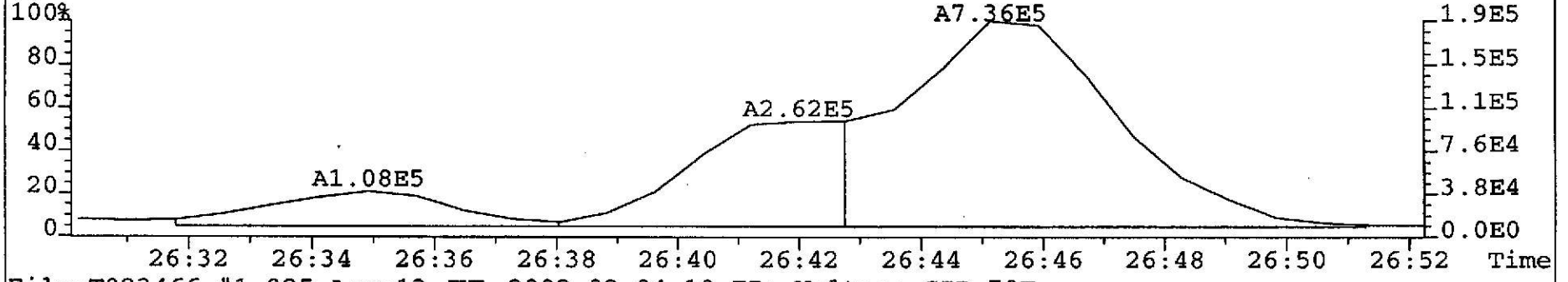

File:T023466 #1-925 Acq:13-JUL-2002 02:04:10 EI+ Voltage SIR 70T
317.9389 F:2 Exp:NDB5US
Sample Text:TLI#57752B DF-DP27-0.5 INJ. TIME = 02:06 File Text:TLI#57752B D»

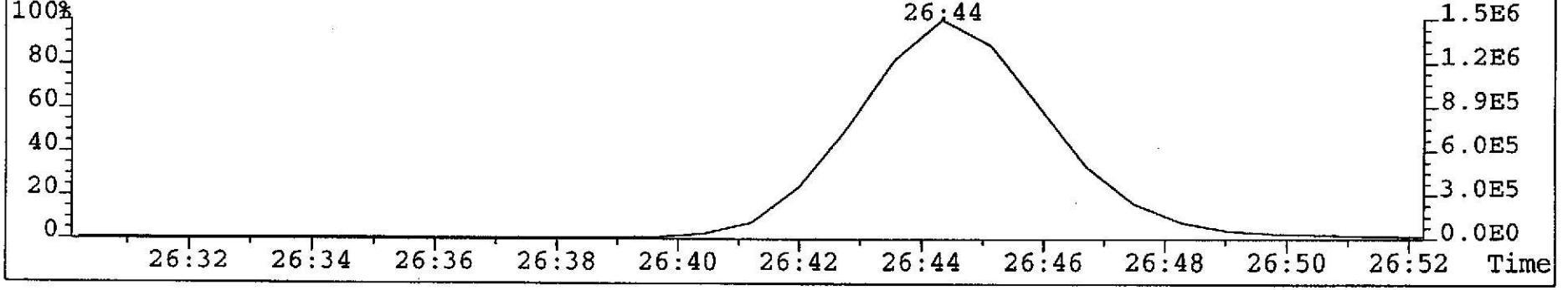

N = 0.0528 + 0.034 = 0.0868

aem 7/16/02

File:T023466 #1-925 Acq:13-JUL-2002 02:04:10 EI+ Voltage SIR 70T
319.8965 F:2 Exp:NDB5US
Sample Text:TLI#57752B DF-DP27-0.5 INJ. TIME = 02:06 File Text:TLI#57752B D»

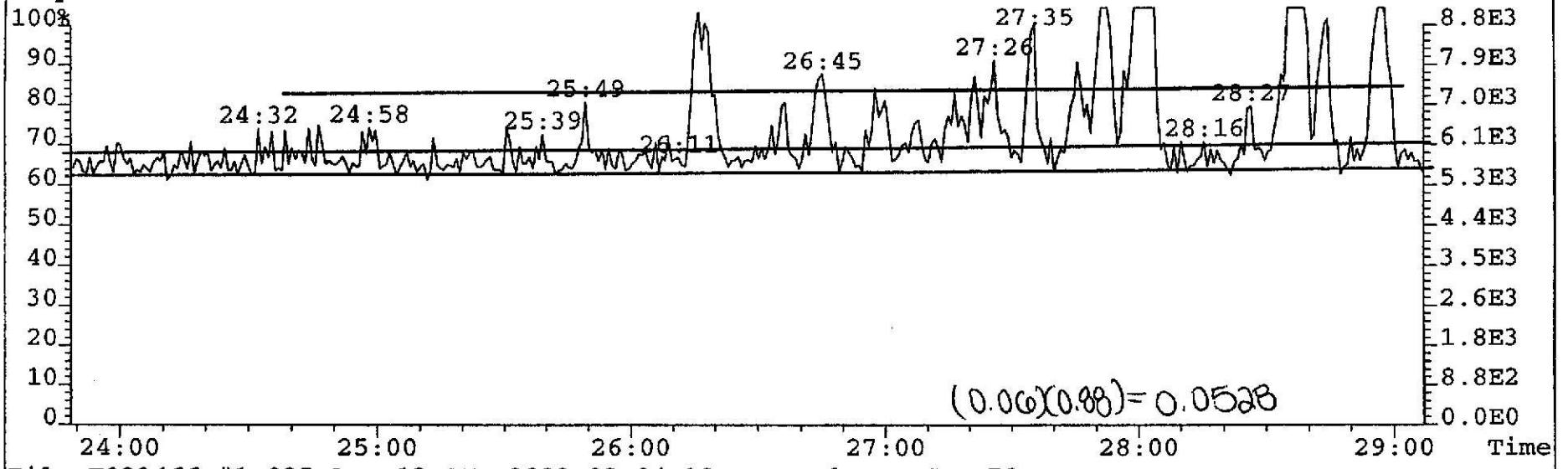

File:T023466 #1-925 Acq:13-JUL-2002 02:04:10 EI+ Voltage SIR 70T
321.8936 F:2 Exp:NDB5US
Sample Text:TLI#57752B DF-DP27-0.5 INJ. TIME = 02:06 File Text:TLI#57752B D»

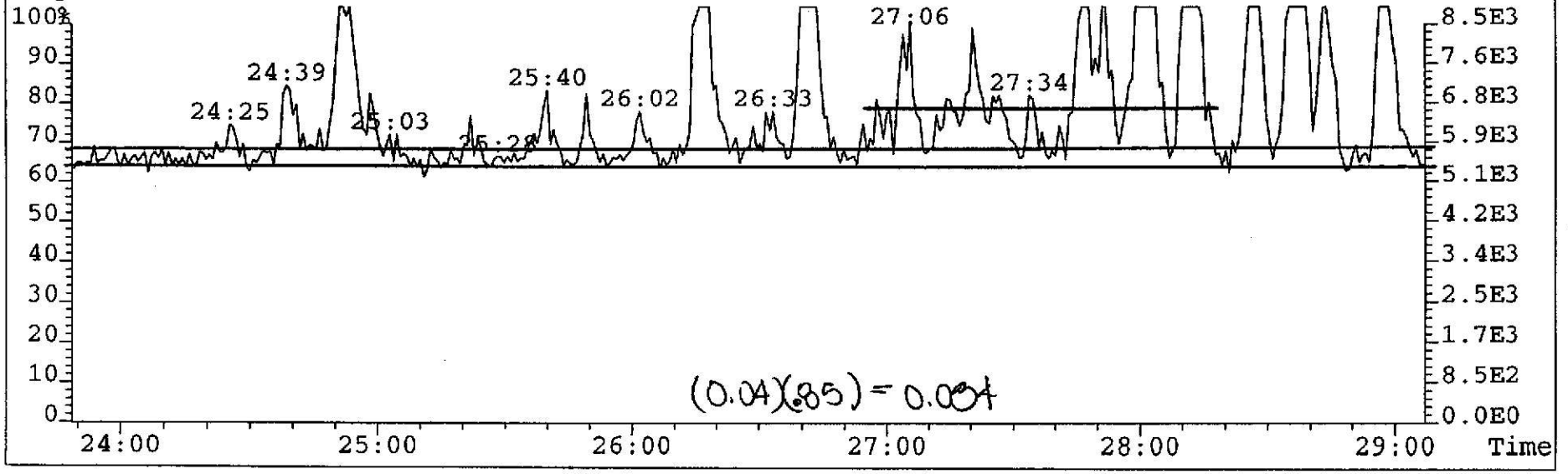

GRM 7/16/02

File:T023466 #1-925 Acq:13-JUL-2002 02:04:10 EI+ Voltage SIR 70T
319.8965 F:2 Exp:NDB5US
Sample Text:TLI#57752B DF-DP27-0.5 INJ. TIME = 02:06 File Text:TLI#57752B D»

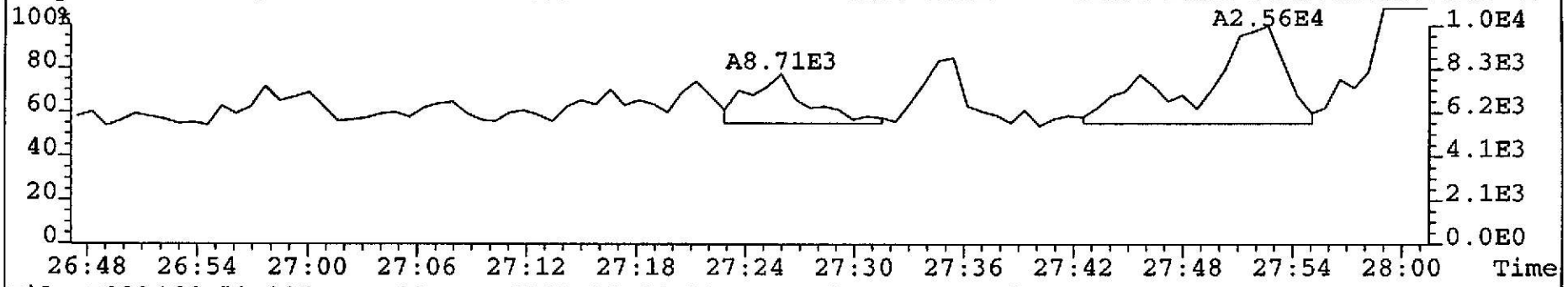

File:T023466 #1-925 Acq:13-JUL-2002 02:04:10 EI+ Voltage SIR 70T
321.8936 F:2 Exp:NDB5US
Sample Text:TLI#57752B DF-DP27-0.5 INJ. TIME = 02:06 File Text:TLI#57752B D»

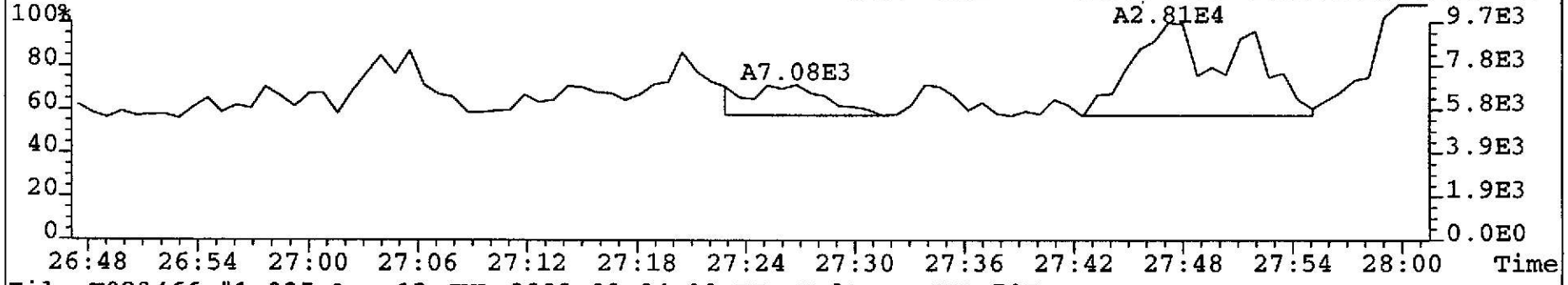

File:T023466 #1-925 Acq:13-JUL-2002 02:04:10 EI+ Voltage SIR 70T
333.9338 F:2 Exp:NDB5US
Sample Text:TLI#57752B DF-DP27-0.5 INJ. TIME = 02:06 File Text:TLI#57752B D»

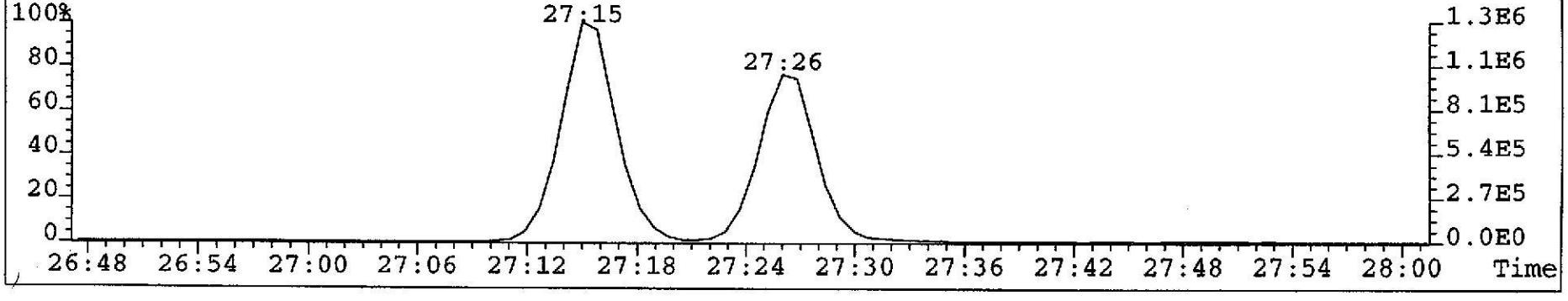

QEM 7116102

File:T023466 #1-925 Acq:13-JUL-2002 02:04:10 EI+ Voltage SIR 70T
339.8597 F:2 Exp:NDB5US
Sample Text:TLI#57752B DF-DP27-0.5 INJ. TIME = 02:06 File Text:TLI#57752B D»

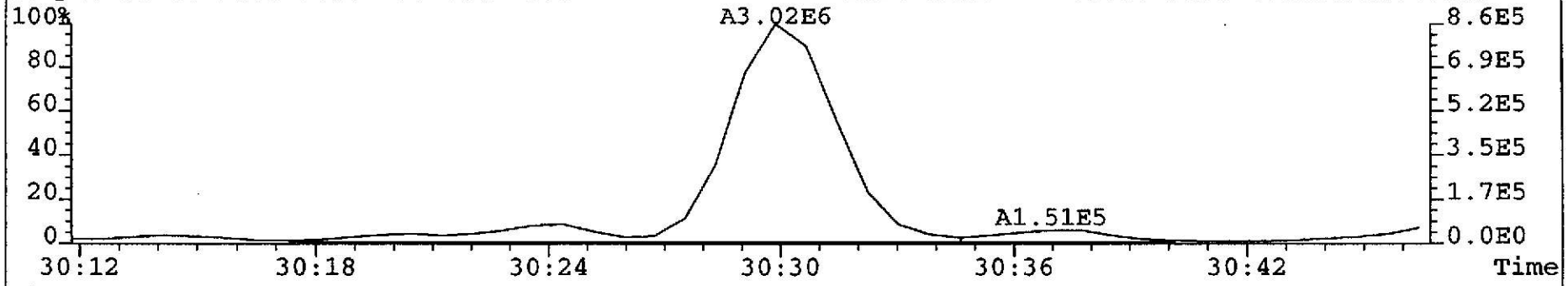

File:T023466 #1-925 Acq:13-JUL-2002 02:04:10 EI+ Voltage SIR 70T
341.8567 F:2 Exp:NDB5US
Sample Text:TLI#57752B DF-DP27-0.5 INJ. TIME = 02:06 File Text:TLI#57752B D»

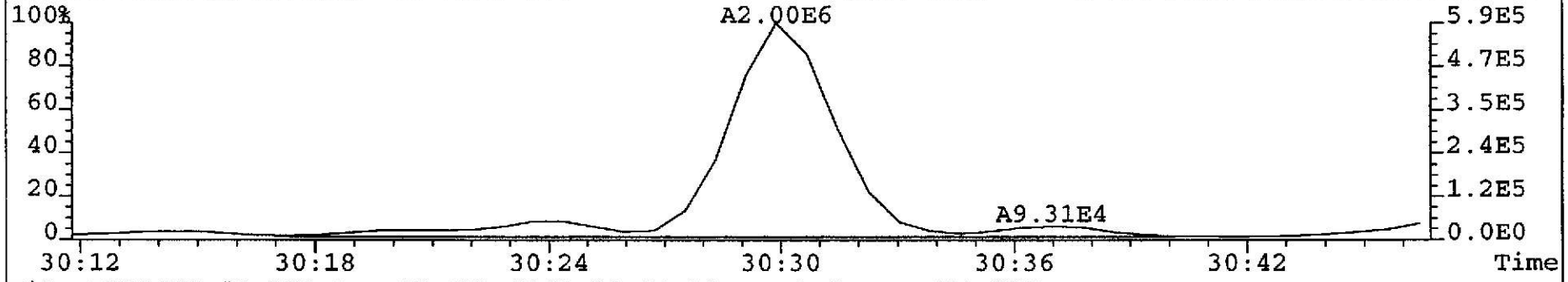

File:T023466 #1-925 Acq:13-JUL-2002 02:04:10 EI+ Voltage SIR 70T
353.8970 F:2 Exp:NDB5US
Sample Text:TLI#57752B DF-DP27-0.5 INJ. TIME = 02:06 File Text:TLI#57752B D»

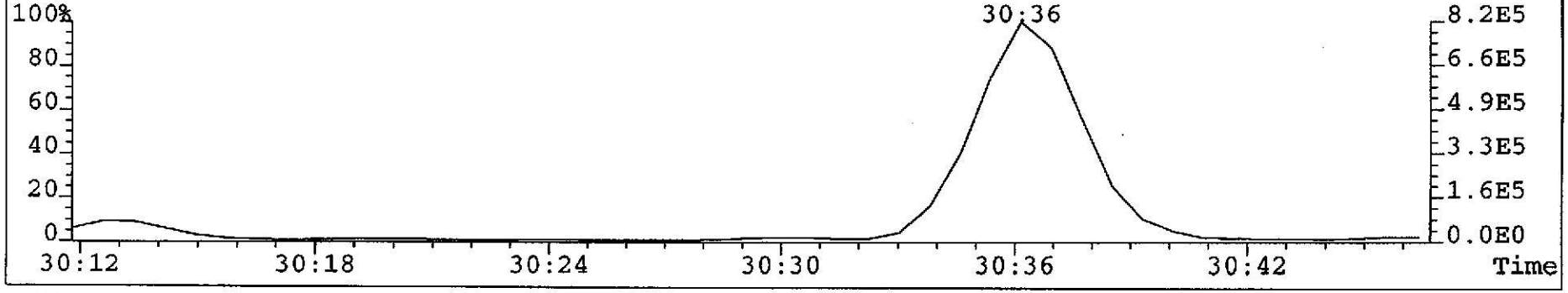

Cem 7/16/02

File:T023466 #1-925 Acq:13-JUL-2002 02:04:10 EI+ Voltage SIR 70T
355.8546 F:2 Exp:NDB5US
Sample Text:TLI#57752B DF-DP27-0.5 INJ. TIME = 02:06 File Text:TLI#57752B D»

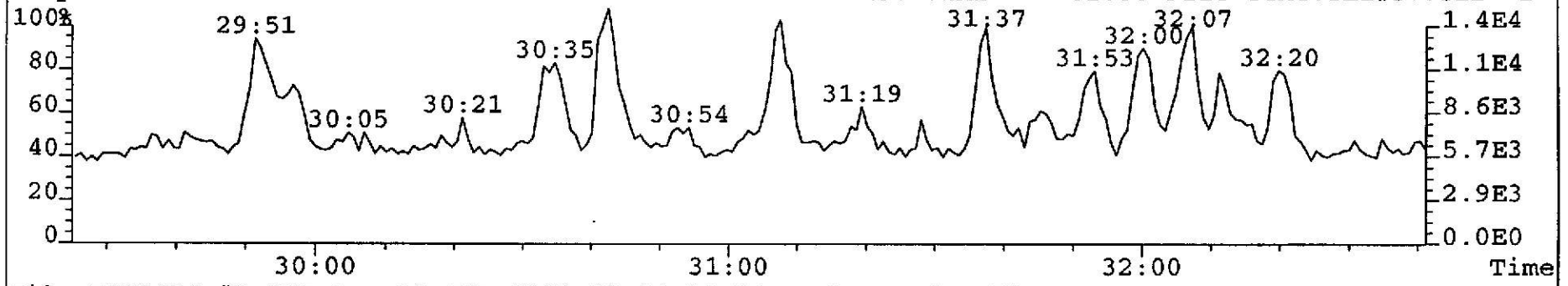

File:T023466 #1-925 Acq:13-JUL-2002 02:04:10 EI+ Voltage SIR 70T
357.8516 F:2 Exp:NDB5US
Sample Text:TLI#57752B DF-DP27-0.5 INJ. TIME = 02:06 File Text:TLI#57752B D»

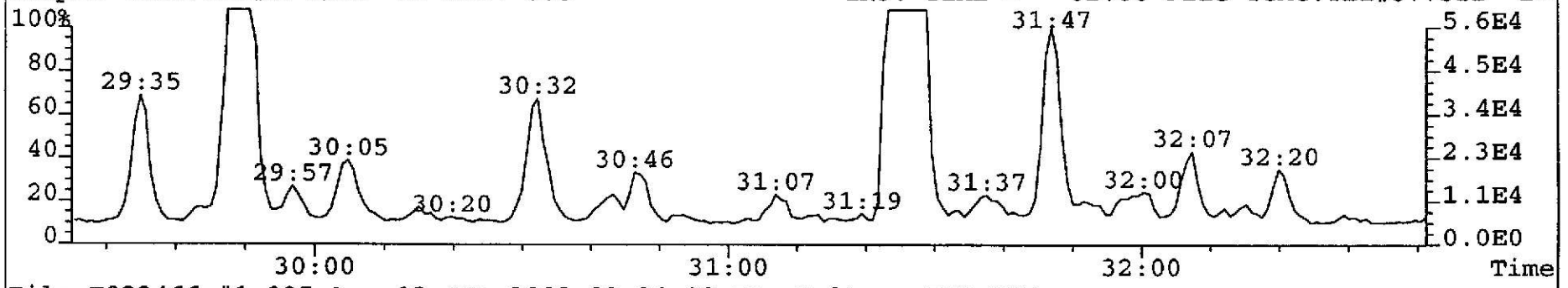

File:T023466 #1-925 Acq:13-JUL-2002 02:04:10 EI+ Voltage SIR 70T
369.8919 F:2 Exp:NDB5US
Sample Text:TLI#57752B DF-DP27-0.5 INJ. TIME = 02:06 File Text:TLI#57752B D»

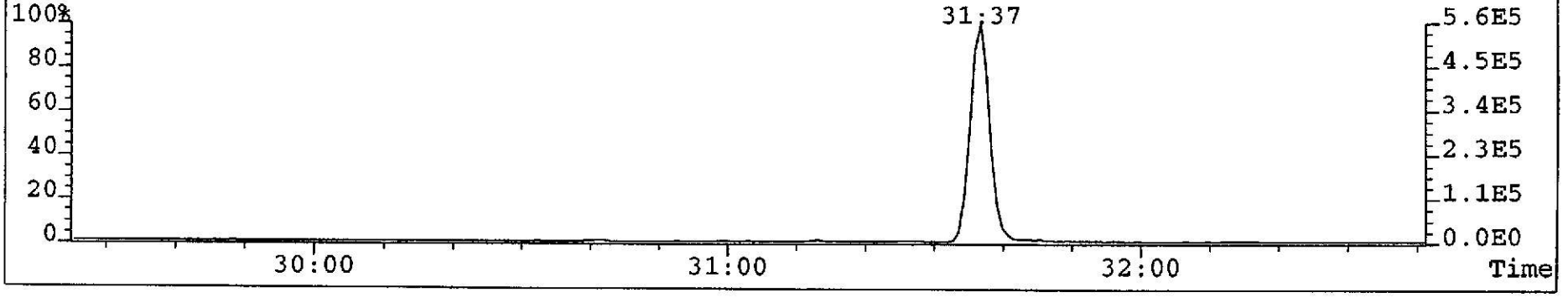

QEM 7/16/02

File:T023466 #1-925 Acq:13-JUL-2002 02:04:10 EI+ Voltage SIR 70T
355.8546 F:2 Exp:NDB5US
Sample Text:TLI#57752B DF-DP27-0.5 INJ. TIME = 02:06 File Text:TLI#57752B D»

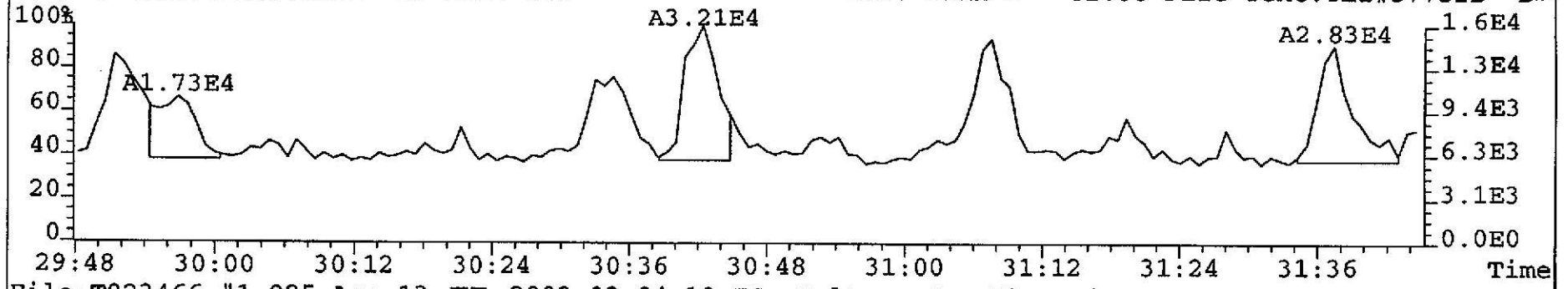

File:T023466 #1-925 Acq:13-JUL-2002 02:04:10 EI+ Voltage SIR 70T
357.8516 F:2 Exp:NDB5US
Sample Text:TLI#57752B DF-DP27-0.5 INJ. TIME = 02:06 File Text:TLI#57752B D»

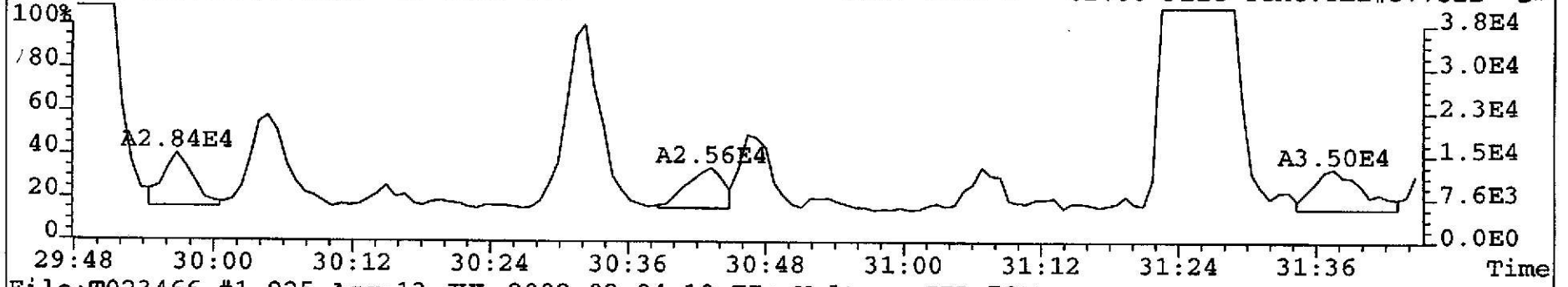

File:T023466 #1-925 Acq:13-JUL-2002 02:04:10 EI+ Voltage SIR 70T
367.8949 F:2 Exp:NDB5US
Sample Text:TLI#57752B DF-DP27-0.5 INJ. TIME = 02:06 File Text:TLI#57752B D»



CEM 7/16/02

File:T023466 #1-386 Acq:13-JUL-2002 02:04:10 EI+ Voltage SIR 70T
373.8208 F:3 Exp:NDB5US
Sample Text:TLI#57752B DF-DP27-0.5 INJ. TIME = 02:06 File Text:TLI#57752B D»

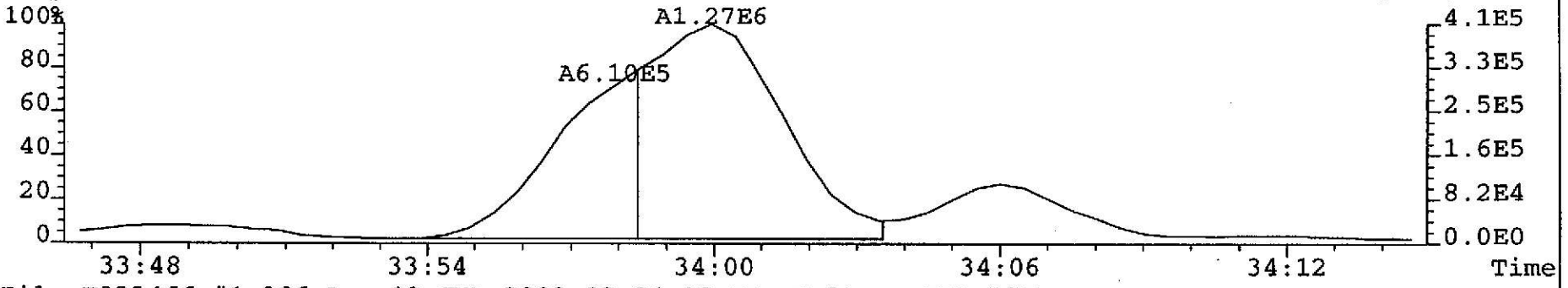

File:T023466 #1-386 Acq:13-JUL-2002 02:04:10 EI+ Voltage SIR 70T
375.8178 F:3 Exp:NDB5US
Sample Text:TLI#57752B DF-DP27-0.5 INJ. TIME = 02:06 File Text:TLI#57752B D»

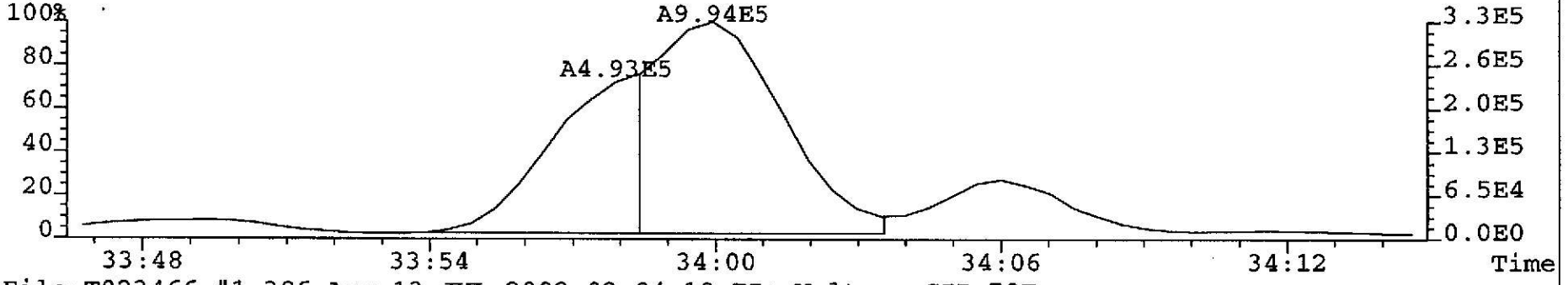

File:T023466 #1-386 Acq:13-JUL-2002 02:04:10 EI+ Voltage SIR 70T
385.8610 F:3 Exp:NDB5US
Sample Text:TLI#57752B DF-DP27-0.5 INJ. TIME = 02:06 File Text:TLI#57752B D»

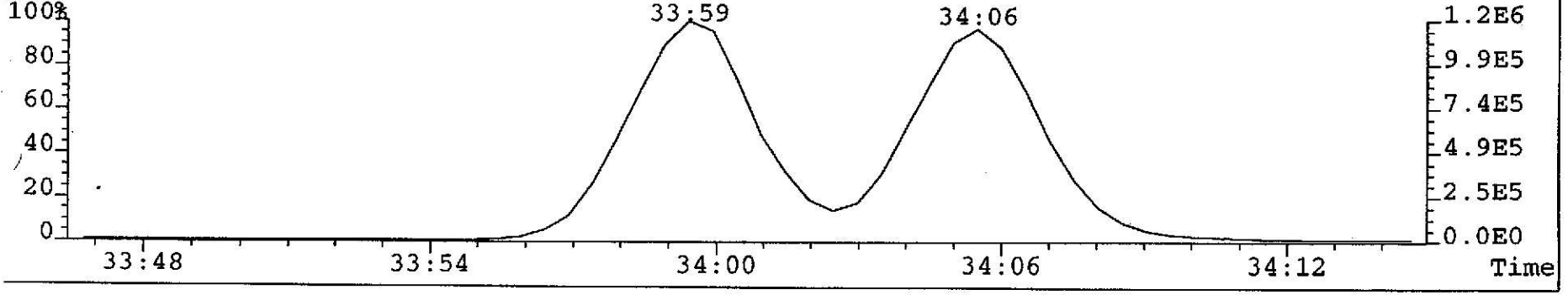

ABM 7/16/02

File:T023466 #1-386 Acq:13-JUL-2002 02:04:10 EI+ Voltage SIR 70T
373.8208 F:3 Exp:NDB5US
Sample Text:TLI#57752B DF-DP27-0.5 INJ. TIME = 02:06 File Text:TLI#57752B D»

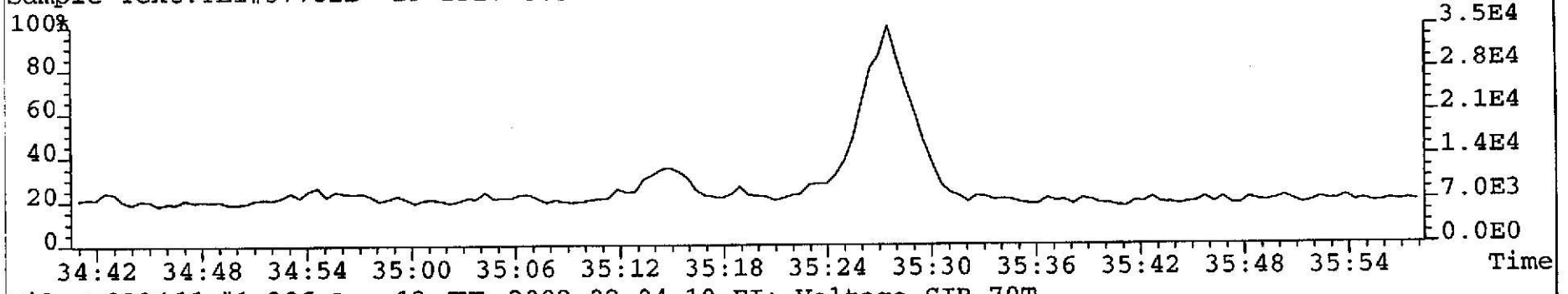

File:T023466 #1-386 Acq:13-JUL-2002 02:04:10 EI+ Voltage SIR 70T
375.8178 F:3 Exp:NDB5US
Sample Text:TLI#57752B DF-DP27-0.5 INJ. TIME = 02:06 File Text:TLI#57752B D»

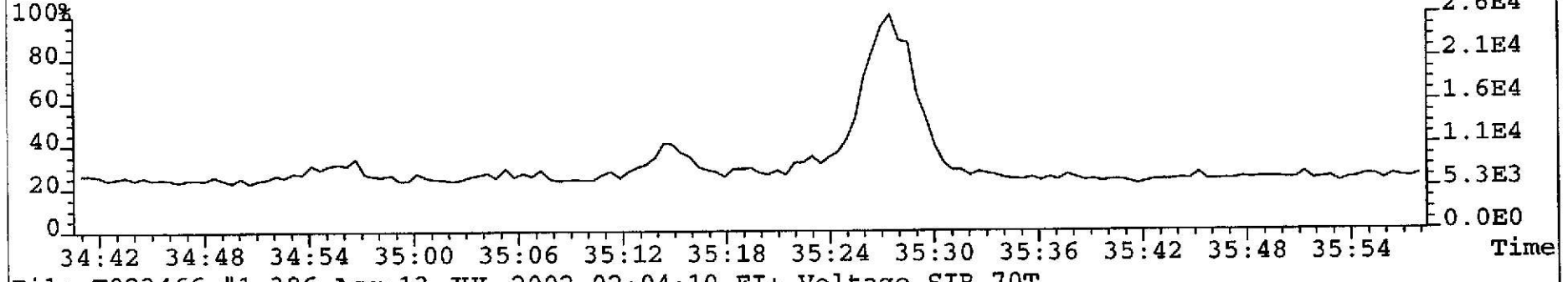

File:T023466 #1-386 Acq:13-JUL-2002 02:04:10 EI+ Voltage SIR 70T
385.8610 F:3 Exp:NDB5US
Sample Text:TLI#57752B DF-DP27-0.5 INJ. TIME = 02:06 File Text:TLI#57752B D»

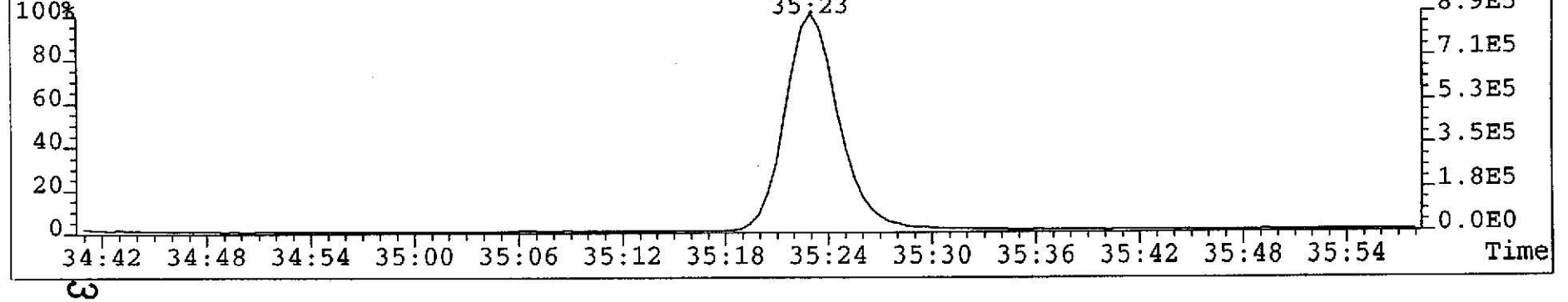

OEM 7/16/02

File:T023466 #1-386 Acq:13-JUL-2002 02:04:10 EI+ Voltage SIR 70T
389.8156 F:3 Exp:NDB5US
Sample Text:TLI#57752B DF-DP27-0.5 INJ. TIME = 02:06 File Text:TLI#57752B D»

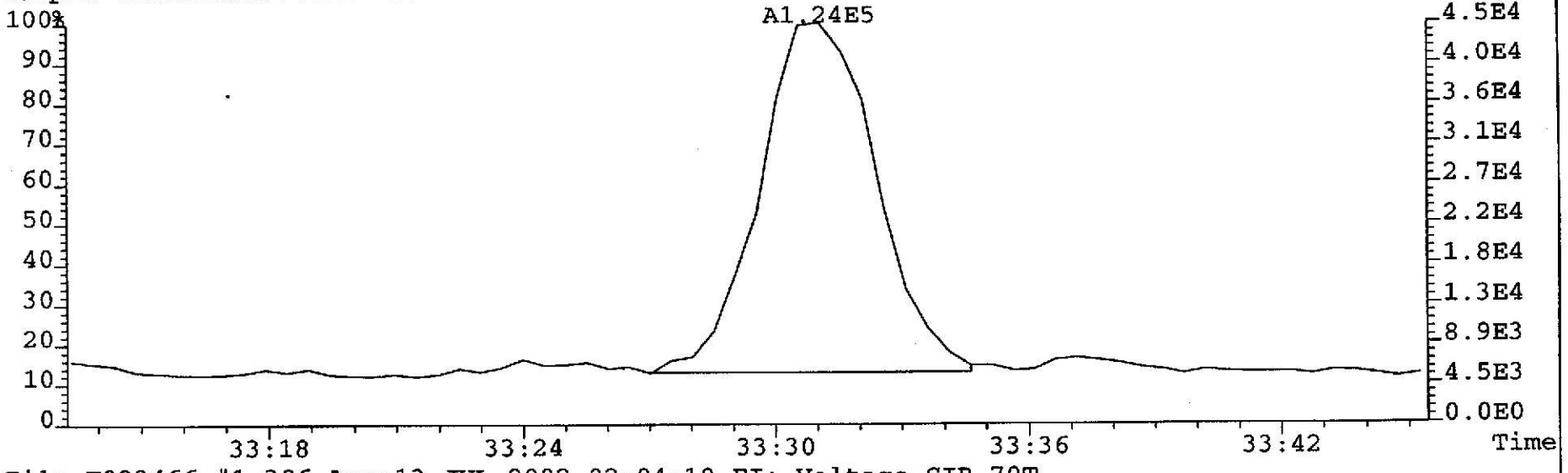

File:T023466 #1-386 Acq:13-JUL-2002 02:04:10 EI+ Voltage SIR 70T
391.8127 F:3 Exp:NDB5US
Sample Text:TLI#57752B DF-DP27-0.5 INJ. TIME = 02:06 File Text:TLI#57752B D»

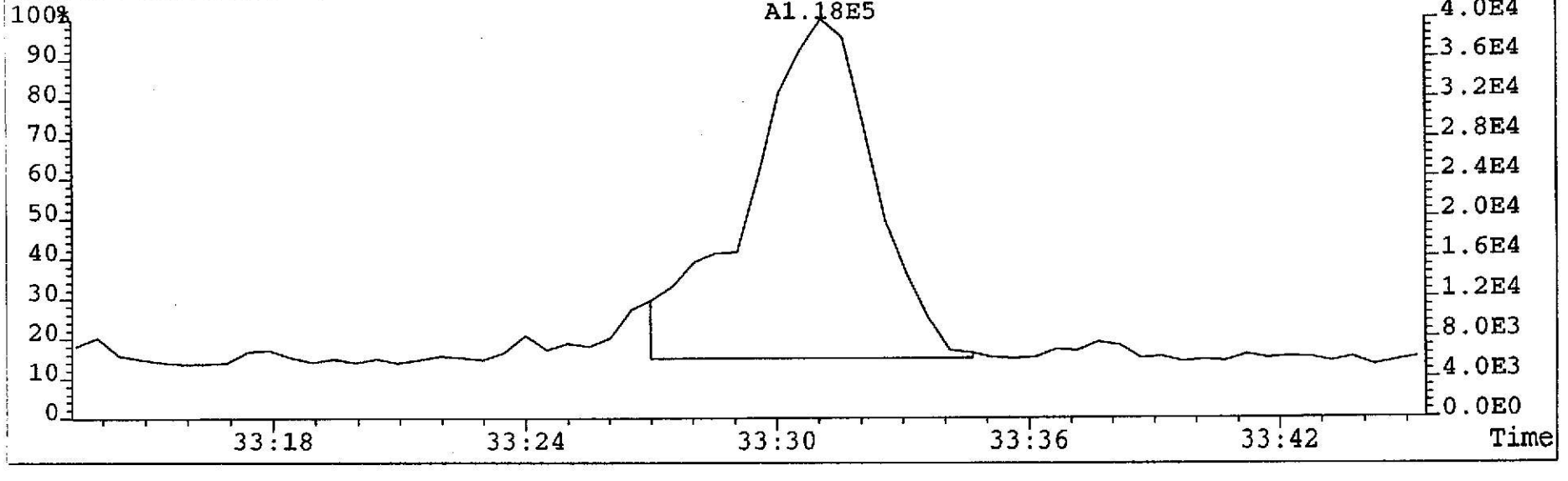

OEM 7/16/02

File:T023466 #1-386 Acq:13-JUL-2002 02:04:10 EI+ Voltage SIR 70T
389.8156 F:3 Exp:NDB5US
Sample Text:TLI#57752B DF-DP27-0.5 INJ. TIME = 02:06 File Text:TLI#57752B D»

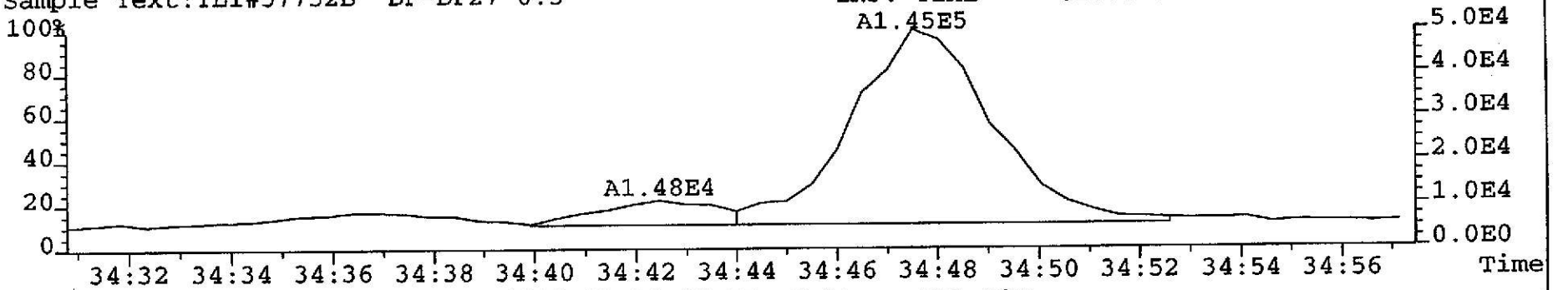

File:T023466 #1-386 Acq:13-JUL-2002 02:04:10 EI+ Voltage SIR 70T
391.8127 F:3 Exp:NDB5US
Sample Text:TLI#57752B DF-DP27-0.5 INJ. TIME = 02:06 File Text:TLI#57752B D»

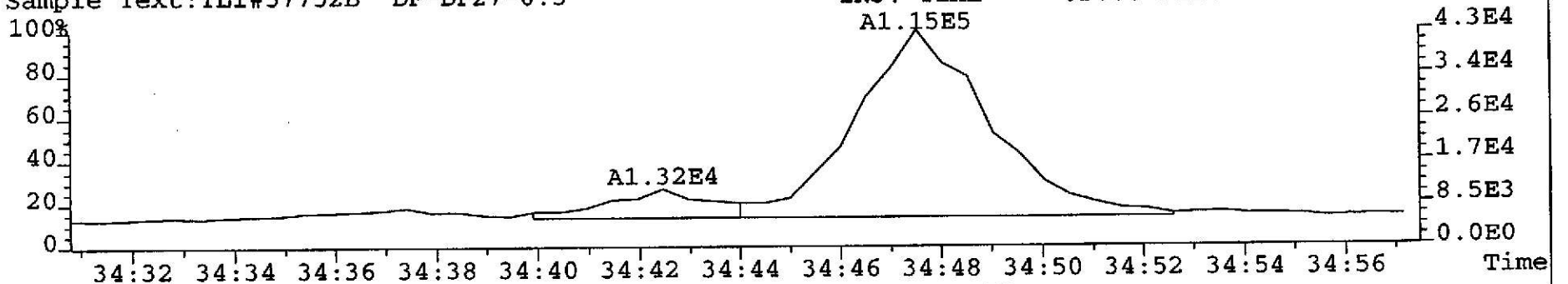

File:T023466 #1-386 Acq:13-JUL-2002 02:04:10 EI+ Voltage SIR 70T
403.8529 F:3 Exp:NDB5US
Sample Text:TLI#57752B DF-DP27-0.5 INJ. TIME = 02:06 File Text:TLI#57752B D»

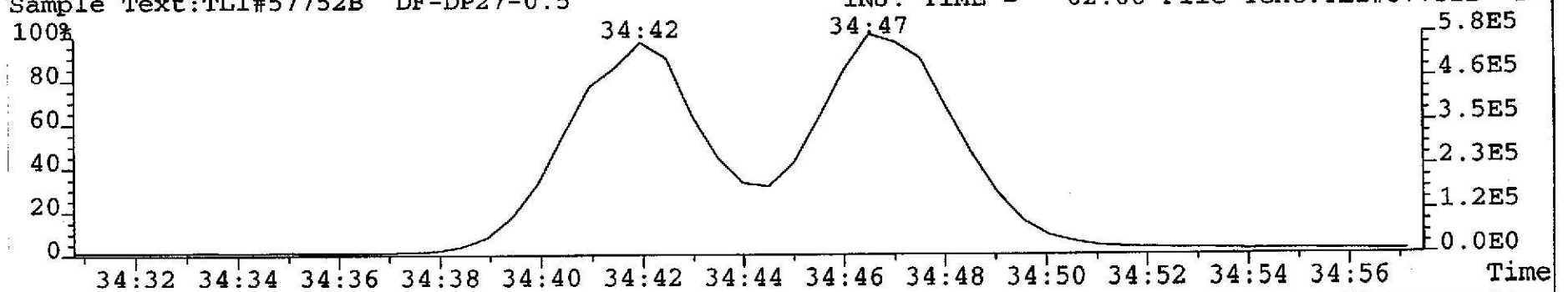

Martin & Slagle

TLI Project: **57752B** 1613, Revision B, Tetra Only PCDD/PCDF Analysis (c)
Client Sample: **DF-DP-27-0.5** Analysis File: **P022476**

Client Project:	**Mississippi Project**				
Sample Matrix:	**SOLID**	Date Received:	**06/28/2002**	Spike File:	**SPCONB22**
TLI ID:	**329-38-32**	Date Extracted:	**07/06/2002**	ICal:	**PF56152**
		Date Analyzed:	**07/14/2002**	ConCal:	**P022466**
Sample Size:	**11.500 g**	Dilution Factor:	**n/a**	% Moisture:	**9.6**
Dry Weight:	**10.396 g**	Blank File:	**T023456**	% Lipid:	**n/a**
GC Column:	**DB-225**	Analyst:	**JLD**	% Solids:	**90.4**

Analytes	Conc. (pg/g)	DL	Ratio	RT	RRT	Flags
2,3,7,8-TCDF	10.5		0.78	21:26	1.001	—

Internal Standard	Conc. (pg/g)	% Recovery	QC Limits	Ratio	RT	RRT	Flags
$^{13}C_{12}$-2,3,7,8-TCDF	154	80.0	29%-140%	0.77	21:25	1.049	—

Recovery Standard	Ratio	RT	Flags
$^{13}C_{12}$-1,2,3,4-TCDD	0.80	20:25	—

Data Reviewer: AEM 07/16/2002

CONB_PSR v1.00, LARS 6.25.05

Triangle Laboratories, Inc.®
2445 S. Alston Ave. • Durham, North Carolina 27713
Phone: (919) 544-5729 • Fax: (919) 544-5491

Printed: 15:20 07/16/2002

Initial ....Date...

Data Review By: CRM 7/16/02

Channel specific noise levels computed from 'NL' heights.

Page No. 1 Listing of P022476B.dbf
07/16/2002 Matched GC Peaks / Ratio / Ret. Time

Compound/ M_Z....	QC.Log	Omit	Why	..RT.	OK	Ratio	Total.Area/Ht	Area/Ht.Peak1	Area/Ht.Peak2	Rel.RT	Compound.Name..	ID..	Flags.
TCDF						0.65-0.89				0.795-1.110			
304-306	DC	NL				Height	0.39	0.17	0.22				
	DC	SN		17:09	RO	7.32	1.83			0.801			
				17:24	RO	0.51	2.69	0.91	1.78	0.812			J
	DC	SN		17:30	RO	3.19	0.88			0.817			
				17:42	RO	0.62	5.69	2.17	3.52	0.826			J
				17:48		0.72	25.73	10.78	14.95	0.831			
				17:54		0.76	239.02	103.39	135.63	0.836			
				18:01	RO	0.63	5.94	2.29	3.65	0.841			J
				18:08		0.79	10.38	4.58	5.80	0.847			
				18:17		0.78	55.53	24.35	31.18	0.854			
	DC	SN		18:31	RO	0.31	0.42			0.865			
				18:42		0.76	8.53	3.68	4.85	0.873			
				18:53		0.75	31.31	13.37	17.94	0.882			
				19:01	RO	1.10	5.45	2.85	2.60	0.888			J
				19:10		0.70	31.87	13.11	18.76	0.895			
				19:20		0.81	10.06	4.50	5.56	0.903			
				19:27		0.73	7.51	3.16	4.35	0.908			J
				19:41		0.83	12.54	5.69	6.85	0.919			
				19:53		0.77	231.33	100.41	130.92	0.928			
				20:02		0.78	268.29	117.51	150.78	0.935			
				20:22		0.87	21.49	9.97	11.52	0.951			
				20:30		0.76	39.19	16.89	22.30	0.957			
				20:35		0.75	68.28	29.30	38.98	0.961			
				20:45		0.80	25.19	11.16	14.03	0.969			
				20:56		0.77	4.36	1.90	2.46	0.977			J
				21:15	RO	1.15	2.64	1.41	1.23	0.992			J
				21:19		0.65	4.75	1.87	2.88	0.995			J
M				21:26		0.78	86.00	37.70	48.30	1.001	2378-TCDF	AN	
				21:39		0.81	21.83	9.77	12.06	1.011			
				21:50		0.77	21.72	9.47	12.25	1.019			
				22:06		0.79	620.40	274.62	345.78	1.032			
				22:21		0.83	5.86	2.66	3.20	1.044			J
				22:27		0.83	20.84	9.46	11.38	1.048			
				22:34	RO	1.41	1.18	0.69	0.49	1.054			J
				22:46		0.83	11.24	5.09	6.15	1.063			
				23:07		0.77	55.88	24.25	31.63	1.079			
				23:16		0.71	197.68	82.39	115.29	1.086			
				23:43		0.76	25.88	11.18	14.70	1.107			
	DC	WH		24:01	RO	1.08	2.74			1.121			
	DC	WH		24:11		0.82	17.09			1.129			
304-306			34	Peaks			2,186.28						
13C12-TCDF						0.65-0.89				0.953-1.047			
316-318	DC	NL				Height	0.52	0.21	0.31				
	DC	WL		17:24	RO	0.62	3.42			0.812			
	DC	WL		20:06	RO	0.95	10.35			0.939			

Compound/ M_Z....	QC.Log	Omit	Why	..RT.	OK	Ratio	Total.Area/Ht	Area/Ht.Peak1	Area/Ht.Peak2	Rel.RT	Compound.Name..	ID..	Flags.
	DC	SN		20:50	RO	1.82	0.96			0.973			
				21:25		0.77	1,411.35	613.66	797.69	1.000	13C12-2378-TCDF	IS0	
						Height	410.25	179.13	231.12				
				22:05		0.86	13.21	6.09	7.12	1.031			
	DC	WH		23:21	RO	0.43	4.00			1.090			
316-318			2	Peaks			1,424.56						

---------- Above: TCDF / TCDD Follows ----------

13C12-TCDD						0.65-0.89				0.901-1.099			
332-334	DC	NL				Height	0.72	0.55	0.17				
				20:08		0.80	1,040.40	460.98	579.42	1.000	13C12-2378-TCDD	IS1	
						Height	328.06	142.12	185.94				
				20:25		0.80	1,291.19	574.47	716.72	1.014	13C12-1234-TCDD	RS1	
332-334			2	Peaks			2,331.59						

Column Description.....	"Why" Code Description.....	QC Log Desc.....
M_Z -Nominal Ion Mass(es)	WL-Below Retention Time Window	A-Peak Added
..RT. -Retention Time (mm:ss)	WH-Above Retention Time Window	K-Peak Kept
Rat.1 -Ratio of M/M+2 Ions	SN-Below Signal to Noise Level	D-Peak Deleted
OK -RO=Ratio Outside Limits	<M-Below Method Detection Limit	T-Time Changed
Rel.RT-Relative Retention Time	NL-Channel Specific Noise Level	M-Peak Area Changed
		N-Name Changed
		X-Ether Interference

*** End of Report ***

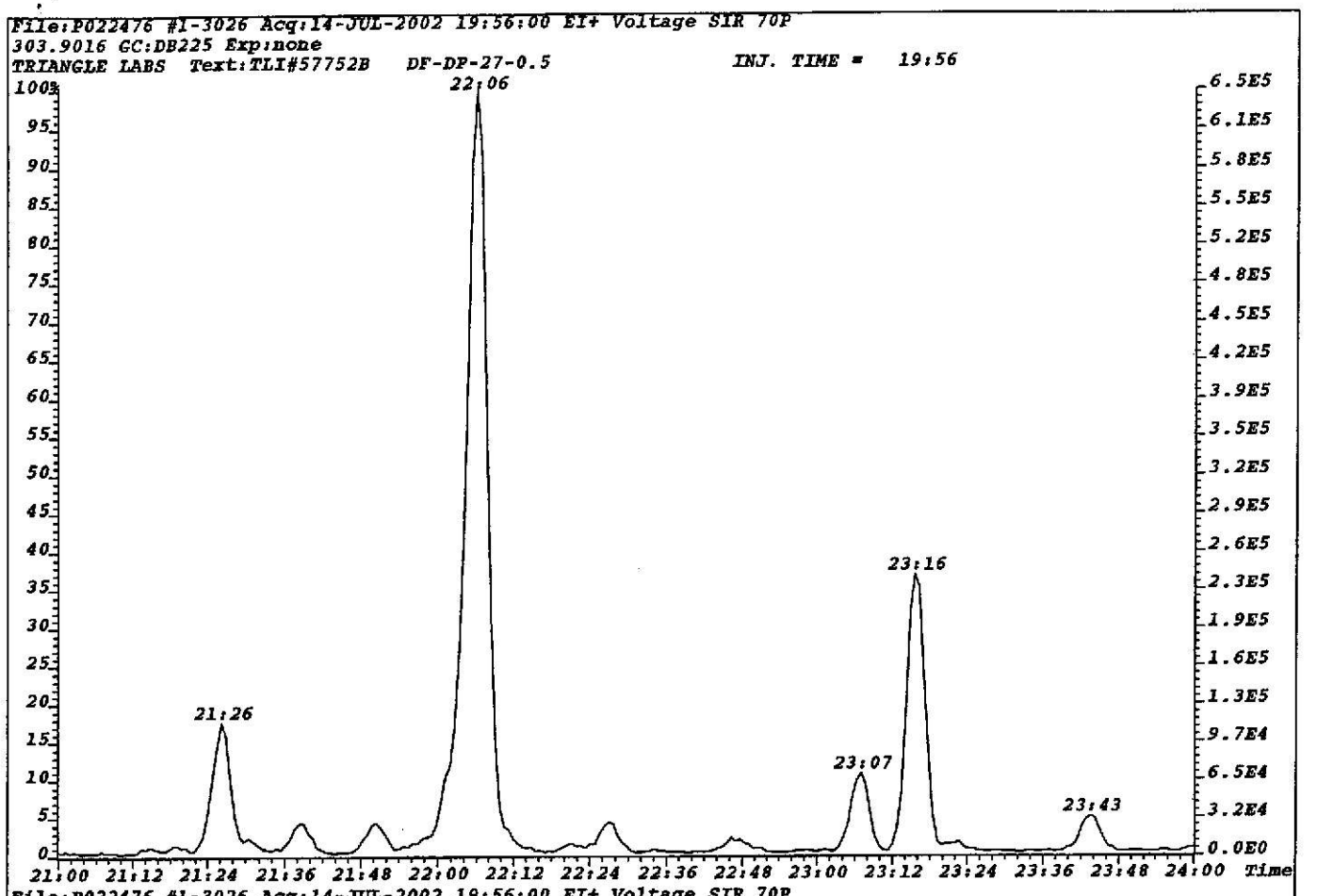
File:P022476 #1-3026 Acq:14-JUL-2002 19:56:00 EI+ Voltage SIR 70P
303.9016 GC:DB225 Exp:none
TRIANGLE LABS Text:TLI#57752B DF-DP-27-0.5
INJ. TIME = 19:56
22:06
23:16
21:26
23:07
23:43
Time

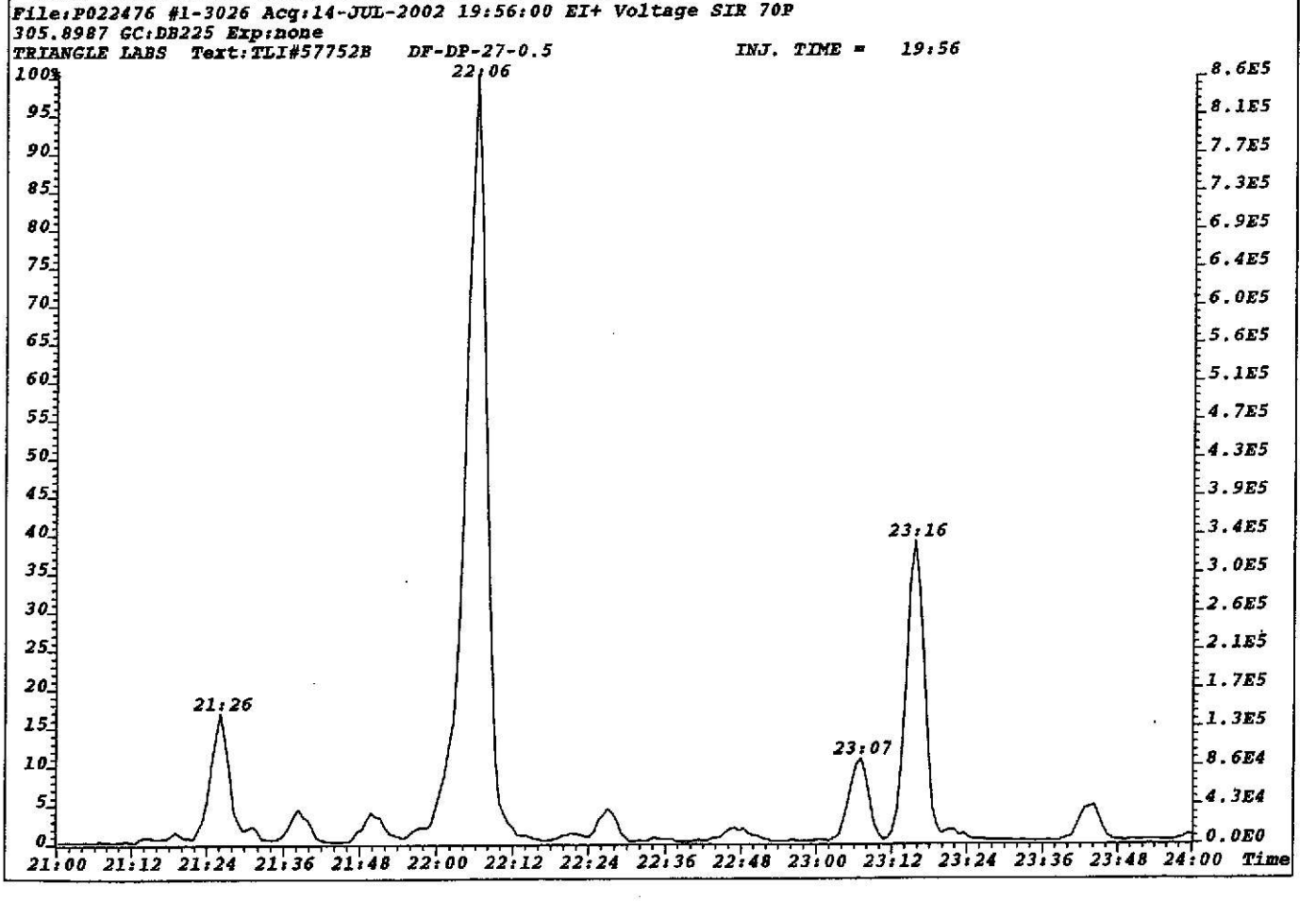
File:P022476 #1-3026 Acq:14-JUL-2002 19:56:00 EI+ Voltage SIR 70P
305.8987 GC:DB225 Exp:none
TRIANGLE LABS Text:TLI#57752B DF-DP-27-0.5
INJ. TIME = 19:56
22:06
23:16
21:26
23:07
Time

File:P022476 #1-3026 Acq:14-JUL-2002 19:56:00 EI+ Voltage SIR 70P Noise:207
303.9016 BSUB(256,30,-3.0) PKD(5,3,1,0.10%,828.0,0.00%,F,F) Exp:DB225
TRIANGLE LABS Text:TLI#57752B DF-DP-27-0.5 INJ. TIME = 19:56

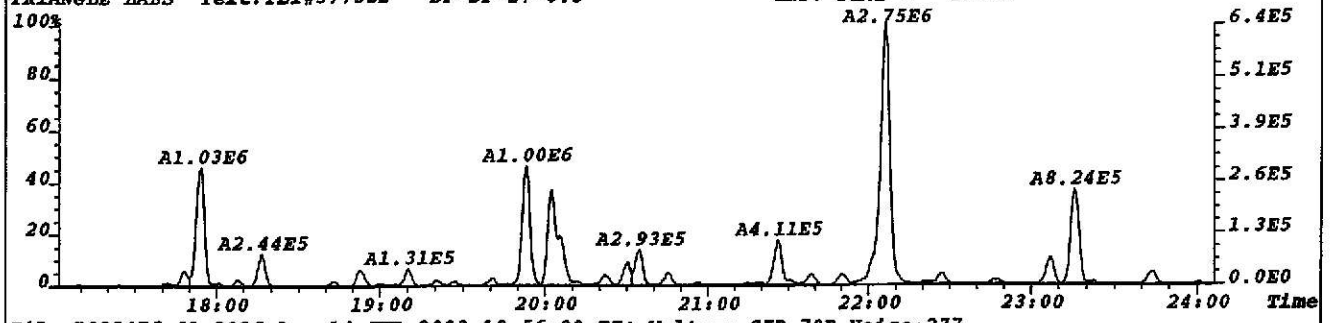

File:P022476 #1-3026 Acq:14-JUL-2002 19:56:00 EI+ Voltage SIR 70P Noise:277
305.8987 BSUB(256,30,-3.0) PKD(5,3,1,0.10%,1108.0,0.00%,F,F) Exp:DB225
TRIANGLE LABS Text:TLI#57752B DF-DP-27-0.5 INJ. TIME = 19:56

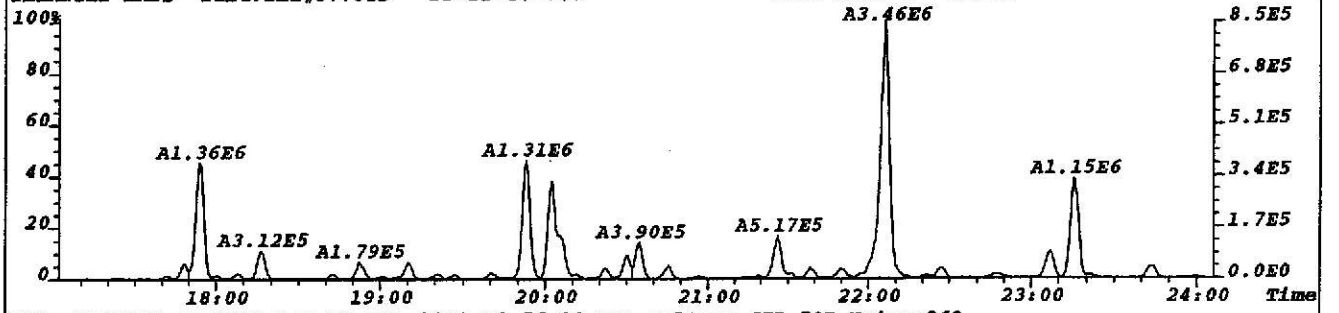

File:P022476 #1-3026 Acq:14-JUL-2002 19:56:00 EI+ Voltage SIR 70P Noise:262
315.9419 BSUB(256,30,-3.0) PKD(5,3,1,0.10%,1048.0,0.00%,F,F) Exp:DB225
TRIANGLE LABS Text:TLI#57752B DF-DP-27-0.5 INJ. TIME = 19:56

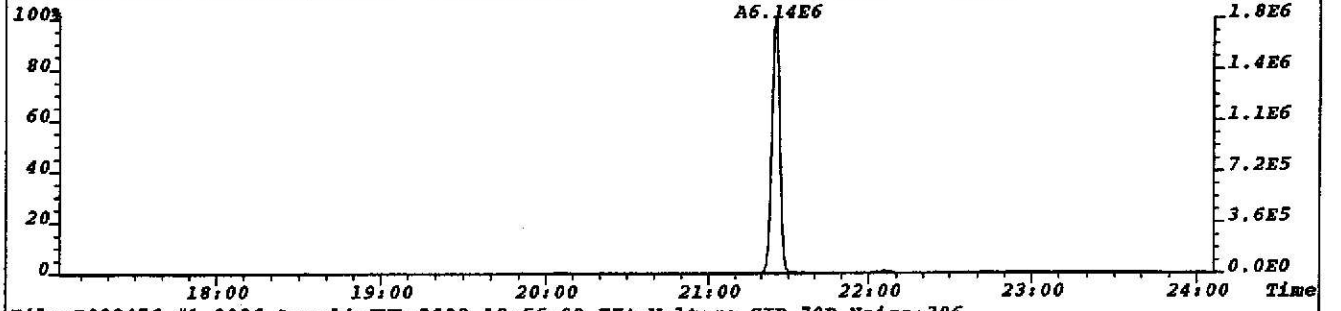

File:P022476 #1-3026 Acq:14-JUL-2002 19:56:00 EI+ Voltage SIR 70P Noise:386
317.9389 BSUB(256,30,-3.0) PKD(5,3,1,0.10%,1544.0,0.00%,F,F) Exp:DB225
TRIANGLE LABS Text:TLI#57752B DF-DP-27-0.5 INJ. TIME = 19:56

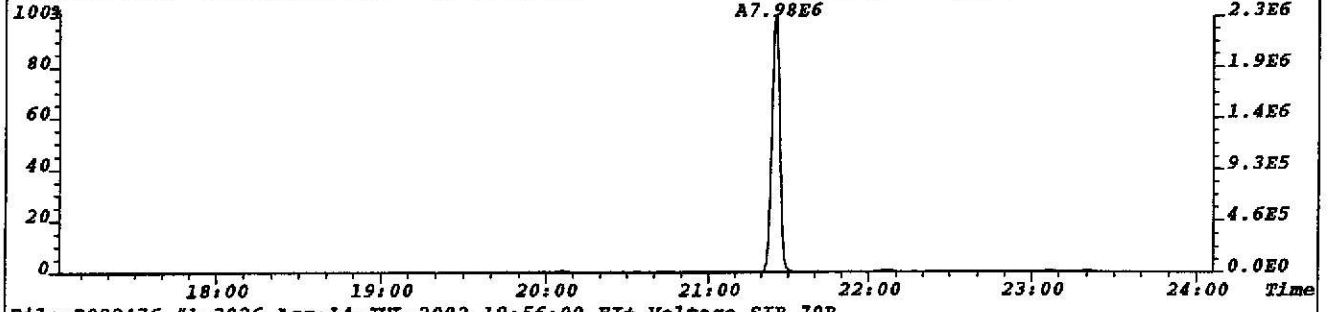

File:P022476 #1-3026 Acq:14-JUL-2002 19:56:00 EI+ Voltage SIR 70P
375.8364 Exp:DB225
TRIANGLE LABS Text:TLI#57752B DF-DP-27-0.5 INJ. TIME = 19:56

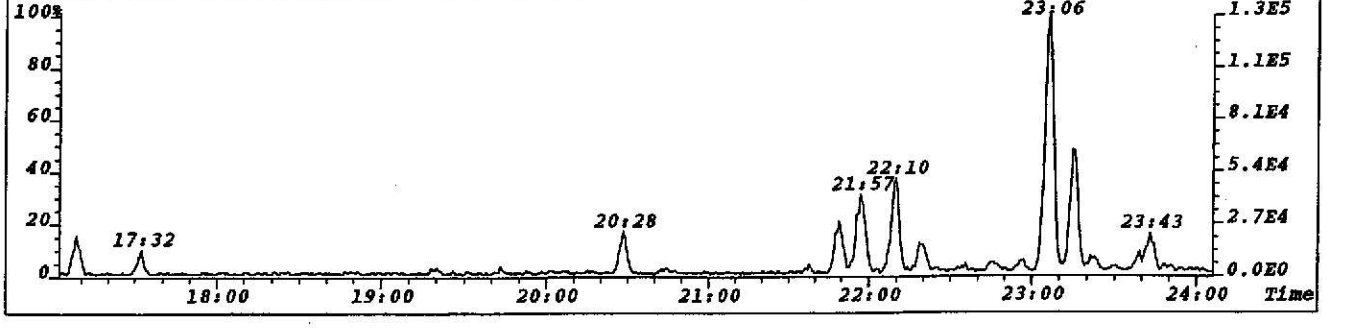

File:P022476 #1-3026 Acq:14-JUL-2002 19:56:00 EI+ Voltage SIR 70P Noise:286
319.8965 BSUB(256,30,-3.0) PKD(5,3,1,0.10%,1144.0,0.00%,F,F) Exp:DB225
TRIANGLE LABS Text:TLI#57752B DF-DP-27-0.5 INJ. TIME = 19:56

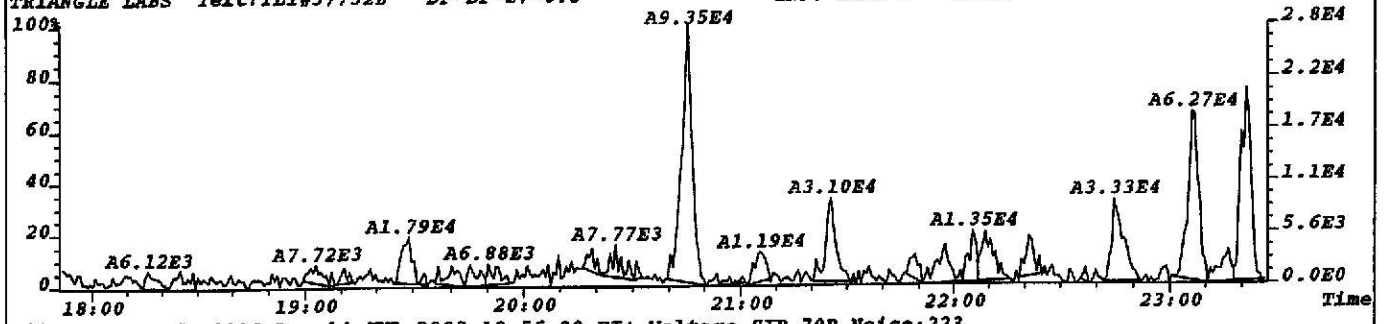

File:P022476 #1-3026 Acq:14-JUL-2002 19:56:00 EI+ Voltage SIR 70P Noise:223
321.8936 BSUB(256,30,-3.0) PKD(5,3,1,0.10%,892.0,0.00%,F,F) Exp:DB225
TRIANGLE LABS Text:TLI#57752B DF-DP-27-0.5 INJ. TIME = 19:56

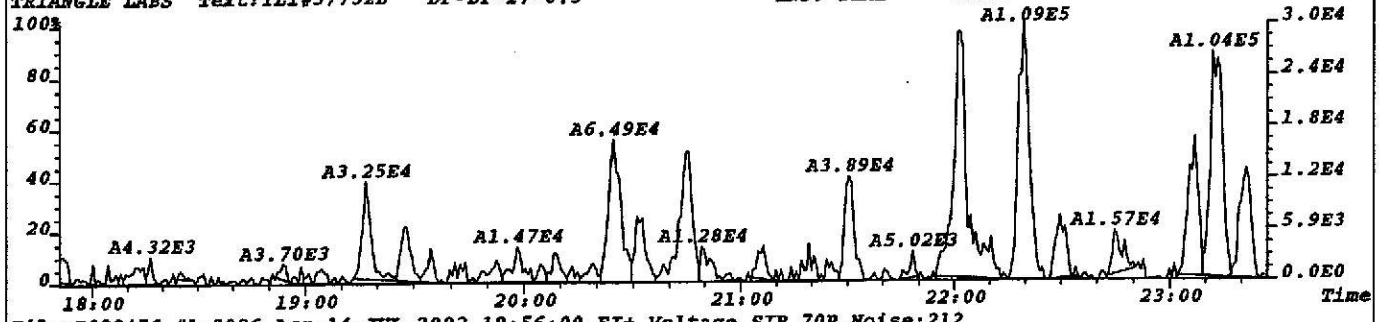

File:P022476 #1-3026 Acq:14-JUL-2002 19:56:00 EI+ Voltage SIR 70P Noise:212
327.8847 BSUB(256,30,-3.0) PKD(5,3,1,0.10%,848.0,0.00%,F,F) Exp:DB225
TRIANGLE LABS Text:TLI#57752B DF-DP-27-0.5 INJ. TIME = 19:56

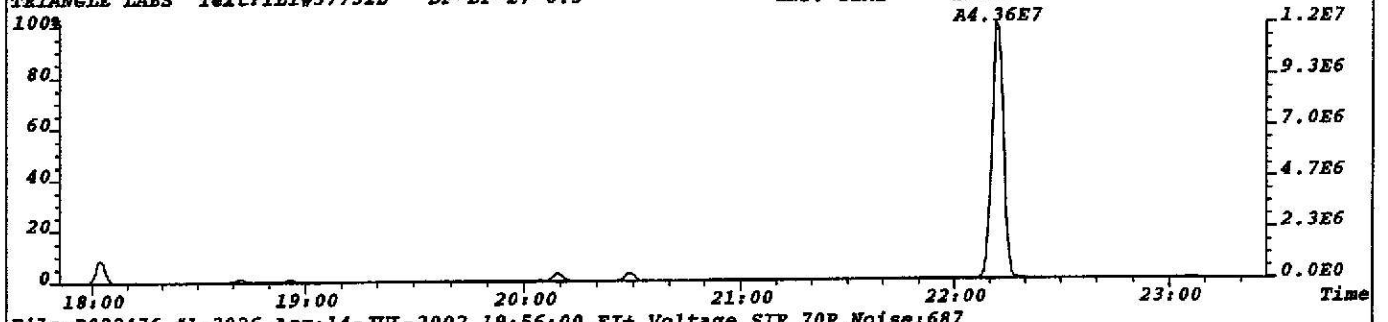

File:P022476 #1-3026 Acq:14-JUL-2002 19:56:00 EI+ Voltage SIR 70P Noise:687
331.9368 BSUB(256,30,-3.0) PKD(5,3,1,0.10%,2748.0,0.00%,F,F) Exp:DB225
TRIANGLE LABS Text:TLI#57752B DF-DP-27-0.5 INJ. TIME = 19:56

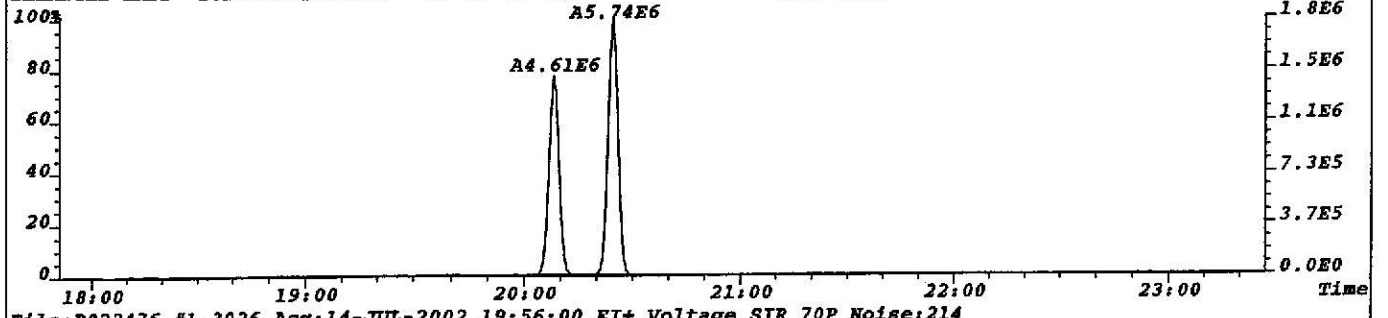

File:P022476 #1-3026 Acq:14-JUL-2002 19:56:00 EI+ Voltage SIR 70P Noise:214
333.9338 BSUB(256,30,-3.0) PKD(5,3,1,0.10%,856.0,0.00%,F,F) Exp:DB225
TRIANGLE LABS Text:TLI#57752B DF-DP-27-0.5 INJ. TIME = 19:56

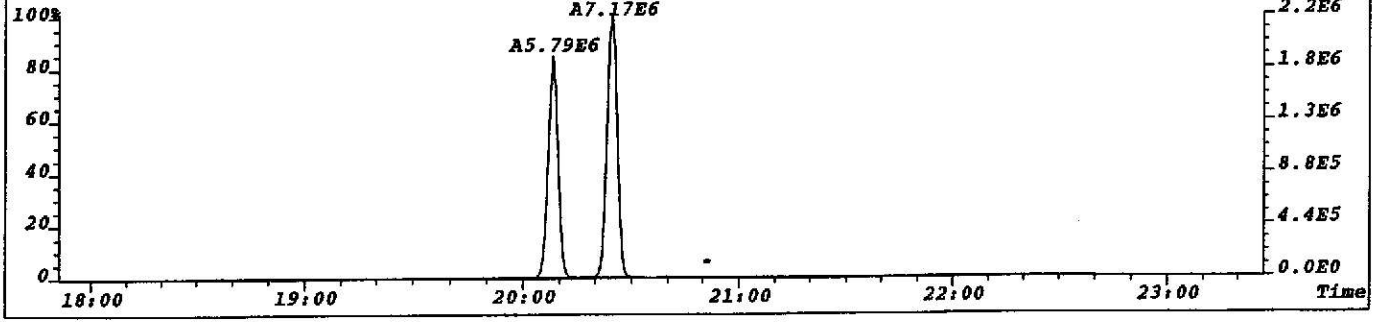

File:P022476 #1-3026 Acq:14-JUL-2002 19:56:00 EI+ Voltage SIR 70P
303.9016 Exp:DB225
TRIANGLE LABS Text:TLI#57752B DF-DP-27-0.5 INJ. TIME = 19:56

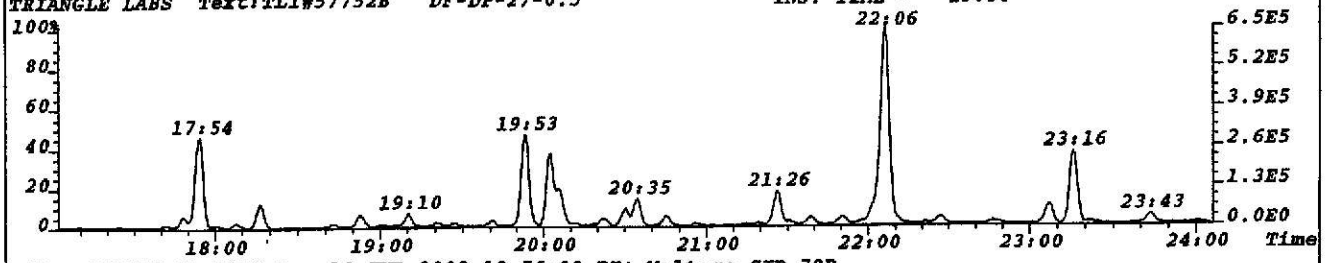

File:P022476 #1-3026 Acq:14-JUL-2002 19:56:00 EI+ Voltage SIR 70P
315.9419 Exp:DB225
TRIANGLE LABS Text:TLI#57752B DF-DP-27-0.5 INJ. TIME = 19:56

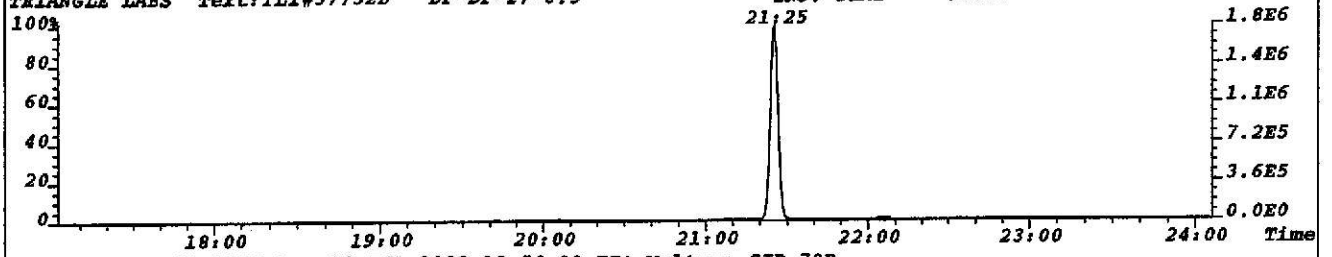

File:P022476 #1-3026 Acq:14-JUL-2002 19:56:00 EI+ Voltage SIR 70P
319.8965 Exp:DB225
TRIANGLE LABS Text:TLI#57752B DF-DP-27-0.5 INJ. TIME = 19:56

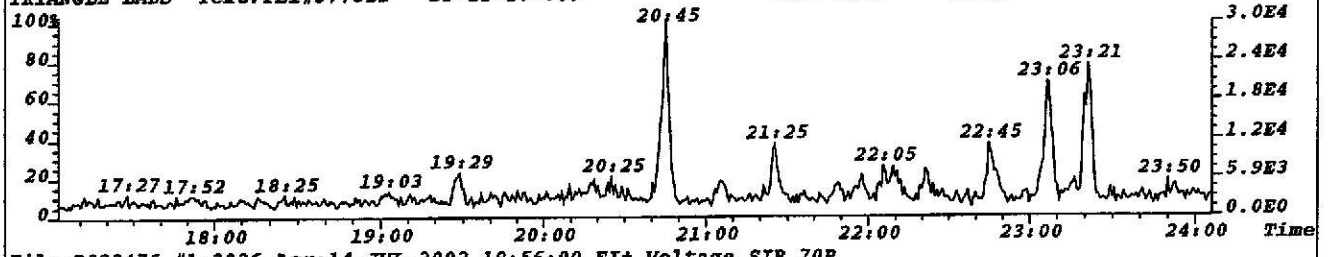

File:P022476 #1-3026 Acq:14-JUL-2002 19:56:00 EI+ Voltage SIR 70P
331.9368 Exp:DB225
TRIANGLE LABS Text:TLI#57752B DF-DP-27-0.5 INJ. TIME = 19:56

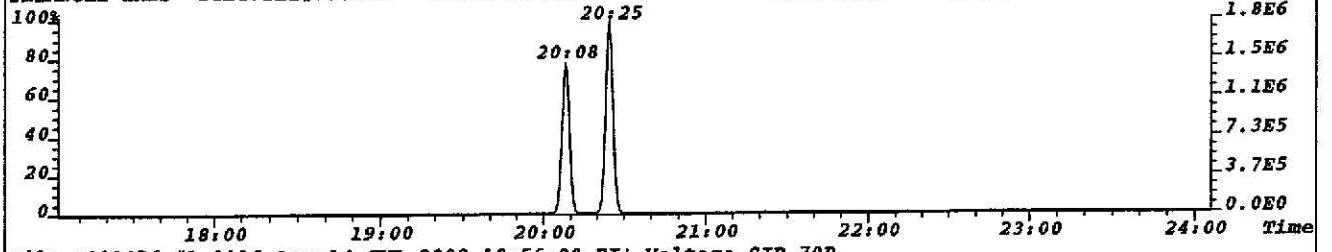

File:P022476 #1-3026 Acq:14-JUL-2002 19:56:00 EI+ Voltage SIR 70P
292.9825 Exp:DB225
TRIANGLE LABS Text:TLI#57752B DF-DP-27-0.5 INJ. TIME = 19:56

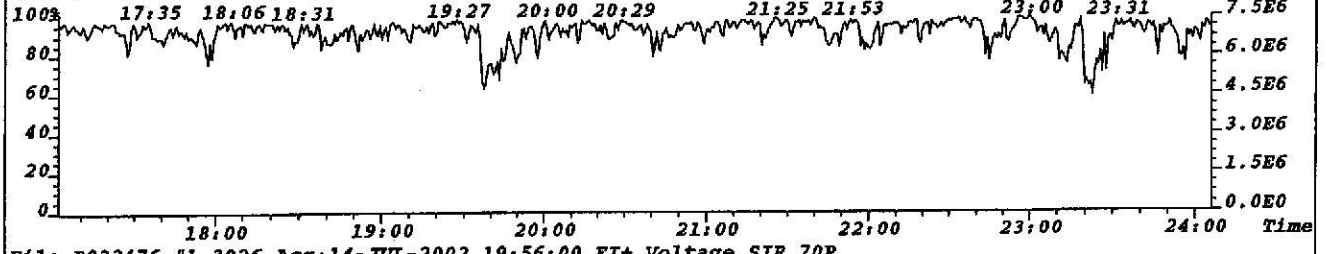

File:P022476 #1-3026 Acq:14-JUL-2002 19:56:00 EI+ Voltage SIR 70P
330.9792 Exp:DB225
TRIANGLE LABS Text:TLI#57752B DF-DP-27-0.5 INJ. TIME = 19:56

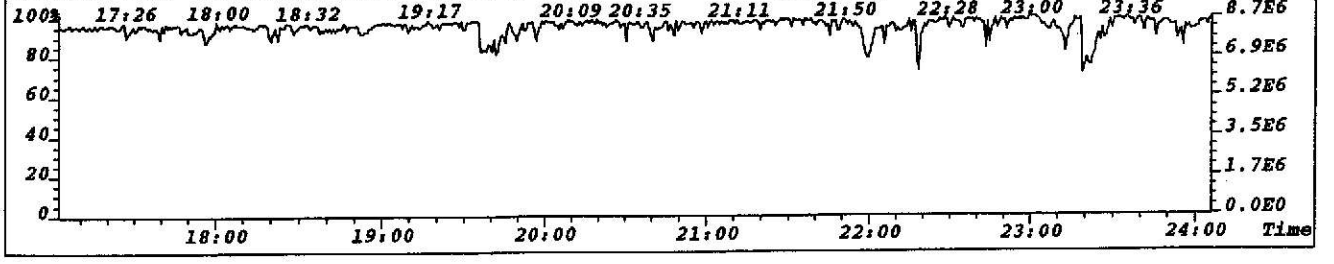

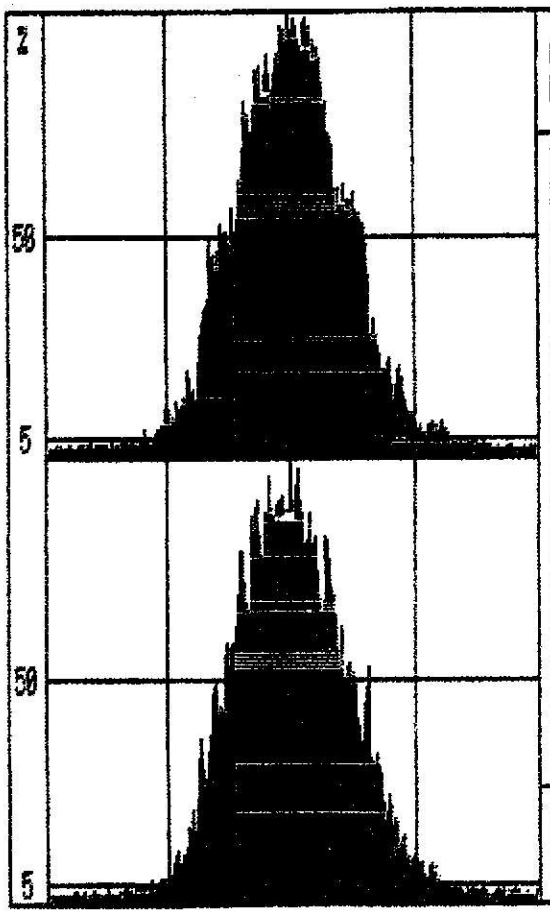

Channel I 330.9792 Peak top
Height 1.45 volts Span 200 ppm

System file name	D0225
Data file name	A:P714021
Resolution	10000
Group number	1
Ionization mode	EI+
Switching	VOLTAGE
Ref. masses	292.9825, 380.9761

A	292.9825	J	330.9792
B	303.9016	K	331.9368
C	305.8987	L	333.9338
D	315.9419	M	375.8364
E	317.9399		
F	319.8965		
G	321.8936		
H	327.8847		
I	330.9792		

Ref. mass 380.9761 Peak top
Height .93 volts Span 200 ppm

QEM7116102

File:P022476 #1-3026 Acq:14-JUL-2002 19:56:00 EI+ Voltage SIR 70P
303.9016 Exp:DB225
Sample Text:TLI#57752B DF-DP-27-0.5 INJ. TIME = 19:56 File Text:TLI#57752B »

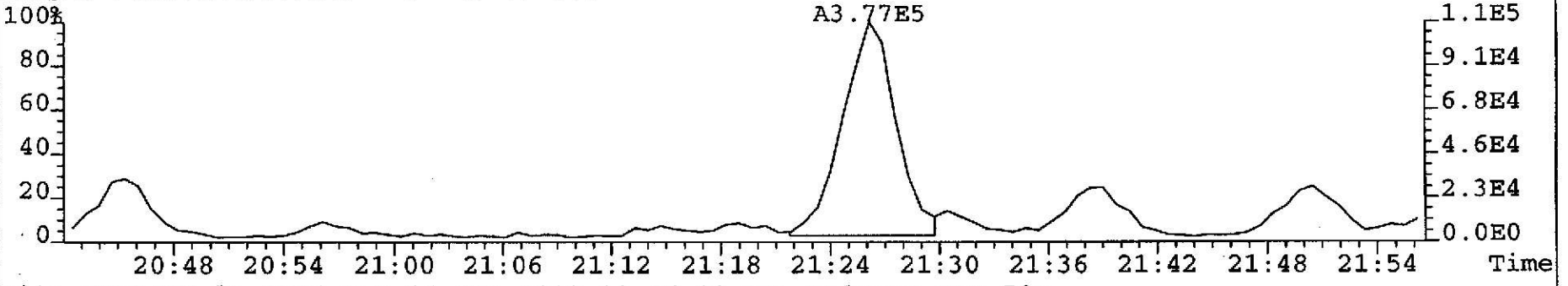

File:P022476 #1-3026 Acq:14-JUL-2002 19:56:00 EI+ Voltage SIR 70P
305.8987 Exp:DB225
Sample Text:TLI#57752B DF-DP-27-0.5 INJ. TIME = 19:56 File Text:TLI#57752B »

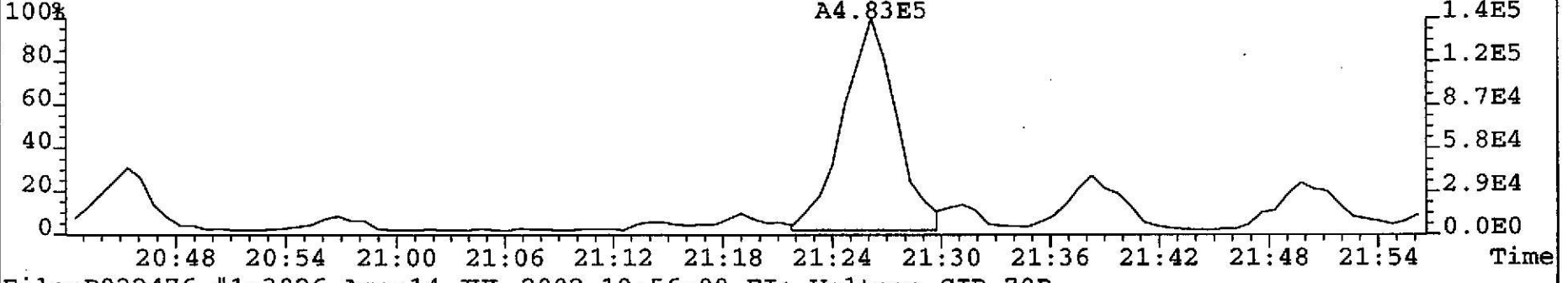

File:P022476 #1-3026 Acq:14-JUL-2002 19:56:00 EI+ Voltage SIR 70P
317.9389 Exp:DB225
Sample Text:TLI#57752B DF-DP-27-0.5 INJ. TIME = 19:56 File Text:TLI#57752B »

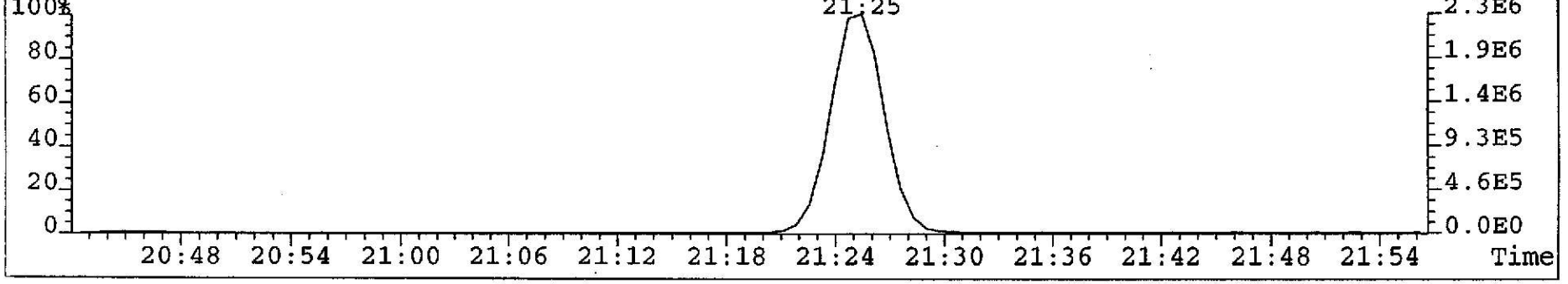

Martin & Slagle

TLI Project: **57752B**
Client Sample: **DF-DP-3-0.5**

1613, Revision B PCDD/PCDF Analysis (c)
Analysis File: **T023467**

Client Project:	Mississippi Project				
Sample Matrix:	SOLID	Date Received:	06/28/02	Spike File:	SP161B22
TLI ID:	329-38-33	Date Extracted:	07/06/02	ICal:	TF5612B
		Date Analyzed:	07/13/02	ConCal:	TB23454
Sample Size:	11.200 g	Dilution Factor:	n/a	% Moisture:	10.9
Dry Weight:	9.979 g	Blank File:	T023456	% Lipid:	n/a
GC Column:	DB-5	Analyst:	JWL	% Solids:	89.1

Analytes	Conc. (pg/g)	DL	Ratio	RT	RRT	Flags
2,3,7,8-TCDD	4.0		0.87	27:28	1.001	__
1,2,3,7,8-PeCDD	ND	26.9				__
1,2,3,4,7,8-HxCDD	18.1		1.19	34:42	1.000	__
1,2,3,6,7,8-HxCDD	214		1.23	34:48	1.000	__
1,2,3,7,8,9-HxCDD	77.5		1.22	35:07	1.010	__
1,2,3,4,6,7,8-HpCDD	420		1.02	38:09	1.000	__
1,2,3,4,6,7,8,9-OCDD	2510		0.86	41:57	1.000	__
2,3,7,8-TCDF	92.9		0.81	26:46	1.001	__
1,2,3,7,8-PeCDF	32.1		1.55	30:37	1.000	__
2,3,4,7,8-PeCDF	103		1.55	31:18	1.001	__
1,2,3,4,7,8-HxCDF	426		1.26	34:00	1.000	__
1,2,3,6,7,8-HxCDF	220		1.26	34:07	1.000	__
2,3,4,6,7,8-HxCDF	189		1.25	34:35	1.000	__
1,2,3,7,8,9-HxCDF	4.5		1.33	35:24	1.000	J__
1,2,3,4,6,7,8-HpCDF	6970		1.06	37:05	1.000	E__
1,2,3,4,7,8,9-HpCDF	123		1.05	38:40	1.000	__
1,2,3,4,6,7,8,9-OCDF	2350		0.88	42:10	1.005	__

Totals	Conc. (pg/g)	Number	DL	Flags
Total TCDD	42.3	7		__
Total PeCDD	86.8	3		__
Total HxCDD	1340	9		__
Total HpCDD	772	2		__
Total TCDF	1070	17		E__
Total PeCDF	4150	22		__
Total HxCDF	4450	16		__
Total HpCDF	10870	4		E__

161B_PSR v2.04, LARS 6.25.05

Triangle Laboratories, Inc.®
2445 S. Alston Ave. • Durham, North Carolina 27713
Phone: (919) 544-5729 • Fax: (919) 544-5491

Printed: 14:56 07/16/02

TLI Project: **57752B** 1613, Revision B PCDD/PCDF Analysis (c)
Client Sample: **DF-DP-3-0.5** Analysis File: **T023467**

Internal Standards	Conc. (pg/g)	% Recovery	QC Limits	Ratio	RT	RRT	Flags
$^{13}C_{12}$-2,3,7,8-TCDD	157	78.5	25%-164%	0.80	27:27	1.007	___
$^{13}C_{12}$-1,2,3,7,8-PeCDD	142	70.8	25%-181%	1.47	31:37	1.160	___
$^{13}C_{12}$-1,2,3,4,7,8-HxCDD	188	94.0	32%-141%	1.23	34:42	0.988	___
$^{13}C_{12}$-1,2,3,6,7,8-HxCDD	190	94.8	28%-130%	1.22	34:47	0.991	___
$^{13}C_{12}$-1,2,3,4,6,7,8-HpCDD	188	93.8	23%-140%	1.03	38:08	1.086	___
$^{13}C_{12}$-1,2,3,4,6,7,8,9-OCDD	230	57.3	17%-157%	0.88	41:57	1.195	___
$^{13}C_{12}$-2,3,7,8-TCDF	179	89.1	24%-169%	0.74	26:44	0.980	___
$^{13}C_{12}$-1,2,3,7,8-PeCDF	146	72.6	24%-185%	1.38	30:37	1.123	___
$^{13}C_{12}$-2,3,4,7,8-PeCDF	134	66.6	21%-178%	1.40	31:17	1.147	___
$^{13}C_{12}$-1,2,3,4,7,8-HxCDF	218	109	26%-152%	0.52	33:59	0.968	___
$^{13}C_{12}$-1,2,3,6,7,8-HxCDF	212	106	26%-123%	0.52	34:06	0.971	___
$^{13}C_{12}$-2,3,4,6,7,8-HxCDF	210	105	28%-136%	0.52	34:35	0.985	___
$^{13}C_{12}$-1,2,3,7,8,9-HxCDF	204	102	29%-147%	0.52	35:23	1.008	___
$^{13}C_{12}$-1,2,3,4,6,7,8-HpCDF	213	106	28%-143%	0.47	37:04	1.056	___
$^{13}C_{12}$-1,2,3,4,7,8,9-HpCDF	188	93.8	26%-138%	0.43	38:40	1.101	___

Cleanup Standard	Conc. (pg/g)	% Recovery	QC Limits	RT	RRT	Flags
$^{37}Cl_4$-2,3,7,8-TCDD	15.6	77.7	35%-197%	27:28	1.007	___

Recovery Standards	Ratio	RT	Flags
$^{13}C_{12}$-1,2,3,4-TCDD	0.82	27:16	___
$^{13}C_{12}$-1,2,3,7,8,9-HxCDD	1.21	35:07	___

Data Reviewer: _____ 07/16/02

161B_PSR v2.04, LARS 6.25.05

Triangle Laboratories, Inc.®
2445 S. Alston Ave. • Durham, North Carolina 27713
Phone: (919) 544-5729 • Fax: (919) 544-5491

Printed: 14:56 07/16/02

Martin & Slagle

TLI Project: **57752B**
Client Sample: **DF-DP-3-0.5**

Toxicity Equivalents Report
Analysis File: **T023467**

Client Project:	**Mississippi Project**				
Sample Matrix:	**SOLID**	Date Received:	**06/28/02**	Spike File:	**SP161B22**
TLI ID:	**329-38-33**	Date Extracted:	**07/06/02**	ICal:	**TF5612B**
		Date Analyzed:	**07/13/02**	ConCal:	**TB23454**
Sample Size:	**11.200 g**	Dilution Factor:	**1**	% Moisture:	**10.9**
Dry Weight:	**9.979 g**	Blank File:	**T023456**	% Lipid:	**n/a**
GC Column:	**DB-5**	Analyst:	**JWL**	% Solids:	**89.1**

Analytes	Conc. (pg/g)		TEF		Equivalent
2,3,7,8-TCDD	4.0	x	1.	=	4.0
1,2,3,7,8-PeCDD	{26.9}	x	0.5	=	13.5
1,2,3,4,7,8-HxCDD	18.1	x	0.1	=	1.81
1,2,3,6,7,8-HxCDD	214	x	0.1	=	21.4
1,2,3,7,8,9-HxCDD	77.5	x	0.1	=	7.75
1,2,3,4,6,7,8-HpCDD	420	x	0.01	=	4.20
1,2,3,4,6,7,8,9-OCDD	2510	x	0.001	=	2.510
TOTAL PCDD					55.2
2,3,7,8-TCDF	31.2	x	0.1	=	3.12
1,2,3,7,8-PeCDF	32.1	x	0.05	=	1.61
2,3,4,7,8-PeCDF	103	x	0.5	=	51.5
1,2,3,4,7,8-HxCDF	426	x	0.1	=	42.6
1,2,3,6,7,8-HxCDF	220	x	0.1	=	22.0
2,3,4,6,7,8-HxCDF	189	x	0.1	=	18.9
1,2,3,7,8,9-HxCDF	4.5	x	0.1	=	0.45
1,2,3,4,6,7,8-HpCDF	6970	x	0.01	=	69.70
1,2,3,4,7,8,9-HpCDF	123	x	0.01	=	1.23
1,2,3,4,6,7,8,9-OCDF	2350	x	0.001	=	2.350
TOTAL PCDF					213.5

Total EPA TEFs, 1989a: 268.6 pg/g

{...} indicates that the value is that of a Detection Limit.

GRY_TEF v1.08, MILES 4.22.16

Triangle Laboratories, Inc.®
2445 S. Alston Ave. • Durham, North Carolina 27713
Phone: (919) 544-5729 • Fax: (919) 544-5491

Printed: 15:55 07/16/02

Initial ....Date...

Data Review By: GBM 7/16/02

Calculated Noise Height: 0.10

Page No. 1 Listing of T023467B.dbf
07/16/02 Matched GC Peaks / Ratio / Ret. Time

Compound/ M_Z....	QC.Log	Omit	Why	..RT.	OK	Ratio	Total.Area/Ht	Area/Ht.Peak1	Area/Ht.Peak2	Rel.RT	Compound.Name..	ID..	Flags.
TCDF						0.65-0.89				0.880-1.070			
304-306		DC	NL			Height	0.32	0.17	0.15				
	D	D	WL	23:35		0.83	435.23			0.882			
				24:11		0.79	67.71	29.92	37.79	0.905			
				24:25		0.80	95.28	42.33	52.95	0.913			
				24:40		0.80	146.83	65.24	81.59	0.923			
				24:54		0.86	80.91	37.36	43.55	0.931			
				25:08		0.80	177.18	78.81	98.37	0.940			
				25:16		0.84	43.85	20.02	23.83	0.945			
				25:29		0.83	136.70	61.89	74.81	0.953			
				25:50		0.80	543.22	242.07	301.15	0.966			
				26:10		0.80	359.53	159.77	199.76	0.979			
				26:21		0.80	365.90	162.63	203.27	0.986			
	A			26:42		0.81	78.30	35.00	43.30	0.999			
	M			26:46		0.81	458.00	205.00	253.00	1.001	2378-TCDF	AN	
				27:11		0.81	143.07	64.08	78.99	1.017			
				27:24		0.87	21.29	9.90	11.39	1.025			
				27:37		0.82	84.99	38.17	46.82	1.033			
				27:57		0.81	2,370.42	1,061.49	1,308.93	1.046			E
				28:27	RO	1.06	7.40	3.81	3.59	1.064			
			X	28:37		0.78	85.18	37.31	47.87	1.070			
		DC	WH	28:44		0.77	59.88			1.075			
		DC	WH	28:57		0.75	33.48			1.083			
304-306			18	Peaks			5,265.76						
13C12-TCDF						0.65-0.89				0.945-1.132			
316-318		DC	NL			Height	0.34	0.14	0.20				
		DC	WL	23:44	RO	0.92	3.16			0.888			
				26:01	RO	0.62	3.11	1.19	1.92	0.973			
				26:22		0.73	8.04	3.39	4.65	0.986			
				26:44		0.74	933.51	398.49	535.02	1.000	13C12-2378-TCDF	ISO	
						Height	243.74	105.42	138.32				
				27:05		0.84	18.99	8.66	10.33	1.013			
		DC	SN	27:15	RO	0.29	1.25			1.019			
				28:45	RO	0.20	3.66	0.61	3.05	1.075			
316-318			5	Peaks			967.31						

---------- Above: TCDF / TCDD Follows ----------

TCDD						0.65-0.89				0.905-1.042			
320-322		DC	NL			Height	0.24	0.13	0.11				
	M			25:00		0.79	13.92	6.16	7.76	0.911	1368-TCDD	AN	
				25:23		0.75	9.03	3.88	5.15	0.925	1379-TCDD	AN	
				25:39		0.75	5.92	2.54	3.38	0.934			
				25:51	RO	1.42	1.74	1.02	0.72	0.942			
		DC	SN	26:02	RO	0.15	2.49			0.948			
				26:18		0.78	57.53	25.17	32.36	0.958			

Compound/ M_Z....	QC.Log	Omit	Why	..RT.	OK	Ratio	Total.Area/Ht	Area/Ht.Peak1	Area/Ht.Peak2	Rel.RT	Compound.Name..	ID..	Flags.
	M			26:33	RO	0.56	23.75	8.55	15.20	0.967			
	D	D	CO	26:44	RO	0.16	9.04			0.974			
				26:57		0.79	8.48	3.73	4.75	0.982			
				27:07	RO	0.53	4.53	1.56	2.97	0.988			
				27:17		0.78	49.10	21.53	27.57	0.994			
				27:28		0.87	14.96	6.97	7.99	1.001	2378-TCDD	AN	
				27:35	RO	1.26	7.67	4.27	3.40	1.005			
	M			27:46	RO	0.90	39.70	18.80	20.90	1.012			
				28:01	RO	1.47	104.80	62.35	42.45	1.021			
				28:26	RO	0.45	6.74	2.08	4.66	1.036			
		DC	WH	28:38	RO	0.99	23.84			1.043			
		DC	WH	28:45		0.77	12.74			1.047			
		DC	WH	28:57	RO	1.33	16.21			1.055			
320-322			14	Peaks			347.87						
37Cl-TCDD										0.927-1.073			
328		DC	NL			Height	0.19	0.19					
				26:07			847.09	847.09		0.951			
				27:21			22.64	22.64		0.996			
				27:28			68.61	68.61		1.001	37Cl-TCDD	CLS	
				27:50			12,407.50	12,407.50		1.014			
				28:45			111.43	111.43		1.047			
328			5	Peaks			13,457.27						
13C12-TCDD						0.65-0.89				0.920-1.066			
332-334		DC	NL			Height	0.49	0.34	0.15				
				27:16		0.82	887.50	400.12	487.38	0.993	13C12-1234-TCDD	RS1	
				27:27		0.80	708.22	315.08	393.14	1.000	13C12-2378-TCDD	IS1	
						Height	187.21	84.35	102.86				
				27:50	RO	1.70	7.75	4.88	2.87	1.014			
332-334			3	Peaks			1,603.47						

---------- Above: TCDD / PeCDF Follows ----------

PeCDF						1.32-1.78				0.912-1.037			
340-342		DC	NL			Height	0.34	0.17	0.17				
				28:34		1.54	665.51	403.75	261.76	0.913			
				28:44		1.52	1,013.67	611.23	402.44	0.918			
				28:57		1.53	805.31	487.61	317.70	0.925			
				29:14	RO	1.84	15.67	10.16	5.51	0.934			
				29:22		1.51	372.38	224.00	148.38	0.939			
				29:33		1.64	13.20	8.20	5.00	0.945			J
				29:40		1.66	289.52	180.72	108.80	0.948			
				29:47		1.48	1,106.39	659.73	446.66	0.952			
				29:58		1.54	4,456.61	2,702.22	1,754.39	0.958			
				30:08		1.52	1,976.21	1,190.61	785.60	0.963			
				30:15		1.55	256.16	155.60	100.56	0.967			
				30:31		1.54	2,003.47	1,215.89	787.58	0.975			
				30:37		1.55	122.53	74.52	48.01	1.000	12378-PeCDF	AN	
			X	30:46		1.65	66.33	41.33	25.00	0.983			
				30:54		1.52	210.43	127.03	83.40	0.988			
	A			31:12		1.48	147.00	87.70	59.30	0.997			

Listing of T023467B.dbf
Matched GC Peaks / Ratio / Ret. Time

Compound/ M_Z....	QC.Log	Omit	Why	..RT.	OK	Ratio	Total.Area/Ht	Area/Ht.Peak1	Area/Ht.Peak2	Rel.RT	Compound.Name..	ID..	Flags.
M				31:18		1.55	357.00	217.00	140.00	1.001	23478-PeCDF	AN	
				31:30		1.52	552.25	333.42	218.83	1.007			
			X	31:37		1.53	77.95	47.08	30.87	1.011			
			X	31:53		1.52	73.13	44.06	29.07	1.019			
			X	32:00		1.46	136.99	81.41	55.58	1.023			
				32:07		1.52	360.62	217.41	143.21	1.027			
				32:24		1.34	35.92	20.57	15.35	1.036			
340-342				23 Peaks			15,114.25						
13C12-PeCDF						1.32-1.78				0.808-1.127			
352-354		DC	NL			Height	0.22	0.09	0.13				
				28:36	RO	0.22	17.36	3.10	14.26	0.914			
				28:44	RO	0.20	15.55	2.59	12.96	0.918			
				28:56	RO	0.21	5.94	1.04	4.90	0.925			
				29:58	RO	0.31	65.69	15.37	50.32	0.958			
				30:07	RO	0.27	8.75	1.87	6.88	0.963			
				30:37		1.38	674.12	391.12	283.00	1.000	13C12-PeCDF 123	IS2	
						Height	192.62	112.79	79.83				
				31:17		1.40	630.70	368.45	262.25	1.000	13C12-PeCDF 234	IS3	
						Height	193.91	113.67	80.24				
				31:30	RO	0.51	8.78	2.96	5.82	1.007			
				31:38	RO	1.09	25.27	13.20	12.07	1.011			
				31:53	RO	0.86	42.92	19.80	23.12	1.019			
				32:00	RO	0.95	28.07	13.70	14.37	1.023			
				32:13	RO	0.98	54.57	27.07	27.50	1.030			
				32:30		1.39	2.10	1.22	0.88	1.039			
352-354				13 Peaks			1,579.82						

---------- Above: PeCDF / PeCDD Follows ----------

PeCDD						1.32-1.78				0.940-1.021			
356-358		DC	NL			Height	0.23	0.14	0.09				
	D	D	SN	29:52	RO	0.30	347.18			0.945			
	A			29:58	RO	0.48	14.17	4.60	9.57	0.948			
				30:20	RO	1.05	10.89	5.58	5.31	0.959			
				30:35	RO	1.17	109.41	59.00	50.41	0.967			
				30:42		1.34	106.30	60.81	45.49	0.971			
				30:53		1.59	33.03	20.27	12.76	0.977			
				31:08		1.60	72.01	44.34	27.67	0.985			
	D	D	SN	31:28	RO	0.00	1,919.80			0.995			
				31:37	RO	1.17	65.43	35.29	30.14	1.000	12378-PeCDD	AN	
	D	D	SN	31:45	RO	0.19	73.17			1.004			
	A			31:53	RO	1.22	23.10	12.70	10.40	1.008			
				32:01	RO	0.77	34.44	14.95	19.49	1.013			
				32:06	RO	1.31	24.72	14.02	10.70	1.015			
				32:12	RO	2.73	21.69	15.87	5.82	1.018			
356-358				11 Peaks			515.19						
13C12-PeCDD						1.32-1.78				0.736-1.052			
368-370		DC	NL			Height	0.22	0.12	0.10				
				29:58	RO	1.02	2.59	1.31	1.28	0.948			
				30:16	RO	0.79	1.90	0.84	1.06	0.957			

Compound/ M_Z....	QC.Log	Omit	Why	..RT.	OK	Ratio	Total.Area/Ht	Area/Ht.Peak1	Area/Ht.Peak2	Rel.RT	Compound.Name..	ID..	Flags.
				30:31	RO	1.09	1.80	0.94	0.86	0.965			
				30:41		1.49	2.76	1.65	1.11	0.970			
				31:26		1.59	4.32	2.65	1.67	0.994			
				31:37		1.47	469.68	279.22	190.46	1.000	13C12-PeCDD 123	IS4	
						Height	144.70	86.69	58.01				
				32:16	RO	1.08	5.83	3.03	2.80	1.021			
368-370			7	Peaks			488.88						

---------- Above: PeCDD / HxCDF Follows ----------

HxCDF						1.05-1.43				0.929-1.007			
374-376		DC	NL			Height	1.43	0.82	0.61				
				32:55		1.15	15.33	8.21	7.12	0.930			J
				33:03		1.25	1,350.15	749.07	601.08	0.934			
				33:11		1.25	3,795.68	2,109.68	1,686.00	0.938			
				33:19		1.25	413.70	230.13	183.57	0.942			
				33:28		1.26	120.99	67.56	53.43	0.946			
				33:38		1.25	5,388.06	2,996.95	2,391.11	0.951			
				33:48		1.27	110.20	61.62	48.58	0.955			
	A			33:58		1.25	548.00	304.00	244.00	0.960			
	M			34:00		1.26	1,510.00	843.00	667.00	1.000	123478-HxCDF	AN	
				34:07		1.26	785.94	437.47	348.47	1.000	123678-HxCDF	AN	
				34:15		1.29	19.22	10.83	8.39	0.968			
				34:22		1.19	37.52	20.35	17.17	0.971			
				34:35		1.25	618.91	344.27	274.64	1.000	234678-HxCDF	AN	
				34:57		1.23	12.92	7.12	5.80	0.988			J
			X	35:15	RO	0.90	26.63	12.63	14.00	0.996			
	AN			35:24		1.33	12.65	7.22	5.43	1.000	123789-HxCDF	AN	J
	M			35:28		1.27	87.90	49.10	38.80	1.002			
374-376			17	Peaks			14,853.80						
13C12-HxCDF						0.43-0.59				0.879-1.105			
384-386		DC	NL			Height	0.82	0.25	0.57				
				33:11	RO	1.80	6.82	4.38	2.44	0.938			
		DC	SN	33:38	RO	3.52	6.56			0.951			
				33:59		0.52	632.21	216.80	415.41	1.000	13C12-HxCDF 478	IS5	
						Height	200.72	69.21	131.51				
				34:06		0.52	622.76	214.00	408.76	1.000	13C12-HxCDF 678	IS6	
						Height	193.41	66.26	127.15				
		DC	SN	34:22	RO	1.00	1.00			0.971			
		DC	SN	34:26	RO	0.79	0.68			0.973			
				34:35		0.52	602.35	206.09	396.26	1.000	13C12-HxCDF 234	IS7	
						Height	188.48	63.52	124.96				
				35:23		0.52	490.02	168.14	321.88	1.000	13C12-HxCDF 789	IS8	
						Height	132.82	45.16	87.66				
384-386			5	Peaks			2,354.16						

---------- Above: HxCDF / HxCDD Follows ----------

HxCDD						1.05-1.43				0.959-1.013			
390-392		DC	NL			Height	0.95	0.45	0.50				
				33:24		1.11	13.06	6.88	6.18	0.960			J

Compound/ M_Z....	QC.Log	Omit	Why	..RT.	OK	Ratio	Total.Area/Ht	Area/Ht.Peak1	Area/Ht.Peak2	Rel.RT	Compound.Name..	ID..	Flags.
				33:32		1.22	429.01	235.42	193.59	0.964			
				33:38	RO	1.01	7.01	3.52	3.49	0.967			
				33:58		1.26	63.97	35.72	28.25	0.977			
				34:11		1.23	1,820.48	1,003.32	817.16	0.983			
	N			34:38		1.39	17.08	9.93	7.15	0.998			J
	AN			34:42		1.19	39.40	21.40	18.00	1.000	123478-HxCDD	AN	
	M			34:48		1.23	495.00	273.00	222.00	1.000	123678-HxCDD	AN	
				35:07		1.22	183.45	100.94	82.51	1.010	123789-HxCDD	AN	
				35:15		1.07	11.74	6.06	5.68	1.013			J
		DC	WH	35:19		1.36	16.80			1.015			
		DC	WH	35:37	RO	0.87	6.63			1.024			
390-392			10	Peaks			3,080.20						
13C12-HxCDD				1.05-1.43					0.983-1.041				
402-404		DC	NL			Height	0.96	0.36	0.60				
		DC	WL	33:26		1.32	5.13			0.963			
		DC	WL	33:48	RO	2.19	5.52			0.974			
				34:42		1.23	404.02	222.51	181.51	1.000	13C12-HxCDD 478	IS9	
						Height	129.00	70.49	58.51				
				34:47		1.22	445.79	245.39	200.40	1.000	13C12-HxCDD 678	IS10	
						Height	135.14	73.33	61.81				
				35:07		1.21	544.55	298.03	246.52	1.012	13C12-HxCDD 789	RS2	
402-404			3	Peaks			1,394.36						

---------- Above: HxCDD / HpCDF Follows ----------

HpCDF				0.88-1.20					0.955-1.005				
408-410		DC	NL			Height	1.06	0.53	0.53				
				37:05		1.06	20,324.74	10,470.60	9,854.14	1.000	1234678-HpCDF	AN	E
				37:21		1.06	61.40	31.59	29.81	0.966			
				37:30		1.07	9,309.85	4,804.68	4,505.17	0.970			
				38:40		1.05	251.86	128.74	123.12	1.000	1234789-HpCDF	AN	
408-410			4	Peaks			29,947.85						
13C12-HpCDF				0.37-0.51					0.856-1.141				
418-420		DC	NL			Height	0.42	0.20	0.22				
				37:04		0.47	434.08	139.20	294.88	1.000	13C12-HpCDF 678	IS11	
						Height	119.59	37.63	81.96				
				37:30	RO	2.05	8.96	6.02	2.94	0.970			
				38:40		0.43	307.91	93.18	214.73	1.000	13C12-HpCDF 789	IS12	
						Height	70.86	21.19	49.67				
				38:56	RO	0.87	2.37	1.10	1.27	1.007			
		DC	SN	39:01	RO	1.03	0.81			1.009			
418-420			4	Peaks			753.32						

---------- Above: HpCDF / HpCDD Follows ----------

HpCDD				0.88-1.20					0.976-1.005				
424-426		DC	NL			Height	0.47	0.24	0.23				
				37:21		1.02	596.01	301.52	294.49	0.979			
	D	D	NH	37:41		0.98	4.30			0.988			
				38:09		1.02	709.51	358.40	351.11	1.000	1234678-HpCDD	AN	

```
Compound/
M_Z.... QC.Log Omit Why ..RT. OK Ratio Total.Area/Ht Area/Ht.Peak1 Area/Ht.Peak2 Rel.RT Compound.Name.. ID.. Flags.

424-426              2 Peaks              1,305.52

13C12-HpCDD                    0.88-1.20                                  0.868-1.078
436-438         DC  NL          Height          1.01          0.62          0.39
                DC  SN  37:21     0.94          3.07                              0.979
                        38:08     1.03        362.70        183.63        179.07  1.000 13C12-HpCDD 678 IS13
                                Height         90.44         45.09         45.35
436-438              1 Peak                   362.70

                ---------------------- Above: HpCDD / Octa-CDD and CDF Follows ----------

OCDF                           0.76-1.02                                  0.952-1.048
442-444         DC  NL          Height          0.32          0.15          0.17
                DC  WL  36:45 RO  1.03          4.71                              0.876
                DC  WL  39:46     0.93          4.07                              0.948
                        42:10     0.88      2,975.46      1,389.27      1,586.19  1.005 OCDF            AN
                        42:39 RO  0.74          2.46          1.05          1.41  1.017
442-444              2 Peaks                 2,977.92

OCDD                           0.76-1.02                                  0.952-1.048
458-460         DC  NL          Height          0.27          0.13          0.14
        N               41:57     0.86      2,647.97      1,222.03      1,425.94  1.000 OCDD            AN
458-460              1 Peak                  2,647.97

13C12-OCDD                     0.76-1.02                                  0.996-1.004
470-472         DC  NL          Height          0.43          0.23          0.20
                        41:57     0.88        417.00        194.80        222.20  1.000 13C12-OCDD      IS14
                                Height         84.18         39.65         44.53
                DC  WH  42:12     0.95          3.01                              1.006
                DC  WH  42:21 RO  1.37          3.87                              1.010
                DC  WH  42:30 RO  1.41          1.93                              1.013
470-472              1 Peak                   417.00


Column Description............  "Why" Code Description.........  QC Log Desc.........

M_Z   -Nominal Ion Mass(es)     WL-Below Retention Time Window   A-Peak Added
..RT. -Retention Time (mm:ss)   WH-Above Retention Time Window   K-Peak Kept
Rat.1 -Ratio of M/M+2 Ions      SN-Below Signal to Noise Level   D-Peak Deleted
OK    -RO=Ratio Outside Limits  <M-Below Method Detection Limit  T-Time Changed
Rel.RT-Relative Retention Time  NL-Channel Specific Noise Level  M-Peak Area Changed
                                                                 N-Name Changed
                                                                 X-Ether Interference

*** End of Report ***
```

File:T023467 #1-925 Acq:13-JUL-2002 02:51:56 EI+ Voltage SIR 70T Noise:214
303.9016 F:2 BSUB(256,30,-3.0) PKD(9,5,5,0.05%,856.0,1.00%,F,T) Exp:NDB5US
TRIANGLE LABS Text:TLI#57752B DF-DP-3-0.5 INJ. TIME = 02:54

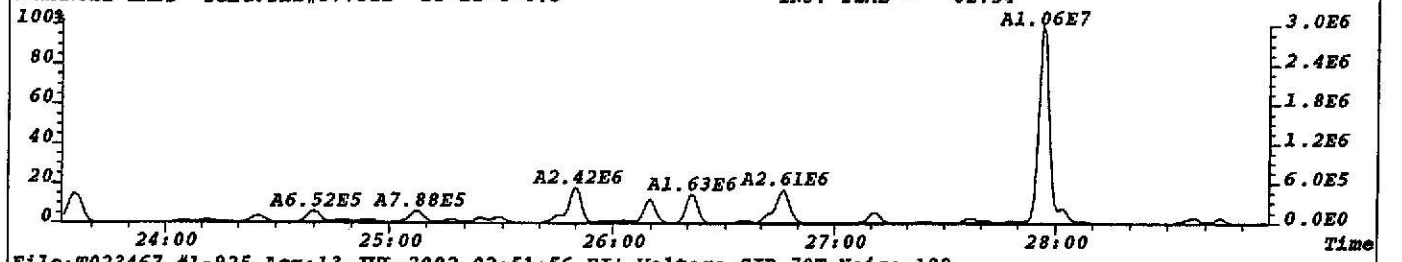

File:T023467 #1-925 Acq:13-JUL-2002 02:51:56 EI+ Voltage SIR 70T Noise:189
305.8987 F:2 BSUB(256,30,-3.0) PKD(9,5,5,0.05%,756.0,1.00%,F,T) Exp:NDB5US
TRIANGLE LABS Text:TLI#57752B DF-DP-3-0.5 INJ. TIME = 02:54



File:T023467 #1-925 Acq:13-JUL-2002 02:51:56 EI+ Voltage SIR 70T Noise:174
315.9419 F:2 BSUB(256,30,-3.0) PKD(9,5,5,0.05%,696.0,1.00%,F,T) Exp:NDB5US
TRIANGLE LABS Text:TLI#57752B DF-DP-3-0.5 INJ. TIME = 02:54

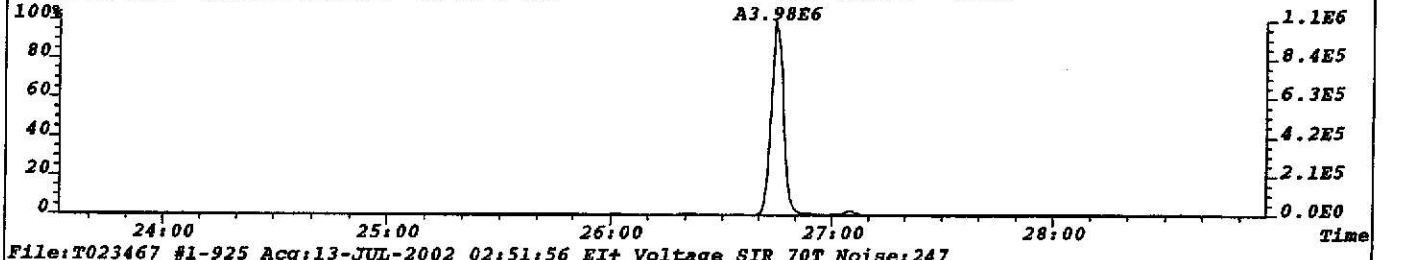

File:T023467 #1-925 Acq:13-JUL-2002 02:51:56 EI+ Voltage SIR 70T Noise:247
317.9389 F:2 BSUB(256,30,-3.0) PKD(9,5,5,0.05%,988.0,1.00%,F,T) Exp:NDB5US
TRIANGLE LABS Text:TLI#57752B DF-DP-3-0.5 INJ. TIME = 02:54

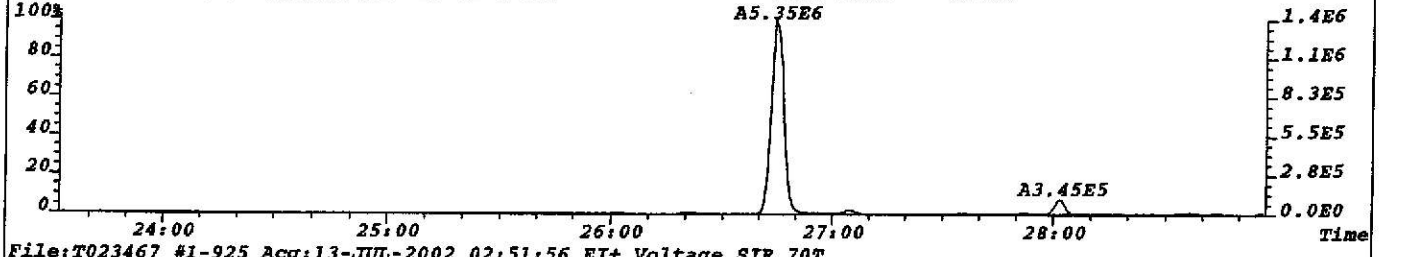

File:T023467 #1-925 Acq:13-JUL-2002 02:51:56 EI+ Voltage SIR 70T
330.9792 F:2 Exp:NDB5US
TRIANGLE LABS Text:TLI#57752B DF-DP-3-0.5 INJ. TIME = 02:54

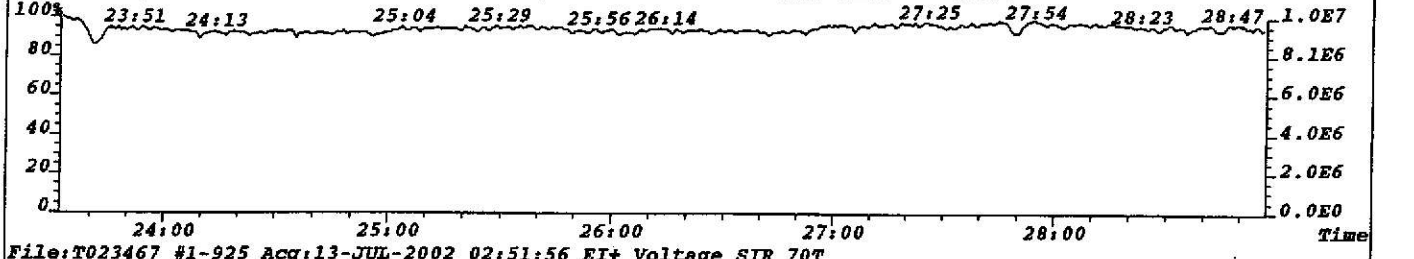

File:T023467 #1-925 Acq:13-JUL-2002 02:51:56 EI+ Voltage SIR 70T
375.8364 F:2 Exp:NDB5US
TRIANGLE LABS Text:TLI#57752B DF-DP-3-0.5 INJ. TIME = 02:54

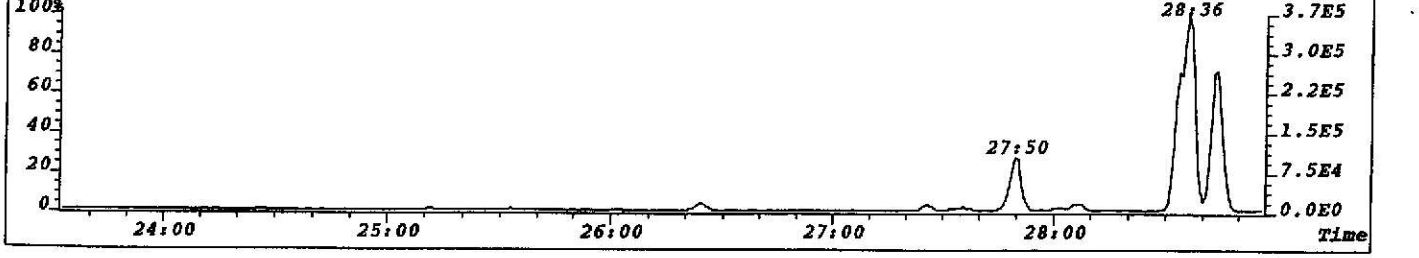

File:T023467 #1-925 Acq:13-JUL-2002 02:51:56 EI+ Voltage SIR 70T Noise:161
319.8965 F:2 BSUB(256,30,-3.0) PKD(7,5,3,0.05%,644.0,1.00%,F,T) Exp:NDB5US
TRIANGLE LABS Text:TLI#57752B DF-DP-3-0.5 INJ. TIME = 02:54

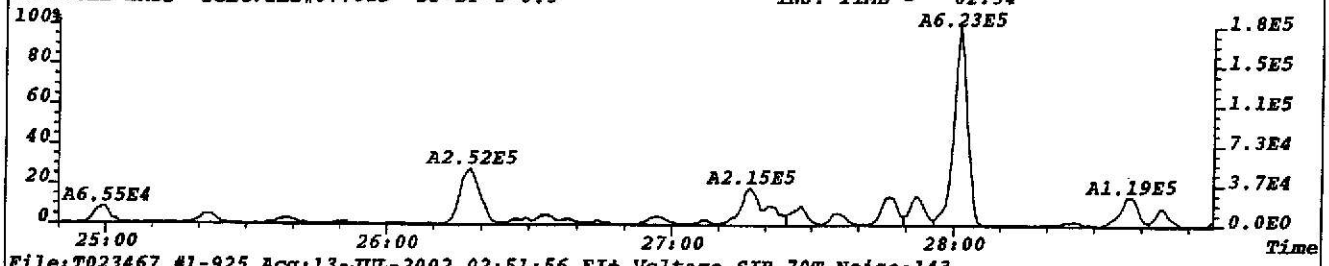

File:T023467 #1-925 Acq:13-JUL-2002 02:51:56 EI+ Voltage SIR 70T Noise:143
321.8936 F:2 BSUB(256,30,-3.0) PKD(7,5,3,0.05%,572.0,1.00%,F,T) Exp:NDB5US
TRIANGLE LABS Text:TLI#57752B DF-DP-3-0.5 INJ. TIME = 02:54

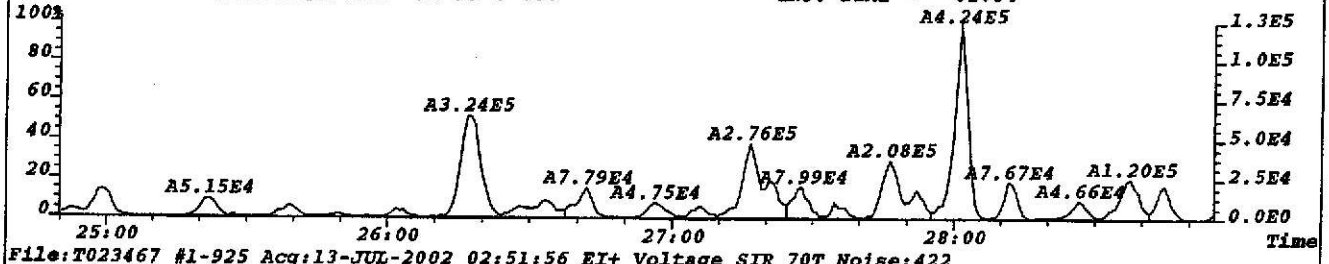

File:T023467 #1-925 Acq:13-JUL-2002 02:51:56 EI+ Voltage SIR 70T Noise:422
331.9368 F:2 BSUB(256,30,-3.0) PKD(7,5,3,0.05%,1688.0,1.00%,F,T) Exp:NDB5US
TRIANGLE LABS Text:TLI#57752B DF-DP-3-0.5 INJ. TIME = 02:54

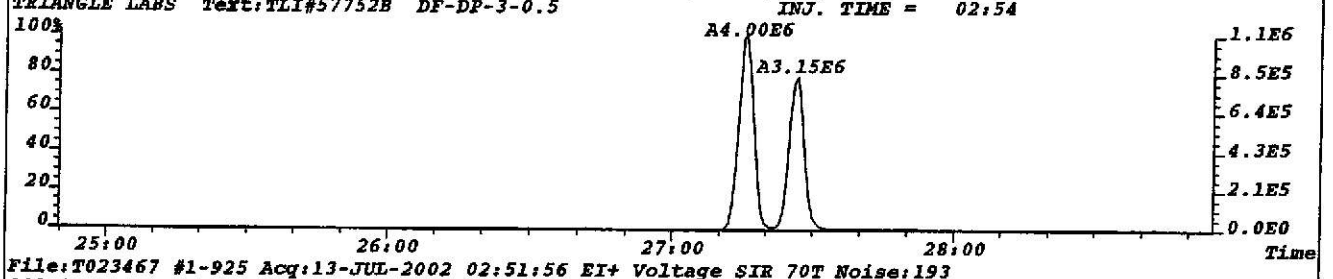

File:T023467 #1-925 Acq:13-JUL-2002 02:51:56 EI+ Voltage SIR 70T Noise:193
333.9338 F:2 BSUB(256,30,-3.0) PKD(7,5,3,0.05%,772.0,1.00%,F,T) Exp:NDB5US
TRIANGLE LABS Text:TLI#57752B DF-DP-3-0.5 INJ. TIME = 02:54

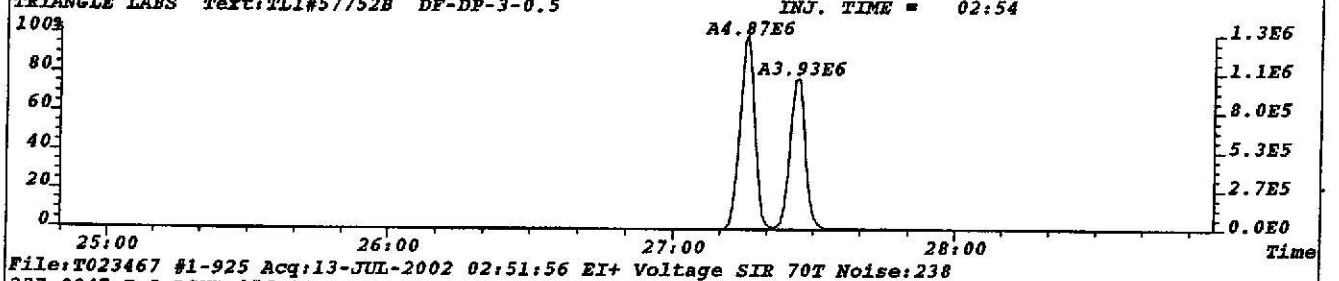

File:T023467 #1-925 Acq:13-JUL-2002 02:51:56 EI+ Voltage SIR 70T Noise:238
327.8847 F:2 BSUB(256,30,-3.0) PKD(7,5,3,0.05%,952.0,1.00%,F,T) Exp:NDB5US
TRIANGLE LABS Text:TLI#57752B DF-DP-3-0.5 INJ. TIME = 02:54

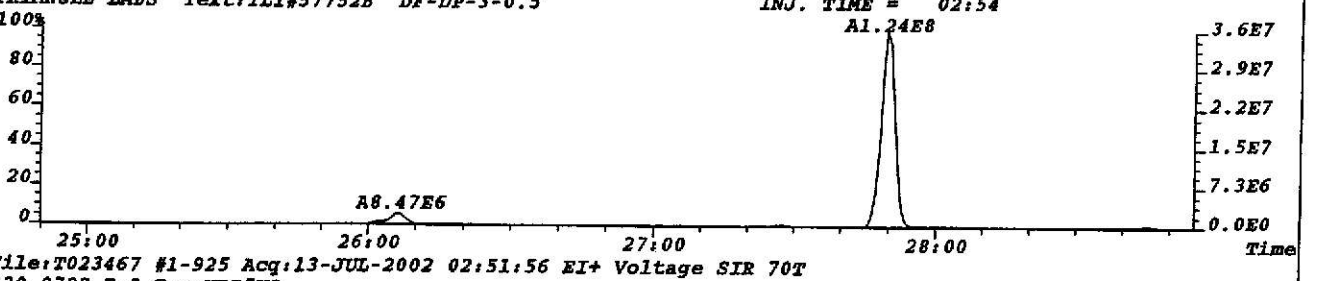

File:T023467 #1-925 Acq:13-JUL-2002 02:51:56 EI+ Voltage SIR 70T
330.9792 F:2 Exp:NDB5US
TRIANGLE LABS Text:TLI#57752B DF-DP-3-0.5 INJ. TIME = 02:54

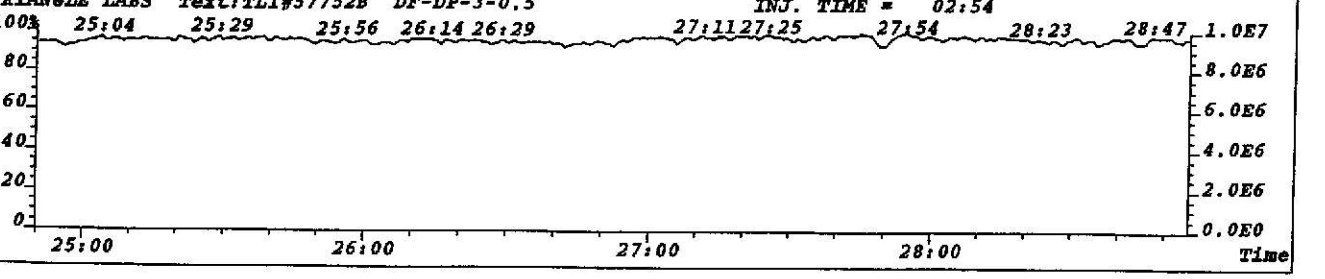

File:T023467 #1-925 Acq:13-JUL-2002 02:51:56 EI+ Voltage SIR 70T Noise:211
339.8597 F:2 BSUB(256,30,-3.0) PKD(7,5,3,0.05%,844.0,1.00%,F,T) Exp:NDB5US
TRIANGLE LABS Text:TLI#57752B DF-DP-3-0.5 INJ. TIME = 02:54

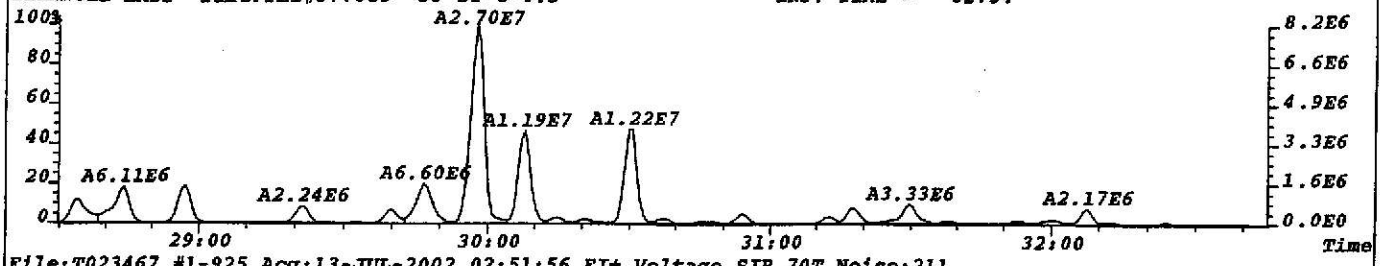

File:T023467 #1-925 Acq:13-JUL-2002 02:51:56 EI+ Voltage SIR 70T Noise:211
341.8567 F:2 BSUB(256,30,-3.0) PKD(7,5,3,0.05%,844.0,1.00%,F,T) Exp:NDB5US
TRIANGLE LABS Text:TLI#57752B DF-DP-3-0.5 INJ. TIME = 02:54

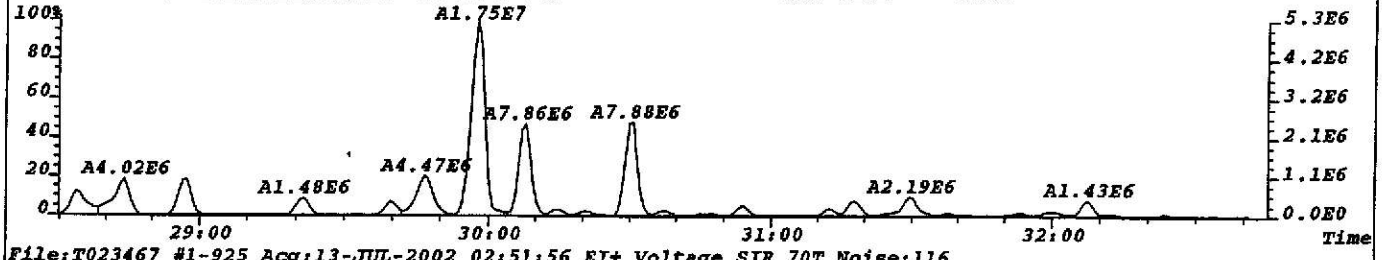

File:T023467 #1-925 Acq:13-JUL-2002 02:51:56 EI+ Voltage SIR 70T Noise:116
351.9000 F:2 BSUB(256,30,-3.0) PKD(7,5,3,0.05%,464.0,1.00%,F,T) Exp:NDB5US
TRIANGLE LABS Text:TLI#57752B DF-DP-3-0.5 INJ. TIME = 02:54

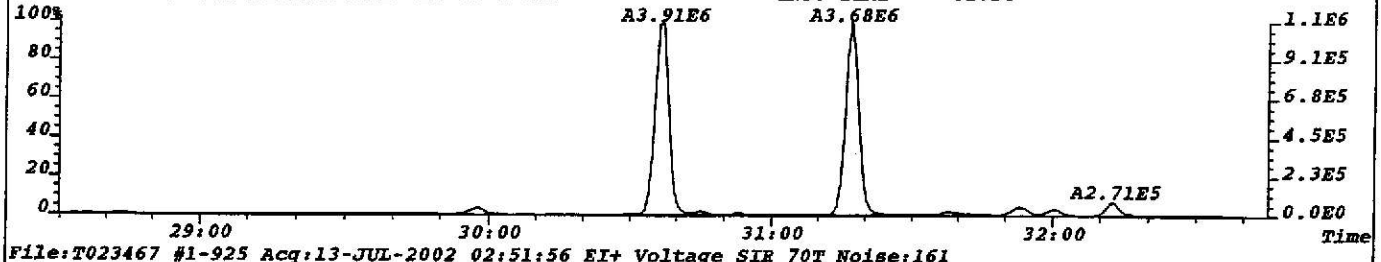

File:T023467 #1-925 Acq:13-JUL-2002 02:51:56 EI+ Voltage SIR 70T Noise:161
353.8970 F:2 BSUB(256,30,-3.0) PKD(7,5,3,0.05%,644.0,1.00%,F,T) Exp:NDB5US
TRIANGLE LABS Text:TLI#57752B DF-DP-3-0.5 INJ. TIME = 02:54

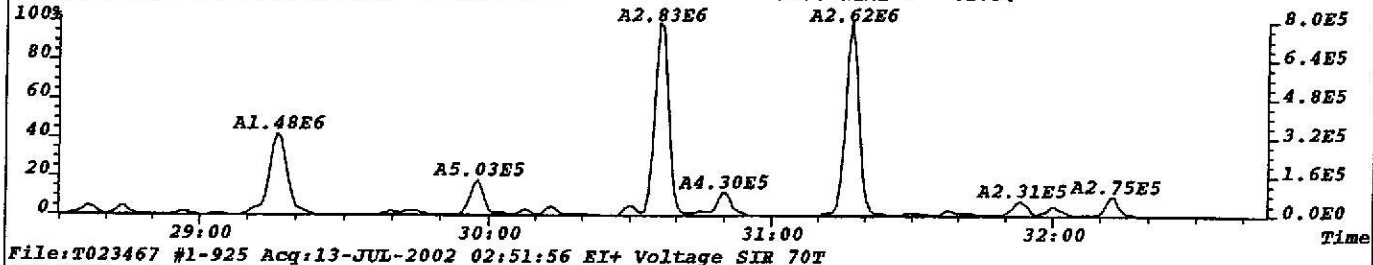

File:T023467 #1-925 Acq:13-JUL-2002 02:51:56 EI+ Voltage SIR 70T
330.9792 F:2 Exp:NDB5US
TRIANGLE LABS Text:TLI#57752B DF-DP-3-0.5 INJ. TIME = 02:54

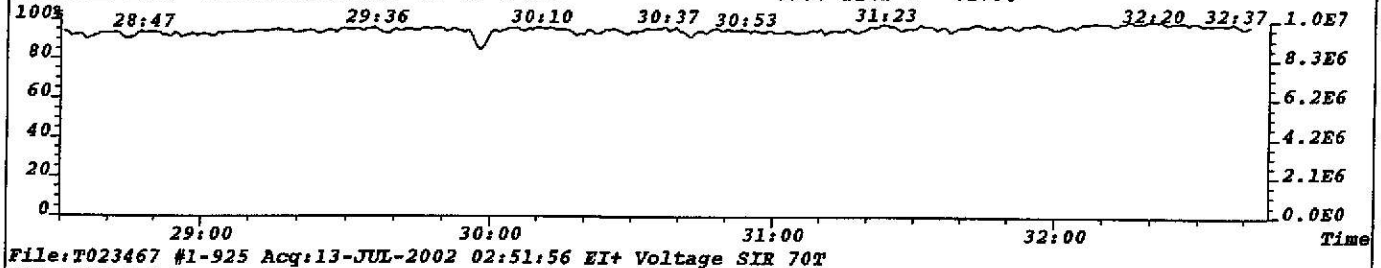

File:T023467 #1-925 Acq:13-JUL-2002 02:51:56 EI+ Voltage SIR 70T
409.7974 F:2 Exp:NDB5US
TRIANGLE LABS Text:TLI#57752B DF-DP-3-0.5 INJ. TIME = 02:54

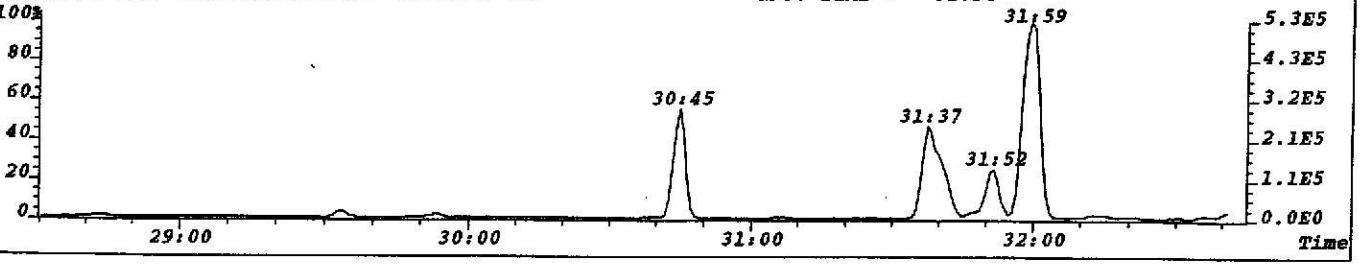

File:T023467 #1-925 Acq:13-JUL-2002 02:51:56 EI+ Voltage SIR 70T Noise:178
355.8546 F:2 BSUB(256,30,-3.0) PKD(7,5,3,0.05%,712.0,1.00%,F,T) Exp:NDB5US
TRIANGLE LABS Text:TLI#57752B DF-DP-3-0.5 INJ. TIME = 02:54

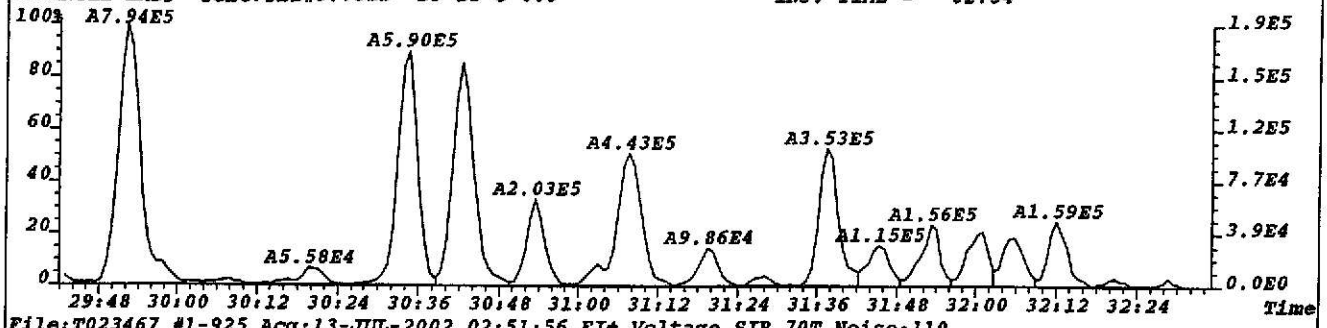

File:T023467 #1-925 Acq:13-JUL-2002 02:51:56 EI+ Voltage SIR 70T Noise:110
357.8516 F:2 BSUB(256,30,-3.0) PKD(7,5,3,0.05%,440.0,1.00%,F,T) Exp:NDB5US
TRIANGLE LABS Text:TLI#57752B DF-DP-3-0.5 INJ. TIME = 02:54

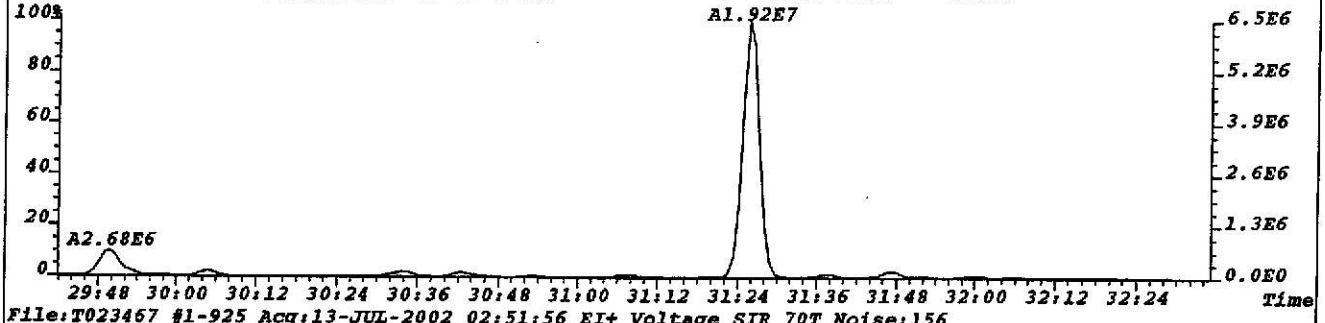

File:T023467 #1-925 Acq:13-JUL-2002 02:51:56 EI+ Voltage SIR 70T Noise:156
367.8949 F:2 BSUB(256,30,-3.0) PKD(7,5,3,0.05%,624.0,1.00%,F,T) Exp:NDB5US
TRIANGLE LABS Text:TLI#57752B DF-DP-3-0.5 INJ. TIME = 02:54

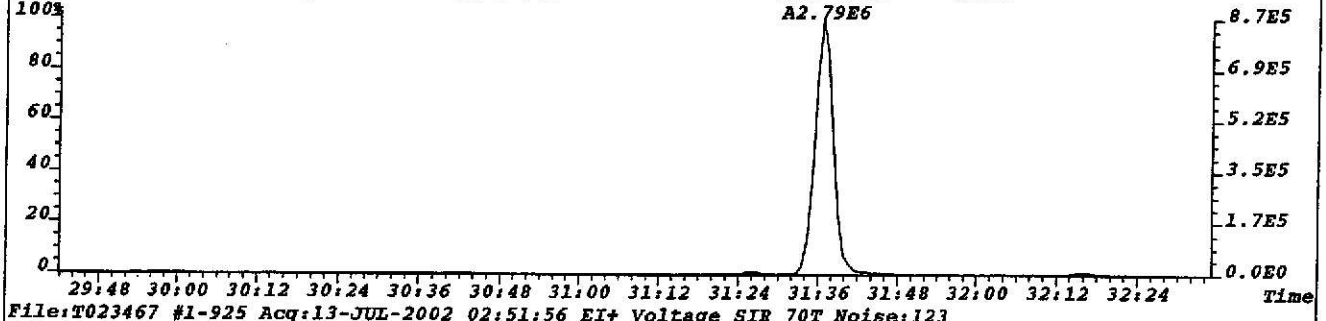

File:T023467 #1-925 Acq:13-JUL-2002 02:51:56 EI+ Voltage SIR 70T Noise:123
369.8919 F:2 BSUB(256,30,-3.0) PKD(7,5,3,0.05%,492.0,1.00%,F,T) Exp:NDB5US
TRIANGLE LABS Text:TLI#57752B DF-DP-3-0.5 INJ. TIME = 02:54

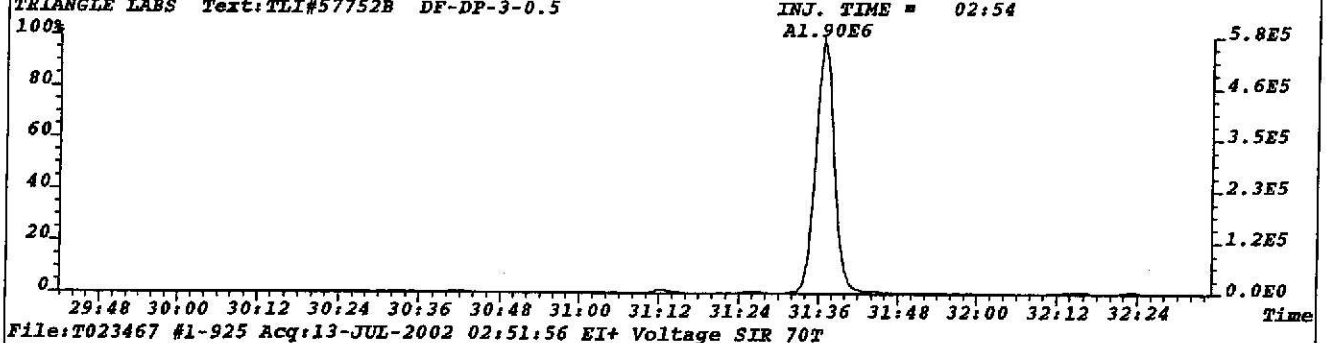

File:T023467 #1-925 Acq:13-JUL-2002 02:51:56 EI+ Voltage SIR 70T
330.9792 F:2 Exp:NDB5US
TRIANGLE LABS Text:TLI#57752B DF-DP-3-0.5 INJ. TIME = 02:54

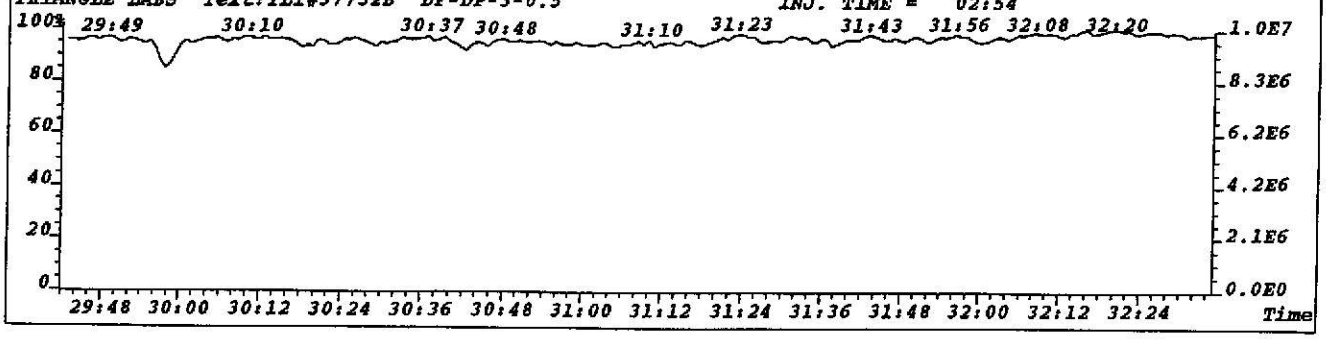

File:T023467 #1-386 Acq:13-JUL-2002 02:51:56 EI+ Voltage SIR 70T Noise:1019
373.8208 F:3 BSUB(256,30,-3.0) PKD(7,5,3,0.05%,4076.0,1.00%,F,T) Exp:NDB5US
TRIANGLE LABS Text:TLI#57752B DF-DP-3-0.5 INJ. TIME = 02:54



File:T023467 #1-386 Acq:13-JUL-2002 02:51:56 EI+ Voltage SIR 70T Noise:765
375.8178 F:3 BSUB(256,30,-3.0) PKD(7,5,3,0.05%,3060.0,1.00%,F,T) Exp:NDB5US
TRIANGLE LABS Text:TLI#57752B DF-DP-3-0.5 INJ. TIME = 02:54

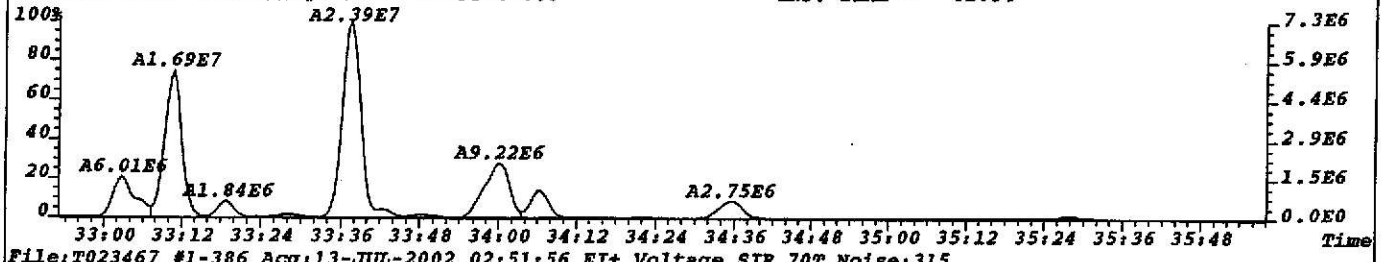

File:T023467 #1-386 Acq:13-JUL-2002 02:51:56 EI+ Voltage SIR 70T Noise:315
383.8639 F:3 BSUB(256,30,-3.0) PKD(7,5,3,0.05%,1260.0,1.00%,F,T) Exp:NDB5US
TRIANGLE LABS Text:TLI#57752B DF-DP-3-0.5 INJ. TIME = 02:54

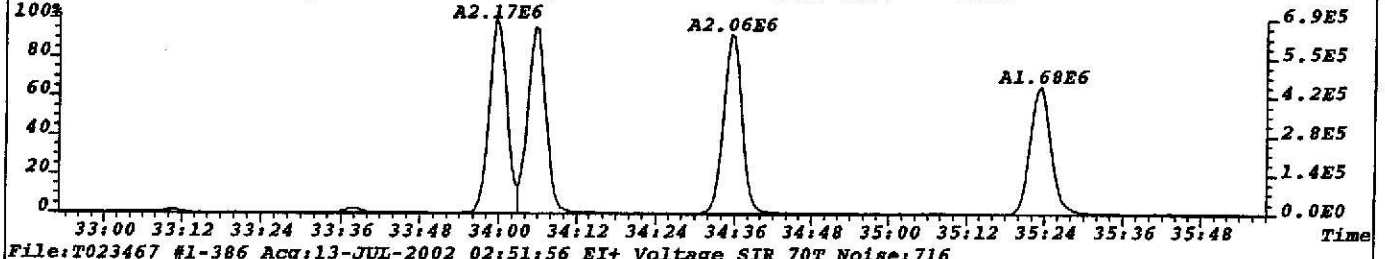

File:T023467 #1-386 Acq:13-JUL-2002 02:51:56 EI+ Voltage SIR 70T Noise:716
385.8610 F:3 BSUB(256,30,-3.0) PKD(7,5,3,0.05%,2864.0,1.00%,F,T) Exp:NDB5US
TRIANGLE LABS Text:TLI#57752B DF-DP-3-0.5 INJ. TIME = 02:54

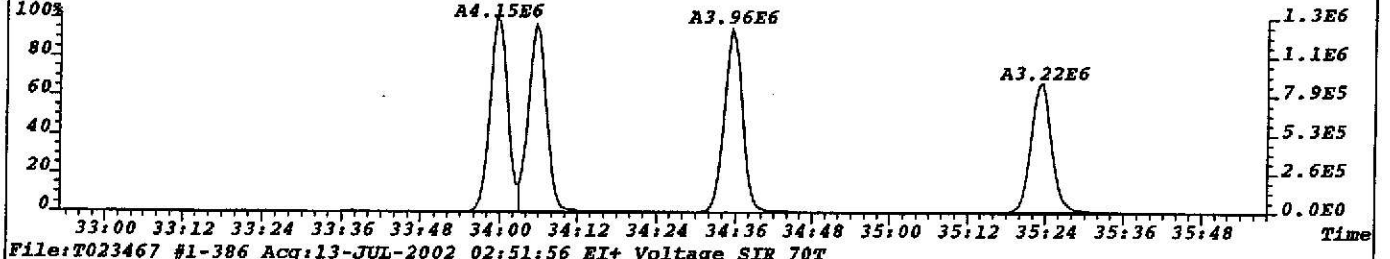

File:T023467 #1-386 Acq:13-JUL-2002 02:51:56 EI+ Voltage SIR 70T
392.9760 F:3 Exp:NDB5US
TRIANGLE LABS Text:TLI#57752B DF-DP-3-0.5 INJ. TIME = 02:54

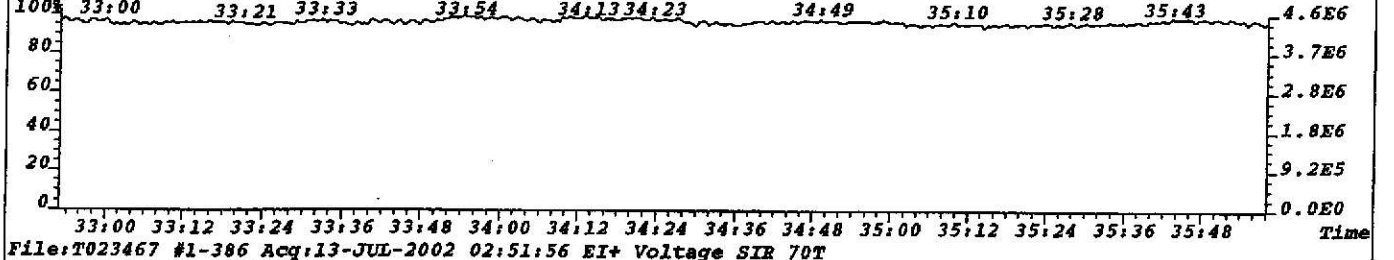

File:T023467 #1-386 Acq:13-JUL-2002 02:51:56 EI+ Voltage SIR 70T
445.7555 F:3 Exp:NDB5US
TRIANGLE LABS Text:TLI#57752B DF-DP-3-0.5 INJ. TIME = 02:54

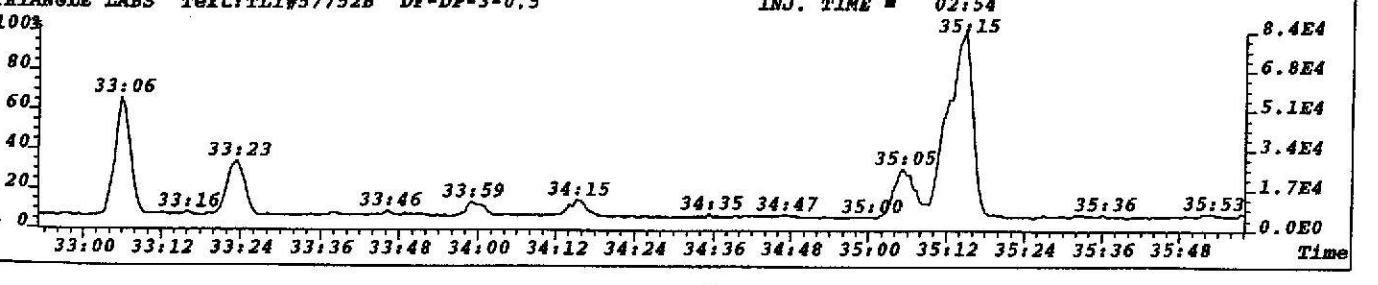

File:T023467 #1-386 Acq:13-JUL-2002 02:51:56 EI+ Voltage SIR 70T Noise:559
389.8156 F:3 BSUB(256,30,-3.0) PKD(7,5,3,0.05%,2236.0,1.00%,F,T) Exp:NDB5US
TRIANGLE LABS Text:TLI#57752B DF-DP-3-0.5 INJ. TIME = 02:54

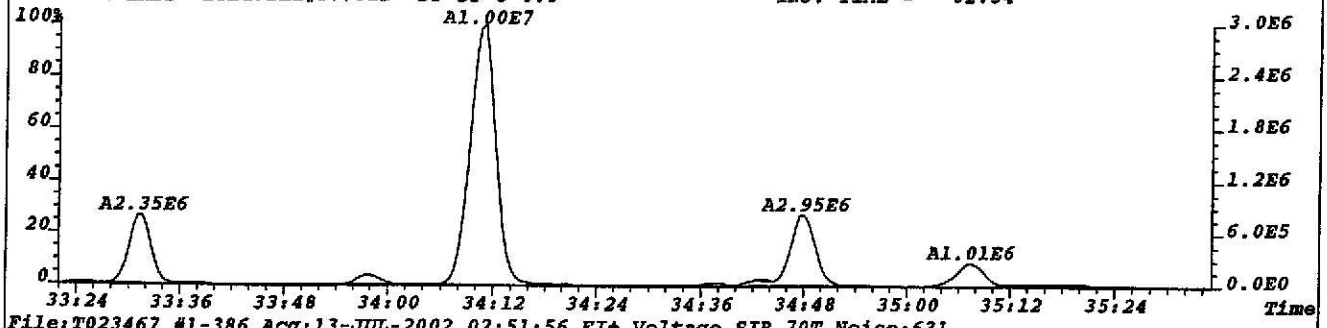

File:T023467 #1-386 Acq:13-JUL-2002 02:51:56 EI+ Voltage SIR 70T Noise:631
391.8127 F:3 BSUB(256,30,-3.0) PKD(7,5,3,0.05%,2524.0,1.00%,F,T) Exp:NDB5US
TRIANGLE LABS Text:TLI#57752B DF-DP-3-0.5 INJ. TIME = 02:54

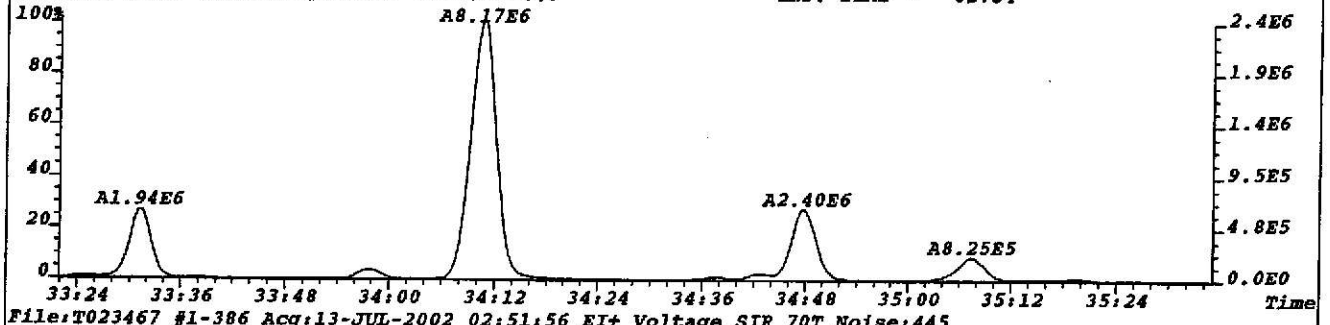

File:T023467 #1-386 Acq:13-JUL-2002 02:51:56 EI+ Voltage SIR 70T Noise:445
401.8558 F:3 BSUB(256,30,-3.0) PKD(7,5,3,0.05%,1780.0,1.00%,F,T) Exp:NDB5US
TRIANGLE LABS Text:TLI#57752B DF-DP-3-0.5 INJ. TIME = 02:54

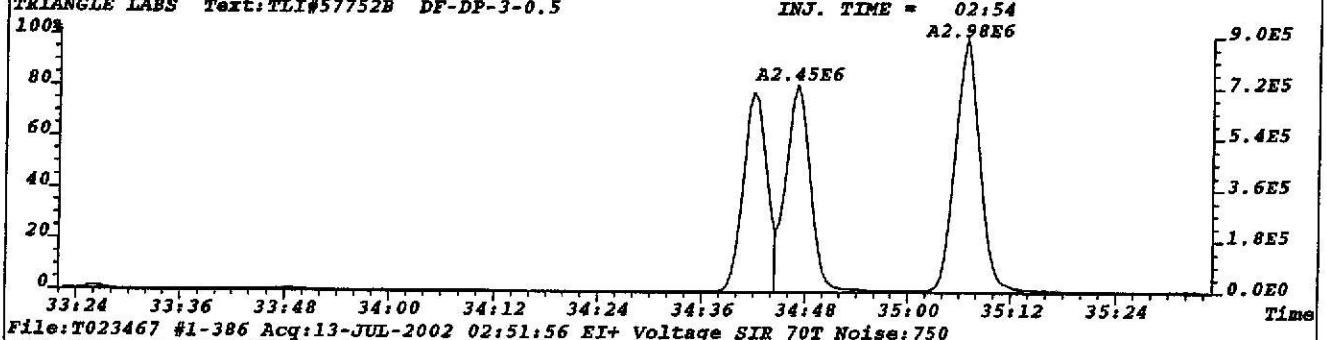

File:T023467 #1-386 Acq:13-JUL-2002 02:51:56 EI+ Voltage SIR 70T Noise:750
403.8529 F:3 BSUB(256,30,-3.0) PKD(7,5,3,0.05%,3000.0,1.00%,F,T) Exp:NDB5US
TRIANGLE LABS Text:TLI#57752B DF-DP-3-0.5 INJ. TIME = 02:54

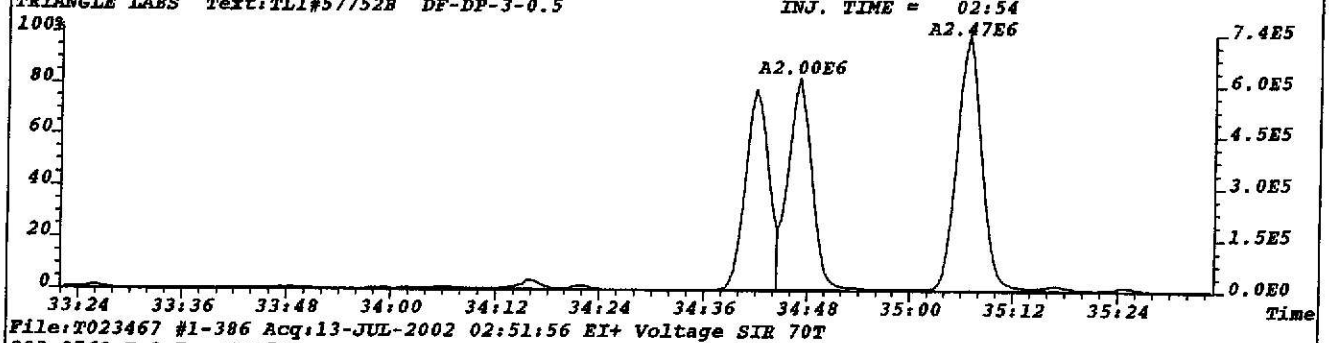

File:T023467 #1-386 Acq:13-JUL-2002 02:51:56 EI+ Voltage SIR 70T
392.9760 F:3 Exp:NDB5US
TRIANGLE LABS Text:TLI#57752B DF-DP-3-0.5 INJ. TIME = 02:54

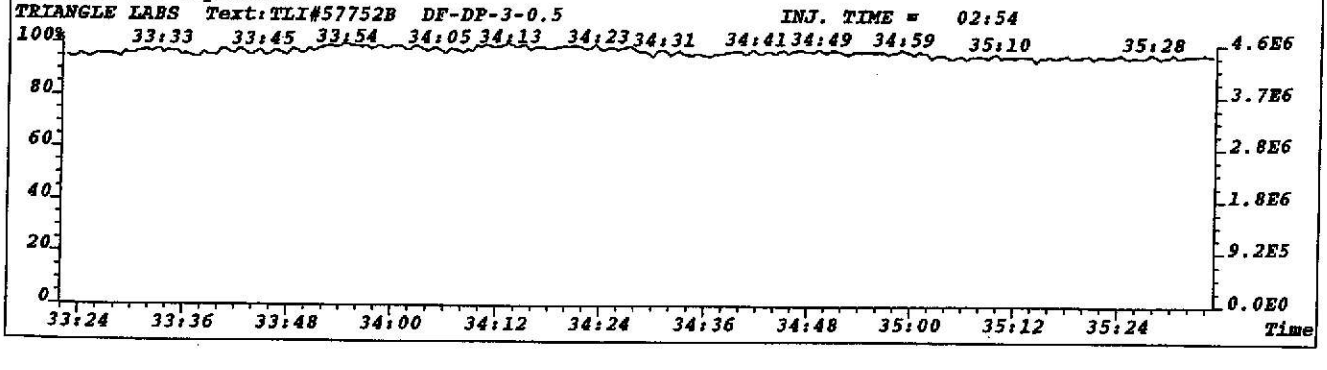

File:T023467 #1-708 Acq:13-JUL-2002 02:51:56 EI+ Voltage SIR 70T Noise:658
407.7818 F:4 BSUB(256,30,-3.0) PKD(7,5,3,0.05%,2632.0,1.00%,F,T) Exp:NDB5US
TRIANGLE LABS Text:TLI#57752B DF-DP-3-0.5 INJ. TIME = 02:54

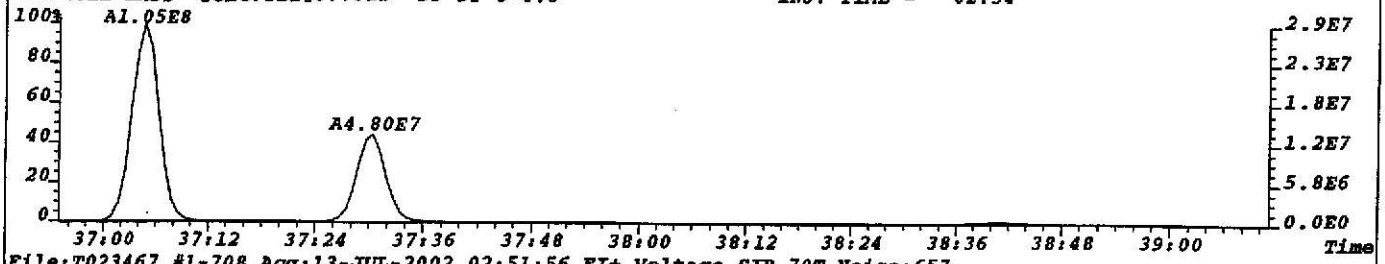

File:T023467 #1-708 Acq:13-JUL-2002 02:51:56 EI+ Voltage SIR 70T Noise:657
409.7789 F:4 BSUB(256,30,-3.0) PKD(7,5,3,0.05%,2628.0,1.00%,F,T) Exp:NDB5US
TRIANGLE LABS Text:TLI#57752B DF-DP-3-0.5 INJ. TIME = 02:54

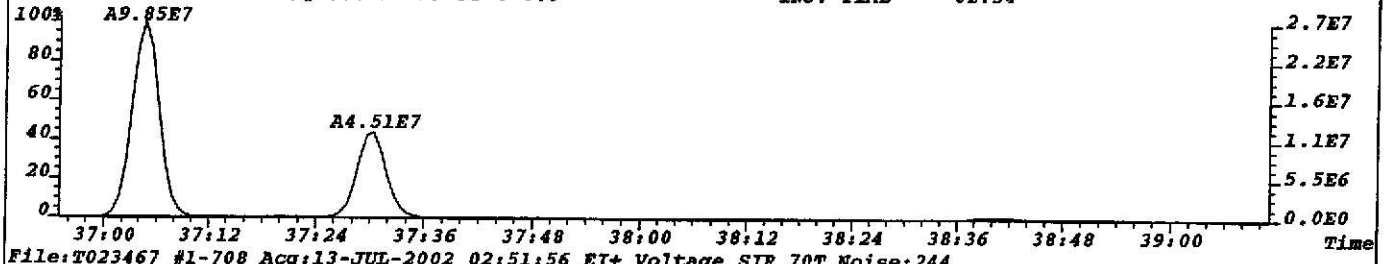

File:T023467 #1-708 Acq:13-JUL-2002 02:51:56 EI+ Voltage SIR 70T Noise:244
417.8253 F:4 BSUB(256,30,-3.0) PKD(7,5,3,0.05%,976.0,1.00%,F,T) Exp:NDB5US
TRIANGLE LABS Text:TLI#57752B DF-DP-3-0.5 INJ. TIME = 02:54

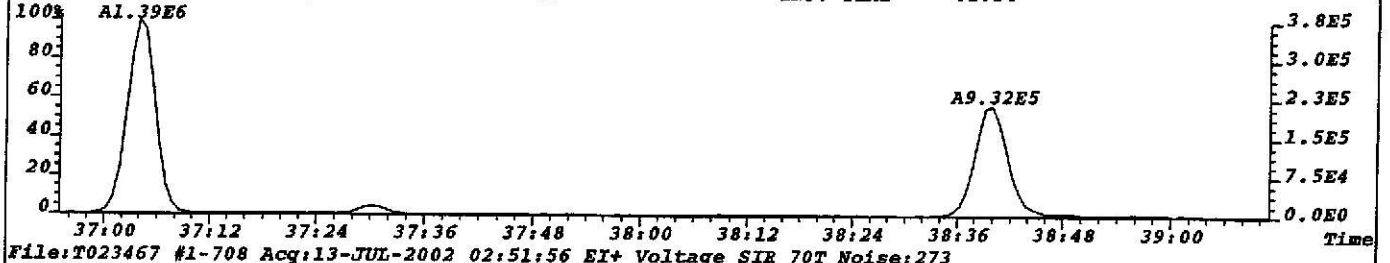

File:T023467 #1-708 Acq:13-JUL-2002 02:51:56 EI+ Voltage SIR 70T Noise:273
419.8220 F:4 BSUB(256,30,-3.0) PKD(7,5,3,0.05%,1092.0,1.00%,F,T) Exp:NDB5US
TRIANGLE LABS Text:TLI#57752B DF-DP-3-0.5 INJ. TIME = 02:54

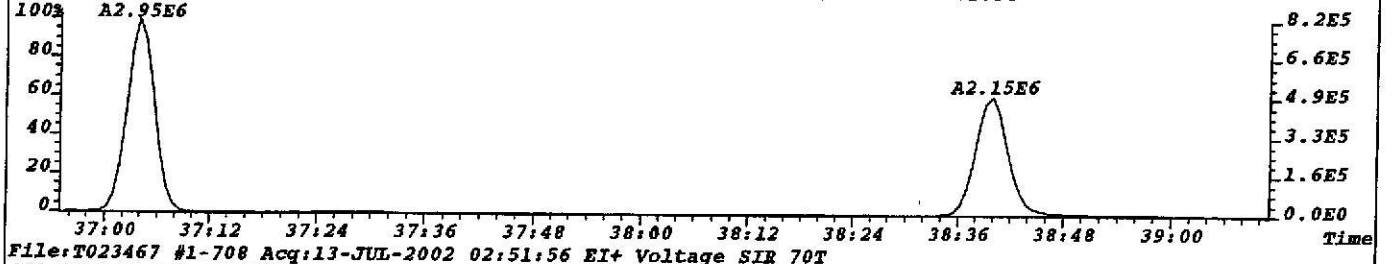

File:T023467 #1-708 Acq:13-JUL-2002 02:51:56 EI+ Voltage SIR 70T
430.9729 F:4 Exp:NDB5US
TRIANGLE LABS Text:TLI#57752B DF-DP-3-0.5 INJ. TIME = 02:54

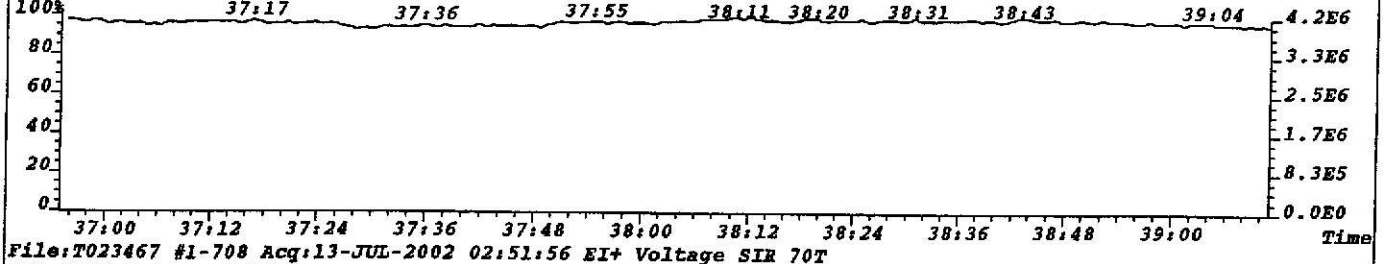

File:T023467 #1-708 Acq:13-JUL-2002 02:51:56 EI+ Voltage SIR 70T
479.7165 F:4 Exp:NDB5US
TRIANGLE LABS Text:TLI#57752B DF-DP-3-0.5 INJ. TIME = 02:54

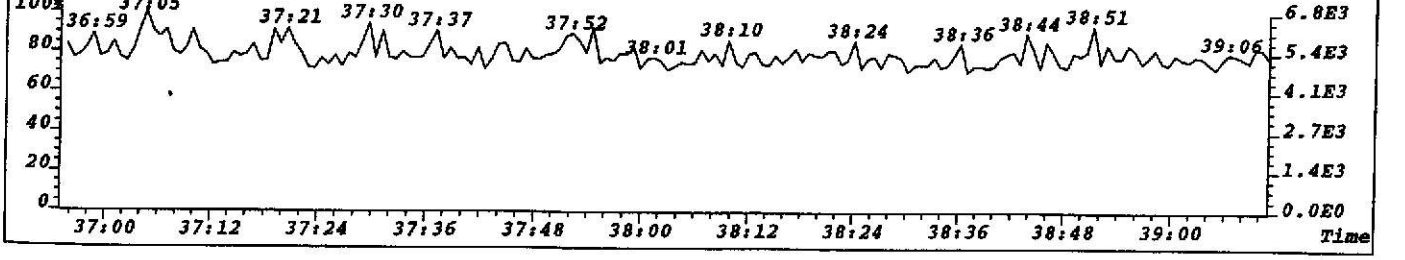

File:T023467 #1-708 Acq:13-JUL-2002 02:51:56 EI+ Voltage SIR 70T Noise:305
423.7766 F:4 BSUB(256,30,-3.0) PKD(7,5,3,0.05%,1220.0,1.00%,F,T) Exp:NDB5US
TRIANGLE LABS Text:TLI#57752B DF-DP-3-0.5 INJ. TIME = 02:54

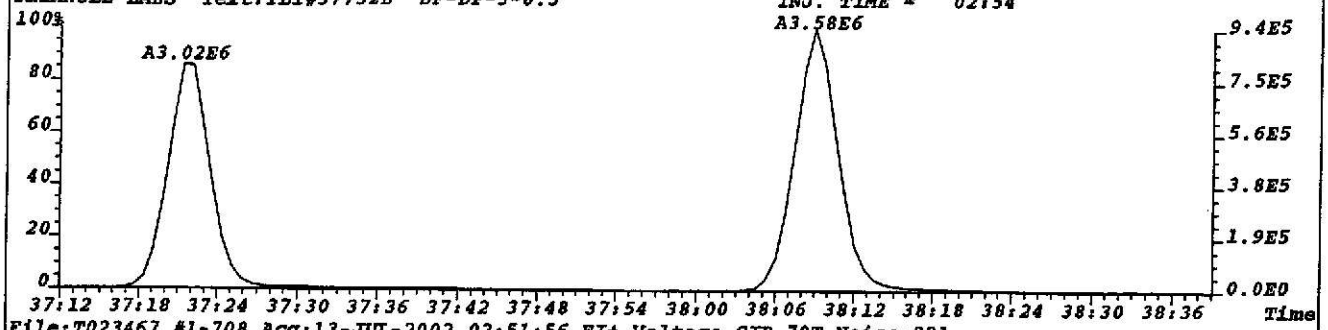

File:T023467 #1-708 Acq:13-JUL-2002 02:51:56 EI+ Voltage SIR 70T Noise:291
425.7737 F:4 BSUB(256,30,-3.0) PKD(7,5,3,0.05%,1164.0,1.00%,F,T) Exp:NDB5US
TRIANGLE LABS Text:TLI#57752B DF-DP-3-0.5 INJ. TIME = 02:54

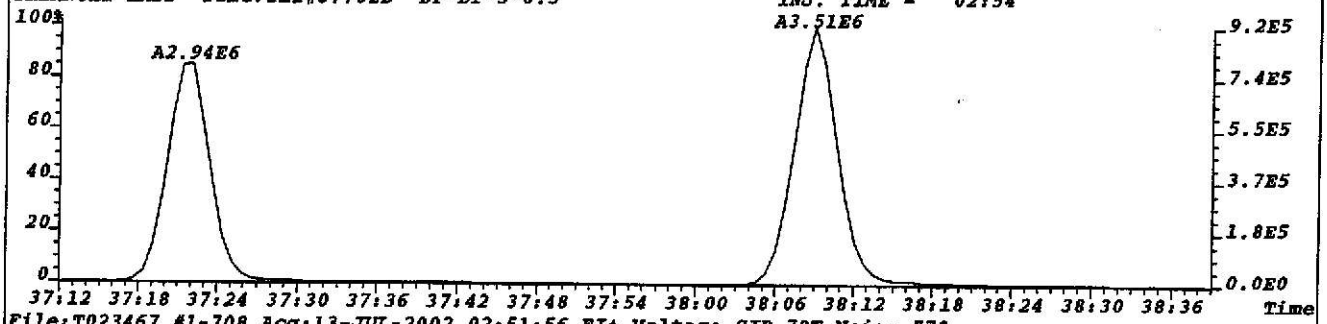

File:T023467 #1-708 Acq:13-JUL-2002 02:51:56 EI+ Voltage SIR 70T Noise:770
435.8169 F:4 BSUB(256,30,-3.0) PKD(7,5,3,0.05%,3080.0,1.00%,F,T) Exp:NDB5US
TRIANGLE LABS Text:TLI#57752B DF-DP-3-0.5 INJ. TIME = 02:54

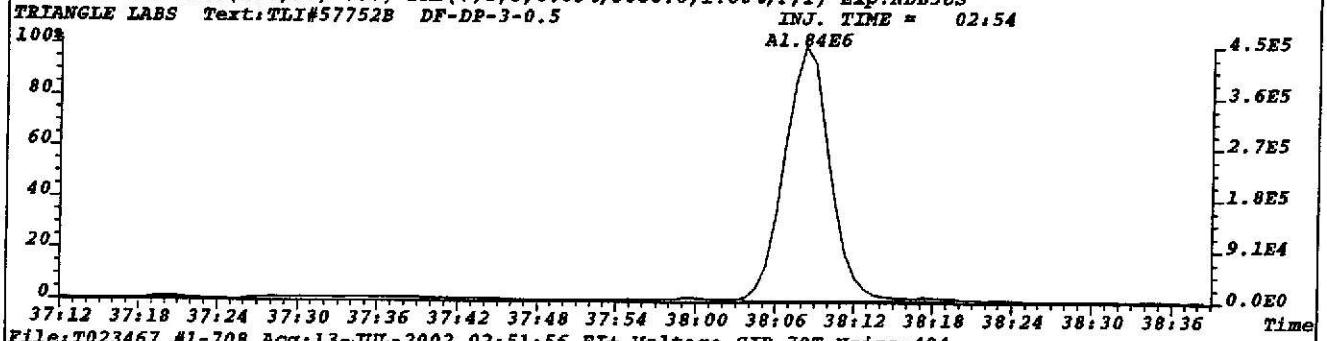

File:T023467 #1-708 Acq:13-JUL-2002 02:51:56 EI+ Voltage SIR 70T Noise:484
437.8140 F:4 BSUB(256,30,-3.0) PKD(7,5,3,0.05%,1936.0,1.00%,F,T) Exp:NDB5US
TRIANGLE LABS Text:TLI#57752B DF-DP-3-0.5 INJ. TIME = 02:54

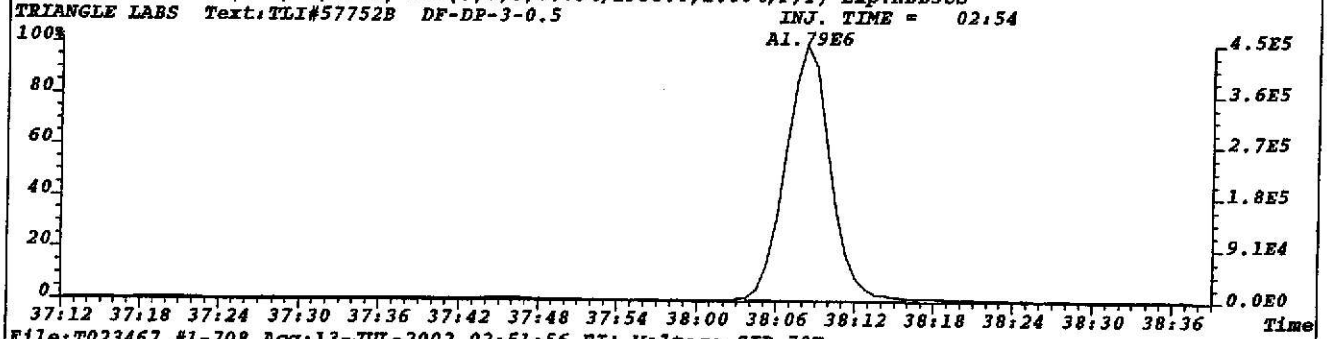

File:T023467 #1-708 Acq:13-JUL-2002 02:51:56 EI+ Voltage SIR 70T
430.9729 F:4 Exp:NDB5US
TRIANGLE LABS Text:TLI#57752B DF-DP-3-0.5 INJ. TIME = 02:54

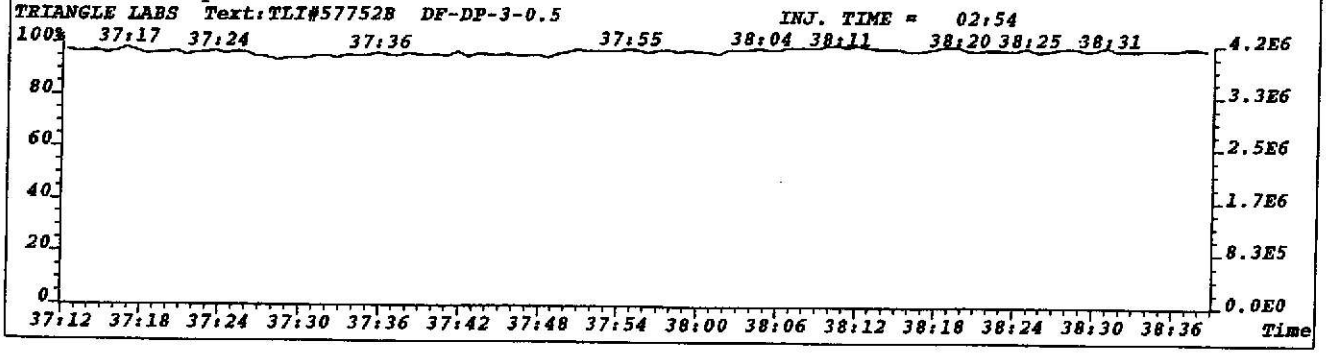

File:T023467 #1-708 Acq:13-JUL-2002 02:51:56 EI+ Voltage SIR 70T Noise:184
441.7428 F:4 BSUB(256,30,-3.0) PKD(7,5,3,0.05%,736.0,1.00%,F,T) Exp:NDB5US
TRIANGLE LABS Text:TLI#57752B DF-DP-3-0.5 INJ. TIME = 02:54

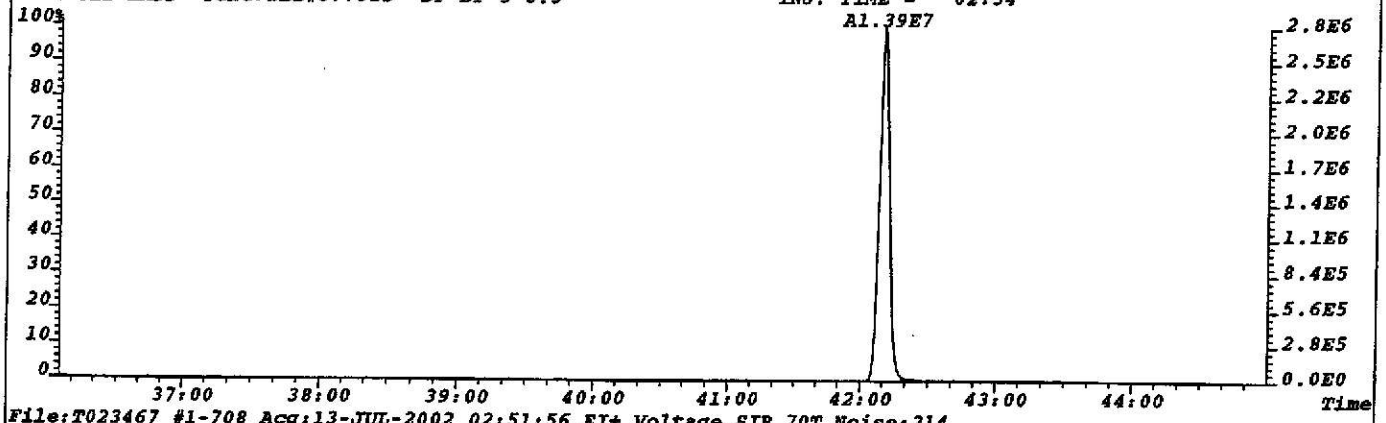

File:T023467 #1-708 Acq:13-JUL-2002 02:51:56 EI+ Voltage SIR 70T Noise:214
443.7399 F:4 BSUB(256,30,-3.0) PKD(7,5,3,0.05%,856.0,1.00%,F,T) Exp:NDB5US
TRIANGLE LABS Text:TLI#57752B DF-DP-3-0.5 INJ. TIME = 02:54

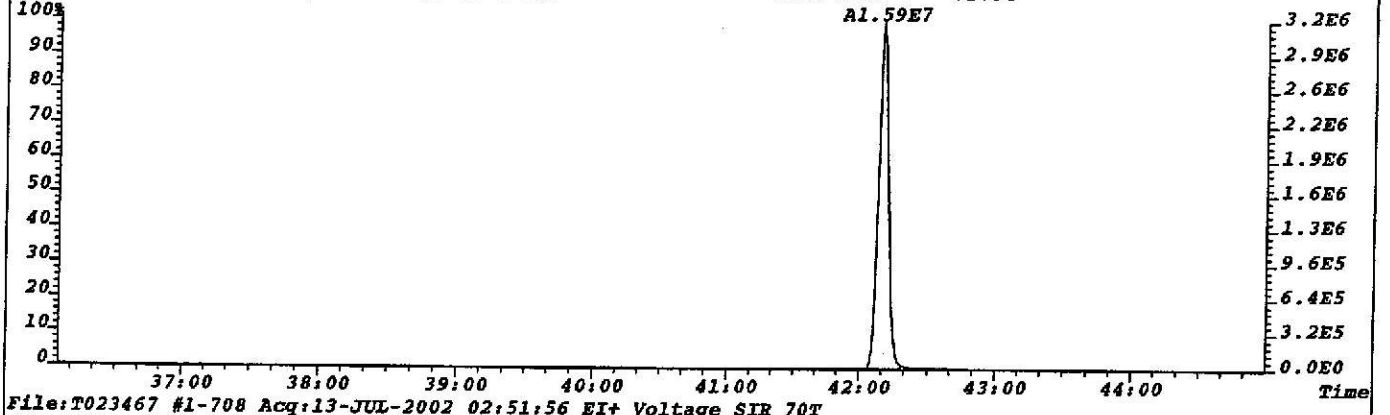

File:T023467 #1-708 Acq:13-JUL-2002 02:51:56 EI+ Voltage SIR 70T
430.9729 F:4 Exp:NDB5US
TRIANGLE LABS Text:TLI#57752B DF-DP-3-0.5 INJ. TIME = 02:54

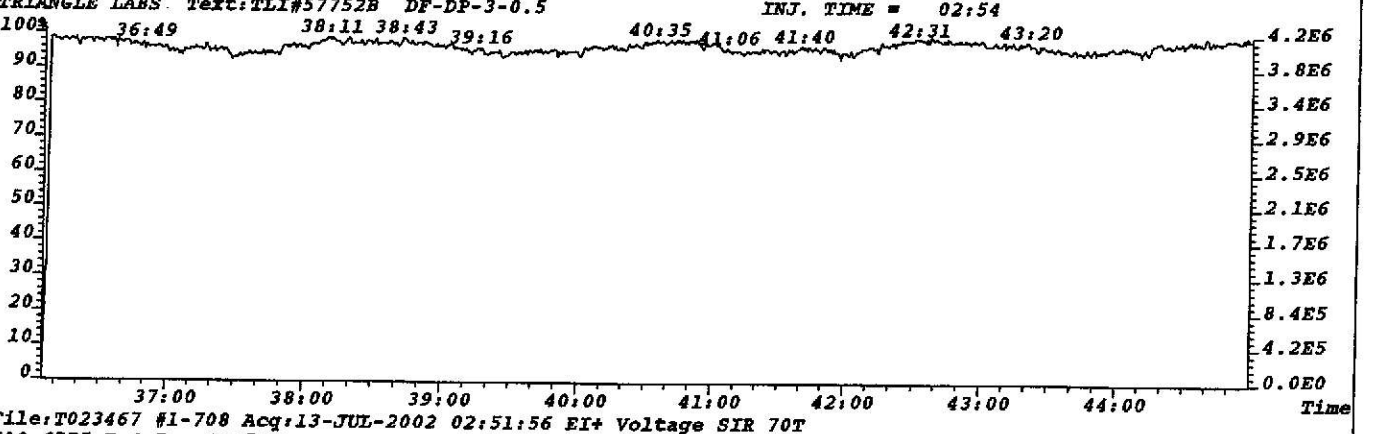

File:T023467 #1-708 Acq:13-JUL-2002 02:51:56 EI+ Voltage SIR 70T
513.6775 F:4 Exp:NDB5US
TRIANGLE LABS Text:TLI#57752B DF-DP-3-0.5 INJ. TIME = 02:54

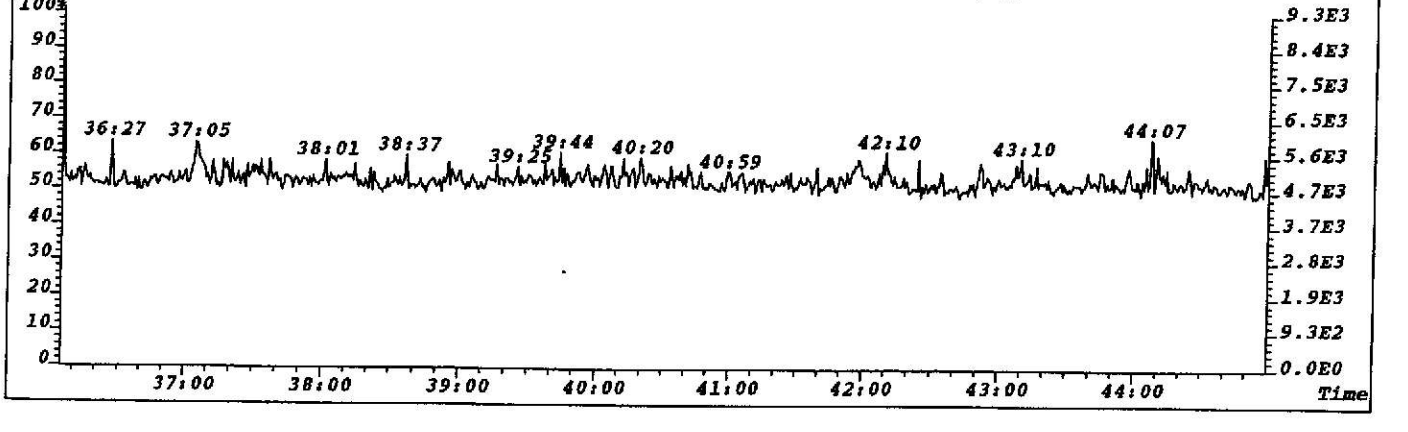

File:T023467 #1-708 Acq:13-JUL-2002 02:51:56 EI+ Voltage SIR 70T Noise:160
457.7377 F:4 BSUB(256,30,-3.0) PKD(7,5,3,0.05%,640.0,1.00%,F,T) Exp:NDB5US
TRIANGLE LABS Text:TLI#57752B DF-DP-3-0.5 INJ. TIME = 02:54

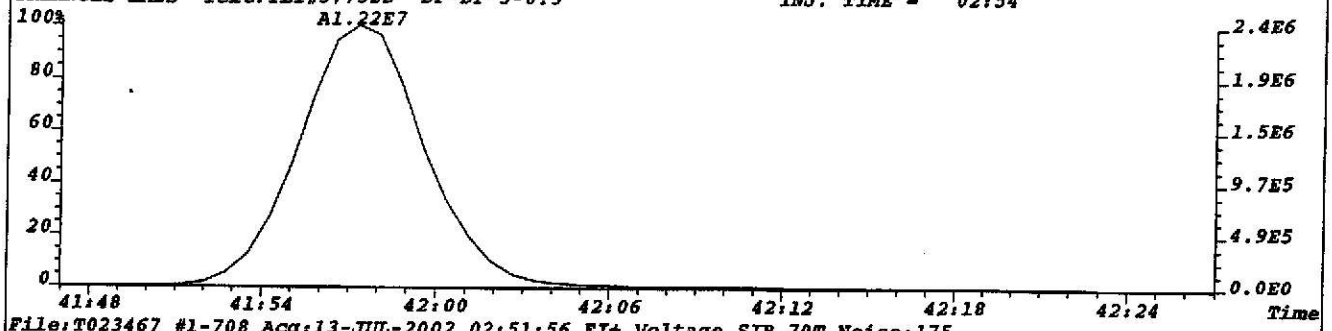

File:T023467 #1-708 Acq:13-JUL-2002 02:51:56 EI+ Voltage SIR 70T Noise:175
459.7348 F:4 BSUB(256,30,-3.0) PKD(7,5,3,0.05%,700.0,1.00%,F,T) Exp:NDB5US
TRIANGLE LABS Text:TLI#57752B DF-DP-3-0.5 INJ. TIME = 02:54

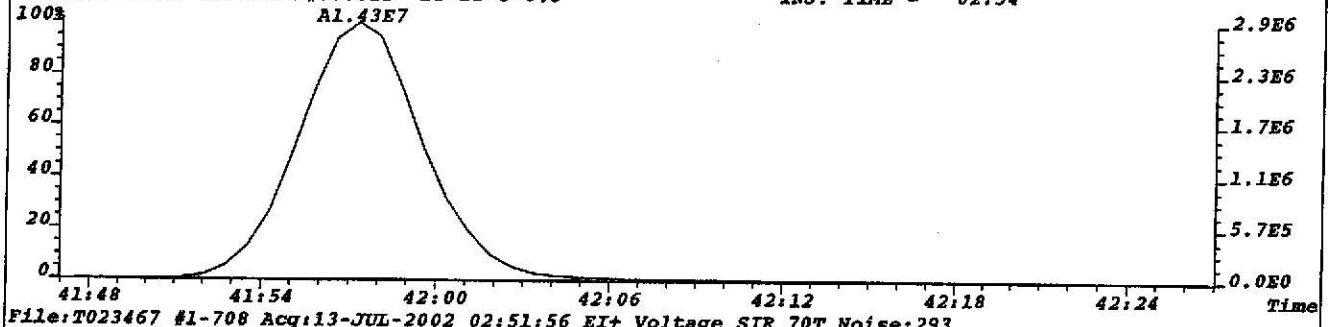

File:T023467 #1-708 Acq:13-JUL-2002 02:51:56 EI+ Voltage SIR 70T Noise:293
469.7779 F:4 BSUB(256,30,-3.0) PKD(7,5,3,0.05%,1172.0,1.00%,F,T) Exp:NDB5US
TRIANGLE LABS Text:TLI#57752B DF-DP-3-0.5 INJ. TIME = 02:54

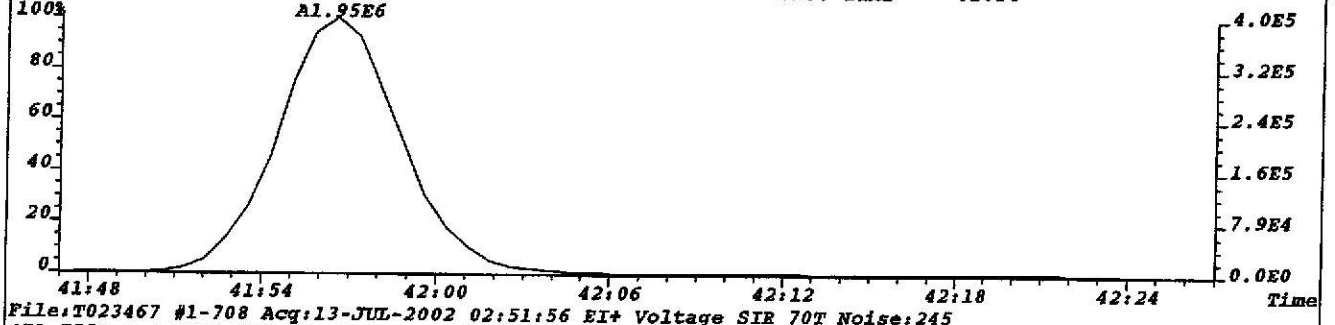

File:T023467 #1-708 Acq:13-JUL-2002 02:51:56 EI+ Voltage SIR 70T Noise:245
471.7750 F:4 BSUB(256,30,-3.0) PKD(7,5,3,0.05%,980.0,1.00%,F,T) Exp:NDB5US
TRIANGLE LABS Text:TLI#57752B DF-DP-3-0.5 INJ. TIME = 02:54

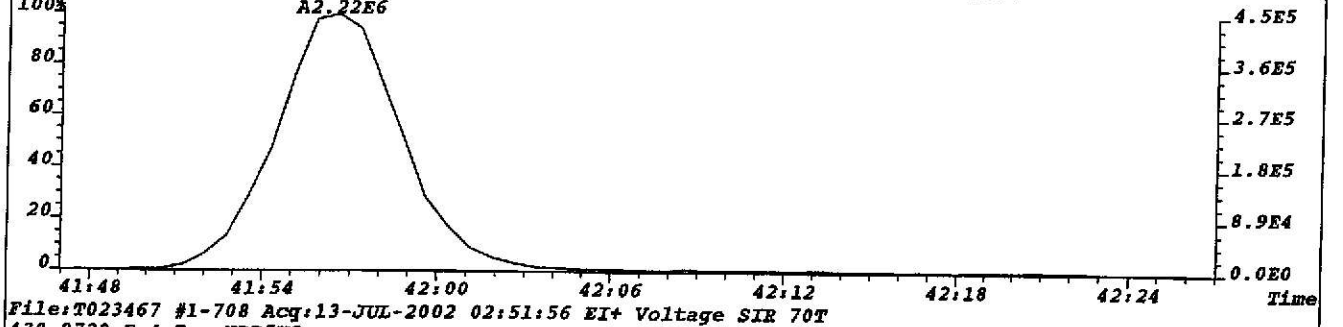

File:T023467 #1-708 Acq:13-JUL-2002 02:51:56 EI+ Voltage SIR 70T
430.9729 F:4 Exp:NDB5US
TRIANGLE LABS Text:TLI#57752B DF-DP-3-0.5 INJ. TIME = 02:54

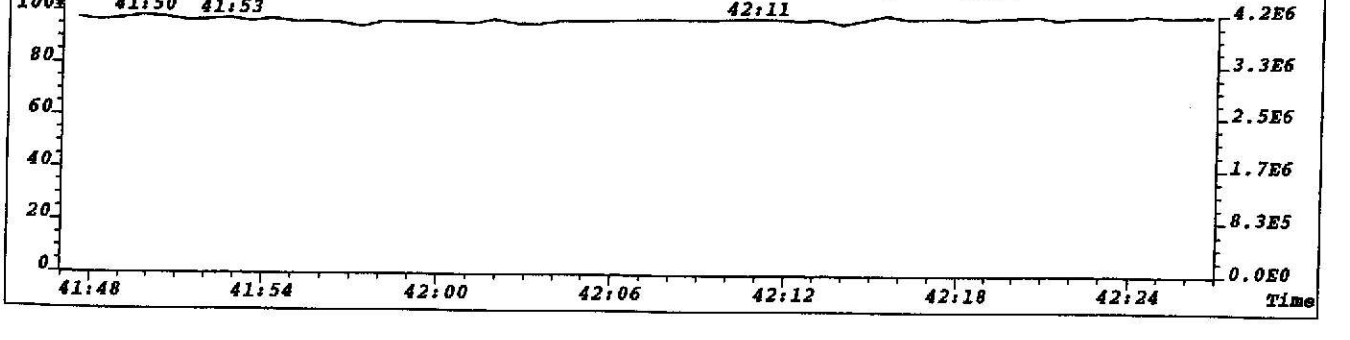

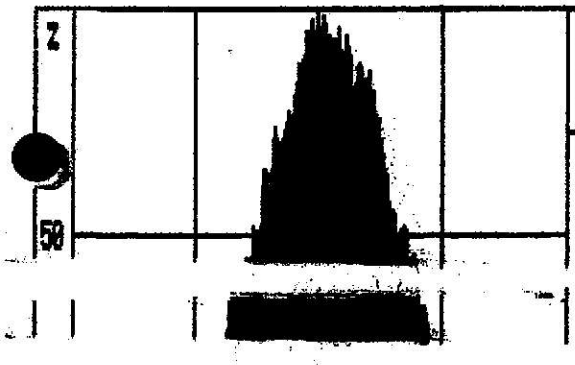

Channel I 330.9792 Peak top
Height .97 volts Span 200 ppm

System file name	ND85US
Data file name	A:T712824
Resolution	10000
[illegible]	2
Ionization mode	EI+
[illegible]	[illegible]

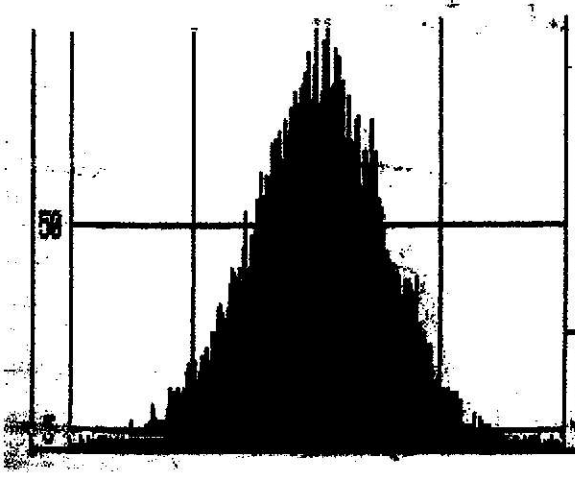

C	306	L	334	U	376
D	316	M	340	V	410
E	318	N	342		
F	320	O	352		
G	322	P	354		
H	328	Q	356		
I	331	R	358		

Ref. mass 416.9700 Peak top
Height .14 volts Span 200 ppm

OEM 7116102

File:T023467 #1-925 Acq:13-JUL-2002 02:51:56 EI+ Voltage SIR 70T
303.9016 F:2 Exp:NDB5US
Sample Text:TLI#57752B DF-DP-3-0.5 INJ. TIME = 02:54 File Text:TLI#57752B D»

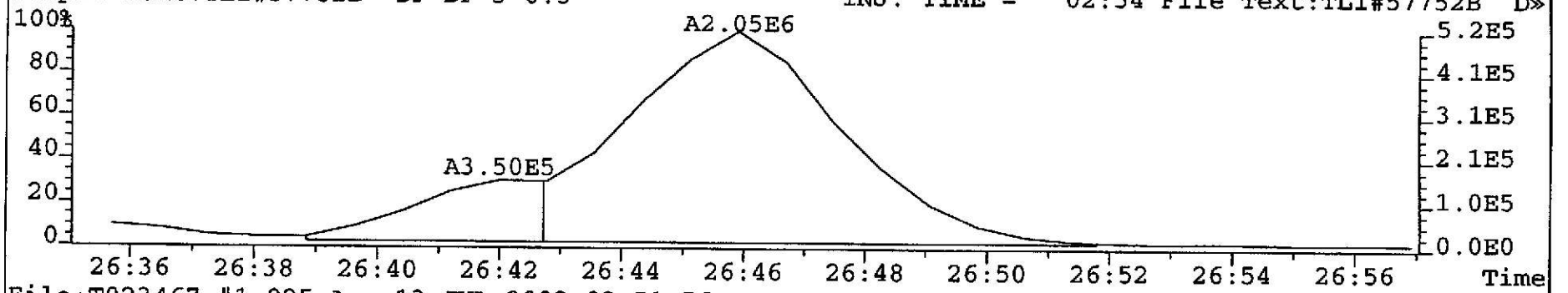

File:T023467 #1-925 Acq:13-JUL-2002 02:51:56 EI+ Voltage SIR 70T
305.8987 F:2 Exp:NDB5US
Sample Text:TLI#57752B DF-DP-3-0.5 INJ. TIME = 02:54 File Text:TLI#57752B D»

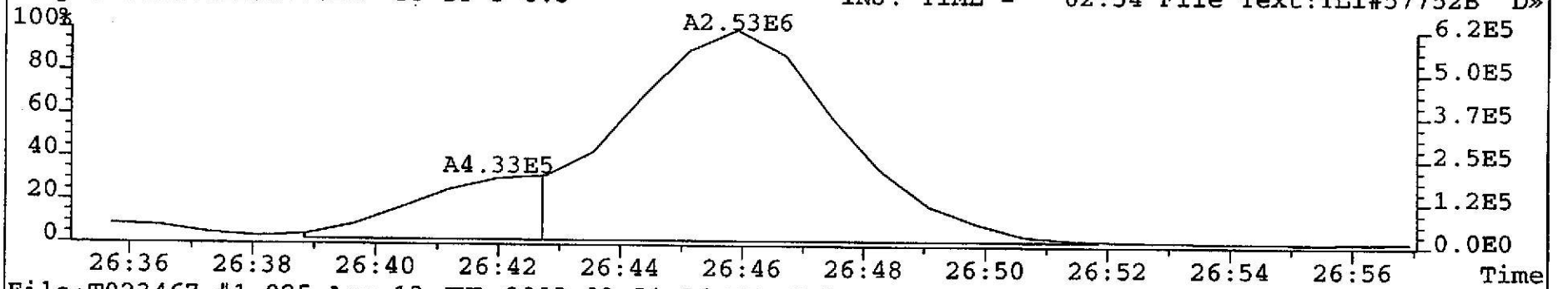

File:T023467 #1-925 Acq:13-JUL-2002 02:51:56 EI+ Voltage SIR 70T
317.9389 F:2 Exp:NDB5US
Sample Text:TLI#57752B DF-DP-3-0.5 INJ. TIME = 02:54 File Text:TLI#57752B D»

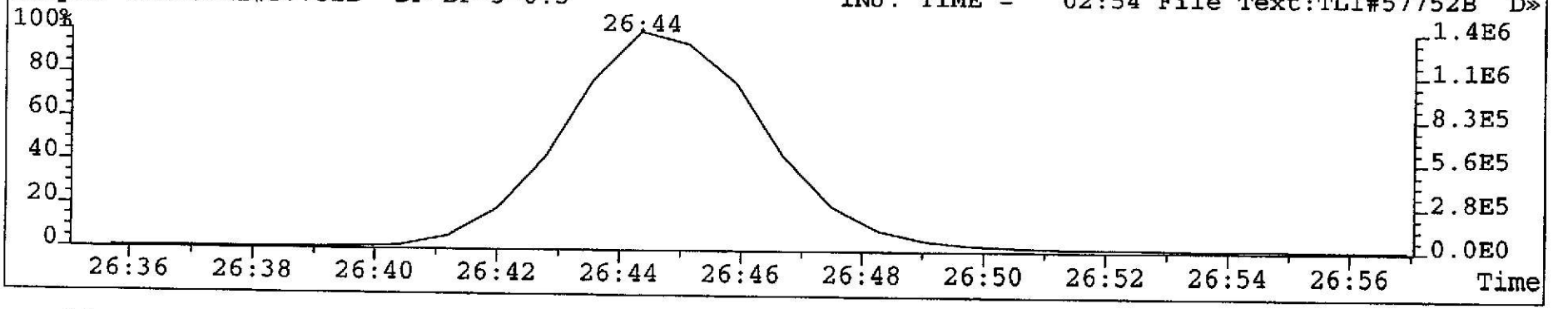

N = 0.0483 + 0.05 = 0.0983 CEM 7/11/02

File:T023467 #1-925 Acq:13-JUL-2002 02:51:56 EI+ Voltage SIR 70T
319.8965 F:2 Exp:NDB5US
Sample Text:TLI#57752B DF-DP-3-0.5 INJ. TIME = 02:54 File Text:TLI#57752B D»

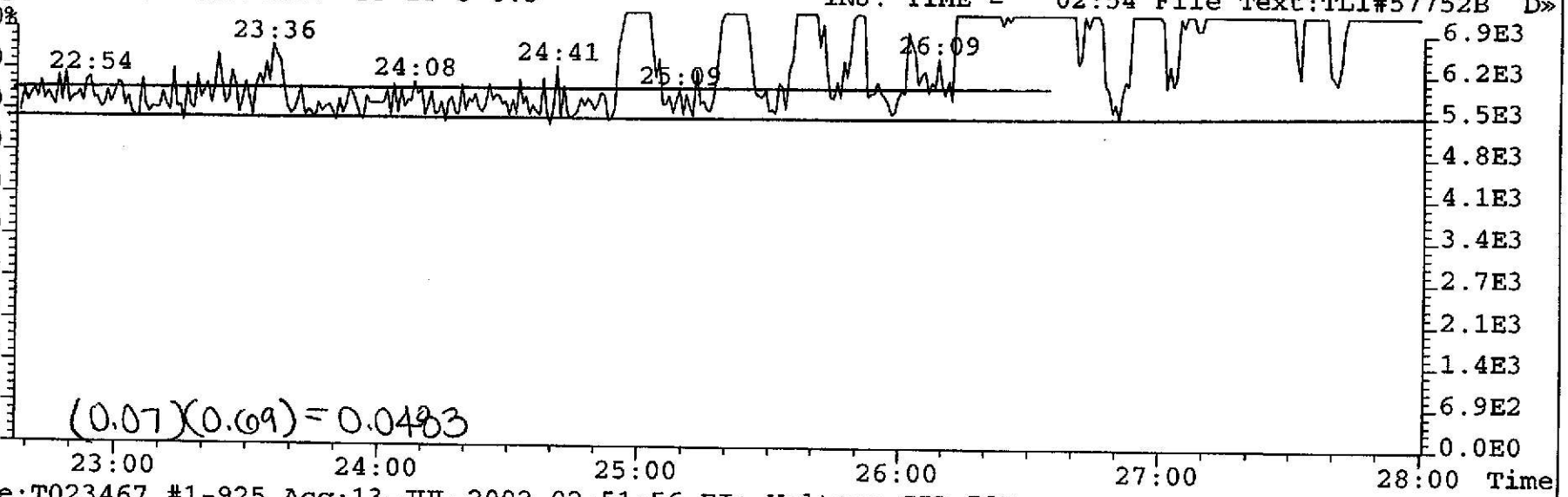

(0.07)(0.69) = 0.0483

File:T023467 #1-925 Acq:13-JUL-2002 02:51:56 EI+ Voltage SIR 70T
321.8936 F:2 Exp:NDB5US
Sample Text:TLI#57752B DF-DP-3-0.5 INJ. TIME = 02:54 File Text:TLI#57752B D»

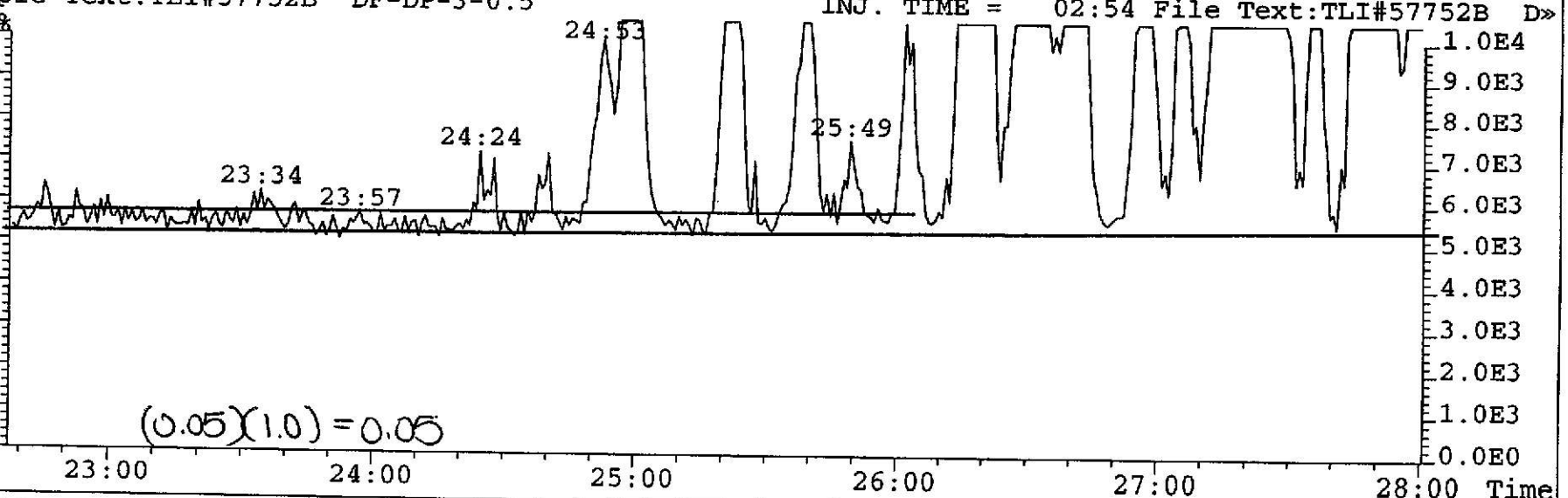

(0.05)(1.0) = 0.05

P.OBM 7/16/02

OBM 7/16/02

File:T023467 #1-925 Acq:13-JUL-2002 02:51:56 EI+ Voltage SIR 70T
319.8965 F:2 Exp:NDB5US
Sample Text:TLI#57752B DF-DP-3-0.5 INJ. TIME = 02:54 File Text:TLI#57752B D»

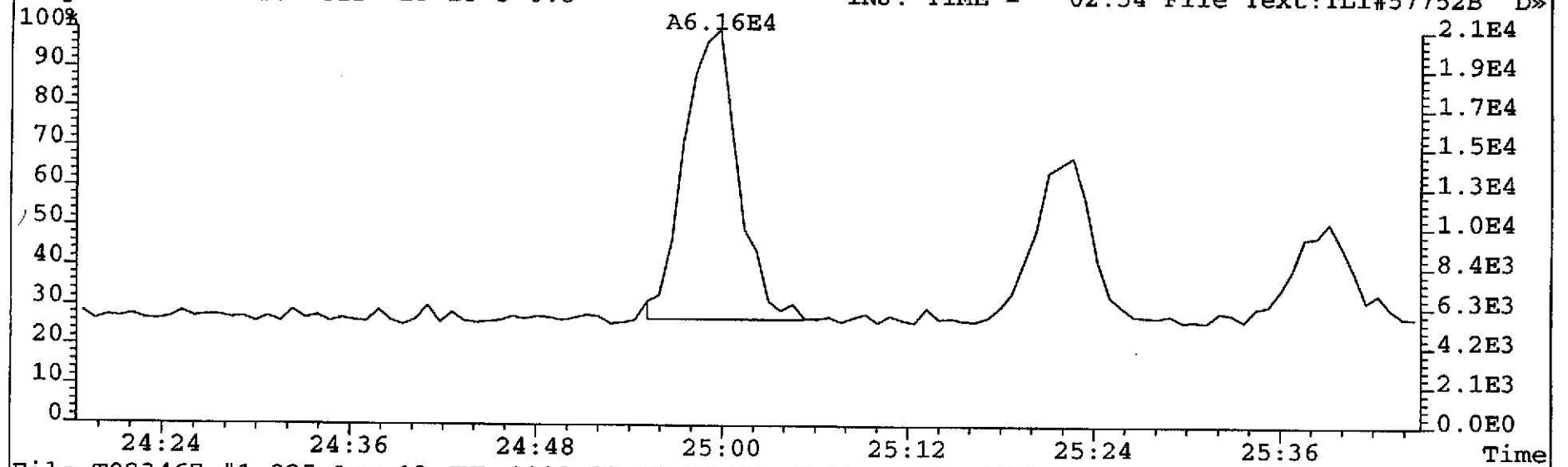

File:T023467 #1-925 Acq:13-JUL-2002 02:51:56 EI+ Voltage SIR 70T
321.8936 F:2 Exp:NDB5US
Sample Text:TLI#57752B DF-DP-3-0.5 INJ. TIME = 02:54 File Text:TLI#57752B D»

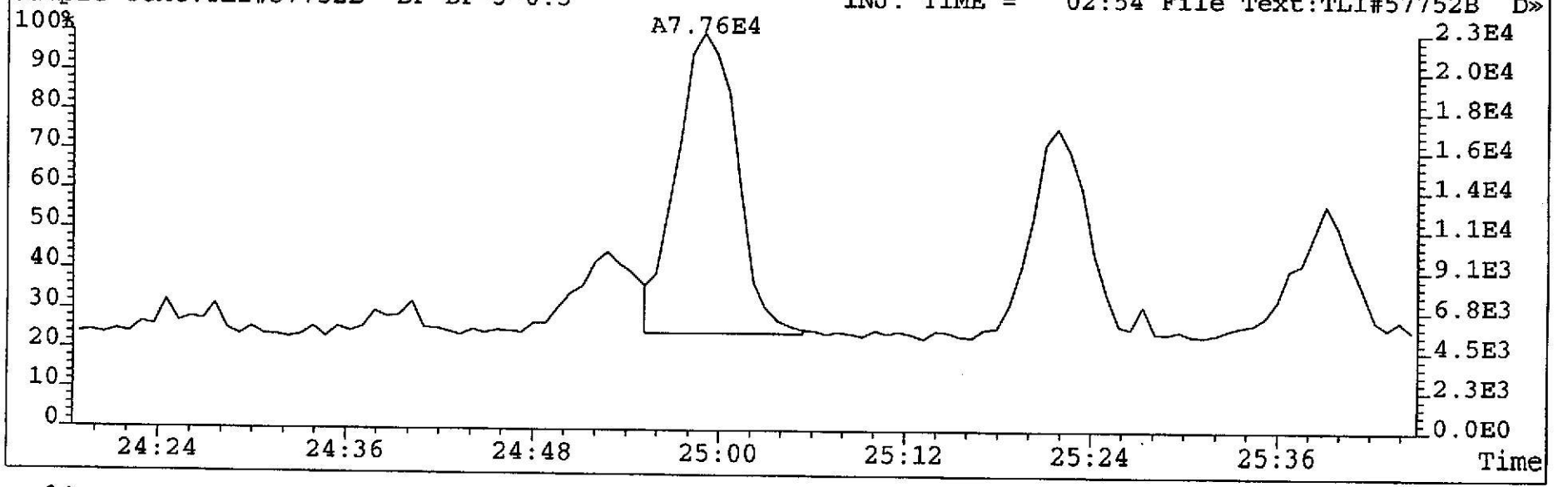

OEM 7/16/02

File:T023467 #1-925 Acq:13-JUL-2002 02:51:56 EI+ Voltage SIR 70T
319.8965 F:2 Exp:NDB5US
Sample Text:TLI#57752B DF-DP-3-0.5 INJ. TIME = 02:54 File Text:TLI#57752B D»

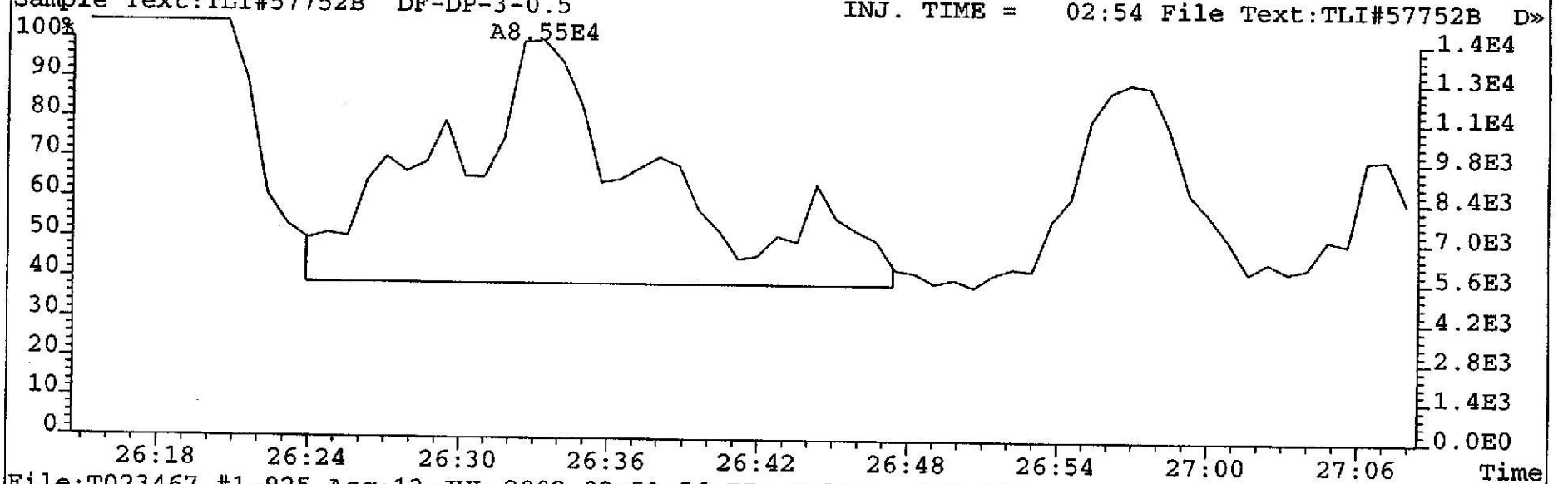

File:T023467 #1-925 Acq:13-JUL-2002 02:51:56 EI+ Voltage SIR 70T
321.8936 F:2 Exp:NDB5US
Sample Text:TLI#57752B DF-DP-3-0.5 INJ. TIME = 02:54 File Text:TLI#57752B D»

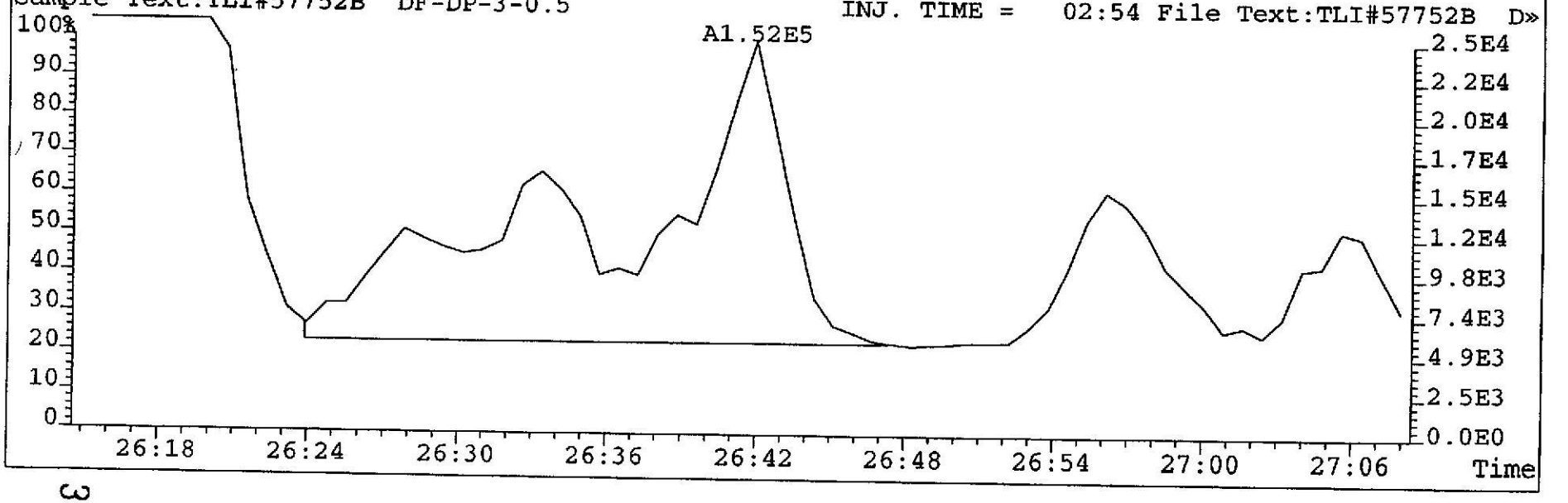

aem 7/16/02

File:T023467 #1-925 Acq:13-JUL-2002 02:51:56 EI+ Voltage SIR 70T
319.8965 F:2 Exp:NDB5US
Sample Text:TLI#57752B DF-DP-3-0.5 INJ. TIME = 02:54 File Text:TLI#57752B D»

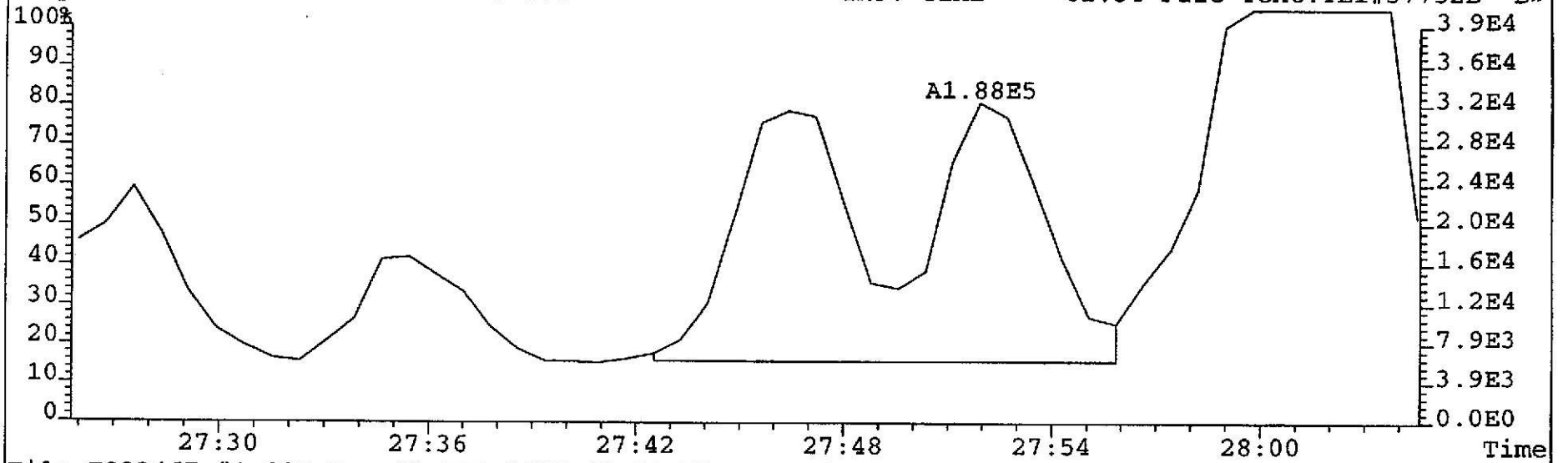

File:T023467 #1-925 Acq:13-JUL-2002 02:51:56 EI+ Voltage SIR 70T
321.8936 F:2 Exp:NDB5US
Sample Text:TLI#57752B DF-DP-3-0.5 INJ. TIME = 02:54 File Text:TLI#57752B D»

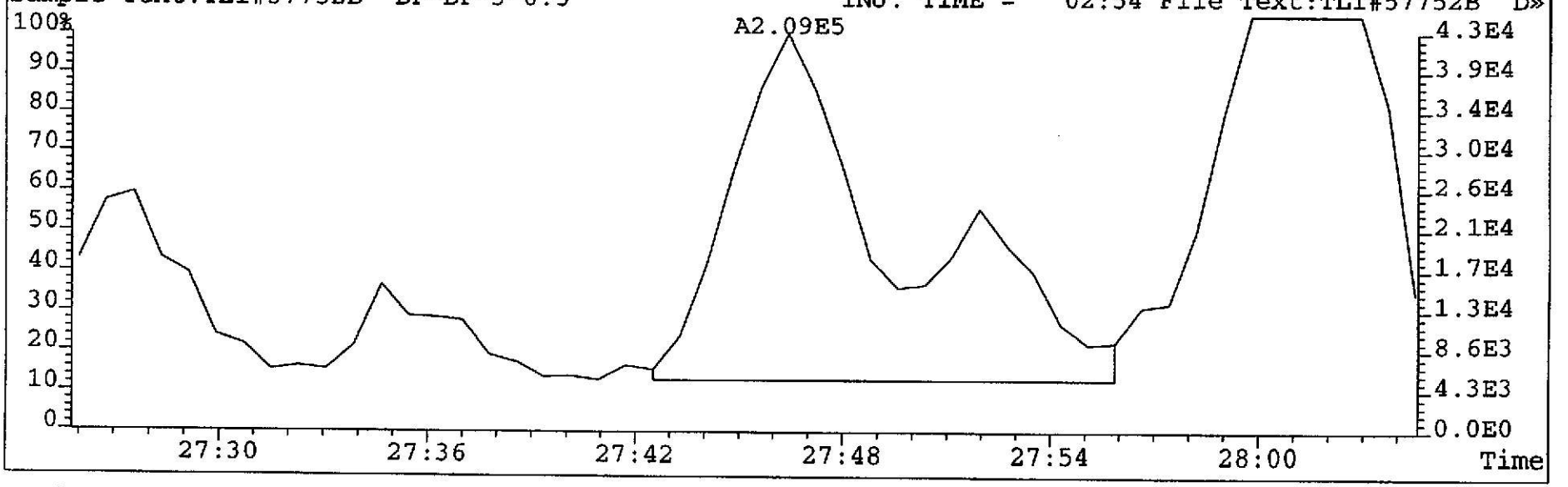

ABM 7/16/02

File:T023467 #1-925 Acq:13-JUL-2002 02:51:56 EI+ Voltage SIR 70T
339.8597 F:2 Exp:NDB5US
Sample Text:TLI#57752B DF-DP-3-0.5 INJ. TIME = 02:54 File Text:TLI#57752B D»

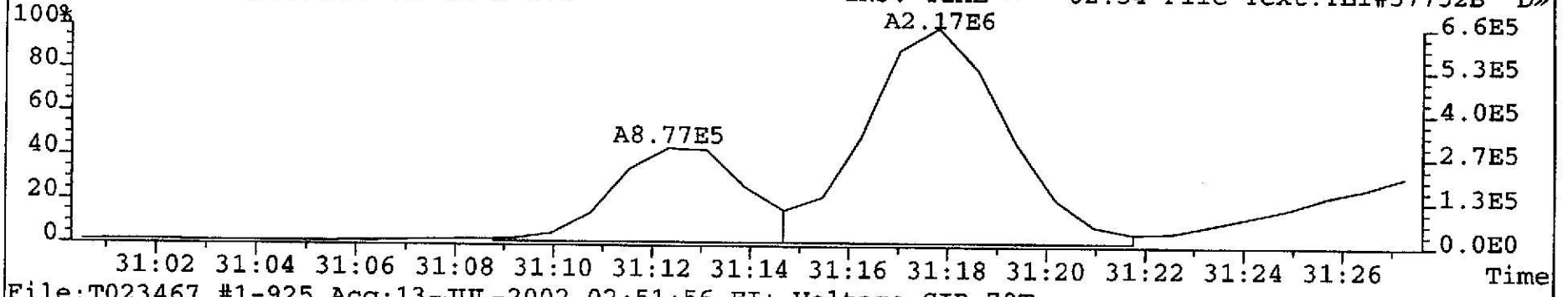

File:T023467 #1-925 Acq:13-JUL-2002 02:51:56 EI+ Voltage SIR 70T
341.8567 F:2 Exp:NDB5US
Sample Text:TLI#57752B DF-DP-3-0.5 INJ. TIME = 02:54 File Text:TLI#57752B D»

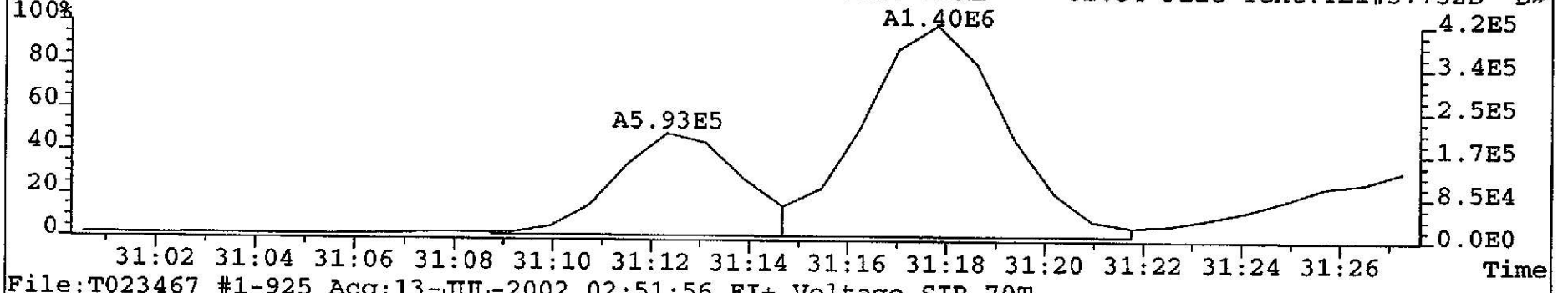

File:T023467 #1-925 Acq:13-JUL-2002 02:51:56 EI+ Voltage SIR 70T
353.8970 F:2 Exp:NDB5US
Sample Text:TLI#57752B DF-DP-3-0.5 INJ. TIME = 02:54 File Text:TLI#57752B D»

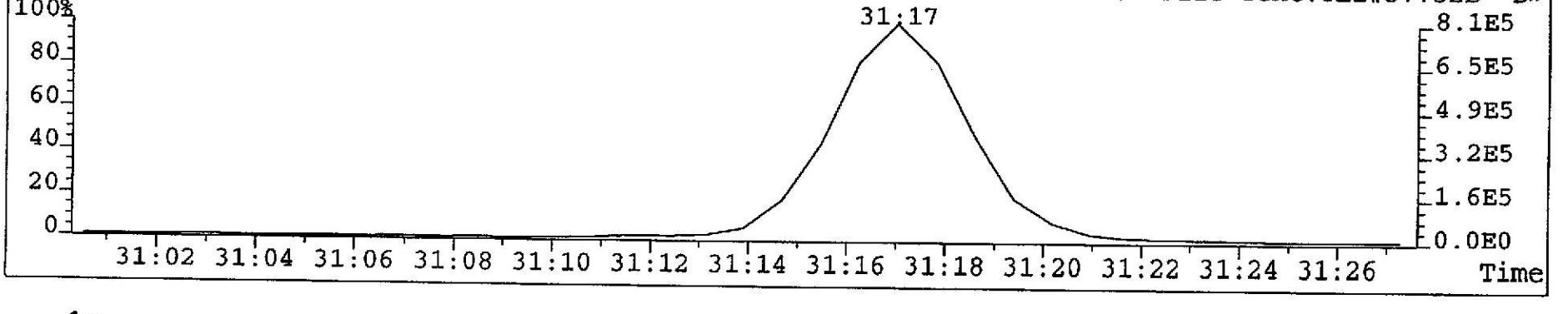

OEM 7116102

File:T023467 #1-925 Acq:13-JUL-2002 02:51:56 EI+ Voltage SIR 70T
355.8546 F:2 Exp:NDB5US
Sample Text:TLI#57752B DF-DP-3-0.5 INJ. TIME = 02:54 File Text:TLI#57752B D»

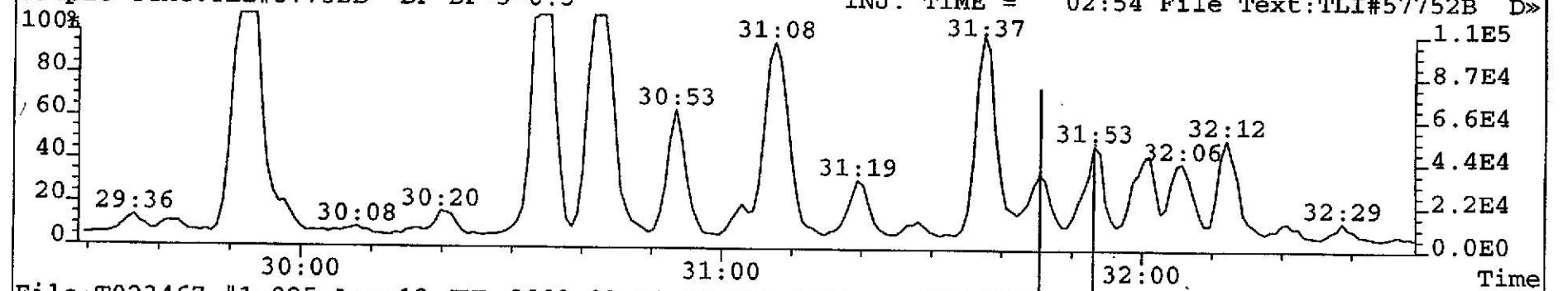

File:T023467 #1-925 Acq:13-JUL-2002 02:51:56 EI+ Voltage SIR 70T
357.8516 F:2 Exp:NDB5US
Sample Text:TLI#57752B DF-DP-3-0.5 INJ. TIME = 02:54 File Text:TLI#57752B D»

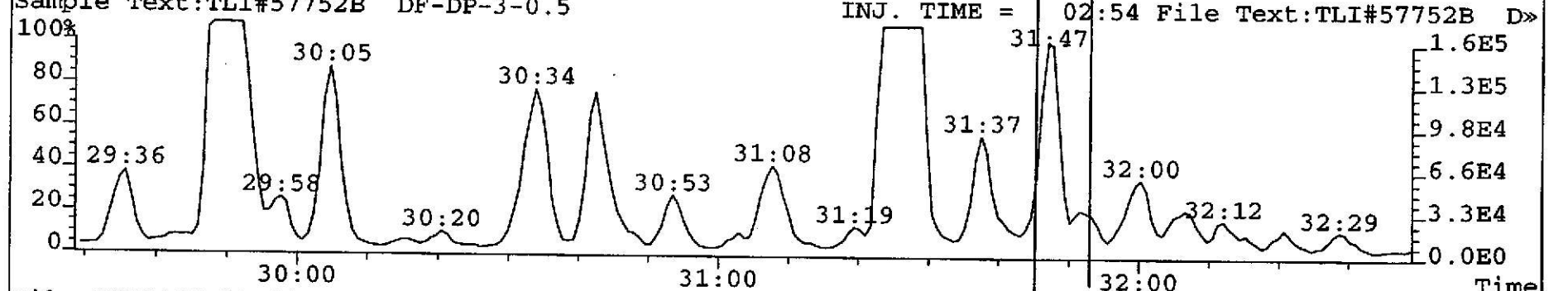

File:T023467 #1-925 Acq:13-JUL-2002 02:51:56 EI+ Voltage SIR 70T
369.8919 F:2 Exp:NDB5US
Sample Text:TLI#57752B DF-DP-3-0.5 INJ. TIME = 02:54 File Text:TLI#57752B D»

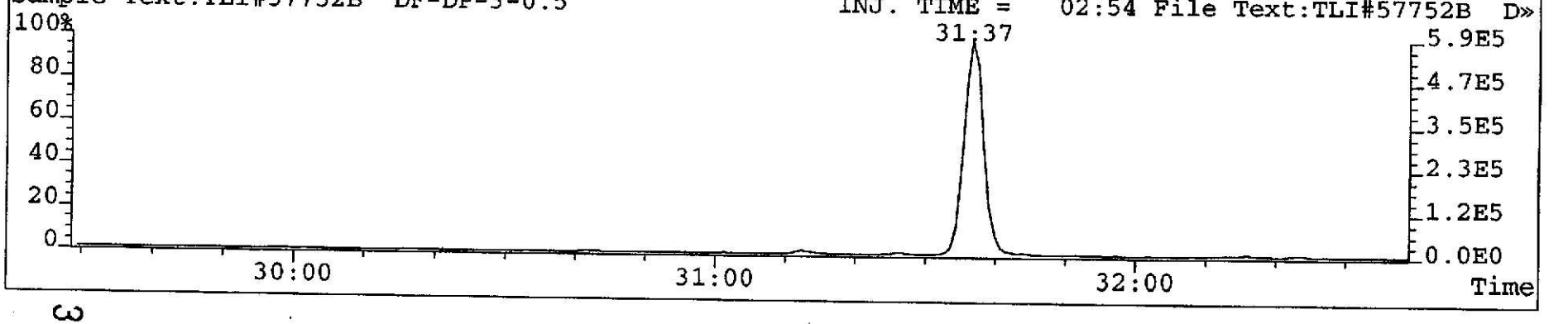

CBM 7/16/02

File:T023467 #1-925 Acq:13-JUL-2002 02:51:56 EI+ Voltage SIR 70T
355.8546 F:2 Exp:NDB5US
Sample Text:TLI#57752B DF-DP-3-0.5 INJ. TIME = 02:54 File Text:TLI#57752B D»

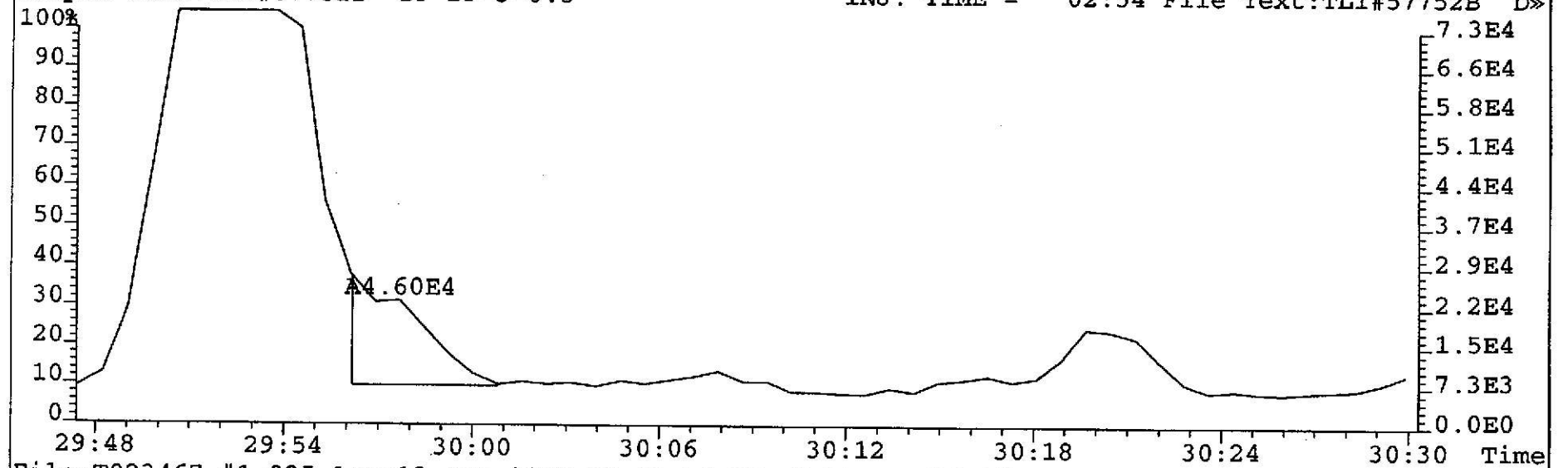

File:T023467 #1-925 Acq:13-JUL-2002 02:51:56 EI+ Voltage SIR 70T
357.8516 F:2 Exp:NDB5US
Sample Text:TLI#57752B DF-DP-3-0.5 INJ. TIME = 02:54 File Text:TLI#57752B D»

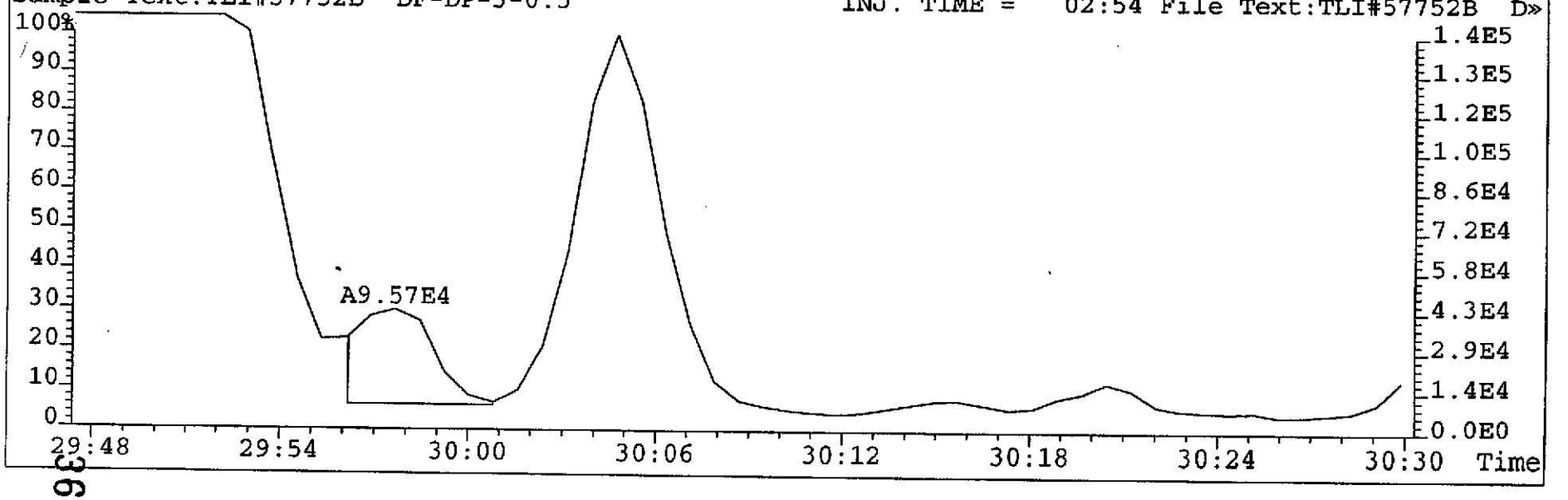

367

OBM 7116102

File:T023467 #1-925 Acq:13-JUL-2002 02:51:56 EI+ Voltage SIR 70T
355.8546 F:2 Exp:NDB5US
Sample Text:TLI#57752B DF-DP-3-0.5 INJ. TIME = 02:54 File Text:TLI#57752B D»

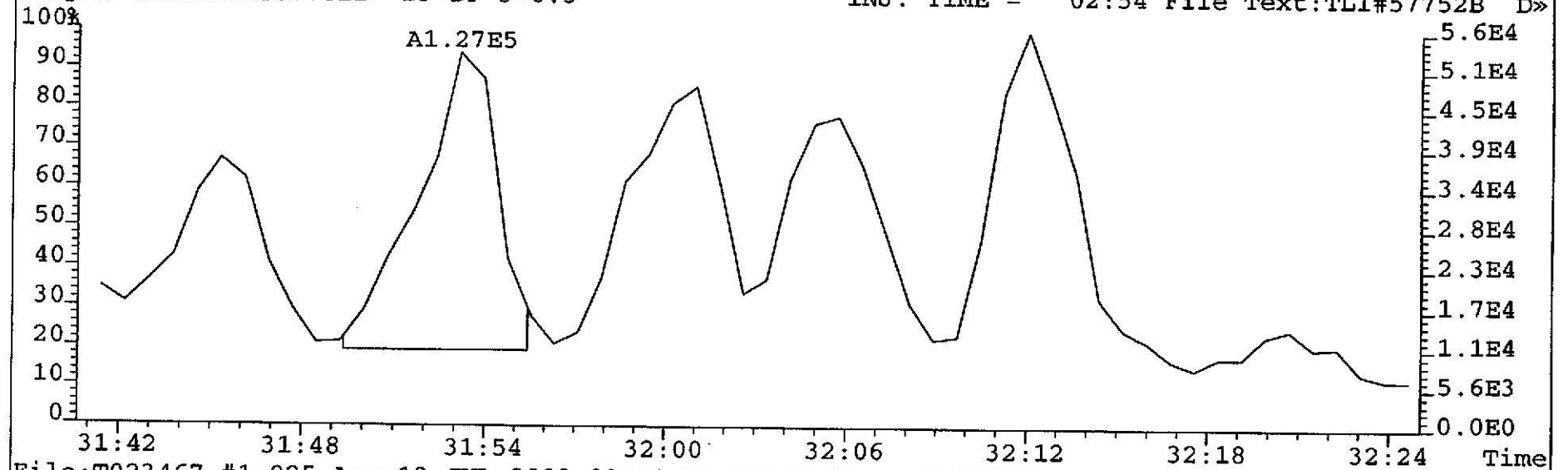

File:T023467 #1-925 Acq:13-JUL-2002 02:51:56 EI+ Voltage SIR 70T
357.8516 F:2 Exp:NDB5US
Sample Text:TLI#57752B DF-DP-3-0.5 INJ. TIME = 02:54 File Text:TLI#57752B D»

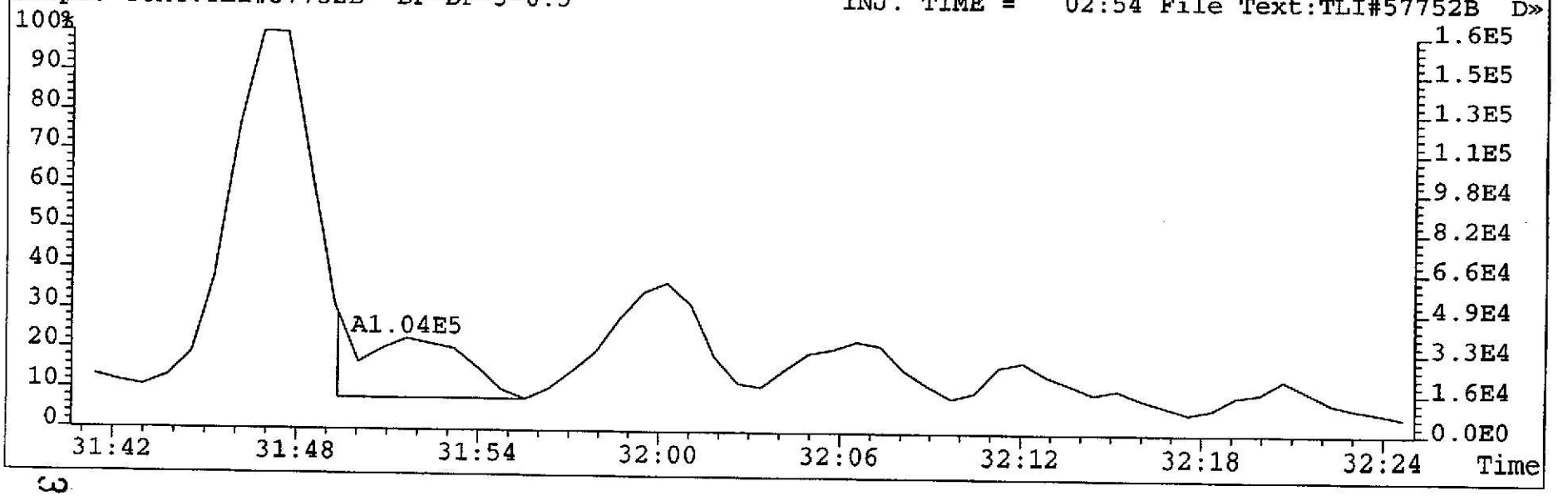

368

OBM 7/16/02

File:T023467 #1-386 Acq:13-JUL-2002 02:51:56 EI+ Voltage SIR 70T
373.8208 F:3 Exp:NDB5US
Sample Text:TLI#57752B DF-DP-3-0.5 INJ. TIME = 02:54 File Text:TLI#57752B D»

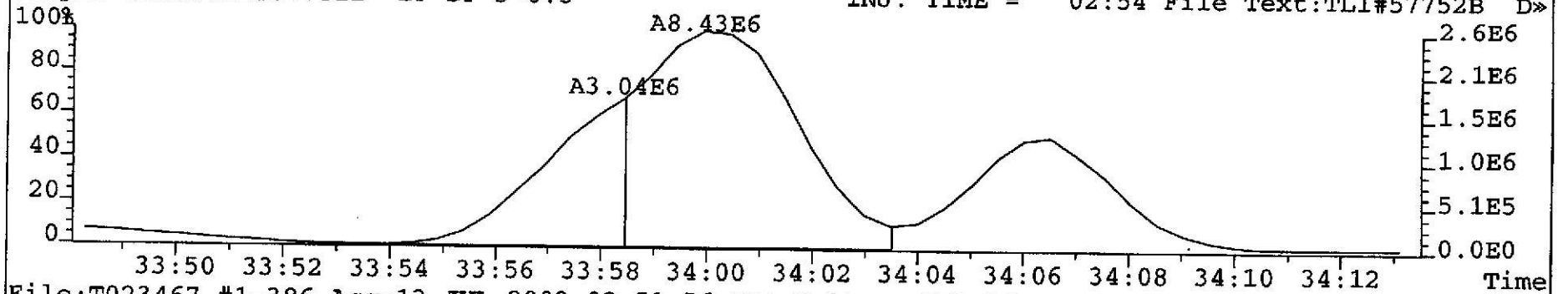

File:T023467 #1-386 Acq:13-JUL-2002 02:51:56 EI+ Voltage SIR 70T
375.8178 F:3 Exp:NDB5US
Sample Text:TLI#57752B DF-DP-3-0.5 INJ. TIME = 02:54 File Text:TLI#57752B D»

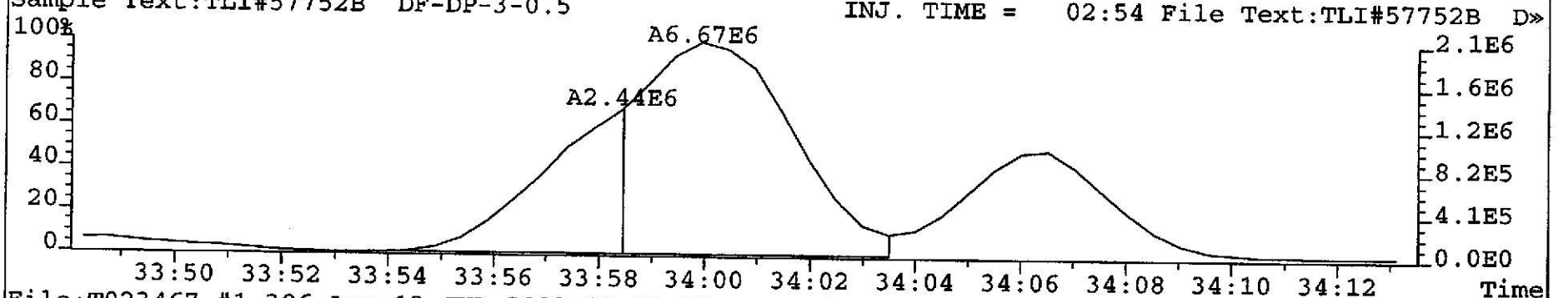

File:T023467 #1-386 Acq:13-JUL-2002 02:51:56 EI+ Voltage SIR 70T
385.8610 F:3 Exp:NDB5US
Sample Text:TLI#57752B DF-DP-3-0.5 INJ. TIME = 02:54 File Text:TLI#57752B D»

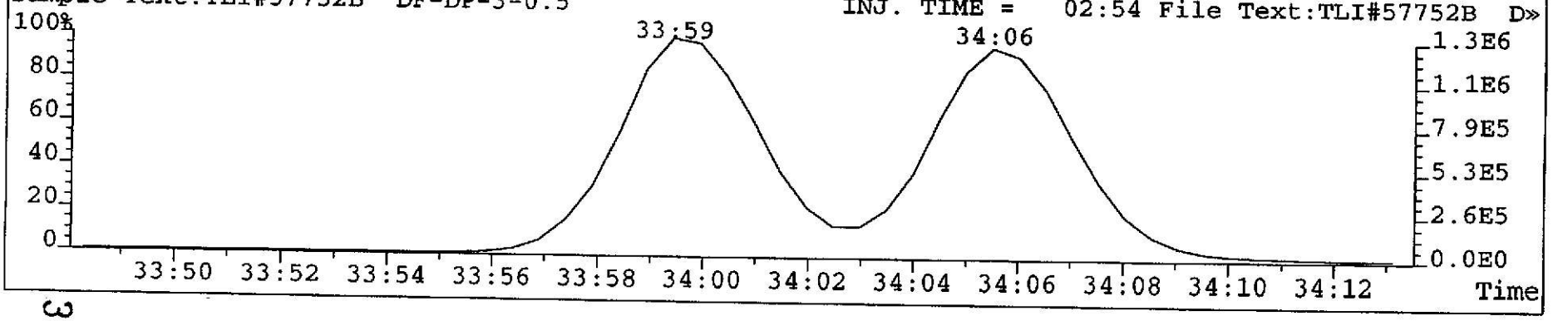

GBM 7/16/02

File:T023467 #1-386 Acq:13-JUL-2002 02:51:56 EI+ Voltage SIR 70T
373.8208 F:3 Exp:NDB5US
Sample Text:TLI#57752B DF-DP-3-0.5 INJ. TIME = 02:54 File Text:TLI#57752B D»

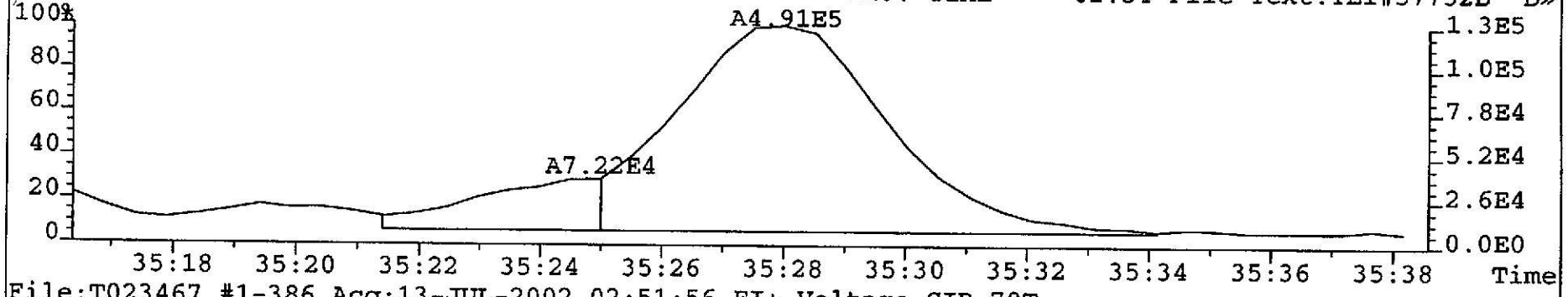

File:T023467 #1-386 Acq:13-JUL-2002 02:51:56 EI+ Voltage SIR 70T
375.8178 F:3 Exp:NDB5US
Sample Text:TLI#57752B DF-DP-3-0.5 INJ. TIME = 02:54 File Text:TLI#57752B D»

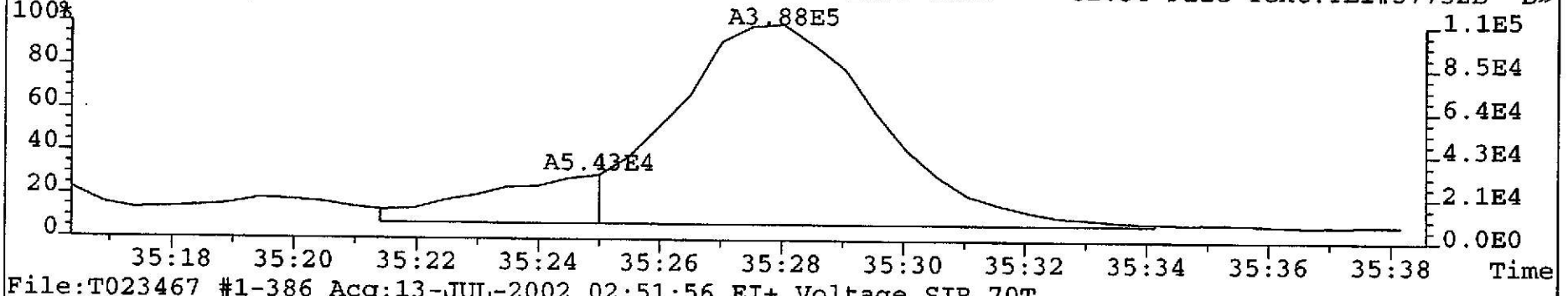

File:T023467 #1-386 Acq:13-JUL-2002 02:51:56 EI+ Voltage SIR 70T
385.8610 F:3 Exp:NDB5US
Sample Text:TLI#57752B DF-DP-3-0.5 INJ. TIME = 02:54 File Text:TLI#57752B D»

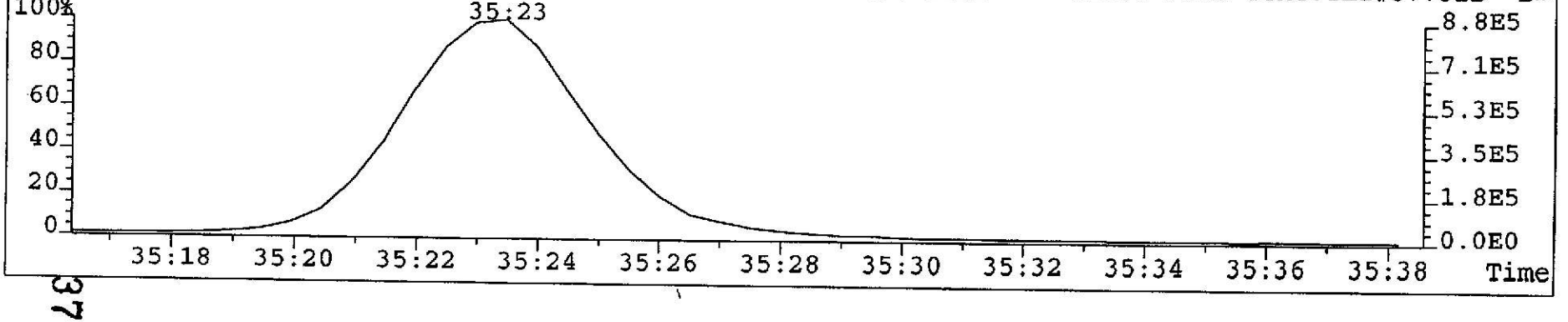

370

QEM 7/16/02

File:T023467 #1-386 Acq:13-JUL-2002 02:51:56 EI+ Voltage SIR 70T
389.8156 F:3 Exp:NDB5US
Sample Text:TLI#57752B DF-DP-3-0.5 INJ. TIME = 02:54 File Text:TLI#57752B D»

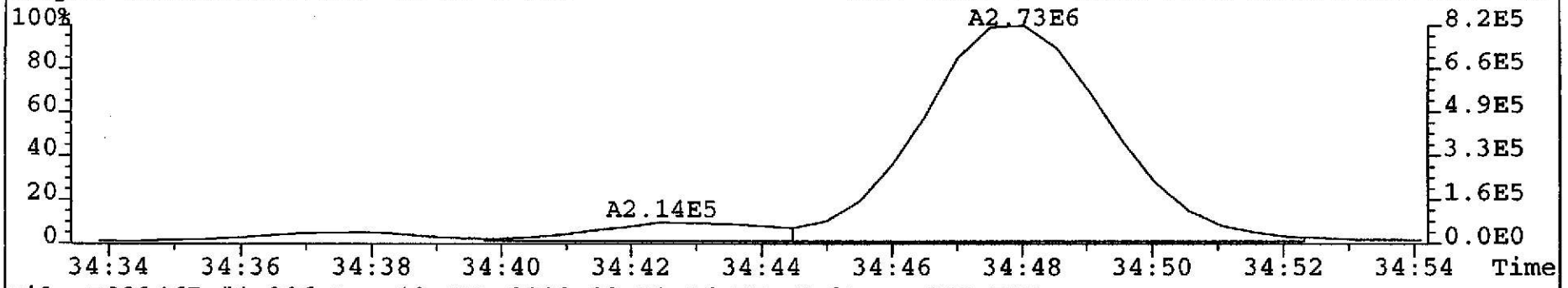

File:T023467 #1-386 Acq:13-JUL-2002 02:51:56 EI+ Voltage SIR 70T
391.8127 F:3 Exp:NDB5US
Sample Text:TLI#57752B DF-DP-3-0.5 INJ. TIME = 02:54 File Text:TLI#57752B D»

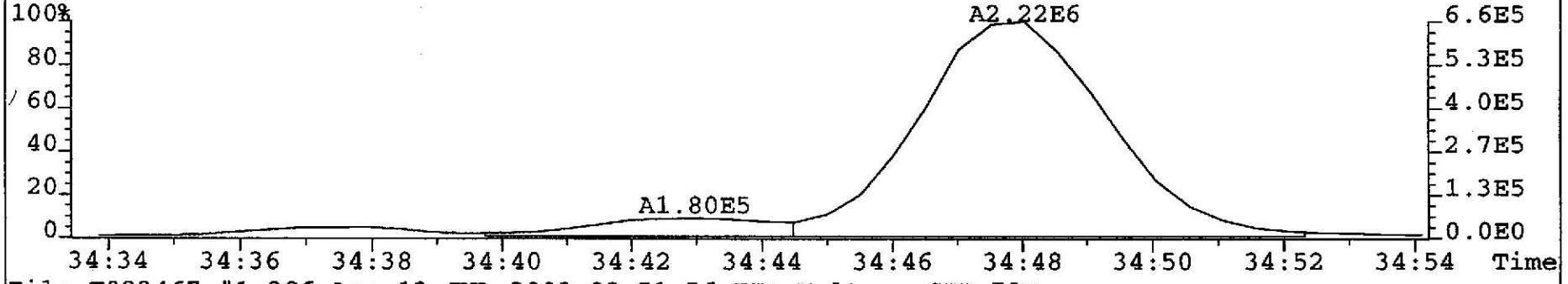

File:T023467 #1-386 Acq:13-JUL-2002 02:51:56 EI+ Voltage SIR 70T
403.8529 F:3 Exp:NDB5US
Sample Text:TLI#57752B DF-DP-3-0.5 INJ. TIME = 02:54 File Text:TLI#57752B D»

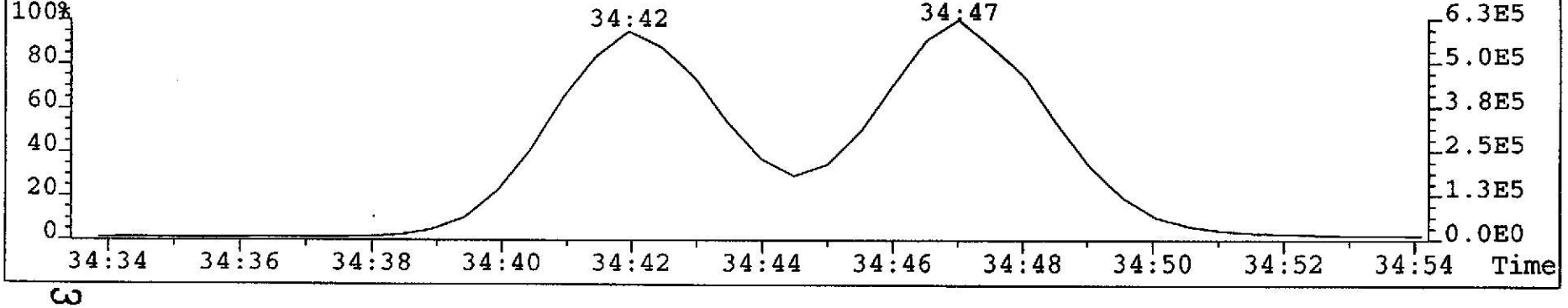

Martin & Slagle

TLI Project: **57752B** 1613, Revision B, Tetra Only PCDD/PCDF Analysis (c)
Client Sample: **DF-DP-3-0.5** Analysis File: **P022477**

Client Project:	**Mississippi Project**				
Sample Matrix:	**SOLID**	Date Received:	**06/28/2002**	Spike File:	**SPCONB22**
TLI ID:	**329-38-33**	Date Extracted:	**07/06/2002**	ICal:	**PF56152**
		Date Analyzed:	**07/14/2002**	ConCal:	**P022466**
Sample Size:	**11.200 g**	Dilution Factor:	**n/a**	% Moisture:	**10.9**
Dry Weight:	**9.979 g**	Blank File:	**T023456**	% Lipid:	**n/a**
GC Column:	**DB-225**	Analyst:	**JLD**	% Solids:	**89.1**

Analytes	Conc. (pg/g)	DL	Ratio	RT	RRT	Flags
2,3,7,8-TCDF	31.2		0.75	21:25	1.000	—

Internal Standard	Conc. (pg/g)	% Recovery	QC Limits	Ratio	RT	RRT	Flags
$^{13}C_{12}$-2,3,7,8-TCDF	156	77.8	29%-140%	0.76	21:25	1.050	—

Recovery Standard	Ratio	RT	Flags
$^{13}C_{12}$-1,2,3,4-TCDD	0.81	20:24	—

Data Reviewer: _____ 07/16/2002

CONB_PSR v1.00, LARS 6.25.05

Triangle Laboratories, Inc.®
2445 S. Alston Ave. • Durham, North Carolina 27713
Phone: (919) 544-5729 • Fax: (919) 544-5491

Printed: 15:20 07/16/2002

Initial ....Date...

Data Review By: AZM 7/16/02

Channel specific noise levels computed from 'NL' heights.

Page No. 1 Listing of P022477B.dbf
07/15/2002 Matched GC Peaks / Ratio / Ret. Time

Compound/ M_Z....	QC.Log	Omit	Why	..RT.	OK	Ratio	Total.Area/Ht	Area/Ht.Peak1	Area/Ht.Peak2	Rel.RT	Compound.Name..	ID..	Flags.
TCDF				0.65-0.89						0.795-1.110			
304-306	DC	NL		Height			0.32	0.13	0.19				
				17:24		0.83	2.62	1.19	1.43	0.812			J
				17:42	RO	1.19	4.12	2.24	1.88	0.826			J
				17:48		0.75	31.46	13.49	17.97	0.831			
				17:54		0.78	472.67	206.86	265.81	0.836			
				17:59		0.79	23.04	10.17	12.87	0.840			
				18:07		0.72	20.48	8.60	11.88	0.846			
				18:16		0.75	209.10	89.49	119.61	0.853			
				18:43		0.80	27.25	12.07	15.18	0.874			
				18:52		0.75	180.00	77.33	102.67	0.881			
				19:01		0.71	42.34	17.60	24.74	0.888			
				19:10		0.81	130.21	58.46	71.75	0.895			
				19:20		0.73	110.25	46.54	63.71	0.903			
				19:26		0.78	37.09	16.25	20.84	0.907			
				19:40		0.70	50.57	20.78	29.79	0.918			
				19:52		0.79	402.89	177.98	224.91	0.928			
				20:05		0.75	659.73	281.68	378.05	0.938			
				20:22		0.77	125.66	54.73	70.93	0.951			
				20:30		0.75	165.84	71.17	94.67	0.957			
				20:34		0.76	127.33	54.79	72.54	0.960			
				20:45		0.75	145.54	62.16	83.38	0.969			
				20:56		0.74	35.37	15.10	20.27	0.977			
				21:08		0.75	17.60	7.57	10.03	0.987			
				21:14		0.77	4.49	1.96	2.53	0.991			J
				21:20		0.88	34.59	16.21	18.38	0.996			
				21:25		0.75	240.42	102.73	137.69	1.000	2378-TCDF	AN	
				21:38		0.78	91.10	39.81	51.29	1.010			
				21:50		0.70	76.96	31.73	45.23	1.019			
				22:06		0.75	2,538.41	1,085.86	1,452.55	1.032			
				22:21	RO	0.61	13.46	5.12	8.34	1.044			
				22:26		0.82	5.63	2.54	3.09	1.047			J
				22:48		0.74	74.40	31.55	42.85	1.065			
				22:57	RO	0.40	1.16	0.33	0.83	1.072			J
				23:07		0.71	215.98	89.47	126.51	1.079			
				23:16		0.75	425.26	182.39	242.87	1.086			
				23:21		0.74	34.53	14.67	19.86	1.090			
				23:43		0.77	356.27	154.78	201.49	1.107			
	DC	WH		24:01	RO	0.48	3.22			1.121			
304-306			36	Peaks			7,133.82						
13C12-TCDF				0.65-0.89						0.953-1.047			
316-318	DC	NL		Height			0.46	0.18	0.28				
	DC	WL		17:24		0.77	35.98			0.812			
	DC	WL		18:24		0.87	3.59			0.859			
	DC	WL		18:31		0.82	9.65			0.865			
	DC	WL		20:06		0.87	8.35			0.939			

Compound/ M_Z....	QC.Log	Omit	Why	..RT.	OK	Ratio	Total.Area/Ht	Area/Ht.Peak1	Area/Ht.Peak2	Rel.RT	Compound.Name..	ID..	Flags.
				20:25		0.83	1.98	0.90	1.08	0.953			
				21:25		0.76	1,377.82	596.30	781.52	1.000	13C12-2378-TCDF	IS0	
						Height	424.35	183.67	240.68				
				21:57	RO	0.15	5.45	0.71	4.74	1.025			
				22:06	RO	0.43	24.29	7.33	16.96	1.032			
	DC	WH		23:20	RO	0.37	7.07			1.089			
316-318			4	Peaks			1,409.54						

---------- Above: TCDF / TCDD Follows ----------

13C12-TCDD						0.65-0.89				0.901-1.099			
332-334	DC	NL				Height	0.74	0.55	0.19				
				20:07		0.81	1,024.20	458.47	565.73	1.000	13C12-2378-TCDD	IS1	
						Height	316.91	140.38	176.53				
				20:24		0.81	1,295.33	580.57	714.76	1.014	13C12-1234-TCDD	RS1	
332-334			2	Peaks			2,319.53						

Column Description.....	"Why" Code Description.....	QC Log Desc.....
M_Z -Nominal Ion Mass(es)	WL-Below Retention Time Window	A-Peak Added
..RT. -Retention Time (mm:ss)	WH-Above Retention Time Window	K-Peak Kept
Rat.1 -Ratio of M/M+2 Ions	SN-Below Signal to Noise Level	D-Peak Deleted
OK -RO=Ratio Outside Limits	<M-Below Method Detection Limit	T-Time Changed
Rel.RT-Relative Retention Time	NL-Channel Specific Noise Level	M-Peak Area Changed
		N-Name Changed
		X-Ether Interference

*** End of Report ***

File:P022477 #1-3025 Acq:14-JUL-2002 20:41:16 EI+ Voltage SIR 70P
303.9016 GC:DB225 Exp:none
TRIANGLE LABS Text:TLI#57752B DF-DP-3-0.5 INJ. TIME = 20:41

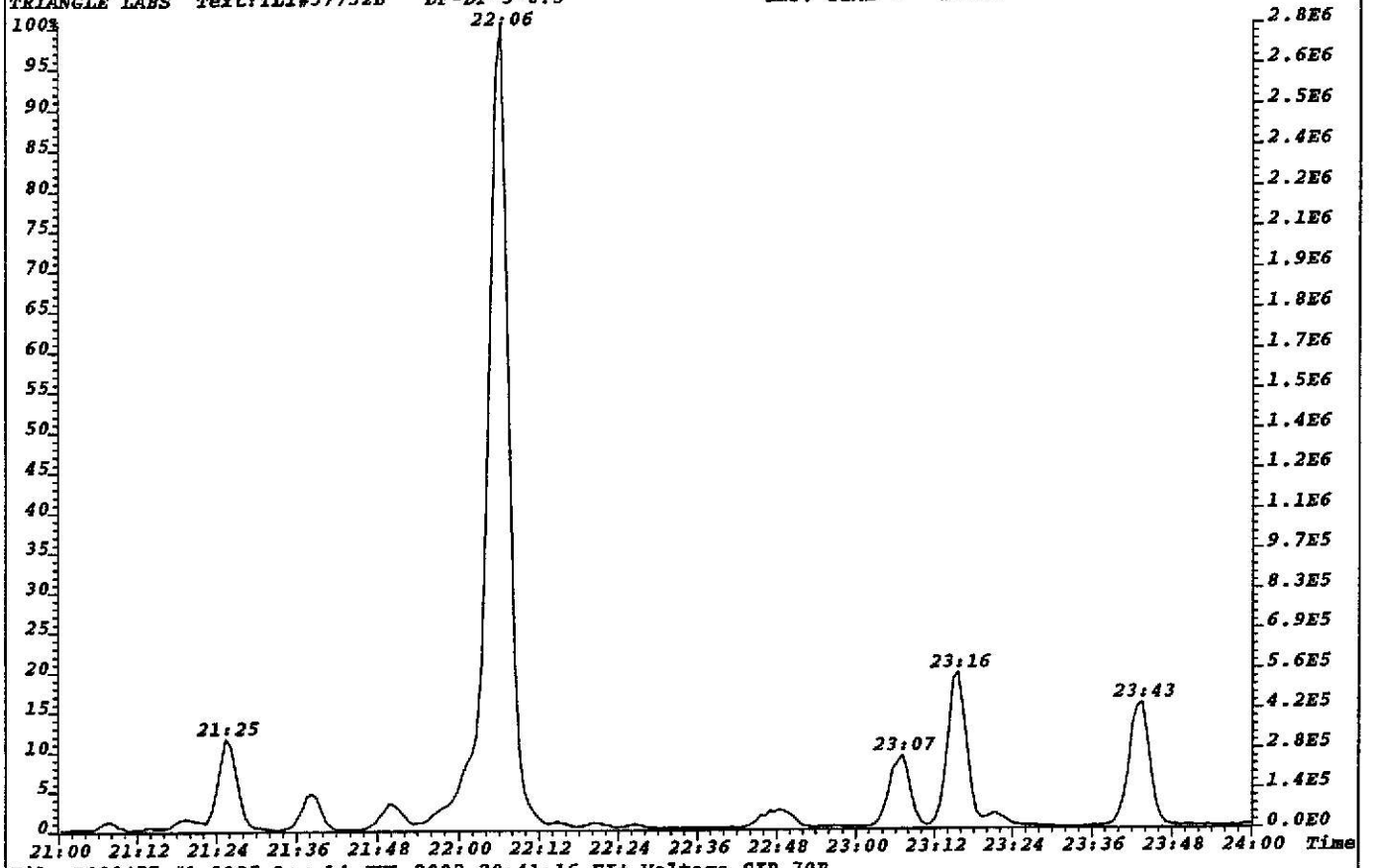

File:P022477 #1-3025 Acq:14-JUL-2002 20:41:16 EI+ Voltage SIR 70P
305.8987 GC:DB225 Exp:none
TRIANGLE LABS Text:TLI#57752B DF-DP-3-0.5 INJ. TIME = 20:41

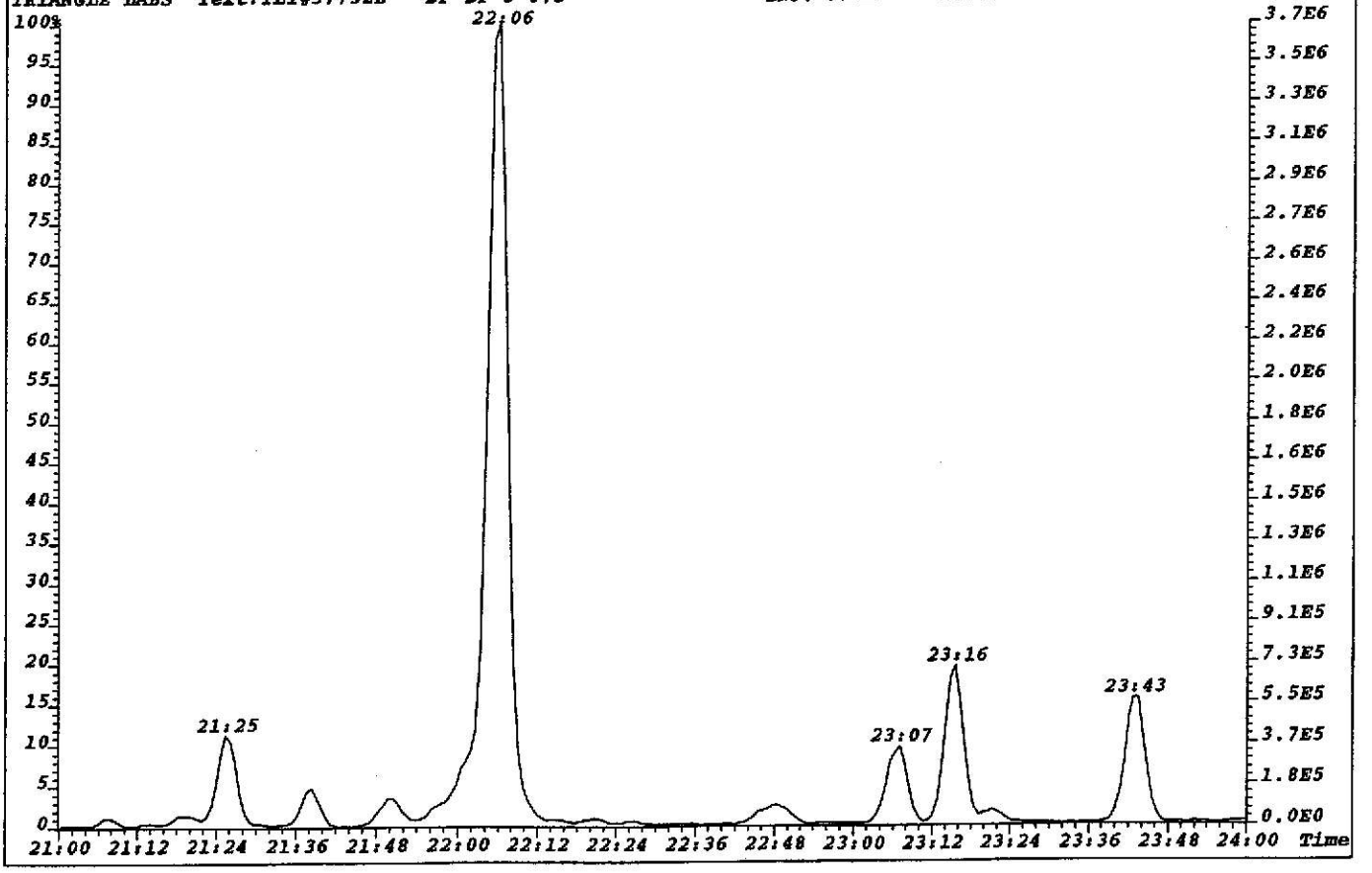

File:P022477 #1-3025 Acq:14-JUL-2002 20:41:16 EI+ Voltage SIR 70P Noise:161
303.9016 BSUB(256,30,-3.0) PKD(5,3,1,0.10%,644.0,0.00%,F,F) Exp:DB225
TRIANGLE LABS Text:TLI#57752B DF-DP-3-0.5 INJ. TIME = 20:41

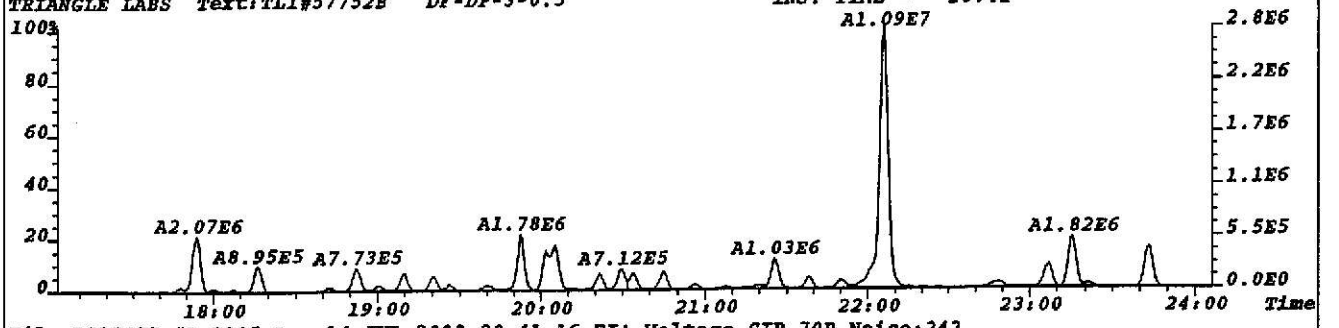

File:P022477 #1-3025 Acq:14-JUL-2002 20:41:16 EI+ Voltage SIR 70P Noise:242
305.8987 BSUB(256,30,-3.0) PKD(5,3,1,0.10%,968.0,0.00%,F,F) Exp:DB225
TRIANGLE LABS Text:TLI#57752B DF-DP-3-0.5 INJ. TIME = 20:41

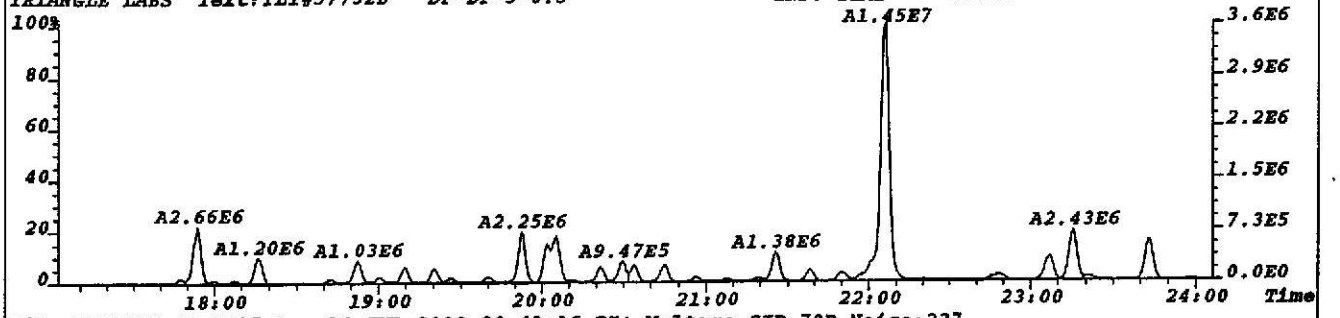

File:P022477 #1-3025 Acq:14-JUL-2002 20:41:16 EI+ Voltage SIR 70P Noise:227
315.9419 BSUB(256,30,-3.0) PKD(5,3,1,0.10%,908.0,0.00%,F,F) Exp:DB225
TRIANGLE LABS Text:TLI#57752B DF-DP-3-0.5 INJ. TIME = 20:41

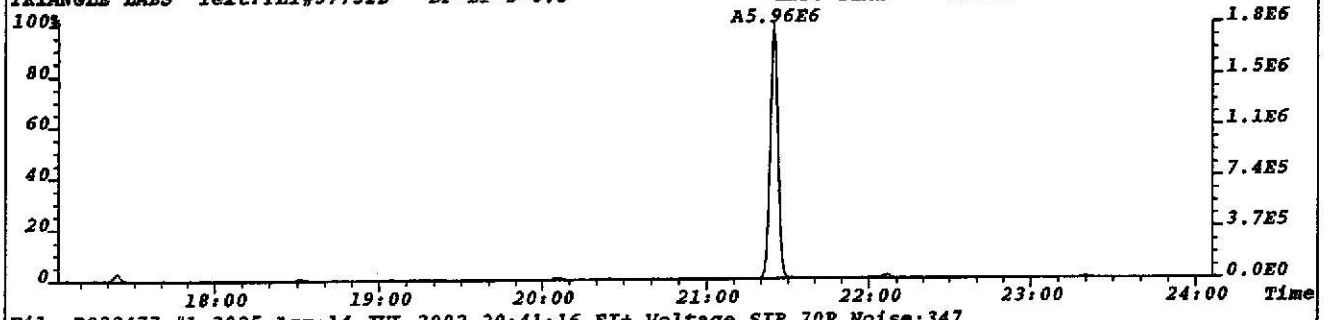

File:P022477 #1-3025 Acq:14-JUL-2002 20:41:16 EI+ Voltage SIR 70P Noise:347
317.9389 BSUB(256,30,-3.0) PKD(5,3,1,0.10%,1388.0,0.00%,F,F) Exp:DB225
TRIANGLE LABS Text:TLI#57752B DF-DP-3-0.5 INJ. TIME = 20:41

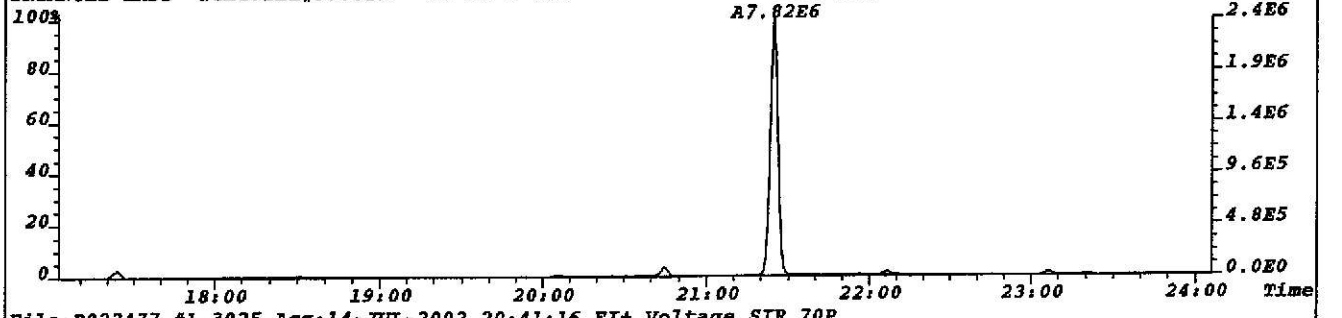

File:P022477 #1-3025 Acq:14-JUL-2002 20:41:16 EI+ Voltage SIR 70P
375.8364 Exp:DB225
TRIANGLE LABS Text:TLI#57752B DF-DP-3-0.5 INJ. TIME = 20:41

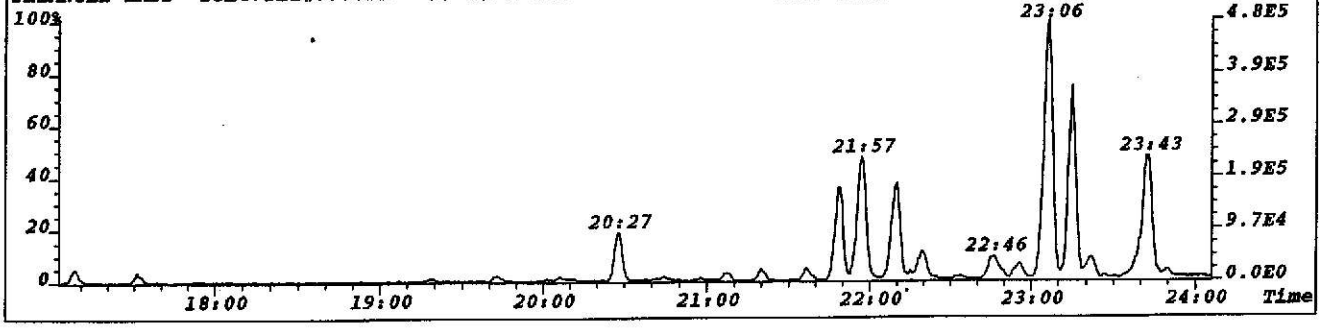

File:P022477 #1-3025 Acq:14-JUL-2002 20:41:16 EI+ Voltage SIR 70P Noise:281
319.8965 BSUB(256,30,-3.0) PKD(5,3,1,0.10%,1124.0,0.00%,F,F) Exp:DB225
TRIANGLE LABS Text:TLI#57752B DF-DP-3-0.5 INJ. TIME = 20:41

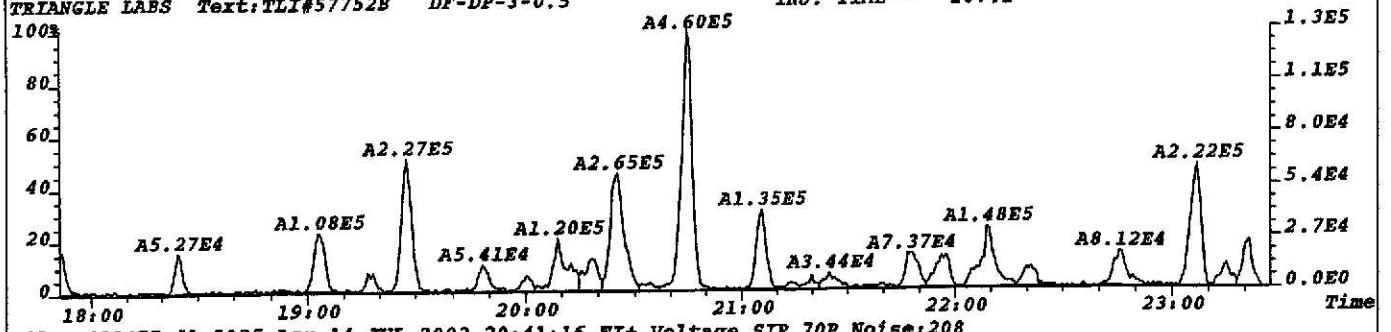

File:P022477 #1-3025 Acq:14-JUL-2002 20:41:16 EI+ Voltage SIR 70P Noise:208
321.8936 BSUB(256,30,-3.0) PKD(5,3,1,0.10%,832.0,0.00%,F,F) Exp:DB225
TRIANGLE LABS Text:TLI#57752B DF-DP-3-0.5 INJ. TIME = 20:41

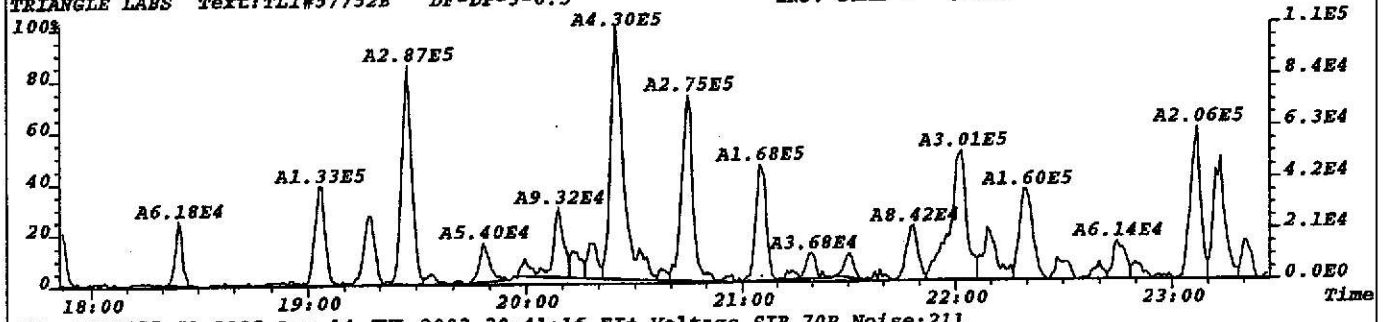

File:P022477 #1-3025 Acq:14-JUL-2002 20:41:16 EI+ Voltage SIR 70P Noise:211
327.8847 BSUB(256,30,-3.0) PKD(5,3,1,0.10%,844.0,0.00%,F,F) Exp:DB225
TRIANGLE LABS Text:TLI#57752B DF-DP-3-0.5 INJ. TIME = 20:41



File:P022477 #1-3025 Acq:14-JUL-2002 20:41:16 EI+ Voltage SIR 70P Noise:689
331.9368 BSUB(256,30,-3.0) PKD(5,3,1,0.10%,2756.0,0.00%,F,F) Exp:DB225
TRIANGLE LABS Text:TLI#57752B DF-DP-3-0.5 INJ. TIME = 20:41

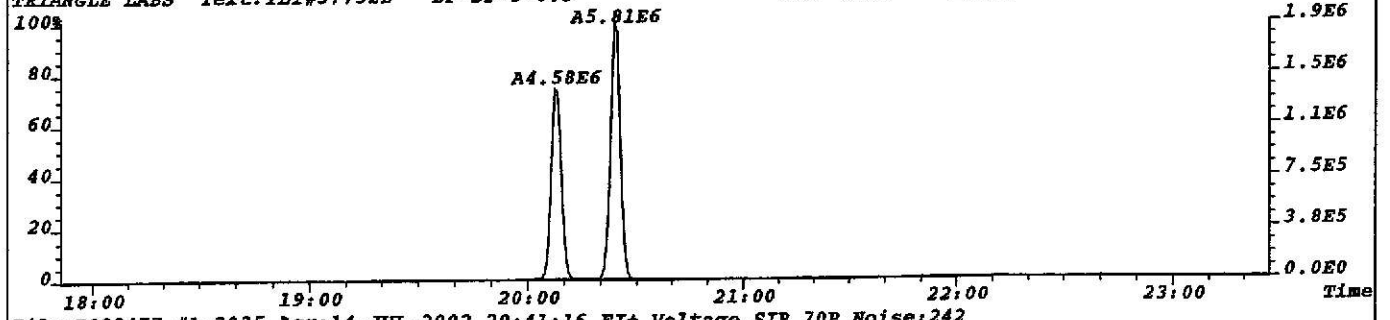

File:P022477 #1-3025 Acq:14-JUL-2002 20:41:16 EI+ Voltage SIR 70P Noise:242
333.9338 BSUB(256,30,-3.0) PKD(5,3,1,0.10%,968.0,0.00%,F,F) Exp:DB225
TRIANGLE LABS Text:TLI#57752B DF-DP-3-0.5 INJ. TIME = 20:41

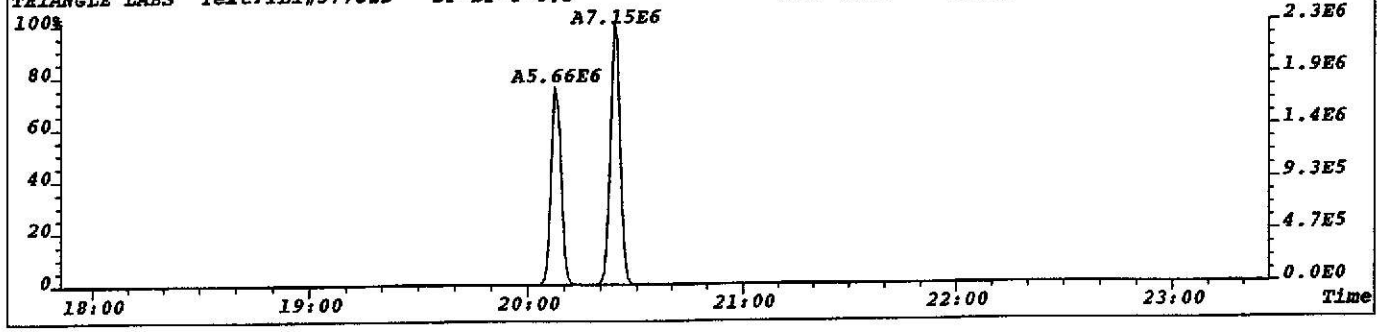

File:P022477 #1-3025 Acq:14-JUL-2002 20:41:16 EI+ Voltage SIR 70P
303.9016 Exp:DB225
TRIANGLE LABS Text:TLI#57752B DF-DP-3-0.5 INJ. TIME = 20:41

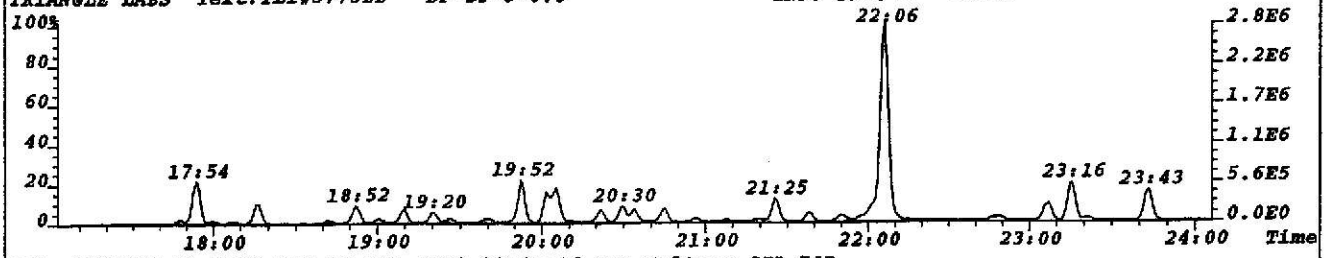

File:P022477 #1-3025 Acq:14-JUL-2002 20:41:16 EI+ Voltage SIR 70P
315.9419 Exp:DB225
TRIANGLE LABS Text:TLI#57752B DF-DP-3-0.5 INJ. TIME = 20:41

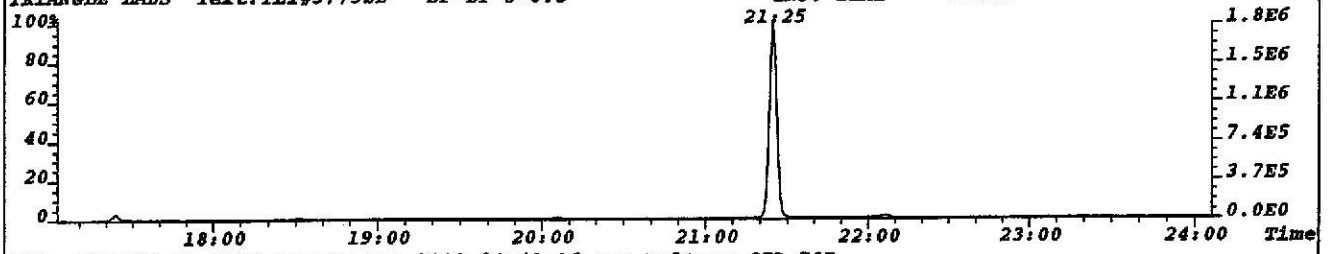

File:P022477 #1-3025 Acq:14-JUL-2002 20:41:16 EI+ Voltage SIR 70P
319.8965 Exp:DB225
TRIANGLE LABS Text:TLI#57752B DF-DP-3-0.5 INJ. TIME = 20:41

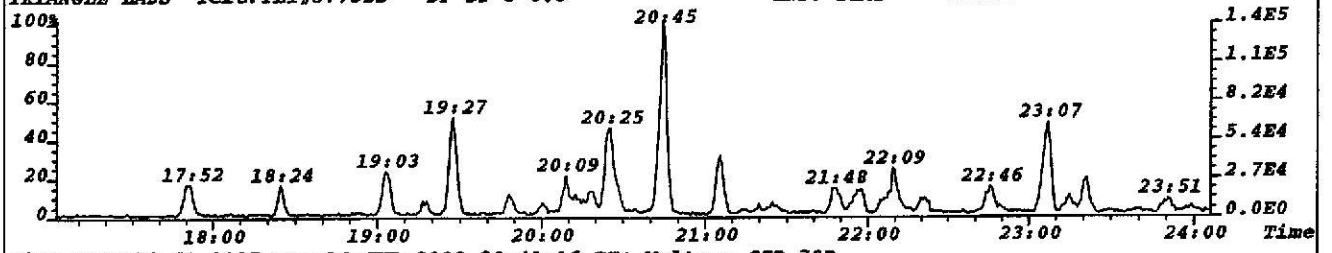

File:P022477 #1-3025 Acq:14-JUL-2002 20:41:16 EI+ Voltage SIR 70P
331.9368 Exp:DB225
TRIANGLE LABS Text:TLI#57752B DF-DP-3-0.5 INJ. TIME = 20:41

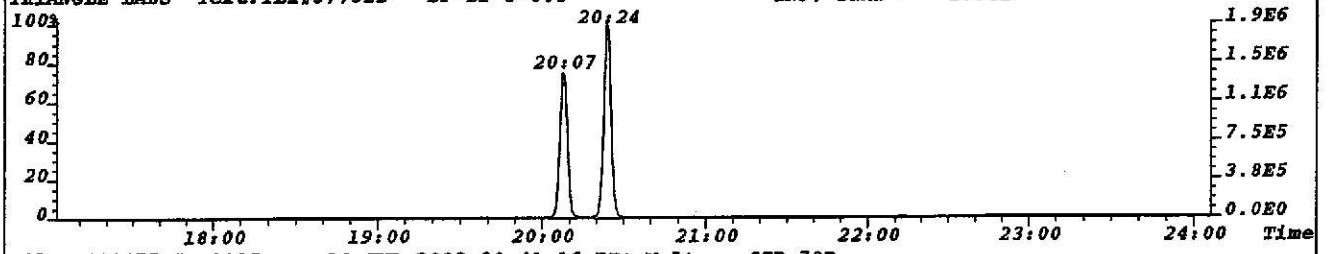

File:P022477 #1-3025 Acq:14-JUL-2002 20:41:16 EI+ Voltage SIR 70P
292.9825 Exp:DB225
TRIANGLE LABS Text:TLI#57752B DF-DP-3-0.5 INJ. TIME = 20:41

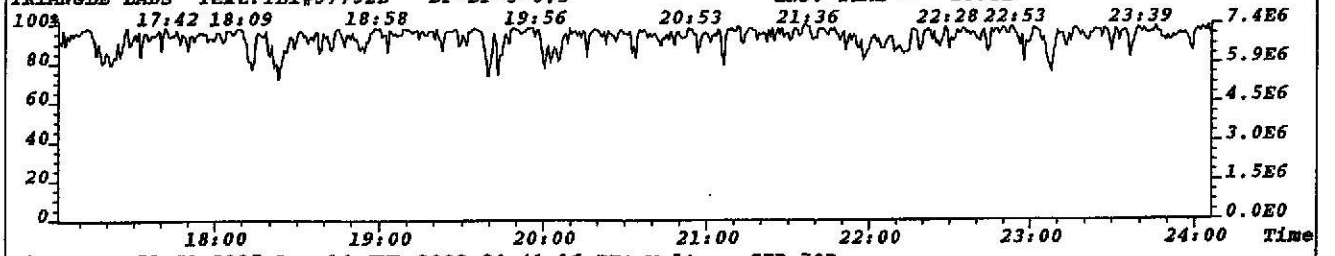

File:P022477 #1-3025 Acq:14-JUL-2002 20:41:16 EI+ Voltage SIR 70P
330.9792 Exp:DB225
TRIANGLE LABS Text:TLI#57752B DF-DP-3-0.5 INJ. TIME = 20:41

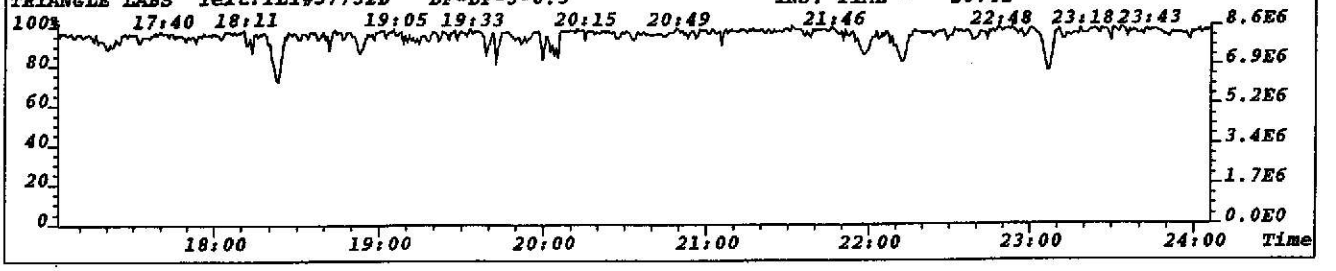

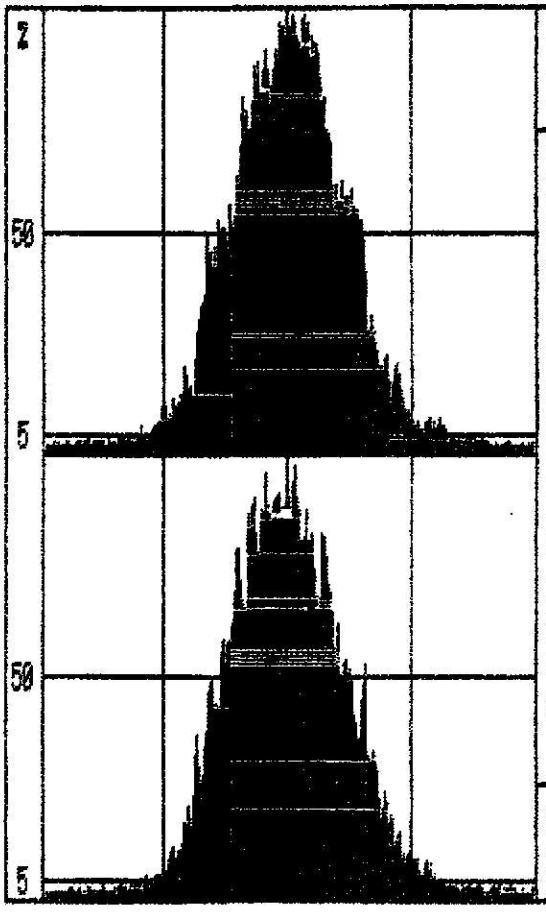

Channel I 330.9792 Peak top
Height 1.45 volts Span 200 ppm

System file name	DB225
Data file name	A:P714021
Resolution	10000
Group number	1
Ionization mode	EI+
Switching	VOLTAGE
Ref. masses	292.9825, 380.9761

A	292.9825	J	330.9792
B	303.9016	K	331.9368
C	305.8987	L	333.9338
D	315.9419	M	375.8364
E	317.9389		
F	319.8965		
G	321.8936		
H	327.8847		
I	330.9792		

Ref. mass 380.9761 Peak top
Height .93 volts Span 200 ppm

Martin & Slagle

TLI Project: **57752B** 1613, Revision B PCDD/PCDF Analysis (c)
Client Sample: **DUPLICATE (06/25/02)** Analysis File: **T023468**

Client Project:	**Mississippi Project**				
Sample Matrix:	**SOLID**	Date Received:	**06/28/02**	Spike File:	**SP161B22**
TLI ID:	**329-38-35**	Date Extracted:	**07/06/02**	ICal:	**TF5612B**
		Date Analyzed:	**07/13/02**	ConCal:	**TB23454**
Sample Size:	**11.500 g**	Dilution Factor:	**n/a**	% Moisture:	**10.7**
Dry Weight:	**10.270 g**	Blank File:	**T023456**	% Lipid:	**n/a**
GC Column:	**DB-5**	Analyst:	**JWL**	% Solids:	**89.3**

Analytes	Conc. (pg/g)	DL	Ratio	RT	RRT	Flags
2,3,7,8-TCDD	ND	0.2				
1,2,3,7,8-PeCDD	1.5		1.37	31:37	1.001	J
1,2,3,4,7,8-HxCDD	1.5		1.33	34:42	1.000	J
1,2,3,6,7,8-HxCDD	12.1		1.25	34:48	1.000	
1,2,3,7,8,9-HxCDD	4.6		1.23	35:07	1.010	J
1,2,3,4,6,7,8-HpCDD	31.7		1.00	38:08	1.000	
1,2,3,4,6,7,8,9-OCDD	1290		0.86	41:57	1.000	
2,3,7,8-TCDF	14.5		0.80	26:45	1.001	
1,2,3,7,8-PeCDF	5.1		1.44	30:36	1.000	
2,3,4,7,8-PeCDF	12.6		1.65	31:18	1.001	
1,2,3,4,7,8-HxCDF	58.1		1.25	34:00	1.000	
1,2,3,6,7,8-HxCDF	16.8		1.22	34:06	1.000	
2,3,4,6,7,8-HxCDF	14.1		1.26	34:36	1.000	
1,2,3,7,8,9-HxCDF	ND	0.3				
1,2,3,4,6,7,8-HpCDF	625		1.07	37:05	1.000	
1,2,3,4,7,8,9-HpCDF	20.5		1.08	38:41	1.000	
1,2,3,4,6,7,8,9-OCDF	231		0.87	42:10	1.005	

Totals	Conc. (pg/g)	Number	DL	Flags
Total TCDD	0.44	1		
Total PeCDD	4.2	2		
Total HxCDD	76.3	6		
Total HpCDD	59.5	2		
Total TCDF	208	15		
Total PeCDF	724	20		
Total HxCDF	513	13		
Total HpCDF	1010	3		

161B_PSR v2.04, LARS 6.25.05

Triangle Laboratories, Inc.®
2445 S. Alston Ave. • Durham, North Carolina 27713
Phone: (919) 544-5729 • Fax: (919) 544-5491

Printed: 14:59 07/16/02

Martin & Slagle

TLI Project: **57752B** 1613, Revision B PCDD/PCDF Analysis (c)

Client Sample: **DUPLICATE (06/25/02)** Analysis File: **T023468**

Internal Standards	Conc. (pg/g)	% Recovery	QC Limits	Ratio	RT	RRT	Flags
$^{13}C_{12}$-2,3,7,8-TCDD	158	80.9	25%-164%	0.80	27:26	1.007	—
$^{13}C_{12}$-1,2,3,7,8-PeCDD	140	72.0	25%-181%	1.51	31:36	1.160	—
$^{13}C_{12}$-1,2,3,4,7,8-HxCDD	172	88.5	32%-141%	1.24	34:41	0.988	—
$^{13}C_{12}$-1,2,3,6,7,8-HxCDD	182	93.5	28%-130%	1.24	34:47	0.991	—
$^{13}C_{12}$-1,2,3,4,6,7,8-HpCDD	161	82.9	23%-140%	1.00	38:08	1.086	—
$^{13}C_{12}$-1,2,3,4,6,7,8,9-OCDD	198	50.7	17%-157%	0.88	41:57	1.195	—
$^{13}C_{12}$-2,3,7,8-TCDF	186	95.7	24%-169%	0.75	26:44	0.981	—
$^{13}C_{12}$-1,2,3,7,8-PeCDF	142	73.0	24%-185%	1.40	30:36	1.123	—
$^{13}C_{12}$-2,3,4,7,8-PeCDF	134	69.1	21%-178%	1.43	31:16	1.147	—
$^{13}C_{12}$-1,2,3,4,7,8-HxCDF	205	105	26%-152%	0.51	33:59	0.968	—
$^{13}C_{12}$-1,2,3,6,7,8-HxCDF	204	105	26%-123%	0.51	34:05	0.971	—
$^{13}C_{12}$-2,3,4,6,7,8-HxCDF	198	101	28%-136%	0.52	34:35	0.985	—
$^{13}C_{12}$-1,2,3,7,8,9-HxCDF	196	101	29%-147%	0.52	35:23	1.008	—
$^{13}C_{12}$-1,2,3,4,6,7,8-HpCDF	188	96.6	28%-143%	0.44	37:04	1.056	—
$^{13}C_{12}$-1,2,3,4,7,8,9-HpCDF	159	81.4	26%-138%	0.44	38:40	1.102	—

Cleanup Standard	Conc. (pg/g)	% Recovery	QC Limits	RT	RRT	Flags
$^{37}Cl_4$-2,3,7,8-TCDD	17.0	87.5	35%-197%	27:27	1.007	—

Recovery Standards	Ratio	RT	Flags
$^{13}C_{12}$-1,2,3,4-TCDD	0.81	27:15	—
$^{13}C_{12}$-1,2,3,7,8,9-HxCDD	1.21	35:06	—

Data Reviewer: _____ 07/16/02

1613_PSR v2.04, LARS 6.25.05

Triangle Laboratories, Inc.®
2445 S. Alston Ave. • Durham, North Carolina 27713
Phone: (919) 544-5729 • Fax: (919) 544-5491

Printed: 14:59 07/16/02

Martin & Slagle

TLI Project: **57752B**
Client Sample: **DUPLICATE (06/25/02)**

Toxicity Equivalents Report
Analysis File: **T023468**

Client Project:	**Mississippi Project**				
Sample Matrix:	**SOLID**	Date Received:	**06/28/02**	Spike File:	**SP161B22**
TLI ID:	**329-38-35**	Date Extracted:	**07/06/02**	ICal:	**TF5612B**
		Date Analyzed:	**07/13/02**	ConCal:	**TB23454**
Sample Size:	**11.500 g**	Dilution Factor:	**1**	% Moisture:	**10.7**
Dry Weight:	**10.270 g**	Blank File:	**T023456**	% Lipid:	**n/a**
GC Column:	**DB-5**	Analyst:	**JWL**	% Solids:	**89.3**

Analytes	Conc. (pg/g)		TEF		Equivalent
2,3,7,8-TCDD	{0.2}	x	1.	=	0.2
1,2,3,7,8-PeCDD	1.5	x	0.5	=	0.75
1,2,3,4,7,8-HxCDD	1.5	x	0.1	=	0.15
1,2,3,6,7,8-HxCDD	12.1	x	0.1	=	1.21
1,2,3,7,8,9-HxCDD	4.6	x	0.1	=	0.46
1,2,3,4,6,7,8-HpCDD	31.7	x	0.01	=	0.317
1,2,3,4,6,7,8,9-OCDD	1290	x	0.001	=	1.290
TOTAL PCDD					4.4
2,3,7,8-TCDF	6.7	x	0.1	=	0.67
1,2,3,7,8-PeCDF	5.1	x	0.05	=	0.26
2,3,4,7,8-PeCDF	12.6	x	0.5	=	6.30
1,2,3,4,7,8-HxCDF	58.1	x	0.1	=	5.81
1,2,3,6,7,8-HxCDF	16.8	x	0.1	=	1.68
2,3,4,6,7,8-HxCDF	14.1	x	0.1	=	1.41
1,2,3,7,8,9-HxCDF	{0.3}	x	0.1	=	0.03
1,2,3,4,6,7,8-HpCDF	625	x	0.01	=	6.25
1,2,3,4,7,8,9-HpCDF	20.5	x	0.01	=	0.205
1,2,3,4,6,7,8,9-OCDF	231	x	0.001	=	0.231
TOTAL PCDF					22.85

Total EPA TEFs, 1989a: 27.2 pg/g

{...} indicates that the value is that of a Detection Limit.

GRY_TEF v1.08, MILES 4.22.16

Triangle Laboratories, Inc.®
2445 S. Alston Ave. • Durham, North Carolina 27713
Phone: (919) 544-5729 • Fax: (919) 544-5491

Printed: 15:55 07/16/02

Initial ....Date...

Data Review By: CEM 7/16/02

Calculated Noise Height: 0.10

Page No. 1 Listing of T023468B.dbf
07/16/02 Matched GC Peaks / Ratio / Ret. Time

Compound/ M_Z....	QC.Log	Omit	Why	..RT.	OK	Ratio	Total.Area/Ht	Area/Ht.Peak1	Area/Ht.Peak2	Rel.RT	Compound.Name..	ID..	Flags.
TCDF				0.65-0.89						0.880-1.070			
304-306		DC	NL			Height	0.28	0.13	0.15				
	D	D	WL	23:34		0.81	99.21			0.882			
				24:05	RO	0.34	9.23	2.33	6.90	0.901			
				24:24		0.89	7.14	3.36	3.78	0.913			
				24:39		0.82	34.08	15.33	18.75	0.922			
				24:46		0.73	9.48	4.00	5.48	0.926			
				25:07		0.88	19.99	9.33	10.66	0.940			
				25:16	RO	0.98	6.93	3.43	3.50	0.945			
				25:28		0.81	17.16	7.67	9.49	0.953			
				25:49		0.83	150.15	68.00	82.15	0.966			
				26:09		0.84	151.70	69.31	82.39	0.978			
				26:21		0.79	51.94	22.89	29.05	0.986			
				26:34		0.84	26.14	11.92	14.22	0.994			
	A			26:41		0.80	41.50	18.40	23.10	0.998			
	M			26:45		0.80	76.10	33.80	42.30	1.001	2378-TCDF	AN	
				27:11		0.76	22.94	9.92	13.02	1.017			
				27:24	RO	0.90	7.54	3.58	3.96	1.025			
				27:40		0.84	50.46	23.08	27.38	1.035			
				27:57		0.82	422.08	189.84	232.24	1.046			
			X	28:37		0.79	11.78	5.19	6.59	1.070			
		DC	WH	28:43		0.82	9.42			1.074			
		DC	WH	28:56	RO	0.60	4.41			1.082			
304-306			18	Peaks			1,116.34						
13C12-TCDF				0.65-0.89						0.945-1.132			
316-318		DC	NL			Height	0.23	0.09	0.14				
				25:45	RO	1.04	2.31	1.18	1.13	0.963			
				26:03		0.74	2.28	0.97	1.31	0.974			
				26:21		0.77	6.87	2.99	3.88	0.986			
				26:44		0.75	966.35	414.87	551.48	1.000	13C12-2378-TCDF	ISO	
						Height	243.69	105.04	138.65				
				27:04		0.79	8.40	3.72	4.68	1.012			
				27:16	RO	0.44	2.21	0.68	1.53	1.020			
316-318			6	Peaks			988.42						

---------- Above: TCDF / TCDD Follows ----------

TCDD				0.65-0.89						0.905-1.042			
320-322		DC	NL			Height	0.19	0.10	0.09				
		DC	SN	24:57	RO	1.35	1.22			0.909	1368-TCDD	AN	
		DC	SN	25:21		0.65	0.61			0.924	1379-TCDD	AN	
				26:17	RO	0.92	3.33	1.60	1.73	0.958			
		DC	SN	27:06	RO	0.38	1.09			0.988			
	MN			27:20		0.65	1.70	0.67	1.03	0.996			J
	D	D	SN	27:35	RO	1.44	1.05			1.005			
				27:45	RO	0.47	1.90	0.61	1.29	1.012			

Compound/ M_Z....	QC.Log	Omit	Why	..RT.	OK	Ratio	Total.Area/Ht	Area/Ht.Peak1	Area/Ht.Peak2	Rel.RT	Compound.Name..	ID..	Flags.
				27:52	RO	1.58	2.63	1.61	1.02	1.016			
				28:01	RO	1.55	14.92	9.08	5.84	1.021			
	DC	SN		28:10	RO	0.03	2.27			1.027			
	DC	SN		28:25	RO	0.33	1.36			1.036			
	DC	WH		28:38	RO	1.06	6.68			1.044			
	DC	WH		28:43		0.70	2.17			1.047			
	DC	WH		28:56	RO	1.07	3.46			1.055			
320-322			5	Peaks			24.48						
37Cl-TCDD									0.927-1.073				
328	DC	NL				Height	0.12	0.12					
				25:49			3.27	3.27		0.941			
				26:06			200.74	200.74		0.951			
				26:32			3.01	3.01		0.967			
				27:27			74.44	74.44		1.001	37Cl-TCDD	CLS	
				27:50			2,495.73	2,495.73		1.015			
				28:01			4.63	4.63		1.021			
				28:44			29.31	29.31		1.047			
328			7	Peaks			2,811.13						
13C12-TCDD						0.65-0.89			0.920-1.066				
332-334	DC	NL				Height	0.43	0.31	0.12				
	DC	SN		26:05	RO	3.94	0.84			0.951			
				27:15		0.81	855.66	382.88	472.78	0.993	13C12-1234-TCDD	RS1	
				27:26		0.80	703.75	312.46	391.29	1.000	13C12-2378-TCDD	IS1	
						Height	187.85	83.52	104.33				
332-334			2	Peaks			1,559.41						

---------- Above: TCDD / PeCDF Follows ----------

PeCDF						1.32-1.78			0.912-1.037				
340-342	DC	NL				Height	0.27	0.12	0.15				
				28:34		1.52	90.90	54.84	36.06	0.914			
				28:43		1.55	168.86	102.56	66.30	0.918			
				28:56		1.49	123.22	73.66	49.56	0.925			
				29:10		1.37	17.85	10.33	7.52	0.933			J
				29:21		1.50	89.89	53.87	36.02	0.939			
				29:33		1.68	4.66	2.92	1.74	0.945			J
				29:47		1.52	202.40	122.15	80.25	0.953			
				29:57		1.51	823.12	495.78	327.34	0.958			
				30:07		1.56	396.47	241.44	155.03	0.963			
				30:24		1.52	62.46	37.67	24.79	0.972			
				30:30		1.51	342.48	206.22	136.26	0.975			
				30:36		1.44	19.41	11.44	7.97	1.000	12378-PeCDF	AN	
				30:47		1.47	42.93	25.52	17.41	0.985			
				30:53		1.39	24.74	14.38	10.36	0.988			
				31:12		1.59	54.55	33.50	21.05	0.998			
				31:18		1.65	44.86	27.94	16.92	1.001	23478-PeCDF	AN	
				31:29		1.48	102.32	61.03	41.29	1.007			
			X	31:37		1.40	16.54	9.65	6.89	1.011			J
				31:52		1.54	22.05	13.36	8.69	1.019			
			X	31:59		1.48	18.42	11.00	7.42	1.023			

```
Compound/
M_Z.... QC.Log Omit Why ..RT. OK Ratio Total.Area/Ht Area/Ht.Peak1 Area/Ht.Peak2 Rel.RT Compound.Name.. ID.. Flags.

                        32:07 RO  1.14        45.51        24.29        21.22  1.027
                        32:23 RO  1.28        12.89         7.23         5.66  1.036
                 DC  WH 32:41 RO  1.22         1.40                            1.045
340-342               22 Peaks              2,726.53

13C12-PeCDF                    1.32-1.78                                0.808-1.127
352-354          DC  NL          Height        0.18         0.06         0.12
                        28:36 RO  0.20         2.83         0.48         2.35  0.915
                        28:44 RO  0.36         2.72         0.72         2.00  0.919
                        29:45 RO  0.31        10.48         2.46         8.02  0.951
                        29:57 RO  0.13        24.81         2.87        21.94  0.958
                        30:14 RO  0.03        32.23         1.05        31.18  0.967
                        30:36     1.40       653.24       381.08       272.16  1.000 13C12-PeCDF 123 IS2
                                Height       192.00       112.70        79.30
                        31:16     1.43       630.14       370.80       259.34  1.000 13C12-PeCDF 234 IS3
                                Height       182.06       106.37        75.69
                        31:37 RO  1.13         3.04         1.61         1.43  1.011
                        31:45 RO  0.72         1.27         0.53         0.74  1.015
                        31:53 RO  0.56         6.27         2.24         4.03  1.020
                        32:00 RO  0.87         3.57         1.66         1.91  1.023
                        32:14 RO  1.03        12.37         6.28         6.09  1.031
352-354               12 Peaks              1,382.97

                 --------------------- Above: PeCDF / PeCDD Follows --------------------

PeCDD                          1.32-1.78                                0.940-1.021
356-358          DC  NL          Height        0.21         0.10         0.11
        A                       29:56 RO  0.54         3.49         1.22         2.27  0.947
        D        D   SN         30:06 RO  0.12         6.85                            0.953
        D        D   SN         30:19 RO  0.89         1.61                            0.959
        A                       30:42 RO  1.18         6.62         3.58         3.04  0.972
                                31:07     1.78         6.56         4.20         2.36  0.985                      J
        M                       31:37     1.37         3.74         2.16         1.58  1.001 12378-PeCDD     AN   J
        D        D   SN         31:45 RO  0.13        13.12                            1.005
                                31:59 RO  1.10         7.70         4.03         3.67  1.012
        A                       32:07 RO  0.68         3.24         1.31         1.93  1.016
                 DC  WH         32:20 RO  0.72         2.20                            1.023
356-358                6 Peaks                      31.35

13C12-PeCDD                    1.32-1.78                                0.736-1.052
368-370          DC  NL          Height        0.22         0.14         0.08
                        29:51 RO  1.82         1.41         0.91         0.50  0.945
                 DC  SN         30:16 RO  3.19         0.88                            0.958
                        30:33 RO  1.12         1.57         0.83         0.74  0.967
                        30:42     1.40         3.07         1.79         1.28  0.972
                 DC  SN         30:52     1.47         1.06                            0.977
                        31:36     1.51       460.83       277.45       183.38  1.000 13C12-PeCDD 123 IS4
                                Height       140.11        84.10        56.01
                        32:03     1.47         1.26         0.75         0.51  1.014
                        32:15 RO  1.12         1.74         0.92         0.82  1.021
                 DC  SN         32:26 RO  2.12         0.81                            1.026
368-370                6 Peaks                      469.88
```

Compound/ M_Z....	QC.Log	Omit	Why	..RT.	OK	Ratio	Total.Area/Ht	Area/Ht.Peak1	Area/Ht.Peak2	Rel.RT	Compound.Name..	ID..	Flags.
---------- Above: PeCDD / HxCDF Follows ----------													
HxCDF				1.05-1.43						0.929-1.007			
374-376		DC	NL			Height	0.63	0.39	0.24				
				32:55		1.06	1.75	0.90	0.85	0.930			J
				33:03		1.25	202.09	112.13	89.96	0.934			
				33:10		1.23	433.40	239.07	194.33	0.937			
				33:18		1.26	66.12	36.88	29.24	0.941			
				33:28		1.20	14.50	7.92	6.58	0.946			J
				33:37		1.24	537.37	297.11	240.26	0.950			
				33:49		1.28	26.45	14.85	11.60	0.956			
	A			33:57		1.25	72.50	40.30	32.20	0.959			
	M			34:00		1.25	200.10	111.00	89.10	1.000	123478-HxCDF	AN	
				34:06		1.22	59.69	32.82	26.87	1.000	123678-HxCDF	AN	
				34:22		1.33	5.58	3.19	2.39	0.971			J
				34:36		1.26	44.93	25.08	19.85	1.000	234678-HxCDF	AN	
		DC	SN	34:54	RO	1.67	2.56			0.986			
		DC	SN	35:14	RO	0.60	2.32			0.996			
				35:28		1.15	16.27	8.69	7.58	1.002			
374-376				13 Peaks			1,680.75						
13C12-HxCDF				0.43-0.59						0.879-1.105			
384-386		DC	NL			Height	0.46	0.18	0.28				
		DC	SN	33:02	RO	0.42	0.94			0.934			
				33:10	RO	0.71	1.64	0.68	0.96	0.937			
				33:59		0.51	596.67	202.62	394.05	1.000	13C12-HxCDF 478	IS5	
						Height	181.96	61.76	120.20				
				34:05		0.51	602.10	204.16	397.94	1.000	13C12-HxCDF 678	IS6	
						Height	189.96	64.34	125.62				
				34:35		0.52	570.04	194.43	375.61	1.000	13C12-HxCDF 234	IS7	
						Height	173.35	59.03	114.32				
				35:23		0.52	474.91	163.32	311.59	1.000	13C12-HxCDF 789	IS8	
						Height	130.77	45.39	85.38				
384-386				5 Peaks			2,245.36						
---------- Above: HxCDF / HxCDD Follows ----------													
HxCDD				1.05-1.43						0.959-1.013			
390-392		DC	NL			Height	0.51	0.26	0.25				
				33:31		1.08	27.34	14.21	13.13	0.964			
		DC	SN	33:38	RO	0.78	1.05			0.967			
				33:58		1.29	5.41	3.05	2.36	0.977			J
				34:11		1.19	96.25	52.39	43.86	0.983			
	N	DC	SN	34:37	RO	1.57	1.49			0.998			
	AN			34:42		1.33	3.01	1.72	1.29	1.000	123478-HxCDD	AN	J
	M			34:48		1.25	27.70	15.40	12.30	1.000	123678-HxCDD	AN	
				35:07		1.23	10.50	5.79	4.71	1.010	123789-HxCDD	AN	J
		DC	SN	35:14		1.16	1.51			1.013			
		DC	WH	35:19	RO	2.66	1.72			1.015			
390-392				6 Peaks			170.21						

Compound/ M_Z....	QC.Log	Omit	Why	..RT.	OK	Ratio	Total.Area/Ht	Area/Ht.Peak1	Area/Ht.Peak2	Rel.RT	Compound.Name..	ID..	Flags.
13C12-HxCDD				1.05-1.43						0.983-1.041			
402-404	DC	NL				Height	0.58	0.36	0.22				
	DC	WL		33:27	RO	0.84	1.51			0.964			
	DC	WL		33:47	RO	2.27	4.42			0.974			
				34:41		1.24	371.61	205.45	166.16	1.000	13C12-HxCDD	478	IS9
						Height	116.30	64.14	52.16				
				34:47		1.24	429.59	237.44	192.15	1.000	13C12-HxCDD	678	IS10
						Height	122.57	66.06	56.51				
				35:06		1.21	532.13	291.04	241.09	1.012	13C12-HxCDD	789	RS2
402-404				3 Peaks			1,333.33						

---------- Above: HxCDD / HpCDF Follows ----------

HpCDF				0.88-1.20						0.955-1.005			
408-410	DC	NL				Height	0.45	0.24	0.21				
				37:05		1.07	1,663.35	858.28	805.07	1.000	1234678-HpCDF		AN
				37:21	RO	0.83	11.19	5.09	6.10	0.966			
				37:30		1.06	810.00	417.50	392.50	0.970			
				38:41		1.08	36.64	19.06	17.58	1.000	1234789-HpCDF		AN
408-410				4 Peaks			2,521.18						
13C12-HpCDF				0.37-0.51						0.856-1.141			
418-420	DC	NL				Height	0.27	0.12	0.15				
				37:04		0.44	385.18	118.45	266.73	1.000	13C12-HpCDF	678	IS11
						Height	102.15	31.25	70.90				
	DC	SN		37:21	RO	0.26	0.87			0.966			
	DC	SN		37:58	RO	2.50	0.56			0.982			
				38:40		0.44	261.20	80.00	181.20	1.000	13C12-HpCDF	789	IS12
						Height	58.34	18.28	40.06				
418-420				2 Peaks			646.38						

---------- Above: HpCDF / HpCDD Follows ----------

HpCDD				0.88-1.20						0.976-1.005			
424-426	DC	NL				Height	0.25	0.14	0.11				
				37:21		1.01	41.77	21.03	20.74	0.979			
				38:08		1.00	47.58	23.82	23.76	1.000	1234678-HpCDD		AN
	DC	WH		38:40	RO	7.25	0.66			1.014			
424-426				2 Peaks			89.35						
13C12-HpCDD				0.88-1.20						0.868-1.078			
436-438	DC	NL				Height	0.92	0.65	0.27				
	DC	SN		37:39	RO	10.69	11.11			0.987			
				38:08		1.00	313.08	156.75	156.33	1.000	13C12-HpCDD	678	IS13
						Height	76.13	39.07	37.06				
436-438				1 Peak			313.08						

---------- Above: HpCDD / Octa-CDD and CDF Follows ----------

OCDF				0.76-1.02						0.952-1.048			
442-444	DC	NL				Height	0.28	0.14	0.14				
	DC	WL		38:47	RO	0.58	0.41			0.925			

Compound/ M_Z....	QC.Log	Omit	Why	..RT.	OK	Ratio	Total.Area/Ht	Area/Ht.Peak1	Area/Ht.Peak2	Rel.RT	Compound.Name..	ID..	Flags.
		DC	WL	39:29		1.02	0.89			0.941			
		DC	SN	41:48		0.90	0.40			0.996			
		DC	SN	41:58	RO	2.41	0.75			1.000			
				42:10		0.87	259.92	120.92	139.00	1.005	OCDF		AN
		DC	SN	42:35	RO	0.73	0.64			1.015			
		DC	SN	42:43	RO	4.80	0.58			1.018			
442-444			1	Peak			259.92						
OCDD						0.76-1.02				0.952-1.048			
458-460		DC	NL			Height	0.19	0.10	0.09				
N				41:57		0.86	1,209.77	557.68	652.09	1.000	OCDD		AN
458-460			1	Peak			1,209.77						
13C12-OCDD						0.76-1.02				0.996-1.004			
470-472		DC	NL			Height	0.46	0.31	0.15				
				41:57		0.88	360.48	168.68	191.80	1.000	13C12-OCDD		IS14
						Height	71.15	33.69	37.46				
470-472			1	Peak			360.48						

Column Description.....	"Why" Code Description.....	QC Log Desc.....
M_Z -Nominal Ion Mass(es)	WL-Below Retention Time Window	A-Peak Added
..RT. -Retention Time (mm:ss)	WH-Above Retention Time Window	K-Peak Kept
Rat.1 -Ratio of M/M+2 Ions	SN-Below Signal to Noise Level	D-Peak Deleted
OK -RO=Ratio Outside Limits	<M-Below Method Detection Limit	T-Time Changed
Rel.RT-Relative Retention Time	NL-Channel Specific Noise Level	M-Peak Area Changed
		N-Name Changed
		X-Ether Interference

*** End of Report ***

File:T023468 #1-925 Acq:13-JUL-2002 03:39:45 EI+ Voltage SIR 70T Noise:157
303.9016 F:2 BSUB(256,30,-3.0) PKD(9,5,5,0.05%,628.0,1.00%,F,T) Exp:NDB5US
TRIANGLE LABS Text:TLI#57752B DUPLICATE (06/25-02) INJ. TIME = 03:41

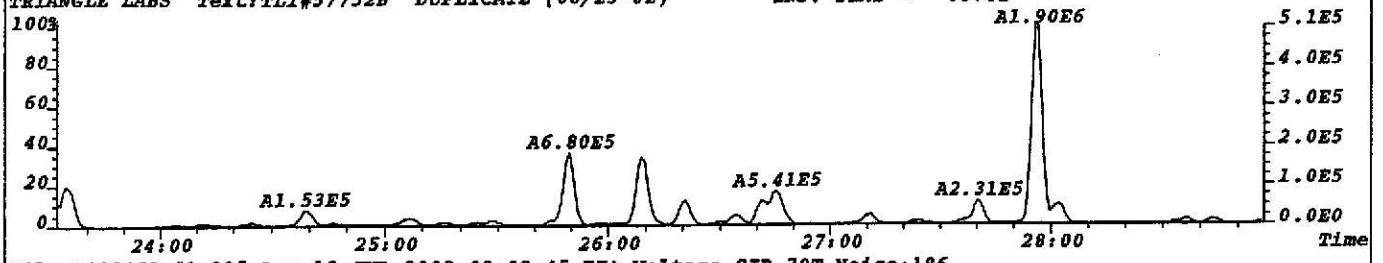

File:T023468 #1-925 Acq:13-JUL-2002 03:39:45 EI+ Voltage SIR 70T Noise:186
305.8987 F:2 BSUB(256,30,-3.0) PKD(9,5,5,0.05%,744.0,1.00%,F,T) Exp:NDB5US
TRIANGLE LABS Text:TLI#57752B DUPLICATE (06/25-02) INJ. TIME = 03:41

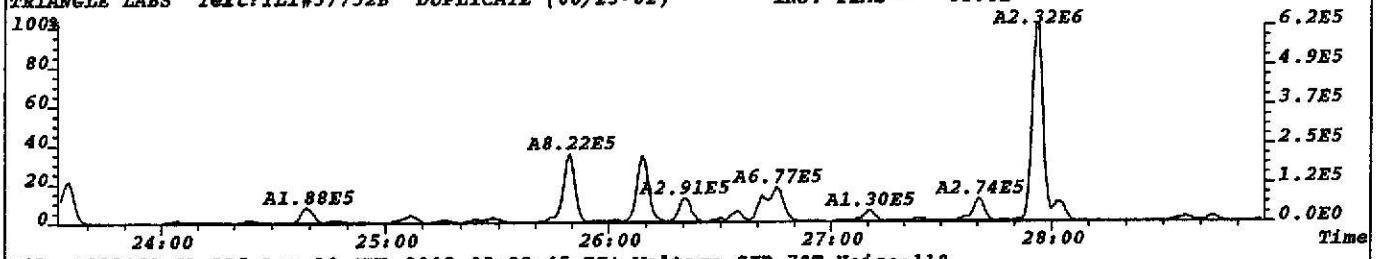

File:T023468 #1-925 Acq:13-JUL-2002 03:39:45 EI+ Voltage SIR 70T Noise:118
315.9419 F:2 BSUB(256,30,-3.0) PKD(9,5,5,0.05%,472.0,1.00%,F,T) Exp:NDB5US
TRIANGLE LABS Text:TLI#57752B DUPLICATE (06/25-02) INJ. TIME = 03:41

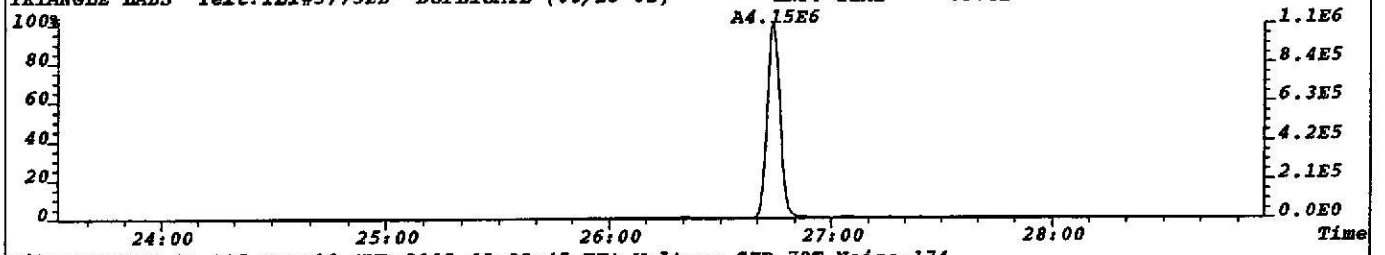

File:T023468 #1-925 Acq:13-JUL-2002 03:39:45 EI+ Voltage SIR 70T Noise:174
317.9389 F:2 BSUB(256,30,-3.0) PKD(9,5,5,0.05%,696.0,1.00%,F,T) Exp:NDB5US
TRIANGLE LABS Text:TLI#57752B DUPLICATE (06/25-02) INJ. TIME = 03:41

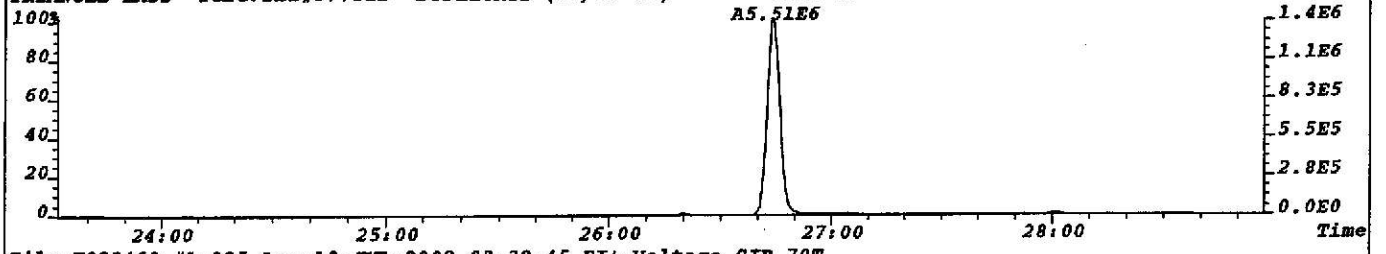

File:T023468 #1-925 Acq:13-JUL-2002 03:39:45 EI+ Voltage SIR 70T
330.9792 F:2 Exp:NDB5US
TRIANGLE LABS Text:TLI#57752B DUPLICATE (06/25-02) INJ. TIME = 03:41

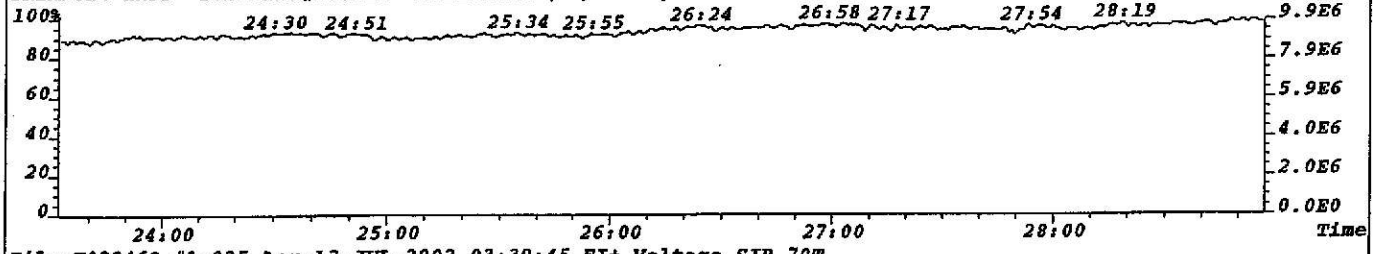

File:T023468 #1-925 Acq:13-JUL-2002 03:39:45 EI+ Voltage SIR 70T
375.8364 F:2 Exp:NDB5US
TRIANGLE LABS Text:TLI#57752B DUPLICATE (06/25-02) INJ. TIME = 03:41

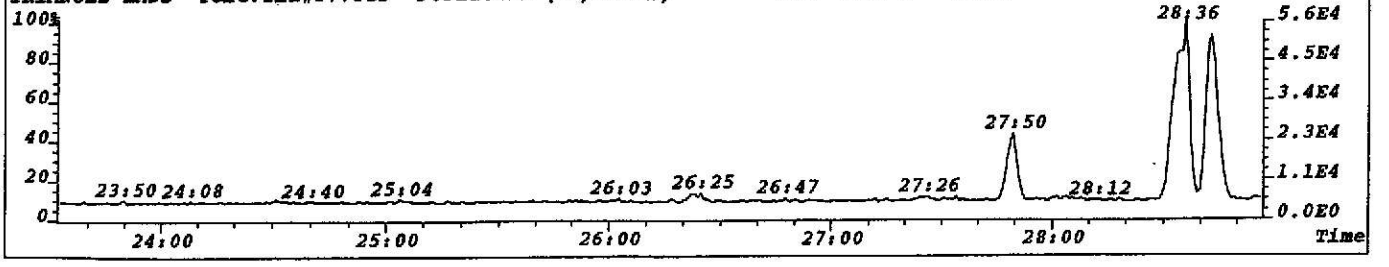

File:T023468 #1-925 Acq:13-JUL-2002 03:39:45 EI+ Voltage SIR 70T Noise:130
319.8965 F:2 BSUB(256,30,-3.0) PKD(7,5,3,0.05%,520.0,1.00%,F,T) Exp:NDB5US
TRIANGLE LABS Text:TLI#57752B DUPLICATE (06/25-02) INJ. TIME = 03:41

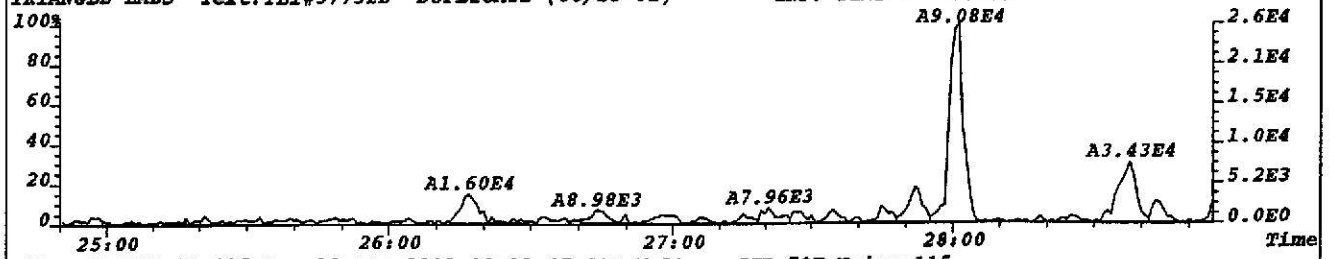

File:T023468 #1-925 Acq:13-JUL-2002 03:39:45 EI+ Voltage SIR 70T Noise:115
321.8936 F:2 BSUB(256,30,-3.0) PKD(7,5,3,0.05%,460.0,1.00%,F,T) Exp:NDB5US
TRIANGLE LABS Text:TLI#57752B DUPLICATE (06/25-02) INJ. TIME = 03:41

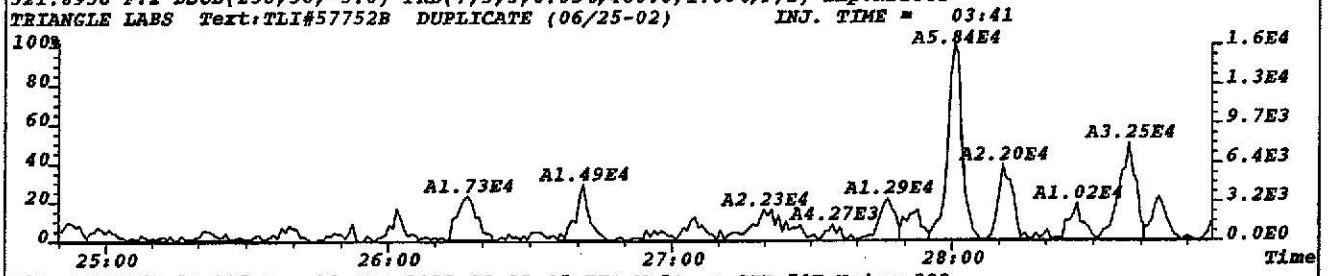

File:T023468 #1-925 Acq:13-JUL-2002 03:39:45 EI+ Voltage SIR 70T Noise:392
331.9368 F:2 BSUB(256,30,-3.0) PKD(7,5,3,0.05%,1568.0,1.00%,F,T) Exp:NDB5US
TRIANGLE LABS Text:TLI#57752B DUPLICATE (06/25-02) INJ. TIME = 03:41

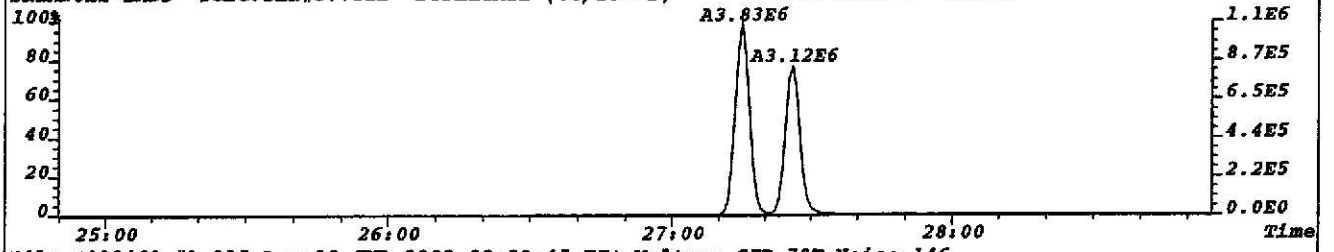

File:T023468 #1-925 Acq:13-JUL-2002 03:39:45 EI+ Voltage SIR 70T Noise:146
333.9338 F:2 BSUB(256,30,-3.0) PKD(7,5,3,0.05%,584.0,1.00%,F,T) Exp:NDB5US
TRIANGLE LABS Text:TLI#57752B DUPLICATE (06/25-02) INJ. TIME = 03:41

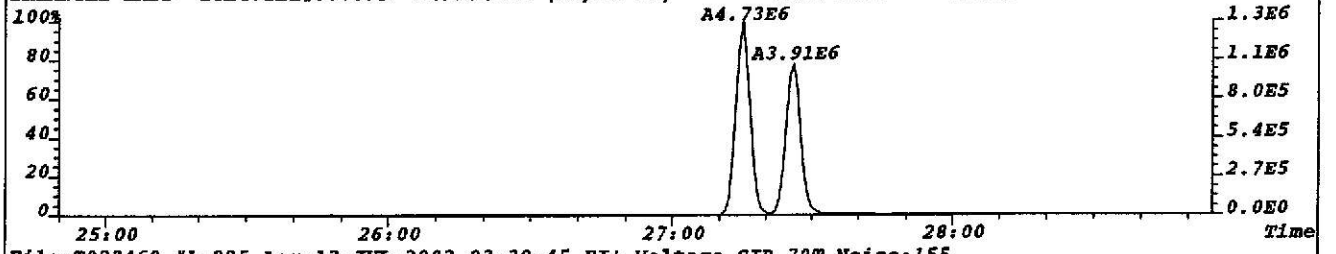

File:T023468 #1-925 Acq:13-JUL-2002 03:39:45 EI+ Voltage SIR 70T Noise:155
327.8847 F:2 BSUB(256,30,-3.0) PKD(7,5,3,0.05%,620.0,1.00%,F,T) Exp:NDB5US
TRIANGLE LABS Text:TLI#57752B DUPLICATE (06/25-02) INJ. TIME = 03:41

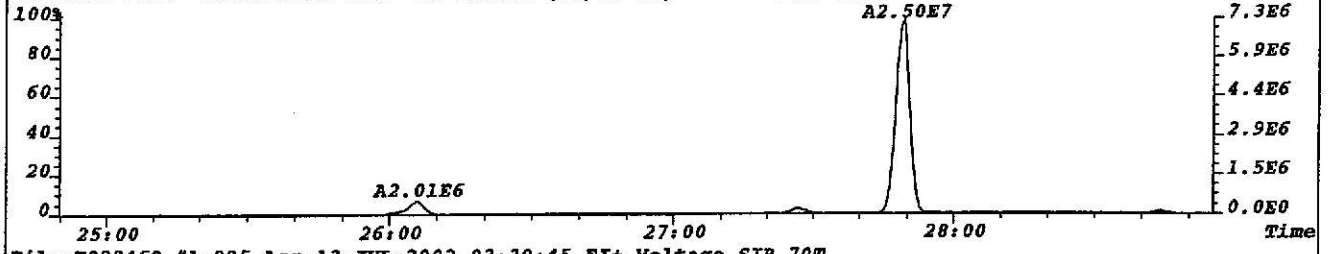

File:T023468 #1-925 Acq:13-JUL-2002 03:39:45 EI+ Voltage SIR 70T
330.9792 F:2 Exp:NDB5US
TRIANGLE LABS Text:TLI#57752B DUPLICATE (06/25-02) INJ. TIME = 03:41

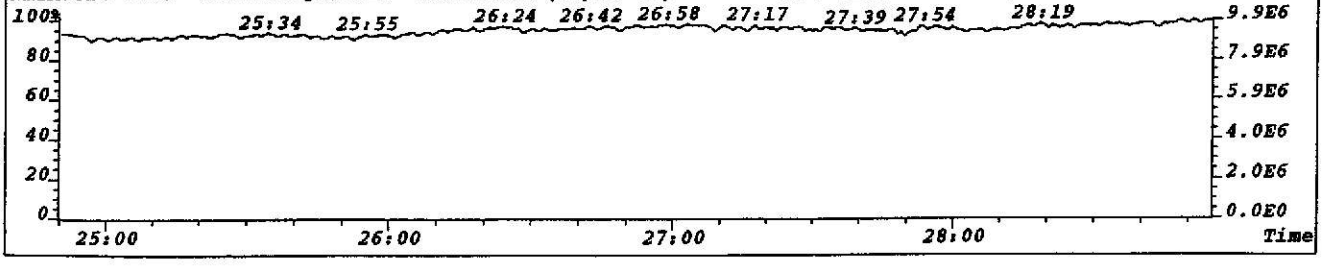

File:T023468 #1-925 Acq:13-JUL-2002 03:39:45 EI+ Voltage SIR 70T Noise:152
339.8597 F:2 BSUB(256,30,-3.0) PKD(7,5,3,0.05%,608.0,1.00%,F,T) Exp:NDB5US
TRIANGLE LABS Text:TLI#57752B DUPLICATE (06/25-02) INJ. TIME = 03:41

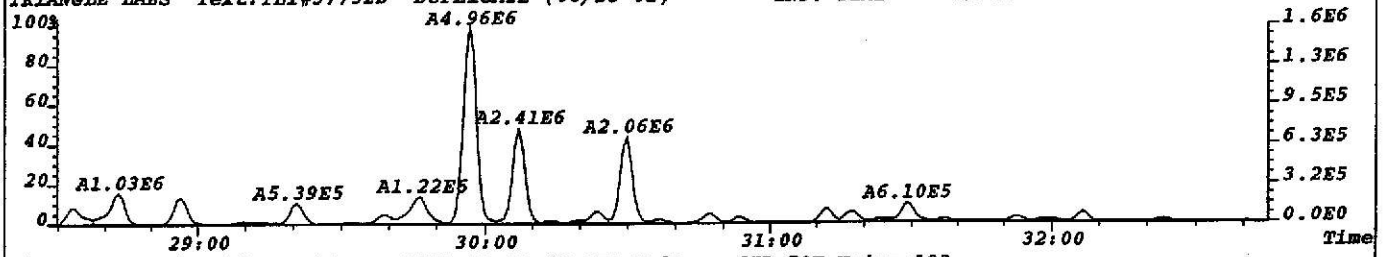

File:T023468 #1-925 Acq:13-JUL-2002 03:39:45 EI+ Voltage SIR 70T Noise:183
341.8567 F:2 BSUB(256,30,-3.0) PKD(7,5,3,0.05%,732.0,1.00%,F,T) Exp:NDB5US
TRIANGLE LABS Text:TLI#57752B DUPLICATE (06/25-02) INJ. TIME = 03:41

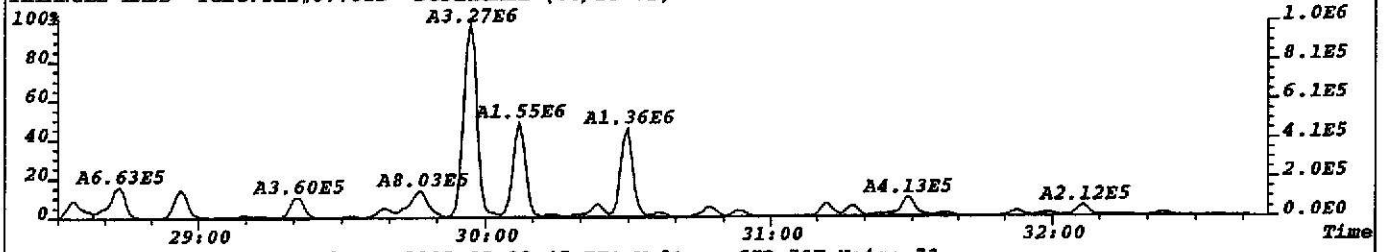

File:T023468 #1-925 Acq:13-JUL-2002 03:39:45 EI+ Voltage SIR 70T Noise:73
351.9000 F:2 BSUB(256,30,-3.0) PKD(7,5,3,0.05%,292.0,1.00%,F,T) Exp:NDB5US
TRIANGLE LABS Text:TLI#57752B DUPLICATE (06/25-02) INJ. TIME = 03:41

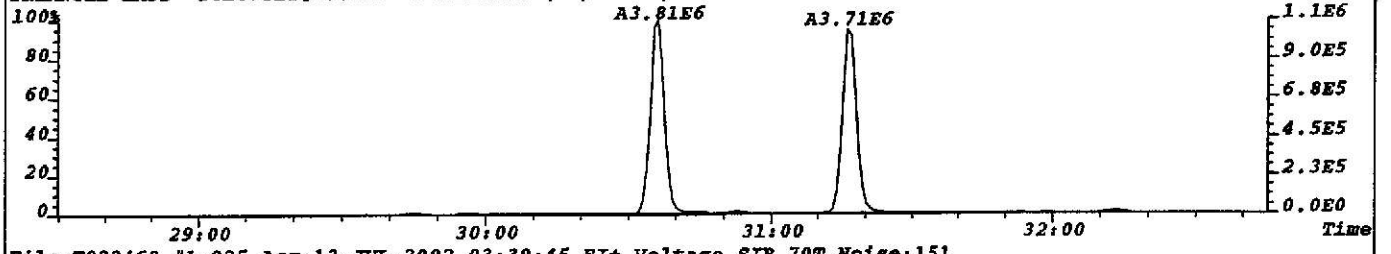

File:T023468 #1-925 Acq:13-JUL-2002 03:39:45 EI+ Voltage SIR 70T Noise:151
353.8970 F:2 BSUB(256,30,-3.0) PKD(7,5,3,0.05%,604.0,1.00%,F,T) Exp:NDB5US
TRIANGLE LABS Text:TLI#57752B DUPLICATE (06/25-02) INJ. TIME = 03:41

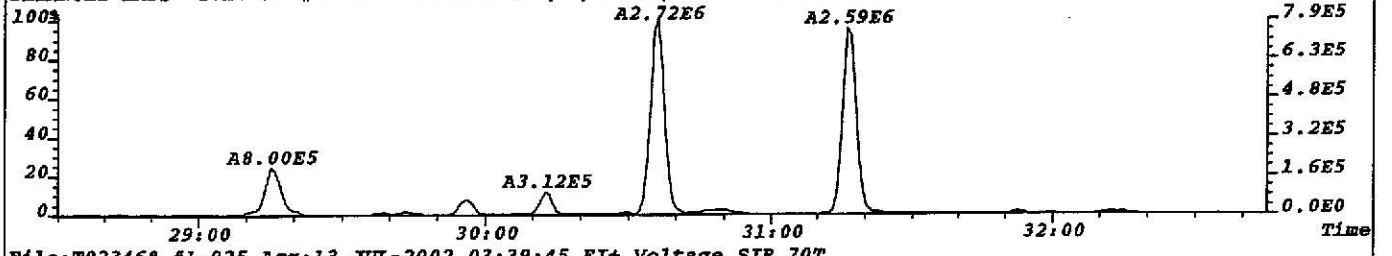

File:T023468 #1-925 Acq:13-JUL-2002 03:39:45 EI+ Voltage SIR 70T
330.9792 F:2 Exp:NDB5US
TRIANGLE LABS Text:TLI#57752B DUPLICATE (06/25-02) INJ. TIME = 03:41

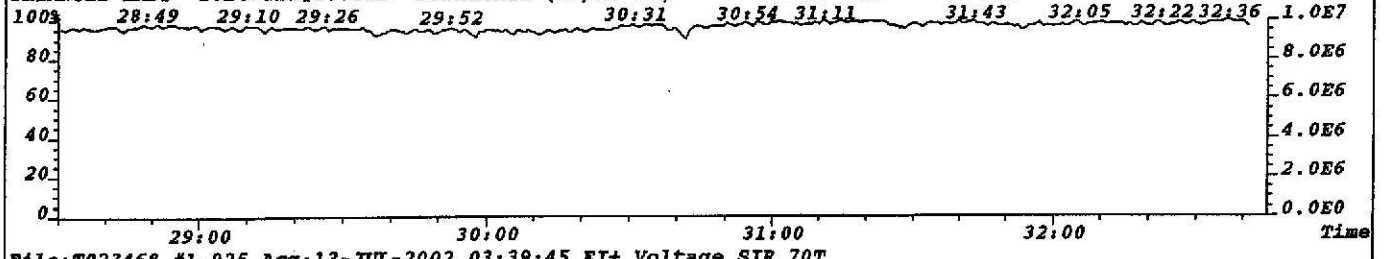

File:T023468 #1-925 Acq:13-JUL-2002 03:39:45 EI+ Voltage SIR 70T
409.7974 F:2 Exp:NDB5US
TRIANGLE LABS Text:TLI#57752B DUPLICATE (06/25-02) INJ. TIME = 03:41

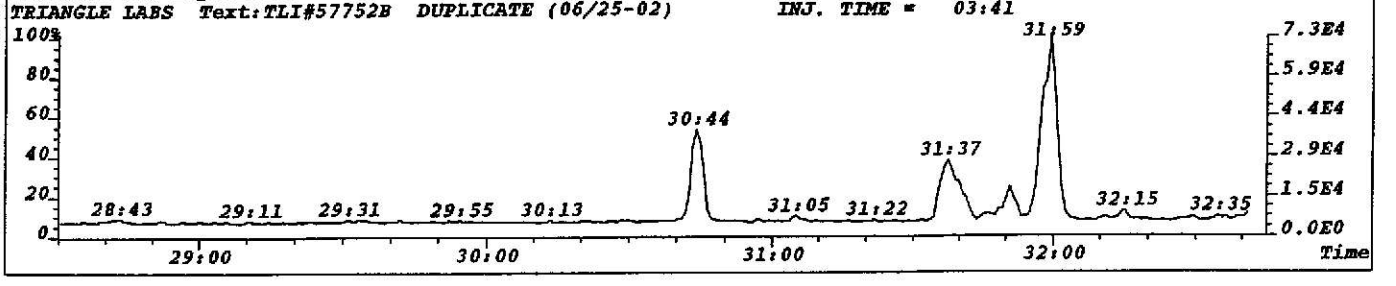

File:T023468 #1-925 Acq:13-JUL-2002 03:39:45 EI+ Voltage SIR 70T Noise:127
355.8546 F:2 BSUB(256,30,-3.0) PKD(7,5,3,0.05%,508.0,1.00%,F,T) Exp:NDB5US
TRIANGLE LABS Text:TLI#57752B DUPLICATE (06/25-02) INJ. TIME = 03:41

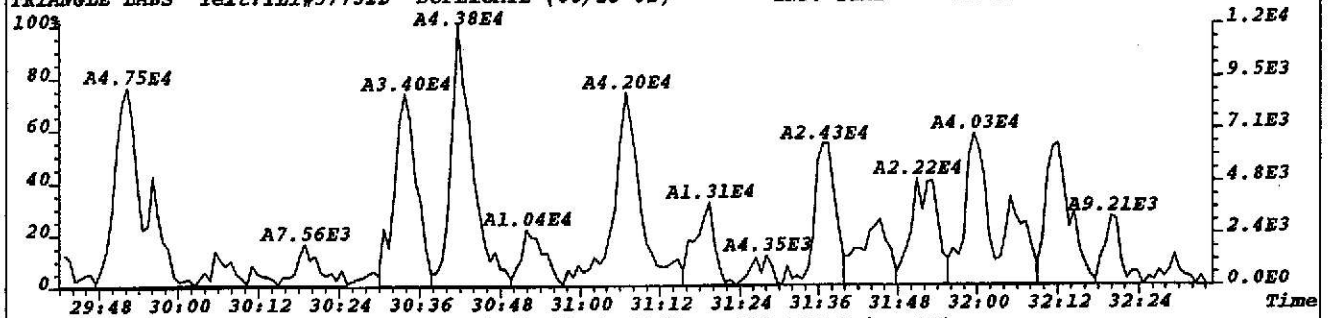

File:T023468 #1-925 Acq:13-JUL-2002 03:39:45 EI+ Voltage SIR 70T Noise:143
357.8516 F:2 BSUB(256,30,-3.0) PKD(7,5,3,0.05%,572.0,1.00%,F,T) Exp:NDB5US
TRIANGLE LABS Text:TLI#57752B DUPLICATE (06/25-02) INJ. TIME = 03:41

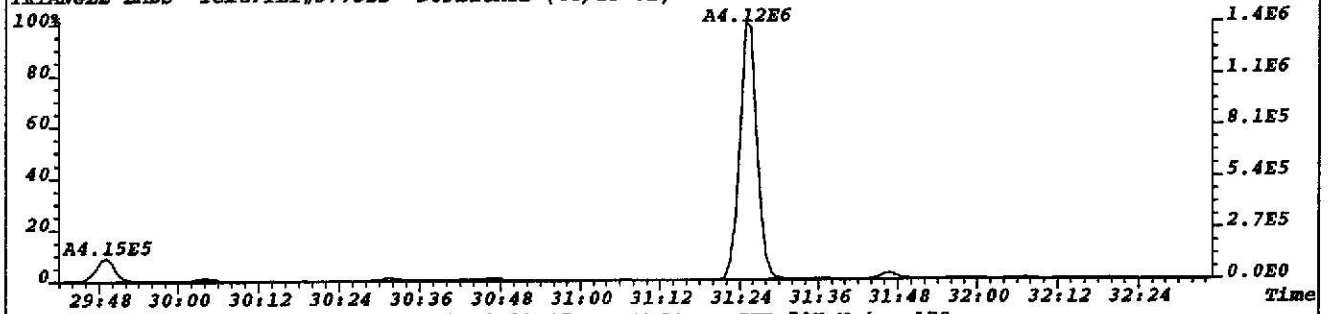

File:T023468 #1-925 Acq:13-JUL-2002 03:39:45 EI+ Voltage SIR 70T Noise:172
367.8949 F:2 BSUB(256,30,-3.0) PKD(7,5,3,0.05%,688.0,1.00%,F,T) Exp:NDB5US
TRIANGLE LABS Text:TLI#57752B DUPLICATE (06/25-02) INJ. TIME = 03:41

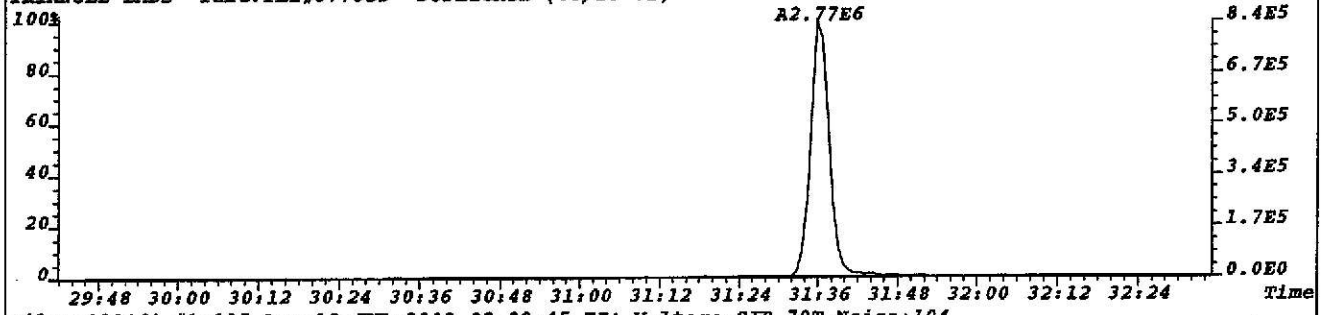

File:T023468 #1-925 Acq:13-JUL-2002 03:39:45 EI+ Voltage SIR 70T Noise:104
369.8919 F:2 BSUB(256,30,-3.0) PKD(7,5,3,0.05%,416.0,1.00%,F,T) Exp:NDB5US
TRIANGLE LABS Text:TLI#57752B DUPLICATE (06/25-02) INJ. TIME = 03:41

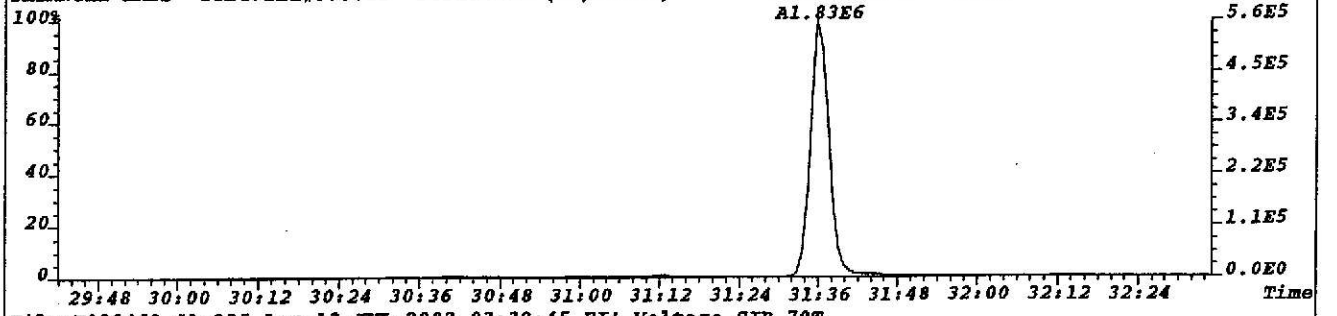

File:T023468 #1-925 Acq:13-JUL-2002 03:39:45 EI+ Voltage SIR 70T
330.9792 F:2 Exp:NDB5US
TRIANGLE LABS Text:TLI#57752B DUPLICATE (06/25-02) INJ. TIME = 03:41

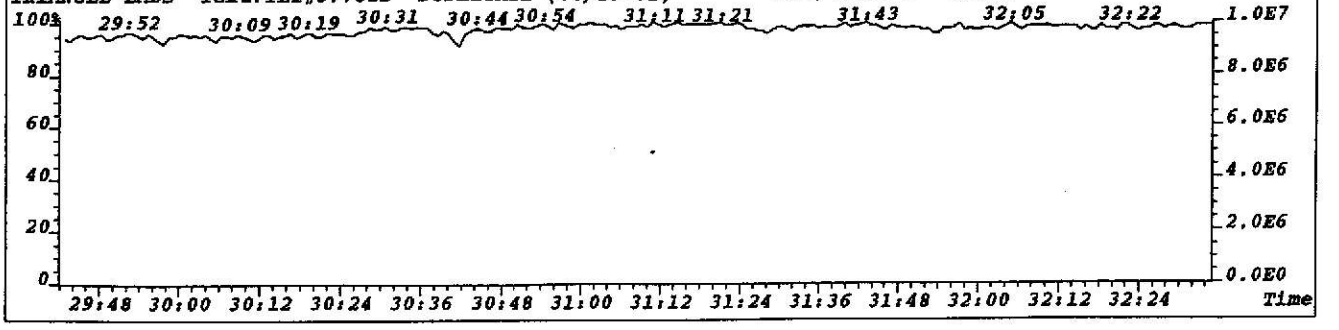

File:T023468 #1-386 Acq:13-JUL-2002 03:39:45 EI+ Voltage SIR 70T Noise:489
373.8208 F:3 BSUB(256,30,-3.0) PKD(7,5,3,0.05%,1956.0,1.00%,F,T) Exp:NDB5US
TRIANGLE LABS Text:TLI#57752B DUPLICATE (06/25-02) INJ. TIME = 03:41

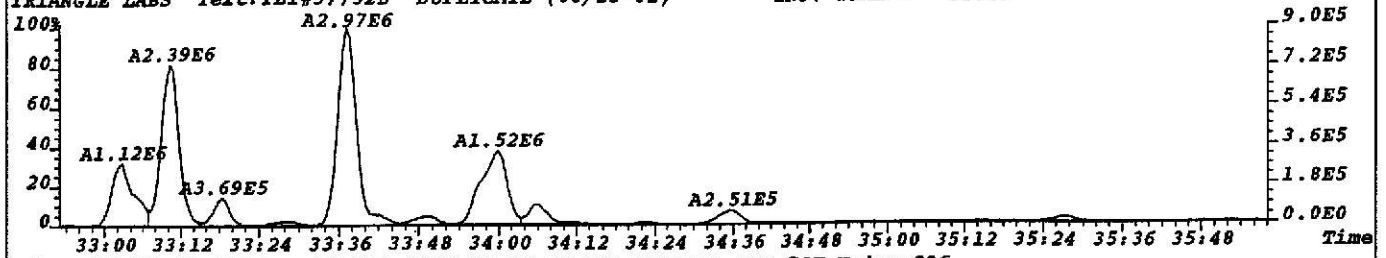

File:T023468 #1-386 Acq:13-JUL-2002 03:39:45 EI+ Voltage SIR 70T Noise:296
375.8178 F:3 BSUB(256,30,-3.0) PKD(7,5,3,0.05%,1184.0,1.00%,F,T) Exp:NDB5US
TRIANGLE LABS Text:TLI#57752B DUPLICATE (06/25-02) INJ. TIME = 03:41



File:T023468 #1-386 Acq:13-JUL-2002 03:39:45 EI+ Voltage SIR 70T Noise:219
383.8639 F:3 BSUB(256,30,-3.0) PKD(7,5,3,0.05%,876.0,1.00%,F,T) Exp:NDB5US
TRIANGLE LABS Text:TLI#57752B DUPLICATE (06/25-02) INJ. TIME = 03:41

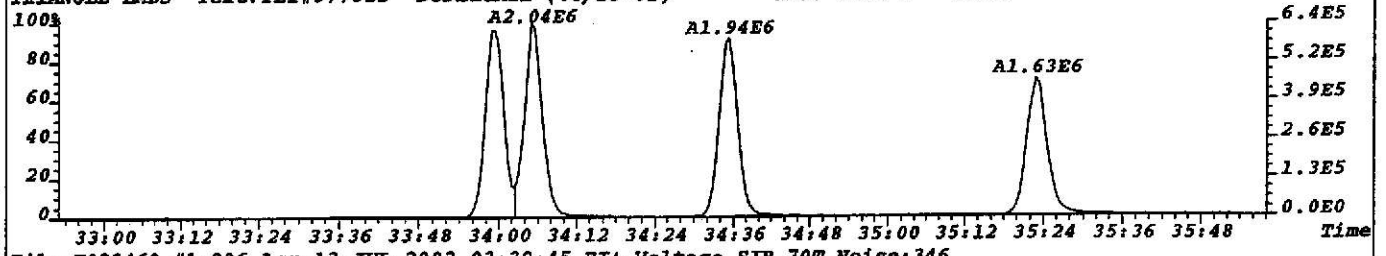

File:T023468 #1-386 Acq:13-JUL-2002 03:39:45 EI+ Voltage SIR 70T Noise:346
385.8610 F:3 BSUB(256,30,-3.0) PKD(7,5,3,0.05%,1384.0,1.00%,F,T) Exp:NDB5US
TRIANGLE LABS Text:TLI#57752B DUPLICATE (06/25-02) INJ. TIME = 03:41

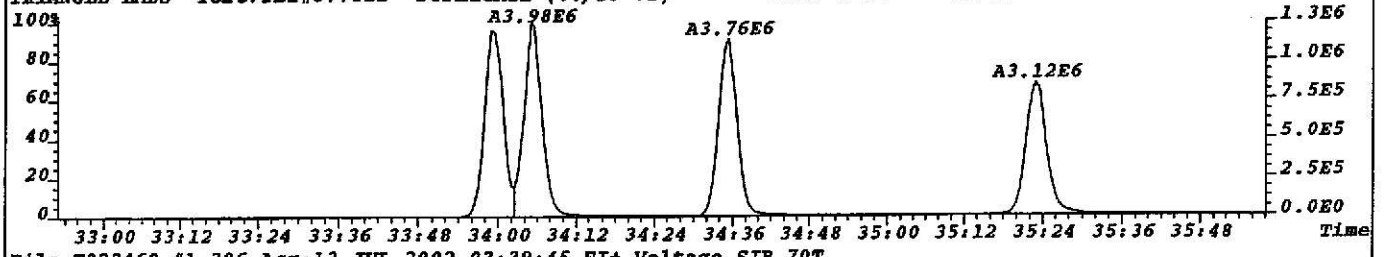

File:T023468 #1-386 Acq:13-JUL-2002 03:39:45 EI+ Voltage SIR 70T
392.9760 F:3 Exp:NDB5US
TRIANGLE LABS Text:TLI#57752B DUPLICATE (06/25-02) INJ. TIME = 03:41

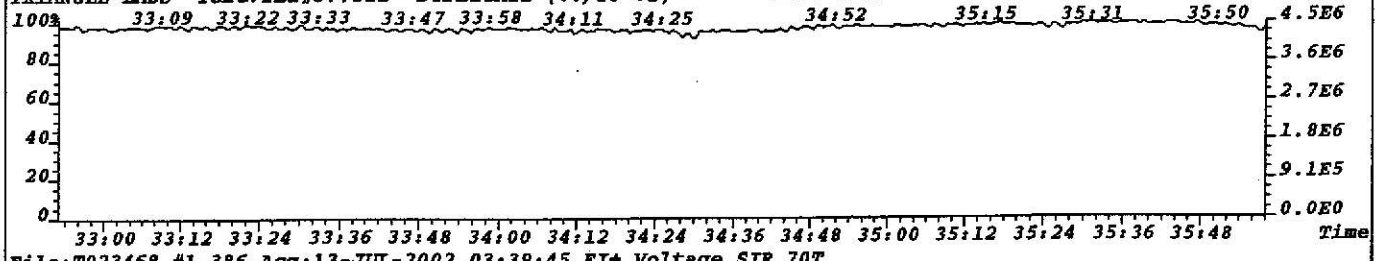

File:T023468 #1-386 Acq:13-JUL-2002 03:39:45 EI+ Voltage SIR 70T
445.7555 F:3 Exp:NDB5US
TRIANGLE LABS Text:TLI#57752B DUPLICATE (06/25-02) INJ. TIME = 03:41

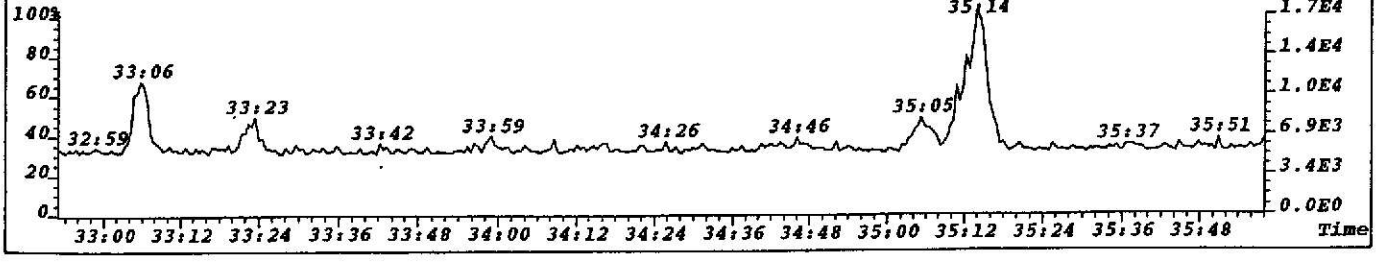

File:T023468 #1-386 Acq:13-JUL-2002 03:39:45 EI+ Voltage SIR 70T Noise:328
389.8156 F:3 BSUB(256,30,-3.0) PKD(7,5,3,0.05%,1312.0,1.00%,F,T) Exp:NDB5US
TRIANGLE LABS Text:TLI#57752B DUPLICATE (06/25-02) INJ. TIME = 03:41

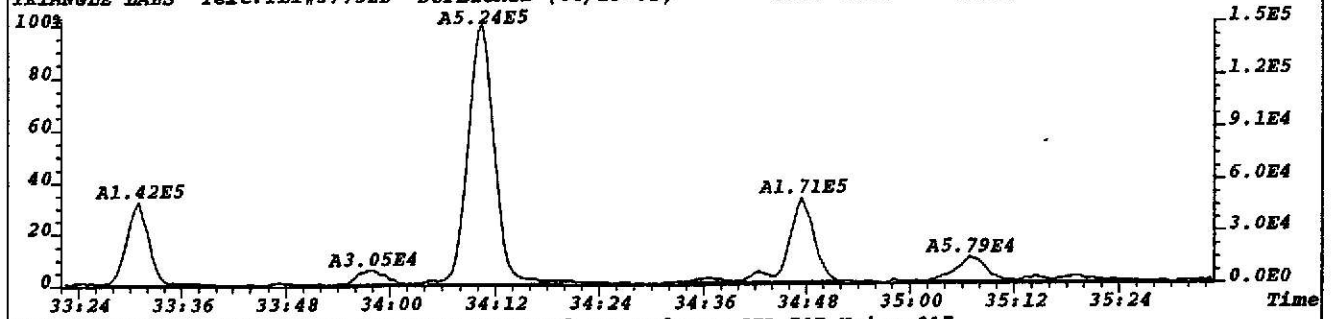

File:T023468 #1-386 Acq:13-JUL-2002 03:39:45 EI+ Voltage SIR 70T Noise:317
391.8127 F:3 BSUB(256,30,-3.0) PKD(7,5,3,0.05%,1268.0,1.00%,F,T) Exp:NDB5US
TRIANGLE LABS Text:TLI#57752B DUPLICATE (06/25-02) INJ. TIME = 03:41

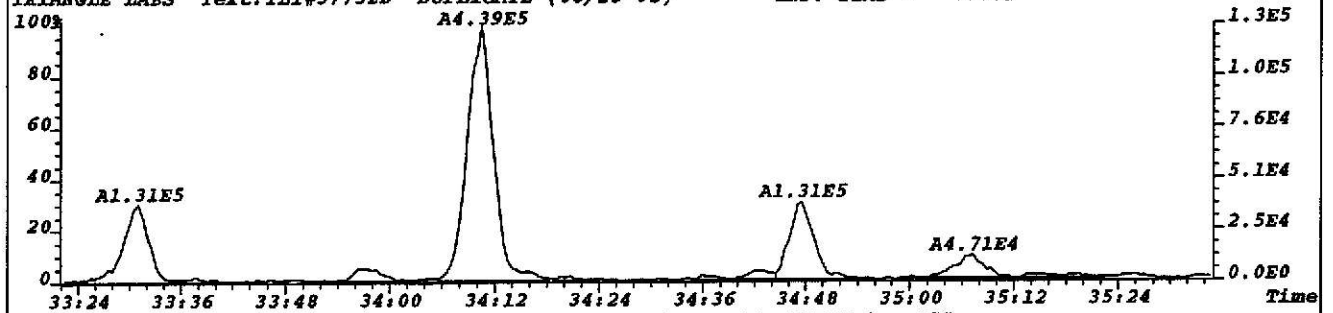

File:T023468 #1-386 Acq:13-JUL-2002 03:39:45 EI+ Voltage SIR 70T Noise:455
401.8558 F:3 BSUB(256,30,-3.0) PKD(7,5,3,0.05%,1820.0,1.00%,F,T) Exp:NDB5US
TRIANGLE LABS Text:TLI#57752B DUPLICATE (06/25-02) INJ. TIME = 03:41

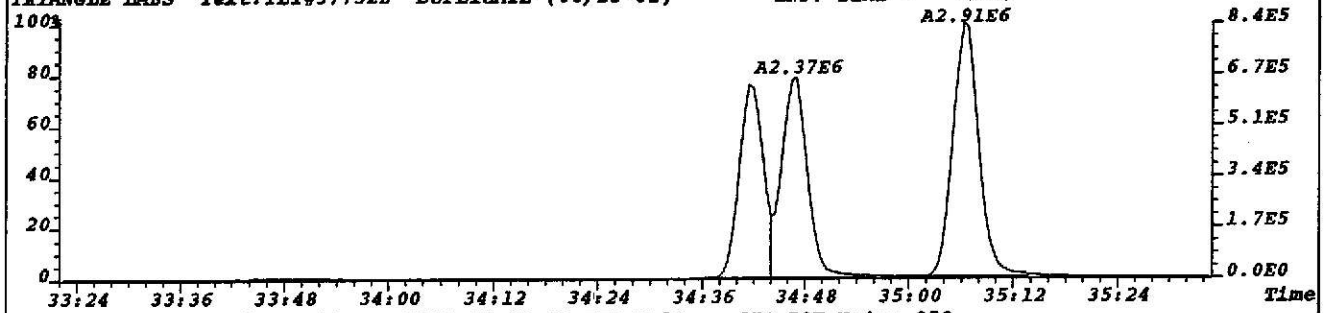

File:T023468 #1-386 Acq:13-JUL-2002 03:39:45 EI+ Voltage SIR 70T Noise:273
403.8529 F:3 BSUB(256,30,-3.0) PKD(7,5,3,0.05%,1092.0,1.00%,F,T) Exp:NDB5US
TRIANGLE LABS Text:TLI#57752B DUPLICATE (06/25-02) INJ. TIME = 03:41

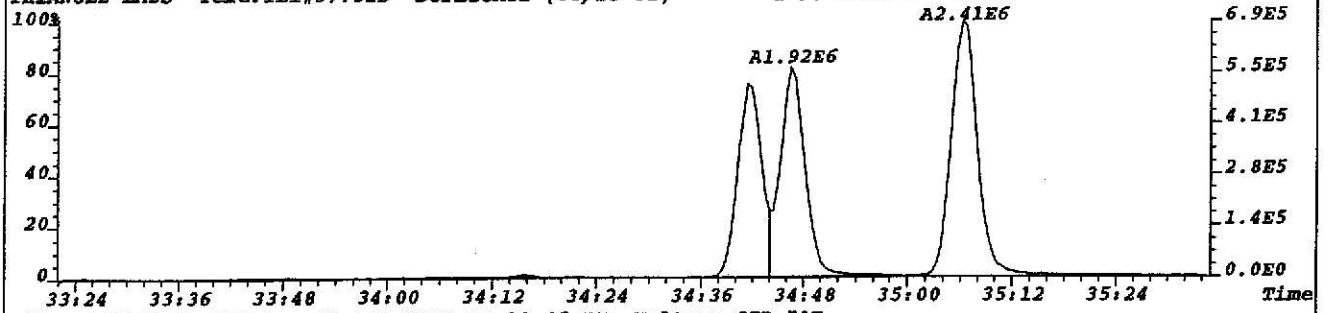

File:T023468 #1-386 Acq:13-JUL-2002 03:39:45 EI+ Voltage SIR 70T
392.9760 F:3 Exp:NDB5US
TRIANGLE LABS Text:TLI#57752B DUPLICATE (06/25-02) INJ. TIME = 03:41

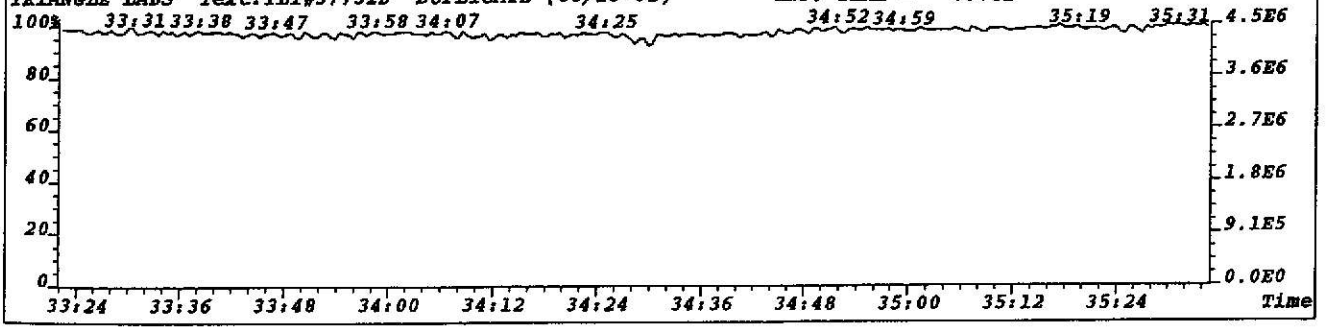

File:T023468 #1-708 Acq:13-JUL-2002 03:39:45 EI+ Voltage SIR 70T Noise:300
407.7818 F:4 BSUB(256,30,-3.0) PKD(7,5,3,0.05%,1200.0,1.00%,F,T) Exp:NDB5US
TRIANGLE LABS Text:TLI#57752B DUPLICATE (06/25-02) INJ. TIME = 03:41

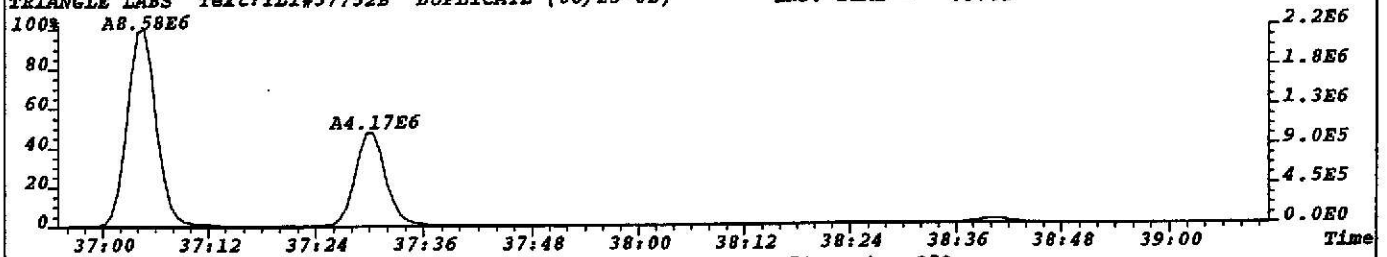

File:T023468 #1-708 Acq:13-JUL-2002 03:39:45 EI+ Voltage SIR 70T Noise:258
409.7789 F:4 BSUB(256,30,-3.0) PKD(7,5,3,0.05%,1032.0,1.00%,F,T) Exp:NDB5US
TRIANGLE LABS Text:TLI#57752B DUPLICATE (06/25-02) INJ. TIME = 03:41



File:T023468 #1-708 Acq:13-JUL-2002 03:39:45 EI+ Voltage SIR 70T Noise:154
417.8253 F:4 BSUB(256,30,-3.0) PKD(7,5,3,0.05%,616.0,1.00%,F,T) Exp:NDB5US
TRIANGLE LABS Text:TLI#57752B DUPLICATE (06/25-02) INJ. TIME = 03:41

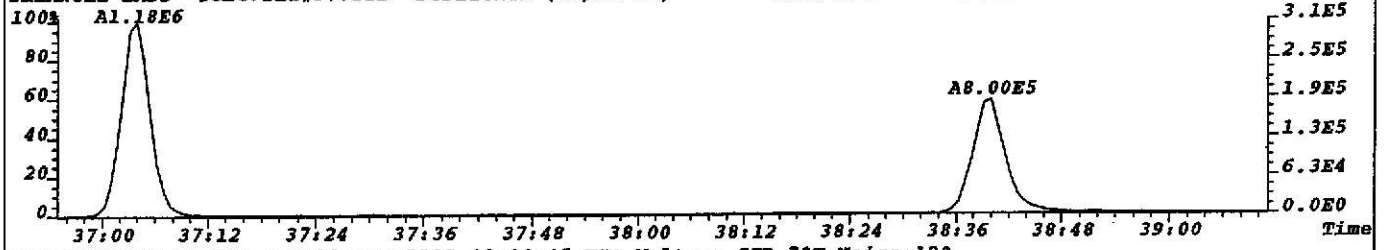

File:T023468 #1-708 Acq:13-JUL-2002 03:39:45 EI+ Voltage SIR 70T Noise:190
419.8220 F:4 BSUB(256,30,-3.0) PKD(7,5,3,0.05%,760.0,1.00%,F,T) Exp:NDB5US
TRIANGLE LABS Text:TLI#57752B DUPLICATE (06/25-02) INJ. TIME = 03:41



File:T023468 #1-708 Acq:13-JUL-2002 03:39:45 EI+ Voltage SIR 70T
430.9729 F:4 Exp:NDB5US
TRIANGLE LABS Text:TLI#57752B DUPLICATE (06/25-02) INJ. TIME = 03:41

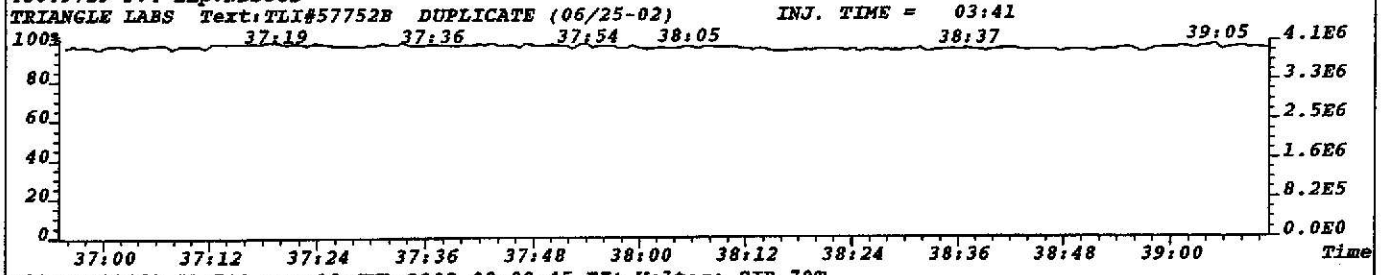

File:T023468 #1-708 Acq:13-JUL-2002 03:39:45 EI+ Voltage SIR 70T
479.7165 F:4 Exp:NDB5US
TRIANGLE LABS Text:TLI#57752B DUPLICATE (06/25-02) INJ. TIME = 03:41

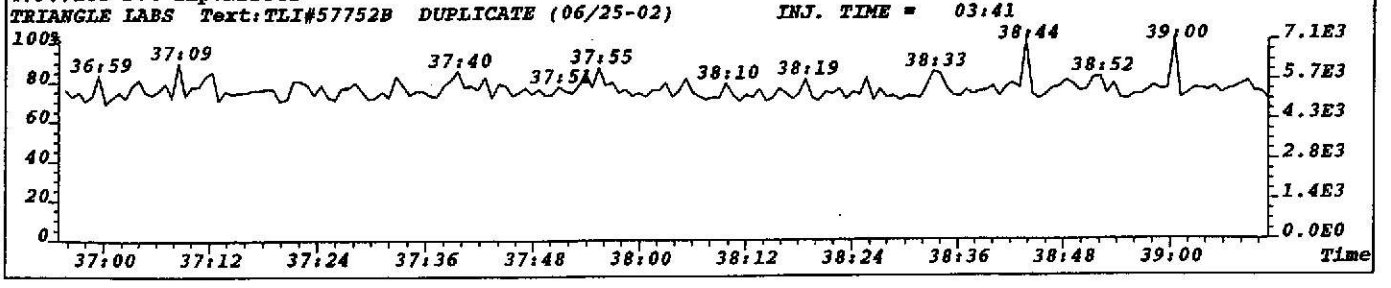

File:T023468 #1-708 Acq:13-JUL-2002 03:39:45 EI+ Voltage SIR 70T Noise:176
423.7766 F:4 BSUB(256,30,-3.0) PKD(7,5,3,0.05%,704.0,1.00%,F,T) Exp:NDB5US
TRIANGLE LABS Text:TLI#57752B DUPLICATE (06/25-02) INJ. TIME = 03:41

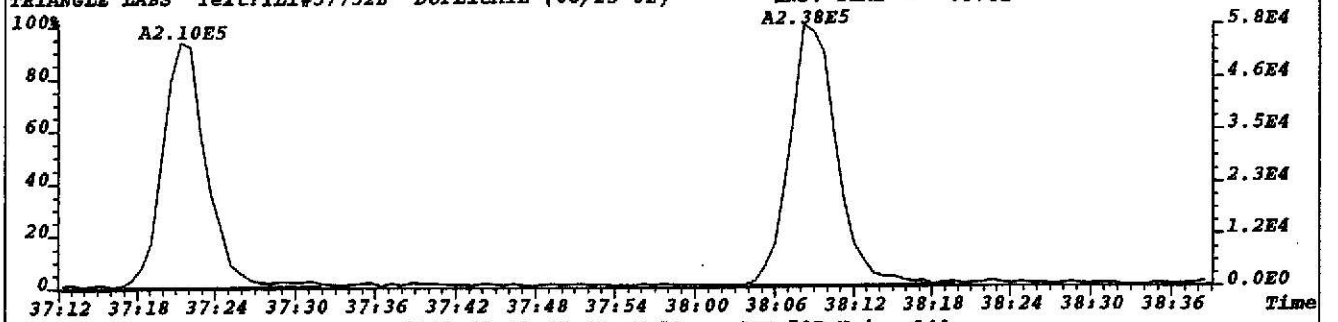

File:T023468 #1-708 Acq:13-JUL-2002 03:39:45 EI+ Voltage SIR 70T Noise:140
425.7737 F:4 BSUB(256,30,-3.0) PKD(7,5,3,0.05%,560.0,1.00%,F,T) Exp:NDB5US
TRIANGLE LABS Text:TLI#57752B DUPLICATE (06/25-02) INJ. TIME = 03:41

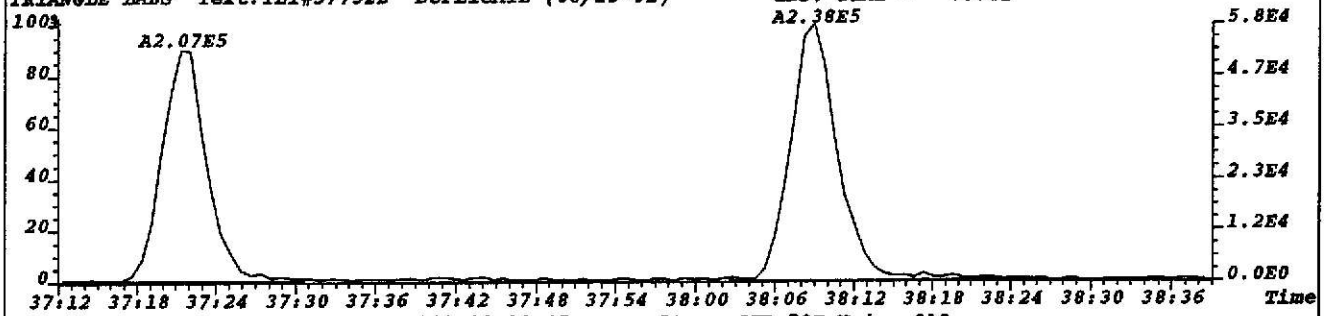

File:T023468 #1-708 Acq:13-JUL-2002 03:39:45 EI+ Voltage SIR 70T Noise:813
435.8169 F:4 BSUB(256,30,-3.0) PKD(7,5,3,0.05%,3252.0,1.00%,F,T) Exp:NDB5US
TRIANGLE LABS Text:TLI#57752B DUPLICATE (06/25-02) INJ. TIME = 03:41

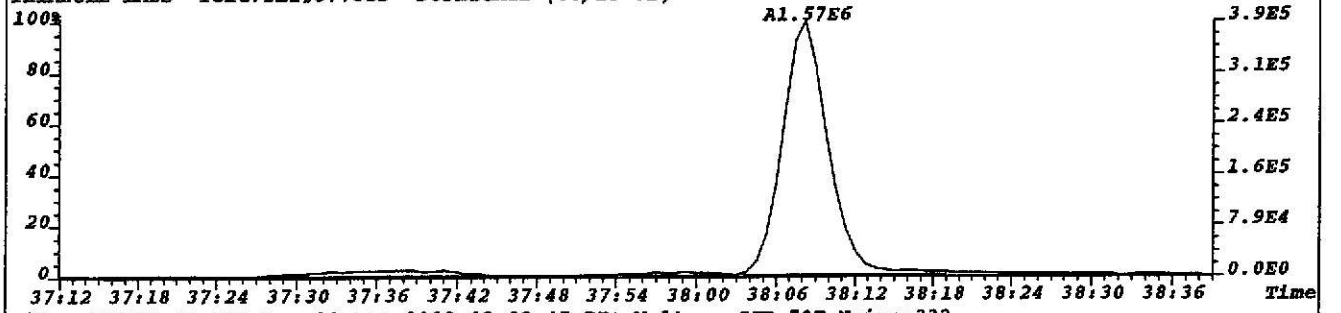

File:T023468 #1-708 Acq:13-JUL-2002 03:39:45 EI+ Voltage SIR 70T Noise:332
437.8140 F:4 BSUB(256,30,-3.0) PKD(7,5,3,0.05%,1328.0,1.00%,F,T) Exp:NDB5US
TRIANGLE LABS Text:TLI#57752B DUPLICATE (06/25-02) INJ. TIME = 03:41

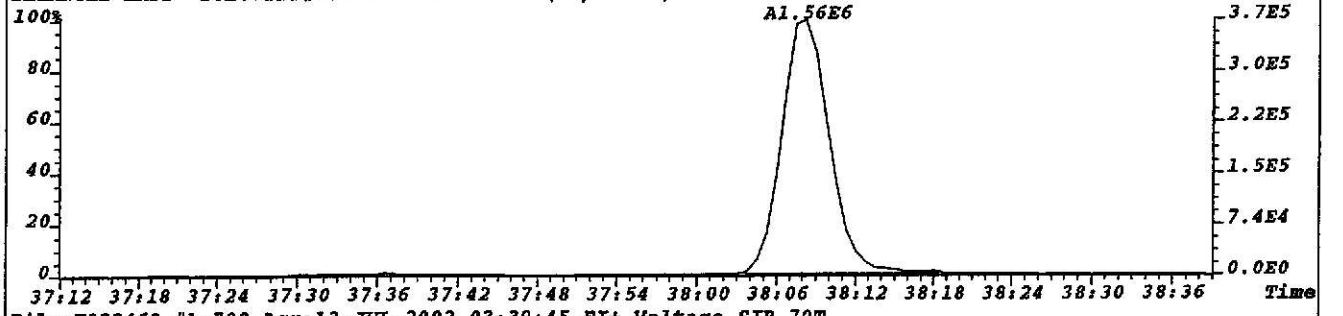

File:T023468 #1-708 Acq:13-JUL-2002 03:39:45 EI+ Voltage SIR 70T
430.9729 F:4 Exp:NDB5US
TRIANGLE LABS Text:TLI#57752B DUPLICATE (06/25-02) INJ. TIME = 03:41

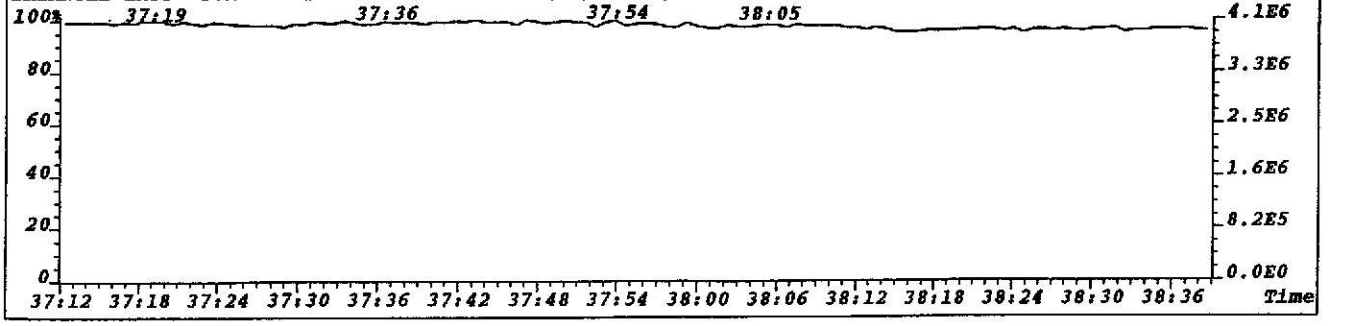

File:T023468 #1-708 Acq:13-JUL-2002 03:39:45 EI+ Voltage SIR 70T Noise:180
441.7428 F:4 BSUB(256,30,-3.0) PKD(7,5,3,0.05%,720.0,1.00%,F,T) Exp:NDB5US
TRIANGLE LABS Text:TLI#57752B DUPLICATE (06/25-02) INJ. TIME = 03:41

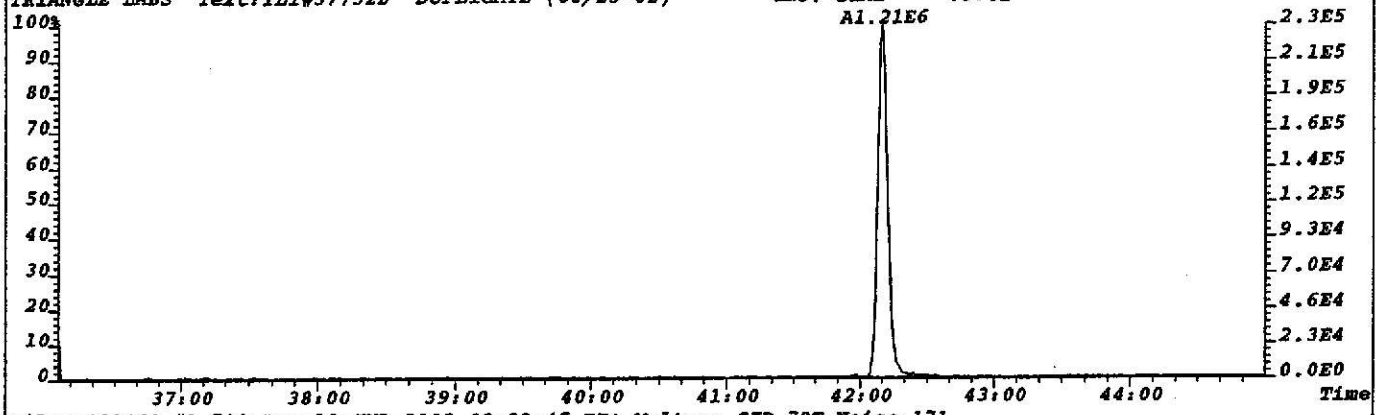

File:T023468 #1-708 Acq:13-JUL-2002 03:39:45 EI+ Voltage SIR 70T Noise:171
443.7399 F:4 BSUB(256,30,-3.0) PKD(7,5,3,0.05%,684.0,1.00%,F,T) Exp:NDB5US
TRIANGLE LABS Text:TLI#57752B DUPLICATE (06/25-02) INJ. TIME = 03:41

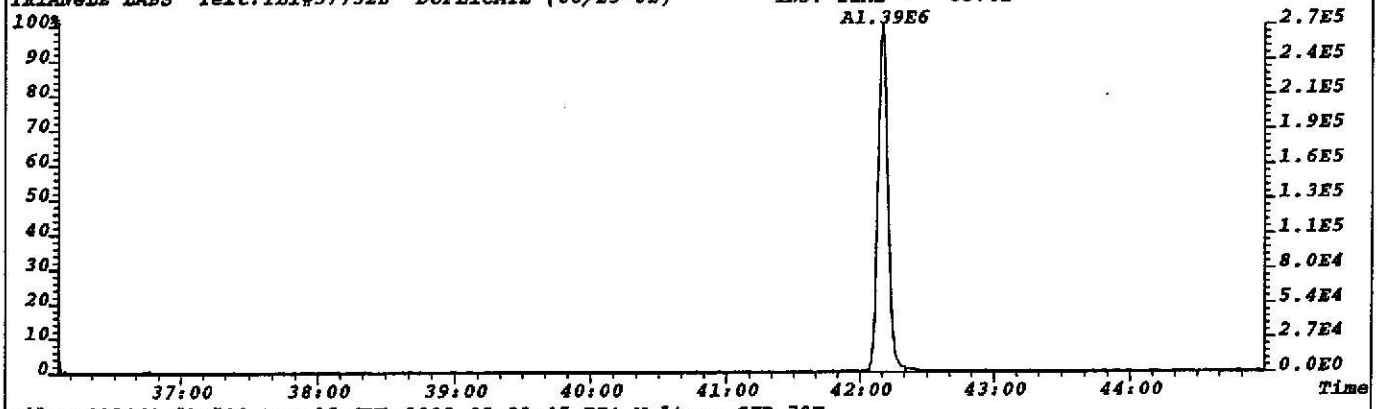

File:T023468 #1-708 Acq:13-JUL-2002 03:39:45 EI+ Voltage SIR 70T
430.9729 F:4 Exp:NDB5US
TRIANGLE LABS Text:TLI#57752B DUPLICATE (06/25-02) INJ. TIME = 03:41

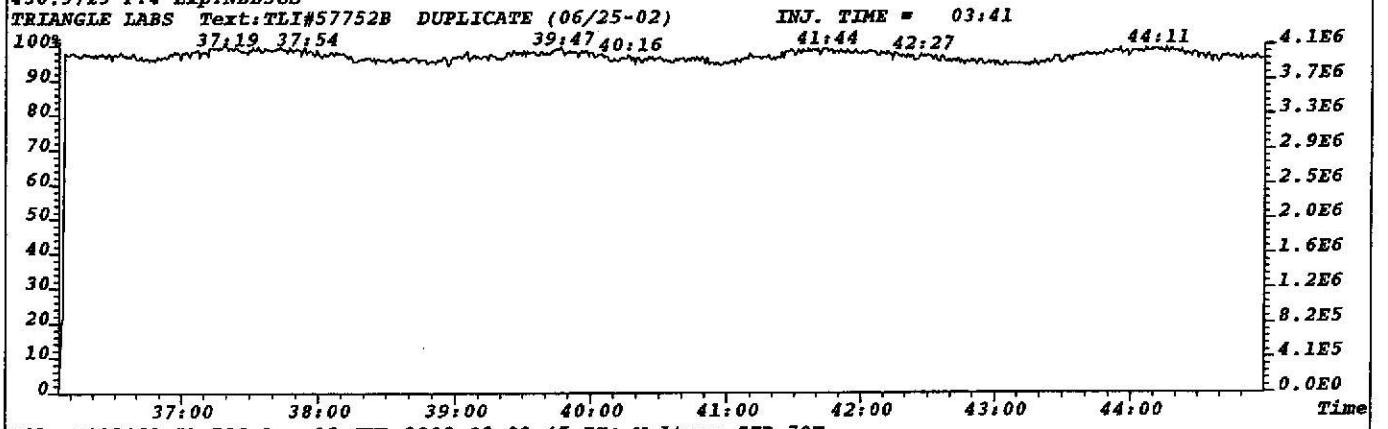

File:T023468 #1-708 Acq:13-JUL-2002 03:39:45 EI+ Voltage SIR 70T
513.6775 F:4 Exp:NDB5US
TRIANGLE LABS Text:TLI#57752B DUPLICATE (06/25-02) INJ. TIME = 03:41

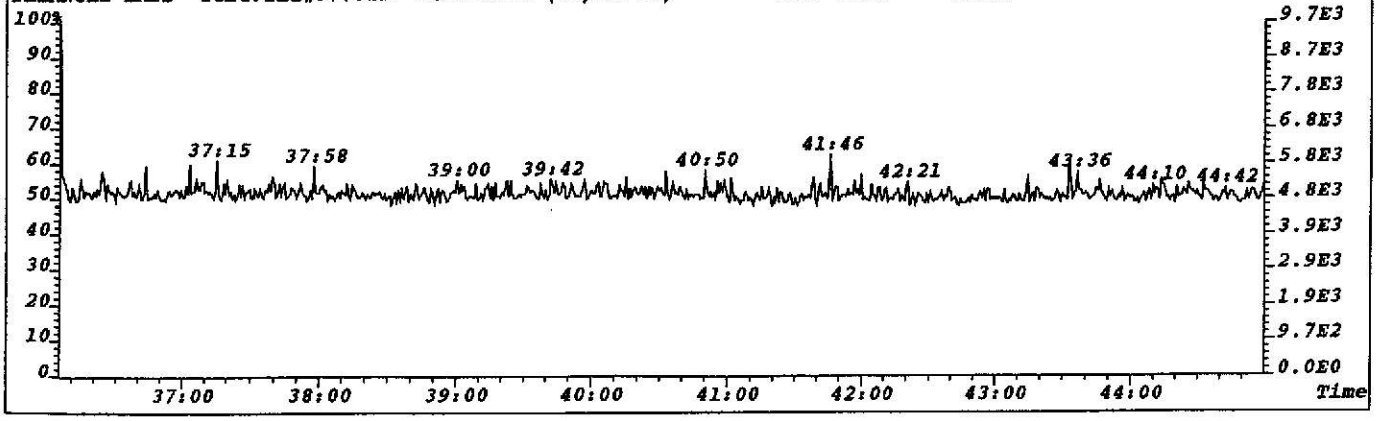

File:T023468 #1-708 Acq:13-JUL-2002 03:39:45 EI+ Voltage SIR 70T Noise:121
457.7377 F:4 BSUB(256,30,-3.0) PKD(7,5,3,0.05%,484.0,1.00%,F,T) Exp:NDB5US
TRIANGLE LABS Text:TLI#57752B DUPLICATE (06/25-02) INJ. TIME = 03:41

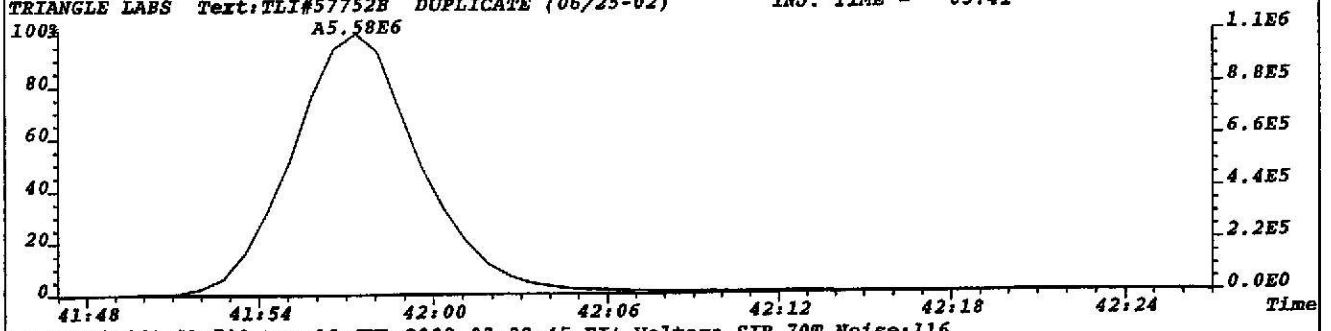

File:T023468 #1-708 Acq:13-JUL-2002 03:39:45 EI+ Voltage SIR 70T Noise:116
459.7348 F:4 BSUB(256,30,-3.0) PKD(7,5,3,0.05%,464.0,1.00%,F,T) Exp:NDB5US
TRIANGLE LABS Text:TLI#57752B DUPLICATE (06/25-02) INJ. TIME = 03:41

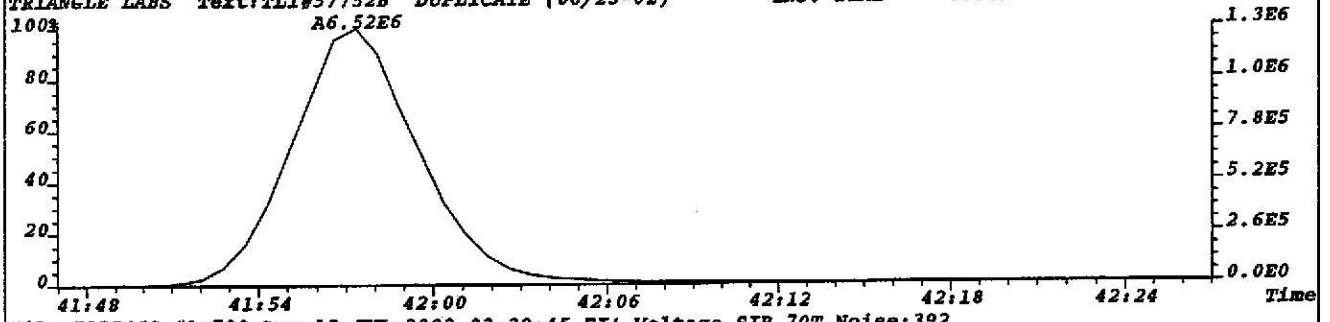

File:T023468 #1-708 Acq:13-JUL-2002 03:39:45 EI+ Voltage SIR 70T Noise:392
469.7779 F:4 BSUB(256,30,-3.0) PKD(7,5,3,0.05%,1568.0,1.00%,F,T) Exp:NDB5US
TRIANGLE LABS Text:TLI#57752B DUPLICATE (06/25-02) INJ. TIME = 03:41

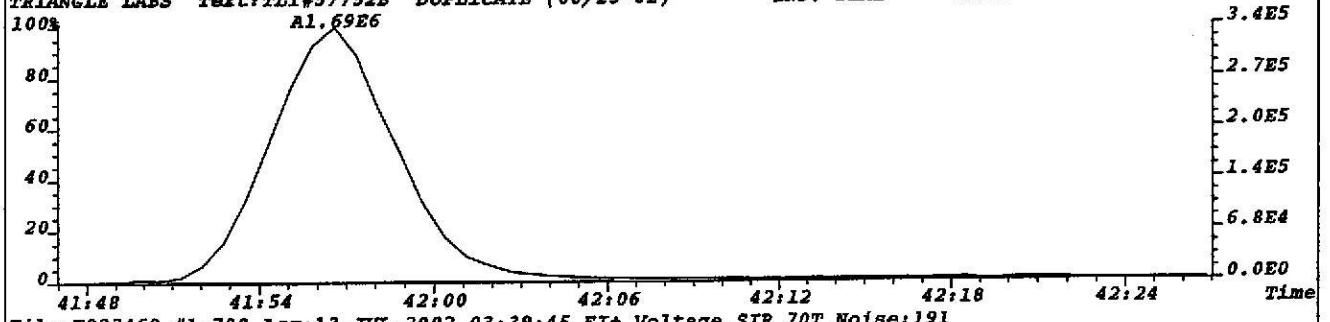

File:T023468 #1-708 Acq:13-JUL-2002 03:39:45 EI+ Voltage SIR 70T Noise:191
471.7750 F:4 BSUB(256,30,-3.0) PKD(7,5,3,0.05%,764.0,1.00%,F,T) Exp:NDB5US
TRIANGLE LABS Text:TLI#57752B DUPLICATE (06/25-02) INJ. TIME = 03:41

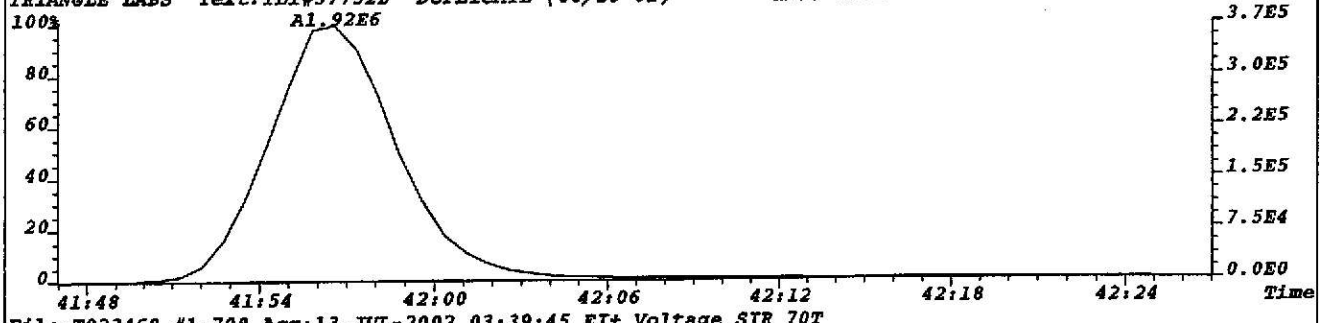

File:T023468 #1-708 Acq:13-JUL-2002 03:39:45 EI+ Voltage SIR 70T
430.9729 F:4 Exp:NDB5US
TRIANGLE LABS Text:TLI#57752B DUPLICATE (06/25-02) INJ. TIME = 03:41

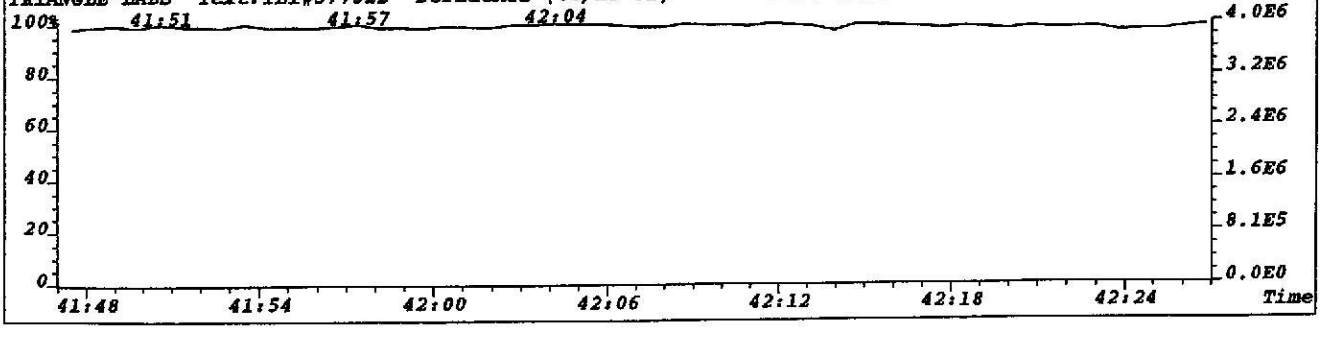

Channel I 330.9792 Peak top
Height .97 volts Span 200 ppm

System file name	NOBSUS
Data file name	A:T712824
Resolution	10000
Scan number	2
Ionization mode	EI+
Activation	UNITOSC

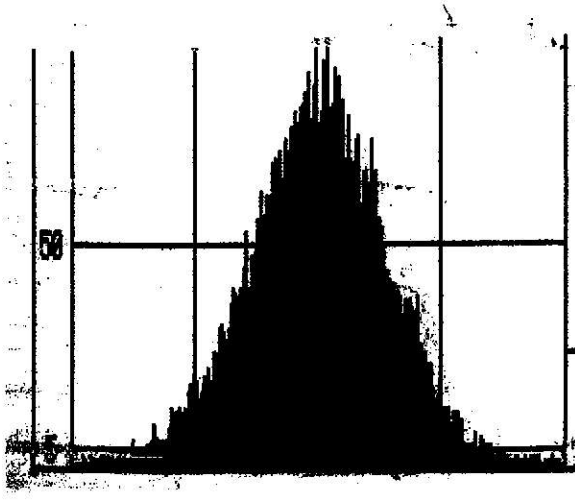

B	306	K	332	T	370
C	306	L	334	U	376
D	316	M	340	V	410
E	318	N	342		
F	320	O	352		
G	322	P	354		
H	328	Q	356		
I	331	R	358		

Ref. mass 416.9700 Peak top
Height .14 volts Span 200 ppm

Gem 7116102

File:T023468 #1-925 Acq:13-JUL-2002 03:39:45 EI+ Voltage SIR 70T
303.9016 F:2 Exp:NDB5US
Sample Text:TLI#57752B DUPLICATE (06/25-02) INJ. TIME = 03:41 File Text:TLI#57752B D»

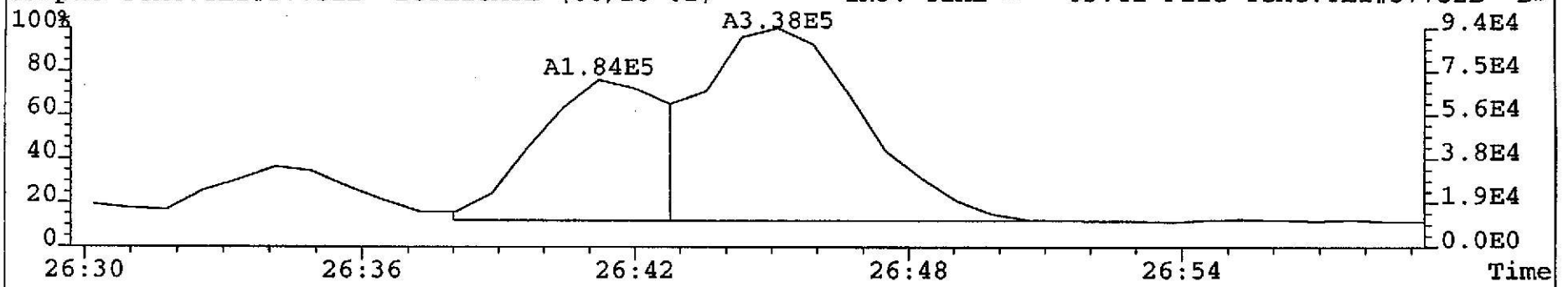

File:T023468 #1-925 Acq:13-JUL-2002 03:39:45 EI+ Voltage SIR 70T
305.8987 F:2 Exp:NDB5US
Sample Text:TLI#57752B DUPLICATE (06/25-02) INJ. TIME = 03:41 File Text:TLI#57752B D»

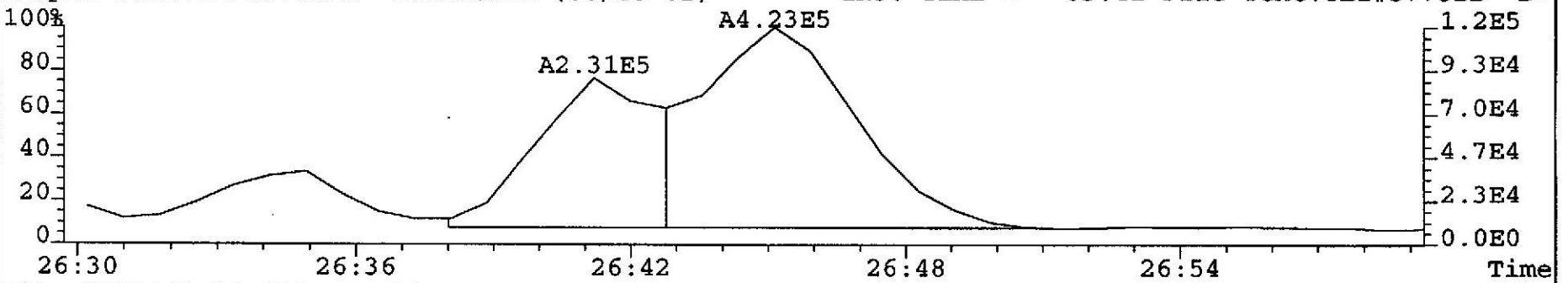

File:T023468 #1-925 Acq:13-JUL-2002 03:39:45 EI+ Voltage SIR 70T
317.9389 F:2 Exp:NDB5US
Sample Text:TLI#57752B DUPLICATE (06/25-02) INJ. TIME = 03:41 File Text:TLI#57752B D»

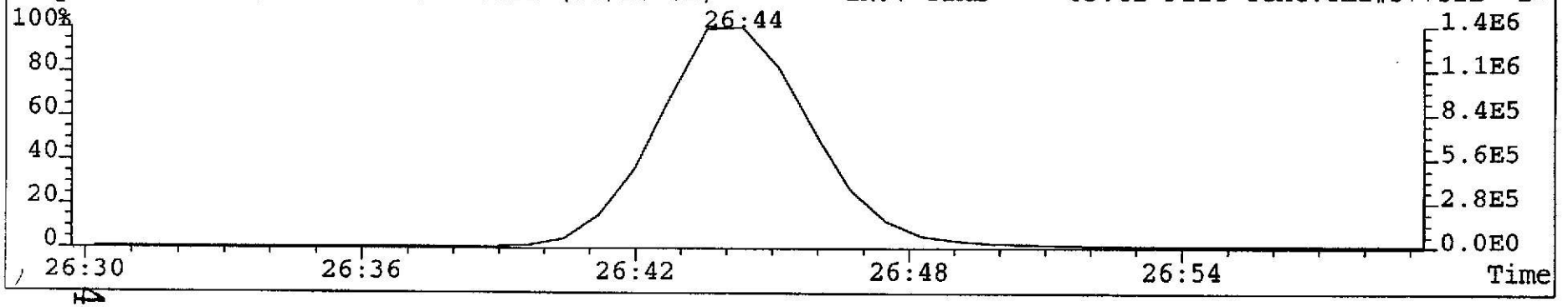

400

N = 0.0465 + 0.05 = 0.0965

QEM 7116102

File:T023468 #1-925 Acq:13-JUL-2002 03:39:45 EI+ Voltage SIR 70T
319.8965 F:2 Exp:NDB5US
Sample Text:TLI#57752B DUPLICATE (06/25-02) INJ. TIME = 03:41 File Text:TLI#57752B D»

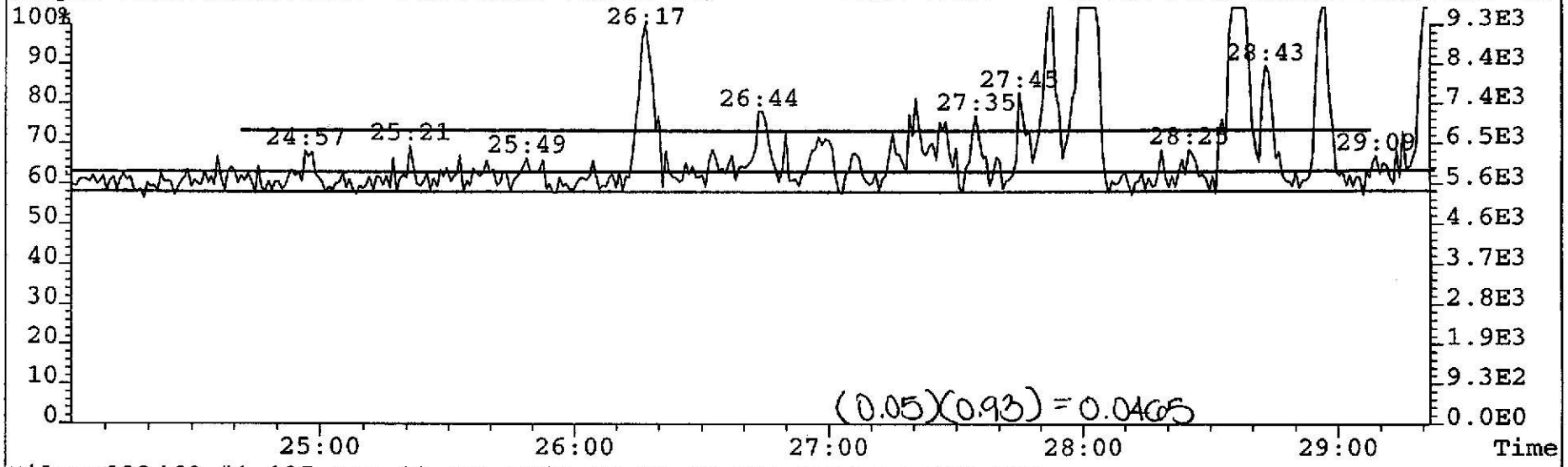

File:T023468 #1-925 Acq:13-JUL-2002 03:39:45 EI+ Voltage SIR 70T
321.8936 F:2 Exp:NDB5US
Sample Text:TLI#57752B DUPLICATE (06/25-02) INJ. TIME = 03:41 File Text:TLI#57752B D»

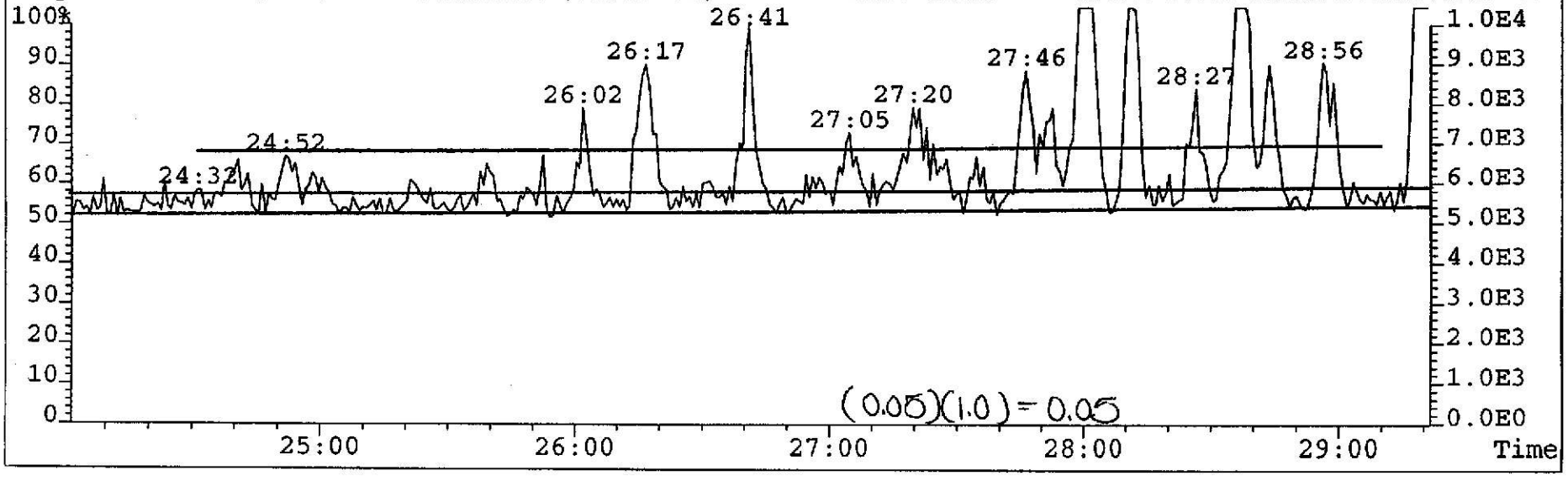

OEM 7/16/02

File:T023468 #1-925 Acq:13-JUL-2002 03:39:45 EI+ Voltage SIR 70T
319.8965 F:2 Exp:NDB5US
Sample Text:TLI#57752B DUPLICATE (06/25-02) INJ. TIME = 03:41 File Text:TLI#57752B D»

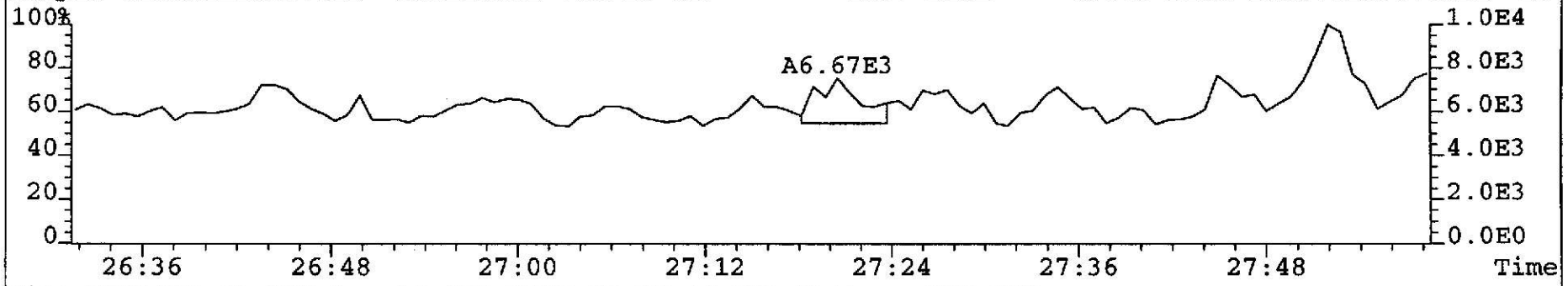

File:T023468 #1-925 Acq:13-JUL-2002 03:39:45 EI+ Voltage SIR 70T
321.8936 F:2 Exp:NDB5US
Sample Text:TLI#57752B DUPLICATE (06/25-02) INJ. TIME = 03:41 File Text:TLI#57752B D»

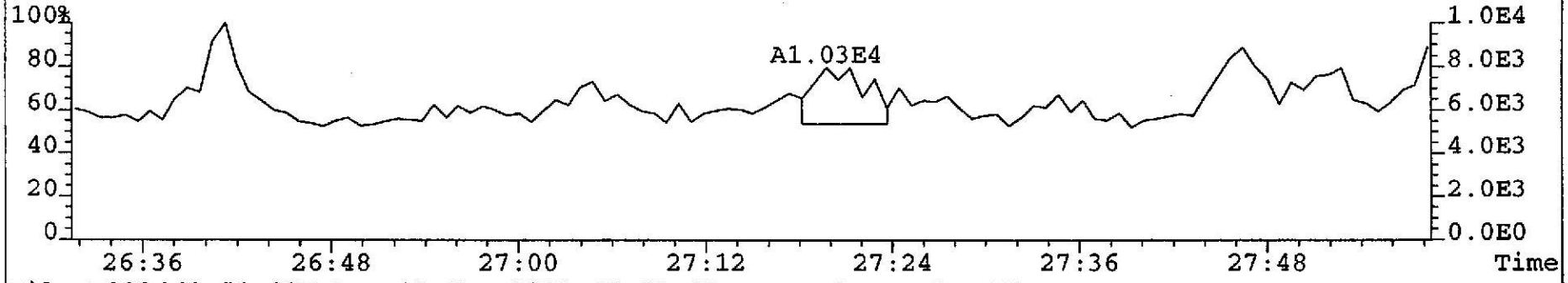

File:T023468 #1-925 Acq:13-JUL-2002 03:39:45 EI+ Voltage SIR 70T
331.9368 F:2 Exp:NDB5US
Sample Text:TLI#57752B DUPLICATE (06/25-02) INJ. TIME = 03:41 File Text:TLI#57752B D»

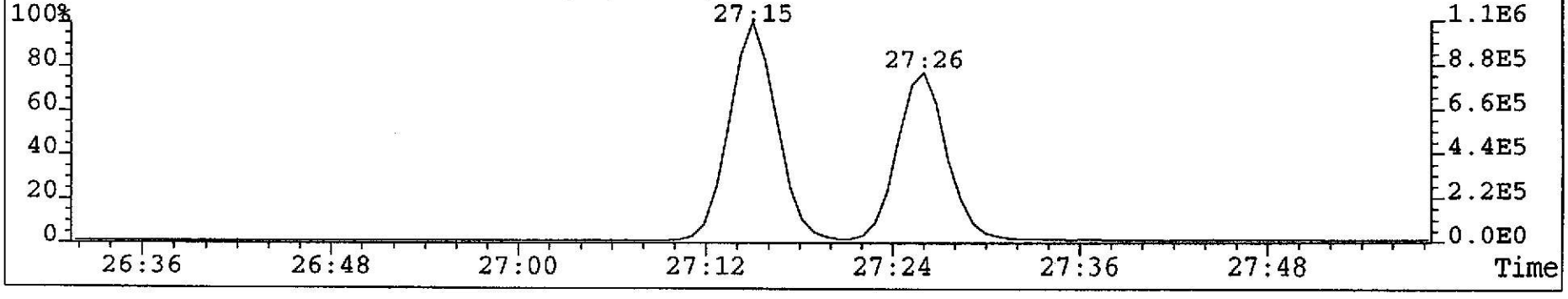

OEM 711602

File:T023468 #1-925 Acq:13-JUL-2002 03:39:45 EI+ Voltage SIR 70T
355.8546 F:2 Exp:NDB5US
Sample Text:TLI#57752B DUPLICATE (06/25-02) INJ. TIME = 03:41 File Text:TLI#57752B D»

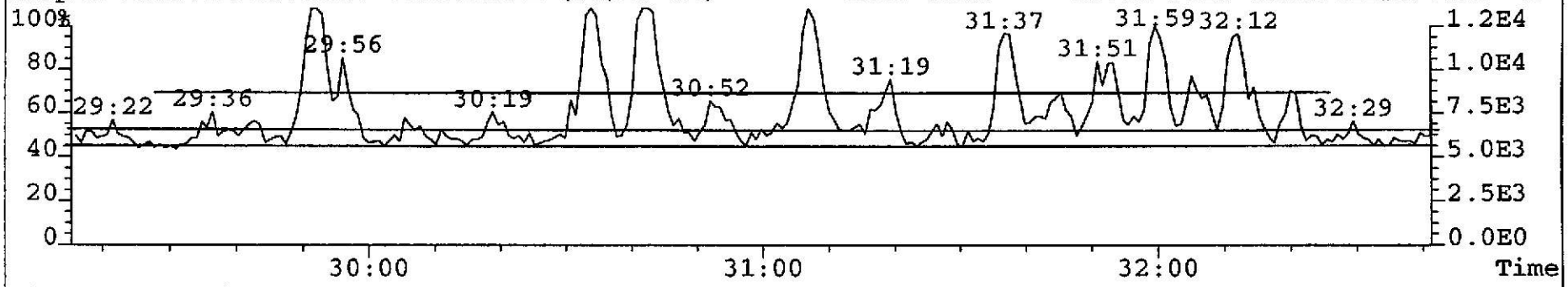

File:T023468 #1-925 Acq:13-JUL-2002 03:39:45 EI+ Voltage SIR 70T
357.8516 F:2 Exp:NDB5US
Sample Text:TLI#57752B DUPLICATE (06/25-02) INJ. TIME = 03:41 File Text:TLI#57752B D»

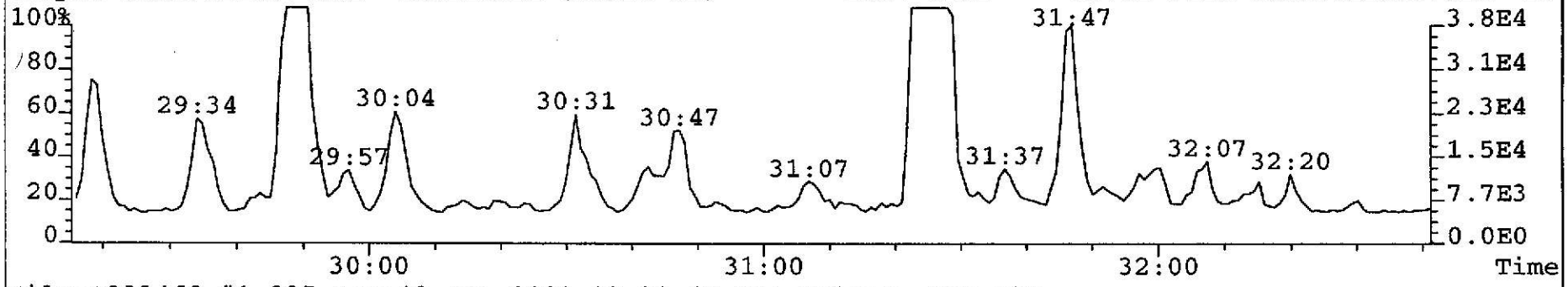

File:T023468 #1-925 Acq:13-JUL-2002 03:39:45 EI+ Voltage SIR 70T
369.8919 F:2 Exp:NDB5US
Sample Text:TLI#57752B DUPLICATE (06/25-02) INJ. TIME = 03:41 File Text:TLI#57752B D»

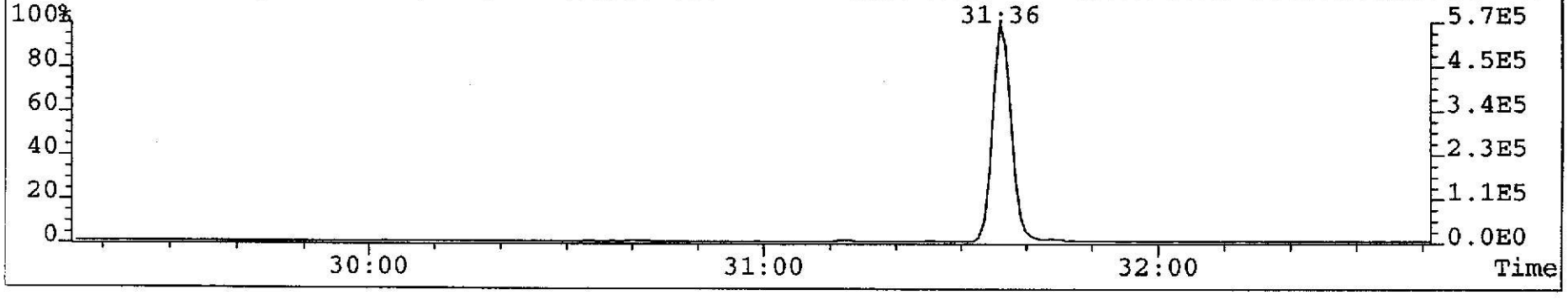

OEM 7116102

File:T023468 #1-925 Acq:13-JUL-2002 03:39:45 EI+ Voltage SIR 70T
355.8546 F:2 Exp:NDB5US
Sample Text:TLI#57752B DUPLICATE (06/25-02) INJ. TIME = 03:41 File Text:TLI#57752B D»

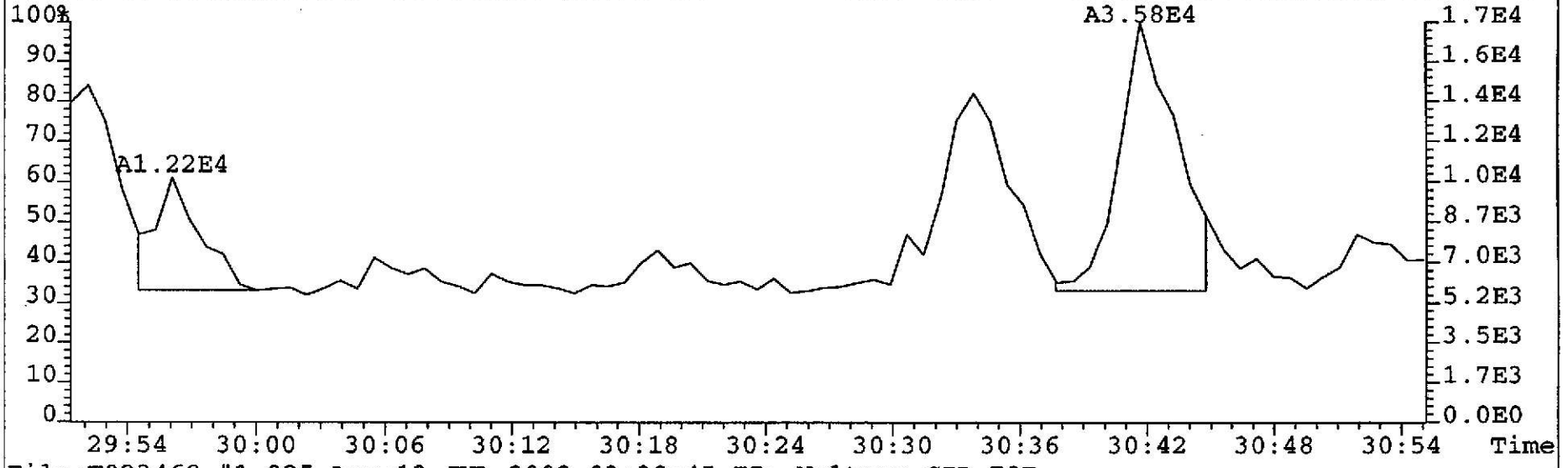

File:T023468 #1-925 Acq:13-JUL-2002 03:39:45 EI+ Voltage SIR 70T
357.8516 F:2 Exp:NDB5US
Sample Text:TLI#57752B DUPLICATE (06/25-02) INJ. TIME = 03:41 File Text:TLI#57752B D»

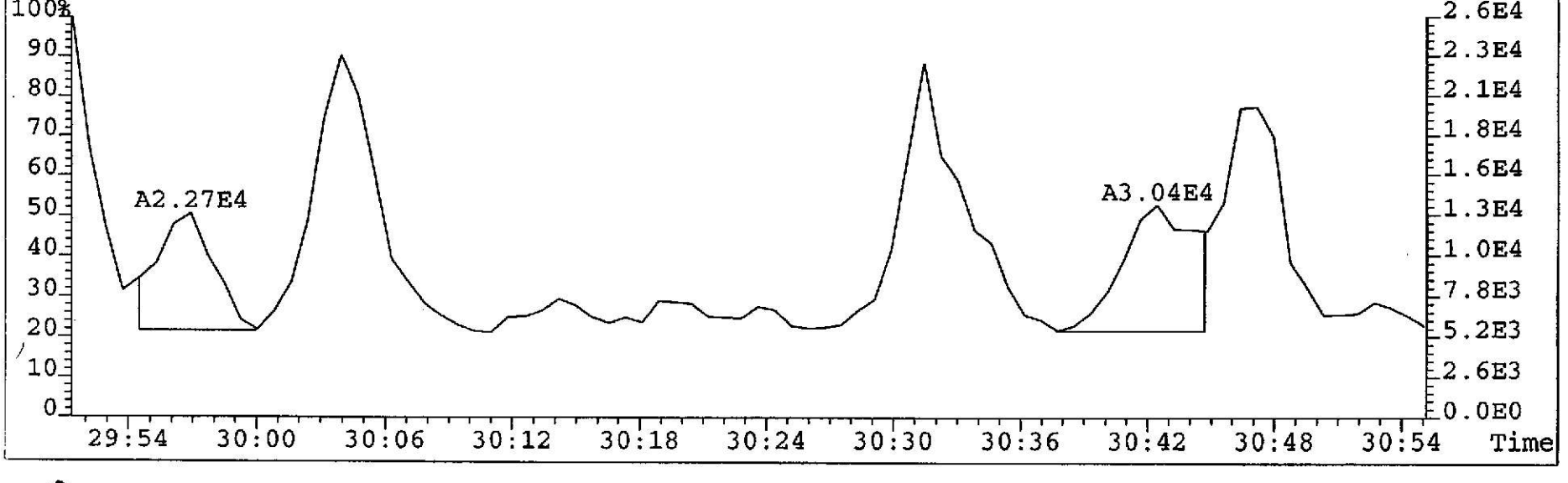

OEM 7/16/02

File:T023468 #1-925 Acq:13-JUL-2002 03:39:45 EI+ Voltage SIR 70T
355.8546 F:2 Exp:NDB5US
Sample Text:TLI#57752B DUPLICATE (06/25-02) INJ. TIME = 03:41 File Text:TLI#57752B D»

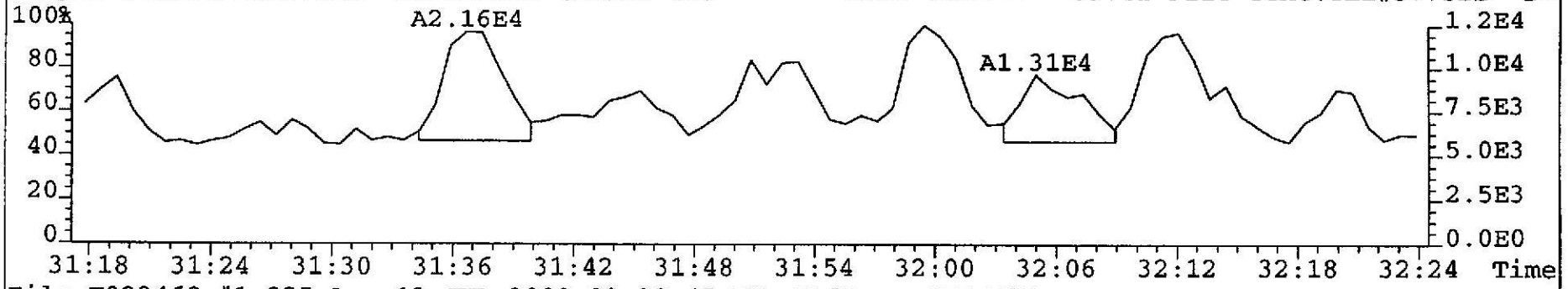

File:T023468 #1-925 Acq:13-JUL-2002 03:39:45 EI+ Voltage SIR 70T
357.8516 F:2 Exp:NDB5US
Sample Text:TLI#57752B DUPLICATE (06/25-02) INJ. TIME = 03:41 File Text:TLI#57752B D»

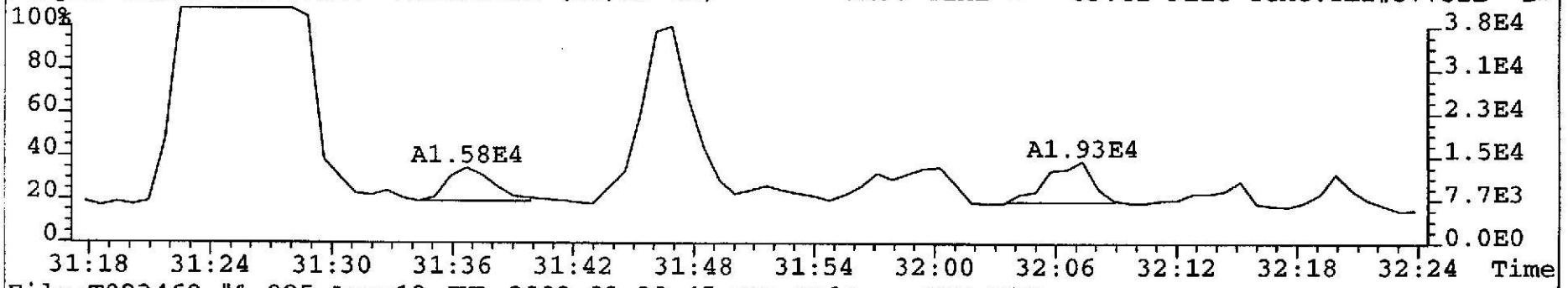

File:T023468 #1-925 Acq:13-JUL-2002 03:39:45 EI+ Voltage SIR 70T
367.8949 F:2 Exp:NDB5US
Sample Text:TLI#57752B DUPLICATE (06/25-02) INJ. TIME = 03:41 File Text:TLI#57752B D»



OEM 7/16/02

File:T023468 #1-386 Acq:13-JUL-2002 03:39:45 EI+ Voltage SIR 70T
373.8208 F:3 Exp:NDB5US
Sample Text:TLI#57752B DUPLICATE (06/25-02) INJ. TIME = 03:41 File Text:TLI#57752B D»

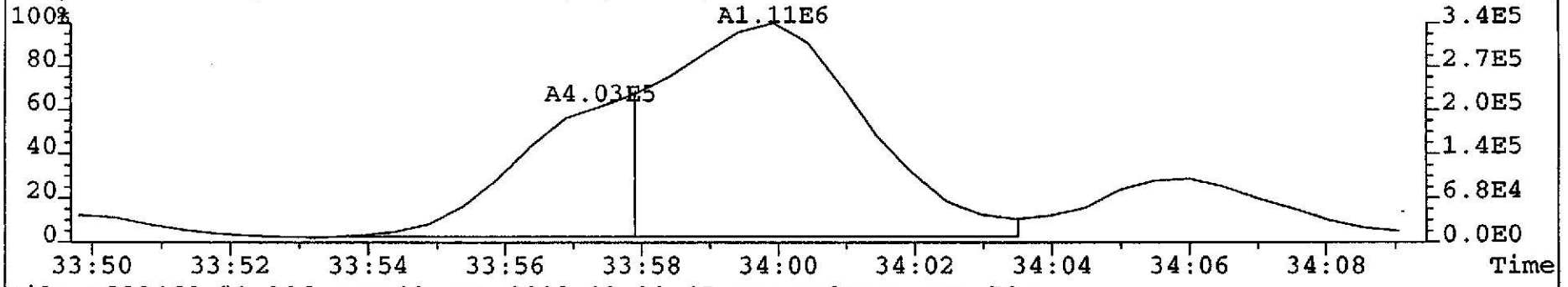

File:T023468 #1-386 Acq:13-JUL-2002 03:39:45 EI+ Voltage SIR 70T
375.8178 F:3 Exp:NDB5US
Sample Text:TLI#57752B DUPLICATE (06/25-02) INJ. TIME = 03:41 File Text:TLI#57752B D»

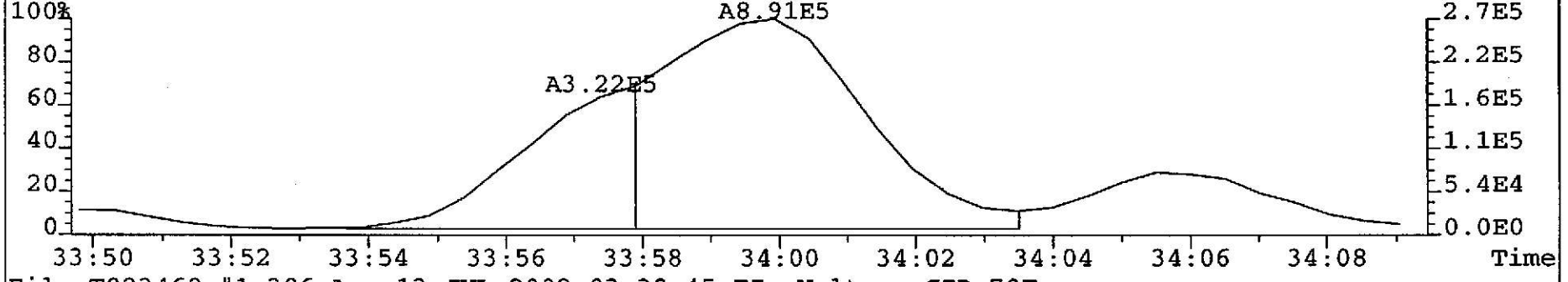

File:T023468 #1-386 Acq:13-JUL-2002 03:39:45 EI+ Voltage SIR 70T
385.8610 F:3 Exp:NDB5US
Sample Text:TLI#57752B DUPLICATE (06/25-02) INJ. TIME = 03:41 File Text:TLI#57752B D»

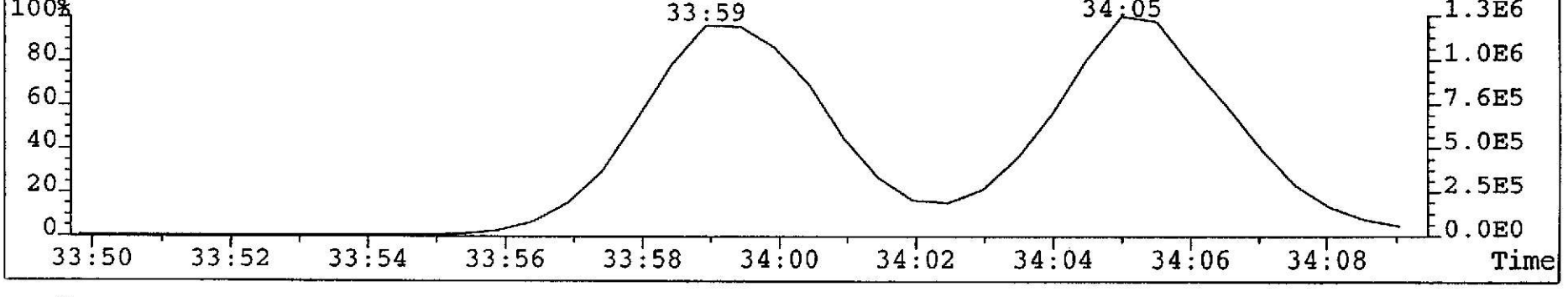

QEM 7/16/02

File:T023468 #1-386 Acq:13-JUL-2002 03:39:45 EI+ Voltage SIR 70T
373.8208 F:3 Exp:NDB5US
Sample Text:TLI#57752B DUPLICATE (06/25-02) INJ. TIME = 03:41 File Text:TLI#57752B D»

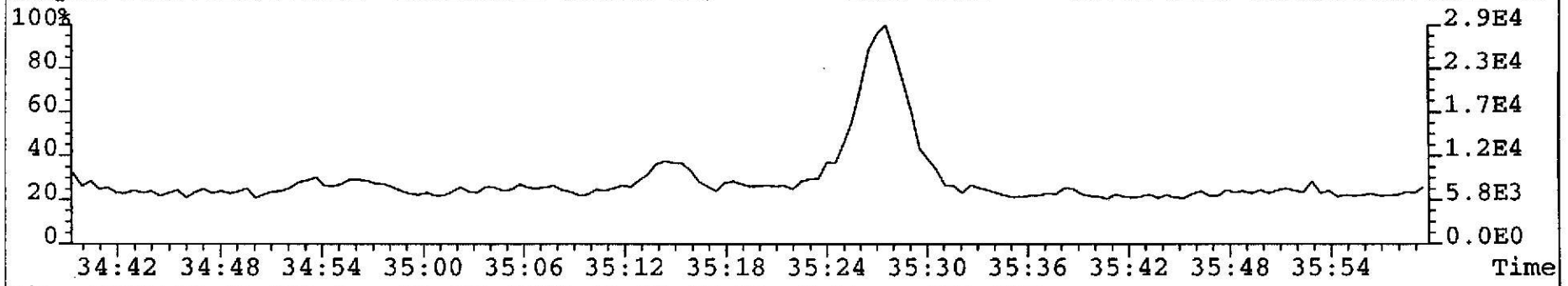

File:T023468 #1-386 Acq:13-JUL-2002 03:39:45 EI+ Voltage SIR 70T
375.8178 F:3 Exp:NDB5US
Sample Text:TLI#57752B DUPLICATE (06/25-02) INJ. TIME = 03:41 File Text:TLI#57752B D»

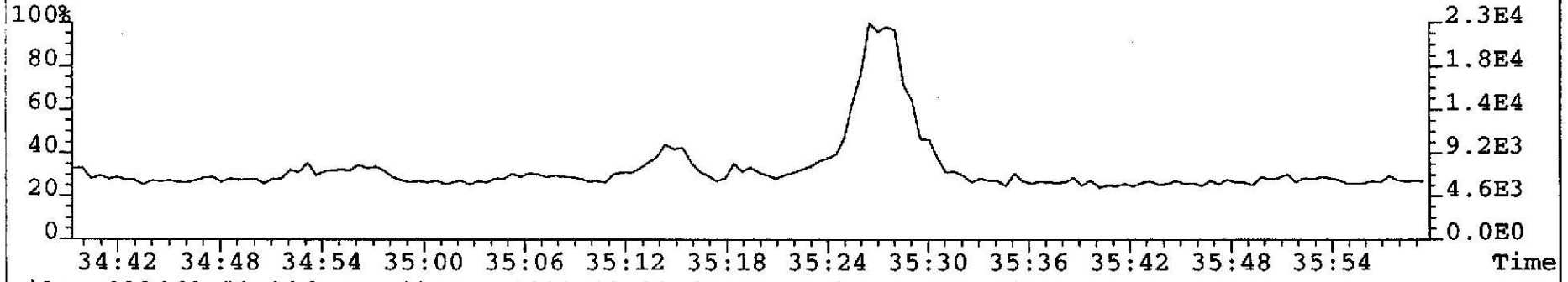

File:T023468 #1-386 Acq:13-JUL-2002 03:39:45 EI+ Voltage SIR 70T
385.8610 F:3 Exp:NDB5US
Sample Text:TLI#57752B DUPLICATE (06/25-02) INJ. TIME = 03:41 File Text:TLI#57752B D»

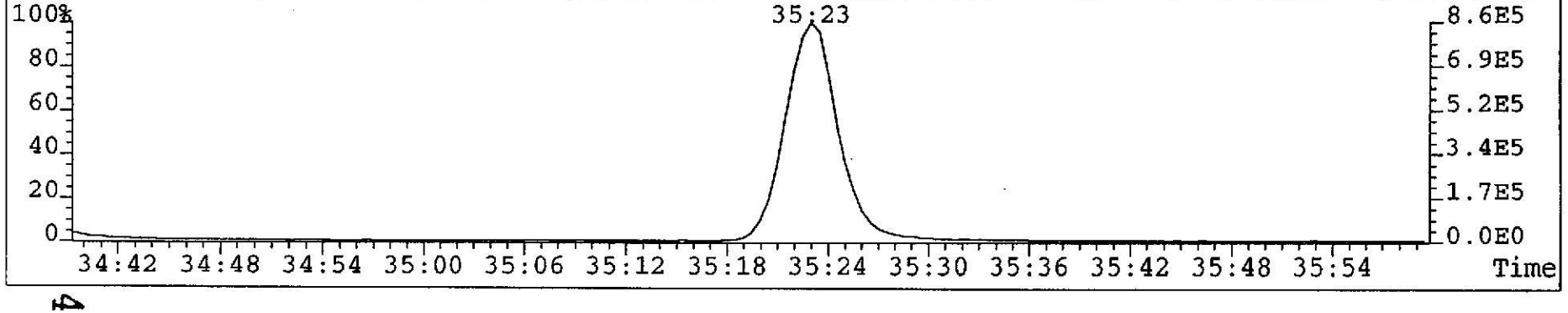

GEM 7/16/02

File:T023468 #1-386 Acq:13-JUL-2002 03:39:45 EI+ Voltage SIR 70T
389.8156 F:3 Exp:NDB5US
Sample Text:TLI#57752B DUPLICATE (06/25-02) INJ. TIME = 03:41 File Text:TLI#57752B D»

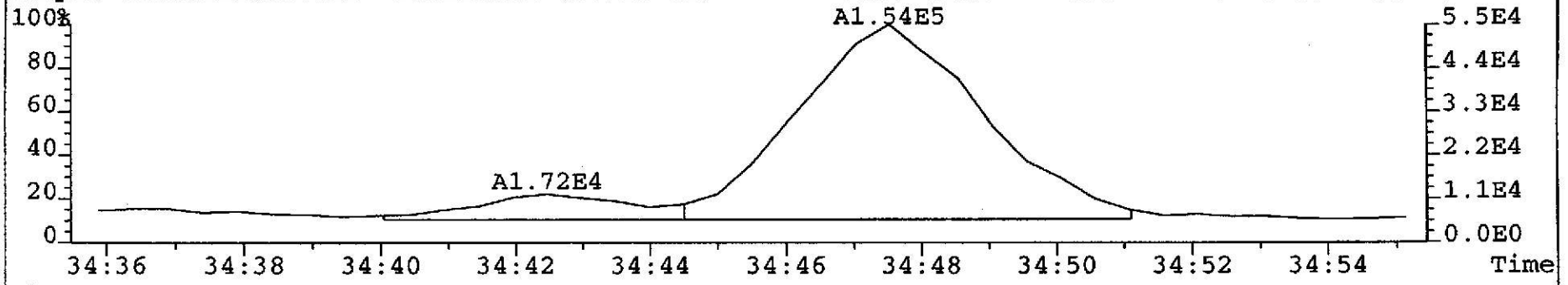

File:T023468 #1-386 Acq:13-JUL-2002 03:39:45 EI+ Voltage SIR 70T
391.8127 F:3 Exp:NDB5US
Sample Text:TLI#57752B DUPLICATE (06/25-02) INJ. TIME = 03:41 File Text:TLI#57752B D»

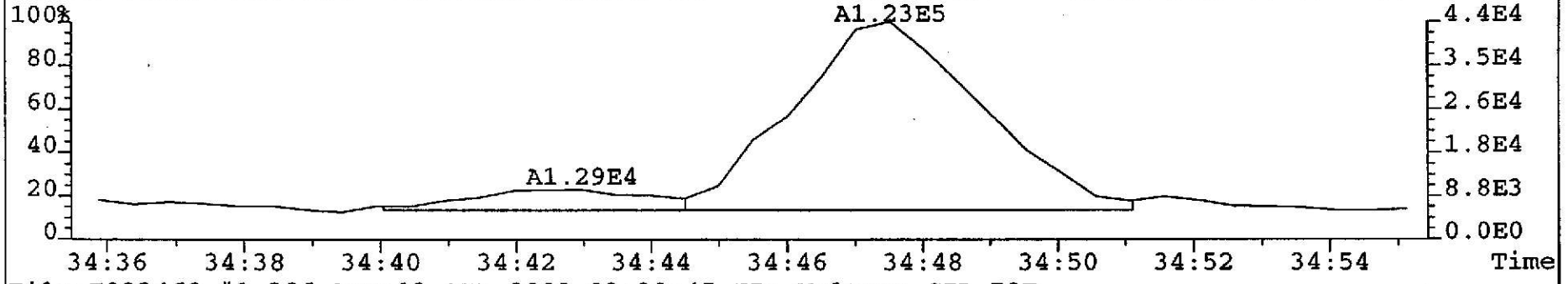

File:T023468 #1-386 Acq:13-JUL-2002 03:39:45 EI+ Voltage SIR 70T
403.8529 F:3 Exp:NDB5US
Sample Text:TLI#57752B DUPLICATE (06/25-02) INJ. TIME = 03:41 File Text:TLI#57752B D»

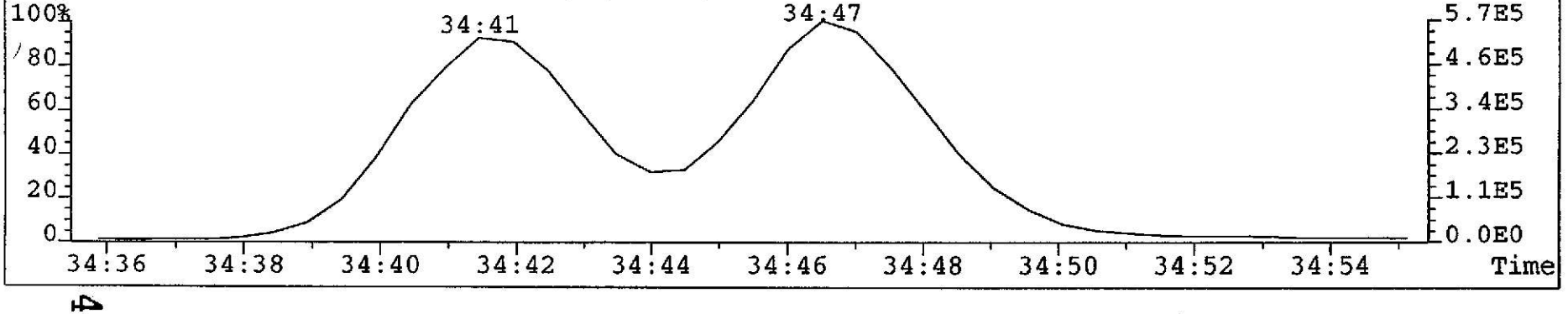

Martin & Slagle

TLI Project: **57752B** 1613, Revision B, Tetra Only PCDD/PCDF Analysis (c)
Client Sample: **DUPLICATE (06/25/02)** Analysis File: **P022478**

Client Project:	**Mississippi Project**				
Sample Matrix:	**SOLID**	Date Received:	**06/28/2002**	Spike File:	**SPCONB22**
TLI ID:	**329-38-35**	Date Extracted:	**07/06/2002**	ICal:	**PF56152**
		Date Analyzed:	**07/14/2002**	ConCal:	**P022466**
Sample Size:	**11.500 g**	Dilution Factor:	**n/a**	% Moisture:	**10.7**
Dry Weight:	**10.270 g**	Blank File:	**T023456**	% Lipid:	**n/a**
GC Column:	**DB-225**	Analyst:	**JLD**	% Solids:	**89.3**

Analytes	Conc. (pg/g)	DL	Ratio	RT	RRT	Flags
2,3,7,8-TCDF	6.7		0.74	21:25	1.000	—

Internal Standard	Conc. (pg/g)	% Recovery	QC Limits	Ratio	RT	RRT	Flags
$^{13}C_{12}$-2,3,7,8-TCDF	154	79.3	29%-140%	0.76	21:25	1.050	—

Recovery Standard	Ratio	RT	Flags
$^{13}C_{12}$-1,2,3,4-TCDD	0.83	20:24	—

Data Reviewer: GEM 07/16/2002

CONB_PSR v1.00, LARS 6.25.05

Triangle Laboratories, Inc.®
2445 S. Alston Ave. • Durham, North Carolina 27713
Phone: (919) 544-5729 • Fax: (919) 544-5491

Printed: 15:23 07/16/2002

Initial ....Date...

Data Review By: QBM 7/16/02

Channel specific noise levels computed from 'NL' heights.

Page No. 1 Listing of P022478B.dbf
07/16/2002 Matched GC Peaks / Ratio / Ret. Time

Compound/ M_Z....	QC.Log	Omit	Why	..RT.	OK	Ratio	Total.Area/Ht	Area/Ht.Peak1	Area/Ht.Peak2	Rel.RT	Compound.Name..	ID..	Flags.
TCDF						0.65-0.89				0.795-1.110			
304-306	DC	NL				Height	0.34	0.14	0.20				
				17:23		0.73	2.39	1.01	1.38	0.812			J
				17:42		0.87	4.44	2.07	2.37	0.826			J
				17:48		0.78	17.45	7.64	9.81	0.831			
				17:54		0.76	140.46	60.45	80.01	0.836			
				17:59	RO	0.98	4.23	2.09	2.14	0.840			J
				18:07		0.78	5.69	2.50	3.19	0.846			J
				18:16		0.77	38.11	16.54	21.57	0.853			
				18:42		0.86	4.83	2.23	2.60	0.873			J
				18:52		0.73	20.38	8.62	11.76	0.881			
				19:00	RO	0.99	2.61	1.30	1.31	0.887			J
				19:09		0.73	18.85	7.96	10.89	0.894			
				19:21		0.72	8.39	3.50	4.89	0.904			
				19:27		0.75	6.25	2.68	3.57	0.908			J
	DC	SN		19:32	RO	0.23	0.32			0.912			
				19:40		0.87	7.14	3.33	3.81	0.918			J
				19:52		0.76	136.41	58.95	77.46	0.928			
				20:02		0.80	165.74	73.91	91.83	0.935			
				20:11		0.79	4.45	1.97	2.48	0.942			J
				20:22		0.74	13.79	5.86	7.93	0.951			
				20:30		0.78	26.09	11.43	14.66	0.957			
				20:34		0.74	42.65	18.14	24.51	0.960			
				20:45		0.71	16.69	6.92	9.77	0.969			
				20:57		0.82	2.86	1.29	1.57	0.978			J
				21:08	RO	0.26	0.73	0.15	0.58	0.987			J
M				21:25		0.74	50.20	21.40	28.80	1.000	2378-TCDF	AN	
				21:38		0.68	10.79	4.36	6.43	1.010			
				21:50		0.74	15.12	6.43	8.69	1.019			
				22:05		0.77	453.99	197.73	256.26	1.031			
				22:21	RO	0.42	3.49	1.03	2.46	1.044			J
				22:26		0.68	20.54	8.33	12.21	1.047			
				22:46	RO	0.47	9.38	3.00	6.38	1.063			
				23:06		0.73	42.40	17.86	24.54	1.079			
				23:16		0.76	137.39	59.25	78.14	1.086			
				23:23	RO	0.45	5.78	1.80	3.98	1.092			J
				23:43		0.75	30.32	12.99	17.33	1.107			
	DC	WH		24:00	RO	0.52	1.55			1.121			
	DC	WH		24:10		0.69	14.97			1.128			
304-306			34	Peaks			1,470.03						
13C12-TCDF						0.65-0.89				0.953-1.047			
316-318	DC	NL				Height	0.44	0.16	0.28				
	DC	WL		19:40	RO	0.96	1.82			0.918			
	DC	WL		20:06		0.67	9.23			0.939			
				21:25		0.76	1,308.65	567.08	741.57	1.000	13C12-2378-TCDF	IS0	
						Height	394.21	170.83	223.38				

```
Compound/
M_Z.... QC.Log Omit Why ..RT. OK Ratio Total.Area/Ht Area/Ht.Peak1 Area/Ht.Peak2 Rel.RT Compound.Name.. ID.. Flags.

                        22:05     0.68          7.11          2.87          4.24  1.031
                DC  WH  23:20 RO  0.60          4.66                              1.089
316-318               2 Peaks               1,315.76

               ---------------------- Above: TCDF / TCDD Follows ---------------------

13C12-TCDD                      0.65-0.89                                  0.901-1.099
332-334         DC  NL          Height          0.67          0.49          0.18
                        20:07     0.80        979.30        436.40        542.90  1.000 13C12-2378-TCDD IS1
                                Height        300.14        134.56        165.58
                        20:24     0.83      1,207.79        546.69        661.10  1.014 13C12-1234-TCDD RS1
332-334               2 Peaks               2,187.09


Column Description............  "Why" Code Description.........  QC Log Desc.........

M_Z   -Nominal Ion Mass(es)     WL-Below Retention Time Window   A-Peak Added
..RT. -Retention Time (mm:ss)   WH-Above Retention Time Window   K-Peak Kept
Rat.1 -Ratio of M/M+2 Ions      SN-Below Signal to Noise Level   D-Peak Deleted
OK    -RO=Ratio Outside Limits  <M-Below Method Detection Limit  T-Time Changed
Rel.RT-Relative Retention Time  NL-Channel Specific Noise Level  M-Peak Area Changed
                                                                 N-Name Changed
                                                                 X-Ether Interference
```

*** End of Report ***

File:P022478 #1-3026 Acq:14-JUL-2002 21:26:32 EI+ Voltage SIR 70P
303.9016 GC:DB225 Exp:none
TRIANGLE LABS Text:TLI#57752B DUPLICATE (06\25\02) INJ. TIME = 21:26

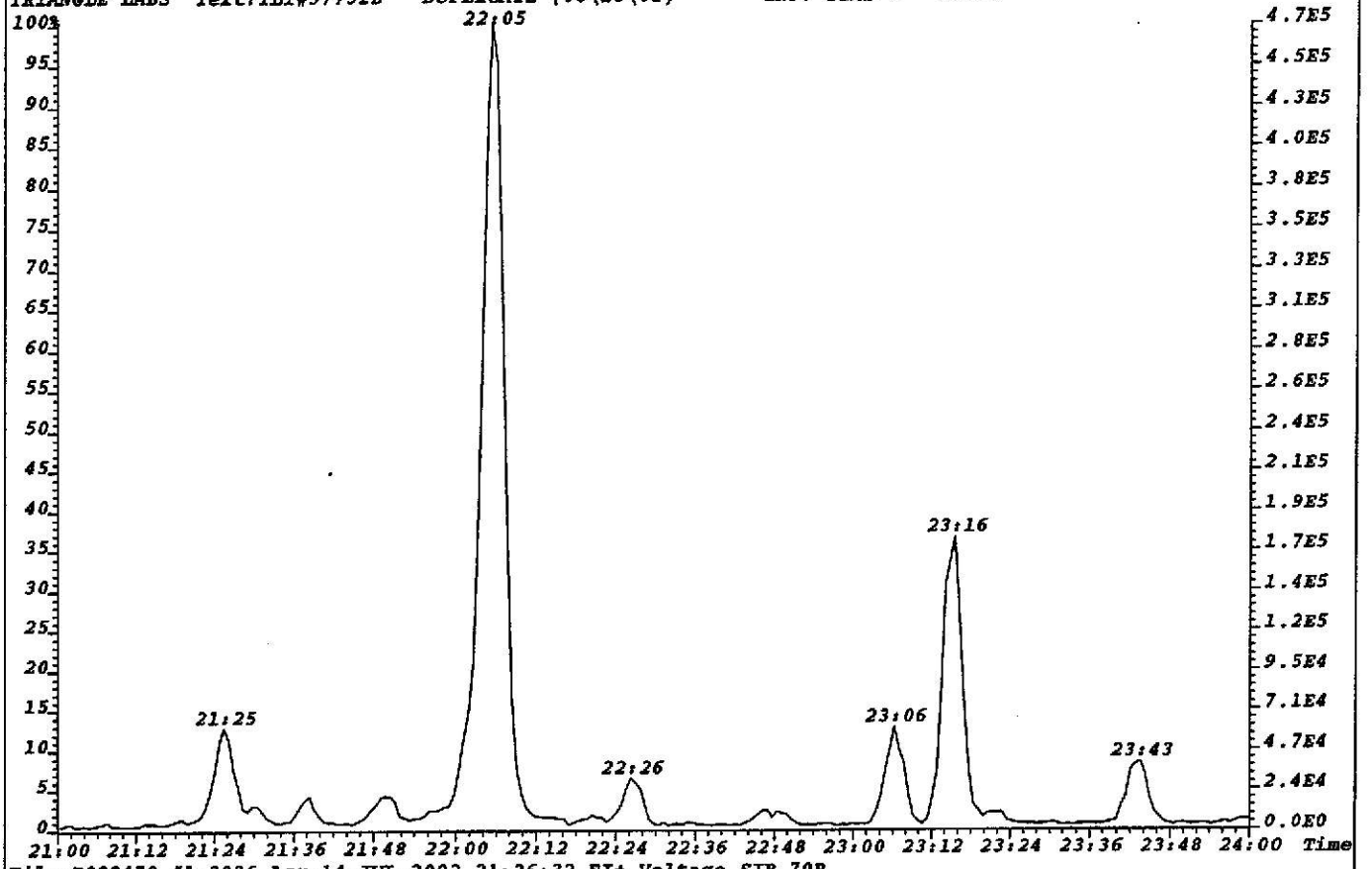

File:P022478 #1-3026 Acq:14-JUL-2002 21:26:32 EI+ Voltage SIR 70P
305.8987 GC:DB225 Exp:none
TRIANGLE LABS Text:TLI#57752B DUPLICATE (06\25\02) INJ. TIME = 21:26

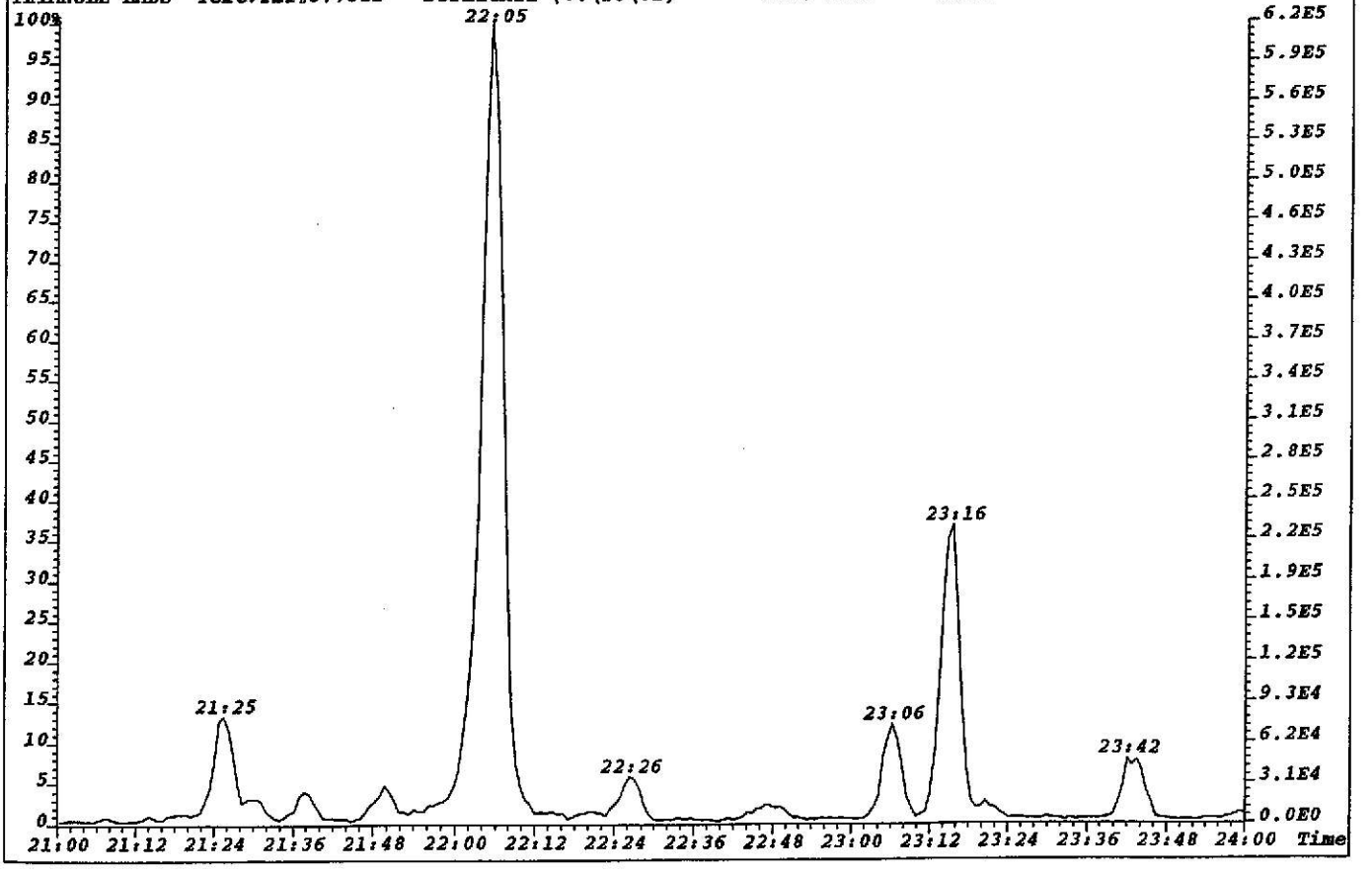

File:P022478 #1-3026 Acq:14-JUL-2002 21:26:32 EI+ Voltage SIR 70P Noise:179
303.9016 BSUB(256,30,-3.0) PKD(5,3,1,0.10%,716.0,0.00%,F,F) Exp:DB225
TRIANGLE LABS Text:TLI#57752B DUPLICATE (06\25\02) INJ. TIME = 21:26

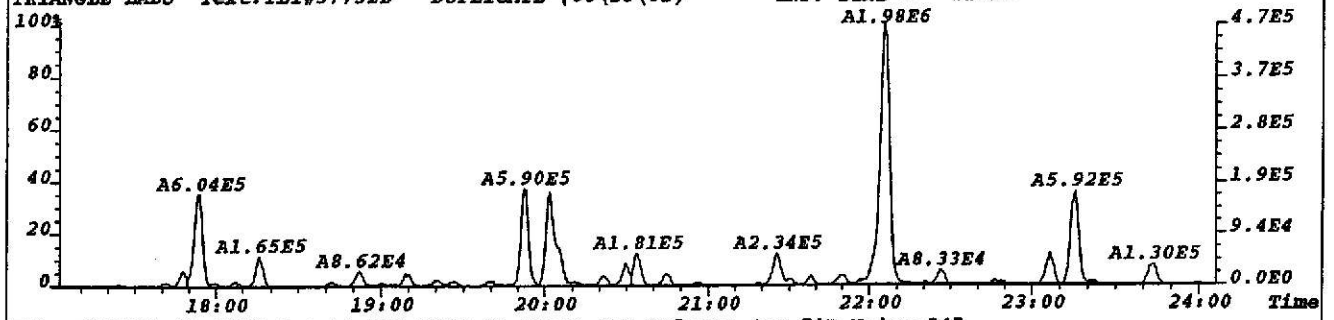

File:P022478 #1-3026 Acq:14-JUL-2002 21:26:32 EI+ Voltage SIR 70P Noise:247
305.8987 BSUB(256,30,-3.0) PKD(5,3,1,0.10%,988.0,0.00%,F,F) Exp:DB225
TRIANGLE LABS Text:TLI#57752B DUPLICATE (06\25\02) INJ. TIME = 21:26

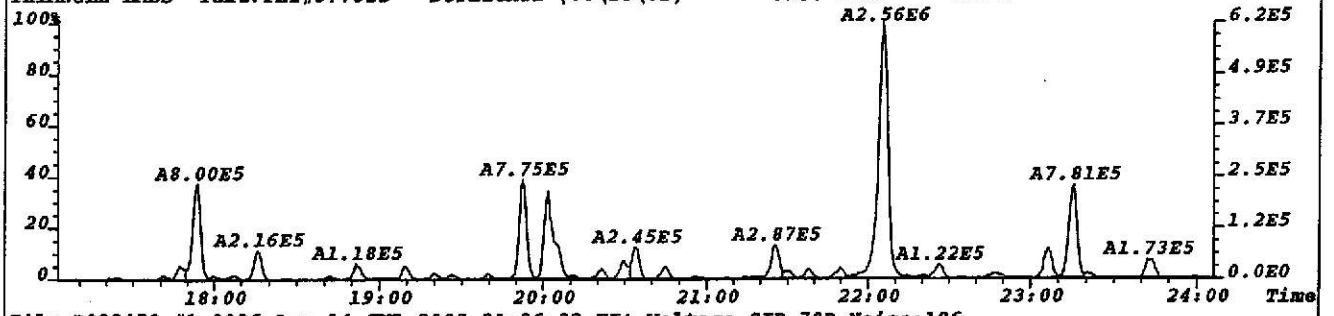

File:P022478 #1-3026 Acq:14-JUL-2002 21:26:32 EI+ Voltage SIR 70P Noise:196
315.9419 BSUB(256,30,-3.0) PKD(5,3,1,0.10%,784.0,0.00%,F,F) Exp:DB225
TRIANGLE LABS Text:TLI#57752B DUPLICATE (06\25\02) INJ. TIME = 21:26

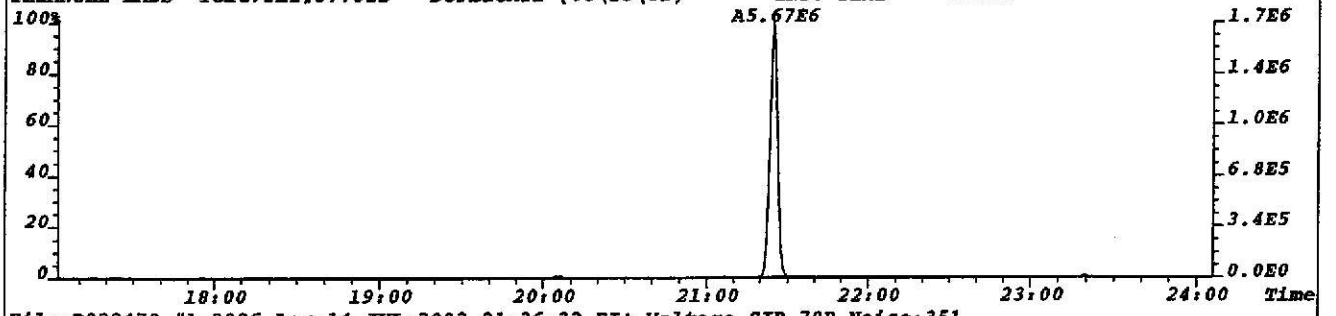

File:P022478 #1-3026 Acq:14-JUL-2002 21:26:32 EI+ Voltage SIR 70P Noise:351
317.9389 BSUB(256,30,-3.0) PKD(5,3,1,0.10%,1404.0,0.00%,F,F) Exp:DB225
TRIANGLE LABS Text:TLI#57752B DUPLICATE (06\25\02) INJ. TIME = 21:26

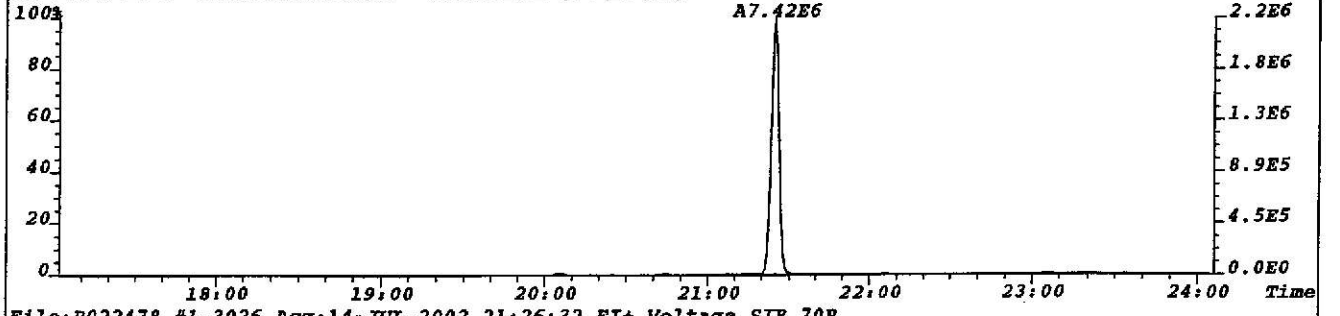

File:P022478 #1-3026 Acq:14-JUL-2002 21:26:32 EI+ Voltage SIR 70P
375.8364 Exp:DB225
TRIANGLE LABS Text:TLI#57752B DUPLICATE (06\25\02) INJ. TIME = 21:26

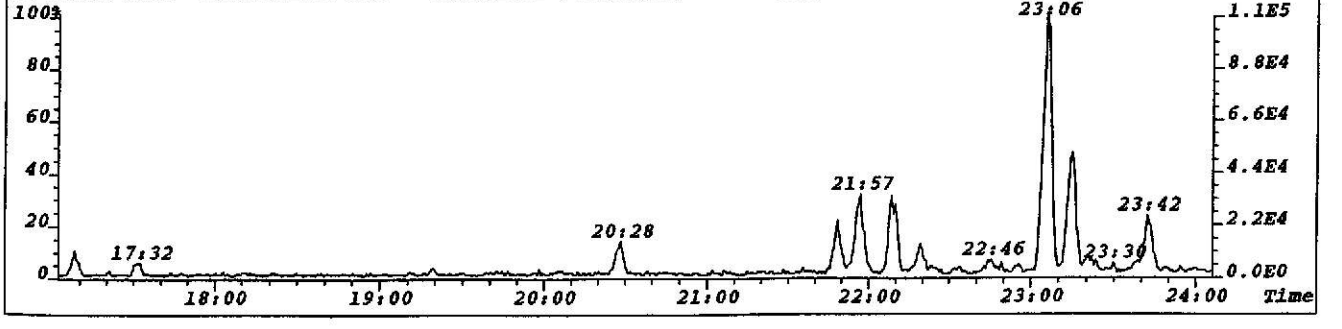

File:P022478 #1-3026 Acq:14-JUL-2002 21:26:32 EI+ Voltage SIR 70P Noise:267
319.8965 BSUB(256,30,-3.0) PKD(5,3,1,0.10%,1068.0,0.00%,F,F) Exp:DB225
TRIANGLE LABS Text:TLI#57752B DUPLICATE (06\25\02) INJ. TIME = 21:26

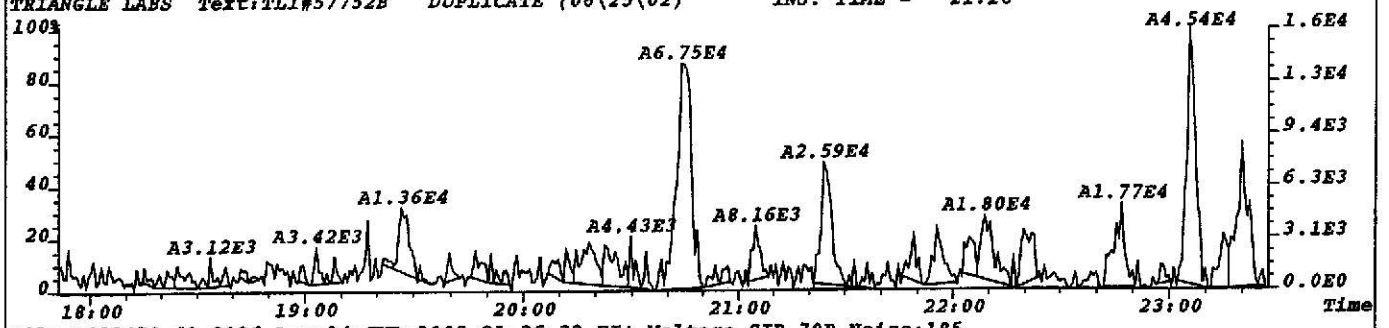

File:P022478 #1-3026 Acq:14-JUL-2002 21:26:32 EI+ Voltage SIR 70P Noise:185
321.8936 BSUB(256,30,-3.0) PKD(5,3,1,0.10%,740.0,0.00%,F,F) Exp:DB225
TRIANGLE LABS Text:TLI#57752B DUPLICATE (06\25\02) INJ. TIME = 21:26

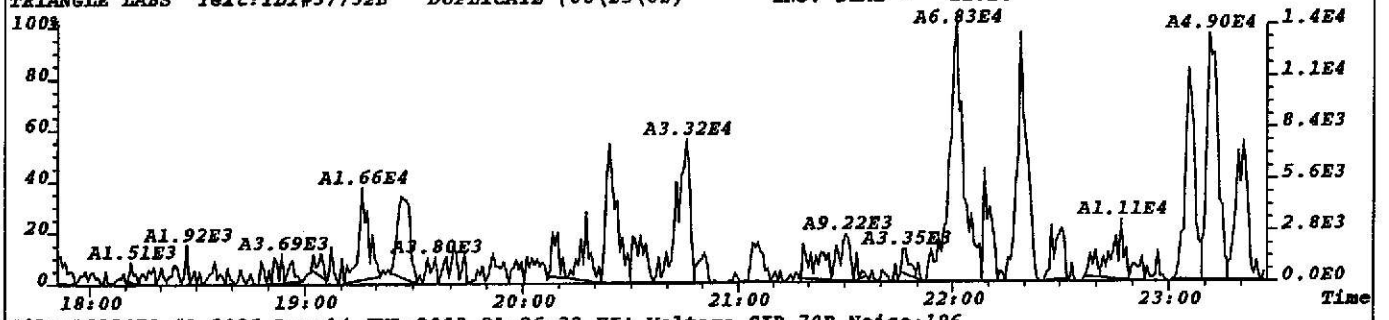

File:P022478 #1-3026 Acq:14-JUL-2002 21:26:32 EI+ Voltage SIR 70P Noise:196
327.8847 BSUB(256,30,-3.0) PKD(5,3,1,0.10%,784.0,0.00%,F,F) Exp:DB225
TRIANGLE LABS Text:TLI#57752B DUPLICATE (06\25\02) INJ. TIME = 21:26

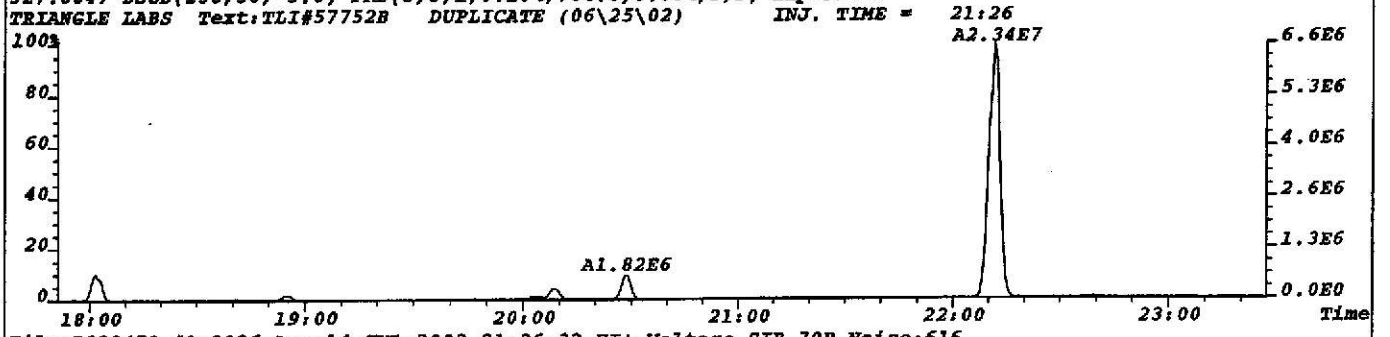

File:P022478 #1-3026 Acq:14-JUL-2002 21:26:32 EI+ Voltage SIR 70P Noise:616
331.9368 BSUB(256,30,-3.0) PKD(5,3,1,0.10%,2464.0,0.00%,F,F) Exp:DB225
TRIANGLE LABS Text:TLI#57752B DUPLICATE (06\25\02) INJ. TIME = 21:26

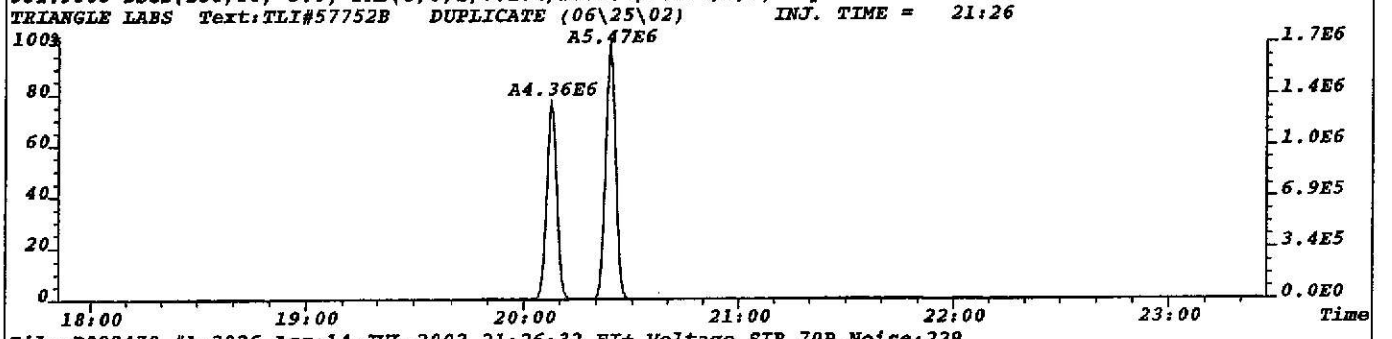

File:P022478 #1-3026 Acq:14-JUL-2002 21:26:32 EI+ Voltage SIR 70P Noise:229
333.9338 BSUB(256,30,-3.0) PKD(5,3,1,0.10%,916.0,0.00%,F,F) Exp:DB225
TRIANGLE LABS Text:TLI#57752B DUPLICATE (06\25\02) INJ. TIME = 21:26

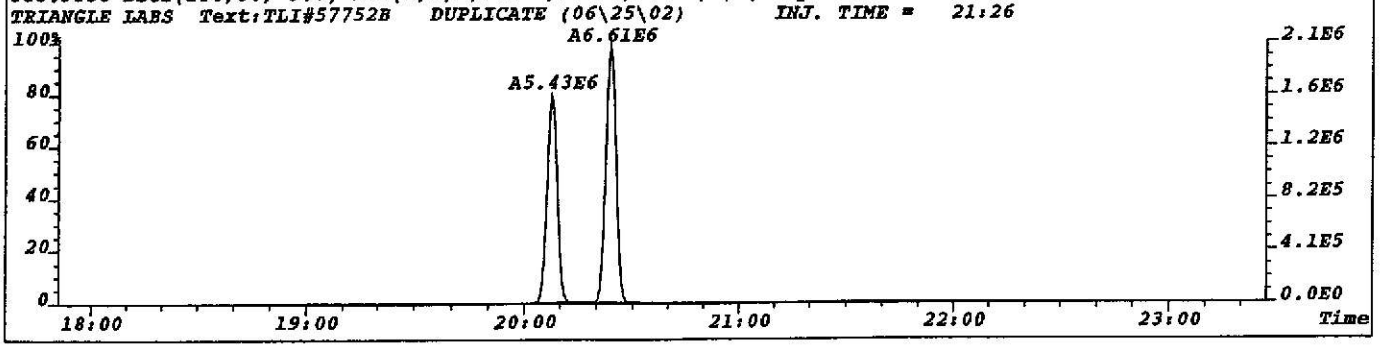

File:P022478 #1-3026 Acq:14-JUL-2002 21:26:32 EI+ Voltage SIR 70P
303.9016 Exp:DB225
TRIANGLE LABS Text:TLI#57752B DUPLICATE (06\25\02) INJ. TIME = 21:26

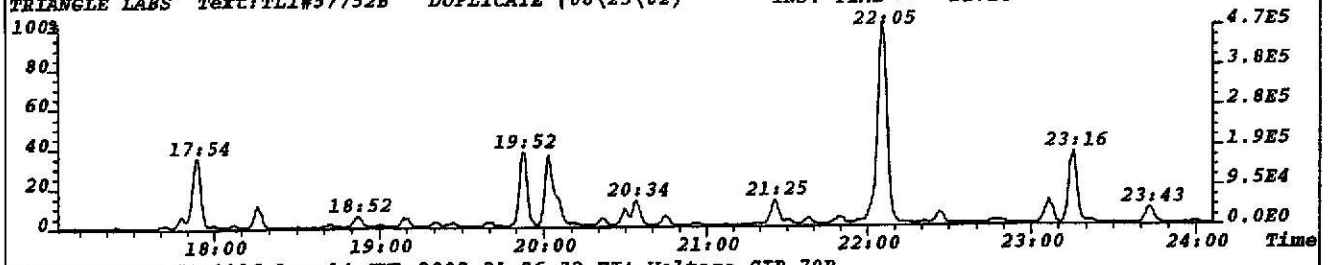

File:P022478 #1-3026 Acq:14-JUL-2002 21:26:32 EI+ Voltage SIR 70P
315.9419 Exp:DB225
TRIANGLE LABS Text:TLI#57752B DUPLICATE (06\25\02) INJ. TIME = 21:26

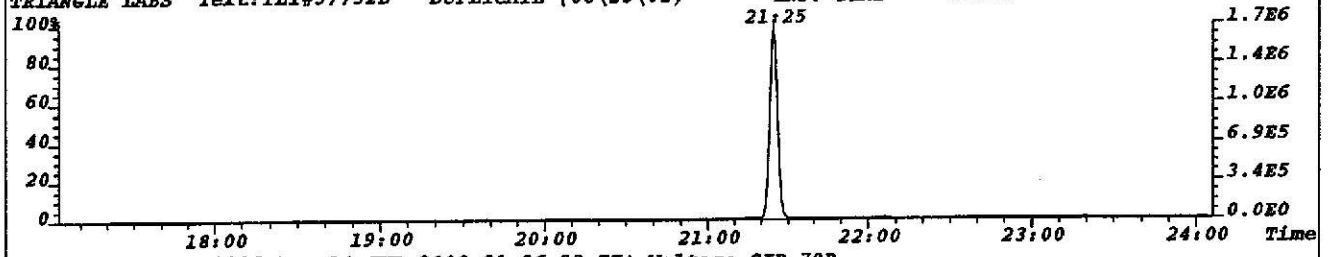

File:P022478 #1-3026 Acq:14-JUL-2002 21:26:32 EI+ Voltage SIR 70P
319.8965 Exp:DB225
TRIANGLE LABS Text:TLI#57752B DUPLICATE (06\25\02) INJ. TIME = 21:26

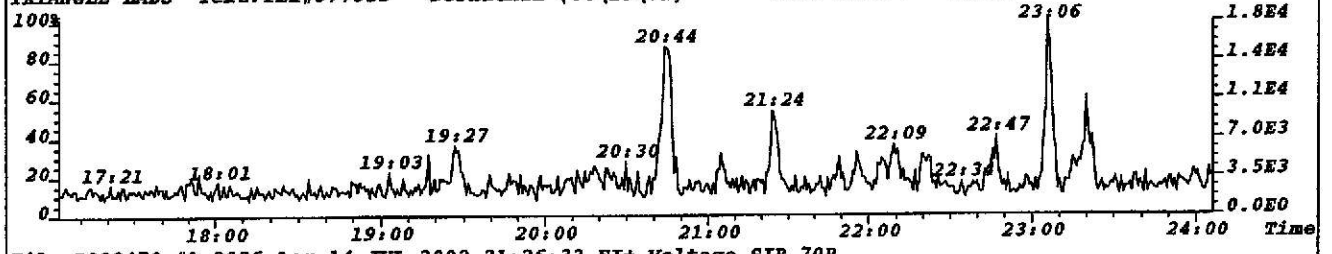

File:P022478 #1-3026 Acq:14-JUL-2002 21:26:32 EI+ Voltage SIR 70P
331.9368 Exp:DB225
TRIANGLE LABS Text:TLI#57752B DUPLICATE (06\25\02) INJ. TIME = 21:26

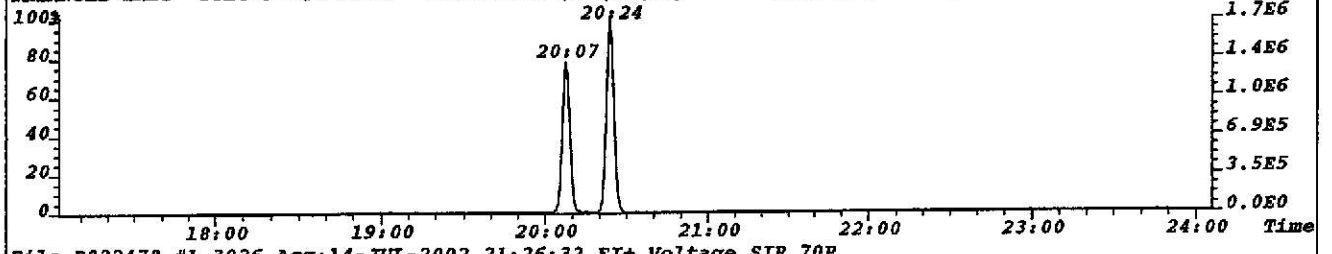

File:P022478 #1-3026 Acq:14-JUL-2002 21:26:32 EI+ Voltage SIR 70P
292.9825 Exp:DB225
TRIANGLE LABS Text:TLI#57752B DUPLICATE (06\25\02) INJ. TIME = 21:26

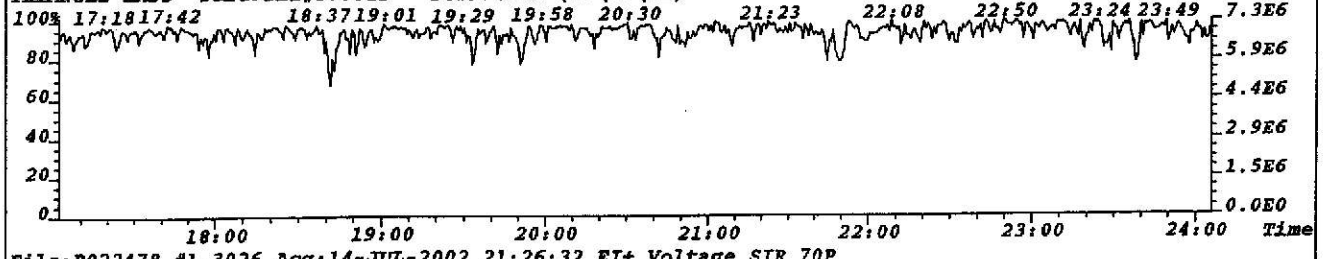

File:P022478 #1-3026 Acq:14-JUL-2002 21:26:32 EI+ Voltage SIR 70P
330.9792 Exp:DB225
TRIANGLE LABS Text:TLI#57752B DUPLICATE (06\25\02) INJ. TIME = 21:26

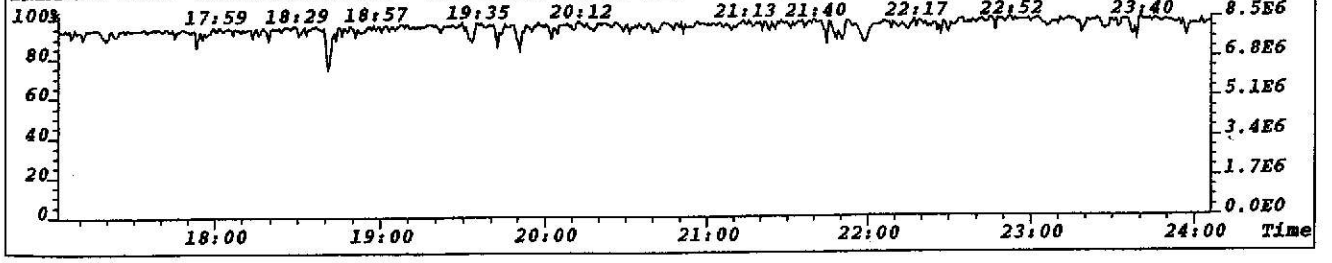

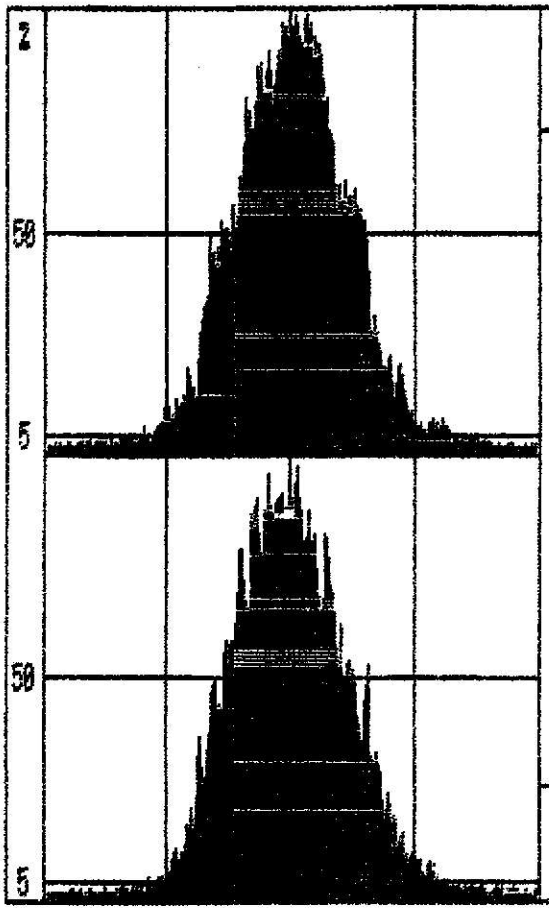

Channel I 330.9792 Peak top
Height 1.45 volts Span 200 ppm

System file name	D8225
Data file name	A:P714021
Resolution	10000
Group number	1
Ionization mode	EI+
Switching	VOLTAGE
Ref. masses	292.3825, 380.9761

A	292.3825	J	330.9792
B	303.9016	K	331.9368
C	305.8987	L	333.9338
D	315.9419	M	375.8364
E	317.9389		
F	319.8965		
G	321.8936		
H	327.8847		
I	330.9792		

Ref. mass 380.9761 Peak top
Height .99 volts Span 200 ppm

aem 7/16/02

File:P022478 #1-3026 Acq:14-JUL-2002 21:26:32 EI+ Voltage SIR 70P
303.9016 Exp:DB225
Sample Text:TLI#57752B DUPLICATE (06\25\02) INJ. TIME = 21:26 File Text:TLI#57752B »

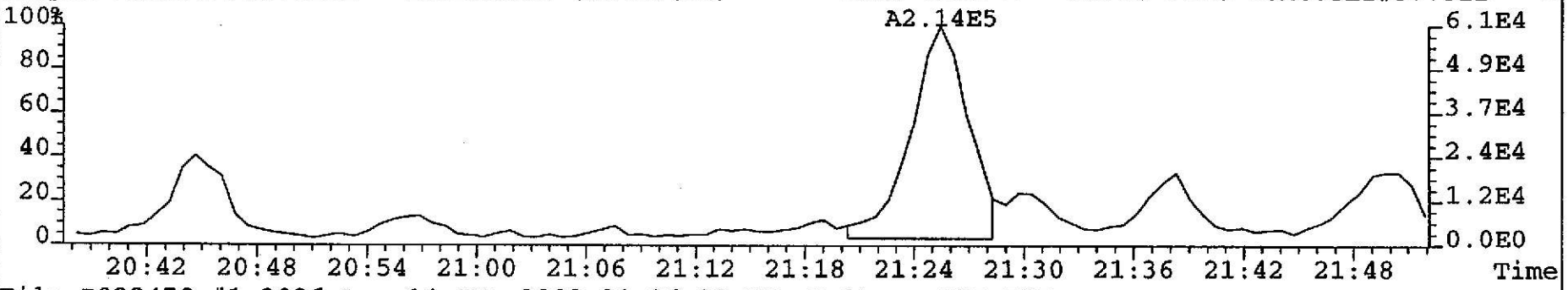

File:P022478 #1-3026 Acq:14-JUL-2002 21:26:32 EI+ Voltage SIR 70P
305.8987 Exp:DB225
Sample Text:TLI#57752B DUPLICATE (06\25\02) INJ. TIME = 21:26 File Text:TLI#57752B »

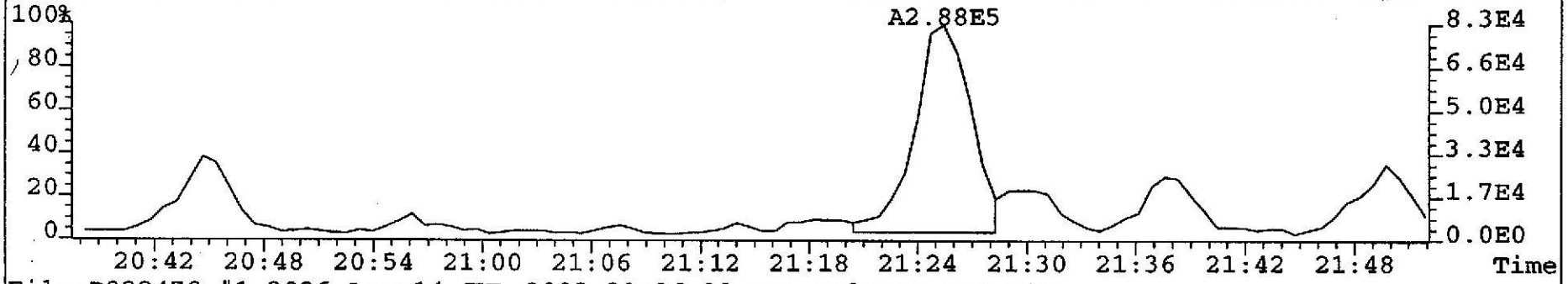

File:P022478 #1-3026 Acq:14-JUL-2002 21:26:32 EI+ Voltage SIR 70P
317.9389 Exp:DB225
Sample Text:TLI#57752B DUPLICATE (06\25\02) INJ. TIME = 21:26 File Text:TLI#57752B »

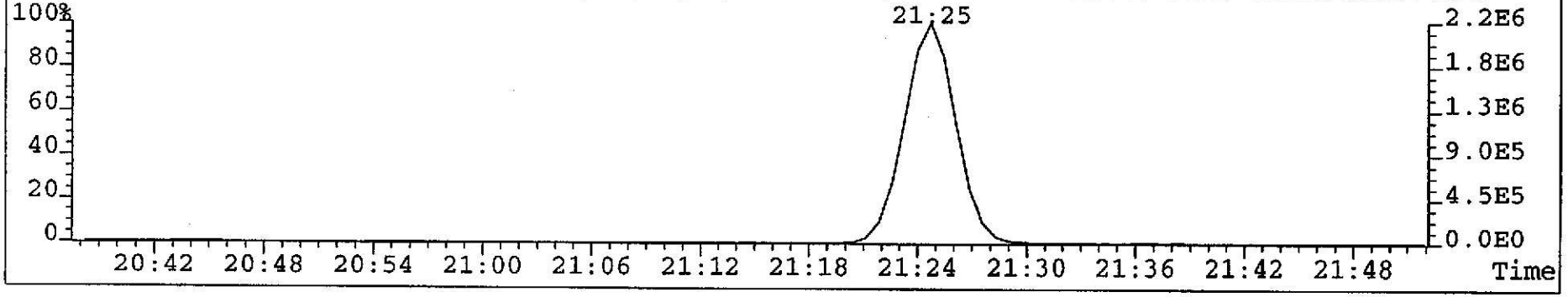

CALIBRATION DATA

2445 S. Alston Ave. • Durham, NC 27713 • (919) 544-5729 • FAX (919) 544-5491
www.trianglelabs.com

TRIANGLE LABORATORIES, INC. Date: 06/12/2002

Initial Calibration Summary for TF5612B

Analysis Date....: 06/12/2002
Instrument.....: T

Method.....: 161B
GC Column...: DB-5
GC Column ID: 2213722

Analytes	RF	SD	%RSD	RT	RT/LO	RT/HI	Ratio1	Ratio2	N
Total TriCDF	0.000	0.000	100%		17:51	24:51			0
1368-TCDF	1.027	0.023	2%	23:50	22:51	29:51	0.771		6
2378-TCDF	1.027	0.023	2%	26:52			0.800		6
TOTAL TCDF	1.027	0.023	2%				0.784		6
1368-TCDD	1.063	0.059	6%	25:06	23:32	30:32	0.770		6
1379-TCDD	1.063	0.059	6%	25:29			0.755		6
2378-TCDD	1.063	0.059	6%	27:33			0.776		6
TOTAL TCDD	1.063	0.059	6%				0.767		6
12378-PeCDF	1.134	0.022	2%	30:41	26:41	34:41	1.474		6
23478-PeCDF	1.104	0.038	3%	31:22			1.476		6
TOTAL PeCDF	1.119	0.027	2%				1.475		6
12378-PeCDD	1.039	0.034	3%	31:41	27:41	35:41	1.514		6
TOTAL PeCDD	1.039	0.034	3%				1.514		6
123478-HxCDF	1.125	0.028	2%	34:04	32:03	38:03	1.238		6
123678-HxCDF	1.149	0.028	2%	34:10			1.224		6
234678-HxCDF	1.089	0.028	3%	34:40			1.230		6
123789-HxCDF	1.140	0.025	2%	35:28			1.219		6
TOTAL HxCDF	1.126	0.022	2%				1.228		6
123478-HxCDD	1.078	0.026	2%	34:47	30:46	38:46	1.231		6
123678-HxCDD	1.039	0.051	5%	34:52			1.186		6
123789-HxCDD	1.117	0.015	1%	35:11			1.231		6
TOTAL HxCDD	1.078	0.021	2%				1.215		6
1234678-HpCDF	1.346	0.028	2%	37:09	35:08	40:08	1.025		6
1234789-HpCDF	1.335	0.020	1%	38:45			1.016		6
TOTAL HpCDF	1.340	0.024	2%				1.021		6
1234678-HpCDD	0.934	0.029	3%	38:13	36:12	41:12	1.005		6
TOTAL HpCDD	0.934	0.029	3%				1.005		6
OCDF	1.217	0.035	3%	42:15	40:01	44:01	0.888		6
OCDD	1.014	0.040	4%	42:02	40:01	44:01	0.813		6

Other Standards	RF	SD	%RSD	RT	RT/LO	RT/HI	Ratio1	Ratio2	N
37Cl-TCDD	1.105	0.047	4%	27:33	25:32	29:32			6

Internal Standards	RF	SD	%RSD	RT	RT/LO	RT/HI	Ratio1	Ratio2	N
13C12-2378-TCDF	1.311	0.072	5%	26:51	24:51	29:51	0.721		6
13C12-2378-TCDD	1.129	0.056	5%	27:32	25:32	29:32	0.787		6
13C12-PeCDF 123	1.162	0.075	6%	30:41	28:41	38:41	1.501		6
13C12-PeCDF 234	1.185	0.107	9%	31:21			1.491		6
13C12-PeCDD 123	0.831	0.066	8%	31:41	27:41	37:41	1.465		6
13C12-HxCDF 478	1.185	0.035	3%	34:03	30:03	38:03	0.495		6
13C12-HxCDF 678	1.200	0.035	3%	34:09			0.496		6
13C12-HxCDF 234	1.173	0.043	4%	34:39			0.500		6
13C12-HxCDF 789	0.984	0.027	3%	35:27			0.498		6
13C12-HxCDD 478	0.877	0.022	3%	34:46	33:46	35:46	1.212		6
13C12-HxCDD 678	0.959	0.044	5%	34:51			1.182		6

Triangle Laboratories, Inc.®
2445 S. Alston Ave. • Durham, North Carolina 27713
Phone: (919) 544-5729 • Fax: (919) 544-5491

TRIANGLE LABORATORIES, INC. Date: 06/12/2002

Initial Calibration Summary for TF5612B

13C12-HpCDF 678	0.833	0.011	1%	37:08	35:08	46:08	0.417		6
13C12-HpCDF 789	0.670	0.039	6%	38:44			0.414		6
13C12-HpCDD 678	0.789	0.018	2%	38:12	36:12	44:12	1.015		6
13C12-OCDD	0.742	0.064	9%	42:01	42:01	54:01	0.864		6
Recovery Standards	RF	SD	%RSD	RT	RT/LO	RT/HI	Ratio1	Ratio2	N
13C12-1234-TCDD	1.000	0.000	0%	27:22			0.799		6
13C12-HxCDD 789	1.000	0.000	0%	35:10			1.193		6

*** End of Report ***

Triangle Laboratories, Inc.®
2445 S. Alston Ave. • Durham, North Carolina 27713
Phone: (919) 544-5729 • Fax: (919) 544-5491

TRIANGLE LABORATORIES, INC. Date: 06/15/2002

Initial Calibration Summary for PF56152

Analysis Date....: 06/15/2002 Method.....: C2NF

Instrument.....: P GC Column...: DB-225

Analytes	RF	SD	%RSD	RT	RT/LO	RT/HI	Ratio1	Ratio2	N
2378-TCDF	1.120	0.033	3%	22:41	15:41	26:41	0.778		6
TOTAL TCDF	1.120	0.033	3%				0.778		6
2378-TCDD	1.131	0.028	2%	21:18	17:17	25:17	0.780		6
TOTAL TCDD	1.131	0.028	2%				0.780		6

Other Standards	RF	SD	%RSD	RT	RT/LO	RT/HI	Ratio1	Ratio2	N
37Cl-TCDD	1.037	0.029	3%	21:18	19:17	23:17			6

Internal Standards	RF	SD	%RSD	RT	RT/LO	RT/HI	Ratio1	Ratio2	N
13C12-2378-TCDF	1.519	0.052	3%	22:41	21:41	23:41	0.802		6
13C12-2378-TCDD	1.075	0.057	5%	21:17	19:17	23:17	0.788		6

Recovery Standards	RF	SD	%RSD	RT	RT/LO	RT/HI	Ratio1	Ratio2	N
13C12-1234-TCDD	1.000	0.000	0%	21:33			0.813		6

*** End of Report ***

Triangle Laboratories, Inc.®
2445 S. Alston Ave. • Durham, North Carolina 27713
Phone: (919) 544-5729 • Fax: (919) 544-5491

TRIANGLE LABORATORIES, INC. Date: 07/12/2002

VER TB23454

Analysis Date....: 07/12/2002
Operator.....: JWL
Init Calibration.: TF5612B
ICal Date.....: 06/12/2002

Method.....: 161B
Instrument..: T
Std.Conc....: 10.00
GC Column...: DB-5
GC Column ID:2213722

Analyte Summary

Name	Ratio 1&2	RT Lo/Hi	RT	Rel. RT	ICal RF	Conc	Conc Range
Total TriCDF		17:44 24:44			0.000		
1368-TCDF	0.822	23:32 28:37	23:41	0.8859	1.059		
2378-TCDF	0.817		26:45	1.0007	1.059	11.38	8.60 - 11.60
TOTAL TCDF	0.814				1.059		
1368-TCDD	0.804	24:50 28:35	24:58	0.9103	1.063		
1379-TCDD	0.810		25:21	0.9242	1.063		
2378-TCDD	0.793		27:27	1.0007	1.063	10.50	8.20 - 12.30
TOTAL TCDD	0.802				1.063		
12378-PeCDF	1.504	28:30 32:25	30:36	1.0000	1.134	52.79	41.00 - 60.00
23478-PeCDF	1.481		31:17	1.0003	1.104	52.74	41.00 - 61.00
TOTAL PeCDF	1.493				1.119		
12378-PeCDD	1.639	29:42 32:15	31:37	1.0006	1.039	52.65	39.00 - 65.00
TOTAL PeCDD	1.639				1.039		
123478-HxCDF	1.249	32:53 35:38	34:00	1.0006	1.125	54.15	45.00 - 56.00
123678-HxCDF	1.252		34:06	1.0000	1.149	55.68	44.00 - 57.00
234678-HxCDF	1.239		34:36	1.0006	1.089	54.77	44.00 - 57.00
123789-HxCDF	1.257		35:23	1.0000	1.140	54.83	45.00 - 56.00
TOTAL HxCDF	1.249				1.126		
123478-HxCDD	1.246	33:22 35:15	34:42	1.0006	1.078	55.21	39.00 - 64.00
123678-HxCDD	1.251		34:48	1.0006	1.039	51.61	39.00 - 64.00
123789-HxCDD	1.237		35:07	1.0098	1.117	55.94	41.00 - 61.00
TOTAL HxCDD	1.244				1.078		

Triangle Laboratories, Inc.®
2445 S. Alston Ave. • Durham, North Carolina 27713
Phone: (919) 544-5729 • Fax: (919) 544-5491

1234678-HpCDF	1.056	36:55 38:51	37:05	1.0003	1.346	54.93	45.00 - 55.00
1234789-HpCDF	1.057		38:40	1.0005	1.335	55.50	43.00 - 58.00
TOTAL HpCDF	1.056				1.340		
1234678-HpCDD	1.026	37:12 38:19	38:09	1.0005	0.934	52.74	43.00 - 58.00
TOTAL HpCDD	1.026				0.934		
OCDF	0.917	39:56 43:56	42:09	1.0052	1.217	116.58	63.00 -159.00
OCDD	0.846	39:56 43:56	41:57	1.0005	1.014	106.37	79.00 -126.00

Other Standard Summary

Name	Ratio 1&2	RT Lo/Hi	RT	Rel. RT	ICal RF	Conc	Conc Range
37Cl-TCDD		25:26 29:26	27:27	1.0007	1.105	10.41	8.30 - 12.10

Internal Standard Summary

Name	Ratio 1&2	RT Lo/Hi	RT	Rel. RT	ICal RF	Conc	Conc Range
13C12-2378-TCDF	0.749	25:15 30:15	26:44	0.9809	1.311	110.67	76.00 -131.00
13C12-2378-TCDD	0.780	25:15 29:15	27:26	1.0066	1.129	101.21	85.00 -117.00
13C12-PeCDF 123	1.513	25:15 35:15	30:36	1.1229	1.162	90.59	76.00 -130.00
13C12-PeCDF 234	1.497		31:16	1.1475	1.185	86.64	77.00 -130.00
13C12-PeCDD 123	1.529	23:15 33:15	31:36	1.1596	0.831	82.05	62.00 -160.00
13C12-HxCDF 478	0.508	31:06 39:06	33:59	0.9681	1.185	110.88	76.00 -131.00
13C12-HxCDF 678	0.505		34:06	0.9715	1.200	113.15	70.00 -143.00
13C12-HxCDF 234	0.511		34:35	0.9852	1.173	105.89	73.00 -137.00
13C12-HxCDF 789	0.505		35:23	1.0080	0.984	105.91	74.00 -135.00
13C12-HxCDD 478	1.220	34:06 36:06	34:41	0.9880	0.877	91.72	85.00 -117.00
13C12-HxCDD 678	1.203		34:47	0.9909	0.959	96.45	85.00 -118.00
13C12-HpCDF 678	0.444	33:06 44:06	37:04	1.0561	0.833	113.74	78.00 -129.00
13C12-HpCDF 789	0.438		38:39	1.1011	0.670	117.93	77.00 -129.00
13C12-HpCDD 678	1.038	33:06 41:06	38:08	1.0863	0.789	107.01	72.00 -138.00

Triangle Laboratories, Inc.®
2445 S. Alston Ave. • Durham, North Carolina 27713
Phone: (919) 544-5729 • Fax: (919) 544-5491

13C12-OCDD	0.875	41:47 42:07	41:56	1.1946	0.742	170.91	96.00 -415.00

Recovery Standard Summary

Name	Ratio 1&2	RT Lo/Hi	RT	Rel. RT	ICal RF	Conc	Conc Range
13C12-1234-TCDD	0.805	25:15 29:15	27:15	0.9934	1.000		
13C12-HxCDD 789	1.207	34:06 36:06	35:06	1.0121	1.000		

Triangle Laboratories, Inc.®
2445 S. Alston Ave. • Durham, North Carolina 27713
Phone: (919) 544-5729 • Fax: (919) 544-5491

Listing of TB23454
GC Peaks / Ratio / Ret. Time

Compound/ M_Z....	..RT.	OK Ratio	Total.Area...	Area.Peak.1..	Area.Peak.2..	Rel.RT	Compound.Name..	ID..
TCDF		0.65-0.89						
304-306	23:41	0.82	128.13	57.82	70.31	0.886	1368-TCDF	AN
	26:45	0.82	125.72	56.52	69.20	1.001	2378-TCDF	AN
304-306		2 Peaks						
13C12-TCDF		0.65-0.89						
316-318	26:44	0.75	1,042.92	446.76	596.16	0.981	13C12-2378-TCDF	IS0
316-318		1 Peak						
---------- Above: TCDF / TCDD Follows ----------								
TCDD		0.65-0.89						
320-322	24:58	0.80	88.05	39.23	48.82	0.910	1368-TCDD	AN
	25:21	0.81	75.54	33.81	41.73	0.924	1379-TCDD	AN
	27:27	0.79	91.67	40.53	51.14	1.001	2378-TCDD	AN
320		3 Peaks						
37Cl-TCDD								
328	27:27		82.65	82.65		1.001	37Cl-TCDD	CLS
328-330		1 Peak						
13C12-TCDD		0.65-0.89						
332-334	27:15	0.80	718.81	320.49	398.32	0.993	13C12-1234-TCDD	RS1
	27:26	0.78	821.39	360.00	461.39	1.007	13C12-2378-TCDD	IS1
332-334		2 Peaks						
---------- Above: TCDD / PeCDF Follows ----------								
PeCDF		1.32-1.78						
340-342	30:36	1.50	452.95	272.05	180.90	1.000	12378-PeCDF	AN
	31:17	1.48	429.69	256.48	173.21	1.000	23478-PeCDF	AN
340-342		2 Peaks						
13C12-PeCDF		1.32-1.78						
352-354	30:36	1.51	756.68	455.59	301.09	1.123	13C12-PeCDF 123	IS2
	31:16	1.50	737.95	442.44	295.51	1.148	13C12-PeCDF 234	IS3
352-354		2 Peaks						
---------- Above: PeCDF / PeCDD Follows ----------								
PeCDD		1.32-1.78						
356-358	31:37	1.64	268.11	166.51	101.60	1.001	12378-PeCDD	AN
356-358		1 Peak						
13C12-PeCDD		1.32-1.78						
368-370	31:36	1.53	490.11	296.29	193.82	1.160	13C12-PeCDD 123	IS4
368-370		1 Peak						
---------- Above: PeCDD / HxCDF Follows ----------								
HxCDF		1.05-1.43						
374-376	34:00	1.25	474.75	263.66	211.09	1.001	123478-HxCDF	AN

Listing of TB23454
GC Peaks / Ratio / Ret. Time

Compound/ M_Z....	..RT.	OK Ratio	Total.Area...	Area.Peak.1..	Area.Peak.2..	Rel.RT	Compound.Name..	ID..
	34:06	1.25	515.24	286.40	228.84	1.000	123678-HxCDF	AN
	34:36	1.24	439.36	243.09	196.27	1.001	234678-HxCDF	AN
	35:23	1.26	386.30	215.18	171.12	1.000	123789-HxCDF	AN
374-376		4 Peaks						
13C12-HxCDF		0.43-0.59						
384-386	33:59	0.51	779.27	262.41	516.86	0.968	13C12-HxCDF 478	IS5
	34:06	0.51	805.32	270.26	535.06	0.972	13C12-HxCDF 678	IS6
	34:35	0.51	736.66	249.07	487.59	0.985	13C12-HxCDF 234	IS7
	35:23	0.50	618.06	207.28	410.78	1.008	13C12-HxCDF 789	IS8
384-386		4 Peaks						

---------- Above: HxCDF / HxCDD Follows ----------

HxCDD		1.05-1.43						
390-392	34:42	1.25	283.91	157.48	126.43	1.001	123478-HxCDD	AN
	34:48	1.25	294.17	163.47	130.70	1.001	123678-HxCDD	AN
	35:07	1.24	320.42	177.18	143.24	1.010	123789-HxCDD	AN
390-392		3 Peaks						
13C12-HxCDD		1.05-1.43						
402-404	34:41	1.22	477.06	262.17	214.89	0.988	13C12-HxCDD 478	IS9
	34:47	1.20	548.60	299.63	248.97	0.991	13C12-HxCDD 678	IS10
	35:06	1.21	593.09	324.34	268.75	1.012	13C12-HxCDD 789	RS2
402-404		3 Peaks						

---------- Above: HxCDD / HpCDF Follows ----------

HpCDF		0.88-1.20						
408-410	37:05	1.06	415.46	213.41	202.05	1.000	1234678-HpCDF	AN
	38:40	1.06	347.18	178.36	168.82	1.001	1234789-HpCDF	AN
408-410		2 Peaks						
13C12-HpCDF		0.37-0.51						
418-420	37:04	0.44	561.92	172.77	389.15	1.056	13C12-HpCDF 678	IS11
	38:39	0.44	468.60	142.67	325.93	1.101	13C12-HpCDF 789	IS12
418-420		2 Peaks						

---------- Above: HpCDF / HpCDD Follows ----------

HpCDD		0.88-1.20						
424-426	38:09	1.03	246.64	124.91	121.73	1.001	1234678-HpCDD	AN
424-426		1 Peak						
13C12-HpCDD		0.88-1.20						
436-438	38:08	1.04	500.73	255.03	245.70	1.086	13C12-HpCDD 678	IS13
436-438		1 Peak						

---------- Above: HpCDD / Octa-CDD and CDF Follows ----

OCDF		0.76-1.02						
442-444	42:09	0.92	533.56	255.20	278.36	1.005	OCDF	AN

Listing of TB23454
GC Peaks / Ratio / Ret. Time

Compound/ M_Z....	..RT.	OK	Ratio	Total.Area...	Area.Peak.1..	Area.Peak.2..	Rel.RT	Compound.Name..	ID..
442-444		1 Peak							
OCDD		0.76-1.02							
458-460	41:57		0.85	405.61	185.88	219.73	1.001	OCDD	AN
458-460		1 Peak							
13C12-OCDD		0.76-1.02							
470-472	41:56		0.87	752.12	350.91	401.21	1.195	13C12-OCDD	IS14
470		1 Peak							

Column Description.....

M_Z - Nominal Ion Mass(es)
..RT. - Retention Time (mm:ss)
Rat.1 - Ratio of M/M+2 Ions
OK - RO=Ratio Outside Limits
Rel.RT - Relative Retention Time

*** End of Report ***

Date: 07/14/2002

TRIANGLE LABORATORIES, INC.

Continuing Calibration for P022466

Analysis Date....: 07/14/2002
Operator.....: JWL
Init Calibration.: PF56152
ICal Date.....: 06/15/2002
Analysis Time....: 11:54

Method.....: C2NF
Instrument..: P
Std.Conc....: 10.00

GC Column...: DB-225

Analyte Summary

Name	RF	Ratio 1&2	RT Lo/High	RT	Rel. RT	ICal RF	Delta RF	%D
2378-TCDF	0.990	0.74	17:02 23:46	21:27	1.0014	1.120	-0.130	-11.6%
TOTAL TCDF	0.990	0.74				1.120	-0.130	-11.6%
2378-TCDD	1.071	0.79	17:51 23:07	20:10	1.0020	1.131	-0.060	-5.3%
TOTAL TCDD	1.071	0.79				1.131	-0.060	-5.3%

Other Standard Summary

Name	RF	Ratio 1&2	RT Lo/High	RT	Rel. RT	ICal RF	Delta RF	%D
37Cl-TCDD	0.988		18:08 22:08	20:09	1.0010	1.037	-0.049	-4.8%

Internal Standard Summary

Name	RF	Ratio 1&2	RT Lo/High	RT	Rel. RT	ICal RF	Delta RF	%D
13C12-2378-TCDF	1.293	0.76	20:25 22:25	21:25	1.0000	1.519	-0.226	-14.9%
13C12-2378-TCDD	1.060	0.81	18:08 22:08	20:08	1.0000	1.075	-0.015	-1.4%

Recovery Standard Summary

Name	RF	Ratio 1&2	RT Lo/High	RT	Rel. RT	ICal RF	Delta RF	%D
13C12-1234-TCDD	1.000	0.82		20:25	1.0144	1.000	0.000	0.0%

Triangle Laboratories, Inc.®
2445 S. Alston Ave. • Durham, North Carolina 27713
Phone: (919) 544-5729 • Fax: (919) 544-5491

Printed: 12:59 07/14/2002

Compound/ M_Z....	..RT.	OK	Ratio	Total.Area...	Area.Peak.1..	Area.Peak.2..	Rel.RT	Compound.Name..	ID..
TCDF		0.65-0.89							
304-306	21:27		0.74	161.45	68.42	93.03	1.001	2378-TCDF	AN
304-306		1 Peak							
13C12-TCDF		0.65-0.89							
316-318	21:25		0.76	1,630.59	705.02	925.57	1.000	13C12-2378-TCDF	IS0
316-318		1 Peak							
---------- Above: TCDF / TCDD Follows ----------									
TCDD		0.65-0.89							
320-322	20:10		0.79	143.07	63.24	79.83	1.002	2378-TCDD	AN
320		1 Peak							
37Cl-TCDD									
328	20:09			131.98	131.98		1.001	37Cl-TCDD	SUR1
328-330		1 Peak							
13C12-TCDD		0.65-0.89							
332-334	20:08		0.81	1,336.34	596.50	739.84	1.000	13C12-2378-TCDD	IS1
	20:25		0.82	1,260.69	566.53	694.16	1.014	13C12-1234-TCDD	RS1
332		2 Peaks							

Column Description.....

M_Z - Nominal Ion Mass(es)
..RT. - Retention Time (mm:ss)
Rat.1 - Ratio of M/M+2 Ions
OK - RO=Ratio Outside Limits
Rel.RT - Relative Retention Time

*** End of Report ***

TRIANGLE LAB
Sample Analysis - Dioxin/Furan
July 25, 2002
Crystal Springs, MS
Amended Data – Revised Report
Book III

Revised Project # 57752B

Dates of Samples/ COC	Sample #	Pages	Depth
	Case Narrative	**1-6**	
	Amended Data Control	**430-436**	
	Sample Date	**437-513**	
6/25/02	DF-DP-143	440-460	0-0.5'
	DF-DP-143	461-482	0-0.5'
	DF-DP-137	483-494	0-0.5'
	DF-DP-39	495-505	0.5'
	DF-DP-3	506-513	0.5'
	Calibration Data	**514-538**	

RECEIVED
JUL 29 2002

CASE NARRATIVE

Analysis of Samples for the Presence of

Polychlorinated Dibenzo-*p*-Dioxins and Dibenzofurans by

High-Resolution Chromatography / High-Resolution Mass Spectrometry

Method 1613B (9/97)

Date:	July 16, 2002
Revision Date:	July 25, 2002
Client ID:	Martin & Slagle
TLI Project Number:	57752B

This report should only be reproduced in full. Any partial reproduction of this report requires written permission from Triangle Laboratories, Inc.

Rev.11/19/97
WWW.TriangleLabs.com

Revised pg 1

Overview

The samples and associated QC samples were extracted and analyzed according to procedures described in EPA Method 1613B (September 1997). Any particular difficulties encountered during the sample handling by Triangle Laboratories will be discussed in the QC Remarks section below. This report contains results from only the 1613 dioxin/furan analyses of eight soil samples.

Quality Control Samples

A laboratory method blank and an ongoing precision and recovery (OPR) sample are extracted and analyzed with each batch of samples.

Quality Control Remarks

This analytical data has been released after being subjected to a series of inspections. General deviations from acceptable QC requirements are identified below. Specific QC issues associated with this particular project are:

Sample receipt: Thirty-five soil samples were received from Martin & Slagle in good condition on June 28, 2002 at 4.0°C and stored in a refrigerator at 4°C. The sample identifications on the sample labels did not exactly match those on the client's chain of custody. The sample identifications on the sample labels were used for all reports and paperwork.

Sample Preparation Laboratory: None

Mass Spectrometry: None

Data Review: The analysis of sample DF-DP-143-0.5 exhibits the presence of saturated analyte signals (signals outside the dynamic range of the instrument) for several analytes. The effected analytes are flagged "S" on the quantitation report. The results for these analytes should be considered minimum estimates of the actual concentrations present in the sample. In addition, several of the field samples exhibit the presence of analytes that exceed the calibration range of the instrument. The effected analytes are flagged "E" on the quantitation report. These samples have been diluted and reanalyzed. Only the results that were originally flagged "E" have been reported on the quantitation reports for the diluted analyses.

The ion abundance ratios for some of the standards in samples DF-DP-39-0.5, DF-DP-65-0.5, and DF-DP-143-0.5 are outside of method criteria. In addition, the recovery of the 1234678-HpCDF internal standard in sample DF-DP-143-0.5 is above QC limits. These effects are due to the presence of interferences in these samples. The high analyte levels in

Revised pg 2

sample DF-DP-143-0.5 is also a contributing factor to this effect in this sample. Since the QC samples do not exhibit this effect, the issue is considered matrix related, and the results are released without further comment.

General Comments: No 2,3,7,8-substituted target analytes were detected in the method blank above the target detection limit (TDL).

The detection limits in some samples may be above the Target Detection Limit due to Method 1613B reporting format which requires that GC peaks which do not meet QC criteria for ion-abundance ratio be reported in the detection limit.

The analytical data presented in this report are consistent with the guidelines of Method 1613B. Any exceptions have been discussed in the QC Remarks section of this case narrative with emphasis on their effect on the data. Should Martin & Slagle have any questions or comments regarding this data package, please feel free to contact one of our Project Scientists at (919) 544-5729.

For Triangle Laboratories, Inc.,

Released by,

Kenneth Varley

Kenneth Varley
Report Preparation Chemist

The total number of pages in the data package is: 538 .

Revised pg 3

Method 1613 Sample Calculations:

Analyte Concentration

The concentration or amount of any analyte is calculated using the following expression.

$$Amt_{(\sigma)} = \frac{A_\sigma * Q_\beta}{A_\beta * RRF_{(\sigma)} * W}$$

Where:

$Amt_{(\sigma)}$	=	amount of a given analyte, expressed in nanograms (ng) or picograms (pg).
A_σ	=	integrated current for the characteristic ions of the analyte
A_β	=	integrated current of the characteristic ions of the corresponding internal standard
Q_β	=	amount of internal standard added to the sample before extraction
$RRF_{(\sigma)}$	=	mean analyte relative response factor from the initial calibration
W	=	sample weight or volume (W = 1.0 for Method 23 samples)

Detection Limits

The detection limit reported for a target analyte that is not detected or presents an analyte response that is less than 2.5 times the background level is calculated by using the following expression. The area of the analyte is replaced by the noise level measured in a region of the chromatogram clear of genuine GC signals. The detection limits represent the maximum possible concentration of a target analyte that could be present without being detected.

$$DL_{(\sigma)} = \frac{2.5 * H * Q_\beta}{H_\beta * RRF_{(\sigma)} * W}$$

Where:

$DL_{(\sigma)}$	=	estimated detection limit for a target analyte, expressed in ng or pg
2.5	=	minimum response required for a GC signal
H	=	sum of the height of the noise level
H_β	=	sum of the height of the characteristic ions of the corresponding internal standard
Q_β	=	amount of internal standard added to the sample before extraction
$RRF_{(\sigma)}$	=	mean analyte relative response factor from the initial calibration
W	=	sample weight or volume

Revised pg 4

Data Flags

In order to assist with data interpretation, data qualifier flags are used on the final reports. Please note that all data qualifier flags are subjective and are applied as consistently as possible. Each flag has been reviewed by two independent Chemists and the impact of the data qualifier flag on the quality of the data discussed above. The most commonly used flags are:

A **'B'** flag is used to indicate that an analyte has been detected in the laboratory method blank as well as in an associated field sample. The 'B' flag is used only when the concentration of analyte found in the sample is less than 20 times that found in the associated blank. This flag denotes possible contribution of background laboratory contamination to the concentration or amount of that analyte detected in the field sample.

An **'E'** flag is used to indicate a concentration based on an analyte to internal standard ratio which exceeds the range of the calibration curve. Values which are outside the calibration curve are estimates only.

An **'I'** flag is used to indicate labeled standards have been interfered with on the GC column by coeluting, interferent peaks. The interference may have caused the standard's area to be overestimated. All quantitations relative to this standard, therefore, may be underestimated.

A **'J'** flag is used to indicate a concentration based on an analyte to internal standard ratio which is below the calibration curve. Values which are outside the calibration curve are estimates only.

A **'PR'** flag is used to indicate that a GC peak is poorly resolved. This resolution problem may be seen as two closely eluting peaks without a reasonable valley between the peak tops, overly broad peaks, or peaks whose shapes vary greatly from a normal distribution. The concentrations or amounts reported for such peaks are most likely overestimated.

A **'Q'** flag is used to indicate the presence of QC ion instabilities caused by quantitative interferences.

An **'RO'** flag is used to indicate that a labeled standard has an ion abundance ratio that is outside of the acceptable QC limits, most likely due to a coeluting interference. This may have caused the percent recovery of the standard to be overestimated. All quantitations versus this standard, therefore, may be underestimated.

An **'S'** flag indicates that the response of a specific PCDD/PCDF isomer has exceeded the normal dynamic range of the mass spectrometer detection system. The corresponding signal is saturated and the reported analyte concentration is a 'minimum estimate'. When

the 'S' qualifier is used in the reporting of 'totals', there is saturation of one (not necessarily from a specific isomer) or more saturated signals for a given class of compounds. Results for saturated analytes are reported as greater than the upper calibration limit.

A **'U'** flag is used to indicate that a specific isomer cannot be resolved from a large, co-eluting interferent GC peak. The specific isomer is reported as not detected as a valid concentration cannot be determined. The calculated detection limit, therefore, should be considered an underestimated value.

A **'V'** flag is used to indicate that, although the percent recovery of a labeled standard may be below a specific QC limit, the signal-to-noise ratio of the peak is greater than ten-to-one. The standard is considered reliably quantifiable. All quantitations derived from the standard are considered valid as well.

An **'X'** flag is used to indicate that a polychlorodibenzofuran (PCDF) peak has eluted at the same time as the associated diphenyl ether (DPE) and that the DPE peak intensity is at least ten percent of the total PCDF peak intensity. Total PCDF values are flagged 'X' if the total DPE contribution to the total PCDF value is greater than ten percent. All PCDF peaks that are significantly influenced by the presence of DPE peaks are either reported as "estimated maximum possible concentration (EMPC) values without regard to the isotopic abundance ratio, or are included in the detection limit value depending on the analytical method.

Revised pg 6

THIS IS AN ADDENDUM TO THE ORIGINAL DATA PACKAGE

2445 S. Alston Ave. • Durham, NC 27713 • (919) 544-5729 • FAX (919) 544-5491
www.trianglelabs.com

Please find the added pages 430 to 538 for the TLI project 57752-B

TRIANGLE LABORATORIES, INC.

HR GC/HRMS ANALYSIS

Method: 1613B Tetra-Octa

Required Detection Limit: 1 ppt

PROJECT: 57752B

SAMPLE INFORMATION — RS Conc 20 µl @ 0.1 NG/µl

1ST COLUMN: GC/MS FILENAME COLUMN: DB5 — 2ND COLUMN: CONFIRM / CONFIRM FILENAME COLUMN: _____ — USF-RS 10 VOLUME 20µl SOLN ID 8237G — USF-RS 100 INIT. JGY DATE 7/17/02

S#.crd	TLI SAMPLE ID / CLIENT SAMPLE ID	GC/MS FILENAME	CONFIRM	CONFIRM FILENAME	ANALYSIS COMMENTS
B 002 1	329-38-24 DF-DP-143 0-0.5	~~U099009~~ T023558			100x dil.
B 003 1	329-38-25 DF-DP-65 0-0.5	T023557			10x dil.
B 004 1	329-38-26 DF-DP-137 0-0.5	T023583			
B 005 1	329-38-29 DF-DP-112 2.0	U099010			
B 006 1	329-38-31 DF-DP-39-0.5	U099011			
B [illegible] 1	329-38-33 DF-DP-3-0.5	U099012			10x dil.

Comments: 10x dil: added 20 µl of USF-AIS (8234E) in addition to RS. 100x dil.: added 200 µl of sample into 10% sol. Took out 20µl of it, added 20µl USF-AIS and 20µl USF-RS, analyzed. JGY 7/17/02

Type: C Analysis Order: OPR, Blank, then Samples.

Spike File: SP161B2S

Amt of Extract: 100%

REV 03/07/95 (PSTMF 6)

TRIANGLE LABORATORIES, INC.

HR GC/HRMS ANALYSIS

Method: 1613B Tetra-Octa

equired Detection Limit: 1 ppt

PROJECT: 57752B

SAMPLE INFORMATION

S#.crd	TLI SAMPLE ID / CLIENT SAMPLE ID	1ST COLUMN GC/MS FILENAME COLUMN: DB-5	CONFIRM	2ND COLUMN CONFIRM FILENAME COLUMN:	USF-RS 110 VOLUME 20µl SOLN ID 8237J	USF-RS 100 INIT. JSY DATE 7/25/02	RS Conc 20 µl @ 0.1 NG/µl ANALYSIS COMMENTS
B 002 3	329-38-24 DF-DP-143 0-0.5	S023374			↓	↓	1000 x dil.

Comments: Took out 20µl out of 200µl of noise from 10% vial. Added to it 180µl of noise for total volume 200µl. Took out 20µl of it, spiked with 20µl USF-HS-8234E and 20µl RS, analyzed. JSY 7/25/02

Type: C Analysis Order: OPR, Blank, then Samples.

Spike File: SP161B2S

Amt of Extract: 100%

REV 03/07/95 (PSTMF 6)

Triangle Labor[illegible]es, Inc.
Run L[illegible]

Instrument ID	Column Type	Column ID	Plot Name	Inj. Vol.	Acquisition	G/C
70T-102	DB-5	2213772	TO2	2.0 ml	NDB5US	NDB5US

Signature: [illegible] Date: 7/17/02

Filename	Date*	Time*	Project #	Sample#	No.	Client Sample ID	Syr	332	Operator/Date	Comments**
TO23563	7/17/02	11:11	57865	TCL LCSD	5	TCL LCSD	Auto	7.8 E5	7/17/02	Clean 7/17/02
TO23564		11:58	—	8237D	—	RS-100		9.3 E5		
TO23565		12:46	57812A	329-98-12	13	KARC-LT-012B		8.5 E5		
TO23566		13:34		329-98-13	14	KARC-LT-013B		7.5 E5		
TO23567		14:22		329-98-13MS	15	KARC-LT-013B MS		8.7 E5		
TO23568		15:09		329-98-13MSD	16	KARC-LT-013D MSD		7.1 E5		
TO23569		15:57		TCL LCS	17	TCL LCS		6.4 E5		
TO23570	7/17/02	16:45	57812A	TCL LCSD	18	TCL LCSD	Auto	7.0 E5	7/17/02	
TO23571	7/17/02	17:35	—	8217	—	8290/1613 Cmpl Co	Auto	4.6 E5	CW 7/17/02	Good 8290 TO FIB. 1613B TO. CW 7/17/02
TO23572	7/17/02	18:35	—	8136B	—	Rtlnk	Auto	17%	CW 7/17/02	
TO23573		19:43	* ~~57840~~	~~TCL 8237D~~ ~~Cleanup~~ ~~57840~~ *	~~15~~	RS-100 ~~Cleanup Blk~~	Auto	7.5 O	CW 7/17/02	Clean 7/17/02
TO23574		20:31	57840	~~TCL Cleanup~~ ~~57~~ *	15 ~~14~~	Cleanup Blk ~~Duplicate~~		—		Method, automated dry 7/17/02
TO23575	7/17/02	21:19	*57840 ~~57812A~~	330-22-13	14 ~~15~~	Duplicate	Auto	1.1 CW	CW 7/17/02	

* Transcribed from chromatographic data
** Dated initials required

* CW 7/17/02

ConCal Due: _____
ConCal Due: _____

srvr1/qa/forms/hrunlog.doc (02/05/97)

Triangle Laboratories, Inc.
Run Log

Instrument ID	Column Type	Column ID	Plot Name	Inj. Vol.	Acquisition	G/C
70T-103	DB-5	2213722	TO2	2.0 µL	NDB5US	NDB5US

Signature: [signature] Date: 7/17/02

Filename	Date*	Time*	Project #	Sample#	No.	Client Sample ID	Syr	332	Operator/Date	Comments**
TO23576	7/17/02	22:07	57799A	329-85-15A	15 ~~16~~	D06715A	Auto	5.8	CBL 7/17/02	
TO23577		22:55		329-85-16	16 ~~18~~	D06716		8.5		
TO23578		23:42		329-85-18	18 ~~19~~	D06718		9.8		
TO23579	7/18/02	00:30	57799A	329-85-19	19	D06719		4.7		
TO23580		01:16	57478B4	326-62-30	13	II CB2 2-3		4.7		10x Dilution
TO23581		02:00	57752B	329-38-24	2	DF-DP-143 0-0.5		1.9		100x
TO23582		02:53		329-38-25	3	DF-DP-65 0-0.5		2.5		10x
TO23583	7/18/02	03:41	57752B	329-38-26	4	DF-DP-137 0-0.5	Auto	4.0	CBL 7/17/02	10x
TO23584	7/18/02	04:29	57840	TLI Clean	15	Clean Blk	Auto	7.2	7/18/02	
TO23585	7/18/02	05:19	—	8217	—	8240/1013 Conc 1.0	Auto	5.7	7/18/02	Cmd 8240 8240TOQA/18
TO23586	7/18/02	06:15	—	8136B	—	RY CHK	Auto	7.6	7/18/02	
TO23587		0721	57482CD	TLI Blk	1	TLI Blk	Auto	6.4E5	7/18/02	
TO23588	7/18/02	0857	57736A1	329-222	3	SW-811-062402		6.8E5		

* Transcribed from chromatographic data
** Dated initials required

* CBL 7/17/02

ConCal Due: 05:35
ConCal Due:

#33

irvr1/qa/forms/hrrunlog.doc (02/05/97)

Triangle Laboratories, Inc.
Run Log

Instrument ID	Column Type	Column ID	Plot Name	Inj. Vol.	Acquisition	G/C
704-83	DB-5	2111632	702	2.0 µL	N0095US	N0095US

John Walton — Signature; 7/17/02 — Date

Filename	Date*	Time*	Project #	Sample#	No.	Client Sample ID	Syr	332	Operator/Date	Comments**
U098407	7/17/02	18:50	57799A	329-85-4	5	D06704	Auto	1.8 E7	JW 7/17/02	
08		19:38		329-85-5	6	D06705		1.8 E7		
09		20:26		329-85-17A	17	D06717		1.6 E7		
10		21:14		329-85-17AMS	20	D06717 MS		1.8 E7		
11		22:02		329-85-17AMSD	21	D06717 MSD		1.8 E7		
12		22:50		TLI LCS	22	TLI LCS		1.2 E7		
U098413		23:39	57799A	TLI LCSD	23	TLI LCSD	Auto	1.5 E7	JW 7/17/02	
U020985	7/18/02	00:33	—	8217	—	8290/1613 Concal 10	Auto	1.9 E7	JW 7/18/02	Concal ok, signs to, unclearly [illegible] JW 7/18/02
U020986	7/18/02	02:26	—	8136B	—	Rtchk	Auto	17%	JS 7/18/02	
U020987	7/18/02	03:25	—	8217	—	8290/1613 Concal 10	Auto	1.2 E7	↓	
U020988	7/18/02					mass calibration	Auto		JW 7/18/02	
U020989	7/18/02	05:07	—	8217		8290/1613 Concal 10	Auto	2.4 E7	JS 7/18/02	Good for 1613B T-O JS 7/18/02
U098081	7/18/02	06:27	57850	OPR	0	OPR	Auto	1.7 E7	JS 7/18/02	

** Transcribed from chromatographic data
* Dated initials required

ConCal Due: 00:48
ConCal Due: _____

rvr1/qa/forms/hrrunlog.doc (02/05/97)

Run

Instrument ID	Column Type	Column ID	Plot Name	Inj. Vol.	Acquisition	G/C
704-83	DB-5	2111632	T02	2.0 µl	NDB505	NDB505

Signature: [illegible] Date: 7/18/02

Filename	Date*	Time*	Project #	Sample#	No.	Client Sample ID	Syr	332	Operator/Date	Comments**
U099002	7/18/02	0715	57850	TCL BLANK	1	TCL BLANK	Auto	2.2E7	[illegible] 7/18/02	
U099003		08:03	57850	330-37-1A	2	MP101-07/02		1.7 E7		
U099004		0852	↓	330-37-2A	3	MP102-07/02		1.9E7		
U099005		0940	57850	330-37-3A	4	OG1-07/02		1.2E7		
U099006		1028	57851	330-38-1A	2	AR030-B-072-1A		1.7E7		
U099007		11:16	↓	330-38-2A	3	AR030-B-072-1B		1.5 E7		
U099008		12:04	57851	330-38-3A	4	AR030-B-072-2		2.2 E7		
U099009		12:53	57857	330-44-1	2	BLEACH PLANT OUTFALL 01A		2.1 E7		
U099010		13:41	57752D	329-38-29	5	DF-DP-112 2.0		7.5 E6		
U099011	↓	14:29	↓	329-38-31	6	DF-DP-39-0.5	↓	8.4 E6	↓	
U099012	7/18/02	15:17	57752B	329-38-33	8	DF-DP-30.5	Auto	8.7 E6	[illegible] 7/18/02	
U099101	7/18/02	16:18	—	8136B	—	RINSE	Auto	172	[illegible] 7/18/02	
U099102	7/18/02	17:06	—	8217	—	8240/1613 Concal 10	Auto	—	[illegible] 7/18/02	Low Sensitivity. NO PEAKS [illegible] 7/18/02

Transcribed from chromatographic data
Dated initials required

ConCal Due: _____
ConCal Due: _____

r1/qa/forms/hrunlog.doc (02/05/97)

435

Triangle Laboratories, Inc.
Run Log

Instrument ID	Column Type	Column ID	Plot Name	Ini. Vol.	Acquisition	G/C
705-105	DB-5	2213745	Tia	2.0 µl	NDB545	NDB545

Signature: [signature] Date: 7/25/02

Filename	Date*	Time*	Project #	Sample#	No.	Client Sample ID	Syr	332	Operator/Date	Comments**
S023362	7/25/02	04:27	91795Y	Acetone	1	Distilled Acetone	Auto	3.4 E5	[initials] 7/25/02	
S023363		05:15	91795X	Alumn 206	1	Alumbolt APT-025-206		6.7 E6		
S023364		06:02	91788M	TCB Blk	0	TCB Blk		3.7 E6		
S023365		06:50		normal 2601	1	normal 260 1		5.4 E6		
S023366		0740		normal 2602	2	normal 260 2		5.6E6		
S023367		0828		15 ml	3	15 ml		5.2E6		
S023368		09:15		15 ml	4	15 ml		5.6 E6		
S023369		10:01		15 ml	5	15 ml		4.4 E6		
S023370	7/25/02	10:48	91788M	15 ml	6	15 ml	Auto	5.4 E6	[initials] 7/25/02	
S023371	7/25/02	11:43	—	S217	-	S290/1613 Concal 10	Auto	3.0 E6	[initials] 7/25/02	Good F/B, All Meth (T=0) [initials] 7/25/02
S023372	7/25/02	13:01	—	S136B	-	RTCHK	Auto	14%	[initials] 7/25/02	
S023373		13:48	—	S237E	-	RS-100		10 E7		Low level carry over @ masses 368 & 316 [initials] 7/25/02
S023374	7/25/02	14:36	577520	327-38-24	2	DF-DP-143 0-0.5	Auto	1.4 E6	[initials] 7/25/02	1000x dil.

Transcribed from chromatographic data
Dated initials required

ConCal Due: 12:01 [initials] 7/25/02
ConCal Due: _____

436

r1/qa/forms/hrunlog.doc (02/05/97)

SAMPLE DATA

2445 S. Alston Ave. • Durham, NC 27713 • (919) 544-5729 • FAX (919) 544-5491
www.trianglelabs.com

TRIANGLE LABORATORIES, INC.
Sample Results for Project 57752B
Method 1613B Full Screen Analyses (DB-5)

07/26/2002

Data File	T023581	S023374	T023582	T023583
Sample ID	DF-DP-143 0-0.5	DF-DP-143 0-0.5	DF-DP-65 0-0.5	DF-DP-137 0-0.5
Units	pg/g	ng/g	pg/g	pg/g
Extraction Date	07/06/2002	07/06/2002	07/06/2002	07/06/2002
Analysis Date	07/18/2002	07/25/2002	07/18/2002	07/18/2002
Instrument	T	S	T	T
Matrix	SOLID	SOLID	SOLID	SOLID
Extraction Type				
Analytes				
12378-PeCDD	1900			
123678-HxCDD	15940			
123789-HxCDD	8080			
1234678-HpCDD	43210			
OCDD	73740		4570	
2378-TCDF	1730			
23478-PeCDF	9120			
123478-HxCDF	42410			
123678-HxCDF	17210			
234678-HxCDF	18590			
1234678-HpCDF		1250	3930	2510
1234789-HpCDF	13680			
OCDF		313		
TOTAL TCDD	5160			
TOTAL PeCDD	28580			
TOTAL HxCDD	108710			
TOTAL HpCDD	70110			
TOTAL TCDF	15200		1010	
TOTAL PeCDF	79650		3240	
TOTAL HxCDF		565		
TOTAL HpCDF		2050	6480	4040
Internal Standards Percent Recovery Summary (% Rec)				
13C12-2378-TCDD	91.9			
13C12-PeCDD 123	82.3			
13C12-HxCDD 478	79.4			
13C12-HxCDD 678	89.5			
13C12-HpCDD 678	86.9			
13C12-OCDD	67.2	115	71.6	
13C12-2378-TCDF	108		116	
13C12-PeCDF 123	88.6		97.6	
13C12-PeCDF 234	84.3		88.7	
13C12-HxCDF 478	96.7	99.1		
13C12-HxCDF 678	97.9	107		
13C12-HxCDF 234	101	105		
13C12-HxCDF 789		92.4		
13C12-HpCDF 678		107	113	113
13C12-HpCDF 789	94.9	90.8	100	109

TRIANGLE LABORATORIES, INC.
Sample Results for Project 57752B
Method 1613B Full Screen Analyses (DB-5)

Data File	U099010	U099011	U099012
Sample ID	DF-DP-112 2.0	DF-DP-39-0.5	DF-DP-3-0.5
Units	pg/g	pg/g	pg/g
Extraction Date	07/06/2002	07/06/2002	07/06/2002
Analysis Date	07/18/2002	07/18/2002	07/18/2002
Instrument	U	U	U
Matrix	SOLID	SOLID	SOLID
Extraction Type			
Analytes			
OCDD	8430	3430	
1234678-HpCDF	5970	3160	5760
TOTAL TCDF		1190	604
TOTAL PeCDF		4880	
TOTAL HpCDF	9300	5090	9030
Internal Standards Percent Recovery Summary (% Rec)			
13C12-OCDD	120	114	
13C12-2378-TCDF		100	111
13C12-PeCDF 123		126	
13C12-PeCDF 234		122	
13C12-HpCDF 678	92.5	98.3	106
13C12-HpCDF 789	99.2	106	116

(Concentration of GC peaks out of theoretical isotopic abundance ratio range expressed as a detection limit).
Minimum levels are reported for non-detected GC peaks.
***** = INTERFERENCE
This report is in accordance with Method 1613B requirements and may not exactly match the sample topsheets.

TLI Project: **57752B** 1613, Revision B PCDD/PCDF Analysis (c)
Client Sample: **DF-DP-143 0-0.5** Analysis File: **T023581**

Client Project:	**Mississippi Project**				
Sample Matrix:	**SOLID**	Date Received:	**06/28/2002**	Spike File:	**SP161100**
TLI ID:	**329-38-24**	Date Extracted:	**07/06/2002**	ICal:	**TF5612B**
		Date Analyzed:	**07/18/2002**	ConCal:	**TB23571**
Sample Size:	**11.600 g**	Dilution Factor:	**100X**	% Moisture:	**8.5**
Dry Weight:	**10.614 g**	Blank File:	**T023456**	% Lipid:	**n/a**
GC Column:	**DB-5**	Analyst:	**CGK**	% Solids:	**91.5**

Analytes	Conc. (pg/g)	DL	Ratio	RT	RRT	Flags
1,2,3,7,8-PeCDD	1900		1.52	31:40	1.001	—
1,2,3,6,7,8-HxCDD	15940		1.23	34:51	1.000	—
1,2,3,7,8,9-HxCDD	8080		1.24	35:10	1.010	—
1,2,3,4,6,7,8-HpCDD	43210		1.04	38:13	1.001	—
1,2,3,4,6,7,8,9-OCDD	73740		0.85	42:01	1.000	—
2,3,7,8-TCDF	1730		0.75	26:50	1.002	—
2,3,4,7,8-PeCDF	9120		1.47	31:20	1.001	—
1,2,3,4,7,8-HxCDF	42410		1.24	34:03	1.000	—
1,2,3,6,7,8-HxCDF	17210		1.25	34:09	1.000	—
2,3,4,6,7,8-HxCDF	18590		1.27	34:38	1.000	—
1,2,3,4,7,8,9-HpCDF	13680		1.06	38:44	1.000	—

Totals	Conc. (pg/g)	Number	DL	Flags
Total TCDD	5160	12		—
Total PeCDD	28580	9		—
Total HxCDD	108710	8		—
Total HpCDD	70110	2		—
Total TCDF	15200	13		—
Total PeCDF	79650	15		—

161B_PSR v2.04, LARS 6.25.05

Triangle Laboratories, Inc.®
2445 S. Alston Ave. • Durham, North Carolina 27713
Phone: (919) 544-5729 • Fax: (919) 544-5491

Printed: 10:40 07/26/2002

TLI Project: **57752B** 1613, Revision B PCDD/PCDF Analysis (c)
Client Sample: **DF-DP-143 0-0.5** Analysis File: **T023581**

Internal Standards	Conc. (pg/g)	% Recovery	QC Limits	Ratio	RT	RRT	Flags
$^{13}C_{12}$-2,3,7,8-TCDD	17480	91.9	25%-164%	0.81	27:29	1.007	—
$^{13}C_{12}$-1,2,3,7,8-PeCDD	15660	82.3	25%-181%	1.47	31:39	1.159	—
$^{13}C_{12}$-1,2,3,4,7,8-HxCDD	15100	79.4	32%-141%	1.24	34:45	0.989	—
$^{13}C_{12}$-1,2,3,6,7,8-HxCDD	17030	89.5	28%-130%	1.20	34:50	0.991	—
$^{13}C_{12}$-1,2,3,4,6,7,8-HpCDD	16540	86.9	23%-140%	1.02	38:11	1.086	—
$^{13}C_{12}$-1,2,3,4,6,7,8,9-OCDD	25600	67.2	17%-157%	0.90	42:00	1.195	—
$^{13}C_{12}$-2,3,7,8-TCDF	20600	108	24%-169%	0.75	26:47	0.981	—
$^{13}C_{12}$-1,2,3,7,8-PeCDF	16850	88.6	24%-185%	1.47	30:39	1.123	—
$^{13}C_{12}$-2,3,4,7,8-PeCDF	16040	84.3	21%-178%	1.46	31:19	1.147	—
$^{13}C_{12}$-1,2,3,4,7,8-HxCDF	18410	96.7	26%-152%	0.51	34:02	0.968	—
$^{13}C_{12}$-1,2,3,6,7,8-HxCDF	18640	97.9	26%-123%	0.51	34:09	0.972	—
$^{13}C_{12}$-2,3,4,6,7,8-HxCDF	19190	101	28%-136%	0.50	34:38	0.985	—
$^{13}C_{12}$-1,2,3,4,7,8,9-HpCDF	18070	94.9	26%-138%	0.43	38:43	1.101	—

Recovery Standards	Ratio	RT	Flags
$^{13}C_{12}$-1,2,3,4-TCDD	0.81	27:18	—
$^{13}C_{12}$-1,2,3,7,8,9-HxCDD	1.22	35:09	—

Data Reviewer: KLU 07/26/2002

161B_PSR v2.04, LARS 6.25.05

Triangle Laboratories, Inc.®
2445 S. Alston Ave. • Durham, North Carolina 27713
Phone: (919) 544-5729 • Fax: (919) 544-5491

Printed: 10:40 07/26/2002

Initial ....Date...

Data Review By: PaB 7/25/02

Channel specific noise levels computed from 'NL' heights.

Page No. 1 Listing of T023581B.dbf
07/25/2002 Matched GC Peaks / Ratio / Ret. Time

Compound/ M_Z....	QC.Log	Omit	Why	..RT.	OK	Ratio	Total.Area/Ht	Area/Ht.Peak1	Area/Ht.Peak2	Rel.RT	Compound.Name..	ID..	Flags.
TCDF				0.65-0.89						0.881-1.070			
304-306	DC	NL				Height	0.16	0.08	0.08				
	DC	SN		23:39	RO	1.21	0.75			0.883			
				24:15		0.76	11.12	4.80	6.32	0.905			
				24:28		0.76	17.43	7.51	9.92	0.914			
				24:58		0.85	19.54	8.96	10.58	0.932			
				25:11		0.79	82.75	36.43	46.32	0.940			
				25:27		0.87	14.68	6.83	7.85	0.950			
				25:49		0.78	12.21	5.34	6.87	0.964			
				26:03		0.82	4.45	2.00	2.45	0.973			
				26:12		0.73	6.37	2.68	3.69	0.978			
				26:26		0.83	6.57	2.98	3.59	0.987			
				26:38	RO	0.60	1.62	0.61	1.01	0.994			
				26:50		0.75	24.20	10.37	13.83	1.002	2378-TCDF		AN
		X		27:51		0.76	5.28	2.28	3.00	1.040			
				27:59		0.78	2.79	1.22	1.57	1.045			
		X		28:10		0.86	5.14	2.37	2.77	1.052			
	DC	WH		28:45		0.76	6.06			1.073			
	DC	WH		28:59	RO	0.91	1.28			1.082			
304-306			14	Peaks			214.15						
13C12-TCDF				0.65-0.89						0.945-1.131			
316-318	DC	NL				Height	0.15	0.06	0.09				
	DC	WL		23:36	RO	1.00	0.22			0.881			
	DC	WL		24:29		0.81	0.47			0.914			
				26:24		0.81	1.94	0.87	1.07	0.986			
				26:47		0.75	251.32	107.44	143.88	1.000	13C12-2378-TCDF		ISO
						Height	57.85	24.51	33.34				
				27:16	RO	0.44	1.24	0.38	0.86	1.018			
				27:29	RO	0.43	1.60	0.48	1.12	1.026			
	DC	SN		29:01		0.82	0.89			1.083			
316-318			4	Peaks			256.10						

---------- Above: TCDF / TCDD Follows ----------

TCDD				0.65-0.89						0.906-1.041			
320-322	DC	NL				Height	0.12	0.06	0.06				
				25:02		0.77	3.41	1.48	1.93	0.911	1368-TCDD		AN
	DC	SN		25:15	RO	1.00	0.44			0.919			
M				25:26		0.81	1.85	0.83	1.02	0.925	1379-TCDD		AN
				25:41		0.70	2.90	1.19	1.71	0.935			
				26:20		0.74	15.09	6.42	8.67	0.958			
A				26:37		0.80	7.21	3.21	4.00	0.968			
	DC	SN		26:47	RO	2.71	0.52			0.975			
				26:59		0.78	2.78	1.22	1.56	0.982			
				27:15		0.71	2.73	1.13	1.60	0.992			
				27:24		0.77	5.90	2.57	3.33	0.997			

Compound/ M_Z....	QC.Log	Omit	Why	..RT.	OK	Ratio	Total.Area/Ht	Area/Ht.Peak1	Area/Ht.Peak2	Rel.RT	Compound.Name..	ID..	Flags.
				27:31		0.66	2.85	1.13	1.72	1.001	2378-TCDD	AN	
				27:39	RO	1.07	1.24	0.64	0.60	1.006			
				27:50		0.77	5.00	2.17	2.83	1.013			
				28:01		0.77	1.70	0.74	0.96	1.019			
M				28:28		0.89	1.49	0.70	0.79	1.036			
	DC	WH		28:59	RO	1.29	0.87			1.055			
320-322			13	Peaks			54.15						
13C12-TCDD				0.65-0.89					0.921-1.066				
332-334	DC	NL		Height			0.24	0.16	0.08				
				27:18		0.81	175.31	78.25	97.06	0.993	13C12-1234-TCDD	RS1	
				27:29		0.81	183.63	82.17	101.46	1.000	13C12-2378-TCDD	IS1	
				Height			42.92	19.35	23.57				
	DC	SN		27:51	RO	0.27	1.41			1.013			
	DC	SN		28:06	RO	0.46	1.05			1.022			
	DC	SN		28:30	RO	0.48	0.71			1.037			
332-334			2	Peaks			358.94						

---------- Above: TCDD / PeCDF Follows ----------

PeCDF				1.32-1.78					0.911-1.036				
340-342	DC	NL		Height			0.13	0.06	0.07				
				28:42		1.56	121.03	73.71	47.32	0.916			
				28:59		1.49	33.68	20.18	13.50	0.925			
				29:16	RO	2.32	0.73	0.51	0.22	0.935			
				29:25		1.36	2.67	1.54	1.13	0.939			J
				29:49		1.49	256.19	153.40	102.79	0.952			
				29:58		1.50	70.38	42.18	28.20	0.957			
				30:09		1.54	34.00	20.64	13.36	0.963			
				30:17		1.61	34.70	21.38	13.32	0.967			
				30:23		1.48	62.95	37.54	25.41	0.970			
				30:34		1.61	16.72	10.32	6.40	0.976			
				30:40		1.45	14.44	8.54	5.90	1.001	12378-PeCDF	AN	
				30:56		1.46	32.31	19.18	13.13	0.988			
				31:20		1.47	93.58	55.73	37.85	1.001	23478-PeCDF	AN	
				31:31		1.53	58.63	35.43	23.20	1.006			
				31:54	RO	1.23	0.67	0.37	0.30	1.019			
		X		32:00		1.40	4.91	2.86	2.05	1.022			J
				32:14		1.61	2.19	1.35	0.84	1.029			J
340-342			17	Peaks			839.78						
13C12-PeCDF				1.32-1.78					0.809-1.128				
352-354	DC	NL		Height			0.13	0.06	0.07				
	DC	SN		29:58	RO	1.88	0.46			0.957			
				30:39		1.47	182.21	108.56	73.65	1.000	13C12-PeCDF 123	IS2	
				Height			49.24	29.41	19.83				
				30:55	RO	2.00	3.63	2.42	1.21	0.987			
				31:19		1.46	176.81	105.06	71.75	1.000	13C12-PeCDF 234	IS3	
				Height			51.99	31.13	20.86				
	DC	SN		31:47		1.62	1.31			1.015			
	DC	SN		32:29	RO	0.86	0.52			1.037			
352-354			3	Peaks			362.65						

Compound/ M_Z....	QC.Log	Omit	Why	..RT.	OK	Ratio	Total.Area/Ht	Area/Ht.Peak1	Area/Ht.Peak2	Rel.RT	Compound.Name..	ID..	Flags.
---------- Above: PeCDF / PeCDD Follows ----------													
PeCDD				1.32-1.78						0.939-1.020			
356-358		DC	NL			Height	0.13	0.07	0.06				
				29:55		1.61	48.29	29.82	18.47	0.945			
				30:23		1.66	6.17	3.85	2.32	0.960			
				30:37		1.61	29.08	17.92	11.16	0.967			
				30:45		1.55	23.76	14.46	9.30	0.972			
				30:56		1.54	12.52	7.59	4.93	0.977			
				31:11		1.61	35.82	22.12	13.70	0.985			
	M			31:22	RO	1.87	4.51	2.94	1.57	0.991			
	M			31:29	RO	1.26	2.65	1.48	1.17	0.995			
				31:40		1.52	12.59	7.60	4.99	1.001	12378-PeCDD	AN	
				31:48		1.66	12.16	7.59	4.57	1.005			
				32:07		1.75	8.51	5.42	3.09	1.015			
356-358			11	Peaks			196.06						
13C12-PeCDD				1.32-1.78						0.737-1.053			
368-370		DC	NL			Height	0.13	0.07	0.06				
				31:39		1.47	121.08	72.03	49.05	1.000	13C12-PeCDD 123	IS4	
						Height	33.07	19.02	14.05				
		DC	SN	32:08		1.63	0.50			1.015			
		DC	SN	32:29	RO	1.07	0.60			1.026			
368-370			- 1	Peak			121.08						
---------- Above: PeCDD / HxCDF Follows ----------													
HxCDF				1.05-1.43						0.929-1.007			
374-376		DC	NL			Height	0.38	0.18	0.20				
				33:05		1.25	776.57	431.32	345.25	0.933			
				33:13		1.25	2,231.58	1,239.98	991.60	0.937			E
				33:21		1.30	43.85	24.76	19.09	0.941			
				33:31		1.31	21.25	12.06	9.19	0.945			
				33:40		1.24	2,995.48	1,657.30	1,338.18	0.950			E
				34:03		1.24	475.89	263.03	212.86	1.000	123478-HxCDF	AN	
				34:09		1.25	202.20	112.19	90.01	1.000	123678-HxCDF	AN	
			X	34:17		1.29	11.36	6.41	4.95	0.967			
				34:26		1.36	18.26	10.53	7.73	0.971			
				34:38		1.27	208.42	116.57	91.85	1.000	234678-HxCDF	AN	
				35:31		1.27	36.68	20.52	16.16	1.002	123789-HxCDF	AN	
374-376 (plot)			11	Peaks			7,021.54						
13C12-HxCDF				0.43-0.59						0.879-1.105			
384-386		DC	NL			Height	0.22	0.07	0.15				
				33:05	RO	1.07	0.91	0.47	0.44	0.933			
				33:13	RO	2.13	1.66	1.13	0.53	0.937			
				33:40	RO	2.78	2.19	1.61	0.58	0.950			
				34:02		0.51	189.84	63.86	125.98	1.000	13C12-HxCDF 478	IS5	
						Height	60.86	20.20	40.66				
				34:09		0.51	194.66	65.74	128.92	1.000	13C12-HxCDF 678	IS6	
						Height	56.31	19.59	36.72				
				34:23		0.54	0.63	0.22	0.41	0.970			

Compound/ M_Z....	QC.Log	Omit	Why	..RT.	OK	Ratio	Total.Area/Ht	Area/Ht.Peak1	Area/Ht.Peak2	Rel.RT	Compound.Name..	ID..	Flags.
				34:38		0.50	195.92	65.52	130.40	1.000	13C12-HxCDF 234	IS7	
						Height	57.83	19.16	38.67				
				35:27		0.51	158.34	53.47	104.87	1.000	13C12-HxCDF 789	IS8	
						Height	38.01	12.77	25.24				
	DC	SN		35:45		0.43	0.83			1.008			
	DC	SN		35:49	RO	1.95	0.56			1.010			
384-386			8	Peaks			744.15						

---------- Above: HxCDF / HxCDD Follows ----------

HxCDD				1.05-1.43						0.959-1.013			
390-392	DC	NL				Height	0.42	0.23	0.19				
				33:28		1.05	1.52	0.78	0.74	0.961			J
				33:34		1.28	108.63	61.04	47.59	0.964			
				34:00		1.25	18.39	10.23	8.16	0.976			
				34:13		1.25	475.55	264.18	211.37	0.982			
				34:23	RO	0.91	6.97	3.32	3.65	0.987			
	N			34:40		1.32	6.01	3.42	2.59	0.998			J
	AN			34:46		1.28	6.48	3.64	2.84	1.000	123478-HxCDD	AN	
	M			34:51		1.23	123.70	68.30	55.40	1.000	123678-HxCDD	AN	
				35:10		1.24	61.04	33.76	27.28	1.010	123789-HxCDD	AN	
390-392			9	Peaks			808.29						
13C12-HxCDD				1.05-1.43						0.983-1.041			
402-404	DC	NL				Height	0.13	0.05	0.08				
	DC	WL		33:40	RO	0.84	0.59			0.969			
				34:13	RO	0.53	0.72	0.25	0.47	0.985			
				34:45		1.24	115.28	63.86	51.42	1.000	13C12-HxCDD 478	IS9	
						Height	36.65	20.53	16.12				
				34:50		1.20	142.11	77.65	64.46	1.000	13C12-HxCDD 678	IS10	
						Height	39.11	21.13	17.98				
				35:09		1.22	163.99	90.26	73.73	1.012	13C12-HxCDD 789	RS2	
	DC	SN		35:32	RO	1.73	0.30			1.023			
402-404			4	Peaks			422.10						

---------- Above: HxCDD / HpCDF Follows ----------

HpCDF				0.88-1.20						0.955-1.005			
408-410	DC	NL				Height	0.59	0.31	0.28				
				37:08		1.05	15,210.25	7,789.80	7,420.45	1.000	1234678-HpCDF	AN	E
				37:24		1.18	38.38	20.78	17.60	0.966			
				37:33		1.05	8,435.71	4,311.79	4,123.92	0.970			E
				38:44		1.06	101.09	52.10	48.99	1.000	1234789-HpCDF	AN	
408-410			4	Peaks			23,785.43						
13C12-HpCDF				0.37-0.51						0.857-1.141			
418-420	DC	NL				Height	0.13	0.08	0.05				
				37:07		0.51	178.43	60.44	117.99	1.000	13C12-HpCDF 678	IS11	
						Height	48.89	16.40	32.49				
				37:33	RO	2.60	7.39	5.34	2.05	0.970			
	DC	SN		37:44	RO	2.08	0.37			0.975			
	DC	SN		38:11	RO	0.86	0.13			0.986			

```
Compound/
M_Z.... QC.Log Omit Why ..RT. OK Ratio Total.Area/Ht Area/Ht.Peak1 Area/Ht.Peak2 Rel.RT Compound.Name.. ID.. Flags.

                DC  SN  38:20     0.45         0.32                                0.990
                        38:43     0.43       105.35        31.62         73.73  1.000 13C12-HpCDF 789 IS12
                                Height        22.25         6.74         15.51
418-420               3 Peaks                291.17

               --------------------- Above: HpCDF / HpCDD Follows --------------------

HpCDD                           0.88-1.20                                     0.976-1.005
424-426         DC  NL          Height         0.15         0.08          0.07
                DC  WL  37:08 RO  1.53         4.23                                0.973
                        37:24     1.04       149.96        76.29         73.67  0.979
        D       D   NH  37:43     1.05         1.72                                0.988
                        38:13     1.04       240.86       122.75        118.11  1.001 1234678-HpCDD   AN
                DC  WH  38:36 RO  2.95         0.75                                1.011
424-426               2 Peaks                390.82

13C12-HpCDD                     0.88-1.20                                     0.868-1.078
436-438         DC  NL          Height         0.14         0.07          0.07
                        37:33     1.04         1.39         0.71          0.68  0.983
                        38:11     1.02       113.59        57.31         56.28  1.000 13C12-HpCDD 678 IS13
                                Height        27.01        13.91         13.10
                DC  SN  38:29 RO  0.85         0.48                                1.008
436-438               2 Peaks                114.98

               --------------------- Above: HpCDD / Octa-CDD and CDF Follows ----------

OCDD                            0.76-1.02                                     0.952-1.048
458-460         DC  NL          Height         0.11         0.05          0.06
                        42:01     0.85       324.70       148.99        175.71  1.000 OCDD            AN
                        42:29 RO  1.08         0.50         0.26          0.24  1.012
458-460               2 Peaks                325.20

13C12-OCDD                      0.76-1.02                                     0.996-1.004
470-472         DC  NL          Height         0.10         0.05          0.05
                        42:00     0.90       165.29        78.52         86.77  1.000 13C12-OCDD      IS14
                                Height        33.04        16.05         16.99
470-472               1 Peak                 165.29


Column Description............  "Why" Code Description.........  QC Log Desc.........

M_Z   -Nominal Ion Mass(es)     WL-Below Retention Time Window   A-Peak Added
..RT. -Retention Time (mm:ss)   WH-Above Retention Time Window   K-Peak Kept
Rat.1 -Ratio of M/M+2 Ions      SN-Below Signal to Noise Level   D-Peak Deleted
OK    -RO=Ratio Outside Limits  <M-Below Method Detection Limit  T-Time Changed
Rel.RT-Relative Retention Time  NL-Channel Specific Noise Level  M-Peak Area Changed
                                                                 N-Name Changed
                                                                 X-Ether Interference

*** End of Report ***
```

File:T023581 #1-924 Acq:18-JUL-2002 02:04:00 EI+ Voltage SIR 70T Noise:94
303.9016 F:2 BSUB(256,30,-3.0) PKD(9,5,5,0.05%,376.0,1.00%,F,T) Exp:NDB5US
TRIANGLE LABS Text:TLI#57752B DF-DP-143 0-0.5 INJ. TIME = 02:06

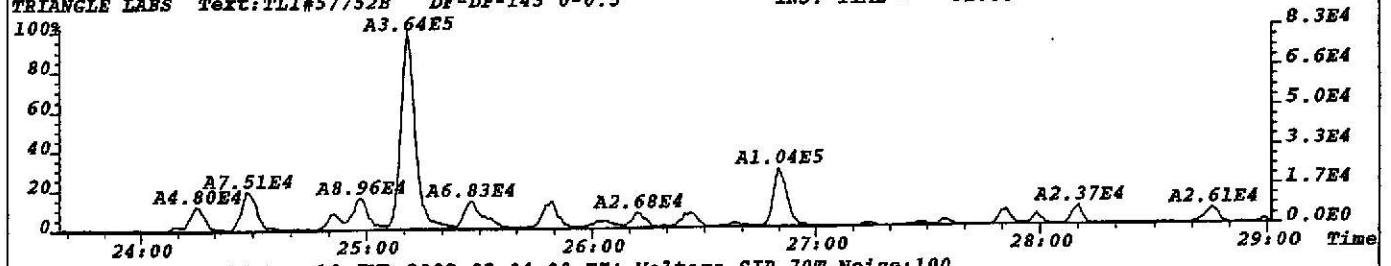

File:T023581 #1-924 Acq:18-JUL-2002 02:04:00 EI+ Voltage SIR 70T Noise:100
305.8987 F:2 BSUB(256,30,-3.0) PKD(9,5,5,0.05%,400.0,1.00%,F,T) Exp:NDB5US
TRIANGLE LABS Text:TLI#57752B DF-DP-143 0-0.5 INJ. TIME = 02:06

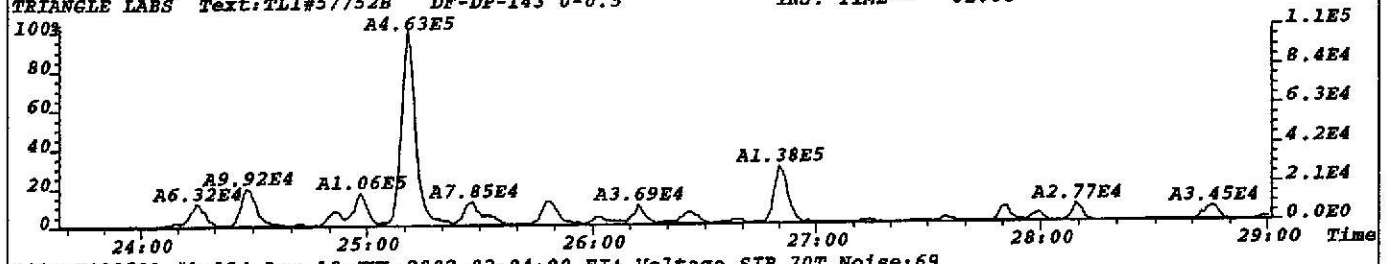

File:T023581 #1-924 Acq:18-JUL-2002 02:04:00 EI+ Voltage SIR 70T Noise:69
315.9419 F:2 BSUB(256,30,-3.0) PKD(9,5,5,0.05%,276.0,1.00%,F,T) Exp:NDB5US
TRIANGLE LABS Text:TLI#57752B DF-DP-143 0-0.5 INJ. TIME = 02:06

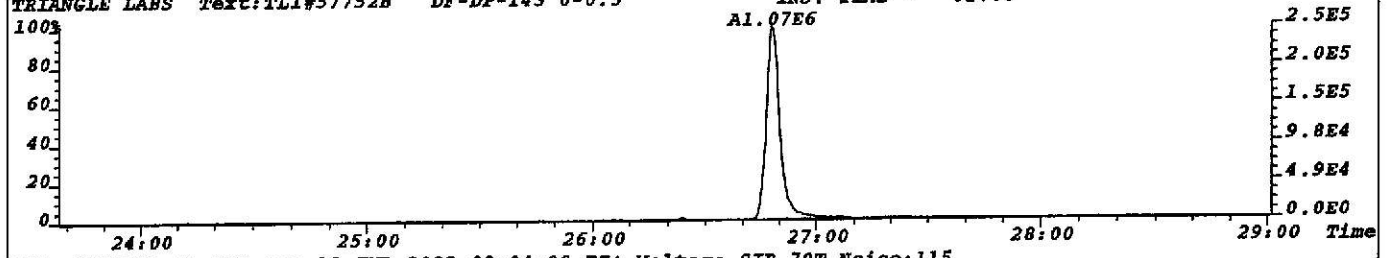

File:T023581 #1-924 Acq:18-JUL-2002 02:04:00 EI+ Voltage SIR 70T Noise:115
317.9389 F:2 BSUB(256,30,-3.0) PKD(9,5,5,0.05%,460.0,1.00%,F,T) Exp:NDB5US
TRIANGLE LABS Text:TLI#57752B DF-DP-143 0-0.5 INJ. TIME = 02:06

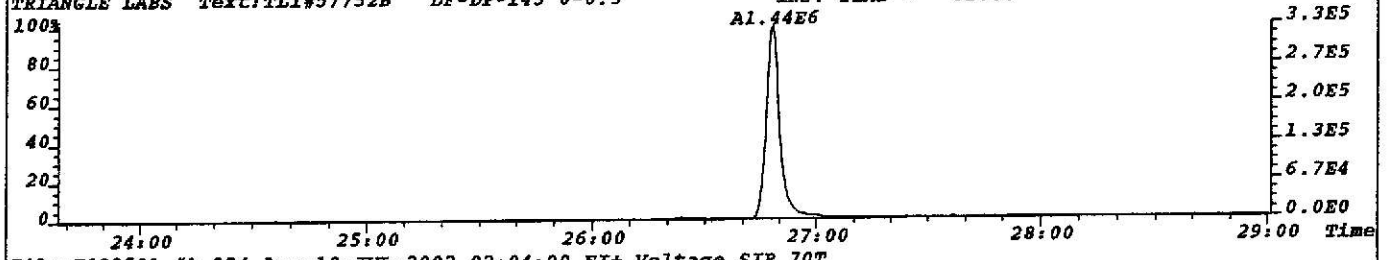

File:T023581 #1-924 Acq:18-JUL-2002 02:04:00 EI+ Voltage SIR 70T
330.9792 F:2 Exp:NDB5US
TRIANGLE LABS Text:TLI#57752B DF-DP-143 0-0.5 INJ. TIME = 02:06



File:T023581 #1-924 Acq:18-JUL-2002 02:04:00 EI+ Voltage SIR 70T
375.8364 F:2 Exp:NDB5US
TRIANGLE LABS Text:TLI#57752B DF-DP-143 0-0.5 INJ. TIME = 02:06

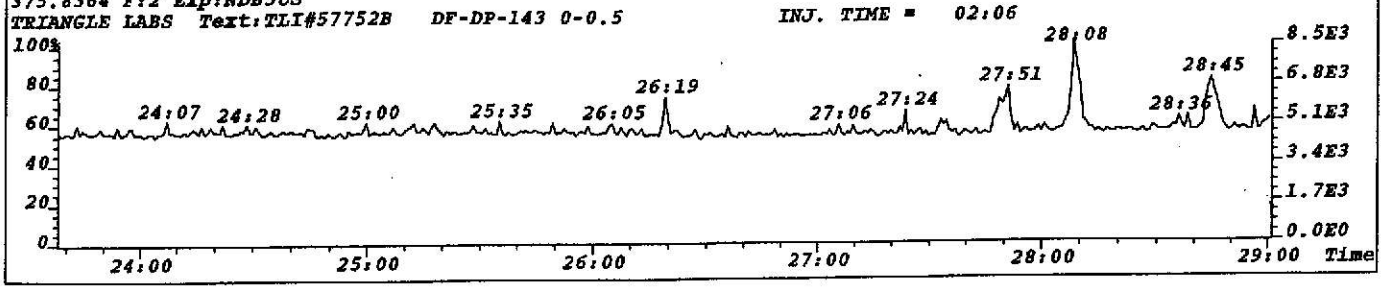

File:T023581 #1-924 Acq:18-JUL-2002 02:04:00 EI+ Voltage SIR 70T Noise:71
319.8965 F:2 BSUB(256,30,-3.0) PKD(7,5,3,0.05%,284.0,1.00%,F,T) Exp:NDB5US
TRIANGLE LABS Text:TLI#57752B DF-DP-143 0-0.5 INJ. TIME = 02:06

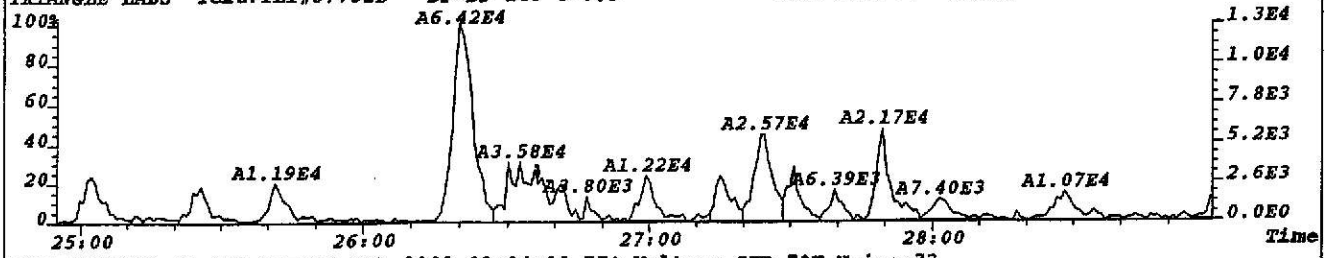

File:T023581 #1-924 Acq:18-JUL-2002 02:04:00 EI+ Voltage SIR 70T Noise:73
321.8936 F:2 BSUB(256,30,-3.0) PKD(7,5,3,0.05%,292.0,1.00%,F,T) Exp:NDB5US
TRIANGLE LABS Text:TLI#57752B DF-DP-143 0-0.5 INJ. TIME = 02:06

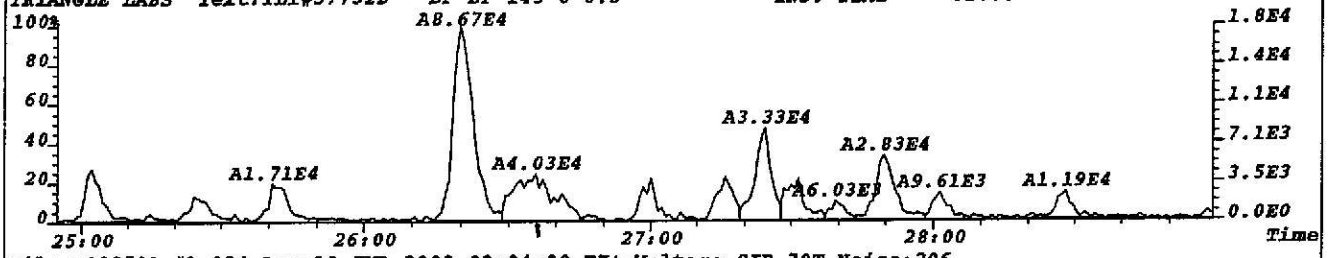

File:T023581 #1-924 Acq:18-JUL-2002 02:04:00 EI+ Voltage SIR 70T Noise:206
331.9368 F:2 BSUB(256,30,-3.0) PKD(7,5,3,0.05%,824.0,1.00%,F,T) Exp:NDB5US
TRIANGLE LABS Text:TLI#57752B DF-DP-143 0-0.5 INJ. TIME = 02:06

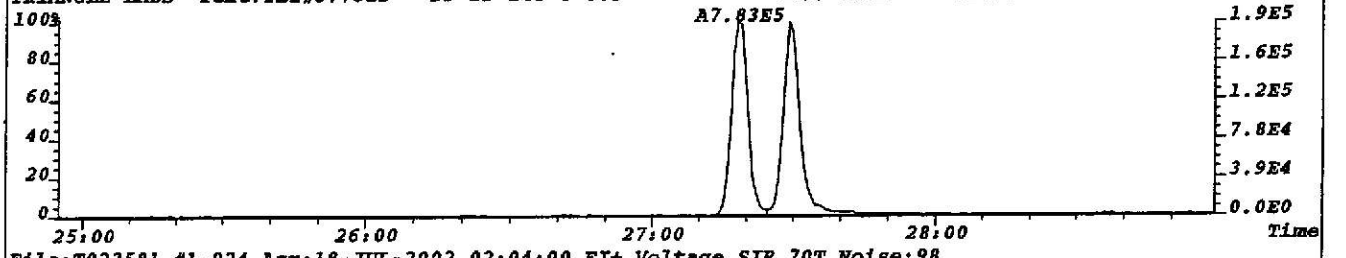

File:T023581 #1-924 Acq:18-JUL-2002 02:04:00 EI+ Voltage SIR 70T Noise:98
333.9338 F:2 BSUB(256,30,-3.0) PKD(7,5,3,0.05%,392.0,1.00%,F,T) Exp:NDB5US
TRIANGLE LABS Text:TLI#57752B DF-DP-143 0-0.5 INJ. TIME = 02:06

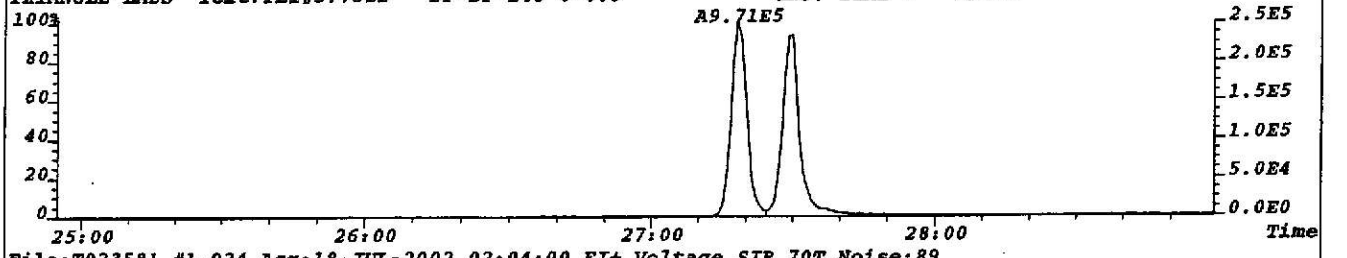

File:T023581 #1-924 Acq:18-JUL-2002 02:04:00 EI+ Voltage SIR 70T Noise:89
327.8847 F:2 BSUB(256,30,-3.0) PKD(7,5,3,0.05%,356.0,1.00%,F,T) Exp:NDB5US
TRIANGLE LABS Text:TLI#57752B DF-DP-143 0-0.5 INJ. TIME = 02:06

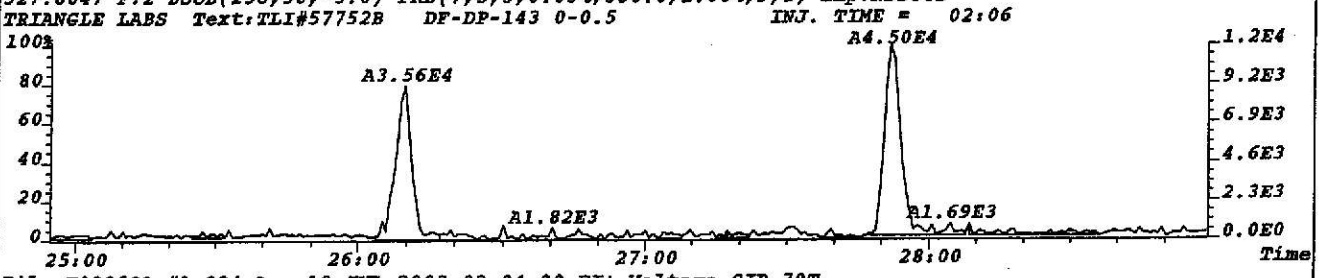

File:T023581 #1-924 Acq:18-JUL-2002 02:04:00 EI+ Voltage SIR 70T
330.9792 F:2 Exp:NDB5US
TRIANGLE LABS Text:TLI#57752B DF-DP-143 0-0.5 INJ. TIME = 02:06

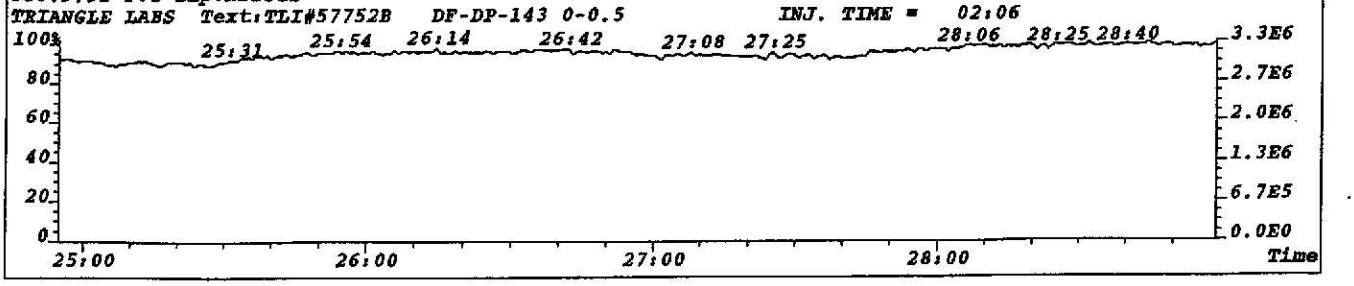

File:T023581 #1-924 Acq:18-JUL-2002 02:04:00 EI+ Voltage SIR 70T Noise:72
339.8597 F:2 BSUB(256,30,-3.0) PKD(7,5,3,0.05%,288.0,1.00%,F,T) Exp:NDB5US
TRIANGLE LABS Text:TLI#57752B DF-DP-143 0-0.5 INJ. TIME = 02:06

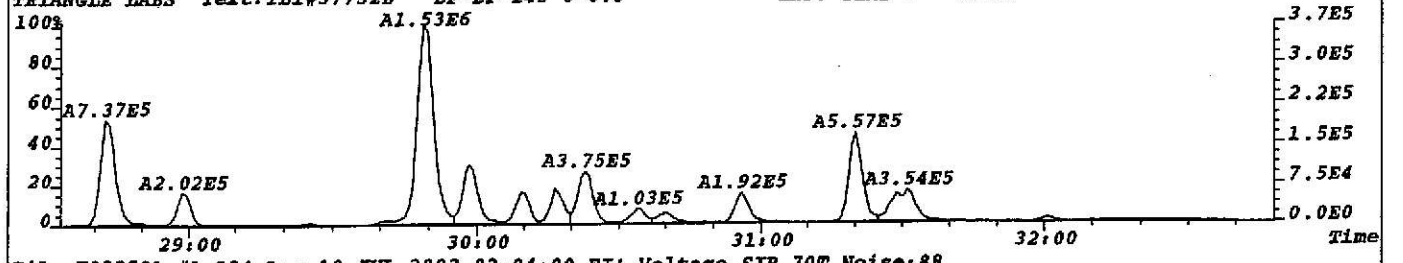

File:T023581 #1-924 Acq:18-JUL-2002 02:04:00 EI+ Voltage SIR 70T Noise:88
341.8567 F:2 BSUB(256,30,-3.0) PKD(7,5,3,0.05%,352.0,1.00%,F,T) Exp:NDB5US
TRIANGLE LABS Text:TLI#57752B DF-DP-143 0-0.5 INJ. TIME = 02:06

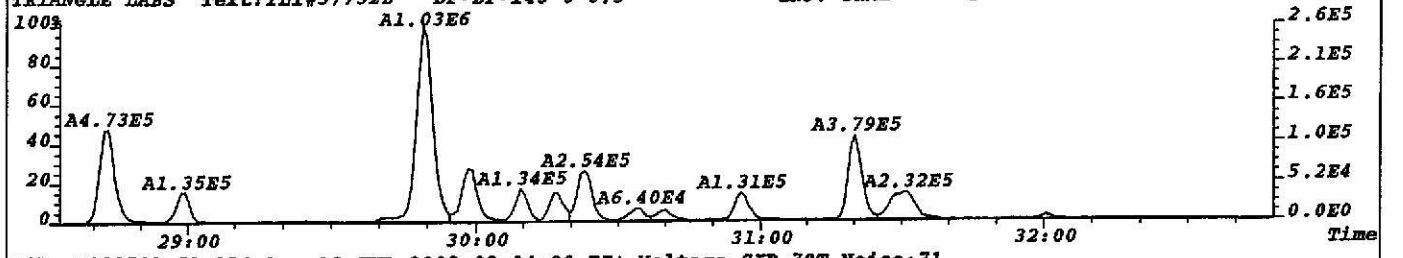

File:T023581 #1-924 Acq:18-JUL-2002 02:04:00 EI+ Voltage SIR 70T Noise:71
351.9000 F:2 BSUB(256,30,-3.0) PKD(7,5,3,0.05%,284.0,1.00%,F,T) Exp:NDB5US
TRIANGLE LABS Text:TLI#57752B DF-DP-143 0-0.5 INJ. TIME = 02:06

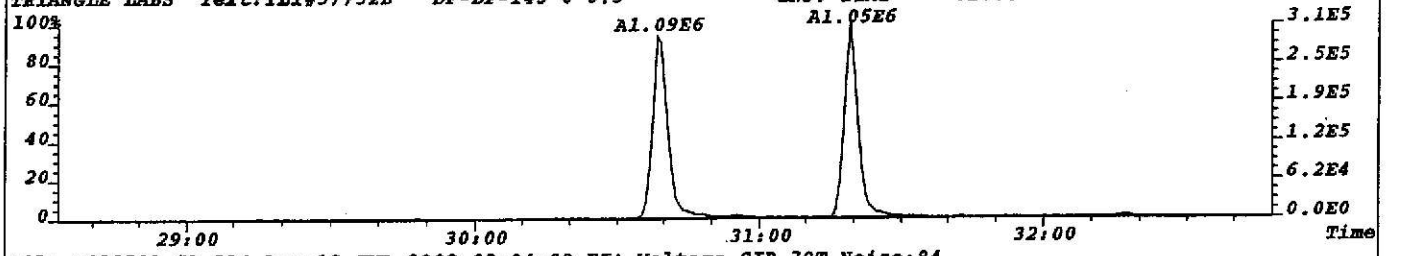

File:T023581 #1-924 Acq:18-JUL-2002 02:04:00 EI+ Voltage SIR 70T Noise:84
353.8970 F:2 BSUB(256,30,-3.0) PKD(7,5,3,0.05%,336.0,1.00%,F,T) Exp:NDB5US
TRIANGLE LABS Text:TLI#57752B DF-DP-143 0-0.5 INJ. TIME = 02:06

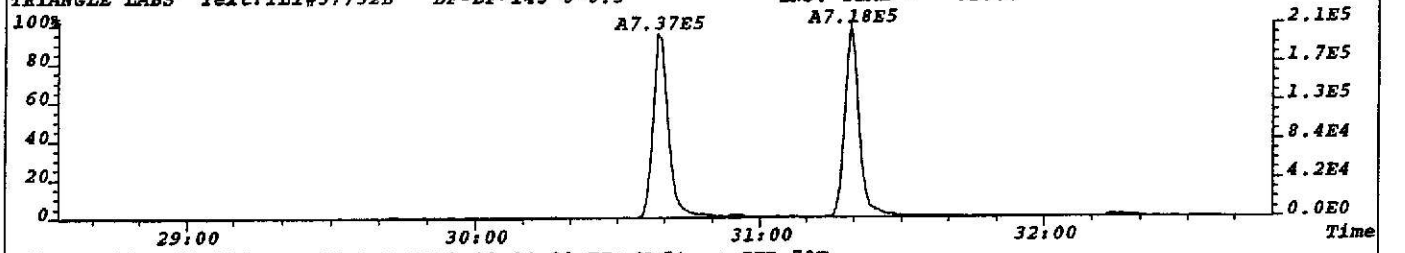

File:T023581 #1-924 Acq:18-JUL-2002 02:04:00 EI+ Voltage SIR 70T
330.9792 F:2 Exp:NDB5US
TRIANGLE LABS Text:TLI#57752B DF-DP-143 0-0.5 INJ. TIME = 02:06

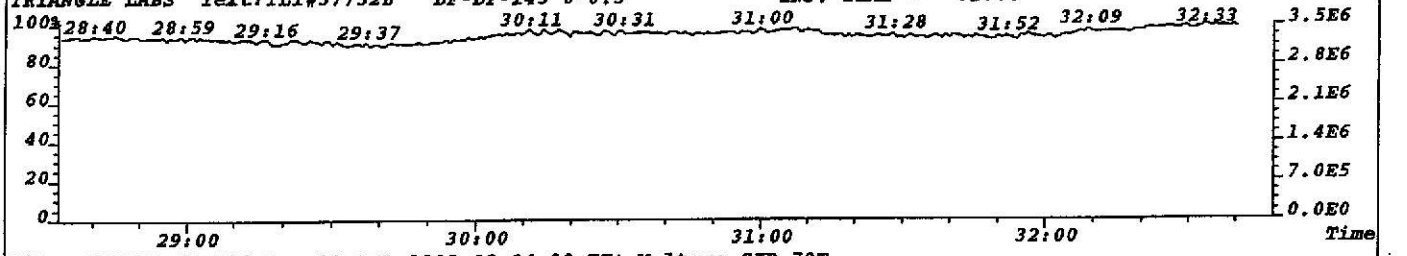

File:T023581 #1-924 Acq:18-JUL-2002 02:04:00 EI+ Voltage SIR 70T
409.7974 F:2 Exp:NDB5US
TRIANGLE LABS Text:TLI#57752B DF-DP-143 0-0.5 INJ. TIME = 02:06

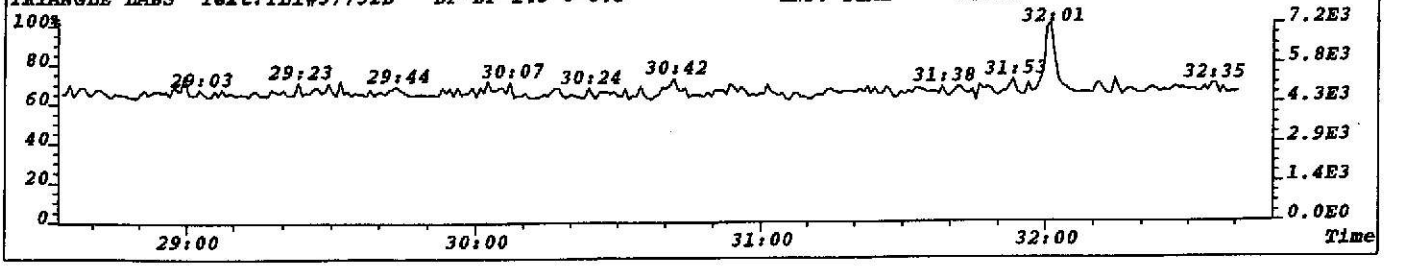

File:T023581 #1-924 Acq:18-JUL-2002 02:04:00 EI+ Voltage SIR 70T Noise:86
355.8546 F:2 BSUB(256,30,-3.0) PKD(7,5,3,0.05%,344.0,1.00%,F,T) Exp:NDB5US
TRIANGLE LABS Text:TLI#57752B DF-DP-143 0-0.5 INJ. TIME = 02:06

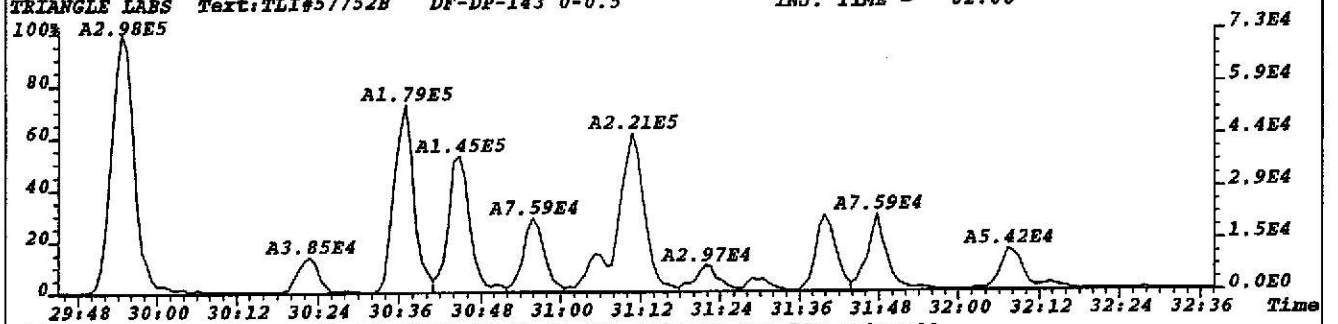

File:T023581 #1-924 Acq:18-JUL-2002 02:04:00 EI+ Voltage SIR 70T Noise:80
357.8516 F:2 BSUB(256,30,-3.0) PKD(7,5,3,0.05%,320.0,1.00%,F,T) Exp:NDB5US
TRIANGLE LABS Text:TLI#57752B DF-DP-143 0-0.5 INJ. TIME = 02:06

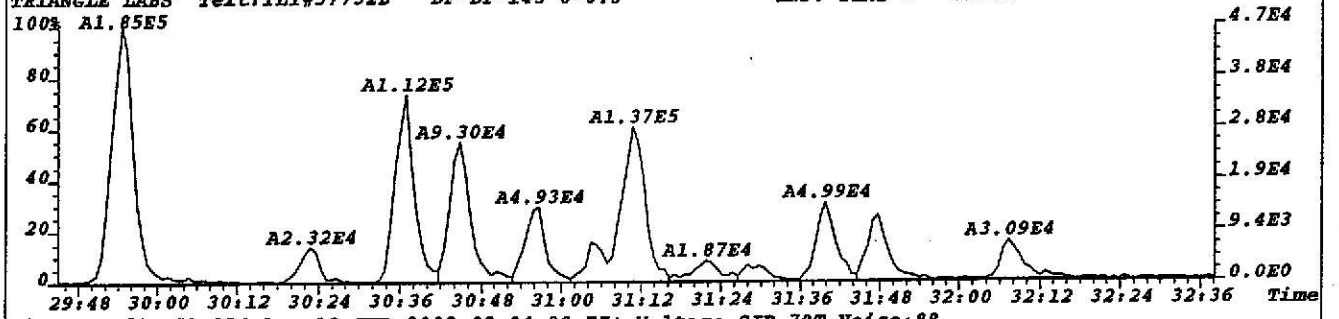

File:T023581 #1-924 Acq:18-JUL-2002 02:04:00 EI+ Voltage SIR 70T Noise:88
367.8949 F:2 BSUB(256,30,-3.0) PKD(7,5,3,0.05%,352.0,1.00%,F,T) Exp:NDB5US
TRIANGLE LABS Text:TLI#57752B DF-DP-143 0-0.5 INJ. TIME = 02:06

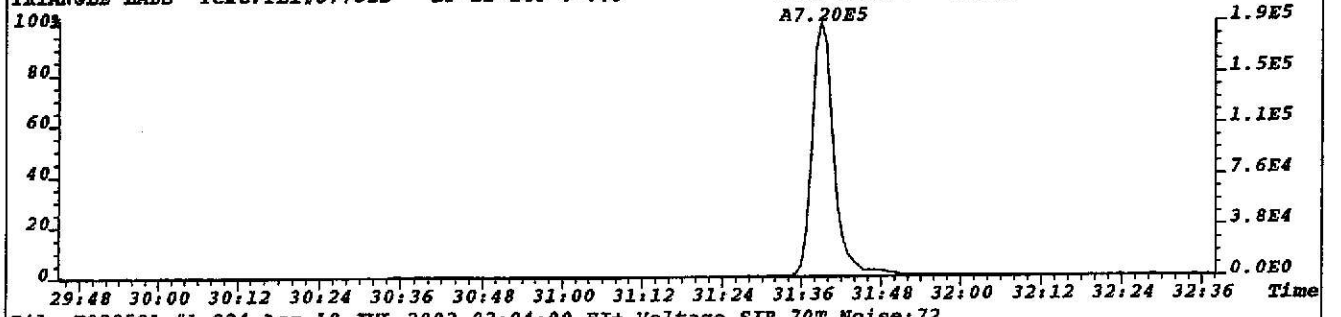

File:T023581 #1-924 Acq:18-JUL-2002 02:04:00 EI+ Voltage SIR 70T Noise:72
369.8919 F:2 BSUB(256,30,-3.0) PKD(7,5,3,0.05%,288.0,1.00%,F,T) Exp:NDB5US
TRIANGLE LABS Text:TLI#57752B DF-DP-143 0-0.5 INJ. TIME = 02:06

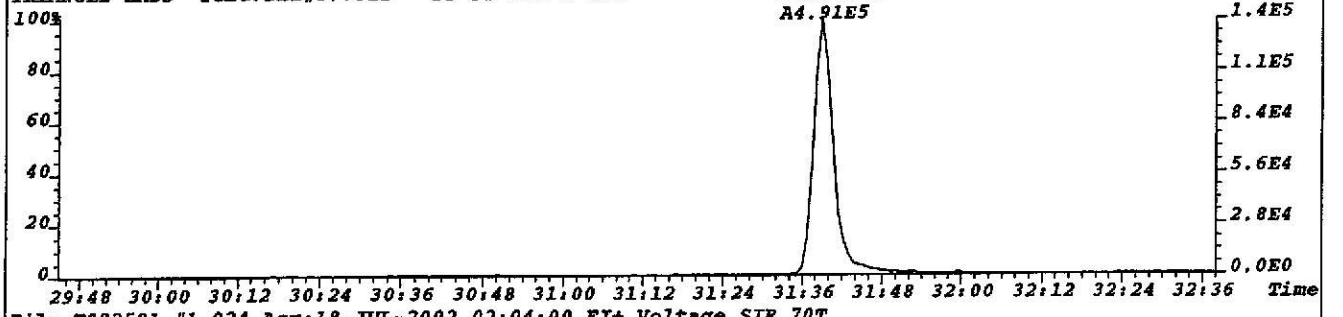

File:T023581 #1-924 Acq:18-JUL-2002 02:04:00 EI+ Voltage SIR 70T
330.9792 F:2 Exp:NDB5US
TRIANGLE LABS Text:TLI#57752B DF-DP-143 0-0.5 INJ. TIME = 02:06

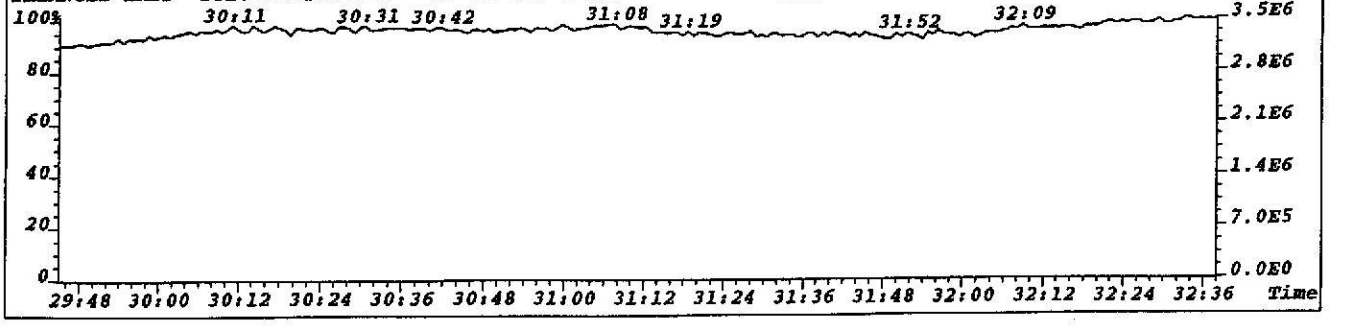

File:T023581 #1-386 Acq:18-JUL-2002 02:04:00 EI+ Voltage SIR 70T Noise:227
373.8208 F:3 BSUB(256,30,-3.0) PKD(7,5,3,0.05%,908.0,1.00%,F,T) Exp:NDB5US
TRIANGLE LABS Text:TLI#57752B DF-DP-143 0-0.5 INJ. TIME = 02:06

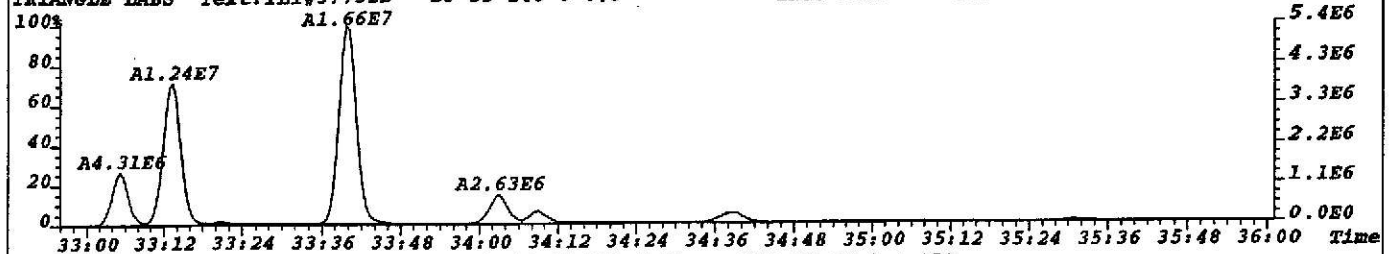

File:T023581 #1-386 Acq:18-JUL-2002 02:04:00 EI+ Voltage SIR 70T Noise:250
375.8178 F:3 BSUB(256,30,-3.0) PKD(7,5,3,0.05%,1000.0,1.00%,F,T) Exp:NDB5US
TRIANGLE LABS Text:TLI#57752B DF-DP-143 0-0.5 INJ. TIME = 02:06

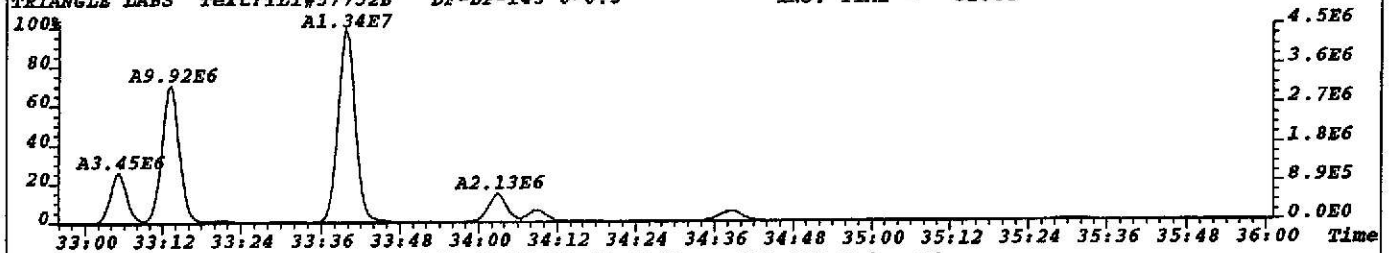

File:T023581 #1-386 Acq:18-JUL-2002 02:04:00 EI+ Voltage SIR 70T Noise:86
383.8639 F:3 BSUB(256,30,-3.0) PKD(7,5,3,0.05%,344.0,1.00%,F,T) Exp:NDB5US
TRIANGLE LABS Text:TLI#57752B DF-DP-143 0-0.5 INJ. TIME = 02:06

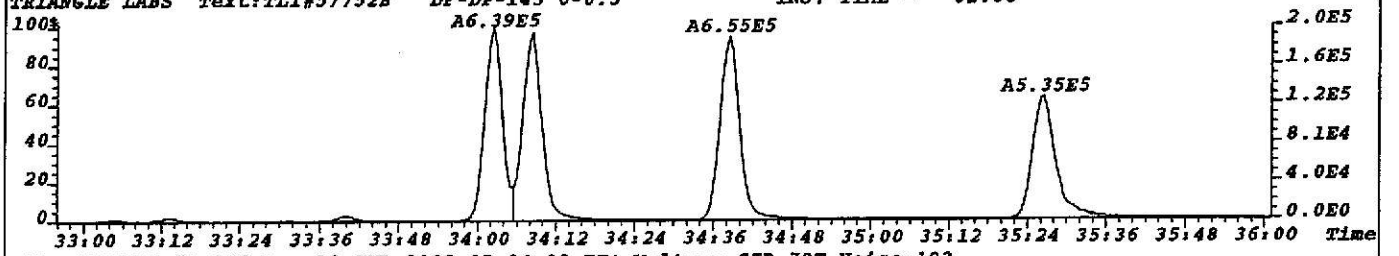

File:T023581 #1-386 Acq:18-JUL-2002 02:04:00 EI+ Voltage SIR 70T Noise:192
385.8610 F:3 BSUB(256,30,-3.0) PKD(7,5,3,0.05%,768.0,1.00%,F,T) Exp:NDB5US
TRIANGLE LABS Text:TLI#57752B DF-DP-143 0-0.5 INJ. TIME = 02:06

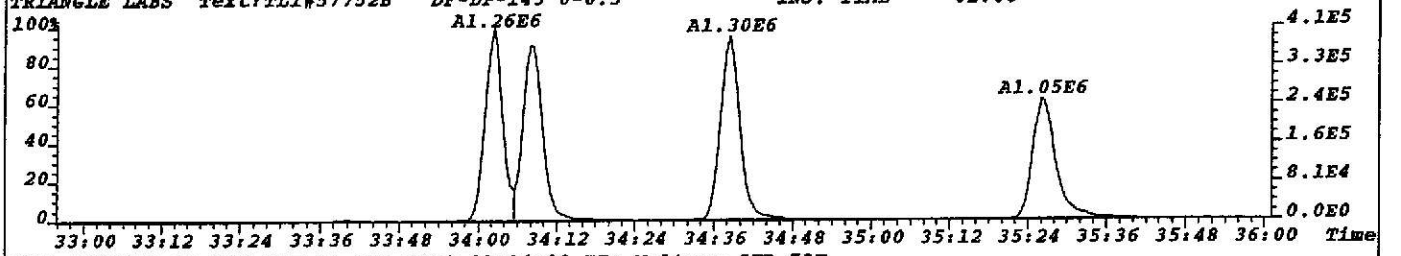

File:T023581 #1-386 Acq:18-JUL-2002 02:04:00 EI+ Voltage SIR 70T
392.9760 F:3 Exp:NDB5US
TRIANGLE LABS Text:TLI#57752B DF-DP-143 0-0.5 INJ. TIME = 02:06

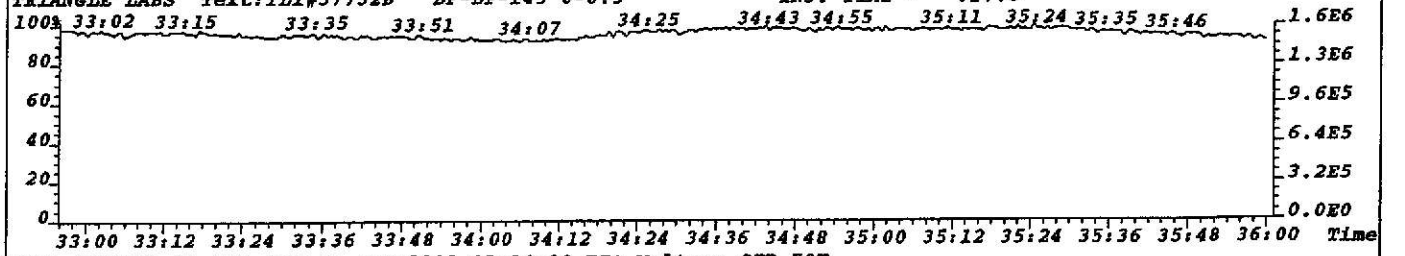

File:T023581 #1-386 Acq:18-JUL-2002 02:04:00 EI+ Voltage SIR 70T
445.7555 F:3 Exp:NDB5US
TRIANGLE LABS Text:TLI#57752B DF-DP-143 0-0.5 INJ. TIME = 02:06

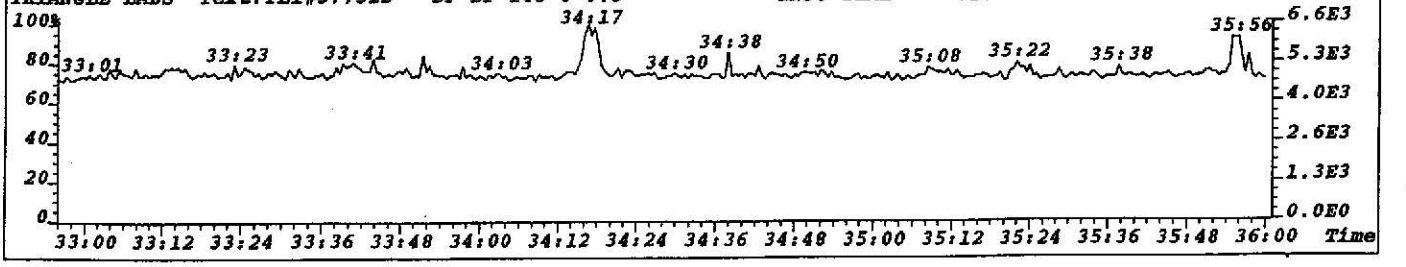

File:T023581 #1-386 Acq:18-JUL-2002 02:04:00 EI+ Voltage SIR 70T Noise:285
389.8156 F:3 BSUB(256,30,-3.0) PKD(7,5,3,0.05%,1140.0,1.00%,F,T) Exp:NDB5US
TRIANGLE LABS Text:TLI#57752B DF-DP-143 0-0.5 INJ. TIME = 02:06

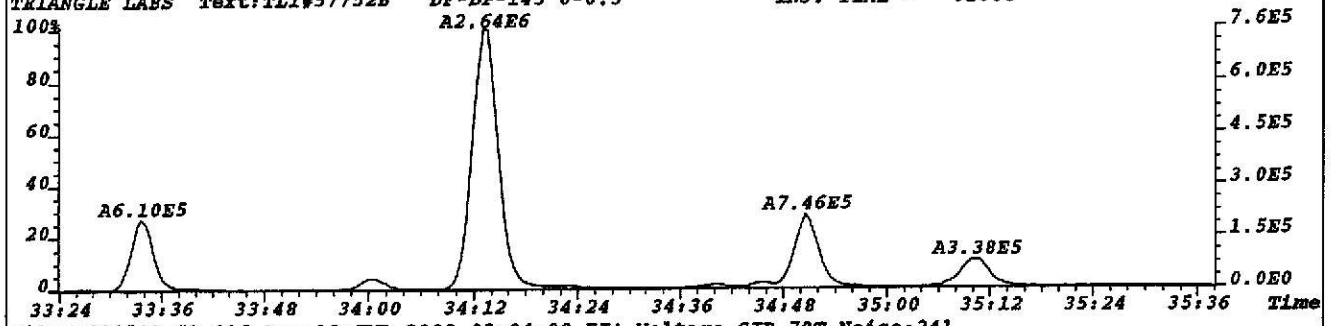

File:T023581 #1-386 Acq:18-JUL-2002 02:04:00 EI+ Voltage SIR 70T Noise:241
391.8127 F:3 BSUB(256,30,-3.0) PKD(7,5,3,0.05%,964.0,1.00%,F,T) Exp:NDB5US
TRIANGLE LABS Text:TLI#57752B DF-DP-143 0-0.5 INJ. TIME = 02:06

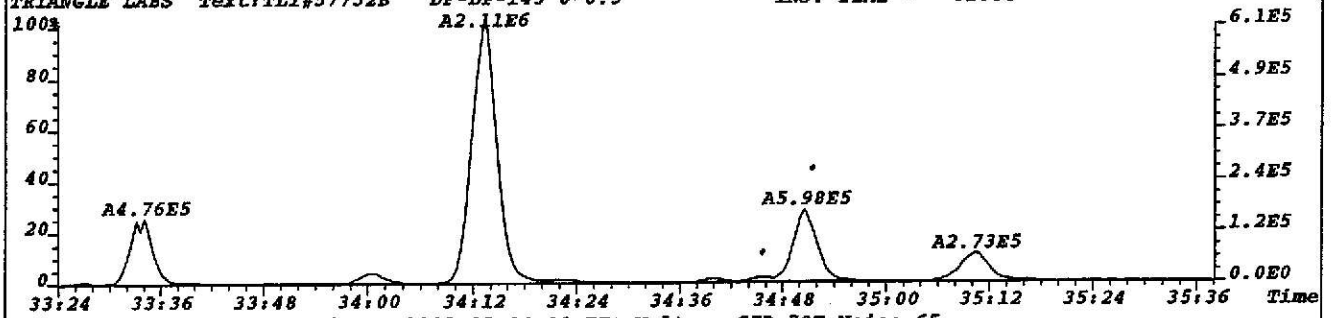

File:T023581 #1-386 Acq:18-JUL-2002 02:04:00 EI+ Voltage SIR 70T Noise:65
401.8558 F:3 BSUB(256,30,-3.0) PKD(7,5,3,0.05%,260.0,1.00%,F,T) Exp:NDB5US
TRIANGLE LABS Text:TLI#57752B DF-DP-143 0-0.5 INJ. TIME = 02:06

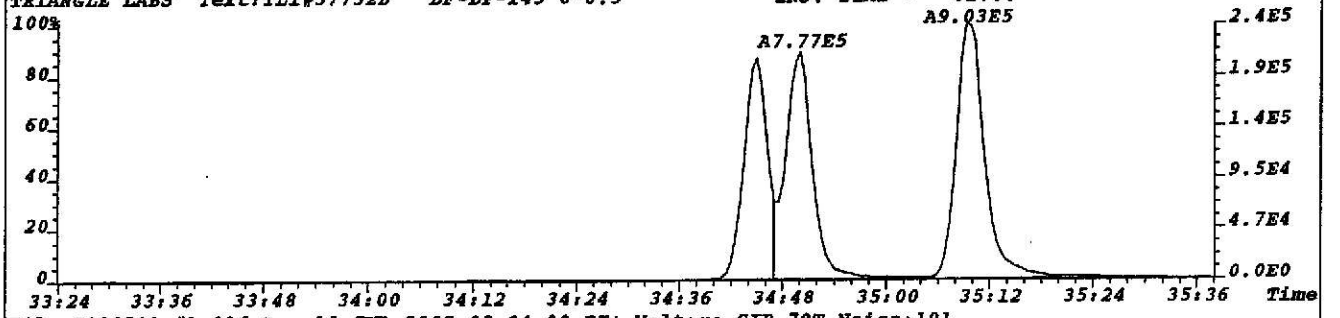

File:T023581 #1-386 Acq:18-JUL-2002 02:04:00 EI+ Voltage SIR 70T Noise:101
403.8529 F:3 BSUB(256,30,-3.0) PKD(7,5,3,0.05%,404.0,1.00%,F,T) Exp:NDB5US
TRIANGLE LABS Text:TLI#57752B DF-DP-143 0-0.5 INJ. TIME = 02:06

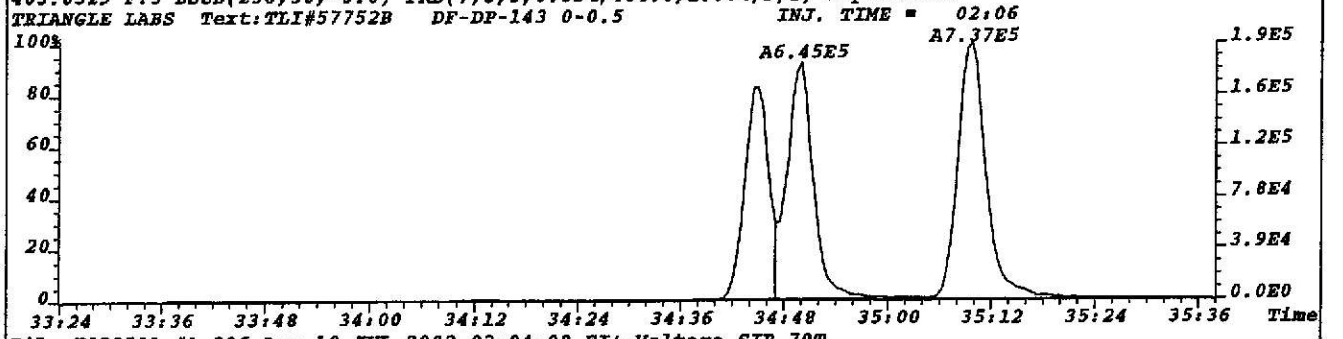

File:T023581 #1-386 Acq:18-JUL-2002 02:04:00 EI+ Voltage SIR 70T
392.9760 F:3 Exp:NDB5US
TRIANGLE LABS Text:TLI#57752B DF-DP-143 0-0.5 INJ. TIME = 02:06

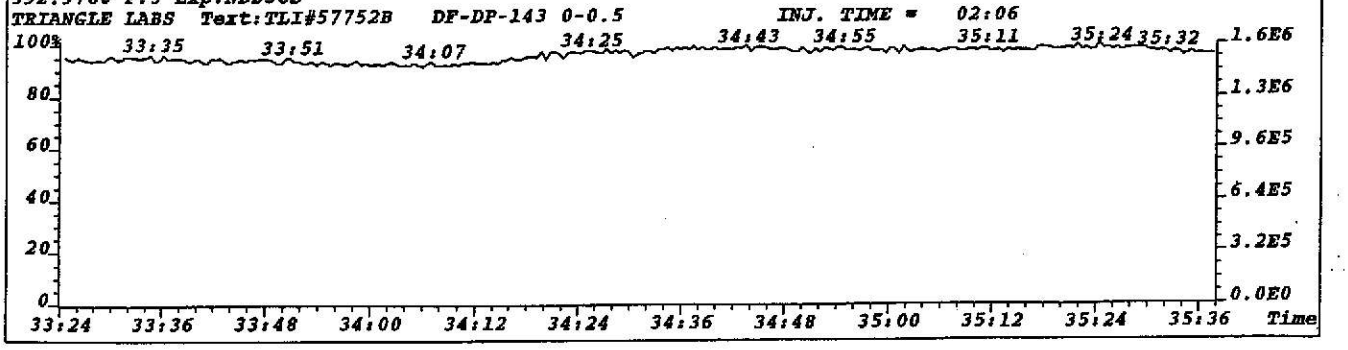

File:T023581 #1-708 Acq:18-JUL-2002 02:04:00 EI+ Voltage SIR 70T Noise:383
407.7818 F:4 BSUB(256,30,-3.0) PKD(7,5,3,0.05%,1532.0,1.00%,F,T) Exp:NDB5US
TRIANGLE LABS Text:TLI#57752B DF-DP-143 0-0.5 INJ. TIME = 02:06

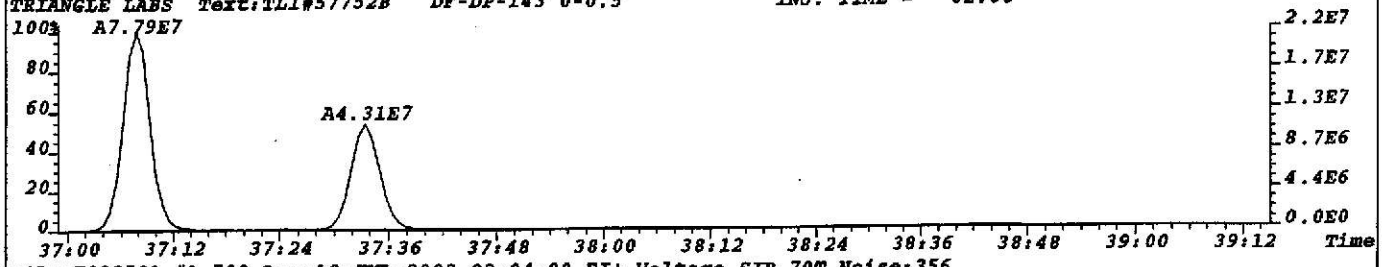

File:T023581 #1-708 Acq:18-JUL-2002 02:04:00 EI+ Voltage SIR 70T Noise:356
409.7789 F:4 BSUB(256,30,-3.0) PKD(7,5,3,0.05%,1424.0,1.00%,F,T) Exp:NDB5US
TRIANGLE LABS Text:TLI#57752B DF-DP-143 0-0.5 INJ. TIME = 02:06

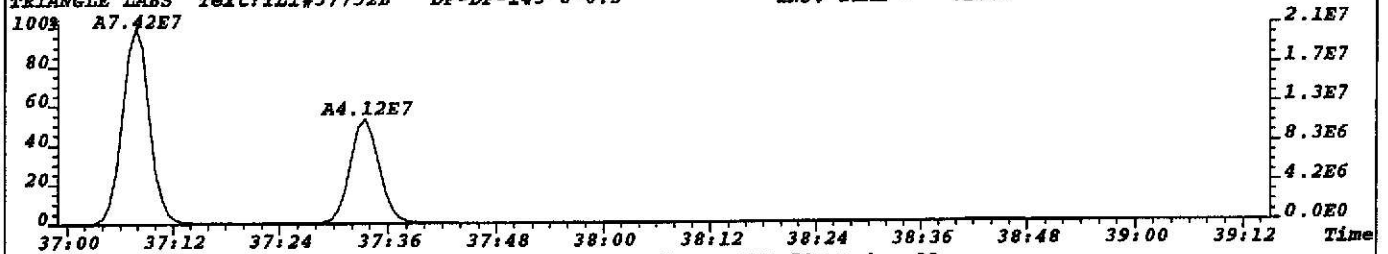

File:T023581 #1-708 Acq:18-JUL-2002 02:04:00 EI+ Voltage SIR 70T Noise:99
417.8253 F:4 BSUB(256,30,-3.0) PKD(7,5,3,0.05%,396.0,1.00%,F,T) Exp:NDB5US
TRIANGLE LABS Text:TLI#57752B DF-DP-143 0-0.5 INJ. TIME = 02:06

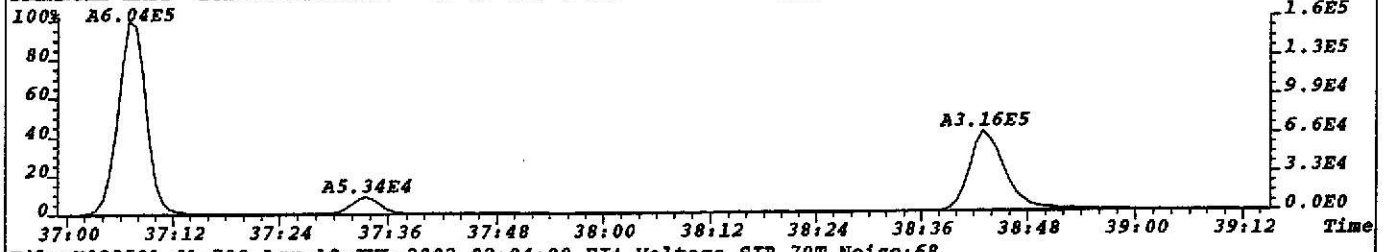

File:T023581 #1-708 Acq:18-JUL-2002 02:04:00 EI+ Voltage SIR 70T Noise:68
419.8220 F:4 BSUB(256,30,-3.0) PKD(7,5,3,0.05%,272.0,1.00%,F,T) Exp:NDB5US
TRIANGLE LABS Text:TLI#57752B DF-DP-143 0-0.5 INJ. TIME = 02:06



File:T023581 #1-708 Acq:18-JUL-2002 02:04:00 EI+ Voltage SIR 70T
430.9729 F:4 Exp:NDB5US
TRIANGLE LABS Text:TLI#57752B DF-DP-143 0-0.5 INJ. TIME = 02:06

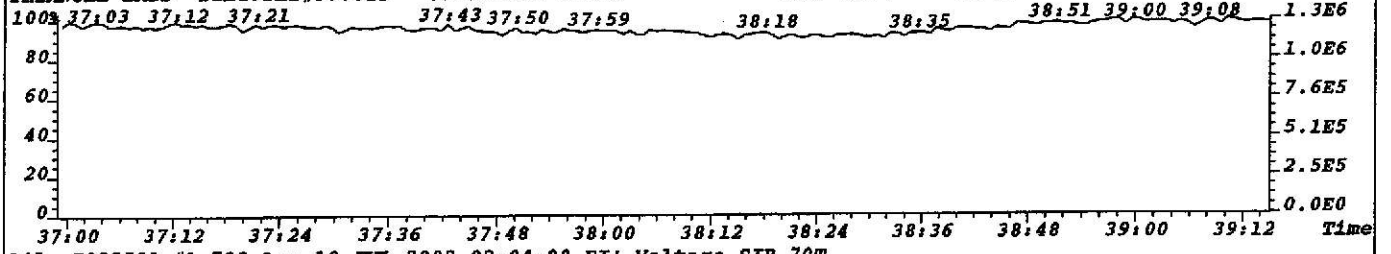

File:T023581 #1-708 Acq:18-JUL-2002 02:04:00 EI+ Voltage SIR 70T
479.7165 F:4 Exp:NDB5US
TRIANGLE LABS Text:TLI#57752B DF-DP-143 0-0.5 INJ. TIME = 02:06

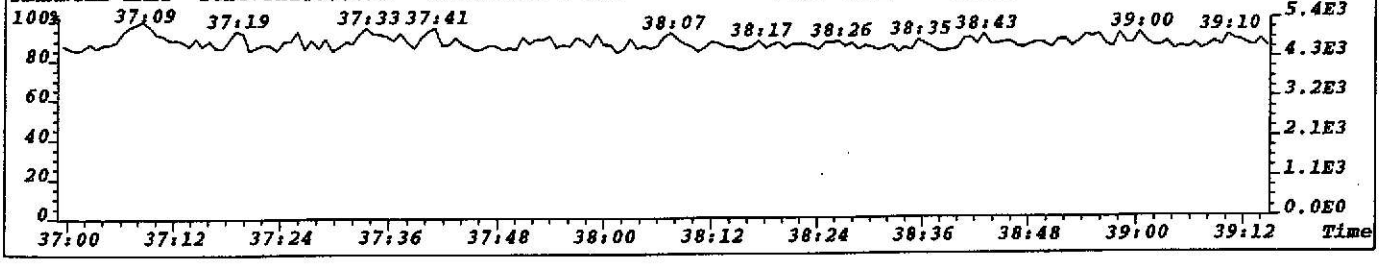

File:T023581 #1-708 Acq:18-JUL-2002 02:04:00 EI+ Voltage SIR 70T Noise:97
423.7766 F:4 BSUB(256,30,-3.0) PKD(7,5,3,0.05%,388.0,1.00%,F,T) Exp:NDB5US
TRIANGLE LABS Text:TLI#57752B DF-DP-143 0-0.5 INJ. TIME = 02:06

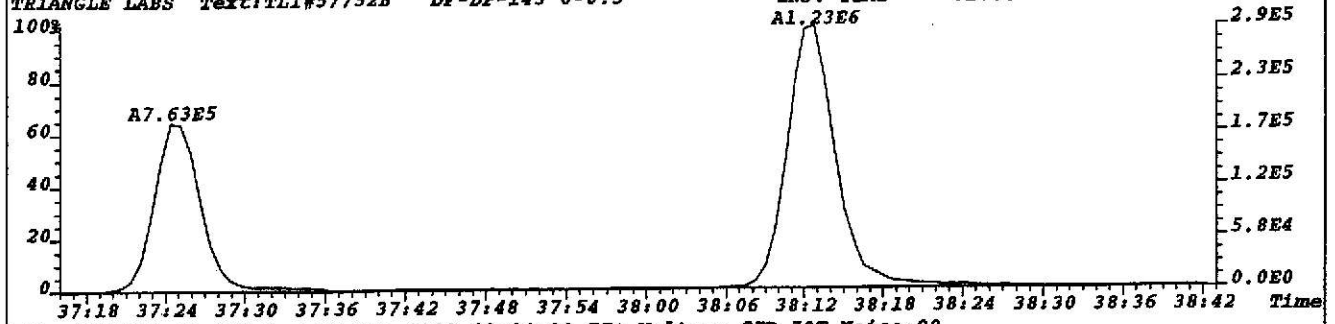

File:T023581 #1-708 Acq:18-JUL-2002 02:04:00 EI+ Voltage SIR 70T Noise:90
425.7737 F:4 BSUB(256,30,-3.0) PKD(7,5,3,0.05%,360.0,1.00%,F,T) Exp:NDB5US
TRIANGLE LABS Text:TLI#57752B DF-DP-143 0-0.5 INJ. TIME = 02:06

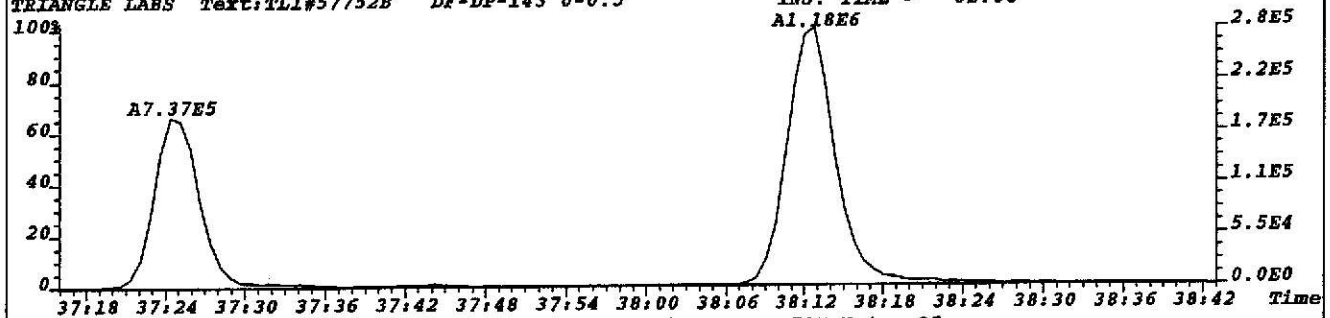

File:T023581 #1-708 Acq:18-JUL-2002 02:04:00 EI+ Voltage SIR 70T Noise:85
435.8169 F:4 BSUB(256,30,-3.0) PKD(7,5,3,0.05%,340.0,1.00%,F,T) Exp:NDB5US
TRIANGLE LABS Text:TLI#57752B DF-DP-143 0-0.5 INJ. TIME = 02:06

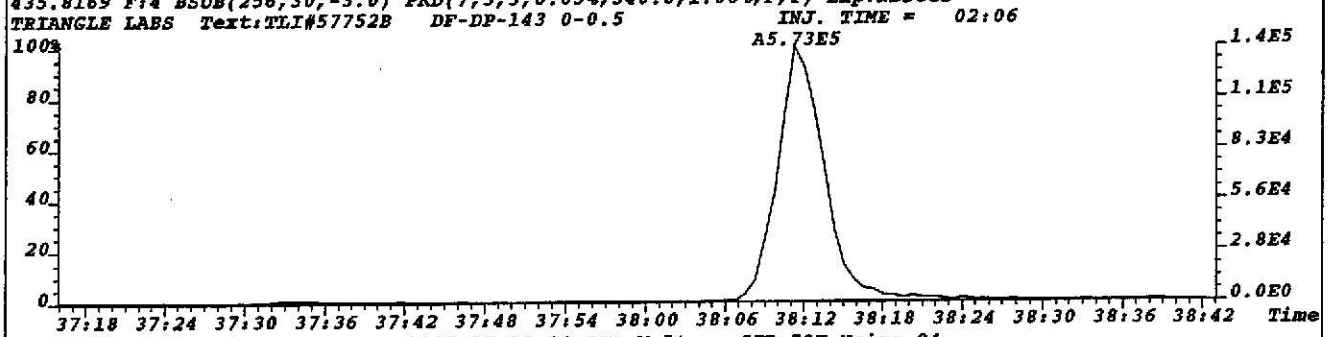

File:T023581 #1-708 Acq:18-JUL-2002 02:04:00 EI+ Voltage SIR 70T Noise:84
437.8140 F:4 BSUB(256,30,-3.0) PKD(7,5,3,0.05%,336.0,1.00%,F,T) Exp:NDB5US
TRIANGLE LABS Text:TLI#57752B DF-DP-143 0-0.5 INJ. TIME = 02:06

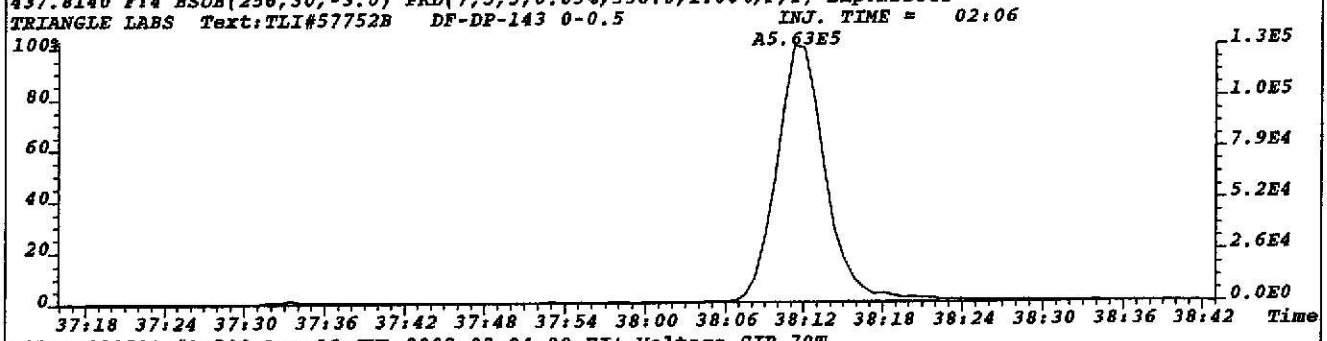

File:T023581 #1-708 Acq:18-JUL-2002 02:04:00 EI+ Voltage SIR 70T
430.9729 F:4 Exp:NDB5US
TRIANGLE LABS Text:TLI#57752B DF-DP-143 0-0.5 INJ. TIME = 02:06

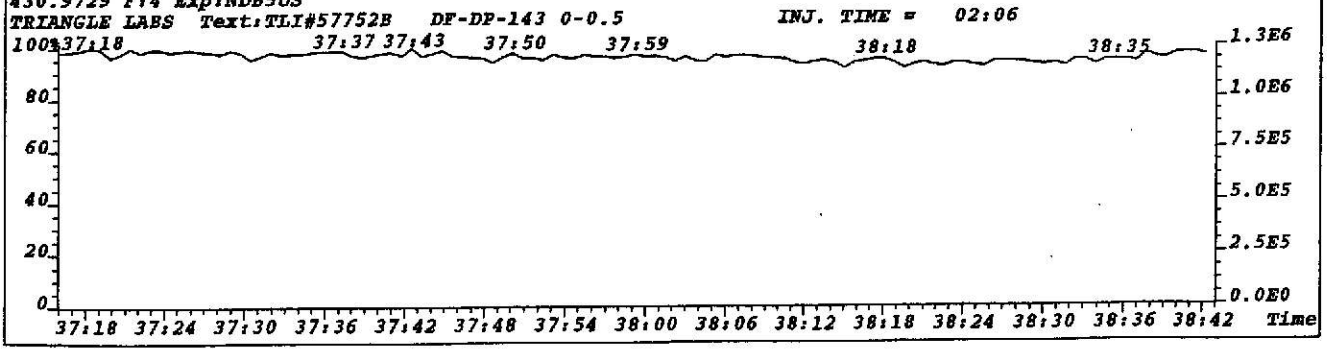

File:T023581 #1-708 Acq:18-JUL-2002 02:04:00 EI+ Voltage SIR 70T Noise:61
457.7377 F:4 BSUB(256,30,-3.0) PKD(7,5,3,0.05%,244.0,1.00%,F,T) Exp:NDB5US
TRIANGLE LABS Text:TLI#57752B DF-DP-143 0-0.5 INJ. TIME = 02:06

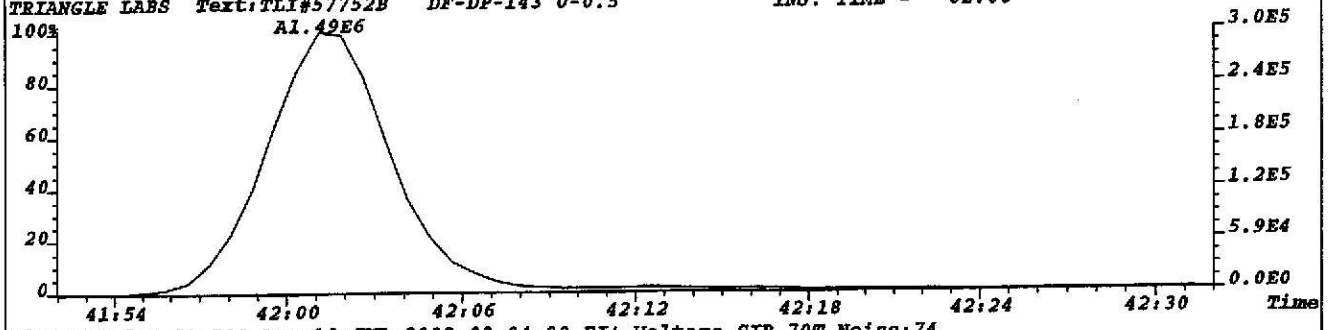

File:T023581 #1-708 Acq:18-JUL-2002 02:04:00 EI+ Voltage SIR 70T Noise:74
459.7348 F:4 BSUB(256,30,-3.0) PKD(7,5,3,0.05%,296.0,1.00%,F,T) Exp:NDB5US
TRIANGLE LABS Text:TLI#57752B DF-DP-143 0-0.5 INJ. TIME = 02:06

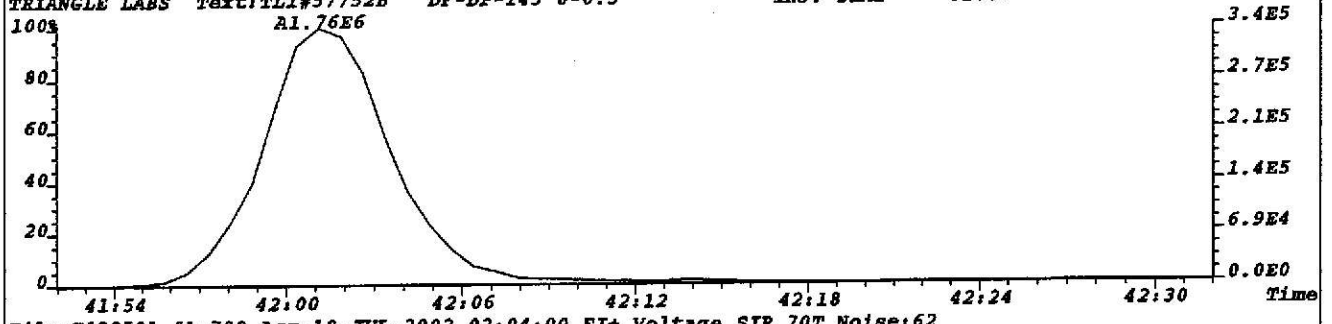

File:T023581 #1-708 Acq:18-JUL-2002 02:04:00 EI+ Voltage SIR 70T Noise:62
469.7779 F:4 BSUB(256,30,-3.0) PKD(7,5,3,0.05%,248.0,1.00%,F,T) Exp:NDB5US
TRIANGLE LABS Text:TLI#57752B DF-DP-143 0-0.5 INJ. TIME = 02:06



File:T023581 #1-708 Acq:18-JUL-2002 02:04:00 EI+ Voltage SIR 70T Noise:63
471.7750 F:4 BSUB(256,30,-3.0) PKD(7,5,3,0.05%,252.0,1.00%,F,T) Exp:NDB5US
TRIANGLE LABS Text:TLI#57752B DF-DP-143 0-0.5 INJ. TIME = 02:06

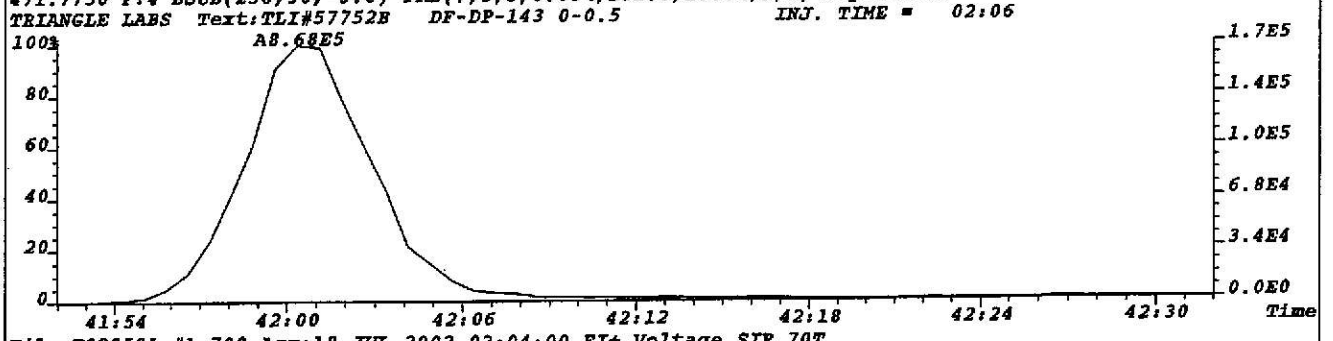

File:T023581 #1-708 Acq:18-JUL-2002 02:04:00 EI+ Voltage SIR 70T
430.9729 F:4 Exp:NDB5US
TRIANGLE LABS Text:TLI#57752B DF-DP-143 0-0.5 INJ. TIME = 02:06

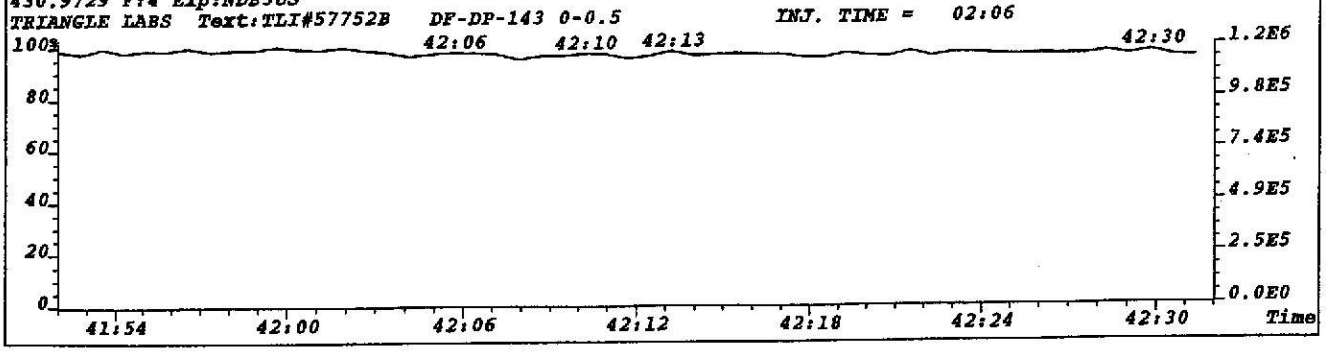



Channel I 330.9792 Peak top
Height .08 volts Span 200 ppm

System file name	NUBSUS
Data file name	A:T717024
Resolution	10000
Group number	2
Ionization mode	EI+
Switching	VOLTAGE

n 330 J 331 S 368



D	316	M	340	V	410
E	318	N	342		
F	320	O	352		
G	322	P	354		
H	328	Q	356		
I	331	R	358		

Ref. mass 416.9760 Peak top
Height .11 volts Span 200 ppm

File:T023581 #1-924 Acq:18-JUL-2002 02:04:00 EI+ Voltage SIR 70T
319.8965 F:2 Exp:NDB5US
Sample Text:TLI#57752B DF-DP-143 0-0.5 INJ. TIME = 02:06 File Text:TLI#57752B »

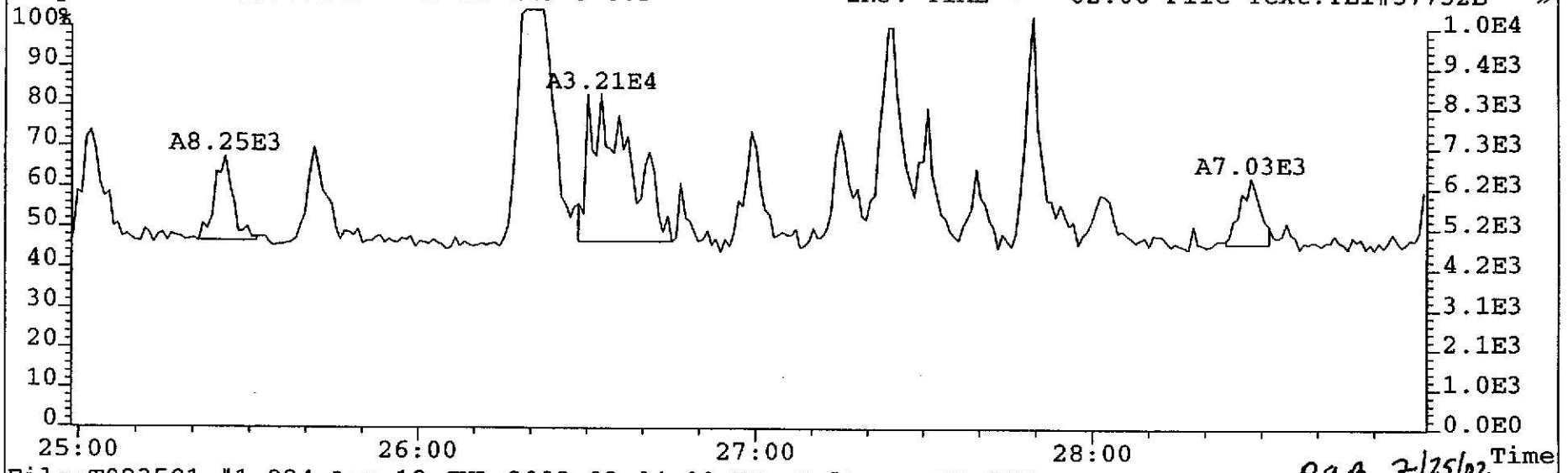

pab 7/25/02

File:T023581 #1-924 Acq:18-JUL-2002 02:04:00 EI+ Voltage SIR 70T
321.8936 F:2 Exp:NDB5US
Sample Text:TLI#57752B DF-DP-143 0-0.5 INJ. TIME = 02:06 File Text:TLI#57752B »

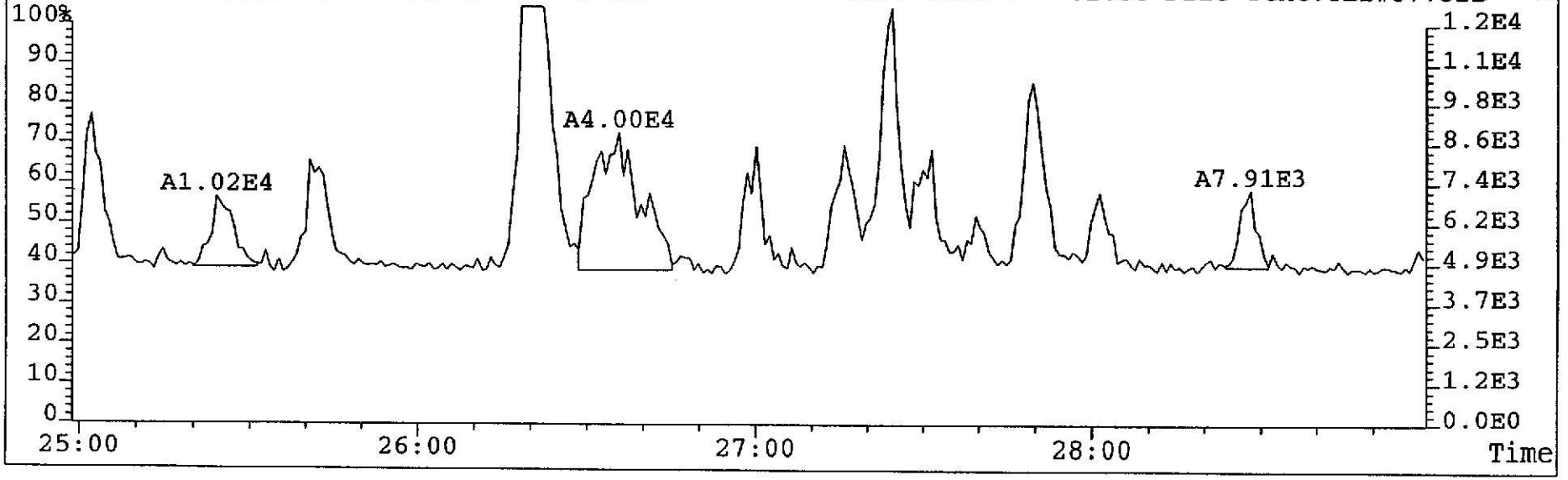

File:T023581 #1-924 Acq:18-JUL-2002 02:04:00 EI+ Voltage SIR 70T
355.8546 F:2 Exp:NDB5US
Sample Text:TLI#57752B DF-DP-143 0-0.5 INJ. TIME = 02:06 File Text:TLI#57752B »

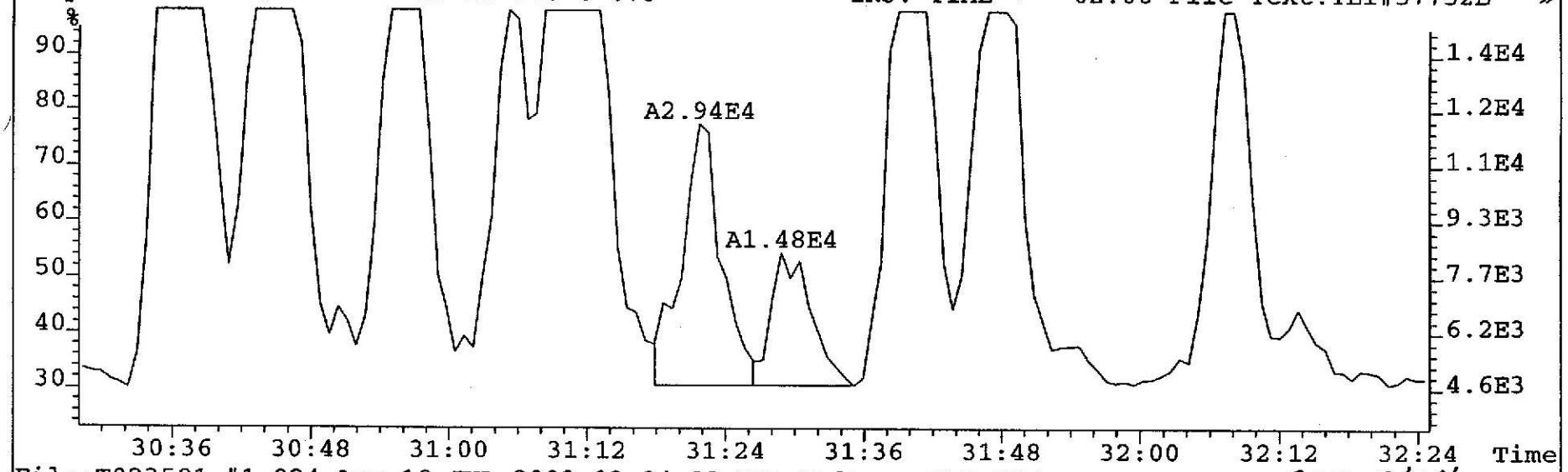

File:T023581 #1-924 Acq:18-JUL-2002 02:04:00 EI+ Voltage SIR 70T
357.8516 F:2 Exp:NDB5US
Sample Text:TLI#57752B DF-DP-143 0-0.5 INJ. TIME = 02:06 File Text:TLI#57752B »

PAB 7/25/02

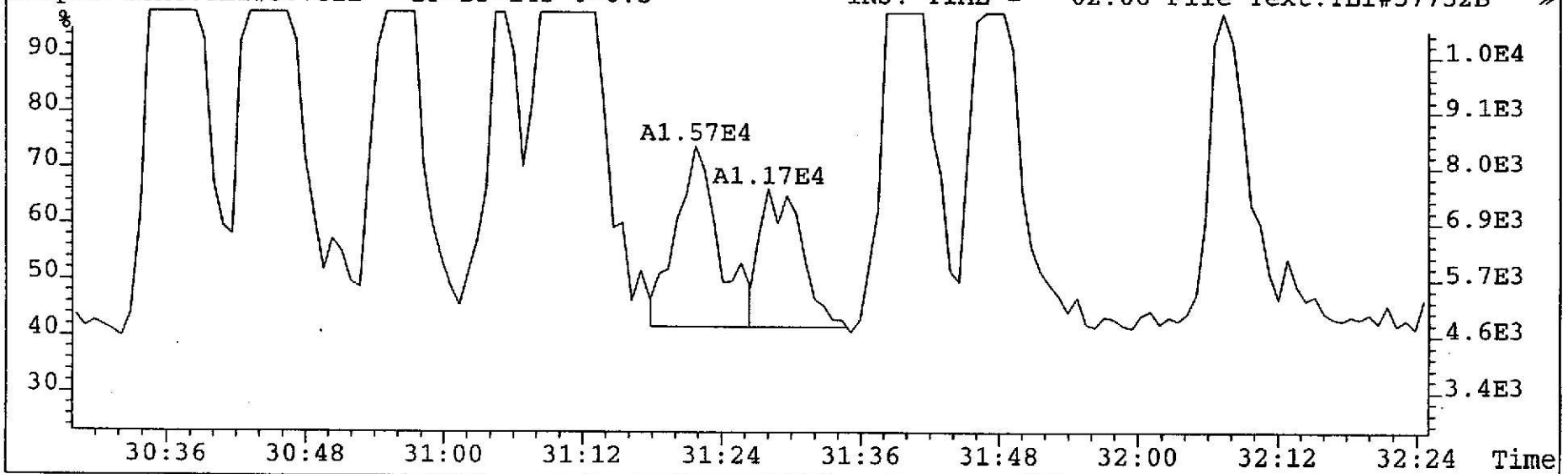

File:T023581 #1-386 Acq:18-JUL-2002 02:04:00 EI+ Voltage SIR 70T
373.8208 F:3 Exp:NDB5US
Sample Text:TLI#57752B DF-DP-143 0-0.5 INJ. TIME = 02:06 File Text:TLI#57752B »

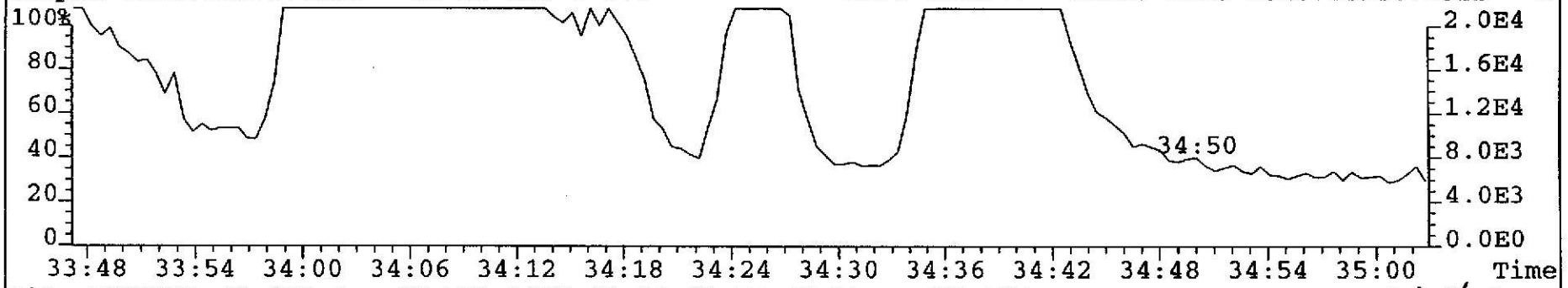

File:T023581 #1-386 Acq:18-JUL-2002 02:04:00 EI+ Voltage SIR 70T
375.8178 F:3 Exp:NDB5US
PAB 7/25/02
Sample Text:TLI#57752B DF-DP-143 0-0.5 INJ. TIME = 02:06 File Text:TLI#57752B »

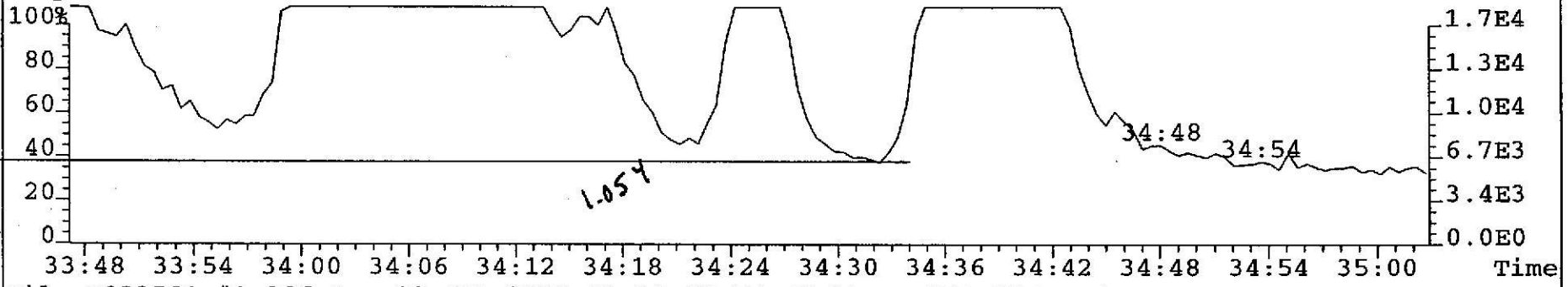

File:T023581 #1-386 Acq:18-JUL-2002 02:04:00 EI+ Voltage SIR 70T
445.7555 F:3 Exp:NDB5US
Sample Text:TLI#57752B DF-DP-143 0-0.5 INJ. TIME = 02:06 File Text:TLI#57752B »

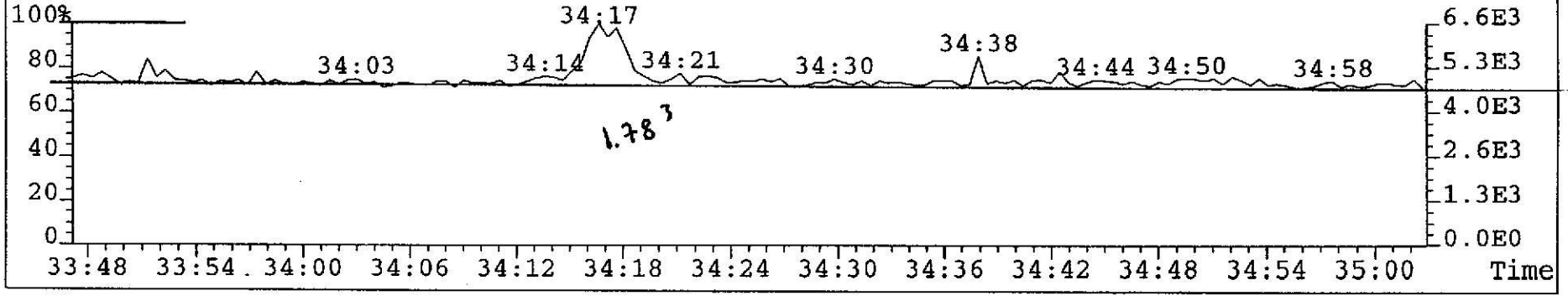

File:T023581 #1-386 Acq:18-JUL-2002 02:04:00 EI+ Voltage SIR 70T
389.8156 F:3 Exp:NDB5US
Sample Text:TLI#57752B DF-DP-143 0-0.5 INJ. TIME = 02:06 File Text:TLI#57752B »

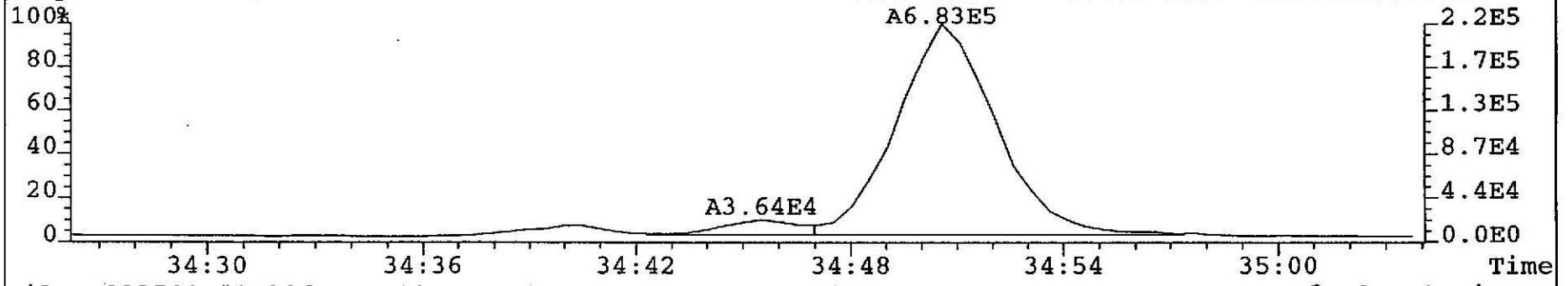

File:T023581 #1-386 Acq:18-JUL-2002 02:04:00 EI+ Voltage SIR 70T PaB 7/25/02
391.8127 F:3 Exp:NDB5US
Sample Text:TLI#57752B DF-DP-143 0-0.5 INJ. TIME = 02:06 File Text:TLI#57752B »

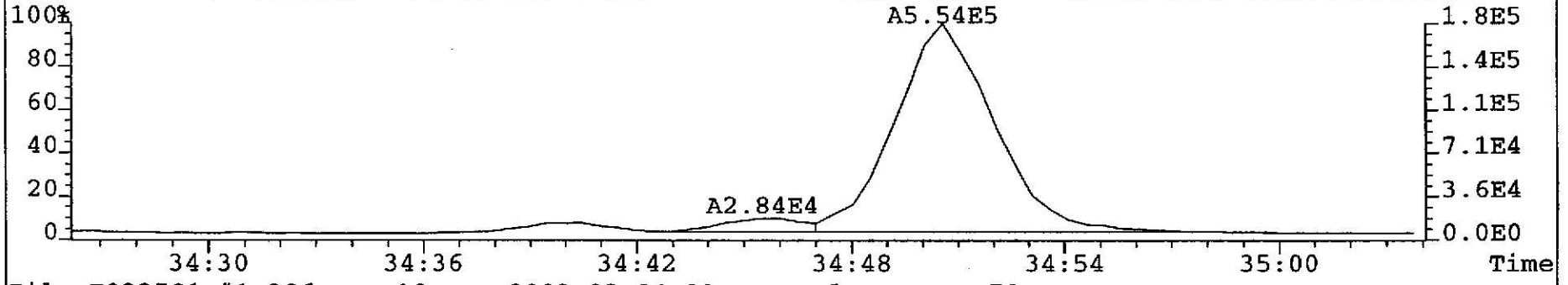

File:T023581 #1-386 Acq:18-JUL-2002 02:04:00 EI+ Voltage SIR 70T
401.8558 F:3 Exp:NDB5US
Sample Text:TLI#57752B DF-DP-143 0-0.5 INJ. TIME = 02:06 File Text:TLI#57752B »

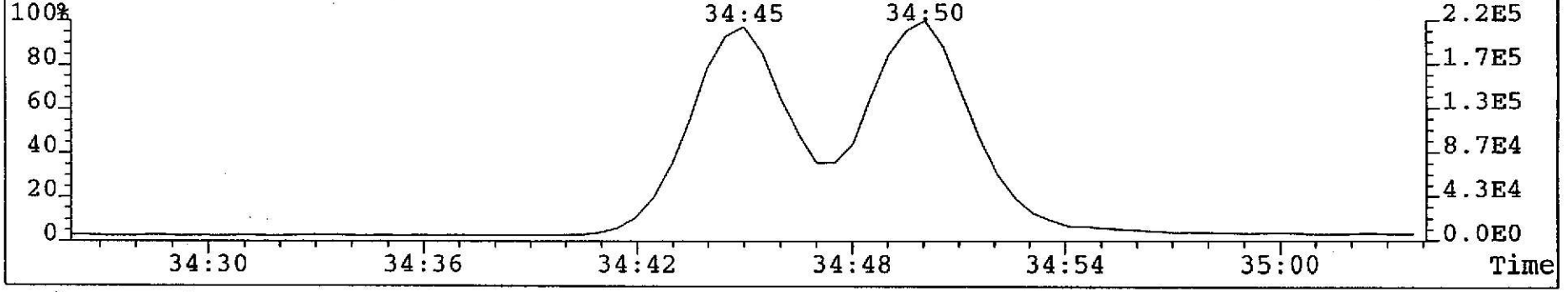

TLI Project: **57752B** 1613, Revision B PCDD/PCDF Analysis (c)
Client Sample: **DF-DP-143 0-0.5** Analysis File: **S023374**

Client Project:	**Mississippi Project**				
Sample Matrix:	**SOLID**	Date Received:	**06/28/2002**	Spike File:	**SP161BT2**
TLI ID:	**329-38-24**	Date Extracted:	**07/06/2002**	ICal:	**SF5607B**
		Date Analyzed:	**07/25/2002**	ConCal:	**SB23371**
Sample Size:	**11.600 g**	Dilution Factor:	**1000**	% Moisture:	**8.5**
Dry Weight:	**10.614 g**	Blank File:	**T023456**	% Lipid:	**n/a**
GC Column:	**DB-5**	Analyst:	**JWL**	% Solids:	**91.5**

Analytes	Conc. (ng/g)	DL	Ratio	RT	RRT	Flags
1,2,3,4,6,7,8-HpCDF	1250		1.08	35:53	1.000	—
1,2,3,4,6,7,8,9-OCDF	313		0.88	40:34	1.005	—

Totals	Conc. (ng/g)	Number	DL	Flags
Total HxCDF	565	6		—
Total HpCDF	2050	3		—

Internal Standards	Conc. (ng/g)	% Recovery	QC Limits	Ratio	RT	RRT	Flags
$^{13}C_{12}$-1,2,3,4,6,7,8,9-OCDD	433	115	17%-157%	0.80	40:22	1.186	—
$^{13}C_{12}$-1,2,3,4,7,8-HxCDF	187	99.1	26%-152%	0.50	32:58	0.968	—
$^{13}C_{12}$-1,2,3,6,7,8-HxCDF	202	107	26%-123%	0.50	33:04	0.971	—
$^{13}C_{12}$-2,3,4,6,7,8-HxCDF	198	105	28%-136%	0.49	33:33	0.985	—
$^{13}C_{12}$-1,2,3,7,8,9-HxCDF	174	92.4	29%-147%	0.51	34:18	1.007	—
$^{13}C_{12}$-1,2,3,4,6,7,8-HpCDF	202	107	28%-143%	0.42	35:53	1.054	—
$^{13}C_{12}$-1,2,3,4,7,8,9-HpCDF	171	90.8	26%-138%	0.42	37:22	1.097	—

Recovery Standard	Ratio	RT	Flags
$^{13}C_{12}$-1,2,3,7,8,9-HxCDD	1.20	34:03	—

Data Reviewer: PaB 07/25/2002

161B_PSR v2.04, LARS 6.25.05

Triangle Laboratories, Inc.®
2445 S. Alston Ave. • Durham, North Carolina 27713
Phone: (919) 544-5729 • Fax: (919) 544-5491

Printed: 21:02 07/25/2002

Initial ....Date...

Data Review By: PAB 7/25/02

Channel specific noise levels computed from 'NL' heights.

Page No. 1 Listing of S023374B.dbf
07/25/2002 Matched GC Peaks / Ratio / Ret. Time

Compound/ M_Z....	QC.Log	Omit	Why	..RT.	OK	Ratio	Total.Area/Ht	Area/Ht.Peak1	Area/Ht.Peak2	Rel.RT	Compound.Name..	ID..	Flags.
HxCDF				1.05-1.43						0.929-1.007			
374-376	DC	NL				Height	6.97	3.93	3.04				
				32:01		1.36	289.31	166.67	122.64	0.933			
				32:09		1.30	1,021.19	576.26	444.93	0.937			
	DC	SN		32:19		1.35	20.07			0.942			
				32:36		1.29	1,358.89	764.71	594.18	0.950			
				32:59		1.31	208.36	118.12	90.24	1.001	123478-HxCDF		AN
				33:05		1.26	84.50	47.17	37.33	1.001	123678-HxCDF		AN
				33:34		1.24	79.74	44.13	35.61	1.000	234678-HxCDF		AN
374-376			6	Peaks			3,041.99						
13C12-HxCDF				0.43-0.59						0.876-1.109			
384-386	DC	NL				Height	0.18	0.08	0.10				
				32:58		0.50	882.13	293.27	588.86	1.000	13C12-HxCDF 478		IS5
						Height	307.54	102.66	204.88				
				33:04		0.50	924.60	306.67	617.93	1.000	13C12-HxCDF 678		IS6
						Height	290.78	97.31	193.47				
				33:18	RO	0.12	5.79	0.61	5.18	0.971			
				33:33		0.49	859.51	284.14	575.37	1.000	13C12-HxCDF 234		IS7
						Height	280.22	93.46	186.76				
				33:44		0.43	8.68	2.61	6.07	0.983			
				34:02	RO	0.38	2.15	0.59	1.56	0.992			
				34:09	RO	0.78	0.48	0.21	0.27	0.996			
				34:18		0.51	662.29	224.20	438.09	1.000	13C12-HxCDF 789		IS8
						Height	191.31	62.84	128.47				
				34:35	RO	0.37	3.45	0.94	2.51	1.008			
				34:48	RO	0.67	1.30	0.52	0.78	1.015			
384-386			10	Peaks			3,350.38						

---------- Above: HxCDF / HxCDD Follows ----------

13C12-HxCDD				1.05-1.43						0.982-1.041			
402-404	DC	NL				Height	0.14	0.06	0.08				
				33:10		1.25	1.89	1.05	0.84	0.985			
				33:40		1.19	591.64	321.86	269.78	1.000	13C12-HxCDD 478		IS9
						Height	209.15	114.36	94.79				
				33:45		1.20	630.21	343.41	286.80	1.000	13C12-HxCDD 678		IS10
						Height	203.26	109.40	93.86				
				34:03		1.20	599.54	326.71	272.83	1.011	13C12-HxCDD 789		RS2
				34:19	RO	0.46	2.60	0.82	1.78	1.019			
				34:27	RO	3.50	1.80	1.40	0.40	1.023			
402-404			6	Peaks			1,827.68						

---------- Above: HxCDD / HpCDF Follows ----------

HpCDF				0.88-1.20						0.956-1.005			
408-410	DC	NL				Height	1.02	0.46	0.56				

Compound/ M_Z....	QC.Log	Omit	Why	..RT.	OK	Ratio	Total.Area/Ht	Area/Ht.Peak1	Area/Ht.Peak2	Rel.RT	Compound.Name..	ID..	Flags.
				35:53		1.08	5,909.07	3,065.17	2,843.90	1.000	1234678-HpCDF	AN	
				36:18		1.07	3,148.44	1,627.94	1,520.50	0.971			
				37:23		1.03	38.80	19.67	19.13	1.000	1234789-HpCDF	AN	
408-410			3 Peaks				9,096.31						
13C12-HpCDF				0.37-0.51					0.858-1.152				
418-420	DC	NL		Height			0.25	0.12	0.13				
				35:53		0.42	616.21	182.20	434.01	1.000	13C12-HpCDF 678	IS11	
				Height			188.58	56.06	132.52				
				37:22		0.42	418.04	122.98	295.06	1.000	13C12-HpCDF 789	IS12	
				Height			102.29	30.68	71.61				
418-420			2 Peaks				1,034.25						

---------- Above: HpCDF / Octa-CDD and CDF Follows ----------

OCDF				0.76-1.02					0.950-1.050				
442-444	DC	NL		Height			0.14	0.06	0.08				
				40:34		0.88	858.78	401.05	457.73	1.005	OCDF	AN	
				40:58	RO	1.11	1.58	0.83	0.75	1.015			
				41:01	RO	0.52	1.93	0.66	1.27	1.016			
	DC	WH		42:26	RO	0.48	1.29			1.051			
442-444			3 Peaks				862.29						
13C12-OCDD				0.76-1.02					0.996-1.004				
470-472	DC	NL		Height			0.07	0.03	0.04				
				40:22		0.80	733.70	326.17	407.53	1.000	13C12-OCDD	IS14	
				Height			151.12	68.03	83.09				
470-472			1 Peak				733.70						

Column Description.....	"Why" Code Description.....	QC Log Desc.....
M_Z -Nominal Ion Mass(es)	WL-Below Retention Time Window	A-Peak Added
..RT. -Retention Time (mm:ss)	WH-Above Retention Time Window	K-Peak Kept
Rat.1 -Ratio of M/M+2 Ions	SN-Below Signal to Noise Level	D-Peak Deleted
OK -RO=Ratio Outside Limits	<M-Below Method Detection Limit	T-Time Changed
Rel.RT-Relative Retention Time	NL-Channel Specific Noise Level	M-Peak Area Changed
		N-Name Changed
		X-Ether Interference

*** End of Report ***

File:S023374 #1-455 Acq:25-JUL-2002 14:36:07 EI+ Voltage SIR 70S Noise:4911
373.8208 F:3 BSUB(256,30,-3.0) PKD(7,5,3,0.05%,19644.0,1.00%,F,T) Exp:NDB5US
TRIANGLE LABS Text:TLI#57752B DF-DP-143 0-0.5 INJ. TIME = 14:38

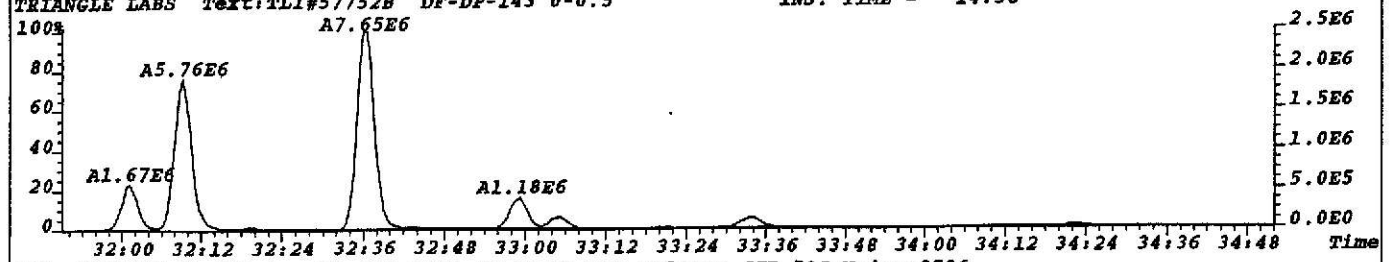

File:S023374 #1-455 Acq:25-JUL-2002 14:36:07 EI+ Voltage SIR 70S Noise:3796
375.8178 F:3 BSUB(256,30,-3.0) PKD(7,5,3,0.05%,15184.0,1.00%,F,T) Exp:NDB5US
TRIANGLE LABS Text:TLI#57752B DF-DP-143 0-0.5 INJ. TIME = 14:38

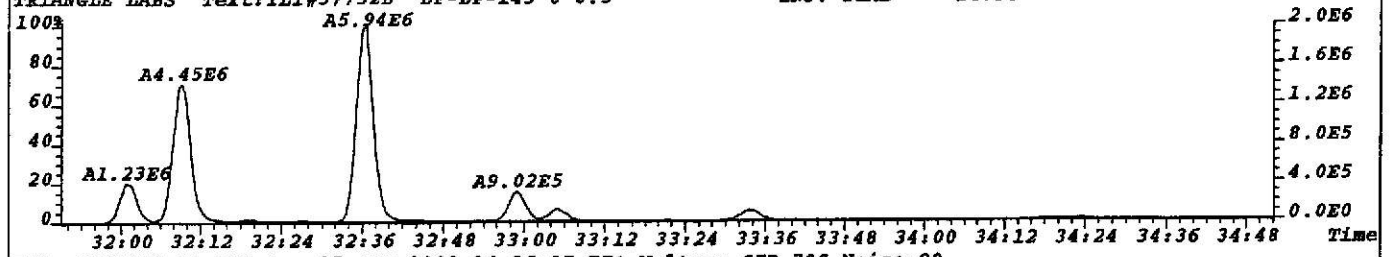

File:S023374 #1-455 Acq:25-JUL-2002 14:36:07 EI+ Voltage SIR 70S Noise:98
383.8639 F:3 BSUB(256,30,-3.0) PKD(7,5,3,0.05%,392.0,1.00%,F,T) Exp:NDB5US
TRIANGLE LABS Text:TLI#57752B DF-DP-143 0-0.5 INJ. TIME = 14:38

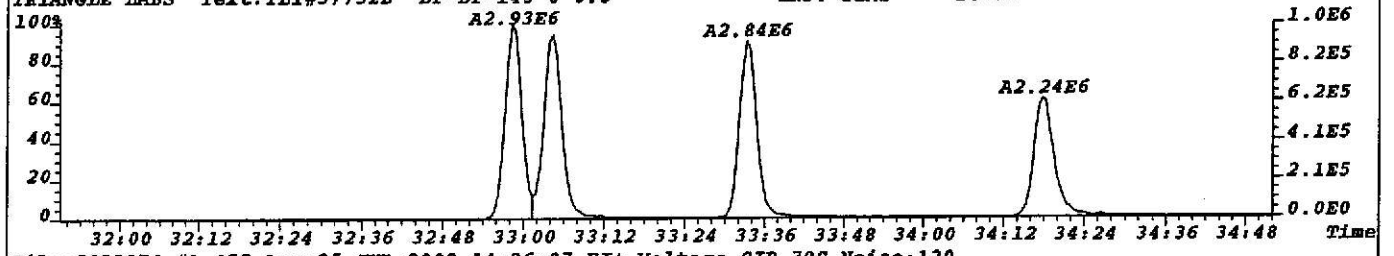

File:S023374 #1-455 Acq:25-JUL-2002 14:36:07 EI+ Voltage SIR 70S Noise:120
385.8610 F:3 BSUB(256,30,-3.0) PKD(7,5,3,0.05%,480.0,1.00%,F,T) Exp:NDB5US
TRIANGLE LABS Text:TLI#57752B DF-DP-143 0-0.5 INJ. TIME = 14:38

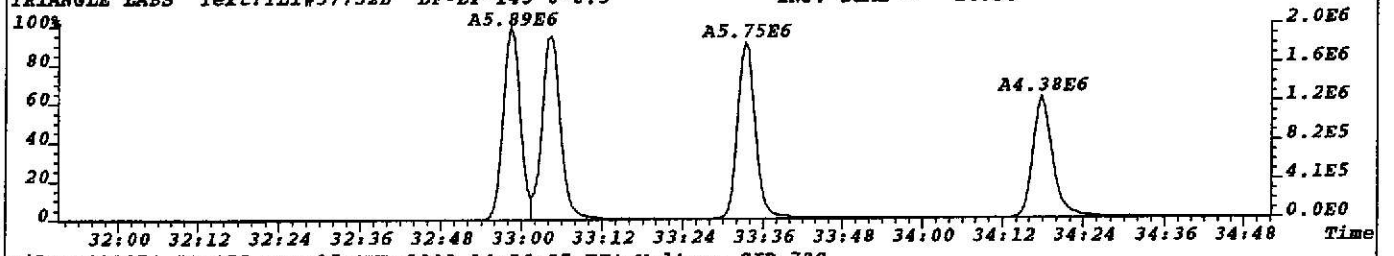

File:S023374 #1-455 Acq:25-JUL-2002 14:36:07 EI+ Voltage SIR 70S
392.9760 F:3 Exp:NDB5US
TRIANGLE LABS Text:TLI#57752B DF-DP-143 0-0.5 INJ. TIME = 14:38

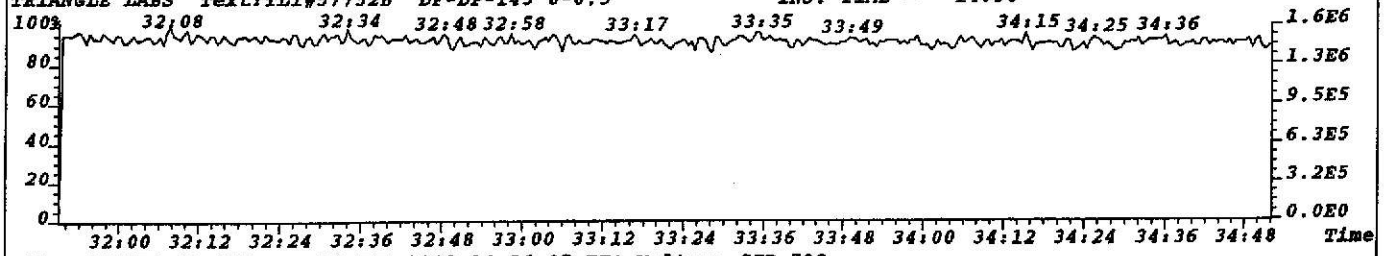

File:S023374 #1-455 Acq:25-JUL-2002 14:36:07 EI+ Voltage SIR 70S
445.7555 F:3 Exp:NDB5US
TRIANGLE LABS Text:TLI#57752B DF-DP-143 0-0.5 INJ. TIME = 14:38

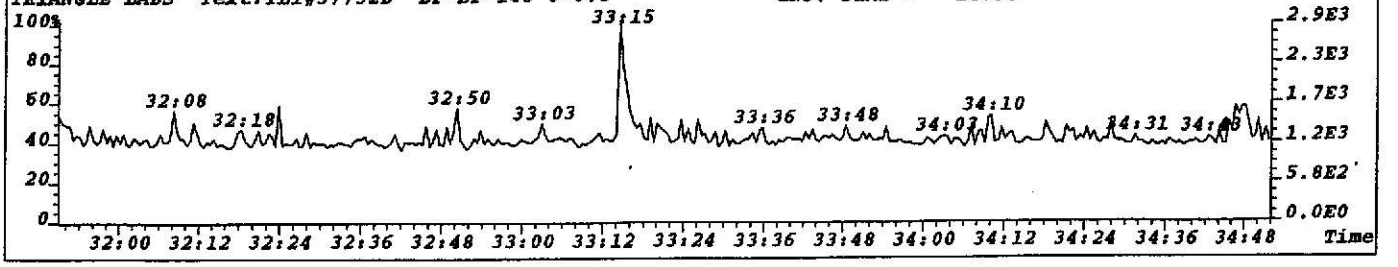

File:S023374 #1-455 Acq:25-JUL-2002 14:36:07 EI+ Voltage SIR 70S Noise:248
389.8156 F:3 BSUB(256,30,-3.0) PKD(7,5,3,0.05%,992.0,1.00%,F,T) Exp:NDB5US
TRIANGLE LABS Text:TLI#57752B DF-DP-143 0-0.5 INJ. TIME = 14:38

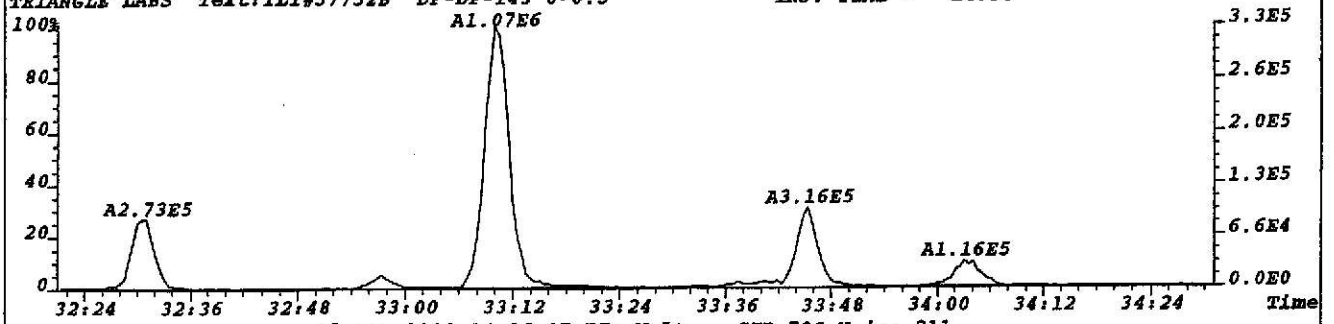

File:S023374 #1-455 Acq:25-JUL-2002 14:36:07 EI+ Voltage SIR 70S Noise:211
391.8127 F:3 BSUB(256,30,-3.0) PKD(7,5,3,0.05%,844.0,1.00%,F,T) Exp:NDB5US
TRIANGLE LABS Text:TLI#57752B DF-DP-143 0-0.5 INJ. TIME = 14:38

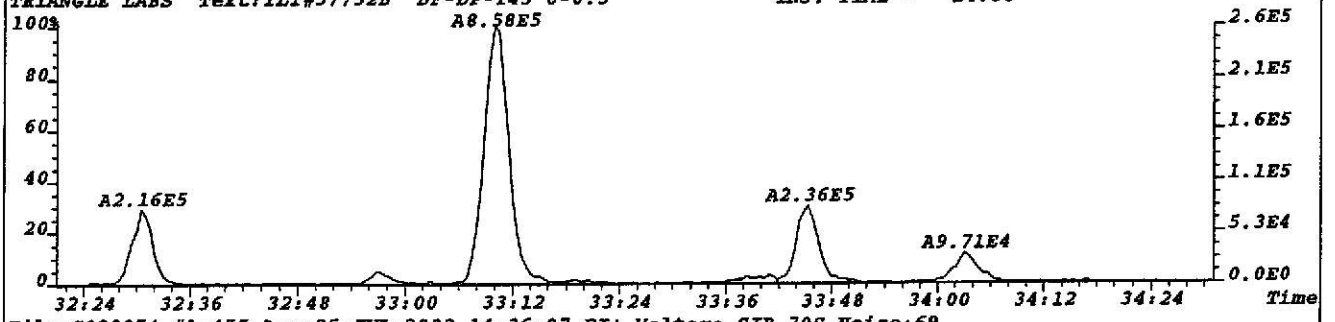

File:S023374 #1-455 Acq:25-JUL-2002 14:36:07 EI+ Voltage SIR 70S Noise:69
401.8558 F:3 BSUB(256,30,-3.0) PKD(7,5,3,0.05%,276.0,1.00%,F,T) Exp:NDB5US
TRIANGLE LABS Text:TLI#57752B DF-DP-143 0-0.5 INJ. TIME = 14:38

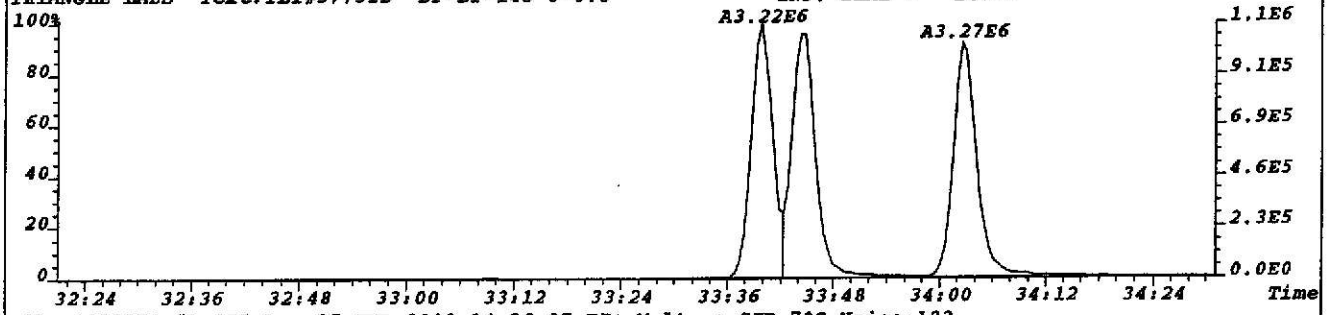

File:S023374 #1-455 Acq:25-JUL-2002 14:36:07 EI+ Voltage SIR 70S Noise:102
403.8529 F:3 BSUB(256,30,-3.0) PKD(7,5,3,0.05%,408.0,1.00%,F,T) Exp:NDB5US
TRIANGLE LABS Text:TLI#57752B DF-DP-143 0-0.5 INJ. TIME = 14:38

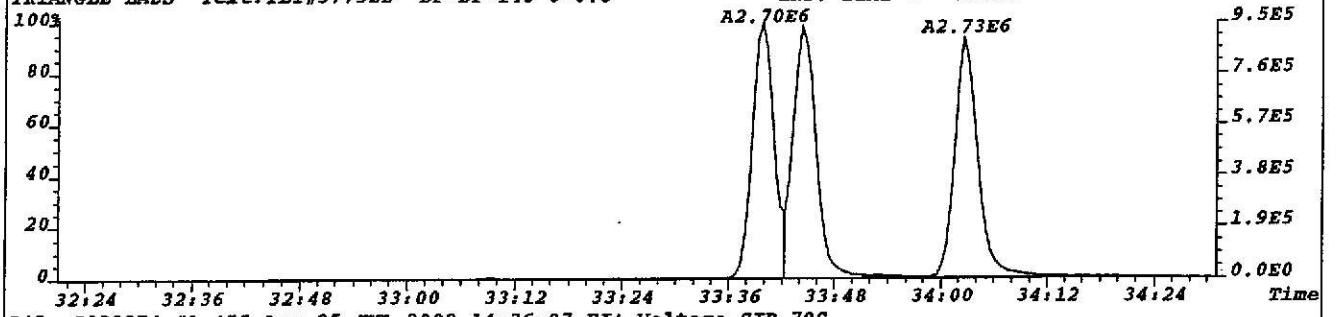

File:S023374 #1-455 Acq:25-JUL-2002 14:36:07 EI+ Voltage SIR 70S
392.9760 F:3 Exp:NDB5US
TRIANGLE LABS Text:TLI#57752B DF-DP-143 0-0.5 INJ. TIME = 14:38

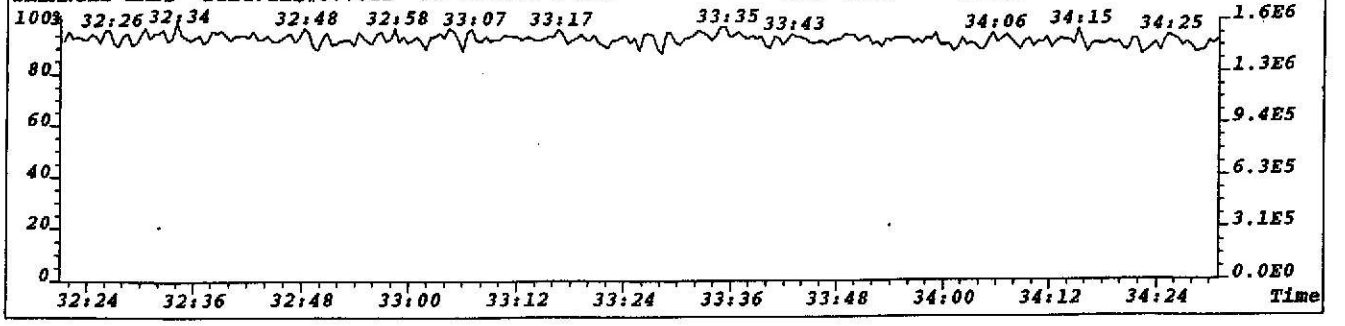

File:S023374 #1-735 Acq:25-JUL-2002 14:36:07 EI+ Voltage SIR 70S Noise:580
407.7818 F:4 BSUB(256,30,-3.0) PKD(7,5,3,0.05%,2320.0,1.00%,F,T) Exp:NDB5US
TRIANGLE LABS Text:TLI#57752B DF-DP-143 0-0.5 INJ. TIME = 14:38



File:S023374 #1-735 Acq:25-JUL-2002 14:36:07 EI+ Voltage SIR 70S Noise:696
409.7789 F:4 BSUB(256,30,-3.0) PKD(7,5,3,0.05%,2784.0,1.00%,F,T) Exp:NDB5US
TRIANGLE LABS Text:TLI#57752B DF-DP-143 0-0.5 INJ. TIME = 14:38

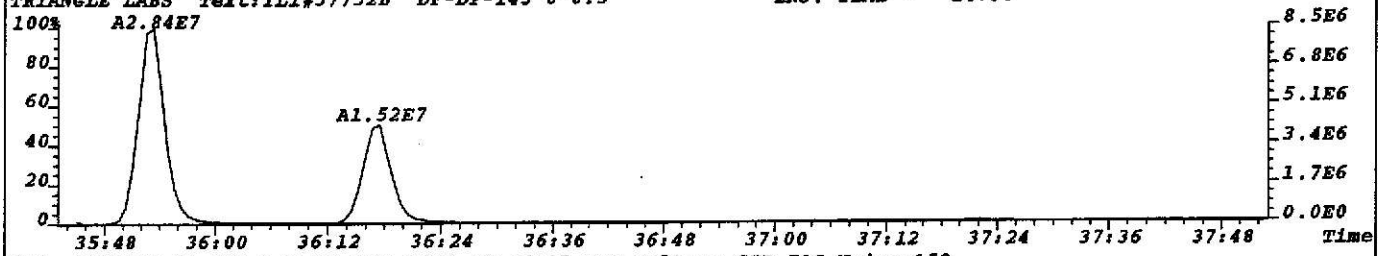

File:S023374 #1-735 Acq:25-JUL-2002 14:36:07 EI+ Voltage SIR 70S Noise:152
417.8253 F:4 BSUB(256,30,-3.0) PKD(7,5,3,0.05%,608.0,1.00%,F,T) Exp:NDB5US
TRIANGLE LABS Text:TLI#57752B DF-DP-143 0-0.5 INJ. TIME = 14:38

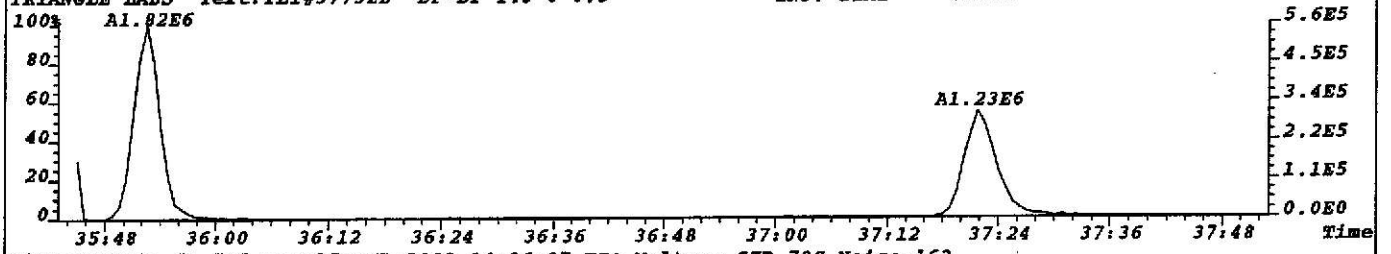

File:S023374 #1-735 Acq:25-JUL-2002 14:36:07 EI+ Voltage SIR 70S Noise:162
419.8220 F:4 BSUB(256,30,-3.0) PKD(7,5,3,0.05%,648.0,1.00%,F,T) Exp:NDB5US
TRIANGLE LABS Text:TLI#57752B DF-DP-143 0-0.5 INJ. TIME = 14:38

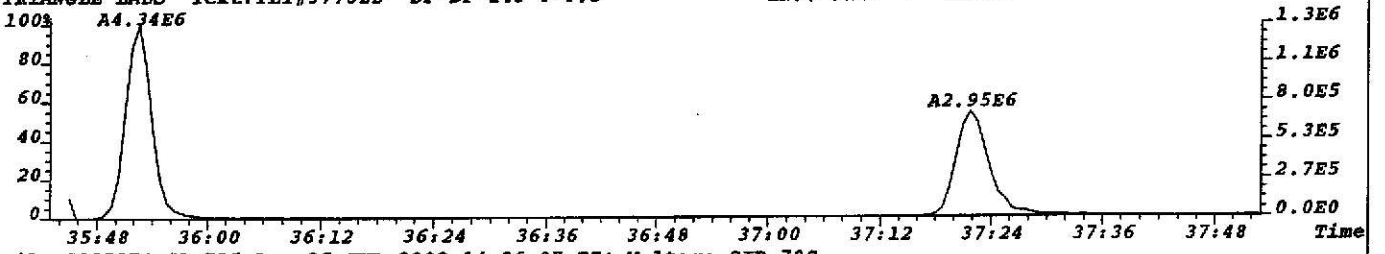

File:S023374 #1-735 Acq:25-JUL-2002 14:36:07 EI+ Voltage SIR 70S
430.9729 F:4 Exp:NDB5US
TRIANGLE LABS Text:TLI#57752B DF-DP-143 0-0.5 INJ. TIME = 14:38

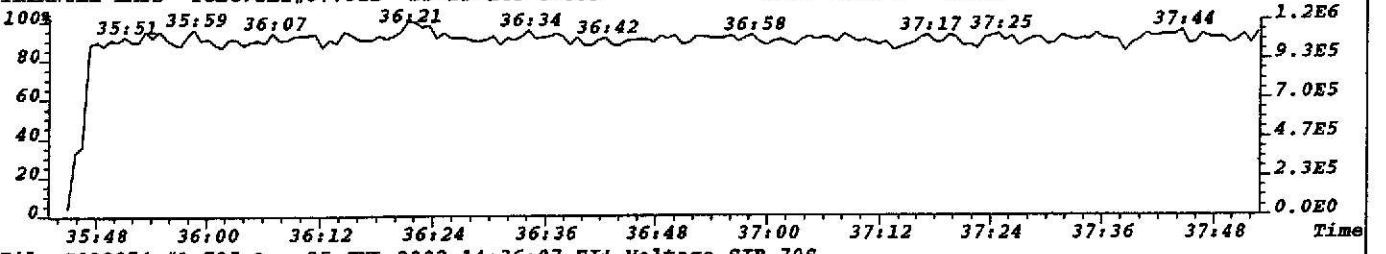

File:S023374 #1-735 Acq:25-JUL-2002 14:36:07 EI+ Voltage SIR 70S
479.7165 F:4 Exp:NDB5US
TRIANGLE LABS Text:TLI#57752B DF-DP-143 0-0.5 INJ. TIME = 14:38

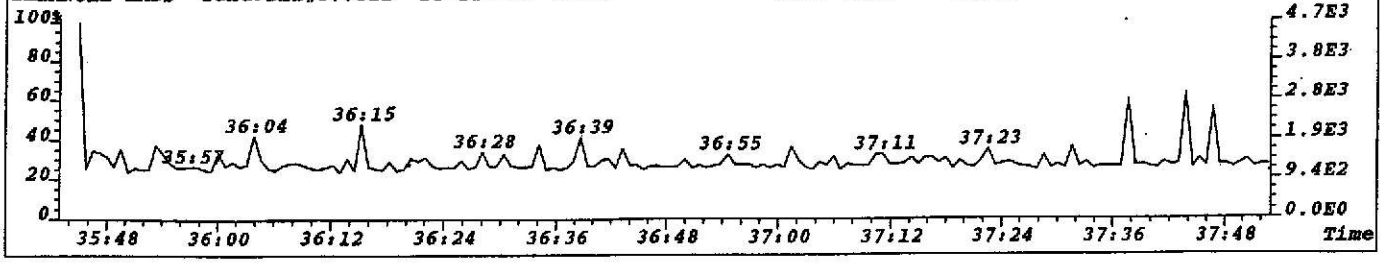

File:S023374 #1-735 Acq:25-JUL-2002 14:36:07 EI+ Voltage SIR 70S Noise:73
441.7428 F:4 BSUB(256,30,-3.0) PKD(7,5,3,0.05%,292.0,1.00%,F,T) Exp:NDB5US
TRIANGLE LABS Text:TLI#57752B DF-DP-143 0-0.5 INJ. TIME = 14:38

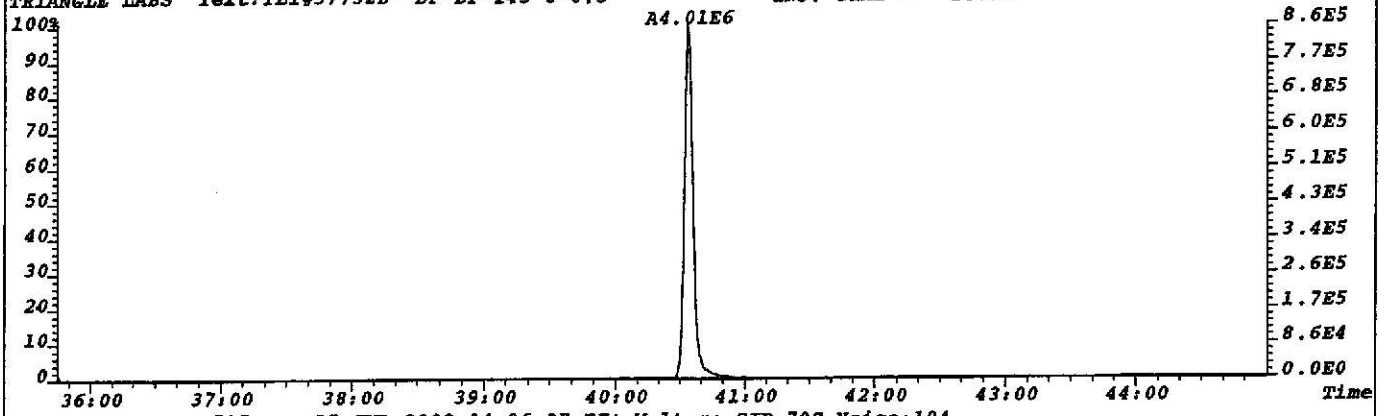

File:S023374 #1-735 Acq:25-JUL-2002 14:36:07 EI+ Voltage SIR 70S Noise:104
443.7399 F:4 BSUB(256,30,-3.0) PKD(7,5,3,0.05%,416.0,1.00%,F,T) Exp:NDB5US
TRIANGLE LABS Text:TLI#57752B DF-DP-143 0-0.5 INJ. TIME = 14:38

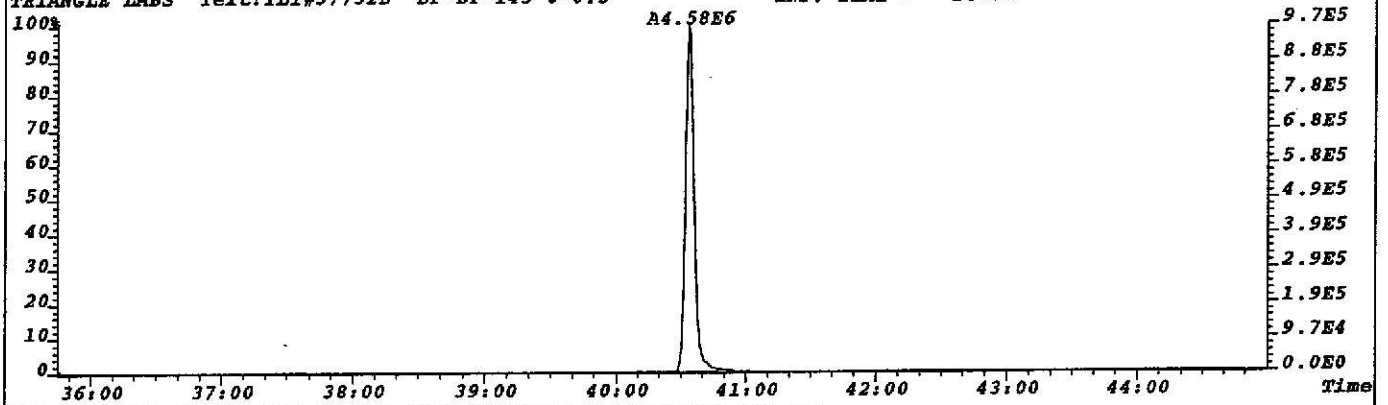

File:S023374 #1-735 Acq:25-JUL-2002 14:36:07 EI+ Voltage SIR 70S
430.9729 F:4 Exp:NDB5US
TRIANGLE LABS Text:TLI#57752B DF-DP-143 0-0.5 INJ. TIME = 14:38

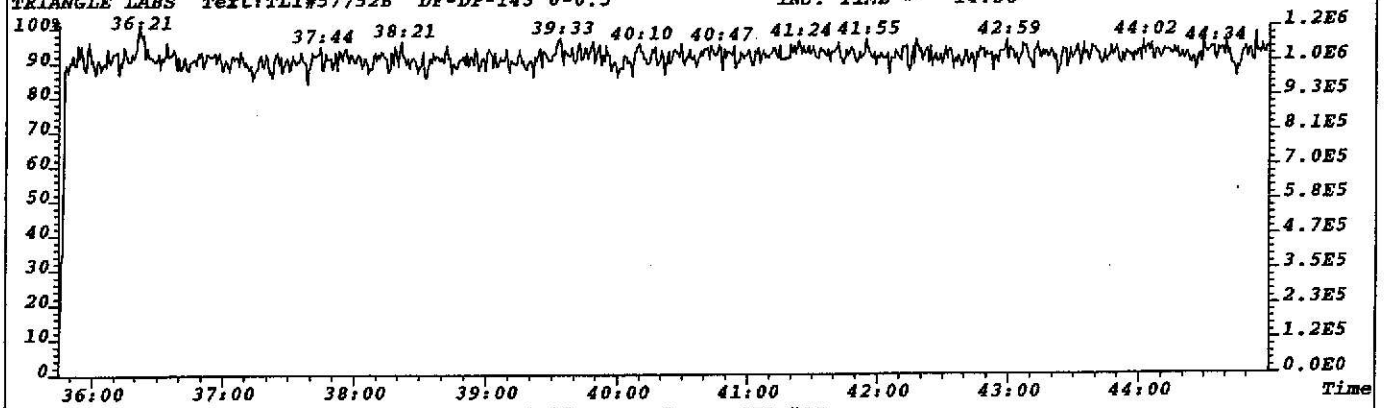

File:S023374 #1-735 Acq:25-JUL-2002 14:36:07 EI+ Voltage SIR 70S
513.6775 F:4 Exp:NDB5US
TRIANGLE LABS Text:TLI#57752B DF-DP-143 0-0.5 INJ. TIME = 14:38

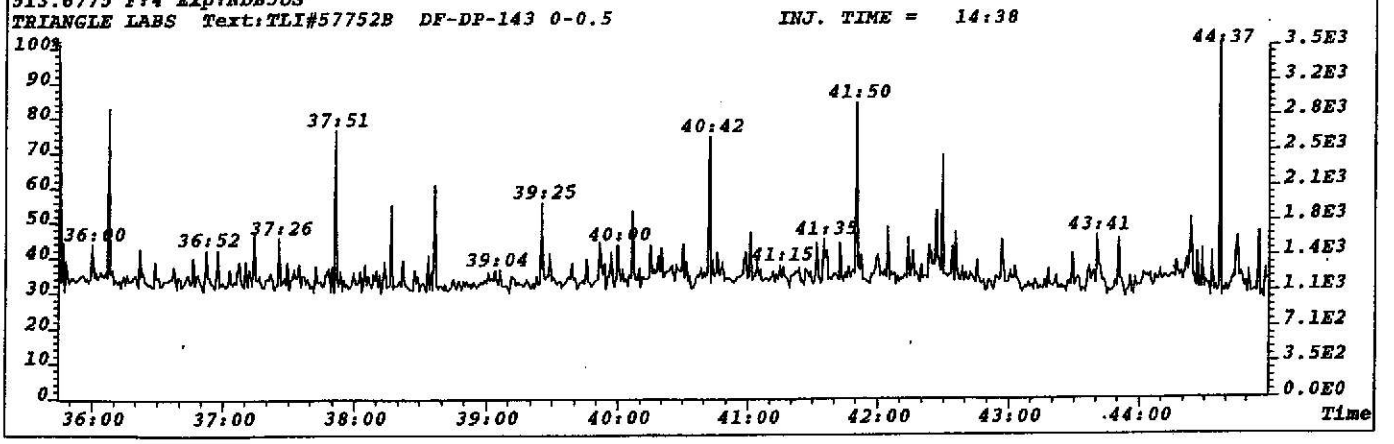

File:S023374 #1-735 Acq:25-JUL-2002 14:36:07 EI+ Voltage SIR 70S Noise:75
457.7377 F:4 BSUB(256,30,-3.0) PKD(7,5,3,0.05%,300.0,1.00%,F,T) Exp:NDB5US
TRIANGLE LABS Text:TLI#57752B DF-DP-143 0-0.5 INJ. TIME = 14:38

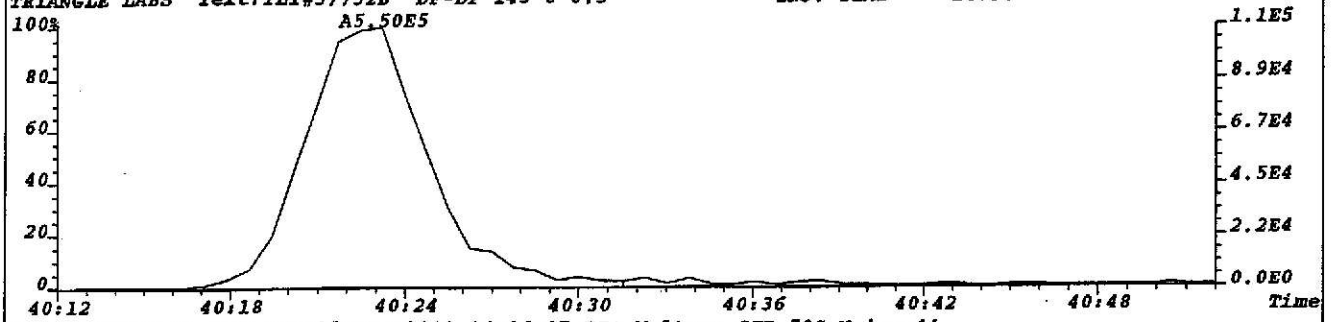

File:S023374 #1-735 Acq:25-JUL-2002 14:36:07 EI+ Voltage SIR 70S Noise:44
459.7348 F:4 BSUB(256,30,-3.0) PKD(7,5,3,0.05%,176.0,1.00%,F,T) Exp:NDB5US
TRIANGLE LABS Text:TLI#57752B DF-DP-143 0-0.5 INJ. TIME = 14:38

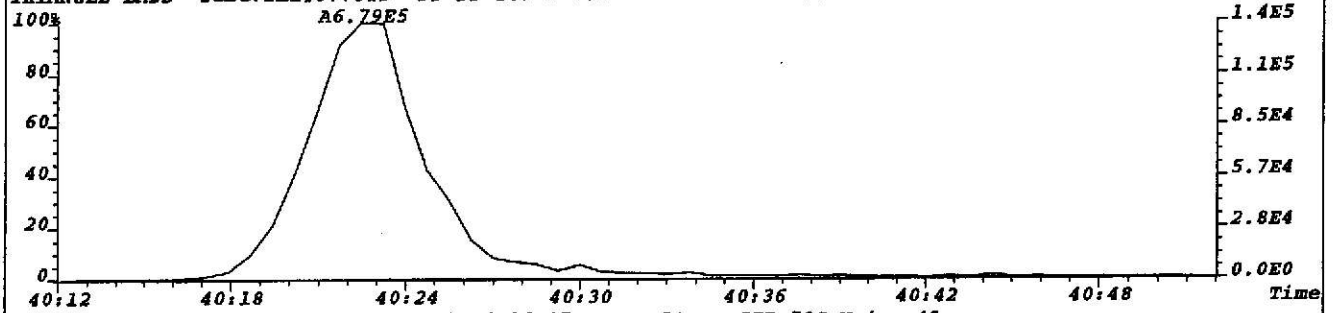

File:S023374 #1-735 Acq:25-JUL-2002 14:36:07 EI+ Voltage SIR 70S Noise:43
469.7779 F:4 BSUB(256,30,-3.0) PKD(7,5,3,0.05%,172.0,1.00%,F,T) Exp:NDB5US
TRIANGLE LABS Text:TLI#57752B DF-DP-143 0-0.5 INJ. TIME = 14:38

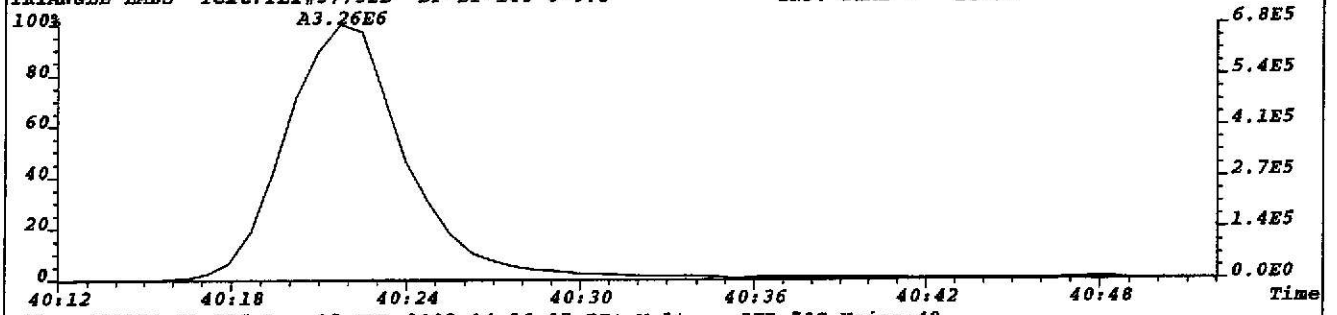

File:S023374 #1-735 Acq:25-JUL-2002 14:36:07 EI+ Voltage SIR 70S Noise:49
471.7750 F:4 BSUB(256,30,-3.0) PKD(7,5,3,0.05%,196.0,1.00%,F,T) Exp:NDB5US
TRIANGLE LABS Text:TLI#57752B DF-DP-143 0-0.5 INJ. TIME = 14:38

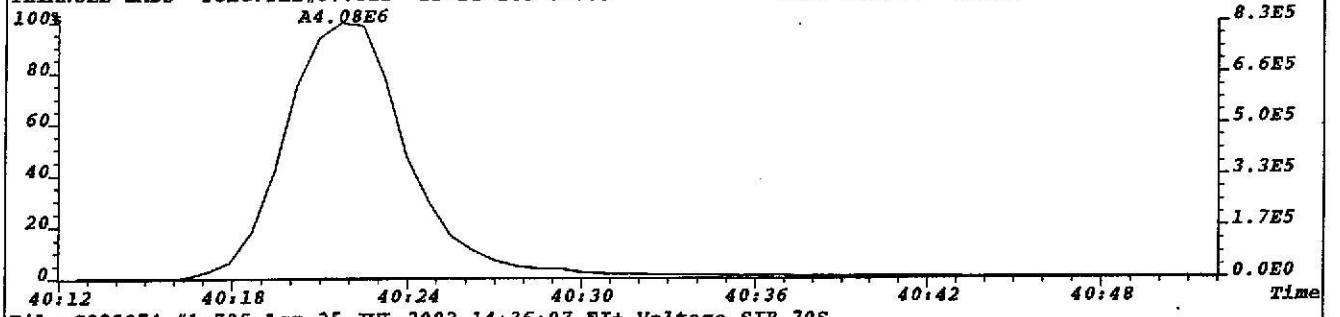

File:S023374 #1-735 Acq:25-JUL-2002 14:36:07 EI+ Voltage SIR 70S
430.9729 F:4 Exp:NDB5US
TRIANGLE LABS Text:TLI#57752B DF-DP-143 0-0.5 INJ. TIME = 14:38

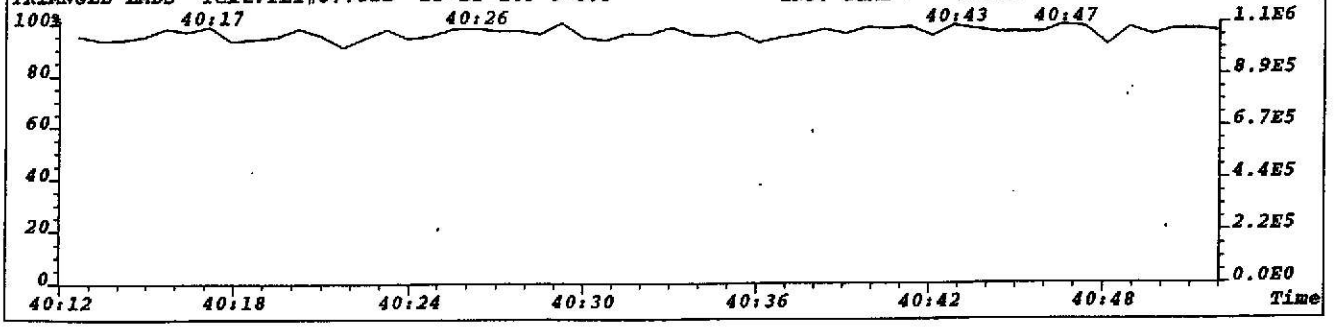

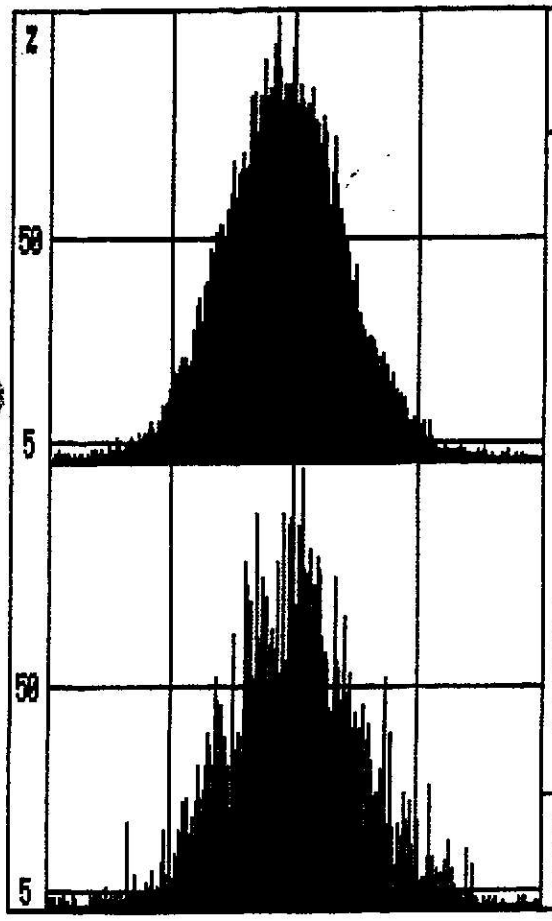

Channel I 330.9792 Peak top
Height .68 volts Span 200 ppm

System file name	ND85US
Data file name	A:S725022
Resolution	10000
Group number	2
Ionization mode	EI+
Switching	VOLTAGE
Ref. masses	292.9825, 416.9760

A	293	J	331	S	368
B	304	K	332	T	370
C	306	L	334	U	376
D	316	M	340	V	410
E	318	N	342		
F	320	O	352		
G	322	P	354		
H	328	Q	356		
I	331	R	358		

Ref. mass 416.9760 Peak top
Height .06 volts Span 200 ppm

Martin & Staple

TLI Project: 57752B
Client Sample: DF-DP-65 0-0.5

1613, Revision B PCDD/PCDF Analysis (c)
Analysis File: T023582

Client Project:	Mississippi Project				
Sample Matrix:	SOLID	Date Received:	06/28/2002	Spike File:	SP161B10
TLI ID:	329-38-25	Date Extracted:	07/06/2002	ICal:	TF5612B
		Date Analyzed:	07/18/2002	ConCal:	TB23571
Sample Size:	11.200 g	Dilution Factor:	10X	% Moisture:	9.8
Dry Weight:	10.102 g	Blank File:	T023456	% Lipid:	n/a
GC Column:	DB-5	Analyst:	CGK	% Solids:	90.2

Analytes	Conc. (pg/g)	DL	Ratio	RT	RRT	Flags
1,2,3,4,6,7,8,9-OCDD	4570		0.85	42:02	1.000	—
1,2,3,4,6,7,8-HpCDF	3930		1.06	37:09	1.000	—

Totals	Conc. (pg/g)	Number	DL	Flags
Total TCDF	1010	11		—
Total PeCDF	3240	17		—
Total HpCDF	6480	4		—

Internal Standards	Conc. (pg/g)	% Recovery	QC Limits	Ratio	RT	RRT	Flags
$^{13}C_{12}$-1,2,3,4,6,7,8,9-OCDD	3120	71.6	17%-157%	0.91	42:01	1.195	—
$^{13}C_{12}$-2,3,7,8-TCDF	2530	116	24%-169%	0.74	26:48	0.981	—
$^{13}C_{12}$-1,2,3,7,8-PeCDF	2130	97.6	24%-185%	1.49	30:39	1.122	—
$^{13}C_{12}$-2,3,4,7,8-PeCDF	1930	88.7	21%-178%	1.44	31:20	1.147	—
$^{13}C_{12}$-1,2,3,4,6,7,8-HpCDF	2450	113	28%-143%	0.44	37:08	1.056	—
$^{13}C_{12}$-1,2,3,4,7,8,9-HpCDF	2180	100	26%-138%	0.43	38:44	1.101	—

Recovery Standards	Ratio	RT	Flags
$^{13}C_{12}$-1,2,3,4-TCDD	0.81	27:19	—
$^{13}C_{12}$-1,2,3,7,8,9-HxCDD	1.20	35:10	—

Data Reviewer: KLV 07/26/2002

161B_PSR v2.04, LARS 6.25.05

Triangle Laboratories, Inc.®
2445 S. Alston Ave. • Durham, North Carolina 27713
Phone: (919) 544-5729 • Fax: (919) 544-5491

Printed: 10:47 07/26/2002

Initial ....Date...

Data Review By: KW 7/26/02

Channel specific noise levels computed from 'NL' heights.

Page No. 1 Listing of T023582B.dbf
07/26/2002 Matched GC Peaks / Ratio / Ret. Time

Compound/ M_Z....	QC.Log	Omit	Why	..RT.	OK	Ratio	Total.Area/Ht	Area/Ht.Peak1	Area/Ht.Peak2	Rel.RT	Compound.Name..	ID..	Flags.
TCDF						0.65-0.89				0.881-1.070			
304-306		DC	NL			Height	0.13	0.07	0.06				
	D	D	WL	23:40		0.81	8.82			0.883			
		DC	SN	24:10		0.68	0.64			0.902			
				24:21		0.69	1.66	0.68	0.98	0.909			J
				24:30		0.83	1.48	0.67	0.81	0.914			J
				24:44		0.70	4.55	1.87	2.68	0.923			
	M			25:12		0.89	3.76	1.77	1.99	0.940			
				25:34	RO	0.53	2.26	0.78	1.48	0.954			
				25:53		0.83	3.86	1.75	2.11	0.966			
				26:13		0.78	12.42	5.44	6.98	0.978			
				26:25		0.85	12.19	5.61	6.58	0.986			
	M			26:51		0.86	7.59	3.50	4.09	1.002	2378-TCDF	AN	
				27:14		0.82	1.58	0.71	0.87	1.016			J
	M			27:28	RO	0.62	1.20	0.46	0.74	1.025			
				27:40		0.84	5.70	2.61	3.09	1.032			
				28:00		0.81	104.47	46.74	57.73	1.045			
		DC	WH	28:47	RO	1.02	1.25			1.074			
		DC	WH	29:00	RO	1.07	0.60			1.082			
304-306				13	Peaks		162.72						
13C12-TCDF						0.65-0.89				0.945-1.131			
316-318		DC	NL			Height	0.15	0.07	0.08				
				26:24		0.68	2.54	1.03	1.51	0.985			
				26:48		0.74	324.22	138.29	185.93	1.000	13C12-2378-TCDF	IS0	
						Height	76.35	32.66	43.69				
				27:09	RO	0.98	5.82	2.88	2.94	1.013			
316-318				3	Peaks		332.58						

---------- Above: TCDF / TCDD Follows ----------

13C12-TCDD						0.65-0.89				0.921-1.066			
332-334		DC	NL			Height	0.24	0.16	0.08				
				27:19		0.81	193.63	86.84	106.79	0.993	13C12-1234-TCDD	RS1	
				27:30		0.81	234.65	104.82	129.83	1.000	13C12-2378-TCDD	IS1	
						Height	54.88	24.77	30.11				
		DC	SN	27:55	RO	0.27	1.05			1.015			
		DC	SN	28:29	RO	1.70	0.54			1.036			
		DC	SN	28:44	RO	0.42	0.84			1.045			
		DC	SN	28:58		0.66	0.63			1.053			
332-334				2	Peaks		428.28						

---------- Above: TCDD / PeCDF Follows ----------

PeCDF						1.32-1.78				0.911-1.036			
340-342		DC	NL			Height	0.14	0.06	0.08				
				28:37		1.75	2.53	1.61	0.92	0.913			J

Listing of T023582B.dbf
Matched GC Peaks / Ratio / Ret. Time

Compound/ M_Z....	QC.Log	Omit	Why	..RT.	OK	Ratio	Total.Area/Ht	Area/Ht.Peak1	Area/Ht.Peak2	Rel.RT	Compound.Name..	ID..	Flags.
				28:46		1.35	10.80	6.20	4.60	0.918			
				29:00		1.44	17.57	10.38	7.19	0.926			
				29:17		1.49	2.71	1.62	1.09	0.935			J
				29:24		1.32	8.74	4.97	3.77	0.938			
				29:36		1.67	2.91	1.82	1.09	0.945			J
				29:50		1.52	21.42	12.92	8.50	0.952			
				29:58		1.48	62.40	37.27	25.13	0.956			
				30:11		1.51	56.11	33.78	22.33	0.963			
				30:33		1.51	157.05	94.42	62.63	0.997	12378-PeCDF	AN	
				30:50		1.43	3.30	1.94	1.36	0.984			J
				30:57		1.41	4.24	2.48	1.76	0.988			J
	M			31:21		1.45	4.90	2.90	2.00	1.001	23478-PeCDF	AN	J
				31:32		1.55	8.11	4.93	3.18	1.006			
			X	31:41		1.48	2.68	1.60	1.08	1.011			J
			X	31:56		1.56	3.92	2.39	1.53	1.019			J
				32:10		1.50	25.66	15.38	10.28	1.027			
		DC	WH	32:33		1.32	0.65			1.039			
340-342			17	Peaks			395.05						
13C12-PeCDF						1.32-1.78				0.809-1.128			
352-354		DC	NL			Height	0.13	0.06	0.07				
		DC	SN	29:00	RO	1.05	0.41			0.926			
		DC	SN	29:58	RO	0.47	1.43			0.956			
		DC	SN	30:17	RO	0.40	0.98			0.966			
				30:23	RO	1.26	0.52	0.29	0.23	0.970			
				30:39		1.49	241.54	144.71	96.83	1.000	13C12-PeCDF 123	IS2	
						Height	64.40	38.37	26.03				
				31:20		1.44	223.96	132.08	91.88	1.000	13C12-PeCDF 234	IS3	
						Height	61.36	35.95	25.41				
				31:57	RO	0.70	2.53	1.04	1.49	1.020			
				32:02	RO	1.07	0.62	0.32	0.30	1.022			
				32:14	RO	1.07	4.95	2.56	2.39	1.029			
352-354			6	Peaks			474.12						

---------- Above: PeCDF / HxCDD Follows ----------

13C12-HxCDD						1.05-1.43				0.983-1.041			
402-404		DC	NL			Height	0.15	0.07	0.08				
		DC	WL	33:32	RO	0.92	0.25			0.965			
		DC	WL	33:39		1.33	0.07			0.968			
				34:46		1.21	156.63	85.78	70.85	1.000	13C12-HxCDD 478	IS9	
						Height	46.56	25.50	21.06				
				34:50		1.25	173.97	96.56	77.41	1.000	13C12-HxCDD 678	IS10	
						Height	46.29	25.02	21.27				
				35:10		1.20	173.55	94.62	78.93	1.012	13C12-HxCDD 789	RS2	
				35:35	RO	1.82	0.79	0.51	0.28	1.023			
402-404			4	Peaks			504.94						

---------- Above: HxCDD / HpCDF Follows ----------

HpCDF						0.88-1.20				0.955-1.005			
408-410		DC	NL			Height	0.21	0.10	0.11				

Listing of T023582B.dbf
Matched GC Peaks / Ratio / Ret. Time

Compound/ M_Z....	QC.Log	Omit	Why	..RT.	OK	Ratio	Total.Area/Ht	Area/Ht.Peak1	Area/Ht.Peak2	Rel.RT	Compound.Name..	ID..	Flags.
		DC	WL	36:56	RO	1.43	1.63			0.954			
				37:09		1.06	434.76	223.32	211.44	1.000	1234678-HpCDF	AN	
				37:24		0.94	3.08	1.49	1.59	0.966			J
				37:34		1.04	231.85	118.26	113.59	0.970			
				38:45		0.93	5.32	2.56	2.76	1.000	1234789-HpCDF	AN	
408-410			4	Peaks			675.01						
13C12-HpCDF						0.37-0.51				0.857-1.141			
418-420		DC	NL			Height	0.14	0.06	0.08				
				37:08		0.44	179.06	54.45	124.61	1.000	13C12-HpCDF 678	IS11	
						Height	45.46	13.70	31.76				
		DC	SN	37:38	RO	1.60	0.26			0.972			
				38:44		0.43	128.05	38.79	89.26	1.000	13C12-HpCDF 789	IS12	
						Height	25.45	7.84	17.61				
				39:09		0.38	1.09	0.30	0.79	1.011			
418-420			3	Peaks			308.20						

---------- Above: HpCDF / Octa-CDD and CDF Follows ----------

OCDD						0.76-1.02				0.952-1.048			
458-460		DC	NL			Height	0.10	0.05	0.05				
				42:02		0.85	215.61	98.91	116.70	1.000	OCDD	AN	
458-460			1	Peak			215.61						
13C12-OCDD						0.76-1.02				0.996-1.004			
470-472		DC	NL			Height	0.10	0.05	0.05				
				42:01		0.91	202.80	96.65	106.15	1.000	13C12-OCDD	IS14	
						Height	36.74	17.45	19.29				
470-472			1	Peak			202.80						

Column Description.....	"Why" Code Description.....	QC Log Desc.....
M_Z -Nominal Ion Mass(es)	WL-Below Retention Time Window	A-Peak Added
..RT. -Retention Time (mm:ss)	WH-Above Retention Time Window	K-Peak Kept
Rat.1 -Ratio of M/M+2 Ions	SN-Below Signal to Noise Level	D-Peak Deleted
OK -RO=Ratio Outside Limits	<M-Below Method Detection Limit	T-Time Changed
Rel.RT-Relative Retention Time	NL-Channel Specific Noise Level	M-Peak Area Changed
		N-Name Changed
		X-Ether Interference

*** End of Report ***

File:T023582 #1-924 Acq:18-JUL-2002 02:51:48 EI+ Voltage SIR 70T Noise:93
303.9016 F:2 BSUB(256,30,-3.0) PKD(9,5,5,0.05%,372.0,1.00%,F,T) Exp:NDB5US
TRIANGLE LABS Text:TLI#57752B DF-DP-65 0-0.5 INJ. TIME = 02:53

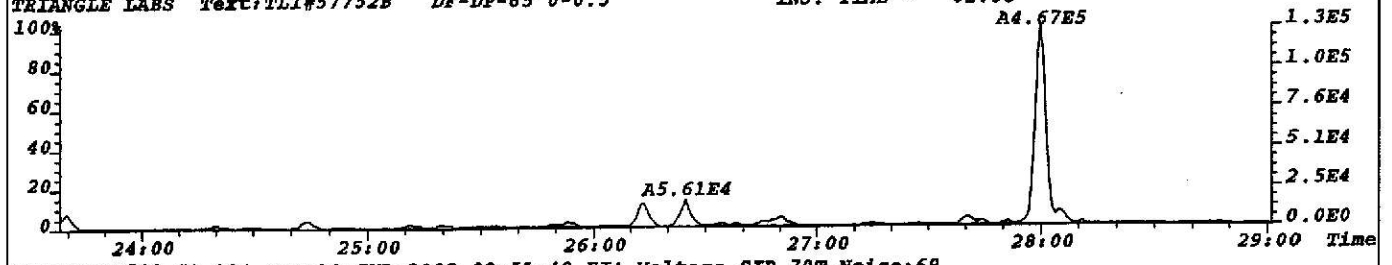

File:T023582 #1-924 Acq:18-JUL-2002 02:51:48 EI+ Voltage SIR 70T Noise:69
305.8987 F:2 BSUB(256,30,-3.0) PKD(9,5,5,0.05%,276.0,1.00%,F,T) Exp:NDB5US
TRIANGLE LABS Text:TLI#57752B DF-DP-65 0-0.5 INJ. TIME = 02:53

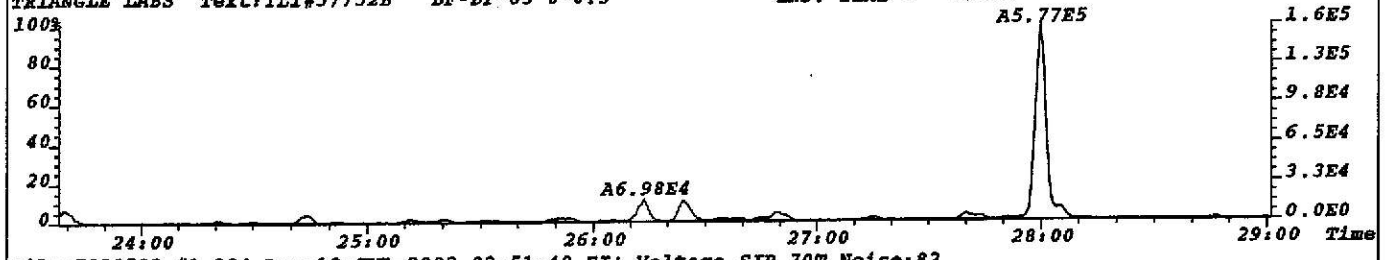

File:T023582 #1-924 Acq:18-JUL-2002 02:51:48 EI+ Voltage SIR 70T Noise:82
315.9419 F:2 BSUB(256,30,-3.0) PKD(9,5,5,0.05%,328.0,1.00%,F,T) Exp:NDB5US
TRIANGLE LABS Text:TLI#57752B DF-DP-65 0-0.5 INJ. TIME = 02:53

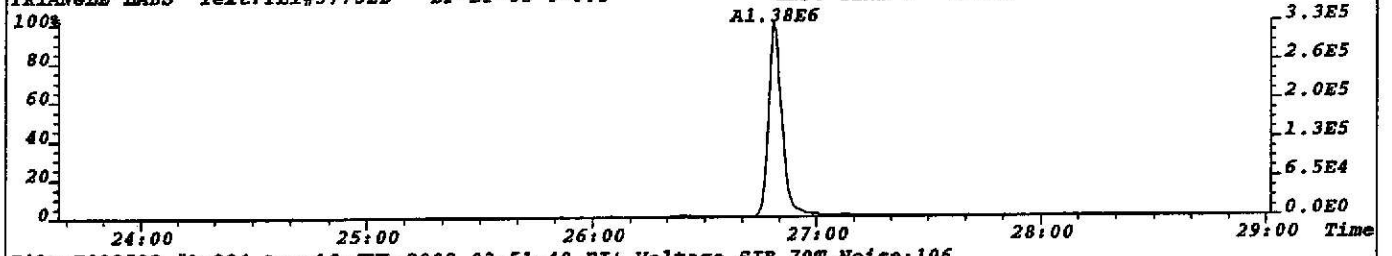

File:T023582 #1-924 Acq:18-JUL-2002 02:51:48 EI+ Voltage SIR 70T Noise:106
317.9389 F:2 BSUB(256,30,-3.0) PKD(9,5,5,0.05%,424.0,1.00%,F,T) Exp:NDB5US
TRIANGLE LABS Text:TLI#57752B DF-DP-65 0-0.5 INJ. TIME = 02:53

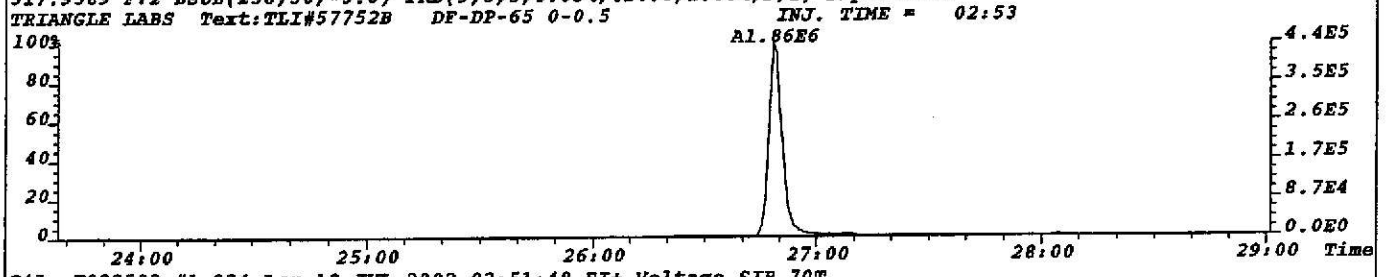

File:T023582 #1-924 Acq:18-JUL-2002 02:51:48 EI+ Voltage SIR 70T
330.9792 F:2 Exp:NDB5US
TRIANGLE LABS Text:TLI#57752B DF-DP-65 0-0.5 INJ. TIME = 02:53

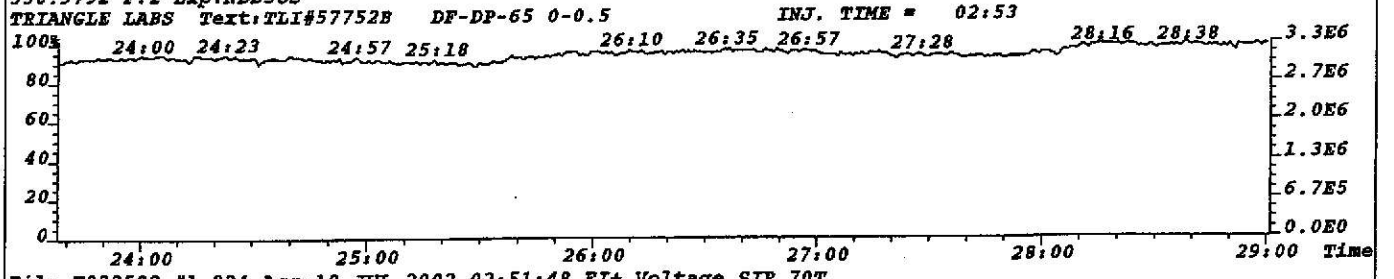

File:T023582 #1-924 Acq:18-JUL-2002 02:51:48 EI+ Voltage SIR 70T
375.8364 F:2 Exp:NDB5US
TRIANGLE LABS Text:TLI#57752B DF-DP-65 0-0.5 INJ. TIME = 02:53

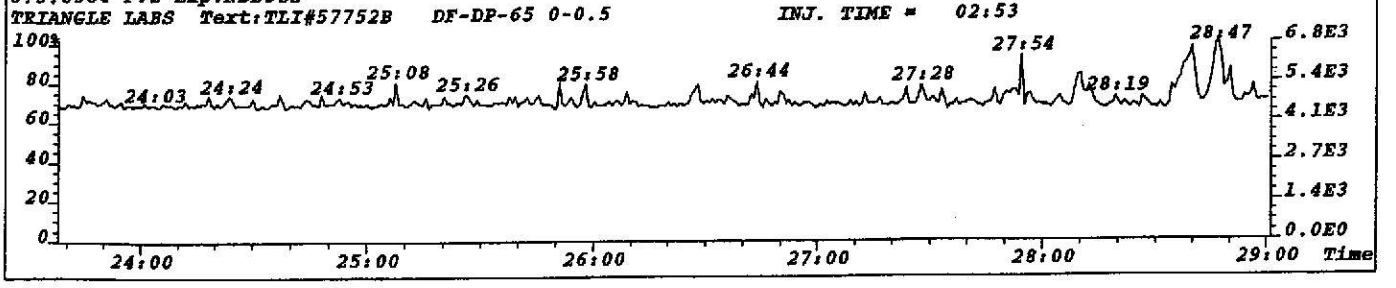

File:T023582 #1-924 Acq:18-JUL-2002 02:51:48 EI+ Voltage SIR 70T Noise:80
319.8965 F:2 BSUB(256,30,-3.0) PKD(7,5,3,0.05%,320.0,1.00%,F,T) Exp:NDB5US
TRIANGLE LABS Text:TLI#57752B DF-DP-65 0-0.5 INJ. TIME = 02:53

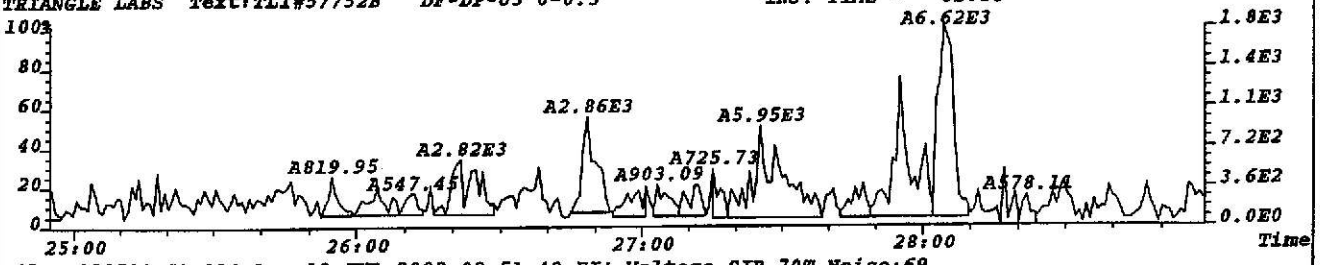

File:T023582 #1-924 Acq:18-JUL-2002 02:51:48 EI+ Voltage SIR 70T Noise:69
321.8936 F:2 BSUB(256,30,-3.0) PKD(7,5,3,0.05%,276.0,1.00%,F,T) Exp:NDB5US
TRIANGLE LABS Text:TLI#57752B DF-DP-65 0-0.5 INJ. TIME = 02:53

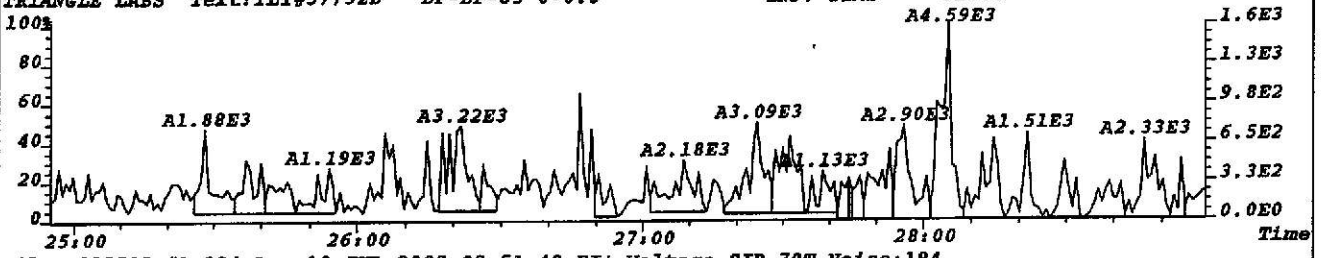

File:T023582 #1-924 Acq:18-JUL-2002 02:51:48 EI+ Voltage SIR 70T Noise:194
331.9368 F:2 BSUB(256,30,-3.0) PKD(7,5,3,0.05%,776.0,1.00%,F,T) Exp:NDB5US
TRIANGLE LABS Text:TLI#57752B DF-DP-65 0-0.5 INJ. TIME = 02:53

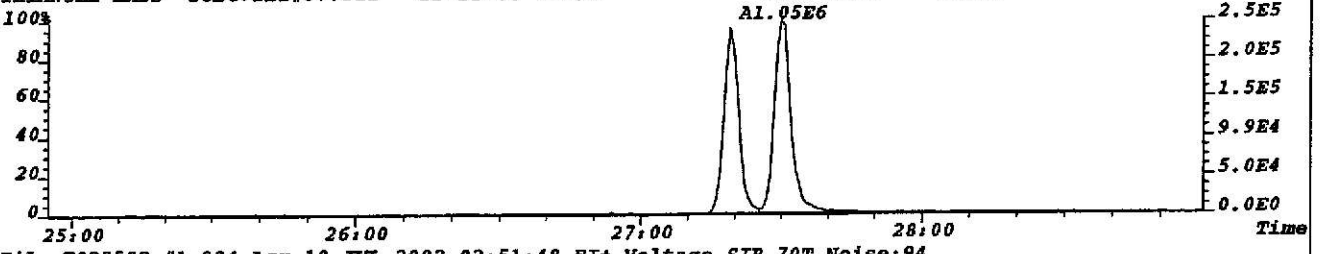

File:T023582 #1-924 Acq:18-JUL-2002 02:51:48 EI+ Voltage SIR 70T Noise:94
333.9338 F:2 BSUB(256,30,-3.0) PKD(7,5,3,0.05%,376.0,1.00%,F,T) Exp:NDB5US
TRIANGLE LABS Text:TLI#57752B DF-DP-65 0-0.5 INJ. TIME = 02:53

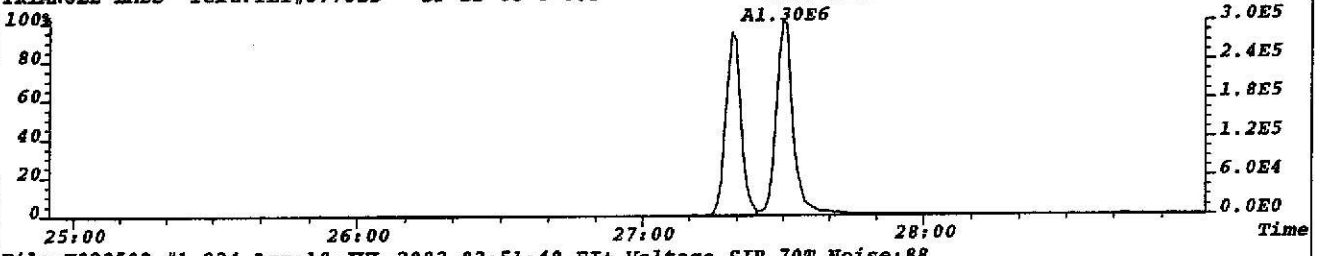

File:T023582 #1-924 Acq:18-JUL-2002 02:51:48 EI+ Voltage SIR 70T Noise:88
327.8847 F:2 BSUB(256,30,-3.0) PKD(7,5,3,0.05%,352.0,1.00%,F,T) Exp:NDB5US
TRIANGLE LABS Text:TLI#57752B DF-DP-65 0-0.5 INJ. TIME = 02:53



File:T023582 #1-924 Acq:18-JUL-2002 02:51:48 EI+ Voltage SIR 70T
330.9792 F:2 Exp:NDB5US
TRIANGLE LABS Text:TLI#57752B DF-DP-65 0-0.5 INJ. TIME = 02:53

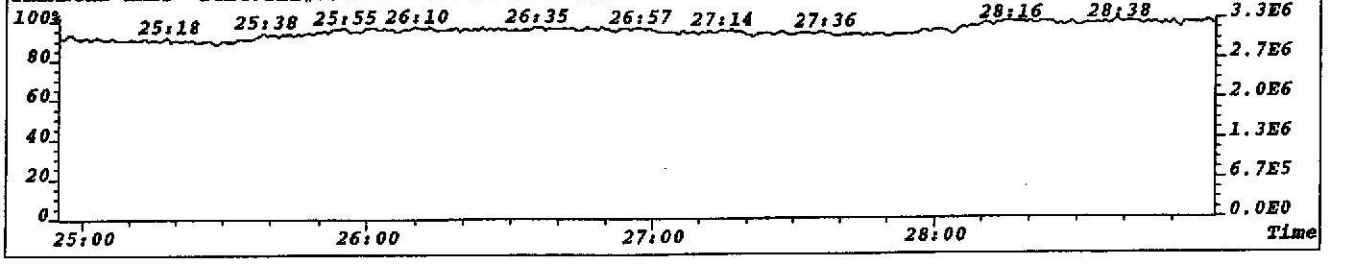

File:T023582 #1-924 Acq:18-JUL-2002 02:51:48 EI+ Voltage SIR 70T Noise:78
339.8597 F:2 BSUB(256,30,-3.0) PKD(7,5,3,0.05%,312.0,1.00%,F,T) Exp:NDB5US
TRIANGLE LABS Text:TLI#57752B DF-DP-65 0-0.5 INJ. TIME = 02:53

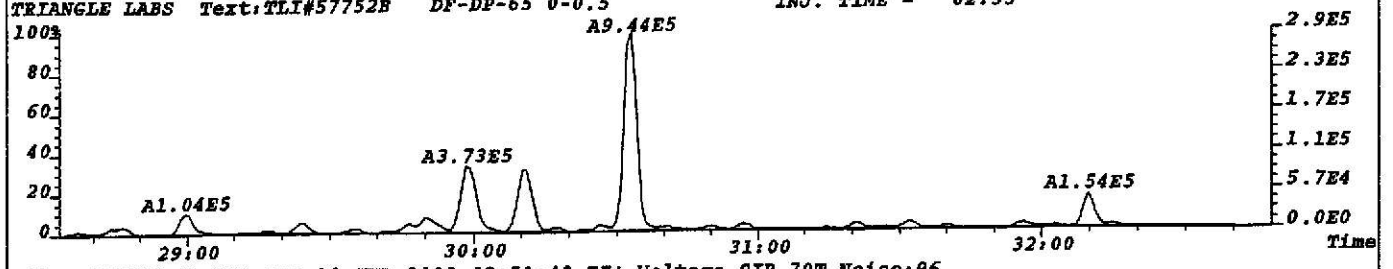

File:T023582 #1-924 Acq:18-JUL-2002 02:51:48 EI+ Voltage SIR 70T Noise:96
341.8567 F:2 BSUB(256,30,-3.0) PKD(7,5,3,0.05%,384.0,1.00%,F,T) Exp:NDB5US
TRIANGLE LABS Text:TLI#57752B DF-DP-65 0-0.5 INJ. TIME = 02:53

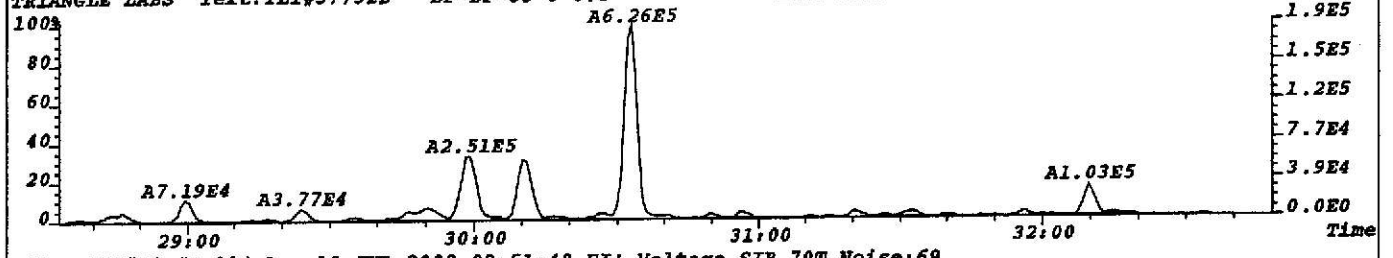

File:T023582 #1-924 Acq:18-JUL-2002 02:51:48 EI+ Voltage SIR 70T Noise:69
351.9000 F:2 BSUB(256,30,-3.0) PKD(7,5,3,0.05%,276.0,1.00%,F,T) Exp:NDB5US
TRIANGLE LABS Text:TLI#57752B DF-DP-65 0-0.5 INJ. TIME = 02:53

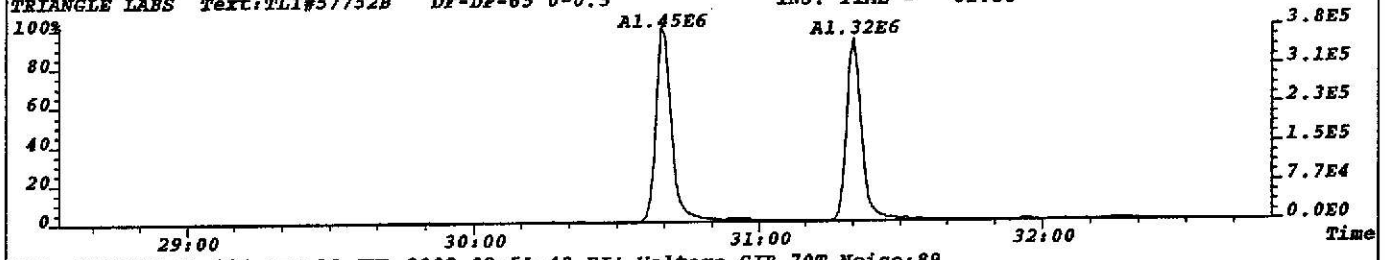

File:T023582 #1-924 Acq:18-JUL-2002 02:51:48 EI+ Voltage SIR 70T Noise:89
353.8970 F:2 BSUB(256,30,-3.0) PKD(7,5,3,0.05%,356.0,1.00%,F,T) Exp:NDB5US
TRIANGLE LABS Text:TLI#57752B DF-DP-65 0-0.5 INJ. TIME = 02:53

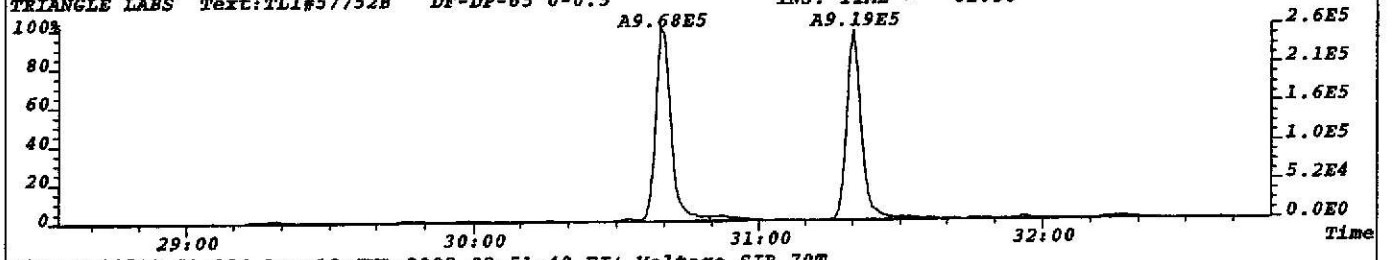

File:T023582 #1-924 Acq:18-JUL-2002 02:51:48 EI+ Voltage SIR 70T
330.9792 F:2 Exp:NDB5US
TRIANGLE LABS Text:TLI#57752B DF-DP-65 0-0.5 INJ. TIME = 02:53

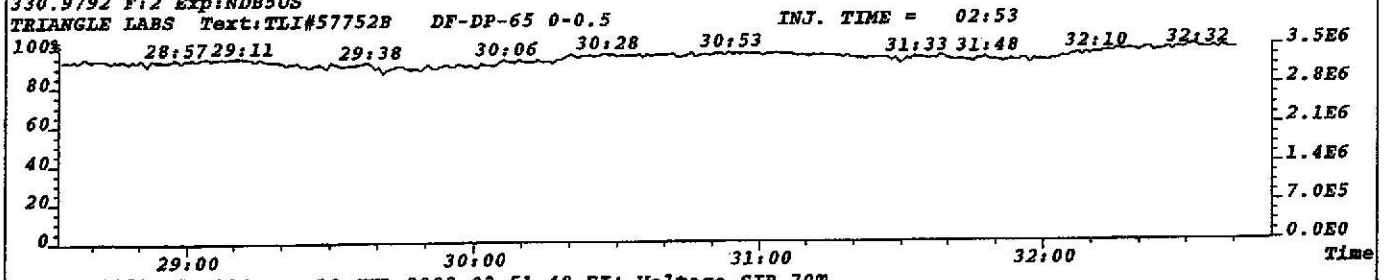

File:T023582 #1-924 Acq:18-JUL-2002 02:51:48 EI+ Voltage SIR 70T
409.7974 F:2 Exp:NDB5US
TRIANGLE LABS Text:TLI#57752B DF-DP-65 0-0.5 INJ. TIME = 02:53

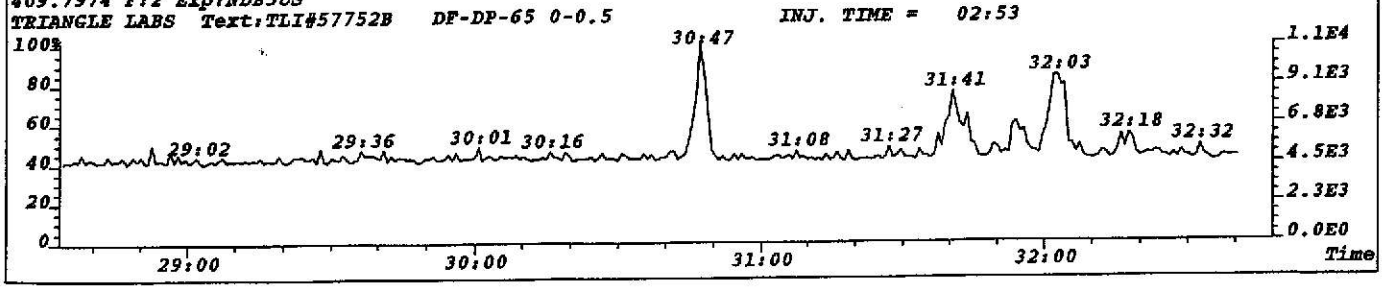

File:T023582 #1-386 Acq:18-JUL-2002 02:51:48 EI+ Voltage SIR 70T Noise:121
389.8156 F:3 BSUB(256,30,-3.0) PKD(7,5,3,0.05%,484.0,1.00%,F,T) Exp:NDB5US
TRIANGLE LABS Text:TLI#57752B DF-DP-65 0-0.5 INJ. TIME = 02:53

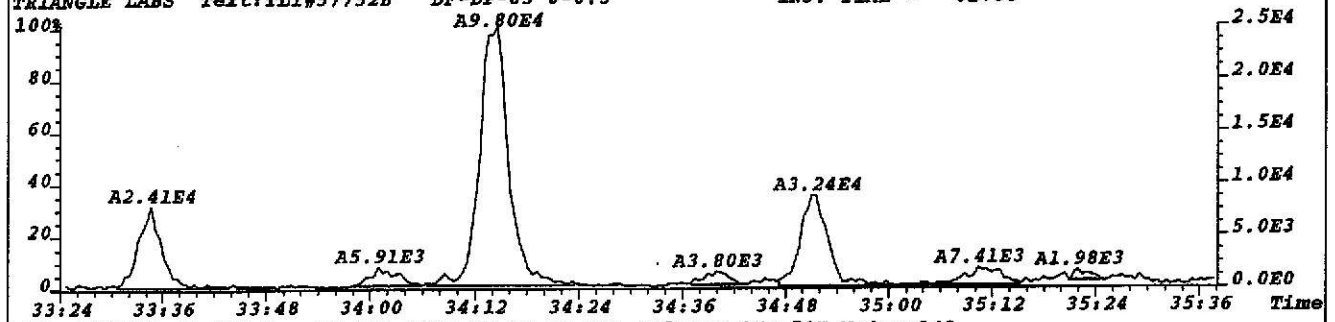

File:T023582 #1-386 Acq:18-JUL-2002 02:51:48 EI+ Voltage SIR 70T Noise:148
391.8127 F:3 BSUB(256,30,-3.0) PKD(7,5,3,0.05%,592.0,1.00%,F,T) Exp:NDB5US
TRIANGLE LABS Text:TLI#57752B DF-DP-65 0-0.5 INJ. TIME = 02:53

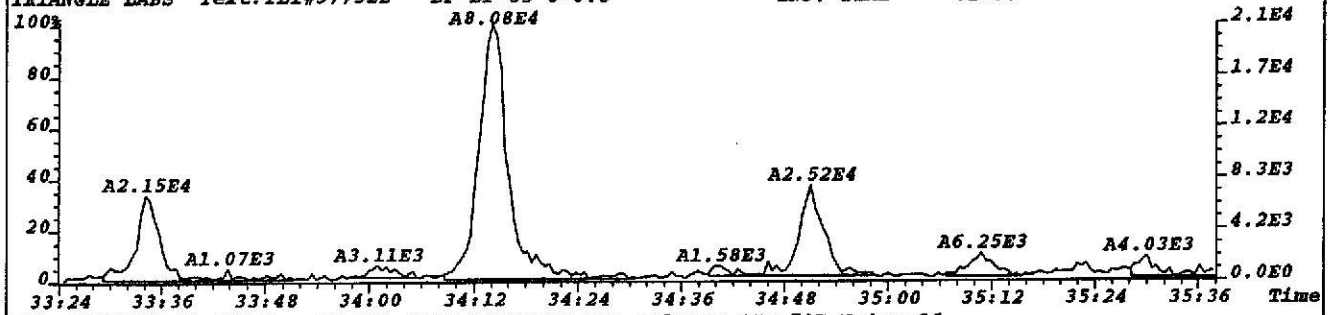

File:T023582 #1-386 Acq:18-JUL-2002 02:51:48 EI+ Voltage SIR 70T Noise:86
401.8558 F:3 BSUB(256,30,-3.0) PKD(7,5,3,0.05%,344.0,1.00%,F,T) Exp:NDB5US
TRIANGLE LABS Text:TLI#57752B DF-DP-65 0-0.5 INJ. TIME = 02:53

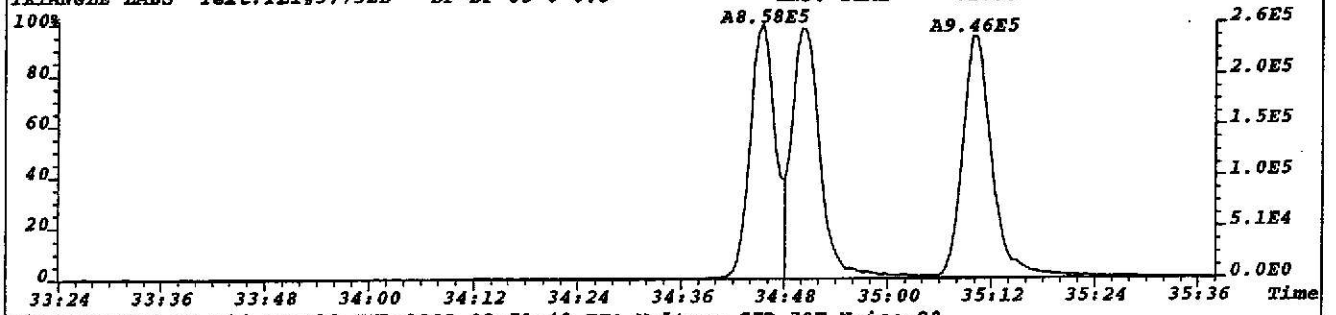

File:T023582 #1-386 Acq:18-JUL-2002 02:51:48 EI+ Voltage SIR 70T Noise:98
403.8529 F:3 BSUB(256,30,-3.0) PKD(7,5,3,0.05%,392.0,1.00%,F,T) Exp:NDB5US
TRIANGLE LABS Text:TLI#57752B DF-DP-65 0-0.5 INJ. TIME = 02:53

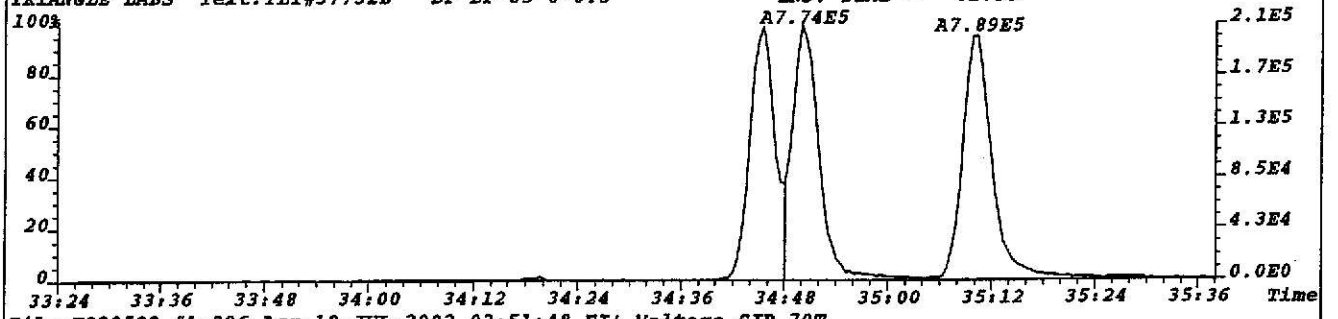

File:T023582 #1-386 Acq:18-JUL-2002 02:51:48 EI+ Voltage SIR 70T
392.9760 F:3 Exp:NDB5US
TRIANGLE LABS Text:TLI#57752B DF-DP-65 0-0.5 INJ. TIME = 02:53

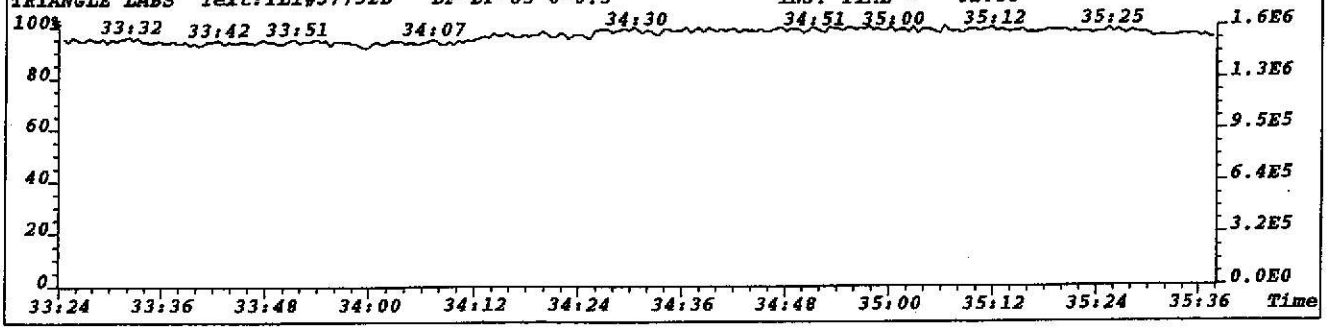

File:T023582 #1-708 Acq:18-JUL-2002 02:51:48 EI+ Voltage SIR 70T Noise:123
407.7818 F:4 BSUB(256,30,-3.0) PKD(7,5,3,0.05%,492.0,1.00%,F,T) Exp:NDB5US
TRIANGLE LABS Text:TLI#57752B DF-DP-65 0-0.5 INJ. TIME = 02:53

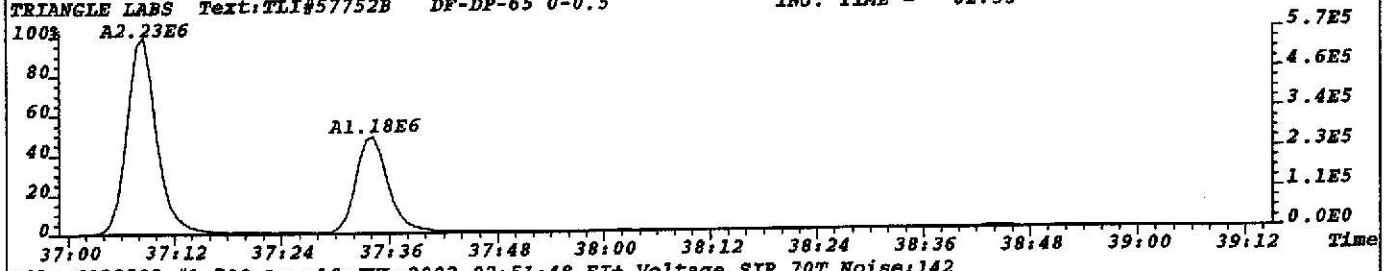

File:T023582 #1-708 Acq:18-JUL-2002 02:51:48 EI+ Voltage SIR 70T Noise:142
409.7789 F:4 BSUB(256,30,-3.0) PKD(7,5,3,0.05%,568.0,1.00%,F,T) Exp:NDB5US
TRIANGLE LABS Text:TLI#57752B DF-DP-65 0-0.5 INJ. TIME = 02:53

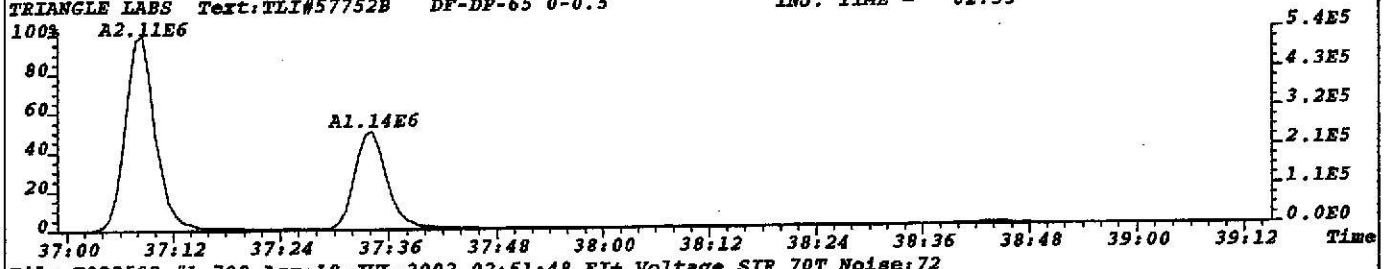

File:T023582 #1-708 Acq:18-JUL-2002 02:51:48 EI+ Voltage SIR 70T Noise:72
417.8253 F:4 BSUB(256,30,-3.0) PKD(7,5,3,0.05%,288.0,1.00%,F,T) Exp:NDB5US
TRIANGLE LABS Text:TLI#57752B DF-DP-65 0-0.5 INJ. TIME = 02:53



File:T023582 #1-708 Acq:18-JUL-2002 02:51:48 EI+ Voltage SIR 70T Noise:94
419.8220 F:4 BSUB(256,30,-3.0) PKD(7,5,3,0.05%,376.0,1.00%,F,T) Exp:NDB5US
TRIANGLE LABS Text:TLI#57752B DF-DP-65 0-0.5 INJ. TIME = 02:53

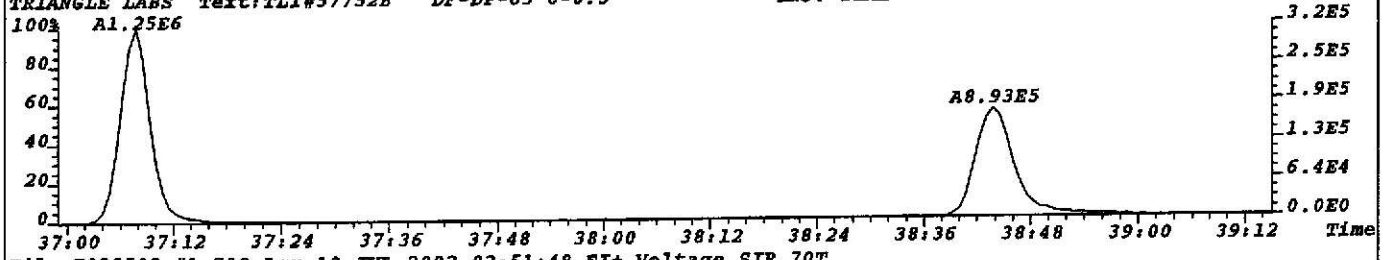

File:T023582 #1-708 Acq:18-JUL-2002 02:51:48 EI+ Voltage SIR 70T
430.9729 F:4 Exp:NDB5US
TRIANGLE LABS Text:TLI#57752B DF-DP-65 0-0.5 INJ. TIME = 02:53

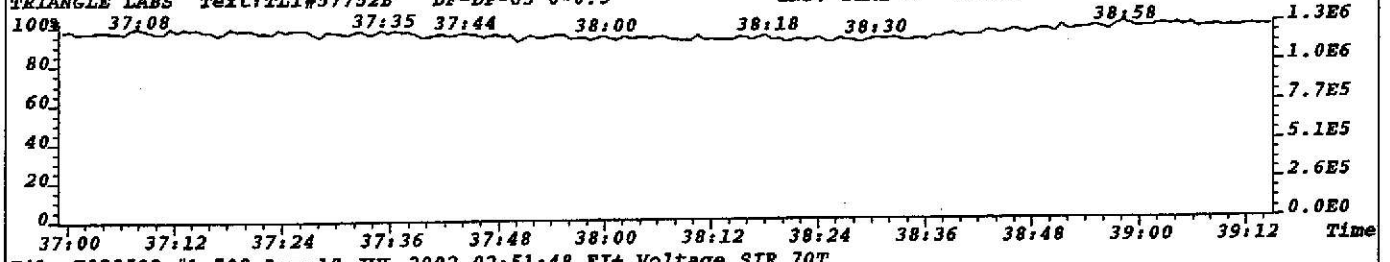

File:T023582 #1-708 Acq:18-JUL-2002 02:51:48 EI+ Voltage SIR 70T
479.7165 F:4 Exp:NDB5US
TRIANGLE LABS Text:TLI#57752B DF-DP-65 0-0.5 INJ. TIME = 02:53

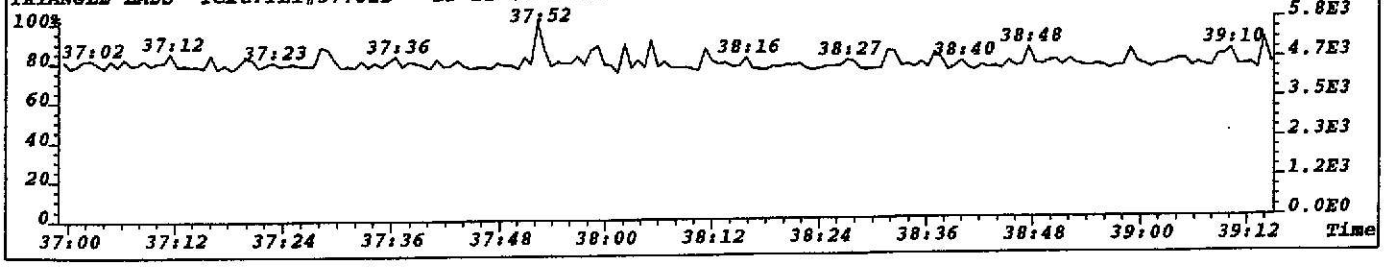

File:T023582 #1-708 Acq:18-JUL-2002 02:51:48 EI+ Voltage SIR 70T Noise:66
457.7377 F:4 BSUB(256,30,-3.0) PKD(7,5,3,0.05%,264.0,1.00%,F,T) Exp:NDB5US
TRIANGLE LABS Text:TLI#57752B DF-DP-65 0-0.5 INJ. TIME = 02:53

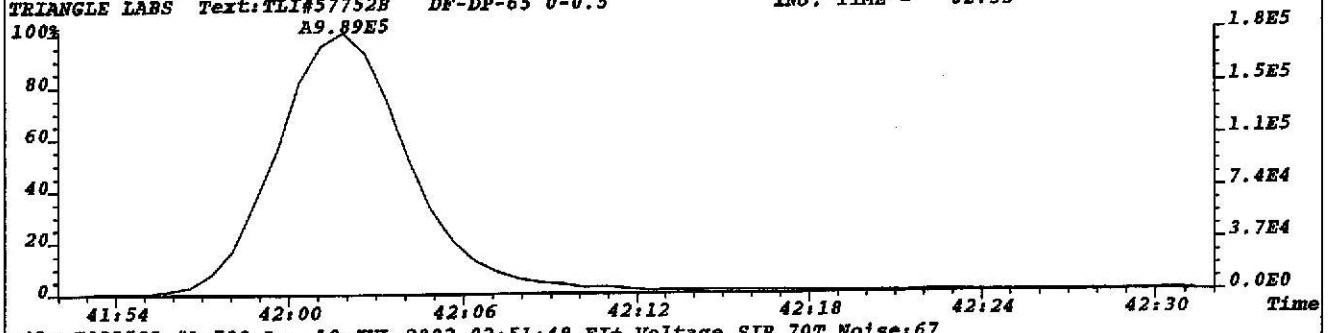

File:T023582 #1-708 Acq:18-JUL-2002 02:51:48 EI+ Voltage SIR 70T Noise:67
459.7348 F:4 BSUB(256,30,-3.0) PKD(7,5,3,0.05%,268.0,1.00%,F,T) Exp:NDB5US
TRIANGLE LABS Text:TLI#57752B DF-DP-65 0-0.5 INJ. TIME = 02:53

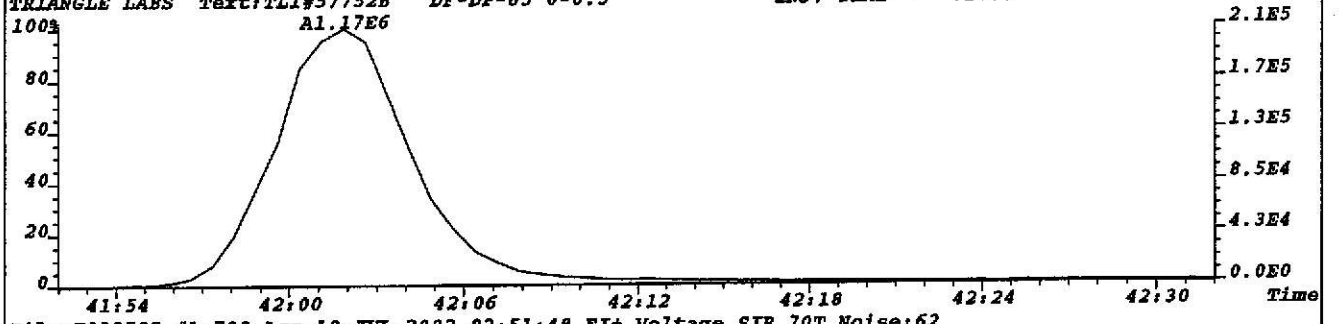

File:T023582 #1-708 Acq:18-JUL-2002 02:51:48 EI+ Voltage SIR 70T Noise:62
469.7779 F:4 BSUB(256,30,-3.0) PKD(7,5,3,0.05%,248.0,1.00%,F,T) Exp:NDB5US
TRIANGLE LABS Text:TLI#57752B DF-DP-65 0-0.5 INJ. TIME = 02:53

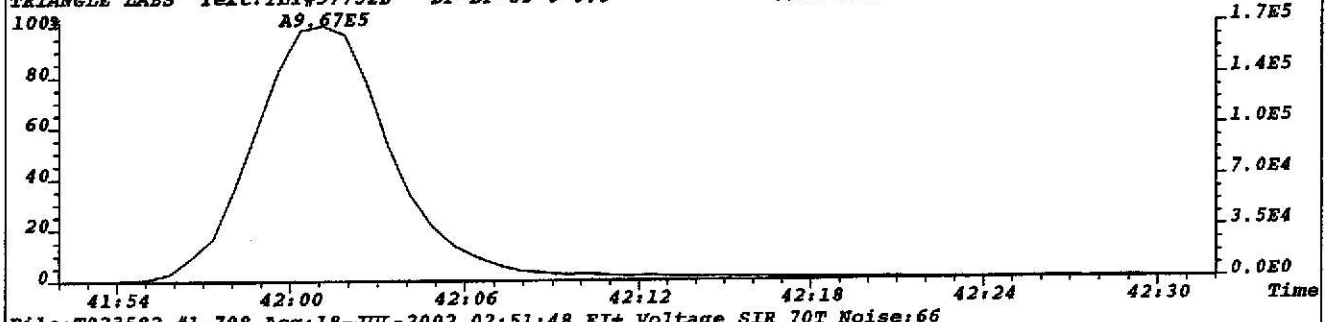

File:T023582 #1-708 Acq:18-JUL-2002 02:51:48 EI+ Voltage SIR 70T Noise:66
471.7750 F:4 BSUB(256,30,-3.0) PKD(7,5,3,0.05%,264.0,1.00%,F,T) Exp:NDB5US
TRIANGLE LABS Text:TLI#57752B DF-DP-65 0-0.5 INJ. TIME = 02:53



File:T023582 #1-708 Acq:18-JUL-2002 02:51:48 EI+ Voltage SIR 70T
430.9729 F:4 Exp:NDB5US
TRIANGLE LABS Text:TLI#57752B DF-DP-65 0-0.5 INJ. TIME = 02:53

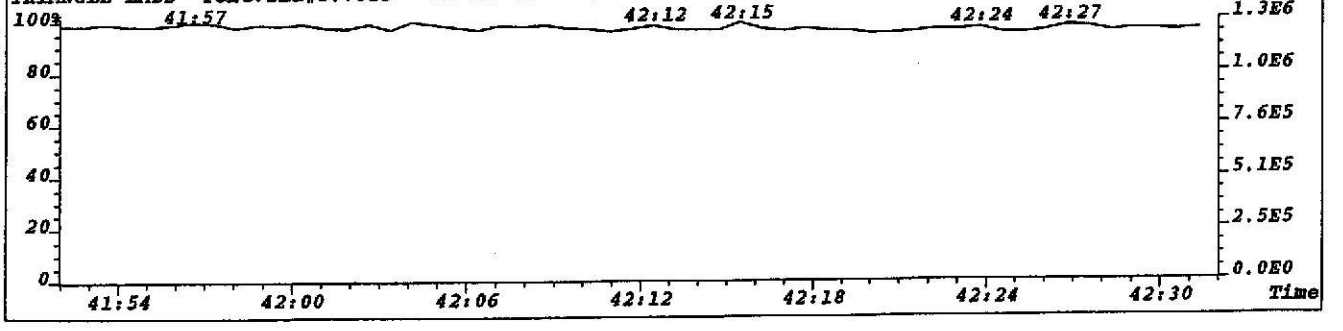



Channel I 330.9792 Peak top
Height .06 volts Span 200 ppm

System file name	NOBOIS
Data file name	A:T717024
Resolution	10000
Group number	2
Ionization mode	EI+
Switching	VOLTAGE

A	330	J	331	S	368



D	316	M	340	V	410
E	318	N	342		
F	320	O	352		
G	322	P	354		
H	328	Q	356		
I	331	R	358		

Ref. mass 416.9760 Peak top
Height .11 volts Span 200 ppm

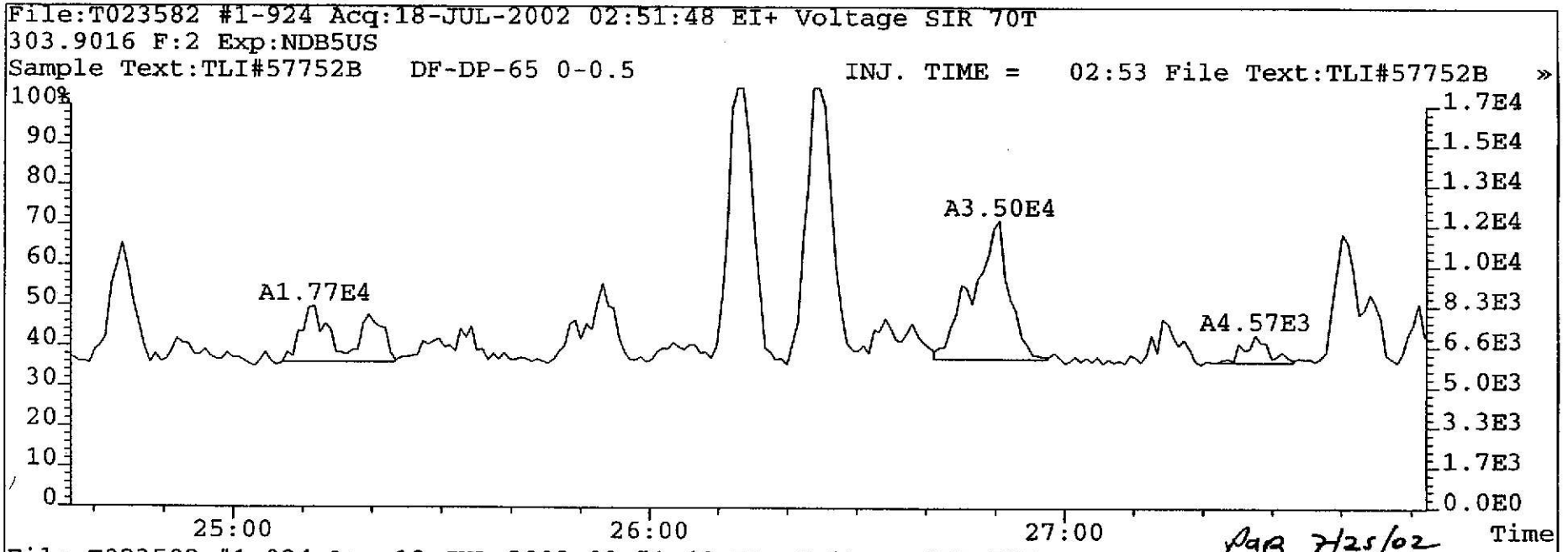
File:T023582 #1-924 Acq:18-JUL-2002 02:51:48 EI+ Voltage SIR 70T
303.9016 F:2 Exp:NDB5US
Sample Text:TLI#57752B DF-DP-65 0-0.5
INJ. TIME = 02:53 File Text:TLI#57752B
A1.77E4
A3.50E4
A4.57E3
25:00
26:00
27:00
Time

PAB 7/25/02

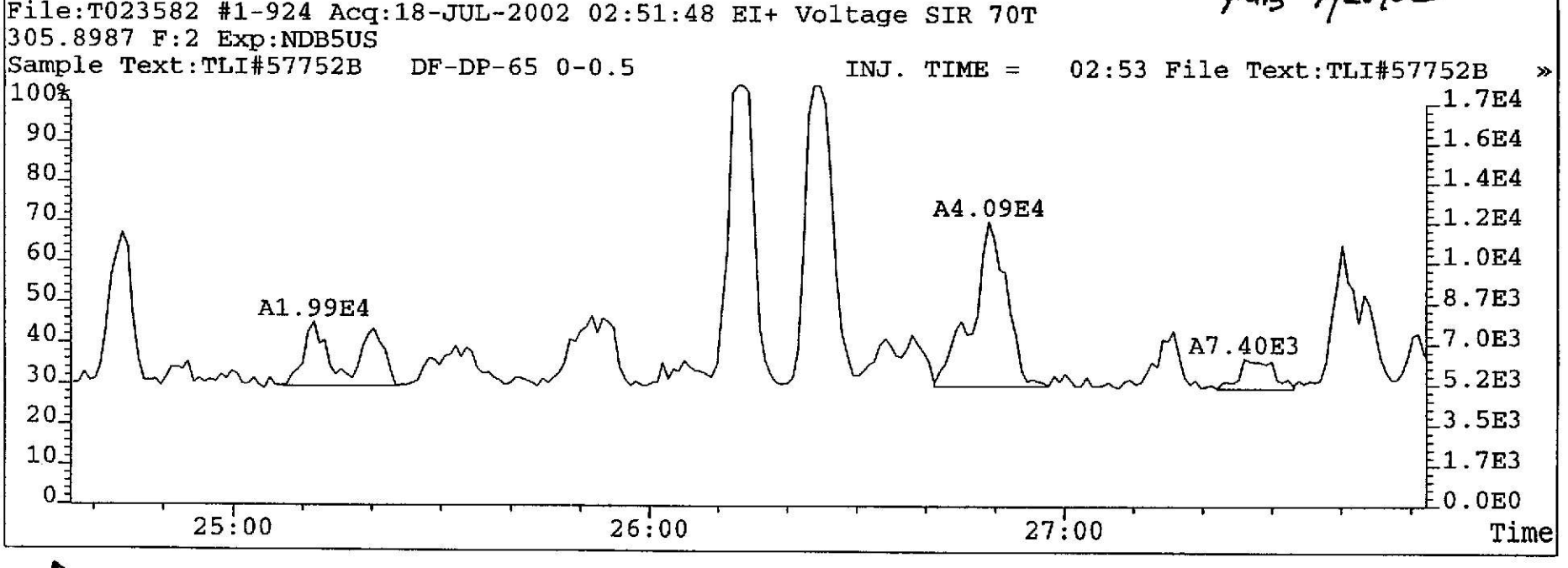
File:T023582 #1-924 Acq:18-JUL-2002 02:51:48 EI+ Voltage SIR 70T
305.8987 F:2 Exp:NDB5US
Sample Text:TLI#57752B DF-DP-65 0-0.5
INJ. TIME = 02:53 File Text:TLI#57752B
A1.99E4
A4.09E4
A7.40E3
25:00
26:00
27:00
Time

File:T023582 #1-924 Acq:18-JUL-2002 02:51:48 EI+ Voltage SIR 70T
339.8597 F:2 Exp:NDB5US
Sample Text:TLI#57752B DF-DP-65 0-0.5 INJ. TIME = 02:53 File Text:TLI#57752B »

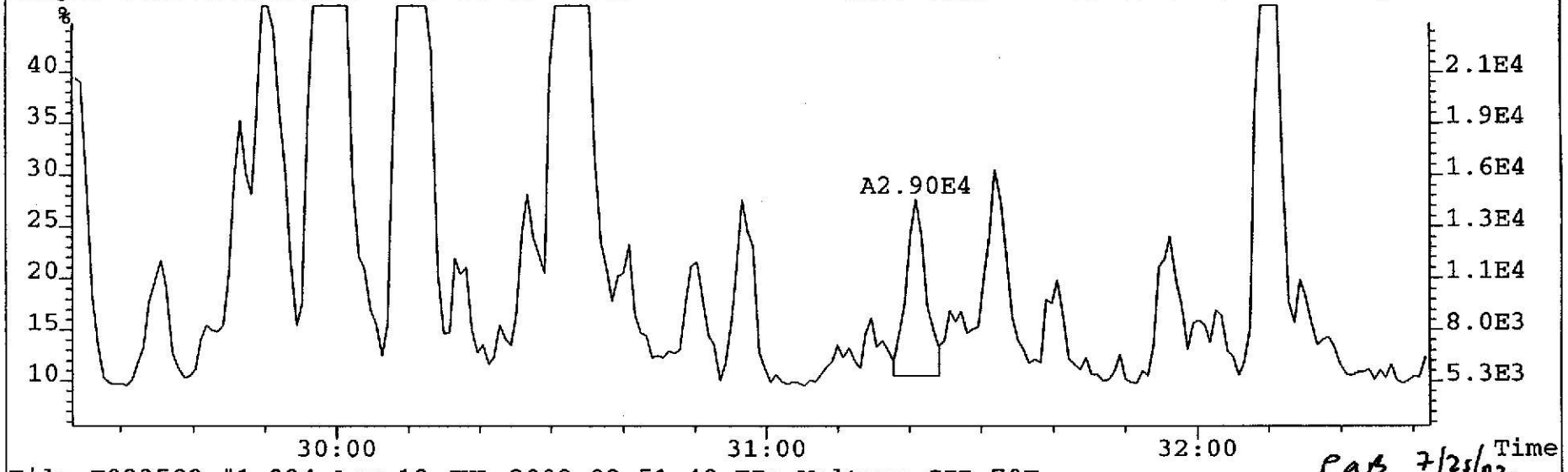

PAB 7/25/02

File:T023582 #1-924 Acq:18-JUL-2002 02:51:48 EI+ Voltage SIR 70T
341.8567 F:2 Exp:NDB5US
Sample Text:TLI#57752B DF-DP-65 0-0.5 INJ. TIME = 02:53 File Text:TLI#57752B »

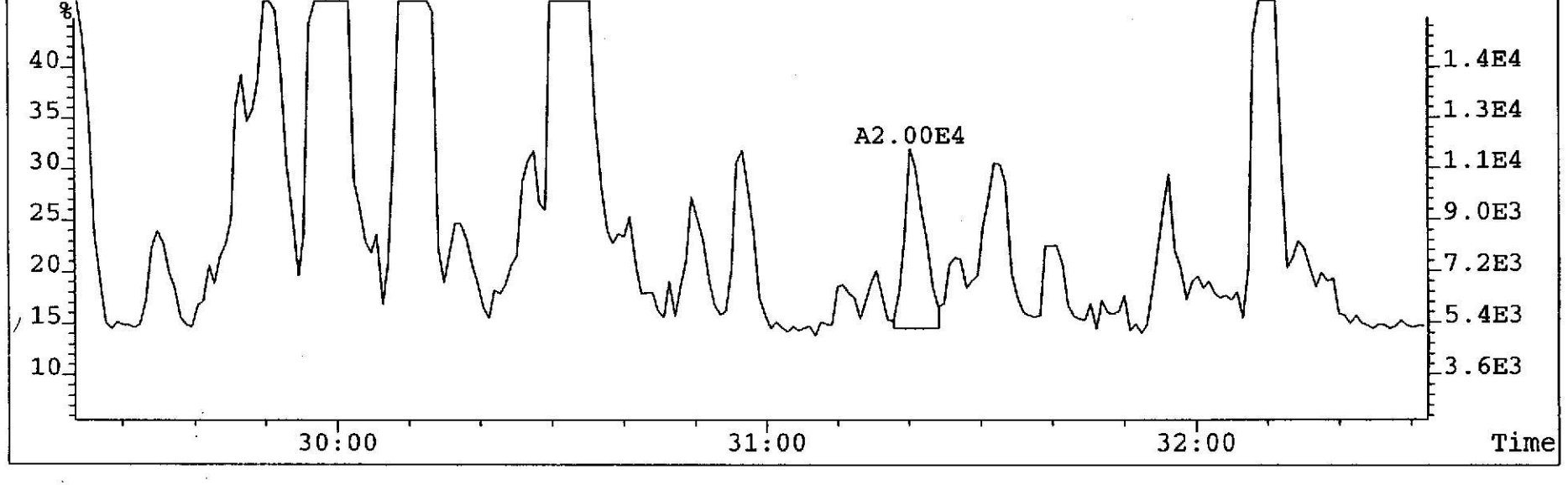

TLI Project: **57752B** 1613, Revision B PCDD/PCDF Analysis (c)
Client Sample: **DF-DP-137 0-0.5** Analysis File: **T023583**

Client Project:	**Mississippi Project**				
Sample Matrix:	**SOLID**	Date Received:	**06/28/2002**	Spike File:	**SP161B10**
TLI ID:	**329-38-26**	Date Extracted:	**07/06/2002**	ICal:	**TF5612B**
		Date Analyzed:	**07/18/2002**	ConCal:	**TB23571**
Sample Size:	**11.200 g**	Dilution Factor:	**10X**	% Moisture:	**6.7**
Dry Weight:	**10.450 g**	Blank File:	**T023456**	% Lipid:	**n/a**
GC Column:	**DB-5**	Analyst:	**CGK**	% Solids:	**93.3**

Analytes	Conc. (pg/g)	DL	Ratio	RT	RRT	Flags
1,2,3,4,6,7,8-HpCDF	2510		1.04	37:08	1.000	—

Totals	Conc. (pg/g)	Number	DL	Flags
Total HpCDF	4040	3		—

Internal Standards	Conc. (pg/g)	% Recovery	QC Limits	Ratio	RT	RRT	Flags
$^{13}C_{12}$-1,2,3,4,6,7,8-HpCDF	2390	113	28%-143%	0.44	37:07	1.055	—
$^{13}C_{12}$-1,2,3,4,7,8,9-HpCDF	2290	109	26%-138%	0.43	38:43	1.101	—

Recovery Standard	Ratio	RT	Flags
$^{13}C_{12}$-1,2,3,7,8,9-HxCDD	1.21	35:10	—

Data Reviewer: PAB 07/25/2002

161B_PSR v2.04, LARS 6.25.05

Triangle Laboratories, Inc.®
2445 S. Alston Ave. • Durham, North Carolina 27713
Phone: (919) 544-5729 • Fax: (919) 544-5491

Printed: 21:02 07/25/2002

Initial ....Date...

Data Review By: PaB 7/25/02

Channel specific noise levels computed from 'NL' heights.

Page No. 1 Listing of T023583B.dbf
07/25/2002 Matched GC Peaks / Ratio / Ret. Time

Compound/ M_Z....	QC.Log	Omit	Why	..RT.	OK	Ratio	Total.Area/Ht	Area/Ht.Peak1	Area/Ht.Peak2	Rel.RT	Compound.Name..	ID..	Flags.
13C12-HxCDD				1.05-1.43						0.983-1.041			
402-404	DC	NL					Height	0.15	0.07	0.08			
	DC	WL		33:39		1.14	0.30			0.969			
				34:13	RO	0.76	0.81	0.35	0.46	0.985			
				34:44		1.20	239.29	130.54	108.75	1.000	13C12-HxCDD	478	IS9
							Height	75.70	41.45	34.25			
				34:50		1.22	288.39	158.30	130.09	1.000	13C12-HxCDD	678	IS10
							Height	79.52	43.92	35.60			
				35:10		1.21	278.45	152.45	126.00	1.012	13C12-HxCDD	789	RS2
	DC	SN		35:34	RO	0.85	0.48			1.024			
				35:40	RO	2.62	0.47	0.34	0.13	1.027			
402-404			5	Peaks			807.41						

---------- Above: HxCDD / HpCDF Follows ----------

HpCDF				0.88-1.20						0.955-1.005				
408-410	DC	NL					Height	0.29	0.12	0.17				
				37:08		1.04	463.65	236.01	227.64	1.000	1234678-HpCDF		AN	
				37:33		1.05	241.60	123.94	117.66	0.970				
	DC	SN		37:57	RO	1.91	0.67			0.980				
				38:44		0.98	7.31	3.62	3.69	1.000	1234789-HpCDF		AN	J
408-410			3	Peaks			712.56							
13C12-HpCDF				0.37-0.51						0.857-1.141				
418-420	DC	NL					Height	0.19	0.11	0.08				
				37:07		0.44	289.11	88.74	200.37	1.000	13C12-HpCDF	678	IS11	
							Height	76.70	23.48	53.22				
				38:43		0.43	222.97	66.74	156.23	1.000	13C12-HpCDF	789	IS12	
							Height	48.07	14.23	33.84				
				39:06	RO	0.96	0.55	0.27	0.28	1.010				
	DC	SN		39:09	RO	0.24	0.73			1.011				
418-420			3	Peaks			512.63							

Column Description.....	"Why" Code Description.....	QC Log Desc.....
M_Z -Nominal Ion Mass(es)	WL-Below Retention Time Window	A-Peak Added
..RT. -Retention Time (mm:ss)	WH-Above Retention Time Window	K-Peak Kept
Rat.1 -Ratio of M/M+2 Ions	SN-Below Signal to Noise Level	D-Peak Deleted
OK -RO=Ratio Outside Limits	<M-Below Method Detection Limit	T-Time Changed
Rel.RT-Relative Retention Time	NL-Channel Specific Noise Level	M-Peak Area Changed
		N-Name Changed
		X-Ether Interference

*** End of Report ***

File:T023583 #1-386 Acq:18-JUL-2002 03:39:33 EI+ Voltage SIR 70T Noise:129
389.8156 F:3 BSUB(256,30,-3.0) PKD(7,5,3,0.05%,516.0,1.00%,F,T) Exp:NDB5US
TRIANGLE LABS Text:TLI#57752B DF-DP-137 0-0.5 INJ. TIME = 03:41

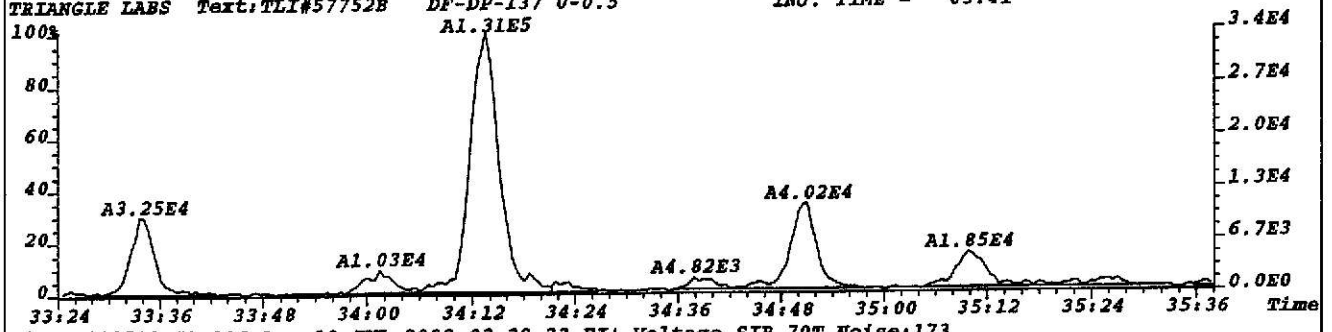

File:T023583 #1-386 Acq:18-JUL-2002 03:39:33 EI+ Voltage SIR 70T Noise:173
391.8127 F:3 BSUB(256,30,-3.0) PKD(7,5,3,0.05%,692.0,1.00%,F,T) Exp:NDB5US
TRIANGLE LABS Text:TLI#57752B DF-DP-137 0-0.5 INJ. TIME = 03:41

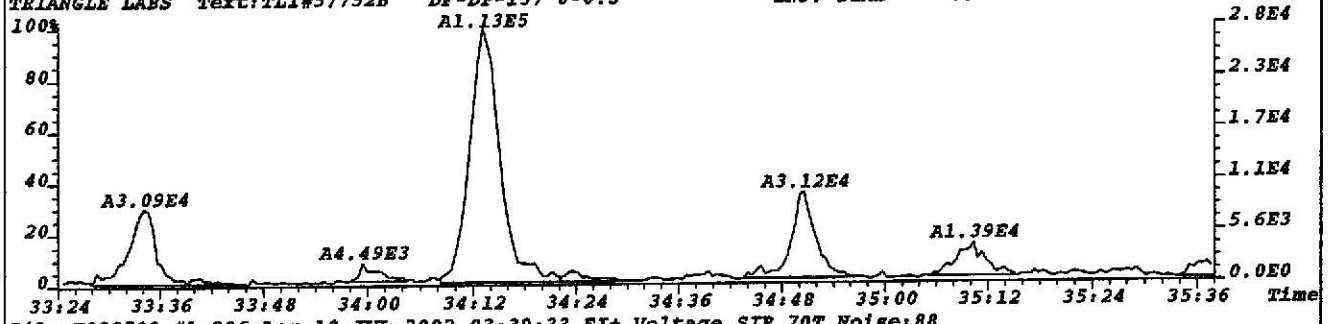

File:T023583 #1-386 Acq:18-JUL-2002 03:39:33 EI+ Voltage SIR 70T Noise:88
401.8558 F:3 BSUB(256,30,-3.0) PKD(7,5,3,0.05%,352.0,1.00%,F,T) Exp:NDB5US
TRIANGLE LABS Text:TLI#57752B DF-DP-137 0-0.5 INJ. TIME = 03:41

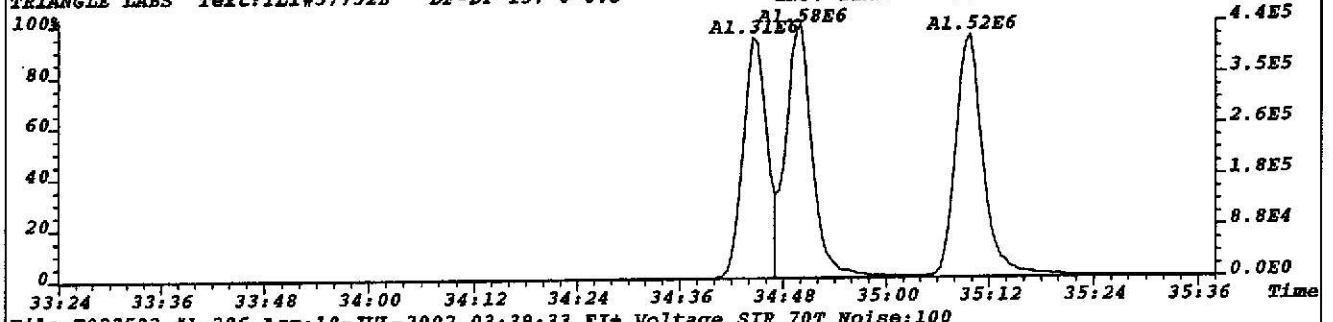

File:T023583 #1-386 Acq:18-JUL-2002 03:39:33 EI+ Voltage SIR 70T Noise:100
403.8529 F:3 BSUB(256,30,-3.0) PKD(7,5,3,0.05%,400.0,1.00%,F,T) Exp:NDB5US
TRIANGLE LABS Text:TLI#57752B DF-DP-137 0-0.5 INJ. TIME = 03:41

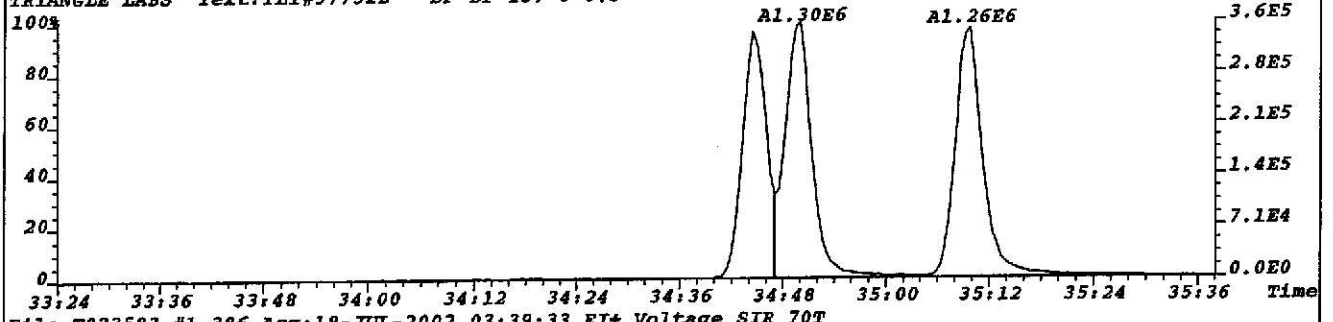

File:T023583 #1-386 Acq:18-JUL-2002 03:39:33 EI+ Voltage SIR 70T
392.9760 F:3 Exp:NDB5US
TRIANGLE LABS Text:TLI#57752B DF-DP-137 0-0.5 INJ. TIME = 03:41

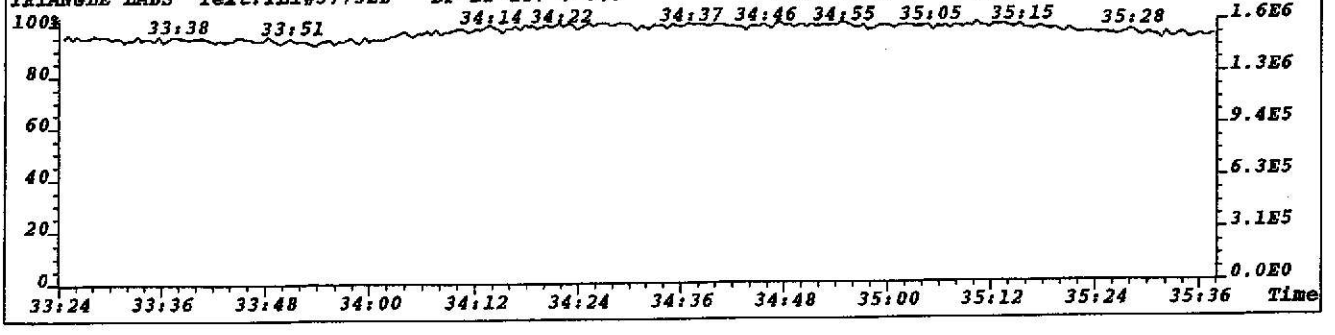

File:T023583 #1-708 Acq:18-JUL-2002 03:39:33 EI+ Voltage SIR 70T Noise:147
407.7818 F:4 BSUB(256,30,-3.0) PKD(7,5,3,0.05%,588.0,1.00%,F,T) Exp:NDB5US
TRIANGLE LABS Text:TLI#57752B DF-DP-137 0-0.5 INJ. TIME = 03:41

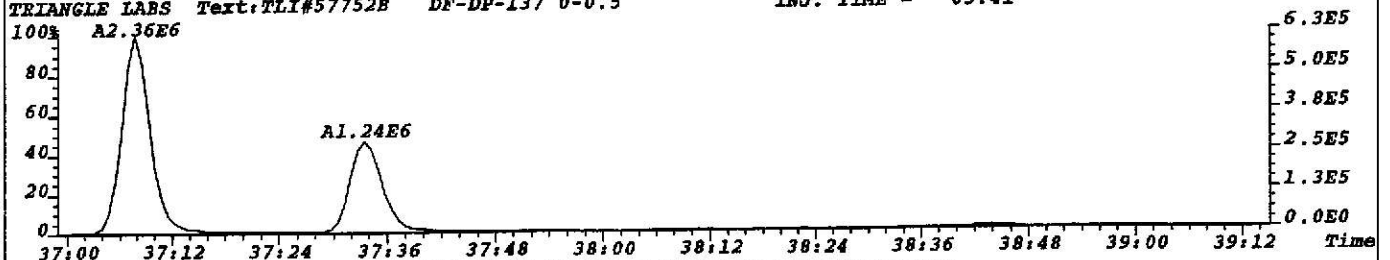

File:T023583 #1-708 Acq:18-JUL-2002 03:39:33 EI+ Voltage SIR 70T Noise:213
409.7789 F:4 BSUB(256,30,-3.0) PKD(7,5,3,0.05%,852.0,1.00%,F,T) Exp:NDB5US
TRIANGLE LABS Text:TLI#57752B DF-DP-137 0-0.5 INJ. TIME = 03:41

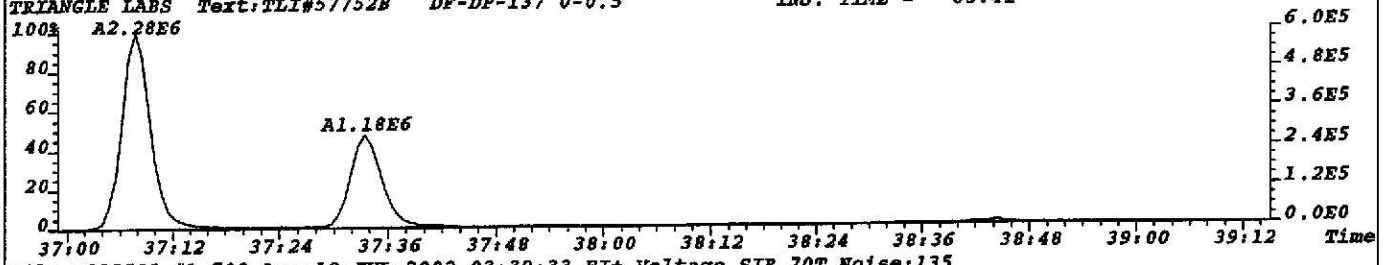

File:T023583 #1-708 Acq:18-JUL-2002 03:39:33 EI+ Voltage SIR 70T Noise:135
417.8253 F:4 BSUB(256,30,-3.0) PKD(7,5,3,0.05%,540.0,1.00%,F,T) Exp:NDB5US
TRIANGLE LABS Text:TLI#57752B DF-DP-137 0-0.5 INJ. TIME = 03:41

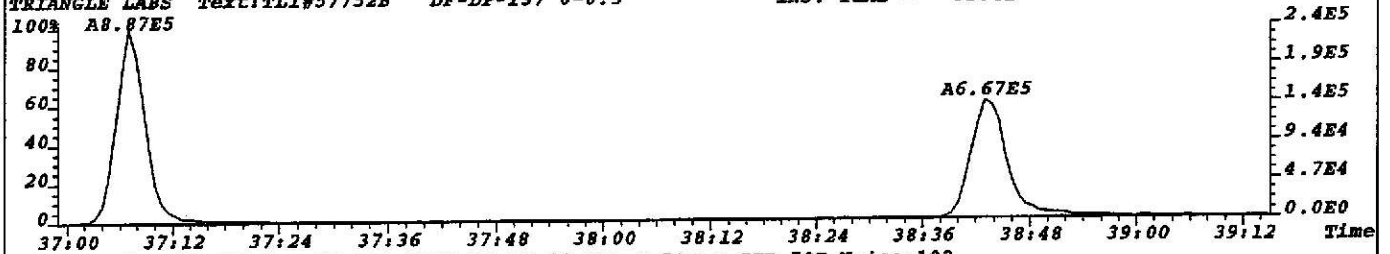

File:T023583 #1-708 Acq:18-JUL-2002 03:39:33 EI+ Voltage SIR 70T Noise:102
419.8220 F:4 BSUB(256,30,-3.0) PKD(7,5,3,0.05%,408.0,1.00%,F,T) Exp:NDB5US
TRIANGLE LABS Text:TLI#57752B DF-DP-137 0-0.5 INJ. TIME = 03:41

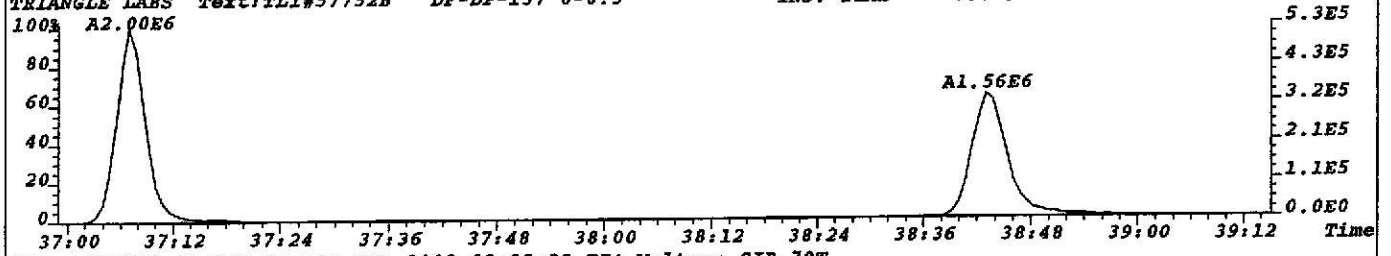

File:T023583 #1-708 Acq:18-JUL-2002 03:39:33 EI+ Voltage SIR 70T
430.9729 F:4 Exp:NDB5US
TRIANGLE LABS Text:TLI#57752B DF-DP-137 0-0.5 INJ. TIME = 03:41

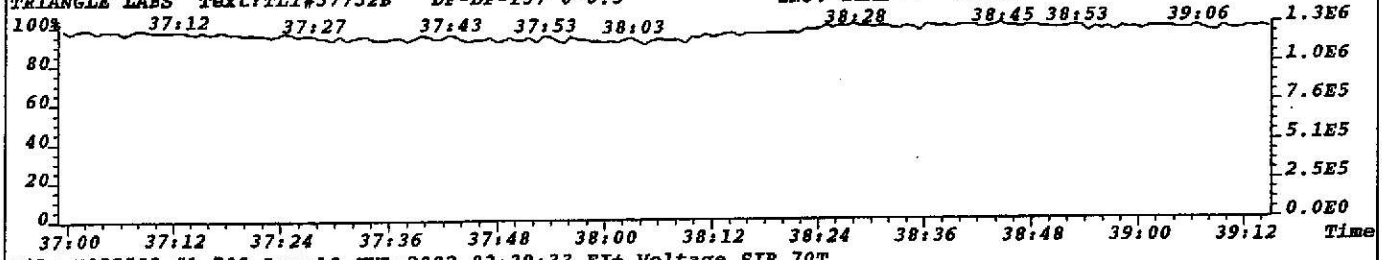

File:T023583 #1-708 Acq:18-JUL-2002 03:39:33 EI+ Voltage SIR 70T
479.7165 F:4 Exp:NDB5US
TRIANGLE LABS Text:TLI#57752B DF-DP-137 0-0.5 INJ. TIME = 03:41

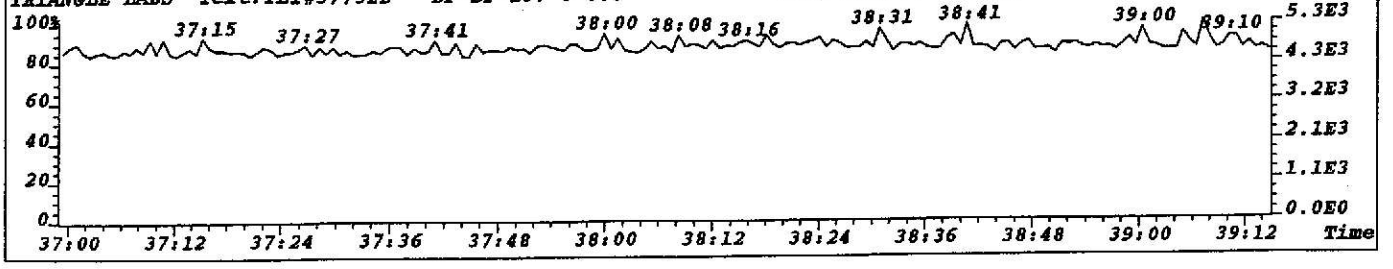



Channel I 330.9792 Peak top
Height .66 volts Span 200 ppm

System file name MD85U6
Data file name A:T7J7024
Resolution 10000
Group number 2
Ionization mode EI+
Switching VOLTAGE

M 330 J 331 S 368

D	316	M	340	Y	410
E	318	N	342		
F	320	O	352		
G	322	P	354		
H	328	Q	356		
I	331	R	358		

Ref. mass 416.9760 Peak top
Height .11 volts Span 200 ppm

TLI Project: **57752B** 1613, Revision B PCDD/PCDF Analysis (c)
Client Sample: **DF-DP-112 2.0** Analysis File: **U099010**

Client Project:	**Mississippi Project**				
Sample Matrix:	**SOLID**	Date Received:	**06/28/2002**	Spike File:	**SP161B10**
TLI ID:	**329-38-29**	Date Extracted:	**07/06/2002**	ICal:	**UF5709B**
		Date Analyzed:	**07/18/2002**	ConCal:	**UB20989**
Sample Size:	**11.200 g**	Dilution Factor:	**10X**	% Moisture:	**12.0**
Dry Weight:	**9.856 g**	Blank File:	**T023456**	% Lipid:	**n/a**
GC Column:	**DB-5**	Analyst:	**LAG**	% Solids:	**88.0**

Analytes	Conc. (pg/g)	DL	Ratio	RT	RRT	Flags
1,2,3,4,6,7,8,9-OCDD	8430		0.88	40:21	1.000	—
1,2,3,4,6,7,8-HpCDF	5970		1.04	35:52	1.000	—

Totals	Conc. (pg/g)	Number	DL	Flags
Total HpCDF	9300	3		—

Internal Standards	Conc. (pg/g)	% Recovery	QC Limits	Ratio	RT	RRT	Flags
$^{13}C_{12}$-1,2,3,4,6,7,8,9-OCDD	5380	120	17%-157%	0.87	40:20	1.187	—
$^{13}C_{12}$-1,2,3,4,6,7,8-HpCDF	2070	92.5	28%-143%	0.47	35:51	1.055	—
$^{13}C_{12}$-1,2,3,4,7,8,9-HpCDF	2210	99.2	26%-138%	0.47	37:20	1.099	—

Recovery Standard	Ratio	RT	Flags
$^{13}C_{12}$-1,2,3,7,8,9-HxCDD	1.25	33:59	—

Data Reviewer: PAB 07/25/2002

161B_PSR v2.04, LARS 6.25.05

Triangle Laboratories, Inc.®
2445 S. Alston Ave. • Durham, North Carolina 27713
Phone: (919) 544-5729 • Fax: (919) 544-5491

Printed: 21:02 07/25/2002

Initial ....Date...

Data Review By: PaB 7/25/02

Channel specific noise levels computed from 'NL' heights.

Page No. 1 Listing of U099010B.dbf
07/25/2002 Matched GC Peaks / Ratio / Ret. Time

```
Compound/
M_Z.... QC.Log Omit Why ..RT. OK Ratio Total.Area/Ht Area/Ht.Peak1 Area/Ht.Peak2 Rel.RT Compound.Name.. ID.. Flags.

13C12-HxCDD                    1.05-1.43                                  0.982-1.042
402-404          DC  NL          Height          6.81          3.76          3.05
                 DC  SN  33:04 RO  0.70         26.76                                0.984
                         33:36     1.26     5,688.45      3,176.63      2,511.82  1.000 13C12-HxCDD 478 IS9
                                 Height     2,020.47      1,149.33        871.14
                         33:40     1.27     6,714.74      3,752.25      2,962.49  1.000 13C12-HxCDD 678 IS10
                                 Height     1,992.99      1,115.31        877.68
                         33:59     1.25     6,219.08      3,450.29      2,768.79  1.011 13C12-HxCDD 789 RS2
402-404                3 Peaks            18,622.27

                    ---------------------- Above: HxCDD / HpCDF Follows ---------------------

HpCDF                          0.88-1.20                                  0.956-1.005
408-410          DC  NL          Height          5.06          2.48          2.58
                         35:52     1.04    25,700.20     13,087.10     12,613.10  1.000 1234678-HpCDF   AN
                         36:16     1.05    12,451.09      6,374.21      6,076.88  0.971
                         37:22     1.16       137.88         74.06         63.82  1.001 1234789-HpCDF   AN   J
408-410                3 Peaks            38,289.17

13C12-HpCDF                    0.37-0.51                                  0.857-1.151
418-420          DC  NL          Height          4.94          2.98          1.96
                         35:51     0.47     6,646.52      2,127.78      4,518.74  1.000 13C12-HpCDF 678 IS11
                                 Height     1,860.03        599.44      1,260.59
                 DC  SN  36:14 RO  1.05        43.09                                0.971
                 DC  SN  36:49 RO  0.73        10.20                                0.986
                         37:20     0.47     4,994.62      1,603.47      3,391.15  1.000 13C12-HpCDF 789 IS12
                                 Height     1,102.63        357.28        745.35
                 DC  SN  37:53 RO  0.20        29.33                                1.015
418-420                2 Peaks            11,641.14

                    ---------------------- Above: HpCDF / Octa-CDD and CDF Follows ----------

OCDD                           0.76-1.02                                  0.950-1.050
458-460          DC  NL          Height          4.03          1.97          2.06
                         40:21     0.88    18,837.26      8,824.06     10,013.20  1.000 OCDD            AN
458-460                1 Peak             18,837.26

13C12-OCDD                     0.76-1.02                                  0.996-1.004
470-472          DC  NL          Height          3.93          1.69          2.24
                         40:20     0.87     9,012.69      4,194.70      4,817.99  1.000 13C12-OCDD      IS14
                                 Height     1,806.04        835.81        970.23
                 DC  WH  40:50 RO  1.51        35.59                                1.012
470-472                1 Peak              9,012.69
```

Compound/
M_Z.... QC.Log Omit Why ..RT. OK Ratio Total.Area/Ht Area/Ht.Peak1 Area/Ht.Peak2 Rel.RT Compound.Name.. ID.. Flags.

Column Description.....	"Why" Code Description.....	QC Log Desc.....
M_Z -Nominal Ion Mass(es)	WL-Below Retention Time Window	A-Peak Added
..RT. -Retention Time (mm:ss)	WH-Above Retention Time Window	K-Peak Kept
Rat.1 -Ratio of M/M+2 Ions	SN-Below Signal to Noise Level	D-Peak Deleted
OK -RO=Ratio Outside Limits	<M-Below Method Detection Limit	T-Time Changed
Rel.RT-Relative Retention Time	NL-Channel Specific Noise Level	M-Peak Area Changed
		N-Name Changed
		X-Ether Interference

*** End of Report ***

File:U0990 #1-313 Acq:18-JUL-2002 13:41:14 GC EI+ Voltage SIR 70S Noise:2178
389.8156 S:10 F:3 BSUB(256,30,-3.0) PKD(7,5,3,0.10%,8712.0,1.00%,F,T) Exp:NDB5US
TRIANGLE LABS Text:TLI#57752B DF-DP-112 2.0 (10X)

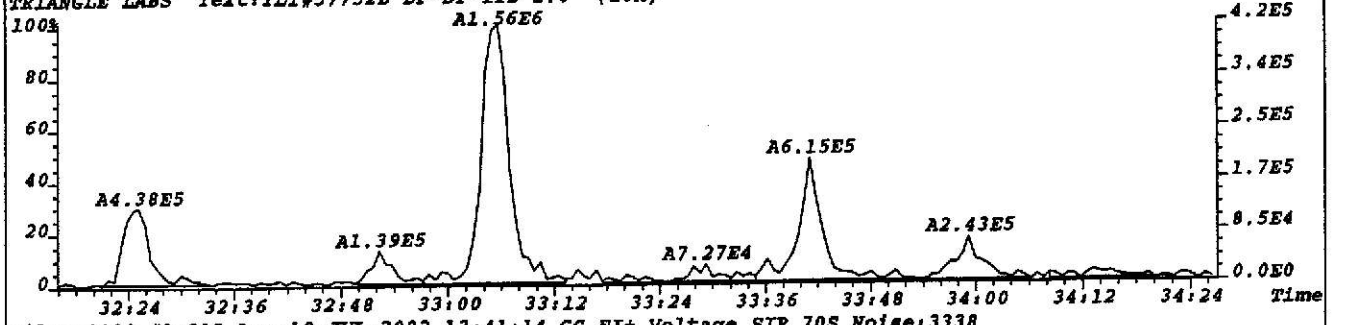

File:U0990 #1-313 Acq:18-JUL-2002 13:41:14 GC EI+ Voltage SIR 70S Noise:3338
391.8127 S:10 F:3 BSUB(256,30,-3.0) PKD(7,5,3,0.10%,13352.0,1.00%,F,T) Exp:NDB5US
TRIANGLE LABS Text:TLI#57752B DF-DP-112 2.0 (10X)

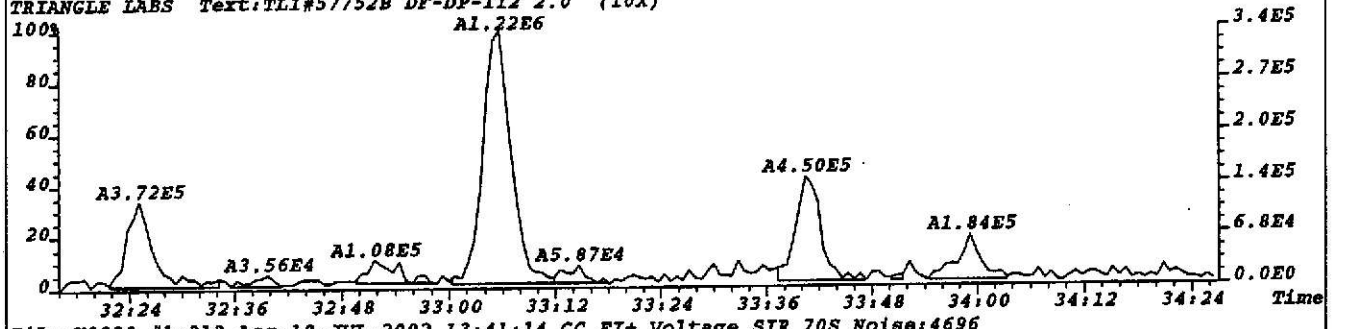

File:U0990 #1-313 Acq:18-JUL-2002 13:41:14 GC EI+ Voltage SIR 70S Noise:4696
401.8558 S:10 F:3 BSUB(256,30,-3.0) PKD(7,5,3,0.10%,18784.0,1.00%,F,T) Exp:NDB5US
TRIANGLE LABS Text:TLI#57752B DF-DP-112 2.0 (10X)

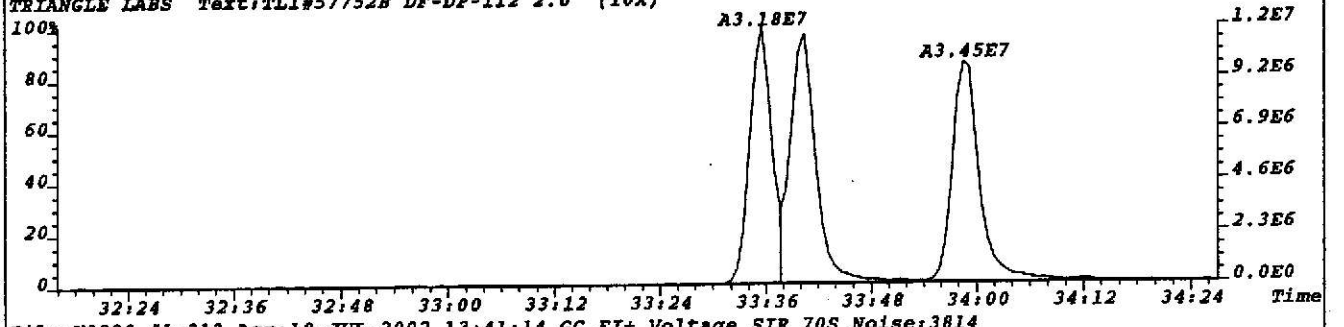

File:U0990 #1-313 Acq:18-JUL-2002 13:41:14 GC EI+ Voltage SIR 70S Noise:3814
403.8529 S:10 F:3 BSUB(256,30,-3.0) PKD(7,5,3,0.10%,15256.0,1.00%,F,T) Exp:NDB5US
TRIANGLE LABS Text:TLI#57752B DF-DP-112 2.0 (10X)

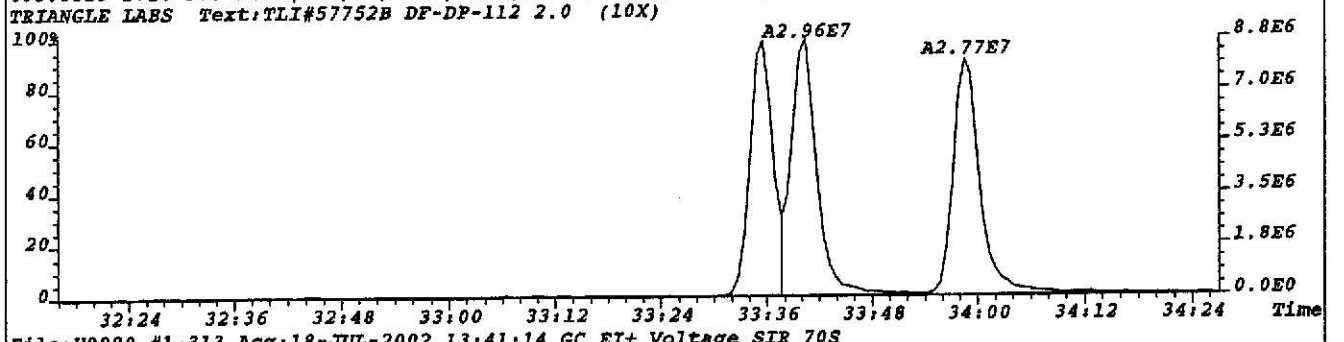

File:U0990 #1-313 Acq:18-JUL-2002 13:41:14 GC EI+ Voltage SIR 70S
392.9760 S:10 F:3 Exp:NDB5US
TRIANGLE LABS Text:TLI#57752B DF-DP-112 2.0 (10X)

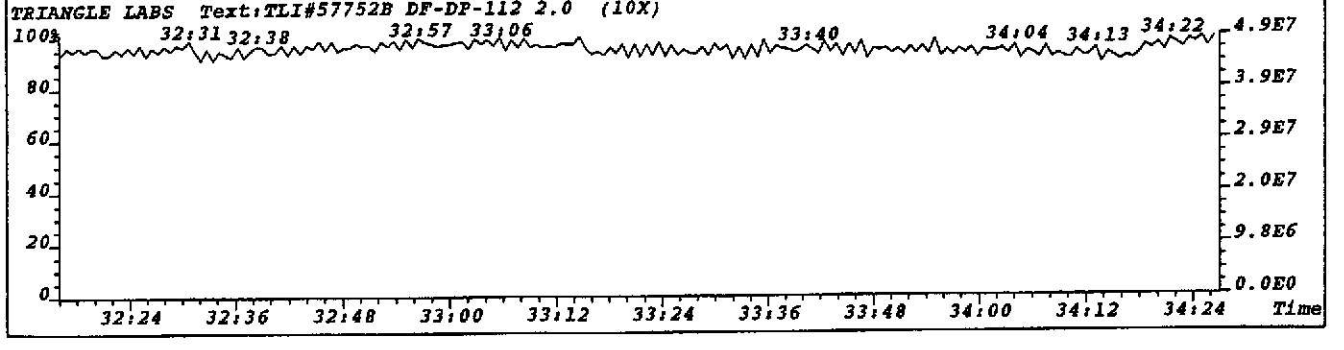

File:U0990 #1-550 Acq:18-JUL-2002 13:41:14 GC EI+ Voltage SIR 70S Noise:3104
407.7818 S:10 F:4 BSUB(256,30,-3.0) PKD(7,5,3,0.10%,12416.0,1.00%,F,T) Exp:NDB5US
TRIANGLE LABS Text:TLI#57752B DF-DP-112 2.0 (10X)



File:U0990 #1-550 Acq:18-JUL-2002 13:41:14 GC EI+ Voltage SIR 70S Noise:3229
409.7789 S:10 F:4 BSUB(256,30,-3.0) PKD(7,5,3,0.10%,12916.0,1.00%,F,T) Exp:NDB5US
TRIANGLE LABS Text:TLI#57752B DF-DP-112 2.0 (10X)

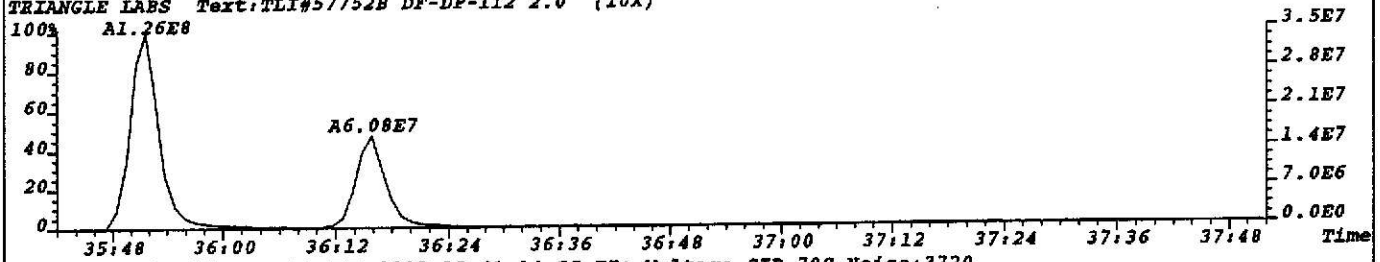

File:U0990 #1-550 Acq:18-JUL-2002 13:41:14 GC EI+ Voltage SIR 70S Noise:3720
417.8253 S:10 F:4 BSUB(256,30,-3.0) PKD(7,5,3,0.10%,14880.0,1.00%,F,T) Exp:NDB5US
TRIANGLE LABS Text:TLI#57752B DF-DP-112 2.0 (10X)

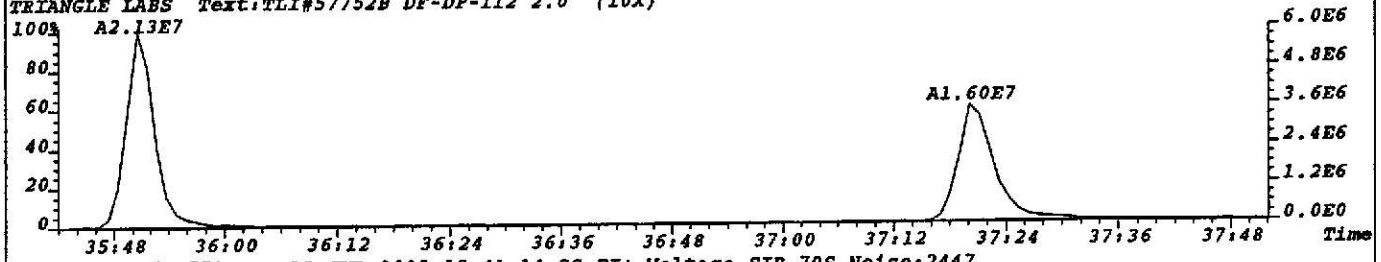

File:U0990 #1-550 Acq:18-JUL-2002 13:41:14 GC EI+ Voltage SIR 70S Noise:2447
419.8220 S:10 F:4 BSUB(256,30,-3.0) PKD(7,5,3,0.10%,9788.0,1.00%,F,T) Exp:NDB5US
TRIANGLE LABS Text:TLI#57752B DF-DP-112 2.0 (10X)

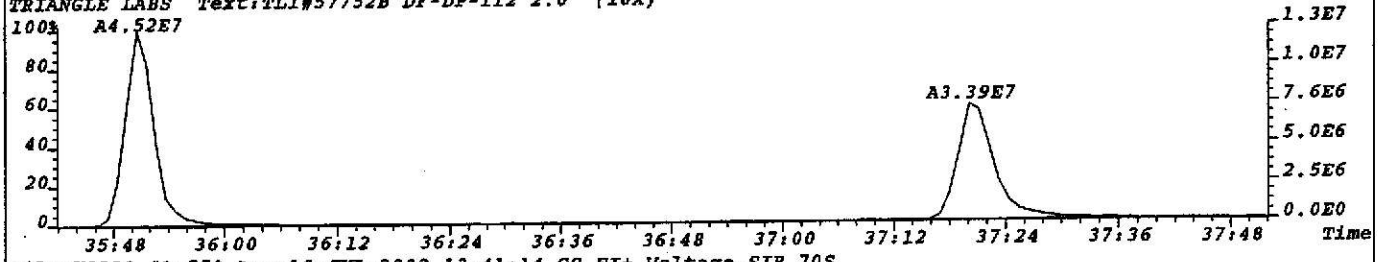

File:U0990 #1-550 Acq:18-JUL-2002 13:41:14 GC EI+ Voltage SIR 70S
430.9729 S:10 F:4 Exp:NDB5US
TRIANGLE LABS Text:TLI#57752B DF-DP-112 2.0 (10X)

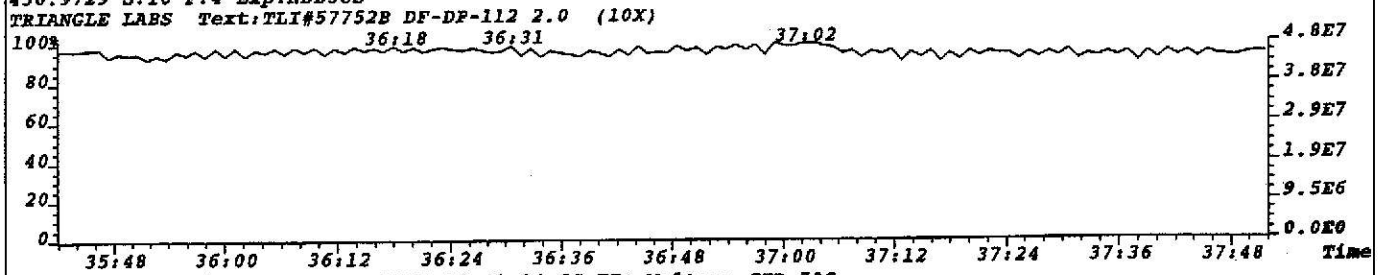

File:U0990 #1-550 Acq:18-JUL-2002 13:41:14 GC EI+ Voltage SIR 70S
479.7165 S:10 F:4 Exp:NDB5US
TRIANGLE LABS Text:TLI#57752B DF-DP-112 2.0 (10X)

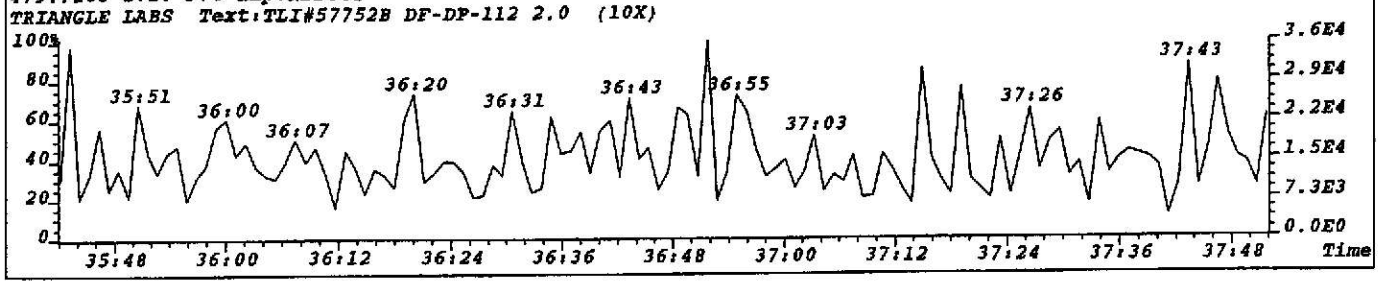

File:U0990 #1-550 Acq:18-JUL-2002 13:41:14 GC EI+ Voltage SIR 70S Noise:2467
457.7377 S:10 F:4 BSUB(256,30,-3.0) PKD(7,5,3,0.10%,9868.0,1.00%,F,T) Exp:NDB5US
TRIANGLE LABS Text:TLI#57752B DF-DP-112 2.0 (10X)

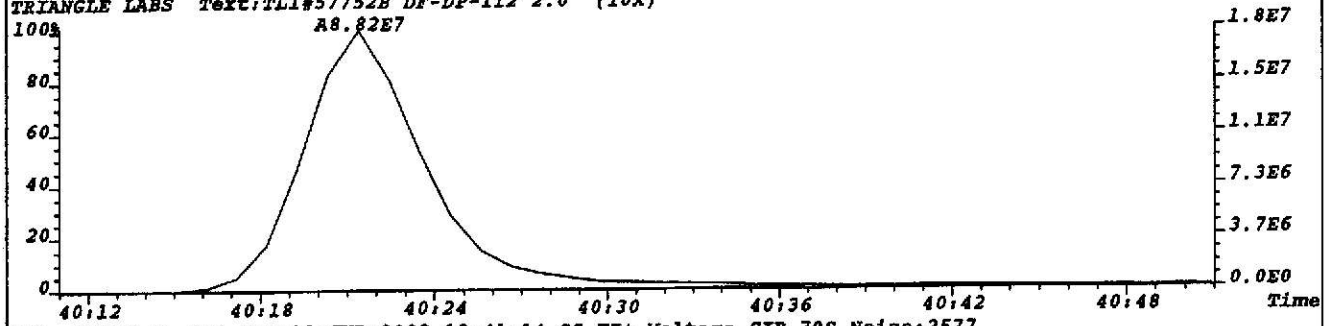

File:U0990 #1-550 Acq:18-JUL-2002 13:41:14 GC EI+ Voltage SIR 70S Noise:2577
459.7348 S:10 F:4 BSUB(256,30,-3.0) PKD(7,5,3,0.10%,10308.0,1.00%,F,T) Exp:NDB5US
TRIANGLE LABS Text:TLI#57752B DF-DP-112 2.0 (10X)

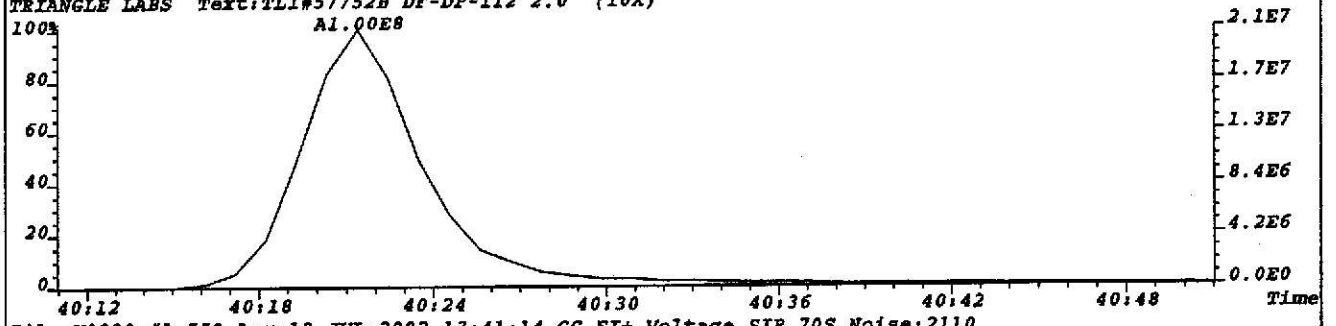

File:U0990 #1-550 Acq:18-JUL-2002 13:41:14 GC EI+ Voltage SIR 70S Noise:2110
469.7779 S:10 F:4 BSUB(256,30,-3.0) PKD(7,5,3,0.10%,8440.0,1.00%,F,T) Exp:NDB5US
TRIANGLE LABS Text:TLI#57752B DF-DP-112 2.0 (10X)

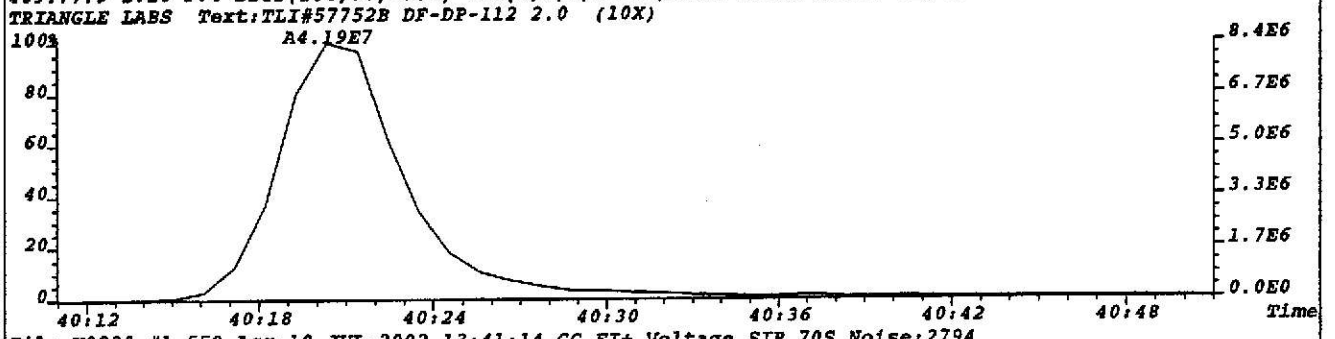

File:U0990 #1-550 Acq:18-JUL-2002 13:41:14 GC EI+ Voltage SIR 70S Noise:2794
471.7750 S:10 F:4 BSUB(256,30,-3.0) PKD(7,5,3,0.10%,11176.0,1.00%,F,T) Exp:NDB5US
TRIANGLE LABS Text:TLI#57752B DF-DP-112 2.0 (10X)

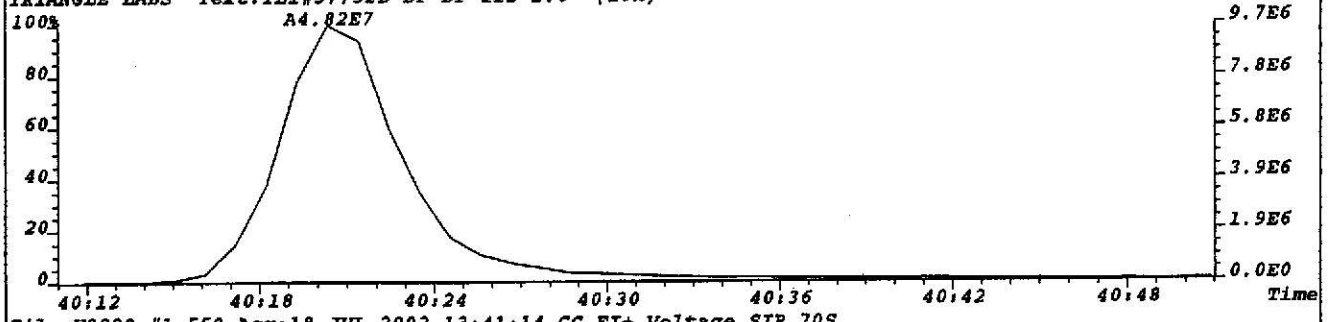

File:U0990 #1-550 Acq:18-JUL-2002 13:41:14 GC EI+ Voltage SIR 70S
430.9729 S:10 F:4 Exp:NDB5US
TRIANGLE LABS Text:TLI#57752B DF-DP-112 2.0 (10X)

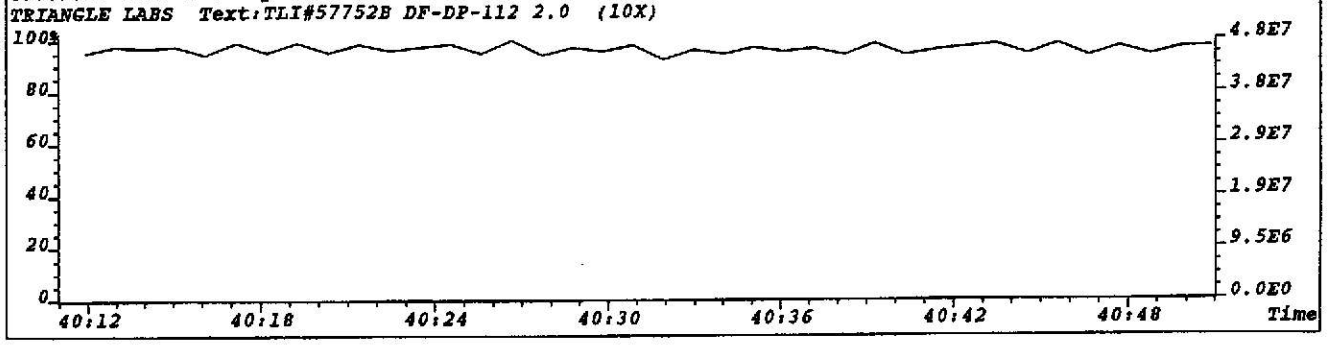

Peak Locate Examination:18-JUL-2002:06:26 File:U0990
Experiment:NDB5US Function:2 Reference:PFK

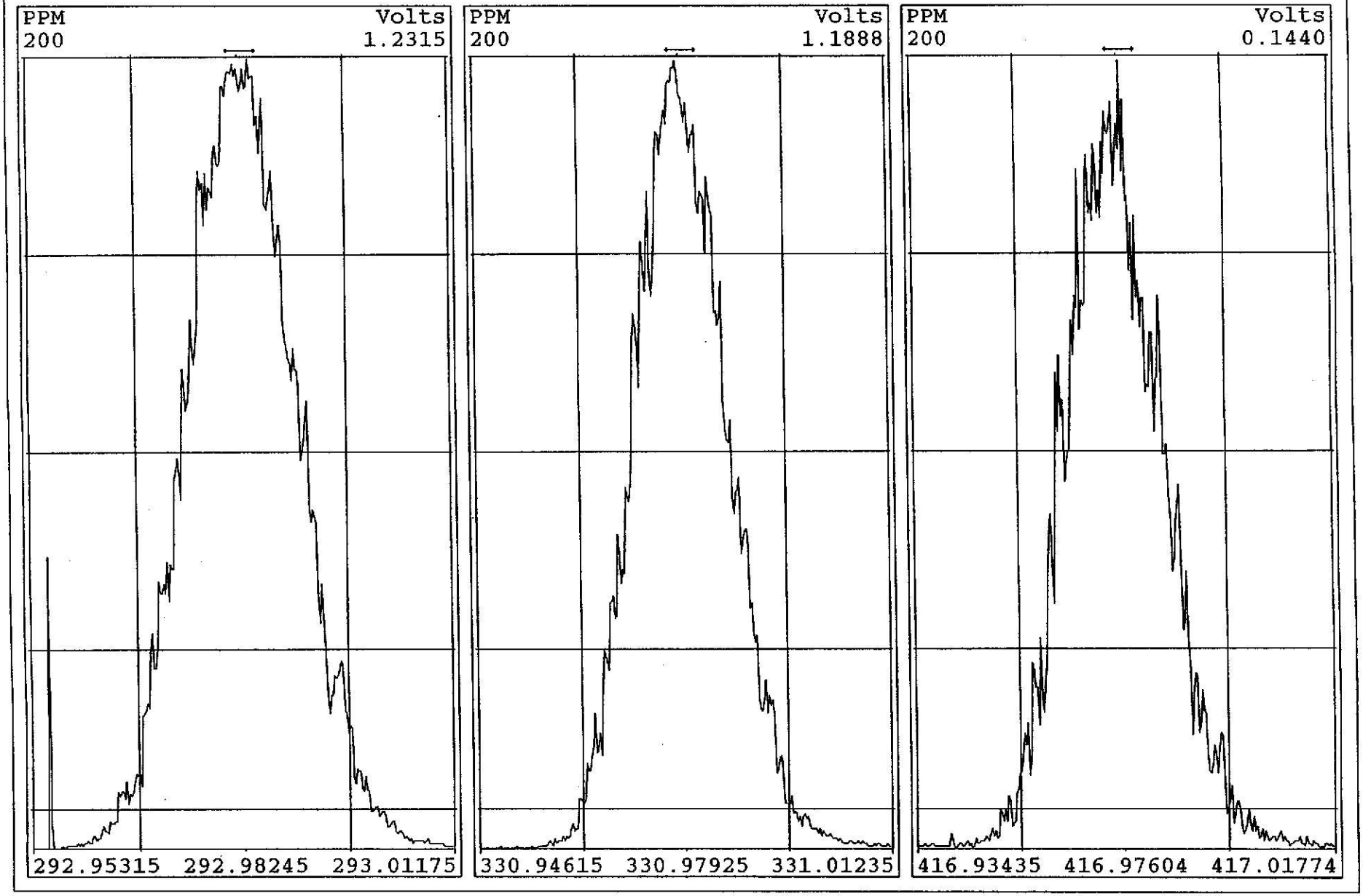

TLI Project: **57752B**
Client Sample: **DF-DP-39-0.5**

1613, Revision B PCDD/PCDF Analysis (c)

Analysis File: **U099011**

Client Project:	Mississippi Project				
Sample Matrix:	SOLID	Date Received:	06/28/2002	Spike File:	SP161B10
TLI ID:	329-38-31	Date Extracted:	07/06/2002	ICal:	UF5709B
		Date Analyzed:	07/18/2002	ConCal:	UB20989
Sample Size:	12.500 g	Dilution Factor:	10X	% Moisture:	12.7
Dry Weight:	10.913 g	Blank File:	T023456	% Lipid:	n/a
GC Column:	DB-5	Analyst:	LAG	% Solids:	87.3

Analytes	Conc. (pg/g)	DL	Ratio	RT	RRT	Flags
1,2,3,4,6,7,8,9-OCDD	3430		0.89	40:21	1.000	—
1,2,3,4,6,7,8-HpCDF	3160		1.04	35:51	1.000	—

Totals	Conc. (pg/g)	Number	DL	Flags
Total TCDF	1190	12		—
Total PeCDF	4880	15		—
Total HpCDF	5090	3		—

Internal Standards	Conc. (pg/g)	% Recovery	QC Limits	Ratio	RT	RRT	Flags
$^{13}C_{12}$-1,2,3,4,6,7,8,9-OCDD	4600	114	17%-157%	0.89	40:21	1.188	—
$^{13}C_{12}$-2,3,7,8-TCDF	2020	100	24%-169%	0.77	25:16	0.979	—
$^{13}C_{12}$-1,2,3,7,8-PeCDF	2540	126	24%-185%	1.56	29:20	1.136	—
$^{13}C_{12}$-2,3,4,7,8-PeCDF	2460	122	21%-178%	1.60	30:03	1.164	—
$^{13}C_{12}$-1,2,3,4,6,7,8-HpCDF	1980	98.3	28%-143%	0.47	35:51	1.055	—
$^{13}C_{12}$-1,2,3,4,7,8,9-HpCDF	2150	106	26%-138%	0.46	37:21	1.100	—

Recovery Standards	Ratio	RT	Flags
$^{13}C_{12}$-1,2,3,4-TCDD	0.80	25:49	—
$^{13}C_{12}$-1,2,3,7,8,9-HxCDD	1.28	33:58	—

Data Reviewer: KLU 07/26/2002

161B_PSR v2.04, LARS 6.25.05

Triangle Laboratories, Inc.®
2445 S. Alston Ave. • Durham, North Carolina 27713
Phone: (919) 544-5729 • Fax: (919) 544-5491

Printed: 10:55 07/26/2002

Initial ....Date...

Data Review By: KW 7/26/02

Channel specific noise levels computed from 'NL' heights.

Page No. 1 Listing of U099011B.dbf
07/26/2002 Matched GC Peaks / Ratio / Ret. Time

Compound/ M_Z....	QC.Log	Omit	Why	..RT.	OK	Ratio	Total.Area/Ht	Area/Ht.Peak1	Area/Ht.Peak2	Rel.RT	Compound.Name..	ID..	Flags.
TCDF				0.65-0.89						0.864-1.077			
304-306	DC	NL				Height	17.43	8.43	9.00				
D	DW	L		21:51		0.71	571.72			0.865			
				22:47		0.68	106.20	43.00	63.20	0.902			
				23:02		0.84	181.39	82.60	98.79	0.912			
	DC	SN		23:11	RO	0.97	67.46			0.918			
				23:33		0.84	121.38	55.47	65.91	0.932			
				23:43		0.85	193.35	89.06	104.29	0.939			
				23:55	RO	1.02	151.80	76.72	75.08	0.947			
				24:18		0.77	352.38	153.74	198.64	0.962			
				24:39		0.70	570.64	234.34	336.30	0.976			
				24:50		0.79	641.65	282.39	359.26	0.983			
				25:17		0.76	1,332.59	573.53	759.06	1.001	2378-TCDF		AN
				25:43		0.70	229.84	94.73	135.11	1.018			
				26:00		0.78	154.52	67.53	86.99	1.029			
				26:14		0.67	595.79	240.09	355.70	1.038			
				26:34		0.78	3,821.39	1,669.81	2,151.58	1.051			
	DC	WH		27:24	RO	0.90	153.47			1.084			
304-306			13	Peaks			8,452.92						
13C12-TCDF				0.65-0.89						0.942-1.140			
316-318	DC	NL				Height	6.55	2.96	3.59				
	DC	WL		22:06		0.85	17.01			0.875			
	DC	SN		24:30		0.67	45.09			0.970			
				24:50	RO	0.93	99.04	47.81	51.23	0.983			
				25:16		0.77	12,496.40	5,446.51	7,049.89	1.000	13C12-2378-TCDF		IS0
						Height	3,100.89	1,365.33	1,735.56				
				25:38		0.71	1,550.76	642.74	908.02	1.015			
316-318			3	Peaks			14,146.20						
---------- Above: TCDF / TCDD Follows ----------													
13C12-TCDD				0.65-0.89						0.916-1.069			
332-334	DC	NL				Height	11.48	7.60	3.88				
				25:49		0.80	7,075.33	3,154.18	3,921.15	0.993	13C12-1234-TCDD		RS1
				26:00		0.79	7,659.60	3,371.06	4,288.54	1.000	13C12-2378-TCDD		IS1
						Height	1,920.74	840.91	1,079.83				
	DC	SN		26:36	RO	0.96	19.82			1.023			
332-334			2	Peaks			14,734.93						
---------- Above: TCDD / PeCDF Follows ----------													
PeCDF				1.32-1.78						0.903-1.038			
340-342	DC	NL				Height	6.43	3.39	3.04				
				27:12		1.59	458.56	281.29	177.27	0.905			
				27:22		1.56	924.68	563.36	361.32	0.911			
				27:37		1.55	1,531.69	930.25	601.44	0.919			

Listing of U099011B.dbf
Matched GC Peaks / Ratio / Ret. Time

Compound/ M_Z....	QC.Log	Omit	Why	..RT.	OK	Ratio	Total.Area/Ht	Area/Ht.Peak1	Area/Ht.Peak2	Rel.RT	Compound.Name..	ID..	Flags.
				27:50		1.49	387.34	231.66	155.68	0.926			
				28:03		1.57	1,099.84	671.84	428.00	0.933			
				28:27		1.56	2,468.90	1,505.69	963.21	0.947			
				28:40		1.57	5,728.87	3,499.93	2,228.94	0.954			
				28:51		1.56	3,430.88	2,088.87	1,342.01	0.960			
				29:16		1.57	11,152.11	6,805.87	4,346.24	0.998	12378-PeCDF	AN	
				29:34		1.60	1,166.86	717.49	449.37	0.984			
				30:03		1.55	889.52	541.09	348.43	1.000	23478-PeCDF	AN	
				30:16		1.65	914.66	568.92	345.74	1.007			
		X		30:25		1.49	471.19	282.18	189.01	1.012			
		X		30:42		1.55	638.69	388.20	250.49	1.022			
				30:57		1.50	1,516.52	910.35	606.17	1.030			
	DC	WH		31:14	RO	1.86	40.67			1.039			
	DC	WH		31:34	RO	1.81	92.00			1.050			
340-342				15 Peaks			32,780.31						
13C12-PeCDF				1.32-1.78						0.793-1.126			
352-354	DC	NL		Height			5.56	2.16	3.40				
				27:20	RO	0.43	25.32	7.63	17.69	0.910			
				28:28	RO	0.24	161.25	31.48	129.77	0.947			
				29:20		1.56	10,956.52	6,673.04	4,283.48	1.000	13C12-PeCDF 123	IS2	
				Height			2,912.45	1,787.89	1,124.56				
				29:37	RO	0.60	352.55	132.59	219.96	0.986			
				30:03		1.60	10,638.76	6,543.59	4,095.17	1.000	13C12-PeCDF 234	IS3	
				Height			2,899.73	1,792.45	1,107.28				
				30:23	RO	1.90	72.52	47.50	25.02	1.011			
				30:42	RO	0.73	89.22	37.55	51.67	1.022			
				31:03	RO	0.99	193.03	96.22	96.81	1.033			
352-354				8 Peaks			22,489.17						
---------- Above: PeCDF / HxCDD Follows ----------													
13C12-HxCDD				1.05-1.43						0.982-1.042			
402-404	DC	NL		Height			6.48	2.76	3.72				
				33:35		1.26	5,662.97	3,160.06	2,502.91	1.000	13C12-HxCDD 478	IS9	
				Height			2,029.92	1,138.47	891.45				
				33:40		1.26	6,718.36	3,749.86	2,968.50	1.000	13C12-HxCDD 678	IS10	
				Height			2,084.35	1,172.04	912.31				
				33:58		1.28	6,208.47	3,485.04	2,723.43	1.011	13C12-HxCDD 789	RS2	
402-404				3 Peaks			18,589.80						
---------- Above: HxCDD / HpCDF Follows ----------													
HpCDF				0.88-1.20						0.956-1.005			
408-410	DC	NL		Height			5.86	3.03	2.83				
				35:51		1.04	15,977.76	8,143.46	7,834.30	1.000	1234678-HpCDF	AN	
				36:15		1.06	8,177.44	4,201.79	3,975.65	0.971			
				37:22		1.08	398.75	206.99	191.76	1.000	1234789-HpCDF	AN	
408-410				3 Peaks			24,553.95						
13C12-HpCDF				0.37-0.51						0.857-1.151			
418-420	DC	NL		Height			5.95	2.98	2.97				

Listing of U099011B.dbf
Matched GC Peaks / Ratio / Ret. Time

Compound/ M_Z....	QC.Log	Omit	Why	..RT.	OK	Ratio	Total.Area/Ht	Area/Ht.Peak1	Area/Ht.Peak2	Rel.RT	Compound.Name..	ID..	Flags.
				35:51		0.47	7,047.93	2,238.33	4,809.60	1.000	13C12-HpCDF	678	IS11
						Height	1,863.84	595.24	1,268.60				
				37:21		0.46	5,352.77	1,688.27	3,664.50	1.000	13C12-HpCDF	789	IS12
						Height	1,186.94	374.71	812.23				
418-420				2 Peaks			12,400.70						

---------- Above: HpCDF / Octa-CDD and CDF Follows ----------

OCDD						0.76-1.02				0.950-1.050			
458-460	DC	NL				Height	3.65	1.60	2.05				
				40:21		0.89	8,026.01	3,782.22	4,243.79	1.000	OCDD		AN
458-460				1 Peak			8,026.01						
13C12-OCDD						0.76-1.02				0.996-1.004			
470-472	DC	NL				Height	3.59	1.96	1.63				
				40:21		0.89	8,514.78	4,014.65	4,500.13	1.000	13C12-OCDD		IS14
						Height	1,672.03	783.80	888.23				
470-472				1 Peak			8,514.78						

Column Description.....	"Why" Code Description.....	QC Log Desc.....
M_Z -Nominal Ion Mass(es)	WL-Below Retention Time Window	A-Peak Added
..RT. -Retention Time (mm:ss)	WH-Above Retention Time Window	K-Peak Kept
Rat.1 -Ratio of M/M+2 Ions	SN-Below Signal to Noise Level	D-Peak Deleted
OK -RO=Ratio Outside Limits	<M-Below Method Detection Limit	T-Time Changed
Rel.RT-Relative Retention Time	NL-Channel Specific Noise Level	M-Peak Area Changed
		N-Name Changed
		X-Ether Interference

*** End of Report ***

File:U0990 #1-622 Acq:18-JUL-2002 14:29:22 GC EI+ Voltage SIR 70S Noise:10538
303.9016 S:11 F:2 BSUB(256,30,-3.0) PKD(9,5,3,0.10%,42152.0,1.00%,F,T) Exp:NDB5US
TRIANGLE LABS Text:TLI#57752B DF-DP-39-0.5 (10X)

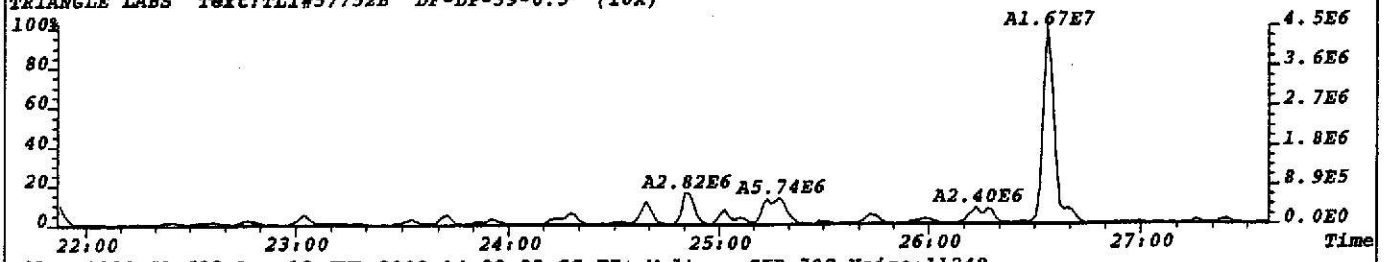

File:U0990 #1-622 Acq:18-JUL-2002 14:29:22 GC EI+ Voltage SIR 70S Noise:11249
305.8987 S:11 F:2 BSUB(256,30,-3.0) PKD(9,5,3,0.10%,44996.0,1.00%,F,T) Exp:NDB5US
TRIANGLE LABS Text:TLI#57752B DF-DP-39-0.5 (10X)

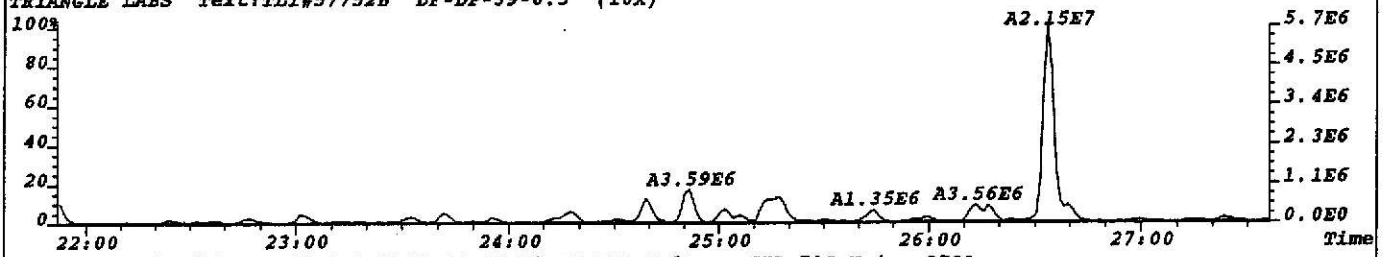

File:U0990 #1-622 Acq:18-JUL-2002 14:29:22 GC EI+ Voltage SIR 70S Noise:3701
315.9419 S:11 F:2 BSUB(256,30,-3.0) PKD(9,5,3,0.10%,14804.0,1.00%,F,T) Exp:NDB5US
TRIANGLE LABS Text:TLI#57752B DF-DP-39-0.5 (10X)

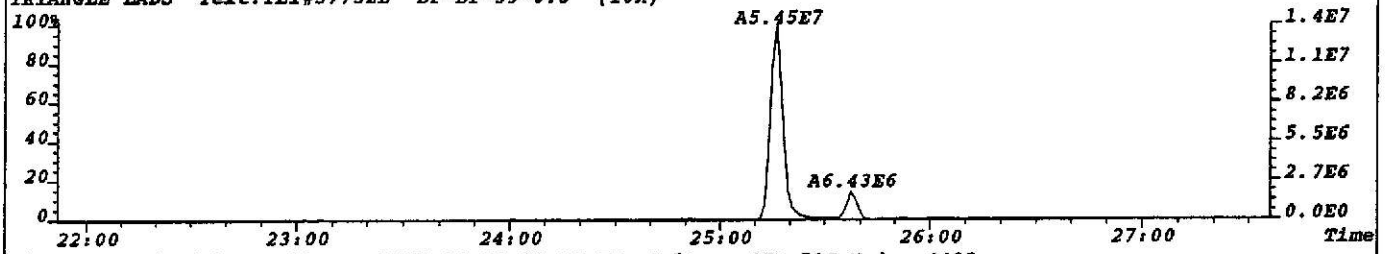

File:U0990 #1-622 Acq:18-JUL-2002 14:29:22 GC EI+ Voltage SIR 70S Noise:4493
317.9389 S:11 F:2 BSUB(256,30,-3.0) PKD(9,5,3,0.10%,17972.0,1.00%,F,T) Exp:NDB5US
TRIANGLE LABS Text:TLI#57752B DF-DP-39-0.5 (10X)

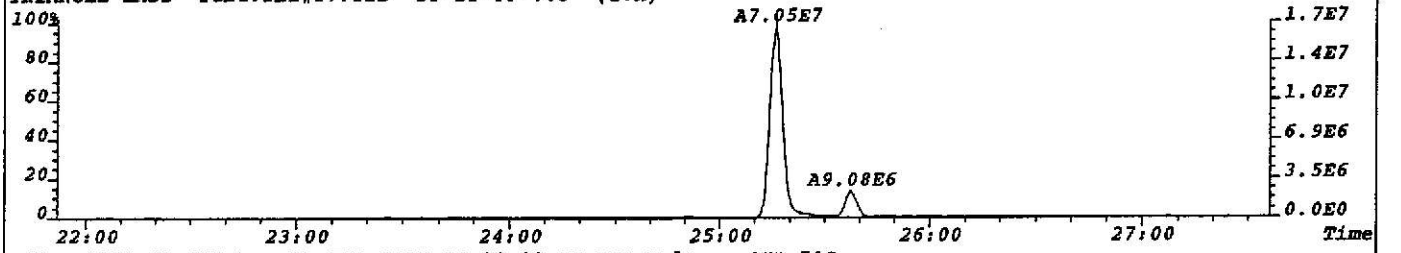

File:U0990 #1-622 Acq:18-JUL-2002 14:29:22 GC EI+ Voltage SIR 70S
330.9792 S:11 F:2 Exp:NDB5US
TRIANGLE LABS Text:TLI#57752B DF-DP-39-0.5 (10X)

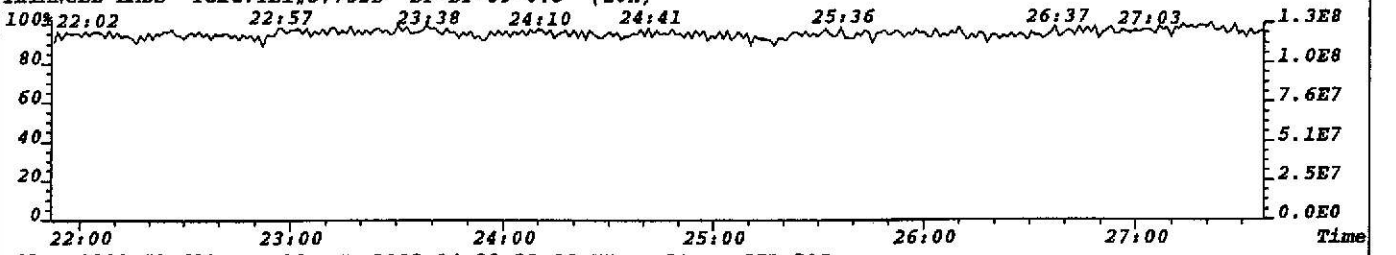

File:U0990 #1-622 Acq:18-JUL-2002 14:29:22 GC EI+ Voltage SIR 70S
375.8364 S:11 F:2 Exp:NDB5US
TRIANGLE LABS Text:TLI#57752B DF-DP-39-0.5 (10X)

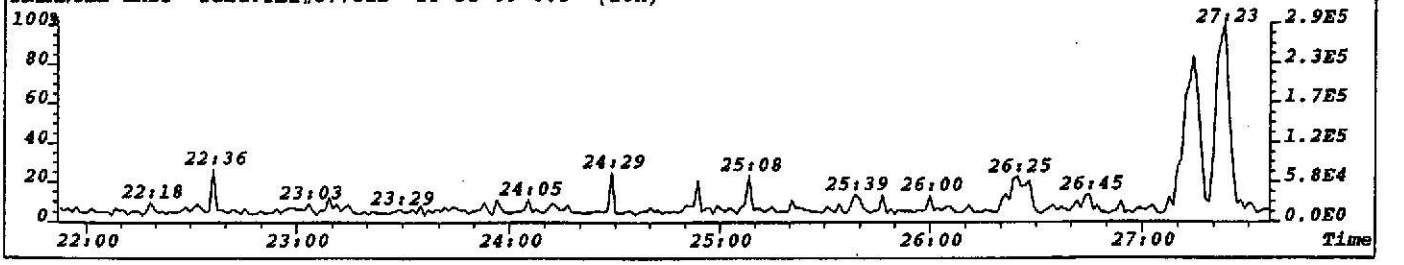

File:U0990 #1-622 Acq:18-JUL-2002 14:29:22 GC EI+ Voltage SIR 70S Noise:4007
319.8965 S:11 F:2 BSUB(256,30,-3.0) PKD(7,5,3,0.10%,16028.0,1.00%,F,T) Exp:NDB5US
TRIANGLE LABS Text:TLI#57752B DF-DP-39-0.5 (10X)

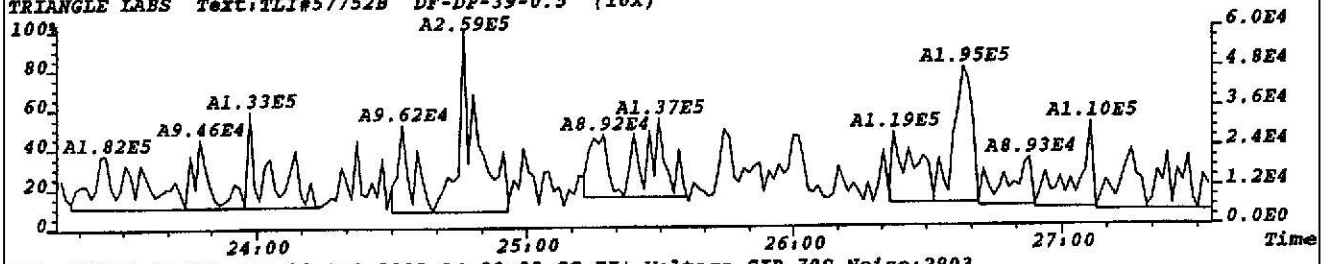

File:U0990 #1-622 Acq:18-JUL-2002 14:29:22 GC EI+ Voltage SIR 70S Noise:2903
321.8936 S:11 F:2 BSUB(256,30,-3.0) PKD(7,5,3,0.10%,11612.0,1.00%,F,T) Exp:NDB5US
TRIANGLE LABS Text:TLI#57752B DF-DP-39-0.5 (10X)

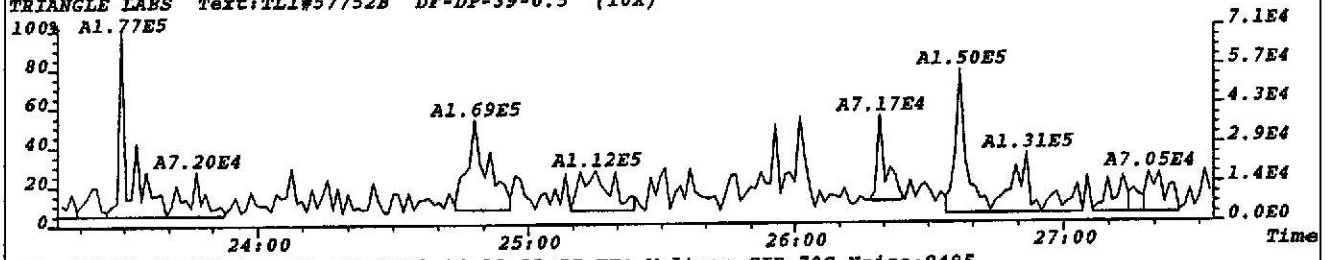

File:U0990 #1-622 Acq:18-JUL-2002 14:29:22 GC EI+ Voltage SIR 70S Noise:9495
331.9368 S:11 F:2 BSUB(256,30,-3.0) PKD(7,5,3,0.10%,37980.0,1.00%,F,T) Exp:NDB5US
TRIANGLE LABS Text:TLI#57752B DF-DP-39-0.5 (10X)

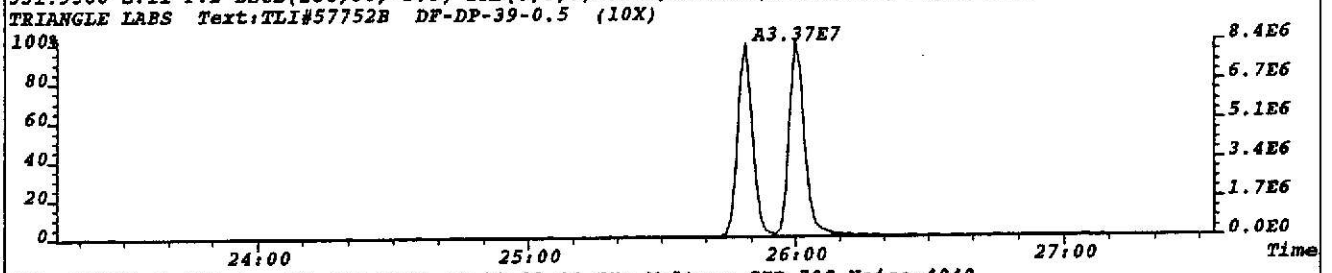

File:U0990 #1-622 Acq:18-JUL-2002 14:29:22 GC EI+ Voltage SIR 70S Noise:4848
333.9338 S:11 F:2 BSUB(256,30,-3.0) PKD(7,5,3,0.10%,19392.0,1.00%,F,T) Exp:NDB5US
TRIANGLE LABS Text:TLI#57752B DF-DP-39-0.5 (10X)

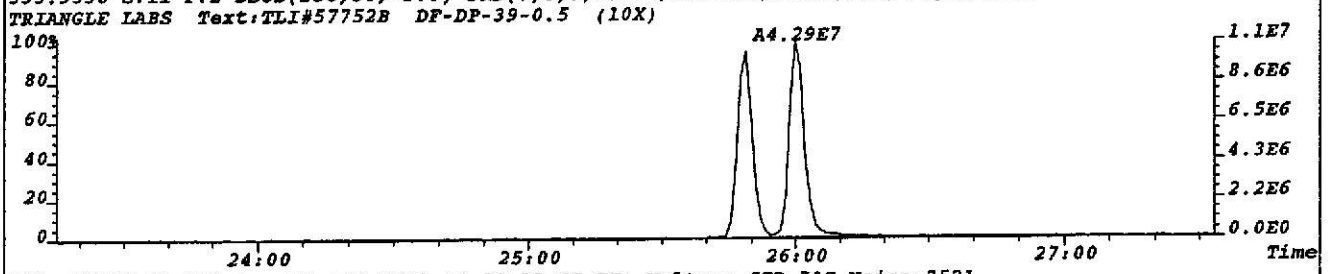

File:U0990 #1-622 Acq:18-JUL-2002 14:29:22 GC EI+ Voltage SIR 70S Noise:3521
327.8847 S:11 F:2 BSUB(256,30,-3.0) PKD(7,5,3,0.10%,14084.0,1.00%,F,T) Exp:NDB5US
TRIANGLE LABS Text:TLI#57752B DF-DP-39-0.5 (10X)

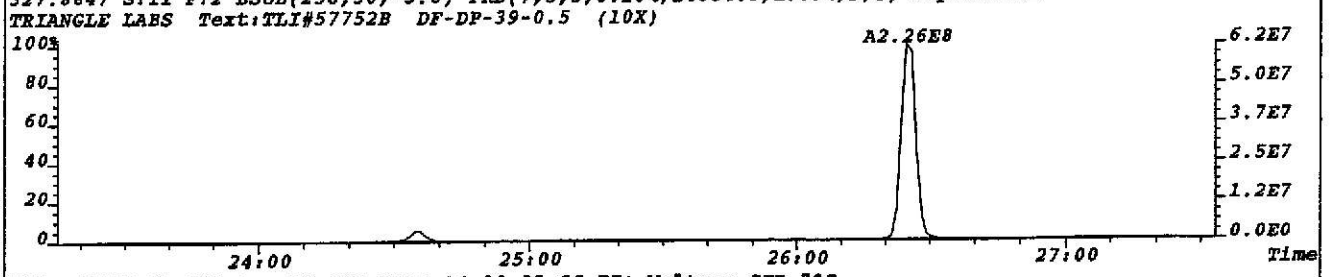

File:U0990 #1-622 Acq:18-JUL-2002 14:29:22 GC EI+ Voltage SIR 70S
330.9792 S:11 F:2 Exp:NDB5US
TRIANGLE LABS Text:TLI#57752B DF-DP-39-0.5 (10X)

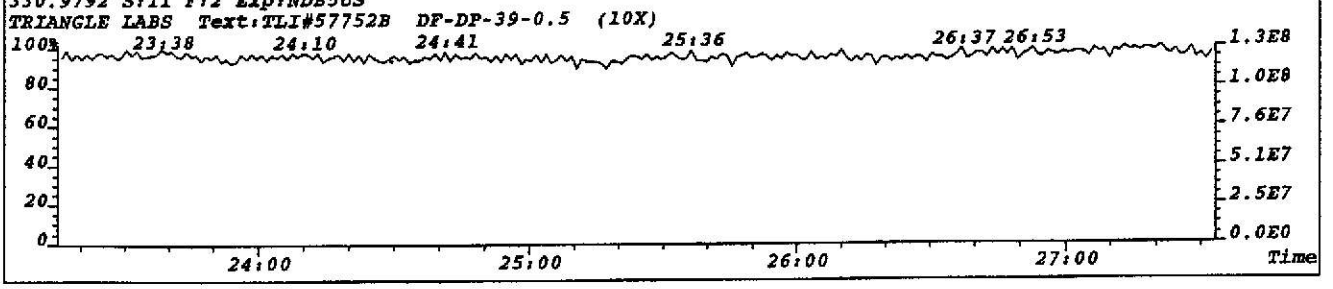

File:U0990 #1-622 Acq:18-JUL-2002 14:29:22 GC EI+ Voltage SIR 70S Noise:4238
339.8597 S:11 F:2 BSUB(256,30,-3.0) PKD(7,5,3,0.10%,16952.0,1.00%,F,T) Exp:NDB5US
TRIANGLE LABS Text:TLI#57752B DF-DP-39-0.5 (10X)

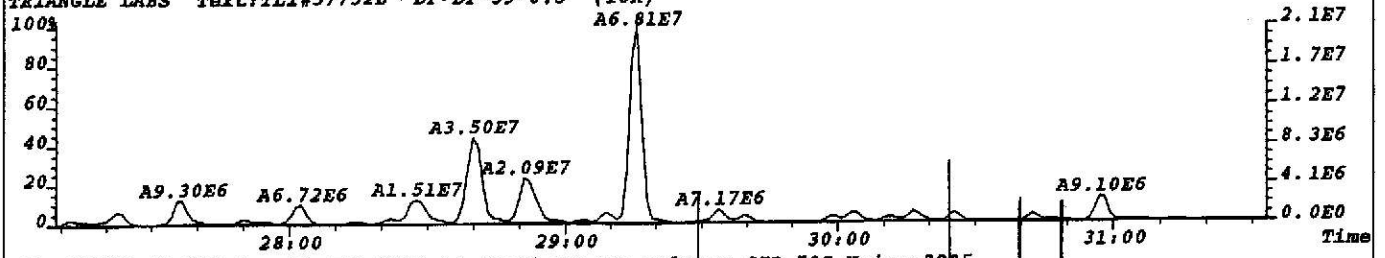

File:U0990 #1-622 Acq:18-JUL-2002 14:29:22 GC EI+ Voltage SIR 70S Noise:3805
341.8567 S:11 F:2 BSUB(256,30,-3.0) PKD(7,5,3,0.10%,15220.0,1.00%,F,T) Exp:NDB5US
TRIANGLE LABS Text:TLI#57752B DF-DP-39-0.5 (10X)

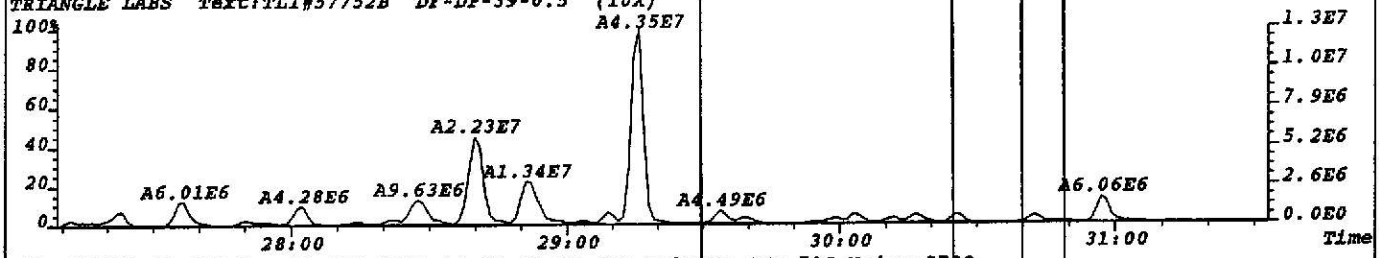

File:U0990 #1-622 Acq:18-JUL-2002 14:29:22 GC EI+ Voltage SIR 70S Noise:2703
351.9000 S:11 F:2 BSUB(256,30,-3.0) PKD(7,5,3,0.10%,10812.0,1.00%,F,T) Exp:NDB5US
TRIANGLE LABS Text:TLI#57752B DF-DP-39-0.5 (10X)

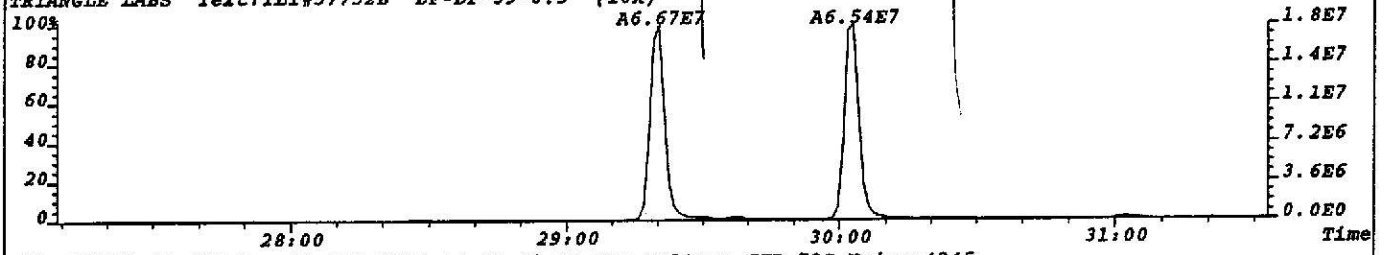

File:U0990 #1-622 Acq:18-JUL-2002 14:29:22 GC EI+ Voltage SIR 70S Noise:4245
353.8970 S:11 F:2 BSUB(256,30,-3.0) PKD(7,5,3,0.10%,16980.0,1.00%,F,T) Exp:NDB5US
TRIANGLE LABS Text:TLI#57752B DF-DP-39-0.5 (10X)

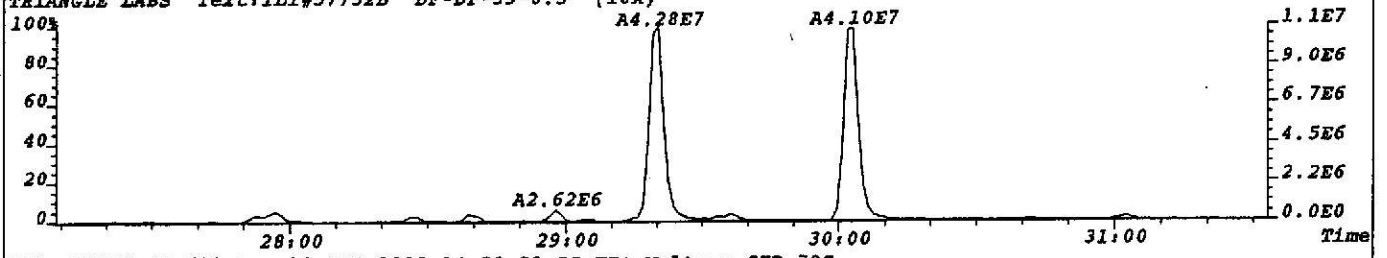

File:U0990 #1-622 Acq:18-JUL-2002 14:29:22 GC EI+ Voltage SIR 70S
330.9792 S:11 F:2 Exp:NDB5US
TRIANGLE LABS Text:TLI#57752B DF-DP-39-0.5 (10X)

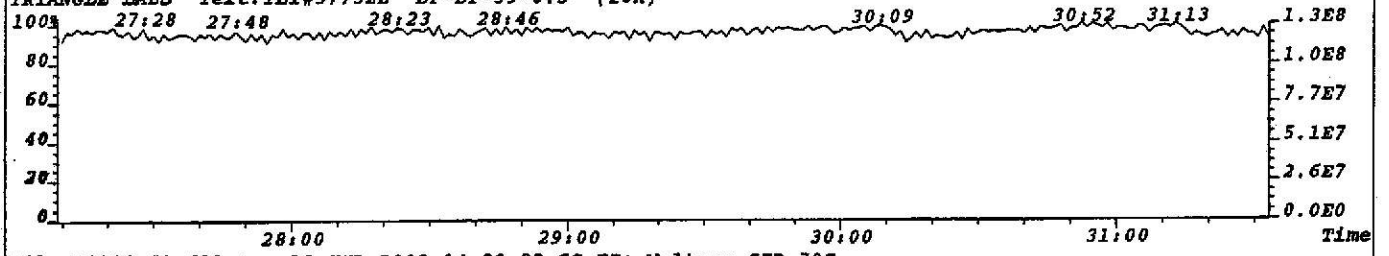

File:U0990 #1-622 Acq:18-JUL-2002 14:29:22 GC EI+ Voltage SIR 70S
409.7974 S:11 F:2 Exp:NDB5US
TRIANGLE LABS Text:TLI#57752B DF-DP-39-0.5 (10X)

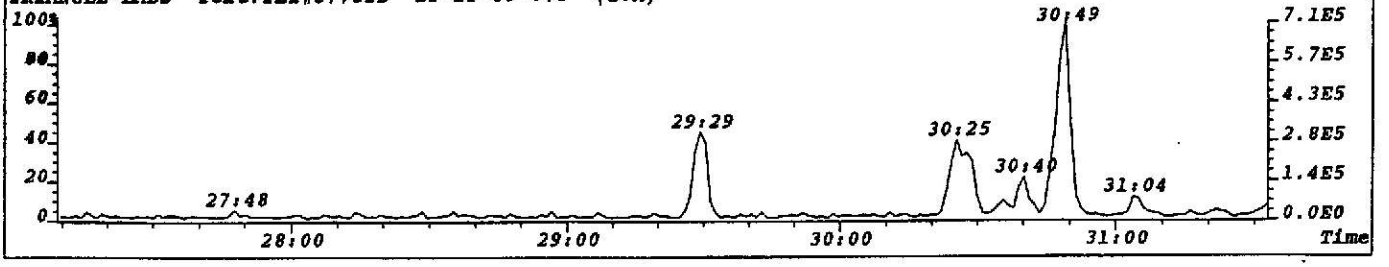

File:U0990 #1-314 Acq:18-JUL-2002 14:29:22 GC EI+ Voltage SIR 70S Noise:4392
389.8156 S:11 F:3 BSUB(256,30,-3.0) PKD(7,5,3,0.10%,17568.0,1.00%,F,T) Exp:NDB5US
TRIANGLE LABS Text:TLI#57752B DF-DP-39-0.5 (10X)

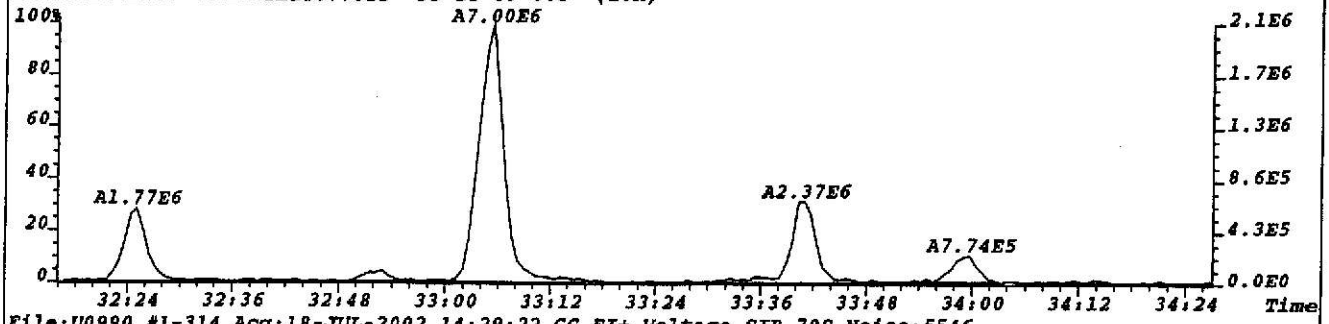

File:U0990 #1-314 Acq:18-JUL-2002 14:29:22 GC EI+ Voltage SIR 70S Noise:5546
391.8127 S:11 F:3 BSUB(256,30,-3.0) PKD(7,5,3,0.10%,22184.0,1.00%,F,T) Exp:NDB5US
TRIANGLE LABS Text:TLI#57752B DF-DP-39-0.5 (10X)

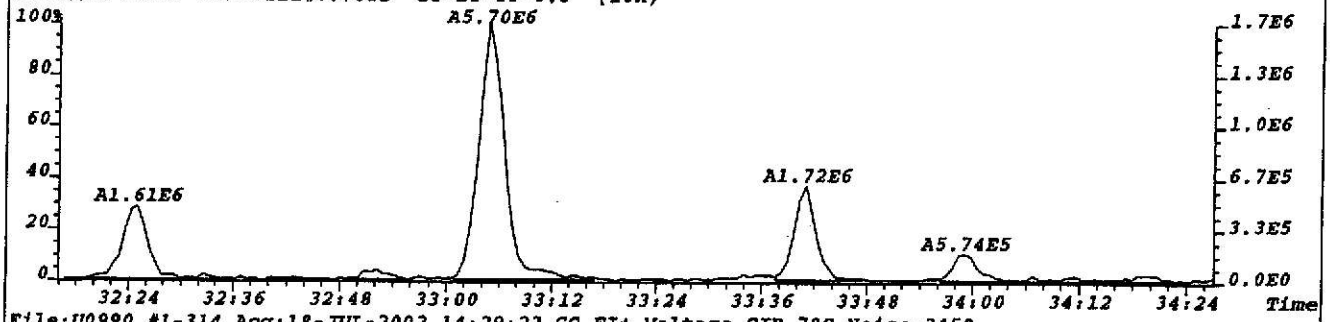

File:U0990 #1-314 Acq:18-JUL-2002 14:29:22 GC EI+ Voltage SIR 70S Noise:3450
401.8558 S:11 F:3 BSUB(256,30,-3.0) PKD(7,5,3,0.10%,13800.0,1.00%,F,T) Exp:NDB5US
TRIANGLE LABS Text:TLI#57752B DF-DP-39-0.5 (10X)

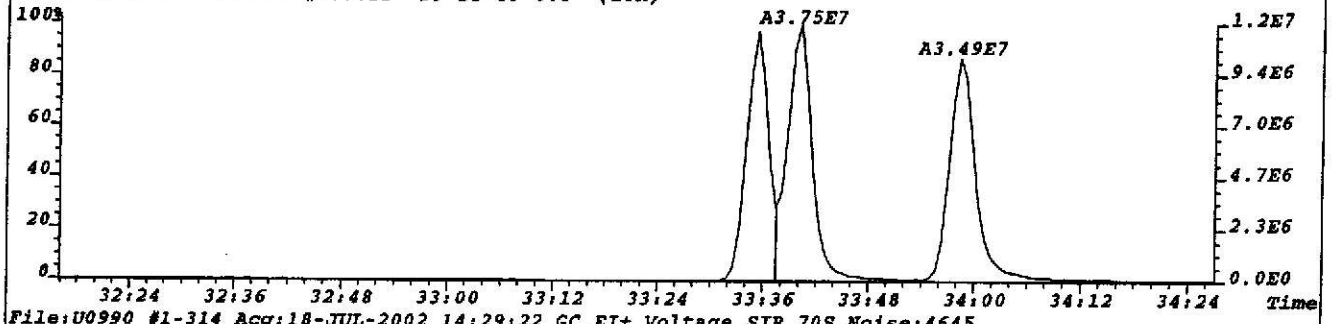

File:U0990 #1-314 Acq:18-JUL-2002 14:29:22 GC EI+ Voltage SIR 70S Noise:4645
403.8529 S:11 F:3 BSUB(256,30,-3.0) PKD(7,5,3,0.10%,18580.0,1.00%,F,T) Exp:NDB5US
TRIANGLE LABS Text:TLI#57752B DF-DP-39-0.5 (10X)

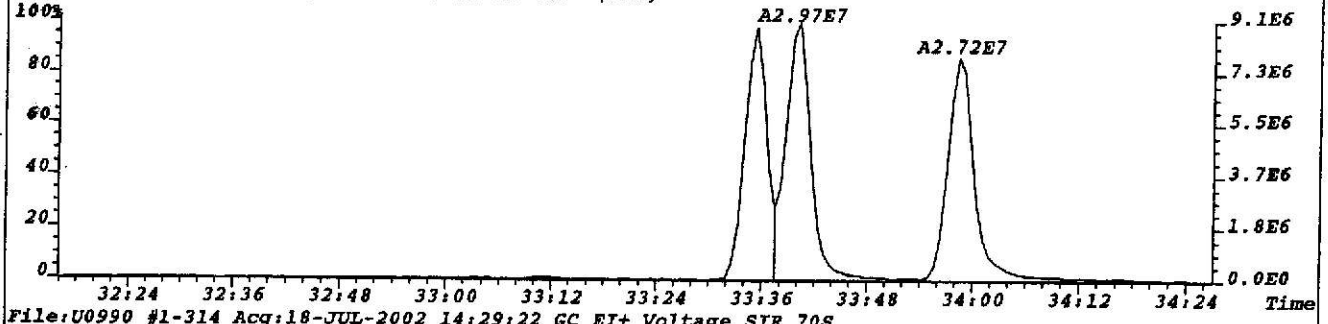

File:U0990 #1-314 Acq:18-JUL-2002 14:29:22 GC EI+ Voltage SIR 70S
392.9760 S:11 F:3 Exp:NDB5US
TRIANGLE LABS Text:TLI#57752B DF-DP-39-0.5 (10X)

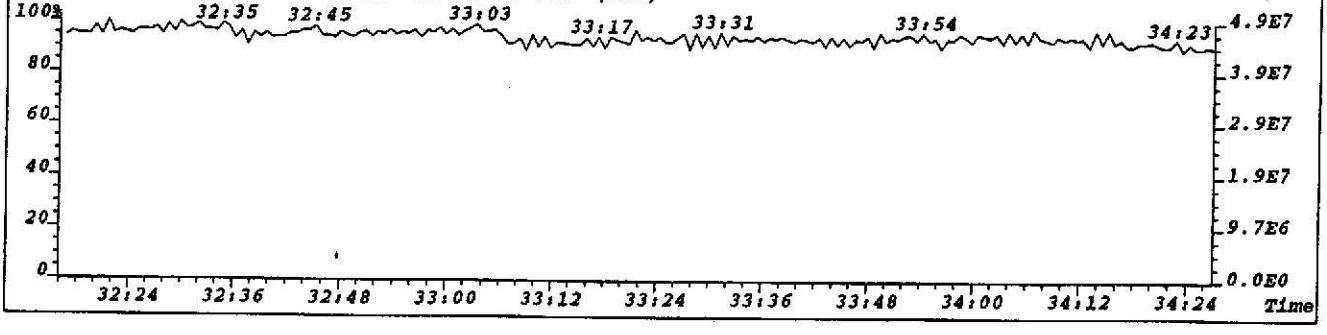

File:U0990 #1-549 Acq:18-JUL-2002 14:29:22 GC EI+ Voltage SIR 70S Noise:3790
407.7818 S:11 F:4 BSUB(256,30,-3.0) PKD(7,5,3,0.10%,15160.0,1.00%,F,T) Exp:NDB5US
TRIANGLE LABS Text:TLI#57752B DF-DP-39-0.5 (10X)

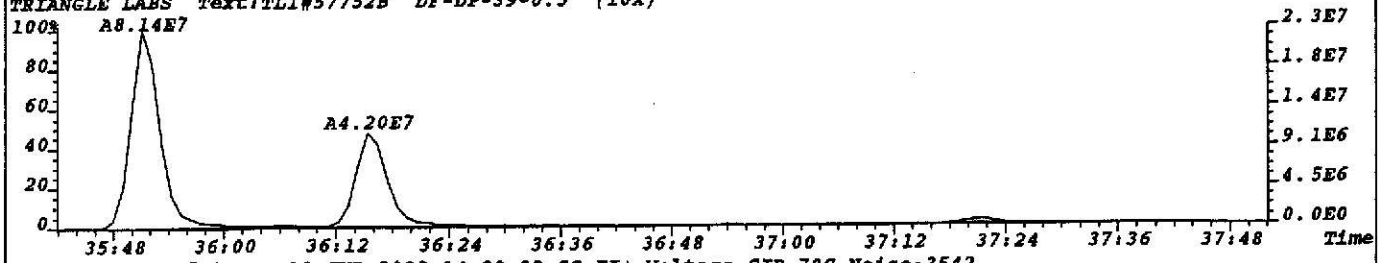

File:U0990 #1-549 Acq:18-JUL-2002 14:29:22 GC EI+ Voltage SIR 70S Noise:3542
409.7789 S:11 F:4 BSUB(256,30,-3.0) PKD(7,5,3,0.10%,14168.0,1.00%,F,T) Exp:NDB5US
TRIANGLE LABS Text:TLI#57752B DF-DP-39-0.5 (10X)

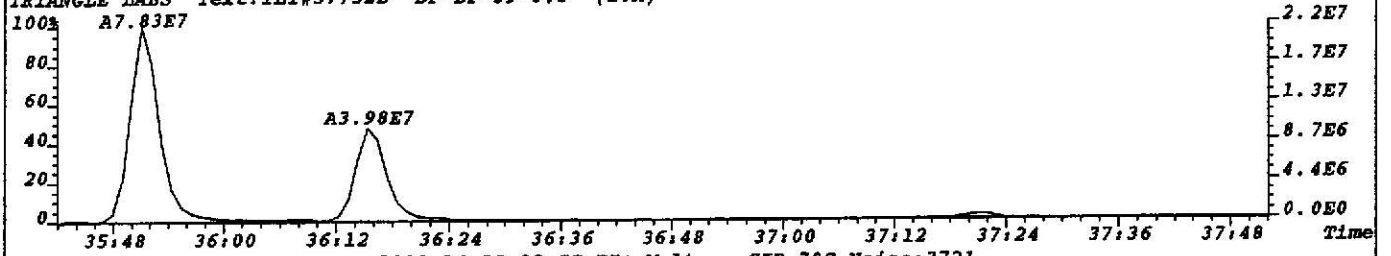

File:U0990 #1-549 Acq:18-JUL-2002 14:29:22 GC EI+ Voltage SIR 70S Noise:3721
417.8253 S:11 F:4 BSUB(256,30,-3.0) PKD(7,5,3,0.10%,14884.0,1.00%,F,T) Exp:NDB5US
TRIANGLE LABS Text:TLI#57752B DF-DP-39-0.5 (10X)

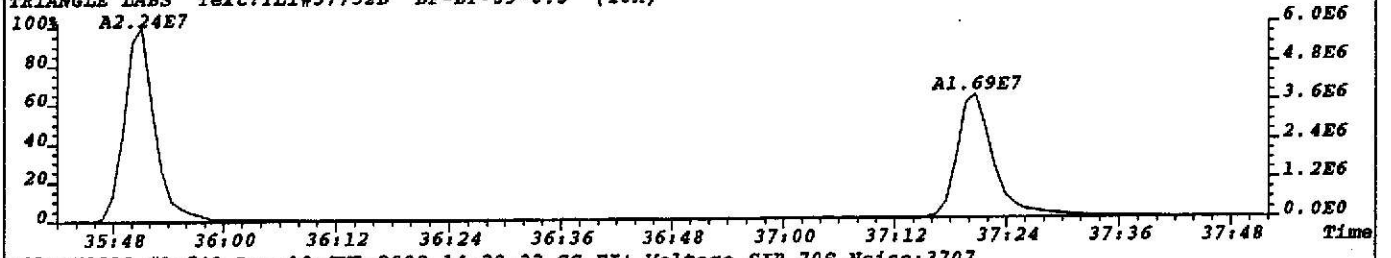

File:U0990 #1-549 Acq:18-JUL-2002 14:29:22 GC EI+ Voltage SIR 70S Noise:3707
419.8220 S:11 F:4 BSUB(256,30,-3.0) PKD(7,5,3,0.10%,14828.0,1.00%,F,T) Exp:NDB5US
TRIANGLE LABS Text:TLI#57752B DF-DP-39-0.5 (10X)

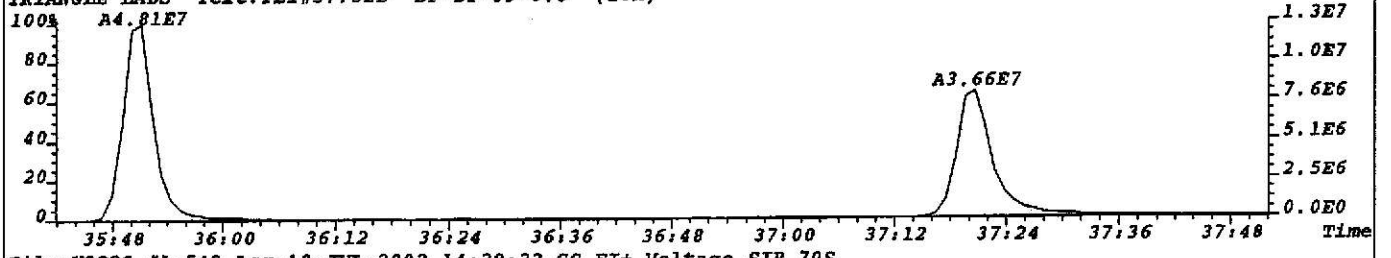

File:U0990 #1-549 Acq:18-JUL-2002 14:29:22 GC EI+ Voltage SIR 70S
430.9729 S:11 F:4 Exp:NDB5US
TRIANGLE LABS Text:TLI#57752B DF-DP-39-0.5 (10X)

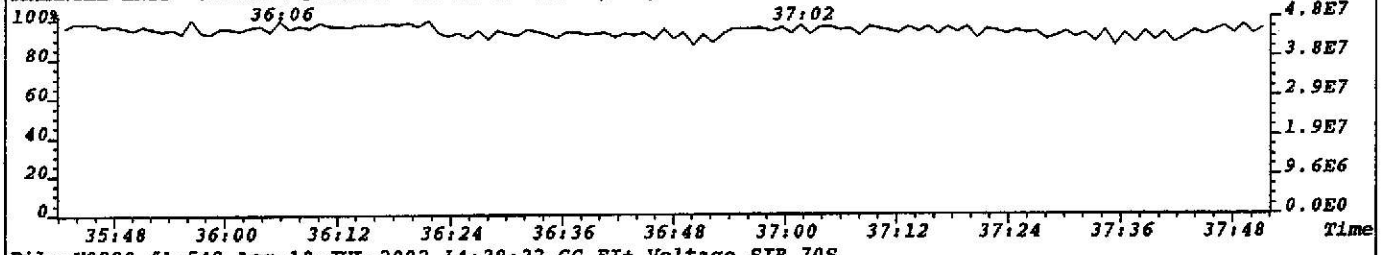

File:U0990 #1-549 Acq:18-JUL-2002 14:29:22 GC EI+ Voltage SIR 70S
479.7165 S:11 F:4 Exp:NDB5US
TRIANGLE LABS Text:TLI#57752B DF-DP-39-0.5 (10X)

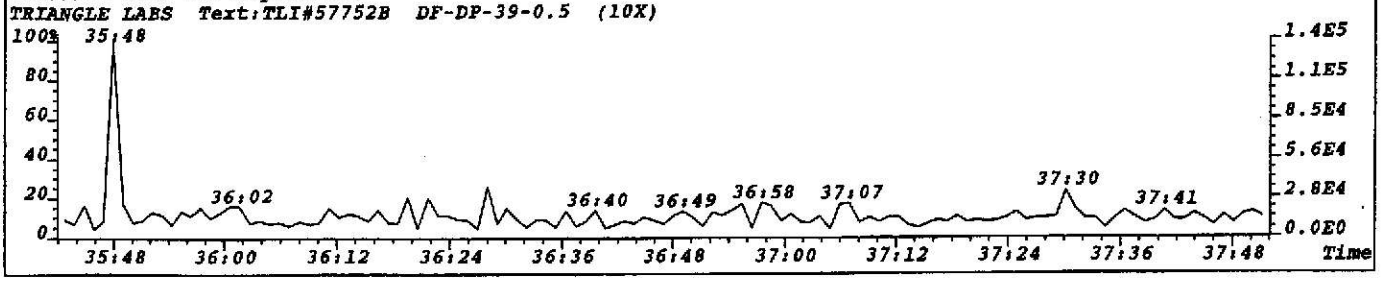

File:U0990 #1-549 Acq:18-JUL-2002 14:29:22 GC EI+ Voltage SIR 70S Noise:2006
457.7377 S:11 F:4 BSUB(256,30,-3.0) PKD(7,5,3,0.10%,8024.0,1.00%,F,T) Exp:NDB5US
TRIANGLE LABS Text:TLI#57752B DF-DP-39-0.5 (10X)

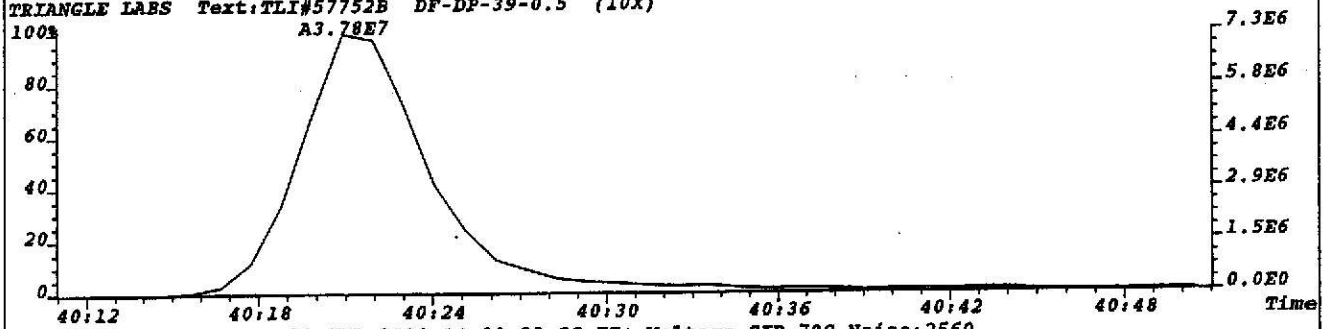

File:U0990 #1-549 Acq:18-JUL-2002 14:29:22 GC EI+ Voltage SIR 70S Noise:2560
459.7348 S:11 F:4 BSUB(256,30,-3.0) PKD(7,5,3,0.10%,10240.0,1.00%,F,T) Exp:NDB5US
TRIANGLE LABS Text:TLI#57752B DF-DP-39-0.5 (10X)

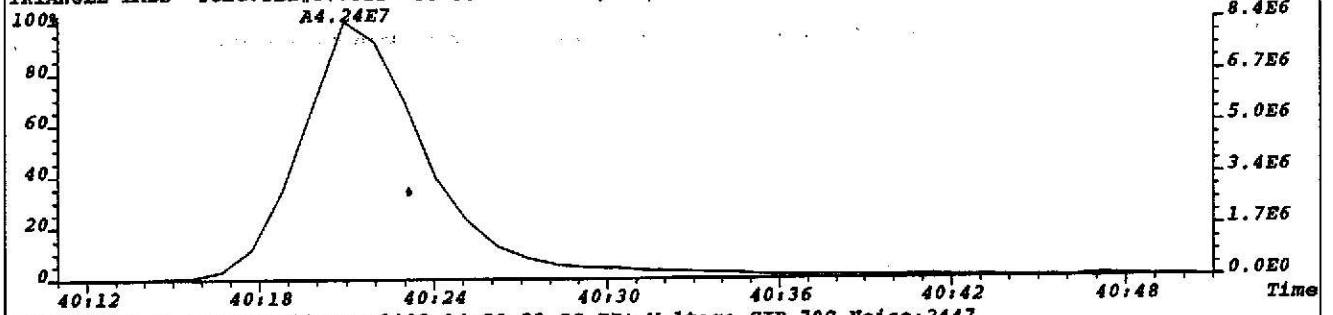

File:U0990 #1-549 Acq:18-JUL-2002 14:29:22 GC EI+ Voltage SIR 70S Noise:2447
469.7779 S:11 F:4 BSUB(256,30,-3.0) PKD(7,5,3,0.10%,9788.0,1.00%,F,T) Exp:NDB5US
TRIANGLE LABS Text:TLI#57752B DF-DP-39-0.5 (10X)

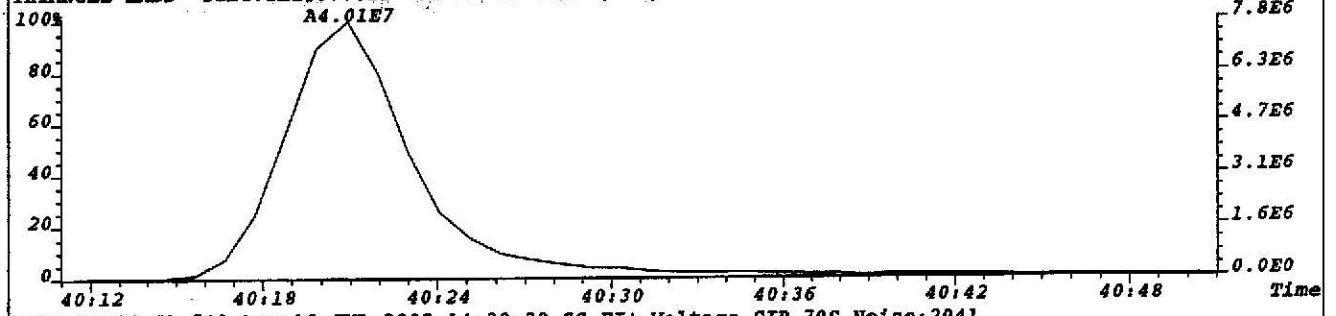

File:U0990 #1-549 Acq:18-JUL-2002 14:29:22 GC EI+ Voltage SIR 70S Noise:2041
471.7750 S:11 F:4 BSUB(256,30,-3.0) PKD(7,5,3,0.10%,8164.0,1.00%,F,T) Exp:NDB5US
TRIANGLE LABS Text:TLI#57752B DF-DP-39-0.5 (10X)

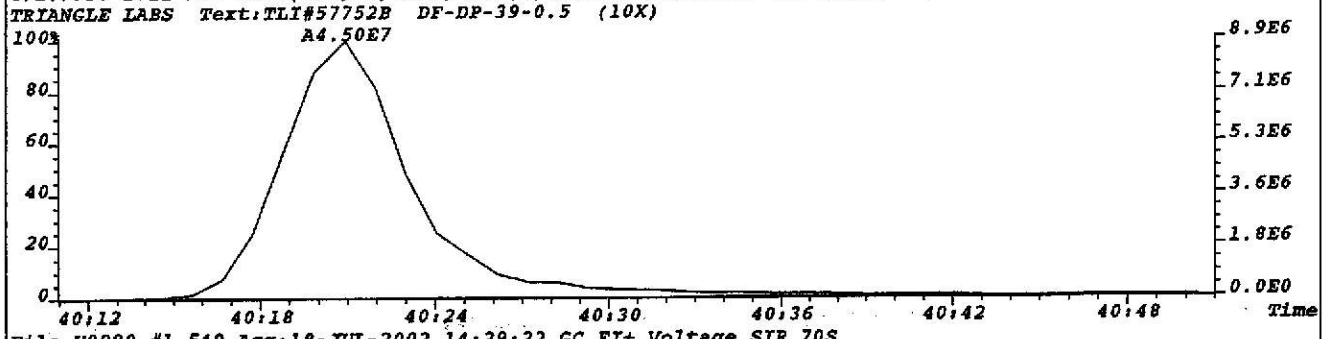

File:U0990 #1-549 Acq:18-JUL-2002 14:29:22 GC EI+ Voltage SIR 70S
430.9729 S:11 F:4 Exp:NDB5US
TRIANGLE LABS Text:TLI#57752B DF-DP-39-0.5 (10X)

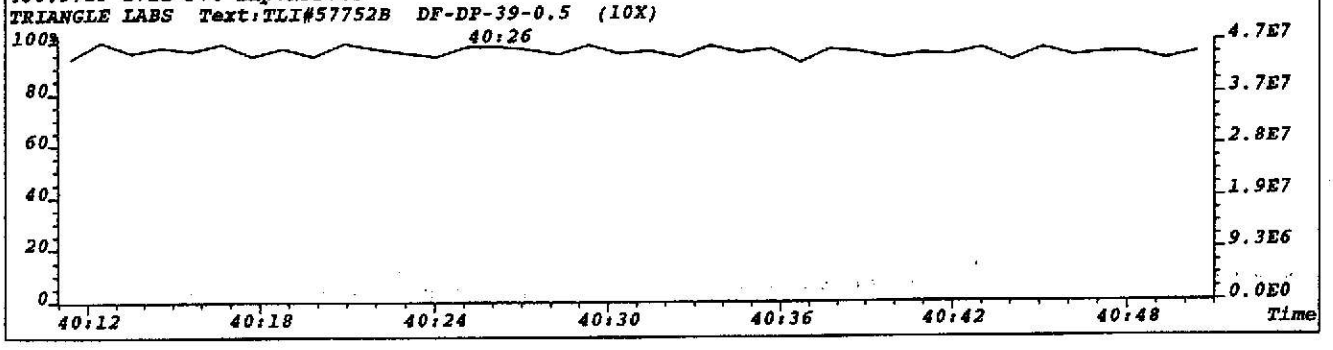

Peak Locate Examination:18-JUL-2002:06:26 File:U0990
Experiment:NDB5US Function:2 Reference:PFK

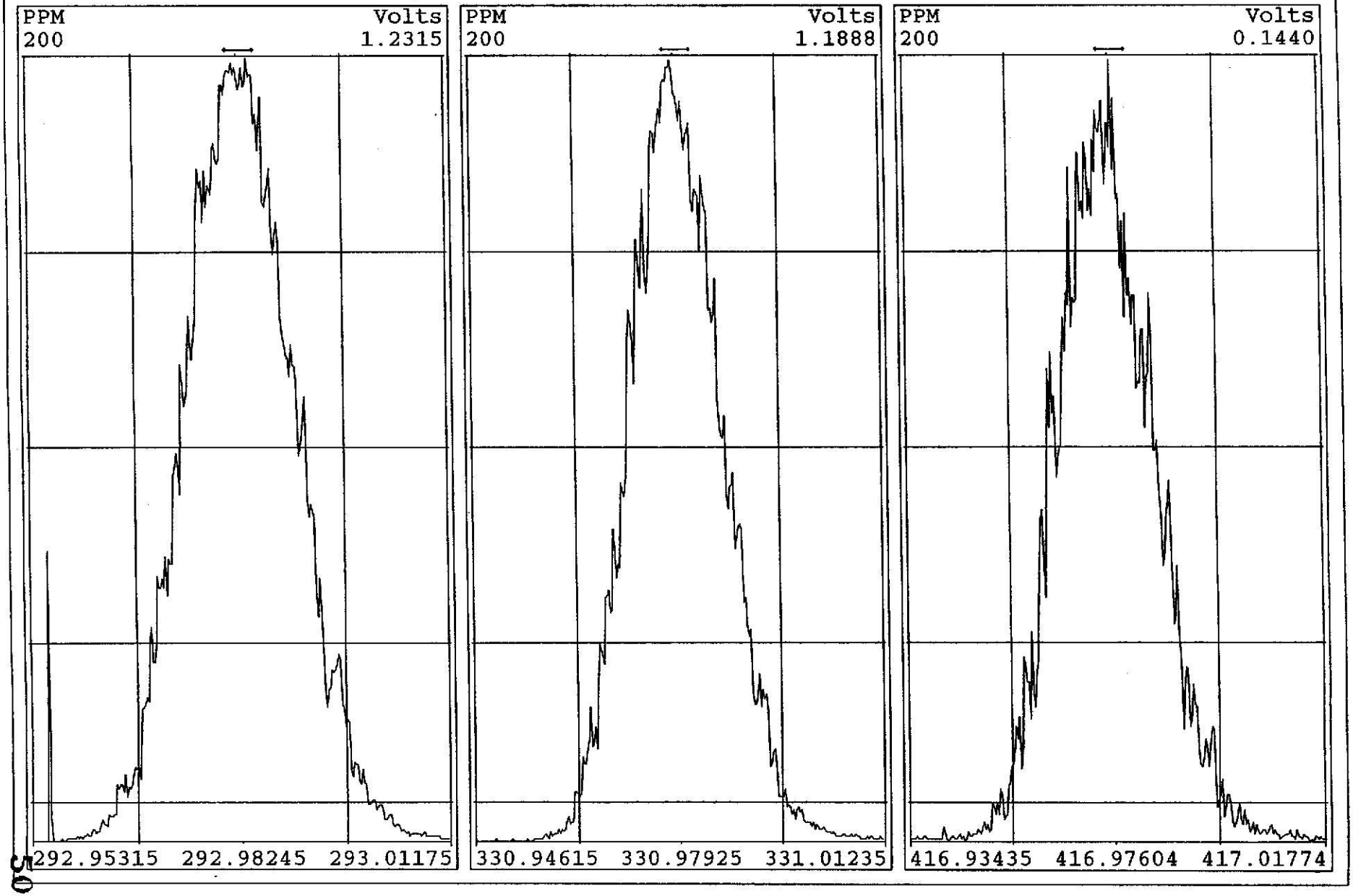

TLI Project: **57752B** 1613, Revision B PCDD/PCDF Analysis (c)
Client Sample: **DF-DP-3-0.5** Analysis File: **U099012**

Client Project:	**Mississippi Project**				
Sample Matrix:	**SOLID**	Date Received:	**06/28/2002**	Spike File:	**SP161B10**
TLI ID:	**329-38-33**	Date Extracted:	**07/06/2002**	ICal:	**UF5709B**
		Date Analyzed:	**07/18/2002**	ConCal:	**UB20989**
Sample Size:	**11.200 g**	Dilution Factor:	**10X**	% Moisture:	**10.9**
Dry Weight:	**9.979 g**	Blank File:	**T023456**	% Lipid:	**n/a**
GC Column:	**DB-5**	Analyst:	**LAG**	% Solids:	**89.1**

Analytes	Conc. (pg/g)	DL	Ratio	RT	RRT	Flags
1,2,3,4,6,7,8-HpCDF	5760		1.06	35:52	1.000	—

Totals	Conc. (pg/g)	Number	DL	Flags
Total TCDF	604	10		—
Total HpCDF	9030	3		—

Internal Standards	Conc. (pg/g)	% Recovery	QC Limits	Ratio	RT	RRT	Flags
$^{13}C_{12}$-2,3,7,8-TCDF	2440	111	24%-169%	0.78	25:16	0.979	—
$^{13}C_{12}$-1,2,3,4,6,7,8-HpCDF	2340	106	28%-143%	0.47	35:51	1.055	—
$^{13}C_{12}$-1,2,3,4,7,8,9-HpCDF	2550	116	26%-138%	0.47	37:20	1.099	—

Recovery Standards	Ratio	RT	Flags
$^{13}C_{12}$-1,2,3,4-TCDD	0.80	25:49	—
$^{13}C_{12}$-1,2,3,7,8,9-HxCDD	1.26	33:59	—

Data Reviewer: PaB 07/25/2002

161B_PSR v2.04, LARS 6.25.05

Triangle Laboratories, Inc.®
2445 S. Alston Ave. • Durham, North Carolina 27713
Phone: (919) 544-5729 • Fax: (919) 544-5491

Printed: 21:02 07/25/2002

Initial ....Date...

Data Review By: PaB 7/25/02

Channel specific noise levels computed from 'NL' heights.

Page No. 1 Listing of U099012B.dbf
07/25/2002 Matched GC Peaks / Ratio / Ret. Time

Compound/ M_Z....	QC.Log	Omit	Why	..RT.	OK	Ratio	Total.Area/Ht	Area/Ht.Peak1	Area/Ht.Peak2	Rel.RT	Compound.Name..	ID..	Flags.
TCDF				0.65-0.89						0.864-1.077			
304-306	DC	NL					Height	12.56	6.39	6.17			
	OWL			21:52		0.73	285.64	120.67	164.97	0.865			
				22:48		0.86	116.70	53.97	62.73	0.902			
				23:03		0.72	118.29	49.64	68.65	0.912			
				23:33		0.71	169.64	70.41	99.23	0.932			
				24:18		0.77	374.26	163.21	211.05	0.962			
				24:39		0.79	355.03	156.75	198.28	0.976			
				24:52		0.79	277.82	122.86	154.96	0.984			
				25:17		0.75	460.00	196.89	263.11	1.001	2378-TCDF		AN
				25:44		0.84	119.77	54.75	65.02	1.018			
	DC	SN		25:56		0.86	43.32			1.026			
	DC	SN		26:14		0.84	60.07			1.038			
				26:34		0.76	1,698.21	735.12	963.09	1.051			
	DC	WH		27:23	RO	0.48	126.35			1.084			
	DC	WH		27:38		0.78	36.14			1.094			
304-306			10	Peaks			3,975.36						
13C12-TCDF				0.65-0.89						0.942-1.140			
316-318	DC	NL					Height	6.53	2.92	3.61			
				24:52		0.80	116.31	51.54	64.77	0.984			
				25:16		0.78	12,862.63	5,652.38	7,210.25	1.000	13C12-2378-TCDF		IS0
							Height	3,158.15	1,385.09	1,773.06			
				25:38		0.82	262.34	118.39	143.95	1.015			
316-318			3	Peaks			13,241.28						

---------- Above: TCDF / TCDD Follows ----------

13C12-TCDD				0.65-0.89						0.916-1.069			
332-334	DC	NL					Height	10.97	7.00	3.97			
				25:49		0.80	6,579.62	2,928.90	3,650.72	0.993	13C12-1234-TCDD		RS1
				26:00		0.80	7,700.80	3,417.14	4,283.66	1.000	13C12-2378-TCDD		IS1
							Height	1,957.20	863.86	1,093.34			
	DC	SN		26:25	RO	0.57	25.18			1.016			
332-334			2	Peaks			14,280.42						

---------- Above: TCDD / HxCDD Follows ----------

13C12-HxCDD				1.05-1.43						0.982-1.042			
402-404	DC	NL					Height	6.84	3.36	3.48			
				33:04	RO	0.84	24.70	11.24	13.46	0.984			
				33:36		1.26	5,596.96	3,119.75	2,477.21	1.000	13C12-HxCDD 478		IS9
							Height	1,969.51	1,097.87	871.64			
				33:40		1.28	6,676.44	3,745.41	2,931.03	1.000	13C12-HxCDD 678		IS10
							Height	1,971.93	1,088.84	883.09			
				33:59		1.26	5,905.45	3,298.15	2,607.30	1.011	13C12-HxCDD 789		RS2
402-404			4	Peaks			18,203.55						

```
Compound/
M_Z.... QC.Log Omit Why ..RT. OK Ratio Total.Area/Ht Area/Ht.Peak1 Area/Ht.Peak2 Rel.RT Compound.Name.. ID.. Flags.

                    ---------------------- Above: HxCDD / HpCDF Follows ---------------------

HpCDF                              0.88-1.20                                    0.956-1.005
408-410          DC  NL            Height          7.15          4.35          2.80
                           35:52     1.06     27,372.40     14,065.00     13,307.40  1.000 1234678-HpCDF   AN
                           36:16     1.04     13,333.75      6,812.95      6,520.80  0.971
                           37:21     1.08        370.43        192.54        177.89  1.000 1234789-HpCDF   AN
408-410                 3 Peaks              41,076.58

13C12-HpCDF                        0.37-0.51                                    0.857-1.151
418-420          DC  NL            Height          5.41          2.86          2.55
                           35:51     0.47      7,245.88      2,321.14      4,924.74  1.000 13C12-HpCDF 678 IS11
                                     Height    2,029.14        636.44      1,392.70
                           36:15 RO  0.55         61.70         21.85         39.85  0.971
                           37:20     0.47      5,529.62      1,756.37      3,773.25  1.000 13C12-HpCDF 789 IS12
                                     Height    1,195.34        369.80        825.54
418-420                 3 Peaks              12,837.20


Column Description............  "Why" Code Description.........  QC Log Desc.........

M_Z   -Nominal Ion Mass(es)      WL-Below Retention Time Window   A-Peak Added
..RT. -Retention Time (mm:ss)    WH-Above Retention Time Window   K-Peak Kept
Rat.1 -Ratio of M/M+2 Ions       SN-Below Signal to Noise Level   D-Peak Deleted
OK    -RO=Ratio Outside Limits   <M-Below Method Detection Limit  T-Time Changed
Rel.RT-Relative Retention Time   NL-Channel Specific Noise Level  M-Peak Area Changed
                                                                  N-Name Changed
                                                                  X-Ether Interference

*** End of Report ***
```

File:U0990 #1-622 Acq:18-JUL-2002 15:17:29 GC EI+ Voltage SIR 70S Noise:7983
303.9016 S:12 F:2 BSUB(256,30,-3.0) PKD(9,5,3,0.10%,31932.0,1.00%,F,T) Exp:NDB5US
TRIANGLE LABS Text:TLI#57752B DF-DP-3-0.5 (10X)

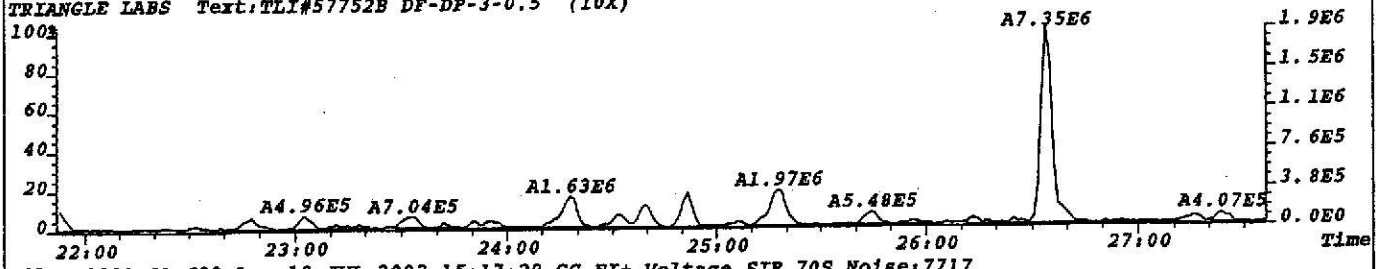

File:U0990 #1-622 Acq:18-JUL-2002 15:17:29 GC EI+ Voltage SIR 70S Noise:7717
305.8987 S:12 F:2 BSUB(256,30,-3.0) PKD(9,5,3,0.10%,30868.0,1.00%,F,T) Exp:NDB5US
TRIANGLE LABS Text:TLI#57752B DF-DP-3-0.5 (10X)

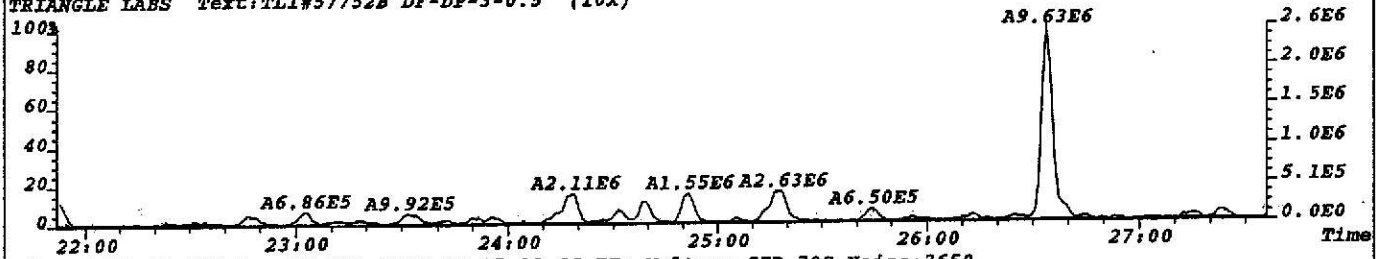

File:U0990 #1-622 Acq:18-JUL-2002 15:17:29 GC EI+ Voltage SIR 70S Noise:3650
315.9419 S:12 F:2 BSUB(256,30,-3.0) PKD(9,5,3,0.10%,14600.0,1.00%,F,T) Exp:NDB5US
TRIANGLE LABS Text:TLI#57752B DF-DP-3-0.5 (10X)

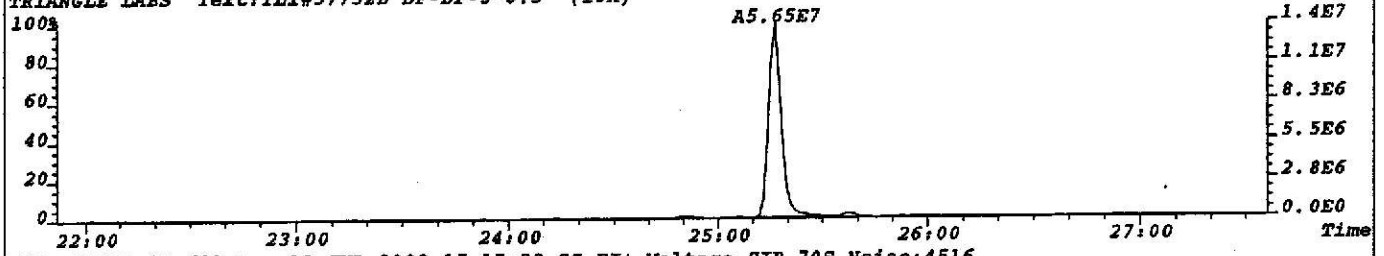

File:U0990 #1-622 Acq:18-JUL-2002 15:17:29 GC EI+ Voltage SIR 70S Noise:4516
317.9389 S:12 F:2 BSUB(256,30,-3.0) PKD(9,5,3,0.10%,18064.0,1.00%,F,T) Exp:NDB5US
TRIANGLE LABS Text:TLI#57752B DF-DP-3-0.5 (10X)

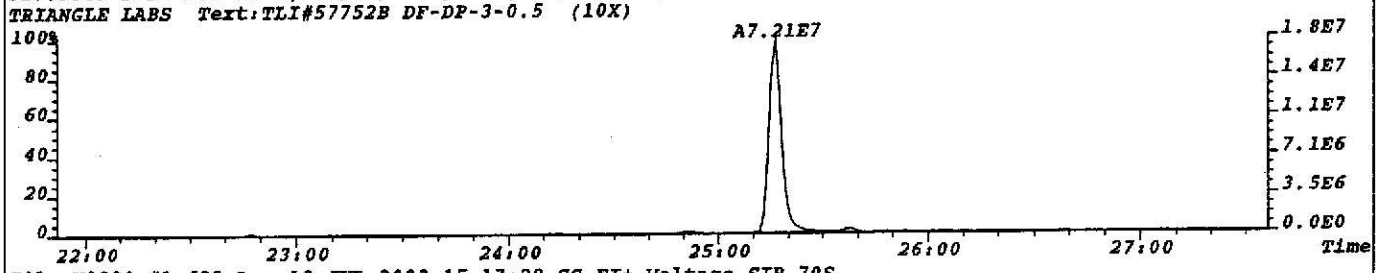

File:U0990 #1-622 Acq:18-JUL-2002 15:17:29 GC EI+ Voltage SIR 70S
330.9792 S:12 F:2 Exp:NDB5US
TRIANGLE LABS Text:TLI#57752B DF-DP-3-0.5 (10X)

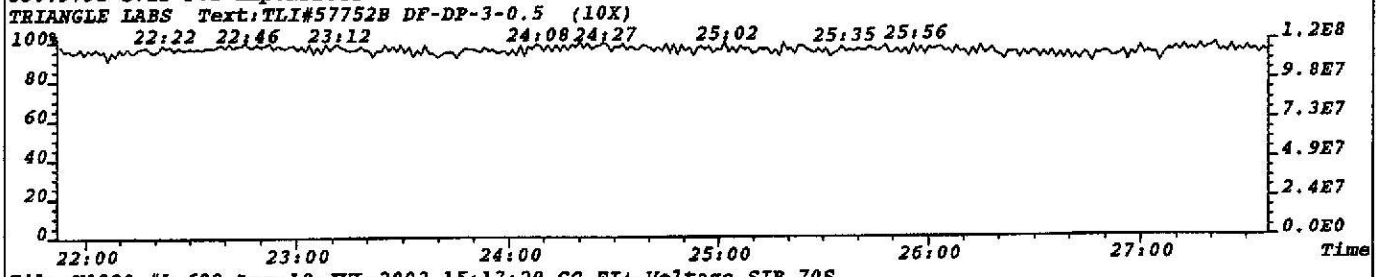

File:U0990 #1-622 Acq:18-JUL-2002 15:17:29 GC EI+ Voltage SIR 70S
375.8364 S:12 F:2 Exp:NDB5US
TRIANGLE LABS Text:TLI#57752B DF-DP-3-0.5 (10X)

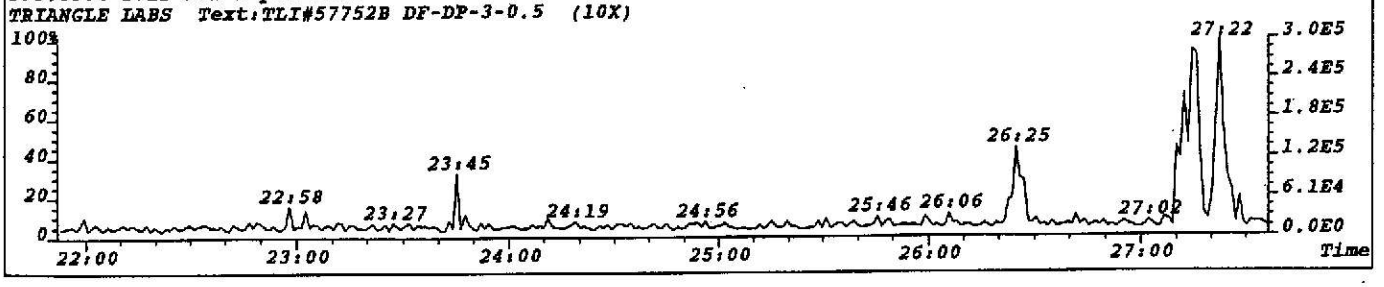

File:U0990 #1-622 Acq:18-JUL-2002 15:17:29 GC EI+ Voltage SIR 70S Noise:3553
319.8965 S:12 F:2 BSUB(256,30,-3.0) PKD(7,5,3,0.10%,14212.0,1.00%,F,T) Exp:NDB5US
TRIANGLE LABS Text:TLI#57752B DF-DP-3-0.5 (10X)

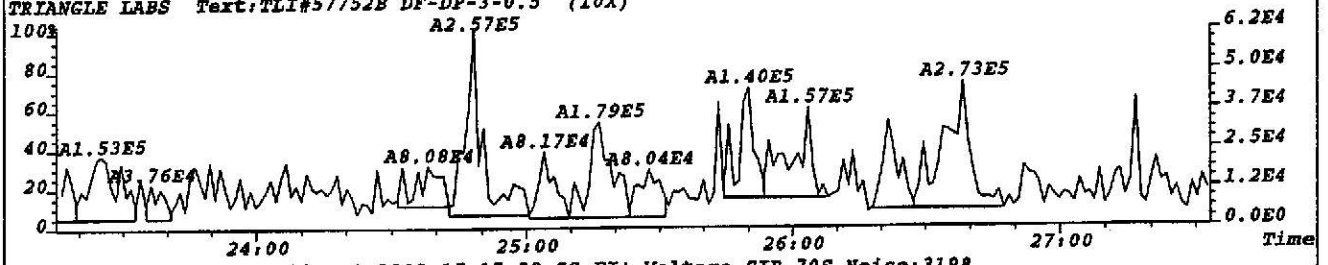

File:U0990 #1-622 Acq:18-JUL-2002 15:17:29 GC EI+ Voltage SIR 70S Noise:3198
321.8936 S:12 F:2 BSUB(256,30,-3.0) PKD(7,5,3,0.10%,12792.0,1.00%,F,T) Exp:NDB5US
TRIANGLE LABS Text:TLI#57752B DF-DP-3-0.5 (10X)

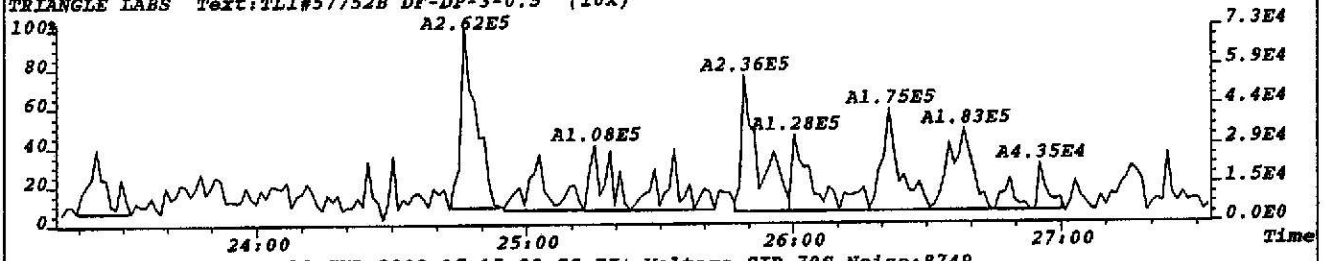

File:U0990 #1-622 Acq:18-JUL-2002 15:17:29 GC EI+ Voltage SIR 70S Noise:8749
331.9368 S:12 F:2 BSUB(256,30,-3.0) PKD(7,5,3,0.10%,34996.0,1.00%,F,T) Exp:NDB5US
TRIANGLE LABS Text:TLI#57752B DF-DP-3-0.5 (10X)

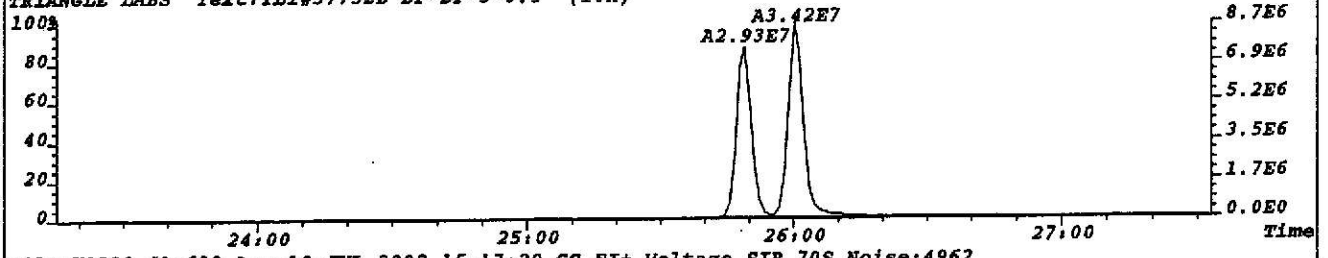

File:U0990 #1-622 Acq:18-JUL-2002 15:17:29 GC EI+ Voltage SIR 70S Noise:4962
333.9338 S:12 F:2 BSUB(256,30,-3.0) PKD(7,5,3,0.10%,19848.0,1.00%,F,T) Exp:NDB5US
TRIANGLE LABS Text:TLI#57752B DF-DP-3-0.5 (10X)

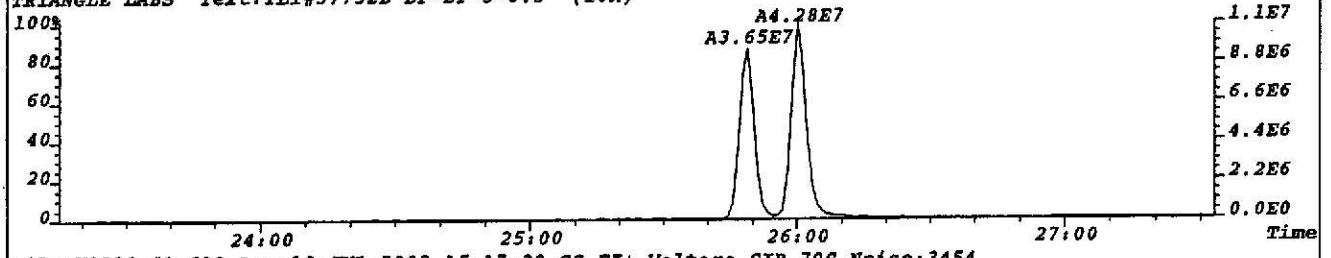

File:U0990 #1-622 Acq:18-JUL-2002 15:17:29 GC EI+ Voltage SIR 70S Noise:3454
327.8847 S:12 F:2 BSUB(256,30,-3.0) PKD(7,5,3,0.10%,13816.0,1.00%,F,T) Exp:NDB5US
TRIANGLE LABS Text:TLI#57752B DF-DP-3-0.5 (10X)

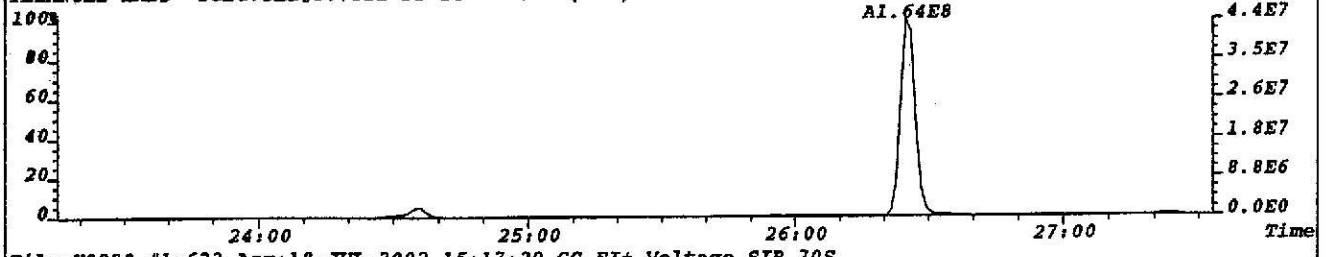

File:U0990 #1-622 Acq:18-JUL-2002 15:17:29 GC EI+ Voltage SIR 70S
330.9792 S:12 F:2 Exp:NDB5US
TRIANGLE LABS Text:TLI#57752B DF-DP-3-0.5 (10X)

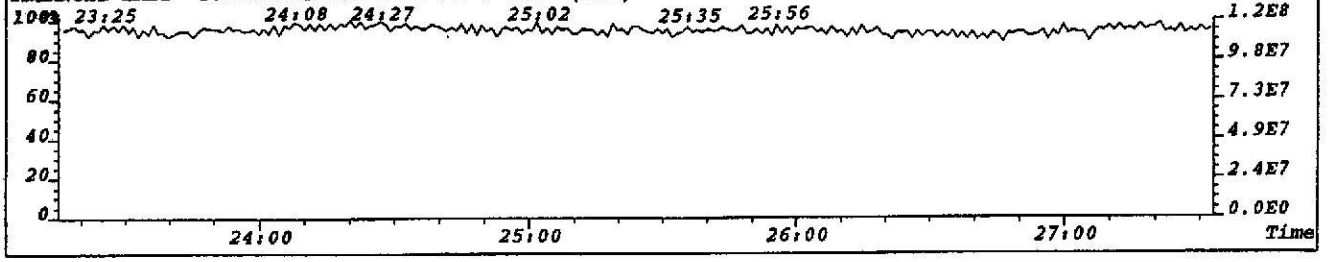

File:U0990 #1-313 Acq:18-JUL-2002 15:17:29 GC EI+ Voltage SIR 70S Noise:3427
389.8156 S:12 F:3 BSUB(256,30,-3.0) PKD(7,5,3,0.10%,13708.0,1.00%,F,T) Exp:NDB5US
TRIANGLE LABS Text:TLI#57752B DF-DP-3-0.5 (10X)

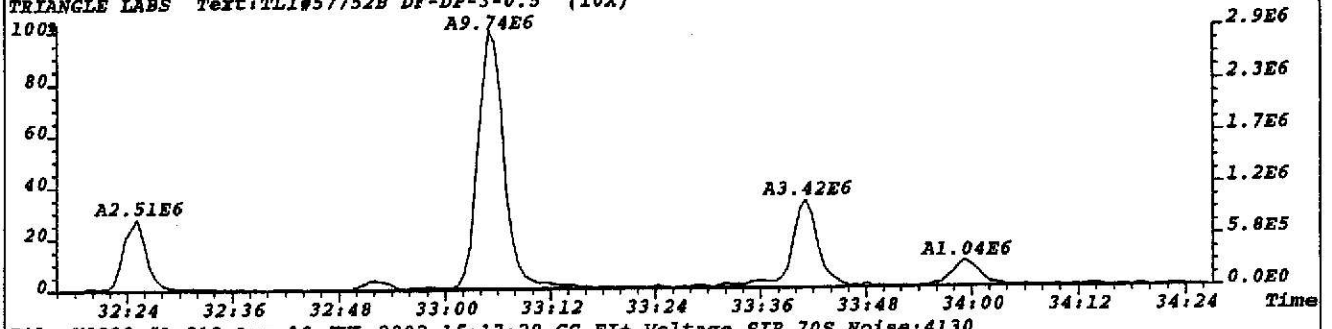

File:U0990 #1-313 Acq:18-JUL-2002 15:17:29 GC EI+ Voltage SIR 70S Noise:4130
391.8127 S:12 F:3 BSUB(256,30,-3.0) PKD(7,5,3,0.10%,16520.0,1.00%,F,T) Exp:NDB5US
TRIANGLE LABS Text:TLI#57752B DF-DP-3-0.5 (10X)

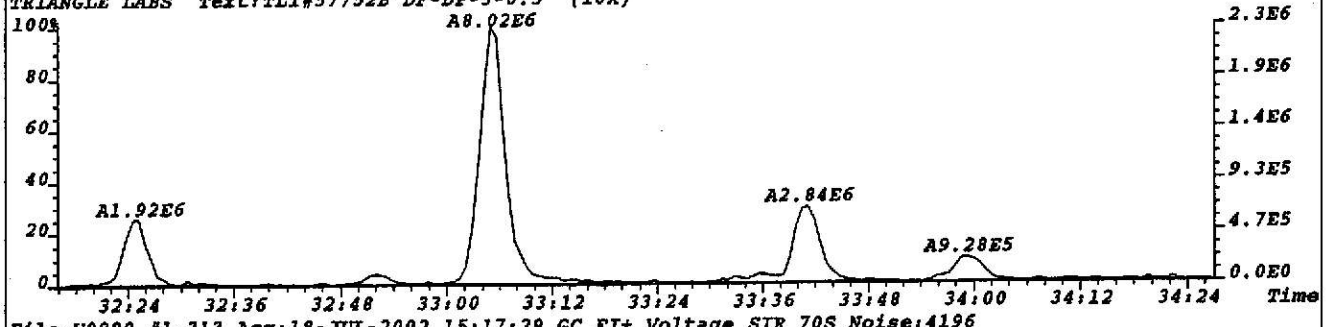

File:U0990 #1-313 Acq:18-JUL-2002 15:17:29 GC EI+ Voltage SIR 70S Noise:4196
401.8558 S:12 F:3 BSUB(256,30,-3.0) PKD(7,5,3,0.10%,16784.0,1.00%,F,T) Exp:NDB5US
TRIANGLE LABS Text:TLI#57752B DF-DP-3-0.5 (10X)

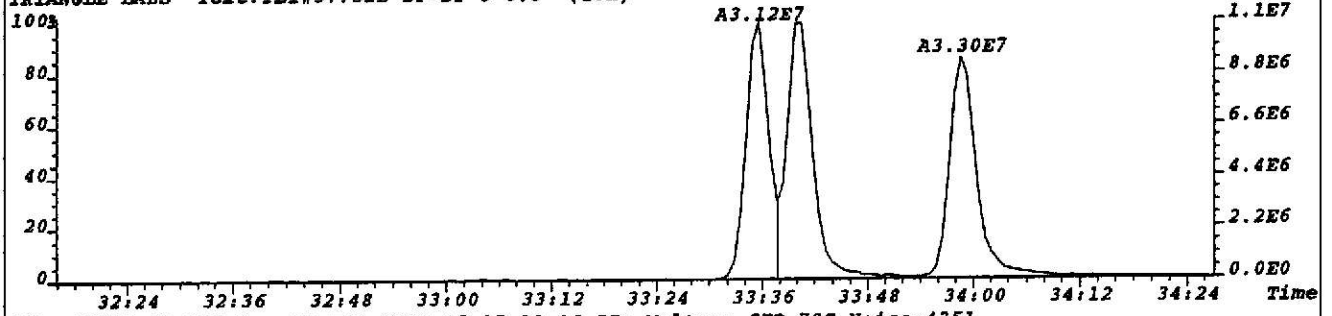

File:U0990 #1-313 Acq:18-JUL-2002 15:17:29 GC EI+ Voltage SIR 70S Noise:4351
403.8529 S:12 F:3 BSUB(256,30,-3.0) PKD(7,5,3,0.10%,17404.0,1.00%,F,T) Exp:NDB5US
TRIANGLE LABS Text:TLI#57752B DF-DP-3-0.5 (10X)

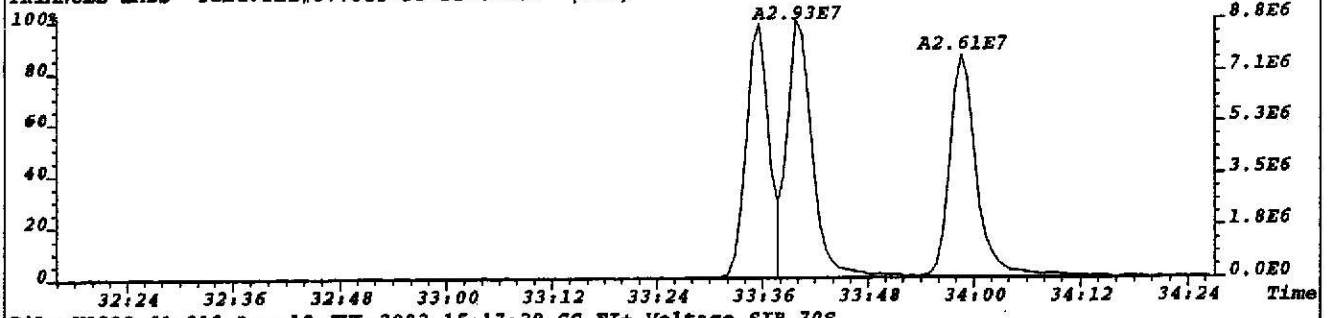

File:U0990 #1-313 Acq:18-JUL-2002 15:17:29 GC EI+ Voltage SIR 70S
392.9760 S:12 F:3 Exp:NDB5US
TRIANGLE LABS Text:TLI#57752B DF-DP-3-0.5 (10X)

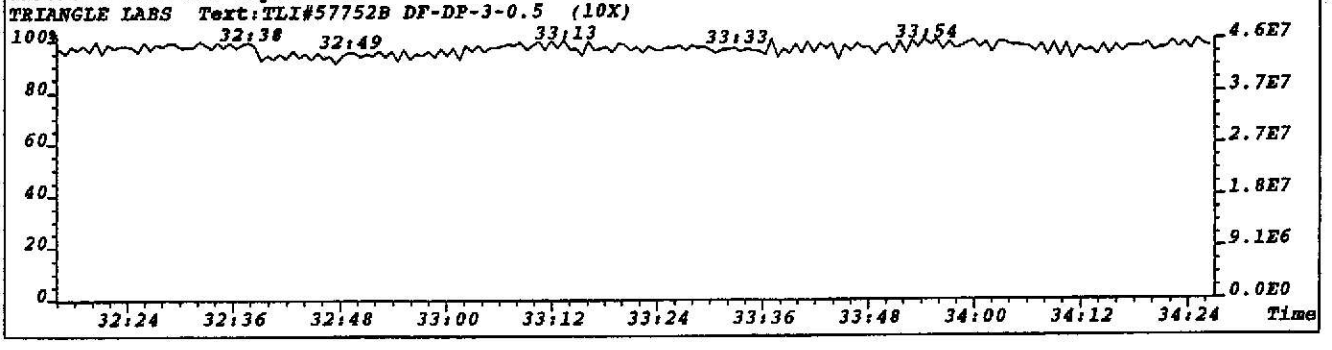

File:U0990 #1-550 Acq:18-JUL-2002 15:17:29 GC EI+ Voltage SIR 70S Noise:5436
407.7818 S:12 F:4 BSUB(256,30,-3.0) PKD(7,5,3,0.10%,21744.0,1.00%,F,T) Exp:NDB5US
TRIANGLE LABS Text:TLI#57752B DF-DP-3-0.5 (10X)

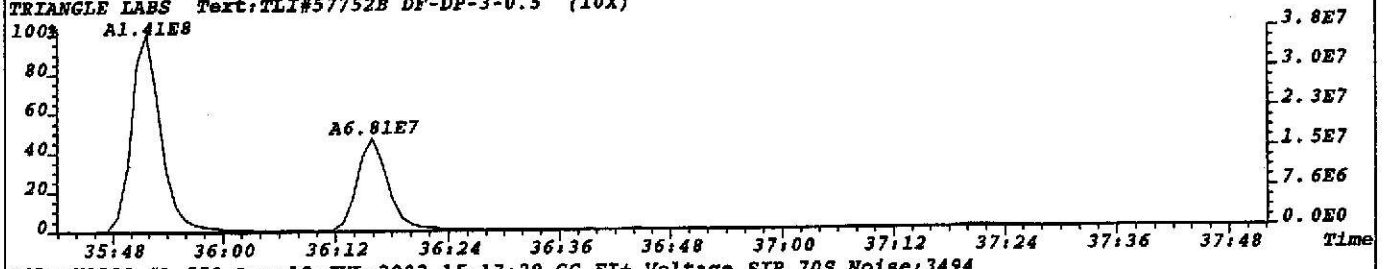

File:U0990 #1-550 Acq:18-JUL-2002 15:17:29 GC EI+ Voltage SIR 70S Noise:3494
409.7789 S:12 F:4 BSUB(256,30,-3.0) PKD(7,5,3,0.10%,13976.0,1.00%,F,T) Exp:NDB5US
TRIANGLE LABS Text:TLI#57752B DF-DP-3-0.5 (10X)

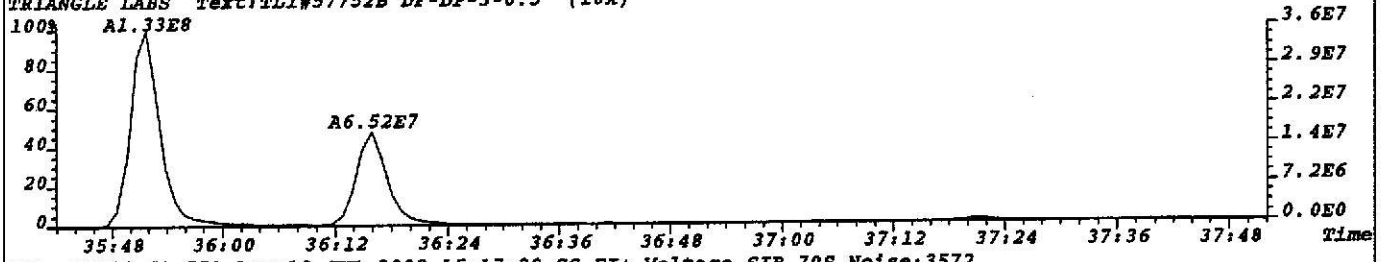

File:U0990 #1-550 Acq:18-JUL-2002 15:17:29 GC EI+ Voltage SIR 70S Noise:3572
417.8253 S:12 F:4 BSUB(256,30,-3.0) PKD(7,5,3,0.10%,14288.0,1.00%,F,T) Exp:NDB5US
TRIANGLE LABS Text:TLI#57752B DF-DP-3-0.5 (10X)

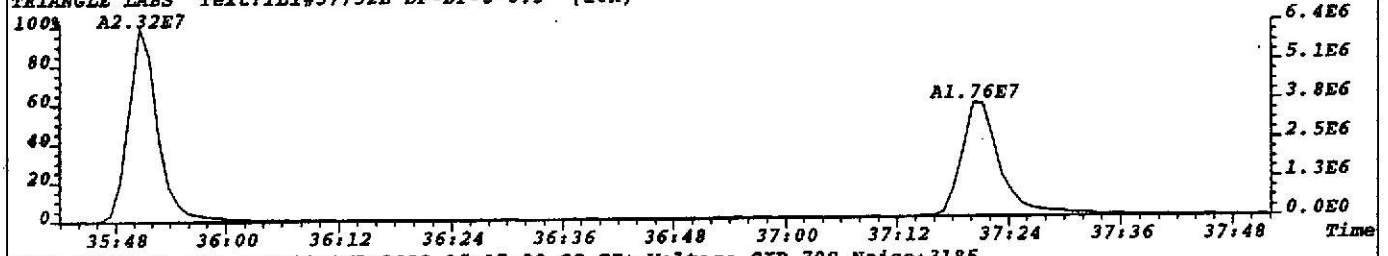

File:U0990 #1-550 Acq:18-JUL-2002 15:17:29 GC EI+ Voltage SIR 70S Noise:3185
419.8220 S:12 F:4 BSUB(256,30,-3.0) PKD(7,5,3,0.10%,12740.0,1.00%,F,T) Exp:NDB5US
TRIANGLE LABS Text:TLI#57752B DF-DP-3-0.5 (10X)

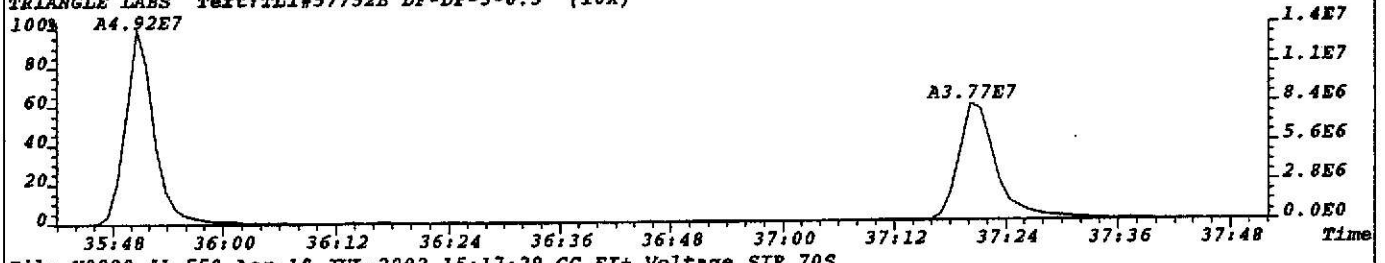

File:U0990 #1-550 Acq:18-JUL-2002 15:17:29 GC EI+ Voltage SIR 70S
430.9729 S:12 F:4 Exp:NDB5US
TRIANGLE LABS Text:TLI#57752B DF-DP-3-0.5 (10X)

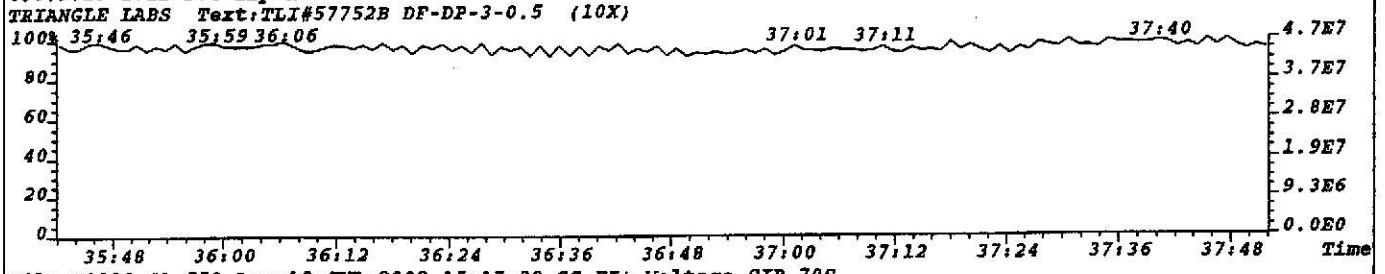

File:U0990 #1-550 Acq:18-JUL-2002 15:17:29 GC EI+ Voltage SIR 70S
479.7165 S:12 F:4 Exp:NDB5US
TRIANGLE LABS Text:TLI#57752B DF-DP-3-0.5 (10X)

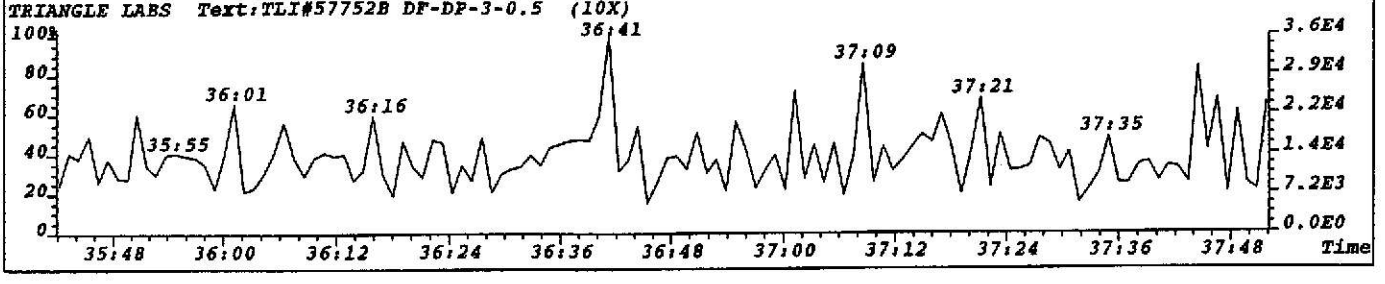

Peak Locate Examination:18-JUL-2002:06:26 File:U0990
Experiment:NDB5US Function:2 Reference:PFK

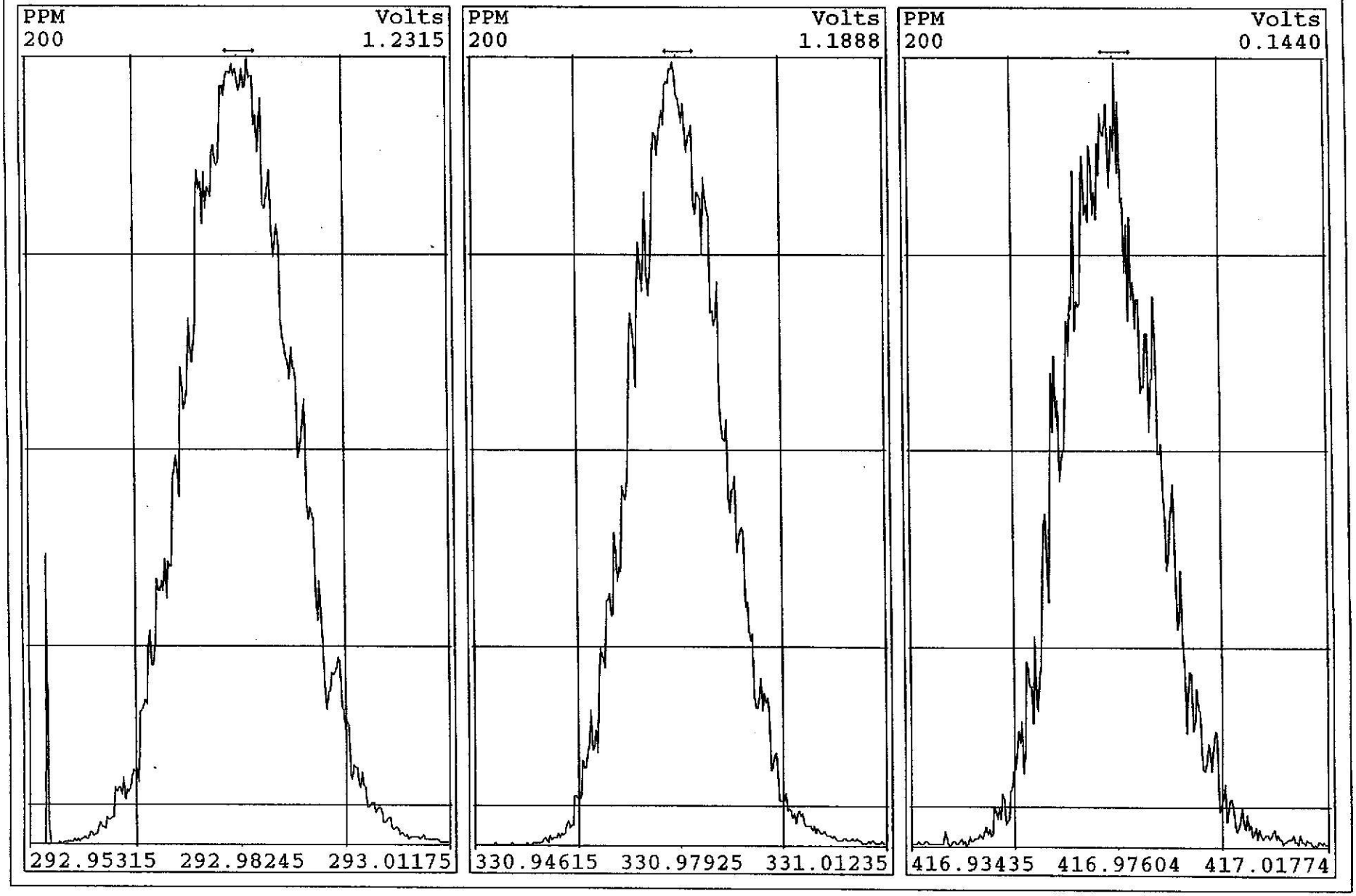

CALIBRATION DATA

2445 S. Alston Ave. • Durham, NC 27713 • (919) 544-5729 • FAX (919) 544-5491
www.trianglelabs.com

TRIANGLE LABORATORIES, INC. Date: 07/23/2002

Initial Calibration Summary for TF5612B

Analysis Date....: 06/12/2002
Instrument.....: T

Method.....: 161B
GC Column...: DB-5
GC Column ID: 2213722

Analytes	RF	SD	%RSD	RT	RT/LO	RT/HI	Ratio1	Ratio2	N
Total TriCDF	0.000	0.000	100%		17:51	24:51			0
1368-TCDF	1.027	0.023	2%	23:50	22:51	29:51	0.771		6
2378-TCDF	1.027	0.023	2%	26:52			0.800		6
TOTAL TCDF	1.027	0.023	2%				0.784		6
1368-TCDD	1.063	0.059	6%	25:06	23:32	30:32	0.770		6
1379-TCDD	1.063	0.059	6%	25:29			0.755		6
2378-TCDD	1.063	0.059	6%	27:33			0.776		6
TOTAL TCDD	1.063	0.059	6%				0.767		6
12378-PeCDF	1.134	0.022	2%	30:41	26:41	34:41	1.474		6
23478-PeCDF	1.104	0.038	3%	31:22			1.476		6
TOTAL PeCDF	1.119	0.027	2%				1.475		6
12378-PeCDD	1.039	0.034	3%	31:41	27:41	35:41	1.514		6
TOTAL PeCDD	1.039	0.034	3%				1.514		6
123478-HxCDF	1.125	0.028	2%	34:04	32:03	38:03	1.238		6
123678-HxCDF	1.149	0.028	2%	34:10			1.224		6
234678-HxCDF	1.089	0.028	3%	34:40			1.230		6
123789-HxCDF	1.140	0.025	2%	35:28			1.219		6
TOTAL HxCDF	1.126	0.022	2%				1.228		6
123478-HxCDD	1.078	0.026	2%	34:47	30:46	38:46	1.231		6
123678-HxCDD	1.039	0.051	5%	34:52			1.186		6
123789-HxCDD	1.117	0.015	1%	35:11			1.231		6
TOTAL HxCDD	1.078	0.021	2%				1.215		6
1234678-HpCDF	1.346	0.028	2%	37:09	35:08	40:08	1.025		6
1234789-HpCDF	1.335	0.020	1%	38:45			1.016		6
TOTAL HpCDF	1.340	0.024	2%				1.021		6
1234678-HpCDD	0.934	0.029	3%	38:13	36:12	41:12	1.005		6
TOTAL HpCDD	0.934	0.029	3%				1.005		6
OCDF	1.217	0.035	3%	42:15	40:01	44:01	0.888		6
OCDD	1.014	0.040	4%	42:02	40:01	44:01	0.813		6

Other Standards	RF	SD	%RSD	RT	RT/LO	RT/HI	Ratio1	Ratio2	N
37Cl-TCDD	1.105	0.047	4%	27:33	25:32	29:32			6

Internal Standards	RF	SD	%RSD	RT	RT/LO	RT/HI	Ratio1	Ratio2	N
13C12-2378-TCDF	1.311	0.072	5%	26:51	24:51	29:51	0.721		6
13C12-2378-TCDD	1.129	0.056	5%	27:32	25:32	29:32	0.787		6
13C12-PeCDF 123	1.162	0.075	6%	30:41	28:41	38:41	1.501		6
13C12-PeCDF 234	1.185	0.107	9%	31:21			1.491		6
13C12-PeCDD 123	0.831	0.066	8%	31:41	27:41	37:41	1.465		6
13C12-HxCDF 478	1.185	0.035	3%	34:03	30:03	38:03	0.495		6
13C12-HxCDF 678	1.200	0.035	3%	34:09			0.496		6
13C12-HxCDF 234	1.173	0.043	4%	34:39			0.500		6
13C12-HxCDF 789	0.984	0.027	3%	35:27			0.498		6
13C12-HxCDD 478	0.877	0.022	3%	34:46	33:46	35:46	1.212		6
13C12-HxCDD 678	0.959	0.044	5%	34:51			1.182		6

Triangle Laboratories, Inc.®
2445 S. Alston Ave. • Durham, North Carolina 27713
Phone: (919) 544-5729 • Fax: (919) 544-5491

Initial Calibration Summary for TF5612B

13C12-HpCDF 678	0.833	0.011	1%	37:08	35:08	46:08	0.417		6
13C12-HpCDF 789	0.670	0.039	6%	38:44			0.414		6
13C12-HpCDD 678	0.789	0.018	2%	38:12	36:12	44:12	1.015		6
13C12-OCDD	0.742	0.064	9%	42:01	42:01	54:01	0.864		6

Recovery Standards	RF	SD	%RSD	RT	RT/LO	RT/HI	Ratio1	Ratio2	N
13C12-1234-TCDD	1.000	0.000	0%	27:22			0.799		6
13C12-HxCDD 789	1.000	0.000	0%	35:10			1.193		6

*** End of Report ***

Triangle Laboratories, Inc.®
2445 S. Alston Ave. • Durham, North Carolina 27713
Phone: (919) 544-5729 • Fax: (919) 544-5491

TRIANGLE LABORATORIES, INC. Date: 06/21/2002

Initial Calibration Summary for SF5607B

Analysis Date....: 06/07/2002
Instrument.....: S

Method.....: 161B
GC Column...: DB-5
GC Column ID: 2111627

Analytes	RF	SD	%RSD	RT	RT/LO	RT/HI	Ratio1	Ratio2	N
Total TriCDF	0.000	0.000	100%		16:32	23:32			0
1368-TCDF	1.033	0.077	7%	22:18	21:32	28:32	0.753		6
2378-TCDF	1.033	0.077	7%	25:33			0.760		6
TOTAL TCDF	1.033	0.077	7%				0.755		6
1368-TCDD	1.064	0.052	5%	23:42	22:16	29:16	0.775		6
1379-TCDD	1.064	0.052	5%	24:05			0.776		6
2378-TCDD	1.064	0.052	5%	26:17			0.763		6
TOTAL TCDD	1.064	0.052	5%				0.770		6
12378-PeCDF	1.154	0.096	8%	29:34	25:33	33:33	1.526		6
23478-PeCDF	1.125	0.095	8%	30:16			1.513		6
TOTAL PeCDF	1.140	0.095	8%				1.519		6
12378-PeCDD	1.070	0.072	7%	30:37	26:36	34:36	1.618		6
TOTAL PeCDD	1.070	0.072	7%				1.618		6
123478-HxCDF	1.199	0.073	6%	33:03	31:02	37:02	1.271		6
123678-HxCDF	1.259	0.084	7%	33:09			1.295		6
234678-HxCDF	1.165	0.077	7%	33:38			1.298		6
123789-HxCDF	1.223	0.103	8%	34:23			1.272		6
TOTAL HxCDF	1.211	0.084	7%				1.284		6
123478-HxCDD	1.150	0.087	8%	33:45	29:44	37:44	1.271		6
123678-HxCDD	1.081	0.066	6%	33:50			1.199		6
123789-HxCDD	1.134	0.112	10%	34:08			1.244		6
TOTAL HxCDD	1.122	0.088	8%				1.237		6
1234678-HpCDF	1.444	0.116	8%	35:59	33:58	38:58	1.018		6
1234789-HpCDF	1.486	0.083	6%	37:28			1.069		6
TOTAL HpCDF	1.465	0.099	7%				1.040		6
1234678-HpCDD	0.970	0.098	10%	37:00	34:59	39:59	1.013		6
TOTAL HpCDD	0.970	0.098	10%				1.013		6
OCDF	1.408	0.169	12%	40:39	38:27	42:27	0.882		6
OCDD	1.025	0.067	7%	40:28	38:27	42:27	0.826		6

Other Standards	RF	SD	%RSD	RT	RT/LO	RT/HI	Ratio1	Ratio2	N
37Cl-TCDD	1.110	0.104	9%	26:18	24:16	28:16			6

Internal Standards	RF	SD	%RSD	RT	RT/LO	RT/HI	Ratio1	Ratio2	N
13C12-2378-TCDF	1.519	0.037	2%	25:32	23:32	28:32	0.757		6
13C12-2378-TCDD	1.129	0.038	3%	26:16	24:16	28:16	0.794		6
13C12-PeCDF 123	1.093	0.068	6%	29:33	27:33	37:33	1.496		6
13C12-PeCDF 234	1.080	0.077	7%	30:15			1.491		6
13C12-PeCDD 123	0.702	0.051	7%	30:36	26:36	36:36	1.539		6
13C12-HxCDF 478	1.485	0.031	2%	33:02	29:02	37:02	0.501		6
13C12-HxCDF 678	1.439	0.025	2%	33:08			0.498		6
13C12-HxCDF 234	1.367	0.022	2%	33:37			0.504		6
13C12-HxCDF 789	1.195	0.012	1%	34:22			0.503		6
13C12-HxCDD 478	0.911	0.027	3%	33:44	32:44	34:44	1.215		6
13C12-HxCDD 678	0.951	0.012	1%	33:49			1.214		6

Triangle Laboratories, Inc.®
2445 S. Alston Ave. • Durham, North Carolina 27713
Phone: (919) 544-5729 • Fax: (919) 544-5491

Printed: 13:44 06/21/2002

TRIANGLE LABORATORIES, INC. Date: 06/21/2002

Initial Calibration Summary for SF5607B

13C12-HpCDF 678	0.958	0.018	2%	35:58	33:58	44:58	0.432		6
13C12-HpCDF 789	0.768	0.036	5%	37:27			0.412		6
13C12-HpCDD 678	0.738	0.010	1%	36:59	34:59	42:59	1.017		6
13C12-OCDD	0.533	0.020	4%	40:27	40:27	52:27	0.836		6

Recovery Standards	RF	SD	%RSD	RT	RT/LO	RT/HI	Ratio1	Ratio2	N
13C12-1234-TCDD	1.000	0.000	0%	26:05			0.799		6
13C12-HxCDD 789	1.000	0.000	0%	34:07			1.218		6

*** End of Report ***

Triangle Laboratories, Inc.®
2445 S. Alston Ave. • Durham, North Carolina 27713
Phone: (919) 544-5729 • Fax: (919) 544-5491

TRIANGLE LABORATORIES, INC. Date: 07/10/2002

Initial Calibration Summary for UF5709B

Analysis Date....: 07/09/2002
Instrument.....: U

Method.....: 161B
GC Column...: DB-5
GC Column ID: 2111632

Analytes	RF	SD	%RSD	RT	RT/LO	RT/HI	Ratio1	Ratio2	N
Total TriCDF	0.000	0.000	100%		16:18	23:18			0
1368-TCDF	1.128	0.084	7%	22:02	21:18	28:18	0.769		6
2378-TCDF	1.128	0.084	7%	25:19			0.787		6
TOTAL TCDF	1.128	0.084	7%				0.777		6
1368-TCDD	1.181	0.112	9%	23:26	22:03	29:03	0.788		6
1379-TCDD	1.181	0.112	9%	23:50			0.805		6
2378-TCDD	1.181	0.112	9%	26:04			0.791		6
TOTAL TCDD	1.181	0.112	9%				0.793		6
12378-PeCDF	1.257	0.098	8%	29:22	25:22	33:22	1.602		6
23478-PeCDF	1.231	0.132	11%	30:05			1.544		6
TOTAL PeCDF	1.244	0.115	9%				1.572		6
12378-PeCDD	1.128	0.106	9%	30:26	26:25	34:25	1.583		6
TOTAL PeCDD	1.128	0.106	9%				1.583		6
123478-HxCDF	1.138	0.050	4%	32:55	30:55	36:55	1.234		6
123678-HxCDF	1.200	0.079	7%	33:01			1.238		6
234678-HxCDF	1.136	0.094	8%	33:31			1.234		6
123789-HxCDF	1.181	0.096	8%	34:16			1.235		6
TOTAL HxCDF	1.164	0.080	7%				1.235		6
123478-HxCDD	1.198	0.074	6%	33:37	29:36	37:36	1.229		6
123678-HxCDD	1.106	0.091	8%	33:42			1.243		6
123789-HxCDD	1.127	0.077	7%	34:00			1.228		6
TOTAL HxCDD	1.143	0.074	6%				1.233		6
1234678-HpCDF	1.445	0.119	8%	35:52	33:52	38:52	1.053		6
1234789-HpCDF	1.465	0.157	11%	37:22			1.037		6
TOTAL HpCDF	1.455	0.138	9%				1.047		6
1234678-HpCDD	1.010	0.120	12%	36:53	34:52	39:52	1.060		6
TOTAL HpCDD	1.010	0.120	12%				1.060		6
OCDF	1.490	0.103	7%	40:34	38:22	42:22	0.911		6
OCDD	1.107	0.095	9%	40:23	38:22	42:22	0.900		6

Other Standards	RF	SD	%RSD	RT	RT/LO	RT/HI	Ratio1	Ratio2	N
37Cl-TCDD	1.200	0.062	5%	26:04	24:03	28:03			6

Internal Standards	RF	SD	%RSD	RT	RT/LO	RT/HI	Ratio1	Ratio2	N
13C12-2378-TCDF	1.603	0.066	4%	25:18	23:18	28:18	0.795		6
13C12-2378-TCDD	1.129	0.021	2%	26:03	24:03	28:03	0.801		6
13C12-PeCDF 123	1.116	0.031	3%	29:22	27:22	37:22	1.589		6
13C12-PeCDF 234	1.120	0.060	5%	30:04			1.595		6
13C12-PeCDD 123	0.665	0.048	7%	30:25	26:25	36:25	1.602		6
13C12-HxCDF 478	1.483	0.069	5%	32:55	28:55	36:55	0.518		6
13C12-HxCDF 678	1.477	0.043	3%	33:00			0.523		6
13C12-HxCDF 234	1.358	0.057	4%	33:30			0.517		6
13C12-HxCDF 789	1.078	0.036	3%	34:15			0.519		6
13C12-HxCDD 478	0.939	0.041	4%	33:36	32:36	34:36	1.284		6
13C12-HxCDD 678	1.039	0.038	4%	33:41			1.267		6

Triangle Laboratories, Inc.®
2445 S. Alston Ave. • Durham, North Carolina 27713
Phone: (919) 544-5729 • Fax: (919) 544-5491

Printed: 00:34 07/10/2002

TRIANGLE LABORATORIES, INC. Date: 07/10/2002

Initial Calibration Summary for UF5709B

13C12-HpCDF 678	1.050	0.046	4%	35:52	33:52	44:52	0.469		6
13C12-HpCDF 789	0.736	0.053	7%	37:21			0.466		6
13C12-HpCDD 678	0.809	0.020	2%	36:52	34:52	42:52	1.071		6
13C12-OCDD	0.547	0.048	9%	40:22	40:22	52:22	0.896		6

Recovery Standards	RF	SD	%RSD	RT	RT/LO	RT/HI	Ratio1	Ratio2	N
13C12-1234-TCDD	1.000	0.000	0%	25:51			0.819		6
13C12-HxCDD 789	1.000	0.000	0%	34:00			1.275		6

*** End of Report ***

Triangle Laboratories, Inc.®
2445 S. Alston Ave. • Durham, North Carolina 27713
Phone: (919) 544-5729 • Fax: (919) 544-5491

TRIANGLE LABORATORIES, INC. Date: 07/17/2002
VER TB23571

Analysis Date....: 07/17/2002
Operator.....: CGK
Init Calibration.: TF5612B
ICal Date.....: 06/12/2002

Method.....: 161B
Instrument..: T
Std.Conc....: 10.00
GC Column...: DB-5
GC Column ID:2213722

Analyte Summary

Name	Ratio 1&2	RT Lo/Hi	RT	Rel. RT	ICal RF	Conc	Conc Range
Total TriCDF		17:49 24:49			0.000		
1368-TCDF	0.815	23:38 28:41	23:48	0.8874	1.059		
2378-TCDF	0.826		26:51	1.0011	1.059	11.09	8.60 - 11.60
TOTAL TCDF	0.806				1.059		
1368-TCDD	0.787	24:55 28:39	25:05	0.9113	1.063		
1379-TCDD	0.750		25:27	0.9248	1.063		
2378-TCDD	0.764		27:31	1.0000	1.063	10.41	8.20 - 12.30
TOTAL TCDD	0.768				1.063		
12378-PeCDF	1.532	28:33 32:28	30:41	1.0003	1.134	53.22	41.00 - 60.00
23478-PeCDF	1.511		31:21	1.0006	1.104	53.54	41.00 - 61.00
TOTAL PeCDF	1.521				1.119		
12378-PeCDD	1.557	29:45 32:18	31:41	1.0003	1.039	53.04	39.00 - 65.00
TOTAL PeCDD	1.557				1.039		
123478-HxCDF	1.274	32:56 35:41	34:03	1.0000	1.125	53.98	45.00 - 56.00
123678-HxCDF	1.266		34:10	1.0006	1.149	56.85	44.00 - 57.00
234678-HxCDF	1.257		34:39	1.0006	1.089	54.90	44.00 - 57.00
123789-HxCDF	1.281		35:28	1.0006	1.140	53.84	45.00 - 56.00
TOTAL HxCDF	1.269				1.126		
123478-HxCDD	1.258	33:24 35:18	34:46	1.0006	1.078	53.38	39.00 - 64.00
123678-HxCDD	1.255		34:51	1.0006	1.039	51.84	39.00 - 64.00
123789-HxCDD	1.238		35:11	1.0100	1.117	47.37	41.00 - 61.00
TOTAL HxCDD	1.250				1.078		

Triangle Laboratories, Inc.®
2445 S. Alston Ave. • Durham, North Carolina 27713
Phone: (919) 544-5729 • Fax: (919) 544-5491

Printed: 19:47 07/17/2002

1234678-HpCDF	0.974	36:59 38:55	37:09	1.0005	1.346	52.45	45.00 - 55.00
1234789-HpCDF	1.005		38:45	1.0008	1.335	52.87	43.00 - 58.00
TOTAL HpCDF	0.987				1.340		
1234678-HpCDD	1.046	37:16 38:23	38:13	1.0005	0.934	54.73	43.00 - 58.00
TOTAL HpCDD	1.046				0.934		
OCDF	0.887	40:01 44:01	42:15	1.0055	1.217	114.23	63.00 -159.00
OCDD	0.840	40:01 44:01	42:02	1.0002	1.014	103.06	79.00 -126.00

Other Standard Summary

Name	Ratio 1&2	RT Lo/Hi	RT	Rel. RT	ICal RF	Conc	Conc Range
37Cl-TCDD		25:31 29:31	27:31	1.0000	1.105	10.49	8.30 - 12.10

Internal Standard Summary

Name	Ratio 1&2	RT Lo/Hi	RT	Rel. RT	ICal RF	Conc	Conc Range
13C12-2378-TCDF	0.748	25:20 30:20	26:49	0.9813	1.311	112.83	76.00 -131.00
13C12-2378-TCDD	0.801	25:20 29:20	27:31	1.0070	1.129	100.52	85.00 -117.00
13C12-PeCDF 123	1.511	25:20 35:20	30:40	1.1222	1.162	87.47	76.00 -130.00
13C12-PeCDF 234	1.498		31:20	1.1464	1.185	88.73	77.00 -130.00
13C12-PeCDD 123	1.489	23:20 33:20	31:40	1.1588	0.831	83.83	62.00 -160.00
13C12-HxCDF 478	0.504	31:10 39:10	34:03	0.9682	1.185	120.60	76.00 -131.00
13C12-HxCDF 678	0.505		34:09	0.9710	1.200	123.52	70.00 -143.00
13C12-HxCDF 234	0.505		34:38	0.9846	1.173	115.59	73.00 -137.00
13C12-HxCDF 789	0.512		35:27	1.0080	0.984	112.82	74.00 -135.00
13C12-HxCDD 478	1.301	34:10 36:10	34:45	0.9881	0.877	108.23	85.00 -117.00
13C12-HxCDD 678	1.148		34:50	0.9903	0.959	111.68	85.00 -118.00
13C12-HpCDF 678	0.447	33:10 44:10	37:08	1.0557	0.833	108.08	78.00 -129.00
13C12-HpCDF 789	0.431		38:43	1.1009	0.670	105.43	77.00 -129.00
13C12-HpCDD 678	1.043	33:10 41:10	38:12	1.0862	0.789	97.56	72.00 -138.00

Triangle Laboratories, Inc.®
2445 S. Alston Ave. • Durham, North Carolina 27713
Phone: (919) 544-5729 • Fax: (919) 544-5491

13C12-OCDD	0.866	41:52 42:12	42:01	1.1948	0.742	147.96	96.00 -415.00

Recovery Standard Summary

Name	Ratio 1&2	RT Lo/Hi	RT	Rel. RT	ICal RF	Conc	Conc Range
13C12-1234-TCDD	0.800	25:20 29:20	27:20	0.9931	1.000		
13C12-HxCDD 789	1.204	34:10 36:10	35:10	1.0121	1.000		

Triangle Laboratories, Inc.®
2445 S. Alston Ave. • Durham, North Carolina 27713
Phone: (919) 544-5729 • Fax: (919) 544-5491

Listing of TB23571
GC Peaks / Ratio / Ret. Time

Compound/ M_Z....	..RT.	OK Ratio	Total.Area...	Area.Peak.1..	Area.Peak.2..	Rel.RT	Compound.Name..	ID..
TCDF		0.65-0.89						
304-306	23:48	0.82	66.46	29.85	36.61	0.887	1368-TCDF	AN
	26:51	0.83	65.56	29.66	35.90	1.001	2378-TCDF	AN
304-306		2 Peaks						
13C12-TCDF		0.65-0.89						
316-318	26:49	0.75	558.13	238.81	319.32	0.981	13C12-2378-TCDF	IS0
316-318		1 Peak						
---------- Above: TCDF / TCDD Follows ----------								
TCDD		0.65-0.89						
320-322	25:05	0.79	46.06	20.28	25.78	0.911	1368-TCDD	AN
	25:27	0.75	39.26	16.83	22.43	0.925	1379-TCDD	AN
	27:31	0.76	47.40	20.53	26.87	1.000	2378-TCDD	AN
320		3 Peaks						
37Cl-TCDD								
328	27:31		43.74	43.74		1.000	37Cl-TCDD	CLS
328-330		1 Peak						
13C12-TCDD		0.65-0.89						
332-334	27:20	0.80	377.33	167.71	209.62	0.993	13C12-1234-TCDD	RS1
	27:31	0.80	428.20	190.41	237.79	1.007	13C12-2378-TCDD	IS1
332-334		2 Peaks						
---------- Above: TCDD / PeCDF Follows ----------								
PeCDF		1.32-1.78						
340-342	30:41	1.53	231.46	140.04	91.42	1.000	12378-PeCDF	AN
	31:21	1.51	234.51	141.10	93.41	1.001	23478-PeCDF	AN
340-342		2 Peaks						
13C12-PeCDF		1.32-1.78						
352-354	30:40	1.51	383.50	230.77	152.73	1.122	13C12-PeCDF 123	IS2
	31:20	1.50	396.75	237.92	158.83	1.146	13C12-PeCDF 234	IS3
352-354		2 Peaks						
---------- Above: PeCDF / PeCDD Follows ----------								
PeCDD		1.32-1.78						
356-358	31:41	1.56	144.87	88.22	56.65	1.000	12378-PeCDD	AN
356-358		1 Peak						
13C12-PeCDD		1.32-1.78						
368-370	31:40	1.49	262.86	157.27	105.59	1.159	13C12-PeCDD 123	IS4
368-370		1 Peak						
---------- Above: PeCDD / HxCDF Follows ----------								
HxCDF		1.05-1.43						
374-376	34:03	1.27	230.87	129.34	101.53	1.000	123478-HxCDF	AN

Compound/ M_Z....	..RT.	OK	Ratio	Total.Area...	Area.Peak.1..	Area.Peak.2..	Rel.RT	Compound.Name..	ID..
	34:10		1.27	257.58	143.91	113.67	1.001	123678-HxCDF	AN
	34:39		1.26	215.65	120.09	95.56	1.001	234678-HxCDF	AN
	35:28		1.28	181.25	101.78	79.47	1.001	123789-HxCDF	AN
374-376		4 Peaks							
13C12-HxCDF		0.43-0.59							
384-386	34:03		0.50	380.19	127.45	252.74	0.968	13C12-HxCDF 478	IS5
	34:09		0.50	394.32	132.28	262.04	0.971	13C12-HxCDF 678	IS6
	34:38		0.51	360.69	121.03	239.66	0.985	13C12-HxCDF 234	IS7
	35:27		0.51	295.32	99.96	195.36	1.008	13C12-HxCDF 789	IS8
384-386		4 Peaks							
---------- Above: HxCDF / HxCDD Follows ----------									
HxCDD		1.05-1.43							
390-392	34:46		1.26	145.31	80.96	64.35	1.001	123478-HxCDD	AN
	34:51		1.25	153.46	85.40	68.06	1.001	123678-HxCDD	AN
	35:11		1.24	142.19	78.66	63.53	1.010	123789-HxCDD	AN
390-392		3 Peaks							
13C12-HxCDD		1.05-1.43							
402-404	34:45		1.30	252.51	142.76	109.75	0.988	13C12-HxCDD 478	IS9
	34:50		1.15	284.93	152.31	132.62	0.990	13C12-HxCDD 678	IS10
	35:10		1.20	266.03	145.34	120.69	1.012	13C12-HxCDD 789	RS2
402-404		3 Peaks							
---------- Above: HxCDD / HpCDF Follows ----------									
HpCDF		0.88-1.20							
408-410	37:09		0.97	169.09	83.41	85.68	1.001	1234678-HpCDF	AN
	38:45		1.00	132.63	66.47	66.16	1.001	1234789-HpCDF	AN
408-410		2 Peaks							
13C12-HpCDF		0.37-0.51							
418-420	37:08		0.45	239.50	73.95	165.55	1.056	13C12-HpCDF 678	IS11
	38:43		0.43	187.91	56.64	131.27	1.101	13C12-HpCDF 789	IS12
418-420		2 Peaks							
---------- Above: HpCDF / HpCDD Follows ----------									
HpCDD		0.88-1.20							
424-426	38:13		1.05	104.67	53.50	51.17	1.001	1234678-HpCDD	AN
424-426		1 Peak							
13C12-HpCDD		0.88-1.20							
436-438	38:12		1.04	204.77	104.54	100.23	1.086	13C12-HpCDD 678	IS13
436-438		1 Peak							
---------- Above: HpCDD / Octa-CDD and CDF Follows ----									
OCDF		0.76-1.02							
442-444	42:15		0.89	203.01	95.44	107.57	1.006	OCDF	AN

Compound/ M_Z....	..RT.	OK	Ratio	Total.Area...	Area.Peak.1..	Area.Peak.2..	Rel.RT	Compound.Name..	ID..
442-444		1 Peak							
OCDD		0.76-1.02							
458-460	42:02		0.84	152.61	69.65	82.96	1.000	OCDD	AN
458-460		1 Peak							
13C12-OCDD		0.76-1.02							
470-472	42:01		0.87	292.07	135.54	156.53	1.195	13C12-OCDD	IS14
470		1 Peak							

Column Description.....

M_Z - Nominal Ion Mass(es)
..RT. - Retention Time (mm:ss)
Rat.1 - Ratio of M/M+2 Ions
OK - RO=Ratio Outside Limits
Rel.RT - Relative Retention Time

*** End of Report ***

TRIANGLE LABORATORIES, INC. Date: 07/25/2002
VER SB23371

Analysis Date....: 07/25/2002
Operator.....: JWL
Init Calibration.: SF5607B
ICal Date.....: 06/07/2002

Method.....: 161B
Instrument..: S
Std.Conc....: 10.00
GC Column...: DB-5
GC Column ID:2213745

Analyte Summary

Name	Ratio 1&2	RT Lo/Hi	RT	Rel. RT	ICal RF	Conc	Conc Range
Total TriCDF		16:29 23:29			0.000		
1368-TCDF	0.789	22:03 27:26	22:14	0.8724	1.033		
2378-TCDF	0.830		25:30	1.0008	1.033	10.71	8.60 - 11.60
TOTAL TCDF	0.808				1.033		
1368-TCDD	0.792	23:28 27:25	23:38	0.9009	1.064		
1379-TCDD	0.739		24:03	0.9169	1.064		
2378-TCDD	0.775		26:15	1.0008	1.064	9.31	8.20 - 12.30
TOTAL TCDD	0.770				1.064		
12378-PeCDF	1.528	27:20 31:21	29:31	1.0000	1.154	49.29	41.00 - 60.00
23478-PeCDF	1.528		30:13	1.0000	1.125	49.31	41.00 - 61.00
TOTAL PeCDF	1.528				1.140		
12378-PeCDD	1.593	28:36 31:12	30:33	1.0000	1.070	50.74	39.00 - 65.00
TOTAL PeCDD	1.593				1.070		
123478-HxCDF	1.293	31:51 34:32	32:59	1.0000	1.199	49.69	45.00 - 56.00
123678-HxCDF	1.263		33:05	1.0003	1.259	49.67	44.00 - 57.00
234678-HxCDF	1.281		33:34	1.0006	1.165	52.42	44.00 - 57.00
123789-HxCDF	1.266		34:18	1.0000	1.223	50.97	45.00 - 56.00
TOTAL HxCDF	1.276				1.211		
123478-HxCDD	1.264	32:21 34:11	33:40	1.0000	1.150	50.41	39.00 - 64.00
123678-HxCDD	1.247		33:45	1.0006	1.081	47.69	39.00 - 64.00
123789-HxCDD	1.243		34:04	1.0101	1.134	46.63	41.00 - 61.00
TOTAL HxCDD	1.251				1.122		

Triangle Laboratories, Inc.®
2445 S. Alston Ave. • Durham, North Carolina 27713
Phone: (919) 544-5729 • Fax: (919) 544-5491

1234678-HpCDF	1.041	35:43 37:33	35:53	1.0000	1.444	50.95	45.00 - 55.00
1234789-HpCDF	1.071		37:23	1.0003	1.486	49.65	43.00 - 58.00
TOTAL HpCDF	1.054				1.465		
1234678-HpCDD	1.059	36:00 37:04	36:54	1.0005	0.970	50.22	43.00 - 58.00
TOTAL HpCDD	1.059				0.970		
OCDF	0.897	38:22 42:22	40:34	1.0050	1.408	86.41	63.00 -159.00
OCDD	0.818	38:22 42:22	40:22	1.0000	1.025	95.87	79.00 -126.00

Other Standard Summary

Name	Ratio 1&2	RT Lo/Hi	RT	Rel. RT	ICal RF	Conc	Conc Range
37Cl-TCDD		24:14 28:14	26:15	1.0008	1.110	9.44	8.30 - 12.10

Internal Standard Summary

Name	Ratio 1&2	RT Lo/Hi	RT	Rel. RT	ICal RF	Conc	Conc Range
13C12-2378-TCDF	0.748	24:02 29:02	25:29	0.9789	1.519	88.37	76.00 -131.00
13C12-2378-TCDD	0.787	24:02 28:02	26:14	1.0077	1.129	99.08	85.00 -117.00
13C12-PeCDF 123	1.526	24:02 34:02	29:31	1.1341	1.093	93.49	76.00 -130.00
13C12-PeCDF 234	1.468		30:13	1.1610	1.080	95.89	77.00 -130.00
13C12-PeCDD 123	1.509	22:02 32:02	30:33	1.1736	0.702	102.76	62.00 -160.00
13C12-HxCDF 478	0.504	30:03 38:03	32:59	0.9686	1.485	97.88	76.00 -131.00
13C12-HxCDF 678	0.504		33:04	0.9712	1.439	105.64	70.00 -143.00
13C12-HxCDF 234	0.509		33:33	0.9853	1.367	98.64	73.00 -137.00
13C12-HxCDF 789	0.504		34:18	1.0073	1.195	102.77	74.00 -135.00
13C12-HxCDD 478	1.189	33:03 35:03	33:40	0.9888	0.911	102.02	85.00 -117.00
13C12-HxCDD 678	1.192		33:44	0.9906	0.951	113.09	85.00 -118.00
13C12-HpCDF 678	0.412	32:03 43:03	35:53	1.0537	0.958	94.86	78.00 -129.00
13C12-HpCDF 789	0.398		37:22	1.0975	0.768	87.30	77.00 -129.00
13C12-HpCDD 678	1.040	32:03 40:03	36:53	1.0831	0.738	96.28	72.00 -138.00

Triangle Laboratories, Inc.®
2445 S. Alston Ave. • Durham, North Carolina 27713
Phone: (919) 544-5729 • Fax: (919) 544-5491

13C12-OCDD	0.869	40:12 40:32	40:22	1.1856	0.533	230.06	96.00	-415.00

Recovery Standard Summary

Name	Ratio 1&2	RT Lo/Hi	RT	Rel. RT	ICal RF	Conc	Conc	Range
13C12-1234-TCDD	0.799	24:02 28:02	26:02	0.9924	1.000		*	
13C12-HxCDD 789	1.205	33:03 35:03	34:03	1.0113	1.000			

Triangle Laboratories, Inc.®
2445 S. Alston Ave. • Durham, North Carolina 27713
Phone: (919) 544-5729 • Fax: (919) 544-5491

Compound/ M_Z....	..RT.	OK Ratio	Total.Area...	Area.Peak.1..	Area.Peak.2..	Rel.RT	Compound.Name..	ID..
TCDF		0.65-0.89						
304-306	22:14	0.79	388.11	171.22	216.89	0.872	1368-TCDF	AN
	25:30	0.83	337.86	153.25	184.61	1.001	2378-TCDF	AN
304-306		2 Peaks						
13C12-TCDF		0.65-0.89						
316-318	25:29	0.75	3,053.52	1,306.94	1,746.58	0.979	13C12-2378-TCDF	IS0
316-318		1 Peak						
---------- Above: TCDF / TCDD Follows ----------								
TCDD		0.65-0.89						
320-322	23:38	0.79	237.38	104.92	132.46	0.901	1368-TCDD	AN
	24:03	0.74	204.06	86.73	117.33	0.917	1379-TCDD	AN
	26:15	0.78	251.98	110.05	141.93	1.001	2378-TCDD	AN
320		3 Peaks						
37Cl-TCDD								
328	26:15		238.37	238.37		1.001	37Cl-TCDD	CLS
328-330		1 Peak						
13C12-TCDD		0.65-0.89						
332-334	26:02	0.80	2,274.79	1,010.13	1,264.66	0.992	13C12-1234-TCDD	RS1
	26:14	0.79	2,544.48	1,120.24	1,424.24	1.008	13C12-2378-TCDD	IS1
332-334		2 Peaks						
---------- Above: TCDD / PeCDF Follows ----------								
PeCDF		1.32-1.78						
340-342	29:31	1.53	1,322.25	799.24	523.01	1.000	12378-PeCDF	AN
	30:13	1.53	1,306.85	789.83	517.02	1.000	23478-PeCDF	AN
340-342		2 Peaks						
13C12-PeCDF		1.32-1.78						
352-354	29:31	1.53	2,324.40	1,404.35	920.05	1.134	13C12-PeCDF 123	IS2
	30:13	1.47	2,355.69	1,401.13	954.56	1.161	13C12-PeCDF 234	IS3
352-354		2 Peaks						
---------- Above: PeCDF / PeCDD Follows ----------								
PeCDD		1.32-1.78						
356-358	30:33	1.59	890.83	547.22	343.61	1.000	12378-PeCDD	AN
356-358		1 Peak						
13C12-PeCDD		1.32-1.78						
368-370	30:33	1.51	1,640.97	986.84	654.13	1.174	13C12-PeCDD 123	IS4
368-370		1 Peak						
---------- Above: PeCDD / HxCDF Follows ----------								
HxCDF		1.05-1.43						
374-376	32:59	1.29	1,032.09	582.05	450.04	1.000	123478-HxCDF	AN

Compound/ M_Z....	..RT.	OK Ratio	Total.Area...	Area.Peak.1..	Area.Peak.2..	Rel.RT	Compound.Name..	ID..
	33:05	1.26	1,132.95	632.38	500.57	1.000	123678-HxCDF	AN
	33:34	1.28	981.47	551.21	430.26	1.001	234678-HxCDF	AN
	34:18	1.27	912.46	509.71	402.75	1.000	123789-HxCDF	AN
374-376		4 Peaks						
13C12-HxCDF		0.43-0.59						
384-386	32:59	0.50	1,732.35	580.30	1,152.05	0.969	13C12-HxCDF 478	IS5
	33:04	0.50	1,811.70	606.89	1,204.81	0.971	13C12-HxCDF 678	IS6
	33:33	0.51	1,607.11	541.94	1,065.17	0.985	13C12-HxCDF 234	IS7
	34:18	0.50	1,463.73	490.58	973.15	1.007	13C12-HxCDF 789	IS8
384-386		4 Peaks						
---------- Above: HxCDF / HxCDD Follows ----------								
HxCDD		1.05-1.43						
390-392	33:40	1.26	642.21	358.55	283.66	1.000	123478-HxCDD	AN
	33:45	1.25	660.80	366.66	294.14	1.001	123678-HxCDD	AN
	34:04	1.24	631.71	350.03	281.68	1.010	123789-HxCDD	AN
390-392		3 Peaks						
13C12-HxCDD		1.05-1.43						
402-404	33:40	1.19	1,107.72	601.58	506.14	0.989	13C12-HxCDD 478	IS9
	33:44	1.19	1,281.78	696.95	584.83	0.991	13C12-HxCDD 678	IS10
	34:03	1.21	1,191.84	651.43	540.41	1.011	13C12-HxCDD 789	RS2
402-404		3 Peaks						
---------- Above: HxCDD / HpCDF Follows ----------								
HpCDF		0.88-1.20						
408-410	35:53	1.04	796.89	406.45	390.44	1.000	1234678-HpCDF	AN
	37:23	1.07	589.51	304.82	284.69	1.000	1234789-HpCDF	AN
408-410		2 Peaks						
13C12-HpCDF		0.37-0.51						
418-420	35:53	0.41	1,083.09	316.14	766.95	1.054	13C12-HpCDF 678	IS11
	37:22	0.40	799.10	227.66	571.44	1.098	13C12-HpCDF 789	IS12
418-420		2 Peaks						
---------- Above: HpCDF / HpCDD Follows ----------								
HpCDD		0.88-1.20						
424-426	36:54	1.06	412.52	212.21	200.31	1.001	1234678-HpCDD	AN
424-426		1 Peak						
13C12-HpCDD		0.88-1.20						
436-438	36:53	1.04	846.85	431.64	415.21	1.083	13C12-HpCDD 678	IS13
436-438		1 Peak						
---------- Above: HpCDD / Octa-CDD and CDF Follows ----								
OCDF		0.76-1.02						
442-444	40:34	0.90	889.10	420.52	468.58	1.005	OCDF	AN

Compound/ M_Z....	..RT.	OK	Ratio	Total.Area...	Area.Peak.1..	Area.Peak.2..	Rel.RT	Compound.Name..	ID..
442-444		1 Peak							
OCDD		0.76-1.02							
458-460	40:22		0.82	718.08	323.15	394.93	1.000	OCDD	AN
458-460		1 Peak							
13C12-OCDD		0.76-1.02							
470-472	40:22		0.87	1,461.48	679.37	782.11	1.186	13C12-OCDD	IS14
470		1 Peak							

Column Description.....

M_Z - Nominal Ion Mass(es)
..RT. - Retention Time (mm:ss)
Rat.1 - Ratio of M/M+2 Ions
OK - RO=Ratio Outside Limits
Rel.RT - Relative Retention Time

*** End of Report ***

TRIANGLE LABORATORIES, INC. Date: 07/18/2002
VER UB20989

Analysis Date....: 07/18/2002
Operator.....: LAG
Init Calibration.: UF5709B
ICal Date.....: 07/09/2002

Method.....: 161B
Instrument..: U
Std.Conc....: 10.00
GC Column...: DB-5
GC Column ID:2111632

Analyte Summary

Name	Ratio 1&2	RT Lo/Hi	RT	Rel. RT	ICal RF	Conc	Conc Range
Total TriCDF		16:19 23:19			0.000		
1368-TCDF	0.773	21:52 27:16	22:03	0.8709	1.128		
2378-TCDF	0.782		25:20	1.0004	1.128	9.17	8.60 - 11.60
TOTAL TCDF	0.786				1.128		
1368-TCDD	0.822	23:15 27:13	23:26	0.8994	1.181		
1379-TCDD	0.773		23:51	0.9155	1.181		
2378-TCDD	0.772		26:04	1.0008	1.181	9.41	8.20 - 12.30
TOTAL TCDD	0.788				1.181		
12378-PeCDF	1.560	27:09 31:13	29:22	1.0000	1.257	44.57	41.00 - 60.00
23478-PeCDF	1.575		30:04	1.0000	1.231	44.45	41.00 - 61.00
TOTAL PeCDF	1.568				1.244		
12378-PeCDD	1.539	28:26 31:04	30:26	1.0003	1.128	46.29	39.00 - 65.00
TOTAL PeCDD	1.539				1.128		
123478-HxCDF	1.223	31:46 34:29	32:55	1.0006	1.138	49.29	45.00 - 56.00
123678-HxCDF	1.231		33:01	1.0006	1.200	48.09	44.00 - 57.00
234678-HxCDF	1.240		33:30	1.0000	1.136	48.13	44.00 - 57.00
123789-HxCDF	1.232		34:15	1.0006	1.181	48.13	45.00 - 56.00
TOTAL HxCDF	1.232				1.164		
123478-HxCDD	1.240	32:16 34:07	33:37	1.0006	1.198	46.10	39.00 - 64.00
123678-HxCDD	1.255		33:42	1.0006	1.106	48.39	39.00 - 64.00
123789-HxCDD	1.261		34:00	1.0095	1.127	49.46	41.00 - 61.00
TOTAL HxCDD	1.252				1.143		

Triangle Laboratories, Inc.®
2445 S. Alston Ave. • Durham, North Carolina 27713
Phone: (919) 544-5729 • Fax: (919) 544-5491

1234678-HpCDF	1.045	35:42 37:32	35:52	1.0000	1.445	50.97	45.00 - 55.00
1234789-HpCDF	1.036		37:22	1.0005	1.465	50.11	43.00 - 58.00
TOTAL HpCDF	1.041				1.455		
1234678-HpCDD	1.000	35:59 37:03	36:53	1.0003	1.010	45.98	43.00 - 58.00
TOTAL HpCDD	1.000				1.010		
OCDF	0.911	38:21 42:21	40:34	1.0055	1.490	90.07	63.00 -159.00
OCDD	0.899	38:21 42:21	40:22	1.0005	1.107	95.03	79.00 -126.00

Other Standard Summary

Name	Ratio 1&2	RT Lo/Hi	RT	Rel. RT	ICal RF	Conc	Conc Range
37Cl-TCDD		24:03 28:03	26:04	1.0008	1.200	9.52	8.30 - 12.10

Internal Standard Summary

Name	Ratio 1&2	RT Lo/Hi	RT	Rel. RT	ICal RF	Conc	Conc Range
13C12-2378-TCDF	0.785	23:51 28:51	25:19	0.9795	1.603	100.06	76.00 -131.00
13C12-2378-TCDD	0.804	23:51 27:51	26:03	1.0077	1.129	102.12	85.00 -117.00
13C12-PeCDF 123	1.563	23:51 33:51	29:22	1.1362	1.116	114.96	76.00 -130.00
13C12-PeCDF 234	1.566		30:04	1.1632	1.120	115.01	77.00 -130.00
13C12-PeCDD 123	1.611	21:51 31:51	30:25	1.1768	0.665	123.07	62.00 -160.00
13C12-HxCDF 478	0.515	30:00 38:00	32:54	0.9676	1.483	88.49	76.00 -131.00
13C12-HxCDF 678	0.517		33:00	0.9706	1.477	94.24	70.00 -143.00
13C12-HxCDF 234	0.517		33:30	0.9853	1.358	96.07	73.00 -137.00
13C12-HxCDF 789	0.511		34:14	1.0068	1.078	102.70	74.00 -135.00
13C12-HxCDD 478	1.270	33:00 35:00	33:36	0.9882	0.939	95.70	85.00 -117.00
13C12-HxCDD 678	1.286		33:41	0.9906	1.039	94.90	85.00 -118.00
13C12-HpCDF 678	0.464	32:00 43:00	35:52	1.0550	1.050	92.36	78.00 -129.00
13C12-HpCDF 789	0.465		37:21	1.0985	0.736	104.55	77.00 -129.00
13C12-HpCDD 678	1.075	32:00 40:00	36:52	1.0844	0.809	107.52	72.00 -138.00

Triangle Laboratories, Inc.®
2445 S. Alston Ave. • Durham, North Carolina 27713
Phone: (919) 544-5729 • Fax: (919) 544-5491

13C12-OCDD	0.900	40:11 40:31	40:21	1.1868	0.547	265.43	96.00	-415.00

Recovery Standard Summary

Name	Ratio 1&2	RT Lo/Hi	RT	Rel. RT	ICal RF	Conc	Conc Range
13C12-1234-TCDD	0.808	23:51 27:51	25:51	0.9923	1.000		
13C12-HxCDD 789	1.271	33:00 35:00	34:00	1.0119	1.000		

Triangle Laboratories, Inc.®
2445 S. Alston Ave. • Durham, North Carolina 27713
Phone: (919) 544-5729 • Fax: (919) 544-5491

Listing of UB20989
GC Peaks / Ratio / Ret. Time

Compound/ M_Z....	..RT.	OK Ratio	Total.Area...	Area.Peak.1..	Area.Peak.2..	Rel.RT	Compound.Name..	ID..
TCDF		0.65-0.89						
304-306	22:03	0.77	2,964.42	1,292.73	1,671.69	0.871	1368-TCDF	AN
	25:20	0.78	2,978.92	1,307.12	1,671.80	1.000	2378-TCDF	AN
304-306		2 Peaks						
13C12-TCDF		0.65-0.89						
316-318	25:19	0.78	28,796.00	12,663.20	16,132.80	0.980	13C12-2378-TCDF	IS0
316-318		1 Peak						
---------- Above: TCDF / TCDD Follows ----------								
TCDD		0.65-0.89						
320-322	23:26	0.82	2,040.55	920.53	1,120.02	0.899	1368-TCDD	AN
	23:51	0.77	1,878.88	819.00	1,059.88	0.916	1379-TCDD	AN
	26:04	0.77	2,300.36	1,002.22	1,298.14	1.001	2378-TCDD	AN
320		3 Peaks						
37Cl-TCDD								
328	26:04		2,051.50	2,051.50		1.001	37Cl-TCDD	CLS
328-330		1 Peak						
13C12-TCDD		0.65-0.89						
332-334	25:51	0.81	17,952.34	8,020.32	9,932.02	0.992	13C12-1234-TCDD	RS1
	26:03	0.80	20,697.21	9,226.41	11,470.80	1.008	13C12-2378-TCDD	IS1
332-334		2 Peaks						
---------- Above: TCDD / PeCDF Follows ----------								
PeCDF		1.32-1.78						
340-342	29:22	1.56	12,904.42	7,863.78	5,040.64	1.000	12378-PeCDF	AN
	30:04	1.58	12,652.48	7,739.74	4,912.74	1.000	23478-PeCDF	AN
340-342		2 Peaks						
13C12-PeCDF		1.32-1.78						
352-354	29:22	1.56	23,031.25	14,044.10	8,987.15	1.136	13C12-PeCDF 123	IS2
	30:04	1.57	23,125.37	14,114.90	9,010.47	1.163	13C12-PeCDF 234	IS3
352-354		2 Peaks						
---------- Above: PeCDF / PeCDD Follows ----------								
PeCDD		1.32-1.78						
356-358	30:26	1.54	7,671.58	4,649.95	3,021.63	1.000	12378-PeCDD	AN
356-358		1 Peak						
13C12-PeCDD		1.32-1.78						
368-370	30:25	1.61	14,692.29	9,064.18	5,628.11	1.177	13C12-PeCDD 123	IS4
368-370		1 Peak						
---------- Above: PeCDD / HxCDF Follows ----------								
HxCDF		1.05-1.43						
374-376	32:55	1.22	11,059.02	6,084.86	4,974.16	1.001	123478-HxCDF	AN

Listing of UB20989
GC Peaks / Ratio / Ret. Time

Compound/ M_Z....	..RT.	OK Ratio	Total.Area...	Area.Peak.1..	Area.Peak.2..	Rel.RT	Compound.Name..	ID..
	33:01	1.23	12,067.95	6,659.53	5,408.42	1.001	123678-HxCDF	AN
	33:30	1.24	10,716.79	5,932.44	4,784.35	1.000	234678-HxCDF	AN
	34:15	1.23	9,453.76	5,217.99	4,235.77	1.001	123789-HxCDF	AN
374-376		4 Peaks						
13C12-HxCDF		0.43-0.59						
384-386	32:54	0.52	19,717.02	6,705.12	13,011.90	0.968	13C12-HxCDF 478	IS5
	33:00	0.52	20,911.84	7,126.24	13,785.60	0.971	13C12-HxCDF 678	IS6
	33:30	0.52	19,601.74	6,678.14	12,923.60	0.985	13C12-HxCDF 234	IS7
	34:14	0.51	16,633.10	5,627.80	11,005.30	1.007	13C12-HxCDF 789	IS8
384-386		4 Peaks						
---------- Above: HxCDF / HxCDD Follows ----------								
HxCDD		1.05-1.43						
390-392	33:37	1.24	7,456.14	4,128.23	3,327.91	1.001	123478-HxCDD	AN
	33:42	1.26	7,927.31	4,412.60	3,514.71	1.001	123678-HxCDD	AN
	34:00	1.26	7,890.53	4,399.94	3,490.59	1.010	123789-HxCDD	AN
390-392		3 Peaks						
13C12-HxCDD		1.05-1.43						
402-404	33:36	1.27	13,500.44	7,552.29	5,948.15	0.988	13C12-HxCDD 478	IS9
	33:41	1.29	14,813.38	8,334.34	6,479.04	0.991	13C12-HxCDD 678	IS10
	34:00	1.27	15,024.16	8,409.64	6,614.52	1.012	13C12-HxCDD 789	RS2
402-404		3 Peaks						
---------- Above: HxCDD / HpCDF Follows ----------								
HpCDF		0.88-1.20						
408-410	35:52	1.04	10,732.14	5,483.89	5,248.25	1.000	1234678-HpCDF	AN
	37:22	1.04	8,486.87	4,318.76	4,168.11	1.001	1234789-HpCDF	AN
408-410		2 Peaks						
13C12-HpCDF		0.37-0.51						
418-420	35:52	0.46	14,570.45	4,619.30	9,951.15	1.055	13C12-HpCDF 678	IS11
	37:21	0.46	11,561.40	3,668.47	7,892.93	1.099	13C12-HpCDF 789	IS12
418-420		2 Peaks						
---------- Above: HpCDF / HpCDD Follows ----------								
HpCDD		0.88-1.20						
424-426	36:53	1.00	6,068.49	3,033.66	3,034.83	1.000	1234678-HpCDD	AN
424-426		1 Peak						
13C12-HpCDD		0.88-1.20						
436-438	36:52	1.07	13,068.43	6,770.11	6,298.32	1.084	13C12-HpCDD 678	IS13
436-438		1 Peak						
---------- Above: HpCDD / Octa-CDD and CDF Follows ----								
OCDF		0.76-1.02						
442-444	40:34	0.91	14,638.14	6,977.24	7,660.90	1.006	OCDF	AN

Compound/ M_Z....	..RT.	OK	Ratio	Total.Area...	Area.Peak.1..	Area.Peak.2..	Rel.RT	Compound.Name..	ID..
442-444		1 Peak							
OCDD		0.76-1.02							
458-460	40:22		0.90	11,473.55	5,433.03	6,040.52	1.001	OCDD	AN
458-460		1 Peak							
13C12-OCDD		0.76-1.02							
470-472	40:21		0.90	21,813.80	10,331.10	11,482.70	1.187	13C12-OCDD	IS14
470		1 Peak							

Column Description.....

M_Z - Nominal Ion Mass(es)
..RT. - Retention Time (mm:ss)
Rat.1 - Ratio of M/M+2 Ions
OK - RO=Ratio Outside Limits
Rel.RT - Relative Retention Time

*** End of Report ***