TRIANGLE LAB

Analytical Results For
Kuhlman Electric Corporation
Crystal Springs, Mississippi

July 15, 2002 Report

BOOK II

Project # 57752A & Revised Project # 57752A

GeoEnvironmental Associates, LLC | MARTIN & SLAGLE

TRIANGLE LAB
Sample Analysis - Dioxin/Furan
June 25-27, 2002
Crystal Springs, MS
Book II

Project # 57752A (continued from Book I)

Dates of Samples/ COC	Sample #	Pages	Depth
	Sample Data (continued)	**472-727**	
6/26/02	DF-DP-163 (Tetra Only)	472-479	0-0.5'
	DF-TR-3	480-506	0-0.5'
	DF-TR-3 (Tetra Only)	507-515	0-0.5'
	DF-TR-3	516-544	0.5-1'
	DF-TR-3 (Tetra Only)	545-553	0.5-1'
	DF-DP-643	554-593	0-0.5'
	DF-DP-643 (Tetra Only)	594-601	0-0.5'
	DF-DP-655	602-635	0-0.5'
	DF-DP-655 (Tetra Only)	636-643	0-0.5'
	Duplicate Sample	644-681	
	Duplicate Sample (Tetra Only)	682-690	
6/25/02	DF-DP-112	691-719	0.5
	DF-DP-112 (Tetra Only)	720-727	0.5
	Calibration Data	**728 -759**	

SAMPLE DATA

(continued)

2445 S. Alston Ave. • Durham, NC 27713 • (919) 544-5729 • FAX (919) 544-5491
www.trianglelabs.com

Martin & Slagle

TLI Project: **57752A** 1613, Revision B, Tetra Only PCDD/PCDF Analysis (c)
Client Sample: **DF-DP-163 0-0.5** Analysis File: **P022463**

Client Project:	**Mississippi Project**				
Sample Matrix:	**SOLID**	Date Received:	**06/28/2002**	Spike File:	**SPCONB22**
TLI ID:	**329-38-15**	Date Extracted:	**07/03/2002**	ICal:	**PF56152**
		Date Analyzed:	**07/13/2002**	ConCal:	**P022450**
Sample Size:	**12.200 g**	Dilution Factor:	**n/a**	% Moisture:	**17.4**
Dry Weight:	**10.077 g**	Blank File:	**S023087**	% Lipid:	**n/a**
GC Column:	**DB-225**	Analyst:	**JSY**	% Solids:	**82.6**

Analytes	Conc. (pg/g)	DL	Ratio	RT	RRT	Flags
2,3,7,8-TCDF	40.6		0.79	21:35	0.999	___

Internal Standard	Conc. (pg/g)	% Recovery	QC Limits	Ratio	RT	RRT	Flags
$^{13}C_{12}$-2,3,7,8-TCDF	125	63.0	29%-140%	0.77	21:36	1.049	___

Recovery Standard	Ratio	RT	Flags
$^{13}C_{12}$-1,2,3,4-TCDD	0.82	20:35	___

Data Reviewer: _____ 07/15/2002

CONB_PSR v1.00, LARS 6.25.05

Triangle Laboratories, Inc.®
2445 S. Alston Ave. • Durham, North Carolina 27713
Phone: (919) 544-5729 • Fax: (919) 544-5491

Printed: 16:14 07/15/2002

Initial ....Date...

Data Review By: _____ ___/___/___

Channel specific noise levels computed from 'NL' heights.

Page No. 1 Listing of P022463B.dbf
07/14/2002 Matched GC Peaks / Ratio / Ret. Time

Compound/ M_Z....	QC.Log	Omit	Why	..RT.	OK	Ratio	Total.Area/Ht	Area/Ht.Peak1	Area/Ht.Peak2	Rel.RT	Compound.Name..	ID..	Flags.
TCDF				0.65-0.89						0.786-1.098			
304-306	DC	NL		Height			0.26	0.10	0.16				
				17:34	RO	0.91	1.81	0.86	0.95	0.813			J
				17:52		0.67	6.49	2.61	3.88	0.827			
				18:04		0.77	202.22	87.90	114.32	0.836			
				18:09		0.80	5.95	2.65	3.30	0.840			
				18:18		0.80	46.97	20.93	26.04	0.847			
				18:26		0.72	38.63	16.22	22.41	0.853			
				18:52	RO	1.01	1.91	0.96	0.95	0.873			J
				19:02		0.77	27.01	11.72	15.29	0.881			
				19:11	RO	1.06	4.81	2.48	2.33	0.888			J
				19:20		0.83	22.84	10.34	12.50	0.895			
				19:31		0.67	17.20	6.89	10.31	0.904			
				19:37		0.87	43.66	20.35	23.31	0.908			
				19:50		0.68	4.53	1.84	2.69	0.918			J
				20:04		0.77	101.54	44.26	57.28	0.929			
				20:12		0.76	328.66	141.70	186.96	0.935			
				20:22		0.85	75.02	34.45	40.57	0.943			
				20:33		0.84	18.92	8.63	10.29	0.951			
				20:40		0.76	58.00	25.13	32.87	0.957			
				20:45		0.77	143.99	62.80	81.19	0.961			
				20:55	RO	0.91	19.89	9.50	10.39	0.968			
				21:08	RO	0.95	4.24	2.07	2.17	0.978			J
				21:25		0.70	29.72	12.27	17.45	0.992			
				21:35		0.79	214.89	95.08	119.81	0.999	2378-TCDF	AN	
				21:42	RO	0.90	25.83	12.27	13.56	1.005			
				21:50		0.78	46.02	20.15	25.87	1.011			
				22:01		0.79	79.03	34.90	44.13	1.019			
				22:08		0.83	7.00	3.18	3.82	1.025			
				22:18		0.78	979.43	428.08	551.35	1.032			
				22:26		0.84	15.81	7.24	8.57	1.039			
				22:40		0.79	109.19	48.31	60.88	1.049			
				23:01		0.85	16.19	7.42	8.77	1.066			
				23:18		0.76	31.77	13.71	18.06	1.079			
				23:28		0.78	265.42	116.51	148.91	1.086			
	DC	WH		23:56		0.80	49.70			1.108			
	DC	WH		24:07		0.88	5.12			1.117			
304-306			33	Peaks			2,994.59						
13C12-TCDF				0.65-0.89						0.954-1.046			
316-318	DC	NL		Height			0.36	0.12	0.24				
	DC	WL		17:34	RO	0.64	2.72			0.813			
	DC	WL		20:15		0.70	6.32			0.938			
	DC	WL		20:35	RO	0.51	1.28			0.953			
				21:36		0.77	939.03	407.97	531.06	1.000	13C12-2378-TCDF	IS0	
				Height			279.69	120.63	159.06				
	DC	SN		21:49	RO	1.91	1.31			1.010			

Compound/ M_Z....	QC.Log	Omit	Why	..RT.	OK	Ratio	Total.Area/Ht	Area/Ht.Peak1	Area/Ht.Peak2	Rel.RT	Compound.Name..	ID..	Flags.
				21:54	RO	1.55	1.25	0.76	0.49	1.014			
				22:19		0.82	1.60	0.72	0.88	1.033			
		DC	WH	23:33		0.82	4.76			1.090			
316-318			3 Peaks				941.88						

---------- Above: TCDF / TCDD Follows ----------

13C12-TCDD				0.65-0.89					0.902-1.098		
332-334	DC	NL		Height		0.66	0.52	0.14			
			20:18	0.80		675.87	299.49	376.38	1.000	13C12-2378-TCDD	IS1
				Height		204.46	91.85	112.61			
			20:35	0.82		1,090.10	491.06	599.04	1.014	13C12-1234-TCDD	RS1
332-334			2 Peaks			1,765.97					

Column Description.....	"Why" Code Description.....	QC Log Desc.....
M_Z -Nominal Ion Mass(es)	WL-Below Retention Time Window	A-Peak Added
..RT. -Retention Time (mm:ss)	WH-Above Retention Time Window	K-Peak Kept
Rat.1 -Ratio of M/M+2 Ions	SN-Below Signal to Noise Level	D-Peak Deleted
OK -RO=Ratio Outside Limits	<M-Below Method Detection Limit	T-Time Changed
Rel.RT-Relative Retention Time	NL-Channel Specific Noise Level	M-Peak Area Changed
		N-Name Changed
		X-Ether Interference

*** End of Report ***

File:P022463 #1-3026 Acq:13-JUL-2002 20:21:23 EI+ Voltage SIR 70P
303.9016 GC:DB225 Exp:none
TRIANGLE LABS Text:TLI#57752A DF-DP-163 0-0.5 INJ. TIME = 20:21

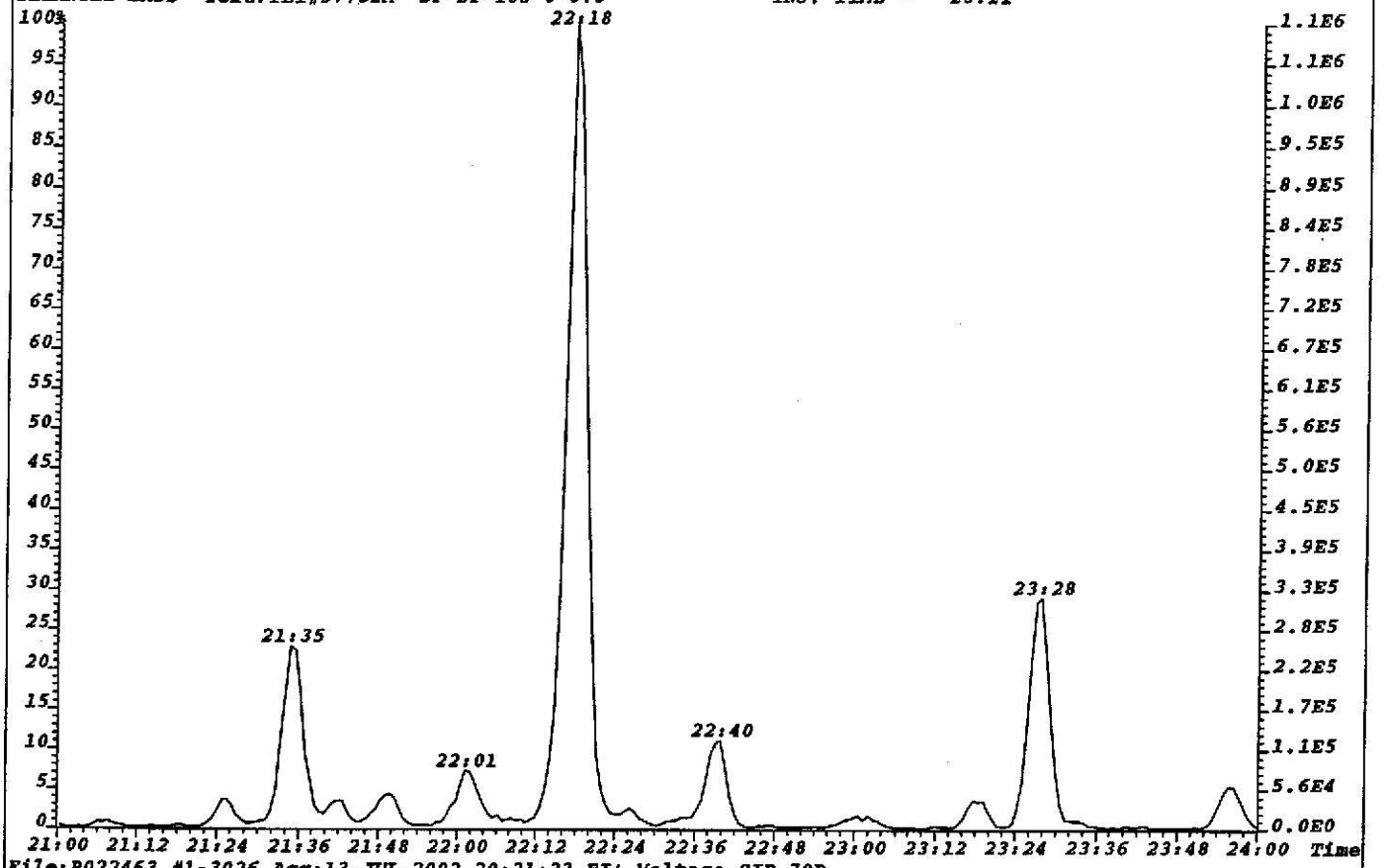

File:P022463 #1-3026 Acq:13-JUL-2002 20:21:23 EI+ Voltage SIR 70P
305.8987 GC:DB225 Exp:none
TRIANGLE LABS Text:TLI#57752A DF-DP-163 0-0.5 INJ. TIME = 20:21

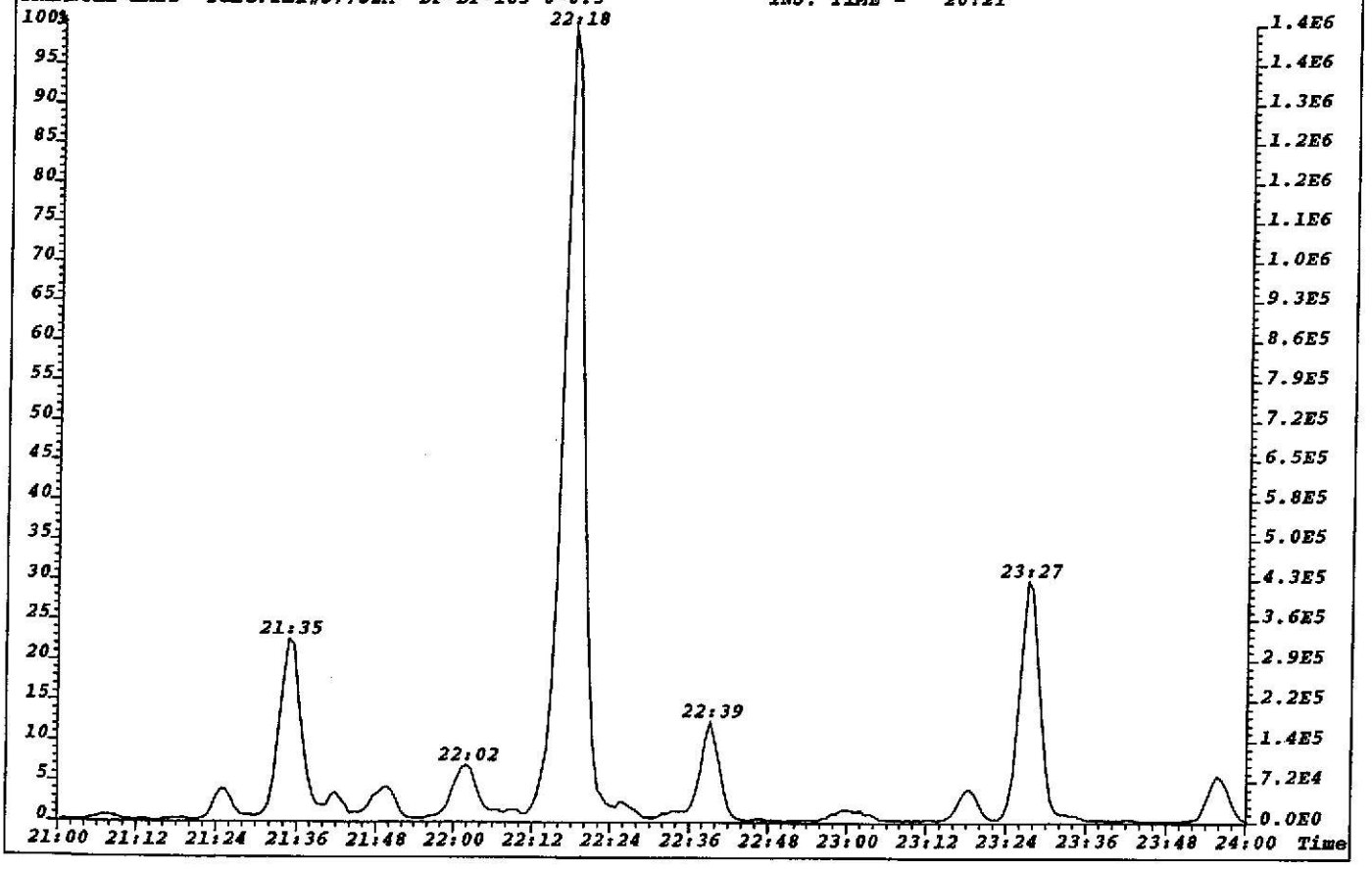

File:P022463 #1-3026 Acq:13-JUL-2002 20:21:23 EI+ Voltage SIR 70P Noise:131
303.9016 BSUB(256,30,-3.0) PKD(5,3,1,0.10%,524.0,0.00%,F,F) Exp:DB225
TRIANGLE LABS Text:TLI#57752A DF-DP-163 0-0.5 INJ. TIME = 20:21

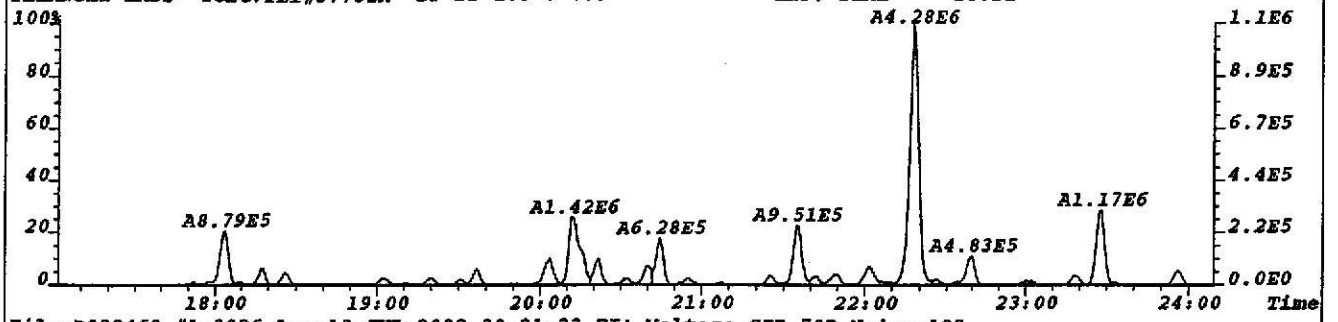

File:P022463 #1-3026 Acq:13-JUL-2002 20:21:23 EI+ Voltage SIR 70P Noise:199
305.8987 BSUB(256,30,-3.0) PKD(5,3,1,0.10%,796.0,0.00%,F,F) Exp:DB225
TRIANGLE LABS Text:TLI#57752A DF-DP-163 0-0.5 INJ. TIME = 20:21

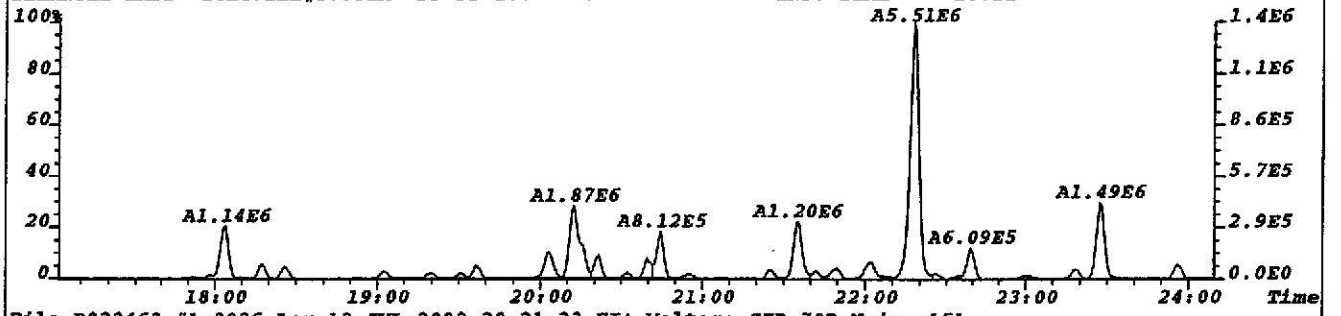

File:P022463 #1-3026 Acq:13-JUL-2002 20:21:23 EI+ Voltage SIR 70P Noise:151
315.9419 BSUB(256,30,-3.0) PKD(5,3,1,0.10%,604.0,0.00%,F,F) Exp:DB225
TRIANGLE LABS Text:TLI#57752A DF-DP-163 0-0.5 INJ. TIME = 20:21

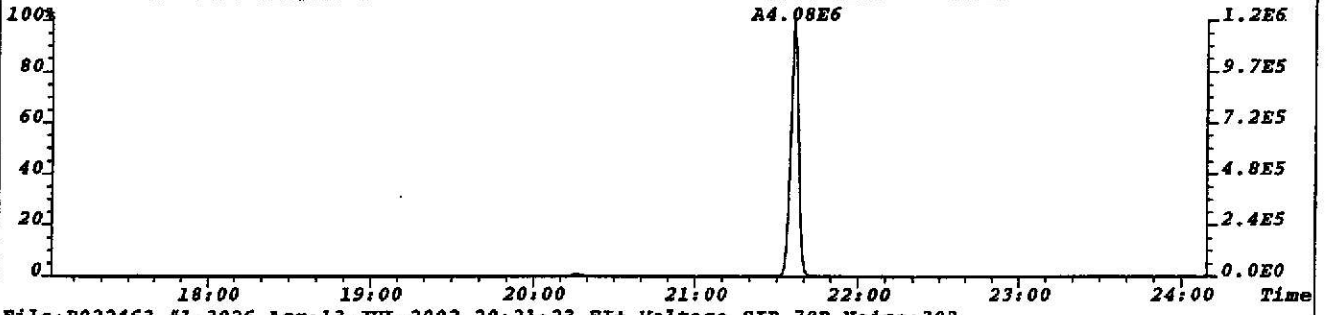

File:P022463 #1-3026 Acq:13-JUL-2002 20:21:23 EI+ Voltage SIR 70P Noise:302
317.9389 BSUB(256,30,-3.0) PKD(5,3,1,0.10%,1208.0,0.00%,F,F) Exp:DB225
TRIANGLE LABS Text:TLI#57752A DF-DP-163 0-0.5 INJ. TIME = 20:21

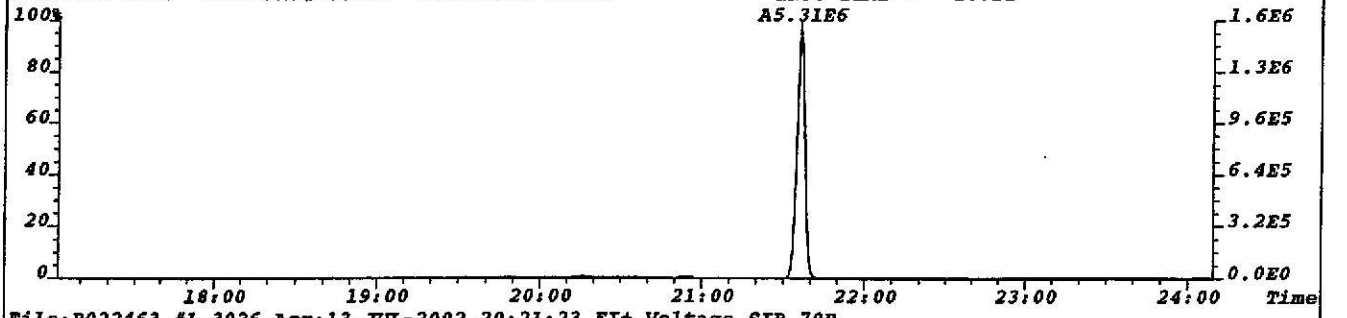

File:P022463 #1-3026 Acq:13-JUL-2002 20:21:23 EI+ Voltage SIR 70P
375.8364 Exp:DB225
TRIANGLE LABS Text:TLI#57752A DF-DP-163 0-0.5 INJ. TIME = 20:21

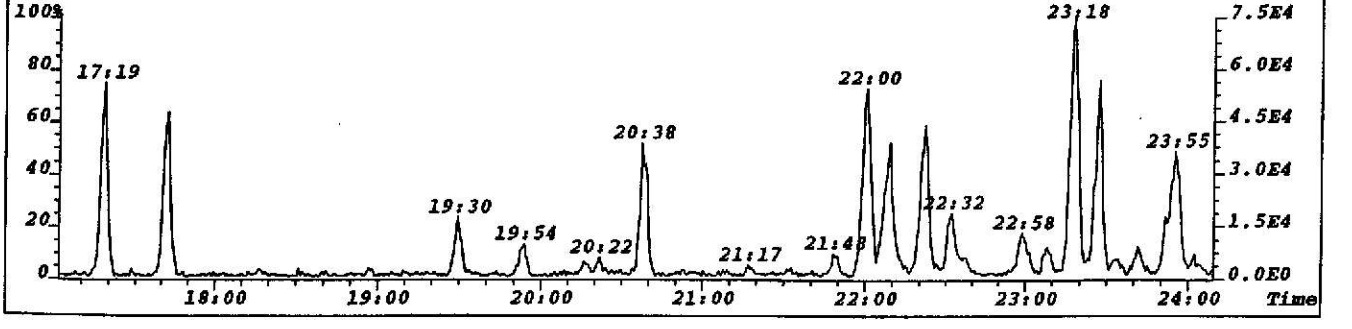

File:P022463 #1-3026 Acq:13-JUL-2002 20:21:23 EI+ Voltage SIR 70P Noise:245
319.8965 BSUB(256,30,-3.0) PKD(5,3,1,0.10%,980.0,0.00%,F,F) Exp:DB225
TRIANGLE LABS Text:TLI#57752A DF-DP-163 0-0.5 INJ. TIME = 20:21

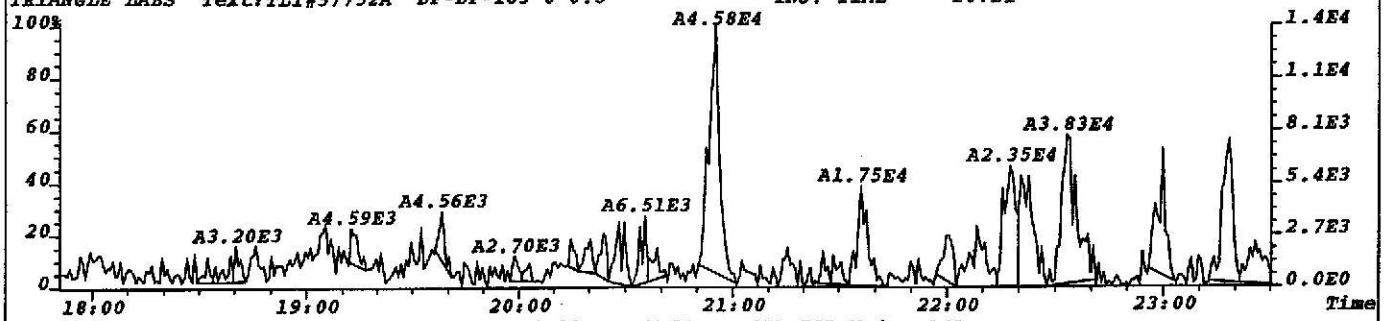

File:P022463 #1-3026 Acq:13-JUL-2002 20:21:23 EI+ Voltage SIR 70P Noise:141
321.8936 BSUB(256,30,-3.0) PKD(5,3,1,0.10%,564.0,0.00%,F,F) Exp:DB225
TRIANGLE LABS Text:TLI#57752A DF-DP-163 0-0.5 INJ. TIME = 20:21

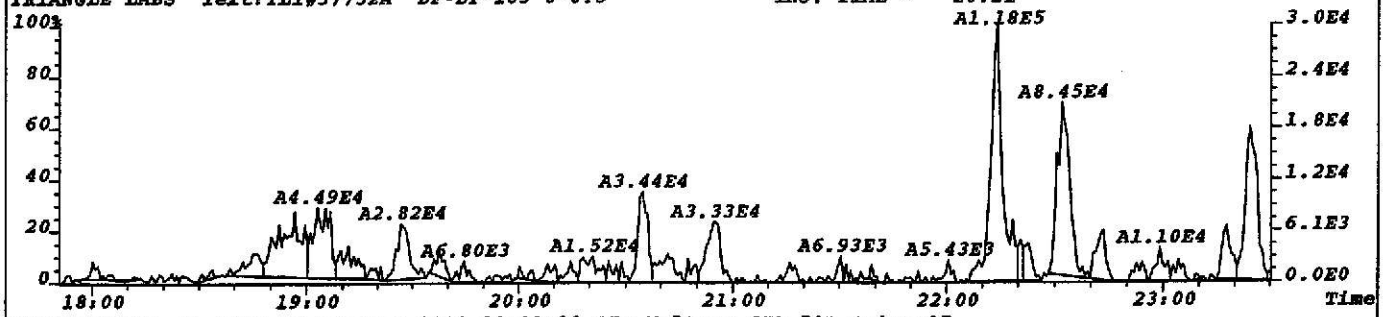

File:P022463 #1-3026 Acq:13-JUL-2002 20:21:23 EI+ Voltage SIR 70P Noise:97
327.8847 BSUB(256,30,-3.0) PKD(5,3,1,0.10%,388.0,0.00%,F,F) Exp:DB225
TRIANGLE LABS Text:TLI#57752A DF-DP-163 0-0.5 INJ. TIME = 20:21

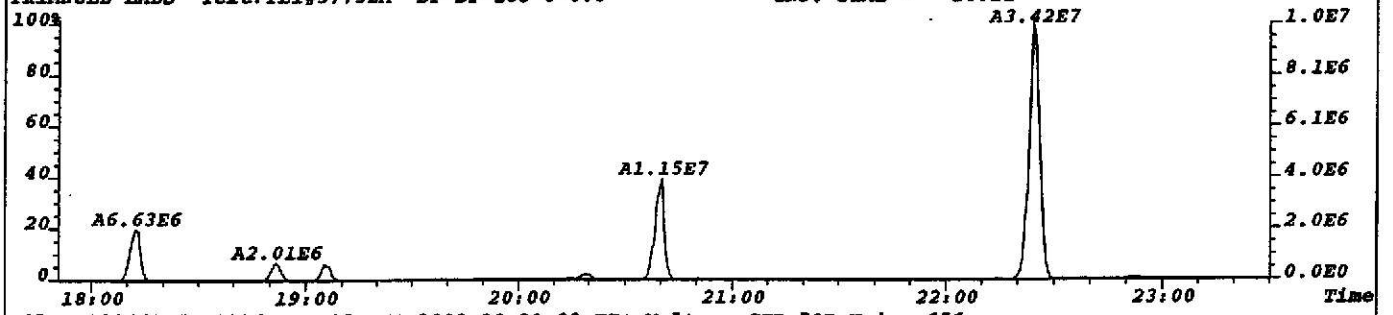

File:P022463 #1-3026 Acq:13-JUL-2002 20:21:23 EI+ Voltage SIR 70P Noise:656
331.9368 BSUB(256,30,-3.0) PKD(5,3,1,0.10%,2624.0,0.00%,F,F) Exp:DB225
TRIANGLE LABS Text:TLI#57752A DF-DP-163 0-0.5 INJ. TIME = 20:21

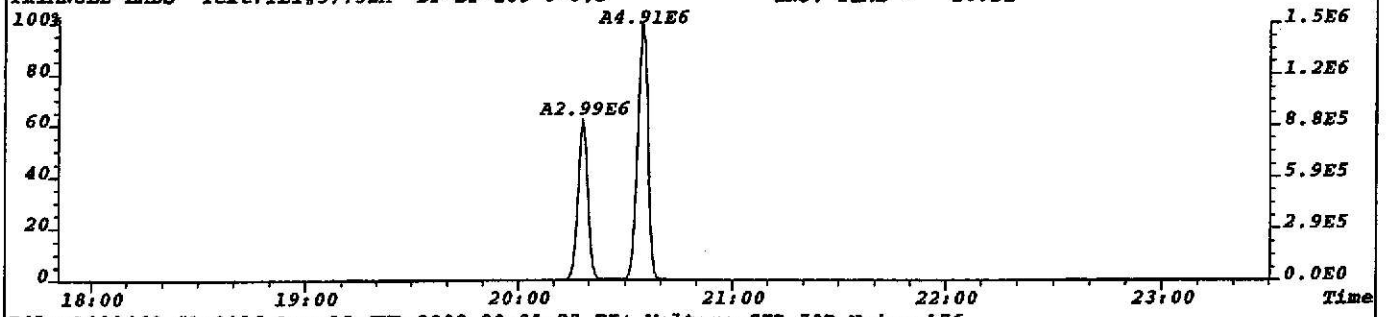

File:P022463 #1-3026 Acq:13-JUL-2002 20:21:23 EI+ Voltage SIR 70P Noise:176
333.9338 BSUB(256,30,-3.0) PKD(5,3,1,0.10%,704.0,0.00%,F,F) Exp:DB225
TRIANGLE LABS Text:TLI#57752A DF-DP-163 0-0.5 INJ. TIME = 20:21

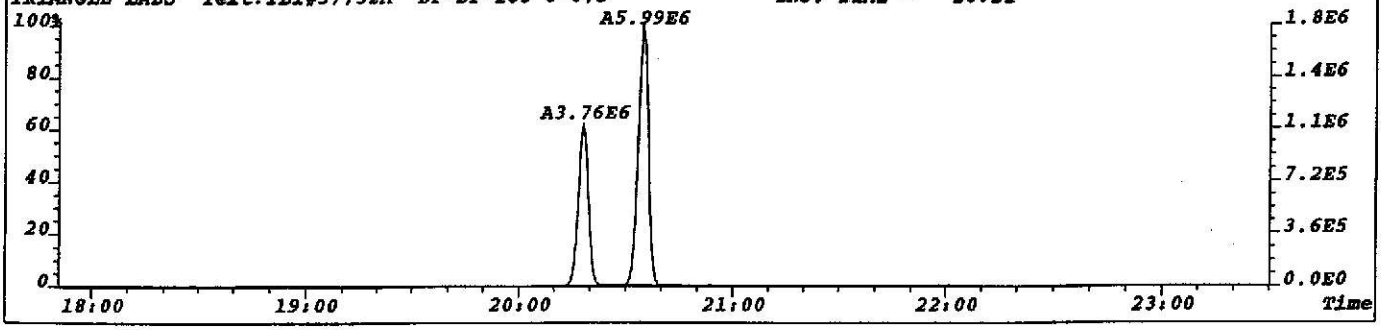

File:P022463 #1-3026 Acq:13-JUL-2002 20:21:23 EI+ Voltage SIR 70P
303.9016 Exp:DB225
TRIANGLE LABS Text:TLI#57752A DF-DP-163 0-0.5 INJ. TIME = 20:21

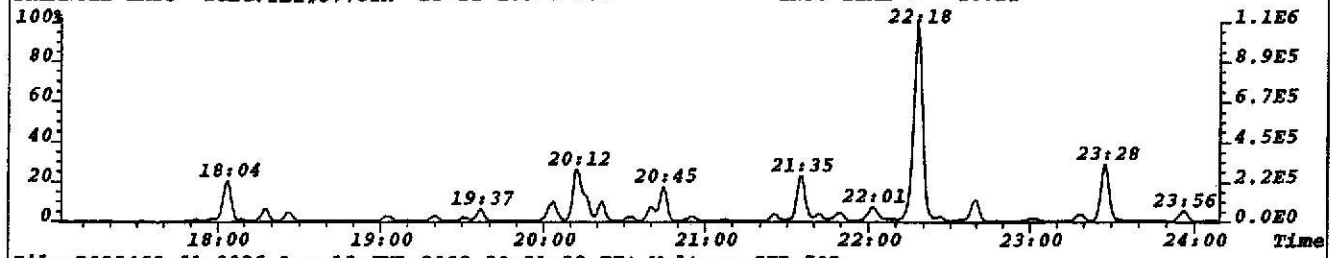

File:P022463 #1-3026 Acq:13-JUL-2002 20:21:23 EI+ Voltage SIR 70P
315.9419 Exp:DB225
TRIANGLE LABS Text:TLI#57752A DF-DP-163 0-0.5 INJ. TIME = 20:21

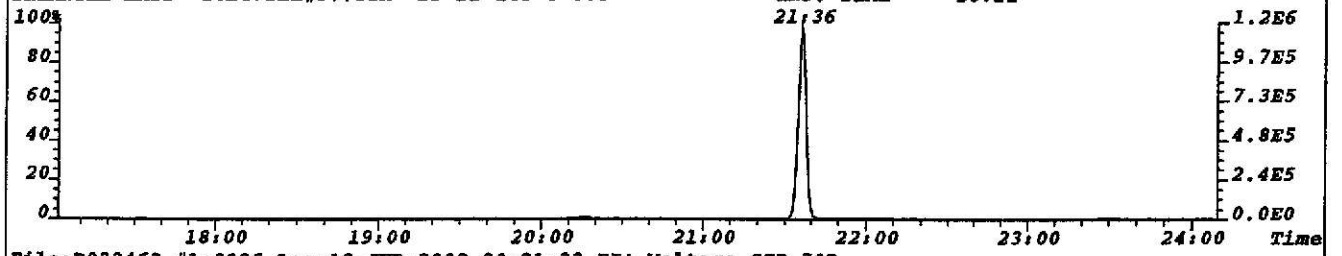

File:P022463 #1-3026 Acq:13-JUL-2002 20:21:23 EI+ Voltage SIR 70P
319.8965 Exp:DB225
TRIANGLE LABS Text:TLI#57752A DF-DP-163 0-0.5 INJ. TIME = 20:21

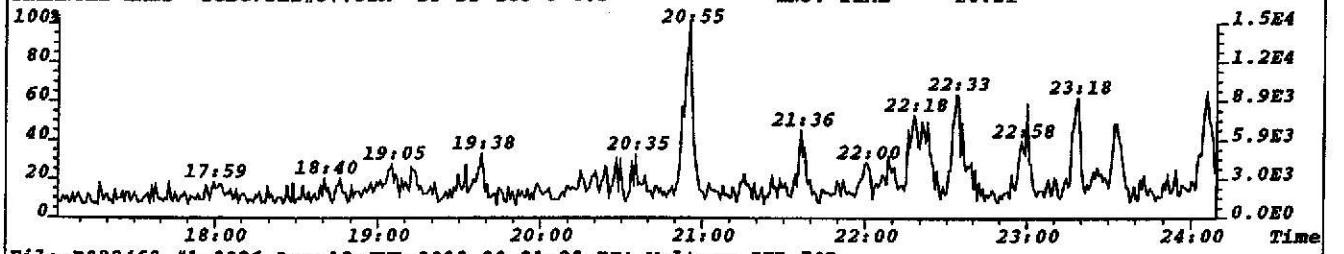

File:P022463 #1-3026 Acq:13-JUL-2002 20:21:23 EI+ Voltage SIR 70P
331.9368 Exp:DB225
TRIANGLE LABS Text:TLI#57752A DF-DP-163 0-0.5 INJ. TIME = 20:21

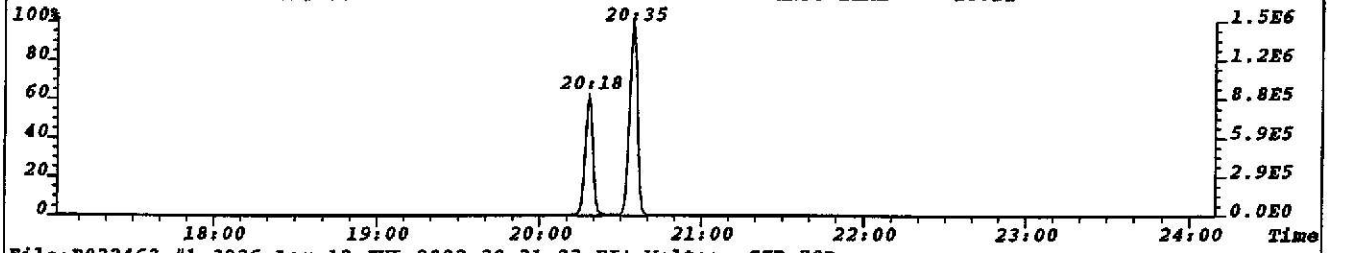

File:P022463 #1-3026 Acq:13-JUL-2002 20:21:23 EI+ Voltage SIR 70P
292.9825 Exp:DB225
TRIANGLE LABS Text:TLI#57752A DF-DP-163 0-0.5 INJ. TIME = 20:21

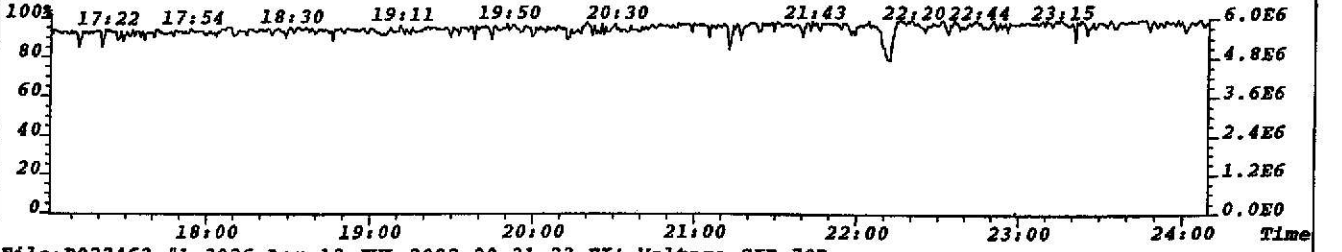

File:P022463 #1-3026 Acq:13-JUL-2002 20:21:23 EI+ Voltage SIR 70P
330.9792 Exp:DB225
TRIANGLE LABS Text:TLI#57752A DF-DP-163 0-0.5 INJ. TIME = 20:21

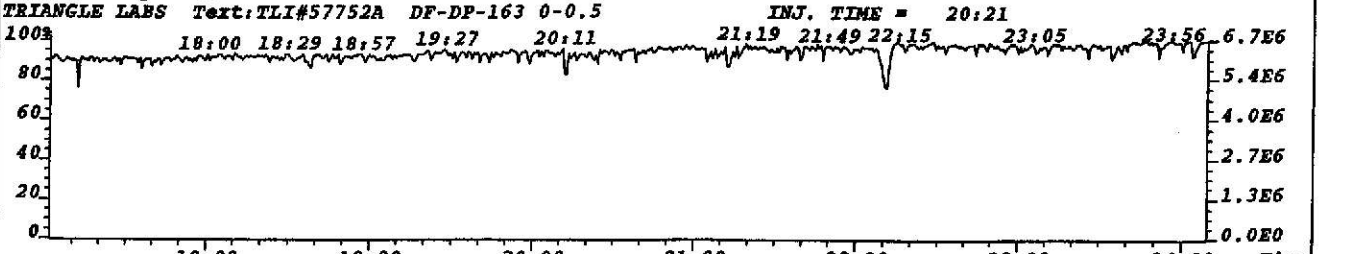

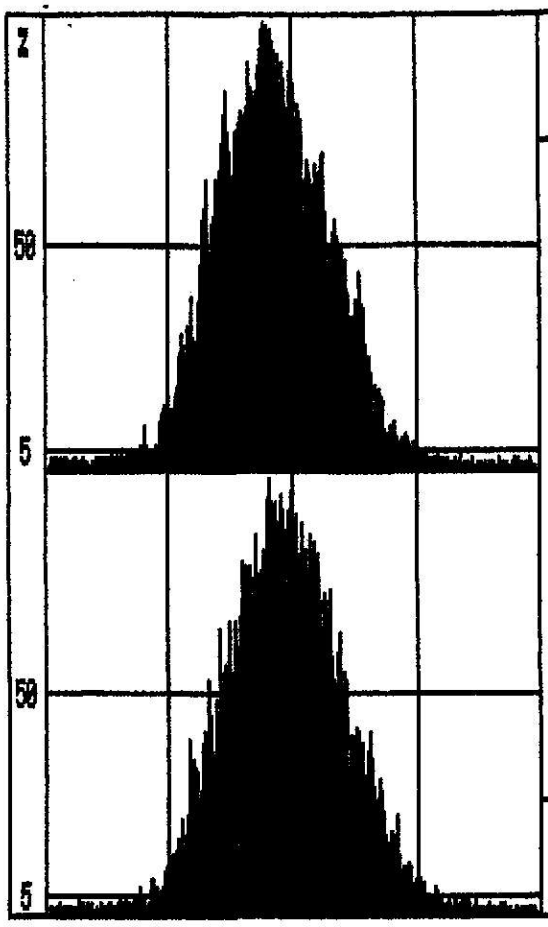

Channel I 330.9792 Peak top
Height 1.03 volts Span 200 ppm

System file name	DB225
Data file name	A:P713022
Resolution	10000
Group number	1
Ionization mode	EI+
Switching	VOLTAGE
Ref. masses	292.9825, 380.9761

A	292.9825	J	330.9792
B	303.9016	K	331.9368
C	305.8987	L	333.9338
D	315.9419	M	375.8364
E	317.9389		
F	319.8965		
G	321.8936		
H	327.8847		
I	330.9792		

Ref. mass 380.9761 Peak top
Height .62 volts Span 200 ppm

Martin & Slagle

TLI Project: **57752A** — 1613, Revision B PCDD/PCDF Analysis (c)

Client Sample: **DF-TR-3 0-0.5** — Analysis File: **W105606**

Client Project:	**Mississippi Project**				
Sample Matrix:	**SOLID**	Date Received:	**06/28/2002**	Spike File:	**SP161B22**
TLI ID:	**329-38-16**	Date Extracted:	**07/03/2002**	ICal:	**WF5614B**
		Date Analyzed:	**07/12/2002**	ConCal:	**WB21055**
Sample Size:	**12.300 g**	Dilution Factor:	**n/a**	% Moisture:	**18.3**
Dry Weight:	**10.049 g**	Blank File:	**S023087**	% Lipid:	**n/a**
GC Column:	**DB-5**	Analyst:	**JLD**	% Solids:	**81.7**

Analytes	Conc. (pg/g)	DL	Ratio	RT	RRT	Flags
2,3,7,8-TCDD	ND	5.2				__
1,2,3,7,8-PeCDD	22.9		1.52	31:31	1.001	__
1,2,3,4,7,8-HxCDD	19.8		1.19	34:38	1.000	__
1,2,3,6,7,8-HxCDD	113		1.23	34:42	1.000	__
1,2,3,7,8,9-HxCDD	68.5		1.10	35:02	1.010	__
1,2,3,4,6,7,8-HpCDD	1700		1.03	38:03	1.000	__
1,2,3,4,6,7,8,9-OCDD	14350		0.87	41:49	1.000	E__
2,3,7,8-TCDF	122		0.74	26:39	1.001	__
1,2,3,7,8-PeCDF	27.3		1.51	30:30	1.000	__
2,3,4,7,8-PeCDF	152		1.53	31:11	1.001	__
1,2,3,4,7,8-HxCDF	808		1.27	33:54	1.000	__
1,2,3,6,7,8-HxCDF	90.1		1.28	34:01	1.000	__
2,3,4,6,7,8-HxCDF	101		1.28	34:30	1.000	__
1,2,3,7,8,9-HxCDF	ND	0.2				__
1,2,3,4,6,7,8-HpCDF	2390		1.08	36:59	1.000	E__
1,2,3,4,7,8,9-HpCDF	110		1.08	38:34	1.000	__
1,2,3,4,6,7,8,9-OCDF	2470		0.89	42:02	1.005	__

Totals	Conc. (pg/g)	Number	DL	Flags
Total TCDD	31.6	9		__
Total PeCDD	76.4	5		__
Total HxCDD	688	6		__
Total HpCDD	3360	2		__
Total TCDF	2200	18		E__
Total PeCDF	5240	21		__
Total HxCDF	3150	13		__
Total HpCDF	4790	4		E__

161B_PSR v2.04, LARS 6.25.05

Triangle Laboratories, Inc.®
2445 S. Alston Ave. • Durham, North Carolina 27713
Phone: (919) 544-5729 • Fax: (919) 544-5491

Printed: 16:59 07/15/2002

TLI Project: **57752A** 1613, Revision B PCDD/PCDF Analysis (c)
Client Sample: **DF-TR-3 0-0.5** Analysis File: **W105606**

Internal Standards	Conc. (pg/g)	% Recovery	QC Limits	Ratio	RT	RRT	Flags
$^{13}C_{12}$-2,3,7,8-TCDD	120	60.4	25%-164%	0.82	27:20	1.006	___
$^{13}C_{12}$-1,2,3,7,8-PeCDD	128	64.2	25%-181%	1.49	31:30	1.160	___
$^{13}C_{12}$-1,2,3,4,7,8-HxCDD	126	63.4	32%-141%	1.22	34:37	0.989	___
$^{13}C_{12}$-1,2,3,6,7,8-HxCDD	129	64.7	28%-130%	1.23	34:42	0.991	___
$^{13}C_{12}$-1,2,3,4,6,7,8-HpCDD	123	62.0	23%-140%	1.05	38:02	1.086	___
$^{13}C_{12}$-1,2,3,4,6,7,8,9-OCDD	159	40.1	17%-157%	0.88	41:49	1.194	___
$^{13}C_{12}$-2,3,7,8-TCDF	142	71.3	24%-169%	0.75	26:38	0.980	___
$^{13}C_{12}$-1,2,3,7,8-PeCDF	115	57.9	24%-185%	1.41	30:30	1.123	___
$^{13}C_{12}$-2,3,4,7,8-PeCDF	103	51.6	21%-178%	1.54	31:10	1.147	___
$^{13}C_{12}$-1,2,3,4,7,8-HxCDF	145	72.7	26%-152%	0.51	33:54	0.968	___
$^{13}C_{12}$-1,2,3,6,7,8-HxCDF	140	70.5	26%-123%	0.51	34:00	0.971	___
$^{13}C_{12}$-2,3,4,6,7,8-HxCDF	132	66.2	28%-136%	0.51	34:30	0.985	___
$^{13}C_{12}$-1,2,3,7,8,9-HxCDF	142	71.1	29%-147%	0.50	35:17	1.008	___
$^{13}C_{12}$-1,2,3,4,6,7,8-HpCDF	126	63.2	28%-143%	0.45	36:58	1.056	___
$^{13}C_{12}$-1,2,3,4,7,8,9-HpCDF	115	57.9	26%-138%	0.43	38:34	1.101	___

Cleanup Standard	Conc. (pg/g)	% Recovery	QC Limits	RT	RRT	Flags
$^{37}Cl_4$-2,3,7,8-TCDD	13.1	65.7	35%-197%	27:21	1.007	___

Recovery Standards	Ratio	RT	Flags
$^{13}C_{12}$-1,2,3,4-TCDD	0.82	27:10	___
$^{13}C_{12}$-1,2,3,7,8,9-HxCDD	1.22	35:01	___

Data Reviewer: _____ 07/15/2002

161B_PSR v2.04, LARS 6.25.05

Triangle Laboratories, Inc.®
2445 S. Alston Ave. • Durham, North Carolina 27713
Phone: (919) 544-5729 • Fax: (919) 544-5491

Printed: 16:59 07/15/2002

Martin & Slagle

TLI Project: **57752A**
Client Sample: **DF-TR-3 0-0.5**

Toxicity Equivalents Report
Analysis File: **W105606**

Client Project:	**Mississippi Project**				
Sample Matrix:	**SOLID**	Date Received:	**06/28/02**	Spike File:	**SP161B22**
TLI ID:	**329-38-16**	Date Extracted:	**07/03/02**	ICal:	**WF5614B**
		Date Analyzed:	**07/12/02**	ConCal:	**WB21055**
Sample Size:	**12.300 g**	Dilution Factor:	**1**	% Moisture:	**18.3**
Dry Weight:	**10.049 g**	Blank File:	**S023087**	% Lipid:	**n/a**
GC Column:	**DB-5**	Analyst:	**JLD**	% Solids:	**81.7**

Analytes	Conc. (pg/g)		TEF		Equivalent
2,3,7,8-TCDD	{6.2}	x	1.	=	6.2
1,2,3,7,8-PeCDD	22.2	x	0.5	=	11.1
1,2,3,4,7,8-HxCDD	19.3	x	0.1	=	1.93
1,2,3,6,7,8-HxCDD	110	x	0.1	=	11.0
1,2,3,7,8,9-HxCDD	66.7	x	0.1	=	6.67
1,2,3,4,6,7,8-HpCDD	1650	x	0.01	=	16.50
1,2,3,4,6,7,8,9-OCDD	13960	x	0.001	=	13.960
TOTAL PCDD					67.4
2,3,7,8-TCDF	87.2	x	0.1	=	8.72
1,2,3,7,8-PeCDF	947	x	0.05	=	47.4
2,3,4,7,8-PeCDF	148	x	0.5	=	74.0
1,2,3,4,7,8-HxCDF	786	x	0.1	=	78.6
1,2,3,6,7,8-HxCDF	87.6	x	0.1	=	8.76
2,3,4,6,7,8-HxCDF	98.6	x	0.1	=	9.86
1,2,3,7,8,9-HxCDF	{20.2}	x	0.1	=	2.02
1,2,3,4,6,7,8-HpCDF	2320	x	0.01	=	23.20
1,2,3,4,7,8,9-HpCDF	107	x	0.01	=	1.07
1,2,3,4,6,7,8,9-OCDF	2400	x	0.001	=	2.400
TOTAL PCDF					256.0

Total EPA TEFs, 1989a: 323.4 pg/g

{...} indicates that the value is that of a Detection Limit.

GRY_TEF v1.08, MILES 4.22.16

Triangle Laboratories, Inc.®
2445 S. Alston Ave. • Durham, North Carolina 27713
Phone: (919) 544-5729 • Fax: (919) 544-5491

Printed: 21:40 07/15/02

Initial ....Date...

Data Review By: GAM 7/15/02

Calculated Noise Height: 2.65

Page No. 1 Listing of W105606B.dbf
07/15/2002 Matched GC Peaks / Ratio / Ret. Time

Compound/ M_Z....	QC.Log	Omit	Why	..RT.	OK	Ratio	Total.Area/Ht	Area/Ht.Peak1	Area/Ht.Peak2	Rel.RT	Compound.Name..	ID..	Flags.
TCDF				0.65-0.89						0.879-1.070			
304-306	DC	NL				Height	26.79	18.28	8.51				
				23:30		0.73	6,669.36	2,804.95	3,864.41	0.882			
				24:05		0.77	3,562.85	1,546.04	2,016.81	0.904			
				24:19		0.73	7,013.11	2,967.16	4,045.95	0.913			
				24:34		0.75	2,323.23	995.40	1,327.83	0.922			
				24:41		0.78	4,144.15	1,815.57	2,328.58	0.927			
				25:00		0.75	8,525.12	3,646.54	4,878.58	0.939			
				25:11		0.73	7,842.16	3,321.03	4,521.13	0.946			
				25:23		0.74	11,283.03	4,795.51	6,487.52	0.953			
				25:39		0.74	13,819.88	5,891.16	7,928.72	0.963			
				26:04		0.83	16,145.97	7,306.30	8,839.67	0.979			
				26:15		0.73	17,226.73	7,242.00	9,984.73	0.986			
				26:29		0.79	4,650.73	2,053.90	2,596.83	0.994			
				26:39		0.74	26,233.80	11,138.60	15,095.20	1.001	2378-TCDF	AN	
				27:05		0.73	18,971.67	7,996.47	10,975.20	1.017			
				27:17		0.74	5,425.90	2,314.49	3,111.41	1.024			
				27:32		0.73	15,732.24	6,641.12	9,091.12	1.034			
				27:51		0.73	301,366.00	127,181.00	174,185.00	1.046			E
				28:11		0.85	1,619.56	745.17	874.39	1.058			
	DC	WH		28:31		0.76	1,398.95			1.071			
	DC	WH		28:38		0.84	528.96			1.075			
	DC	WH		28:52	RO	0.92	1,384.67			1.084			
304-306			18	Peaks			472,555.49						
13C12-TCDF				0.65-0.89						0.944-1.132			
316-318	DC	NL				Height	20.46	9.17	11.29				
	DC	SN		26:03	RO	0.99	97.39			0.978			
				26:15		0.65	374.04	147.36	226.68	0.986			
				26:38		0.75	37,290.50	15,994.80	21,295.70	1.000	13C12-2378-TCDF	ISO	
						Height	10,493.00	4,518.09	5,974.91				
				27:01	RO	0.63	23,636.58	9,099.38	14,537.20	1.014			
				28:49	RO	0.43	286.54	86.06	200.48	1.082			
316-318			4	Peaks			61,587.66						

---------- Above: TCDF / TCDD Follows ----------

TCDD				0.65-0.89						0.904-1.041			
320-322	DC	NL				Height	4.71	2.26	2.45				
				24:53		0.70	398.66	164.18	234.48	0.910	1368-TCDD	AN	
				25:16		0.79	378.97	167.46	211.51	0.924	1379-TCDD	AN	
				25:32		0.85	323.99	149.15	174.84	0.934			
				25:45		0.77	38.42	16.69	21.73	0.942			J
				25:58	RO	0.52	75.89	25.97	49.92	0.950			
				26:11		0.85	1,182.11	541.72	640.39	0.958			
	M			26:27		0.67	935.00	374.00	561.00	0.968			
				26:51	RO	0.94	368.70	178.45	190.25	0.982			

Compound/ M_Z....	QC.Log	Omit	Why	..RT.	OK	Ratio	Total.Area/Ht	Area/Ht.Peak1	Area/Ht.Peak2	Rel.RT	Compound.Name..	ID..	Flags.
				27:01		0.88	503.41	235.80	267.61	0.988			
				27:08		0.85	332.21	152.65	179.56	0.993			
	A			27:15		0.71	441.00	183.00	258.00	0.997			
	M			27:20	RO	1.27	738.00	413.00	325.00	1.000	2378-TCDD	AN	
				27:29	RO	1.83	374.38	241.92	132.46	1.005			
				27:41	RO	0.61	427.48	161.65	265.83	1.013			
				27:47	RO	1.91	1,448.78	950.45	498.33	1.016			
				27:57	RO	2.03	4,532.93	3,036.39	1,496.54	1.023			
				28:21	RO	1.06	565.67	291.34	274.33	1.037			
		DC	WH	28:31	RO	1.45	353.39			1.043			
		DC	WH	28:39	RO	1.14	164.80			1.048			
		DC	WH	28:51	RO	1.75	587.30			1.055			
320-322				17 Peaks			13,065.60						
37Cl-TCDD										0.927-1.073			
328		DC	NL			Height	8.31	8.31					
		DC	WL	25:16			579.78			0.924			
				25:44			720.51	720.51		0.941			
				26:00			111,339.00	111,339.00		0.951			
				26:27			661.04	661.04		0.968			
				27:15			3,107.59	3,107.59		0.997			
				27:21			2,867.30	2,867.30		1.001	37Cl-TCDD	CLS	
				27:45			521,872.00	521,872.00		1.015			
				28:40			5,961.07	5,961.07		1.049			
328				7 Peaks			646,528.51						
13C12-TCDD						0.65-0.89				0.920-1.066			
332-334		DC	NL			Height	9.96	7.34	2.62				
				27:10		0.82	40,175.90	18,094.50	22,081.40	0.994	13C12-1234-TCDD	RS1	
				27:20		0.82	25,850.00	11,648.00	14,202.00	1.000	13C12-2378-TCDD	IS1	
						Height	7,439.67	3,363.85	4,075.82				
		DC	SN	27:33	RO	1.26	51.83			1.008			
				27:45	RO	2.38	350.60	246.74	103.86	1.015			
332-334				3 Peaks			66,376.50						

---------- Above: TCDD / PeCDF Follows ----------

PeCDF						1.32-1.78				0.910-1.036			
340-342		DC	NL			Height	11.58	6.29	5.29				
		DC	WL	28:21		1.56	3,740.97			0.910			
				28:28		1.52	14,517.47	8,748.14	5,769.33	0.913			
				28:38		1.53	9,551.28	5,771.16	3,780.12	0.919			
				28:51		1.55	20,125.87	12,235.10	7,890.77	0.926			
				29:09		1.48	1,340.64	800.14	540.50	0.935			
				29:15		1.53	12,213.10	7,386.08	4,827.02	0.939			
				29:26		1.47	3,022.38	1,798.08	1,224.30	0.944			
				29:39		1.52	57,857.60	34,867.70	22,989.90	0.951			
				29:50		1.53	196,797.70	119,069.00	77,728.70	0.957			
				30:02		1.55	119,770.80	72,745.80	47,025.00	0.964			
				30:14		1.55	9,531.77	5,791.86	3,739.91	0.970			
	NM			30:24		1.54	142,200.00	86,200.00	56,000.00	0.997			
	AN			30:30		1.51	4,120.00	2,480.00	1,640.00	1.000	12378-PeCDF	AN	

Compound/ M_Z....	QC.Log	Omit	Why	..RT.	OK	Ratio	Total.Area/Ht	Area/Ht.Peak1	Area/Ht.Peak2	Rel.RT	Compound.Name..	ID..	Flags.
		X		30:39		1.58	4,643.43	2,843.07	1,800.36	0.983			
				30:47		1.55	12,480.59	7,587.35	4,893.24	0.988			
				31:11		1.53	20,076.46	12,155.80	7,920.66	1.001	23478-PeCDF	AN	
				31:23		1.52	23,932.81	14,439.80	9,493.01	1.007			
		X		31:32		1.61	3,498.03	2,160.18	1,337.85	1.012			
				31:39		1.42	1,429.59	839.35	590.24	1.016			
		X		31:47		1.59	11,748.84	7,217.48	4,531.36	1.020			
				32:01		1.54	69,052.20	41,870.30	27,181.90	1.027			
				32:17		1.44	673.29	397.78	275.51	1.036			J
	DC		WH	32:25		1.49	148.82			1.040			
	DC		WH	32:37		1.67	1,286.06			1.047			
340-342			21	Peaks			738,583.85						
13C12-PeCDF				1.32-1.78					0.807-1.128				
352-354	DC	NL		Height			3.14	1.36	1.78				
				28:30	RO	0.13	351.17	39.91	311.26	0.914			
				29:51	RO	0.21	2,471.61	428.12	2,043.49	0.958			
				30:02	RO	0.10	1,034.44	96.44	938.00	0.964			
	CK			30:30		1.41	24,725.60	14,463.60	10,262.00	1.000	13C12-PeCDF 123	IS2	
				Height			7,167.25	4,306.29	2,860.96				
				31:10		1.54	22,065.73	13,371.00	8,694.73	1.000	13C12-PeCDF 234	IS3	
				Height			7,267.00	4,396.00	2,871.00				
				31:32	RO	1.31	858.72	486.86	371.86	1.012			
				31:39		1.40	527.79	307.98	219.81	1.016			
				31:48	RO	0.95	2,195.49	1,068.21	1,127.28	1.020			
				31:55	RO	0.95	829.57	404.28	425.29	1.024			
				32:07	RO	0.78	2,373.72	1,040.36	1,333.36	1.030			
352-354			10	Peaks			57,433.84						

---------- Above: PeCDF / PeCDD Follows ----------

PeCDD				1.32-1.78					0.940-1.021				
356-358	DC	NL		Height			5.07	1.76	3.31				
				29:45	RO	0.20	10,020.41	1,663.07	8,357.34	0.944			
				29:50	RO	1.99	1,696.21	1,128.53	567.68	0.947			
				30:27	RO	0.82	2,208.30	997.97	1,210.33	0.967			
				30:35		1.36	2,545.15	1,468.31	1,076.84	0.971			
				30:46		1.56	867.66	528.84	338.82	0.977			
				30:56		1.42	369.69	216.64	153.05	0.982			J
				31:02		1.60	1,801.73	1,108.92	692.81	0.985			
				31:12	RO	2.23	342.94	236.92	106.02	0.990			
				31:20	RO	0.00	73,452.68	85.78	73,366.90	0.995			
				31:31		1.52	2,384.60	1,439.81	944.79	1.001	12378-PeCDD	AN	
				31:49	RO	2.46	6,593.45	4,689.31	1,904.14	1.010			
				31:55	RO	2.20	3,135.48	2,155.37	980.11	1.013			
				32:07	RO	2.19	3,870.40	2,656.53	1,213.87	1.020			
	DC		WH	32:15	RO	0.39	294.21			1.024			
	DC		WH	32:23	RO	0.68	302.99			1.028			
356-358			13	Peaks			109,288.70						
13C12-PeCDD				1.32-1.78					0.735-1.053				
368-370	DC	NL		Height			3.01	1.80	1.21				

Compound/ M_Z....	QC.Log	Omit	Why	..RT.	OK	Ratio	Total.Area/Ht	Area/Ht.Peak1	Area/Ht.Peak2	Rel.RT	Compound.Name..	ID..	Flags.
				30:11	RO	0.79	99.36	43.92	55.44	0.958			
				30:26	RO	2.10	67.21	45.55	21.66	0.966			
				30:34	RO	0.89	100.75	47.45	53.30	0.970			
				30:45		1.49	32.14	19.22	12.92	0.976			
				30:54	RO	0.10	57.00	5.19	51.81	0.981			
				31:20	RO	0.52	303.67	103.26	200.41	0.995			
				31:30		1.49	16,403.06	9,802.40	6,600.66	1.000	13C12-PeCDD 123	IS4	
						Height	5,638.65	3,374.66	2,263.99				
				31:39	RO	2.76	144.40	105.99	38.41	1.005			
				31:47	RO	1.05	52.82	27.02	25.80	1.009			
				31:55	RO	0.58	41.65	15.35	26.30	1.013			
368-370			10	Peaks			17,302.06						

---------- Above: PeCDD / HxCDF Follows ----------

HxCDF						1.05-1.43				0.929-1.007			
374-376		DC	NL			Height	35.50	19.41	16.09				
				32:51		1.27	3,289.83	1,842.12	1,447.71	0.931			
				32:57		1.26	10,337.41	5,770.24	4,567.17	0.934			
				33:06		1.27	88,954.00	49,723.60	39,230.40	0.938			
				33:15		1.26	18,929.78	10,572.10	8,357.68	0.942			
				33:23		1.25	8,160.48	4,525.57	3,634.91	0.946			
				33:33		1.27	137,173.80	76,779.80	60,394.00	0.951			
				33:46		1.28	3,988.90	2,240.13	1,748.77	0.957			
				33:54		1.27	112,288.90	62,850.10	49,438.80	1.000	123478-HxCDF	AN	
				34:01		1.28	12,953.58	7,266.66	5,686.92	1.000	123678-HxCDF	AN	
				34:11	RO	0.75	781.54	335.14	446.40	0.969			
				34:18		1.29	3,218.59	1,812.29	1,406.30	0.972			
				34:30		1.28	12,050.11	6,756.96	5,293.15	1.000	234678-HxCDF	AN	
	K		X	35:02		1.26	553.54	308.53	245.01	0.993			J
	N			35:15	RO	0.73	2,418.11	1,022.13	1,395.98	0.999			
				35:22		1.24	3,720.54	2,060.25	1,660.29	1.002			
	D	D	WH	35:30		1.18	156.33			1.006			
374-376			15	Peaks			418,819.11						

13C12-HxCDF						0.43-0.59				0.879-1.105			
384-386		DC	NL			Height	49.72	19.39	30.33				
		DC	SN	33:04	RO	1.01	219.62			0.937			
				33:54		0.51	22,257.35	7,520.25	14,737.10	1.000	13C12-HxCDF 478	IS5	
						Height	7,679.67	2,604.12	5,075.55				
				34:00		0.51	22,143.10	7,495.80	14,647.30	1.000	13C12-HxCDF 678	IS6	
						Height	7,298.25	2,463.87	4,834.38				
				34:30		0.51	19,642.34	6,666.64	12,975.70	1.000	13C12-HxCDF 234	IS7	
						Height	6,388.93	2,222.60	4,166.33				
		DC	SN	34:47		0.57	113.49			0.986			
				35:17		0.50	18,329.92	6,119.22	12,210.70	1.000	13C12-HxCDF 789	IS8	
						Height	5,434.72	1,807.20	3,627.52				
				35:37	RO	1.19	199.02	108.32	90.70	1.009			
384-386			5	Peaks			82,571.73						

---------- Above: HxCDF / HxCDD Follows ----------

```
Compound/
M_Z.... QC.Log Omit Why ..RT. OK Ratio Total.Area/Ht Area/Ht.Peak1 Area/Ht.Peak2 Rel.RT Compound.Name.. ID.. Flags.

HxCDD                          1.05-1.43                                    0.959-1.013
390-392          DC  NL          Height        74.16         40.32         33.84
                         33:26     1.12    11,654.37      6,154.09      5,500.28  0.963
                 DC  SN  33:34 RO  1.76       142.43                               0.967
                         33:43 RO  0.99       284.61        141.48        143.13  0.972
                         33:53     1.29     2,315.11      1,304.90      1,010.21  0.976
                         34:06     1.16    25,136.00     13,524.80     11,611.20  0.983
        A                34:12 RO  0.71     2,780.00      1,150.00      1,630.00  0.986
                         34:38     1.19     1,556.03        845.21        710.82  1.000 123478-HxCDD    AN
                         34:42     1.23     9,146.76      5,037.78      4,108.98  1.000 123678-HxCDD    AN
                         35:02     1.10     5,608.69      2,941.95      2,666.74  1.010 123789-HxCDD    AN
                 DC  WH  35:15 RO  1.51     2,837.19                               1.016
                 DC  WH  35:20 RO  0.39       672.66                               1.018
                 DC  WH  35:31 RO  0.94     1,012.65                               1.024
390-392                8 Peaks             58,481.57

13C12-HxCDD                    1.05-1.43                                    0.983-1.040
402-404          DC  NL          Height        28.61         17.80         10.81
                 DC  WL  33:35     1.24        49.60                               0.970
                 DC  WL  33:45 RO  0.06       261.10                               0.975
                 DC  SN  34:05 RO  0.04       642.39                               0.985
                         34:37     1.22    13,432.23      7,385.57      6,046.66  1.000 13C12-HxCDD 478 IS9
                                 Height     4,312.21      2,404.38      1,907.83
                         34:42     1.23    14,697.40      8,110.62      6,586.78  1.000 13C12-HxCDD 678 IS10
                                 Height     4,914.75      2,753.92      2,160.83
                         35:01     1.22    25,873.00     14,227.50     11,645.50  1.012 13C12-HxCDD 789 RS2
402-404                3 Peaks             54,002.63

                 --------------------- Above: HxCDD / HpCDF Follows --------------------

HpCDF                          0.88-1.20                                    0.955-1.004
408-410          DC  NL          Height        28.45         16.37         12.08
        D        D   WL  36:50 RO  1.53       608.62                               0.955
                         36:59     1.08   254,122.00    131,729.00    122,393.00  1.000 1234678-HpCDF   AN   E
                         37:16     1.13     2,329.82      1,234.60      1,095.22  0.966
                         37:25     1.08   208,603.00    108,377.00    100,226.00  0.970
                         38:34     1.08     8,444.57      4,378.12      4,066.45  1.000 1234789-HpCDF   AN
408-410                4 Peaks            473,499.39

13C12-HpCDF                    0.37-0.51                                    0.856-1.142
418-420          DC  NL          Height        25.74         12.24         13.50
                         36:58     0.45    14,208.35      4,408.57      9,799.78  1.000 13C12-HpCDF 678 IS11
                                 Height     4,120.03      1,283.48      2,836.55
                         37:21 RO  1.53       465.19        281.20        183.99  0.968
                         38:34     0.43    10,308.25      3,108.73      7,199.52  1.000 13C12-HpCDF 789 IS12
                                 Height     2,633.06        810.14      1,822.92
418-420                3 Peaks             24,981.79

                 --------------------- Above: HpCDF / HpCDD Follows --------------------

HpCDD                          0.88-1.20                                    0.975-1.004
424-426          DC  NL          Height        40.76         19.72         21.04
```

Compound/ M_Z....	QC.Log	Omit	Why	..RT.	OK	Ratio	Total.Area/Ht	Area/Ht.Peak1	Area/Ht.Peak2	Rel.RT	Compound.Name..	ID..	Flags.
				37:17		1.02	96,625.70	48,834.90	47,790.80	0.980			
				38:03		1.03	99,149.10	50,275.50	48,873.60	1.000	1234678-HpCDD	AN	
424-426			2 Peaks				195,774.80						
13C12-HpCDD						0.88-1.20				0.868-1.078			
436-438	DC	NL				Height	93.58	63.19	30.39				
				38:02		1.05	11,493.58	5,878.05	5,615.53	1.000	13C12-HpCDD 678	IS13	
						Height	3,073.41	1,584.34	1,489.07				
				38:14	RO	1.43	755.68	444.17	311.51	1.005			
	DC	SN		38:31	RO	0.85	204.24			1.013			
436-438			2 Peaks				12,249.26						

---------- Above: HpCDD / Octa-CDD and CDF Follows ----------

OCDF						0.76-1.02				0.952-1.048			
442-444	DC	NL				Height	4.55	1.99	2.56				
	DC	WL		36:42		0.86	813.70			0.878			
	DC	WL		39:28		0.99	235.96			0.944			
	DC	WL		39:39	RO	1.09	2,079.08			0.948			
				41:49	RO	1.13	134.77	71.51	63.26	1.000			
				42:02		0.89	97,793.40	46,136.80	51,656.60	1.005	OCDF	AN	
442-444			2 Peaks				97,928.17						
OCDD						0.76-1.02				0.952-1.048			
458-460	DC	NL				Height	5.12	2.39	2.73				
				41:49		0.87	451,088.00	209,531.00	241,557.00	1.000	OCDD	AN	E
458-460			1 Peak				451,088.00						
13C12-OCDD						0.76-1.02				0.996-1.004			
470-472	DC	NL				Height	33.34	11.79	21.55				
	DC	WL		41:37	RO	0.71	157.27			0.995			
				41:49		0.88	11,903.50	5,576.61	6,326.89	1.000	13C12-OCDD	IS14	
						Height	2,550.30	1,221.42	1,328.88				
	DC	WH		42:13	RO	1.16	1,380.12			1.010			
470-472			1 Peak				11,903.50						

Column Description.....	"Why" Code Description.....	QC Log Desc.....
M_Z -Nominal Ion Mass(es)	WL-Below Retention Time Window	A-Peak Added
..RT. -Retention Time (mm:ss)	WH-Above Retention Time Window	K-Peak Kept
Rat.1 -Ratio of M/M+2 Ions	SN-Below Signal to Noise Level	D-Peak Deleted
OK -RO=Ratio Outside Limits	<M-Below Method Detection Limit	T-Time Changed
Rel.RT-Relative Retention Time	NL-Channel Specific Noise Level	M-Peak Area Changed
		N-Name Changed
		X-Ether Interference

*** End of Report ***

File:W1056 #1-797 Acq:12-JUL-2002 21:03:20 GC EI+ Voltage SIR 70S Noise:22845
303.9016 S:6 F:2 BSUB(256,30,-3.0) PKD(9,5,3,0.10%,91380.0,1.00%,F,T) Exp:NDB5US
TRIANGLE LABS Text:TLI#57752A DF-TR-3 0-0.5

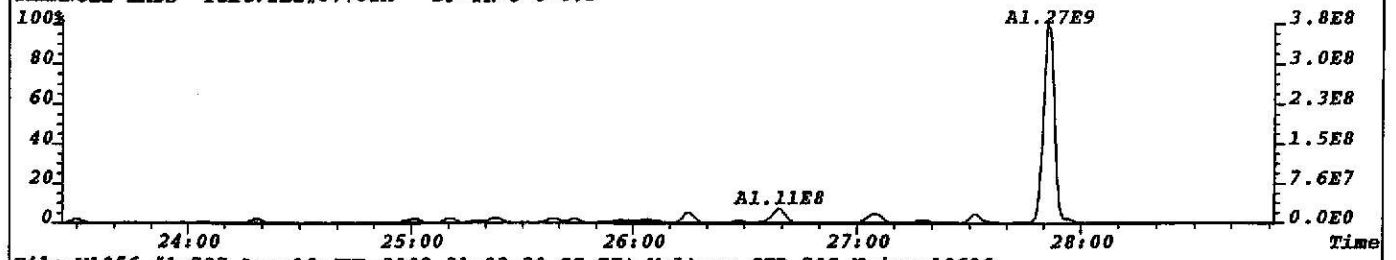

File:W1056 #1-797 Acq:12-JUL-2002 21:03:20 GC EI+ Voltage SIR 70S Noise:10636
305.8987 S:6 F:2 BSUB(256,30,-3.0) PKD(9,5,3,0.10%,42544.0,1.00%,F,T) Exp:NDB5US
TRIANGLE LABS Text:TLI#57752A DF-TR-3 0-0.5

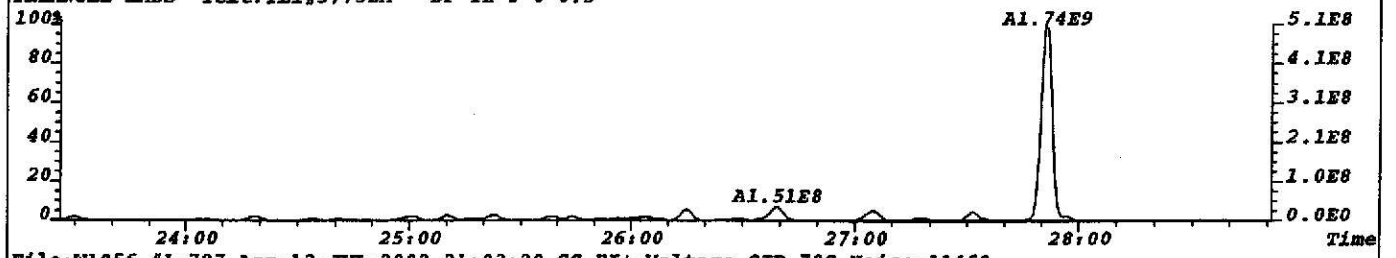

File:W1056 #1-797 Acq:12-JUL-2002 21:03:20 GC EI+ Voltage SIR 70S Noise:11460
315.9419 S:6 F:2 BSUB(256,30,-3.0) PKD(9,5,3,0.10%,45840.0,1.00%,F,T) Exp:NDB5US
TRIANGLE LABS Text:TLI#57752A DF-TR-3 0-0.5

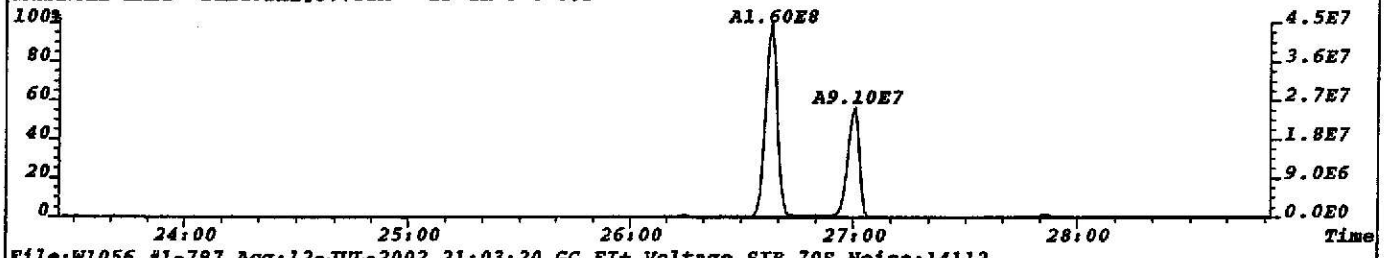

File:W1056 #1-797 Acq:12-JUL-2002 21:03:20 GC EI+ Voltage SIR 70S Noise:14112
317.9389 S:6 F:2 BSUB(256,30,-3.0) PKD(9,5,3,0.10%,56448.0,1.00%,F,T) Exp:NDB5US
TRIANGLE LABS Text:TLI#57752A DF-TR-3 0-0.5

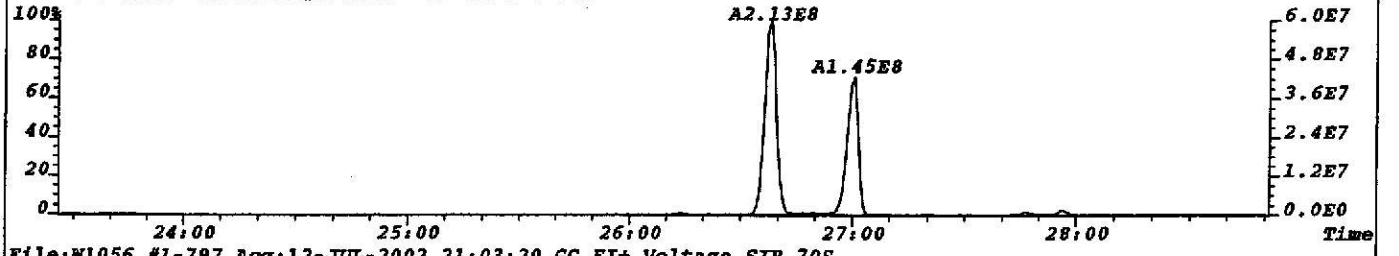

File:W1056 #1-797 Acq:12-JUL-2002 21:03:20 GC EI+ Voltage SIR 70S
330.9792 S:6 F:2 Exp:NDB5US
TRIANGLE LABS Text:TLI#57752A DF-TR-3 0-0.5

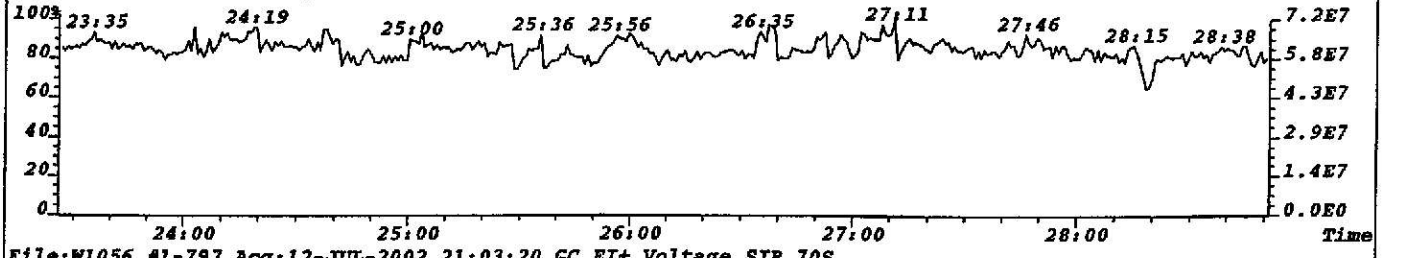

File:W1056 #1-797 Acq:12-JUL-2002 21:03:20 GC EI+ Voltage SIR 70S
375.8364 S:6 F:2 Exp:NDB5US
TRIANGLE LABS Text:TLI#57752A DF-TR-3 0-0.5

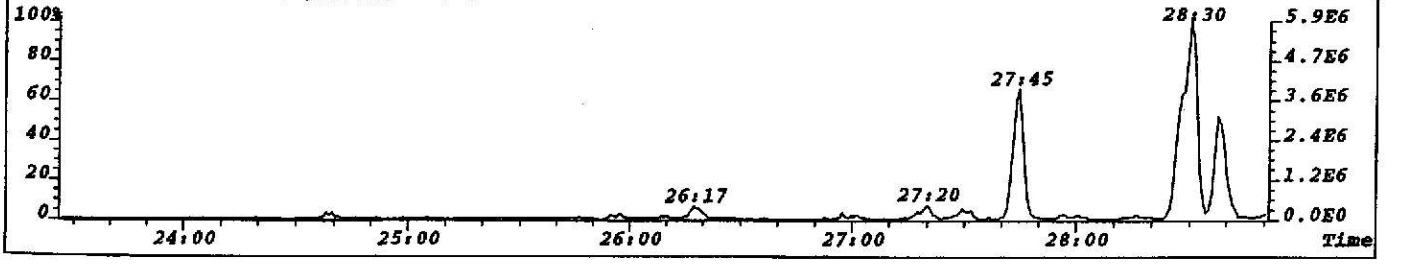

File:W1056 #1-797 Acq:12-JUL-2002 21:03:20 GC EI+ Voltage SIR 70S Noise:2820
319.8965 S:6 F:2 BSUB(256,30,-3.0) PKD(7,5,3,0.10%,11280.0,1.00%,F,T) Exp:NDB5US
TRIANGLE LABS Text:TLI#57752A DF-TR-3 0-0.5

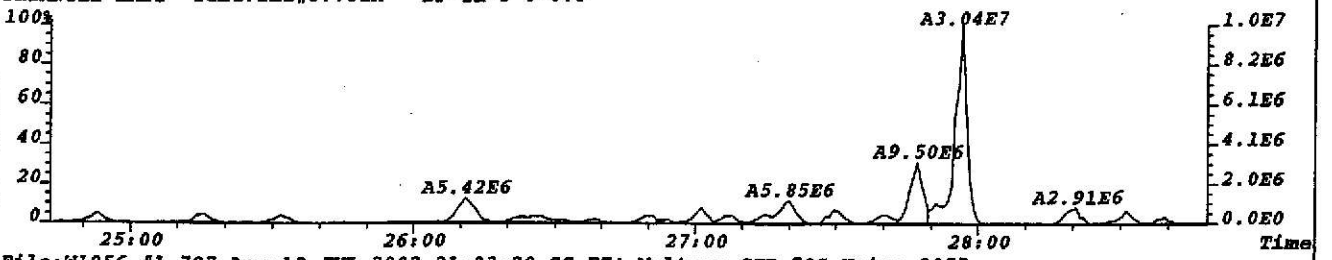

File:W1056 #1-797 Acq:12-JUL-2002 21:03:20 GC EI+ Voltage SIR 70S Noise:3057
321.8936 S:6 F:2 BSUB(256,30,-3.0) PKD(7,5,3,0.10%,12228.0,1.00%,F,T) Exp:NDB5US
TRIANGLE LABS Text:TLI#57752A DF-TR-3 0-0.5

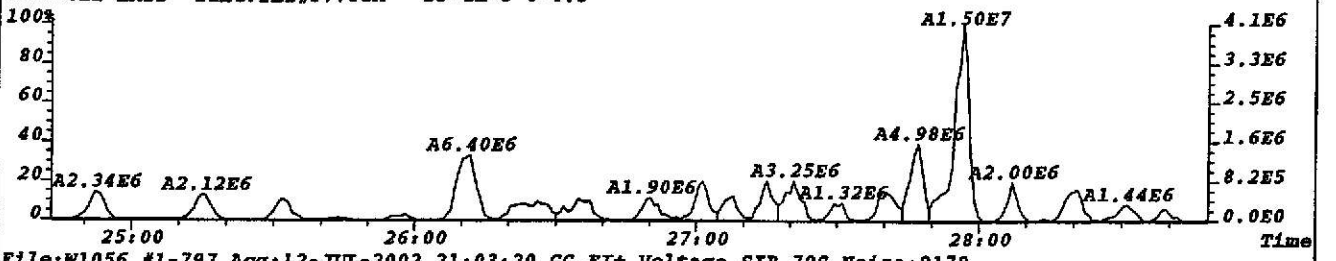

File:W1056 #1-797 Acq:12-JUL-2002 21:03:20 GC EI+ Voltage SIR 70S Noise:9179
331.9368 S:6 F:2 BSUB(256,30,-3.0) PKD(7,5,3,0.10%,36716.0,1.00%,F,T) Exp:NDB5US
TRIANGLE LABS Text:TLI#57752A DF-TR-3 0-0.5

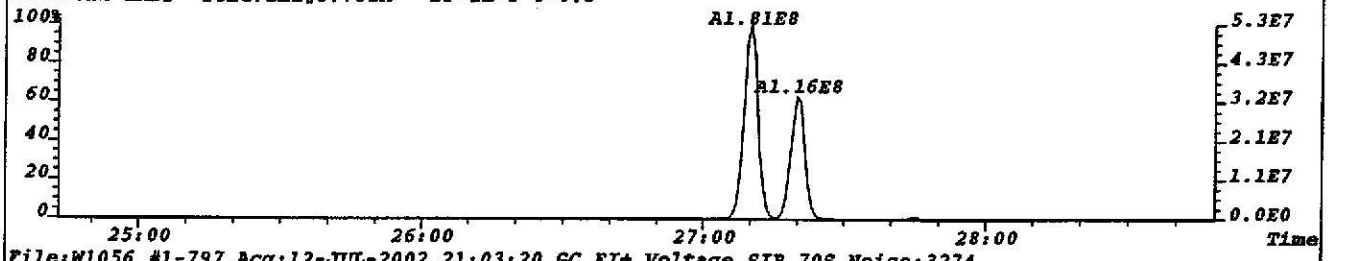

File:W1056 #1-797 Acq:12-JUL-2002 21:03:20 GC EI+ Voltage SIR 70S Noise:3274
333.9338 S:6 F:2 BSUB(256,30,-3.0) PKD(7,5,3,0.10%,13096.0,1.00%,F,T) Exp:NDB5US
TRIANGLE LABS Text:TLI#57752A DF-TR-3 0-0.5

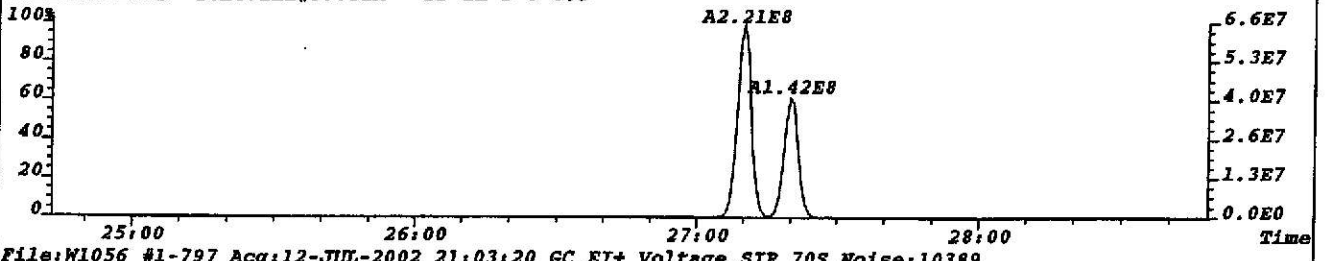

File:W1056 #1-797 Acq:12-JUL-2002 21:03:20 GC EI+ Voltage SIR 70S Noise:10389
327.8847 S:6 F:2 BSUB(256,30,-3.0) PKD(7,5,3,0.10%,41556.0,1.00%,F,T) Exp:NDB5US
TRIANGLE LABS Text:TLI#57752A DF-TR-3 0-0.5

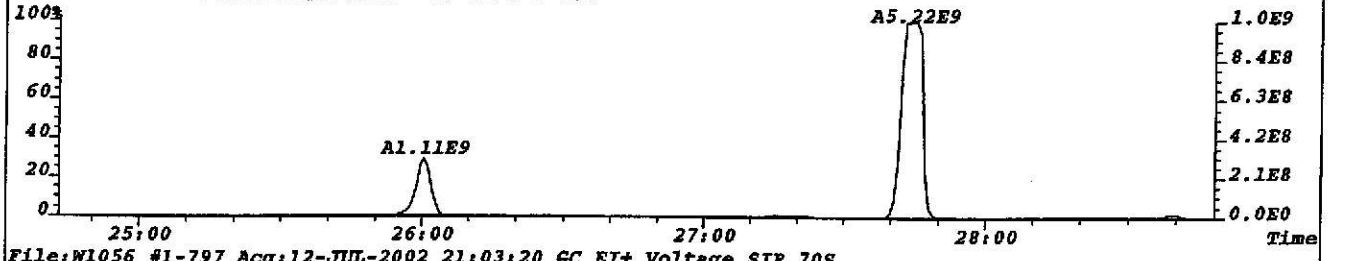

File:W1056 #1-797 Acq:12-JUL-2002 21:03:20 GC EI+ Voltage SIR 70S
330.9792 S:6 F:2 Exp:NDB5US
TRIANGLE LABS Text:TLI#57752A DF-TR-3 0-0.5

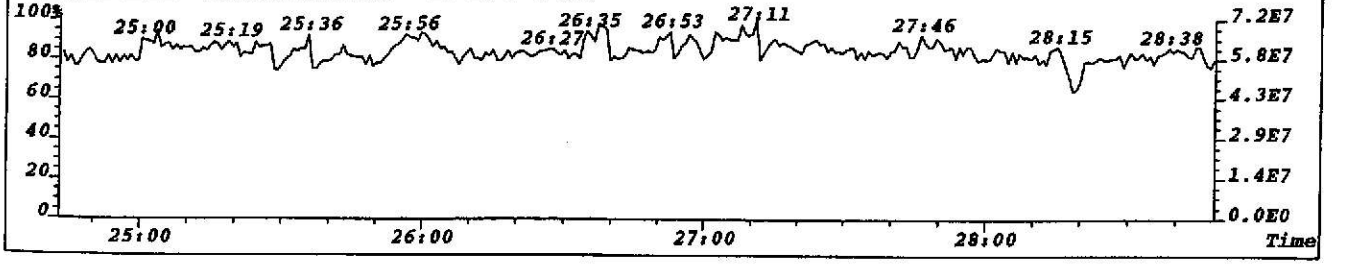

File:W1056 #1-797 Acq:12-JUL-2002 21:03:20 GC EI+ Voltage SIR 70S Noise:7864
339.8597 S:6 F:2 BSUB(256,30,-3.0) PKD(7,5,3,0.10%,31456.0,1.00%,F,T) Exp:NDB5US
TRIANGLE LABS Text:TLI#57752A DF-TR-3 0-0.5

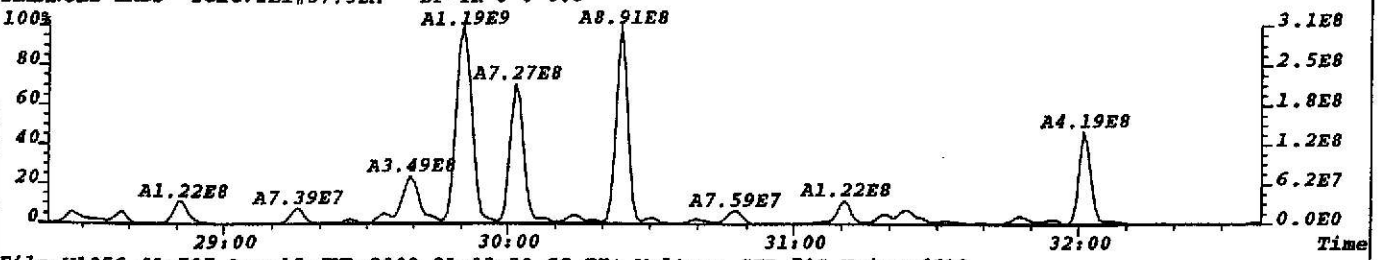

File:W1056 #1-797 Acq:12-JUL-2002 21:03:20 GC EI+ Voltage SIR 70S Noise:6618
341.8567 S:6 F:2 BSUB(256,30,-3.0) PKD(7,5,3,0.10%,26472.0,1.00%,F,T) Exp:NDB5US
TRIANGLE LABS Text:TLI#57752A DF-TR-3 0-0.5

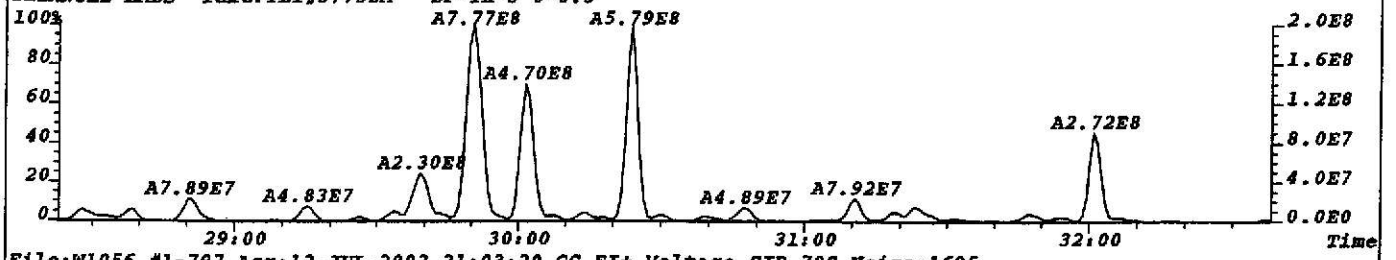

File:W1056 #1-797 Acq:12-JUL-2002 21:03:20 GC EI+ Voltage SIR 70S Noise:1695
351.9000 S:6 F:2 BSUB(256,30,-3.0) PKD(7,5,3,0.10%,6780.0,1.00%,F,T) Exp:NDB5US
TRIANGLE LABS Text:TLI#57752A DF-TR-3 0-0.5

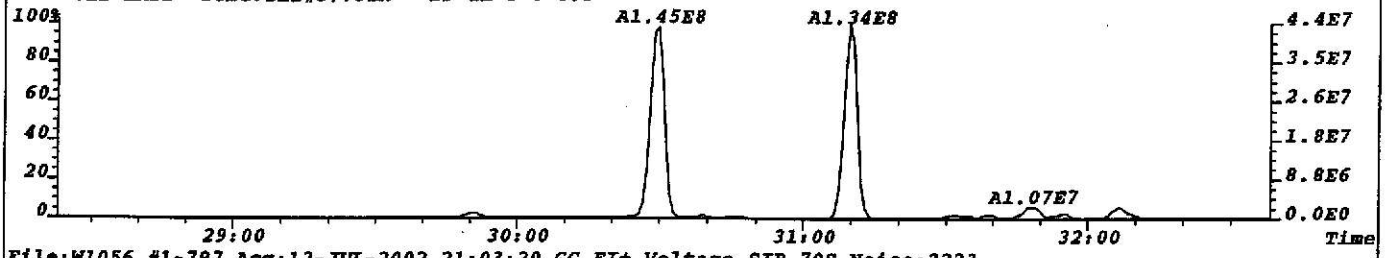

File:W1056 #1-797 Acq:12-JUL-2002 21:03:20 GC EI+ Voltage SIR 70S Noise:2223
353.8970 S:6 F:2 BSUB(256,30,-3.0) PKD(7,5,3,0.10%,8892.0,1.00%,F,T) Exp:NDB5US
TRIANGLE LABS Text:TLI#57752A DF-TR-3 0-0.5

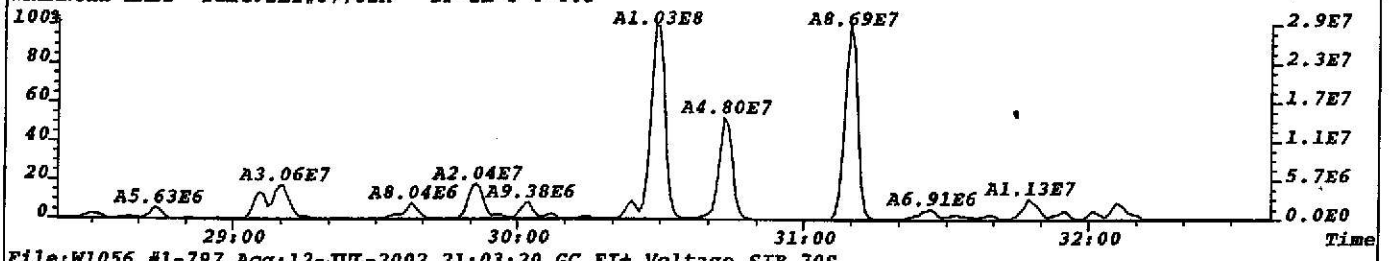

File:W1056 #1-797 Acq:12-JUL-2002 21:03:20 GC EI+ Voltage SIR 70S
330.9792 S:6 F:2 Exp:NDB5US
TRIANGLE LABS Text:TLI#57752A DF-TR-3 0-0.5

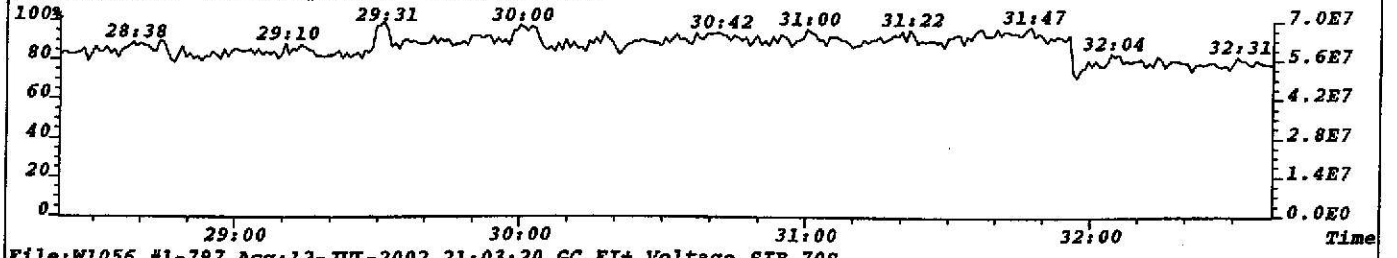

File:W1056 #1-797 Acq:12-JUL-2002 21:03:20 GC EI+ Voltage SIR 70S
409.7974 S:6 F:2 Exp:NDB5US
TRIANGLE LABS Text:TLI#57752A DF-TR-3 0-0.5

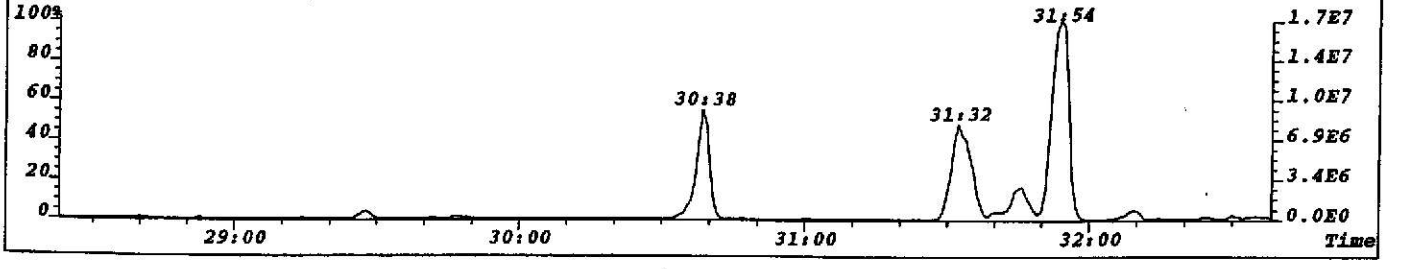

File:W1056 #1-797 Acq:12-JUL-2002 21:03:20 GC EI+ Voltage SIR 70S
355.8546 S:6 F:2 BSUB(256,30,-3.0) PKD(5,5,3,0.05%,8808.0,1.00%,F,T) Exp:NDB5US Noise:2202
Sample Text:TLI#57752A DF-TR-3 0-0.5 File Text:TRIANGLE LABORATORIES, INC.

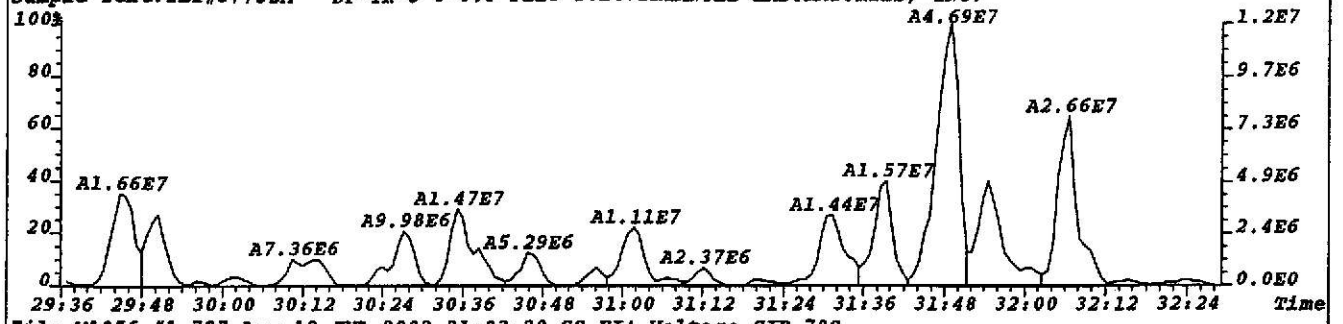

File:W1056 #1-797 Acq:12-JUL-2002 21:03:20 GC EI+ Voltage SIR 70S
357.8516 S:6 F:2 BSUB(256,30,-3.0) PKD(5,5,3,0.05%,16544.0,1.00%,F,T) Exp:NDB5US Noise:4136
Sample Text:TLI#57752A DF-TR-3 0-0.5 File Text:TRIANGLE LABORATORIES, INC.

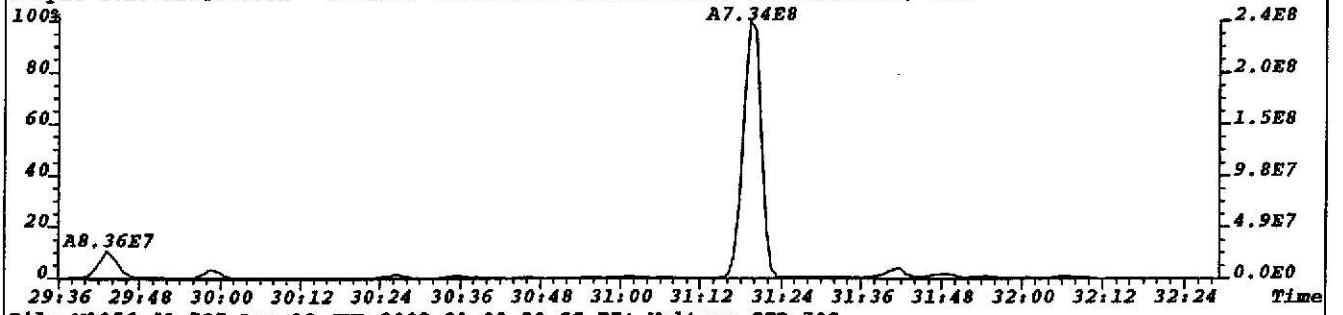

File:W1056 #1-797 Acq:12-JUL-2002 21:03:20 GC EI+ Voltage SIR 70S
367.8949 S:6 F:2 BSUB(256,30,-3.0) PKD(5,5,3,0.05%,8984.0,1.00%,F,T) Exp:NDB5US Noise:2246
Sample Text:TLI#57752A DF-TR-3 0-0.5 File Text:TRIANGLE LABORATORIES, INC.

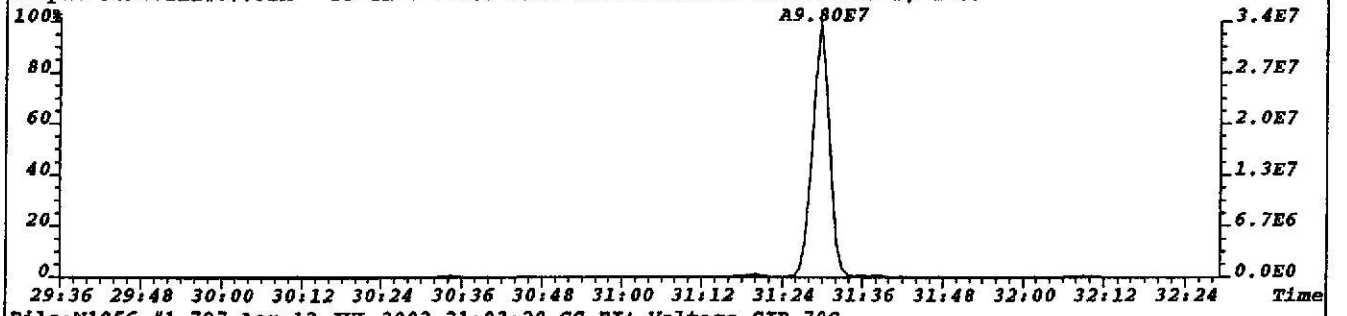

File:W1056 #1-797 Acq:12-JUL-2002 21:03:20 GC EI+ Voltage SIR 70S
369.8919 S:6 F:2 BSUB(256,30,-3.0) PKD(5,5,3,0.05%,6064.0,1.00%,F,T) Exp:NDB5US Noise:1516
Sample Text:TLI#57752A DF-TR-3 0-0.5 File Text:TRIANGLE LABORATORIES, INC.

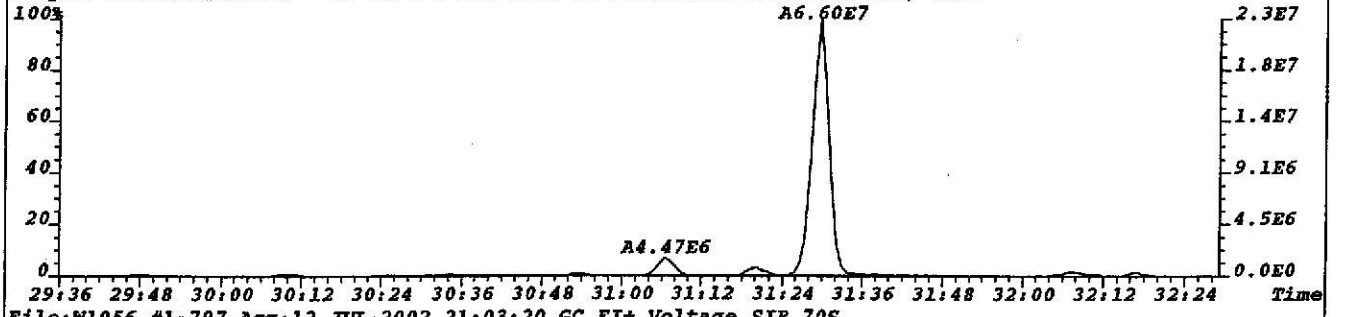

File:W1056 #1-797 Acq:12-JUL-2002 21:03:20 GC EI+ Voltage SIR 70S
330.9792 S:6 F:2 Exp:NDB5US
Sample Text:TLI#57752A DF-TR-3 0-0.5 File Text:TRIANGLE LABORATORIES, INC.

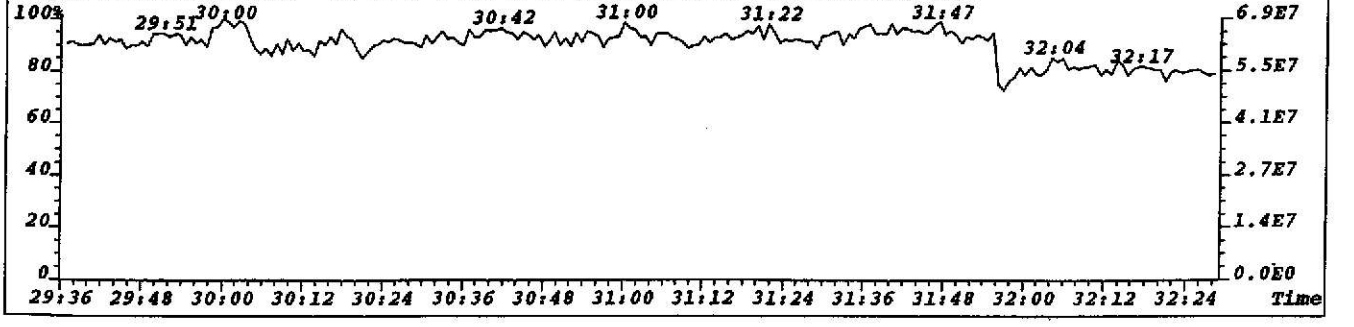

File:W1056 #1-423 Acq:12-JUL-2002 21:03:20 GC EI+ Voltage SIR 70S Noise:24268
373.8208 S:6 F:3 BSUB(256,30,-3.0) PKD(7,5,3,0.10%,97072.0,1.00%,F,T) Exp:NDB5US
TRIANGLE LABS Text:TLI#57752A DF-TR-3 0-0.5



File:W1056 #1-423 Acq:12-JUL-2002 21:03:20 GC EI+ Voltage SIR 70S Noise:20117
375.8178 S:6 F:3 BSUB(256,30,-3.0) PKD(7,5,3,0.10%,80468.0,1.00%,F,T) Exp:NDB5US
TRIANGLE LABS Text:TLI#57752A DF-TR-3 0-0.5

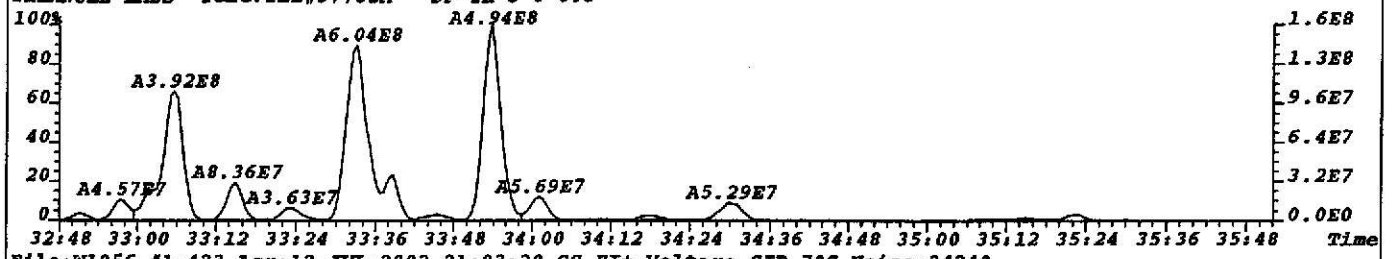

File:W1056 #1-423 Acq:12-JUL-2002 21:03:20 GC EI+ Voltage SIR 70S Noise:24240
383.8639 S:6 F:3 BSUB(256,30,-3.0) PKD(7,5,3,0.10%,96960.0,1.00%,F,T) Exp:NDB5US
TRIANGLE LABS Text:TLI#57752A DF-TR-3 0-0.5

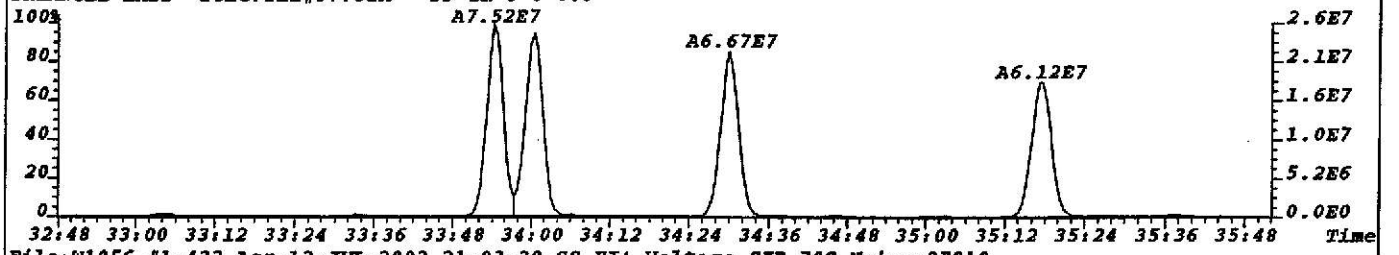

File:W1056 #1-423 Acq:12-JUL-2002 21:03:20 GC EI+ Voltage SIR 70S Noise:37918
385.8610 S:6 F:3 BSUB(256,30,-3.0) PKD(7,5,3,0.10%,151672.0,1.00%,F,T) Exp:NDB5US
TRIANGLE LABS Text:TLI#57752A DF-TR-3 0-0.5

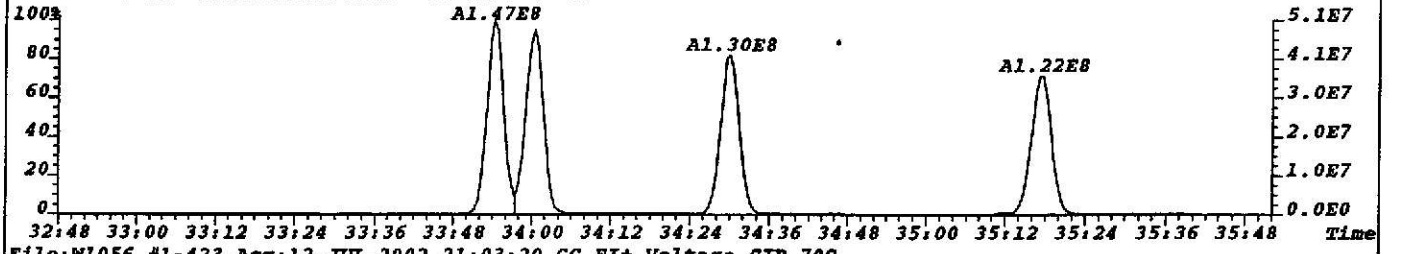

File:W1056 #1-423 Acq:12-JUL-2002 21:03:20 GC EI+ Voltage SIR 70S
392.9760 S:6 F:3 Exp:NDB5US
TRIANGLE LABS Text:TLI#57752A DF-TR-3 0-0.5

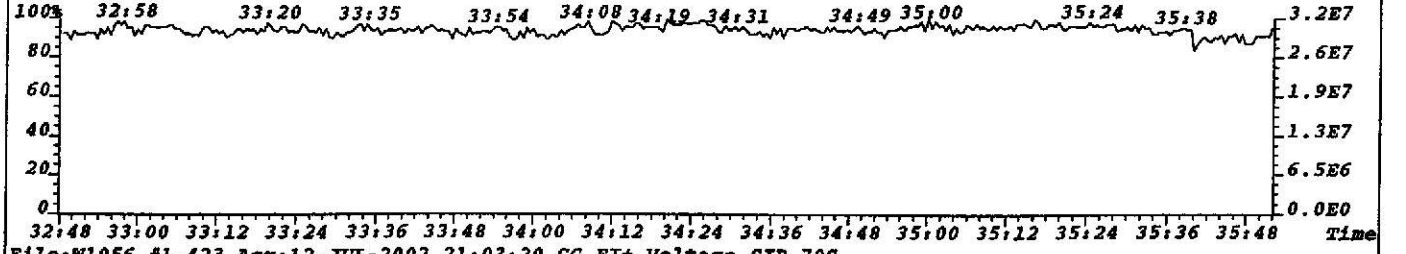

File:W1056 #1-423 Acq:12-JUL-2002 21:03:20 GC EI+ Voltage SIR 70S
445.7555 S:6 F:3 Exp:NDB5US
TRIANGLE LABS Text:TLI#57752A DF-TR-3 0-0.5

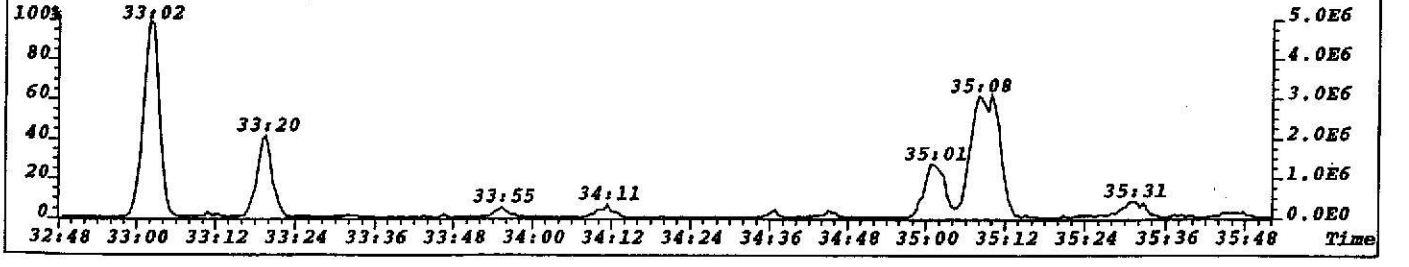

File:W1056 #1-423 Acq:12-JUL-2002 21:03:20 GC EI+ Voltage SIR 70S
389.8156 S:6 F:3 BSUB(256,30,-3.0) PKD(7,5,3,0.10%,201576.0,1.00%,F,T) Exp:NDB5US Noise:50394
Sample Text:TLI#57752A DF-TR-3 0-0.5 File Text:TRIANGLE LABORATORIES, INC.

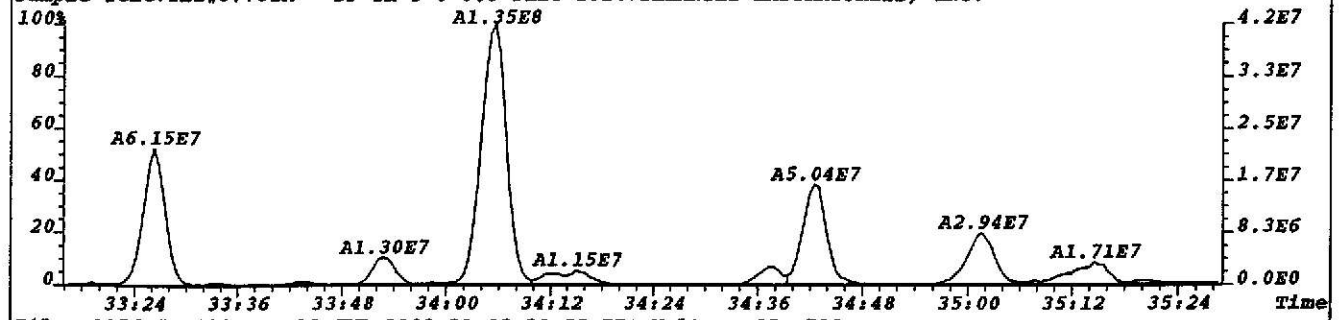

File:W1056 #1-423 Acq:12-JUL-2002 21:03:20 GC EI+ Voltage SIR 70S
391.8127 S:6 F:3 BSUB(256,30,-3.0) PKD(7,5,3,0.10%,169196.0,1.00%,F,T) Exp:NDB5US Noise:42299
Sample Text:TLI#57752A DF-TR-3 0-0.5 File Text:TRIANGLE LABORATORIES, INC.

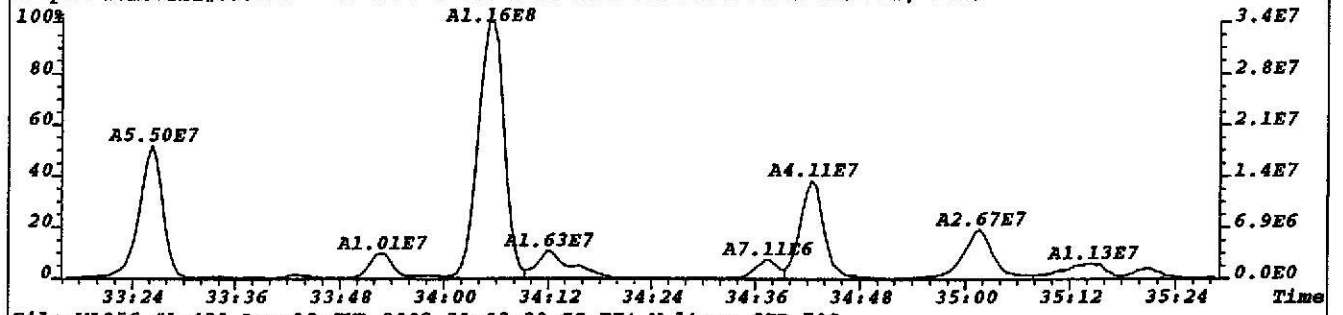

File:W1056 #1-423 Acq:12-JUL-2002 21:03:20 GC EI+ Voltage SIR 70S
401.8558 S:6 F:3 BSUB(256,30,-3.0) PKD(7,5,3,0.10%,89008.0,1.00%,F,T) Exp:NDB5US Noise:22252
Sample Text:TLI#57752A DF-TR-3 0-0.5 File Text:TRIANGLE LABORATORIES, INC.

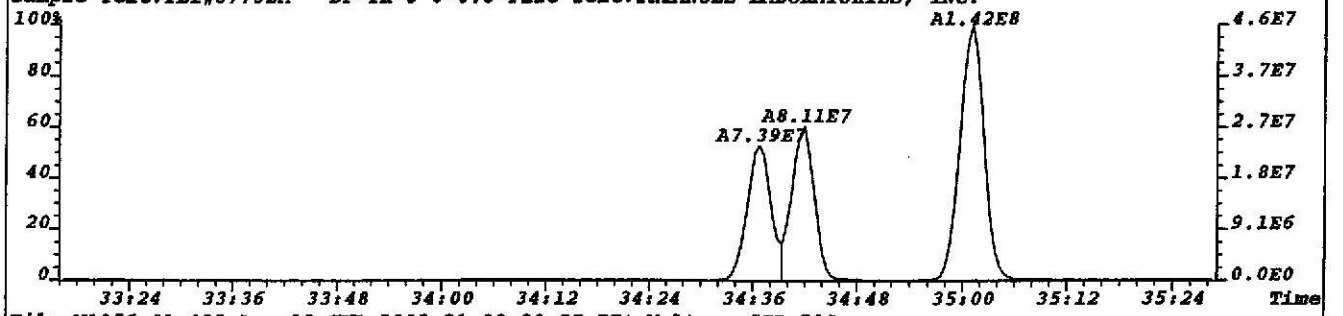

File:W1056 #1-423 Acq:12-JUL-2002 21:03:20 GC EI+ Voltage SIR 70S
403.8529 S:6 F:3 BSUB(256,30,-3.0) PKD(7,5,3,0.10%,54056.0,1.00%,F,T) Exp:NDB5US Noise:13514
Sample Text:TLI#57752A DF-TR-3 0-0.5 File Text:TRIANGLE LABORATORIES, INC.

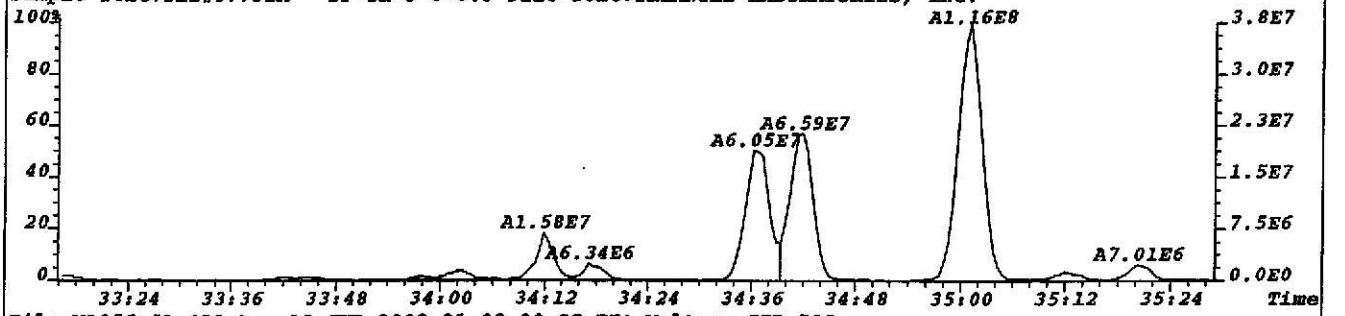

File:W1056 #1-423 Acq:12-JUL-2002 21:03:20 GC EI+ Voltage SIR 70S
392.9760 S:6 F:3 Exp:NDB5US
Sample Text:TLI#57752A DF-TR-3 0-0.5 File Text:TRIANGLE LABORATORIES, INC.

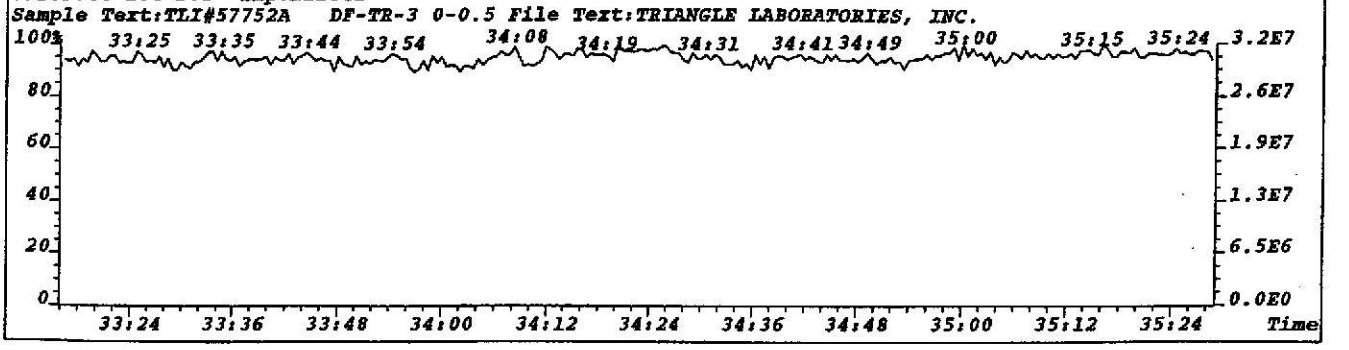

File:W1056 #1-674 Acq:12-JUL-2002 21:03:20 GC EI+ Voltage SIR 70S Noise:20458
407.7818 S:6 F:4 BSUB(256,30,-3.0) PKD(7,5,3,0.10%,81832.0,1.00%,F,T) Exp:NDB5US
TRIANGLE LABS Text:TLI#57752A DF-TR-3 0-0.5

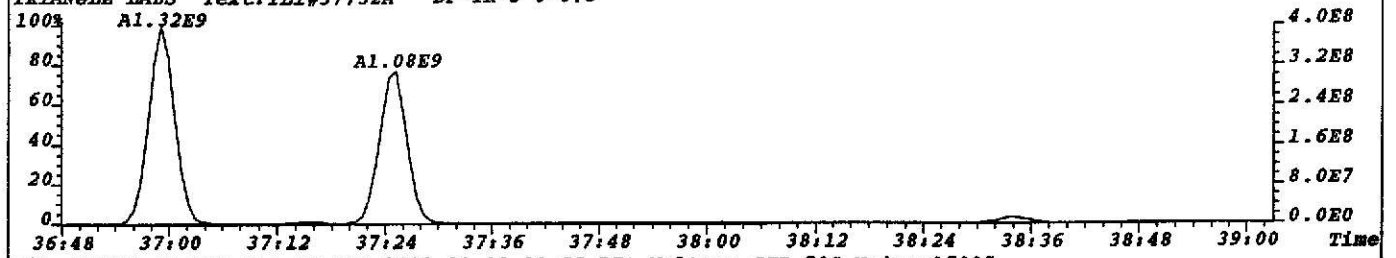

File:W1056 #1-674 Acq:12-JUL-2002 21:03:20 GC EI+ Voltage SIR 70S Noise:15095
409.7789 S:6 F:4 BSUB(256,30,-3.0) PKD(7,5,3,0.10%,60380.0,1.00%,F,T) Exp:NDB5US
TRIANGLE LABS Text:TLI#57752A DF-TR-3 0-0.5



File:W1056 #1-674 Acq:12-JUL-2002 21:03:20 GC EI+ Voltage SIR 70S Noise:15299
417.8253 S:6 F:4 BSUB(256,30,-3.0) PKD(7,5,3,0.10%,61196.0,1.00%,F,T) Exp:NDB5US
TRIANGLE LABS Text:TLI#57752A DF-TR-3 0-0.5

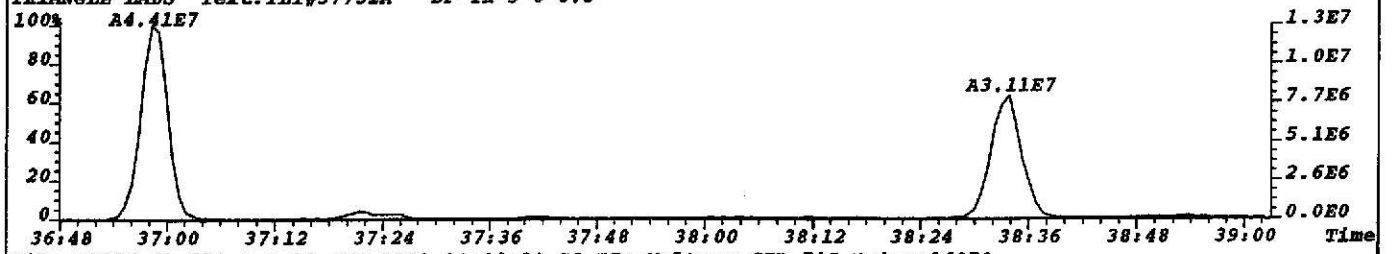

File:W1056 #1-674 Acq:12-JUL-2002 21:03:20 GC EI+ Voltage SIR 70S Noise:16870
419.8220 S:6 F:4 BSUB(256,30,-3.0) PKD(7,5,3,0.10%,67480.0,1.00%,F,T) Exp:NDB5US
TRIANGLE LABS Text:TLI#57752A DF-TR-3 0-0.5

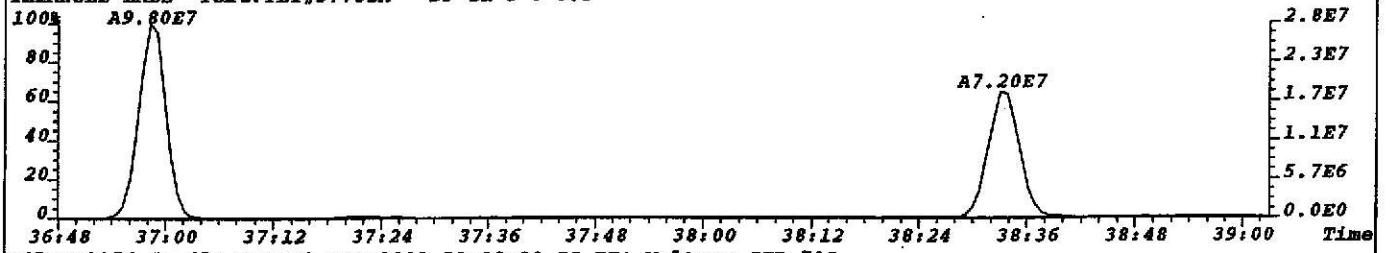

File:W1056 #1-674 Acq:12-JUL-2002 21:03:20 GC EI+ Voltage SIR 70S
430.9729 S:6 F:4 Exp:NDB5US
TRIANGLE LABS Text:TLI#57752A DF-TR-3 0-0.5

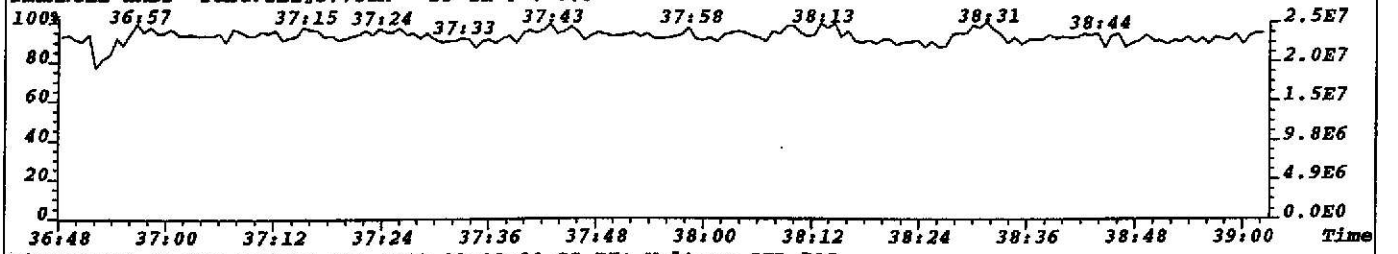

File:W1056 #1-674 Acq:12-JUL-2002 21:03:20 GC EI+ Voltage SIR 70S
479.7165 S:6 F:4 Exp:NDB5US
TRIANGLE LABS Text:TLI#57752A DF-TR-3 0-0.5

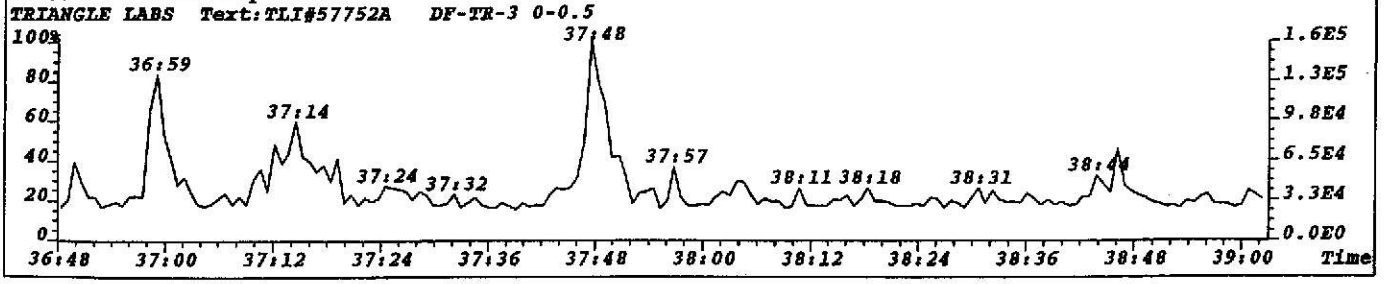

File:W1056 #1-674 Acq:12-JUL-2002 21:03:20 GC EI+ Voltage SIR 70S
423.7766 S:6 F:4 BSUB(256,30,-3.0) PKD(7,5,3,0.10%,98580.0,1.00%,F,T) Exp:NDB5US Noise:24645
Sample Text:TLI#57752A DF-TR-3 0-0.5 File Text:TRIANGLE LABORATORIES, INC.

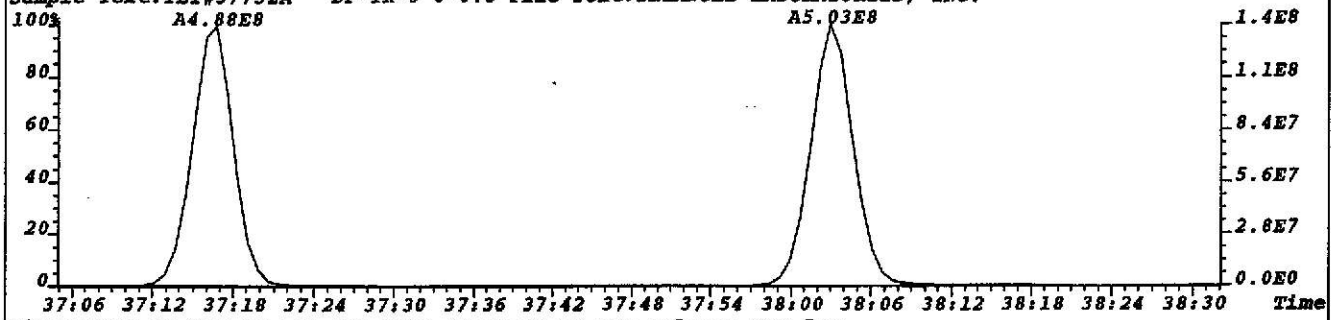

File:W1056 #1-674 Acq:12-JUL-2002 21:03:20 GC EI+ Voltage SIR 70S
425.7737 S:6 F:4 BSUB(256,30,-3.0) PKD(7,5,3,0.10%,105180.0,1.00%,F,T) Exp:NDB5US Noise:26295
Sample Text:TLI#57752A DF-TR-3 0-0.5 File Text:TRIANGLE LABORATORIES, INC.

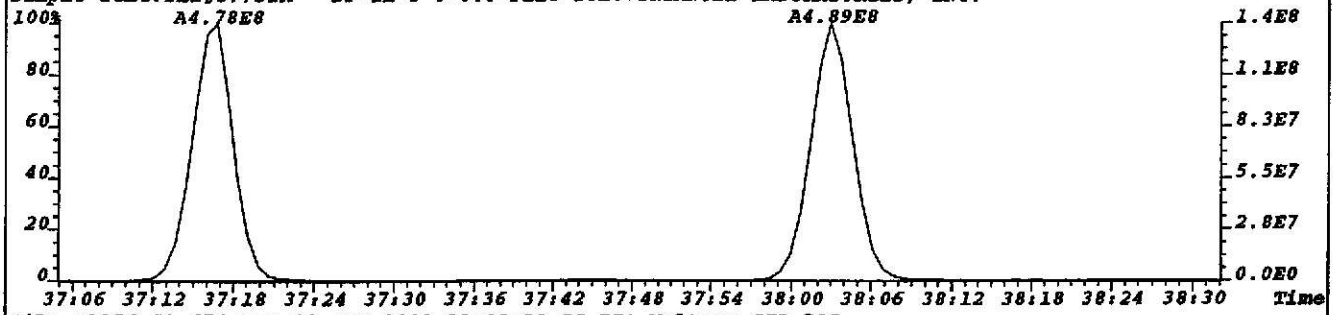

File:W1056 #1-674 Acq:12-JUL-2002 21:03:20 GC EI+ Voltage SIR 70S
435.8169 S:6 F:4 BSUB(256,30,-3.0) PKD(7,5,3,0.10%,315948.0,1.00%,F,T) Exp:NDB5US Noise:78987
Sample Text:TLI#57752A DF-TR-3 0-0.5 File Text:TRIANGLE LABORATORIES, INC.

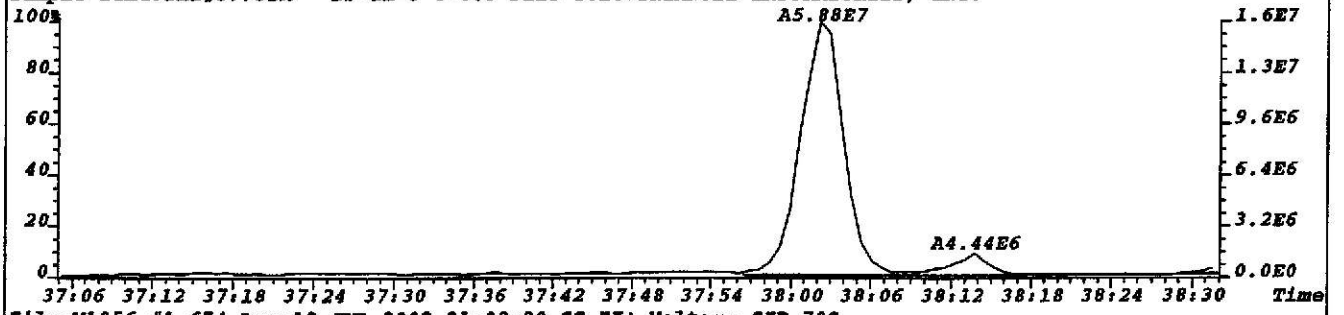

File:W1056 #1-674 Acq:12-JUL-2002 21:03:20 GC EI+ Voltage SIR 70S
437.8140 S:6 F:4 BSUB(256,30,-3.0) PKD(7,5,3,0.10%,151952.0,1.00%,F,T) Exp:NDB5US Noise:37988
Sample Text:TLI#57752A DF-TR-3 0-0.5 File Text:TRIANGLE LABORATORIES, INC.

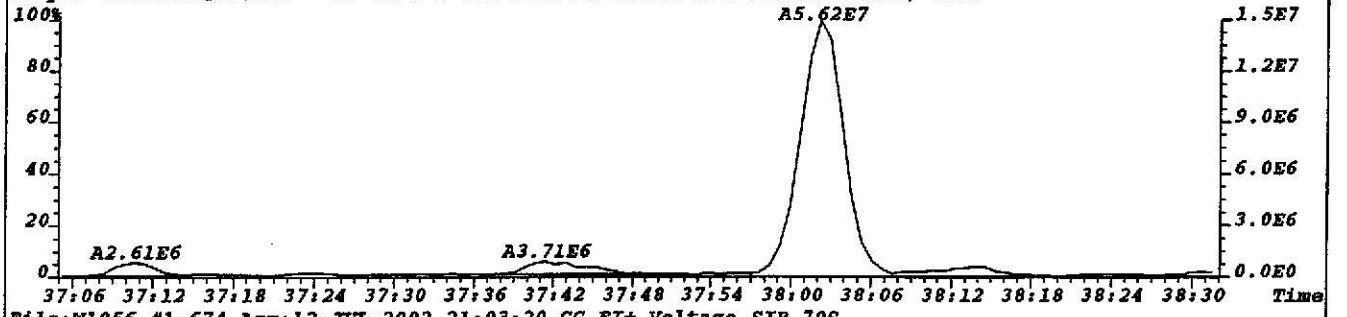

File:W1056 #1-674 Acq:12-JUL-2002 21:03:20 GC EI+ Voltage SIR 70S
430.9729 S:6 F:4 Exp:NDB5US
Sample Text:TLI#57752A DF-TR-3 0-0.5 File Text:TRIANGLE LABORATORIES, INC.

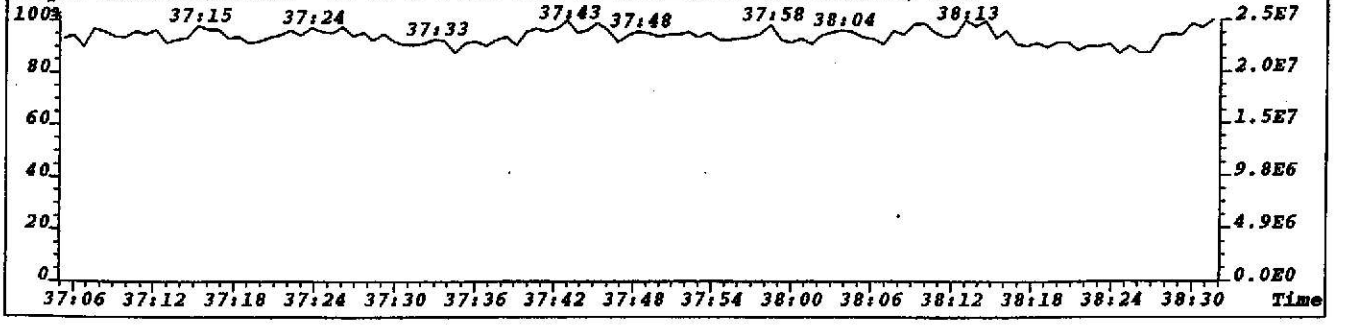

File:W1056 #1-674 Acq:12-JUL-2002 21:03:20 GC EI+ Voltage SIR 70S Noise:2485
441.7428 S:6 F:4 BSUB(256,30,-3.0) PKD(7,5,3,0.10%,9940.0,1.00%,F,T) Exp:NDB5US
Sample Text:TLI#57752A DF-TR-3 0-0.5 File Text:TRIANGLE LABORATORIES, INC.

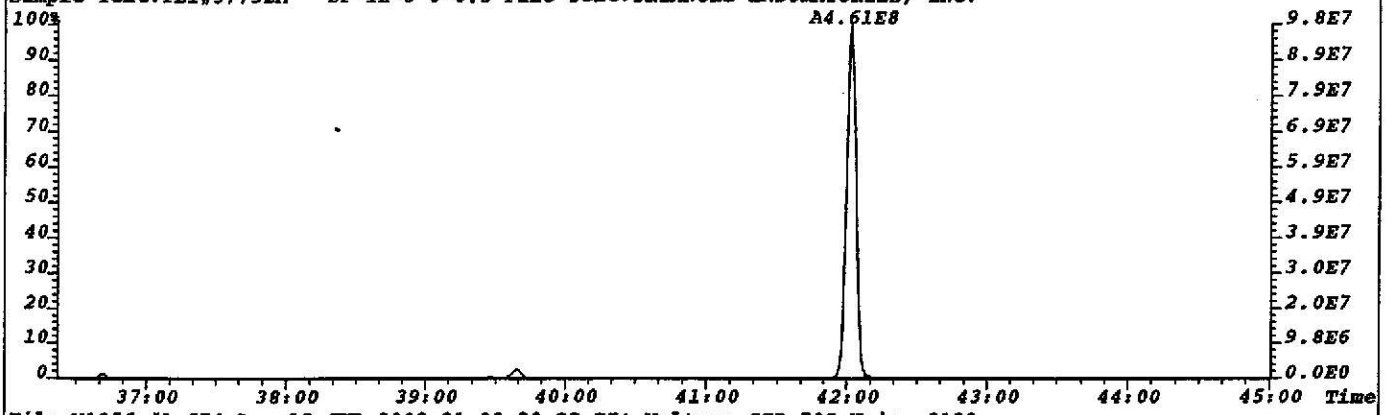

File:W1056 #1-674 Acq:12-JUL-2002 21:03:20 GC EI+ Voltage SIR 70S Noise:3199
443.7399 S:6 F:4 BSUB(256,30,-3.0) PKD(7,5,3,0.10%,12796.0,1.00%,F,T) Exp:NDB5US
Sample Text:TLI#57752A DF-TR-3 0-0.5 File Text:TRIANGLE LABORATORIES, INC.

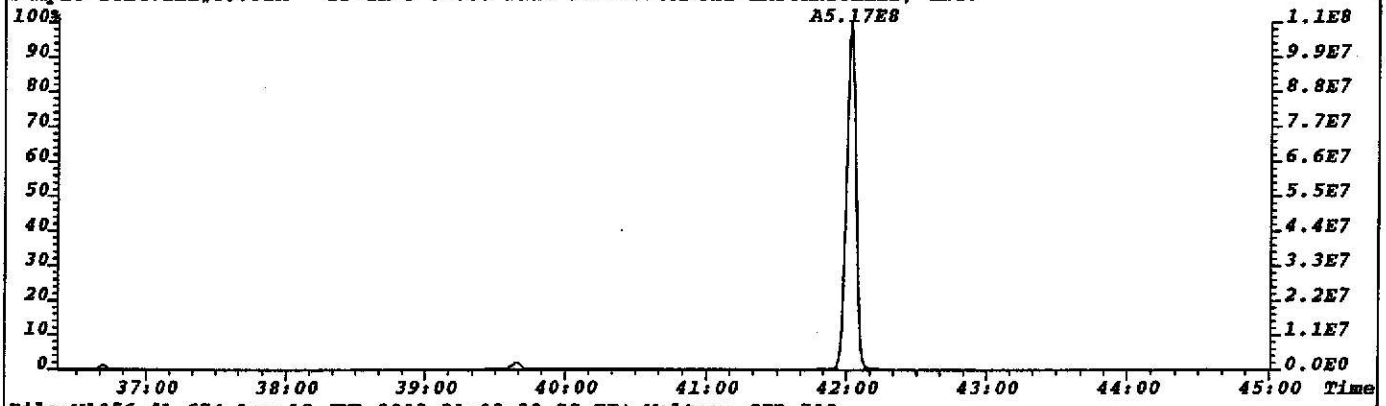

File:W1056 #1-674 Acq:12-JUL-2002 21:03:20 GC EI+ Voltage SIR 70S
430.9729 S:6 F:4 Exp:NDB5US
Sample Text:TLI#57752A DF-TR-3 0-0.5 File Text:TRIANGLE LABORATORIES, INC.

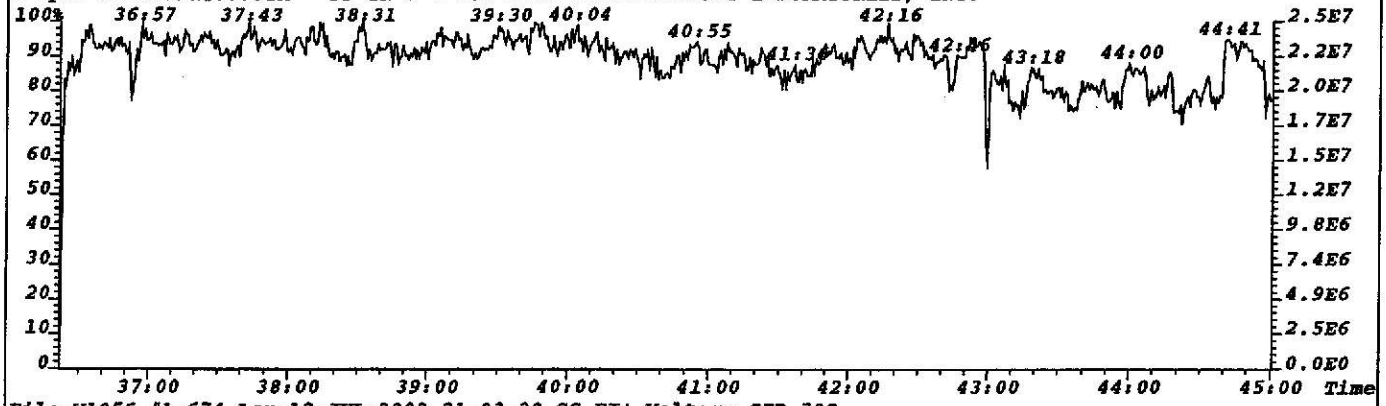

File:W1056 #1-674 Acq:12-JUL-2002 21:03:20 GC EI+ Voltage SIR 70S
513.6775 S:6 F:4 Exp:NDB5US
Sample Text:TLI#57752A DF-TR-3 0-0.5 File Text:TRIANGLE LABORATORIES, INC.

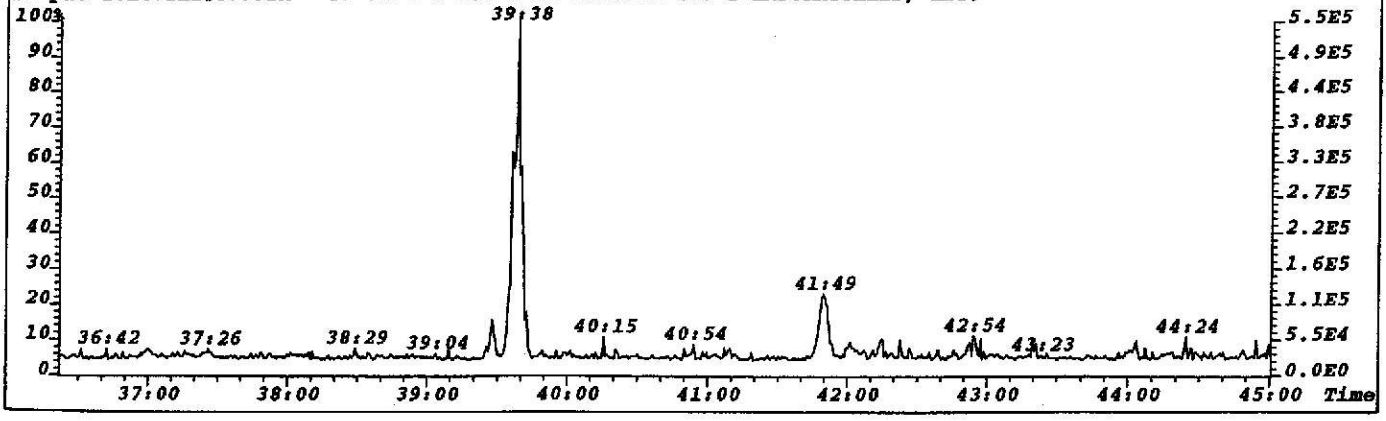

File:W1056 #1-674 Acq:12-JUL-2002 21:03:20 GC EI+ Voltage SIR 70S
457.7377 S:6 F:4 BSUB(256,30,-3.0) PKD(7,5,3,0.10%,11956.0,1.00%,F,T) Exp:NDB5US Noise:2989
Sample Text:TLI#57752A DF-TR-3 0-0.5 File Text:TRIANGLE LABORATORIES, INC.

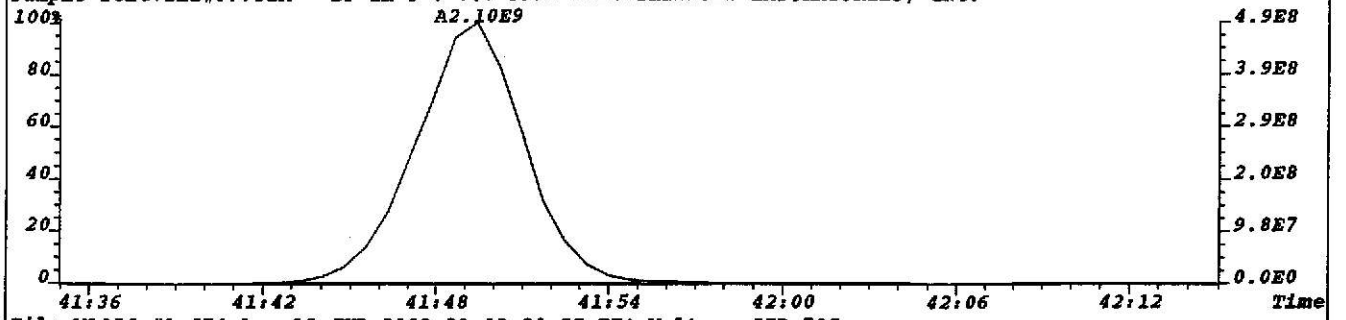

File:W1056 #1-674 Acq:12-JUL-2002 21:03:20 GC EI+ Voltage SIR 70S
459.7348 S:6 F:4 BSUB(256,30,-3.0) PKD(7,5,3,0.10%,13644.0,1.00%,F,T) Exp:NDB5US Noise:3411
Sample Text:TLI#57752A DF-TR-3 0-0.5 File Text:TRIANGLE LABORATORIES, INC.

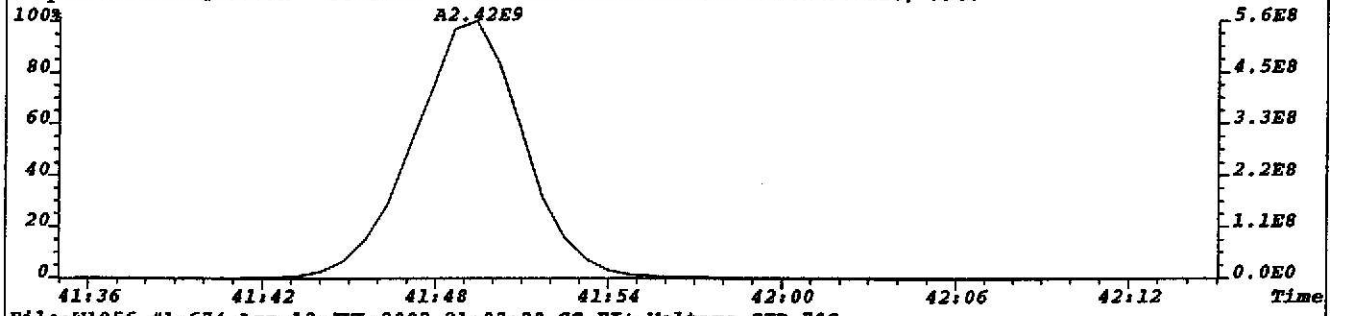

File:W1056 #1-674 Acq:12-JUL-2002 21:03:20 GC EI+ Voltage SIR 70S
469.7779 S:6 F:4 BSUB(256,30,-3.0) PKD(7,5,3,0.10%,58956.0,1.00%,F,T) Exp:NDB5US Noise:14739
Sample Text:TLI#57752A DF-TR-3 0-0.5 File Text:TRIANGLE LABORATORIES, INC.

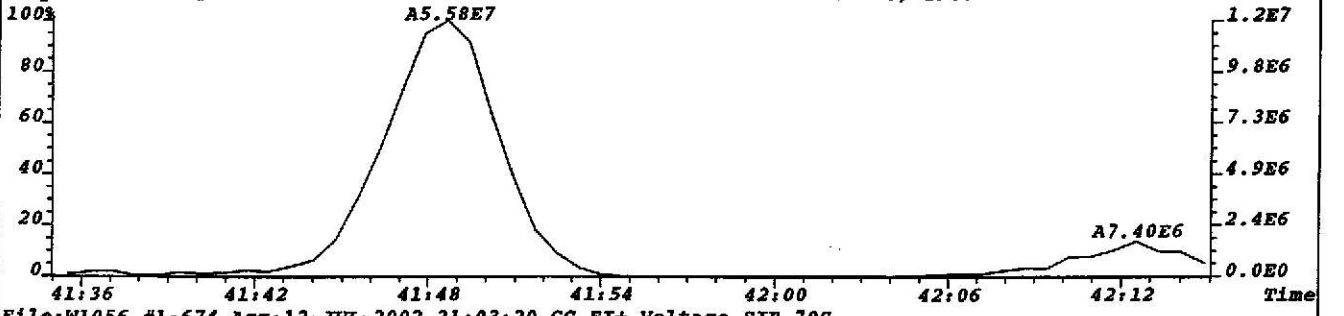

File:W1056 #1-674 Acq:12-JUL-2002 21:03:20 GC EI+ Voltage SIR 70S
471.7750 S:6 F:4 BSUB(256,30,-3.0) PKD(7,5,3,0.10%,107728.0,1.00%,F,T) Exp:NDB5US Noise:26932
Sample Text:TLI#57752A DF-TR-3 0-0.5 File Text:TRIANGLE LABORATORIES, INC.

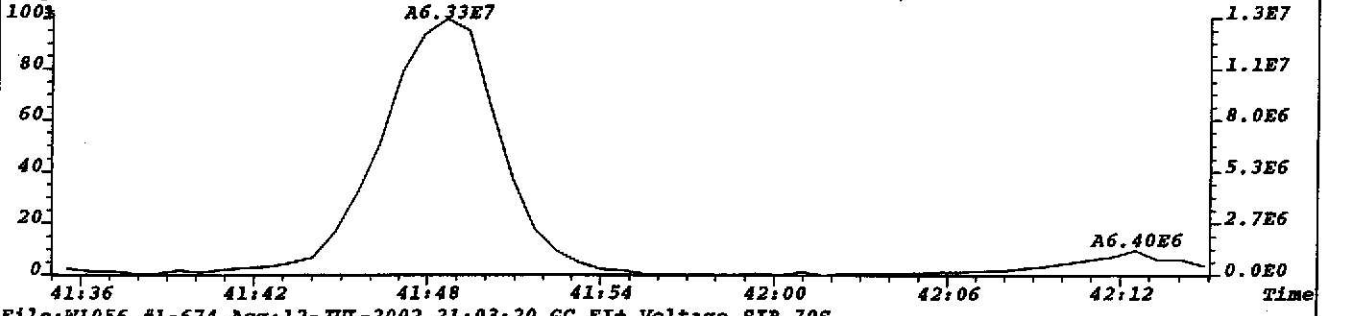

File:W1056 #1-674 Acq:12-JUL-2002 21:03:20 GC EI+ Voltage SIR 70S
430.9729 S:6 F:4 Exp:NDB5US
Sample Text:TLI#57752A DF-TR-3 0-0.5 File Text:TRIANGLE LABORATORIES, INC.

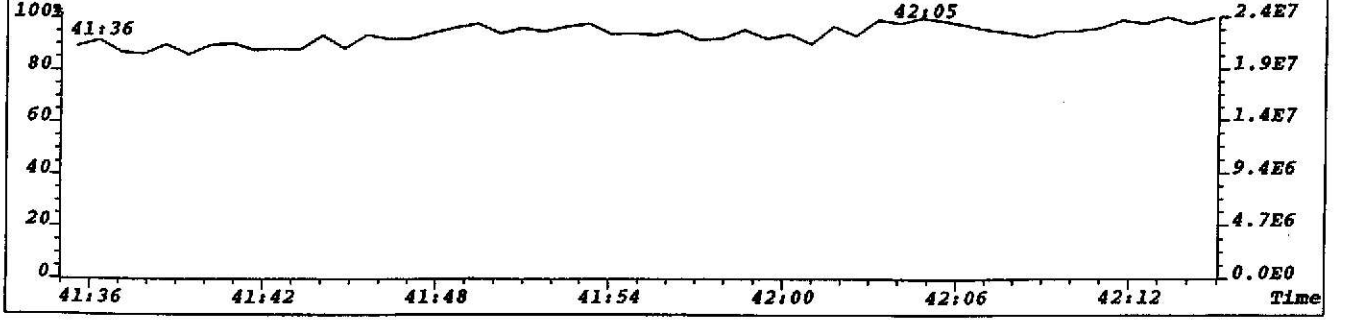

Peak Locate Examination:12-JUL-2002:17:01 File:W1056
Experiment:NDB5US Function:2 Reference:PFK

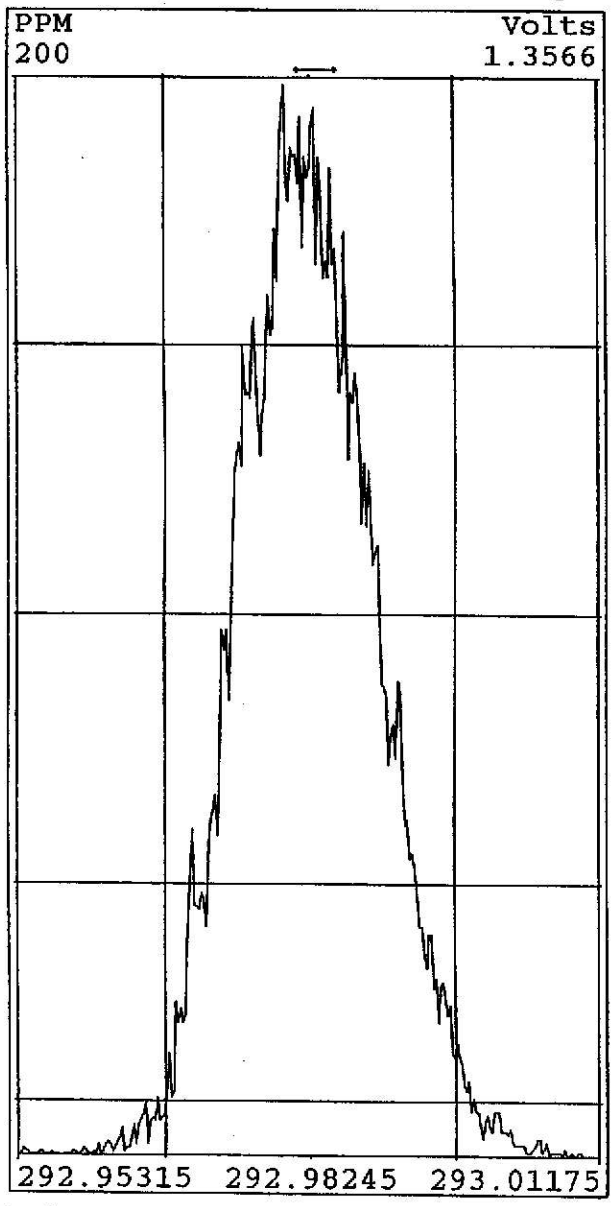

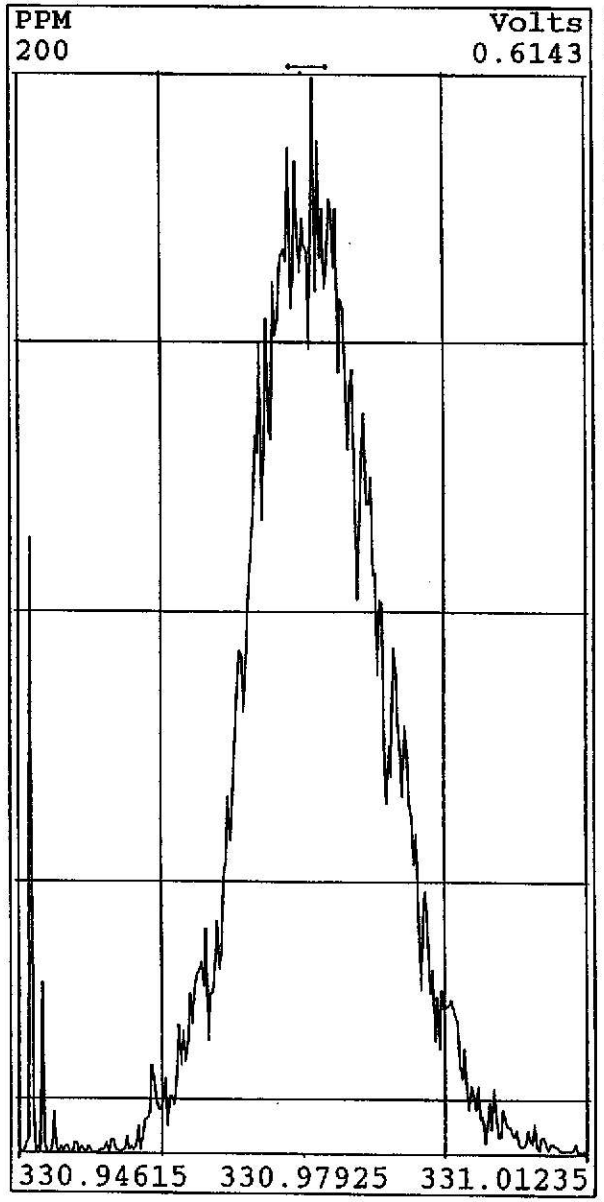

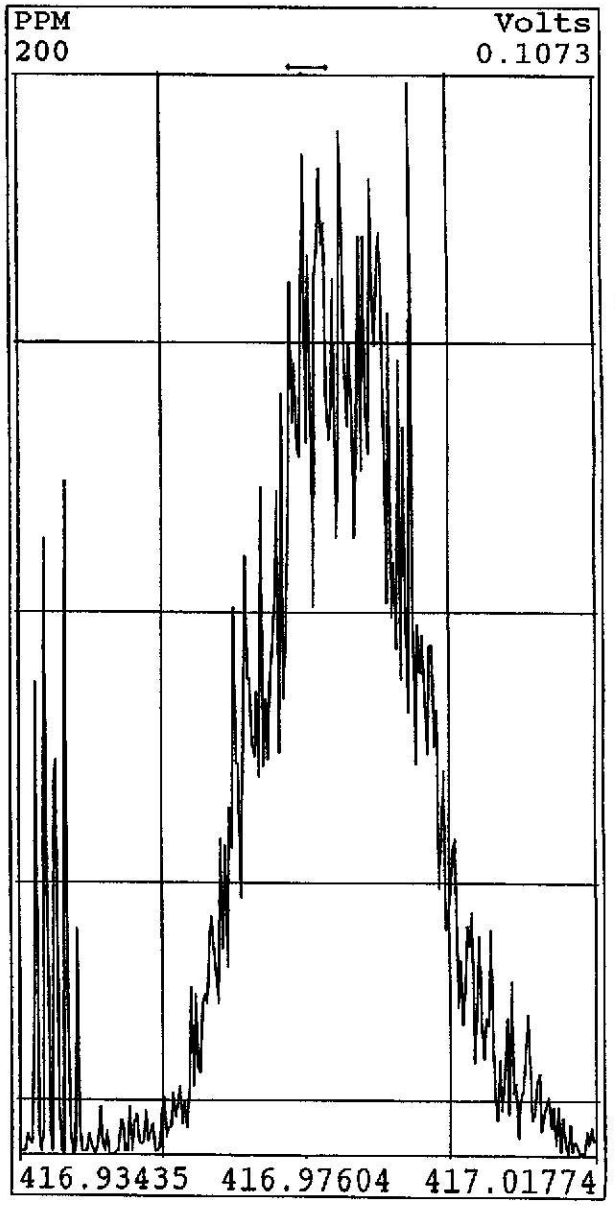

N = 1.30+1.35 = 2.05

aem 7/15/02

File:W1056 #1-797 Acq:12-JUL-2002 21:03:20 GC EI+ Voltage SIR 70S
319.8965 S:6 F:2 Exp:NDB5US
Sample Text:TLI#57752A DF-TR-3 0-0.5 File Text:TRIANGLE LABORATORIES, INC.

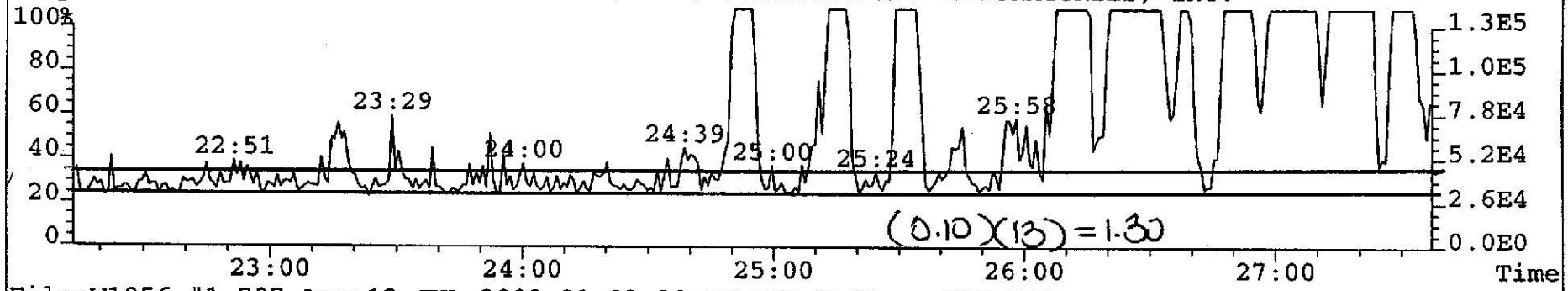

File:W1056 #1-797 Acq:12-JUL-2002 21:03:20 GC EI+ Voltage SIR 70S
321.8936 S:6 F:2 Exp:NDB5US
Sample Text:TLI#57752A DF-TR-3 0-0.5 File Text:TRIANGLE LABORATORIES, INC.

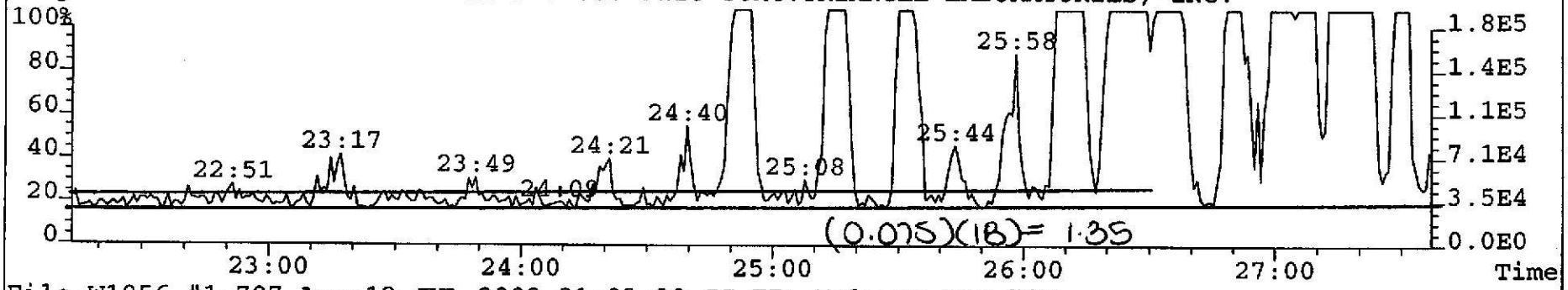

File:W1056 #1-797 Acq:12-JUL-2002 21:03:20 GC EI+ Voltage SIR 70S
331.9368 S:6 F:2 Exp:NDB5US
Sample Text:TLI#57752A DF-TR-3 0-0.5 File Text:TRIANGLE LABORATORIES, INC.

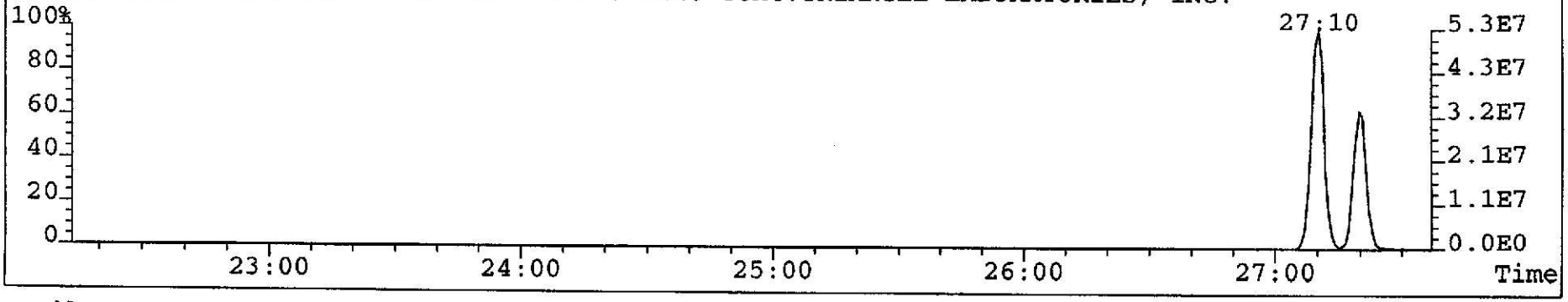

CBM 7/15/02

File:W1056 #1-797 Acq:12-JUL-2002 21:03:20 GC EI+ Voltage SIR 70S
319.8965 S:6 F:2 Exp:NDB5US
Sample Text:TLI#57752A DF-TR-3 0-0.5 File Text:TRIANGLE LABORATORIES, INC.

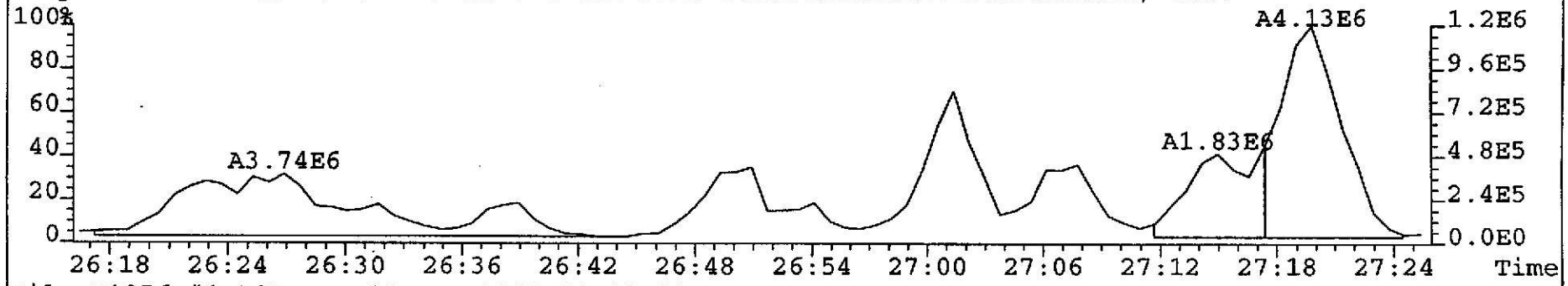

File:W1056 #1-797 Acq:12-JUL-2002 21:03:20 GC EI+ Voltage SIR 70S
321.8936 S:6 F:2 Exp:NDB5US
Sample Text:TLI#57752A DF-TR-3 0-0.5 File Text:TRIANGLE LABORATORIES, INC.

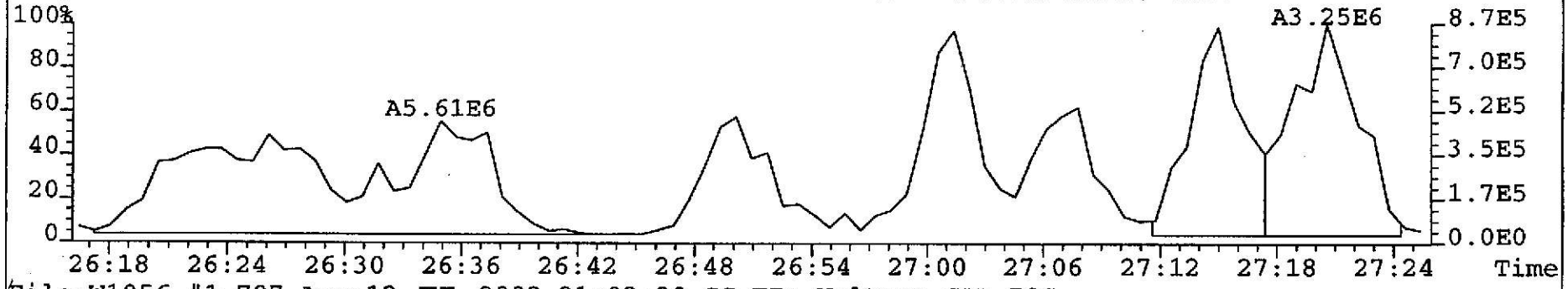

File:W1056 #1-797 Acq:12-JUL-2002 21:03:20 GC EI+ Voltage SIR 70S
333.9338 S:6 F:2 Exp:NDB5US
Sample Text:TLI#57752A DF-TR-3 0-0.5 File Text:TRIANGLE LABORATORIES, INC.



aam 7/15/02

File:W1056 #1-797 Acq:12-JUL-2002 21:03:20 GC EI+ Voltage SIR 70S
319.8965 S:6 F:2 Exp:NDB5US
Sample Text:TLI#57752A DF-TR-3 0-0.5 File Text:TRIANGLE LABORATORIES, INC.

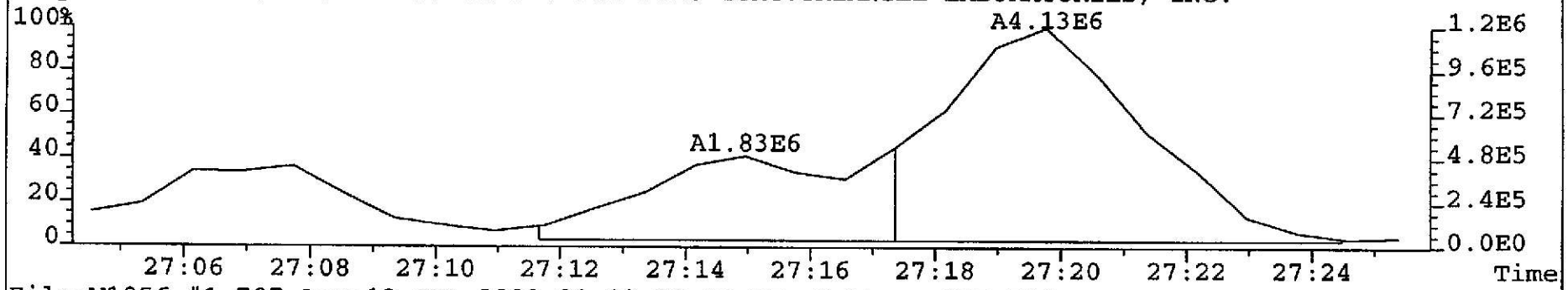

File:W1056 #1-797 Acq:12-JUL-2002 21:03:20 GC EI+ Voltage SIR 70S
321.8936 S:6 F:2 Exp:NDB5US
Sample Text:TLI#57752A DF-TR-3 0-0.5 File Text:TRIANGLE LABORATORIES, INC.

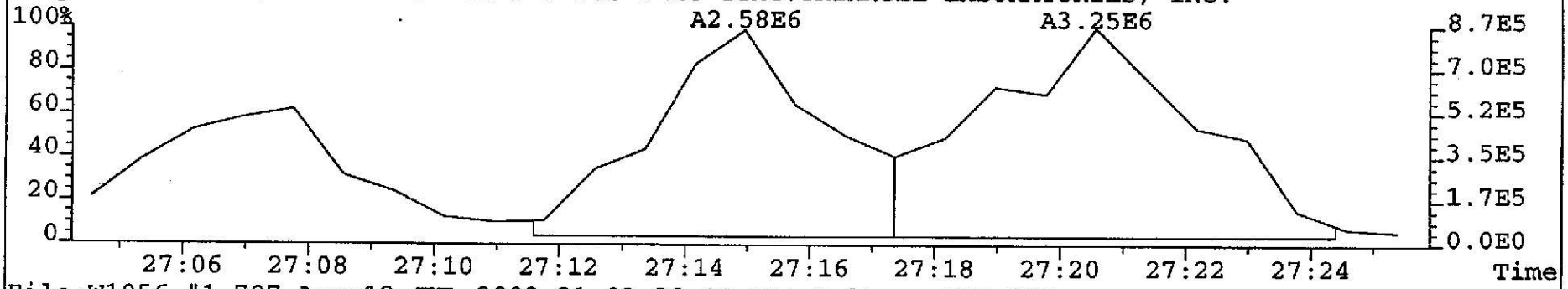

File:W1056 #1-797 Acq:12-JUL-2002 21:03:20 GC EI+ Voltage SIR 70S
333.9338 S:6 F:2 Exp:NDB5US
Sample Text:TLI#57752A DF-TR-3 0-0.5 File Text:TRIANGLE LABORATORIES, INC.

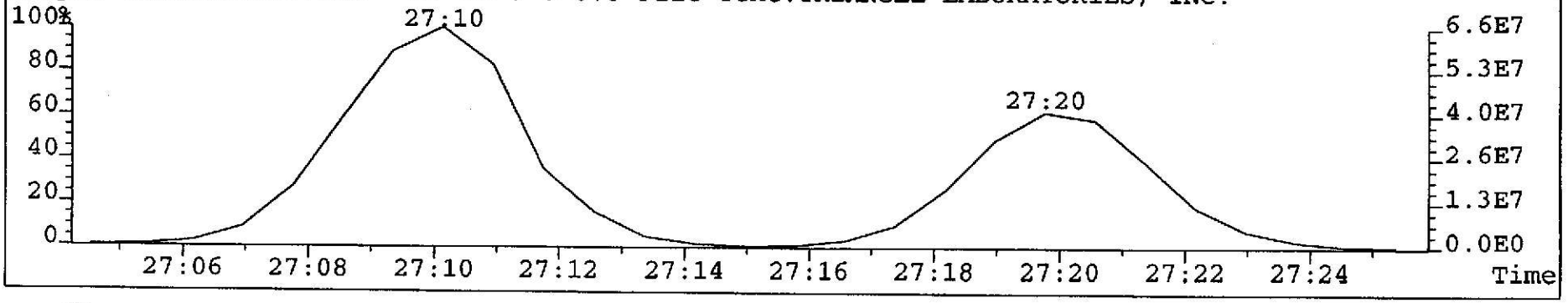

502

GBM 7/15/02

File:W1056 #1-797 Acq:12-JUL-2002 21:03:20 GC EI+ Voltage SIR 70S
339.8597 S:6 F:2 Exp:NDB5US
Sample Text:TLI#57752A DF-TR-3 0-0.5 File Text:TRIANGLE LABORATORIES, INC.

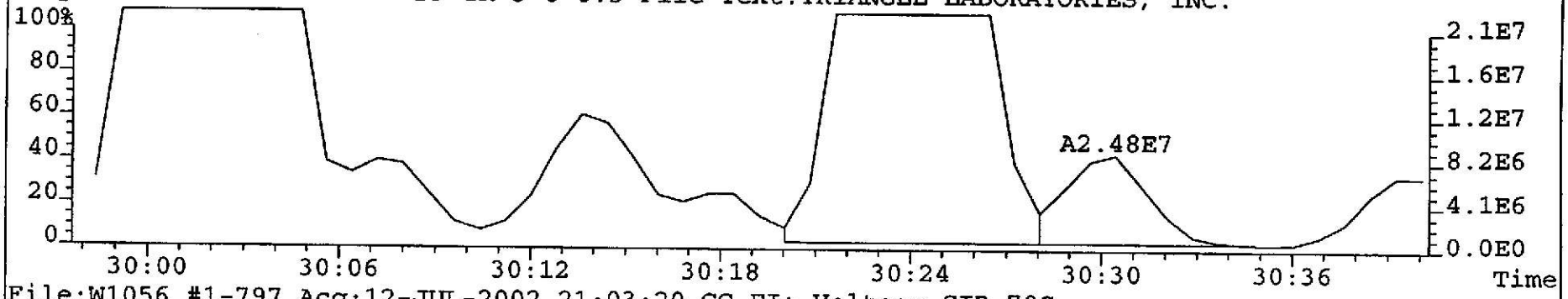

File:W1056 #1-797 Acq:12-JUL-2002 21:03:20 GC EI+ Voltage SIR 70S
341.8567 S:6 F:2 Exp:NDB5US
Sample Text:TLI#57752A DF-TR-3 0-0.5 File Text:TRIANGLE LABORATORIES, INC.

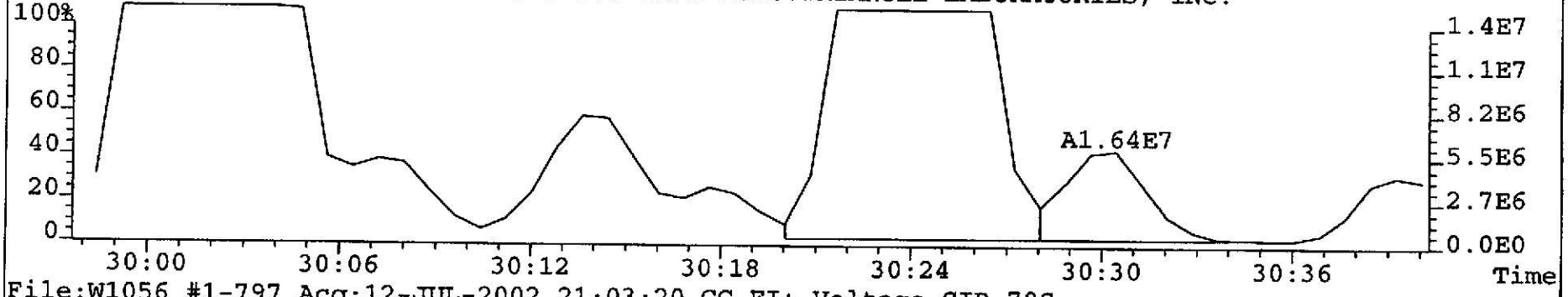

File:W1056 #1-797 Acq:12-JUL-2002 21:03:20 GC EI+ Voltage SIR 70S
353.8970 S:6 F:2 Exp:NDB5US
Sample Text:TLI#57752A DF-TR-3 0-0.5 File Text:TRIANGLE LABORATORIES, INC.



GEM 7/15/02

File:W1056 #1-797 Acq:12-JUL-2002 21:03:20 GC EI+ Voltage SIR 70S
339.8597 S:6 F:2 Exp:NDB5US
Sample Text:TLI#57752A DF-TR-3 0-0.5 File Text:TRIANGLE LABORATORIES, INC.

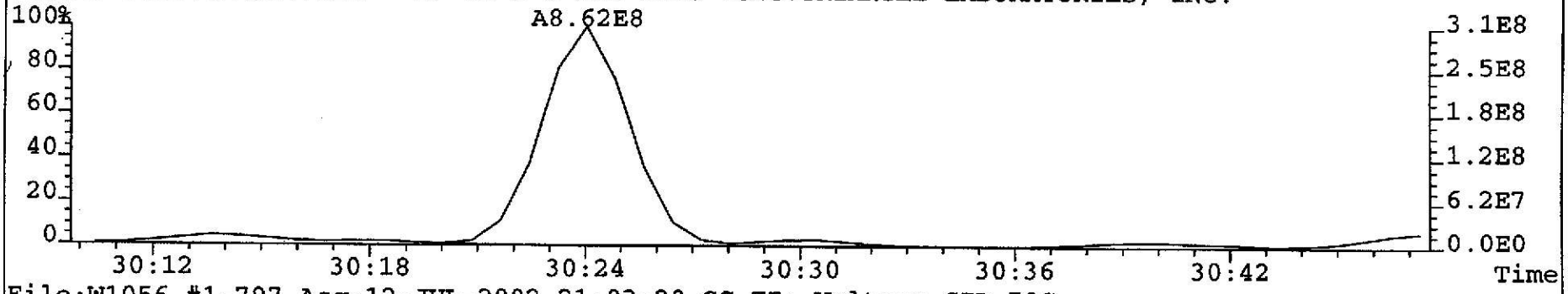

File:W1056 #1-797 Acq:12-JUL-2002 21:03:20 GC EI+ Voltage SIR 70S
341.8567 S:6 F:2 Exp:NDB5US
Sample Text:TLI#57752A DF-TR-3 0-0.5 File Text:TRIANGLE LABORATORIES, INC.

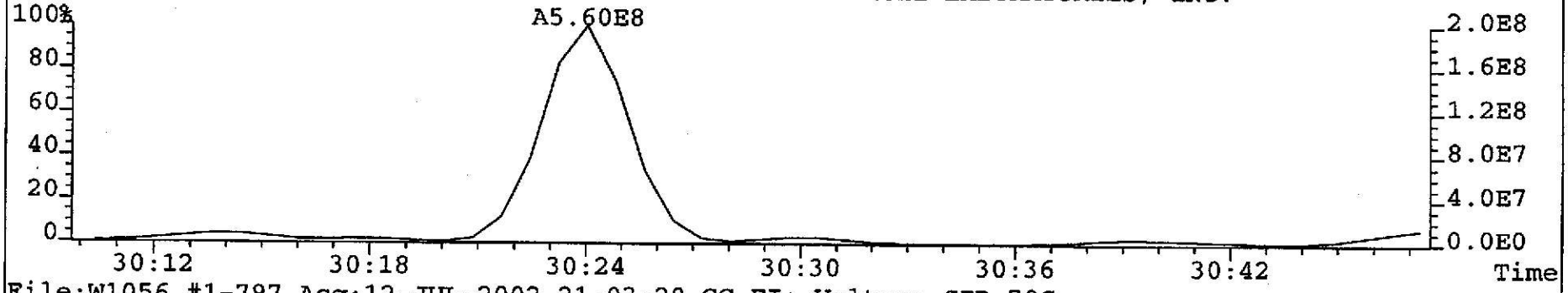

File:W1056 #1-797 Acq:12-JUL-2002 21:03:20 GC EI+ Voltage SIR 70S
353.8970 S:6 F:2 Exp:NDB5US
Sample Text:TLI#57752A DF-TR-3 0-0.5 File Text:TRIANGLE LABORATORIES, INC.

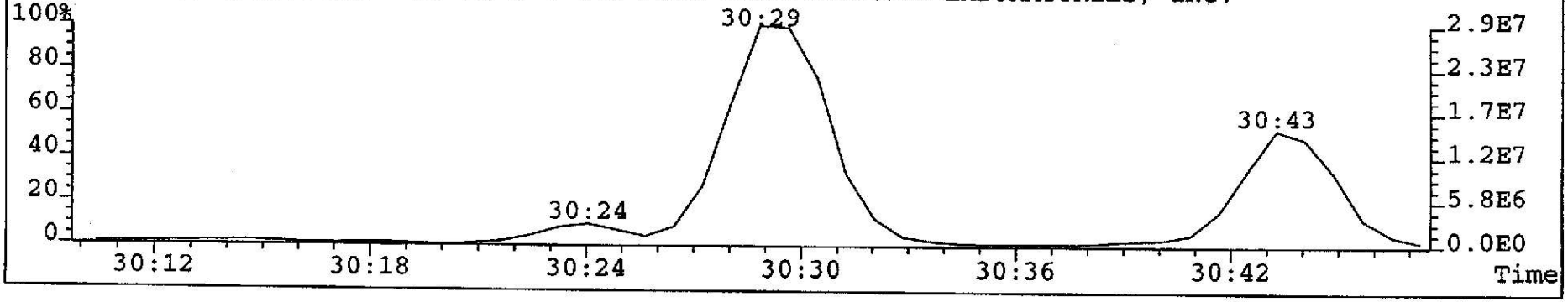

OBM 7/15/02

File:W1056 #1-423 Acq:12-JUL-2002 21:03:20 GC EI+ Voltage SIR 70S
373.8208 S:6 F:3 Exp:NDB5US
Sample Text:TLI#57752A DF-TR-3 0-0.5 File Text:TRIANGLE LABORATORIES, INC.

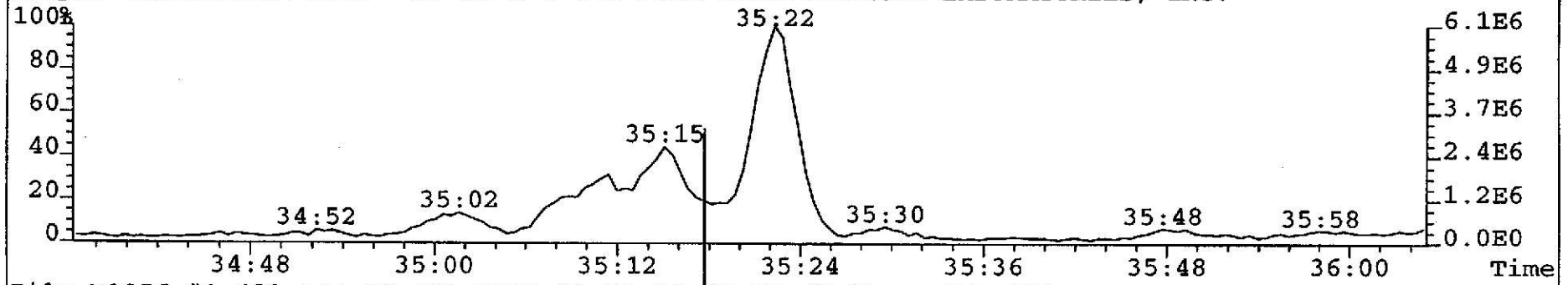

File:W1056 #1-423 Acq:12-JUL-2002 21:03:20 GC EI+ Voltage SIR 70S
375.8178 S:6 F:3 Exp:NDB5US
Sample Text:TLI#57752A DF-TR-3 0-0.5 File Text:TRIANGLE LABORATORIES, INC.

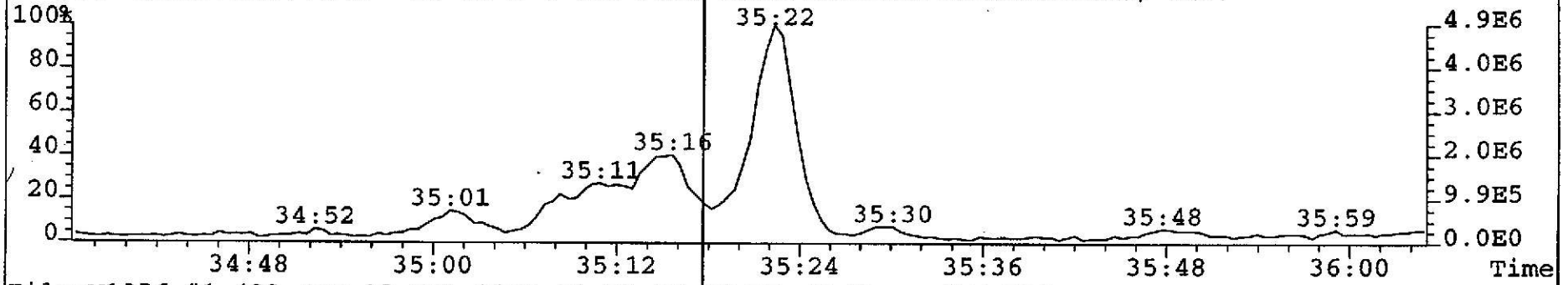

File:W1056 #1-423 Acq:12-JUL-2002 21:03:20 GC EI+ Voltage SIR 70S
385.8610 S:6 F:3 Exp:NDB5US
Sample Text:TLI#57752A DF-TR-3 0-0.5 File Text:TRIANGLE LABORATORIES, INC.

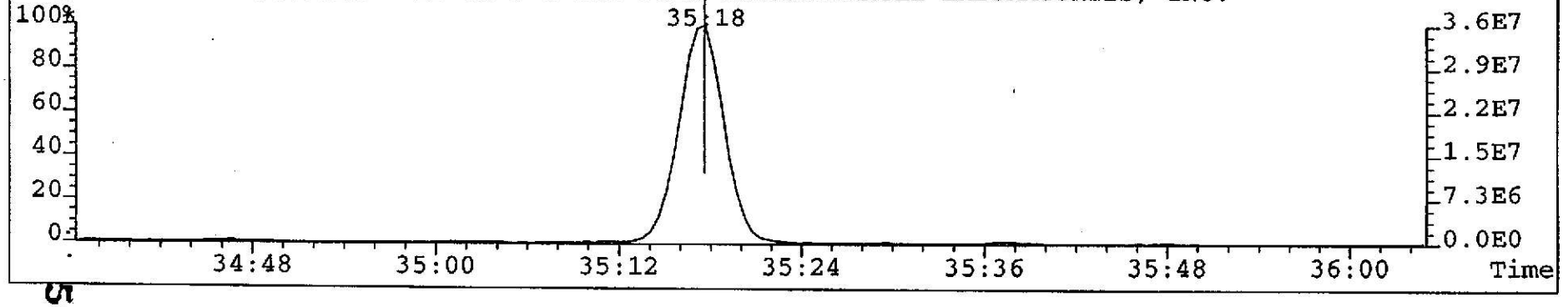

File:W1056 #1-797 Acq:12-JUL-2002 21:03:20 GC EI+ Voltage SIR 70S
339.8597 S:6 F:2 Exp:NDB5US
Sample Text:TLI#57752A DF-TR-3 0-0.5 File Text:TRIANGLE LABORATORIES, INC.

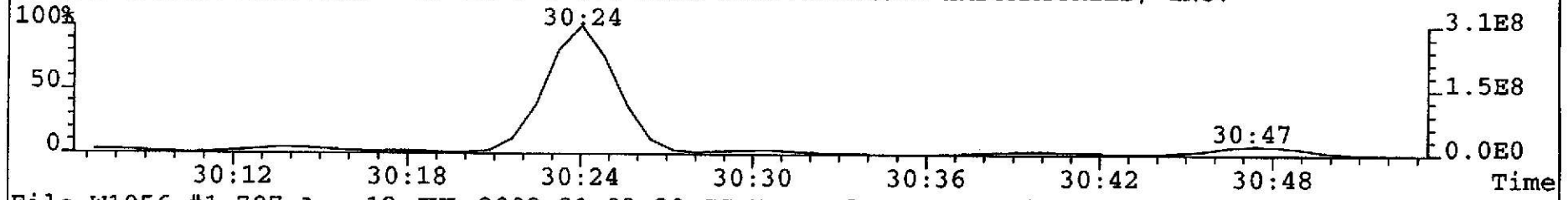

File:W1056 #1-797 Acq:12-JUL-2002 21:03:20 GC EI+ Voltage SIR 70S
341.8567 S:6 F:2 Exp:NDB5US
Sample Text:TLI#57752A DF-TR-3 0-0.5 File Text:TRIANGLE LABORATORIES, INC.

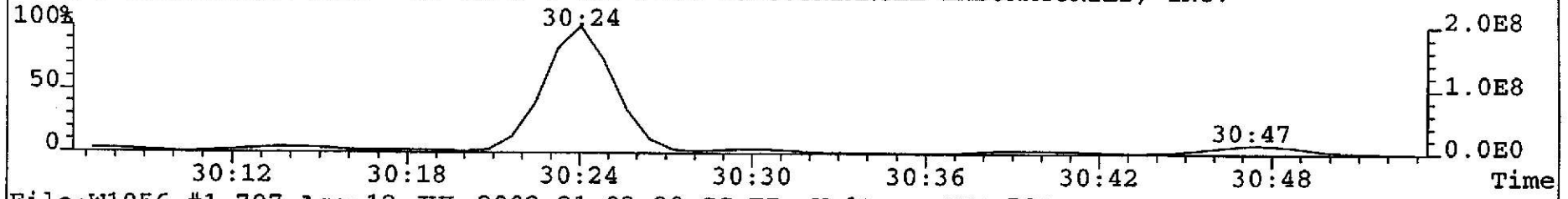

File:W1056 #1-797 Acq:12-JUL-2002 21:03:20 GC EI+ Voltage SIR 70S
351.9000 S:6 F:2 Exp:NDB5US
Sample Text:TLI#57752A DF-TR-3 0-0.5 File Text:TRIANGLE LABORATORIES, INC.

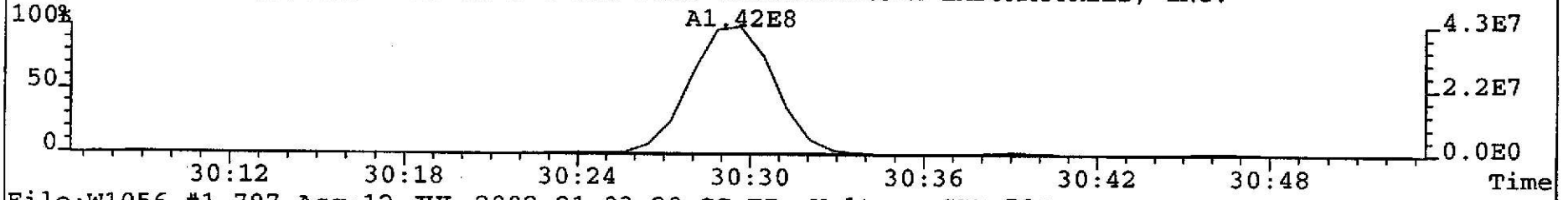

File:W1056 #1-797 Acq:12-JUL-2002 21:03:20 GC EI+ Voltage SIR 70S
353.8970 S:6 F:2 Exp:NDB5US
Sample Text:TLI#57752A DF-TR-3 0-0.5 File Text:TRIANGLE LABORATORIES, INC.

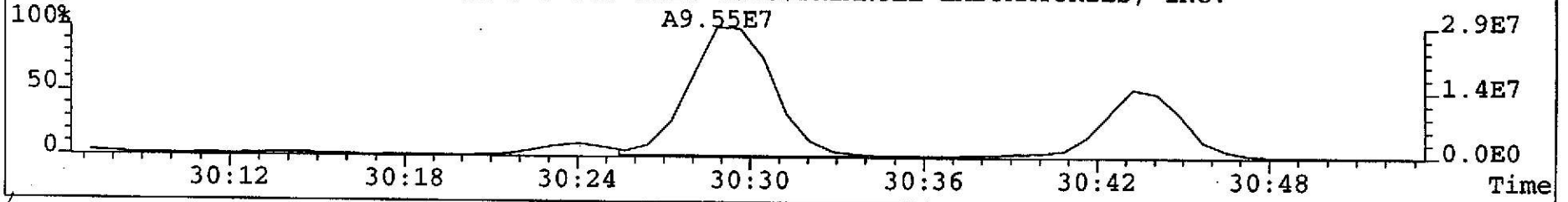

506

FLW 7/15/02

Martin & Slagle

TLI Project: **57752A** 1613, Revision B, Tetra Only PCDD/PCDF Analysis (c)
Client Sample: **DF-TR-3 0-0.5** Analysis File: **P022469**

Client Project:	**Mississippi Project**				
Sample Matrix:	**SOLID**	Date Received:	**06/28/2002**	Spike File:	**SPCONB22**
TLI ID:	**329-38-16**	Date Extracted:	**07/03/2002**	ICal:	**PF56152**
		Date Analyzed:	**07/14/2002**	ConCal:	**P022466**
Sample Size:	**12.300 g**	Dilution Factor:	**n/a**	% Moisture:	**18.3**
Dry Weight:	**10.049 g**	Blank File:	**S023087**	% Lipid:	**n/a**
GC Column:	**DB-225**	Analyst:	**JLD**	% Solids:	**81.7**

Analytes	Conc. (pg/g)	DL	Ratio	RT	RRT	Flags
2,3,7,8-TCDF	87.2		0.77	21:27	1.002	—

Internal Standard	Conc. (pg/g)	% Recovery	QC Limits	Ratio	RT	RRT	Flags
$^{13}C_{12}$-2,3,7,8-TCDF	133	66.7	29%-140%	0.75	21:25	1.049	—

Recovery Standard	Ratio	RT	Flags
$^{13}C_{12}$-1,2,3,4-TCDD	0.81	20:25	—

Data Reviewer: _____ 07/15/2002

CONB_PSR v1.00, LARS 6.25.05

Triangle Laboratories, Inc.®
2445 S. Alston Ave. • Durham, North Carolina 27713
Phone: (919) 544-5729 • Fax: (919) 544-5491

Printed: 16:14 07/15/2002

Initial ....Date...

Data Review By: QEM 7/15/02

Channel specific noise levels computed from 'NL' heights.

Page No. 1 Listing of P022469B.dbf
07/15/2002 Matched GC Peaks / Ratio / Ret. Time

Compound/ M_Z....	QC.Log	Omit	Why	..RT.	OK	Ratio	Total.Area/Ht	Area/Ht.Peak1	Area/Ht.Peak2	Rel.RT	Compound.Name..	ID..	Flags.
TCDF						0.65-0.89				0.795-1.110			
304-306	DC	NL				Height	0.36	0.18	0.18				
				17:10	RO	2.08	17.92	12.11	5.81	0.802			
				17:32	RO	2.29	12.16	8.46	3.70	0.819			
				17:49	RO	1.01	18.68	9.37	9.31	0.832			
				17:54		0.78	226.64	99.21	127.43	0.836			
				18:02		0.72	35.56	14.88	20.68	0.842			
				18:08		0.77	33.48	14.56	18.92	0.847			
				18:17		0.75	100.40	43.05	57.35	0.854			
				18:27		0.80	8.50	3.78	4.72	0.861			
				18:44		0.76	43.28	18.62	24.66	0.875			
				18:55		0.75	174.73	74.87	99.86	0.883			
				19:02		0.72	28.68	11.97	16.71	0.889			
				19:11		0.79	201.70	89.01	112.69	0.896			
				19:21		0.76	187.19	81.09	106.10	0.904			
				19:27		0.80	162.08	71.96	90.12	0.908			
				19:41		0.78	126.94	55.82	71.12	0.919			
				19:53		0.78	192.80	84.65	108.15	0.928			
				20:06		0.77	558.35	242.09	316.26	0.939			
				20:12		0.76	17.23	7.42	9.81	0.943			
				20:23		0.78	184.13	80.53	103.60	0.952			
				20:30		0.77	80.20	35.00	45.20	0.957			
				20:35		0.74	153.29	65.39	87.90	0.961			
				20:45		0.78	90.36	39.69	50.67	0.969			
				20:58		0.77	55.58	24.20	31.38	0.979			
				21:15		0.86	24.93	11.53	13.40	0.992			
				21:20	RO	0.63	17.67	6.82	10.85	0.996			
				21:27		0.77	516.48	224.06	292.42	1.002	2378-TCDF	AN	
				21:39		0.70	58.18	24.05	34.13	1.011			
				21:52		0.77	326.76	141.95	184.81	1.021			
				22:08		0.76	5,368.88	2,311.30	3,057.58	1.033			E
				22:23		0.70	14.57	5.98	8.59	1.045			
				22:27		0.68	8.01	3.24	4.77	1.048			
				22:48		0.76	96.94	41.94	55.00	1.065			
				23:07		0.75	76.33	32.70	43.63	1.079			
				23:16		0.86	164.77	76.33	88.44	1.086			
				23:22		0.74	23.26	9.89	13.37	1.091			
				23:44		0.77	42.26	18.34	23.92	1.108			
	DC	WH		23:55		0.82	35.32			1.117			
	DC	WH		24:01		0.73	11.98			1.121			
304-306			36	Peaks			9,448.92						
13C12-TCDF						0.65-0.89				0.953-1.047			
316-318	DC	NL				Height	0.58	0.22	0.36				
	DC	WL		17:24		0.73	265.76			0.812			
	DC	WL		18:24	RO	0.62	2.35			0.859			
	DC	WL		18:32	RO	0.56	40.28			0.865			

Compound/ M_Z....	QC.Log	Omit	Why	..RT.	OK	Ratio	Total.Area/Ht	Area/Ht.Peak1	Area/Ht.Peak2	Rel.RT	Compound.Name..	ID..	Flags.
		DC	WL	18:44		0.83	38.18			0.875			
		DC	WL	18:52	RO	0.61	17.19			0.881			
		DC	WL	19:04		0.83	30.90			0.890			
		DC	WL	19:12		0.74	57.67			0.896			
		DC	WL	19:17		0.72	23.31			0.900			
		DC	WL	19:26		0.89	36.65			0.907			
		DC	WL	19:38	RO	1.69	28.22			0.917			
		DC	WL	19:44	RO	1.06	21.91			0.921			
		DC	WL	19:52		0.79	9.37			0.928			
		DC	WL	19:57	RO	0.97	24.76			0.932			
		DC	WL	20:07	RO	1.84	24.10			0.939			
		DC	WL	20:15		0.83	15.14			0.946			
		DC	WL	20:21	RO	2.40	16.91			0.950			
				20:25		0.80	8.21	3.66	4.55	0.953			
				20:30		0.73	36.03	15.25	20.78	0.957			
				20:38	RO	0.94	35.26	17.04	18.22	0.963			
				20:43		0.69	30.37	12.35	18.02	0.967			
				20:47	RO	0.39	36.44	10.25	26.19	0.970			
				20:57	RO	1.39	64.17	37.27	26.90	0.978			
				21:01	RO	0.95	52.98	25.82	27.16	0.981			
				21:06		0.85	131.56	60.34	71.22	0.985			
				21:17	RO	1.08	188.09	97.46	90.63	0.994			
	M			21:25		0.75	1,052.00	452.00	600.00	1.000	13C12-2378-TCDF	IS0	
						Height	334.73	145.49	189.24				
				21:38	RO	0.99	351.45	174.50	176.95	1.010			
				21:54	RO	1.04	636.83	325.07	311.76	1.023			
				22:09		0.85	1,365.47	626.18	739.29	1.034			
316-318			13	Peaks			3,988.86						

---------- Above: TCDF / TCDD Follows ----------

13C12-TCDD						0.65-0.89				0.901-1.099			
332-334		DC	NL			Height	0.97	0.73	0.24				
				20:09		0.78	790.73	347.64	443.09	1.000	13C12-2378-TCDD	IS1	
						Height	253.80	110.07	143.73				
				20:25		0.81	1,153.41	516.93	636.48	1.013	13C12-1234-TCDD	RS1	
332-334			2	Peaks			1,944.14						

Column Description.....	"Why" Code Description.....	QC Log Desc.....
M_Z -Nominal Ion Mass(es)	WL-Below Retention Time Window	A-Peak Added
..RT. -Retention Time (mm:ss)	WH-Above Retention Time Window	K-Peak Kept
Rat.1 -Ratio of M/M+2 Ions	SN-Below Signal to Noise Level	D-Peak Deleted
OK -RO=Ratio Outside Limits	<M-Below Method Detection Limit	T-Time Changed
Rel.RT-Relative Retention Time	NL-Channel Specific Noise Level	M-Peak Area Changed
		N-Name Changed
		X-Ether Interference

*** End of Report ***

File:P022469 #1-3024 Acq:14-JUL-2002 14:39:15 EI+ Voltage SIR 70P
303.9016 GC:DB225 Exp:none
TRIANGLE LABS Text:TLI#57752A DF-TR-3-0-0.5 INJ. TIME = 14:39

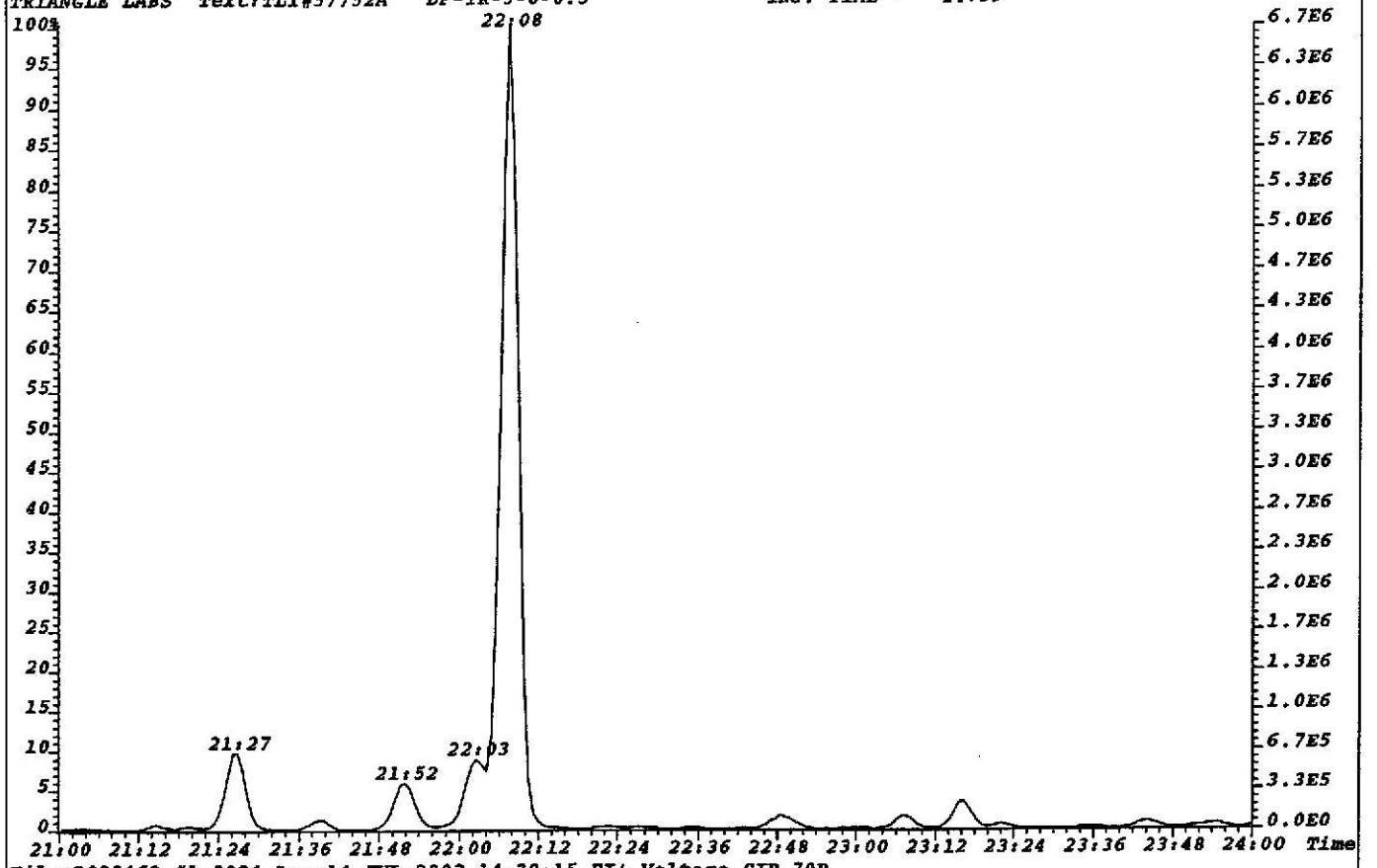

File:P022469 #1-3024 Acq:14-JUL-2002 14:39:15 EI+ Voltage SIR 70P
305.8987 GC:DB225 Exp:none
TRIANGLE LABS Text:TLI#57752A DF-TR-3-0-0.5 INJ. TIME = 14:39

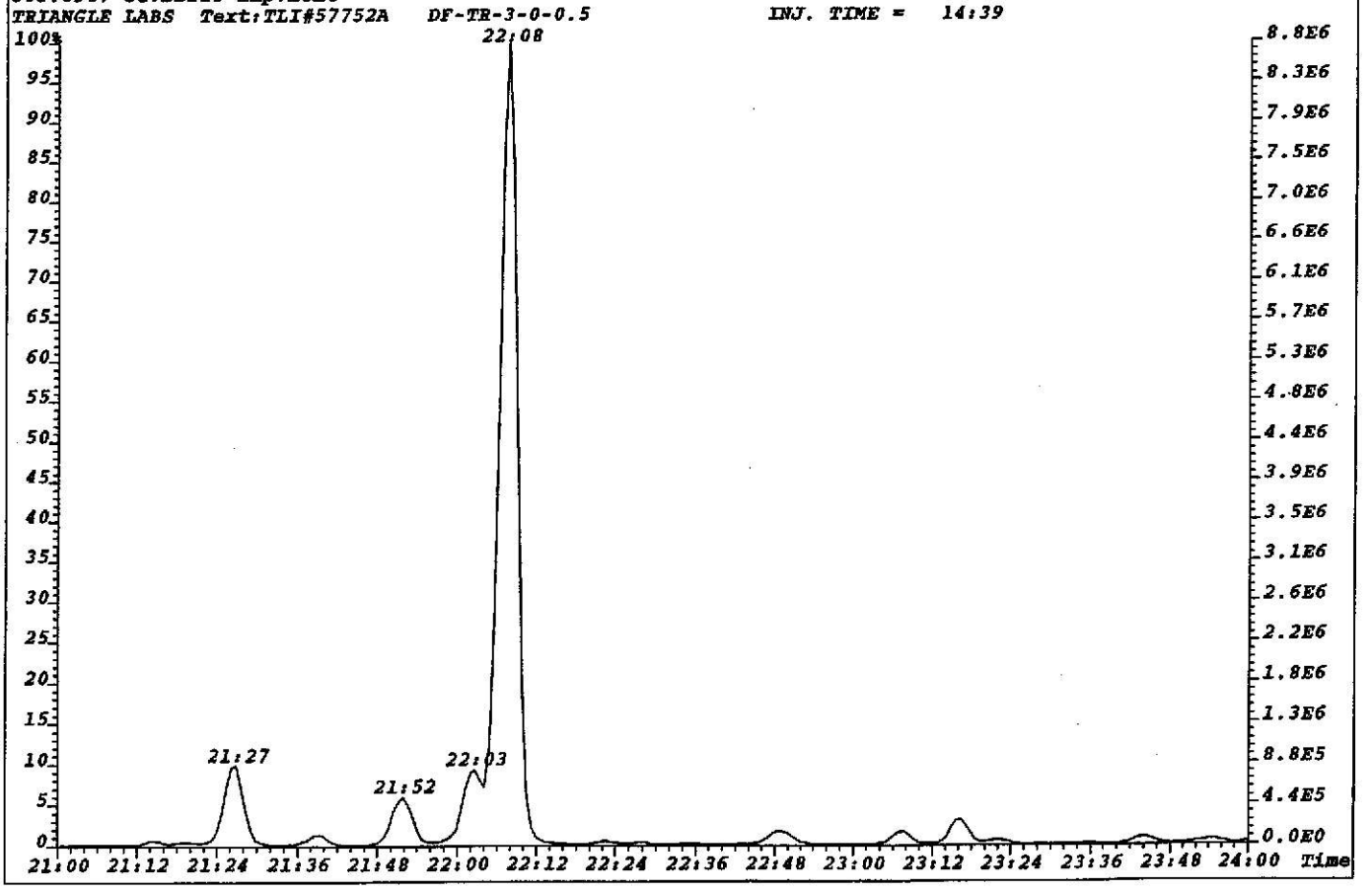

File:P022469 #1-3024 Acq:14-JUL-2002 14:39:15 EI+ Voltage SIR 70P Noise:226
303.9016 BSUB(256,30,-3.0) PKD(5,3,1,0.10%,904.0,0.00%,F,F) Exp:DB225
TRIANGLE LABS Text:TLI#57752A DF-TR-3-0-0.5 INJ. TIME = 14:39

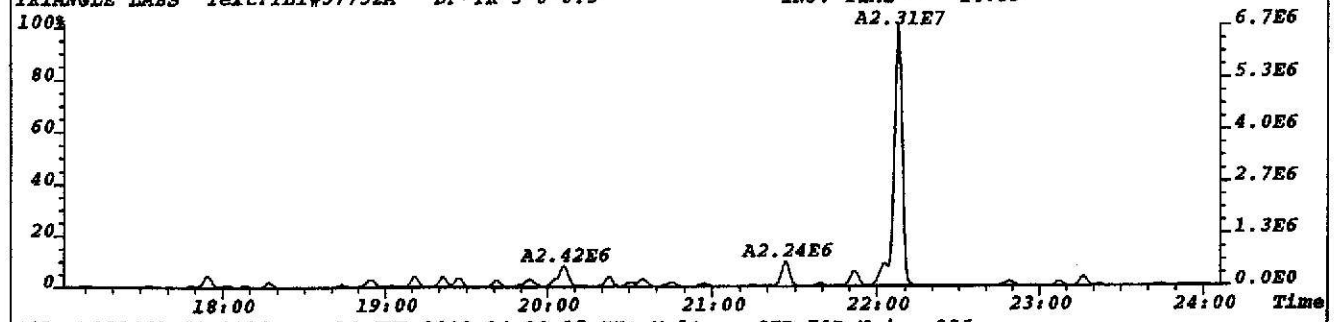

File:P022469 #1-3024 Acq:14-JUL-2002 14:39:15 EI+ Voltage SIR 70P Noise:226
305.8987 BSUB(256,30,-3.0) PKD(5,3,1,0.10%,904.0,0.00%,F,F) Exp:DB225
TRIANGLE LABS Text:TLI#57752A DF-TR-3-0-0.5 INJ. TIME = 14:39

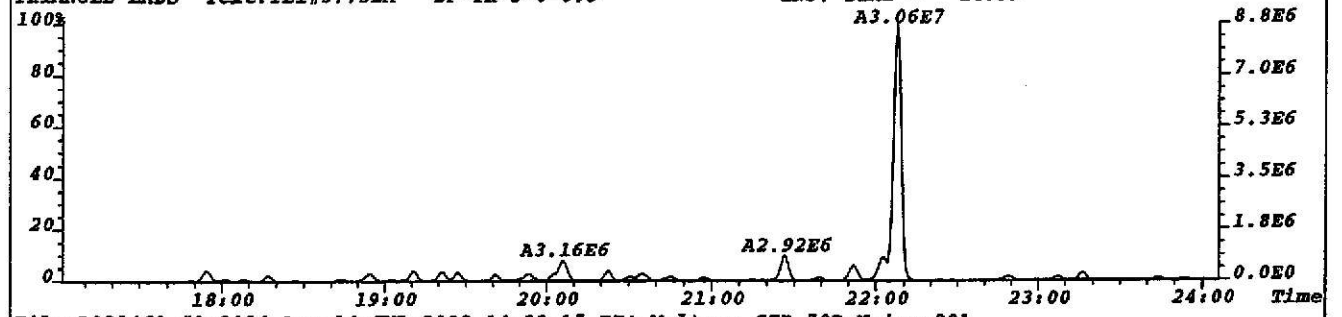

File:P022469 #1-3024 Acq:14-JUL-2002 14:39:15 EI+ Voltage SIR 70P Noise:281
315.9419 BSUB(256,30,-3.0) PKD(5,3,1,0.10%,1124.0,0.00%,F,F) Exp:DB225
TRIANGLE LABS Text:TLI#57752A DF-TR-3-0-0.5 INJ. TIME = 14:39

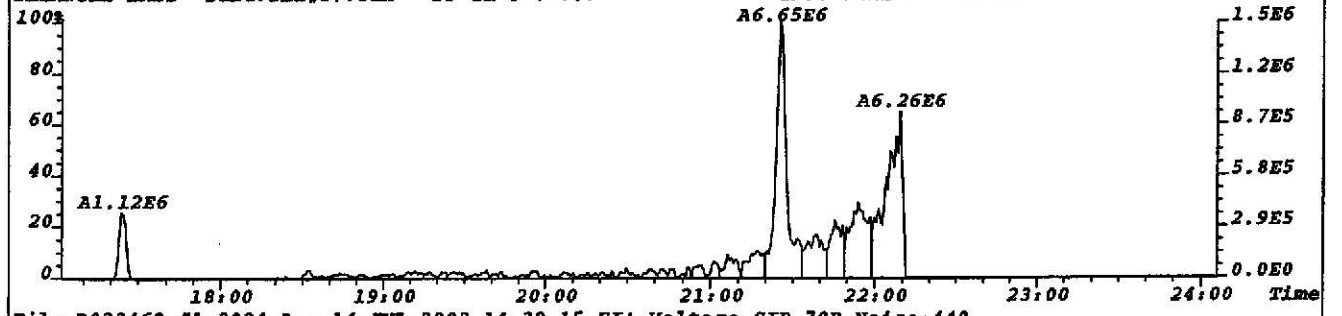

File:P022469 #1-3024 Acq:14-JUL-2002 14:39:15 EI+ Voltage SIR 70P Noise:448
317.9389 BSUB(256,30,-3.0) PKD(5,3,1,0.10%,1792.0,0.00%,F,F) Exp:DB225
TRIANGLE LABS Text:TLI#57752A DF-TR-3-0-0.5 INJ. TIME = 14:39

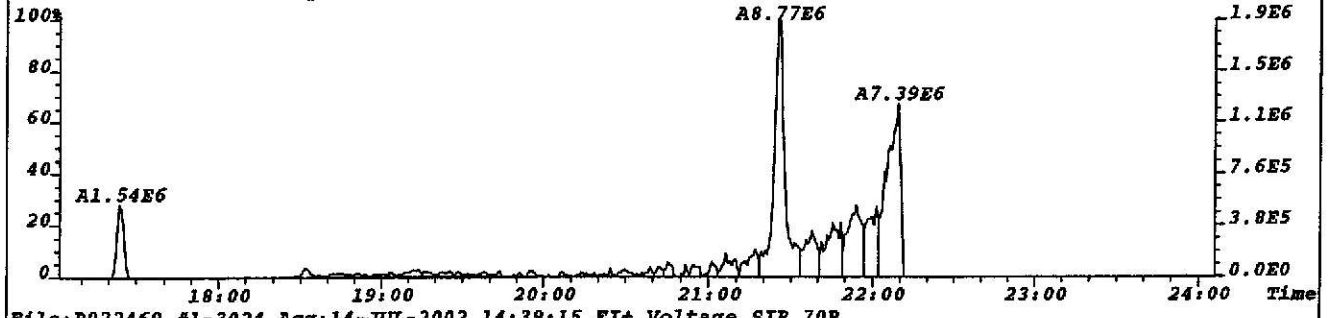

File:P022469 #1-3024 Acq:14-JUL-2002 14:39:15 EI+ Voltage SIR 70P
375.8364 Exp:DB225
TRIANGLE LABS Text:TLI#57752A DF-TR-3-0-0.5 INJ. TIME = 14:39

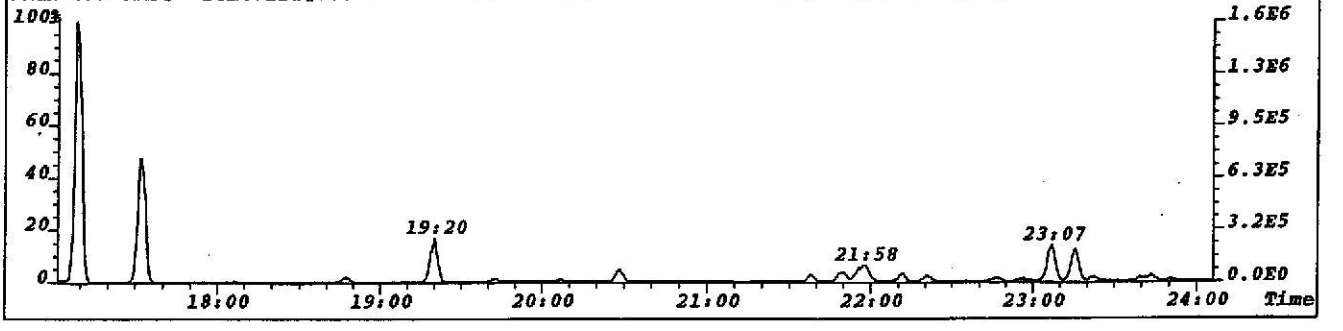

File:P022469 #1-3024 Acq:14-JUL-2002 14:39:15 EI+ Voltage SIR 70P Noise:331
319.8965 BSUB(256,30,-3.0) PKD(5,3,1,0.10%,1324.0,0.00%,F,F) Exp:DB225
TRIANGLE LABS Text:TLI#57752A DF-TR-3-0-0.5 INJ. TIME = 14:39

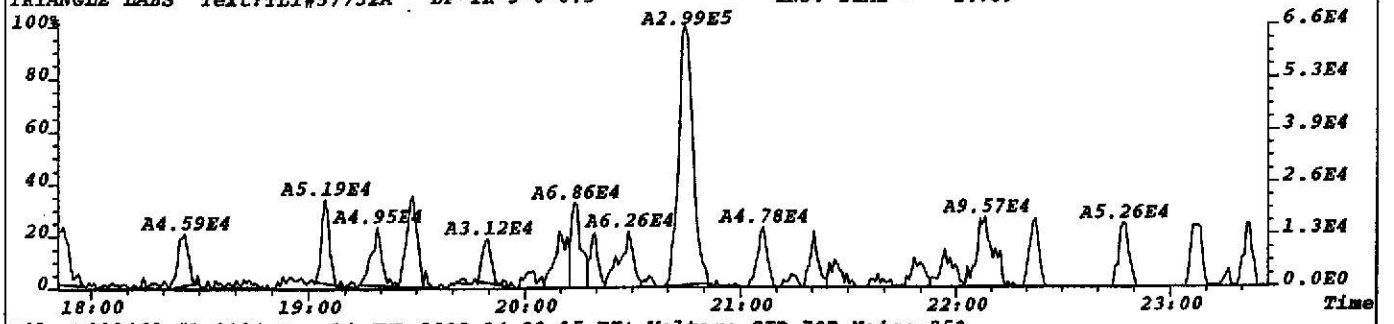

File:P022469 #1-3024 Acq:14-JUL-2002 14:39:15 EI+ Voltage SIR 70P Noise:250
321.8936 BSUB(256,30,-3.0) PKD(5,3,1,0.10%,1000.0,0.00%,F,F) Exp:DB225
TRIANGLE LABS Text:TLI#57752A DF-TR-3-0-0.5 INJ. TIME = 14:39

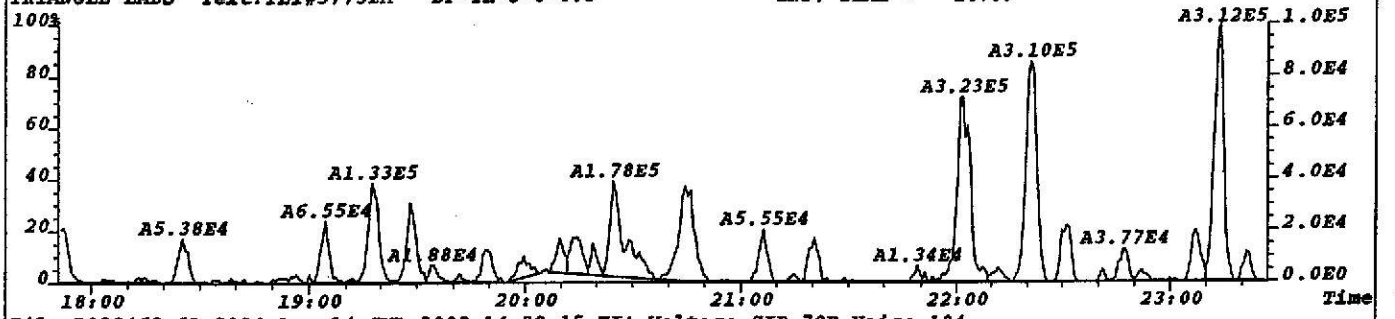

File:P022469 #1-3024 Acq:14-JUL-2002 14:39:15 EI+ Voltage SIR 70P Noise:184
327.8847 BSUB(256,30,-3.0) PKD(5,3,1,0.10%,736.0,0.00%,F,F) Exp:DB225
TRIANGLE LABS Text:TLI#57752A DF-TR-3-0-0.5 INJ. TIME = 14:39

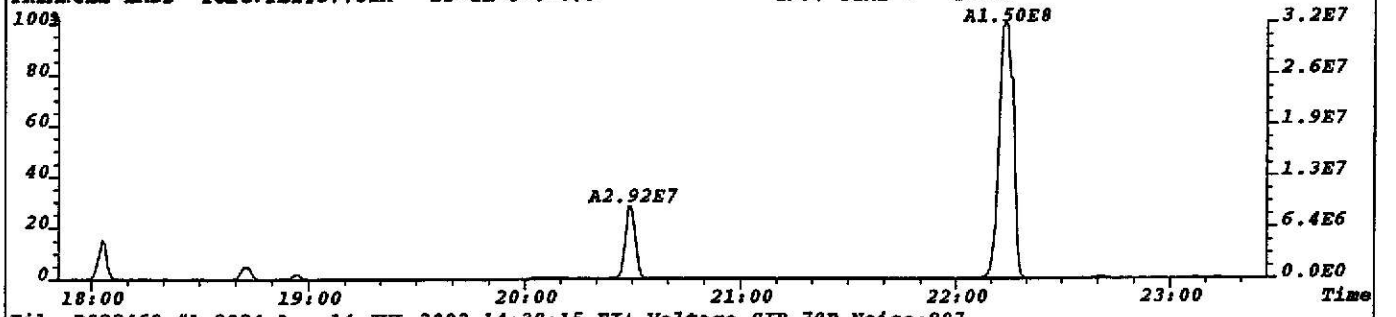

File:P022469 #1-3024 Acq:14-JUL-2002 14:39:15 EI+ Voltage SIR 70P Noise:907
331.9368 BSUB(256,30,-3.0) PKD(5,3,1,0.10%,3628.0,0.00%,F,F) Exp:DB225
TRIANGLE LABS Text:TLI#57752A DF-TR-3-0-0.5 INJ. TIME = 14:39

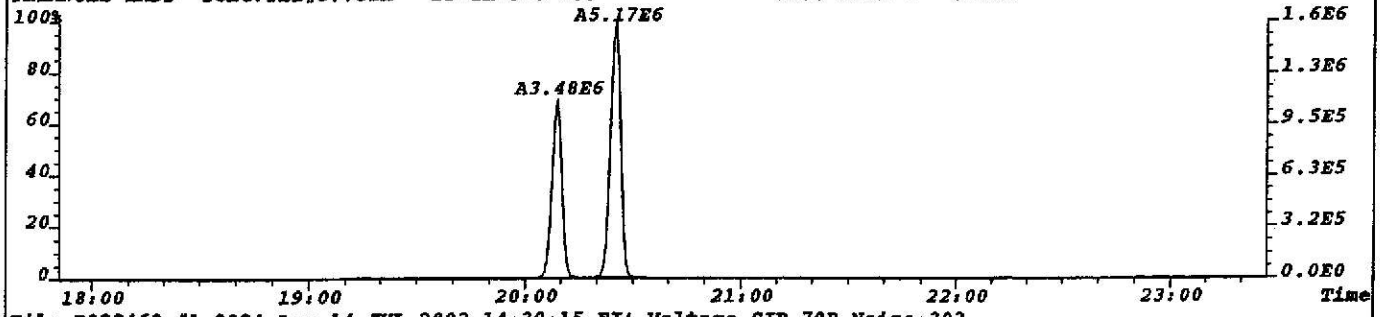

File:P022469 #1-3024 Acq:14-JUL-2002 14:39:15 EI+ Voltage SIR 70P Noise:302
333.9338 BSUB(256,30,-3.0) PKD(5,3,1,0.10%,1208.0,0.00%,F,F) Exp:DB225
TRIANGLE LABS Text:TLI#57752A DF-TR-3-0-0.5 INJ. TIME = 14:39

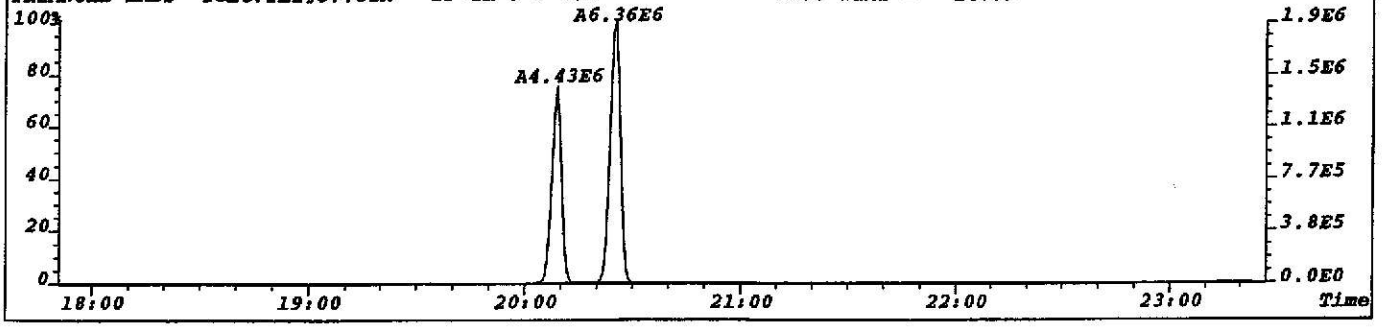

File:P022469 #1-3024 Acq:14-JUL-2002 14:39:15 EI+ Voltage SIR 70P
303.9016 Exp:DB225
TRIANGLE LABS Text:TLI#57752A DF-TR-3-0-0.5 INJ. TIME = 14:39

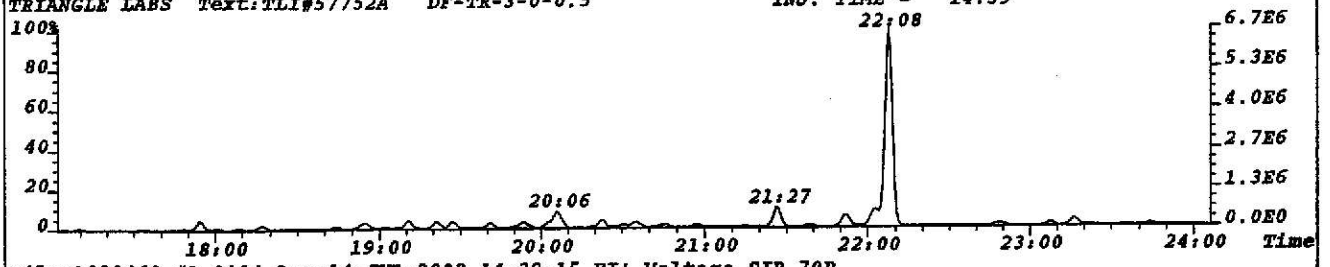

File:P022469 #1-3024 Acq:14-JUL-2002 14:39:15 EI+ Voltage SIR 70P
315.9419 Exp:DB225
TRIANGLE LABS Text:TLI#57752A DF-TR-3-0-0.5 INJ. TIME = 14:39

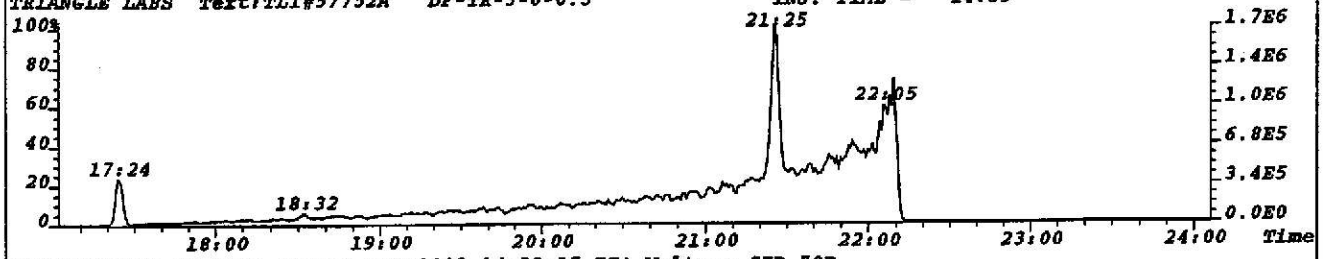

File:P022469 #1-3024 Acq:14-JUL-2002 14:39:15 EI+ Voltage SIR 70P
319.8965 Exp:DB225
TRIANGLE LABS Text:TLI#57752A DF-TR-3-0-0.5 INJ. TIME = 14:39

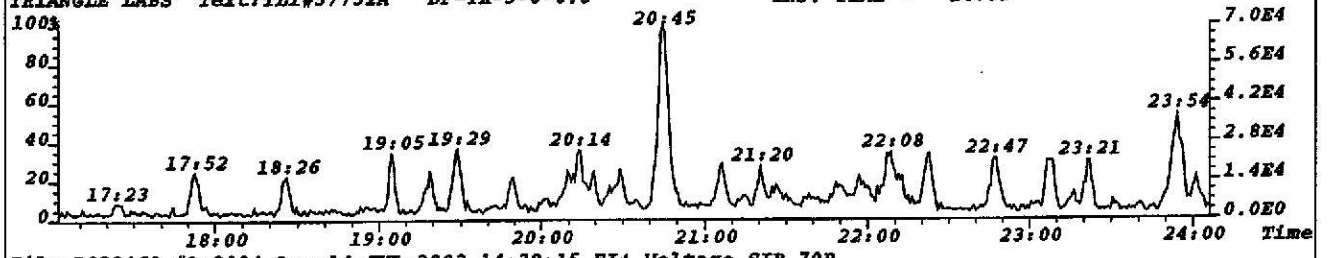

File:P022469 #1-3024 Acq:14-JUL-2002 14:39:15 EI+ Voltage SIR 70P
331.9368 Exp:DB225
TRIANGLE LABS Text:TLI#57752A DF-TR-3-0-0.5 INJ. TIME = 14:39

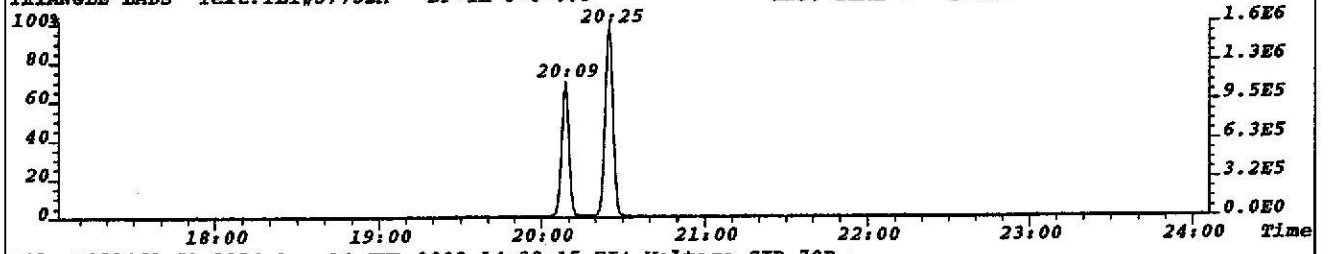

File:P022469 #1-3024 Acq:14-JUL-2002 14:39:15 EI+ Voltage SIR 70P
292.9825 Exp:DB225
TRIANGLE LABS Text:TLI#57752A DF-TR-3-0-0.5 INJ. TIME = 14:39

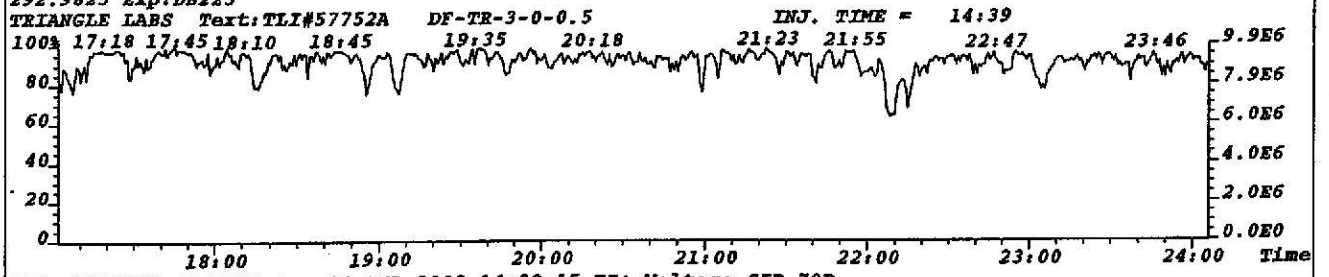

File:P022469 #1-3024 Acq:14-JUL-2002 14:39:15 EI+ Voltage SIR 70P
330.9792 Exp:DB225
TRIANGLE LABS Text:TLI#57752A DF-TR-3-0-0.5 INJ. TIME = 14:39

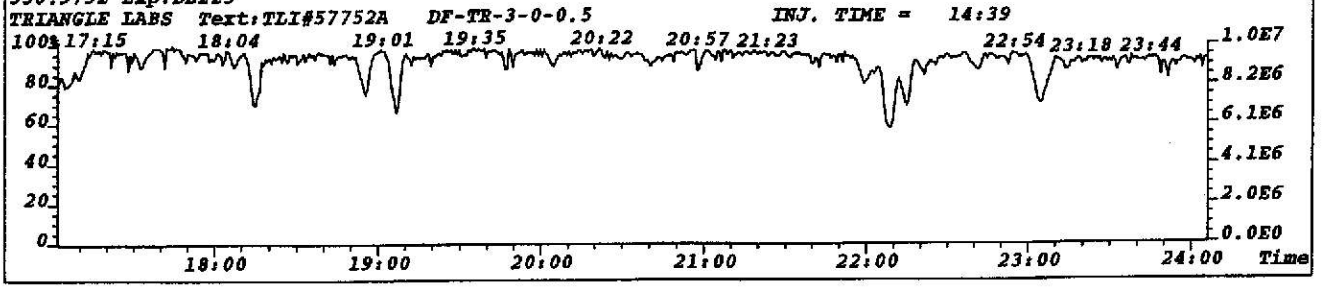

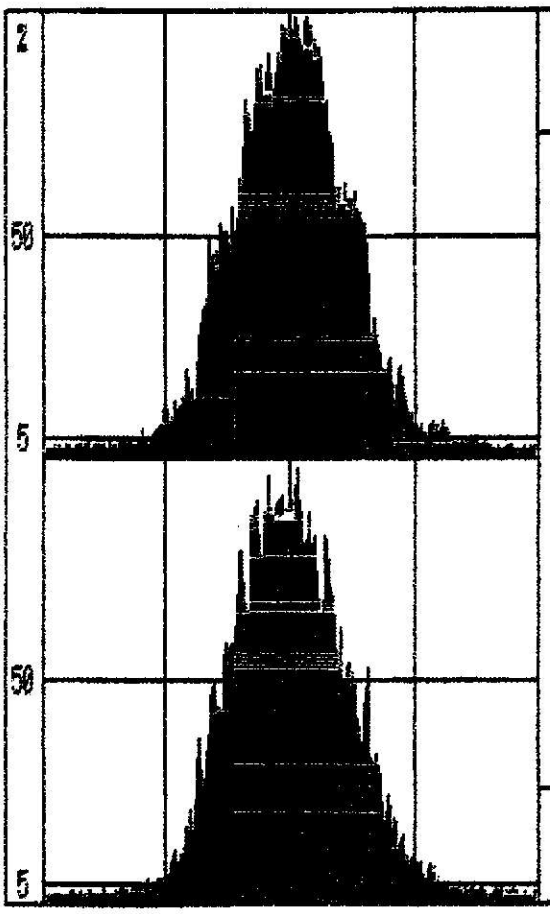

Channel I 330.9792 Peak top
Height 1.45 volts Span 200 ppm

System file name	08225
Data file name	A:P714021
Resolution	10000
Group number	1
Ionization mode	EI+
Switching	VOLTAGE
Ref. masses	292.3825, 380.9761

A	292.3825	J	330.9792
B	303.9016	K	331.3368
C	305.8987	L	333.9338
D	315.9419	M	375.8364
E	317.9389		
F	319.8965		
G	321.8936		
H	327.8847		
I	330.9792		

Ref. mass 380.9761 Peak top
Height .99 volts Span 200 ppm

GEM 7/15/02

File:P022469 #1-3024 Acq:14-JUL-2002 14:39:15 EI+ Voltage SIR 70P
315.9419 Exp:DB225
Sample Text:TLI#57752A DF-TR-3-0-0.5 INJ. TIME = 14:39 File Text:TLI#57752A »

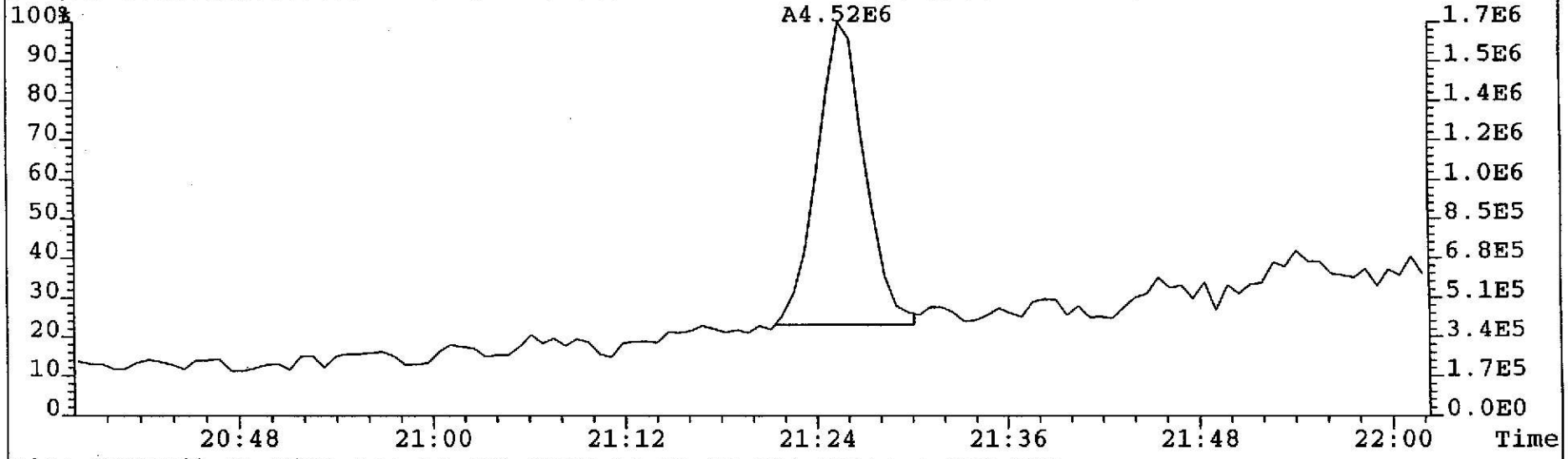

File:P022469 #1-3024 Acq:14-JUL-2002 14:39:15 EI+ Voltage SIR 70P
317.9389 Exp:DB225
Sample Text:TLI#57752A DF-TR-3-0-0.5 INJ. TIME = 14:39 File Text:TLI#57752A »

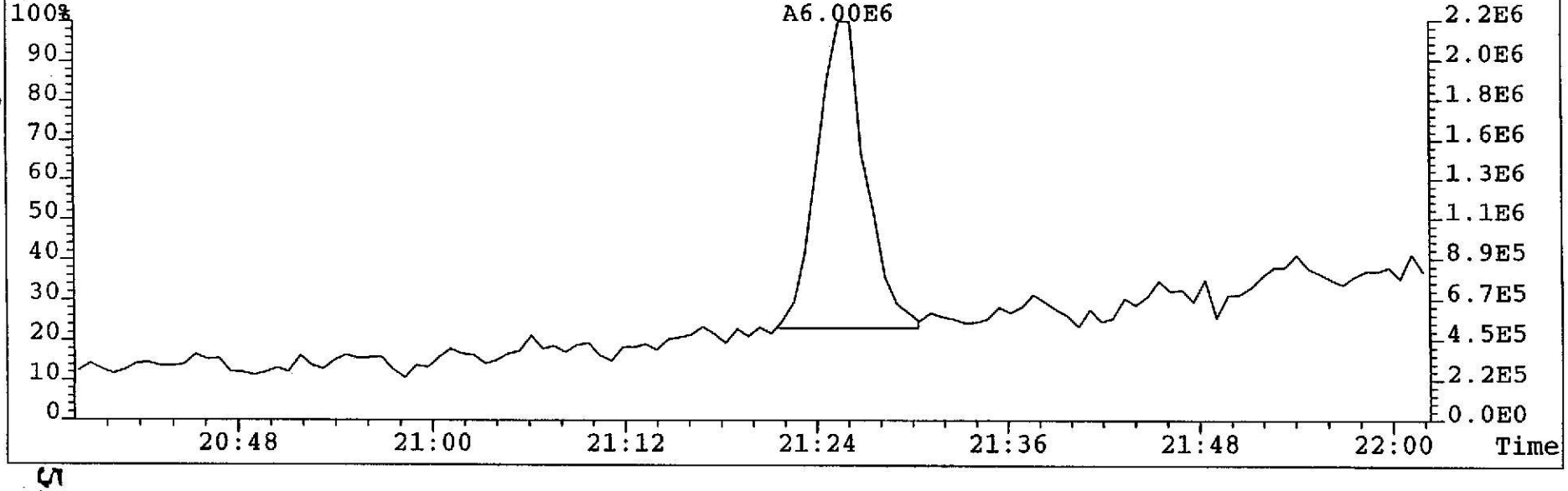

515

Martin & Slagle

TLI Project: **57752A** — 1613, Revision B PCDD/PCDF Analysis (c)

Client Sample: **DF-TR-3 0.5-1** — Analysis File: **W105607**

Client Project:	**Mississippi Project**				
Sample Matrix:	**SOLID**	Date Received:	**06/28/2002**	Spike File:	**SP161B22**
TLI ID:	**329-38-17**	Date Extracted:	**07/03/2002**	ICal:	**WF5614B**
		Date Analyzed:	**07/12/2002**	ConCal:	**WB21055**
Sample Size:	**12.600 g**	Dilution Factor:	**n/a**	% Moisture:	**20.3**
Dry Weight:	**10.042 g**	Blank File:	**S023087**	% Lipid:	**n/a**
GC Column:	**DB-5**	Analyst:	**JLD**	% Solids:	**79.7**

Analytes	Conc. (pg/g)	DL	Ratio	RT	RRT	Flags
2,3,7,8-TCDD	ND	1.6				__
1,2,3,7,8-PeCDD	ND	6.2				__
1,2,3,4,7,8-HxCDD	5.5		1.34	34:37	1.000	__
1,2,3,6,7,8-HxCDD	31.4		1.15	34:42	1.000	__
1,2,3,7,8,9-HxCDD	17.7		1.09	35:01	1.010	__
1,2,3,4,6,7,8-HpCDD	543		1.04	38:01	1.000	__
1,2,3,4,6,7,8,9-OCDD	4930		0.85	41:46	1.000	E__
2,3,7,8-TCDF	33.7		0.74	26:39	1.001	__
1,2,3,7,8-PeCDF	6.7		1.56	30:30	1.001	__
2,3,4,7,8-PeCDF	33.8		1.54	31:10	1.001	__
1,2,3,4,7,8-HxCDF	429		1.26	33:53	1.000	__
1,2,3,6,7,8-HxCDF	26.2		1.36	34:00	1.000	__
2,3,4,6,7,8-HxCDF	27.2		1.30	34:29	1.000	__
1,2,3,7,8,9-HxCDF	ND	0.2				__
1,2,3,4,6,7,8-HpCDF	631		1.07	36:58	1.000	__
1,2,3,4,7,8,9-HpCDF	29.1		1.07	38:33	1.000	__
1,2,3,4,6,7,8,9-OCDF	486		0.90	41:58	1.005	__

Totals	Conc. (pg/g)	Number	DL	Flags
Total TCDD	5.5	4		__
Total PeCDD	9.3	3		__
Total HxCDD	155	6		__
Total HpCDD	1020	2		__
Total TCDF	1010	17		E__
Total PeCDF	2010	20		__
Total HxCDF	1170	14		__
Total HpCDF	1240	4		__

161B_PSR v2.04, LARS 6.25.05

Triangle Laboratories, Inc.®
2445 S. Alston Ave. • Durham, North Carolina 27713
Phone: (919) 544-5729 • Fax: (919) 544-5491

Printed: 17:03 07/15/2002

TLI Project: **57752A** 1613, Revision B PCDD/PCDF Analysis (c)

Client Sample: **DF-TR-3 0.5-1** Analysis File: **W105607**

Internal Standards	Conc. (pg/g)	% Recovery	QC Limits	Ratio	RT	RRT	Flags
$^{13}C_{12}$-2,3,7,8-TCDD	136	68.2	25%-164%	0.81	27:19	1.006	—
$^{13}C_{12}$-1,2,3,7,8-PeCDD	185	92.8	25%-181%	1.52	31:29	1.159	—
$^{13}C_{12}$-1,2,3,4,7,8-HxCDD	153	76.8	32%-141%	1.31	34:36	0.989	—
$^{13}C_{12}$-1,2,3,6,7,8-HxCDD	153	76.7	28%-130%	1.25	34:41	0.991	—
$^{13}C_{12}$-1,2,3,4,6,7,8-HpCDD	135	67.8	23%-140%	1.00	38:00	1.086	—
$^{13}C_{12}$-1,2,3,4,6,7,8,9-OCDD	265	66.6	17%-157%	1.02	41:45	1.193	—
$^{13}C_{12}$-2,3,7,8-TCDF	159	79.7	24%-169%	0.76	26:38	0.980	—
$^{13}C_{12}$-1,2,3,7,8-PeCDF	202	101	24%-185%	1.46	30:29	1.122	—
$^{13}C_{12}$-2,3,4,7,8-PeCDF	159	79.7	21%-178%	1.51	31:09	1.147	—
$^{13}C_{12}$-1,2,3,4,7,8-HxCDF	142	71.2	26%-152%	0.51	33:54	0.969	—
$^{13}C_{12}$-1,2,3,6,7,8-HxCDF	130	65.3	26%-123%	0.52	34:00	0.971	—
$^{13}C_{12}$-2,3,4,6,7,8-HxCDF	174	87.3	28%-136%	0.51	34:29	0.985	—
$^{13}C_{12}$-1,2,3,7,8,9-HxCDF	169	84.8	29%-147%	0.51	35:17	1.008	—
$^{13}C_{12}$-1,2,3,4,6,7,8-HpCDF	146	73.3	28%-143%	0.45	36:57	1.056	—
$^{13}C_{12}$-1,2,3,4,7,8,9-HpCDF	132	66.5	26%-138%	0.43	38:32	1.101	—

Cleanup Standard	Conc. (pg/g)	% Recovery	QC Limits	RT	RRT	Flags
$^{37}Cl_4$-2,3,7,8-TCDD	15.2	76.6	35%-197%	27:20	1.006	—

Recovery Standards	Ratio	RT	Flags
$^{13}C_{12}$-1,2,3,4-TCDD	0.83	27:10	—
$^{13}C_{12}$-1,2,3,7,8,9-HxCDD	1.28	35:00	—

Data Reviewer: AEM 07/15/2002

161B_PSR v2.04, LARS 6.25.05

Triangle Laboratories, Inc.®
2445 S. Alston Ave. • Durham, North Carolina 27713
Phone: (919) 544-5729 • Fax: (919) 544-5491

Printed: 17:03 07/15/2002

Martin & Slagle

TLI Project: **57752A**
Client Sample: **DF-TR-3 0.5-1**

Toxicity Equivalents Report
Analysis File: **W105607**

Client Project:	**Mississippi Project**				
Sample Matrix:	**SOLID**	Date Received:	**06/28/02**	Spike File:	**SP161B22**
TLI ID:	**329-38-17**	Date Extracted:	**07/03/02**	ICal:	**WF5614B**
		Date Analyzed:	**07/12/02**	ConCal:	**WB21055**
Sample Size:	**12.600 g**	Dilution Factor:	**1**	% Moisture:	**20.3**
Dry Weight:	**10.042 g**	Blank File:	**S023087**	% Lipid:	**n/a**
GC Column:	**DB-5**	Analyst:	**JLD**	% Solids:	**79.7**

Analytes	Conc. (pg/g)		TEF		Equivalent
2,3,7,8-TCDD	{2.5}	x	1.	=	2.5
1,2,3,7,8-PeCDD	{6.1}	x	0.5	=	3.1
1,2,3,4,7,8-HxCDD	5.4	x	0.1	=	0.54
1,2,3,6,7,8-HxCDD	30.9	x	0.1	=	3.09
1,2,3,7,8,9-HxCDD	17.4	x	0.1	=	1.74
1,2,3,4,6,7,8-HpCDD	516	x	0.01	=	5.16
1,2,3,4,6,7,8,9-OCDD	4290	x	0.001	=	4.290
TOTAL PCDD					20.4
2,3,7,8-TCDF	23.0	x	0.1	=	2.30
1,2,3,7,8-PeCDF	521	x	0.05	=	26.1
2,3,4,7,8-PeCDF	33.3	x	0.5	=	16.7
1,2,3,4,7,8-HxCDF	423	x	0.1	=	42.3
1,2,3,6,7,8-HxCDF	25.9	x	0.1	=	2.59
2,3,4,6,7,8-HxCDF	26.8	x	0.1	=	2.68
1,2,3,7,8,9-HxCDF	{0.9}	x	0.1	=	0.09
1,2,3,4,6,7,8-HpCDF	622	x	0.01	=	6.22
1,2,3,4,7,8,9-HpCDF	28.7	x	0.01	=	0.287
1,2,3,4,6,7,8,9-OCDF	422	x	0.001	=	0.422
TOTAL PCDF					99.7

Total EPA TEFs, 1989a: 120.1 pg/g

{...} indicates that the value is that of a Detection Limit.

GRY_TEF v1.08, MILES 4.22.16

Triangle Laboratories, Inc.®
2445 S. Alston Ave. • Durham, North Carolina 27713
Phone: (919) 544-5729 • Fax: (919) 544-5491

Printed: 21:40 07/15/02

Initial ....Date...

Data Review By: ABM 7/15/02

Calculated Noise Height: 2.50

Page No. 1 Listing of W105607B.dbf
07/15/2002 Matched GC Peaks / Ratio / Ret. Time

Compound/ M_Z....	QC.Log	Omit	Why	..RT.	OK	Ratio	Total.Area/Ht	Area/Ht.Peak1	Area/Ht.Peak2	Rel.RT	Compound.Name..	ID..	Flags.
TCDF						0.65-0.89				0.879-1.070			
304-306	DC	NL				Height	17.87	11.53	6.34				
				23:29		0.73	979.62	414.68	564.94	0.882			
				24:05		0.82	449.58	202.69	246.89	0.904			
				24:18		0.79	1,251.31	551.03	700.28	0.912			
				24:41	RO	0.59	869.09	320.99	548.10	0.927			
				25:01		0.80	1,294.65	576.43	718.22	0.939			
				25:10		0.70	2,608.70	1,075.77	1,532.93	0.945			
				25:22		0.75	1,744.01	746.87	997.14	0.952			
				25:38		0.79	2,071.74	915.00	1,156.74	0.962			
				26:03		0.83	2,177.36	989.82	1,187.54	0.978			
				26:15		0.73	2,149.66	910.29	1,239.37	0.986			
				26:24		0.77	1,477.71	643.65	834.06	0.991			
				26:39		0.74	4,179.11	1,772.43	2,406.68	1.001	2378-TCDF	AN	
				26:52		0.66	176.72	69.96	106.76	1.009			
				27:04		0.74	2,540.44	1,081.52	1,458.92	1.016			
				27:17		0.75	961.26	412.91	548.35	1.024			
				27:31		0.72	4,197.42	1,753.33	2,444.09	1.033			
				27:51		0.73	96,772.70	40,730.80	56,041.90	1.046			E
				28:11		0.85	398.58	182.99	215.59	1.058			
	DC	WH		28:31		0.85	461.20			1.071			
	DC	WH		28:52		0.84	436.82			1.084			
304-306			18	Peaks			126,299.66						
13C12-TCDF						0.65-0.89				0.944-1.132			
316-318	DC	NL				Height	15.33	9.86	5.47				
	DC	SN		25:56	RO	1.65	95.48			0.974			
				26:14	RO	0.91	286.81	136.26	150.55	0.985			
				26:38		0.76	21,601.85	9,313.05	12,288.80	1.000	13C12-2378-TCDF	ISO	
						Height	6,251.19	2,723.56	3,527.63				
				26:59		0.68	3,565.61	1,438.05	2,127.56	1.013			
316-318			3	Peaks			25,454.27						

---------- Above: TCDF / TCDD Follows ----------

TCDD						0.65-0.89				0.904-1.041			
320-322	DC	NL				Height	4.88	2.45	2.43				
				24:52	RO	0.97	153.72	75.66	78.06	0.910	1368-TCDD	AN	
	DC	SN		25:04	RO	0.50	8.41			0.918			
				25:16	RO	1.05	68.01	34.87	33.14	0.925	1379-TCDD	AN	
	DC	SN		25:21	RO	0.61	17.49			0.928			
				25:32		0.67	70.68	28.44	42.24	0.935			J
				26:10		0.73	187.68	79.40	108.28	0.958			
				26:26	RO	0.64	110.07	43.09	66.98	0.968			
				26:38		0.80	83.87	37.26	46.61	0.975			
				26:50	RO	1.21	42.38	23.21	19.17	0.982			
				27:00		0.67	119.45	48.12	71.33	0.988			

Compound/ M_Z....	QC.Log	Omit	Why	..RT.	OK	Ratio	Total.Area/Ht	Area/Ht.Peak1	Area/Ht.Peak2	Rel.RT	Compound.Name..	ID..	Flags.
A				27:16	RO	0.97	67.10	33.00	34.10	0.998			
M				27:19	RO	1.46	133.00	78.90	54.10	1.000	2378-TCDD	AN	
				27:30	RO	2.23	145.55	100.44	45.11	1.007			
				27:46	RO	1.70	484.11	305.05	179.06	1.016			
				27:55	RO	2.16	1,073.92	734.55	339.37	1.022			
				28:20	RO	1.09	85.49	44.56	40.93	1.037			
	DC	WH		28:31	RO	1.50	105.28			1.044			
	DC	WH		28:39	RO	0.97	56.98			1.049			
	DC	WH		28:51	RO	1.40	208.28			1.056			
320-322			14	Peaks			2,825.03						
37Cl-TCDD										0.927-1.073			
328	DC	NL				Height	9.44	9.44					
				25:44			206.10	206.10		0.942			
				26:01			24,118.20	24,118.20		0.952			
				26:26			192.22	192.22		0.968			
M				27:20			1,730.00	1,730.00		1.001	37Cl-TCDD	CLS	
				27:43			106,963.00	106,963.00		1.015			
				28:39			1,768.30	1,768.30		1.049			
328			6	Peaks			134,977.82						
13C12-TCDD						0.65-0.89				0.920-1.066			
332-334	DC	NL				Height	130.96	127.32	3.64				
				27:10		0.83	20,803.95	9,445.75	11,358.20	0.995	13C12-1234-TCDD	RS1	
				27:19		0.81	15,111.43	6,760.19	8,351.24	1.000	13C12-2378-TCDD	IS1	
						Height	4,493.65	2,044.67	2,448.98				
332-334			2	Peaks			35,915.38						
---------- Above: TCDD / PeCDF Follows ----------													
PeCDF						1.32-1.78				0.910-1.036			
340-342	DC	NL				Height	5.27	3.09	2.18				
	DC	WL		28:20		1.43	599.21			0.910			
				28:27		1.51	3,947.11	2,376.59	1,570.52	0.913			
				28:37		1.59	1,643.84	1,009.00	634.84	0.919			
				28:51		1.53	6,786.53	4,099.34	2,687.19	0.926			
				29:03		1.69	710.45	446.00	264.45	0.933			
				29:15		1.48	2,817.92	1,681.02	1,136.90	0.939			
				29:26		1.62	675.29	418.02	257.27	0.945			
				29:38		1.56	11,670.98	7,112.09	4,558.89	0.951			
				29:50		1.53	57,799.70	34,952.40	22,847.30	0.958			
				30:01		1.53	36,054.50	21,798.90	14,255.60	0.964			
NM				30:24		1.51	72,300.00	43,500.00	28,800.00	0.997			
AN				30:30		1.56	914.00	557.00	357.00	1.001	12378-PeCDF	AN	
				30:41		1.44	2,404.97	1,417.54	987.43	0.985			
				30:48		1.54	3,148.83	1,907.58	1,241.25	0.989			
				31:01		1.48	335.57	200.44	135.13	0.996			J
				31:10		1.54	3,557.51	2,157.28	1,400.23	1.001	23478-PeCDF	AN	
				31:24		1.51	5,641.31	3,396.99	2,244.32	1.008			
			X	31:32		1.52	1,838.63	1,108.40	730.23	1.012			
				31:39		1.45	461.84	273.60	188.24	1.016			J
				31:48		1.52	5,208.45	3,143.66	2,064.79	1.021			

Compound/ M_Z....	QC.Log	Omit	Why	..RT.	OK	Ratio	Total.Area/Ht	Area/Ht.Peak1	Area/Ht.Peak2	Rel.RT	Compound.Name..	ID..	Flags.
				32:01		1.52	24,999.08	15,062.10	9,936.98	1.028			
				32:17	RO	1.87	134.83	87.92	46.91	1.036			
		DC	WH	32:24	RO	1.91	89.65			1.040			
		DC	WH	32:37		1.42	446.70			1.047			
340-342			21	Peaks			243,051.34						
13C12-PeCDF				1.32-1.78					0.807-1.128				
352-354		DC	NL			Height	4.63	2.82	1.81				
				28:31	RO	0.27	82.18	17.29	64.89	0.915			
				29:39	RO	0.17	461.03	67.61	393.42	0.952			
				29:49	RO	0.23	662.95	126.03	536.92	0.957			
				30:02	RO	0.19	276.83	44.21	232.62	0.964			
	M			30:29		1.46	22,390.00	13,300.00	9,090.00	1.000	13C12-PeCDF 123	IS2	
						Height	6,951.17	4,162.57	2,788.60				
				30:45	RO	0.08	2,562.34	185.21	2,377.13	0.987			
				31:09		1.51	17,652.96	10,606.60	7,046.36	1.000	13C12-PeCDF 234	IS3	
						Height	6,065.79	3,618.09	2,447.70				
				31:31	RO	1.07	266.03	137.24	128.79	1.012			
				31:40	RO	0.92	260.35	125.08	135.27	1.017			
				31:48	RO	0.74	1,643.89	700.19	943.70	1.021			
				31:54	RO	1.08	321.89	166.90	154.99	1.024			
				32:05	RO	0.97	1,316.20	648.77	667.43	1.030			
				32:24	RO	0.68	41.99	16.97	25.02	1.040			
352-354			13	Peaks			47,938.64						

---------- Above: PeCDF / PeCDD Follows ----------

PeCDD				1.32-1.78					0.940-1.021				
356-358		DC	NL			Height	4.38	1.80	2.58				
	D	D	WL	29:35		1.38	136.92			0.940			
				29:45	RO	0.11	3,130.05	317.88	2,812.17	0.945			
				29:49	RO	2.15	415.38	283.67	131.71	0.947			
				29:57	RO	0.01	652.63	5.81	646.82	0.951			
				30:13		1.32	224.63	127.96	96.67	0.960			J
				30:27	RO	0.52	758.09	258.49	499.60	0.967			
				30:35	RO	1.80	464.25	298.27	165.98	0.971			
				30:45	RO	2.14	235.17	160.19	74.98	0.977			
				30:56		1.36	114.02	65.62	48.40	0.983			J
				31:01		1.65	390.43	243.36	147.07	0.985			
				31:12	RO	3.13	106.03	80.35	25.68	0.991			
				31:20	RO	0.00	14,005.67	11.87	13,993.80	0.995			
				31:30	RO	1.22	485.86	267.37	218.49	1.001	12378-PeCDD	AN	
				31:39	RO	0.51	1,328.32	446.50	881.82	1.005			
				31:48	RO	2.11	1,696.59	1,151.86	544.73	1.010			
				31:55	RO	1.98	871.59	579.47	292.12	1.014			
		DC	WH	32:13	RO	0.53	127.52			1.023			
		DC	WH	32:22	RO	0.32	182.07			1.028			
356-358			15	Peaks			24,878.71						
13C12-PeCDD				1.32-1.78					0.735-1.053				
368-370		DC	NL			Height	12.92	10.46	2.46				
				30:02	RO	14.76	349.95	327.75	22.20	0.954			

Compound/ M_Z....	QC.Log	Omit	Why	..RT.	OK	Ratio	Total.Area/Ht	Area/Ht.Peak1	Area/Ht.Peak2	Rel.RT	Compound.Name..	ID..	Flags.
				30:29	RO	9.30	752.58	679.51	73.07	0.968			
				30:42	RO	1.23	76.86	42.45	34.41	0.975			
				30:53	RO	9.08	412.93	371.98	40.95	0.981			
				31:03	RO	28.34	182.79	176.56	6.23	0.986			
				31:06	RO	0.99	193.25	96.18	97.07	0.988			
				31:29		1.52	12,289.28	7,413.08	4,876.20	1.000	13C12-PeCDD 123	IS4	
						Height	4,133.56	2,568.88	1,564.68				
				31:53	RO	19.64	288.92	274.92	14.00	1.013			
	DC	SN		32:07	RO	0.29	79.91			1.020			
368-370			8	Peaks			14,546.56						

---------- Above: PeCDD / HxCDF Follows ----------

HxCDF						1.05-1.43				0.929-1.007			
374-376	DC	NL				Height	29.71	16.31	13.40				
				32:51		1.25	557.87	309.81	248.06	0.931			
				32:57		1.28	2,288.07	1,285.20	1,002.87	0.934			
				33:05		1.28	20,413.97	11,449.20	8,964.77	0.938			
				33:14		1.27	6,074.19	3,396.68	2,677.51	0.942			
				33:22		1.27	3,003.09	1,680.61	1,322.48	0.946			
				33:32		1.27	31,857.10	17,820.70	14,036.40	0.950			
				33:46		1.25	3,937.32	2,184.47	1,752.85	0.957			
				33:53		1.26	43,226.90	24,062.70	19,164.20	1.000	123478-HxCDF		AN
				34:00		1.36	2,584.37	1,488.78	1,095.59	1.000	123678-HxCDF		AN
				34:08		1.28	582.21	327.10	255.11	0.967			
				34:17		1.24	637.54	352.67	284.87	0.972			
				34:29		1.30	3,153.74	1,784.51	1,369.23	1.000	234678-HxCDF		AN
			X	35:01	RO	1.00	217.13	108.32	108.81	0.992			
				35:13		1.28	1,243.92	698.71	545.21	0.998			
				35:22		1.15	1,199.52	641.24	558.28	1.002			
D	D	WH		35:29		1.30	118.20			1.006			
374-376			15	Peaks			120,976.94						
13C12-HxCDF						0.43-0.59				0.879-1.105			
384-386	DC	NL				Height	37.15	19.44	17.71				
				33:54		0.51	16,144.82	5,487.42	10,657.40	1.000	13C12-HxCDF 478	IS5	
						Height	5,568.45	1,830.22	3,738.23				
				34:00		0.52	15,198.06	5,178.66	10,019.40	1.000	13C12-HxCDF 678	IS6	
						Height	5,075.48	1,740.64	3,334.84				
				34:29		0.51	19,203.41	6,518.51	12,684.90	1.000	13C12-HxCDF 234	IS7	
						Height	6,228.52	2,113.23	4,115.29				
	DC	SN		34:37	RO	0.31	67.16			0.981			
				35:17		0.51	16,210.68	5,475.18	10,735.50	1.000	13C12-HxCDF 789	IS8	
						Height	4,904.56	1,651.20	3,253.36				
	DC	SN		35:37	RO	1.29	83.56			1.009			
384-386			4	Peaks			66,756.97						

---------- Above: HxCDF / HxCDD Follows ----------

HxCDD						1.05-1.43				0.959-1.013			
390-392	DC	NL				Height	24.54	11.17	13.37				
				33:26		1.14	2,307.97	1,231.70	1,076.27	0.964			

Compound/ M_Z....	QC.Log	Omit	Why	..RT.	OK	Ratio	Total.Area/Ht	Area/Ht.Peak1	Area/Ht.Peak2	Rel.RT	Compound.Name..	ID..	Flags.
				33:43	RO	0.77	95.43	41.48	53.95	0.972			
				33:52		1.17	534.41	288.70	245.71	0.976			J
				34:05		1.18	4,344.74	2,354.13	1,990.61	0.983			
				34:12	RO	0.73	616.29	260.70	355.59	0.986			
				34:37		1.34	388.25	222.29	165.96	1.000	123478-HxCDD	AN	
				34:42		1.15	2,219.47	1,186.21	1,033.26	1.000	123678-HxCDD	AN	
				35:01		1.09	1,282.13	669.21	612.92	1.010	123789-HxCDD	AN	
	DC	WH		35:14	RO	1.86	1,051.03			1.016			
	DC	WH		35:20	RO	0.34	244.69			1.019			
	DC	WH		35:30	RO	0.86	514.32			1.024			
390-392			8	Peaks			11,788.69						
13C12-HxCDD				1.05-1.43					0.983-1.040				
402-404	DC	NL		Height			119.67	87.79	31.88				
				34:12	RO	1.88	3,101.65	2,024.25	1,077.40	0.988			
				34:30	RO	5.17	1,357.45	1,137.41	220.04	0.997			
				34:36		1.31	12,061.04	6,840.33	5,220.71	1.000	13C12-HxCDD 478	IS9	
				Height			3,902.86	2,142.35	1,760.51				
				34:41		1.25	12,900.64	7,160.00	5,740.64	1.000	13C12-HxCDD 678	IS10	
				Height			4,325.11	2,355.40	1,969.71				
				35:00		1.28	19,179.93	10,774.40	8,405.53	1.012	13C12-HxCDD 789	RS2	
				35:26	RO	7.80	1,491.78	1,322.29	169.49	1.024			
402-404			6	Peaks			50,092.49						

---------- Above: HxCDD / HpCDF Follows ----------

HpCDF				0.88-1.20					0.955-1.004				
408-410	DC	NL		Height			15.80	8.96	6.84				
D	D	WL		36:50	RO	1.22	453.07			0.956			
				36:58		1.07	57,751.90	29,786.40	27,965.50	1.000	1234678-HpCDF	AN	
				37:14		1.12	609.81	322.80	287.01	0.966			J
				37:24		1.07	45,307.90	23,426.10	21,881.80	0.971			
				38:33		1.07	1,906.24	985.32	920.92	1.000	1234789-HpCDF	AN	
408-410			4	Peaks			105,575.85						
13C12-HpCDF				0.37-0.51					0.856-1.142				
418-420	DC	NL		Height			10.99	4.54	6.45				
				36:57		0.45	12,219.80	3,819.10	8,400.70	1.000	13C12-HpCDF 678	IS11	
				Height			3,494.56	1,072.55	2,422.01				
				37:21	RO	1.67	121.57	76.06	45.51	0.969			
				38:32		0.43	8,769.69	2,633.63	6,136.06	1.000	13C12-HpCDF 789	IS12	
				Height			2,263.06	679.57	1,583.49				
	DC	SN		38:54	RO	3.40	40.99			1.010			
	DC	SN		39:04	RO	1.38	23.16			1.014			
418-420			3	Peaks			21,111.06						

---------- Above: HpCDF / HpCDD Follows ----------

HpCDD				0.88-1.20					0.975-1.004				
424-426	DC	NL		Height			24.82	12.16	12.66				
				37:15		1.04	22,734.50	11,603.70	11,130.80	0.980			
				38:01		1.04	25,620.00	13,033.00	12,587.00	1.000	1234678-HpCDD	AN	

```
Compound/
M_Z.... QC.Log Omit Why ..RT. OK Ratio Total.Area/Ht Area/Ht.Peak1 Area/Ht.Peak2 Rel.RT Compound.Name.. ID.. Flags.

424-426              2 Peaks              48,354.50

13C12-HpCDD                     0.88-1.20                                    0.868-1.078
436-438         DC  NL           Height        144.39        106.93         37.46
                        37:13 RO  3.28      3,313.96      2,539.18        774.78  0.979
                DC  SN  37:34 RO 10.12      1,041.51                                0.989
        M               38:00     1.00      9,320.00      4,670.00      4,650.00  1.000 13C12-HpCDD 678 IS13
                                 Height      2,494.27      1,247.77      1,246.50
436-438              2 Peaks              12,633.96

                    ---------------------- Above: HpCDD / Octa-CDD and CDF Follows ----------

OCDF                            0.76-1.02                                    0.952-1.048
442-444         DC  NL           Height          4.09          2.06          2.03
                DC  WL  36:41     0.84        314.05                                0.879
                DC  WL  36:50 RO  0.52         31.86                                0.882
                DC  WL  39:27     0.80         56.62                                0.945
                DC  WL  39:38     1.01        514.69                                0.949
                        41:46 RO  1.19         88.71         48.28         40.43  1.000
                        41:58     0.90     23,730.70     11,218.20     12,512.50  1.005 OCDF            AN
                        42:53 RO  1.33         35.01         19.96         15.05  1.027
442-444              3 Peaks              23,854.42

OCDD                            0.76-1.02                                    0.952-1.048
458-460         DC  NL           Height          3.49          2.06          1.43
                        41:46     0.85    190,925.50     87,820.50    103,105.00  1.000 OCDD            AN   E
458-460              1 Peak              190,925.50

13C12-OCDD                      0.76-1.02                                    0.996-1.004
470-472         DC  NL           Height         96.90         44.36         52.54
        M               41:45     1.02     14,670.00      7,410.00      7,260.00  1.000 13C12-OCDD      IS14
                                 Height      2,978.90      1,470.94      1,507.96
470-472              1 Peak              14,670.00


Column Description............  "Why" Code Description.........  QC Log Desc.........

M_Z   -Nominal Ion Mass(es)     WL-Below Retention Time Window   A-Peak Added
..RT. -Retention Time (mm:ss)   WH-Above Retention Time Window   K-Peak Kept
Rat.1 -Ratio of M/M+2 Ions      SN-Below Signal to Noise Level   D-Peak Deleted
OK    -RO=Ratio Outside Limits  <M-Below Method Detection Limit  T-Time Changed
Rel.RT-Relative Retention Time  NL-Channel Specific Noise Level  M-Peak Area Changed
                                                                 N-Name Changed
                                                                 X-Ether Interference

*** End of Report ***
```

File:W1056 #1-798 Acq:12-JUL-2002 21:51:22 GC EI+ Voltage SIR 70S Noise:14412
303.9016 S:7 F:2 BSUB(256,30,-3.0) PKD(9,5,3,0.10%,57648.0,1.00%,F,T) Exp:NDB5US
TRIANGLE LABS Text:TLI#57752A DF-TR-3 0-5.1

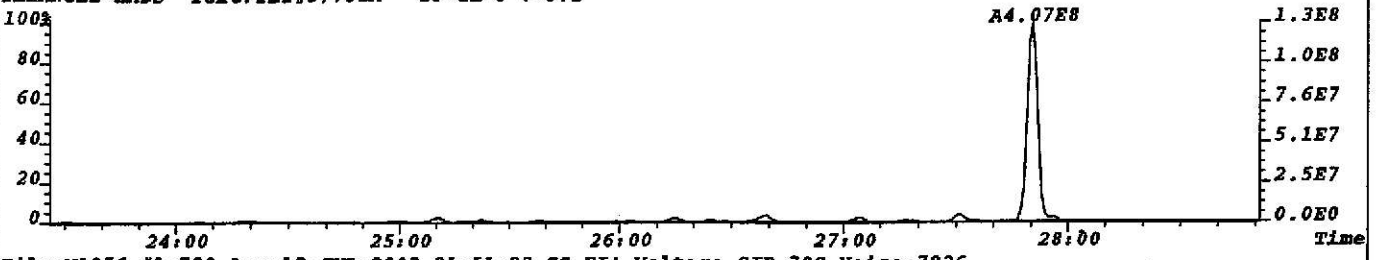

File:W1056 #1-798 Acq:12-JUL-2002 21:51:22 GC EI+ Voltage SIR 70S Noise:7926
305.8987 S:7 F:2 BSUB(256,30,-3.0) PKD(9,5,3,0.10%,31704.0,1.00%,F,T) Exp:NDB5US
TRIANGLE LABS Text:TLI#57752A DF-TR-3 0-5.1



File:W1056 #1-798 Acq:12-JUL-2002 21:51:22 GC EI+ Voltage SIR 70S Noise:12329
315.9419 S:7 F:2 BSUB(256,30,-3.0) PKD(9,5,3,0.10%,49316.0,1.00%,F,T) Exp:NDB5US
TRIANGLE LABS Text:TLI#57752A DF-TR-3 0-5.1

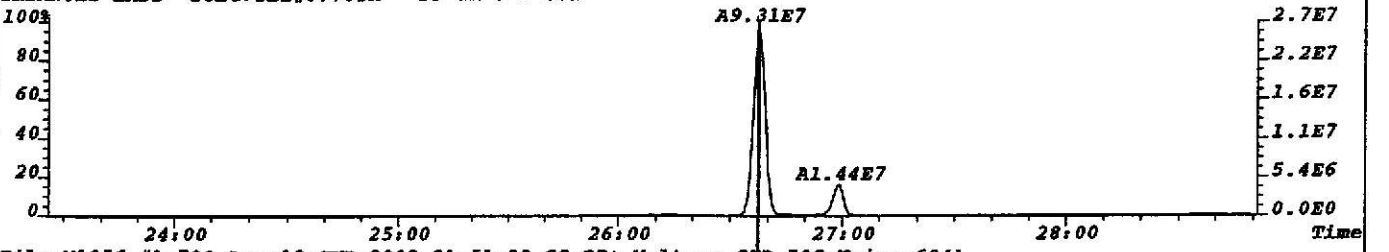

File:W1056 #1-798 Acq:12-JUL-2002 21:51:22 GC EI+ Voltage SIR 70S Noise:6841
317.9389 S:7 F:2 BSUB(256,30,-3.0) PKD(9,5,3,0.10%,27364.0,1.00%,F,T) Exp:NDB5US
TRIANGLE LABS Text:TLI#57752A DF-TR-3 0-5.1

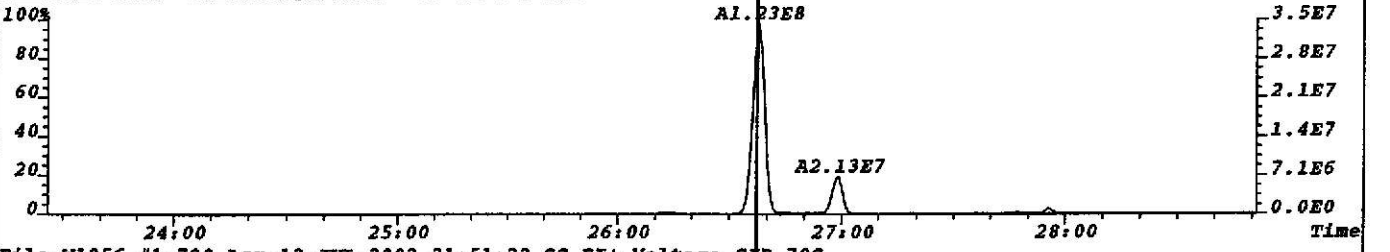

File:W1056 #1-798 Acq:12-JUL-2002 21:51:22 GC EI+ Voltage SIR 70S
330.9792 S:7 F:2 Exp:NDB5US
TRIANGLE LABS Text:TLI#57752A DF-TR-3 0-5.1

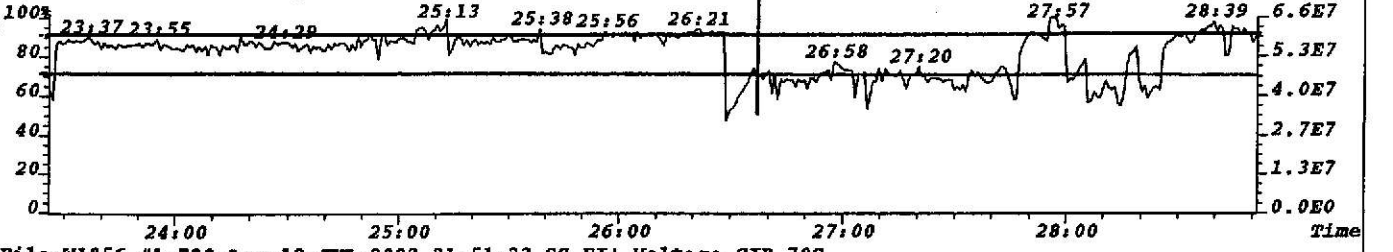

File:W1056 #1-798 Acq:12-JUL-2002 21:51:22 GC EI+ Voltage SIR 70S
375.8364 S:7 F:2 Exp:NDB5US
TRIANGLE LABS Text:TLI#57752A DF-TR-3 0-5.1

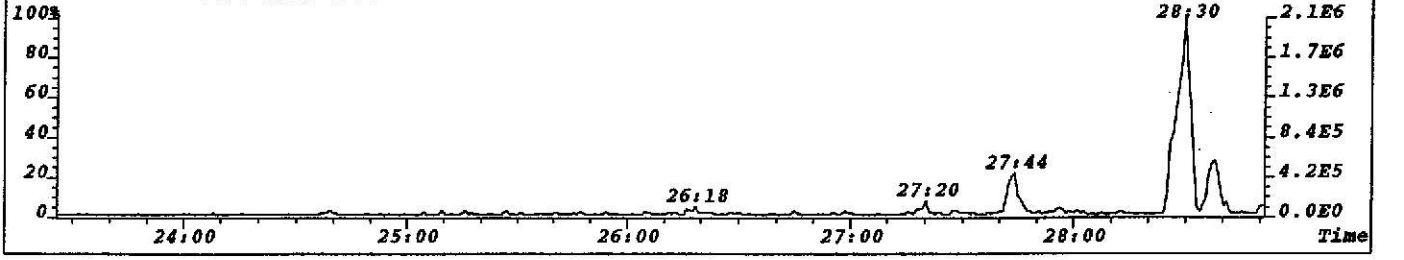

File:W1056 #1-798 Acq:12-JUL-2002 21:51:22 GC EI+ Voltage SIR 70S Noise:3059
319.8965 S:7 F:2 BSUB(256,30,-3.0) PKD(7,5,3,0.10%,12236.0,1.00%,F,T) Exp:NDB5US
TRIANGLE LABS Text:TLI#57752A DF-TR-3 0-5.1

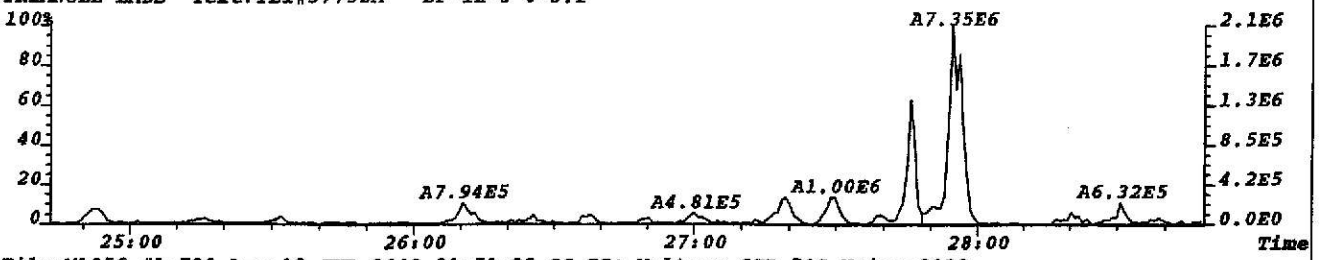

File:W1056 #1-798 Acq:12-JUL-2002 21:51:22 GC EI+ Voltage SIR 70S Noise:3033
321.8936 S:7 F:2 BSUB(256,30,-3.0) PKD(7,5,3,0.10%,12132.0,1.00%,F,T) Exp:NDB5US
TRIANGLE LABS Text:TLI#57752A DF-TR-3 0-5.1

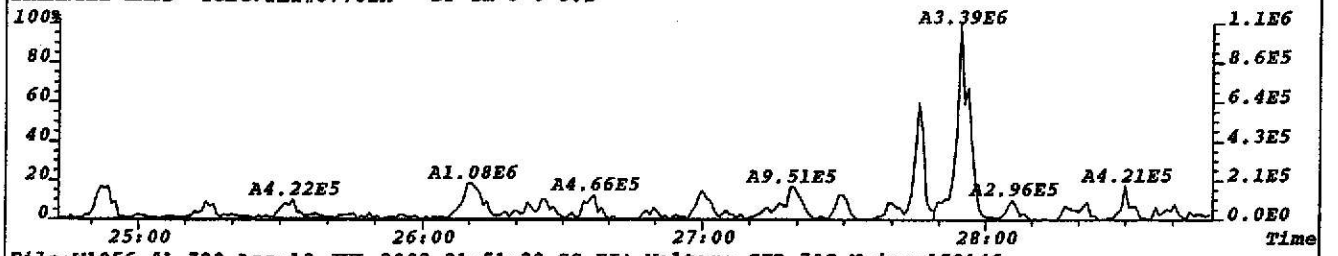

File:W1056 #1-798 Acq:12-JUL-2002 21:51:22 GC EI+ Voltage SIR 70S Noise:159146
331.9368 S:7 F:2 BSUB(256,30,-3.0) PKD(7,5,3,0.10%,636584.0,1.00%,F,T) Exp:NDB5US
TRIANGLE LABS Text:TLI#57752A DF-TR-3 0-5.1

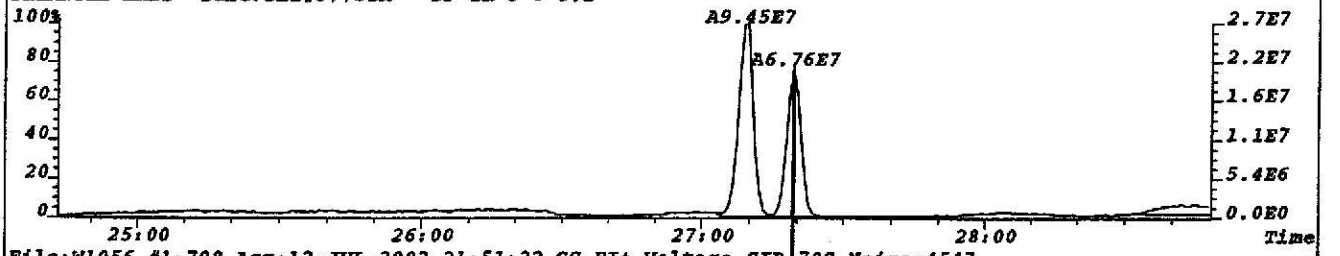

File:W1056 #1-798 Acq:12-JUL-2002 21:51:22 GC EI+ Voltage SIR 70S Noise:4547
333.9338 S:7 F:2 BSUB(256,30,-3.0) PKD(7,5,3,0.10%,18188.0,1.00%,F,T) Exp:NDB5US
TRIANGLE LABS Text:TLI#57752A DF-TR-3 0-5.1

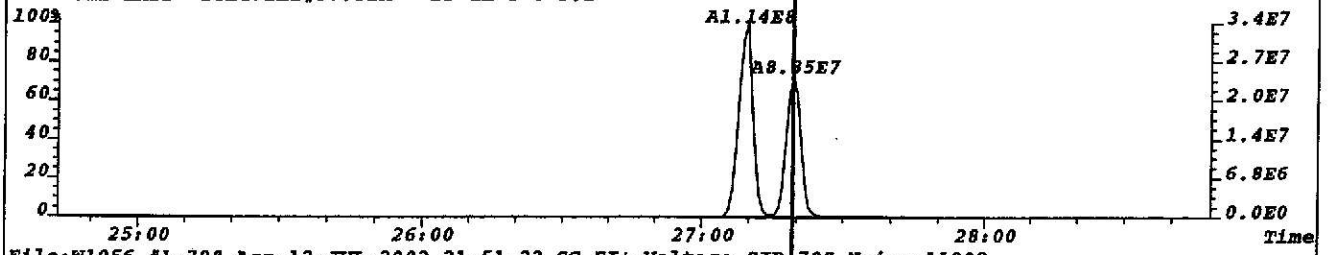

File:W1056 #1-798 Acq:12-JUL-2002 21:51:22 GC EI+ Voltage SIR 70S Noise:11802
327.8847 S:7 F:2 BSUB(256,30,-3.0) PKD(7,5,3,0.10%,47208.0,1.00%,F,T) Exp:NDB5US
TRIANGLE LABS Text:TLI#57752A DF-TR-3 0-5.1

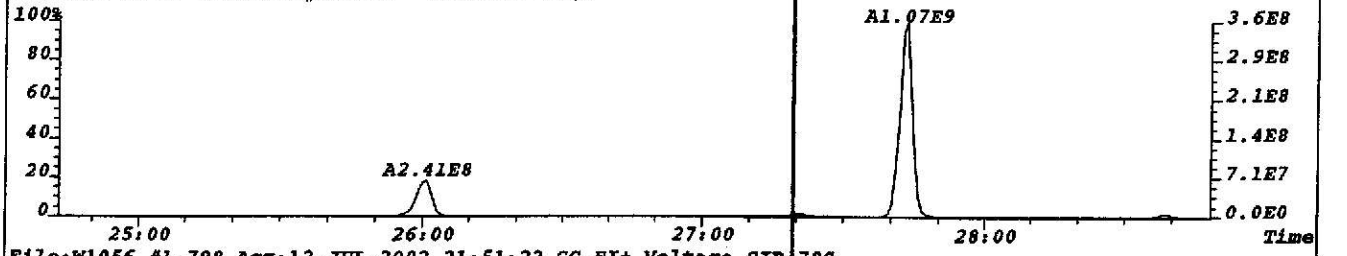

File:W1056 #1-798 Acq:12-JUL-2002 21:51:22 GC EI+ Voltage SIR 70S
330.9792 S:7 F:2 Exp:NDB5US
TRIANGLE LABS Text:TLI#57752A DF-TR-3 0-5.1

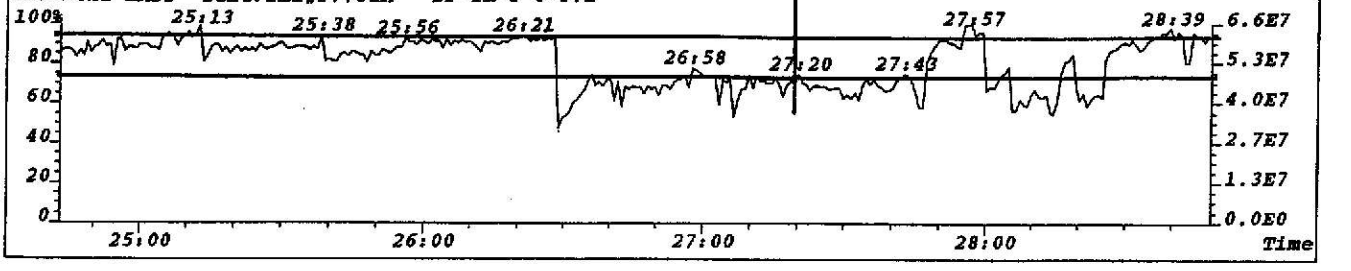

File:W1056 #1-798 Acq:12-JUL-2002 21:51:22 GC EI+ Voltage SIR 70S Noise:3864
339.8597 S:7 F:2 BSUB(256,30,-3.0) PKD(7,5,3,0.10%,15456.0,1.00%,F,T) Exp:NDB5US
TRIANGLE LABS Text:TLI#57752A DF-TR-3 0-5.1

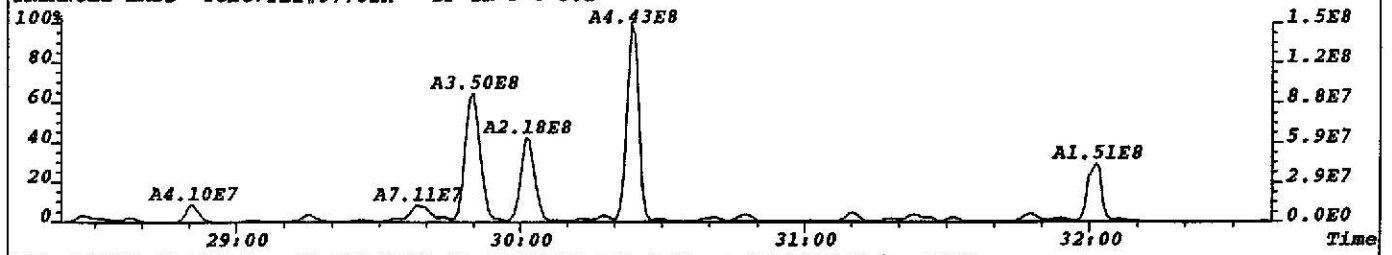

File:W1056 #1-798 Acq:12-JUL-2002 21:51:22 GC EI+ Voltage SIR 70S Noise:2722
341.8567 S:7 F:2 BSUB(256,30,-3.0) PKD(7,5,3,0.10%,10888.0,1.00%,F,T) Exp:NDB5US
TRIANGLE LABS Text:TLI#57752A DF-TR-3 0-5.1

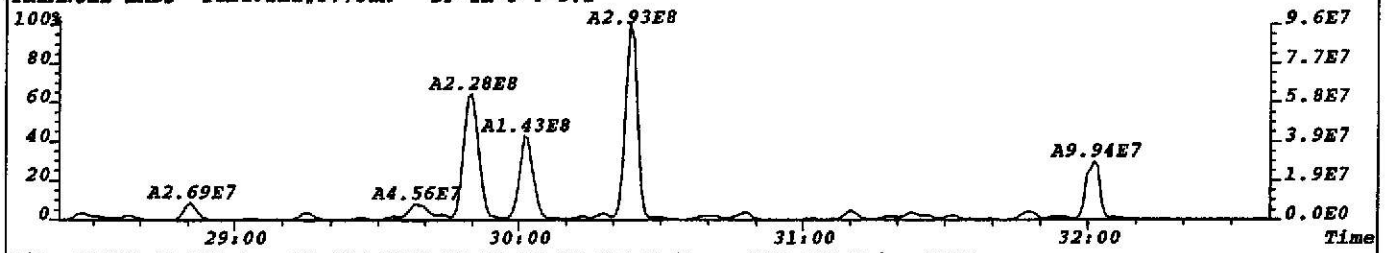

File:W1056 #1-798 Acq:12-JUL-2002 21:51:22 GC EI+ Voltage SIR 70S Noise:3527
351.9000 S:7 F:2 BSUB(256,30,-3.0) PKD(7,5,3,0.10%,14108.0,1.00%,F,T) Exp:NDB5US
TRIANGLE LABS Text:TLI#57752A DF-TR-3 0-5.1

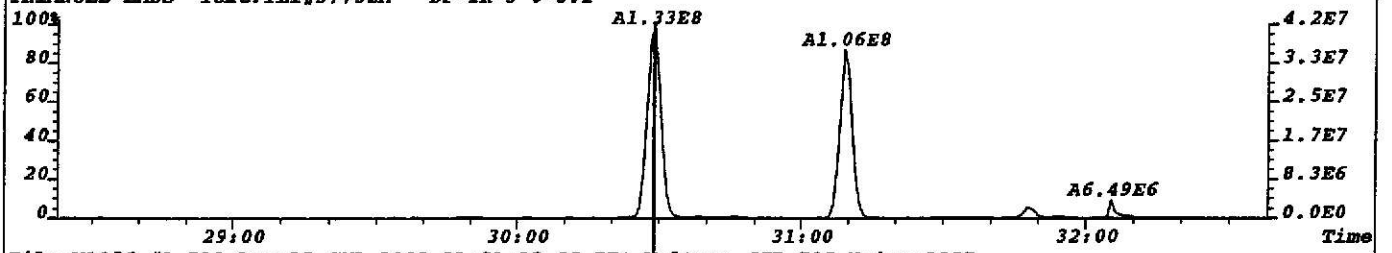

File:W1056 #1-798 Acq:12-JUL-2002 21:51:22 GC EI+ Voltage SIR 70S Noise:2257
353.8970 S:7 F:2 BSUB(256,30,-3.0) PKD(7,5,3,0.10%,9028.0,1.00%,F,T) Exp:NDB5US
TRIANGLE LABS Text:TLI#57752A DF-TR-3 0-5.1

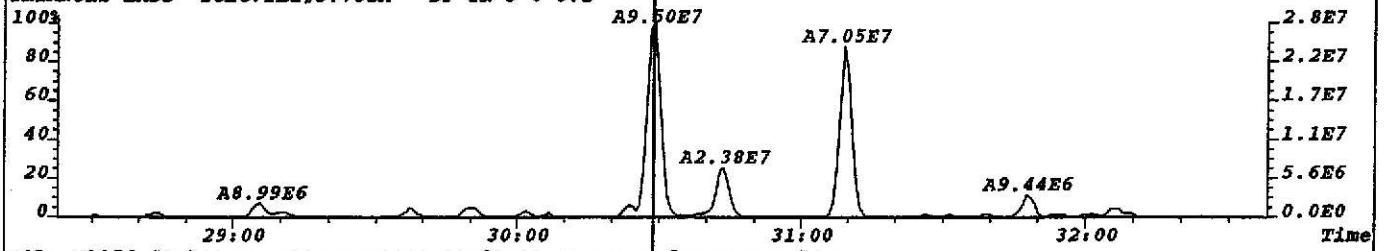

File:W1056 #1-798 Acq:12-JUL-2002 21:51:22 GC EI+ Voltage SIR 70S
330.9792 S:7 F:2 Exp:NDB5US
TRIANGLE LABS Text:TLI#57752A DF-TR-3 0-5.1

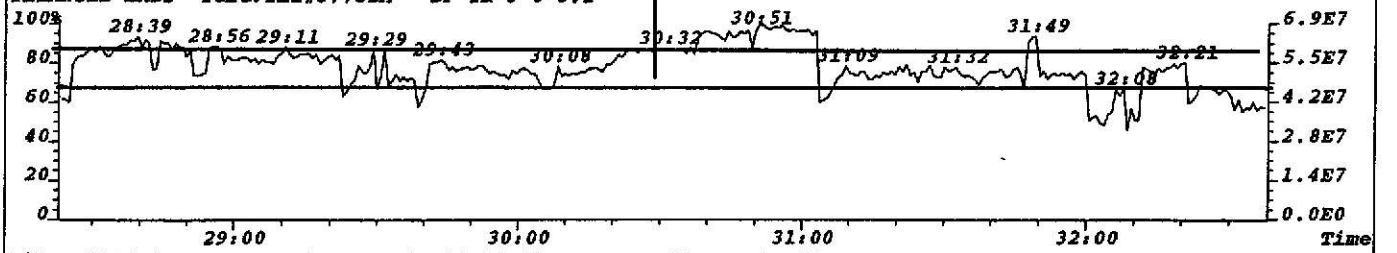

File:W1056 #1-798 Acq:12-JUL-2002 21:51:22 GC EI+ Voltage SIR 70S
409.7974 S:7 F:2 Exp:NDB5US
TRIANGLE LABS Text:TLI#57752A DF-TR-3 0-5.1

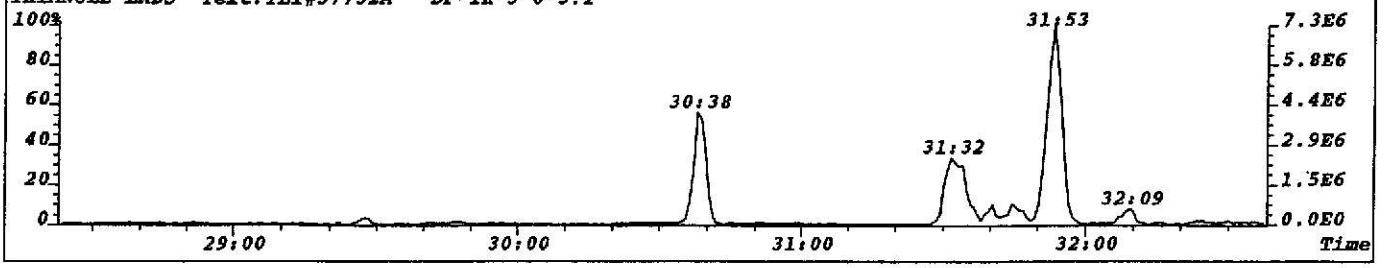

File:W1056 #1-798 Acq:12-JUL-2002 21:51:22 GC EI+ Voltage SIR 70S
355.8546 S:7 F:2 BSUB(256,30,-3.0) PKD(5,5,3,0.05%,8984.0,1.00%,F,T) Exp:NDB5US Noise:2246
Sample Text:TLI#57752A DF-TR-3 0-5.1 File Text:TRIANGLE LABORATORIES, INC.

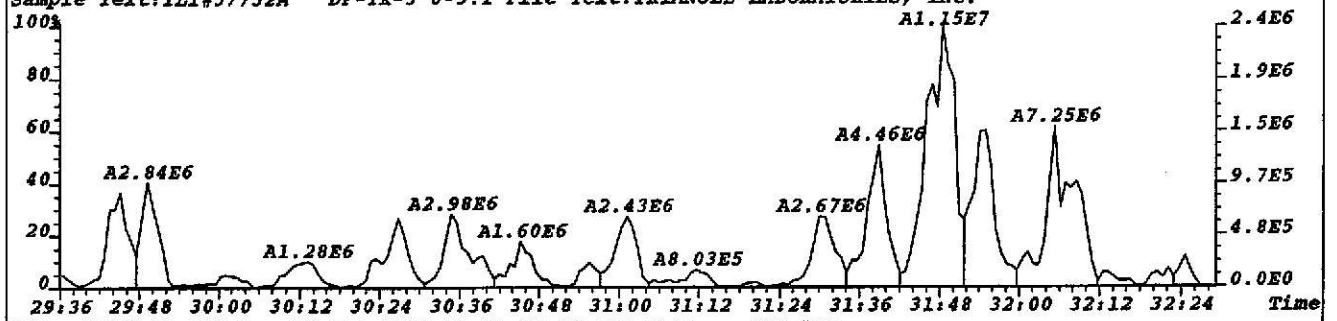

File:W1056 #1-798 Acq:12-JUL-2002 21:51:22 GC EI+ Voltage SIR 70S
357.8516 S:7 F:2 BSUB(256,30,-3.0) PKD(5,5,3,0.05%,12884.0,1.00%,F,T) Exp:NDB5US Noise:3221
Sample Text:TLI#57752A DF-TR-3 0-5.1 File Text:TRIANGLE LABORATORIES, INC.

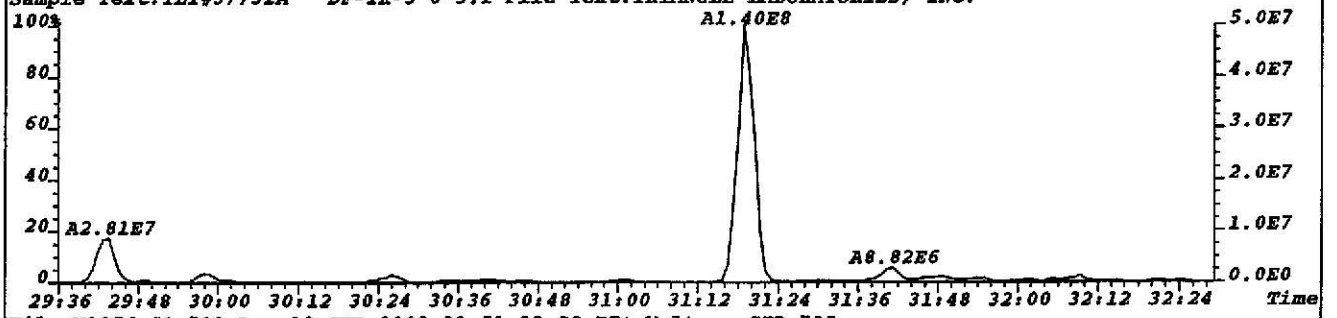

File:W1056 #1-798 Acq:12-JUL-2002 21:51:22 GC EI+ Voltage SIR 70S
367.8949 S:7 F:2 BSUB(256,30,-3.0) PKD(5,5,3,0.05%,52284.0,1.00%,F,T) Exp:NDB5US Noise:13071
Sample Text:TLI#57752A DF-TR-3 0-5.1 File Text:TRIANGLE LABORATORIES, INC.

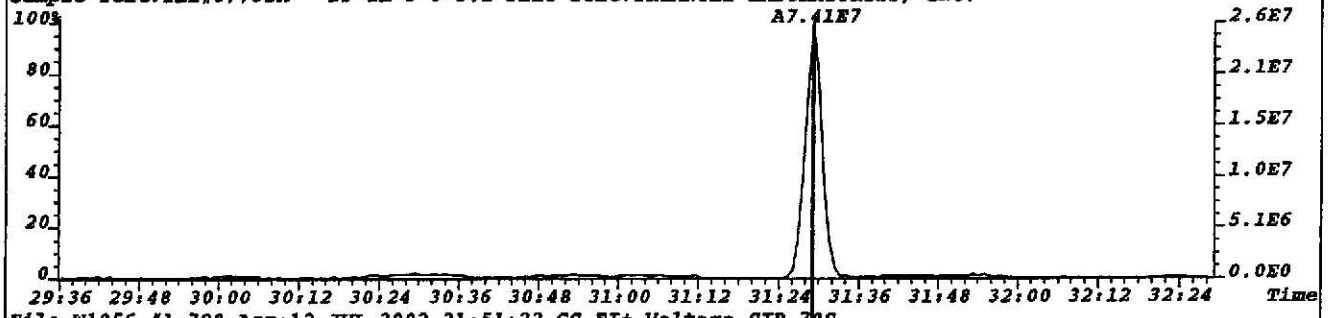

File:W1056 #1-798 Acq:12-JUL-2002 21:51:22 GC EI+ Voltage SIR 70S
369.8919 S:7 F:2 BSUB(256,30,-3.0) PKD(5,5,3,0.05%,12316.0,1.00%,F,T) Exp:NDB5US Noise:3079
Sample Text:TLI#57752A DF-TR-3 0-5.1 File Text:TRIANGLE LABORATORIES, INC.

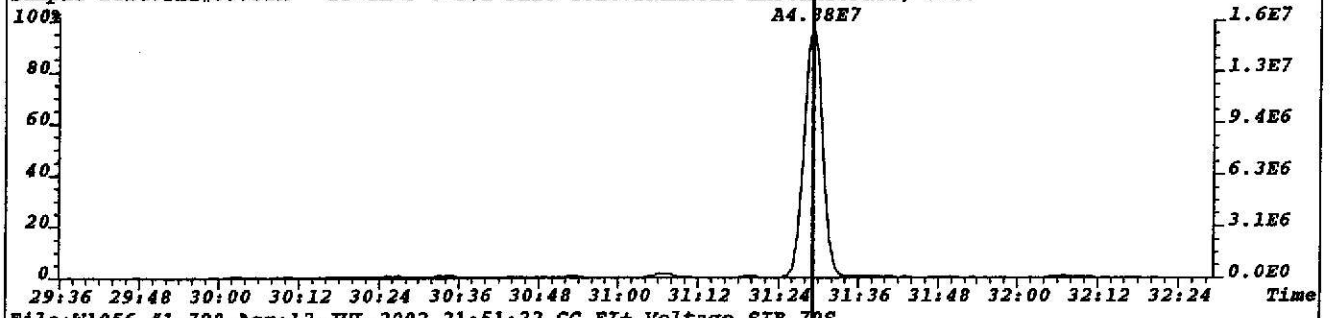

File:W1056 #1-798 Acq:12-JUL-2002 21:51:22 GC EI+ Voltage SIR 70S
330.9792 S:7 F:2 Exp:NDB5US
Sample Text:TLI#57752A DF-TR-3 0-5.1 File Text:TRIANGLE LABORATORIES, INC.

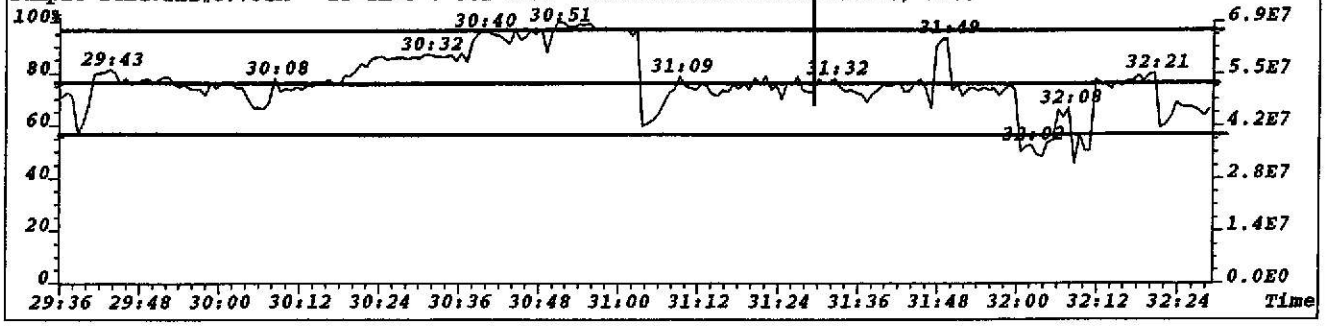

File:W1056 #1-422 Acq:12-JUL-2002 21:51:22 GC EI+ Voltage SIR 70S Noise:20384
373.8208 S:7 F:3 BSUB(256,30,-3.0) PKD(7,5,3,0.10%,81536.0,1.00%,F,T) Exp:NDB5US
TRIANGLE LABS Text:TLI#57752A DF-TR-3 0-5.1

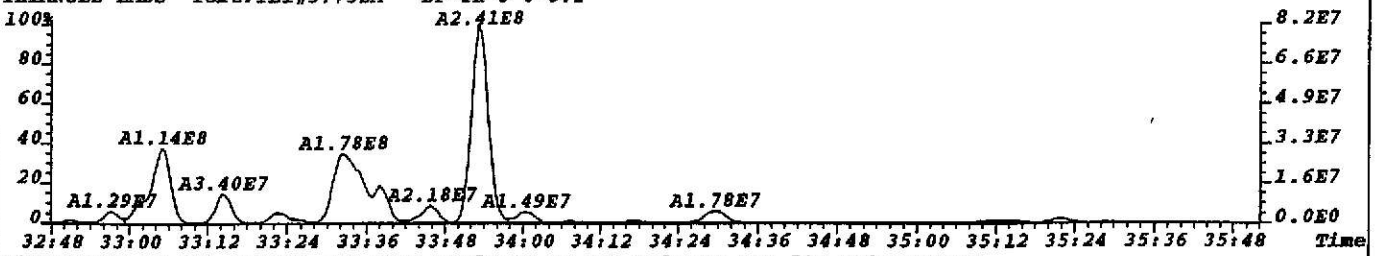

File:W1056 #1-422 Acq:12-JUL-2002 21:51:22 GC EI+ Voltage SIR 70S Noise:16754
375.8178 S:7 F:3 BSUB(256,30,-3.0) PKD(7,5,3,0.10%,67016.0,1.00%,F,T) Exp:NDB5US
TRIANGLE LABS Text:TLI#57752A DF-TR-3 0-5.1

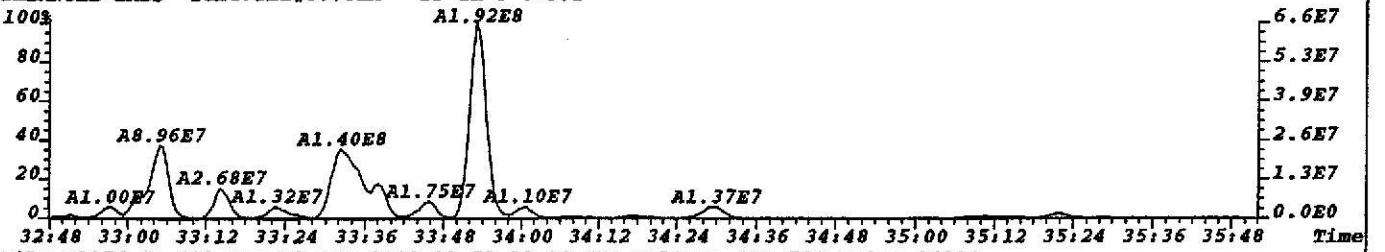

File:W1056 #1-422 Acq:12-JUL-2002 21:51:22 GC EI+ Voltage SIR 70S Noise:24294
383.8639 S:7 F:3 BSUB(256,30,-3.0) PKD(7,5,3,0.10%,97176.0,1.00%,F,T) Exp:NDB5US
TRIANGLE LABS Text:TLI#57752A DF-TR-3 0-5.1

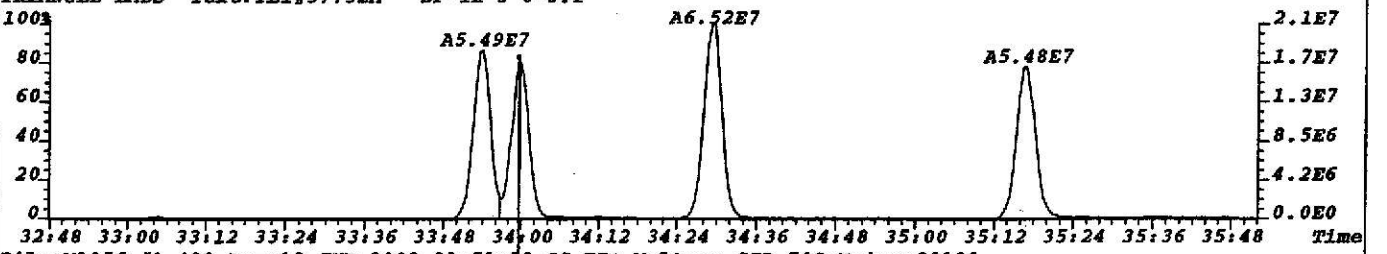

File:W1056 #1-422 Acq:12-JUL-2002 21:51:22 GC EI+ Voltage SIR 70S Noise:22133
385.8610 S:7 F:3 BSUB(256,30,-3.0) PKD(7,5,3,0.10%,88532.0,1.00%,F,T) Exp:NDB5US
TRIANGLE LABS Text:TLI#57752A DF-TR-3 0-5.1

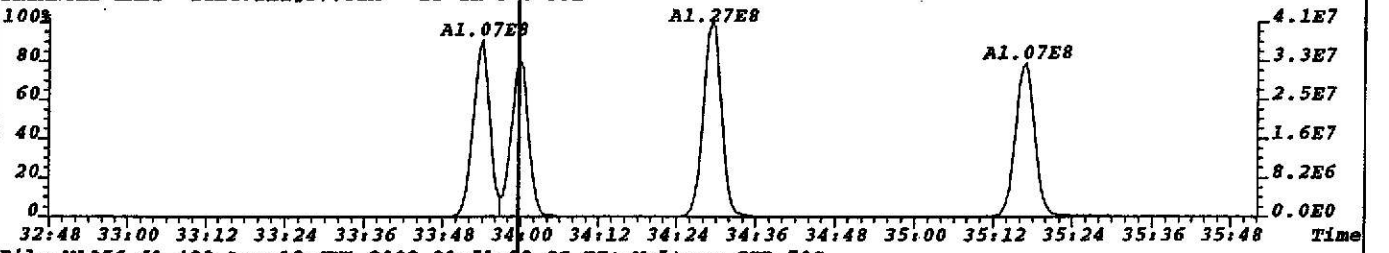

File:W1056 #1-422 Acq:12-JUL-2002 21:51:22 GC EI+ Voltage SIR 70S
392.9760 S:7 F:3 Exp:NDB5US
TRIANGLE LABS Text:TLI#57752A DF-TR-3 0-5.1

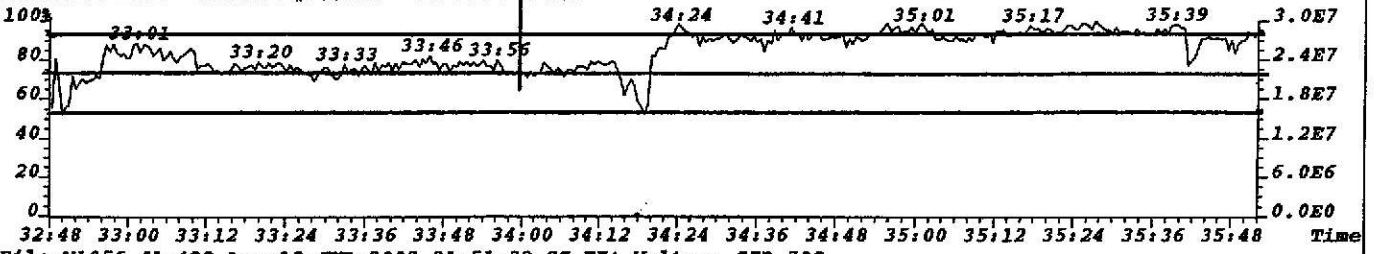

File:W1056 #1-422 Acq:12-JUL-2002 21:51:22 GC EI+ Voltage SIR 70S
445.7555 S:7 F:3 Exp:NDB5US
TRIANGLE LABS Text:TLI#57752A DF-TR-3 0-5.1

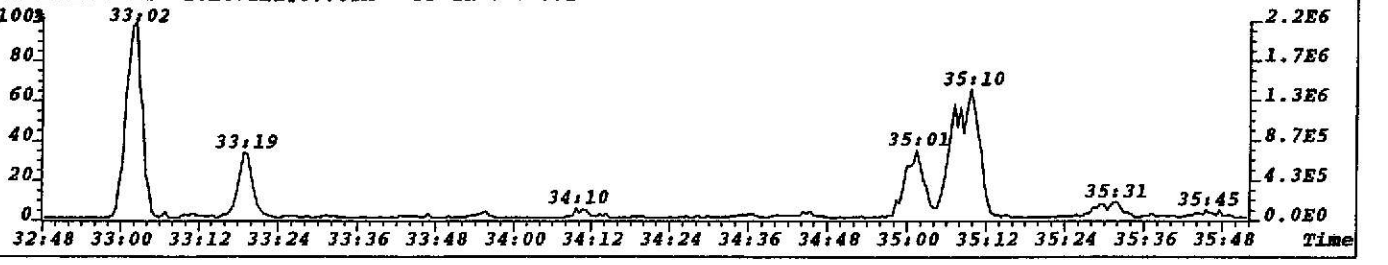

File:W1056 #1-422 Acq:12-JUL-2002 21:51:22 GC EI+ Voltage SIR 70S
389.8156 S:7 F:3 BSUB(256,30,-3.0) PKD(7,5,3,0.10%,55848.0,1.00%,F,T) Exp:NDB5US Noise:13962
Sample Text:TLI#57752A DF-TR-3 0-5.1 File Text:TRIANGLE LABORATORIES, INC.

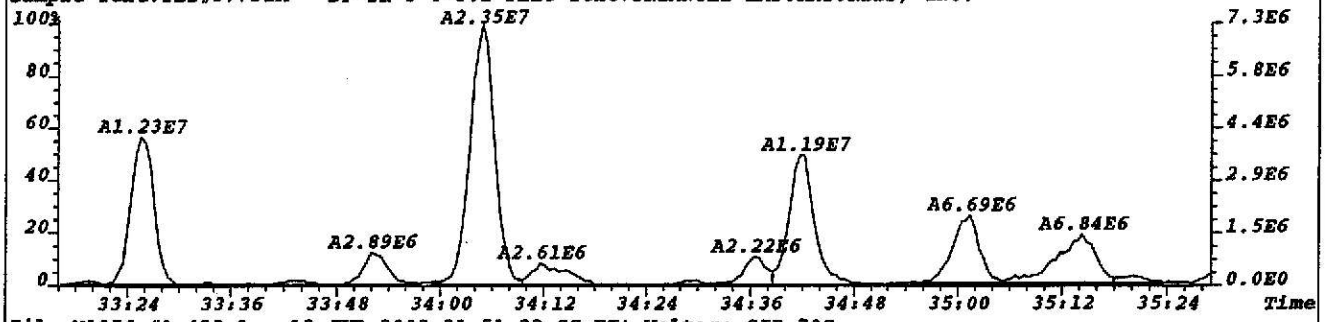

File:W1056 #1-422 Acq:12-JUL-2002 21:51:22 GC EI+ Voltage SIR 70S
391.8127 S:7 F:3 BSUB(256,30,-3.0) PKD(7,5,3,0.10%,66864.0,1.00%,F,T) Exp:NDB5US Noise:16716
Sample Text:TLI#57752A DF-TR-3 0-5.1 File Text:TRIANGLE LABORATORIES, INC.

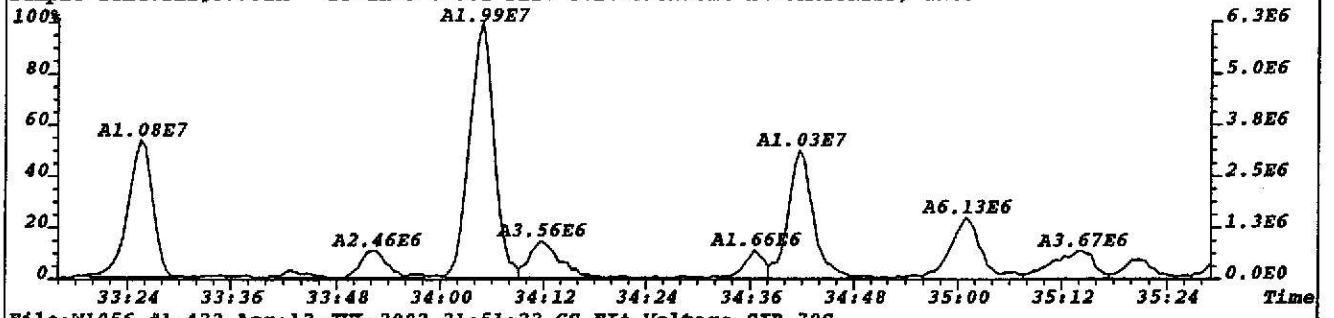

File:W1056 #1-422 Acq:12-JUL-2002 21:51:22 GC EI+ Voltage SIR 70S
401.8558 S:7 F:3 BSUB(256,30,-3.0) PKD(7,5,3,0.10%,438956.0,1.00%,F,T) Exp:NDB5US Noise:109739
Sample Text:TLI#57752A DF-TR-3 0-5.1 File Text:TRIANGLE LABORATORIES, INC.

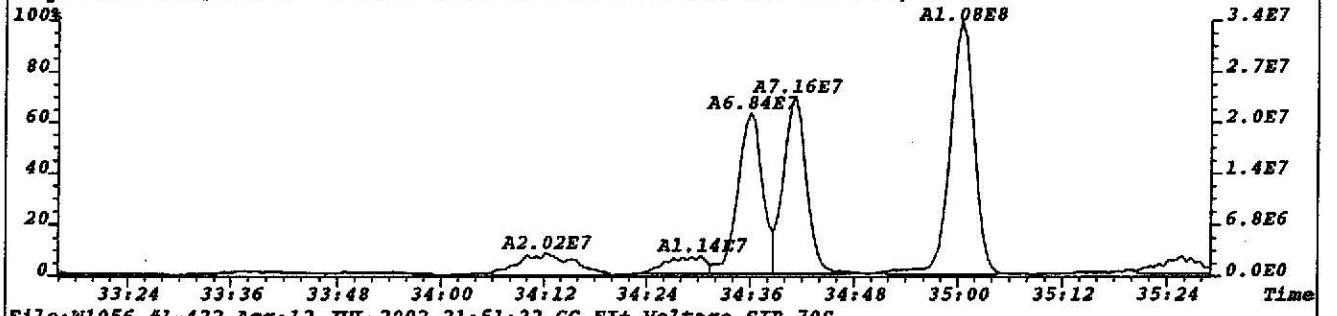

File:W1056 #1-422 Acq:12-JUL-2002 21:51:22 GC EI+ Voltage SIR 70S
403.8529 S:7 F:3 BSUB(256,30,-3.0) PKD(7,5,3,0.10%,159416.0,1.00%,F,T) Exp:NDB5US Noise:39854
Sample Text:TLI#57752A DF-TR-3 0-5.1 File Text:TRIANGLE LABORATORIES, INC.

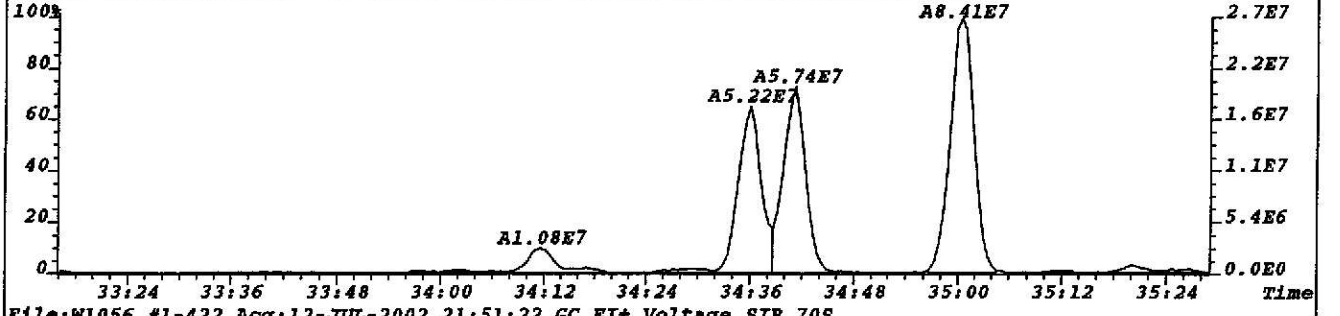

File:W1056 #1-422 Acq:12-JUL-2002 21:51:22 GC EI+ Voltage SIR 70S
392.9760 S:7 F:3 Exp:NDB5US
Sample Text:TLI#57752A DF-TR-3 0-5.1 File Text:TRIANGLE LABORATORIES, INC.

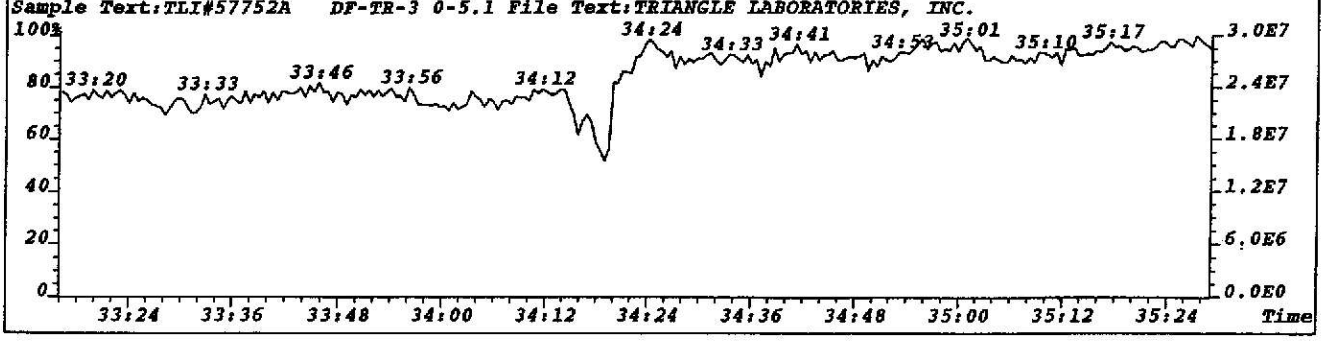

File:W1056 #1-674 Acq:12-JUL-2002 21:51:22 GC EI+ Voltage SIR 70S Noise:11202
407.7818 S:7 F:4 BSUB(256,30,-3.0) PKD(7,5,3,0.10%,44808.0,1.00%,F,T) Exp:NDB5US
TRIANGLE LABS Text:TLI#57752A DF-TR-3 0-5.1

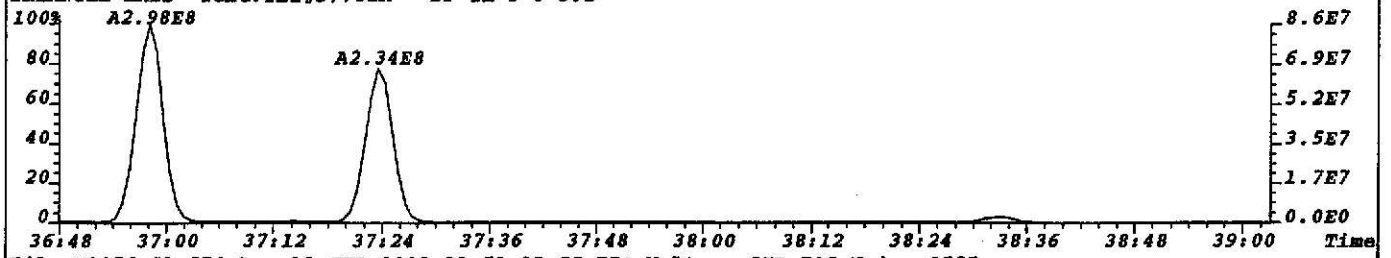

File:W1056 #1-674 Acq:12-JUL-2002 21:51:22 GC EI+ Voltage SIR 70S Noise:8555
409.7789 S:7 F:4 BSUB(256,30,-3.0) PKD(7,5,3,0.10%,34220.0,1.00%,F,T) Exp:NDB5US
TRIANGLE LABS Text:TLI#57752A DF-TR-3 0-5.1



File:W1056 #1-674 Acq:12-JUL-2002 21:51:22 GC EI+ Voltage SIR 70S Noise:5677
417.8253 S:7 F:4 BSUB(256,30,-3.0) PKD(7,5,3,0.10%,22708.0,1.00%,F,T) Exp:NDB5US
TRIANGLE LABS Text:TLI#57752A DF-TR-3 0-5.1



File:W1056 #1-674 Acq:12-JUL-2002 21:51:22 GC EI+ Voltage SIR 70S Noise:8066
419.8220 S:7 F:4 BSUB(256,30,-3.0) PKD(7,5,3,0.10%,32264.0,1.00%,F,T) Exp:NDB5US
TRIANGLE LABS Text:TLI#57752A DF-TR-3 0-5.1



File:W1056 #1-674 Acq:12-JUL-2002 21:51:22 GC EI+ Voltage SIR 70S
430.9729 S:7 F:4 Exp:NDB5US
TRIANGLE LABS Text:TLI#57752A DF-TR-3 0-5.1

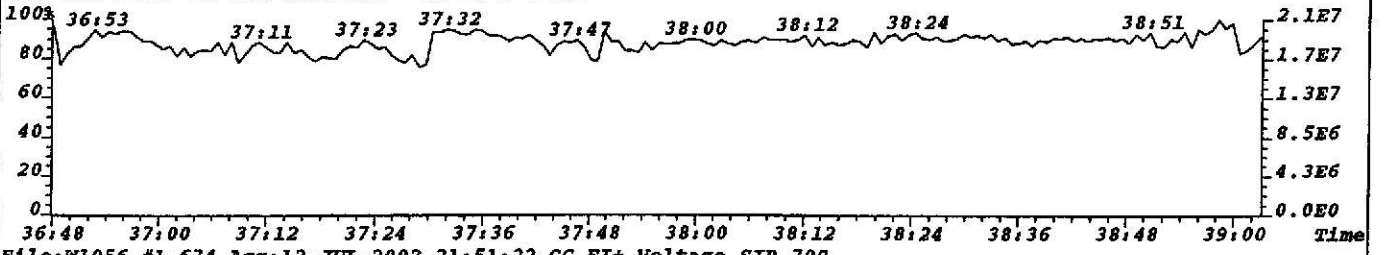

File:W1056 #1-674 Acq:12-JUL-2002 21:51:22 GC EI+ Voltage SIR 70S
479.7165 S:7 F:4 Exp:NDB5US
TRIANGLE LABS Text:TLI#57752A DF-TR-3 0-5.1

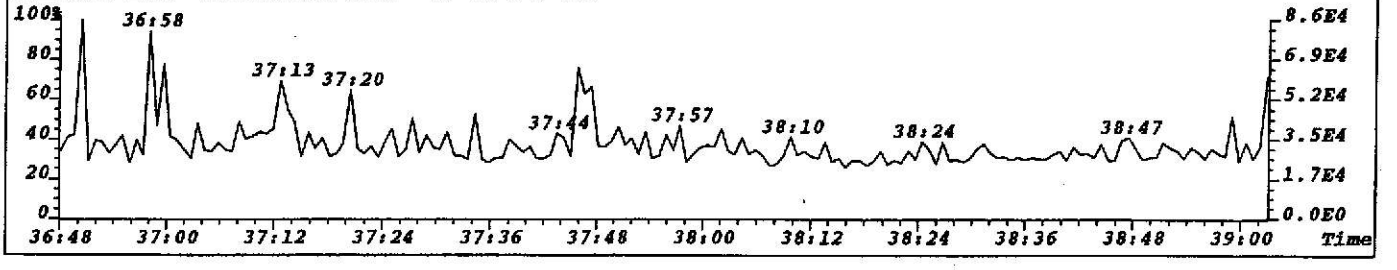

File:W1056 #1-674 Acq:12-JUL-2002 21:51:22 GC EI+ Voltage SIR 70S
423.7766 S:7 F:4 BSUB(256,30,-3.0) PKD(7,5,3,0.10%,60780.0,1.00%,F,T) Exp:NDB5US Noise:15195
Sample Text:TLI#57752A DF-TR-3 0-5.1 File Text:TRIANGLE LABORATORIES, INC.

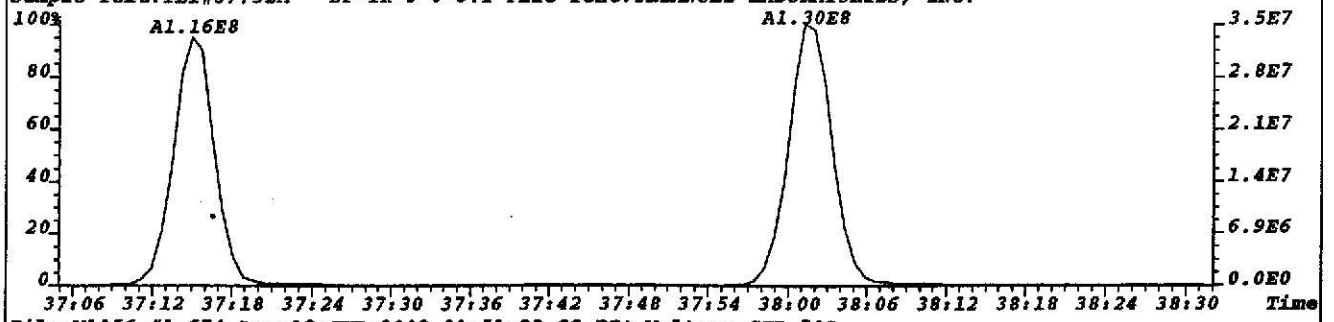

File:W1056 #1-674 Acq:12-JUL-2002 21:51:22 GC EI+ Voltage SIR 70S
425.7737 S:7 F:4 BSUB(256,30,-3.0) PKD(7,5,3,0.10%,63312.0,1.00%,F,T) Exp:NDB5US Noise:15828
Sample Text:TLI#57752A DF-TR-3 0-5.1 File Text:TRIANGLE LABORATORIES, INC.

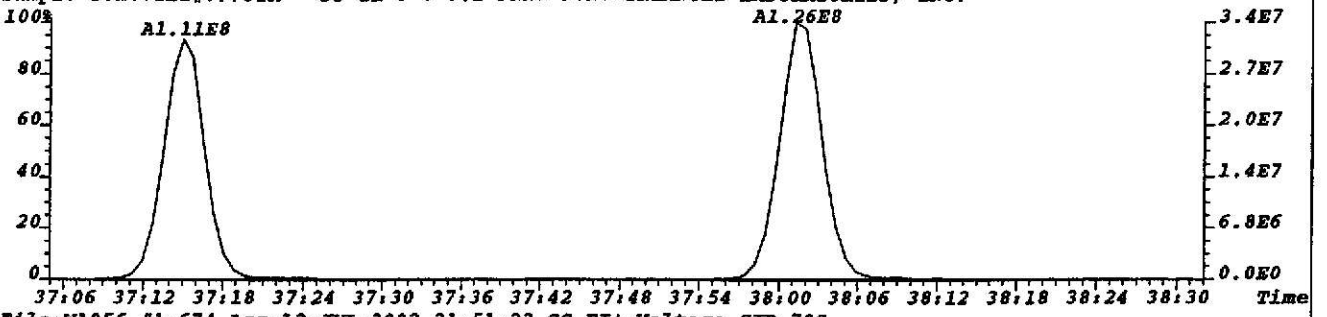

File:W1056 #1-674 Acq:12-JUL-2002 21:51:22 GC EI+ Voltage SIR 70S
435.8169 S:7 F:4 BSUB(256,30,-3.0) PKD(7,5,3,0.10%,534660.0,1.00%,F,T) Exp:NDB5US Noise:133665
Sample Text:TLI#57752A DF-TR-3 0-5.1 File Text:TRIANGLE LABORATORIES, INC.

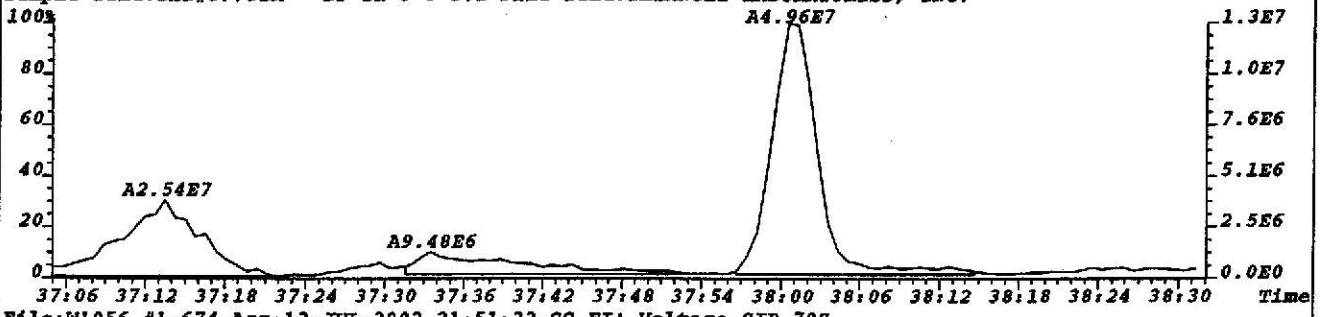

File:W1056 #1-674 Acq:12-JUL-2002 21:51:22 GC EI+ Voltage SIR 70S
437.8140 S:7 F:4 BSUB(256,30,-3.0) PKD(7,5,3,0.10%,187308.0,1.00%,F,T) Exp:NDB5US Noise:46827
Sample Text:TLI#57752A DF-TR-3 0-5.1 File Text:TRIANGLE LABORATORIES, INC.

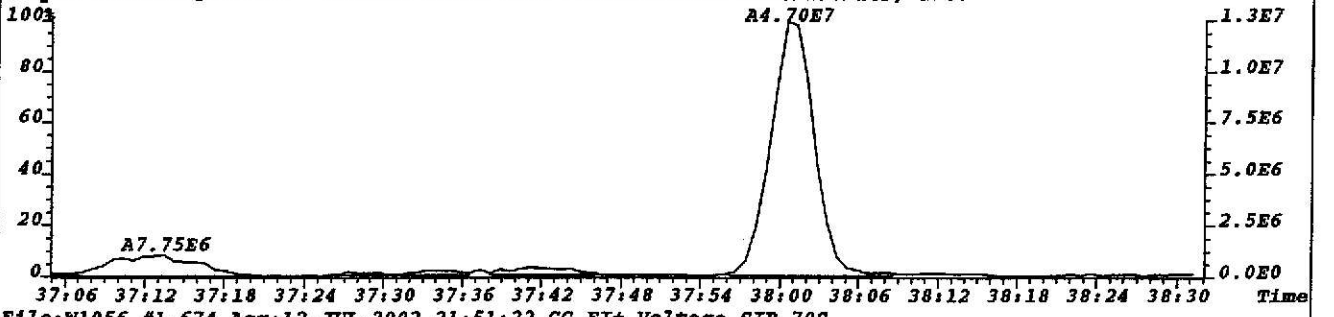

File:W1056 #1-674 Acq:12-JUL-2002 21:51:22 GC EI+ Voltage SIR 70S
430.9729 S:7 F:4 Exp:NDB5US
Sample Text:TLI#57752A DF-TR-3 0-5.1 File Text:TRIANGLE LABORATORIES, INC.

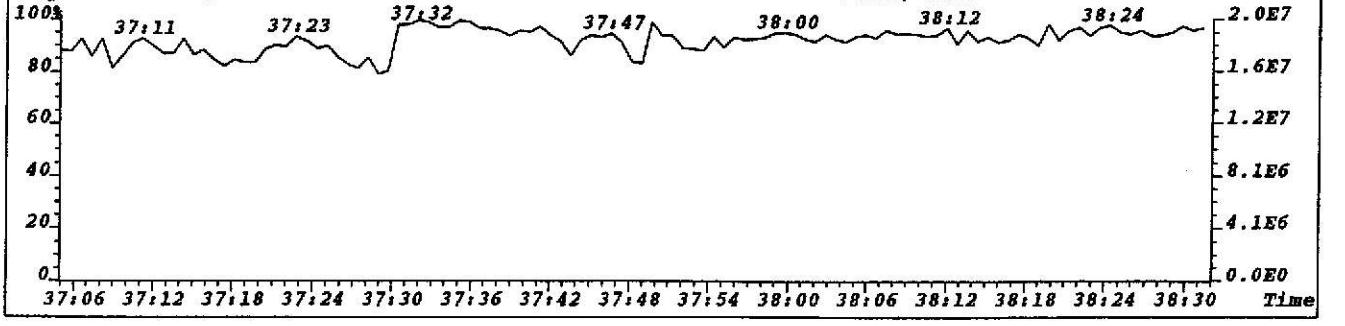

File:W1056 #1-674 Acq:12-JUL-2002 21:51:22 GC EI+ Voltage SIR 70S Noise:2580
441.7428 S:7 F:4 BSUB(256,30,-3.0) PKD(7,5,3,0.10%,10320.0,1.00%,F,T) Exp:NDB5US
Sample Text:TLI#57752A DF-TR-3 0-5.1 File Text:TRIANGLE LABORATORIES, INC.

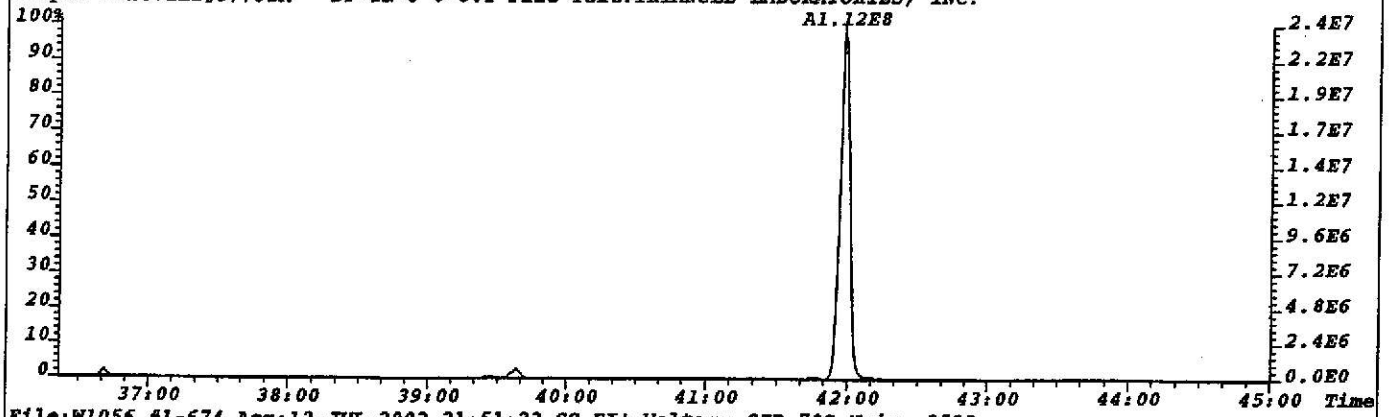

File:W1056 #1-674 Acq:12-JUL-2002 21:51:22 GC EI+ Voltage SIR 70S Noise:2539
443.7399 S:7 F:4 BSUB(256,30,-3.0) PKD(7,5,3,0.10%,10156.0,1.00%,F,T) Exp:NDB5US
Sample Text:TLI#57752A DF-TR-3 0-5.1 File Text:TRIANGLE LABORATORIES, INC.

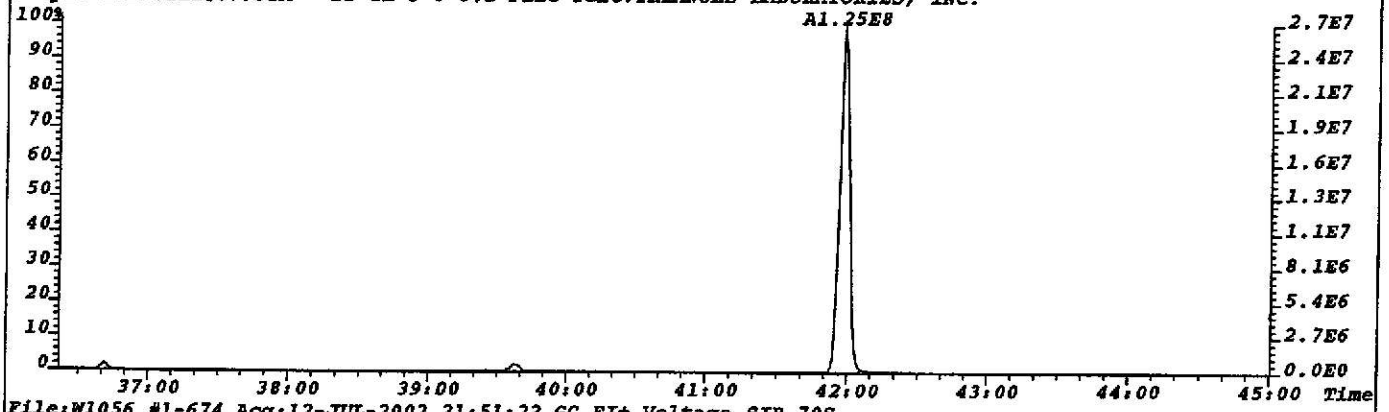

File:W1056 #1-674 Acq:12-JUL-2002 21:51:22 GC EI+ Voltage SIR 70S
430.9729 S:7 F:4 Exp:NDB5US
Sample Text:TLI#57752A DF-TR-3 0-5.1 File Text:TRIANGLE LABORATORIES, INC.

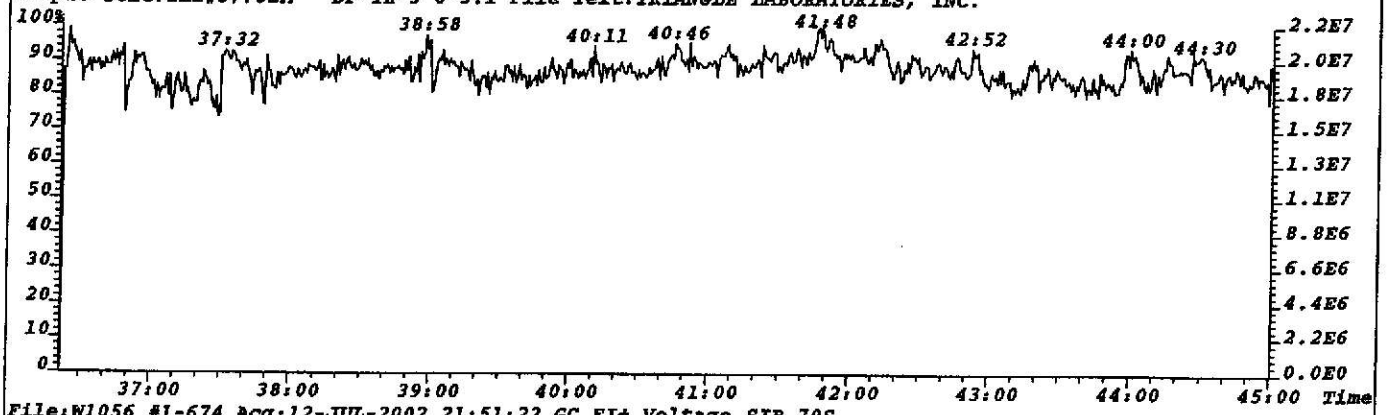

File:W1056 #1-674 Acq:12-JUL-2002 21:51:22 GC EI+ Voltage SIR 70S
513.6775 S:7 F:4 Exp:NDB5US
Sample Text:TLI#57752A DF-TR-3 0-5.1 File Text:TRIANGLE LABORATORIES, INC.

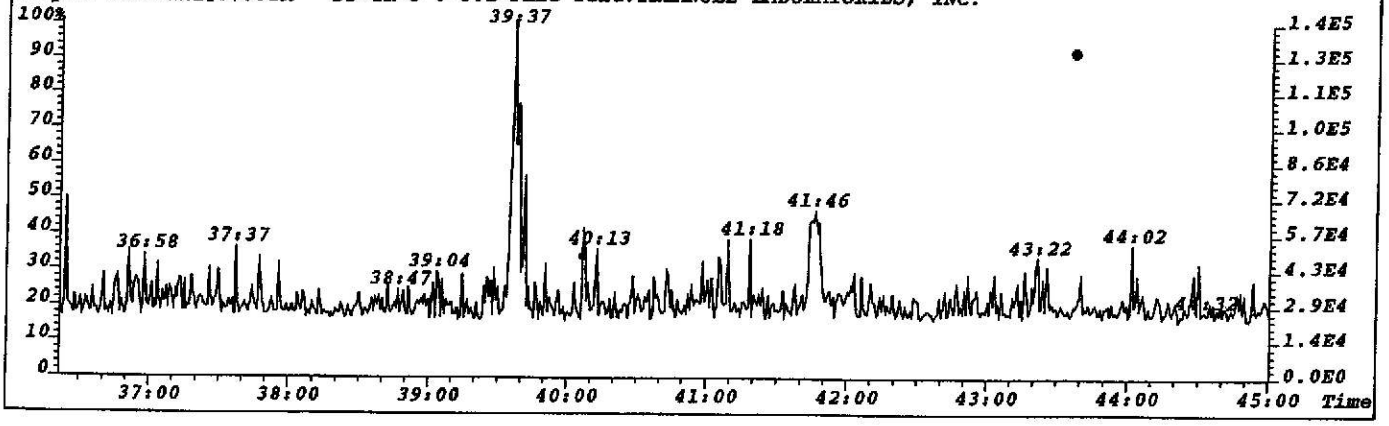

File:W1056 #1-674 Acq:12-JUL-2002 21:51:22 GC EI+ Voltage SIR 70S
457.7377 S:7 F:4 BSUB(256,30,-3.0) PKD(7,5,3,0.10%,10312.0,1.00%,F,T) Exp:NDB5US Noise:2578
Sample Text:TLI#57752A DF-TR-3 0-5.1 File Text:TRIANGLE LABORATORIES, INC.

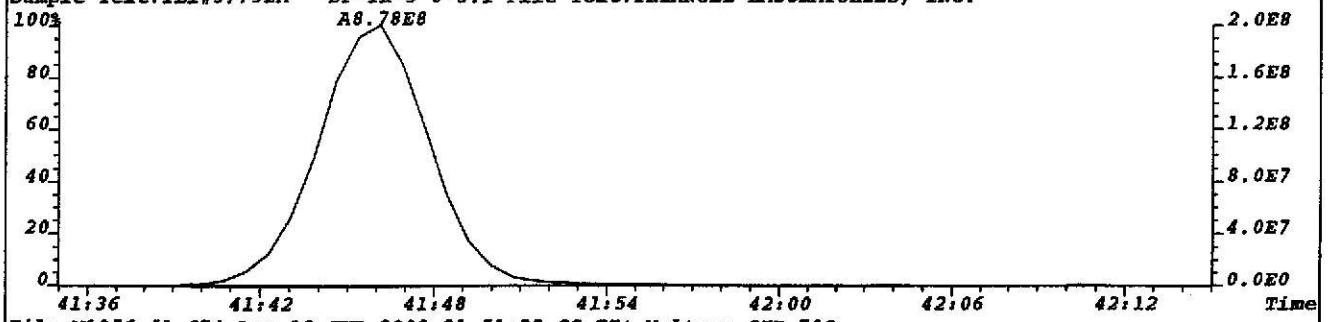

File:W1056 #1-674 Acq:12-JUL-2002 21:51:22 GC EI+ Voltage SIR 70S
459.7348 S:7 F:4 BSUB(256,30,-3.0) PKD(7,5,3,0.10%,7140.0,1.00%,F,T) Exp:NDB5US Noise:1785
Sample Text:TLI#57752A DF-TR-3 0-5.1 File Text:TRIANGLE LABORATORIES, INC.

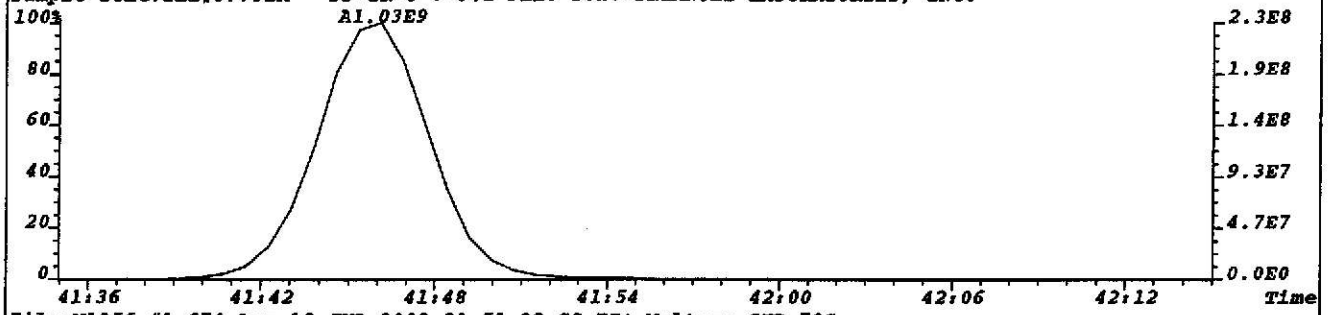

File:W1056 #1-674 Acq:12-JUL-2002 21:51:22 GC EI+ Voltage SIR 70S
469.7779 S:7 F:4 BSUB(256,30,-3.0) PKD(7,5,3,0.10%,221820.0,1.00%,F,T) Exp:NDB5US Noise:55455
Sample Text:TLI#57752A DF-TR-3 0-5.1 File Text:TRIANGLE LABORATORIES, INC.

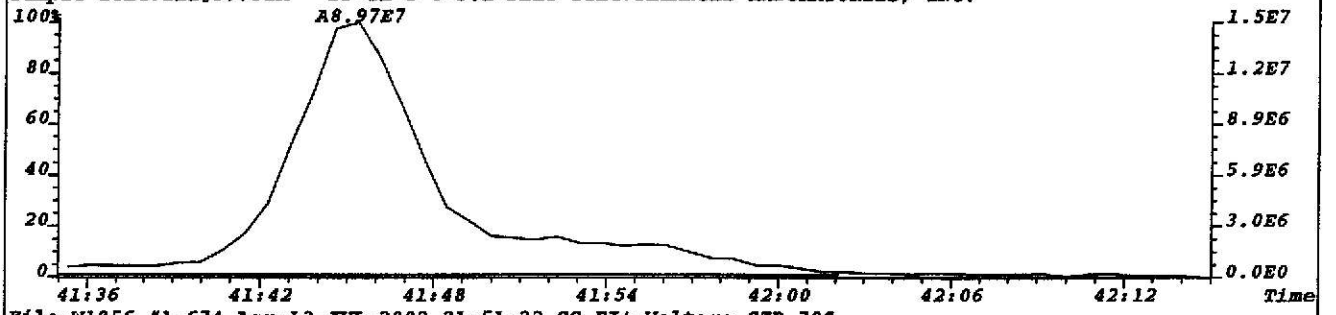

File:W1056 #1-674 Acq:12-JUL-2002 21:51:22 GC EI+ Voltage SIR 70S
471.7750 S:7 F:4 BSUB(256,30,-3.0) PKD(7,5,3,0.10%,262676.0,1.00%,F,T) Exp:NDB5US Noise:65669
Sample Text:TLI#57752A DF-TR-3 0-5.1 File Text:TRIANGLE LABORATORIES, INC.

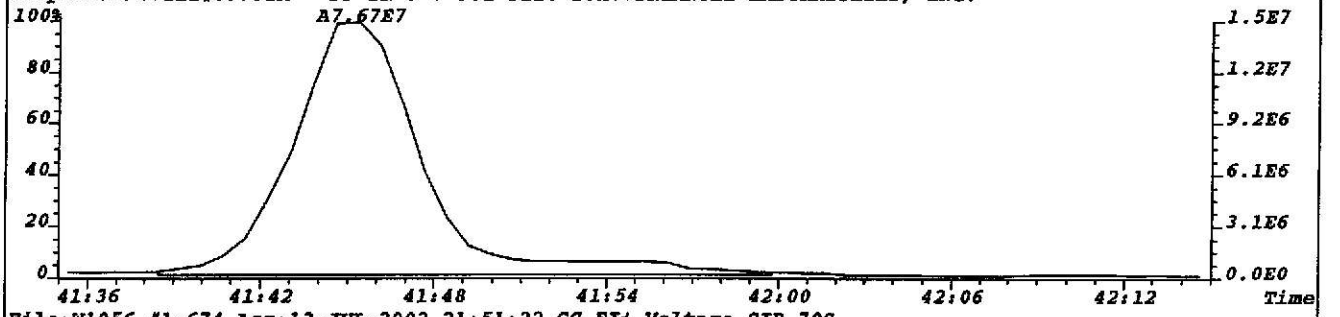

File:W1056 #1-674 Acq:12-JUL-2002 21:51:22 GC EI+ Voltage SIR 70S
430.9729 S:7 F:4 Exp:NDB5US
Sample Text:TLI#57752A DF-TR-3 0-5.1 File Text:TRIANGLE LABORATORIES, INC.

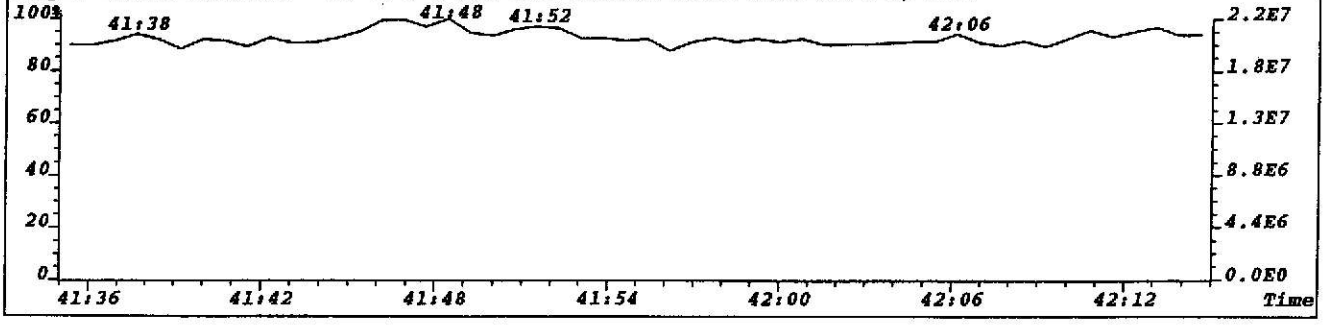

Peak Locate Examination:12-JUL-2002:17:01 File:W1056
Experiment:NDB5US Function:2 Reference:PFK

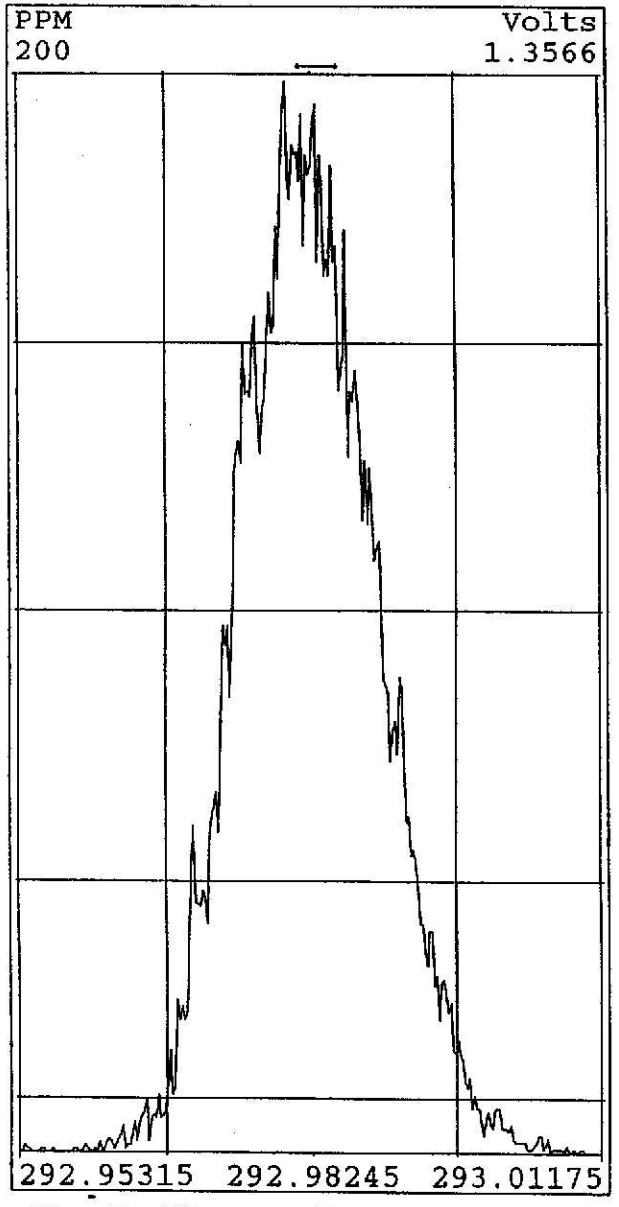

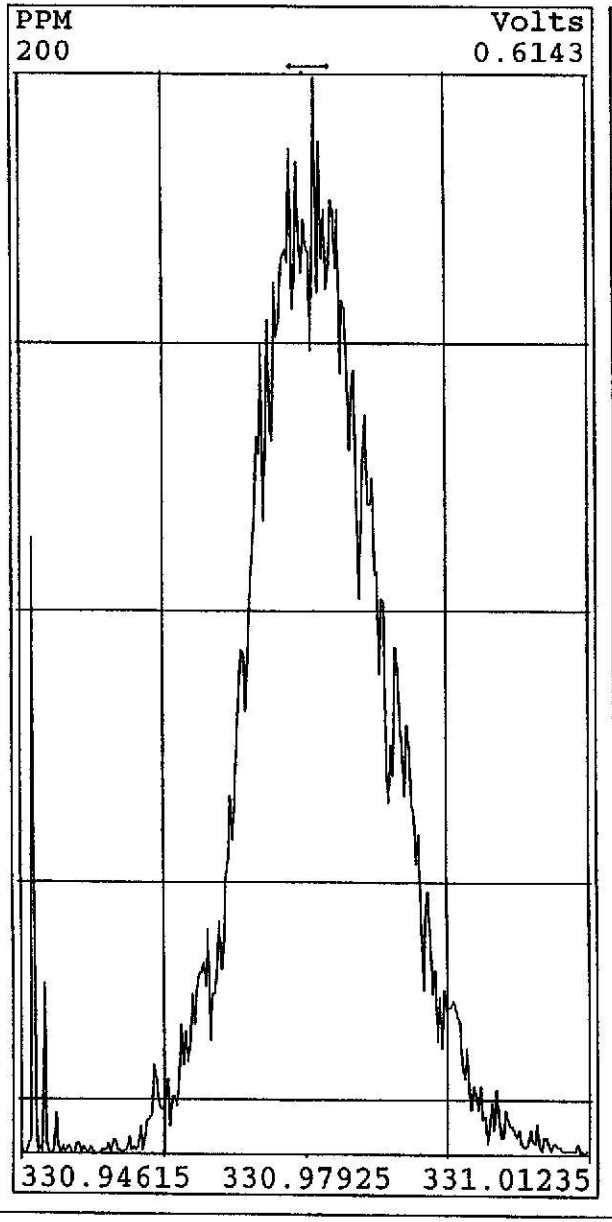

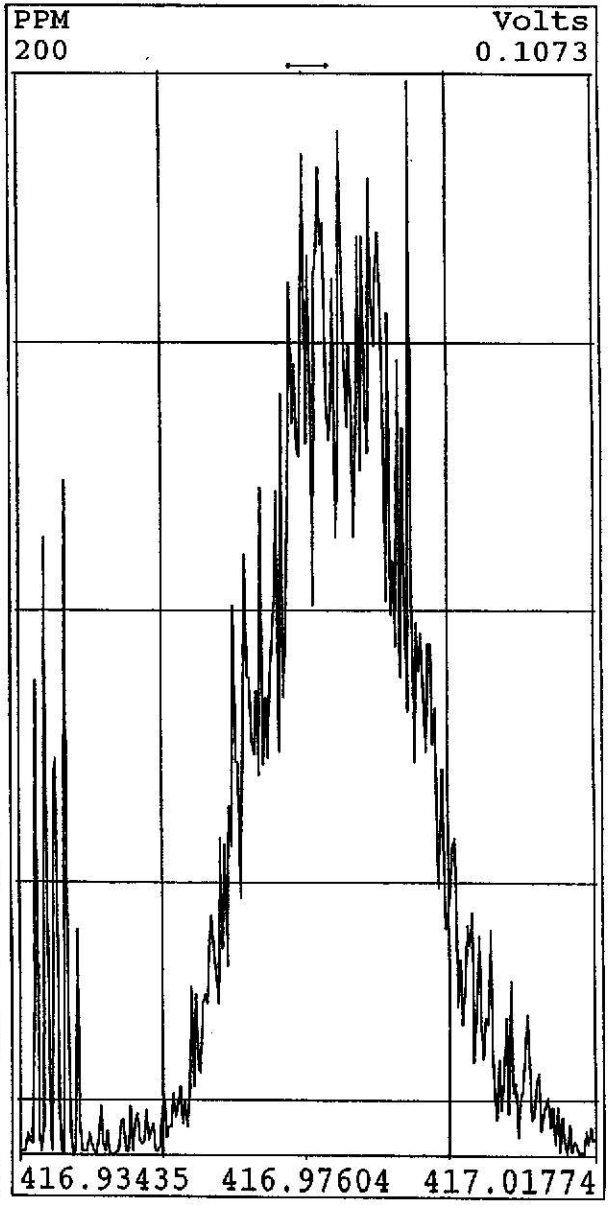

N = 1.1 + 1.4 = 2.50 aem 7115102

File:W1056 #1-798 Acq:12-JUL-2002 21:51:22 GC EI+ Voltage SIR 70S
319.8965 S:7 F:2 Exp:NDB5US
Sample Text:TLI#57752A DF-TR-3 0-5.1 File Text:TRIANGLE LABORATORIES, INC.

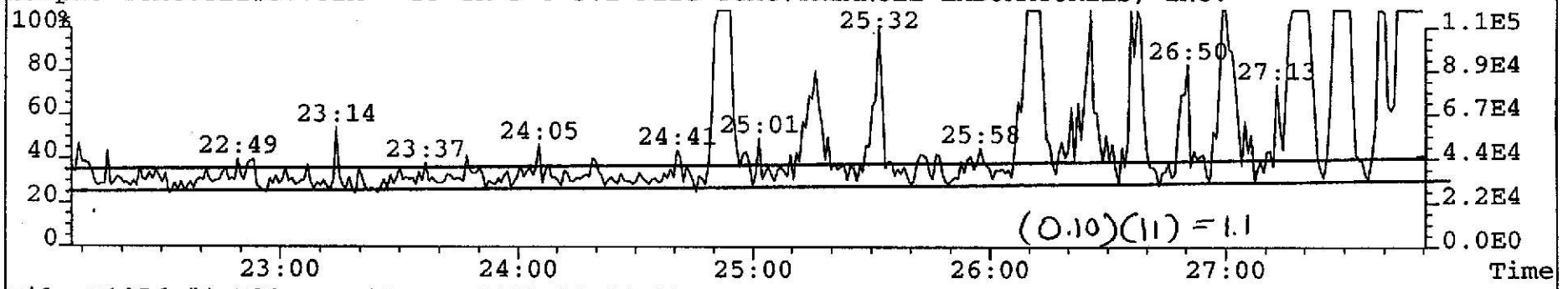

File:W1056 #1-798 Acq:12-JUL-2002 21:51:22 GC EI+ Voltage SIR 70S
321.8936 S:7 F:2 Exp:NDB5US
Sample Text:TLI#57752A DF-TR-3 0-5.1 File Text:TRIANGLE LABORATORIES, INC.

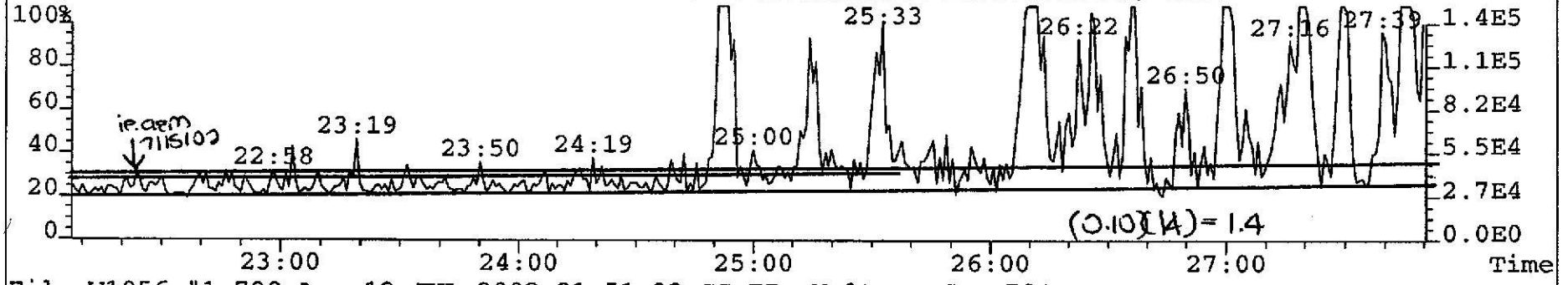

File:W1056 #1-798 Acq:12-JUL-2002 21:51:22 GC EI+ Voltage SIR 70S
331.9368 S:7 F:2 Exp:NDB5US
Sample Text:TLI#57752A DF-TR-3 0-5.1 File Text:TRIANGLE LABORATORIES, INC.



GBM 7/15/02

File:W1056 #1-798 Acq:12-JUL-2002 21:51:22 GC EI+ Voltage SIR 70S
319.8965 S:7 F:2 Exp:NDB5US
Sample Text:TLI#57752A DF-TR-3 0-5.1 File Text:TRIANGLE LABORATORIES, INC.

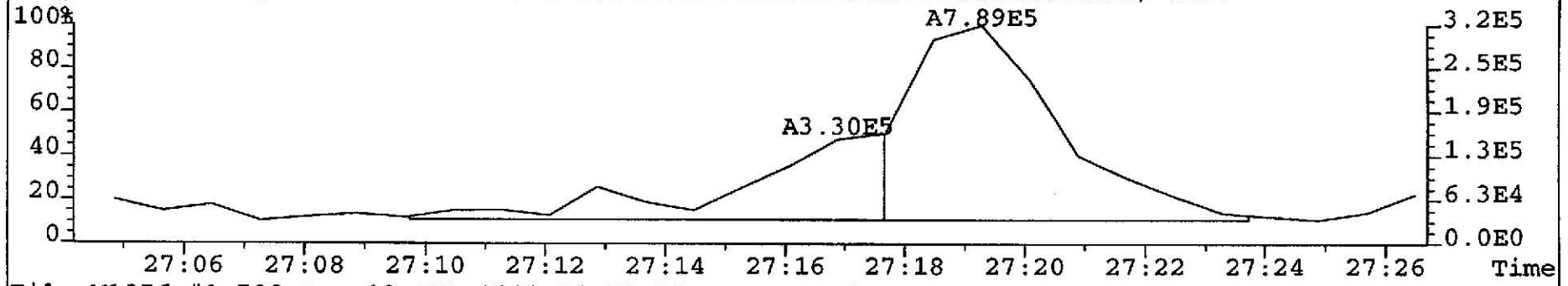

File:W1056 #1-798 Acq:12-JUL-2002 21:51:22 GC EI+ Voltage SIR 70S
321.8936 S:7 F:2 Exp:NDB5US
Sample Text:TLI#57752A DF-TR-3 0-5.1 File Text:TRIANGLE LABORATORIES, INC.

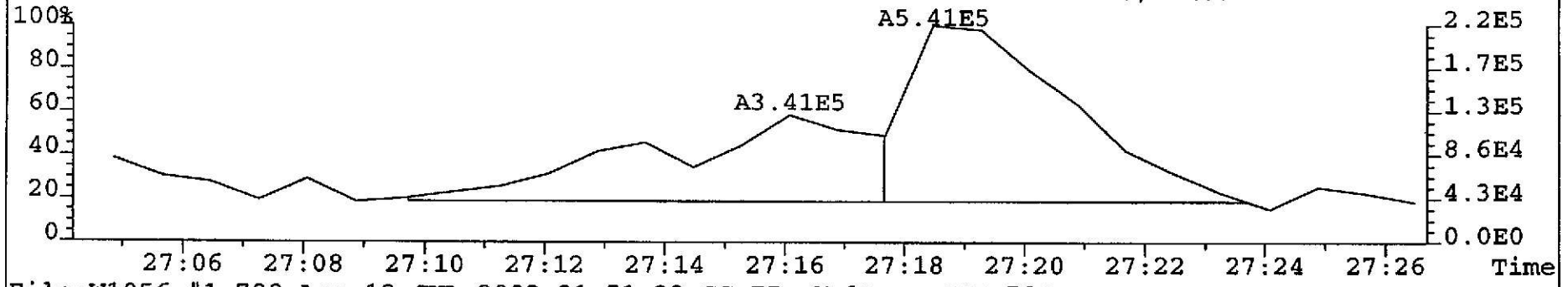

File:W1056 #1-798 Acq:12-JUL-2002 21:51:22 GC EI+ Voltage SIR 70S
333.9338 S:7 F:2 Exp:NDB5US
Sample Text:TLI#57752A DF-TR-3 0-5.1 File Text:TRIANGLE LABORATORIES, INC.

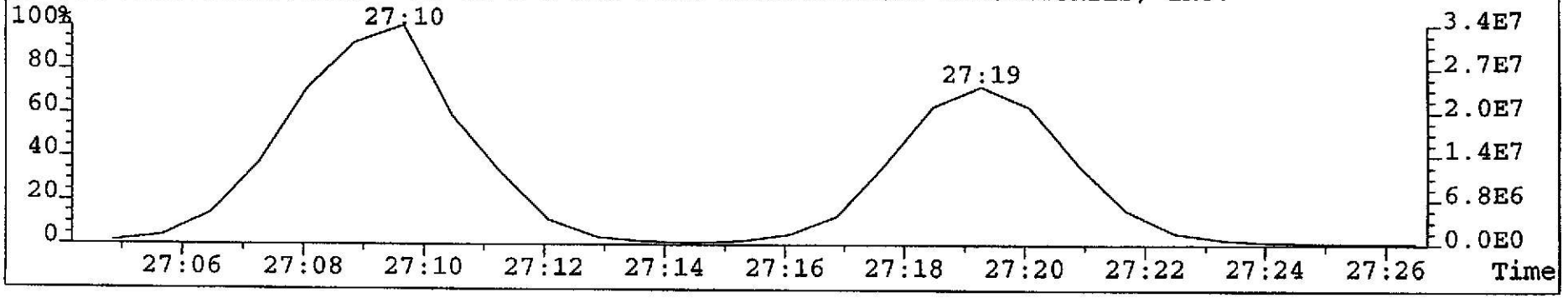

537

GBM 7/15/02

File:W1056 #1-798 Acq:12-JUL-2002 21:51:22 GC EI+ Voltage SIR 70S
331.9368 S:7 F:2 Exp:NDB5US
Sample Text:TLI#57752A DF-TR-3 0-5.1 File Text:TRIANGLE LABORATORIES, INC.

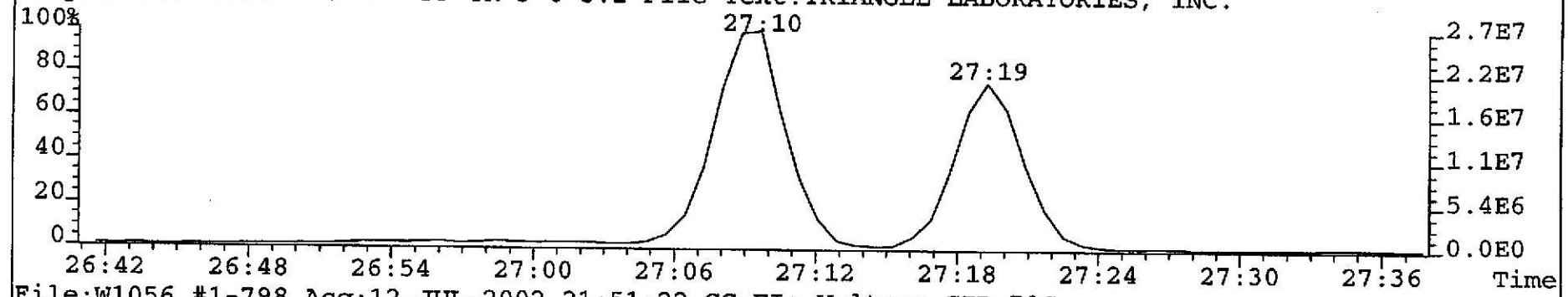

File:W1056 #1-798 Acq:12-JUL-2002 21:51:22 GC EI+ Voltage SIR 70S
333.9338 S:7 F:2 Exp:NDB5US
Sample Text:TLI#57752A DF-TR-3 0-5.1 File Text:TRIANGLE LABORATORIES, INC.

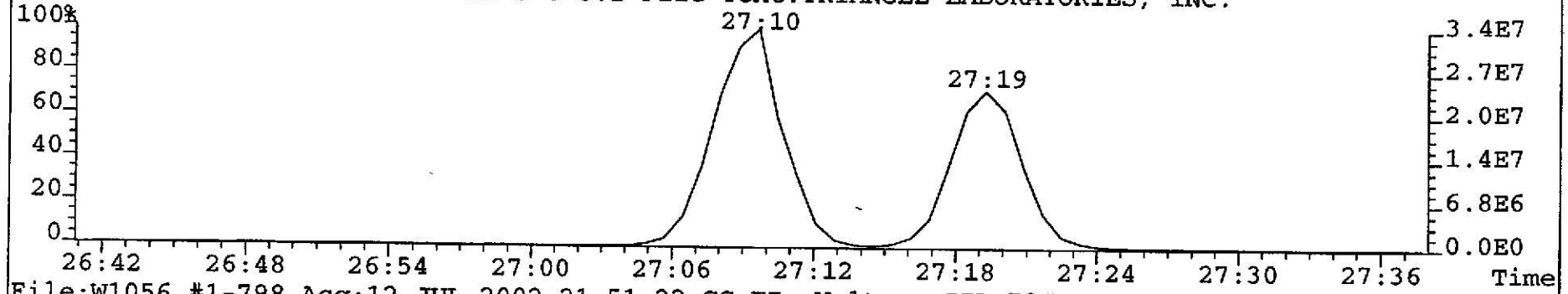

File:W1056 #1-798 Acq:12-JUL-2002 21:51:22 GC EI+ Voltage SIR 70S
327.8847 S:7 F:2 Exp:NDB5US
Sample Text:TLI#57752A DF-TR-3 0-5.1 File Text:TRIANGLE LABORATORIES, INC.

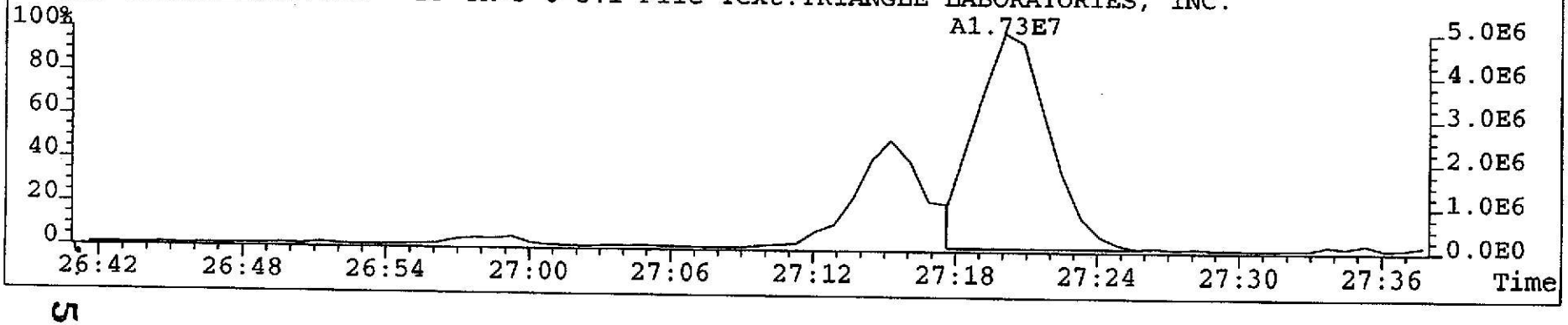

ABM 7/15/02

File:W1056 #1-798 Acq:12-JUL-2002 21:51:22 GC EI+ Voltage SIR 70S
339.8597 S:7 F:2 Exp:NDB5US
Sample Text:TLI#57752A DF-TR-3 0-5.1 File Text:TRIANGLE LABORATORIES, INC.

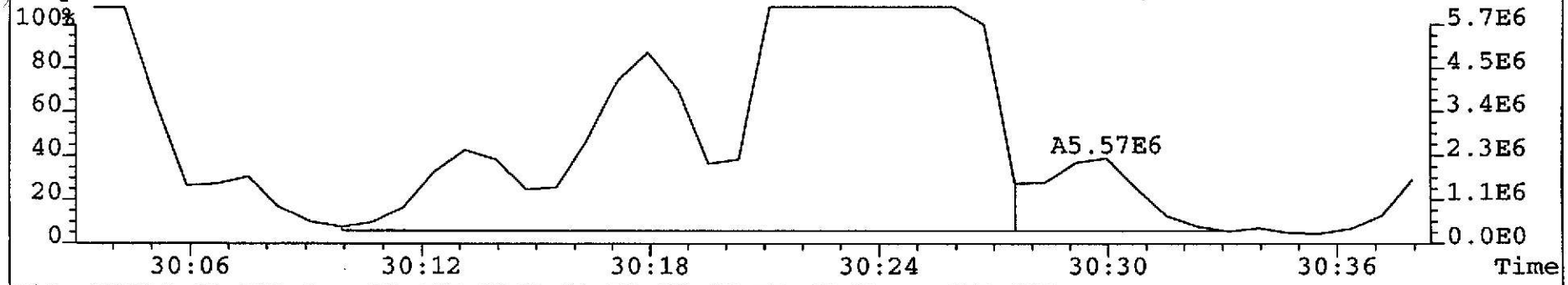

File:W1056 #1-798 Acq:12-JUL-2002 21:51:22 GC EI+ Voltage SIR 70S
341.8567 S:7 F:2 Exp:NDB5US
Sample Text:TLI#57752A DF-TR-3 0-5.1 File Text:TRIANGLE LABORATORIES, INC.

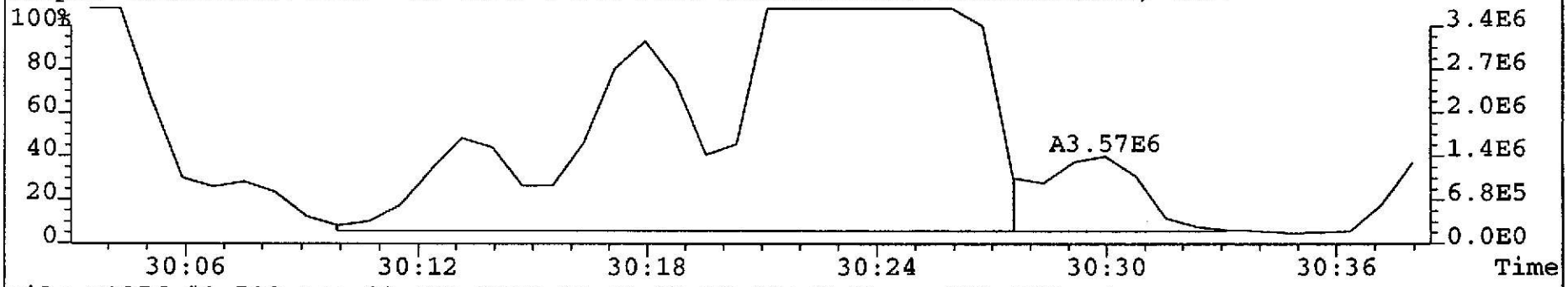

File:W1056 #1-798 Acq:12-JUL-2002 21:51:22 GC EI+ Voltage SIR 70S
353.8970 S:7 F:2 Exp:NDB5US
Sample Text:TLI#57752A DF-TR-3 0-5.1 File Text:TRIANGLE LABORATORIES, INC.

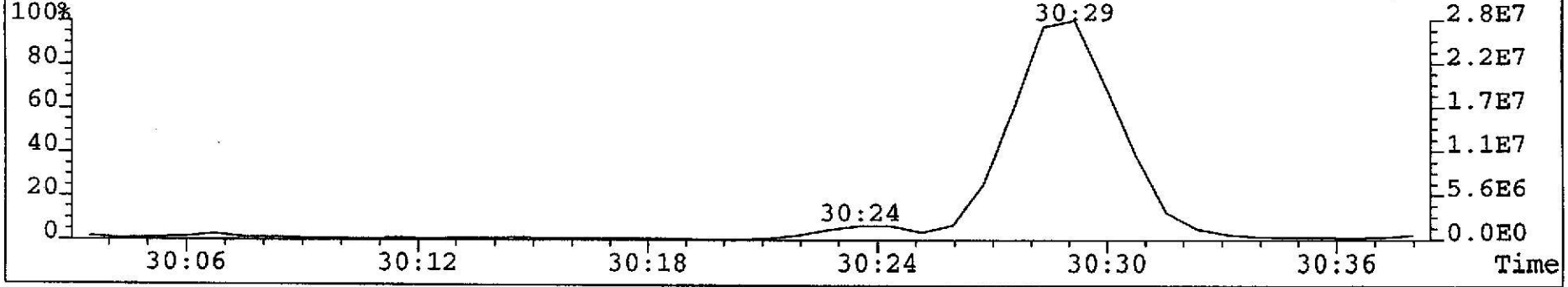

OEM 7/15/02

File:W1056 #1-798 Acq:12-JUL-2002 21:51:22 GC EI+ Voltage SIR 70S
339.8597 S:7 F:2 Exp:NDB5US
Sample Text:TLI#57752A DF-TR-3 0-5.1 File Text:TRIANGLE LABORATORIES, INC.

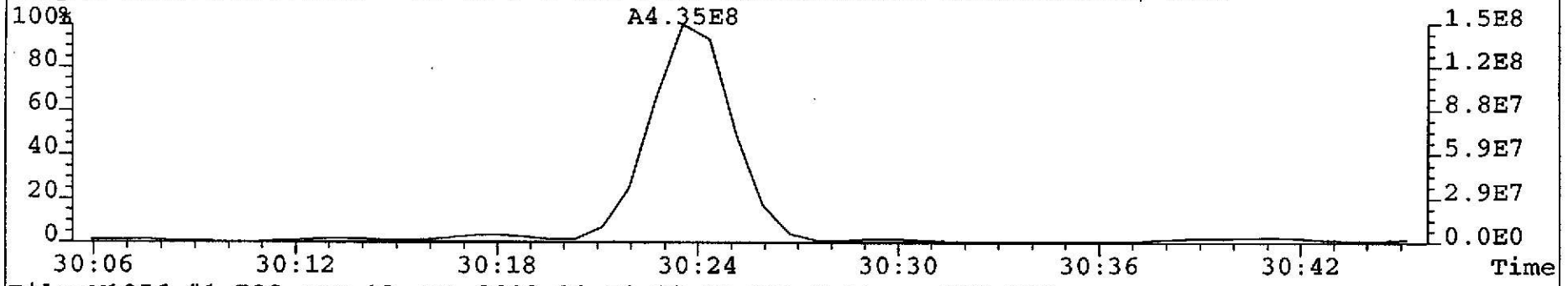

File:W1056 #1-798 Acq:12-JUL-2002 21:51:22 GC EI+ Voltage SIR 70S
341.8567 S:7 F:2 Exp:NDB5US
Sample Text:TLI#57752A DF-TR-3 0-5.1 File Text:TRIANGLE LABORATORIES, INC.

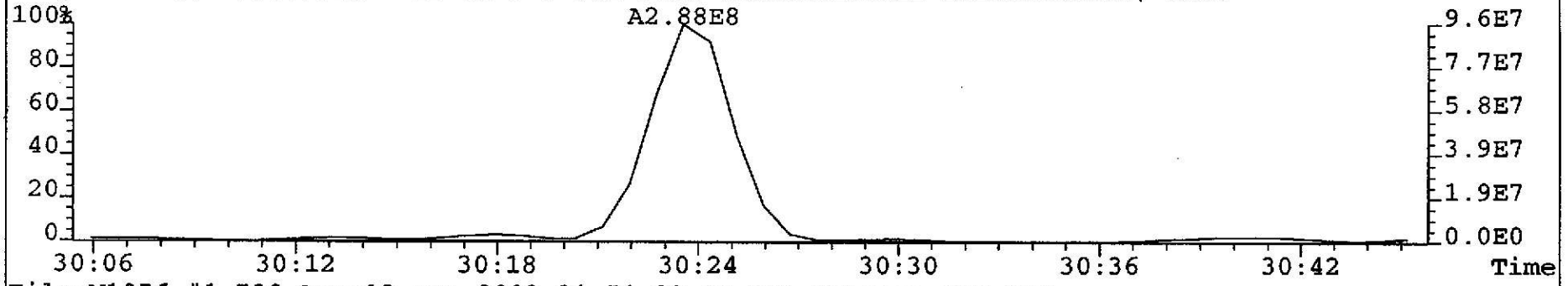

File:W1056 #1-798 Acq:12-JUL-2002 21:51:22 GC EI+ Voltage SIR 70S
353.8970 S:7 F:2 Exp:NDB5US
Sample Text:TLI#57752A DF-TR-3 0-5.1 File Text:TRIANGLE LABORATORIES, INC.

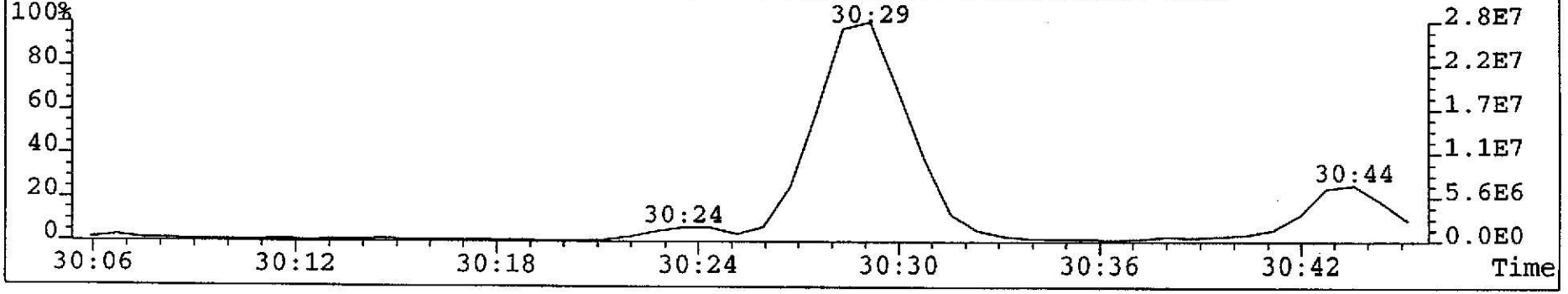

aem 7/18/02

File:W1056 #1-798 Acq:12-JUL-2002 21:51:22 GC EI+ Voltage SIR 70S
351.9000 S:7 F:2 Exp:NDB5US
Sample Text:TLI#57752A DF-TR-3 0-5.1 File Text:TRIANGLE LABORATORIES, INC.

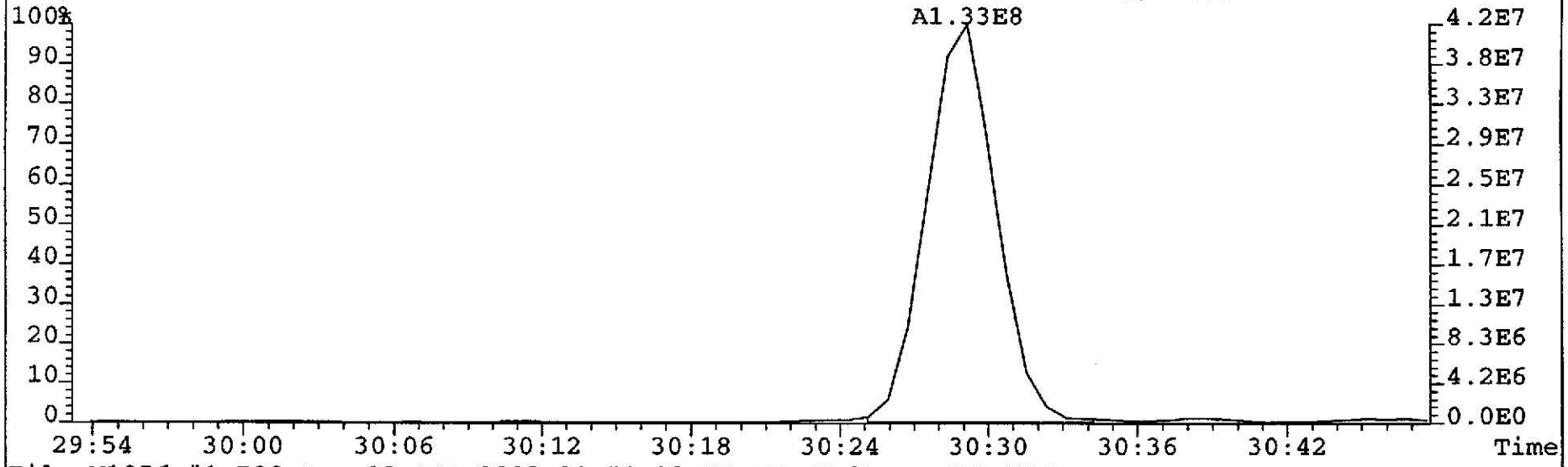

File:W1056 #1-798 Acq:12-JUL-2002 21:51:22 GC EI+ Voltage SIR 70S
353.8970 S:7 F:2 Exp:NDB5US
Sample Text:TLI#57752A DF-TR-3 0-5.1 File Text:TRIANGLE LABORATORIES, INC.

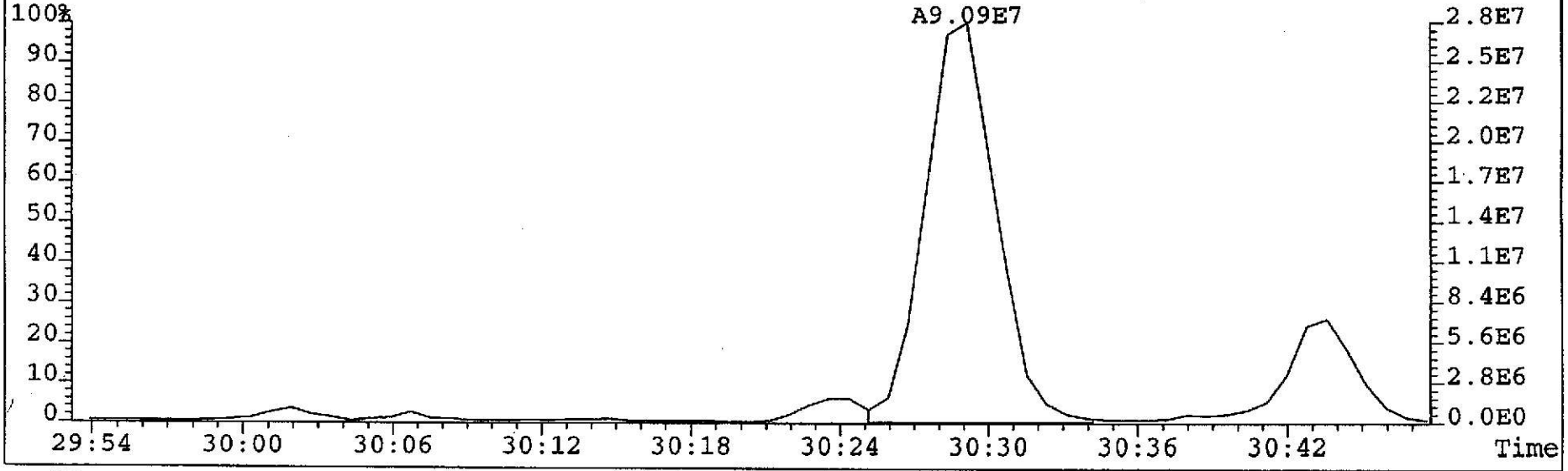

Gem 7/15/02

File:W1056 #1-422 Acq:12-JUL-2002 21:51:22 GC EI+ Voltage SIR 70S
373.8208 S:7 F:3 Exp:NDB5US
Sample Text:TLI#57752A DF-TR-3 0-5.1 File Text:TRIANGLE LABORATORIES, INC.

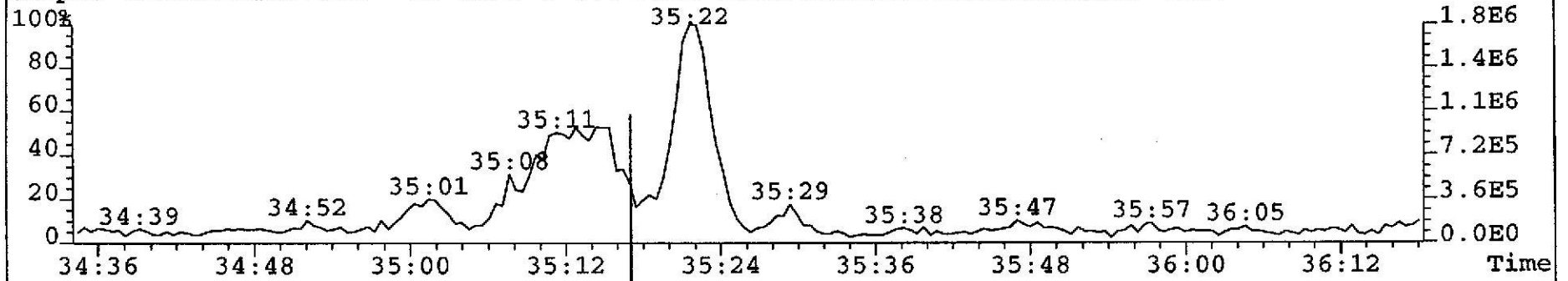

File:W1056 #1-422 Acq:12-JUL-2002 21:51:22 GC EI+ Voltage SIR 70S
375.8178 S:7 F:3 Exp:NDB5US
Sample Text:TLI#57752A DF-TR-3 0-5.1 File Text:TRIANGLE LABORATORIES, INC.

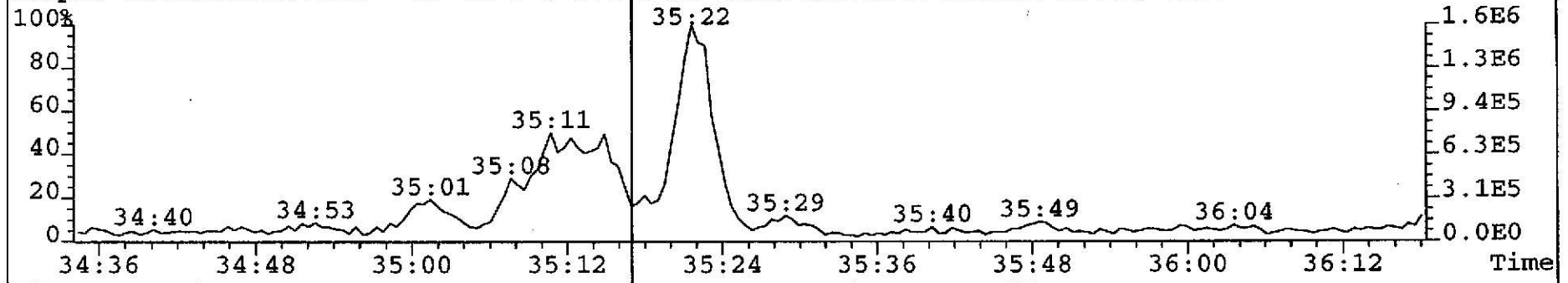

File:W1056 #1-422 Acq:12-JUL-2002 21:51:22 GC EI+ Voltage SIR 70S
385.8610 S:7 F:3 Exp:NDB5US
Sample Text:TLI#57752A DF-TR-3 0-5.1 File Text:TRIANGLE LABORATORIES, INC.

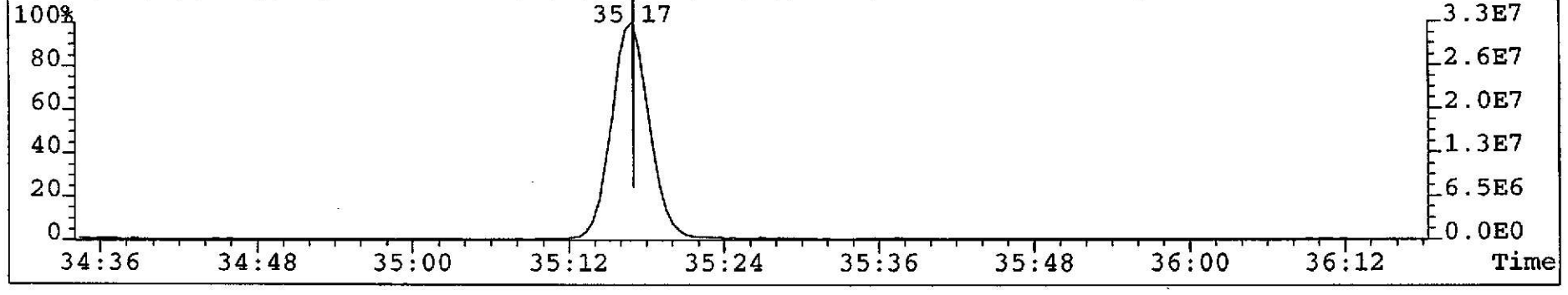

ASM 7/15/02

File:W1056 #1-674 Acq:12-JUL-2002 21:51:22 GC EI+ Voltage SIR 70S
435.8169 S:7 F:4 Exp:NDB5US
Sample Text:TLI#57752A DF-TR-3 0-5.1 File Text:TRIANGLE LABORATORIES, INC.

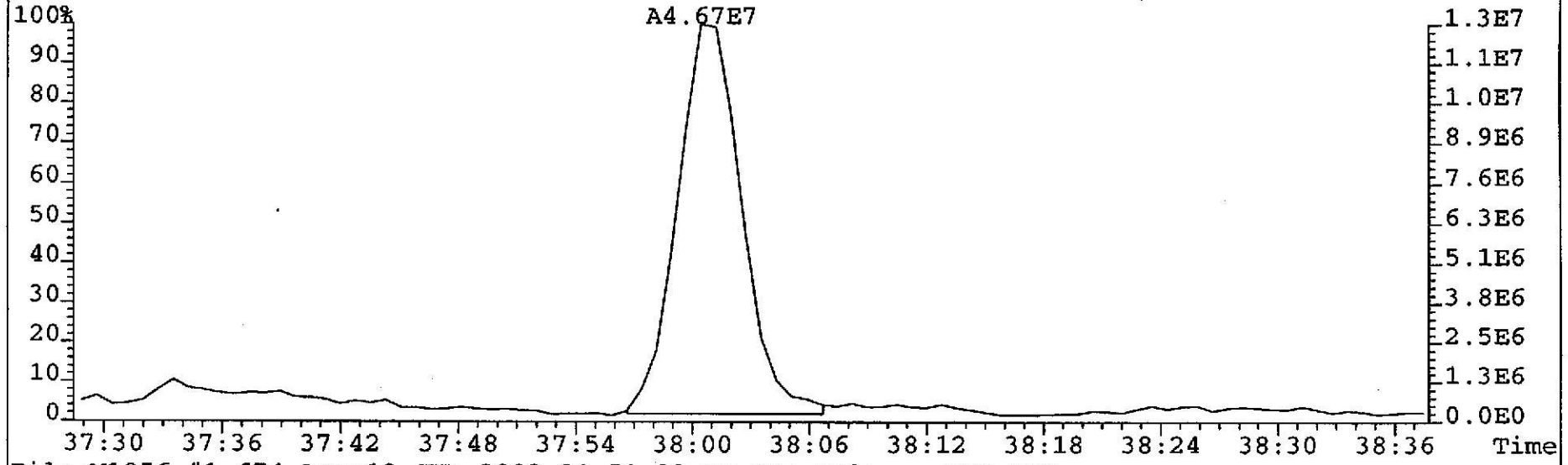

File:W1056 #1-674 Acq:12-JUL-2002 21:51:22 GC EI+ Voltage SIR 70S
437.8140 S:7 F:4 Exp:NDB5US
Sample Text:TLI#57752A DF-TR-3 0-5.1 File Text:TRIANGLE LABORATORIES, INC.

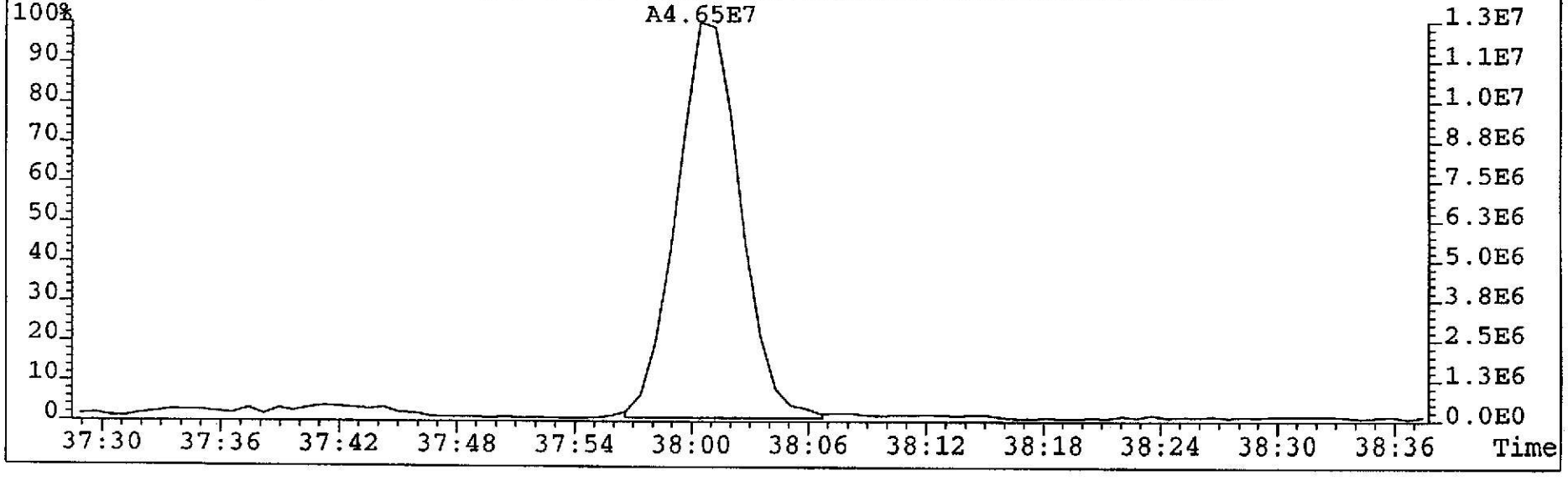

QEM7115102

File:W1056 #1-674 Acq:12-JUL-2002 21:51:22 GC EI+ Voltage SIR 70S
469.7779 S:7 F:4 Exp:NDB5US
Sample Text:TLI#57752A DF-TR-3 0-5.1 File Text:TRIANGLE LABORATORIES, INC.

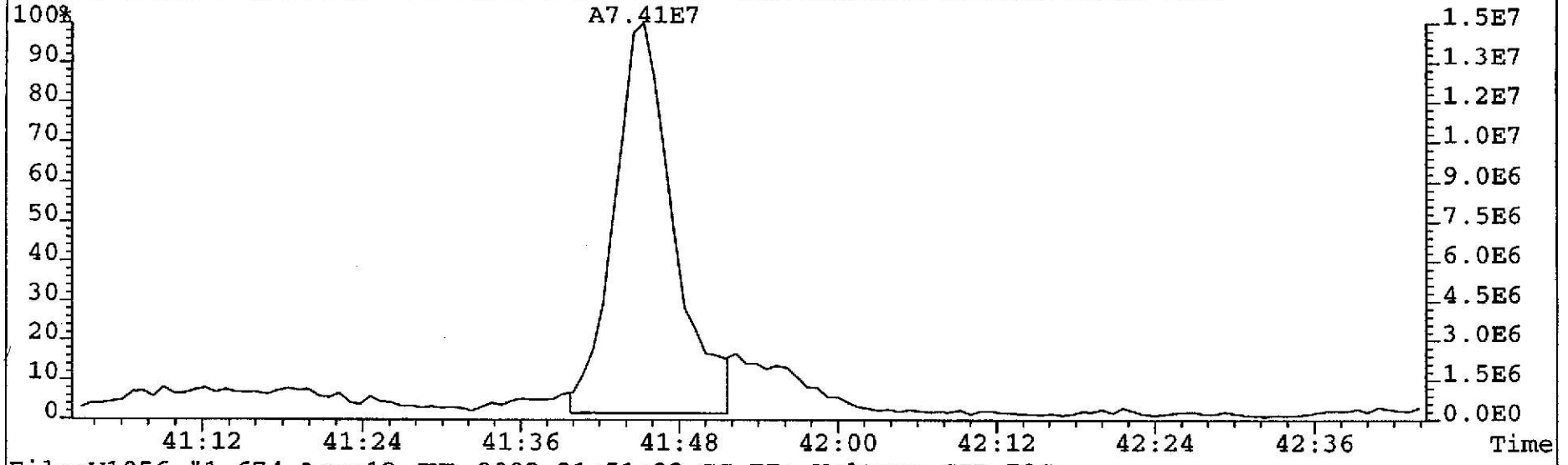

File:W1056 #1-674 Acq:12-JUL-2002 21:51:22 GC EI+ Voltage SIR 70S
471.7750 S:7 F:4 Exp:NDB5US
Sample Text:TLI#57752A DF-TR-3 0-5.1 File Text:TRIANGLE LABORATORIES, INC.

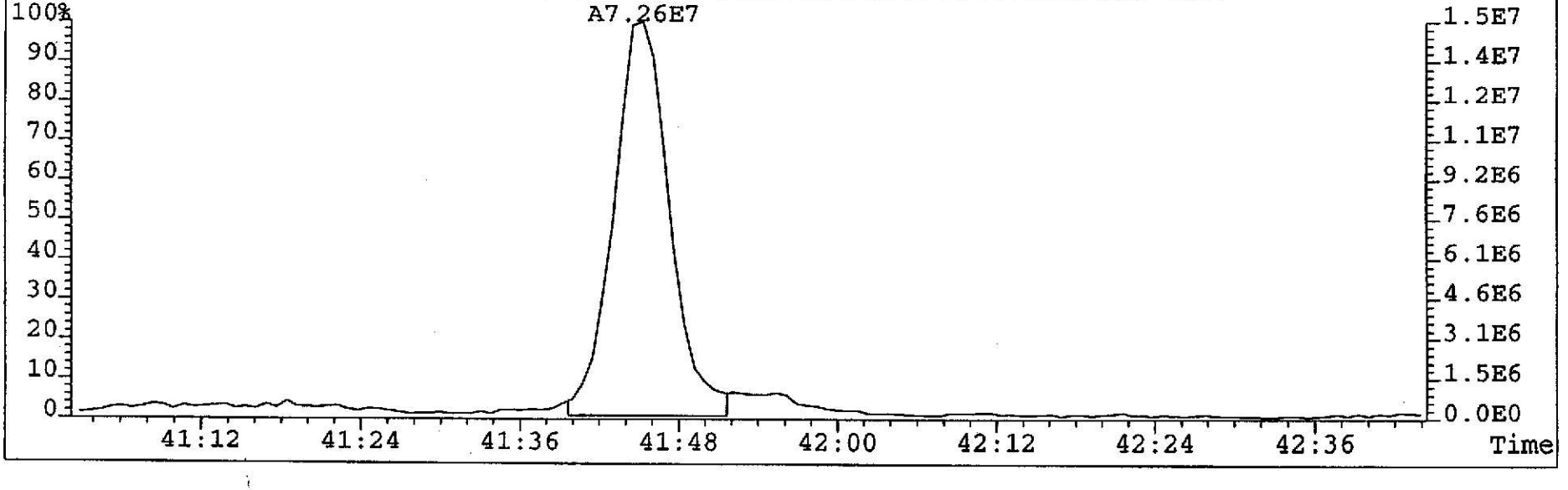

TLI Project: **57752A** 1613, Revision B, Tetra Only PCDD/PCDF Analysis (c)
Client Sample: **DF-TR-3 0.5-1** Analysis File: **P022470**

Client Project:	**Mississippi Project**				
Sample Matrix:	**SOLID**	Date Received:	**06/28/2002**	Spike File:	**SPCONB22**
TLI ID:	**329-38-17**	Date Extracted:	**07/03/2002**	ICal:	**PF56152**
		Date Analyzed:	**07/14/2002**	ConCal:	**P022466**
Sample Size:	**12.600 g**	Dilution Factor:	**n/a**	% Moisture:	**20.3**
Dry Weight:	**10.042 g**	Blank File:	**S023087**	% Lipid:	**n/a**
GC Column:	**DB-225**	Analyst:	**JLD**	% Solids:	**79.7**

Analytes	Conc. (pg/g)	DL	Ratio	RT	RRT	Flags
2,3,7,8-TCDF	23.0		0.74	21:27	1.001	—

Internal Standard	Conc. (pg/g)	% Recovery	QC Limits	Ratio	RT	RRT	Flags
$^{13}C_{12}$-2,3,7,8-TCDF	132	66.4	29%-140%	0.75	21:26	1.050	—

Recovery Standard	Ratio	RT	Flags
$^{13}C_{12}$-1,2,3,4-TCDD	0.81	20:25	—

Data Reviewer: _____ 07/15/2002

CONB_PSR v1.00, LARS 6.25.05

Triangle Laboratories, Inc.®
2445 S. Alston Ave. • Durham, North Carolina 27713
Phone: (919) 544-5729 • Fax: (919) 544-5491

Printed: 16:25 07/15/2002

Initial ....Date...

Data Review By: [illegible] 7/15/02

Channel specific noise levels computed from 'NL' heights.

Page No. 1 Listing of P022470B.dbf
07/15/2002 Matched GC Peaks / Ratio / Ret. Time

Compound/ M_Z....	QC.Log	Omit	Why	..RT.	OK	Ratio	Total.Area/Ht	Area/Ht.Peak1	Area/Ht.Peak2	Rel.RT	Compound.Name..	ID..	Flags.
TCDF						0.65-0.89				0.795-1.110			
304-306	DC	NL				Height	0.37	0.15	0.22				
				17:54		0.78	75.24	32.99	42.25	0.835			
				18:01		0.82	10.89	4.91	5.98	0.841			
				18:08		0.83	10.53	4.78	5.75	0.846			
				18:17		0.77	32.88	14.29	18.59	0.853			
				18:44		0.83	17.29	7.82	9.47	0.874			
				18:53		0.74	64.85	27.65	37.20	0.881			
				19:02		0.79	6.56	2.90	3.66	0.888			J
				19:11		0.77	70.53	30.67	39.86	0.895			
				19:22		0.75	77.12	33.04	44.08	0.904			
				19:27		0.77	119.46	52.07	67.39	0.907			
				19:41		0.75	43.12	18.55	24.57	0.918			
				19:54		0.73	45.24	19.15	26.09	0.928			
				20:07		0.77	155.27	67.38	87.89	0.939			
				20:14	RO	0.99	7.89	3.93	3.96	0.944			J
				20:23		0.78	65.73	28.83	36.90	0.951			
				20:31		0.84	25.66	11.71	13.95	0.957			
				20:35		0.77	56.04	24.36	31.68	0.960			
				20:46		0.73	70.25	29.71	40.54	0.969			
				20:58		0.76	19.32	8.35	10.97	0.978			
				21:15		0.69	18.26	7.47	10.79	0.991			
				21:27		0.74	239.58	101.58	138.00	1.001	2378-TCDF	AN	
				21:40		0.79	27.83	12.30	15.53	1.011			
				21:52		0.78	246.84	108.50	138.34	1.020			
				22:08		0.76	4,766.61	2,058.82	2,707.79	1.033			E
				22:23		0.68	9.69	3.93	5.76	1.044			J
				22:28		0.88	15.43	7.23	8.20	1.048			
				22:49		0.73	39.35	16.64	22.71	1.065			
				23:08		0.66	34.45	13.74	20.71	1.079			
				23:16		0.82	82.80	37.30	45.50	1.086			
				23:22		0.82	21.71	9.80	11.91	1.090			
				23:44		0.83	24.15	10.94	13.21	1.107			
	DC	WH		23:55		0.87	33.08			1.116			
	DC	WH		24:01		0.71	14.80			1.121			
304-306			31	Peaks			6,500.57						
13C12-TCDF						0.65-0.89				0.953-1.047			
316-318	DC	NL				Height	0.47	0.16	0.31				
	DC	WL		17:25		0.73	312.57			0.813			
	DC	WL		18:09		0.67	3.37			0.847			
	DC	WL		18:24	RO	0.37	6.08			0.858			
	DC	WL		18:26	RO	0.95	3.29			0.860			
	DC	WL		18:32		0.81	14.67			0.865			
	DC	WL		18:41	RO	0.54	12.39			0.872			
	DC	WL		18:50	RO	0.37	15.91			0.879			
	DC	WL		19:07	RO	0.24	9.42			0.892			

Compound/ M_Z....	QC.Log	Omit	Why	..RT.	OK	Ratio	Total.Area/Ht	Area/Ht.Peak1	Area/Ht.Peak2	Rel.RT	Compound.Name..	ID..	Flags.
		DC	WL	19:15	RO	0.93	18.63			0.898			
		DC	WL	19:20	RO	0.31	4.78			0.902			
		DC	WL	19:29		0.77	22.52			0.909			
		DC	WL	19:40	RO	5.76	9.33			0.918			
		DC	WL	19:48	RO	1.08	4.94			0.924			
		DC	WL	20:02	RO	1.42	4.46			0.935			
		DC	WL	20:07		0.69	11.21			0.939			
				20:27	RO	0.32	9.79	2.40	7.39	0.954			
				20:39	RO	1.28	3.51	1.97	1.54	0.963			
				20:55		0.87	22.37	10.43	11.94	0.976			
				21:04	RO	0.48	34.39	11.18	23.21	0.983			
				21:10	RO	0.90	45.81	21.73	24.08	0.988			
				21:15	RO	1.06	69.78	35.89	33.89	0.991			
	M			21:26		0.75	1,854.00	794.00	1,060.00	1.000	13C12-2378-TCDF	IS0	
						Height	596.60	257.79	338.81				
				21:33		0.79	46.94	20.66	26.28	1.005			
				21:40		0.79	213.23	93.94	119.29	1.011			
				21:53	RO	0.39	331.34	92.96	238.38	1.021			
				21:58	RO	1.04	200.34	102.37	97.97	1.025			
				22:08		0.74	963.98	408.47	555.51	1.033			
316-318			12	Peaks			3,795.48						

---------- Above: TCDF / TCDD Follows ----------

13C12-TCDD					0.65-0.89				0.901-1.099		
332-334		DC	NL		Height	1.18	0.97	0.21			
				20:09	0.82	1,391.98	626.22	765.76	1.000	13C12-2378-TCDD	IS1
					Height	452.30	201.90	250.40			
				20:25	0.81	2,043.67	916.30	1,127.37	1.013	13C12-1234-TCDD	RS1
332-334			2	Peaks		3,435.65					

Column Description.....	"Why" Code Description.....	QC Log Desc.....
M_Z -Nominal Ion Mass(es)	WL-Below Retention Time Window	A-Peak Added
..RT. -Retention Time (mm:ss)	WH-Above Retention Time Window	K-Peak Kept
Rat.1 -Ratio of M/M+2 Ions	SN-Below Signal to Noise Level	D-Peak Deleted
OK -RO=Ratio Outside Limits	<M-Below Method Detection Limit	T-Time Changed
Rel.RT-Relative Retention Time	NL-Channel Specific Noise Level	M-Peak Area Changed
		N-Name Changed
		X-Ether Interference

*** End of Report ***

File:P022470 #1-3027 Acq:14-JUL-2002 15:24:30 EI+ Voltage SIR 70P
303.9016 GC:DB225 Exp:none
TRIANGLE LABS Text:TLI#57752A DF-TR-3 0-5.1 INJ. TIME = 15:24

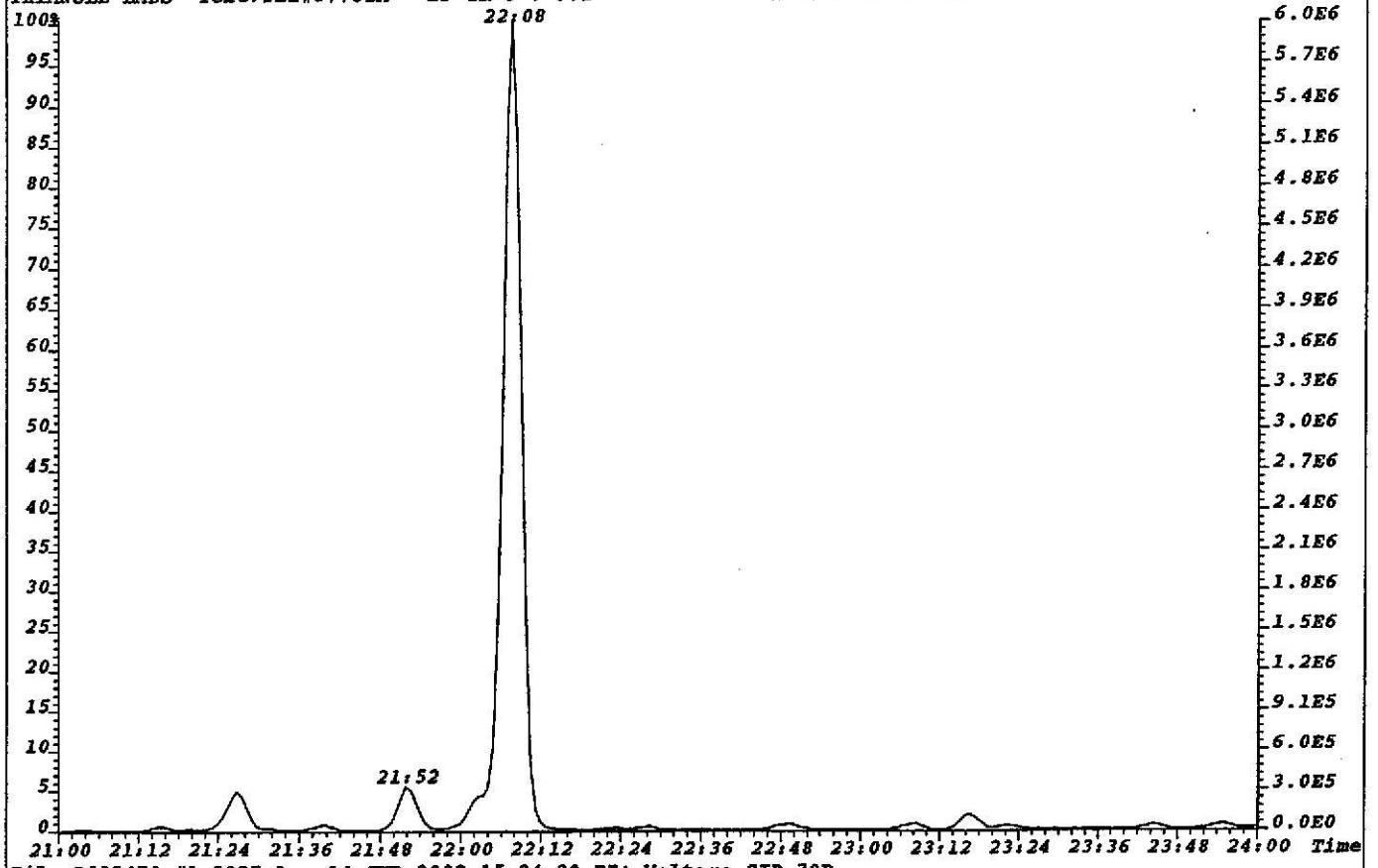

File:P022470 #1-3027 Acq:14-JUL-2002 15:24:30 EI+ Voltage SIR 70P
305.8987 GC:DB225 Exp:none
TRIANGLE LABS Text:TLI#57752A DF-TR-3 0-5.1 INJ. TIME = 15:24

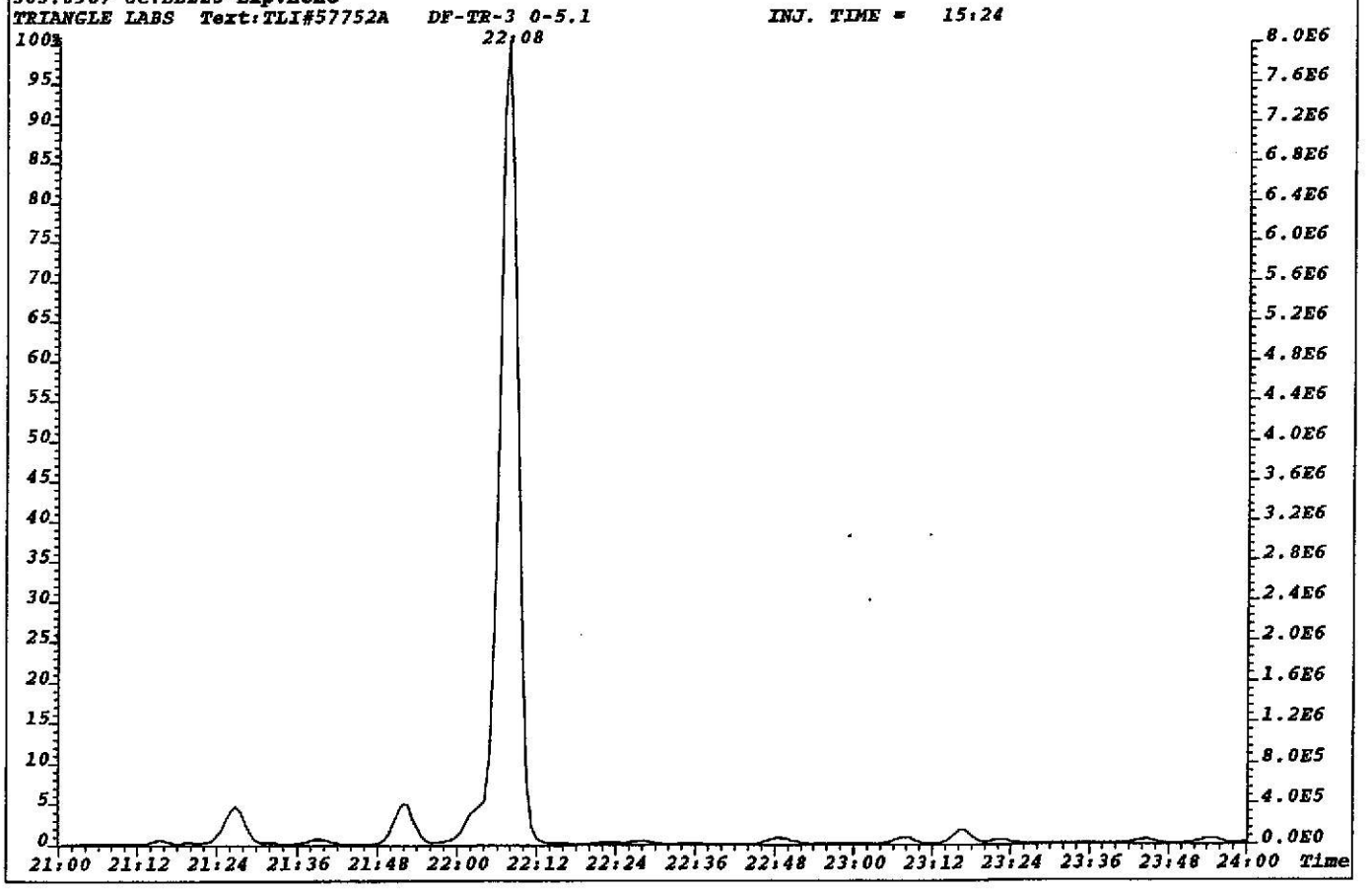

File:P022470 #1-3027 Acq:14-JUL-2002 15:24:30 EI+ Voltage SIR 70P Noise:188
303.9016 BSUB(256,30,-3.0) PKD(5,3,1,0.10%,752.0,0.00%,F,F) Exp:DB225
TRIANGLE LABS Text:TLI#57752A DF-TR-3 0-5.1 INJ. TIME = 15:24

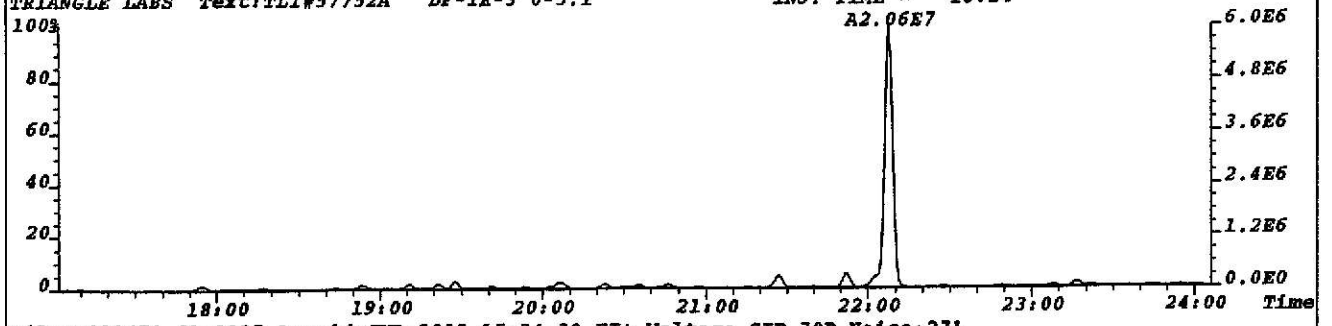

File:P022470 #1-3027 Acq:14-JUL-2002 15:24:30 EI+ Voltage SIR 70P Noise:271
305.8987 BSUB(256,30,-3.0) PKD(5,3,1,0.10%,1084.0,0.00%,F,F) Exp:DB225
TRIANGLE LABS Text:TLI#57752A DF-TR-3 0-5.1 INJ. TIME = 15:24

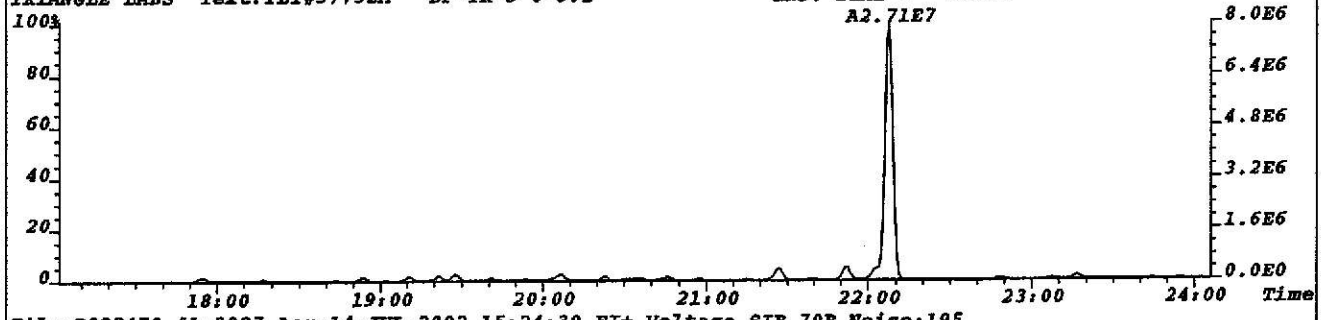

File:P022470 #1-3027 Acq:14-JUL-2002 15:24:30 EI+ Voltage SIR 70P Noise:195
315.9419 BSUB(256,30,-3.0) PKD(5,3,1,0.10%,780.0,0.00%,F,F) Exp:DB225
TRIANGLE LABS Text:TLI#57752A DF-TR-3 0-5.1 INJ. TIME = 15:24

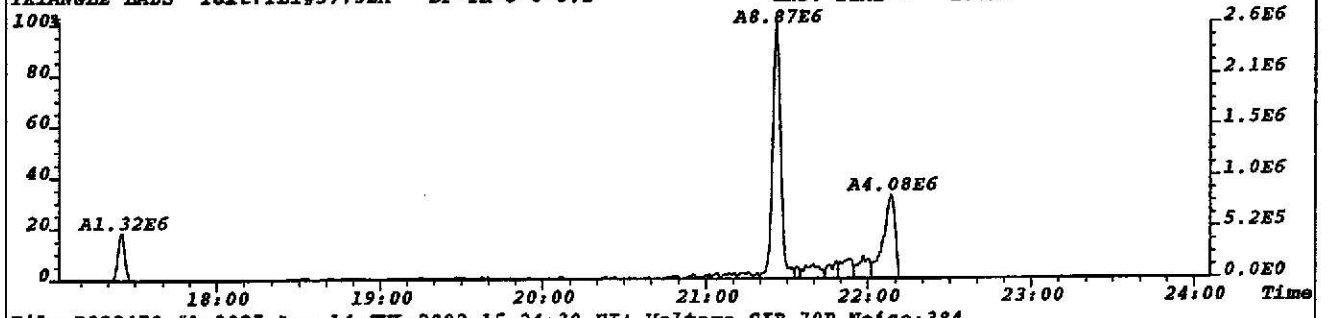

File:P022470 #1-3027 Acq:14-JUL-2002 15:24:30 EI+ Voltage SIR 70P Noise:384
317.9389 BSUB(256,30,-3.0) PKD(5,3,1,0.10%,1536.0,0.00%,F,F) Exp:DB225
TRIANGLE LABS Text:TLI#57752A DF-TR-3 0-5.1 INJ. TIME = 15:24

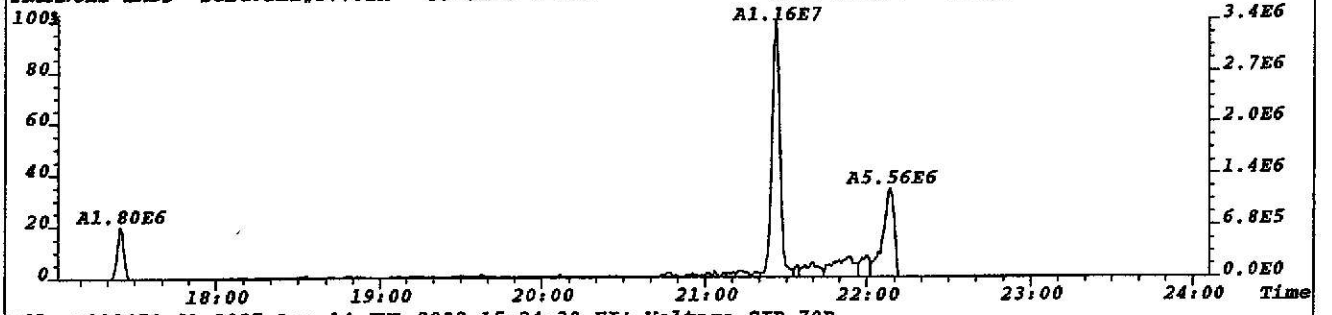

File:P022470 #1-3027 Acq:14-JUL-2002 15:24:30 EI+ Voltage SIR 70P
375.8364 Exp:DB225
TRIANGLE LABS Text:TLI#57752A DF-TR-3 0-5.1 INJ. TIME = 15:24

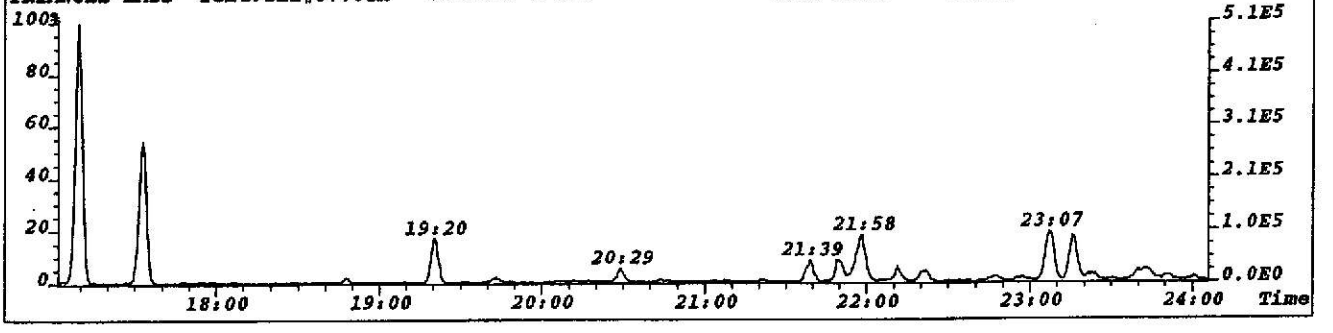

File:P022470 #1-3027 Acq:14-JUL-2002 15:24:30 EI+ Voltage SIR 70P Noise:338
319.8965 BSUB(256,30,-3.0) PKD(5,3,1,0.10%,1352.0,0.00%,F,F) Exp:DB225
TRIANGLE LABS Text:TLI#57752A DF-TR-3 0-5.1 INJ. TIME = 15:24

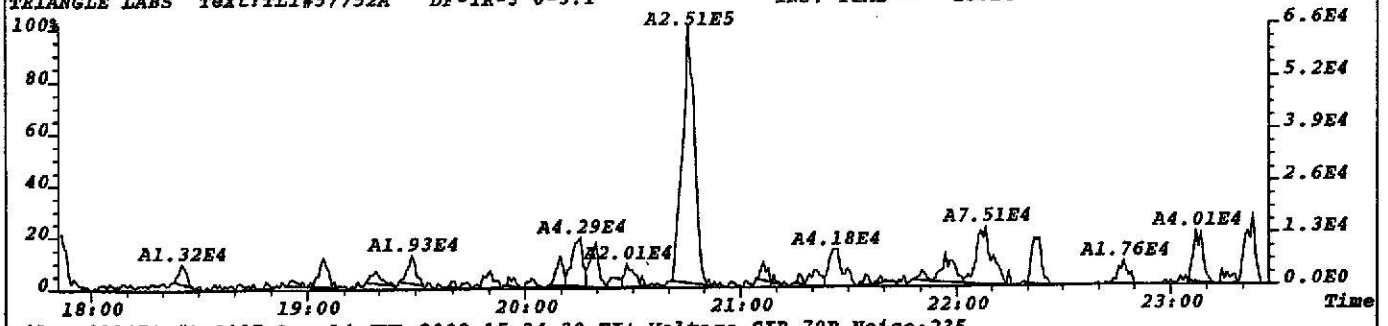

File:P022470 #1-3027 Acq:14-JUL-2002 15:24:30 EI+ Voltage SIR 70P Noise:235
321.8936 BSUB(256,30,-3.0) PKD(5,3,1,0.10%,940.0,0.00%,F,F) Exp:DB225
TRIANGLE LABS Text:TLI#57752A DF-TR-3 0-5.1 INJ. TIME = 15:24

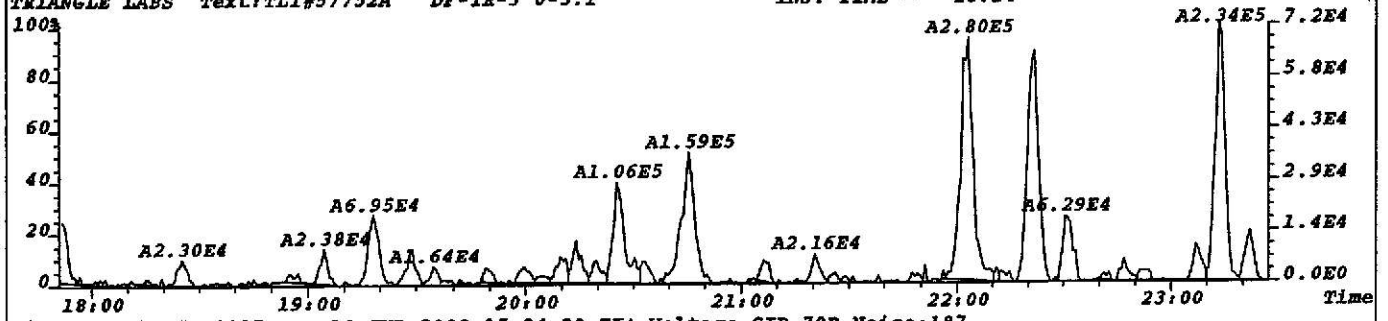

File:P022470 #1-3027 Acq:14-JUL-2002 15:24:30 EI+ Voltage SIR 70P Noise:187
327.8847 BSUB(256,30,-3.0) PKD(5,3,1,0.10%,748.0,0.00%,F,F) Exp:DB225
TRIANGLE LABS Text:TLI#57752A DF-TR-3 0-5.1 INJ. TIME = 15:24

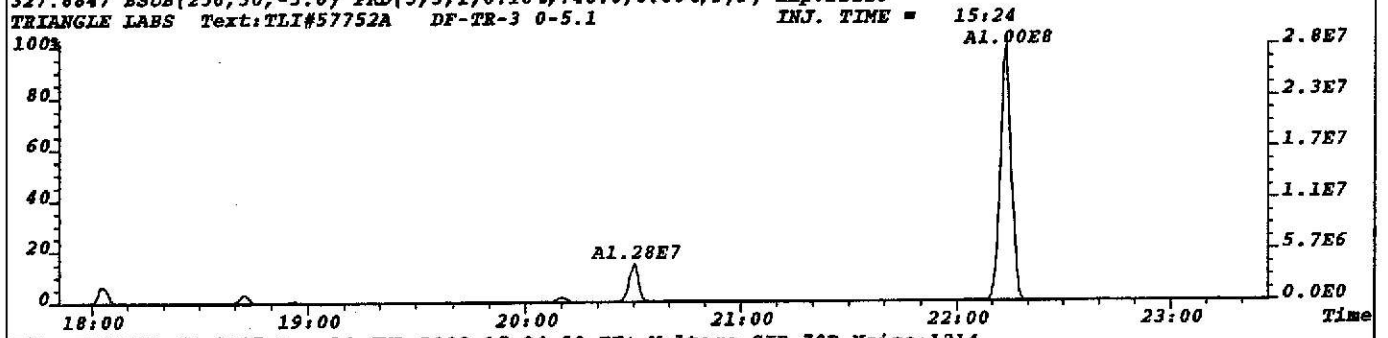

File:P022470 #1-3027 Acq:14-JUL-2002 15:24:30 EI+ Voltage SIR 70P Noise:1214
331.9368 BSUB(256,30,-3.0) PKD(5,3,1,0.10%,4856.0,0.00%,F,F) Exp:DB225
TRIANGLE LABS Text:TLI#57752A DF-TR-3 0-5.1 INJ. TIME = 15:24

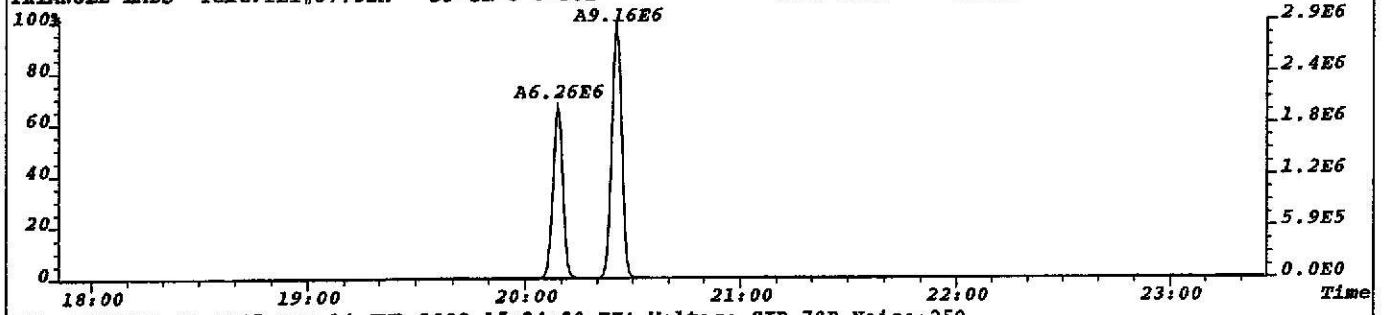

File:P022470 #1-3027 Acq:14-JUL-2002 15:24:30 EI+ Voltage SIR 70P Noise:259
333.9338 BSUB(256,30,-3.0) PKD(5,3,1,0.10%,1036.0,0.00%,F,F) Exp:DB225
TRIANGLE LABS Text:TLI#57752A DF-TR-3 0-5.1 INJ. TIME = 15:24

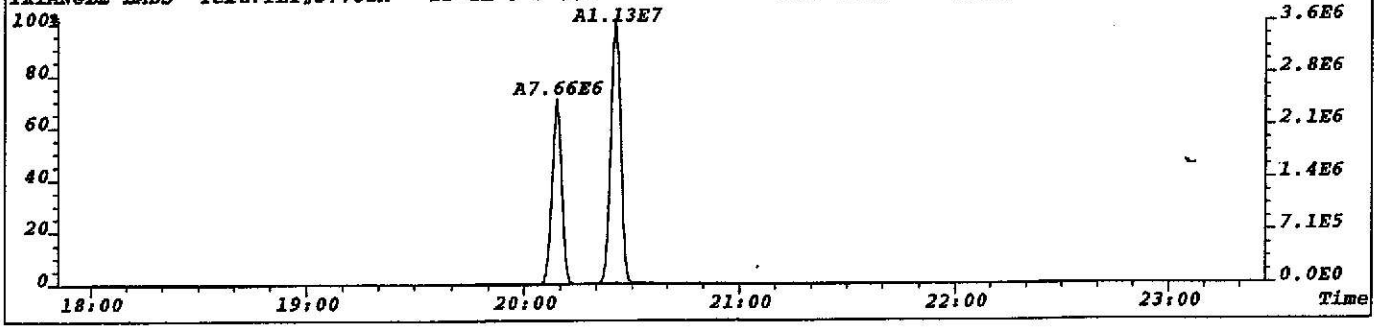

File:P022470 #1-3027 Acq:14-JUL-2002 15:24:30 EI+ Voltage SIR 70P
303.9016 Exp:DB225
TRIANGLE LABS Text:TLI#57752A DF-TR-3 0-5.1 INJ. TIME = 15:24

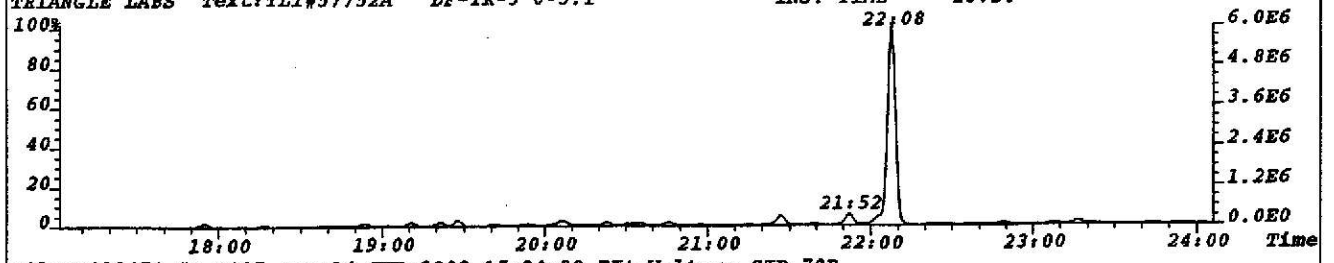

File:P022470 #1-3027 Acq:14-JUL-2002 15:24:30 EI+ Voltage SIR 70P
315.9419 Exp:DB225
TRIANGLE LABS Text:TLI#57752A DF-TR-3 0-5.1 INJ. TIME = 15:24

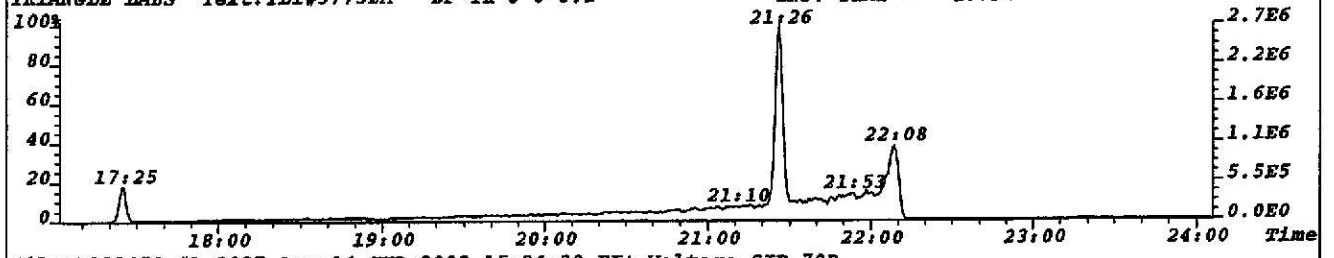

File:P022470 #1-3027 Acq:14-JUL-2002 15:24:30 EI+ Voltage SIR 70P
319.8965 Exp:DB225
TRIANGLE LABS Text:TLI#57752A DF-TR-3 0-5.1 INJ. TIME = 15:24

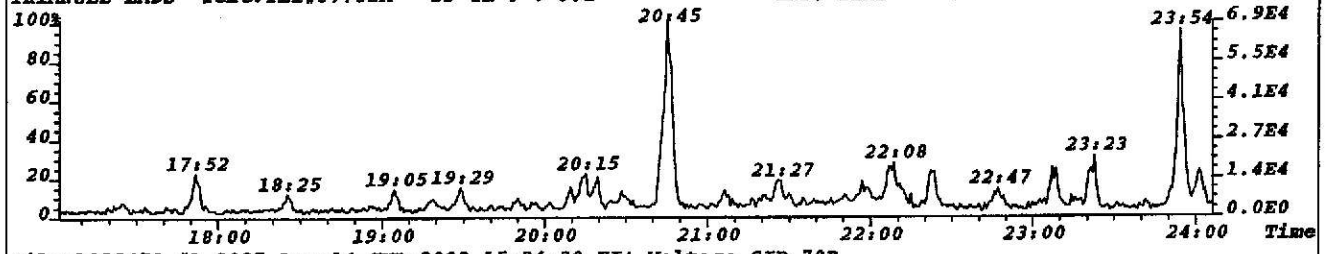

File:P022470 #1-3027 Acq:14-JUL-2002 15:24:30 EI+ Voltage SIR 70P
331.9368 Exp:DB225
TRIANGLE LABS Text:TLI#57752A DF-TR-3 0-5.1 INJ. TIME = 15:24

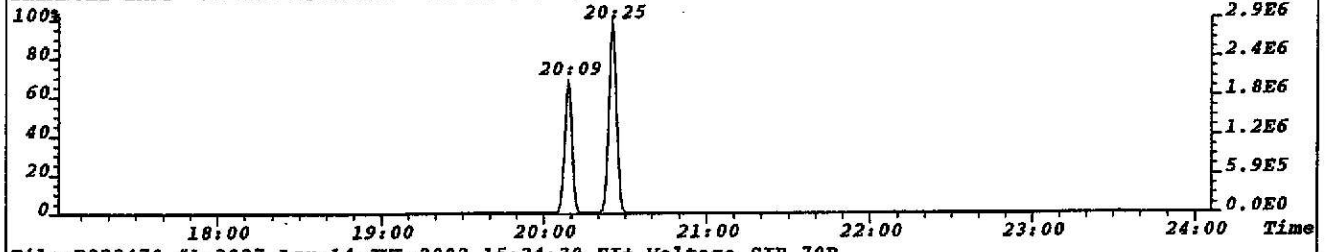

File:P022470 #1-3027 Acq:14-JUL-2002 15:24:30 EI+ Voltage SIR 70P
292.9825 Exp:DB225
TRIANGLE LABS Text:TLI#57752A DF-TR-3 0-5.1 INJ. TIME = 15:24

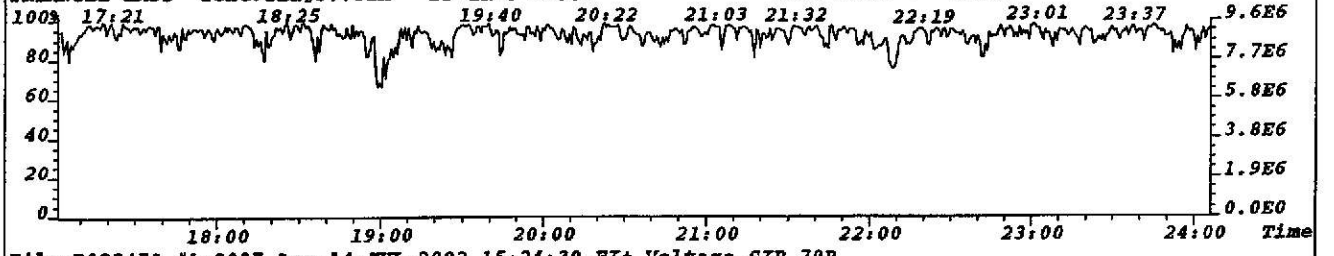

File:P022470 #1-3027 Acq:14-JUL-2002 15:24:30 EI+ Voltage SIR 70P
330.9792 Exp:DB225
TRIANGLE LABS Text:TLI#57752A DF-TR-3 0-5.1 INJ. TIME = 15:24

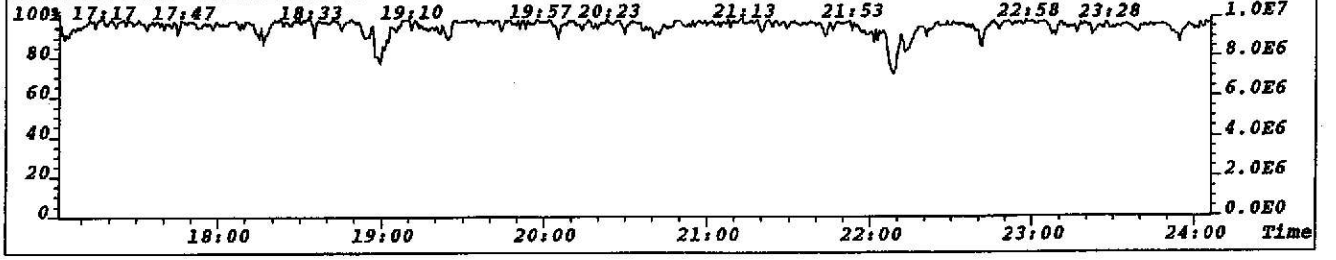

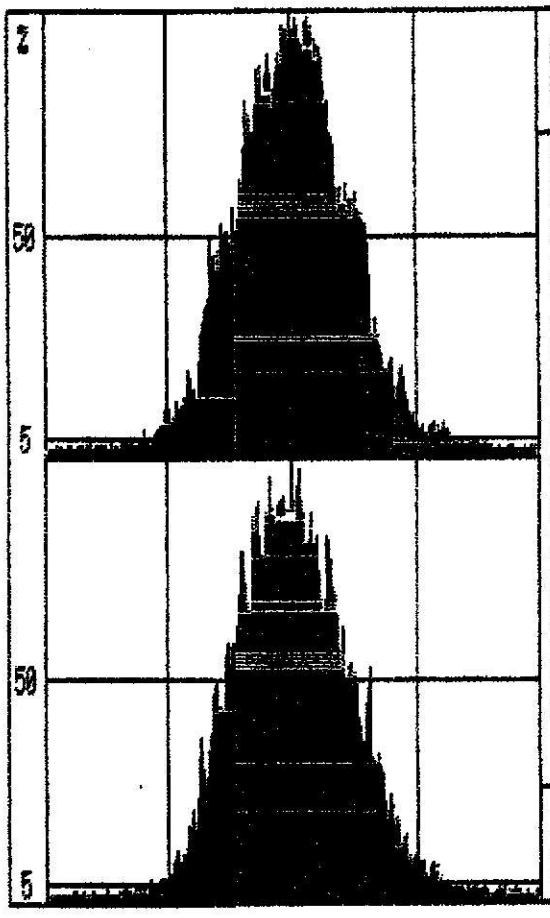

Channel I 330.9792 Peak top
Height 1.45 volts Span 200 ppm

System file name	08225
Data file name	A:P714021
Resolution	10000
Group number	1
Ionization mode	EI+
Switching	VOLTAGE
Ref. masses	292.9825, 380.9761

A	292.9825	J	330.9792
B	303.9016	K	331.9368
C	305.8987	L	333.9338
D	315.9419	M	375.8364
E	317.9399		
F	319.8965		
G	321.8936		
H	327.8847		
I	330.9792		

Ref. mass 380.9761 Peak top
Height .99 volts Span 200 ppm

Cam 15/02

File:P022470 #1-3027 Acq:14-JUL-2002 15:24:30 EI+ Voltage SIR 70P
315.9419 Exp:DB225
Sample Text:TLI#57752A DF-TR-3 0-5.1 INJ. TIME = 15:24 File Text:TLI#57752A »

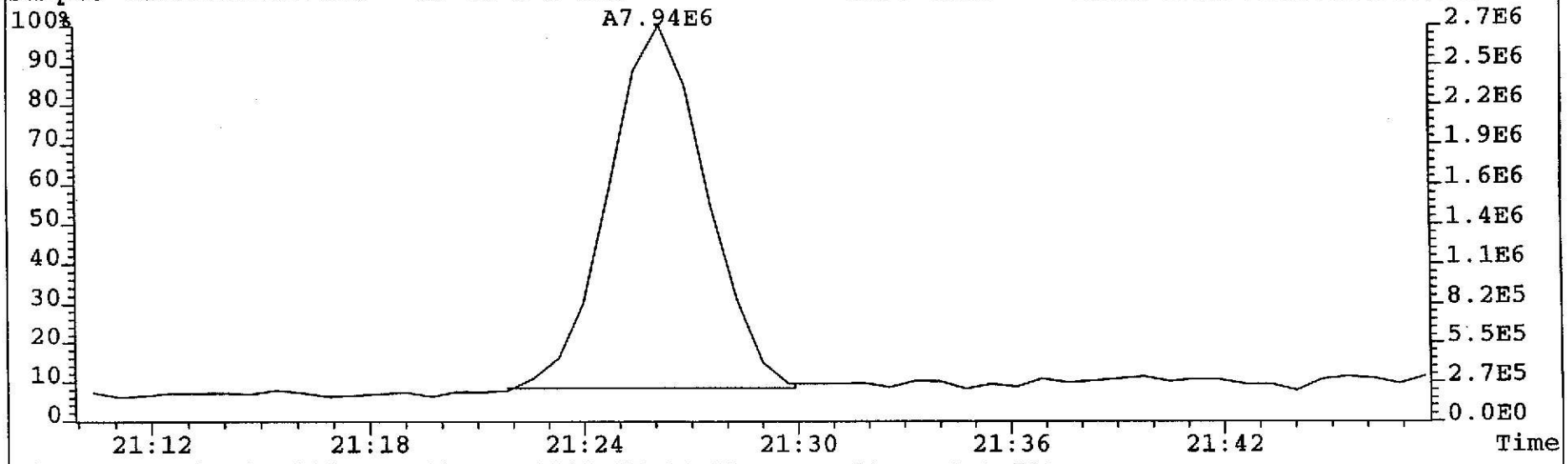

File:P022470 #1-3027 Acq:14-JUL-2002 15:24:30 EI+ Voltage SIR 70P
317.9389 Exp:DB225
Sample Text:TLI#57752A DF-TR-3 0-5.1 INJ. TIME = 15:24 File Text:TLI#57752A »

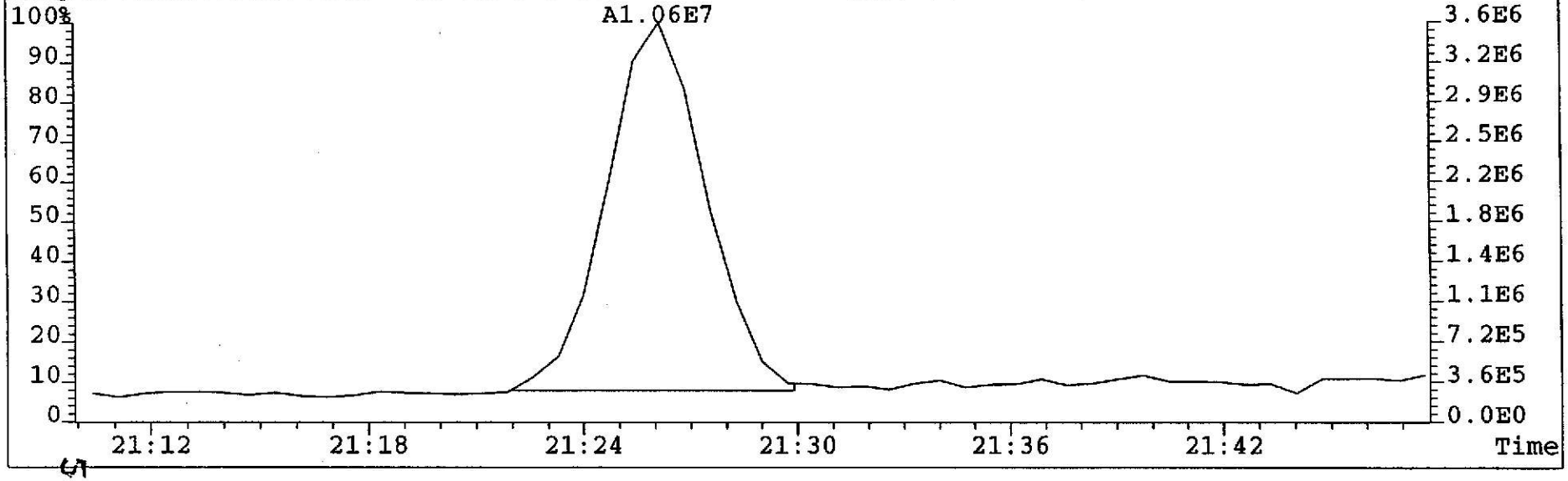

553

Martin & Slagle

TLI Project: **57752A** 1613, Revision B PCDD/PCDF Analysis (c)
Client Sample: **DF-DP-643 0-0.5** Analysis File: **S023088**

Client Project:	**Mississippi Project**				
Sample Matrix:	**SOLID**	Date Received:	**06/28/2002**	Spike File:	**SP161B22**
TLI ID:	**329-38-18**	Date Extracted:	**07/03/2002**	ICal:	**SF5607B**
		Date Analyzed:	**07/12/2002**	ConCal:	**SB23085**
Sample Size:	**10.800 g**	Dilution Factor:	**n/a**	% Moisture:	**6.7**
Dry Weight:	**10.076 g**	Blank File:	**S023087**	% Lipid:	**n/a**
GC Column:	**DB-5**	Analyst:	**JSY**	% Solids:	**93.3**

Analytes	Conc. (pg/g)	DL	Ratio	RT	RRT	Flags
2,3,7,8-TCDD	ND	1.9				___
1,2,3,7,8-PeCDD	ND	0.3				___
1,2,3,4,7,8-HxCDD	3.5		1.11	33:43	1.000	J__
1,2,3,6,7,8-HxCDD	10.3		1.11	33:48	1.000	___
1,2,3,7,8,9-HxCDD	8.5		1.23	34:07	1.009	J__
1,2,3,4,6,7,8-HpCDD	103		1.05	36:58	1.000	___
1,2,3,4,6,7,8,9-OCDD	3040		0.85	40:28	1.000	___
2,3,7,8-TCDF	29.9		0.78	25:35	1.001	___
1,2,3,7,8-PeCDF	759		1.49	29:32	0.998	___
2,3,4,7,8-PeCDF	31.1		1.55	30:16	1.000	___
1,2,3,4,7,8-HxCDF	ND	0.3				___
1,2,3,6,7,8-HxCDF	11.9		1.29	33:08	1.000	___
2,3,4,6,7,8-HxCDF	12.5		1.25	33:38	1.000	___
1,2,3,7,8,9-HxCDF	2.1		1.33	34:22	1.000	J__
1,2,3,4,6,7,8-HpCDF	376		1.08	35:57	1.000	___
1,2,3,4,7,8,9-HpCDF	9.9		1.07	37:27	1.000	___
1,2,3,4,6,7,8,9-OCDF	112		0.86	40:40	1.005	___

Totals	Conc. (pg/g)	Number	DL	Flags
Total TCDD	3.0	2		___
Total PeCDD	ND		87.0	___
Total HxCDD	56.0	5		___
Total HpCDD	192	2		___
Total TCDF	958	16		E__
Total PeCDF	2750	19		___
Total HxCDF	912	16		X__
Total HpCDF	624	3		___

161B_PSR v2.04, LARS 6.25.05

Triangle Laboratories, Inc.®
2445 S. Alston Ave. • Durham, North Carolina 27713
Phone: (919) 544-5729 • Fax: (919) 544-5491

Printed: 16:08 07/15/2002

TLI Project: **57752A** 1613, Revision B PCDD/PCDF Analysis (c)

Client Sample: **DF-DP-643 0-0.5** Analysis File: **S023088**

Internal Standards	Conc. (pg/g)	% Recovery	QC Limits	Ratio	RT	RRT	Flags
$^{13}C_{12}$-2,3,7,8-TCDD	132	66.3	25%-164%	0.77	26:18	1.007	___
$^{13}C_{12}$-1,2,3,7,8-PeCDD	190	95.8	25%-181%	1.50	30:37	1.172	___
$^{13}C_{12}$-1,2,3,4,7,8-HxCDD	139	70.0	32%-141%	1.20	33:43	0.989	___
$^{13}C_{12}$-1,2,3,6,7,8-HxCDD	155	78.2	28%-130%	1.21	33:48	0.991	___
$^{13}C_{12}$-1,2,3,4,6,7,8-HpCDD	155	78.1	23%-140%	1.01	36:58	1.084	___
$^{13}C_{12}$-1,2,3,4,6,7,8,9-OCDD	392	98.8	17%-157%	0.81	40:28	1.187	___
$^{13}C_{12}$-2,3,7,8-TCDF	123	62.1	24%-169%	0.74	25:34	0.979	___
$^{13}C_{12}$-1,2,3,7,8-PeCDF	164	82.6	24%-185%	1.34	29:35	1.133	___
$^{13}C_{12}$-2,3,4,7,8-PeCDF	155	78.1	21%-178%	1.50	30:16	1.159	___
$^{13}C_{12}$-1,2,3,4,7,8-HxCDF	95.4	48.0	26%-152%	0.51	33:02	0.969	___
$^{13}C_{12}$-1,2,3,6,7,8-HxCDF	103	52.0	26%-123%	0.51	33:08	0.972	___
$^{13}C_{12}$-2,3,4,6,7,8-HxCDF	120	60.3	28%-136%	0.51	33:37	0.986	___
$^{13}C_{12}$-1,2,3,7,8,9-HxCDF	119	59.9	29%-147%	0.50	34:21	1.007	___
$^{13}C_{12}$-1,2,3,4,6,7,8-HpCDF	108	54.2	28%-143%	0.43	35:56	1.054	___
$^{13}C_{12}$-1,2,3,4,7,8,9-HpCDF	118	59.6	26%-138%	0.43	37:26	1.098	___

Cleanup Standard	Conc. (pg/g)	% Recovery	QC Limits	RT	RRT	Flags
$^{37}Cl_4$-2,3,7,8-TCDD	16.2	81.6	35%-197%	26:19	1.008	___

Recovery Standards	Ratio	RT	Flags
$^{13}C_{12}$-1,2,3,4-TCDD	0.80	26:07	___
$^{13}C_{12}$-1,2,3,7,8,9-HxCDD	1.27	34:06	___

Data Reviewer: KW 07/15/2002

161B_PSR v2.04, LARS 6.25.05

Triangle Laboratories, Inc.®
2445 S. Alston Ave. • Durham, North Carolina 27713
Phone: (919) 544-5729 • Fax: (919) 544-5491

Printed: 16:08 07/15/2002

Martin & Slagle

TLI Project: 57752A
Client Sample: DF-DP-643 0-0.5

Toxicity Equivalents Report
Analysis File: S023088

Client Project:	Mississippi Project				
Sample Matrix:	SOLID	Date Received:	06/28/02	Spike File:	SP161B22
TLI ID:	329-38-18	Date Extracted:	07/03/02	ICal:	SF5607B
		Date Analyzed:	07/12/02	ConCal:	SB23085
Sample Size:	10.800 g	Dilution Factor:	1	% Moisture:	6.7
Dry Weight:	10.076 g	Blank File:	S023087	% Lipid:	n/a
GC Column:	DB-5	Analyst:	JSY	% Solids:	93.3

Analytes	Conc. (pg/g)		TEF		Equivalent
2,3,7,8-TCDD	{1.9}	x	1.	=	1.9
1,2,3,7,8-PeCDD	{0.3}	x	0.5	=	0.2
1,2,3,4,7,8-HxCDD	3.5	x	0.1	=	0.35
1,2,3,6,7,8-HxCDD	10.3	x	0.1	=	1.03
1,2,3,7,8,9-HxCDD	8.5	x	0.1	=	0.85
1,2,3,4,6,7,8-HpCDD	103	x	0.01	=	1.03
1,2,3,4,6,7,8,9-OCDD	3040	x	0.001	=	3.040
TOTAL PCDD					8.4
2,3,7,8-TCDF	32.7	x	0.1	=	3.27
1,2,3,7,8-PeCDF	759	x	0.05	=	38.0
2,3,4,7,8-PeCDF	31.1	x	0.5	=	15.6
1,2,3,4,7,8-HxCDF	316	x	0.1	=	31.6
1,2,3,6,7,8-HxCDF	11.9	x	0.1	=	1.19
2,3,4,6,7,8-HxCDF	12.5	x	0.1	=	1.25
1,2,3,7,8,9-HxCDF	{0.3}	x	0.1	=	0.03
1,2,3,4,6,7,8-HpCDF	376	x	0.01	=	3.76
1,2,3,4,7,8,9-HpCDF	9.9	x	0.01	=	0.099
1,2,3,4,6,7,8,9-OCDF	112	x	0.001	=	0.112
TOTAL PCDF					94.9

Total EPA TEFs, 1989a: 103.3 pg/g

{...} indicates that the value is that of a Detection Limit.

GRY_TEF v1.08, MILES 4.22.16

Triangle Laboratories, Inc.®
2445 S. Alston Ave. • Durham, North Carolina 27713
Phone: (919) 544-5729 • Fax: (919) 544-5491

Printed: 21:40 07/15/02

Initial ....Date...

Data Review By: KW 7/15/02

Calculated Noise Height: 0.09

Page No. 1 Listing of S023088B.dbf
07/15/2002 Matched GC Peaks / Ratio / Ret. Time

Compound/ M_Z....	QC.Log	Omit	Why	..RT.	OK	Ratio	Total.Area/Ht	Area/Ht.Peak1	Area/Ht.Peak2	Rel.RT	Compound.Name..	ID..	Flags.
TCDF				0.65-0.89						0.867-1.076			
304-306	DC	NL				Height	0.89	0.40	0.49				
				22:15		0.84	18.02	8.22	9.80	0.870			
				23:08	RO	1.03	4.95	2.51	2.44	0.905			
				23:25		0.73	7.89	3.32	4.57	0.916			
				23:35	RO	0.56	5.29	1.90	3.39	0.922			
				23:50		0.77	7.82	3.40	4.42	0.932			
				24:04		0.82	38.01	17.13	20.88	0.941			
				24:15		0.75	9.54	4.08	5.46	0.949			
				24:32		0.74	15.54	6.61	8.93	0.960			
				24:40		0.80	17.12	7.59	9.53	0.965			
				25:01		0.82	39.51	17.84	21.67	0.978			
				25:12		0.75	76.92	33.02	43.90	0.986			
				25:22		0.82	157.44	71.08	86.36	0.992			
				25:35		0.78	98.02	43.05	54.97	1.001	2378-TCDF	AN	
				25:50		0.75	32.61	13.94	18.67	1.010			
				26:02		0.78	28.92	12.63	16.29	1.018			
				26:20		0.77	70.68	30.67	40.01	1.030			
				26:33		0.83	301.13	136.66	164.47	1.038			
				26:53		0.78	2,222.72	974.05	1,248.67	1.051			E
	DC	WH		27:35	RO	0.97	7.94			1.079			
	DC	WH		27:42		0.70	5.71			1.083			
304-306			18	Peaks			3,152.13						
13C12-TCDF				0.65-0.89						0.943-1.139			
316-318	DC	NL				Height	0.04	0.02	0.02				
				25:10	RO	0.50	4.30	1.44	2.86	0.984			
				25:34		0.74	629.96	267.19	362.77	1.000	13C12-2378-TCDF	ISO	
						Height	188.05	80.70	107.35				
				25:58	RO	0.59	3.87	1.44	2.43	1.016			
316-318			3	Peaks			638.13						

---------- Above: TCDF / TCDD Follows ----------

TCDD				0.65-0.89						0.896-1.046			
320-322	DC	NL				Height	0.04	0.02	0.02				
D	D	SN		23:42	RO	1.07	0.56			0.901	1368-TCDD	AN	
D	D	SN		23:53	RO	0.91	0.21			0.908			
D	D	SN		24:06	RO	0.52	1.02			0.916	1379-TCDD	AN	
D	D	SN		24:18	RO	1.17	0.13			0.924			
D	D	SN		24:38		0.84	0.46			0.937			
D	D	SN		24:55	RO	1.83	0.34			0.947			
				25:07		0.75	3.58	1.53	2.05	0.955			
D	D	SN		25:18	RO	0.33	1.59			0.962			
				26:01		0.84	4.47	2.04	2.43	0.989			
M				26:20	RO	1.50	5.13	3.08	2.05	1.001	2378-TCDD	AN	
				26:31	RO	2.17	2.22	1.52	0.70	1.008			

Compound/ M_Z....	QC.Log	Omit	Why	..RT.	OK	Ratio	Total.Area/Ht	Area/Ht.Peak1	Area/Ht.Peak2	Rel.RT	Compound.Name..	ID..	Flags.
				26:39	RO	2.31	1.16	0.81	0.35	1.013			
				26:49	RO	1.86	12.06	7.84	4.22	1.020			
				26:58	RO	1.76	14.53	9.27	5.26	1.025			
	D	D	SN	27:07	RO	0.11	2.18			1.031			
		DC	WH	27:35	RO	1.14	2.96			1.049			
		DC	WH	27:42	RO	1.42	1.96			1.053			
320-322			7	Peaks			43.15						
37Cl-TCDD									0.924-1.076				
328		DC	NL			Height	0.02	0.02					
				24:56			158.91	158.91		0.948			
				26:19			60.53	60.53		1.001	37Cl-TCDD		CLS
				26:44			2,179.57	2,179.57		1.016			
				27:00			6.89	6.89		1.027			
				27:42			6.12	6.12		1.053			
328			5	Peaks			2,412.02						
13C12-TCDD						0.65-0.89			0.917-1.069				
332-334		DC	NL			Height	0.10	0.08	0.02				
				25:09	RO	1.02	0.97	0.49	0.48	0.956			
				26:07		0.80	742.53	328.98	413.55	0.993	13C12-1234-TCDD		RS1
				26:18		0.77	499.92	216.80	283.12	1.000	13C12-2378-TCDD		IS1
						Height	140.40	62.21	78.19				
				27:01	RO	0.28	0.64	0.14	0.50	1.027			
332-334			4	Peaks			1,244.06						

---------- Above: TCDD / PeCDF Follows ----------

PeCDF						1.32-1.78			0.906-1.038				
340-342		DC	NL			Height	0.04	0.02	0.02				
		DC	WL	27:24		1.45	14.14			0.905			
				27:31		1.45	69.38	41.07	28.31	0.909			
				27:41		1.59	73.53	45.12	28.41	0.915			
				27:55		1.52	130.72	78.81	51.91	0.922			
				28:09		1.45	88.35	52.32	36.03	0.930			
				28:20		1.57	61.91	37.84	24.07	0.936			
				28:44		1.48	703.70	420.11	283.59	0.949			
				28:57		1.48	2,270.48	1,355.84	914.64	0.956			
				29:09		1.51	974.74	585.70	389.04	0.963			
	A			29:26		1.48	598.00	357.00	241.00	0.972			
	M			29:32		1.49	2,660.00	1,590.00	1,070.00	0.998	12378-PeCDF		AN
				29:50		1.48	476.64	284.13	192.51	0.986			
				30:16		1.55	99.27	60.33	38.94	1.000	23478-PeCDF		AN
				30:26		1.71	28.48	17.98	10.50	1.006			
				30:33		1.40	69.06	40.34	28.72	1.009			
				30:41		1.53	161.72	97.88	63.84	1.014			
			X	30:51		1.59	22.68	13.94	8.74	1.019			
				30:57		1.50	201.38	120.85	80.53	1.023			
				31:11		1.48	546.24	325.56	220.68	1.030			
			X	31:20		1.49	91.88	54.97	36.91	1.035			
		DC	WH	31:35	RO	1.12	26.52			1.044			
340-342			19	Peaks			9,328.16						

Compound/ M_Z....	QC.Log	Omit	Why	..RT.	OK	Ratio	Total.Area/Ht	Area/Ht.Peak1	Area/Ht.Peak2	Rel.RT	Compound.Name..	ID..	Flags.
13C12-PeCDF				1.32-1.78						0.797-1.127			
352-354	DC	NL				Height	0.04	0.02	0.02				
				28:45	RO	0.02	107.41	1.68	105.73	0.950			
				28:56	RO	0.03	95.63	3.07	92.56	0.956			
				29:22	RO	0.03	22.30	0.56	21.74	0.970			
	M			29:35		1.34	603.00	345.00	258.00	1.000	13C12-PeCDF 123	IS2	
						Height	182.47	108.22	74.25				
				29:51	RO	0.12	110.16	11.95	98.21	0.986			
				30:16		1.50	563.85	338.42	225.43	1.000	13C12-PeCDF 234	IS3	
						Height	184.22	111.90	72.32				
				30:41	RO	1.19	10.65	5.78	4.87	1.014			
				30:51	RO	0.57	11.68	4.24	7.44	1.019			
				30:58	RO	0.42	32.53	9.61	22.92	1.023			
				31:05	RO	0.60	11.33	4.23	7.10	1.027			
				31:19	RO	0.58	66.87	24.47	42.40	1.035			
				31:36	RO	0.73	8.87	3.75	5.12	1.044			
352-354			12	Peaks			1,644.28						

---------- Above: PeCDF / PeCDD Follows ----------

PeCDD				1.32-1.78						0.937-1.022			
356-358	DC	NL				Height	0.06	0.03	0.03				
				28:58	RO	1.01	9.55	4.81	4.74	0.946			
				29:10	RO	0.14	21.23	2.61	18.62	0.953			
				29:33	RO	0.47	17.12	5.49	11.63	0.965			
				29:42	RO	1.03	30.81	15.65	15.16	0.970			
				29:50	RO	0.12	50.57	5.30	45.27	0.974			
				30:08	RO	2.77	7.62	5.60	2.02	0.984			
	D	D	SN	30:40	RO	2.18	20.75			1.002	12378-PeCDD		AN
				30:50	RO	0.55	23.58	8.32	15.26	1.007			
	MKT			31:00	RO	1.31	50.40	28.60	21.80	1.013			
356-358			8	Peaks			210.88						
13C12-PeCDD				1.32-1.78						0.723-1.050			
368-370	DC	NL				Height	0.06	0.03	0.03				
				28:57	RO	1.06	0.37	0.19	0.18	0.946			
				29:33		1.54	0.71	0.43	0.28	0.965			
				29:41	RO	2.22	2.87	1.98	0.89	0.970			
				29:53		1.78	1.28	0.82	0.46	0.976			
				30:37		1.50	449.50	269.67	179.83	1.000	13C12-PeCDD 123	IS4	
						Height	152.50	91.07	61.43				
				30:56		1.69	0.70	0.44	0.26	1.010			
				31:04	RO	1.12	0.91	0.48	0.43	1.015			
				31:20	RO	0.88	2.05	0.96	1.09	1.023			
				31:29	RO	0.19	1.80	0.29	1.51	1.028			
368-370			9	Peaks			460.19						

---------- Above: PeCDD / HxCDF Follows ----------

HxCDF				1.05-1.43						0.929-1.007			
374-376	DC	NL				Height	0.57	0.32	0.25				
				32:01	RO	0.97	6.11	3.01	3.10	0.932			

Compound/ M_Z....	QC.Log	Omit	Why	..RT.	OK	Ratio	Total.Area/Ht	Area/Ht.Peak1	Area/Ht.Peak2	Rel.RT	Compound.Name..	ID..	Flags.
				32:05		1.09	16.98	8.84	8.14	0.934			
			X	32:12		1.27	299.96	167.92	132.04	0.937			
				32:24		1.22	100.11	54.96	45.15	0.943			
				32:36		1.26	109.82	61.33	48.49	0.949			
				32:40		1.30	157.93	89.24	68.69	0.951			
				32:44		1.12	130.10	68.86	61.24	0.953			
				32:48		1.41	106.07	62.06	44.01	0.955			
				32:57		1.32	196.40	111.60	84.80	0.959			
MN				33:04		1.26	609.00	340.00	269.00	1.001			
AN				33:08		1.29	25.20	14.20	11.00	1.000	123678-HxCDF	AN	
				33:18		1.29	60.34	33.95	26.39	0.969			
				33:25	RO	1.55	4.67	2.84	1.83	0.973			
				33:38		1.25	27.01	15.02	11.99	1.000	234678-HxCDF	AN	
				33:59	RO	0.99	5.44	2.70	2.74	0.989			
			X	34:10		1.12	4.95	2.62	2.33	0.995			J
AD		d	de	34:17		1.38	12.75			0.998			
M			X	34:18		1.38	12.75	7.40	5.35	0.999			
AN				34:22		1.33	4.20	2.40	1.80	1.000	123789-HxCDF	AN	J
MT				34:26		1.42	7.32	4.30	3.02	1.002			J
D		D	WH	34:35		1.33	8.07			1.007			
		DC	WH	34:57	RO	1.02	0.97			1.017			
374-376			19	Peaks			1,884.36						
13C12-HxCDF						0.43-0.59				0.876-1.109			
384-386		DC	NL			Height	0.25	0.12	0.13				
				32:13	RO	1.17	1.78	0.96	0.82	0.938			
		DC	SN	32:31	RO	0.07	0.63			0.947			
		DC	SN	32:36	RO	0.38	0.54			0.949			
		DC	SN	32:42	RO	0.37	0.26			0.952			
				32:54	RO	0.82	0.91	0.41	0.50	0.958			
				33:02		0.51	318.71	107.25	211.46	1.000	13C12-HxCDF 478	IS5	
						Height	115.59	38.76	76.83				
				33:08		0.51	334.24	113.19	221.05	1.000	13C12-HxCDF 678	IS6	
						Height	110.98	38.53	72.45				
				33:18	RO	1.17	2.82	1.52	1.30	0.969			
				33:37		0.51	368.54	124.65	243.89	1.000	13C12-HxCDF 234	IS7	
						Height	140.29	47.08	93.21				
				34:10	RO	0.62	1.72	0.66	1.06	0.995			
				34:21		0.50	320.01	107.13	212.88	1.000	13C12-HxCDF 789	IS8	
						Height	105.38	35.55	69.83				
				34:30		0.59	1.62	0.60	1.02	1.004			
				34:43	RO	2.17	2.25	1.54	0.71	1.011			
384-386			10	Peaks			1,352.60						

---------- Above: HxCDF / HxCDD Follows ----------

HxCDD						1.05-1.43				0.960-1.014			
390-392		DC	NL			Height	0.67	0.23	0.44				
				32:34		1.06	50.93	26.19	24.74	0.964			
D		D	SN	32:54	RO	0.31	4.67			0.973			
				33:01		1.42	7.64	4.48	3.16	0.977			J
M				33:14	RO	1.00	70.50	35.20	35.30	0.983			

Compound/ M_Z....	QC.Log	Omit	Why	..RT.	OK	Ratio	Total.Area/Ht	Area/Ht.Peak1	Area/Ht.Peak2	Rel.RT	Compound.Name..	ID..	Flags.
M				33:22	RO	0.50	29.47	9.77	19.70	0.987			
	DC	SN		33:27	RO	0.71	1.35			0.990			
N	DC	SN		33:37		1.37	1.02			0.997			
AN				33:43		1.11	5.83	3.07	2.76	1.000	123478-HxCDD	AN	J
M				33:48		1.11	18.67	9.82	8.85	1.000	123678-HxCDD	AN	
A				33:54	RO	0.95	4.88	2.38	2.50	1.003			
M				34:07		1.23	15.01	8.29	6.72	1.009	123789-HxCDD	AN	J
	DC	WH		34:17	RO	0.69	9.10			1.014			
	DC	WH		34:27	RO	0.48	11.28			1.019			
	DC	WH		34:37		1.16	18.76			1.024			
390-392			8	Peaks			202.93						
13C12-HxCDD				1.05-1.43						0.982-1.041			
402-404	DC	NL		Height			0.23	0.04	0.19				
	DC	WL		32:29	RO	0.14	1.72			0.963			
	DC	WL		32:57	RO	0.06	2.52			0.977			
				33:43		1.20	284.84	155.30	129.54	1.000	13C12-HxCDD 478	IS9	
				Height			110.16	60.88	49.28				
				33:48		1.21	332.19	181.98	150.21	1.000	13C12-HxCDD 678	IS10	
				Height			116.70	62.72	53.98				
				33:57	RO	0.65	1.72	0.68	1.04	1.007			
				34:06		1.27	496.40	277.63	218.77	1.011	13C12-HxCDD 789	RS2	
				34:26	RO	0.04	12.20	0.43	11.77	1.021			
				34:30	RO	0.27	1.14	0.24	0.90	1.023			
402-404			6	Peaks			1,128.49						

---------- Above: HxCDD / HpCDF Follows ----------

HpCDF				0.88-1.20						0.956-1.005			
408-410	DC	NL		Height			0.57	0.53	0.04				
M				35:57		1.08	635.00	330.00	305.00	1.000	1234678-HpCDF	AN	
				36:12	RO	0.76	4.83	2.08	2.75	0.967			
				36:22		1.03	382.76	194.32	188.44	0.972			
D	D	SN		36:46	RO	16.10	5.30			0.982			
				37:27		1.07	15.21	7.85	7.36	1.000	1234789-HpCDF	AN	
408-410			4	Peaks			1,037.80						
13C12-HpCDF				0.37-0.51						0.858-1.151			
418-420	DC	NL		Height			0.07	0.04	0.03				
				35:56		0.43	232.14	69.50	162.64	1.000	13C12-HpCDF 678	IS11	
				Height			76.56	22.53	54.03				
				36:09		0.42	0.71	0.21	0.50	0.966			
				36:21	RO	2.09	1.64	1.11	0.53	0.971			
				37:26		0.43	204.46	61.21	143.25	1.000	13C12-HpCDF 789	IS12	
				Height			58.13	17.91	40.22				
418-420			4	Peaks			438.95						

---------- Above: HpCDF / HpCDD Follows ----------

HpCDD				0.88-1.20						0.976-1.005			
424-426	DC	NL		Height			0.48	0.23	0.25				
				36:14		0.99	111.33	55.25	56.08	0.980			

Compound/ M_Z....	QC.Log	Omit	Why	..RT.	OK	Ratio	Total.Area/Ht	Area/Ht.Peak1	Area/Ht.Peak2	Rel.RT	Compound.Name..	ID..	Flags.
	DC	SN		36:42	RO	0.63	2.14			0.993			
				36:58		1.05	129.68	66.28	63.40	1.000	1234678-HpCDD	AN	
424-426			2	Peaks			241.01						
13C12-HpCDD				0.88-1.20					0.869-1.085				
436-438	DC	NL				Height	0.30	0.19	0.11				
				36:11	RO	0.17	6.88	0.99	5.89	0.979			
				36:58		1.01	257.43	129.59	127.84	1.000	13C12-HpCDD 678	IS13	
						Height	75.27	38.02	37.25				
	DC	SN		37:29	RO	0.50	1.26			1.014			
436-438			2	Peaks			264.31						

---------- Above: HpCDD / Octa-CDD and CDF Follows ----------

OCDF				0.76-1.02					0.951-1.049				
442-444	DC	NL				Height	0.06	0.03	0.03				
	DC	WL		35:50	RO	1.19	0.79			0.886			
	DC	WL		36:09	RO	2.22	1.19			0.893			
	DC	WL		36:28	RO	0.46	0.19			0.901			
	DC	WL		36:39	RO	1.98	1.58			0.906			
	DC	WL		37:13		1.01	1.49			0.920			
	DC	WL		37:19	RO	1.41	0.41			0.922			
	DC	WL		37:53	RO	2.71	0.26			0.936			
	DC	WL		38:14	RO	0.31	0.17			0.945			
	DC	WL		38:19	RO	1.14	0.15			0.947			
				38:31	RO	1.52	2.57	1.55	1.02	0.952			
	DC	SN		38:49	RO	5.00	0.24			0.959			
	DC	SN		39:08	RO	1.60	0.13			0.967			
				39:16	RO	1.25	0.18	0.10	0.08	0.970			
				39:30		0.87	0.28	0.13	0.15	0.976			
	DC	SN		40:11	RO	0.67	0.15			0.993			
				40:28		0.92	2.38	1.14	1.24	1.000			
				40:40		0.86	186.77	86.24	100.53	1.005	OCDF	AN	
				41:32	RO	0.71	0.48	0.20	0.28	1.026			
	DC	SN		41:54	RO	1.55	0.28			1.035			
	DC	WH		42:40		0.80	0.09			1.054			
	DC	WH		43:07	RO	1.10	0.21			1.065			
	DC	WH		43:34	RO	2.14	0.22			1.077			
	DC	WH		44:26		0.78	0.16			1.098			
442-444			6	Peaks			192.66						
OCDD				0.76-1.02					0.951-1.049				
458-460	DC	NL				Height	0.06	0.03	0.03				
				40:28		0.85	3,689.34	1,698.83	1,990.51	1.000	OCDD	AN	
458-460			1	Peak			3,689.34						
13C12-OCDD				0.76-1.02					0.996-1.004				
470-472	DC	NL				Height	0.13	0.10	0.03				
				40:28		0.81	470.45	210.56	259.89	1.000	13C12-OCDD	IS14	
						Height	113.79	51.69	62.10				
470-472			1	Peak			470.45						

Compound/
M_Z.... QC.Log Omit Why ..RT. OK Ratio Total.Area/Ht Area/Ht.Peak1 Area/Ht.Peak2 Rel.RT Compound.Name.. ID.. Flags.

Column Description.....	"Why" Code Description.....	QC Log Desc.....
M_Z -Nominal Ion Mass(es)	WL-Below Retention Time Window	A-Peak Added
..RT. -Retention Time (mm:ss)	WH-Above Retention Time Window	K-Peak Kept
Rat.1 -Ratio of M/M+2 Ions	SN-Below Signal to Noise Level	D-Peak Deleted
OK -RO=Ratio Outside Limits	<M-Below Method Detection Limit	T-Time Changed
Rel.RT-Relative Retention Time	NL-Channel Specific Noise Level	M-Peak Area Changed
		N-Name Changed
		X-Ether Interference

*** End of Report ***

File:S023088 #1-758 Acq:12-JUL-2002 13:09:15 EI+ Voltage SIR 70S Noise:501
303.9016 F:2 BSUB(256,30,-3.0) PKD(9,5,5,0.05%,2004.0,1.00%,F,T) Exp:NDB5US
TRIANGLE LABS Text:TLI#57752A DF-DP-643 0-0.5 INJ. TIME = 13:11

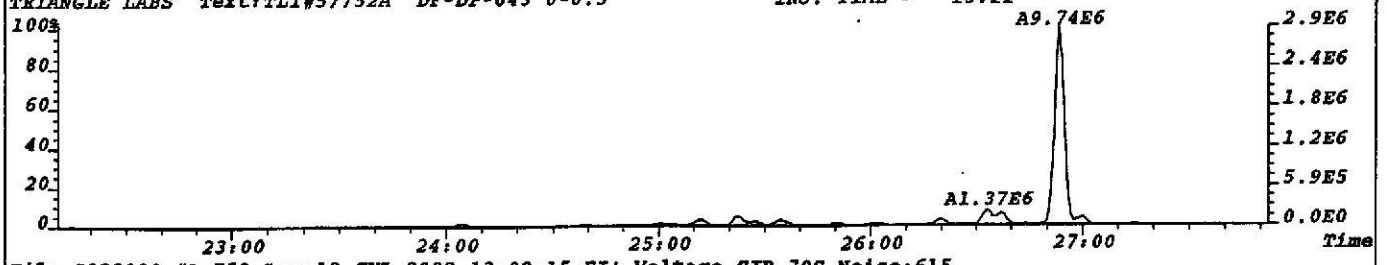

File:S023088 #1-758 Acq:12-JUL-2002 13:09:15 EI+ Voltage SIR 70S Noise:615
305.8987 F:2 BSUB(256,30,-3.0) PKD(9,5,5,0.05%,2460.0,1.00%,F,T) Exp:NDB5US
TRIANGLE LABS Text:TLI#57752A DF-DP-643 0-0.5 INJ. TIME = 13:11

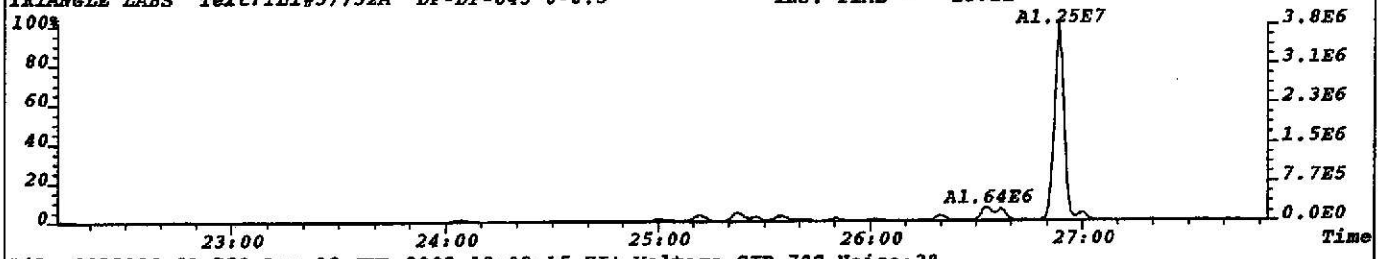

File:S023088 #1-758 Acq:12-JUL-2002 13:09:15 EI+ Voltage SIR 70S Noise:28
315.9419 F:2 BSUB(256,30,-3.0) PKD(9,5,5,0.05%,112.0,1.00%,F,T) Exp:NDB5US
TRIANGLE LABS Text:TLI#57752A DF-DP-643 0-0.5 INJ. TIME = 13:11

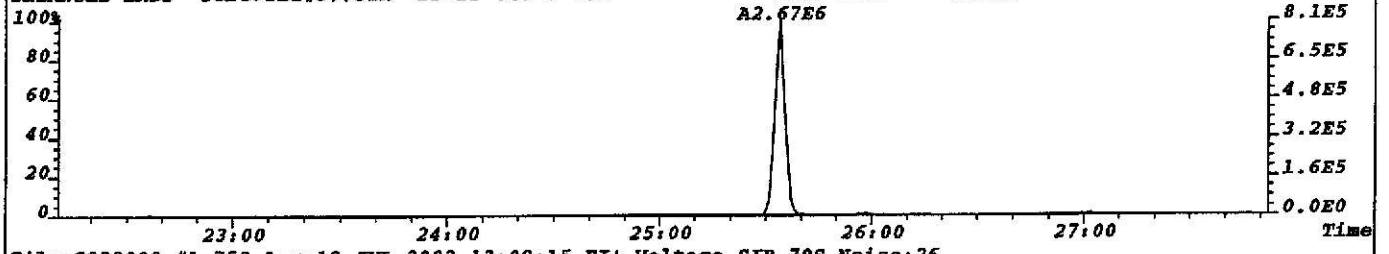

File:S023088 #1-758 Acq:12-JUL-2002 13:09:15 EI+ Voltage SIR 70S Noise:26
317.9389 F:2 BSUB(256,30,-3.0) PKD(9,5,5,0.05%,104.0,1.00%,F,T) Exp:NDB5US
TRIANGLE LABS Text:TLI#57752A DF-DP-643 0-0.5 INJ. TIME = 13:11

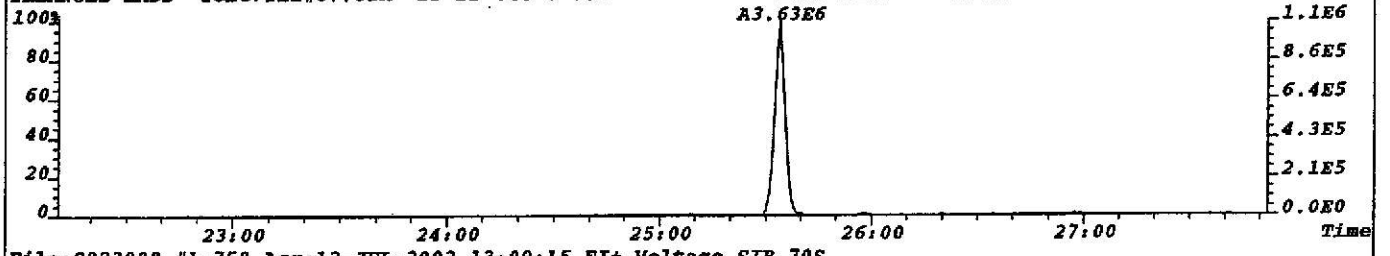

File:S023088 #1-758 Acq:12-JUL-2002 13:09:15 EI+ Voltage SIR 70S
330.9792 F:2 Exp:NDB5US
TRIANGLE LABS Text:TLI#57752A DF-DP-643 0-0.5 INJ. TIME = 13:11

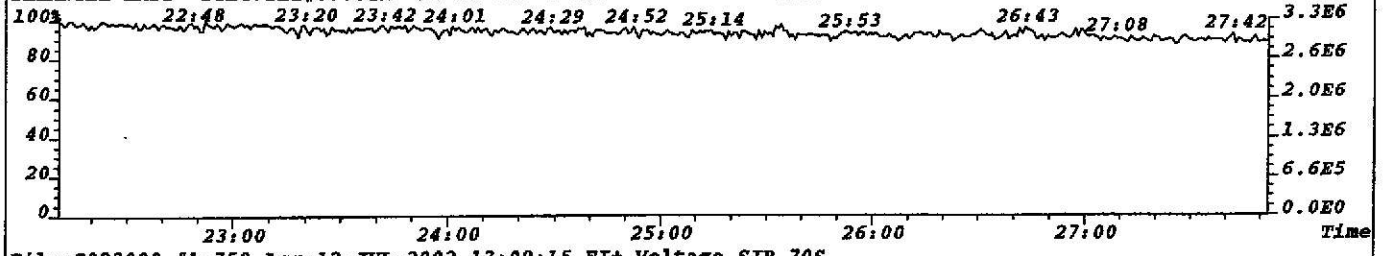

File:S023088 #1-758 Acq:12-JUL-2002 13:09:15 EI+ Voltage SIR 70S
375.8364 F:2 Exp:NDB5US
TRIANGLE LABS Text:TLI#57752A DF-DP-643 0-0.5 INJ. TIME = 13:11

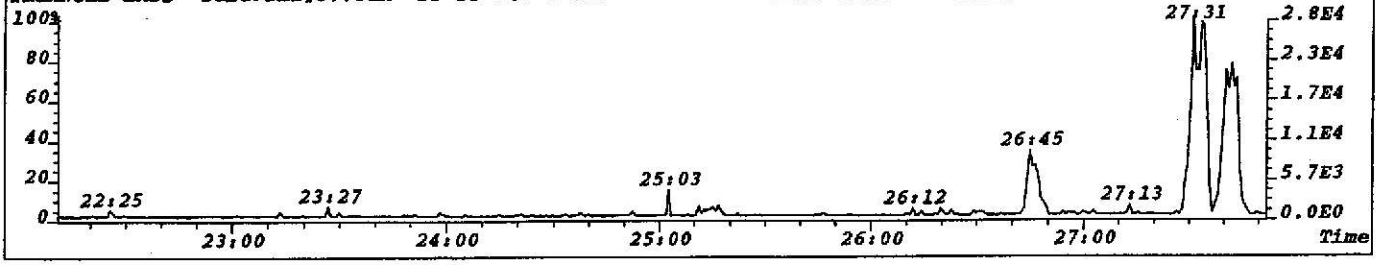

File:S023088 #1-758 Acq:12-JUL-2002 13:09:15 EI+ Voltage SIR 70S Noise:28
319.8965 F:2 BSUB(256,30,-3.0) PKD(7,5,3,0.05%,112.0,1.00%,F,T) Exp:NDB5US
TRIANGLE LABS Text:TLI#57752A DF-DP-643 0-0.5 INJ. TIME = 13:11

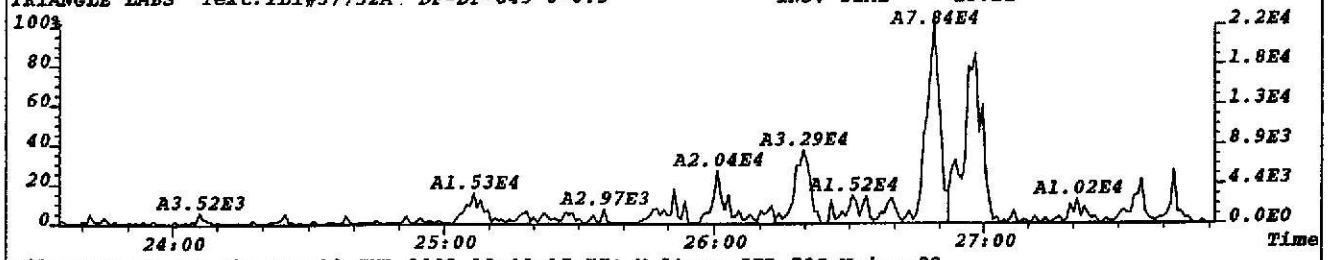

File:S023088 #1-758 Acq:12-JUL-2002 13:09:15 EI+ Voltage SIR 70S Noise:29
321.8936 F:2 BSUB(256,30,-3.0) PKD(7,5,3,0.05%,116.0,1.00%,F,T) Exp:NDB5US
TRIANGLE LABS Text:TLI#57752A DF-DP-643 0-0.5 INJ. TIME = 13:11

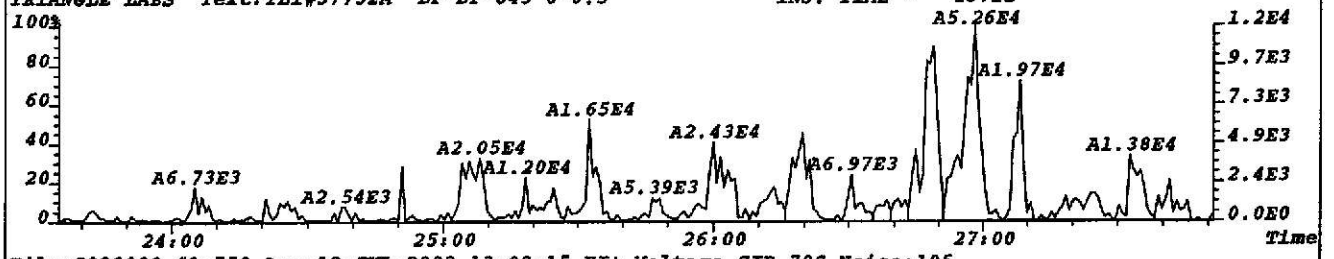

File:S023088 #1-758 Acq:12-JUL-2002 13:09:15 EI+ Voltage SIR 70S Noise:105
331.9368 F:2 BSUB(256,30,-3.0) PKD(7,5,3,0.05%,420.0,1.00%,F,T) Exp:NDB5US
TRIANGLE LABS Text:TLI#57752A DF-DP-643 0-0.5 INJ. TIME = 13:11

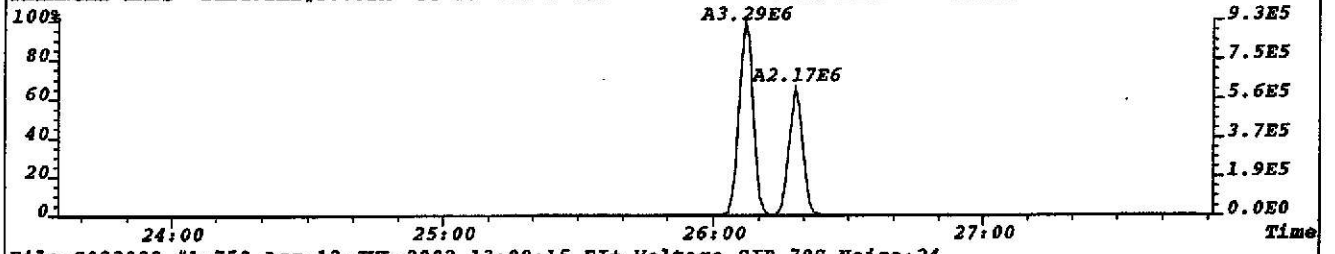

File:S023088 #1-758 Acq:12-JUL-2002 13:09:15 EI+ Voltage SIR 70S Noise:24
333.9338 F:2 BSUB(256,30,-3.0) PKD(7,5,3,0.05%,96.0,1.00%,F,T) Exp:NDB5US
TRIANGLE LABS Text:TLI#57752A DF-DP-643 0-0.5 INJ. TIME = 13:11

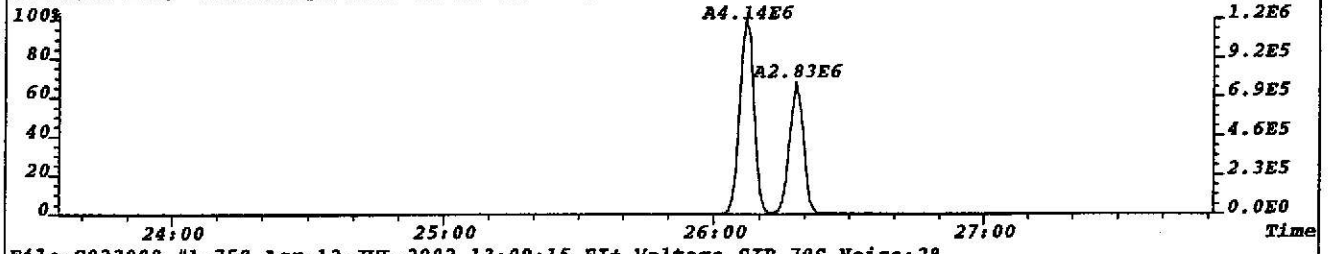

File:S023088 #1-758 Acq:12-JUL-2002 13:09:15 EI+ Voltage SIR 70S Noise:28
327.8847 F:2 BSUB(256,30,-3.0) PKD(7,5,3,0.05%,112.0,1.00%,F,T) Exp:NDB5US
TRIANGLE LABS Text:TLI#57752A DF-DP-643 0-0.5 INJ. TIME = 13:11

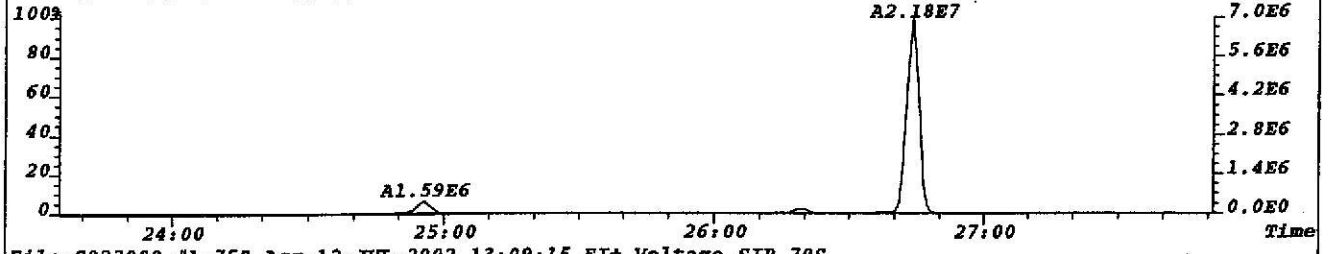

File:S023088 #1-758 Acq:12-JUL-2002 13:09:15 EI+ Voltage SIR 70S
330.9792 F:2 Exp:NDB5US
TRIANGLE LABS Text:TLI#57752A DF-DP-643 0-0.5 INJ. TIME = 13:11

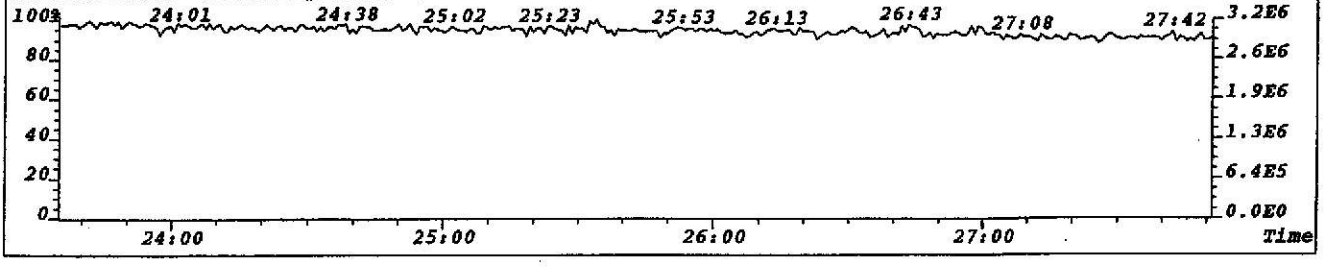

File:S023088 #1-758 Acq:12-JUL-2002 13:09:15 EI+ Voltage SIR 70S Noise:25
339.8597 F:2 BSUB(256,30,-3.0) PKD(7,5,3,0.05%,100.0,1.00%,F,T) Exp:NDB5US
TRIANGLE LABS Text:TLI#57752A DF-DP-643 0-0.5 INJ. TIME = 13:11

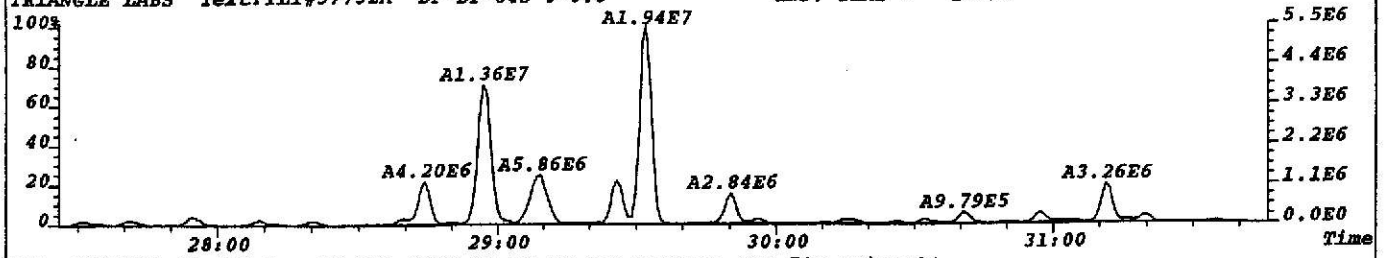

File:S023088 #1-758 Acq:12-JUL-2002 13:09:15 EI+ Voltage SIR 70S Noise:24
341.8567 F:2 BSUB(256,30,-3.0) PKD(7,5,3,0.05%,96.0,1.00%,F,T) Exp:NDB5US
TRIANGLE LABS Text:TLI#57752A DF-DP-643 0-0.5 INJ. TIME = 13:11

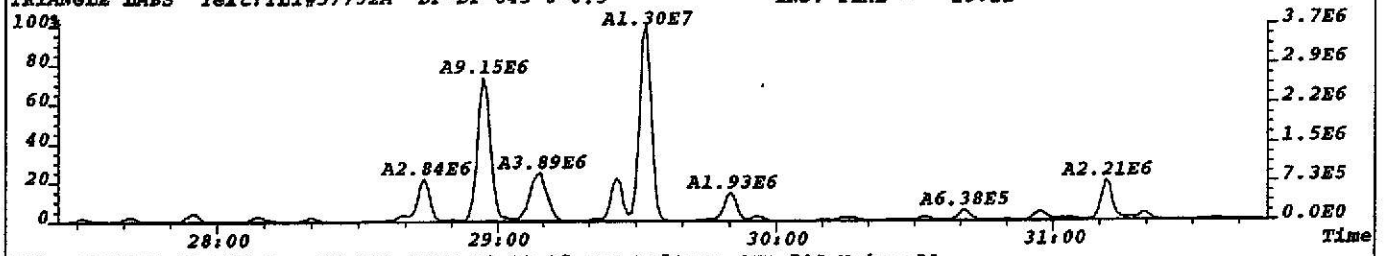

File:S023088 #1-758 Acq:12-JUL-2002 13:09:15 EI+ Voltage SIR 70S Noise:30
351.9000 F:2 BSUB(256,30,-3.0) PKD(7,5,3,0.05%,120.0,1.00%,F,T) Exp:NDB5US
TRIANGLE LABS Text:TLI#57752A DF-DP-643 0-0.5 INJ. TIME = 13:11

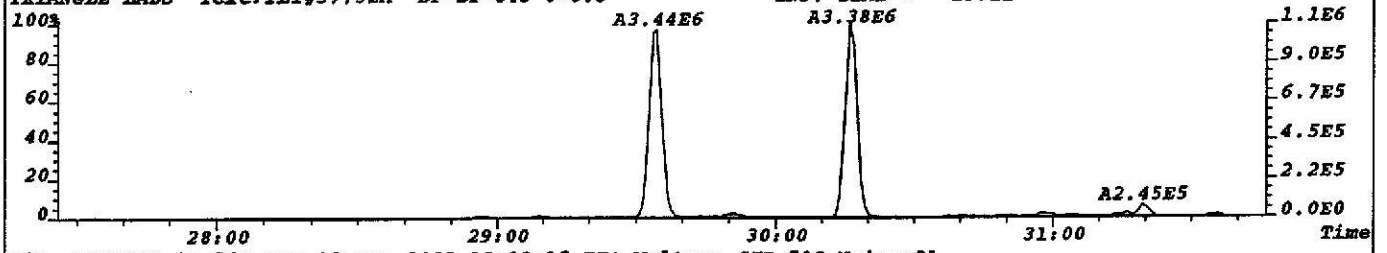

File:S023088 #1-758 Acq:12-JUL-2002 13:09:15 EI+ Voltage SIR 70S Noise:21
353.8970 F:2 BSUB(256,30,-3.0) PKD(7,5,3,0.05%,84.0,1.00%,F,T) Exp:NDB5US
TRIANGLE LABS Text:TLI#57752A DF-DP-643 0-0.5 INJ. TIME = 13:11

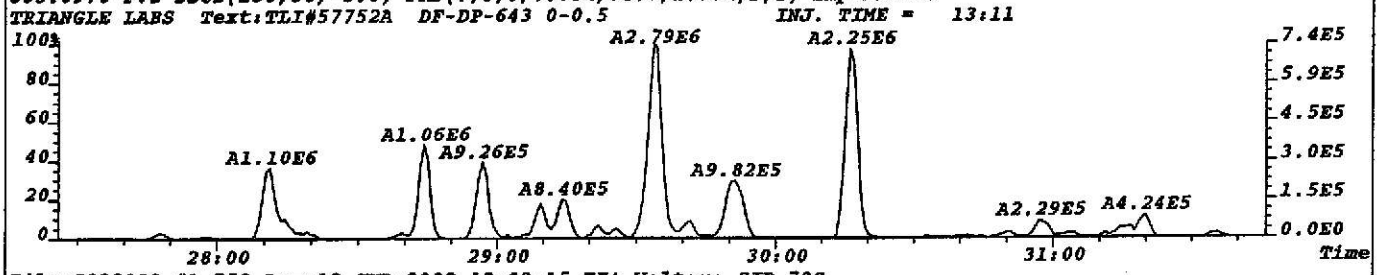

File:S023088 #1-758 Acq:12-JUL-2002 13:09:15 EI+ Voltage SIR 70S
330.9792 F:2 Exp:NDB5US
TRIANGLE LABS Text:TLI#57752A DF-DP-643 0-0.5 INJ. TIME = 13:11

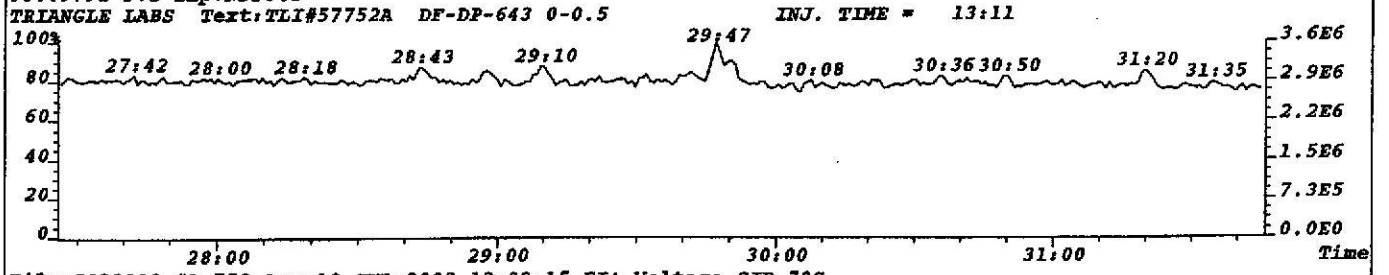

File:S023088 #1-758 Acq:12-JUL-2002 13:09:15 EI+ Voltage SIR 70S
409.7974 F:2 Exp:NDB5US
TRIANGLE LABS Text:TLI#57752A DF-DP-643 0-0.5 INJ. TIME = 13:11

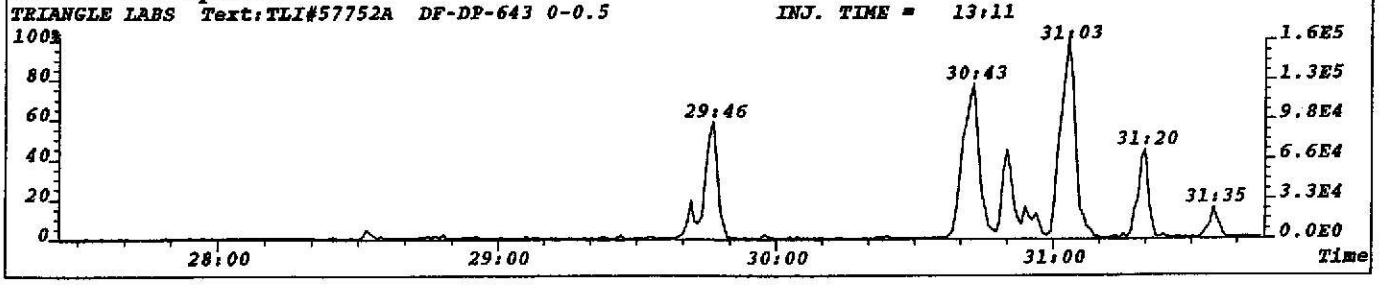

File:S023088 #1-758 Acq:12-JUL-2002 13:09:15 EI+ Voltage SIR 70S Noise:38
355.8546 F:2 BSUB(256,30,-3.0) PKD(7,5,3,0.05%,152.0,1.00%,F,T) Exp:NDB5US
TRIANGLE LABS Text:TLI#57752A DF-DP-643 0-0.5 INJ. TIME = 13:11

File:S023088 #1-758 Acq:12-JUL-2002 13:09:15 EI+ Voltage SIR 70S Noise:33
357.8516 F:2 BSUB(256,30,-3.0) PKD(7,5,3,0.05%,132.0,1.00%,F,T) Exp:NDB5US
TRIANGLE LABS Text:TLI#57752A DF-DP-643 0-0.5 INJ. TIME = 13:11

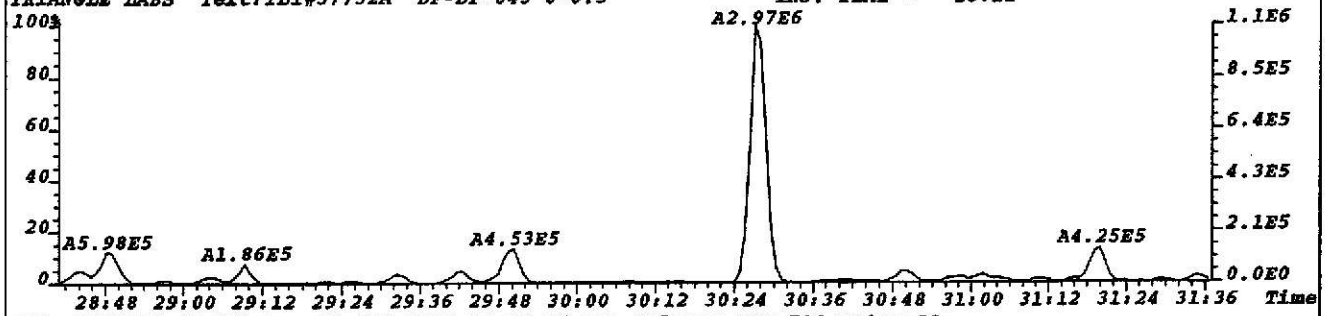

File:S023088 #1-758 Acq:12-JUL-2002 13:09:15 EI+ Voltage SIR 70S Noise:38
367.8949 F:2 BSUB(256,30,-3.0) PKD(7,5,3,0.05%,152.0,1.00%,F,T) Exp:NDB5US
TRIANGLE LABS Text:TLI#57752A DF-DP-643 0-0.5 INJ. TIME = 13:11

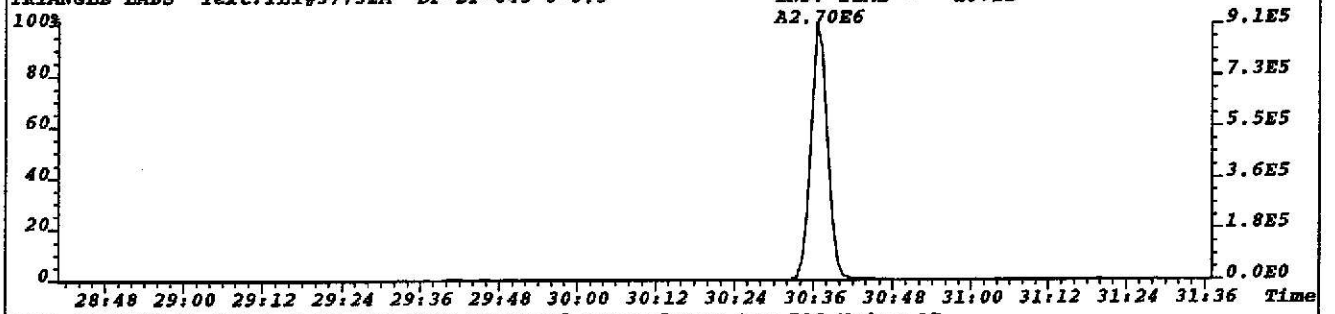

File:S023088 #1-758 Acq:12-JUL-2002 13:09:15 EI+ Voltage SIR 70S Noise:37
369.8919 F:2 BSUB(256,30,-3.0) PKD(7,5,3,0.05%,148.0,1.00%,F,T) Exp:NDB5US
TRIANGLE LABS Text:TLI#57752A DF-DP-643 0-0.5 INJ. TIME = 13:11

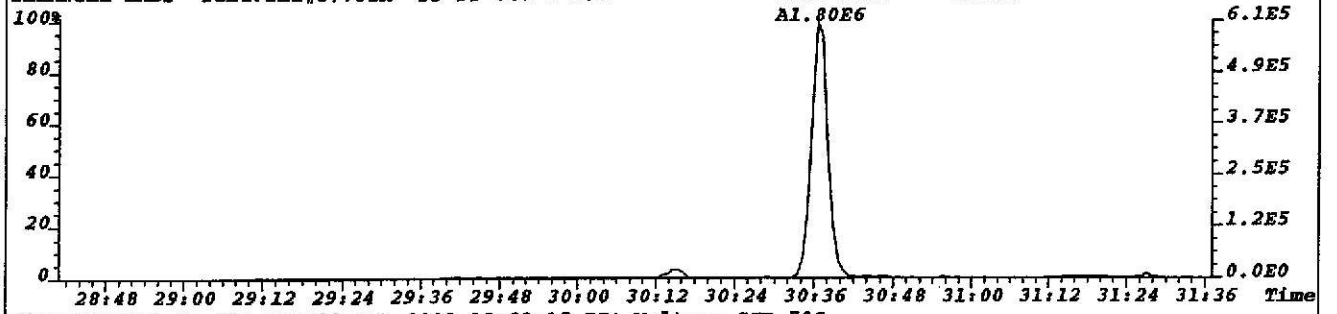

File:S023088 #1-758 Acq:12-JUL-2002 13:09:15 EI+ Voltage SIR 70S
330.9792 F:2 Exp:NDB5US
TRIANGLE LABS Text:TLI#57752A DF-DP-643 0-0.5 INJ. TIME = 13:11

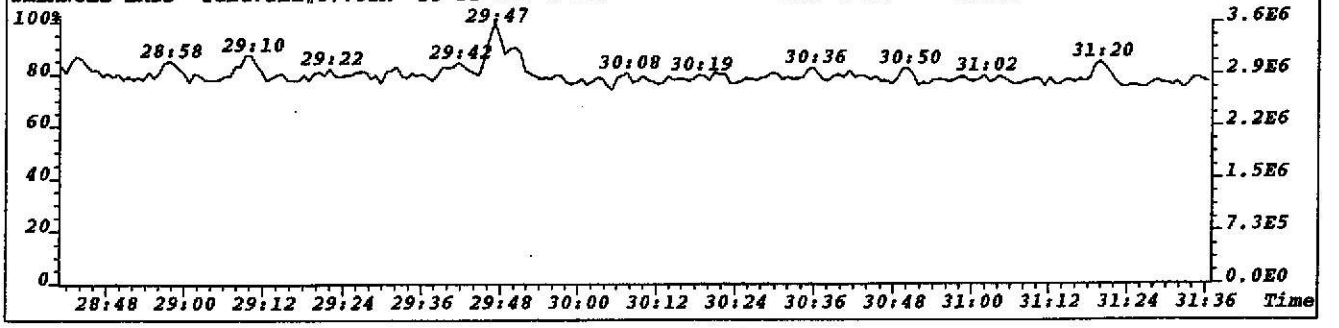

File:S023088 #1-455 Acq:12-JUL-2002 13:09:15 EI+ Voltage SIR 70S Noise:395
373.8208 F:3 BSUB(256,30,-3.0) PKD(7,5,3,0.05%,1580.0,1.00%,F,T) Exp:NDB5US
TRIANGLE LABS Text:TLI#57752A DF-DP-643 0-0.5 INJ. TIME = 13:11



File:S023088 #1-455 Acq:12-JUL-2002 13:09:15 EI+ Voltage SIR 70S Noise:310
375.8178 F:3 BSUB(256,30,-3.0) PKD(7,5,3,0.05%,1240.0,1.00%,F,T) Exp:NDB5US
TRIANGLE LABS Text:TLI#57752A DF-DP-643 0-0.5 INJ. TIME = 13:11



File:S023088 #1-455 Acq:12-JUL-2002 13:09:15 EI+ Voltage SIR 70S Noise:152
383.8639 F:3 BSUB(256,30,-3.0) PKD(7,5,3,0.05%,608.0,1.00%,F,T) Exp:NDB5US
TRIANGLE LABS Text:TLI#57752A DF-DP-643 0-0.5 INJ. TIME = 13:11

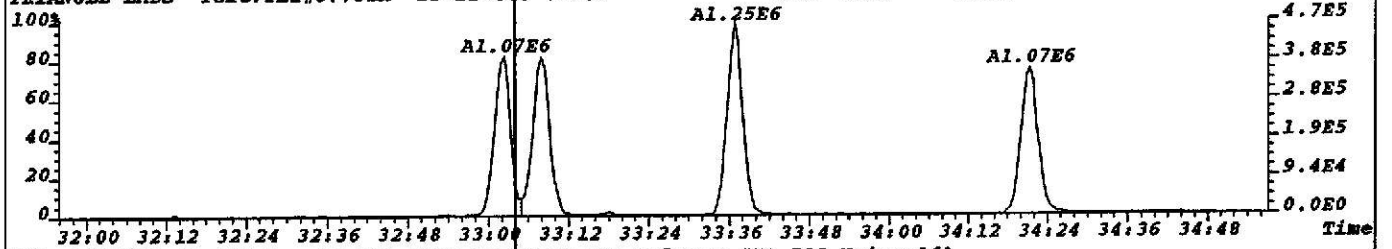

File:S023088 #1-455 Acq:12-JUL-2002 13:09:15 EI+ Voltage SIR 70S Noise:161
385.8610 F:3 BSUB(256,30,-3.0) PKD(7,5,3,0.05%,644.0,1.00%,F,T) Exp:NDB5US
TRIANGLE LABS Text:TLI#57752A DF-DP-643 0-0.5 INJ. TIME = 13:11

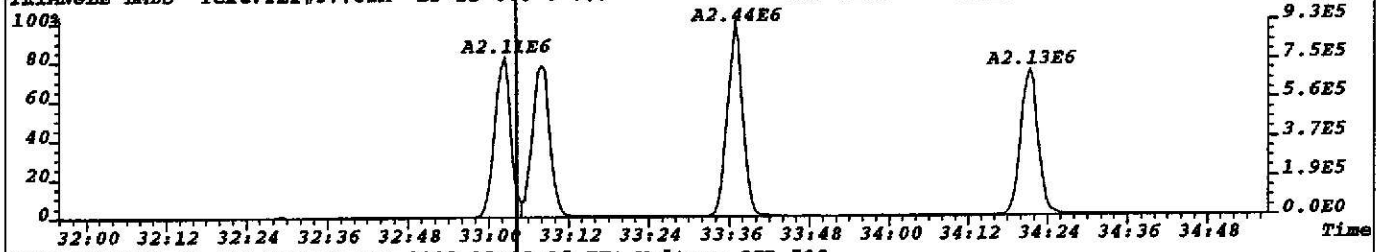

File:S023088 #1-455 Acq:12-JUL-2002 13:09:15 EI+ Voltage SIR 70S
392.9760 F:3 Exp:NDB5US
TRIANGLE LABS Text:TLI#57752A DF-DP-643 0-0.5 INJ. TIME = 13:11

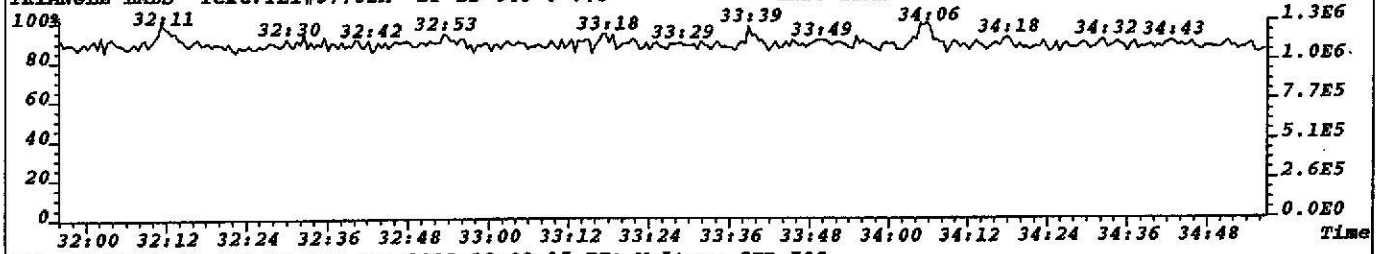

File:S023088 #1-455 Acq:12-JUL-2002 13:09:15 EI+ Voltage SIR 70S
445.7555 F:3 Exp:NDB5US
TRIANGLE LABS Text:TLI#57752A DF-DP-643 0-0.5 INJ. TIME = 13:11

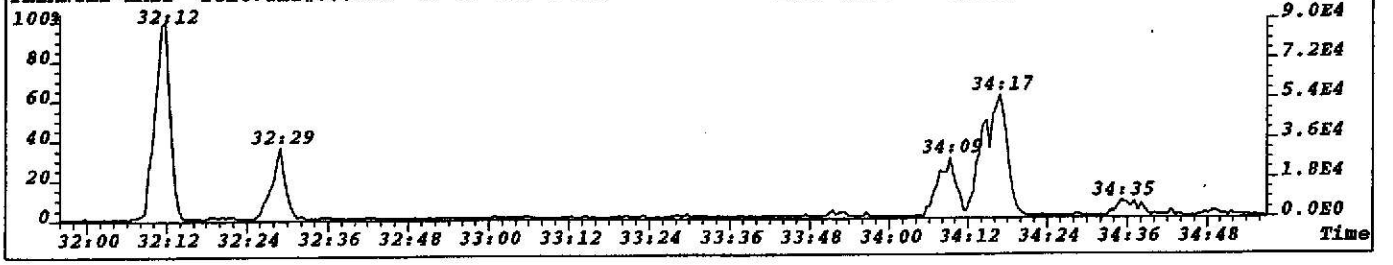

File:S023088 #1-455 Acq:12-JUL-2002 13:09:15 EI+ Voltage SIR 70S Noise:285
389.8156 F:3 BSUB(256,30,-3.0) PKD(7,5,3,0.05%,1140.0,1.00%,F,T) Exp:NDB5US
TRIANGLE LABS Text:TLI#57752A DF-DP-643 0-0.5 INJ. TIME = 13:11

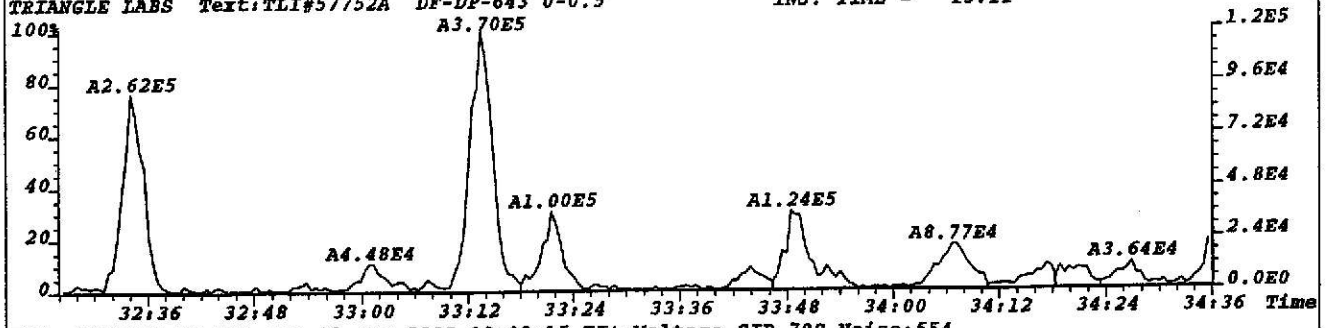

File:S023088 #1-455 Acq:12-JUL-2002 13:09:15 EI+ Voltage SIR 70S Noise:554
391.8127 F:3 BSUB(256,30,-3.0) PKD(7,5,3,0.05%,2216.0,1.00%,F,T) Exp:NDB5US
TRIANGLE LABS Text:TLI#57752A DF-DP-643 0-0.5 INJ. TIME = 13:11

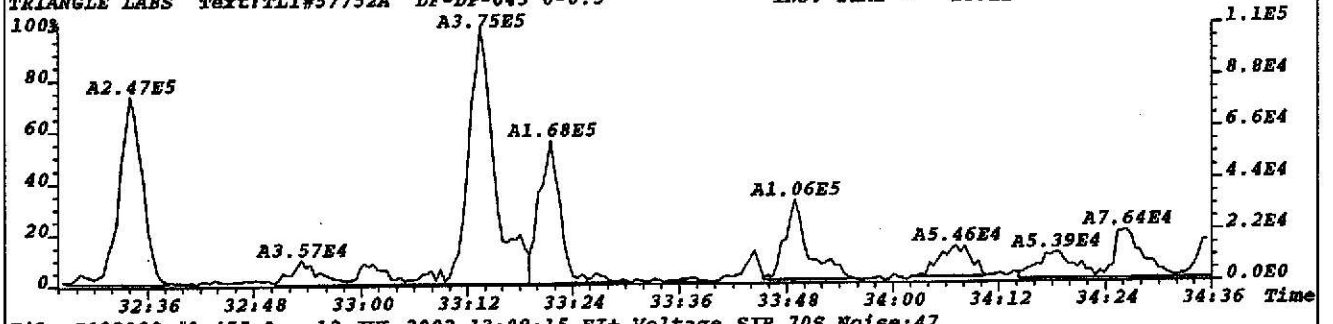

File:S023088 #1-455 Acq:12-JUL-2002 13:09:15 EI+ Voltage SIR 70S Noise:47
401.8558 F:3 BSUB(256,30,-3.0) PKD(7,5,3,0.05%,188.0,1.00%,F,T) Exp:NDB5US
TRIANGLE LABS Text:TLI#57752A DF-DP-643 0-0.5 INJ. TIME = 13:11

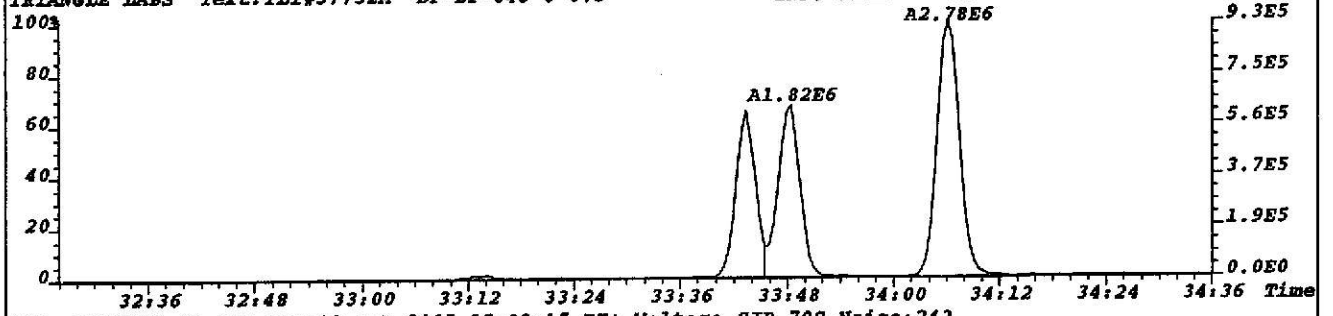

File:S023088 #1-455 Acq:12-JUL-2002 13:09:15 EI+ Voltage SIR 70S Noise:242
403.8529 F:3 BSUB(256,30,-3.0) PKD(7,5,3,0.05%,968.0,1.00%,F,T) Exp:NDB5US
TRIANGLE LABS Text:TLI#57752A DF-DP-643 0-0.5 INJ. TIME = 13:11

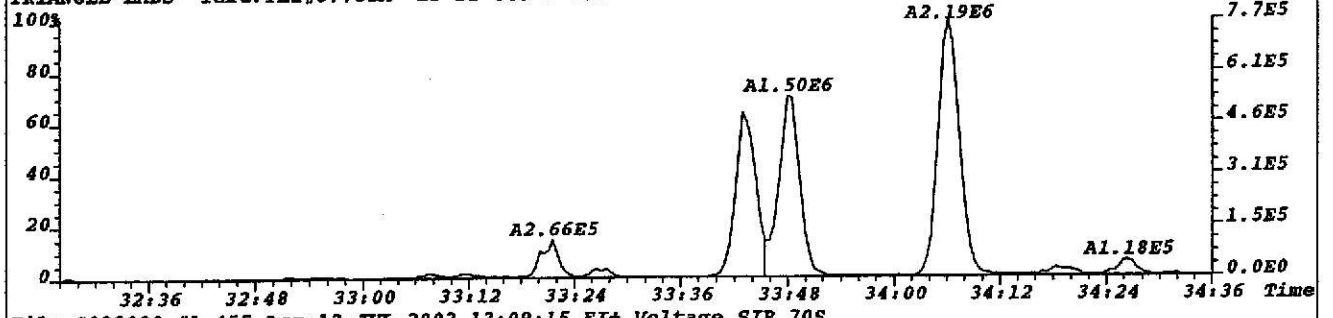

File:S023088 #1-455 Acq:12-JUL-2002 13:09:15 EI+ Voltage SIR 70S
392.9760 F:3 Exp:NDB5US
TRIANGLE LABS Text:TLI#57752A DF-DP-643 0-0.5 INJ. TIME = 13:11

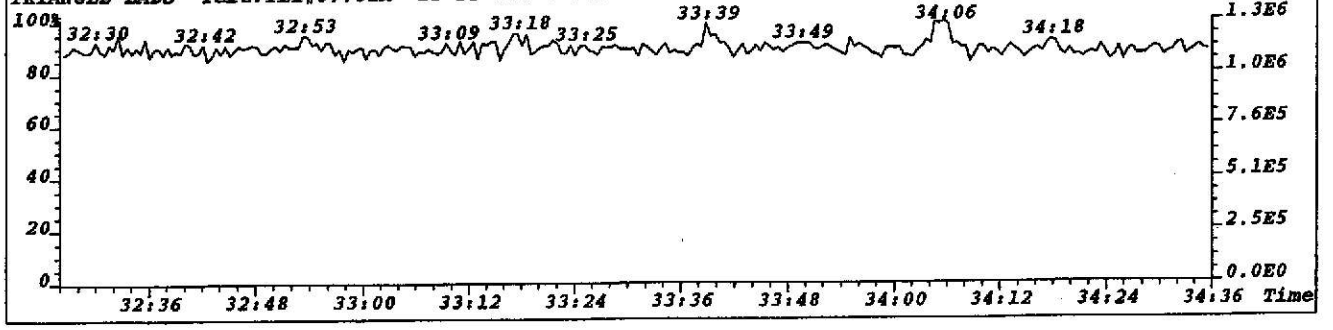

File:S023088 #1-734 Acq:12-JUL-2002 13:09:15 EI+ Voltage SIR 70S Noise:663
407.7818 F:4 BSUB(256,30,-3.0) PKD(7,5,3,0.05%,2652.0,1.00%,F,T) Exp:NDB5US
TRIANGLE LABS Text:TLI#57752A DF-DP-643 0-0.5 INJ. TIME = 13:11

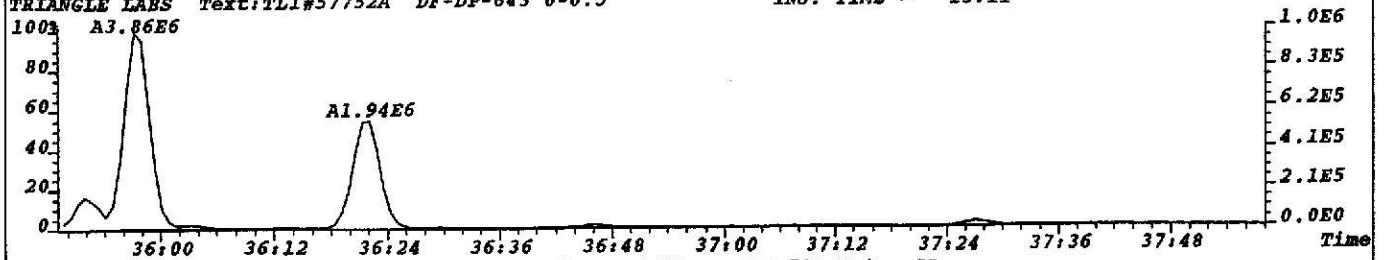

File:S023088 #1-734 Acq:12-JUL-2002 13:09:15 EI+ Voltage SIR 70S Noise:55
409.7789 F:4 BSUB(256,30,-3.0) PKD(7,5,3,0.05%,220.0,1.00%,F,T) Exp:NDB5US
TRIANGLE LABS Text:TLI#57752A DF-DP-643 0-0.5 INJ. TIME = 13:11

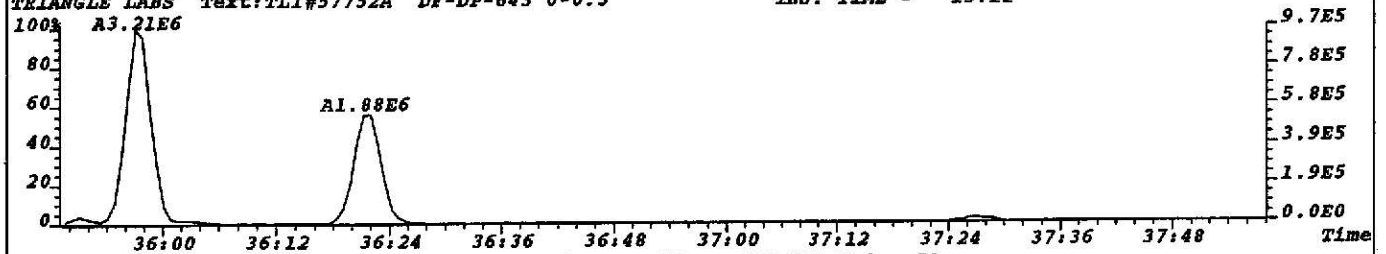

File:S023088 #1-734 Acq:12-JUL-2002 13:09:15 EI+ Voltage SIR 70S Noise:53
417.8253 F:4 BSUB(256,30,-3.0) PKD(7,5,3,0.05%,212.0,1.00%,F,T) Exp:NDB5US
TRIANGLE LABS Text:TLI#57752A DF-DP-643 0-0.5 INJ. TIME = 13:11

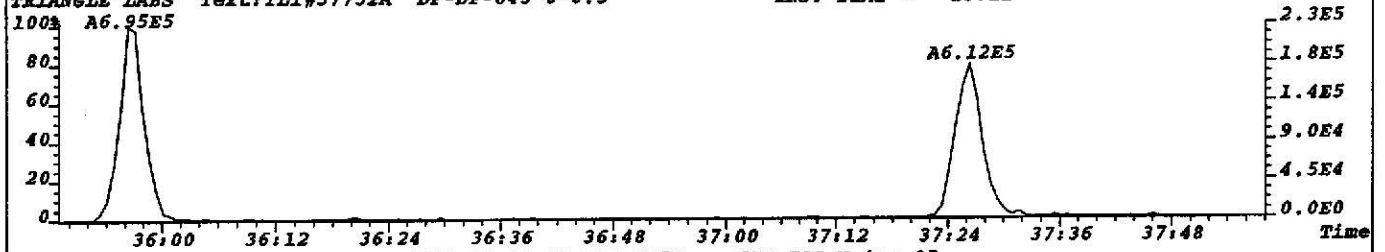

File:S023088 #1-734 Acq:12-JUL-2002 13:09:15 EI+ Voltage SIR 70S Noise:37
419.8220 F:4 BSUB(256,30,-3.0) PKD(7,5,3,0.05%,148.0,1.00%,F,T) Exp:NDB5US
TRIANGLE LABS Text:TLI#57752A DF-DP-643 0-0.5 INJ. TIME = 13:11

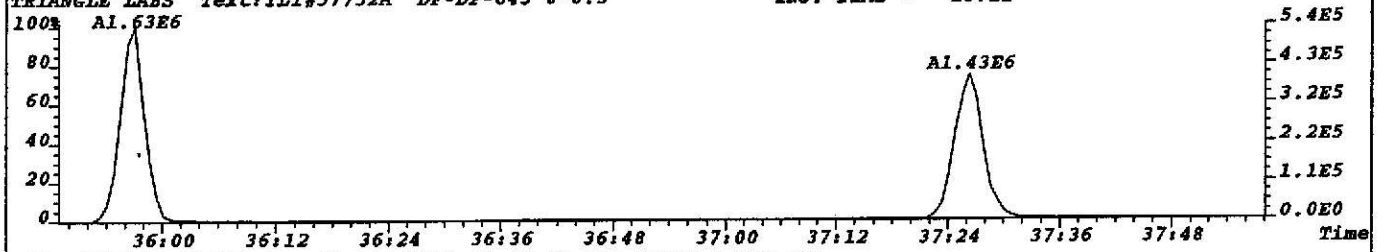

File:S023088 #1-734 Acq:12-JUL-2002 13:09:15 EI+ Voltage SIR 70S
430.9729 F:4 Exp:NDB5US
TRIANGLE LABS Text:TLI#57752A DF-DP-643 0-0.5 INJ. TIME = 13:11

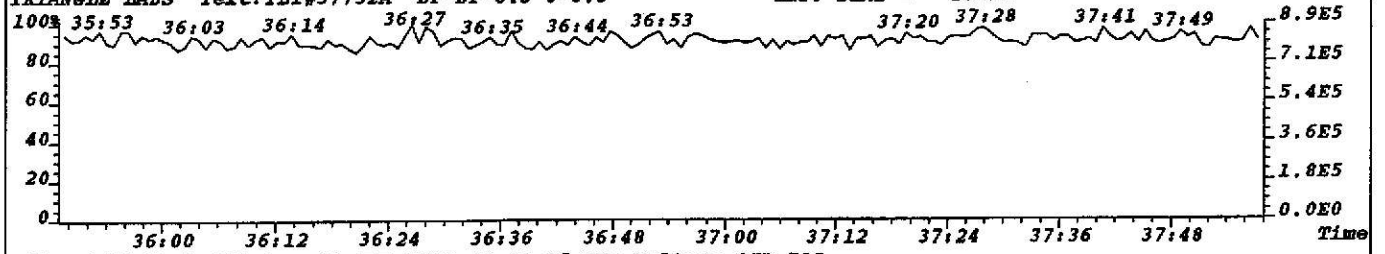

File:S023088 #1-734 Acq:12-JUL-2002 13:09:15 EI+ Voltage SIR 70S
479.7165 F:4 Exp:NDB5US
TRIANGLE LABS Text:TLI#57752A DF-DP-643 0-0.5 INJ. TIME = 13:11

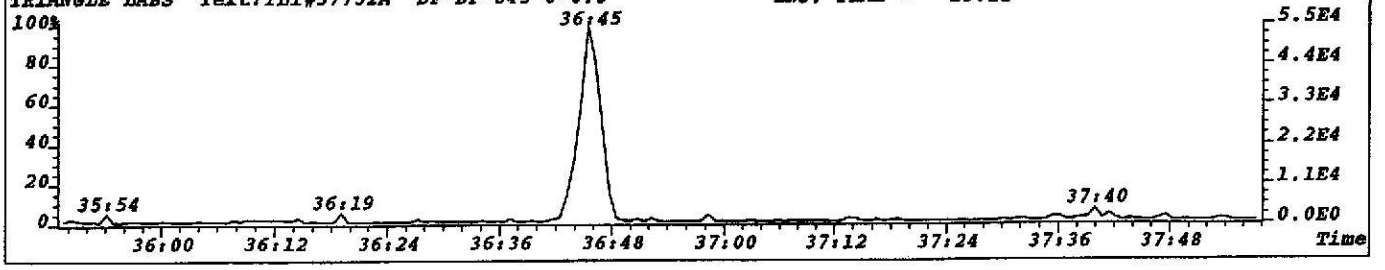

File:S023088 #1-734 Acq:12-JUL-2002 13:09:15 EI+ Voltage SIR 70S Noise:292
423.7766 F:4 BSUB(256,30,-3.0) PKD(7,5,3,0.05%,1168.0,1.00%,F,T) Exp:NDB5US
TRIANGLE LABS Text:TLI#57752A DF-DP-643 0-0.5 INJ. TIME = 13:11

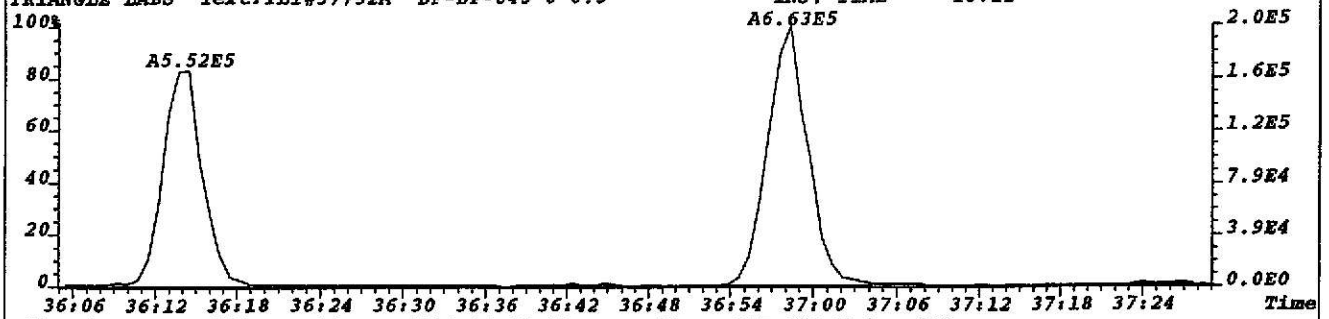

File:S023088 #1-734 Acq:12-JUL-2002 13:09:15 EI+ Voltage SIR 70S Noise:311
425.7737 F:4 BSUB(256,30,-3.0) PKD(7,5,3,0.05%,1244.0,1.00%,F,T) Exp:NDB5US
TRIANGLE LABS Text:TLI#57752A DF-DP-643 0-0.5 INJ. TIME = 13:11

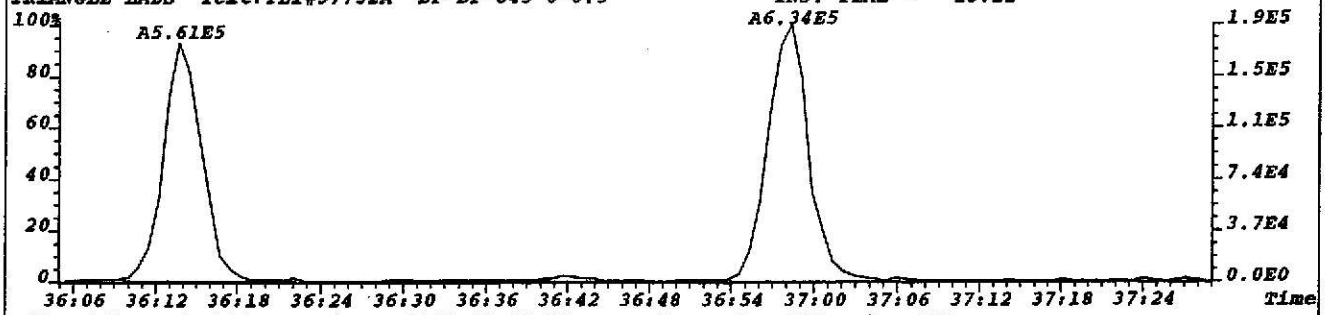

File:S023088 #1-734 Acq:12-JUL-2002 13:09:15 EI+ Voltage SIR 70S Noise:238
435.8169 F:4 BSUB(256,30,-3.0) PKD(7,5,3,0.05%,952.0,1.00%,F,T) Exp:NDB5US
TRIANGLE LABS Text:TLI#57752A DF-DP-643 0-0.5 INJ. TIME = 13:11

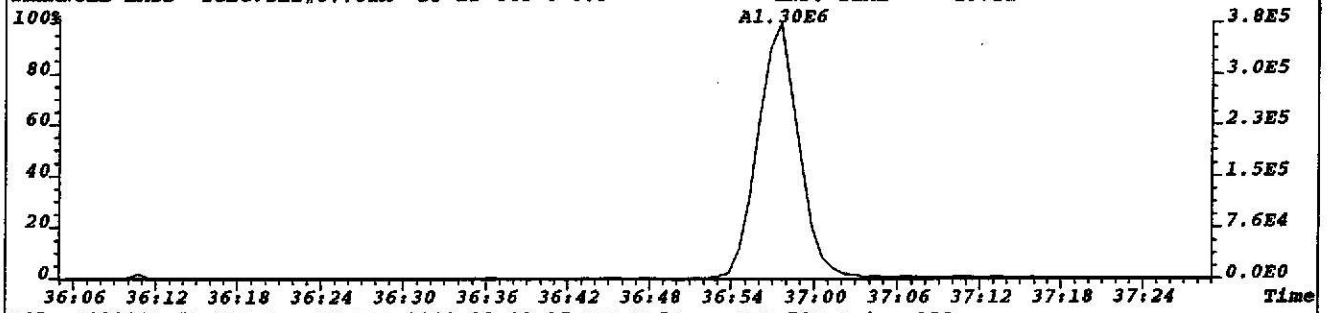

File:S023088 #1-734 Acq:12-JUL-2002 13:09:15 EI+ Voltage SIR 70S Noise:138
437.8140 F:4 BSUB(256,30,-3.0) PKD(7,5,3,0.05%,552.0,1.00%,F,T) Exp:NDB5US
TRIANGLE LABS Text:TLI#57752A DF-DP-643 0-0.5 INJ. TIME = 13:11

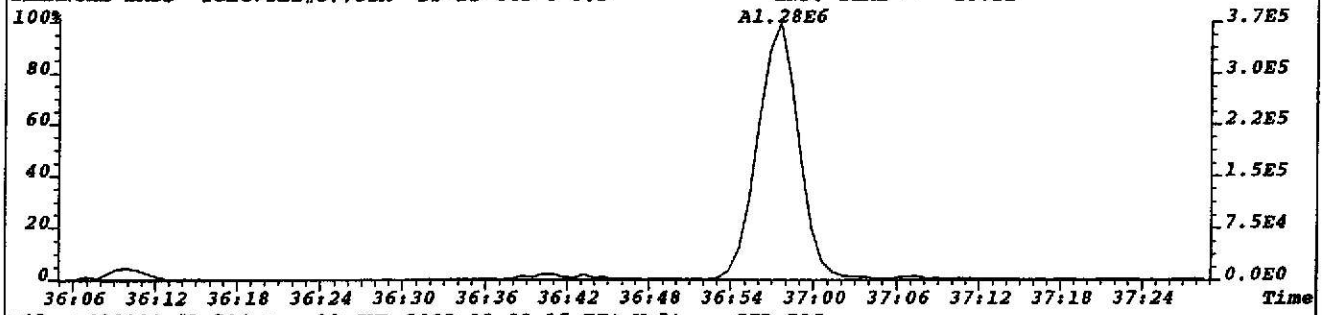

File:S023088 #1-734 Acq:12-JUL-2002 13:09:15 EI+ Voltage SIR 70S
430.9729 F:4 Exp:NDB5US
TRIANGLE LABS Text:TLI#57752A DF-DP-643 0-0.5 INJ. TIME = 13:11

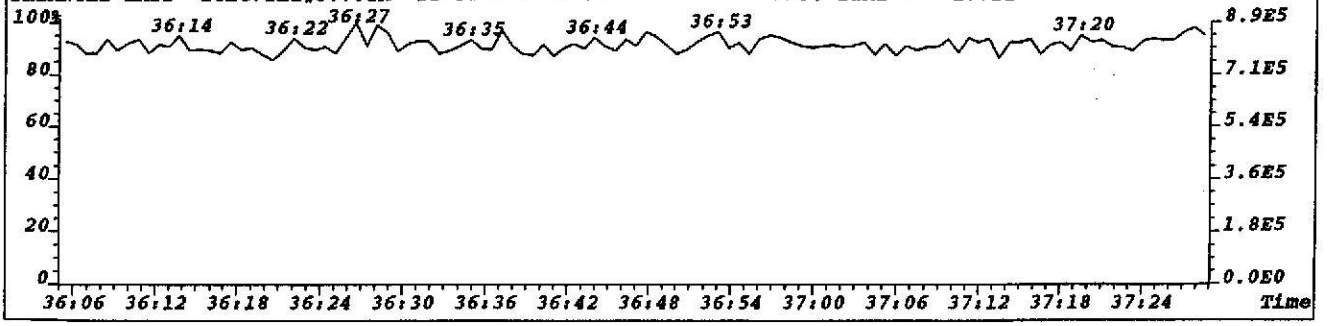

File:S023088 #1-734 Acq:12-JUL-2002 13:09:15 EI+ Voltage SIR 70S Noise:42
441.7428 F:4 BSUB(256,30,-3.0) PKD(7,5,3,0.05%,168.0,1.00%,F,T) Exp:NDB5US
TRIANGLE LABS Text:TLI#57752A DF-DP-643 0-0.5 INJ. TIME = 13:11

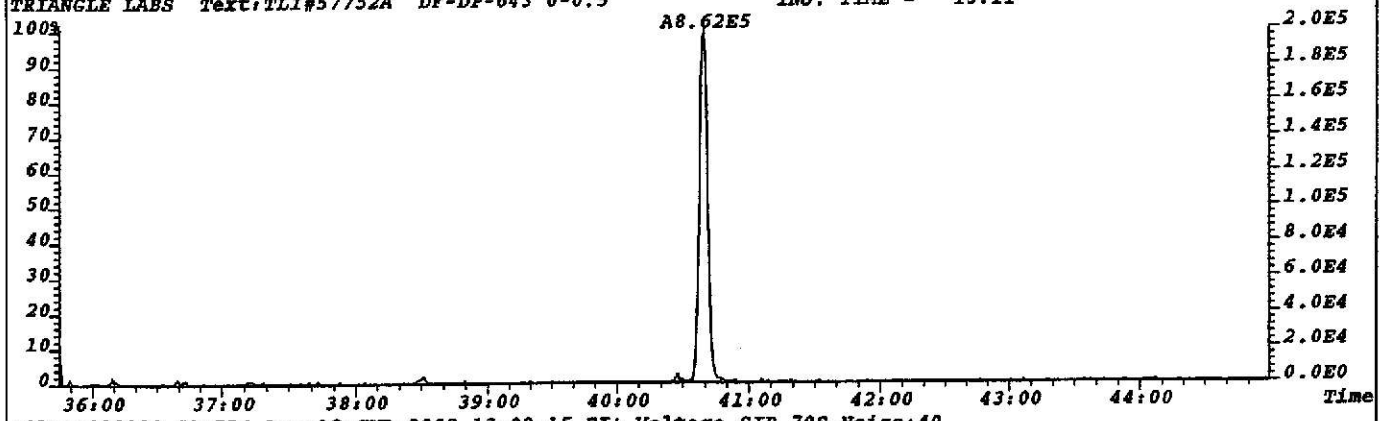

File:S023088 #1-734 Acq:12-JUL-2002 13:09:15 EI+ Voltage SIR 70S Noise:40
443.7399 F:4 BSUB(256,30,-3.0) PKD(7,5,3,0.05%,160.0,1.00%,F,T) Exp:NDB5US
TRIANGLE LABS Text:TLI#57752A DF-DP-643 0-0.5 INJ. TIME = 13:11

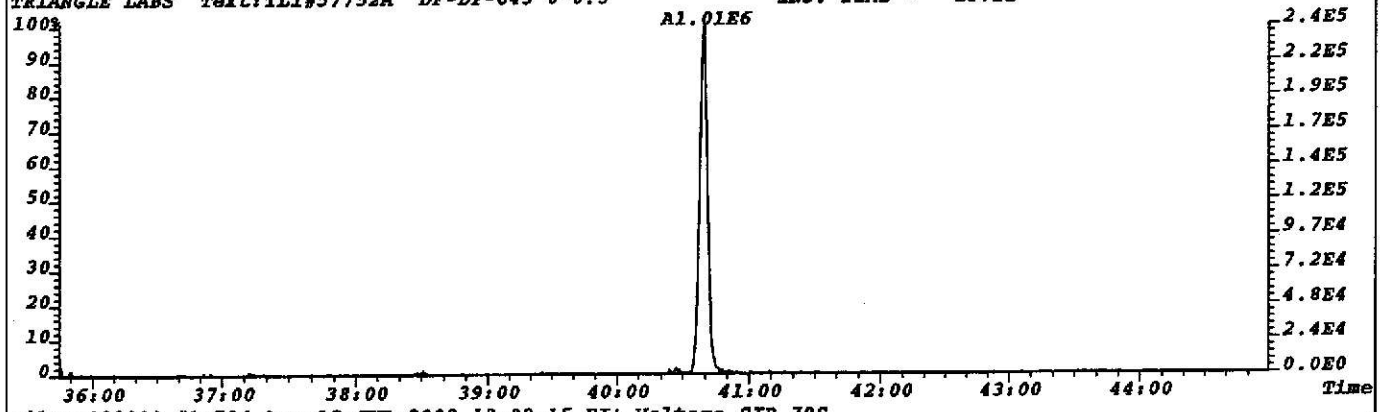

File:S023088 #1-734 Acq:12-JUL-2002 13:09:15 EI+ Voltage SIR 70S
430.9729 F:4 Exp:NDB5US
TRIANGLE LABS Text:TLI#57752A DF-DP-643 0-0.5 INJ. TIME = 13:11

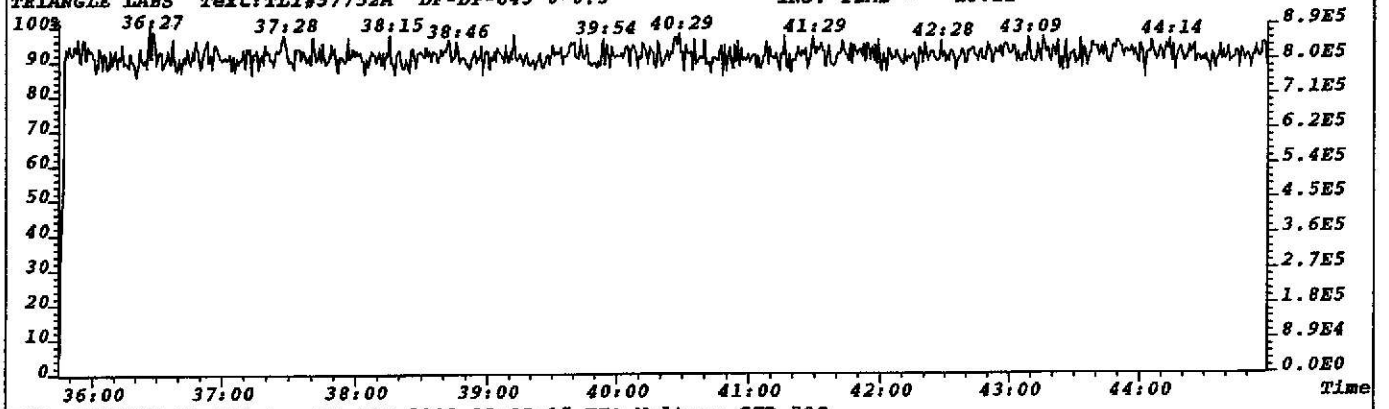

File:S023088 #1-734 Acq:12-JUL-2002 13:09:15 EI+ Voltage SIR 70S
513.6775 F:4 Exp:NDB5US
TRIANGLE LABS Text:TLI#57752A DF-DP-643 0-0.5 INJ. TIME = 13:11

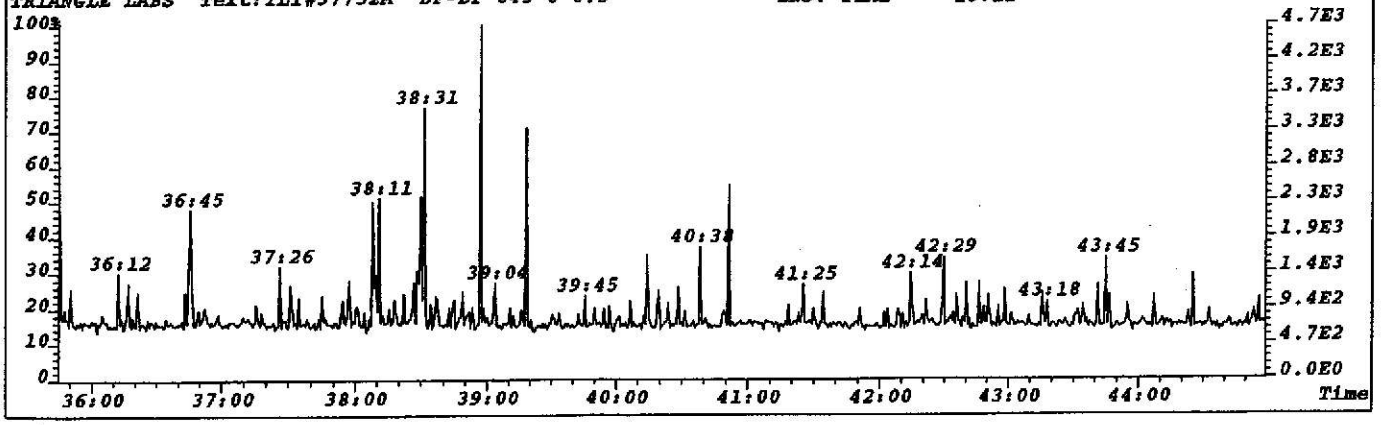

File:S023088 #1-734 Acq:12-JUL-2002 13:09:15 EI+ Voltage SIR 70S Noise:33
457.7377 F:4 BSUB(256,30,-3.0) PKD(7,5,3,0.05%,132.0,1.00%,F,T) Exp:NDB5US
TRIANGLE LABS Text:TLI#57752A DF-DP-643 0-0.5 INJ. TIME = 13:11

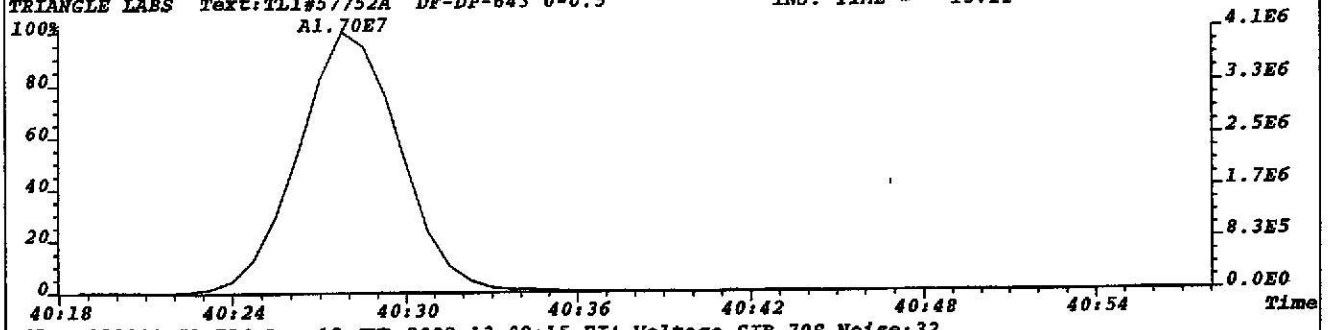

File:S023088 #1-734 Acq:12-JUL-2002 13:09:15 EI+ Voltage SIR 70S Noise:32
459.7348 F:4 BSUB(256,30,-3.0) PKD(7,5,3,0.05%,128.0,1.00%,F,T) Exp:NDB5US
TRIANGLE LABS Text:TLI#57752A DF-DP-643 0-0.5 INJ. TIME = 13:11

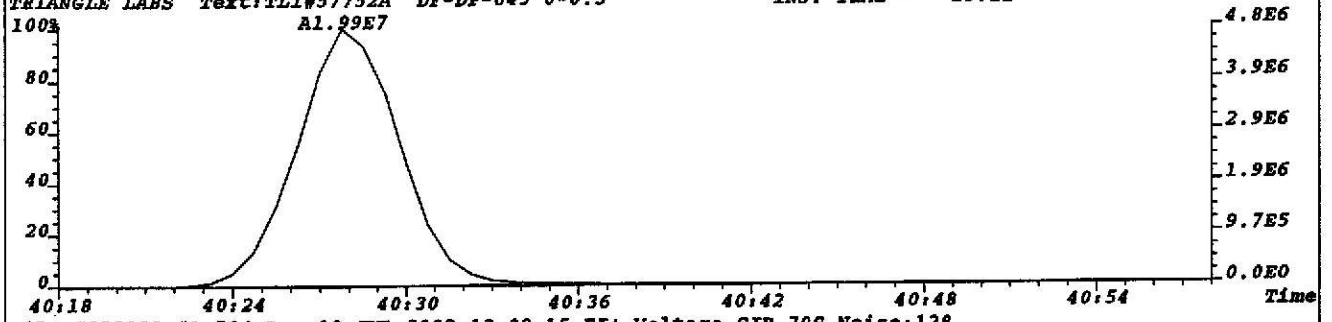

File:S023088 #1-734 Acq:12-JUL-2002 13:09:15 EI+ Voltage SIR 70S Noise:128
469.7779 F:4 BSUB(256,30,-3.0) PKD(7,5,3,0.05%,512.0,1.00%,F,T) Exp:NDB5US
TRIANGLE LABS Text:TLI#57752A DF-DP-643 0-0.5 INJ. TIME = 13:11

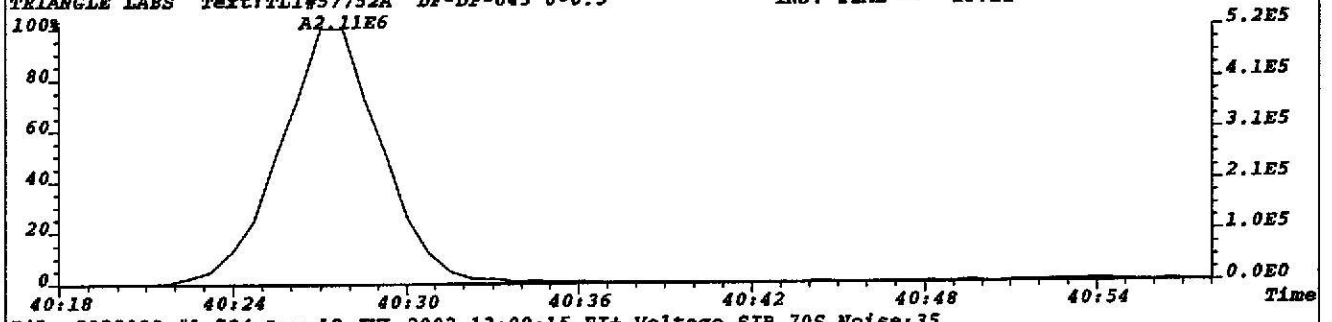

File:S023088 #1-734 Acq:12-JUL-2002 13:09:15 EI+ Voltage SIR 70S Noise:35
471.7750 F:4 BSUB(256,30,-3.0) PKD(7,5,3,0.05%,140.0,1.00%,F,T) Exp:NDB5US
TRIANGLE LABS Text:TLI#57752A DF-DP-643 0-0.5 INJ. TIME = 13:11

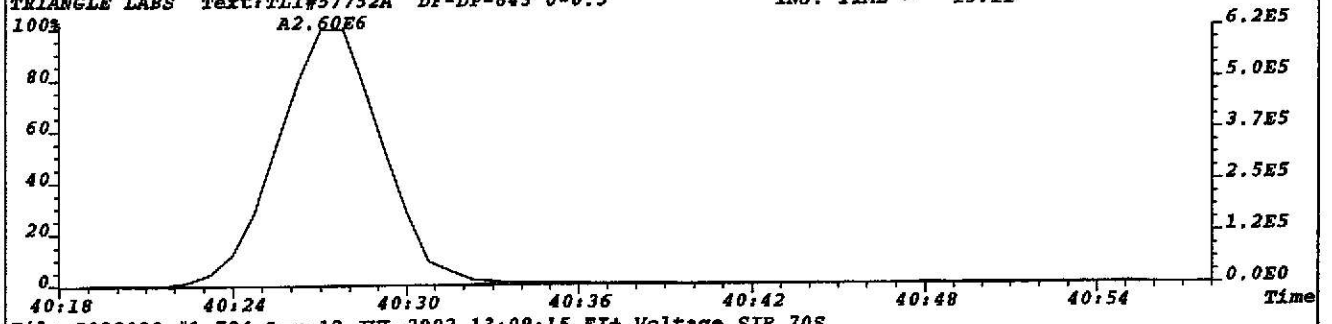

File:S023088 #1-734 Acq:12-JUL-2002 13:09:15 EI+ Voltage SIR 70S
430.9729 F:4 Exp:NDB5US
TRIANGLE LABS Text:TLI#57752A DF-DP-643 0-0.5 INJ. TIME = 13:11

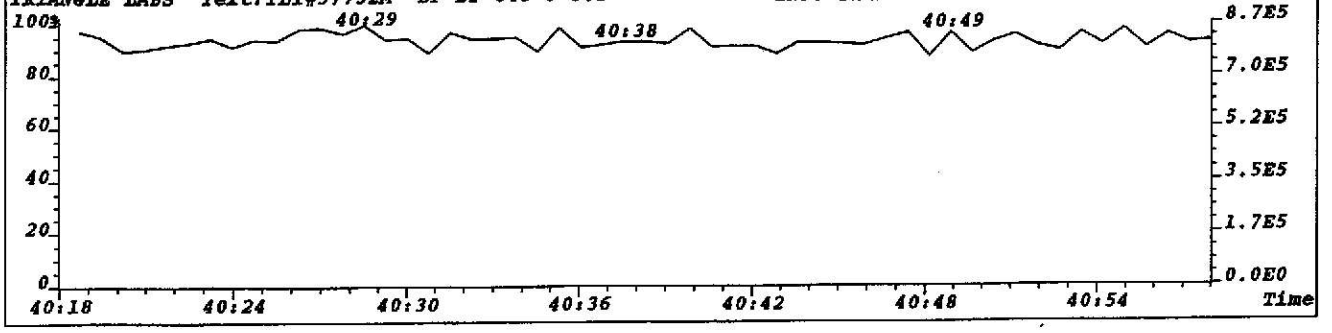

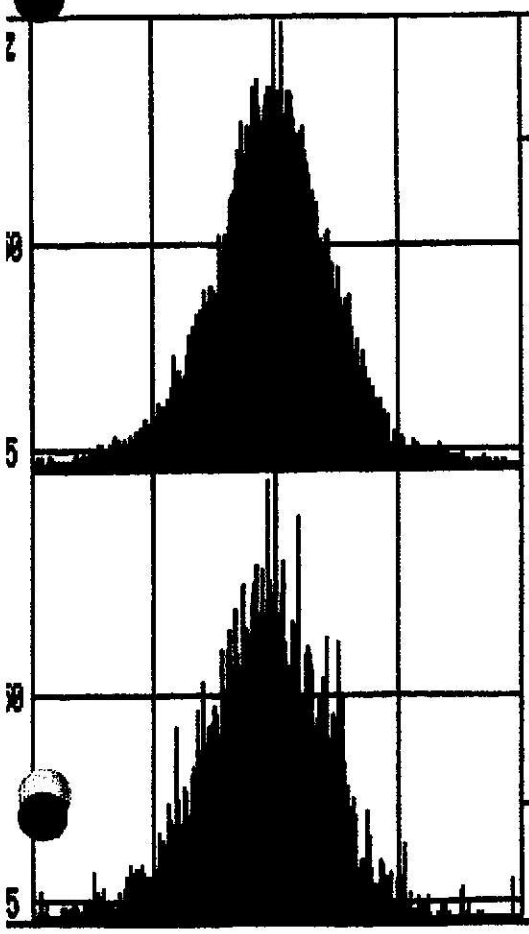

Channel I 330.9792 Peak top
Height 1.10 volts Span 200 ppm

System file name	MD85US
Data file name	A:S712021
Resolution	10000
Group number	2
Ionization mode	EI+
Switching	VOLTAGE
Ref. masses	292.9825, 416.9760

A	293	J	331	S	368
B	304	K	332	T	370
C	306	L	334	U	376
D	316	M	340	V	410
E	318	N	342		
F	320	O	352		
G	322	P	354		
H	328	Q	356		
I	331	R	358		

Ref. mass 416.9760 Peak top
Height .22 volts Span 200 ppm

File:S023088 #1-758 Acq:12-JUL-2002 13:09:15 EI+ Voltage SIR 70S
303.9016 F:2 Exp:NDB5US
Sample Text:TLI#57752A DF-DP-643 0-0.5 INJ. TIME = 13:11 File Text:TLI#57752A D»

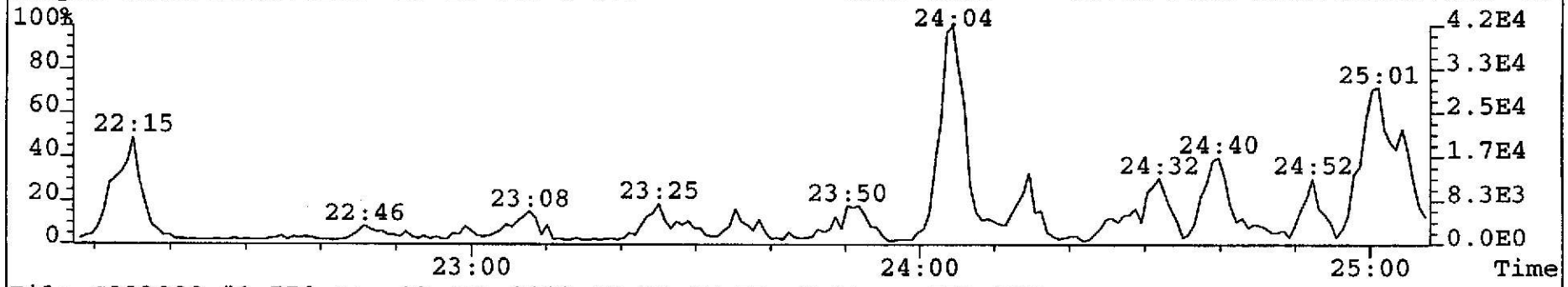

File:S023088 #1-758 Acq:12-JUL-2002 13:09:15 EI+ Voltage SIR 70S
305.8987 F:2 Exp:NDB5US
Sample Text:TLI#57752A DF-DP-643 0-0.5 INJ. TIME = 13:11 File Text:TLI#57752A D»

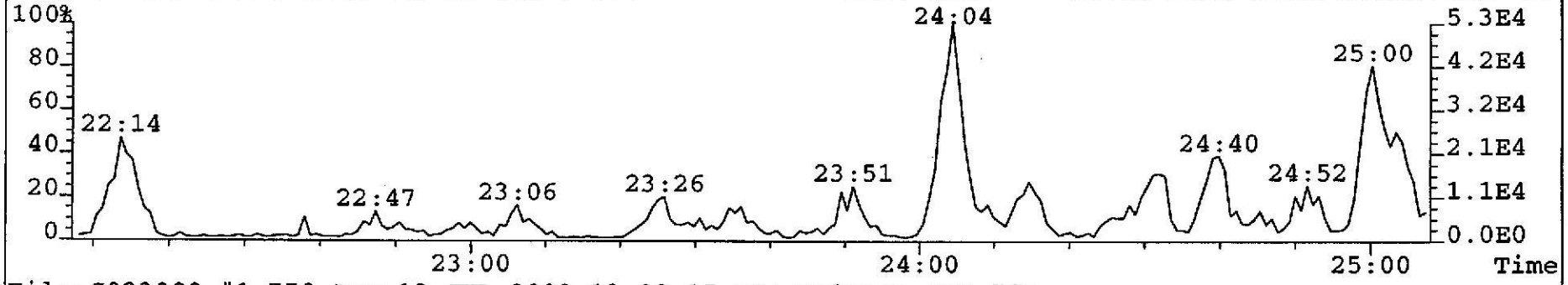

File:S023088 #1-758 Acq:12-JUL-2002 13:09:15 EI+ Voltage SIR 70S
317.9389 F:2 Exp:NDB5US
Sample Text:TLI#57752A DF-DP-643 0-0.5 INJ. TIME = 13:11 File Text:TLI#57752A D»

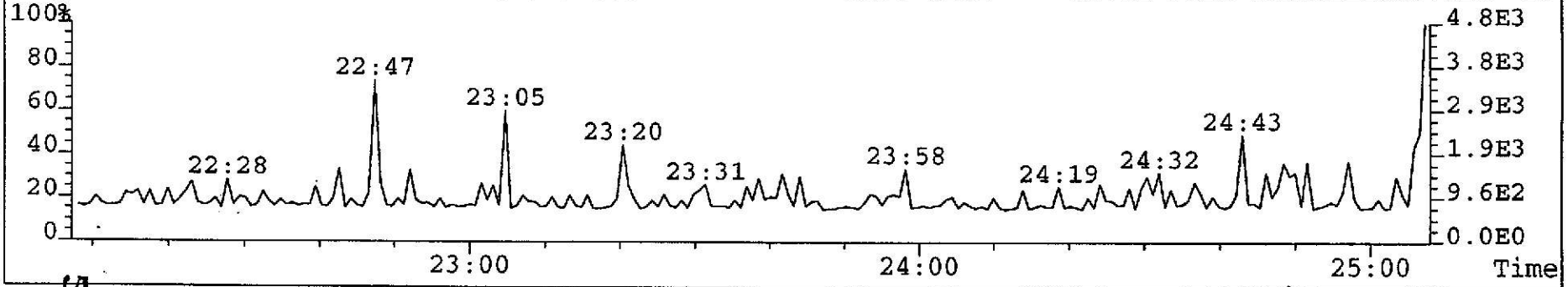

575

VJC 7/12/02

File:S023088 #1-758 Acq:12-JUL-2002 13:09:15 EI+ Voltage SIR 70S
303.9016 F:2 Exp:NDB5US
Sample Text:TLI#57752A DF-DP-643 0-0.5 INJ. TIME = 13:11 File Text:TLI#57752A D»

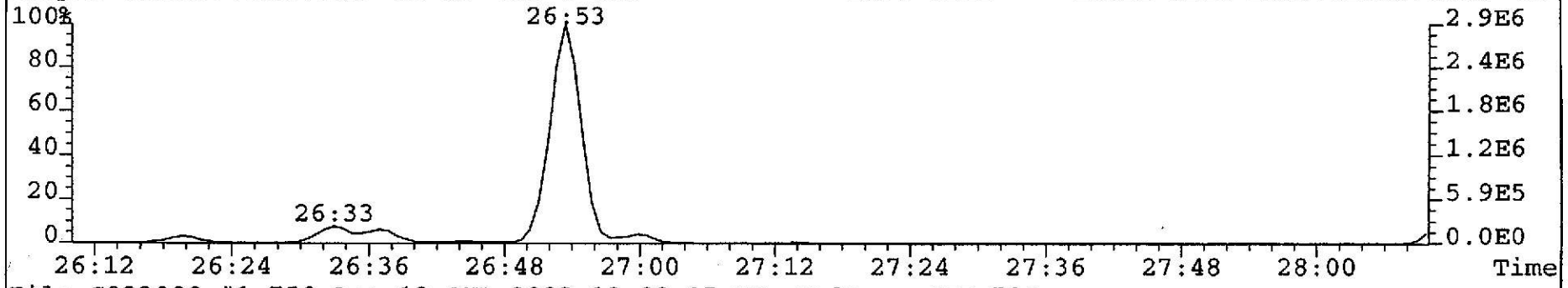

File:S023088 #1-758 Acq:12-JUL-2002 13:09:15 EI+ Voltage SIR 70S
305.8987 F:2 Exp:NDB5US
Sample Text:TLI#57752A DF-DP-643 0-0.5 INJ. TIME = 13:11 File Text:TLI#57752A D»

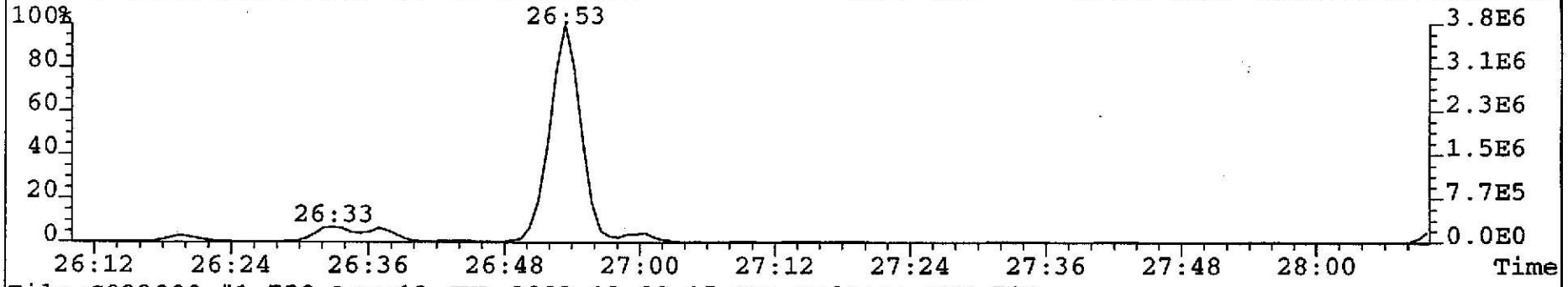

File:S023088 #1-758 Acq:12-JUL-2002 13:09:15 EI+ Voltage SIR 70S
375.8364 F:2 Exp:NDB5US
Sample Text:TLI#57752A DF-DP-643 0-0.5 INJ. TIME = 13:11 File Text:TLI#57752A D»

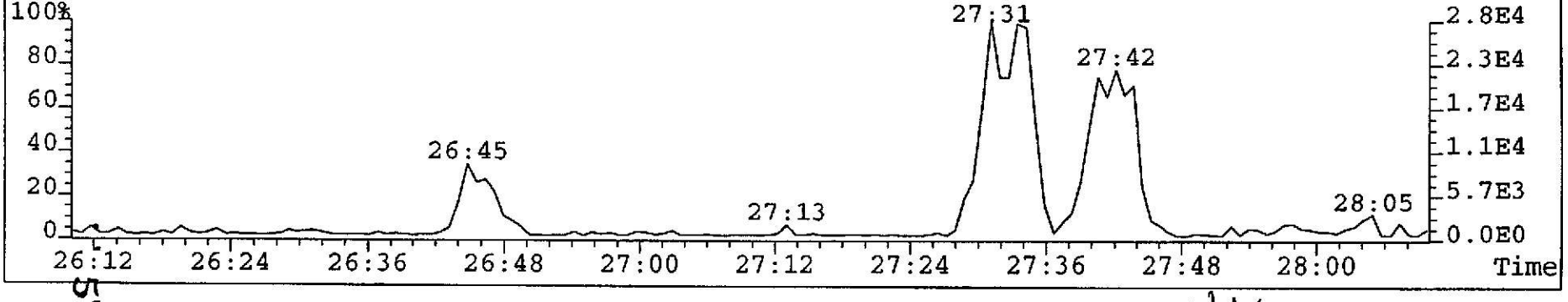

576

VJC 7/12/02

File:S023088 #1-758 Acq:12-JUL-2002 13:09:15 EI+ Voltage SIR 70S
319.8965 F:2 Exp:NDB5US
Sample Text:TLI#57752A DF-DP-643 0-0.5 INJ. TIME = 13:11 File Text:TLI#57752A D»

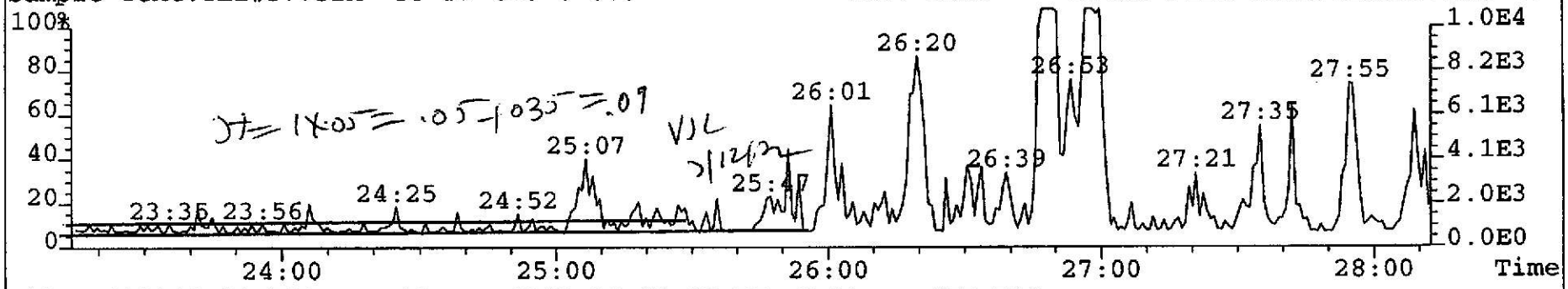

File:S023088 #1-758 Acq:12-JUL-2002 13:09:15 EI+ Voltage SIR 70S
321.8936 F:2 Exp:NDB5US
Sample Text:TLI#57752A DF-DP-643 0-0.5 INJ. TIME = 13:11 File Text:TLI#57752A D»

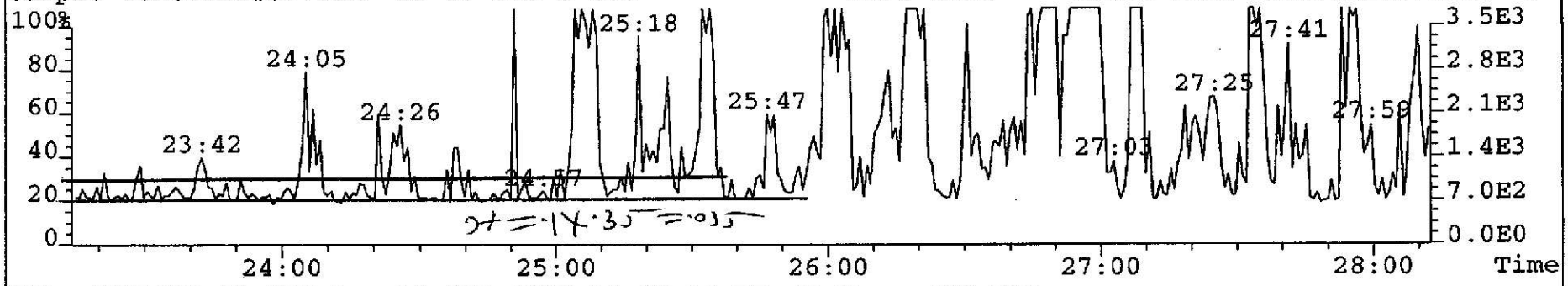

File:S023088 #1-758 Acq:12-JUL-2002 13:09:15 EI+ Voltage SIR 70S
331.9368 F:2 Exp:NDB5US
Sample Text:TLI#57752A DF-DP-643 0-0.5 INJ. TIME = 13:11 File Text:TLI#57752A D»

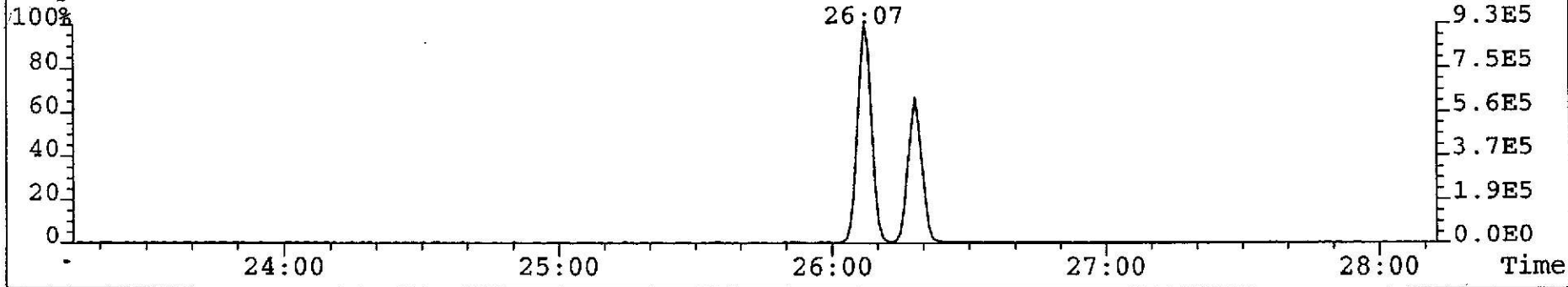

577

File:S023088 #1-758 Acq:12-JUL-2002 13:09:15 EI+ Voltage SIR 70S
319.8965 F:2 Exp:NDB5US
Sample Text:TLI#57752A DF-DP-643 0-0.5 INJ. TIME = 13:11 File Text:TLI#57752A D»

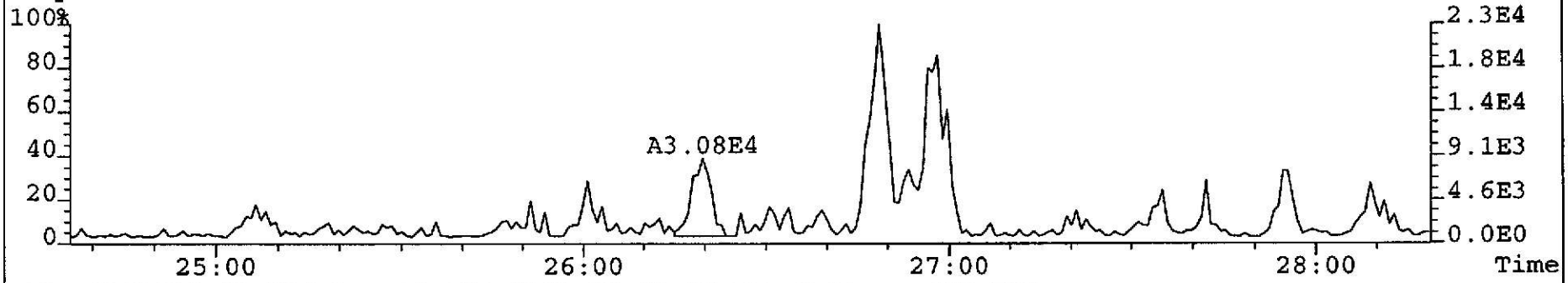

File:S023088 #1-758 Acq:12-JUL-2002 13:09:15 EI+ Voltage SIR 70S
321.8936 F:2 Exp:NDB5US
Sample Text:TLI#57752A DF-DP-643 0-0.5 INJ. TIME = 13:11 File Text:TLI#57752A D»

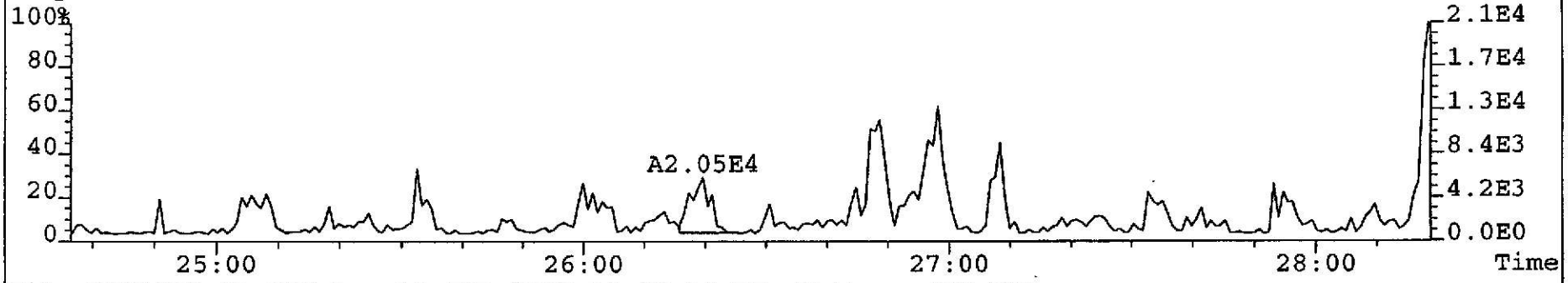

File:S023088 #1-758 Acq:12-JUL-2002 13:09:15 EI+ Voltage SIR 70S
331.9368 F:2 Exp:NDB5US
Sample Text:TLI#57752A DF-DP-643 0-0.5 INJ. TIME = 13:11 File Text:TLI#57752A D»

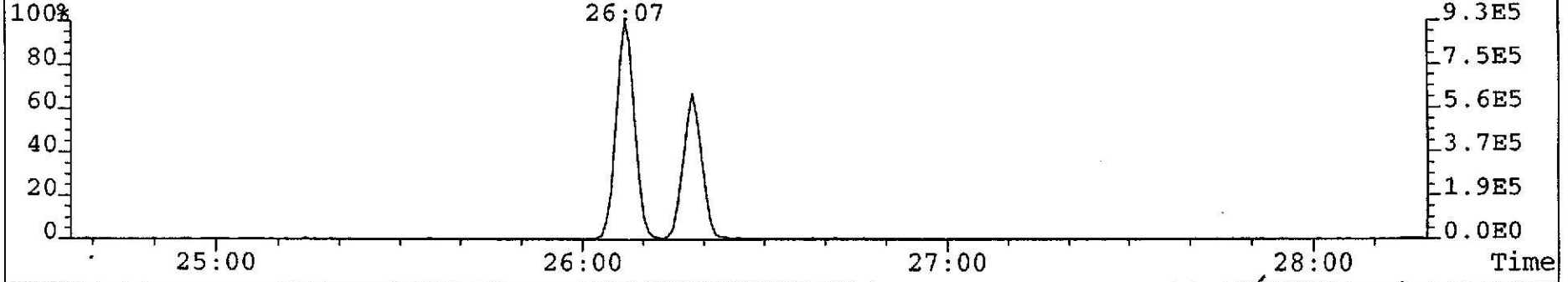

578

VSC 7/12/02

File:S023088 #1-758 Acq:12-JUL-2002 13:09:15 EI+ Voltage SIR 70S
339.8597 F:2 Exp:NDB5US
Sample Text:TLI#57752A DF-DP-643 0-0.5 INJ. TIME = 13:11 File Text:TLI#57752A D»

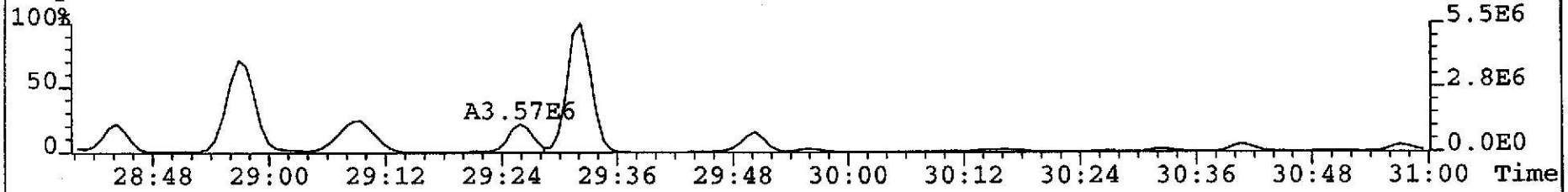

File:S023088 #1-758 Acq:12-JUL-2002 13:09:15 EI+ Voltage SIR 70S
341.8567 F:2 Exp:NDB5US
Sample Text:TLI#57752A DF-DP-643 0-0.5 INJ. TIME = 13:11 File Text:TLI#57752A D»

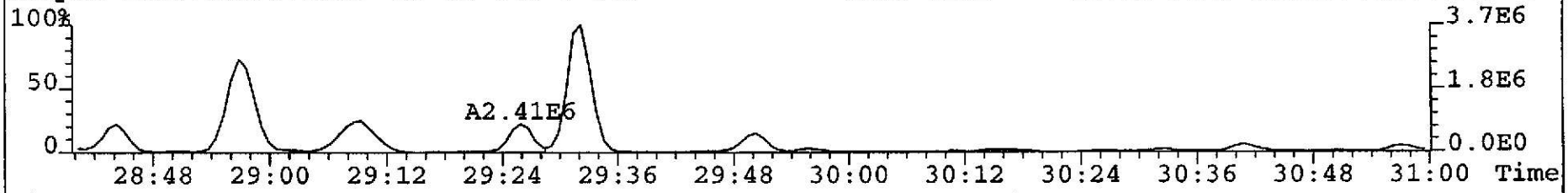

File:S023088 #1-758 Acq:12-JUL-2002 13:09:15 EI+ Voltage SIR 70S
351.9000 F:2 Exp:NDB5US
Sample Text:TLI#57752A DF-DP-643 0-0.5 INJ. TIME = 13:11 File Text:TLI#57752A D»

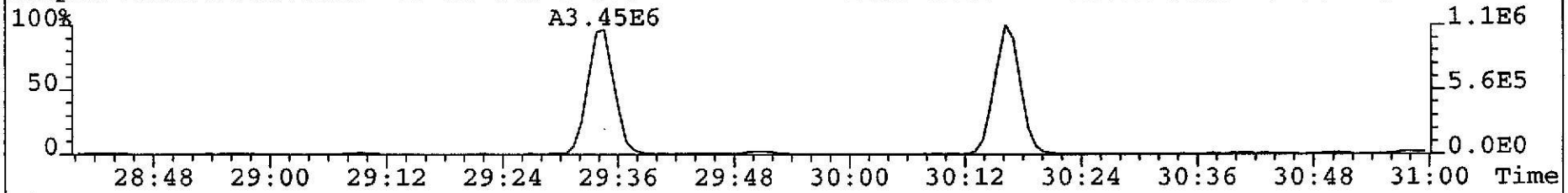

File:S023088 #1-758 Acq:12-JUL-2002 13:09:15 EI+ Voltage SIR 70S
353.8970 F:2 Exp:NDB5US
Sample Text:TLI#57752A DF-DP-643 0-0.5 INJ. TIME = 13:11 File Text:TLI#57752A D»

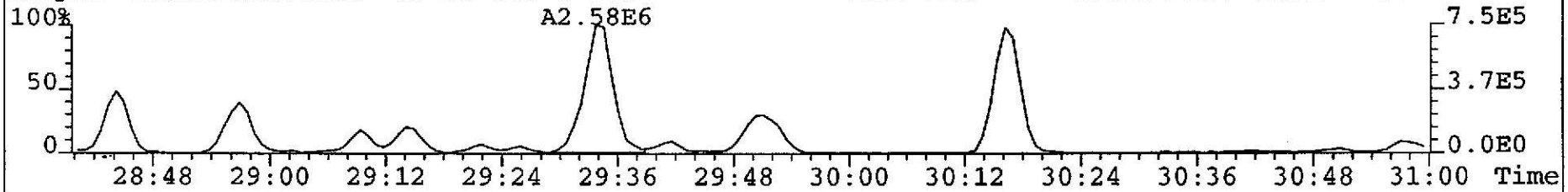

579

VSC 7/12/02

File:S023088 #1-758 Acq:12-JUL-2002 13:09:15 EI+ Voltage SIR 70S
339.8597 F:2 Exp:NDB5US
Sample Text:TLI#57752A DF-DP-643 0-0.5 INJ. TIME = 13:11 File Text:TLI#57752A D»

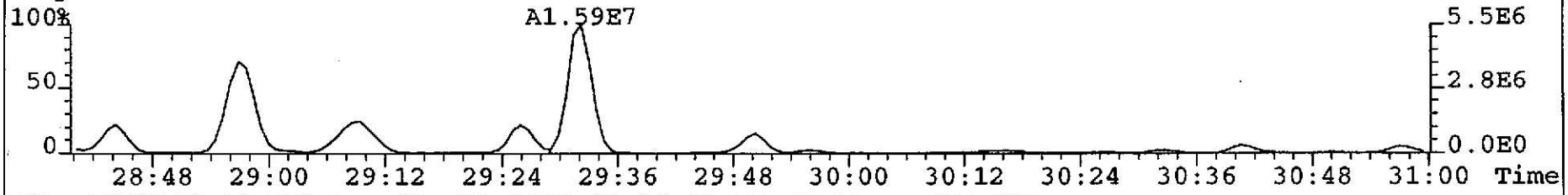

File:S023088 #1-758 Acq:12-JUL-2002 13:09:15 EI+ Voltage SIR 70S
341.8567 F:2 Exp:NDB5US
Sample Text:TLI#57752A DF-DP-643 0-0.5 INJ. TIME = 13:11 File Text:TLI#57752A D»

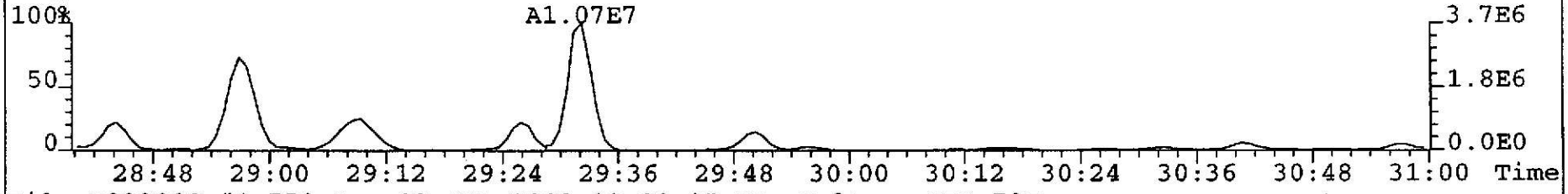

File:S023088 #1-758 Acq:12-JUL-2002 13:09:15 EI+ Voltage SIR 70S
351.9000 F:2 Exp:NDB5US
Sample Text:TLI#57752A DF-DP-643 0-0.5 INJ. TIME = 13:11 File Text:TLI#57752A D»

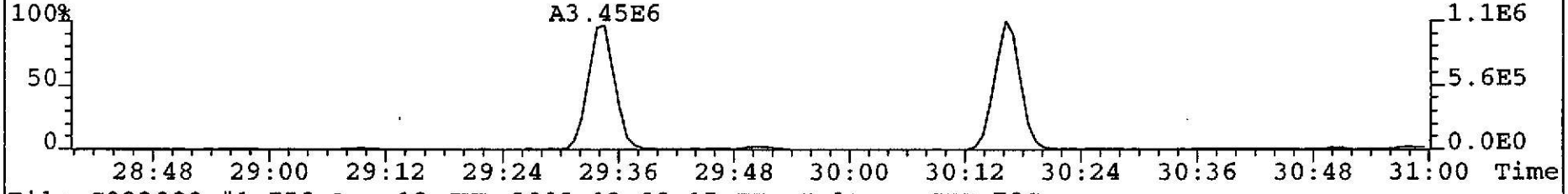

File:S023088 #1-758 Acq:12-JUL-2002 13:09:15 EI+ Voltage SIR 70S
353.8970 F:2 Exp:NDB5US
Sample Text:TLI#57752A DF-DP-643 0-0.5 INJ. TIME = 13:11 File Text:TLI#57752A D»

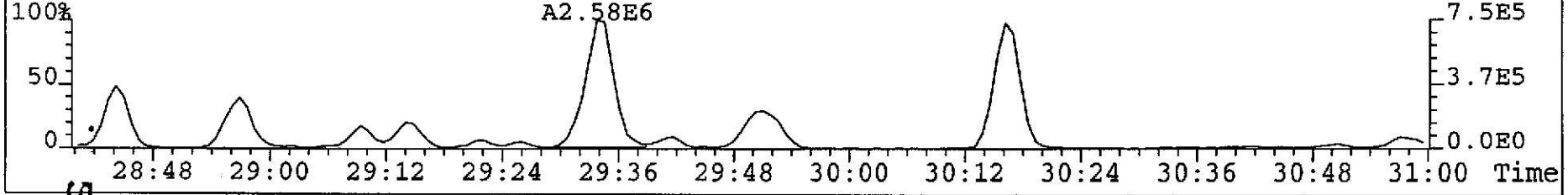

VBC 7/12/02

File:S023088 #1-758 Acq:12-JUL-2002 13:09:15 EI+ Voltage SIR 70S
355.8546 F:2 Exp:NDB5US
Sample Text:TLI#57752A DF-DP-643 0-0.5 INJ. TIME = 13:11 File Text:TLI#57752A D»

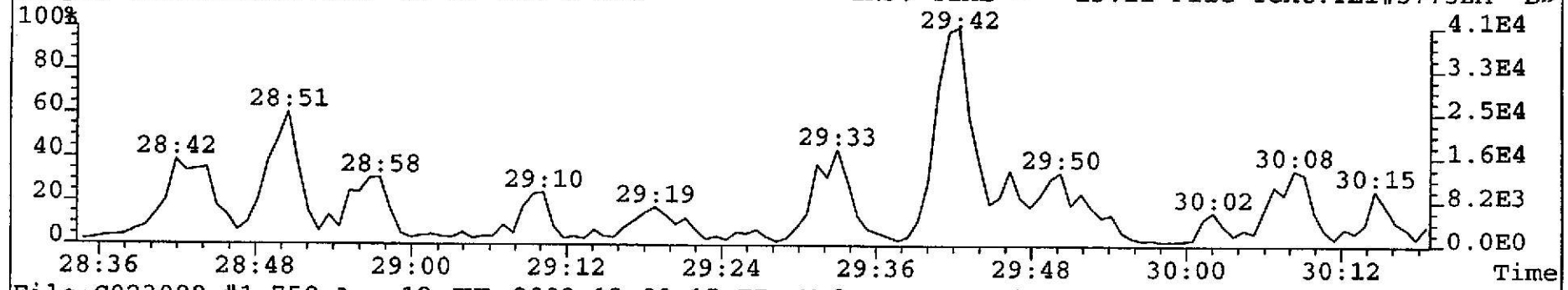

File:S023088 #1-758 Acq:12-JUL-2002 13:09:15 EI+ Voltage SIR 70S
357.8516 F:2 Exp:NDB5US
Sample Text:TLI#57752A DF-DP-643 0-0.5 INJ. TIME = 13:11 File Text:TLI#57752A D»

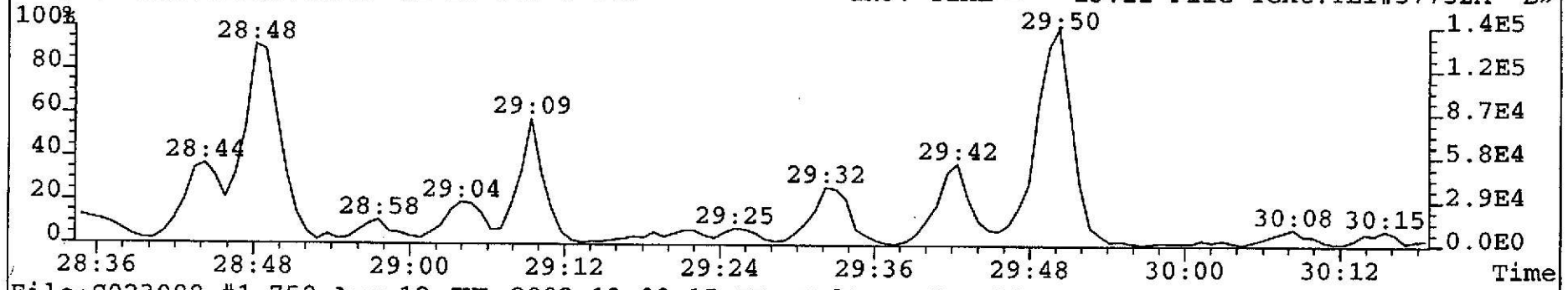

File:S023088 #1-758 Acq:12-JUL-2002 13:09:15 EI+ Voltage SIR 70S
369.8919 F:2 Exp:NDB5US
Sample Text:TLI#57752A DF-DP-643 0-0.5 INJ. TIME = 13:11 File Text:TLI#57752A D»

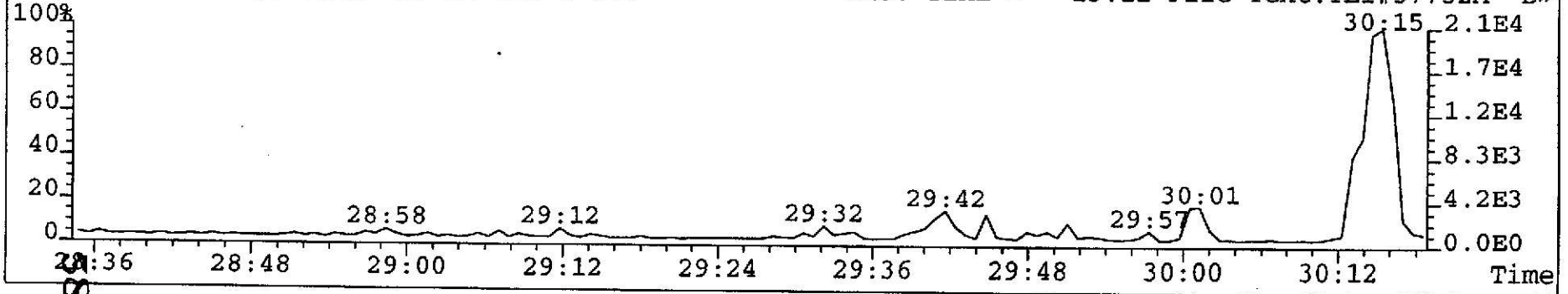

VD 7/12/02

File:S023088 #1-758 Acq:12-JUL-2002 13:09:15 EI+ Voltage SIR 70S
355.8546 F:2 Exp:NDB5US
Sample Text:TLI#57752A DF-DP-643 0-0.5 INJ. TIME = 13:11 File Text:TLI#57752A D»

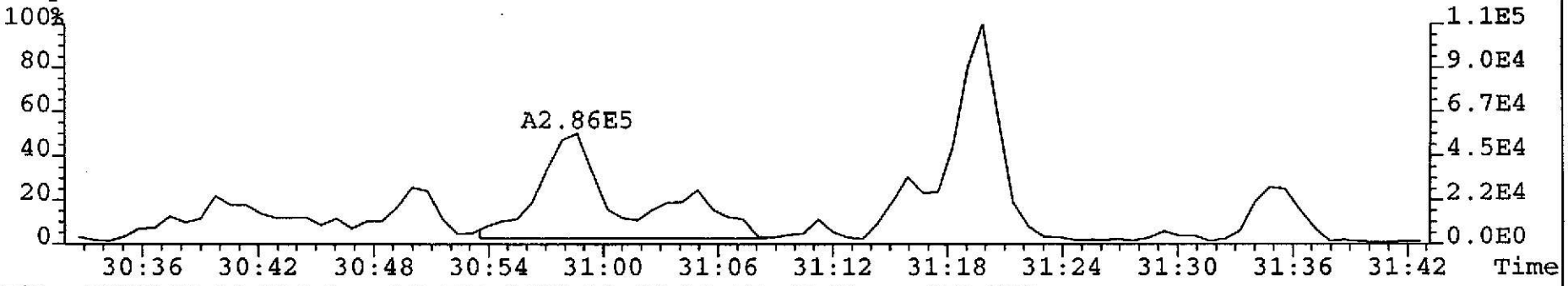

File:S023088 #1-758 Acq:12-JUL-2002 13:09:15 EI+ Voltage SIR 70S
357.8516 F:2 Exp:NDB5US
Sample Text:TLI#57752A DF-DP-643 0-0.5 INJ. TIME = 13:11 File Text:TLI#57752A D»

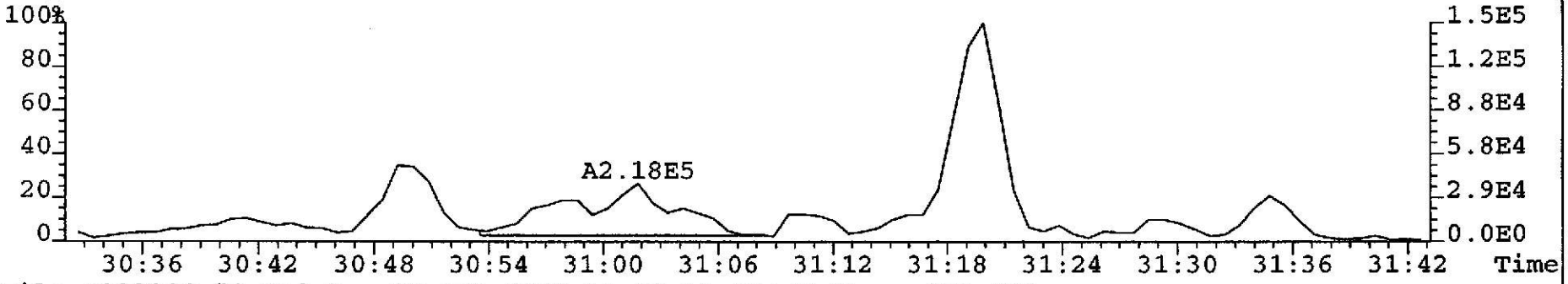

File:S023088 #1-758 Acq:12-JUL-2002 13:09:15 EI+ Voltage SIR 70S
369.8919 F:2 Exp:NDB5US
Sample Text:TLI#57752A DF-DP-643 0-0.5 INJ. TIME = 13:11 File Text:TLI#57752A D»



582

File:S023088 #1-455 Acq:12-JUL-2002 13:09:15 EI+ Voltage SIR 70S
373.8208 F:3 Exp:NDB5US
Sample Text:TLI#57752A DF-DP-643 0-0.5 INJ. TIME = 13:11 File Text:TLI#57752A D»

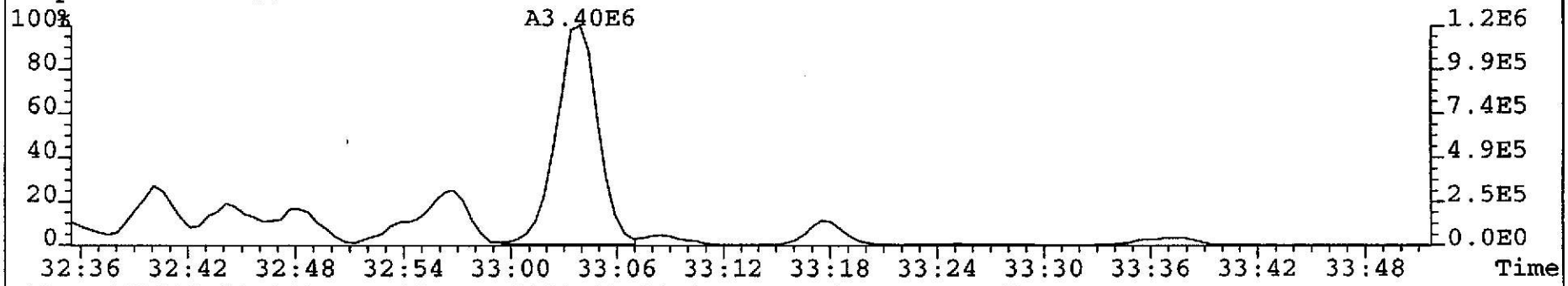

File:S023088 #1-455 Acq:12-JUL-2002 13:09:15 EI+ Voltage SIR 70S
375.8178 F:3 Exp:NDB5US
Sample Text:TLI#57752A DF-DP-643 0-0.5 INJ. TIME = 13:11 File Text:TLI#57752A D»

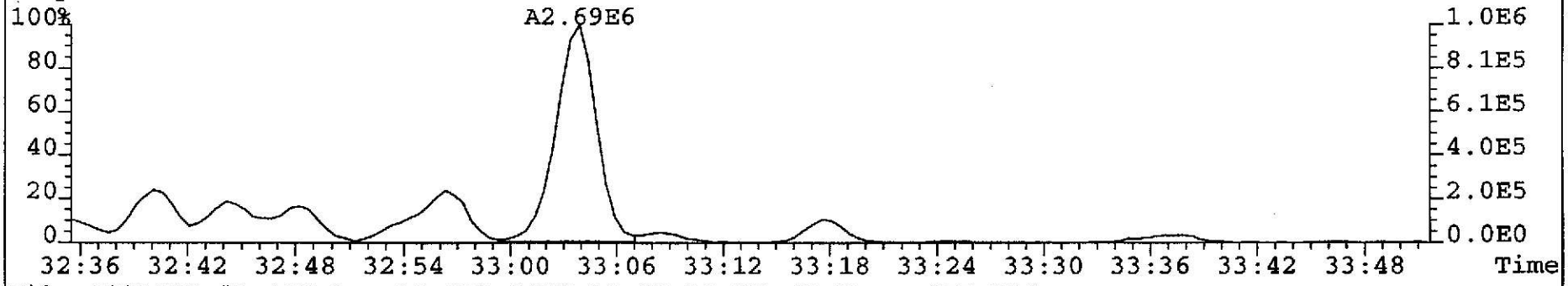

File:S023088 #1-455 Acq:12-JUL-2002 13:09:15 EI+ Voltage SIR 70S
385.8610 F:3 Exp:NDB5US
Sample Text:TLI#57752A DF-DP-643 0-0.5 INJ. TIME = 13:11 File Text:TLI#57752A D»

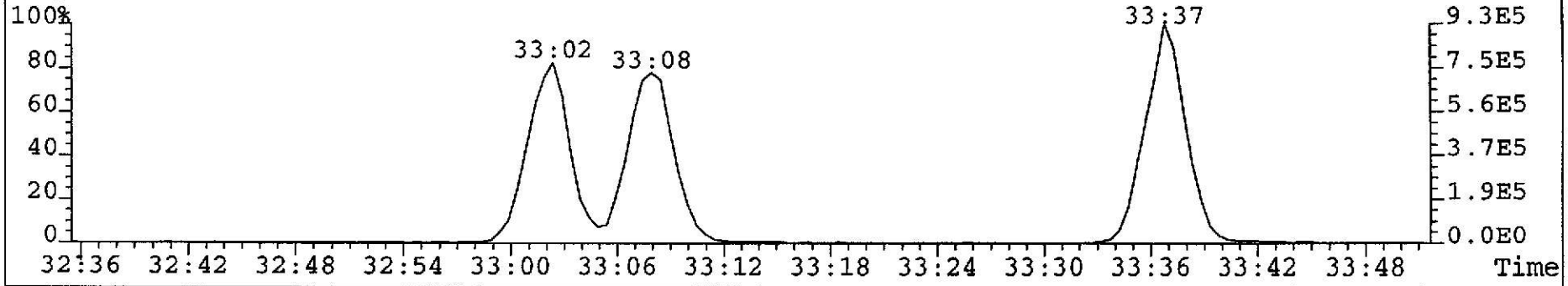

VC 7/12/02

File:S023088 #1-455 Acq:12-JUL-2002 13:09:15 EI+ Voltage SIR 70S
373.8208 F:3 Exp:NDB5US
Sample Text:TLI#57752A DF-DP-643 0-0.5 INJ. TIME = 13:11 File Text:TLI#57752A D»

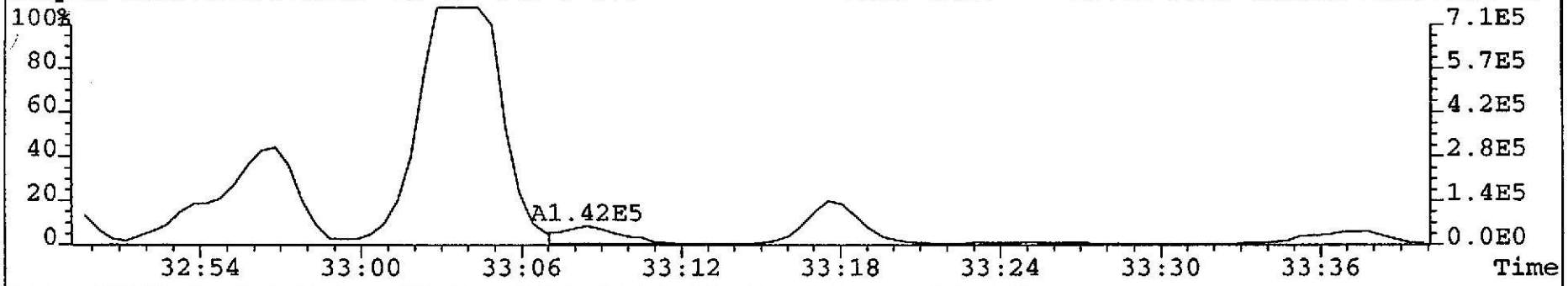

File:S023088 #1-455 Acq:12-JUL-2002 13:09:15 EI+ Voltage SIR 70S
375.8178 F:3 Exp:NDB5US
Sample Text:TLI#57752A DF-DP-643 0-0.5 INJ. TIME = 13:11 File Text:TLI#57752A D»

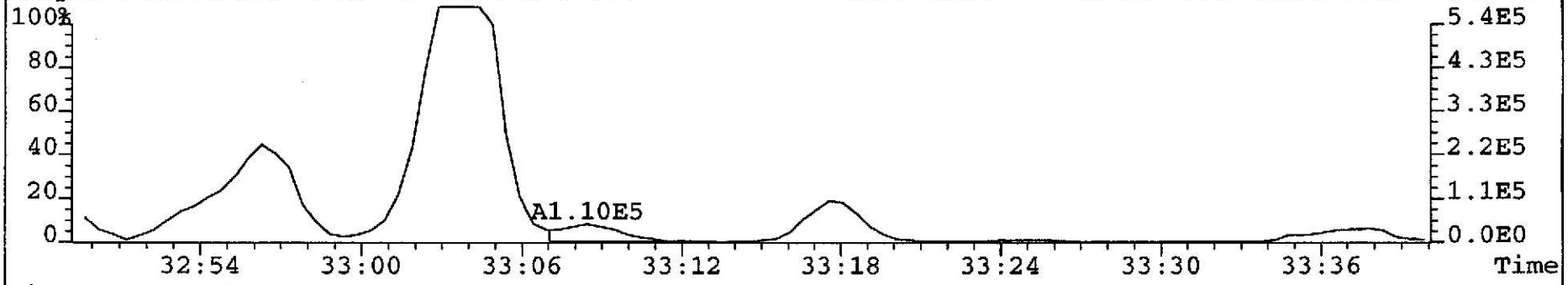

File:S023088 #1-455 Acq:12-JUL-2002 13:09:15 EI+ Voltage SIR 70S
385.8610 F:3 Exp:NDB5US
Sample Text:TLI#57752A DF-DP-643 0-0.5 INJ. TIME = 13:11 File Text:TLI#57752A D»

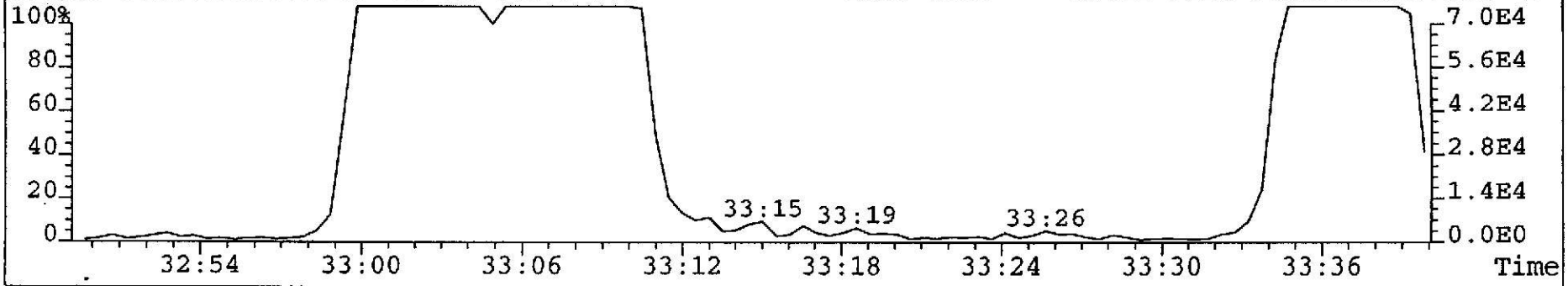

584

7/12/02

File:S023088 #1-455 Acq:12-JUL-2002 13:09:15 EI+ Voltage SIR 70S
373.8208 F:3 Exp:NDB5US
Sample Text:TLI#57752A DF-DP-643 0-0.5 INJ. TIME = 13:11 File Text:TLI#57752A D»

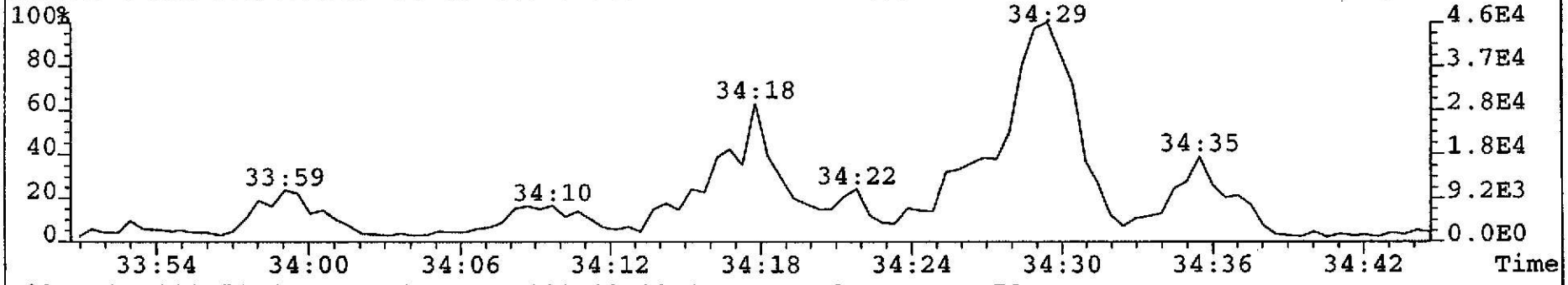

File:S023088 #1-455 Acq:12-JUL-2002 13:09:15 EI+ Voltage SIR 70S
375.8178 F:3 Exp:NDB5US
Sample Text:TLI#57752A DF-DP-643 0-0.5 INJ. TIME = 13:11 File Text:TLI#57752A D»

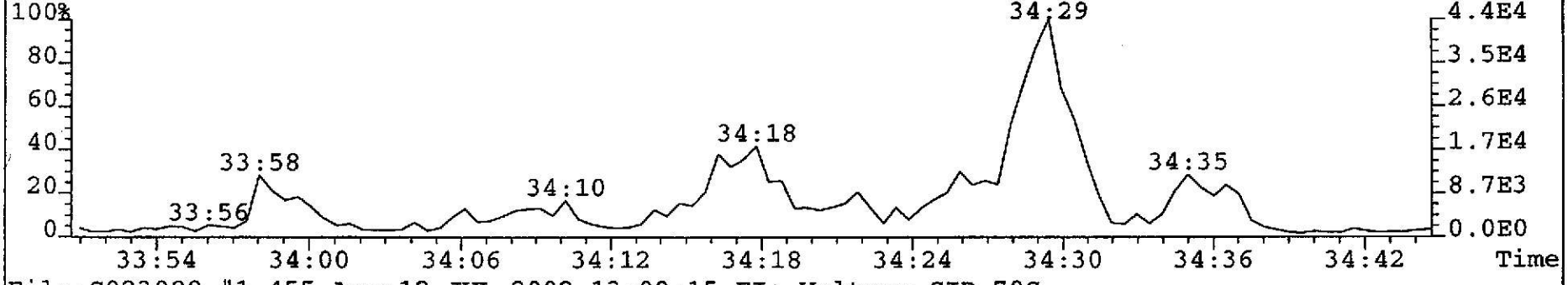

File:S023088 #1-455 Acq:12-JUL-2002 13:09:15 EI+ Voltage SIR 70S
445.7555 F:3 Exp:NDB5US
Sample Text:TLI#57752A DF-DP-643 0-0.5 INJ. TIME = 13:11 File Text:TLI#57752A D»

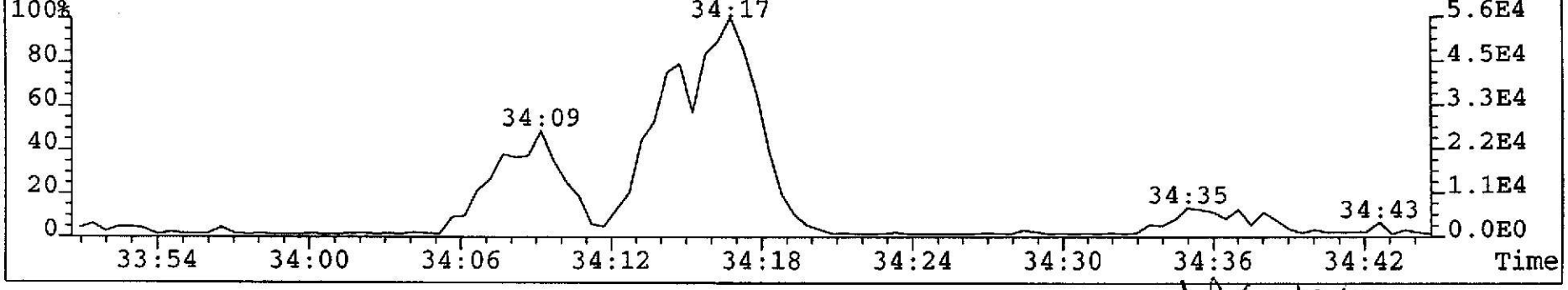

JC 7/12/02

585

File:S023088 #1-455 Acq:12-JUL-2002 13:09:15 EI+ Voltage SIR 70S
389.8156 F:3 Exp:NDB5US
Sample Text:TLI#57752A DF-DP-643 0-0.5 INJ. TIME = 13:11 File Text:TLI#57752A D»

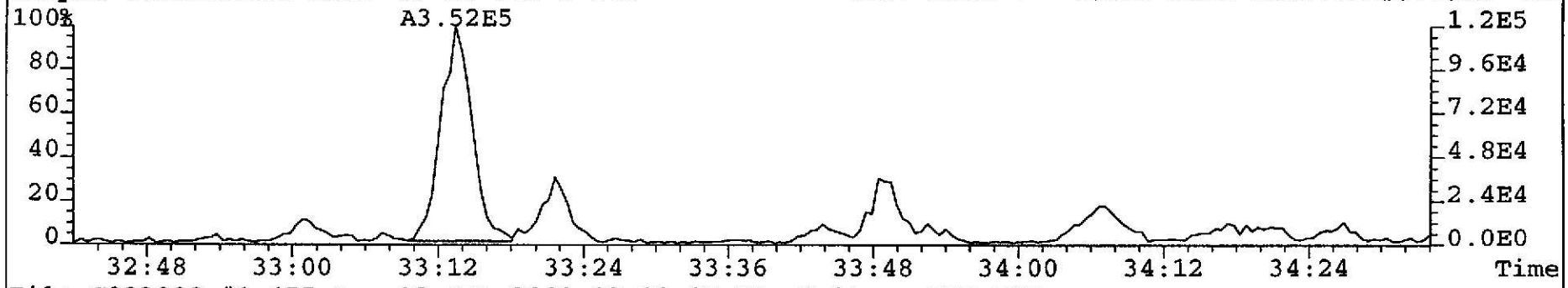

File:S023088 #1-455 Acq:12-JUL-2002 13:09:15 EI+ Voltage SIR 70S
391.8127 F:3 Exp:NDB5US
Sample Text:TLI#57752A DF-DP-643 0-0.5 INJ. TIME = 13:11 File Text:TLI#57752A D»

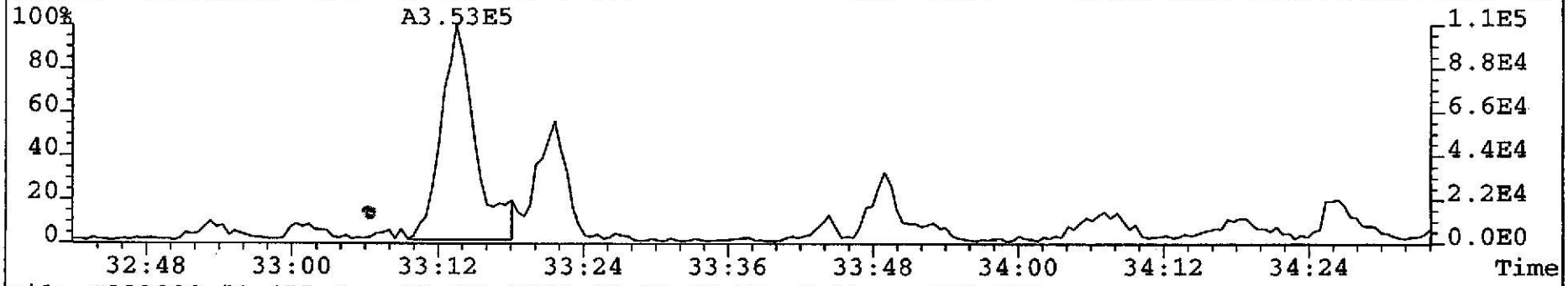

File:S023088 #1-455 Acq:12-JUL-2002 13:09:15 EI+ Voltage SIR 70S
403.8529 F:3 Exp:NDB5US
Sample Text:TLI#57752A DF-DP-643 0-0.5 INJ. TIME = 13:11 File Text:TLI#57752A D»

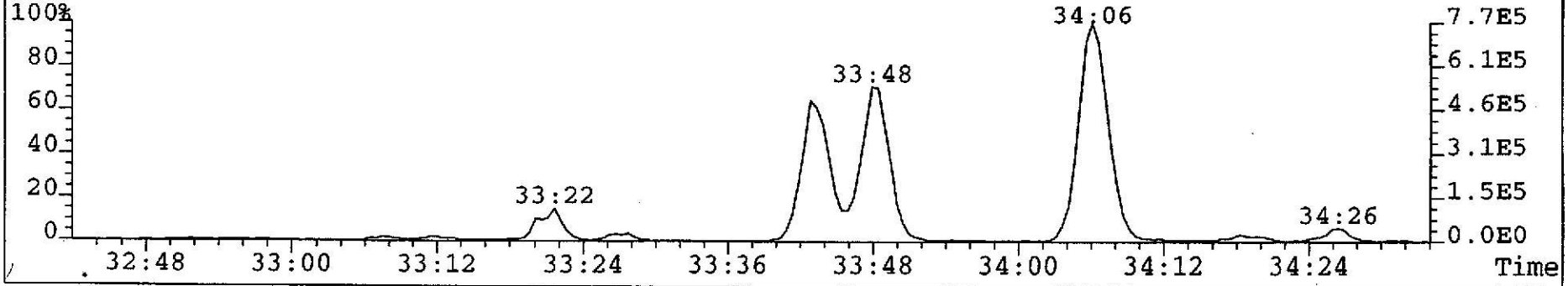

JL 7/12/02

File:S023088 #1-455 Acq:12-JUL-2002 13:09:15 EI+ Voltage SIR 70S
389.8156 F:3 Exp:NDB5US
Sample Text:TLI#57752A DF-DP-643 0-0.5 INJ. TIME = 13:11 File Text:TLI#57752A D»

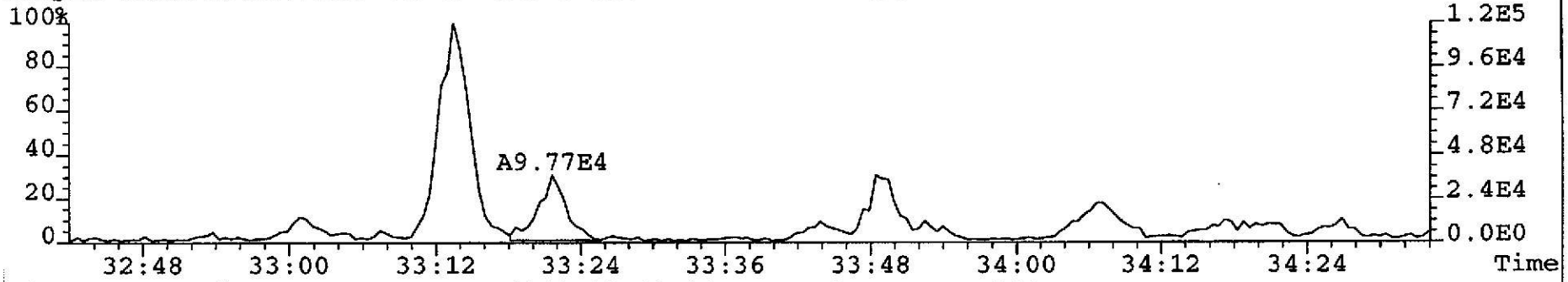

File:S023088 #1-455 Acq:12-JUL-2002 13:09:15 EI+ Voltage SIR 70S
391.8127 F:3 Exp:NDB5US
Sample Text:TLI#57752A DF-DP-643 0-0.5 INJ. TIME = 13:11 File Text:TLI#57752A D»

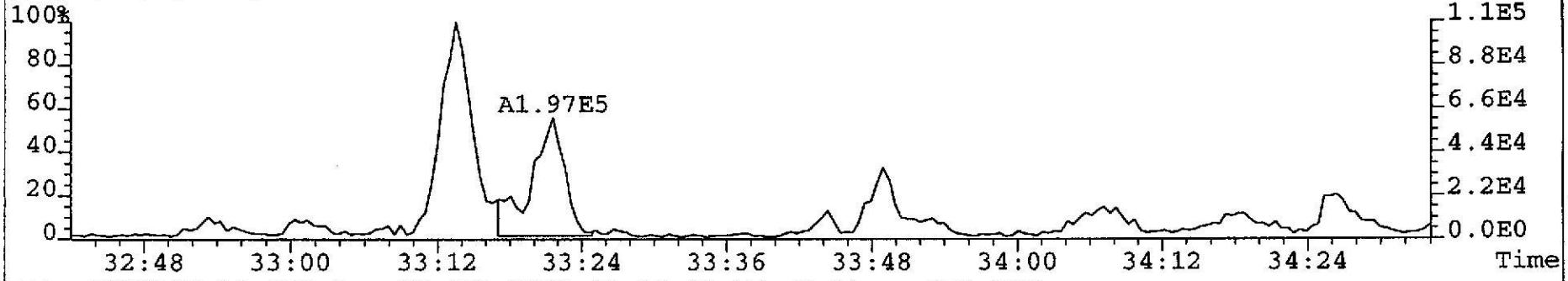

File:S023088 #1-455 Acq:12-JUL-2002 13:09:15 EI+ Voltage SIR 70S
403.8529 F:3 Exp:NDB5US
Sample Text:TLI#57752A DF-DP-643 0-0.5 INJ. TIME = 13:11 File Text:TLI#57752A D»

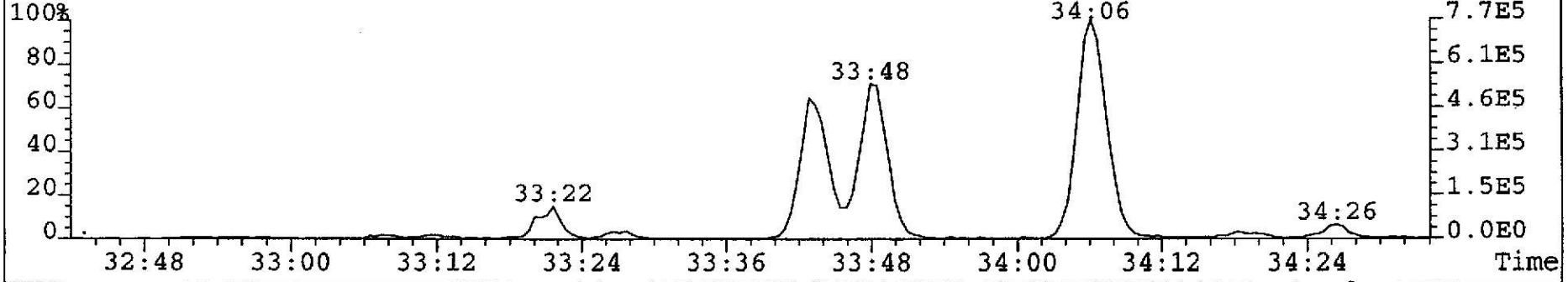

587

VC 7/12/02

File:S023088 #1-455 Acq:12-JUL-2002 13:09:15 EI+ Voltage SIR 70S
389.8156 F:3 Exp:NDB5US
Sample Text:TLI#57752A DF-DP-643 0-0.5 INJ. TIME = 13:11 File Text:TLI#57752A D»

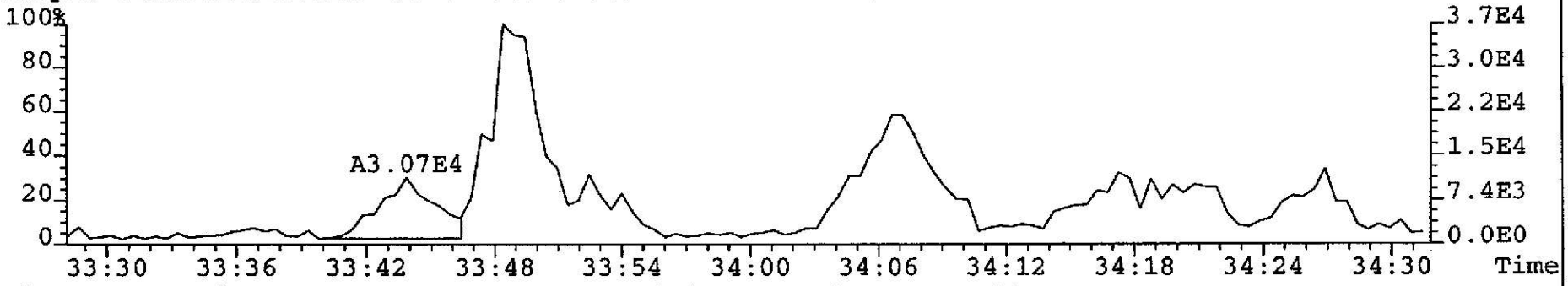

File:S023088 #1-455 Acq:12-JUL-2002 13:09:15 EI+ Voltage SIR 70S
391.8127 F:3 Exp:NDB5US
Sample Text:TLI#57752A DF-DP-643 0-0.5 INJ. TIME = 13:11 File Text:TLI#57752A D»

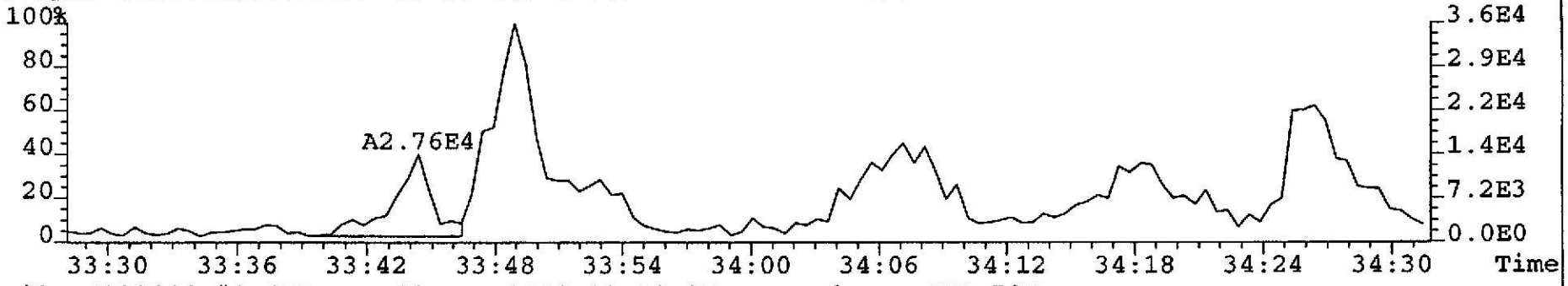

File:S023088 #1-455 Acq:12-JUL-2002 13:09:15 EI+ Voltage SIR 70S
403.8529 F:3 Exp:NDB5US
Sample Text:TLI#57752A DF-DP-643 0-0.5 INJ. TIME = 13:11 File Text:TLI#57752A D»

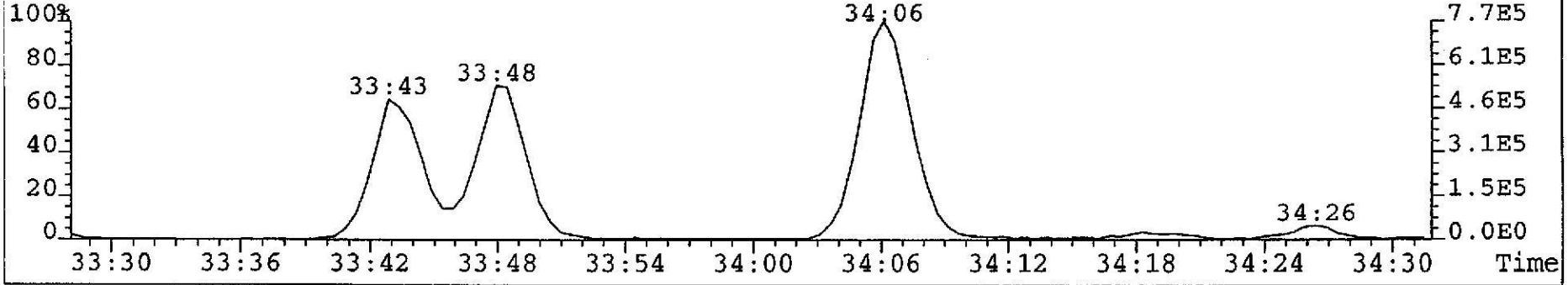

VJC 7/12/02

File:S023088 #1-455 Acq:12-JUL-2002 13:09:15 EI+ Voltage SIR 70S
389.8156 F:3 Exp:NDB5US
Sample Text:TLI#57752A DF-DP-643 0-0.5 INJ. TIME = 13:11 File Text:TLI#57752A D»

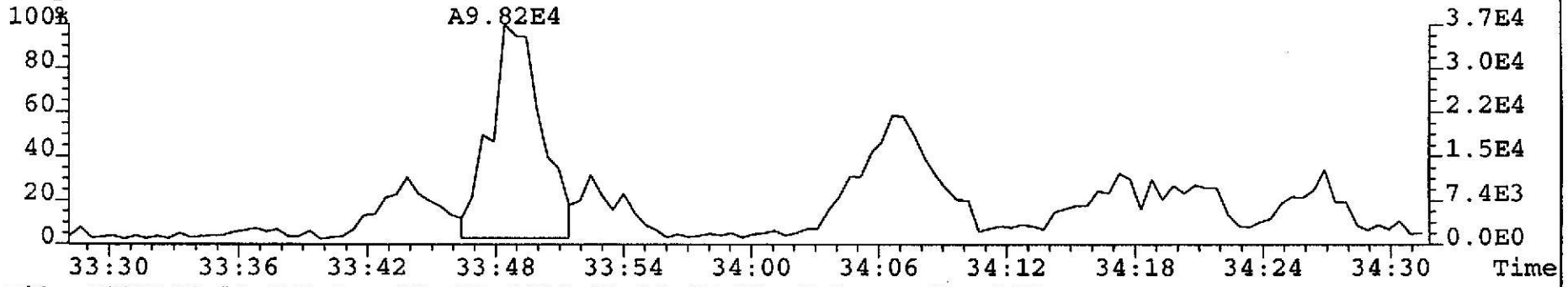

File:S023088 #1-455 Acq:12-JUL-2002 13:09:15 EI+ Voltage SIR 70S
391.8127 F:3 Exp:NDB5US
Sample Text:TLI#57752A DF-DP-643 0-0.5 INJ. TIME = 13:11 File Text:TLI#57752A D»

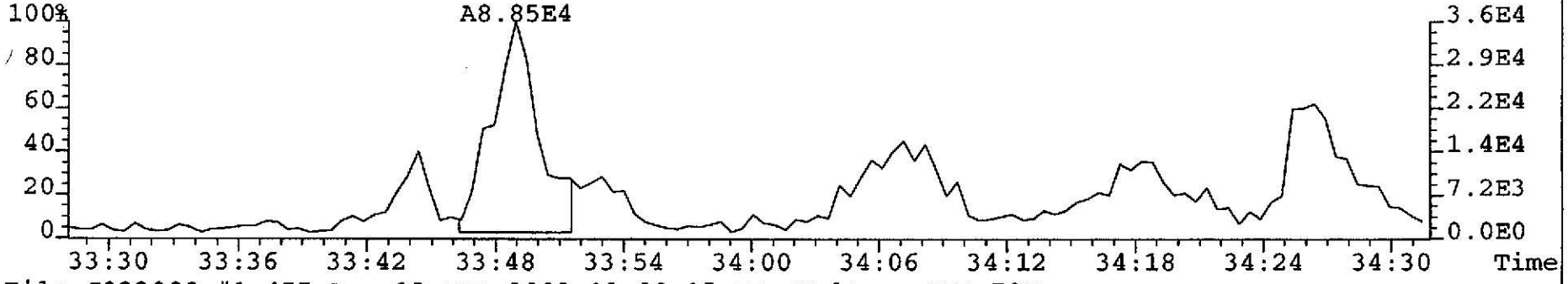

File:S023088 #1-455 Acq:12-JUL-2002 13:09:15 EI+ Voltage SIR 70S
403.8529 F:3 Exp:NDB5US
Sample Text:TLI#57752A DF-DP-643 0-0.5 INJ. TIME = 13:11 File Text:TLI#57752A D»

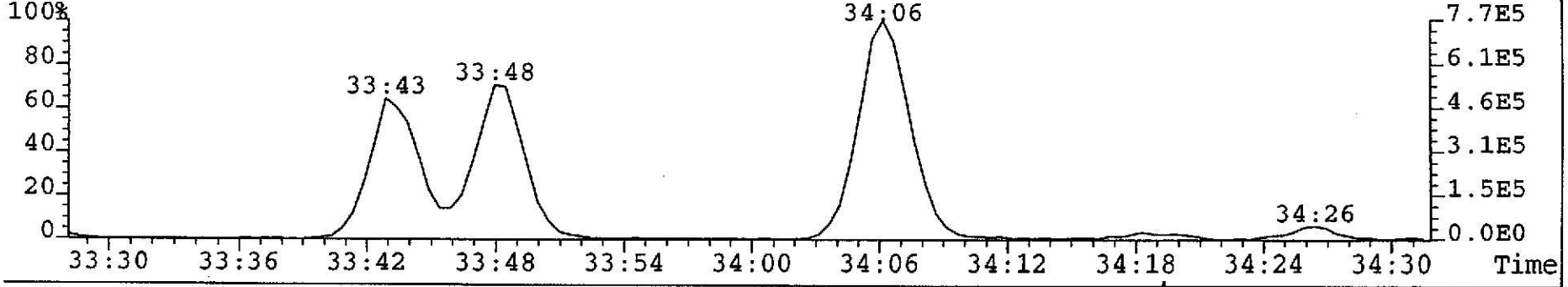

VB 7/12/02

589

File:S023088 #1-455 Acq:12-JUL-2002 13:09:15 EI+ Voltage SIR 70S
389.8156 F:3 Exp:NDB5US
Sample Text:TLI#57752A DF-DP-643 0-0.5 INJ. TIME = 13:11 File Text:TLI#57752A D»

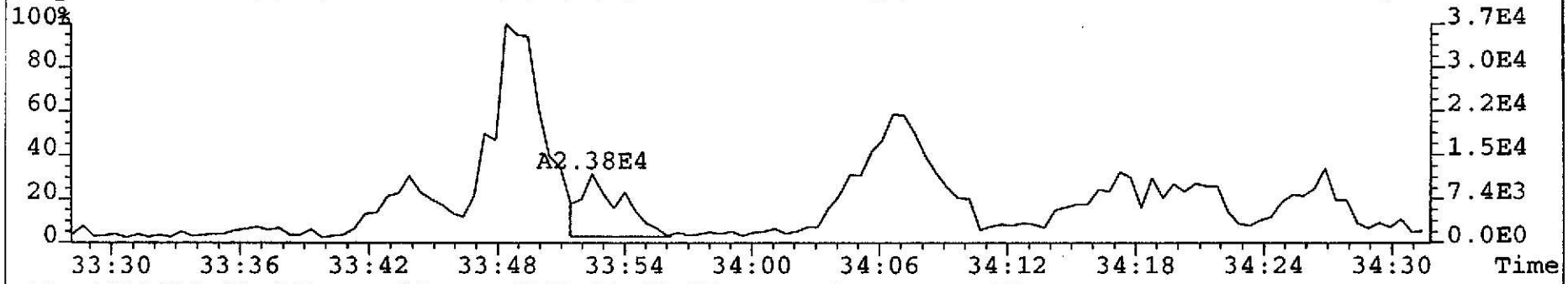

File:S023088 #1-455 Acq:12-JUL-2002 13:09:15 EI+ Voltage SIR 70S
391.8127 F:3 Exp:NDB5US
Sample Text:TLI#57752A DF-DP-643 0-0.5 INJ. TIME = 13:11 File Text:TLI#57752A D»

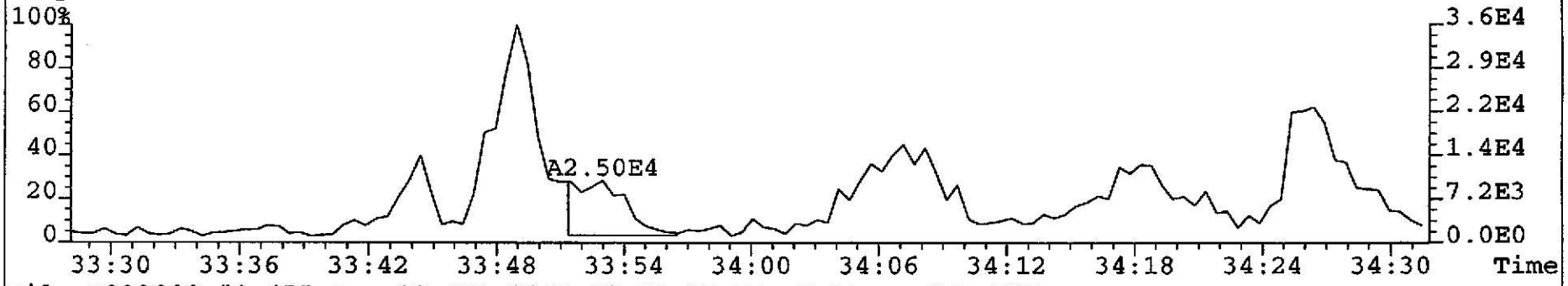

File:S023088 #1-455 Acq:12-JUL-2002 13:09:15 EI+ Voltage SIR 70S
403.8529 F:3 Exp:NDB5US
Sample Text:TLI#57752A DF-DP-643 0-0.5 INJ. TIME = 13:11 File Text:TLI#57752A D»

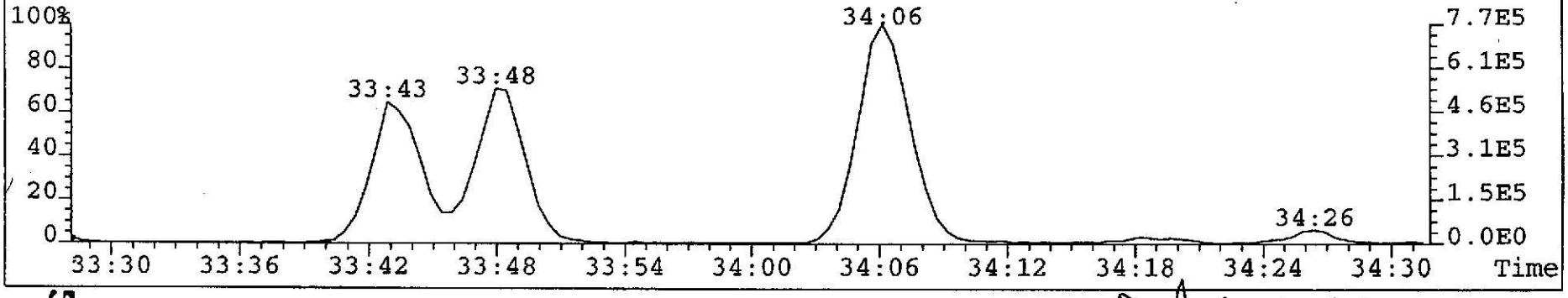

590

DC 7/12/02

File:S023088 #1-455 Acq:12-JUL-2002 13:09:15 EI+ Voltage SIR 70S
389.8156 F:3 Exp:NDB5US
Sample Text:TLI#57752A DF-DP-643 0-0.5 INJ. TIME = 13:11 File Text:TLI#57752A D»

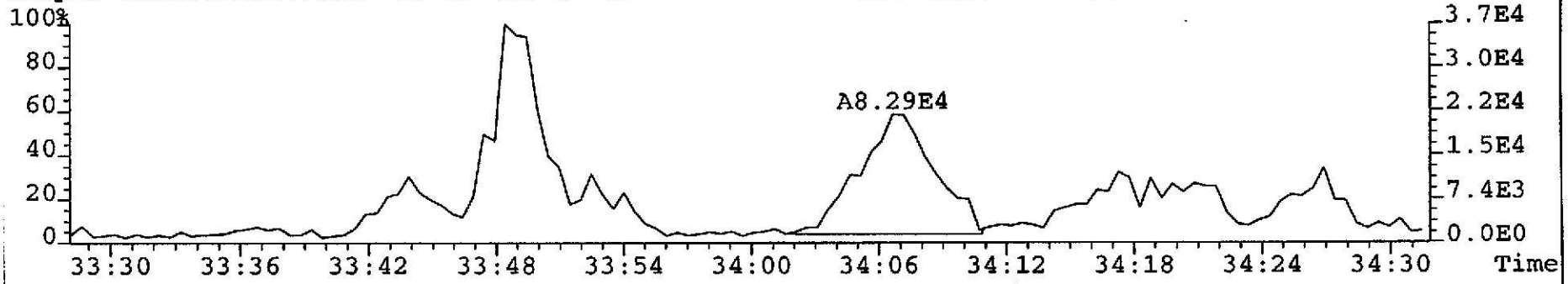

File:S023088 #1-455 Acq:12-JUL-2002 13:09:15 EI+ Voltage SIR 70S
391.8127 F:3 Exp:NDB5US
Sample Text:TLI#57752A DF-DP-643 0-0.5 INJ. TIME = 13:11 File Text:TLI#57752A D»

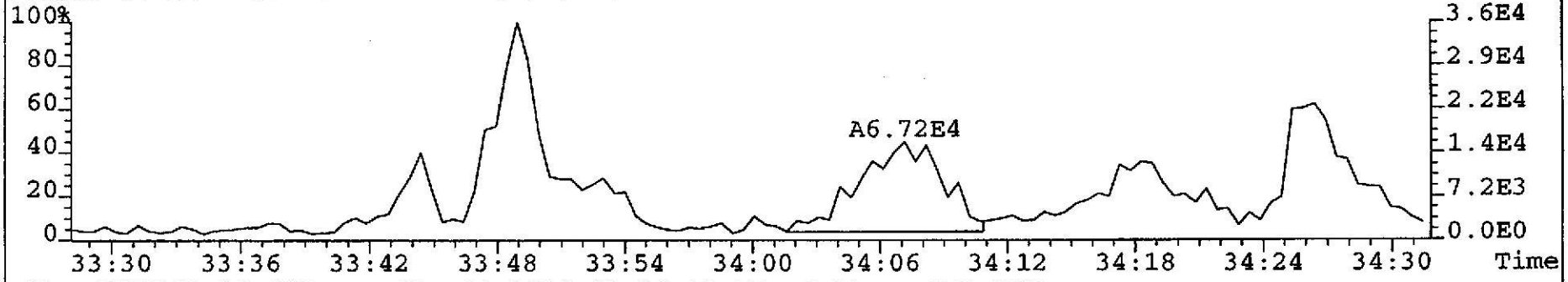

File:S023088 #1-455 Acq:12-JUL-2002 13:09:15 EI+ Voltage SIR 70S
403.8529 F:3 Exp:NDB5US
Sample Text:TLI#57752A DF-DP-643 0-0.5 INJ. TIME = 13:11 File Text:TLI#57752A D»

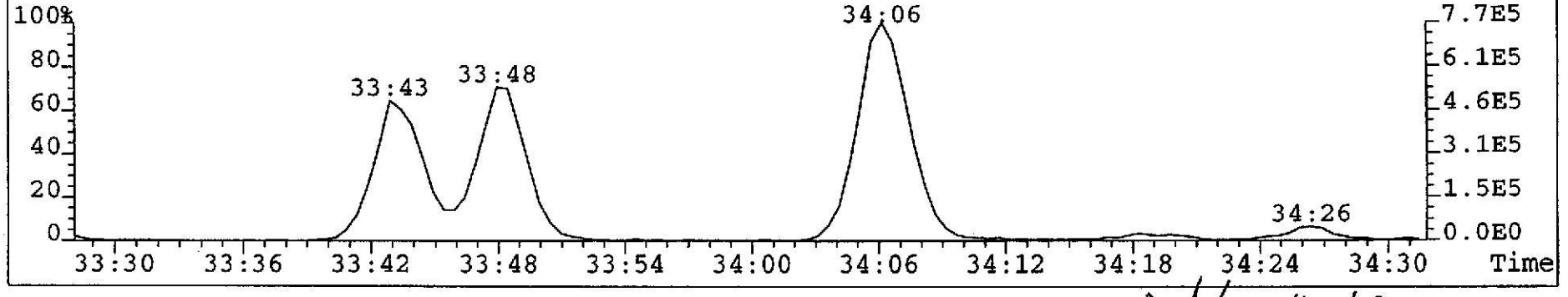

JSC 7/12/02

File:S023088 #1-734 Acq:12-JUL-2002 13:09:15 EI+ Voltage SIR 70S
407.7818 F:4 Exp:NDB5US
Sample Text:TLI#57752A DF-DP-643 0-0.5 INJ. TIME = 13:11 File Text:TLI#57752A D»

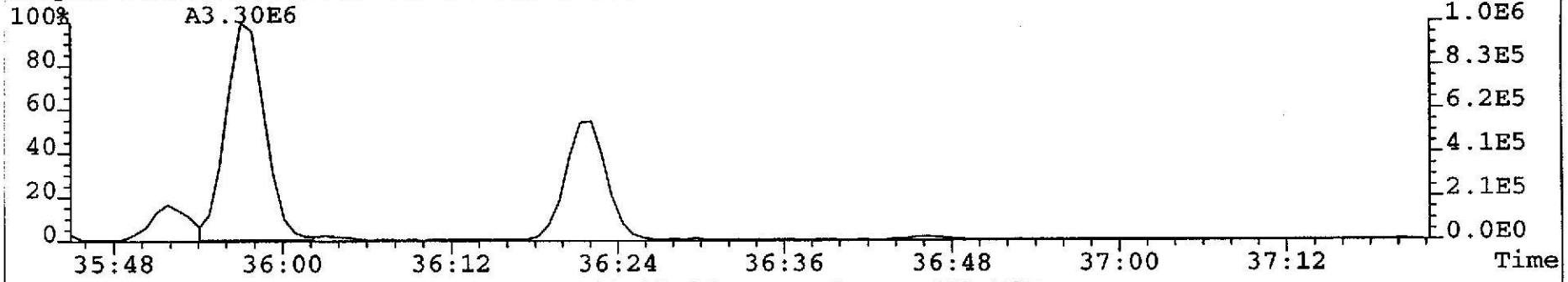

File:S023088 #1-734 Acq:12-JUL-2002 13:09:15 EI+ Voltage SIR 70S
409.7789 F:4 Exp:NDB5US
Sample Text:TLI#57752A DF-DP-643 0-0.5 INJ. TIME = 13:11 File Text:TLI#57752A D»

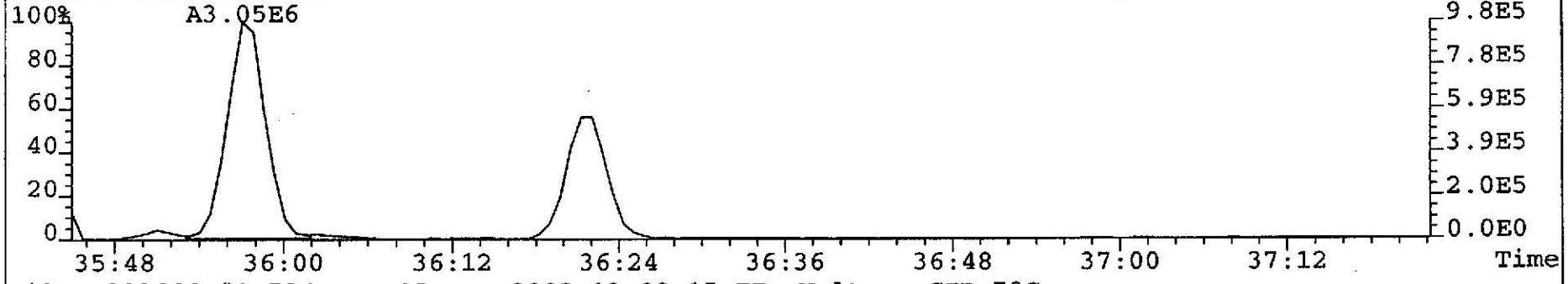

File:S023088 #1-734 Acq:12-JUL-2002 13:09:15 EI+ Voltage SIR 70S
419.8220 F:4 Exp:NDB5US
Sample Text:TLI#57752A DF-DP-643 0-0.5 INJ. TIME = 13:11 File Text:TLI#57752A D»

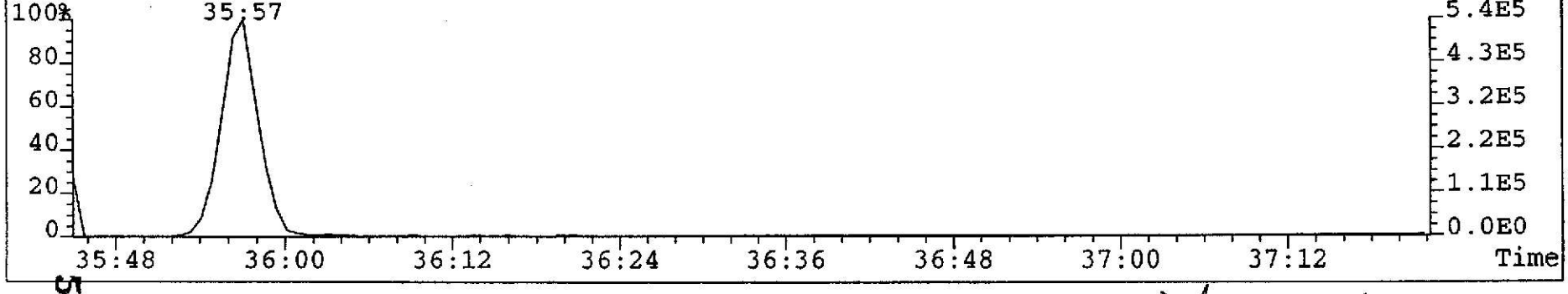

592

JSC 7/12/02

File:S023088 #1-455 Acq:12-JUL-2002 13:09:15 EI+ Voltage SIR 70S
373.8208 F:3 Exp:NDB5US
Sample Text:TLI#57752A DF-DP-643 0-0.5 INJ. TIME = 13:11 File Text:TLI#57752A D»

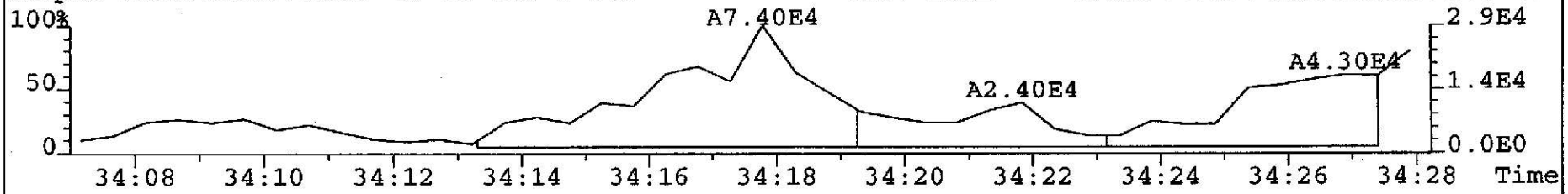

File:S023088 #1-455 Acq:12-JUL-2002 13:09:15 EI+ Voltage SIR 70S
375.8178 F:3 Exp:NDB5US
Sample Text:TLI#57752A DF-DP-643 0-0.5 INJ. TIME = 13:11 File Text:TLI#57752A D»

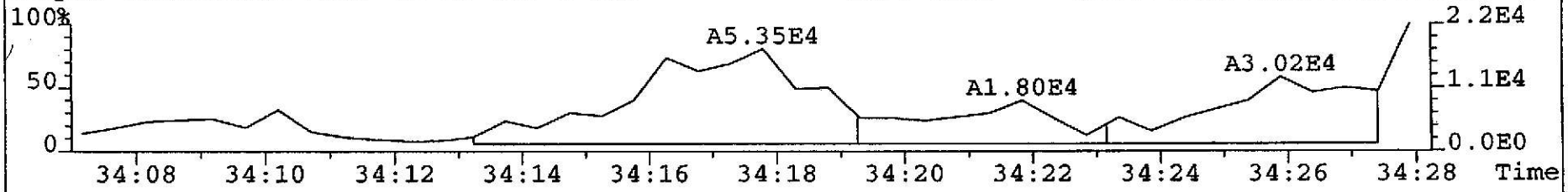

File:S023088 #1-455 Acq:12-JUL-2002 13:09:15 EI+ Voltage SIR 70S
383.8639 F:3 Exp:NDB5US
Sample Text:TLI#57752A DF-DP-643 0-0.5 INJ. TIME = 13:11 File Text:TLI#57752A D»

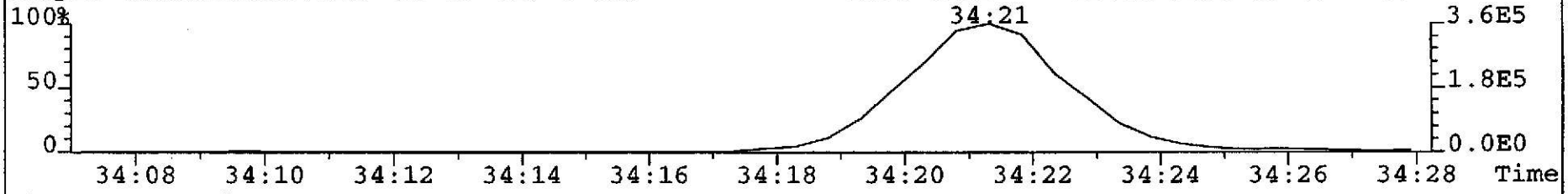

File:S023088 #1-455 Acq:12-JUL-2002 13:09:15 EI+ Voltage SIR 70S
385.8610 F:3 Exp:NDB5US
Sample Text:TLI#57752A DF-DP-643 0-0.5 INJ. TIME = 13:11 File Text:TLI#57752A D»

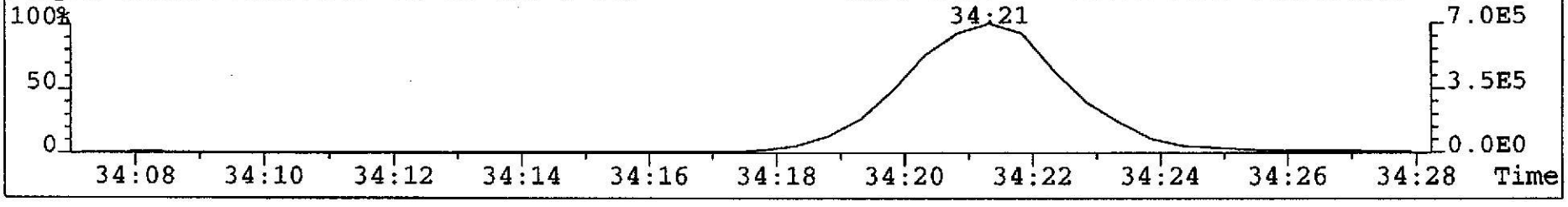

KW 7/15/10

Martin & Slagle

TLI Project: **57752A** 1613, Revision B, Tetra Only PCDD/PCDF Analysis (c)
Client Sample: **DF-DP-643 0-0.5** Analysis File: **P022454**

Client Project:	**Mississippi Project**				
Sample Matrix:	**SOLID**	Date Received:	**06/28/2002**	Spike File:	**SPCONB22**
TLI ID:	**329-38-18**	Date Extracted:	**07/03/2002**	ICal:	**PF56152**
		Date Analyzed:	**07/13/2002**	ConCal:	**P022450**
Sample Size:	**10.800 g**	Dilution Factor:	**n/a**	% Moisture:	**6.7**
Dry Weight:	**10.076 g**	Blank File:	**S023087**	% Lipid:	**n/a**
GC Column:	**DB-225**	Analyst:	**JSY**	% Solids:	**93.3**

Analytes	Conc. (pg/g)	DL	Ratio	RT	RRT	Flags
2,3,7,8-TCDF	32.7		0.74	21:36	0.998	—

Internal Standard	Conc. (pg/g)	% Recovery	QC Limits	Ratio	RT	RRT	Flags
$^{13}C_{12}$-2,3,7,8-TCDF	137	69.1	29%-140%	0.77	21:38	1.050	—

Recovery Standard	Ratio	RT	Flags
$^{13}C_{12}$-1,2,3,4-TCDD	0.81	20:36	—

Data Reviewer: GEM 07/15/2002

CONB_PSR v1.00, LARS 6.25.05

Triangle Laboratories, Inc.®
2445 S. Alston Ave. • Durham, North Carolina 27713
Phone: (919) 544-5729 • Fax: (919) 544-5491

Printed: 16:14 07/15/2002

Initial ....Date...

Data Review By: GM 7/15/02

Channel specific noise levels computed from 'NL' heights.

Page No. 1 Listing of P022454B.dbf
07/13/2002 Matched GC Peaks / Ratio / Ret. Time

Compound/ M_Z....	QC.Log	Omit	Why	..RT.	OK	Ratio	Total.Area/Ht	Area/Ht.Peak1	Area/Ht.Peak2	Rel.RT	Compound.Name..	ID..	Flags.
TCDF					0.65-0.89					0.786-1.098			
304-306	DC	NL				Height	0.29	0.14	0.15				
				17:59		0.73	8.66	3.65	5.01	0.831			
				18:04		0.72	49.90	20.93	28.97	0.835			
				18:10		0.72	5.09	2.13	2.96	0.840			J
				18:27		0.81	9.97	4.46	5.51	0.853			
				19:04		0.65	9.83	3.89	5.94	0.881			
				19:21		0.73	16.17	6.82	9.35	0.894			
				19:32	RO	0.92	8.64	4.15	4.49	0.903			
				19:37		0.73	43.79	18.45	25.34	0.907			
				19:52	RO	1.07	6.80	3.52	3.28	0.918			
				20:05		0.74	41.98	17.81	24.17	0.928			
				20:17		0.76	146.45	63.06	83.39	0.938			
				20:24	RO	0.27	3.69	0.78	2.91	0.943			J
				20:33		0.72	14.41	6.05	8.36	0.950			
				20:42		0.78	11.03	4.84	6.19	0.957			
				20:45		0.80	14.26	6.35	7.91	0.959			
				20:56	RO	1.06	15.81	8.15	7.66	0.968			
				21:08		0.89	4.05	1.91	2.14	0.977			J
				21:27		0.76	38.92	16.86	22.06	0.992			
				21:36		0.74	201.90	85.98	115.92	0.998	2378-TCDF	AN	
				21:43	RO	0.90	59.29	28.12	31.17	1.004			
				21:51		0.78	70.62	31.04	39.58	1.010			
				22:03		0.76	325.15	140.76	184.39	1.019			
				22:19		0.76	3,169.34	1,365.95	1,803.39	1.032			E
				22:28		0.79	17.06	7.54	9.52	1.039			
				22:41	RO	0.90	101.76	48.23	53.53	1.049			
				22:48		0.68	9.69	3.92	5.77	1.054			
				23:02		0.76	11.99	5.17	6.82	1.065			
				23:20		0.69	39.38	16.03	23.35	1.079			
				23:29		0.70	36.98	15.27	21.71	1.086			
				23:35	RO	0.58	5.80	2.12	3.68	1.090			J
	DC	WH		23:57		0.81	3.31			1.107			
	DC	WH		24:09	RO	0.64	18.79			1.116			
304-306			30	Peaks			4,498.41						
13C12-TCDF					0.65-0.89					0.954-1.046			
316-318	DC	NL				Height	0.43	0.14	0.29				
	DC	WL		17:34	RO	0.62	5.80			0.812			
	DC	WL		20:17	RO	1.01	7.67			0.938			
	DC	SN		20:55	RO	0.05	3.84			0.967			
	DC	SN		21:05	RO	0.37	0.74			0.975			
				21:38		0.77	1,094.34	477.57	616.77	1.000	13C12-2378-TCDF	IS0	
						Height	300.83	131.19	169.64				
	DC	SN		21:55	RO	0.31	0.63			1.013			
				21:58	RO	0.48	0.96	0.31	0.65	1.015			
				22:08		0.85	2.17	1.00	1.17	1.023			

Compound/ M_Z....	QC.Log	Omit	Why	..RT.	OK	Ratio	Total.Area/Ht	Area/Ht.Peak1	Area/Ht.Peak2	Rel.RT	Compound.Name..	ID..	Flags.
				22:13	RO	0.42	1.50	0.44	1.06	1.027			
				22:20		0.78	15.05	6.61	8.44	1.032			
	DC		WH	23:34	RO	0.54	4.21			1.089			
316-318			5 Peaks				1,114.02						

---------- Above: TCDF / TCDD Follows ----------

13C12-TCDD			0.65-0.89				0.902-1.098		
332-334	DC	NL	Height	0.66	0.50	0.16			
		20:20	0.80	798.51	355.26	443.25	1.000	13C12-2378-TCDD	IS1
			Height	236.03	106.43	129.60			
		20:36	0.81	1,157.61	517.86	639.75	1.013	13C12-1234-TCDD	RS1
332-334		2 Peaks		1,956.12					

Column Description.....	"Why" Code Description.....	QC Log Desc.....
M_Z -Nominal Ion Mass(es)	WL-Below Retention Time Window	A-Peak Added
..RT. -Retention Time (mm:ss)	WH-Above Retention Time Window	K-Peak Kept
Rat.1 -Ratio of M/M+2 Ions	SN-Below Signal to Noise Level	D-Peak Deleted
OK -RO=Ratio Outside Limits	<M-Below Method Detection Limit	T-Time Changed
Rel.RT-Relative Retention Time	NL-Channel Specific Noise Level	M-Peak Area Changed
		N-Name Changed
		X-Ether Interference

*** End of Report ***

File:P022454 #1-3026 Acq:13-JUL-2002 13:34:14 EI+ Voltage SIR 70P
303.9016 GC:DB225 Exp:none
TRIANGLE LABS Text:TLI#57752A DF-DP-643 0-0.5 INJ. TIME = 13:34

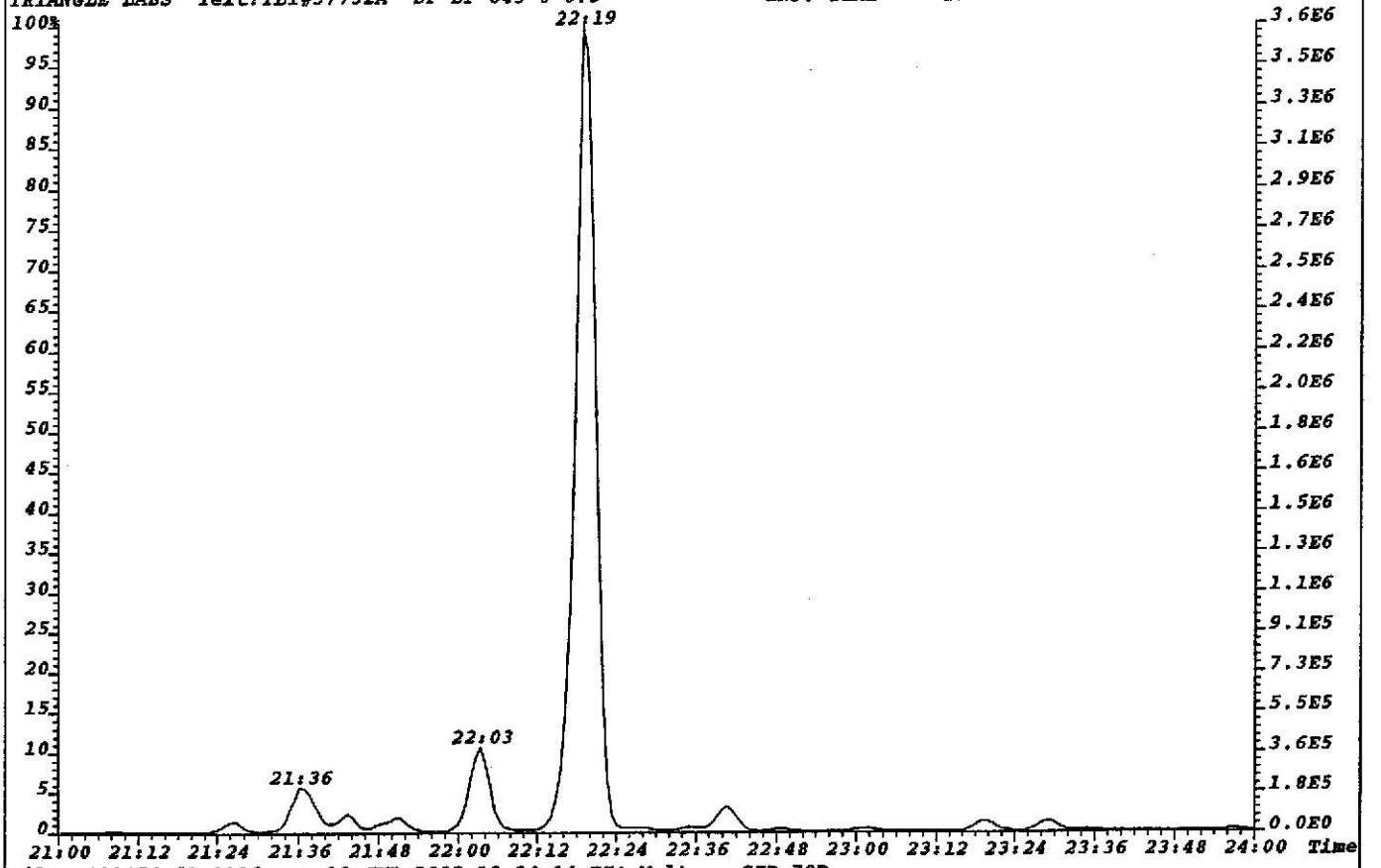

File:P022454 #1-3026 Acq:13-JUL-2002 13:34:14 EI+ Voltage SIR 70P
305.8987 GC:DB225 Exp:none
TRIANGLE LABS Text:TLI#57752A DF-DP-643 0-0.5 INJ. TIME = 13:34

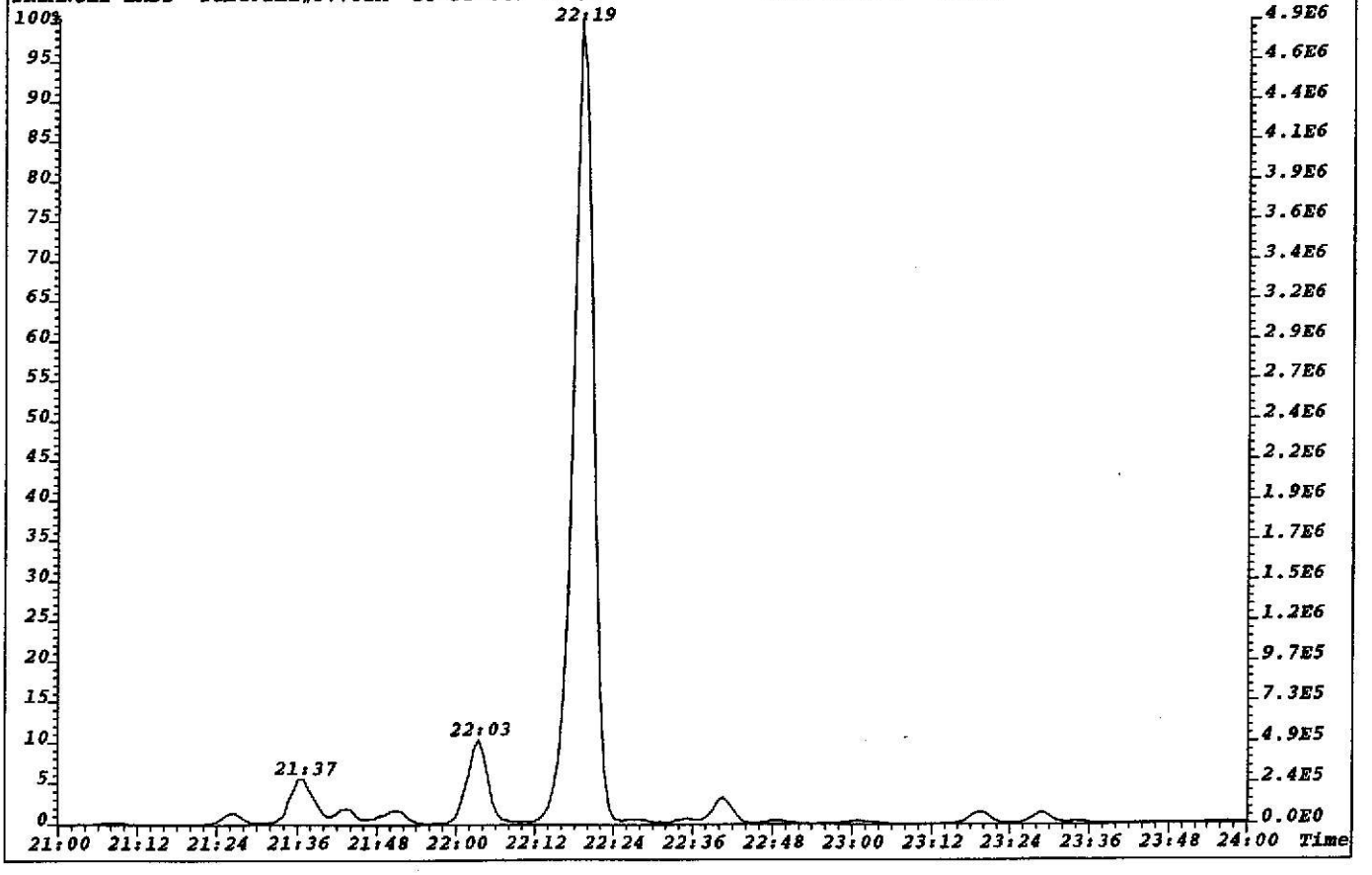

File:P022454 #1-3026 Acq:13-JUL-2002 13:34:14 EI+ Voltage SIR 70P Noise:180
303.9016 BSUB(256,30,-3.0) PKD(5,3,1,0.10%,720.0,0.00%,F,F) Exp:DB225
TRIANGLE LABS Text:TLI#57752A DF-DP-643 0-0.5 INJ. TIME = 13:34

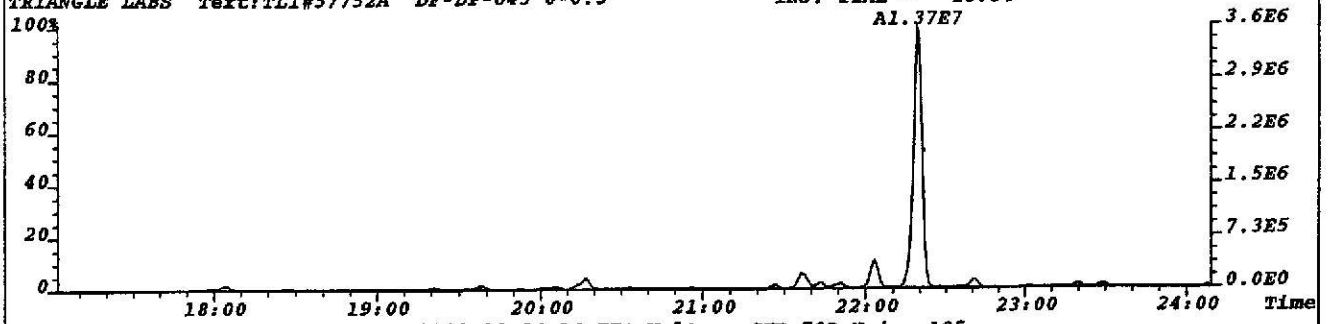

File:P022454 #1-3026 Acq:13-JUL-2002 13:34:14 EI+ Voltage SIR 70P Noise:185
305.8987 BSUB(256,30,-3.0) PKD(5,3,1,0.10%,740.0,0.00%,F,F) Exp:DB225
TRIANGLE LABS Text:TLI#57752A DF-DP-643 0-0.5 INJ. TIME = 13:34

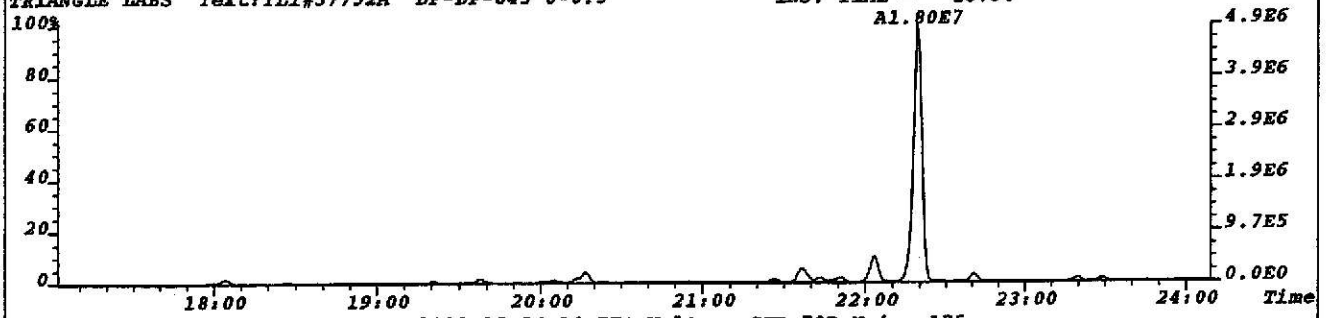

File:P022454 #1-3026 Acq:13-JUL-2002 13:34:14 EI+ Voltage SIR 70P Noise:175
315.9419 BSUB(256,30,-3.0) PKD(5,3,1,0.10%,700.0,0.00%,F,F) Exp:DB225
TRIANGLE LABS Text:TLI#57752A DF-DP-643 0-0.5 INJ. TIME = 13:34

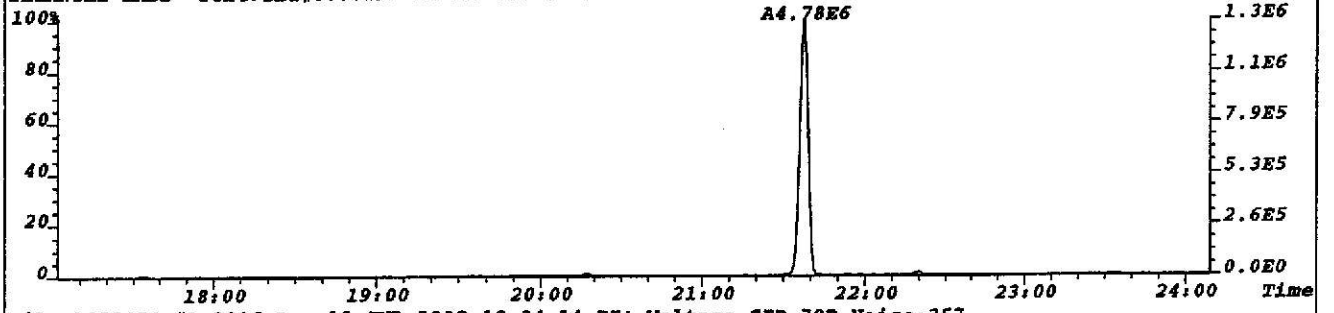

File:P022454 #1-3026 Acq:13-JUL-2002 13:34:14 EI+ Voltage SIR 70P Noise:357
317.9389 BSUB(256,30,-3.0) PKD(5,3,1,0.10%,1428.0,0.00%,F,F) Exp:DB225
TRIANGLE LABS Text:TLI#57752A DF-DP-643 0-0.5 INJ. TIME = 13:34

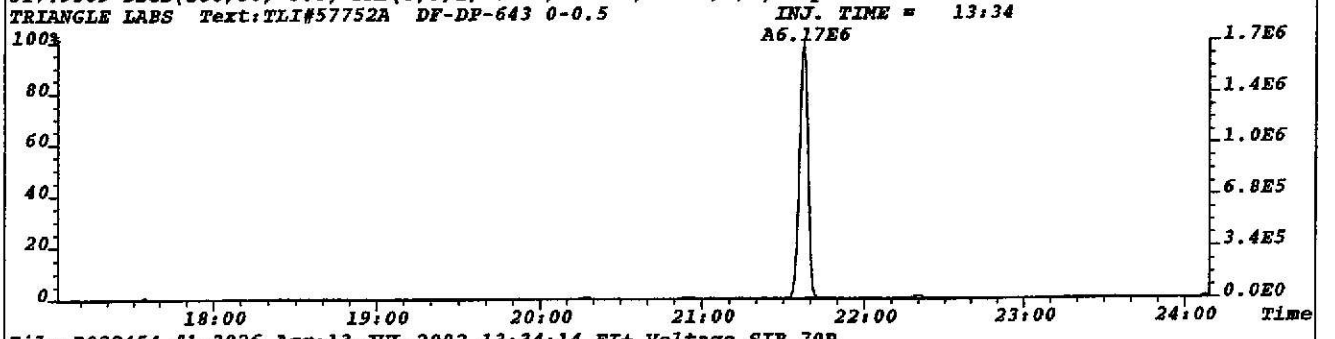

File:P022454 #1-3026 Acq:13-JUL-2002 13:34:14 EI+ Voltage SIR 70P
375.8364 Exp:DB225
TRIANGLE LABS Text:TLI#57752A DF-DP-643 0-0.5 INJ. TIME = 13:34

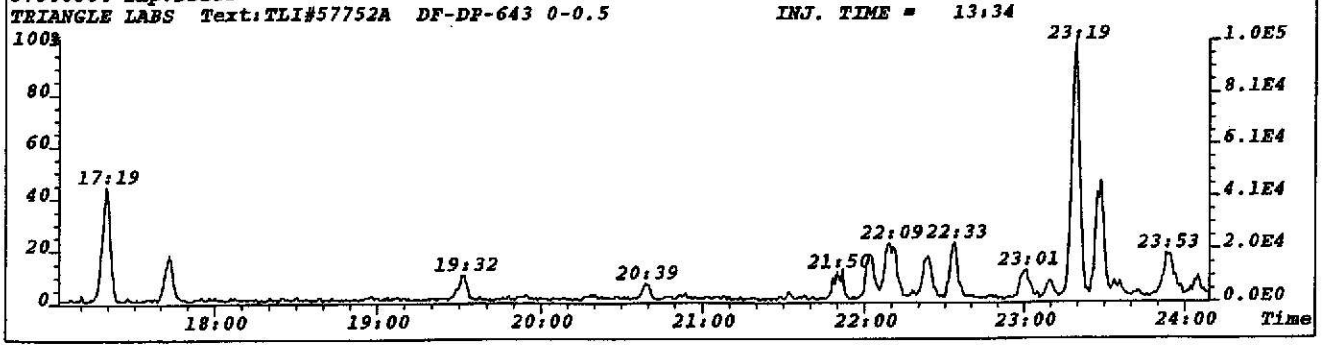

File:P022454 #1-3026 Acq:13-JUL-2002 13:34:14 EI+ Voltage SIR 70P Noise:261
319.8965 BSUB(256,30,-3.0) PKD(5,3,1,0.10%,1044.0,0.00%,F,F) Exp:DB225
TRIANGLE LABS Text:TLI#57752A DF-DP-643 0-0.5 INJ. TIME = 13:34

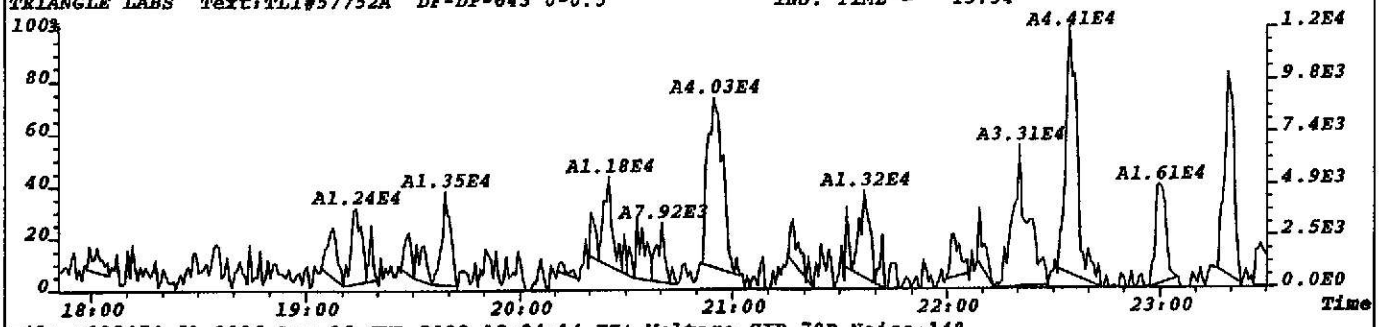

File:P022454 #1-3026 Acq:13-JUL-2002 13:34:14 EI+ Voltage SIR 70P Noise:148
321.8936 BSUB(256,30,-3.0) PKD(5,3,1,0.10%,592.0,0.00%,F,F) Exp:DB225
TRIANGLE LABS Text:TLI#57752A DF-DP-643 0-0.5 INJ. TIME = 13:34

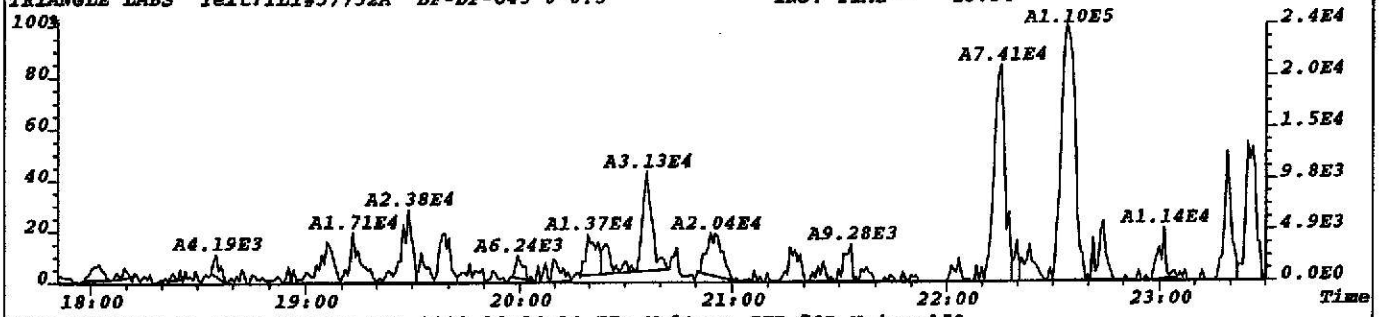

File:P022454 #1-3026 Acq:13-JUL-2002 13:34:14 EI+ Voltage SIR 70P Noise:158
327.8847 BSUB(256,30,-3.0) PKD(5,3,1,0.10%,632.0,0.00%,F,F) Exp:DB225
TRIANGLE LABS Text:TLI#57752A DF-DP-643 0-0.5 INJ. TIME = 13:34

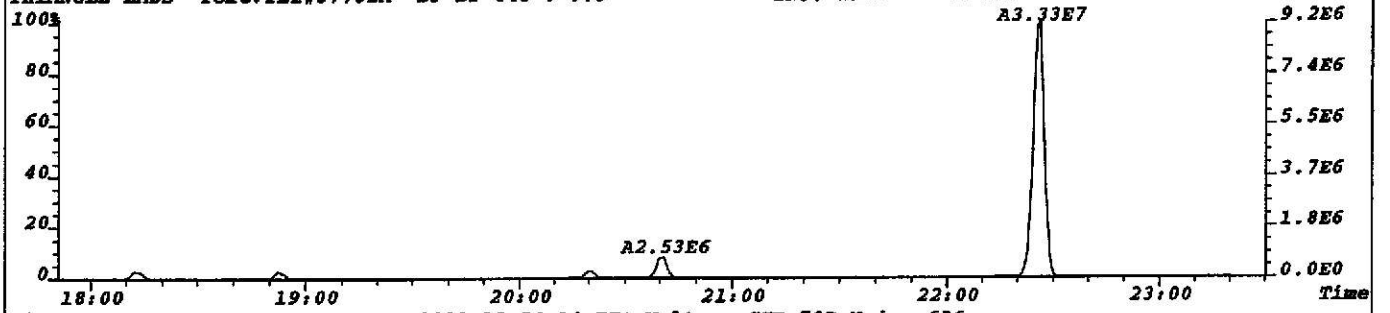

File:P022454 #1-3026 Acq:13-JUL-2002 13:34:14 EI+ Voltage SIR 70P Noise:626
331.9368 BSUB(256,30,-3.0) PKD(5,3,1,0.10%,2504.0,0.00%,F,F) Exp:DB225
TRIANGLE LABS Text:TLI#57752A DF-DP-643 0-0.5 INJ. TIME = 13:34

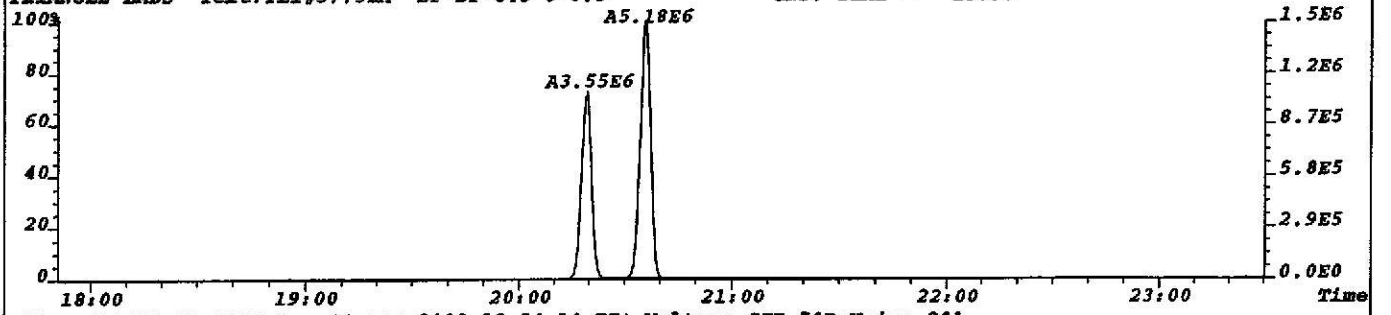

File:P022454 #1-3026 Acq:13-JUL-2002 13:34:14 EI+ Voltage SIR 70P Noise:201
333.9338 BSUB(256,30,-3.0) PKD(5,3,1,0.10%,804.0,0.00%,F,F) Exp:DB225
TRIANGLE LABS Text:TLI#57752A DF-DP-643 0-0.5 INJ. TIME = 13:34

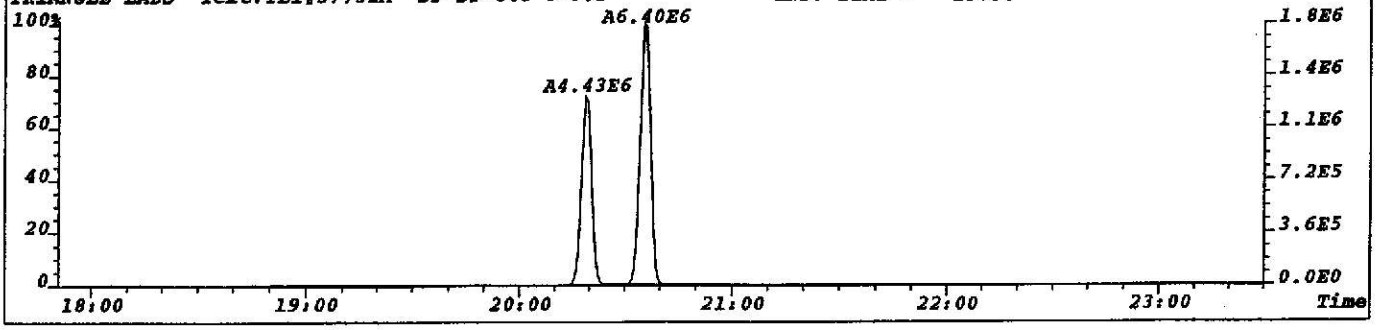

File:P022454 #1-3026 Acq:13-JUL-2002 13:34:14 EI+ Voltage SIR 70P
303.9016 Exp:DB225
TRIANGLE LABS Text:TLI#57752A DF-DP-643 0-0.5 INJ. TIME = 13:34

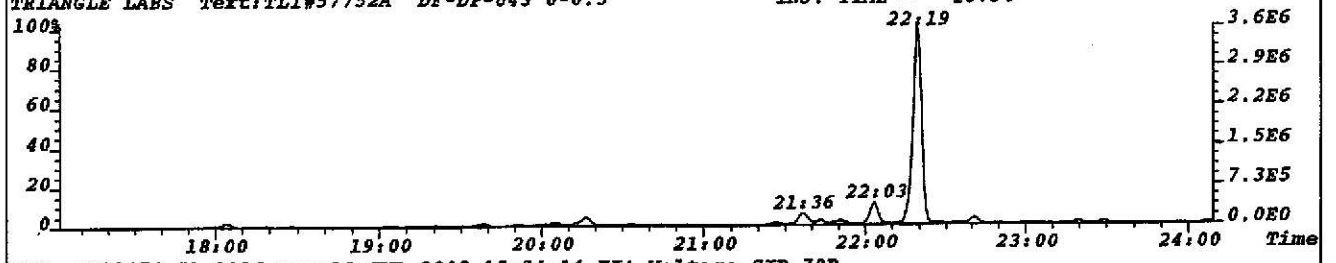

File:P022454 #1-3026 Acq:13-JUL-2002 13:34:14 EI+ Voltage SIR 70P
315.9419 Exp:DB225
TRIANGLE LABS Text:TLI#57752A DF-DP-643 0-0.5 INJ. TIME = 13:34

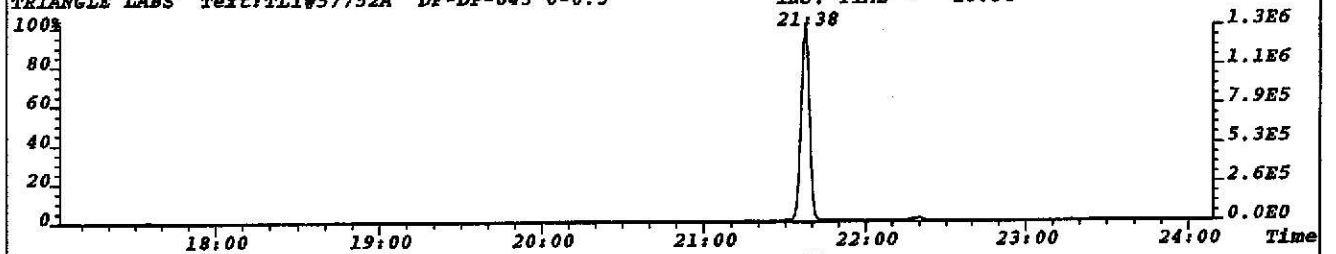

File:P022454 #1-3026 Acq:13-JUL-2002 13:34:14 EI+ Voltage SIR 70P
319.8965 Exp:DB225
TRIANGLE LABS Text:TLI#57752A DF-DP-643 0-0.5 INJ. TIME = 13:34

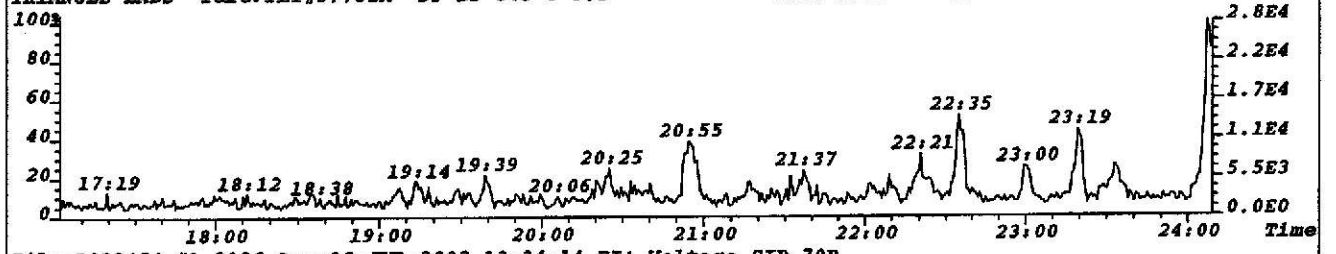

File:P022454 #1-3026 Acq:13-JUL-2002 13:34:14 EI+ Voltage SIR 70P
331.9368 Exp:DB225
TRIANGLE LABS Text:TLI#57752A DF-DP-643 0-0.5 INJ. TIME = 13:34

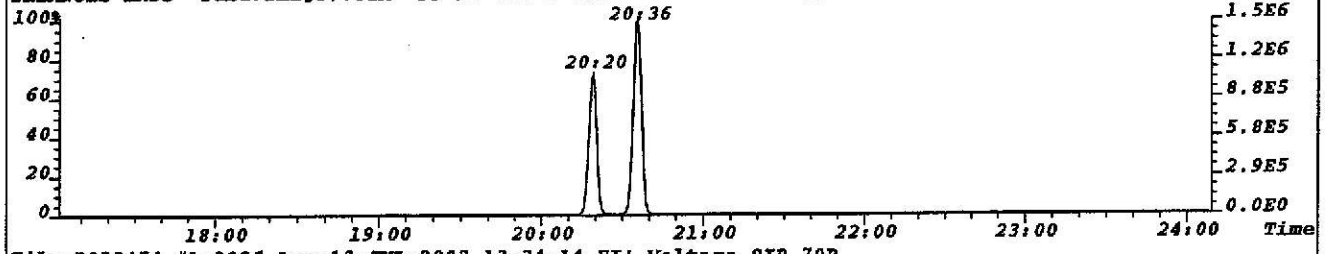

File:P022454 #1-3026 Acq:13-JUL-2002 13:34:14 EI+ Voltage SIR 70P
292.9825 Exp:DB225
TRIANGLE LABS Text:TLI#57752A DF-DP-643 0-0.5 INJ. TIME = 13:34

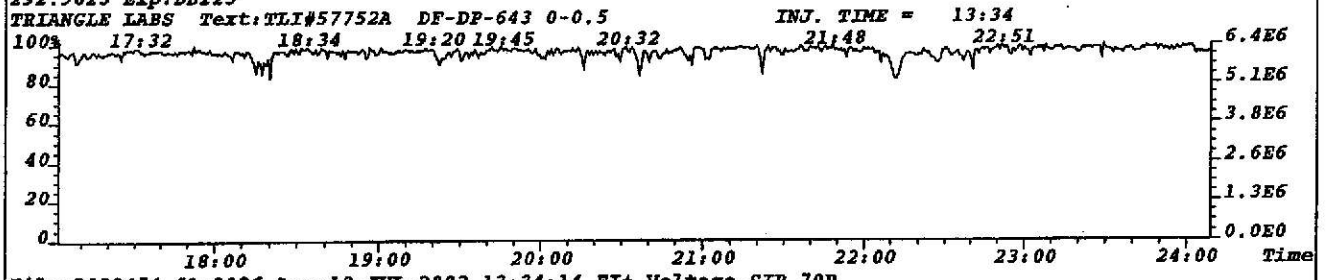

File:P022454 #1-3026 Acq:13-JUL-2002 13:34:14 EI+ Voltage SIR 70P
330.9792 Exp:DB225
TRIANGLE LABS Text:TLI#57752A DF-DP-643 0-0.5 INJ. TIME = 13:34

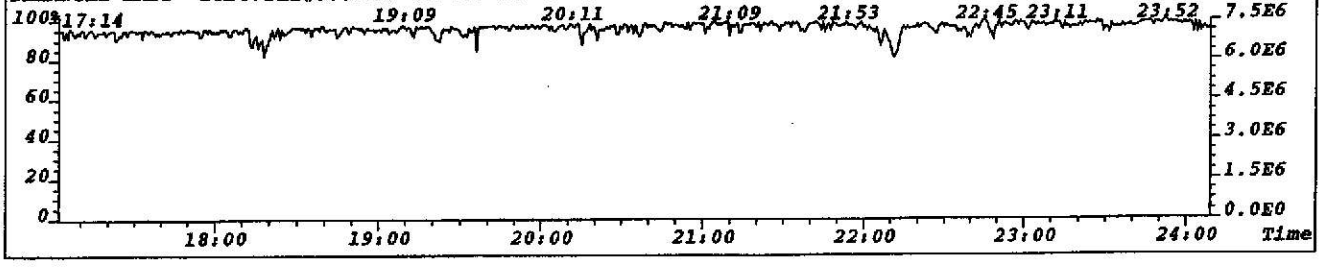

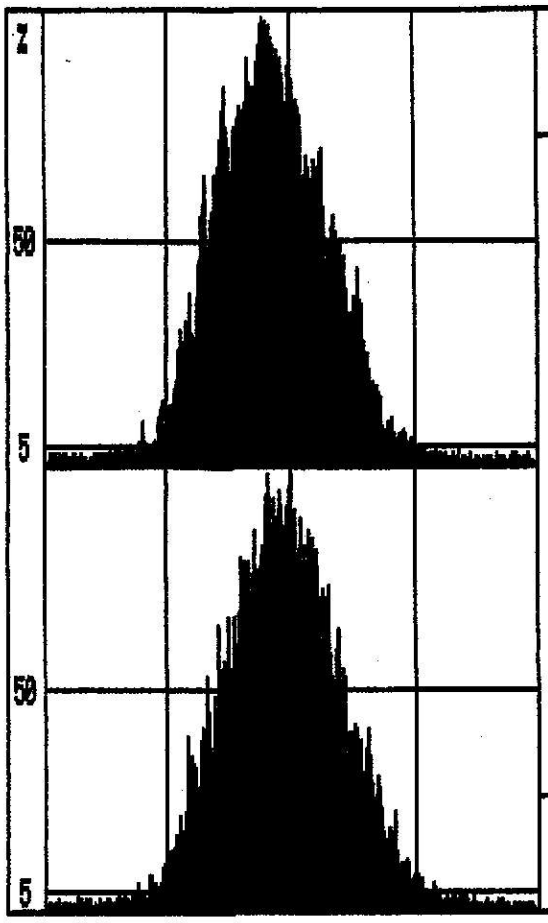

Channel I 330.9792 Peak top
Height 1.03 volts Span 200 ppm

System file name	D8225
Data file name	A:P713022
Resolution	10000
Group number	1
Ionization mode	EI+
Switching	VOLTAGE
Ref. masses	292.9825, 380.9761

A	292.9825	J	330.9792
B	303.9016	K	331.9368
C	305.8987	L	333.9338
D	315.9419	M	375.8364
E	317.9389		
F	319.8965		
G	321.8936		
H	327.8847		
I	330.9792		

Ref. mass 380.9761 Peak top
Height .62 volts Span 200 ppm

Martin & Slagle

TLI Project: **57752A** — 1613, Revision B PCDD/PCDF Analysis (c)

Client Sample: **DF-DP-655 0-0.5** — Analysis File: **S023089**

Client Project:	**Mississippi Project**				
Sample Matrix:	**SOLID**	Date Received:	**06/28/2002**	Spike File:	**SP161B22**
TLI ID:	**329-38-20**	Date Extracted:	**07/03/2002**	ICal:	**SF5607B**
		Date Analyzed:	**07/12/2002**	ConCal:	**SB23085**
Sample Size:	**11.100 g**	Dilution Factor:	**n/a**	% Moisture:	**9.2**
Dry Weight:	**10.079 g**	Blank File:	**S023087**	% Lipid:	**n/a**
GC Column:	**DB-5**	Analyst:	**JSY**	% Solids:	**90.8**

Analytes	Conc. (pg/g)	DL	Ratio	RT	RRT	Flags
2,3,7,8-TCDD	ND	0.5				___
1,2,3,7,8-PeCDD	ND	0.4				___
1,2,3,4,7,8-HxCDD	ND	0.6				___
1,2,3,6,7,8-HxCDD	1.4		1.12	33:49	1.000	J__
1,2,3,7,8,9-HxCDD	ND	0.5				___
1,2,3,4,6,7,8-HpCDD	23.2		1.06	36:58	1.000	___
1,2,3,4,6,7,8,9-OCDD	961		0.83	40:29	1.000	___
2,3,7,8-TCDF	2.3		0.81	25:36	1.001	___
1,2,3,7,8-PeCDF	ND	0.3				___
2,3,4,7,8-PeCDF	2.5		1.76	30:18	1.001	J__
1,2,3,4,7,8-HxCDF	87.8		1.22	33:04	1.001	___
1,2,3,6,7,8-HxCDF	6.9		1.22	33:08	1.000	___
2,3,4,6,7,8-HxCDF	ND	4.1				___
1,2,3,7,8,9-HxCDF	0.83		1.43	34:22	1.000	J__
1,2,3,4,6,7,8-HpCDF	75.1		1.08	35:58	1.000	___
1,2,3,4,7,8,9-HpCDF	33.0		1.02	37:27	1.000	___
1,2,3,4,6,7,8,9-OCDF	137		0.87	40:40	1.005	___

Totals	Conc. (pg/g)	Number	DL	Flags
Total TCDD	ND		0.5	___
Total PeCDD	ND		9.1	___
Total HxCDD	1.4	1		___
Total HpCDD	41.5	2		___
Total TCDF	46.1	4		___
Total PeCDF	151	9		___
Total HxCDF	142	9		___
Total HpCDF	179	4		___

161B_PSR v2.04, LARS 6.25.05

Triangle Laboratories, Inc.®
2445 S. Alston Ave. • Durham, North Carolina 27713
Phone: (919) 544-5729 • Fax: (919) 544-5491

Printed: 16:08 07/15/2002

Martin & Slagle

TLI Project: **57752A** 1613, Revision B PCDD/PCDF Analysis (c)

Client Sample: **DF-DP-655 0-0.5** Analysis File: **S023089**

Internal Standards	Conc. (pg/g)	% Recovery	QC Limits	Ratio	RT	RRT	Flags
$^{13}C_{12}$-2,3,7,8-TCDD	111	55.7	25%-164%	0.79	26:19	1.007	___
$^{13}C_{12}$-1,2,3,7,8-PeCDD	154	77.6	25%-181%	1.45	30:37	1.172	___
$^{13}C_{12}$-1,2,3,4,7,8-HxCDD	155	77.9	32%-141%	1.20	33:44	0.989	___
$^{13}C_{12}$-1,2,3,6,7,8-HxCDD	165	82.9	28%-130%	1.24	33:49	0.991	___
$^{13}C_{12}$-1,2,3,4,6,7,8-HpCDD	169	85.4	23%-140%	1.08	36:58	1.084	___
$^{13}C_{12}$-1,2,3,4,6,7,8,9-OCDD	376	94.7	17%-157%	0.80	40:28	1.186	___
$^{13}C_{12}$-2,3,7,8-TCDF	95.6	48.2	24%-169%	0.72	25:35	0.979	___
$^{13}C_{12}$-1,2,3,7,8-PeCDF	126	63.5	24%-185%	1.47	29:35	1.132	___
$^{13}C_{12}$-2,3,4,7,8-PeCDF	133	67.0	21%-178%	1.47	30:17	1.159	___
$^{13}C_{12}$-1,2,3,4,7,8-HxCDF	115	58.0	26%-152%	0.50	33:03	0.969	___
$^{13}C_{12}$-1,2,3,6,7,8-HxCDF	122	61.5	26%-123%	0.50	33:08	0.971	___
$^{13}C_{12}$-2,3,4,6,7,8-HxCDF	132	66.5	28%-136%	0.52	33:37	0.985	___
$^{13}C_{12}$-1,2,3,7,8,9-HxCDF	125	62.8	29%-147%	0.50	34:22	1.007	___
$^{13}C_{12}$-1,2,3,4,6,7,8-HpCDF	127	63.8	28%-143%	0.44	35:57	1.054	___
$^{13}C_{12}$-1,2,3,4,7,8,9-HpCDF	121	61.1	26%-138%	0.40	37:27	1.098	___

Cleanup Standard	Conc. (pg/g)	% Recovery	QC Limits	RT	RRT	Flags
$^{37}Cl_4$-2,3,7,8-TCDD	11.2	56.2	35%-197%	26:20	1.008	___

Recovery Standards	Ratio	RT	Flags
$^{13}C_{12}$-1,2,3,4-TCDD	0.81	26:08	___
$^{13}C_{12}$-1,2,3,7,8,9-HxCDD	1.21	34:07	___

Data Reviewer: KW 07/15/2002

161B_PSR v2.04, LARS 6.25.05

Triangle Laboratories, Inc.®
2445 S. Alston Ave. • Durham, North Carolina 27713
Phone: (919) 544-5729 • Fax: (919) 544-5491

Printed: 16:08 07/15/2002

Martin & Slagle

TLI Project: 57752A
Client Sample: DF-DP-655 0-0.5

Toxicity Equivalents Report
Analysis File: S023089

Client Project:	Mississippi Project				
Sample Matrix:	SOLID	Date Received:	06/28/02	Spike File:	SP161B22
TLI ID:	329-38-20	Date Extracted:	07/03/02	ICal:	SF5607B
		Date Analyzed:	07/12/02	ConCal:	SB23085
Sample Size:	11.100 g	Dilution Factor:	1	% Moisture:	9.2
Dry Weight:	10.079 g	Blank File:	S023087	% Lipid:	n/a
GC Column:	DB-5	Analyst:	JSY	% Solids:	90.8

Analytes	Conc. (pg/g)		TEF		Equivalent
2,3,7,8-TCDD	{0.5}	x	1.	=	0.5
1,2,3,7,8-PeCDD	{0.4}	x	0.5	=	0.2
1,2,3,4,7,8-HxCDD	{0.6}	x	0.1	=	0.06
1,2,3,6,7,8-HxCDD	{0.5}	x	0.1	=	0.05
1,2,3,7,8,9-HxCDD	{0.5}	x	0.1	=	0.05
1,2,3,4,6,7,8-HpCDD	23.2	x	0.01	=	0.232
1,2,3,4,6,7,8,9-OCDD	961	x	0.001	=	0.961
TOTAL PCDD					2.1
2,3,7,8-TCDF	0.97	x	0.1	=	0.097
1,2,3,7,8-PeCDF	{0.3}	x	0.05	=	0.02
2,3,4,7,8-PeCDF	2.5	x	0.5	=	1.3
1,2,3,4,7,8-HxCDF	87.8	x	0.1	=	8.78
1,2,3,6,7,8-HxCDF	6.9	x	0.1	=	0.69
2,3,4,6,7,8-HxCDF	{4.1}	x	0.1	=	0.41
1,2,3,7,8,9-HxCDF	{0.5}	x	0.1	=	0.05
1,2,3,4,6,7,8-HpCDF	75.1	x	0.01	=	0.751
1,2,3,4,7,8,9-HpCDF	33.0	x	0.01	=	0.330
1,2,3,4,6,7,8,9-OCDF	137	x	0.001	=	0.137
TOTAL PCDF					12.6

Total EPA TEFs, 1989a: 14.6 pg/g

{...} indicates that the value is that of a Detection Limit.

GRY_TEF v1.08, MILES 4.22.16

Triangle Laboratories, Inc.®
2445 S. Alston Ave. • Durham, North Carolina 27713
Phone: (919) 544-5729 • Fax: (919) 544-5491

Printed: 21:40 07/15/02

Initial ....Date...

Data Review By: KW 7/19/

Calculated Noise Height: 0.11

Page No. 1 Listing of S023089B.dbf
07/15/2002 Matched GC Peaks / Ratio / Ret. Time

Compound/ M_Z....	QC.Log	Omit	Why	..RT.	OK	Ratio	Total.Area/Ht	Area/Ht.Peak1	Area/Ht.Peak2	Rel.RT	Compound.Name..	ID..	Flags.
TCDF				0.65-0.89						0.867-1.076			
304-306		DC	NL			Height	0.10	0.02	0.08				
				22:15	RO	0.94	4.26	2.06	2.20	0.870			
				23:51	RO	0.94	3.16	1.53	1.63	0.932			
				24:05	RO	0.64	3.83	1.49	2.34	0.941			
	D	D	SN	24:32		0.68	1.38			0.959			
				25:13		0.74	2.66	1.13	1.53	0.986			
				25:36		0.81	5.55	2.49	3.06	1.001	2378-TCDF		AN
	MKT			26:05	RO	0.57	1.88	0.68	1.20	1.020			
				26:34		0.68	5.50	2.22	3.28	1.038			
				26:54		0.77	95.84	41.71	54.13	1.051			
		DC	WH	27:37	RO	0.46	0.76			1.079			
304-306			8	Peaks			122.68						
13C12-TCDF				0.65-0.89						0.943-1.139			
316-318		DC	NL			Height	0.05	0.03	0.02				
				24:49	RO	1.00	1.24	0.62	0.62	0.970			
				25:09		0.82	3.63	1.63	2.00	0.983			
				25:35		0.72	456.00	190.68	265.32	1.000	13C12-2378-TCDF		ISO
						Height	125.37	52.32	73.05				
				25:58		0.65	1.57	0.62	0.95	1.015			
				26:09	RO	0.56	1.17	0.42	0.75	1.022			
316-318			5	Peaks			463.61						

---------- Above: TCDF / TCDD Follows ----------

TCDD				0.65-0.89						0.896-1.046			
320-322		DC	NL			Height	0.06	0.03	0.03				
		DC	SN	23:41		0.71	0.12			0.900			
		DC	SN	23:43	RO	0.17	0.41			0.901	1368-TCDD		AN
	D	D	SN	24:52	RO	0.62	0.34			0.945			
	D	D	SN	25:07	RO	1.27	0.34			0.954			
		DC	SN	25:21		0.75	0.28			0.963			
	D	D	SN	25:36	RO	0.14	2.06			0.973			
	D	D	SN	26:31	RO	2.54	0.46			1.008			
	D	D	SN	26:49	RO	1.21	0.64			1.019			
	D	D	SN	26:59	RO	2.97	3.97			1.025			
	D	D	SN	27:26	RO	0.47	1.35			1.042			
		DC	WH	27:37	RO	0.50	0.18			1.049			
		DC	WH	27:42	RO	0.12	0.38			1.053			
320-322			0	Peaks			0.00						
37Cl-TCDD										0.924-1.076			
328		DC	NL			Height	0.02	0.02					
		DC	WL	23:53			2.25			0.908			
		DC	WL	24:01			1.05			0.913			
		DC	WL	24:08			0.93			0.917			

Compound/ M_Z....	QC.Log	Omit	Why	..RT.	OK	Ratio	Total.Area/Ht	Area/Ht.Peak1	Area/Ht.Peak2	Rel.RT	Compound.Name..	ID..	Flags.
				24:19			0.53	0.53		0.924			
				24:40			3.06	3.06		0.937			
				24:56			93.23	93.23		0.947			
				25:25			5.27	5.27		0.966			
				25:34			1.03	1.03		0.972			
				25:43			0.10	0.10		0.977			
				25:57			1.32	1.32		0.986			
M				26:20			38.90	38.90		1.001	37Cl-TCDD	CLS	
				26:44			155.88	155.88		1.016			
				26:58			0.63	0.63		1.025			
				27:11			2.06	2.06		1.033			
				27:23			0.71	0.71		1.041			
				27:42			12.01	12.01		1.053			
				27:59			0.60	0.60		1.063			
328			14	Peaks			315.33						
13C12-TCDD				0.65-0.89						0.917-1.069			
332-334	DC	NL		Height			0.19	0.16	0.03				
				26:08		0.81	692.32	309.69	382.63	0.993	13C12-1234-TCDD	RS1	
				26:19		0.79	392.04	173.59	218.45	1.000	13C12-2378-TCDD	IS1	
				Height			111.65	49.00	62.65				
				26:56	RO	9.93	4.37	3.97	0.40	1.023			
	DC	SN		27:31	RO	0.93	0.85			1.046			
332-334			3	Peaks			1,088.73						

---------- Above: TCDD / PeCDF Follows ----------

PeCDF				1.32-1.78						0.906-1.038			
340-342	DC	NL		Height			0.05	0.03	0.02				
				27:34	RO	1.89	4.53	2.96	1.57	0.910			
				27:41		1.49	2.29	1.37	0.92	0.914			J
				27:55	RO	1.31	8.57	4.86	3.71	0.922			
				28:09	RO	0.77	0.92	0.40	0.52	0.930			
				28:21		1.59	4.07	2.50	1.57	0.936			J
				28:32	RO	0.94	0.68	0.33	0.35	0.942			
				28:44		1.57	20.86	12.73	8.13	0.949			
				28:57		1.57	88.05	53.76	34.29	0.956			
				29:09		1.41	38.39	22.49	15.90	0.963			
				29:20	RO	1.84	3.41	2.21	1.20	0.969			
N				29:32		1.49	185.25	110.74	74.51	0.998			
				29:53	RO	1.16	9.00	4.83	4.17	0.987			
				30:18		1.76	6.51	4.15	2.36	1.001	23478-PeCDF	AN	J
				30:32	RO	0.79	5.16	2.28	2.88	1.008			
				30:42	RO	2.47	2.08	1.48	0.60	1.014			
				30:59		1.61	2.92	1.80	1.12	1.023			J
			X	31:04	RO	1.04	2.53	1.29	1.24	1.026			
				31:12		1.49	33.72	20.16	13.56	1.030			
340-342			18	Peaks			418.94						
13C12-PeCDF				1.32-1.78						0.797-1.127			
352-354	DC	NL		Height			0.04	0.02	0.02				
				28:43	RO	1.07	1.88	0.97	0.91	0.948			

Compound/ M_Z....	QC.Log	Omit	Why	..RT.	OK	Ratio	Total.Area/Ht	Area/Ht.Peak1	Area/Ht.Peak2	Rel.RT	Compound.Name..	ID..	Flags.
				29:18	RO	1.81	0.59	0.38	0.21	0.968			
				29:35		1.47	432.69	257.70	174.99	1.000	13C12-PeCDF 123	IS2	
						Height	144.74	84.64	60.10				
				29:44	RO	0.97	3.85	1.90	1.95	0.982			
				29:51	RO	0.86	6.61	3.06	3.55	0.986			
				30:17		1.47	450.66	268.44	182.22	1.000	13C12-PeCDF 234	IS3	
						Height	146.37	86.22	60.15				
				30:37	RO	1.19	1.58	0.86	0.72	1.011			
				30:59	RO	0.58	2.29	0.84	1.45	1.023			
				31:15	RO	0.93	7.32	3.53	3.79	1.032			
352-354			9	Peaks			907.47						

---------- Above: PeCDF / PeCDD Follows ----------

PeCDD						1.32-1.78				0.937-1.022			
356-358		DC	NL			Height	0.08	0.03	0.05				
	D	D	SN	28:50	RO	0.01	72.66			0.942			
				29:35	RO	0.09	8.10	0.70	7.40	0.966			
	D	D	SN	29:41	RO	0.73	1.54			0.970			
	D	D	SN	29:53	RO	2.54	0.46			0.976			
				30:08	RO	0.44	1.50	0.46	1.04	0.984			
				30:16	RO	0.84	1.60	0.73	0.87	0.989			
	D	D	SN	30:30	RO	0.02	20.45			0.996	12378-PeCDD	AN	
	D	D	SN	30:50	RO	0.01	24.20			1.007			
				31:11	RO	0.82	5.51	2.49	3.02	1.019			
		DC	WH	31:25	RO	0.58	3.18			1.026			
356-358			4	Peaks			16.71						
13C12-PeCDD						1.32-1.78				0.723-1.050			
368-370		DC	NL			Height	0.06	0.03	0.03				
				29:34	RO	0.93	0.54	0.26	0.28	0.966			
				29:41	RO	2.15	1.29	0.88	0.41	0.970			
				29:52	RO	2.64	1.02	0.74	0.28	0.976			
				30:37		1.45	339.56	201.23	138.33	1.000	13C12-PeCDD 123	IS4	
						Height	115.42	67.88	47.54				
				31:03	RO	0.46	0.41	0.13	0.28	1.014			
				31:13	RO	1.17	0.63	0.34	0.29	1.020			
				31:31		1.36	0.59	0.34	0.25	1.029			
368-370			7	Peaks			344.04						

---------- Above: PeCDD / HxCDF Follows ----------

HxCDF						1.05-1.43				0.929-1.007			
374-376		DC	NL			Height	0.14	0.12	0.02				
				32:06	RO	0.96	4.89	2.39	2.50	0.934			
				32:14		1.37	31.71	18.33	13.38	0.938			
				32:24		1.31	4.62	2.62	2.00	0.943			J
				32:30	RO	0.82	1.87	0.84	1.03	0.946			
				32:41		1.24	18.69	10.35	8.34	0.951			
				32:46		1.40	14.42	8.41	6.01	0.953			
	D	D	SN	32:54	RO	1.04	0.92			0.957			
				33:04		1.22	152.62	83.97	68.65	1.001	123478-HxCDF	AN	

Compound/ M_Z....	QC.Log	Omit	Why	..RT.	OK	Ratio	Total.Area/Ht	Area/Ht.Peak1	Area/Ht.Peak2	Rel.RT	Compound.Name..	ID..	Flags.
				33:08		1.22	12.95	7.11	5.84	1.000	123678-HxCDF	AN	
	D	D	SN	33:16		1.29	0.55			0.968			
				33:26		1.35	4.30	2.47	1.83	0.973			J
				33:36	RO	1.45	7.23	4.28	2.95	1.000	234678-HxCDF	AN	
		DC	SN	33:44	RO	2.00	0.15			0.982			
		DC	SN	33:48	RO	2.00	0.24			0.984			
		DC	SN	33:51	RO	3.00	0.16			0.985			
	D	D	SN	34:10	RO	0.90	0.40			0.994			
	K			34:22		1.43	1.29	0.76	0.53	1.000	123789-HxCDF	AN	J
				34:28		1.42	6.15	3.61	2.54	1.003			J
374-376			12	Peaks			260.74						
13C12-HxCDF				0.43-0.59					0.876-1.109				
384-386		DC	NL			Height	0.19	0.07	0.12				
				32:12	RO	0.15	0.47	0.06	0.41	0.937			
				32:18	RO	1.00	0.46	0.23	0.23	0.940			
		DC	SN	32:26		0.44	0.36			0.944			
				33:03		0.50	287.55	95.89	191.66	1.000	13C12-HxCDF 478	IS5	
						Height	103.04	34.07	68.97				
				33:08		0.50	295.64	98.45	197.19	1.000	13C12-HxCDF 678	IS6	
						Height	105.18	35.73	69.45				
				33:24	RO	0.20	0.36	0.06	0.30	0.972			
				33:29	RO	1.00	0.80	0.40	0.40	0.974			
				33:37		0.52	303.63	104.01	199.62	1.000	13C12-HxCDF 234	IS7	
						Height	111.78	39.91	71.87				
				33:52	RO	0.70	0.46	0.19	0.27	0.985			
				34:07	RO	0.11	0.41	0.04	0.37	0.993			
				34:13	RO	0.65	0.91	0.36	0.55	0.996			
				34:22		0.50	250.79	83.26	167.53	1.000	13C12-HxCDF 789	IS8	
						Height	83.66	27.85	55.81				
				34:33	RO	0.62	0.94	0.36	0.58	1.005			
				34:39		0.57	0.74	0.27	0.47	1.008			
				34:42	RO	1.90	0.58	0.38	0.20	1.010			
384-386			14	Peaks			1,143.74						

---------- Above: HxCDF / HxCDD Follows ----------

HxCDD				1.05-1.43					0.960-1.014				
390-392		DC	NL			Height	0.14	0.03	0.11				
		DC	SN	32:29	RO	1.67	0.24			0.961			
				32:36	RO	0.57	5.05	1.83	3.22	0.964			
				32:53	RO	0.48	0.31	0.10	0.21	0.972			
	D	D	SN	33:02	RO	0.93	1.72			0.977			
	M			33:14	RO	0.80	7.27	3.23	4.04	0.983			
				33:22	RO	0.58	3.79	1.39	2.40	0.987			
	D	D	SN	33:29	RO	0.63	0.49			0.990			
	D	D	SN	33:37	RO	1.53	0.76			0.997	123478-HxCDD	AN	
	MK			33:49		1.12	1.97	1.04	0.93	1.000	123678-HxCDD	AN	J
	D	D	SN	34:07		1.13	1.92			1.009	123789-HxCDD	AN	
		DC	SN	34:12	RO	0.54	0.37			1.011			
		DC	WH	34:22		1.07	1.57			1.016			
		DC	WH	34:27	RO	0.89	1.76			1.019			

```
Compound/
M_Z.... QC.Log Omit Why ..RT. OK Ratio Total.Area/Ht Area/Ht.Peak1 Area/Ht.Peak2 Rel.RT Compound.Name.. ID.. Flags.

                DC  WH  34:39 RO  0.85        2.94                                1.025
390-392               5 Peaks                 18.39

13C12-HxCDD                     1.05-1.43                                  0.982-1.041
402-404         DC  NL          Height        0.26          0.19          0.07
                DC  WL  32:27 RO  0.15        0.90                                0.962
                DC  WL  32:36 RO  2.23        2.13                                0.966
                DC  WL  32:43 RO  0.89        0.66                                0.970
                DC  SN  33:12 RO  0.28        2.28                                0.984
                DC  SN  33:27 RO  0.06        1.87                                0.992
                        33:44     1.20      237.07        129.34        107.73  1.000 13C12-HxCDD 478 IS9
                                Height       86.23         47.28         38.95
                        33:49     1.24      263.37        145.71        117.66  1.000 13C12-HxCDD 678 IS10
                                Height       93.39         50.77         42.62
                        34:07     1.21      371.13        203.22        167.91  1.011 13C12-HxCDD 789 RS2
                        34:29 RO  0.18        3.10          0.48          2.62  1.022
402-404               4 Peaks                874.67

                ---------------------- Above: HxCDD / HpCDF Follows --------------------

HpCDF                           0.88-1.20                                  0.956-1.005
408-410         DC  NL          Height        0.10          0.03          0.07
                        35:58     1.08      111.48         57.84         53.64  1.000 1234678-HpCDF   AN
                        36:14     0.91        4.40          2.10          2.30  0.968                       J
                        36:22     1.06       89.59         46.08         43.51  0.971
        D       D   SN  36:37 RO  1.47        0.37                                0.978
                DC  SN  37:20     0.88        0.30                                0.997
                        37:27     1.02       38.74         19.55         19.19  1.000 1234789-HpCDF   AN
408-410               4 Peaks                244.21

13C12-HpCDF                     0.37-0.51                                  0.858-1.151
418-420         DC  NL          Height        0.08          0.04          0.04
                        35:57     0.44      204.04         62.18        141.86  1.000 13C12-HpCDF 678 IS11
                                Height       62.64         19.13         43.51
                        36:11 RO  2.57        0.82          0.59          0.23  0.966
                        36:21 RO  1.47        0.47          0.28          0.19  0.971
                        36:30 RO  2.20        0.32          0.22          0.10  0.975
                DC  SN  37:05 RO  0.31        0.42                                0.990
                        37:27     0.40      156.74         44.97        111.77  1.000 13C12-HpCDF 789 IS12
                                Height       43.43         13.29         30.14
                DC  SN  37:47 RO  0.26        0.53                                1.009
418-420               5 Peaks                362.39

                ---------------------- Above: HpCDF / HpCDD Follows --------------------

HpCDD                           0.88-1.20                                  0.976-1.005
424-426         DC  NL          Height        0.15          0.06          0.09
                        36:14     1.04       18.89          9.64          9.25  0.980
                DC  SN  36:25 RO  0.50        0.21                                0.985
                        36:58     1.06       23.85         12.30         11.55  1.000 1234678-HpCDD   AN
                DC  WH  37:27 RO  3.03        1.17                                1.013
424-426               2 Peaks                42.74
```

Compound/ M_Z....	QC.Log	Omit	Why	..RT.	OK	Ratio	Total.Area/Ht	Area/Ht.Peak1	Area/Ht.Peak2	Rel.RT	Compound.Name..	ID..	Flags.
13C12-HpCDD				0.88-1.20						0.869-1.085			
436-438	DC	NL				Height	0.78	0.40	0.38				
				36:58		1.08	210.52	109.19	101.33	1.000	13C12-HpCDD	678	IS13
						Height	57.34	28.76	28.58				
	DC	SN		37:10	RO	2.05	3.60			1.005			
436-438			1	Peak			210.52						
---------- Above: HpCDD / Octa-CDD and CDF Follows ----------													
OCDF				0.76-1.02						0.951-1.049			
442-444	DC	NL				Height	0.06	0.03	0.03				
	DC	WL		36:13	RO	1.32	0.44			0.895			
	DC	WL		36:51	RO	3.20	0.21			0.911			
	DC	WL		37:01	RO	1.38	0.38			0.915			
	DC	WL		37:14	RO	1.70	0.27			0.920			
	DC	WL		38:01	RO	0.38	0.22			0.939			
	DC	WL		38:06	RO	0.40	0.14			0.942			
	DC	WL		38:10	RO	1.69	0.35			0.943			
	DC	SN		38:28	RO	3.00	0.28			0.951			
	DC	SN		38:41	RO	2.56	0.32			0.956			
	DC	SN		39:00	RO	3.20	0.21			0.964			
				39:37	RO	0.64	0.74	0.29	0.45	0.979			
	DC	SN		39:48	RO	2.00	0.18			0.984			
				39:56	RO	1.45	0.49	0.29	0.20	0.987			
	DC	SN		40:07	RO	3.00	0.32			0.991			
				40:29	RO	1.77	0.72	0.46	0.26	1.000			
				40:40		0.87	163.60	75.93	87.67	1.005	OCDF		AN
				41:24	RO	3.11	0.37	0.28	0.09	1.023			
				41:37	RO	1.68	0.51	0.32	0.19	1.028			
	DC	SN		41:45	RO	2.20	0.16			1.032			
	DC	SN		42:21	RO	0.67	0.10			1.047			
	DC	WH		42:39	RO	0.58	0.19			1.054			
	DC	WH		43:17	RO	1.55	0.28			1.070			
	DC	WH		43:57	RO	1.40	0.36			1.086			
	DC	WH		44:11	RO	0.35	0.31			1.092			
	DC	WH		44:21	RO	2.22	0.29			1.096			
	DC	WH		44:33	RO	0.48	0.40			1.101			
	DC	WH		44:45	RO	0.22	0.45			1.106			
442-444			6	Peaks			166.43						
OCDD				0.76-1.02						0.951-1.049			
458-460	DC	NL				Height	0.05	0.02	0.03				
				40:29		0.83	836.63	378.86	457.77	1.000	OCDD		AN
				40:48	RO	0.65	0.61	0.24	0.37	1.008			
				40:49	RO	0.37	0.82	0.22	0.60	1.009			
458-460			3	Peaks			838.06						
13C12-OCDD				0.76-1.02						0.996-1.004			
470-472	DC	NL				Height	0.86	0.62	0.24				
				40:28		0.80	337.05	150.27	186.78	1.000	13C12-OCDD		IS14
						Height	81.85	36.86	44.99				
	DC	WH		40:53	RO	1.96	11.50			1.010			

Compound/ M_Z....	QC.Log	Omit	Why	..RT.	OK	Ratio	Total.Area/Ht	Area/Ht.Peak1	Area/Ht.Peak2	Rel.RT	Compound.Name..	ID..	Flags.
470-472			1 Peak				337.05						

Column Description.....	"Why" Code Description.....	QC Log Desc.....
M_Z -Nominal Ion Mass(es)	WL-Below Retention Time Window	A-Peak Added
..RT. -Retention Time (mm:ss)	WH-Above Retention Time Window	K-Peak Kept
Rat.1 -Ratio of M/M+2 Ions	SN-Below Signal to Noise Level	D-Peak Deleted
OK -RO=Ratio Outside Limits	<M-Below Method Detection Limit	T-Time Changed
Rel.RT-Relative Retention Time	NL-Channel Specific Noise Level	M-Peak Area Changed
		N-Name Changed
		X-Ether Interference

*** End of Report ***

File:S023089 #1-758 Acq:12-JUL-2002 13:56:57 EI+ Voltage SIR 70S Noise:27
303.9016 F:2 BSUB(256,30,-3.0) PKD(9,5,5,0.05%,108.0,1.00%,F,T) Exp:NDB5US
TRIANGLE LABS Text:TLI#57752A DF-DP-655 0-0.5 INJ. TIME = 13:59



File:S023089 #1-758 Acq:12-JUL-2002 13:56:57 EI+ Voltage SIR 70S Noise:104
305.8987 F:2 BSUB(256,30,-3.0) PKD(9,5,5,0.05%,416.0,1.00%,F,T) Exp:NDB5US
TRIANGLE LABS Text:TLI#57752A DF-DP-655 0-0.5 INJ. TIME = 13:59

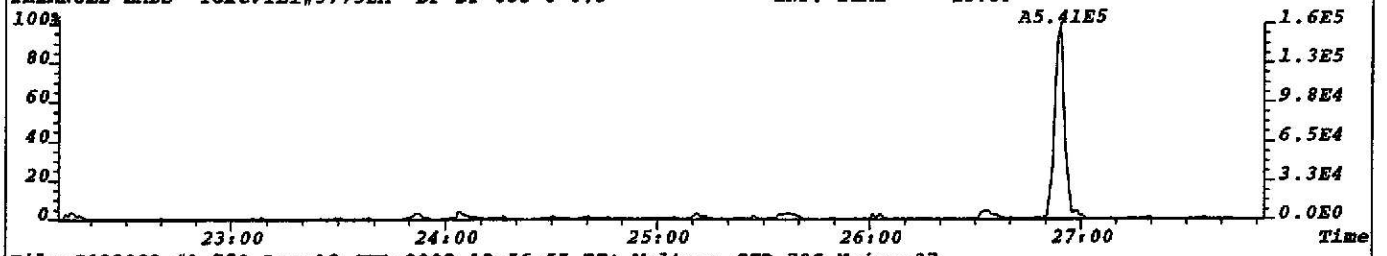

File:S023089 #1-758 Acq:12-JUL-2002 13:56:57 EI+ Voltage SIR 70S Noise:37
315.9419 F:2 BSUB(256,30,-3.0) PKD(9,5,5,0.05%,148.0,1.00%,F,T) Exp:NDB5US
TRIANGLE LABS Text:TLI#57752A DF-DP-655 0-0.5 INJ. TIME = 13:59

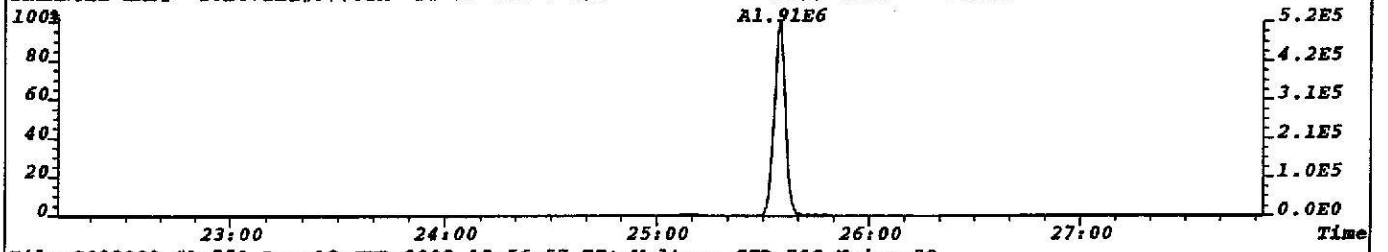

File:S023089 #1-758 Acq:12-JUL-2002 13:56:57 EI+ Voltage SIR 70S Noise:28
317.9389 F:2 BSUB(256,30,-3.0) PKD(9,5,5,0.05%,112.0,1.00%,F,T) Exp:NDB5US
TRIANGLE LABS Text:TLI#57752A DF-DP-655 0-0.5 INJ. TIME = 13:59

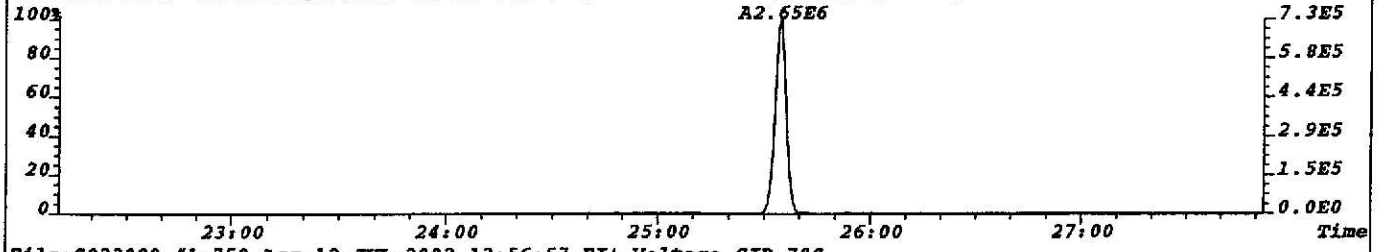

File:S023089 #1-758 Acq:12-JUL-2002 13:56:57 EI+ Voltage SIR 70S
330.9792 F:2 Exp:NDB5US
TRIANGLE LABS Text:TLI#57752A DF-DP-655 0-0.5 INJ. TIME = 13:59

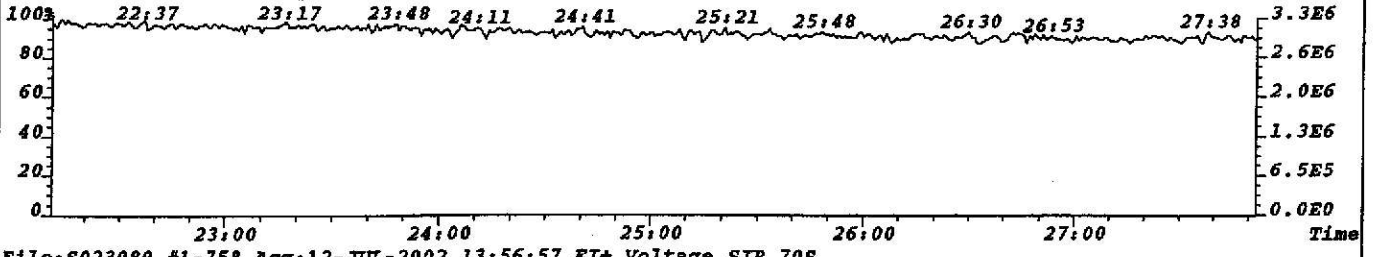

File:S023089 #1-758 Acq:12-JUL-2002 13:56:57 EI+ Voltage SIR 70S
375.8364 F:2 Exp:NDB5US
TRIANGLE LABS Text:TLI#57752A DF-DP-655 0-0.5 INJ. TIME = 13:59



File:S023089 #1-758 Acq:12-JUL-2002 13:56:57 EI+ Voltage SIR 70S Noise:33
319.8965 F:2 BSUB(256,30,-3.0) PKD(7,5,3,0.05%,132.0,1.00%,F,T) Exp:NDB5US
TRIANGLE LABS Text:TLI#57752A DF-DP-655 0-0.5 INJ. TIME = 13:59

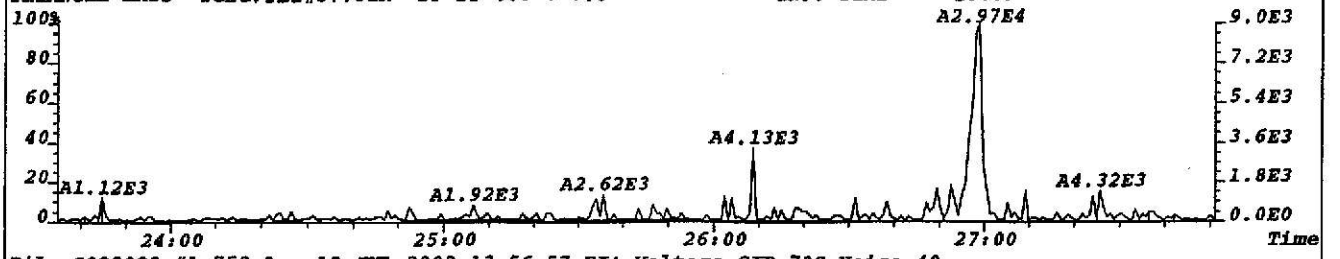

File:S023089 #1-758 Acq:12-JUL-2002 13:56:57 EI+ Voltage SIR 70S Noise:40
321.8936 F:2 BSUB(256,30,-3.0) PKD(7,5,3,0.05%,160.0,1.00%,F,T) Exp:NDB5US
TRIANGLE LABS Text:TLI#57752A DF-DP-655 0-0.5 INJ. TIME = 13:59

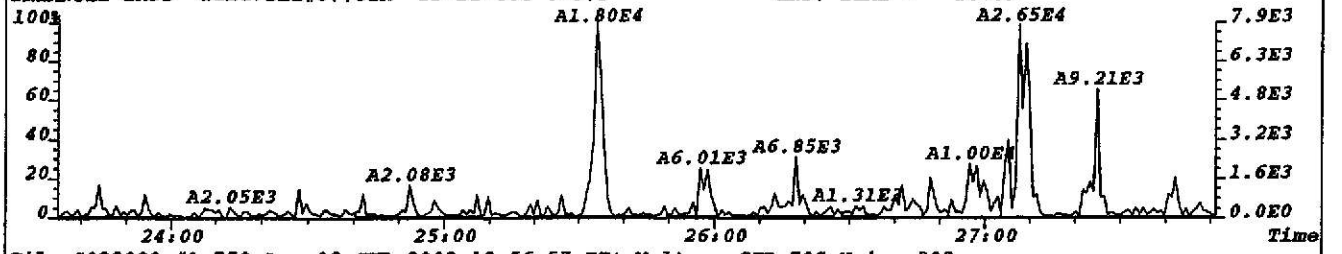

File:S023089 #1-758 Acq:12-JUL-2002 13:56:57 EI+ Voltage SIR 70S Noise:203
331.9368 F:2 BSUB(256,30,-3.0) PKD(7,5,3,0.05%,812.0,1.00%,F,T) Exp:NDB5US
TRIANGLE LABS Text:TLI#57752A DF-DP-655 0-0.5 INJ. TIME = 13:59

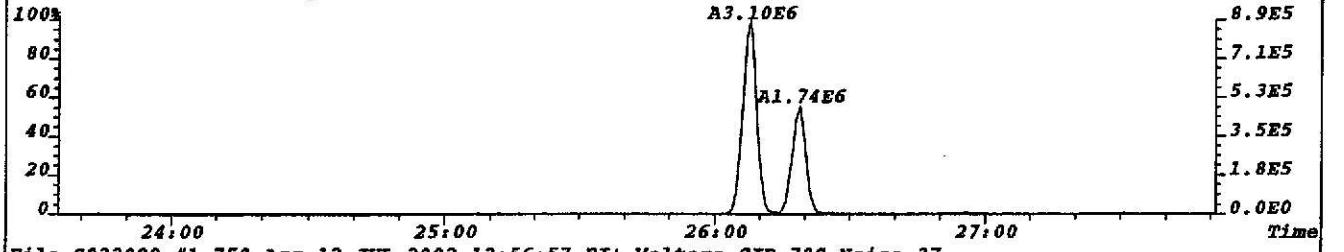

File:S023089 #1-758 Acq:12-JUL-2002 13:56:57 EI+ Voltage SIR 70S Noise:37
333.9338 F:2 BSUB(256,30,-3.0) PKD(7,5,3,0.05%,148.0,1.00%,F,T) Exp:NDB5US
TRIANGLE LABS Text:TLI#57752A DF-DP-655 0-0.5 INJ. TIME = 13:59

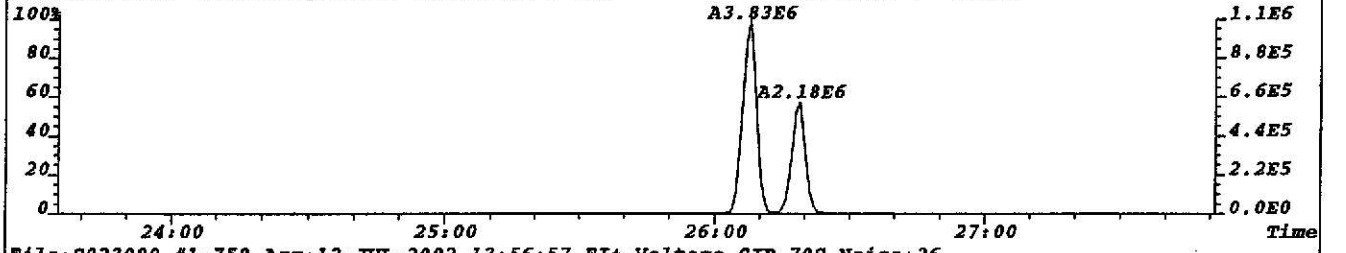

File:S023089 #1-758 Acq:12-JUL-2002 13:56:57 EI+ Voltage SIR 70S Noise:26
327.8847 F:2 BSUB(256,30,-3.0) PKD(7,5,3,0.05%,104.0,1.00%,F,T) Exp:NDB5US
TRIANGLE LABS Text:TLI#57752A DF-DP-655 0-0.5 INJ. TIME = 13:59

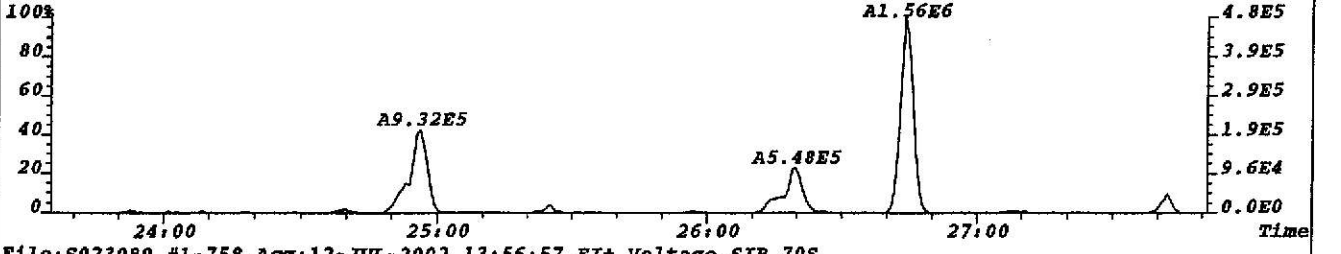

File:S023089 #1-758 Acq:12-JUL-2002 13:56:57 EI+ Voltage SIR 70S
330.9792 F:2 Exp:NDB5US
TRIANGLE LABS Text:TLI#57752A DF-DP-655 0-0.5 INJ. TIME = 13:59

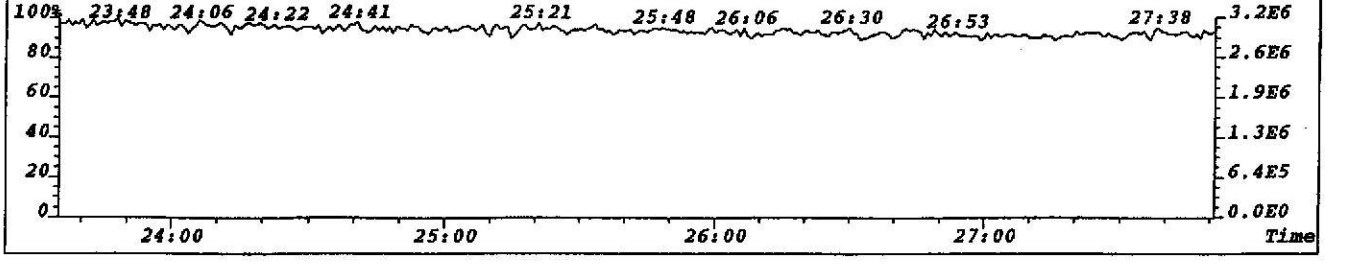

File:S023089 #1-758 Acq:12-JUL-2002 13:56:57 EI+ Voltage SIR 70S Noise:32
339.8597 F:2 BSUB(256,30,-3.0) PKD(7,5,3,0.05%,128.0,1.00%,F,T) Exp:NDB5US
TRIANGLE LABS Text:TLI#57752A DF-DP-655 0-0.5 INJ. TIME = 13:59

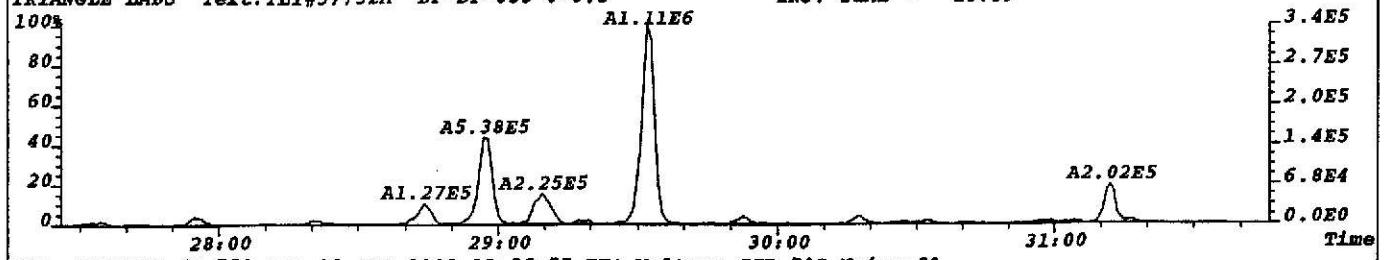

File:S023089 #1-758 Acq:12-JUL-2002 13:56:57 EI+ Voltage SIR 70S Noise:31
341.8567 F:2 BSUB(256,30,-3.0) PKD(7,5,3,0.05%,124.0,1.00%,F,T) Exp:NDB5US
TRIANGLE LABS Text:TLI#57752A DF-DP-655 0-0.5 INJ. TIME = 13:59

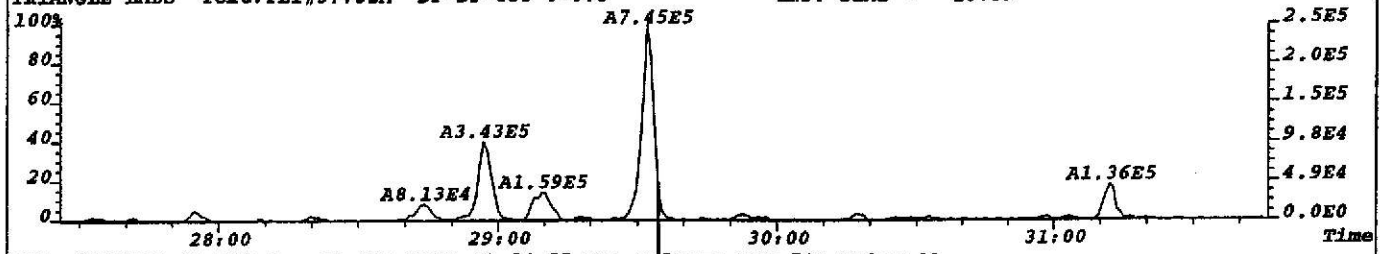

File:S023089 #1-758 Acq:12-JUL-2002 13:56:57 EI+ Voltage SIR 70S Noise:31
351.9000 F:2 BSUB(256,30,-3.0) PKD(7,5,3,0.05%,124.0,1.00%,F,T) Exp:NDB5US
TRIANGLE LABS Text:TLI#57752A DF-DP-655 0-0.5 INJ. TIME = 13:59

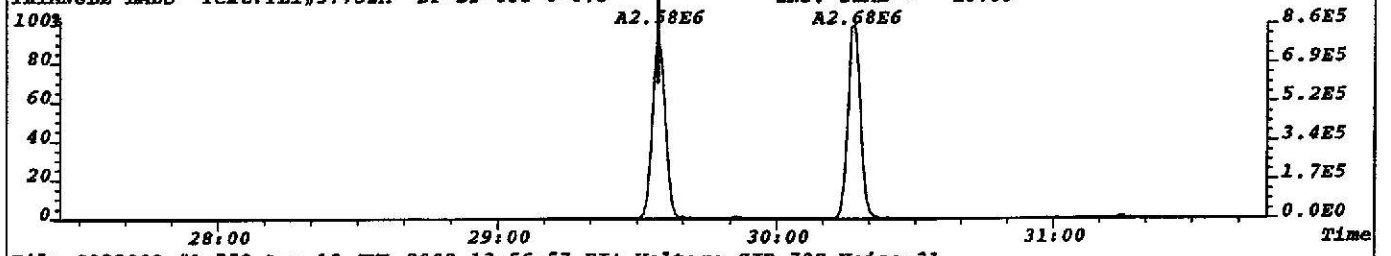

File:S023089 #1-758 Acq:12-JUL-2002 13:56:57 EI+ Voltage SIR 70S Noise:31
353.8970 F:2 BSUB(256,30,-3.0) PKD(7,5,3,0.05%,124.0,1.00%,F,T) Exp:NDB5US
TRIANGLE LABS Text:TLI#57752A DF-DP-655 0-0.5 INJ. TIME = 13:59

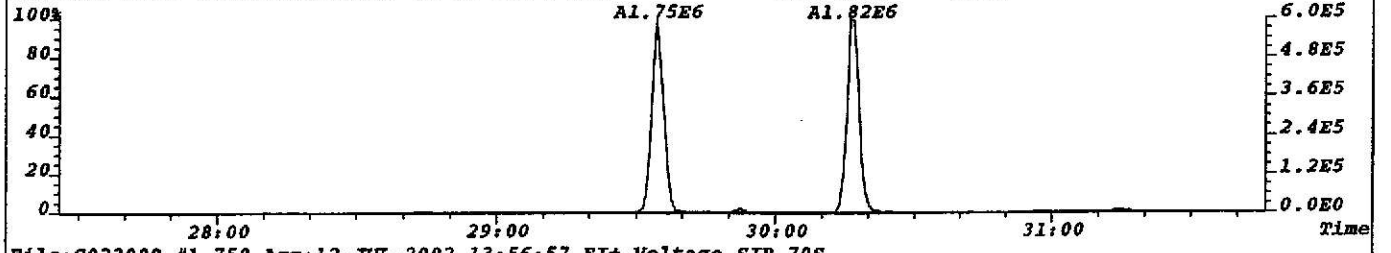

File:S023089 #1-758 Acq:12-JUL-2002 13:56:57 EI+ Voltage SIR 70S
330.9792 F:2 Exp:NDB5US
TRIANGLE LABS Text:TLI#57752A DF-DP-655 0-0.5 INJ. TIME = 13:59

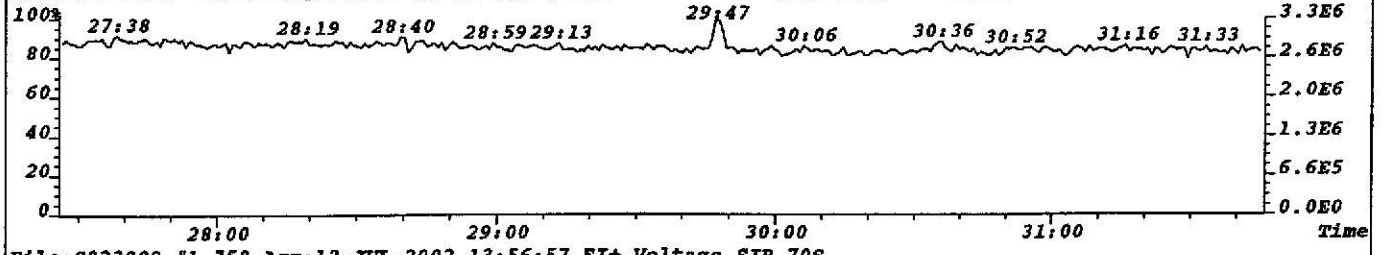

File:S023089 #1-758 Acq:12-JUL-2002 13:56:57 EI+ Voltage SIR 70S
409.7974 F:2 Exp:NDB5US
TRIANGLE LABS Text:TLI#57752A DF-DP-655 0-0.5 INJ. TIME = 13:59

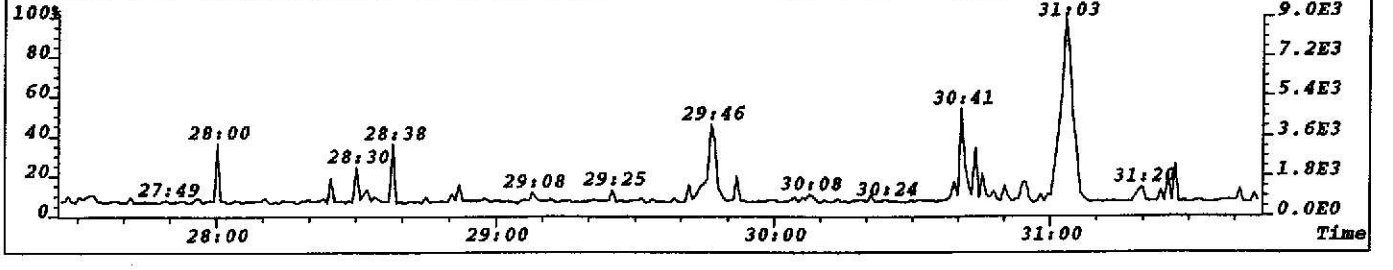

File:S023089 #1-758 Acq:12-JUL-2002 13:56:57 EI+ Voltage SIR 70S Noise:43
355.8546 F:2 BSUB(256,30,-3.0) PKD(7,5,3,0.05%,172.0,1.00%,F,T) Exp:NDB5US
TRIANGLE LABS Text:TLI#57752A DF-DP-655 0-0.5 INJ. TIME = 13:59

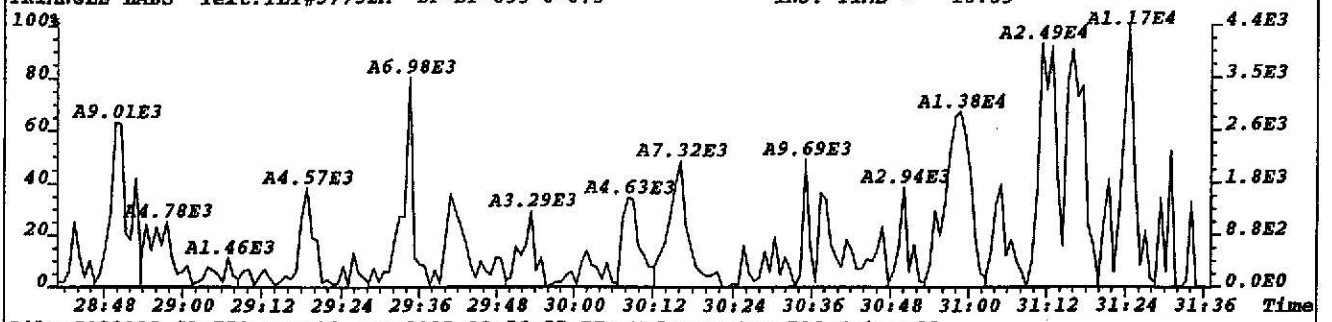

File:S023089 #1-758 Acq:12-JUL-2002 13:56:57 EI+ Voltage SIR 70S Noise:66
357.8516 F:2 BSUB(256,30,-3.0) PKD(7,5,3,0.05%,264.0,1.00%,F,T) Exp:NDB5US
TRIANGLE LABS Text:TLI#57752A DF-DP-655 0-0.5 INJ. TIME = 13:59

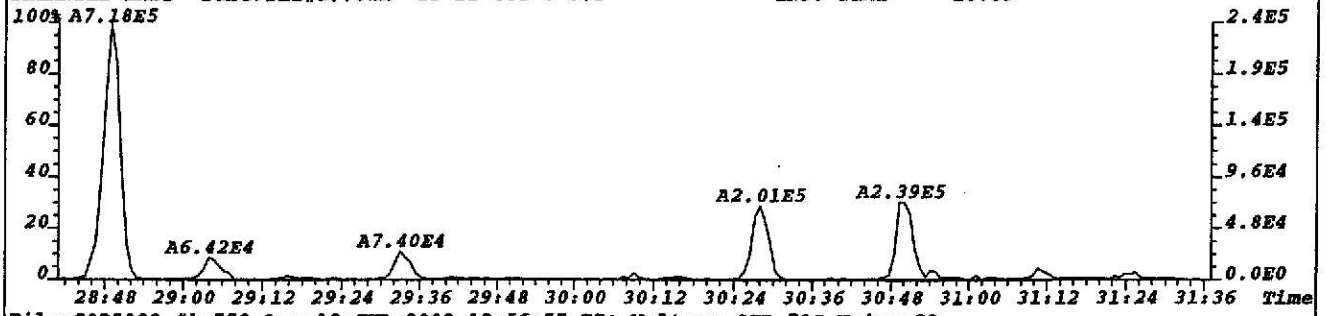

File:S023089 #1-758 Acq:12-JUL-2002 13:56:57 EI+ Voltage SIR 70S Noise:39
367.8949 F:2 BSUB(256,30,-3.0) PKD(7,5,3,0.05%,156.0,1.00%,F,T) Exp:NDB5US
TRIANGLE LABS Text:TLI#57752A DF-DP-655 0-0.5 INJ. TIME = 13:59

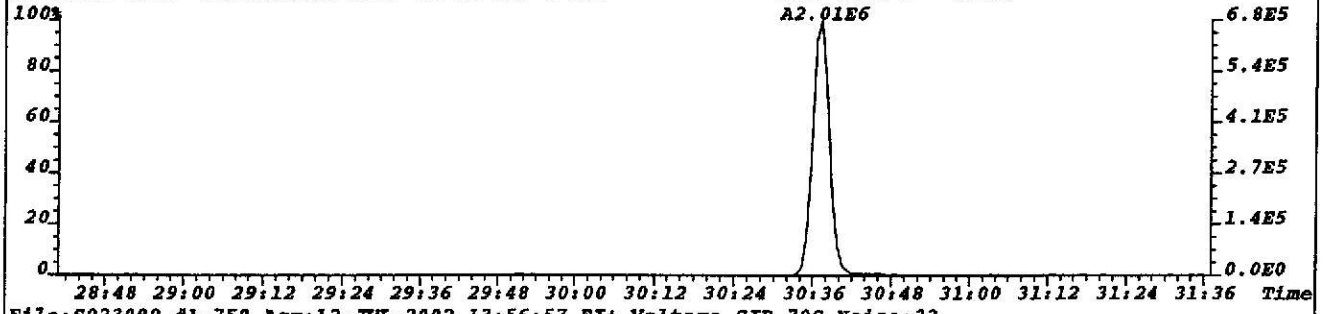

File:S023089 #1-758 Acq:12-JUL-2002 13:56:57 EI+ Voltage SIR 70S Noise:33
369.8919 F:2 BSUB(256,30,-3.0) PKD(7,5,3,0.05%,132.0,1.00%,F,T) Exp:NDB5US
TRIANGLE LABS Text:TLI#57752A DF-DP-655 0-0.5 INJ. TIME = 13:59

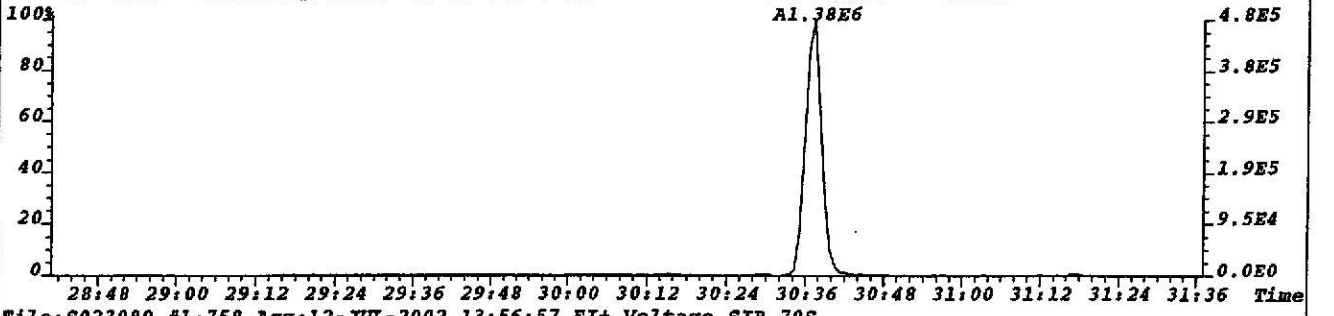

File:S023089 #1-758 Acq:12-JUL-2002 13:56:57 EI+ Voltage SIR 70S
330.9792 F:2 Exp:NDB5US
TRIANGLE LABS Text:TLI#57752A DF-DP-655 0-0.5 INJ. TIME = 13:59

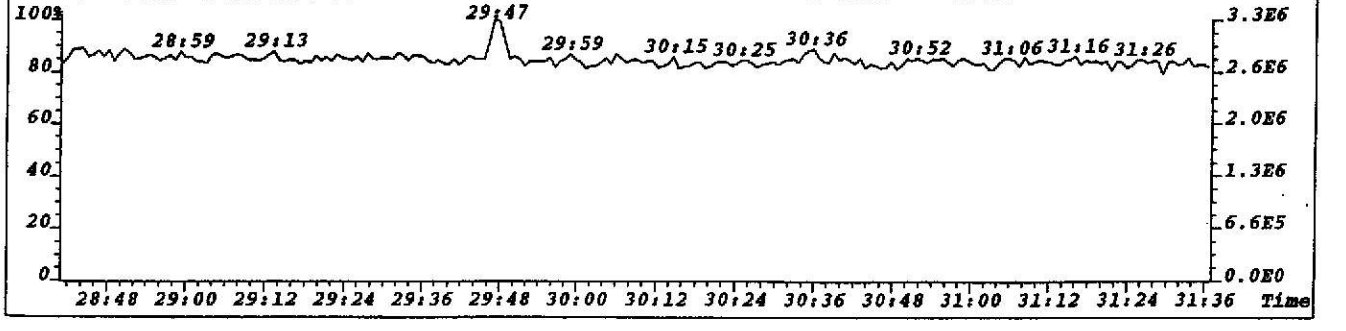

File:S023089 #1-455 Acq:12-JUL-2002 13:56:57 EI+ Voltage SIR 70S Noise:147
373.8208 F:3 BSUB(256,30,-3.0) PKD(7,5,3,0.05%,588.0,1.00%,F,T) Exp:NDB5US
TRIANGLE LABS Text:TLI#57752A DF-DP-655 0-0.5 INJ. TIME = 13:59

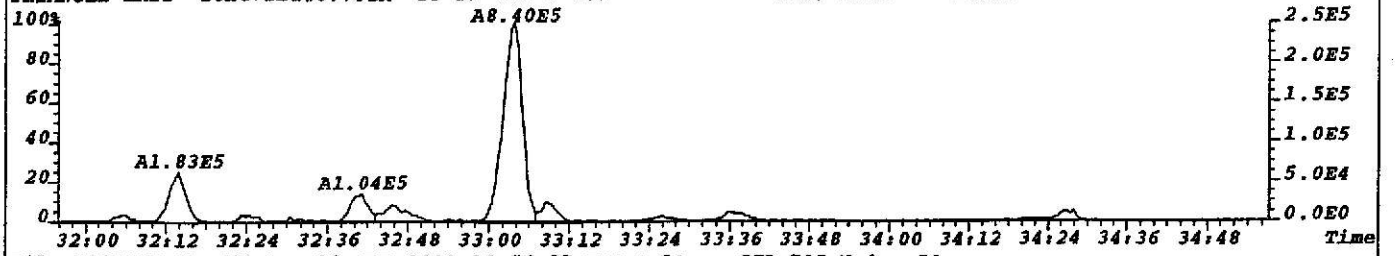

File:S023089 #1-455 Acq:12-JUL-2002 13:56:57 EI+ Voltage SIR 70S Noise:20
375.8178 F:3 BSUB(256,30,-3.0) PKD(7,5,3,0.05%,80.0,1.00%,F,T) Exp:NDB5US
TRIANGLE LABS Text:TLI#57752A DF-DP-655 0-0.5 INJ. TIME = 13:59

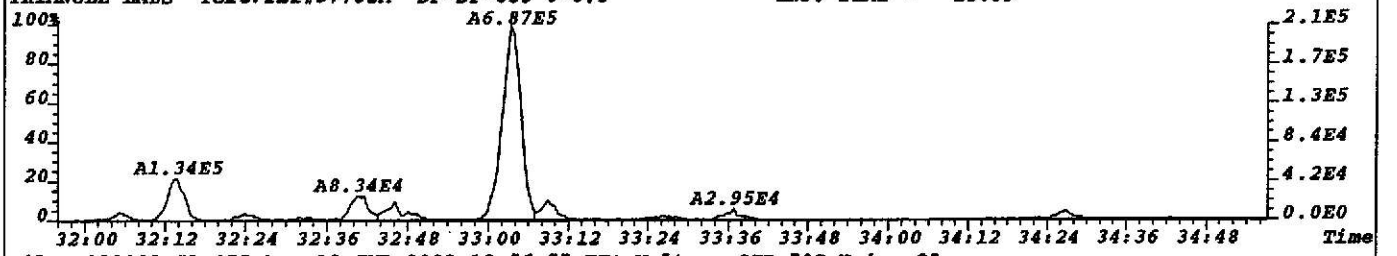

File:S023089 #1-455 Acq:12-JUL-2002 13:56:57 EI+ Voltage SIR 70S Noise:93
383.8639 F:3 BSUB(256,30,-3.0) PKD(7,5,3,0.05%,372.0,1.00%,F,T) Exp:NDB5US
TRIANGLE LABS Text:TLI#57752A DF-DP-655 0-0.5 INJ. TIME = 13:59

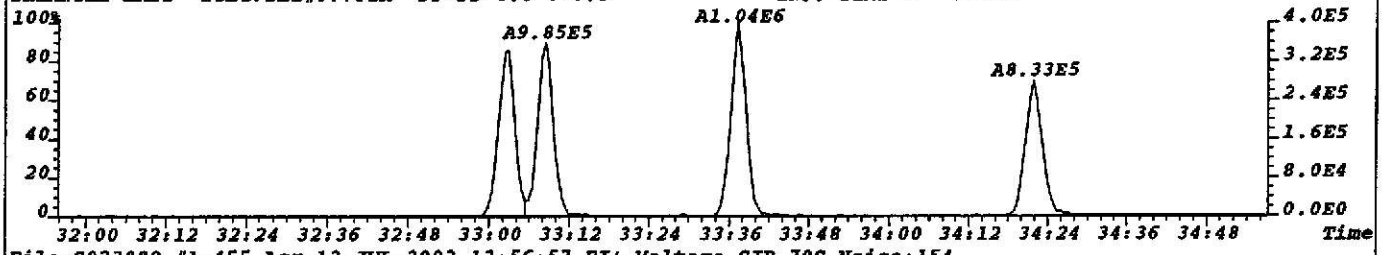

File:S023089 #1-455 Acq:12-JUL-2002 13:56:57 EI+ Voltage SIR 70S Noise:154
385.8610 F:3 BSUB(256,30,-3.0) PKD(7,5,3,0.05%,616.0,1.00%,F,T) Exp:NDB5US
TRIANGLE LABS Text:TLI#57752A DF-DP-655 0-0.5 INJ. TIME = 13:59

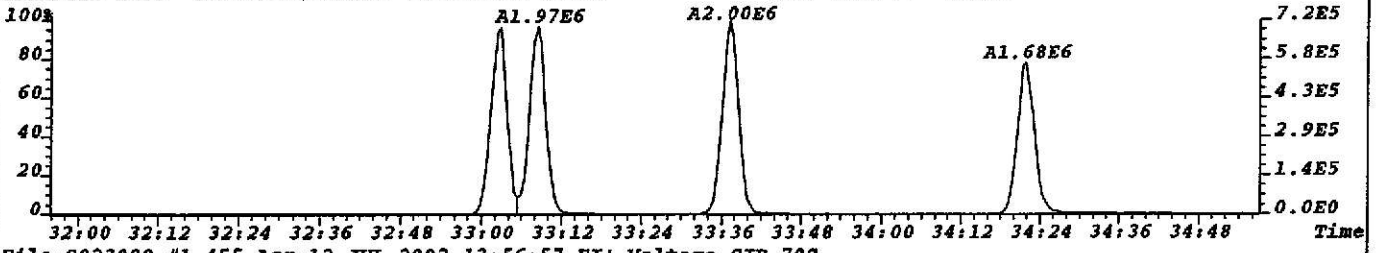

File:S023089 #1-455 Acq:12-JUL-2002 13:56:57 EI+ Voltage SIR 70S
392.9760 F:3 Exp:NDB5US
TRIANGLE LABS Text:TLI#57752A DF-DP-655 0-0.5 INJ. TIME = 13:59

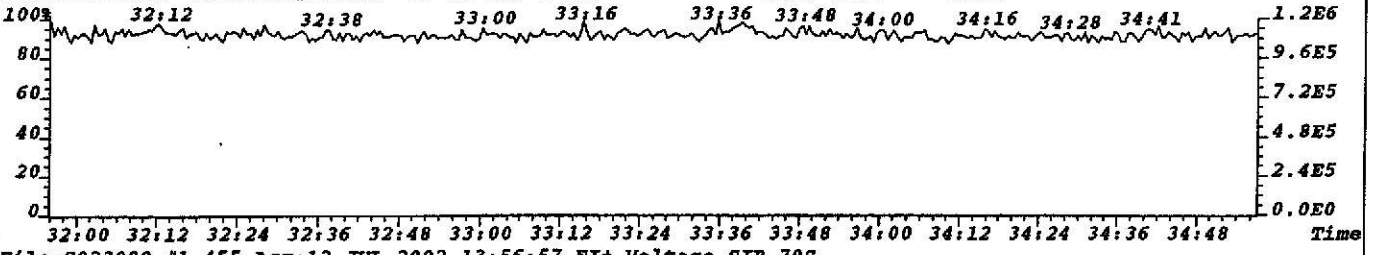

File:S023089 #1-455 Acq:12-JUL-2002 13:56:57 EI+ Voltage SIR 70S
445.7555 F:3 Exp:NDB5US
TRIANGLE LABS Text:TLI#57752A DF-DP-655 0-0.5 INJ. TIME = 13:59

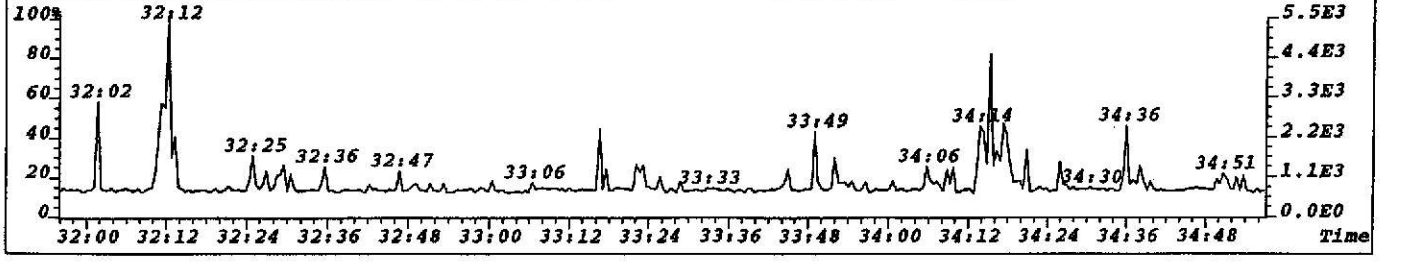

File:S023089 #1-455 Acq:12-JUL-2002 13:56:57 EI+ Voltage SIR 70S Noise:41
389.8156 F:3 BSUB(256,30,-3.0) PKD(7,5,3,0.05%,164.0,1.00%,F,T) Exp:NDB5US
TRIANGLE LABS Text:TLI#57752A DF-DP-655 0-0.5 INJ. TIME = 13:59

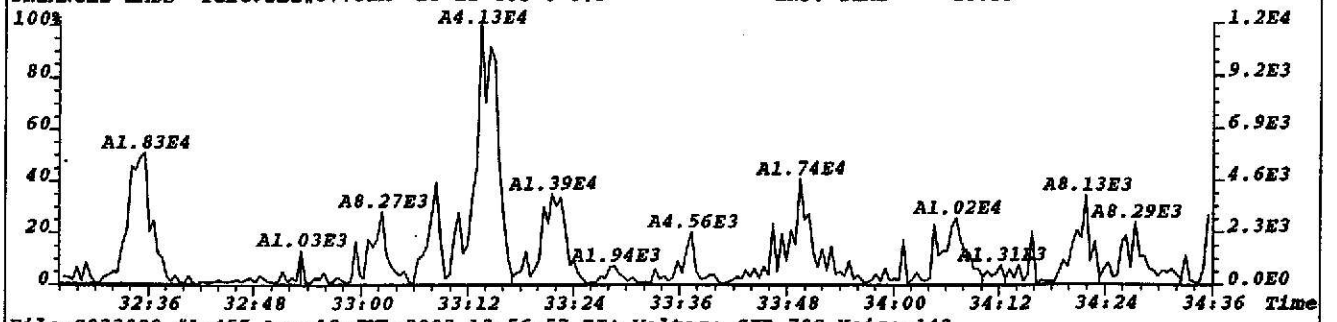

File:S023089 #1-455 Acq:12-JUL-2002 13:56:57 EI+ Voltage SIR 70S Noise:142
391.8127 F:3 BSUB(256,30,-3.0) PKD(7,5,3,0.05%,568.0,1.00%,F,T) Exp:NDB5US
TRIANGLE LABS Text:TLI#57752A DF-DP-655 0-0.5 INJ. TIME = 13:59

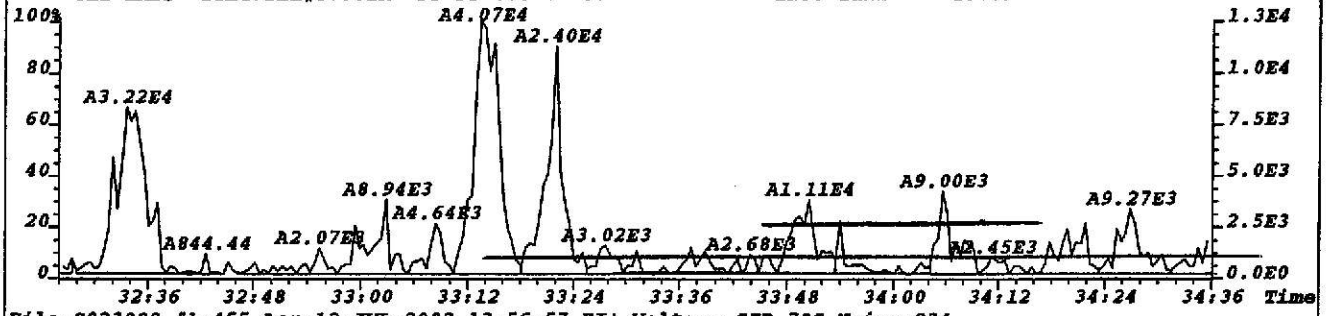

File:S023089 #1-455 Acq:12-JUL-2002 13:56:57 EI+ Voltage SIR 70S Noise:234
401.8558 F:3 BSUB(256,30,-3.0) PKD(7,5,3,0.05%,936.0,1.00%,F,T) Exp:NDB5US
TRIANGLE LABS Text:TLI#57752A DF-DP-655 0-0.5 INJ. TIME = 13:59

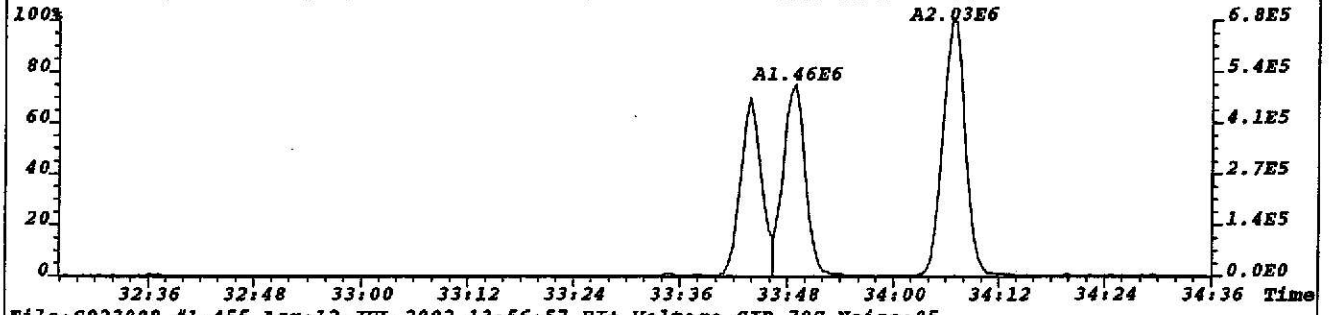

File:S023089 #1-455 Acq:12-JUL-2002 13:56:57 EI+ Voltage SIR 70S Noise:85
403.8529 F:3 BSUB(256,30,-3.0) PKD(7,5,3,0.05%,340.0,1.00%,F,T) Exp:NDB5US
TRIANGLE LABS Text:TLI#57752A DF-DP-655 0-0.5 INJ. TIME = 13:59

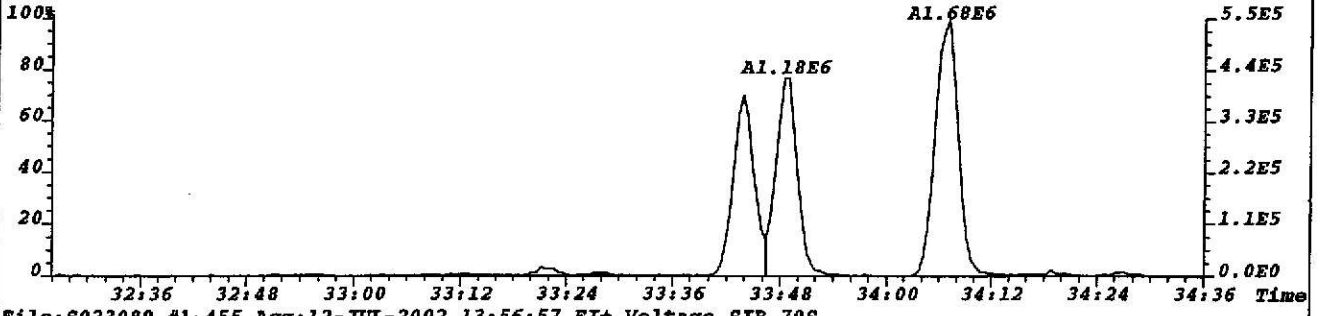

File:S023089 #1-455 Acq:12-JUL-2002 13:56:57 EI+ Voltage SIR 70S
392.9760 F:3 Exp:NDB5US
TRIANGLE LABS Text:TLI#57752A DF-DP-655 0-0.5 INJ. TIME = 13:59

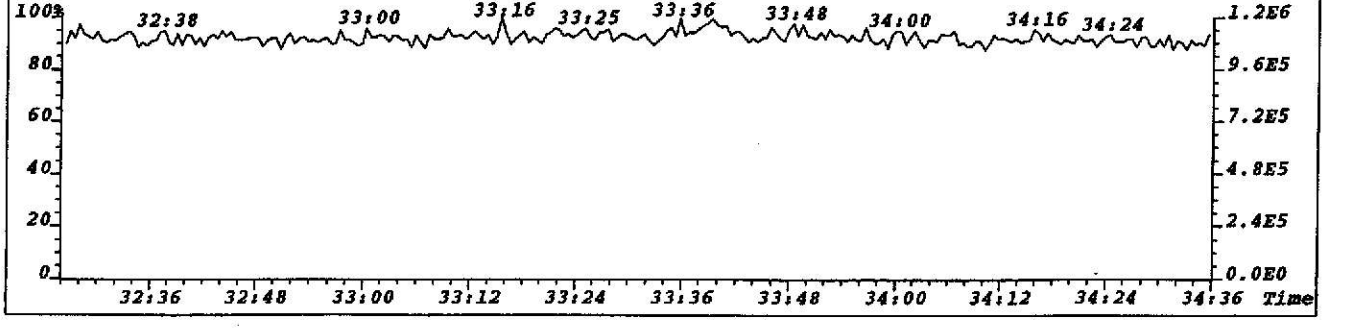

File:S023089 #1-735 Acq:12-JUL-2002 13:56:57 EI+ Voltage SIR 70S Noise:36
407.7818 F:4 BSUB(256,30,-3.0) PKD(7,5,3,0.05%,144.0,1.00%,F,T) Exp:NDB5US
TRIANGLE LABS Text:TLI#57752A DF-DP-655 0-0.5 INJ. TIME = 13:59

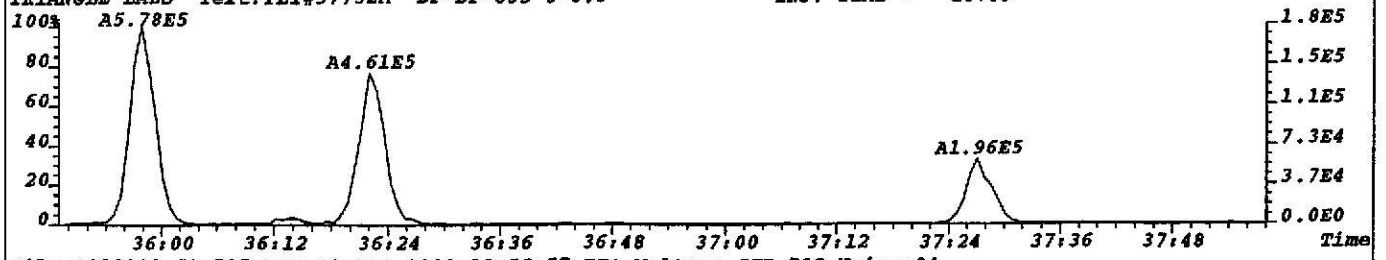

File:S023089 #1-735 Acq:12-JUL-2002 13:56:57 EI+ Voltage SIR 70S Noise:84
409.7789 F:4 BSUB(256,30,-3.0) PKD(7,5,3,0.05%,336.0,1.00%,F,T) Exp:NDB5US
TRIANGLE LABS Text:TLI#57752A DF-DP-655 0-0.5 INJ. TIME = 13:59

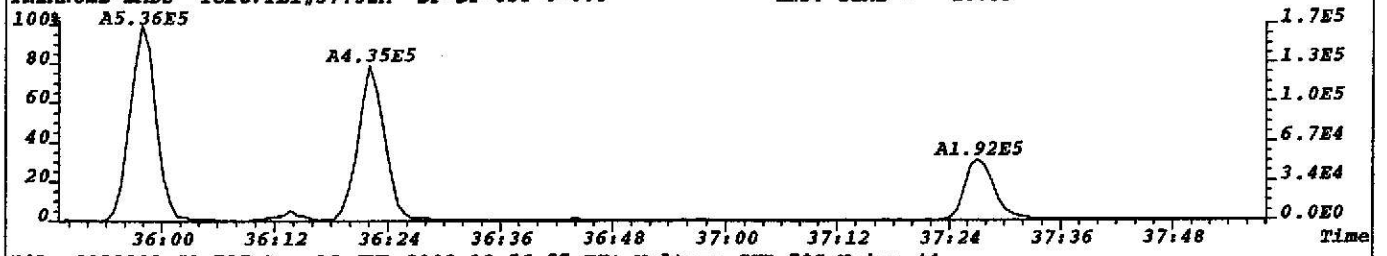

File:S023089 #1-735 Acq:12-JUL-2002 13:56:57 EI+ Voltage SIR 70S Noise:44
417.8253 F:4 BSUB(256,30,-3.0) PKD(7,5,3,0.05%,176.0,1.00%,F,T) Exp:NDB5US
TRIANGLE LABS Text:TLI#57752A DF-DP-655 0-0.5 INJ. TIME = 13:59

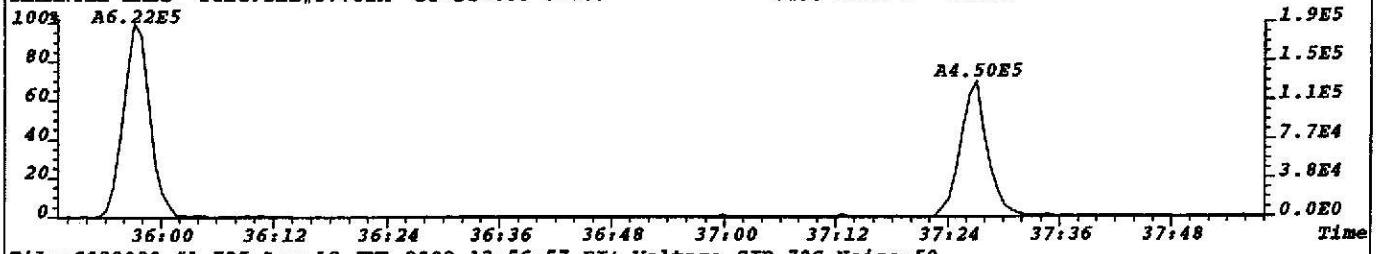

File:S023089 #1-735 Acq:12-JUL-2002 13:56:57 EI+ Voltage SIR 70S Noise:50
419.8220 F:4 BSUB(256,30,-3.0) PKD(7,5,3,0.05%,200.0,1.00%,F,T) Exp:NDB5US
TRIANGLE LABS Text:TLI#57752A DF-DP-655 0-0.5 INJ. TIME = 13:59



File:S023089 #1-735 Acq:12-JUL-2002 13:56:57 EI+ Voltage SIR 70S
430.9729 F:4 Exp:NDB5US
TRIANGLE LABS Text:TLI#57752A DF-DP-655 0-0.5 INJ. TIME = 13:59

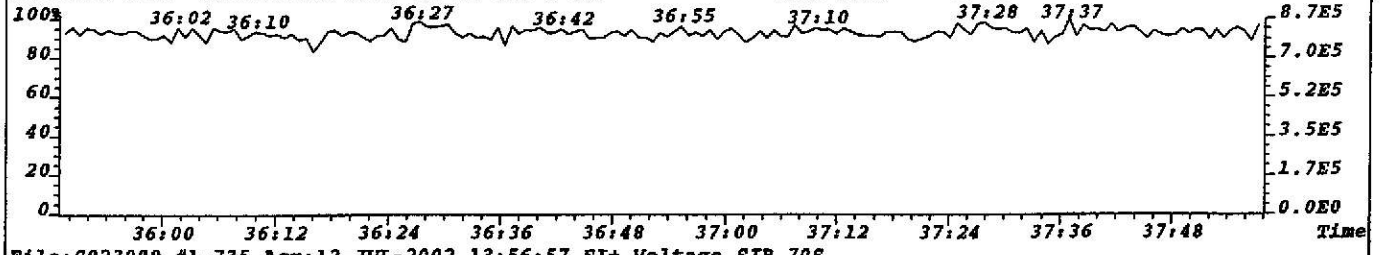

File:S023089 #1-735 Acq:12-JUL-2002 13:56:57 EI+ Voltage SIR 70S
479.7165 F:4 Exp:NDB5US
TRIANGLE LABS Text:TLI#57752A DF-DP-655 0-0.5 INJ. TIME = 13:59

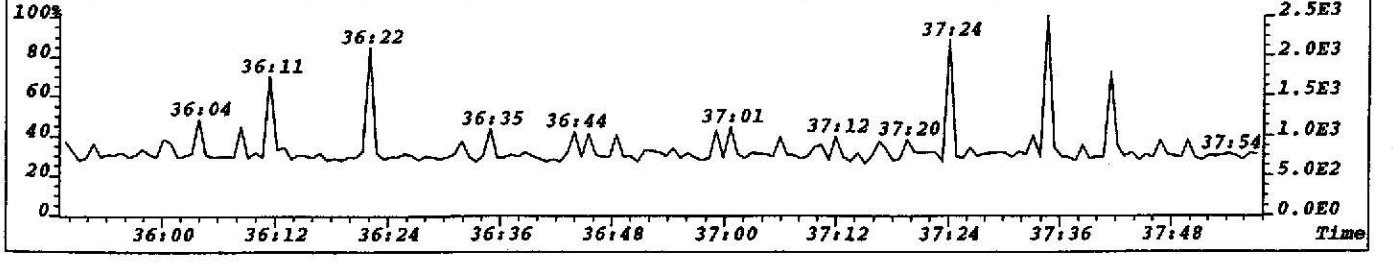

File:S023089 #1-735 Acq:12-JUL-2002 13:56:57 EI+ Voltage SIR 70S Noise:73
423.7766 F:4 BSUB(256,30,-3.0) PKD(7,5,3,0.05%,292.0,1.00%,F,T) Exp:NDB5US
TRIANGLE LABS Text:TLI#57752A DF-DP-655 0-0.5 INJ. TIME = 13:59

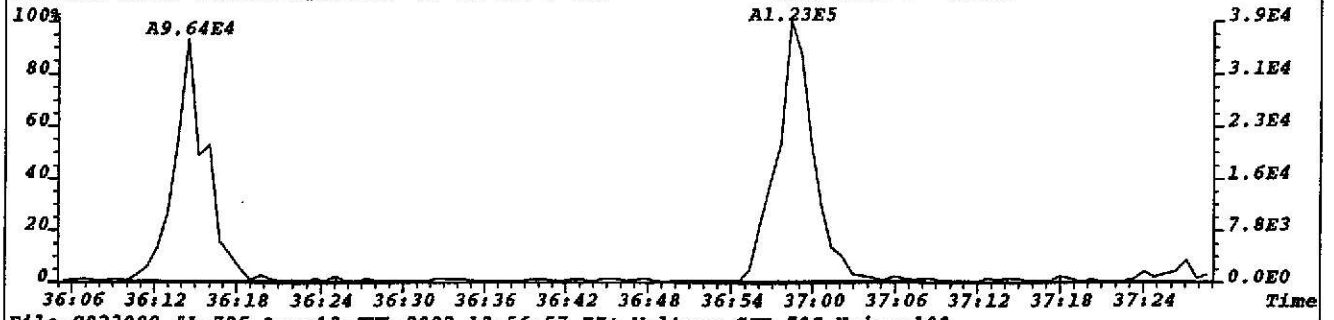

File:S023089 #1-735 Acq:12-JUL-2002 13:56:57 EI+ Voltage SIR 70S Noise:108
425.7737 F:4 BSUB(256,30,-3.0) PKD(7,5,3,0.05%,432.0,1.00%,F,T) Exp:NDB5US
TRIANGLE LABS Text:TLI#57752A DF-DP-655 0-0.5 INJ. TIME = 13:59

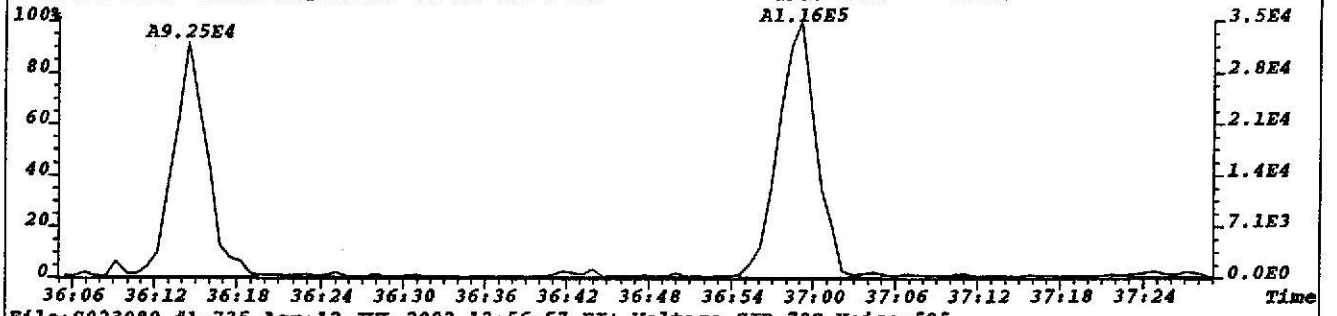

File:S023089 #1-735 Acq:12-JUL-2002 13:56:57 EI+ Voltage SIR 70S Noise:505
435.8169 F:4 BSUB(256,30,-3.0) PKD(7,5,3,0.05%,2020.0,1.00%,F,T) Exp:NDB5US
TRIANGLE LABS Text:TLI#57752A DF-DP-655 0-0.5 INJ. TIME = 13:59

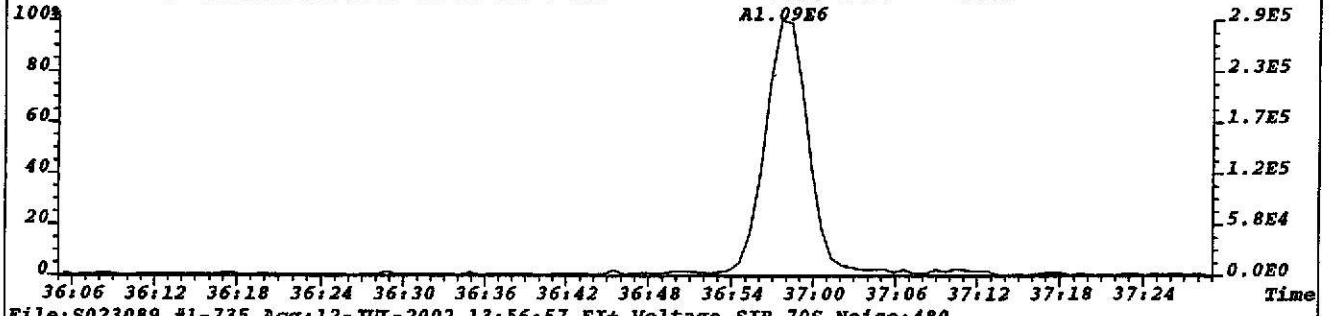

File:S023089 #1-735 Acq:12-JUL-2002 13:56:57 EI+ Voltage SIR 70S Noise:480
437.8140 F:4 BSUB(256,30,-3.0) PKD(7,5,3,0.05%,1920.0,1.00%,F,T) Exp:NDB5US
TRIANGLE LABS Text:TLI#57752A DF-DP-655 0-0.5 INJ. TIME = 13:59

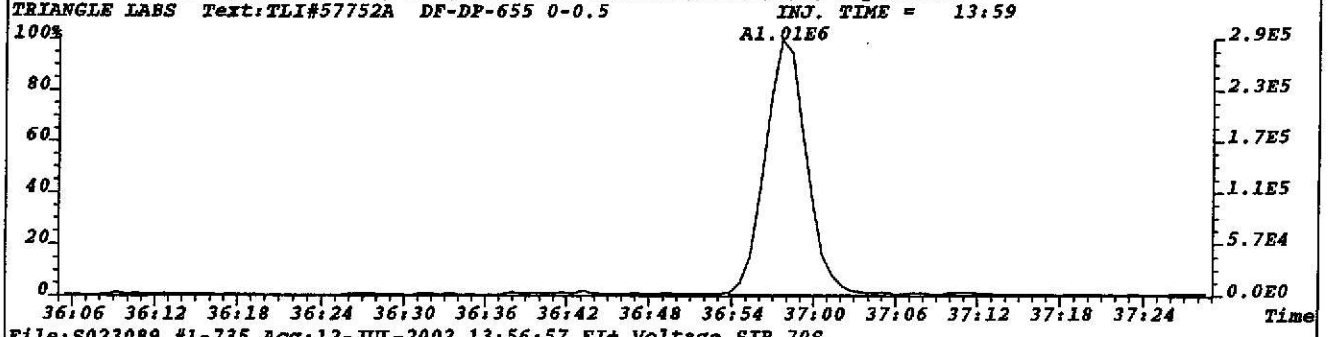

File:S023089 #1-735 Acq:12-JUL-2002 13:56:57 EI+ Voltage SIR 70S
430.9729 F:4 Exp:NDB5US
TRIANGLE LABS Text:TLI#57752A DF-DP-655 0-0.5 INJ. TIME = 13:59

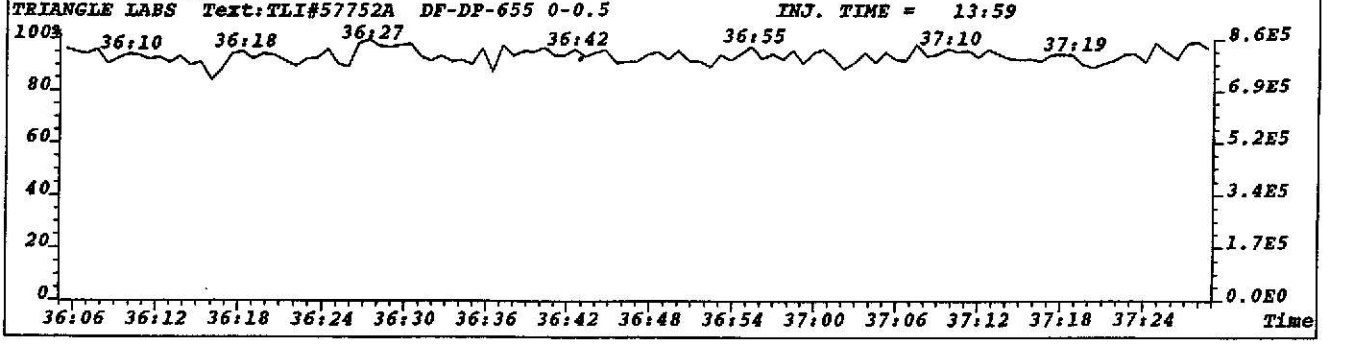

File:S023089 #1-735 Acq:12-JUL-2002 13:56:57 EI+ Voltage SIR 70S Noise:35
441.7428 F:4 BSUB(256,30,-3.0) PKD(7,5,3,0.05%,140.0,1.00%,F,T) Exp:NDB5US
TRIANGLE LABS Text:TLI#57752A DF-DP-655 0-0.5 INJ. TIME = 13:59

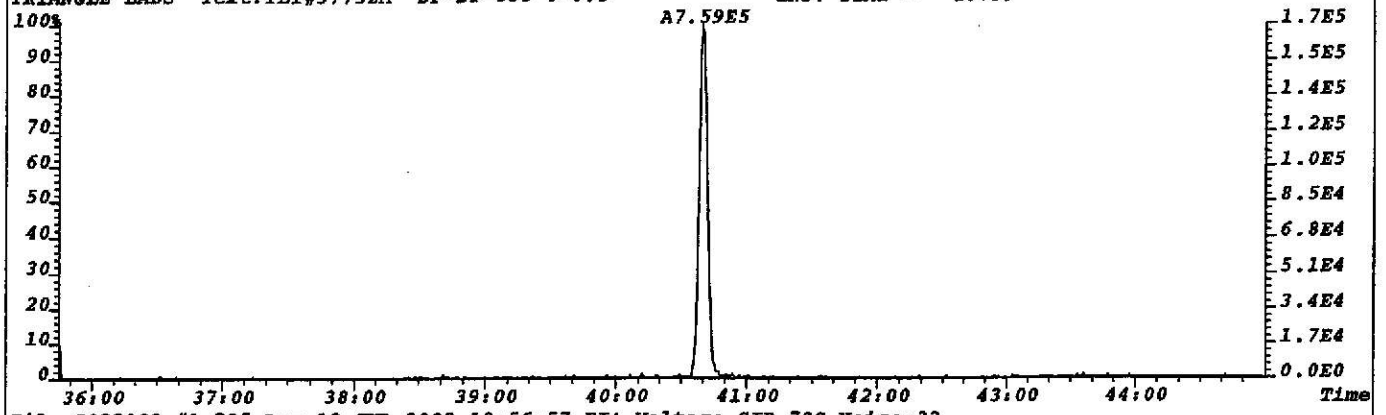

File:S023089 #1-735 Acq:12-JUL-2002 13:56:57 EI+ Voltage SIR 70S Noise:32
443.7399 F:4 BSUB(256,30,-3.0) PKD(7,5,3,0.05%,128.0,1.00%,F,T) Exp:NDB5US
TRIANGLE LABS Text:TLI#57752A DF-DP-655 0-0.5 INJ. TIME = 13:59

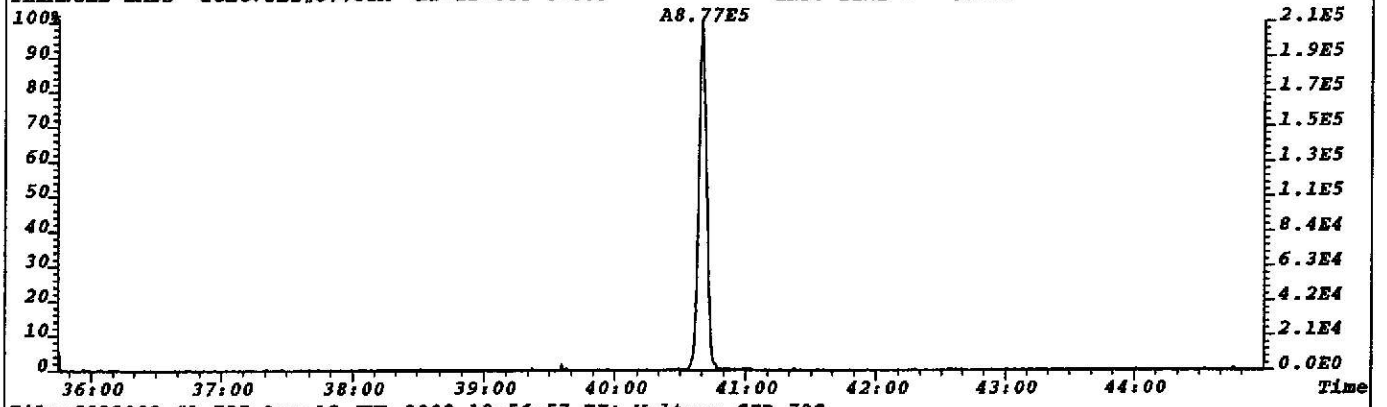

File:S023089 #1-735 Acq:12-JUL-2002 13:56:57 EI+ Voltage SIR 70S
430.9729 F:4 Exp:NDB5US
TRIANGLE LABS Text:TLI#57752A DF-DP-655 0-0.5 INJ. TIME = 13:59

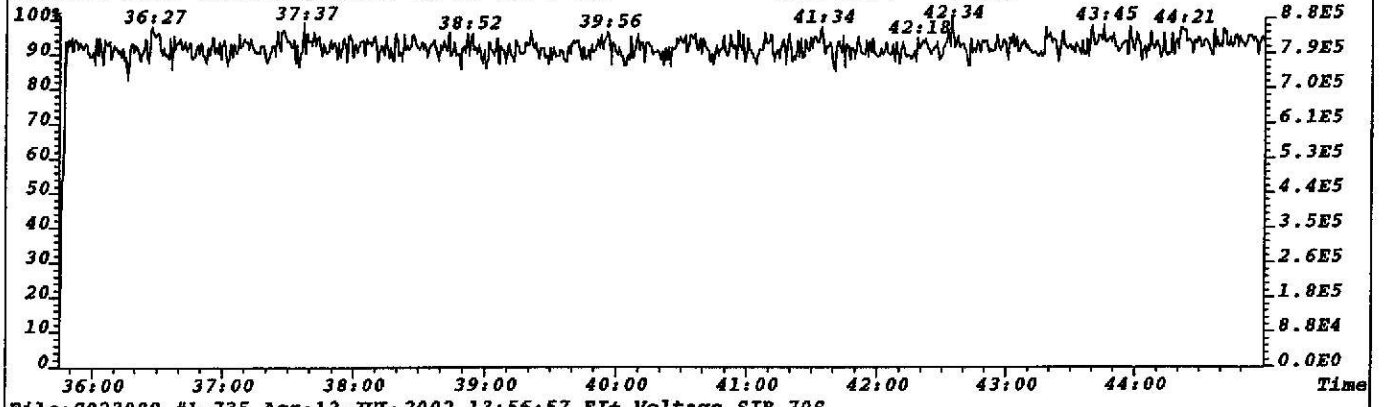

File:S023089 #1-735 Acq:12-JUL-2002 13:56:57 EI+ Voltage SIR 70S
513.6775 F:4 Exp:NDB5US
TRIANGLE LABS Text:TLI#57752A DF-DP-655 0-0.5 INJ. TIME = 13:59

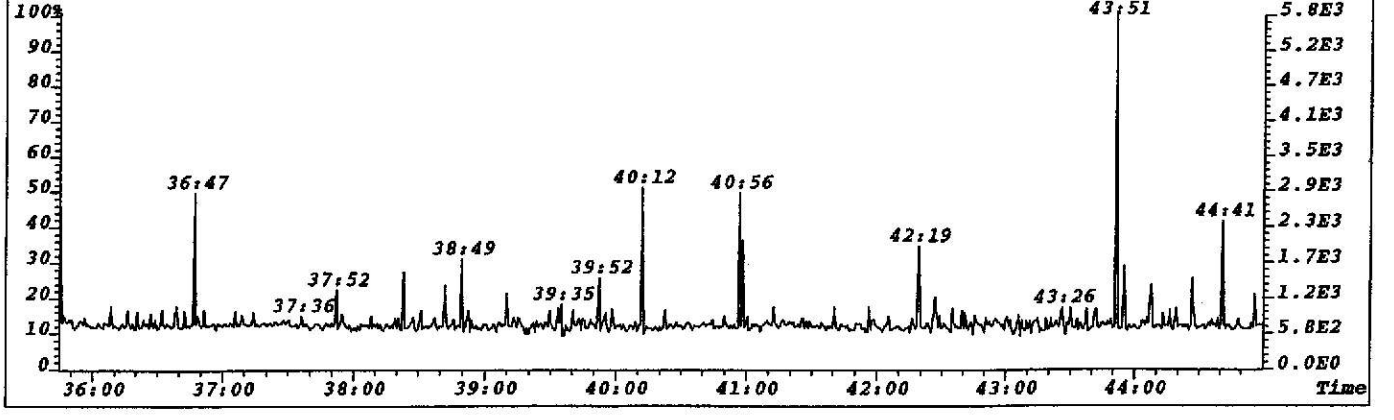

File:S023089 #1-735 Acq:12-JUL-2002 13:56:57 EI+ Voltage SIR 70S Noise:31
457.7377 F:4 BSUB(256,30,-3.0) PKD(7,5,3,0.05%,124.0,1.00%,F,T) Exp:NDB5US
TRIANGLE LABS Text:TLI#57752A DF-DP-655 0-0.5 INJ. TIME = 13:59

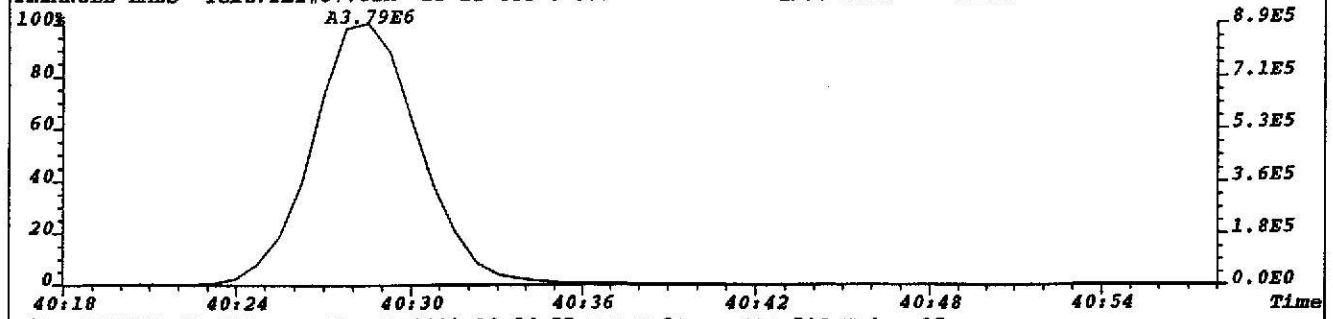

File:S023089 #1-735 Acq:12-JUL-2002 13:56:57 EI+ Voltage SIR 70S Noise:35
459.7348 F:4 BSUB(256,30,-3.0) PKD(7,5,3,0.05%,140.0,1.00%,F,T) Exp:NDB5US
TRIANGLE LABS Text:TLI#57752A DF-DP-655 0-0.5 INJ. TIME = 13:59

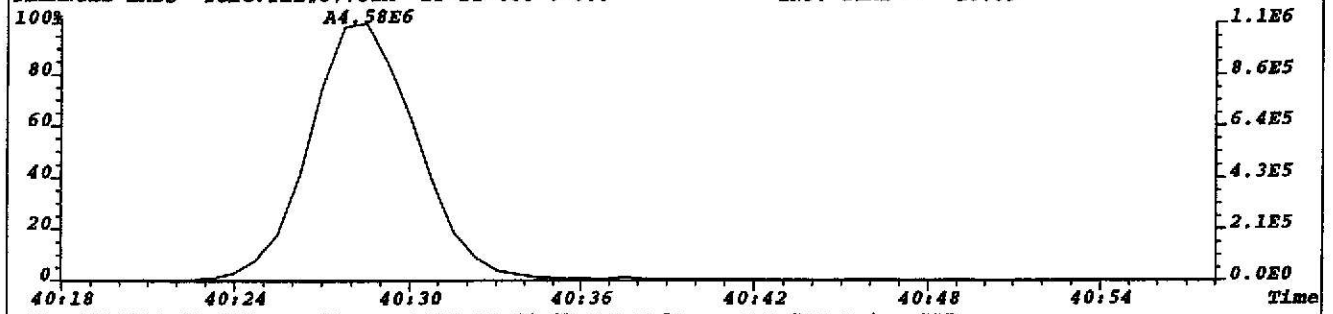

File:S023089 #1-735 Acq:12-JUL-2002 13:56:57 EI+ Voltage SIR 70S Noise:777
469.7779 F:4 BSUB(256,30,-3.0) PKD(7,5,3,0.05%,3108.0,1.00%,F,T) Exp:NDB5US
TRIANGLE LABS Text:TLI#57752A DF-DP-655 0-0.5 INJ. TIME = 13:59

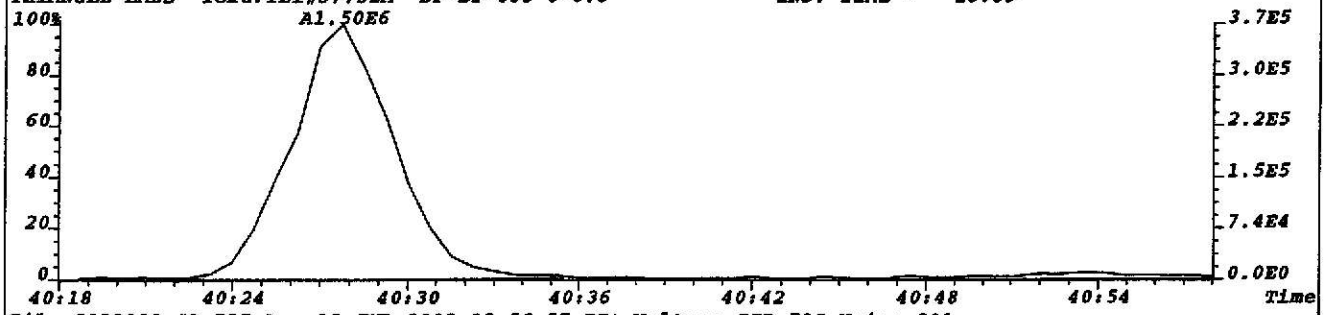

File:S023089 #1-735 Acq:12-JUL-2002 13:56:57 EI+ Voltage SIR 70S Noise:301
471.7750 F:4 BSUB(256,30,-3.0) PKD(7,5,3,0.05%,1204.0,1.00%,F,T) Exp:NDB5US
TRIANGLE LABS Text:TLI#57752A DF-DP-655 0-0.5 INJ. TIME = 13:59

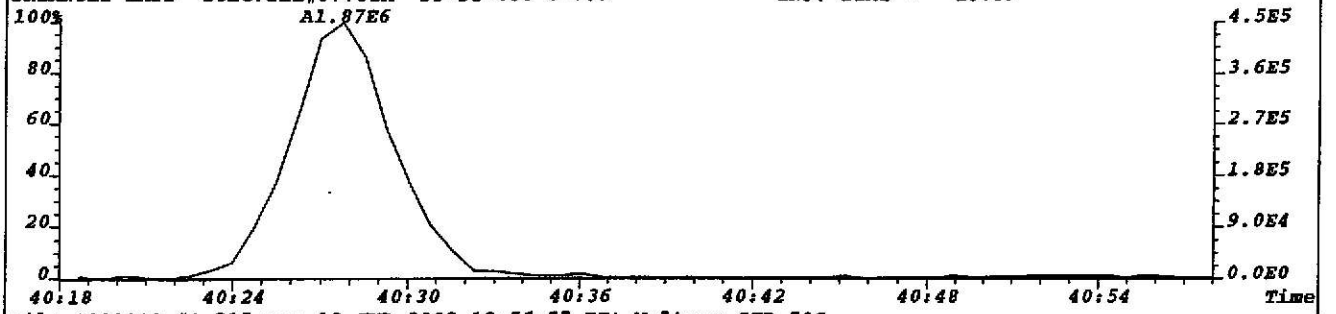

File:S023089 #1-735 Acq:12-JUL-2002 13:56:57 EI+ Voltage SIR 70S
430.9729 F:4 Exp:NDB5US
TRIANGLE LABS Text:TLI#57752A DF-DP-655 0-0.5 INJ. TIME = 13:59

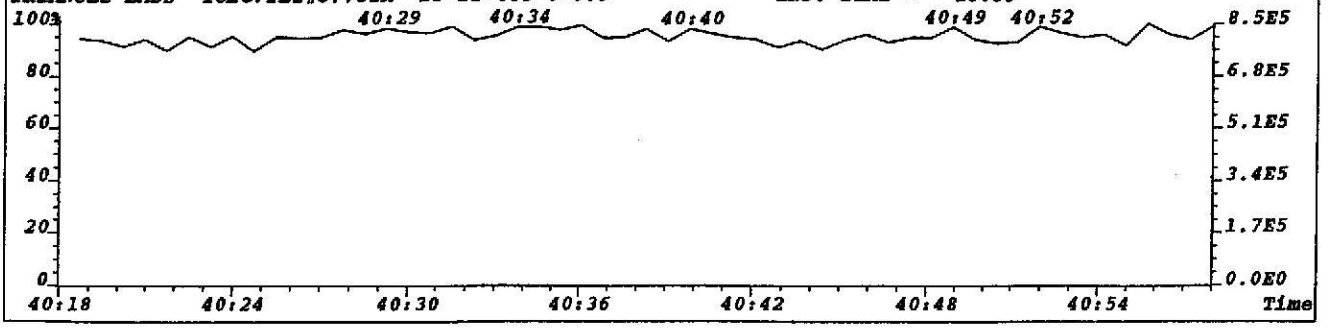

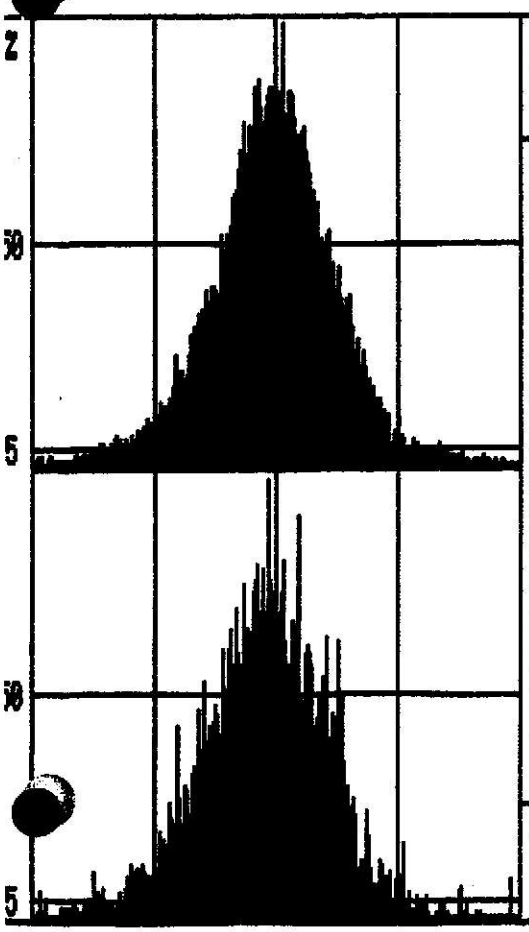

Channel I 330.9792 Peak top
Height 1.10 volts Span 200 ppm

System file name	NDB5US
Data file name	A:S712021
Resolution	10000
Group number	2
Ionization mode	EI+
Switching	VOLTAGE
Ref. masses	292.9825, 416.9760

A	293	J	331	S	368
B	304	K	332	T	370
C	306	L	334	U	376
D	316	M	340	V	410
E	318	N	342		
F	320	O	352		
G	322	P	354		
H	328	Q	356		
I	331	R	358		

Ref. mass 416.9760 Peak top
Height .22 volts Span 200 ppm

File:S023089 #1-758 Acq:12-JUL-2002 13:56:57 EI+ Voltage SIR 70S
303.9016 F:2 Exp:NDB5US
Sample Text:TLI#57752A DF-DP-655 0-0.5 INJ. TIME = 13:59 File Text:TLI#57752A D»

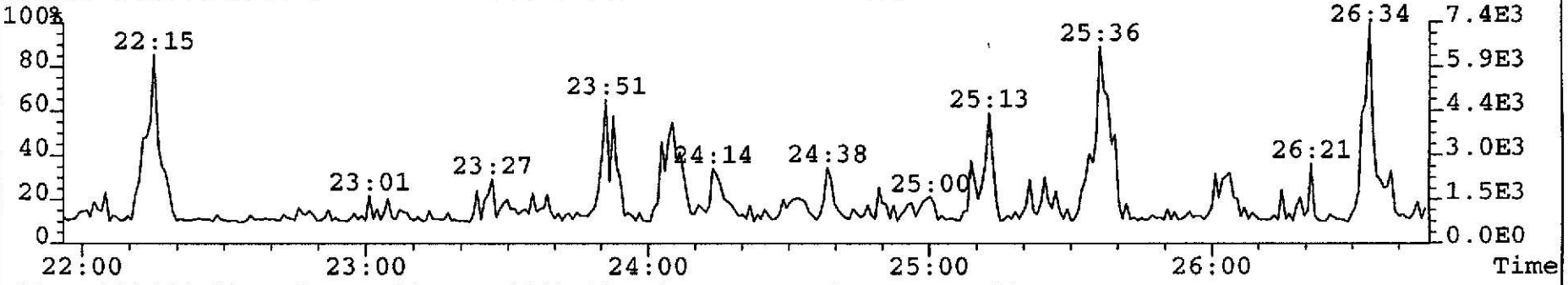

File:S023089 #1-758 Acq:12-JUL-2002 13:56:57 EI+ Voltage SIR 70S
305.8987 F:2 Exp:NDB5US
Sample Text:TLI#57752A DF-DP-655 0-0.5 INJ. TIME = 13:59 File Text:TLI#57752A D»

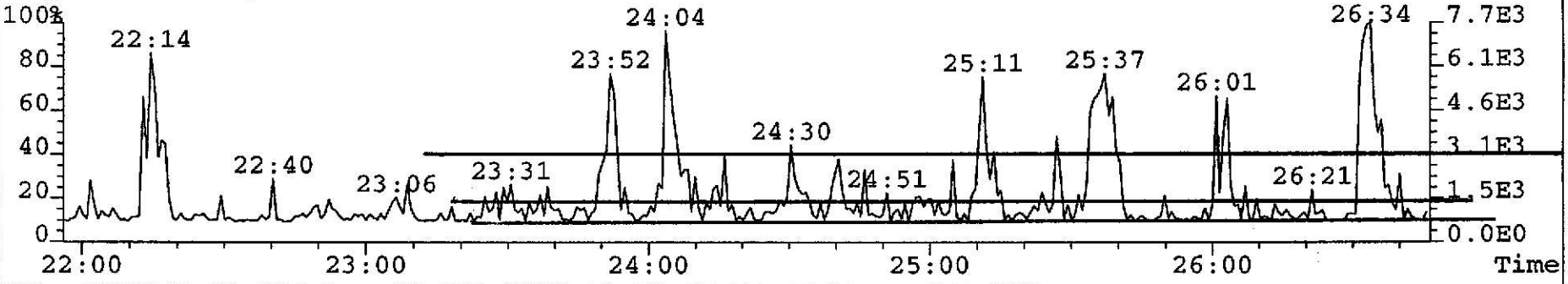

File:S023089 #1-758 Acq:12-JUL-2002 13:56:57 EI+ Voltage SIR 70S
317.9389 F:2 Exp:NDB5US
Sample Text:TLI#57752A DF-DP-655 0-0.5 INJ. TIME = 13:59 File Text:TLI#57752A D»

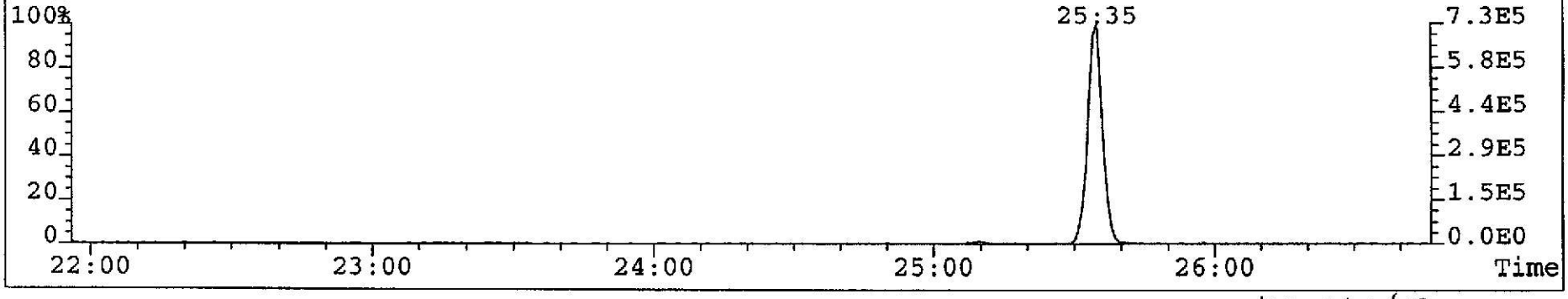

VJC 7/12/02

File:S023089 #1-758 Acq:12-JUL-2002 13:56:57 EI+ Voltage SIR 70S
303.9016 F:2 Exp:NDB5US
Sample Text:TLI#57752A DF-DP-655 0-0.5 INJ. TIME = 13:59 File Text:TLI#57752A D»

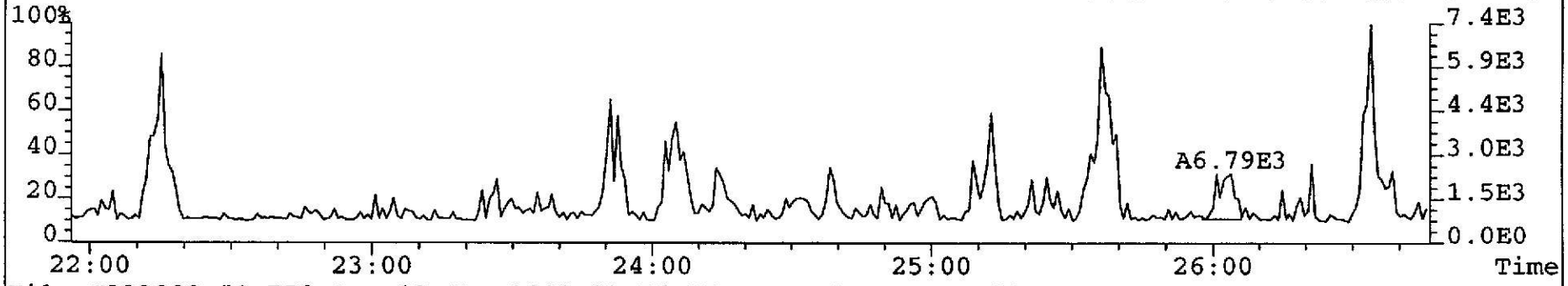

File:S023089 #1-758 Acq:12-JUL-2002 13:56:57 EI+ Voltage SIR 70S
305.8987 F:2 Exp:NDB5US
Sample Text:TLI#57752A DF-DP-655 0-0.5 INJ. TIME = 13:59 File Text:TLI#57752A D»

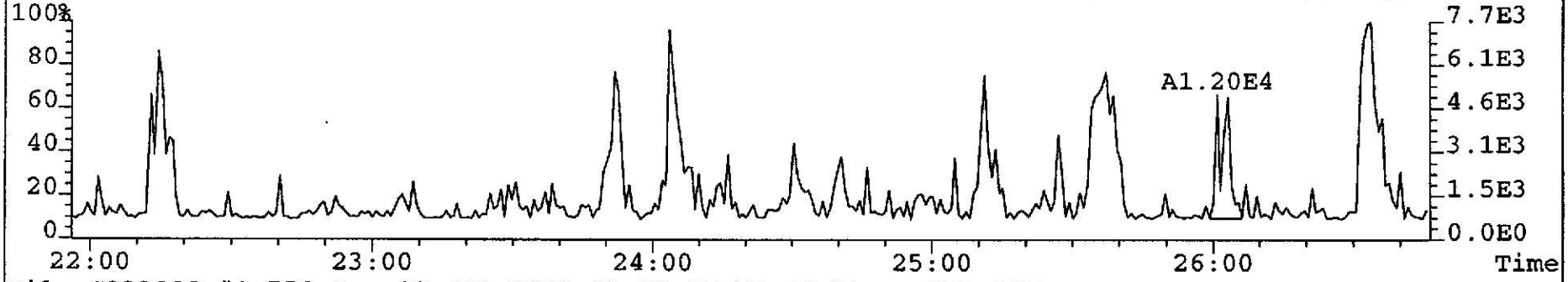

File:S023089 #1-758 Acq:12-JUL-2002 13:56:57 EI+ Voltage SIR 70S
317.9389 F:2 Exp:NDB5US
Sample Text:TLI#57752A DF-DP-655 0-0.5 INJ. TIME = 13:59 File Text:TLI#57752A D»



VSC 7/12/02

File:S023089 #1-758 Acq:12-JUL-2002 13:56:57 EI+ Voltage SIR 70S
319.8965 F:2 Exp:NDB5US
Sample Text:TLI#57752A DF-DP-655 0-0.5 INJ. TIME = 13:59 File Text:TLI#57752A D»

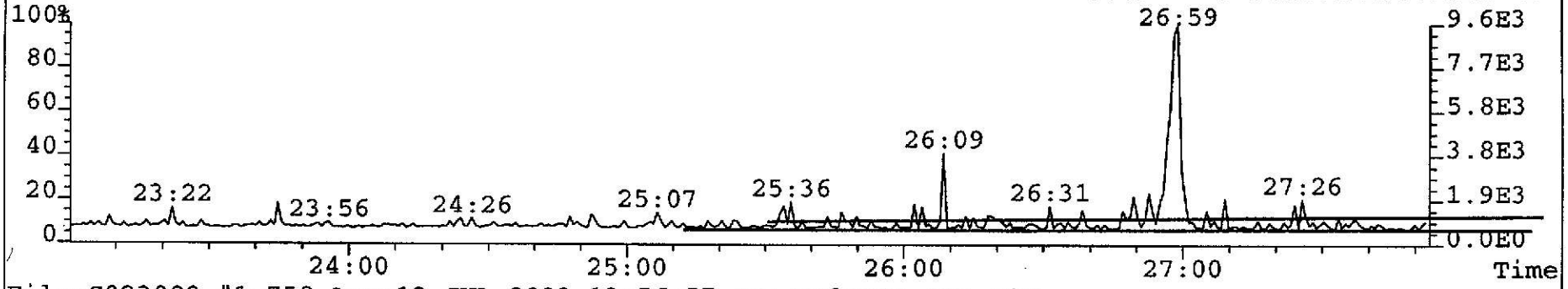

File:S023089 #1-758 Acq:12-JUL-2002 13:56:57 EI+ Voltage SIR 70S
321.8936 F:2 Exp:NDB5US
Sample Text:TLI#57752A DF-DP-655 0-0.5 INJ. TIME = 13:59 File Text:TLI#57752A D»

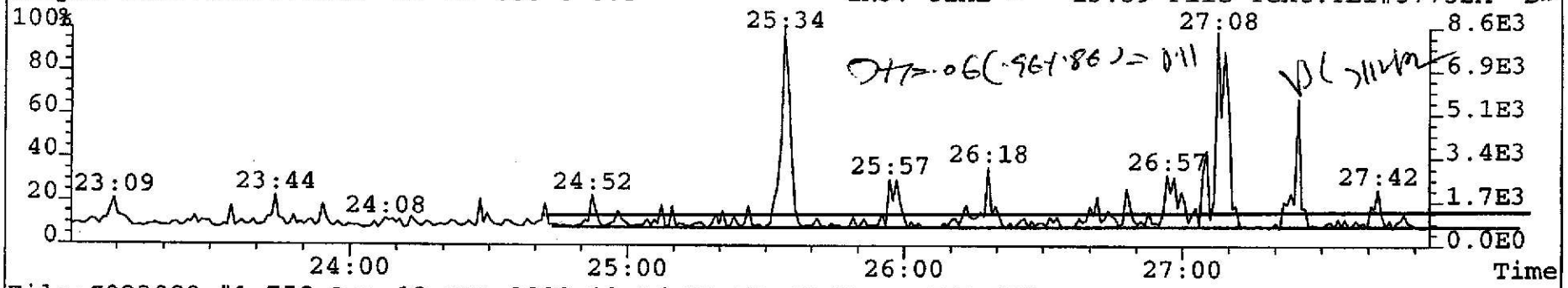

File:S023089 #1-758 Acq:12-JUL-2002 13:56:57 EI+ Voltage SIR 70S
333.9338 F:2 Exp:NDB5US
Sample Text:TLI#57752A DF-DP-655 0-0.5 INJ. TIME = 13:59 File Text:TLI#57752A D»

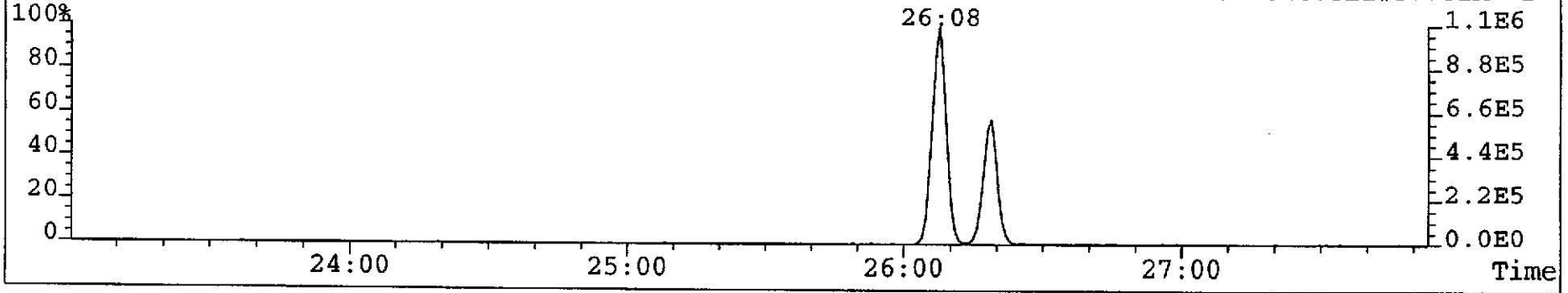

VJC 7/12/02

File:S023089 #1-758 Acq:12-JUL-2002 13:56:57 EI+ Voltage SIR 70S
327.8847 F:2 Exp:NDB5US
Sample Text:TLI#57752A DF-DP-655 0-0.5 INJ. TIME = 13:59 File Text:TLI#57752A D»

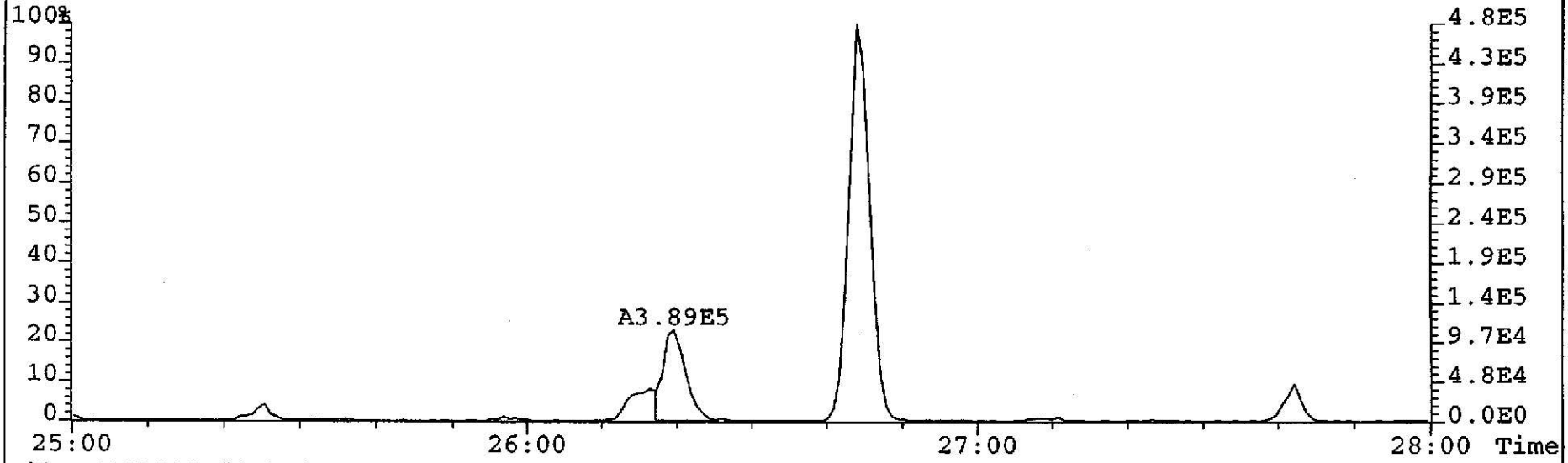

File:S023089 #1-758 Acq:12-JUL-2002 13:56:57 EI+ Voltage SIR 70S
331.9368 F:2 Exp:NDB5US
Sample Text:TLI#57752A DF-DP-655 0-0.5 INJ. TIME = 13:59 File Text:TLI#57752A D»

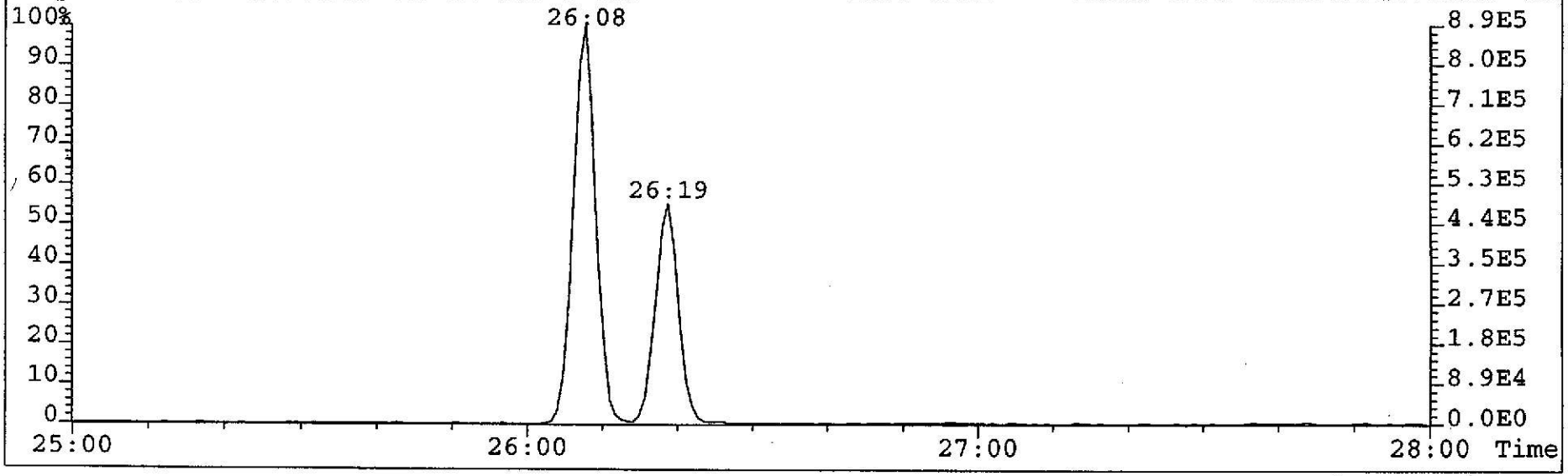

VC 7/12/02

626

File:S023089 #1-758 Acq:12-JUL-2002 13:56:57 EI+ Voltage SIR 70S
339.8597 F:2 Exp:NDB5US
Sample Text:TLI#57752A DF-DP-655 0-0.5 INJ. TIME = 13:59 File Text:TLI#57752A D»

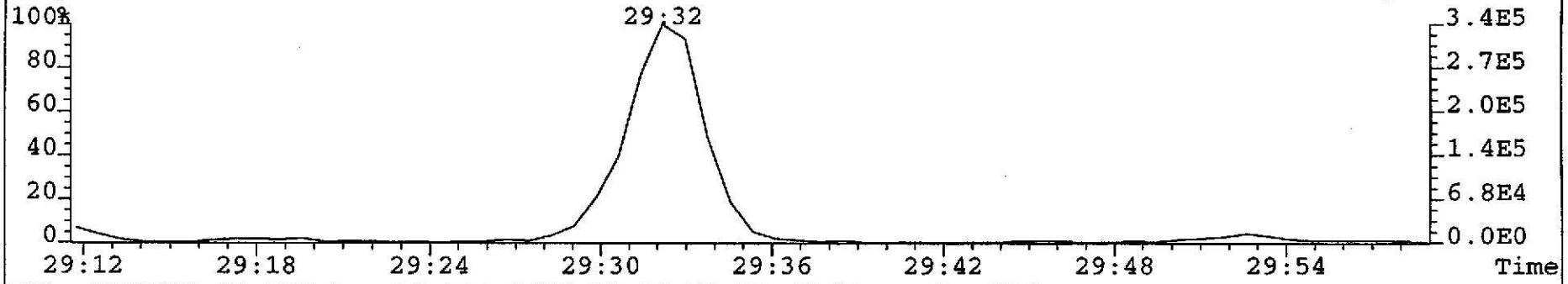

File:S023089 #1-758 Acq:12-JUL-2002 13:56:57 EI+ Voltage SIR 70S
341.8567 F:2 Exp:NDB5US
Sample Text:TLI#57752A DF-DP-655 0-0.5 INJ. TIME = 13:59 File Text:TLI#57752A D»

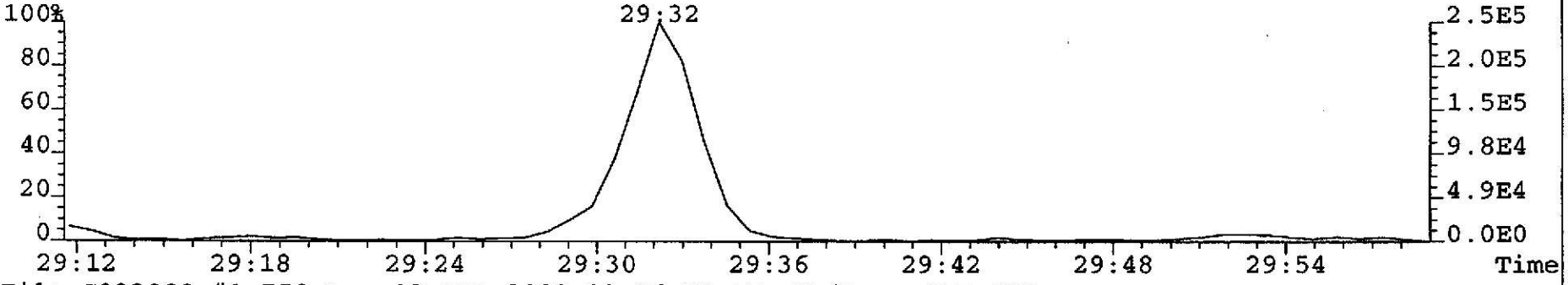

File:S023089 #1-758 Acq:12-JUL-2002 13:56:57 EI+ Voltage SIR 70S
353.8970 F:2 Exp:NDB5US
Sample Text:TLI#57752A DF-DP-655 0-0.5 INJ. TIME = 13:59 File Text:TLI#57752A D»

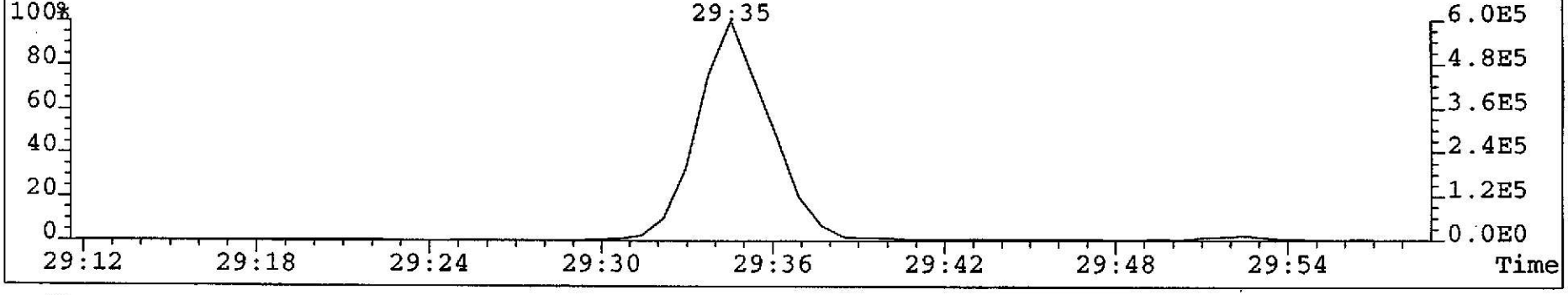

627

DC 7/12/02

File:S023089 #1-758 Acq:12-JUL-2002 13:56:57 EI+ Voltage SIR 70S
355.8546 F:2 Exp:NDB5US
Sample Text:TLI#57752A DF-DP-655 0-0.5 INJ. TIME = 13:59 File Text:TLI#57752A D»

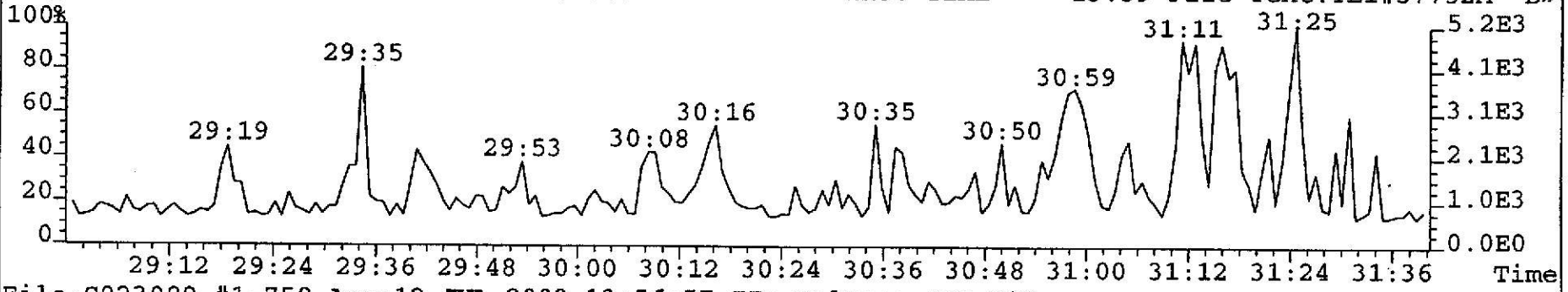

File:S023089 #1-758 Acq:12-JUL-2002 13:56:57 EI+ Voltage SIR 70S
357.8516 F:2 Exp:NDB5US
Sample Text:TLI#57752A DF-DP-655 0-0.5 INJ. TIME = 13:59 File Text:TLI#57752A D»

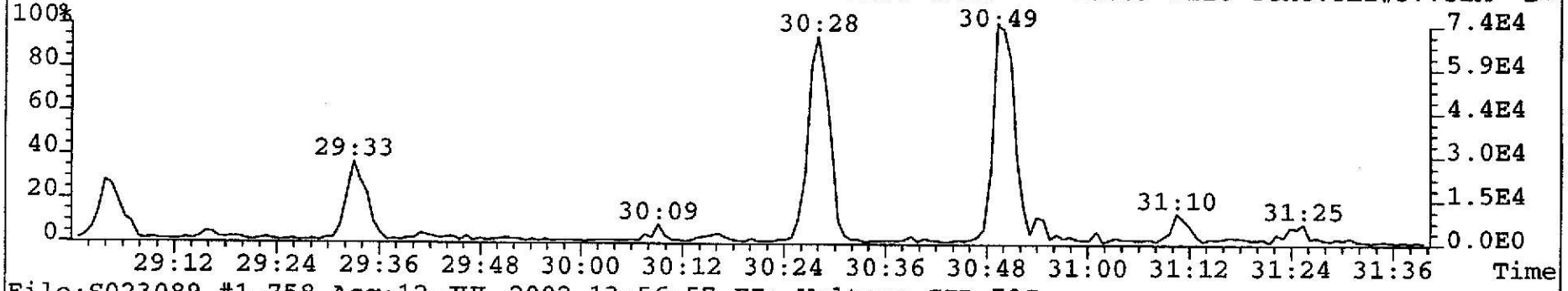

File:S023089 #1-758 Acq:12-JUL-2002 13:56:57 EI+ Voltage SIR 70S
369.8919 F:2 Exp:NDB5US
Sample Text:TLI#57752A DF-DP-655 0-0.5 INJ. TIME = 13:59 File Text:TLI#57752A D»

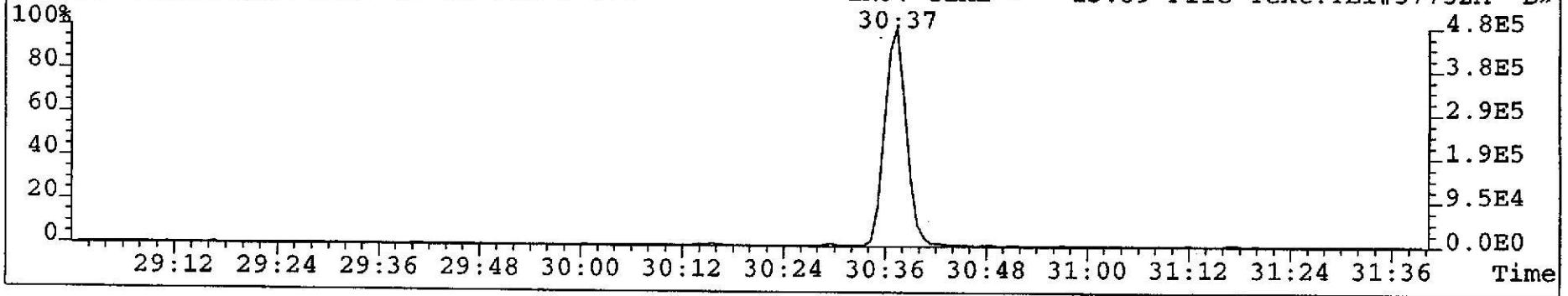

JSC 7/12/02

File:S023089 #1-758 Acq:12-JUL-2002 13:56:57 EI+ Voltage SIR 70S
355.8546 F:2 Exp:NDB5US
Sample Text:TLI#57752A DF-DP-655 0-0.5 INJ. TIME = 13:59 File Text:TLI#57752A D»

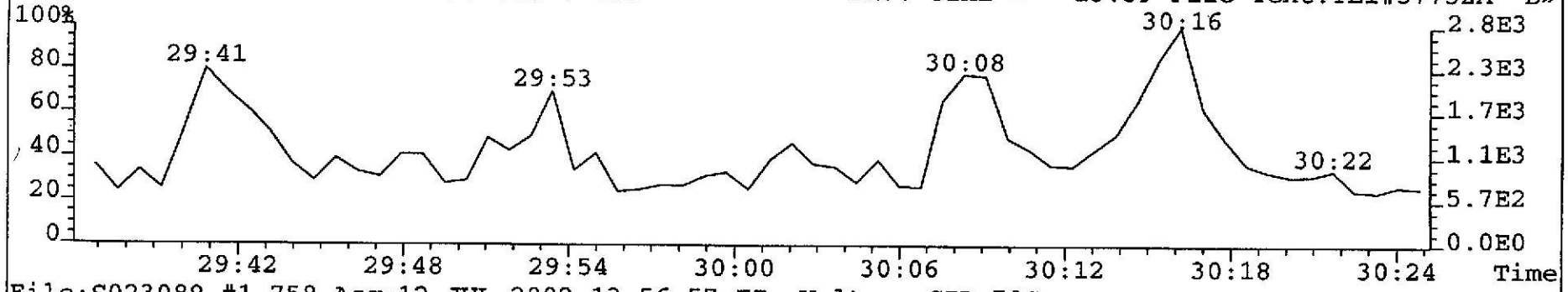

File:S023089 #1-758 Acq:12-JUL-2002 13:56:57 EI+ Voltage SIR 70S
357.8516 F:2 Exp:NDB5US
Sample Text:TLI#57752A DF-DP-655 0-0.5 INJ. TIME = 13:59 File Text:TLI#57752A D»

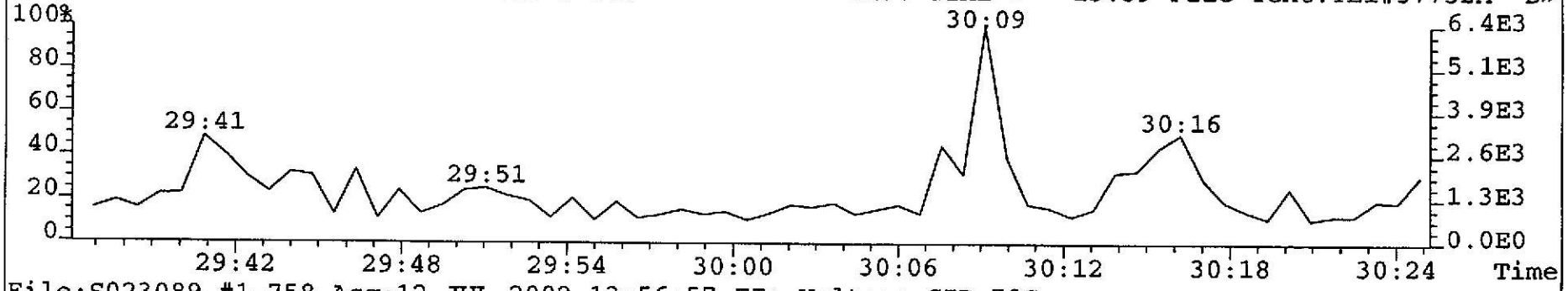

File:S023089 #1-758 Acq:12-JUL-2002 13:56:57 EI+ Voltage SIR 70S
369.8919 F:2 Exp:NDB5US
Sample Text:TLI#57752A DF-DP-655 0-0.5 INJ. TIME = 13:59 File Text:TLI#57752A D»

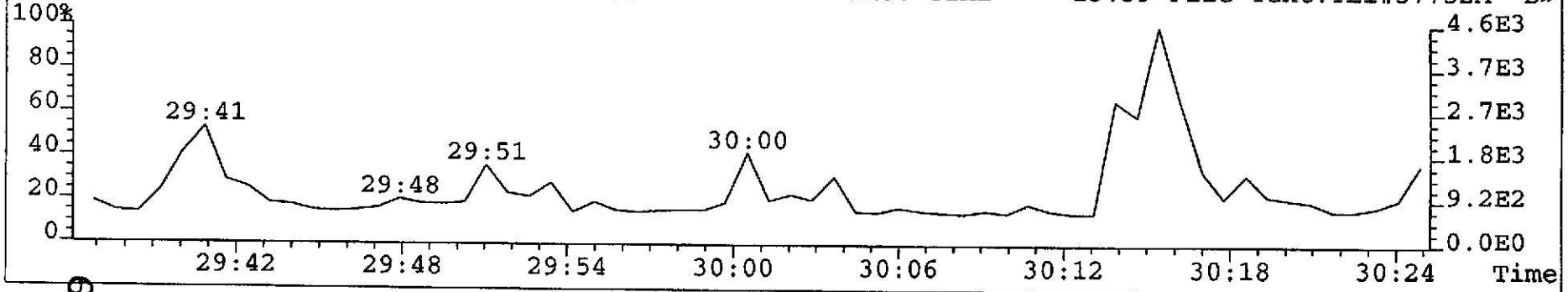

629

VC 7/12/02

File:S023089 #1-758 Acq:12-JUL-2002 13:56:57 EI+ Voltage SIR 70S
355.8546 F:2 Exp:NDB5US
Sample Text:TLI#57752A DF-DP-655 0-0.5 INJ. TIME = 13:59 File Text:TLI#57752A D»

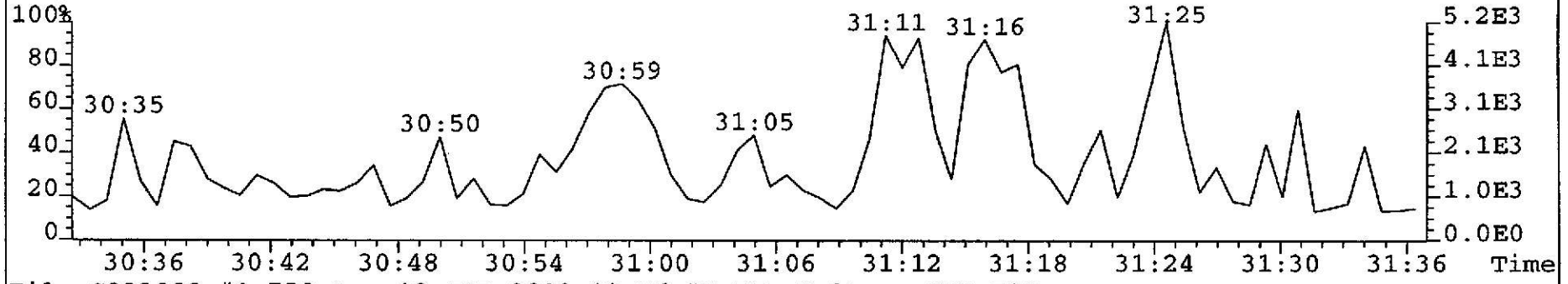

File:S023089 #1-758 Acq:12-JUL-2002 13:56:57 EI+ Voltage SIR 70S
357.8516 F:2 Exp:NDB5US
Sample Text:TLI#57752A DF-DP-655 0-0.5 INJ. TIME = 13:59 File Text:TLI#57752A D»

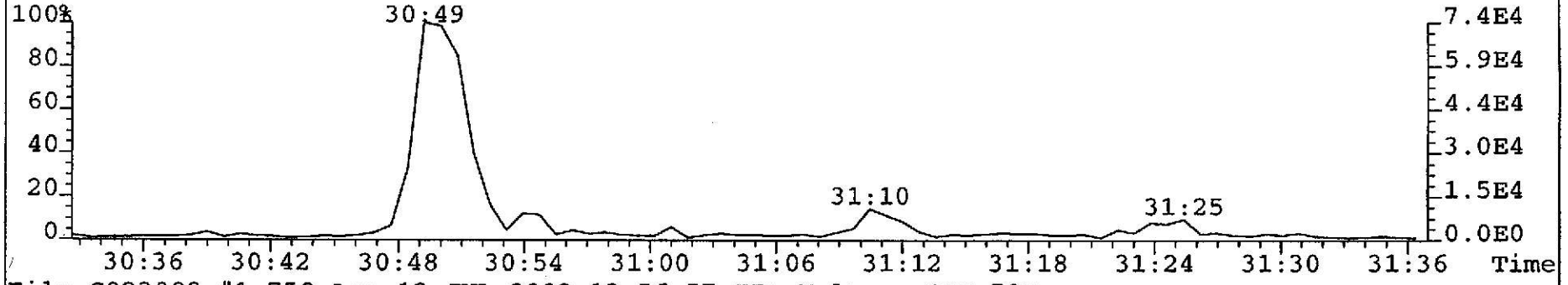

File:S023089 #1-758 Acq:12-JUL-2002 13:56:57 EI+ Voltage SIR 70S
369.8919 F:2 Exp:NDB5US
Sample Text:TLI#57752A DF-DP-655 0-0.5 INJ. TIME = 13:59 File Text:TLI#57752A D»

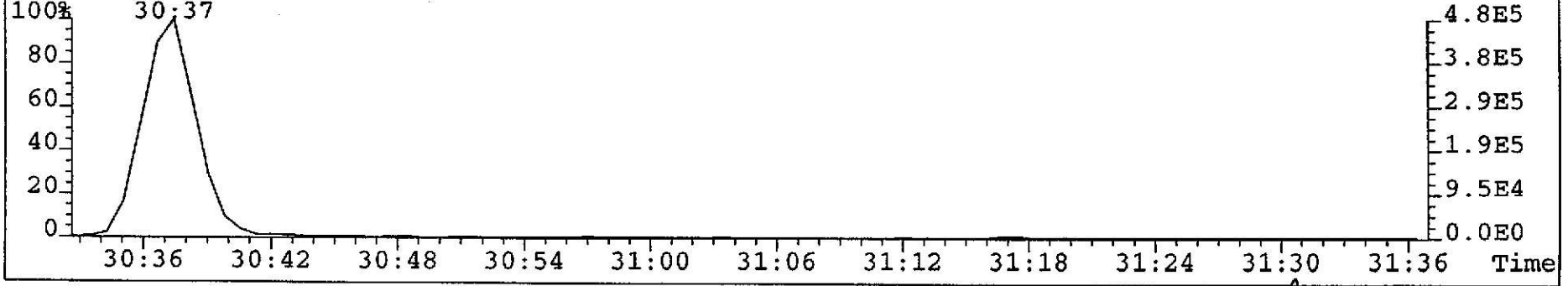

VBC 7/12/02

630

File:S023089 #1-455 Acq:12-JUL-2002 13:56:57 EI+ Voltage SIR 70S
373.8208 F:3 Exp:NDB5US
Sample Text:TLI#57752A DF-DP-655 0-0.5 INJ. TIME = 13:59 File Text:TLI#57752A D»

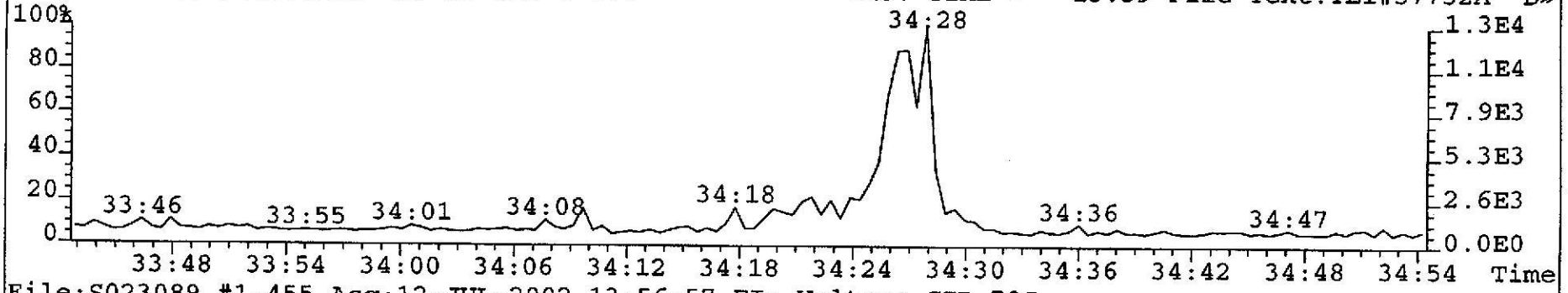

File:S023089 #1-455 Acq:12-JUL-2002 13:56:57 EI+ Voltage SIR 70S
375.8178 F:3 Exp:NDB5US
Sample Text:TLI#57752A DF-DP-655 0-0.5 INJ. TIME = 13:59 File Text:TLI#57752A D»

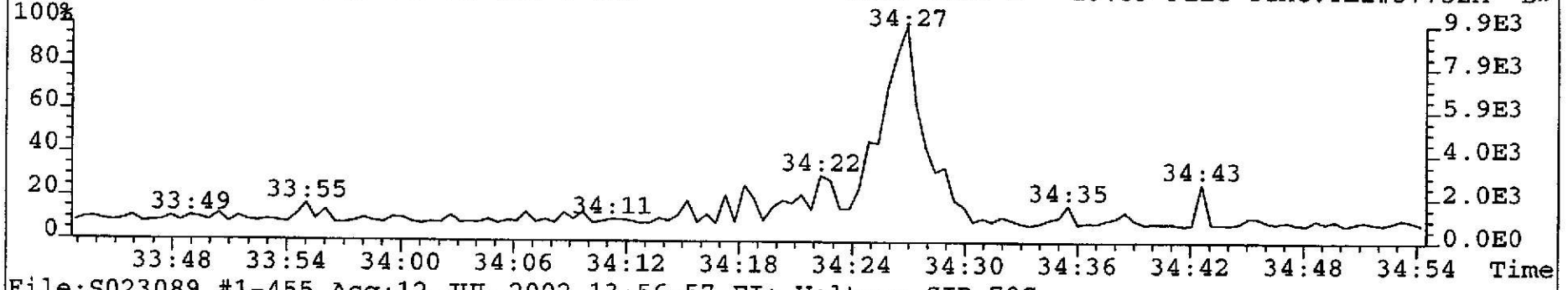

File:S023089 #1-455 Acq:12-JUL-2002 13:56:57 EI+ Voltage SIR 70S
385.8610 F:3 Exp:NDB5US
Sample Text:TLI#57752A DF-DP-655 0-0.5 INJ. TIME = 13:59 File Text:TLI#57752A D»

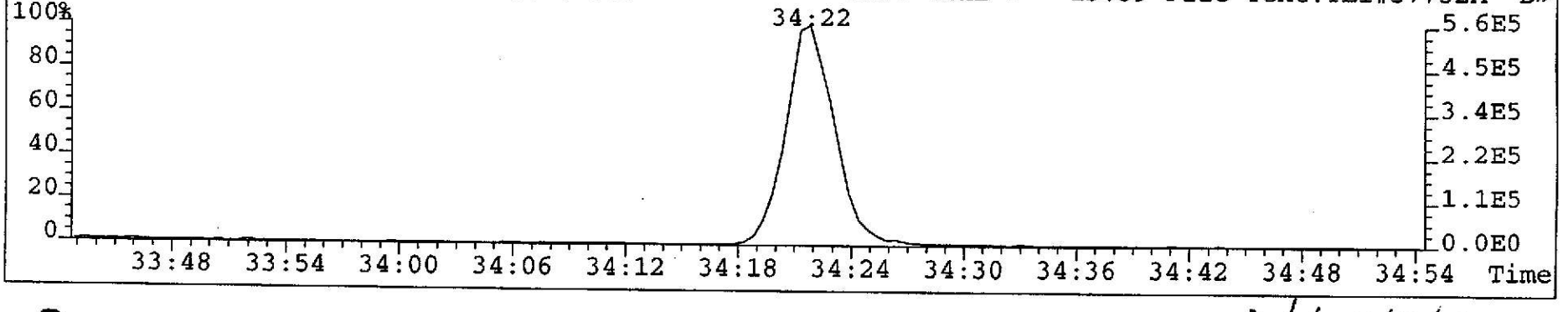

JC 7/12/02

File:S023089 #1-455 Acq:12-JUL-2002 13:56:57 EI+ Voltage SIR 70S
373.8208 F:3 Exp:NDB5US
Sample Text:TLI#57752A DF-DP-655 0-0.5 INJ. TIME = 13:59 File Text:TLI#57752A D»

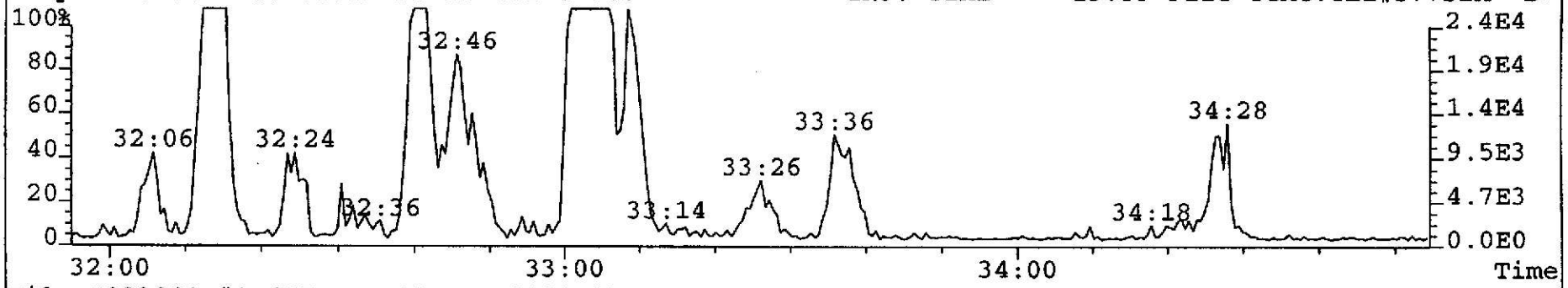

File:S023089 #1-455 Acq:12-JUL-2002 13:56:57 EI+ Voltage SIR 70S
375.8178 F:3 Exp:NDB5US
Sample Text:TLI#57752A DF-DP-655 0-0.5 INJ. TIME = 13:59 File Text:TLI#57752A D»

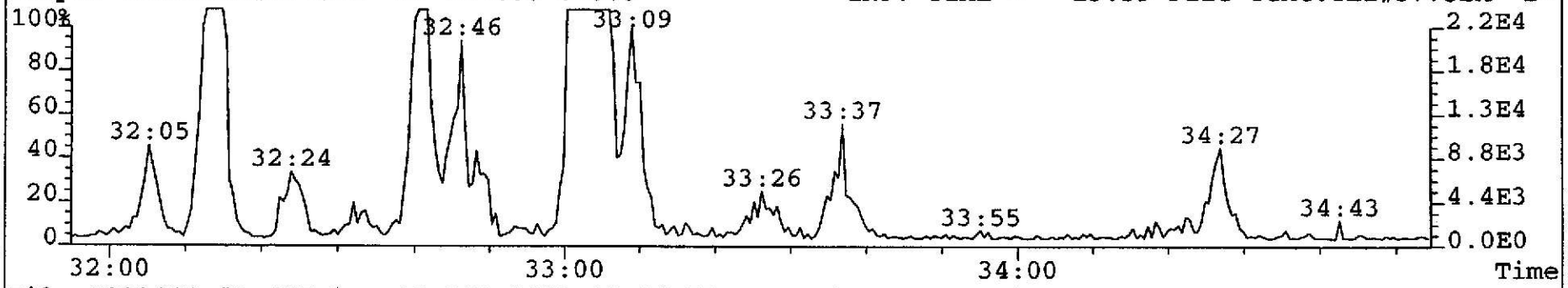

File:S023089 #1-455 Acq:12-JUL-2002 13:56:57 EI+ Voltage SIR 70S
385.8610 F:3 Exp:NDB5US
Sample Text:TLI#57752A DF-DP-655 0-0.5 INJ. TIME = 13:59 File Text:TLI#57752A D»

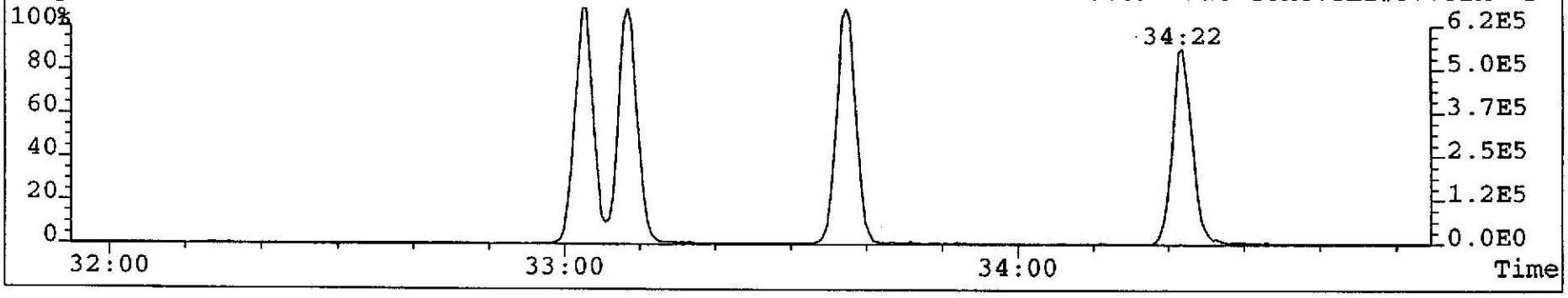

VC 7/12/02

File:S023089 #1-455 Acq:12-JUL-2002 13:56:57 EI+ Voltage SIR 70S
389.8156 F:3 Exp:NDB5US
Sample Text:TLI#57752A DF-DP-655 0-0.5 INJ. TIME = 13:59 File Text:TLI#57752A D»

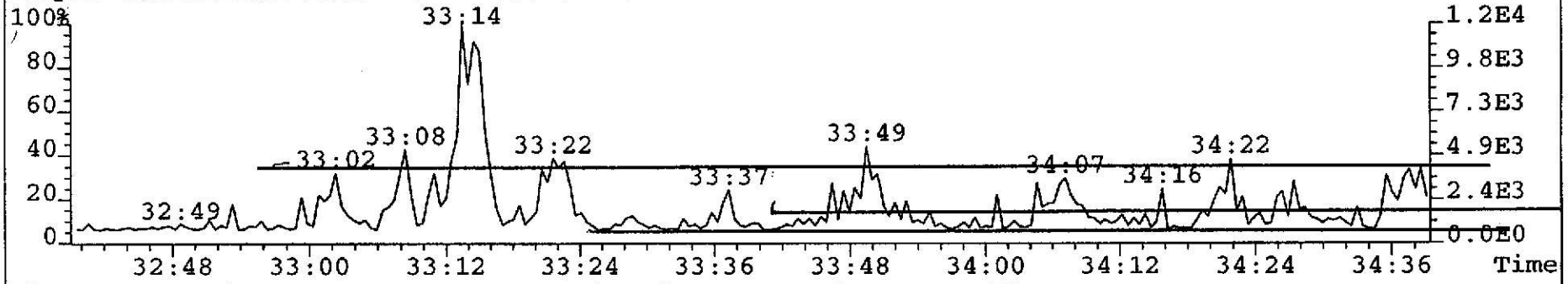

File:S023089 #1-455 Acq:12-JUL-2002 13:56:57 EI+ Voltage SIR 70S
391.8127 F:3 Exp:NDB5US
Sample Text:TLI#57752A DF-DP-655 0-0.5 INJ. TIME = 13:59 File Text:TLI#57752A D»

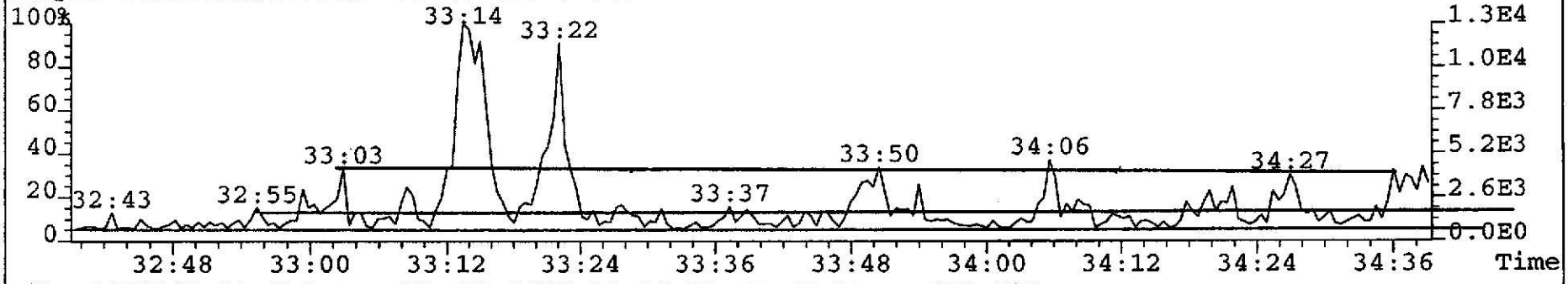

File:S023089 #1-455 Acq:12-JUL-2002 13:56:57 EI+ Voltage SIR 70S
403.8529 F:3 Exp:NDB5US
Sample Text:TLI#57752A DF-DP-655 0-0.5 INJ. TIME = 13:59 File Text:TLI#57752A D»

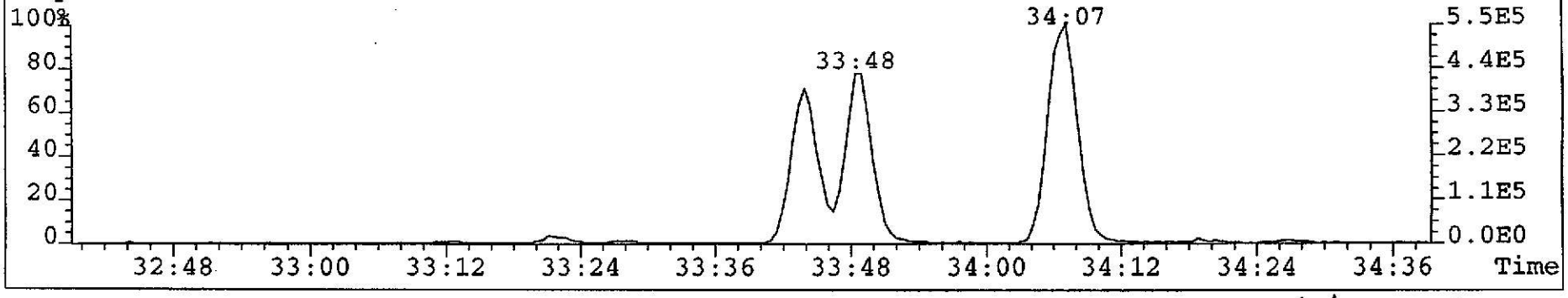

VJC 7/12/02

633

File:S023089 #1-455 Acq:12-JUL-2002 13:56:57 EI+ Voltage SIR 70S
389.8156 F:3 Exp:NDB5US
Sample Text:TLI#57752A DF-DP-655 0-0.5 INJ. TIME = 13:59 File Text:TLI#57752A D»

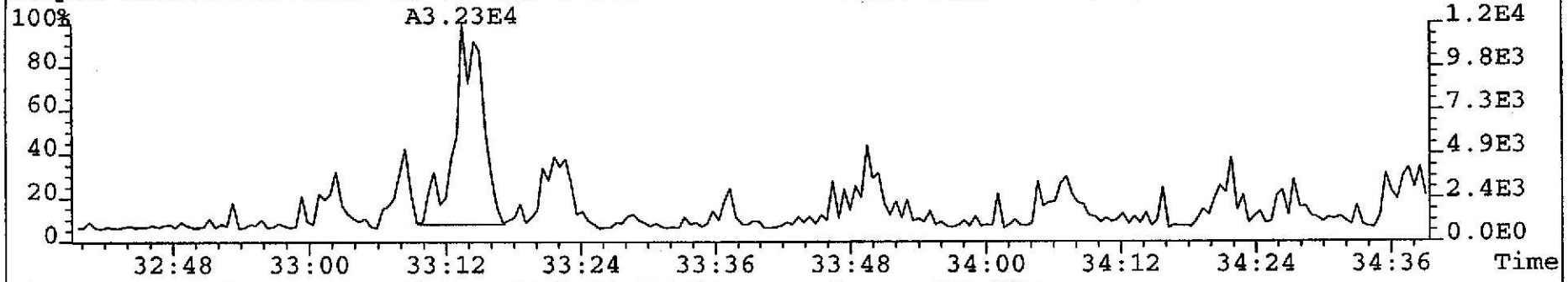

File:S023089 #1-455 Acq:12-JUL-2002 13:56:57 EI+ Voltage SIR 70S
391.8127 F:3 Exp:NDB5US
Sample Text:TLI#57752A DF-DP-655 0-0.5 INJ. TIME = 13:59 File Text:TLI#57752A D»

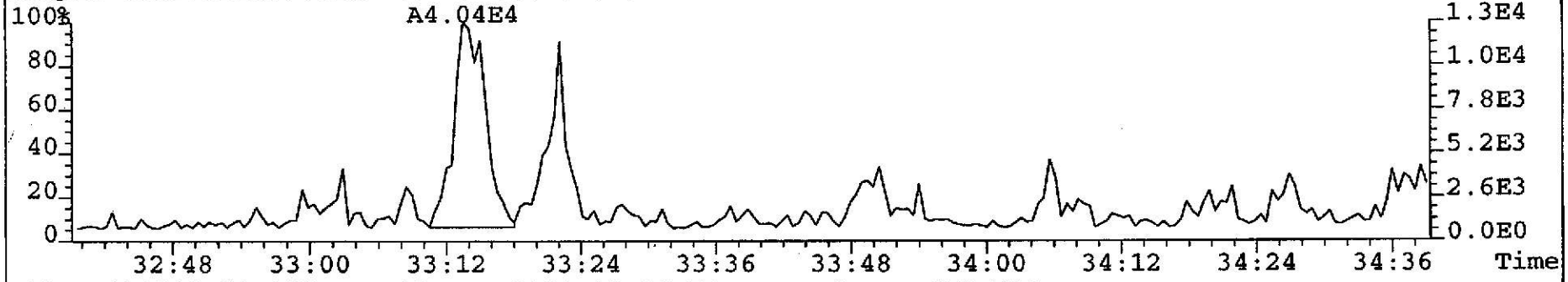

File:S023089 #1-455 Acq:12-JUL-2002 13:56:57 EI+ Voltage SIR 70S
403.8529 F:3 Exp:NDB5US
Sample Text:TLI#57752A DF-DP-655 0-0.5 INJ. TIME = 13:59 File Text:TLI#57752A D»

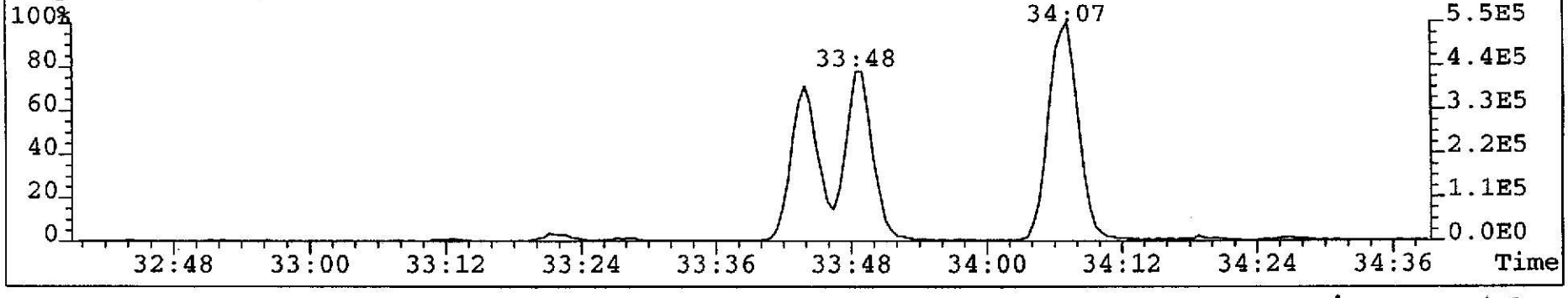

VJC 7/12/02

634

File:S023089 #1-455 Acq:12-JUL-2002 13:56:57 EI+ Voltage SIR 70S
389.8156 F:3 Exp:NDB5US
Sample Text:TLI#57752A DF-DP-655 0-0.5 INJ. TIME = 13:59 File Text:TLI#57752A D»

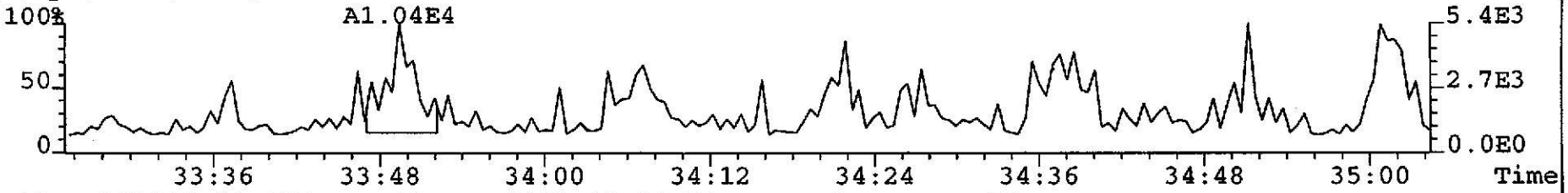

File:S023089 #1-455 Acq:12-JUL-2002 13:56:57 EI+ Voltage SIR 70S
391.8127 F:3 Exp:NDB5US
Sample Text:TLI#57752A DF-DP-655 0-0.5 INJ. TIME = 13:59 File Text:TLI#57752A D»

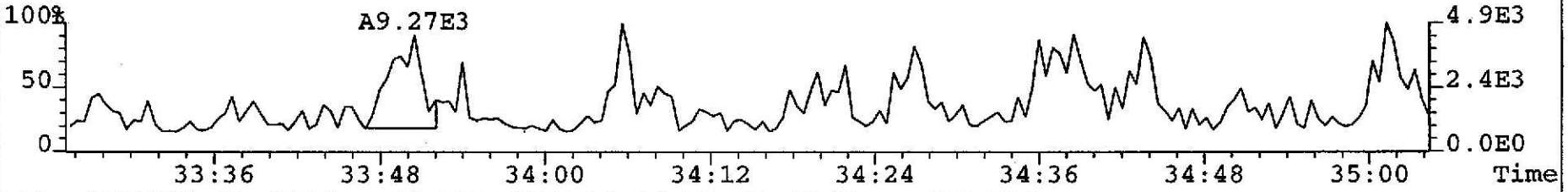

File:S023089 #1-455 Acq:12-JUL-2002 13:56:57 EI+ Voltage SIR 70S
401.8558 F:3 Exp:NDB5US
Sample Text:TLI#57752A DF-DP-655 0-0.5 INJ. TIME = 13:59 File Text:TLI#57752A D»

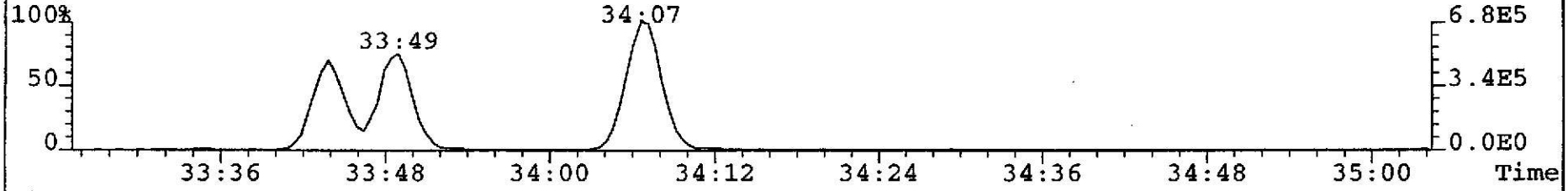

File:S023089 #1-455 Acq:12-JUL-2002 13:56:57 EI+ Voltage SIR 70S
403.8529 F:3 Exp:NDB5US
Sample Text:TLI#57752A DF-DP-655 0-0.5 INJ. TIME = 13:59 File Text:TLI#57752A D»

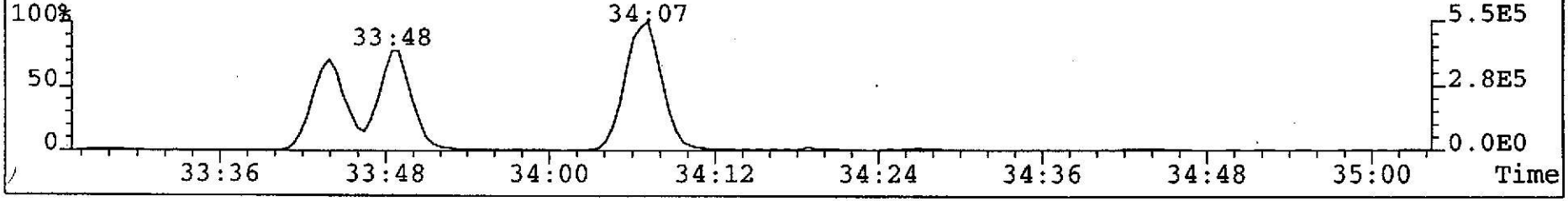

Martin & Slagle

TLI Project: **57752A** 1613, Revision B, Tetra Only PCDD/PCDF Analysis (c)
Client Sample: **DF-DP-655 0-0.5** Analysis File: **P022455**

Client Project:	Mississippi Project				
Sample Matrix:	SOLID	Date Received:	06/28/2002	Spike File:	SPCONB22
TLI ID:	329-38-20	Date Extracted:	07/03/2002	ICal:	PF56152
		Date Analyzed:	07/13/2002	ConCal:	P022450
Sample Size:	11.100 g	Dilution Factor:	n/a	% Moisture:	9.2
Dry Weight:	10.079 g	Blank File:	S023087	% Lipid:	n/a
GC Column:	DB-225	Analyst:	JSY	% Solids:	90.8

Analytes	Conc. (pg/g)	DL	Ratio	RT	RRT	Flags
2,3,7,8-TCDF	0.97		0.85	21:38	1.001	J__

Internal Standard	Conc. (pg/g)	% Recovery	QC Limits	Ratio	RT	RRT	Flags
$^{13}C_{12}$-2,3,7,8-TCDF	112	56.2	29%-140%	0.76	21:37	1.050	___

Recovery Standard	Ratio	RT	Flags
$^{13}C_{12}$-1,2,3,4-TCDD	0.83	20:35	___

Data Reviewer: _____ 07/15/2002

CONB_PSR v1.00, LARS 6.25.05

Triangle Laboratories, Inc.®
2445 S. Alston Ave. • Durham, North Carolina 27713
Phone: (919) 544-5729 • Fax: (919) 544-5491

Printed: 16:14 07/15/2002

Initial ....Date...

Data Review By: GEM 7/15/02

Channel specific noise levels computed from 'NL' heights.

Page No. 1 Listing of P022455B.dbf
07/14/2002 Matched GC Peaks / Ratio / Ret. Time

Compound/ M_Z....	QC.	Log	Omit	Why	..RT.	OK	Ratio	Total.Area/Ht	Area/Ht.Peak1	Area/Ht.Peak2	Rel.RT	Compound.Name..	ID..	Flags.
TCDF					0.65-0.89						0.786-1.098			
304-306	DC		NL				Height	0.31	0.14	0.17				
	DC		SN		17:42	RO	1.05	0.43			0.819			
					18:03		0.79	4.59	2.03	2.56	0.835			J
					18:27	RO	0.98	1.64	0.81	0.83	0.854			J
	DC		SN		18:49	RO	0.35	0.31			0.870			
	DC		SN		18:53	RO	1.25	0.27			0.874			
					19:02	RO	0.90	4.93	2.34	2.59	0.880			J
					19:21	RO	0.57	2.63	0.95	1.68	0.895			J
					19:30	RO	1.03	0.79	0.40	0.39	0.902			J
					19:37		0.65	4.69	1.85	2.84	0.907			J
	DC		SN		19:53	RO	0.64	0.82			0.920			
	DC		SN		19:58	RO	0.37	0.52			0.924			
					20:02	RO	0.63	1.29	0.50	0.79	0.927			J
					20:17		0.73	4.73	2.00	2.73	0.938			J
					20:32		0.76	2.01	0.87	1.14	0.950			J
					20:40	RO	0.61	2.18	0.83	1.35	0.956			J
					20:44		0.77	1.86	0.81	1.05	0.959			J
					20:56	RO	0.39	4.71	1.33	3.38	0.968			J
	DC		SN		21:08	RO	1.20	0.77			0.978			
	DC		SN		21:25	RO	2.40	0.51			0.991			
	DC		SN		21:30	RO	0.27	0.93			0.995			
					21:38		0.85	4.87	2.24	2.63	1.001	2378-TCDF	AN	J
					21:50	RO	0.95	2.63	1.28	1.35	1.010			J
					22:03		0.72	5.94	2.48	3.46	1.020			
					22:18		0.76	131.04	56.60	74.44	1.032			
					23:28	RO	0.46	2.49	0.78	1.71	1.086			J
	DC		SN		23:35	RO	3.89	0.44			1.091			
	DC		SN		23:41	RO	0.30	0.52			1.096			
	DC		WH		23:56	RO	1.16	1.47			1.107			
	DC		WH		24:07	RO	0.54	1.20			1.116			
304-306					17	Peaks		183.02						
13C12-TCDF					0.65-0.89						0.954-1.046			
316-318	DC		NL				Height	0.39	0.13	0.26				
	DC		WL		17:34		0.66	4.43			0.813			
	DC		WL		19:14	RO	0.61	0.79			0.890			
	DC		WL		19:50		0.71	1.83			0.918			
	DC		WL		20:17		0.69	7.13			0.938			
					21:37		0.76	885.65	382.97	502.68	1.000	13C12-2378-TCDF	ISO	
							Height	254.63	110.09	144.54				
	DC		SN		22:05	RO	1.36	0.92			1.022			
					22:18	RO	0.37	3.17	0.85	2.32	1.032			
	DC		WH		23:33	RO	0.97	4.50			1.089			
316-318					2	Peaks		888.82						

```
Compound/
M_Z.... QC.Log Omit Why ..RT. OK Ratio Total.Area/Ht Area/Ht.Peak1 Area/Ht.Peak2 Rel.RT Compound.Name.. ID.. Flags.

                    ---------------------- Above: TCDF / TCDD Follows ----------------------

13C12-TCDD                        0.65-0.89                                        0.902-1.098
332-334          DC  NL           Height          0.66          0.50          0.16
                          20:18    0.81         645.73        289.76        355.97  1.000 13C12-2378-TCDD IS1
                                   Height       196.29         88.68        107.61
                          20:35    0.83       1,152.84        521.17        631.67  1.014 13C12-1234-TCDD RS1
332-334                 2 Peaks               1,798.57
```

Column Description.....	"Why" Code Description.....	QC Log Desc.....
M_Z -Nominal Ion Mass(es)	WL-Below Retention Time Window	A-Peak Added
..RT. -Retention Time (mm:ss)	WH-Above Retention Time Window	K-Peak Kept
Rat.1 -Ratio of M/M+2 Ions	SN-Below Signal to Noise Level	D-Peak Deleted
OK -RO=Ratio Outside Limits	<M-Below Method Detection Limit	T-Time Changed
Rel.RT-Relative Retention Time	NL-Channel Specific Noise Level	M-Peak Area Changed
		N-Name Changed
		X-Ether Interference

*** End of Report ***

File:P022455 #1-3026 Acq:13-JUL-2002 14:19:28 EI+ Voltage SIR 70P
303.9016 GC:DB225 Exp:none
TRIANGLE LABS Text:TLI#57752A DF-DP-655 0-0.5 INJ. TIME = 14:19

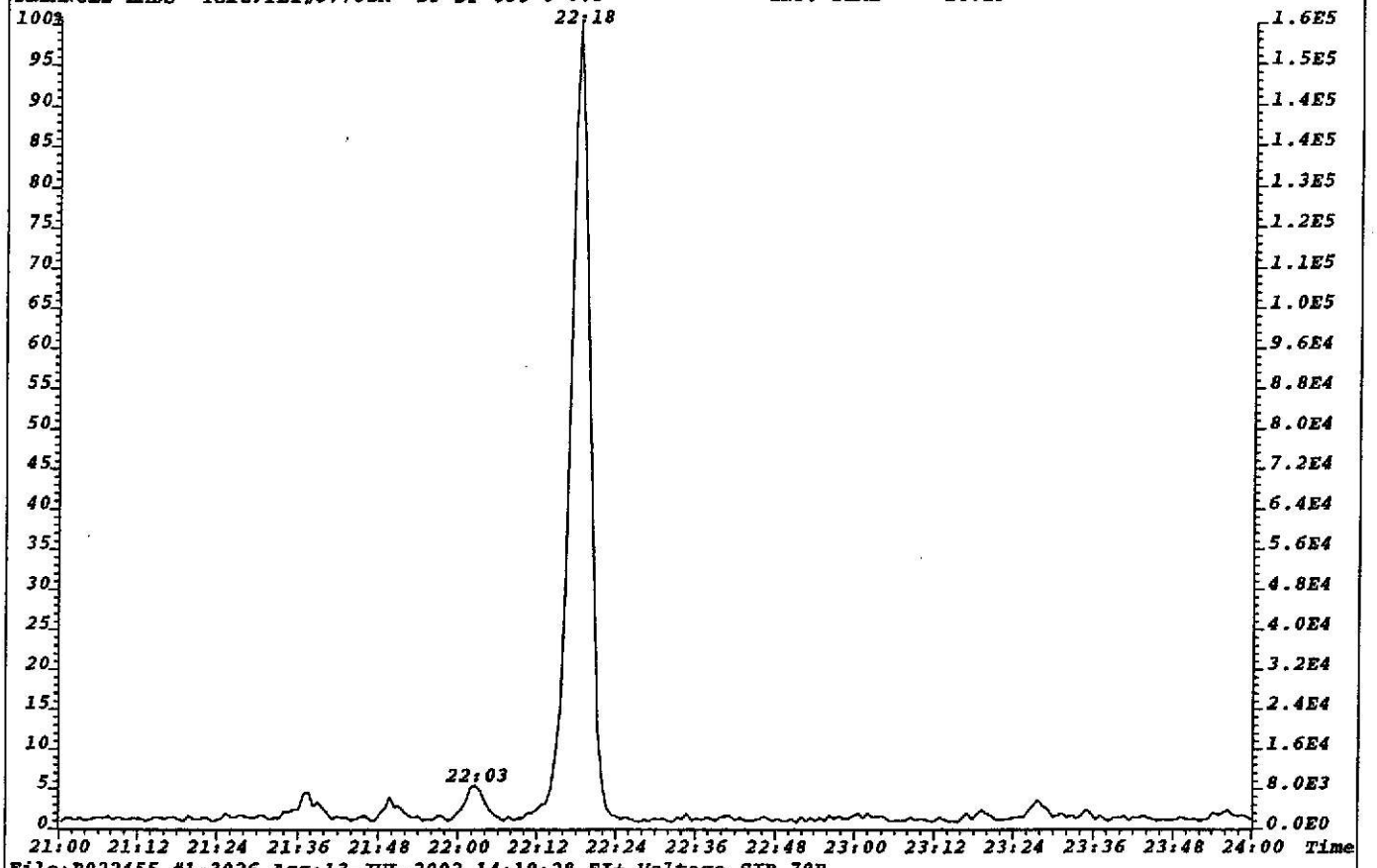

File:P022455 #1-3026 Acq:13-JUL-2002 14:19:28 EI+ Voltage SIR 70P
305.8987 GC:DB225 Exp:none
TRIANGLE LABS Text:TLI#57752A DF-DP-655 0-0.5 INJ. TIME = 14:19

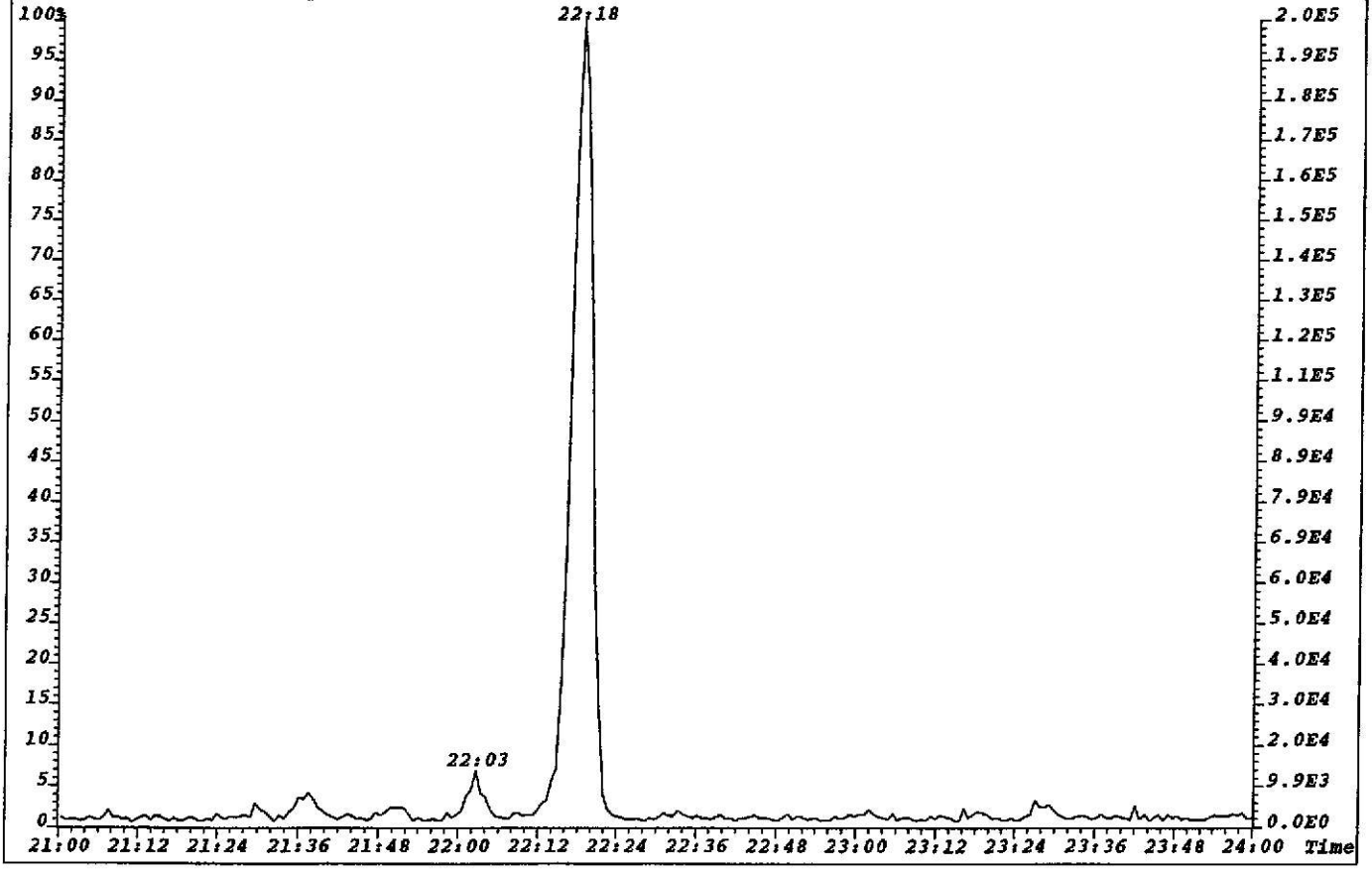

File:P022455 #1-3026 Acq:13-JUL-2002 14:19:28 EI+ Voltage SIR 70P Noise:171
303.9016 BSUB(256,30,-3.0) PKD(5,3,1,0.10%,684.0,0.00%,F,F) Exp:DB225
TRIANGLE LABS Text:TLI#57752A DF-DP-655 0-0.5 INJ. TIME = 14:19

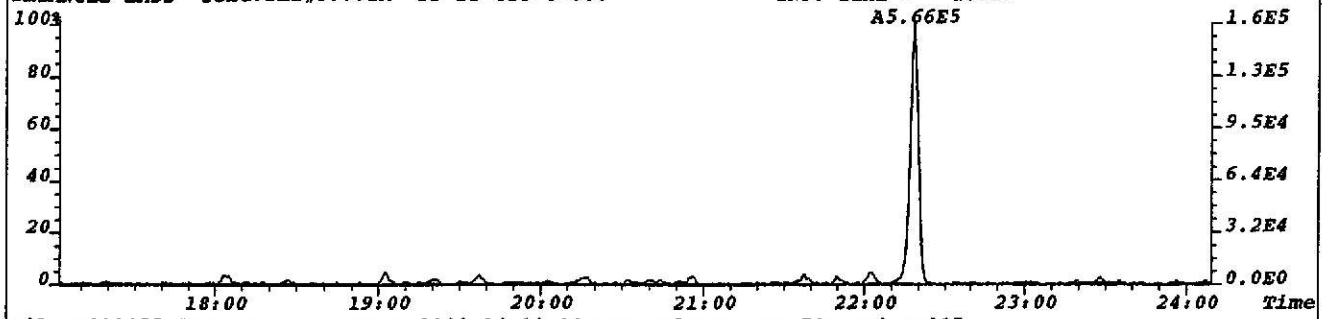

File:P022455 #1-3026 Acq:13-JUL-2002 14:19:28 EI+ Voltage SIR 70P Noise:217
305.8987 BSUB(256,30,-3.0) PKD(5,3,1,0.10%,868.0,0.00%,F,F) Exp:DB225
TRIANGLE LABS Text:TLI#57752A DF-DP-655 0-0.5 INJ. TIME = 14:19

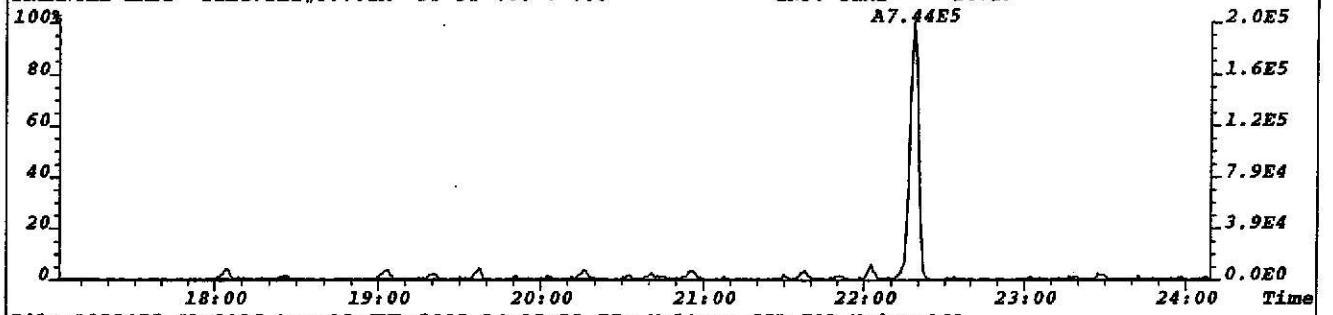

File:P022455 #1-3026 Acq:13-JUL-2002 14:19:28 EI+ Voltage SIR 70P Noise:163
315.9419 BSUB(256,30,-3.0) PKD(5,3,1,0.10%,652.0,0.00%,F,F) Exp:DB225
TRIANGLE LABS Text:TLI#57752A DF-DP-655 0-0.5 INJ. TIME = 14:19

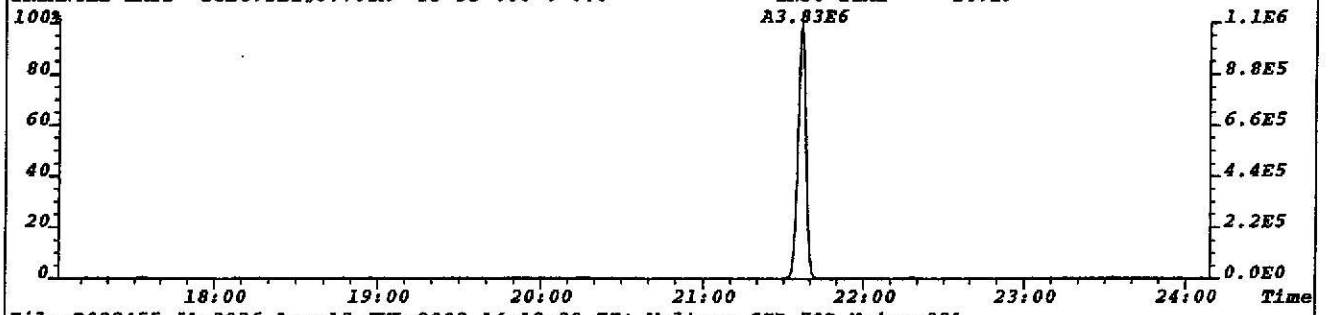

File:P022455 #1-3026 Acq:13-JUL-2002 14:19:28 EI+ Voltage SIR 70P Noise:321
317.9389 BSUB(256,30,-3.0) PKD(5,3,1,0.10%,1284.0,0.00%,F,F) Exp:DB225
TRIANGLE LABS Text:TLI#57752A DF-DP-655 0-0.5 INJ. TIME = 14:19

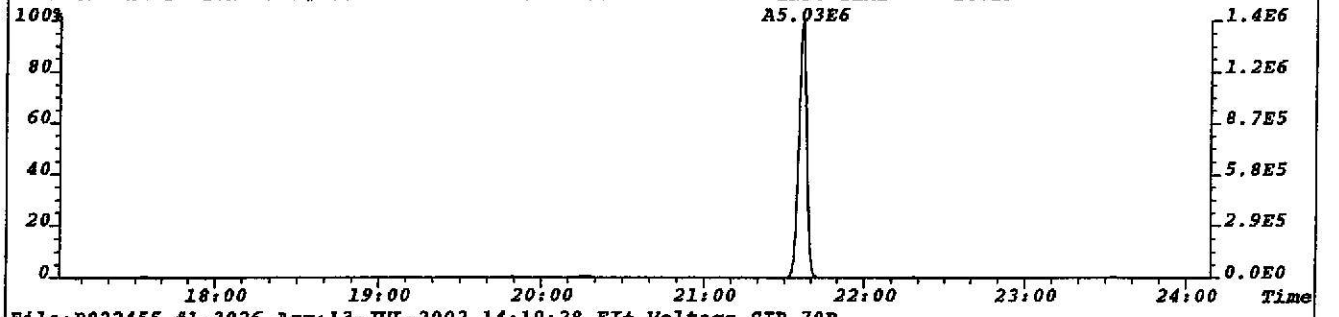

File:P022455 #1-3026 Acq:13-JUL-2002 14:19:28 EI+ Voltage SIR 70P
375.8364 Exp:DB225
TRIANGLE LABS Text:TLI#57752A DF-DP-655 0-0.5 INJ. TIME = 14:19

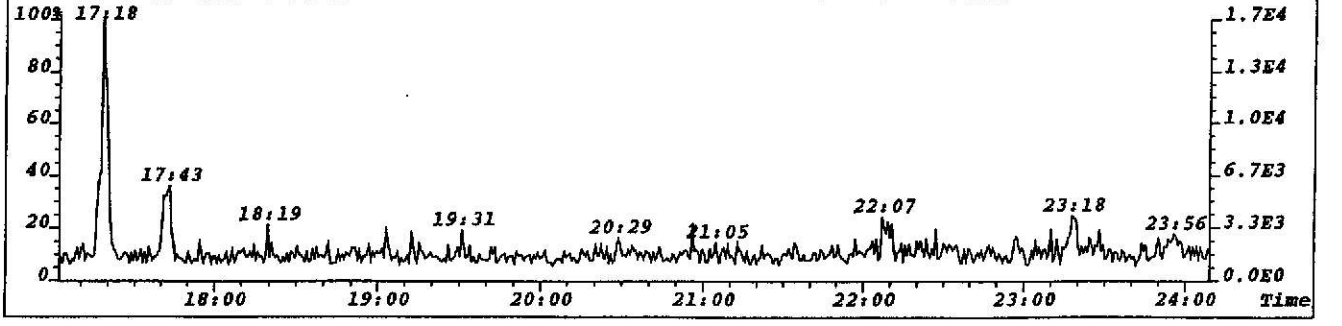

File:P022455 #1-3026 Acq:13-JUL-2002 14:19:28 EI+ Voltage SIR 70P Noise:195
319.8965 BSUB(256,30,-3.0) PKD(5,3,1,0.10%,780.0,0.00%,F,F) Exp:DB225
TRIANGLE LABS Text:TLI#57752A DF-DP-655 0-0.5 INJ. TIME = 14:19

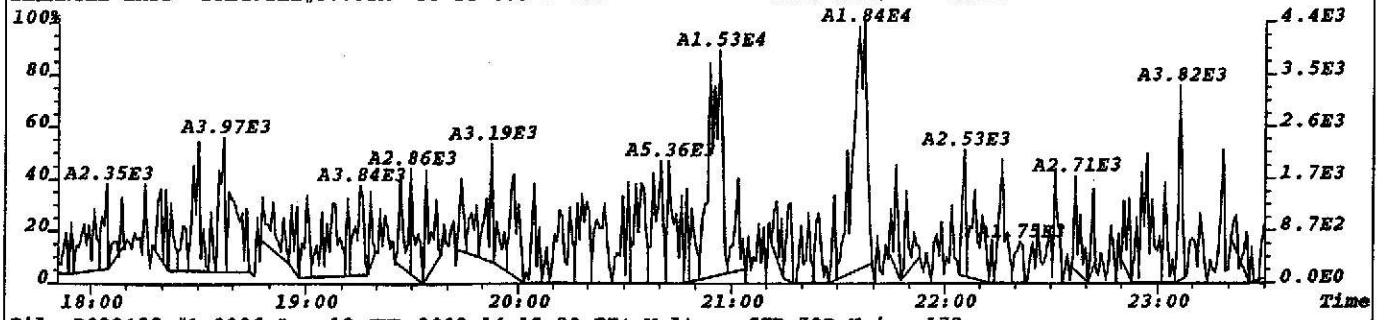

File:P022455 #1-3026 Acq:13-JUL-2002 14:19:28 EI+ Voltage SIR 70P Noise:172
321.8936 BSUB(256,30,-3.0) PKD(5,3,1,0.10%,688.0,0.00%,F,F) Exp:DB225
TRIANGLE LABS Text:TLI#57752A DF-DP-655 0-0.5 INJ. TIME = 14:19

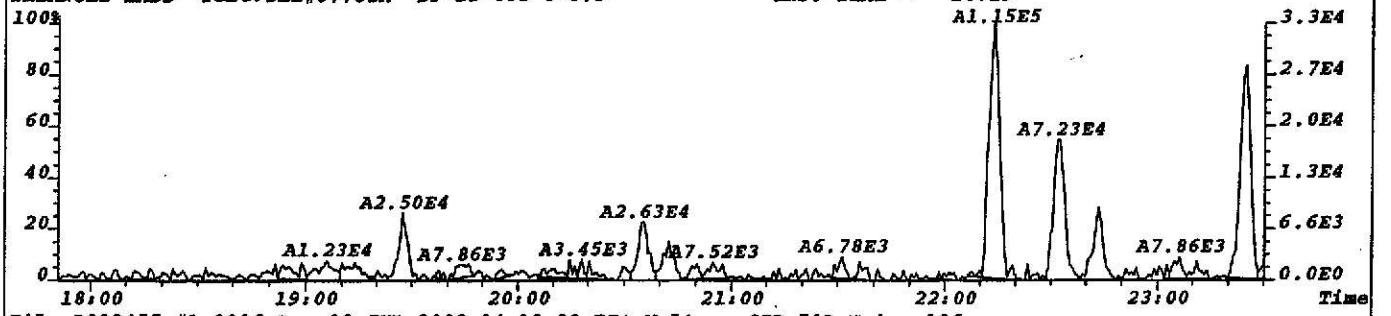

File:P022455 #1-3026 Acq:13-JUL-2002 14:19:28 EI+ Voltage SIR 70P Noise:196
327.8847 BSUB(256,30,-3.0) PKD(5,3,1,0.10%,784.0,0.00%,F,F) Exp:DB225
TRIANGLE LABS Text:TLI#57752A DF-DP-655 0-0.5 INJ. TIME = 14:19

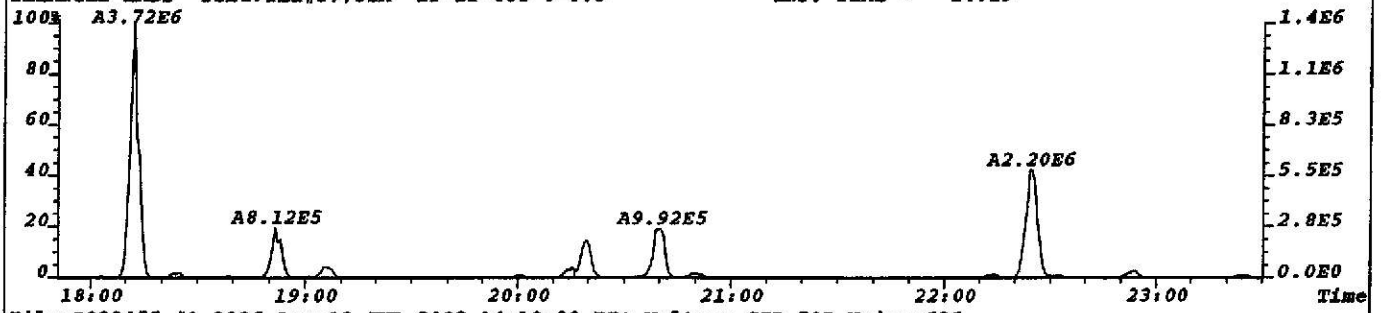

File:P022455 #1-3026 Acq:13-JUL-2002 14:19:28 EI+ Voltage SIR 70P Noise:626
331.9368 BSUB(256,30,-3.0) PKD(5,3,1,0.10%,2504.0,0.00%,F,F) Exp:DB225
TRIANGLE LABS Text:TLI#57752A DF-DP-655 0-0.5 INJ. TIME = 14:19

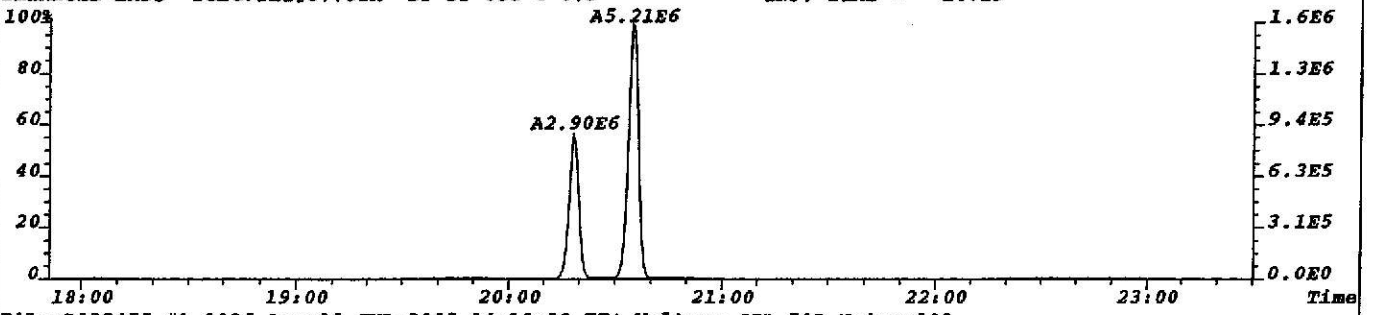

File:P022455 #1-3026 Acq:13-JUL-2002 14:19:28 EI+ Voltage SIR 70P Noise:203
333.9338 BSUB(256,30,-3.0) PKD(5,3,1,0.10%,812.0,0.00%,F,F) Exp:DB225
TRIANGLE LABS Text:TLI#57752A DF-DP-655 0-0.5 INJ. TIME = 14:19

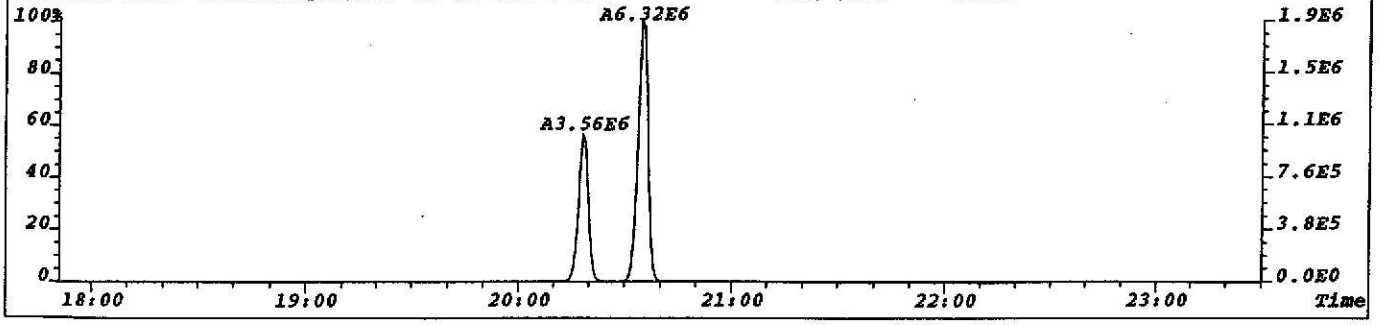

File:P022455 #1-3026 Acq:13-JUL-2002 14:19:28 EI+ Voltage SIR 70P
303.9016 Exp:DB225
TRIANGLE LABS Text:TLI#57752A DF-DP-655 0-0.5 INJ. TIME = 14:19

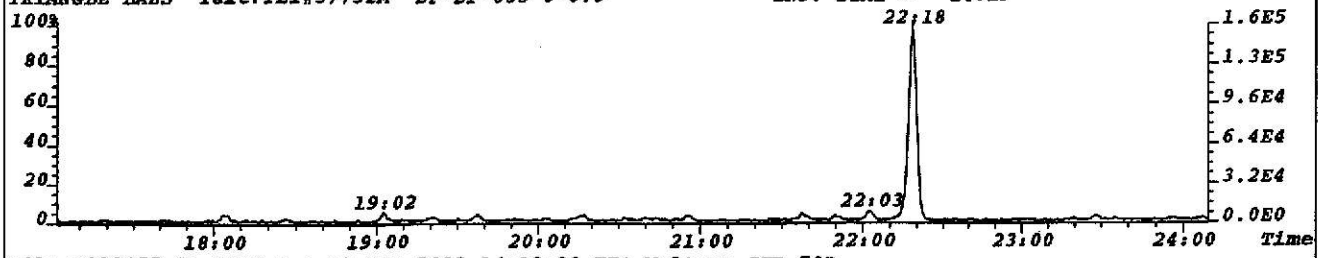

File:P022455 #1-3026 Acq:13-JUL-2002 14:19:28 EI+ Voltage SIR 70P
315.9419 Exp:DB225
TRIANGLE LABS Text:TLI#57752A DF-DP-655 0-0.5 INJ. TIME = 14:19

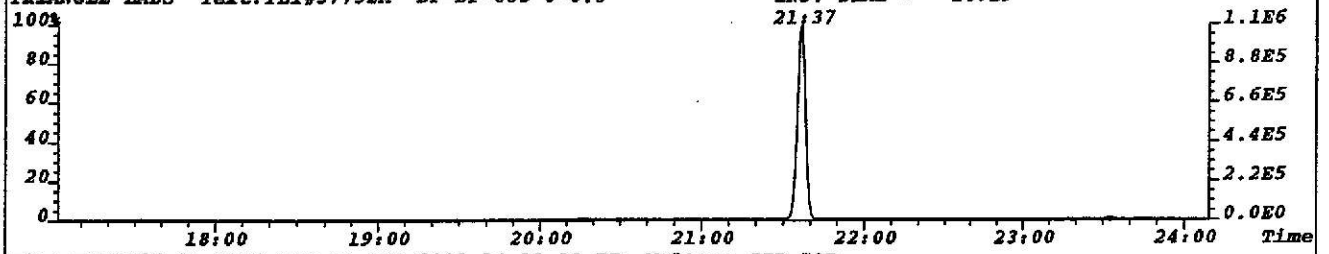

File:P022455 #1-3026 Acq:13-JUL-2002 14:19:28 EI+ Voltage SIR 70P
319.8965 Exp:DB225
TRIANGLE LABS Text:TLI#57752A DF-DP-655 0-0.5 INJ. TIME = 14:19

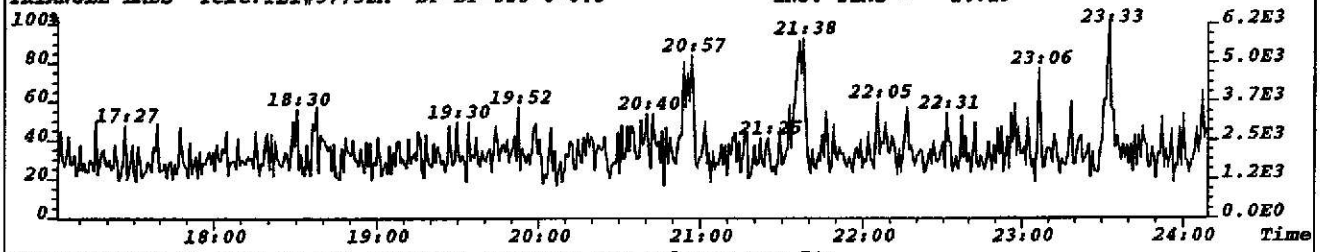

File:P022455 #1-3026 Acq:13-JUL-2002 14:19:28 EI+ Voltage SIR 70P
331.9368 Exp:DB225
TRIANGLE LABS Text:TLI#57752A DF-DP-655 0-0.5 INJ. TIME = 14:19

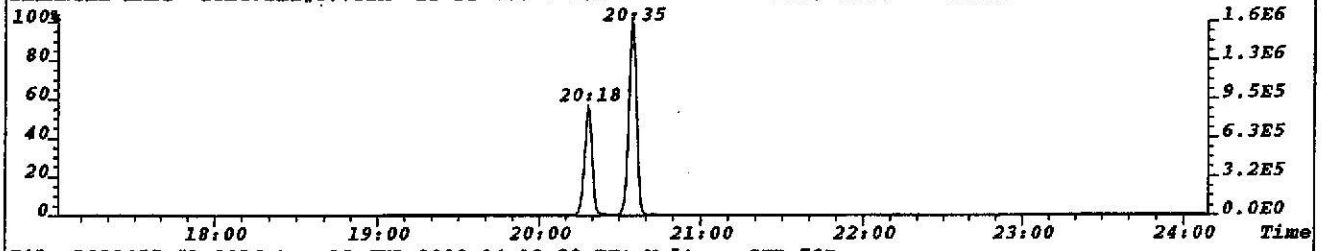

File:P022455 #1-3026 Acq:13-JUL-2002 14:19:28 EI+ Voltage SIR 70P
292.9825 Exp:DB225
TRIANGLE LABS Text:TLI#57752A DF-DP-655 0-0.5 INJ. TIME = 14:19

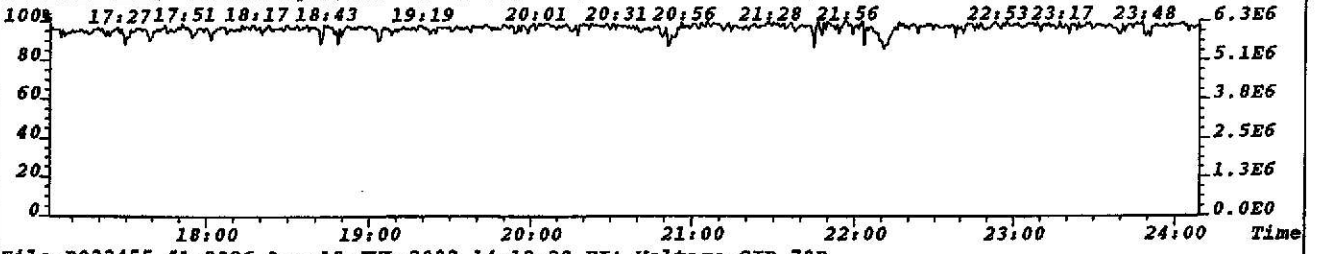

File:P022455 #1-3026 Acq:13-JUL-2002 14:19:28 EI+ Voltage SIR 70P
330.9792 Exp:DB225
TRIANGLE LABS Text:TLI#57752A DF-DP-655 0-0.5 INJ. TIME = 14:19

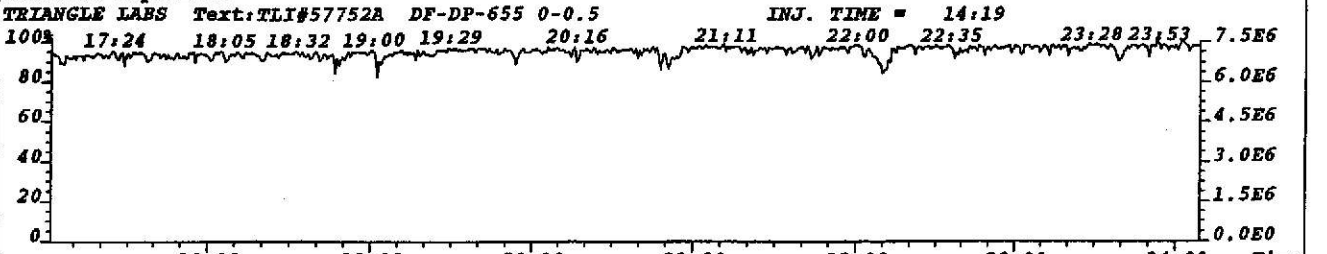

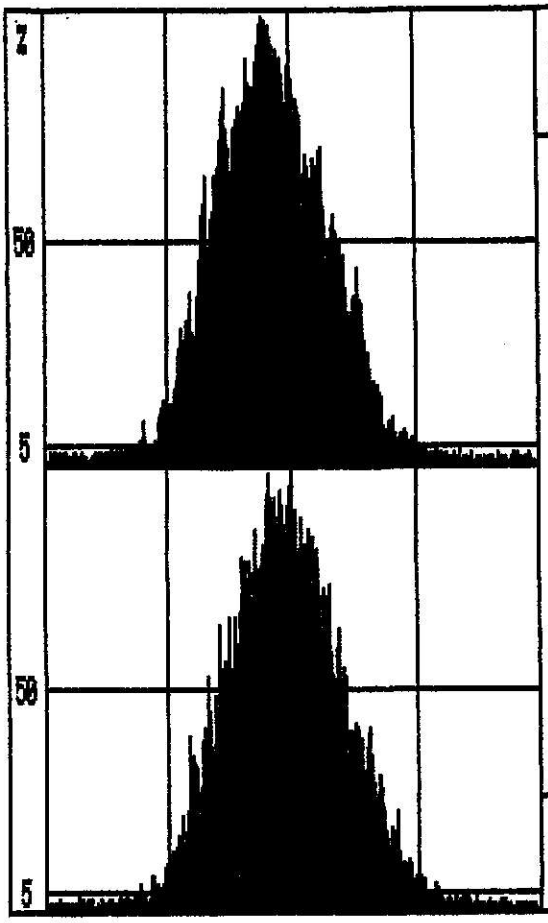

Channel I 330.9792 Peak top
Height 1.03 volts Span 200 ppm

System file name	D8225
Data file name	A:P713822
Resolution	10000
Group number	1
Ionization mode	EI+
Switching	VOLTAGE
Ref. masses	292.9825, 380.9761

A	292.9825	J	330.9792
B	303.9016	K	331.9368
C	305.8987	L	333.9338
D	315.9419	M	375.8364
E	317.9389		
F	319.8965		
G	321.8936		
H	327.8847		
I	330.9792		

Ref. mass 380.9761 Peak top
Height .62 volts Span 200 ppm

Martin & Slagle

TLI Project: **57752A** — 1613, Revision B PCDD/PCDF Analysis (c)

Client Sample: **DUPLICATE (06/26/02)** — Analysis File: **S023092**

Client Project:	**Mississippi Project**				
Sample Matrix:	**SOLID**	Date Received:	**06/28/2002**	Spike File:	**SP161B22**
TLI ID:	**329-38-22**	Date Extracted:	**07/03/2002**	ICal:	**SF5607B**
		Date Analyzed:	**07/12/2002**	ConCal:	**SB23085**
Sample Size:	**11.000 g**	Dilution Factor:	**n/a**	% Moisture:	**8.4**
Dry Weight:	**10.076 g**	Blank File:	**S023087**	% Lipid:	**n/a**
GC Column:	**DB-5**	Analyst:	**JSY**	% Solids:	**91.6**

Analytes	Conc. (pg/g)	DL	Ratio	RT	RRT	Flags
2,3,7,8-TCDD	ND	2.5				__
1,2,3,7,8-PeCDD	ND	2.2				__
1,2,3,4,7,8-HxCDD	6.7		1.32	33:44	1.000	__
1,2,3,6,7,8-HxCDD	29.9		1.16	33:49	1.000	__
1,2,3,7,8,9-HxCDD	18.1		1.08	34:07	1.009	__
1,2,3,4,6,7,8-HpCDD	561		1.00	36:58	1.000	__
1,2,3,4,6,7,8,9-OCDD	6140		0.84	40:29	1.000	E__
2,3,7,8-TCDF	42.4		0.78	25:35	1.001	__
1,2,3,7,8-PeCDF	ND	0.3				__
2,3,4,7,8-PeCDF	40.5		1.58	30:17	1.000	__
1,2,3,4,7,8-HxCDF	757		1.27	33:04	1.001	__
1,2,3,6,7,8-HxCDF	22.6		1.29	33:08	1.000	__
2,3,4,6,7,8-HxCDF	27.1		1.21	33:37	1.000	__
1,2,3,7,8,9-HxCDF	9.8		1.29	34:22	1.000	__
1,2,3,4,6,7,8-HpCDF	655		1.06	35:58	1.000	__
1,2,3,4,7,8,9-HpCDF	29.5		1.06	37:27	1.000	__
1,2,3,4,6,7,8,9-OCDF	475		0.86	40:40	1.005	__

Totals	Conc. (pg/g)	Number	DL	Flags
Total TCDD	ND		23.9	__
Total PeCDD	11.4	2		__
Total HxCDD	128	4		__
Total HpCDD	1030	2		__
Total TCDF	1660	16		E__
Total PeCDF	4740	19		__
Total HxCDF	2210	14		X__
Total HpCDF	1320	4		__

161B_PSR v2.04, LARS 6.25.05

Triangle Laboratories, Inc.®
2445 S. Alston Ave. • Durham, North Carolina 27713
Phone: (919) 544-5729 • Fax: (919) 544-5491

Printed: 16:09 07/15/2002

Martin & Slagle

TLI Project: **57752A** 1613, Revision B PCDD/PCDF Analysis (c)

Client Sample: **DUPLICATE (06/26/02)** Analysis File: **S023092**

Internal Standards	Conc. (pg/g)	% Recovery	QC Limits	Ratio	RT	RRT	Flags
$^{13}C_{12}$-2,3,7,8-TCDD	115	57.8	25%-164%	0.78	26:18	1.006	___
$^{13}C_{12}$-1,2,3,7,8-PeCDD	154	77.6	25%-181%	1.48	30:37	1.172	___
$^{13}C_{12}$-1,2,3,4,7,8-HxCDD	150	75.5	32%-141%	1.18	33:43	0.988	___
$^{13}C_{12}$-1,2,3,6,7,8-HxCDD	169	85.0	28%-130%	1.20	33:48	0.991	___
$^{13}C_{12}$-1,2,3,4,6,7,8-HpCDD	148	74.5	23%-140%	1.07	36:58	1.084	___
$^{13}C_{12}$-1,2,3,4,6,7,8,9-OCDD	299	75.3	17%-157%	0.79	40:28	1.186	___
$^{13}C_{12}$-2,3,7,8-TCDF	108	54.5	24%-169%	0.71	25:34	0.978	___
$^{13}C_{12}$-1,2,3,7,8-PeCDF	143	72.1	24%-185%	1.29	29:35	1.132	RO___
$^{13}C_{12}$-2,3,4,7,8-PeCDF	131	65.8	21%-178%	1.51	30:17	1.159	___
$^{13}C_{12}$-1,2,3,4,7,8-HxCDF	102	51.3	26%-152%	0.52	33:02	0.968	___
$^{13}C_{12}$-1,2,3,6,7,8-HxCDF	111	55.7	26%-123%	0.51	33:08	0.971	___
$^{13}C_{12}$-2,3,4,6,7,8-HxCDF	133	66.9	28%-136%	0.51	33:37	0.985	___
$^{13}C_{12}$-1,2,3,7,8,9-HxCDF	129	65.1	29%-147%	0.50	34:21	1.007	___
$^{13}C_{12}$-1,2,3,4,6,7,8-HpCDF	95.6	48.1	28%-143%	0.42	35:57	1.054	___
$^{13}C_{12}$-1,2,3,4,7,8,9-HpCDF	110	55.4	26%-138%	0.42	37:27	1.098	___

Cleanup Standard	Conc. (pg/g)	% Recovery	QC Limits	RT	RRT	Flags
$^{37}Cl_4$-2,3,7,8-TCDD	12.3	62.1	35%-197%	26:20	1.008	___

Recovery Standards	Ratio	RT	Flags
$^{13}C_{12}$-1,2,3,4-TCDD	0.77	26:08	___
$^{13}C_{12}$-1,2,3,7,8,9-HxCDD	1.21	34:07	___

Data Reviewer: _____ 07/15/2002

161B_PSR v2.04, LARS 6.25.05

Triangle Laboratories, Inc.®
2445 S. Alston Ave. • Durham, North Carolina 27713
Phone: (919) 544-5729 • Fax: (919) 544-5491

Printed: 16:09 07/15/2002

TLI Project: 57752A
Client Sample: DUPLICATE (06/26/02)

Toxicity Equivalents Report
Analysis File: S023092

Client Project:	Mississippi Project				
Sample Matrix:	SOLID	Date Received:	06/28/02	Spike File:	SP161B22
TLI ID:	329-38-22	Date Extracted:	07/03/02	ICal:	SF5607B
		Date Analyzed:	07/12/02	ConCal:	SB23085
Sample Size:	11.000 g	Dilution Factor:	1	% Moisture:	8.4
Dry Weight:	10.076 g	Blank File:	S023087	% Lipid:	n/a
GC Column:	DB-5	Analyst:	JSY	% Solids:	91.6

Analytes	Conc. (pg/g)		TEF		Equivalent
2,3,7,8-TCDD	{2.5}	x	1.	=	2.5
1,2,3,7,8-PeCDD	{0.5}	x	0.5	=	0.3
1,2,3,4,7,8-HxCDD	6.7	x	0.1	=	0.67
1,2,3,6,7,8-HxCDD	29.9	x	0.1	=	2.99
1,2,3,7,8,9-HxCDD	18.1	x	0.1	=	1.81
1,2,3,4,6,7,8-HpCDD	561	x	0.01	=	5.61
1,2,3,4,6,7,8,9-OCDD	6140	x	0.001	=	6.140
TOTAL PCDD					20.0
2,3,7,8-TCDF	82.5	x	0.1	=	8.25
1,2,3,7,8-PeCDF	1220	x	0.05	=	61.00
2,3,4,7,8-PeCDF	40.5	x	0.5	=	20.3
1,2,3,4,7,8-HxCDF	757	x	0.1	=	75.7
1,2,3,6,7,8-HxCDF	22.6	x	0.1	=	2.26
2,3,4,6,7,8-HxCDF	27.1	x	0.1	=	2.71
1,2,3,7,8,9-HxCDF	9.8	x	0.1	=	0.98
1,2,3,4,6,7,8-HpCDF	655	x	0.01	=	6.55
1,2,3,4,7,8,9-HpCDF	29.5	x	0.01	=	0.295
1,2,3,4,6,7,8,9-OCDF	475	x	0.001	=	0.475
TOTAL PCDF					178.5

Total EPA TEFs, 1989a: 198.5 pg/g

{...} indicates that the value is that of a Detection Limit.

GRY_TEF v1.08, MILES 4.22.16

Triangle Laboratories, Inc.®
2445 S. Alston Ave. • Durham, North Carolina 27713
Phone: (919) 544-5729 • Fax: (919) 544-5491

Printed: 21:40 07/15/02

Initial ....Date...

Data Review By: KW 7/15/02

Calculated Noise Height: 0.12

Page No. 1 Listing of S023092B.dbf
07/15/2002 Matched GC Peaks / Ratio / Ret. Time

Compound/ M_Z....	QC.Log	Omit	Why	..RT.	OK	Ratio	Total.Area/Ht	Area/Ht.Peak1	Area/Ht.Peak2	Rel.RT	Compound.Name..	ID..	Flags.
TCDF				0.65-0.89						0.867-1.076			
304-306	DC	NL				Height	1.66	0.82	0.84				
				22:15		0.76	31.55	13.62	17.93	0.870			
MKT				22:47		0.71	7.40	3.06	4.34	0.891			
				23:06		0.70	23.65	9.74	13.91	0.904			
M				23:36		0.82	18.52	8.32	10.20	0.923			
				23:50		0.78	20.06	8.82	11.24	0.932			
				24:05		0.82	58.94	26.61	32.33	0.942			
				24:15	RO	0.90	23.24	11.02	12.22	0.949			
M				24:32		0.77	65.20	28.40	36.80	0.960			
D	D	CO		24:41	RO	0.55	34.35			0.965			
				25:00	RO	1.09	48.78	25.47	23.31	0.978			
				25:13		0.75	48.29	20.72	27.57	0.986			
				25:23		0.77	359.55	156.02	203.53	0.993			
M				25:35		0.78	121.00	52.90	68.10	1.001	2378-TCDF	AN	
A				25:40		0.89	41.10	19.40	21.70	1.004			
				25:51		0.88	39.57	18.47	21.10	1.011			
				26:02		0.79	79.43	35.13	44.30	1.018			
		X		26:20		0.80	72.30	32.21	40.09	1.030			
				26:38		0.77	385.99	167.48	218.51	1.042			
				26:53		0.77	3,354.93	1,464.16	1,890.77	1.051			E
304-306			18	Peaks			4,799.50						
13C12-TCDF				0.65-0.89						0.943-1.139			
316-318	DC	NL				Height	0.14	0.04	0.10				
	DC	WL		23:18	RO	0.98	0.79			0.911			
				24:38	RO	0.20	0.77	0.13	0.64	0.963			
				25:09	RO	1.05	4.95	2.53	2.42	0.984			
				25:34		0.71	548.36	226.76	321.60	1.000	13C12-2378-TCDF	ISO	
						Height	154.09	63.62	90.47				
				25:58		0.65	158.02	61.97	96.05	1.016			
				26:29	RO	0.18	1.16	0.18	0.98	1.036			
				26:47	RO	0.26	4.49	0.93	3.56	1.048			
				27:00	RO	0.49	9.43	3.09	6.34	1.056			
316-318			7	Peaks			727.18						

---------- Above: TCDF / TCDD Follows ----------

TCDD				0.65-0.89						0.896-1.046			
320-322	DC	NL				Height	0.06	0.03	0.03				
D	D	SN		23:42	RO	0.62	2.17			0.901	1368-TCDD	AN	
	DC	SN		23:53		0.86	0.13			0.908			
	DC	SN		23:58		0.77	0.23			0.911			
D	D	SN		24:04		0.87	1.59			0.915			
	DC	SN		24:15		0.71	0.12			0.922			
D	D	SN		24:26	RO	1.24	1.41			0.929			
	DC	SN		24:37	RO	5.33	0.38			0.936			

Compound/ M_Z....	QC	Log	Omit	Why	..RT.	OK	Ratio	Total.Area/Ht	Area/Ht.Peak1	Area/Ht.Peak2	Rel.RT	Compound.Name..	ID..	Flags.
	D	D		SN	25:06	RO	0.54	3.48			0.954			
	D	D		SN	25:27	RO	0.12	1.70			0.968			
	D	D		SN	25:32	RO	0.12	2.03			0.971			
					26:01	RO	1.02	5.87	2.97	2.90	0.989			
	M				26:20	RO	1.33	5.70	3.25	2.45	1.001	2378-TCDD		AN
					26:31	RO	1.27	2.82	1.58	1.24	1.008			
					26:49	RO	1.71	11.94	7.54	4.40	1.020			
					26:58	RO	1.79	24.63	15.79	8.84	1.025			
	D	D		SN	27:08	RO	0.05	2.55			1.032			
					27:24	RO	1.29	4.32	2.43	1.89	1.042			
			DC	WH	27:35	RO	1.17	3.91			1.049			
			DC	WH	27:43		0.85	2.76			1.054			
320-322				6	Peaks			55.28						
37Cl-TCDD										0.924-1.076				
328			DC	NL			Height	0.07	0.07					
					24:56			173.67	173.67		0.948			
	M				26:20			45.70	45.70		1.001	37Cl-TCDD		CLS
					26:44			3,433.36	3,433.36		1.016			
					27:00			13.96	13.96		1.027			
					27:42			8.92	8.92		1.053			
328				5	Peaks			3,675.61						
13C12-TCDD							0.65-0.89			0.917-1.069				
332-334			DC	NL			Height	0.13	0.10	0.03				
					24:15	RO	1.55	0.56	0.34	0.22	0.922			
					24:52	RO	1.30	1.08	0.61	0.47	0.946			
					25:07	RO	2.18	1.59	1.09	0.50	0.955			
					26:08		0.77	736.33	320.87	415.46	0.994	13C12-1234-TCDD		RS1
					26:18		0.78	432.39	189.05	243.34	1.000	13C12-2378-TCDD		IS1
							Height	120.22	52.43	67.79				
					26:43	RO	1.23	1.36	0.75	0.61	1.016			
332-334				6	Peaks			1,173.31						

---------- Above: TCDD / PeCDF Follows ----------

PeCDF							1.32-1.78			0.906-1.038				
340-342			DC	NL			Height	0.11	0.09	0.02				
			DC	WL	27:24		1.54	38.31			0.905			
					27:31		1.43	121.01	71.16	49.85	0.909			
					27:42		1.51	78.55	47.21	31.34	0.915			
					27:55		1.55	256.22	155.67	100.55	0.922			
					28:09		1.53	226.18	136.87	89.31	0.930			
					28:20		1.55	148.37	90.20	58.17	0.936			
					28:44		1.56	746.23	454.65	291.58	0.949			
					28:57		1.49	2,261.94	1,353.89	908.05	0.956			
					29:09		1.47	1,538.08	916.60	621.48	0.963			
					29:26		1.52	1,355.29	818.13	537.16	0.972			
	N				29:32		1.49	3,692.17	2,211.86	1,480.31	0.998			
					29:50		1.49	437.24	261.45	175.79	0.985			
					30:11		1.47	62.32	37.12	25.20	0.997			
					30:17		1.58	108.10	66.14	41.96	1.000	23478-PeCDF		AN

Compound/ M_Z....	QC.Log	Omit	Why	..RT.	OK	Ratio	Total.Area/Ht	Area/Ht.Peak1	Area/Ht.Peak2	Rel.RT	Compound.Name..	ID..	Flags.
				30:26		1.43	71.45	42.08	29.37	1.005			
		X		30:41		1.50	347.20	208.38	138.82	1.013			
				30:50		1.40	28.91	16.84	12.07	1.018			
				30:58		1.52	471.08	284.15	186.93	1.023			
				31:12		1.50	1,473.43	884.59	588.84	1.030			
		X		31:20		1.59	69.12	42.48	26.64	1.035			
	DC		WH	31:40		1.55	39.25			1.046			
340-342			19	Peaks			13,492.89						
13C12-PeCDF				1.32-1.78					0.797-1.127				
352-354	DC	NL		Height			0.04	0.02	0.02				
				28:44	RO	0.01	176.42	2.31	174.11	0.949			
				28:57	RO	0.02	187.30	3.33	183.97	0.956			
				29:10	RO	0.09	50.45	4.17	46.28	0.963			
				29:16	RO	0.01	66.01	0.43	65.58	0.966			
M				29:35	RO	1.29	522.00	294.00	228.00	1.000	13C12-PeCDF 123	IS2	
				Height			157.67	92.30	65.37				
				29:51	RO	0.10	128.88	11.30	117.58	0.986			
				30:17		1.51	470.71	283.17	187.54	1.000	13C12-PeCDF 234	IS3	
				Height			150.03	88.75	61.28				
				30:42	RO	1.08	9.28	4.82	4.46	1.014			
				30:50	RO	0.62	13.66	5.22	8.44	1.018			
				30:59	RO	0.24	85.02	16.30	68.72	1.023			
				31:36	RO	0.49	6.04	1.98	4.06	1.043			
352-354			11	Peaks			1,715.77						

---------- Above: PeCDF / PeCDD Follows ----------

PeCDD				1.32-1.78					0.937-1.022				
356-358	DC	NL		Height			0.06	0.03	0.03				
M				28:51	RO	0.10	56.32	5.32	51.00	0.942			
				28:57		1.40	11.76	6.85	4.91	0.946			
				29:10	RO	0.13	24.12	2.86	21.26	0.953			
				29:19	RO	1.14	7.41	3.95	3.46	0.958			
				29:27	RO	0.31	6.74	1.59	5.15	0.962			
				29:32	RO	0.60	20.06	7.52	12.54	0.965			
MT				29:42	RO	1.05	8.21	4.20	4.01	0.970			
A				30:08		1.54	10.35	6.28	4.07	0.984			
				30:27	RO	0.00	460.20	0.40	459.80	0.995			
AN				30:36	RO	1.01	4.26	2.14	2.12	0.999	12378-PeCDD		AN
DN	D	SN		30:37	RO	2.82	9.28			1.000			
				30:49	RO	1.23	34.88	19.21	15.67	1.007			
				30:59	RO	0.90	68.26	32.33	35.93	1.012			
	DC		WH	31:20	RO	1.11	79.03			1.023			
356-358			12	Peaks			712.57						
13C12-PeCDD				1.32-1.78					0.723-1.050				
368-370	DC	NL		Height			0.04	0.02	0.02				
				29:19	RO	0.59	0.35	0.13	0.22	0.958			
				29:33	RO	0.76	1.20	0.52	0.68	0.965			
				29:42		1.73	1.69	1.07	0.62	0.970			
				30:37		1.48	361.24	215.68	145.56	1.000	13C12-PeCDD 123	IS4	
				Height			121.79	71.62	50.17				

Compound/ M_Z....	QC.Log	Omit	Why	..RT.	OK	Ratio	Total.Area/Ht	Area/Ht.Peak1	Area/Ht.Peak2	Rel.RT	Compound.Name..	ID..	Flags.
				30:46	RO	1.13	1.77	0.94	0.83	1.005			
				30:56	RO	1.31	0.83	0.47	0.36	1.010			
				31:18	RO	1.11	3.10	1.63	1.47	1.022			
368-370				7 Peaks			370.18						

---------- Above: PeCDD / HxCDF Follows ----------

HxCDF						1.05-1.43				0.929-1.007			
374-376		DC	NL			Height	0.45	0.32	0.13				
				32:00		1.07	9.21	4.77	4.44	0.932			
				32:05		1.25	26.11	14.51	11.60	0.934			
			X	32:13		1.25	374.24	207.72	166.52	0.938			
				32:24		1.27	211.78	118.66	93.12	0.943			
				32:36		1.29	163.46	92.09	71.37	0.949			
				32:41		1.21	225.90	123.80	102.10	0.951			
				32:48		1.34	299.63	171.47	128.16	0.955			
				32:57		1.26	739.14	411.67	327.47	0.959			
	M			33:04		1.27	1,062.00	595.00	467.00	1.001	123478-HxCDF		AN
	AN			33:08		1.29	35.00	19.70	15.30	1.000	123678-HxCDF		AN
				33:18		1.21	56.65	31.04	25.61	0.969			
				33:25		1.14	12.28	6.55	5.73	0.973			
				33:37		1.21	44.45	24.38	20.07	1.000	234678-HxCDF		AN
				34:00	RO	0.84	2.14	0.98	1.16	0.990			
	D	D	SN	34:10		1.30	5.64			0.995			
	M			34:22		1.29	14.32	8.07	6.25	1.000	123789-HxCDF		AN
	D	d	wh	34:30		1.31	53.78			1.004			
	D	D	WH	34:36		1.07	4.36			1.007			
374-376				15 Peaks			3,276.31						

13C12-HxCDF						0.43-0.59				0.876-1.109			
384-386		DC	NL			Height	0.26	0.14	0.12				
				32:14	RO	1.45	2.06	1.22	0.84	0.938			
				33:02		0.52	232.31	79.82	152.49	1.000	13C12-HxCDF 478		IS5
						Height	79.50	27.33	52.17				
				33:08		0.51	244.63	82.17	162.46	1.000	13C12-HxCDF 678		IS6
						Height	83.57	28.33	55.24				
				33:18	RO	2.00	1.77	1.18	0.59	0.969			
				33:26	RO	0.87	0.71	0.33	0.38	0.973			
				33:37		0.51	279.01	93.65	185.36	1.000	13C12-HxCDF 234		IS7
						Height	102.54	34.17	68.37				
				33:47	RO	0.42	0.64	0.19	0.45	0.984			
				34:07		0.51	1.46	0.49	0.97	0.993			
		DC	SN	34:14	RO	0.29	0.49			0.997			
				34:21		0.50	237.18	78.73	158.45	1.000	13C12-HxCDF 789		IS8
						Height	75.58	25.08	50.50				
				34:37		0.58	1.26	0.46	0.80	1.008			
				34:43		0.48	2.14	0.69	1.45	1.011			
		DC	SN	34:52		0.44	0.69			1.015			
384-386				11 Peaks			1,003.17						

---------- Above: HxCDF / HxCDD Follows ----------

Compound/ M_Z....	QC.Log	Omit	Why	..RT.	OK	Ratio	Total.Area/Ht	Area/Ht.Peak1	Area/Ht.Peak2	Rel.RT	Compound.Name..	ID..	Flags.
HxCDD				1.05-1.43						0.960-1.014			
390-392	DC	NL		Height			0.35	0.18	0.17				
	DC	SN		32:29	RO	0.73	1.35			0.961			
				32:35	RO	0.96	46.95	23.02	23.93	0.964			
				32:54	RO	0.43	7.23	2.19	5.04	0.973			
				33:01	RO	1.45	9.99	5.92	4.07	0.977			
	M			33:14		1.07	95.00	49.10	45.90	0.983			
	M			33:23	RO	0.72	11.95	4.99	6.96	0.988			
				33:29	RO	0.86	1.08	0.50	0.58	0.991			
	DC	SN		33:37	RO	0.47	0.85			0.995			
				33:44		1.32	8.11	4.61	3.50	1.000	123478-HxCDD	AN	
				33:49		1.16	40.15	21.59	18.56	1.000	123678-HxCDD	AN	
				34:07		1.08	23.60	12.26	11.34	1.009	123789-HxCDD	AN	
	DC	WH		34:21	RO	1.59	12.75			1.016			
	DC	WH		34:26	RO	0.35	6.54			1.019			
	DC	WH		34:37	RO	1.04	9.22			1.024			
390-392			9	Peaks			244.06						
13C12-HxCDD				1.05-1.43						0.982-1.041			
402-404	DC	NL		Height			0.43	0.24	0.19				
	DC	WL		32:41	RO	3.88	1.95			0.969			
				33:13	RO	0.25	2.82	0.56	2.26	0.985			
	DC	SN		33:26	RO	0.07	4.21			0.992			
				33:43		1.18	209.63	113.32	96.31	1.000	13C12-HxCDD 478	IS9	
				Height			79.27	42.93	36.34				
				33:48		1.20	246.63	134.54	112.09	1.000	13C12-HxCDD 678	IS10	
				Height			87.12	47.16	39.96				
	DC	SN		33:58	RO	0.74	0.94			1.007			
				34:07		1.21	338.84	185.23	153.61	1.012	13C12-HxCDD 789	RS2	
				34:32	RO	1.83	1.02	0.66	0.36	1.024			
402-404			5	Peaks			798.94						

---------- Above: HxCDD / HpCDF Follows ----------

HpCDF				0.88-1.20						0.956-1.005			
408-410	DC	NL		Height			0.09	0.07	0.02				
	M			35:58		1.06	670.00	345.00	325.00	1.000	1234678-HpCDF	AN	
				36:14		0.96	7.41	3.62	3.79	0.968			J
				36:22		1.08	625.07	324.93	300.14	0.971			
	D	D	SN	36:39	RO	2.59	1.15			0.979			
	D	D	SN	36:45	RO	1.69	0.78			0.981			
				37:27		1.06	28.64	14.77	13.87	1.000	1234789-HpCDF	AN	
	DC	WH		37:47	RO	0.44	0.52			1.009			
408-410			4	Peaks			1,331.12						
13C12-HpCDF				0.37-0.51						0.858-1.151			
418-420	DC	NL		Height			0.04	0.02	0.02				
				35:57		0.42	140.65	41.68	98.97	1.000	13C12-HpCDF 678	IS11	
				Height			43.34	13.50	29.84				
				36:21	RO	1.66	1.01	0.63	0.38	0.971			
				36:31	RO	1.00	0.30	0.15	0.15	0.975			
				36:36	RO	0.66	0.53	0.21	0.32	0.977			

Compound/ M_Z....	QC.Log	Omit	Why	..RT.	OK	Ratio	Total.Area/Ht	Area/Ht.Peak1	Area/Ht.Peak2	Rel.RT	Compound.Name..	ID..	Flags.
				37:00	RO	0.21	0.34	0.06	0.28	0.988			
				37:06		0.50	0.21	0.07	0.14	0.991			
				37:27		0.42	129.70	38.65	91.05	1.000	13C12-HpCDF 789	IS12	
						Height	36.73	10.74	25.99				
				37:44		0.51	1.16	0.39	0.77	1.008			
418-420			8	Peaks			273.90						

---------- Above: HpCDF / HpCDD Follows ----------

HpCDD						0.88-1.20				0.976-1.005			
424-426	DC	NL				Height	0.58	0.26	0.32				
				36:14		1.01	388.60	195.59	193.01	0.980			
	DC	SN		36:27		0.91	0.84			0.986			
				36:58		1.00	459.57	230.03	229.54	1.000	1234678-HpCDD	AN	
	DC	WH		37:27	RO	1.74	1.67			1.013			
424-426			2	Peaks			848.17						
13C12-HpCDD						0.88-1.20				0.869-1.085			
436-438	DC	NL				Height	0.60	0.32	0.28				
				36:58		1.07	167.75	86.82	80.93	1.000	13C12-HpCDD 678	IS13	
						Height	51.65	27.41	24.24				
				37:10	RO	2.48	2.78	1.98	0.80	1.005			
436-438			2	Peaks			170.53						

---------- Above: HpCDD / Octa-CDD and CDF Follows ----------

OCDF						0.76-1.02				0.951-1.049			
442-444	DC	NL				Height	0.04	0.02	0.02				
	DC	WL		36:04	RO	0.55	0.62			0.891			
	DC	WL		36:43		0.82	0.60			0.907			
				38:31	RO	1.34	10.35	5.92	4.43	0.952			
				40:28	RO	0.62	1.72	0.66	1.06	1.000			
				40:40		0.86	413.06	191.18	221.88	1.005	OCDF	AN	
	DC	WH		42:36		0.85	0.24			1.053			
	DC	WH		43:09	RO	0.57	0.36			1.066			
442-444			3	Peaks			425.13						
OCDD						0.76-1.02				0.951-1.049			
458-460	DC	NL				Height	0.04	0.02	0.02				
				40:29		0.84	3,882.77	1,775.00	2,107.77	1.000	OCDD	AN	E
				40:49	RO	0.37	5.16	1.40	3.76	1.009			
458-460			2	Peaks			3,887.93						
13C12-OCDD						0.76-1.02				0.996-1.004			
470-472	DC	NL				Height	0.57	0.37	0.20				
				40:28		0.79	244.95	108.10	136.85	1.000	13C12-OCDD	IS14	
						Height	56.36	25.68	30.68				
	DC	WH		40:55	RO	3.63	8.57			1.011			
470-472			1	Peak			244.95						

Compound/
M_Z.... QC.Log Omit Why ..RT. OK Ratio Total.Area/Ht Area/Ht.Peak1 Area/Ht.Peak2 Rel.RT Compound.Name.. ID.. Flags.

Column Description.....	"Why" Code Description.....	QC Log Desc.....
M_Z -Nominal Ion Mass(es)	WL-Below Retention Time Window	A-Peak Added
..RT. -Retention Time (mm:ss)	WH-Above Retention Time Window	K-Peak Kept
Rat.1 -Ratio of M/M+2 Ions	SN-Below Signal to Noise Level	D-Peak Deleted
OK -RO=Ratio Outside Limits	<M-Below Method Detection Limit	T-Time Changed
Rel.RT-Relative Retention Time	NL-Channel Specific Noise Level	M-Peak Area Changed
		N-Name Changed
		X-Ether Interference

*** End of Report ***

File:S023092 #1-758 Acq:12-JUL-2002 16:20:05 EI+ Voltage SIR 70S Noise:1019
303.9016 F:2 BSUB(256,30,-3.0) PKD(9,5,5,0.05%,4076.0,1.00%,F,T) Exp:NDB5US
TRIANGLE LABS Text:TLI#57752A DUPLICATE (06/26/02) INJ. TIME = 16:22

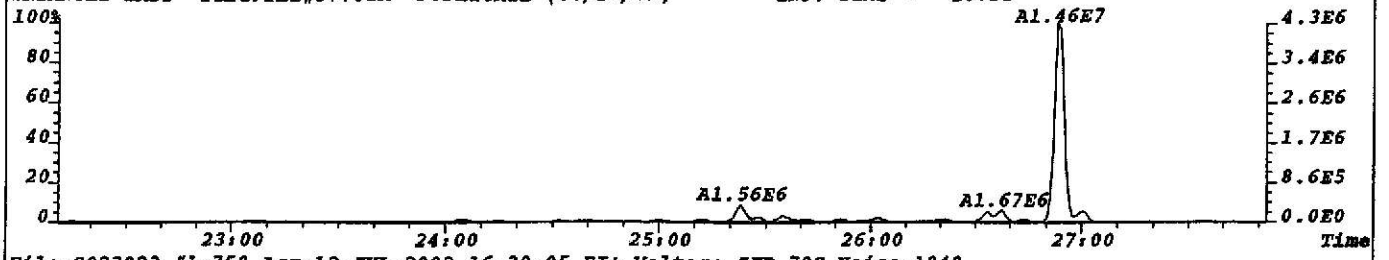

File:S023092 #1-758 Acq:12-JUL-2002 16:20:05 EI+ Voltage SIR 70S Noise:1048
305.8987 F:2 BSUB(256,30,-3.0) PKD(9,5,5,0.05%,4192.0,1.00%,F,T) Exp:NDB5US
TRIANGLE LABS Text:TLI#57752A DUPLICATE (06/26/02) INJ. TIME = 16:22

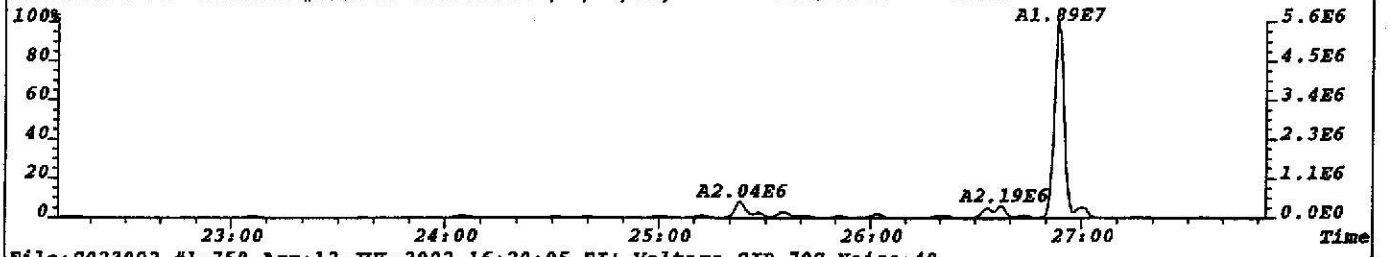

File:S023092 #1-758 Acq:12-JUL-2002 16:20:05 EI+ Voltage SIR 70S Noise:48
315.9419 F:2 BSUB(256,30,-3.0) PKD(9,5,5,0.05%,192.0,1.00%,F,T) Exp:NDB5US
TRIANGLE LABS Text:TLI#57752A DUPLICATE (06/26/02) INJ. TIME = 16:22

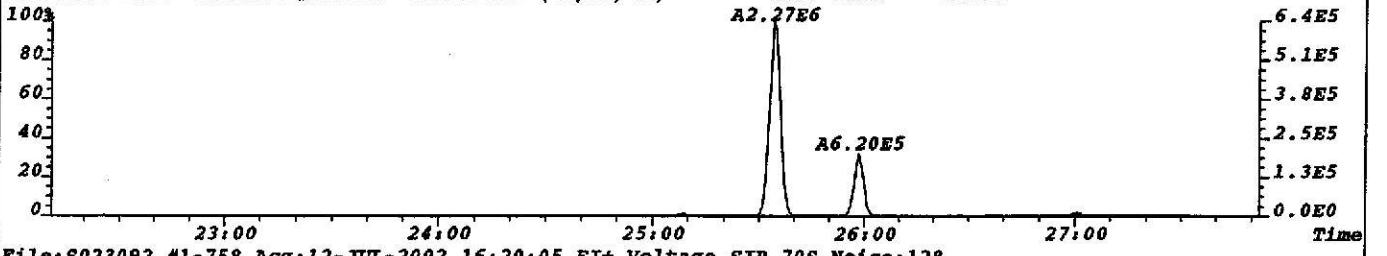

File:S023092 #1-758 Acq:12-JUL-2002 16:20:05 EI+ Voltage SIR 70S Noise:128
317.9389 F:2 BSUB(256,30,-3.0) PKD(9,5,5,0.05%,512.0,1.00%,F,T) Exp:NDB5US
TRIANGLE LABS Text:TLI#57752A DUPLICATE (06/26/02) INJ. TIME = 16:22

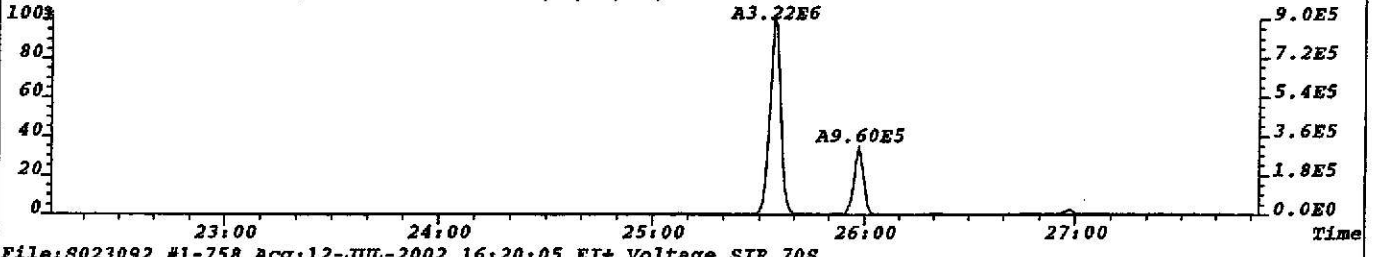

File:S023092 #1-758 Acq:12-JUL-2002 16:20:05 EI+ Voltage SIR 70S
330.9792 F:2 Exp:NDB5US
TRIANGLE LABS Text:TLI#57752A DUPLICATE (06/26/02) INJ. TIME = 16:22

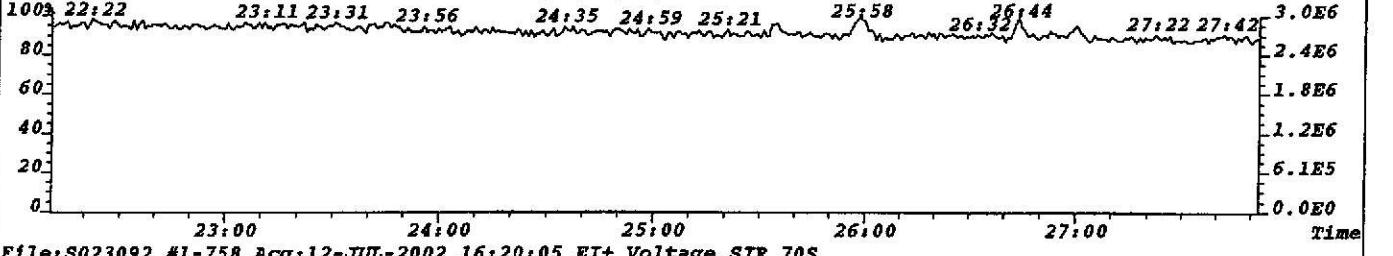

File:S023092 #1-758 Acq:12-JUL-2002 16:20:05 EI+ Voltage SIR 70S
375.8364 F:2 Exp:NDB5US
TRIANGLE LABS Text:TLI#57752A DUPLICATE (06/26/02) INJ. TIME = 16:22

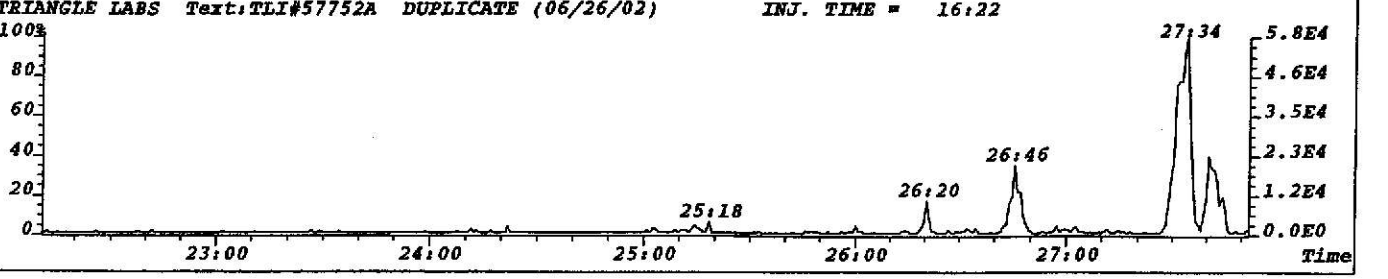

File:S023092 #1-758 Acq:12-JUL-2002 16:20:05 EI+ Voltage SIR 70S Noise:36
319.8965 F:2 BSUB(256,30,-3.0) PKD(7,5,3,0.05%,144.0,1.00%,F,T) Exp:NDB5US
TRIANGLE LABS Text:TLI#57752A DUPLICATE (06/26/02) INJ. TIME = 16:22

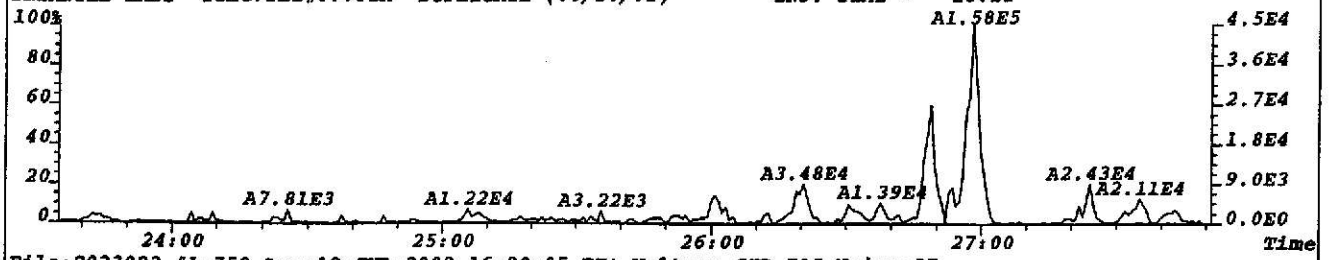

File:S023092 #1-758 Acq:12-JUL-2002 16:20:05 EI+ Voltage SIR 70S Noise:37
321.8936 F:2 BSUB(256,30,-3.0) PKD(7,5,3,0.05%,148.0,1.00%,F,T) Exp:NDB5US
TRIANGLE LABS Text:TLI#57752A DUPLICATE (06/26/02) INJ. TIME = 16:22

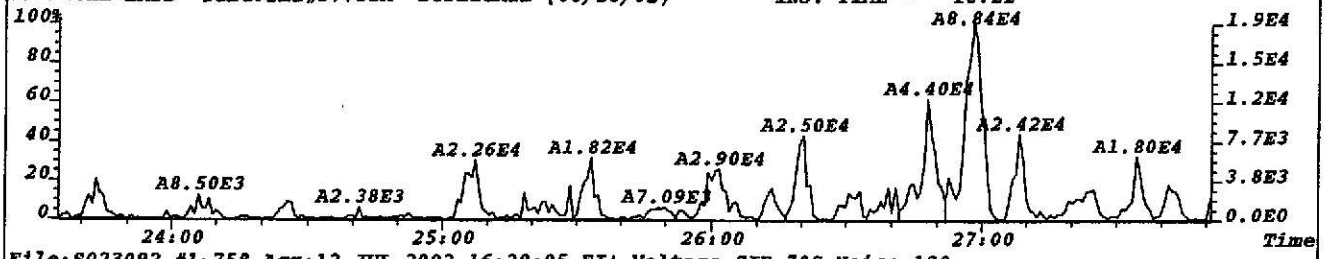

File:S023092 #1-758 Acq:12-JUL-2002 16:20:05 EI+ Voltage SIR 70S Noise:120
331.9368 F:2 BSUB(256,30,-3.0) PKD(7,5,3,0.05%,480.0,1.00%,F,T) Exp:NDB5US
TRIANGLE LABS Text:TLI#57752A DUPLICATE (06/26/02) INJ. TIME = 16:22

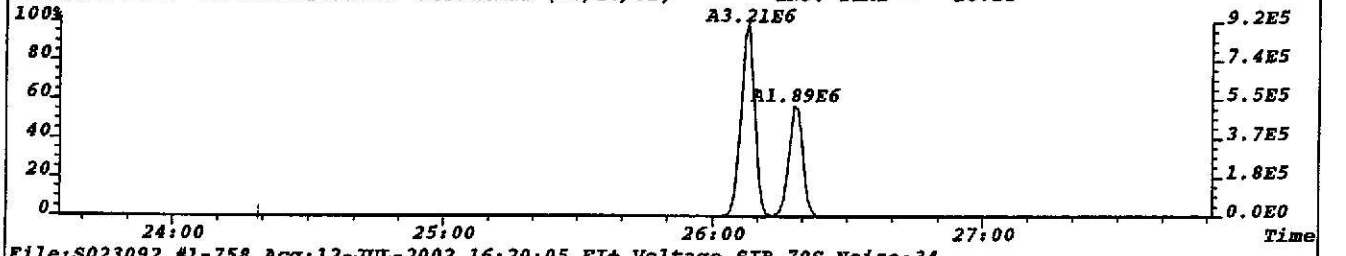

File:S023092 #1-758 Acq:12-JUL-2002 16:20:05 EI+ Voltage SIR 70S Noise:34
333.9338 F:2 BSUB(256,30,-3.0) PKD(7,5,3,0.05%,136.0,1.00%,F,T) Exp:NDB5US
TRIANGLE LABS Text:TLI#57752A DUPLICATE (06/26/02) INJ. TIME = 16:22

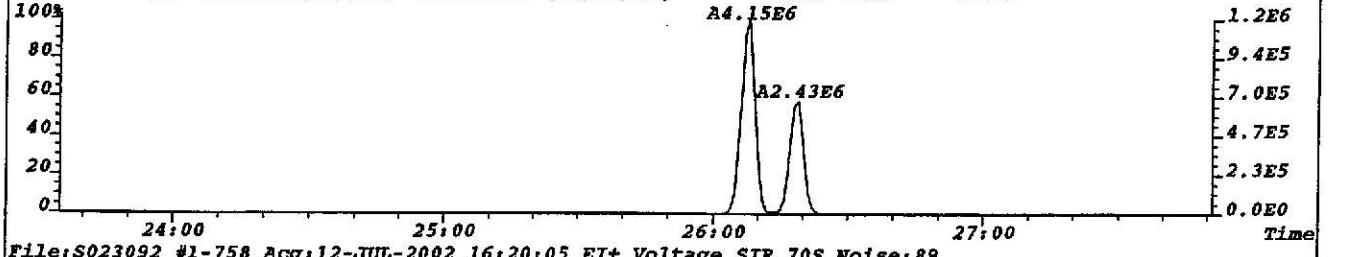

File:S023092 #1-758 Acq:12-JUL-2002 16:20:05 EI+ Voltage SIR 70S Noise:89
327.8847 F:2 BSUB(256,30,-3.0) PKD(7,5,3,0.05%,356.0,1.00%,F,T) Exp:NDB5US
TRIANGLE LABS Text:TLI#57752A DUPLICATE (06/26/02) INJ. TIME = 16:22

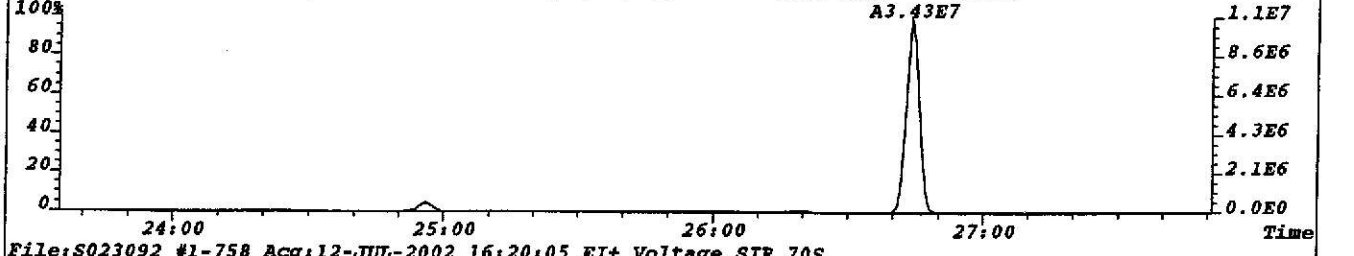

File:S023092 #1-758 Acq:12-JUL-2002 16:20:05 EI+ Voltage SIR 70S
330.9792 F:2 Exp:NDB5US
TRIANGLE LABS Text:TLI#57752A DUPLICATE (06/26/02) INJ. TIME = 16:22

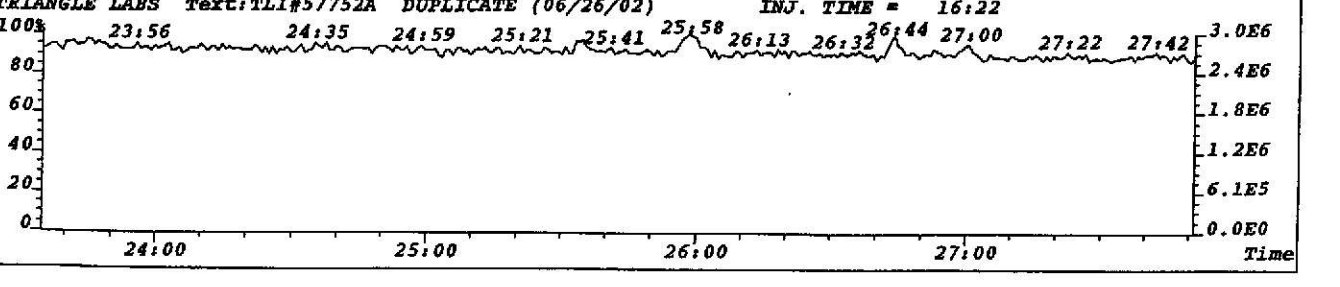

File:S023092 #1-758 Acq:12-JUL-2002 16:20:05 EI+ Voltage SIR 70S Noise:114
339.8597 F:2 BSUB(256,30,-3.0) PKD(7,5,3,0.05%,456.0,1.00%,F,T) Exp:NDB5US
TRIANGLE LABS Text:TLI#57752A DUPLICATE (06/26/02) INJ. TIME = 16:22

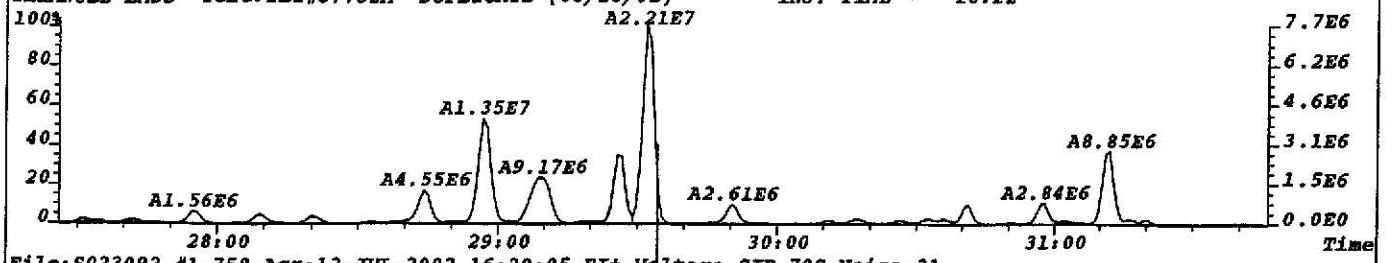

File:S023092 #1-758 Acq:12-JUL-2002 16:20:05 EI+ Voltage SIR 70S Noise:31
341.8567 F:2 BSUB(256,30,-3.0) PKD(7,5,3,0.05%,124.0,1.00%,F,T) Exp:NDB5US
TRIANGLE LABS Text:TLI#57752A DUPLICATE (06/26/02) INJ. TIME = 16:22

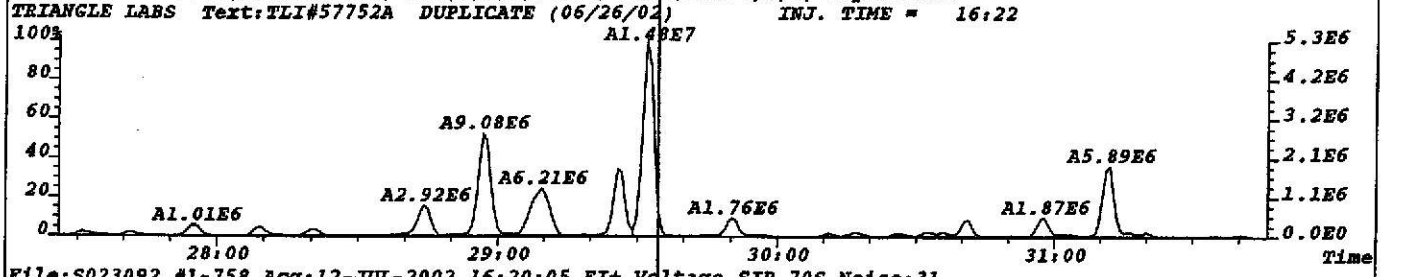

File:S023092 #1-758 Acq:12-JUL-2002 16:20:05 EI+ Voltage SIR 70S Noise:31
351.9000 F:2 BSUB(256,30,-3.0) PKD(7,5,3,0.05%,124.0,1.00%,F,T) Exp:NDB5US
TRIANGLE LABS Text:TLI#57752A DUPLICATE (06/26/02) INJ. TIME = 16:22

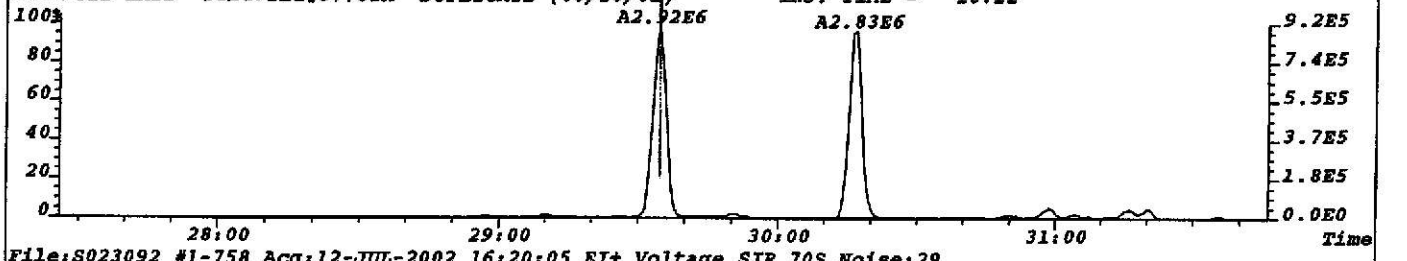

File:S023092 #1-758 Acq:12-JUL-2002 16:20:05 EI+ Voltage SIR 70S Noise:29
353.8970 F:2 BSUB(256,30,-3.0) PKD(7,5,3,0.05%,116.0,1.00%,F,T) Exp:NDB5US
TRIANGLE LABS Text:TLI#57752A DUPLICATE (06/26/02) INJ. TIME = 16:22

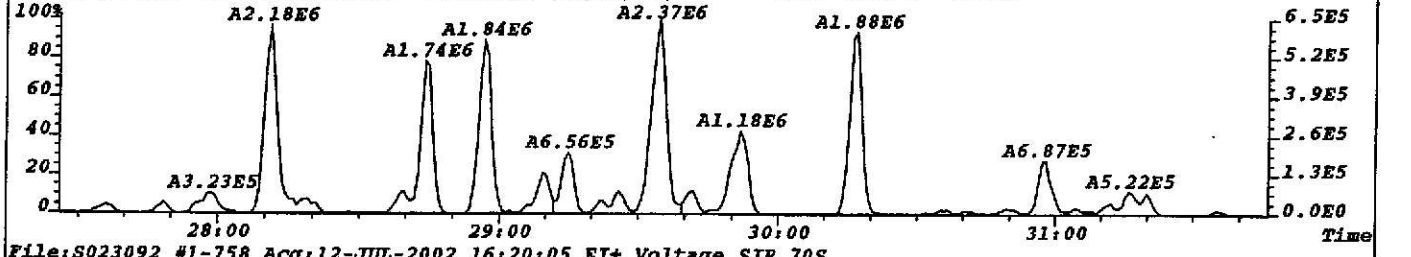

File:S023092 #1-758 Acq:12-JUL-2002 16:20:05 EI+ Voltage SIR 70S
330.9792 F:2 Exp:NDB5US
TRIANGLE LABS Text:TLI#57752A DUPLICATE (06/26/02) INJ. TIME = 16:22

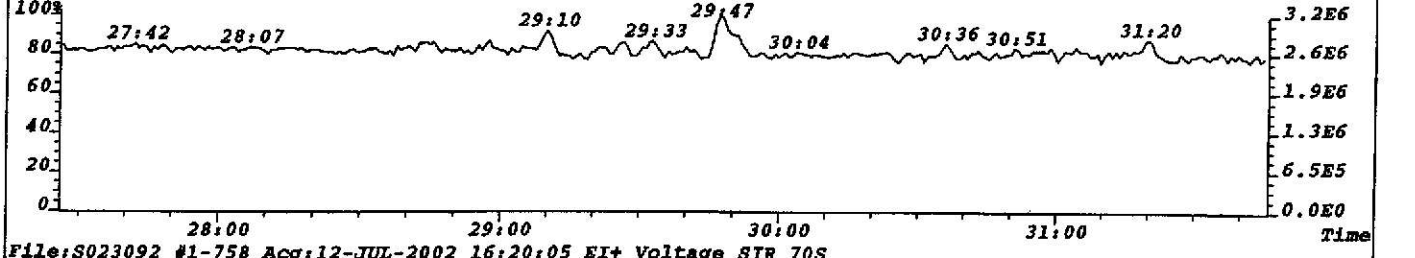

File:S023092 #1-758 Acq:12-JUL-2002 16:20:05 EI+ Voltage SIR 70S
409.7974 F:2 Exp:NDB5US
TRIANGLE LABS Text:TLI#57752A DUPLICATE (06/26/02) INJ. TIME = 16:22

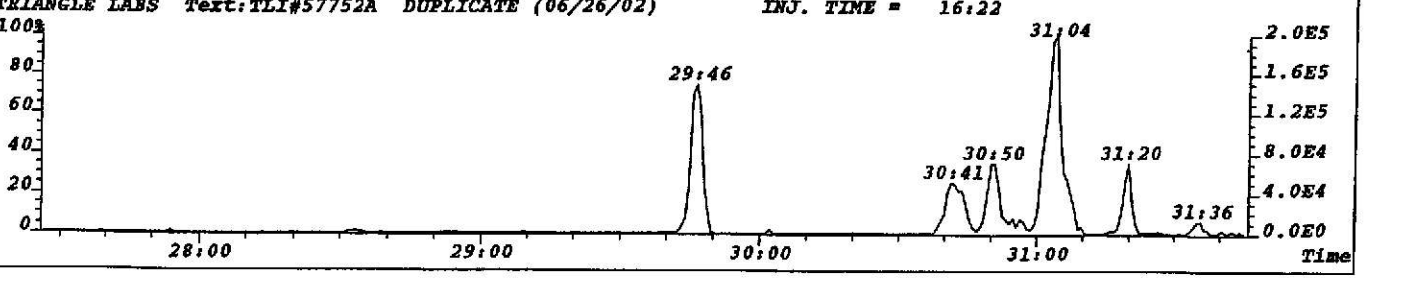

File:S023092 #1-758 Acq:12-JUL-2002 16:20:05 EI+ Voltage SIR 70S Noise:39
355.8546 F:2 BSUB(256,30,-3.0) PKD(7,5,3,0.05%,156.0,1.00%,F,T) Exp:NDB5US
TRIANGLE LABS Text:TLI#57752A DUPLICATE (06/26/02) INJ. TIME = 16:22

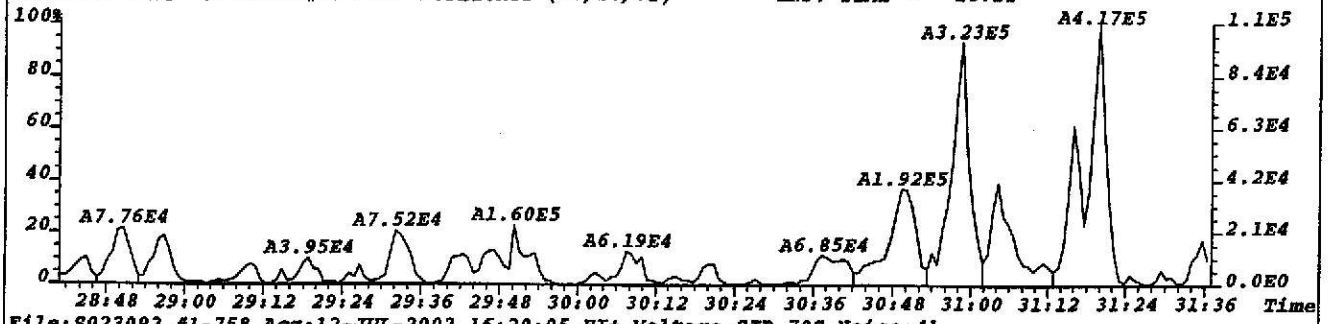

File:S023092 #1-758 Acq:12-JUL-2002 16:20:05 EI+ Voltage SIR 70S Noise:41
357.8516 F:2 BSUB(256,30,-3.0) PKD(7,5,3,0.05%,164.0,1.00%,F,T) Exp:NDB5US
TRIANGLE LABS Text:TLI#57752A DUPLICATE (06/26/02) INJ. TIME = 16:22

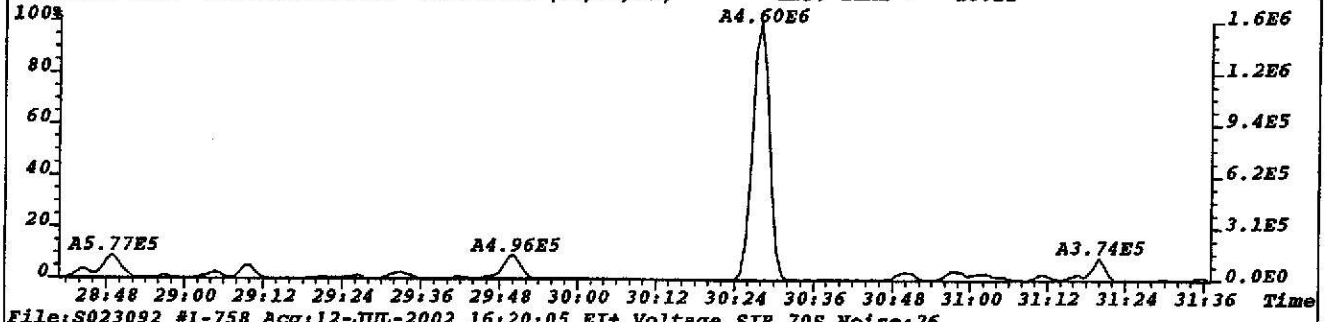

File:S023092 #1-758 Acq:12-JUL-2002 16:20:05 EI+ Voltage SIR 70S Noise:26
367.8949 F:2 BSUB(256,30,-3.0) PKD(7,5,3,0.05%,104.0,1.00%,F,T) Exp:NDB5US
TRIANGLE LABS Text:TLI#57752A DUPLICATE (06/26/02) INJ. TIME = 16:22

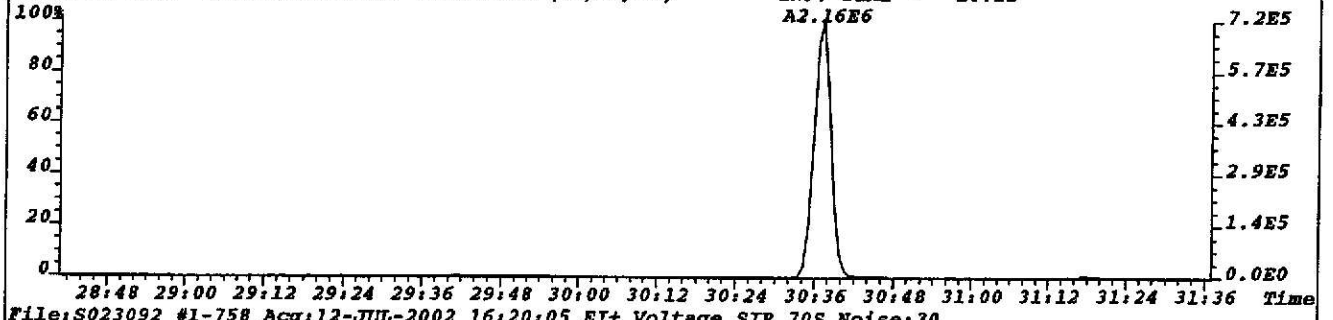

File:S023092 #1-758 Acq:12-JUL-2002 16:20:05 EI+ Voltage SIR 70S Noise:30
369.8919 F:2 BSUB(256,30,-3.0) PKD(7,5,3,0.05%,120.0,1.00%,F,T) Exp:NDB5US
TRIANGLE LABS Text:TLI#57752A DUPLICATE (06/26/02) INJ. TIME = 16:22

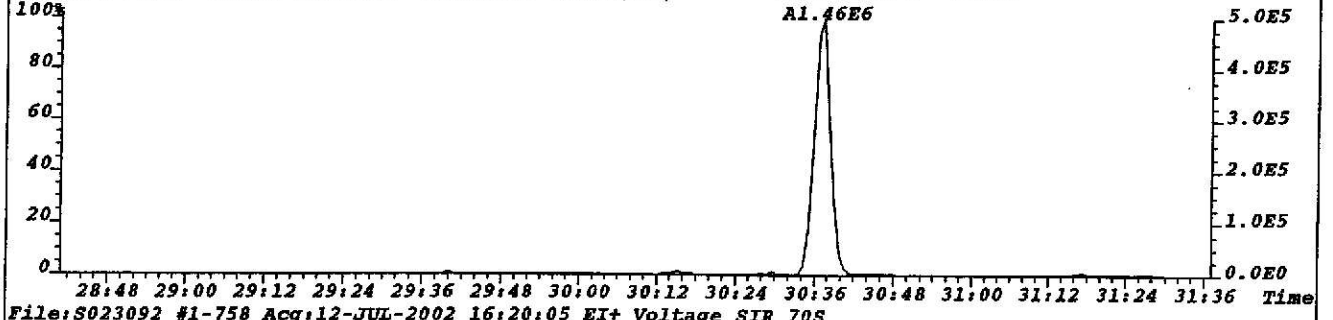

File:S023092 #1-758 Acq:12-JUL-2002 16:20:05 EI+ Voltage SIR 70S
330.9792 F:2 Exp:NDB5US
TRIANGLE LABS Text:TLI#57752A DUPLICATE (06/26/02) INJ. TIME = 16:22

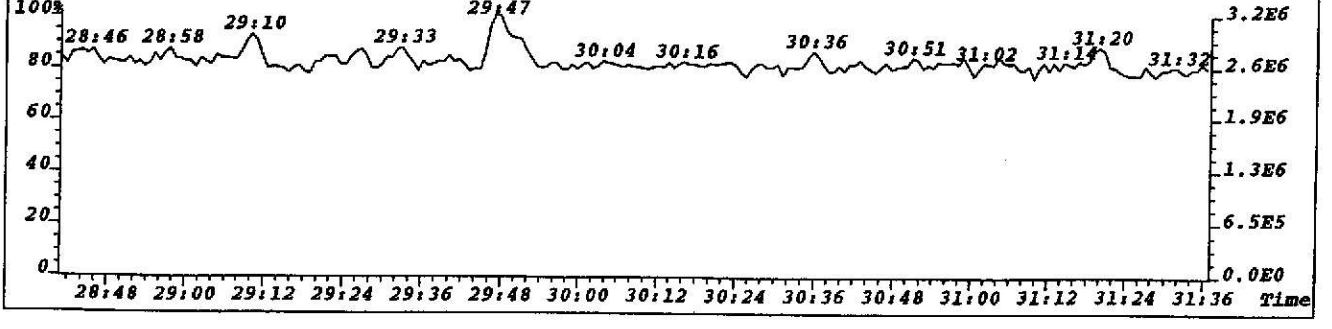

File:S023092 #1-455 Acq:12-JUL-2002 16:20:05 EI+ Voltage SIR 70S Noise:394
373.8208 F:3 BSUB(256,30,-3.0) PKD(7,5,3,0.05%,1576.0,1.00%,F,T) Exp:NDB5US
TRIANGLE LABS Text:TLI#57752A DUPLICATE (06/26/02) INJ. TIME = 16:22



File:S023092 #1-455 Acq:12-JUL-2002 16:20:05 EI+ Voltage SIR 70S Noise:159
375.8178 F:3 BSUB(256,30,-3.0) PKD(7,5,3,0.05%,636.0,1.00%,F,T) Exp:NDB5US
TRIANGLE LABS Text:TLI#57752A DUPLICATE (06/26/02) INJ. TIME = 16:22



File:S023092 #1-455 Acq:12-JUL-2002 16:20:05 EI+ Voltage SIR 70S Noise:176
383.8639 F:3 BSUB(256,30,-3.0) PKD(7,5,3,0.05%,704.0,1.00%,F,T) Exp:NDB5US
TRIANGLE LABS Text:TLI#57752A DUPLICATE (06/26/02) INJ. TIME = 16:22

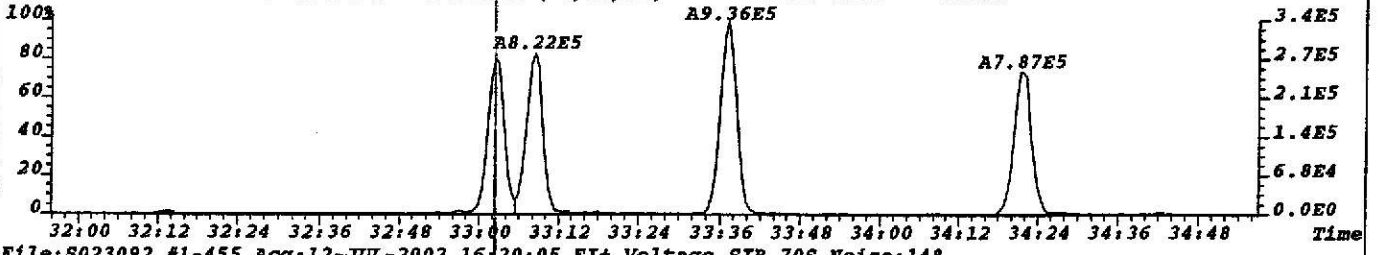

File:S023092 #1-455 Acq:12-JUL-2002 16:20:05 EI+ Voltage SIR 70S Noise:148
385.8610 F:3 BSUB(256,30,-3.0) PKD(7,5,3,0.05%,592.0,1.00%,F,T) Exp:NDB5US
TRIANGLE LABS Text:TLI#57752A DUPLICATE (06/26/02) INJ. TIME = 16:22

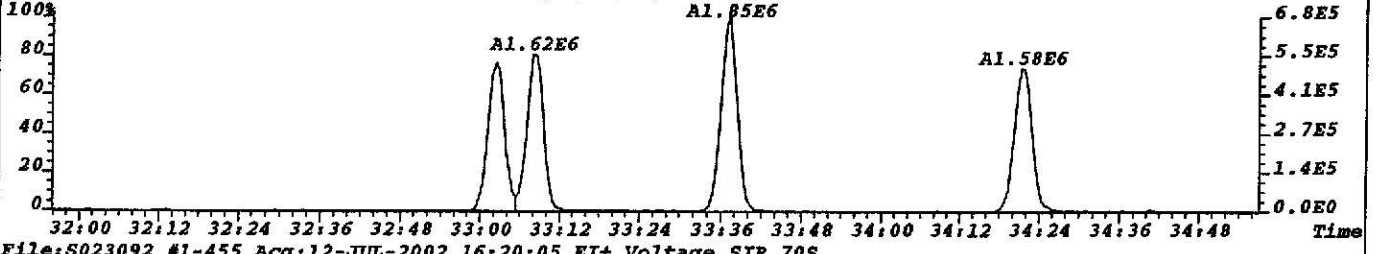

File:S023092 #1-455 Acq:12-JUL-2002 16:20:05 EI+ Voltage SIR 70S
392.9760 F:3 Exp:NDB5US
TRIANGLE LABS Text:TLI#57752A DUPLICATE (06/26/02) INJ. TIME = 16:22

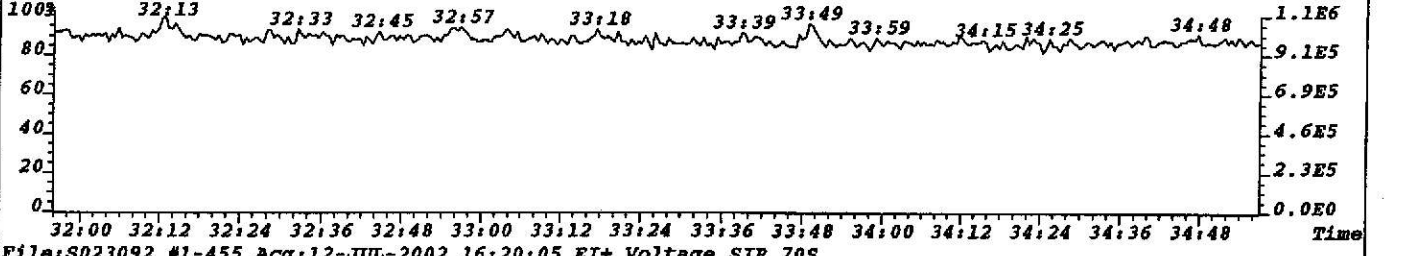

File:S023092 #1-455 Acq:12-JUL-2002 16:20:05 EI+ Voltage SIR 70S
445.7555 F:3 Exp:NDB5US
TRIANGLE LABS Text:TLI#57752A DUPLICATE (06/26/02) INJ. TIME = 16:22

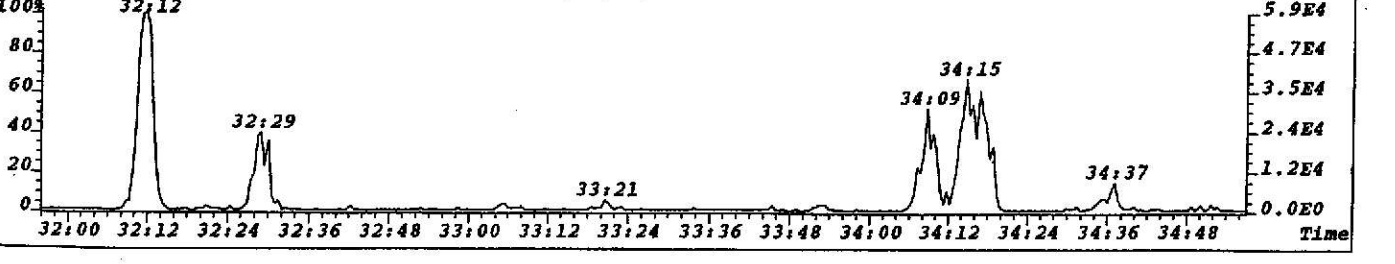

File:S023092 #1-455 Acq:12-JUL-2002 16:20:05 EI+ Voltage SIR 70S Noise:228
389.8156 F:3 BSUB(256,30,-3.0) PKD(7,5,3,0.05%,912.0,1.00%,F,T) Exp:NDB5US
TRIANGLE LABS Text:TLI#57752A DUPLICATE (06/26/02) INJ. TIME = 16:22

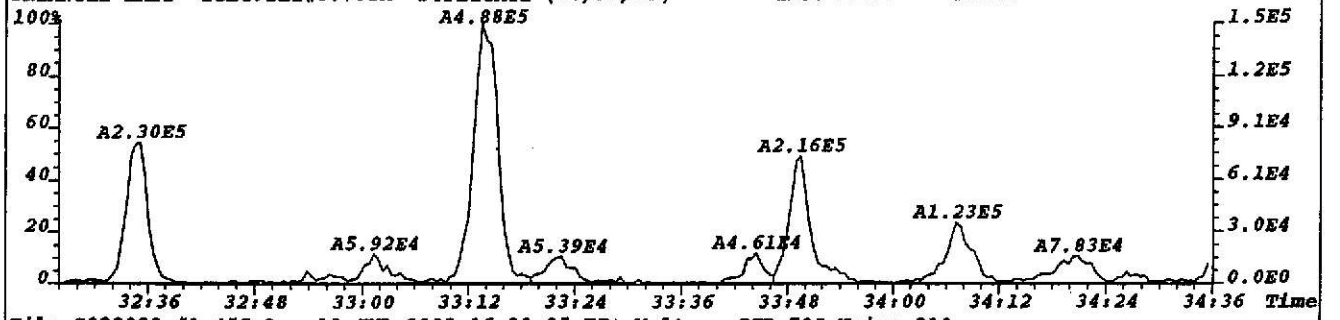

File:S023092 #1-455 Acq:12-JUL-2002 16:20:05 EI+ Voltage SIR 70S Noise:210
391.8127 F:3 BSUB(256,30,-3.0) PKD(7,5,3,0.05%,840.0,1.00%,F,T) Exp:NDB5US
TRIANGLE LABS Text:TLI#57752A DUPLICATE (06/26/02) INJ. TIME = 16:22

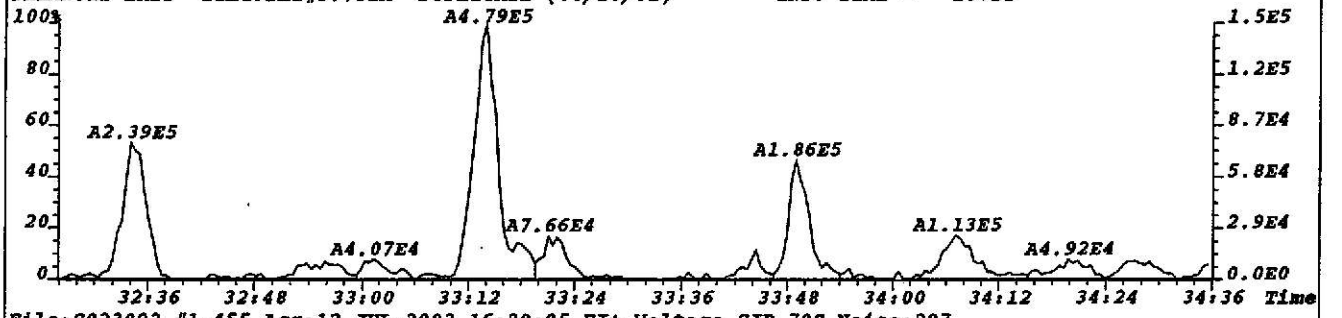

File:S023092 #1-455 Acq:12-JUL-2002 16:20:05 EI+ Voltage SIR 70S Noise:297
401.8558 F:3 BSUB(256,30,-3.0) PKD(7,5,3,0.05%,1188.0,1.00%,F,T) Exp:NDB5US
TRIANGLE LABS Text:TLI#57752A DUPLICATE (06/26/02) INJ. TIME = 16:22

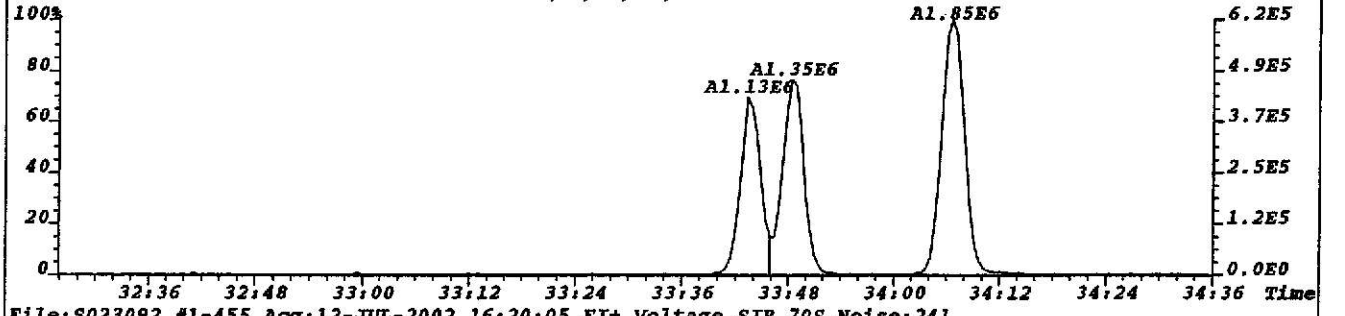

File:S023092 #1-455 Acq:12-JUL-2002 16:20:05 EI+ Voltage SIR 70S Noise:241
403.8529 F:3 BSUB(256,30,-3.0) PKD(7,5,3,0.05%,964.0,1.00%,F,T) Exp:NDB5US
TRIANGLE LABS Text:TLI#57752A DUPLICATE (06/26/02) INJ. TIME = 16:22

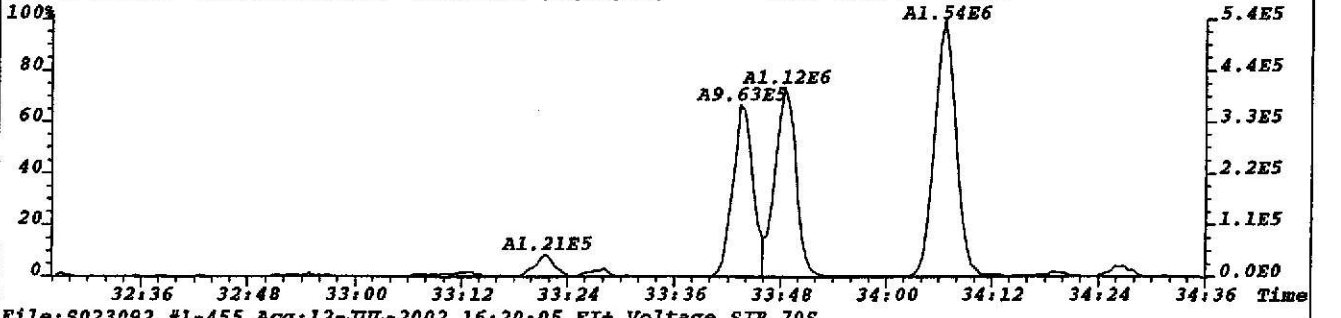

File:S023092 #1-455 Acq:12-JUL-2002 16:20:05 EI+ Voltage SIR 70S
392.9760 F:3 Exp:NDB5US
TRIANGLE LABS Text:TLI#57752A DUPLICATE (06/26/02) INJ. TIME = 16:22

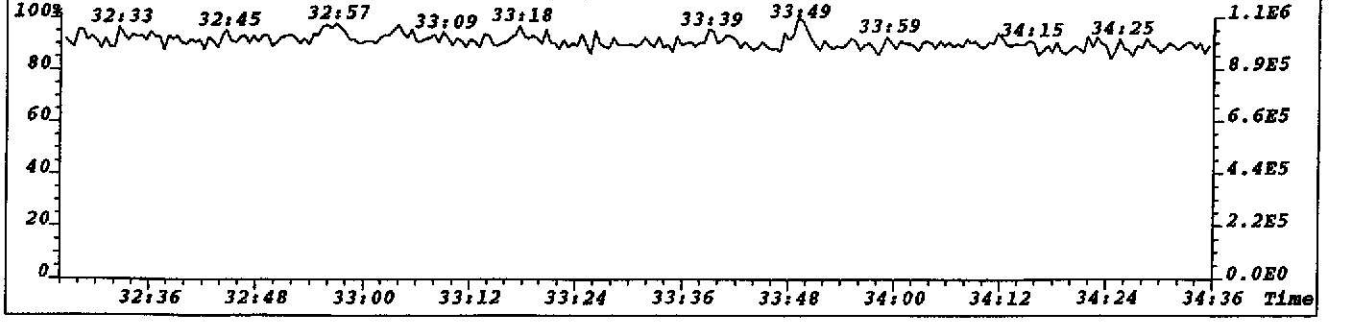

File:S023092 #1-735 Acq:12-JUL-2002 16:20:05 EI+ Voltage SIR 70S Noise:85
407.7818 F:4 BSUB(256,30,-3.0) PKD(7,5,3,0.05%,340.0,1.00%,F,T) Exp:NDB5US
TRIANGLE LABS Text:TLI#57752A DUPLICATE (06/26/02) INJ. TIME = 16:22



File:S023092 #1-735 Acq:12-JUL-2002 16:20:05 EI+ Voltage SIR 70S Noise:26
409.7789 F:4 BSUB(256,30,-3.0) PKD(7,5,3,0.05%,104.0,1.00%,F,T) Exp:NDB5US
TRIANGLE LABS Text:TLI#57752A DUPLICATE (06/26/02) INJ. TIME = 16:22



File:S023092 #1-735 Acq:12-JUL-2002 16:20:05 EI+ Voltage SIR 70S Noise:28
417.8253 F:4 BSUB(256,30,-3.0) PKD(7,5,3,0.05%,112.0,1.00%,F,T) Exp:NDB5US
TRIANGLE LABS Text:TLI#57752A DUPLICATE (06/26/02) INJ. TIME = 16:22



File:S023092 #1-735 Acq:12-JUL-2002 16:20:05 EI+ Voltage SIR 70S Noise:28
419.8220 F:4 BSUB(256,30,-3.0) PKD(7,5,3,0.05%,112.0,1.00%,F,T) Exp:NDB5US
TRIANGLE LABS Text:TLI#57752A DUPLICATE (06/26/02) INJ. TIME = 16:22

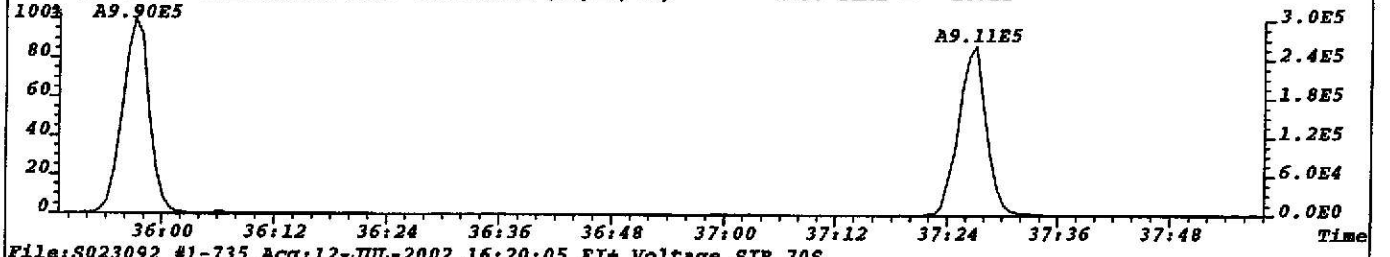

File:S023092 #1-735 Acq:12-JUL-2002 16:20:05 EI+ Voltage SIR 70S
430.9729 F:4 Exp:NDB5US
TRIANGLE LABS Text:TLI#57752A DUPLICATE (06/26/02) INJ. TIME = 16:22

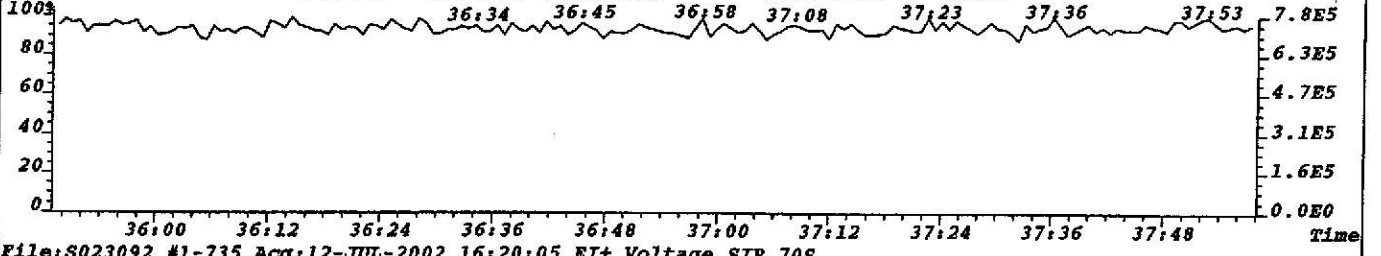

File:S023092 #1-735 Acq:12-JUL-2002 16:20:05 EI+ Voltage SIR 70S
479.7165 F:4 Exp:NDB5US
TRIANGLE LABS Text:TLI#57752A DUPLICATE (06/26/02) INJ. TIME = 16:22

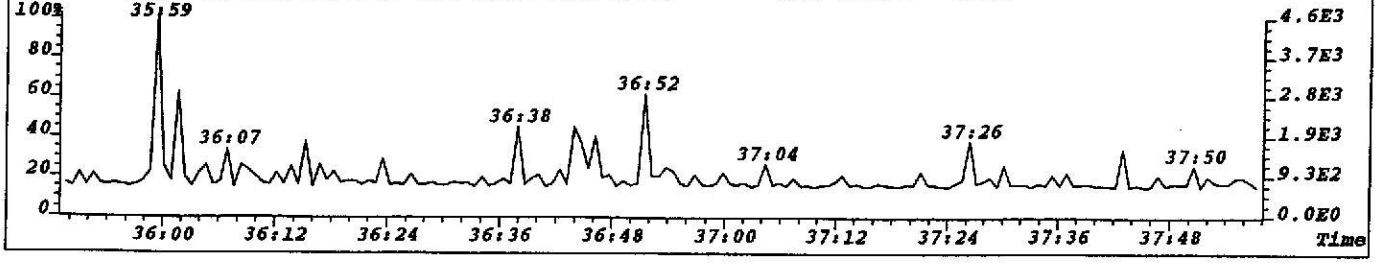

File:S023092 #1-735 Acq:12-JUL-2002 16:20:05 EI+ Voltage SIR 70S Noise:323
423.7766 F:4 BSUB(256,30,-3.0) PKD(7,5,3,0.05%,1292.0,1.00%,F,T) Exp:NDB5US
TRIANGLE LABS Text:TLI#57752A DUPLICATE (06/26/02) INJ. TIME = 16:22

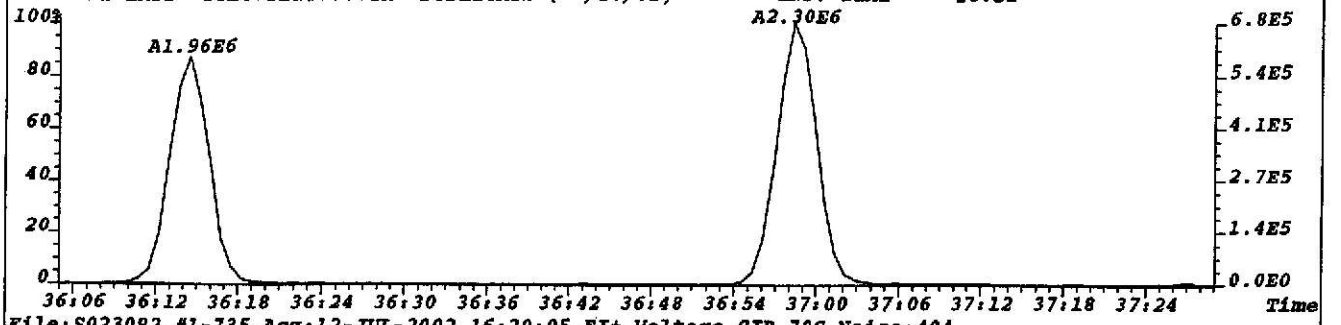

File:S023092 #1-735 Acq:12-JUL-2002 16:20:05 EI+ Voltage SIR 70S Noise:404
425.7737 F:4 BSUB(256,30,-3.0) PKD(7,5,3,0.05%,1616.0,1.00%,F,T) Exp:NDB5US
TRIANGLE LABS Text:TLI#57752A DUPLICATE (06/26/02) INJ. TIME = 16:22

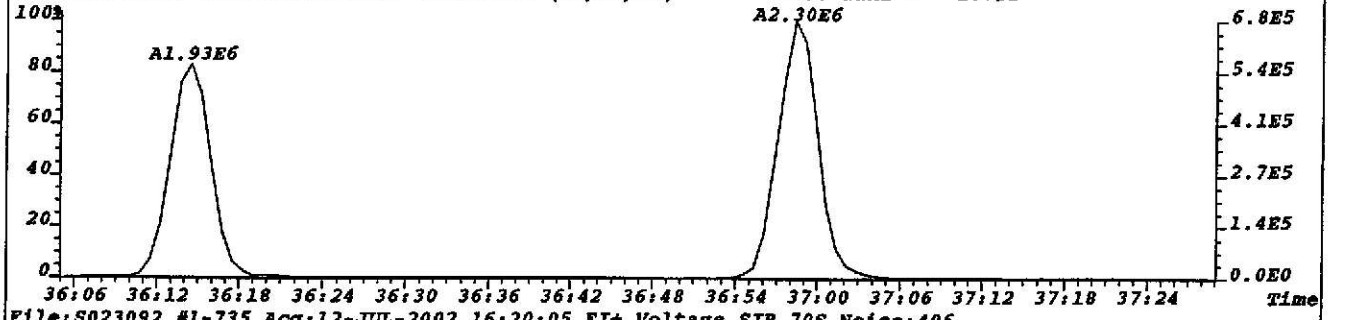

File:S023092 #1-735 Acq:12-JUL-2002 16:20:05 EI+ Voltage SIR 70S Noise:406
435.8169 F:4 BSUB(256,30,-3.0) PKD(7,5,3,0.05%,1624.0,1.00%,F,T) Exp:NDB5US
TRIANGLE LABS Text:TLI#57752A DUPLICATE (06/26/02) INJ. TIME = 16:22

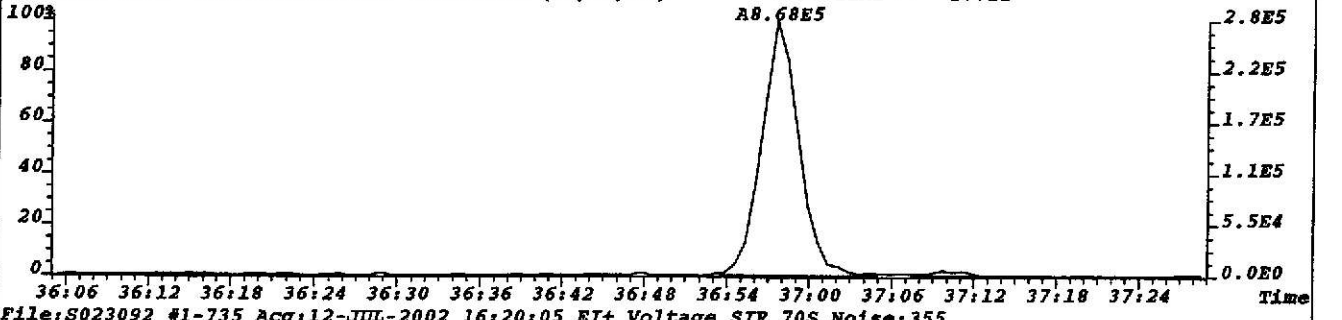

File:S023092 #1-735 Acq:12-JUL-2002 16:20:05 EI+ Voltage SIR 70S Noise:355
437.8140 F:4 BSUB(256,30,-3.0) PKD(7,5,3,0.05%,1420.0,1.00%,F,T) Exp:NDB5US
TRIANGLE LABS Text:TLI#57752A DUPLICATE (06/26/02) INJ. TIME = 16:22

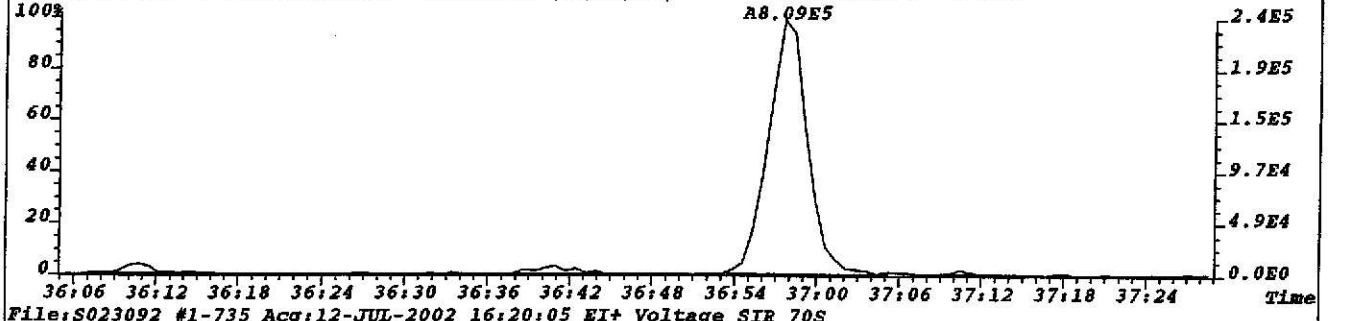

File:S023092 #1-735 Acq:12-JUL-2002 16:20:05 EI+ Voltage SIR 70S
430.9729 F:4 Exp:NDB5US
TRIANGLE LABS Text:TLI#57752A DUPLICATE (06/26/02) INJ. TIME = 16:22

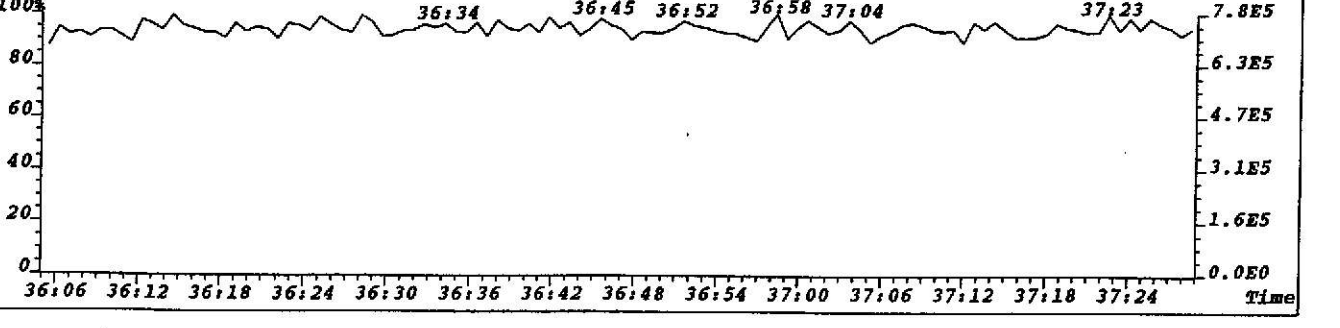

File:S023092 #1-735 Acq:12-JUL-2002 16:20:05 EI+ Voltage SIR 70S Noise:29
441.7428 F:4 BSUB(256,30,-3.0) PKD(7,5,3,0.05%,116.0,1.00%,F,T) Exp:NDB5US
TRIANGLE LABS Text:TLI#57752A DUPLICATE (06/26/02) INJ. TIME = 16:22

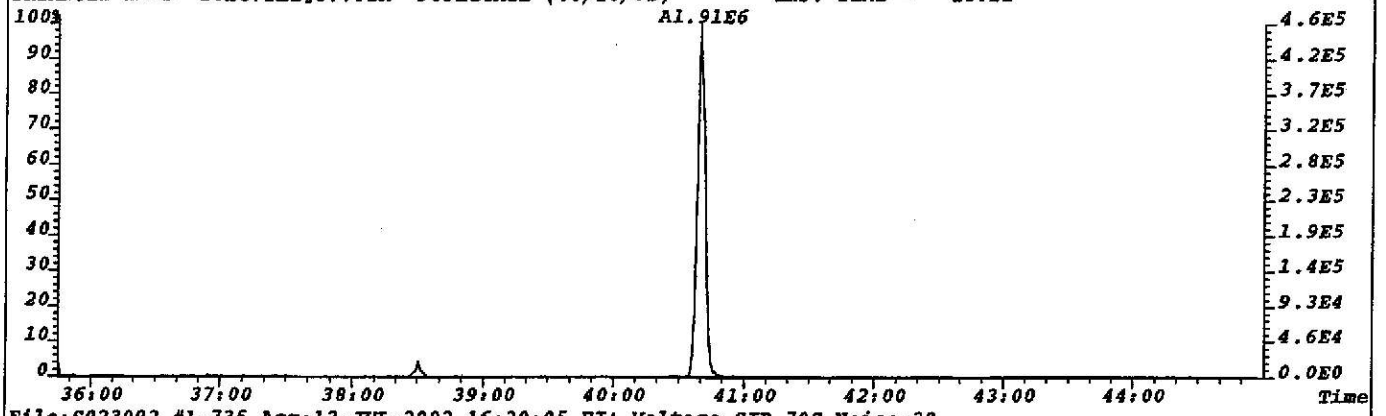

File:S023092 #1-735 Acq:12-JUL-2002 16:20:05 EI+ Voltage SIR 70S Noise:30
443.7399 F:4 BSUB(256,30,-3.0) PKD(7,5,3,0.05%,120.0,1.00%,F,T) Exp:NDB5US
TRIANGLE LABS Text:TLI#57752A DUPLICATE (06/26/02) INJ. TIME = 16:22

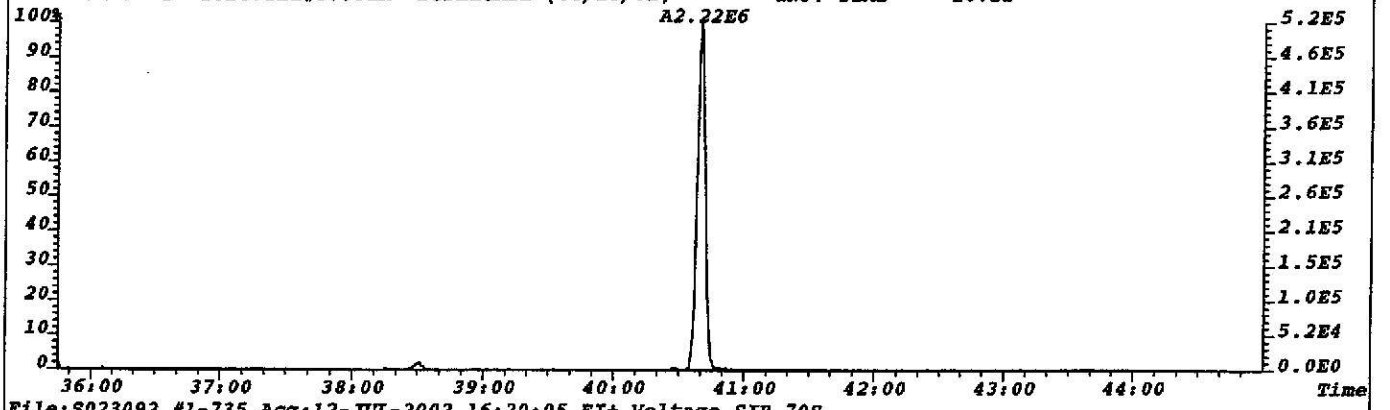

File:S023092 #1-735 Acq:12-JUL-2002 16:20:05 EI+ Voltage SIR 70S
430.9729 F:4 Exp:NDB5US
TRIANGLE LABS Text:TLI#57752A DUPLICATE (06/26/02) INJ. TIME = 16:22

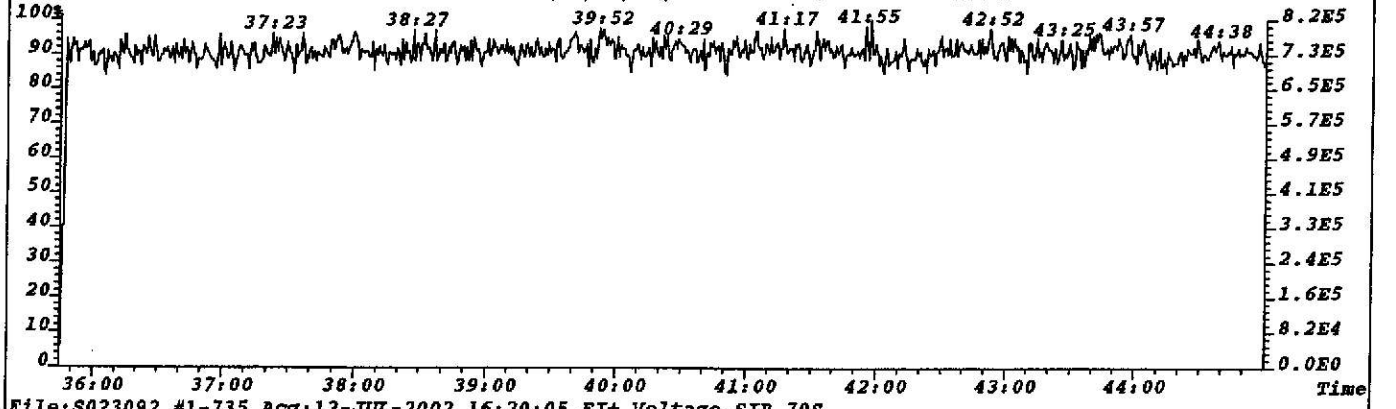

File:S023092 #1-735 Acq:12-JUL-2002 16:20:05 EI+ Voltage SIR 70S
513.6775 F:4 Exp:NDB5US
TRIANGLE LABS Text:TLI#57752A DUPLICATE (06/26/02) INJ. TIME = 16:22

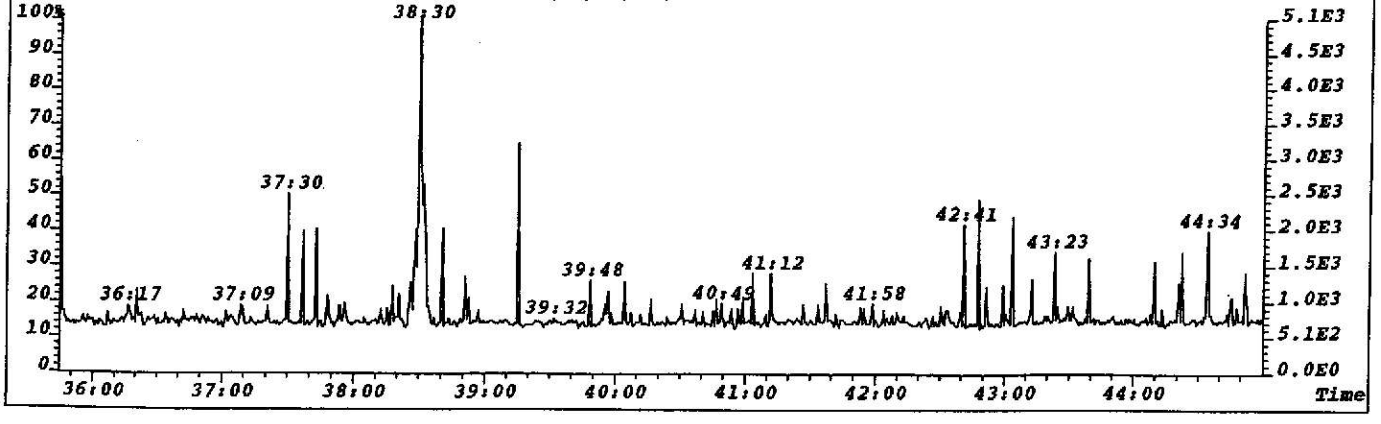

File:S023092 #1-735 Acq:12-JUL-2002 16:20:05 EI+ Voltage SIR 70S Noise:26
457.7377 F:4 BSUB(256,30,-3.0) PKD(7,5,3,0.05%,104.0,1.00%,F,T) Exp:NDB5US
TRIANGLE LABS Text:TLI#57752A DUPLICATE (06/26/02) INJ. TIME = 16:22

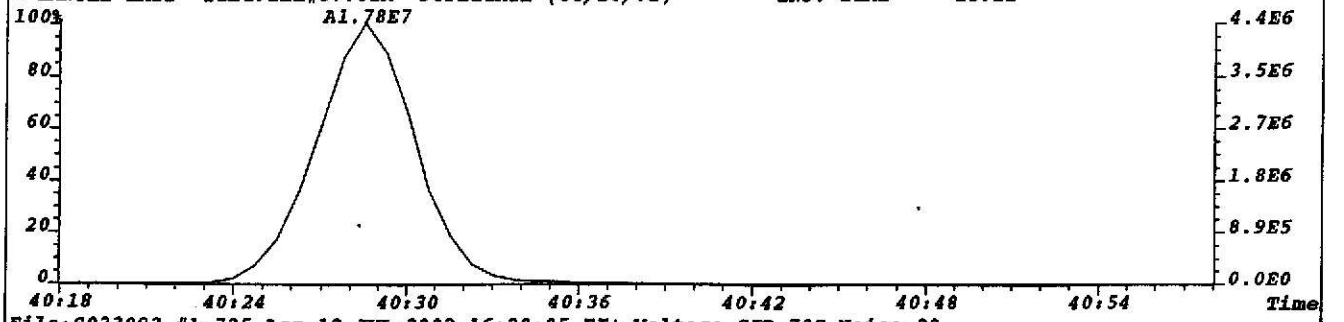

File:S023092 #1-735 Acq:12-JUL-2002 16:20:05 EI+ Voltage SIR 70S Noise:29
459.7348 F:4 BSUB(256,30,-3.0) PKD(7,5,3,0.05%,116.0,1.00%,F,T) Exp:NDB5US
TRIANGLE LABS Text:TLI#57752A DUPLICATE (06/26/02) INJ. TIME = 16:22

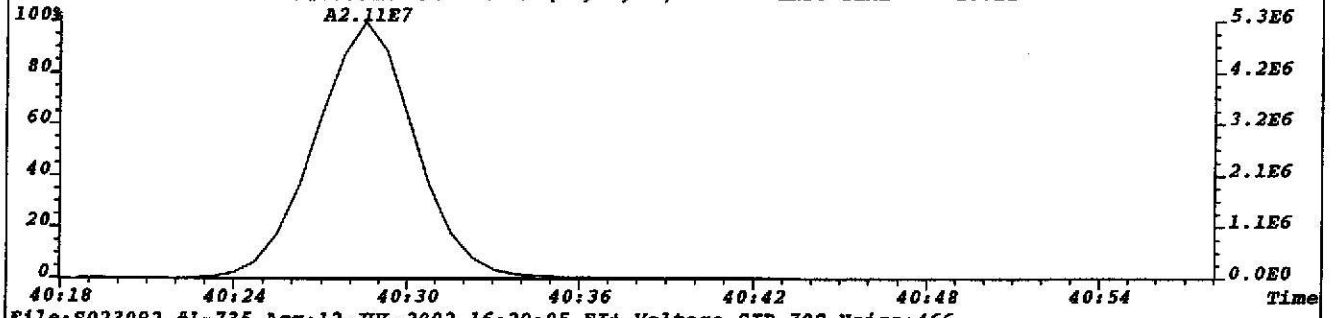

File:S023092 #1-735 Acq:12-JUL-2002 16:20:05 EI+ Voltage SIR 70S Noise:466
469.7779 F:4 BSUB(256,30,-3.0) PKD(7,5,3,0.05%,1864.0,1.00%,F,T) Exp:NDB5US
TRIANGLE LABS Text:TLI#57752A DUPLICATE (06/26/02) INJ. TIME = 16:22

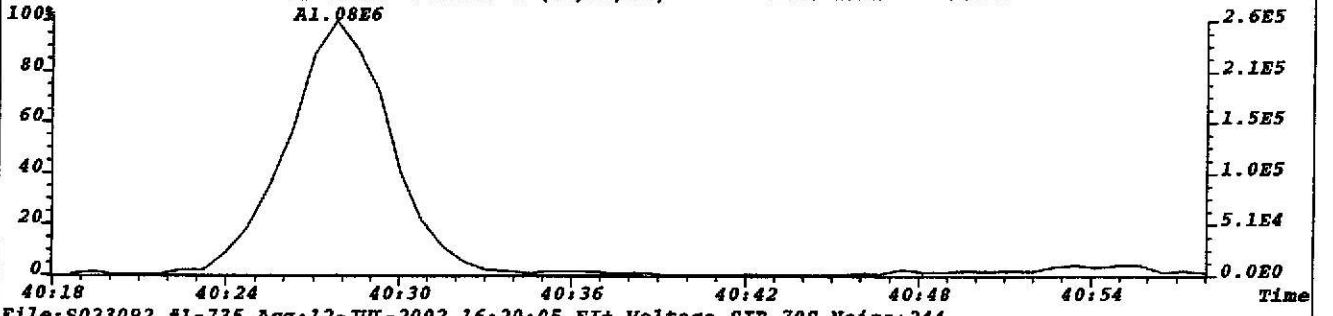

File:S023092 #1-735 Acq:12-JUL-2002 16:20:05 EI+ Voltage SIR 70S Noise:244
471.7750 F:4 BSUB(256,30,-3.0) PKD(7,5,3,0.05%,976.0,1.00%,F,T) Exp:NDB5US
TRIANGLE LABS Text:TLI#57752A DUPLICATE (06/26/02) INJ. TIME = 16:22



File:S023092 #1-735 Acq:12-JUL-2002 16:20:05 EI+ Voltage SIR 70S
430.9729 F:4 Exp:NDB5US
TRIANGLE LABS Text:TLI#57752A DUPLICATE (06/26/02) INJ. TIME = 16:22

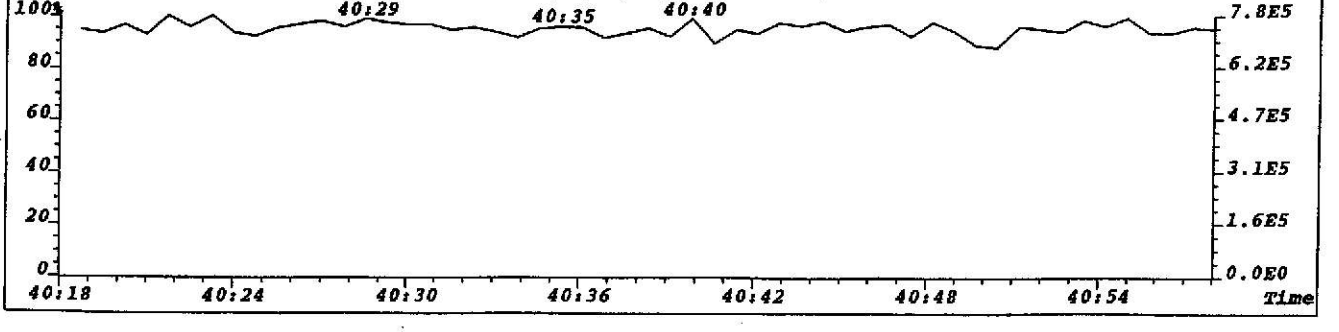

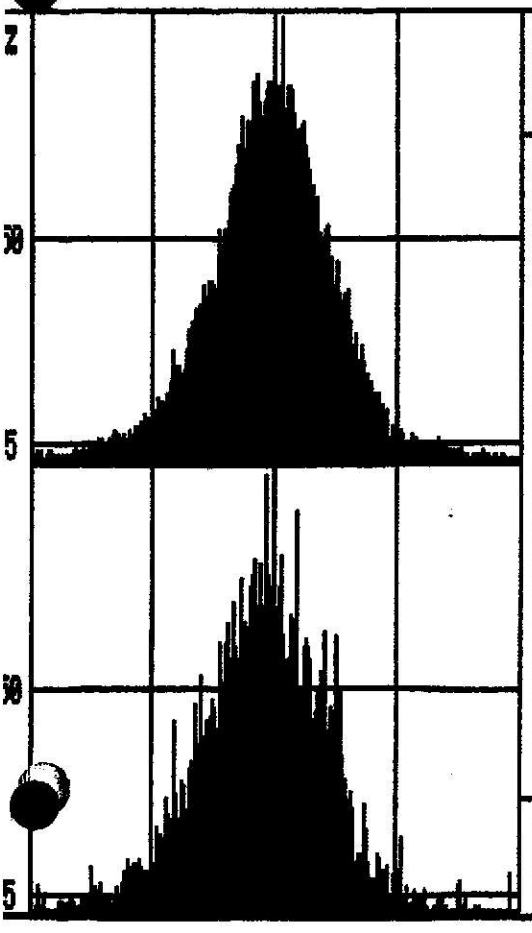

Channel I 330.9792 Peak top
Height 1.10 volts Span 200 ppm

System file name	NOBSUS
Data file name	A:S712021
Resolution	10000
Group number	2
Ionization mode	EI+
Switching	VOLTAGE
Ref. masses	292.9825, 416.9760

A	293	J	331	S	368
B	304	K	332	T	370
C	306	L	334	U	376
D	316	M	340	V	410
E	318	N	342		
F	320	O	352		
G	322	P	354		
H	328	Q	356		
I	331	R	358		

Ref. mass 416.9760 Peak top
Height .22 volts Span 200 ppm

File:S023092 #1-758 Acq:12-JUL-2002 16:20:05 EI+ Voltage SIR 70S
303.9016 F:2 Exp:NDB5US
Sample Text:TLI#57752A DUPLICATE (06/26/02) INJ. TIME = 16:22 File Text:TLI#57752A D»

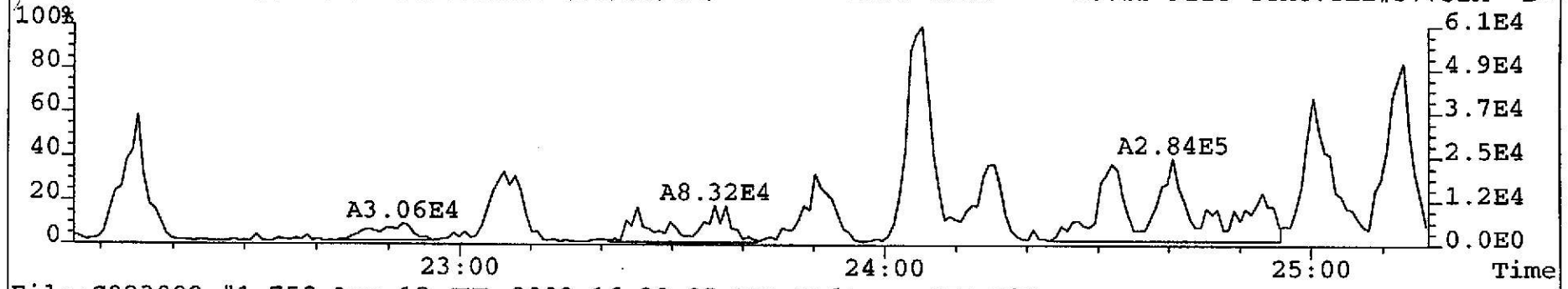

File:S023092 #1-758 Acq:12-JUL-2002 16:20:05 EI+ Voltage SIR 70S
305.8987 F:2 Exp:NDB5US
Sample Text:TLI#57752A DUPLICATE (06/26/02) INJ. TIME = 16:22 File Text:TLI#57752A D»

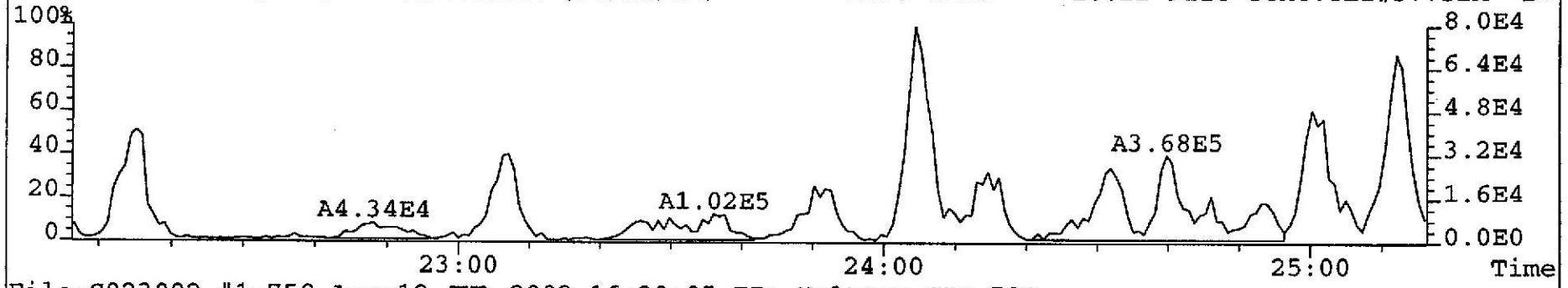

File:S023092 #1-758 Acq:12-JUL-2002 16:20:05 EI+ Voltage SIR 70S
317.9389 F:2 Exp:NDB5US
Sample Text:TLI#57752A DUPLICATE (06/26/02) INJ. TIME = 16:22 File Text:TLI#57752A D»

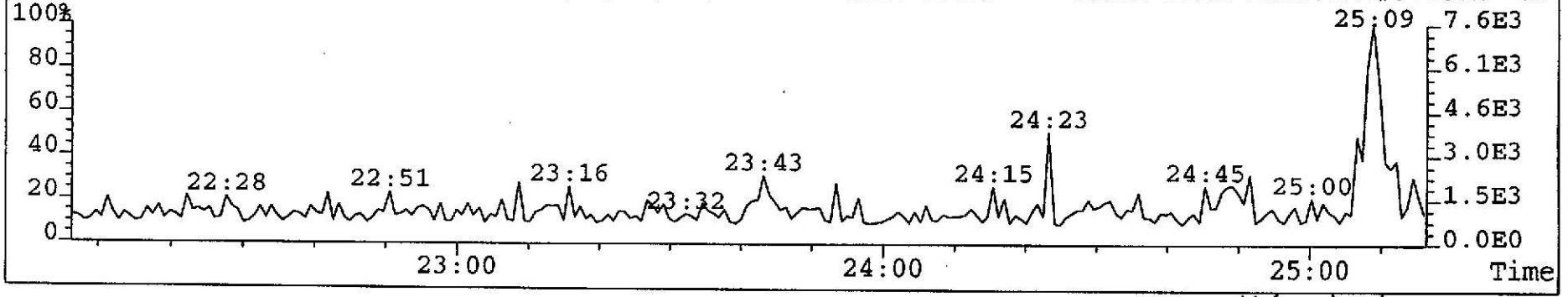

VJC 7/13/02

File:S023092 #1-758 Acq:12-JUL-2002 16:20:05 EI+ Voltage SIR 70S
303.9016 F:2 Exp:NDB5US
Sample Text:TLI#57752A DUPLICATE (06/26/02) INJ. TIME = 16:22 File Text:TLI#57752A D»

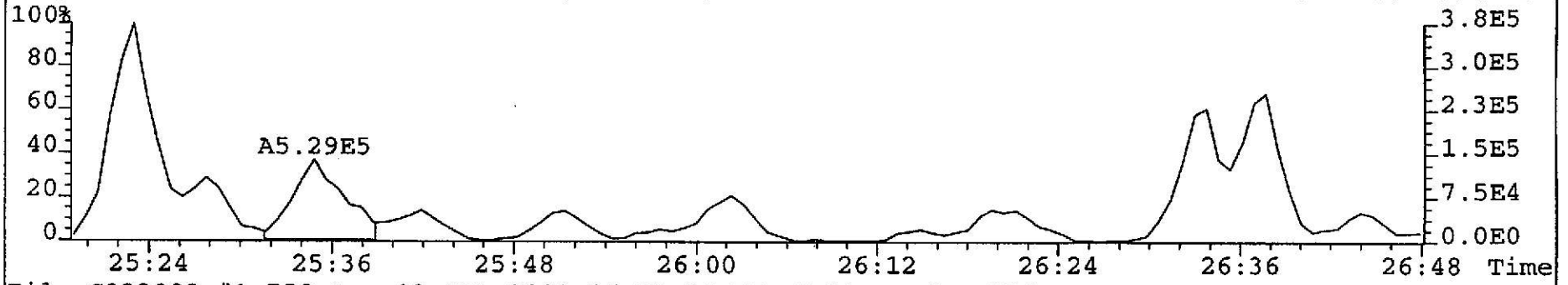

File:S023092 #1-758 Acq:12-JUL-2002 16:20:05 EI+ Voltage SIR 70S
305.8987 F:2 Exp:NDB5US
Sample Text:TLI#57752A DUPLICATE (06/26/02) INJ. TIME = 16:22 File Text:TLI#57752A D»

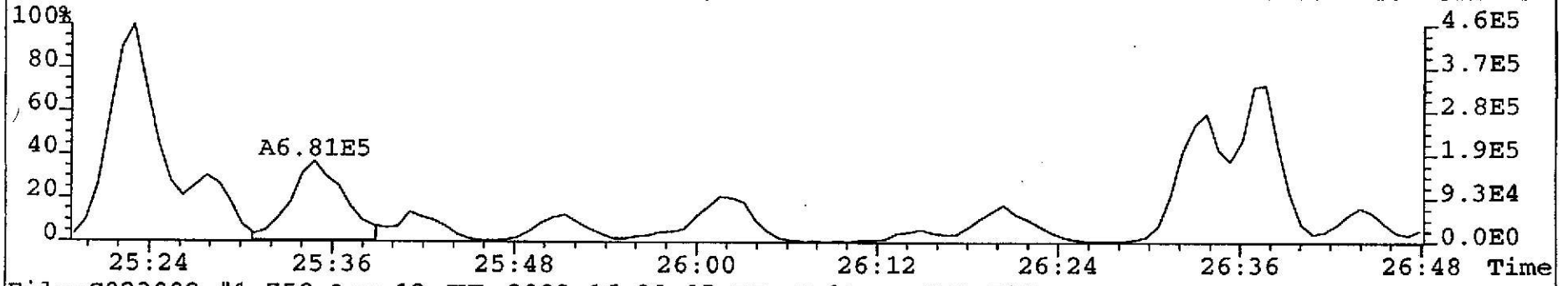

File:S023092 #1-758 Acq:12-JUL-2002 16:20:05 EI+ Voltage SIR 70S
317.9389 F:2 Exp:NDB5US
Sample Text:TLI#57752A DUPLICATE (06/26/02) INJ. TIME = 16:22 File Text:TLI#57752A D»

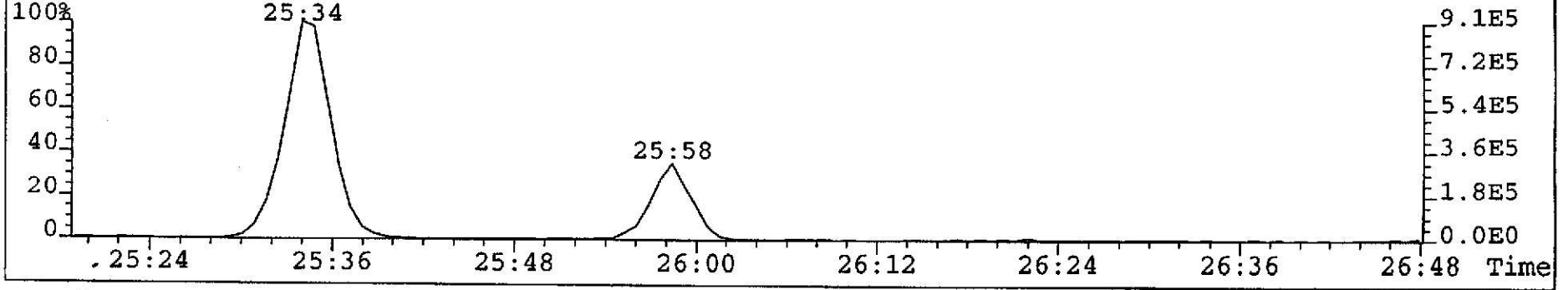

999

VC 7/18/02

File:S023092 #1-758 Acq:12-JUL-2002 16:20:05 EI+ Voltage SIR 70S
303.9016 F:2 Exp:NDB5US
Sample Text:TLI#57752A DUPLICATE (06/26/02) INJ. TIME = 16:22 File Text:TLI#57752A D»

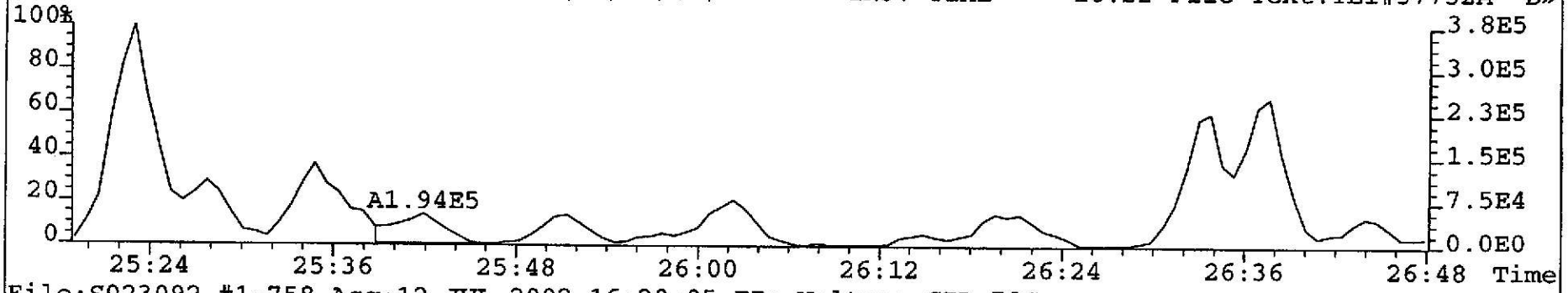

File:S023092 #1-758 Acq:12-JUL-2002 16:20:05 EI+ Voltage SIR 70S
305.8987 F:2 Exp:NDB5US
Sample Text:TLI#57752A DUPLICATE (06/26/02) INJ. TIME = 16:22 File Text:TLI#57752A D»

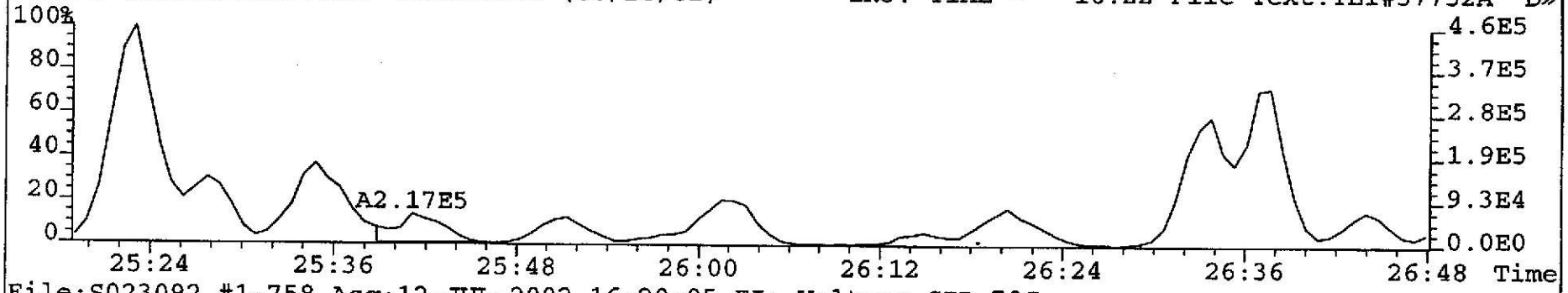

File:S023092 #1-758 Acq:12-JUL-2002 16:20:05 EI+ Voltage SIR 70S
317.9389 F:2 Exp:NDB5US
Sample Text:TLI#57752A DUPLICATE (06/26/02) INJ. TIME = 16:22 File Text:TLI#57752A D»

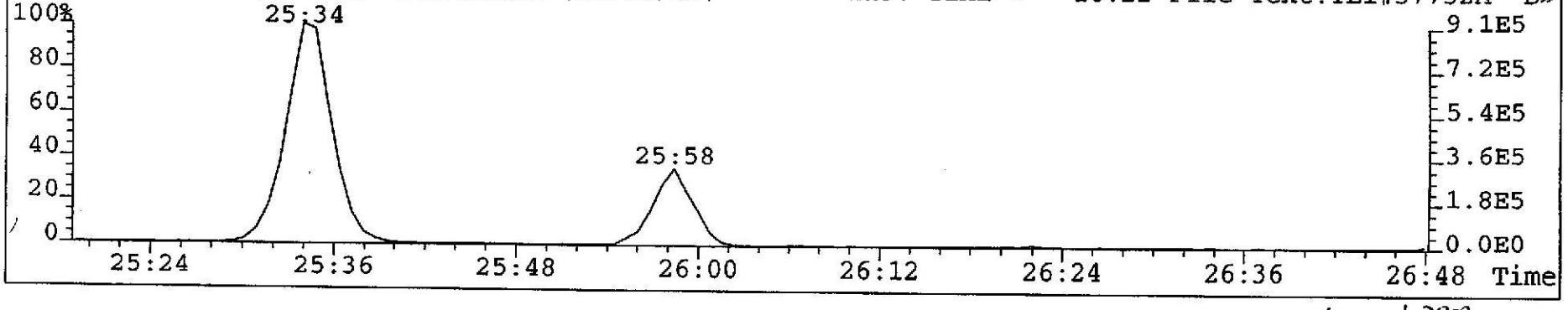

VCJ 7/18/02

667

File:S023092 #1-758 Acq:12-JUL-2002 16:20:05 EI+ Voltage SIR 70S
319.8965 F:2 Exp:NDB5US
Sample Text:TLI#57752A DUPLICATE (06/26/02) INJ. TIME = 16:22 File Text:TLI#57752A D»

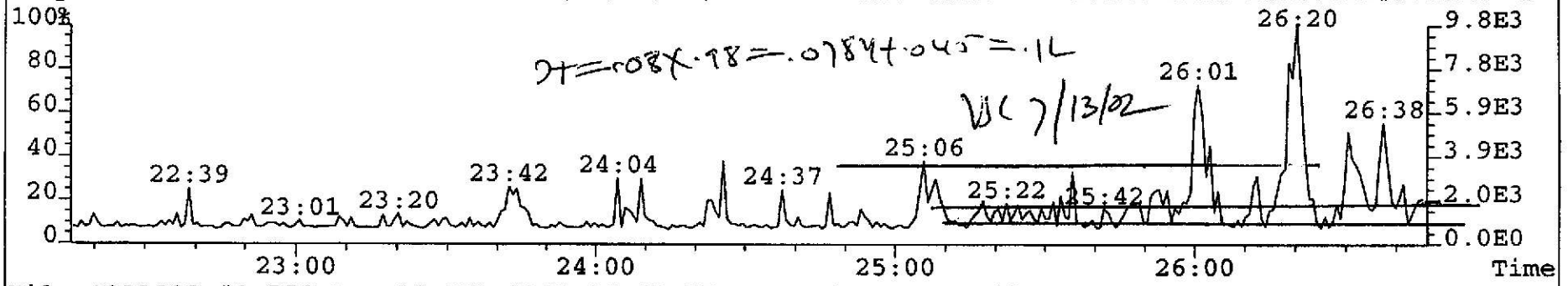

JT=.08X.98=.0784+.045=.1L
VJC 7/13/02

File:S023092 #1-758 Acq:12-JUL-2002 16:20:05 EI+ Voltage SIR 70S
321.8936 F:2 Exp:NDB5US
Sample Text:TLI#57752A DUPLICATE (06/26/02) INJ. TIME = 16:22 File Text:TLI#57752A D»

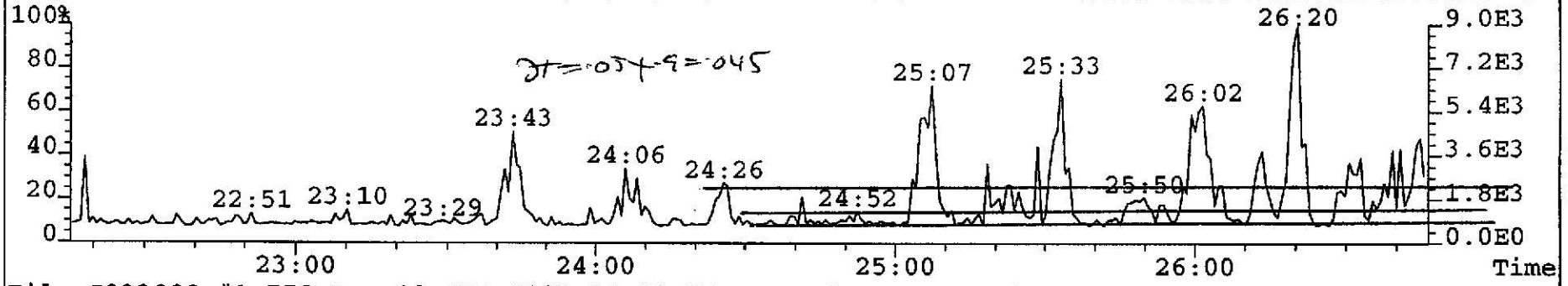

JT=.05X.9=.045

File:S023092 #1-758 Acq:12-JUL-2002 16:20:05 EI+ Voltage SIR 70S
333.9338 F:2 Exp:NDB5US
Sample Text:TLI#57752A DUPLICATE (06/26/02) INJ. TIME = 16:22 File Text:TLI#57752A D»



VJC 7/13/02

File:S023092 #1-758 Acq:12-JUL-2002 16:20:05 EI+ Voltage SIR 70S
319.8965 F:2 Exp:NDB5US
Sample Text:TLI#57752A DUPLICATE (06/26/02) INJ. TIME = 16:22 File Text:TLI#57752A D»

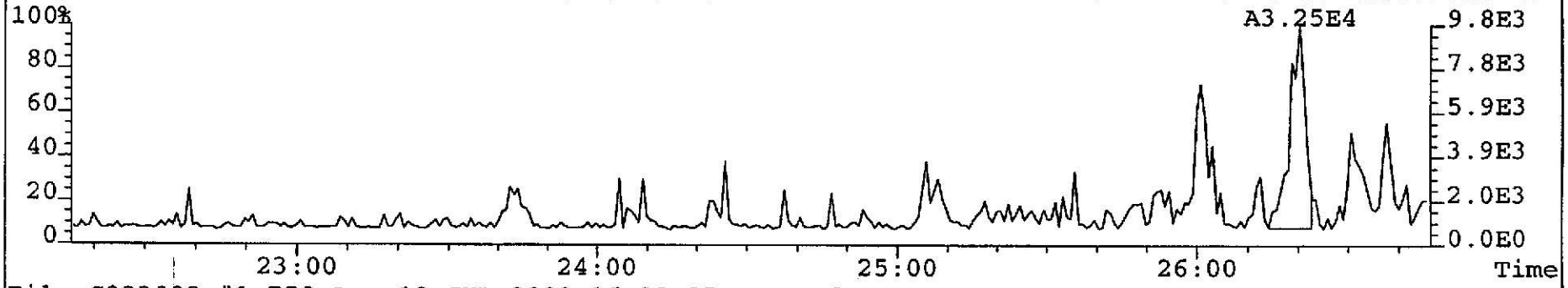

File:S023092 #1-758 Acq:12-JUL-2002 16:20:05 EI+ Voltage SIR 70S
321.8936 F:2 Exp:NDB5US
Sample Text:TLI#57752A DUPLICATE (06/26/02) INJ. TIME = 16:22 File Text:TLI#57752A D»

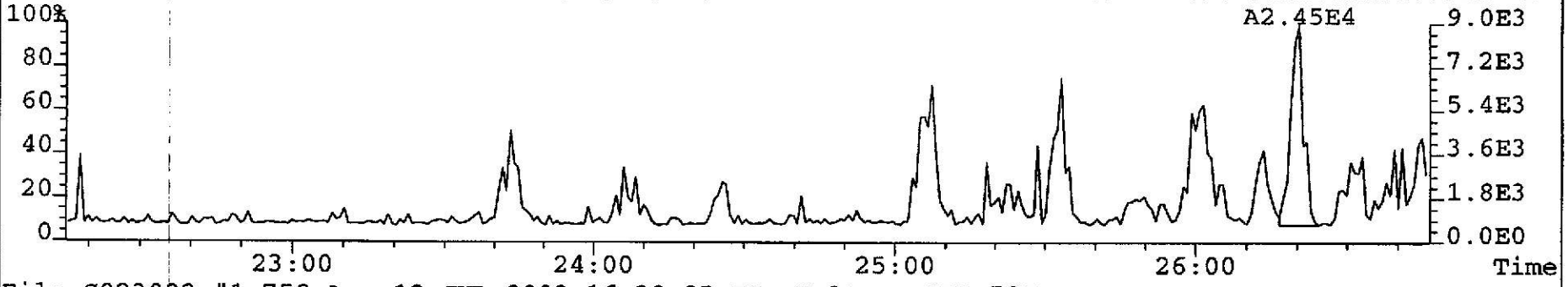

File:S023092 #1-758 Acq:12-JUL-2002 16:20:05 EI+ Voltage SIR 70S
333.9338 F:2 Exp:NDB5US
Sample Text:TLI#57752A DUPLICATE (06/26/02) INJ. TIME = 16:22 File Text:TLI#57752A D»



KC 7/18/02

File:S023092 #1-758 Acq:12-JUL-2002 16:20:05 EI+ Voltage SIR 70S
327.8847 F:2 Exp:NDB5US
Sample Text:TLI#57752A DUPLICATE (06/26/02) INJ. TIME = 16:22 File Text:TLI#57752A D»

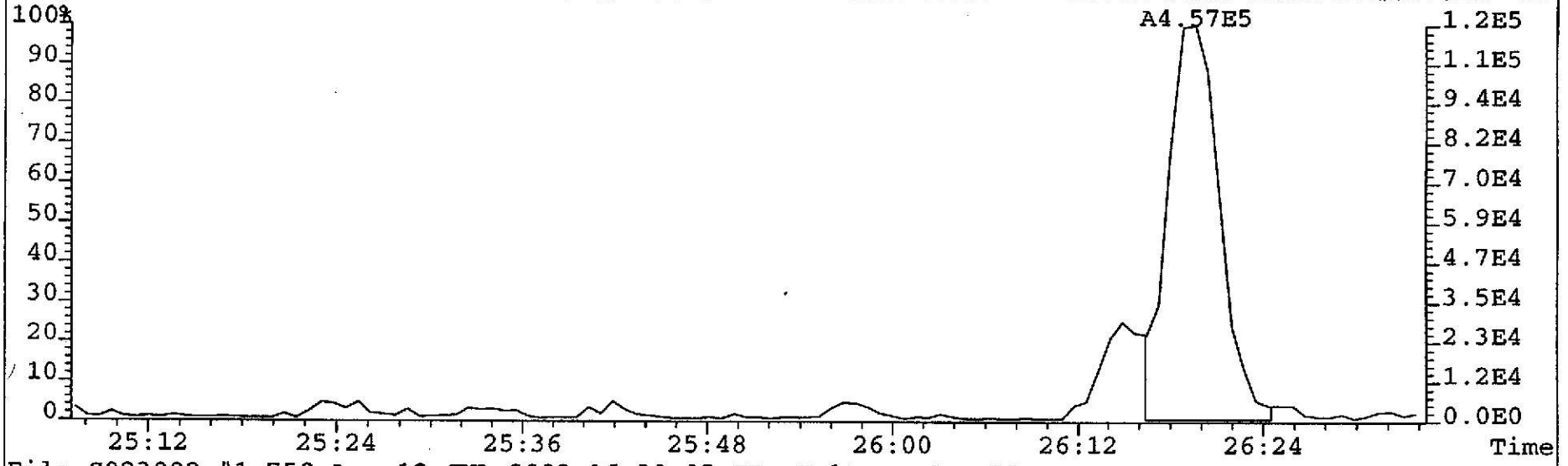

File:S023092 #1-758 Acq:12-JUL-2002 16:20:05 EI+ Voltage SIR 70S
333.9338 F:2 Exp:NDB5US
Sample Text:TLI#57752A DUPLICATE (06/26/02) INJ. TIME = 16:22 File Text:TLI#57752A D»

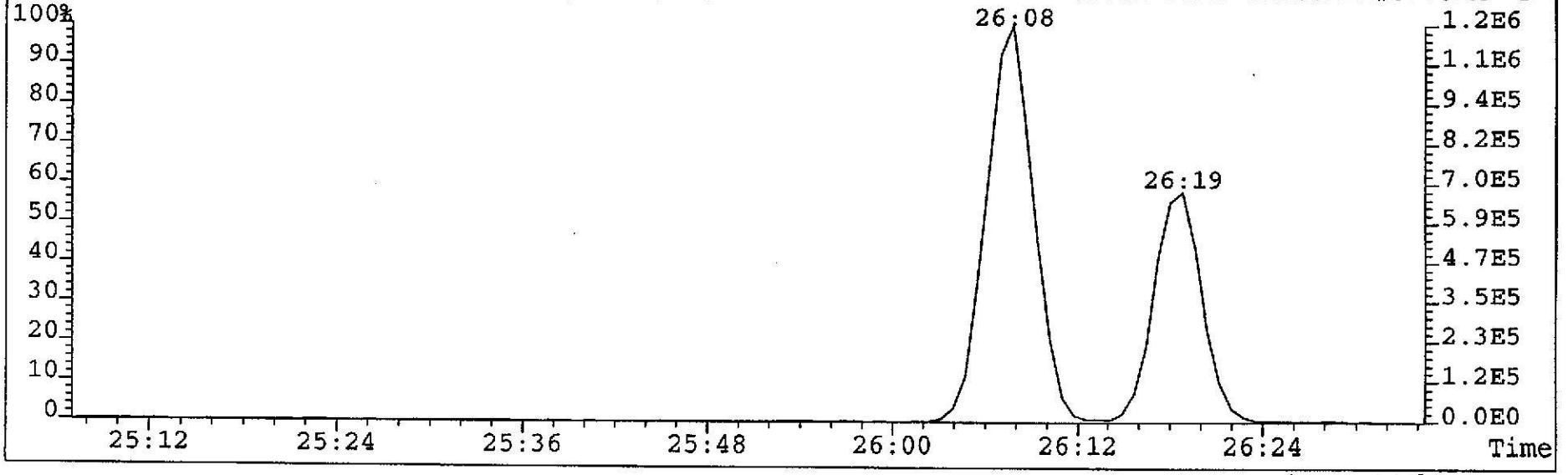

VAC 11/18/02

670

File:S023092 #1-758 Acq:12-JUL-2002 16:20:05 EI+ Voltage SIR 70S
339.8597 F:2 Exp:NDB5US
Sample Text:TLI#57752A DUPLICATE (06/26/02) INJ. TIME = 16:22 File Text:TLI#57752A D»

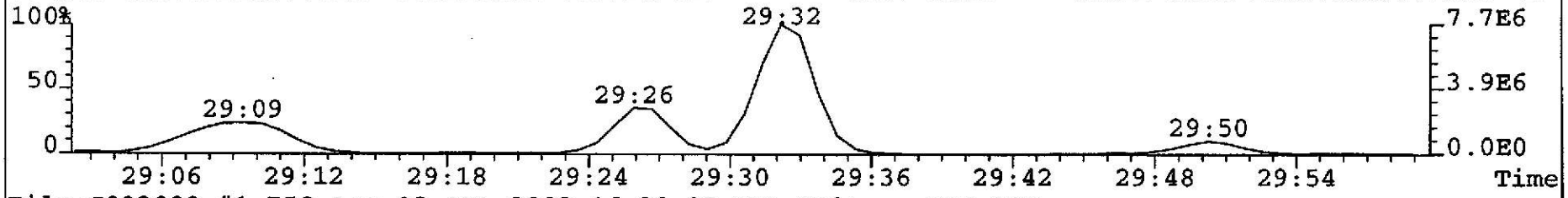

File:S023092 #1-758 Acq:12-JUL-2002 16:20:05 EI+ Voltage SIR 70S
341.8567 F:2 Exp:NDB5US
Sample Text:TLI#57752A DUPLICATE (06/26/02) INJ. TIME = 16:22 File Text:TLI#57752A D»

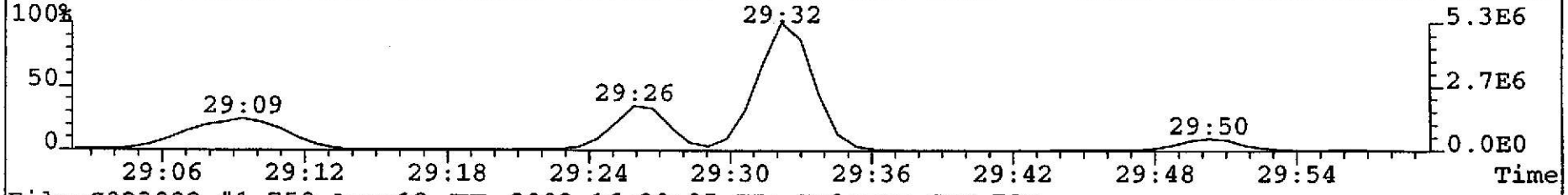

File:S023092 #1-758 Acq:12-JUL-2002 16:20:05 EI+ Voltage SIR 70S
351.9000 F:2 Exp:NDB5US
Sample Text:TLI#57752A DUPLICATE (06/26/02) INJ. TIME = 16:22 File Text:TLI#57752A D»

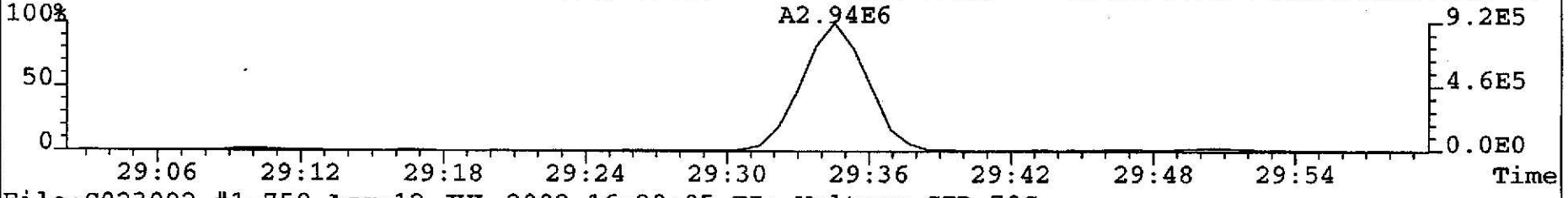

File:S023092 #1-758 Acq:12-JUL-2002 16:20:05 EI+ Voltage SIR 70S
353.8970 F:2 Exp:NDB5US
Sample Text:TLI#57752A DUPLICATE (06/26/02) INJ. TIME = 16:22 File Text:TLI#57752A D»

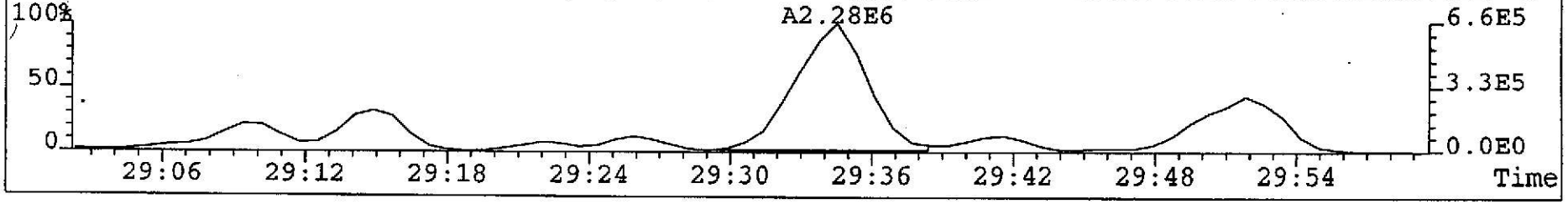

VBC 7/18/02

File:S023092 #1-758 Acq:12-JUL-2002 16:20:05 EI+ Voltage SIR 70S
355.8546 F:2 Exp:NDB5US
Sample Text:TLI#57752A DUPLICATE (06/26/02) INJ. TIME = 16:22 File Text:TLI#57752A D»

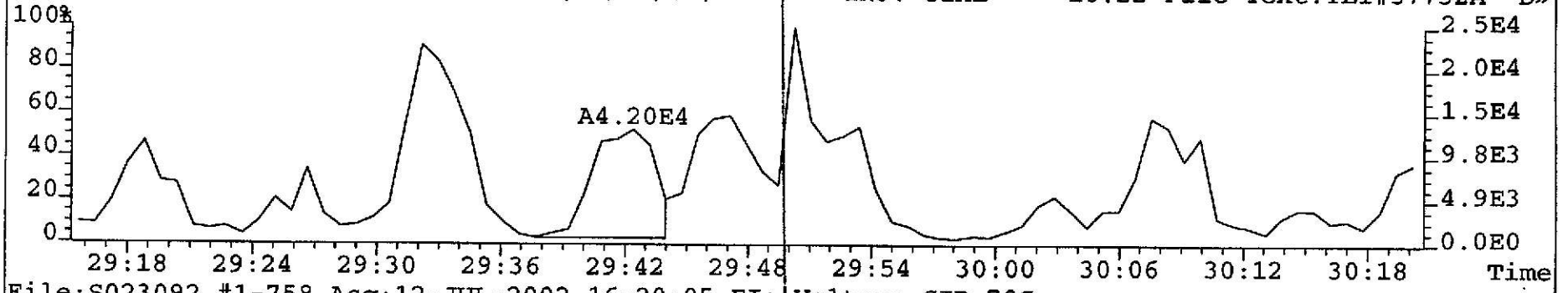

File:S023092 #1-758 Acq:12-JUL-2002 16:20:05 EI+ Voltage SIR 70S
357.8516 F:2 Exp:NDB5US
Sample Text:TLI#57752A DUPLICATE (06/26/02) INJ. TIME = 16:22 File Text:TLI#57752A D»

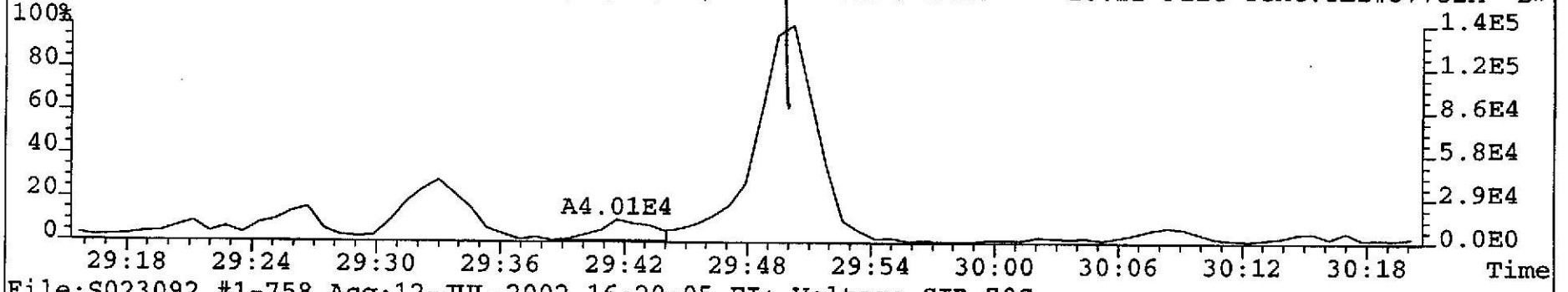

File:S023092 #1-758 Acq:12-JUL-2002 16:20:05 EI+ Voltage SIR 70S
369.8919 F:2 Exp:NDB5US
Sample Text:TLI#57752A DUPLICATE (06/26/02) INJ. TIME = 16:22 File Text:TLI#57752A D»

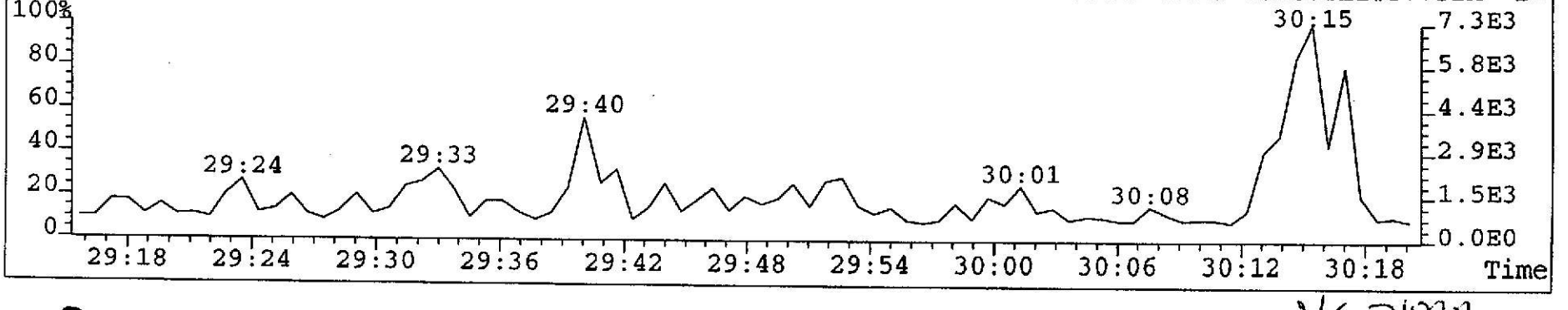

VC 7/13/02

672

File:S023092 #1-758 Acq:12-JUL-2002 16:20:05 EI+ Voltage SIR 70S
355.8546 F:2 Exp:NDB5US
Sample Text:TLI#57752A DUPLICATE (06/26/02) INJ. TIME = 16:22 File Text:TLI#57752A D»

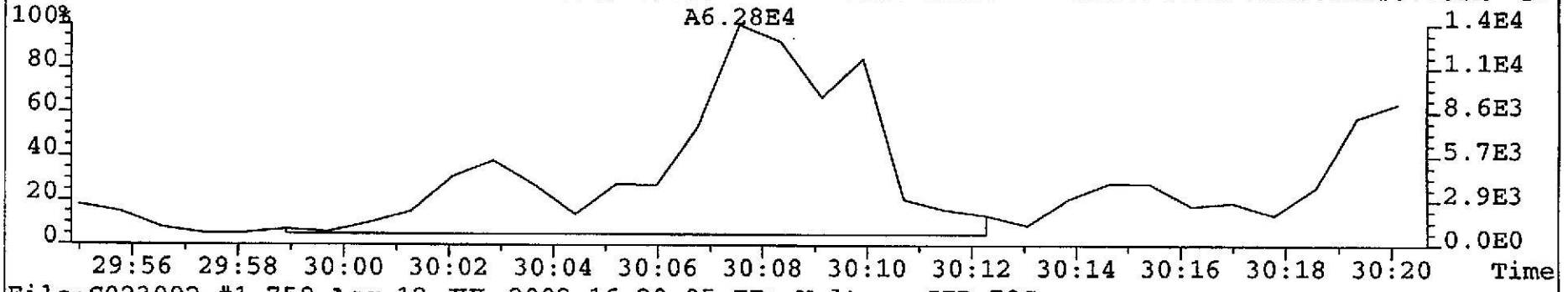

File:S023092 #1-758 Acq:12-JUL-2002 16:20:05 EI+ Voltage SIR 70S
357.8516 F:2 Exp:NDB5US
Sample Text:TLI#57752A DUPLICATE (06/26/02) INJ. TIME = 16:22 File Text:TLI#57752A D»

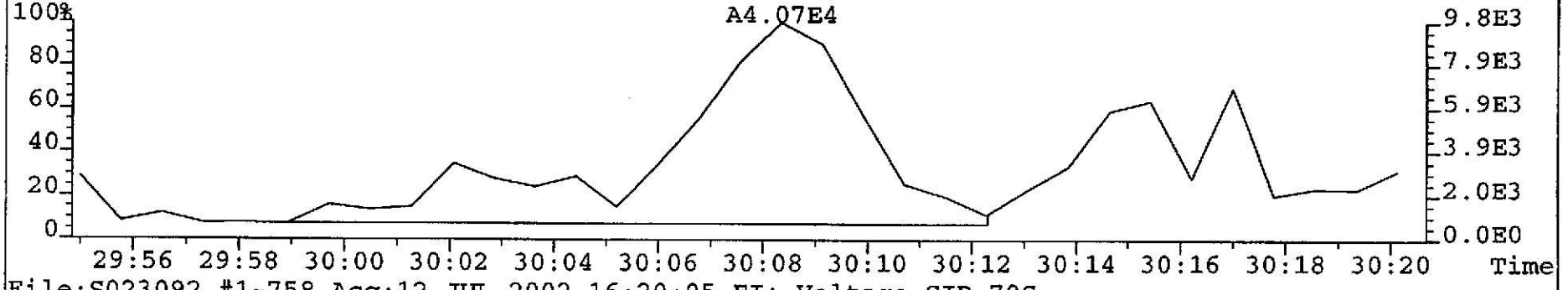

File:S023092 #1-758 Acq:12-JUL-2002 16:20:05 EI+ Voltage SIR 70S
369.8919 F:2 Exp:NDB5US
Sample Text:TLI#57752A DUPLICATE (06/26/02) INJ. TIME = 16:22 File Text:TLI#57752A D»

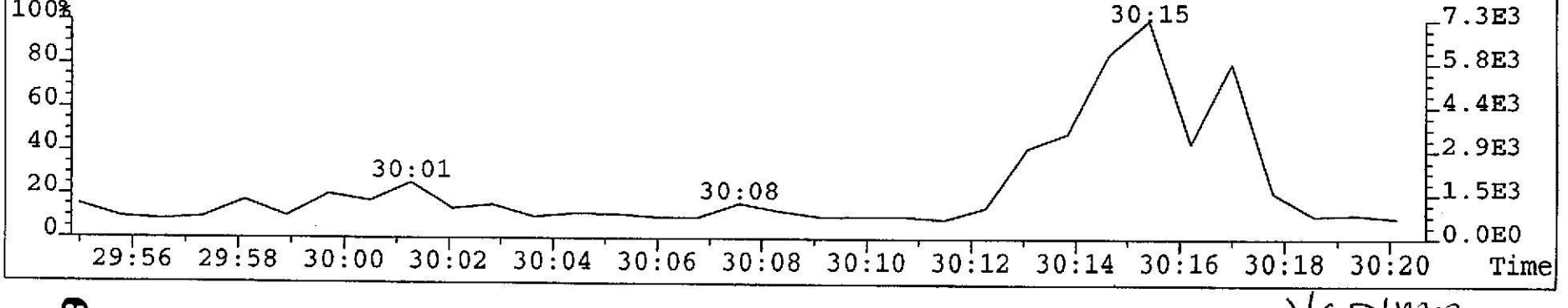

JC 7/13/02

File:S023092 #1-455 Acq:12-JUL-2002 16:20:05 EI+ Voltage SIR 70S
373.8208 F:3 Exp:NDB5US
Sample Text:TLI#57752A DUPLICATE (06/26/02) INJ. TIME = 16:22 File Text:TLI#57752A D»

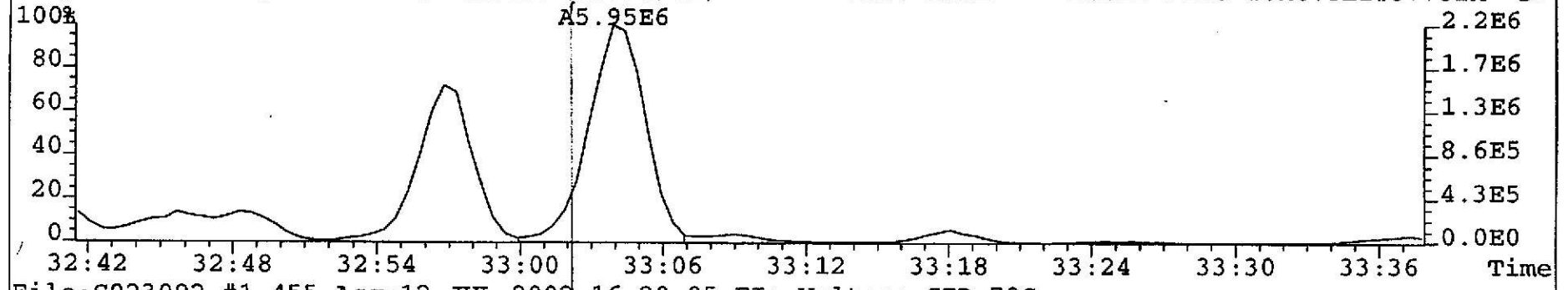

File:S023092 #1-455 Acq:12-JUL-2002 16:20:05 EI+ Voltage SIR 70S
375.8178 F:3 Exp:NDB5US
Sample Text:TLI#57752A DUPLICATE (06/26/02) INJ. TIME = 16:22 File Text:TLI#57752A D»

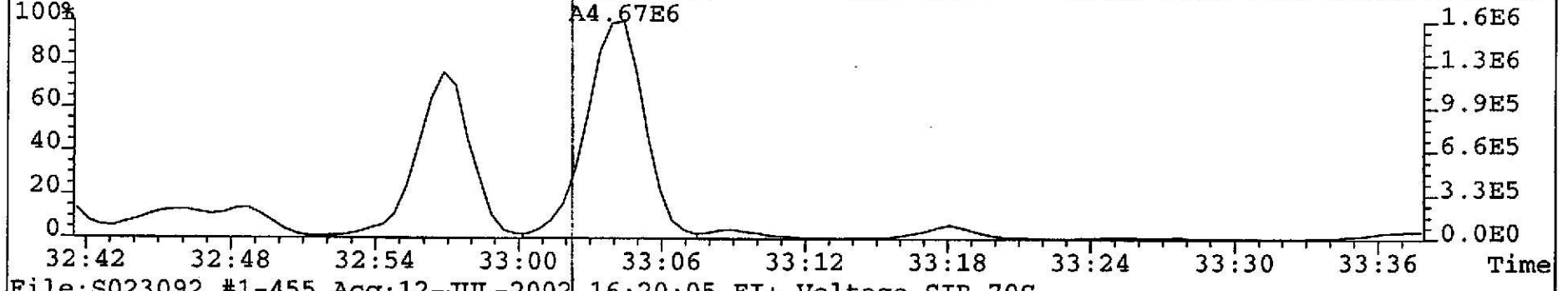

File:S023092 #1-455 Acq:12-JUL-2002 16:20:05 EI+ Voltage SIR 70S
385.8610 F:3 Exp:NDB5US
Sample Text:TLI#57752A DUPLICATE (06/26/02) INJ. TIME = 16:22 File Text:TLI#57752A D»

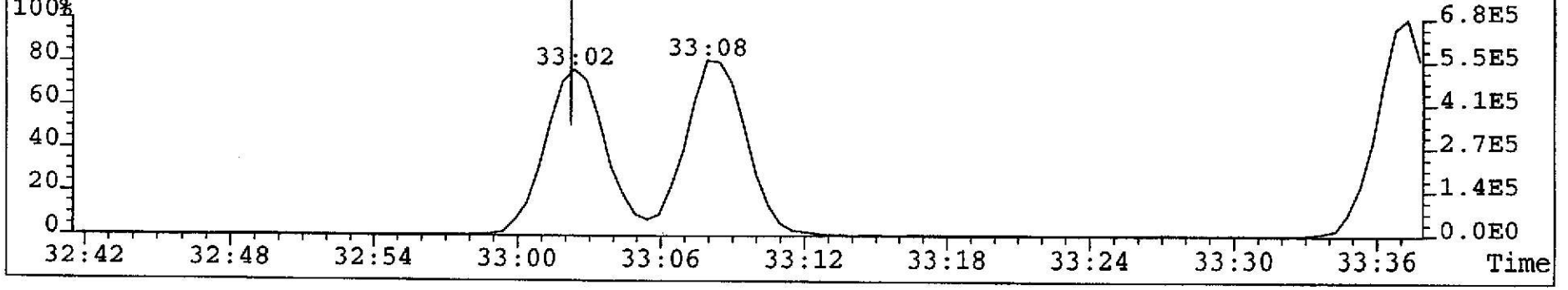

674

VC 7/18/02

File:S023092 #1-455 Acq:12-JUL-2002 16:20:05 EI+ Voltage SIR 70S
373.8208 F:3 Exp:NDB5US
Sample Text:TLI#57752A DUPLICATE (06/26/02) INJ. TIME = 16:22 File Text:TLI#57752A D»

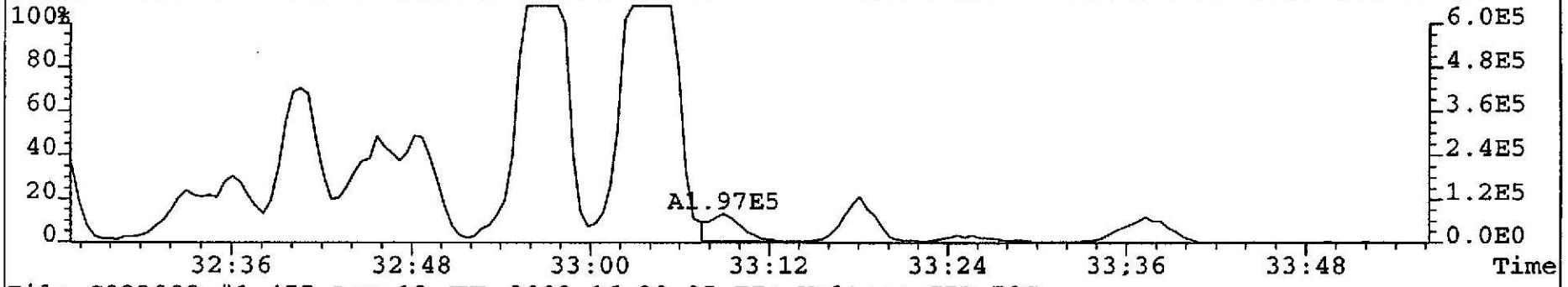

File:S023092 #1-455 Acq:12-JUL-2002 16:20:05 EI+ Voltage SIR 70S
375.8178 F:3 Exp:NDB5US
Sample Text:TLI#57752A DUPLICATE (06/26/02) INJ. TIME = 16:22 File Text:TLI#57752A D»

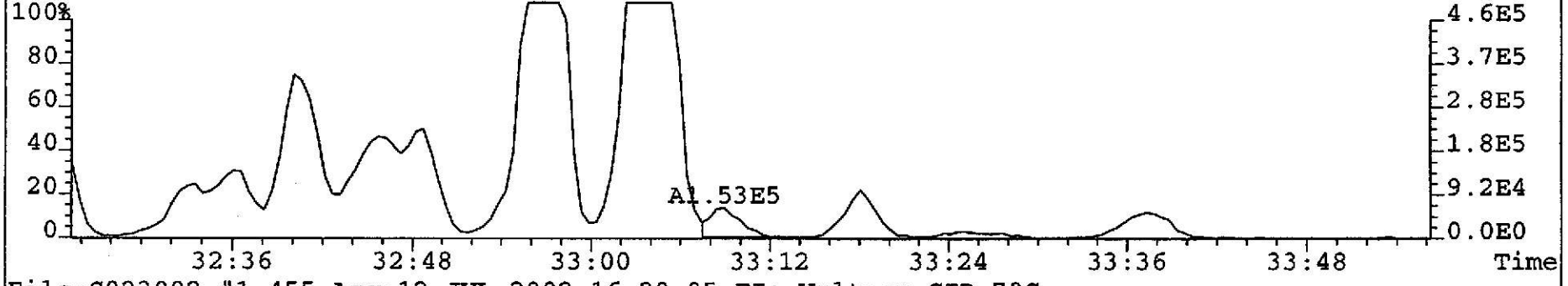

File:S023092 #1-455 Acq:12-JUL-2002 16:20:05 EI+ Voltage SIR 70S
385.8610 F:3 Exp:NDB5US
Sample Text:TLI#57752A DUPLICATE (06/26/02) INJ. TIME = 16:22 File Text:TLI#57752A D»

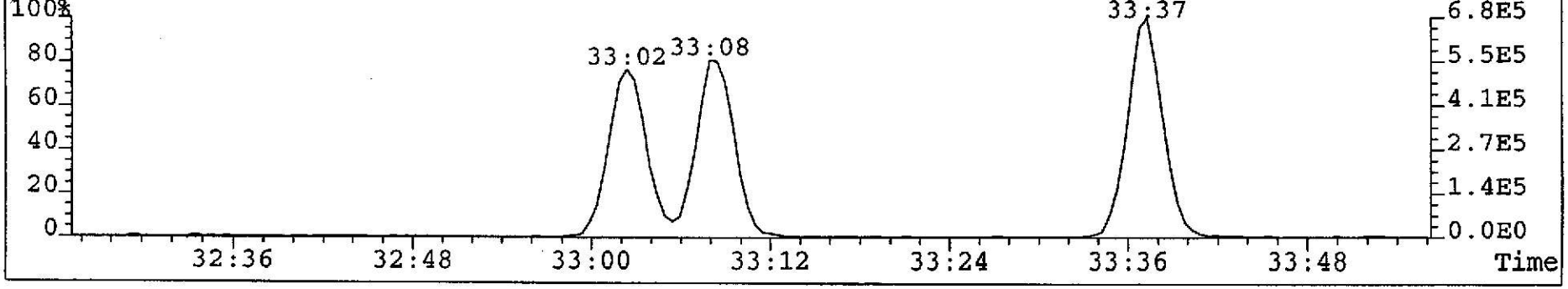

VBC 7/18/02

File:S023092 #1-455 Acq:12-JUL-2002 16:20:05 EI+ Voltage SIR 70S
373.8208 F:3 Exp:NDB5US
Sample Text:TLI#57752A DUPLICATE (06/26/02) INJ. TIME = 16:22 File Text:TLI#57752A D»

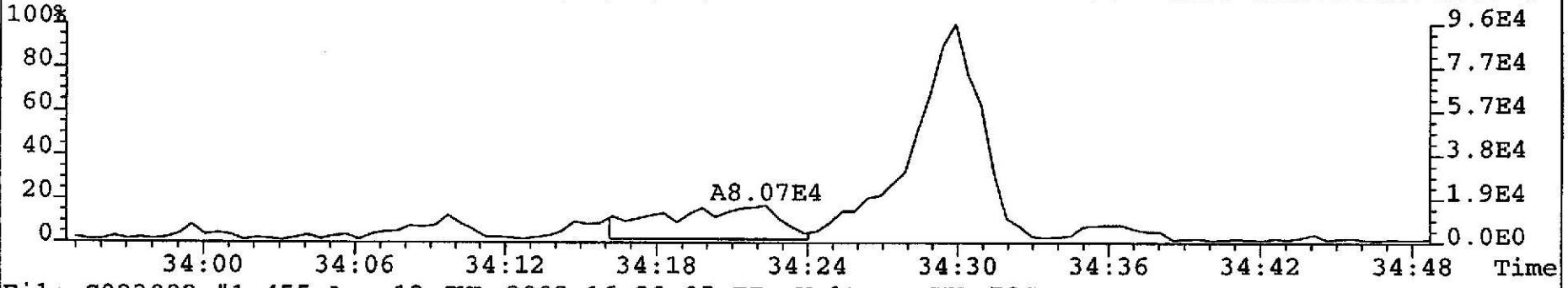

File:S023092 #1-455 Acq:12-JUL-2002 16:20:05 EI+ Voltage SIR 70S
375.8178 F:3 Exp:NDB5US
Sample Text:TLI#57752A DUPLICATE (06/26/02) INJ. TIME = 16:22 File Text:TLI#57752A D»

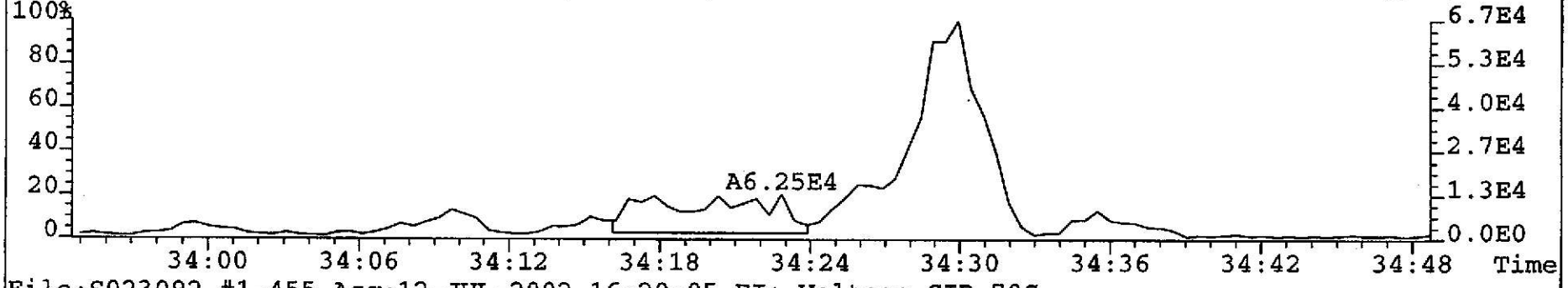

File:S023092 #1-455 Acq:12-JUL-2002 16:20:05 EI+ Voltage SIR 70S
385.8610 F:3 Exp:NDB5US
Sample Text:TLI#57752A DUPLICATE (06/26/02) INJ. TIME = 16:22 File Text:TLI#57752A D»

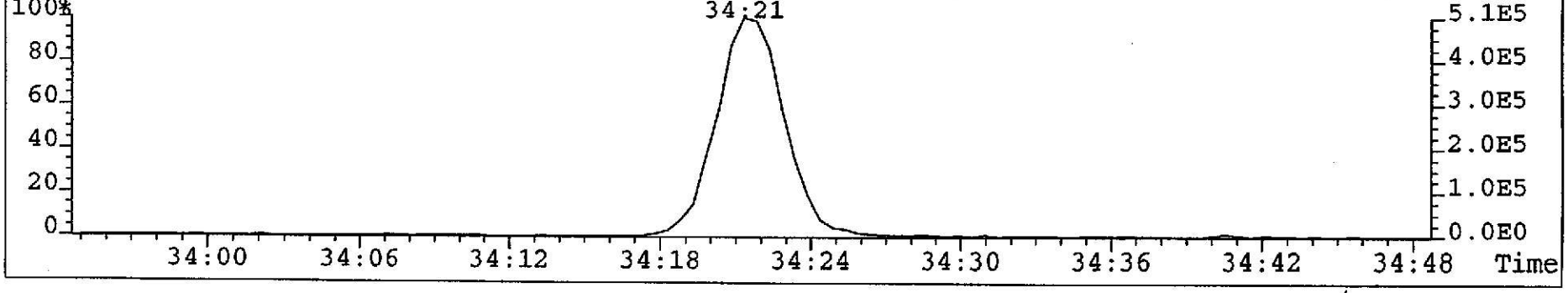

VC 7/13/02

676

File:S023092 #1-455 Acq:12-JUL-2002 16:20:05 EI+ Voltage SIR 70S
389.8156 F:3 Exp:NDB5US
Sample Text:TLI#57752A DUPLICATE (06/26/02) INJ. TIME = 16:22 File Text:TLI#57752A D»

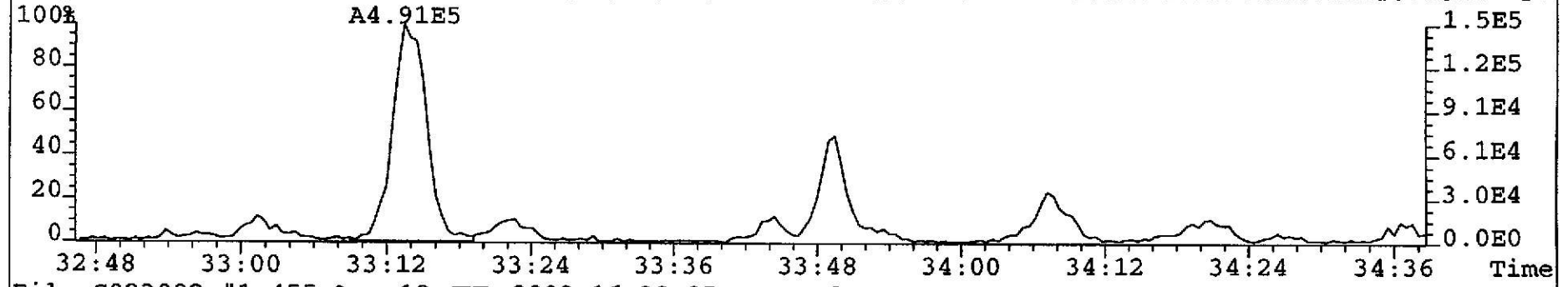

File:S023092 #1-455 Acq:12-JUL-2002 16:20:05 EI+ Voltage SIR 70S
391.8127 F:3 Exp:NDB5US
Sample Text:TLI#57752A DUPLICATE (06/26/02) INJ. TIME = 16:22 File Text:TLI#57752A D»

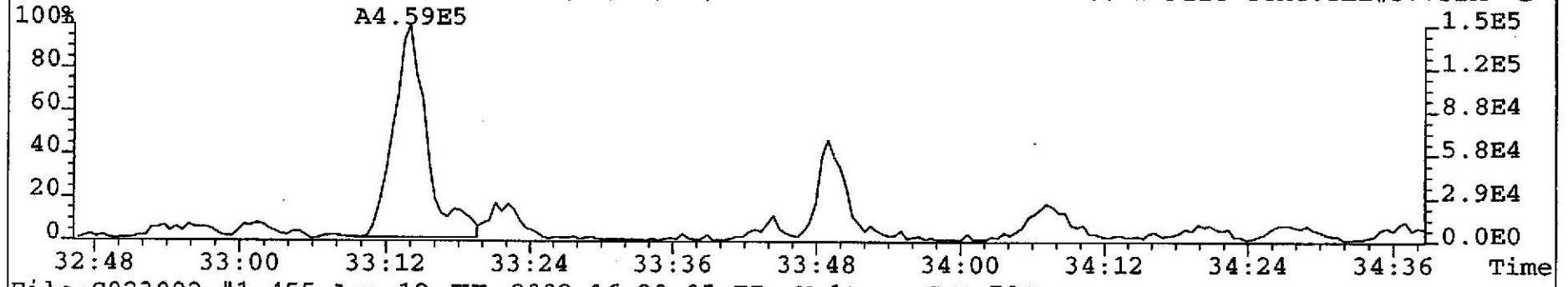

File:S023092 #1-455 Acq:12-JUL-2002 16:20:05 EI+ Voltage SIR 70S
403.8529 F:3 Exp:NDB5US
Sample Text:TLI#57752A DUPLICATE (06/26/02) INJ. TIME = 16:22 File Text:TLI#57752A D»

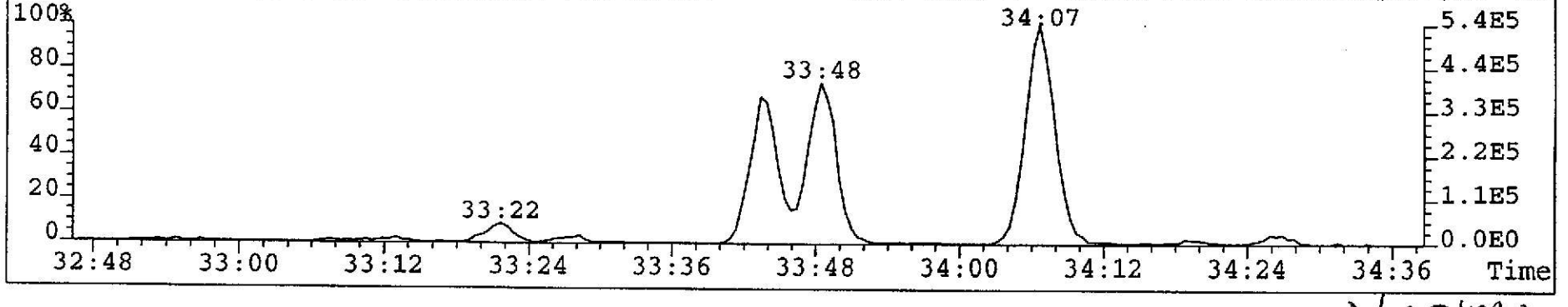

VC 7/13/02

677

File:S023092 #1-455 Acq:12-JUL-2002 16:20:05 EI+ Voltage SIR 70S
389.8156 F:3 Exp:NDB5US
Sample Text:TLI#57752A DUPLICATE (06/26/02) INJ. TIME = 16:22 File Text:TLI#57752A D»

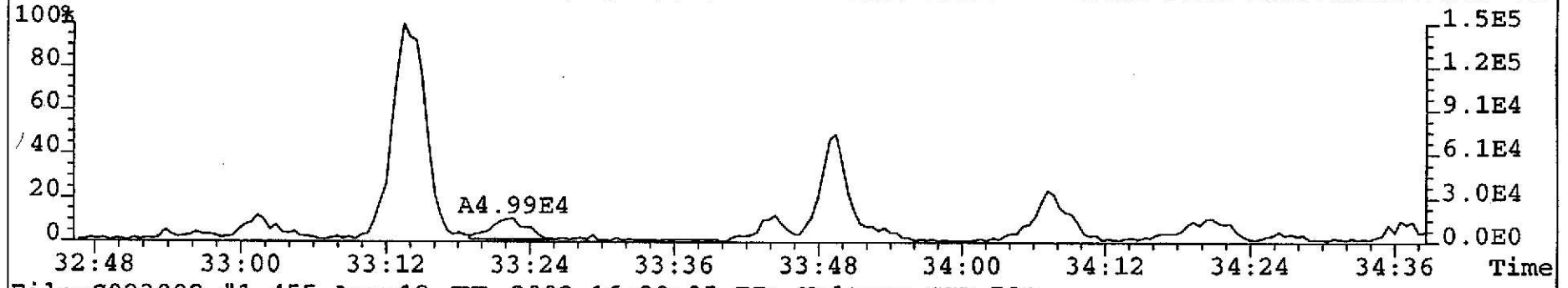

File:S023092 #1-455 Acq:12-JUL-2002 16:20:05 EI+ Voltage SIR 70S
391.8127 F:3 Exp:NDB5US
Sample Text:TLI#57752A DUPLICATE (06/26/02) INJ. TIME = 16:22 File Text:TLI#57752A D»

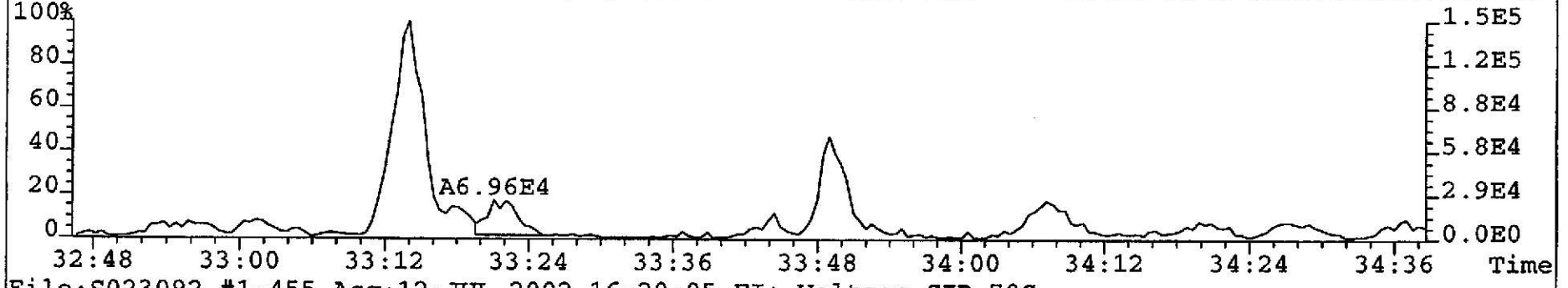

File:S023092 #1-455 Acq:12-JUL-2002 16:20:05 EI+ Voltage SIR 70S
403.8529 F:3 Exp:NDB5US
Sample Text:TLI#57752A DUPLICATE (06/26/02) INJ. TIME = 16:22 File Text:TLI#57752A D»

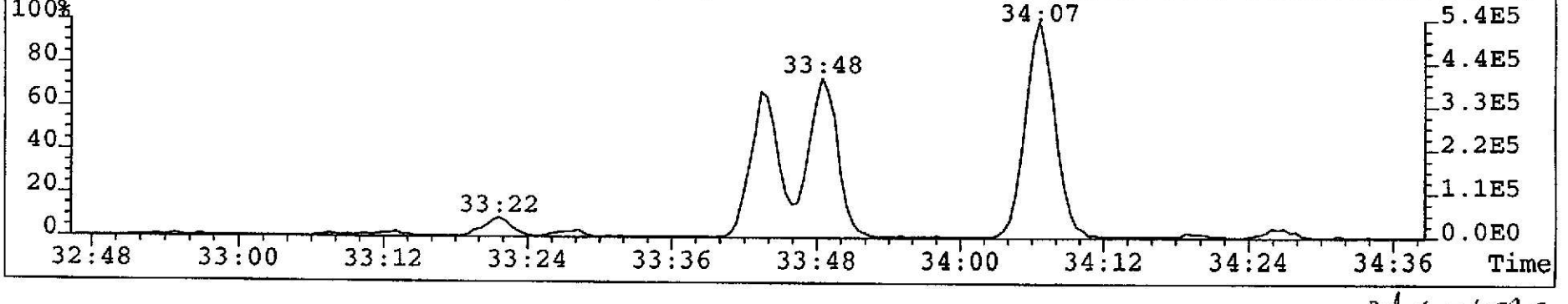

VC 7/18/02

File:S023092 #1-735 Acq:12-JUL-2002 16:20:05 EI+ Voltage SIR 70S
407.7818 F:4 Exp:NDB5US
Sample Text:TLI#57752A DUPLICATE (06/26/02) INJ. TIME = 16:22 File Text:TLI#57752A D»



File:S023092 #1-735 Acq:12-JUL-2002 16:20:05 EI+ Voltage SIR 70S
409.7789 F:4 Exp:NDB5US
Sample Text:TLI#57752A DUPLICATE (06/26/02) INJ. TIME = 16:22 File Text:TLI#57752A D»



File:S023092 #1-735 Acq:12-JUL-2002 16:20:05 EI+ Voltage SIR 70S
419.8220 F:4 Exp:NDB5US
Sample Text:TLI#57752A DUPLICATE (06/26/02) INJ. TIME = 16:22 File Text:TLI#57752A D»

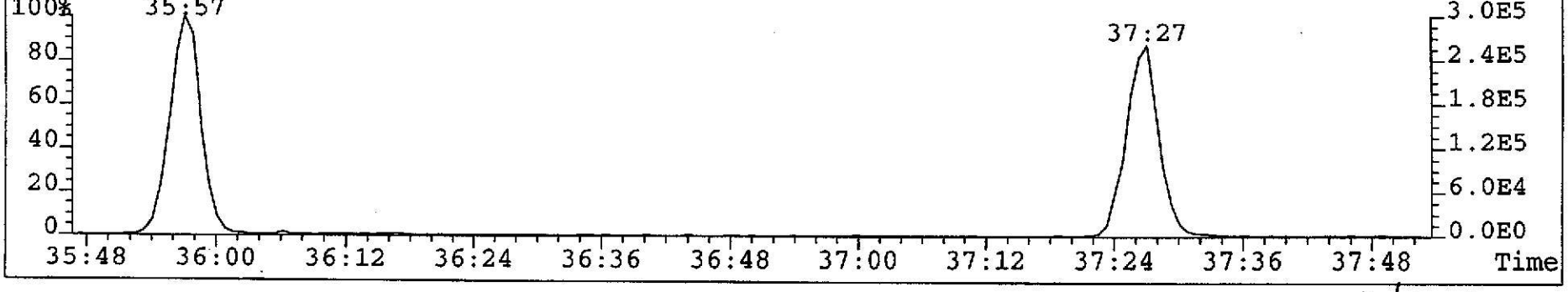

JC 7/18/02

File:S023092 #1-758 Acq:12-JUL-2002 16:20:05 EI+ Voltage SIR 70S
355.8546 F:2 Exp:NDB5US
Sample Text:TLI#57752A DUPLICATE (06/26/02) INJ. TIME = 16:22 File Text:TLI#57752A D»

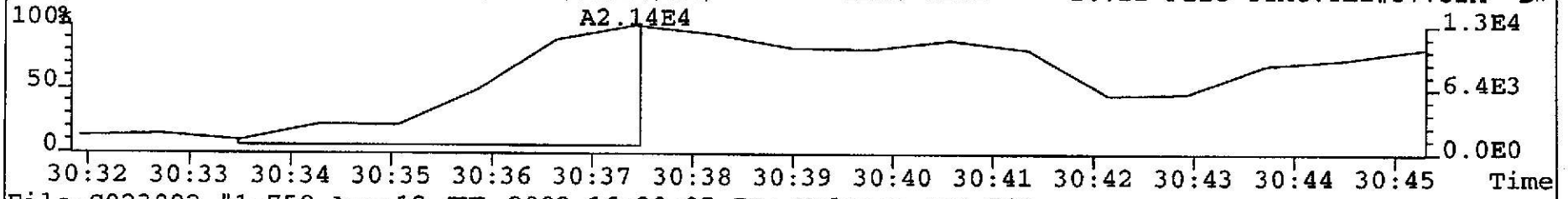

File:S023092 #1-758 Acq:12-JUL-2002 16:20:05 EI+ Voltage SIR 70S
357.8516 F:2 Exp:NDB5US
Sample Text:TLI#57752A DUPLICATE (06/26/02) INJ. TIME = 16:22 File Text:TLI#57752A D»

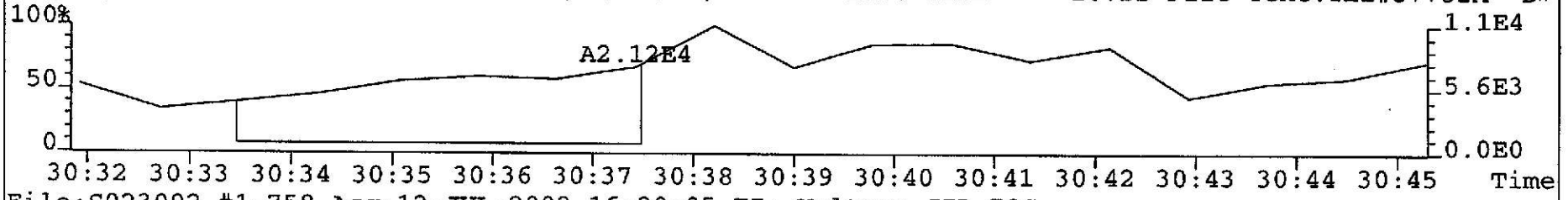

File:S023092 #1-758 Acq:12-JUL-2002 16:20:05 EI+ Voltage SIR 70S
367.8949 F:2 Exp:NDB5US
Sample Text:TLI#57752A DUPLICATE (06/26/02) INJ. TIME = 16:22 File Text:TLI#57752A D»

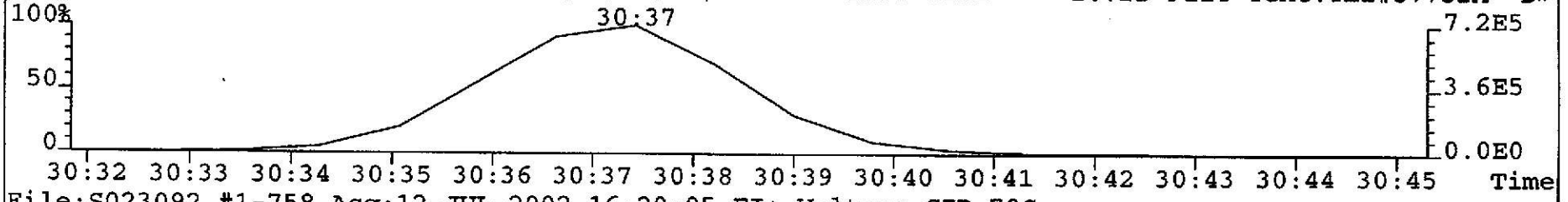

File:S023092 #1-758 Acq:12-JUL-2002 16:20:05 EI+ Voltage SIR 70S
369.8919 F:2 Exp:NDB5US
Sample Text:TLI#57752A DUPLICATE (06/26/02) INJ. TIME = 16:22 File Text:TLI#57752A D»

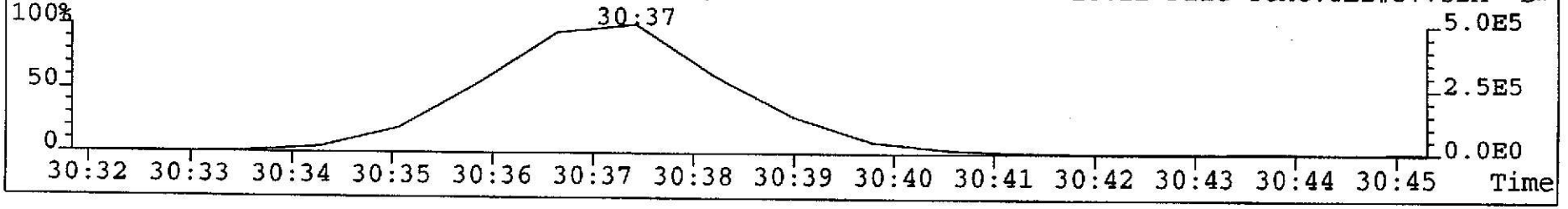

KW 7/15/02

File:S023092 #1-758 Acq:12-JUL-2002 16:20:05 EI+ Voltage SIR 70S
355.8546 F:2 Exp:NDB5US
Sample Text:TLI#57752A DUPLICATE (06/26/02) INJ. TIME = 16:22 File Text:TLI#57752A D»

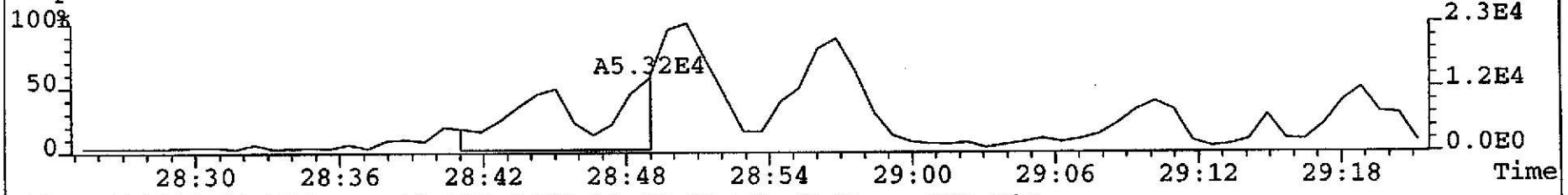

File:S023092 #1-758 Acq:12-JUL-2002 16:20:05 EI+ Voltage SIR 70S
357.8516 F:2 Exp:NDB5US
Sample Text:TLI#57752A DUPLICATE (06/26/02) INJ. TIME = 16:22 File Text:TLI#57752A D»

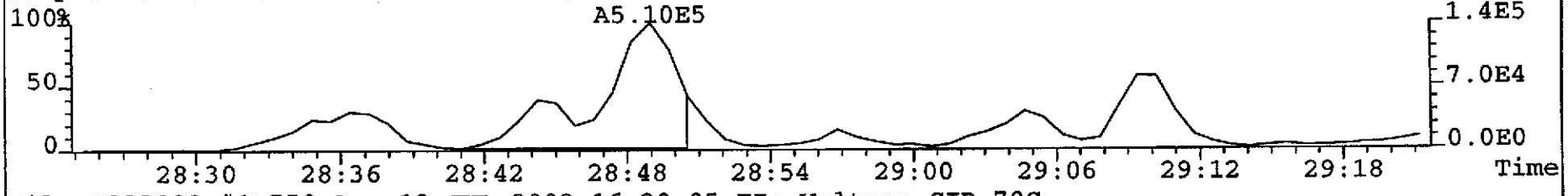

File:S023092 #1-758 Acq:12-JUL-2002 16:20:05 EI+ Voltage SIR 70S
367.8949 F:2 Exp:NDB5US
Sample Text:TLI#57752A DUPLICATE (06/26/02) INJ. TIME = 16:22 File Text:TLI#57752A D»

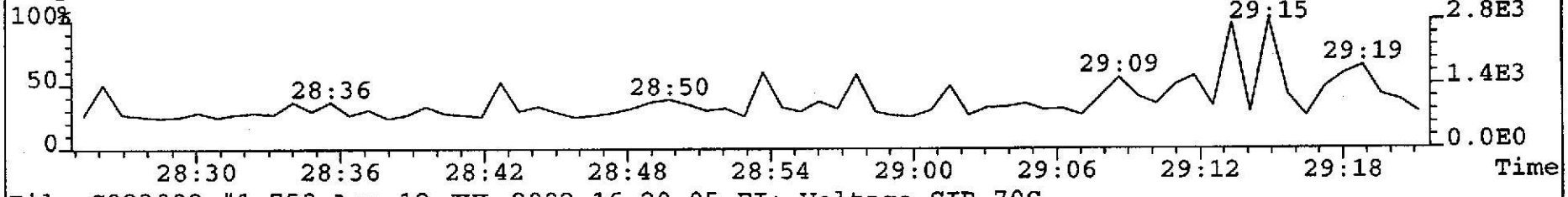

File:S023092 #1-758 Acq:12-JUL-2002 16:20:05 EI+ Voltage SIR 70S
369.8919 F:2 Exp:NDB5US
Sample Text:TLI#57752A DUPLICATE (06/26/02) INJ. TIME = 16:22 File Text:TLI#57752A D»

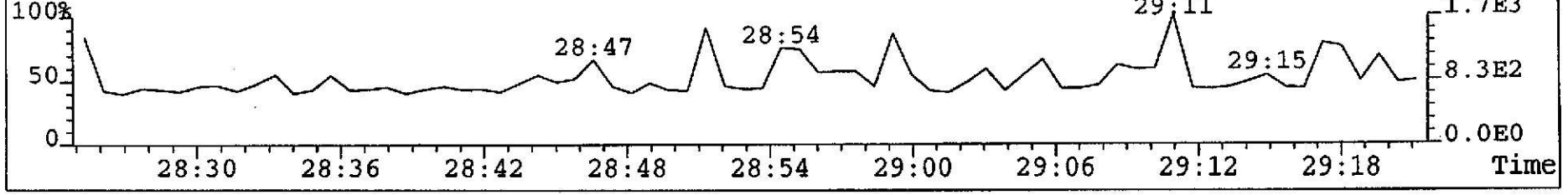

681

KW 7/15/02

Martin & Slagle

TLI Project: **57752A** 1613, Revision B, Tetra Only PCDD/PCDF Analysis (c)
Client Sample: **DUPLICATE (06/26/02)** Analysis File: **P022458**

Client Project:	**Mississippi Project**				
Sample Matrix:	**SOLID**	Date Received:	**06/28/2002**	Spike File:	**SPCONB22**
TLI ID:	**329-38-22**	Date Extracted:	**07/03/2002**	ICal:	**PF56152**
		Date Analyzed:	**07/13/2002**	ConCal:	**P022450**
Sample Size:	**11.000 g**	Dilution Factor:	**n/a**	% Moisture:	**8.4**
Dry Weight:	**10.076 g**	Blank File:	**S023087**	% Lipid:	**n/a**
GC Column:	**DB-225**	Analyst:	**JSY**	% Solids:	**91.6**

Analytes	Conc. (pg/g)	DL	Ratio	RT	RRT	Flags
2,3,7,8-TCDF	82.5		0.77	21:36	0.998	—

Internal Standard	Conc. (pg/g)	% Recovery	QC Limits	Ratio	RT	RRT	Flags
$^{13}C_{12}$-2,3,7,8-TCDF	122	61.3	29%-140%	0.78	21:38	1.050	—

Recovery Standard	Ratio	RT	Flags
$^{13}C_{12}$-1,2,3,4-TCDD	0.82	20:36	—

Data Reviewer: GEM 07/15/2002

CONB_PSR v1.00, LARS 6.25.05

Triangle Laboratories, Inc.®
2445 S. Alston Ave. • Durham, North Carolina 27713
Phone: (919) 544-5729 • Fax: (919) 544-5491

Printed: 16:14 07/15/2002

Initial ....Date...

Data Review By: OEM 7/15/02

Channel specific noise levels computed from 'NL' heights.

Page No. 1 Listing of P022458B.dbf
07/15/2002 Matched GC Peaks / Ratio / Ret. Time

Compound/ M_Z....	QC.Log	Omit	Why	..RT.	OK	Ratio	Total.Area/Ht	Area/Ht.Peak1	Area/Ht.Peak2	Rel.RT	Compound.Name..	ID..	Flags.
TCDF				0.65-0.89						0.786-1.098			
304-306	DC	NL				Height	0.31	0.14	0.17				
				18:04		0.78	89.80	39.40	50.40	0.835			
				18:12		0.67	4.65	1.87	2.78	0.841			J
				18:27		0.82	12.35	5.56	6.79	0.853			
				18:55		0.65	6.06	2.39	3.67	0.874			
				19:05		0.71	31.19	12.90	18.29	0.882			
				19:22		0.75	27.27	11.71	15.56	0.895			
				19:32		0.79	38.38	16.89	21.49	0.903			
				19:38		0.75	67.17	28.72	38.45	0.908			
				19:52		0.71	23.73	9.84	13.89	0.918			
				20:05		0.89	34.26	16.10	18.16	0.928			
				20:17		0.72	107.00	44.64	62.36	0.938			
				20:33		0.73	33.69	14.19	19.50	0.950			
				20:42		0.67	15.84	6.34	9.50	0.957			
				20:46		0.75	37.92	16.23	21.69	0.960			
				20:57		0.70	30.51	12.60	17.91	0.968			
				21:09	RO	0.56	9.06	3.25	5.81	0.978			
				21:26		0.71	43.74	18.14	25.60	0.991			
				21:36		0.77	443.39	192.57	250.82	0.998	2378-TCDF	AN	
				21:43		0.76	78.61	33.94	44.67	1.004			
				21:50		0.76	100.59	43.36	57.23	1.009			
				22:03		0.78	285.61	124.93	160.68	1.019			
				22:20		0.77	4,314.11	1,871.02	2,443.09	1.032			E
				22:28		0.75	45.61	19.57	26.04	1.039			
				22:41		0.78	202.34	88.72	113.62	1.049			
				22:50	RO	0.60	10.60	3.99	6.61	1.055			
				23:02		0.78	22.08	9.69	12.39	1.065			
				23:20	RO	0.61	15.67	5.95	9.72	1.079			
				23:29		0.79	49.65	21.92	27.73	1.086			
				23:34		0.67	7.85	3.14	4.71	1.089			
	DC	WH		23:58		0.65	9.83			1.108			
	DC	WH		24:08		0.75	27.83			1.116			
304-306			29	Peaks			6,188.73						
13C12-TCDF				0.65-0.89						0.954-1.046			
316-318	DC	NL				Height	0.50	0.19	0.31				
	DC	WL		17:34	RO	0.91	96.74			0.812			
	DC	WL		18:24	RO	7.42	4.63			0.851			
	DC	WL		18:43	RO	1.43	19.61			0.865			
	DC	WL		18:49	RO	0.64	17.79			0.870			
	DC	WL		19:00		0.73	9.21			0.878			
	DC	WL		19:10	RO	0.53	34.76			0.886			
	DC	WL		19:19	RO	1.64	7.23			0.893			
	DC	WL		19:21		0.73	9.74			0.894			
	DC	WL		19:28	RO	0.26	10.91			0.900			
	DC	WL		19:34	RO	1.92	4.41			0.904			

Compound/ M_Z....	QC.Log	Omit	Why	..RT.	OK	Ratio	Total.Area/Ht	Area/Ht.Peak1	Area/Ht.Peak2	Rel.RT	Compound.Name..	ID..	Flags.
		DC	WL	19:46	RO	0.60	2.09			0.914			
		DC	WL	19:56	RO	4.63	9.69			0.921			
		DC	WL	20:17	RO	4.18	13.30			0.938			
				20:48	RO	1.23	2.68	1.48	1.20	0.961			
				20:59		0.81	12.65	5.67	6.98	0.970			
				21:10	RO	4.78	4.22	3.49	0.73	0.978			
				21:18	RO	0.39	3.29	0.93	2.36	0.985			
	M			21:38		0.78	952.00	416.00	536.00	1.000	13C12-2378-TCDF	IS0	
						Height	273.85	119.26	154.59				
				21:56	RO	1.06	46.17	23.73	22.44	1.014			
				22:06	RO	0.29	32.28	7.31	24.97	1.022			
				22:10	RO	0.21	53.74	9.46	44.28	1.025			
				22:21	RO	0.56	538.35	192.40	345.95	1.033			
316-318			9	Peaks			1,645.38						

---------- Above: TCDF / TCDD Follows ----------

13C12-TCDD						0.65-0.89				0.902-1.098			
332-334		DC	NL				Height	0.67	0.50	0.17			
				20:20		0.82	688.62	309.52	379.10	1.000	13C12-2378-TCDD	IS1	
							Height	218.23	98.46	119.77			
				20:36		0.82	1,135.62	511.56	624.06	1.013	13C12-1234-TCDD	RS1	
		DC	SN	20:44	RO	1.14	1.24			1.020			
332-334			2	Peaks			1,824.24						

Column Description.....	"Why" Code Description.....	QC Log Desc.....
M_Z -Nominal Ion Mass(es)	WL-Below Retention Time Window	A-Peak Added
..RT. -Retention Time (mm:ss)	WH-Above Retention Time Window	K-Peak Kept
Rat.1 -Ratio of M/M+2 Ions	SN-Below Signal to Noise Level	D-Peak Deleted
OK -RO=Ratio Outside Limits	<M-Below Method Detection Limit	T-Time Changed
Rel.RT-Relative Retention Time	NL-Channel Specific Noise Level	M-Peak Area Changed
		N-Name Changed
		X-Ether Interference

*** End of Report ***

File:P022458 #1-3027 Acq:13-JUL-2002 16:35:12 EI+ Voltage SIR 70P
303.9016 GC:DB225 Exp:none
TRIANGLE LABS Text:TLI#57752A DUPLICATE (-6/26/02) INJ. TIME = 16:35

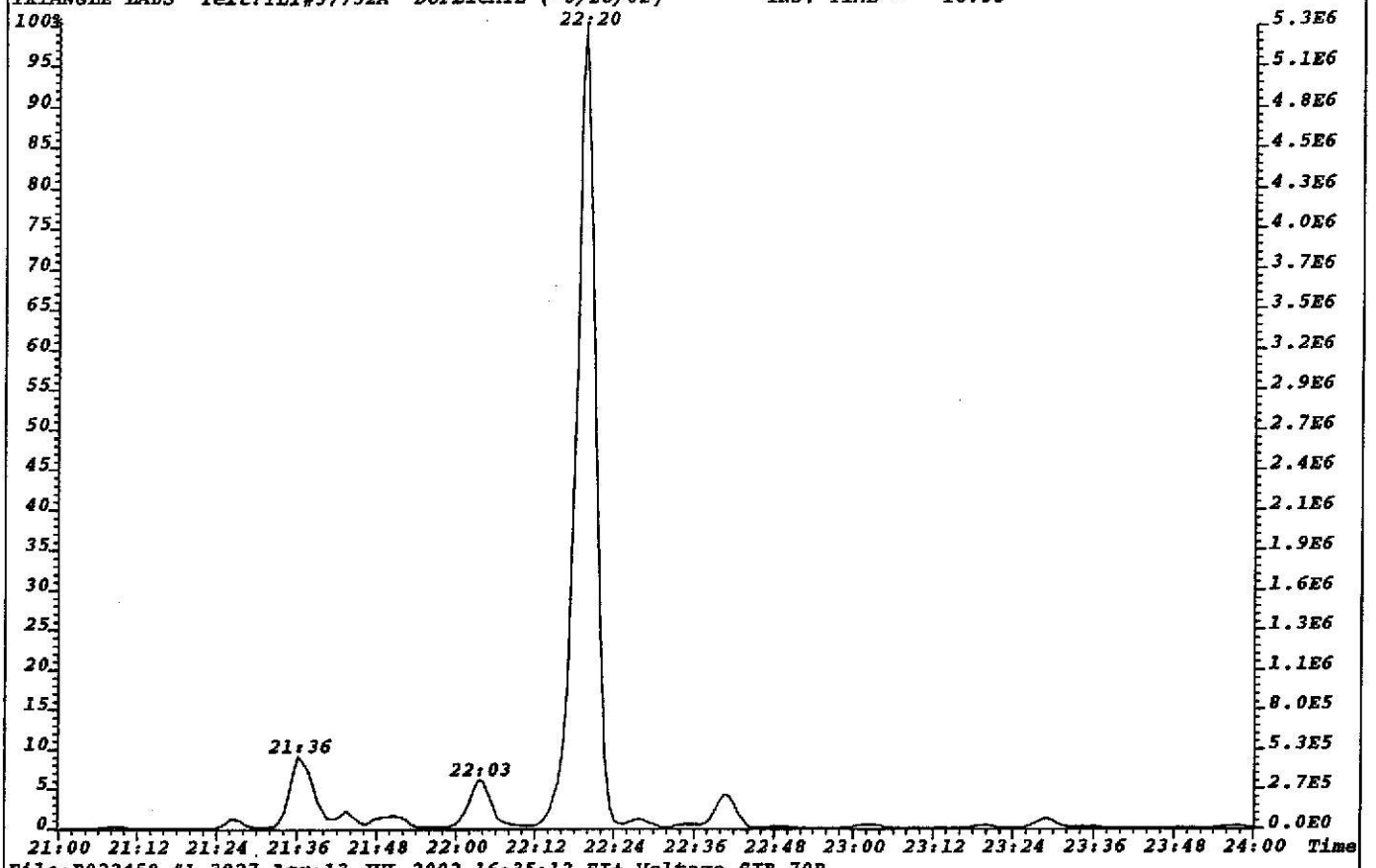

File:P022458 #1-3027 Acq:13-JUL-2002 16:35:12 EI+ Voltage SIR 70P
305.8987 GC:DB225 Exp:none
TRIANGLE LABS Text:TLI#57752A DUPLICATE (-6/26/02) INJ. TIME = 16:35

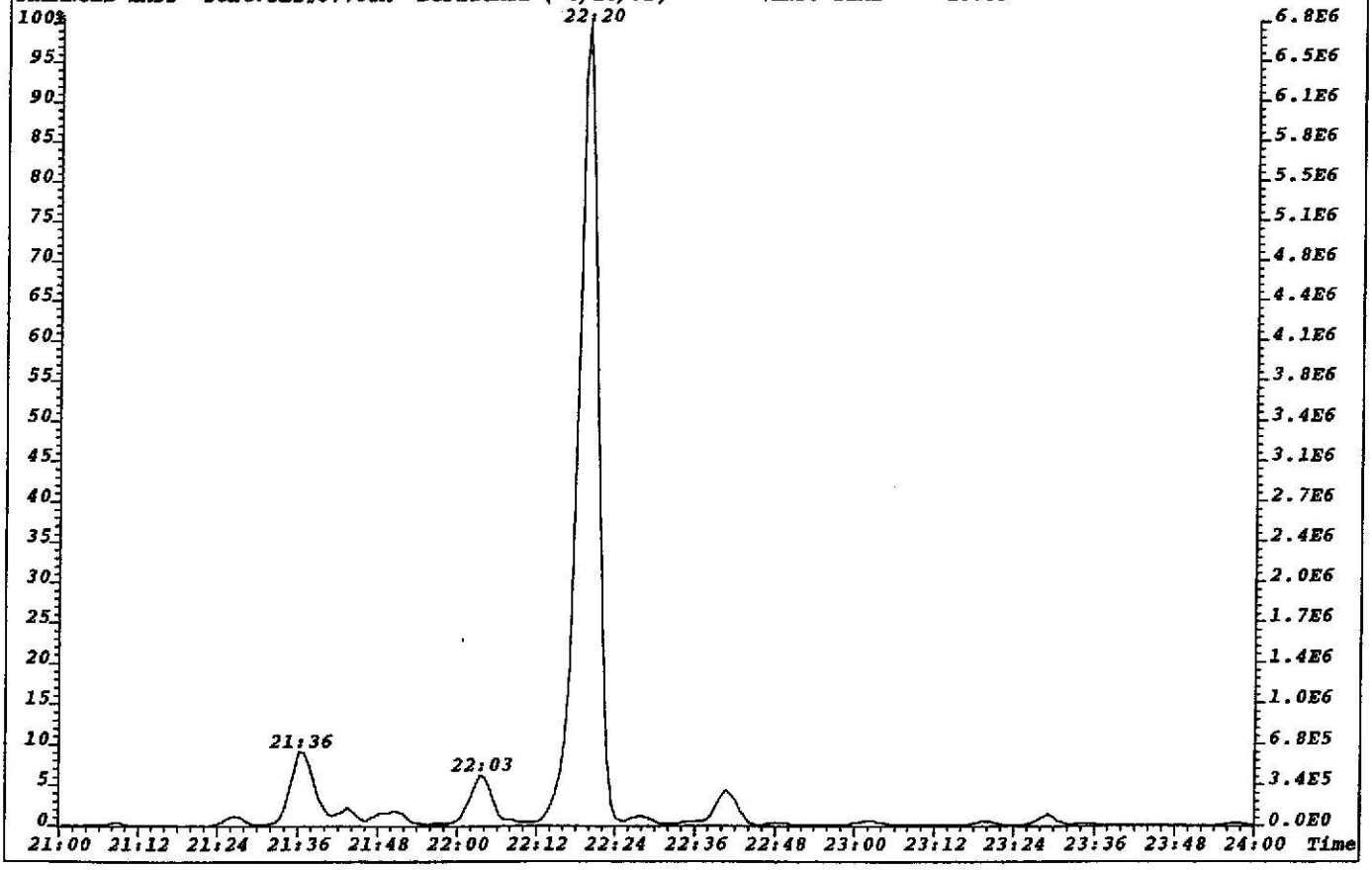

File:P022458 #1-3027 Acq:13-JUL-2002 16:35:12 EI+ Voltage SIR 70P Noise:169
303.9016 BSUB(256,30,-3.0) PKD(5,3,1,0.10%,676.0,0.00%,F,F) Exp:DB225
TRIANGLE LABS Text:TLI#57752A DUPLICATE (-6/26/02) INJ. TIME = 16:35

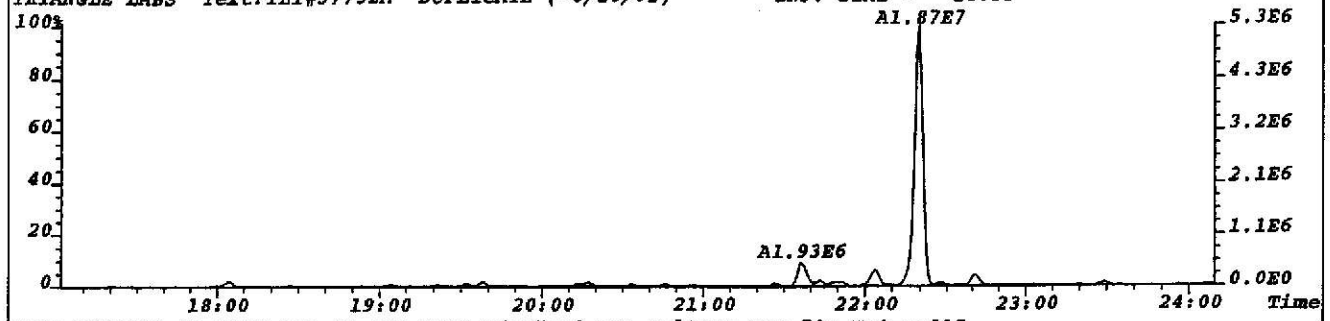

File:P022458 #1-3027 Acq:13-JUL-2002 16:35:12 EI+ Voltage SIR 70P Noise:215
305.8987 BSUB(256,30,-3.0) PKD(5,3,1,0.10%,860.0,0.00%,F,F) Exp:DB225
TRIANGLE LABS Text:TLI#57752A DUPLICATE (-6/26/02) INJ. TIME = 16:35

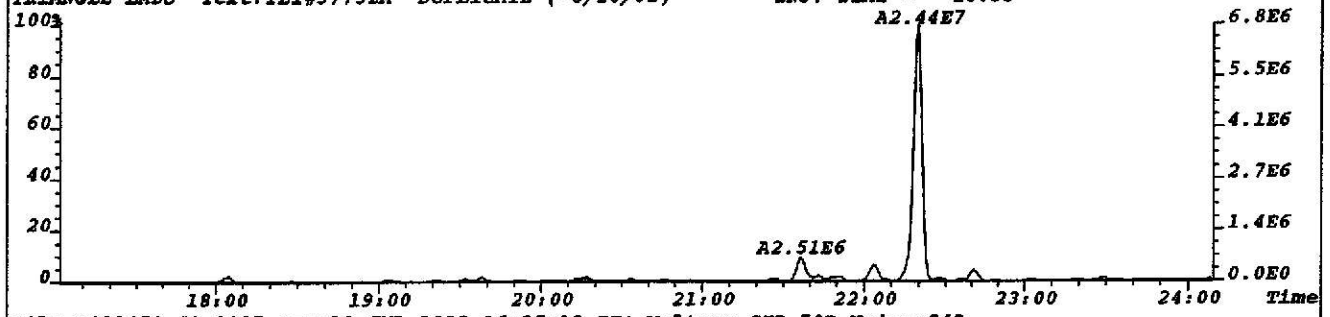

File:P022458 #1-3027 Acq:13-JUL-2002 16:35:12 EI+ Voltage SIR 70P Noise:242
315.9419 BSUB(256,30,-3.0) PKD(5,3,1,0.10%,968.0,0.00%,F,F) Exp:DB225
TRIANGLE LABS Text:TLI#57752A DUPLICATE (-6/26/02) INJ. TIME = 16:35

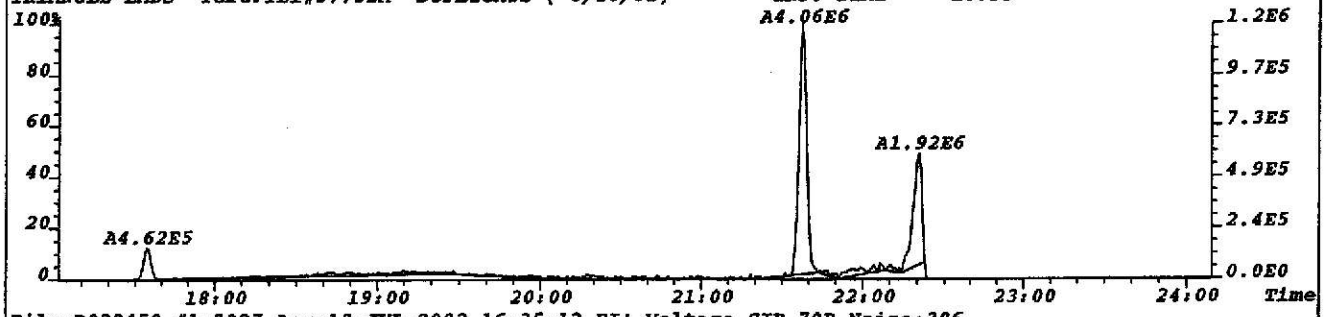

File:P022458 #1-3027 Acq:13-JUL-2002 16:35:12 EI+ Voltage SIR 70P Noise:386
317.9389 BSUB(256,30,-3.0) PKD(5,3,1,0.10%,1544.0,0.00%,F,F) Exp:DB225
TRIANGLE LABS Text:TLI#57752A DUPLICATE (-6/26/02) INJ. TIME = 16:35

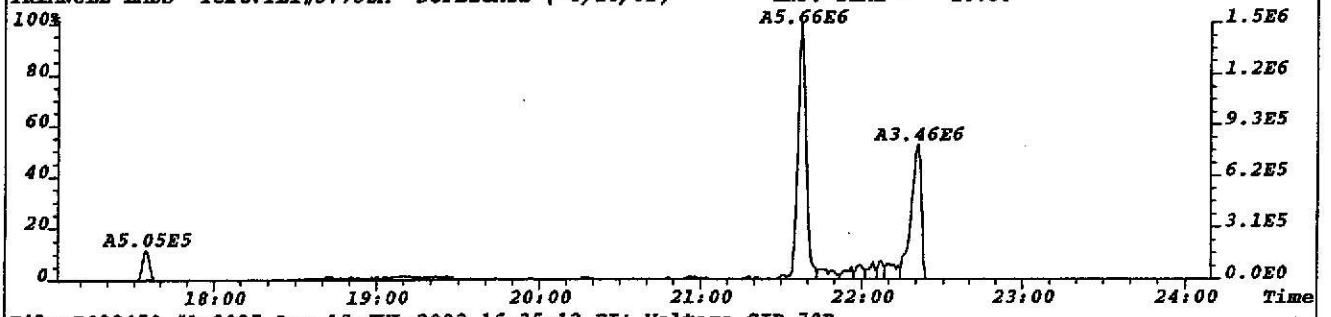

File:P022458 #1-3027 Acq:13-JUL-2002 16:35:12 EI+ Voltage SIR 70P
375.8364 Exp:DB225
TRIANGLE LABS Text:TLI#57752A DUPLICATE (-6/26/02) INJ. TIME = 16:35

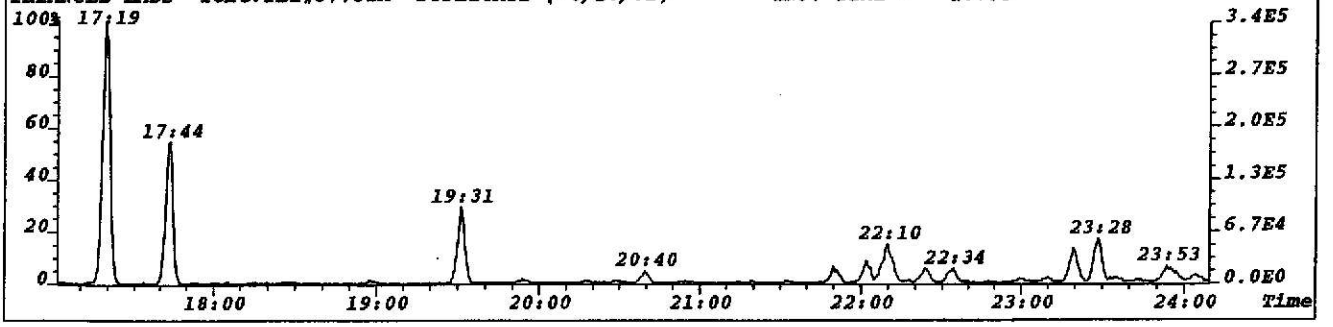

File:P022458 #1-3027 Acq:13-JUL-2002 16:35:12 EI+ Voltage SIR 70P Noise:250
319.8965 BSUB(256,30,-3.0) PKD(5,3,1,0.10%,1000.0,0.00%,F,F) Exp:DB225
TRIANGLE LABS Text:TLI#57752A DUPLICATE (-6/26/02) INJ. TIME = 16:35

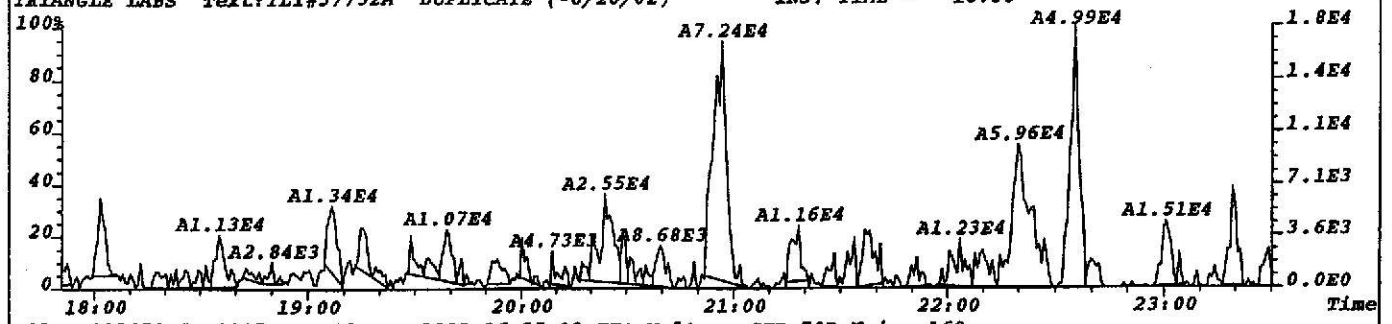

File:P022458 #1-3027 Acq:13-JUL-2002 16:35:12 EI+ Voltage SIR 70P Noise:168
321.8936 BSUB(256,30,-3.0) PKD(5,3,1,0.10%,672.0,0.00%,F,F) Exp:DB225
TRIANGLE LABS Text:TLI#57752A DUPLICATE (-6/26/02) INJ. TIME = 16:35

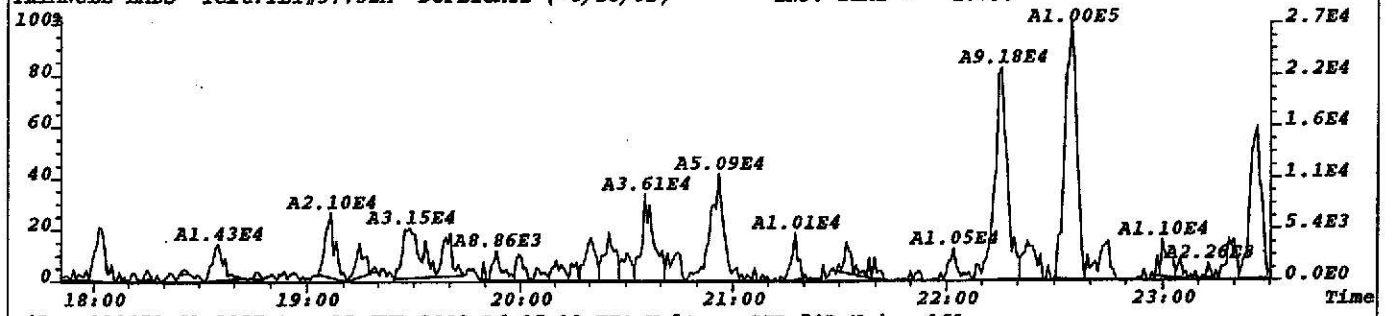

File:P022458 #1-3027 Acq:13-JUL-2002 16:35:12 EI+ Voltage SIR 70P Noise:161
327.8847 BSUB(256,30,-3.0) PKD(5,3,1,0.10%,644.0,0.00%,F,F) Exp:DB225
TRIANGLE LABS Text:TLI#57752A DUPLICATE (-6/26/02) INJ. TIME = 16:35

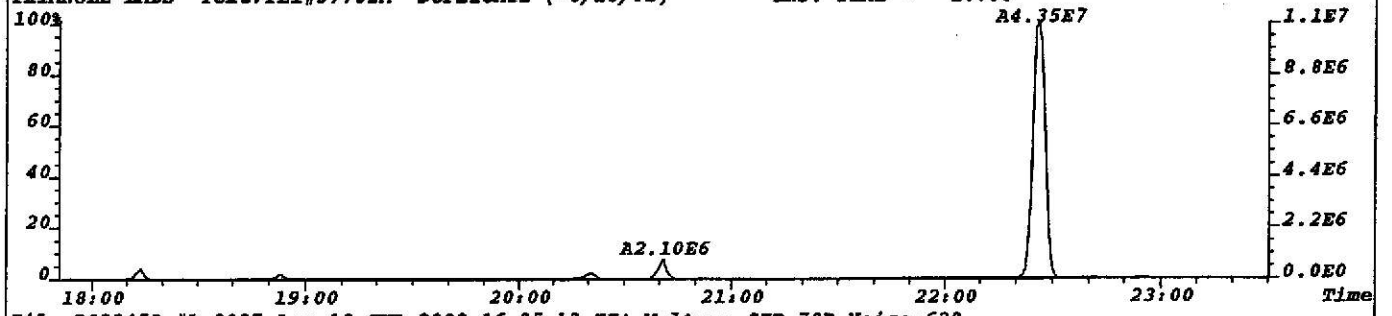

File:P022458 #1-3027 Acq:13-JUL-2002 16:35:12 EI+ Voltage SIR 70P Noise:620
331.9368 BSUB(256,30,-3.0) PKD(5,3,1,0.10%,2480.0,0.00%,F,F) Exp:DB225
TRIANGLE LABS Text:TLI#57752A DUPLICATE (-6/26/02) INJ. TIME = 16:35

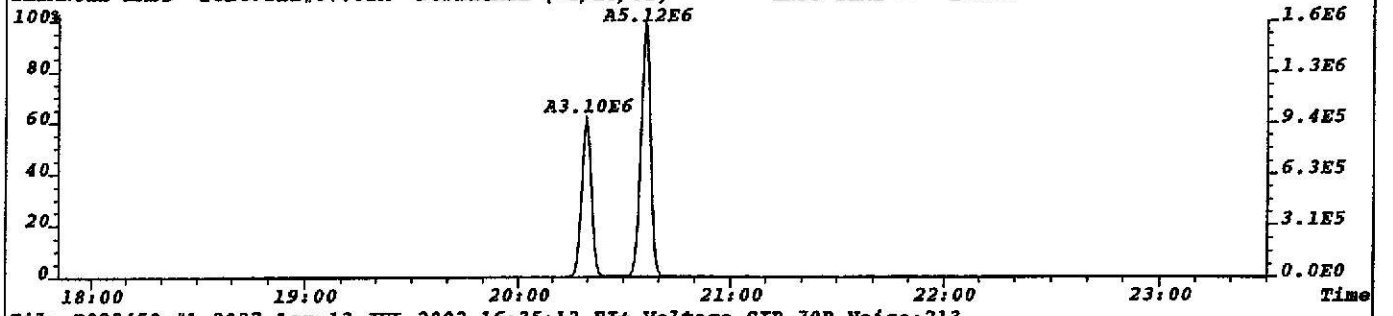

File:P022458 #1-3027 Acq:13-JUL-2002 16:35:12 EI+ Voltage SIR 70P Noise:213
333.9338 BSUB(256,30,-3.0) PKD(5,3,1,0.10%,852.0,0.00%,F,F) Exp:DB225
TRIANGLE LABS Text:TLI#57752A DUPLICATE (-6/26/02) INJ. TIME = 16:35

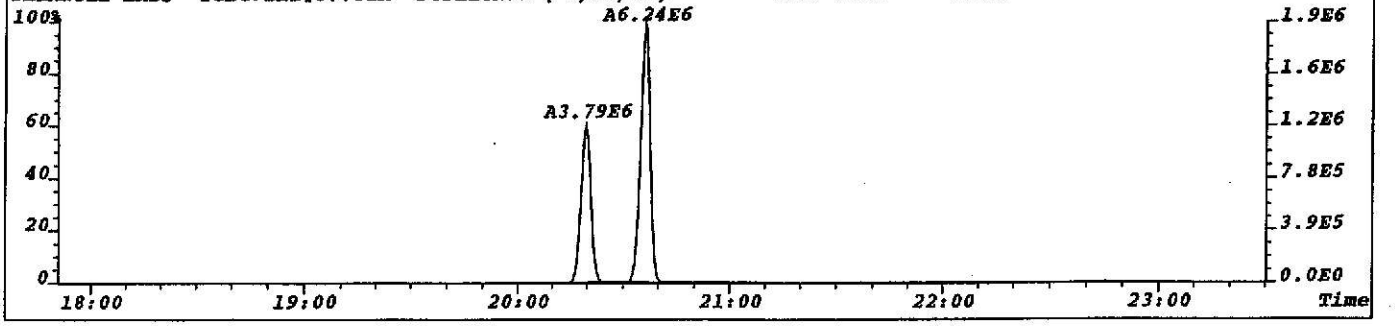

File:P022458 #1-3027 Acq:13-JUL-2002 16:35:12 EI+ Voltage SIR 70P
303.9016 Exp:DB225
TRIANGLE LABS Text:TLI#57752A DUPLICATE (-6/26/02) INJ. TIME = 16:35

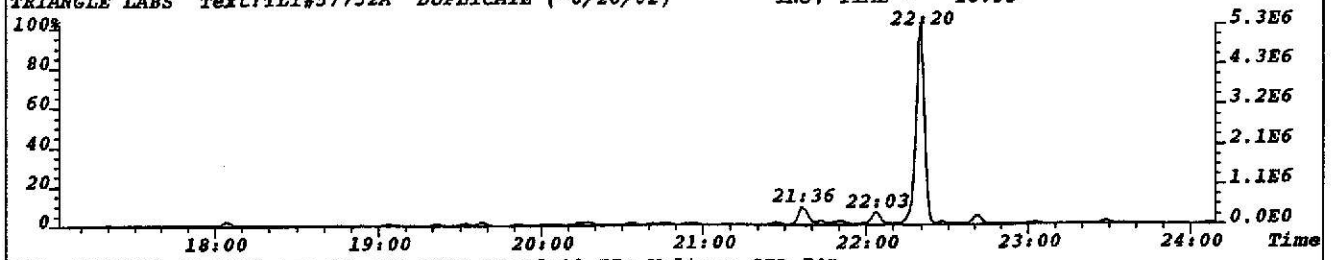

File:P022458 #1-3027 Acq:13-JUL-2002 16:35:12 EI+ Voltage SIR 70P
315.9419 Exp:DB225
TRIANGLE LABS Text:TLI#57752A DUPLICATE (-6/26/02) INJ. TIME = 16:35

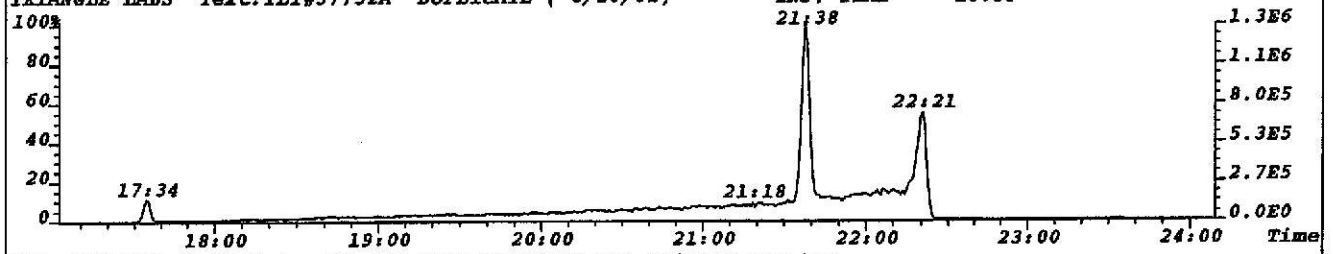

File:P022458 #1-3027 Acq:13-JUL-2002 16:35:12 EI+ Voltage SIR 70P
319.8965 Exp:DB225
TRIANGLE LABS Text:TLI#57752A DUPLICATE (-6/26/02) INJ. TIME = 16:35

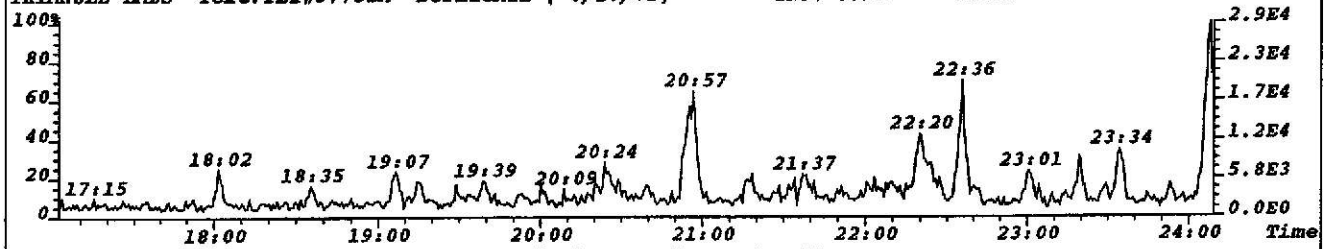

File:P022458 #1-3027 Acq:13-JUL-2002 16:35:12 EI+ Voltage SIR 70P
331.9368 Exp:DB225
TRIANGLE LABS Text:TLI#57752A DUPLICATE (-6/26/02) INJ. TIME = 16:35

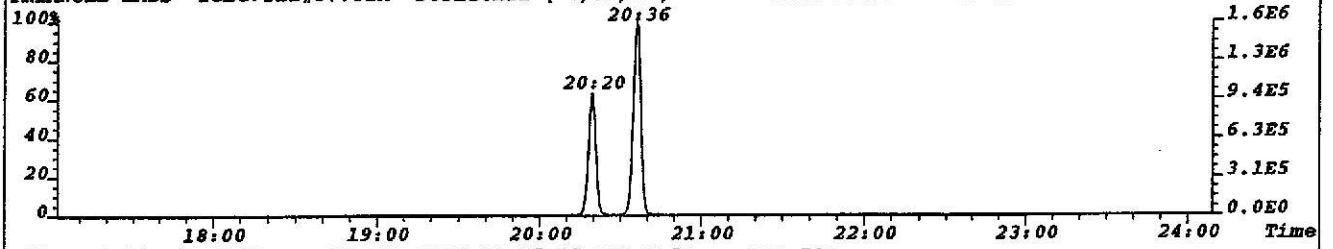

File:P022458 #1-3027 Acq:13-JUL-2002 16:35:12 EI+ Voltage SIR 70P
292.9825 Exp:DB225
TRIANGLE LABS Text:TLI#57752A DUPLICATE (-6/26/02) INJ. TIME = 16:35

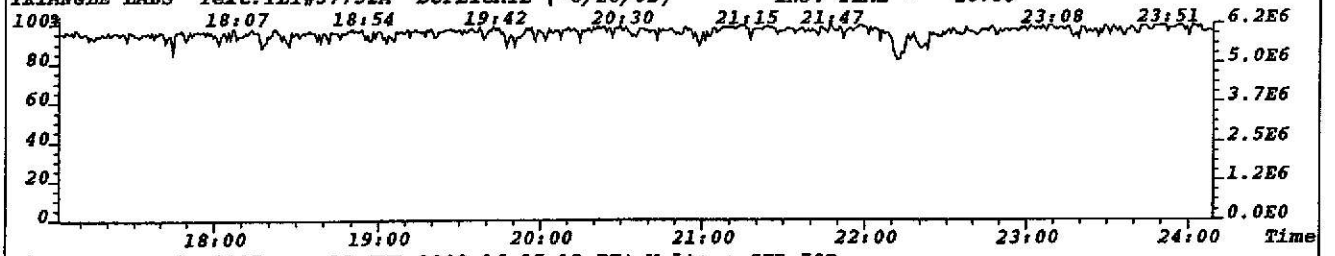

File:P022458 #1-3027 Acq:13-JUL-2002 16:35:12 EI+ Voltage SIR 70P
330.9792 Exp:DB225
TRIANGLE LABS Text:TLI#57752A DUPLICATE (-6/26/02) INJ. TIME = 16:35

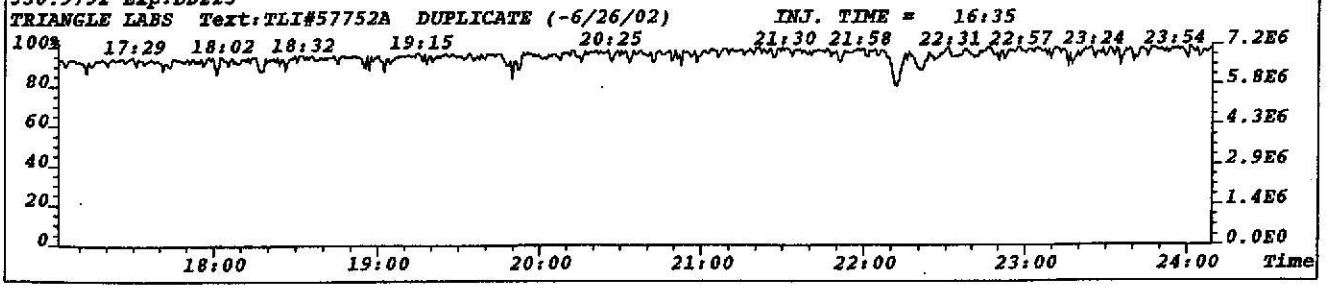

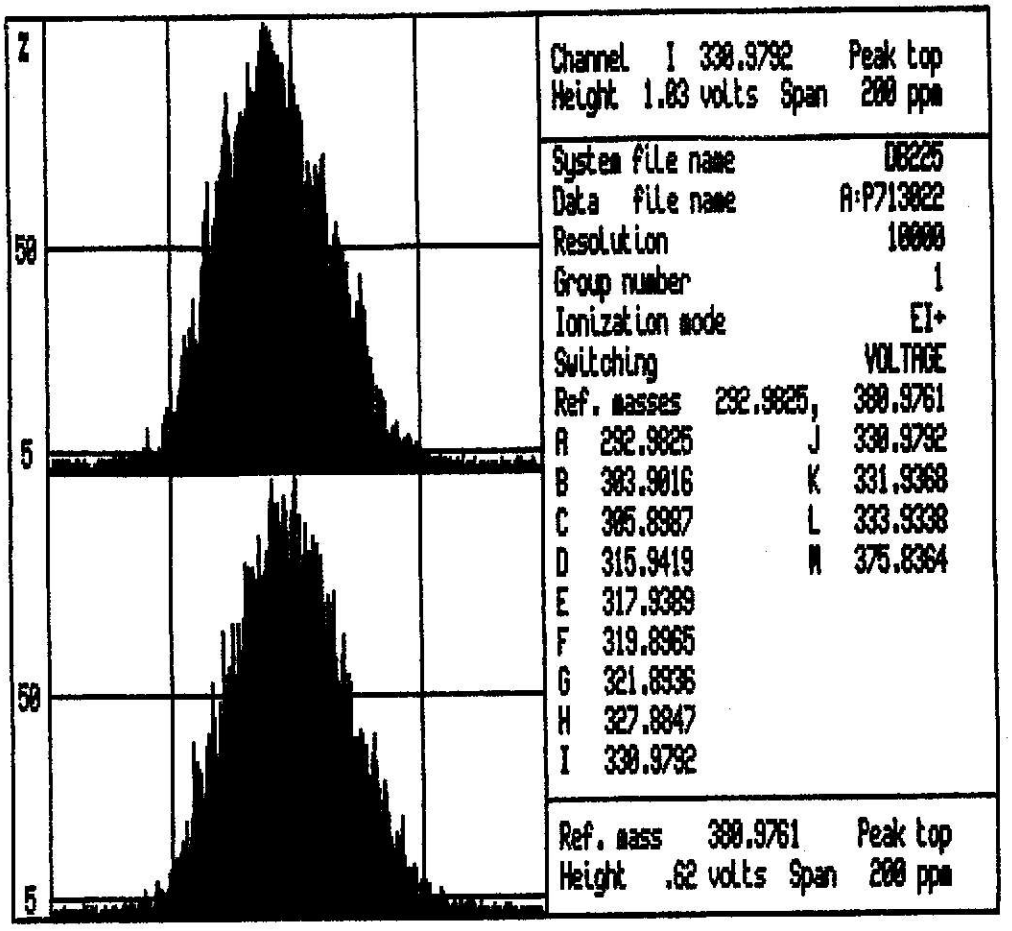
Z
50
5
50
5
Channel I 330.9792 Peak top
Height 1.03 volts Span 200 ppm
System file name 08225
Data file name A:P713022
Resolution 10000
Group number 1
Ionization mode EI+
Switching VOLTAGE
Ref. masses 292.9825, 380.9761
A 292.9825
B 303.9016
C 305.8987
D 315.9419
E 317.9389
F 319.8965
G 321.8936
H 327.8847
I 330.9792
J 330.9792
K 331.9368
L 333.9338
M 375.8364
Ref. mass 380.9761 Peak top
Height .62 volts Span 200 ppm

CEM 7/15/02

File:P022458 #1-3027 Acq:13-JUL-2002 16:35:12 EI+ Voltage SIR 70P
315.9419 Exp:DB225
Sample Text:TLI#57752A DUPLICATE (-6/26/02) INJ. TIME = 16:35 File Text:TLI#57752A D»

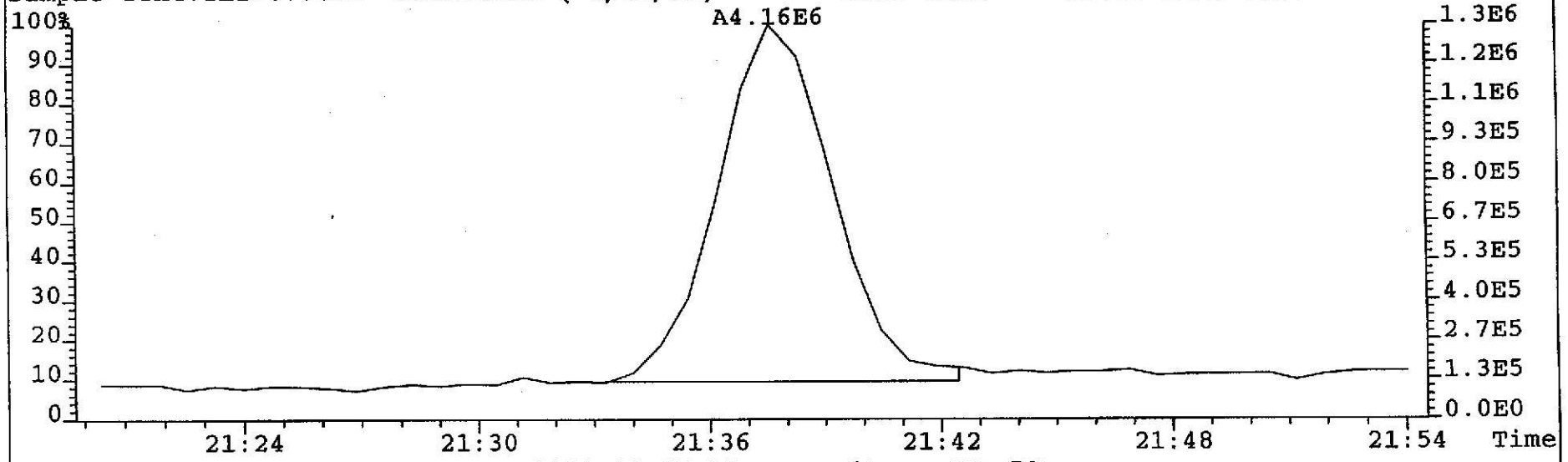

File:P022458 #1-3027 Acq:13-JUL-2002 16:35:12 EI+ Voltage SIR 70P
317.9389 Exp:DB225
Sample Text:TLI#57752A DUPLICATE (-6/26/02) INJ. TIME = 16:35 File Text:TLI#57752A D»

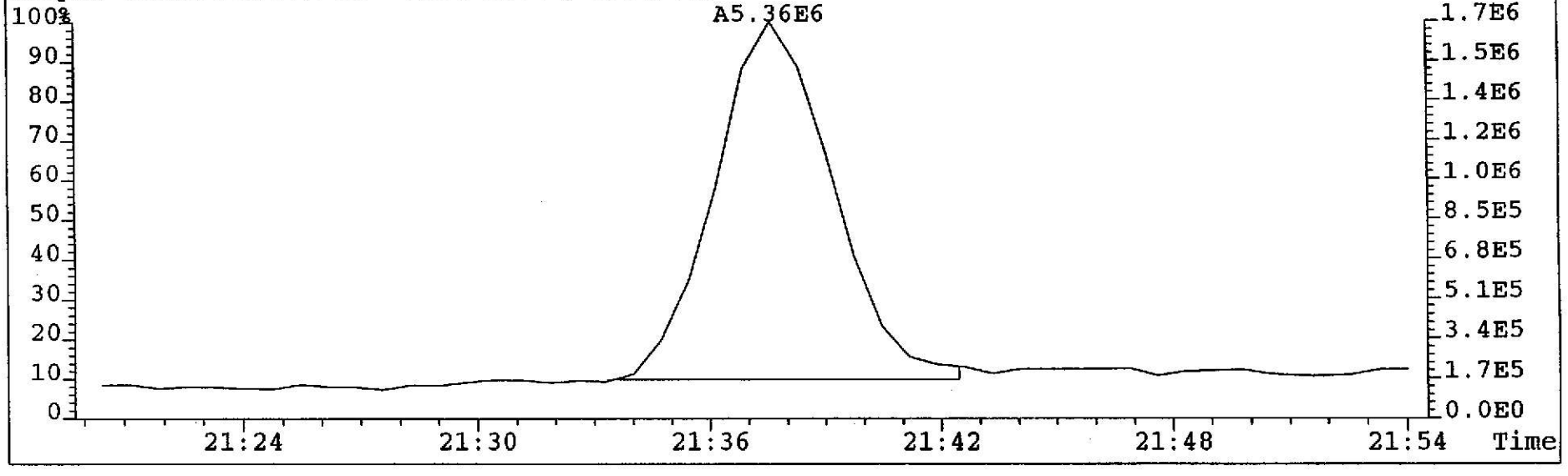

Martin & Slagle

TLI Project: **57752A** — 1613, Revision B PCDD/PCDF Analysis (c)

Client Sample: **DF-DP-112 0.5** — Analysis File: **S023095**

Client Project:	**Mississippi Project**				
Sample Matrix:	**SOLID**	Date Received:	**06/28/2002**	Spike File:	**SP161B22**
TLI ID:	**329-38-23**	Date Extracted:	**07/03/2002**	ICal:	**SF5607B**
		Date Analyzed:	**07/12/2002**	ConCal:	**SB23085**
Sample Size:	**11.800 g**	Dilution Factor:	**n/a**	% Moisture:	**14.6**
Dry Weight:	**10.077 g**	Blank File:	**S023087**	% Lipid:	**n/a**
GC Column:	**DB-5**	Analyst:	**JSY**	% Solids:	**95.4**

Analytes	Conc. (pg/g)	DL	Ratio	RT	RRT	Flags
2,3,7,8-TCDD	ND	6.4				__
1,2,3,7,8-PeCDD	71.0		1.65	30:37	1.000	__
1,2,3,4,7,8-HxCDD	95.0		1.18	33:43	1.000	__
1,2,3,6,7,8-HxCDD	798		1.20	33:49	1.000	__
1,2,3,7,8,9-HxCDD	259		1.21	34:08	1.010	__
1,2,3,4,6,7,8-HpCDD	4430		1.02	36:58	1.000	E__
1,2,3,4,6,7,8,9-OCDD	41010		0.85	40:31	1.000	E__
2,3,7,8-TCDF	74.4		0.80	25:36	1.001	__
1,2,3,7,8-PeCDF	127		1.54	29:35	1.000	__
2,3,4,7,8-PeCDF	522		1.48	30:17	1.001	__
1,2,3,4,7,8-HxCDF	2970		1.28	33:03	1.001	E__
1,2,3,6,7,8-HxCDF	1390		1.25	33:09	1.001	__
2,3,4,6,7,8-HxCDF	1770		1.28	33:37	1.000	__
1,2,3,7,8,9-HxCDF	59.3		1.29	34:21	1.000	__
1,2,3,4,6,7,8-HpCDF	26440		1.02	36:03	1.000	SE_
1,2,3,4,7,8,9-HpCDF	1050		1.07	37:27	1.000	Q__
1,2,3,4,6,7,8,9-OCDF	34620		0.86	40:41	1.005	E__

Totals	Conc. (pg/g)	Number	DL	Flags
Total TCDD	128	11		__
Total PeCDD	598	9		__
Total HxCDD	5000	7		__
Total HpCDD	7000	2		E__
Total TCDF	842	17		X__
Total PeCDF	4860	14		__
Total HxCDF	61880	11		QSE
Total HpCDF	58790	4		QSE

161B_PSR v2.04, LARS 6.25.05

Triangle Laboratories, Inc.®
2445 S. Alston Ave. • Durham, North Carolina 27713
Phone: (919) 544-5729 • Fax: (919) 544-5491

Printed: 16:09 07/15/2002

Martin & Slagle

TLI Project: **57752A** — 1613, Revision B PCDD/PCDF Analysis (c)

Client Sample: **DF-DP-112 0.5** — Analysis File: **S023095**

Internal Standards	Conc. (pg/g)	% Recovery	QC Limits	Ratio	RT	RRT	Flags
$^{13}C_{12}$-2,3,7,8-TCDD	125	63.1	25%-164%	0.74	26:18	1.006	___
$^{13}C_{12}$-1,2,3,7,8-PeCDD	156	78.6	25%-181%	1.51	30:37	1.172	___
$^{13}C_{12}$-1,2,3,4,7,8-HxCDD	174	87.5	32%-141%	1.19	33:43	0.988	___
$^{13}C_{12}$-1,2,3,6,7,8-HxCDD	185	93.3	28%-130%	1.18	33:48	0.991	___
$^{13}C_{12}$-1,2,3,4,6,7,8-HpCDD	187	94.2	23%-140%	0.98	36:58	1.084	___
$^{13}C_{12}$-1,2,3,4,6,7,8,9-OCDD	468	118	17%-157%	0.79	40:30	1.187	Q___
$^{13}C_{12}$-2,3,7,8-TCDF	112	56.3	24%-169%	0.73	25:34	0.978	___
$^{13}C_{12}$-1,2,3,7,8-PeCDF	138	69.8	24%-185%	1.46	29:35	1.132	___
$^{13}C_{12}$-2,3,4,7,8-PeCDF	141	70.9	21%-178%	1.50	30:16	1.158	___
$^{13}C_{12}$-1,2,3,4,7,8-HxCDF	158	79.5	26%-152%	0.50	33:02	0.968	___
$^{13}C_{12}$-1,2,3,6,7,8-HxCDF	158	79.8	26%-123%	0.52	33:08	0.971	___
$^{13}C_{12}$-2,3,4,6,7,8-HxCDF	163	82.2	28%-136%	0.50	33:37	0.985	___
$^{13}C_{12}$-1,2,3,7,8,9-HxCDF	141	70.8	29%-147%	0.54	34:21	1.007	___
$^{13}C_{12}$-1,2,3,4,6,7,8-HpCDF	376	189	28%-143%	0.62	36:02	1.056	***QRO
$^{13}C_{12}$-1,2,3,4,7,8,9-HpCDF	127	64.1	26%-138%	0.43	37:26	1.097	___

Cleanup Standard	Conc. (pg/g)	% Recovery	QC Limits	RT	RRT	Flags
$^{37}Cl_4$-2,3,7,8-TCDD	12.7	63.7	35%-197%	26:19	1.007	___

Recovery Standards	Ratio	RT	Flags
$^{13}C_{12}$-1,2,3,4-TCDD	0.79	26:08	___
$^{13}C_{12}$-1,2,3,7,8,9-HxCDD	1.20	34:07	___

Data Reviewer: _____ 07/15/2002

161B_PSR v2.04, LARS 6.25.05

Triangle Laboratories, Inc.®
2445 S. Alston Ave. • Durham, North Carolina 27713
Phone: (919) 544-5729 • Fax: (919) 544-5491

Printed: 16:09 07/15/2002

Martin & Slagle

TLI Project: **57752A**
Client Sample: **DF-DP-112 0.5**

Toxicity Equivalents Report
Analysis File: **S023095**

Client Project:	**Mississippi Project**				
Sample Matrix:	**SOLID**	Date Received:	**06/28/02**	Spike File:	**SP161B22**
TLI ID:	**329-38-23**	Date Extracted:	**07/03/02**	ICal:	**SF5607B**
		Date Analyzed:	**07/12/02**	ConCal:	**SB23085**
Sample Size:	**11.800 g**	Dilution Factor:	**1**	% Moisture:	**14.6**
Dry Weight:	**10.077 g**	Blank File:	**S023087**	% Lipid:	**n/a**
GC Column:	**DB-5**	Analyst:	**JSY**	% Solids:	**95.4**

Analytes	Conc. (pg/g)		TEF		Equivalent
2,3,7,8-TCDD	{6.4}	x	1.	=	6.4
1,2,3,7,8-PeCDD	71.0	x	0.5	=	35.5
1,2,3,4,7,8-HxCDD	95.0	x	0.1	=	9.50
1,2,3,6,7,8-HxCDD	798	x	0.1	=	79.8
1,2,3,7,8,9-HxCDD	259	x	0.1	=	25.9
1,2,3,4,6,7,8-HpCDD	4430	x	0.01	=	44.30
1,2,3,4,6,7,8,9-OCDD	41010	x	0.001	=	41.010
TOTAL PCDD					242.4
2,3,7,8-TCDF	21.4	x	0.1	=	2.14
1,2,3,7,8-PeCDF	127	x	0.05	=	6.35
2,3,4,7,8-PeCDF	522	x	0.5	=	261
1,2,3,4,7,8-HxCDF	2970	x	0.1	=	297.0
1,2,3,6,7,8-HxCDF	1390	x	0.1	=	139.0
2,3,4,6,7,8-HxCDF	1770	x	0.1	=	177.0
1,2,3,7,8,9-HxCDF	59.3	x	0.1	=	5.93
1,2,3,4,6,7,8-HpCDF	26440	x	0.01	=	264.40
1,2,3,4,7,8,9-HpCDF	1050	x	0.01	=	10.50
1,2,3,4,6,7,8,9-OCDF	34620	x	0.001	=	34.620
TOTAL PCDF					1198

Total EPA TEFs, 1989a: 1440 pg/g

{...} indicates that the value is that of a Detection Limit.

GRY_TEF v1.08, MILES 4.22.16

Triangle Laboratories, Inc.®
2445 S. Alston Ave. • Durham, North Carolina 27713
Phone: (919) 544-5729 • Fax: (919) 544-5491

Printed: 21:40 07/15/02

Initial ....Date...

Data Review By: KW 7/19/02

Channel specific noise levels computed from 'NL' heights.

Page No. 1 Listing of S023095B.dbf
07/15/2002 Matched GC Peaks / Ratio / Ret. Time

Compound/ M_Z....	QC.Log	Omit	Why	..RT.	OK	Ratio	Total.Area/Ht	Area/Ht.Peak1	Area/Ht.Peak2	Rel.RT	Compound.Name..	ID..	Flags.
TCDF						0.65-0.89				0.867-1.076			
304-306		DC	NL			Height	2.06	0.82	1.24				
		DC	SN	22:14		0.89	6.73			0.870			
				22:52		0.88	55.87	26.22	29.65	0.894			
				23:06		0.80	379.67	168.58	211.09	0.904			
				23:31		0.80	38.87	17.22	21.65	0.920			
				23:38		0.82	49.35	22.24	27.11	0.924			
				23:51		0.80	324.15	144.24	179.91	0.933			
				24:10		0.76	214.82	92.58	122.24	0.945			
				24:32		0.79	164.28	72.61	91.67	0.960			
				24:45		0.89	48.13	22.63	25.50	0.968			
				24:59	RO	0.56	25.40	9.11	16.29	0.977			
			X	25:10		0.86	77.59	35.88	41.71	0.984			
				25:24		0.75	23.92	10.24	13.68	0.993			
				25:36		0.80	213.06	94.57	118.49	1.001	2378-TCDF		AN
	K			25:51		0.79	7.84	3.46	4.38	1.011			
				26:02		0.83	21.15	9.58	11.57	1.018			
	K			26:17	RO	0.94	9.74	4.71	5.03	1.028			
				26:33		0.80	40.66	18.06	22.60	1.038			
			X	26:44		0.78	264.81	116.20	148.61	1.046			
				26:53		0.75	360.23	153.99	206.24	1.051			
			X	27:04		0.82	125.00	56.20	68.80	1.059			
		DC	WH	27:41		0.80	114.69			1.083			
304-306			19	Peaks			2,444.54						
13C12-TCDF						0.65-0.89				0.943-1.139			
316-318		DC	NL			Height	0.05	0.03	0.02				
				25:09	RO	0.41	4.19	1.22	2.97	0.984			
				25:34		0.73	549.94	231.64	318.30	1.000	13C12-2378-TCDF		ISO
						Height	147.95	61.57	86.38				
				25:58	RO	0.62	14.52	5.58	8.94	1.016			
316-318			3	Peaks			568.65						

---------- Above: TCDF / TCDD Follows ----------

TCDD						0.65-0.89				0.896-1.046			
320-322		DC	NL			Height	0.04	0.02	0.02				
				23:42		0.83	18.22	8.29	9.93	0.901	1368-TCDD		AN
				24:07		0.69	11.12	4.53	6.59	0.917	1379-TCDD		AN
				24:26		0.75	13.71	5.87	7.84	0.929			
	D	D	SN	24:56	RO	0.52	0.76			0.948			
				25:07		0.78	108.84	47.78	61.06	0.955			
	M			25:23		0.74	37.80	16.10	21.70	0.965			
				25:47		0.72	16.82	7.06	9.76	0.980			
				26:05		0.74	20.80	8.84	11.96	0.992			
				26:13		0.81	41.34	18.47	22.87	0.997			
	M			26:20	RO	0.98	15.64	7.76	7.88	1.001	2378-TCDD		AN

Compound/ M_Z....	QC.Log	Omit	Why	..RT.	OK	Ratio	Total.Area/Ht	Area/Ht.Peak1	Area/Ht.Peak2	Rel.RT	Compound.Name..	ID..	Flags.
				26:28		0.82	6.84	3.08	3.76	1.006			
				26:39		0.69	27.16	11.08	16.08	1.013			
				26:53	RO	0.99	11.68	5.81	5.87	1.022			
				27:19		0.79	12.44	5.49	6.95	1.039			
		DC	WH	27:42	RO	0.37	2.50			1.053			
320-322			13	Peaks			342.41						
37Cl-TCDD									0.924-1.076				
328		DC	NL			Height	0.14	0.14					
		DC	WL	24:01			30.33			0.913			
		DC	WL	24:08			38.59			0.918			
				24:56			15,135.70	15,135.70		0.948			
	M			26:19			45.50	45.50		1.001	37Cl-TCDD		CLS
				26:44			1,324.52	1,324.52		1.016			
				27:41			71.71	71.71		1.053			
328			4	Peaks			16,577.43						
13C12-TCDD						0.65-0.89			0.917-1.069				
332-334		DC	NL			Height	0.08	0.06	0.02				
				26:08		0.79	714.58	316.04	398.54	0.994	13C12-1234-TCDD		RS1
				26:18		0.74	458.07	194.38	263.69	1.000	13C12-2378-TCDD		IS1
						Height	128.98	54.54	74.44				
				26:38	RO	1.12	1.06	0.56	0.50	1.013			
				26:51	RO	0.57	0.99	0.36	0.63	1.021			
				27:15	RO	0.26	1.82	0.38	1.44	1.036			
332-334			5	Peaks			1,176.52						

---------- Above: TCDD / PeCDF Follows ----------

PeCDF						1.32-1.78			0.906-1.038				
340-342		DC	NL			Height	0.06	0.03	0.03				
				27:35		1.54	3,207.81	1,946.78	1,261.03	0.911			
				27:55		1.47	74.87	44.51	30.36	0.922			
				28:21	RO	1.24	18.45	10.23	8.22	0.937			
				28:43		1.50	4,137.54	2,484.89	1,652.65	0.949			
				28:54		1.50	591.04	355.03	236.01	0.955			
				29:13		1.46	1,391.25	825.78	565.47	0.965			
				29:19		1.52	376.51	226.81	149.70	0.969			
	A			29:30		1.46	394.00	234.00	160.00	0.975			
	M			29:35		1.54	361.00	219.00	142.00	1.000	12378-PeCDF		AN
			X	29:41		1.49	110.97	66.37	44.60	0.981			
				29:53		1.48	668.96	399.72	269.24	0.987			
				30:17		1.48	1,458.06	870.76	587.30	1.001	23478-PeCDF		AN
				30:29		1.45	698.03	413.62	284.41	1.007			
				30:41	RO	1.12	11.30	5.96	5.34	1.014			
			X	31:02		1.40	185.10	107.91	77.19	1.025			
				31:11		1.53	58.41	35.31	23.10	1.030			
340-342			16	Peaks			13,743.30						
13C12-PeCDF						1.32-1.78			0.797-1.127				
352-354		DC	NL			Height	0.04	0.02	0.02				
				28:03	RO	0.17	1.33	0.19	1.14	0.927			

Compound/ M_Z....	QC.Log	Omit	Why	..RT.	OK	Ratio	Total.Area/Ht	Area/Ht.Peak1	Area/Ht.Peak2	Rel.RT	Compound.Name..	ID..	Flags.
				28:21		1.47	5.11	3.04	2.07	0.937			
				28:43	RO	0.16	10.43	1.43	9.00	0.949			
				29:16	RO	0.03	6.66	0.17	6.49	0.967			
				29:35		1.46	490.40	290.70	199.70	1.000	13C12-PeCDF 123	IS2	
						Height	157.58	94.57	63.01				
				29:52	RO	0.93	9.61	4.63	4.98	0.987			
				30:16		1.50	492.44	295.76	196.68	1.000	13C12-PeCDF 234	IS3	
						Height	161.28	98.23	63.05				
				30:30	RO	0.47	1.46	0.47	0.99	1.008			
				30:48	RO	0.97	1.97	0.97	1.00	1.018			
				30:54	RO	2.01	2.29	1.53	0.76	1.021			
				31:05	RO	0.93	1.08	0.52	0.56	1.027			
				31:16	RO	1.30	12.27	6.94	5.33	1.033			
352-354				12 Peaks			1,035.05						

---------- Above: PeCDF / PeCDD Follows ----------

PeCDD						1.32-1.78				0.937-1.022			
356-358		DC	NL			Height	0.05	0.03	0.02				
				28:51	RO	0.82	539.02	242.42	296.60	0.942			
	D	D	SN	29:03	RO	0.00	84.01			0.949			
				29:19		1.43	49.72	29.23	20.49	0.958			
				29:33		1.57	292.34	178.44	113.90	0.965			
				29:42		1.61	173.20	106.75	66.45	0.970			
				29:53		1.55	97.73	59.35	38.38	0.976			
				30:08		1.59	215.23	132.17	83.06	0.984			
				30:19		1.67	51.47	32.19	19.28	0.990			
				30:28	RO	0.26	29.76	6.19	23.57	0.995			
				30:37		1.65	135.87	84.61	51.26	1.000	12378-PeCDD		AN
				30:46		1.53	69.81	42.19	27.62	1.005			
				31:06		1.72	58.60	37.07	21.53	1.016			
				31:17	RO	2.75	5.40	3.96	1.44	1.022			
		DC	WH	31:30	RO	0.47	5.72			1.029			
356-358				12 Peaks			1,718.15						
13C12-PeCDD						1.32-1.78				0.723-1.050			
368-370		DC	NL			Height	0.04	0.02	0.02				
				28:45	RO	1.04	0.51	0.26	0.25	0.939			
				29:34		1.64	0.87	0.54	0.33	0.966			
				29:40	RO	1.84	1.22	0.79	0.43	0.969			
				30:03		1.71	0.19	0.12	0.07	0.981			
				30:37		1.51	354.81	213.59	141.22	1.000	13C12-PeCDD 123	IS4	
						Height	117.00	70.84	46.16				
				30:59	RO	2.76	0.64	0.47	0.17	1.012			
				31:26		1.67	0.24	0.15	0.09	1.027			
368-370				7 Peaks			358.48						

---------- Above: PeCDD / HxCDF Follows ----------

HxCDF						1.05-1.43				0.929-1.007			
374-376		DC	NL			Height	1.27	0.60	0.67				
				32:05		1.26	11,250.33	6,282.00	4,968.33	0.934			E

Compound/ M_Z....	QC.Log	Omit	Why	..RT.	OK	Ratio	Total.Area/Ht	Area/Ht.Peak1	Area/Ht.Peak2	Rel.RT	Compound.Name..	ID..	Flags.
				32:14		1.12	44,196.30	23,313.50	20,882.80	0.938			SQE
				32:24		1.20	75.79	41.32	34.47	0.943			
				32:31		1.32	224.35	127.83	96.52	0.947			
				32:41		1.09	51,169.90	26,707.10	24,462.80	0.951			SQE
				32:49		1.35	111.05	63.85	47.20	0.955			
				33:03		1.28	6,242.54	3,506.30	2,736.24	1.001	123478-HxCDF	AN	E
				33:09		1.25	2,979.20	1,652.19	1,327.01	1.001	123678-HxCDF	AN	
				33:15	RO	1.45	53.78	31.84	21.94	0.968			
			X	33:21	RO	1.00	329.78	164.53	165.25	0.971			
				33:37		1.28	3,441.61	1,929.66	1,511.95	1.000	234678-HxCDF	AN	
	AN			34:21		1.29	91.00	51.20	39.80	1.000	123789-HxCDF	AN	
	M			34:26		1.29	462.00	260.00	202.00	1.002			
		DC	WH	34:54		1.29	49.55			1.016			
374-376			13	Peaks			120,627.63						
13C12-HxCDF				0.43-0.59					0.876-1.109				
384-386		DC	NL	Height			0.21	0.09	0.12				
				32:05	RO	1.05	0.82	0.42	0.40	0.934			
				32:14	RO	2.62	4.56	3.30	1.26	0.938			
				32:42	RO	3.14	8.15	6.18	1.97	0.952			
				33:02		0.50	347.48	115.53	231.95	1.000	13C12-HxCDF 478	IS5	
				Height			128.73	42.63	86.10				
				33:08		0.52	337.89	115.21	222.68	1.000	13C12-HxCDF 678	IS6	
				Height			124.76	42.70	82.06				
				33:37		0.50	330.88	109.70	221.18	1.000	13C12-HxCDF 234	IS7	
				Height			125.13	40.76	84.37				
				33:49	RO	0.94	0.66	0.32	0.34	0.984			
		DC	SN	34:08		0.53	0.26			0.994			
				34:21		0.54	249.16	87.75	161.41	1.000	13C12-HxCDF 789	IS8	
				Height			84.48	29.44	55.04				
				34:41	RO	1.00	0.74	0.37	0.37	1.010			
				34:59	RO	3.25	7.27	5.56	1.71	1.018			
384-386			10	Peaks			1,287.61						

---------- Above: HxCDF / HxCDD Follows ----------

HxCDD				1.05-1.43					0.960-1.014				
390-392		DC	NL	Height			0.54	0.36	0.18				
				32:35		1.19	1,114.80	605.52	509.28	0.964			
				33:01		1.17	206.46	111.37	95.09	0.977			
				33:14		1.21	4,049.83	2,217.11	1,832.72	0.983			
				33:23		1.18	29.72	16.10	13.62	0.988			
				33:43		1.18	129.23	69.83	59.40	1.000	123478-HxCDD	AN	
				33:49		1.20	1,136.03	620.71	515.32	1.000	123678-HxCDD	AN	
				34:08		1.21	366.43	200.45	165.98	1.010	123789-HxCDD	AN	
390-392			7	Peaks			7,032.50						
13C12-HxCDD				1.05-1.43					0.982-1.041				
402-404		DC	NL	Height			0.09	0.03	0.06				
		DC	WL	32:41	RO	1.02	1.23			0.969			
				33:12	RO	0.82	1.09	0.49	0.60	0.985			
				33:43		1.19	234.75	127.32	107.43	1.000	13C12-HxCDD 478	IS9	
				Height			88.62	47.76	40.86				

Compound/ M_Z....	QC.Log	Omit	Why	..RT.	OK	Ratio	Total.Area/Ht	Area/Ht.Peak1	Area/Ht.Peak2	Rel.RT	Compound.Name..	ID..	Flags.
				33:48		1.18	261.28	141.36	119.92	1.000	13C12-HxCDD 678	IS10	
						Height	97.35	52.79	44.56				
				34:07		1.20	327.11	178.09	149.02	1.012	13C12-HxCDD 789	RS2	
				34:19	RO	0.84	0.59	0.27	0.32	1.018			
402-404				5 Peaks			824.82						

---------- Above: HxCDD / HpCDF Follows ----------

HpCDF						0.88-1.20				0.956-1.005			
408-410	DC	NL				Height	3.30	1.64	1.66				
				36:03		1.02	102,748.90	51,880.00	50,868.90	1.000	1234678-HpCDF	AN	SE
				36:14		1.17	289.61	156.19	133.42	0.968			Q
				36:26		1.01	78,157.50	39,359.00	38,798.50	0.973			SQE
				37:27		1.07	1,142.90	589.99	552.91	1.000	1234789-HpCDF	AN	Q
408-410				4 Peaks			182,338.91						
13C12-HpCDF						0.37-0.51				0.858-1.151			
418-420	DC	NL				Height	0.07	0.04	0.03				
				36:02	RO	0.62	534.21	204.75	329.46	1.000	13C12-HpCDF 678	IS11	Q
						Height	122.30	47.20	75.10				
				36:25	RO	3.94	32.64	26.03	6.61	0.973			
				37:26		0.43	144.88	43.64	101.24	1.000	13C12-HpCDF 789	IS12	
						Height	42.87	13.19	29.68				
				37:44	RO	2.22	0.58	0.40	0.18	1.008			
				37:49	RO	4.57	0.39	0.32	0.07	1.010			
418-420				5 Peaks			712.70						

---------- Above: HpCDF / HpCDD Follows ----------

HpCDD						0.88-1.20				0.976-1.005			
424-426	DC	NL				Height	2.59	1.24	1.35				
	DC	WL		36:02	RO	1.31	27.39			0.975			
				36:17		1.03	2,573.96	1,304.34	1,269.62	0.982			E
D	D	SN		36:36	RO	0.84	14.63			0.990			
				36:58		1.02	4,431.36	2,232.42	2,198.94	1.000	1234678-HpCDD	AN	E
424-426				2 Peaks			7,005.32						
13C12-HpCDD						0.88-1.20				0.869-1.085			
436-438	DC	NL				Height	0.14	0.08	0.06				
				36:02		1.09	6.13	3.19	2.94	0.975			
				36:25		1.04	2.77	1.41	1.36	0.985			
				36:33	RO	0.68	0.79	0.32	0.47	0.989			
				36:58		0.98	204.66	101.40	103.26	1.000	13C12-HpCDD 678	IS13	
						Height	62.29	30.90	31.39				
436-438				4 Peaks			214.35						

---------- Above: HpCDD / Octa-CDD and CDF Follows ----------

OCDF						0.76-1.02				0.951-1.049			
442-444	DC	NL				Height	0.08	0.04	0.04				
				38:31	RO	1.08	70.76	36.72	34.04	0.951			
				40:41		0.86	45,483.60	21,041.20	24,442.40	1.005	OCDF	AN	E

```
Compound/
M_Z.... QC.Log Omit Why ..RT. OK Ratio Total.Area/Ht Area/Ht.Peak1 Area/Ht.Peak2 Rel.RT Compound.Name.. ID.. Flags.

442-444              2 Peaks              45,554.36

OCDD                          0.76-1.02                                  0.951-1.049
458-460         DC  NL         Height          0.08          0.04          0.04
                        40:31    0.85     39,228.50     18,011.80     21,216.70  1.000 OCDD            AN   E
458-460              1 Peak               39,228.50

13C12-OCDD                    0.76-1.02                                  0.996-1.004
470-472         DC  NL         Height          0.14          0.06          0.08
                        40:30    0.79        370.40        163.59        206.81  1.000 13C12-OCDD      IS14 Q
                               Height         89.33         41.33         48.00
                DC  WH  40:41 RO  1.35         1.95                              1.005
                DC  WH  40:50 RO  2.47         1.70                              1.008
470-472              1 Peak                  370.40
```

Column Description.....	"Why" Code Description.....	QC Log Desc.....
M_Z -Nominal Ion Mass(es)	WL-Below Retention Time Window	A-Peak Added
..RT. -Retention Time (mm:ss)	WH-Above Retention Time Window	K-Peak Kept
Rat.1 -Ratio of M/M+2 Ions	SN-Below Signal to Noise Level	D-Peak Deleted
OK -RO=Ratio Outside Limits	<M-Below Method Detection Limit	T-Time Changed
Rel.RT-Relative Retention Time	NL-Channel Specific Noise Level	M-Peak Area Changed
		N-Name Changed
		X-Ether Interference

*** End of Report ***

File:S023095 #1-758 Acq:12-JUL-2002 18:43:06 EI+ Voltage SIR 70S Noise:1025
303.9016 F:2 BSUB(256,30,-3.0) PKD(9,5,5,0.05%,4100.0,1.00%,F,T) Exp:NDB5US
TRIANGLE LABS Text:TLI#57752A DF-DP-112 0-0.5 INJ. TIME = 18:45

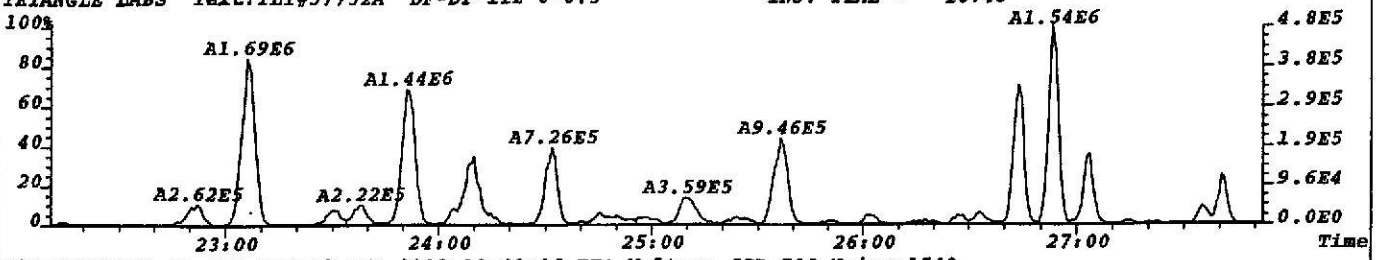

File:S023095 #1-758 Acq:12-JUL-2002 18:43:06 EI+ Voltage SIR 70S Noise:1548
305.8987 F:2 BSUB(256,30,-3.0) PKD(9,5,5,0.05%,6192.0,1.00%,F,T) Exp:NDB5US
TRIANGLE LABS Text:TLI#57752A DF-DP-112 0-0.5 INJ. TIME = 18:45

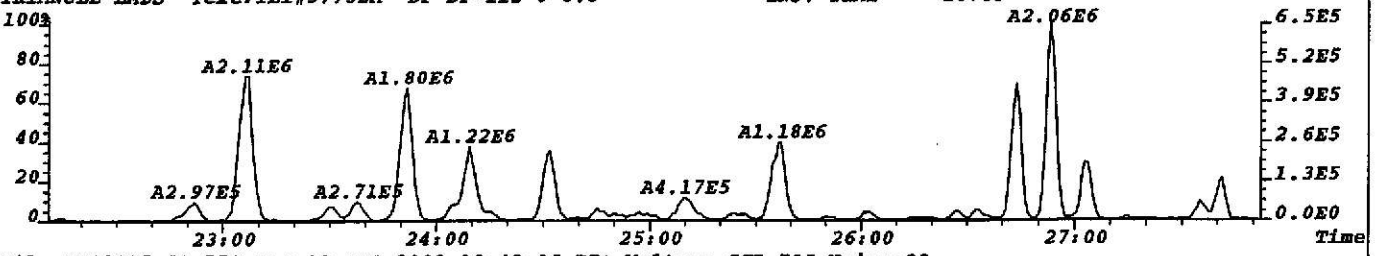

File:S023095 #1-758 Acq:12-JUL-2002 18:43:06 EI+ Voltage SIR 70S Noise:33
315.9419 F:2 BSUB(256,30,-3.0) PKD(9,5,5,0.05%,132.0,1.00%,F,T) Exp:NDB5US
TRIANGLE LABS Text:TLI#57752A DF-DP-112 0-0.5 INJ. TIME = 18:45

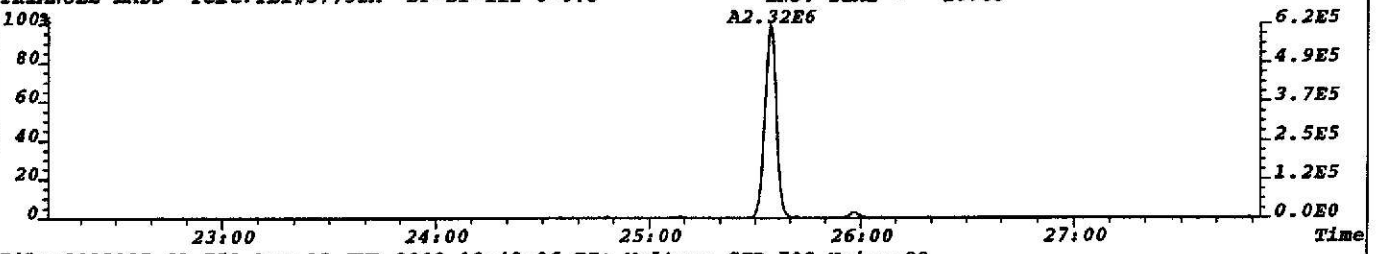

File:S023095 #1-758 Acq:12-JUL-2002 18:43:06 EI+ Voltage SIR 70S Noise:29
317.9389 F:2 BSUB(256,30,-3.0) PKD(9,5,5,0.05%,116.0,1.00%,F,T) Exp:NDB5US
TRIANGLE LABS Text:TLI#57752A DF-DP-112 0-0.5 INJ. TIME = 18:45

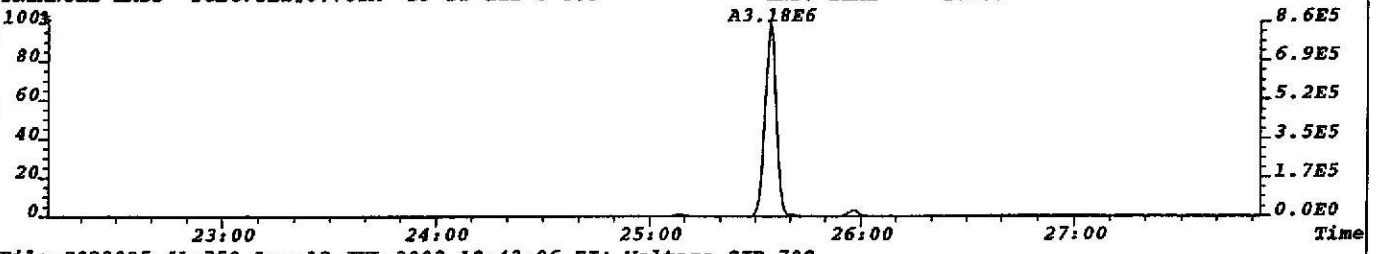

File:S023095 #1-758 Acq:12-JUL-2002 18:43:06 EI+ Voltage SIR 70S
330.9792 F:2 Exp:NDB5US
TRIANGLE LABS Text:TLI#57752A DF-DP-112 0-0.5 INJ. TIME = 18:45

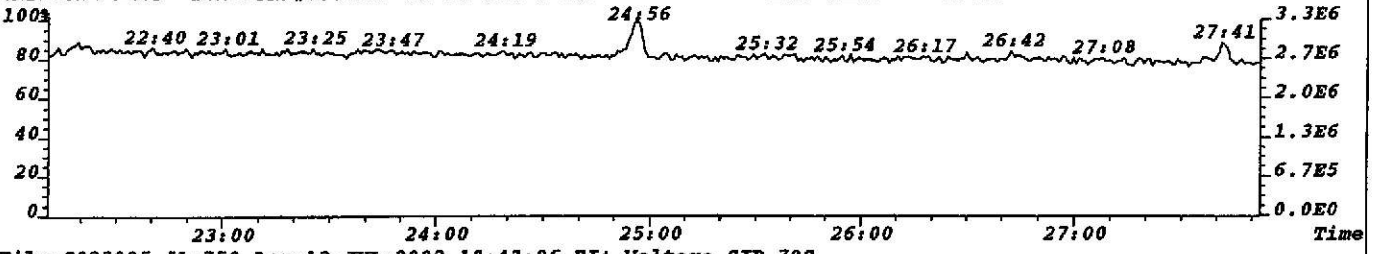

File:S023095 #1-758 Acq:12-JUL-2002 18:43:06 EI+ Voltage SIR 70S
375.8364 F:2 Exp:NDB5US
TRIANGLE LABS Text:TLI#57752A DF-DP-112 0-0.5 INJ. TIME = 18:45

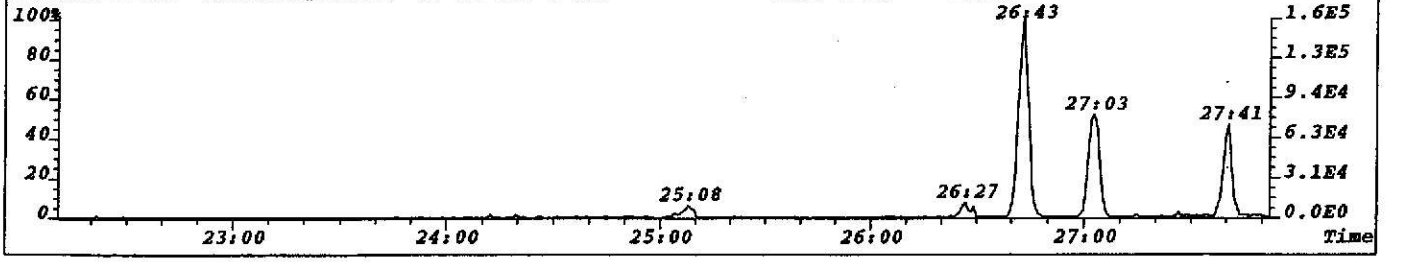

File:S023095 #1-758 Acq:12-JUL-2002 18:43:06 EI+ Voltage SIR 70S Noise:31
319.8965 F:2 BSUB(256,30,-3.0) PKD(7,5,3,0.05%,124.0,1.00%,F,T) Exp:NDB5US
TRIANGLE LABS Text:TLI#57752A DF-DP-112 0-0.5 INJ. TIME = 18:45

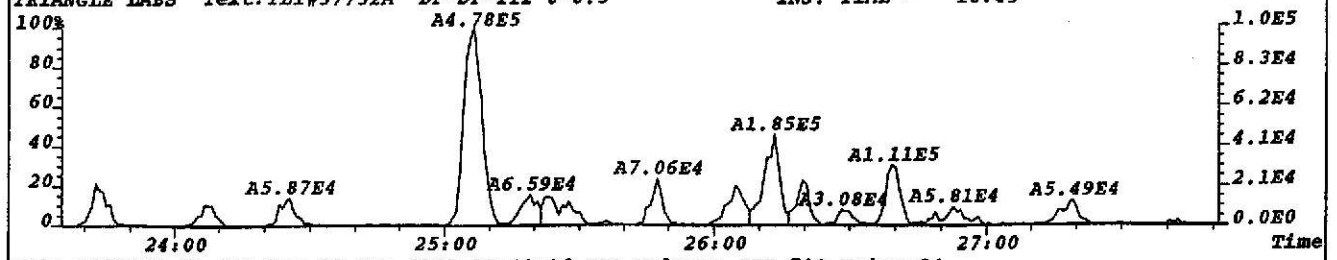

File:S023095 #1-758 Acq:12-JUL-2002 18:43:06 EI+ Voltage SIR 70S Noise:24
321.8936 F:2 BSUB(256,30,-3.0) PKD(7,5,3,0.05%,96.0,1.00%,F,T) Exp:NDB5US
TRIANGLE LABS Text:TLI#57752A DF-DP-112 0-0.5 INJ. TIME = 18:45

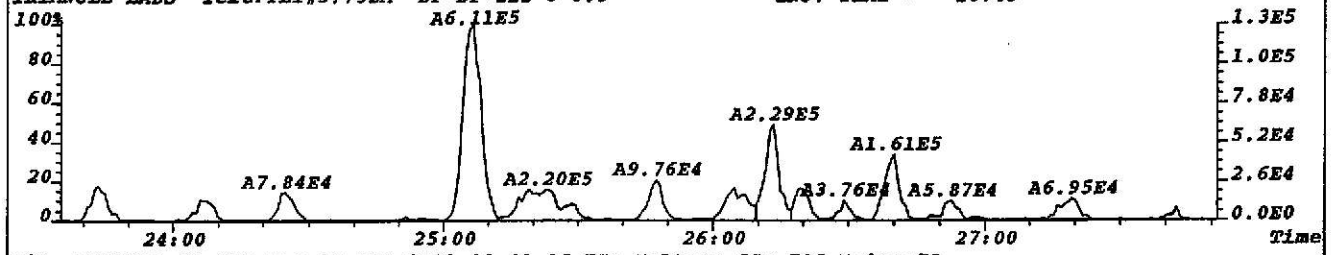

File:S023095 #1-758 Acq:12-JUL-2002 18:43:06 EI+ Voltage SIR 70S Noise:72
331.9368 F:2 BSUB(256,30,-3.0) PKD(7,5,3,0.05%,288.0,1.00%,F,T) Exp:NDB5US
TRIANGLE LABS Text:TLI#57752A DF-DP-112 0-0.5 INJ. TIME = 18:45

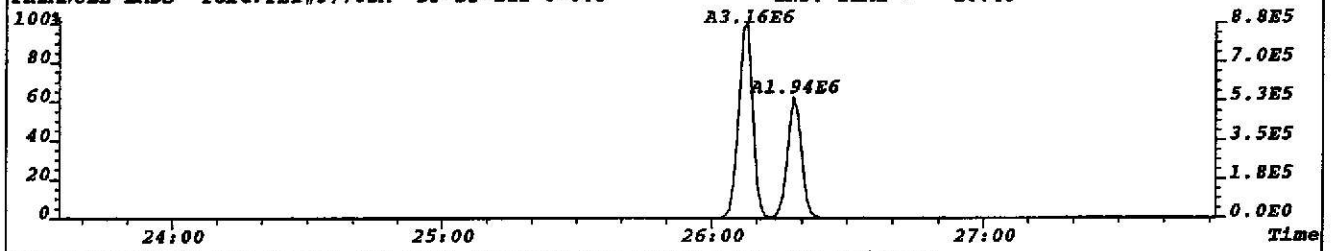

File:S023095 #1-758 Acq:12-JUL-2002 18:43:06 EI+ Voltage SIR 70S Noise:24
333.9338 F:2 BSUB(256,30,-3.0) PKD(7,5,3,0.05%,96.0,1.00%,F,T) Exp:NDB5US
TRIANGLE LABS Text:TLI#57752A DF-DP-112 0-0.5 INJ. TIME = 18:45

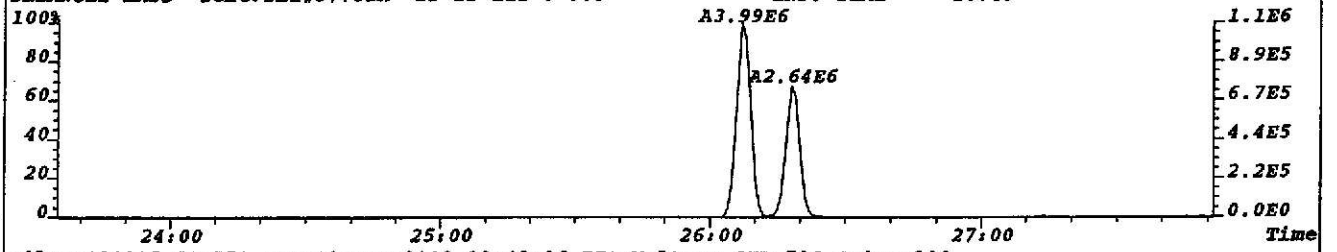

File:S023095 #1-758 Acq:12-JUL-2002 18:43:06 EI+ Voltage SIR 70S Noise:180
327.8847 F:2 BSUB(256,30,-3.0) PKD(7,5,3,0.05%,720.0,1.00%,F,T) Exp:NDB5US
TRIANGLE LABS Text:TLI#57752A DF-DP-112 0-0.5 INJ. TIME = 18:45

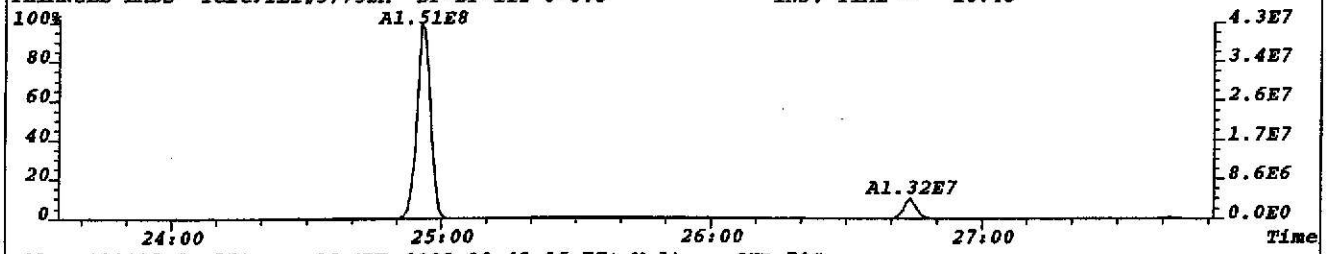

File:S023095 #1-758 Acq:12-JUL-2002 18:43:06 EI+ Voltage SIR 70S
330.9792 F:2 Exp:NDB5US
TRIANGLE LABS Text:TLI#57752A DF-DP-112 0-0.5 INJ. TIME = 18:45

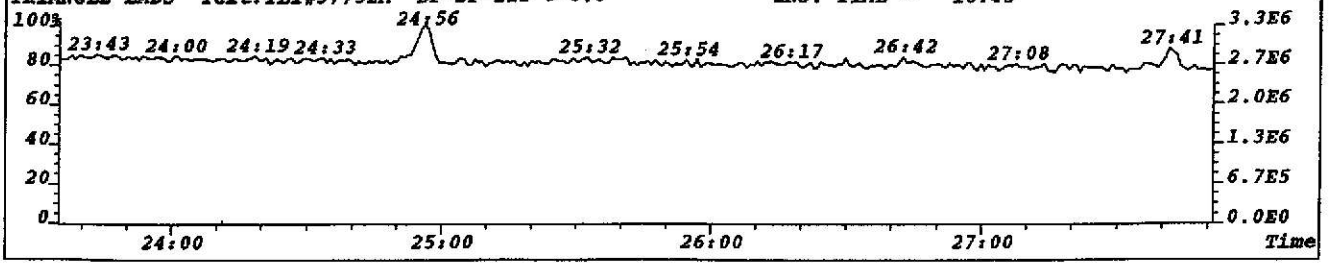

File:S023095 #1-758 Acq:12-JUL-2002 18:43:06 EI+ Voltage SIR 70S Noise:35
339.8597 F:2 BSUB(256,30,-3.0) PKD(7,5,3,0.05%,140.0,1.00%,F,T) Exp:NDB5US
TRIANGLE LABS Text:TLI#57752A DF-DP-112 0-0.5 INJ. TIME = 18:45

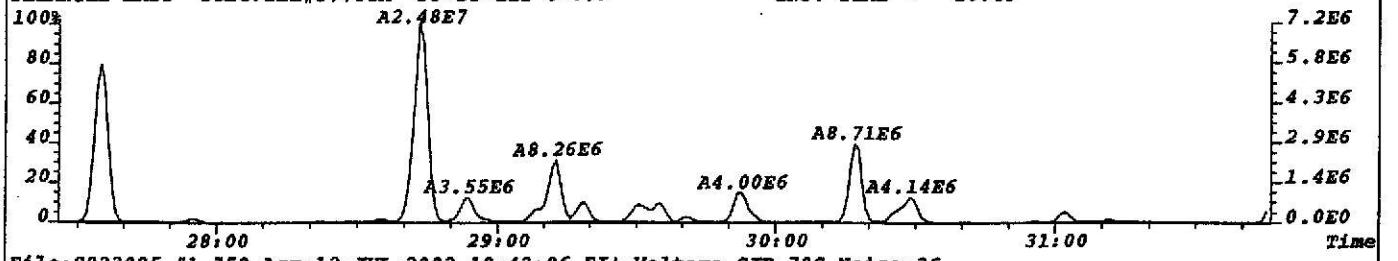

File:S023095 #1-758 Acq:12-JUL-2002 18:43:06 EI+ Voltage SIR 70S Noise:36
341.8567 F:2 BSUB(256,30,-3.0) PKD(7,5,3,0.05%,144.0,1.00%,F,T) Exp:NDB5US
TRIANGLE LABS Text:TLI#57752A DF-DP-112 0-0.5 INJ. TIME = 18:45

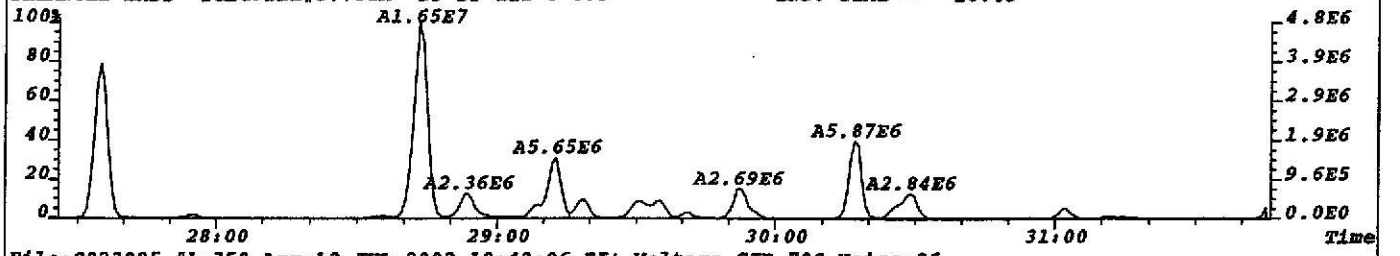

File:S023095 #1-758 Acq:12-JUL-2002 18:43:06 EI+ Voltage SIR 70S Noise:26
351.9000 F:2 BSUB(256,30,-3.0) PKD(7,5,3,0.05%,104.0,1.00%,F,T) Exp:NDB5US
TRIANGLE LABS Text:TLI#57752A DF-DP-112 0-0.5 INJ. TIME = 18:45

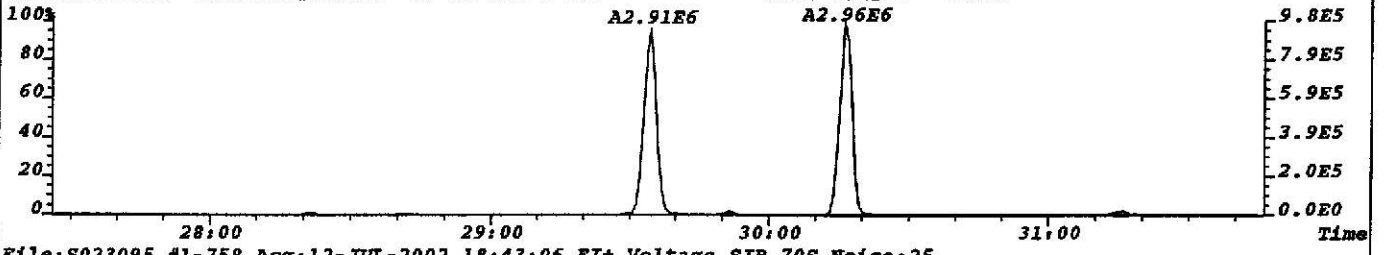

File:S023095 #1-758 Acq:12-JUL-2002 18:43:06 EI+ Voltage SIR 70S Noise:25
353.8970 F:2 BSUB(256,30,-3.0) PKD(7,5,3,0.05%,100.0,1.00%,F,T) Exp:NDB5US
TRIANGLE LABS Text:TLI#57752A DF-DP-112 0-0.5 INJ. TIME = 18:45

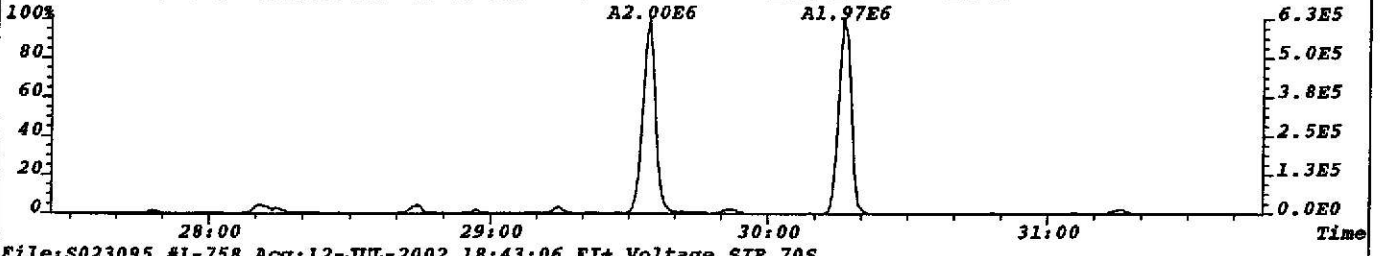

File:S023095 #1-758 Acq:12-JUL-2002 18:43:06 EI+ Voltage SIR 70S
330.9792 F:2 Exp:NDB5US
TRIANGLE LABS Text:TLI#57752A DF-DP-112 0-0.5 INJ. TIME = 18:45

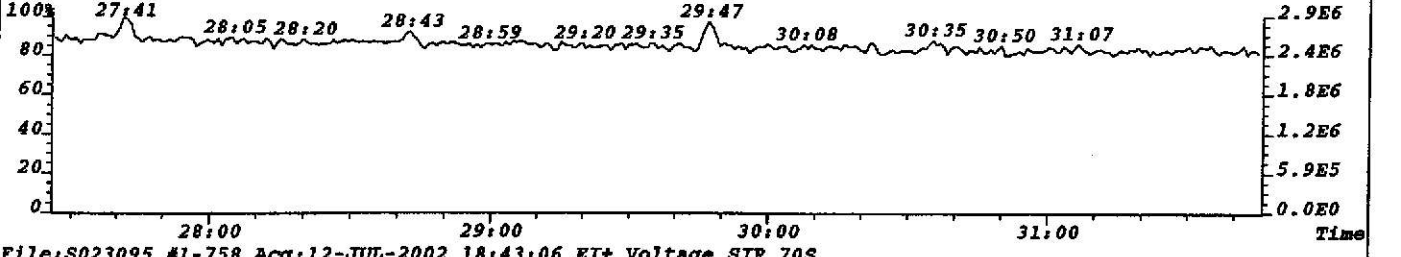

File:S023095 #1-758 Acq:12-JUL-2002 18:43:06 EI+ Voltage SIR 70S
409.7974 F:2 Exp:NDB5US
TRIANGLE LABS Text:TLI#57752A DF-DP-112 0-0.5 INJ. TIME = 18:45

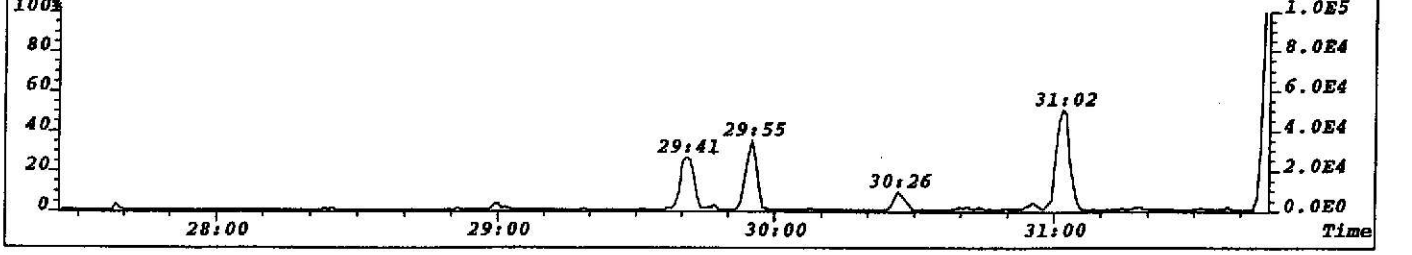

File:S023095 #1-758 Acq:12-JUL-2002 18:43:06 EI+ Voltage SIR 70S Noise:33
355.8546 F:2 BSUB(256,30,-3.0) PKD(7,5,3,0.05%,132.0,1.00%,F,T) Exp:NDB5US
TRIANGLE LABS Text:TLI#57752A DF-DP-112 0-0.5 INJ. TIME = 18:45

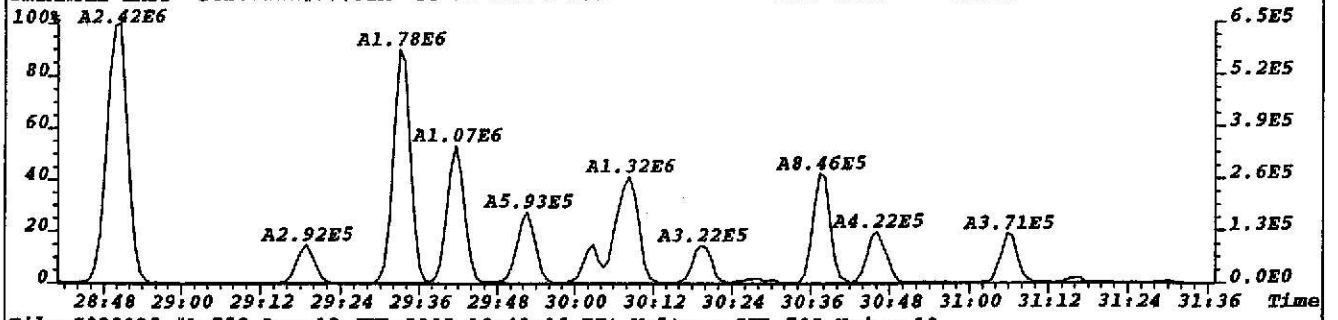

File:S023095 #1-758 Acq:12-JUL-2002 18:43:06 EI+ Voltage SIR 70S Noise:19
357.8516 F:2 BSUB(256,30,-3.0) PKD(7,5,3,0.05%,76.0,1.00%,F,T) Exp:NDB5US
TRIANGLE LABS Text:TLI#57752A DF-DP-112 0-0.5 INJ. TIME = 18:45

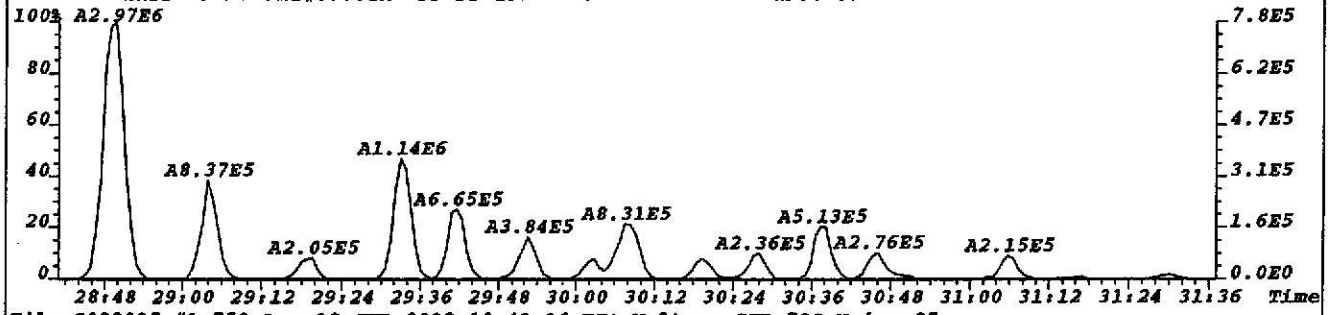

File:S023095 #1-758 Acq:12-JUL-2002 18:43:06 EI+ Voltage SIR 70S Noise:27
367.8949 F:2 BSUB(256,30,-3.0) PKD(7,5,3,0.05%,108.0,1.00%,F,T) Exp:NDB5US
TRIANGLE LABS Text:TLI#57752A DF-DP-112 0-0.5 INJ. TIME = 18:45

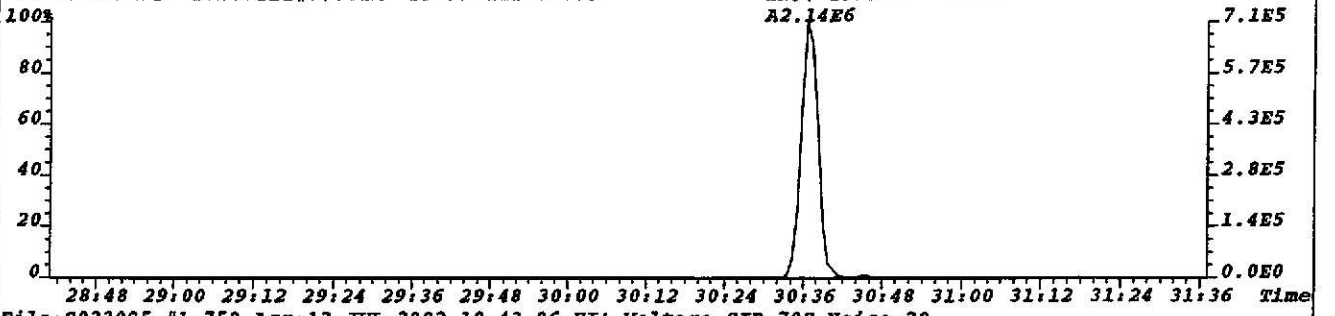

File:S023095 #1-758 Acq:12-JUL-2002 18:43:06 EI+ Voltage SIR 70S Noise:28
369.8919 F:2 BSUB(256,30,-3.0) PKD(7,5,3,0.05%,112.0,1.00%,F,T) Exp:NDB5US
TRIANGLE LABS Text:TLI#57752A DF-DP-112 0-0.5 INJ. TIME = 18:45

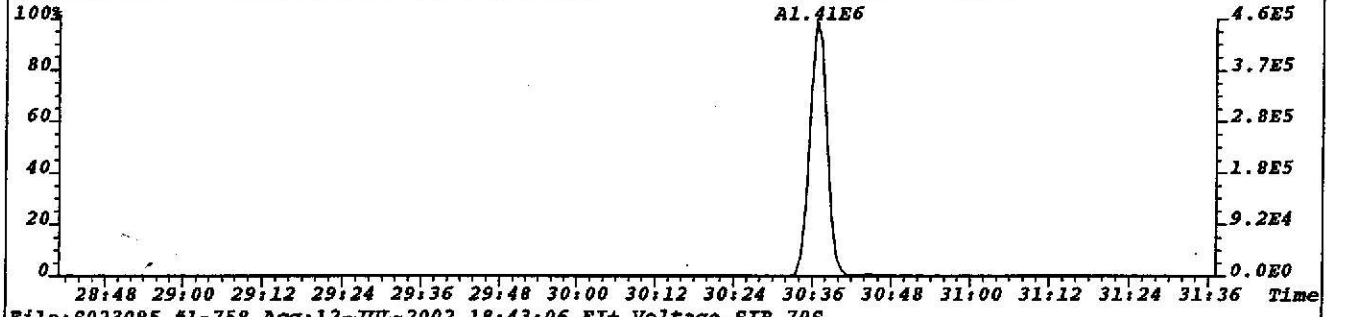

File:S023095 #1-758 Acq:12-JUL-2002 18:43:06 EI+ Voltage SIR 70S
330.9792 F:2 Exp:NDB5US
TRIANGLE LABS Text:TLI#57752A DF-DP-112 0-0.5 INJ. TIME = 18:45

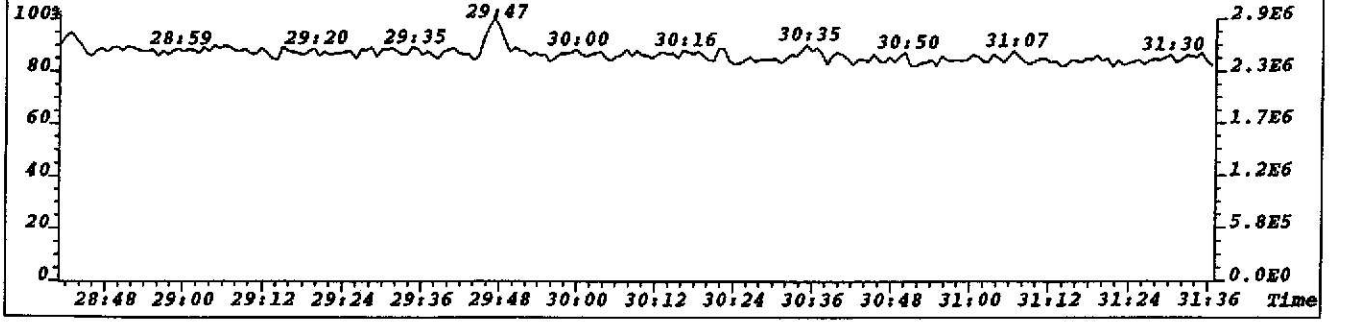

File:S023095 #1-455 Acq:12-JUL-2002 18:43:06 EI+ Voltage SIR 70S Noise:754
373.8208 F:3 BSUB(256,30,-3.0) PKD(7,5,3,0.05%,3016.0,1.00%,F,T) Exp:NDB5US
TRIANGLE LABS Text:TLI#57752A DF-DP-112 0-0.5 INJ. TIME = 18:45



File:S023095 #1-455 Acq:12-JUL-2002 18:43:06 EI+ Voltage SIR 70S Noise:832
375.8178 F:3 BSUB(256,30,-3.0) PKD(7,5,3,0.05%,3328.0,1.00%,F,T) Exp:NDB5US
TRIANGLE LABS Text:TLI#57752A DF-DP-112 0-0.5 INJ. TIME = 18:45

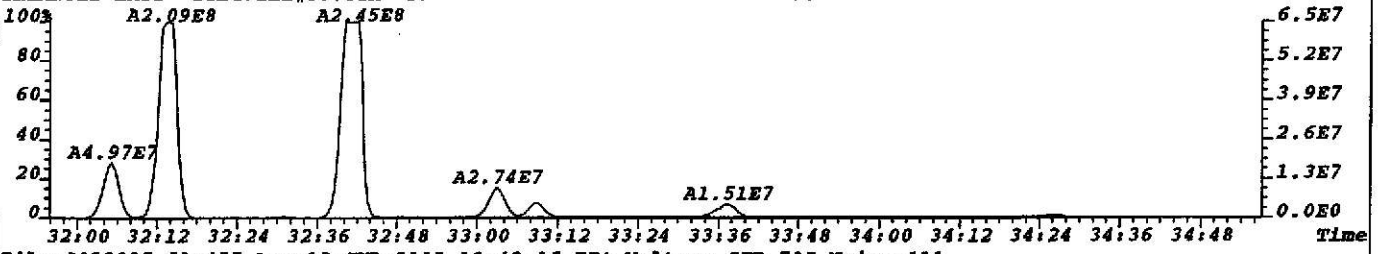

File:S023095 #1-455 Acq:12-JUL-2002 18:43:06 EI+ Voltage SIR 70S Noise:111
383.8639 F:3 BSUB(256,30,-3.0) PKD(7,5,3,0.05%,444.0,1.00%,F,T) Exp:NDB5US
TRIANGLE LABS Text:TLI#57752A DF-DP-112 0-0.5 INJ. TIME = 18:45

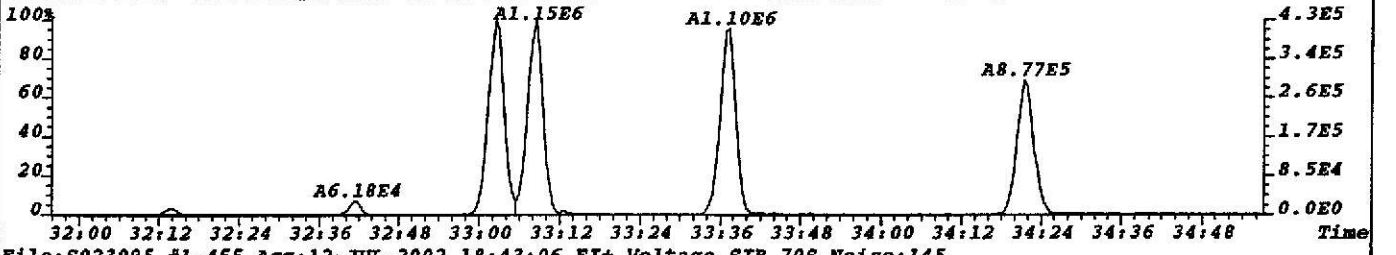

File:S023095 #1-455 Acq:12-JUL-2002 18:43:06 EI+ Voltage SIR 70S Noise:145
385.8610 F:3 BSUB(256,30,-3.0) PKD(7,5,3,0.05%,580.0,1.00%,F,T) Exp:NDB5US
TRIANGLE LABS Text:TLI#57752A DF-DP-112 0-0.5 INJ. TIME = 18:45

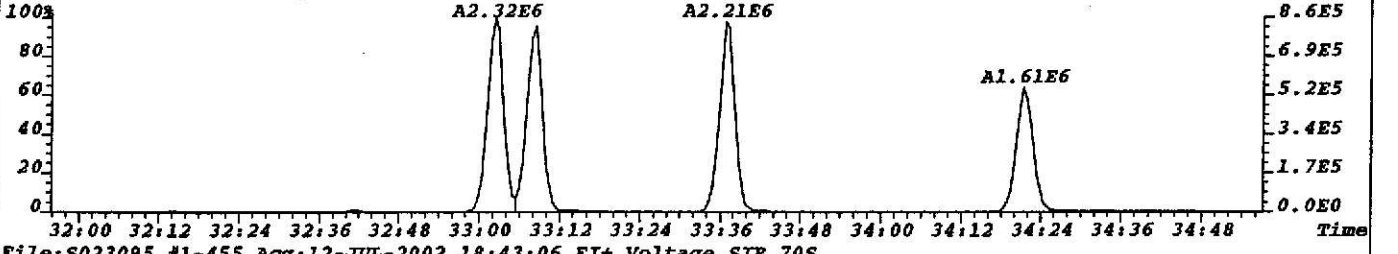

File:S023095 #1-455 Acq:12-JUL-2002 18:43:06 EI+ Voltage SIR 70S
392.9760 F:3 Exp:NDB5US
TRIANGLE LABS Text:TLI#57752A DF-DP-112 0-0.5 INJ. TIME = 18:45

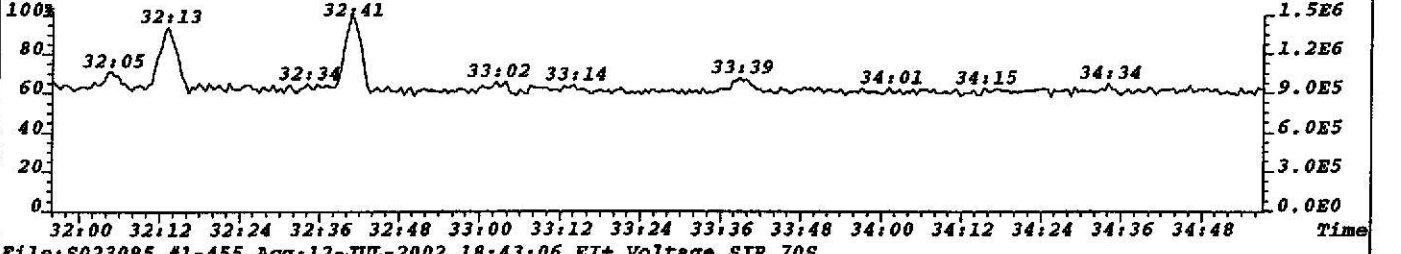

File:S023095 #1-455 Acq:12-JUL-2002 18:43:06 EI+ Voltage SIR 70S
445.7555 F:3 Exp:NDB5US
TRIANGLE LABS Text:TLI#57752A DF-DP-112 0-0.5 INJ. TIME = 18:45

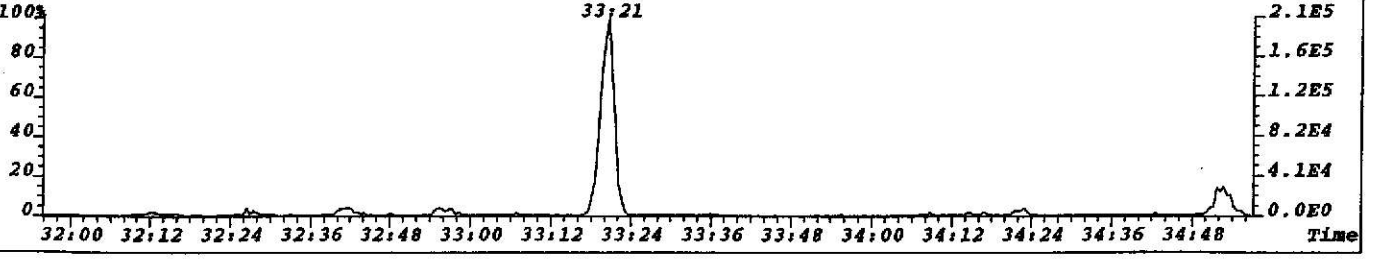

File:S023095 #1-455 Acq:12-JUL-2002 18:43:06 EI+ Voltage SIR 70S Noise:447
389.8156 F:3 BSUB(256,30,-3.0) PKD(7,5,3,0.05%,1788.0,1.00%,F,T) Exp:NDB5US
TRIANGLE LABS Text:TLI#57752A DF-DP-112 0-0.5 INJ. TIME = 18:45

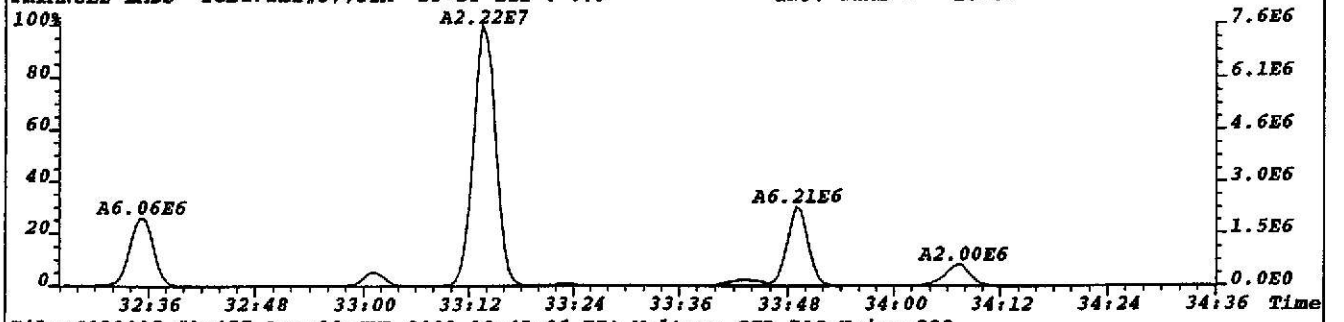

File:S023095 #1-455 Acq:12-JUL-2002 18:43:06 EI+ Voltage SIR 70S Noise:222
391.8127 F:3 BSUB(256,30,-3.0) PKD(7,5,3,0.05%,888.0,1.00%,F,T) Exp:NDB5US
TRIANGLE LABS Text:TLI#57752A DF-DP-112 0-0.5 INJ. TIME = 18:45

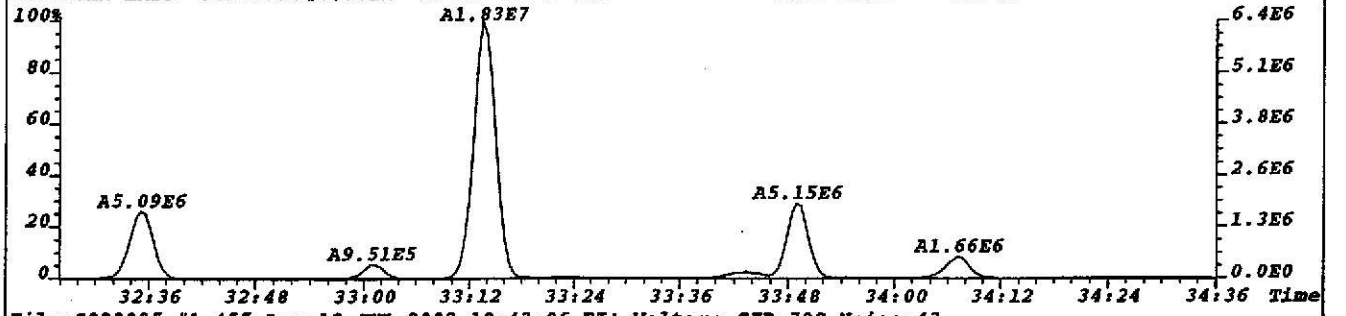

File:S023095 #1-455 Acq:12-JUL-2002 18:43:06 EI+ Voltage SIR 70S Noise:43
401.8558 F:3 BSUB(256,30,-3.0) PKD(7,5,3,0.05%,172.0,1.00%,F,T) Exp:NDB5US
TRIANGLE LABS Text:TLI#57752A DF-DP-112 0-0.5 INJ. TIME = 18:45

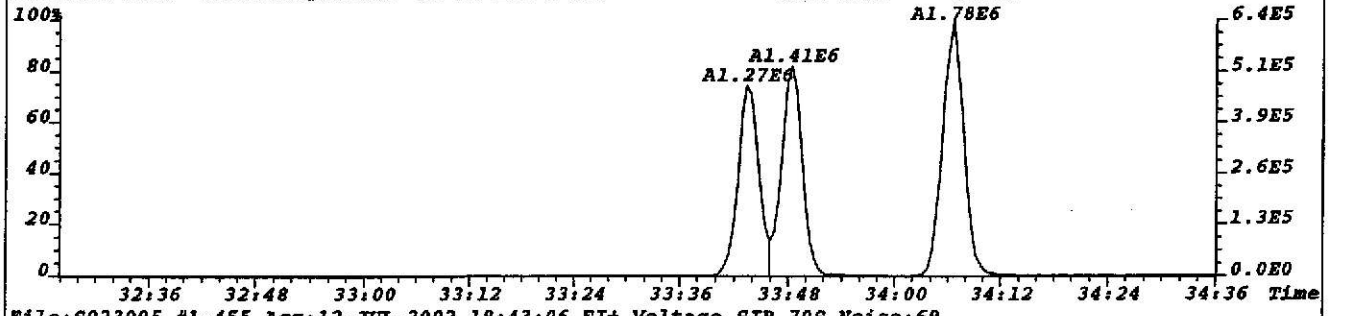

File:S023095 #1-455 Acq:12-JUL-2002 18:43:06 EI+ Voltage SIR 70S Noise:69
403.8529 F:3 BSUB(256,30,-3.0) PKD(7,5,3,0.05%,276.0,1.00%,F,T) Exp:NDB5US
TRIANGLE LABS Text:TLI#57752A DF-DP-112 0-0.5 INJ. TIME = 18:45

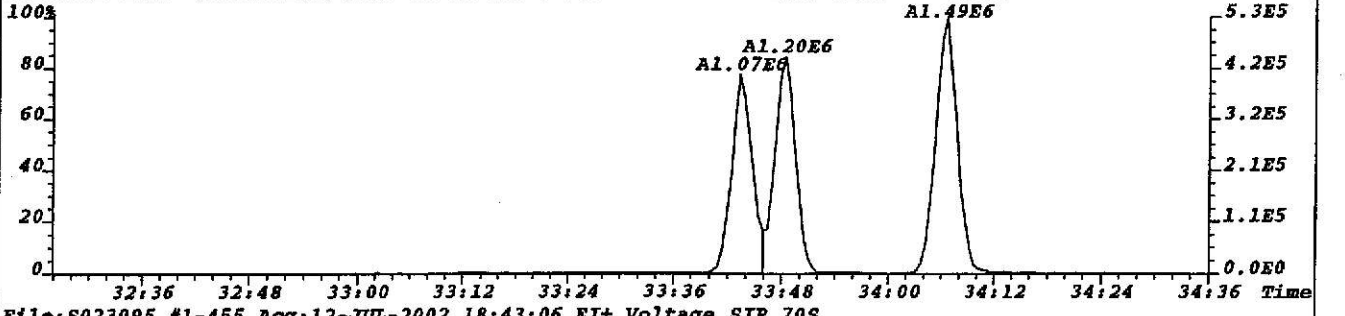

File:S023095 #1-455 Acq:12-JUL-2002 18:43:06 EI+ Voltage SIR 70S
392.9760 F:3 Exp:NDB5US
TRIANGLE LABS Text:TLI#57752A DF-DP-112 0-0.5 INJ. TIME = 18:45

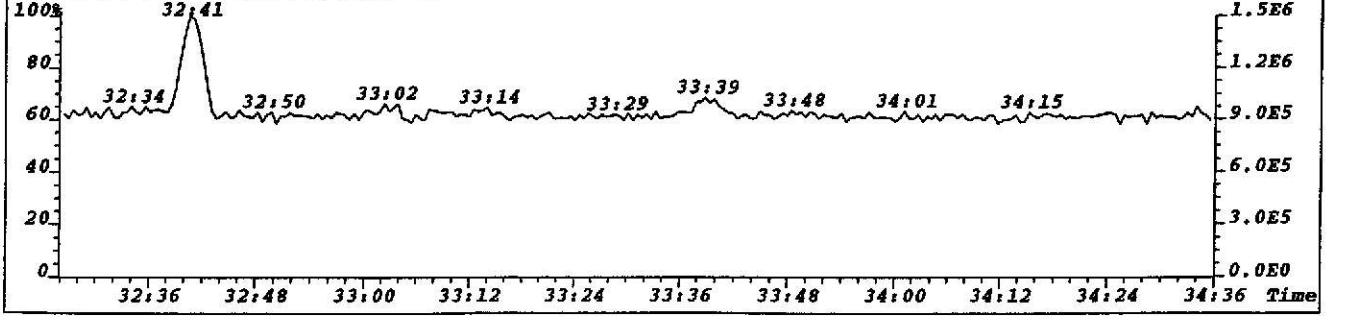

File:S023095 #1-734 Acq:12-JUL-2002 18:43:06 EI+ Voltage SIR 70S Noise:2046
407.7818 F:4 BSUB(256,30,-3.0) PKD(7,5,3,0.05%,8184.0,1.00%,F,T) Exp:NDB5US
TRIANGLE LABS Text:TLI#57752A DF-DP-112 0-0.5 INJ. TIME = 18:45



File:S023095 #1-734 Acq:12-JUL-2002 18:43:06 EI+ Voltage SIR 70S Noise:2078
409.7789 F:4 BSUB(256,30,-3.0) PKD(7,5,3,0.05%,8312.0,1.00%,F,T) Exp:NDB5US
TRIANGLE LABS Text:TLI#57752A DF-DP-112 0-0.5 INJ. TIME = 18:45



File:S023095 #1-734 Acq:12-JUL-2002 18:43:06 EI+ Voltage SIR 70S Noise:45
417.8253 F:4 BSUB(256,30,-3.0) PKD(7,5,3,0.05%,180.0,1.00%,F,T) Exp:NDB5US
TRIANGLE LABS Text:TLI#57752A DF-DP-112 0-0.5 INJ. TIME = 18:45

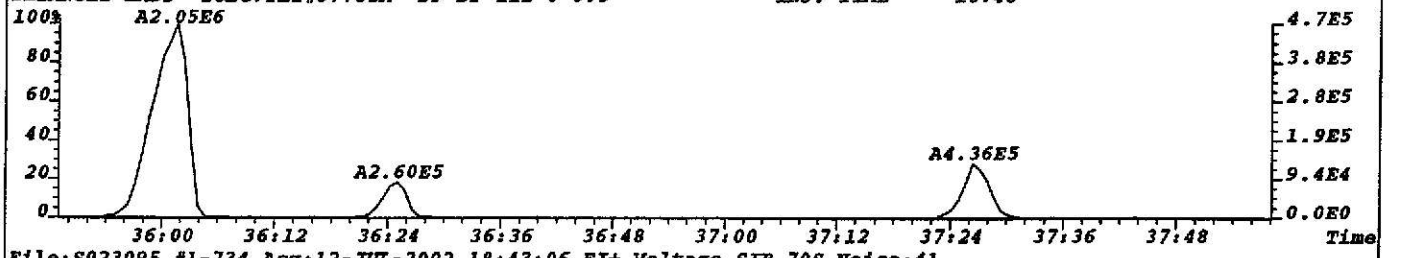

File:S023095 #1-734 Acq:12-JUL-2002 18:43:06 EI+ Voltage SIR 70S Noise:41
419.8220 F:4 BSUB(256,30,-3.0) PKD(7,5,3,0.05%,164.0,1.00%,F,T) Exp:NDB5US
TRIANGLE LABS Text:TLI#57752A DF-DP-112 0-0.5 INJ. TIME = 18:45



File:S023095 #1-734 Acq:12-JUL-2002 18:43:06 EI+ Voltage SIR 70S
430.9729 F:4 Exp:NDB5US
TRIANGLE LABS Text:TLI#57752A DF-DP-112 0-0.5 INJ. TIME = 18:45

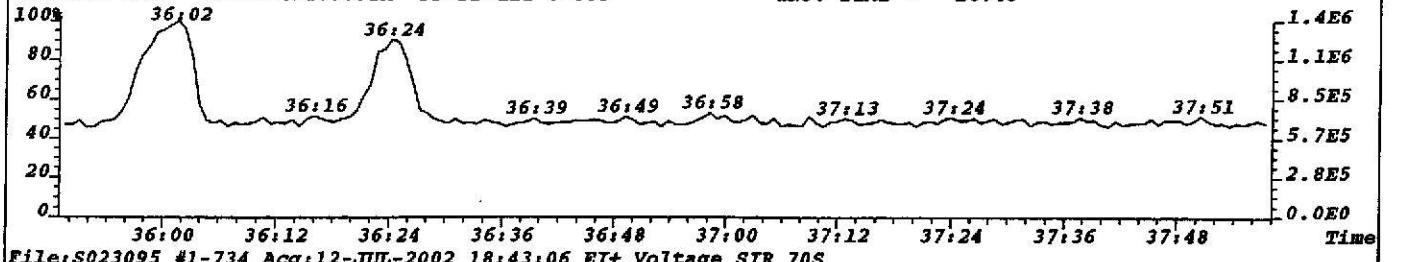

File:S023095 #1-734 Acq:12-JUL-2002 18:43:06 EI+ Voltage SIR 70S
479.7165 F:4 Exp:NDB5US
TRIANGLE LABS Text:TLI#57752A DF-DP-112 0-0.5 INJ. TIME = 18:45

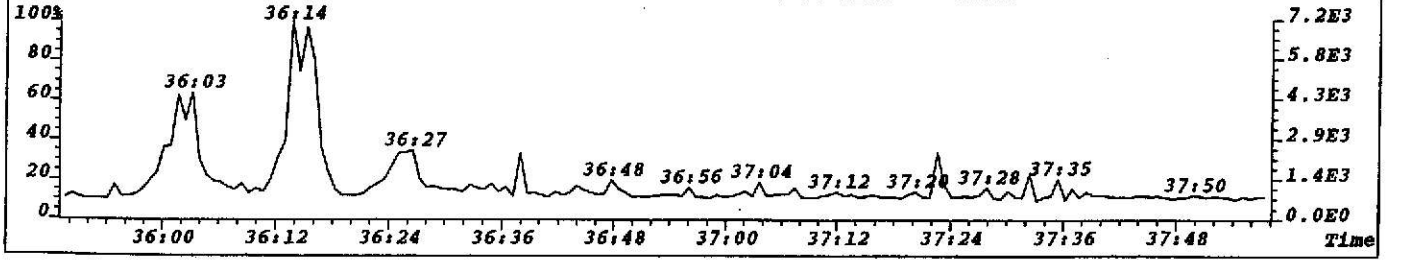

File:S023095 #1-734 Acq:12-JUL-2002 18:43:06 EI+ Voltage SIR 70S Noise:1554
423.7766 F:4 BSUB(256,30,-3.0) PKD(7,5,3,0.05%,6216.0,1.00%,F,T) Exp:NDB5US
TRIANGLE LABS Text:TLI#57752A DF-DP-112 0-0.5 INJ. TIME = 18:45

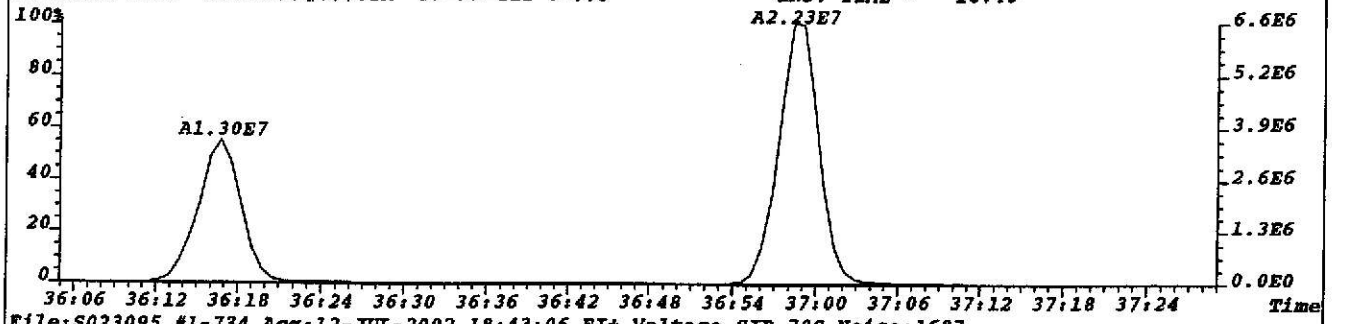

File:S023095 #1-734 Acq:12-JUL-2002 18:43:06 EI+ Voltage SIR 70S Noise:1687
425.7737 F:4 BSUB(256,30,-3.0) PKD(7,5,3,0.05%,6748.0,1.00%,F,T) Exp:NDB5US
TRIANGLE LABS Text:TLI#57752A DF-DP-112 0-0.5 INJ. TIME = 18:45

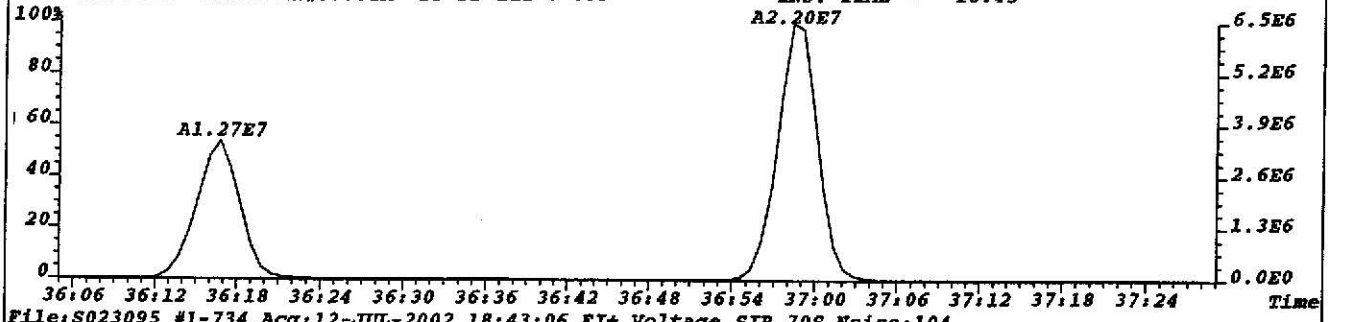

File:S023095 #1-734 Acq:12-JUL-2002 18:43:06 EI+ Voltage SIR 70S Noise:104
435.8169 F:4 BSUB(256,30,-3.0) PKD(7,5,3,0.05%,416.0,1.00%,F,T) Exp:NDB5US
TRIANGLE LABS Text:TLI#57752A DF-DP-112 0-0.5 INJ. TIME = 18:45

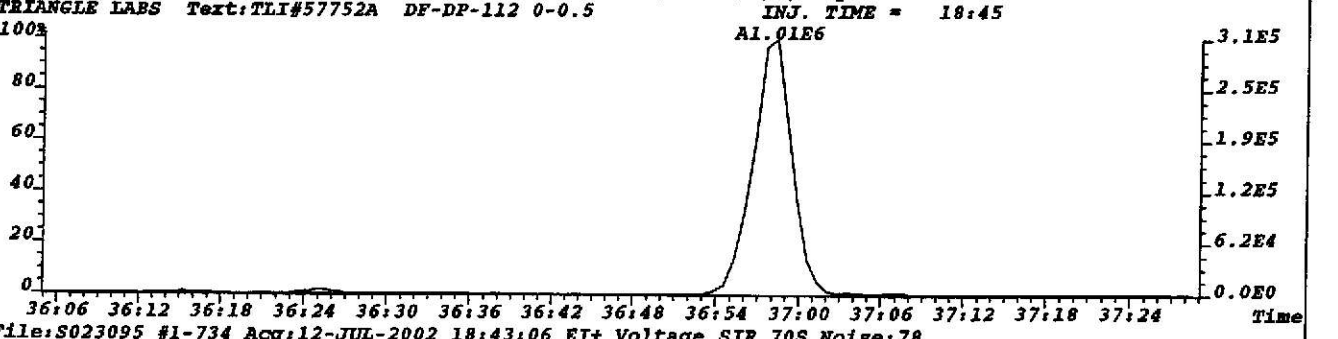

File:S023095 #1-734 Acq:12-JUL-2002 18:43:06 EI+ Voltage SIR 70S Noise:78
437.8140 F:4 BSUB(256,30,-3.0) PKD(7,5,3,0.05%,312.0,1.00%,F,T) Exp:NDB5US
TRIANGLE LABS Text:TLI#57752A DF-DP-112 0-0.5 INJ. TIME = 18:45

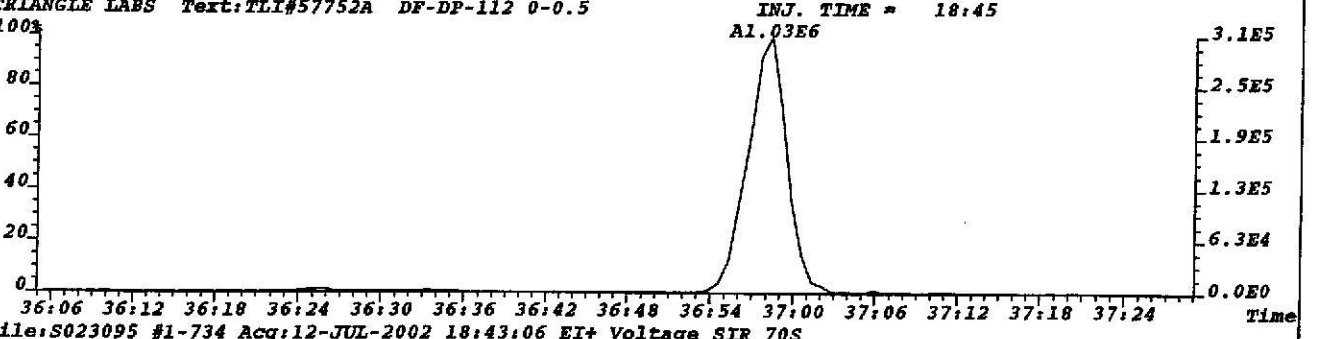

File:S023095 #1-734 Acq:12-JUL-2002 18:43:06 EI+ Voltage SIR 70S
430.9729 F:4 Exp:NDB5US
TRIANGLE LABS Text:TLI#57752A DF-DP-112 0-0.5 INJ. TIME = 18:45

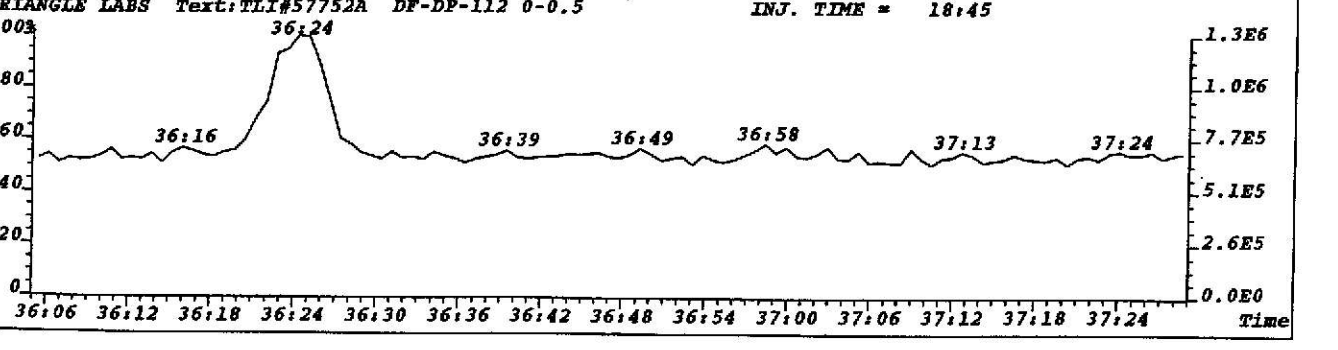

File:S023095 #1-734 Acq:12-JUL-2002 18:43:06 EI+ Voltage SIR 70S Noise:48
441.7428 F:4 BSUB(256,30,-3.0) PKD(7,5,3,0.05%,192.0,1.00%,F,T) Exp:NDB5US
TRIANGLE LABS Text:TLI#57752A DF-DP-112 0-0.5 INJ. TIME = 18:45

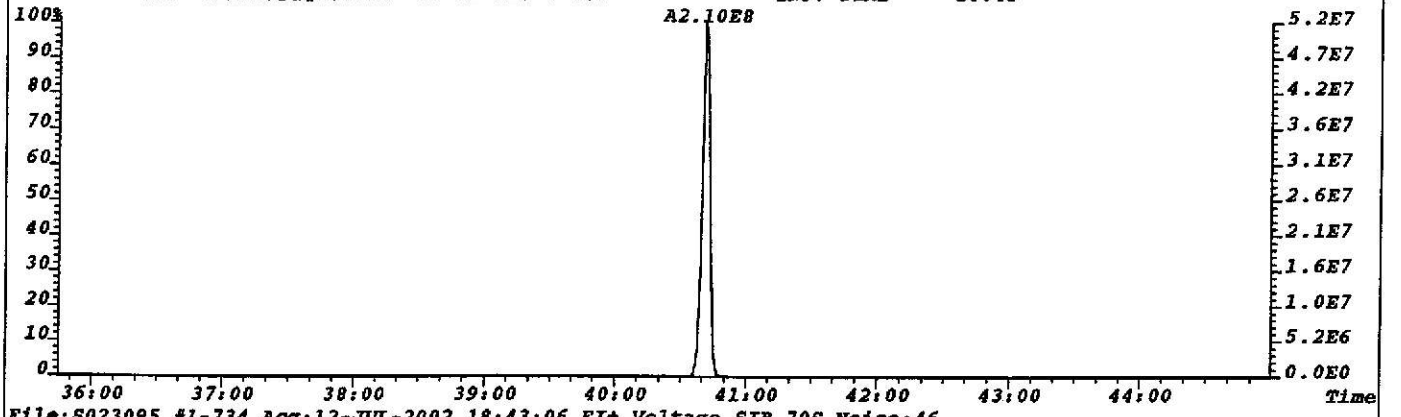

File:S023095 #1-734 Acq:12-JUL-2002 18:43:06 EI+ Voltage SIR 70S Noise:46
443.7399 F:4 BSUB(256,30,-3.0) PKD(7,5,3,0.05%,184.0,1.00%,F,T) Exp:NDB5US
TRIANGLE LABS Text:TLI#57752A DF-DP-112 0-0.5 INJ. TIME = 18:45

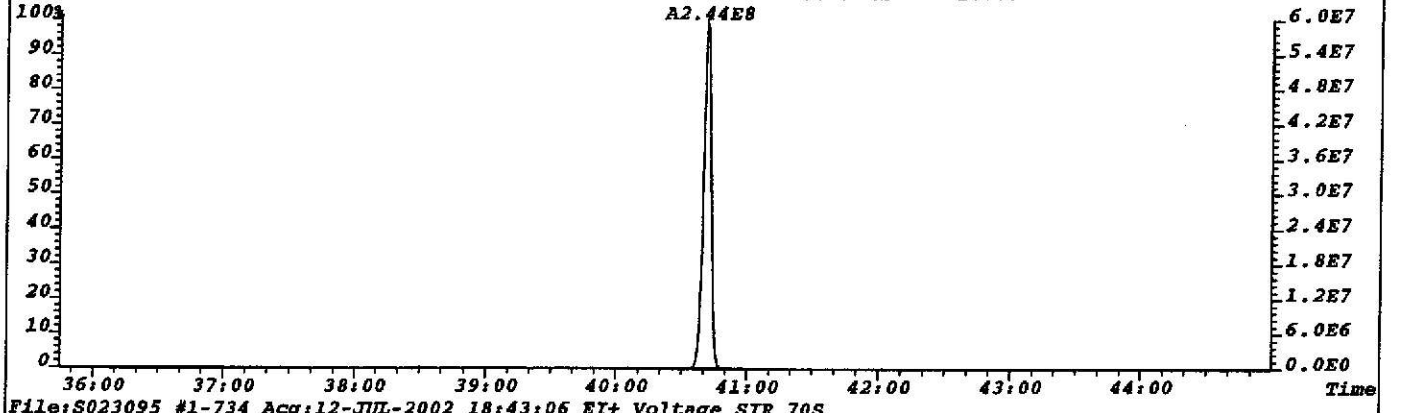

File:S023095 #1-734 Acq:12-JUL-2002 18:43:06 EI+ Voltage SIR 70S
430.9729 F:4 Exp:NDB5US
TRIANGLE LABS Text:TLI#57752A DF-DP-112 0-0.5 INJ. TIME = 18:45

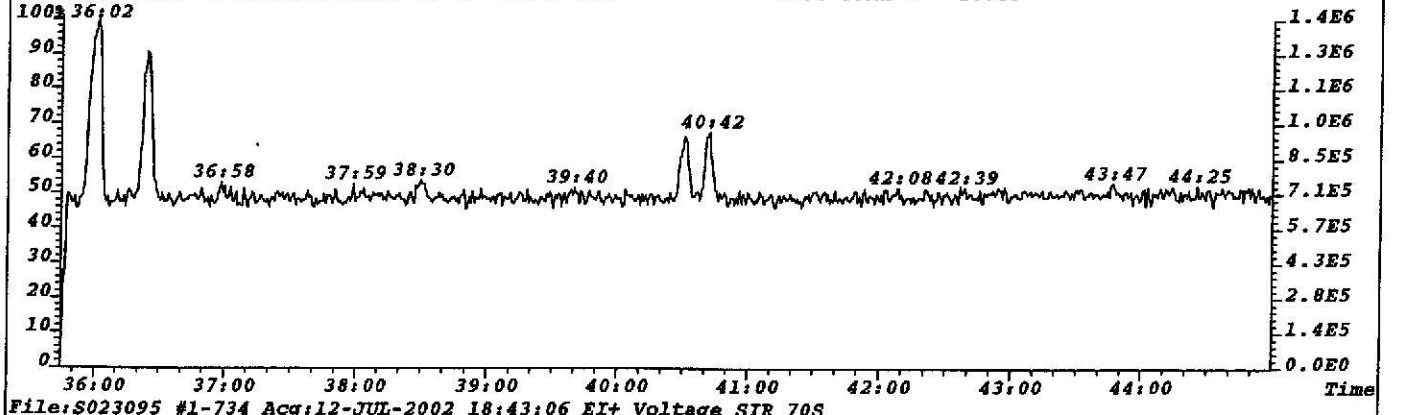

File:S023095 #1-734 Acq:12-JUL-2002 18:43:06 EI+ Voltage SIR 70S
513.6775 F:4 Exp:NDB5US
TRIANGLE LABS Text:TLI#57752A DF-DP-112 0-0.5 INJ. TIME = 18:45

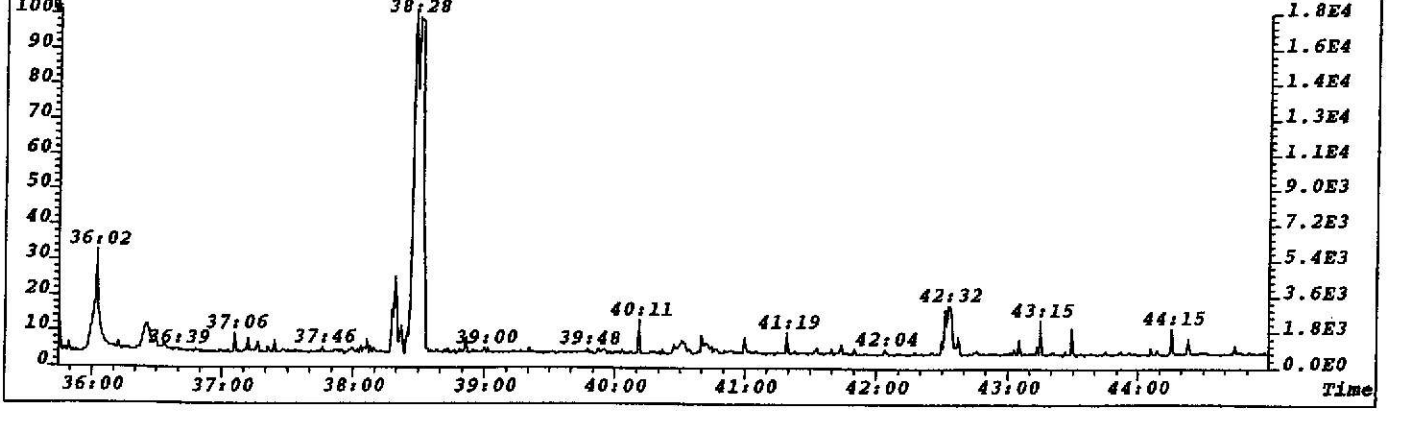

File:S023095 #1-734 Acq:12-JUL-2002 18:43:06 EI+ Voltage SIR 70S Noise:48
457.7377 F:4 BSUB(256,30,-3.0) PKD(7,5,3,0.05%,192.0,1.00%,F,T) Exp:NDB5US
TRIANGLE LABS Text:TLI#57752A DF-DP-112 0-0.5 INJ. TIME = 18:45

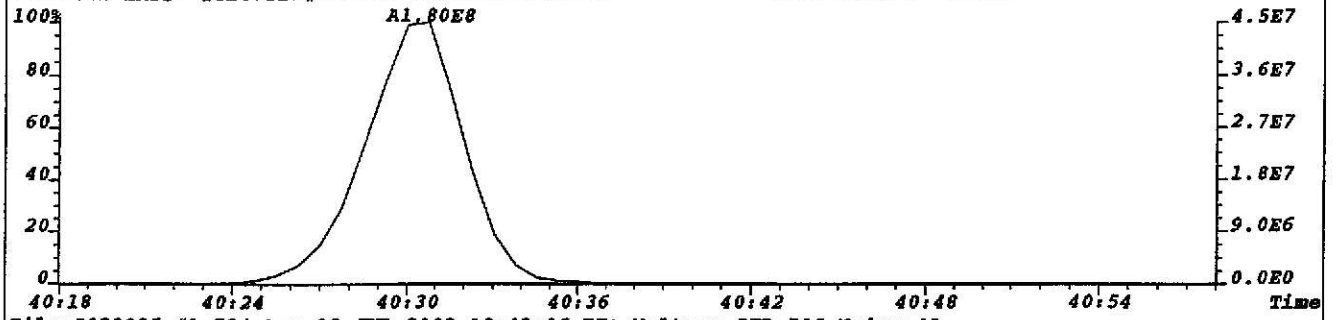

File:S023095 #1-734 Acq:12-JUL-2002 18:43:06 EI+ Voltage SIR 70S Noise:48
459.7348 F:4 BSUB(256,30,-3.0) PKD(7,5,3,0.05%,192.0,1.00%,F,T) Exp:NDB5US
TRIANGLE LABS Text:TLI#57752A DF-DP-112 0-0.5 INJ. TIME = 18:45

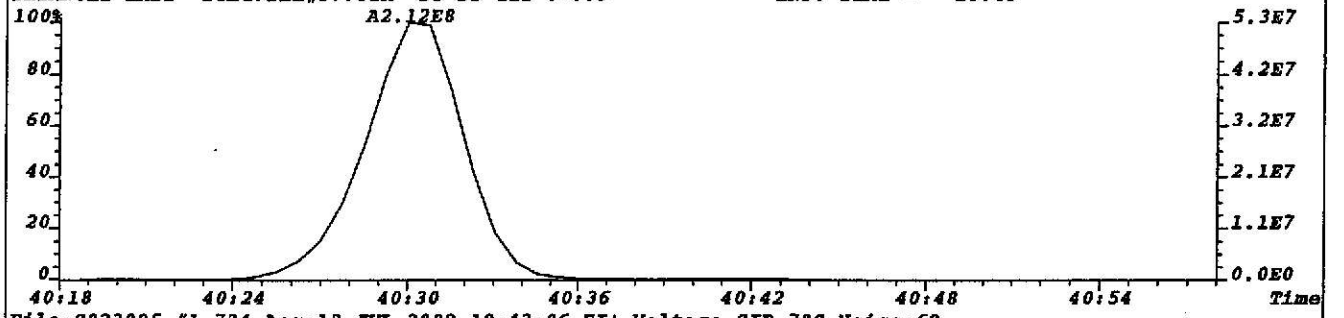

File:S023095 #1-734 Acq:12-JUL-2002 18:43:06 EI+ Voltage SIR 70S Noise:69
469.7779 F:4 BSUB(256,30,-3.0) PKD(7,5,3,0.05%,276.0,1.00%,F,T) Exp:NDB5US
TRIANGLE LABS Text:TLI#57752A DF-DP-112 0-0.5 INJ. TIME = 18:45

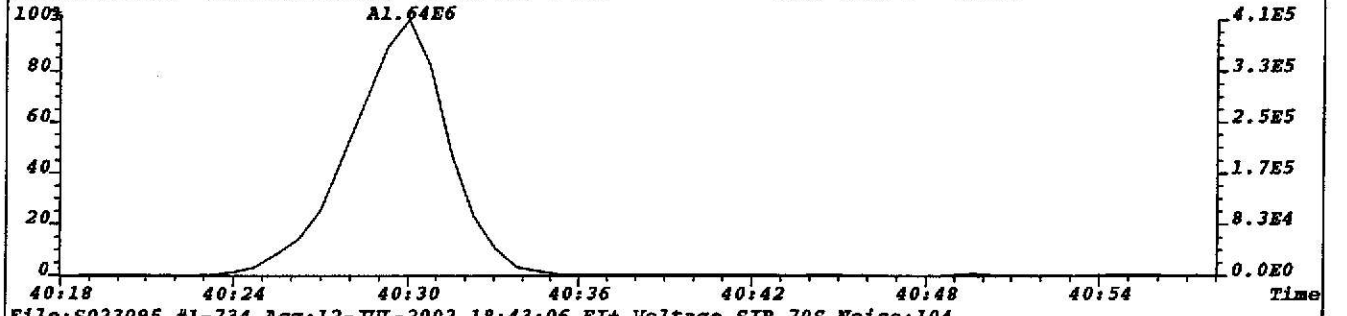

File:S023095 #1-734 Acq:12-JUL-2002 18:43:06 EI+ Voltage SIR 70S Noise:104
471.7750 F:4 BSUB(256,30,-3.0) PKD(7,5,3,0.05%,416.0,1.00%,F,T) Exp:NDB5US
TRIANGLE LABS Text:TLI#57752A DF-DP-112 0-0.5 INJ. TIME = 18:45

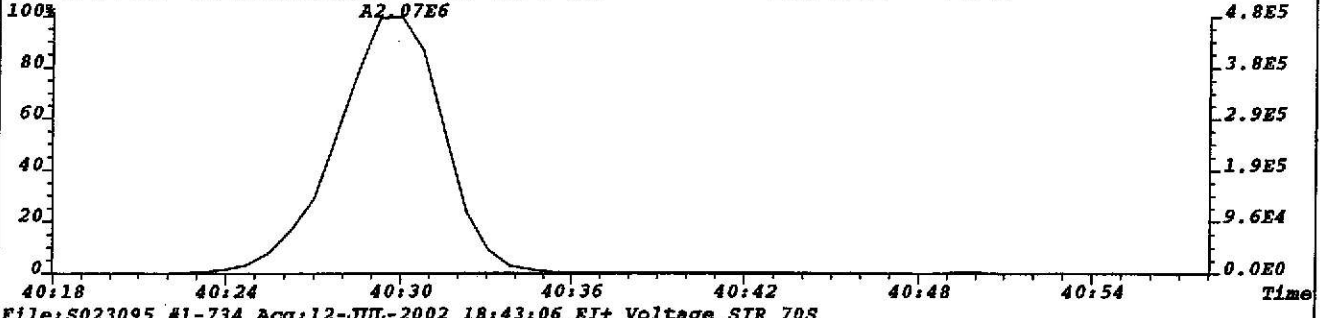

File:S023095 #1-734 Acq:12-JUL-2002 18:43:06 EI+ Voltage SIR 70S
430.9729 F:4 Exp:NDB5US
TRIANGLE LABS Text:TLI#57752A DF-DP-112 0-0.5 INJ. TIME = 18:45

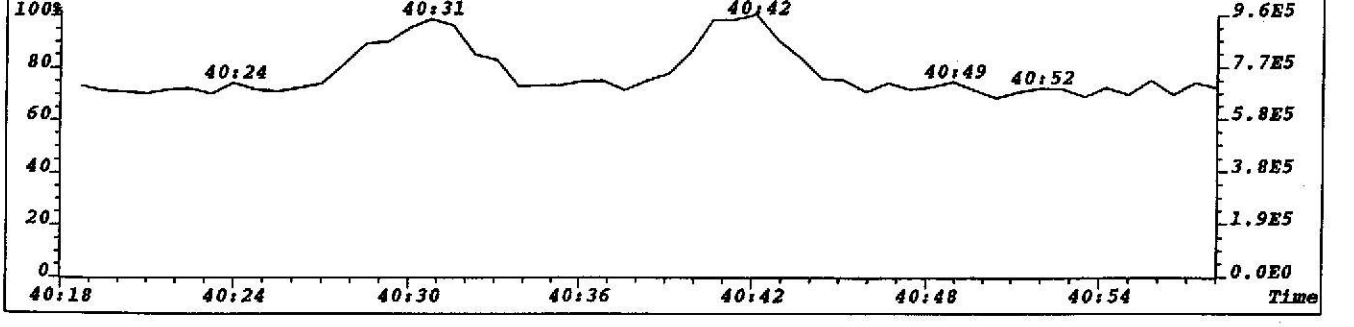

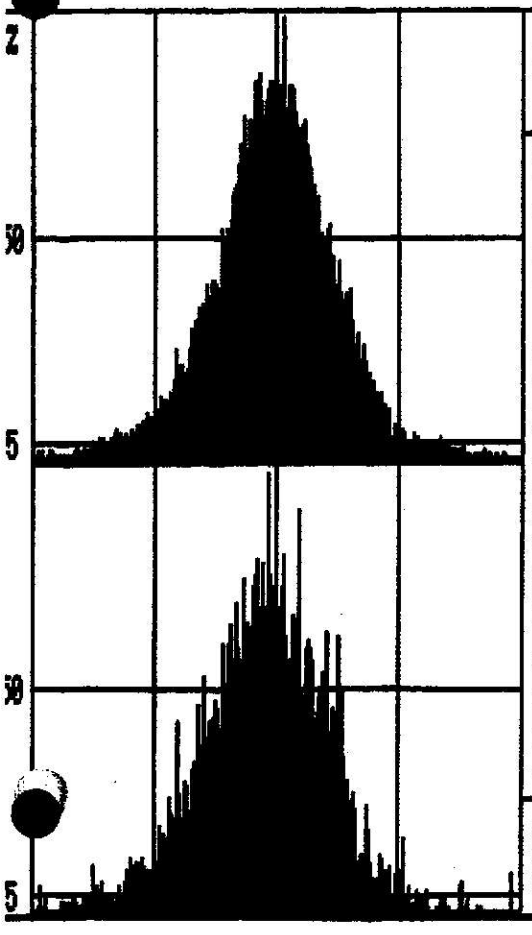

Channel I 330.9792 Peak top
Height 1.10 volts Span 200 ppm

System file name	NOBOUS
Data file name	A:S712021
Resolution	10000
Group number	2
Ionization mode	EI+
Switching	VOLTAGE
Ref. masses	292.9825, 416.9760

A	293	J	331	S	368
B	304	K	332	T	370
C	306	L	334	U	376
D	316	M	340	V	410
E	318	N	342		
F	320	O	352		
G	322	P	354		
H	328	Q	356		
I	331	R	358		

Ref. mass 416.9760 Peak top
Height .22 volts Span 200 ppm

File:S023095 #1-758 Acq:12-JUL-2002 18:43:06 EI+ Voltage SIR 70S
319.8965 F:2 Exp:NDB5US
Sample Text:TLI#57752A DF-DP-112 0-0.5 INJ. TIME = 18:45 File Text:TLI#57752A D»

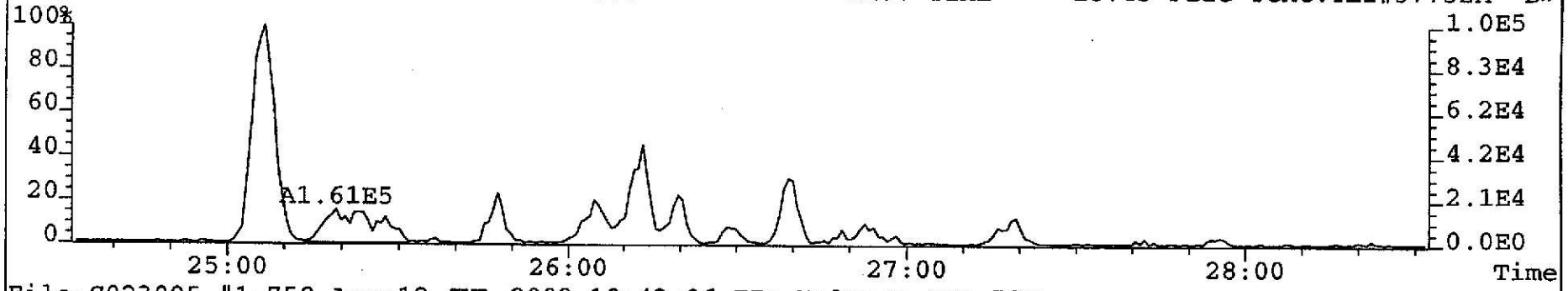

File:S023095 #1-758 Acq:12-JUL-2002 18:43:06 EI+ Voltage SIR 70S
321.8936 F:2 Exp:NDB5US
Sample Text:TLI#57752A DF-DP-112 0-0.5 INJ. TIME = 18:45 File Text:TLI#57752A D»

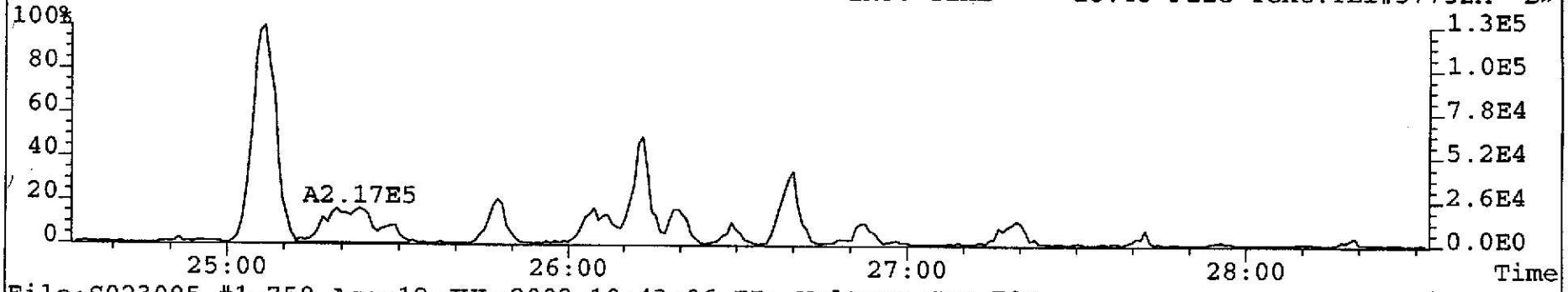

File:S023095 #1-758 Acq:12-JUL-2002 18:43:06 EI+ Voltage SIR 70S
333.9338 F:2 Exp:NDB5US
Sample Text:TLI#57752A DF-DP-112 0-0.5 INJ. TIME = 18:45 File Text:TLI#57752A D»

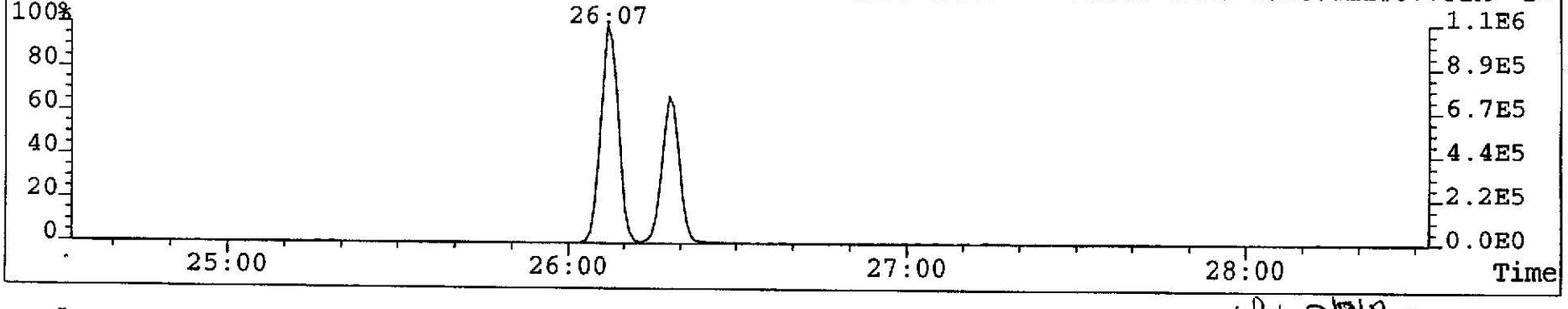

VSC 7/30/02

File:S023095 #1-758 Acq:12-JUL-2002 18:43:06 EI+ Voltage SIR 70S
319.8965 F:2 Exp:NDB5US
Sample Text:TLI#57752A DF-DP-112 0-0.5 INJ. TIME = 18:45 File Text:TLI#57752A D»

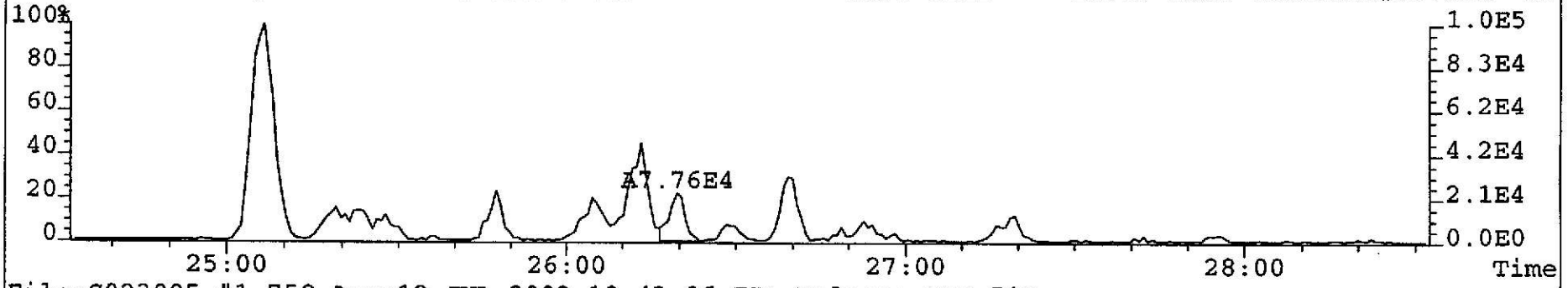

File:S023095 #1-758 Acq:12-JUL-2002 18:43:06 EI+ Voltage SIR 70S
321.8936 F:2 Exp:NDB5US
Sample Text:TLI#57752A DF-DP-112 0-0.5 INJ. TIME = 18:45 File Text:TLI#57752A D»

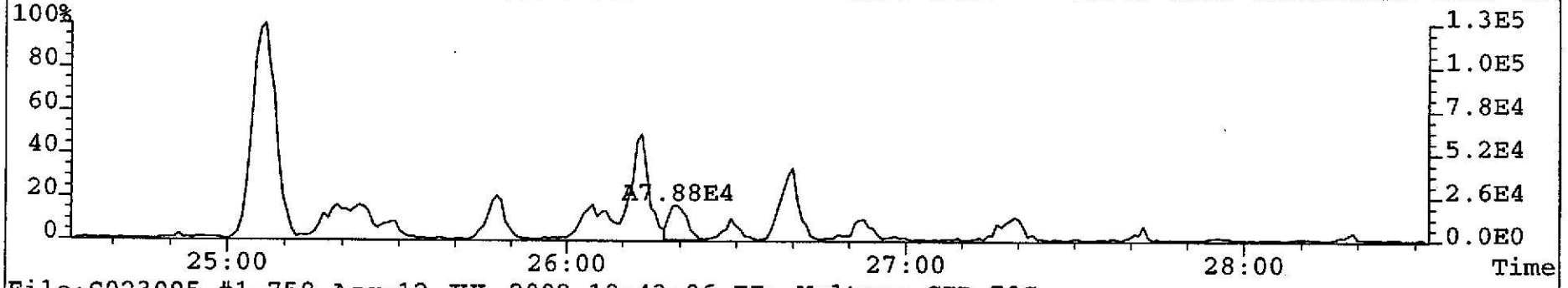

File:S023095 #1-758 Acq:12-JUL-2002 18:43:06 EI+ Voltage SIR 70S
333.9338 F:2 Exp:NDB5US
Sample Text:TLI#57752A DF-DP-112 0-0.5 INJ. TIME = 18:45 File Text:TLI#57752A D»

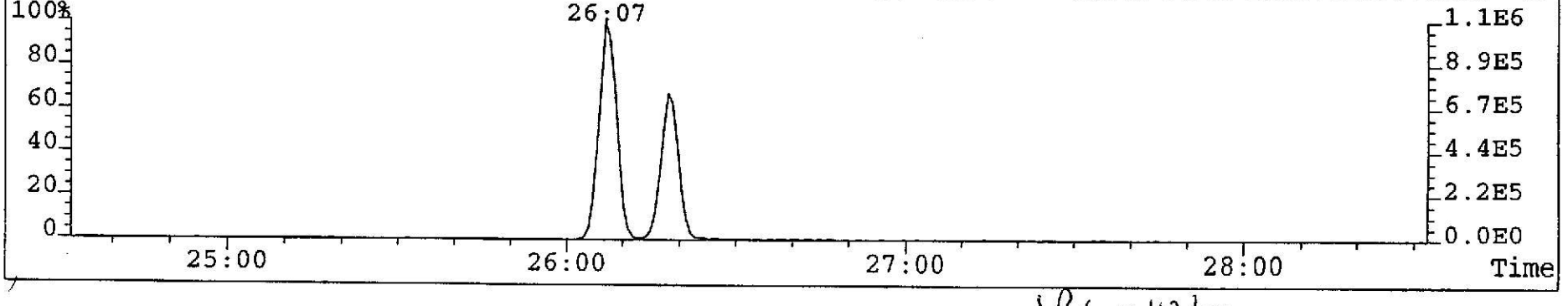

VBC 7/13/02

712

File:S023095 #1-758 Acq:12-JUL-2002 18:43:06 EI+ Voltage SIR 70S
319.8965 F:2 Exp:NDB5US
Sample Text:TLI#57752A DF-DP-112 0-0.5 INJ. TIME = 18:45 File Text:TLI#57752A D»

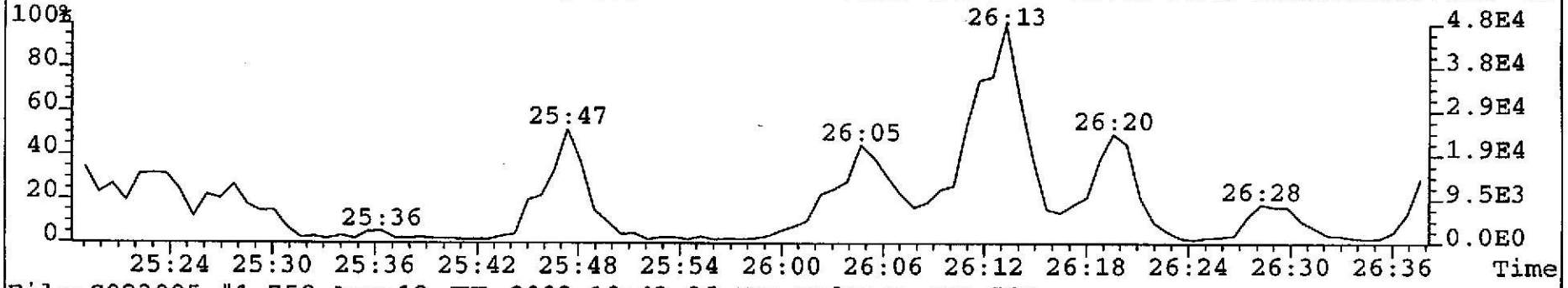

File:S023095 #1-758 Acq:12-JUL-2002 18:43:06 EI+ Voltage SIR 70S
327.8847 F:2 Exp:NDB5US
Sample Text:TLI#57752A DF-DP-112 0-0.5 INJ. TIME = 18:45 File Text:TLI#57752A D»

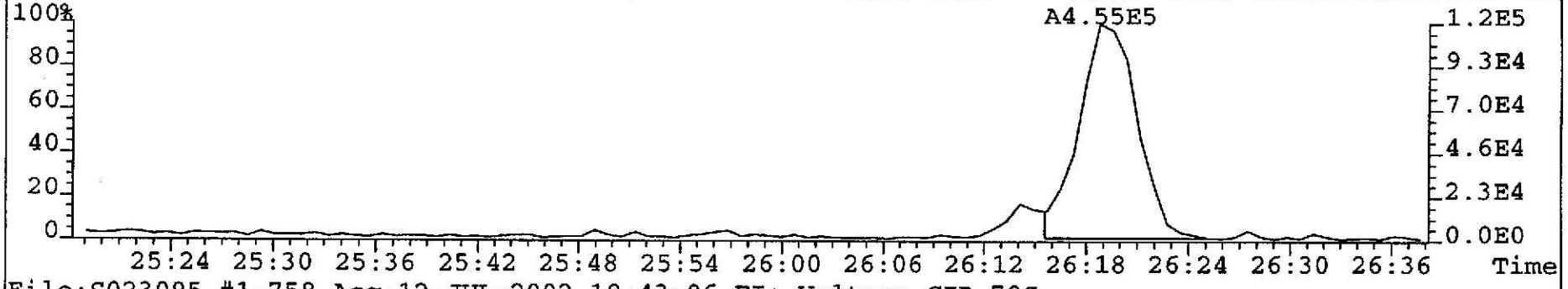

File:S023095 #1-758 Acq:12-JUL-2002 18:43:06 EI+ Voltage SIR 70S
333.9338 F:2 Exp:NDB5US
Sample Text:TLI#57752A DF-DP-112 0-0.5 INJ. TIME = 18:45 File Text:TLI#57752A D»

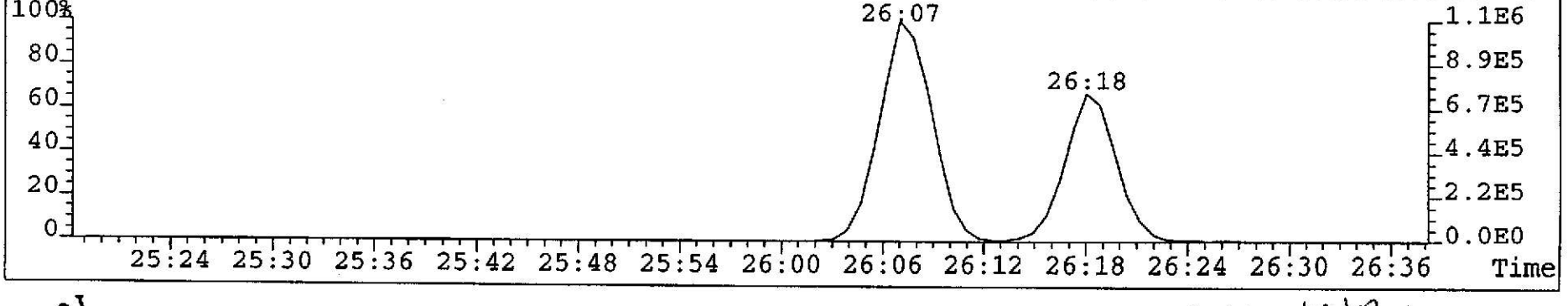

713

VJC 7/13/02

File:S023095 #1-758 Acq:12-JUL-2002 18:43:06 EI+ Voltage SIR 70S
339.8597 F:2 Exp:NDB5US
Sample Text:TLI#57752A DF-DP-112 0-0.5 INJ. TIME = 18:45 File Text:TLI#57752A D»

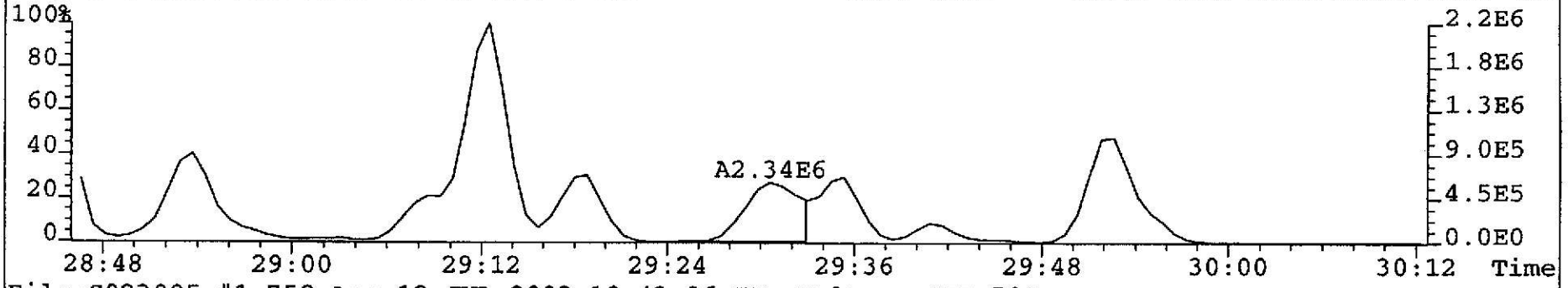

File:S023095 #1-758 Acq:12-JUL-2002 18:43:06 EI+ Voltage SIR 70S
341.8567 F:2 Exp:NDB5US
Sample Text:TLI#57752A DF-DP-112 0-0.5 INJ. TIME = 18:45 File Text:TLI#57752A D»

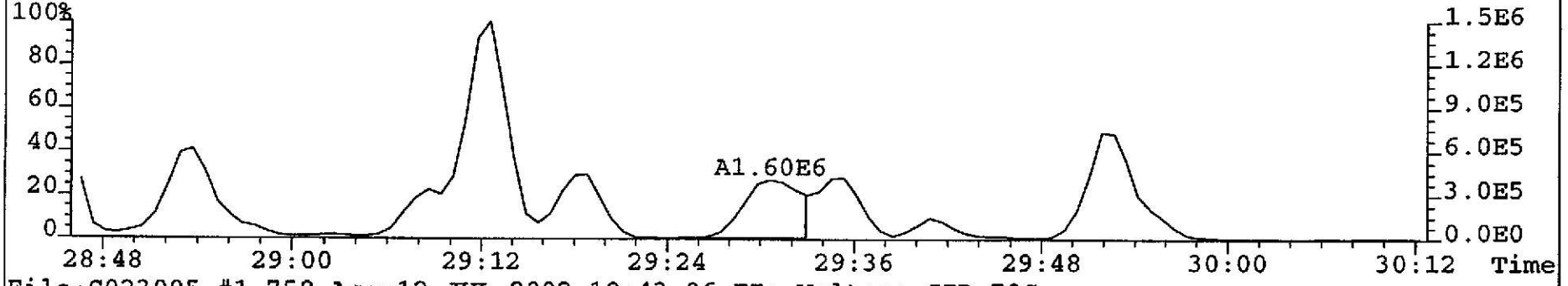

File:S023095 #1-758 Acq:12-JUL-2002 18:43:06 EI+ Voltage SIR 70S
353.8970 F:2 Exp:NDB5US
Sample Text:TLI#57752A DF-DP-112 0-0.5 INJ. TIME = 18:45 File Text:TLI#57752A D»

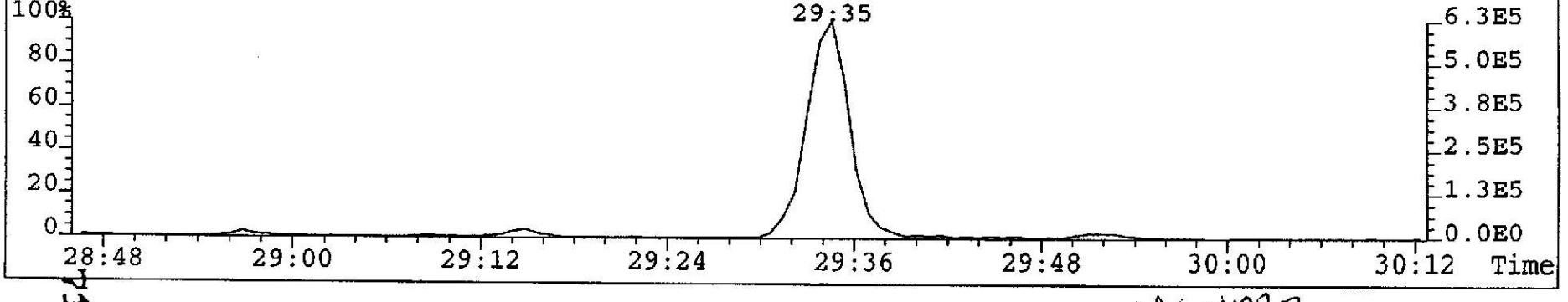

714

VBC 7/13/02

File:S023095 #1-758 Acq:12-JUL-2002 18:43:06 EI+ Voltage SIR 70S
339.8597 F:2 Exp:NDB5US
Sample Text:TLI#57752A DF-DP-112 0-0.5 INJ. TIME = 18:45 File Text:TLI#57752A D»

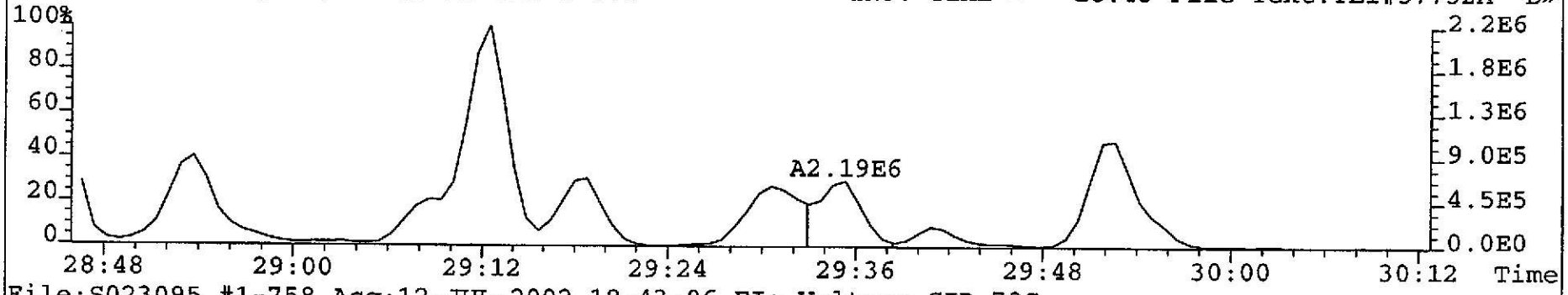

File:S023095 #1-758 Acq:12-JUL-2002 18:43:06 EI+ Voltage SIR 70S
341.8567 F:2 Exp:NDB5US
Sample Text:TLI#57752A DF-DP-112 0-0.5 INJ. TIME = 18:45 File Text:TLI#57752A D»

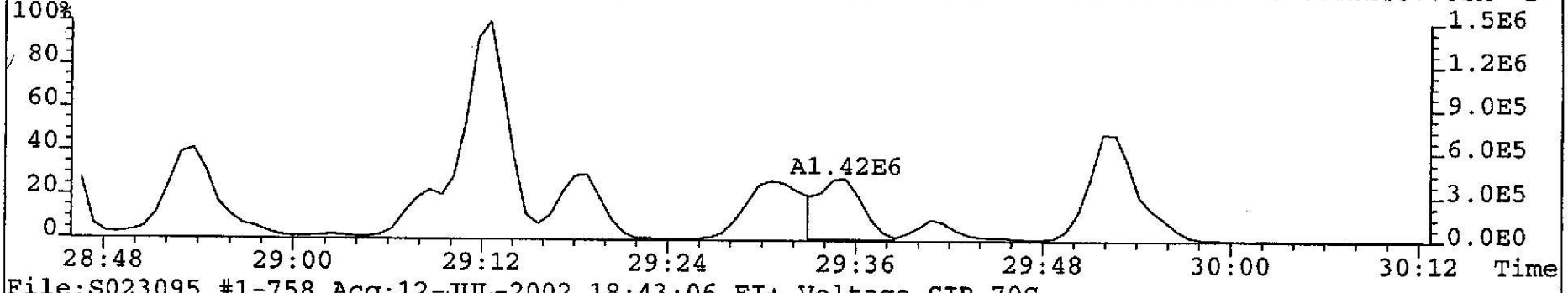

File:S023095 #1-758 Acq:12-JUL-2002 18:43:06 EI+ Voltage SIR 70S
353.8970 F:2 Exp:NDB5US
Sample Text:TLI#57752A DF-DP-112 0-0.5 INJ. TIME = 18:45 File Text:TLI#57752A D»

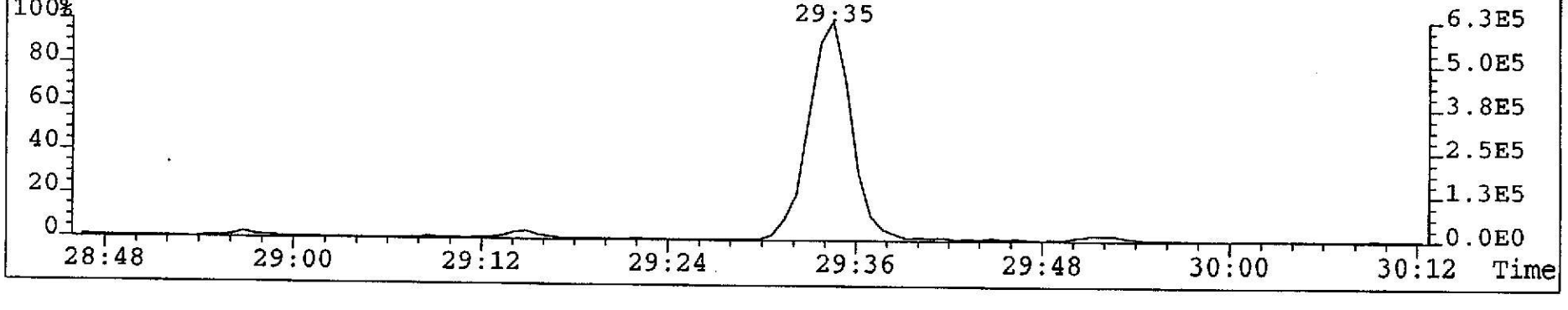

715

VC 11/13/02

File:S023095 #1-455 Acq:12-JUL-2002 18:43:06 EI+ Voltage SIR 70S
373.8208 F:3 Exp:NDB5US
Sample Text:TLI#57752A DF-DP-112 0-0.5 INJ. TIME = 18:45 File Text:TLI#57752A D»

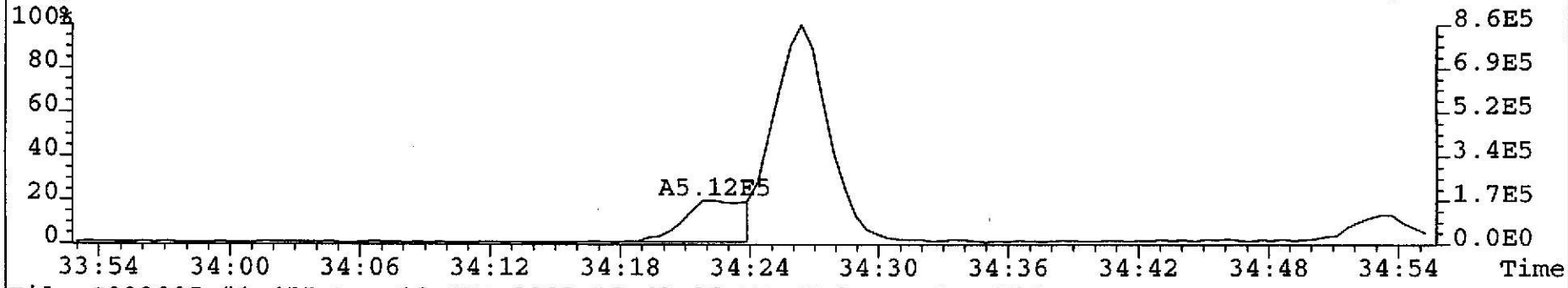

File:S023095 #1-455 Acq:12-JUL-2002 18:43:06 EI+ Voltage SIR 70S
375.8178 F:3 Exp:NDB5US
Sample Text:TLI#57752A DF-DP-112 0-0.5 INJ. TIME = 18:45 File Text:TLI#57752A D»

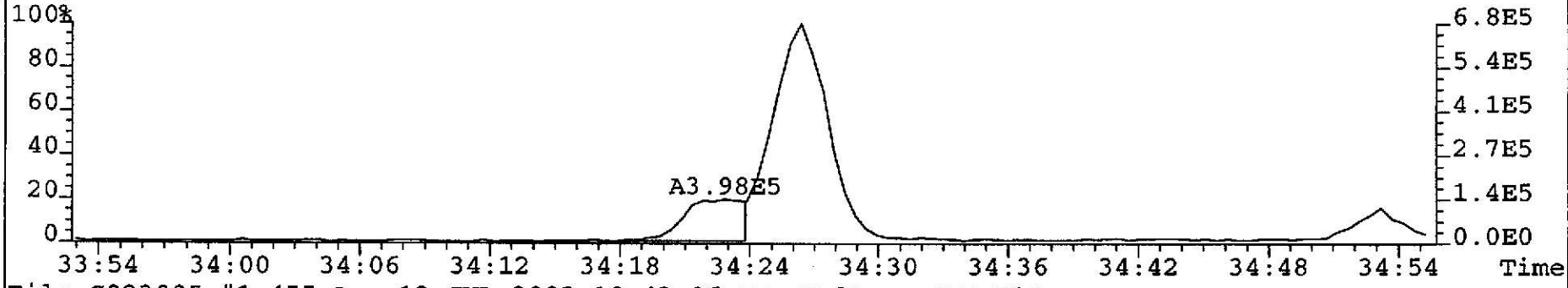

File:S023095 #1-455 Acq:12-JUL-2002 18:43:06 EI+ Voltage SIR 70S
385.8610 F:3 Exp:NDB5US
Sample Text:TLI#57752A DF-DP-112 0-0.5 INJ. TIME = 18:45 File Text:TLI#57752A D»

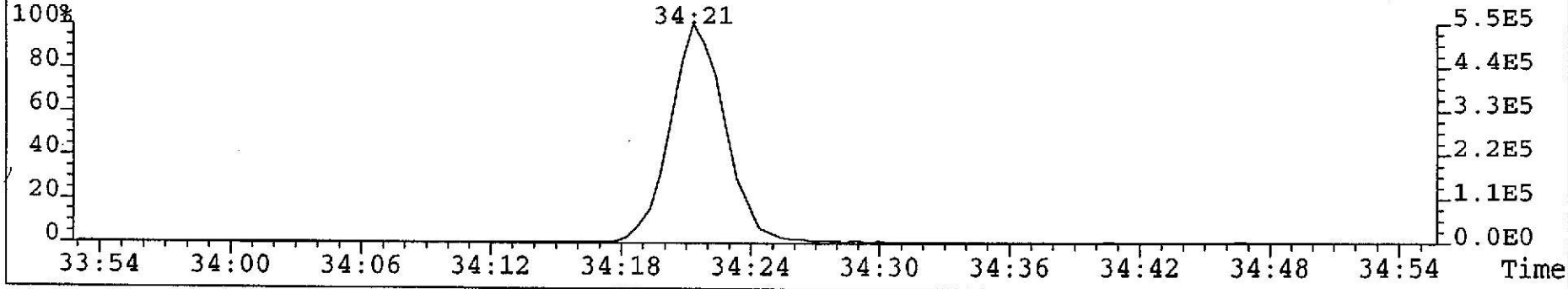

VBC 7/16/02

File:S023095 #1-455 Acq:12-JUL-2002 18:43:06 EI+ Voltage SIR 70S
373.8208 F:3 Exp:NDB5US
Sample Text:TLI#57752A DF-DP-112 0-0.5 INJ. TIME = 18:45 File Text:TLI#57752A D»

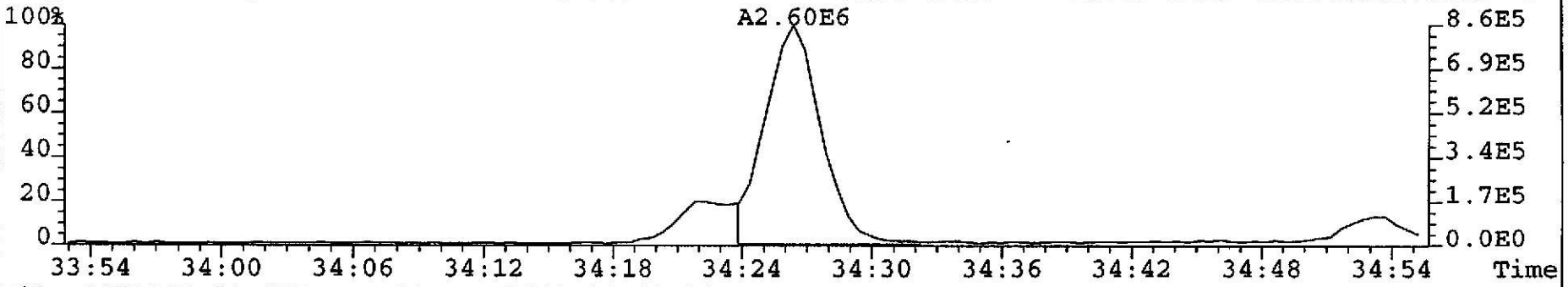

File:S023095 #1-455 Acq:12-JUL-2002 18:43:06 EI+ Voltage SIR 70S
375.8178 F:3 Exp:NDB5US
Sample Text:TLI#57752A DF-DP-112 0-0.5 INJ. TIME = 18:45 File Text:TLI#57752A D»

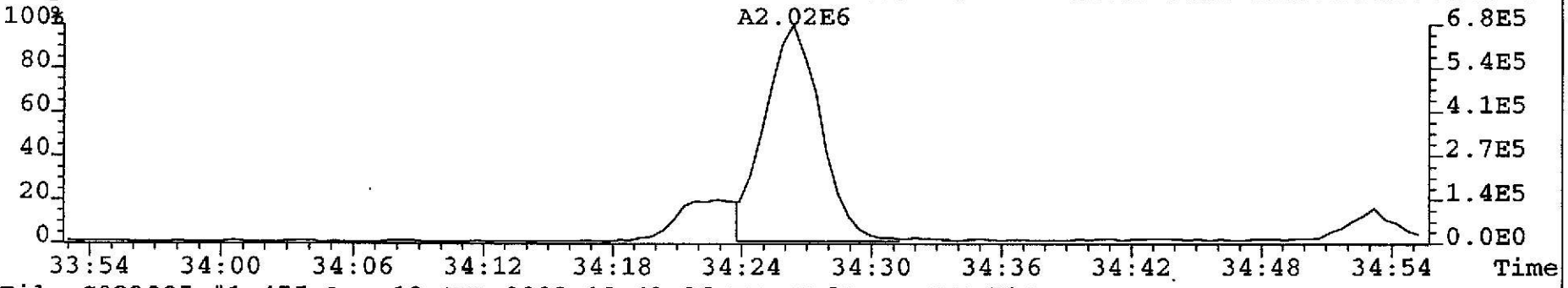

File:S023095 #1-455 Acq:12-JUL-2002 18:43:06 EI+ Voltage SIR 70S
385.8610 F:3 Exp:NDB5US
Sample Text:TLI#57752A DF-DP-112 0-0.5 INJ. TIME = 18:45 File Text:TLI#57752A D»

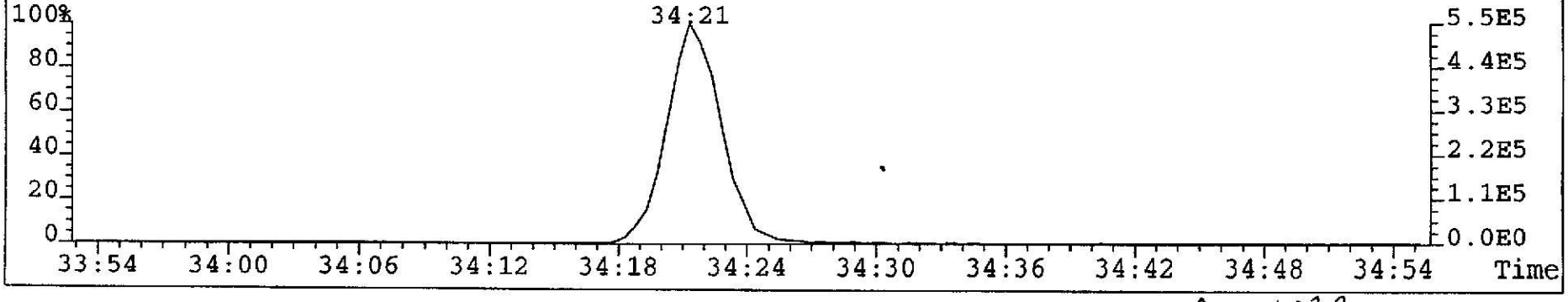

JC 7/13/02

717

File:S023095 #1-455 Acq:12-JUL-2002 18:43:06 EI+ Voltage SIR 70S
373.8208 F:3 Exp:NDB5US
Sample Text:TLI#57752A DF-DP-112 0-0.5 INJ. TIME = 18:45 File Text:TLI#57752A D»



File:S023095 #1-455 Acq:12-JUL-2002 18:43:06 EI+ Voltage SIR 70S
375.8178 F:3 Exp:NDB5US
Sample Text:TLI#57752A DF-DP-112 0-0.5 INJ. TIME = 18:45 File Text:TLI#57752A D»



File:S023095 #1-455 Acq:12-JUL-2002 18:43:06 EI+ Voltage SIR 70S
445.7555 F:3 Exp:NDB5US
Sample Text:TLI#57752A DF-DP-112 0-0.5 INJ. TIME = 18:45 File Text:TLI#57752A D»

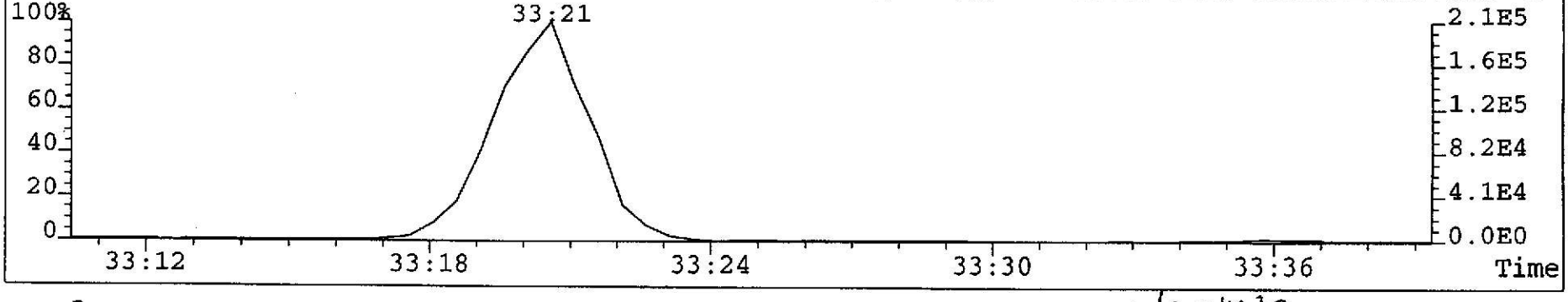

VSC 7/16/02

File:S023095 #1-455 Acq:12-JUL-2002 18:43:06 EI+ Voltage SIR 70S
373.8208 F:3 Exp:NDB5US
Sample Text:TLI#57752A DF-DP-112 0-0.5 INJ. TIME = 18:45 File Text:TLI#57752A D»

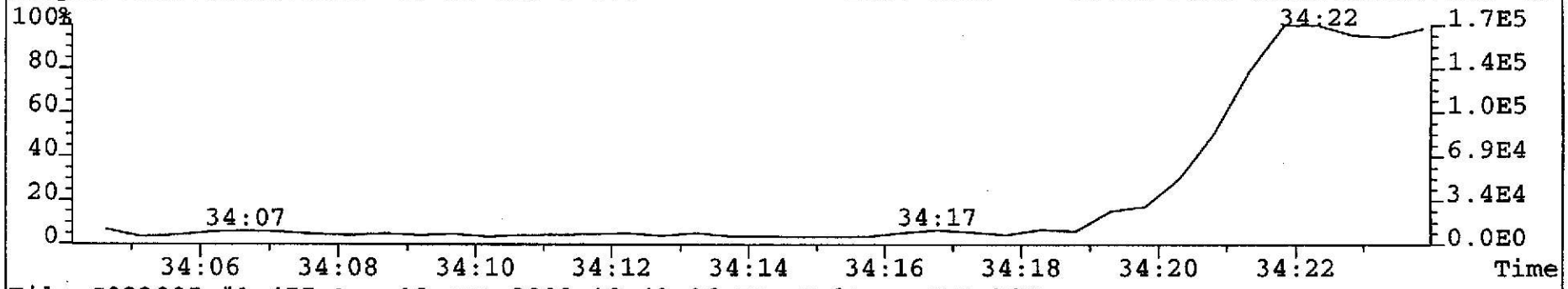

File:S023095 #1-455 Acq:12-JUL-2002 18:43:06 EI+ Voltage SIR 70S
375.8178 F:3 Exp:NDB5US
Sample Text:TLI#57752A DF-DP-112 0-0.5 INJ. TIME = 18:45 File Text:TLI#57752A D»



File:S023095 #1-455 Acq:12-JUL-2002 18:43:06 EI+ Voltage SIR 70S
445.7555 F:3 Exp:NDB5US
Sample Text:TLI#57752A DF-DP-112 0-0.5 INJ. TIME = 18:45 File Text:TLI#57752A D»

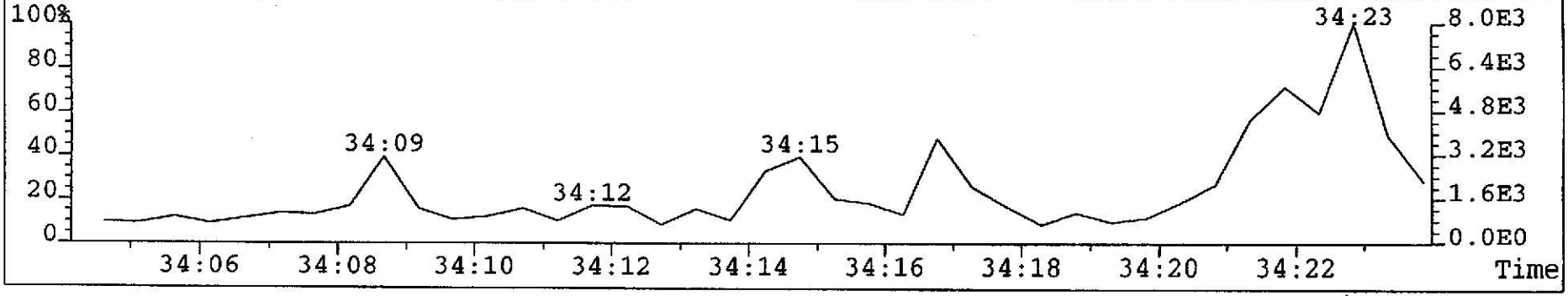

KC 7/13/02

Martin & Slagle

TLI Project: **57752A** 1613, Revision B, Tetra Only PCDD/PCDF Analysis (c)
Client Sample: **DF-DP-112 0.5** Analysis File: **P022461**

Client Project:	**Mississippi Project**				
Sample Matrix:	**SOLID**	Date Received:	**06/28/2002**	Spike File:	**SPCONB22**
TLI ID:	**329-38-23**	Date Extracted:	**07/03/2002**	ICal:	**PF56152**
		Date Analyzed:	**07/13/2002**	ConCal:	**P022450**
Sample Size:	**11.800 g**	Dilution Factor:	**n/a**	% Moisture:	**14.6**
Dry Weight:	**10.077 g**	Blank File:	**S023087**	% Lipid:	**n/a**
GC Column:	**DB-225**	Analyst:	**JSY**	% Solids:	**85.4**

Analytes	Conc. (pg/g)	DL	Ratio	RT	RRT	Flags
2,3,7,8-TCDF	21.4		0.78	21:38	1.002	—

Internal Standard	Conc. (pg/g)	% Recovery	QC Limits	Ratio	RT	RRT	Flags
$^{13}C_{12}$-2,3,7,8-TCDF	128	64.7	29%-140%	0.77	21:36	1.049	—

Recovery Standard	Ratio	RT	Flags
$^{13}C_{12}$-1,2,3,4-TCDD	0.82	20:35	—

Data Reviewer: ASN 07/15/2002

CONB_PSR v1.00, LARS 6.25.05

Triangle Laboratories, Inc.®
2445 S. Alston Ave. • Durham, North Carolina 27713
Phone: (919) 544-5729 • Fax: (919) 544-5491

Printed: 16:14 07/15/2002

Initial ....Date...

Data Review By: GBM 7/15/02

Channel specific noise levels computed from 'NL' heights.

Page No. 1 Listing of P022461B.dbf
07/14/2002 Matched GC Peaks / Ratio / Ret. Time

Compound/ M_Z....	QC.Log	Omit	Why	..RT.	OK	Ratio	Total.Area/Ht	Area/Ht.Peak1	Area/Ht.Peak2	Rel.RT	Compound.Name..	ID..	Flags.
TCDF				0.65-0.89						0.786-1.098			
304-306	DC	NL				Height	0.26	0.08	0.18				
				18:04	RO	0.61	10.18	3.87	6.31	0.836			
				18:10		0.75	12.11	5.20	6.91	0.841			
				18:18		0.66	7.45	2.97	4.48	0.847			
				18:26		0.74	117.64	49.93	67.71	0.853			
				18:37	RO	1.43	2.96	1.74	1.22	0.862			J
				18:43	RO	0.63	5.89	2.28	3.61	0.867			
				18:52		0.81	6.36	2.84	3.52	0.873			
				19:03		0.77	469.76	203.71	266.05	0.882			
				19:12		0.79	68.45	30.11	38.34	0.889			
				19:20		0.78	262.35	114.75	147.60	0.895			
				19:31		0.78	605.73	264.59	341.14	0.904			
				19:36		0.70	32.90	13.50	19.40	0.907			
				19:50	RO	0.94	42.02	20.38	21.64	0.918			
				20:17		0.78	104.85	45.92	58.93	0.939			
				20:33		0.76	275.81	118.78	157.03	0.951			
				20:45		0.77	29.51	12.83	16.68	0.961			
				20:57	RO	1.07	4.54	2.35	2.19	0.970			J
				21:08		0.77	67.39	29.34	38.05	0.978			
				21:19		0.77	308.97	134.61	174.36	0.987			
				21:31		0.80	227.96	101.26	126.70	0.996			
				21:38		0.78	107.94	47.33	60.61	1.002	2378-TCDF	AN	
				21:50		0.75	136.24	58.56	77.68	1.011			
				22:02		0.74	32.45	13.84	18.61	1.020			
				22:07		0.71	16.09	6.68	9.41	1.024			
				22:18		0.77	510.52	221.32	289.20	1.032			
				22:28		0.79	104.31	45.88	58.43	1.040			
				22:54		0.76	3.27	1.41	1.86	1.060			J
				23:02		0.74	177.57	75.61	101.96	1.066			
				23:10	RO	0.41	3.67	1.06	2.61	1.073			J
				23:28		0.71	10.55	4.39	6.16	1.086			
				23:33	RO	0.64	8.30	3.23	5.07	1.090			
				23:38	RO	0.60	5.87	2.20	3.67	1.094			
	DC	WH		23:56		0.76	1,998.41			1.108			
	DC	WH		24:06	RO	0.60	3.57			1.116			
304-306			32	Peaks			3,779.61						
13C12-TCDF				0.65-0.89						0.954-1.046			
316-318	DC	NL				Height	0.45	0.19	0.26				
	DC	WL		17:34		0.77	34.00			0.813			
	DC	WL		18:15	RO	1.17	0.91			0.845			
	DC	WL		18:19	RO	1.12	1.65			0.848			
	DC	WL		18:49	RO	1.07	0.58			0.871			
	DC	WL		18:55		0.79	2.06			0.876			
	DC	WL		19:06	RO	0.58	3.39			0.884			
	DC	WL		19:12	RO	0.56	3.39			0.889			

Compound/ M_Z....	QC.Log	Omit	Why	..RT.	OK	Ratio	Total.Area/Ht	Area/Ht.Peak1	Area/Ht.Peak2	Rel.RT	Compound.Name..	ID..	Flags.
	DC	WL		19:22	RO	0.56	2.00			0.897			
	DC	WL		19:25	RO	0.38	1.63			0.899			
	DC	WL		20:16	RO	0.57	7.21			0.938			
	DC	WL		20:22	RO	0.30	1.12			0.943			
				20:58	RO	0.41	2.03	0.59	1.44	0.971			
				21:22	RO	0.25	1.82	0.36	1.46	0.989			
				21:26	RO	0.25	2.36	0.47	1.89	0.992			
				21:36		0.77	892.76	389.18	503.58	1.000	13C12-2378-TCDF	IS0	
						Height	263.49	115.16	148.33				
				22:06		0.73	6.76	2.86	3.90	1.023			
				22:18		0.66	60.34	24.00	36.34	1.032			
316-318			6 Peaks				966.07						

---------- Above: TCDF / TCDD Follows ----------

13C12-TCDD				0.65-0.89					0.902-1.098		
332-334	DC	NL			Height	0.62	0.47	0.15			
				20:18	0.80	628.78	280.26	348.52	1.000	13C12-2378-TCDD	IS1
					Height	191.27	85.48	105.79			
				20:35	0.82	1,009.37	455.20	554.17	1.014	13C12-1234-TCDD	RS1
332-334			2 Peaks			1,638.15					

Column Description.....	"Why" Code Description.....	QC Log Desc.....
M_Z -Nominal Ion Mass(es)	WL-Below Retention Time Window	A-Peak Added
.RT. -Retention Time (mm:ss)	WH-Above Retention Time Window	K-Peak Kept
Rat.1 -Ratio of M/M+2 Ions	SN-Below Signal to Noise Level	D-Peak Deleted
OK -RO=Ratio Outside Limits	<M-Below Method Detection Limit	T-Time Changed
Rel.RT-Relative Retention Time	NL-Channel Specific Noise Level	M-Peak Area Changed
		N-Name Changed
		X-Ether Interference

*** End of Report ***

File:P022461 #1-3025 Acq:13-JUL-2002 18:50:55 EI+ Voltage SIR 70P
303.9016 GC:DB225 Exp:none
TRIANGLE LABS Text:TLI#57752A DF-DP-112 0-0.5 INJ. TIME = 18:51

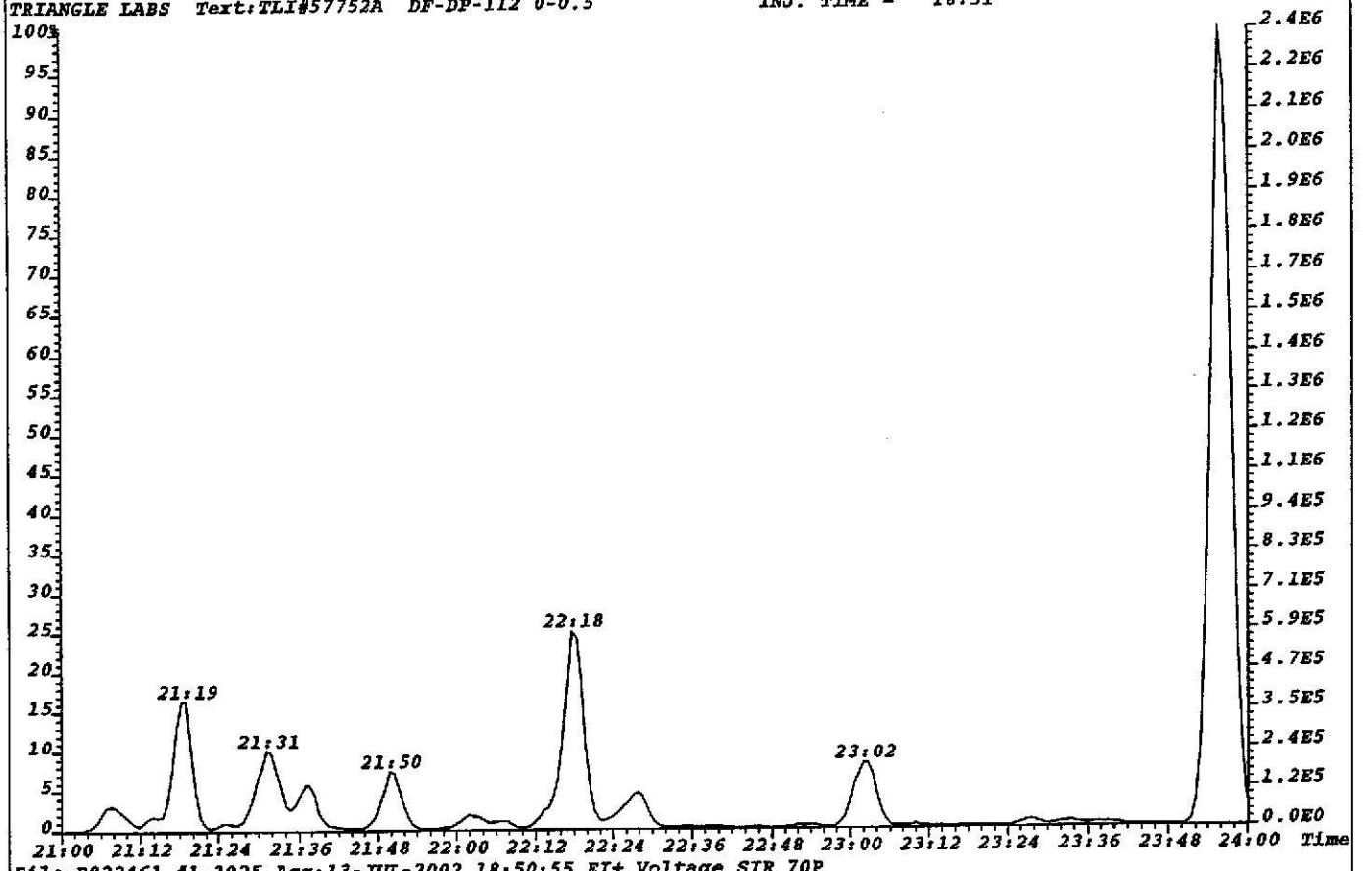

File:P022461 #1-3025 Acq:13-JUL-2002 18:50:55 EI+ Voltage SIR 70P
305.8987 GC:DB225 Exp:none
TRIANGLE LABS Text:TLI#57752A DF-DP-112 0-0.5 INJ. TIME = 18:51

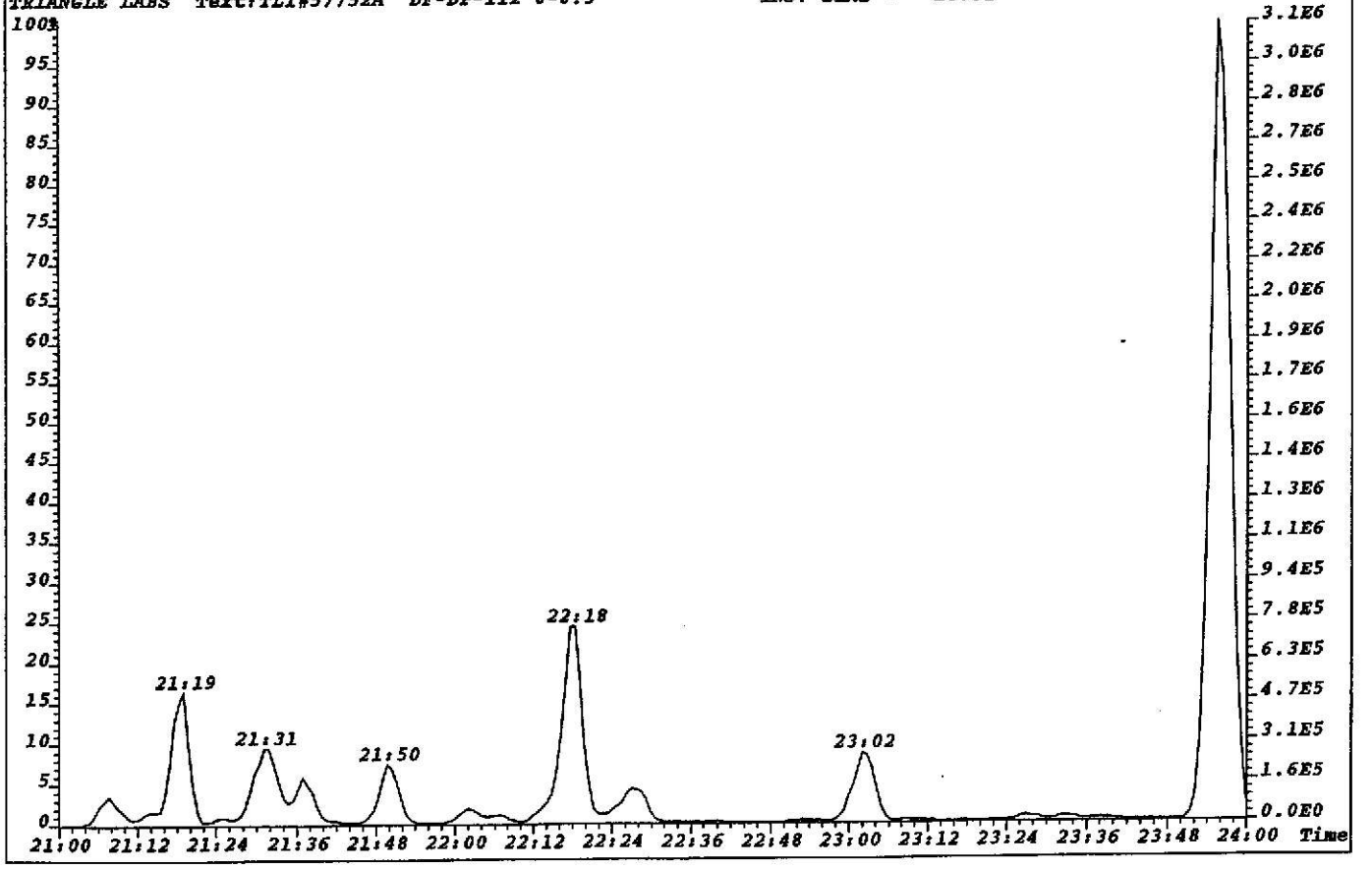

File:P022461 #1-3025 Acq:13-JUL-2002 18:50:55 EI+ Voltage SIR 70P Noise:100
303.9016 BSUB(256,30,-3.0) PKD(5,3,1,0.10%,400.0,0.00%,F,F) Exp:DB225
TRIANGLE LABS Text:TLI#57752A DF-DP-112 0-0.5 INJ. TIME = 18:51

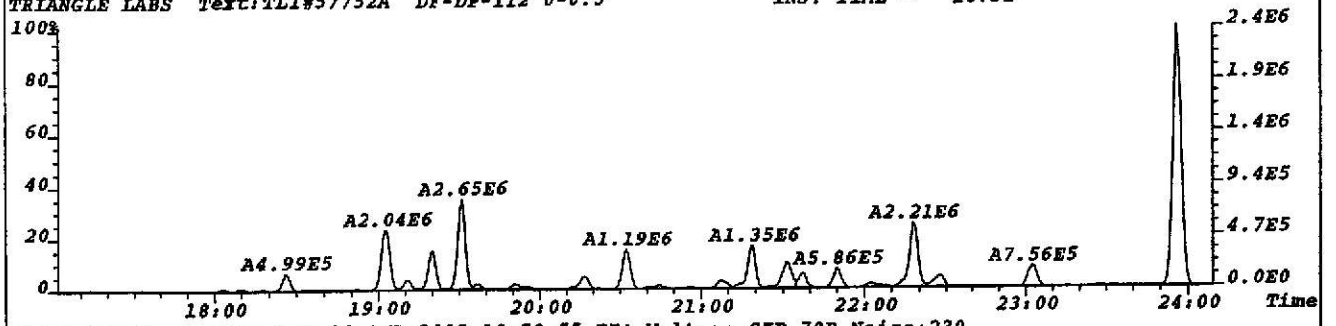

File:P022461 #1-3025 Acq:13-JUL-2002 18:50:55 EI+ Voltage SIR 70P Noise:230
305.8987 BSUB(256,30,-3.0) PKD(5,3,1,0.10%,920.0,0.00%,F,F) Exp:DB225
TRIANGLE LABS Text:TLI#57752A DF-DP-112 0-0.5 INJ. TIME = 18:51

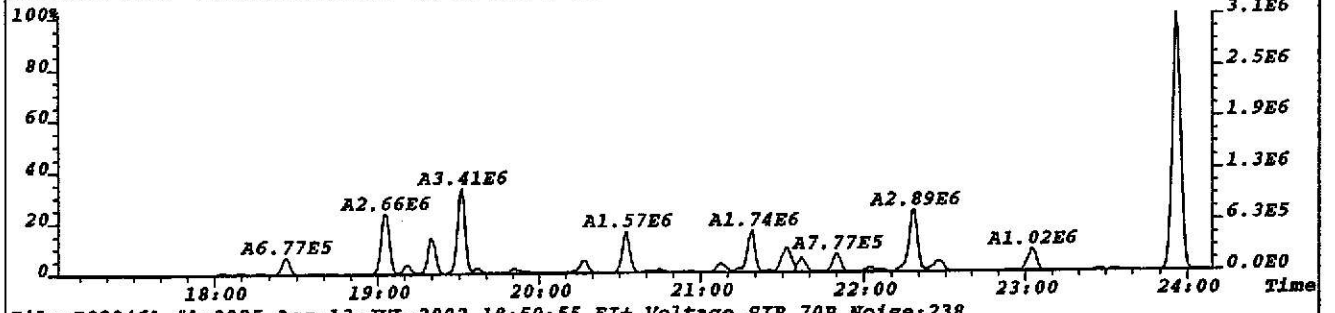

File:P022461 #1-3025 Acq:13-JUL-2002 18:50:55 EI+ Voltage SIR 70P Noise:238
315.9419 BSUB(256,30,-3.0) PKD(5,3,1,0.10%,952.0,0.00%,F,F) Exp:DB225
TRIANGLE LABS Text:TLI#57752A DF-DP-112 0-0.5 INJ. TIME = 18:51

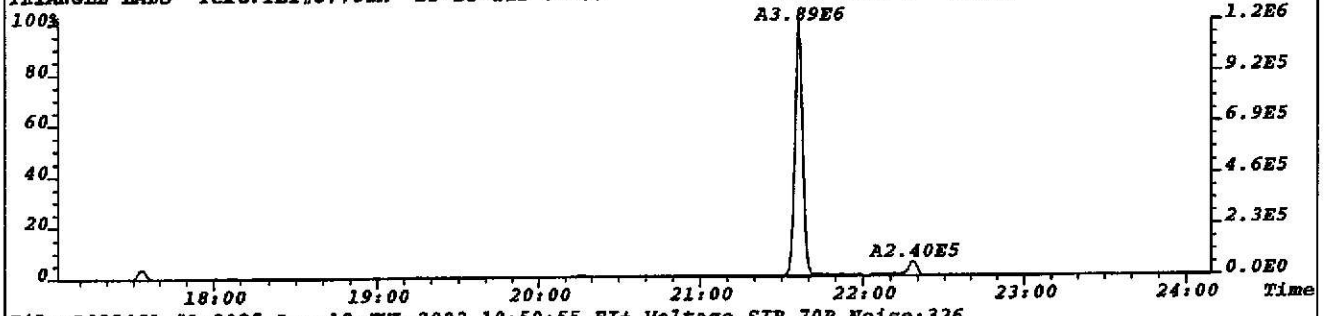

File:P022461 #1-3025 Acq:13-JUL-2002 18:50:55 EI+ Voltage SIR 70P Noise:326
317.9389 BSUB(256,30,-3.0) PKD(5,3,1,0.10%,1304.0,0.00%,F,F) Exp:DB225
TRIANGLE LABS Text:TLI#57752A DF-DP-112 0-0.5 INJ. TIME = 18:51

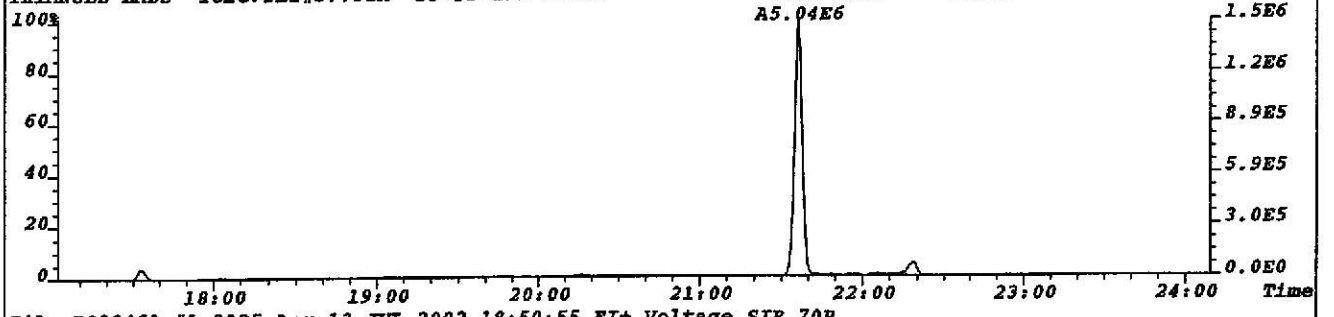

File:P022461 #1-3025 Acq:13-JUL-2002 18:50:55 EI+ Voltage SIR 70P
375.8364 Exp:DB225
TRIANGLE LABS Text:TLI#57752A DF-DP-112 0-0.5 INJ. TIME = 18:51

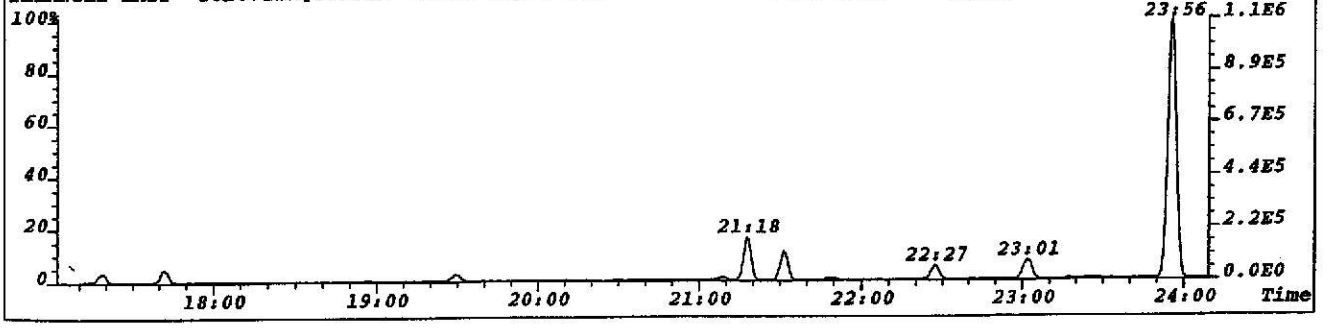

File:P022461 #1-3025 Acq:13-JUL-2002 18:50:55 EI+ Voltage SIR 70P Noise:207
319.8965 BSUB(256,30,-3.0) PKD(5,3,1,0.10%,828.0,0.00%,F,F) Exp:DB225
TRIANGLE LABS Text:TLI#57752A DF-DP-112 0-0.5 INJ. TIME = 18:51

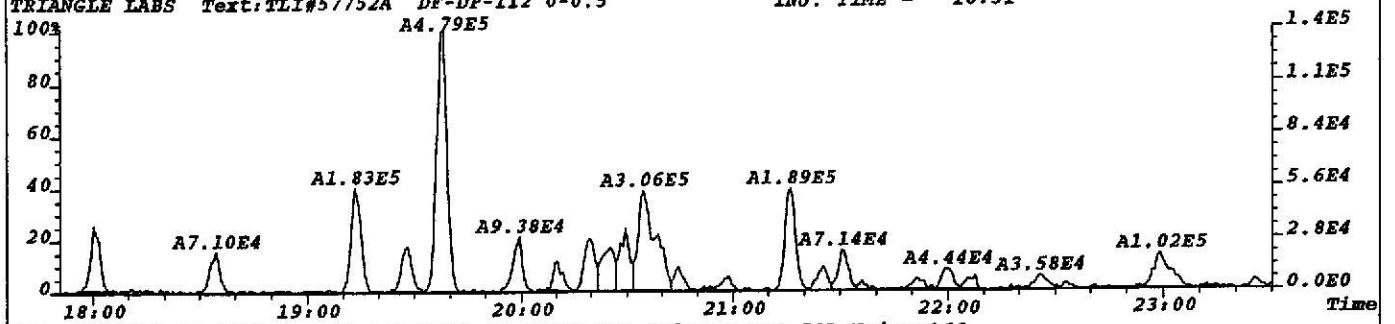

File:P022461 #1-3025 Acq:13-JUL-2002 18:50:55 EI+ Voltage SIR 70P Noise:166
321.8936 BSUB(256,30,-3.0) PKD(5,3,1,0.10%,664.0,0.00%,F,F) Exp:DB225
TRIANGLE LABS Text:TLI#57752A DF-DP-112 0-0.5 INJ. TIME = 18:51

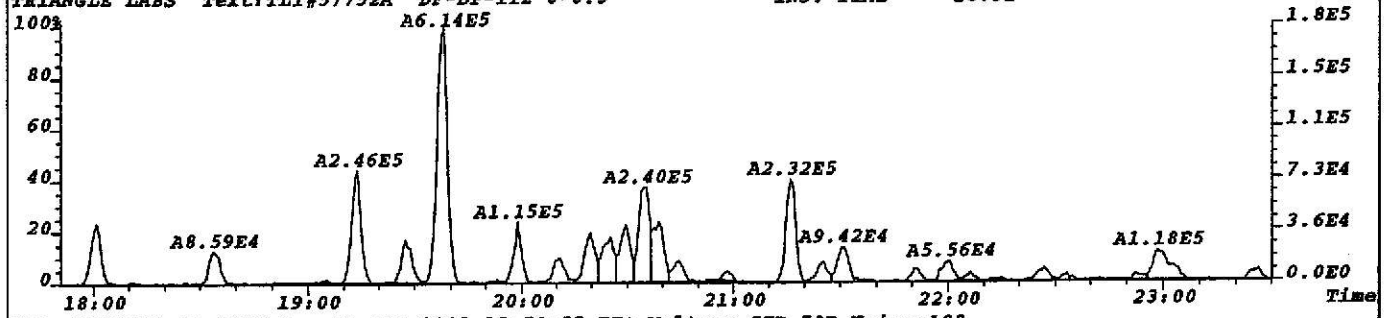

File:P022461 #1-3025 Acq:13-JUL-2002 18:50:55 EI+ Voltage SIR 70P Noise:188
327.8847 BSUB(256,30,-3.0) PKD(5,3,1,0.10%,752.0,0.00%,F,F) Exp:DB225
TRIANGLE LABS Text:TLI#57752A DF-DP-112 0-0.5 INJ. TIME = 18:51

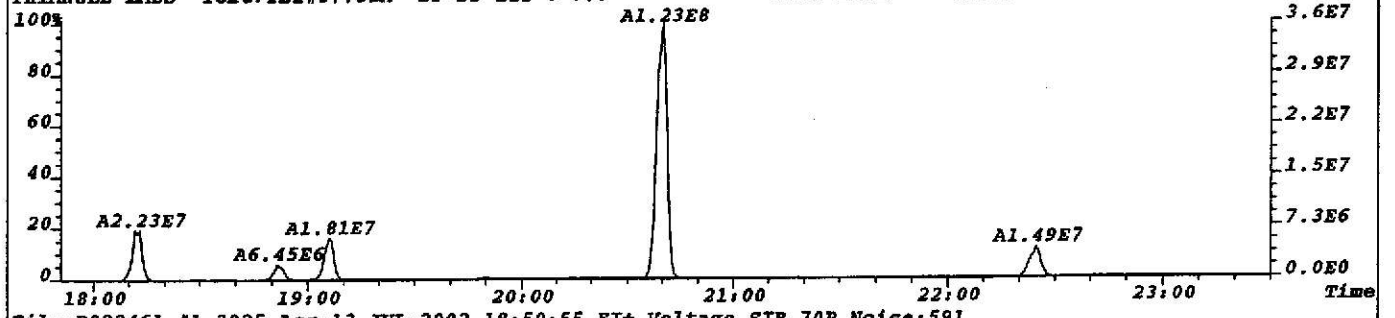

File:P022461 #1-3025 Acq:13-JUL-2002 18:50:55 EI+ Voltage SIR 70P Noise:591
331.9368 BSUB(256,30,-3.0) PKD(5,3,1,0.10%,2364.0,0.00%,F,F) Exp:DB225
TRIANGLE LABS Text:TLI#57752A DF-DP-112 0-0.5 INJ. TIME = 18:51

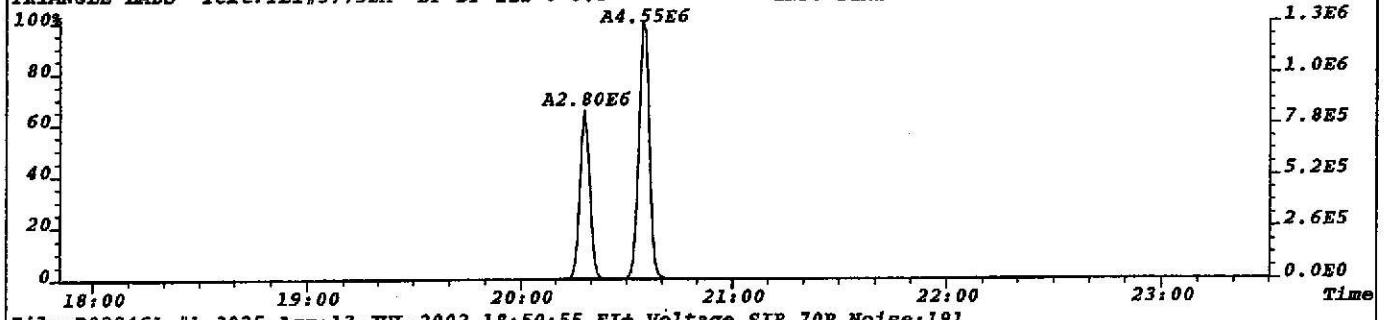

File:P022461 #1-3025 Acq:13-JUL-2002 18:50:55 EI+ Voltage SIR 70P Noise:191
333.9338 BSUB(256,30,-3.0) PKD(5,3,1,0.10%,764.0,0.00%,F,F) Exp:DB225
TRIANGLE LABS Text:TLI#57752A DF-DP-112 0-0.5 INJ. TIME = 18:51

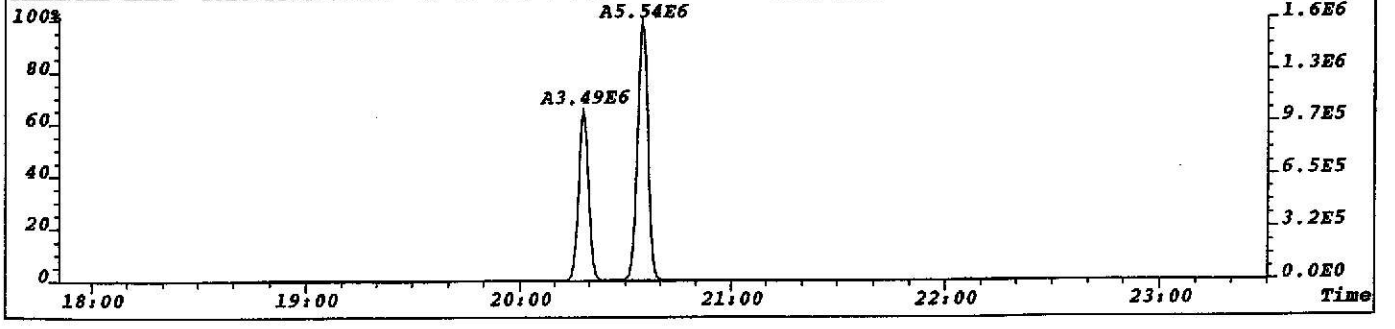

File:P022461 #1-3025 Acq:13-JUL-2002 18:50:55 EI+ Voltage SIR 70P
303.9016 Exp:DB225
TRIANGLE LABS Text:TLI#57752A DF-DP-112 0-0.5 INJ. TIME = 18:51

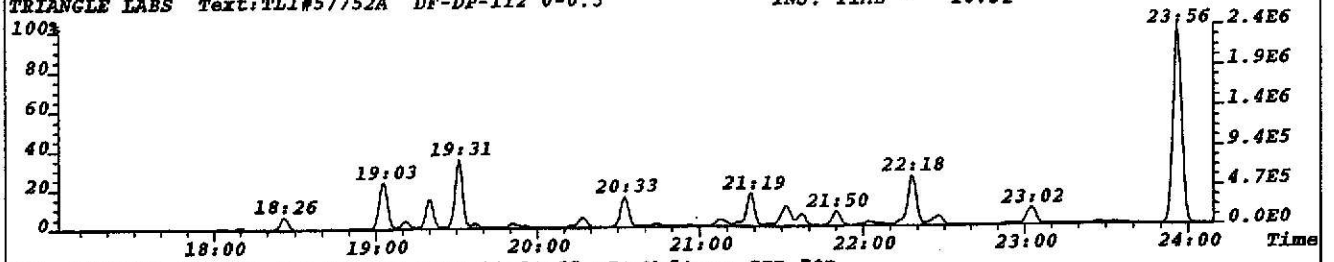

File:P022461 #1-3025 Acq:13-JUL-2002 18:50:55 EI+ Voltage SIR 70P
315.9419 Exp:DB225
TRIANGLE LABS Text:TLI#57752A DF-DP-112 0-0.5 INJ. TIME = 18:51

File:P022461 #1-3025 Acq:13-JUL-2002 18:50:55 EI+ Voltage SIR 70P
319.8965 Exp:DB225
TRIANGLE LABS Text:TLI#57752A DF-DP-112 0-0.5 INJ. TIME = 18:51

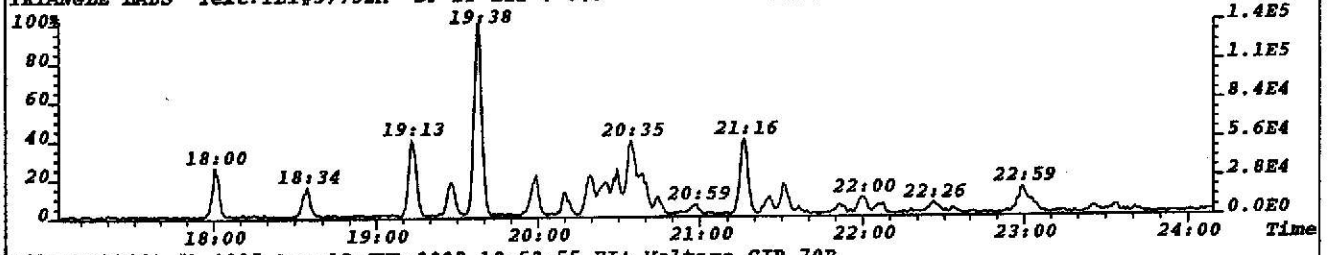

File:P022461 #1-3025 Acq:13-JUL-2002 18:50:55 EI+ Voltage SIR 70P
331.9368 Exp:DB225
TRIANGLE LABS Text:TLI#57752A DF-DP-112 0-0.5 INJ. TIME = 18:51

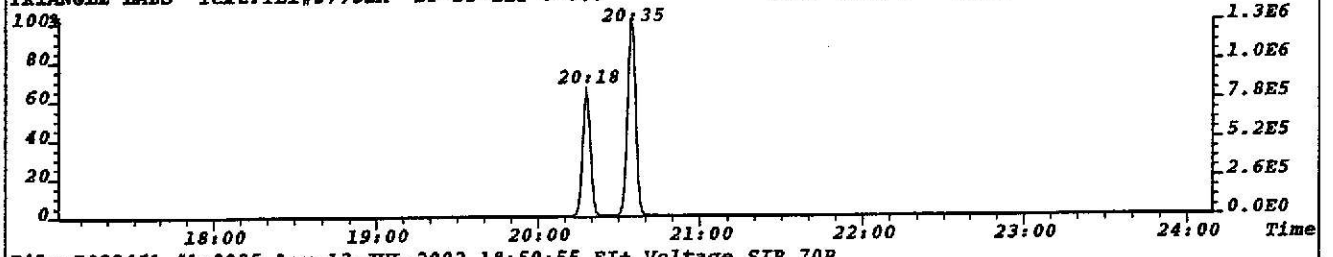

File:P022461 #1-3025 Acq:13-JUL-2002 18:50:55 EI+ Voltage SIR 70P
292.9825 Exp:DB225
TRIANGLE LABS Text:TLI#57752A DF-DP-112 0-0.5 INJ. TIME = 18:51

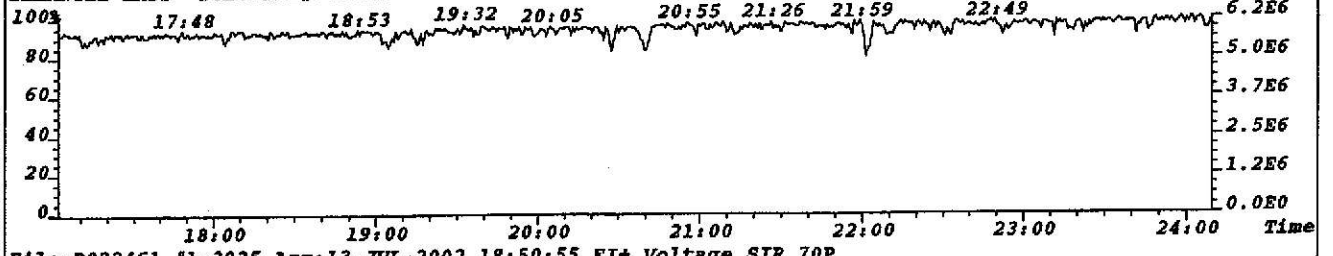

File:P022461 #1-3025 Acq:13-JUL-2002 18:50:55 EI+ Voltage SIR 70P
330.9792 Exp:DB225
TRIANGLE LABS Text:TLI#57752A DF-DP-112 0-0.5 INJ. TIME = 18:51

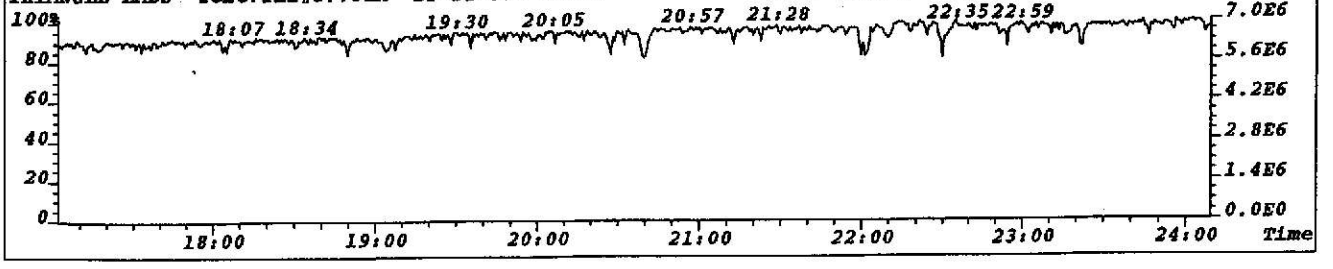

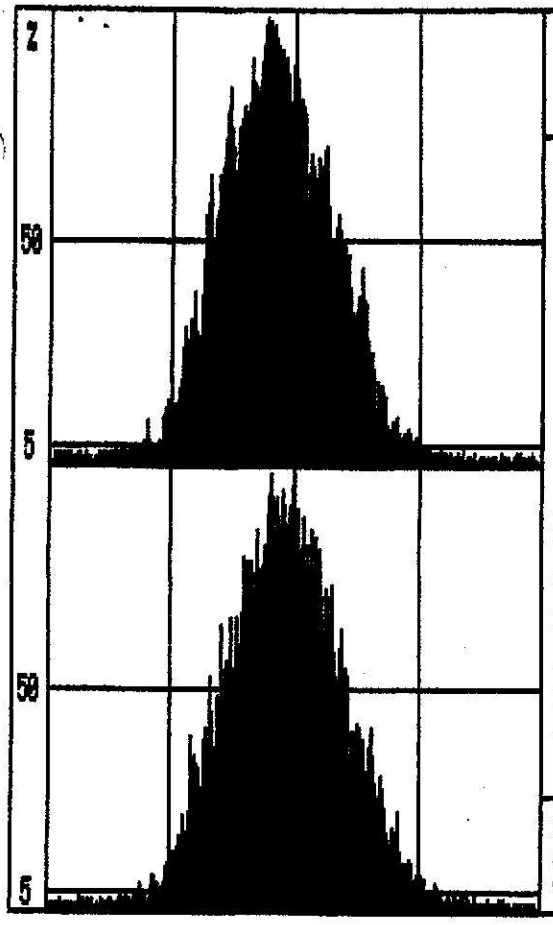

Channel I 330.9792 Peak top
Height 1.03 volts Span 200 ppm

System file name	DB225
Data file name	A:P713022
Resolution	10000
Group number	1
Ionization mode	EI+
Switching	VOLTAGE
Ref. masses	292.9825, 380.9761

A	292.9825	J	330.9792
B	303.9016	K	331.9368
C	305.8987	L	333.9338
D	315.9419	M	375.8364
E	317.9389		
F	319.8965		
G	321.8936		
H	327.8847		
I	330.9792		

Ref. mass 380.9761 Peak top
Height .62 volts Span 200 ppm

CALIBRATION DATA

2445 S. Alston Ave. • Durham, NC 27713 • (919) 544-5729 • FAX (919) 544-5491
www.trianglelabs.com

TRIANGLE LABORATORIES, INC. Date: 06/21/2002

Initial Calibration Summary for SF5607B

Analysis Date....: 06/07/2002
Instrument.....: S

Method.....: 161B
GC Column...: DB-5
GC Column ID: 2111627

Analytes	RF	SD	%RSD	RT	RT/LO	RT/HI	Ratio1	Ratio2	N
Total TriCDF	0.000	0.000	100%		16:32	23:32			0
1368-TCDF	1.033	0.077	7%	22:18	21:32	28:32	0.753		6
2378-TCDF	1.033	0.077	7%	25:33			0.760		6
TOTAL TCDF	1.033	0.077	7%				0.755		6
1368-TCDD	1.064	0.052	5%	23:42	22:16	29:16	0.775		6
1379-TCDD	1.064	0.052	5%	24:05			0.776		6
2378-TCDD	1.064	0.052	5%	26:17			0.763		6
TOTAL TCDD	1.064	0.052	5%				0.770		6
12378-PeCDF	1.154	0.096	8%	29:34	25:33	33:33	1.526		6
23478-PeCDF	1.125	0.095	8%	30:16			1.513		6
TOTAL PeCDF	1.140	0.095	8%				1.519		6
12378-PeCDD	1.070	0.072	7%	30:37	26:36	34:36	1.618		6
TOTAL PeCDD	1.070	0.072	7%				1.618		6
123478-HxCDF	1.199	0.073	6%	33:03	31:02	37:02	1.271		6
123678-HxCDF	1.259	0.084	7%	33:09			1.295		6
234678-HxCDF	1.165	0.077	7%	33:38			1.298		6
123789-HxCDF	1.223	0.103	8%	34:23			1.272		6
TOTAL HxCDF	1.211	0.084	7%				1.284		6
123478-HxCDD	1.150	0.087	8%	33:45	29:44	37:44	1.271		6
123678-HxCDD	1.081	0.066	6%	33:50			1.199		6
123789-HxCDD	1.134	0.112	10%	34:08			1.244		6
TOTAL HxCDD	1.122	0.088	8%				1.237		6
1234678-HpCDF	1.444	0.116	8%	35:59	33:58	38:58	1.018		6
1234789-HpCDF	1.486	0.083	6%	37:28			1.069		6
TOTAL HpCDF	1.465	0.099	7%				1.040		6
1234678-HpCDD	0.970	0.098	10%	37:00	34:59	39:59	1.013		6
TOTAL HpCDD	0.970	0.098	10%				1.013		6
OCDF	1.408	0.169	12%	40:39	38:27	42:27	0.882		6
OCDD	1.025	0.067	7%	40:28	38:27	42:27	0.826		6

Other Standards	RF	SD	%RSD	RT	RT/LO	RT/HI	Ratio1	Ratio2	N
37Cl-TCDD	1.110	0.104	9%	26:18	24:16	28:16			6

Internal Standards	RF	SD	%RSD	RT	RT/LO	RT/HI	Ratio1	Ratio2	N
13C12-2378-TCDF	1.519	0.037	2%	25:32	23:32	28:32	0.757		6
13C12-2378-TCDD	1.129	0.038	3%	26:16	24:16	28:16	0.794		6
13C12-PeCDF 123	1.093	0.068	6%	29:33	27:33	37:33	1.496		6
13C12-PeCDF 234	1.080	0.077	7%	30:15			1.491		6
13C12-PeCDD 123	0.702	0.051	7%	30:36	26:36	36:36	1.539		6
13C12-HxCDF 478	1.485	0.031	2%	33:02	29:02	37:02	0.501		6
13C12-HxCDF 678	1.439	0.025	2%	33:08			0.498		6
13C12-HxCDF 234	1.367	0.022	2%	33:37			0.504		6
13C12-HxCDF 789	1.195	0.012	1%	34:22			0.503		6
13C12-HxCDD 478	0.911	0.027	3%	33:44	32:44	34:44	1.215		6
13C12-HxCDD 678	0.951	0.012	1%	33:49			1.214		6

Triangle Laboratories, Inc.®
2445 S. Alston Ave. • Durham, North Carolina 27713
Phone: (919) 544-5729 • Fax: (919) 544-5491

13C12-HpCDF 678	0.958	0.018	2%	35:58	33:58	44:58	0.432		6
13C12-HpCDF 789	0.768	0.036	5%	37:27			0.412		6
13C12-HpCDD 678	0.738	0.010	1%	36:59	34:59	42:59	1.017		6
13C12-OCDD	0.533	0.020	4%	40:27	40:27	52:27	0.836		6

Recovery Standards	RF	SD	%RSD	RT	RT/LO	RT/HI	Ratio1	Ratio2	N
13C12-1234-TCDD	1.000	0.000	0%	26:05			0.799		6
13C12-HxCDD 789	1.000	0.000	0%	34:07			1.218		6

*** End of Report ***

Triangle Laboratories, Inc.®
2445 S. Alston Ave. • Durham, North Carolina 27713
Phone: (919) 544-5729 • Fax: (919) 544-5491

TRIANGLE LABORATORIES, INC. Date: 06/15/2002

Initial Calibration Summary for PF56152

Analysis Date....: 06/15/2002 Method.....: C2NF

Instrument.....: P GC Column...: DB-225

Analytes	RF	SD	%RSD	RT	RT/LO	RT/HI	Ratio1	Ratio2	N
2378-TCDF	1.120	0.033	3%	22:41	15:41	26:41	0.778		6
TOTAL TCDF	1.120	0.033	3%				0.778		6
2378-TCDD	1.131	0.028	2%	21:18	17:17	25:17	0.780		6
TOTAL TCDD	1.131	0.028	2%				0.780		6

Other Standards	RF	SD	%RSD	RT	RT/LO	RT/HI	Ratio1	Ratio2	N
37Cl-TCDD	1.037	0.029	3%	21:18	19:17	23:17			6

Internal Standards	RF	SD	%RSD	RT	RT/LO	RT/HI	Ratio1	Ratio2	N
13C12-2378-TCDF	1.519	0.052	3%	22:41	21:41	23:41	0.802		6
13C12-2378-TCDD	1.075	0.057	5%	21:17	19:17	23:17	0.788		6

Recovery Standards	RF	SD	%RSD	RT	RT/LO	RT/HI	Ratio1	Ratio2	N
13C12-1234-TCDD	1.000	0.000	0%	21:33			0.813		6

*** End of Report ***

Triangle Laboratories, Inc.®
2445 S. Alston Ave. • Durham, North Carolina 27713
Phone: (919) 544-5729 • Fax: (919) 544-5491

TRIANGLE LABORATORIES, INC. Date: 07/10/2002

Initial Calibration Summary for UF5709B

Analysis Date....: 07/09/2002
Instrument.....: U

Method.....: 161B
GC Column...: DB-5
GC Column ID: 2111632

Analytes	RF	SD	%RSD	RT	RT/LO	RT/HI	Ratio1	Ratio2	N
Total TriCDF	0.000	0.000	100%		16:18	23:18			0
1368-TCDF	1.128	0.084	7%	22:02	21:18	28:18	0.769		6
2378-TCDF	1.128	0.084	7%	25:19			0.787		6
TOTAL TCDF	1.128	0.084	7%				0.777		6
1368-TCDD	1.181	0.112	9%	23:26	22:03	29:03	0.788		6
1379-TCDD	1.181	0.112	9%	23:50			0.805		6
2378-TCDD	1.181	0.112	9%	26:04			0.791		6
TOTAL TCDD	1.181	0.112	9%				0.793		6
12378-PeCDF	1.257	0.098	8%	29:22	25:22	33:22	1.602		6
23478-PeCDF	1.231	0.132	11%	30:05			1.544		6
TOTAL PeCDF	1.244	0.115	9%				1.572		6
12378-PeCDD	1.128	0.106	9%	30:26	26:25	34:25	1.583		6
TOTAL PeCDD	1.128	0.106	9%				1.583		6
123478-HxCDF	1.138	0.050	4%	32:55	30:55	36:55	1.234		6
123678-HxCDF	1.200	0.079	7%	33:01			1.238		6
234678-HxCDF	1.136	0.094	8%	33:31			1.234		6
123789-HxCDF	1.181	0.096	8%	34:16			1.235		6
TOTAL HxCDF	1.164	0.080	7%				1.235		6
123478-HxCDD	1.198	0.074	6%	33:37	29:36	37:36	1.229		6
123678-HxCDD	1.106	0.091	8%	33:42			1.243		6
123789-HxCDD	1.127	0.077	7%	34:00			1.228		6
TOTAL HxCDD	1.143	0.074	6%				1.233		6
1234678-HpCDF	1.445	0.119	8%	35:52	33:52	38:52	1.053		6
1234789-HpCDF	1.465	0.157	11%	37:22			1.037		6
TOTAL HpCDF	1.455	0.138	9%				1.047		6
1234678-HpCDD	1.010	0.120	12%	36:53	34:52	39:52	1.060		6
TOTAL HpCDD	1.010	0.120	12%				1.060		6
OCDF	1.490	0.103	7%	40:34	38:22	42:22	0.911		6
OCDD	1.107	0.095	9%	40:23	38:22	42:22	0.900		6

Other Standards	RF	SD	%RSD	RT	RT/LO	RT/HI	Ratio1	Ratio2	N
37Cl-TCDD	1.200	0.062	5%	26:04	24:03	28:03			6

Internal Standards	RF	SD	%RSD	RT	RT/LO	RT/HI	Ratio1	Ratio2	N
13C12-2378-TCDF	1.603	0.066	4%	25:18	23:18	28:18	0.795		6
13C12-2378-TCDD	1.129	0.021	2%	26:03	24:03	28:03	0.801		6
13C12-PeCDF 123	1.116	0.031	3%	29:22	27:22	37:22	1.589		6
13C12-PeCDF 234	1.120	0.060	5%	30:04			1.595		6
13C12-PeCDD 123	0.665	0.048	7%	30:25	26:25	36:25	1.602		6
13C12-HxCDF 478	1.483	0.069	5%	32:55	28:55	36:55	0.518		6
13C12-HxCDF 678	1.477	0.043	3%	33:00			0.523		6
13C12-HxCDF 234	1.358	0.057	4%	33:30			0.517		6
13C12-HxCDF 789	1.078	0.036	3%	34:15			0.519		6
13C12-HxCDD 478	0.939	0.041	4%	33:36	32:36	34:36	1.284		6
13C12-HxCDD 678	1.039	0.038	4%	33:41			1.267		6

Triangle Laboratories, Inc.®
2445 S. Alston Ave. • Durham, North Carolina 27713
Phone: (919) 544-5729 • Fax: (919) 544-5491

TRIANGLE LABORATORIES, INC. Date: 07/10/2002

Initial Calibration Summary for UF5709B

13C12-HpCDF 678	1.050	0.046	4%	35:52	33:52	44:52	0.469		6
13C12-HpCDF 789	0.736	0.053	7%	37:21			0.466		6
13C12-HpCDD 678	0.809	0.020	2%	36:52	34:52	42:52	1.071		6
13C12-OCDD	0.547	0.048	9%	40:22	40:22	52:22	0.896		6

Recovery Standards	RF	SD	%RSD	RT	RT/LO	RT/HI	Ratio1	Ratio2	N
13C12-1234-TCDD	1.000	0.000	0%	25:51			0.819		6
13C12-HxCDD 789	1.000	0.000	0%	34:00			1.275		6

*** End of Report ***

Triangle Laboratories, Inc.®
2445 S. Alston Ave. • Durham, North Carolina 27713
Phone: (919) 544-5729 • Fax: (919) 544-5491

TRIANGLE LABORATORIES, INC. Date: 06/14/2002

Initial Calibration Summary for WF5614B

Analysis Date....: 06/14/2002
Instrument.....: W

Method.....: 161B
GC Column...: DB-5
GC Column ID: 1467344

Analytes	RF	SD	%RSD	RT	RT/LO	RT/HI	Ratio1	Ratio2	N
Total TriCDF	0.000	0.000	100%		15:55	22:55			0
1368-TCDF	1.144	0.050	4%	21:32	20:55	27:55	0.751		6
2378-TCDF	1.144	0.050	4%	24:56			0.751		6
TOTAL TCDF	1.144	0.050	4%				0.751		6
1368-TCDD	1.103	0.029	3%	23:00	21:40	28:40	0.764		6
1379-TCDD	1.103	0.029	3%	23:25			0.774		6
2378-TCDD	1.103	0.029	3%	25:41			0.794		6
TOTAL TCDD	1.103	0.029	3%				0.779		6
12378-PeCDF	1.215	0.019	2%	29:02	25:02	33:02	1.522		6
23478-PeCDF	1.188	0.023	2%	29:46			1.519		6
TOTAL PeCDF	1.202	0.019	2%				1.521		6
12378-PeCDD	1.266	0.021	2%	30:07	26:06	34:06	1.587		6
TOTAL PeCDD	1.266	0.021	2%				1.587		6
123478-HxCDF	1.242	0.035	3%	32:36	30:36	36:36	1.265		6
123678-HxCDF	1.292	0.032	2%	32:42			1.257		6
234678-HxCDF	1.204	0.027	2%	33:11			1.270		6
123789-HxCDF	1.264	0.036	3%	33:55			1.262		6
TOTAL HxCDF	1.250	0.030	2%				1.263		6
123478-HxCDD	1.164	0.025	2%	33:18	29:18	37:18	1.241		6
123678-HxCDD	1.092	0.040	4%	33:23			1.235		6
123789-HxCDD	1.158	0.055	5%	33:41			1.228		6
TOTAL HxCDD	1.138	0.029	3%				1.234		6
1234678-HpCDF	1.492	0.039	3%	35:30	33:30	38:30	1.052		6
1234789-HpCDF	1.488	0.048	3%	36:57			1.044		6
TOTAL HpCDF	1.490	0.041	3%				1.048		6
1234678-HpCDD	1.009	0.030	3%	36:30	34:29	39:29	1.036		6
TOTAL HpCDD	1.009	0.030	3%				1.036		6
OCDF	1.326	0.074	6%	40:04	37:53	41:53	0.891		6
OCDD	1.051	0.028	3%	39:53	37:53	41:53	0.843		6

Other Standards	RF	SD	%RSD	RT	RT/LO	RT/HI	Ratio1	Ratio2	N
37Cl-TCDD	1.207	0.069	6%	25:41	23:40	27:40			6

Internal Standards	RF	SD	%RSD	RT	RT/LO	RT/HI	Ratio1	Ratio2	N
13C12-2378-TCDF	1.447	0.095	7%	24:55	22:55	27:55	0.753		6
13C12-2378-TCDD	1.184	0.076	6%	25:40	23:40	27:40	0.803		6
13C12-PeCDF 123	1.181	0.175	15%	29:02	27:02	37:02	1.516		6
13C12-PeCDF 234	1.183	0.160	14%	29:45			1.500		6
13C12-PeCDD 123	0.707	0.106	15%	30:06	26:06	36:06	1.532		6
13C12-HxCDF 478	1.314	0.111	8%	32:36	28:36	36:36	0.514		6
13C12-HxCDF 678	1.348	0.109	8%	32:41			0.517		6
13C12-HxCDF 234	1.274	0.039	3%	33:11			0.517		6
13C12-HxCDF 789	1.107	0.028	3%	33:54			0.514		6
13C12-HxCDD 478	0.910	0.044	5%	33:18	32:18	34:18	1.228		6
13C12-HxCDD 678	0.975	0.032	3%	33:22			1.205		6

Triangle Laboratories, Inc.®
2445 S. Alston Ave. • Durham, North Carolina 27713
Phone: (919) 544-5729 • Fax: (919) 544-5491

13C12-HpCDF 678	0.966	0.043	4%	35:30	33:30	44:30	0.445		6
13C12-HpCDF 789	0.764	0.045	6%	36:57			0.435		6
13C12-HpCDD 678	0.796	0.043	5%	36:29	34:29	42:29	1.026		6
13C12-OCDD	0.638	0.055	9%	39:53	39:53	51:53	0.860		6

Recovery Standards	RF	SD	%RSD	RT	RT/LO	RT/HI	Ratio1	Ratio2	N
13C12-1234-TCDD	1.000	0.000	0%	25:29			0.806		6
13C12-HxCDD 789	1.000	0.000	0%	33:40			1.212		6

*** End of Report ***

Triangle Laboratories, Inc.®
2445 S. Alston Ave. • Durham, North Carolina 27713
Phone: (919) 544-5729 • Fax: (919) 544-5491

TRIANGLE LABORATORIES, INC. Date: 07/12/2002
VER SB23085

Analysis Date....: 07/12/2002
Operator.....: JSY
Init Calibration.: SF5607B
ICal Date.....: 06/07/2002

Method.....: 161B
Instrument..: S
Std.Conc....: 10.00
GC Column...: DB-5
GC Column ID:2213745

Analyte Summary

Name	Ratio 1&2	RT Lo/Hi	RT	Rel. RT	ICal RF	Conc	Conc Range
Total TriCDF		16:35 23:35			0.000		
1368-TCDF	0.774	22:11 27:32	22:21	0.8737	1.033		
2378-TCDF	0.903*		25:36	1.0008	1.033	9.29	8.60 - 11.60
TOTAL TCDF	0.813				1.033		
1368-TCDD	0.824	23:35 27:31	23:45	0.9024	1.064		
1379-TCDD	0.765		24:08	0.9168	1.064		
2378-TCDD	0.801		26:20	1.0004	1.064	8.68	8.20 - 12.30
TOTAL TCDD	0.798				1.064		
12378-PeCDF	1.478	27:26 31:26	29:36	1.0007	1.154	48.29	41.00 - 60.00
23478-PeCDF	1.488		30:18	1.0007	1.125	48.37	41.00 - 61.00
TOTAL PeCDF	1.483				1.140		
12378-PeCDD	1.576	28:41 31:17	30:38	1.0003	1.070	49.82	39.00 - 65.00
TOTAL PeCDD	1.576				1.070		
123478-HxCDF	1.293	31:56 34:37	33:03	1.0000	1.199	47.00	45.00 - 56.00
123678-HxCDF	1.289		33:09	1.0006	1.259	48.15	44.00 - 57.00
234678-HxCDF	1.282		33:38	1.0003	1.165	47.75	44.00 - 57.00
123789-HxCDF	1.281		34:22	1.0000	1.223	47.48	45.00 - 56.00
TOTAL HxCDF	1.287				1.211		
123478-HxCDD	1.242	32:26 34:16	33:44	1.0000	1.150	45.98	39.00 - 64.00
123678-HxCDD	1.192		33:49	1.0006	1.081	47.65	39.00 - 64.00
123789-HxCDD	1.267		34:08	1.0098	1.134	46.58	41.00 - 61.00
TOTAL HxCDD	1.233				1.122		

Triangle Laboratories, Inc.®
2445 S. Alston Ave. • Durham, North Carolina 27713
Phone: (919) 544-5729 • Fax: (919) 544-5491

Printed: 11:22 07/12/2002

1234678-HpCDF	1.097	35:49 37:38	35:58	1.0006	1.444	50.33	45.00 - 55.00
1234789-HpCDF	1.068		37:27	1.0000	1.486	49.03	43.00 - 58.00
TOTAL HpCDF	1.084				1.465		
1234678-HpCDD	0.986	36:05 37:09	36:58	1.0000	0.970	46.36	43.00 - 58.00
TOTAL HpCDD	0.986				0.970		
OCDF	0.894	38:28 42:28	40:41	1.0052	1.408	76.62	63.00 -159.00
OCDD	0.839	38:28 42:28	40:29	1.0002	1.025	94.07	79.00 -126.00

Other Standard Summary

Name	Ratio 1&2	RT Lo/Hi	RT	Rel. RT	ICal RF	Conc	Conc Range
37Cl-TCDD		24:19 28:19	26:20	1.0004	1.110	9.82	8.30 - 12.10

Internal Standard Summary

Name	Ratio 1&2	RT Lo/Hi	RT	Rel. RT	ICal RF	Conc	Conc Range
13C12-2378-TCDF	0.747	24:08 29:08	25:35	0.9790	1.519	84.12	76.00 -131.00
13C12-2378-TCDD	0.777	24:08 28:08	26:19	1.0073	1.129	99.99	85.00 -117.00
13C12-PeCDF 123	1.506	24:08 34:08	29:35	1.1320	1.093	101.25	76.00 -130.00
13C12-PeCDF 234	1.506		30:17	1.1588	1.080	104.23	77.00 -130.00
13C12-PeCDD 123	1.480	22:08 32:08	30:37	1.1718	0.702	111.97	62.00 -160.00
13C12-HxCDF 478	0.510	30:07 38:07	33:03	0.9686	1.485	87.02	76.00 -131.00
13C12-HxCDF 678	0.494		33:08	0.9710	1.439	88.37	70.00 -143.00
13C12-HxCDF 234	0.490		33:37	0.9853	1.367	88.76	73.00 -137.00
13C12-HxCDF 789	0.497		34:22	1.0073	1.195	84.74	74.00 -135.00
13C12-HxCDD 478	1.235	33:07 35:07	33:44	0.9886	0.911	104.06	85.00 -117.00
13C12-HxCDD 678	1.211		33:48	0.9906	0.951	103.18	85.00 -118.00
13C12-HpCDF 678	0.444	32:07 43:07	35:57	1.0536	0.958	89.71	78.00 -129.00
13C12-HpCDF 789	0.426		37:27	1.0976	0.768	88.03	77.00 -129.00
13C12-HpCDD 678	1.002	32:07 40:07	36:58	1.0835	0.738	105.85	72.00 -138.00

Triangle Laboratories, Inc.®
2445 S. Alston Ave. • Durham, North Carolina 27713
Phone: (919) 544-5729 • Fax: (919) 544-5491

13C12-OCDD	0.868	40:18 40:38	40:28	1.1861	0.533	289.12	96.00	-415.00

Recovery Standard Summary

Name	Ratio 1&2	RT Lo/Hi	RT	Rel. RT	ICal RF	Conc	Conc	Range
13C12-1234-TCDD	0.802	24:08 28:08	26:08	0.9928	1.000			
13C12-HxCDD 789	1.217	33:07 35:07	34:07	1.0116	1.000			

Triangle Laboratories, Inc.®
2445 S. Alston Ave. • Durham, North Carolina 27713
Phone: (919) 544-5729 • Fax: (919) 544-5491

Compound/ M_Z....	..RT.	OK	Ratio	Total.Area...	Area.Peak.1..	Area.Peak.2..	Rel.RT	Compound.Name..	ID..
TCDF			0.65-0.89						
304-306	22:21		0.77	105.71	46.13	59.58	0.874	1368-TCDF	AN
	25:36	RO	0.90	99.45	47.19	52.26	1.001	2378-TCDF	AN
304-306			2 Peaks						
13C12-TCDF			0.65-0.89						
316-318	25:35		0.75	1,036.92	443.39	593.53	0.979	13C12-2378-TCDF	IS0
316-318			1 Peak						
---------- Above: TCDF / TCDD Follows ----------									
TCDD			0.65-0.89						
320-322	23:45		0.82	81.37	36.75	44.62	0.902	1368-TCDD	AN
	24:08		0.76	70.55	30.57	39.98	0.917	1379-TCDD	AN
	26:20		0.80	84.56	37.61	46.95	1.000	2378-TCDD	AN
320			3 Peaks						
37Cl-TCDD									
328	26:20			88.47	88.47		1.000	37Cl-TCDD	CLS
328-330			1 Peak						
13C12-TCDD			0.65-0.89						
332-334	26:08		0.80	811.48	361.18	450.30	0.993	13C12-1234-TCDD	RS1
	26:19		0.78	916.04	400.55	515.49	1.007	13C12-2378-TCDD	IS1
332-334			2 Peaks						
---------- Above: TCDD / PeCDF Follows ----------									
PeCDF			1.32-1.78						
340-342	29:36		1.48	500.41	298.44	201.97	1.001	12378-PeCDF	AN
	30:18		1.49	497.10	297.29	199.81	1.001	23478-PeCDF	AN
340-342			2 Peaks						
13C12-PeCDF			1.32-1.78						
352-354	29:35		1.51	898.07	539.75	358.32	1.132	13C12-PeCDF 123	IS2
	30:17		1.51	913.49	548.97	364.52	1.159	13C12-PeCDF 234	IS3
352-354			2 Peaks						
---------- Above: PeCDF / PeCDD Follows ----------									
PeCDD			1.32-1.78						
356-358	30:38		1.58	340.05	208.03	132.02	1.000	12378-PeCDD	AN
356-358			1 Peak						
13C12-PeCDD			1.32-1.78						
368-370	30:37		1.48	637.87	380.62	257.25	1.172	13C12-PeCDD 123	IS4
368-370			1 Peak						
---------- Above: PeCDD / HxCDF Follows ----------									
HxCDF			1.05-1.43						
374-376	33:03		1.29	334.56	188.66	145.90	1.000	123478-HxCDF	AN

Compound/ M_Z....	..RT.	OK Ratio	Total.Area...	Area.Peak.1..	Area.Peak.2..	Rel.RT	Compound.Name..	ID..
	33:09	1.29	354.12	199.40	154.72	1.001	123678-HxCDF	AN
	33:38	1.28	310.10	174.20	135.90	1.000	234678-HxCDF	AN
	34:22	1.28	270.14	151.70	118.44	1.000	123789-HxCDF	AN
374-376		4 Peaks						
13C12-HxCDF		0.43-0.59						
384-386	33:03	0.51	593.68	200.40	393.28	0.969	13C12-HxCDF 478	IS5
	33:08	0.49	584.22	193.27	390.95	0.971	13C12-HxCDF 678	IS6
	33:37	0.49	557.43	183.25	374.18	0.985	13C12-HxCDF 234	IS7
	34:22	0.50	465.22	154.43	310.79	1.007	13C12-HxCDF 789	IS8
384-386		4 Peaks						
---------- Above: HxCDF / HxCDD Follows ----------								
HxCDD		1.05-1.43						
390-392	33:44	1.24	230.30	127.58	102.72	1.000	123478-HxCDD	AN
	33:49	1.19	232.19	126.26	105.93	1.001	123678-HxCDD	AN
	34:08	1.27	234.09	130.82	103.27	1.010	123789-HxCDD	AN
390-392		3 Peaks						
13C12-HxCDD		1.05-1.43						
402-404	33:44	1.24	435.52	240.69	194.83	0.989	13C12-HxCDD 478	IS9
	33:48	1.21	450.78	246.89	203.89	0.991	13C12-HxCDD 678	IS10
	34:07	1.22	459.40	252.16	207.24	1.012	13C12-HxCDD 789	RS2
402-404		3 Peaks						
---------- Above: HxCDD / HpCDF Follows ----------								
HpCDF		0.88-1.20						
408-410	35:58	1.10	286.94	150.09	136.85	1.001	1234678-HpCDF	AN
	37:27	1.07	226.29	116.88	109.41	1.000	1234789-HpCDF	AN
408-410		2 Peaks						
13C12-HpCDF		0.37-0.51						
418-420	35:57	0.44	394.80	121.31	273.49	1.054	13C12-HpCDF 678	IS11
	37:27	0.43	310.57	92.81	217.76	1.098	13C12-HpCDF 789	IS12
418-420		2 Peaks						
---------- Above: HpCDF / HpCDD Follows ----------								
HpCDD		0.88-1.20						
424-426	36:58	0.99	161.37	80.13	81.24	1.000	1234678-HpCDD	AN
424-426		1 Peak						
13C12-HpCDD		0.88-1.20						
436-438	36:58	1.00	358.86	179.58	179.28	1.084	13C12-HpCDD 678	IS13
436-438		1 Peak						
---------- Above: HpCDD / Octa-CDD and CDF Follows ----								
OCDF		0.76-1.02						
442-444	40:41	0.89	381.84	180.21	201.63	1.005	OCDF	AN

Compound/ M_Z....	..RT.	OK	Ratio	Total.Area...	Area.Peak.1..	Area.Peak.2..	Rel.RT	Compound.Name..	ID..
442-444		1	Peak						
OCDD			0.76-1.02						
458-460	40:29		0.84	341.28	155.73	185.55	1.000	OCDD	AN
458-460		1	Peak						
13C12-OCDD			0.76-1.02						
470-472	40:28		0.87	707.93	328.97	378.96	1.186	13C12-OCDD	IS14
470		1	Peak						

Column Description.....

M_Z - Nominal Ion Mass(es)
..RT. - Retention Time (mm:ss)
Rat.1 - Ratio of M/M+2 Ions
OK - RO=Ratio Outside Limits
Rel.RT - Relative Retention Time

*** End of Report ***

Date: 07/13/2002 TRIANGLE LABORATORIES, INC.

Continuing Calibration for P022450

Analysis Date....: 07/13/2002 Method.....: C2NF
Operator.....: VSC Instrument..: P
Init Calibration.: PF56152 Std.Conc....: 10.00
ICal Date.....: 06/15/2002
Analysis Time....: 10:11 GC Column...: DB-225

Analyte Summary

Name	RF	Ratio 1&2	RT Lo/High	RT	Rel. RT	ICal RF	Delta RF	%D
2378-TCDF	1.025	0.74	17:02 23:49	21:42	1.0009	1.120	-0.095	-8.5%
TOTAL TCDF	1.025	0.74				1.120	-0.095	-8.5%
2378-TCDD	1.068	0.78	17:51 23:10	20:23	1.0005	1.131	-0.063	-5.6%
TOTAL TCDD	1.068	0.78				1.131	-0.063	-5.6%

Other Standard Summary

Name	RF	Ratio 1&2	RT Lo/High	RT	Rel. RT	ICal RF	Delta RF	%D
37Cl-TCDD	1.001		18:22 22:22	20:23	1.0005	1.037	-0.036	-3.5%

Internal Standard Summary

Name	RF	Ratio 1&2	RT Lo/High	RT	Rel. RT	ICal RF	Delta RF	%D
13C12-2378-TCDF	1.435	0.76	20:41 22:41	21:41	1.0000	1.519	-0.084	-5.5%
13C12-2378-TCDD	1.057	0.81	18:22 22:22	20:22	1.0000	1.075	-0.018	-1.7%

Recovery Standard Summary

Name	RF	Ratio 1&2	RT Lo/High	RT	Rel. RT	ICal RF	Delta RF	%D
13C12-1234-TCDD	1.000	0.82		20:39	1.0137	1.000	0.000	0.0%

Triangle Laboratories, Inc.®
2445 S. Alston Ave. • Durham, North Carolina 27713
Phone: (919) 544-5729 • Fax: (919) 544-5491

Compound/ M_Z....	..RT.	OK	Ratio	Total.Area...	Area.Peak.1..	Area.Peak.2..	Rel.RT	Compound.Name..	ID..
TCDF		0.65-0.89							
304-306	21:42		0.74	139.38	59.44	79.94	1.001	2378-TCDF	AN
304-306		1 Peak							
13C12-TCDF		0.65-0.89							
316-318	21:41		0.76	1,360.18	585.34	774.84	1.000	13C12-2378-TCDF	IS0
316-318		1 Peak							
---------- Above: TCDF / TCDD Follows ----------									
TCDD		0.65-0.89							
320-322	20:23		0.78	106.98	46.97	60.01	1.001	2378-TCDD	AN
320		1 Peak							
37Cl-TCDD									
328	20:23			100.28	100.28		1.001	37Cl-TCDD	SUR1
328-330		1 Peak							
13C12-TCDD		0.65-0.89							
332-334	20:22		0.81	1,001.68	447.43	554.25	1.000	13C12-2378-TCDD	IS1
	20:39		0.82	947.74	428.13	519.61	1.014	13C12-1234-TCDD	RS1
332		2 Peaks							

Column Description.....

M_Z - Nominal Ion Mass(es)
..RT. - Retention Time (mm:ss)
Rat.1 - Ratio of M/M+2 Ions
OK - RO=Ratio Outside Limits
Rel.RT - Relative Retention Time

*** End of Report ***

TRIANGLE LABORATORIES, INC. Date: 07/15/2002
VER UB20972

Analysis Date....: 07/15/2002
Operator.....: JSY
Init Calibration.: UF5709B
ICal Date.....: 07/09/2002

Method.....: 161B
Instrument..: U
Std.Conc....: 10.00
GC Column...: DB-5
GC Column ID:2111632

Analyte Summary

Name	Ratio 1&2	RT Lo/Hi	RT	Rel. RT	ICal RF	Conc	Conc Range
Total TriCDF		16:19 23:19			0.000		
1368-TCDF	0.774	21:55 27:17	22:03	0.8709	1.128		
2378-TCDF	0.758		25:20	1.0004	1.128	9.57	8.60 - 11.60
TOTAL TCDF	0.772				1.128		
1368-TCDD	0.805	23:18 27:16	23:26	0.9001	1.181		
1379-TCDD	0.789		23:51	0.9163	1.181		
2378-TCDD	0.798		26:04	1.0015	1.181	8.98	8.20 - 12.30
TOTAL TCDD	0.798				1.181		
12378-PeCDF	1.616	27:11 31:16	29:23	1.0010	1.257	44.30	41.00 - 60.00
23478-PeCDF	1.620		30:05	1.0003	1.231	43.23	41.00 - 61.00
TOTAL PeCDF	1.618				1.244		
12378-PeCDD	1.573	28:27 31:05	30:26	1.0000	1.128	47.05	39.00 - 65.00
TOTAL PeCDD	1.573				1.128		
123478-HxCDF	1.232	31:47 34:31	32:55	1.0000	1.138	50.88	45.00 - 56.00
123678-HxCDF	1.242		33:01	1.0000	1.200	49.50	44.00 - 57.00
234678-HxCDF	1.242		33:31	1.0006	1.136	49.32	44.00 - 57.00
123789-HxCDF	1.256		34:16	1.0006	1.181	49.18	45.00 - 56.00
TOTAL HxCDF	1.242				1.164		
123478-HxCDD	1.235	32:17 34:09	33:38	1.0003	1.198	46.73	39.00 - 64.00
123678-HxCDD	1.261		33:42	1.0006	1.106	49.00	39.00 - 64.00
123789-HxCDD	1.240		34:01	1.0101	1.127	45.25	41.00 - 61.00
TOTAL HxCDD	1.246				1.143		

Triangle Laboratories, Inc.®
2445 S. Alston Ave. • Durham, North Carolina 27713
Phone: (919) 544-5729 • Fax: (919) 544-5491

Printed: 13:46 07/15/2002

1234678-HpCDF	1.081	35:44 37:35	35:53	1.0000	1.445	52.99	45.00 - 55.00
1234789-HpCDF	1.042		37:22	1.0005	1.465	53.04	43.00 - 58.00
TOTAL HpCDF	1.064				1.455		
1234678-HpCDD	0.992	36:01 37:05	36:54	1.0005	1.010	47.44	43.00 - 58.00
TOTAL HpCDD	0.992				1.010		
OCDF	0.894	38:22 42:22	40:34	1.0050	1.490	93.24	63.00 -159.00
OCDD	0.893	38:22 42:22	40:22	1.0000	1.107	91.99	79.00 -126.00

Other Standard Summary

Name	Ratio 1&2	RT Lo/Hi	RT	Rel. RT	ICal RF	Conc	Conc Range
37Cl-TCDD		24:02 28:02	26:04	1.0015	1.200	8.74	8.30 - 12.10

Internal Standard Summary

Name	Ratio 1&2	RT Lo/Hi	RT	Rel. RT	ICal RF	Conc	Conc Range
13C12-2378-TCDF	0.803	23:51 28:51	25:19	0.9795	1.603	99.46	76.00 -131.00
13C12-2378-TCDD	0.768	23:51 27:51	26:02	1.0070	1.129	93.52	85.00 -117.00
13C12-PeCDF 123	1.580	23:51 33:51	29:21	1.1354	1.116	106.30	76.00 -130.00
13C12-PeCDF 234	1.595		30:04	1.1632	1.120	102.10	77.00 -130.00
13C12-PeCDD 123	1.547	21:51 31:51	30:26	1.1772	0.665	94.65	62.00 -160.00
13C12-HxCDF 478	0.524	30:00 38:00	32:55	0.9682	1.483	117.28	76.00 -131.00
13C12-HxCDF 678	0.527		33:01	0.9712	1.477	124.59	70.00 -143.00
13C12-HxCDF 234	0.525		33:30	0.9853	1.358	121.37	73.00 -137.00
13C12-HxCDF 789	0.528		34:15	1.0074	1.078	118.21	74.00 -135.00
13C12-HxCDD 478	1.273	33:00 35:00	33:37	0.9888	0.939	102.59	85.00 -117.00
13C12-HxCDD 678	1.268		33:41	0.9906	1.039	107.35	85.00 -118.00
13C12-HpCDF 678	0.478	32:00 43:00	35:53	1.0553	1.050	101.69	78.00 -129.00
13C12-HpCDF 789	0.459		37:21	1.0985	0.736	102.19	77.00 -129.00
13C12-HpCDD 678	1.087	32:00 40:00	36:53	1.0847	0.809	91.59	72.00 -138.00

Triangle Laboratories, Inc.®
2445 S. Alston Ave. • Durham, North Carolina 27713
Phone: (919) 544-5729 • Fax: (919) 544-5491

13C12-OCDD	0.899	40:15 40:35	40:22	1.1874	0.547	196.63	96.00	-415.00

Recovery Standard Summary

Name	Ratio 1&2	RT Lo/Hi	RT	Rel. RT	ICal RF	Conc	Conc	Range
13C12-1234-TCDD	0.788	23:51 27:51	25:51	0.9931	1.000			
13C12-HxCDD 789	1.278	33:00 35:00	34:00	1.0113	1.000			

Triangle Laboratories, Inc.®
2445 S. Alston Ave. • Durham, North Carolina 27713
Phone: (919) 544-5729 • Fax: (919) 544-5491

Compound/ M_Z....	..RT.	OK Ratio	Total.Area...	Area.Peak.1..	Area.Peak.2..	Rel.RT	Compound.Name..	ID..
TCDF		0.65-0.89						
304-306	22:03	0.77	2,616.84	1,141.48	1,475.36	0.871	1368-TCDF	AN
	25:20	0.76	2,279.60	983.06	1,296.54	1.000	2378-TCDF	AN
304-306		2 Peaks						
13C12-TCDF		0.65-0.89						
316-318	25:19	0.80	21,111.81	9,399.51	11,712.30	0.980	13C12-2378-TCDF	IS0
316-318		1 Peak						

---------- Above: TCDF / TCDD Follows ----------

TCDD		0.65-0.89						
320-322	23:26	0.81	1,583.99	706.51	877.48	0.900	1368-TCDD	AN
	23:51	0.79	1,394.50	615.04	779.46	0.916	1379-TCDD	AN
	26:04	0.80	1,482.12	657.91	824.21	1.002	2378-TCDD	AN
320		3 Peaks						
37Cl-TCDD								
328	26:04		1,389.38	1,389.38		1.002	37Cl-TCDD	CLS
328-330		1 Peak						
13C12-TCDD		0.65-0.89						
332-334	25:51	0.79	13,241.28	5,837.28	7,404.00	0.993	13C12-1234-TCDD	RS1
	26:02	0.77	13,981.23	6,072.63	7,908.60	1.007	13C12-2378-TCDD	IS1
332-334		2 Peaks						

---------- Above: TCDD / PeCDF Follows ----------

PeCDF		1.32-1.78						
340-342	29:23	1.62	8,747.59	5,403.67	3,343.92	1.001	12378-PeCDF	AN
	30:05	1.62	8,057.64	4,982.07	3,075.57	1.000	23478-PeCDF	AN
340-342		2 Peaks						
13C12-PeCDF		1.32-1.78						
352-354	29:21	1.58	15,708.85	9,619.10	6,089.75	1.135	13C12-PeCDF 123	IS2
	30:04	1.60	15,141.62	9,306.82	5,834.80	1.163	13C12-PeCDF 234	IS3
352-354		2 Peaks						

---------- Above: PeCDF / PeCDD Follows ----------

PeCDD		1.32-1.78						
356-358	30:26	1.57	4,422.92	2,704.19	1,718.73	1.000	12378-PeCDD	AN
356-358		1 Peak						
13C12-PeCDD		1.32-1.78						
368-370	30:26	1.55	8,333.92	5,061.69	3,272.23	1.177	13C12-PeCDD 123	IS4
368-370		1 Peak						

---------- Above: PeCDD / HxCDF Follows ----------

HxCDF		1.05-1.43						
374-376	32:55	1.23	6,708.81	3,703.42	3,005.39	1.000	123478-HxCDF	AN

Compound/ M_Z....	..RT.	OK	Ratio	Total.Area...	Area.Peak.1..	Area.Peak.2..	Rel.RT	Compound.Name..	ID..
	33:01		1.24	7,281.58	4,034.44	3,247.14	1.000	123678-HxCDF	AN
	33:31		1.24	6,151.31	3,407.36	2,743.95	1.001	234678-HxCDF	AN
	34:16		1.26	4,929.81	2,744.81	2,185.00	1.001	123789-HxCDF	AN
374-376		4 Peaks							
13C12-HxCDF		0.43-0.59							
384-386	32:55		0.52	11,586.00	3,981.28	7,604.72	0.968	13C12-HxCDF 478	IS5
	33:01		0.53	12,258.30	4,230.93	8,027.37	0.971	13C12-HxCDF 678	IS6
	33:30		0.52	10,979.54	3,778.93	7,200.61	0.985	13C12-HxCDF 234	IS7
	34:15		0.53	8,488.42	2,932.61	5,555.81	1.007	13C12-HxCDF 789	IS8
384-386		4 Peaks							
---------- Above: HxCDF / HxCDD Follows ----------									
HxCDD		1.05-1.43							
390-392	33:38		1.24	3,592.74	1,985.32	1,607.42	1.000	123478-HxCDD	AN
	33:42		1.26	4,026.79	2,246.06	1,780.73	1.001	123678-HxCDD	AN
	34:01		1.24	3,530.95	1,954.79	1,576.16	1.010	123789-HxCDD	AN
390-392		3 Peaks							
13C12-HxCDD		1.05-1.43							
402-404	33:37		1.27	6,417.28	3,593.52	2,823.76	0.989	13C12-HxCDD 478	IS9
	33:41		1.27	7,429.66	4,153.82	3,275.84	0.991	13C12-HxCDD 678	IS10
	34:00		1.28	6,661.41	3,737.55	2,923.86	1.011	13C12-HxCDD 789	RS2
402-404		3 Peaks							
---------- Above: HxCDD / HpCDF Follows ----------									
HpCDF		0.88-1.20							
408-410	35:53		1.08	5,445.94	2,828.60	2,617.34	1.000	1234678-HpCDF	AN
	37:22		1.04	3,893.39	1,986.57	1,906.82	1.001	1234789-HpCDF	AN
408-410		2 Peaks							
13C12-HpCDF		0.37-0.51							
418-420	35:53		0.48	7,112.49	2,299.84	4,812.65	1.055	13C12-HpCDF 678	IS11
	37:21		0.46	5,010.30	1,575.84	3,434.46	1.099	13C12-HpCDF 789	IS12
418-420		2 Peaks							
---------- Above: HpCDF / HpCDD Follows ----------									
HpCDD		0.88-1.20							
424-426	36:54		0.99	2,365.24	1,177.87	1,187.37	1.001	1234678-HpCDD	AN
424-426		1 Peak							
13C12-HpCDD		0.88-1.20							
436-438	36:53		1.09	4,936.05	2,570.39	2,365.66	1.085	13C12-HpCDD 678	IS13
436-438		1 Peak							
---------- Above: HpCDD / Octa-CDD and CDF Follows ----									
OCDF		0.76-1.02							
442-444	40:34		0.89	4,976.81	2,349.59	2,627.22	1.005	OCDF	AN

Compound/ M_Z....	..RT.	OK	Ratio	Total.Area...	Area.Peak.1..	Area.Peak.2..	Rel.RT	Compound.Name..	ID..
442-444		1 Peak							
OCDD		0.76-1.02							
458-460	40:22		0.89	3,647.75	1,720.61	1,927.14	1.000	OCDD	AN
458-460		1 Peak							
13C12-OCDD		0.76-1.02							
470-472	40:22		0.90	7,164.59	3,392.15	3,772.44	1.187	13C12-OCDD	IS14
470		1 Peak							

Column Description.....

M_Z - Nominal Ion Mass(es)
..RT. - Retention Time (mm:ss)
Rat.1 - Ratio of M/M+2 Ions
OK - RO=Ratio Outside Limits
Rel.RT - Relative Retention Time

*** End of Report ***

Date: 07/15/2002 TRIANGLE LABORATORIES, INC.

Continuing Calibration for P022496

Analysis Date....: 07/15/2002 Method.....: C2NF
Operator.....: JSY Instrument..: P
Init Calibration.: PF56152 Std.Conc....: 10.00
ICal Date.....: 06/15/2002
Analysis Time....: 16:50 GC Column...: DB-225

Analyte Summary

Name	RF	Ratio 1&2	RT Lo/High	RT	Rel. RT	ICal RF	Delta RF	%D
2378-TCDF	1.032	0.77	18:45 26:11	23:41	1.0004	1.120	-0.088	-7.9%
TOTAL TCDF	1.032	0.77				1.120	-0.088	-7.9%
2378-TCDD	1.120	0.75	19:34 25:21	22:11	1.0005	1.131	-0.011	-1.0%
TOTAL TCDD	1.120	0.75				1.131	-0.011	-1.0%

Other Standard Summary

Name	RF	Ratio 1&2	RT Lo/High	RT	Rel. RT	ICal RF	Delta RF	%D
37Cl-TCDD	0.979		20:10 24:10	22:11	1.0005	1.037	-0.058	-5.6%

Internal Standard Summary

Name	RF	Ratio 1&2	RT Lo/High	RT	Rel. RT	ICal RF	Delta RF	%D
13C12-2378-TCDF	1.452	0.76	22:40 24:40	23:40	1.0000	1.519	-0.067	-4.4%
13C12-2378-TCDD	1.027	0.79	20:10 24:10	22:10	1.0000	1.075	-0.048	-4.5%

Recovery Standard Summary

Name	RF	Ratio 1&2	RT Lo/High	RT	Rel. RT	ICal RF	Delta RF	%D
13C12-1234-TCDD	1.000	0.83		22:29	1.0140	1.000	0.000	0.0%

Triangle Laboratories, Inc.®
2445 S. Alston Ave. • Durham, North Carolina 27713
Phone: (919) 544-5729 • Fax: (919) 544-5491

Compound/ M_Z....	..RT.	OK	Ratio	Total.Area...	Area.Peak.1..	Area.Peak.2..	Rel.RT	Compound.Name..	ID..
TCDF			0.65-0.89						
304-306	23:41		0.77	38.68	16.83	21.85	1.000	2378-TCDF	AN
304-306			1 Peak						
13C12-TCDF			0.65-0.89						
316-318	23:40		0.76	374.90	162.42	212.48	1.000	13C12-2378-TCDF	IS0
316-318			1 Peak						

---------- Above: TCDF / TCDD Follows ----------

TCDD			0.65-0.89						
320-322	22:11		0.75	29.69	12.73	16.96	1.001	2378-TCDD	AN
320			1 Peak						
37Cl-TCDD									
328	22:11			25.96	25.96		1.001	37Cl-TCDD	SUR1
328-330			1 Peak						
13C12-TCDD			0.65-0.89						
332-334	22:10		0.79	265.07	117.09	147.98	1.000	13C12-2378-TCDD	IS1
	22:29		0.83	258.11	117.31	140.80	1.014	13C12-1234-TCDD	RS1
332			2 Peaks						

Column Description.....

M_Z - Nominal Ion Mass(es)
..RT. - Retention Time (mm:ss)
Rat.1 - Ratio of M/M+2 Ions
OK - RO=Ratio Outside Limits
Rel.RT - Relative Retention Time

*** End of Report ***

TRIANGLE LABORATORIES, INC. Date: 07/12/2002

VER WB21055

Analysis Date....: 07/12/2002
Operator.....: JLD
Init Calibration.: WF5614B
ICal Date.....: 06/14/2002

Method.....: 161B
Instrument..: W
Std.Conc....: 10.00
GC Column...: DB-5
GC Column ID:2194146

Analyte Summary

Name	Ratio 1&2	RT Lo/Hi	RT	Rel. RT	ICal RF	Conc	Conc Range
Total TriCDF		17:39 24:39			0.000		
1368-TCDF	0.736	23:26 28:31	23:36	0.8856	1.144		
2378-TCDF	0.737		26:40	1.0008	1.144	9.87	8.60 - 11.60
TOTAL TCDF	0.733				1.144		
1368-TCDD	0.773	24:43 28:28	24:54	0.9104	1.103		
1379-TCDD	0.776		25:17	0.9243	1.103		
2378-TCDD	0.821		27:22	1.0007	1.103	10.13	8.20 - 12.30
TOTAL TCDD	0.792				1.103		
12378-PeCDF	1.544	28:23 32:18	30:31	1.0007	1.215	46.95	41.00 - 60.00
23478-PeCDF	1.535		31:11	1.0000	1.188	46.02	41.00 - 61.00
TOTAL PeCDF	1.540				1.202		
12378-PeCDD	1.556	29:36 32:09	31:31	1.0006	1.266	44.27	39.00 - 65.00
TOTAL PeCDD	1.556				1.266		
123478-HxCDF	1.274	32:48 35:32	33:56	1.0009	1.242	49.08	45.00 - 56.00
123678-HxCDF	1.281		34:01	1.0000	1.292	50.25	44.00 - 57.00
234678-HxCDF	1.292		34:31	1.0006	1.204	49.50	44.00 - 57.00
123789-HxCDF	1.294		35:18	1.0000	1.264	47.68	45.00 - 56.00
TOTAL HxCDF	1.285				1.250		
123478-HxCDD	1.244	33:16 35:09	34:38	1.0003	1.164	47.42	39.00 - 64.00
123678-HxCDD	1.230		34:43	1.0006	1.092	49.88	39.00 - 64.00
123789-HxCDD	1.218		35:02	1.0095	1.158	51.04	41.00 - 61.00
TOTAL HxCDD	1.230				1.138		

Triangle Laboratories, Inc.®
2445 S. Alston Ave. • Durham, North Carolina 27713
Phone: (919) 544-5729 • Fax: (919) 544-5491

Printed: 17:23 07/12/2002

1234678-HpCDF	1.059	36:48 38:43	36:59	1.0000	1.492	49.38	45.00 - 55.00
1234789-HpCDF	1.035		38:33	1.0000	1.488	49.45	43.00 - 58.00
TOTAL HpCDF	1.049				1.490		
1234678-HpCDD	1.047	37:05 38:12	38:03	1.0005	1.009	48.96	43.00 - 58.00
TOTAL HpCDD	1.047				1.009		
OCDF	0.925	39:46 43:46	42:00	1.0055	1.326	99.35	63.00 -159.00
OCDD	0.863	39:46 43:46	41:46	1.0000	1.051	102.34	79.00 -126.00

Other Standard Summary

Name	Ratio 1&2	RT Lo/Hi	RT	Rel. RT	ICal RF	Conc	Conc Range
37Cl-TCDD		25:21 29:21	27:22	1.0007	1.207	9.58	8.30 - 12.10

Internal Standard Summary

Name	Ratio 1&2	RT Lo/Hi	RT	Rel. RT	ICal RF	Conc	Conc Range
13C12-2378-TCDF	0.765	25:10 30:10	26:39	0.9809	1.447	100.33	76.00 -131.00
13C12-2378-TCDD	0.809	25:10 29:10	27:21	1.0066	1.184	97.23	85.00 -117.00
13C12-PeCDF 123	1.452	25:10 35:10	30:30	1.1226	1.181	88.04	76.00 -130.00
13C12-PeCDF 234	1.478		31:11	1.1476	1.183	80.77	77.00 -130.00
13C12-PeCDD 123	1.527	23:10 33:10	31:30	1.1594	0.707	88.27	62.00 -160.00
13C12-HxCDF 478	0.508	31:01 39:01	33:54	0.9680	1.314	99.48	76.00 -131.00
13C12-HxCDF 678	0.506		34:01	0.9714	1.348	96.85	70.00 -143.00
13C12-HxCDF 234	0.508		34:30	0.9852	1.274	99.10	73.00 -137.00
13C12-HxCDF 789	0.500		35:18	1.0080	1.107	96.92	74.00 -135.00
13C12-HxCDD 478	1.213	34:01 36:01	34:37	0.9886	0.910	96.77	85.00 -117.00
13C12-HxCDD 678	1.197		34:42	0.9909	0.975	94.55	85.00 -118.00
13C12-HpCDF 678	0.429	33:01 44:01	36:59	1.0560	0.966	90.26	78.00 -129.00
13C12-HpCDF 789	0.432		38:33	1.1008	0.764	93.84	77.00 -129.00
13C12-HpCDD 678	1.029	33:01 41:01	38:02	1.0860	0.796	90.64	72.00 -138.00

Triangle Laboratories, Inc.®
2445 S. Alston Ave. • Durham, North Carolina 27713
Phone: (919) 544-5729 • Fax: (919) 544-5491

13C12-OCDD	0.863	41:35 41:55	41:46	1.1927	0.638	173.62	96.00	-415.00

Recovery Standard Summary

Name	Ratio 1&2	RT Lo/Hi	RT	Rel. RT	ICal RF	Conc	Conc	Range
13C12-1234-TCDD	0.823	25:10 29:10	27:10	0.9934	1.000			
13C12-HxCDD 789	1.193	34:01 36:01	35:01	1.0116	1.000			

Triangle Laboratories, Inc.®
2445 S. Alston Ave. • Durham, North Carolina 27713
Phone: (919) 544-5729 • Fax: (919) 544-5491

Compound/ M_Z....	..RT.	OK Ratio	Total.Area...	Area.Peak.1..	Area.Peak.2..	Rel.RT	Compound.Name..	ID..
TCDF		0.65-0.89						
304-306	23:36	0.74	4,791.79	2,031.32	2,760.47	0.886	1368-TCDF	AN
	26:40	0.74	4,447.26	1,886.23	2,561.03	1.001	2378-TCDF	AN
304-306		2 Peaks						
13C12-TCDF		0.65-0.89						
316-318	26:39	0.76	39,400.80	17,074.50	22,326.30	0.981	13C12-2378-TCDF	IS0
316-318		1 Peak						
---------- Above: TCDF / TCDD Follows ----------								
TCDD		0.65-0.89						
320-322	24:54	0.77	3,099.72	1,351.72	1,748.00	0.910	1368-TCDD	AN
	25:17	0.78	2,710.62	1,184.25	1,526.37	0.924	1379-TCDD	AN
	27:22	0.82	3,491.70	1,574.31	1,917.39	1.001	2378-TCDD	AN
320		3 Peaks						
37Cl-TCDD								
328	27:22		3,139.55	3,139.55		1.001	37Cl-TCDD	CLS
328-330		1 Peak						
13C12-TCDD		0.65-0.89						
332-334	27:10	0.82	27,138.90	12,249.50	14,889.40	0.993	13C12-1234-TCDD	RS1
	27:21	0.81	31,243.70	13,970.50	17,273.20	1.007	13C12-2378-TCDD	IS1
332-334		2 Peaks						
---------- Above: TCDD / PeCDF Follows ----------								
PeCDF		1.32-1.78						
340-342	30:31	1.54	16,098.27	9,769.52	6,328.75	1.001	12378-PeCDF	AN
	31:11	1.54	14,178.26	8,585.45	5,592.81	1.000	23478-PeCDF	AN
340-342		2 Peaks						
13C12-PeCDF		1.32-1.78						
352-354	30:30	1.45	28,219.10	16,710.60	11,508.50	1.123	13C12-PeCDF 123	IS2
	31:11	1.48	25,931.10	15,468.60	10,462.50	1.148	13C12-PeCDF 234	IS3
352-354		2 Peaks						
---------- Above: PeCDF / PeCDD Follows ----------								
PeCDD		1.32-1.78						
356-358	31:31	1.56	9,492.09	5,778.30	3,713.79	1.001	12378-PeCDD	AN
356-358		1 Peak						
13C12-PeCDD		1.32-1.78						
368-370	31:30	1.53	16,936.29	10,235.20	6,701.09	1.159	13C12-PeCDD 123	IS4
368-370		1 Peak						
---------- Above: PeCDD / HxCDF Follows ----------								
HxCDF		1.05-1.43						
374-376	33:56	1.27	15,472.22	8,667.94	6,804.28	1.001	123478-HxCDF	AN

Compound/ M_Z....	..RT.	OK Ratio	Total.Area...	Area.Peak.1..	Area.Peak.2..	Rel.RT	Compound.Name..	ID..
	34:01	1.28	16,460.71	9,244.24	7,216.47	1.000	123678-HxCDF	AN
	34:31	1.29	14,611.66	8,237.41	6,374.25	1.001	234678-HxCDF	AN
	35:18	1.29	12,556.49	7,081.78	5,474.71	1.000	123789-HxCDF	AN
374-376		4 Peaks						
13C12-HxCDF		0.43-0.59						
384-386	33:54	0.51	25,382.40	8,551.30	16,831.10	0.968	13C12-HxCDF 478	IS5
	34:01	0.51	25,352.66	8,514.26	16,838.40	0.971	13C12-HxCDF 678	IS6
	34:30	0.51	24,518.11	8,264.41	16,253.70	0.985	13C12-HxCDF 234	IS7
	35:18	0.50	20,834.76	6,944.06	13,890.70	1.008	13C12-HxCDF 789	IS8
384-386		4 Peaks						
---------- Above: HxCDF / HxCDD Follows ----------								
HxCDD		1.05-1.43						
390-392	34:38	1.24	9,438.65	5,233.21	4,205.44	1.000	123478-HxCDD	AN
	34:43	1.23	9,751.41	5,379.16	4,372.25	1.001	123678-HxCDD	AN
	35:02	1.22	10,343.75	5,680.03	4,663.72	1.010	123789-HxCDD	AN
390-392		3 Peaks						
13C12-HxCDD		1.05-1.43						
402-404	34:37	1.21	17,099.87	9,371.46	7,728.41	0.989	13C12-HxCDD 478	IS9
	34:42	1.20	17,901.76	9,752.72	8,149.04	0.991	13C12-HxCDD 678	IS10
	35:01	1.19	19,418.92	10,564.00	8,854.92	1.012	13C12-HxCDD 789	RS2
402-404		3 Peaks						
---------- Above: HxCDD / HpCDF Follows ----------								
HpCDF		0.88-1.20						
408-410	36:59	1.06	12,473.03	6,416.68	6,056.35	1.000	1234678-HpCDF	AN
	38:33	1.04	10,243.77	5,210.81	5,032.96	1.000	1234789-HpCDF	AN
408-410		2 Peaks						
13C12-HpCDF		0.37-0.51						
418-420	36:59	0.43	16,931.29	5,079.99	11,851.30	1.056	13C12-HpCDF 678	IS11
	38:33	0.43	13,921.63	4,196.59	9,725.04	1.101	13C12-HpCDF 789	IS12
418-420		2 Peaks						
---------- Above: HpCDF / HpCDD Follows ----------								
HpCDD		0.88-1.20						
424-426	38:03	1.05	6,920.56	3,539.19	3,381.37	1.001	1234678-HpCDD	AN
424-426		1 Peak						
13C12-HpCDD		0.88-1.20						
436-438	38:02	1.03	14,009.89	7,105.61	6,904.28	1.086	13C12-HpCDD 678	IS13
436-438		1 Peak						
---------- Above: HpCDD / Octa-CDD and CDF Follows ----								
OCDF		0.76-1.02						
442-444	42:00	0.93	14,168.20	6,809.76	7,358.44	1.006	OCDF	AN

Compound/ M_Z....	..RT.	OK	Ratio	Total.Area...	Area.Peak.1..	Area.Peak.2..	Rel.RT	Compound.Name..	ID..
442-444		1 Peak							
OCDD		0.76-1.02							
458-460	41:46		0.86	11,568.01	5,358.54	6,209.47	1.000	OCDD	AN
458-460		1 Peak							
13C12-OCDD		0.76-1.02							
470-472	41:46		0.86	21,510.23	9,966.23	11,544.00	1.193	13C12-OCDD	IS14
470		1 Peak							

Column Description.....

M_Z - Nominal Ion Mass(es)
..RT. - Retention Time (mm:ss)
Rat.1 - Ratio of M/M+2 Ions
OK - RO=Ratio Outside Limits
Rel.RT - Relative Retention Time

*** End of Report ***

Date: 07/14/2002 TRIANGLE LABORATORIES, INC.

Continuing Calibration for P022466

Analysis Date....: 07/14/2002 Method.....: C2NF
Operator.....: JWL Instrument..: P
Init Calibration.: PF56152 Std.Conc....: 10.00
ICal Date.....: 06/15/2002
Analysis Time....: 11:54 GC Column...: DB-225

Analyte Summary

Name	RF	Ratio 1&2	RT Lo/High	RT	Rel. RT	ICal RF	Delta RF	%D
2378-TCDF	0.990	0.74	17:02 23:46	21:27	1.0014	1.120	-0.130	-11.6%
TOTAL TCDF	0.990	0.74				1.120	-0.130	-11.6%
2378-TCDD	1.071	0.79	17:51 23:07	20:10	1.0020	1.131	-0.060	-5.3%
TOTAL TCDD	1.071	0.79				1.131	-0.060	-5.3%

Other Standard Summary

Name	RF	Ratio 1&2	RT Lo/High	RT	Rel. RT	ICal RF	Delta RF	%D
37Cl-TCDD	0.988		18:08 22:08	20:09	1.0010	1.037	-0.049	-4.8%

Internal Standard Summary

Name	RF	Ratio 1&2	RT Lo/High	RT	Rel. RT	ICal RF	Delta RF	%D
13C12-2378-TCDF	1.293	0.76	20:25 22:25	21:25	1.0000	1.519	-0.226	-14.9%
13C12-2378-TCDD	1.060	0.81	18:08 22:08	20:08	1.0000	1.075	-0.015	-1.4%

Recovery Standard Summary

Name	RF	Ratio 1&2	RT Lo/High	RT	Rel. RT	ICal RF	Delta RF	%D
13C12-1234-TCDD	1.000	0.82		20:25	1.0144	1.000	0.000	0.0%

Triangle Laboratories, Inc.®
2445 S. Alston Ave. • Durham, North Carolina 27713
Phone: (919) 544-5729 • Fax: (919) 544-5491

Compound/ M_Z....	..RT.	OK	Ratio	Total.Area...	Area.Peak.1..	Area.Peak.2..	Rel.RT	Compound.Name..	ID..
TCDF			0.65-0.89						
304-306	21:27		0.74	161.45	68.42	93.03	1.001	2378-TCDF	AN
304-306			1 Peak						
13C12-TCDF			0.65-0.89						
316-318	21:25		0.76	1,630.59	705.02	925.57	1.000	13C12-2378-TCDF	IS0
316-318			1 Peak						
---------- Above: TCDF / TCDD Follows ----------									
TCDD			0.65-0.89						
320-322	20:10		0.79	143.07	63.24	79.83	1.002	2378-TCDD	AN
320			1 Peak						
37Cl-TCDD									
328	20:09			131.98	131.98		1.001	37Cl-TCDD	SUR1
328-330			1 Peak						
13C12-TCDD			0.65-0.89						
332-334	20:08		0.81	1,336.34	596.50	739.84	1.000	13C12-2378-TCDD	IS1
	20:25		0.82	1,260.69	566.53	694.16	1.014	13C12-1234-TCDD	RS1
332			2 Peaks						

Column Description.....

M_Z - Nominal Ion Mass(es)
..RT. - Retention Time (mm:ss)
Rat.1 - Ratio of M/M+2 Ions
OK - RO=Ratio Outside Limits
Rel.RT - Relative Retention Time

*** End of Report ***

TRIANGLE LAB
Sample Analysis - Dioxin/Furan
June 25-27, 2002
Crystal Springs, MS
Book II

Revised Project # 57752A

Dates of Samples/ COC	Sample #	Revised Pages	Depth
Revised Sample Data			
	DF-DP-210	Revised pg. 137	0-0.5
6/27/02	Duplicate	Revised pg. 178	
	DF-DP-3	Revised pg. 220	0.5-1.0
	DF-DP-179	Revised pg. 259	0-0.5
	DF-TR-2	Revised pg. 381	0-0.5
	DF-TR-3	Revised pg. 482	0-0.5
	DF-TR-3	Revised pg. 518	0.5-1
	DF-DP-643	Revised pg. 556	0-0.5
	DF-DP-655	Revised pg. 604	0-0.5
6/26/02	Duplicate	Revised pg. 646	
	Case Narrative	**1 - 6**	
	Document Control (COC)	**800-803**	
	Sample Data	**804-880**	
6/26/02	DF-DP-643	808-814	0-0.5'
6/27/02	DF-DP-702	815-820	1.5-2'
6/26/02	Duplicate Sample	821-828	
	DF-DP-3	829-835	0.5-1.0'
6/25/02	DF-DP-112	836-848	0.5'
6/26/02	DF-DP-160	849-853	0-0.5'
	DF-TR-2	854-858	0.5-1
	DF-TR-3	859-871	0-0.5
	DF-TR-3	872-880	0.5-1'
	Calibration Data	**881-895**	

Martin & Slagle

TLI Project: **57752A**
Client Sample: **DF-DP-210 0-0.5**

Toxicity Equivalents Report
Analysis File: **S023091**

Client Project:	Mississippi Project				
Sample Matrix:	SOLID	Date Received:	06/28/02	Spike File:	SP161B22
TLI ID:	329-38-4	Date Extracted:	07/03/02	ICal:	SF5607B
		Date Analyzed:	07/12/02	ConCal:	SB23085
Sample Size:	10.900 g	Dilution Factor:	1	% Moisture:	8.0
Dry Weight:	10.028 g	Blank File:	S023087	% Lipid:	n/a
GC Column:	DB-5	Analyst:	JSY	% Solids:	92.0

Analytes	Conc. (pg/g)		TEF		Equivalent
2,3,7,8-TCDD	{0.2}	x	1.	=	0.2
1,2,3,7,8-PeCDD	{0.3}	x	0.5	=	0.2
1,2,3,4,7,8-HxCDD	{0.4}	x	0.1	=	0.04
1,2,3,6,7,8-HxCDD	3.7	x	0.1	=	0.37
1,2,3,7,8,9-HxCDD	{2.1}	x	0.1	=	0.21
1,2,3,4,6,7,8-HpCDD	13.4	x	0.01	=	0.134
1,2,3,4,6,7,8,9-OCDD	446	x	0.001	=	0.446
TOTAL PCDD					1.6
2,3,7,8-TCDF	15.3	x	0.1	=	1.53
1,2,3,7,8-PeCDF	{0.2}	x	0.05	=	0.01
2,3,4,7,8-PeCDF	22.2	x	0.5	=	11.1
1,2,3,4,7,8-HxCDF	50.2	x	0.1	=	5.02
1,2,3,6,7,8-HxCDF	{9.6}	x	0.1	=	0.96
2,3,4,6,7,8-HxCDF	10.5	x	0.1	=	1.05
1,2,3,7,8,9-HxCDF	{0.4}	x	0.1	=	0.04
1,2,3,4,6,7,8-HpCDF	179	x	0.01	=	1.79
1,2,3,4,7,8,9-HpCDF	9.9	x	0.01	=	0.099
1,2,3,4,6,7,8,9-OCDF	78.6	x	0.001	=	0.0786
TOTAL PCDF					21.7

Total EPA TEFs, 1989a: 23.3 pg/g

{...} indicates that the value is that of a Detection Limit.

RECEIVED
OCT 21 2002

GRY_TEF v1.08, MILES 4.22.16

Triangle Laboratories, Inc.®
2445 S. Alston Ave. • Durham, North Carolina 27713
Phone: (919) 544-5729 • Fax: (919) 544-5491

Printed: 11:17 10/17/02

Revised 1997/137

Martin & Slagle

TLI Project: 57752A
Client Sample: DUPLICATE (06/27/02)

Toxicity Equivalents Report
Analysis File: S023093

Client Project:	Mississippi Project				
Sample Matrix:	SOLID	Date Received:	06/28/02	Spike File:	SP161B22
TLI ID:	329-38-6	Date Extracted:	07/03/02	ICal:	SF5607B
		Date Analyzed:	07/12/02	ConCal:	SB23085
Sample Size:	10.900 g	Dilution Factor:	1	% Moisture:	7.8
Dry Weight:	10.050 g	Blank File:	S023087	% Lipid:	n/a
GC Column:	DB-5	Analyst:	JSY	% Solids:	92.2

Analytes	Conc. (pg/g)		TEF		Equivalent
2,3,7,8-TCDD	{0.2}	x	1.	=	0.2
1,2,3,7,8-PeCDD	{0.2}	x	0.5	=	0.1
1,2,3,4,7,8-HxCDD	{0.4}	x	0.1	=	0.04
1,2,3,6,7,8-HxCDD	4.6	x	0.1	=	0.46
1,2,3,7,8,9-HxCDD	{2.2}	x	0.1	=	0.22
1,2,3,4,6,7,8-HpCDD	11.7	x	0.01	=	0.117
1,2,3,4,6,7,8,9-OCDD	393	x	0.001	=	0.393
TOTAL PCDD					1.5
2,3,7,8-TCDF	13.5	x	0.1	=	1.35
1,2,3,7,8-PeCDF	{0.2}	x	0.05	=	0.01
2,3,4,7,8-PeCDF	20.5	x	0.5	=	10.3
1,2,3,4,7,8-HxCDF	47.9	x	0.1	=	4.79
1,2,3,6,7,8-HxCDF	9.1	x	0.1	=	0.91
2,3,4,6,7,8-HxCDF	8.9	x	0.1	=	0.89
1,2,3,7,8,9-HxCDF	{0.4}	x	0.1	=	0.04
1,2,3,4,6,7,8-HpCDF	161	x	0.01	=	1.61
1,2,3,4,7,8,9-HpCDF	8.1	x	0.01	=	0.081
1,2,3,4,6,7,8,9-OCDF	{68.8}	x	0.001	=	0.0688
TOTAL PCDF					20.0

Total EPA TEFs, 1989a: 21.6 pg/g

{...} indicates that the value is that of a Detection Limit.

GRY_TEF v1.08, MILES 4.22.16

Triangle Laboratories, Inc.®
2445 S. Alston Ave. • Durham, North Carolina 27713
Phone: (919) 544-5729 • Fax: (919) 544-5491

Printed: 11:17 10/17/02

Resight per 17

Martin & Slagle

TLI Project: 57752A
Client Sample: DF-DP-3 0.5-1.0

Toxicity Equivalents Report
Analysis File: S023094

Client Project:	Mississippi Project				
Sample Matrix:	SOLID	Date Received:	06/28/02	Spike File:	SP161B22
TLI ID:	329-38-7	Date Extracted:	07/03/02	ICal:	SF5607B
		Date Analyzed:	07/12/02	ConCal:	SB23085
Sample Size:	12.000 g	Dilution Factor:	1	% Moisture:	16.4
Dry Weight:	10.032 g	Blank File:	S023087	% Lipid:	n/a
GC Column:	DB-5	Analyst:	JSY	% Solids:	83.6

Analytes	Conc. (pg/g)		TEF		Equivalent
2,3,7,8-TCDD	{1.5}	x	1.	=	1.5
1,2,3,7,8-PeCDD	{10.5}	x	0.5	=	5.25
1,2,3,4,7,8-HxCDD	9.7	x	0.1	=	0.97
1,2,3,6,7,8-HxCDD	154	x	0.1	=	15.4
1,2,3,7,8,9-HxCDD	62.0	x	0.1	=	6.20
1,2,3,4,6,7,8-HpCDD	279	x	0.01	=	2.79
1,2,3,4,6,7,8,9-OCDD	1430	x	0.001	=	1.430
TOTAL PCDD					33.5
2,3,7,8-TCDF	3.4	x	0.1	=	0.34
1,2,3,7,8-PeCDF	8.2	x	0.05	=	0.41
2,3,4,7,8-PeCDF	29.0	x	0.5	=	14.5
1,2,3,4,7,8-HxCDF	139	x	0.1	=	13.9
1,2,3,6,7,8-HxCDF	83.2	x	0.1	=	8.32
2,3,4,6,7,8-HxCDF	84.4	x	0.1	=	8.44
1,2,3,7,8,9-HxCDF	{2.7}	x	0.1	=	0.27
1,2,3,4,6,7,8-HpCDF	2920	x	0.01	=	29.20
1,2,3,4,7,8,9-HpCDF	40.5	x	0.01	=	0.405
1,2,3,4,6,7,8,9-OCDF	676	x	0.001	=	0.676
TOTAL PCDF					76.5

Total EPA TEFs, 1989a: 110.0 pg/g

{...} indicates that the value is that of a Detection Limit.

GRY_TEF v1.08, MILES 4.22.16

Triangle Laboratories, Inc.®
2445 S. Alston Ave. • Durham, North Carolina 27713
Phone: (919) 544-5729 • Fax: (919) 544-5491

Printed: 11:17 10/17/02

Resight page 220

Martin & Slagle

TLI Project: **57752A**
Client Sample: **DF-DP-179 0-0.5**

Toxicity Equivalents Report
Analysis File: **U097303**

Client Project:	Mississippi Project				
Sample Matrix:	SOLID	Date Received:	06/28/02	Spike File:	SP161B2S
TLI ID:	329-38-9	Date Extracted:	07/03/02	ICal:	UF5709B
		Date Analyzed:	07/15/02	ConCal:	UB20972
Sample Size:	12.600 g	Dilution Factor:	1	% Moisture:	20.6
Dry Weight:	10.004 g	Blank File:	S023087	% Lipid:	n/a
GC Column:	DB-5	Analyst:	JSY	% Solids:	79.4

Analytes	Conc. (pg/g)		TEF		Equivalent
2,3,7,8-TCDD	{0.6}	x	1.	=	0.6
1,2,3,7,8-PeCDD	{0.7}	x	0.5	=	0.4
1,2,3,4,7,8-HxCDD	{0.7}	x	0.1	=	0.07
1,2,3,6,7,8-HxCDD	1.2	x	0.1	=	0.12
1,2,3,7,8,9-HxCDD	{0.7}	x	0.1	=	0.07
1,2,3,4,6,7,8-HpCDD	8.7	x	0.01	=	0.087
1,2,3,4,6,7,8,9-OCDD	199	x	0.001	=	0.199
TOTAL PCDD					1.5
2,3,7,8-TCDF	{0.5}	x	0.1	=	0.05
1,2,3,7,8-PeCDF	{0.4}	x	0.05	=	0.02
2,3,4,7,8-PeCDF	{0.4}	x	0.5	=	0.2
1,2,3,4,7,8-HxCDF	10.1	x	0.1	=	1.01
1,2,3,6,7,8-HxCDF	1.2	x	0.1	=	0.12
2,3,4,6,7,8-HxCDF	0.95	x	0.1	=	0.095
1,2,3,7,8,9-HxCDF	{0.8}	x	0.1	=	0.08
1,2,3,4,6,7,8-HpCDF	41.9	x	0.01	=	0.419
1,2,3,4,7,8,9-HpCDF	{1.0}	x	0.01	=	0.010
1,2,3,4,6,7,8,9-OCDF	12.6	x	0.001	=	0.0126
TOTAL PCDF					2.0

Total EPA TEFs, 1989a: 3.6 pg/g

{...} indicates that the value is that of a Detection Limit.

GRY_TEF v1.08, MILES 4.22.16

Triangle Laboratories, Inc.®
2445 S. Alston Ave. • Durham, North Carolina 27713
Phone: (919) 544-5729 • Fax: (919) 544-5491

Printed: 11:17 10/17/02

Revised page 259

Martin & Slagle

TLI Project: **57752A**
Client Sample: **DF-TR-2 0-0.5**

Toxicity Equivalents Report
Analysis File: **W105603**

Client Project:	Mississippi Project				
Sample Matrix:	SOLID	Date Received:	06/28/02	Spike File:	SP161B22
TLI ID:	329-38-13	Date Extracted:	07/03/02	ICal:	WF5614B
		Date Analyzed:	07/12/02	ConCal:	WB21055
Sample Size:	12.700 g	Dilution Factor:	1	% Moisture:	21.1
Dry Weight:	10.020 g	Blank File:	S023087	% Lipid:	n/a
GC Column:	DB-5	Analyst:	JLD	% Solids:	78.9

Analytes	Conc. (pg/g)		TEF		Equivalent
2,3,7,8-TCDD	{0.1}	x	1.	=	0.1
1,2,3,7,8-PeCDD	0.66	x	0.5	=	0.33
1,2,3,4,7,8-HxCDD	1.4	x	0.1	=	0.14
1,2,3,6,7,8-HxCDD	4.5	x	0.1	=	0.45
1,2,3,7,8,9-HxCDD	3.1	x	0.1	=	0.31
1,2,3,4,6,7,8-HpCDD	95.8	x	0.01	=	0.958
1,2,3,4,6,7,8,9-OCDD	3060	x	0.001	=	3.060
TOTAL PCDD					5.3
2,3,7,8-TCDF	2.1	x	0.1	=	0.21
1,2,3,7,8-PeCDF	{0.1}	x	0.05	=	0.005
2,3,4,7,8-PeCDF	1.7	x	0.5	=	0.85
1,2,3,4,7,8-HxCDF	57.4	x	0.1	=	5.74
1,2,3,6,7,8-HxCDF	2.3	x	0.1	=	0.23
2,3,4,6,7,8-HxCDF	2.7	x	0.1	=	0.27
1,2,3,7,8,9-HxCDF	{0.1}	x	0.1	=	0.01
1,2,3,4,6,7,8-HpCDF	93.5	x	0.01	=	0.935
1,2,3,4,7,8,9-HpCDF	3.1	x	0.01	=	0.031
1,2,3,4,6,7,8,9-OCDF	98.1	x	0.001	=	0.0981
TOTAL PCDF					8.38

Total EPA TEFs, 1989a: 13.7 pg/g

{...} indicates that the value is that of a Detection Limit.

GRY_TEF v1.08, MILES 4.22.16

Triangle Laboratories, Inc.®
2445 S. Alston Ave. • Durham, North Carolina 27713
Phone: (919) 544-5729 • Fax: (919) 544-5491

Printed: 11:17 10/17/02

Receipt per 381

Martin & Slagle

TLI Project: 57752A
Client Sample: DF-TR-3 0-0.5

Toxicity Equivalents Report
Analysis File: W105606

Client Project:	Mississippi Project				
Sample Matrix:	SOLID	Date Received:	06/28/02	Spike File:	SP161B22
TLI ID:	329-38-16	Date Extracted:	07/03/02	ICal:	WF5614B
		Date Analyzed:	07/12/02	ConCal:	WB21055
Sample Size:	12.300 g	Dilution Factor:	1	% Moisture:	18.3
Dry Weight:	10.049 g	Blank File:	S023087	% Lipid:	n/a
GC Column:	DB-5	Analyst:	JLD	% Solids:	81.7

Analytes	Conc. (pg/g)		TEF		Equivalent
2,3,7,8-TCDD	{5.2}	x	1.	=	5.2
1,2,3,7,8-PeCDD	22.9	x	0.5	=	11.5
1,2,3,4,7,8-HxCDD	19.8	x	0.1	=	1.98
1,2,3,6,7,8-HxCDD	113	x	0.1	=	11.3
1,2,3,7,8,9-HxCDD	68.5	x	0.1	=	6.85
1,2,3,4,6,7,8-HpCDD	1700	x	0.01	=	17.00
1,2,3,4,6,7,8,9-OCDD	14350	x	0.001	=	14.350
TOTAL PCDD					68.2
2,3,7,8-TCDF	87.2	x	0.1	=	8.72
1,2,3,7,8-PeCDF	27.3	x	0.05	=	1.37
2,3,4,7,8-PeCDF	152	x	0.5	=	76.0
1,2,3,4,7,8-HxCDF	808	x	0.1	=	80.8
1,2,3,6,7,8-HxCDF	90.1	x	0.1	=	9.01
2,3,4,6,7,8-HxCDF	101	x	0.1	=	10.1
1,2,3,7,8,9-HxCDF	{0.2}	x	0.1	=	0.02
1,2,3,4,6,7,8-HpCDF	2390	x	0.01	=	23.90
1,2,3,4,7,8,9-HpCDF	110	x	0.01	=	1.10
1,2,3,4,6,7,8,9-OCDF	2470	x	0.001	=	2.470
TOTAL PCDF					213.5

Total EPA TEFs, 1989a: 281.7 pg/g

{...} indicates that the value is that of a Detection Limit.

GRY_TEF v1.08, MILES 4.22.16

Triangle Laboratories, Inc.®
2445 S. Alston Ave. • Durham, North Carolina 27713
Phone: (919) 544-5729 • Fax: (919) 544-5491

Printed: 11:17 10/17/02

Revised page 482

Martin & Slagle

TLI Project: **57752A**
Client Sample: **DF-TR-3 0.5-1**

Toxicity Equivalents Report
Analysis File: **W105607**

Client Project:	Mississippi Project				
Sample Matrix:	SOLID	Date Received:	06/28/02	Spike File:	SP161B22
TLI ID:	329-38-17	Date Extracted:	07/03/02	ICal:	WF5614B
		Date Analyzed:	07/12/02	ConCal:	WB21055
Sample Size:	12.600 g	Dilution Factor:	1	% Moisture:	20.3
Dry Weight:	10.042 g	Blank File:	S023087	% Lipid:	n/a
GC Column:	DB-5	Analyst:	JLD	% Solids:	79.7

Analytes	Conc. (pg/g)		TEF		Equivalent
2,3,7,8-TCDD	{1.6}	x	1.	=	1.6
1,2,3,7,8-PeCDD	{6.2}	x	0.5	=	3.1
1,2,3,4,7,8-HxCDD	5.5	x	0.1	=	0.55
1,2,3,6,7,8-HxCDD	31.4	x	0.1	=	3.14
1,2,3,7,8,9-HxCDD	17.7	x	0.1	=	1.77
1,2,3,4,6,7,8-HpCDD	543	x	0.01	=	5.43
1,2,3,4,6,7,8,9-OCDD	4930	x	0.001	=	4.930
TOTAL PCDD					20.5
2,3,7,8-TCDF	23.0	x	0.1	=	2.30
1,2,3,7,8-PeCDF	6.7	x	0.05	=	0.34
2,3,4,7,8-PeCDF	33.8	x	0.5	=	16.9
1,2,3,4,7,8-HxCDF	429	x	0.1	=	42.9
1,2,3,6,7,8-HxCDF	26.2	x	0.1	=	2.62
2,3,4,6,7,8-HxCDF	27.2	x	0.1	=	2.72
1,2,3,7,8,9-HxCDF	{0.2}	x	0.1	=	0.02
1,2,3,4,6,7,8-HpCDF	631	x	0.01	=	6.31
1,2,3,4,7,8,9-HpCDF	29.1	x	0.01	=	0.291
1,2,3,4,6,7,8,9-OCDF	486	x	0.001	=	0.486
TOTAL PCDF					74.9

Total EPA TEFs, 1989a: 95.4 pg/g

{...} indicates that the value is that of a Detection Limit.

GRY_TEF v1.08, MILES 4.22.16

Triangle Laboratories, Inc.®
2445 S. Alston Ave. • Durham, North Carolina 27713
Phone: (919) 544-5729 • Fax: (919) 544-5491

Printed: 09:20 10/17/02

Revised page 5/8

Martin & Slagle

TLI Project: **57752A**
Client Sample: **DF-DP-643 0-0.5**

Toxicity Equivalents Report
Analysis File: **S023088**

Client Project:	**Mississippi Project**				
Sample Matrix:	**SOLID**	Date Received:	**06/28/02**	Spike File:	**SP161B22**
TLI ID:	**329-38-18**	Date Extracted:	**07/03/02**	ICal:	**SF5607B**
		Date Analyzed:	**07/12/02**	ConCal:	**SB23085**
Sample Size:	**10.800 g**	Dilution Factor:	**1**	% Moisture:	**6.7**
Dry Weight:	**10.076 g**	Blank File:	**S023087**	% Lipid:	**n/a**
GC Column:	**DB-5**	Analyst:	**JSY**	% Solids:	**93.3**

Analytes	Conc. (pg/g)		TEF		Equivalent
2,3,7,8-TCDD	{1.9}	x	1.	=	1.9
1,2,3,7,8-PeCDD	{0.3}	x	0.5	=	0.2
1,2,3,4,7,8-HxCDD	3.5	x	0.1	=	0.35
1,2,3,6,7,8-HxCDD	10.3	x	0.1	=	1.03
1,2,3,7,8,9-HxCDD	8.5	x	0.1	=	0.85
1,2,3,4,6,7,8-HpCDD	103	x	0.01	=	1.03
1,2,3,4,6,7,8,9-OCDD	3040	x	0.001	=	3.040
TOTAL PCDD					8.4
2,3,7,8-TCDF	32.7	x	0.1	=	3.27
1,2,3,7,8-PeCDF	759	x	0.05	=	38.0
2,3,4,7,8-PeCDF	31.1	x	0.5	=	15.6
1,2,3,4,7,8-HxCDF	{0.3}	x	0.1	=	0.03
1,2,3,6,7,8-HxCDF	11.9	x	0.1	=	1.19
2,3,4,6,7,8-HxCDF	12.5	x	0.1	=	1.25
1,2,3,7,8,9-HxCDF	2.1	x	0.1	=	0.21
1,2,3,4,6,7,8-HpCDF	376	x	0.01	=	3.76
1,2,3,4,7,8,9-HpCDF	9.9	x	0.01	=	0.099
1,2,3,4,6,7,8,9-OCDF	112	x	0.001	=	0.112
TOTAL PCDF					63.5

Total EPA TEFs, 1989a: 71.9 pg/g

{...} indicates that the value is that of a Detection Limit.

GRY_TEF v1.08, MILES 4.22.16

Triangle Laboratories, Inc.®
2445 S. Alston Ave. • Durham, North Carolina 27713
Phone: (919) 544-5729 • Fax: (919) 544-5491

Printed: 11:17 10/17/02

Revised page 556

Martin & Slagle

TLI Project: **57752A**
Client Sample: **DF-DP-655 0-0.5**

Toxicity Equivalents Report
Analysis File: **S023089**

Client Project:	**Mississippi Project**				
Sample Matrix:	**SOLID**	Date Received:	**06/28/02**	Spike File:	**SP161B22**
TLI ID:	**329-38-20**	Date Extracted:	**07/03/02**	ICal:	**SF5607B**
		Date Analyzed:	**07/12/02**	ConCal:	**SB23085**
Sample Size:	**11.100 g**	Dilution Factor:	**1**	% Moisture:	**9.2**
Dry Weight:	**10.079 g**	Blank File:	**S023087**	% Lipid:	**n/a**
GC Column:	**DB-5**	Analyst:	**JSY**	% Solids:	**90.8**

Analytes	Conc. (pg/g)		TEF		Equivalent
2,3,7,8-TCDD	{0.5}	x	1.	=	0.5
1,2,3,7,8-PeCDD	{0.4}	x	0.5	=	0.2
1,2,3,4,7,8-HxCDD	{0.6}	x	0.1	=	0.06
1,2,3,6,7,8-HxCDD	1.4	x	0.1	=	0.14
1,2,3,7,8,9-HxCDD	{0.5}	x	0.1	=	0.05
1,2,3,4,6,7,8-HpCDD	23.2	x	0.01	=	0.232
1,2,3,4,6,7,8,9-OCDD	961	x	0.001	=	0.961
TOTAL PCDD					2.1
2,3,7,8-TCDF	0.97	x	0.1	=	0.097
1,2,3,7,8-PeCDF	{0.3}	x	0.05	=	0.02
2,3,4,7,8-PeCDF	2.5	x	0.5	=	1.3
1,2,3,4,7,8-HxCDF	87.8	x	0.1	=	8.78
1,2,3,6,7,8-HxCDF	6.9	x	0.1	=	0.69
2,3,4,6,7,8-HxCDF	{4.1}	x	0.1	=	0.41
1,2,3,7,8,9-HxCDF	0.83	x	0.1	=	0.083
1,2,3,4,6,7,8-HpCDF	75.1	x	0.01	=	0.751
1,2,3,4,7,8,9-HpCDF	33.0	x	0.01	=	0.330
1,2,3,4,6,7,8,9-OCDF	137	x	0.001	=	0.137
TOTAL PCDF					12.6

Total EPA TEFs, 1989a: 14.7 pg/g

{...} indicates that the value is that of a Detection Limit.

GRY_TEF v1.08, MILES 4.22.16

Triangle Laboratories, Inc.®
2445 S. Alston Ave. • Durham, North Carolina 27713
Phone: (919) 544-5729 • Fax: (919) 544-5491

Printed: 09:20 10/17/02

Revised page 6of

Martin & Slagle

TLI Project: 57752A
Client Sample: DUPLICATE (06/26/02)

Toxicity Equivalents Report
Analysis File: S023092

Client Project:	Mississippi Project				
Sample Matrix:	SOLID	Date Received:	06/28/02	Spike File:	SP161B22
TLI ID:	329-38-22	Date Extracted:	07/03/02	ICal:	SF5607B
		Date Analyzed:	07/12/02	ConCal:	SB23085
Sample Size:	11.000 g	Dilution Factor:	1	% Moisture:	8.4
Dry Weight:	10.076 g	Blank File:	S023087	% Lipid:	n/a
GC Column:	DB-5	Analyst:	JSY	% Solids:	91.6

Analytes	Conc. (pg/g)		TEF		Equivalent
2,3,7,8-TCDD	{2.5}	x	1.	=	2.5
1,2,3,7,8-PeCDD	{0.5}	x	0.5	=	0.3
1,2,3,4,7,8-HxCDD	6.7	x	0.1	=	0.67
1,2,3,6,7,8-HxCDD	29.9	x	0.1	=	2.99
1,2,3,7,8,9-HxCDD	18.1	x	0.1	=	1.81
1,2,3,4,6,7,8-HpCDD	561	x	0.01	=	5.61
1,2,3,4,6,7,8,9-OCDD	6140	x	0.001	=	6.140
TOTAL PCDD					20.0
2,3,7,8-TCDF	82.5	x	0.1	=	8.25
1,2,3,7,8-PeCDF	{0.3}	x	0.05	=	0.02
2,3,4,7,8-PeCDF	40.5	x	0.5	=	20.3
1,2,3,4,7,8-HxCDF	757	x	0.1	=	75.7
1,2,3,6,7,8-HxCDF	22.6	x	0.1	=	2.26
2,3,4,6,7,8-HxCDF	27.1	x	0.1	=	2.71
1,2,3,7,8,9-HxCDF	9.8	x	0.1	=	0.98
1,2,3,4,6,7,8-HpCDF	655	x	0.01	=	6.55
1,2,3,4,7,8,9-HpCDF	29.5	x	0.01	=	0.295
1,2,3,4,6,7,8,9-OCDF	475	x	0.001	=	0.475
TOTAL PCDF					117.5

Total EPA TEFs, 1989a: 137.6 pg/g

{...} indicates that the value is that of a Detection Limit.

GRY_TEF v1.08, MILES 4.22.16

Triangle Laboratories, Inc.®
2445 S. Alston Ave. • Durham, North Carolina 27713
Phone: (919) 544-5729 • Fax: (919) 544-5491

Printed: 09:20 10/17/02

Revised page 6 of 6

RECEIVED
JUL 24 2002

CASE NARRATIVE

Analysis of Samples for the Presence of

Polychlorinated Dibenzo-*p*-Dioxins and Dibenzofurans by

High-Resolution Chromatography / High-Resolution Mass Spectrometry

Method 1613B (9/97)

Date:	July 15, 2002 (revised July 22, 2002)
Client ID:	Martin & Slagle
P.O. Number:	
TLI Project Number:	57752A

This report should only be reproduced in full. Any partial reproduction of this report requires written permission from Triangle Laboratories, Inc.

Rev.11/19/97
WWW.TriangleLabs.com

Revised page 1

Overview

The samples and associated QC samples were extracted and analyzed according to procedures described in EPA Method 1613B (September 1997). Any particular difficulties encountered during the sample handling by Triangle Laboratories will be discussed in the QC Remarks section below. This report contains results from only the 1613 dioxin/furan analyses of seventeen soil samples.

Quality Control Samples

A laboratory method blank and an ongoing precision and recovery (OPR) sample are extracted and analyzed with each batch of samples.

Quality Control Remarks

This analytical data has been released after being subjected to a series of inspections. General deviations from acceptable QC requirements are identified below. Specific QC issues associated with this particular project are:

Sample receipt: Thirty-five soil samples were received from Martin & Slagle in good condition on June 28, 2002 at 4.0°C and stored in a refrigerator at 4°C. The sample identifications on the sample labels did not exactly match those on the client's chain of custody. The sample identifications on the sample labels were used for all reports and paperwork.

Sample Preparation Laboratory: None

Mass Spectrometry: None

Data Review: Sample DF-DP-112 0.5 exhibits the presence of saturated analyte signals (signals outside the dynamic range of the instrument) for several analytes. The affected analytes are flagged "S" on the quantitation report. The results of these analytes should be considered minimum estimates of the actual concentrations present in the sample.

The ion abundance ratio for the 1234678-HpCDF internal standard is outside the method criteria in sample DF-DP-112 0.5. In addition, the recovery of this standard is outside QC limits. These issues are due to the presence of a quantitative interference that is coeluting with this standard. The quantitative interference is due to the saturated 1234678-HpCDF analyte.

Several of the field samples exhibit analytes that exceed the calibration range of the instrument. These analytes are flagged "E" on the quantitation report. These samples were diluted in order to bring the analytes in the calibration range. The results from the diluted analyses are included in the data package.

Revised page 2

Samples DF-DP-163 0-0.5, DF-DP-643-0-0.5, and DUPLICATE (06/26/02) have DB-225 analysis results that are greater than the DB-5 analysis results. This is due to the presence of likely interferences that are coeluting with the 2378-TCDF analytes in both DB-225 and DB-5 analyses.

General Comments: No 2,3,7,8-substituted target analytes were detected in the method blank above the target detection limit (TDL).

The analytical data presented in this report are consistent with the guidelines of Method 1613B. Any exceptions have been discussed in the QC Remarks section of this case narrative with emphasis on their effect on the data. Should Martin & Slagle have any questions or comments regarding this data package, please feel free to contact one of our Project Scientists at (919) 544-5729.

For Triangle Laboratories, Inc.,

Released by,

Jim Lockhart

Report Preparation Chemist

The total number of pages in the data package is: 895 .

Revised page 3

Method 1613 Sample Calculations:

Analyte Concentration

The concentration or amount of any analyte is calculated using the following expression.

$$Amt_{(\sigma)} = \frac{A_\sigma * Q_\beta}{A_\beta * RRF_{(\sigma)} * W}$$

Where:

$Amt_{(\sigma)}$	=	amount of a given analyte, expressed in nanograms (ng) or picograms (pg).
A_σ	=	integrated current for the characteristic ions of the analyte
A_β	=	integrated current of the characteristic ions of the corresponding internal standard
Q_β	=	amount of internal standard added to the sample before extraction
$RRF_{(\sigma)}$	=	mean analyte relative response factor from the initial calibration
W	=	sample weight or volume (W = 1.0 for Method 23 samples)

Detection Limits

The detection limit reported for a target analyte that is not detected or presents an analyte response that is less than 2.5 times the background level is calculated by using the following expression. The area of the analyte is replaced by the noise level measured in a region of the chromatogram clear of genuine GC signals. The detection limits represent the maximum possible concentration of a target analyte that could be present without being detected.

$$DL_{(\sigma)} = \frac{2.5 * H * Q_\beta}{H_\beta * RRF_{(\sigma)} * W}$$

Where:

$DL_{(\sigma)}$	=	estimated detection limit for a target analyte, expressed in ng or pg
2.5	=	minimum response required for a GC signal
H	=	sum of the height of the noise level
H_β	=	sum of the height of the characteristic ions of the corresponding internal standard
Q_β	=	amount of internal standard added to the sample before extraction
$RRF_{(\sigma)}$	=	mean analyte relative response factor from the initial calibration
W	=	sample weight or volume

Revised page 4

Data Flags

In order to assist with data interpretation, data qualifier flags are used on the final reports. Please note that all data qualifier flags are subjective and are applied as consistently as possible. Each flag has been reviewed by two independent Chemists and the impact of the data qualifier flag on the quality of the data discussed above. The most commonly used flags are:

A **'B'** flag is used to indicate that an analyte has been detected in the laboratory method blank as well as in an associated field sample. The 'B' flag is used only when the concentration of analyte found in the sample is less than 20 times that found in the associated blank. This flag denotes possible contribution of background laboratory contamination to the concentration or amount of that analyte detected in the field sample.

An **'E'** flag is used to indicate a concentration based on an analyte to internal standard ratio which exceeds the range of the calibration curve. Values which are outside the calibration curve are estimates only.

An **'I'** flag is used to indicate labeled standards have been interfered with on the GC column by coeluting, interferent peaks. The interference may have caused the standard's area to be overestimated. All quantitations relative to this standard, therefore, may be underestimated.

A **'J'** flag is used to indicate a concentration based on an analyte to internal standard ratio which is below the calibration curve. Values which are outside the calibration curve are estimates only.

A **'PR'** flag is used to indicate that a GC peak is poorly resolved. This resolution problem may be seen as two closely eluting peaks without a reasonable valley between the peak tops, overly broad peaks, or peaks whose shapes vary greatly from a normal distribution. The concentrations or amounts reported for such peaks are most likely overestimated.

A **'Q'** flag is used to indicate the presence of QC ion instabilities caused by quantitative interferences.

An **'RO'** flag is used to indicate that a labeled standard has an ion abundance ratio that is outside of the acceptable QC limits, most likely due to a coeluting interference. This may have caused the percent recovery of the standard to be overestimated. All quantitations versus this standard, therefore, may be underestimated.

An **'S'** flag indicates that the response of a specific PCDD/PCDF isomer has exceeded the normal dynamic range of the mass spectrometer detection system. The corresponding signal is saturated and the reported analyte concentration is a 'minimum estimate'. When the 'S' qualifier is used in the reporting of 'totals', there is saturation of one (not

necessarily from a specific isomer) or more saturated signals for a given class of compounds. Results for saturated analytes are reported as greater than the upper calibration limit.

A **'U'** flag is used to indicate that a specific isomer cannot be resolved from a large, co-eluting interferent GC peak. The specific isomer is reported as not detected as a valid concentration cannot be determined. The calculated detection limit, therefore, should be considered an underestimated value.

A **'V'** flag is used to indicate that, although the percent recovery of a labeled standard may be below a specific QC limit, the signal-to-noise ratio of the peak is greater than ten-to-one. The standard is considered reliably quantifiable. All quantitations derived from the standard are considered valid as well.

An **'X'** flag is used to indicate that a polychlorodibenzofuran (PCDF) peak has eluted at the same time as the associated diphenyl ether (DPE) and that the DPE peak intensity is at least ten percent of the total PCDF peak intensity. Total PCDF values are flagged 'X' if the total DPE contribution to the total PCDF value is greater than ten percent. All PCDF peaks that are significantly influenced by the presence of DPE peaks are either reported as "estimated maximum possible concentration (EMPC) values without regard to the isotopic abundance ratio, or are included in the detection limit value depending on the analytical method.

Revised page 6

THIS IS AN ADDENDUM TO THE ORIGINAL DATA PACKAGE

2445 S. Alston Ave. • Durham, NC 27713 • (919) 544-5729 • FAX (919) 544-5491
www.trianglelabs.com

Please find the added pages 800 to 895 for the TLI project 57752-A

TRIANGLE LABORATORIES, INC.
HR GC/HRMS ANALYSIS

Method: 1613B Tetra-Octa
Required Detection Limit: 1 ppt

PROJECT: 57752A

SAMPLE INFORMATION

S#.crd	TLI / SAMPLE ID / CLIENT SAMPLE ID	1ST COLUMN GC/MS FILENAME COLUMN: DB-5	CONFIRM	2ND COLUMN CONFIRM FILENAME COLUMN:	USF-RS 10 VOLUME 20µl SOLN ID 8237G	USF-RS 10 INIT. TCY DATE 7/17/02	RS Conc 20 µl @ 0.1 NG/µl ANALYSIS COMMENTS
A 002 1	329-38-18 DF-DP-643 0-0.5	W108702					10x dil.
A 004 1	329-38-3 DF-DP-702 1.5-2	W108703					
A 006 1	329-38-22 DUPLICATE (06/26/02)	W108902					
A 008 1	329-38-7 DF-DP-3 0.5-1.0	W108903					10 X dil.
A 009 1	329-38-23 DF-DP-112 0-0.5	W108904					100X dil.
A [illegible] 1	329-38-10 DF-DP-160 0-0.5	W108905					10 X dil.
A 015 1	329-38-14 DF-TR-2 0-5.1	W108906					
A 017 1	329-38-16 DF-TR-3 0-0.5	W108907					
A 018 1	329-38-17 DF-TR-3 0-5.1	W108908					10 X dil.

Comments: 10x dil.: 20µl of USF-A1C was spiked in addition to RS. 100x dil.: 200µl of toluene was added to 10%. Took out 20 of it, added 20µl USF-A1S (~~8237~~ 8234E) and 20µl RS, analyzed. TCY 7/17/02 (12) TCY 7/17/02

Type: C Analysis Order: OPR, Blank, then Samples.

Spike File: SP161B2S

Amt of Extract: 100%

REV 03/07/95 (PSTMF 6)

Run Log

Instrument ID	Column Type	Column ID	Plot Name	Inj. Vol.	Acquisition	Site
7ow-97	DB-5	219416	TQ	2.0 µ	NDBBUS	NDBBUS

Signature: [signature] Date: 7/18/02

Filename	Date*	Time*	Project #	Sample#	No.	Client Sample ID	Syr	332	Operator/Date	Comments**
108408	7/18/02	10:42	57856	330-43-1A	2	ABI	Auto	2.5 E7	[initials] 7/18/02	
09		11:30	57859	330-46-1	2	AS 99876		3.1 E7		
10		1218	57847	OPR	0	OPR		1.8E7	[initials] 7/18/02	
11		1306		TQ Blk	1	TQ Blk		1.6 E7		
12		1354		330-34-1	2	219094-01		3.2E7		
13		1443	57847	330-34-2	3	219094-02		3.6E7		
108414	7/18/02	1531	57855	330-42-1A	2	282770-01	Auto	1.3E7	[initials] 7/18/02	
1021085	7/18/02	16:36	—	[initials] 7/18/02 87 8136B	-	RTCHK	AUTO	14%	[initials] 7/18/02	
1021086	7/18/02	17:37	—	8217	—	8240/1613 ConCal 10	Auto	1.9 E7	con 7/18/02	
108701		19:03	—	8237D	—	RS-100	Auto	1.7 E7	con 7/18/02	[initials] 7/18/02
02		19:51	57752A	329-38-18	2	DF-DP-643 c-0.5		9.7 E6		10X
03		20:29	57752A	329-38-3	4	DF-DP-702 1.5-2		9.5 E6		10X
108704	7/17/02	21:27	57863	330-50-1A	2	02a112374	Auto	2.3 E7	con 7/18/02	

* Transcribed from chromatographic data
** Dated initials required

ConCal Due: _____
ConCal Due: _____

a/forms/hrrunlog.doc (02/05/97)

Triangle Laboratories, Inc.
Run Log

Instrument ID	Column Type	Column ID	Plot Name	Inj. Vol.	Acquisition	G/C
70W-97	DB5	2194146	T02	2.0µl	NDB5US	NDB5US

Signature: [signature] Date: 7/18/02

Filename	Date*	Time*	Project #	Sample#	No.	Client Sample ID	Syr	332	Operator/Date	Comments**
108705	7/18/02	22:15	577520	329-38-1	2	DF-DP-695 0-0.5	Auto	9.3 GC	CGK 7/18/02	10x
06		23:04		329-38-2	3	DF-DP-692 0-0.5		1.5 GC		10x
07		23:52		329-38-5	4	DF-DP-676 0-0.5		1.2 GC		10x
08	7/19/02	00:40		329-38-8	5	DF-DP-209 0-0.5		1.9 GC		10x
09		01:28		329-38-19	6	DF-DP-675 0-0.5		9.9 GC		10x
10		02:17		329-38-21	7	DF-DP-642 0-0.5		1.3 GC		10x
11		03:05		329-38-27	8	DF-DP-82-0.5		1.1 GC		10x
12		03:53		329-38-28	9	DF-DP-126-0.5		1.5 GC		10x
13		04:41		329-38-30	10	DF-DP-104-0.5		5.9 GC		100x
108714	7/19/02	05:29	577520	329-38-34	11	DF-DP-209-0.5	Auto	9.9 GC	CGK 7/18/02	10x
108801		07:32	—	8124B	—	GCHK	Auto	15%	[signature] 7/19/02	
02	7/19/02	08:20	—	8217	—	8260 1613 Cncl10		2.3 E7		Good All Methods (T-O) [signature] 7/19/02
108901	7/19/02	09:56	—	82378	—	RS-100	Auto	2.1 E7	[signature] 7/19/02	clean CGK 7/19/02

*Transcribed from chromatographic data
**Dated initials required

ConCal Due: _____
ConCal Due: _____

a/forms/hrunlog.doc (02/05/97)

Run Log

Instrument ID	Column Type	Column ID	Plot Name	Inj. Vol.	Acquisition	GC
70W-97	DB-5	2194146	T02	2.0µL	N085U5	N085U5

John Walton — Signature

7/19/02 — Date

Filename	Date*	Time*	Project #	Sample#	No.	Client Sample ID	Syr	332	Operator/Date	Comments**
W108902	7/19/02	10:44	57752A	329-38-22	6	DUPLICATE (06/26/02)	Auto	1.1 E7	JW 7/19/02	10x dil.
03		11:33		329-38-7	8	DF-DP-3 0.5-1.0		1.1 E7		10x dil.
04		12:21		329-38-23	9	DF-DP-112 0-0.5		6.5 E5		100 x dil.
05		13:09		329-38-10	11	DF-DP-160 0-0.5		8.8 E6		10x dil.
06		13:57		329-38-14	15	DF-TR-2 0-5.1		1.1 E7		
07		14:45		329-38-16	17	DF-TR-3 0-0.5		9.7 E6		
08		15:33	57752A	329-38-17	18	DF-TR-3 0-5.1		1.2 E7		10x dil.
09		16:22	57841	330-28-1A	2	L0206612-01A		1.6 E7		
10		17:10		330-28-2A	3	L0206612-02A		2.5 E7		
11		17:58	57841	330-28-3A	4	L0206612-03A	Auto	2.1 E7	JW 7/19/02	
W108912	7/19/02	18:46	—	F217	—	8290/1613 ConCal 10	Auto	1.9 E7	JW 7/19/02	Good 8260 T-O FIB Used Ending Only. CAW 7/20/02
W021090	7/20/02	11:19	—	8136B	—	Rinse	Auto	1490	CAW 7/20/02	
W021091	7/20/02		—	8217	—	8260/1613 ConCal Co	Auto		CAW 7/20/02	

Transcribed from chromatographic data
Dated initials required

ConCal Due: _____
ConCal Due: _____

r1/qa/forms/hrunlog.doc (02/05/97)

803

SAMPLE DATA

2445 S. Alston Ave. • Durham, NC 27713 • (919) 544-5729 • FAX (919) 544-5491
www.trianglelabs.com

TRIANGLE LABORATORIES, INC.
Sample Results for Project 57752A
Method 1613B Full Screen Analyses (DB-5)

07/21/2002

Data File	W108703	W108903	W108905	W108906
Sample ID	DF-DP-702 1.5-2	DF-DP-3 0.5-1.0	DF-DP-160 0-0.5	DF-TR-2 0-5.1
Units	pg/g	pg/g	pg/g	pg/g
Extraction Date	07/03/2002	07/03/2002	07/03/2002	07/03/2002
Analysis Date	07/18/2002	07/19/2002	07/19/2002	07/19/2002
Instrument	W	W	W	W
Matrix	SOLID	SOLID	SOLID	SOLID
Extraction Type				
Analytes				
OCDD			8650	6650
1234678-HpCDF	3870	2520		
TOTAL HpCDF	6240	4000		
Internal Standards Percent Recovery Summary (% Rec)				
13C12-OCDD			121	139
13C12-HpCDF 678	104	91.8		
13C12-HpCDF 789	105	97.8		

TRIANGLE LABORATORIES, INC.
Sample Results for Project 57752A
Method 1613B Full Screen Analyses (DB-5)

Data File	W108907	W108908	W108702	W108902
Sample ID	DF-TR-3 0-0.5	DF-TR-3 0-5.1	DF-DP-643 0-0.5	DUPLICATE (06/26/02)
Units	pg/g	pg/g	pg/g	pg/g
Extraction Date	07/03/2002	07/03/2002	07/03/2002	07/03/2002
Analysis Date	07/19/2002	07/19/2002	07/18/2002	07/19/2002
Instrument	W	W	W	W
Matrix	SOLID	SOLID	SOLID	SOLID
Extraction Type				
Analytes				
OCDD	9240	4410		4930
1234678-HpCDF	1820			
TOTAL TCDF	1640	574	629	1050
TOTAL HpCDF	3650			
Internal Standards Percent Recovery Summary (% Rec)				
13C12-2378-TCDD	82.1	87.6	84.5	83.2
13C12-OCDD	127	131		121
13C12-2378-TCDF	78.3	83.9	75.5	81.8
13C12-HpCDF 678	89.8			
13C12-HpCDF 789	93.9			

Data File	W108904
Sample ID	DF-DP-112 0-0.5
Units	pg/g
Extraction Date	07/03/2002
Analysis Date	07/19/2002
Instrument	W
Matrix	SOLID
Extraction Type	

Analytes	
1234678-HpCDD	4370
OCDD	35600
123478-HxCDF	2540
1234678-HpCDF	126000
OCDF	31170
TOTAL HpCDD	6820
TOTAL HxCDF	49890
TOTAL HpCDF	208830

Internal Standards	Percent Recovery Summary (% Rec)
13C12-HpCDD 678	96.6
13C12-OCDD	119
13C12-HxCDF 478	91.0
13C12-HpCDF 678	94.5
13C12-HpCDF 789	89.1

(Concentration of GC peaks out of theoretical isotopic abundance ratio range expressed as a detection limit).
Minimum levels are reported for non-detected GC peaks.
***** = INTERFERENCE
This report is in accordance with Method 1613B requirements and may not exactly match the sample topsheets.

Martin & Slagle

TLI Project: **57752A** — 1613, Revision B PCDD/PCDF Analysis (c)

Client Sample: **DF-DP-643 0-0.5** — Analysis File: **W108702**

Client Project:	**Mississippi Project**				
Sample Matrix:	**SOLID**	Date Received:	**06/28/2002**	Spike File:	**SP161BJ2**
TLI ID:	**329-38-18**	Date Extracted:	**07/03/2002**	ICal:	**WF5614B**
		Date Analyzed:	**07/18/2002**	ConCal:	**WB21086**
Sample Size:	**10.800 g**	Dilution Factor:	**10**	% Moisture:	**6.7**
Dry Weight:	**10.076 g**	Blank File:	**S023087**	% Lipid:	**n/a**
GC Column:	**DB-5**	Analyst:	**CGK**	% Solids:	**93.3**

Analytes	Conc. (pg/g)	DL	Ratio	RT	RRT	Flags

Totals	Conc. (pg/g)	Number	DL	Flags
Total TCDF	629	6		—

Internal Standards	Conc. (pg/g)	% Recovery	QC Limits	Ratio	RT	RRT	Flags
$^{13}C_{12}$-2,3,7,8-TCDD	1840	84.5	25%-164%	0.81	27:17	1.007	—
$^{13}C_{12}$-2,3,7,8-TCDF	1650	75.5	24%-169%	0.73	26:35	0.981	—

Recovery Standard	Ratio	RT	Flags
$^{13}C_{12}$-1,2,3,4-TCDD	0.80	27:06	—

Data Reviewer: VSC 07/21/2002

161B_PSR v2.04, LARS 6.25.05

Triangle Laboratories, Inc.®
2445 S. Alston Ave. • Durham, North Carolina 27713
Phone: (919) 544-5729 • Fax: (919) 544-5491

Printed: 13:42 07/21/2002

Initial ....Date...

Data Review By: [illegible] 7/24/02

Channel specific noise levels computed from 'NL' heights.

Page No. 1 Listing of W108702B.dbf
07/21/2002 Matched GC Peaks / Ratio / Ret. Time

Compound/ M_Z....	QC.Log	Omit	Why	..RT.	OK	Ratio	Total.Area/Ht	Area/Ht.Peak1	Area/Ht.Peak2	Rel.RT	Compound.Name..	ID..	Flags.
TCDF						0.65-0.89				0.879-1.070			
304-306		DC	NL			Height	9.96	6.72	3.24				
MK				25:07	RO	1.25	44.80	24.90	19.90	0.945			
M				26:12		0.67	82.00	32.90	49.10	0.986			
				26:21		0.73	157.61	66.73	90.88	0.991			
				26:37		0.76	103.38	44.56	58.82	1.001	2378-TCDF		AN
K				26:47	RO	1.02	47.52	24.01	23.51	1.008			
				27:16		0.81	79.49	35.68	43.81	1.026			
A				27:30		0.80	281.00	125.00	156.00	1.034			
				27:48		0.74	2,055.95	873.96	1,181.99	1.046			
304-306			8	Peaks			2,851.75						
13C12-TCDF						0.65-0.89				0.944-1.132			
316-318		DC	NL			Height	5.49	2.66	2.83				
		DC	WL	24:09	RO	0.50	28.41			0.908			
		DC	SN	25:19	RO	0.52	9.37			0.952			
				25:53	RO	0.54	25.21	8.79	16.42	0.974			
				26:12	RO	0.54	77.50	27.07	50.43	0.986			
				26:35		0.73	8,367.83	3,532.55	4,835.28	1.000	13C12-2378-TCDF		IS0
						Height	2,320.29	973.01	1,347.28				
316-318			3	Peaks			8,470.54						

---------- Above: TCDF / TCDD Follows ----------

13C12-TCDD						0.65-0.89				0.920-1.067			
332-334		DC	NL			Height	15.05	10.90	4.15				
				27:06		0.80	6,962.45	3,092.68	3,869.77	0.993	13C12-1234-TCDD		RS1
				27:17		0.81	7,658.08	3,423.27	4,234.81	1.000	13C12-2378-TCDD		IS1
						Height	2,097.69	913.06	1,184.63				
		DC	SN	27:47	RO	1.38	23.61			1.018			
		DC	SN	27:53	RO	3.89	31.06			1.022			
		DC	SN	28:03	RO	1.28	18.58			1.028			
		DC	SN	28:13	RO	1.93	33.95			1.034			
332-334			2	Peaks			14,620.53						

Column Description.....	"Why" Code Description.....	QC Log Desc.....
M_Z -Nominal Ion Mass(es)	WL-Below Retention Time Window	A-Peak Added
..RT. -Retention Time (mm:ss)	WH-Above Retention Time Window	K-Peak Kept
Rat.1 -Ratio of M/M+2 Ions	SN-Below Signal to Noise Level	D-Peak Deleted
OK -RO=Ratio Outside Limits	<M-Below Method Detection Limit	T-Time Changed
Rel.RT-Relative Retention Time	NL-Channel Specific Noise Level	M-Peak Area Changed
		N-Name Changed
		X-Ether Interference

*** End of Report ***

File:W1087 #1-797 Acq:18-JUL-2002 19:51:14 GC EI+ Voltage SIR 70S Noise:8402
303.9016 S:2 F:2 BSUB(256,30,-3.0) PKD(9,5,3,0.10%,33608.0,1.00%,F,T) Exp:NDB5US
TRIANGLE LABS Text:TLI#57752A DF-DP-643 0-0.5 (10X)

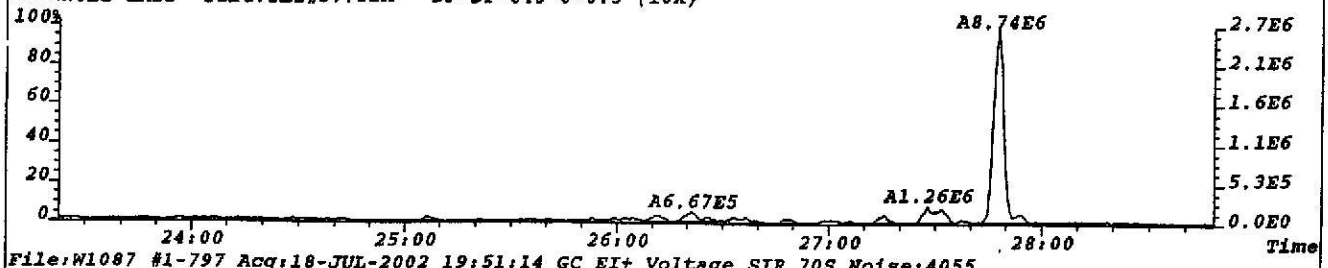

File:W1087 #1-797 Acq:18-JUL-2002 19:51:14 GC EI+ Voltage SIR 70S Noise:4055
305.8987 S:2 F:2 BSUB(256,30,-3.0) PKD(9,5,3,0.10%,16220.0,1.00%,F,T) Exp:NDB5US
TRIANGLE LABS Text:TLI#57752A DF-DP-643 0-0.5 (10X)



File:W1087 #1-797 Acq:18-JUL-2002 19:51:14 GC EI+ Voltage SIR 70S Noise:3322
315.9419 S:2 F:2 BSUB(256,30,-3.0) PKD(9,5,3,0.10%,13288.0,1.00%,F,T) Exp:NDB5US
TRIANGLE LABS Text:TLI#57752A DF-DP-643 0-0.5 (10X)

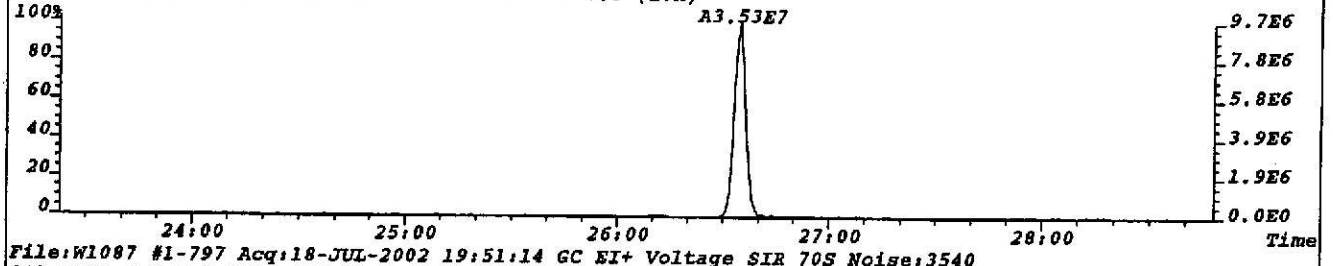

File:W1087 #1-797 Acq:18-JUL-2002 19:51:14 GC EI+ Voltage SIR 70S Noise:3540
317.9389 S:2 F:2 BSUB(256,30,-3.0) PKD(9,5,3,0.10%,14160.0,1.00%,F,T) Exp:NDB5US
TRIANGLE LABS Text:TLI#57752A DF-DP-643 0-0.5 (10X)

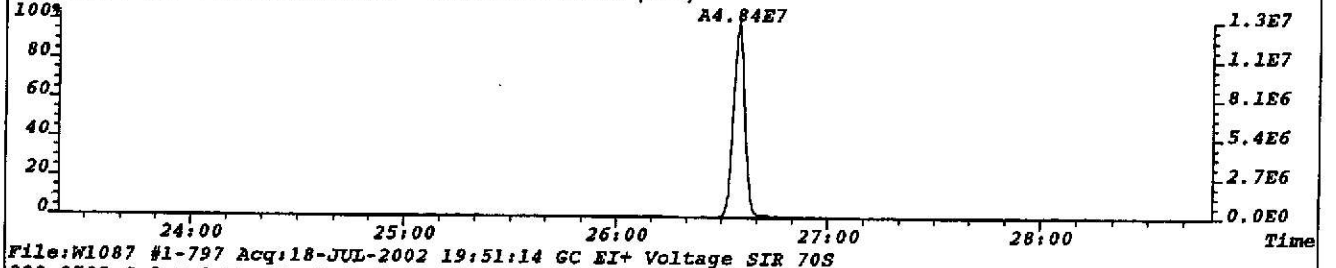

File:W1087 #1-797 Acq:18-JUL-2002 19:51:14 GC EI+ Voltage SIR 70S
330.9792 S:2 F:2 Exp:NDB5US
TRIANGLE LABS Text:TLI#57752A DF-DP-643 0-0.5 (10X)

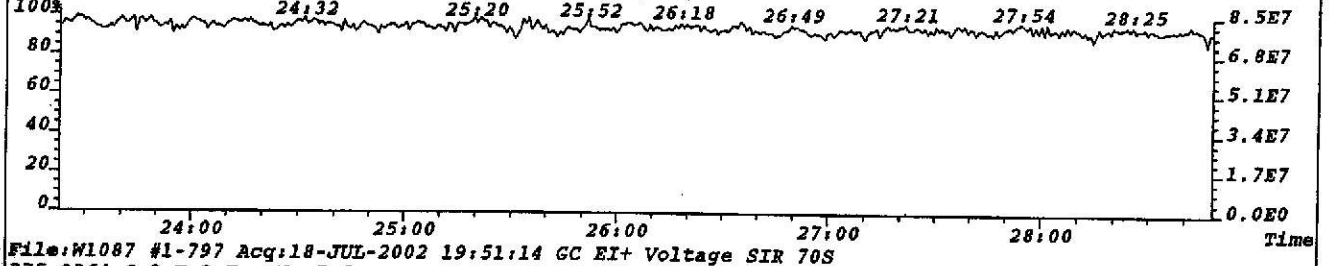

File:W1087 #1-797 Acq:18-JUL-2002 19:51:14 GC EI+ Voltage SIR 70S
375.8364 S:2 F:2 Exp:NDB5US
TRIANGLE LABS Text:TLI#57752A DF-DP-643 0-0.5 (10X)

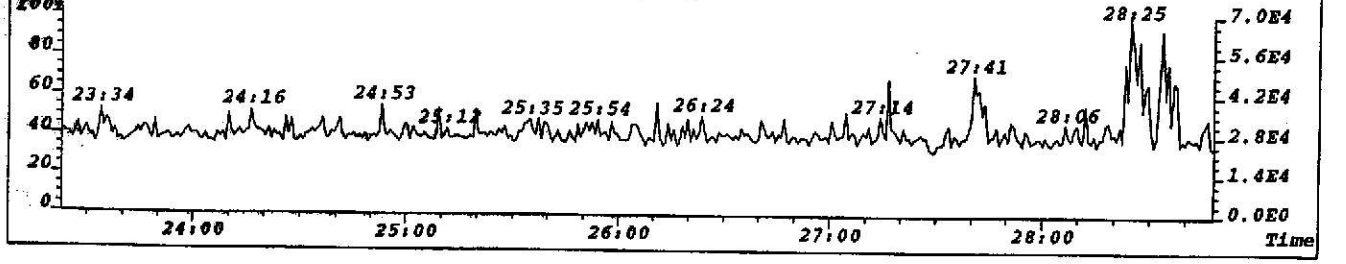

File:W1087 #1-797 Acq:18-JUL-2002 19:51:14 GC EI+ Voltage SIR 70S Noise:2116
319.8965 S:2 F:2 BSUB(256,30,-3.0) PKD(7,5,3,0.10%,8464.0,1.00%,F,T) Exp:NDB5US
TRIANGLE LABS Text:TLI#57752A DF-DP-643 0-0.5 (10X)

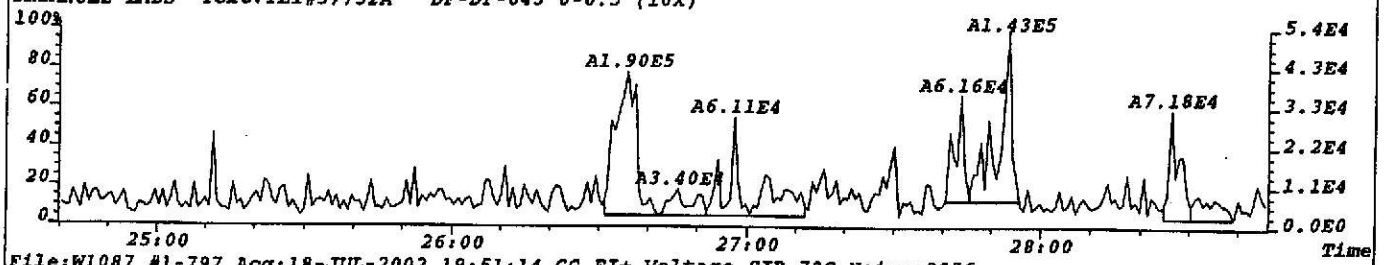

File:W1087 #1-797 Acq:18-JUL-2002 19:51:14 GC EI+ Voltage SIR 70S Noise:2056
321.8936 S:2 F:2 BSUB(256,30,-3.0) PKD(7,5,3,0.10%,8224.0,1.00%,F,T) Exp:NDB5US
TRIANGLE LABS Text:TLI#57752A DF-DP-643 0-0.5 (10X)

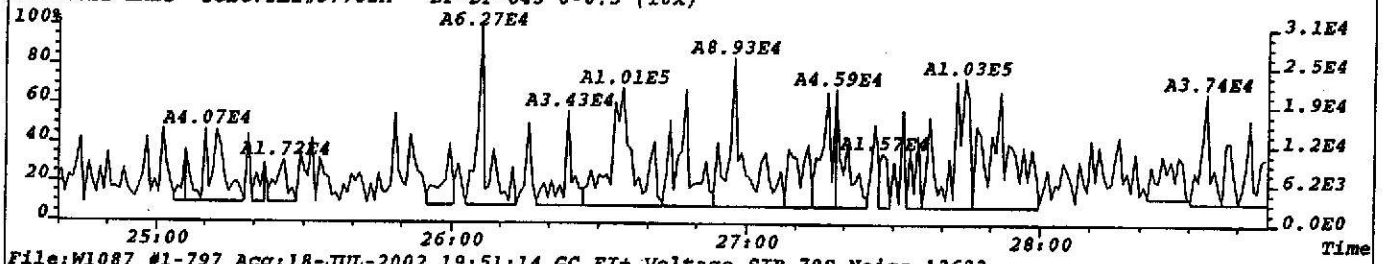

File:W1087 #1-797 Acq:18-JUL-2002 19:51:14 GC EI+ Voltage SIR 70S Noise:13623
331.9368 S:2 F:2 BSUB(256,30,-3.0) PKD(7,5,3,0.10%,54492.0,1.00%,F,T) Exp:NDB5US
TRIANGLE LABS Text:TLI#57752A DF-DP-643 0-0.5 (10X)

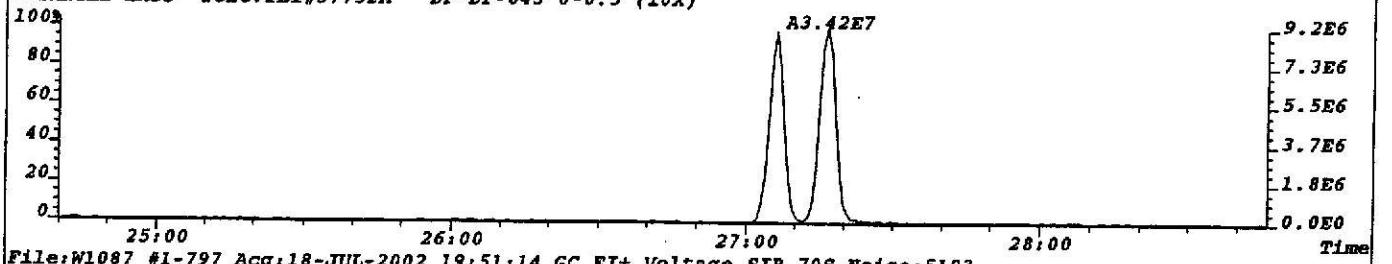

File:W1087 #1-797 Acq:18-JUL-2002 19:51:14 GC EI+ Voltage SIR 70S Noise:5193
333.9338 S:2 F:2 BSUB(256,30,-3.0) PKD(7,5,3,0.10%,20772.0,1.00%,F,T) Exp:NDB5US
TRIANGLE LABS Text:TLI#57752A DF-DP-643 0-0.5 (10X)

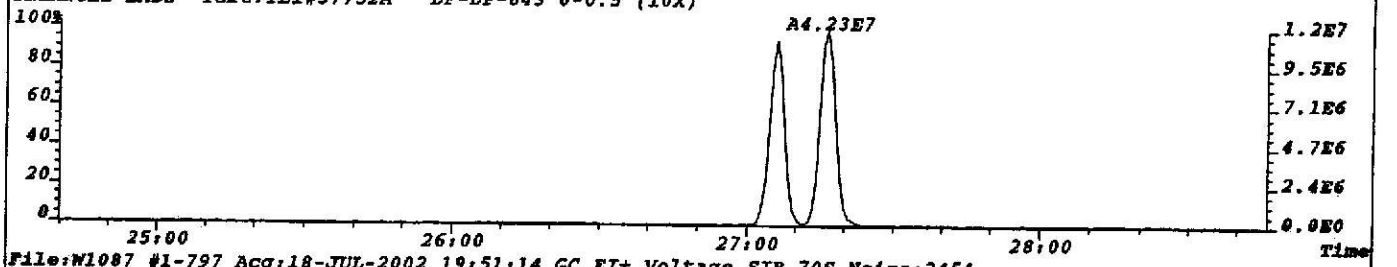

File:W1087 #1-797 Acq:18-JUL-2002 19:51:14 GC EI+ Voltage SIR 70S Noise:2454
327.8847 S:2 F:2 BSUB(256,30,-3.0) PKD(7,5,3,0.10%,9816.0,1.00%,F,T) Exp:NDB5US
TRIANGLE LABS Text:TLI#57752A DF-DP-643 0-0.5 (10X)

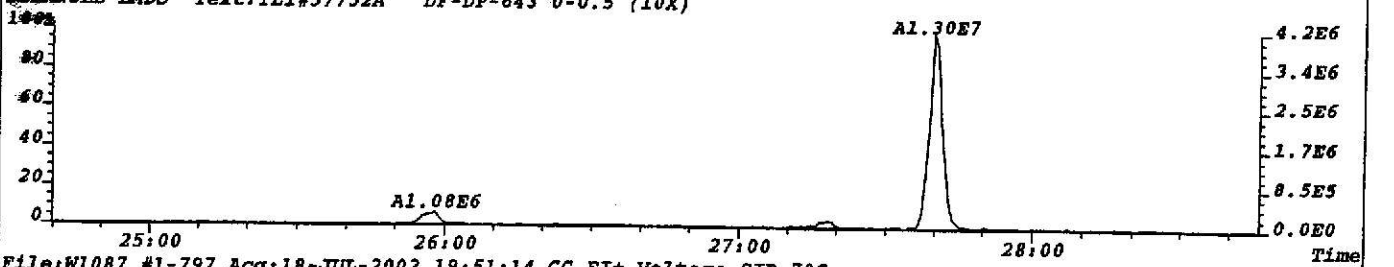

File:W1087 #1-797 Acq:18-JUL-2002 19:51:14 GC EI+ Voltage SIR 70S
330.9792 S:2 F:2 Exp:NDB5US
TRIANGLE LABS Text:TLI#57752A DF-DP-643 0-0.5 (10X)

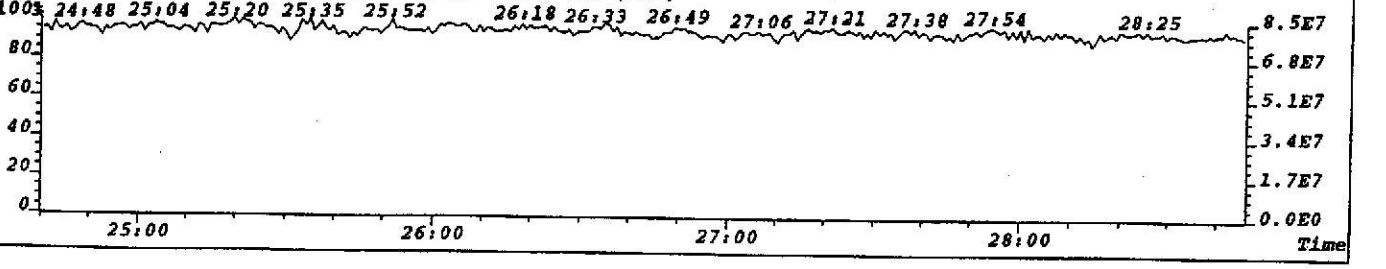

File:W1087 #1-797 Acq:18-JUL-2002 19:51:14 GC EI+ Voltage SIR 70S
303.9016 S:2 F:2 Exp:NDB5US
Sample Text:TLI#57752A DF-DP-643 0-0.5 (10X) File Text:TRIANGLE LABORATORIES, INC.

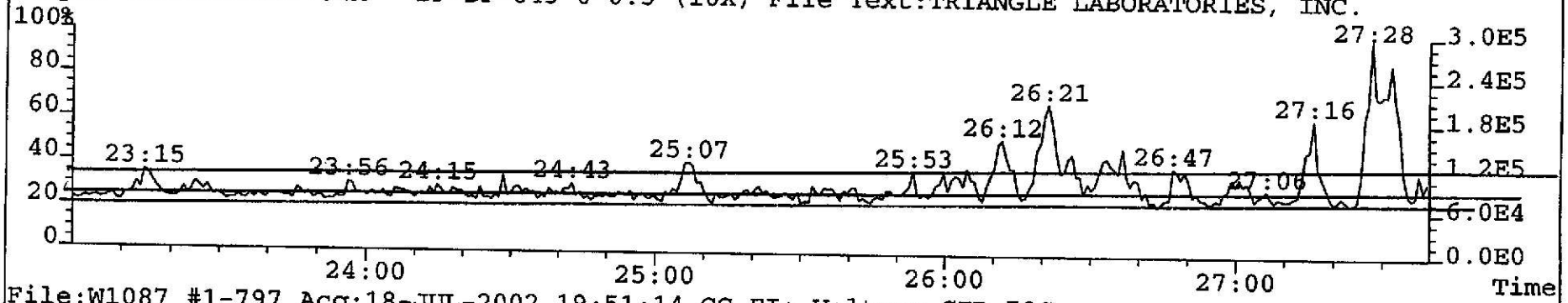

File:W1087 #1-797 Acq:18-JUL-2002 19:51:14 GC EI+ Voltage SIR 70S
305.8987 S:2 F:2 Exp:NDB5US
Sample Text:TLI#57752A DF-DP-643 0-0.5 (10X) File Text:TRIANGLE LABORATORIES, INC.

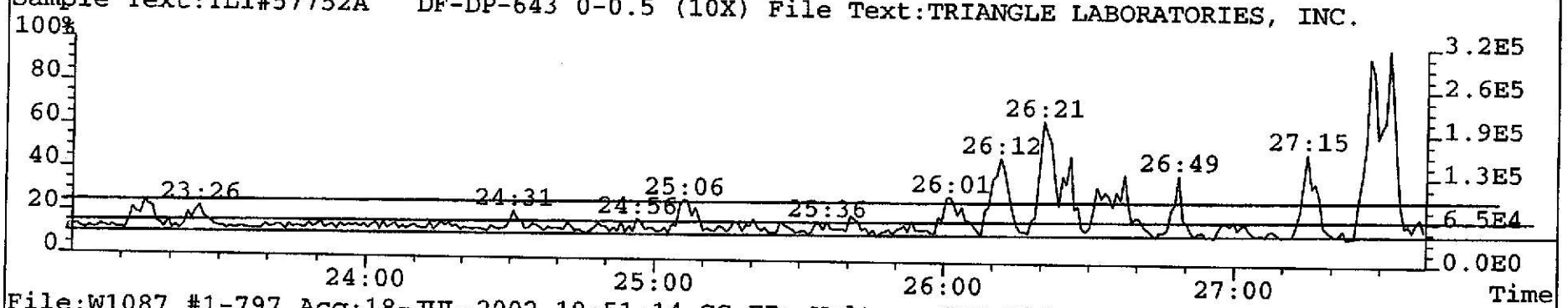

File:W1087 #1-797 Acq:18-JUL-2002 19:51:14 GC EI+ Voltage SIR 70S
317.9389 S:2 F:2 Exp:NDB5US
Sample Text:TLI#57752A DF-DP-643 0-0.5 (10X) File Text:TRIANGLE LABORATORIES, INC.

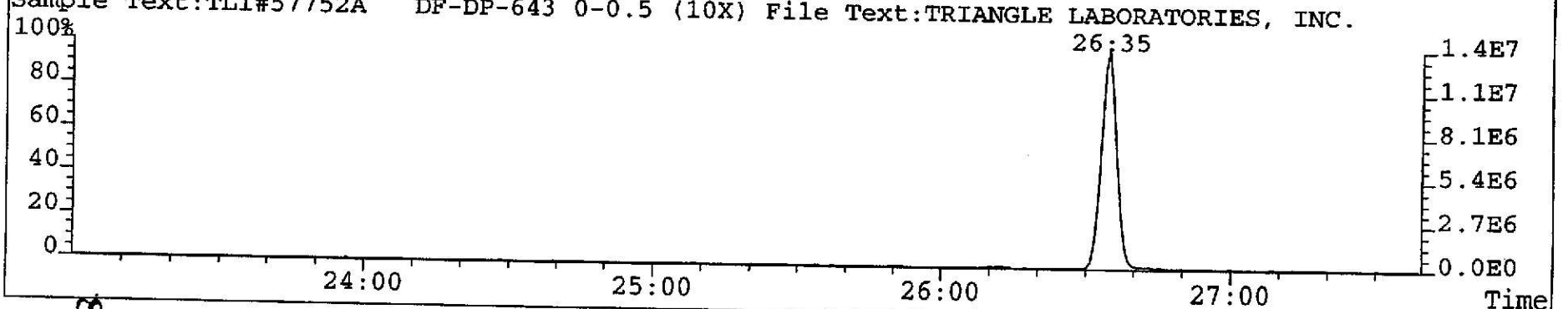

812

VX 7/21/02

File:W1087 #1-797 Acq:18-JUL-2002 19:51:14 GC EI+ Voltage SIR 70S
303.9016 S:2 F:2 Exp:NDB5US
Sample Text:TLI#57752A DF-DP-643 0-0.5 (10X) File Text:TRIANGLE LABORATORIES, INC.

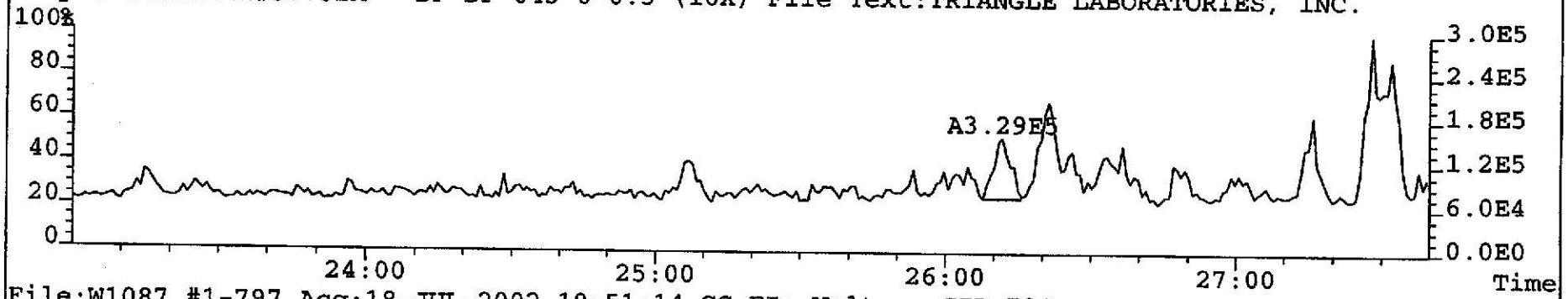

File:W1087 #1-797 Acq:18-JUL-2002 19:51:14 GC EI+ Voltage SIR 70S
305.8987 S:2 F:2 Exp:NDB5US
Sample Text:TLI#57752A DF-DP-643 0-0.5 (10X) File Text:TRIANGLE LABORATORIES, INC.

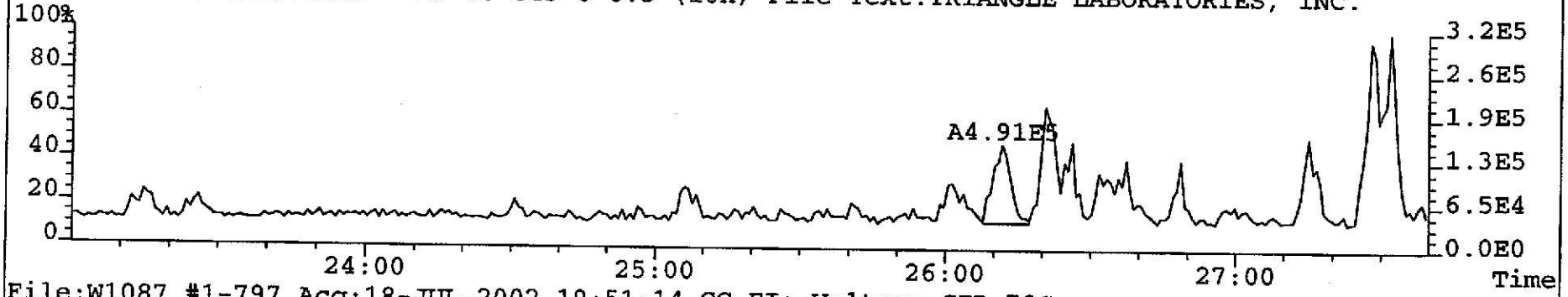

File:W1087 #1-797 Acq:18-JUL-2002 19:51:14 GC EI+ Voltage SIR 70S
317.9389 S:2 F:2 Exp:NDB5US
Sample Text:TLI#57752A DF-DP-643 0-0.5 (10X) File Text:TRIANGLE LABORATORIES, INC.



813

VC 7/21/02

File:W1087 #1-797 Acq:18-JUL-2002 19:51:14 GC EI+ Voltage SIR 70S
303.9016 S:2 F:2 Exp:NDB5US
Sample Text:TLI#57752A DF-DP-643 0-0.5 (10X) File Text:TRIANGLE LABORATORIES, INC.

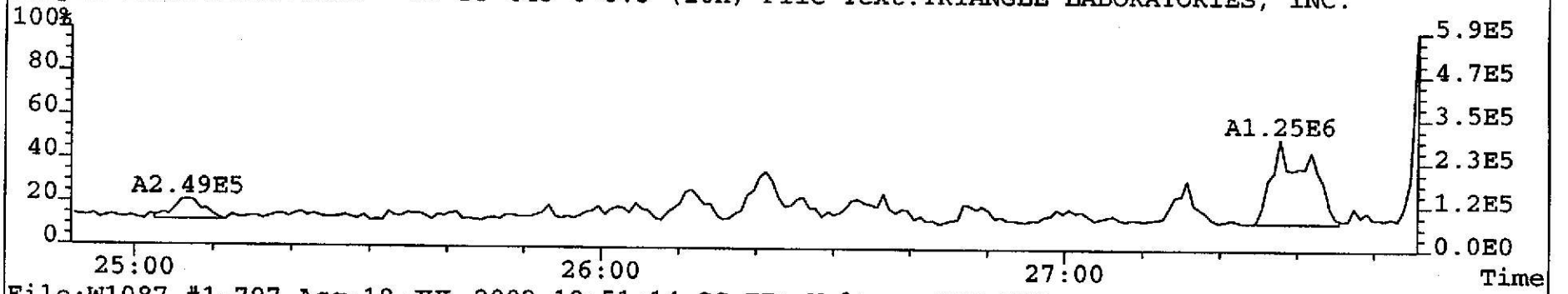

File:W1087 #1-797 Acq:18-JUL-2002 19:51:14 GC EI+ Voltage SIR 70S
305.8987 S:2 F:2 Exp:NDB5US
Sample Text:TLI#57752A DF-DP-643 0-0.5 (10X) File Text:TRIANGLE LABORATORIES, INC.

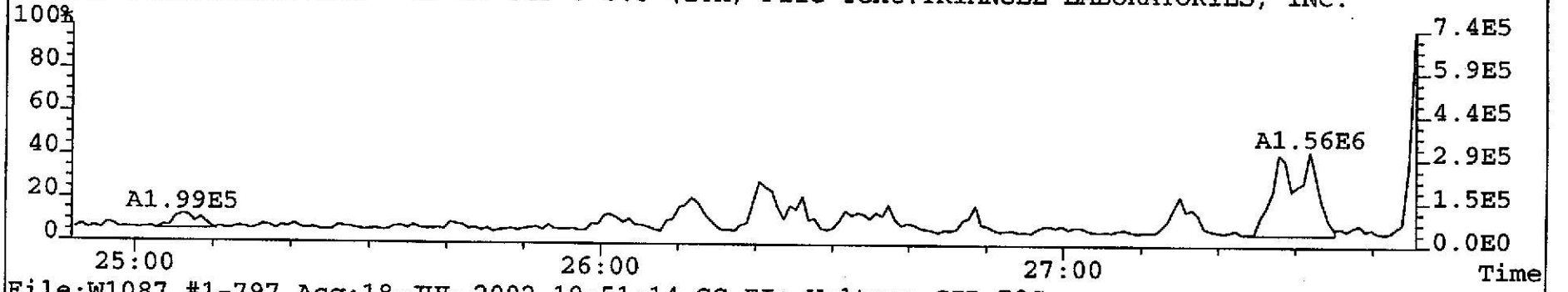

File:W1087 #1-797 Acq:18-JUL-2002 19:51:14 GC EI+ Voltage SIR 70S
317.9389 S:2 F:2 Exp:NDB5US
Sample Text:TLI#57752A DF-DP-643 0-0.5 (10X) File Text:TRIANGLE LABORATORIES, INC.

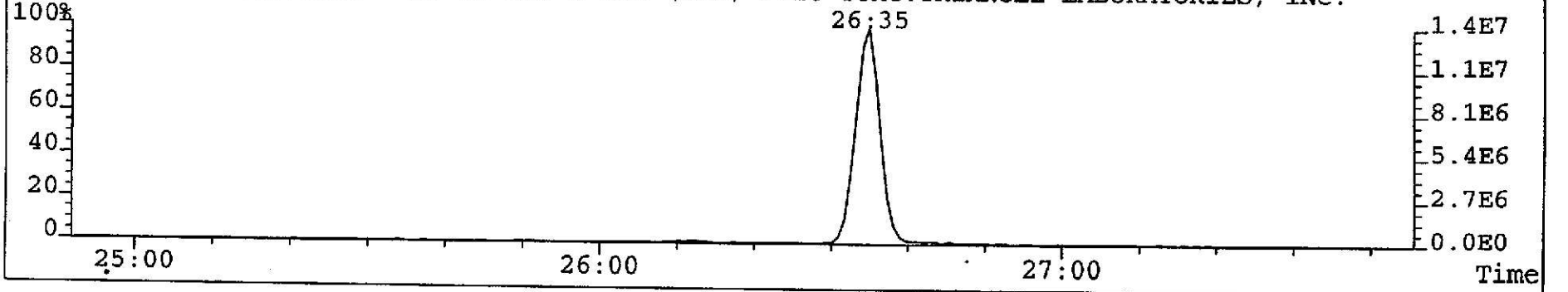

814

VL 7/24/02

Martin & Slagle

TLI Project: **57752A** — 1613, Revision B PCDD/PCDF Analysis (c)

Client Sample: **DF-DP-702 1.5-2** — Analysis File: **W108703**

Client Project:	Mississippi Project				
Sample Matrix:	SOLID	Date Received:	06/28/2002	Spike File:	SP161BJ2
TLI ID:	329-38-3	Date Extracted:	07/03/2002	ICal:	WF5614B
		Date Analyzed:	07/18/2002	ConCal:	WB21086
Sample Size:	12.300 g	Dilution Factor:	10	% Moisture:	8.8
Dry Weight:	10.074 g	Blank File:	S023087	% Lipid:	n/a
GC Column:	DB-5	Analyst:	CGK	% Solids:	81.9

Analytes	Conc. (pg/g)	DL	Ratio	RT	RRT	Flags
1,2,3,4,6,7,8-HpCDF	3870		1.05	36:57	1.000	—

Totals	Conc. (pg/g)	Number	DL	Flags
Total HpCDF	6240	3		—

Internal Standards	Conc. (pg/g)	% Recovery	QC Limits	Ratio	RT	RRT	Flags
$^{13}C_{12}$-1,2,3,4,6,7,8-HpCDF	2070	94.9	28%-143%	0.42	36:57	1.056	—
$^{13}C_{12}$-1,2,3,4,7,8,9-HpCDF	2090	95.5	26%-138%	0.44	38:31	1.101	—

Recovery Standard	Ratio	RT	Flags
$^{13}C_{12}$-1,2,3,7,8,9-HxCDD	1.24	34:59	—

Data Reviewer: VSC 07/21/2002

161B_PSR v2.04, LARS 6.25.05

Triangle Laboratories, Inc.®
2445 S. Alston Ave. • Durham, North Carolina 27713
Phone: (919) 544-5729 • Fax: (919) 544-5491

Printed: 13:42 07/21/2002

Initial ....Date...

Data Review By: 7/21/02

Channel specific noise levels computed from 'NL' heights.

Page No. 1 Listing of W108703B.dbf
07/21/2002 Matched GC Peaks / Ratio / Ret. Time

Compound/ M_Z....	QC.Log	Omit	Why	..RT.	OK	Ratio	Total.Area/Ht	Area/Ht.Peak1	Area/Ht.Peak2	Rel.RT	Compound.Name..	ID..	Flags.
13C12-HxCDD				1.05-1.43						0.983-1.040			
402-404	DC	NL					Height	4.04	2.17	1.87			
	DC	WL		33:54	RO	1.04	3.83				0.980		
	DC	SN		34:12	RO	0.34	6.48				0.989		
				34:35		1.22	3,418.90	1,879.20	1,539.70		1.000	13C12-HxCDD 478	IS9
							Height	1,103.54	604.14	499.40			
				34:40		1.19	3,690.96	2,002.80	1,688.16		1.000	13C12-HxCDD 678	IS10
							Height	1,181.32	621.12	560.20			
				34:47	RO	0.94	13.66	6.62	7.04		1.006		
				34:59		1.24	3,563.16	1,968.93	1,594.23		1.012	13C12-HxCDD 789	RS2
				35:10	RO	2.34	13.00	9.11	3.89		1.017		
				35:15		1.22	7.47	4.11	3.36		1.019		
	DC	SN		35:17	RO	0.21	12.23				1.020		
	DC	SN		35:26	RO	0.70	5.09				1.025		
402-404				6 Peaks			10,707.15						

---------- Above: HxCDD / HpCDF Follows ----------

HpCDF				0.88-1.20						0.955-1.005			
408-410	DC	NL					Height	2.83	1.54	1.29			
				36:57		1.05	9,500.20	4,866.70	4,633.50		1.000	1234678-HpCDF	AN
D	D	SN		37:14		1.19	33.70				0.967		
				37:23		1.04	5,043.18	2,573.72	2,469.46		0.971		
				38:31		1.10	158.33	82.82	75.51		1.000	1234789-HpCDF	AN
408-410				3 Peaks			14,701.71						
13C12-HpCDF				0.37-0.51						0.856-1.142			
418-420	DC	NL					Height	2.21	1.28	0.93			
				36:57		0.42	3,592.28	1,060.46	2,531.82		1.000	13C12-HpCDF 678	IS11
							Height	1,066.55	314.60	751.95			
	DC	SN		37:59	RO	0.98	6.05				0.986		
				38:31		0.44	2,860.54	880.92	1,979.62		1.000	13C12-HpCDF 789	IS12
							Height	730.85	227.97	502.88			
	DC	SN		38:54	RO	1.06	6.91				1.010		
	DC	SN		39:02	RO	0.94	6.44				1.013		
418-420				2 Peaks			6,452.82						

Column Description.....	"Why" Code Description.....	QC Log Desc.....
M_Z -Nominal Ion Mass(es)	WL-Below Retention Time Window	A-Peak Added
..RT. -Retention Time (mm:ss)	WH-Above Retention Time Window	K-Peak Kept
Rat.1 -Ratio of M/M+2 Ions	SN-Below Signal to Noise Level	D-Peak Deleted
OK -RO=Ratio Outside Limits	<M-Below Method Detection Limit	T-Time Changed
Rel.RT-Relative Retention Time	NL-Channel Specific Noise Level	M-Peak Area Changed
		N-Name Changed
		X-Ether Interference

*** End of Report ***

File:W1087 #1-423 Acq:18-JUL-2002 20:39:41 GC EI+ Voltage SIR 70S
389.8156 S:3 F:3 BSUB(256,30,-3.0) PKD(7,5,3,0.10%,5120.0,1.00%,F,T) Exp:NDB5US Noise:1280
Sample Text:TLI#57752A DF-DP-702 1.5-2 (10X) File Text:TRIANGLE LABORATORIES, INC.

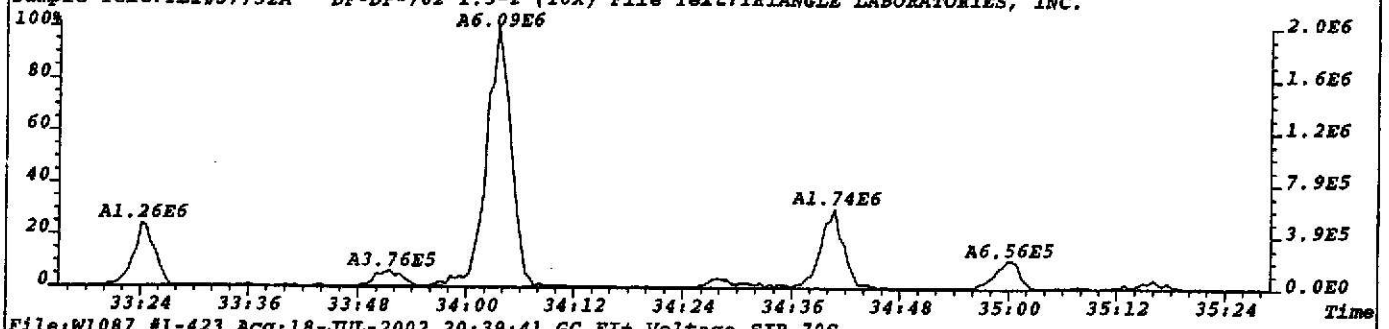

File:W1087 #1-423 Acq:18-JUL-2002 20:39:41 GC EI+ Voltage SIR 70S
391.8127 S:3 F:3 BSUB(256,30,-3.0) PKD(7,5,3,0.10%,9544.0,1.00%,F,T) Exp:NDB5US Noise:2386
Sample Text:TLI#57752A DF-DP-702 1.5-2 (10X) File Text:TRIANGLE LABORATORIES, INC.

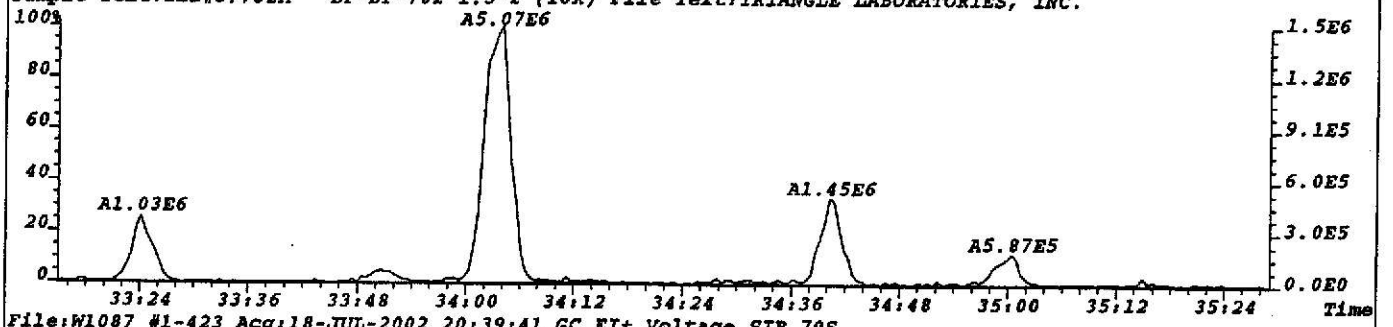

File:W1087 #1-423 Acq:18-JUL-2002 20:39:41 GC EI+ Voltage SIR 70S
401.8558 S:3 F:3 BSUB(256,30,-3.0) PKD(7,5,3,0.10%,10832.0,1.00%,F,T) Exp:NDB5US Noise:2708
Sample Text:TLI#57752A DF-DP-702 1.5-2 (10X) File Text:TRIANGLE LABORATORIES, INC.

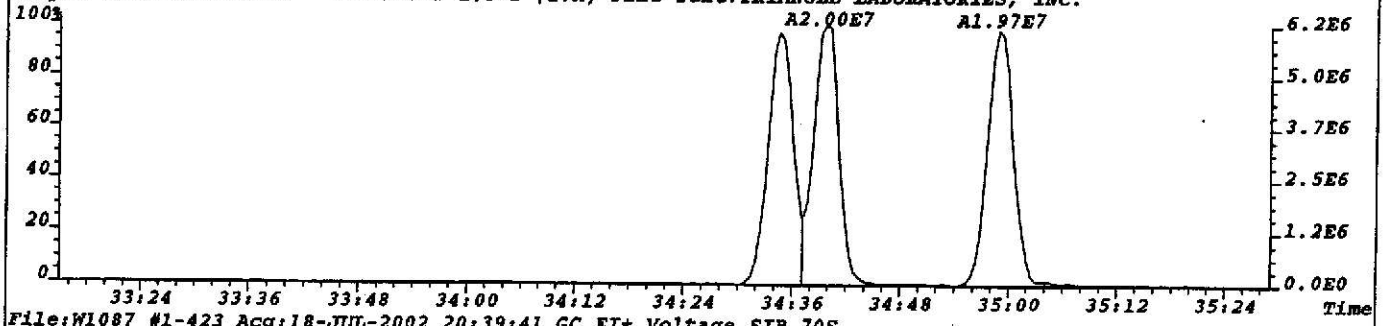

File:W1087 #1-423 Acq:18-JUL-2002 20:39:41 GC EI+ Voltage SIR 70S
403.8529 S:3 F:3 BSUB(256,30,-3.0) PKD(7,5,3,0.10%,9356.0,1.00%,F,T) Exp:NDB5US Noise:2339
Sample Text:TLI#57752A DF-DP-702 1.5-2 (10X) File Text:TRIANGLE LABORATORIES, INC.

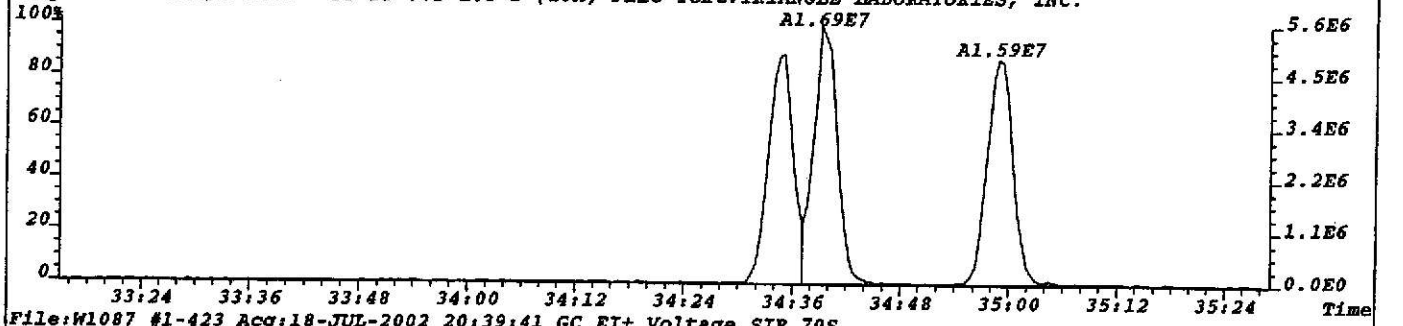

File:W1087 #1-423 Acq:18-JUL-2002 20:39:41 GC EI+ Voltage SIR 70S
392.9760 S:3 F:3 Exp:NDB5US
Sample Text:TLI#57752A DF-DP-702 1.5-2 (10X) File Text:TRIANGLE LABORATORIES, INC.

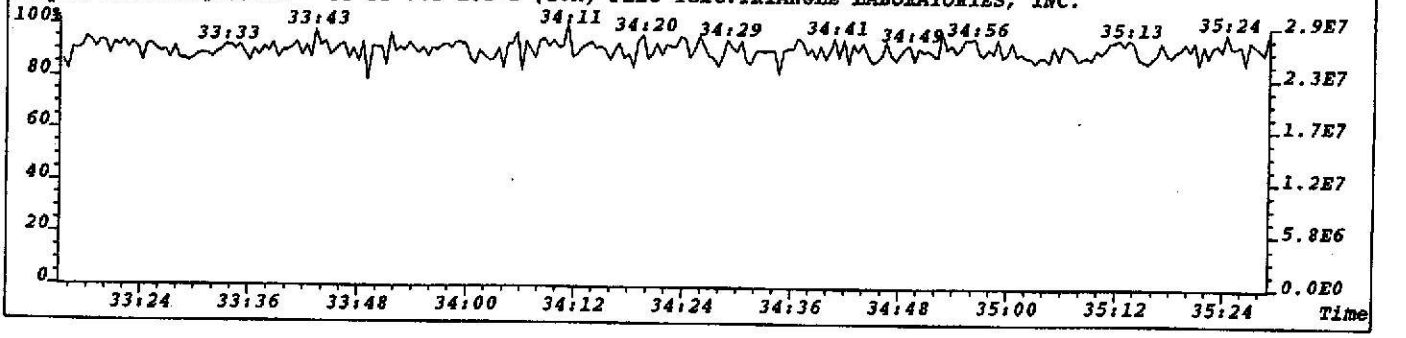

File:W1087 #1-674 Acq:18-JUL-2002 20:39:41 GC EI+ Voltage SIR 70S Noise:1927
407.7818 S:3 F:4 BSUB(256,30,-3.0) PKD(7,5,3,0.10%,7708.0,1.00%,F,T) Exp:NDB5US
TRIANGLE LABS Text:TLI#57752A DF-DP-702 1.5-2 (10X)

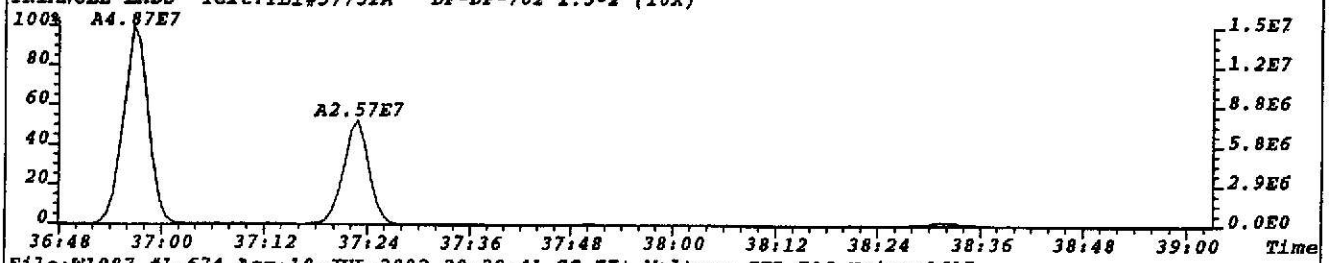

File:W1087 #1-674 Acq:18-JUL-2002 20:39:41 GC EI+ Voltage SIR 70S Noise:1617
409.7789 S:3 F:4 BSUB(256,30,-3.0) PKD(7,5,3,0.10%,6468.0,1.00%,F,T) Exp:NDB5US
TRIANGLE LABS Text:TLI#57752A DF-DP-702 1.5-2 (10X)

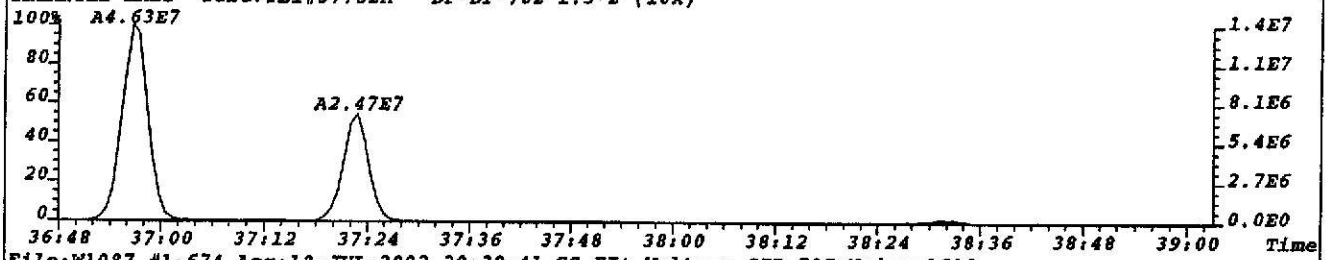

File:W1087 #1-674 Acq:18-JUL-2002 20:39:41 GC EI+ Voltage SIR 70S Noise:1606
417.8253 S:3 F:4 BSUB(256,30,-3.0) PKD(7,5,3,0.10%,6424.0,1.00%,F,T) Exp:NDB5US
TRIANGLE LABS Text:TLI#57752A DF-DP-702 1.5-2 (10X)

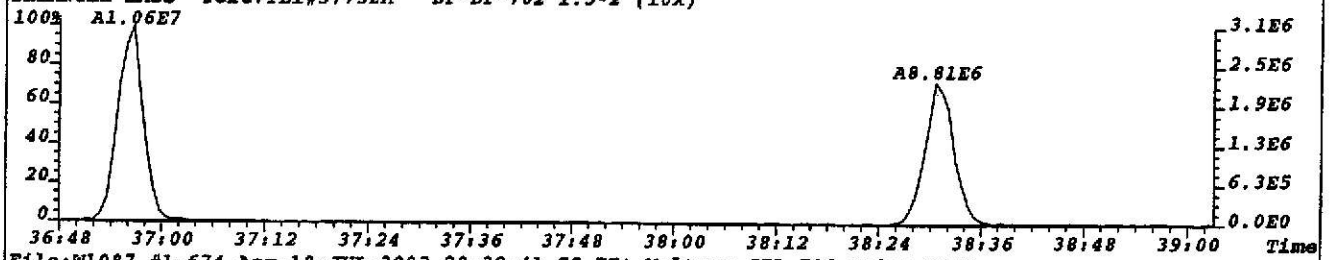

File:W1087 #1-674 Acq:18-JUL-2002 20:39:41 GC EI+ Voltage SIR 70S Noise:1160
419.8220 S:3 F:4 BSUB(256,30,-3.0) PKD(7,5,3,0.10%,4640.0,1.00%,F,T) Exp:NDB5US
TRIANGLE LABS Text:TLI#57752A DF-DP-702 1.5-2 (10X)



File:W1087 #1-674 Acq:18-JUL-2002 20:39:41 GC EI+ Voltage SIR 70S
430.9729 S:3 F:4 Exp:NDB5US
TRIANGLE LABS Text:TLI#57752A DF-DP-702 1.5-2 (10X)

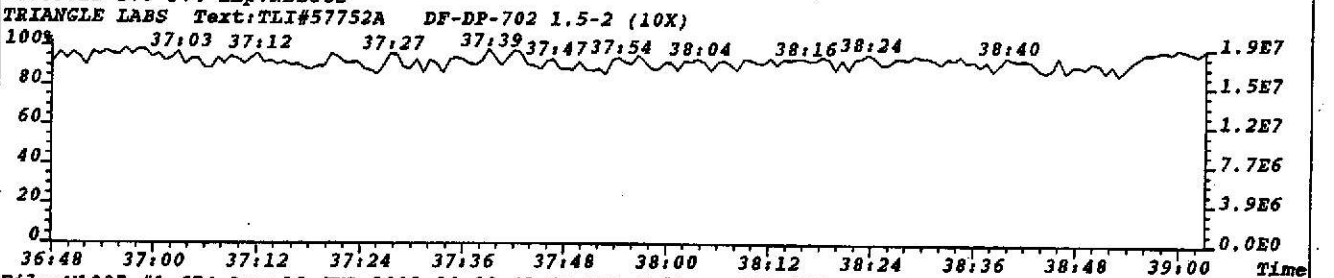

File:W1087 #1-674 Acq:18-JUL-2002 20:39:41 GC EI+ Voltage SIR 70S
479.7165 S:3 F:4 Exp:NDB5US
TRIANGLE LABS Text:TLI#57752A DF-DP-702 1.5-2 (10X)

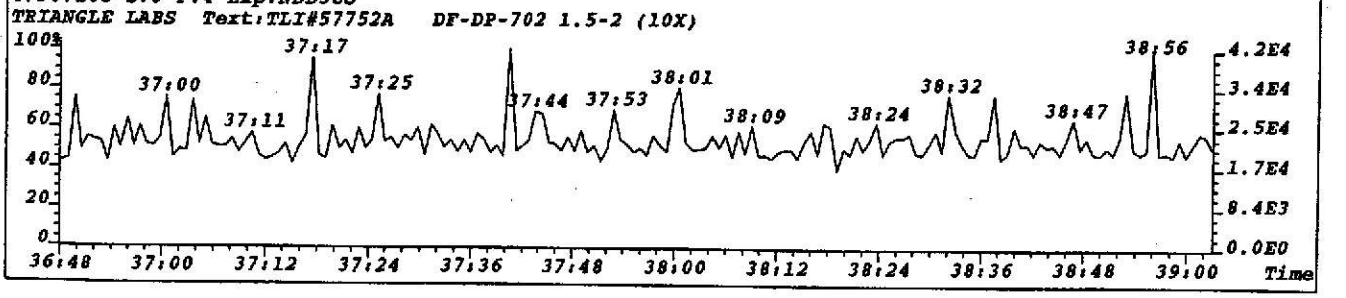

Peak Locate Examination:18-JUL-2002:19:00 File:W1087
Experiment:NDB5US Function:2 Reference:PFK

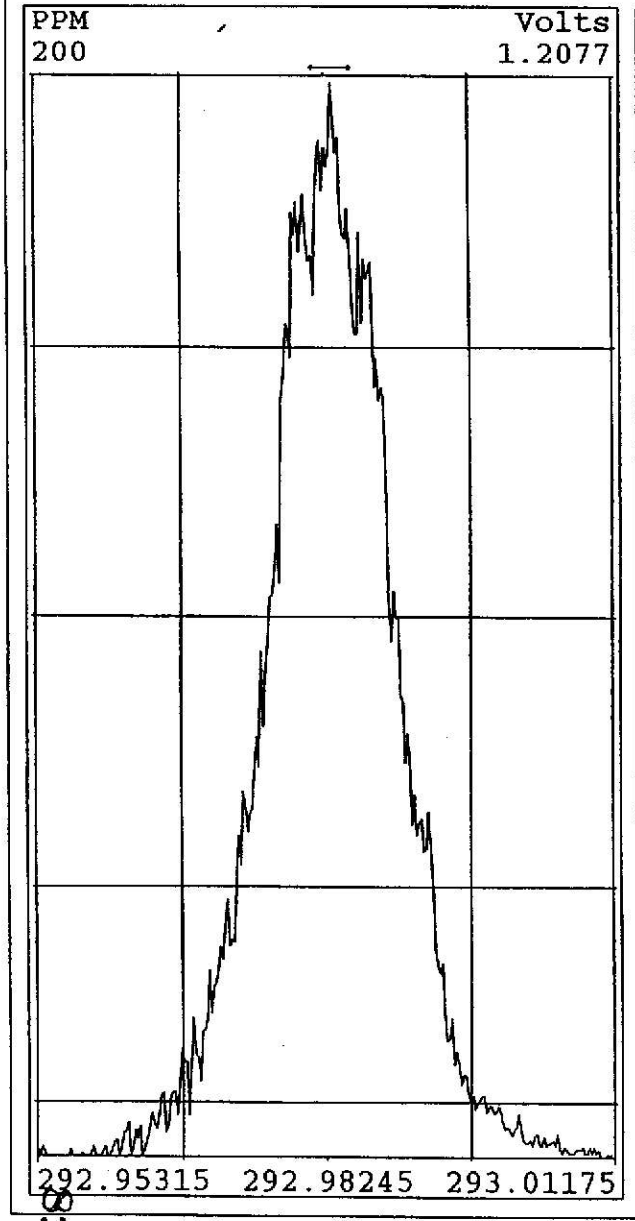



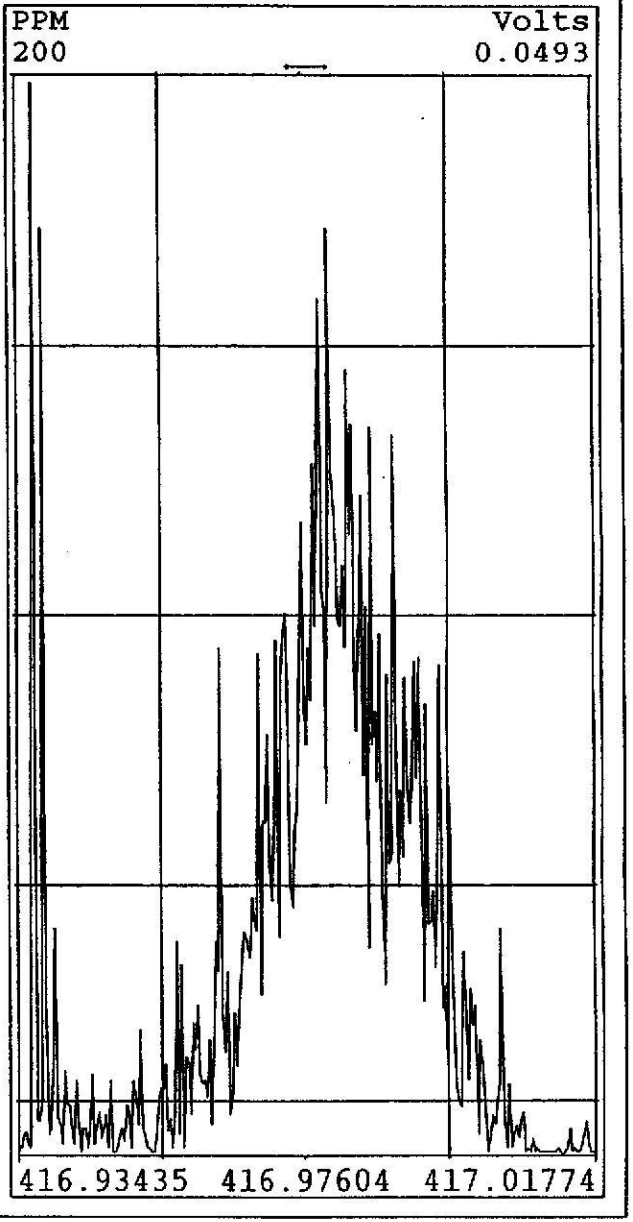

File:W1087 #1-674 Acq:18-JUL-2002 20:39:41 GC EI+ Voltage SIR 70S
407.7818 S:3 F:4 Exp:NDB5US
Sample Text:TLI#57752A DF-DP-702 1.5-2 (10X) File Text:TRIANGLE LABORATORIES, INC.

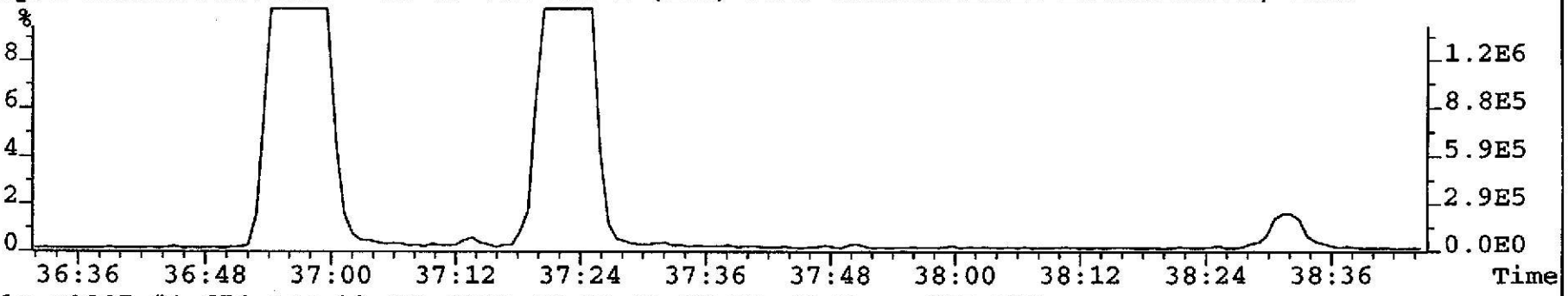

File:W1087 #1-674 Acq:18-JUL-2002 20:39:41 GC EI+ Voltage SIR 70S
409.7789 S:3 F:4 Exp:NDB5US
Sample Text:TLI#57752A DF-DP-702 1.5-2 (10X) File Text:TRIANGLE LABORATORIES, INC.

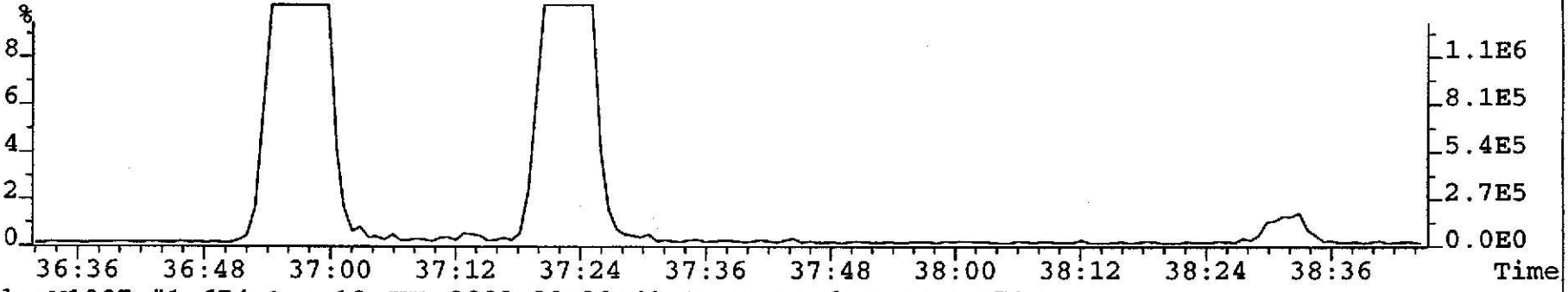

File:W1087 #1-674 Acq:18-JUL-2002 20:39:41 GC EI+ Voltage SIR 70S
419.8220 S:3 F:4 Exp:NDB5US
Sample Text:TLI#57752A DF-DP-702 1.5-2 (10X) File Text:TRIANGLE LABORATORIES, INC.

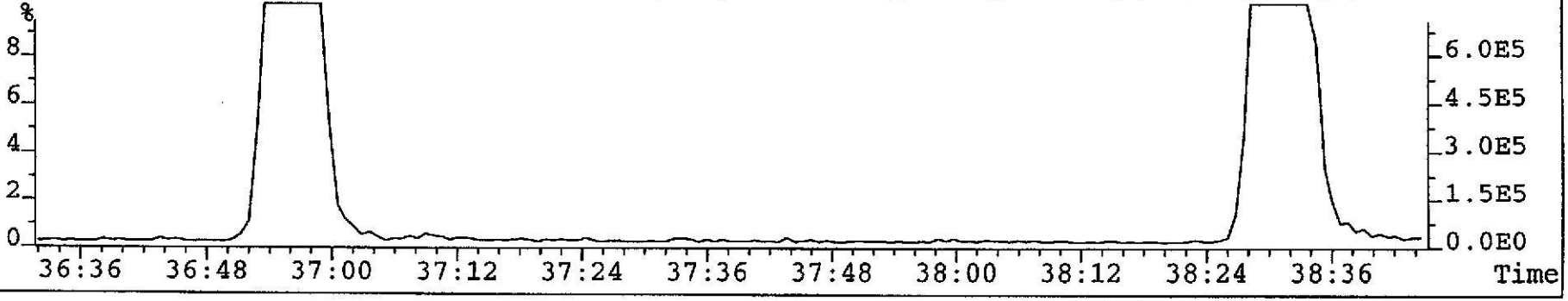

VJL 7/24/02

Martin & Slagle

TLI Project: **57752A** — 1613, Revision B PCDD/PCDF Analysis (c)

Client Sample: **DUPLICATE (06/26/02)** — Analysis File: **W108902**

Client Project:	**Mississippi Project**				
Sample Matrix:	**SOLID**	Date Received:	**06/28/2002**	Spike File:	**SP161BJ2**
TLI ID:	**329-38-22**	Date Extracted:	**07/03/2002**	ICal:	**WF5614B**
		Date Analyzed:	**07/19/2002**	ConCal:	**WB08802**
Sample Size:	**11.000 g**	Dilution Factor:	**10**	% Moisture:	**8.4**
Dry Weight:	**10.076 g**	Blank File:	**S023087**	% Lipid:	**n/a**
GC Column:	**DB-5**	Analyst:	**JWL**	% Solids:	**91.6**

Analytes	Conc. (pg/g)	DL	Ratio	RT	RRT	Flags
1,2,3,4,6,7,8,9-OCDD	4930		0.84	41:41	1.000	___

Totals	Conc. (pg/g)	Number	DL	Flags
Total TCDF	1050	5		___

Internal Standards	Conc. (pg/g)	% Recovery	QC Limits	Ratio	RT	RRT	Flags
$^{13}C_{12}$-2,3,7,8-TCDD	1820	83.2	25%-164%	0.78	27:14	1.006	___
$^{13}C_{12}$-1,2,3,4,6,7,8,9-OCDD	4800	110	17%-157%	0.86	41:41	1.193	___
$^{13}C_{12}$-2,3,7,8-TCDF	1790	81.8	24%-169%	0.74	26:33	0.981	___

Recovery Standards	Ratio	RT	Flags
$^{13}C_{12}$-1,2,3,4-TCDD	0.80	27:04	___
$^{13}C_{12}$-1,2,3,7,8,9-HxCDD	1.21	34:57	___

Data Reviewer: VSC 07/21/2002

161B_PSR v2.04, LARS 6.25.05

Triangle Laboratories, Inc.®
2445 S. Alston Ave. • Durham, North Carolina 27713
Phone: (919) 544-5729 • Fax: (919) 544-5491

Printed: 13:42 07/21/2002

Initial ....Date...

Data Review By: VJL 7/21/02

Channel specific noise levels computed from 'NL' heights.

Page No. 1 Listing of W108902B.dbf
07/21/2002 Matched GC Peaks / Ratio / Ret. Time

Compound/ M_Z....	QC.Log	Omit	Why	..RT.	OK	Ratio	Total.Area/Ht	Area/Ht.Peak1	Area/Ht.Peak2	Rel.RT	Compound.Name..	ID..	Flags.
TCDF						0.65-0.89				0.880-1.072			
304-306		DC	NL			Height	11.06	7.07	3.99				
		DC	SN	23:22		0.86	63.35			0.880			
		DC	SN	24:13		0.72	37.69			0.912			
				25:04	RO	0.62	76.36	29.28	47.08	0.944			
		DC	SN	25:18	RO	1.70	58.50			0.953			
	D	D	SN	25:58	RO	0.62	93.94			0.978			
	D	D	SN	26:09		0.78	80.70			0.985			
				26:19		0.74	517.25	220.41	296.84	0.991			
				26:35		0.86	269.01	124.26	144.75	1.001	2378-TCDF		AN
				26:45	RO	0.94	62.82	30.49	32.33	1.008			
				26:59	RO	0.63	111.12	43.00	68.12	1.016			
				27:12		0.75	119.05	51.02	68.03	1.024			
				27:30		0.74	481.41	205.36	276.05	1.036			
				27:45		0.74	4,486.66	1,907.07	2,579.59	1.045			
304-306			8	Peaks			6,123.68						
13C12-TCDF						0.65-0.89				0.945-1.133			
316-318		DC	NL			Height	7.23	2.98	4.25				
		DC	SN	25:50		0.83	23.80			0.973			
				26:09		0.72	91.15	38.14	53.01	0.985			
				26:33		0.74	10,697.20	4,542.37	6,154.83	1.000	13C12-2378-TCDF		IS0
						Height	2,836.38	1,211.94	1,624.44				
				26:53		0.73	248.79	104.84	143.95	1.013			
316-318			3	Peaks			11,037.14						

---------- Above: TCDF / TCDD Follows ----------

13C12-TCDD						0.65-0.89				0.920-1.067			
332-334		DC	NL			Height	11.42	8.41	3.01				
				27:04		0.80	8,213.70	3,642.92	4,570.78	0.994	13C12-1234-TCDD		RS1
				27:14		0.78	8,902.42	3,905.89	4,996.53	1.000	13C12-2378-TCDD		IS1
						Height	2,482.76	1,054.20	1,428.56				
332-334			2	Peaks			17,116.12						

---------- Above: TCDD / HxCDD Follows ----------

13C12-HxCDD						1.05-1.43				0.983-1.041			
402-404		DC	NL			Height	5.19	3.05	2.14				
				33:59	RO	0.71	20.41	8.46	11.95	0.984			
		DC	SN	34:12	RO	0.58	11.90			0.990			
				34:33		1.22	4,669.93	2,562.29	2,107.64	1.000	13C12-HxCDD 478		IS9
						Height	1,527.72	848.05	679.67				
				34:38		1.23	4,659.73	2,568.11	2,091.62	1.000	13C12-HxCDD 678		IS10
						Height	1,567.41	844.34	723.07				
				34:46	RO	0.19	25.47	4.02	21.45	1.006			
				34:57		1.21	4,963.33	2,714.55	2,248.78	1.012	13C12-HxCDD 789		RS2

```
Compound/
M_Z.... QC.Log Omit Why ..RT. OK Ratio Total.Area/Ht Area/Ht.Peak1 Area/Ht.Peak2 Rel.RT Compound.Name.. ID.. Flags.

                        35:09 RO  1.71        25.42         16.03          9.39  1.017
                DC  SN  35:23     1.10         7.76                               1.024
402-404               6 Peaks              14,364.29

               ---------------------- Above: HxCDD / Octa-CDD and CDF Follows ----------

OCDD                            0.76-1.02                                  0.952-1.048
458-460         DC  NL           Height         2.31          1.14          1.17
        N               41:41     0.84     9,086.71      4,150.99      4,935.72  1.000 OCDD            AN
                        41:59 RO  1.44        26.55         15.67         10.88  1.007
458-460               2 Peaks              9,113.26

13C12-OCDD                      0.76-1.02                                  0.996-1.004
470-472         DC  NL           Height         3.23          1.36          1.87
                        41:41     0.86     7,652.84      3,540.20      4,112.64  1.000 13C12-OCDD      IS14
                                 Height     1,754.48        810.13        944.35
                        41:52     0.81        34.33         15.36         18.97  1.004
470-472               2 Peaks              7,687.17


Column Description............  "Why" Code Description.........  QC Log Desc.........

M_Z   -Nominal Ion Mass(es)      WL-Below Retention Time Window   A-Peak Added
..RT. -Retention Time (mm:ss)    WH-Above Retention Time Window   K-Peak Kept
Rat.1 -Ratio of M/M+2 Ions       SN-Below Signal to Noise Level   D-Peak Deleted
OK    -RO=Ratio Outside Limits   <M-Below Method Detection Limit  T-Time Changed
Rel.RT-Relative Retention Time   NL-Channel Specific Noise Level  M-Peak Area Changed
                                                                  N-Name Changed
                                                                  X-Ether Interference
```

*** End of Report ***

File:W1089 #1-798 Acq:19-JUL-2002 10:44:41 GC EI+ Voltage SIR 70S Noise:8842
303.9016 S:2 F:2 BSUB(256,30,-3.0) PKD(9,5,3,0.10%,35368.0,1.00%,F,T) Exp:NDB5US
TRIANGLE LABS Text:TLI#57752A DUPLICATE (06/26/02)

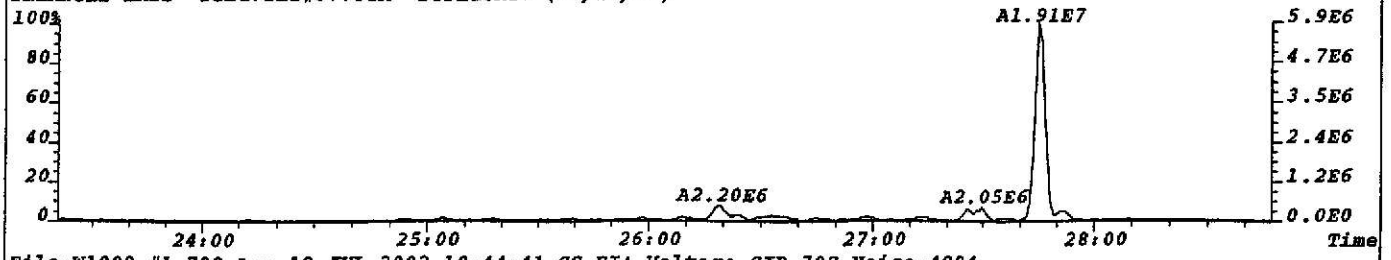

File:W1089 #1-798 Acq:19-JUL-2002 10:44:41 GC EI+ Voltage SIR 70S Noise:4984
305.8987 S:2 F:2 BSUB(256,30,-3.0) PKD(9,5,3,0.10%,19936.0,1.00%,F,T) Exp:NDB5US
TRIANGLE LABS Text:TLI#57752A DUPLICATE (06/26/02)

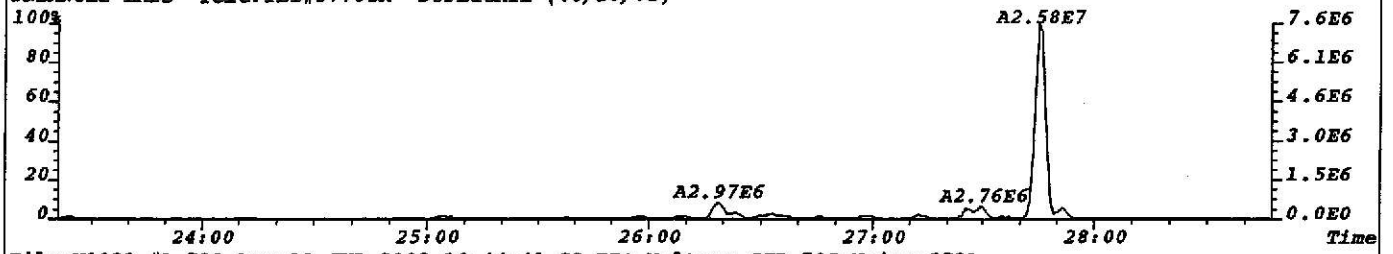

File:W1089 #1-798 Acq:19-JUL-2002 10:44:41 GC EI+ Voltage SIR 70S Noise:3721
315.9419 S:2 F:2 BSUB(256,30,-3.0) PKD(9,5,3,0.10%,14884.0,1.00%,F,T) Exp:NDB5US
TRIANGLE LABS Text:TLI#57752A DUPLICATE (06/26/02)

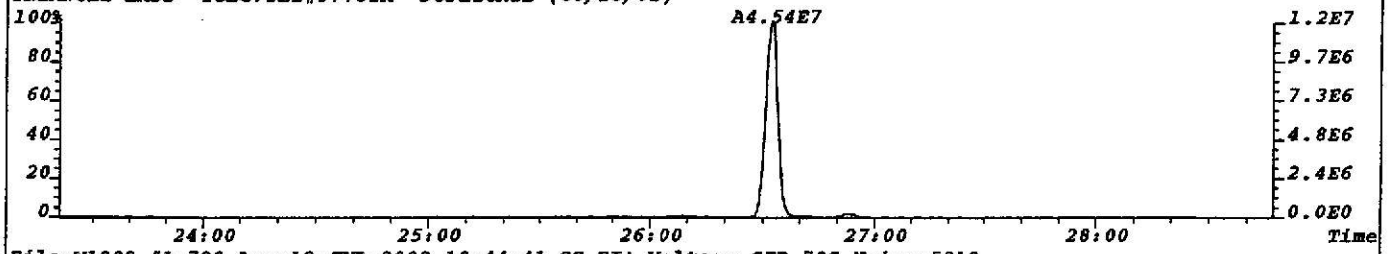

File:W1089 #1-798 Acq:19-JUL-2002 10:44:41 GC EI+ Voltage SIR 70S Noise:5318
317.9389 S:2 F:2 BSUB(256,30,-3.0) PKD(9,5,3,0.10%,21272.0,1.00%,F,T) Exp:NDB5US
TRIANGLE LABS Text:TLI#57752A DUPLICATE (06/26/02)

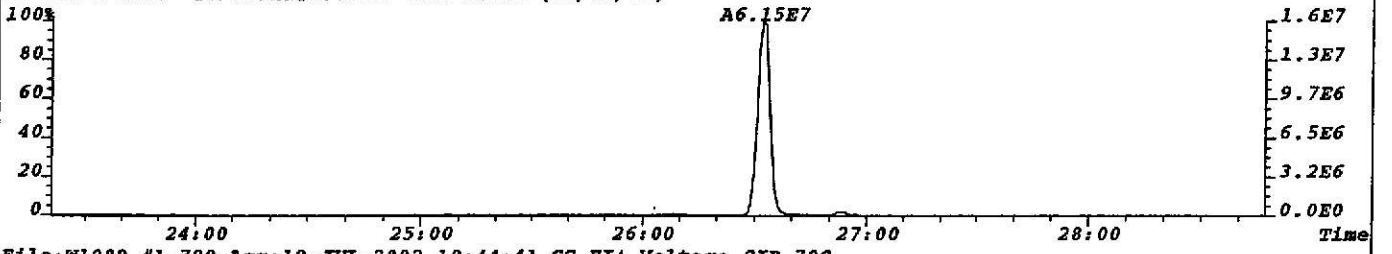

File:W1089 #1-798 Acq:19-JUL-2002 10:44:41 GC EI+ Voltage SIR 70S
330.9792 S:2 F:2 Exp:NDB5US
TRIANGLE LABS Text:TLI#57752A DUPLICATE (06/26/02)

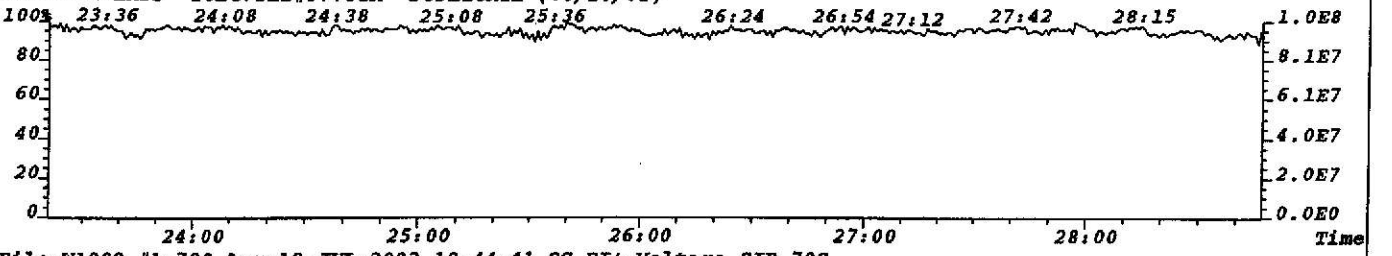

File:W1089 #1-798 Acq:19-JUL-2002 10:44:41 GC EI+ Voltage SIR 70S
375.8364 S:2 F:2 Exp:NDB5US
TRIANGLE LABS Text:TLI#57752A DUPLICATE (06/26/02)

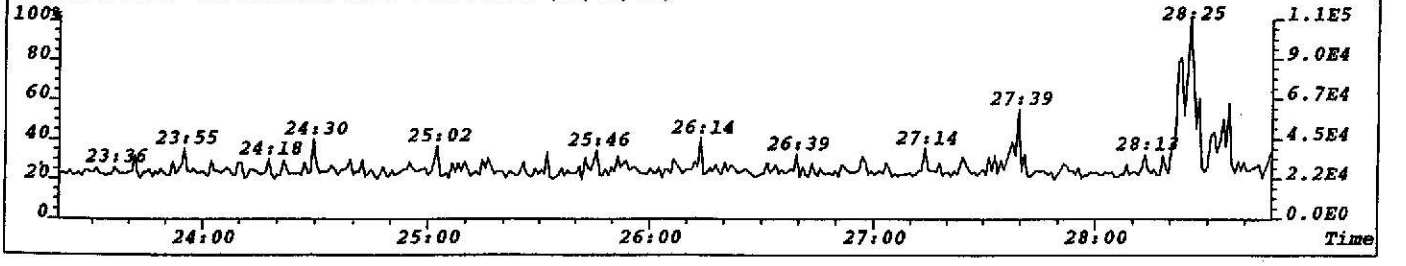

File:W1089 #1-422 Acq:19-JUL-2002 10:44:41 GC EI+ Voltage SIR 70S
389.8156 S:2 F:3 BSUB(256,30,-3.0) PKD(7,5,3,0.10%,8884.0,1.00%,F,T) Exp:NDB5US Noise:2221
Sample Text:TLI#57752A DUPLICATE (06/26/02) File Text:TRIANGLE LABORATORIES, INC.

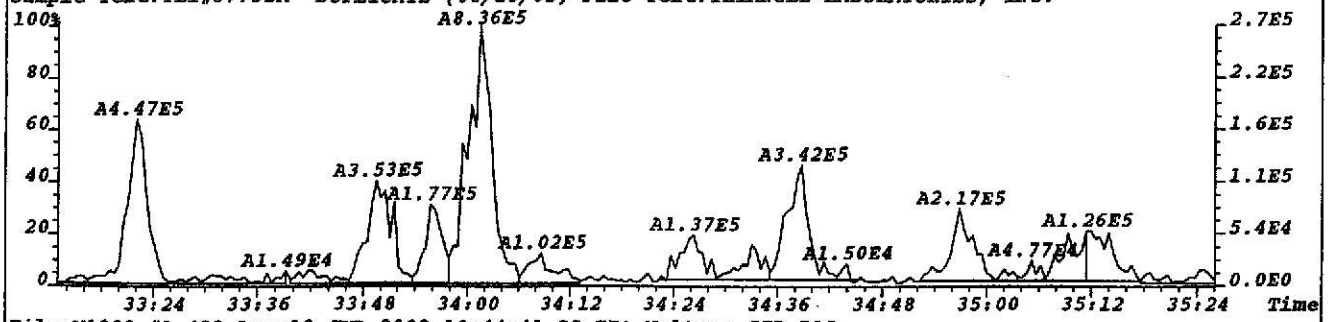

File:W1089 #1-422 Acq:19-JUL-2002 10:44:41 GC EI+ Voltage SIR 70S
391.8127 S:2 F:3 BSUB(256,30,-3.0) PKD(7,5,3,0.10%,14440.0,1.00%,F,T) Exp:NDB5US Noise:3610
Sample Text:TLI#57752A DUPLICATE (06/26/02) File Text:TRIANGLE LABORATORIES, INC.

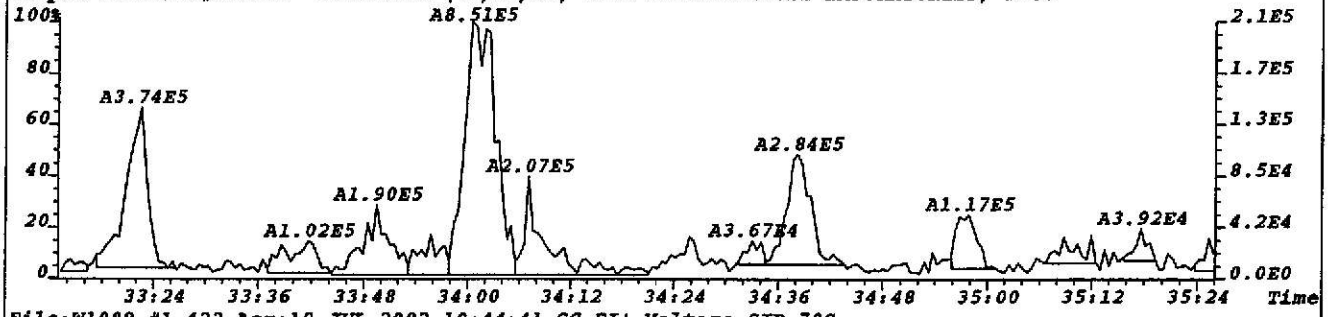

File:W1089 #1-422 Acq:19-JUL-2002 10:44:41 GC EI+ Voltage SIR 70S
401.8558 S:2 F:3 BSUB(256,30,-3.0) PKD(7,5,3,0.10%,15240.0,1.00%,F,T) Exp:NDB5US Noise:3810
Sample Text:TLI#57752A DUPLICATE (06/26/02) File Text:TRIANGLE LABORATORIES, INC.

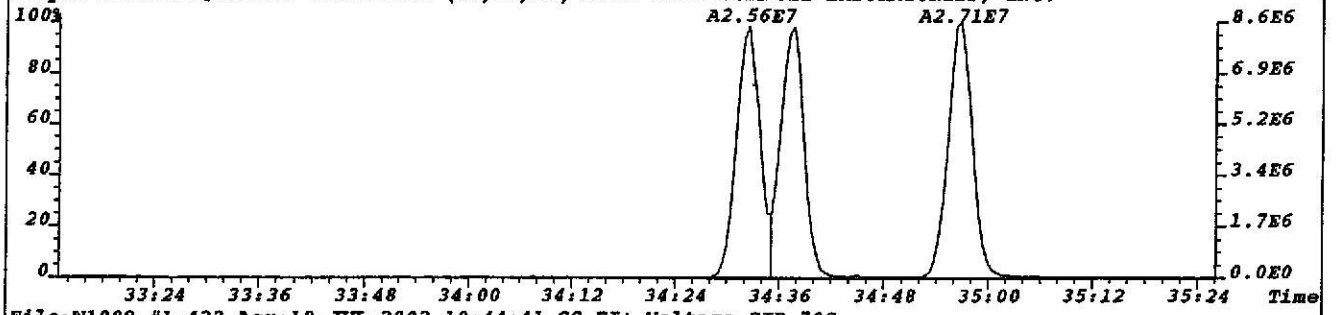

File:W1089 #1-422 Acq:19-JUL-2002 10:44:41 GC EI+ Voltage SIR 70S
403.8529 S:2 F:3 BSUB(256,30,-3.0) PKD(7,5,3,0.10%,10724.0,1.00%,F,T) Exp:NDB5US Noise:2681
Sample Text:TLI#57752A DUPLICATE (06/26/02) File Text:TRIANGLE LABORATORIES, INC.

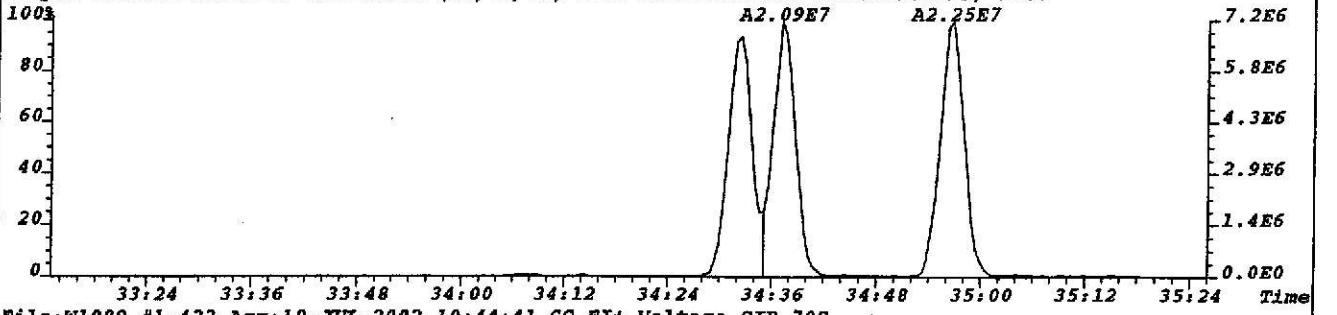

File:W1089 #1-422 Acq:19-JUL-2002 10:44:41 GC EI+ Voltage SIR 70S
392.9760 S:2 F:3 Exp:NDB5US
Sample Text:TLI#57752A DUPLICATE (06/26/02) File Text:TRIANGLE LABORATORIES, INC.

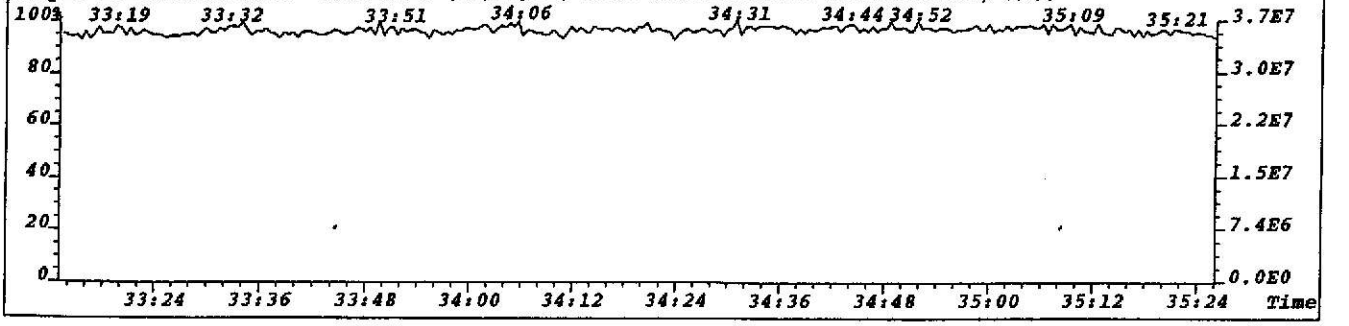

File:W1089 #1-674 Acq:19-JUL-2002 10:44:41 GC EI+ Voltage SIR 70S
457.7377 S:2 F:4 BSUB(256,30,-3.0) PKD(7,5,3,0.10%,5712.0,1.00%,F,T) Exp:NDB5US Noise:1428
Sample Text:TLI#57752A DUPLICATE (06/26/02) File Text:TRIANGLE LABORATORIES, INC.



File:W1089 #1-674 Acq:19-JUL-2002 10:44:41 GC EI+ Voltage SIR 70S
459.7348 S:2 F:4 BSUB(256,30,-3.0) PKD(7,5,3,0.10%,5860.0,1.00%,F,T) Exp:NDB5US Noise:1465
Sample Text:TLI#57752A DUPLICATE (06/26/02) File Text:TRIANGLE LABORATORIES, INC.



File:W1089 #1-674 Acq:19-JUL-2002 10:44:41 GC EI+ Voltage SIR 70S
469.7779 S:2 F:4 BSUB(256,30,-3.0) PKD(7,5,3,0.10%,6816.0,1.00%,F,T) Exp:NDB5US Noise:1704
Sample Text:TLI#57752A DUPLICATE (06/26/02) File Text:TRIANGLE LABORATORIES, INC.



File:W1089 #1-674 Acq:19-JUL-2002 10:44:41 GC EI+ Voltage SIR 70S
471.7750 S:2 F:4 BSUB(256,30,-3.0) PKD(7,5,3,0.10%,9340.0,1.00%,F,T) Exp:NDB5US Noise:2335
Sample Text:TLI#57752A DUPLICATE (06/26/02) File Text:TRIANGLE LABORATORIES, INC.

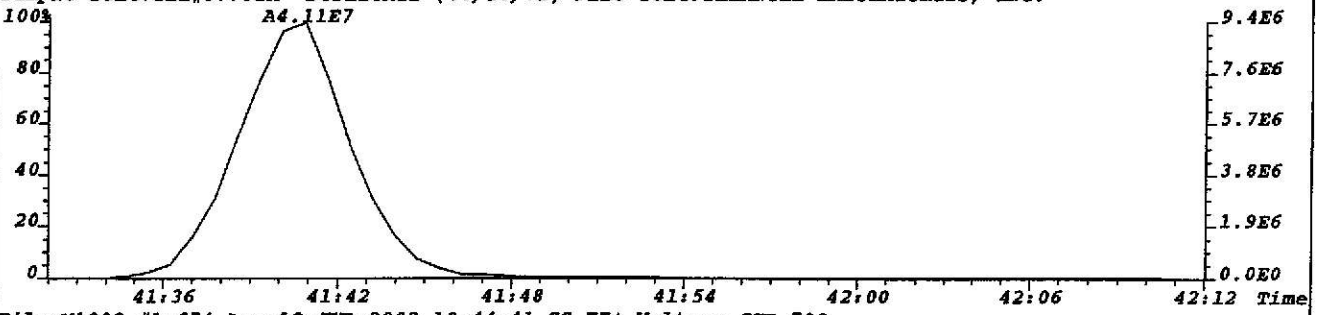

File:W1089 #1-674 Acq:19-JUL-2002 10:44:41 GC EI+ Voltage SIR 70S
430.9729 S:2 F:4 Exp:NDB5US
Sample Text:TLI#57752A DUPLICATE (06/26/02) File Text:TRIANGLE LABORATORIES, INC.

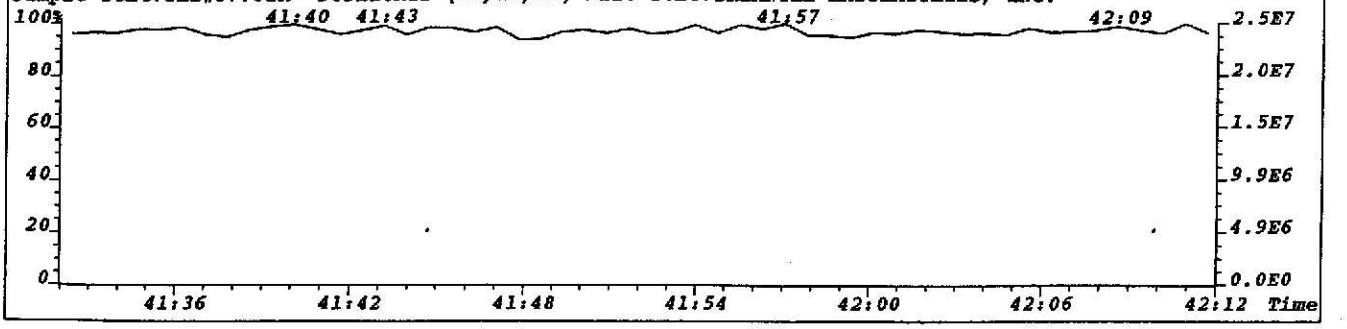

Peak Locate Examination:19-JUL-2002:09:54 File:W1089
Experiment:NDB5US Function:2 Reference:PFK

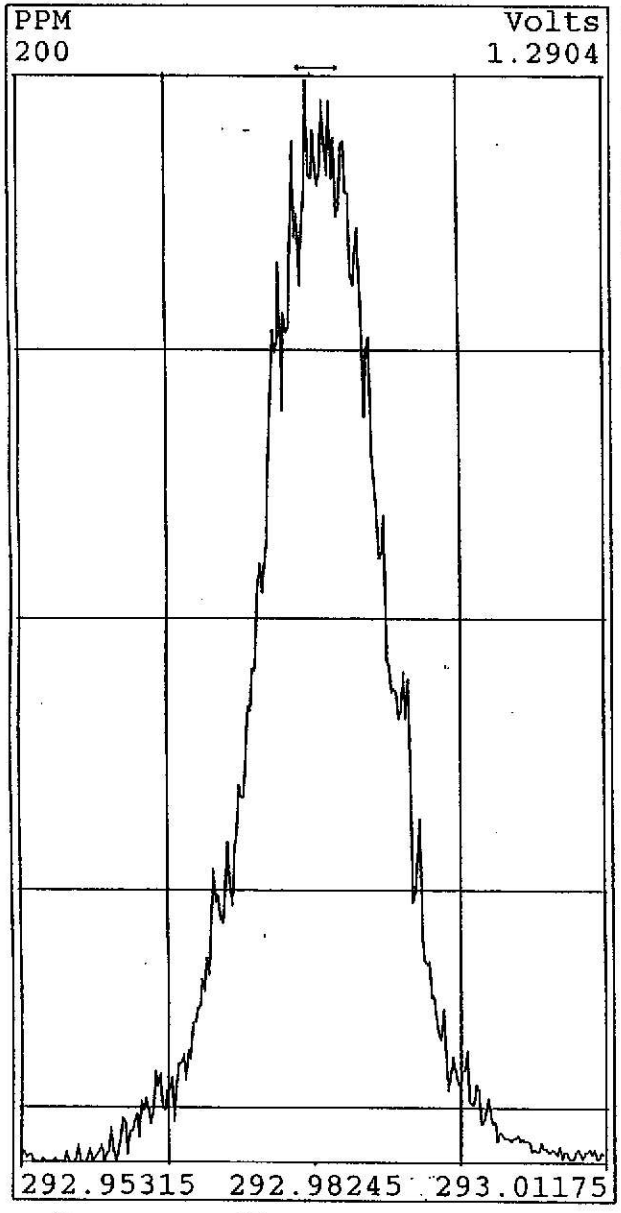

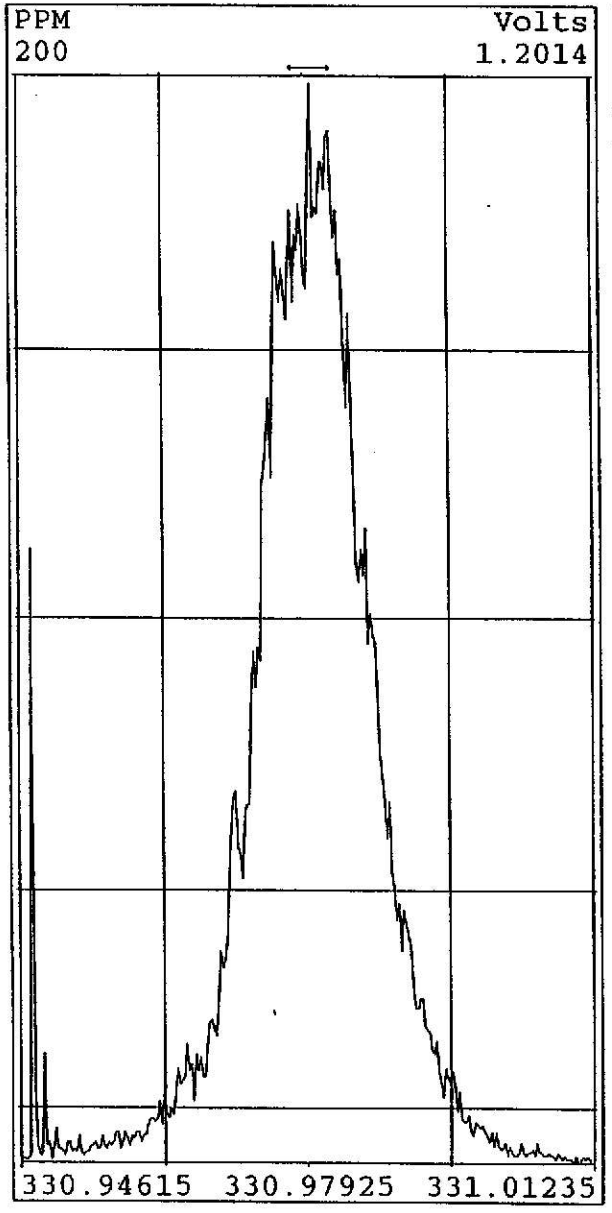

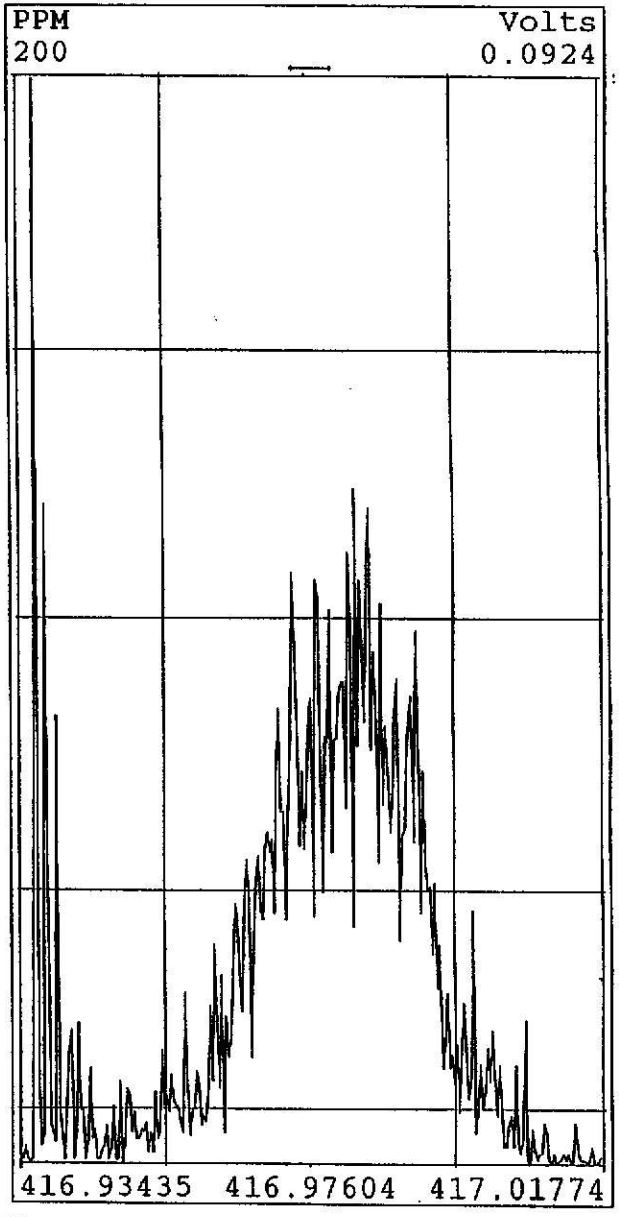

File:W1089 #1-798 Acq:19-JUL-2002 10:44:41 GC EI+ Voltage SIR 70S
303.9016 S:2 F:2 Exp:NDB5US
Sample Text:TLI#57752A DUPLICATE (06/26/02) File Text:TRIANGLE LABORATORIES, INC.

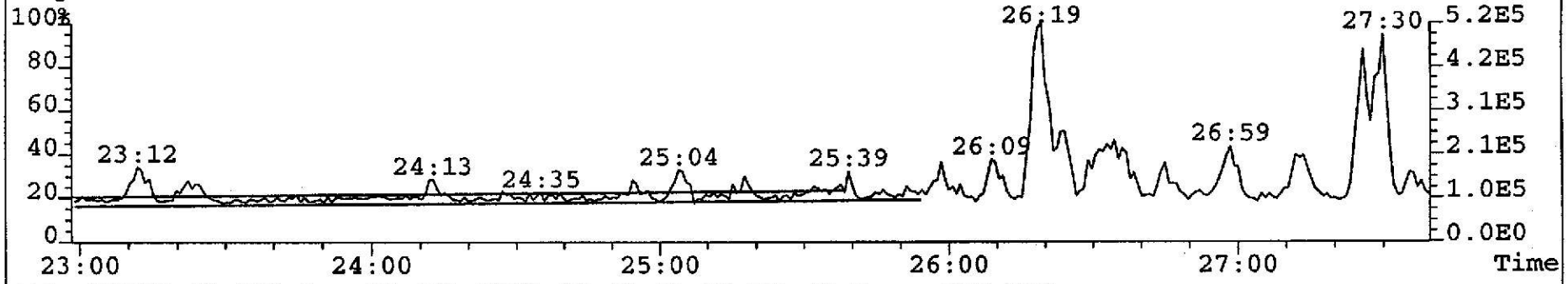

File:W1089 #1-798 Acq:19-JUL-2002 10:44:41 GC EI+ Voltage SIR 70S
305.8987 S:2 F:2 Exp:NDB5US
Sample Text:TLI#57752A DUPLICATE (06/26/02) File Text:TRIANGLE LABORATORIES, INC.

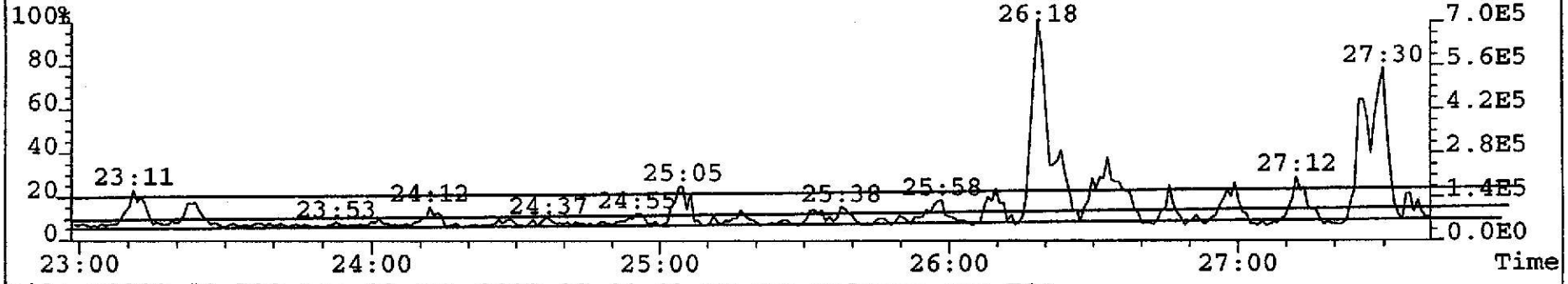

File:W1089 #1-798 Acq:19-JUL-2002 10:44:41 GC EI+ Voltage SIR 70S
317.9389 S:2 F:2 Exp:NDB5US
Sample Text:TLI#57752A DUPLICATE (06/26/02) File Text:TRIANGLE LABORATORIES, INC.

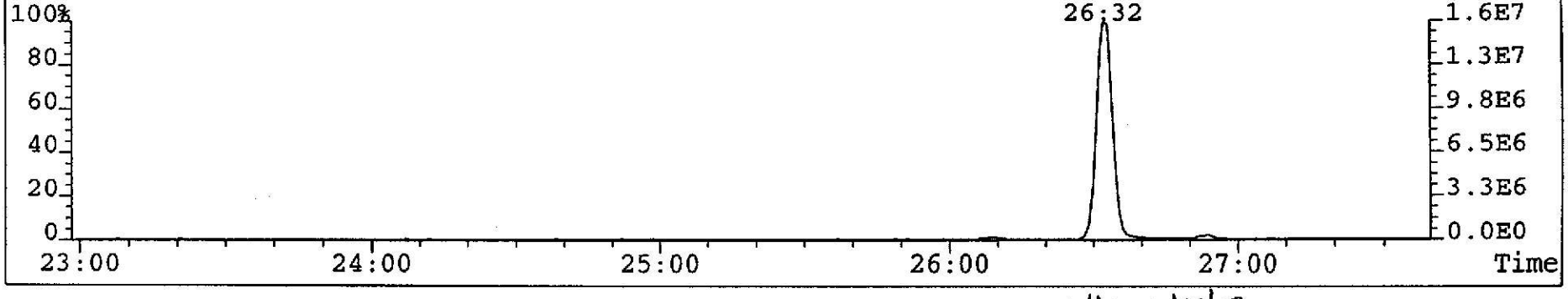

VJC 7/21/02

828

Martin & Slagle

TLI Project: **57752A** 1613, Revision B PCDD/PCDF Analysis (c)
Client Sample: **DF-DP-3 0.5-1.0** Analysis File: **W108903**

Client Project:	**Mississippi Project**				
Sample Matrix:	**SOLID**	Date Received:	**06/28/2002**	Spike File:	**SP161BJ2**
TLI ID:	**329-38-7**	Date Extracted:	**07/03/2002**	ICal:	**WF56142**
		Date Analyzed:	**07/19/2002**	ConCal:	**WB08802**
Sample Size:	**12.000 g**	Dilution Factor:	**10**	% Moisture:	**16.4**
Dry Weight:	**10.032 g**	Blank File:	**S023087**	% Lipid:	**n/a**
GC Column:	**DB-5**	Analyst:	**JWL**	% Solids:	**83.6**

Analytes	Conc. (pg/g)	DL	Ratio	RT	RRT	Flags
1,2,3,4,6,7,8-HpCDF	2520		1.07	36:54	1.000	—

Totals	Conc. (pg/g)	Number	DL	Flags
Total HpCDF	4000	3		—

Internal Standards	Conc. (pg/g)	% Recovery	QC Limits	Ratio	RT	RRT	Flags
$^{13}C_{12}$-1,2,3,4,6,7,8-HpCDF	1830	83.4	28%-143%	0.44	36:54	1.056	—
$^{13}C_{12}$-1,2,3,4,7,8,9-HpCDF	1950	88.9	26%-138%	0.44	38:28	1.101	—

Recovery Standard	Ratio	RT	Flags
$^{13}C_{12}$-1,2,3,7,8,9-HxCDD	1.21	34:57	—

Data Reviewer: VSC 07/21/2002

161B_PSR v2.04, LARS 6.25.05

Triangle Laboratories, Inc.®
2445 S. Alston Ave. • Durham, North Carolina 27713
Phone: (919) 544-5729 • Fax: (919) 544-5491

Printed: 13:42 07/21/2002

Initial ....Date...

Data Review By: VDL 7/21/02

Channel specific noise levels computed from 'NL' heights.

Page No. 1 Listing of W108903B.dbf
07/21/2002 Matched GC Peaks / Ratio / Ret. Time

Compound/ M_Z....	QC.Log	Omit	Why	..RT.	OK	Ratio	Total.Area/Ht	Area/Ht.Peak1	Area/Ht.Peak2	Rel.RT	Compound.Name..	ID..	Flags.
13C12-HxCDD				1.05-1.43						0.983-1.041			
402-404	DC	NL				Height	5.87	3.74	2.13				
				34:33		1.23	5,124.15	2,823.84	2,300.31	1.000	13C12-HxCDD 478	IS9	
						Height	1,728.99	964.62	764.37				
				34:37		1.22	5,351.40	2,944.83	2,406.57	1.000	13C12-HxCDD 678	IS10	
						Height	1,763.34	959.25	804.09				
				34:47		1.28	27.74	15.57	12.17	1.007			
				34:57		1.21	5,477.77	2,996.80	2,480.97	1.012	13C12-HxCDD 789	RS2	
	DC	SN		35:10	RO	4.59	21.51			1.018			
	DC	SN		35:12	RO	1.66	9.02			1.019			
	DC	SN		35:18	RO	0.63	10.56			1.022			
	DC	SN		35:21		1.31	8.55			1.023			
402-404			4	Peaks			15,981.06						

---------- Above: HxCDD / HpCDF Follows ----------

HpCDF				0.88-1.20						0.955-1.005			
408-410	DC	NL				Height	2.59	1.33	1.26				
				36:54		1.07	8,328.59	4,295.42	4,033.17	1.000	1234678-HpCDF	AN	
D	D	SN		37:12	RO	1.57	31.95			0.967			
				37:20		1.06	4,373.97	2,251.49	2,122.48	0.971			
M				38:28		1.13	109.00	57.90	51.10	1.000	1234789-HpCDF	AN	J
408-410			3	Peaks			12,811.56						
13C12-HpCDF				0.37-0.51						0.857-1.143			
418-420	DC	NL				Height	3.45	2.10	1.35				
				36:54		0.44	4,856.34	1,484.66	3,371.68	1.000	13C12-HpCDF 678	IS11	
						Height	1,449.37	433.74	1,015.63				
				37:01	RO	1.11	35.78	18.85	16.93	0.962			
				38:28		0.44	4,092.76	1,244.95	2,847.81	1.000	13C12-HpCDF 789	IS12	
						Height	1,060.16	328.77	731.39				
	DC	SN		38:42	RO	1.01	15.24			1.006			
	DC	SN		39:02	RO	1.12	7.54			1.015			
418-420			3	Peaks			8,984.88						

Column Description.....	"Why" Code Description.....	QC Log Desc.....
M_Z -Nominal Ion Mass(es)	WL-Below Retention Time Window	A-Peak Added
..RT. -Retention Time (mm:ss)	WH-Above Retention Time Window	K-Peak Kept
Rat.1 -Ratio of M/M+2 Ions	SN-Below Signal to Noise Level	D-Peak Deleted
OK -RO=Ratio Outside Limits	<M-Below Method Detection Limit	T-Time Changed
Rel.RT-Relative Retention Time	NL-Channel Specific Noise Level	M-Peak Area Changed
		N-Name Changed
		X-Ether Interference

*** End of Report ***

File:W1089 #1-423 Acq:19-JUL-2002 11:33:09 GC EI+ Voltage SIR 70S
389.8156 S:3 F:3 BSUB(256,30,-3.0) PKD(7,5,3,0.10%,8752.0,1.00%,F,T) Exp:NDB5US Noise:2188
Sample Text:TLI#57752A DF-DP-3 0.5-1.0 File Text:TRIANGLE LABORATORIES, INC.

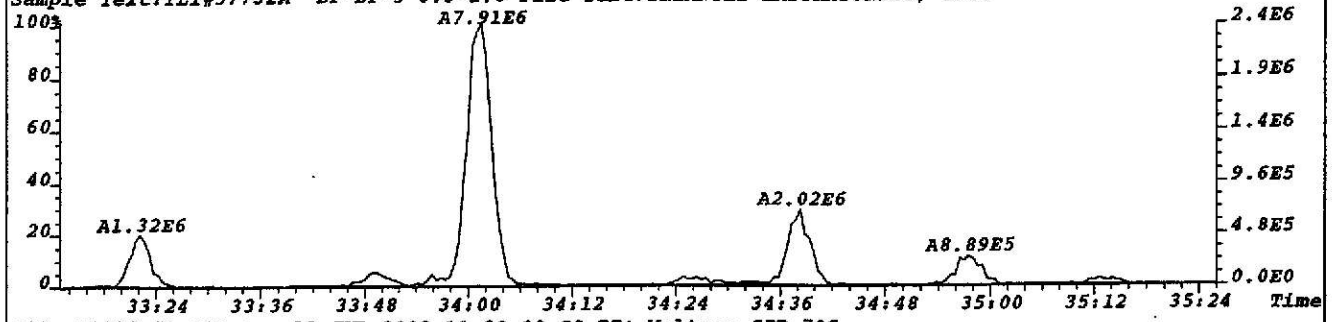

File:W1089 #1-423 Acq:19-JUL-2002 11:33:09 GC EI+ Voltage SIR 70S
391.8127 S:3 F:3 BSUB(256,30,-3.0) PKD(7,5,3,0.10%,10864.0,1.00%,F,T) Exp:NDB5US Noise:2716
Sample Text:TLI#57752A DF-DP-3 0.5-1.0 File Text:TRIANGLE LABORATORIES, INC.

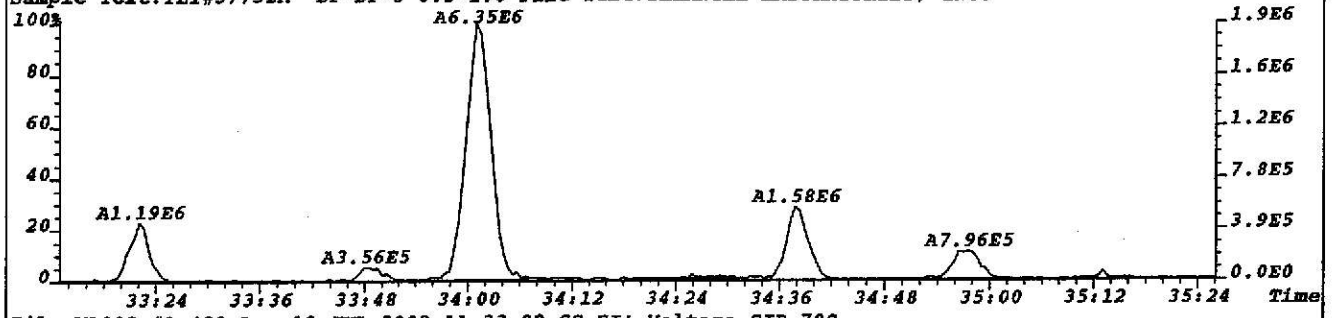

File:W1089 #1-423 Acq:19-JUL-2002 11:33:09 GC EI+ Voltage SIR 70S
401.8558 S:3 F:3 BSUB(256,30,-3.0) PKD(7,5,3,0.10%,18692.0,1.00%,F,T) Exp:NDB5US Noise:4673
Sample Text:TLI#57752A DF-DP-3 0.5-1.0 File Text:TRIANGLE LABORATORIES, INC.

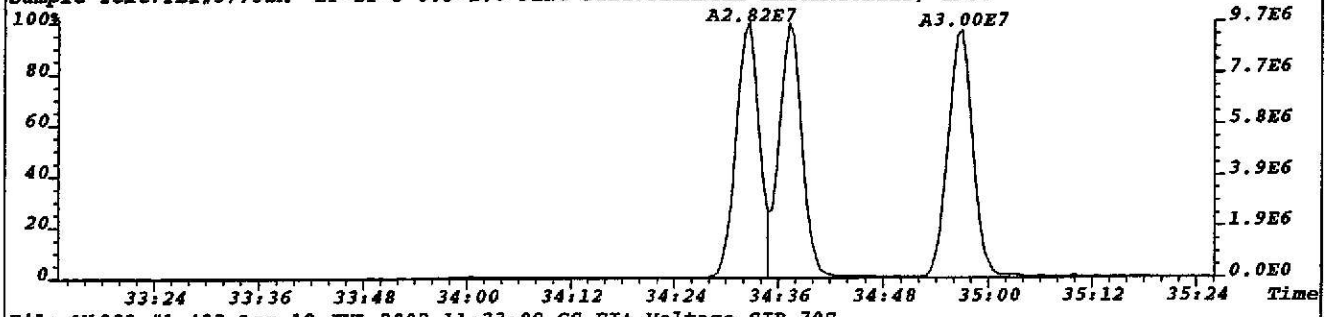

File:W1089 #1-423 Acq:19-JUL-2002 11:33:09 GC EI+ Voltage SIR 70S
403.8529 S:3 F:3 BSUB(256,30,-3.0) PKD(7,5,3,0.10%,10664.0,1.00%,F,T) Exp:NDB5US Noise:2666
Sample Text:TLI#57752A DF-DP-3 0.5-1.0 File Text:TRIANGLE LABORATORIES, INC.

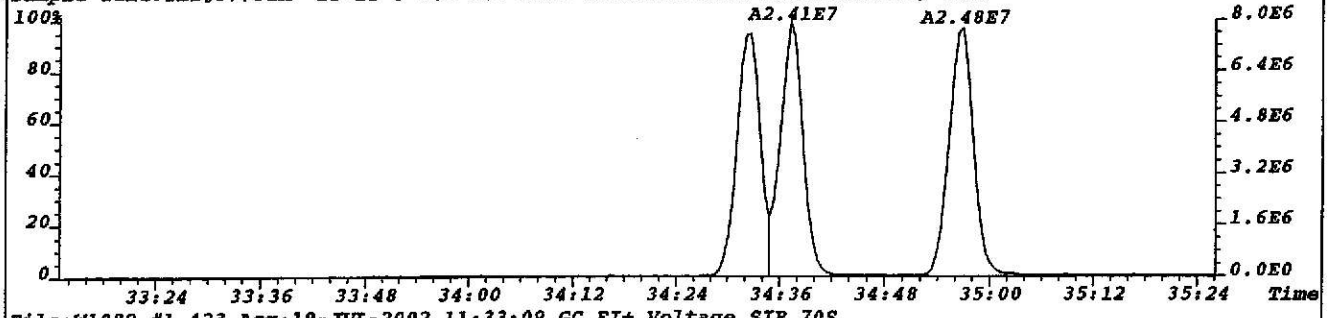

File:W1089 #1-423 Acq:19-JUL-2002 11:33:09 GC EI+ Voltage SIR 70S
392.9760 S:3 F:3 Exp:NDB5US
Sample Text:TLI#57752A DF-DP-3 0.5-1.0 File Text:TRIANGLE LABORATORIES, INC.

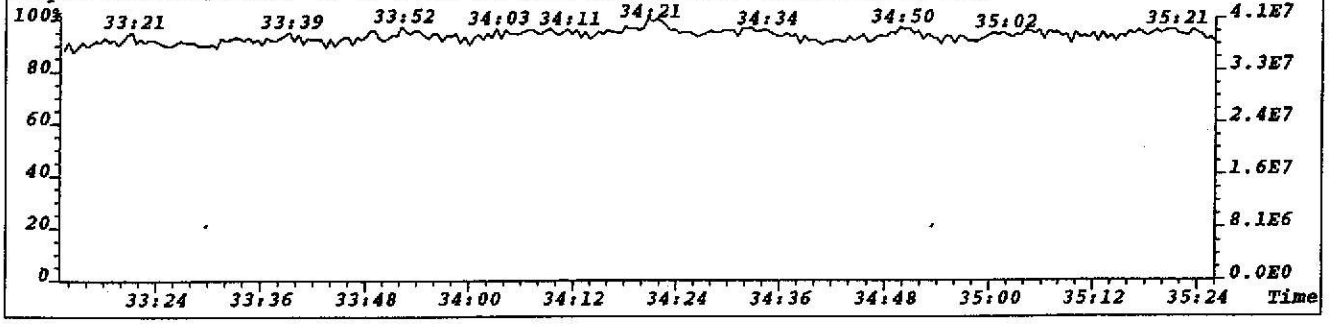

File:W1089 #1-674 Acq:19-JUL-2002 11:33:09 GC EI+ Voltage SIR 70S Noise:1664
407.7818 S:3 F:4 BSUB(256,30,-3.0) PKD(7,5,3,0.10%,6656.0,1.00%,F,T) Exp:NDB5US
TRIANGLE LABS Text:TLI#57752A DF-DP-3 0.5-1.0

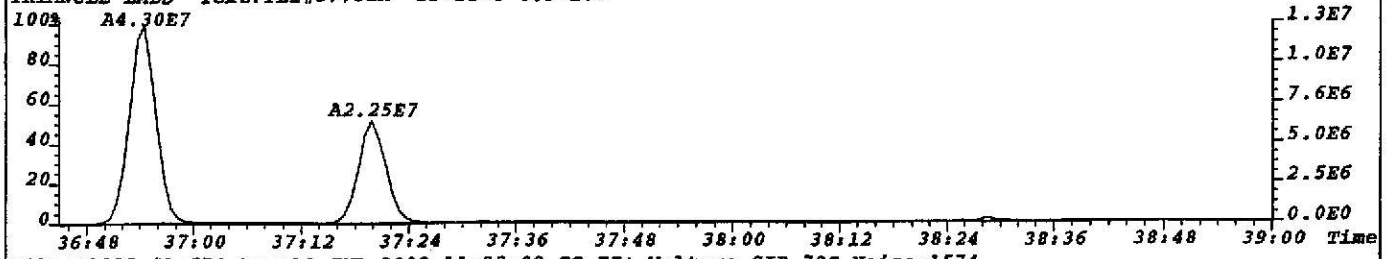

File:W1089 #1-674 Acq:19-JUL-2002 11:33:09 GC EI+ Voltage SIR 70S Noise:1574
409.7789 S:3 F:4 BSUB(256,30,-3.0) PKD(7,5,3,0.10%,6296.0,1.00%,F,T) Exp:NDB5US
TRIANGLE LABS Text:TLI#57752A DF-DP-3 0.5-1.0

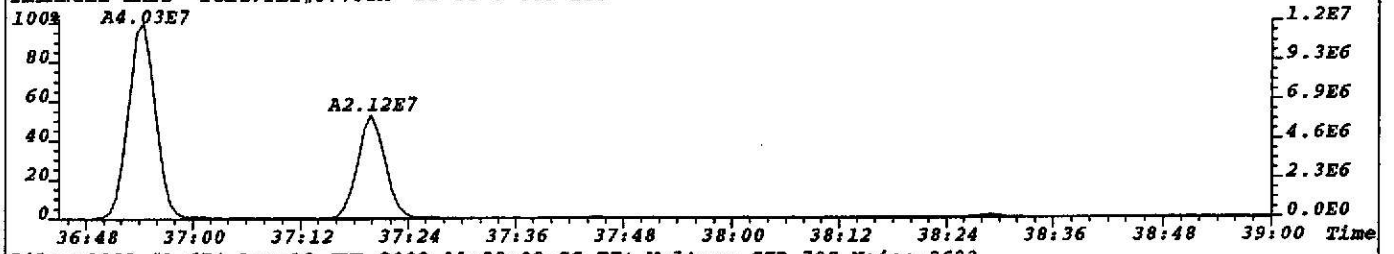

File:W1089 #1-674 Acq:19-JUL-2002 11:33:09 GC EI+ Voltage SIR 70S Noise:2623
417.8253 S:3 F:4 BSUB(256,30,-3.0) PKD(7,5,3,0.10%,10492.0,1.00%,F,T) Exp:NDB5US
TRIANGLE LABS Text:TLI#57752A DF-DP-3 0.5-1.0

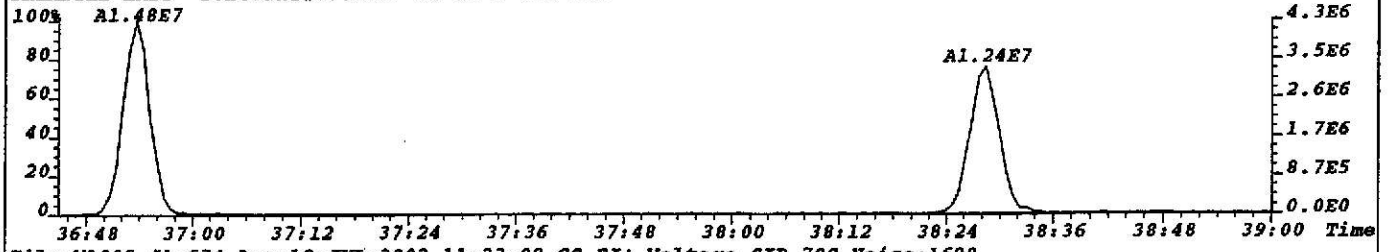

File:W1089 #1-674 Acq:19-JUL-2002 11:33:09 GC EI+ Voltage SIR 70S Noise:1690
419.8220 S:3 F:4 BSUB(256,30,-3.0) PKD(7,5,3,0.10%,6760.0,1.00%,F,T) Exp:NDB5US
TRIANGLE LABS Text:TLI#57752A DF-DP-3 0.5-1.0



File:W1089 #1-674 Acq:19-JUL-2002 11:33:09 GC EI+ Voltage SIR 70S
430.9729 S:3 F:4 Exp:NDB5US
TRIANGLE LABS Text:TLI#57752A DF-DP-3 0.5-1.0

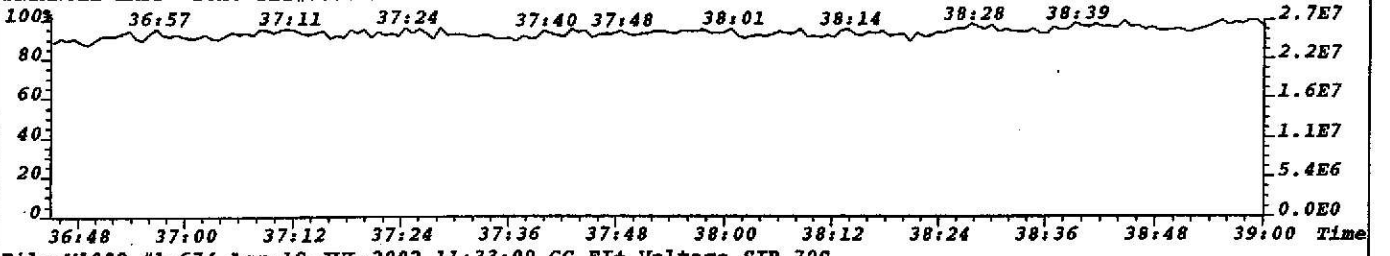

File:W1089 #1-674 Acq:19-JUL-2002 11:33:09 GC EI+ Voltage SIR 70S
479.7165 S:3 F:4 Exp:NDB5US
TRIANGLE LABS Text:TLI#57752A DF-DP-3 0.5-1.0

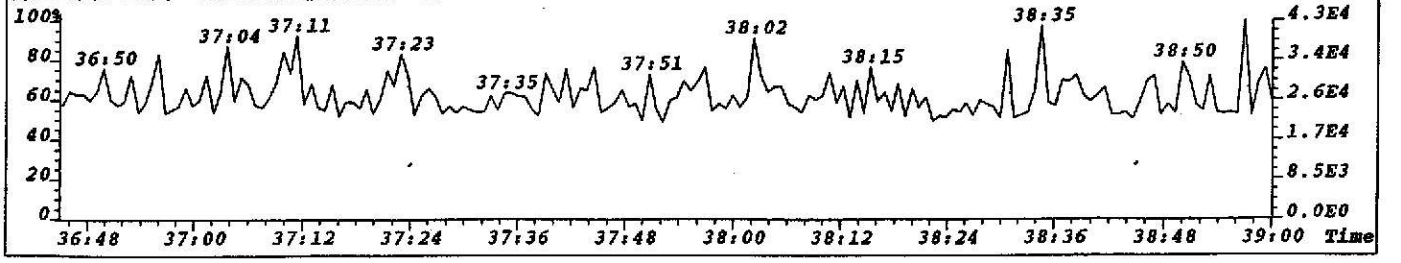

Peak Locate Examination:19-JUL-2002:09:54 File:W1089
Experiment:NDB5US Function:2 Reference:PFK

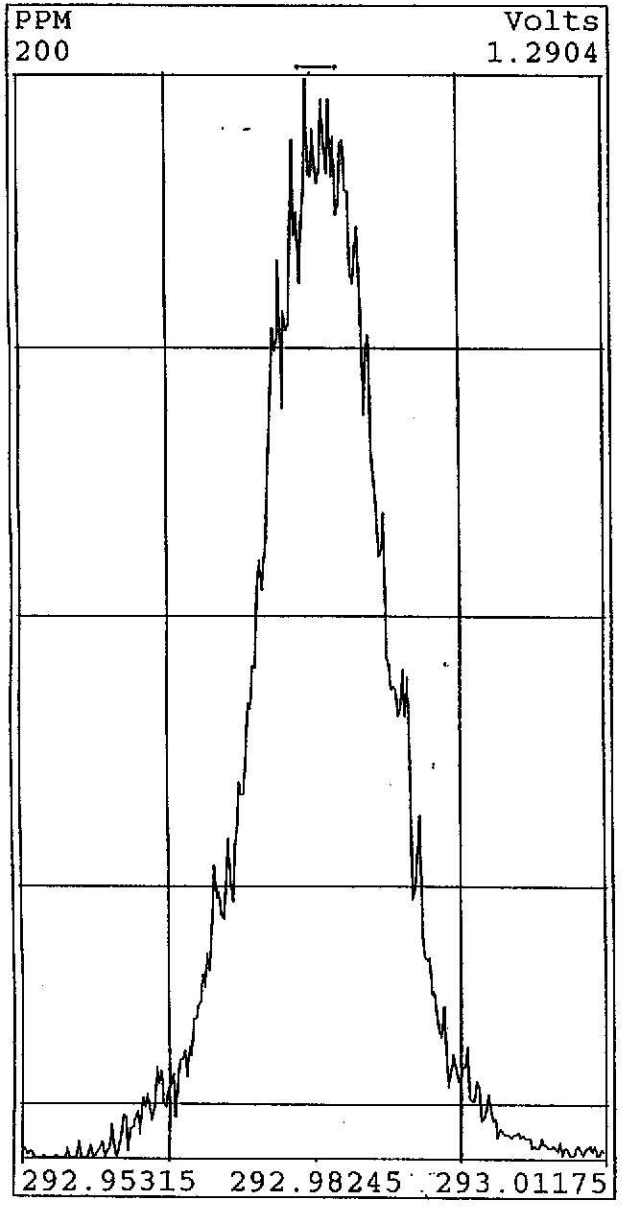

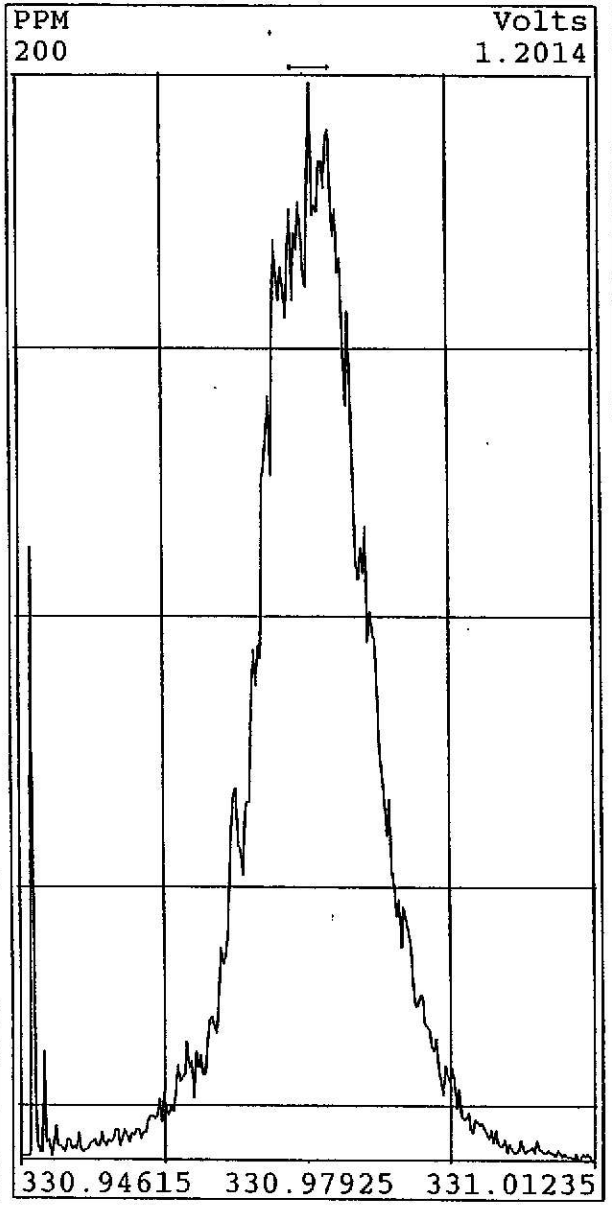

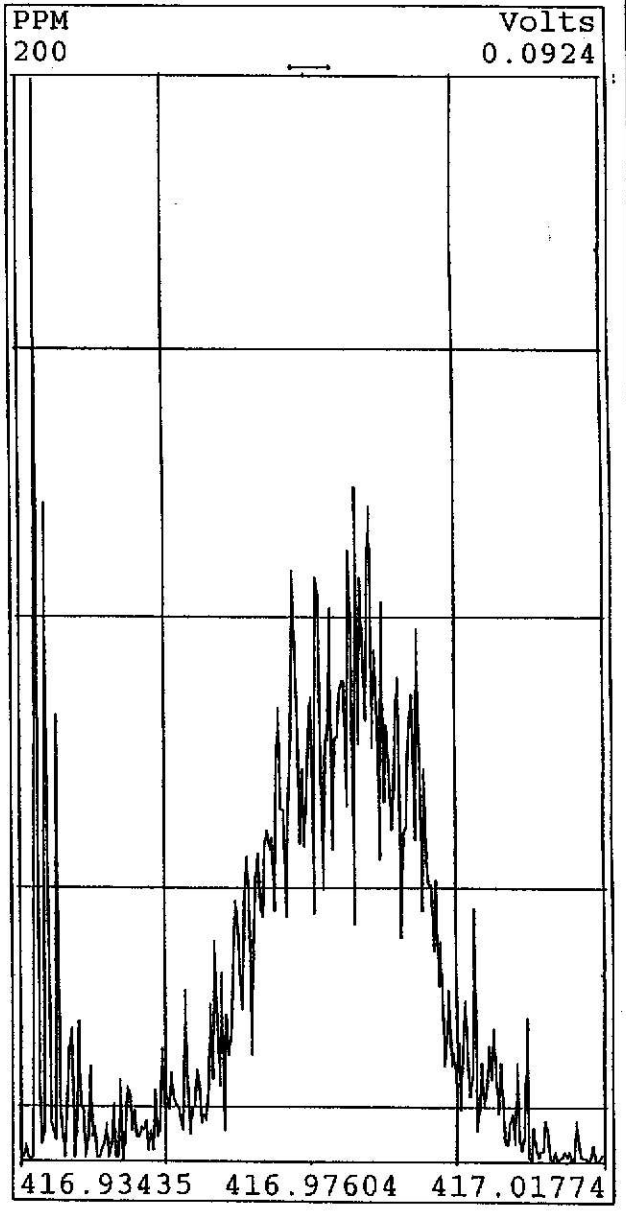

File:W1089 #1-674 Acq:19-JUL-2002 11:33:09 GC EI+ Voltage SIR 70S
407.7818 S:3 F:4 Exp:NDB5US
Sample Text:TLI#57752A DF-DP-3 0.5-1.0 File Text:TRIANGLE LABORATORIES, INC.

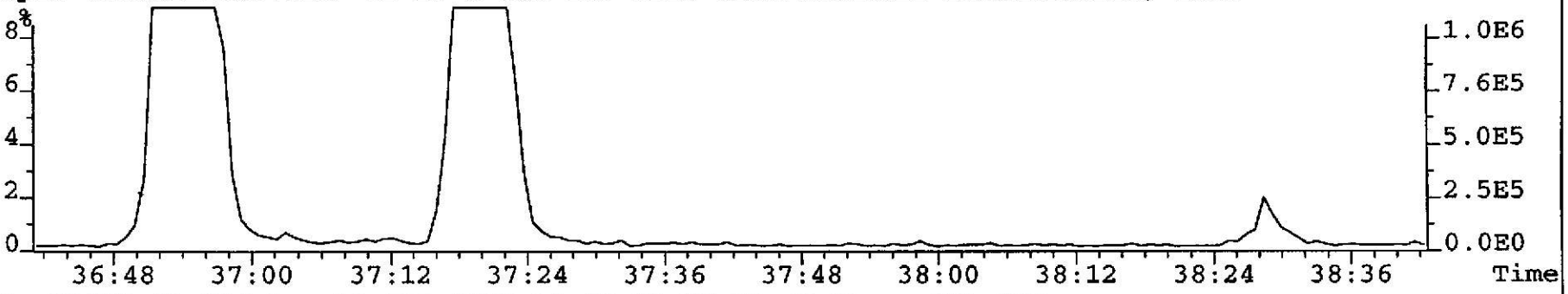

File:W1089 #1-674 Acq:19-JUL-2002 11:33:09 GC EI+ Voltage SIR 70S
409.7789 S:3 F:4 Exp:NDB5US
Sample Text:TLI#57752A DF-DP-3 0.5-1.0 File Text:TRIANGLE LABORATORIES, INC.

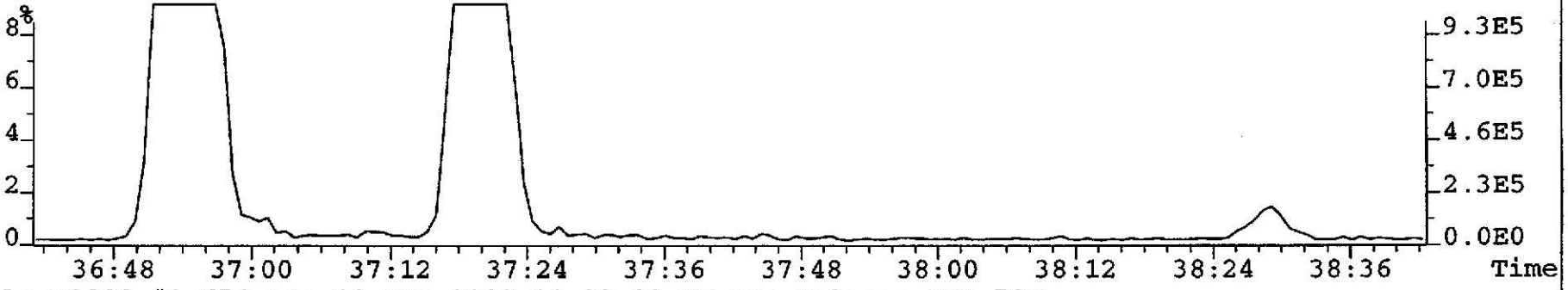

File:W1089 #1-674 Acq:19-JUL-2002 11:33:09 GC EI+ Voltage SIR 70S
419.8220 S:3 F:4 Exp:NDB5US
Sample Text:TLI#57752A DF-DP-3 0.5-1.0 File Text:TRIANGLE LABORATORIES, INC.

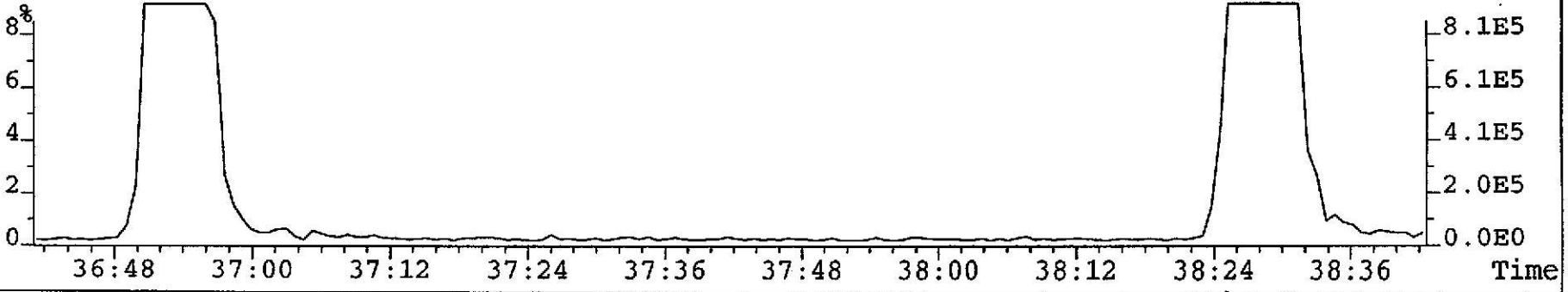

DL 7/21/02

File:W1089 #1-674 Acq:19-JUL-2002 11:33:09 GC EI+ Voltage SIR 70S
407.7818 S:3 F:4 Exp:NDB5US
Sample Text:TLI#57752A DF-DP-3 0.5-1.0 File Text:TRIANGLE LABORATORIES, INC.

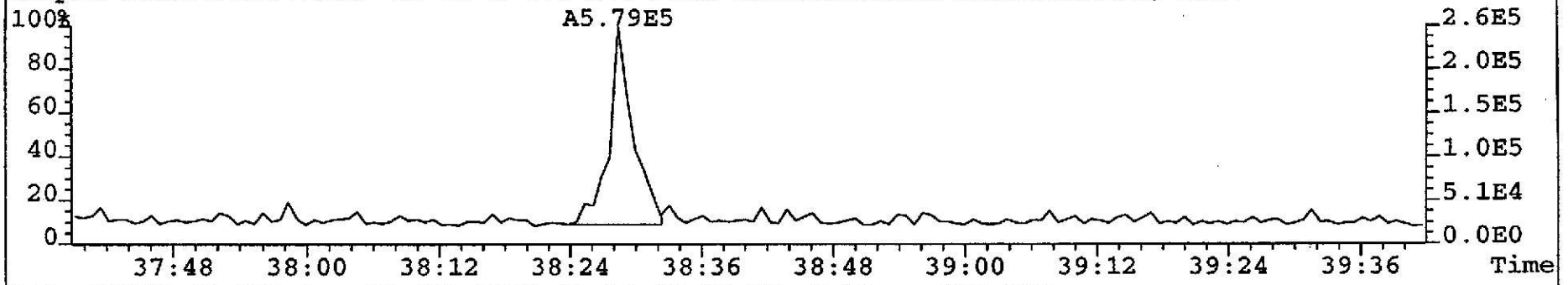

File:W1089 #1-674 Acq:19-JUL-2002 11:33:09 GC EI+ Voltage SIR 70S
409.7789 S:3 F:4 Exp:NDB5US
Sample Text:TLI#57752A DF-DP-3 0.5-1.0 File Text:TRIANGLE LABORATORIES, INC.

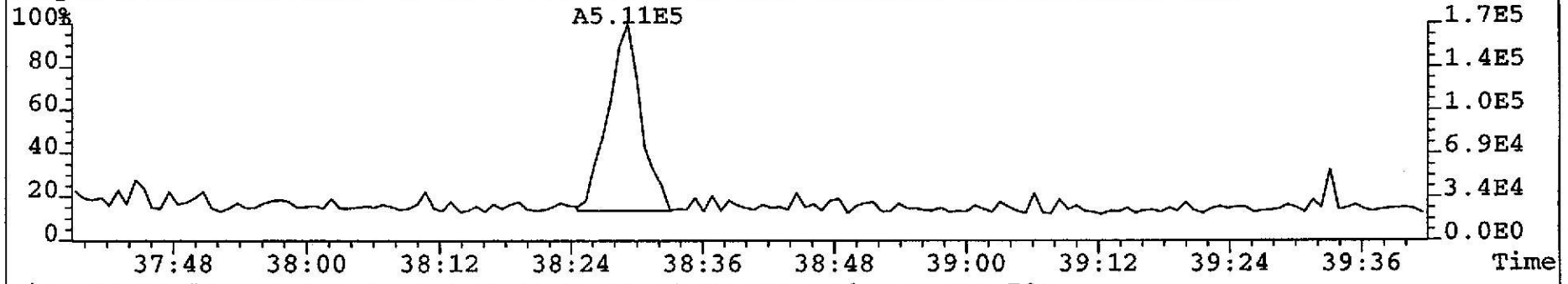

File:W1089 #1-674 Acq:19-JUL-2002 11:33:09 GC EI+ Voltage SIR 70S
419.8220 S:3 F:4 Exp:NDB5US
Sample Text:TLI#57752A DF-DP-3 0.5-1.0 File Text:TRIANGLE LABORATORIES, INC.

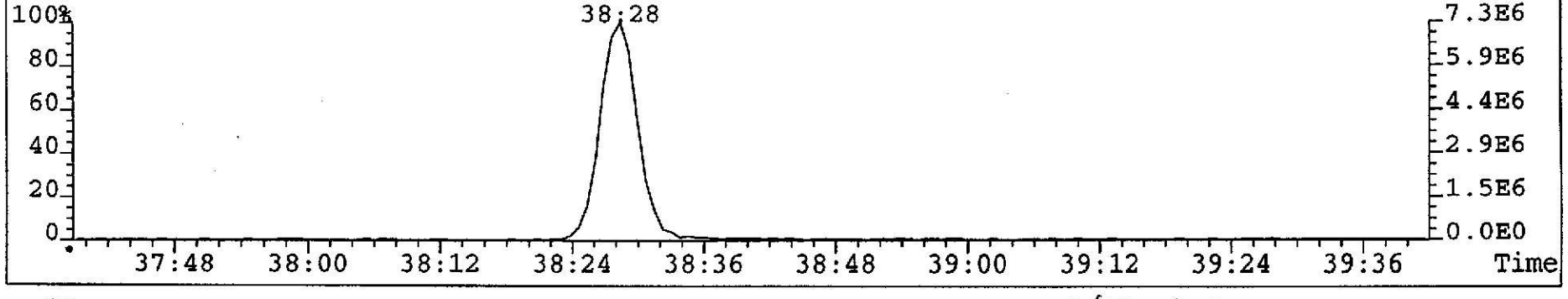

VJC 7/21/02

835

Martin & Slagle

TLI Project: **57752A** — 1613, Revision B PCDD/PCDF Analysis (c)

Client Sample: **DF-DP-112 0-0.5** — Analysis File: **W108904**

Client Project:	**Mississippi Project**				
Sample Matrix:	**SOLID**	Date Received:	**06/28/2002**	Spike File:	**SP161BM2**
TLI ID:	**329-38-23**	Date Extracted:	**07/03/2002**	ICal:	**WF56142**
		Date Analyzed:	**07/19/2002**	ConCal:	**WB08802**
Sample Size:	**11.800 g**	Dilution Factor:	**100**	% Moisture:	**14.6**
Dry Weight:	**10.077 g**	Blank File:	**S023087**	% Lipid:	**n/a**
GC Column:	**DB-5**	Analyst:	**JWL**	% Solids:	**95.4**

Analytes	Conc. (pg/g)	DL	Ratio	RT	RRT	Flags
1,2,3,4,6,7,8-HpCDD	4370		0.99	37:58	1.000	—
1,2,3,4,6,7,8,9-OCDD	35600		0.87	41:41	1.000	—
1,2,3,4,7,8-HxCDF	2540		1.29	33:51	1.000	—
1,2,3,4,6,7,8-HpCDF	126000		1.07	36:54	1.000	—
1,2,3,4,6,7,8,9-OCDF	31170		0.88	41:54	1.006	—

Totals	Conc. (pg/g)	Number	DL	Flags
Total HpCDD	6820	2		—
Total HxCDF	49890	7		—
Total HpCDF	208830	3		—

Internal Standards	Conc. (pg/g)	% Recovery	QC Limits	Ratio	RT	RRT	Flags
$^{13}C_{12}$-1,2,3,4,6,7,8-HpCDD	19170	95.6	23%-140%	1.06	37:57	1.086	—
$^{13}C_{12}$-1,2,3,4,6,7,8,9-OCDD	47070	117	17%-157%	0.87	41:40	1.192	—
$^{13}C_{12}$-1,2,3,4,7,8-HxCDF	18060	90.1	26%-152%	0.51	33:50	0.968	—
$^{13}C_{12}$-1,2,3,4,6,7,8-HpCDF	18750	93.6	28%-143%	0.44	36:53	1.055	—
$^{13}C_{12}$-1,2,3,4,7,8,9-HpCDF	17690	88.2	26%-138%	0.44	38:28	1.101	—

Recovery Standard	Ratio	RT	Flags
$^{13}C_{12}$-1,2,3,7,8,9-HxCDD	1.17	34:57	—

Data Reviewer: VJC 07/21/2002

161B_PSR v2.04, LARS 6.25.05

Triangle Laboratories, Inc.®
2445 S. Alston Ave. • Durham, North Carolina 27713
Phone: (919) 544-5729 • Fax: (919) 544-5491

Printed: 13:42 07/21/2002

Initial ....Date...

Data Review By: 7/22/02

Channel specific noise levels computed from 'NL' heights.

Page No. 1 Listing of W108904B.dbf
07/21/2002 Matched GC Peaks / Ratio / Ret. Time

Compound/ M_Z....	QC.Log	Omit	Why	..RT.	OK	Ratio	Total.Area/Ht	Area/Ht.Peak1	Area/Ht.Peak2	Rel.RT	Compound.Name..	ID..	Flags.
HxCDF				1.05-1.43						0.929-1.008			
374-376	DC	NL				Height	6.11	2.40	3.71				
				32:53		1.36	1,117.76	644.14	473.62	0.934			
				33:01		1.26	3,951.82	2,204.05	1,747.77	0.938			
	DC	SN		33:10		1.15	21.14			0.942			
				33:19	RO	1.46	34.08	20.22	13.86	0.946			
				33:28		1.29	5,469.70	3,084.65	2,385.05	0.950			
				33:51		1.29	613.06	345.75	267.31	1.000	123478-HxCDF	AN	
				33:57		1.30	333.26	188.10	145.16	1.000	123678-HxCDF	AN	
				34:07	RO	1.68	55.03	34.47	20.56	0.969			
	DC	SN		34:14	RO	1.02	15.89			0.972			
				34:26		1.24	397.29	220.32	176.97	1.000	234678-HxCDF	AN	
				35:19		1.11	70.55	37.11	33.44	1.003			J
	DC	WH		35:32	RO	2.48	8.35			1.009			
	DC	WH		35:43	RO	0.64	16.57			1.014			
374-376			9	Peaks			12,042.55						
13C12-HxCDF				0.43-0.59						0.879-1.106			
384-386	DC	NL				Height	3.38	1.97	1.41				
				32:53		0.51	11.18	3.76	7.42	0.934			
	DC	SN		33:00	RO	1.55	10.52			0.937			
				33:50		0.51	3,900.95	1,319.12	2,581.83	1.000	13C12-HxCDF 478	IS5	
						Height	1,332.41	441.57	890.84				
				33:56		0.52	3,880.94	1,320.70	2,560.24	1.000	13C12-HxCDF 678	IS6	
						Height	1,289.37	442.38	846.99				
	DC	SN		34:13	RO	0.40	6.13			0.972			
				34:16	RO	0.82	11.38	5.12	6.26	0.973			
				34:26		0.51	4,147.00	1,407.39	2,739.61	1.000	13C12-HxCDF 234	IS7	
						Height	1,361.72	461.58	900.14				
				34:40	RO	0.63	11.14	4.32	6.82	0.984			
	DC	SN		35:02	RO	0.73	7.36			0.995			
				35:13		0.52	3,389.23	1,153.32	2,235.91	1.000	13C12-HxCDF 789	IS8	
						Height	1,030.42	348.90	681.52				
				35:24	RO	0.29	18.96	4.28	14.68	1.005			
				35:28	RO	0.35	25.02	6.44	18.58	1.007			
				35:41	RO	1.56	8.31	5.06	3.25	1.013			
384-386			10	Peaks			15,404.11						

---------- Above: HxCDF / HxCDD Follows ----------

13C12-HxCDD				1.05-1.43						0.983-1.041			
402-404	DC	NL				Height	4.38	2.82	1.56				
				34:32		1.18	2,883.43	1,563.04	1,320.39	1.000	13C12-HxCDD 478	IS9	
						Height	960.98	507.68	453.30				
				34:38		1.21	3,051.89	1,672.97	1,378.92	1.000	13C12-HxCDD 678	IS10	
						Height	1,002.96	552.94	450.02				
				34:48	RO	0.69	10.61	4.33	6.28	1.008			

Compound/ M_Z....	QC.Log	Omit	Why	..RT.	OK	Ratio	Total.Area/Ht	Area/Ht.Peak1	Area/Ht.Peak2	Rel.RT	Compound.Name..	ID..	Flags.
				34:57		1.17	3,261.67	1,755.86	1,505.81	1.012	13C12-HxCDD 789	RS2	
				35:06	RO	1.55	14.49	8.80	5.69	1.016			
	DC	SN		35:10	RO	1.51	6.20			1.018			
	DC	SN		35:14		1.29	9.35			1.020			
	DC	SN		35:20	RO	0.68	7.96			1.023			
402-404			5	Peaks			9,222.09						
---------- Above: HxCDD / HpCDF Follows ----------													
HpCDF						0.88-1.20				0.955-1.005			
408-410	DC	NL				Height	4.46	2.31	2.15				
				36:54		1.07	27,920.00	14,414.80	13,505.20	1.000	1234678-HpCDF	AN	
				37:20		1.06	15,808.71	8,119.67	7,689.04	0.971			
				38:29		1.04	165.36	84.24	81.12	1.000	1234789-HpCDF	AN	
408-410			3	Peaks			43,894.07						
13C12-HpCDF						0.37-0.51				0.857-1.143			
418-420	DC	NL				Height	2.24	1.10	1.14				
				36:53		0.44	2,977.20	915.47	2,061.73	1.000	13C12-HpCDF 678	IS11	
						Height	866.55	256.68	609.87				
				37:19	RO	1.44	20.41	12.05	8.36	0.970			
	DC	SN		37:34		0.44	6.27			0.977			
	DC	SN		37:47	RO	2.14	9.02			0.982			
				38:28		0.44	2,220.96	681.11	1,539.85	1.000	13C12-HpCDF 789	IS12	
						Height	581.86	176.03	405.83				
418-420			3	Peaks			5,218.57						
---------- Above: HpCDF / HpCDD Follows ----------													
HpCDD						0.88-1.20				0.976-1.005			
424-426	DC	NL				Height	2.29	1.30	0.99				
				37:11		0.98	308.65	152.49	156.16	0.980			
	DC	SN		37:27	RO	2.18	6.39			0.987			
	DC	SN		37:40	RO	0.76	4.50			0.993			
				37:58		0.99	551.63	274.16	277.47	1.000	1234678-HpCDD	AN	
	DC	WH		38:18	RO	1.89	5.38			1.009			
	DC	WH		38:28	RO	1.72	32.58			1.014			
424-426			2	Peaks			860.28						
13C12-HpCDD						0.88-1.20				0.868-1.079			
436-438	DC	NL				Height	4.18	2.77	1.41				
	DC	SN		37:10	RO	5.08	13.98			0.979			
				37:57		1.06	2,507.46	1,289.49	1,217.97	1.000	13C12-HpCDD 678	IS13	
						Height	682.56	327.25	355.31				
436-438			1	Peak			2,507.46						
---------- Above: HpCDD / Octa-CDD and CDF Follows ----------													
OCDF						0.76-1.02				0.952-1.048			
442-444	DC	NL				Height	3.26	1.60	1.66				
	DC	WL		36:33	RO	0.38	7.58			0.877			
	DC	WL		36:56	RO	1.79	5.88			0.886			

Compound/ M_Z....	QC.Log	Omit	Why	..RT.	OK	Ratio	Total.Area/Ht	Area/Ht.Peak1	Area/Ht.Peak2	Rel.RT	Compound.Name..	ID..	Flags.
		DC	WL	37:01	RO	1.28	6.36			0.888			
		DC	WL	37:19	RO	1.12	7.68			0.896			
		DC	WL	37:30	RO	1.12	8.65			0.900			
		DC	WL	39:34	RO	2.03	16.23			0.950			
		DC	SN	41:01		0.83	6.71			0.984			
		DC	SN	41:25		0.83	4.51			0.994			
		DC	SN	41:33	RO	0.63	7.06			0.997			
		DC	SN	41:42		0.79	7.63			1.001			
				41:54		0.88	5,087.38	2,385.82	2,701.56	1.006	OCDF		AN
		DC	SN	42:37	RO	0.39	5.87			1.023			
		DC	SN	42:54		0.85	5.97			1.030			
		DC	SN	43:12	RO	0.71	5.15			1.037			
		DC	SN	43:28		0.94	3.84			1.043			
		DC	WH	44:09	RO	1.45	5.90			1.060			
		DC	WH	44:12	RO	0.18	8.94			1.061			
		DC	WH	44:51		0.81	6.17			1.076			
442-444			1	Peak			5,087.38						
OCDD						0.76-1.02				0.952-1.048			
458-460		DC	NL			Height	2.14	1.12	1.02				
				41:41		0.87	4,605.73	2,140.84	2,464.89	1.000	OCDD		AN
				41:58	RO	0.26	21.48	4.37	17.11	1.007			
				42:03	RO	0.58	8.26	3.02	5.24	1.009			
458-460			3	Peaks			4,635.47						
13C12-OCDD						0.76-1.02				0.996-1.004			
470-472		DC	NL			Height	2.60	1.22	1.38				
				41:40		0.87	4,935.45	2,291.17	2,644.28	1.000	13C12-OCDD		IS14
						Height	1,066.34	488.19	578.15				
470-472			1	Peak			4,935.45						

Column Description.....	"Why" Code Description.....	QC Log Desc.....
M_Z -Nominal Ion Mass(es)	WL-Below Retention Time Window	A-Peak Added
..RT. -Retention Time (mm:ss)	WH-Above Retention Time Window	K-Peak Kept
Rat.1 -Ratio of M/M+2 Ions	SN-Below Signal to Noise Level	D-Peak Deleted
OK -RO=Ratio Outside Limits	<M-Below Method Detection Limit	T-Time Changed
Rel.RT-Relative Retention Time	NL-Channel Specific Noise Level	M-Peak Area Changed
		N-Name Changed
		X-Ether Interference

*** End of Report ***

File:W1089 #1-423 Acq:19-JUL-2002 12:21:16 GC EI+ Voltage SIR 70S Noise:3000
373.8208 S:4 F:3 BSUB(256,30,-3.0) PKD(7,5,3,0.10%,12000.0,1.00%,F,T) Exp:NDB5US
TRIANGLE LABS Text:TLI#57752A DF-DP-112 0-0.5

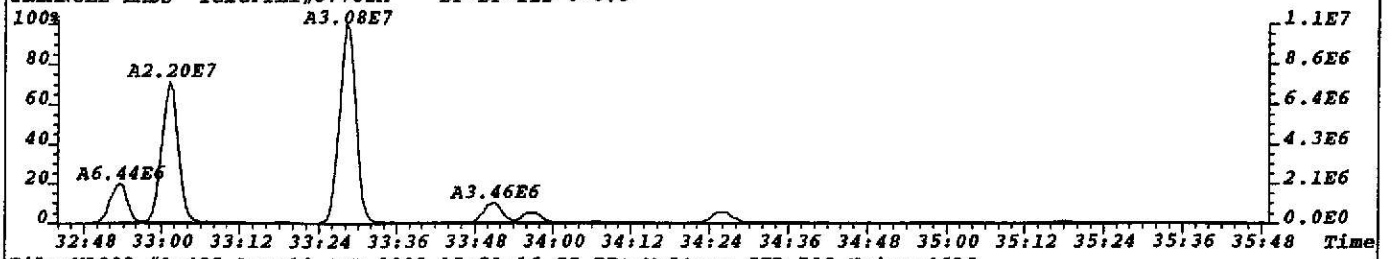

File:W1089 #1-423 Acq:19-JUL-2002 12:21:16 GC EI+ Voltage SIR 70S Noise:4636
375.8178 S:4 F:3 BSUB(256,30,-3.0) PKD(7,5,3,0.10%,18544.0,1.00%,F,T) Exp:NDB5US
TRIANGLE LABS Text:TLI#57752A DF-DP-112 0-0.5



File:W1089 #1-423 Acq:19-JUL-2002 12:21:16 GC EI+ Voltage SIR 70S Noise:2460
383.8639 S:4 F:3 BSUB(256,30,-3.0) PKD(7,5,3,0.10%,9840.0,1.00%,F,T) Exp:NDB5US
TRIANGLE LABS Text:TLI#57752A DF-DP-112 0-0.5

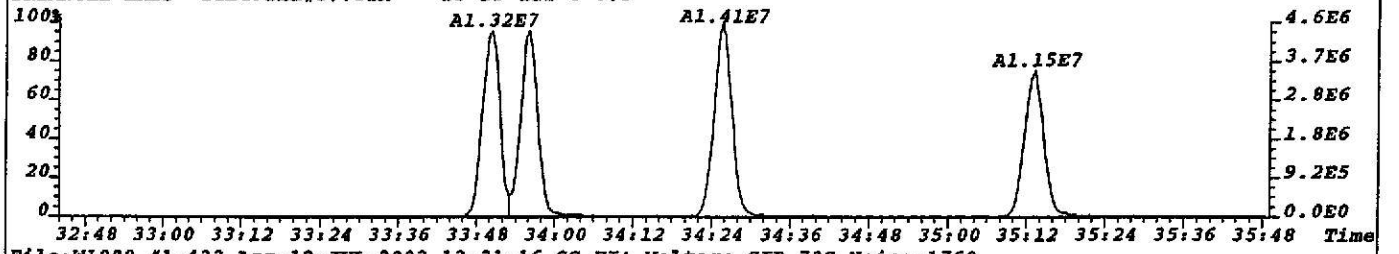

File:W1089 #1-423 Acq:19-JUL-2002 12:21:16 GC EI+ Voltage SIR 70S Noise:1760
385.8610 S:4 F:3 BSUB(256,30,-3.0) PKD(7,5,3,0.10%,7040.0,1.00%,F,T) Exp:NDB5US
TRIANGLE LABS Text:TLI#57752A DF-DP-112 0-0.5

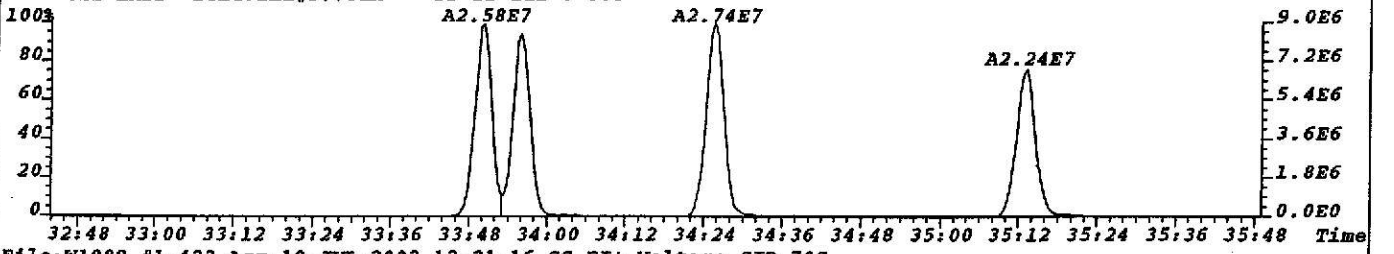

File:W1089 #1-423 Acq:19-JUL-2002 12:21:16 GC EI+ Voltage SIR 70S
392.9760 S:4 F:3 Exp:NDB5US
TRIANGLE LABS Text:TLI#57752A DF-DP-112 0-0.5

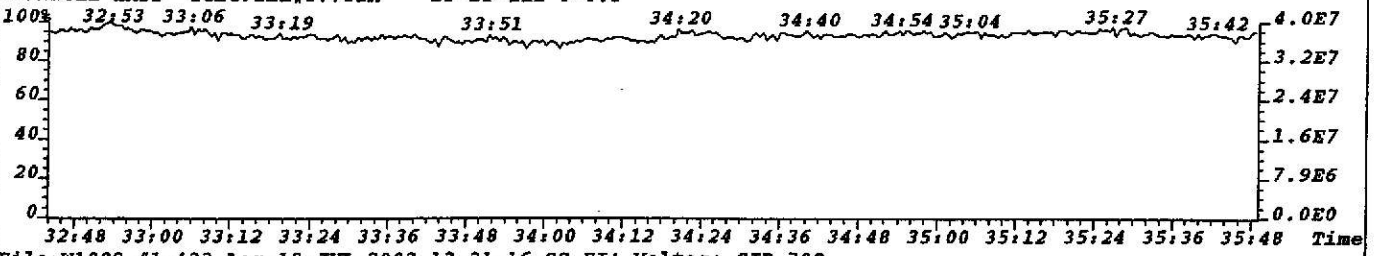

File:W1089 #1-423 Acq:19-JUL-2002 12:21:16 GC EI+ Voltage SIR 70S
445.7555 S:4 F:3 Exp:NDB5US
TRIANGLE LABS Text:TLI#57752A DF-DP-112 0-0.5

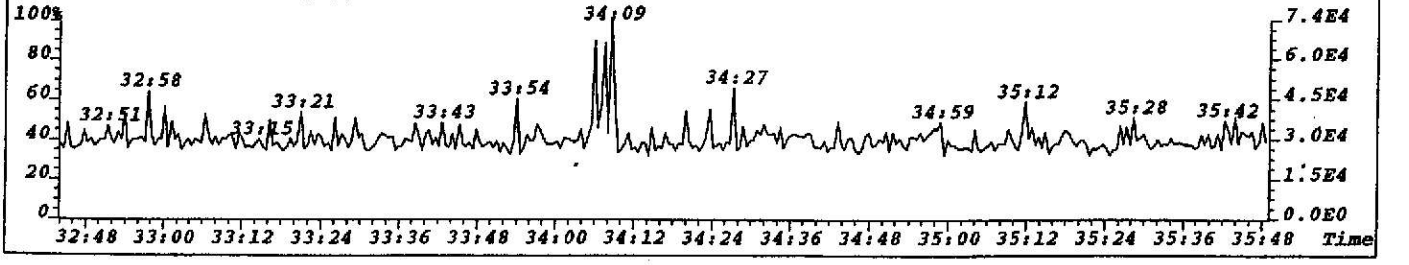

File:W1089 #1-423 Acq:19-JUL-2002 12:21:16 GC EI+ Voltage SIR 70S
389.8156 S:4 F:3 BSUB(256,30,-3.0) PKD(7,5,3,0.10%,5840.0,1.00%,F,T) Exp:NDB5US Noise:1460
Sample Text:TLI#57752A DF-DP-112 0-0.5 File Text:TRIANGLE LABORATORIES, INC.

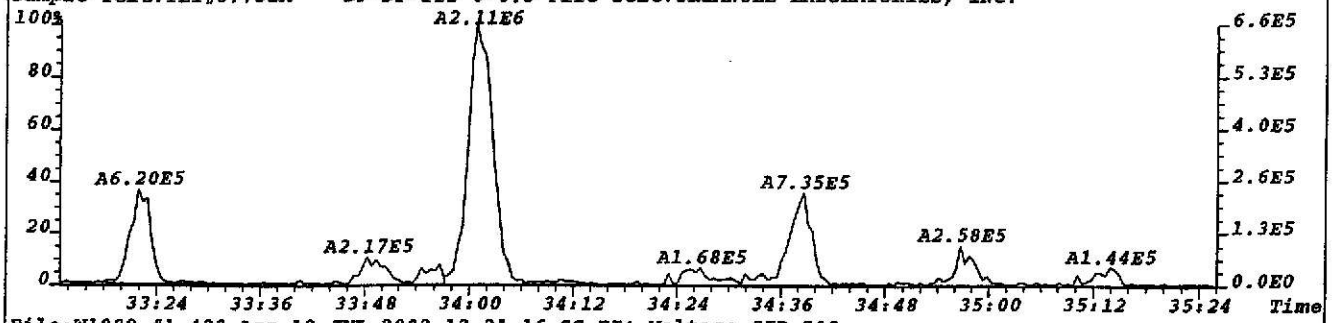

File:W1089 #1-423 Acq:19-JUL-2002 12:21:16 GC EI+ Voltage SIR 70S
391.8127 S:4 F:3 BSUB(256,30,-3.0) PKD(7,5,3,0.10%,9104.0,1.00%,F,T) Exp:NDB5US Noise:2276
Sample Text:TLI#57752A DF-DP-112 0-0.5 File Text:TRIANGLE LABORATORIES, INC.

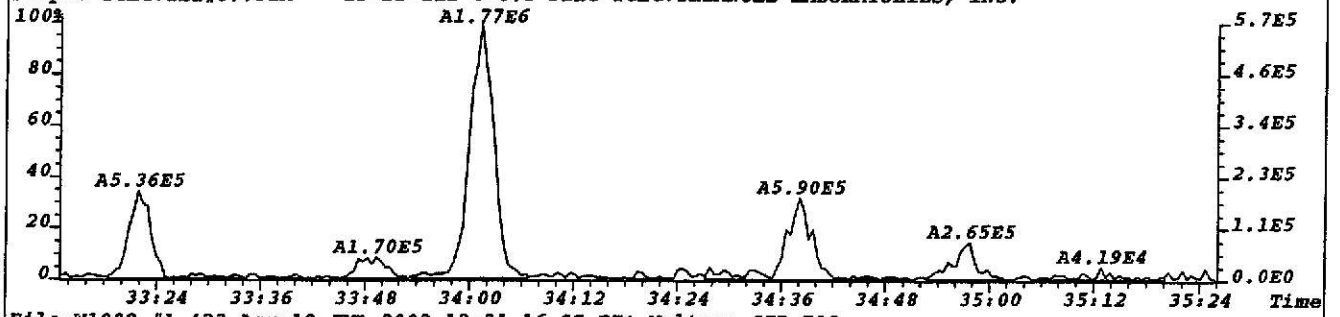

File:W1089 #1-423 Acq:19-JUL-2002 12:21:16 GC EI+ Voltage SIR 70S
401.8558 S:4 F:3 BSUB(256,30,-3.0) PKD(7,5,3,0.10%,14112.0,1.00%,F,T) Exp:NDB5US Noise:3528
Sample Text:TLI#57752A DF-DP-112 0-0.5 File Text:TRIANGLE LABORATORIES, INC.

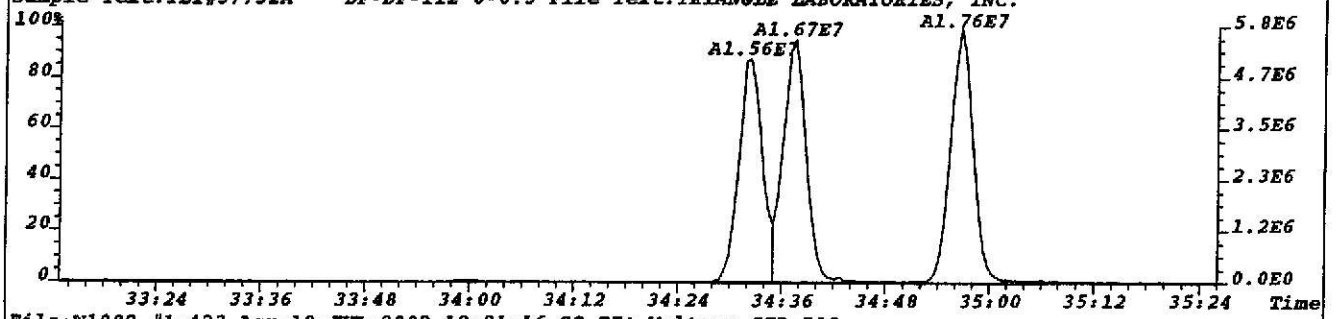

File:W1089 #1-423 Acq:19-JUL-2002 12:21:16 GC EI+ Voltage SIR 70S
403.8529 S:4 F:3 BSUB(256,30,-3.0) PKD(7,5,3,0.10%,7824.0,1.00%,F,T) Exp:NDB5US Noise:1956
Sample Text:TLI#57752A DF-DP-112 0-0.5 File Text:TRIANGLE LABORATORIES, INC.

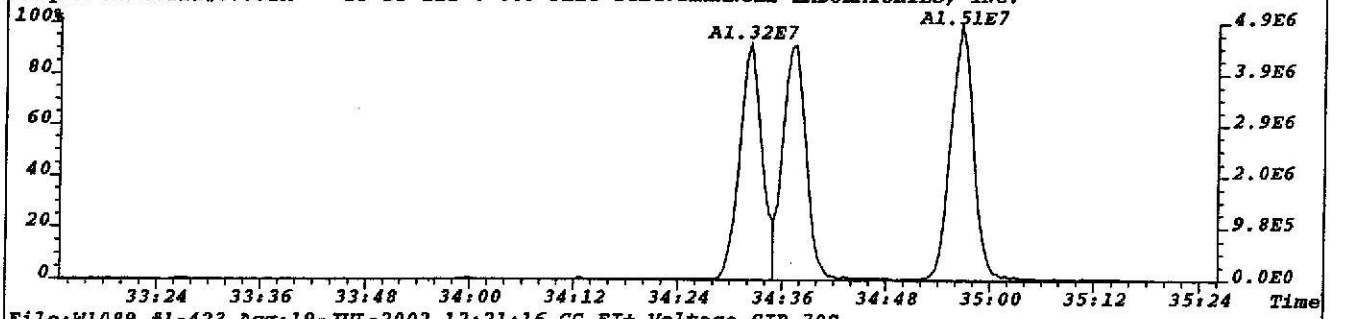

File:W1089 #1-423 Acq:19-JUL-2002 12:21:16 GC EI+ Voltage SIR 70S
392.9760 S:4 F:3 Exp:NDB5US
Sample Text:TLI#57752A DF-DP-112 0-0.5 File Text:TRIANGLE LABORATORIES, INC.

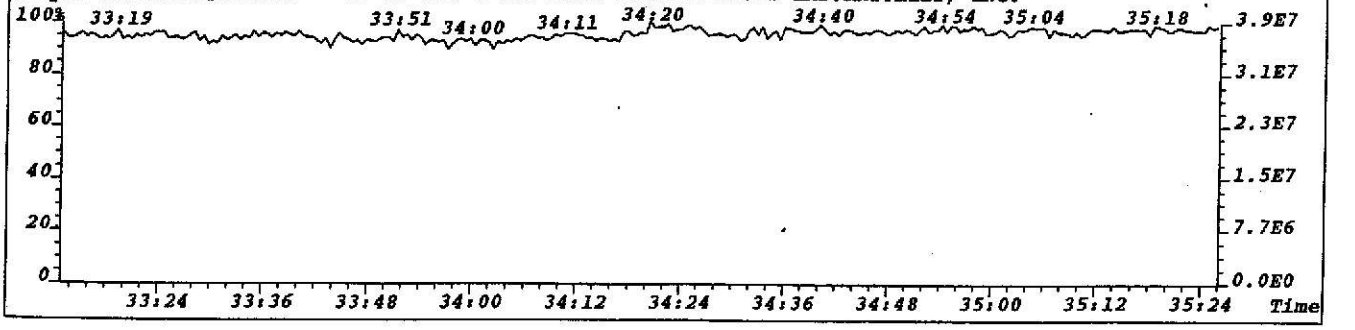

File:W1089 #1-674 Acq:19-JUL-2002 12:21:16 GC EI+ Voltage SIR 70S Noise:2885
407.7818 S:4 F:4 BSUB(256,30,-3.0) PKD(7,5,3,0.10%,11540.0,1.00%,F,T) Exp:NDB5US
TRIANGLE LABS Text:TLI#57752A DF-DP-112 0-0.5

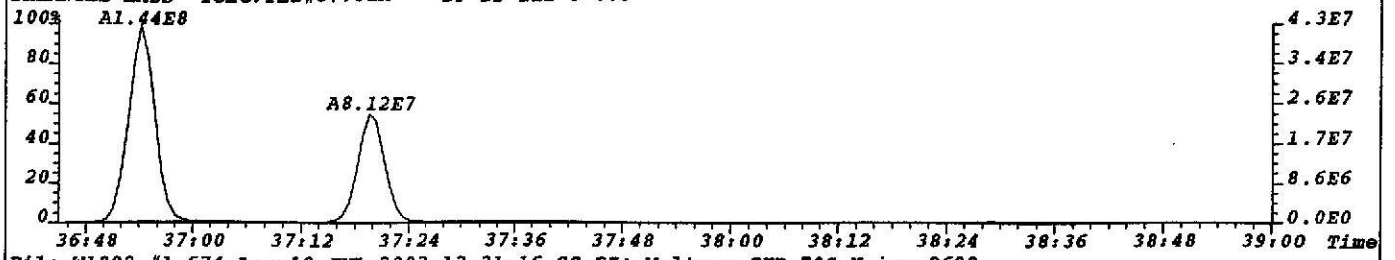

File:W1089 #1-674 Acq:19-JUL-2002 12:21:16 GC EI+ Voltage SIR 70S Noise:2692
409.7789 S:4 F:4 BSUB(256,30,-3.0) PKD(7,5,3,0.10%,10768.0,1.00%,F,T) Exp:NDB5US
TRIANGLE LABS Text:TLI#57752A DF-DP-112 0-0.5

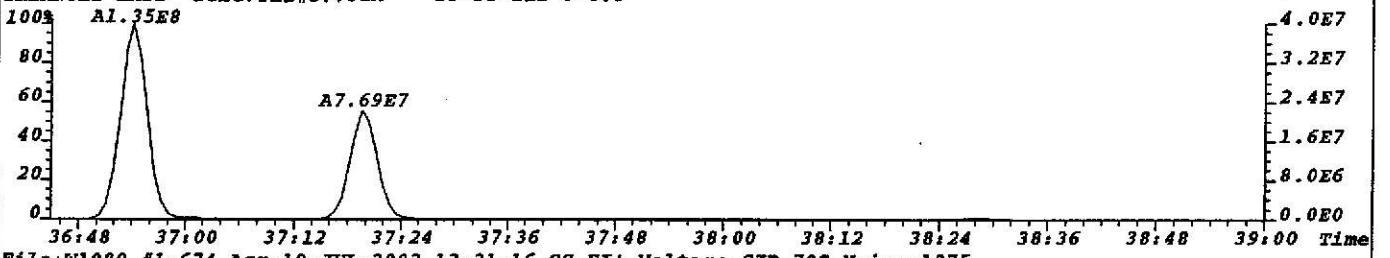

File:W1089 #1-674 Acq:19-JUL-2002 12:21:16 GC EI+ Voltage SIR 70S Noise:1375
417.8253 S:4 F:4 BSUB(256,30,-3.0) PKD(7,5,3,0.10%,5500.0,1.00%,F,T) Exp:NDB5US
TRIANGLE LABS Text:TLI#57752A DF-DP-112 0-0.5



File:W1089 #1-674 Acq:19-JUL-2002 12:21:16 GC EI+ Voltage SIR 70S Noise:1429
419.8220 S:4 F:4 BSUB(256,30,-3.0) PKD(7,5,3,0.10%,5716.0,1.00%,F,T) Exp:NDB5US
TRIANGLE LABS Text:TLI#57752A DF-DP-112 0-0.5

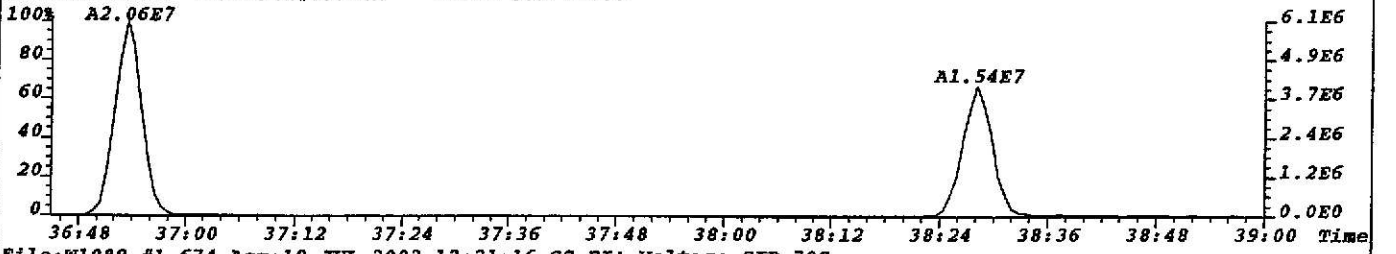

File:W1089 #1-674 Acq:19-JUL-2002 12:21:16 GC EI+ Voltage SIR 70S
430.9729 S:4 F:4 Exp:NDB5US
TRIANGLE LABS Text:TLI#57752A DF-DP-112 0-0.5

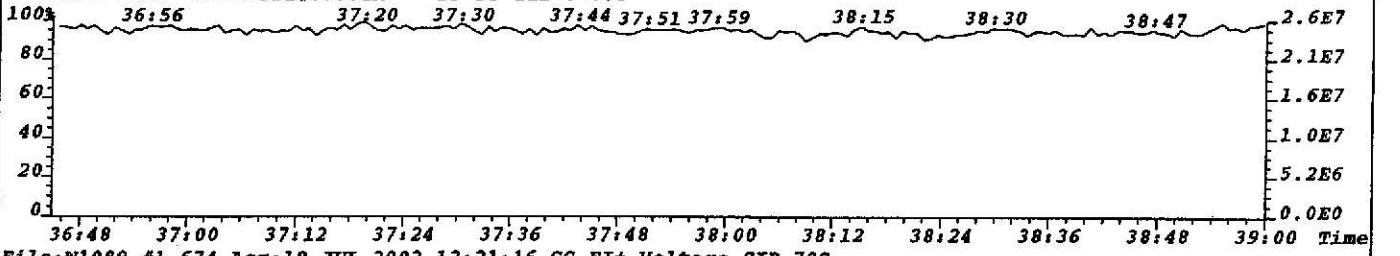

File:W1089 #1-674 Acq:19-JUL-2002 12:21:16 GC EI+ Voltage SIR 70S
479.7165 S:4 F:4 Exp:NDB5US
TRIANGLE LABS Text:TLI#57752A DF-DP-112 0-0.5

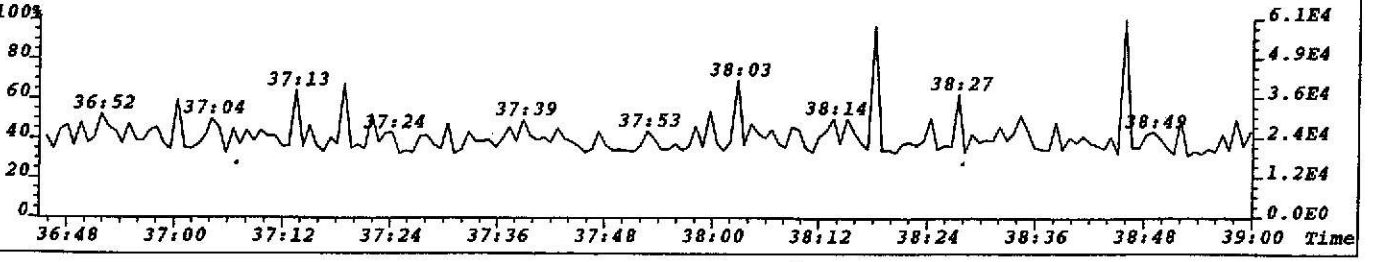

File:W1089 #1-674 Acq:19-JUL-2002 12:21:16 GC EI+ Voltage SIR 70S
423.7766 S:4 F:4 BSUB(256,30,-3.0) PKD(7,5,3,0.10%,6508.0,1.00%,F,T) Exp:NDB5US Noise:1627
Sample Text:TLI#57752A DF-DP-112 0-0.5 File Text:TRIANGLE LABORATORIES, INC.

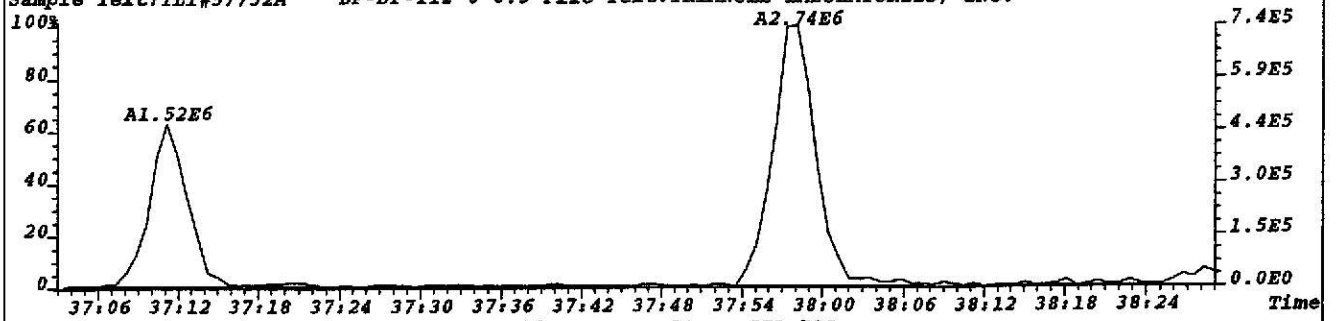

File:W1089 #1-674 Acq:19-JUL-2002 12:21:16 GC EI+ Voltage SIR 70S
425.7737 S:4 F:4 BSUB(256,30,-3.0) PKD(7,5,3,0.10%,4964.0,1.00%,F,T) Exp:NDB5US Noise:1241
Sample Text:TLI#57752A DF-DP-112 0-0.5 File Text:TRIANGLE LABORATORIES, INC.

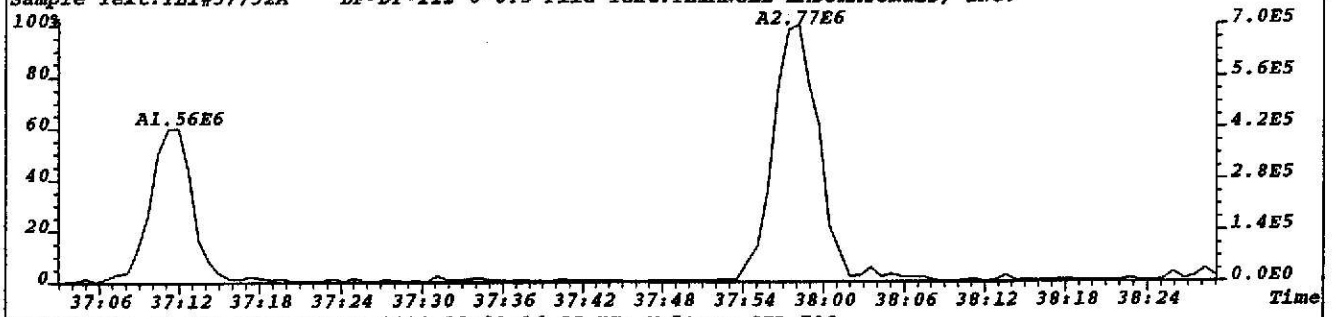

File:W1089 #1-674 Acq:19-JUL-2002 12:21:16 GC EI+ Voltage SIR 70S
435.8169 S:4 F:4 BSUB(256,30,-3.0) PKD(7,5,3,0.10%,13848.0,1.00%,F,T) Exp:NDB5US Noise:3462
Sample Text:TLI#57752A DF-DP-112 0-0.5 File Text:TRIANGLE LABORATORIES, INC.

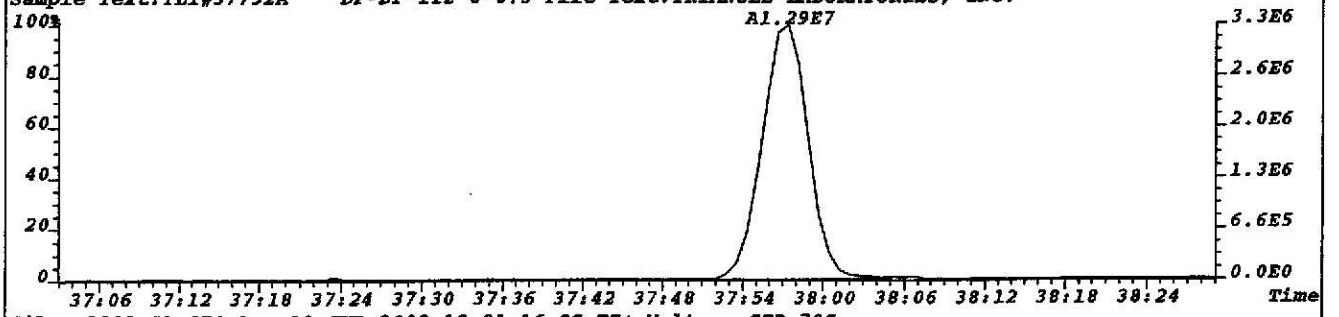

File:W1089 #1-674 Acq:19-JUL-2002 12:21:16 GC EI+ Voltage SIR 70S
437.8140 S:4 F:4 BSUB(256,30,-3.0) PKD(7,5,3,0.10%,7032.0,1.00%,F,T) Exp:NDB5US Noise:1758
Sample Text:TLI#57752A DF-DP-112 0-0.5 File Text:TRIANGLE LABORATORIES, INC.

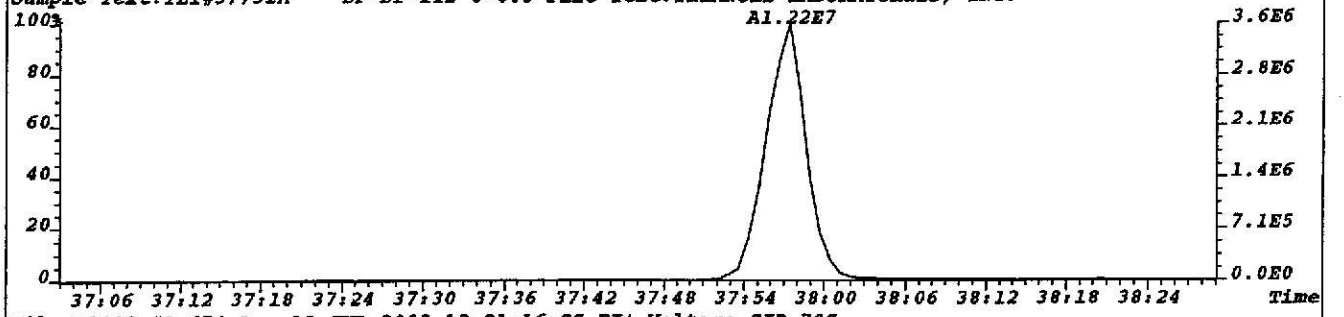

File:W1089 #1-674 Acq:19-JUL-2002 12:21:16 GC EI+ Voltage SIR 70S
430.9729 S:4 F:4 Exp:NDB5US
Sample Text:TLI#57752A DF-DP-112 0-0.5 File Text:TRIANGLE LABORATORIES, INC.

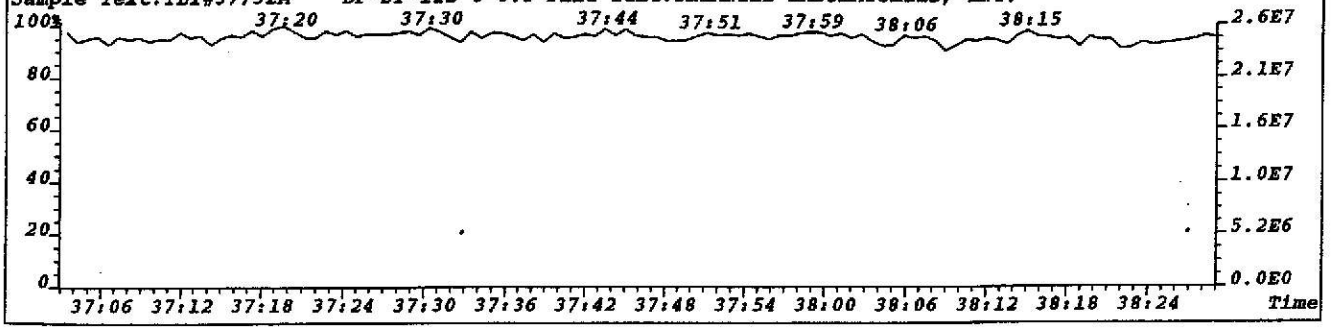

File:W1089 #1-674 Acq:19-JUL-2002 12:21:16 GC EI+ Voltage SIR 70S Noise:2000
441.7428 S:4 F:4 BSUB(256,30,-3.0) PKD(7,5,3,0.10%,8000.0,1.00%,F,T) Exp:NDB5US
Sample Text:TLI#57752A DF-DP-112 0-0.5 File Text:TRIANGLE LABORATORIES, INC.

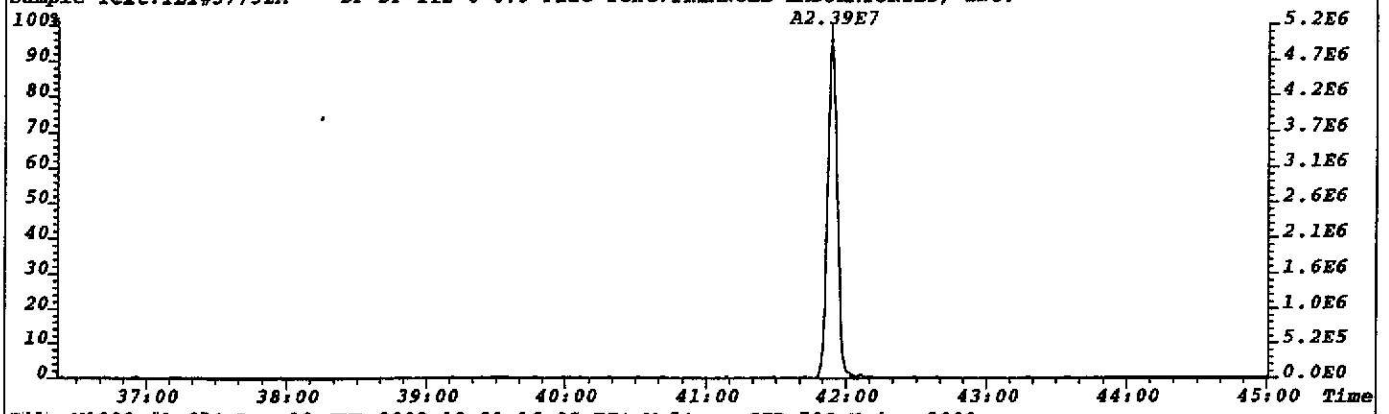

File:W1089 #1-674 Acq:19-JUL-2002 12:21:16 GC EI+ Voltage SIR 70S Noise:2080
443.7399 S:4 F:4 BSUB(256,30,-3.0) PKD(7,5,3,0.10%,8320.0,1.00%,F,T) Exp:NDB5US
Sample Text:TLI#57752A DF-DP-112 0-0.5 File Text:TRIANGLE LABORATORIES, INC.

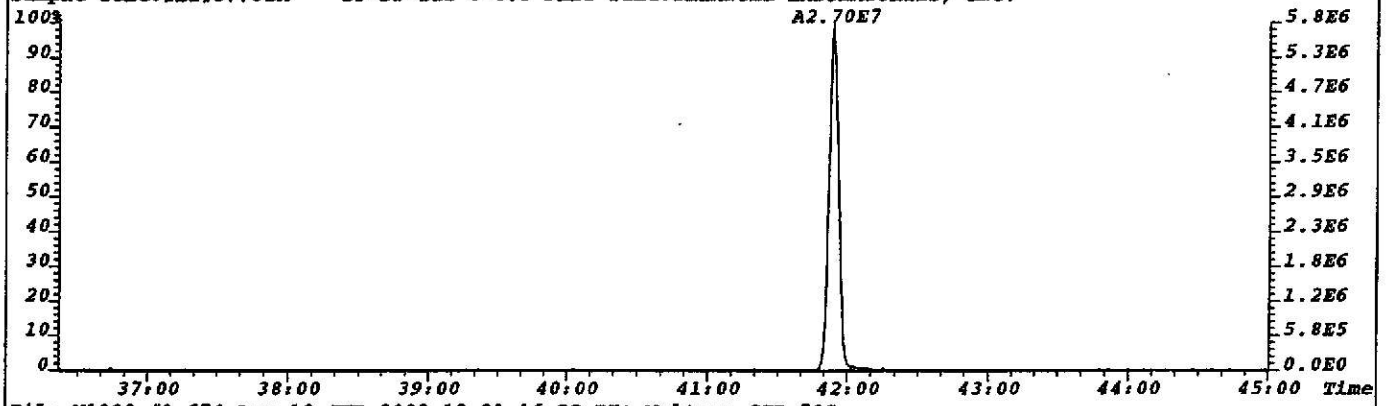

File:W1089 #1-674 Acq:19-JUL-2002 12:21:16 GC EI+ Voltage SIR 70S
430.9729 S:4 F:4 Exp:NDB5US
Sample Text:TLI#57752A DF-DP-112 0-0.5 File Text:TRIANGLE LABORATORIES, INC.

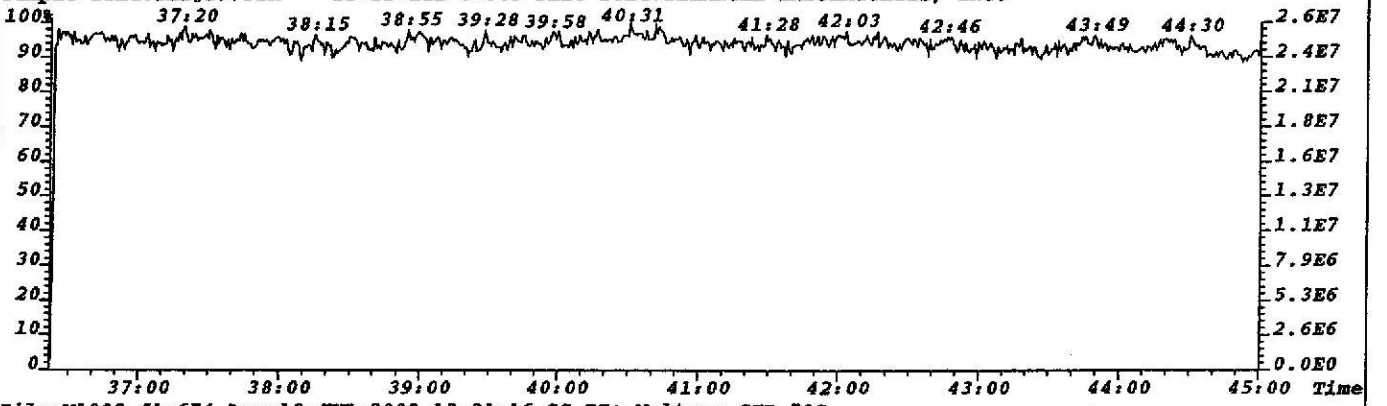

File:W1089 #1-674 Acq:19-JUL-2002 12:21:16 GC EI+ Voltage SIR 70S
513.6775 S:4 F:4 Exp:NDB5US
Sample Text:TLI#57752A DF-DP-112 0-0.5 File Text:TRIANGLE LABORATORIES, INC.

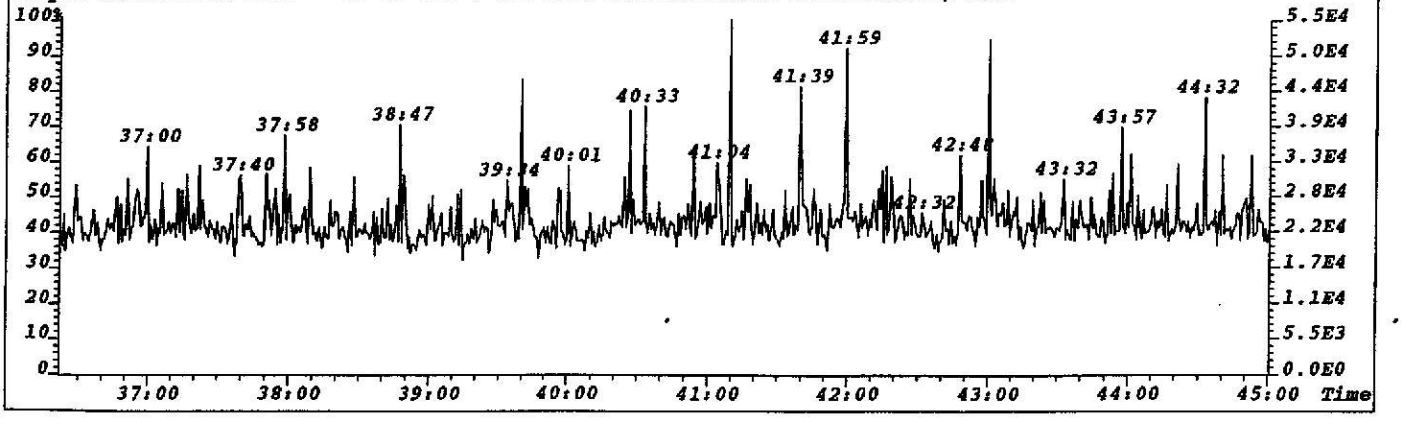

File:W1089 #1-674 Acq:19-JUL-2002 12:21:16 GC EI+ Voltage SIR 70S
457.7377 S:4 F:4 BSUB(256,30,-3.0) PKD(7,5,3,0.10%,5620.0,1.00%,F,T) Exp:NDB5US Noise:1405
Sample Text:TLI#57752A DF-DP-112 0-0.5 File Text:TRIANGLE LABORATORIES, INC.



File:W1089 #1-674 Acq:19-JUL-2002 12:21:16 GC EI+ Voltage SIR 70S
459.7348 S:4 F:4 BSUB(256,30,-3.0) PKD(7,5,3,0.10%,5092.0,1.00%,F,T) Exp:NDB5US Noise:1273
Sample Text:TLI#57752A DF-DP-112 0-0.5 File Text:TRIANGLE LABORATORIES, INC.

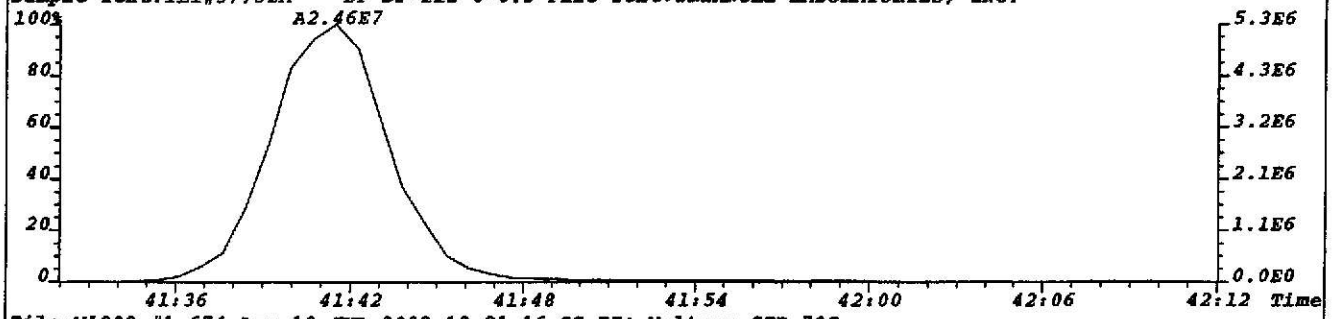

File:W1089 #1-674 Acq:19-JUL-2002 12:21:16 GC EI+ Voltage SIR 70S
469.7779 S:4 F:4 BSUB(256,30,-3.0) PKD(7,5,3,0.10%,6092.0,1.00%,F,T) Exp:NDB5US Noise:1523
Sample Text:TLI#57752A DF-DP-112 0-0.5 File Text:TRIANGLE LABORATORIES, INC.

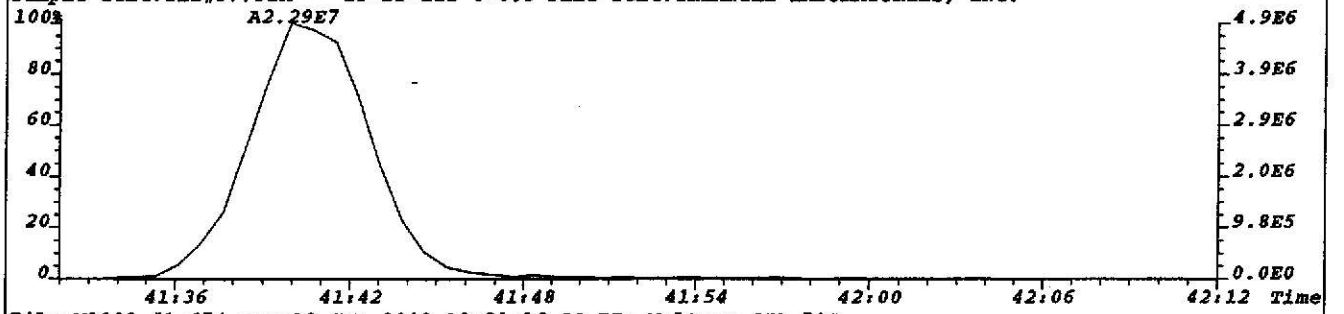

File:W1089 #1-674 Acq:19-JUL-2002 12:21:16 GC EI+ Voltage SIR 70S
471.7750 S:4 F:4 BSUB(256,30,-3.0) PKD(7,5,3,0.10%,6880.0,1.00%,F,T) Exp:NDB5US Noise:1720
Sample Text:TLI#57752A DF-DP-112 0-0.5 File Text:TRIANGLE LABORATORIES, INC.

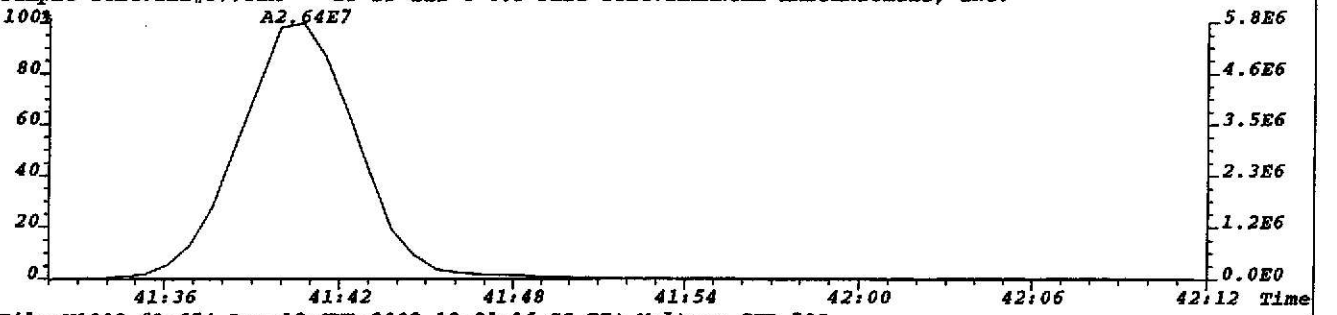

File:W1089 #1-674 Acq:19-JUL-2002 12:21:16 GC EI+ Voltage SIR 70S
430.9729 S:4 F:4 Exp:NDB5US
Sample Text:TLI#57752A DF-DP-112 0-0.5 File Text:TRIANGLE LABORATORIES, INC.

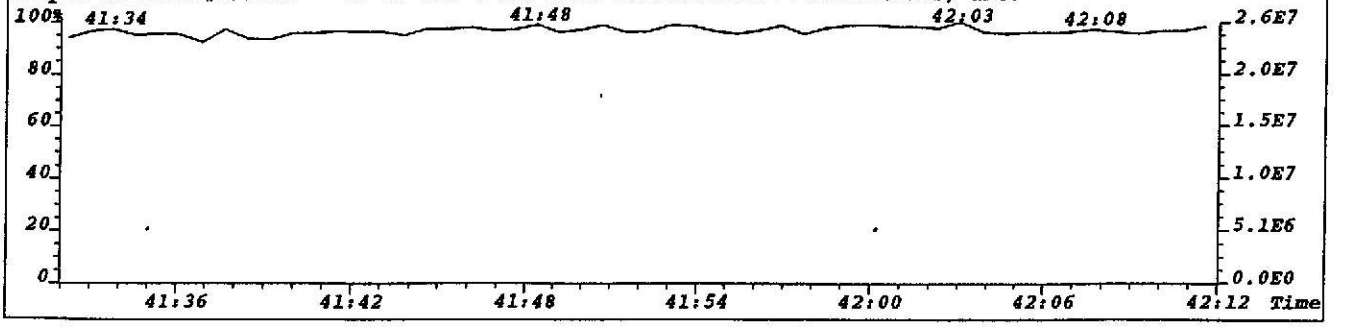

Peak Locate Examination:19-JUL-2002:09:54 File:W1089
Experiment:NDB5US Function:2 Reference:PFK

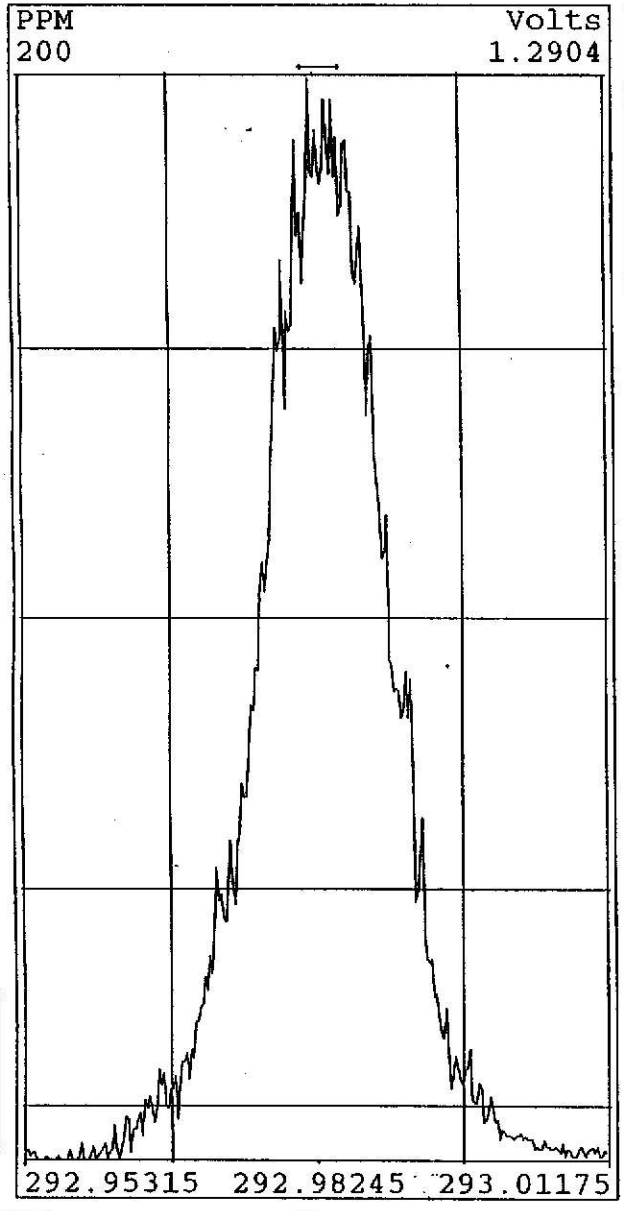

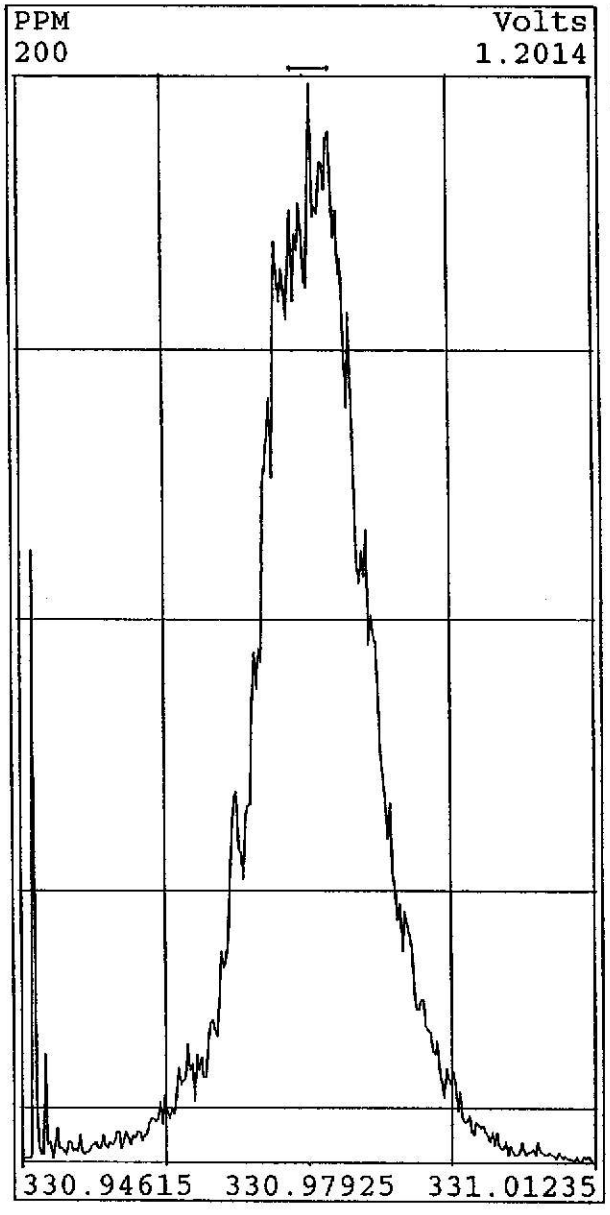

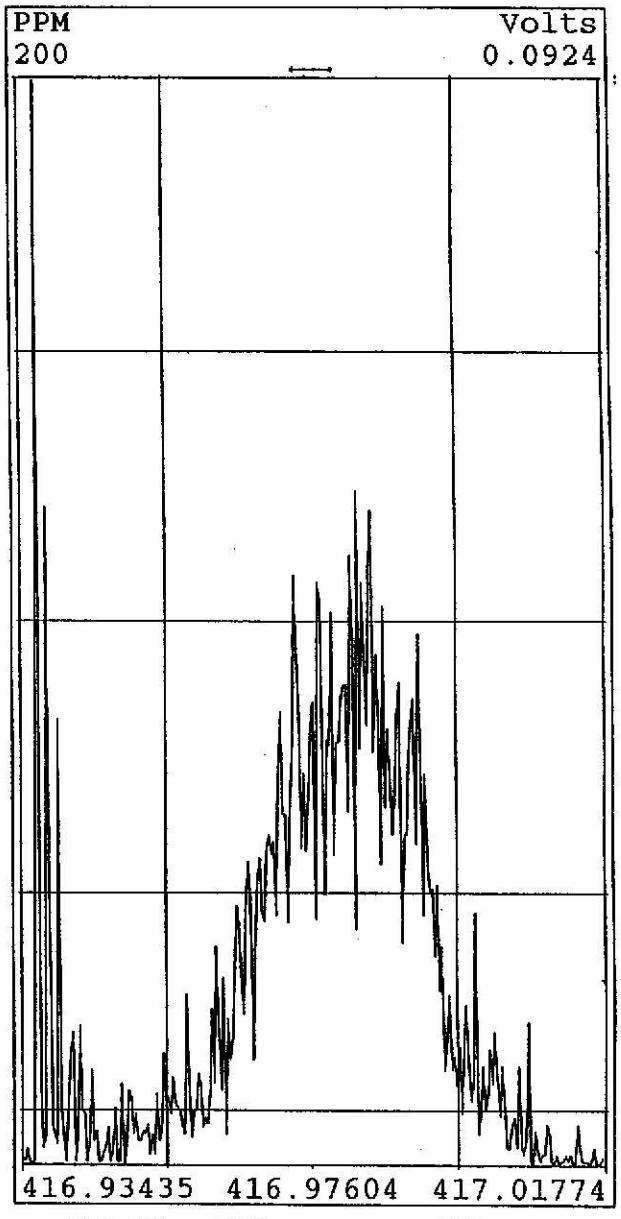

File:W1089 #1-423 Acq:19-JUL-2002 12:21:16 GC EI+ Voltage SIR 70S
373.8208 S:4 F:3 Exp:NDB5US
Sample Text:TLI#57752A DF-DP-112 0-0.5 File Text:TRIANGLE LABORATORIES, INC.

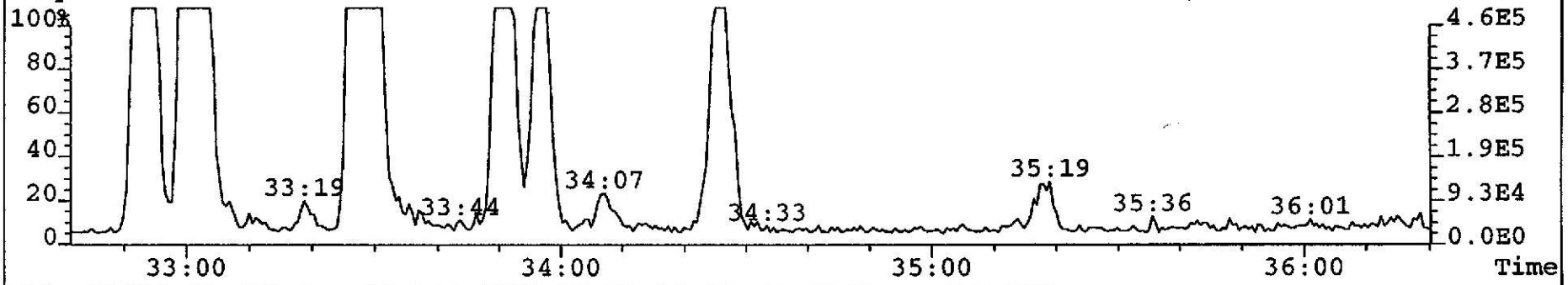

File:W1089 #1-423 Acq:19-JUL-2002 12:21:16 GC EI+ Voltage SIR 70S
375.8178 S:4 F:3 Exp:NDB5US
Sample Text:TLI#57752A DF-DP-112 0-0.5 File Text:TRIANGLE LABORATORIES, INC.

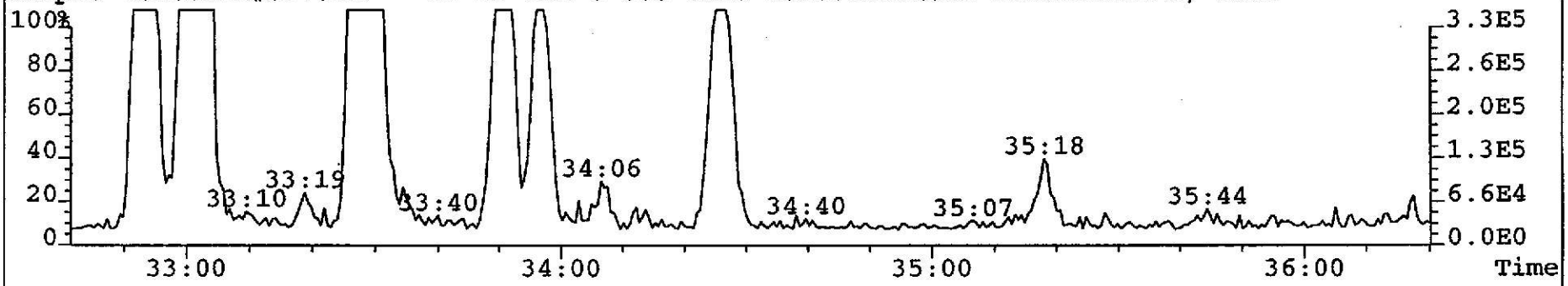

File:W1089 #1-423 Acq:19-JUL-2002 12:21:16 GC EI+ Voltage SIR 70S
385.8610 S:4 F:3 Exp:NDB5US
Sample Text:TLI#57752A DF-DP-112 0-0.5 File Text:TRIANGLE LABORATORIES, INC.

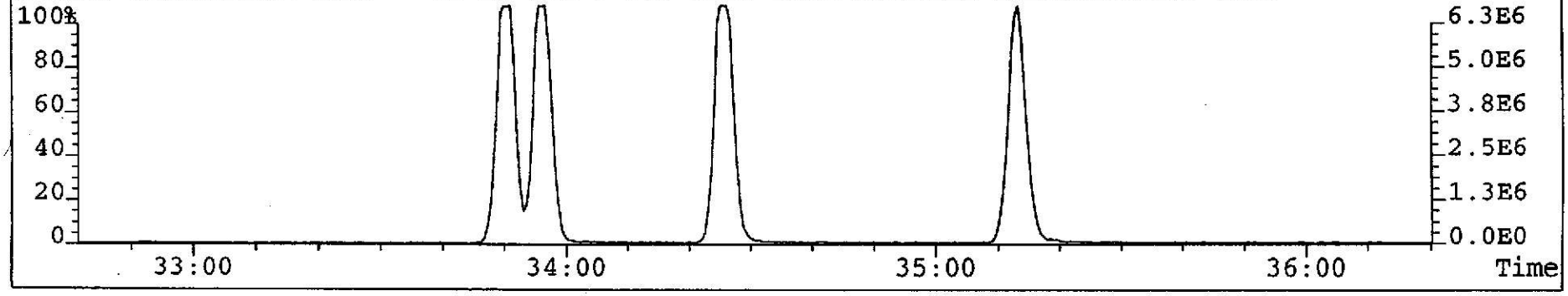

VJC 7/21/02

File:W1089 #1-674 Acq:19-JUL-2002 12:21:16 GC EI+ Voltage SIR 70S
407.7818 S:4 F:4 Exp:NDB5US
Sample Text:TLI#57752A DF-DP-112 0-0.5 File Text:TRIANGLE LABORATORIES, INC.

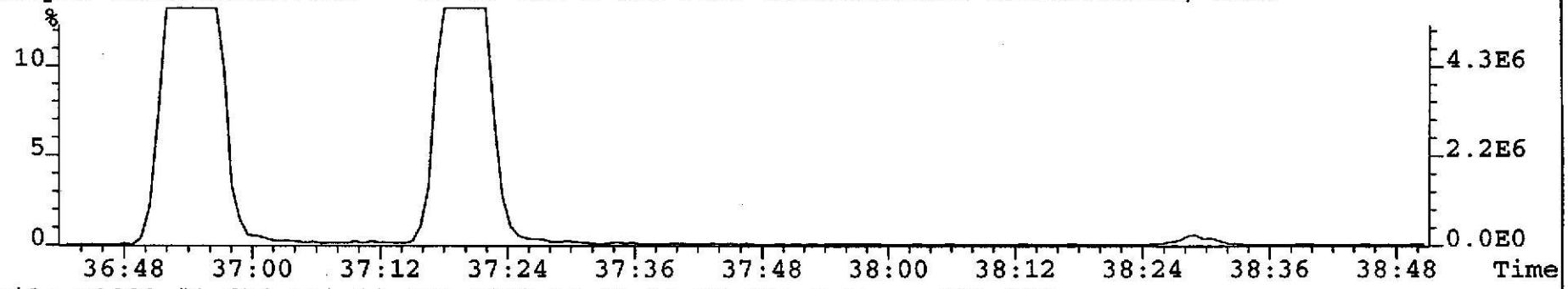

File:W1089 #1-674 Acq:19-JUL-2002 12:21:16 GC EI+ Voltage SIR 70S
409.7789 S:4 F:4 Exp:NDB5US
Sample Text:TLI#57752A DF-DP-112 0-0.5 File Text:TRIANGLE LABORATORIES, INC.

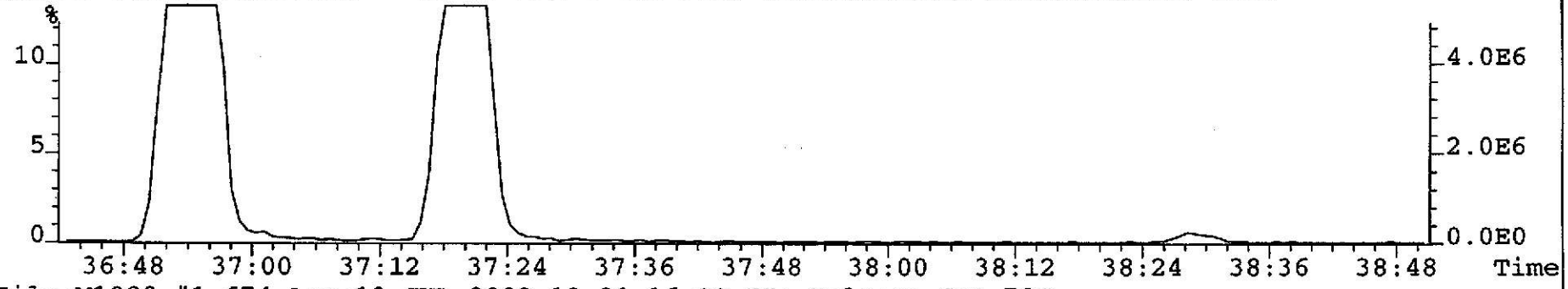

File:W1089 #1-674 Acq:19-JUL-2002 12:21:16 GC EI+ Voltage SIR 70S
419.8220 S:4 F:4 Exp:NDB5US
Sample Text:TLI#57752A DF-DP-112 0-0.5 File Text:TRIANGLE LABORATORIES, INC.

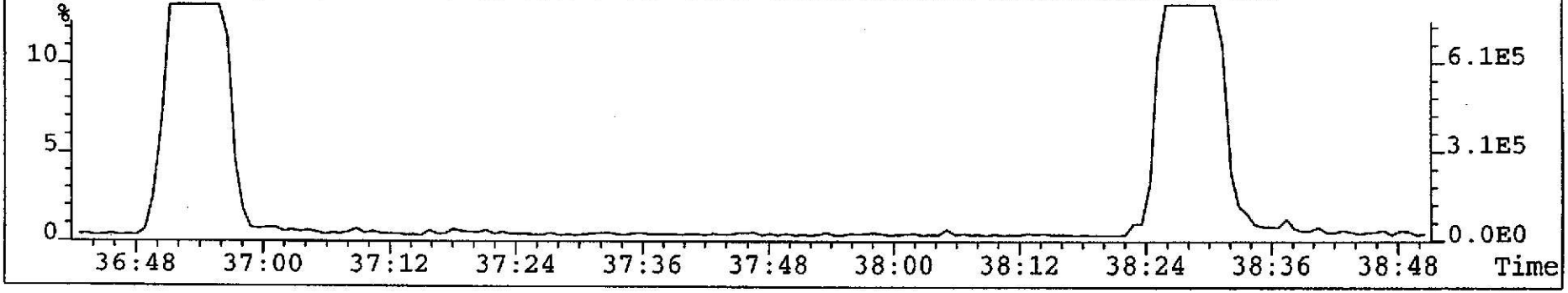

VK 7/21/02

Martin & Slagle

TLI Project: **57752A** — 1613, Revision B PCDD/PCDF Analysis (c)

Client Sample: **DF-DP-160 0-0.5** — Analysis File: **W108905**

Client Project:	**Mississippi Project**				
Sample Matrix:	**SOLID**	Date Received:	**06/28/2002**	Spike File:	**SP161BJ2**
TLI ID:	**329-38-10**	Date Extracted:	**07/03/2002**	ICal:	**WF5614B**
		Date Analyzed:	**07/19/2002**	ConCal:	**WB08802**
Sample Size:	**12.000 g**	Dilution Factor:	**10**	% Moisture:	**16.5**
Dry Weight:	**10.020 g**	Blank File:	**S023087**	% Lipid:	**n/a**
GC Column:	**DB-5**	Analyst:	**JWL**	% Solids:	**83.5**

Analytes	Conc. (pg/g)	DL	Ratio	RT	RRT	Flags
1,2,3,4,6,7,8,9-OCDD	8650		0.86	41:41	1.000	—

Internal Standard	Conc. (pg/g)	% Recovery	QC Limits	Ratio	RT	RRT	Flags
$^{13}C_{12}$-1,2,3,4,6,7,8,9-OCDD	4830	110	17%-157%	0.86	41:40	1.192	—

Recovery Standard	Ratio	RT	Flags
$^{13}C_{12}$-1,2,3,7,8,9-HxCDD	1.19	34:57	—

Data Reviewer: VJC 07/21/2002

161B_PSR v2.04, LARS 6.25.05

Triangle Laboratories, Inc.®
2445 S. Alston Ave. • Durham, North Carolina 27713
Phone: (919) 544-5729 • Fax: (919) 544-5491

Printed: 13:42 07/21/2002

Initial ....Date...

Data Review By: VPC 7/21/02

Channel specific noise levels computed from 'NL' heights.

Page No. 1 Listing of W108905B.dbf
07/21/2002 Matched GC Peaks / Ratio / Ret. Time

Compound/ M_Z....	QC.Log	Omit	Why	..RT.	OK	Ratio	Total.Area/Ht	Area/Ht.Peak1	Area/Ht.Peak2	Rel.RT	Compound.Name..	ID..	Flags.
13C12-HxCDD				1.05-1.43						0.983-1.041			
402-404	DC	NL				Height	5.04	2.85	2.19				
	DC	SN		34:02	RO	3.37	22.76			0.985			
				34:33		1.18	3,702.09	2,000.96	1,701.13	1.000	13C12-HxCDD	478	IS9
						Height	1,218.17	646.66	571.51				
				34:37		1.21	4,088.01	2,238.35	1,849.66	1.000	13C12-HxCDD	678	IS10
						Height	1,346.17	736.78	609.39				
				34:48	RO	1.71	17.05	10.75	6.30	1.007			
				34:57		1.19	4,285.36	2,327.88	1,957.48	1.012	13C12-HxCDD	789	RS2
				35:07	RO	1.03	24.87	12.63	12.24	1.016			
				35:11	RO	1.75	30.92	19.69	11.23	1.018			
				35:21	RO	0.92	13.33	6.40	6.93	1.023			
402-404			7	Peaks			12,161.63						

---------- Above: HxCDD / Octa-CDD and CDF Follows ----------

OCDD				0.76-1.02						0.952-1.048			
458-460	DC	NL				Height	2.25	1.17	1.08				
				41:41		0.86	13,697.88	6,328.76	7,369.12	1.000	OCDD		AN
				42:03		0.76	16.74	7.24	9.50	1.009			
458-460			2	Peaks			13,714.62						
13C12-OCDD				0.76-1.02						0.996-1.004			
470-472	DC	NL				Height	2.59	1.31	1.28				
				41:40		0.86	6,613.07	3,059.89	3,553.18	1.000	13C12-OCDD		IS14
						Height	1,493.45	691.42	802.03				
	DC	WH		42:00	RO	0.15	10.08			1.008			
	DC	WH		42:02	RO	1.99	14.34			1.009			
	DC	WH		42:09	RO	1.29	10.56			1.012			
470-472			1	Peak			6,613.07						

Column Description.....	"Why" Code Description.....	QC Log Desc.....
M_Z -Nominal Ion Mass(es)	WL-Below Retention Time Window	A-Peak Added
..RT. -Retention Time (mm:ss)	WH-Above Retention Time Window	K-Peak Kept
Rat.1 -Ratio of M/M+2 Ions	SN-Below Signal to Noise Level	D-Peak Deleted
OK -RO=Ratio Outside Limits	<M-Below Method Detection Limit	T-Time Changed
Rel.RT-Relative Retention Time	NL-Channel Specific Noise Level	M-Peak Area Changed
		N-Name Changed
		X-Ether Interference

*** End of Report ***

File:W1089 #1-423 Acq:19-JUL-2002 13:09:17 GC EI+ Voltage SIR 70S
389.8156 S:5 F:3 BSUB(256,30,-3.0) PKD(7,5,3,0.10%,7464.0,1.00%,F,T) Exp:NDB5US Noise:1866
Sample Text:TLI#57752A DF-DP-160 0-0.5 File Text:TRIANGLE LABORATORIES, INC.

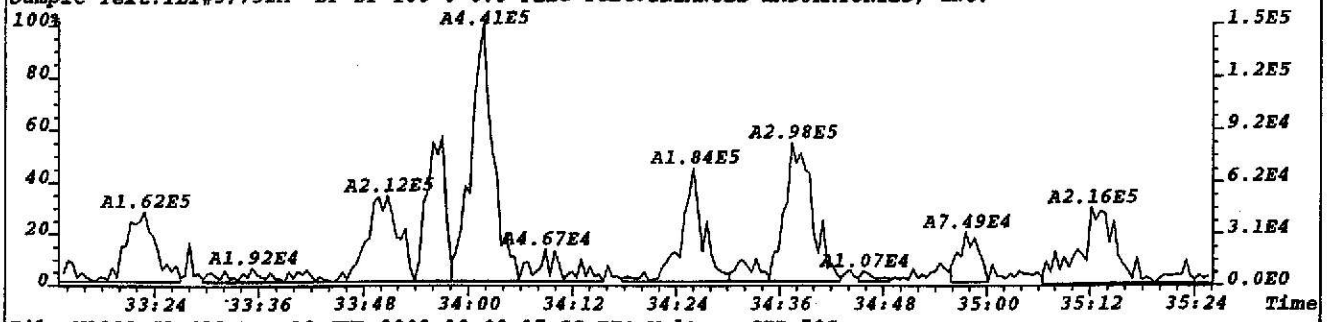

File:W1089 #1-423 Acq:19-JUL-2002 13:09:17 GC EI+ Voltage SIR 70S
391.8127 S:5 F:3 BSUB(256,30,-3.0) PKD(7,5,3,0.10%,10384.0,1.00%,F,T) Exp:NDB5US Noise:2596
Sample Text:TLI#57752A DF-DP-160 0-0.5 File Text:TRIANGLE LABORATORIES, INC.

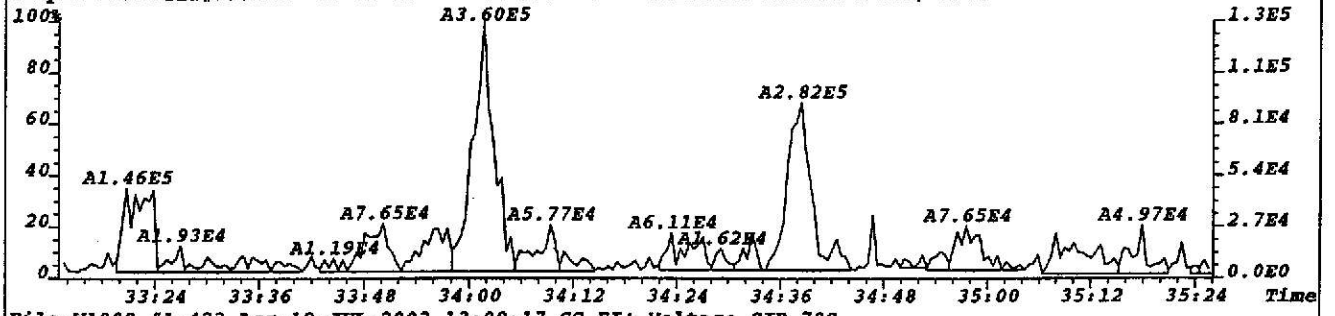

File:W1089 #1-423 Acq:19-JUL-2002 13:09:17 GC EI+ Voltage SIR 70S
401.8558 S:5 F:3 BSUB(256,30,-3.0) PKD(7,5,3,0.10%,14264.0,1.00%,F,T) Exp:NDB5US Noise:3566
Sample Text:TLI#57752A DF-DP-160 0-0.5 File Text:TRIANGLE LABORATORIES, INC.

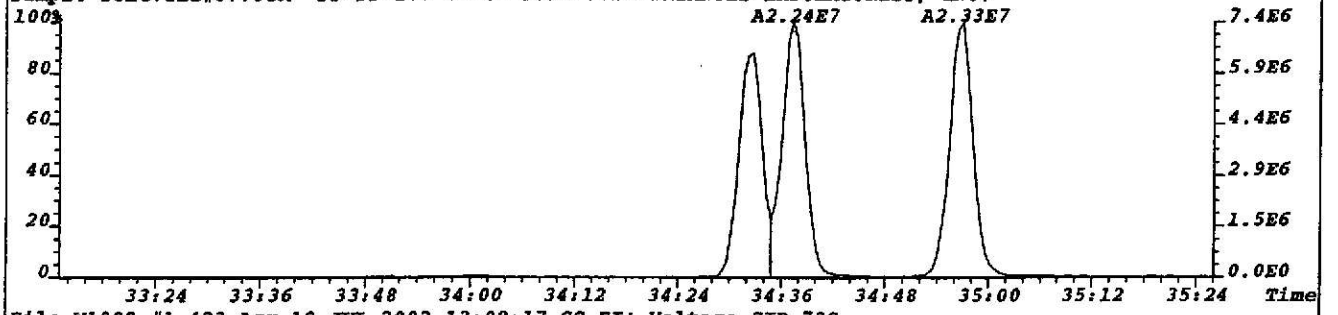

File:W1089 #1-423 Acq:19-JUL-2002 13:09:17 GC EI+ Voltage SIR 70S
403.8529 S:5 F:3 BSUB(256,30,-3.0) PKD(7,5,3,0.10%,10940.0,1.00%,F,T) Exp:NDB5US Noise:2735
Sample Text:TLI#57752A DF-DP-160 0-0.5 File Text:TRIANGLE LABORATORIES, INC.

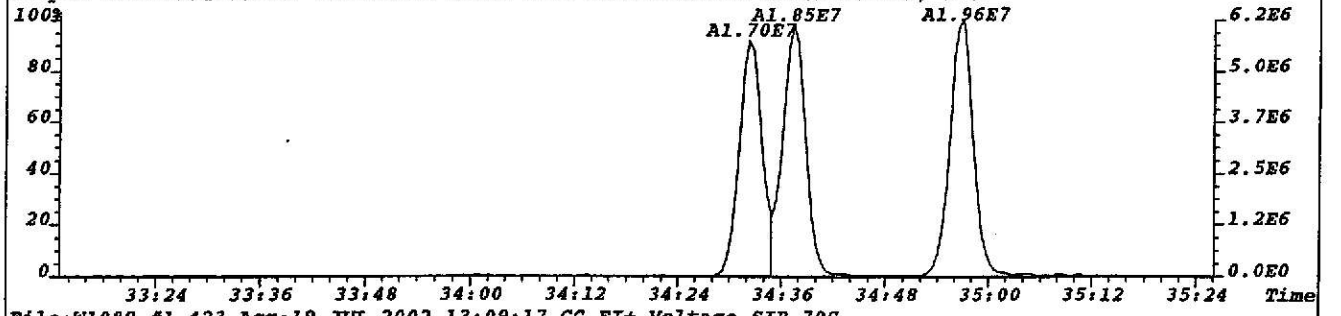

File:W1089 #1-423 Acq:19-JUL-2002 13:09:17 GC EI+ Voltage SIR 70S
392.9760 S:5 F:3 Exp:NDB5US
Sample Text:TLI#57752A DF-DP-160 0-0.5 File Text:TRIANGLE LABORATORIES, INC.

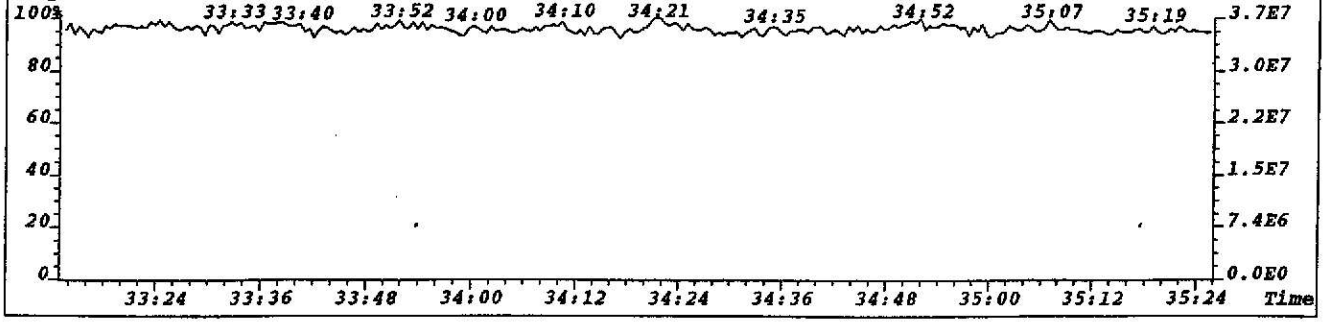

File:W1089 #1-674 Acq:19-JUL-2002 13:09:17 GC EI+ Voltage SIR 70S
457.7377 S:5 F:4 BSUB(256,30,-3.0) PKD(7,5,3,0.10%,5832.0,1.00%,F,T) Exp:NDB5US Noise:1458
Sample Text:TLI#57752A DF-DP-160 0-0.5 File Text:TRIANGLE LABORATORIES, INC.



File:W1089 #1-674 Acq:19-JUL-2002 13:09:17 GC EI+ Voltage SIR 70S
459.7348 S:5 F:4 BSUB(256,30,-3.0) PKD(7,5,3,0.10%,5404.0,1.00%,F,T) Exp:NDB5US Noise:1351
Sample Text:TLI#57752A DF-DP-160 0-0.5 File Text:TRIANGLE LABORATORIES, INC.



File:W1089 #1-674 Acq:19-JUL-2002 13:09:17 GC EI+ Voltage SIR 70S
469.7779 S:5 F:4 BSUB(256,30,-3.0) PKD(7,5,3,0.10%,6560.0,1.00%,F,T) Exp:NDB5US Noise:1640
Sample Text:TLI#57752A DF-DP-160 0-0.5 File Text:TRIANGLE LABORATORIES, INC.

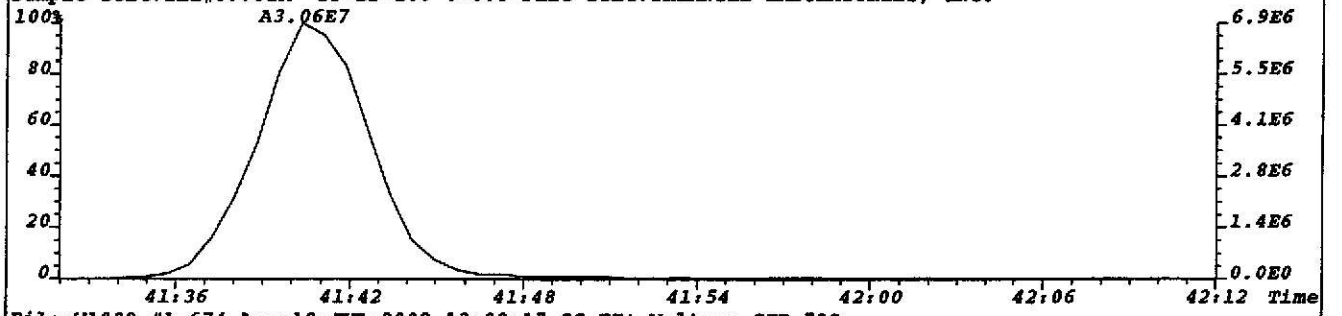

File:W1089 #1-674 Acq:19-JUL-2002 13:09:17 GC EI+ Voltage SIR 70S
471.7750 S:5 F:4 BSUB(256,30,-3.0) PKD(7,5,3,0.10%,6396.0,1.00%,F,T) Exp:NDB5US Noise:1599
Sample Text:TLI#57752A DF-DP-160 0-0.5 File Text:TRIANGLE LABORATORIES, INC.

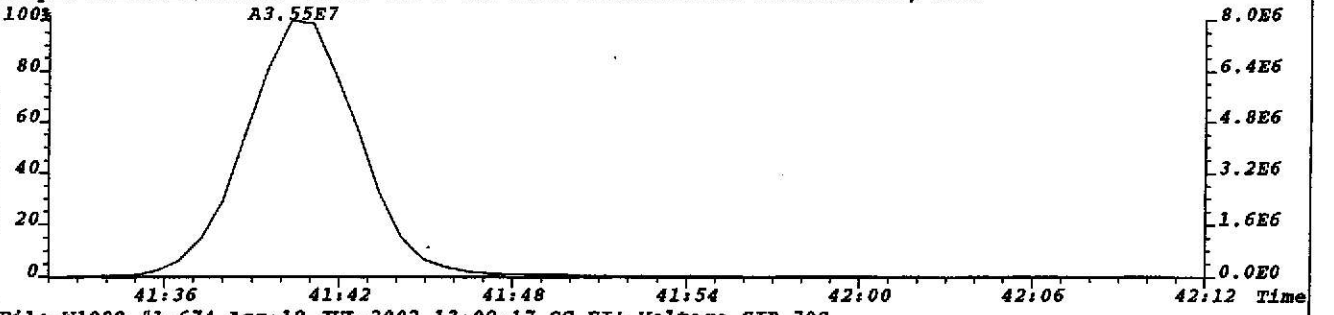

File:W1089 #1-674 Acq:19-JUL-2002 13:09:17 GC EI+ Voltage SIR 70S
430.9729 S:5 F:4 Exp:NDB5US
Sample Text:TLI#57752A DF-DP-160 0-0.5 File Text:TRIANGLE LABORATORIES, INC.

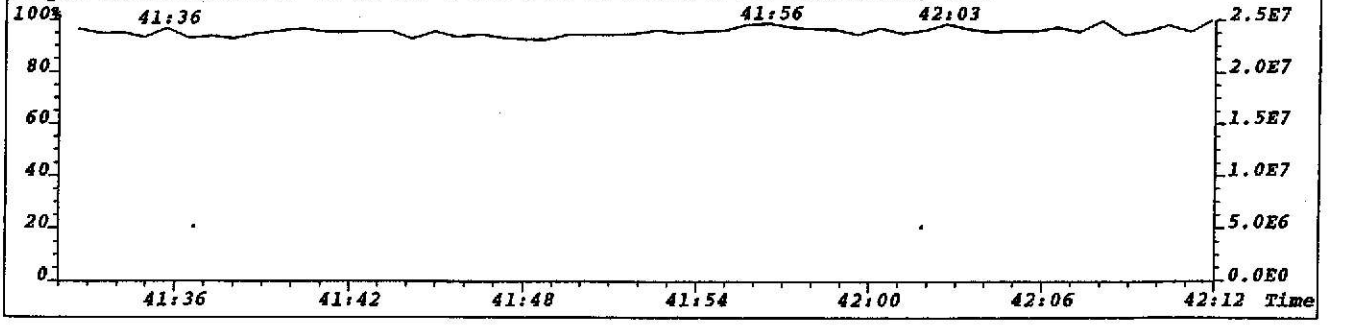

Peak Locate Examination:19-JUL-2002:09:54 File:W1089
Experiment:NDB5US Function:2 Reference:PFK

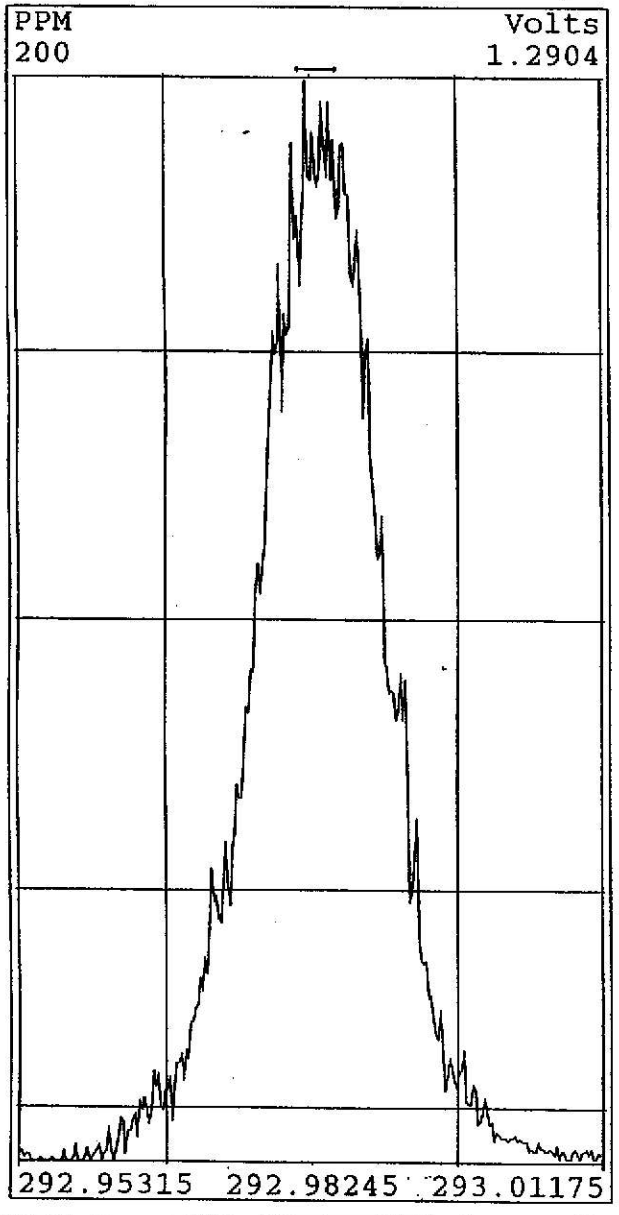

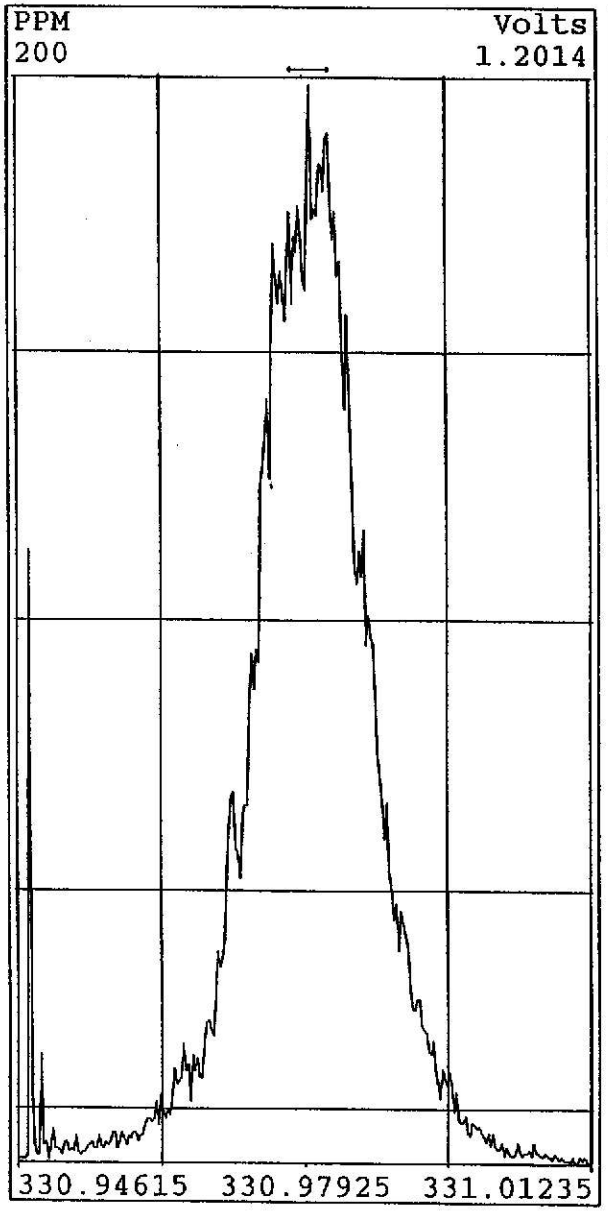

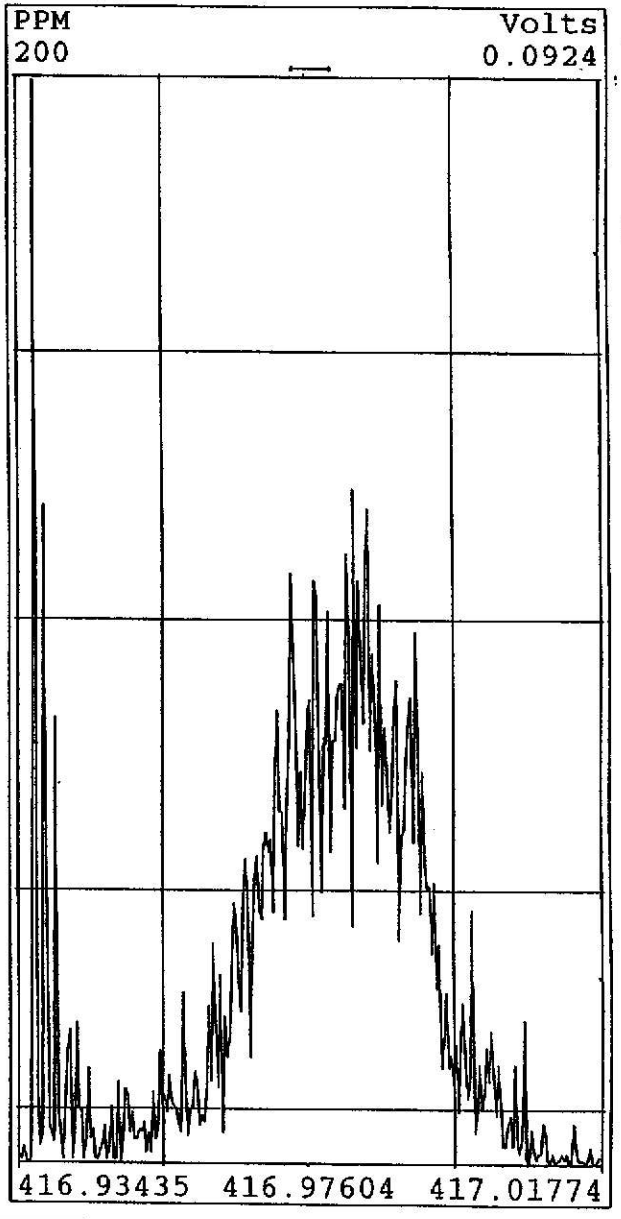

Martin & Slagle

TLI Project: **57752A** 1613, Revision B PCDD/PCDF Analysis (c)
Client Sample: **DF-TR-2 0-5.1** Analysis File: **W108906**

Client Project:	**Mississippi Project**				
Sample Matrix:	**SOLID**	Date Received:	**06/28/2002**	Spike File:	**SP161BJ2**
TLI ID:	**329-38-14**	Date Extracted:	**07/03/2002**	ICal:	**WF5614B**
		Date Analyzed:	**07/19/2002**	ConCal:	**WB08802**
Sample Size:	**11.200 g**	Dilution Factor:	**10**	% Moisture:	**10.3**
Dry Weight:	**10.046 g**	Blank File:	**S023087**	% Lipid:	**n/a**
GC Column:	**DB-5**	Analyst:	**JWL**	% Solids:	**89.7**

Analytes	Conc. (pg/g)	DL	Ratio	RT	RRT	Flags
1,2,3,4,6,7,8,9-OCDD	6650		0.84	41:42	1.000	—

Internal Standard	Conc. (pg/g)	% Recovery	QC Limits	Ratio	RT	RRT	Flags
$^{13}C_{12}$-1,2,3,4,6,7,8,9-OCDD	5540	126	17%-157%	0.87	41:41	1.193	—

Recovery Standard	Ratio	RT	Flags
$^{13}C_{12}$-1,2,3,7,8,9-HxCDD	1.19	34:57	—

Data Reviewer: VJL 07/21/2002

161B_PSR v2.04, LARS 6.25.05

Triangle Laboratories, Inc.®
2445 S. Alston Ave. • Durham, North Carolina 27713
Phone: (919) 544-5729 • Fax: (919) 544-5491

Printed: 13:42 07/21/2002

Initial ....Date...

Data Review By: VJL 7/21/02

Channel specific noise levels computed from 'NL' heights.

Page No. 1 Listing of W108906B.dbf

07/21/2002 Matched GC Peaks / Ratio / Ret. Time

Compound/ M_Z....	QC.Log	Omit	Why	..RT.	OK	Ratio	Total.Area/Ht	Area/Ht.Peak1	Area/Ht.Peak2	Rel.RT	Compound.Name..	ID..	Flags.
13C12-HxCDD				1.05-1.43						0.983-1.041			
402-404	DC	NL					Height	4.70	3.00	1.70			
	DC	WL		33:37	RO	0.99	2.81			0.973			
	DC	WL		33:44	RO	0.38	2.43			0.976			
	DC	SN		34:23	RO	1.69	11.07			0.995			
				34:33		1.19	4,664.75	2,531.40	2,133.35	1.000	13C12-HxCDD	478	IS9
							Height 1,502.73	795.24	707.49				
				34:38		1.21	4,785.29	2,623.17	2,162.12	1.000	13C12-HxCDD	678	IS10
							Height 1,553.68	841.70	711.98				
				34:57		1.19	4,903.78	2,668.59	2,235.19	1.012	13C12-HxCDD	789	RS2
	DC	SN		35:18	RO	1.74	11.38			1.022			
402-404			3	Peaks			14,353.82						

---------- Above: HxCDD / Octa-CDD and CDF Follows ----------

OCDD				0.76-1.02						0.952-1.048			
458-460	DC	NL					Height	2.10	1.13	0.97			
				41:42		0.84	13,896.76	6,340.41	7,556.35	1.000	OCDD		AN
458-460			1	Peak			13,896.76						
13C12-OCDD				0.76-1.02						0.996-1.004			
470-472	DC	NL					Height	2.82	1.47	1.35			
				41:41		0.87	8,703.22	4,039.35	4,663.87	1.000	13C12-OCDD		IS14
							Height 1,901.91	877.24	1,024.67				
	DC	WH		41:58	RO	0.39	20.86			1.007			
470-472			1	Peak			8,703.22						

Column Description.....	"Why" Code Description.....	QC Log Desc.....
M_Z -Nominal Ion Mass(es)	WL-Below Retention Time Window	A-Peak Added
..RT. -Retention Time (mm:ss)	WH-Above Retention Time Window	K-Peak Kept
Rat.1 -Ratio of M/M+2 Ions	SN-Below Signal to Noise Level	D-Peak Deleted
OK -RO=Ratio Outside Limits	<M-Below Method Detection Limit	T-Time Changed
Rel.RT-Relative Retention Time	NL-Channel Specific Noise Level	M-Peak Area Changed
		N-Name Changed
		X-Ether Interference

*** End of Report ***

Triangle Laboratories, Inc.®
2445 S. Alston Ave. • Durham, North Carolina 27713
Phone: (919) 544-5729 • Fax: (919) 544-5491

Printed: 07:33 07/21/2002

File:W1089 #1-423 Acq:19-JUL-2002 13:57:32 GC EI+ Voltage SIR 70S
389.8156 S:6 F:3 BSUB(256,30,-3.0) PKD(7,5,3,0.10%,5840.0,1.00%,F,T) Exp:NDB5US Noise:1460
Sample Text:TLI#57752A DF-TR-2 0-5.1 File Text:TRIANGLE LABORATORIES, INC.

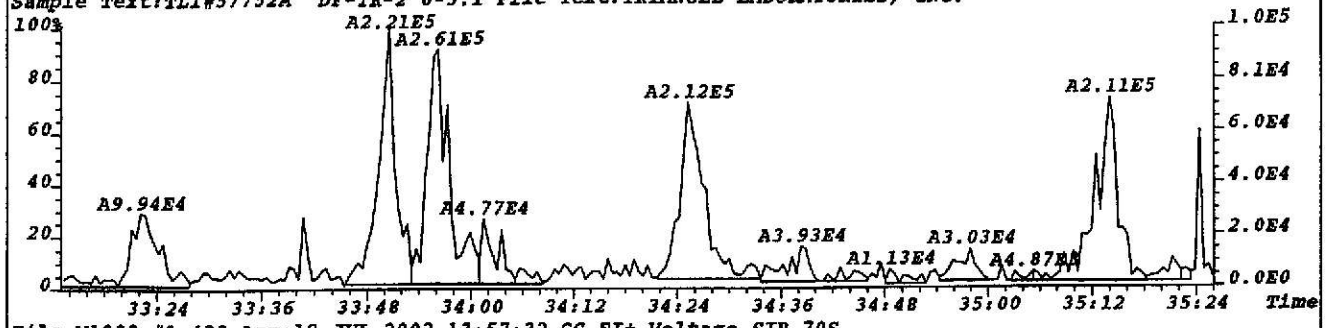

File:W1089 #1-423 Acq:19-JUL-2002 13:57:32 GC EI+ Voltage SIR 70S
391.8127 S:6 F:3 BSUB(256,30,-3.0) PKD(7,5,3,0.10%,10572.0,1.00%,F,T) Exp:NDB5US Noise:2643
Sample Text:TLI#57752A DF-TR-2 0-5.1 File Text:TRIANGLE LABORATORIES, INC.

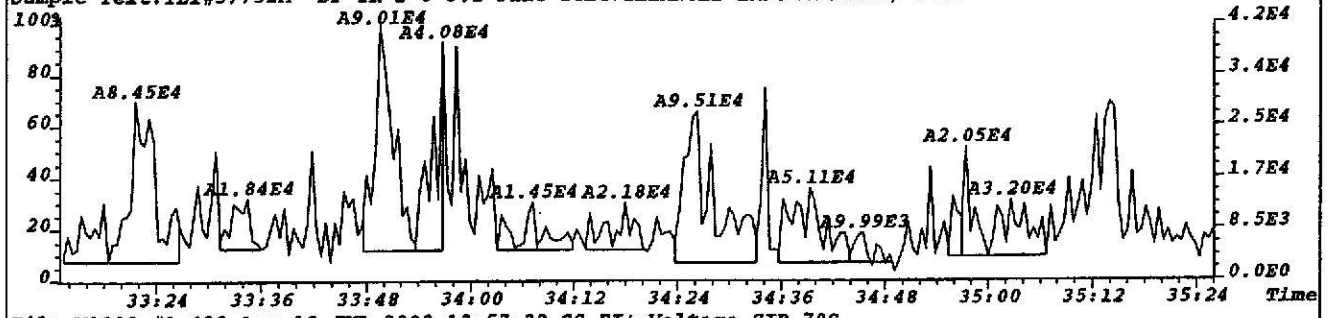

File:W1089 #1-423 Acq:19-JUL-2002 13:57:32 GC EI+ Voltage SIR 70S
401.8558 S:6 F:3 BSUB(256,30,-3.0) PKD(7,5,3,0.10%,15016.0,1.00%,F,T) Exp:NDB5US Noise:3754
Sample Text:TLI#57752A DF-TR-2 0-5.1 File Text:TRIANGLE LABORATORIES, INC.

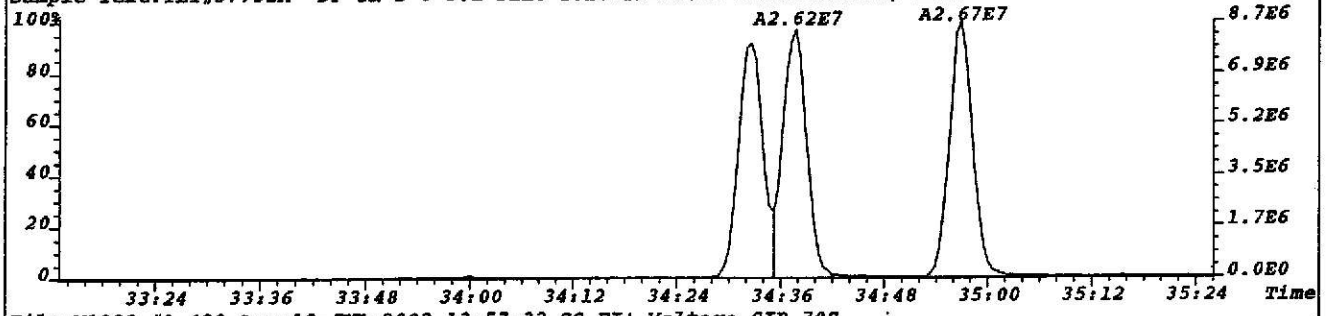

File:W1089 #1-423 Acq:19-JUL-2002 13:57:32 GC EI+ Voltage SIR 70S
403.8529 S:6 F:3 BSUB(256,30,-3.0) PKD(7,5,3,0.10%,8496.0,1.00%,F,T) Exp:NDB5US Noise:2124
Sample Text:TLI#57752A DF-TR-2 0-5.1 File Text:TRIANGLE LABORATORIES, INC.

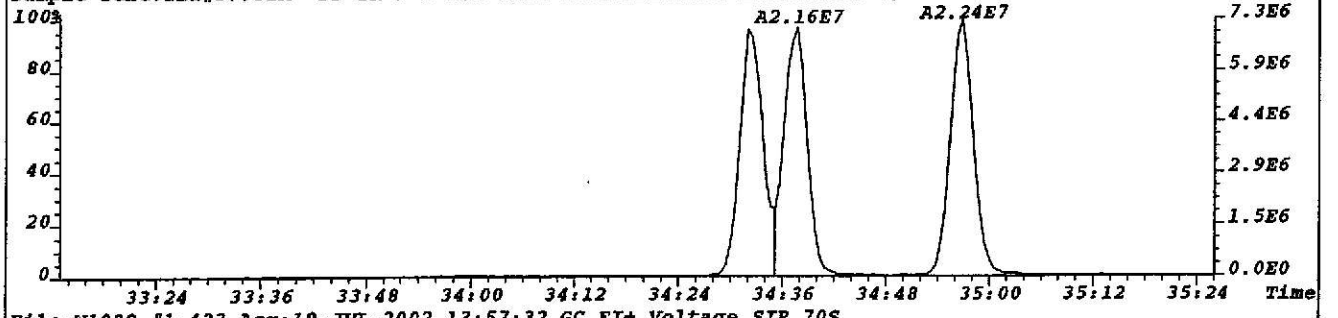

File:W1089 #1-423 Acq:19-JUL-2002 13:57:32 GC EI+ Voltage SIR 70S
392.9760 S:6 F:3 Exp:NDB5US
Sample Text:TLI#57752A DF-TR-2 0-5.1 File Text:TRIANGLE LABORATORIES, INC.

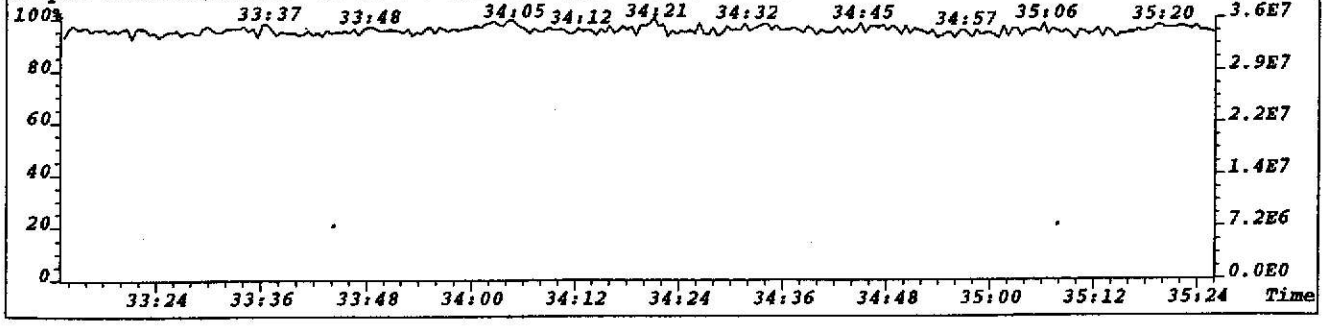

File:W1089 #1-674 Acq:19-JUL-2002 13:57:32 GC EI+ Voltage SIR 70S
457.7377 S:6 F:4 BSUB(256,30,-3.0) PKD(7,5,3,0.10%,5644.0,1.00%,F,T) Exp:NDB5US Noise:1411
Sample Text:TLI#57752A DF-TR-2 0-5.1 File Text:TRIANGLE LABORATORIES, INC.

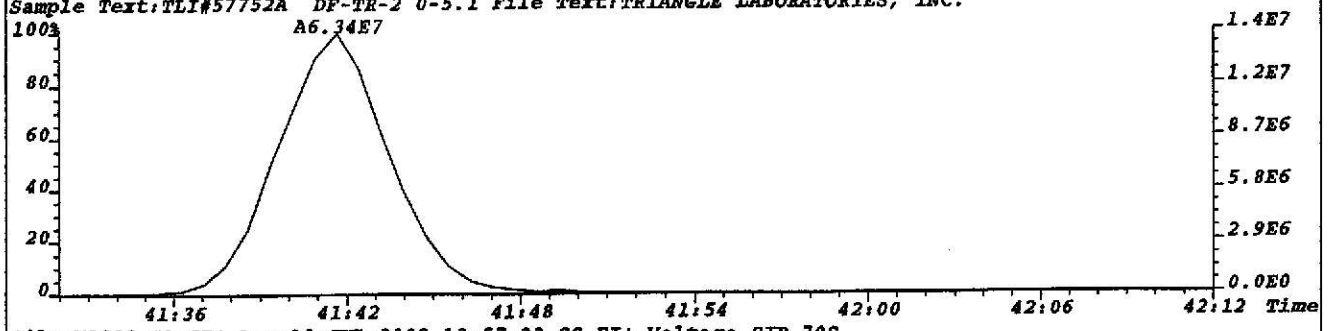

File:W1089 #1-674 Acq:19-JUL-2002 13:57:32 GC EI+ Voltage SIR 70S
459.7348 S:6 F:4 BSUB(256,30,-3.0) PKD(7,5,3,0.10%,4872.0,1.00%,F,T) Exp:NDB5US Noise:1218
Sample Text:TLI#57752A DF-TR-2 0-5.1 File Text:TRIANGLE LABORATORIES, INC.

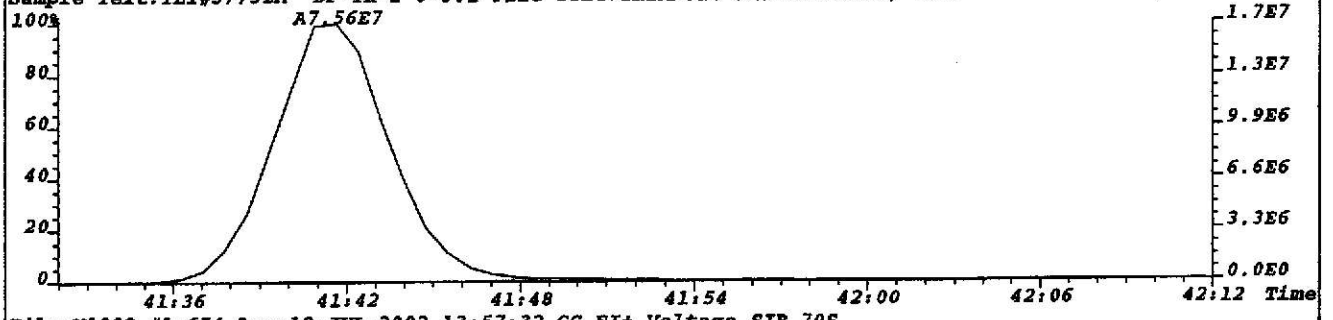

File:W1089 #1-674 Acq:19-JUL-2002 13:57:32 GC EI+ Voltage SIR 70S
469.7779 S:6 F:4 BSUB(256,30,-3.0) PKD(7,5,3,0.10%,7340.0,1.00%,F,T) Exp:NDB5US Noise:1835
Sample Text:TLI#57752A DF-TR-2 0-5.1 File Text:TRIANGLE LABORATORIES, INC.

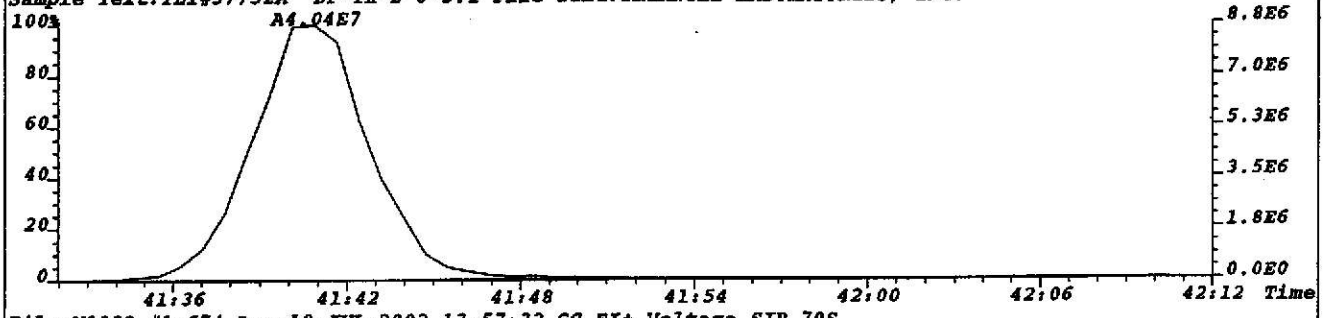

File:W1089 #1-674 Acq:19-JUL-2002 13:57:32 GC EI+ Voltage SIR 70S
471.7750 S:6 F:4 BSUB(256,30,-3.0) PKD(7,5,3,0.10%,6736.0,1.00%,F,T) Exp:NDB5US Noise:1684
Sample Text:TLI#57752A DF-TR-2 0-5.1 File Text:TRIANGLE LABORATORIES, INC.

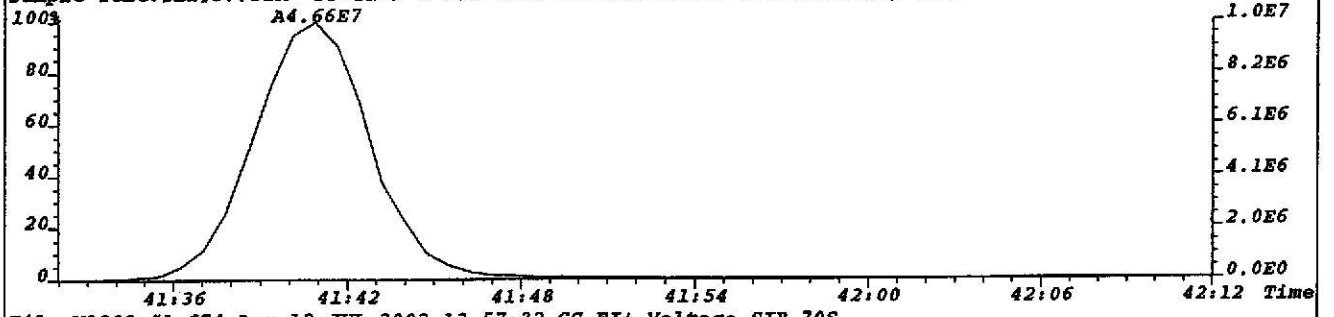

File:W1089 #1-674 Acq:19-JUL-2002 13:57:32 GC EI+ Voltage SIR 70S
430.9729 S:6 F:4 Exp:NDB5US
Sample Text:TLI#57752A DF-TR-2 0-5.1 File Text:TRIANGLE LABORATORIES, INC.

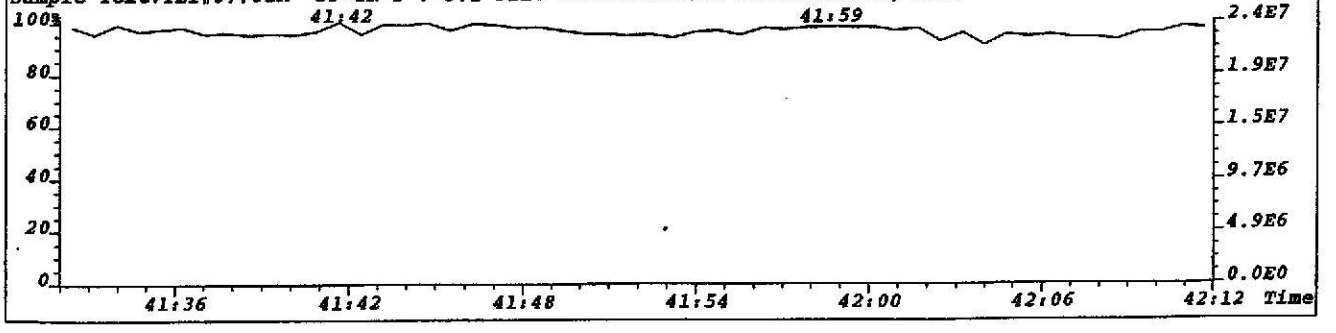

Peak Locate Examination:19-JUL-2002:09:54 File:W1089
Experiment:NDB5US Function:2 Reference:PFK

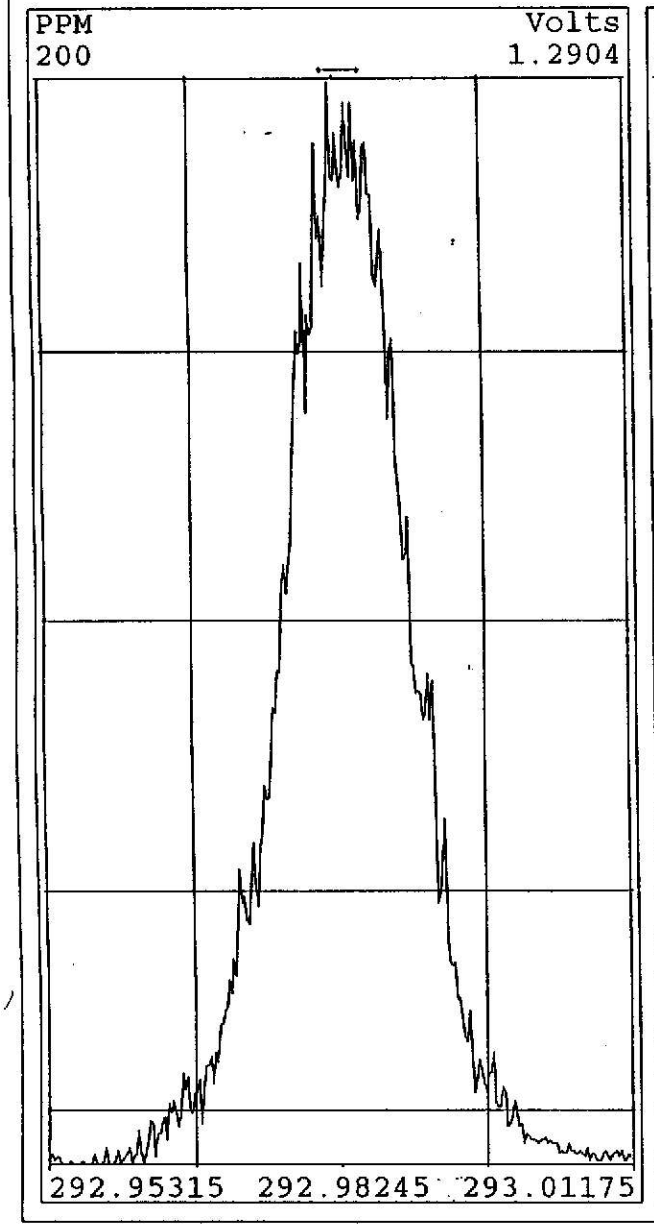



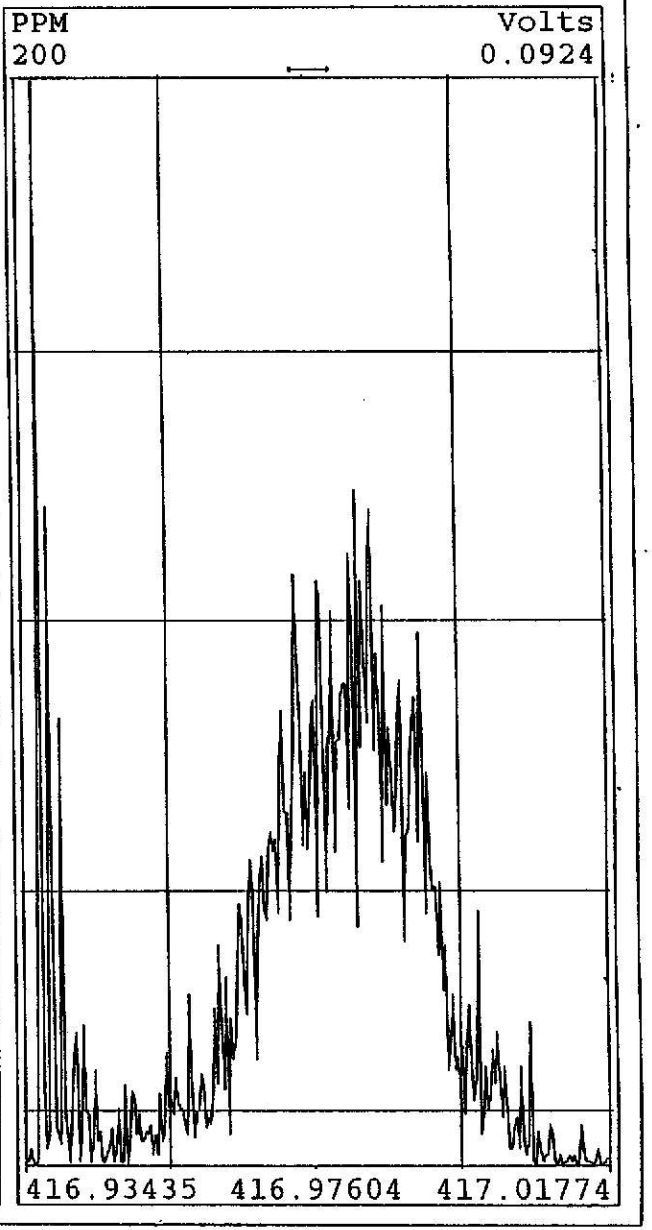

Martin & Slagle

TLI Project: **57752A** — 1613, Revision B PCDD/PCDF Analysis (c)

Client Sample: **DF-TR-3 0-0.5** — Analysis File: **W108907**

Client Project:	**Mississippi Project**				
Sample Matrix:	**SOLID**	Date Received:	**06/28/2002**	Spike File:	**SP161BJ2**
TLI ID:	**329-38-16**	Date Extracted:	**07/03/2002**	ICal:	**WF5614B**
		Date Analyzed:	**07/19/2002**	ConCal:	**WB08802**
Sample Size:	**12.300 g**	Dilution Factor:	**10**	% Moisture:	**18.3**
Dry Weight:	**10.049 g**	Blank File:	**S023087**	% Lipid:	**n/a**
GC Column:	**DB-5**	Analyst:	**JWL**	% Solids:	**81.7**

Analytes	Conc. (pg/g)	DL	Ratio	RT	RRT	Flags
1,2,3,4,6,7,8,9-OCDD	9240		0.84	41:42	1.000	—
1,2,3,4,6,7,8-HpCDF	1820		1.05	36:55	1.000	—

Totals	Conc. (pg/g)	Number	DL	Flags
Total TCDF	1640	12		—
Total HpCDF	3650	3		—

Internal Standards	Conc. (pg/g)	% Recovery	QC Limits	Ratio	RT	RRT	Flags
$^{13}C_{12}$-2,3,7,8-TCDD	1800	82.1	25%-164%	0.79	27:14	1.006	—
$^{13}C_{12}$-1,2,3,4,6,7,8,9-OCDD	5040	115	17%-157%	0.84	41:41	1.193	—
$^{13}C_{12}$-2,3,7,8-TCDF	1710	78.3	24%-169%	0.74	26:33	0.981	—
$^{13}C_{12}$-1,2,3,4,6,7,8-HpCDF	1790	81.6	28%-143%	0.43	36:54	1.056	—
$^{13}C_{12}$-1,2,3,4,7,8,9-HpCDF	1870	85.4	26%-138%	0.45	38:29	1.101	—

Recovery Standards	Ratio	RT	Flags
$^{13}C_{12}$-1,2,3,4-TCDD	0.80	27:04	—
$^{13}C_{12}$-1,2,3,7,8,9-HxCDD	1.20	34:57	—

Data Reviewer: VK 07/21/2002

161B_PSR v2.04, LARS 6.25.05

Triangle Laboratories, Inc.®
2445 S. Alston Ave. • Durham, North Carolina 27713
Phone: (919) 544-5729 • Fax: (919) 544-5491

Printed: 13:43 07/21/2002

Initial ....Date...

Data Review By: 7/21/02

Channel specific noise levels computed from 'NL' heights.

Page No. 1 Listing of W108907B.dbf
07/21/2002 Matched GC Peaks / Ratio / Ret. Time

Compound/ M_Z....	QC.Log	Omit	Why	..RT.	OK	Ratio	Total.Area/Ht	Area/Ht.Peak1	Area/Ht.Peak2	Rel.RT	Compound.Name..	ID..	Flags.
TCDF						0.65-0.89				0.880-1.072			
304-306		DC	NL			Height	13.64	8.74	4.90				
	A			23:10		0.88	86.80	40.70	46.10	0.873			
				23:24		0.72	145.05	60.66	84.39	0.881			
				24:13	RO	0.63	125.77	48.79	76.98	0.912			
		DC	SN	24:28	RO	0.61	55.36			0.922			
		DC	SN	24:38	RO	0.27	80.65			0.928			
				24:55		0.70	160.88	65.98	94.90	0.938			
				25:04		0.75	166.06	71.24	94.82	0.944			
				25:18		0.76	228.29	98.81	129.48	0.953			
	D	D	CO	25:38	RO	0.61	242.77			0.965			
	M			25:59		0.75	561.00	240.00	321.00	0.979			
				26:10		0.68	330.85	134.19	196.66	0.986			
	A			26:20		0.82	108.00	48.80	59.20	0.992			
				26:33		0.70	486.18	200.56	285.62	1.000	2378-TCDF		AN
				26:59		0.72	327.06	137.30	189.76	1.016			
				27:13	RO	1.04	111.46	56.81	54.65	1.025			
				27:25		0.72	317.13	132.91	184.22	1.033			
				27:45		0.73	4,950.87	2,094.41	2,856.46	1.045			
304-306			14	Peaks			8,105.40						
13C12-TCDF						0.65-0.89				0.945-1.133			
316-318		DC	NL			Height	8.16	4.02	4.14				
		DC	WL	23:36	RO	0.16	39.21			0.889			
		DC	WL	23:43	RO	1.39	7.71			0.893			
		DC	SN	25:13	RO	0.93	9.60			0.950			
		DC	SN	25:32	RO	1.81	8.32			0.962			
				26:09	RO	1.02	63.70	32.20	31.50	0.985			
				26:33		0.74	9,167.90	3,910.67	5,257.23	1.000	13C12-2378-TCDF		ISO
						Height	2,549.04	1,075.49	1,473.55				
				26:53		0.65	574.19	226.72	347.47	1.013			
316-318			3	Peaks			9,805.79						

---------- Above: TCDF / TCDD Follows ----------

13C12-TCDD						0.65-0.89				0.920-1.067			
332-334		DC	NL			Height	9.91	7.34	2.57				
		DC	SN	26:05	RO	0.90	26.64			0.958			
				27:04		0.80	7,355.47	3,260.79	4,094.68	0.994	13C12-1234-TCDD		RS1
				27:14		0.79	7,862.83	3,480.81	4,382.02	1.000	13C12-2378-TCDD		IS1
						Height	2,197.98	973.08	1,224.90				
332-334			2	Peaks			15,218.30						

---------- Above: TCDD / HxCDD Follows ----------

13C12-HxCDD						1.05-1.43				0.983-1.041			
402-404		DC	NL			Height	5.38	2.69	2.69				

```
Compound/
M_Z.... QC.Log Omit Why ..RT. OK Ratio Total.Area/Ht Area/Ht.Peak1 Area/Ht.Peak2 Rel.RT Compound.Name.. ID.. Flags.

                        34:01 RO  0.66        24.00          9.51         14.49  0.985
                        34:33     1.23     4,062.10      2,237.63      1,824.47  1.000 13C12-HxCDD 478 IS9
                              Height     1,346.80        739.97        606.83
                        34:38     1.20     4,279.95      2,336.22      1,943.73  1.000 13C12-HxCDD 678 IS10
                              Height     1,395.28        761.44        633.84
                        34:57     1.20     4,677.66      2,548.01      2,129.65  1.012 13C12-HxCDD 789 RS2
                        35:08 RO  0.35        27.11          7.09         20.02  1.017
                 DC  SN 35:19 RO  1.68        11.70                              1.022
402-404               5 Peaks             13,070.82

                 ---------------------- Above: HxCDD / HpCDF Follows --------------------

HpCDF                          0.88-1.20                                  0.955-1.005
408-410          DC  NL        Height         3.63          2.28          1.35
                        36:55     1.05     5,044.98      2,582.15      2,462.83  1.000 1234678-HpCDF   AN
                        37:11 RO  1.75        67.10         42.72         24.38  0.966
                        37:21     1.05     4,393.48      2,252.23      2,141.25  0.971
                 DC  SN 37:47 RO  0.28         4.55                              0.982
                 DC  SN 37:49 RO  0.53         9.43                              0.983
                        38:29     1.13       192.59        102.38         90.21  1.000 1234789-HpCDF   AN
                 DC  SN 38:41 RO  2.73         8.77                              1.005
                 DC  WH 38:50     1.17         3.95                              1.009
408-410               4 Peaks             9,698.15

13C12-HpCDF                    0.37-0.51                                  0.857-1.143
418-420          DC  NL        Height         3.30          1.72          1.58
                        36:54     0.43     4,057.51      1,228.92      2,828.59  1.000 13C12-HpCDF 678 IS11
                              Height     1,184.40        347.47        836.93
                        37:20 RO  1.09        17.12          8.91          8.21  0.970
                 DC  SN 37:42 RO  0.53         6.10                              0.980
                        38:29     0.45     3,355.85      1,048.32      2,307.53  1.000 13C12-HpCDF 789 IS12
                              Height       842.43        269.28        573.15
418-420               3 Peaks             7,430.48

                 ---------------------- Above: HpCDF / Octa-CDD and CDF Follows ----------

OCDD                           0.76-1.02                                  0.952-1.048
458-460          DC  NL        Height         1.95          1.02          0.93
                        41:42     0.84    16,760.26      7,667.03      9,093.23  1.000 OCDD            AN
458-460               1 Peak              16,760.26

13C12-OCDD                     0.76-1.02                                  0.996-1.004
470-472          DC  NL        Height         4.30          2.04          2.26
                        41:41     0.84     7,555.93      3,450.38      4,105.55  1.000 13C12-OCDD      IS14
                              Height     1,683.32        772.49        910.83
                 DC  WH 42:08 RO  1.52        98.79                              1.011
470-472               1 Peak               7,555.93
```

Compound/
M_Z.... QC.Log Omit Why ..RT. OK Ratio Total.Area/Ht Area/Ht.Peak1 Area/Ht.Peak2 Rel.RT Compound.Name.. ID.. Flags.

Column Description.....	"Why" Code Description.....	QC Log Desc.....
M_Z -Nominal Ion Mass(es)	WL-Below Retention Time Window	A-Peak Added
..RT. -Retention Time (mm:ss)	WH-Above Retention Time Window	K-Peak Kept
Rat.1 -Ratio of M/M+2 Ions	SN-Below Signal to Noise Level	D-Peak Deleted
OK -RO=Ratio Outside Limits	<M-Below Method Detection Limit	T-Time Changed
Rel.RT-Relative Retention Time	NL-Channel Specific Noise Level	M-Peak Area Changed
		N-Name Changed
		X-Ether Interference

*** End of Report ***

File:W1089 #1-797 Acq:19-JUL-2002 14:45:43 GC EI+ Voltage SIR 70S Noise:10924
303.9016 S:7 F:2 BSUB(256,30,-3.0) PKD(9,5,3,0.10%,43696.0,1.00%,F,T) Exp:NDB5US
TRIANGLE LABS Text:TLI#57752A DF-TR-3 0-0.5

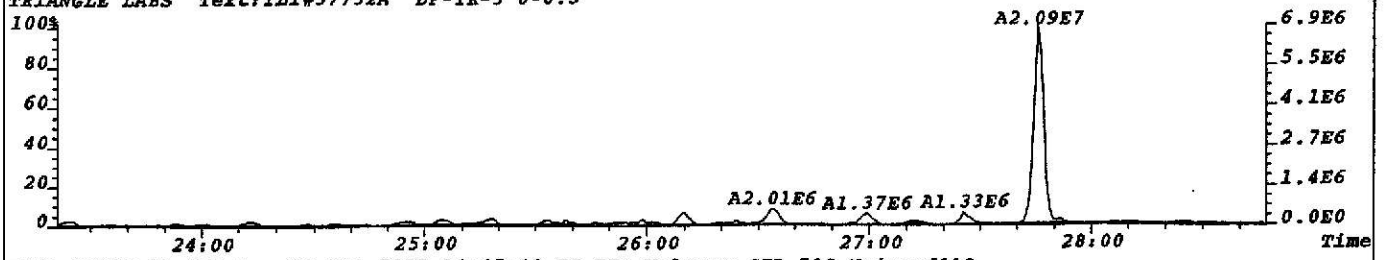

File:W1089 #1-797 Acq:19-JUL-2002 14:45:43 GC EI+ Voltage SIR 70S Noise:6119
305.8987 S:7 F:2 BSUB(256,30,-3.0) PKD(9,5,3,0.10%,24476.0,1.00%,F,T) Exp:NDB5US
TRIANGLE LABS Text:TLI#57752A DF-TR-3 0-0.5



File:W1089 #1-797 Acq:19-JUL-2002 14:45:43 GC EI+ Voltage SIR 70S Noise:5020
315.9419 S:7 F:2 BSUB(256,30,-3.0) PKD(9,5,3,0.10%,20080.0,1.00%,F,T) Exp:NDB5US
TRIANGLE LABS Text:TLI#57752A DF-TR-3 0-0.5

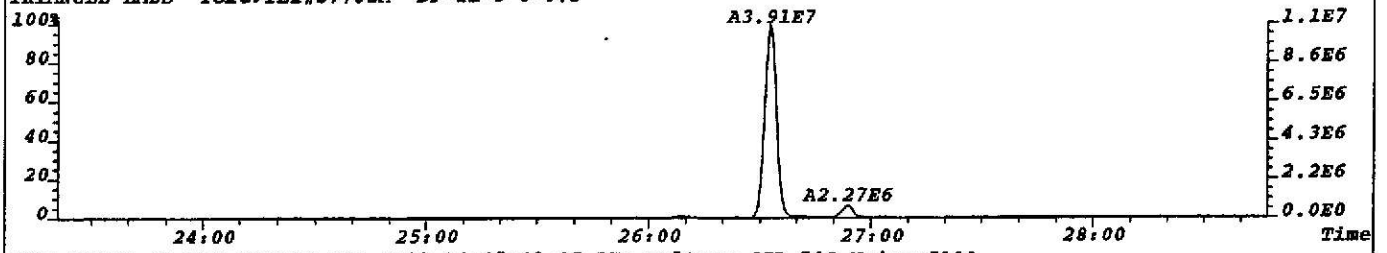

File:W1089 #1-797 Acq:19-JUL-2002 14:45:43 GC EI+ Voltage SIR 70S Noise:5180
317.9389 S:7 F:2 BSUB(256,30,-3.0) PKD(9,5,3,0.10%,20720.0,1.00%,F,T) Exp:NDB5US
TRIANGLE LABS Text:TLI#57752A DF-TR-3 0-0.5

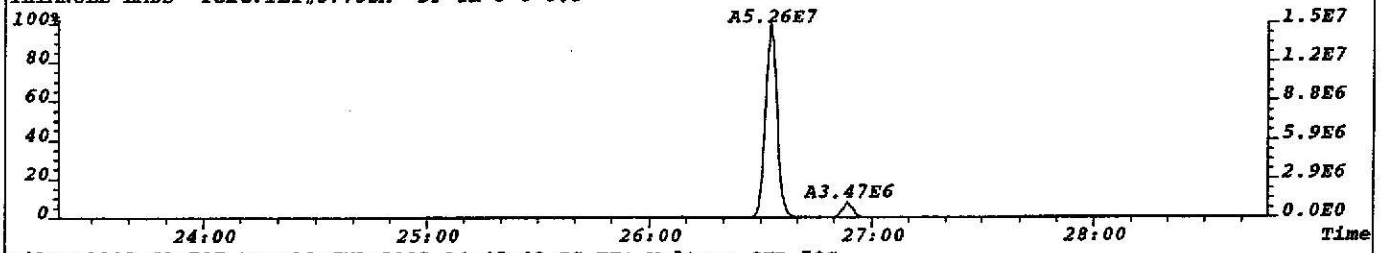

File:W1089 #1-797 Acq:19-JUL-2002 14:45:43 GC EI+ Voltage SIR 70S
330.9792 S:7 F:2 Exp:NDB5US
TRIANGLE LABS Text:TLI#57752A DF-TR-3 0-0.5

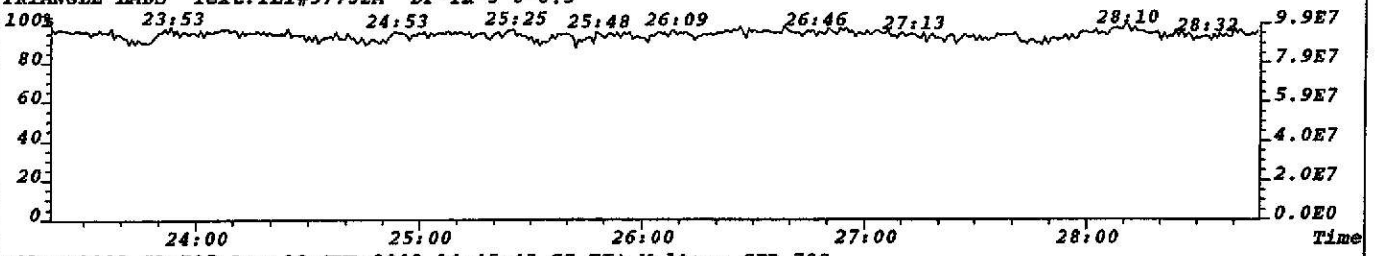

File:W1089 #1-797 Acq:19-JUL-2002 14:45:43 GC EI+ Voltage SIR 70S
375.8364 S:7 F:2 Exp:NDB5US
TRIANGLE LABS Text:TLI#57752A DF-TR-3 0-0.5

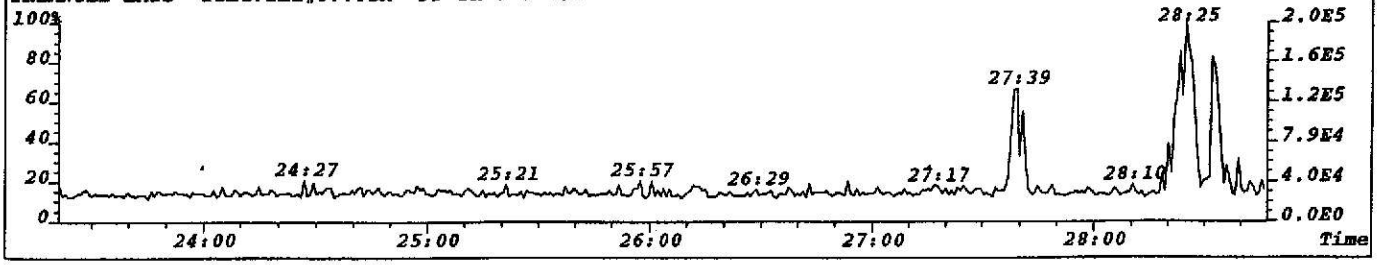

File:W1089 #1-797 Acq:19-JUL-2002 14:45:43 GC EI+ Voltage SIR 70S Noise:2071
319.8965 S:7 F:2 BSUB(256,30,-3.0) PKD(7,5,3,0.10%,8284.0,1.00%,F,T) Exp:NDB5US
TRIANGLE LABS Text:TLI#57752A DF-TR-3 0-0.5

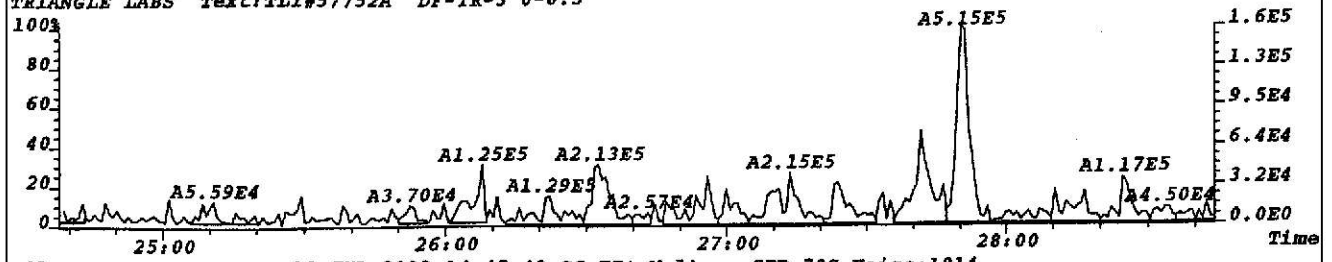

File:W1089 #1-797 Acq:19-JUL-2002 14:45:43 GC EI+ Voltage SIR 70S Noise:1814
321.8936 S:7 F:2 BSUB(256,30,-3.0) PKD(7,5,3,0.10%,7256.0,1.00%,F,T) Exp:NDB5US
TRIANGLE LABS Text:TLI#57752A DF-TR-3 0-0.5

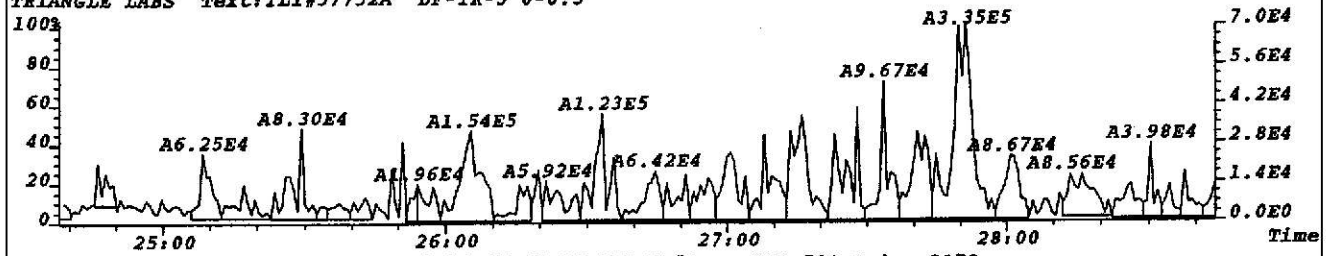

File:W1089 #1-797 Acq:19-JUL-2002 14:45:43 GC EI+ Voltage SIR 70S Noise:9173
331.9368 S:7 F:2 BSUB(256,30,-3.0) PKD(7,5,3,0.10%,36692.0,1.00%,F,T) Exp:NDB5US
TRIANGLE LABS Text:TLI#57752A DF-TR-3 0-0.5

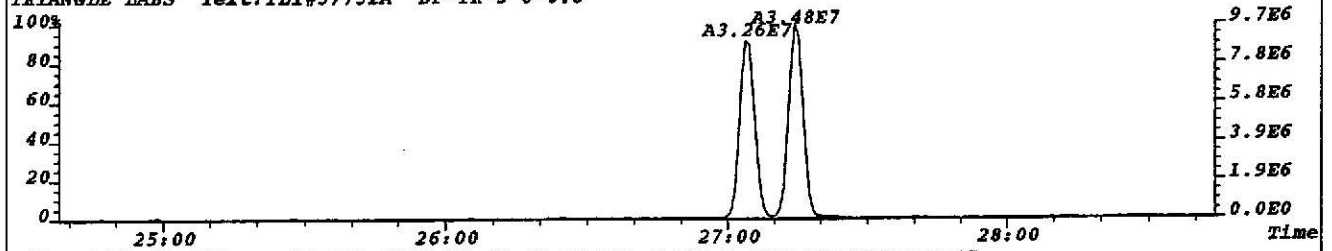

File:W1089 #1-797 Acq:19-JUL-2002 14:45:43 GC EI+ Voltage SIR 70S Noise:3207
333.9338 S:7 F:2 BSUB(256,30,-3.0) PKD(7,5,3,0.10%,12828.0,1.00%,F,T) Exp:NDB5US
TRIANGLE LABS Text:TLI#57752A DF-TR-3 0-0.5

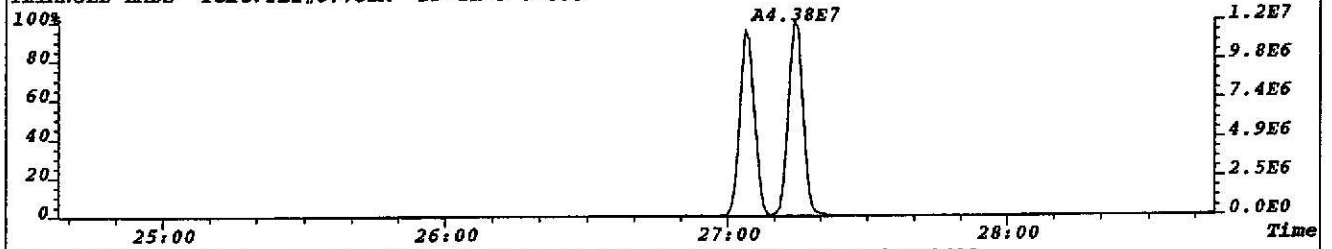

File:W1089 #1-797 Acq:19-JUL-2002 14:45:43 GC EI+ Voltage SIR 70S Noise:2692
327.8847 S:7 F:2 BSUB(256,30,-3.0) PKD(7,5,3,0.10%,10768.0,1.00%,F,T) Exp:NDB5US
TRIANGLE LABS Text:TLI#57752A DF-TR-3 0-0.5

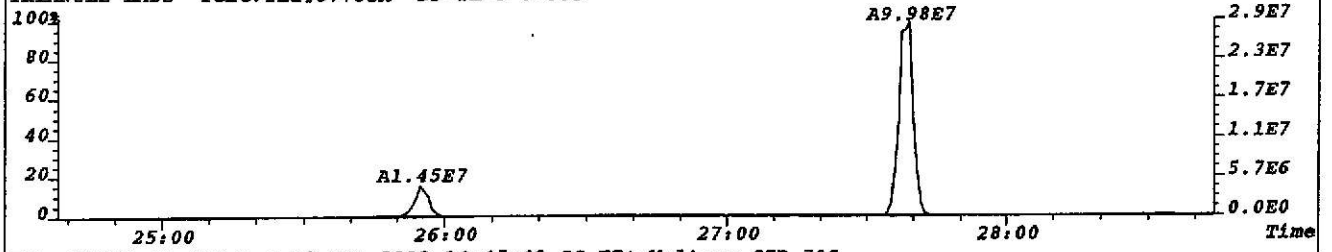

File:W1089 #1-797 Acq:19-JUL-2002 14:45:43 GC EI+ Voltage SIR 70S
330.9792 S:7 F:2 Exp:NDB5US
TRIANGLE LABS Text:TLI#57752A DF-TR-3 0-0.5

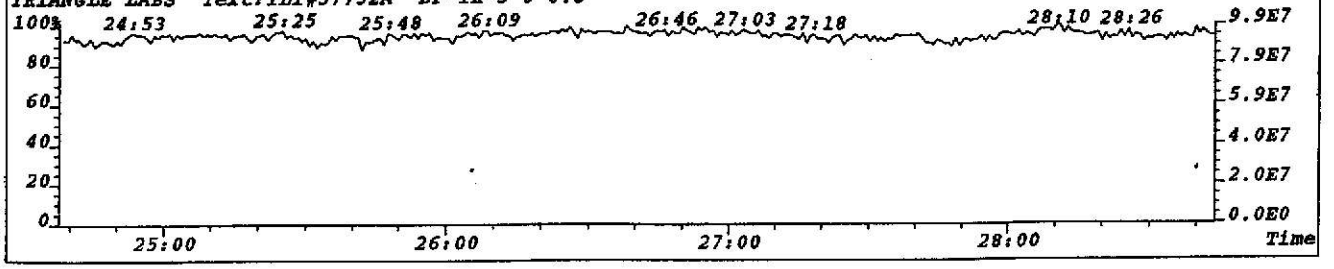

File:W1089 #1-423 Acq:19-JUL-2002 14:45:43 GC EI+ Voltage SIR 70S
389.8156 S:7 F:3 BSUB(256,30,-3.0) PKD(7,5,3,0.10%,10392.0,1.00%,F,T) Exp:NDB5US Noise:2598
Sample Text:TLI#57752A DF-TR-3 0-0.5 File Text:TRIANGLE LABORATORIES, INC.

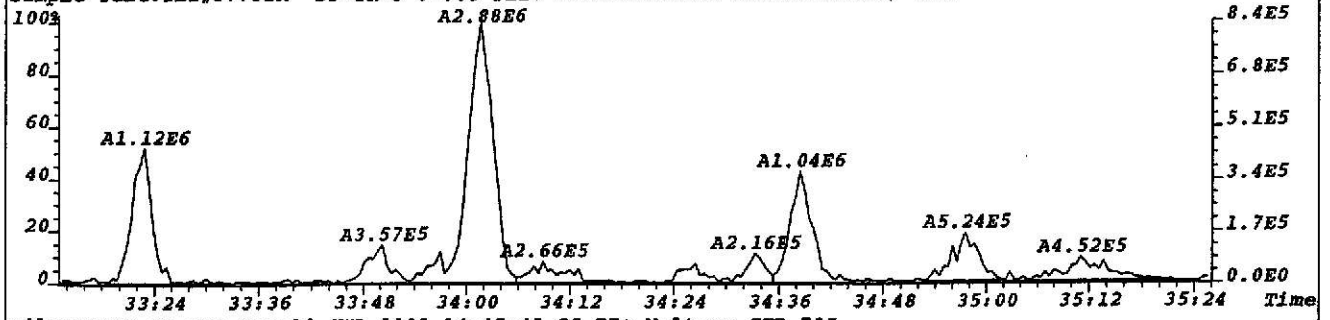

File:W1089 #1-423 Acq:19-JUL-2002 14:45:43 GC EI+ Voltage SIR 70S
391.8127 S:7 F:3 BSUB(256,30,-3.0) PKD(7,5,3,0.10%,18888.0,1.00%,F,T) Exp:NDB5US Noise:4722
Sample Text:TLI#57752A DF-TR-3 0-0.5 File Text:TRIANGLE LABORATORIES, INC.

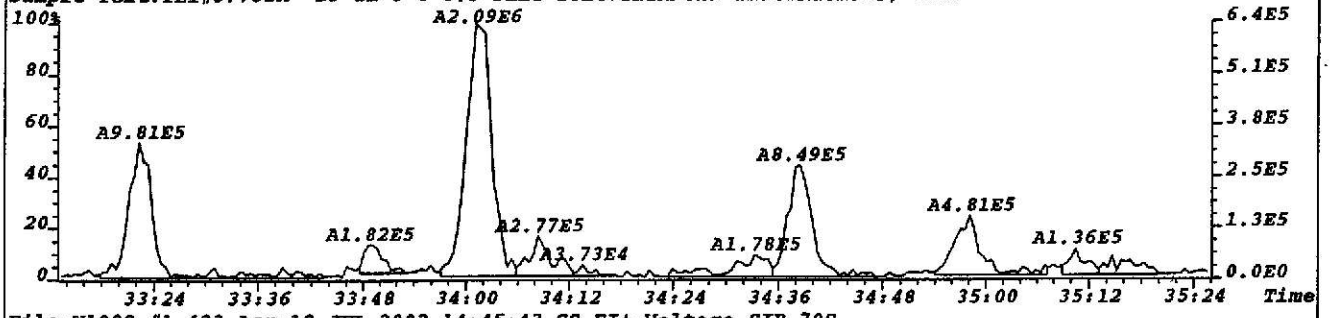

File:W1089 #1-423 Acq:19-JUL-2002 14:45:43 GC EI+ Voltage SIR 70S
401.8558 S:7 F:3 BSUB(256,30,-3.0) PKD(7,5,3,0.10%,13456.0,1.00%,F,T) Exp:NDB5US Noise:3364
Sample Text:TLI#57752A DF-TR-3 0-0.5 File Text:TRIANGLE LABORATORIES, INC.

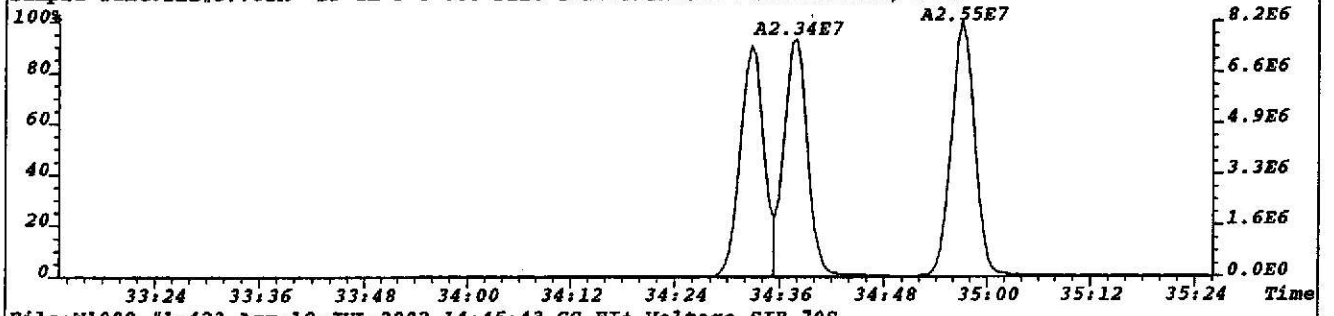

File:W1089 #1-423 Acq:19-JUL-2002 14:45:43 GC EI+ Voltage SIR 70S
403.8529 S:7 F:3 BSUB(256,30,-3.0) PKD(7,5,3,0.10%,13468.0,1.00%,F,T) Exp:NDB5US Noise:3367
Sample Text:TLI#57752A DF-TR-3 0-0.5 File Text:TRIANGLE LABORATORIES, INC.

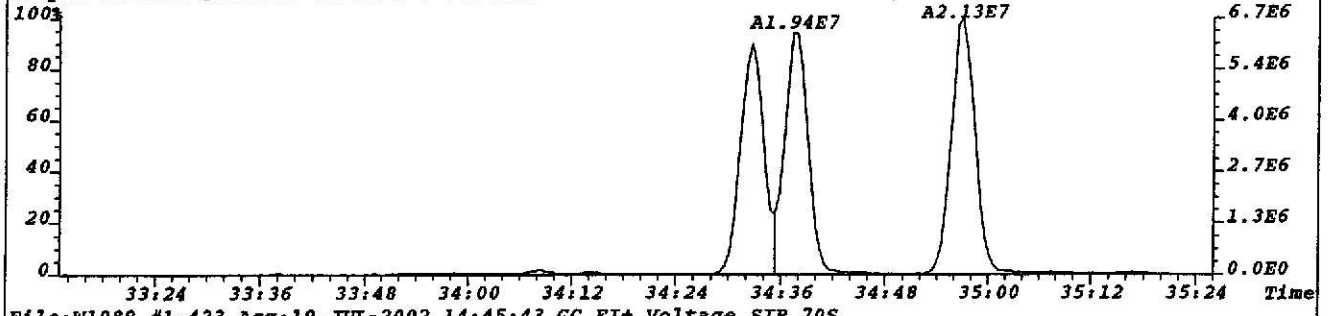

File:W1089 #1-423 Acq:19-JUL-2002 14:45:43 GC EI+ Voltage SIR 70S
392.9760 S:7 F:3 Exp:NDB5US
Sample Text:TLI#57752A DF-TR-3 0-0.5 File Text:TRIANGLE LABORATORIES, INC.

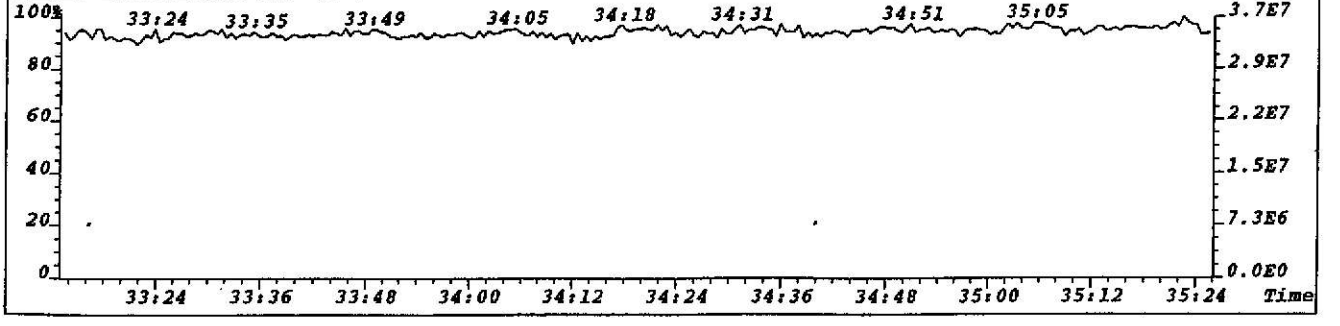

File:W1089 #1-674 Acq:19-JUL-2002 14:45:43 GC EI+ Voltage SIR 70S Noise:2856
407.7818 S:7 F:4 BSUB(256,30,-3.0) PKD(7,5,3,0.10%,11424.0,1.00%,F,T) Exp:NDB5US
TRIANGLE LABS Text:TLI#57752A DF-TR-3 0-0.5

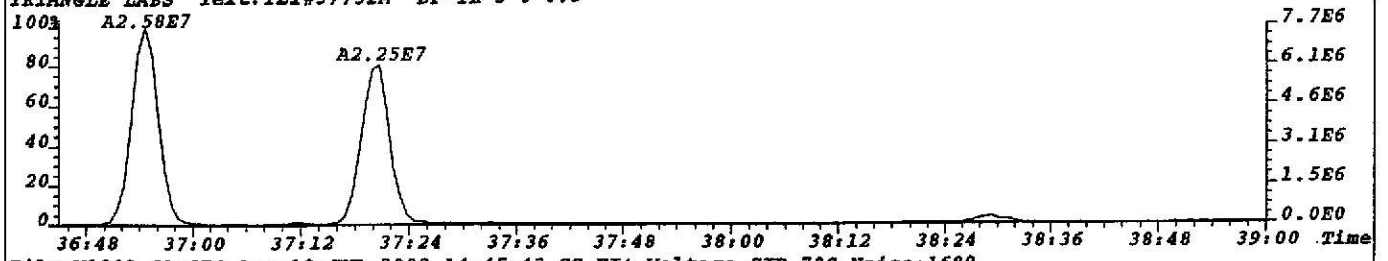

File:W1089 #1-674 Acq:19-JUL-2002 14:45:43 GC EI+ Voltage SIR 70S Noise:1689
409.7789 S:7 F:4 BSUB(256,30,-3.0) PKD(7,5,3,0.10%,6756.0,1.00%,F,T) Exp:NDB5US
TRIANGLE LABS Text:TLI#57752A DF-TR-3 0-0.5

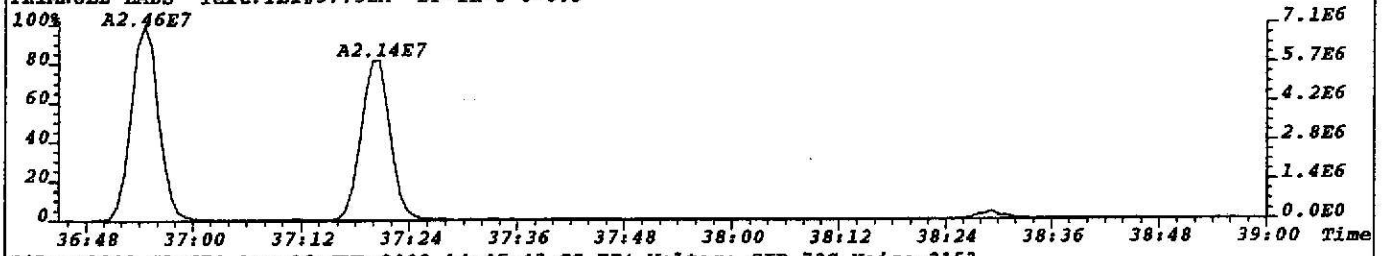

File:W1089 #1-674 Acq:19-JUL-2002 14:45:43 GC EI+ Voltage SIR 70S Noise:2153
417.8253 S:7 F:4 BSUB(256,30,-3.0) PKD(7,5,3,0.10%,8612.0,1.00%,F,T) Exp:NDB5US
TRIANGLE LABS Text:TLI#57752A DF-TR-3 0-0.5

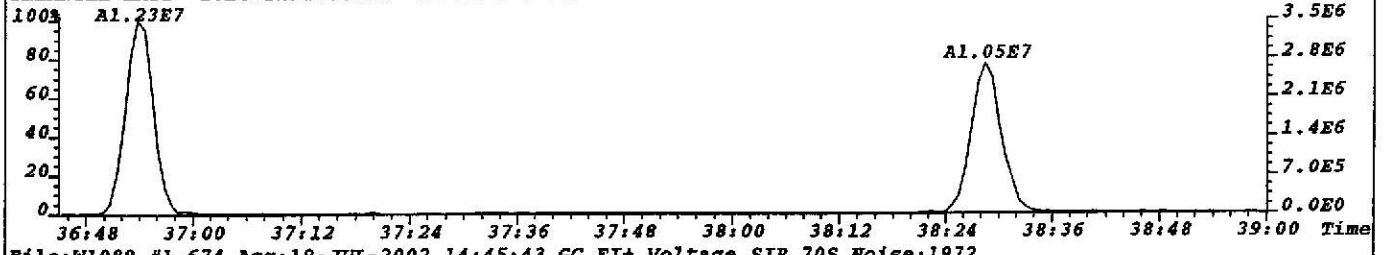

File:W1089 #1-674 Acq:19-JUL-2002 14:45:43 GC EI+ Voltage SIR 70S Noise:1972
419.8220 S:7 F:4 BSUB(256,30,-3.0) PKD(7,5,3,0.10%,7888.0,1.00%,F,T) Exp:NDB5US
TRIANGLE LABS Text:TLI#57752A DF-TR-3 0-0.5

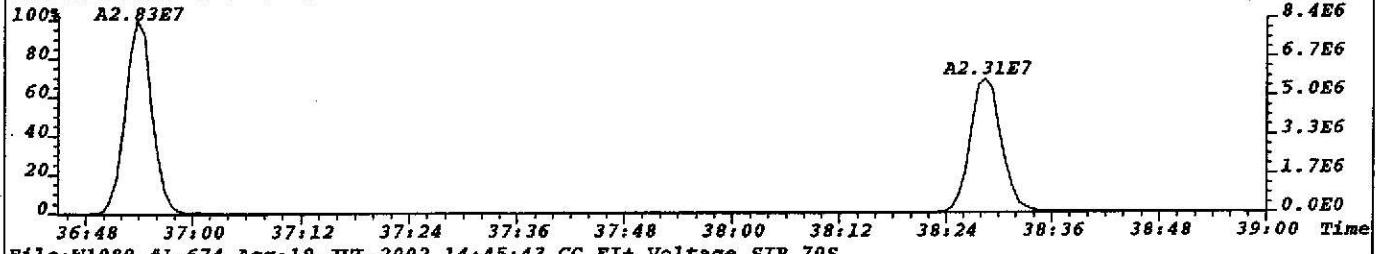

File:W1089 #1-674 Acq:19-JUL-2002 14:45:43 GC EI+ Voltage SIR 70S
430.9729 S:7 F:4 Exp:NDB5US
TRIANGLE LABS Text:TLI#57752A DF-TR-3 0-0.5

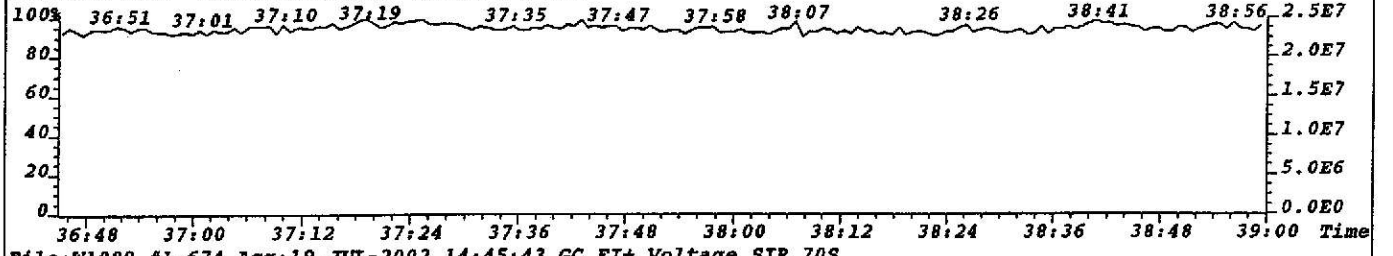

File:W1089 #1-674 Acq:19-JUL-2002 14:45:43 GC EI+ Voltage SIR 70S
479.7165 S:7 F:4 Exp:NDB5US
TRIANGLE LABS Text:TLI#57752A DF-TR-3 0-0.5

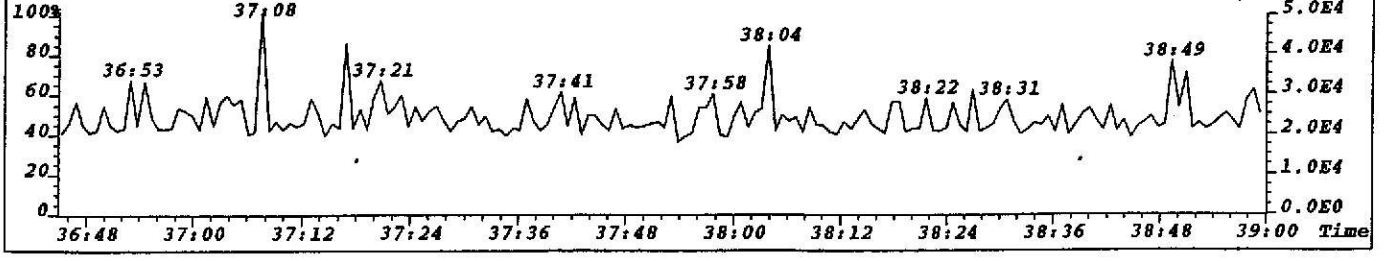

File:W1089 #1-674 Acq:19-JUL-2002 14:45:43 GC EI+ Voltage SIR 70S
457.7377 S:7 F:4 BSUB(256,30,-3.0) PKD(7,5,3,0.10%,5100.0,1.00%,F,T) Exp:NDB5US Noise:1275
Sample Text:TLI#57752A DF-TR-3 0-0.5 File Text:TRIANGLE LABORATORIES, INC.



File:W1089 #1-674 Acq:19-JUL-2002 14:45:43 GC EI+ Voltage SIR 70S
459.7348 S:7 F:4 BSUB(256,30,-3.0) PKD(7,5,3,0.10%,4648.0,1.00%,F,T) Exp:NDB5US Noise:1162
Sample Text:TLI#57752A DF-TR-3 0-0.5 File Text:TRIANGLE LABORATORIES, INC.

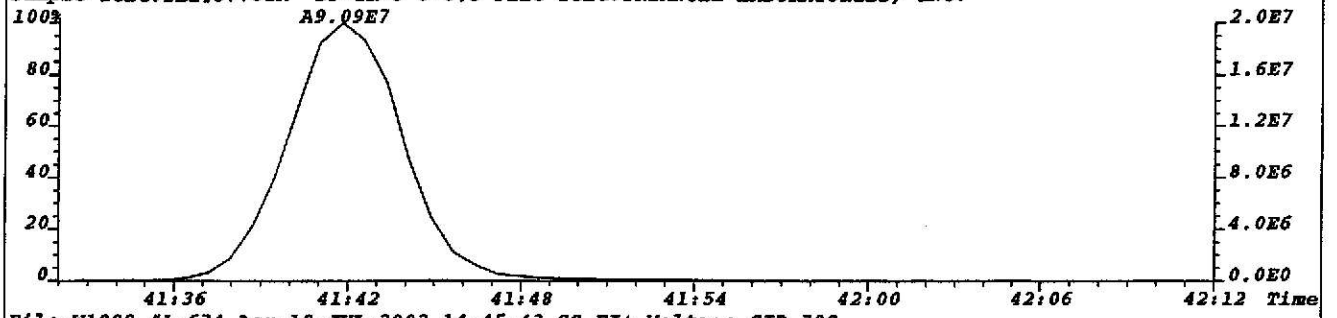

File:W1089 #1-674 Acq:19-JUL-2002 14:45:43 GC EI+ Voltage SIR 70S
469.7779 S:7 F:4 BSUB(256,30,-3.0) PKD(7,5,3,0.10%,10176.0,1.00%,F,T) Exp:NDB5US Noise:2544
Sample Text:TLI#57752A DF-TR-3 0-0.5 File Text:TRIANGLE LABORATORIES, INC.



File:W1089 #1-674 Acq:19-JUL-2002 14:45:43 GC EI+ Voltage SIR 70S
471.7750 S:7 F:4 BSUB(256,30,-3.0) PKD(7,5,3,0.10%,11320.0,1.00%,F,T) Exp:NDB5US Noise:2830
Sample Text:TLI#57752A DF-TR-3 0-0.5 File Text:TRIANGLE LABORATORIES, INC.

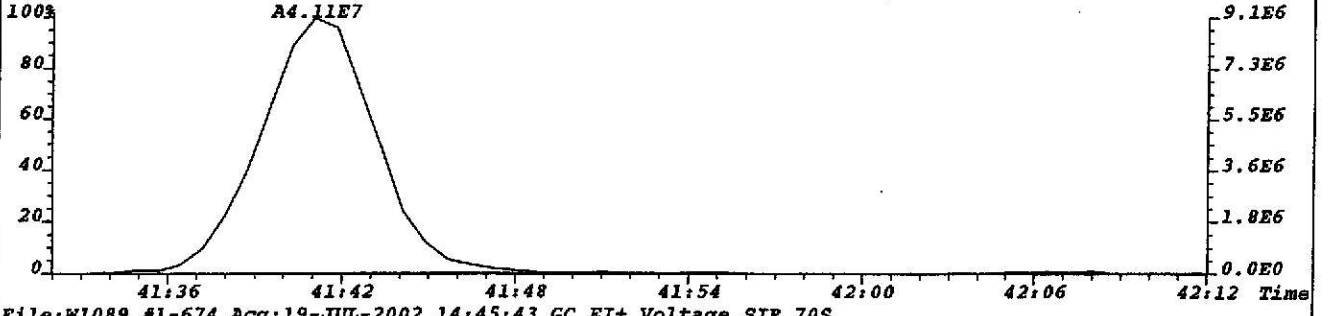

File:W1089 #1-674 Acq:19-JUL-2002 14:45:43 GC EI+ Voltage SIR 70S
430.9729 S:7 F:4 Exp:NDB5US
Sample Text:TLI#57752A DF-TR-3 0-0.5 File Text:TRIANGLE LABORATORIES, INC.

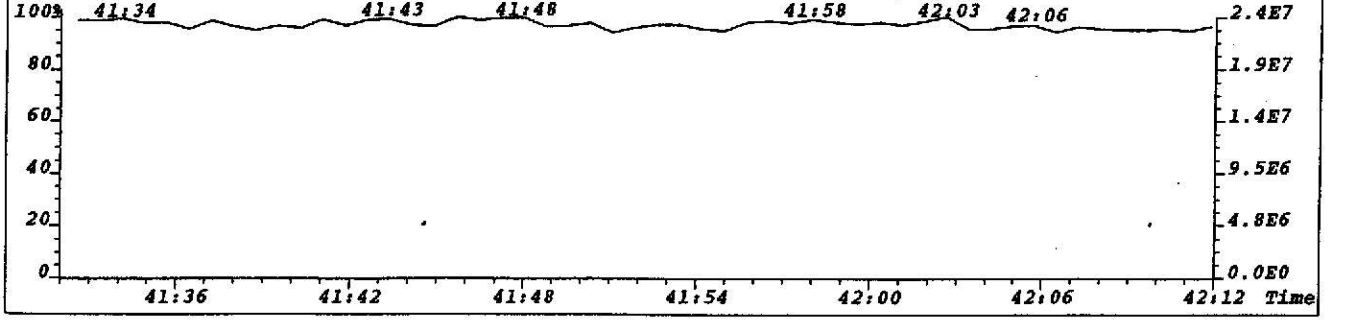

Peak Locate Examination:19-JUL-2002:09:54 File:W1089
Experiment:NDB5US Function:2 Reference:PFK

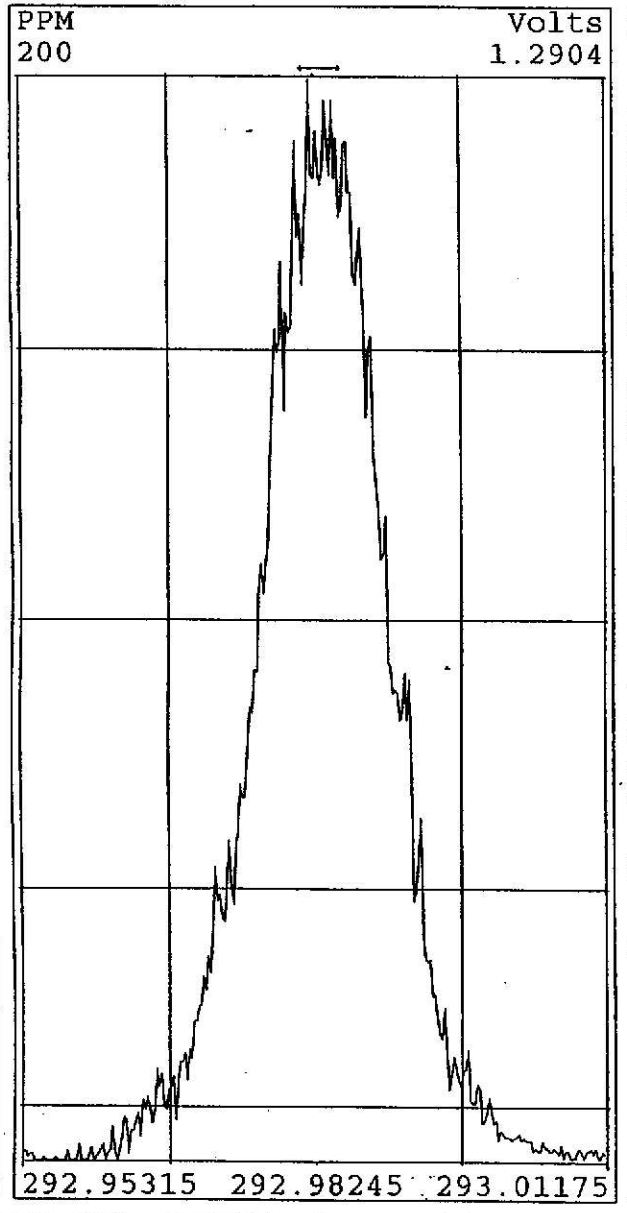

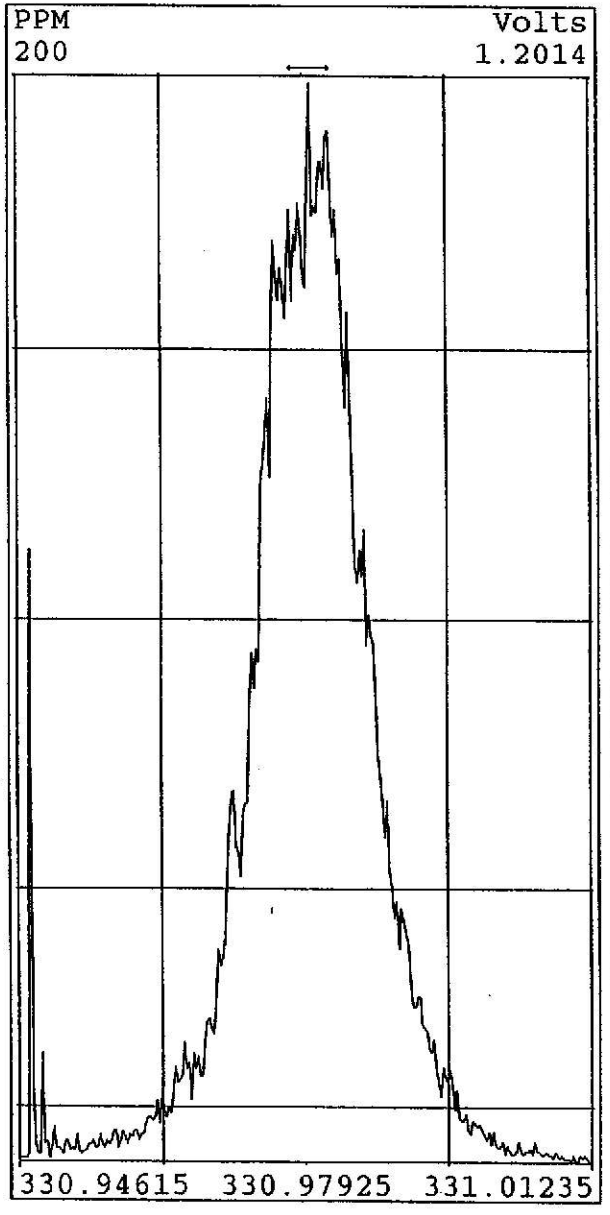

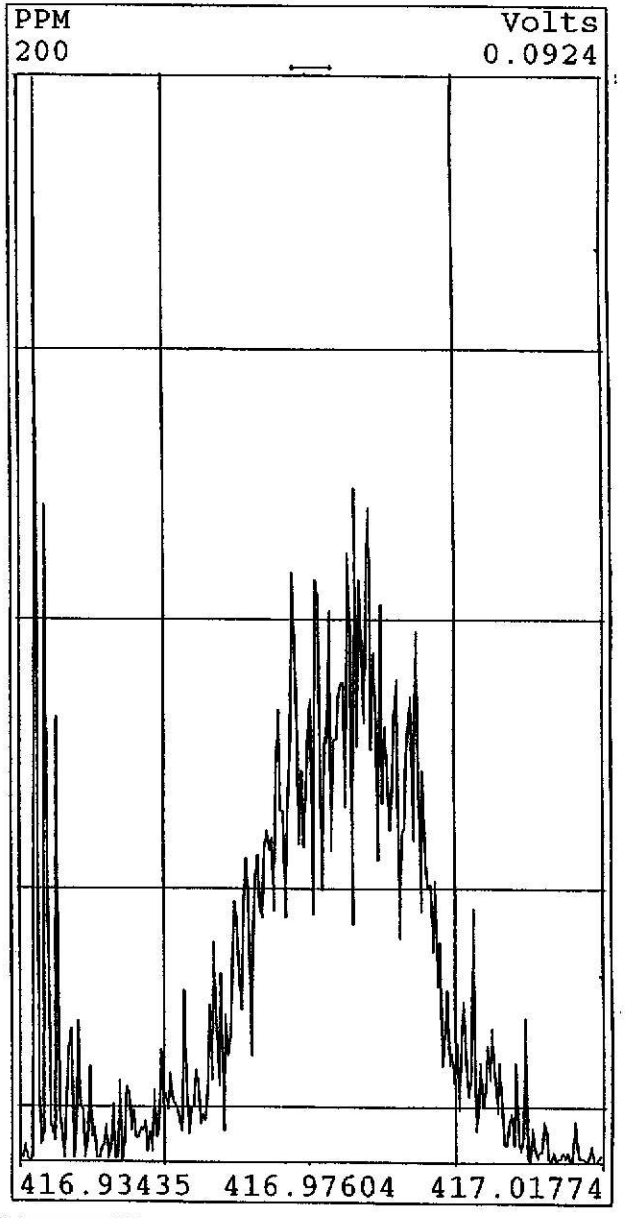

File:W1089 #1-797 Acq:19-JUL-2002 14:45:43 GC EI+ Voltage SIR 70S
303.9016 S:7 F:2 Exp:NDB5US
Sample Text:TLI#57752A DF-TR-3 0-0.5 File Text:TRIANGLE LABORATORIES, INC.

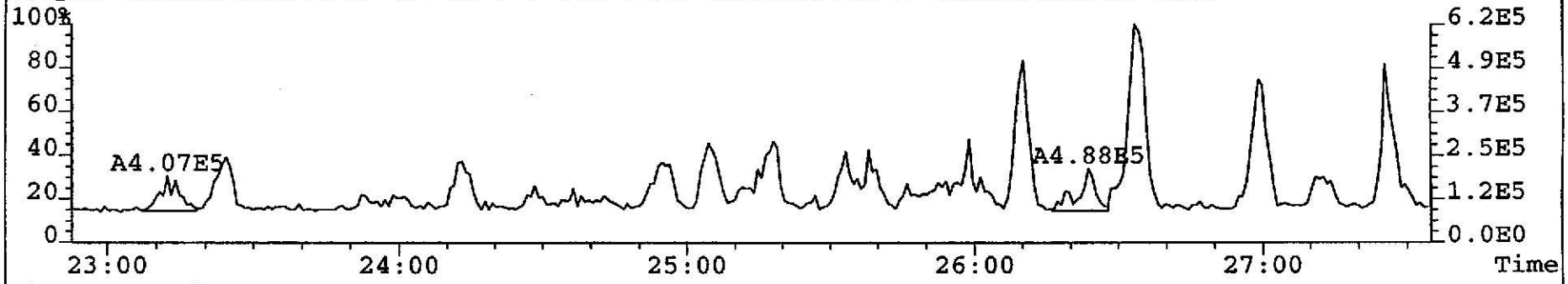

File:W1089 #1-797 Acq:19-JUL-2002 14:45:43 GC EI+ Voltage SIR 70S
305.8987 S:7 F:2 Exp:NDB5US
Sample Text:TLI#57752A DF-TR-3 0-0.5 File Text:TRIANGLE LABORATORIES, INC.

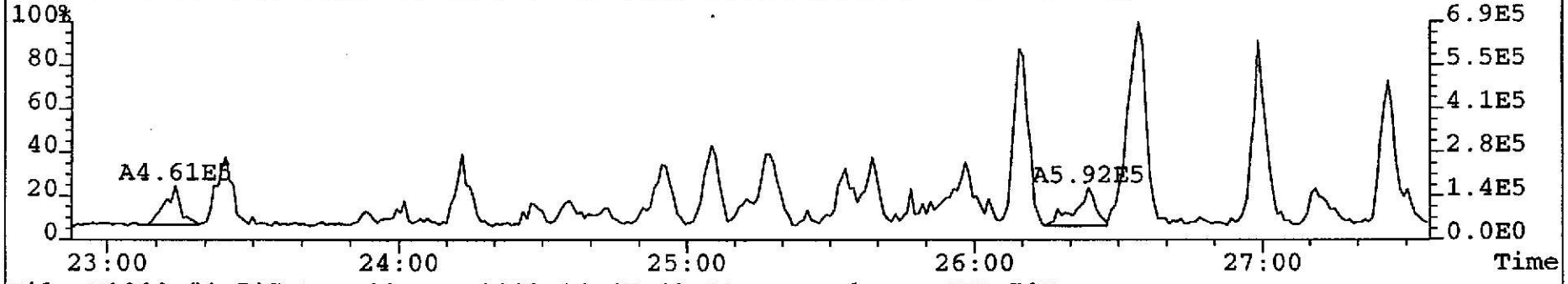

File:W1089 #1-797 Acq:19-JUL-2002 14:45:43 GC EI+ Voltage SIR 70S
317.9389 S:7 F:2 Exp:NDB5US
Sample Text:TLI#57752A DF-TR-3 0-0.5 File Text:TRIANGLE LABORATORIES, INC.



VC 7/21/02

File:W1089 #1-797 Acq:19-JUL-2002 14:45:43 GC EI+ Voltage SIR 70S
303.9016 S:7 F:2 Exp:NDB5US
Sample Text:TLI#57752A DF-TR-3 0-0.5 File Text:TRIANGLE LABORATORIES, INC.

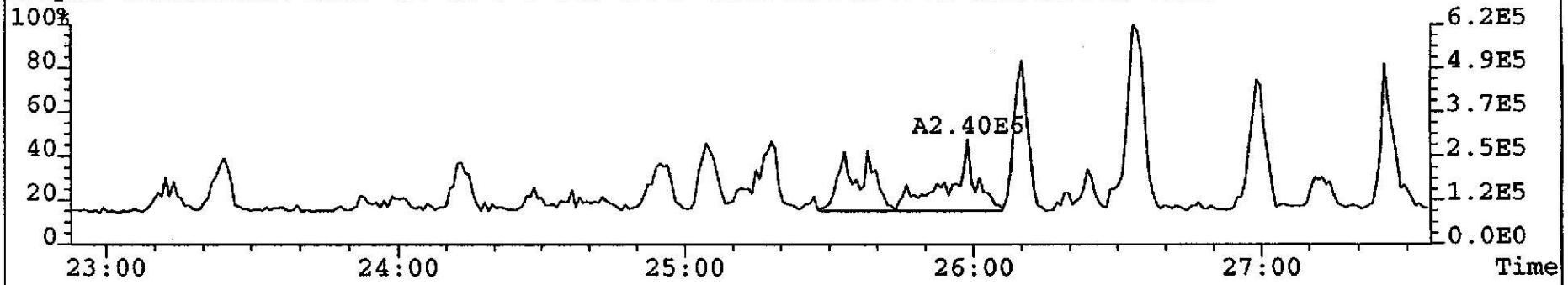

File:W1089 #1-797 Acq:19-JUL-2002 14:45:43 GC EI+ Voltage SIR 70S
305.8987 S:7 F:2 Exp:NDB5US
Sample Text:TLI#57752A DF-TR-3 0-0.5 File Text:TRIANGLE LABORATORIES, INC.

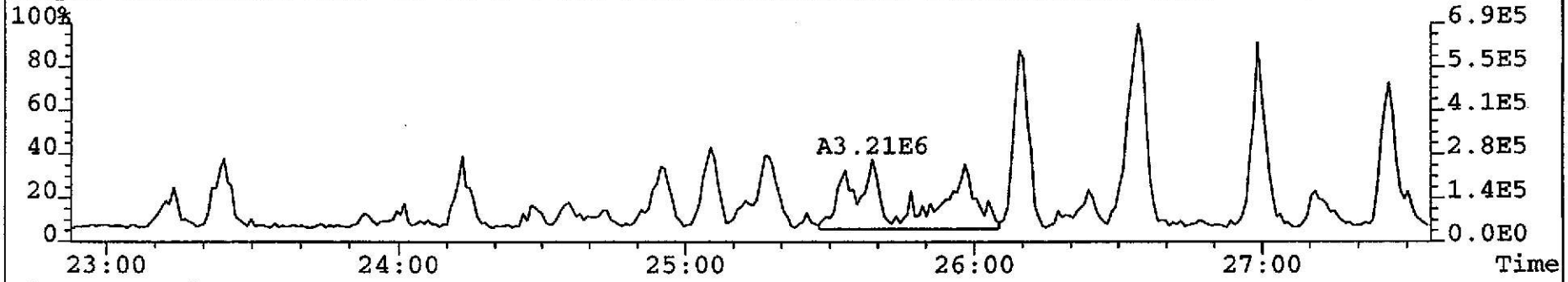

File:W1089 #1-797 Acq:19-JUL-2002 14:45:43 GC EI+ Voltage SIR 70S
317.9389 S:7 F:2 Exp:NDB5US
Sample Text:TLI#57752A DF-TR-3 0-0.5 File Text:TRIANGLE LABORATORIES, INC.

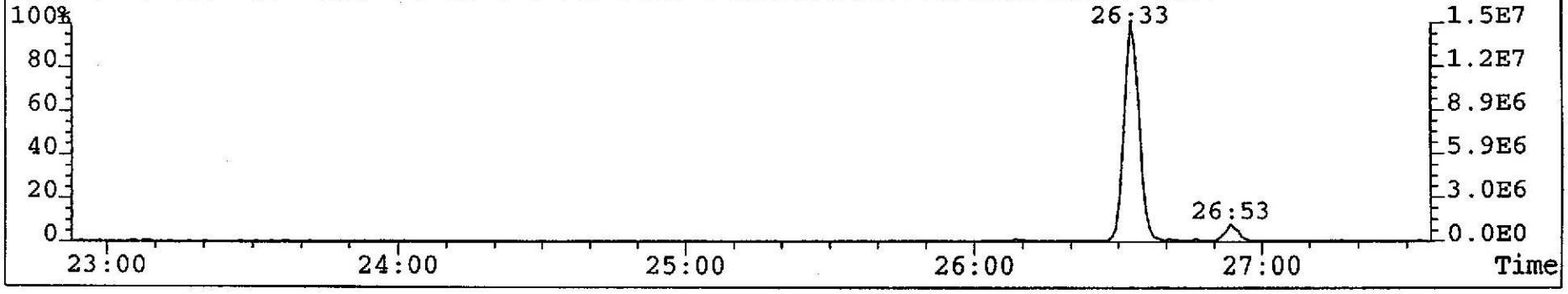

JJC 7/21/02

File:W1089 #1-674 Acq:19-JUL-2002 14:45:43 GC EI+ Voltage SIR 70S
407.7818 S:7 F:4 Exp:NDB5US
Sample Text:TLI#57752A DF-TR-3 0-0.5 File Text:TRIANGLE LABORATORIES, INC.

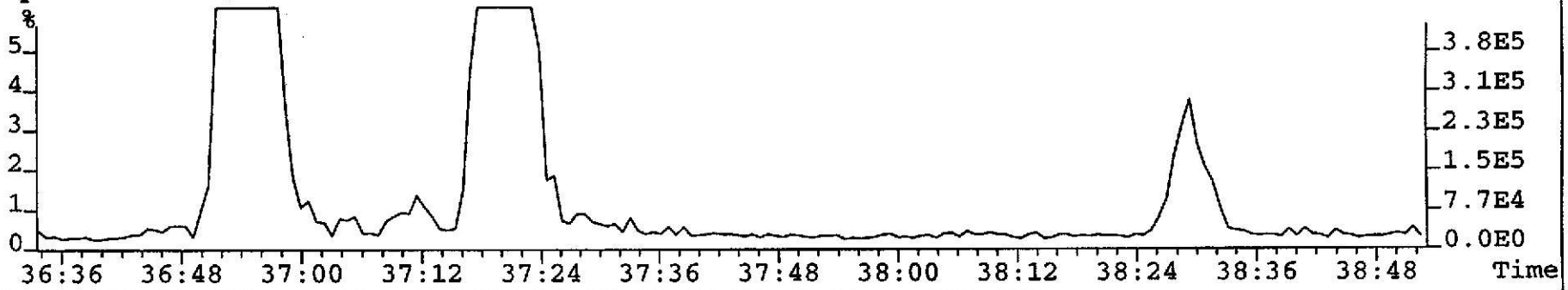

File:W1089 #1-674 Acq:19-JUL-2002 14:45:43 GC EI+ Voltage SIR 70S
409.7789 S:7 F:4 Exp:NDB5US
Sample Text:TLI#57752A DF-TR-3 0-0.5 File Text:TRIANGLE LABORATORIES, INC.

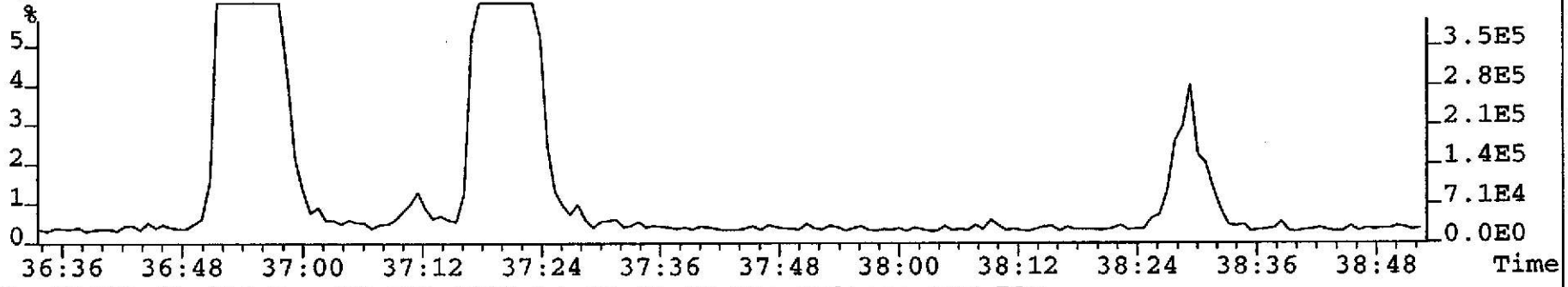

File:W1089 #1-674 Acq:19-JUL-2002 14:45:43 GC EI+ Voltage SIR 70S
419.8220 S:7 F:4 Exp:NDB5US
Sample Text:TLI#57752A DF-TR-3 0-0.5 File Text:TRIANGLE LABORATORIES, INC.

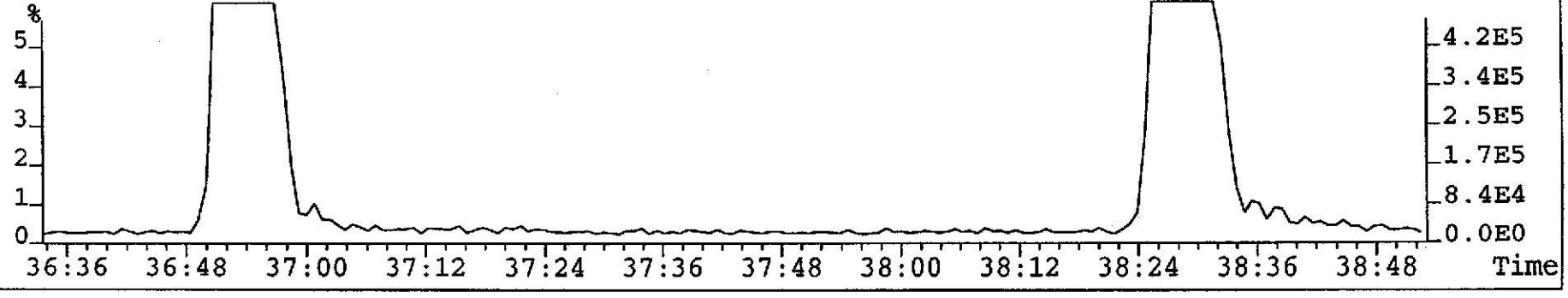

VSC 7/21/02

Martin & Slagle

TLI Project: **57752A** — 1613, Revision B PCDD/PCDF Analysis (c)

Client Sample: **DF-TR-3 0-5.1** — Analysis File: **W108908**

Client Project:	**Mississippi Project**				
Sample Matrix:	**SOLID**	Date Received:	**06/28/2002**	Spike File:	**SP161BJ2**
TLI ID:	**329-38-17**	Date Extracted:	**07/03/2002**	ICal:	**WF5614B**
		Date Analyzed:	**07/19/2002**	ConCal:	**WB08802**
Sample Size:	**12.600 g**	Dilution Factor:	**10**	% Moisture:	**20.3**
Dry Weight:	**10.042 g**	Blank File:	**S023087**	% Lipid:	**n/a**
GC Column:	**DB-5**	Analyst:	**JWL**	% Solids:	**79.7**

Analytes	Conc. (pg/g)	DL	Ratio	RT	RRT	Flags
1,2,3,4,6,7,8,9-OCDD	4410		0.83	41:42	1.000	—

Totals	Conc. (pg/g)	Number	DL	Flags
Total TCDF	574	5		—

Internal Standards	Conc. (pg/g)	% Recovery	QC Limits	Ratio	RT	RRT	Flags
$^{13}C_{12}$-2,3,7,8-TCDD	1920	87.6	25%-164%	0.79	27:14	1.006	—
$^{13}C_{12}$-1,2,3,4,6,7,8,9-OCDD	5220	119	17%-157%	0.87	41:41	1.193	—
$^{13}C_{12}$-2,3,7,8-TCDF	1840	83.9	24%-169%	0.76	26:33	0.980	—

Recovery Standards	Ratio	RT	Flags
$^{13}C_{12}$-1,2,3,4-TCDD	0.82	27:05	—
$^{13}C_{12}$-1,2,3,7,8,9-HxCDD	1.18	34:57	—

Data Reviewer: VSC 07/21/2002

161B_PSR v2.04, LARS 6.25.05

Triangle Laboratories, Inc.®
2445 S. Alston Ave. • Durham, North Carolina 27713
Phone: (919) 544-5729 • Fax: (919) 544-5491

Printed: 13:43 07/21/2002

Initial ....Date...

Data Review By: 7/21/02

Channel specific noise levels computed from 'NL' heights.

Page No. 1 Listing of W108908B.dbf
07/21/2002 Matched GC Peaks / Ratio / Ret. Time

Compound/ M_Z....	QC.Log	Omit	Why	..RT.	OK	Ratio	Total.Area/Ht	Area/Ht.Peak1	Area/Ht.Peak2	Rel.RT	Compound.Name..	ID..	Flags.
TCDF						0.65-0.89				0.880-1.072			
304-306		DC	NL			Height	10.79	7.09	3.70				
	K			23:24	RO	0.97	42.34	20.84	21.50	0.881			
		DC	SN	24:14		0.78	43.36			0.913			
				25:04	RO	0.93	80.06	38.58	41.48	0.944			
	K			25:17		0.83	54.33	24.60	29.73	0.952			J
				26:09		0.69	71.97	29.45	42.52	0.985			
				26:33		0.76	162.82	70.07	92.75	1.000	2378-TCDF	AN	
				26:59		0.65	93.13	36.63	56.50	1.016			
				27:25	RO	0.61	181.76	68.64	113.12	1.033			
				27:45		0.72	3,099.50	1,301.32	1,798.18	1.045			
304-306			8	Peaks			3,785.91						
13C12-TCDF						0.65-0.89				0.945-1.133			
316-318		DC	NL			Height	5.96	2.72	3.24				
		DC	WL	24:55	RO	0.40	18.79			0.938			
		DC	SN	25:15	RO	0.41	11.56			0.951			
				26:09		0.77	97.41	42.31	55.10	0.985			
				26:33		0.76	11,620.06	5,020.75	6,599.31	1.000	13C12-2378-TCDF	IS0	
						Height	3,306.81	1,443.66	1,863.15				
				26:53		0.65	243.38	96.29	147.09	1.013			
		DC	SN	27:08	RO	0.37	12.52			1.022			
316-318			3	Peaks			11,960.85						

---------- Above: TCDF / TCDD Follows ----------

13C12-TCDD						0.65-0.89				0.920-1.067			
332-334		DC	NL			Height	8.97	6.90	2.07				
		DC	SN	25:24	RO	1.42	8.33			0.933			
		DC	SN	26:36	RO	1.27	12.13			0.977			
				27:05		0.82	8,700.07	3,907.89	4,792.18	0.994	13C12-1234-TCDD	RS1	
				27:14		0.79	9,927.37	4,388.06	5,539.31	1.000	13C12-2378-TCDD	IS1	
						Height	2,814.10	1,243.24	1,570.86				
332-334			2	Peaks			18,627.44						

---------- Above: TCDD / HxCDD Follows ----------

13C12-HxCDD						1.05-1.43				0.983-1.041			
402-404		DC	NL			Height	8.03	5.47	2.56				
		DC	WL	33:13	RO	0.85	9.75			0.961			
				34:01	RO	3.52	71.33	55.55	15.78	0.985			
		DC	SN	34:10	RO	0.18	31.07			0.989			
				34:33		1.23	5,131.24	2,830.45	2,300.79	1.000	13C12-HxCDD 478	IS9	
						Height	1,735.55	955.56	779.99				
				34:38		1.22	5,421.02	2,976.71	2,444.31	1.000	13C12-HxCDD 678	IS10	
						Height	1,756.56	953.02	803.54				
				34:57		1.18	5,433.05	2,943.77	2,489.28	1.012	13C12-HxCDD 789	RS2	

Compound/ M_Z....	QC.Log	Omit	Why	..RT.	OK	Ratio	Total.Area/Ht	Area/Ht.Peak1	Area/Ht.Peak2	Rel.RT	Compound.Name..	ID..	Flags.
				35:18	RO	2.01	57.68	38.54	19.14	1.022			
402-404				5 Peaks			16,114.32						

---------- Above: HxCDD / Octa-CDD and CDF Follows ----------

OCDD				0.76-1.02					0.952-1.048			
458-460	DC	NL		Height		2.24	1.23	1.01				
			41:42	0.83		9,614.95	4,367.08	5,247.87	1.000	OCDD		AN
			42:08	0.82		24.32	10.98	13.34	1.011			
458-460			2 Peaks			9,639.27						
13C12-OCDD				0.76-1.02					0.996-1.004			
470-472	DC	NL		Height		11.77	7.62	4.15				
			41:41	0.87		9,079.68	4,236.81	4,842.87	1.000	13C12-OCDD		IS14
				Height		1,955.55	925.59	1,029.96				
470-472			1 Peak			9,079.68						

Column Description.....	"Why" Code Description.....	QC Log Desc.....
M_Z -Nominal Ion Mass(es)	WL-Below Retention Time Window	A-Peak Added
..RT. -Retention Time (mm:ss)	WH-Above Retention Time Window	K-Peak Kept
Rat.1 -Ratio of M/M+2 Ions	SN-Below Signal to Noise Level	D-Peak Deleted
OK -RO=Ratio Outside Limits	<M-Below Method Detection Limit	T-Time Changed
Rel.RT-Relative Retention Time	NL-Channel Specific Noise Level	M-Peak Area Changed
		N-Name Changed
		X-Ether Interference

*** End of Report ***

File:W1089 #1-797 Acq:19-JUL-2002 15:33:49 GC EI+ Voltage SIR 70S Noise:8857
303.9016 S:8 F:2 BSUB(256,30,-3.0) PKD(9,5,3,0.10%,35428.0,1.00%,F,T) Exp:NDB5US
TRIANGLE LABS Text:TTLI#57752A DF-TR-3 0-5.1

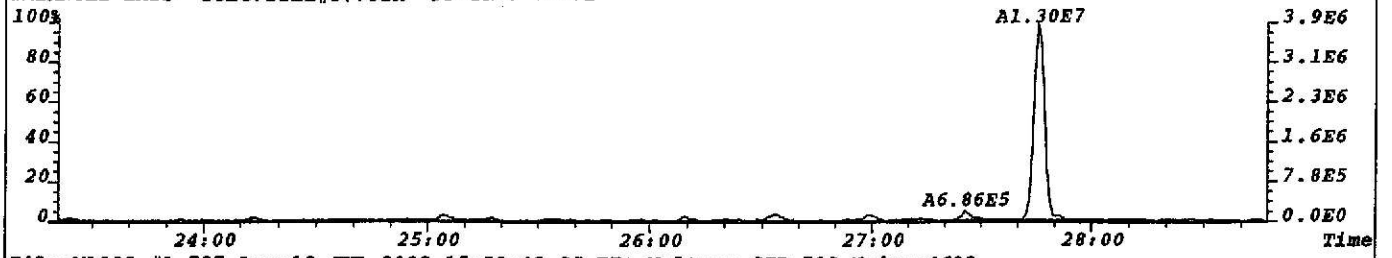

File:W1089 #1-797 Acq:19-JUL-2002 15:33:49 GC EI+ Voltage SIR 70S Noise:4623
305.8987 S:8 F:2 BSUB(256,30,-3.0) PKD(9,5,3,0.10%,18492.0,1.00%,F,T) Exp:NDB5US
TRIANGLE LABS Text:TTLI#57752A DF-TR-3 0-5.1



File:W1089 #1-797 Acq:19-JUL-2002 15:33:49 GC EI+ Voltage SIR 70S Noise:3399
315.9419 S:8 F:2 BSUB(256,30,-3.0) PKD(9,5,3,0.10%,13596.0,1.00%,F,T) Exp:NDB5US
TRIANGLE LABS Text:TTLI#57752A DF-TR-3 0-5.1

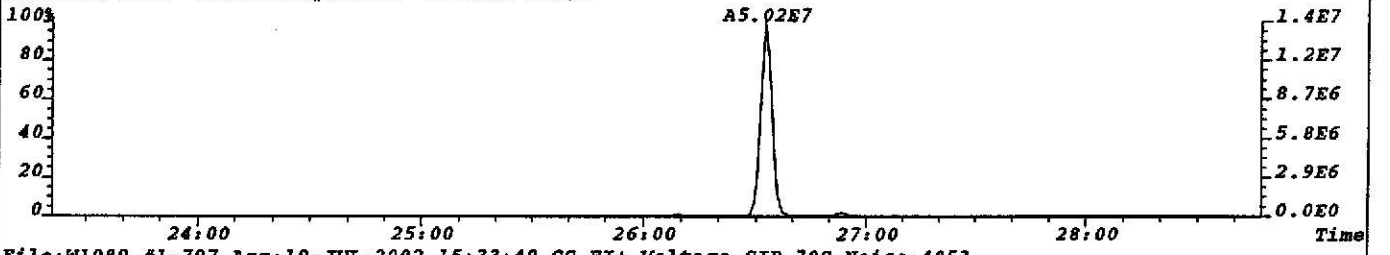

File:W1089 #1-797 Acq:19-JUL-2002 15:33:49 GC EI+ Voltage SIR 70S Noise:4053
317.9389 S:8 F:2 BSUB(256,30,-3.0) PKD(9,5,3,0.10%,16212.0,1.00%,F,T) Exp:NDB5US
TRIANGLE LABS Text:TTLI#57752A DF-TR-3 0-5.1

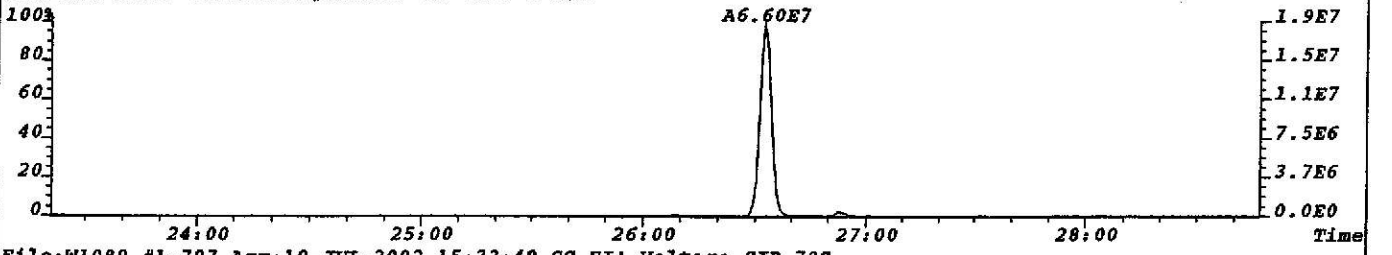

File:W1089 #1-797 Acq:19-JUL-2002 15:33:49 GC EI+ Voltage SIR 70S
330.9792 S:8 F:2 Exp:NDB5US
TRIANGLE LABS Text:TTLI#57752A DF-TR-3 0-5.1

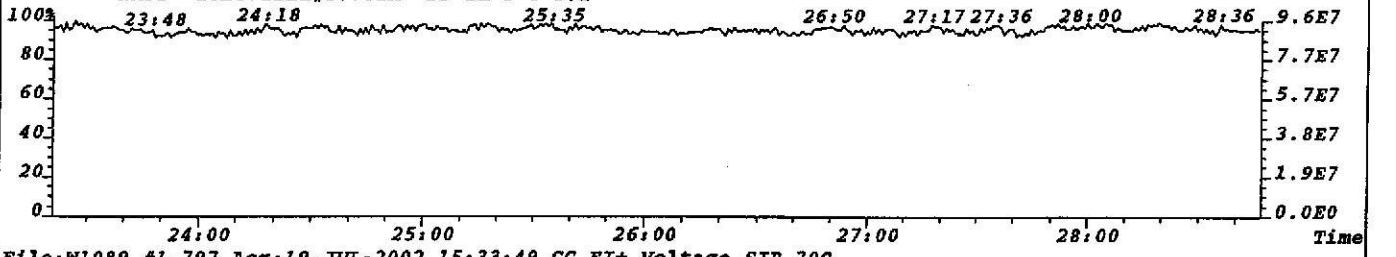

File:W1089 #1-797 Acq:19-JUL-2002 15:33:49 GC EI+ Voltage SIR 70S
375.8364 S:8 F:2 Exp:NDB5US
TRIANGLE LABS Text:TTLI#57752A DF-TR-3 0-5.1

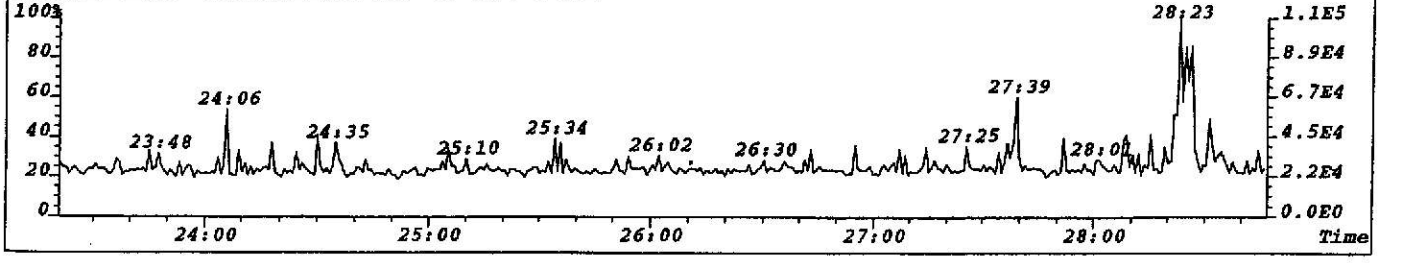

File:W1089 #1-797 Acq:19-JUL-2002 15:33:49 GC EI+ Voltage SIR 70S Noise:2278
319.8965 S:8 F:2 BSUB(256,30,-3.0) PKD(7,5,3,0.10%,9112.0,1.00%,F,T) Exp:NDB5US
TRIANGLE LABS Text:TTLI#57752A DF-TR-3 0-5.1

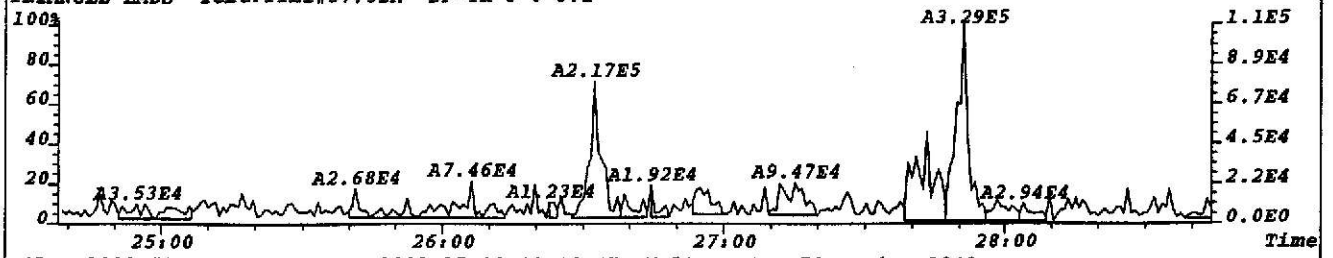

File:W1089 #1-797 Acq:19-JUL-2002 15:33:49 GC EI+ Voltage SIR 70S Noise:1940
321.8936 S:8 F:2 BSUB(256,30,-3.0) PKD(7,5,3,0.10%,7760.0,1.00%,F,T) Exp:NDB5US
TRIANGLE LABS Text:TTLI#57752A DF-TR-3 0-5.1

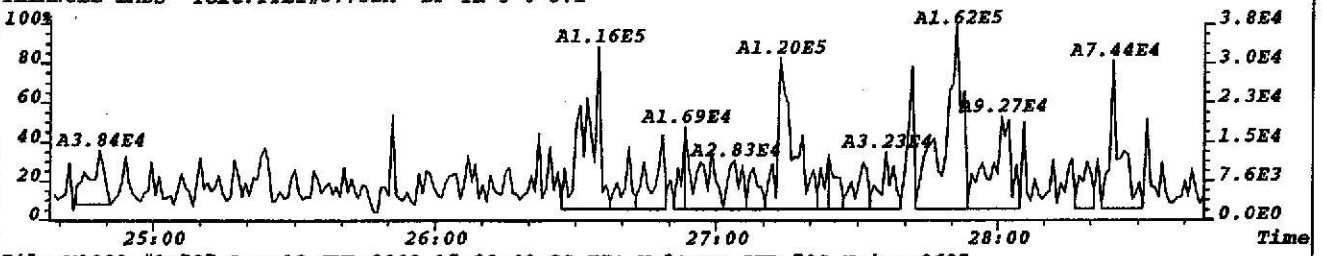

File:W1089 #1-797 Acq:19-JUL-2002 15:33:49 GC EI+ Voltage SIR 70S Noise:8627
331.9368 S:8 F:2 BSUB(256,30,-3.0) PKD(7,5,3,0.10%,34508.0,1.00%,F,T) Exp:NDB5US
TRIANGLE LABS Text:TTLI#57752A DF-TR-3 0-5.1

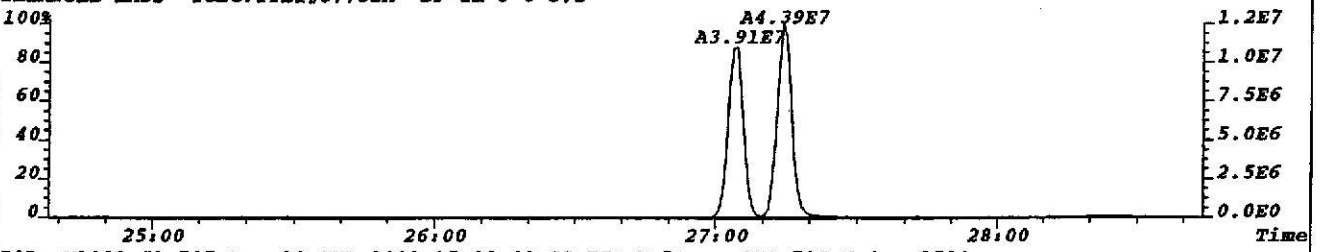

File:W1089 #1-797 Acq:19-JUL-2002 15:33:49 GC EI+ Voltage SIR 70S Noise:2584
333.9338 S:8 F:2 BSUB(256,30,-3.0) PKD(7,5,3,0.10%,10336.0,1.00%,F,T) Exp:NDB5US
TRIANGLE LABS Text:TTLI#57752A DF-TR-3 0-5.1

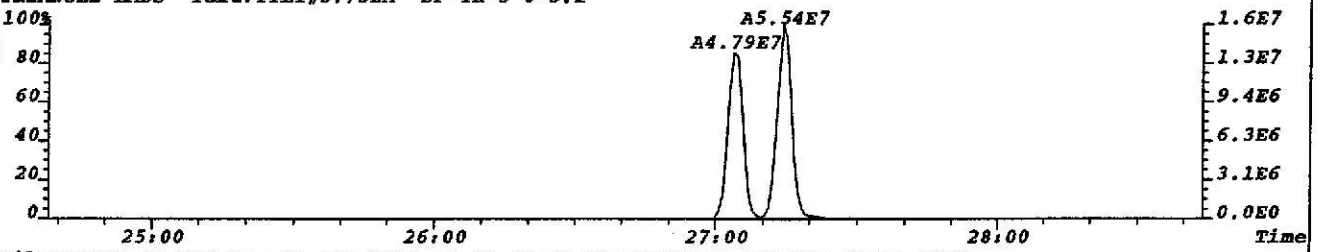

File:W1089 #1-797 Acq:19-JUL-2002 15:33:49 GC EI+ Voltage SIR 70S Noise:2639
327.8847 S:8 F:2 BSUB(256,30,-3.0) PKD(7,5,3,0.10%,10556.0,1.00%,F,T) Exp:NDB5US
TRIANGLE LABS Text:TTLI#57752A DF-TR-3 0-5.1

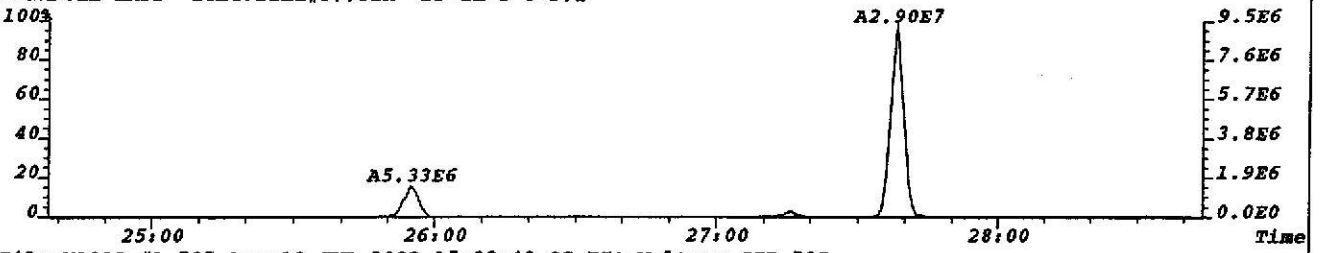

File:W1089 #1-797 Acq:19-JUL-2002 15:33:49 GC EI+ Voltage SIR 70S
330.9792 S:8 F:2 Exp:NDB5US
TRIANGLE LABS Text:TTLI#57752A DF-TR-3 0-5.1

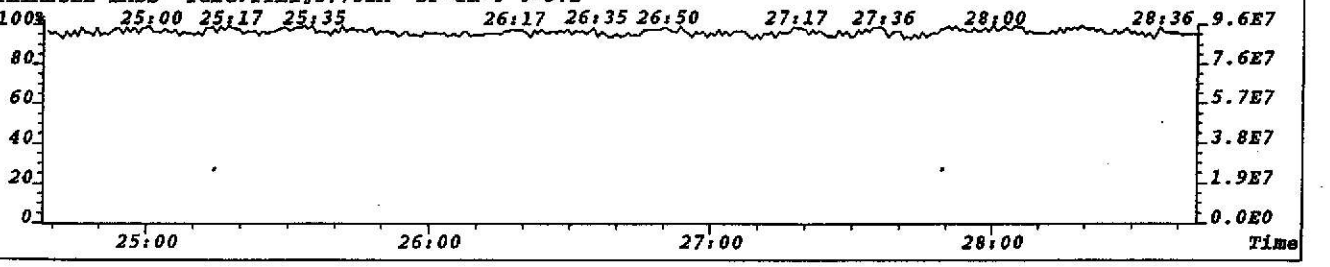

File:W1089 #1-423 Acq:19-JUL-2002 15:33:49 GC EI+ Voltage SIR 70S
389.8156 S:8 F:3 BSUB(256,30,-3.0) PKD(7,5,3,0.10%,10024.0,1.00%,F,T) Exp:NDB5US Noise:2506
Sample Text:TTLI#57752A DF-TR-3 0-5.1 File Text:TRIANGLE LABORATORIES, INC.

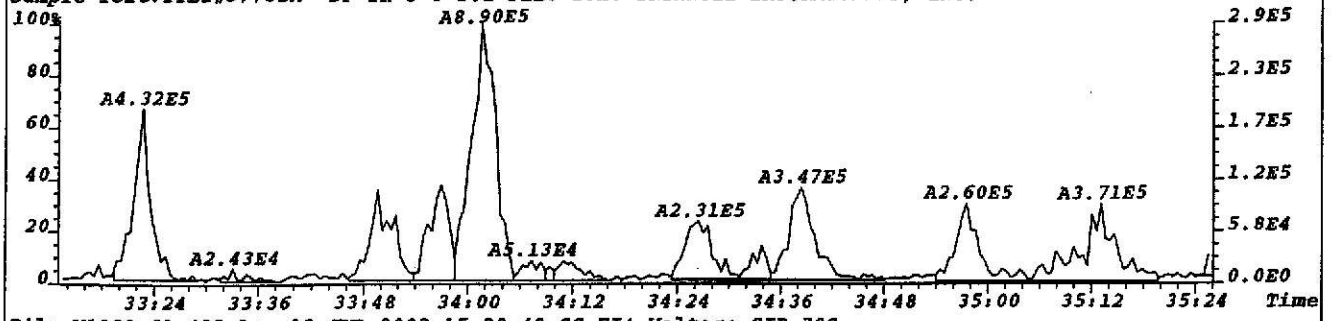

File:W1089 #1-423 Acq:19-JUL-2002 15:33:49 GC EI+ Voltage SIR 70S
391.8127 S:8 F:3 BSUB(256,30,-3.0) PKD(7,5,3,0.10%,8372.0,1.00%,F,T) Exp:NDB5US Noise:2093
Sample Text:TTLI#57752A DF-TR-3 0-5.1 File Text:TRIANGLE LABORATORIES, INC.

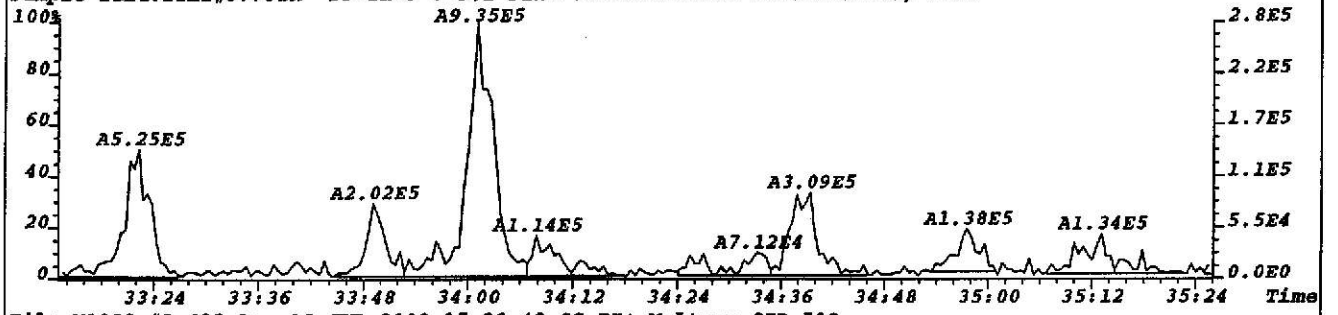

File:W1089 #1-423 Acq:19-JUL-2002 15:33:49 GC EI+ Voltage SIR 70S
401.8558 S:8 F:3 BSUB(256,30,-3.0) PKD(7,5,3,0.10%,27360.0,1.00%,F,T) Exp:NDB5US Noise:6840
Sample Text:TTLI#57752A DF-TR-3 0-5.1 File Text:TRIANGLE LABORATORIES, INC.

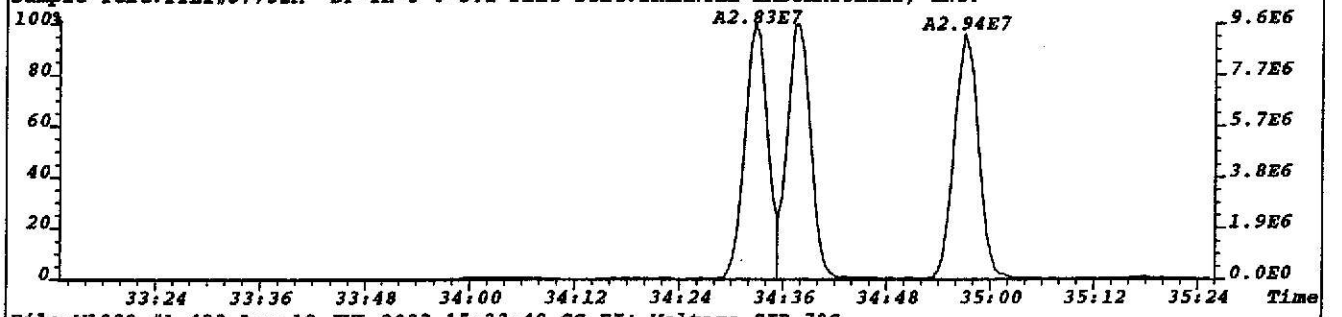

File:W1089 #1-423 Acq:19-JUL-2002 15:33:49 GC EI+ Voltage SIR 70S
403.8529 S:8 F:3 BSUB(256,30,-3.0) PKD(7,5,3,0.10%,12812.0,1.00%,F,T) Exp:NDB5US Noise:3203
Sample Text:TTLI#57752A DF-TR-3 0-5.1 File Text:TRIANGLE LABORATORIES, INC.

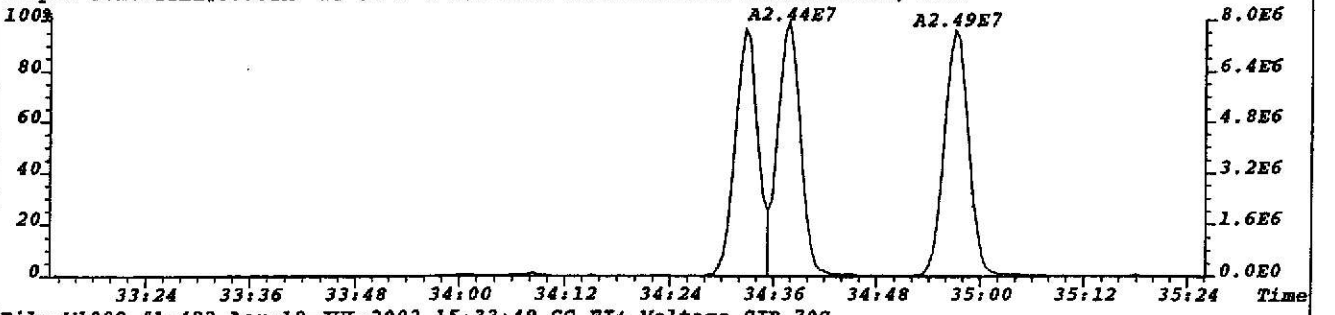

File:W1089 #1-423 Acq:19-JUL-2002 15:33:49 GC EI+ Voltage SIR 70S
392.9760 S:8 F:3 Exp:NDB5US
Sample Text:TTLI#57752A DF-TR-3 0-5.1 File Text:TRIANGLE LABORATORIES, INC.

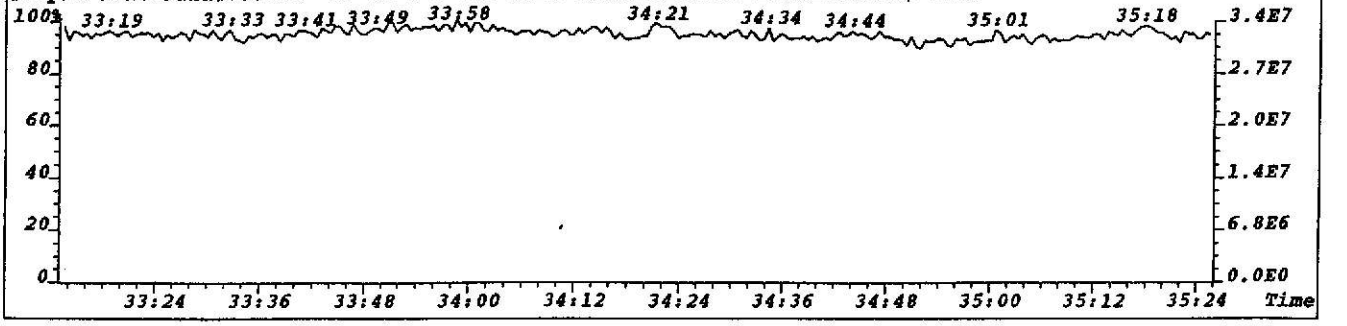

File:W1089 #1-674 Acq:19-JUL-2002 15:33:49 GC EI+ Voltage SIR 70S
457.7377 S:8 F:4 BSUB(256,30,-3.0) PKD(7,5,3,0.10%,6168.0,1.00%,F,T) Exp:NDB5US Noise:1542
Sample Text:TTLI#57752A DF-TR-3 0-5.1 File Text:TRIANGLE LABORATORIES, INC.

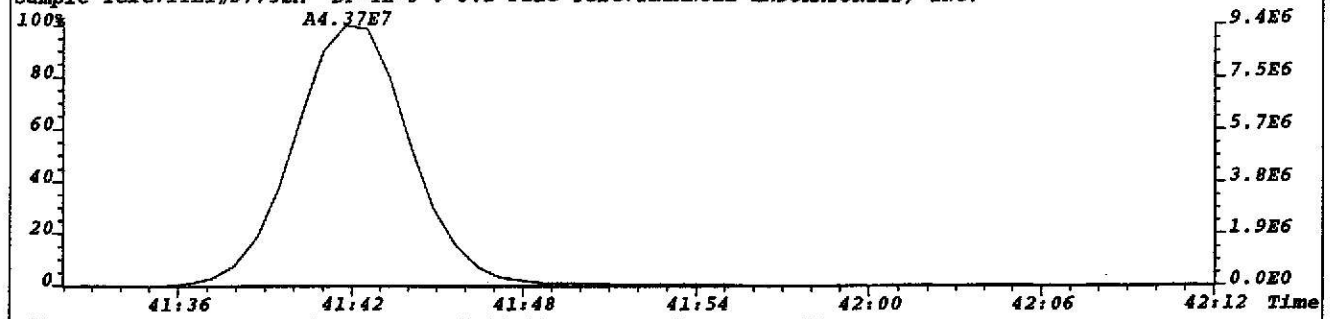

File:W1089 #1-674 Acq:19-JUL-2002 15:33:49 GC EI+ Voltage SIR 70S
459.7348 S:8 F:4 BSUB(256,30,-3.0) PKD(7,5,3,0.10%,5060.0,1.00%,F,T) Exp:NDB5US Noise:1265
Sample Text:TTLI#57752A DF-TR-3 0-5.1 File Text:TRIANGLE LABORATORIES, INC.

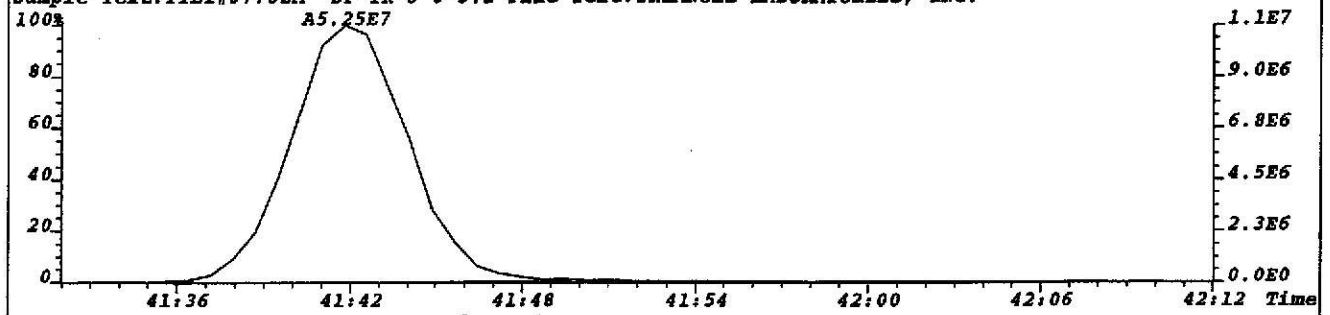

File:W1089 #1-674 Acq:19-JUL-2002 15:33:49 GC EI+ Voltage SIR 70S
469.7779 S:8 F:4 BSUB(256,30,-3.0) PKD(7,5,3,0.10%,38096.0,1.00%,F,T) Exp:NDB5US Noise:9524
Sample Text:TTLI#57752A DF-TR-3 0-5.1 File Text:TRIANGLE LABORATORIES, INC.

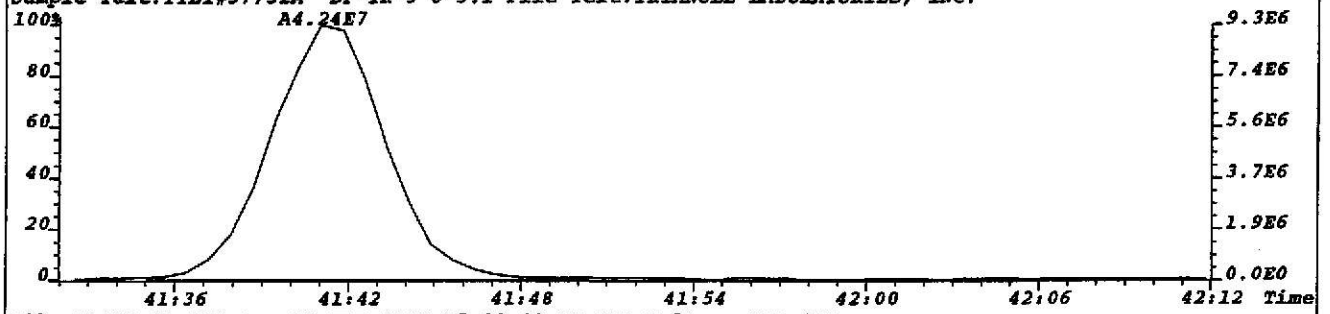

File:W1089 #1-674 Acq:19-JUL-2002 15:33:49 GC EI+ Voltage SIR 70S
471.7750 S:8 F:4 BSUB(256,30,-3.0) PKD(7,5,3,0.10%,20772.0,1.00%,F,T) Exp:NDB5US Noise:5193
Sample Text:TTLI#57752A DF-TR-3 0-5.1 File Text:TRIANGLE LABORATORIES, INC.

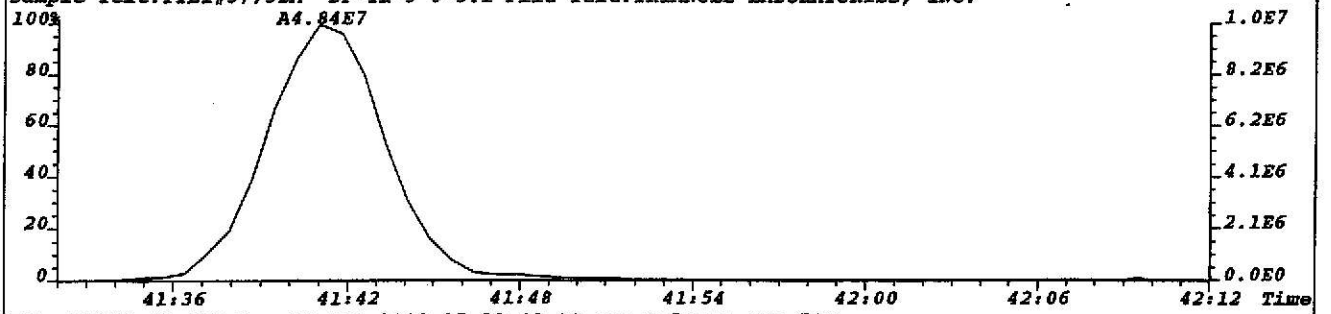

File:W1089 #1-674 Acq:19-JUL-2002 15:33:49 GC EI+ Voltage SIR 70S
430.9729 S:8 F:4 Exp:NDB5US
Sample Text:TTLI#57752A DF-TR-3 0-5.1 File Text:TRIANGLE LABORATORIES, INC.

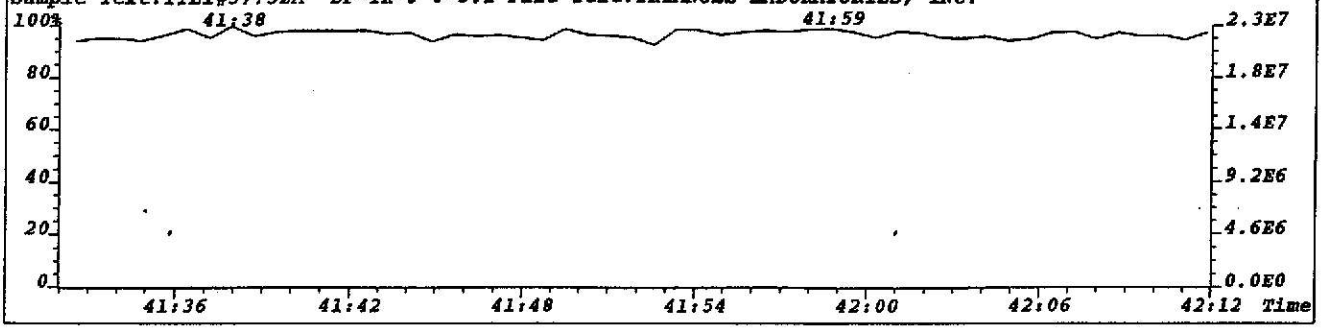

Peak Locate Examination:19-JUL-2002:09:54 File:W1089
Experiment:NDB5US Function:2 Reference:PFK

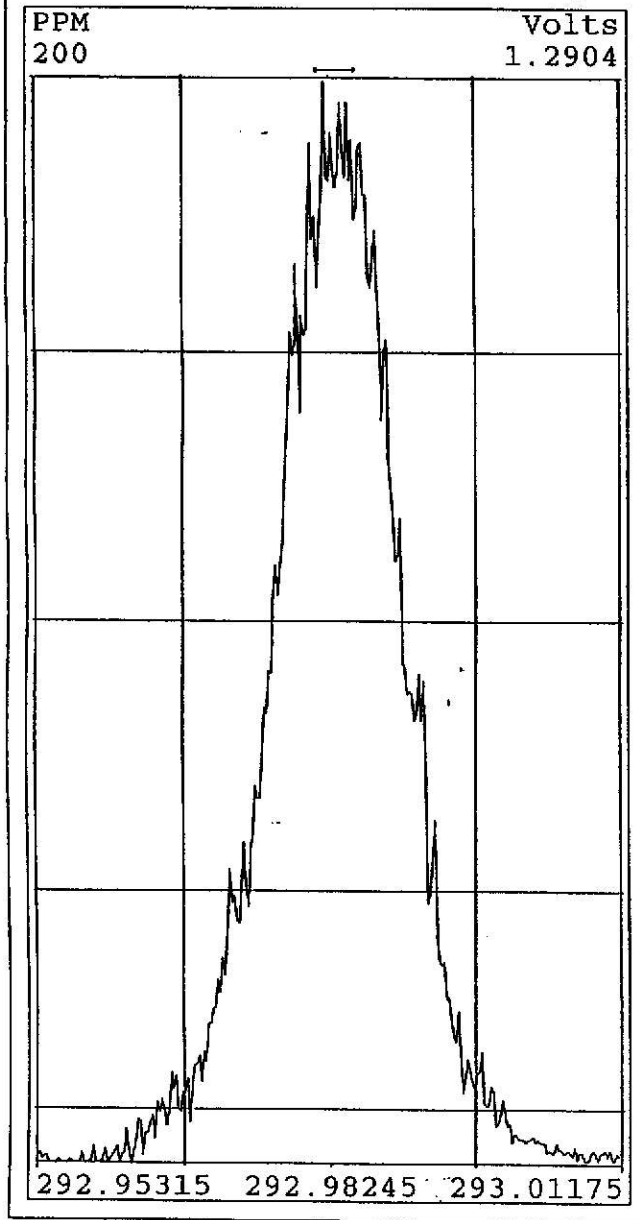

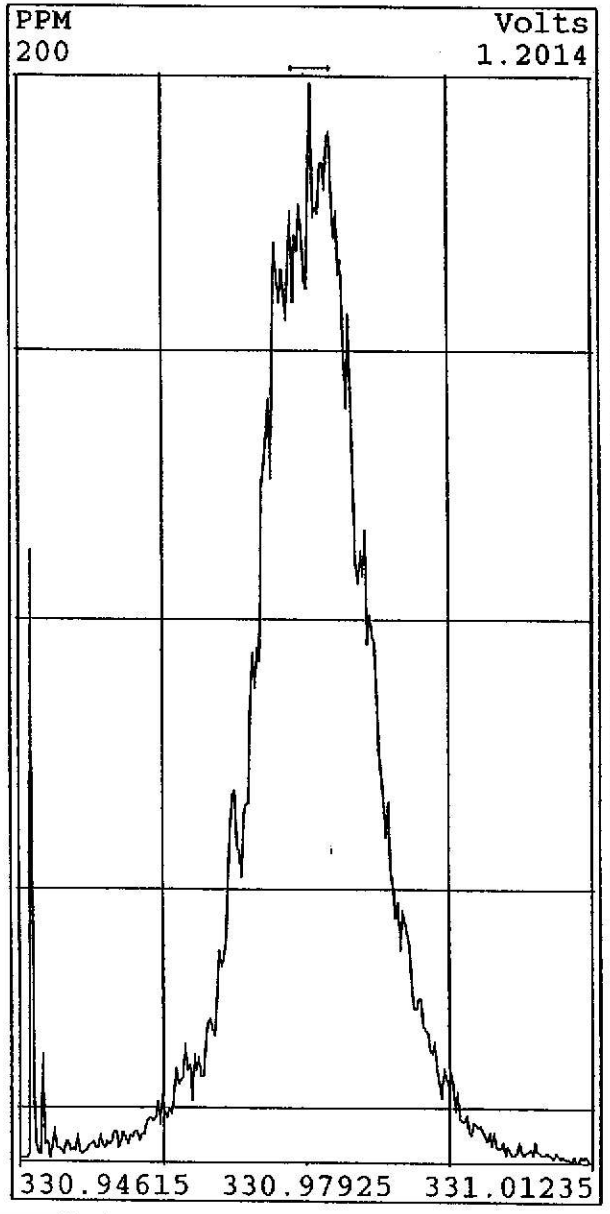

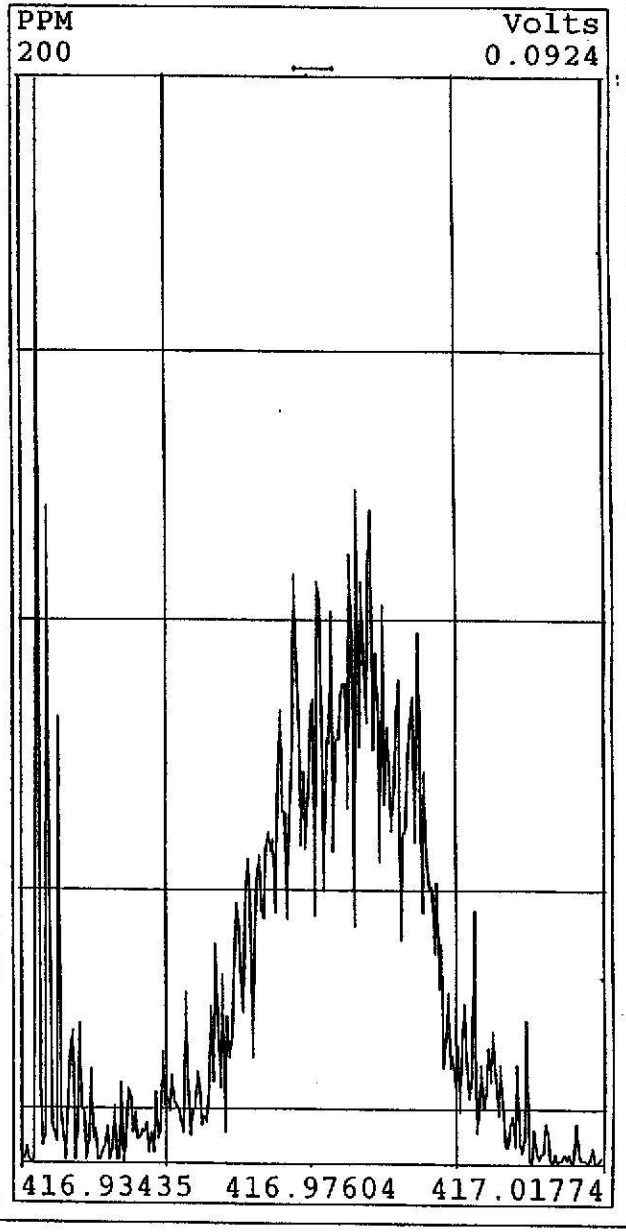

File:W1089 #1-797 Acq:19-JUL-2002 15:33:49 GC EI+ Voltage SIR 70S
303.9016 S:8 F:2 Exp:NDB5US
Sample Text:TTLI#57752A DF-TR-3 0-5.1 File Text:TRIANGLE LABORATORIES, INC.

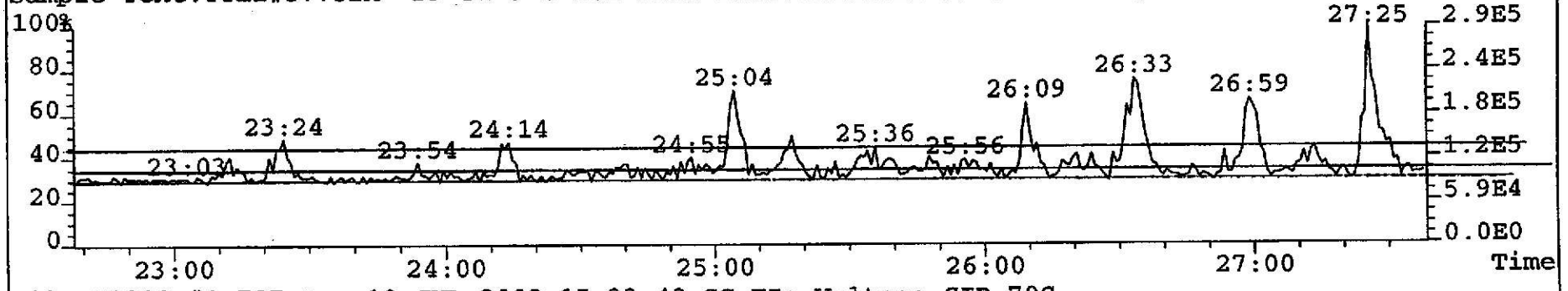

File:W1089 #1-797 Acq:19-JUL-2002 15:33:49 GC EI+ Voltage SIR 70S
305.8987 S:8 F:2 Exp:NDB5US
Sample Text:TTLI#57752A DF-TR-3 0-5.1 File Text:TRIANGLE LABORATORIES, INC.

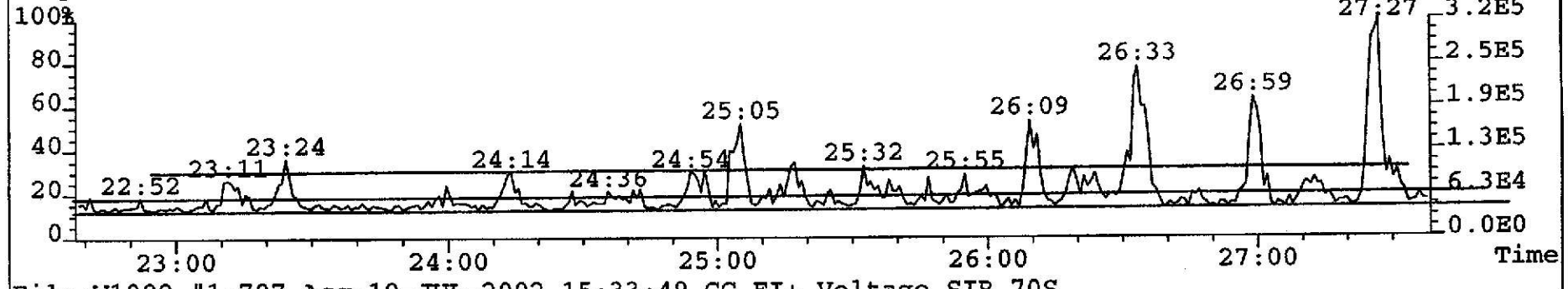

File:W1089 #1-797 Acq:19-JUL-2002 15:33:49 GC EI+ Voltage SIR 70S
317.9389 S:8 F:2 Exp:NDB5US
Sample Text:TTLI#57752A DF-TR-3 0-5.1 File Text:TRIANGLE LABORATORIES, INC.

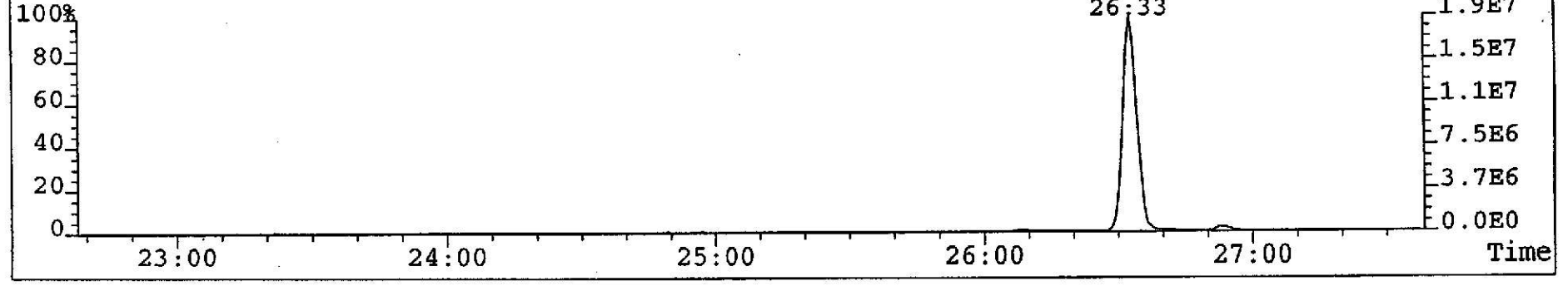

880

VJL 7/21/02

CALIBRATION DATA

2445 S. Alston Ave. • Durham, NC 27713 • (919) 544-5729 • FAX (919) 544-5491
www.trianglelabs.com

TRIANGLE LABORATORIES, INC. Date: 06/14/2002

Initial Calibration Summary for WF5614B

Analysis Date....: 06/14/2002
Instrument.....: W

Method.....: 161B
GC Column...: DB-5
GC Column ID: 1467344

Analytes	RF	SD	%RSD	RT	RT/LO	RT/HI	Ratio1	Ratio2	N
Total TriCDF	0.000	0.000	100%		15:55	22:55			0
1368-TCDF	1.144	0.050	4%	21:32	20:55	27:55	0.751		6
2378-TCDF	1.144	0.050	4%	24:56			0.751		6
TOTAL TCDF	1.144	0.050	4%				0.751		6
1368-TCDD	1.103	0.029	3%	23:00	21:40	28:40	0.764		6
1379-TCDD	1.103	0.029	3%	23:25			0.774		6
2378-TCDD	1.103	0.029	3%	25:41			0.794		6
TOTAL TCDD	1.103	0.029	3%				0.779		6
12378-PeCDF	1.215	0.019	2%	29:02	25:02	33:02	1.522		6
23478-PeCDF	1.188	0.023	2%	29:46			1.519		6
TOTAL PeCDF	1.202	0.019	2%				1.521		6
12378-PeCDD	1.266	0.021	2%	30:07	26:06	34:06	1.587		6
TOTAL PeCDD	1.266	0.021	2%				1.587		6
123478-HxCDF	1.242	0.035	3%	32:36	30:36	36:36	1.265		6
123678-HxCDF	1.292	0.032	2%	32:42			1.257		6
234678-HxCDF	1.204	0.027	2%	33:11			1.270		6
123789-HxCDF	1.264	0.036	3%	33:55			1.262		6
TOTAL HxCDF	1.250	0.030	2%				1.263		6
123478-HxCDD	1.164	0.025	2%	33:18	29:18	37:18	1.241		6
123678-HxCDD	1.092	0.040	4%	33:23			1.235		6
123789-HxCDD	1.158	0.055	5%	33:41			1.228		6
TOTAL HxCDD	1.138	0.029	3%				1.234		6
1234678-HpCDF	1.492	0.039	3%	35:30	33:30	38:30	1.052		6
1234789-HpCDF	1.488	0.048	3%	36:57			1.044		6
TOTAL HpCDF	1.490	0.041	3%				1.048		6
1234678-HpCDD	1.009	0.030	3%	36:30	34:29	39:29	1.036		6
TOTAL HpCDD	1.009	0.030	3%				1.036		6
OCDF	1.326	0.074	6%	40:04	37:53	41:53	0.891		6
OCDD	1.051	0.028	3%	39:53	37:53	41:53	0.843		6

Other Standards	RF	SD	%RSD	RT	RT/LO	RT/HI	Ratio1	Ratio2	N
37Cl-TCDD	1.207	0.069	6%	25:41	23:40	27:40			6

Internal Standards	RF	SD	%RSD	RT	RT/LO	RT/HI	Ratio1	Ratio2	N
13C12-2378-TCDF	1.447	0.095	7%	24:55	22:55	27:55	0.753		6
13C12-2378-TCDD	1.184	0.076	6%	25:40	23:40	27:40	0.803		6
13C12-PeCDF 123	1.181	0.175	15%	29:02	27:02	37:02	1.516		6
13C12-PeCDF 234	1.183	0.160	14%	29:45			1.500		6
13C12-PeCDD 123	0.707	0.106	15%	30:06	26:06	36:06	1.532		6
13C12-HxCDF 478	1.314	0.111	8%	32:36	28:36	36:36	0.514		6
13C12-HxCDF 678	1.348	0.109	8%	32:41			0.517		6
13C12-HxCDF 234	1.274	0.039	3%	33:11			0.517		6
13C12-HxCDF 789	1.107	0.028	3%	33:54			0.514		6
13C12-HxCDD 478	0.910	0.044	5%	33:18	32:18	34:18	1.228		6
13C12-HxCDD 678	0.975	0.032	3%	33:22			1.205		6

Triangle Laboratories, Inc.®
2445 S. Alston Ave. • Durham, North Carolina 27713
Phone: (919) 544-5729 • Fax: (919) 544-5491

TRIANGLE LABORATORIES, INC. Date: 06/14/2002

Initial Calibration Summary for WF5614B

13C12-HpCDF 678	0.966	0.043	4%	35:30	33:30	44:30	0.445		6
13C12-HpCDF 789	0.764	0.045	6%	36:57			0.435		6
13C12-HpCDD 678	0.796	0.043	5%	36:29	34:29	42:29	1.026		6
13C12-OCDD	0.638	0.055	9%	39:53	39:53	51:53	0.860		6

Recovery Standards	RF	SD	%RSD	RT	RT/LO	RT/HI	Ratio1	Ratio2	N
13C12-1234-TCDD	1.000	0.000	0%	25:29			0.806		6
13C12-HxCDD 789	1.000	0.000	0%	33:40			1.212		6

*** End of Report ***

Triangle Laboratories, Inc.®
2445 S. Alston Ave. • Durham, North Carolina 27713
Phone: (919) 544-5729 • Fax: (919) 544-5491

TRIANGLE LABORATORIES, INC. Date: 07/18/2002

VER WB21086

Analysis Date....: 07/18/2002
Operator.....: CGK
Init Calibration.: WF5614B
ICal Date.....: 06/14/2002

Method.....: 161B
Instrument..: W
Std.Conc....: 10.00
GC Column...: DB-5
GC Column ID:2194146

Analyte Summary

Name	Ratio 1&2	RT Lo/Hi	RT	Rel. RT	ICal RF	Conc	Conc Range
Total TriCDF		17:36 24:36			0.000		
1368-TCDF	0.735	23:23 28:28	23:34	0.8861	1.144		
2378-TCDF	0.729		26:38	1.0011	1.144	9.24	8.60 - 11.60
TOTAL TCDF	0.740				1.144		
1368-TCDD	0.792	24:40 28:26	24:50	0.9095	1.103		
1379-TCDD	0.783		25:14	0.9242	1.103		
2378-TCDD	0.788		27:19	1.0007	1.103	9.30	8.20 - 12.30
TOTAL TCDD	0.788				1.103		
12378-PeCDF	1.481	28:20 32:17	30:29	1.0003	1.215	45.89	41.00 - 60.00
23478-PeCDF	1.467		31:09	1.0000	1.188	45.90	41.00 - 61.00
TOTAL PeCDF	1.474				1.202		
12378-PeCDD	1.607	29:33 32:06	31:29	1.0003	1.266	46.55	39.00 - 65.00
TOTAL PeCDD	1.607				1.266		
123478-HxCDF	1.281	32:46 35:31	33:54	1.0000	1.242	48.48	45.00 - 56.00
123678-HxCDF	1.274		34:00	1.0006	1.292	49.35	44.00 - 57.00
234678-HxCDF	1.257		34:30	1.0006	1.204	49.27	44.00 - 57.00
123789-HxCDF	1.266		35:17	1.0000	1.264	49.01	45.00 - 56.00
TOTAL HxCDF	1.270				1.250		
123478-HxCDD	1.289	33:15 35:09	34:36	1.0000	1.164	47.11	39.00 - 64.00
123678-HxCDD	1.193		34:41	1.0003	1.092	47.71	39.00 - 64.00
123789-HxCDD	1.237		35:01	1.0101	1.158	48.71	41.00 - 61.00
TOTAL HxCDD	1.240				1.138		

Triangle Laboratories, Inc.®
2445 S. Alston Ave. • Durham, North Carolina 27713
Phone: (919) 544-5729 • Fax: (919) 544-5491

1234678-HpCDF	1.064	36:48 38:43	36:58	1.0005	1.492	49.50	45.00 - 55.00
1234789-HpCDF	1.051		38:32	1.0000	1.488	47.63	43.00 - 58.00
TOTAL HpCDF	1.058				1.490		
1234678-HpCDD	1.025	37:05 38:12	38:01	1.0000	1.009	47.17	43.00 - 58.00
TOTAL HpCDD	1.025				1.009		
OCDF	0.906	39:46 43:46	41:59	1.0050	1.326	85.87	63.00 -159.00
OCDD	0.860	39:46 43:46	41:46	1.0000	1.051	95.47	79.00 -126.00

Other Standard Summary

Name	Ratio 1&2	RT Lo/Hi	RT	Rel. RT	ICal RF	Conc	Conc Range
37Cl-TCDD		25:18 29:18	27:19	1.0007	1.207	8.91	8.30 - 12.10

Internal Standard Summary

Name	Ratio 1&2	RT Lo/Hi	RT	Rel. RT	ICal RF	Conc	Conc Range
13C12-2378-TCDF	0.754	25:07 30:07	26:36	0.9808	1.447	89.99	76.00 -131.00
13C12-2378-TCDD	0.812	25:07 29:07	27:18	1.0066	1.184	92.92	85.00 -117.00
13C12-PeCDF 123	1.466	25:07 35:07	30:28	1.1235	1.181	88.08	76.00 -130.00
13C12-PeCDF 234	1.454		31:09	1.1486	1.183	88.77	77.00 -130.00
13C12-PeCDD 123	1.524	23:07 33:07	31:28	1.1604	0.707	92.02	62.00 -160.00
13C12-HxCDF 478	0.510	31:00 39:00	33:54	0.9686	1.314	93.00	76.00 -131.00
13C12-HxCDF 678	0.520		33:59	0.9709	1.348	87.54	70.00 -143.00
13C12-HxCDF 234	0.515		34:29	0.9851	1.274	96.00	73.00 -137.00
13C12-HxCDF 789	0.502		35:17	1.0080	1.107	92.83	74.00 -135.00
13C12-HxCDD 478	1.185	34:00 36:00	34:36	0.9886	0.910	98.07	85.00 -117.00
13C12-HxCDD 678	1.204		34:40	0.9906	0.975	93.48	85.00 -118.00
13C12-HpCDF 678	0.437	33:00 44:00	36:57	1.0557	0.966	85.46	78.00 -129.00
13C12-HpCDF 789	0.425		38:32	1.1009	0.764	96.28	77.00 -129.00
13C12-HpCDD 678	1.049	33:00 41:00	38:01	1.0863	0.796	94.58	72.00 -138.00

Triangle Laboratories, Inc.®
2445 S. Alston Ave. • Durham, North Carolina 27713
Phone: (919) 544-5729 • Fax: (919) 544-5491

13C12-OCDD	0.854	41:35 41:55	41:46	1.1934	0.638	218.23	96.00	-415.00

Recovery Standard Summary

Name	Ratio 1&2	RT Lo/Hi	RT	Rel. RT	ICal RF	Conc	Conc	Range
13C12-1234-TCDD	0.800	25:07 29:07	27:07	0.9934	1.000			
13C12-HxCDD 789	1.209	34:00 36:00	35:00	1.0116	1.000			

Triangle Laboratories, Inc.®
2445 S. Alston Ave. • Durham, North Carolina 27713
Phone: (919) 544-5729 • Fax: (919) 544-5491

Compound/ M_Z....	..RT.	OK Ratio	Total.Area...	Area.Peak.1..	Area.Peak.2..	Rel.RT	Compound.Name..	ID..
TCDF		0.65-0.89						
304-306	23:34	0.73	2,268.39	960.80	1,307.59	0.886	1368-TCDF	AN
	26:38	0.73	1,906.08	803.41	1,102.67	1.001	2378-TCDF	AN
304-306		2 Peaks						
13C12-TCDF		0.65-0.89						
316-318	26:36	0.75	18,034.67	7,750.97	10,283.70	0.981	13C12-2378-TCDF	IS0
316-318		1 Peak						
---------- Above: TCDF / TCDD Follows ----------								
TCDD		0.65-0.89						
320-322	24:50	0.79	1,557.12	688.18	868.94	0.910	1368-TCDD	AN
	25:14	0.78	1,389.30	610.08	779.22	0.924	1379-TCDD	AN
	27:19	0.79	1,562.19	688.25	873.94	1.001	2378-TCDD	AN
320		3 Peaks						
37Cl-TCDD								
328	27:19		1,488.61	1,488.61		1.001	37Cl-TCDD	CLS
328-330		1 Peak						
13C12-TCDD		0.65-0.89						
332-334	27:07	0.80	13,849.46	6,155.87	7,693.59	0.993	13C12-1234-TCDD	RS1
	27:18	0.81	15,237.22	6,829.77	8,407.45	1.007	13C12-2378-TCDD	IS1
332-334		2 Peaks						
---------- Above: TCDD / PeCDF Follows ----------								
PeCDF		1.32-1.78						
340-342	30:29	1.48	8,031.78	4,793.83	3,237.95	1.000	12378-PeCDF	AN
	31:09	1.47	7,930.94	4,716.17	3,214.77	1.000	23478-PeCDF	AN
340-342		2 Peaks						
13C12-PeCDF		1.32-1.78						
352-354	30:28	1.47	14,405.96	8,562.97	5,842.99	1.124	13C12-PeCDF 123	IS2
	31:09	1.45	14,543.14	8,616.15	5,926.99	1.149	13C12-PeCDF 234	IS3
352-354		2 Peaks						
---------- Above: PeCDF / PeCDD Follows ----------								
PeCDD		1.32-1.78						
356-358	31:29	1.61	5,310.03	3,272.94	2,037.09	1.000	12378-PeCDD	AN
356-358		1 Peak						
13C12-PeCDD		1.32-1.78						
368-370	31:28	1.52	9,010.64	5,439.95	3,570.69	1.160	13C12-PeCDD 123	IS4
368-370		1 Peak						
---------- Above: PeCDD / HxCDF Follows ----------								
HxCDF		1.05-1.43						
374-376	33:54	1.28	6,043.28	3,393.61	2,649.67	1.000	123478-HxCDF	AN

Compound/ M_Z....	..RT.	OK Ratio	Total.Area...	Area.Peak.1..	Area.Peak.2..	Rel.RT	Compound.Name..	ID..
	34:00	1.27	6,179.63	3,461.57	2,718.06	1.001	123678-HxCDF	AN
	34:30	1.26	5,959.23	3,318.74	2,640.49	1.001	234678-HxCDF	AN
	35:17	1.27	5,228.85	2,921.63	2,307.22	1.000	123789-HxCDF	AN
374-376		4 Peaks						
13C12-HxCDF		0.43-0.59						
384-386	33:54	0.51	10,036.75	3,388.43	6,648.32	0.969	13C12-HxCDF 478	IS5
	33:59	0.52	9,691.89	3,314.83	6,377.06	0.971	13C12-HxCDF 678	IS6
	34:29	0.52	10,045.65	3,416.92	6,628.73	0.985	13C12-HxCDF 234	IS7
	35:17	0.50	8,440.62	2,821.73	5,618.89	1.008	13C12-HxCDF 789	IS8
384-386		4 Peaks						
---------- Above: HxCDF / HxCDD Follows ----------								
HxCDD		1.05-1.43						
390-392	34:36	1.29	4,019.51	2,263.54	1,755.97	1.000	123478-HxCDD	AN
	34:41	1.19	3,899.69	2,121.84	1,777.85	1.000	123678-HxCDD	AN
	35:01	1.24	4,178.49	2,310.69	1,867.80	1.010	123789-HxCDD	AN
390-392		3 Peaks						
13C12-HxCDD		1.05-1.43						
402-404	34:36	1.18	7,329.54	3,974.53	3,355.01	0.989	13C12-HxCDD 478	IS9
	34:40	1.20	7,485.85	4,089.99	3,395.86	0.991	13C12-HxCDD 678	IS10
	35:00	1.21	8,213.41	4,494.82	3,718.59	1.012	13C12-HxCDD 789	RS2
402-404		3 Peaks						
---------- Above: HxCDD / HpCDF Follows ----------								
HpCDF		0.88-1.20						
408-410	36:58	1.06	5,008.11	2,582.14	2,425.97	1.001	1234678-HpCDF	AN
	38:32	1.05	4,281.87	2,194.40	2,087.47	1.000	1234789-HpCDF	AN
408-410		2 Peaks						
13C12-HpCDF		0.37-0.51						
418-420	36:57	0.44	6,780.67	2,060.88	4,719.79	1.056	13C12-HpCDF 678	IS11
	38:32	0.42	6,041.47	1,800.50	4,240.97	1.101	13C12-HpCDF 789	IS12
418-420		2 Peaks						
---------- Above: HpCDF / HpCDD Follows ----------								
HpCDD		0.88-1.20						
424-426	38:01	1.03	2,942.87	1,489.69	1,453.18	1.000	1234678-HpCDD	AN
424-426		1 Peak						
13C12-HpCDD		0.88-1.20						
436-438	38:01	1.05	6,183.60	3,166.19	3,017.41	1.086	13C12-HpCDD 678	IS13
436-438		1 Peak						
---------- Above: HpCDD / Octa-CDD and CDF Follows ----								
OCDF		0.76-1.02						
442-444	41:59	0.91	6,510.44	3,095.27	3,415.17	1.005	OCDF	AN

Compound/ M_Z....	..RT.	OK	Ratio	Total.Area...	Area.Peak.1..	Area.Peak.2..	Rel.RT	Compound.Name..	ID..
442-444		1 Peak							
OCDD		0.76-1.02							
458-460	41:46		0.86	5,737.05	2,653.30	3,083.75	1.000	OCDD	AN
458-460		1 Peak							
13C12-OCDD		0.76-1.02							
470-472	41:46		0.85	11,435.81	5,268.88	6,166.93	1.193	13C12-OCDD	IS14
470		1 Peak							

Column Description.....

M_Z - Nominal Ion Mass(es)
..RT. - Retention Time (mm:ss)
Rat.1 - Ratio of M/M+2 Ions
OK - RO=Ratio Outside Limits
Rel.RT - Relative Retention Time

*** End of Report ***

Triangle Laboratories, Inc.®
2445 S. Alston Ave. • Durham, North Carolina 27713
Phone: (919) 544-5729 • Fax: (919) 544-5491

TRIANGLE LABORATORIES, INC. Date: 07/19/2002
VER WB08802

Analysis Date....: 07/19/2002
Operator.....: JMM
Init Calibration.: WF5614B
ICal Date.....: 06/14/2002

Method.....: 161B
Instrument..: W
Std.Conc....: 10.00
GC Column...: DB-5
GC Column ID:2194146

Analyte Summary

Name	Ratio 1&2	RT Lo/Hi	RT	Rel. RT	ICal RF	Conc	Conc Range
Total TriCDF		17:32 24:32			0.000		
1368-TCDF	0.750	22:32 29:32	23:30	0.8858	1.144		
2378-TCDF	0.750		26:33	1.0008	1.144	9.50	8.60 - 11.60
TOTAL TCDF	0.756				1.144		
1368-TCDD	0.765	23:14 30:14	24:47	0.9100	1.103		
1379-TCDD	0.759		25:10	0.9243	1.103		
2378-TCDD	0.780		27:16	1.0015	1.103	9.28	8.20 - 12.30
TOTAL TCDD	0.769				1.103		
12378-PeCDF	1.517	26:25 34:25	30:25	1.0000	1.215	42.95	41.00 - 60.00
23478-PeCDF	1.491		31:06	1.0000	1.188	43.43	41.00 - 61.00
TOTAL PeCDF	1.504				1.202		
12378-PeCDD	1.566	27:26 35:26	31:26	1.0000	1.266	41.32	39.00 - 65.00
TOTAL PeCDD	1.566				1.266		
123478-HxCDF	1.272	31:50 37:50	33:51	1.0006	1.242	47.48	45.00 - 56.00
123678-HxCDF	1.269		33:57	1.0006	1.292	48.53	44.00 - 57.00
234678-HxCDF	1.267		34:27	1.0006	1.204	48.60	44.00 - 57.00
123789-HxCDF	1.291		35:14	1.0003	1.264	48.60	45.00 - 56.00
TOTAL HxCDF	1.274				1.250		
123478-HxCDD	1.301	30:33 38:33	34:33	1.0000	1.164	47.79	39.00 - 64.00
123678-HxCDD	1.195		34:38	1.0000	1.092	48.03	39.00 - 64.00
123789-HxCDD	1.227		34:58	1.0098	1.158	48.16	41.00 - 61.00
TOTAL HxCDD	1.240				1.138		

Triangle Laboratories, Inc.®
2445 S. Alston Ave. • Durham, North Carolina 27713
Phone: (919) 544-5729 • Fax: (919) 544-5491

1234678-HpCDF	1.057	34:53 39:53	36:54	1.0005	1.492	50.97	45.00 - 55.00
1234789-HpCDF	1.055		38:29	1.0003	1.488	50.12	43.00 - 58.00
TOTAL HpCDF	1.056				1.490		
1234678-HpCDD	1.041	35:57 40:57	37:58	1.0005	1.009	46.99	43.00 - 58.00
TOTAL HpCDD	1.041				1.009		
OCDF	0.874	39:41 43:41	41:55	1.0058	1.326	82.75	63.00 -159.00
OCDD	0.842	39:41 43:41	41:42	1.0005	1.051	91.00	79.00 -126.00

Other Standard Summary

Name	Ratio 1&2	RT Lo/Hi	RT	Rel. RT	ICal RF	Conc	Conc Range
37Cl-TCDD		25:14 29:14	27:16	1.0015	1.207	8.82	8.30 - 12.10

Internal Standard Summary

Name	Ratio 1&2	RT Lo/Hi	RT	Rel. RT	ICal RF	Conc	Conc Range
13C12-2378-TCDF	0.737	25:04 30:04	26:32	0.9801	1.447	88.95	76.00 -131.00
13C12-2378-TCDD	0.799	25:04 29:04	27:14	1.0059	1.184	93.70	85.00 -117.00
13C12-PeCDF 123	1.499	25:04 35:04	30:25	1.1238	1.181	99.85	76.00 -130.00
13C12-PeCDF 234	1.453		31:06	1.1489	1.183	99.57	77.00 -130.00
13C12-PeCDD 123	1.458	23:04 33:04	31:26	1.1611	0.707	118.36	62.00 -160.00
13C12-HxCDF 478	0.511	30:57 38:57	33:50	0.9680	1.314	96.64	76.00 -131.00
13C12-HxCDF 678	0.508		33:56	0.9708	1.348	87.04	70.00 -143.00
13C12-HxCDF 234	0.509		34:26	0.9851	1.274	98.25	73.00 -137.00
13C12-HxCDF 789	0.507		35:13	1.0077	1.107	91.12	74.00 -135.00
13C12-HxCDD 478	1.206	33:57 35:57	34:33	0.9886	0.910	98.17	85.00 -117.00
13C12-HxCDD 678	1.179		34:38	0.9908	0.975	97.84	85.00 -118.00
13C12-HpCDF 678	0.443	32:57 43:57	36:53	1.0552	0.966	88.04	78.00 -129.00
13C12-HpCDF 789	0.437		38:28	1.1007	0.764	90.25	77.00 -129.00
13C12-HpCDD 678	0.993	32:57 40:57	37:57	1.0858	0.796	95.72	72.00 -138.00

Triangle Laboratories, Inc.®
2445 S. Alston Ave. • Durham, North Carolina 27713
Phone: (919) 544-5729 • Fax: (919) 544-5491

13C12-OCDD	0.844	34:57 46:57	41:41	1.1926	0.638	233.75	96.00	-415.00

Recovery Standard Summary

Name	Ratio 1&2	RT Lo/Hi	RT	Rel. RT	ICal RF	Conc	Conc	Range
13C12-1234-TCDD	0.807	25:04 29:04	27:04	0.9941	1.000			
13C12-HxCDD 789	1.221	33:57 35:57	34:57	1.0116	1.000			

Triangle Laboratories, Inc.®
2445 S. Alston Ave. • Durham, North Carolina 27713
Phone: (919) 544-5729 • Fax: (919) 544-5491

Compound/ M_Z....	..RT.	OK Ratio	Total.Area...	Area.Peak.1..	Area.Peak.2..	Rel.RT	Compound.Name..	ID..
TCDF		0.65-0.89						
304-306	23:30	0.75	2,506.49	1,074.28	1,432.21	0.886	1368-TCDF	AN
	26:33	0.75	2,363.00	1,012.83	1,350.17	1.001	2378-TCDF	AN
304-306		2 Peaks						
13C12-TCDF		0.65-0.89						
316-318	26:32	0.74	21,754.69	9,226.99	12,527.70	0.980	13C12-2378-TCDF	IS0
316-318		1 Peak						
---------- Above: TCDF / TCDD Follows ----------								
TCDD		0.65-0.89						
320-322	24:47	0.76	1,755.31	760.71	994.60	0.910	1368-TCDD	AN
	25:10	0.76	1,591.43	686.85	904.58	0.924	1379-TCDD	AN
	27:16	0.78	1,919.18	840.89	1,078.29	1.002	2378-TCDD	AN
320		3 Peaks						
37Cl-TCDD								
328	27:16		1,798.78	1,798.78		1.002	37Cl-TCDD	CLS
328-330		1 Peak						
13C12-TCDD		0.65-0.89						
332-334	27:04	0.81	16,902.11	7,546.71	9,355.40	0.994	13C12-1234-TCDD	RS1
	27:14	0.80	18,750.83	8,329.53	10,421.30	1.006	13C12-2378-TCDD	IS1
332-334		2 Peaks						
---------- Above: TCDD / PeCDF Follows ----------								
PeCDF		1.32-1.78						
340-342	30:25	1.52	10,401.99	6,269.99	4,132.00	1.000	12378-PeCDF	AN
	31:06	1.49	10,271.53	6,148.88	4,122.65	1.000	23478-PeCDF	AN
340-342		2 Peaks						
13C12-PeCDF		1.32-1.78						
352-354	30:25	1.50	19,931.91	11,954.60	7,977.31	1.124	13C12-PeCDF 123	IS2
	31:06	1.45	19,909.36	11,792.30	8,117.06	1.149	13C12-PeCDF 234	IS3
352-354		2 Peaks						
---------- Above: PeCDF / PeCDD Follows ----------								
PeCDD		1.32-1.78						
356-358	31:26	1.57	7,398.51	4,514.75	2,883.76	1.000	12378-PeCDD	AN
356-358		1 Peak						
13C12-PeCDD		1.32-1.78						
368-370	31:26	1.46	14,143.37	8,389.82	5,753.55	1.161	13C12-PeCDD 123	IS4
368-370		1 Peak						
---------- Above: PeCDD / HxCDF Follows ----------								
HxCDF		1.05-1.43						
374-376	33:51	1.27	7,437.40	4,163.85	3,273.55	1.001	123478-HxCDF	AN

Compound/ M_Z....	..RT.	OK Ratio	Total.Area...	Area.Peak.1..	Area.Peak.2..	Rel.RT	Compound.Name..	ID..
	33:57	1.27	7,306.95	4,086.97	3,219.98	1.001	123678-HxCDF	AN
	34:27	1.27	7,275.72	4,065.96	3,209.76	1.001	234678-HxCDF	AN
	35:14	1.29	6,154.96	3,468.26	2,686.70	1.000	123789-HxCDF	AN
374-376		4 Peaks						
13C12-HxCDF		0.43-0.59						
384-386	33:50	0.51	12,613.26	4,263.50	8,349.76	0.968	13C12-HxCDF 478	IS5
	33:56	0.51	11,654.62	3,927.78	7,726.84	0.971	13C12-HxCDF 678	IS6
	34:26	0.51	12,433.33	4,192.69	8,240.64	0.985	13C12-HxCDF 234	IS7
	35:13	0.51	10,019.11	3,371.64	6,647.47	1.008	13C12-HxCDF 789	IS8
384-386		4 Peaks						
---------- Above: HxCDF / HxCDD Follows ----------								
HxCDD		1.05-1.43						
390-392	34:33	1.30	4,936.42	2,791.44	2,144.98	1.000	123478-HxCDD	AN
	34:38	1.19	4,970.00	2,705.64	2,264.36	1.000	123678-HxCDD	AN
	34:58	1.23	5,116.11	2,818.54	2,297.57	1.010	123789-HxCDD	AN
390-392		3 Peaks						
13C12-HxCDD		1.05-1.43						
402-404	34:33	1.21	8,873.80	4,850.44	4,023.36	0.989	13C12-HxCDD 478	IS9
	34:38	1.18	9,475.16	5,127.34	4,347.82	0.991	13C12-HxCDD 678	IS10
	34:57	1.22	9,932.83	5,460.58	4,472.25	1.012	13C12-HxCDD 789	RS2
402-404		3 Peaks						
---------- Above: HxCDD / HpCDF Follows ----------								
HpCDF		0.88-1.20						
408-410	36:54	1.06	6,423.78	3,301.02	3,122.76	1.001	1234678-HpCDF	AN
	38:29	1.06	5,107.35	2,622.28	2,485.07	1.000	1234789-HpCDF	AN
408-410		2 Peaks						
13C12-HpCDF		0.37-0.51						
418-420	36:53	0.44	8,447.73	2,594.33	5,853.40	1.055	13C12-HpCDF 678	IS11
	38:28	0.44	6,848.51	2,084.26	4,764.25	1.101	13C12-HpCDF 789	IS12
418-420		2 Peaks						
---------- Above: HpCDF / HpCDD Follows ----------								
HpCDD		0.88-1.20						
424-426	37:58	1.04	3,588.51	1,830.57	1,757.94	1.001	1234678-HpCDD	AN
424-426		1 Peak						
13C12-HpCDD		0.88-1.20						
436-438	37:57	0.99	7,568.16	3,771.64	3,796.52	1.086	13C12-HpCDD 678	IS13
436-438		1 Peak						
---------- Above: HpCDD / Octa-CDD and CDF Follows ----								
OCDF		0.76-1.02						
442-444	41:55	0.87	8,126.55	3,791.11	4,335.44	1.006	OCDF	AN

Compound/ M_Z....	..RT.	OK	Ratio	Total.Area...	Area.Peak.1..	Area.Peak.2..	Rel.RT	Compound.Name..	ID..
442-444		1 Peak							
OCDD		0.76-1.02							
458-460	41:42		0.84	7,083.69	3,238.59	3,845.10	1.001	OCDD	AN
458-460		1 Peak							
13C12-OCDD		0.76-1.02							
470-472	41:41		0.84	14,812.96	6,778.87	8,034.09	1.193	13C12-OCDD	IS14
470		1 Peak							

Column Description.....

M_Z - Nominal Ion Mass(es)
..RT. - Retention Time (mm:ss)
Rat.1 - Ratio of M/M+2 Ions
OK - RO=Ratio Outside Limits
Rel.RT - Relative Retention Time

*** End of Report ***