Grenada Co.
RC HSWA File Cred

UNITED STATES ENVIRONMENTAL PROTECTION AGENCY
REGION 4
ATLANTA FEDERAL CENTER
61 FORSYTH STREET
ATLANTA, GEORGIA 30303-8960

JUL 0 6 2009

RECEIVED
JUL - 8 2009
Dept of Environmental Quality
Office of Pollution Control

Mr. Michael W. Bollinger
Beazer East, Inc.
One Oxford Centre, Suite 3000
Pittsburgh, Pennsylvania 15219

SUBJECT: Final Corrective Measures Study Workplan
Dated May 1, 2009
Koppers, Inc./Beazer East, Inc.
Tie Plant, Mississippi
EPA I.D. No. MSD 007 027 543

Dear Mr. Bollinger:

The U.S. Environmental Protection Agency (EPA) has reviewed the Final Corrective Measures Study Workplan (CMS), dated May 1, 2009 for Koppers, Inc./Beazer East, Inc., Tie Plant, Mississippi. The Final Corrective Measures Study Workplan (CMS) was submitted in accordance with the Specific Condition II.G.1.c. of the HSWA permit.

Based on its review, EPA hereby approves the Final Corrective Measures Study (CMS) Workplan with conditions and these conditions are itemized below.

1. Page 5, Paragraph 4, Section 2.4 Confirmatory Sampling

The facility stated that "a total of ten composite surface soil samples were collected in 2008." This is an error and should be changed to two composite surface soil samples.

2. Page 7, Paragraph 3, Section 2.5.2.3 SWMU 6 - Process Cooling Reservoir

At present, EPA is reviewing the available information on the sampling and risk assessment related to the Process Cooling Reservoir. EPA will send the results of this evaluation under a separate cover.

3. Page 30, Paragraph 3, Section 4.6 Baseline MNA Work Plan

EPA reserves the right for the modification of the Monitored Natural Attentuation (MNA) if facility will not demonstrate the occurrence or significant reduction of contaminants over time in any future.

4. Page 30, Paragraph 4, Section 4.6 Baseline MNA Work Plan, Table 4-7

The facility will submit the dioxin/furan sampling in groundwater on October 1, 2009.

5. Page 33, Paragraph 5, Section 6.0 CMS Project Management

The first MNA quarterly monitoring report is due on October 1, 2009 and the facility can develop the subsequent monitoring reports schedule accordingly.

6. Standard Operating Procedures

The operating procedures can be accessed at http://www.epa.gov/region4/sesd/fbqstp/. The SESD operating procedures, Groundwater Sampling (SESDPROC-301-R1) can be used for the guidance. It is recommended that the facility follows the appropriate quality assurance procedures and obtains reasonable amounts of recoveries of constituents. Please keep in mind if the data do not contain the reasonable recoveries of constituents in the samples, then that monitoring event or data will be considered null and void. This will be applicable to all future sampling events, including the dioxin/furan sampling in groundwater.

If you have any questions, please contact Mr. Harbhajan Singh of my staff at (404) 562-8473.

Sincerely,

D. Karen Knight, CHMM
Chief, Corrective Action Section
Restoration and UST Branch

cc: Jack Spicuzza, Koppers/Pittsburgh
Jennifer Abrahams, GeoTrans/Rancho Cordova
Mark King/Groundwater Insight
Toby Cook, MDEQ/Jackson

RCRA HSWA File (red label) Grenada Co.

Koppers Inc #876

RECEIVED
JUN 19 2009
Dept of Environmental Quality
Office of Pollution Control

FTS

Field & Technical Services

June 3, 2009

Ms. Karen Knight
Certified Hazardous Materials Manager
Corrective Action Section, Chief RUST Branch
RCRA Division EPA, Region 4, 10th Floor
61 Forsyth Street
AFC Atlanta, GA 30303-8960

RE: Annual Report on DNAPL Recovery and Inspection of Sediment Cap and Ditch
Koppers Industries/Beazer East, Inc., Grenada, Mississippi Facility
EPA I.D. No. MSD 007 027 543

Dear Ms. Knight:

On behalf of Beazer East, Inc (Beazer), Field & Technical Services LLC herein submits the Annual Report on the recovery of dense non-aqueous phase liquid (DNAPL) from the five recovery wells and nine underdrain sumps and the inspection of the sediment disposal area cap and Central Ditch at the above referenced facility. Table 1 (Attached) provides a summary of the recovered volume of DNAPL from October 1999 through April 2009. Also attached is a copy of the completed Sediment Disposal Area Cap and Onsite Central Ditch Inspection Checklist completed in April 2009.

As noted in the Inspection Checklist, vegetative cover on the cap, stability of the impoundment and Central Ditch and the stormwater control structures are all in good condition. There were no signs of erosion on the cap during the inspection. Several small trees were observed to be growing at the Southeastern corner of the impoundment. All woody vegetation observed during the April 2009 inspection will be removed during the first scheduled impoundment mowing event tentatively scheduled to occur in June 2009. Routine maintenance activities will continue on a quarterly basis.

From 1999 (when product recovery began at the facility) through April 2009, approximately 6,942 gallons of DNAPL have been recovered from the Central Ditch and impoundment area (945 gallons recovered in 1999; 864 gallons recovered in 2000; 902 gallons recovered in 2001; 1,228 gallons recovered in 2002; 1,040 gallons recovered in 2003; 797 gallons recovered in 2004; 631 gallons recovered in 2005; 445 gallons recovered in 2006; 57 gallons recovered in 2007; 7 gal were recovered in 2008; and 27 gal in the first four months of 2009).

200 Third Avenue • Carnegie • Pennsylvania • 15106 • (412) 429-2694 • Fax: (412) 279-4512

Should you have questions or comments regarding this report or the Grenada facility in general, please call Mr. Michael Bollinger of Beazer at (412) 208-8864 or me at (412) 429-2694.

Sincerely,

Field & Technical Services LLC

Hank Pappert
Site Manager

Attachments

cc: J. Cain - MDEQ/Jackson
M. Bollinger - Beazer
J. Abrahams - GeoTrans
K. Coker - Koppers Inc., Grenada
J. Spicuzza - Koppers Inc.

TABLE

TABLE 1

Koppers Grenada Facility
DNAPL Recovery Summary

2009 Annual Report

Year	Approximate Total DNAPL Pumped (gallons)														Total DNAPL Pumped by Year (gal)
	Sump 0	Sump 1	Sump 2	Sump 3	Sump 4	Sump 5	Sump 6	Sump 7	Sump 8	RW-2	RW-3	RW-5	RW-6	RW-9	
1999*	0	0	0	30	120	250	545	0	0	NP	NP	NP	NP	NP	945
2000	0	0	0	0	67	197	470	130	0	0	0	0	0	0	864
2001	0	0	0	0	10	35	0	702	0	0	0	155	0	0	902
2002	0	0	0	0	0	0	0	1,150	0	0	0	78	0	0	1,228
2003	0	0	0	0	0	0	0	916	0	0	0	124	0	0	1,040
2004	0	0	0	0	0	0	0	689	0	0	0	108	0	0	797
2005	0	0	0	0	0	0	0	505	0	0	0	126	0	0	631
2006	0	0	0	0	0	0	0	345	0	0	0	100	0	0	445
2007	0	0	0	0	2.5	0	0	0	0	0	0	53.5	1	0	57
2008	0	0	0	0	0	0	0	0	0	0	0	7.2	0	0	7
2009**	0	0	0	0	0	0	0	0	0	0	0	26.5	0	0	27
Total DNAPL Pumped by Location (gal)	0	0	0	30	200	482	1,015	4,437	0	0	0	778	1	0	**6,942**

Notes:

NP - Recovery wells were not pumped in 1999

* The DNAPL recovery program began in October 1999. DNAPL was recovered from Sumps 4, 5, and 6 prior to October 1999 and those recovered volumes are included in the 1999 total volumes for these sumps.

** The 2009 recovered volumes are for the months of January, February, March, and April.

SEDIMENT DISPOSAL AREA CAP AND ONSITE CENTRAL DITCH INSPECTION CHECKLIST

SEDIMENT DISPOSAL AREA CAP AND ONSITE CENTRAL DITCH INSPECTION CHECKLIST

DATE: 4-30-09 TIME STARTED: 0950 COMPLETED: 1010

INSPECTOR: D. Uzuka ORGANIZATION: FTS PHONE: 443-880-2772

	GOOD	FAIR	POOR	COMMENTS
1. Vegetative cover (condition, trees or brush requiring removal)	✓			*
2. Soil stability (erosion control)	✓			
3. Cover integrity (no exposed drainage) layer, ruts, burrows, or subsidence)	✓			
4. Surface water drainage (settlement or ponding)	✓			
5. Seeps on cap surface	✓			
6. Perimeter ditch (stability, accumulation of fines)	✓			
7. Central Ditch stability (erosion, accumulation of fines or debris)	✓			
8. Groundwater well maintenance (seals, casing)	✓			
9. Other items on or adjacent to sediment disposal area				

10. Additional Comments: *Trees Growing on creek side at bottom of Cap Slope

11. Items to be observed in future inspections:

12. Recommended maintenance activities:

Jack Spicuzza
Environmental Manager

RCRA HSWA File Grenada Co. (red)
EPA ID # MSD007202

KOPPERS

RECEIVED
MAY 26 2009
Dept of Environmental Quality
Office of Pollution Control

Koppers Inc.
436 Seventh Avenue
Pittsburgh, PA 15219-1800
Tel 412-227-2248
Fax 412-227-2423
spicuzzajp@koppers.com
www.koppers.com

May 20, 2009

Ms. D. Karen Knight, CHMM
Chief, Corrective Action Section
Restoration and UST Branch
United States Environmental Protection Agency
Region 4
Atlanta Federal Center
61 Forsyth Street
Atlanta Georgia 30303-8960

Dear Ms. Knight:

Koppers Inc. received the U.S. Environmental Protection Agency (EPA) comments on the Confirmatory Sampling Report, dated December 11, 2008 for Koppers Inc./Beazer East Inc., Tie Plant, Mississippi on April 20, 2009. We have reviewed the comments and have the following responses.

I. Data Quality Assessment

Comment 1. Insufficient sample volume was received to perform a semivolatile SIM matrix spike/matrix spike duplicate. The laboratory performed a LCD/LCSD. The recovery of pentachlorophenol was below QC limits in the LCSD and just within QC limits in the LCS. Sample results for pentachlorophenol were not detected, but were "J" justified for SF-1, SF-2, SF-4 and R-45

Response. *As stated on page 4 of the original Data Validation Memorandum in Appendix C, "In CAS report #K0809180, the EPA Method 8270 SIM spike recovery of pentachlorophenol was below laboratory control limits in the LCSD sample. LCS spike recovery was just within the lower control limit. The low spike recovery introduces the possibility for low bias in the associated samples. However, pentachlorophenol was below detection limits in all samples, so the samples have not been qualified. Any detections would have been qualified with a "J" qualifier, stating that the analyte was positively identified and the associated numerical value is the approximate concentrations of the analyte in the sample."*

The National Functional Guidelines for Organic Data Review state that professional judgment should be used to determine if the data should be qualified. The professional judgment of the reviewer determined that the fact that the pentachlorophenol was below detection limits in the four Site samples and the two laboratory control samples combined with the spike recovery of pentachlorophenol being below laboratory control limits in only

one of the two laboratory quality control samples did not warrant qualification of the sample results.

II. Human Health Risk Assessment

Comment 1. Fraction Ingested (FI) term. For the scenarios in this risk assessment, EPA Region 4 Technical Support Section (TSS) does not accept the use of an FI of less than 1 for incidental ingestion of soil and dermal contact with soil. For each day the receptor is assumed to be in contact with contaminated soil, however, the daily ingestion rate and dermal contact assumptions should be applied. Even though the receptor may only spend a portion of the day at the contaminated soil location, EPA conservatively assumes that the soil-derived dust layer will remain on the skin and that incidental ingestion of this dust continues until it is washed off (i.e., the remainder of the day).

A situation when it would only be appropriate to use a FI of less than 1 would be if the receptor spent part of the day in one part of the site and the remainder in another part(s) of the site, and those different parts of the site had distinctly different contaminant concentrations. In this approach the sum of the FI values is 1, and the contaminant concentrations are know for the different parts of the site.

Response. *First, Koppers would like to point out and confirm that this comment only applies to the hypothetical residential scenario in which residents were assumed to be exposed to drainageway soils that potentially have the same concentrations of constituents as measured in on-Site soils in the retention ponds for 2 hours a day, every day of the year, for 30 years. This comment does not apply to on-Site workers, for whom an FI of 1.0 was conservatively assumed.*

Second, Koppers respectfully requests that U.S. EPA reconsider its request that the FI based on an assumed contact of two hours every day in the screening evaluation be changed to 1.0 for the hypothetical resident potentially contacting off-Site drainageway soils. Koppers believes the assumption used in the screening evaluation,(i.e., that such contact will occur for two hours every day of the year), is already exceptionally conservative, as U.S. EPA alludes to in Comment 3. As noted in the screening evaluation, given the nature of the drainageways and their distance from the residences, day-long contact by a resident with drainageway soils is very unlikely. Based upon U.S. EPA's comment, it does not appear that U.S. EPA disagrees with the assumption that the off-Site hypothetical resident may contact drainageway soils for 2 hours per day. Rather, in its comment, U.S. EPA states that once such contact has occurred, the assumption is that the drainageway soil present after the contact remains in place until it is washed off. In other words, that it remains in place for the remainder of the day. U.S. EPA's comment then goes on to explain that in situations where a site may have areas with distinctly different contaminant concentrations, an FI of less than 1.0 can be used as long as the sum of the FI values is equal to 1.0.

Koppers believes the hypothetical residential exposures to drainageway soils are analogous to the example presented in U.S. EPA's comment that uses an FI of less than 1.0 for exposure to different portions of a Site with differing constituent concentrations. The assumed concentrations in the drainageways are almost certainly greater than background soil concentrations, perhaps substantially so. Consequently, as U.S. EPA's comment suggests, it makes common sense to divide up the total daily soil contact according to the fraction of time spent in areas with differing concentrations. In the case of

the hypothetical residential exposure, 2 hours a day was conservatively assumed to be spent contacting drainageway soils, and the rest of the day was assumed to be spent contacting other soils with background concentrations, and certainly consisting of soils unaffected by retention pond soils.

Moreover, Koppers disagrees with the assumption that once soil has been contacted it remains on the skin all day and is available for contact or incidental ingestion all day. Koppers believes that it is much more likely that over the course of the day, the soil that is on a person's skin is continuously being replenished (either because it is washed off or more likely simply rubbed off as a person goes about their daily activities) and at any one time, any soil present on a person's skin is predominantly comprised of the soil that he or she contacted most recently, not the soil that he or she contacted several hours ago. Even with continuous replacement of soil that is on skin, an FI of 1.0 makes sense for situations where a person has the potential to be in contact with soil from the same general area all day long. Examples of such situations are soils in a residential front or back yard or a place of employment. However, for hypothetical contact by a resident with drainageway soils, Koppers does not believe an FI of 1.0 is appropriate. Assuming an FI of 1.0 for such contact would effectively mean that if a hypothetical resident were to visit four other locations with varying PAH concentrations every day for two hours each, the resident's total exposure would be equal to an FI of 5.0 (an FI of 1.0 for each of the 5 locations visited everyday). This would be the equivalent of assuming that the resident contacts and ingests five times the default upper bound amount of soil because they would be assumed to be contacting and ingesting their total daily intake from each of the five locations. This is inconsistent with U.S. EPA's conservative default assumptions.

For the above described reasons, Koppers does not believe that an FI of 1.0 is an appropriate assumption for the hypothetical contact of a resident with soils in a drainageway. Rather Koppers believes that a lower FI that reflects the amount of time that a resident may hypothetically spend contacting drainageway soils should be employed in the screening evaluation. Further, Koppers believes that even the assumption of 2 hours a day of contact with such soils, currently used in the screening evaluation, is very conservative given the nature of the drainageways.

Comment 2. Exposure Frequency (EF) for Worker. An EF this low needs some additional explanation, i.e., what is it that brings the worker to this location 1 day per month, and not 5 or 20 days per month? What is the worker doing the remainder of his/her work days?

Response. *Koppers discussed U.S. EPA's comment, with the Assistant Plant Manager at the Tie Plant facility. He indicated that the Outfall 005 retention basin is heavily wooded. There is one inlet pipe to the retention basin, and KI workers may need to perform maintenance activities on this inlet pipe. However, the need for maintenance is rare. KI workers may also clear brush from the area, although the KI worker would be on a tractor and not on foot in the basin and this also happens infrequently (once every year at most). The sampling point for the outfall is outside the basin on the back side of the levee, so KI workers do not enter the basin to perform sampling. In other words, even the assumption made by the screening evaluation of continuous daily contact for one day a month (12 days a year) is conservative, perhaps too conservative.*

Outfall 006 is less wooded. KI workers may also clear brush from this area, although as with outfall 005, the KI worker would be on a tractor and not on foot in the basin. The outfall 006 retention basin has a skimmer that requires maintenance once every 2 months

on average. Thus, 12 days a year overestimates the potential frequency of contact by about two-fold for outfall 006.

Finally, once per month, as required by the facility Integrated Contingency Plan, KI workers must inspect the outfalls and retention basins. This is done in a vehicle which drives on top of the levees and, thus, does not result in direct contact with soils in the retention basins.

This more refined information validates the conservative nature of the assumption in the screening evaluation that KI workers are present in the basins no more than 12 days per year, and that a more likely and still conservative assumption might be between 6 and 8 days a year, for only a portion of the day. Koppers will add this additional explanation and justification to the screening evaluation in the CS Report when it is revised.

Comment 3. Exposure Frequency (EF) for Resident. TSS agrees that, for the described situation, the assumption of an exposure frequency (EF) for the resident of 365 d/y is overly conservative and is therefore essentially a "screening" assessment. Thus, if the estimated risk from this screen exceeded the cancer risk range or HI of 1 (based upon revisions in response to comment above), we would encourage the use of a more realistic EF value.

***Response**. Koppers agrees with U.S. EPA that the assumed exposure frequency of 365 days/year for hypothetical contact with drainageway soils is very conservative, even for a screening evaluation, given the nature of the drainageways and their proximity to residences. Koppers also agrees with U.S. EPA that if the FI term (see response to Comment 1) currently assumed by the screening evaluation needs to be modified, that it is appropriate to also modify the EF assumed by the screening evaluation for the hypothetical resident. The two are linked. For example, if the FI were increased to 1.0, that would imply a hypothetical resident spends the entire day at the drainageway contacting soils. Such contact would be exceptionally rare, perhaps a few times a year a most, particularly considering that contact is assumed to occur for 30 years. Such a change in the FI term would necessitate a reduction in the EF used in the screening evaluation.*

However, Koppers continues to believe that the screening evaluation's use of an FI of less than 1.0 combined with the very conservative EF of 365 day per year is the best way to convey the conservative nature of the hypothetical residential exposure scenario. Contact with drainageway soil for even two hours a day sounds and is conservative, as is the assumption of doing that every day for 30 years. Changing the FI to 1.0, equivalent to assuming day-long contact with drainageway soils is certainly very conservative, unrealistically so, but if that is coupled with a revised EF of, for example, one or twice a month, it is possible the EF may not seem conservative to some people. Thus, Koppers continues to believe that the FI and EF used in the screening evaluation for the hypothetical resident are conservative and appropriate. Koppers also agrees with U.S. EPA that if the hypothetical resident's FI is changed, his or her EF will also need to be changed.

Comment 4. Exposure Duration (ED) term. The scenario involving exposure of the resident is described as being "for the first 30 years of his or her life". The ED terms used in each of the various ages (young child = 5y; older child/teen = 10; adult = 12) only add up to 27 years. The sum of the individual EDs should agree with the total ED of 30 years.

Response. *Koppers agrees with U.S. EPA that the screening evaluation assumes the hypothetical resident is exposed for a total of 27 years, not 30, and that the justification of the actual ED of 27 years is not clearly conveyed in the screening evaluation. The intent of the screening evaluation was to estimate potential exposure for the first 30 years of a hypothetical resident's life, but appreciating the nature and distance of the drainageways from residences, the screening evaluation also recognized the first three years of his or her life, as child is not going to contact drainageway soils. Thus, contact with drainageway soils is only assumed to occur for 27 out of the first 30 years of a resident's life. Koppers will add this additional explanation and justification to the screening evaluation in the CS Report when it is revised.*

If you have any questions about the responses provided in this letter, need additional information, or if you would like to discuss the responses in more detail, please call me at your convenience (412- 227-2248).

Sincerely,

Jack Spicuzza

Jack Spicuzza
Environmental Resources Manager

Cc: Toby Cook, MDEQ
Michael Bollinger, Beazer East, Inc.
Jennifer Abrahams, GeoTrans
Marcus Smith, Koppers Inc.

Grenada Co.
RCRA HSWA File (red)

UNITED STATES ENVIRONMENTAL PROTECTION AGENCY
REGION 4
ATLANTA FEDERAL CENTER
61 FORSYTH STREET
ATLANTA, GEORGIA 30303-8960

MAR 16 2009

RECEIVED
MAR 18 2009
Dept of Environmental Quality
Office of Pollution Control

Mr. Michael W. Bollinger
Beazer East, Inc.
One Oxford Centre, Suite 3000
Pittsburgh, Pennsylvania 15219

SUBJECT: Draft Concurrence Reached on the
Revised Corrective Measures Study Work Plan
Dated February 18, 2009
Koppers, Inc./Beazer East, Inc.
Tie Plant, Mississippi
EPA I.D. No. MSD 007 027 543

Dear Mr. Bollinger:

On August 20, 2008, the U.S. Environmental Protection Agency (EPA) transmitted draft comments on the revised Corrective Measures Study (CMS) Work Plan, dated December 21, 2006. This revised CMS Work Plan was submitted in accordance with the Specific Condition II.G.1.c. of the HSWA permit. A meeting between EPA and Koppers and Beazer occurred on August 27, 2008, that discussed the draft EPA comments on the revised CMS Work Plan. On October 9, 2008, Koppers/Beazer submitted a document of concurrence on the draft comments discussed during the August 27, 2008, meeting. EPA sent comments on the concurrence document on December 4, 2008. The teleconferences to discuss the December 4, 2008, EPA's comments occurred on January 22 and February 12, 2009. Based on the discussions of these teleconferences, Koppers/Beazer submitted a draft concurrence document on February 18, 2009.

EPA has evaluated the Koppers/Beazer's document of concurrence dated February 18, 2009 and hereby approved this document with some minor suggestions/comments. These suggestions/comments are contained in the enclosed enclosure.

Within forty-five (45) calendar days after the receipt of this letter, please submit the revised Corrective Measures Study Work Plan (2 copies) to EPA and one (1) copy to the Mississippi Department of Environmental Quality (MDEQ). If you have any question(s), please contact Mr. Harbhajan Singh of my staff at (404) 562-8473.

Sincerely,

D. Karen Knight

D. Karen Knight, CHMM
Chief, Corrective Action Section
Restoration and UST Branch

Enclosure: Suggestions/Comments on the Draft Concurrence
Dated February 18, 2009

cc: Jack Spicuzza, Koppers/Pittsburgh
Jennifer Abrahams, GeoTrans/Rancho Cordova
Mark King, Groundwater Insight/Halifax
Toby Cook, MDEQ/Jackson

Draft Concurrence Document Reached on the Revised Corrective Measures Study Work Plan, Dated February 18, 2009
Koppers, Inc./Beazer East, Inc., Tie Plant, Mississippi
EPA I.D. No. MSD 007 027 543

During the review of Koppers/Beazer concurrence document, dated February 18, 2009 on the revised Corrective Measures Study (CMS) Work Plan, EPA has the following minor suggestions/comments.

3c. Please remove the following sentence:

Beazer and EPA concurred that sampling wells with NAPL emulsion would not provide meaningful data for the MNA evaluation and will be avoided except under certain circumstances to be stated below.

3d. Please remove the following sentence:

EPA and Beazer discussed the relevance of analytical data from the groundwater wells containing emulsion, and concurred that this data would not be meaningful.

4c. Please change *3c* to *3d.*

5, 7, and General Comment. The phrase "approved groundwater remedy" should be changed to "groundwater remedy."

6. Please remove the following sentence:

The EPA and Beazer agreed that samples from wells containing DNAPL would not provide meaningful information regarding potential dissolved-phase dioxin concentrations.

RCRA HSWA File
Grenada Co.

UNITED STATES ENVIRONMENTAL PROTECTION AGENCY
REGION 4
ATLANTA FEDERAL CENTER
61 FORSYTH STREET
ATLANTA, GEORGIA 30303-8960

DEC 23 2008

RECEIVED
JAN 7 2009
Dept of Environmental Quality
Office of Pollution Control

Mr. Michael W. Bollinger
Beazer East, Inc.
One Oxford Centre, Suite 3000
Pittsburgh, Pennsylvania 15219

SUBJECT: Extension of Time to EPA Letter, Dated December 4, 2008
Concurrence Reached During August 27, 2008 Meeting,
Dated October 9, 2008 on the Draft EPA Comments,
Dated August 20, 2008 for the
Revised Corrective Measures Study Work Plan,
Dated December 21, 2006
Koppers, Inc./Beazer East, Inc.
Tie Plant, Mississippi
EPA I.D. No. MSD 007 027 543

Dear Mr. Bollinger:

The U.S. Environmental Protection Agency (EPA) received a call from Mr. Michael W. Bollinger and noted that Koppers/Beazer has some questions on the EPA letter, dated December 4, 2008 related to the Concurrence Reached during August 27, 2008 Meeting. As agreed upon, a teleconference will be scheduled in early January 2009 to discuss comments contained in this letter. Also, EPA has extended the time of thirty (30) calendar days for respond to EPA letter, dated December 4, 2008 after the teleconference.

If you have any question(s), please contact Mr. Harbhajan Singh of my staff at (404) 562-8473.

Sincerely,

D. Karen Knight

D. Karen Knight, CHMM
Chief, Corrective Action Section
Restoration and UST Branch

cc: Jack Spicuzza, Koppers/Pittsburgh
Jennifer Abrahams, GeoTrans/Rancho Cordova
Mark King, Groundwater Insight/Halifax
Toby Cook, MDEQ/Jackson

UNITED STATES ENVIRONMENTAL PROTECTION AGENCY
REGION 4
ATLANTA FEDERAL CENTER
61 FORSYTH STREET
ATLANTA, GEORGIA 30303-8960

DEC 0 4 2008

RECEIVED
DEC 0 8 2008
Dept of Environmental Quality
Office of Pollution Control

Mr. Michael W. Bollinger
Beazer East, Inc.
One Oxford Centre, Suite 3000
Pittsburgh, Pennsylvania 15219

SUBJECT: Concurrence Reached During August 27, 2008 Meeting,
Dated October 9, 2008 on the Draft EPA Comments,
Dated August 20, 2008 for the
Revised Corrective Measures Study Work Plan,
Dated December 21, 2006
Koppers, Inc./Beazer East, Inc.
Tie Plant, Mississippi
EPA I.D. No. MSD 007 027 543

Dear Mr. Bollinger:

On August 20, 2008, the U.S. Environmental Protection Agency (EPA) transmitted draft comments on the revised Corrective Measures Study (CMS) Work Plan, dated December 21, 2006. This revised CMS Work Plan was submitted in accordance with the Specific Condition II.G.1.c. of the HSWA permit. A meeting between EPA and Koppers and Beazer occurred on August 27, 2008 that discussed the draft EPA comments on the revised CMS Work Plan. On October 9, 2008, Koppers/Beazer submitted a document of concurrence on the draft comments discussed during the August 27, 2008 meeting.

EPA has evaluated the Koppers/Beazer's document of concurrence reached during the August 27, 2008 meeting and has some comments. These comments are contained in the enclosed Attachment.

Please send your response to these comments (two copies to EPA and 1 copy to MDEQ) within forty-five (45) calendar days after the receipt of this letter. If you have any question(s) or intend to have a teleconference to discuss these comments, please contact Mr. Harbhajan Singh of my staff at (404) 562-8473.

Sincerely,

D. Karen Knight, CHMM
Chief, Corrective Action Section
Restoration and UST Branch

Enclosure: Comments on the Concurrence Reached During August 27, 2008 Meeting, Dated October 9, 2008

cc: Jack Spicuzza, Koppers/Pittsburgh
Jennifer Abrahams, GeoTrans/Rancho Cordova
Mark King, Groundwater Insight/Halifax
Toby Cook, MDEQ/Jackson

Concurrence Reached During August 27, 2008 Meeting, Dated October 9, 2008
On the Draft EPA Comments, Dated August 20, 2008 for the
Revised Corrective Measures Study Work Plan, Dated December 21, 2006
Koppers, Inc./Beazer East, Inc., Tie Plant, Mississippi
EPA I.D. No. MSD 007 027 543

During the review of Koppers/Beazer concurrence document, dated October 9, 2008 of the August 27, 2008 meeting on the revised Corrective Measures Study (CMS) Work Plan, EPA has the following comments.

1. The response is acceptable.

2. The response is acceptable.

3a. The response is acceptable.

3b. EPA does not consider that the groundwater plume at the Site behaves as a single plume. In fact, there are multiple overlapping plumes at different layers and these may be interconnected.

3c. Some wells are to be in the source area to assess the maximum extent of contamination. Emulsion is only present if there is a free product or residual free product and this indicates that the source has not been properly removed. If the source area has not been removed, then it requires excavation or limited excavation. The principle of Monitored Natural Attenuation (MNA) is the complete removal of the source area and then that area is subject to monitoring for several years.

3d. Koppers/Beazer has selected most of the wells beyond the periphery of the plume except R-12 and R-38 (Figure 1; Table showing Baseline Natural Attentuation Sampling). The plume front wells, R97-1A and R97-1B are far from the periphery of the plume and additionally, R-39B and R-39C will cover sampling from these wells and thus, sampling from R97-1A and R97-1B will not be necessary. Koppers/Beazer has also proposed sampling from the so-called side-gradient wells, R-9 and R-9C. These wells are being monitored for a number of years for the Surface Impoundment under the MDEQ permit and thus, sampling from these wells are not required for the purpose of MNA. However, EPA recommends monitoring of already existing wells located within the plume or highly contaminated area, viz., R-21, R-21B, R-5, R-5B, R-19, R-19B, and R-16B.

The parameters for the wells are acceptable and as discussed during the August 27, 2008 meeting, EPA suggests the addition of parameters mentioned in the Table 2 below.

Table 2. Relative Degree of Toxicity of Benzene and Potential Benzene Degradation Products

Contaminant	Tap water PRG	Toxicity relative to benzene*
Benzene	0.35 μg/L	1
Phenol	11,000 μg/L	3.18E-5
2-methylphenol; 3 methylphenol	1,800 μg/L	1.94E-4
4-methylphenol	180 μg/L	1.94E-3
2,4-dimethylphenol	730 μg/L	4.79E-4
2,6-dimethylphenol	22 μg/L	1.59E-2
3,4-dimethylphenol	36 μg/L	9.72E-3
Benzaldehyde	3,600 μg/L	9.72E-5
Benzoic acid	150,000 μg/L	2.33E-6

*for simplicity, assumes the contaminant toxicity is fully represented by the tap water PRG

The frequency of monitoring (four consecutive quarters) is acceptable, but EPA suggests to continue to submit the semi-annual reports thereafter. The demonstration of MNA will most likely take several years of monitoring.

4a. The response is acceptable.

4b. EPA concurs with the microbial analyses from the proposed (three of five) monitoring wells such as R-5, R-38, R-38B. In addition, EPA considers that the microbial analyses would be conducted from one additional deep well, R-5B and the monitoring wells located in the lower side-gradient, R96-16 and R96-17. The wells, R-39B and R-39C will be substituted with the lower side-gradient wells, R96-16 and R96-17 for such analyses. In this way, the microbial analyses will be covered from all directions of the plume. Koppers/Beazer can select the microbial analyses from these wells during any of the four consecutive quarterly monitoring events. It is recommended that the microbial sampling will be conducted at least once in 3-5 years from these or other monitoring wells. This will provide information whether MNA is likely to continue to occur at the Site or not.

4c. As discussed during the August 27, 2008 meeting, Table 2 (a list of degradation products) of the draft EPA comments on the revised CMS Work Plan, dated August 20, 2008 (above Table) will also be included in the analyses performed for the four consecutive quarterly sampling events.

5. EPA does not consider that the groundwater plume at the Site behaves as a single plume. In fact, there are multiple overlapping plumes at different layers and these may be interconnected.

Long-term monitoring program will be assessed after four consecutive quarterly reports of natural attenuation samples, but be finalized after the demonstration of occurrence of MNA. The demonstration of MNA will most likely take several years of monitoring. However, Koppers/Beazer will continue to submit semi-annual monitoring reports after four consecutive quarterly reports.

6. EPA concurs with the proposed dioxin/furan sampling from the wells, R-5, R-38, and R-38B located on the peripheral edge of the plume. However, EPA did not concur that such samples should not be collected in proximity of DNAPL. If the DNAPL area has not been removed, then it requires excavation or limited excavation. The principle of MNA is the removal of the DNAPL area and then that area is subject to monitoring for several years.

Due to proposed sampling at the peripheral edge locations, EPA suggests that some additional samples should also be collected from the plume or the highly contaminated area to establish the baseline conditions. This includes only two locations at two layers, viz., the wells R-21, R-21B, R-12, and R-12B for dioxin/furan sampling.

EPA has attached herewith a copy of the MDEQ dioxins/furans standards for information purposes.

7. Long-term monitoring program will be assessed after four consecutive quarterly reports of natural attenuation samples, but be finalized after the demonstration of occurrence of MNA. The demonstration of MNA will most likely take several years of monitoring. However, Koppers/Beazer will continue to submit semi-annual monitoring reports after four consecutive quarterly reports.

8. The response is acceptable.

9. Process Cooling Reservoir - EPA will discuss with the risk assessor. In case, there is incomplete information, then the facility will resubmit the entire information to EPA.

In the interest of the facility, Koppers/Beazer has the option to submit the entire information (in one package) on the Process Cooling Reservoir to date, including the soil, surface water and sediment sampling and the specific risk assessment and results.

10. The response is acceptable.

11. The response is acceptable.

Koppers/Beazer concurred to submit a sensitivity analysis of the 2003 Human Health Risk Assessment to evaluate the effect of changes in specific default parameters in EPA's July 2008 comments.

General Comment

Monitoring of other wells is also required for the MNA Program, and was discussed during the August 27, 2008 meeting, but not included in this document. Koppers/Beazer has the option to select the wells for the short-term monitoring from the list EPA handed over during the meeting. However, EPA recommends the wells, R-19, R-19B, R-17, GW-7, GW-7B, R-20, R-20B, R96-12, and R96-18 for the short-term monitoring as these were found to be highly contaminated during the 1997 and 2000 sampling events. EPA suggests that Koppers/Beazer will submit four consecutive quarterly monitoring reports from these wells and once in every three years thereafter.

MISSISSIPPI DEPARTMENT OF ENVIRONMENTAL QUALITY
TIER 1 TRG TABLE

CHEMICAL	CAS No.	Groundwater			Soil							
					Restricted				Unrestricted			
		ug/l		Notes	mg/kg		Notes		mg/kg		Notes	
ACENAPHTHENE	83329	3.65E+02	N	R	1.23E+05	N	Ing		4.69E+03	N	Ing	
ACENAPHTHYLENE	208968	2.19E+03	N		1.23E+05	N	Ing		4.69E+03	N	Ing	
ACEPHATE	30560191	7.70E+00	C		6.58E+02	C	Ing		7.34E+01	C	Ing	
ACETALDEHYDE	75070	1.63E+00	C	R	2.34E+01	C	Inh	1	1.53E+01	C	Inh	1
ACETOCHLOR	34256821	7.30E+02	N		4.09E+04	N	Ing		1.56E+03	N	Ing	
ACETONE (DIMETHYL KETONE)	67641	6.08E+02	N	R	1.04E+05		Csat		7.82E+03	N	Ing	
ACETONITRILE (CYANOMETHANE)	75058	1.25E+02	N	R	1.11E+02	N	Inh	1	1.11E+02	N	Inh	1
ACETOPHENONE	98862	4.16E-02	N	R	2.63E+03		Csat		2.63E+03		Csat	
ACROLEIN	107028	4.16E-02	N	R	4.09E+04	N	Ing		1.56E+03	N	Ing	
ACRYLAMIDE	79061	1.49E-02	C		1.27E+00	C	Ing		1.42E-01	C	Ing	
ACRYLONITRILE	107131	3.87E-02	C		1.06E+01	C	Ing		1.18E+00	C	Ing	
ALACHLOR	15972608	2.00E+00		MCL	7.15E+01	C	Ing		7.98E+00	C	Ing	
ALAR	1596845	5.48E+03	N		3.07E+05	N	Ing		1.17E+04	N	Ing	
ALDICARB	116063	3.65E+01	N	R	2.04E+02	N	Ing		7.82E+01	N	Ing	
ALDICARB SULFONE	1646884	3.65E+01	N		2.04E+03	N	Ing		7.82E+01	N	Ing	
ALDRIN	309002	3.94E-03	C	R	3.37E-01	C	Ing		3.76E-02	C	Ing	
ALUMINUM	7429905	3.65E+04	N		2.04E+06	N	Ing		7.82E+04	N	Ing	
[illegible]		2.19E+00	N		1.23E+02	N	Ing		4.69E+00	N	Ing	
4-AMINOPYRIDINE	504245	7.30E-01	N		4.09E+01	N	Ing		1.56E+00	N	Ing	
AMMONIA	7664417	2.09E+02	N									
ANILINE	62533	1.17E+01	C		1.00E+03	C	Ing		1.12E+02	C	Ing	
ANTHRACENE	120127	4.34E+01		Csat	6.13E+05	N	Ing		2.35E+04	N	Ing	
ANTIMONY	7440360	6.00E+00		MCL	8.17E+01	N	Ing		3.13E+01	N	Ing	
ANTIMONY PENTOXIDE	1314609	1.83E+01	N		1.02E+02	N	Ing		3.91E+01	N	Ing	
ANTIMONY TETROXIDE	1332816	1.46E+01	N		8.17E+01	N	Ing		3.13E+01	N	Ing	
ANTIMONY TRIOXIDE	1309644	1.46E+01	N		8.17E+01	N	Ing		3.13E+01	N	Ing	
ARSENIC	7440382	5.00E+01		MCL	3.82E+00	C	Ing		4.26E-01	C	Ing	
ARSINE	7784421	1.02E-01	N									
ASSURE	76578148	3.29E+02	N		1.84E+04	N	Ing		7.04E+02	N	Ing	
ATRAZINE	1912249	3.00E+00		MCL	2.58E+01	C	Ing		2.88E+00	C	Ing	
AZOBENZENE	103333	6.09E-01	C		5.20E+01	C	Ing		5.81E+00	C	Ing	
BARIUM	7440393	2.00E+03		MCL	1.43E+04	N	Ing		5.48E+03	N	Ing	
BAYGON	114261	1.46E+02	N		8.18E+03	N	Ing		3.13E+02	N	Ing	
BAYTHROID	68359375	9.13E+02	N		5.11E+04	N	Ing		1.96E+03	N	Ing	
BENTAZON	25057890	1.10E+03	N		8.13E+04	N	Ing		2.35E+03	N	Ing	
BENZ[A]ANTHRACENE	56553	9.17E-02	C	R	7.84E+00	C	Ing		8.75E-01	C	Ing	
BENZALDEHYDE	100527	3.65E+03	N		2.04E+05	N	Ing		7.82E+03	N	Ing	
BENZENE	71432	5.00E+00		MCL	1.36E+00	C	Inh	1	8.87E-01	C	Inh	1
BENZENETHIOL	108985	6.08E-02	N		2.04E+01	N	Ing		7.82E-01	N	Ing	
BENZIDINE	92875	2.91E-04	C		2.49E-02	C	Ing		2.78E-03	C	Ing	
BENZOIC ACID	65850	1.46E+05	N	R	8.17E+05	N	Ing		3.13E+05	N	Ing	
BENZO[A]PYRENE	50328	2.00E-01		MCL	7.84E-01	C	Ing		8.75E-02	C	Ing	
BENZO[B]FLUORANTHENE	205992	9.17E-02	C	R	7.84E+00	C	Ing		8.75E-01	C	Ing	
BENZO[G,H,I]PERYLENE	191242	1.10E+03	N		8.13E+04	N	Ing		2.35E+03	N	Ing	
BENZO[K]FLUORANTHENE	207089	9.17E-01	C	R	7.84E+01	C	Ing		8.75E+00	C	Ing	
BENZYL ALCOHOL	100516	1.10E+04	N		2.04E+05	N	Ing		2.35E+04	N	Ing	
BENZYL CHLORIDE (CHLOROMETHYLBENZENE)	100447	6.21E-02	C	R	3.37E+01	C	Ing		3.76E+00	C	Ing	
BERYLLIUM	7440417	4.00E+00		MCL	1.02E+03	N	Ing		1.56E+02	N	Ing	
BIPHENYL	92524	3.04E+02	N	R	1.02E+04	N	Ing		3.91E+03	N	Ing	
BIS(2-CHLOROETHYL)ETHER	111444	9.20E-03	C	R	4.19E-01	C	Inh	1	2.73E-01	C	Inh	1
BIS(2-CHLOROISOPROPYL)ETHER	108601	2.60E-01	C	R	9.08E+00	C	Inh	1	5.93E+00	C	Inh	1
BIS(CHLOROMETHYL)ETHER	542881	4.60E-05	C		2.60E-02	C	Ing		2.90E-03	C	Ing	
BIS(2-ETHYLHEXYL)PHTHALATE	117817	6.00E+00		MCL	4.09E+02	C	Ing		4.56E+01	C	Ing	
BORON	7440428	3.29E+03	N		4.08E+03	N	Ing		4.08E+03	N	Ing	
BROMODICHLOROMETHANE (DICHLOROBROMOMETHANE)	75274	1.68E-01	C	R	1.89E+00	C	Inh	1	1.24E+00	C	Inh	1
BROMOETHENE (VINYL BROMIDE)	593602	1.12E-01	C	R	1.26E-01	N	Inh	1	1.26E-01	N	Inh	1
BROMOFORM (METHYL TRIBROMIDE)	75252	8.48E+00	C	R	9.01E+01	C	Inh	1	5.88E+01	C	Inh	1
BROMOMETHANE (METHYL BROMIDE)	74839	8.52E+00	N	R	2.97E+00	N	Inh	1	2.97E+00	N	Inh	1
BROMOPHOS	2104963	1.83E+02	N		1.02E+04	N	Ing		3.91E+02	N	Ing	
1,3-BUTADIENE	106990	6.98E-03	C									
1-BUTANOL	71363	3.65E+03	N	R	1.05E+04		Csat		7.82E+03	N	Ing	
2-BUTANONE (METHYL ETHYL KETONE)	78933	1.91E+03	N	R	8.45E+01	N	Inh	1	8.45E+01	N	Inh	1
BUTYLBENZYLPHTHALATE	85687	2.69E+03		Csat	9.28E+02		Csat		9.28E+02		Csat	
BUTYLATE	2008415	1.83E+03	N		1.02E+04	N	Ing		3.91E+03	N	Ing	
N-BUTYLBENZENE	104518	2.43E+02	N		8.18E+04	N	Ing		3.13E+03	N	Ing	
SEC-BUTYLBENZENE	135988	2.43E+02	N		8.18E+04	N	Ing		3.13E+03	N	Ing	
TERT-BUTYLBENZENE	98066	2.43E+02	N		8.18E+04	N	Ing		3.13E+03	N	Ing	
CADMIUM	7440439	5.00E+00		MCL	1.02E+03	N	Ing		3.91E+01	N	Ing	
CALCIUM CYANIDE	592018	1.46E+03	N		8.17E+03	N	Ing		3.13E+03	N	Ing	

MISSISSIPPI DEPARTMENT OF ENVIRONMENTAL QUALITY
TIER 1 TRG TABLE

CHEMICAL	CAS No.	Groundwater			Soil							
					Restricted				Unrestricted			
		ug/l		Notes	mg/kg		Notes		mg/kg		Notes	
CAPROLACTAM	105602	1.83E+04	N		1.02E+05	N	Ing		3.91E+04	N	Ing	
CARBARYL	63252	3.65E+03	N		2.04E+04	N	Ing		7.82E+03	N	Ing	
CARBAZOLE	86748	3.35E+00	C	R	2.86E+02	C	Ing		3.19E+01	C	Ing	
CARBOFURAN	1563662	4.00E+01		MCL	1.02E+03	N	Ing		3.91E+02	N	Ing	
CARBON CHLORIDE (CARBON TETRACHLORIDE)	56235	5.00E+00		MCL	5.69E-01	C	Inh	1	3.71E-01	C	Inh	1
CARBON DISULFIDE	75150	1.04E+03	N	R	7.97E+00	N	Inh	1	7.97E+00	N	Inh	1
CARBON TETRACHLORIDE (CARBON CHLORIDE)	56235	5.00E+00		MCL	5.69E-01	C	Inh	1	3.71E-01	C	Inh	1
CARBOSULFAN	55285148	3.65E+02	N		2.04E+04	N	Ing		7.82E+02	N	Ing	
CHLORAL HYDRATE	302170	3.65E+03	N		4.08E+03	N	Ing		4.08E+03	N	Ing	
CHLORANIL	118752	1.66E-01	C		1.42E+01	C	Ing		1.56E+00	C	Ing	
CHLORDANE	57749	2.00E+00		MCL	1.23E+01	N	Ing		1.82E+00	C	Ing	
CHLORINE	7782505	4.16E-01	N		2.04E+05	N	Ing		7.82E+03	N	Ing	
CHLORINE DIOXIDE	10049044	4.17E-01	N		6.13E+04	N	Ing		2.35E+03	N	Ing	
CHLORITE	7758192	1.10E+03	N		6.13E+04	N	Ing		2.35E+03	N	Ing	
CHLOROACETIC ACID	79118	7.30E+01	N		4.08E+03	N	Ing		1.56E+02	N	Ing	
4-CHLOROANILINE	106478	1.46E+02	N	R	8.17E+02	N	Ing		3.13E+02	N	Ing	
CHLOROBENZENE (MONOCHLOROBENZENE)	108907	1.02E+02		MCL	1.19E+00	N	Inh	1	1.19E+00	N	Inh	1
CHLOROBENZILATE	510156	2.46E-01	C		2.12E+01	C	Ing		2.37E+00	C	Ing	
P-CHLOROBENZOIC ACID	74113	7.30E+03	N		4.08E+05	N	Ing		1.56E+04	N	Ing	
CHLORO-1,3-BUTADIENE	126998	1.43E+01	N		4.08E+03	N	Ing		1.56E+03	N	Ing	
1-CHLOROBUTANE	109693	2.43E+03	N		1.84E+05	N	Ing		3.13E+04	N	Ing	
CHLORODIBROMOMETHANE (DIBROMOCHLOROMETHANE)	124481	1.26E-01	C	R	6.81E+01	C	Ing		7.60E+00	C	Ing	
1-CHLORO-1,1-DIFLUOROETHANE	75683	1.02E+05	N									
CHLORODIFLUOROMETHANE (DIFLUOROCHLOROMETHANE)	75456	1.02E+05	N									
CHLOROETHANE	75003	3.84E+00	C		1.97E+03	C	Ing		2.20E+02	C	Ing	
CHLOROETHENE (VINYL CHLORIDE)	75014	2.00E+00		MCL	9.39E-01	C	Inh	1	4.26E-01	C	Ing	
CHLOROFORM (METHANE TRICHLORIDE)	67663	1.56E-01	C	R	4.78E-01	C	Inh	1	3.12E-01	C	Inh	1
CHLOROMETHANE (METHYL CHLORIDE)	74873	1.43E+00	C		4.40E+02	C	Ing		4.91E+01	C	Ing	
4-CHLORO-2-METHYLANILINE	95692	1.15E-01	C		9.87E+00	C	Ing		1.10E+00	C	Ing	
CHLOROMETHYLBENZENE (BENZYL CHLORIDE)	100447	6.21E-02	C	R	3.37E+01	C	Ing		3.78E+00	C	Ing	
4-CHLORO-3-METHYLPHENOL (P-CHLORO-M-CRESOL)	59507	7.30E+04	N	R	4.08E+05	N	Ing		1.56E+05	N	Ing	
BETA-CHLORONAPHTHALENE	91587	4.87E+02	N		1.84E+05	N	Ing		6.26E+03	N	Ing	
O-CHLORONITROBENZENE	88733	4.22E-01	C		2.29E+02	C	Ing		2.55E+01	C	Ing	
P-CHLORONITROBENZENE	100005	5.86E-01	C		3.18E+02	C	Ing		3.55E+01	C	Ing	
2-CHLOROPHENOL	95578	3.04E+01	N	R	1.02E+04	N	Ing		3.91E+02	N	Ing	
2-CHLOROPROPANE	75296	2.12E+02	N									
O-CHLOROTOLUENE	95498	1.22E+02	N		4.08E+04	N	Ing		1.56E+03	N	Ing	
CHLORPYRIFOS	2921882	1.10E+02	N		6.13E+02	N	Ing		2.35E+02	N	Ing	
CHLORPYRIFOS-METHYL	5598130	3.65E+02	N		2.04E+03	N	Ing		7.82E+02	N	Ing	
CHROMIUM III	16065831	5.48E+04	N		3.07E+06	N	Ing		1.17E+05	N	Ing	
CHROMIUM VI	18540299	1.00E+02		MCL	3.81E+02	C	Inh	2	2.27E+02	C	Inh	2
CHRYSENE	218019	9.17E+00	C	R	7.84E+02	C	Ing		8.75E+01	C	Ing	
COBALT	7440484	2.19E+03	N		1.23E+04	N	Ing		4.69E+03	N	Ing	
COKE OVEN EMISSIONS (COAL TAR)	8007452	5.69E-03	C									
COPPER	7440508	1.30E+03		MCL	8.17E+03	N	Ing		3.13E+03	N	Ing	
COPPER CYANIDE	544923	1.83E+02	N		1.02E+04	N	Ing		3.91E+02	N	Ing	
o-CRESOL (2-METHLYPHENOL)	95487	1.83E+03	N		1.02E+05	N	Ing		3.91E+03	N	Ing	
m-CRESOL (3-METHYLPHENOL)	108394	1.83E+03	N		1.02E+05	N	Ing		3.91E+03	N	Ing	
p-CRESOL (4-METHYLPHENOL)	106445	1.83E+02	N		1.02E+04	N	Ing		3.91E+02	N	Ing	
CROTONALDEHYDE	123739	5.58E-03	C		3.01E+00	C	Ing		3.36E-01	C	Ing	
CUMENE (ISOPROPYL BENZENE)	98828	6.79E+02	N	R	9.43E+00	N	Inh	1	9.43E+00	N	Inh	1
CYANAZINE	21725462	7.97E-02	C		6.81E+00	C	Ing		7.60E-01	C	Ing	
CYANIDE (FREE)	57125	2.00E+02		MCL	4.08E+03	N	Ing		1.56E+03	N	Ing	
CALCIUM CYANIDE	592018	1.46E+03	N		8.17E+03	N	Ing		3.13E+03	N	Ing	
COPPER CYANIDE	544923	1.83E+02	N		1.02E+04	N	Ing		3.91E+02	N	Ing	
CYANAZINE	21725462	7.97E-02	C		6.81E+00	C	Ing		7.60E-01	C	Ing	
CYANOGEN	460195	2.43E+02	N		8.18E+04	N	Ing		3.13E+03	N	Ing	
CYANOGEN BROMIDE	506683	3.29E+03	N		1.84E+05	N	Ing		7.04E+03	N	Ing	
CYANOGEN CHLORIDE	506774	1.83E+03	N		1.02E+05	N	Ing		3.91E+03	N	Ing	
HYDROGEN CYANIDE	74908	6.22E+00	N		4.09E+04	N	Ing		1.56E+03	N	Ing	
POTASSIUM CYANIDE	151508	1.83E+03	N		1.02E+04	N	Ing		3.91E+03	N	Ing	
POTASSIUM SILVER CYANIDE	506616	7.30E+03	N		4.08E+04	N	Ing		1.56E+04	N	Ing	
SILVER CYANIDE	506649	3.65E+03	N		2.04E+04	N	Ing		7.82E+03	N	Ing	
SODIUM CYANIDE	143339	1.46E+03	N		8.17E+03	N	Ing		3.13E+03	N	Ing	
THIOCYANATE		1.83E+03	N		1.02E+05	N	Ing		3.91E+03	N	Ing	
ZINC CYANIDE	557211	1.83E+03	N		1.02E+04	N	Ing		3.91E+03	N	Ing	
CYANOMETHANE (ACETONITRILE)	75058	1.25E+02	N	R	1.11E+02	N	Inh	1	1.11E+02	N	Inh	1
CYCLOHEXANONE	108941	1.83E+05	N		1.02E+07	N	Ing		3.91E+05	N	Ing	
CYCLONITE (RDX)	121824	6.09E-01	C		5.20E+01	C	Ing		5.81E+00	C	Ing	

MISSISSIPPI DEPARTMENT OF ENVIRONMENTAL QUALITY
TIER 1 TRG TABLE

CHEMICAL	CAS No.	Groundwater			Soil							
					Restricted				Unrestricted			
		ug/l		Notes	mg/kg		Notes		mg/kg		Notes	
CYHALOTHRIN/KARATE	68085858	1.83E+02	N		1.02E+04	N	Ing		3.91E+02	N	Ing	
CYPERMETHRIN	52315078	3.65E+02	N		2.04E+04	N	Ing		7.82E+02	N	Ing	
DACTHAL	1861321	3.65E+02	N		2.04E+04	N	Ing		7.82E+02	N	Ing	
DALAPON	75990	2.00E+02		MCL	6.13E+03	N	Ing		2.35E+03	N	Ing	
DDD	72548	2.79E-01	C	R	2.38E+01	C	Ing		2.66E+00	C	Ing	
DDE	72559	1.97E-01	C	R	1.68E+01	C	Ing		1.88E+00	C	Ing	
DDT	50293	1.97E-01	C	R	1.68E+01	C	Ing		1.88E+00	C	Ing	
DIAZINON	333415	3.29E+01	N		1.84E+03	N	Ing		7.04E+01	N	Ing	
DIBENZOFURAN	132649	2.43E+01	N		8.18E+03	N	Ing		3.13E+02	N	Ing	
DIBENZ[A,H]ANTHRACENE	53703	9.17E-03	C	R	7.84E-01	C	Ing		8.75E-02	C	Ing	
1,4-DIBROMOBENZENE	106376	3.65E+02	N		2.04E+04	N	Ing		7.82E+02	N	Ing	
DIBROMOCHLOROMETHANE (CHLORODIBROMOMETHANE)	124481	1.26E-01	C	R	6.81E+01	C	Ing		7.60E+00	C	Ing	
1,2-DIBROMO-3-CHLOROPROPANE	96128	2.00E-01		MCL	9.99E-02	N	Inh	1	9.99E-02	N	Inh	1
DIBROMOMETHANE (METHYLENE BROMIDE)	74953	6.08E+01	N		2.04E+04	N	Ing		7.82E+02	N	Ing	
1,2-DIBROMOETHANE (ETHYLENE DIBROMIDE)	106934	5.00E-02		MCL	6.73E-02	C	Ing		7.51E-03	C	Ing	
DI-N-BUTYLPHTHALATE	84742	3.65E+03	N	R	2.28E+03		Cast		2.28E+03		Cast	
DICAMBA	1918009	1.10E+03	N		6.13E+04	N	Ing		2.35E+03	N	Ing	
1,2-DICHLOROBENZENE	95501	6.00E+02		MCL	2.79E+02	N	Inh	1	2.79E+02	N	Inh	1
1,3-DICHLOROBENZENE	541731	5.48E+00	N		1.84E+03	N	Ing		7.04E+01	N	Ing	
1,4-DICHLOROBENZENE	106467	7.50E+01		MCL	2.38E+02	C	Ing		2.66E+01	C	Ing	
3,3'-DICHLOROBENZIDINE	91941	1.49E-01	C	R	1.27E+01	C	Ing		1.42E+00	C	Ing	
DICHLOROBROMOMETHANE (BROMODICHLOROMETHANE)	75274	1.68E-01	C	R	1.89E+00	C	Inh	1	1.24E+00	C	Inh	1
1,4-DICHLORO-2-BUTENE	764410	1.35E-03	C									
DICHLORODIFLUOROMETHANE	75718	3.48E+02	N		4.09E+05	N	Ing		1.56E+04	N	Ing	
1,1-DICHLOROETHANE	75343	7.98E+02	N	R	1.18E+02	N	Inh	1	1.18E+02	N	Inh	1
1,2-DICHLOROETHANE (ETHYLENE DICHLORIDE)	107062	5.00E+00		MCL	6.21E-01	C	Inh	1	4.08E-01	C	Inh	1
1,1-DICHLOROETHENE (1,1 - DCE)	75354	7.00E+00		MCL	1.18E-01	C	Inh	1	7.72E-02	C	Inh	1
CIS-1,2-DICHLOROETHENE	156592	7.00E+01		MCL	1.21E+03		Cast		7.82E+02	N	Ing	
TRANS-1,2-DICHLOROETHENE	156605	1.00E+02		MCL	3.07E+03		Cast		1.56E+03	N	Ing	
DICHLOROMETHANE (METHYLENE CHLORIDE)	75092	5.00E+00		MCL	2.19E+01	C	Inh	1	1.43E+01	C	Inh	1
2,4-DICHLOROPHENOL	120832	1.10E+02	N	R	6.13E+02	N	Ing		2.35E+02	N	Ing	
2,4-DICHLOROPHENOXYACETIC ACID (2,4-D)	94757	7.00E+01		MCL	2.04E+03	N	Ing		7.82E+02	N	Ing	
4-(2,4-DICHLOROPHENOXY)BUTYRIC ACID	94826	2.92E+02	N		1.64E+04	N	Ing		6.26E+02	N	Ing	
1,2-DICHLOROPROPANE	78875	5.00E+00		MCL	4.45E-01	N	Inh	1	4.45E-01	N	Inh	1
2,3-DICHLOROPROPANOL	616239	1.10E+02	N		6.13E+03	N	Ing		2.35E+02	N	Ing	
1,3-DICHLOROPROPENE (1,3-DICHLOROPROPYLENE, CIS + TRANS)	542756	8.42E-02	C	R	3.52E-01	N	Inh	1	3.52E-01	N	Inh	1
DICHLORVOS	62737	2.31E-01	C		1.97E+01	C	Ing		2.20E+00	C	Ing	
DICOFOL	115322	1.52E-01	C		1.30E+01	C	Ing		1.45E+00	C	Ing	
DICYCLOPENTADIENE	77736	4.38E-01	N		6.13E+04	N	Ing		2.35E+03	N	Ing	
DIELDRIN	60571	4.19E-03	C	R	3.58E-01	C	Ing		3.99E-02	C	Ing	
DIETHYLPHTHALATE	84662	2.92E+04	N	R	1.97E+03		Cast		1.97E+03		Cast	
DIETHYLENE GLYCOL, MONOETHYL ETHER	111900	7.30E+04	N		4.09E+06	N	Ing		1.56E+05	N	Ing	
DI(2-ETHYLHEXYL)ADIPATE	103231	4.00E+02		MCL	4.77E+03	C	Ing		5.32E+02	C	Ing	
DIETHYLSTILBESTROL	56531	1.42E-06	C		1.22E-03	C	Ing		1.36E-04	C	Ing	
DIFENZOQUAT (AVENGE)	43222486	2.92E+03	N		1.64E+05	N	Ing		6.26E+03	N	Ing	
DIFLUOROCHLOROMETHANE (CHLORODIFLUOROMETHANE)	75456	1.02E+05	N									
1,1-DIFLUOROETHANE	75376	8.03E+04	N									
DIISOPROPYL METHYLPHOSPHONATE (DIMP)	1445756	2.92E+03	N		1.64E+05	N	Ing		6.26E+03	N	Ing	
3,3'-DIMETHOXYBENZIDINE	119904	4.76E+00	C		4.09E+02	C	Ing		4.56E+01	C	Ing	
2,4-DIMETHYLANILINE HYDROCHLORIDE	21436964	1.15E-01	C		9.87E+00	C	Ing		1.10E+00	C	Ing	
2,4-DIMETHYLANILINE	95681	8.93E-02	C		7.63E+00	C	Ing		8.52E-01	C	Ing	
N,N-DIMETHYLANILINE	121697	7.30E+01	N		4.08E+03	N	Ing		1.56E+02	N	Ing	
3,3'-DIMETHYLBENZIDINE	119937	7.28E-03	C		6.22E-01	C	Ing		6.94E-02	C	Ing	
1,1-DIMETHYLHYDRAZINE	57147	2.58E-02	C		2.20E+00	C	Ing		2.46E-01	C	Ing	
1,2-DIMETHYLHYDRAZINE	540738	1.81E-03	C		1.55E-01	C	Ing		1.73E-02	C	Ing	
DIMETHYL KETONE (ACETONE)	67641	6.08E+02	N	R	1.04E+05		Cast		7.82E+03	N	Ing	
2,4-DIMETHYLPHENOL	105679	7.30E+02	N	R	4.08E+04	N	Ing		1.56E+03	N	Ing	
2,6-DIMETHYLPHENOL	576261	2.19E+01	N		1.23E+03	N	Ing		4.69E+01	N	Ing	
3,4-DIMETHYLPHENOL	95658	3.65E+01	N		2.04E+03	N	Ing		7.82E+01	N	Ing	
DIMETHYLPHTHALATE	131113	3.65E+05	N		2.04E+07	N	Ing		7.82E+05	N	Ing	
1,2-DINITROBENZENE	528290	1.46E+01	N		8.17E+02	N	Ing		3.13E+01	N	Ing	
1,3-DINITROBENZENE	99650	3.65E+00	N		2.04E+02	N	Ing		7.82E+00	N	Ing	
1,4-DINITROBENZENE	100254	1.46E+01	N		8.17E+02	N	Ing		3.13E+01	N	Ing	
4,6-DINITRO-O-CYCLOHEXYL PHENOL	131895	7.30E+01	N		4.09E+03	N	Ing		1.56E+02	N	Ing	
4,6-DINITRO-2-METHYLPHENOL	534521	3.65E+00	N		2.04E+02	N	Ing		7.82E+00	N	Ing	
2,4-DINITROPHENOL	51285	7.30E+01	N	R	4.08E+02	N	Ing		1.56E+02	N	Ing	
DINITROTOLUENE MIXTURE		9.85E-02	C		8.42E+00	C	Ing	3	9.39E-01	C	Ing	3
2,4-DINITROTOLUENE	121142	7.30E+01	N	R	4.08E+02	N	Ing	3	1.56E+02	N	Ing	3
2,6-DINITROTOLUENE	606202	3.65E+01	N	R	2.04E+03	N	Ing	3	7.82E+01	N	Ing	3

MISSISSIPPI DEPARTMENT OF ENVIRONMENTAL QUALITY
TIER 1 TRG TABLE

CHEMICAL	CAS No.	Groundwater			Soil							
					Restricted				Unrestricted			
		ug/l		Notes	mg/kg		Notes		mg/kg		Notes	
DINOSEB	88857	7.00E+00		MCL	2.04E+02	N	Ing		7.82E+01	N	Ing	
DI-N-OCTYLPHTHALATE	117840	2.00E+01		Csol	4.08E+03	N	Ing		1.56E+03	N	Ing	
1,4-DIOXANE	123911	6.09E+00	C		5.20E+02	C	Ing		5.81E+01	C	Ing	
DIOXATHION	78342	5.48E+01	N		3.07E+03	N	Ing		1.17E+02	N	Ing	
DIOXINS & FURANS												
2,3,7,8-TETRACHLORODIBENZO-P-DIOXIN (TCDD)	1746016	3.00E-05		MCL	3.82E-05	C	Ing		4.26E-08	C	Ing	
1,2,3,4,6,7,8-HEPTACHLORODIBENZO-P-DIOXIN (HpCDD)	35822469	4.46E-05	C		3.82E-03	C	Ing		4.26E-04	C	Ing	
1,2,3,4,7,8-HEXACHLORODIBENZO-P-DIOXIN (HxCDD)	39227286	4.46E-06	C		3.82E-04	C	Ing		4.26E-05	C	Ing	
1,2,3,6,7,8-HEXACHLORODIBENZO-P-DIOXIN (HxCDD)	57653857	1.06E-05	C		9.23E-04	C	Ing		1.03E-04	C	Ing	
1,2,3,7,8,9-HEXACHLORODIBENZO-P-DIOXIN (HxCDD)	19408743	1.06E-05	C		9.23E-04	C	Ing		1.03E-04	C	Ing	
1,2,3,4,6,7,8,9-OCTACHLORODIBENZO-P-DIOXIN (OCDD)	3268879	4.46E-04	C		3.82E-02	C	Ing		4.26E-03	C	Ing	
1,2,3,7,8-PENTACHLORODIBENZO-P-DIOXIN (PeCDD)	40321764	8.93E-07	C		7.63E-05	C	Ing		8.52E-08	C	Ing	
1,2,3,4,6,7,8-HEPTACHLORODIBENZOFURAN (HpCDF)	67562394	4.46E-05	C		3.82E-03	C	Ing		4.26E-04	C	Ing	
1,2,3,4,7,8,9-HEPTACHLORODIBENZOFURAN (HpCDF)	55673897	4.46E-05	C		3.82E-03	C	Ing		4.26E-04	C	Ing	
1,2,3,4,7,8-HEXACHLORODIBENZOFURAN (HxCDF)	70648269	4.46E-06	C		3.82E-04	C	Ing		4.26E-05	C	Ing	
1,2,3,6,7,8-HEXACHLORODIBENZOFURAN (HxCDF)	57117449	4.46E-06	C		3.82E-04	C	Ing		4.26E-05	C	Ing	
1,2,3,7,8,9-HEXACHLORODIBENZOFURAN (HxCDF)	72918219	4.46E-06	C		3.82E-04	C	Ing		4.26E-05	C	Ing	
2,3,4,6,7,8-HEXACHLORODIBENZOFURAN (HxCDF)	60851345	4.46E-06	C		3.82E-04	C	Ing		4.26E-05	C	Ing	
1,2,3,4,6,7,8,9-OCTACHLORODIBENZOFURAN (OCDF)	39001020	4.46E-04	C		3.82E-02	C	Ing		4.26E-03	C	Ing	
1,2,3,7,8-PENTACHLORODIBENZOFURAN (PeCDF)	57117416	8.93E-06	C		7.63E-04	C	Ing		8.52E-05	C	Ing	
2,3,4,7,8-PENTACHLORODIBENZOFURAN (PeCDF)	57117314	8.93E-07	C		7.63E-05	C	Ing		8.52E-06	C	Ing	
2,3,7,8-TETRACHLORODIBENZOFURAN (TCDF)	51207319	4.46E-06	C		3.82E-04	C	Ing		4.26E-05	C	Ing	
DIPHENYLAMINE	122394	9.13E+02	N		5.10E+03	N	Ing		1.96E+03	N	Ing	
1,2-DIPHENYLHYDRAZINE	122667	8.37E-02	C		7.15E+00	C	Ing		7.98E-01	C	Ing	
DIQUAT	85007	2.00E+01		MCL	4.50E+03	N	Ing		1.72E+02	N	Ing	
DISULFOTON	298044	1.46E+00	N		8.17E+00	N	Ing		3.13E+00	N	Ing	
1,4-DITHIANE	505293	3.65E+02	N		2.04E+04	N	Ing		7.82E+02	N	Ing	
DIURON	330541	7.30E+01	N		4.08E+03	N	Ing		1.56E+02	N	Ing	
ENDOSULFAN	115297	2.19E+02	N	R	1.23E+03	N	Ing		4.69E+02	N	Ing	
ENDRIN	72208	2.00E+00		MCL	8.13E+01	N	Ing		2.35E+01	N	Ing	
EPICHLOROHYDRIN	106898	2.03E+00	N		4.06E+02	N	Ing		6.45E+01	C	Ing	
ETHION	563122	1.83E+01	N		1.02E+03	N	Ing		3.91E+01	N	Ing	
2-ETHOXYETHANOL	110805	1.46E+04	N		1.02E+05	N	Ing		3.13E+04	N	Ing	
ETHYL ACETATE	141786	5.48E+03	N		1.84E+06	N	Ing		7.04E+04	N	Ing	
ETHYLBENZENE	100414	7.00E+02		MCL	3.95E+02		Csat		3.95E+02		Csat	
ETHYLENE DIAMINE	107153	7.30E+02	N		4.08E+03	N	Ing		1.56E+03	N	Ing	
ETHYLENE DIBROMIDE (1,2- DIBROMOETHANE)	106934	5.00E-02		MCL	6.73E-02	C	Ing		7.51E-03	C	Ing	
ETHYLENE DICHLORIDE (1,2-DICHLOROETHANE)	107062	5.00E+00		MCL	6.21E-01	C	Inh	1	4.06E-01	C	Inh	1
ETHYLENE GLYCOL	107211	7.30E+04	N		4.08E+05	N	Ing		1.56E+05	N	Ing	
ETHYLENE GLYCOL MONOBUTYL ETHER (2-BUTOXYETHANOL)	111762	1.09E+04	N		1.02E+06	N	Ing		3.91E+04	N	Ing	
ETHYLENE OXIDE	75218	2.32E-02	C		5.81E+00	C	Ing		6.26E-01	C	Ing	
ETHYLENE THIOUREA	96457	6.09E-01	C		1.63E+01	N	Ing		5.81E+00	C	Ing	
ETHYL ETHER	60297	1.22E+03	N		4.08E+05	N	Ing		1.56E+04	N	Ing	
ETHYL METHACRYLATE	97632	5.48E+02	N		1.84E+04	N	Ing		7.04E+03	N	Ing	
FENAMIPHOS	22224926	9.13E+00	N		5.11E+02	N	Ing		1.96E+01	N	Ing	
FLUOMETURON	2164172	4.75E+02	N		2.66E+04	N	Ing		1.02E+03	N	Ing	
FLUORANTHENE	206440	1.46E+03	N	R	8.17E+04	N	Ing		3.13E+03	N	Ing	
FLUORENE	86737	2.43E+02	N	R	8.17E+04	N	Ing		3.13E+03	N	Ing	
FLUORINE (SOLUBLE FLUORIDE)	7782414	4.00E+03		MCL	1.23E+04	N	Ing		4.69E+03	N	Ing	
FOMESAFEN	72178020	3.52E-01	C		3.01E+01	C	Ing		3.36E+00	C	Ing	
FONOFOS	944229	7.30E+01	N		4.09E+03	N	Ing		1.56E+02	N	Ing	
FORMALDEHYDE	50000	7.30E+03	N		4.08E+04	N	Ing		1.56E+04	N	Ing	
FORMIC ACID	64186	7.30E+04	N		4.08E+05	N	Ing		1.56E+05	N	Ing	
FURAN	110009	6.08E+00	N		2.04E+03	N	Ing		7.82E+01	N	Ing	
FURAZOLIDONE	67458	1.76E-02	C		1.51E+00	C	Ing		1.68E-01	C	Ing	
FURFURAL	98011	1.10E+02	N		6.13E+03	N	Ing		2.35E+02	N	Ing	
GLYCIDALDEHYDE	765344	1.46E+01	N		8.17E+02	N	Ing		3.13E+01	N	Ing	
GLYPHOSATE	1071836	7.00E+02		MCL	2.04E+05	N	Ing		7.82E+03	N	Ing	
HEPTACHLOR	76448	4.00E-01		MCL	1.95E-01	C	Inh	1	1.27E-01	C	Inh	1
HEPTACHLOR EPOXIDE	1024573	2.00E-01		MCL	6.29E-01	C	Ing		7.02E-02	C	Ing	
1,2,3,4,6,7,8-HEPTACHLORODIBENZOFURAN (HpCDF)	67562394	4.46E-05	C		3.82E-03	C	Ing		4.26E-04	C	Ing	
1,2,3,4,6,7,8-HEPTACHLORODIBENZO-P-DIOXIN (HpCDD)	55673897	4.46E-05	C		3.82E-03	C	Ing		4.26E-04	C	Ing	
HEXABROMOBENZENE	35822469	4.46E-05	C		3.82E-03	C	Ing		4.26E-04	C	Ing	
HEXACHLOROBENZENE	87821	7.30E+01	N		4.08E+03	N	Ing		1.56E+02	N	Ing	
HEXACHLOROBUTADIENE	118741	1.00E+00		MCL	1.65E+00	C	Inh	1	3.99E-01	C	Ing	
ALPHA-HCH	87683	8.59E-01	C	R	1.35E-01	C	Inh	1	8.82E-02	C	Inh	1
BETA-HCH	319846	1.06E-02	C	R	9.06E-01	C	Ing		1.01E-01	C	Ing	
GAMMA-HCH (LINDANE)	319857	3.72E-02	C	R	3.16E+00	C	Ing		3.55E-01	C	Ing	
TECHNICAL HCH	58899	2.00E-01		MCL	4.40E+00	C	Ing		4.91E-01	C	Ing	
	608731	3.72E-02	C		3.16E+00	C	Ing		3.55E-01	C	Ing	

MISSISSIPPI DEPARTMENT OF ENVIRONMENTAL QUALITY
TIER 1 TRG TABLE

CHEMICAL	CAS No.	Groundwater			Soil							
					Restricted				Unrestricted			
		ug/l		Notes	mg/kg		Notes		mg/kg		Notes	
HEXACHLOROCYCLOPENTADIENE	77474	5.00E+01		MCL	9.51E-01	N	Inh	1	9.51E-01	N	Inh	1
1,2,3,4,7,8-HEXACHLORODIBENZOFURAN (HxCDF)	70648269	4.46E-06	C		3.82E-04	C	Ing		4.26E-05	C	Ing	
1,2,3,6,7,8-HEXACHLORODIBENZOFURAN (HxCDF)	57117449	4.46E-06	C		3.82E-04	C	Ing		4.26E-05	C	Ing	
1,2,3,7,8,9-HEXACHLORODIBENZOFURAN (HxCDF)	72918219	4.46E-06	C		3.82E-04	C	Ing		4.26E-05	C	Ing	
2,3,4,6,7,8-HEXACHLORODIBENZOFURAN (HxCDF)	60851345	4.46E-06	C		3.82E-04	C	Ing		4.26E-05	C	Ing	
1,2,3,4,7,8-HEXACHLORODIBENZO-P-DIOXIN (HxCDD)	39227286	4.46E-06	C		3.82E-04	C	Ing		4.26E-05	C	Ing	
1,2,3,6,7,8-HEXACHLORODIBENZO-P-DIOXIN (HxCDD)	57653857	1.08E-05	C		9.23E-04	C	Ing		1.03E-04	C	Ing	
1,2,3,7,8,9-HEXACHLORODIBENZO-P-DIOXIN (HxCDD)	19408743	1.08E-05	C		9.23E-04	C	Ing		1.03E-04	C	Ing	
HEXACHLOROETHANE	67721	4.78E+00	C	R	9.33E+01	C	Inh	1	4.56E+01	C	Ing	
HEXACHLOROPHENE	70304	1.10E+01	N		6.13E+02	N	Ing		2.35E+01	N	Ing	
1,6-HEXAMETHYLENE DIISOCYANATE	822060	2.09E-02	N			C				N		
HEXANE	110543	3.50E+02	N	R	1.60E+00	N	Inh	1	1.60E+00	N	Inh	1
2-HEXANONE	591786	1.46E+03	N		8.18E+04	N	Ing		3.13E+03	N	Ing	
HEXAZINONE	51235042	1.20E+03	N		6.75E+04	N	Ing		2.58E+03	N	Ing	
HMX	2691410	1.83E+03	N		1.02E+05	N	Ing		3.91E+03	N	Ing	
HYDRAZINE	302012	2.23E-02	C		1.91E+00	C	Ing		2.13E-01	C	Ing	
HYDROGEN CYANIDE	74908	6.22E+00	N		4.08E+04	N	Ing		1.56E+03	N	Ing	
HYDROGEN SULFIDE	7783064	1.10E+02	N		6.13E+03	N	Ing		2.35E+02	N	Ing	
HYDROQUINONE	123319	1.46E+03	N		8.17E+04	N	Ing		3.13E+03	N	Ing	
INDENO(1,2,3-C,D)PYRENE	193395	9.17E-02	C	R	7.84E+00	C	Ing		8.75E-01	C	Ing	
IRON	7439896	1.10E+04	N		6.13E+05	N	Ing		2.35E+04	N	Ing	
ISOBUTANOL	78831	1.83E+03	N		6.13E+05	N	Ing		2.35E+04	N	Ing	
ISOPHORONE	78591	7.05E+01	C	R	4.57E+03		Csat		8.72E+02	C	Ing	
ISOPROPALIN	33820530	5.48E+02	N		3.06E+04	N	Ing		1.17E+03	N	Ing	
ISOPROPYL BENZENE (CUMENE)	98828	6.79E+02	N	R	9.43E+00	N	Inh	1	9.43E+00	N	Inh	1
ISOPROPYL METHYL PHOSPHONIC ACID	1832548	3.65E+03	N		2.04E+05	N	Ing		7.82E+03	N	Ing	
LEAD	7439921	1.50E+01		MCL	1.70E+03	C	Ing		4.00E+02	C	Ing	4
LEAD (TETRAETHYL LEAD)	78002	3.65E-03	N		2.04E-01	N	Ing		7.82E-03	N	Ing	
LINDANE (GAMMA-HCH)	58899	2.00E-01		MCL	4.40E+00	C	Ing		4.91E-01	C	Ing	
LITHIUM	7439932	7.30E+02	N		4.08E+04	N	Ing		1.56E+03	N	Ing	
MALATHION	121755	7.30E+02	N		4.08E+03	N	Ing		1.56E+03	N	Ing	
MALEIC ANHYDRIDE	108316	3.65E+03	N		2.04E+04	N	Ing		7.82E+03	N	Ing	
MANGANESE	7439965	7.30E+02	N		4.08E+03	N	Ing		1.56E+03	N	Ing	5
MEPHOSFOLAN	950107	3.29E+00	N		1.84E+02	N	Ing		7.04E+00	N	Ing	
MEPIQUAT CHLORIDE	24307264	1.10E+03	N		6.13E+04	N	Ing		2.35E+03	N	Ing	
MERCURIC CHLORIDE	7487947	1.10E+01	N		6.13E+01	N	Ing		2.35E+01	N	Ing	
MERCURY (INORGANIC)	7439976	2.00E+00		MCL	6.13E+01	N	Ing		1.00E+01	N	Inh	2
METHYLMERCURY	22967926	3.65E+00	N		2.04E+02	N	Ing		7.82E+00	N	Ing	
METHACRYLONITRILE	126987	1.04E+00	N		2.04E+02	N	Ing		7.82E+00	N	Ing	
METHANE TRICHLORIDE (CHLOROFORM)	67663	#VALUE!	C	R	4.78E-01	C	Inh	1	3.12E-01	C	Inh	1
METHANOL	67561	1.83E+04	N		1.02E+06	N	Ing		3.91E+04	N	Ing	
METHIDATHION	950378	3.65E+01	N		2.04E+03	N	Ing		7.82E+01	N	Ing	
METHOXYCHLOR	72435	4.00E+01		MCL	1.02E+03	N	Ing		3.91E+02	N	Ing	
METHYL ACETATE	79209	6.08E+03	N		2.04E+06	N	Ing		7.82E+04	N	Ing	
METHYL ACRYLATE	96333	1.83E+02	N		6.13E+03	N	Ing		2.35E+03	N	Ing	
METHYL BROMIDE (BROMOMETHANE)	74839	8.52E+00	N	R	2.97E+00	N	Inh	1	2.97E+00	N	Inh	1
METHYL CHLORIDE (CHLOROMETHANE)	74873	1.43E+00	C		4.40E+02	C	Ing		4.91E+01	C	Ing	
2-METHYLANILINE	95534	2.79E-01	C		2.38E+01	C	Ing		2.66E+00	C	Ing	
4-(2-METHYL-4-CHLOROPHENOXY) BUTYRIC ACID	94815	3.65E+02	N		2.04E+04	N	Ing		7.82E+02	N	Ing	
2-METHYL-4-CHLOROPHENOXYACETIC ACID (MCPA)	94746	1.83E+01	N		1.02E+03	N	Ing		3.91E+01	N	Ing	
2-(2-METHYL-4-CHLOROPHENOXY)PROPIONIC ACID (MCPP)	93652	3.65E+01	N		2.04E+03	N	Ing		7.82E+01	N	Ing	
METHYLENE BROMIDE (DIBROMOMETHANE)	74953	6.08E+01	N		2.04E+04	N	Ing		7.82E+02	N	Ing	
METHYLENE CHLORIDE (DICHLOROMETHANE)	75092	5.00E+00		MCL	2.19E+01	C	Inh	1	1.43E+01	C	Inh	1
4,4'-METHYLENE BIS(2-CHLOROANILINE)	101144	5.15E-01	C		4.40E+01	C	Ing		4.91E+00	C	Ing	
4,4'-METHYLENE BIS(N,N'-DIMETHYL)ANILINE	101611	1.46E+00	C		1.24E+02	C	Ing		1.39E+01	C	Ing	
METHYL ETHYL KETONE (2-BUTANONE)	78933	1.91E+03	N	R	8.45E+01	N	Inh	1	8.45E+01	N	Inh	1
METHYL HYDRAZINE	60344	6.09E-02	C		5.20E+00	C	Ing		5.81E-01	C	Ing	
METHYL ISOBUTYL KETONE (4-METHYL-2-PENTANONE)	108101	1.39E+02	N		1.63E+05	N	Ing		6.26E+03	N	Ing	
METHYL METHACRYLATE	80626	1.42E+03	N		1.63E+04	N	Ing		1.63E+04	N	Ing	
2-METHYLNAPHTHALENE	91576	1.22E+02	N		4.09E+04	N	Ing		1.56E+03	N	Ing	
2-METHYL-5-NITROANILINE	99558	2.03E+00	C		1.73E+02	C	Ing		1.94E+01	C	Ing	
METHYL PARATHION	298000	9.13E+00	N		4.08E+02	N	Ing		1.96E+01	N	Ing	
2-METHYLPHENOL (o-CRESOL)	95487	1.83E+03	N		1.02E+05	N	Ing		3.91E+03	N	Ing	
3-METHYLPHENOL (m-CRESOL)	108394	1.83E+03	N		1.02E+05	N	Ing		3.91E+03	N	Ing	
4-METHYLPHENOL (p-CRESOL)	106445	1.83E+02	N		1.02E+04	N	Ing		3.91E+02	N	Ing	
METHYLSTYRENE MIX	25013154	5.48E+01	N		1.23E+03	N	Ing		4.69E+02	N	Ing	
ALPHA-METHYLSTYRENE	98839	4.26E+02	N		1.43E+05	N	Ing		5.48E+03	N	Ing	
METHYL TERT BUTYL ETHER (MTBE)	1634044	4.00E+01		H	8.74E+03		Csat		3.91E+03	N	Ing	
METHYL TRIBROMIDE (BROMOFORM)	75252	8.48E+00	C	R	9.01E+01	C	Inh	1	5.88E+01	C	Inh	1

MISSISSIPPI DEPARTMENT OF ENVIRONMENTAL QUALITY
TIER 1 TRG TABLE

CHEMICAL	CAS No.	Groundwater			Soil							
					Restricted				Unrestricted			
		ug/l		Notes	mg/kg		Notes		mg/kg		Notes	
METOLACHLOR (DUAL)	51218452	5.48E+03	N		3.06E+04	N	Ing		1.17E+04	N	Ing	
MIREX	2385855	7.30E+00	N		4.08E+01	N	Ing		1.56E+01	N	Ing	
MOLYBDENUM	7439987	1.83E+02	N		1.02E+03	N	Ing		3.91E+02	N	Ing	
MONOCHLORAMINE	10599903	3.65E+03	N		2.04E+04	N	Ing		7.82E+03	N	Ing	
MONOCHLOROBENZENE (CHLOROBENZENE)	108907	1.00E+02		MCL	1.19E+00	N	Inh	1	1.19E+00	N	Inh	1
NALED	300765	7.30E+01	N		4.09E+03	N	Ing		1.56E+02	N	Ing	
NAPHTHALENE	91203	6.20E+00	N	R	2.47E+02	N	Inh	1	1.94E+02	N	Inh	1
NICKEL	7440020	7.30E+02	N		4.08E+03	N	Ing	6	1.56E+03	N	Ing	6
NITRATE	14797558	1.00E+04		MCL	3.27E+05	N	Ing		1.25E+05	N	Ing	
NITRIC OXIDE	10102439	6.08E+02	N		2.04E+05	N	Ing		7.82E+03	N	Ing	
NITRITE	14797650	1.00E+03		MCL	2.04E+04	N	Ing		7.82E+03	N	Ing	
2-NITROANILINE	88744	4.17E-01	N	R	4.92E-01	N	Inh	1	4.92E-01	N	Inh	1
NITROBENZENE	98953	3.53E+00	N	R	8.41E+00	N	Inh	1	8.41E+00	N	Inh	1
NITROFURANTOIN	67209	2.56E+03	N		1.43E+05	N	Ing		5.48E+03	N	Ing	
NITROFURAZONE	59870	4.48E-02	C		3.82E+00	C	Ing		4.26E-01	C	Ing	
NITROGLYCERIN	10102440	6.08E+03	N		2.04E+06	N	Ing		7.82E+04	N	Ing	
2-NITROTOLUENE	88755	4.78E+00	C		4.08E+02	C	Ing		4.56E+01	C	Ing	
4-NITROPHENOL	100027	4.16E-01	N	R								
2-NITROPROPANE	79469	2.92E+02	N		1.64E+04	N	Ing		6.26E+02	N	Ing	
N-NITROSO-DI-N-BUTYLAMINE	924163	1.33E-03	C	R	2.38E-02	C	Inh	1	1.55E-02	C	Inh	1
N-NITROSODIETHANOLAMINE	1116547	1.88E-03	C		1.08E+00	C	Ing		1.18E-01	C	Ing	
N-NITROSODIETHYLAMINE	55185	2.39E-02	C		2.04E+00	C	Ing		2.28E-01	C	Ing	
N-NITROSODIMETHYLAMINE	62759	4.46E-04	C		3.82E-02	C	Ing		4.26E-03	C	Ing	
N-NITROSODIPHENYLAMINE	86306	1.31E-03	C		1.12E-01	C	Ing		1.25E-02	C	Ing	
N-NITROSODIPROPYLAMINE	621647	1.37E+01	C	R	1.17E+03	C	Ing		1.30E+02	C	Ing	
N-NITROSO-N-ETHYLUREA	759739	9.57E-03	C	R	8.18E-01	C	Ing		9.12E-02	C	Ing	
N-NITROSO-N-METHYLETHYLAMINE	10595956	4.78E-04	C		4.09E-02	C	Ing		4.56E-03	C	Ing	
N-NITROSOPYRROLIDINE	930552	3.04E-03	C		2.60E-01	C	Ing		2.90E-02	C	Ing	
M-NITROTOLUENE	99081	3.19E-02	C		2.73E+00	C	Ing		3.04E-01	C	Ing	
O-NITROTOLUENE	88722	6.08E+01	N		2.04E+04	N	Ing		7.82E+02	N	Ing	
P-NITROTOLUENE	99990	6.08E+01	N		2.04E+04	N	Ing		7.82E+02	N	Ing	
NUSTAR	85509199	2.56E+01	N		2.04E+04	N	Ing		7.82E+02	N	Ing	
1,2,3,4,6,7,8,9-OCTACHLORODIBENZOFURAN (OCDF)	39001020	4.46E-04	C		1.43E+03	N	Ing		5.48E+01	N	Ing	
1,2,3,4,6,7,8,9-OCTACHLORODIBENZO-P-DIOXIN (OCDD)	3268879	4.46E-04	C		3.82E-02	C	Ing		4.26E-03	C	Ing	
ORYZALIN	19044883	1.83E+03	N		3.82E-02	C	Ing		4.26E-03	C	Ing	
OXADIAZON	19666309	1.83E+02	N		1.02E+05	N	Ing		3.91E+03	N	Ing	
OXAMYL	23135220	2.00E+02		MCL	1.02E+04	N	Ing		3.91E+02	N	Ing	
OXYFLUORFEN	42874033	1.10E+02	N		5.11E+04	N	Ing		1.96E+03	N	Ing	
PARAQUAT DICHLORIDE	1910425	1.84E+02	N		6.13E+03	N	Ing		2.35E+02	N	Ing	
PARATHION	56382	2.19E+02	N		9.20E+03	N	Ing		3.52E+02	N	Ing	
PENTACHLOROBENZENE	608935	2.92E+01	N		1.23E+03	N	Ing		4.69E+02	N	Ing	
1,2,3,7,8-PENTACHLORODIBENZOFURAN (PeCDF)	57117416	8.93E-06	C		1.63E+03	N	Ing		6.26E+01	N	Ing	
2,3,4,7,8-PENTACHLORODIBENZOFURAN (PeCDF)	57117314	8.93E-07	C		7.63E-04	C	Ing		8.52E-05	C	Ing	
1,2,3,7,8-PENTACHLORODIBENZO-P-DIOXIN (PeCDD)	40321764	8.93E-07	C		7.63E-05	C	Ing		8.52E-06	C	Ing	
PENTACHLORONITROBENZENE	82688	2.58E-01	C		7.63E-05	C	Ing		8.52E-06	C	Ing	
PENTACHLOROPHENOL	87865	1.00E+00		MCL	2.20E+01	C	Ing		2.46E+00	C	Ing	
PERCHLOROETHENE (TETRACHLOROETHENE) (PCE)	127184	5.00E+00		MCL	2.38E+01	N	Ing	7	2.66E+00	C	Ing	7
PERMETHRIN	52645531	1.83E+03	N		1.82E+01	C	Inh	1	1.19E+01	C	Inh	1
PHENANTHRENE	85018	1.10E+03	N		1.02E+05	N	Ing		3.91E+03	N	Ing	
PHENOL	108952	2.19E+04	N	R	6.13E+04	N	Ing		2.35E+03	N	Ing	
M-PHENYLENEDIAMINE	108452	2.19E+02	N		1.23E+05	N	Ing		4.69E+04	N	Ing	
O-PHENYLENEDIAMINE	95545	1.42E+00	C		1.23E+04	N	Ing		4.69E+02	N	Ing	
P-PHENYLENEDIAMINE	106503	6.94E+03	N		1.22E+02	C	Ing		1.36E+01	C	Ing	
2-PHENYLPHENOL	90437	3.45E+01	C		3.88E+05	N	Ing		1.49E+04	N	Ing	
PHOSPHINE	7803512	5.92E-01	N		2.95E+03	C	Ing		3.29E+02	C	Ing	
PHOSPHORIC ACID	7664382	2.09E+01	N		6.13E+01	N	Ing		2.35E+01	N	Ing	
PHOSPHORUS (WHITE)	7723140	7.30E-01	N		5.72E+34	C	Ing		6.39E+33	C	Ing	
P-PHTHALIC ACID	100210	3.65E+04	N		4.09E+01	N	Ing		1.56E+00	N	Ing	
PHTHALIC ANHYDRIDE	85449	7.30E+04	N		2.04E+05	N	Ing		7.82E+04	N	Ing	
POLYBROMINATED BIPHENYLS (PBBs)		7.52E-03	C		4.08E+05	N	Ing		1.56E+05	N	Ing	
POLYCHLORINATED BIPHENYLS (PCBs)	1336363	5.00E-01		MCL	8.43E-01	C	Ing		7.18E-02	C	Ing	
AROCLOR-1016	12674112	9.57E-01	C		1.00E+01	C		9	1.00E+00	C		8
AROCLOR-1221	11104282	3.35E-02	C		1.00E+01	C		9	1.00E+00	C		8
AROCLOR-1232	11141165	3.35E-02	C		1.00E+01	C		9	1.00E+00	C		8
AROCLOR-1242	53469219	3.35E-02	C		1.00E+01	C		9	1.00E+00	C		8
AROCLOR-1248	12672296	3.35E-02	C		1.00E+01	C		9	1.00E+00	C		8
AROCLOR-1254	11097691	3.35E-02	C		1.00E+01	C		9	1.00E+00	C		8
AROCLOR-1260	11096825	3.35E-02	C		1.00E+01	C		9	1.00E+00	C		8
POLYCHLORINATED TERPHENYLS	61788338	1.49E-02	C		1.27E+00	C	Ing		1.42E-01	C	Ing	

MISSISSIPPI DEPARTMENT OF ENVIRONMENTAL QUALITY
TIER 1 TRG TABLE

CHEMICAL	CAS No.	Groundwater			Soil							
					Restricted				Unrestricted			
		ug/l		Notes	mg/kg		Notes		mg/kg		Notes	
POLYNUCLEAR AROMATIC HYDROCARBONS:												
ACENAPHTHENE	83329	3.65E+02	N	R	1.23E+05	N	Ing		4.69E+03	N	Ing	
ACENAPHTHYLENE	208968	2.19E+03	N		1.23E+05	N	Ing		4.69E+03	N	Ing	
ANTHRACENE	120127	4.34E+01		Csol	6.13E+05	N	Ing		2.35E+04	N	Ing	
BENZ[A]ANTHRACENE	56553	9.17E-02	C	R	7.84E+00	C	Ing		8.75E-01	C	Ing	
BENZO[A]PYRENE	50328	2.00E-01		MCL	7.84E-01	C	Ing		8.75E-02	C	Ing	
BENZO[B]FLUORANTHENE	205992	9.17E-02	C	R	7.84E+00	C	Ing		8.75E-01	C	Ing	
BENZO[G,H,I]PERYLENE	191242	1.10E+03	N		6.13E+04	N	Ing		2.35E+03	N	Ing	
BENZO[K]FLUORANTHENE	207089	9.17E-01	C	R	7.84E+01	C	Ing		8.75E+00	C	Ing	
CHRYSENE	218019	9.17E+00	C	R	7.84E+02	C	Ing		8.75E+01	C	Ing	
DIBENZ[A,H]ANTHRACENE	53703	9.17E-03	C	R	7.84E-01	C	Ing		8.75E-02	C	Ing	
FLUORANTHENE	206440	1.46E+03	N	R	8.17E+04	N	Ing		3.13E+03	N	Ing	
FLUORENE	86737	2.43E+02	N	R	8.17E+04	N	Ing		3.13E+03	N	Ing	
INDENO[1,2,3-C,D]PYRENE	193395	9.17E-02	C	R	7.84E+00	C	Ing		8.75E-01	C	Ing	
2-METHYLNAPHTHALENE	91576	1.22E+02	N		4.09E+04	N	Ing		1.56E+03	N	Ing	
NAPHTHALENE	91203	6.20E+00	N	R	2.47E+02	N	Inh	1	1.94E+02	N	Inh	1
PHENANTHRENE	85018	1.10E+03	N		6.13E+04	N	Ing		2.35E+03	N	Ing	
PYRENE	129000	1.83E+02	N	R	6.13E+04	N	Ing		2.35E+03	N	Ing	
POTASSIUM CYANIDE	151508	1.83E+03	N		1.02E+04	N	Ing		3.91E+03	N	Ing	
POTASSIUM SILVER CYANIDE	508616	7.30E+03	N		4.08E+04	N	Ing		1.56E+04	N	Ing	
PROMETON	1610180	5.48E+02	N		3.07E+04	N	Ing		1.17E+03	N	Ing	
PROMETRYN	7287196	1.46E+02	N		8.18E+03	N	Ing		3.13E+02	N	Ing	
PROPACHLOR	1918167	4.75E+02	N		2.65E+04	N	Ing		1.02E+03	N	Ing	
PROPANIL	709988	1.83E+02	N		1.02E+04	N	Ing		3.91E+02	N	Ing	
PROPARGITE	2312358	7.30E+02	N		4.09E+04	N	Ing		1.56E+03	N	Ing	
N-PROPYLBENZENE	103651	2.43E+02	N	R	4.90E+02		Csat		4.90E+02		Csat	
PROPYLENE GLYCOL	57556	7.30E+05	N		6.13E+06	N	Ing		1.56E+06	N	Ing	
PROPYLENE GLYCOL, MONOETHYL ETHER	52125636	2.56E+04	N		1.43E+06	N	Ing		5.48E+04	N	Ing	
PROPYLENE GLYCOL, MONOMETHYL ETHER	107982	2.56E+04	N		1.43E+06	N	Ing		5.48E+04	N	Ing	
PURSUIT	81335775	9.13E+03	N		5.11E+05	N	Ing		1.96E+04	N	Ing	
PYRENE	129000	1.83E+02	N	R	6.13E+04	N	Ing		2.35E+03	N	Ing	
PYRIDINE	110861	3.65E+01	N		2.04E+03	N	Ing		7.82E+01	N	Ing	
QUINOLINE	91225	5.56E-03	C		4.77E-01	C	Ing		5.32E-02	C	Ing	
RDX (CYCLONITE)	121824	6.09E-01	C		5.20E+01	C	Ing		5.81E+00	C	Ing	
RESMETHRIN	10453868	1.10E+03	N		6.13E+04	N	Ing		2.35E+03	N	Ing	
RONNEL	299843	1.83E+03	N		1.02E+04	N	Ing		3.91E+03	N	Ing	
ROTENONE	83794	1.46E+02	N		8.18E+03	N	Ing		3.13E+02	N	Ing	
SELENIOUS ACID	7783008	1.83E+02	N		1.02E+03	N	Ing		3.91E+02	N	Ing	
SELENIUM	7782492	5.00E+01		MCL	1.02E+03	N	Ing		3.91E+02	N	Ing	
SILVER	7440224	1.83E+02	N	MCL	1.02E+03	N	Ing		3.91E+02	N	Ing	
SILVER CYANIDE	506649	3.65E+03	N		2.04E+04	N	Ing		7.82E+03	N	Ing	
SIMAZINE	122349	4.00E+00		MCL	4.77E+01	C	Ing		5.32E+00	C	Ing	
SODIUM AZIDE	26628228	1.46E+02	N		8.18E+03	N	Ing		3.13E+02	N	Ing	
SODIUM DIETHYLDITHIOCARBAMATE	148185	2.46E-01	C		2.12E+01	C	Ing		2.37E+00	C	Ing	
SODIUM CYANIDE	143339	1.46E+03	N		8.17E+03	N	Ing		3.13E+03	N	Ing	
STRONTIUM, STABLE	7440246	2.19E+04	N		1.23E+05	N	Ing		4.69E+04	N	Ing	
STRYCHNINE	57249	1.10E+01	N		6.13E+02	N	Ing		2.35E+01	N	Ing	
STYRENE	100425	1.00E+02		MCL	3.84E+02	N	Inh	1	3.84E+02	N	Inh	1
2,3,7,8-TETRACHLORODIBENZOFURAN (TCDF)	51207319	4.46E-06	C		3.82E-04	C	Ing		4.26E-05	C	Ing	
2,3,7,8-TETRACHLORODIBENZO-P-DIOXIN (TCDD)	1746016	3.00E-05		MCL	3.82E-05	C	Ing		4.26E-06	C	Ing	
1,2,4,5-TETRACHLOROBENZENE	95943	1.10E+01	N		6.13E+02	N	Ing		2.35E+01	N	Ing	
1,1,1,2-TETRACHLOROETHANE	630206	4.06E-01	C		2.20E+02	C	Ing		2.46E+01	C	Ing	
1,1,2,2-TETRACHLOROETHANE	79345	5.27E-02	C	R	1.00E+00	C	Inh	1	6.56E-01	C	Inh	1
TETRACHLOROETHENE (PERCHLOROETHENE) (PCE)	127184	5.00E+00		MCL	1.82E+01	C	Inh	1	1.19E+01	C	Inh	1
2,3,4,6-TETRACHLOROPHENOL	58902	1.10E+03	N		6.13E+04	N	Ing		2.35E+03	N	Ing	
P,A,A,A-TETRACHLOROTOLUENE	5216251	2.18E-03	C		2.86E-01	C	Ing		3.19E-02	C	Ing	
TETRAETHYL LEAD	78002	3.65E-03	N		2.04E-01	N	Ing		7.82E-03	N	Ing	
1,1,1,2-TETRAFLUOROETHANE	811972	1.67E+05	N									
TETRYL	479458	3.65E+02	N		2.04E+04	N	Ing		7.82E+02	N	Ing	
THALLIC OXIDE	1314325	2.56E+00	N		1.43E+02	N	Ing		5.48E+00	N	Ing	
THALLIUM	7440280	2.00E+00		MCL	1.43E+02	N	Ing		5.48E+00	N	Ing	
THALLIUM ACETATE	563688	2.00E+00		MCL	1.84E+02	N	Ing		7.04E+00	N	Ing	
THALLIUM CARBONATE	6533739	2.00E+00		MCL	1.63E+02	N	Ing		6.26E+00	N	Ing	
THALLIUM CHLORIDE	7791120	2.00E+00		MCL	1.63E+02	N	Ing		6.26E+00	N	Ing	
THALLIUM NITRATE	10102451	2.00E+00		MCL	1.84E+02	N	Ing		7.04E+00	N	Ing	
THALLIUM SULFATE (2:1)	7446186	2.00E+00		MCL	1.63E+02	N	Ing		6.26E+00	N	Ing	
THIOBENCARB	28249776	3.65E+02	N		2.04E+04	N	Ing		7.82E+02	N	Ing	
THIOCYANATE		1.83E+03	N		1.02E+05	N	Ing		3.91E+03	N	Ing	
TIN	7440315	2.19E+04	N		1.23E+05	N	Ing		4.69E+04	N	Ing	
TITANIUM	7440326	1.46E+05	N		8.18E+06	N	Ing		3.13E+05	N	Ing	

MISSISSIPPI DEPARTMENT OF ENVIRONMENTAL QUALITY
TIER 1 TRG TABLE

CHEMICAL	CAS No.	Groundwater			Soil							
					Restricted				Unrestricted			
		ug/l	Notes		mg/kg	Notes			mg/kg	Notes		
TITANIUM DIOXIDE	13463677	1.46E+05	N		8.18E+06	N	Ing		3.13E+05	N	Ing	
TOLUENE	108883	1.00E+03		MCL	3.80E+01	N	Inh	1	3.80E+01	N	Inh	1
TOLUENE-2,4-DIAMINE	95807	2.09E-02	C		1.79E+00	C	Ing		2.00E-01	C	Ing	
TOLUENE-2,5-DIAMINE	95705	2.19E+04	N		1.23E+05	N	Ing		4.69E+04	N	Ing	
TOLUENE-2,6-DIAMINE	823405	7.30E+03	N		4.08E+04	N	Ing		1.56E+04	N	Ing	
P-TOLUIDINE	106490	3.52E-01	C		3.01E+01	C	Ing		3.36E+00	C	Ing	
TOTAL PETROLEUM HYDROCARBONS-GASOLINE RANGE ORGANICS (TPH-GRO)		3.50E+02	N	R	3.00E+02	N	Inh	1	2.00E+02	N	Inh	1
TOTAL PETROLEUM HYDROCARBONS-DIESEL RANGE ORGANICS (TPH-DRO)		6.50E+02	N	R	3.50E+02		Cast		3.00E+02	N	Inh	1
TOXAPHENE	8001352	3.00E+00		MCL	5.20E+00	C	Ing		5.81E-01	C	Ing	
1,2,4-TRIBROMOBENZENE	615543	1.83E+02	N		1.02E+04	N	Ing		3.91E+02	N	Ing	
TRIBUTYLTIN OXIDE	56359	1.10E+01	N		6.13E+02	N	Ing		2.35E+01	N	Ing	
2,4,6-TRICHLOROANILINE	634936	1.97E+00	C		1.68E+02	C	Ing		1.68E+01	C	Ing	
1,2,4-TRICHLOROBENZENE	120821	7.00E+01		MCL	8.24E+02	N	Inh	1	7.82E+02	N	Ing	
1,1,1-TRICHLOROETHANE	71556	2.00E+02		MCL	1.19E+03		Cast		1.19E+03		Cast	
1,1,2-TRICHLOROETHANE	79005	5.00E+00		MCL	1.87E+00	C	Inh	1	1.09E+00	C	Inh	1
TRICHLOROETHENE (TCE)	79016	5.00E+00		MCL	7.92E+00	C	Inh	1	5.17E+00	C	Inh	1
TRICHLOROFLUOROMETHANE	75694	1.29E+03	N		1.43E+05	N	Ing		2.35E+04	N	Ing	
2,4,5-TRICHLOROPHENOL	95954	3.85E+03	N	R	2.04E+05	N	Ing		7.82E+03	N	Ing	
2,4,6-TRICHLOROPHENOL	88062	8.09E+00	C	R	3.14E+02	C	Inh	1	5.81E+01	C	Ing	
2,4,5-TRICHLOROPHENOXYACETIC ACID (2,4,5-T)	93765	3.65E+02	N		2.04E+04	N	Ing		7.82E+02	N	Ing	
2-(2,4,5-TRICHLOROPHENOXY)PROPIONIC ACID (2,4,5-TP SILVEX)	93721	5.00E+01		MCL	1.63E+03	N	Ing		6.26E+02	N	Ing	
1,1,2-TRICHLOROPROPANE	596776	3.04E+01	N		1.02E+04	N	Ing		3.91E+02	N	Ing	
1,2,3-TRICHLOROPROPANE	96184	6.23E-03	C		8.18E-01	C	Ing		9.12E-02	C	Ing	
1,2,3-TRICHLOROPROPENE	96195	3.04E+01	N		1.02E+03	N	Ing		3.91E+02	N	Ing	
1,1,2-TRICHLORO-1,2,2-TRIFLUOROETHANE	76131	5.94E+04	N		6.13E+05	N	Ing		6.13E+05	N	Ing	
1,2,4-TRIMETHYLBENZENE	95636	1.23E+01	N		1.02E+05	N	Ing		3.91E+03	N	Ing	
1,3,5-TRIMETHYLBENZENE	108678	1.23E+01	N	R	4.36E+02		Cast		4.36E+02		Cast	
TRIMETHYL PHOSPHATE	512561	1.81E+00	C		1.55E+02	C	Ing		1.73E+01	C	Ing	
1,3,5-TRINITROBENZENE	99354	1.10E+03	N		1.02E+02	N	Ing		1.02E+02	N	Ing	
2,4,6-TRINITROTOLUENE	118967	2.23E+00	C		1.02E+02	N	Ing		2.13E+01	C	Ing	
URANIUM (SOLUBLE SALTS)		1.10E+02	N		6.13E+03	N	Ing		2.35E+02	N	Ing	
VANADIUM	7440622	2.58E+02	N		1.43E+03	N	Ing		5.48E+02	N	Ing	
VANADIUM PENTOXIDE	1314621	3.29E+02	N		1.84E+03	N	Ing		7.04E+02	N	Ing	
VANADIUM SULFATE	16785812	7.30E+02	N		4.08E+03	N	Ing		1.56E+03	N	Ing	
VINCLOZOLIN	50471448	9.13E+02	N		5.11E+04	N	Ing		1.96E+03	N	Ing	
VINYL ACETATE	108054	4.12E+02	N	R	9.13E+00	N	Inh	1	9.13E+00	N	Inh	1
VINYL BROMIDE (BROMOETHENE)	593602	1.12E-01	C	R	1.26E-01	N	Inh	1	1.26E-01	N	Inh	1
VINYL CHLORIDE (CHLOROETHENE)	75014	2.00E+00		MCL	9.39E-01	C	Inh	1	4.26E-01	C	Ing	
WARFARIN	81812	1.10E+01	N		6.13E+01	N	Ing		2.35E+01	N	Ing	
M-XYLENE	108383	1.22E+04	N	R	4.18E+02		Cast		4.18E+02		Cast	
O-XYLENE	95476	1.22E+04	N	R	4.13E+02		Cast		4.13E+02		Cast	
P-XYLENE	106423	1.22E+04	N	R	4.61E+02		Cast		4.61E+02		Cast	
XYLENES	1330207	1.00E+04		MCL	3.18E+02		Cast		3.18E+02		Cast	
ZINC	7440666	1.10E+04	N		6.13E+04	N	Ing		2.35E+04	N	Ing	
ZINC CYANIDE	557211	1.83E+03	N		1.02E+04	N	Ing		3.91E+03	N	Ing.	
ZINC PHOSPHIDE	1314847	1.10E+01	N		6.13E+02	N	Ing		2.35E+01	N	Ing	
ZINEB	12122677	1.83E+03	N		1.02E+04	N	Ing		3.91E+03	N	Ing	

NOTES:
C = Carcinogenic effects as to the identification of appropriate TRG
N = Noncarcinogenic effects as to the identification of appropriate TRG
H = EPA Health Advisory
Csat = Soil Saturation Concentration
Csol = Aqueous Solubility Concentration - For mixtures of chemicals (e.g., gasoline, diesel, etc.) the EFFECTIVE Solubility should be used.
MCL = Maximum Contaminant Level from Safe Drinking Water Act
R = Risk-based value utilizing equations developed by EPA Region III for its RBC Table.
1 = Inhalation values apply to ambient air volatilization only. Enclosed space accumulation is not addressed in the Inhalation TRGs. For such scenarios, a site-specific evaluation is required.
2 = Inhalation values apply to ambient fugitive particulates only.
3 = If both the 2,4- and 2,6- isomers of 2,4-Dinitrotoluene are detected at a site, then the TRG for Dinitrotoluene Mixture must be met. If only one or the other isomer is detected, then the isomer specific value can be applied.
4 = According to "Revised Interim Soil Lead Guidance for CERCLA Sites and RCRA Corrective Action Facilities," OSWER Directive #9355.4-12, July 14, 1994, Laws EP.
5 = The reference dose is for the total oral intake of manganese. As discussed in the Principal and Supporting Studies and Uncertainty and Modifying Factors Sections of IRIS, it is recommended that a modifying factor of 3 be applied.
6 = The inhalation exposure is from nickel refinery dust.
7 = For Pentachlorophenol, the Ingestion value has been divided in half to account for increased exposure via the dermal route.
8 = According to EPA's Federal Register June 29, 1998, "Mega Rule," PCBs (total) must not exceed 1 ppm. If PCB concentrations are reported as individual Aroclors, the sum of the individual Aroclors must not exceed 1 ppm.
9 = According to EPA's Federal Register June 29, 1998, "Mega Rule," PCBs (total) must not exceed 10 ppm provided BOTH institutional and engineering controls are in place for a high occupancy site. Concentrations above the restricted level require a Tier 2 Risk Evaluation and the use of low occupancy criteria must be approved by MDEQ. All institutional and engineering controls must be consistent with the EPA "Mega Rule." If PCB concentrations are reported as individual Aroclors, the sum of the individual Aroclors must not exceed 10 ppm.

UNITED STATES ENVIRONMENTAL PROTECTION AGENCY
REGION 4
ATLANTA FEDERAL CENTER
61 FORSYTH STREET
ATLANTA, GEORGIA 30303-8960

OCT 0 1 2008

RECEIVED
OCT - 6 2008
Dept of Environmental Quality
Office of Pollution Control

Mr. Michael W. Bollinger
Beazer East, Inc.
One Oxford Centre, Suite 3000
Pittsburgh, Pennsylvania 15219

SUBJECT: Annual Reports on DNAPL Recovery and Inspection of Sediment Cap and Ditch
Dated August 26, 2008
Koppers, Inc./Beazer East, Tie Plant, Mississippi
EPA I.D. No. MSD 007 027 543
RCRA HSWA File Cmed (label)

Grenada C.

Dear Mr. Bollinger:

The U.S. Environmental Protection Agency (EPA) has reviewed two Annual Reports on DNAPL Recovery and Inspection of Sediment Cap and Ditch, dated August 26, 2008 for Koppers, Inc./Beazer East, Tie Plant, Mississippi. These reports were submitted in accordance with the EPA October 16, 2003 approval letter of the Interim Measures Documentation Report for SWMU 11.

EPA noted that 6,866 and 6, 908 gallons of DNAPL have been recovered from the Onsite Central Ditch and Sediment Disposal Area Cap since June 2007 and March 2008, respectively. The Inspection Checklists show that the vegetative cover on the cap, cover integrity, stability of the impoundment and Central Ditch and the storm control structures are in good condition. The next Annual Report is due in August 2009.

If you have any questions, please contact Mr. Harbhajan Singh of my staff at (404) 562-8473.

Sincerely,

D. Karen Knight, CHMM
Chief, Corrective Action Section
Restoration and UST Branch

cc: Jack Spicuzza, Koppers/Pittsburgh
Jennifer Abrahams, GeoTrans/Rancho Cordova
Hank Pappert, Field & Technical Services/Carnegie
Toby Cook, MDEQ/Jackson

Grenada Co.
RCRA HSWA File (red label)

GeoTrans, Inc.
A TETRA TECH COMPANY
www.geotransinc.com

10860 Gold Center Drive
Suite 200
Rancho Cordova, CA 95670-6070
916-853-1800 FAX 916-853-1860

July 21, 2008
P:\Projects\Beazer\Grenada\2201.152\Rev Confirmatory sampling workplan.doc

RECEIVED
JUL 22 2008
DEQ-OFC

D. Karen Knight, CHMM
Chief, Corrective Action Section
RUST Branch, RCRA Division
U.S. Environmental Protection Agency, Region 4
61 Forsyth Street, SW
Atlanta, GA 30303

RE: Confirmatory Sampling Workplan Addendum
Koppers, Inc. Grenada Facility
Grenada, Mississippi
EPA I.D. No. MSD 007 027 543

Dear Ms. Knight:

On behalf of Beazer East, Inc. (Beazer) and Koppers, Inc. (Koppers), this letter presents an addendum to the June 12, 2008 Confirmatory Sampling Workplan (CS Workplan) for the Koppers Grenada facility in Grenada, Mississippi (Site). This addendum has been prepared in response to comments dated June 29, 2008, from the United States Environmental Protection Agency (EPA) on the CS Workplan, and in response to the July 8, 2008 teleconference held between Beazer, Koppers, and EPA to discuss the comments.

This addendum includes the following:

1. Revised Figure 2, depicting locations of the five surface sampling points that will be collected to assess the soil quality in the Retention Pond near Outfall No. 005. The revised figure indicates the sampling locations to be at grid numbers 7, 25, 30, 45, and 59.
2. The field activities described in the CS Workplan were identified to be performed in accordance with the standard operating procedures (SOPs) specified in the January 8, 1997 *RCRA Facility Investigation, Work Plan Addendum, Koppers Industries, Inc., Grenada Facility, Grenada, Mississippi* (Work Plan Addendum) and in the August 16, 1999 *Work Plan to Complete Phase II RCRA Facility Investigation* (1999 Work Plan). The SOPs presented in the Work Plan Addendum and the 1999 Work Plan are in accordance with the EPA Region 4 Science and Ecosystem Support Division (SESD) Field Branches Quality System and Technical Procedures and Guidance identified in: Field Equipment Cleaning and Decontamination (SESDPROC-205-R1), Design and Installation of Monitoring Wells (SESDGUID-101-R0), Soil Sampling (SESDPROC-300-R1), and Groundwater Sampling (SESDPROC-301-R1). The only clarification necessary is documenting that the decontamination procedures will use a phosphate-free detergent.
3. Koppers has agreed to collect five surface soil samples in the Retention Pond near Outfall No. 006, similar to the sampling to be performed in the Retention Pond near Outfall No.005. The text has been augmented to include this sampling and Figure 3 identifies the surface soil sampling locations.

4. Beazer, Koppers, and EPA concurred during the teleconference that the soil sampling specified in the CS Workplan would be limited to the five-point composite sampling by the Retention Ponds near Outfalls Nos. 005 and 006.

Please use the pages attached to this addendum and insert them into the CS Workplan, replacing the original pages.

Revised Pages to Insert into the June 12, 2008 CS Workplan

- Pages 3 through 7
- Figure 2
- Figure 3

If you have any questions regarding this transmittal, please contact Mike Bollinger at (412) 208-8864.

Sincerely,

GeoTrans, Inc.

Jennifer Abrahams

Jennifer A. Abrahams, P.G.
Associate
Senior Hydrogeologist

Attachments

cc: Jerry Cain, MDEQ
Mike Bollinger, Beazer
Harbhajan Singh, EPA
Leo Romanowski, EPA
Vance Haskin, KI
Jack Spicuzza, KI

Mr. Phil Poovey's Well

The written transcript of Dr. Raymond Ferrara indicated that a private well was located on property owned by Mr. Phil Poovey, and the well had been used in 1985 for "watering cows". The location and status of this well (abandoned or existing) will be researched and provided to the EPA.

Upper Sand Zone Groundwater Quality in the Vicinity of Former Sprayfields

The former sprayfield identified as SWMU-3 operated for more than 10 years. Four perimeter monitoring wells (SF-1 through SF-4) were used to assess the Upper Sand Zone groundwater quality in the vicinity of this former sprayfield. The EPA approved closure of SWMU-3 in January 1991, and these wells have not been sampled since 1992. The locations of two additional former sprayfields, the pentachlorophenol experimental sprayfield and the Thompson experimental sprayfield, have been identified to be near the eastern Site boundary, northeast of the process area. The meeting attendees agreed to a one-time sampling event of eight existing monitoring wells and two new monitoring wells in this area to assess the quality of the Upper Sand Zone groundwater in the vicinity of the three former sprayfields, even though the extent of the groundwater plume identified in the Complete RFI is south (downgradient) of the location of the three former sprayfields.

Soil Quality Within Two Retention Ponds

Management of storm water at the Site is regulated under NPDES Permit MSR 22005, with nine identified outfalls. EPA requested additional soil data from the Retention Ponds near Outfalls No. 005 and No. 006. These outfalls are located along the eastern Site boundary. The meeting attendees agreed to collect a 5-point composite sample from the Retention Pond near Outfall No. 005. Based on EPA's June 29, 2008 comments and the July 8, 2008 teleconference between EPA, Beazer, and Koppers, a 5-point composite soil sample will be collected also from the Retention Pond near Outfall No. 006.

The sampling and analysis plan to address the issues discussed above is presented in the following section.

Sampling and Analysis Plan

This sampling and analysis plan (SAP) provides detailed procedures for the activities that will be performed to assess the identified groundwater and soil issues. The field activities will be performed in accordance with sampling procedures and quality assurance objectives specified in the January 8, 1997 *RCRA Facility Investigation, Work Plan Addendum, Koppers Industries, Inc., Grenada Facility, Grenada, Mississippi* (Work Plan Addendum) and in the August 16, 1999 *Work Plan to Complete Phase II RCRA Facility Investigation* (1999 Work Plan). The procedures and objectives presented in the Work Plan Addendum and the 1999 Work Plan are in accordance with the EPA Region 4 Science and Ecosystem Support Division (SESD) Field

Branches Quality System and Technical Procedures and Guidance identified in: Field Equipment Cleaning and Decontamination (SESDPROC-205-R1), Design and Installation of Monitoring Wells (SESDGUID-101-R0), Soil Sampling (SESDPROC-300-R1), and Groundwater Sampling (SESDPROC-301-R1). All decontamination procedures will use a phosphate-free detergent.

An addendum to the Health and Safety Plan presented in the 1999 Work Plan encompasses the supplemental sampling procedures described in this workplan; the addendum is attached to this Confirmatory Sampling Workplan.

The analytical results of the groundwater and soil sampling performed in accordance with this SAP will be transmitted in a letter to the EPA with the documentation of the field work performed to obtain the samples. The letter will include the construction details of the two new wells, copies of the analytical results for the groundwater and soil samples, and a copy of the validation report for the samples.

Groundwater Sampling - Upper Sand Zone Groundwater Quality in the Northeastern Section of the Site

The Upper Sand Zone groundwater quality in the vicinity of the three former sprayfields will be documented through collecting groundwater samples from existing wells SF-1, SF-2, SF-3, SF-4, R-3, R-4, R-41, and R-45. These wells will be redeveloped prior to sampling. Table 1 provides well construction information for each of these wells. The depth to the bottom of the well will be measured and compared to the well completion details to ensure that the well screen has not been completely covered with silt. The wells will be redeveloped using the bail and surge method, a minimum of ten casing volumes will be removed and field measurements of pH, specific conductance and temperature will be monitored to document stable conditions. The purged water will be contained in 55-gallon drums and transferred to the Koppers on-site water treatment facility. A minimum of 48 hours after redevelopment, each well will be sampled for benzene, toluene, ethylbenzene, and xylenes (BTEX) by EPA Method 8260, and pentachlorophenol and polynuclear aromatic hydrocarbons (PAHs) by EPA Method 8270 SIM. The minimum requirements for the method reporting limits (MRLs) for these compounds are provided in Table 2. The samples will be transported under chain-of-custody to a National Environmental Laboratory Accreditation Program (NELAP) certified laboratory.

In addition, two new monitoring wells will be drilled and constructed in the Upper Sand Zone in the locations shown on Figure 1. The target completion depths are 20 to 30 feet below ground surface. The well boreholes will be advanced using a hollow stem auger rig in accordance with SOPs. Subsurface soil samples will be collected for lithologic description using a continuous split barrel sampler; soil samples will be described in the field using the Unified Soil Classification System. All drill cuttings will be containerized in 55-gallon drums for subsequent analysis and appropriate disposal.

The well material, equipment and tools used in well construction will be thoroughly decontaminated prior to well construction. The Site geologist will supervise and document all drilling and well-construction activities. The wells will be installed through the hollow stem auger, and will be completed using threaded 0.020 slot 2-inch Schedule 40 PVC well screen and threaded Schedule 40 PVC blank casing. The wells will have 10-feet of screen, the final depth will be determined based on site geology. The filter pack will consist of a 10/14-grade silica sand mix to be installed from the bottom of the well to approximately two feet above the screen. A two-foot sand bridge consisting of bentonite chips will be installed above the filter pack The remaining annular space above the sand bridge will be filled with a cement/bentonite grout to land surface. All well materials will be installed using a tremie pipe. The wells will be completed with locking caps and protective casing with approximately three feet of stick up and a concrete runoff diversion apron.

A minimum of 48 hours after construction, the wells will be developed by surging and bailing a minimum of ten casing volumes or until the water is relatively clear and free of sand. The well development water will be containerized in 55-gallon drums and transferred to the Koppers on-site water treatment facility. Field parameters to be measured include: temperature, pH, and specific conductance. Samples will be collected for laboratory analysis of BTEX by EPA Method 8260, and pentachlorophenol and PAHs by EPA Method 8270 SIM, using the MRLs identified in Table 2.

The new wells will be surveyed to document the location (latitude and longitude) and elevation relative to mean sea level.

The groundwater sampling will be performed in accordance with sampling procedures and quality assurance objectives specified in the Work Plan Addendum. Three types of quality control samples will be collected and analyzed: equipment blanks, field duplicates, and trip blanks. One equipment blank and one duplicate sample will be collected as part of the groundwater sampling task. These samples will be analyzed at the laboratory for the same parameters as the groundwater samples. In addition, one trip blank will be included with each cooler used to transport the BTEX samples to the analytical laboratory. The trip blank samples will be analyzed for BTEX compounds only.

The analytical results will be subject to Level III validation to ensure that the data are representative and to establish the usability of the data for decision making purposes.

Soil Sampling - Soil Quality Within the Retention Ponds Near Outfalls No. 005 and No. 006

Surface soil samples will be collected from the Retention Ponds near Outfalls No. 005 (Pond 005) and No. 006 (Pond 006). Pond 005 is located in the east central portion of the Site just east of the North Bath House. Pond 006 is located on the northwesten portion of the Site. Storm water continually drains from these retention ponds and surface soil samples will be collected when the ponds are empty and accessible. The surface soil samples will be collected and analyzed for pentachlorophenol, PAHs, and BTEX to assess soil quality.

A 50-ft by 50-ft grid was established over drawings of Pond 005 and Pond 006, as shown on Figures 2 and 3, respectively. Five sampling locations were selected from the grid points within each pond, as shown on Figures 2 and 3.

These sampling locations will be established in the field using a Global Positioning System (GPS) unit or fixed reference points. Surface soil samples will be collected from each of the 5 specified locations using a clean hand trowel and/or shovel. Samples will be collected from the 0 to 1-foot depth interval. A portion of each individual sample will be transferred to separate laboratory prepared containers and sent to the laboratory for extraction within the 14 day holding time. The extracted samples from each individual sample location will be archived by the laboratory for possible further analysis for pentachlorophenol and/or PAHs. The remaining portion of the individual samples will be placed in a sealed zip-lock bag and thoroughly mixed yielding one composite sample. The composite sample will be then placed directly into laboratory prepared containers for analysis of pentachlorophenol and PAHs by EPA Method 8270-SIM, using the MRLs presented in Table 3.

Composite sampling is not an acceptable sampling technique for BTEX analysis due to the volatile nature of the compounds. Hence, five soil samples will be collected from Ponds 005 and 006 at the same locations as discussed above from the 0 to 1-foot depth interval. These soil samples will be collected by EPA Method 5035 using the Terra Core™ sampler and field weighing method. This method allows a 14-day holding time for extraction compared to the Encore sampler which has a 48 hour holding time. All five soil samples from each Pond will be analyzed for BTEX by EPA Method 8260, using the MRLs identified in Table 3.

Procedures in the 1997 Work Plan Addendum for field quality control samples, sampling numbering system, and sampling handling will be followed, with the exception that duplicate samples will not be collected from Ponds 005 and 006.

If you have any questions regarding this transmittal, please contact Mike Bollinger at (412) 208-8864.

Sincerely,

GeoTrans, Inc.

Jennifer A. Abrahams

Jennifer A. Abrahams, P.G.
Associate
Senior Hydrogeologist

Attachments

cc: Jerry Cain, MDEQ
Mike Bollinger, Beazer
Harbhajan Singh, EPA
Leo Romanowski, EPA
Vance Haskin, KI
Jack Spicuzza, KI

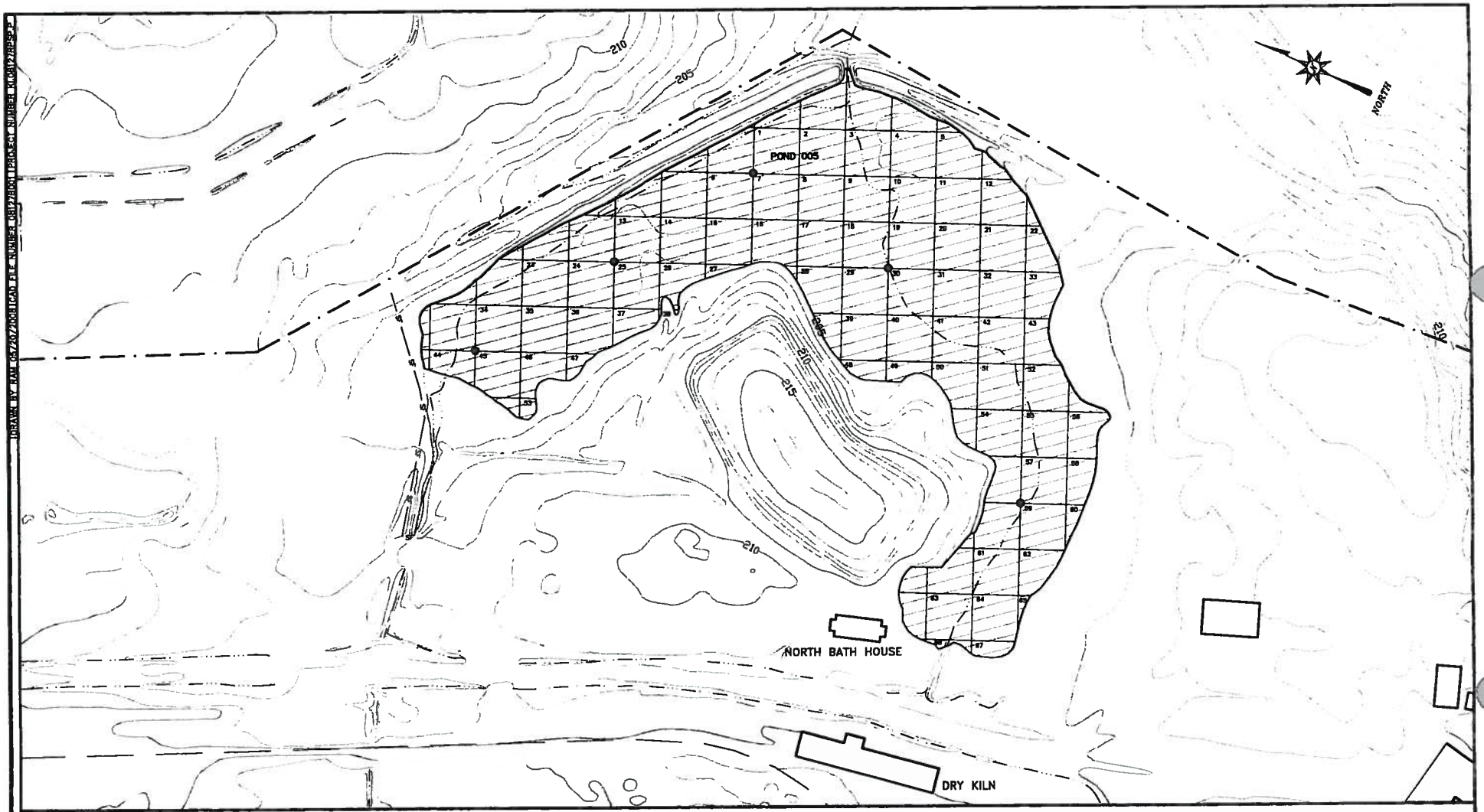

LEGEND

- SURFACE SOIL SAMPLING LOCATION
- APPROXIMATE PROPERTY
- DRAINAGE DITCHES
- SILT FENCE

SCALE – FEET
0 100 200

REFERENCE:
PROPERTY LINE SURVEY BY CROUSE & COMPANY, PITTSBURGH, PENNSYLVANIA, DRAWING CE2954, DATED 11/07/00

REVISION	DATE	DESCRIPTION

CHECKED BY – APPROVED BY –

ATTACHMENTS

PREPARED BY:
KU RESOURCES, INC.
22 SOUTH LINDEN STREET
DUQUESNE, PA 15110
(412) 469-5331
FAX: (412) 469-5336
www.kuresources.com

PREPARED FOR:
KOPPERS INC.
PITTSBURGH, PENNSYLVANIA

PROJECT:
RETENTION POND 005
KOPPERS WOOD TREATING FACILITY
GRENADA, MISSISSIPPI

DRAWING TITLE:
SURFACE SOIL
SAMPLING LOCATIONS

FIGURE NO
2

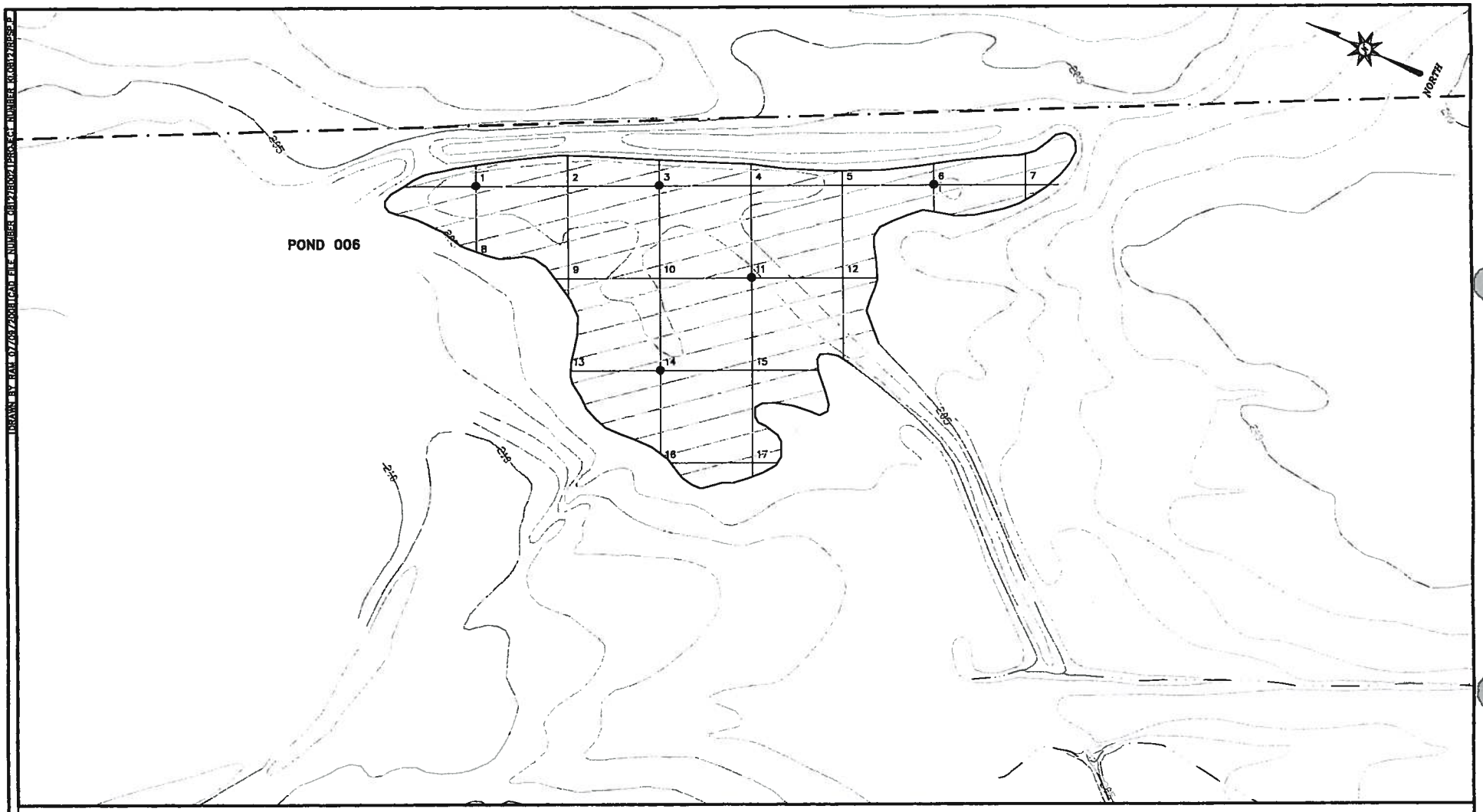

LEGEND

- ● SURFACE SOIL SAMPLING LOCATION
- APPROXIMATE PROPERTY
- WATER

SCALE – FEET

0 50 100

REFERENCE:
PROPERTY LINE SURVEY BY CROUSE & COMPANY, PITTSBURGH, PENNSYLVANIA, DRAWING CE2954, DATED 11/07/00

ATTACHMENTS

REVISION	DATE	DESCRIPTION

CHECKED BY – APPROVED BY –

PREPARED BY:
KU RESOURCES, INC.
22 SOUTH LINDEN STREET
DUQUESNE, PA 15110
(412) 469-6331
FAX: (412) 469-6336
www.kuresources.com

PREPARED FOR:
KOPPERS INC.
PITTSBURGH, PENNSYLVANIA

PROJECT:
RETENTION POND 006
KOPPERS WOOD TREATING FACILITY
GRENADA, MISSISSIPPI

DRAWING TITLE:
SURFACE SOIL
SAMPLING LOCATIONS

FIGURE NO
3

RCRA HSWA File (red)
Grenada Co.

UNITED STATES ENVIRONMENTAL PROTECTION AGENCY
REGION 4
ATLANTA FEDERAL CENTER
61 FORSYTH STREET
ATLANTA, GEORGIA 30303-8960

JUL 24 2008

RECEIVED
JUL 28 2008

Mr. Michael W. Bollinger
Beazer East, Inc.
One Oxford Centre, Suite 3000
Pittsburgh, Pennsylvania 15219

SUBJECT: (1) Confirmatory Sampling Workplan
Dated June 12, 2008,
(2) Soil Sampling Data, Dated June 13, 2008,
(3) Work Schedule Item Nos. 11 and 13,
Dated, July 17, 2008, and
(4) Confirmatory Sampling Workplan Addendum,
Dated July 21, 2008
Koppers, Inc./Beazer East, Tie Plant, Mississippi
EPA I.D. No. MSD 007 027 543

Dear Mr. Bollinger:

The U.S. Environmental Protection Agency (EPA) has reviewed the above-referenced documents of the Confirmatory Sampling Workplan for Koppers, Inc./Beazer East, Tie Plant, Mississippi. The Confirmatory Sampling Workplan and related documents were submitted in accordance with the Work Schedule of EPA's June 17, 2008 letter related to settlement of Dispute Resolution pursuant to the HSWA permit.

Based on its review, EPA hereby approves the Confirmatory Sampling Workplan and related documents. However, please keep in mind that the action on the Koppers/Beazer response to Work Schedule Item No. 11 (higher method detection limits than maximum contaminant levels for tetrachloroethene and trichloroethene in five groundwater sample results) will be discussed during the forthcoming meeting on the Corrective Measures Study (CMS) Workplan.

Also, please submit to EPA and MDEQ the results of the Confirmatory Sampling and related supporting documents in a Confirmatory Sampling (CS) Report, together with a proposal for the next steps, no later than December 12, 2008.

As discussed in our telephone conference calls, EPA is also interested in conducting oversight for the confirmatory sampling to be conducted in late August or early September. Please contact Ms. Karen Knight at (404) 562-8885 or Mr. Harbhajan Singh of my staff at (404) 562-8473 to confirm the schedule for the confirmatory sampling.

Sincerely,

D. Karen Knight

D. Karen Knight, CHMM
Chief, Corrective Action Section
Restoration and UST Branch

cc: Vance Haskin, Koppers/Pittsburgh
Jack Spicuzza, Koppers/Pittsburgh
Jennifer Abrahams, GeoTrans/Rancho Cordova
Toby Cook, MDEQ/Jackson

2, Scott Hoff

UNITED STATES ENVIRONMENTAL PROTECTION AGENCY
REGION 4
ATLANTA FEDERAL CENTER
61 FORSYTH STREET
ATLANTA, GEORGIA 30303-8960

JUN 0 5 2008

RECEIVED
JUN 16 2008

Mr. Robert A. Fisher
Beazer East, Inc.
One Oxford Centre, Suite 3000
Pittsburgh, Pennsylvania 15219

SUBJECT: Request for Approval
Beneficial Reuse of Recovered DNAPL
Dated January 23, 2007
Koppers, Tie Plant, Mississippi
EPA I.D. No. MSD 007 027 543

Dear Mr. Fisher:

The U.S. Environmental Protection Agency (EPA) received the request for the regulatory status of beneficial reuse of recovered dense non-aqueous phase liquid (DNAPL) of Koppers, Tie Plant, Mississippi, dated January 23, 2007. EPA noted that this DNAPL recovery system was installed as a result of Interim Measures implemented at SWMU 11 (Former Wastewater Treatment System) and Central Ditch. As part of the Interim Measures, Beazer is also operating the system that recover DNAPL from the recovery wells and underdrain sumps.

Koppers stated that the DNAPL being recovered is a coal tar distillate material. This material is physically and chemically identical to the feedstock and/or raw material used in their wood preserving process. The summary of the submitted physical and chemical DNAPL analyses indicates that the recovered DNAPL meets their raw material specifications, and this material can be used in the process.

Based on the review of the submitted information, EPA concurs that the recovered DNAPL can be utilized for reuse as a raw material, feedstock, and/or ingredient in the production of wood preserving solutions, and/or in wood preserving operations. The recovered DNAPL is not a solid waste, and consequently, not a hazardous waste. This concurrence of beneficial reuse of the recovered DNAPL is in accordance with 40 CFR 261.4(a)(9)(i). Please note that this determination is only based on the information and attachments provided in this letter and cannot be referenced to any other process. In the event there occurs any change in the recovered DNAPL chemical composition or process, this determination will not be valid.

If you have any question(s), please contact Mr. Harbhajan Singh of my staff at (404) 562-8473.

Sincerely,

D. Karen Knight, CHMM
Chief, Corrective Action Section
Restoration and UST Branch

CC: Joyce Fankulewski, Koppers/Pittsburgh
Leslie Hyde, Koppers/Pittsburgh
Michael Bollinger, Beazer/ Pittsburgh
Jill Blundon, Beazer/ Pittsburgh
Jennifer Abrahams, GeoTrans/Rancho Cordova
Jerry Cain, MDEQ/Jackson

Grenada Co.
RCRA ASWA File (red)

UNITED STATES ENVIRONMENTAL PROTECTION AGENCY
REGION 4
ATLANTA FEDERAL CENTER
61 FORSYTH STREET
ATLANTA, GEORGIA 30303-8960

MAR 28 2008

RECEIVED
JUN - 2 2008
MDEQ

Mr. Michael W. Bollinger
Beazer East, Inc.
One Oxford Centre, Suite 3000
Pittsburgh, Pennsylvania 15219

SUBJECT: (1) 2006 Annual Sampling Results for Plant Production Well, Dated September 25, 2006 and 2006 Annual Sampling Results for Plant Production Well with Full Laboratory Documentation, Dated October 27, 2006
(2) 2007 Annual Sampling Results for Plant Production Well, Dated July 10, 2007
(3) 2008 Annual Sampling Results for Plant Production Well, Dated May 12, 2008

Koppers, Inc./Beazer East, Tie Plant, Mississippi
EPA I.D. No. MSD 007 027 543

Dear Mr. Bollinger:

The U.S. Environmental Protection Agency (EPA) has reviewed the 2006, 2007, and 2008 Annual Sampling Results for Plant Production Well H054 of Koppers, Inc./Beazer East, Tie Plant, Mississippi. The analytical results for this plant production well were submitted in accordance with the EPA's April 28, 2005 letter related to the Complete Phase II RCRA Facility Investigation (RFI) Report.

Based on the review, EPA found that benzene, ethyl benzene, toluene, xylenes, pentachlorophenol (PCP), and polycyclic aromatic hydrocarbons (PAHs) were non-detect in the samples from well H054. EPA also noted that Koppers/Beazer used SW-846 EPA Method 8270C for the analyses of PCP and benzo(a)pyrene, and the reporting limit range for these constituents were 0.96-1.0 μg/l and 9.6-10 μg/l, respectively. EPA concurs with the reporting limit of 1.0 μg/l for PCP using EPA Method 8270C, but recommends SW-846 EPA Method 8270D, Selective Ion Monitoring (SIM) for benzo(a)pyrene that can detect up to 0.2 μg/l. During the meeting with EPA on March 27, 2008, Koppers/Beazer agreed to employ a new method that can detect up to 0.2 μg/l for benzo(a)pyrene.

EPA noted that the 2006 samples H054-091806 and DUP01-091806 analyzed were improperly preserved at a pH of 5.0. However, the Methods SW-846 8280B and SW-846 8270C require sample preservation at a pH 2.0 or less. This may have compromised the analytical results. EPA recommends the facility to follow the proper procedures for sample preservation.

If you have any question(s), please contact Mr. Harbhajan Singh of my staff at (404) 562-8473.

Sincerely,

D. Karen Knight

D. Karen Knight, CHMM
Chief, Corrective Action Section
Restoration and UST Branch

CC: Joyce Fankulewski, Koppers/Pittsburgh
Leslie Hyde, Koppers/Pittsburgh
Jennifer Abrahams, GeoTrans/Rancho Cordova
Toby Cook, MDEQ/Jackson

Grenada Co.
RCRA SWA File Cred)

GeoTrans, Inc.
A TETRA TECH COMPANY
www.geotransinc.com

10860 Gold Center Drive
Suite 200
Rancho Cordova, CA 95670-6070
916-853-1800 FAX 916-853-1860

May 12, 2008
P:\PROJECTS\BEAZER\GRENADA\2201.099\2008 plant well sample.doc

RECEIVED
MAY 14 2008

RCRA Division
U.S. Environmental Protection Agency
Region 4
61 Forsyth Street SW
Atlanta, Georgia 30303

Attn: Ms. D. Karen Knight, CHMM
Chief, Corrective Action Section
RUST Branch
RCRA Division

Subject: 2008 Annual Sampling Results for Plant Production Well
Koppers Industries/Beazer East, Inc.
Tie Plant, Mississippi
EPA I.D. No. MSD 007 027 543

Dear Ms. Knight:

On behalf of Beazer East, Inc. (Beazer), this letter provides the analytical documentation for the 2008 annual sample collected from plant production well H054 at the Koppers Industries (KI) facility in Grenada, Mississippi (site). Field & Technical Services, LLC, (FTS) is Beazer's nation-wide Operation and Maintenance contractor. FTS sampled well H054 at the Grenada site on January 17, 2008, and submitted the sample to TestAmerica Laboratories, Inc. for analysis by EPA Method 8260B for benzene, ethyl benzene, toluene, and xylenes, and by EPA Method 8270 SIM for polynuclear aromatic hydrocarbons and pentachlorophenol. The complete 16-page analytical report is attached to this letter. The well H054 sample results, provided on pages 7 and 8 of the report, include the date the sample was collected (011708). All analyzed parameters were non-detect in the sample from well H054.

If you have any questions regarding this transmittal, please contact Mike Bollinger at (412) 208-8864.

Sincerely,

GeoTrans, Inc.

Jennifer Abrahams

Jennifer A. Abrahams, P.G.
Associate
Senior Hydrogeologist

Attachments

cc: Jerry Cain, MDEQ
Harbhajan Singh, EPA
Leo Romanowski, EPA
Mike Bollinger, Beazer (email only)
Joyce Fankulewski, KI (email only)
Vance Hoskins, KI

TestAmerica

THE LEADER IN ENVIRONMENTAL TESTING

ANALYTICAL REPORT

Grenada Mississippi

Lot #: C8A180282

Field & Technical Services, LLC

Field & Technical Services, LL

TESTAMERICA LABORATORIES, INC.

Veronica Bortot
Project Manager

January 24, 2008

301 Alpha Drive Pittsburgh, PA 15238 tel 412.963.7058 fax 412.963.2468 www.testamericainc.com

NELAC REPORTING:

At the time of analysis the laboratory was in compliance with the current NELAC standards and held accreditation for all analyses performed unless noted by a qualifier. The labs accreditation numbers are listed below. The format and contents of the report meets all applicable NELAC standards except as noted in the narrative and shall not be reproduced except in full, without the written approval of the laboratory. The table below presents a summary of the certifications held by TestAmerica Pittsburgh. Our primary accreditation authority for the Non-potable water and Solid & Hazardous waste programs is Pennsylvania DEP. A more detailed parameter list is available upon request. Please ask your project manager for this information when required.

Certifying State/Program	Certificate #	Program Types	TestAmerica
NFESC	NA	NAVY	X
US Dept of Agriculture	(#P330-07-00101)	Foreign Soil Import Permit	X
Arkansas	(#03-022-1)	WW	X
		HW	X
California – NELAC	04224CA	WW	X
		HW	X
Connecticut	(#PH-0688)	WW	X
		HW	X
Florida – NELAC	(#E87660)	WW	X
		HW	X
Illinois – NELAC	(#200005)	WW	X
		HW	X
Kansas – NELAC	(#E-10350)	WW	X
		HW	X
Louisiana – NELAC	(#93200)	WW	X
		HW	X
New Hampshire – NELAC	(#203002)	WW	X
		--	--
New Jersey – NELAC	(PA-005)	WW	X
		HW	X
New York – NELAC	(#11182)	WW	X
		HW	X
North Carolina	(#434)	WW	X
		HW	X
Pennsylvania - NELAC	(#02-00416)	WW	X
		HW	X
South Carolina	(#89014001)	WW	X
		HW	X
Utah – NELAC	(STLP)	WW	X
		HW	X
West Virginia	(#142)	WW	X
		HW	X
Wisconsin	998027800	WW	X
		HW	X

The codes utilized for program types are described below:

HW Hazardous Waste certification
WW Non-potable Water and/or Wastewater certification
X Laboratory has some form of certification under the specific program. Many states certify laboratories for specific parameters or tests within a category. The information in the table indicates the lab is certified in a general category of testing. Please contact the laboratory if parameter specific certification information is required.

Updated: 12/28/07 C:\Documents and Settings\derubeisn\My Documents\NELAC NARRATIVE Pttsburgh.doc

CASE NARRATIVE

Field and Technical Services
Grenada, Mississippi

Lot # C8A180282

Sample Receiving:
TestAmerica Pittsburgh, PA received samples on January 18, 2008. The cooler was received within the proper temperature range.

If project specific QC was not required for samples contained in this report, when batch QC was completed on these samples, anomalous results will be discussed below.

GC/MS Volatiles:
All non-CCC compounds that have >15% RSD were evaluated to see if a better curve could be drawn using a quadratic curve. All compounds <30% RSD will use an average response factor curve if no visible improvement is accomplished using a quadratic curve. A quadratic curve will be used for a compound where it is determined to be the "best-fit" evaluation.

GC/MS Semivolatiles:
All non-CCC compounds that have >15% RSD were evaluated to see if a better curve could be drawn using a quadratic curve. All compounds <30% RSD will use an average response factor curve if no visible improvement is accomplished using a quadratic curve. A quadratic curve will be used for a compound where it is determined to be the "best-fit" evaluation.

The MS/MSD had several compounds recover low and outside of criteria. Acceptable LCS data demonstrates that the analytical system was operating in control; this condition is most likely due to a matrix effect.

METHODS SUMMARY

C8A180282

PARAMETER	ANALYTICAL METHOD	PREPARATION METHOD
Semivolatile Organics GCMS BNA 8270C	SW846 8270C	
Volatile Organics by GC/MS	SW846 8260B	SW846 5030B/826

References:

SW846 "Test Methods for Evaluating Solid Waste, Physical/Chemical Methods", Third Edition, November 1986 and its updates.

SAMPLE SUMMARY

C8A180282

WO #	SAMPLE#	CLIENT SAMPLE ID	SAMPLED DATE	SAMP TIME
KFRXC	001	H054-011708	01/17/08	10:25
KFR0G	002	TRIP BLANK	01/17/08	

NOTE(S):

- The analytical results of the samples listed above are presented on the following pages.
- All calculations are performed before rounding to avoid round-off errors in calculated results.
- Results noted as "ND" were not detected at or above the stated limit.
- This report must not be reproduced, except in full, without the written approval of the laboratory.
- Results for the following parameters are never reported on a dry weight basis: color, corrosivity, density, flashpoint, ignitability, layers, odor, paint filter test, pH, porosity pressure, reactivity, redox potential, specific gravity, spot tests, solids, solubility, temperature, viscosity, and weight.

Chain of Custody Record

TestAmerica
THE LEADER IN ENVIRONMENTAL TESTING

TAL-4142 (0907)

Client: FTS	Project Manager: Hank Pappert	Date: 1/17/8	Chain of Custody Number: 366452
Address: 200 3rd Ave	Telephone Number (Area Code)/Fax Number: 412-279-4512	Lab Number:	Page 1 of 1
City: Carnegie; State: PA; Zip Code: 15106	Site Contact:	Lab Contact:	
Project Name and Location (State): Beazer/Grenada (MS)	Carrier/Waybill Number:		
Contract/Purchase Order/Quote No.:			

Sample I.D. No. and Description (Containers for each sample may be combined on one line)	Date	Time	Matrix: Air	Aqueous	Sed.	Soil	Containers & Preservatives: Unpres.	H2SO4	HNO3	HCl	NaOH	ZnAc/NaOH	Analysis (Attach list if more space is needed): BTEX 8021	8270C SIM PAH+PCP 2-methylpyridine	Special Instructions/ Conditions of Receipt
H054-011708	1/17/8	1025		X			2			3			X	X	
H054-011708 MS	↓	1025		↓			↓			↓			↓	↓	
H054-011708 MSD	↓	1025		↓			↓			↓			↓	↓	
Trip blank	—	—		↓						↓			↓		

1/17/8 AH

1/17/8 AH

1/17/8 AH

Possible Hazard Identification: ☐ Non-Hazard ☐ Flammable ☐ Skin Irritant ☐ Poison B ☒ Unknown

Sample Disposal: ☐ Return To Client ☒ Disposal By Lab ☐ Archive For ____ Months (A fee may be assessed if samples are retained longer than 1 month)

Turn Around Time Required: ☐ 24 Hours ☐ 48 Hours ☐ 7 Days ☐ 14 Days ☐ 21 Days ☒ Other STD

QC Requirements (Specify):

	Date	Time		Date	Time
1. Relinquished By: Alan Hill	1/17/8	1800	1. Received By: Fed Ex		
2. Relinquished By:			2. Received By: [signature]	1/18/08	1030
3. Relinquished By:			3. Received By:		

Comments:

DISTRIBUTION: WHITE - Returned to Client with Report; CANARY - Stays with the Sample; PINK - Field Copy

Field & Technical Services, LLC

Client Sample ID: H054-011708

GC/MS Volatiles

Lot-Sample #...: C8A180282-001
Date Sampled...: 01/17/08
Prep Date.....: 01/21/08
Prep Batch #...: 8021213
Dilution Factor: 1

Work Order #...: KFRXC1AA
Date Received..: 01/18/08
Analysis Date..: 01/21/08
Analysis Time..: 10:25

Matrix.....: WATER
MS Run #.....: 8021127

Method.....: SW846 8260B

PARAMETER	RESULT	REPORTING LIMIT	UNITS
Benzene	ND	5.0	ug/L
Ethylbenzene	ND	1.0	ug/L
Toluene	ND	1.0	ug/L
m-Xylene & p-Xylene	ND	2.0	ug/L
o-Xylene	ND	1.0	ug/L

SURROGATE	PERCENT RECOVERY	RECOVERY LIMITS
Toluene-d8	93	(71 - 118)
1,2-Dichloroethane-d4	111	(64 - 135)
4-Bromofluorobenzene	88	(70 - 118)
Dibromofluoromethane	115	(64 - 128)

Field & Technical Services, LLC

Client Sample ID: H054-011708

GC/MS Semivolatiles

Lot-Sample #...:	C8A180282-001	**Work Order #...:**	KFRXC1AC	**Matrix.....:**	WATER
Date Sampled...:	01/17/08	**Date Received..:**	01/18/08	**MS Run #.....:**	8020024
Prep Date.....:	01/20/08	**Analysis Date..:**	01/22/08		
Prep Batch #...:	8020039	**Analysis Time..:**	10:38		
Dilution Factor:	0.96				

Method.....: SW846 8270C

PARAMETER	RESULT	REPORTING LIMIT	UNITS
Acenaphthene	ND	9.6	ug/L
Acenaphthylene	ND	9.6	ug/L
Anthracene	ND	9.6	ug/L
Benzo(a)anthracene	ND	9.6	ug/L
Benzo(b)fluoranthene	ND	9.6	ug/L
Benzo(k)fluoranthene	ND	9.6	ug/L
Benzo(ghi)perylene	ND	9.6	ug/L
Benzo(a)pyrene	ND	9.6	ug/L
Chrysene	ND	9.6	ug/L
Dibenzo(a,h)anthracene	ND	9.6	ug/L
Fluoranthene	ND	9.6	ug/L
Fluorene	ND	9.6	ug/L
Indeno(1,2,3-cd)pyrene	ND	9.6	ug/L
2-Methylnaphthalene	ND	9.6	ug/L
Naphthalene	ND	9.6	ug/L
Pentachlorophenol	ND	9.6	ug/L
Phenanthrene	ND	0.96	ug/L
Pyrene	ND	9.6	ug/L
		9.6	ug/L

SURROGATE	PERCENT RECOVERY	RECOVERY LIMITS
Nitrobenzene-d5	86	(23 - 112)
Terphenyl-d14	90	(10 - 132)
2-Fluorobiphenyl	79	(19 - 107)
2-Fluorophenol	42	(10 - 111)
Phenol-d5	35	(15 - 112)
2,4,6-Tribromophenol	72	(16 - 122)

Field & Technical Services, LLC

Client Sample ID: TRIP BLANK

GC/MS Volatiles

Lot-Sample #...: C8A180282-002
Date Sampled...: 01/17/08
Prep Date.....: 01/21/08
Prep Batch #...: 8021213
Dilution Factor: 1

Work Order #...: KFR0G1AA
Date Received..: 01/18/08
Analysis Date..: 01/21/08
Analysis Time..: 10:48

Matrix.....: WATER
MS Run #.....: 8021127

Method.....: SW846 8260B

PARAMETER	RESULT	REPORTING LIMIT	UNITS
Benzene	ND	5.0	ug/L
Ethylbenzene	ND	1.0	ug/L
Toluene	ND	1.0	ug/L
m-Xylene & p-Xylene	ND	2.0	ug/L
o-Xylene	ND	1.0	ug/L

SURROGATE	PERCENT RECOVERY	RECOVERY LIMITS
Toluene-d8	98	(71 - 118)
1,2-Dichloroethane-d4	106	(64 - 135)
4-Bromofluorobenzene	87	(70 - 118)
Dibromofluoromethane	118	(64 - 128)

METHOD BLANK REPORT

GC/MS Volatiles

Client Lot #...: C8A180282
MB Lot-Sample #: C8A210000-213

Work Order #...: KFVH21AA

Matrix.....: WATER

Analysis Date..: 01/21/08
Dilution Factor: 1

Prep Date.....: 01/21/08
Prep Batch #...: 8021213

Analysis Time..: 09:51

PARAMETER	RESULT	REPORTING LIMIT	UNITS	METHOD
Benzene	ND	5.0	ug/L	SW846 8260B
Ethylbenzene	ND	1.0	ug/L	SW846 8260B
Toluene	ND	1.0	ug/L	SW846 8260B
o-Xylene	ND	1.0	ug/L	SW846 8260B
m-Xylene & p-Xylene	ND	2.0	ug/L	SW846 8260B

SURROGATE	PERCENT RECOVERY	RECOVERY LIMITS
Toluene-d8	99	(71 - 118)
1,2-Dichloroethane-d4	107	(64 - 135)
4-Bromofluorobenzene	92	(70 - 118)
Dibromofluoromethane	112	(64 - 128)

NOTE(S):

Calculations are performed before rounding to avoid round-off errors in calculated results.

METHOD BLANK REPORT

GC/MS Semivolatiles

Client Lot #...: C8A180282
MB Lot-Sample #: C8A200000-039

Work Order #...: KFT4A1AA

Matrix.....: WATER

Prep Date.....: 01/20/08
Prep Batch #...: 8020039

Analysis Date..: 01/22/08
Dilution Factor: 1

Analysis Time..: 09:40

PARAMETER	RESULT	REPORTING LIMIT	UNITS	METHOD
Acenaphthene	ND	10	ug/L	SW846 8270C
Acenaphthylene	ND	10	ug/L	SW846 8270C
Anthracene	ND	10	ug/L	SW846 8270C
Benzo(a)anthracene	ND	10	ug/L	SW846 8270C
Benzo(b)fluoranthene	ND	10	ug/L	SW846 8270C
Benzo(k)fluoranthene	ND	10	ug/L	SW846 8270C
Benzo(ghi)perylene	ND	10	ug/L	SW846 8270C
Benzo(a)pyrene	ND	10	ug/L	SW846 8270C
Chrysene	ND	10	ug/L	SW846 8270C
Dibenzo(a,h)anthracene	ND	10	ug/L	SW846 8270C
Fluoranthene	ND	10	ug/L	SW846 8270C
Fluorene	ND	10	ug/L	SW846 8270C
Indeno(1,2,3-cd)pyrene	ND	10	ug/L	SW846 8270C
2-Methylnaphthalene	ND	10	ug/L	SW846 8270C
Naphthalene	ND	10	ug/L	SW846 8270C
Pentachlorophenol	ND	1.0	ug/L	SW846 8270C
Phenanthrene	ND	10	ug/L	SW846 8270C
Pyrene	ND	10	ug/L	SW846 8270C

SURROGATE	PERCENT RECOVERY	RECOVERY LIMITS
Nitrobenzene-d5	82	(23 - 112)
Terphenyl-d14	93	(10 - 132)
2-Fluorobiphenyl	82	(19 - 107)
2-Fluorophenol	78	(10 - 111)
Phenol-d5	81	(15 - 112)
2,4,6-Tribromophenol	98	(16 - 122)

NOTE(S):

Calculations are performed before rounding to avoid round-off errors in calculated results.

LABORATORY CONTROL SAMPLE EVALUATION REPORT

GC/MS Volatiles

Client Lot #...: C8A180282 **Work Order #...:** KFVH21AC **Matrix.....:** WATER
LCS Lot-Sample#: C8A210000-213
Prep Date.....: 01/21/08 **Analysis Date..:** 01/21/08
Prep Batch #...: 8021213 **Analysis Time..:** 11:14
Dilution Factor: 1

PARAMETER	PERCENT RECOVERY	RECOVERY LIMITS	METHOD
Benzene	**107**	**(80 - 120)**	**SW846 8260B**
Toluene	**107**	**(80 - 123)**	**SW846 8260B**
1,1-Dichloroethene	**101**	**(65 - 136)**	**SW846 8260B**
Trichloroethene	**108**	**(73 - 120)**	**SW846 8260B**
Chlorobenzene	**109**	**(80 - 120)**	**SW846 8260B**

SURROGATE	PERCENT RECOVERY	RECOVERY LIMITS
Toluene-d8	103	(71 - 118)
1,2-Dichloroethane-d4	106	(64 - 135)
4-Bromofluorobenzene	84	(70 - 118)
Dibromofluoromethane	109	(64 - 128)

NOTE(S):

Calculations are performed before rounding to avoid round-off errors in calculated results.

Bold print denotes control parameters

LABORATORY CONTROL SAMPLE EVALUATION REPORT

GC/MS Semivolatiles

Client Lot #...: C8A180282 Work Order #...: KFT4A1AC Matrix.....: WATER
LCS Lot-Sample#: C8A200000-039
Prep Date.....: 01/20/08 Analysis Date..: 01/22/08
Prep Batch #...: 8020039 Analysis Time..: 10:09
Dilution Factor: 1

PARAMETER	PERCENT RECOVERY	RECOVERY LIMITS	METHOD
Acenaphthene	**73**	**(35 - 96)**	**SW846 8270C**
Pentachlorophenol	**77**	**(23 - 108)**	**SW846 8270C**
Pyrene	**76**	**(30 - 106)**	**SW846 8270C**
Naphthalene	**68**	**(40 - 89)**	**SW846 8270C**
Phenol	**70**	**(38 - 95)**	**SW846 8270C**
2-Chlorophenol	**70**	**(39 - 93)**	**SW846 8270C**
1,4-Dichlorobenzene	**70**	**(36 - 91)**	**SW846 8270C**
N-Nitrosodi-n-propyl-amine	**72**	**(41 - 96)**	**SW846 8270C**
1,2,4-Trichloro-benzene	**71**	**(35 - 95)**	**SW846 8270C**
4-Chloro-3-methylphenol	**79**	**(41 - 99)**	**SW846 8270C**
4-Nitrophenol	**108**	**(39 - 110)**	**SW846 8270C**
2,4-Dinitrotoluene	**85**	**(37 - 120)**	**SW846 8270C**
4-Methylphenol	**73**	**(41 - 92)**	**SW846 8270C**
Hexachloroethane	**67**	**(38 - 91)**	**SW846 8270C**
4-Bromophenyl phenyl ether	**78**	**(39 - 94)**	**SW846 8270C**
Butyl benzyl phthalate	**80**	**(33 - 106)**	**SW846 8270C**

SURROGATE	PERCENT RECOVERY	RECOVERY LIMITS
Nitrobenzene-d5	71	(23 - 112)
Terphenyl-d14	83	(10 - 132)
2-Fluorobiphenyl	65	(19 - 107)
2-Fluorophenol	65	(10 - 111)
Phenol-d5	67	(15 - 112)
2,4,6-Tribromophenol	84	(16 - 122)

NOTE(S):

Calculations are performed before rounding to avoid round-off errors in calculated results.

Bold print denotes control parameters

MATRIX SPIKE SAMPLE EVALUATION REPORT

GC/MS Volatiles

Client Lot #...:	C8A180282	Work Order #...:	KFRXC1AD-MS	Matrix.....:	WATER
MS Lot-Sample #:	C8A180282-001		KFRXC1AE-MSD		
Date Sampled...:	01/17/08	Date Received..:	01/18/08	MS Run #.....:	8021127
Prep Date.....:	01/21/08	Analysis Date..:	01/21/08		
Prep Batch #...:	8021213	Analysis Time..:	12:30		
Dilution Factor:	1				

PARAMETER	PERCENT RECOVERY	RECOVERY LIMITS	RPD	RPD LIMITS	METHOD
Benzene	**106**	**(73 - 120)**			**SW846 8260B**
	111	**(73 - 120)**	**4.5**	**(0-32)**	**SW846 8260B**
Toluene	**99**	**(75 - 126)**			**SW846 8260B**
	94	**(75 - 126)**	**4.7**	**(0-35)**	**SW846 8260B**
1,1-Dichloroethene	**97**	**(60 - 139)**			**SW846 8260B**
	97	**(60 - 139)**	**0.19**	**(0-48)**	**SW846 8260B**
Trichloroethene	**105**	**(53 - 135)**			**SW846 8260B**
	108	**(53 - 135)**	**2.9**	**(0-36)**	**SW846 8260B**
Chlorobenzene	**109**	**(80 - 120)**			**SW846 8260B**
	111	**(80 - 120)**	**2.3**	**(0-29)**	**SW846 8260B**

SURROGATE	PERCENT RECOVERY	RECOVERY LIMITS
Toluene-d8	96	(71 - 118)
	91	(71 - 118)
1,2-Dichloroethane-d4	106	(64 - 135)
	108	(64 - 135)
4-Bromofluorobenzene	88	(70 - 118)
	89	(70 - 118)
Dibromofluoromethane	111	(64 - 128)
	116	(64 - 128)

NOTE(S):

Calculations are performed before rounding to avoid round-off errors in calculated results.

Bold print denotes control parameters

MATRIX SPIKE SAMPLE EVALUATION REPORT

GC/MS Semivolatiles

Client Lot #...: C8A180282
MS Lot-Sample #: C8A180282-001
Date Sampled...: 01/17/08
Prep Date.....: 01/20/08
Prep Batch #...: 8020039
Dilution Factor: 0.99

Work Order #...: KFRXC1AF-MS
KFRXC1AG-MSD
Date Received..: 01/18/08
Analysis Date..: 01/22/08
Analysis Time..: 11:07

Matrix.....: WATER
MS Run #.....: 8020024

PARAMETER	PERCENT RECOVERY	RECOVERY LIMITS	RPD	RPD LIMITS	METHOD
Acenaphthene	33 a	(35 - 96)			SW846 8270C
	32 a	(35 - 96)	8.1	(0-41)	SW846 8270C
Pentachlorophenol	86	(23 - 108)			SW846 8270C
	91	(23 - 108)	2.5	(0-42)	SW846 8270C
Pyrene	34	(30 - 106)			SW846 8270C
	33	(30 - 106)	6.5	(0-42)	SW846 8270C
Naphthalene	54	(40 - 89)			SW846 8270C
	56	(40 - 89)	0.57	(0-43)	SW846 8270C
Phenol	28 a	(38 - 95)			SW846 8270C
	29 a	(38 - 95)	0.73	(0-39)	SW846 8270C
2-Chlorophenol	52	(39 - 93)			SW846 8270C
	53	(39 - 93)	1.3	(0-39)	SW846 8270C
1,4-Dichlorobenzene	58	(36 - 91)			SW846 8270C
	65	(36 - 91)	9.2	(0-41)	SW846 8270C
N-Nitrosodi-n-propyl-amine	56	(41 - 96)			SW846 8270C
	63	(41 - 96)	8.5	(0-43)	SW846 8270C
1,2,4-Trichloro-benzene	69	(35 - 95)			SW846 8270C
	66	(35 - 95)	5.2	(0-45)	SW846 8270C
4-Chloro-3-methylphenol	41	(41 - 99)			SW846 8270C
	41	(41 - 99)	2.4	(0-42)	SW846 8270C
4-Nitrophenol	87	(39 - 110)			SW846 8270C
	90	(39 - 110)	1.6	(0-42)	SW846 8270C
2,4-Dinitrotoluene	80	(37 - 120)			SW846 8270C
	82	(37 - 120)	0.31	(0-39)	SW846 8270C
4-Methylphenol	26 a	(41 - 92)			SW846 8270C
	28 a	(41 - 92)	6.8	(0-41)	SW846 8270C
Hexachloroethane	57	(38 - 91)			SW846 8270C
	65	(38 - 91)	11	(0-39)	SW846 8270C
4-Bromophenyl phenyl ether	68	(39 - 94)			SW846 8270C
	77	(39 - 94)	9.6	(0-40)	SW846 8270C
Butyl benzyl phthalate	65	(33 - 106)			SW846 8270C
	68	(33 - 106)	1.6	(0-40)	SW846 8270C

(Continued on next page)

MATRIX SPIKE SAMPLE EVALUATION REPORT

GC/MS Semivolatiles

Client Lot #...: C8A180282 **Work Order #...:** KFRXC1AF-MS **Matrix.....:** WATER
MS Lot-Sample #: C8A180282-001 KFRXC1AG-MSD

SURROGATE	PERCENT RECOVERY	RECOVERY LIMITS
Nitrobenzene-d5	71	(23 - 112)
	71	(23 - 112)
Terphenyl-d14	61	(10 - 132)
	62	(10 - 132)
2-Fluorobiphenyl	61	(19 - 107)
	62	(19 - 107)
2-Fluorophenol	39	(10 - 111)
	41	(10 - 111)
Phenol-d5	28	(15 - 112)
	28	(15 - 112)
2,4,6-Tribromophenol	62	(16 - 122)
	62	(16 - 122)

NOTE(S):

Calculations are performed before rounding to avoid round-off errors in calculated results.

Bold print denotes control parameters

a Spiked analyte recovery is outside stated control limits.

RCRA HSWA File (red label)

UNITED STATES ENVIRONMENTAL PROTECTION AGENCY
REGION 4
ATLANTA FEDERAL CENTER
61 FORSYTH STREET
ATLANTA, GEORGIA 30303-8960

MAY 19 2008

RECEIVED
MAY 22 2008
Dept of Environmental Quality
Office of Pollution Control

RUST-RCRA

Mr. Michael W. Bollinger
Beazer East, Inc.
One Oxford Centre, Suite 3000
Pittsburgh, PA 15219

SUBJ: Evaluation of Chemistry and Toxicity of
Northern Stream Sediments, Dated July 5, 2006
Koppers/Beazer East, Tie Plant, Mississippi
EPA I.D. No. MSD 007 027 543

Dear Mr. Bollinger:

The U.S. Environmental Protection Agency (EPA) has reviewed the Evaluation of Chemistry and Toxicity of Northern Stream Sediments, dated July 5, 2006 of Koppers/Beazer East, Tie Plant, Mississippi. This evaluation was conducted as part of the Complete Phase II RCRA Facility Investigation (RFI) Report of 2003. Based on its review, EPA found that the eco-risks do not exist at the Northern Stream, at present and hereby approves this document.

If you have any question(s), please contact Mr. Harbhajan Singh of my staff at (404) 562-8473.

Sincerely,

D. Karen Knight

D. Karen Knight, CHMM
Chief, Corrective Action Section
Restoration and UST Branch

CC: Joyce Fankulewski, Koppers/Pittsburgh
Leslie Hyde, Koppers/Pittsburgh
Jennifer Abrahams, GeoTrans/Rancho Cordova
Toby Cook, MDEQ/Jackson

FILE COPY

STATE OF MISSISSIPPI
HALEY BARBOUR
GOVERNOR
MISSISSIPPI DEPARTMENT OF ENVIRONMENTAL QUALITY
TRUDY D. FISHER, EXECUTIVE DIRECTOR

April 11, 2008

Mr. Kevin Coker
Koppers Inc
PO Box 160
Tie Plant, MS 38960

Dear Mr. Coker:

Re: Koppers Inc
Integrated Contingency Plan
Hazardous Waste Ref. No.HW8854301
Grenada County

We are in receipt of your revisions to the facility's Integrated Contingency Plan dated March 2008 . We appreciate your keeping the Plan up-to-date. If you have any questions, please call me at (601) 961-5096.

Sincerely,

Krystal Rudolph

Krystal Rudolph
Energy and Transportation Branch
Environmental Permits Division

876 PER20000001

OFFICE OF POLLUTION CONTROL
POST OFFICE BOX 2261 • JACKSON, MISSISSIPPI 39225-2261• TEL: (601) 961-5171 • FAX: (601) 354-6612 • www.deq.state.ms.us
AN EQUAL OPPORTUNITY EMPLOYER

Grenada Co.

Beazer

BEAZER EAST, INC., C/O THREE RIVERS MANAGEMENT, INC.
ONE OXFORD CENTRE, SUITE 3000, PITTSBURGH, PA 15219-6401

March 27, 2008

RECEIVED
APR 2 2008
Dept of Environmental Quality
Office of Pollution Control

Mr. Azzam Abumirshid
Mississippi Department of Environmental Quality
Hazardous Waste Division
2380 Highway 80 West
Jackson, Mississippi 39204

Dear Mr. Abumirshid:

The enclosed documentation is to provide you with detail for our pending adjustment to the amount of financial assurance for post-closure costs at the Koppers Industries Grenada site (ID MSD 007027543.). In accordance with 40 CFR Section 264.144(b) and 40 CFR Section 264.145(d)(8), as incorporated by reference in Mississippi Reg HW-1, Part 264, the financial assurance amount has been adjusted for inflation and, if applicable, remaining years of post-closure care as of December 31, 2007. The inflation factor is calculated using the 2007 annual Gross Domestic Product Implicit Price Deflator, as dictated by US EPA guidelines (40 CFR 264.142(b).)

The existing Letter of Credit for this site now exceeds the remaining cost of post-closure care. Therefore, the Letter of Credit for this site and Schedule B of the corresponding Standby Trust, pursuant to RCRA financial assurance requirements, will be adjusted accordingly.

Please refer to the detailed calculations attached hereto and direct any questions regarding them to me at (412) 208-8857 or Tina.Baker@Hanson.Biz within 30 days of the date of this letter. After that time, I will assume that the calculations are acceptable and I will proceed with adjusting the amount of the Letter of Credit and Schedule B of the Standby Trust Accordingly.

Sincerely,

Tina Baker

Tina Baker
Accounting Manager

Enclosures

Cc: Neale Misquitta, Field & Technical Services
Charles E. McChesney II, Beazer East, Inc.
Leslie Hyde, Koppers Inc.

CLOSURE/POST - CLOSURE COST ESTIMATE WORKSHEET
For Fiscal Year Ending
December 31, 2007

Closure Costs:	0
Post-Closure Costs:	655,536
Total:	655,536
Worksheet Total	655,536
Variance:	0

STATE: Mississippi

FACILITY NAME: Koppers Industries, Inc.
Grenada
MSD 007027543

Program Manager: Mike Bollinger

INFORMATION BASE

Unit / Facility	Closure Plan Submittal Date	Closure Cost Estimate	Post-Closure Cost Estimate
Surface Impoundment	06-08-88		$ 887,250
Less fifteen (16) years Post-Closure Care cost @ $ 29,575 per year.			(473,200)
Adjusted Post-Closure Cost Estimate			$ 414,050

CALCULATIONS

The Surface Impoundment cost reflects 1988 dollars; the adjusted cost estimate has been voluntarily inflated to 2007 dollars.

Post-Closure

For 1989:	414,050	X	1.0357	=	$ 428,832	
For 1990:	428,832	X	1.0378	=	445,042	
For 1991:	445,042	X	1.0410	=	463,289	
For 1992:	463,289	X	1.0360	=	479,967	
For 1993:	479,967	X	1.0263	=	492,590	
For 1994:	492,590	X	1.0186	=	501,752	
For 1995:	501,752	X	1.0150	=	509,278	
For 1996:	509,278	X	1.0250	=	522,010	
For 1997:	522,010	X	1.0227	=	533,860	
For 1998:	533,860	X	1.0180	=	543,469	
For 1999:	543,469	X	1.0118	=	549,882	
For 2000:	549,882	X	1.0185	=	560,055	
For 2001:	560,055	X	1.0217	=	572,208	
For 2002	572,208	X	1.0256	=	586,857	
For 2003	586,857	X	1.0121	=	593,958	
For 2004	593,958	X	1.0160	=	603,461	
For 2005	603,461	X	1.0276	=	620,132	
For 2006	620,132	X	1.0293	=	638,302	
For 2007	638,302	X	1.0270	=		655,536
					$	**655,536**

We removed the Boiler Ash Landfarm from financial assurance in 1999 as it is not part of our permit

From www.bea.gov

C. Historical Measures

This table is derived from the "Selected NIPA Tables" that are published in this issue and from the "GDP and Other Major NIPA Series" tables that were published in the August 2007 issue. (The changes in prices are calculated from indexes expressed to three decimal places.)

Table C.1. GDP and Other Major NIPA Aggregates—Continues

[Quarterly estimates are seasonally adjusted at annual rates]

Year and quarter	Billions of chained (2000) dollars			Percent change from preceding period		Chain-type price indexes [2000=100]		Implicit price deflators [2000=100]		Percent change from preceding period			
										Chain-type price index		Implicit price deflators	
	Gross domestic product	Final sales of domestic product	Gross national product	Gross domestic product	Final sales of domestic product	Gross domestic product	Gross domestic purchases	Gross domestic product	Gross national product	Gross domestic product	Gross domestic purchases	Gross domestic product	Gross national product
1959	2,441.3	2,442.7	2,457.4	7.1	6.2	20.754	20.365	20.751	20.727	1.2	1.2	1.2	1.2
1960	2,501.8	2,506.8	2,519.4	2.5	2.6	21.044	20.646	21.041	21.018	1.4	1.4	1.4	1.4
1961	2,560.0	2,566.8	2,579.3	2.3	2.4	21.281	20.865	21.278	21.255	1.1	1.1	1.1	1.1
1962	2,715.2	2,708.5	2,736.9	6.1	5.5	21.572	21.139	21.569	21.547	1.4	1.3	1.4	1.4
1963	2,834.0	2,830.3	2,857.2	4.4	4.5	21.801	21.385	21.798	21.777	1.1	1.2	1.1	1.1
1964	2,998.6	2,999.9	3,023.6	5.8	6.0	22.134	21.725	22.131	22.111	1.5	1.6	1.5	1.5
1965	3,191.1	3,173.8	3,217.3	6.4	5.8	22.538	22.102	22.535	22.516	1.8	1.7	1.8	1.8
1966	3,399.1	3,364.8	3,423.7	6.5	6.0	23.180	22.724	23.176	23.158	2.8	2.8	2.8	2.9
1967	3,484.6	3,467.6	3,510.1	2.5	3.1	23.897	23.389	23.893	23.874	3.1	2.9	3.1	3.1
1968	3,652.7	3,640.3	3,680.0	4.8	5.0	24.916	24.380	24.913	24.893	4.3	4.2	4.3	4.3
1969	3,765.4	3,753.7	3,792.0	3.1	3.1	26.153	25.580	26.149	26.127	5.0	4.9	5.0	5.0
1970	3,771.9	3,787.7	3,798.2	0.2	0.9	27.538	26.964	27.534	27.512	5.3	5.4	5.3	5.3
1971	3,898.6	3,893.4	3,927.8	3.4	2.8	28.916	28.351	28.911	28.889	5.0	5.1	5.0	5.0
1972	4,105.0	4,098.6	4,136.2	5.3	5.3	30.171	29.619	30.166	30.145	4.3	4.5	4.3	4.3
1973	4,341.5	4,315.9	4,383.6	5.8	5.3	31.854	31.343	31.849	31.830	5.6	5.8	5.6	5.6
1974	4,319.6	4,305.5	4,367.5	–0.5	–0.2	34.721	34.546	34.725	34.699	9.0	10.2	9.0	9.0
1975	4,311.2	4,352.5	4,348.4	–0.2	1.1	38.007	37.761	38.002	37.976	9.5	9.3	9.4	9.4
1976	4,540.9	4,522.3	4,585.3	5.3	3.9	40.202	39.938	40.196	40.175	5.8	5.8	5.8	5.8
1977	4,750.5	4,721.6	4,800.3	4.6	4.4	42.758	42.634	42.752	42.731	6.4	6.8	6.4	6.4
1978	5,015.0	4,981.6	5,064.4	5.6	5.5	45.762	45.663	45.757	45.737	7.0	7.1	7.0	7.0
1979	5,173.4	5,161.2	5,240.1	3.2	3.6	49.553	49.669	49.548	49.527	8.3	8.8	8.3	8.3
1980	5,161.7	5,196.7	5,227.6	–0.2	0.7	54.062	54.876	54.043	54.015	9.1	10.5	9.1	9.1
1981	5,291.7	5,265.1	5,349.7	2.5	1.3	59.128	59.896	59.119	59.095	9.4	9.1	9.4	9.4
1982	5,189.3	5,233.4	5,249.7	–1.9	–0.6	62.738	63.296	62.726	62.699	6.1	5.7	6.1	6.1
1983	5,423.8	5,454.0	5,482.5	4.5	4.2	65.214	65.515	65.207	65.184	3.9	3.5	4.0	4.0
1984	5,813.6	5,739.2	5,869.3	7.2	5.2	67.664	67.822	67.655	67.631	3.8	3.5	3.8	3.8
1985	6,053.7	6,042.1	6,093.4	4.1	5.3	69.724	69.760	69.713	69.695	3.0	2.9	3.0	3.1
1986	6,263.6	6,271.8	6,290.6	3.5	3.8	71.269	71.338	71.250	71.227	2.2	2.3	2.2	2.2
1987	6,475.1	6,457.2	6,500.9	3.4	3.0	73.204	73.527	73.196	73.181	2.7	3.1	2.7	2.7
1988	6,742.7	6,734.5	6,775.2	4.1	4.3	75.706	76.043	75.694	75.679	3.4	3.4	3.4	3.4
1989	6,981.4	6,962.2	7,015.4	3.5	3.4	78.569	78.934	78.556	78.549	3.8	3.8	3.8	3.8
1990	7,112.5	7,108.5	7,155.2	1.9	2.1	81.614	82.144	81.590	81.589	3.9	4.1	3.9	3.9
1991	7,100.5	7,115.0	7,136.8	–0.2	0.1	84.457	84.836	84.444	84.440	3.5	3.3	3.5	3.5
1992	7,336.6	7,331.1	7,371.8	3.3	3.0	86.402	86.828	86.385	86.375	2.3	2.3	2.3	2.3
1993	7,532.7	7,522.3	7,568.6	2.7	2.6	88.390	88.730	88.381	88.382	2.3	2.2	2.3	2.3
1994	7,835.5	7,777.8	7,864.2	4.0	3.4	90.265	90.583	90.259	90.262	2.1	2.1	2.1	2.1
1995	8,031.7	8,010.2	8,069.8	2.5	3.0	92.115	92.483	92.106	92.114	2.0	2.1	2.0	2.1
1996	8,328.9	8,306.5	8,365.3	3.7	3.7	93.859	94.145	93.852	93.863	1.9	1.8	1.9	1.9
1997	8,703.5	8,636.6	8,737.5	4.5	4.0	95.415	95.440	95.414	95.420	1.7	1.4	1.7	1.7
1998	9,066.9	8,997.6	9,088.7	4.2	4.2	96.475	96.060	96.472	96.475	1.1	0.6	1.1	1.1
1999	9,470.3	9,404.0	9,504.7	4.5	4.5	97.868	97.556	97.868	97.869	1.4	1.6	1.4	1.4
2000	9,817.0	9,760.5	9,855.9	3.7	3.8	100.000	100.000	100.000	100.000	2.2	2.5	2.2	2.2
2001	9,890.7	9,920.9	9,933.6	0.8	1.6	102.402	101.994	102.399	102.396	2.4	2.0	2.4	2.4
2002	10,048.8	10,036.5	10,079.0	1.6	1.2	104.193	103.583	104.187	104.179	1.7	1.6	1.7	1.7
2003	10,301.0	10,285.1	10,355.3	2.5	2.5	106.409	105.966	106.404	106.396	2.1	2.3	2.1	2.1
2004	10,675.8	10,619.8	10,746.0	3.6	3.3	109.462	109.235	109.462	109.455	2.9	3.1	2.9	2.9
2005	11,003.4	10,966.9	11,064.7	3.1	3.3	113.005	113.225	113.000	112.994	3.2	3.7	3.2	3.2
2006	11,319.4	11,275.9	11,370.1	2.9	2.8	116.568	116.920	116.567	116.558	3.2	3.3	3.2	3.2
2007	11,567.2	11,559.7	.....	2.2	2.5	119.686	120.081	119.682	.....	2.7	2.7	2.7	.....

round to 1.027

TSDFs may use GNP or GDP to derive the Implicit Price Deflator

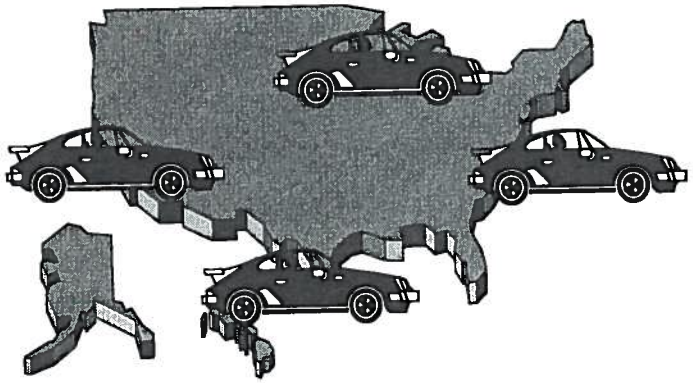

Gross Domestic Product



Gross National Product

The Implicit Price Deflator (IPD) is used to update closure and post-closure cost estimates

$$\frac{\text{IPD Current Year}}{\text{IPD Previous Year}} = \text{inflation factor} \quad \text{or} \quad \frac{\text{NEW IPD}}{\text{OLD IPD}}$$

(inflation factor) x (old estimate) = new cost estimate

40 CFR §264.142(b)

UNITED STATES ENVIRONMENTAL PROTECTION AGENCY
REGION 4
ATLANTA FEDERAL CENTER
61 FORSYTH STREET
ATLANTA, GEORGIA 30303-8960

APR 04 2007

CERTIFIED MAIL
RETURN RECEIPT REQUESTED

MR. VANCE HASKINS
KOPPERS INC.
TIE PLANT, MS 38960

Dear Sir:

The U.S. Environmental Protection Agency (U.S. EPA) has compiled a list of all facilities deemed appropriate and important to address using the Resource Conservation and Recovery Act's (RCRA) Corrective Action Program. Because this set of 3,880 facilities has national remediation goals which will culminate in the year 2020, it is referred to as the 2020 Corrective Action Universe. **Your facility is part of this 2020 Universe.**

As a result, the U.S. EPA expects that a final remedy will be in place (i.e. remedy construction completed) at your facility by 2020, although actual attainment of cleanup goals through remedy implementation may take a while longer. If we haven't already done so, we will be working with you to develop a plan and a schedule that achieves this goal before 2020. Please note that inclusion on the 2020 list does not defer any pre-existing obligations to meet the Government Performance Results Act (GPRA) goals for 2008. Conversely, inclusion on the 2020 list does not imply that any additional work needs to be done by you, if your facility has already been notified that it meets all of the 2020 goals.

Your facility has been included in the 2020 Universe because either:

- It already belongs to the 2008 Corrective Action Baseline,
- It has a RCRA permit obligation, or
- U.S. EPA has determined that cleanup under the RCRA Corrective Action Program is required.

Inclusion on this list does not imply failure on your part to meet any legal obligation, nor should it be construed as an adverse action against you. It only means that U.S. EPA has identified your facility—and every other facility in the 2020 Universe—as needing to complete RCRA Corrective Action. Our national program goal is to largely address these cleanup obligations before the end of 2020. Accordingly, progress will be measured for each facility in the 2020 Universe. The list of facilities will be posted on the U.S. EPA's web site at http://www.epa.gov/correctiveaction on April 16, 2007.

BCZ

BABST | CALLAND | CLEMENTS | ZOMNIR
A PROFESSIONAL CORPORATION

RECEIVED
MAR 19 2007
MDEQ

DEAN A. CALLAND
Attorney at Law
T 412.394.5408
dcalland@bccz.com

Koppers/Beazer East
Grenada County
AI: 876
HW - HSWA
Shanks

March 9, 2007

VIA FEDERAL EXPRESS

United States Environmental Protection Agency
Region 4
Office of Regional Administrator
Sam Nunn Atlanta Federal Center
61 Forsyth Street, SW
Atlanta, GA 30303-8960

Re: Koppers Inc./Beazer East, Inc.
Tie Plant, Mississippi
RCRA Permit EPA I.D. No. MSD007 027 543
Notice of Dispute Resolution Procedure

Dear Mr. Palmer:

On September 2, 1998, the United States Environmental Protection Agency (USEPA) Region 4 issued a final Hazardous Solid Waste Amendments (HSWA) Permit (RCRA Permit) to Beazer East, Inc. (Beazer) and Koppers Industries, Inc. (collectively, "Permittees") that addresses, among other things, corrective action for releases from solid waste management units (SWMUs) and areas of concern (AOCs) at the facility. In April of 2005, Region 4 issued a letter of concurrence with the facility's Complete Phase II RFI Report.

By letter dated February 8, 2007 (attached), the Acting Chief of the Rust Branch, RCRA Division, issued a letter to Mr. Michael Bollinger of Beazer alleging that nearly two years later there remain "significant data gaps" in the approved RFI and demanding new Work Plans for a variety of areas in and adjacent to the facility, including the Carver Circle Community. Beazer does not believe that such data gaps exist or that such further work needs to be undertaken and is interested in discussing this matter with USEPA.

Toward this end, Beazer is aware that Region 4 and the Permittees are in the process of establishing meeting dates to address important issues raised in the February 8, 2007 letter and intends to participate fully in such dialogue.

As a strictly precautionary measure, however, Beazer hereby invokes the Dispute Resolution procedure provided in Section II.L. of the RCRA Permit. Section II.L.1.a. of the RCRA Permit provides that a Permittee must notify the Regional Administrator within thirty (30) days of receipt of the USEPA decision. Beazer received the February 8, 2007 letter on February 9, 2007, and so notice is required by March 11, 2007. Therefore, this notice is timely submitted.

Beazer believes that there is no information or data that supports this decision by Region 4 to issue this demand to re-open the RFI and objects to such demand on substantive and procedural grounds. Detailed support for our position will be presented at the meetings to be scheduled among the parties as discussed above. We note that the Dispute Resolution procedure in Section II.L.1.b. of the RCRA Permit provides for a thirty (30) day period for Region 4 and the Permittees to meet or confer to resolve any disagreement. We are very supportive of immediate steps to bring the parties together to address the significant issues raised by Region 4's February 8, 2007 letter.

I can be reached at 412-394-5408 and my e-mail address is dcalland@bccz.com.

For purposes of clarification, this notice to invoke Dispute Resolution does not apply to the Request for Information also dated February 8, 2007 issued by Region 4 to Beazer.

Sincerely yours,

Dean A. Calland

Dean A. Calland
Counsel for Beazer East, Inc.

cc: Jeffrey Pallas – EPA
Harbhajan Singh – EPA
Deborah Benjamin, Esquire – EPA
Michael W. Bollinger – Beazer
Jill M. Blundon, Esquire – Beazer East, Inc.
Leslie Hyde - Koppers Industries, Inc.

FEB 9 2007

UNITED STATES ENVIRONMENTAL PROTECTION AGENCY
REGION 4
ATLANTA FEDERAL CENTER
61 FORSYTH STREET
ATLANTA, GEORGIA 30303-8960

FEB 0 8 2007.

WORKING COPY

OVERNIGHT MAIL
FEDERAL EXPRESS

Mr. Michael W. Bollinger
Beazer East, Inc.
One Oxford Centre, Suite 3000
Pittsburgh, PA 15219

SUBJ: Additional RCRA Facility Investigation (RFI)
Koppers, Inc./Beazer East, Inc.
Tie Plant, Mississippi
EPA I.D. No. MSD 007 027 543

Dear Mr. Bollinger:

The United States Environmental Protection Agency (EPA) has determined that there are significant data gaps in the RCRA Facility Investigation (RFI) Report that has been submitted by Koppers/Beazer. Therefore, in accordance with Paragraphs I.D.1; II.A.4; II.A.5; II.C.2; and II.E.1.b of the HSWA permit, EPA is now requiring Koppers/Beazer to undertake additional assessment at, and around, the site as follows:

1. Within ninety (90) calendar days of your receipt of this letter, submit a Work Plan for performance of an environmental assessment of the Carver Circle Community. Such Work Plan must include surface and subsurface soil sampling of the drainage ditches and swales that run between the facility and the Carver Circle Community.

2. Within ninety (90) calendar days of your receipt of this letter, submit a Work Plan for characterizing the groundwater plume extending in a northerly direction from the facility to the Carver Circle Community.

3. Within ninety (90) calendar days of your receipt of this letter, submit a Work Plan for performance of an environmental assessment (soil and groundwater) of the historical spray irrigation areas that are located onsite.

4. Within ninety (90) calendar days of your receipt of this letter, submit a Soil Sampling Plan for the entire migration pathway from Outfalls 5 and 6 to and through the Carver Circle Community. Such Sampling Plan must include a groundwater sample beneath both Outfall 5 and Outfall 6.

Received Fax : Feb 09 2007 9:36AM Fax Station : WPAD P. 2

5. Within ninety (90) calendar days of your receipt of this letter, sample the private well located at the Tie Plant Elementary School for metals, benzene, toluene, ethyl benzene, xylenes (BTEX), pentachlorophenol, and polycyclic aromatic hydrocarbons (PAHs), and send EPA the sampling results.

Please be aware that failure to comply with any permit condition may result in an enforcement action initiated by EPA pursuant to Section 3008 of RCRA, 42 U.S.C. § 6928, under which EPA may seek the imposition of penalties of up to $27,500 per day for continued noncompliance.

EPA is also directing a series of questions to you, under separate cover, seeking answers to questions about historical practices and seeking historical data. By contrast, this letter requires that you perform new environmental assessments to supplement the information currently contained in the RFI Report.

If you have any questions, please feel free to contact Mr. Harbhajan Singh of my staff at (404) 562-8473. Questions from an attorney should be directed to Ms. Deborah Benjamin, EPA's attorney handling this matter, at 404-562-9561.

Sincerely,

Jeff Pallas, Acting Chief
RUST Branch
RCRA Division

CC: Joyce Fankulewski, Koppers/Pittsburgh
Jennifer Abrahams, GeoTrans/Rancho Cordova
Toby Cook, MDEQ/Jackson
Mike Bowden, EPA Region 4, SESD
Narindar Kumar, EPA Region 4

Received Fax : Feb 09 2007 9:36AM Fax Station : UHAD p. 3

B76

UNITED STATES ENVIRONMENTAL PROTECTION AGENCY
REGION 4
ATLANTA FEDERAL CENTER
61 FORSYTH STREET
ATLANTA, GEORGIA 30303-8960

Grenada C
HAS WASTE - NS

FEB 0 8 2007

OVERNIGHT MAIL
FEDERAL EXPRESS

Ms. Joyce Fankulewski
Koppers, Inc.
436 Seventh Avenue
Suite 1800
Pittsburgh, PA 15219

RE: Koppers, Inc./Beazer East, Inc., Tie Plant, Mississippi
Request for Information Pursuant to Section 3007 of RCRA
HSWA Permit, Dated September 2, 1998
EPA I.D. No. MSD 007 027 543

Dear Ms. Fankulewski:

The United States Environmental Protection Agency (EPA) is investigating whether contamination from the Koppers/Beazer East facility in Tie Plant, Mississippi, has migrated to adjacent properties located in the Carver Circle Community.

Pursuant to Section 3007 of the Resource Conservation and Recovery Act (RCRA), 42 U.S.C. § 6927, you are hereby directed to respond to the Information Request enclosed herein as Enclosure A within fifteen (15) calendar days of your receipt of this letter.

Compliance with this request for information is mandatory and EPA may use information provided by you in civil or criminal proceedings. Failure to respond fully and truthfully to each and every question or information request within fifteen (15) calendar days of your receipt of this letter, or to adequately justify such failure to respond, may result in enforcement action against you by EPA pursuant to Section 3008 of RCRA, 42 U.S.C. § 6928. This statute permits EPA to seek the imposition of penalties for up to twenty-seven thousand five hundred dollars ($27,500) per day of continued non-compliance.

Please be further advised that submittal of false, factitious, or fraudulent statements or representations may subject you to criminal penalties under Section 3008(d) of RCRA, 42 U.S.C. § 6928 (d).

Your response to this request for information should be mailed to:

Jeff Pallas, Acting Chief
RUST Branch, RCRA Division
U.S. EPA, Region 4
Atlanta Federal Center
61 Forsyth Street, SW
Atlanta, Georgia 30303

The information requested herein must be provided notwithstanding its possible characterization as confidential information or trade secrets. You may, if you desire, assert a business confidentiality claim covering part or all of the information requested, in the manner described in 40 C.F.R. § 2.203(b), by attaching to such information at the time it is submitted a suitable notice employing language such as "trade secret" or "proprietary" or "company confidential." Information covered by such a claim will be disclosed by EPA only to the extent and only by means of the procedures set forth in 40 C.F.R. Part 2, Subpart B. If no such claim accompanies the information when it is received by EPA, it may be made available to the public by EPA without further notice to you. EPA will construe the failure to furnish a confidentiality claim with your response to this letter as a waiver of that claim. You should read the above-cited regulations carefully before asserting a business confidentiality claim, since certain categories of information are not properly the subject of such claim.

This information request is not subject to the approval requirement of the Paperwork Reduction Act of 1980, 44 U.S.C. § 3501 et seq.

If you have any questions, please feel free to contact Mr. Harbhajan Singh of my staff at (404) 562-8473. Questions from an attorney should be directed to Ms. Deborah Benjamin, EPA's attorney handling this matter, at 404-562-9561.

Sincerely,

Jeff Pallas, Acting Chief
RUST Branch
RCRA Division

CC: Michael Bollinger, Beazer East/Pittsburgh
Jennifer Abrahams, GeoTrans/Rancho Cordova
Mike Bowden, EPA Region 4, SESD
Narindar Kumar, EPA Region 4
Toby Cook, MDEQ/Jackson

ENCLOSURE A

INFORMATION REQUEST

Instructions

1. Identify the person(s) responding to these Information Requests.

2. A separate response must be made to each of the Information Requests set forth herein.

3. Precede each answer with the number of the Information Request to which it corresponds.

4. In answering each Information Request, identify all documents and persons consulted, examined, or referred to in the preparation of each response and provide true and accurate copies of all such documents.

5. If information not known, or not available to you as of the date of submission of a response to this Information Request should later become known or available to you, you must supplement your response to EPA. Moreover, should you find at any time after the submission of your response that any portion of the submitted information is false or misrepresents the truth, you must notify EPA thereof as soon as possible.

6. For each document produced in response to this Information Request, indicate on the document, or in some other reasonable manner, the number of the Request to which it responds.

7. Where specific information has not yet been memorialized in a document, but is nonetheless responsive to a Request, you must respond to the request with a written response.

8. If information responsive to this Information Request is not in your possession, custody or control, then identify the person from whom such information may be obtained.

9. If you have reason to believe that there may be persons able to provide a more detailed or complete response to any Information Request or who may be able to provide additional responsive documents, identify such persons and the additional information or documents that they may have.

INFORMATION REQUEST

Definitions

The following definition shall apply to the following words as they appear in this Enclosure A:

1. The terms "AND" or "OR" shall be construed either disjunctively or conjunctively as necessary to bring within the scope of this Information Request any information which might otherwise be construed to be outside their scope.

2. The term "SITE" shall refer to the real property boundaries where the Koppers, Inc./Beazer East, Inc. facility is located, in Tie Plant, Mississippi, EPA Identification Number MSD 007 027 543, which is the subject of EPA's HSWA permit dated September 2, 1998.

INFORMATION REQUEST

1. Please provide a copy of the Asset Purchase Agreement between Beazer East, Inc., and Koppers, Inc., including all schedules and attachments.

2. What year was the adjacent Carver Circle Community built? Please include any documentation that you consulted in answering this question.

3. Was the Carver Circle Community built upon land that was previously part of the wood treatment facility site? Please include any documentation that you consulted in answering this question.

4. On a site map or diagram that shows the northeast boundary of the site, and the Carver Circle Community, please depict the entire length of the marshy area, including its dimensions.

5. Has Koppers, Inc., ever disposed of wastewater from the wood treatment process through a spray irrigation system? If so, please explain over what period of time this was done, what chemical constituents would have been present in the wastewater, and the basis of your information.

6. On a site map or diagram, that includes the Carver Circle Community, please depict the locations where Koppers, Inc., has ever sprayed wastewater.

7. Please provide analytical results for the wastewater that is currently generated by the facility, and explain how wastewater is currently being disposed of.

8. Please submit a site map or diagram showing the locations of the drainage ditches and swales that run between the road and the properties located in the Carver Circle Community. On this site map or diagram indicate the surface water migration pathway from the facility to and through these ditches and swales to the Carver Circle Community.

9. Submit all previous sampling results from the drainage ditches and swales referenced in question 8 above.

10. Please submit a facility map indicating the locations of Outfalls 5 and 6, and depict the storm water migration pathway from Outfalls 5 and 6 to the Carver Circle Community.

11. Submit all previous sampling results and reports for Outfalls 5 and 6.

12. Has the private well located at the Tie Plant Elementary School ever been a drinking water source? If so, who used this well as a drinking water source, for what period of time, and how is this information known? Also, depict the location of this well on a map.

13. Has Koppers, Inc., ever treated wood products with CuCZC (copper chromated zinc chloride) in the past? Please provide dates and details of its use and disposal.

14. Has Koppers, Inc., ever produced sludges as a by-product of the wood treatment process? If so, please indicate what chemical constituents are present is such sludges. Provide all sampling data of such sludges.

15. Has Koppers, Inc., ever received sludges from other wood treatment facilities? Please indicate from where sludges were received, and provide dates. Indicate what chemical constituents were present in such sludges, and submit all records showing the chemical composition of sludges received.

16. Has Koppers, Inc., ever burned sludges in the boiler furnace? If so, over what period of time, and approximately how much sludge has been burned?

17. How has the ash left over from the burning of sludges been dealt with? Submit all relevant analytical data.

18. Has Koppers, Inc., ever received, burned, or used materials or sludges containing herbicides, insecticides or polychlorinated biphenyl (PCBs)? If so, please provide details of the use of materials containing such constituents, and provide any paperwork relevant to the presence of herbicides, insecticides, and PCBs on site.

19. Has Koppers, Inc., ever used a metal-based preservative, such as copper chromated arsenate (CCA), during its operations at the site? If yes, please provide time frames, and any paperwork relevant to the presence of such chemicals at the site.

UNITED STATES ENVIRONMENTAL PROTECTION AGENCY
REGION 4
ATLANTA FEDERAL CENTER
61 FORSYTH STREET
ATLANTA, GEORGIA 30303-8960

FEB 0 8 2007

RECEIVED
FEB 12 2007
MDSQ

OVERNIGHT MAIL
FEDERAL EXPRESS

Mr. Michael W. Bollinger
Beazer East, Inc.
One Oxford Centre, Suite 3000
Pittsburgh, PA 15219

RE: Koppers, Inc./Beazer East, Inc., Tie Plant, Mississippi
Request for Information Pursuant to Section 3007 of RCRA
HSWA Permit, Dated September 2, 1998
EPA I.D. No. MSD 007 027 543

Dear Mr. Bollinger:

The United States Environmental Protection Agency (EPA) is investigating whether contamination from the Koppers/Beazer East facility in Tie Plant, Mississippi, has migrated to adjacent properties located in the Carver Circle Community.

Pursuant to Section 3007 of the Resource Conservation and Recovery Act (RCRA), 42 U.S.C. § 6927, you are hereby directed to respond to the Information Request enclosed herein as Enclosure A within fifteen (15) calendar days of your receipt of this letter.

Compliance with this request for information is mandatory and EPA may use information provided by you in civil or criminal proceedings. Failure to respond fully and truthfully to each and every question or information request within fifteen (15) calendar days of your receipt of this letter, or to adequately justify such failure to respond, may result in enforcement action against you by EPA pursuant to Section 3008 of RCRA, 42 U.S.C. § 6928. This statute permits EPA to seek the imposition of penalties for up to twenty-seven thousand five hundred dollars ($27,500) per day of continued non-compliance.

Please be further advised that submittal of false, factitious, or fraudulent statements or representations may subject you to criminal penalties under Section 3008(d) of RCRA, 42 U.S.C. § 6928 (d).

Your response to this request for information should be mailed to:

Jeff Pallas, Acting Chief
RUST Branch, RCRA Division
U.S. EPA, Region 4
Atlanta Federal Center
61 Forsyth Street, SW
Atlanta, Georgia 30303

The information requested herein must be provided notwithstanding its possible characterization as confidential information or trade secrets. You may, if you desire, assert a business confidentiality claim covering part or all of the information requested, in the manner described in 40 C.F.R. § 2.203(b), by attaching to such information at the time it is submitted a suitable notice employing language such as "trade secret" or "proprietary" or "company confidential." Information covered by such a claim will be disclosed by EPA only to the extent and only by means of the procedures set forth in 40 C.F.R. Part 2, Subpart B. If no such claim accompanies the information when it is received by EPA, it may be made available to the public by EPA without further notice to you. EPA will construe the failure to furnish a confidentiality claim with your response to this letter as a waiver of that claim. You should read the above-cited regulations carefully before asserting a business confidentiality claim, since certain categories of information are not properly the subject of such claim.

This information request is not subject to the approval requirement of the Paperwork Reduction Act of 1980, 44 U.S.C. § 3501 et seq.

If you have any questions, please feel free to contact Mr. Harbhajan Singh of my staff at (404) 562-8473. Questions from an attorney should be directed to Ms. Deborah Benjamin, EPA's attorney handling this matter, at 404-562-9561.

Sincerely,

Jeff Pallas, Acting Chief
RUST Branch
RCRA Division

CC: Joyce Fankulewski, Koppers/Pittsburgh
Jennifer Abrahams, GeoTrans/Rancho Cordova
Mike Bowden, EPA Region 4, SESD
Narindar Kumar, EPA Region 4
Toby Cook, MDEQ/Jackson

ENCLOSURE A

INFORMATION REQUEST

Instructions

1. Identify the person(s) responding to these Information Requests.

2. A separate response must be made to each of the Information Requests set forth herein.

3. Precede each answer with the number of the Information Request to which it corresponds.

4. In answering each Information Request, identify all documents and persons consulted, examined, or referred to in the preparation of each response and provide true and accurate copies of all such documents.

5. If information not known, or not available to you as of the date of submission of a response to this Information Request should later become known or available to you, you must supplement your response to EPA. Moreover, should you find at any time after the submission of your response that any portion of the submitted information is false or misrepresents the truth, you must notify EPA thereof as soon as possible.

6. For each document produced in response to this Information Request, indicate on the document, or in some other reasonable manner, the number of the Request to which it responds.

7. Where specific information has not yet been memorialized in a document, but is nonetheless responsive to a Request, you must respond to the request with a written response.

8. If information responsive to this Information Request is not in your possession, custody or control, then identify the person from whom such information may be obtained.

9. If you have reason to believe that there may be persons able to provide a more detailed or complete response to any Information Request or who may be able to provide additional responsive documents, identify such persons and the additional information or documents that they may have.

INFORMATION REQUEST

Definitions

The following definition shall apply to the following words as they appear in this Enclosure A:

1. The terms "AND" or "OR" shall be construed either disjunctively or conjunctively as necessary to bring within the scope of this Information Request any information which might otherwise be construed to be outside their scope.

2. The term "SITE" shall refer to the real property boundaries where the Koppers, Inc./Beazer East, Inc. facility is located, in Tie Plant, Mississippi, EPA Identification Number MSD 007 027 543, which is the subject of EPA's HSWA permit dated September 2, 1998.

INFORMATION REQUEST

1. How long did Beazer East, Inc., and any predecessor companies, operate a wood treatment facility at the site? Please provide a flow chart indicating corporate name changes, and ownership changes, where appropriate.

2. Please provide a copy of the Asset Purchase Agreement between Beazer East, Inc., and Koppers, Inc., including all schedules and attachments.

3. Provide an electronic and a hard copy of the GEOBASE® database for soils and groundwater developed in 1994.

4. What year was the adjacent Carver Circle Community built? Please include any documentation that you consulted in answering this question.

5. Was the Carver Circle Community built upon land that was previously part of the wood treatment facility site? Please include any documentation that you consulted in answering this question.

6. On a site map or diagram that shows the northeast boundary of the site, and the Carver Circle Community, please depict the entire length of the marshy area, including its dimensions.

7. Did Beazer East, Inc., or any predecessor companies, ever dispose of wastewater from the wood treatment process through a spray irrigation system? If so, please explain over what period of time this was done, what chemical constituents would have been present in the wastewater, and the basis of your information.

8. On a site map or diagram, that includes the Carver Circle Community, please depict the locations where Beazer East, Inc., or any predecessor companies, ever sprayed wastewater.

9. Submit all previous sampling results for wastewater referenced in questions 7 and 8 above.

10. Please submit a site map or diagram showing the locations of the drainage ditches and swales that run between the road and the properties located in the Carver Circle Community. On this site map or diagram indicate the surface water migration pathway from the facility to and through these ditches and swales to the Carver Circle Community.

11. Submit all previous sampling results from the drainage ditches and swales referenced in question 10 above.

12. Please submit a facility map indicating the locations of Outfalls 5 and 6, and depict the storm water migration pathway from Outfalls 5 and 6 to the Carver Circle Community.

13. Submit all previous sampling results and reports for Outfalls 5 and 6.

14. Has the private well located at the Tie Plant Elementary School ever been a drinking water source? If so, who used this well as a drinking water source, for what period of time, and how is this information known? Also, depict the location of this well on a map.

15. Did Beazer East, Inc., or any predecessor companies, ever treat wood products with CuCZC (copper chromated zinc chloride) in the past? Please provide dates and details of its use and disposal.

16. Did Beazer East, Inc., or any predecessor companies, ever produce sludges as a by-product of the wood treatment process? If so, please indicate what chemical constituents would have been present in such sludges. Provide all sampling data of such sludges.

17. Did Beazer East, Inc., or any predecessor companies, ever receive sludges from other wood treatment facilities, including other Beazer facilities? Please indicate from where sludges were received, and provide dates. Indicate what chemical constituents were present in such sludges, and submit all records showing the chemical composition of sludges received.

18. Did Beazer East, Inc., or any predecessor companies, ever burn sludges in the boiler furnace? If so, over what period of time, and approximately how much sludge was burned?

19. How was the ash left over from the burning of sludges, referenced in question 18 above, dealt with? Submit all relevant analytical data.

20. Did Beazer East, Inc., or any predecessor companies, ever receive, burn, or use materials or sludges containing herbicides, insecticides or polychlorinated biphenyl (PCBs)? If so, please provide details of the use of materials containing such constituents, and provide any paperwork relevant to the presence of herbicides, insecticides, and PCBs on site.

21. Did Beazer East, Inc., or any predecessor companies, ever use a metal-based preservative, such as copper chromated arsenate (CCA), during the history of operations at the site? If yes, please provide time frames, and any paperwork relevant to the presence of such chemicals at the site.

UNITED STATES ENVIRONMENTAL PROTECTION AGENCY
REGION 4
ATLANTA FEDERAL CENTER
61 FORSYTH STREET
ATLANTA, GEORGIA 30303-8960

FEB 0 8 2007

OVERNIGHT MAIL
FEDERAL EXPRESS

Mr. Michael W. Bollinger
Beazer East, Inc.
One Oxford Centre, Suite 3000
Pittsburgh, PA 15219

SUBJ: Additional RCRA Facility Investigation (RFI)
Koppers, Inc./Beazer East, Inc.
Tie Plant, Mississippi
EPA I.D. No. MSD 007 027 543

Dear Mr. Bollinger:

The United States Environmental Protection Agency (EPA) has determined that there are significant data gaps in the RCRA Facility Investigation (RFI) Report that has been submitted by Koppers/Beazer. Therefore, in accordance with Paragraphs I.D.1; II.A.4; II.A.5; II.C.2; and II.E.1.b of the HSWA permit, EPA is now requiring Koppers/Beazer to undertake additional assessment at, and around, the site as follows:

1. Within ninety (90) calendar days of your receipt of this letter, submit a Work Plan for performance of an environmental assessment of the Carver Circle Community. Such Work Plan must include surface and subsurface soil sampling of the drainage ditches and swales that run between the facility and the Carver Circle Community.

2. Within ninety (90) calendar days of your receipt of this letter, submit a Work Plan for characterizing the groundwater plume extending in a northerly direction from the facility to the Carver Circle Community.

3. Within ninety (90) calendar days of your receipt of this letter, submit a Work Plan for performance of an environmental assessment (soil and groundwater) of the historical spray irrigation areas that are located onsite.

4. Within ninety (90) calendar days of your receipt of this letter, submit a Soil Sampling Plan for the entire migration pathway from Outfalls 5 and 6 to and through the Carver Circle Community. Such Sampling Plan must include a groundwater sample beneath both Outfall 5 and Outfall 6.

5. Within ninety (90) calendar days of your receipt of this letter, sample the private well located at the Tie Plant Elementary School for metals, benzene, toluene, ethyl benzene, xylenes (BTEX), pentachlorophenol, and polycyclic aromatic hydrocarbons (PAHs), and send EPA the sampling results.

Please be aware that failure to comply with any permit condition may result in an enforcement action initiated by EPA pursuant to Section 3008 of RCRA, 42 U.S.C. § 6928, under which EPA may seek the imposition of penalties of up to $27,500 per day for continued noncompliance.

EPA is also directing a series of questions to you, under separate cover, seeking answers to questions about historical practices and seeking historical data. By contrast, this letter requires that you perform new environmental assessments to supplement the information currently contained in the RFI Report.

If you have any questions, please feel free to contact Mr. Harbhajan Singh of my staff at (404) 562-8473. Questions from an attorney should be directed to Ms. Deborah Benjamin, EPA's attorney handling this matter, at 404-562-9561.

Sincerely,

Jeff Pallas, Acting Chief
RUST Branch
RCRA Division

CC: Joyce Fankulewski, Koppers/Pittsburgh
Jennifer Abrahams, GeoTrans/Rancho Cordova
Toby Cook, MDEQ/Jackson
Mike Bowden, EPA Region 4, SESD
Narindar Kumar, EPA Region 4

Koppers
AI: 876
HW - HSWA

Shanks

Beazer

BEAZER EAST, INC. C/O THREE RIVERS MANAGEMENT, INC.
ONE OXFORD CENTRE, SUITE 3000, PITTSBURGH, PA 15219-6401

RECEIVED
NOV 29 2006
MDEQ

November 20, 2006

RCRA Programs Branch
Waste Management Division
U.S. Environmental Protection Agency
61 Forsyth Street SW
Atlanta, Georgia 30303

Attn: Mr. Jon D. Johnston
Chief, RCRA Programs Branch
Waste Management Division

Subject: **Response to EPA's September 21, 2006 Letter Regarding Notice of Technical Inadequacy (NOTI) Corrective Measures Study (CMS) Work Plan Dated August 4, 2006 Koppers Industries/Beazer East, Inc. Tie Plant, Mississippi EPA I.D. No. MSD 007 027 543**

Dear Mr. Johnston:

This letter acknowledges receipt on September 25, 2006 of the United States Environmental Protection Agency's (EPA's) letter dated September 21, 2006, regarding the August 4, 2006 *Corrective Measures Study Work Plan for Koppers Industries/Beazer East, Inc., Tie Plant, Mississippi.* As we have discussed with the Mr. Singh of your office, the Hazardous and Solid Waste Amendments (HSWA) to the Resource Conservation and Recovery Act (RCRA) Permit (Final HSWA Permit) for the Koppers Industries/Beazer East, Inc. facility in Tie Plant Mississippi (Site) specifies submission of the Corrective Measures Study (CMS) Work Plan within 90 days of notification by the Regional Administrator that a CMS is required (II.G.1.a). While Beazer East, Inc. (Beazer) previously thought that preparation and submittal of the CMS Work Plan could be completed in less time, we realize that the full 90 days are necessary.

In addition, Beazer believes that it is inappropriate for the EPA to characterize their letter dated September 21, 2006 as a Notice of Technical Inadequacy (NOTI). Beazer has been working both cooperatively and proactively with EPA to arrive at an appropriate approach for the CMS for the Site. As discussed with EPA, the September 21, 2006 letter is the first formal request from EPA to prepare a CMS Work Plan for the Site.

Beazer intends to submit a Revised CMS Work Plan to EPA within 90 days of receipt of the September 21, 2006 letter, in accordance with the Final HSWA Permit. The Revised CMS Work Plan will address the EPA comments identified in their letter.

Please contact me at (412) 208-8864 if you have any questions regarding this letter.

Sincerely,

Michael W Bollinger

Michael Bollinger
Manager – Remediation

cc: Jerry Cain, MDEQ
Leslie Hyde, KI
Jennifer Abrahams, GeoTrans

Brad Shanks

Koppers
Grenada County
AI: 876

GeoTrans, Inc.
A TETRA TECH COMPANY
www.geotransinc.com

10860 Gold Center Drive
Suite 200
Rancho Cordova, CA 95670-6070
916-853-1800 FAX 916-853-1860

HW - HSWA

DEPT OF ENVIRONMENTAL QUALITY
RECD
SEP 26 2006

Shanks

September 25, 2006
P:\PROJECTS\BEAZER\GRENADA\2201.099\2006 plant well sample.doc

RCRA Programs Branch
Waste Management Division
U.S. Environmental Protection Agency
61 Forsyth Street SW
Atlanta, Georgia 30303

Attn: Mr. Jon D. Johnston
Chief, RCRA Programs Branch
Waste Management Division

Subject: 2006 Annual Sampling Results for Plant Production Well
Koppers Industries/Beazer East, Inc.,
Tie Plant, Mississippi
EPA I.D. No. MSD 007 027 543

Dear Mr. Johnston:

On behalf of Beazer East, Inc. (Beazer), this letter provides the analytical results for the 2006 annual sample collected from plant production well H054. The sample was collected on September 18, 2006, and the analyses for benzene, ethyl benzene, toluene, xylenes, polynuclear aromatic hydrocarbons, and pentachlorophenol indicated that all parameters were non-detect. The analytical results for this sample are attached to this letter. This data is provided to the United States Environmental Protection Agency (EPA) in accordance with the EPA's April 28, 2005 letter approving the Complete Phase II RCRA Facility Investigation Report for the Tie Plant Facility.

If you have any questions regarding this transmittal, please contact Mike Bollinger at (412) 208-8864.

Sincerely,

GeoTrans, Inc.

Jennifer Abrahams

Jennifer A. Abrahams, P.G.
Associate
Senior Hydrogeologist

Attachments

cc: ✓Jerry Cain, MDEQ
Mike Bollinger, Beazer
Grenada Plant Manager, KI
Leslie Hyde, KI

Field & Technical Services, LLC

Client Sample ID: H054-091806

GC/MS Volatiles

Lot-Sample #...: C6I190159-001
Date Sampled...: 09/18/06
Prep Date.....: 09/20/06
Prep Batch #...: 6263296
Dilution Factor: 1

Work Order #...: JEJ9E1AA
Date Received..: 09/19/06
Analysis Date..: 09/20/06
Analysis Time..: 16:17

Matrix.....: WATER
MS Run #.....: 6263168

Method.....: SW846 8260B

PARAMETER	RESULT	REPORTING LIMIT	UNITS
Benzene	ND	1.0	ug/L
Ethylbenzene	ND	1.0	ug/L
Toluene	ND	1.0	ug/L
m-Xylene & p-Xylene	ND	2.0	ug/L
o-Xylene	ND	1.0	ug/L

SURROGATE	PERCENT RECOVERY	RECOVERY LIMITS
Toluene-d8	92	(71 - 118)
1,2-Dichloroethane-d4	90	(64 - 135)
4-Bromofluorobenzene	88	(70 - 118)
Dibromofluoromethane	95	(64 - 128)

Field & Technical Services, LLC

Client Sample ID: H054-091806

GC/MS Semivolatiles

Lot-Sample #...: C6I190159-001
Date Sampled...: 09/18/06
Prep Date.....: 09/20/06
Prep Batch #...: 6263264
Dilution Factor: 0.99

Work Order #...: JEJ9E1AC
Date Received..: 09/19/06
Analysis Date..: 09/21/06
Analysis Time..: 15:19

Matrix.....: WATER
MS Run #.....:

Method.....: SW846 8270C SIM

PARAMETER	RESULT	REPORTING LIMIT	UNITS
Pentachlorophenol	ND	0.99	ug/L
2-Methylnaphthalene	ND	9.9	ug/L
Naphthalene	ND	9.9	ug/L
Acenaphthylene	ND	9.9	ug/L
Acenaphthene	ND	9.9	ug/L
Fluorene	ND	9.9	ug/L
Phenanthrene	ND	9.9	ug/L
Anthracene	ND	9.9	ug/L
Fluoranthene	ND	9.9	ug/L
Pyrene	ND	9.9	ug/L
Benzo(a)anthracene	ND	9.9	ug/L
Chrysene	ND	9.9	ug/L
Benzo(b)fluoranthene	ND	9.9	ug/L
Benzo(k)fluoranthene	ND	9.9	ug/L
Benzo(a)pyrene	ND	9.9	ug/L
Indeno(1,2,3-cd)pyrene	ND	9.9	ug/L
Dibenzo(a,h)anthracene	ND	9.9	ug/L
Benzo(ghi)perylene	ND	9.9	ug/L

SURROGATE	PERCENT RECOVERY	RECOVERY LIMITS
Nitrobenzene-d5	55	(28 - 115)
Terphenyl-d14	59	(10 - 115)
2-Fluorobiphenyl	53	(34 - 115)
2-Fluorophenol	49	(24 - 115)
Phenol-d5	62	(25 - 115)
2,4,6-Tribromophenol	57	(33 - 115)

Koppers
AI: 876
HW - HSWA
Grenada County
Shanks.

UNITED STATES ENVIRONMENTAL PROTECTION AGENCY
REGION 4
ATLANTA FEDERAL CENTER
61 FORSYTH STREET
ATLANTA, GEORGIA 30303-8960

SEP 21 2006

CERTIFIED MAIL
RETURN RECEIPT REQUESTED

4WD-RPB

Mr. Michael W. Bollinger
Beazer East, Inc.
One Oxford Centre, Suite 3000
Pittsburgh, PA 15219

RECEIVED
SEP 26 2006
MDEQ

SUBJ: Notice of Technical Inadequacy (NOTI)
Corrective Measure Study (CMS)
Work Plan, dated August 4, 2006
Koppers Industries/Beazer East, Inc.
Tie Plant, Mississippi
EPA I.D. No. MSD 007 027 543

Dear Mr. Bollinger:

The United States Environmental Protection Agency (EPA) has reviewed the Corrective Measure Study (CMS) Work Plan, dated August 4, 2006 of Koppers/Beazer's, Tie Plant, Mississippi. Enclosed with this letter are comments which discuss the inadequacies identified during the review of the document. These comments were also discussed during the August 30, 2006 meeting with the facility. A Response to this Notice of Technical Inadequacy (NOTI) which directly addresses each comment, must be submitted in the form of the Revised Corrective Measure Study (CMS) Work Plan to EPA (2 copies) and to Mississippi Department of Environmental Quality (MDEQ) (1 copy), within forty-five (45) calendar days after the receipt of this letter.

Also, be aware until the CMS Work Plan is approved, Koppers/Beazer has not fulfilled Specific Condition II.G.1.a of the HSWA permit. Failure to comply with any permit condition may result in an enforcement action initiated by EPA pursuant to Section 3008 of RCRA, 42 U.S.C. 6928, under which EPA may seek the imposition of penalties of up to $27,500 per day of continued noncompliance.

If you have any question(s), please contact Mr. Harbhajan Singh of my staff at (404) 562-8473.

Sincerely,

Jon D. Johnston

Jon D. Johnston, Chief
RCRA Programs Branch
Waste Management Division

CC: Patrick Stark, Koppers Industries/Pittsburgh
Jennifer Abrahams, HSI GeoTrans/Rancho Cordova
Jerry Cain, MDEQ/Jackson

UNITED STATES ENVIRONMENTAL PROTECTION AGENCY
REGION 4
ATLANTA FEDERAL CENTER
61 FORSYTH STREET
ATLANTA, GEORGIA 30303-8960

Koppers
AI: 876
Shanks
HW - HSWA File
Grenada County

4WD-RPB

JUN 28 2006

RECEIVED
JUN 29 2006
Dept of Environmental Quality
Office of Pollution Control

Mr. Michael W. Bollinger
Beazer East, Inc.
One Oxford Centre, Suite 3000
Pittsburgh, PA 15219

SUBJ: Annual Report on DNAPL Recovery and
Inspection of Sediment Cap and Ditch
Dated, June 16, 2006
Koppers Industries/Beazer East, Inc.
Tie Plant, Mississippi
EPA I.D. No. MSD 007 027 543

Dear Mr. Bollinger:

The U.S. Environmental Protection Agency (EPA) has reviewed the annual report on DNAPL recovery and inspection of Sediment Cap and Ditch, dated June 16, 2006 of Koppers/Beazer's, Tie Plant, Mississippi. This report was submitted in accordance with the EPA October 16, 2003 approval letter of the Interim Measures Documentation Report for SWMU 11. EPA noted that approximately 6,693 gallons of DNAPL has been recovered from the Central Ditch and the Impoundment Area since October 1999. The Inspection Checklist shows that the vegetative cover on the cap, cover integrity, stormwater control structures and stability of the Impoundment and Central Ditch are in good condition. The next annual report is due in April 2007.

If you have any question(s), please contact Mr. Harbhajan Singh of my staff at (404) 562-8473.

Sincerely,

acting for

Jon D. Johnston
Chief, RCRA Programs Branch
Waste Management Division

CC: Timothy Basilone, Koppers Industries/Pittsburgh
Jennifer Abrahams, HSI GeoTrans/Rancho Cordova
Mike Relich, Field & Technical Services/Carnegie
Jerry Cain, MDEQ/Jackson

Koppers
AI: 876
Grenada County
HW - HSWA
Shank

FTS

Field & Technical Services

200 Third Avenue • Carnegie, PA 15106 • Phone: 412-429-2694 • Fax: 412-279-4512

June 16, 2006

Mr. Jon D. Johnston, Chief
RCRA Programs Branch
Waste Management Division
USEPA Region 4
Atlanta Federal Center - 61 Forsyth Street
Atlanta, Georgia 30303-8960

RE: Annual Report on DNAPL Recovery and Inspection of Sediment Cap and Ditch
Koppers Industries / Beazer East, Inc., Tie Plant, Mississippi Facility
EPA I.D. No. MSD 007 027 543

Dear Mr. Johnston:

On behalf of Beazer East, Inc (Beazer), Field & Technical Services LLC herein submits the Annual Report on the recovery of dense non-aqueous phase liquid (DNAPL) from the five recovery wells and nine underdrain sumps and the inspection of the sediment disposal area cap and Central Ditch at the above referenced facility. Table 1 (Attached) provides a summary of the recovered volume of DNAPL from October 1999 through May 2006. Also attached is a copy of the completed Sediment Disposal Area Cap and Onsite Central Ditch Inspection Checklist completed in June 2006.

As noted in the Inspection Checklist, vegetative cover on the cap, stability of the impoundment and Central Ditch and the stormwater control structures are all in good condition. There were no signs of erosion during the inspection. Routine maintenance activities will continue on a quarterly basis.

From 1999 (when product recovery began at the facility) through May 2006, approximately 6,693 gallons of DNAPL have been recovered from the Central Ditch and impoundment area (945 gallons recovered in 1999; 864 gallons recovered in 2000; 902 gallons recovered in 2001; 1,228 gallons recovered in 2002; 1,040 gallons recovered in 2003; 797 gallons recovered in 2004; 631 gallons recovered in 2005, and 287 gallons recovered the first five months of 2006).

Should you have questions or comments regarding this report or the Grenada facility in general, please call Mr. Michael Bollinger of Beazer at (412) 208-8864 or me at (412) 279-3363.

Sincerely,

Field & Technical Services LLC

Mark Fahr for

Mike Relich
Site Manager

Attachment

cc: J. Cain - MDEQ/Jackson
M. Bollinger - Beazer
J. Abrahams - GeoTrans
K. Coker - Koppers Inc.
T. Basilone - Koppers Inc., Grenada
H. Biddy - Koppers Inc., Grenada

TABLE 1
DNAPL RECOVERY VOLUME HISTORY
Grenada Mississippi Site

Year	Approximate Total DNAPL Pumped (gallons)														Total DNAPL Pumped by Year (gal)
	Sump 0	Sump 1	Sump 2	Sump 3	Sump 4	Sump 5	Sump 6	Sump 7	Sump 8	RW-2	RW-3	RW-5	RW-6	RW-9	
1999*	0	0	0	30	120	250	545	0	0	NP	NP	NP	NP	NP	945
2000	0	0	0	0	67	197	470	130	0	0	0	0	0	0	864
2001	0	0	0	0	10	35	0	702	0	0	0	155	0	0	902
2002	0	0	0	0	0	0	0	1,150	0	0	0	78	0	0	1,228
2003	0	0	0	0	0	0	0	916	0	0	0	124	0	0	1,040
2004	0	0	0	0	0	0	0	689	0	0	0	108	0	0	797
2005	0	0	0	0	0	0	0	505	0	0	0	126	0	0	631
2006**	0	0	0	0	0	0	0	237	0	0	0	50	0	0	287
Total DNAPL Pumped by Location (gal)	0	0	0	30	197	482	1,015	4,329	0	0	0	641	0	0	6,693

Notes:

NP - Recovery wells were not pumped in 1999

* The DNAPL recovery program began in October 1999. DNAPL was recovered from Sumps 4, 5, and 6 prior to October 1999 and those recovered volumes are included in the 1999 total volumes for these sumps.

** The 2006 recovered volumes are for the months of January, February, March, April, and May.

Q:\Projects\Beazer Projects\Grenada\Compliance\Reports\[2006-Annual Table 1.xls]Annual summary

SEDIMENT DISPOSAL AREA CAP AND ONSITE CENTRAL DITCH INSPECTION CHECKLIST

Date: 6/6/06 Time Started: 10 30 AM Completed: 11:00

Inspector: Mark Lohr Organization: FTS Phone # 412-279-3563

	Good	Fair	Poor	Comments
1. Vegetative cover (condition; trees or brush requiring removal)	✓			See note on trees below *
2. Soil stability (erosion control)	✓			
3. Cover integrity (no exposed drainage layer, ruts, burrows, or subsidence)	✓			
4. Surface water drainage (settlement or ponding)	✓			No ponded water
5. Seeps on cap surface	X	X	X	
6. Perimeter ditch (stability, accumulation of fines)	✓			
7. Central Ditch stability (erosion, accumulation of fines or debris)	✓			
8. Groundwater well maintenance (seals, casing)	✓			** Painting needed
9. Other items on or adjacent to sediment disposal area	✓			No issues.

10. Additional Comments: * Sparse 3ft high weedy brush on cap should be cut.

11. Items to be observed in future inspections: Gravel / Rip-Rap settled near sump 6

12. Recommended maintenance activities: ** Mark RW with paint labels

Koppers
HW - HSWA
AI: 876
Grenada County

UNITED STATES ENVIRONMENTAL PROTECTION AGENCY
REGION 4
ATLANTA FEDERAL CENTER
61 FORSYTH STREET
ATLANTA, GEORGIA 30303-8960

4WD-RPB

MAR 30 2006

RECEIVED
APR 03 2006
MDEQ

B. Shoutz

MSD 007 027 543

Mr. Michael W. Bollinger
Beazer East, Inc.
One Oxford Centre, Suite 3000
Pittsburgh, PA 15219

SUBJ: Response to Comments on Sediment Toxicity Testing Work Plan, dated January 5, 2006
Koppers/Beazer East, Tie Plant, Mississippi
EPA I.D. No. MSD 007 027 543

Dear Mr. Bollinger:

The U.S. Environmental Protection Agency (EPA) has reviewed the Response to Comments on the Sediment Toxicity Testing Work Plan, dated January 5, 2006. On March 23, 2006, EPA hosted a meeting with the facility and concurs in general with the approach given in the January 5, 2006 Response. The outcome of the meeting is summarized in the Enclosure. Based on the review and outcome of the meeting, EPA hereby approves the Sediment Toxicity Testing Work Plan. Please submit two (2) copies of the Sediment Toxicity Report to EPA and one (1) copy to the Mississippi Department of Environmental Quality (MDEQ) within 90 days after the receipt of this letter. Also, keep in mind the outcome and agreements reached at the meeting during the toxicity testing and preparation of the Sediment Toxicity Report.

If you have any question(s), please contact Mr. Harbhajan Singh of my staff at (404) 562-8473.

Sincerely,

for Jon D. Johnston, Chief
RCRA Programs Branch
Waste Management Division

Enclosure: Summary of Outcome of the Meeting, Dated March 23, 2006

CC: Patrick D. Stark, Koppers/Pittsburgh
Jennifer Abrahams, HSI GeoTrans/Rancho Cordova
Allison Gargani, AMEC/Westford
Jerry Cain, MDEQ/Jackson

Koppers/Beazer's, Tie Plant, Mississippi
EPA I.D. No. MSD 007 027 543
Summary of Outcome of the Meeting,
Dated March 23, 2006

In general, EPA concurs with the approach laid out in the Response to Comments of Sediment Toxicity Testing Work Plan, dated January 5, 2006. On March 23, 2006, EPA had a meeting with the facility and the outcome and agreements reached at the meeting are summarized as follows:

1. Five total locations will be tested in the evaluation of the Northern Stream as described in the work plan.

2. Four stations in the Northern Stream are located downstream of the impacted area; and one station is located upstream of the impacted area. The upstream station is located upstream of both sets of railroad tracks. It will serve as the reference location. One reference station is sufficient for this site.

3. The toxicity test will employ eight replicates at each station, as described in the January 5, 2006 work plan.

4. EPA agreed with the approach described at the meeting for compositing sediment samples. The sediment samples will be collected as a composite of five subsamples within an approximate 1-meter radius from the central location of the sample. Subsamples would be homogenized in the field prior to splitting the sample into a volume to send for chemical analysis and a volume to send for toxicity testing. Compositing and thorough mixing are necessary to reduce the variability in the samples due to creosote particles, which may occur in sediments.

5. EPA provided a flow chart describing several hypothetical test results and how test results would be interpreted (see attached figure). Several points were discussed.

a. If the toxicity test happened to have low variability such that a difference of 5 percent from the laboratory controls or the reference site was determined to be statistically significant, this difference would be evaluated in terms of its biological significance. The result could be qualified as a less certain indication of meaningful toxicity if the difference was too low to be biologically significant. Twenty-four percent mortality was discussed to define biological significance. Uncertainty was recognized in terms of the level of mortality that could be considered ecologically significant for the Northern Stream.

b. Experience from past testing at similar creosote sites has rarely labeled large differences in mortality between the site and either the reference or control as statistically

insignificant. The only time this could happen is if high mortality occurred in the reference station or in the laboratory controls.

c. If high mortality occurred in the laboratory controls, it would be identified by the test acceptability criteria. If the test failed the test acceptability criteria, it might still be useful, but careful interpretation would be necessary.

d. If high mortality occurred in the reference station, but not in the laboratory control, it would make it difficult to detect a difference between the reference station and the site, unless the site was very toxic. If the site and the reference stations both had toxicity along the lines of 24 percent mortality but were significantly different from the laboratory controls, that could be interpreted that both the site and the reference might be toxic. Other factors besides PAHs might be causing the toxicity. (This is why EPA recommends full chemistry scans on samples used in toxicity testing.)

e. In the rare event that a high difference, such as 40 percent, is statistically insignificant, the test results would be considered uncertain.

f. Per discussion, the flow chart was modified to clarify that the controls in the first decision meant the control and the reference sample. The values on the flow chart were to be taken as general guidelines rather than as exact cut-offs.

6. Other discussion centered around hypothetical chemistry results. Although unlikely, it might be possible that the station with the lowest PAH concentration would be the most toxic station rather than the station with the highest PAH concentration. If this were the case, results would be examined in more detail against organic carbon content and by examining the individual PAHs in the mixture. If these or any other factors could not explain the results, it would be concluded that it might not be the PAHs that are causing the toxicity. If there were test endpoints that gave a more discriminating result, they would be relied on more heavily.

7. This is a new comment that was not discussed at the meeting. Samples giving anomalous toxicity results should be examined for whether the chemistry data was consistent with historical data. This will be important in cases where, despite efforts to homogenize the samples prior to testing, a particle of creosote might end up in either the chemistry sample or the toxicity testing sample. If anomalous results are detected, it might be possible to contact the laboratories to gather enough left-over sample to rerun either the chemistry or toxicity test on that sample.

Toxicity Test Results



Flow chart discussed at March 23, 2006 meeting

Mitty Rao

AI : 876
Haz Waste File
MR
Grenada Coun

amec

RECEIVED
JAN 09 2006
MDEQ

HSWA File

January 5, 2006

Mr. Jon D. Johnston

RCRA Programs Branch
Waste Management Division
U.S. Environmental Protection Agency
61 Forsyth Street
Atlanta, Georgia 30303-8960

Re: Response to December 2005 Comments on the Sediment Toxicity Testing Work Plan
Koppers Industries Facility, Tie Plant, Mississippi
EPA I.D. No. MSD 007 027 543

Dear Mr. Johnson:

On behalf of Beazer East, Inc. (Beazer), AMEC Earth & Environmental (AMEC) has prepared responses to comments provided by EPA on the "Response to Comments on the *Sediment Toxicity Testing Work Plan*", submitted to EPA on July 22, 2005, regarding the Koppers Industries Facility in Tie Plant, Mississippi.

EPA indicates their agreement with Beazer's July 22, 2005 responses to Comments 1, 2, 3, and 6. However, EPA expresses disagreement with Beazer's July 22, 2005 response to Comments 4, 5, and 7. EPA's present General Comments suggest that Beazer's July 22 Response to Comments does not consider the agreements made during the meeting with EPA on July 7, 2005, and the present Specific Comments describe EPA's disagreement with responses to Comments 4, 5, and 7. EPA's present comments are summarized below. Because EPA's three comments are concerned with the central topic of defining target design criteria for the tests, a single response is provided following the summary of EPA's comments.

EPA requests that Beazer provide estimated numbers of replicates for the tests that will achieve the design criteria of a Type I error rate (alpha, α) of 0.05 and a Type II error rate (beta, β) of 0.2[1]. Additionally, EPA requests that a minimum detectable difference (MDD) of 20% from control values be assigned *a priori* in estimated the required number of replicates. EPA's comments indicate that eight replicate samples be used at each location, a value that is consistent with EPA's protocol for whole sediment toxicity testing using Methods 100.1 and

---

[1] EPA's comments actually refer to a Type II error rate (β) of 0.8. Beazer believes that this is an oversight on EPA's part and that EPA's intention was to request a Type II error rate of 0.2, which corresponds to a statistical power value (equal to 1-β) of 0.8. These values for Type II error rate and power are commonly applied and are consistent with EPA guidance:

EPA. 2000a. Guidance for Data Quality Objectives EPA QA/G-4, August 2000.
EPA. 2000b. Methods for Measuring the Toxicity and Bioaccumulation of Sediment-Associated Contaminants in Freshwater Invertebrates, March 2000.

amec

100.2 (EPA, 2000b), unless site-specific information can support the use of five replicates, which has been proposed by Beazer.

The calculation requested in EPA's comment can be conducted using the equation A-8 from EPA (2000a):

$$n = \frac{\left(z_{1-\alpha} + z_{1-\beta}\right)^2 \times \sigma^2}{\Delta^2} + \frac{1}{2}\left(z_{1-\alpha}\right)^2$$

where

n	=	number of replicates needed
z	=	random variable with a standard normal distribution
α	=	alpha, the Type I error rate (0.05)
$z_{1-\alpha}$	=	95th percentile ($1-\alpha = 1-0.05 = 0.95$) of the standard normal distribution (1.645)
β	=	beta, the Type II error rate (0.20)
$z_{1-\beta}$	=	95th percentile ($1-\beta = 1-0.2 = 0.8$) of the standard normal distribution (0.84)
σ	=	standard deviation of the dataset, expressed as percent of mean value
Δ	=	difference between the site value and the reference value, expressed as percent of mean value (MDD) (20%)

When the standard deviation of the dataset is assumed to be 15% and the values of α, β, and MDD requested by EPA are used, this equation indicates that five replicates would be required to achieve 80% power. In our experience, the standard deviation of toxicity test survival and growth results is often less than 15%.

Assuming eight replicates are collected, the equation indicates that a standard deviation of up to 21% of the mean value may be observed in the data while achieving the error rates and MDD requested by EPA.

Although five replicates may be sufficient to demonstrate no significant difference with 80% power, Beazer agrees to conduct the toxicity tests using eight replicates at each of the five locations to be sampled. Because the variability among replicates from a given sample location cannot be predicted, the ultimate power of inferential statistical analyses of the data from these samples is likewise unknowable at the present time. Beazer wishes to point out that, in our experience in conducting whole sediment toxicity tests at several sites, both laboratory control samples as well as reference location samples typically exhibit variability in survival and growth among replicates that is quite similar to the variability observed in site sample replicates. Accordingly, interpretation of data analysis findings when variability is high should consider the importance of high variability in all samples, not just in site samples. That is, if no significant difference between site and reference location samples is observed, and the desired power of 0.80 is not achieved because variability in samples from both locations is high, the finding of no significant difference should not be discarded or considered to be less meaningful. Similarity in central tendency values and in variance at the two locations should be considered a meaningful indicator that the site and reference locations are truly not different.

amec

Beazer appreciates the opportunity to provide a response to EPA's comments on the Sediment Toxicity Testing Work Plan for the Northern Stream at the KI Facility in Grenada. Please feel free to call me at 978-692-9090 ext 227 or Mike Bollinger at 412-208-8864 at your convenience with any questions. Once EPA notifies Beazer of its concurrence with the response to comments presented in this letter, Beazer will undertake the Northern Stream sediment toxicity testing program.

Very truly yours,

Allison Gargani

Allison Gargani
Senior Risk Assessor
E-mail: allison.gargani@amec.com

AG/

c: Harbhajan Singh / US EPA
Mike Bollinger / Beazer
Jennifer Abrahams / GeoTrans
Paul Anderson / AMEC
Patrick Stark / Koppers
Jerry Cain / MDEQ
Lael Butler / US EPA

Koppers Inc

General Information

ID	Branch	SIC	County	Basin	Start	End
876	Energy and Transportation	2491	Grenada	Yazoo River	11/09/1981	

Address

Physical Address (Primary)	Mailing Address
1 Koppers Drive Tie Plant, MS 38960	PO Box 160 Tie Plant, MS 38960

Telecommunications

Type	Address or Phone
Work phone number	(662) 226-4584, Ext. 11

Alternate / Historic AI Identifiers

Alt ID	Alt Name	Alt Type	Start Date	End Date
2804300012	Koppers Industries, Inc.	Air-AIRS AFS	10/12/2000	
096000012	Koppers Industries, Inc.	Air-Title V Fee Customer	03/11/1997	
096000012	Koppers Industries, Inc.	Air-Title V Operating	03/11/1997	03/01/2002
096000012	Koppers Industries, Inc.	Air-Title V Operating	01/13/2004	01/01/2009
MSR220005	Koppers Industries, Inc.	GP-Wood Treating	09/25/1992	
MSD007027543	Koppers Industries, Inc.	Hazardous Waste-EPA ID	08/27/1999	
HW8854301	Koppers Industries, Inc.	Hazardous Waste-TSD	06/28/1988	06/28/1998
HW8854301	Koppers Industries, Inc.	Hazardous Waste-TSD	11/10/1999	09/30/2009
876	Koppers Industries, Inc.	Historic Site Name	11/09/1981	12/11/2006
876	Koppers, Inc.	Official Site Name	12/11/2006	
MSP090300	Koppers Industries, Inc.	Water-Pretreatment	11/14/1995	11/13/2000
MSP090300	Koppers Industries, Inc.	Water-Pretreatment	09/18/2001	08/31/2006
MSU081080	Koppers Industries, Inc.	Water-SOP	11/09/1981	11/30/1985

Regulatory Programs

Program	SubProgram	Start Date	End Date
Air	Title V - major	06/01/1900	
Hazardous Waste	Large Quantity Generator	08/27/1999	
Hazardous Waste	TSD - Not Classified	06/28/1988	
Water	Baseline Stormwater	01/01/1900	
Water	PT CIU	11/14/1995	
	PT CIU - Timber Products		

Water	Processing (Subpart 429)	11/14/1995	
Water	PT SIU	11/14/1995	

Locational Data

Latitude	Longitude	Metadata	S / T / R	Map Links
33 ° 44 ' 3 .00 (033.734167)	89 ° 47 ' 8 .06 (089.785572)	**Point Desc:** PG- Plant Entrance (General). Data collected by Mike Hardy on 11/8/2005. Elevation 223 feet. Just Inside entrance gate. **Method:** GPS Code (Psuedo Range) Standard Position (SA Off) **Datum:** NAD83 **Type:** MDEQ	Section: Township: Range:	SWIMS TerraServer Map It

12/20/2006 12:16:40 PM

Koppers Industries Inc

General Information

ID	Branch	SIC	County	Basin	Start	End
876	Energy and Transportation	2491	Grenada	Yazoo River	11/09/1981	

Address

Physical Address (Primary)	Mailing Address
1 Koppers Drive Tie Plant, MS 38960	PO Box 160 Tie Plant, MS 38960

Telecommunications

Type	Address or Phone
Work phone number	(662) 226-4584, Ext. 11

Alternate / Historic AI Identifiers

Alt ID	Alt Name	Alt Type	Start Date	End Date
04300012	Koppers Industries, Inc.	Air-AIRS AFS	10/12/2000	
096000012	Koppers Industries, Inc.	Air-Title V Operating	03/11/1997	03/01/2002
096000012	Koppers Industries, Inc.	Air-Title V Operating	01/13/2004	01/01/2009
MSR220005	Koppers Industries, Inc.	GP-Wood Treating	09/25/1992	
MSD007027543	Koppers Industries, Inc.	Hazardous Waste-EPA ID	10/12/2000	
HW8854301	Koppers Industries, Inc.	Hazardous Waste-TSD	06/28/1988	06/28/1998
HW8854301	Koppers Industries, Inc.	Hazardous Waste-TSD	11/10/1999	09/30/2009
876	Koppers Industries, Inc.	Official Site Name	11/09/1981	
MSP090300	Koppers Industries, Inc.	Water-Pretreatment	11/14/1995	11/13/2000
MSP090300	Koppers Industries, Inc.	Water-Pretreatment	09/18/2001	08/31/2006
MSU081080	Koppers Industries, Inc.	Water-SOP	11/09/1981	11/30/1985

Regulatory Programs

Program	SubProgram	Start Date	End Date
Air	Title V - major	06/01/1900	
Hazardous Waste	TSD - Not Classified	06/28/1988	
Water	Baseline Stormwater	01/01/1900	
Water	PT CIU	11/14/1995	
Water	PT CIU - Timber Products Processing (Subpart 429)	11/14/1995	

Water	PT SIU	11/14/1995	

Locational Data

Latitude	Longitude	Method	Datum	S / T / R	Map Links

Report Date: 4/27/2005 3:02:44 PM

Beazer

BEAZER EAST, INC. C/O THREE RIVERS MANAGEMENT, INC.
ONE OXFORD CENTRE, SUITE 3000, PITTSBURGH, PA 15219-6401

RECEIVED
APR 20 2005
MDEQ

April 19, 2005

VIA FEDERAL EXPRESS

Harbhajan Singh
USEPA Region 4
RCRA Programs Branch
60 Forsythe Street, SW
Atlanta, GA 30303

RE: Grenada, MS
Fred Beck, et al, v. Koppers Inc., et al.

Dear Mr. Singh:

In response to your E-mail to me of March 24, 2005, and to the letter from Jon D. Johnston to me of April 15, 2005, enclosed please find analytical results, sampling locations, quality control and other related information pertaining to soil, sediment and surface water sampling conducted by plaintiffs in the above-referenced litigation and provided to Beazer East, Inc. (Beazer). The documents in "Batch 1" are copies of documents contained in a December 2004 report by 3TM International, Inc. tilted "Environmental Site Assessment – Grenada, MS" (Volumes 1 and 2) ("Report"). The documents in "Batch 2" are documents that have been reported to Beazer as being back-up data to the Report. There may be duplicates between the two batches.

Please note that plaintiffs' counsel also has provided us with sampling information pertaining to what are purported to be indoor dust samples taken by plaintiffs in some residences near the plant. We are assuming that your request relates to sampling of environmental media and not to these samples and so we are not including this information. If we are incorrect and you wish to review these results as well, please let me know.

In terms of the next steps, we have requested that plaintiffs' counsel permit us access to a number of residences in order to conduct soil sampling. We hope to begin that sampling soon, and we will provide you with the results.

We also believe that a meeting between Beazer and EPA would be helpful. I will give you a call soon to propose some dates for such a meeting.

In the meantime, if you have any questions, please feel free to contact me.

Very truly yours,

Michael W. Bollinger/aik

Michael W. Bollinger
Environmental Manager

Enclosures
cc: Jerry Cain, MDEQ/Jackson (w/enc.)
Leslie Hyde, KI (w/out enc.)

BATCH 1

3TM INTERNATIONAL, INC.

Houston, Texas

Preliminary Report

Environmental Site Assessment

Work Phases I - VI

VOLUME 1 OF 2

Koppers Wood Preserving Facility

Grenada, Mississippi

December 22, 2004

3TM International, Inc.
1500 S. Dairy Ashford, Suite 190
Houston, Texas 77077
(281) 497-1230
(281) 497-1676 fax

(7)

ALL PRECEDING PAGES ~~THAT FOLLOW~~
HAVE BEEN REDACTED

4/18/05 JMB

Appendix B
Tables

21

35 PAGES THAT FOLLOW HAVE BEEN REDACTED

4/18/05 JMB

Appendix C
Site Sketch Forms

Phase I

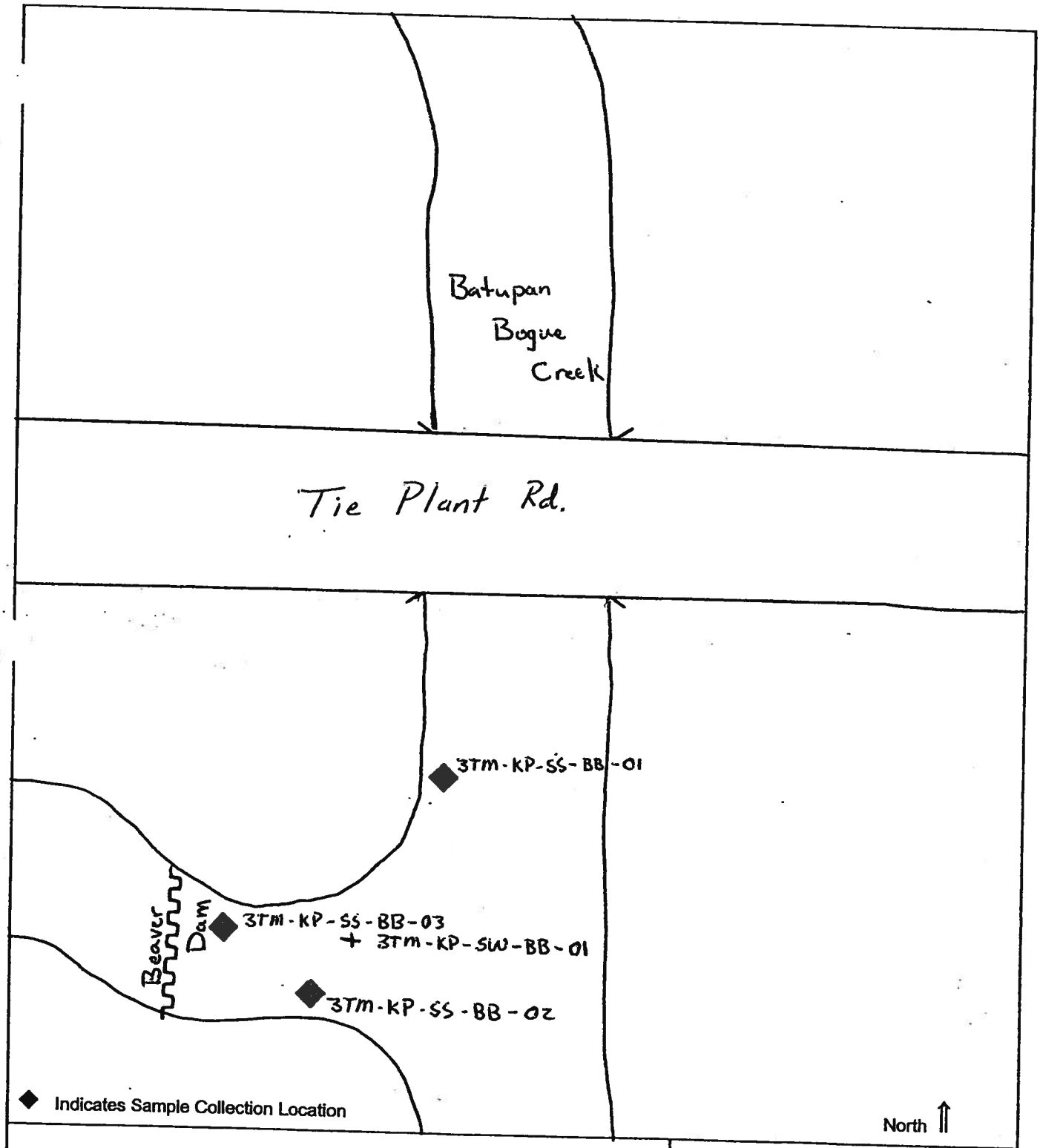

SAMPLE NUMBER(S): 3TM-KP-SS-BB-01-03/3TM-KP-SW-BB-01
SAMPLE COLLECTION LOCATION:
SAMPLE COLLECTION DATE:

SITE SKETCH
(NOT TO SCALE)

3TM INTERNATIONAL, INC.
Houston, Texas

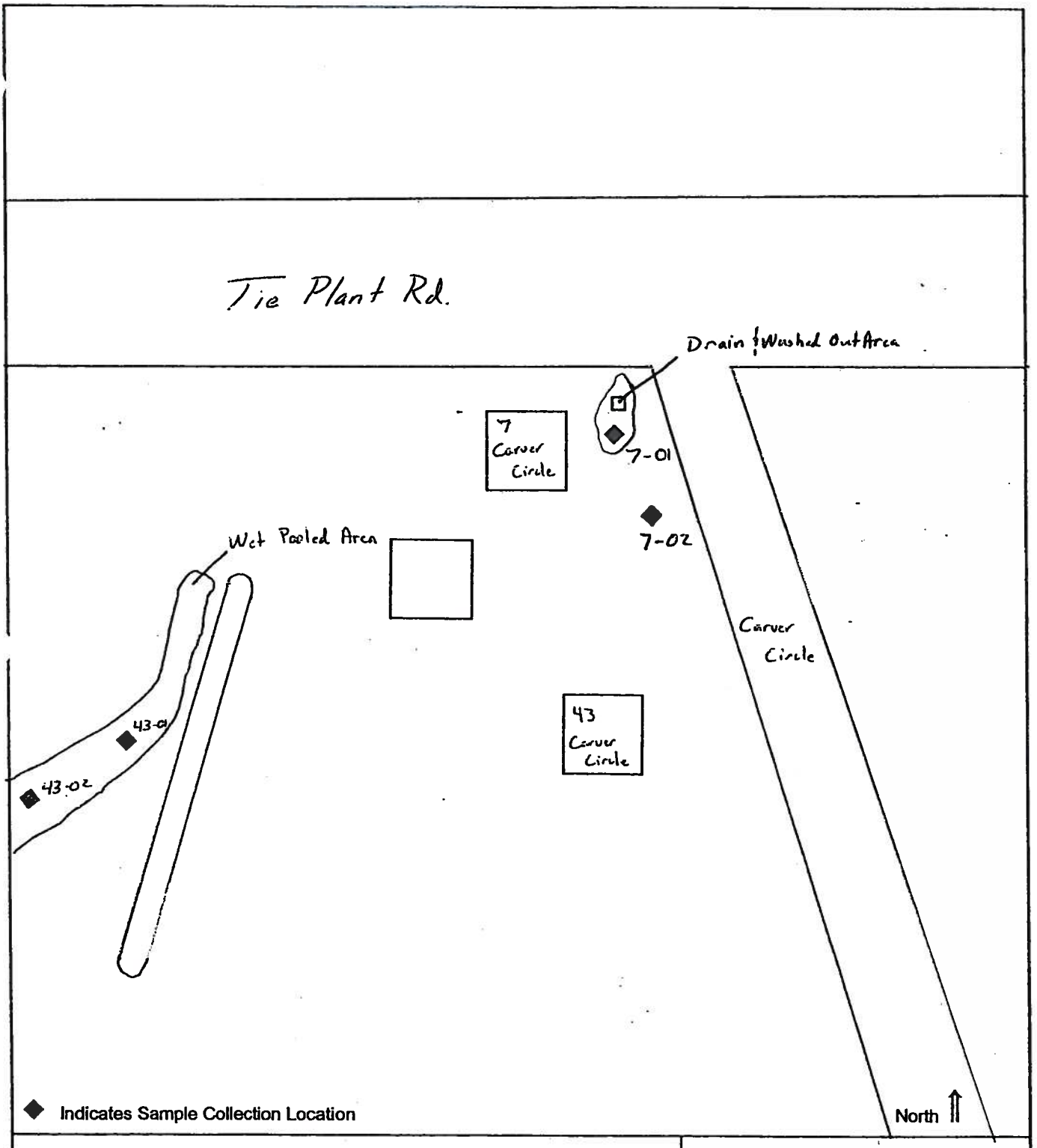

SAMPLE NUMBER(S): 3TM-KP-SS-43-01,02 - 3TM-KP-SS-7-01,02
SAMPLE COLLECTION LOCATION: 43 Carver Circle & 7 Carver Circle
SAMPLE COLLECTION DATE:
3TM-KP-SS-43-01, 02 : 21 Jul 03
3TM-KP-SS-7-01,02 : 22 Jul 03

SITE SKETCH
(NOT TO SCALE)

3TM INTERNATIONAL, INC.
Houston, Texas

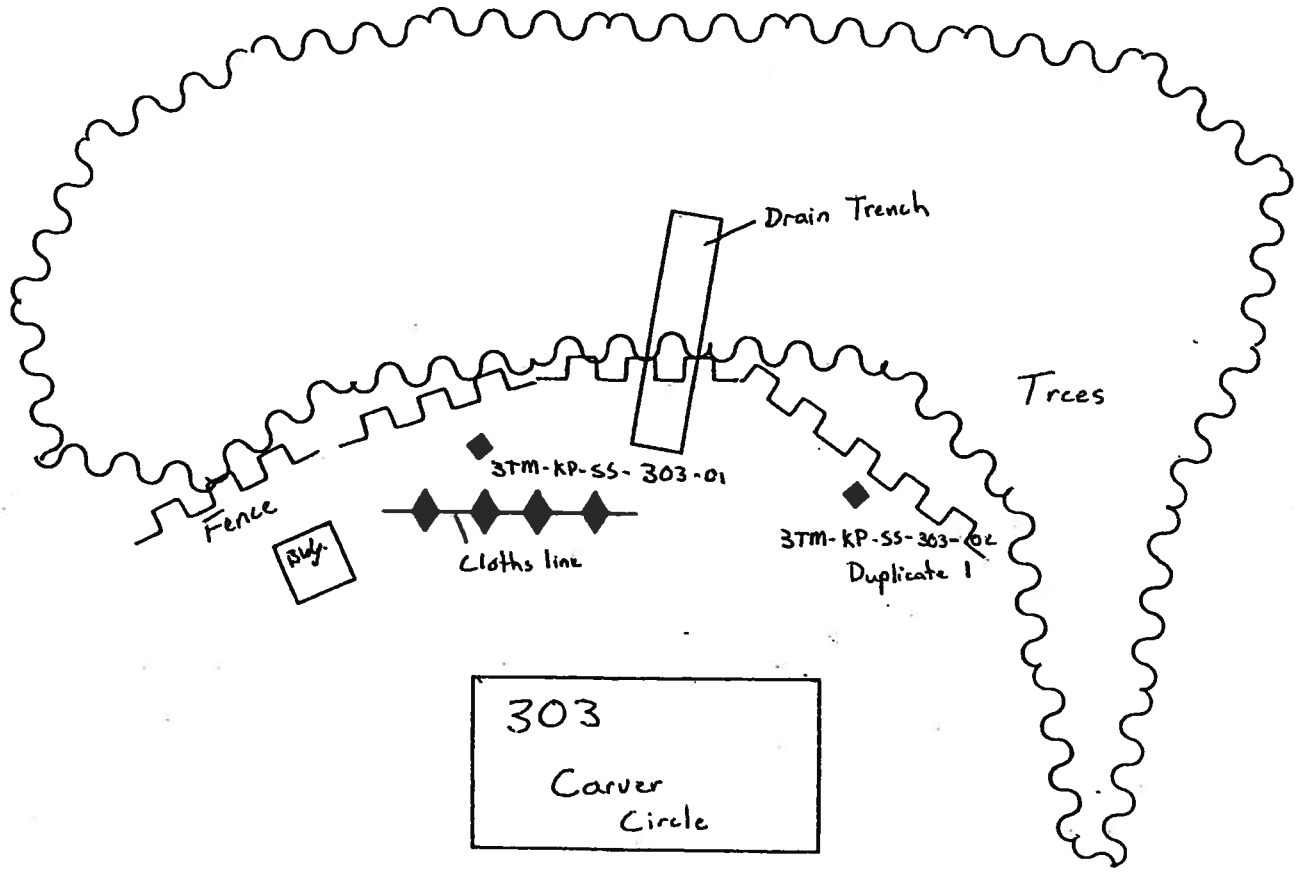

◆ Indicates Sample Collection Location

North ⇑

SAMPLE NUMBER(S): 3TM-KP-SS-303-01, 02
SAMPLE COLLECTION LOCATION: 303 Carver Circle
SAMPLE COLLECTION DATE: 22Jul03

SITE SKETCH
(NOT TO SCALE)

3TM INTERNATIONAL, INC.
Houston, Texas

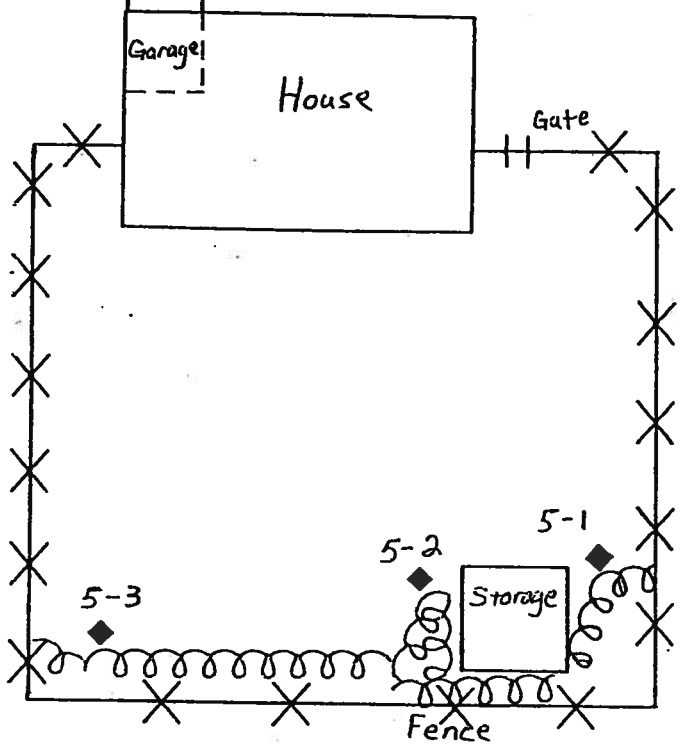

◆ Indicates Sample Collection Location

North ⇑

SAMPLE NUMBER(S): 3TM-KP-SS-5-01 through KP-SS-5-03
SAMPLE COLLECTION LOCATION: 5 Sycamore Circle
SAMPLE COLLECTION DATE: 24Jul03

Project #:

SITE SKETCH

(NOT TO SCALE)

3TM INTERNATIONAL, INC.
Houston, Texas

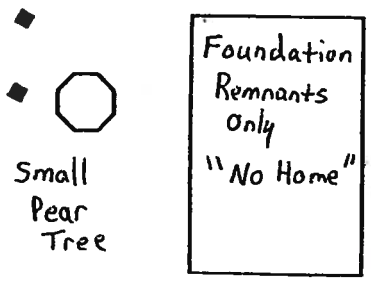

Sycamore Circle

◆ Indicates Sample Collection Location

North ⇑

SAMPLE NUMBER(S): 3TM-KP-SS-44-1 and 3TM-KP-SS-44-2
SAMPLE COLLECTION LOCATION: 44 Sycamore Circle
SAMPLE COLLECTION DATE: 24Jul03

Project #:

SITE SKETCH
(NOT TO SCALE)

3TM INTERNATIONAL, INC.
Houston, Texas

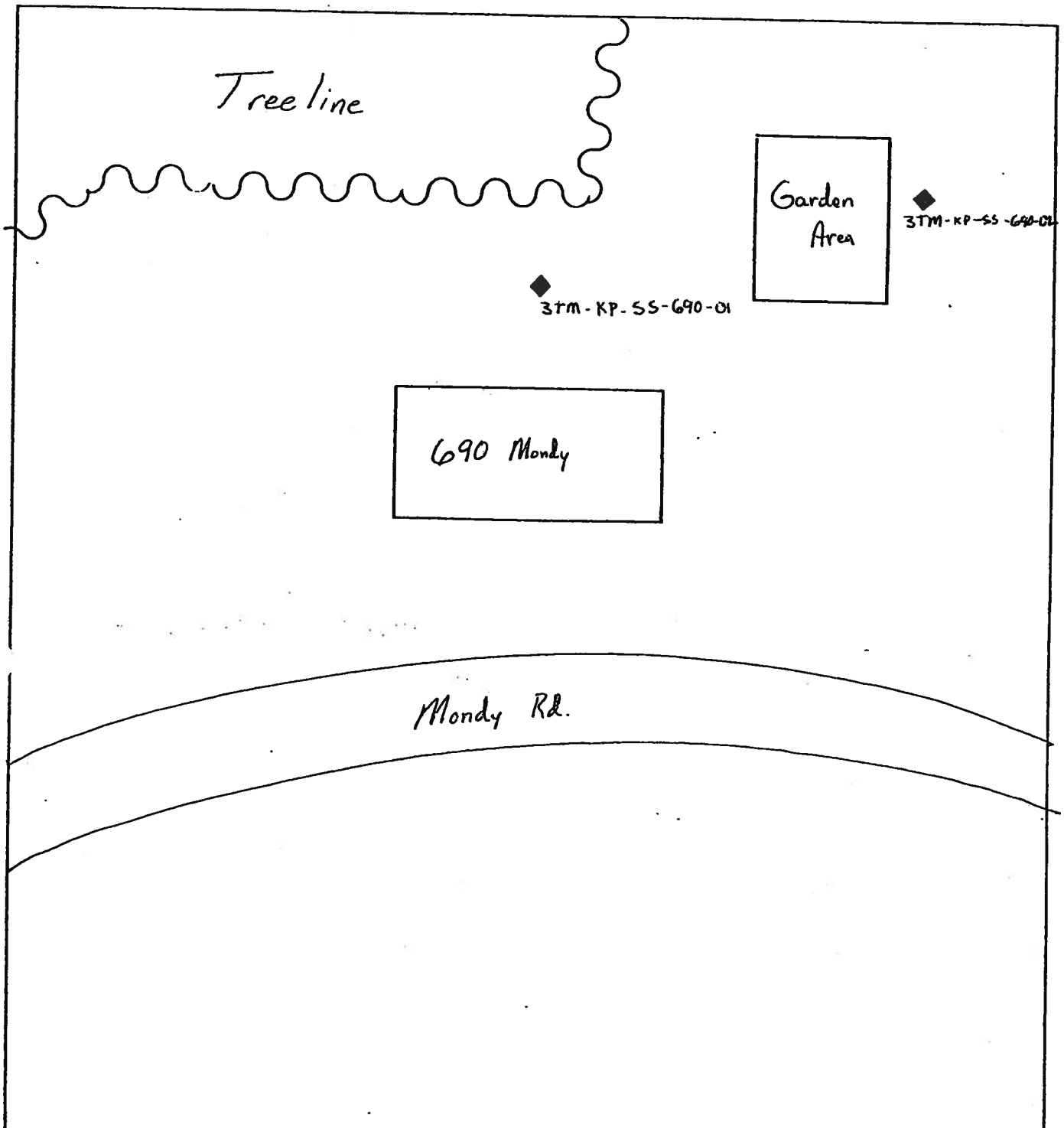

◆ Indicates Sample Collection Location

North ⇑

SAMPLE NUMBER(S): 3TM-KP-SS-690-01,02
SAMPLE COLLECTION LOCATION: 690 Mondy Rd.
SAMPLE COLLECTION DATE: 23Jul03

SITE SKETCH
(NOT TO SCALE)

3TM INTERNATIONAL, INC.
Houston, Texas

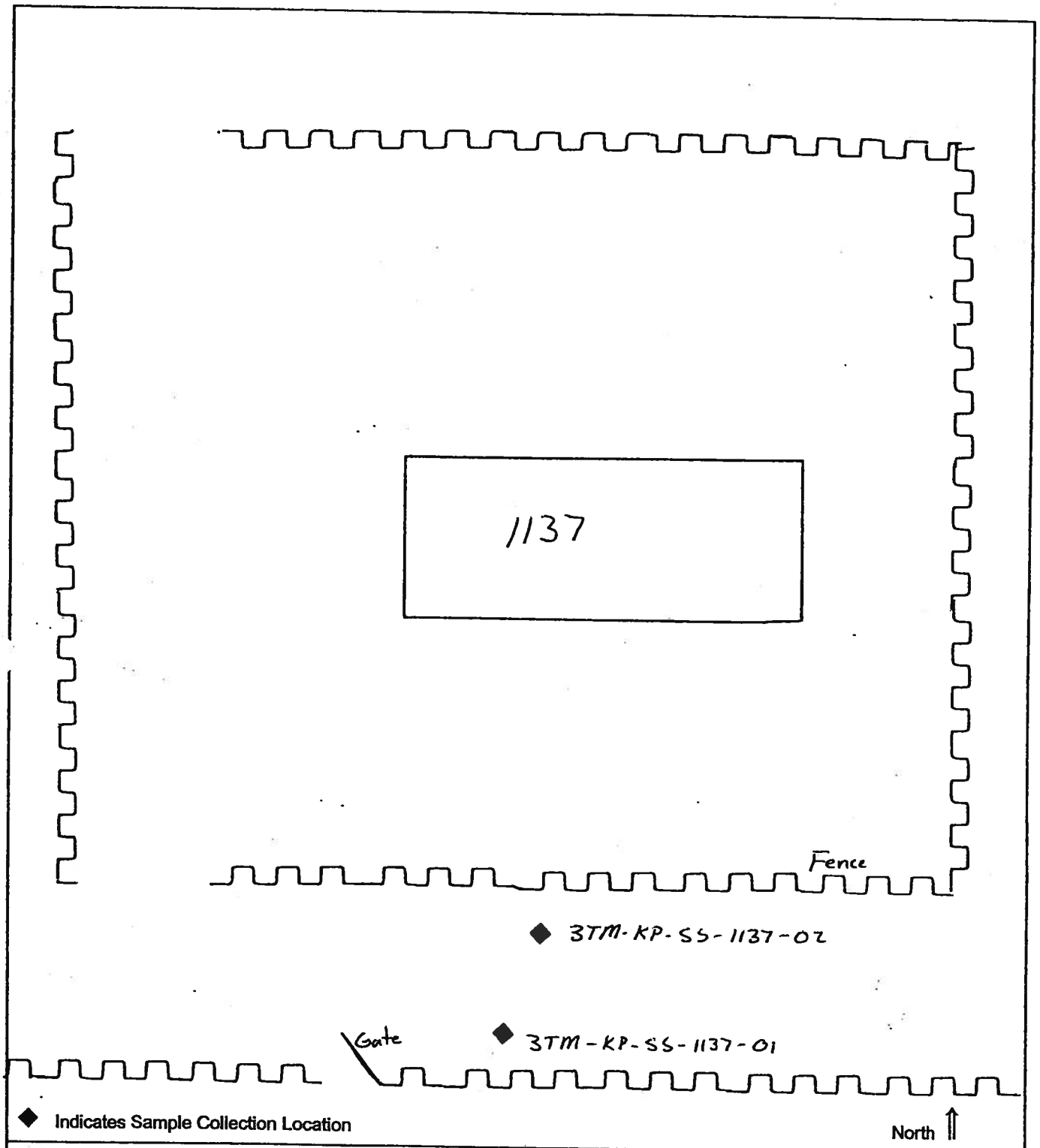

SAMPLE NUMBER(S): 3TM-KP-SS-1137-01, 02
SAMPLE COLLECTION LOCATION: 1137 Eastview Drive
SAMPLE COLLECTION DATE: 06Aug03

SITE SKETCH
(NOT TO SCALE)

3TM INTERNATIONAL, INC.
Houston, Texas

Appendix D
Site Photographs

Phase I

Photograph 1. Sample 3TM-KP-SS-43-01. Sample collected in the rear of 43 Carver Circle.

Photograph 2. Sample 3TM-KP-SS-43-02. Sample collected in the rear of 43 Carver Circle.

Photograph 3. Sample 3TM-KP-SS-BB-01. Sample collected near the Jack Creek Inflow to Batupan Bogue Creek.



Photograph 4. Sample 3TM-KP-SS-BB-02. Sample collected at Jack Creek Inflow to Batupan Bogue Creek. This area exhibited strong creosote odors.



Photograph 5. Sample 3TM-KP-ID-620-01. Sample collected in attic at 620 Tie Plant Road.



Photograph 6. Sample 3TM-KP-ID-620-01. Attic at 620 Tie Plant Road.

Photograph 7. Sample 3TM-KP-ID-7-01. Sample collected in attic at 7 Carver Circle.

Photograph 8. Sample 3TM-KP-SS-7-01 and 3TM-KP-SS-7-02. 3TM-KP-SS-7-01 is positioned to the left. 3TM-KP-SS-7-02 was collected near the storm water drain.

Photograph 9. Sample 3TM-KP-ID-43-01. Sample collected in attic at 43 Carver Circle.



Photograph 10. Sample 3TM-KP-ID-43-02. Attic at 43 Carver Circle.



Photograph 11. Sample 3TM-KP-ID-125-01. Sample collected in attic at 125 Carver Circle.

Photograph 12. Sample 3TM-KP-ID-125-01. Attic at 125 Carver Circle.

Photograph 13. Sample 3TM-KP-ID-342-01. Sample collected in attic at 342 Carver Circle.



Photograph 14. Sample 3TM-KP-ID-342-01. Attic entry at 342 Carver Circle.

Photograph 15. Sample 3TM-KP-ID-417-01. Sample collected in attic at 417 Carver Circle.



Photograph 16. Sample 3TM-KP-ID-403-01. Sample was collected from cabinet tops, shelving, etc.



Photograph 17. Sample 3TM-KP-ID-403-01. Bannister at 403 Carver Circle.



Photograph 18. Sample 3TM-KP-ID-403-01. Cabinet tops at 403 Carver Circle.



Photograph 19. Sample 3TM-KP-ID-303-01. Attic at 303 Carver Circle.

Photograph 20. Sample 3TM-KP-SS-303-01. Sample collected near the southwestern corner of the residence at 303 Carver Circle.

Photograph 21. Sample 3TM-KP-SS-303-02. Sample collected near the clothesline in the back yard of the residence at 303 Carver Circle.

Photograph 22. Sample 3TM-KP-ID-131-01. Sample collected in attic at 131 Nash Drive.



Photograph 23. Sample 3TM-KP-ID-131-01. Attic at 131 Nash Drive.



Photograph 24. Sample 3TM-KP-ID-45-01. Sample was collected from cabinet tops, fans, etc. at Koppers Drive.

Phase II

Photograph 1. Sample 3TM-KP-SS-JC-01.



Photograph 2. Sample 3TM-KP-SS-JC-02.

Photograph 3. Sample 3TM-KP-SS-JC-03.

Photograph 4. Jack Creek inflow area.

Photograph 5. Sample 3TM-KP-SS-ND-01.

Photograph 6. Sample 3TM-KP-SS-ND-02.

Photograph 7. Sample 3TM-KP-SS-ND-03.

Photograph 8. General sample area of 3TM-KP-SS-ND-01, 3TM-KP-SS-ND-02, and 3TM-KP-SS-ND-03.

Photograph 9. Sample 3TM-KP-SS-TA-01.

Photograph 10. Sample 3TM-KP-SS-TA-02.

Photograph 11. 3TM-KP-SS-CD-01.

Photograph 12. 3TM-KP-SS-CD-02.

Photograph 13. 3TM-KP-SS-CD-03.

Phase III

Photograph 1. Sample 3TM-KP-ID-107-01. Sample collected from walls, attic fan, and A/C vents at 107 Lula Rd. Apt. 16.



Photograph 2. Sample 3TM-KP-ID-107-01. Attic fan at 107 Lula Rd. Apt. 16.



Photograph 3. Sample 3TM-KP-ID-107-01. Walls at 107 Lula Rd. Apt. 16.



Photograph 4. Sample 3TM-KP-SS-107-1. Sample was collected in the front of the home in a depression that seemed to seasonally retain water at 107 Lula Rd. Apt. 16.

Photograph 5. Sample 3TM-KP-SS-107-02. Sample was collected in the corner of the lot where run-off drains at 107 Lula Rd. Apt. 16.

Photograph 6. Sample 3TM-KP-ID-151-01. Sample collected from sofa, attic, and hallway at 151 Mondy Rd.



Photograph 7. Sample 3TM-KP-ID-151-01. Sofa at 151 Mondy Rd.

Photograph 8. Sample 3TM-KP-ID-151-01. Attic at 151 Mondy Rd.



Photograph 9. Sample 3TM-KP-ID-151-01. Hallway at 151 Mondy Rd.



Photograph 10. Sample 3TM-KP-SS-151-02. Sample was collected near the rear of the home at 151 Mondy Rd.



Photograph 11. Sample 3TM-KP-ID-275-01. Sample collected at A/C unit at 275 Koppers Dr.



Photograph 12. Sample 3TM-KP-ID-275-01. A/C vent at 275 Koppers Dr.

Photograph 13. Sample 3TM-KP-SS-275-01. Sample was collected in the front of the home in a depression in that seemed to seasonally retain water at 275 Koppers Dr.

Photograph 14. Sample 3TM-KP-SS-275-02. Sample was collected in the rear of the home in a depression in the yard that appeared to seasonally retain water at 275 Koppers Dr.



Photograph 15. Sample 3TM-KP-ID-3-01. Sample collected at attic and baseboard at 3 Dr. Martin Luther King Jr. Blvd.



Photograph 16. Sample 3TM-KP-ID-3-01. Attic at 3 Dr. Martin Luther King Jr. Blvd.

Photograph 17. Sample 3TM-KP-SS-3-01. Sample was collected in the north side of the house under the eve of the home at 3 Dr. Martin Luther King Jr. Blvd.



Photograph 18. Sample 3TM-KP-SS-3-02. Sample was collected on the west side of the house under the eve of the home at 3 Dr. Martin Luther King Jr. Blvd.

Photograph 19. Sample 3TM-KP-ID-33-01. Samples collected at attic, baseboards, and A/C unit at 33 Widows Dr.



Photograph 20. Sample 3TM-KP-ID-33-01. Attic at 33 Widows Dr.



Photograph 21. Sample 3TM-KP-ID-33-01. Baseboards at 33 Widows Dr.



Photograph 22. Sample 3TM-KP-SS-33-01. The sample was collected near the southwest corner of the lot near the fence line at 33 Widows Dr.

Photograph 23. Sample 3TM-KP-SS-33-02.

Photograph 24. Sample 3TM-KP-SS-369-01. Sample was collected near the rear of the home at 369 Carver Circle.



Photograph 25. Sample 3TM-KP-SS-369-02. Sample was collected near the front of the home near the ditch, in the northwest corner of the property at 369 Carver Circle.

Phase IV

Photograph 1. Sample 3TM-KP-DS-BB-1A. Sample collected on the east side of the river approximately one-half mile north of Tie Plant Rd.

Photograph 2. Sample 3TM-KP-DS-BB-1B. Sample collected in the middle of the river approximately one-half mile north of Tie Plant Rd.

Photograph 3. Sample 3TM-KP-DS-BB-1C. Sample collected on the west side of the river approximately one-half mile north of Tie Plant Rd.

Photograph 4. Sample 3TM-KP-DS-BB-2A. Sample collected on the east side of the river north of Jack Creek.

Photograph 5. Sample 3TM-KP-DS-BB-2B. Sample collected in the middle of the river north of Jack Creek.

Photograph 6. Sample 3TM-KP-DS-BB-2C. Sample collected on the west side of the river north of Jack Creek.



Photograph 7. Sample 3TM-KP-DS-BB-3A. Sample collected on the east side of the river one-half mile north of Townes Ave.

Photograph 8. Sample 3TM-KP-DS-BB-3B. Sample collected in the middle of the river one-half mile north of Townes Ave.



Photograph 9. Sample 3TM-KP-DS-BB-4A. Sample collected on the east side of the river north of the Perry Creek inflow area.



Photograph 10. Sample 3TM-KP-DS-BB-4B. Sample collected in the middle of the river north of the Perry Creek inflow area.

Photograph 11. Sample 3TM-KP-DS-BB-4C. Sample collected on the west side of the river north of the Perry Creek inflow area.



Photograph 12. Sample 3TM-KP-DS-BB-5A. Sample collected on the east side of the river approximately three-quarter mile south of the Hwy 8 Bridge.

Photograph 13. Sample 3TM-KP-DS-BB-5B. Sample collected in the middle of the river approximately three-quarter mile south of the Hwy 8 Bridge.

Photograph 14. Sample 3TM-KP-DS-BB-5C. Sample collected on the west side of the river approximately three-quarter mile south of the Hwy 8 Bridge.



Photograph 15. Sample 3TM-KP-DS-BB-6A. Sample collected on the east side of the river approximately 100 ft north of Browns Creek.



Photograph 16. Sample 3TM-KP-DS-BB-6B. Sample collected in the middle of the river approximately 100 ft north of Browns Creek.

Photograph 17. Sample 3TM-KP-DS-BB-6C. Sample collected on the west side of the river approximately 100 ft north of Browns Creek.

Photograph 18. Sample 3TM-KP-DS-BB-7A. Sample collected on the east side of the river behind Sycamore Circle.

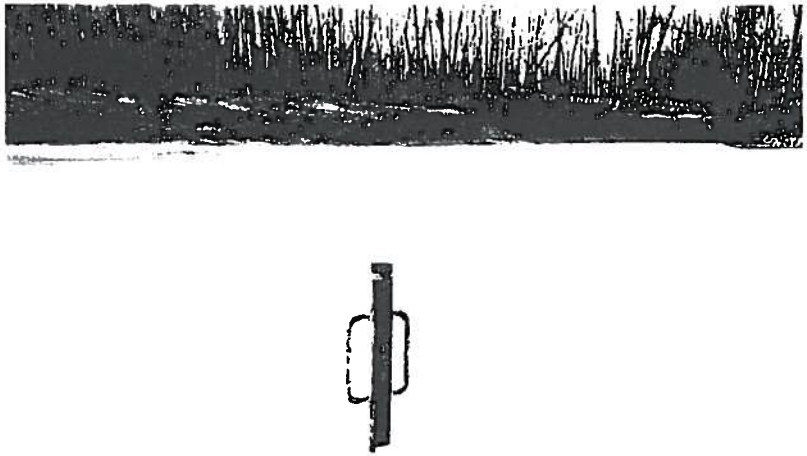

Photograph 19. Sample 3TM-KP-DS-BB-7B. Sample collected in middle of the river behind Sycamore Circle.



Photograph 20. Sample 3TM-KP-DS-BB-7C. Sample collected on the west side of the river behind Sycamore Circle.



Photograph 21. Sample 3TM-KP-DS-BB-8A. Sample was collected on the east side of the river approximately 400 ft south of the Yalobusha River inflow area.



Photograph 22. Sample 3TM-KP-DS-BB-8B. Sample was collected in the middle of the river approximately 400 ft south of the Yalobusha River inflow area.

Photograph 23. Sample 3TM-KP-DS-BB-8C. Sample was collected on the west side of the river approximately 400 ft south of the Yalobusha River inflow area.



Photograph 24. Sample 3TM-KP-DS-BB-9A. Sample was collected on the east side of the river approximately 600 ft east of the Illinois Central Gulf Railroad.

Photograph 25. Sample 3TM-KP-DS-BB-9B. Sample was collected in the middle of the river(during flood period) approximately 600 ft east of the Illinois Central Gulf Railroad.

Photograph 26. Sample 3TM-KP-DS-BB-9C. Sample was collected on the west side(during flood period) of the river approximately 600 ft east of the Illinois Central Gulf Railroad.

Photograph 27. Sample 3TM-KP-DS-BB-11A. Sample collected approximately 200 ft northwest of the central ditch inflow area



Photograph 28. Sample 3TM-KP-DS-BB-11B. Sample collected approximately 350 ft northwest of the central ditch inflow area.

Photograph 29. Sample 3TM-KP-DS-BB-11C. Sample collected approximately 475 ft northwest of the central ditch inflow area.

Photograph 30. Sample 3TM-KP-DS-BB-11D. Sample collected approximately 600 ft northwest of the central ditch inflow area.

Photograph 31. Seepage is visible on the bank opposite of sample 3TM-KP-DS-BB-11D.



Photograph 32. Seepage is visible on the bank opposite of sample 3TM-KP-DS-BB-11D.



Photograph 33. Seepage is visible on the bank opposite of sample 3TM-KP-DS-BB-11D.



Photograph 34. Sheen is visible on the water near sample 3TM-KP-DS-BB-11D.

Photograph 35. Sheen is visible on the water near sample 3TM-KP-DS-BB-11D.

Photograph 36. Sheen is visible on the water near sample 3TM-KP-DS-BB-11D.



Photograph 37. Sheen is visible on the water near sample 3TM-KP-DS-BB-11D.

Phase V



Photograph 1. Tie Plant School. Photograph taken facing southeast.

Photograph 2. Tie Plant School. Photograph taken facing southeast.



Photograph 3. Sample 3TM-KS-ID-809-01. Sample collected from the A/C unit and ventilation.



Photograph 4. Sample 3TM-KP-ID-809-01. Sample collected from the A/C unit and ventilation.

Photograph 5. Koppers Facility in Grenada, MS. Photograph taken facing east.

Photograph 6. Koppers Facility in Grenada, MS. Photograph taken facing east.



Photograph 7. Koppers Facility in Grenada, MS. Photograph taken facing east.

Photograph 8. Tie storage at the Koppers Facility in Grenada, MS. Photograph taken facing ?.

Phase VI

Photograph 1. Location of the High-Volume PUF Ambient Air Samplers at 7 Carver Cir. Photograph taken facing northwest.



Photograph 2. Sample KP-SC-51-02. Summa canister collected at the corner of Hwy 51 and Jackson Ave. Photograph taken facing southwest.



Photograph 3. Sample KP-SC-430-03. Summa canister collected at 430 Tie Plant Rd. Photograph taken facing east.

Photograph 4. Sample KP-SC-29-05. Summa canister collected at 29 Koppers Dr. Photograph taken facing north.



Photograph 5. Front of the home at 155 Carver Cir. Photograph taken facing west.

Photograph 6. Sample 3TM-KP-ID-155-01. Attic at the home at 155 Carver Cir. Photograph taken facing east.



Photograph 7. Front of the home at 183 Carver Cir. Photograph taken facing west.

Photograph 8. Sample 3TM-KP-ID-183-02. Attic at the home at 155 Carver Cir. Photograph taken facing east.

Photograph 9. Front of the home at 275 Carver Cir. Photograph taken facing south.

Photograph 10. Sample 3TM-KP-ID-275-03. Attic at the home at 155 Carver Cir. Photograph taken facing northwest.



Photograph 11. Front of the home at 349 Carver Cir. Photograph taken facing east.



Photograph 12. Sample 3TM-KP-ID-349-04. Attic at the home at 155 Carver Cir. Photograph taken facing north.



Photograph 13. Front of the home at 213 Carver Cir. Photograph taken facing west.

Photograph 14. Sample 3TM-KP-ID-213-05. Top of the refrigerator at the home at 213 Carver Cir. Photograph taken facing northwest.



Photograph 15. Sample 3TM-KP-ID-213-05. Back of the refrigerator at the home at 213 Carver Cir. Photograph taken facing northwest.



Photograph 16. Front of the home at 45 Durr. Photograph taken facing north.



Photograph 17. Sample 3TM-KP-ID-45-06. Ceiling fan at the home at 45 Durr. Photograph taken facing north.



Photograph 18. Sample 3TM-KP-ID-45-06. Top of the cabinets at the home at 45 Durr. Photograph taken facing southwest.

Phase II

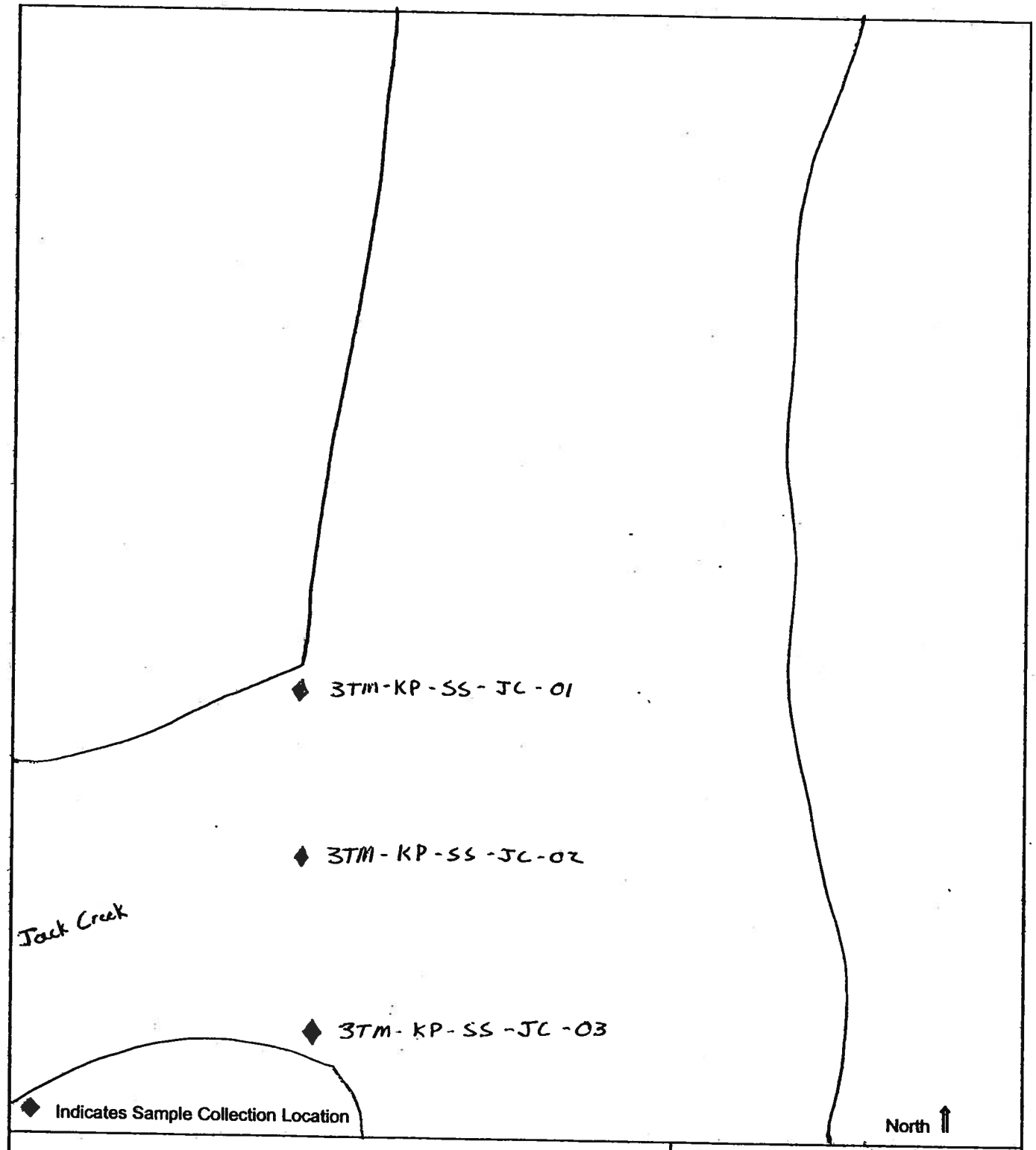

SAMPLE NUMBER(S): 3TM-KP-SS-JC-01-03
SAMPLE COLLECTION LOCATION: Jack Creek Inflow Area
SAMPLE COLLECTION DATE: 06 Aug 03

SITE SKETCH
(NOT TO SCALE)

3TM INTERNATIONAL, INC.
Houston, Texas

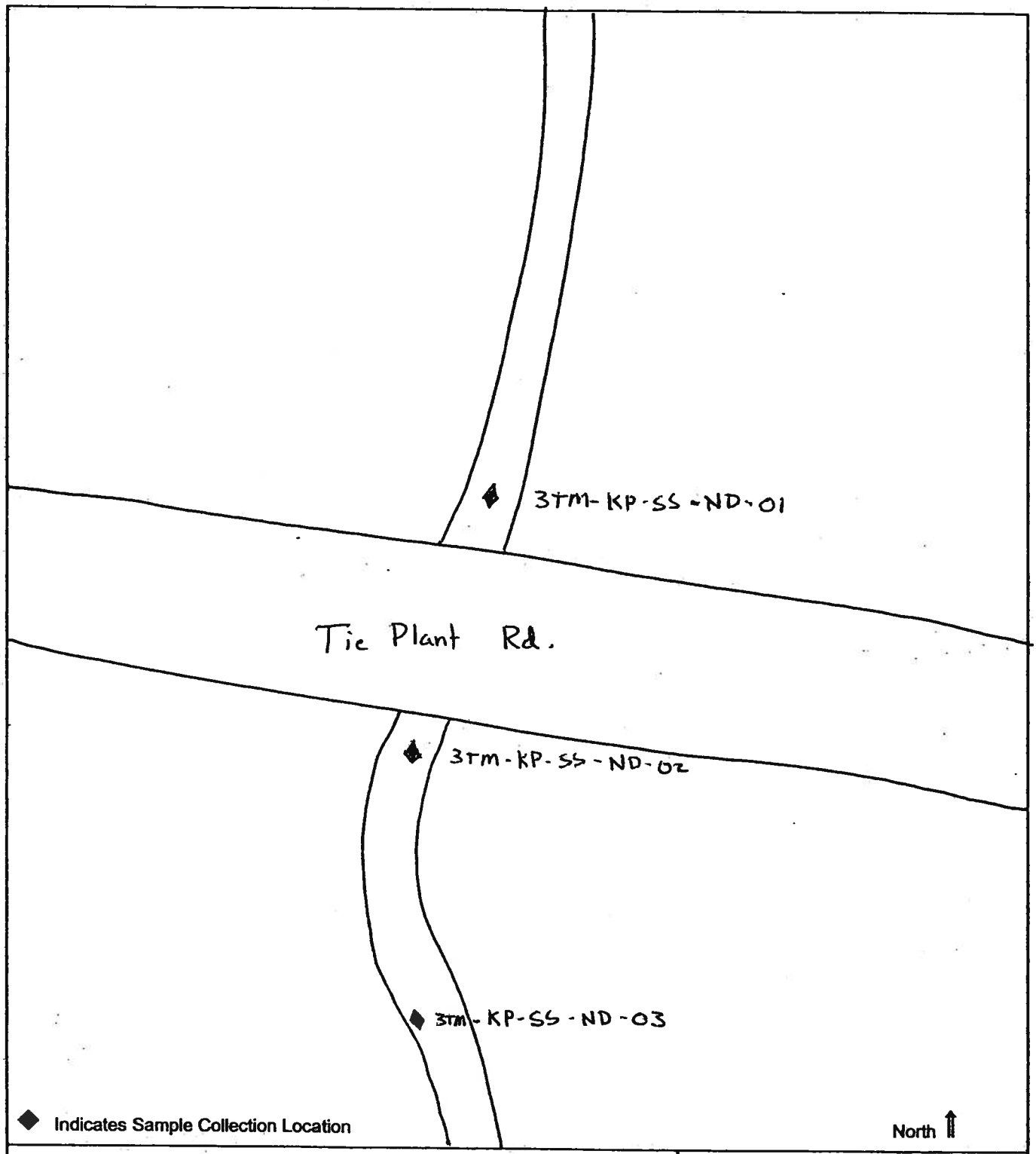

SAMPLE NUMBER(S): 3TM-KP-SS-ND-01-03
SAMPLE COLLECTION LOCATION: Northern Ditch
SAMPLE COLLECTION DATE: 07 Aug 03

SITE SKETCH
(NOT TO SCALE)

3TM INTERNATIONAL, INC.
Houston, Texas

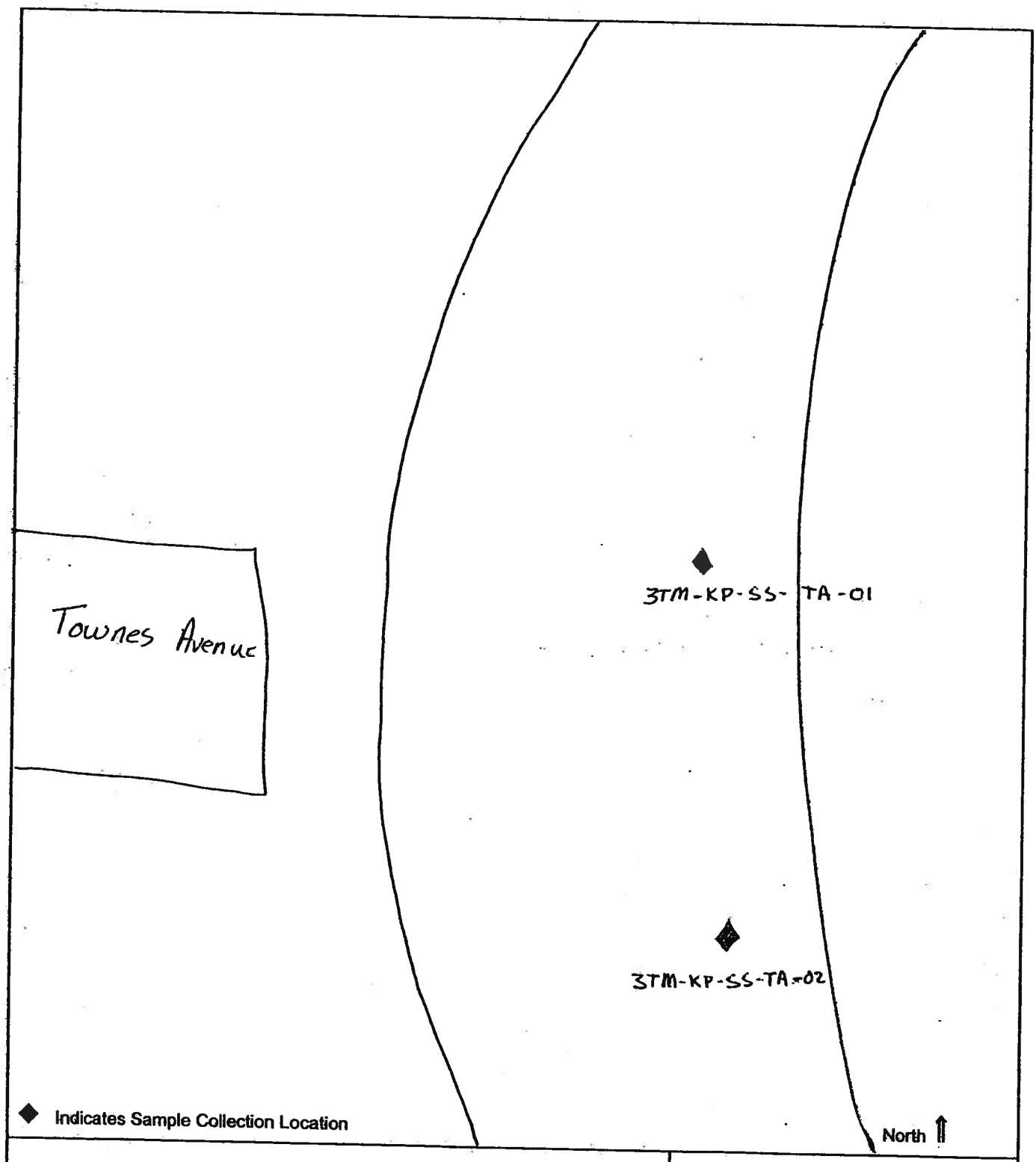

SAMPLE NUMBER(S): 3TM-KP-SS-TA-01,02
SAMPLE COLLECTION LOCATION: Townes Avenue Area
SAMPLE COLLECTION DATE: 07 Aug 03

SITE SKETCH
(NOT TO SCALE)

3TM INTERNATIONAL, INC.
Houston, Texas

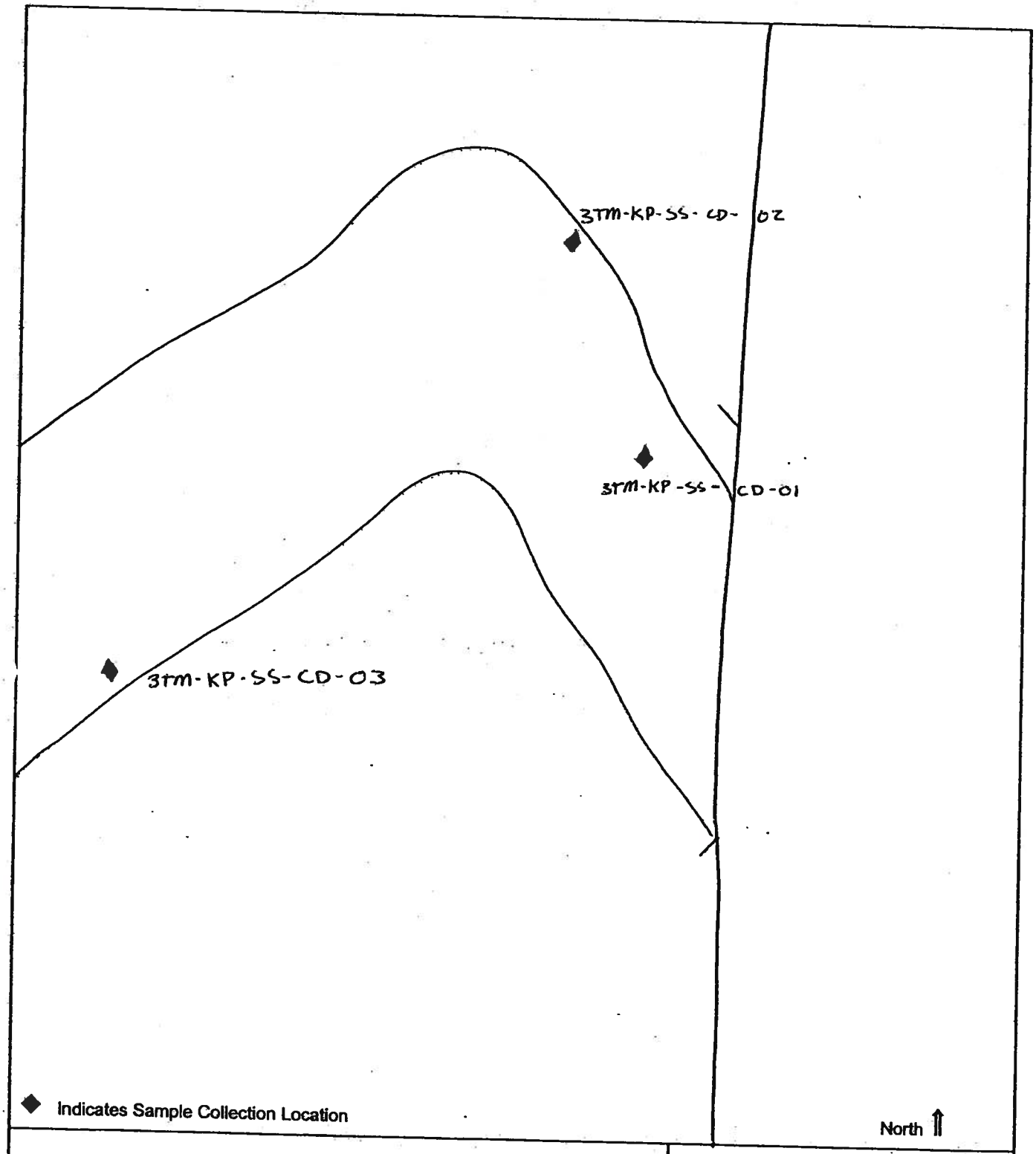

SAMPLE NUMBER(S): 3TM-KP-SS-CD-01-03
SAMPLE COLLECTION LOCATION: Central Ditch
SAMPLE COLLECTION DATE: 07 Aug 03

SITE SKETCH
(NOT TO SCALE)

3TM INTERNATIONAL, INC.
Houston, Texas

Phase III

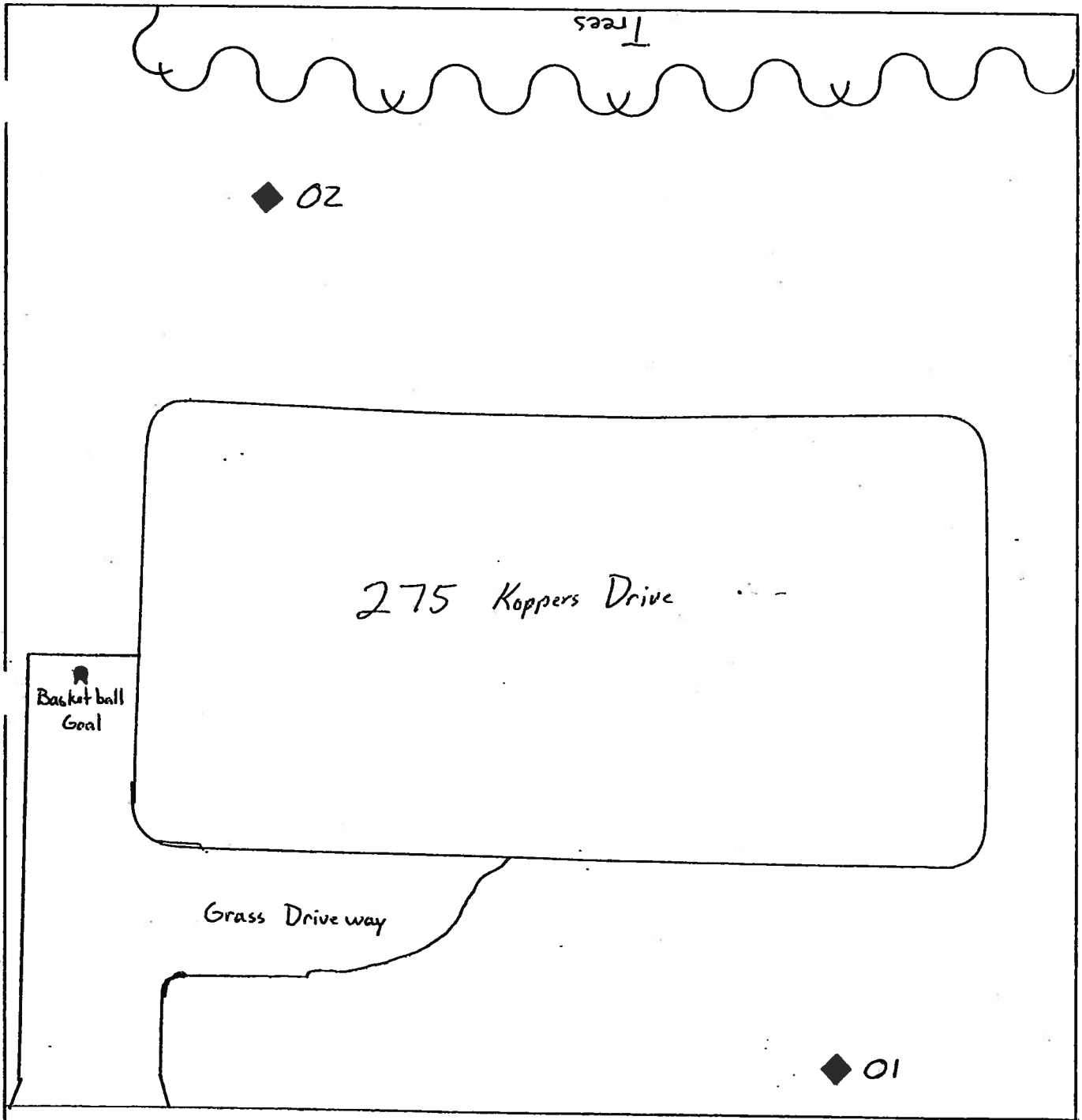

◆ Indicates Sample Collection Location

North ⇑

SAMPLE NUMBER(S): 3TM-KP-SS-275-01 ; 3TM-KP-SS-275-02
SAMPLE COLLECTION LOCATION: 275 Koppers Drive
SAMPLE COLLECTION DATE: 11Nov 03

SITE SKETCH
(NOT TO SCALE)

3TM INTERNATIONAL, INC.
Houston, Texas

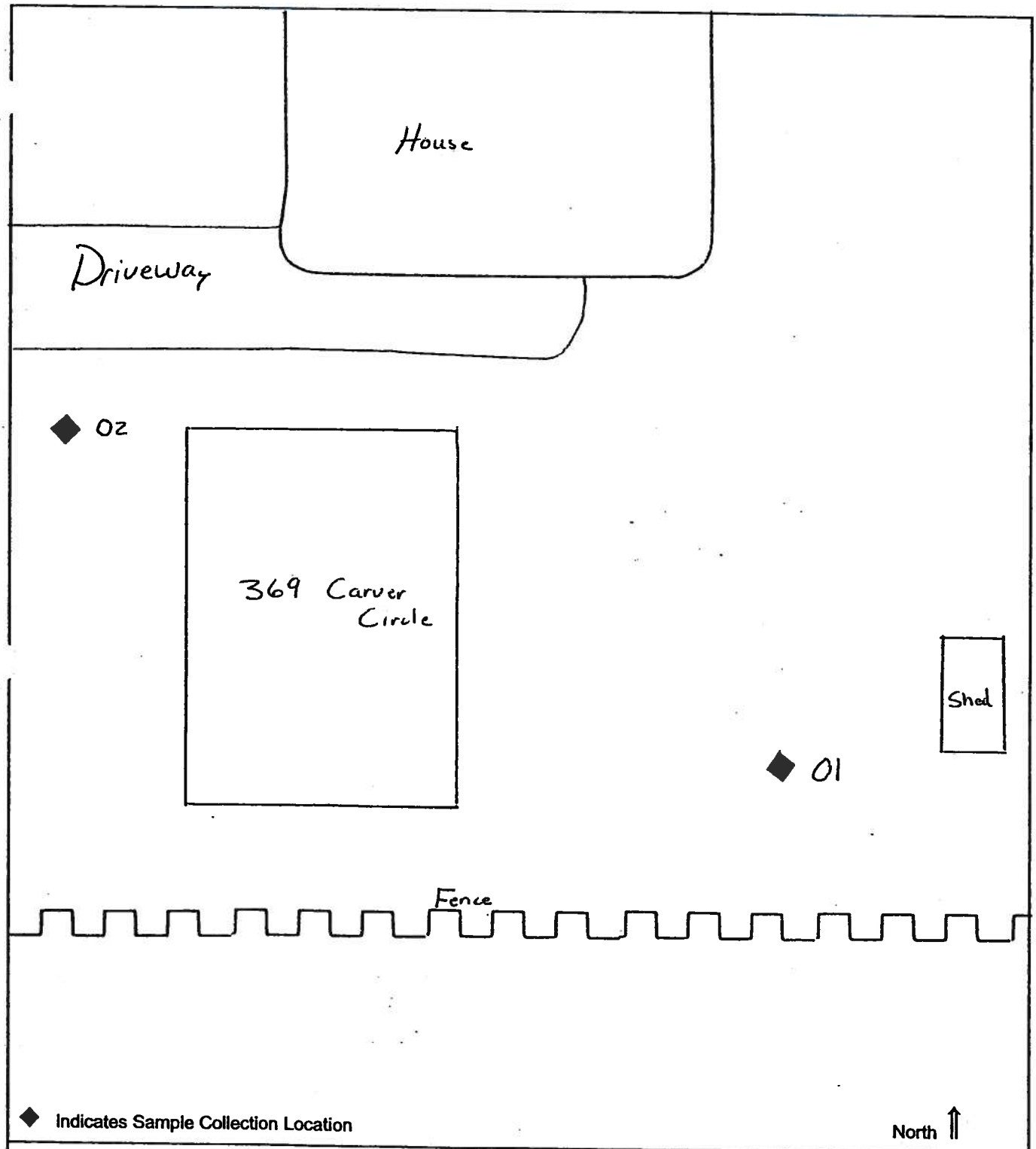

◆ Indicates Sample Collection Location

North ⇑

SAMPLE NUMBER(S): 3TM-KP-SS-369-01 ; 3TM-KP-SS-369-02
SAMPLE COLLECTION LOCATION: 369 Carver Circle
SAMPLE COLLECTION DATE: 10Nov03

SITE SKETCH
(NOT TO SCALE)

3TM INTERNATIONAL, INC.
Houston, Texas

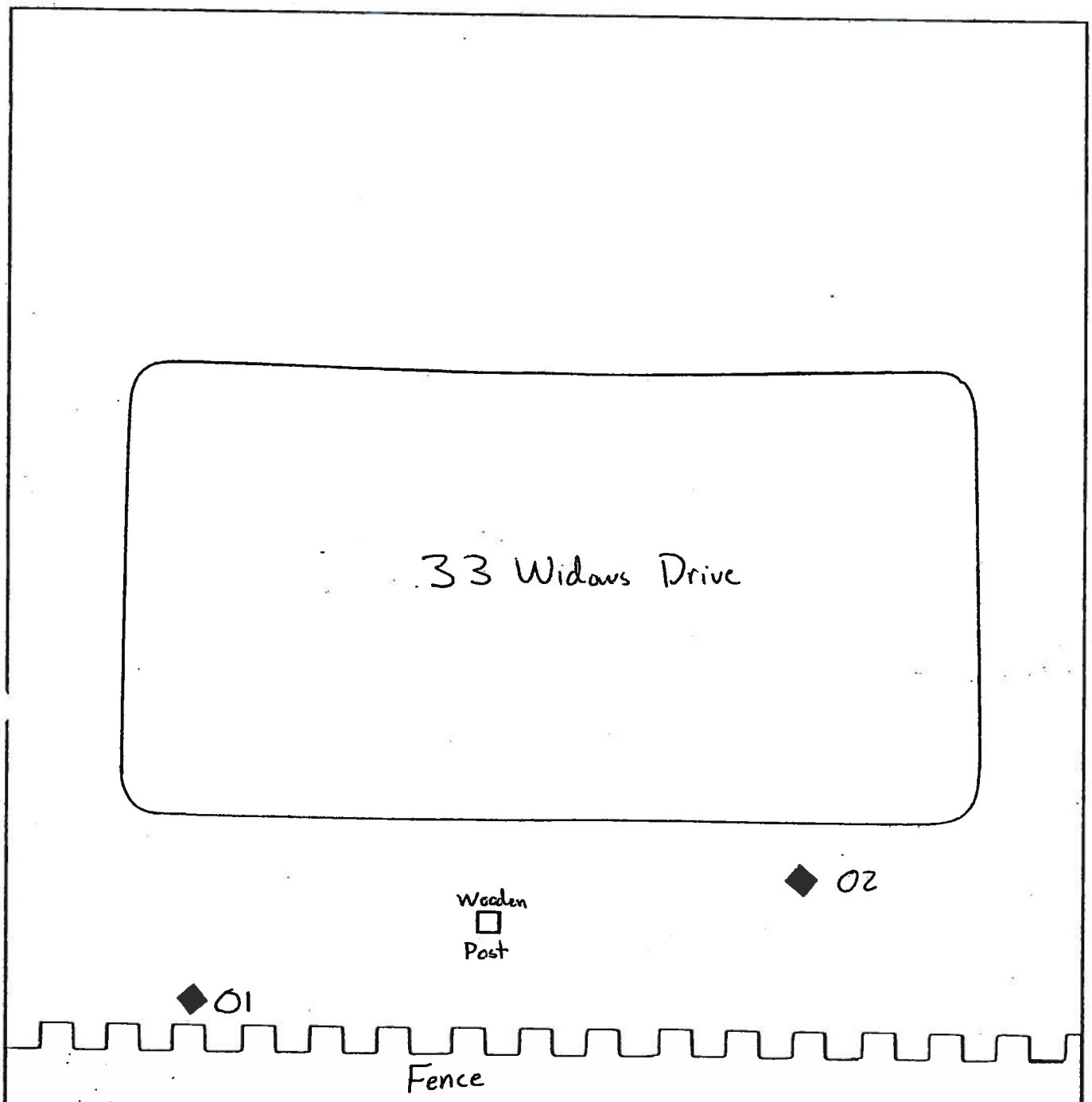

◆ Indicates Sample Collection Location

North ⇑

SAMPLE NUMBER(S): 3TM-KP-SS-33-01 & 3TM-KP-SS-33-02
SAMPLE COLLECTION LOCATION: 33 Widows Dr
SAMPLE COLLECTION DATE: 10 Nov 03

SITE SKETCH
(NOT TO SCALE)

3TM INTERNATIONAL, INC.
Houston, Texas

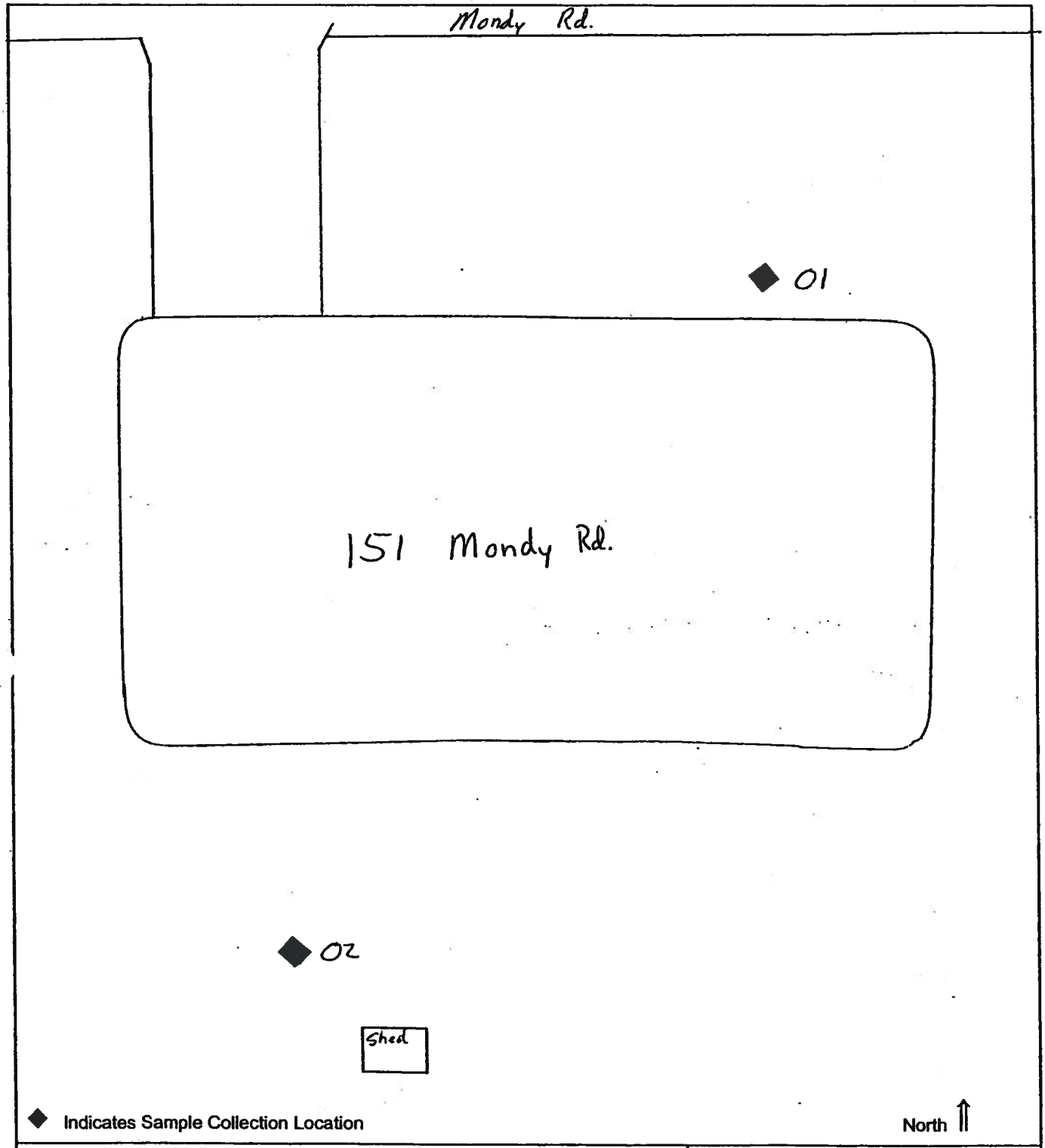

◆ Indicates Sample Collection Location

North ⇑

SAMPLE NUMBER(S): 3TM-KP-SS-151-01 ; 3TM-KP-SS-151-02
SAMPLE COLLECTION LOCATION: 151 Mondy Rd.
SAMPLE COLLECTION DATE: 10Nov03

SITE SKETCH
(NOT TO SCALE)

3TM INTERNATIONAL, INC.
Houston, Texas

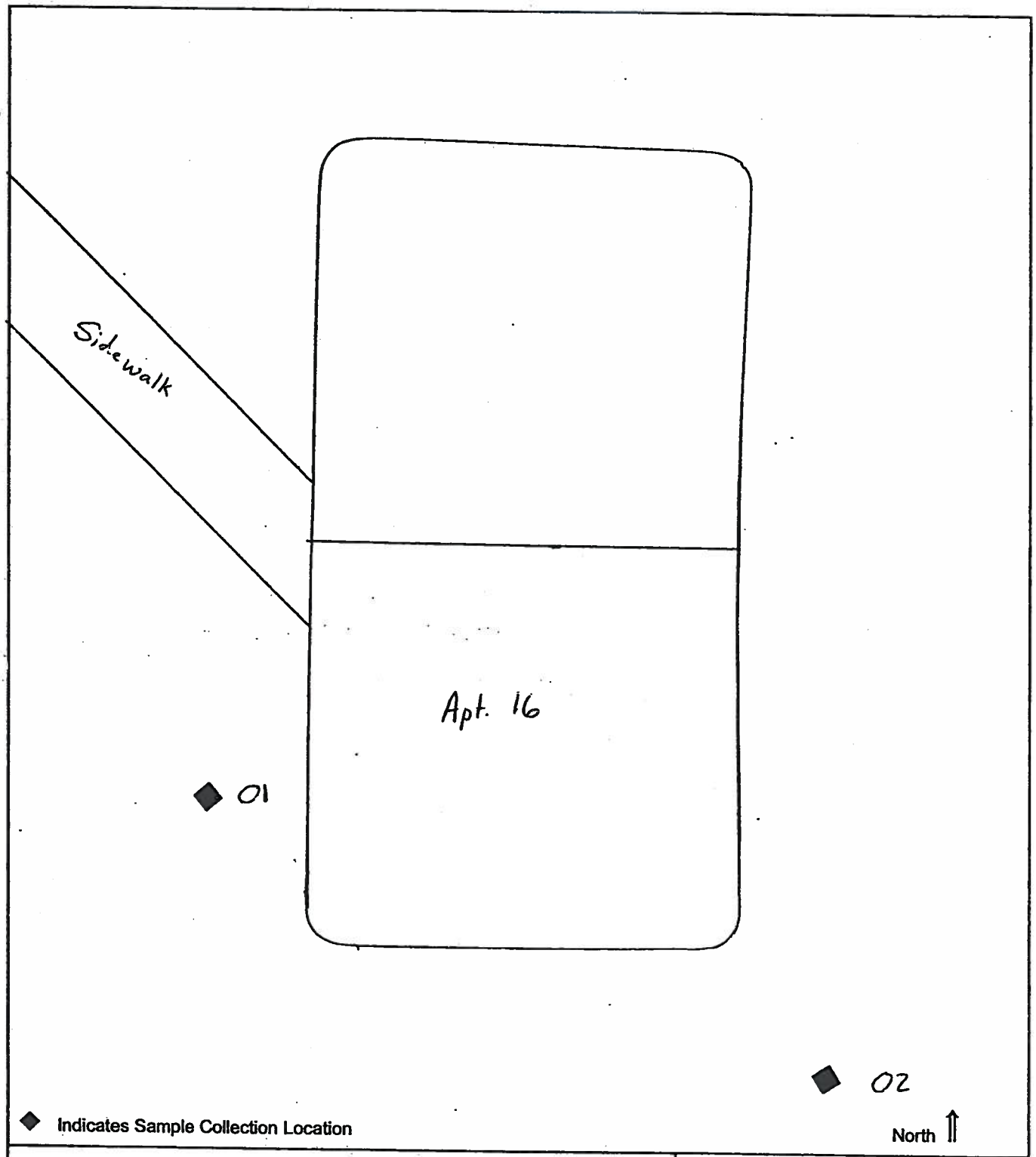

◆ Indicates Sample Collection Location

SAMPLE NUMBER(S): 3TM-KP-SS-107-01 ; 3TM-KP-SS-151-02
SAMPLE COLLECTION LOCATION: 107 Lula Rd. Apt 16.
SAMPLE COLLECTION DATE: 11Nov03

SITE SKETCH
(NOT TO SCALE)

3TM INTERNATIONAL, INC.
Houston, Texas

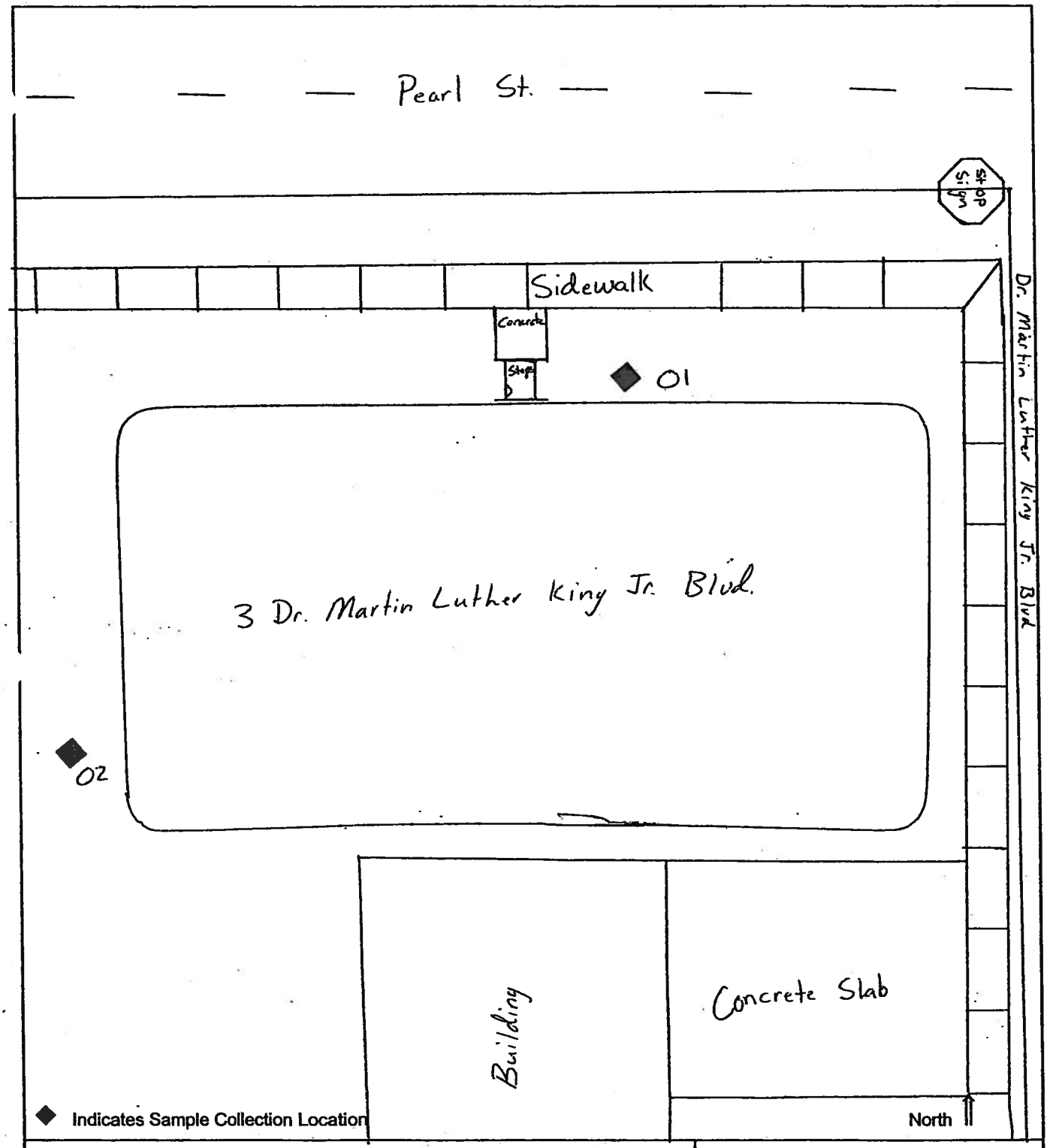

SAMPLE NUMBER(S): 3TM-KP-SS-3-01 & 3TM-KP-SS-3-02
SAMPLE COLLECTION LOCATION: 3 Dr. Martin Luther King Jr. Blvd
SAMPLE COLLECTION DATE: 12 Nov 03

SITE SKETCH
(NOT TO SCALE)

3TM INTERNATIONAL, INC.
Houston, Texas

Phase IV

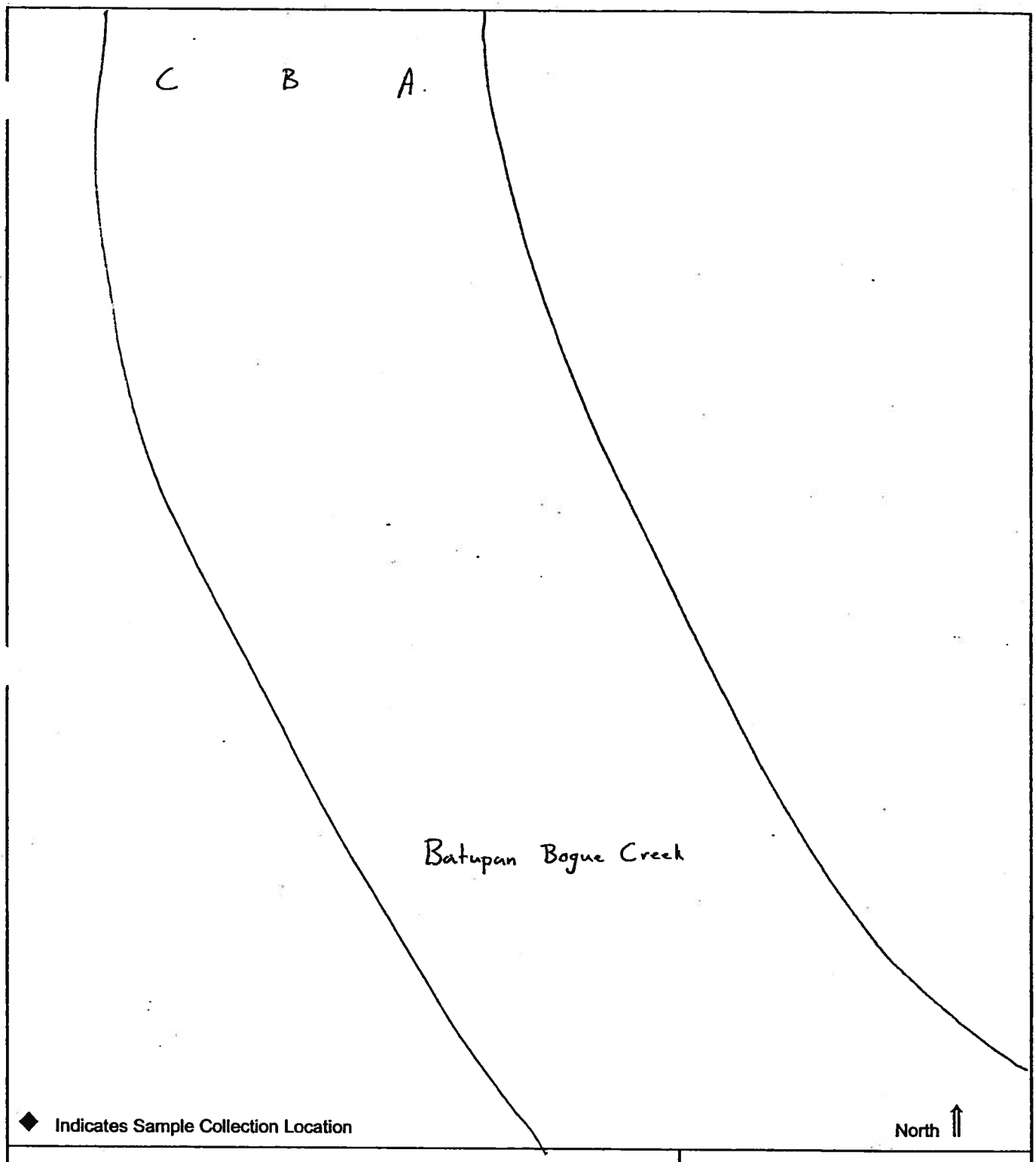

◆ Indicates Sample Collection Location

North ⇑

SAMPLE NUMBER(S): 3TM-KP-DS-BB-1 (A, B, C)
SAMPLE COLLECTION LOCATION: Batupan Bogue Creek 1/2 mi. North of Tic Plant Rd.
SAMPLE COLLECTION DATE: 10 Jan 04

SITE SKETCH
(NOT TO SCALE)

3TM INTERNATIONAL, INC.
Houston, Texas

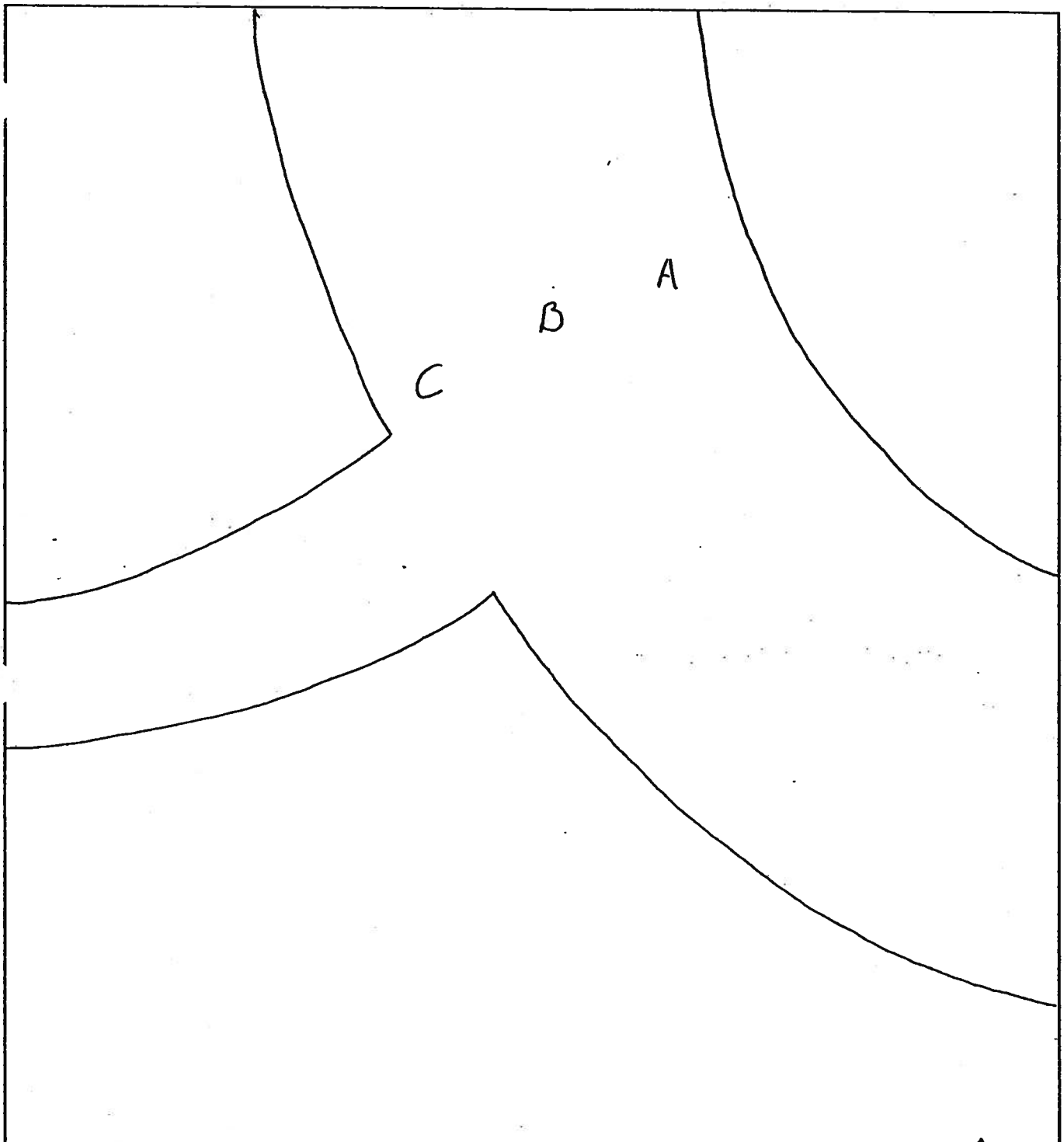

◆ Indicates Sample Collection Location

North ⇑

SAMPLE NUMBER(S): 3TM-KP-DS-BB-2 (A,B,C)
SAMPLE COLLECTION LOCATION: North of . . Creek inflow
SAMPLE COLLECTION DATE: 10Jan04

SITE SKETCH
(NOT TO SCALE)

3TM INTERNATIONAL, INC.
Houston, Texas



SAMPLE NUMBER(S): 3TM-KP-DS-BB-3 (A, B, C)
SAMPLE COLLECTION LOCATION: 1/2 mile North of Townes Ave.
SAMPLE COLLECTION DATE: 11 Jan 04

SITE SKETCH
(NOT TO SCALE)

3TM INTERNATIONAL, INC.
Houston, Texas

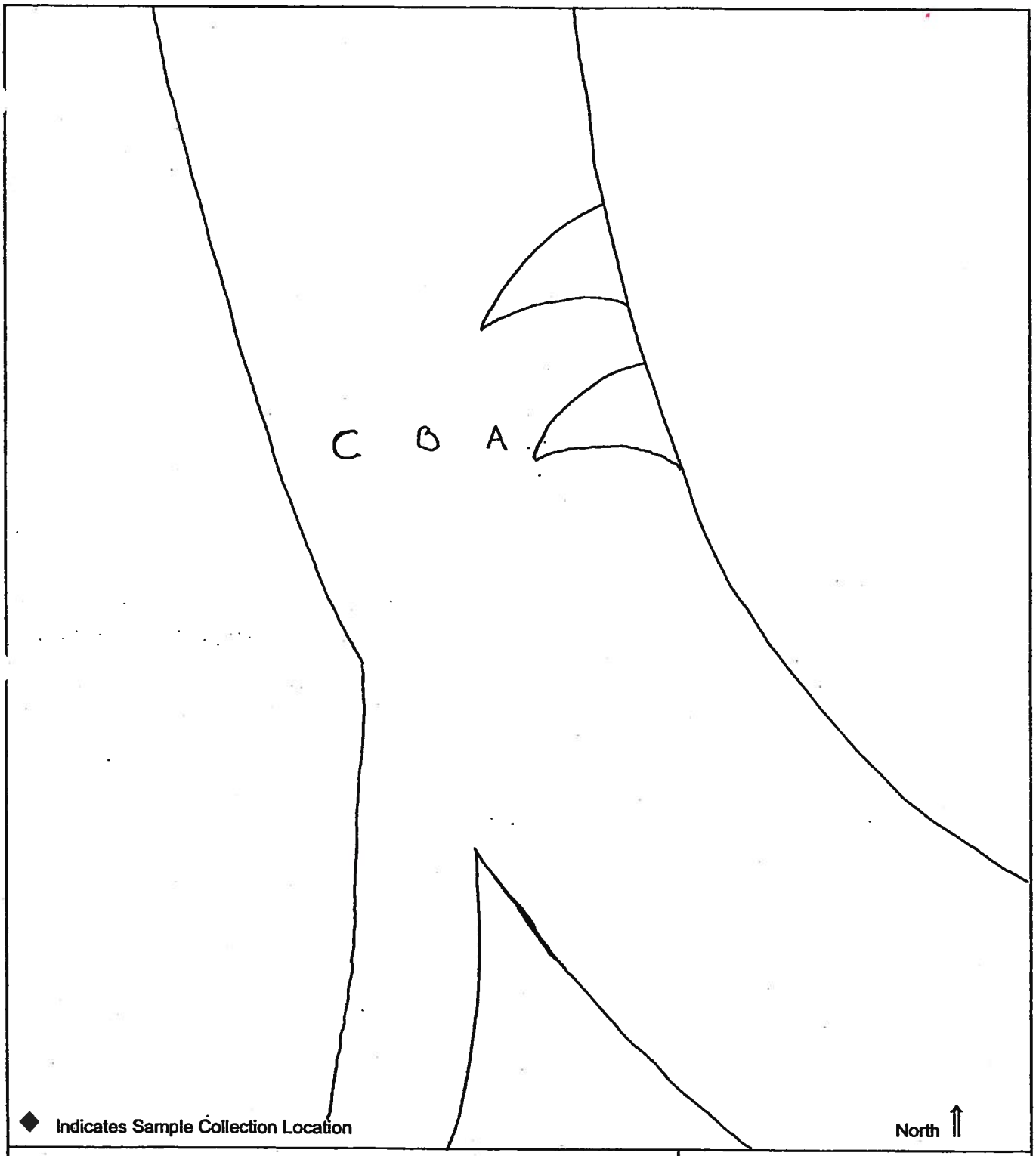

SAMPLE NUMBER(S): 3TM-KP-DS-BB-4 (A, B, C)
SAMPLE COLLECTION LOCATION: North of Perry Creek inflow area
SAMPLE COLLECTION DATE: 11 Jan 04

SITE SKETCH
(NOT TO SCALE)

3TM INTERNATIONAL, INC.
Houston, Texas

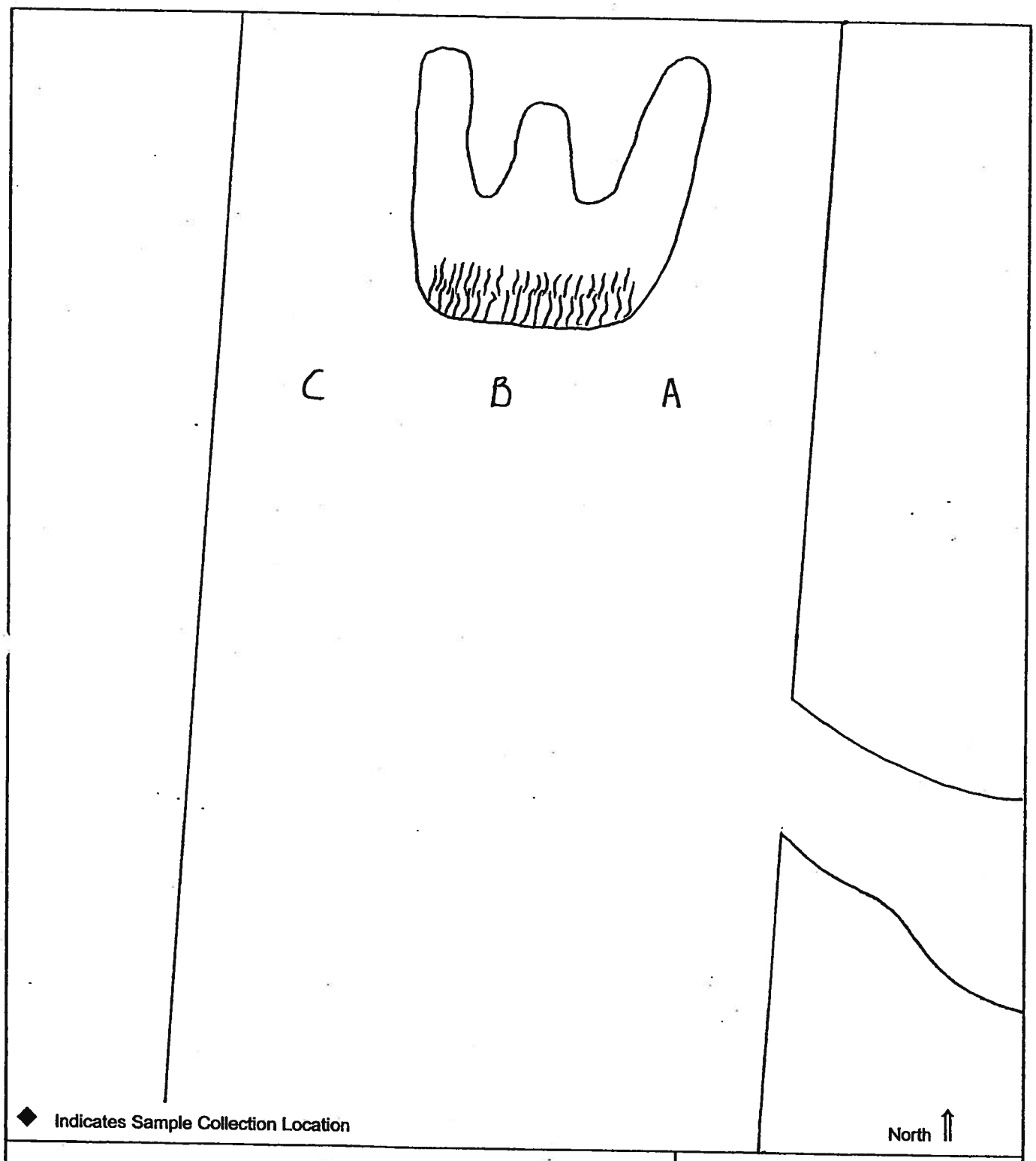

SAMPLE NUMBER(S): 3TM-KP-DS-BB-5(A, B, C)
SAMPLE COLLECTION LOCATION: 3/4 mile South of Hwy 8 Bridge
SAMPLE COLLECTION DATE: 11Jan04

SITE SKETCH
(NOT TO SCALE)

3TM INTERNATIONAL, INC.
Houston, Texas

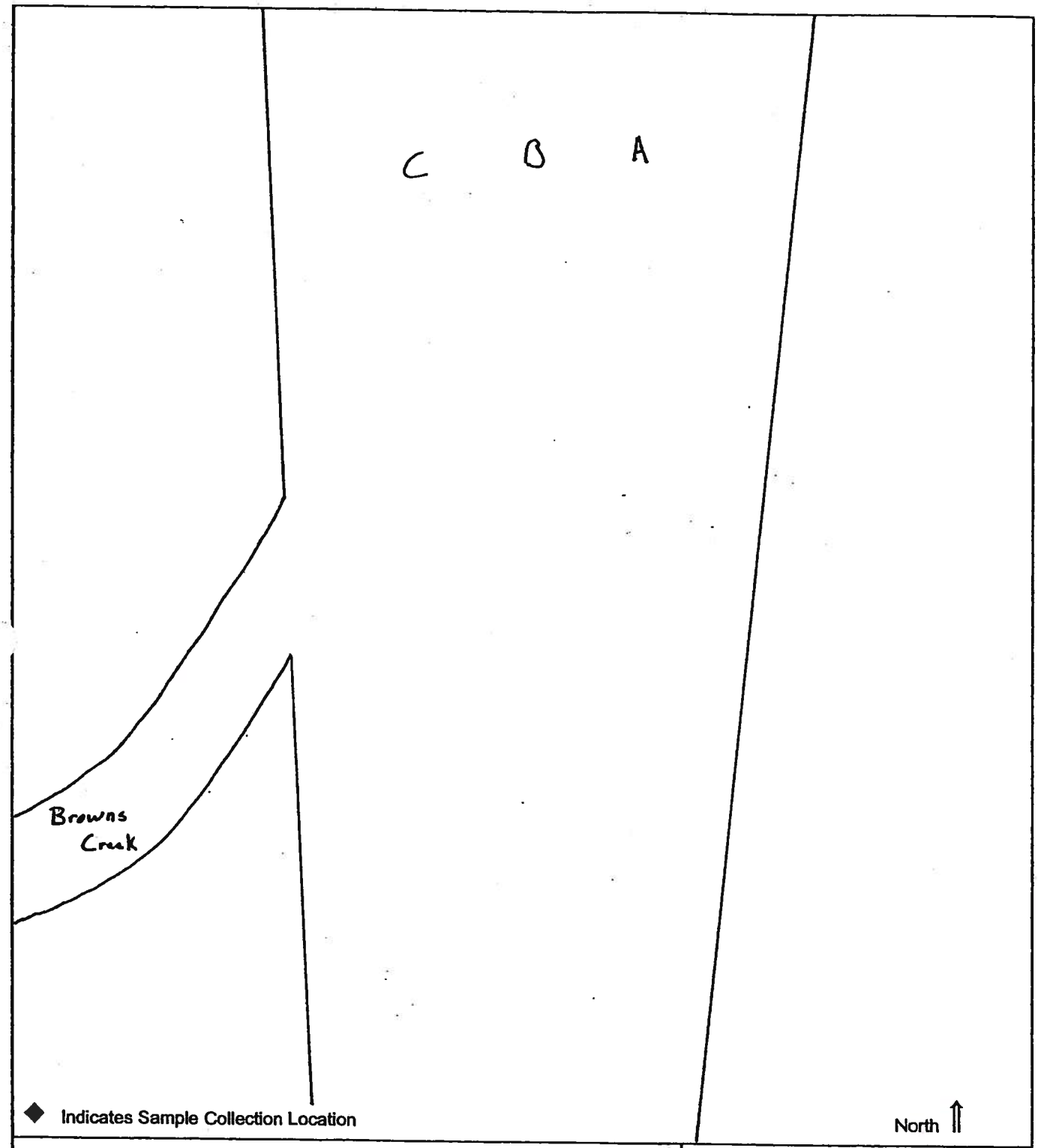

SAMPLE NUMBER(S): 3TM-KP-DS-BB-G(A,B,C)
SAMPLE COLLECTION LOCATION: 100 ft. North of Browns Creek
SAMPLE COLLECTION DATE: 12 Jan 04

SITE SKETCH
(NOT TO SCALE)

3TM INTERNATIONAL, INC.
Houston, Texas

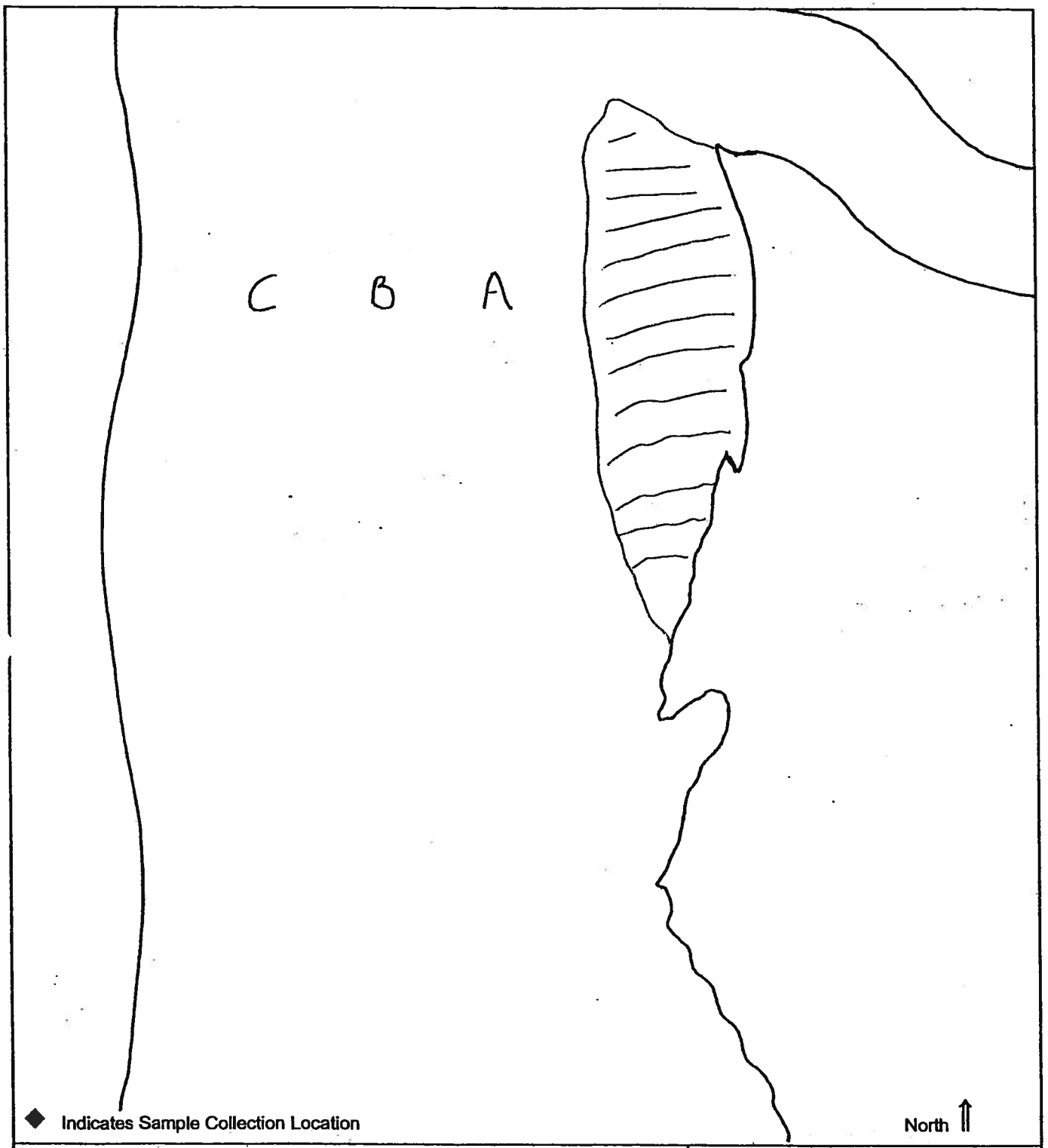

SAMPLE NUMBER(S): 3TM-KP-DS-BB-8(A,B,C)
SAMPLE COLLECTION LOCATION: 400 ft. South of the Yalobusha River
SAMPLE COLLECTION DATE: 12 Jan 04

SITE SKETCH
(NOT TO SCALE)

3TM INTERNATIONAL, INC.
Houston, Texas

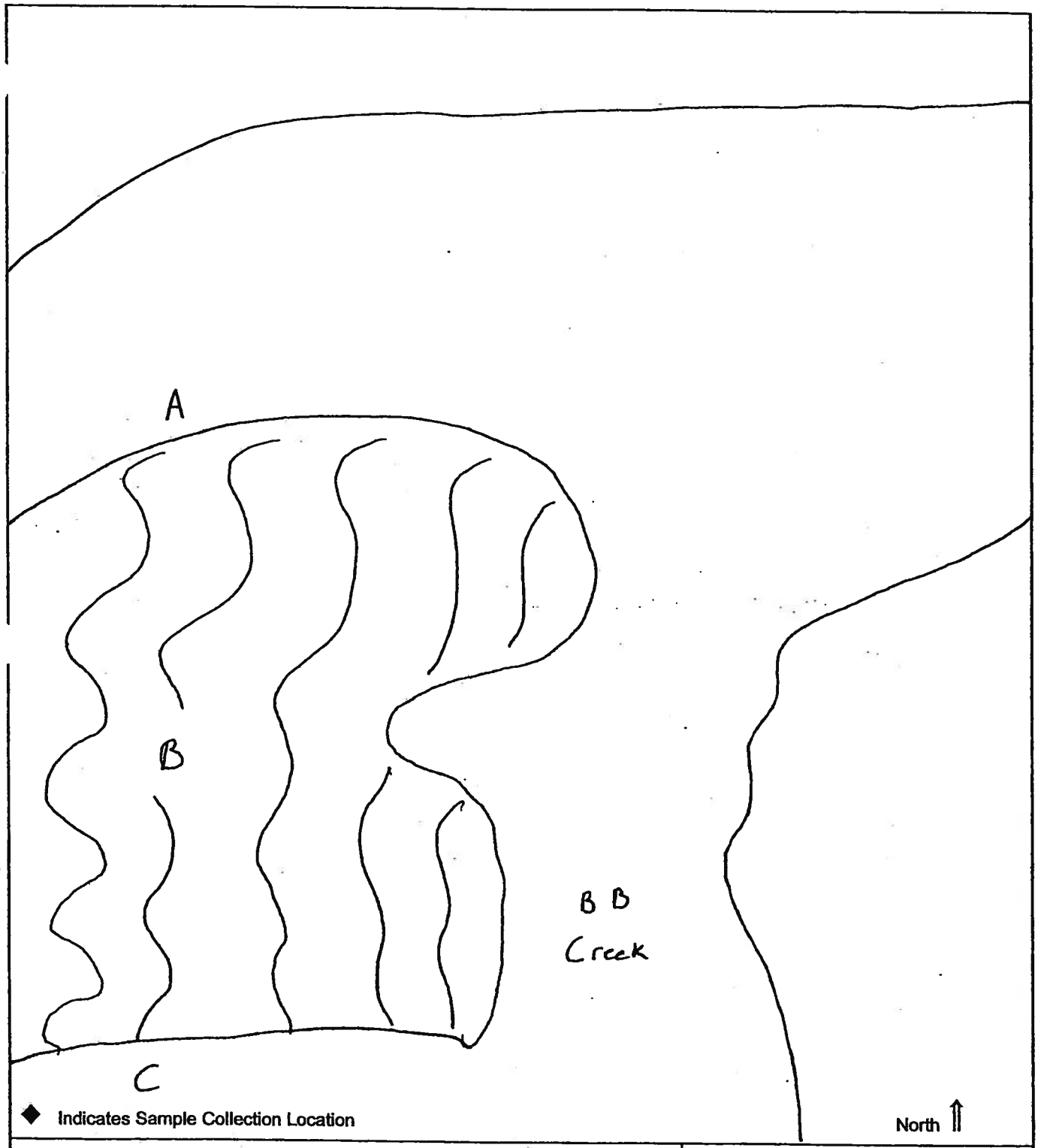

◆ Indicates Sample Collection Location

SAMPLE NUMBER(S): 3TM-KP-DS-BB-9 (A, B, C)
SAMPLE COLLECTION LOCATION: 600 ft. East of the Illinois Central Gulf Railroad Bridge
SAMPLE COLLECTION DATE: 12 Jan 04

SITE SKETCH
(NOT TO SCALE)

3TM INTERNATIONAL, INC.
Houston, Texas

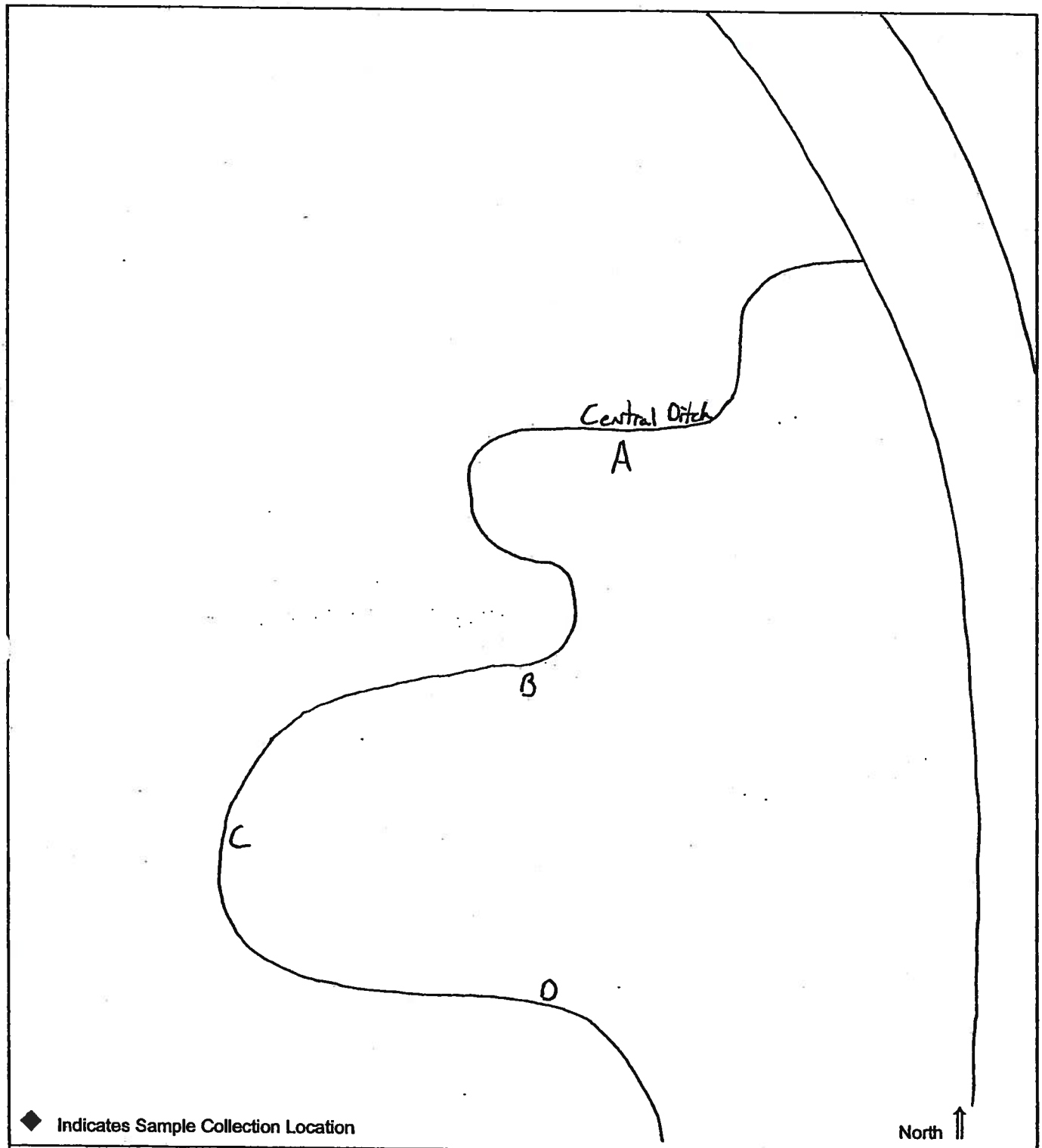

◆ Indicates Sample Collection Location

SAMPLE NUMBER(S): 3TM-KP-DS-BB 11 (A,B,C,D)
SAMPLE COLLECTION LOCATION:
SAMPLE COLLECTION DATE: 09 Jan 04 (A B C) 13 Jan 04 (D)

SITE SKETCH
(NOT TO SCALE)

3TM INTERNATIONAL, INC.
Houston, Texas

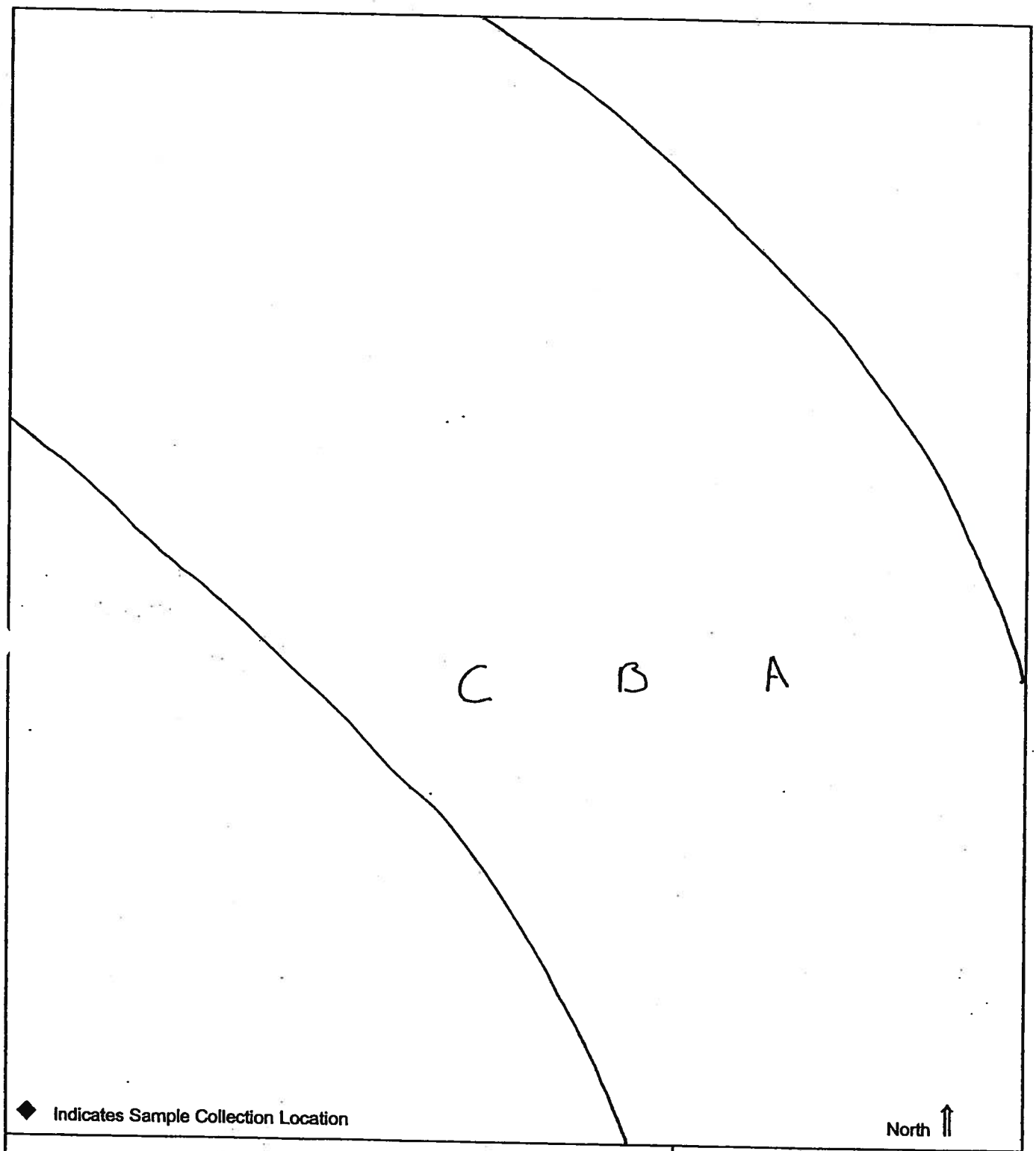

SAMPLE NUMBER(S): 3TM-KP-DS-BB-7(A,B,C)
SAMPLE COLLECTION LOCATION: South of Sycamore Drive
SAMPLE COLLECTION DATE: 13 Jan 04

SITE SKETCH
(NOT TO SCALE)

3TM INTERNATIONAL, INC.
Houston, Texas

Appendix E
Sample Collection Logs

Phase I

SOIL SAMPLE COLLECTION LOG

3TM INTERNATIONAL
Houston, Texas

Project Name: Koppers Creosote Case

Site Name: Koppers Creosote Facility

Date of Sampling: 7/21/03

Time of Sampling: 1030

Sample Location: 43 Carver Circle

Sample ID: 3TM-KP-SS-43-01

Boring Number: 3TM-KP-SS-43-01

Terminal Depth of Boring: 2 feet bgs

Sampling Method: Hand Auger

Sample Depth: 2 feet bgs

Sample Matrix: Soil

Soil Type: Moist Gravelly Clayey Silt

Sample Color: Dark Gray

Sample Odor: Faint Creosote Odor

Field Measurements: Field Test = Approx. 1 ppm

Equipment: H.E.L.P, Inc. Environmental Kit & Auger

Sample Analysis:PAHs by EPA Method 8270

Analytical Laboratory: Xenco

Sample Container: Clear Glass

Number of Samples: 1

Sample Quantity Collected: 8 oz.

Preservative Used: Ice

Weather: Clear & Hot

Ambient Temperature: Approx. 95° F

Site Conditions: Not Applicable

Photograph Taken: Yes

GPS Latitude: N 33°44.416'

GPS Longitude: W 089°47.196'

Field Supervisor: T. J. Dunnahoe

Signature / Date: 2/11/04

Field Observations / Remarks:

Sample was collected on the western side of a berm located in the rear of 43 Carver Circle. The area was a low lying area that appeared to frequently retain water.

SOIL SAMPLE COLLECTION LOG

3TM INTERNATIONAL
Houston, Texas

Project Name: Koppers Creosote Case

Site Name: Koppers Creosote Facility

Date of Sampling: 7/21/03

Time of Sampling: 1040

Sample Location: 43 Carver Circle

Sample ID: 3TM-KP-SS-43-02

Boring Number: 3TM-KP-SS-43-02

Terminal Depth of Boring: 2 feet bgs

Sampling Method: Hand Auger

Sample Depth: 2 feet bgs

Sample Matrix: Soil

Soil Type: Moist Clayey Silt

Sample Color: Dark Gray

Sample Odor: Faint Creosote Odor

Field Measurements: Field Test = Approx. 1 ppm

Equipment: H.E.L.P, Inc. Environmental Kit & Auger

Sample Analysis:PAHs by EPA Method 8270

Analytical Laboratory: Xenco

Sample Container: Clear Glass

Number of Samples: 1

Sample Quantity Collected: 8 oz.

Preservative Used: Ice

Weather: Clear & Hot

Ambient Temperature: Approx. 95° F

Site Conditions: Not Applicable

Photograph Taken: Yes

GPS Latitude: N 33°44.409'

GPS Longitude: W 089°47.196'

Field Supervisor: T. J. Dunnahoe

Signature / Date: 2/11/04

Field Observations / Remarks:

Sample was collected on the western side of a berm located in the rear of 43 Carver Circle. The area was a low lying area that appeared to frequently retain water.

SOIL SAMPLE COLLECTION LOG

3TM INTERNATIONAL
Houston, Texas

Project Name: Koppers Creosote Case

Site Name: Koppers Creosote Facility

Date of Sampling: 7/21/03

Time of Sampling: 1155

Sample Location: Batupan Bogue Creek

Sample ID: 3TM-KP-SS-BB-01

Boring Number: 3TM-KP-SS-BB-01

Terminal Depth of Boring: 1 feet bgs

Sampling Method: Hand Auger

Sample Depth: 1 feet bgs

Sample Matrix: Sediment

Soil Type: Saturated Sand (creek sediment)

Sample Color: Red/Gray

Sample Odor: Faint Creosote Odor

Field Measurements: None

Equipment: Hand Auger

Sample Analysis: PAHs by EPA Method 8270

Analytical Laboratory: Xenco

Sample Container: Clear Glass

Number of Samples: 1

Sample Quantity Collected: 8 oz.

Preservative Used: Ice

Weather: Clear & Hot

Ambient Temperature: Approx. 95° F

Site Conditions: Not Applicable

Photograph Taken: Yes

GPS Latitude: N 33°44.385'

GPS Longitude: W 089°46.482'

Field Supervisor: T. J. Dunnahoe

Signature / Date: [signature] 2/11/04

Field Observations / Remarks:

Sample was collected in Batupan Bogue Creek on the western side, approximately 200 feet south of the bridge at Tie Plant Road.

SOIL SAMPLE COLLECTION LOG

3TM INTERNATIONAL
Houston, Texas

Project Name: Koppers Creosote Case

Site Name: Koppers Creosote Facility

Date of Sampling: 7/21/03

Time of Sampling: 1235

Sample Location: Batupan Bogue Creek

Sample ID: 3TM-KP-SS-BB-02

Boring Number: 3TM-KP-SS-BB-02

Terminal Depth of Boring: 3 Inches bgs

Sampling Method: Hand Auger

Sample Depth: 0 - 3 inches bgs

Sample Matrix: Sediment

Soil Type: Saturated Sand (creek sediment)

Sample Color: Red/Gray

Sample Odor: Strong Creosote Odor

Field Measurements: None

Equipment: Hand Auger

Sample Analysis:PAHs by EPA Method 8270

Analytical Laboratory: Xenco

Sample Container: Clear Glass

Number of Samples: 1

Sample Quantity Collected: 8 oz.

Preservative Used: Ice

Weather: Clear & Hot

Ambient Temperature: Approx. 95° F

Site Conditions: Not Applicable

Photograph Taken: Yes

GPS Latitude: N 33°44.354'

GPS Longitude: W 089°46.490'

Field Supervisor: T. J. Dunnahoe

Signature / Date: 2/4/04

Field Observations / Remarks:

Sample was collected in Batupan Bogue Creek at an inlet from an unknown creek. This creek enters from the western side of Batupan Bogue Creek approximately 300 feet south of the Tie Plant Road crossing.

SOIL SAMPLE COLLECTION LOG

3TM INTERNATIONAL
Houston, Texas

Project Name: Koppers Creosote Case

Site Name: Koppers Creosote Facility

Date of Sampling: 7/21/03

Time of Sampling: 1245

Sample Location: Batupan Bogue Creek

Sample ID: 3TM-KP-SS-BB-03

Boring Number: 3TM-KP-SS-BB-03

Terminal Depth of Boring: 3 inches bgs

Sampling Method: Hand Auger

Sample Depth: 0 - 3 inches bgs

Sample Matrix: Sediment

Soil Type: Saturated Sand (creek sediment)

Sample Color: Red/Gray

Sample Odor: Strong Creosote Odor

Field Measurements: Field Test = Approx. 200-400 ppm

Equipment: H.E.L.P., Inc. Environmental Kit & Auger

Sample Analysis:PAHs by EPA Method 8270

Analytical Laboratory: Xenco

Sample Container: Clear Glass

Number of Samples: 1

Sample Quantity Collected: 8 oz.

Preservative Used: Ice

Weather: Clear & Hot

Ambient Temperature: Approx. 95° F

Site Conditions: Not Applicable

Photograph Taken: Yes

GPS Latitude: N 33°44.353'

GPS Longitude: W 089°46.500'

Field Supervisor: T. J. Dunnahoe

Signature / Date: 2/11/04

Field Observations / Remarks:

Sample was collected in Batupan Bogue Creek at an inlet from an unknown creek. This creek enters from the western side of Batupan Bogue Creek approximately 300 feet south of the Tie Plant Road crossing. This sample was collected approximately 20 feet west of sample 3TM-KP-SS-BB-02. An area surrounding this sample location had what appeared to be creosote oil floating on the surface water. A sample of this material and the surface water was collected (3TM-KP-SW-BB-01).

SURFACE WATER SAMPLE COLLECTION LOG

3TM INTERNATIONAL, INC.
Houston, Texas

Project Name: Koppers Creosote Case

Site Name: Koppers Creosote Facility

Date of Sampling: 7/21/03

Time of Sampling: 1255

Sample Location: Central Ditch Inflow Area

Sample ID: 3TM-KP-SW-BB-01

Collection Method: Grab

Quantity Collected: 1 Liter

Field Measurements: N/A

Equipment: None

Sample Color: Clear water with Oily substance

Sample Odor: Strong Creosote Odor

Sample Analysis: PAHs by 8270

Analytical Laboratory: Xenco

Sample Container: Amber Glass

Number of Samples: 1

Sample Quantity Collected: 1 Liter

Preservative Used: Ice

Weather: Hot & Sunny

Ambient Temperature: Approx. 95°F

Site Conditions: N/A

Photograph Taken: Yes

GPS Latitude: N 33°44.353'

GPS Longitude: W 089°46.500'

Field Technician: T. J. Dunnahoe

Signature / Date: [signature] 2/11/04

Field Observations / Remarks:

This sample was collected from the surface water pooled at soil sample location 3TM-KP-SS-BB-03. A dark oily substance was floating on the surface of the water. Therefore, this substance and the surrounding water was collected for analysis.

SOIL SAMPLE COLLECTION LOG

3TM INTERNATIONAL
Houston, Texas

Project Name: Koppers Creosote Case

Site Name: Koppers Creosote Facility

Date of Sampling: 7/22/03

Time of Sampling: 0815

Sample Location: 7 Carver Circle

Sample ID: 3TM-KP-SS-7-01

Boring Number: 3TM-KP-SS-7-01

Terminal Depth of Boring: 6 Inches bgs

Sampling Method: Hand Auger

Sample Depth: 6 Inches bgs

Sample Matrix: Soil

Soil Type: Gravelly Clayey Silt

Sample Color: Dark Brown

Sample Odor: None

Field Measurements: None

Equipment: Hand Auger

Sample Analysis: PAHs by EPA Method 8270

Analytical Laboratory: Xenco

Sample Container: Clear Glass

Number of Samples: 1

Sample Quantity Collected: 8 oz.

Preservative Used: Ice

Weather: Cloudy & Occasional Rain

Ambient Temperature: Approx. 85° F

Site Conditions: Not Applicable

Photograph Taken: Yes

GPS Latitude: N 33°44.490'

GPS Longitude: W 089°47.193'

Field Supervisor: T. J. Dunnahoe

Signature / Date: 2/11/04

Field Observations / Remarks:

Sample was collected in the inlet to a stormwater drain in the front yard of this residence. Residents indicate that run-off from the Koppers Facility frequently pools in their front yard.

SOIL SAMPLE COLLECTION LOG

3TM INTERNATIONAL
Houston, Texas

Project Name: Koppers Creosote Case

Site Name: Koppers Creosote Facility

Date of Sampling: 7/22/03

Time of Sampling: 0825

Sample Location: 7 Carver Circle

Sample ID: 3TM-KP-SS-7-02

Boring Number: 3TM-KP-SS-7-02

Terminal Depth of Boring: 6 inches bgs

Sampling Method: Hand Auger

Sample Depth: 6 inches bgs

Sample Matrix: Soil

Soil Type: Gravelly Clayey Silt

Sample Color: Dark Brown

Sample Odor: None

Field Measurements: None

Equipment: Hand Auger

Sample Analysis: PAHs by EPA Method 8270

Analytical Laboratory: Xenco

Sample Container: Clear Glass

Number of Samples: 1

Sample Quantity Collected: 8 oz.

Preservative Used: Ice

Weather: Cloudy & Occasional Rain

Ambient Temperature: Approx. 85° F

Site Conditions: Not Applicable

Photograph Taken: Yes

GPS Latitude: N 33°44.492'

GPS Longitude: W 089°47.186'

Field Supervisor: T. J. Dunnahoe

Signature / Date: [signature] 2/11/04

Field Observations / Remarks:

Sample was collected in a low lying area of the front yard of this residence. Residents indicate that run-off from the Koppers Facility frequently pools in their front yard.

SOIL SAMPLE COLLECTION LOG

3TM INTERNATIONAL
Houston, Texas

Project Name: Koppers Creosote Case

Site Name: Koppers Creosote Facility

Date of Sampling: 7/22/03

Time of Sampling: 1205

Sample Location: 303 Carver Circle

Sample ID: 3TM-KP-SS-303-01

Boring Number: 3TM-KP-SS-303-01

Terminal Depth of Boring: 6 inches bgs

Sampling Method: Hand Auger

Sample Depth: 6 inches bgs

Sample Matrix: Soil

Soil Type: Gravelly Clayey Silt

Sample Color: Red/Brown

Sample Odor: None

Field Measurements: None

Equipment: Hand Auger

Sample Analysis: PAHs by EPA Method 8270

Analytical Laboratory: Xenco

Sample Container: Clear Glass

Number of Samples: 1

Sample Quantity Collected: 8 oz.

Preservative Used: Ice

Weather: Cloudy & Occasional Rain

Ambient Temperature: Approx. 85° F

Site Conditions: Not Applicable

Photograph Taken: Yes

GPS Latitude: N 33°44.245'

GPS Longitude: W 089°46.976'

Field Supervisor: T. J. Dunnahoe

Signature / Date: 2/11/04

Field Observations / Remarks:

Sample was collected in the rear of the residence, near a fence and tree-line on the southwestern side of the home.

SOIL SAMPLE COLLECTION LOG

3TM INTERNATIONAL
Houston, Texas

Project Name: Koppers Creosote Case

Site Name: Koppers Creosote Facility

Date of Sampling: 7/22/03

Time of Sampling: 1215

Sample Location: 303 Carver Circle

Sample ID: 3TM-KP-SS-303-02

Boring Number: 3TM-KP-SS-303-02

Terminal Depth of Boring: 6 inches bgs

Sampling Method: Hand Auger

Sample Depth: 6 inches bgs

Sample Matrix: Soil

Soil Type: Gravelly Clayey Silt

Sample Color: Red/Brown

Sample Odor: None

Field Measurements: None

Equipment: Hand Auger

Sample Analysis: PAHs by EPA Method 8270

Analytical Laboratory: Xenco

Sample Container: Clear Glass

Number of Samples: 1

Sample Quantity Collected: 8 oz.

Preservative Used: Ice

Weather: Cloudy & Occasional Rain

Ambient Temperature: Approx. 85° F

Site Conditions: Not Applicable

Photograph Taken: Yes

GPS Latitude: N 33°44.256'

GPS Longitude: W 089°46.993'

Field Supervisor: T. J. Dunnahoe

Signature / Date: [signature] 2/11/04

Field Observations / Remarks:

Sample was collected in the rear of the residence, near the southwestern corner of a storage building.

SOIL SAMPLE COLLECTION LOG

3TM INTERNATIONAL
Houston, Texas

Project Name: Koppers Creosote Case

Site Name: Koppers Creosote Facility

Date of Sampling: 7/23/03

Time of Sampling: 950

Sample Location: 690 Mondy Road

Sample ID: 3TM-KP-SS-690-01

Boring Number: 3TM-KP-SS-690-01

Terminal Depth of Boring: 1 foot bgs

Sampling Method: Hand Auger

Sample Depth: 1 foot bgs

Sample Matrix: Soil

Soil Type: Clayey Silt

Sample Color: Red/Brown

Sample Odor: None

Field Measurements: None

Equipment: Hand Auger

Sample Analysis: PAHs by EPA Method 8270

Analytical Laboratory: Xenco

Sample Container: Clear Glass

Number of Samples: 1

Sample Quantity Collected: 8 oz.

Preservative Used: Ice

Weather: Hot & Sunny

Ambient Temperature: Approx. 95° F

Site Conditions: Not Applicable

Photograph Taken: Yes

GPS Latitude: N 33°43.871'

GPS Longitude: W 089°48.457'

Field Supervisor: T. J. Dunnahoe

Signature / Date: [signature] 2/14/04

Field Observations / Remarks:

Sample was collected in the rear of the residence, near the tree-line. This position was down hill from the residence.

QA/QC Sample 3TM-KP-SS-690-01-MS/MSD was also collected at this location.

SOIL SAMPLE COLLECTION LOG

3TM INTERNATIONAL
Houston, Texas

Project Name: Koppers Creosote Case

Site Name: Koppers Creosote Facility

Date of Sampling: 7/23/03

Time of Sampling: 1005

Sample Location: 690 Mondy Road

Sample ID: 3TM-KP-SS-690-02

Boring Number: 3TM-KP-SS-690-02

Terminal Depth of Boring: 1 foot bgs

Sampling Method: Hand Auger

Sample Depth: 1 foot bgs

Sample Matrix: Soil

Soil Type: Sandy Silt

Sample Color: Brown

Sample Odor: None

Field Measurements: None

Equipment: Hand Auger

Sample Analysis: PAHs by EPA Method 8270

Analytical Laboratory: Xenco

Sample Container: Clear Glass

Number of Samples: 1

Sample Quantity Collected: 8 oz.

Preservative Used: Ice

Weather: Hot & Sunny

Ambient Temperature: Approx. 95° F

Site Conditions: Not Applicable

Photograph Taken: Yes

GPS Latitude: N 33°43.873'

GPS Longitude: W 089°48.442'

Field Supervisor: T. J. Dunnahoe

Signature / Date: 2/11/04

Field Observations / Remarks:

Sample was collected in the garden located northeast of the residence. This garden is positioned uphill from the residence.

SEDIMENT SAMPLE COLLECTION LOG

3TM INTERNATIONAL
Houston, Texas

Project Name: Koppers Creosote Case

Site Name: Koppers Creosote Facility

Date of Sampling: 07/23/03

Time of Sampling: 1440

Sample Location: 1137 Eastview Drive

Sample ID: 3TM-KP-SS-1137-01

Boring Number: 3TM-KP-SS-1137-01

Terminal Depth of Boring: 6 inches bgs

Sampling Method: Hand Auger

Sample Depth: 6 inches bgs

Sample Matrix: Soil

Soil Type: Silty Sand

Sample Color: Brown

Sample Odor: None

Field Measurements: None

Equipment: Hand Auger

Sample Analysis: PAHs by EPA Method 8270

Analytical Laboratory: Xenco

Sample Container: Clear Glass

Number of Samples: 1

Sample Quantity Collected: 8 oz.

Preservative Used: Ice

Weather: Hot & Sunny

Ambient Temperature: Approx. 95° F

Site Conditions: Not Applicable

Photograph Taken: Yes

GPS Latitude: N 33°46.141'

GPS Longitude: W 089°47.338'

Field Supervisor: T. J. Dunnahoe

Signature / Date: 2/11/04

Field Observations / Remarks:

Sample was collected in the rear of the residence in an area that was identified by the residence as submersed during previous floodings. Additionally, the resident stated that the area was previously used as a garden.

SOIL SAMPLE COLLECTION LOG

3TM INTERNATIONAL
Houston, Texas

Project Name: Koppers Creosote Case

Site Name: Koppers Creosote Facility

Date of Sampling: 7/23/03

Time of Sampling: 1450

Sample Location: 1137 Eastview Drive

Sample ID: 3TM-KP-SS-1137-02

Boring Number: 3TM-KP-SS-1137-02

Terminal Depth of Boring: 6 inches bgs

Sampling Method: Hand Auger

Sample Depth: 6 inches bgs

Sample Matrix: Soil

Soil Type: Silty Sand

Sample Color: Brown

Sample Odor: None

Field Measurements: None

Equipment: Hand Auger

Sample Analysis: PAHs by EPA Method 8270

Analytical Laboratory: Xenco

Sample Container: Clear Glass

Number of Samples: 1

Sample Quantity Collected: 8 oz.

Preservative Used: Ice

Weather: Hot & Sunny

Ambient Temperature: Approx. 95° F

Site Conditions: Not Applicable

Photograph Taken: Yes

GPS Latitude: N 33°46.120'

GPS Longitude: W 089°447.341'

Field Supervisor: T. J. Dunnahoe

Signature / Date: [signature] 2/11/04

Field Observations / Remarks:

Sample was collected in the rear of the residence in an area that was identified by the resident as submersed during previous floodings. Additionally, the resident stated that the area was previously used as a garden.

SOIL SAMPLE COLLECTION LOG

3TM INTERNATIONAL
Houston, Texas

Project Name: Koppers Creosote Case

Site Name: Koppers Creosote Facility

Date of Sampling: 7/23/03

Time of Sampling: 1650

Sample Location: 688 Townes Avenue

Sample ID: 3TM-KP-SS-688-01

Boring Number: 3TM-KP-SS-688-01

Terminal Depth of Boring: 6 inches bgs

Sampling Method: Hand Auger

Sample Depth: 6 inches bgs

Sample Matrix: Soil

Soil Type: Gravelly Clayey Silt

Sample Color: Brown

Sample Odor: None

Field Measurements: None

Equipment: Hand Auger

Sample Analysis: PAHs by EPA Method 8270

Analytical Laboratory: Xenco

Sample Container: Clear Glass

Number of Samples: 1

Sample Quantity Collected: 8 oz.

Preservative Used: Ice

Weather: Hot & Sunny

Ambient Temperature: Approx. 95° F

Site Conditions: Not Applicable

Photograph Taken: Yes

GPS Latitude: N 33°45.250'

GPS Longitude: W 089°47.311'

Field Supervisor: T. J. Dunnahoe

Signature / Date: [illegible] 2/11/04

Field Observations / Remarks:

Sample was collected in the southeast corner of the yard near the corner of a storage building.

SOIL SAMPLE COLLECTION LOG

3TM INTERNATIONAL
Houston, Texas

Project Name: Koppers Creosote Case

Site Name: Koppers Creosote Facility

Date of Sampling: 7/23/03

Time of Sampling: 1700

Sample Location: 688 Townes Avenue

Sample ID: 3TM-KP-SS-688-02

Boring Number: 3TM-KP-SS-688-02

Terminal Depth of Boring: 6 inches bgs

Sampling Method: Hand Auger

Sample Depth: 6 inches bgs

Sample Matrix: Soil

Soil Type: Gravelly Clayey Silt

Sample Color: Brown

Sample Odor: None

Field Measurements: None

Equipment: Hand Auger

Sample Analysis: PAHs by EPA Method 8270

Analytical Laboratory: Xenco

Sample Container: Clear Glass

Number of Samples: 1

Sample Quantity Collected: 8 oz.

Preservative Used: Ice

Weather: Hot & Sunny

Ambient Temperature: Approx. 95° F

Site Conditions: Not Applicable

Photograph Taken: Yes

GPS Latitude: N 33°45.235'

GPS Longitude: W 089°47.320'

Field Supervisor: T. J. Dunnahoe

Signature / Date: [illegible] 2/11/04

Field Observations / Remarks:

Sample was collected in the southwest corner of the yard near the corner of a storage building.

SOIL SAMPLE COLLECTION LOG

3TM INTERNATIONAL
Houston, Texas

Project Name: Koppers Creosote Case

Site Name: Koppers Creosote Facility

Date of Sampling: 7/24/03

Time of Sampling: 0950

Sample Location: 5 Sycamore Circle

Sample ID: 3TM-KP-SS-5-01

Boring Number: 3TM-KP-SS-5-01

Terminal Depth of Boring: 6 inches bgs

Sampling Method: Hand Auger

Sample Depth: 6 inches bgs

Sample Matrix: Soil

Soil Type: Silty Sand

Sample Color: Tan/Brown

Sample Odor: None

Field Measurements: None

Equipment: Hand Auger

Sample Analysis: PAHs by EPA Method 8270

Analytical Laboratory: Xenco

Sample Container: Clear Glass

Number of Samples: 1

Sample Quantity Collected: 8 oz.

Preservative Used: Ice

Weather: Hot & Sunny

Ambient Temperature: Approx. 95° F

Site Conditions: Not Applicable

Photograph Taken: Yes

GPS Latitude: N 33°46.936'

GPS Longitude: W 089°47.202'

Field Supervisor: T. J. Dunnahoe

Signature / Date: [signature] 2/11/04

Field Observations / Remarks:

Sample was collected in the southeast corner of the yard near the corner of a storage building on the eastern side of a storage building.

SOIL SAMPLE COLLECTION LOG

3TM INTERNATIONAL
Houston, Texas

Project Name: Koppers Creosote Case

Site Name: Koppers Creosote Facility

Date of Sampling: 7/24/03

Time of Sampling: 1000

Sample Location: 5 Sycamore Circle

Sample ID: 3TM-KP-SS-5-02

Boring Number: 3TM-KP-SS-5-02

Terminal Depth of Boring: 6 inches bgs

Sampling Method: Hand Auger

Sample Depth: 6 inches bgs

Sample Matrix: Soil

Soil Type: Silty Sand

Sample Color: Tan/Brown

Sample Odor: None

Field Measurements: None

Equipment: Hand Auger

Sample Analysis: PAHs by EPA Method 8270

Analytical Laboratory: Xenco

Sample Container: Clear Glass

Number of Samples: 1

Sample Quantity Collected: 8 oz.

Preservative Used: Ice

Weather: Hot & Sunny

Ambient Temperature: Approx. 95° F

Site Conditions: Not Applicable

Photograph Taken: Yes

GPS Latitude: N 33°46.936'

GPS Longitude: W 089°47,209'

Field Supervisor: T. J. Dunnahoe

Signature / Date: 2/11/04

Field Observations / Remarks:

Sample was collected in the center of the yard near the corner of a storage building on the western side of a storage building.

SOIL SAMPLE COLLECTION LOG

3TM INTERNATIONAL
Houston, Texas

Project Name: Koppers Creosote Case

Site Name: Koppers Creosote Facility

Date of Sampling: 7/24/03

Time of Sampling: 1015

Sample Location: 5 Sycamore Circle

Sample ID: 3TM-KP-SS-5-03

Boring Number: 3TM-KP-SS-5-03

Terminal Depth of Boring: 6 inches bgs

Sampling Method: Hand Auger

Sample Depth: 6 inches bgs

Sample Matrix: Soil

Soil Type: Silty Sand

Sample Color: Tan/Brown

Sample Odor: None

Field Measurements: None

Equipment: Hand Auger

Sample Analysis: PAHs by EPA Method 8270

Analytical Laboratory: Xenco

Sample Container: Clear Glass

Number of Samples: 1

Sample Quantity Collected: 8 oz.

Preservative Used: Ice

Weather: Hot & Sunny

Ambient Temperature: Approx. 95° F

Site Conditions: Not Applicable

Photograph Taken: Yes

GPS Latitude: N 33°46.938'

GPS Longitude: W 089°47.217'

Field Supervisor: T. J. Dunnahoe

Signature / Date: [signature] 2/11/04

Field Observations / Remarks:

Sample was collected in the southwestern corner of the yard.

(3)

1 PAGE~~S~~ THAT FOLLOW~~S~~ HAS ~~HAVE~~ BEEN REDACTED

4/18/05 JMB

SOIL SAMPLE COLLECTION LOG

3TM INTERNATIONAL
Houston, Texas

Project Name: Koppers Creosote Case

Site Name: Koppers Creosote Facility

Date of Sampling: 7/24/03

Time of Sampling: 1035

Sample Location: 44 Sycamore Circle

Sample ID: 3TM-KP-SS-44-01

Boring Number: 3TM-KP-SS-44-01

Terminal Depth of Boring: 6 inches bgs

Sampling Method: Hand Auger

Sample Depth: 6 inches bgs

Sample Matrix: Soil

Soil Type: Silty Clay

Sample Color: Red/Brown

Sample Odor: None

Field Measurements: None

Equipment: Hand Auger

Sample Analysis: PAHs by EPA Method 8270

Analytical Laboratory: Xenco

Sample Container: Clear Glass

Number of Samples: 1

Sample Quantity Collected: 8 oz.

Preservative Used: Ice

Weather: Hot & Sunny

Ambient Temperature: Approx. 95° F

Site Conditions: Not Applicable

Photograph Taken: Yes

GPS Latitude: N 33°46.939'

GPS Longitude: W 089°47.312'

Field Supervisor: T. J. Dunnahoe

Signature / Date: [signature] 2/11/04

Field Observations / Remarks:

This residential property was an abandoned lot that had no home on site. This sample was collected near a pear tree that was present.

SOIL SAMPLE COLLECTION LOG

3TM INTERNATIONAL
Houston, Texas

Project Name: Koppers Creosote Case

Site Name: Koppers Creosote Facility

Date of Sampling: 7/24/03

Time of Sampling: 1045

Sample Location: 44 Sycamore Circle

Sample ID: 3TM-KP-SS-44-02

Boring Number: 3TM-KP-SS-44-02

Terminal Depth of Boring: 6 inches bgs

Sampling Method: Hand Auger

Sample Depth: 6 inches bgs

Sample Matrix: Soil

Soil Type: Silty Clay

Sample Color: Red/Brown

Sample Odor: None

Field Measurements: None

Equipment: Hand Auger

Sample Analysis: PAHs by EPA Method 8270

Analytical Laboratory: Xenco

Sample Container: Clear Glass

Number of Samples: 1

Sample Quantity Collected: 8 oz.

Preservative Used: Ice

Weather: Hot & Sunny

Ambient Temperature: Approx. 95° F

Site Conditions: Not Applicable

Photograph Taken: Yes

GPS Latitude: N 33°46.938'

GPS Longitude: W 089°47.317'

Field Supervisor: T. J. Dunnahoe

Signature / Date: 2/11/04

Field Observations / Remarks:

This residential property was an abandoned lot that had no home on site. This sample was collected approximately 20 feet south of the pear tree that was present.

(4)

ALL PAGES THAT FOLLOW RE: INDOOR DUST SAMPLES COLLECTION LOGS HAVE BEEN REDACTED

4/18/05 JMB

Phase II

SEDIMENT SAMPLE COLLECTION LOG

3TM INTERNATIONAL
Houston, Texas

Project Name: Koppers Creosote Case

Site Name: Koppers Creosote Facility

Date of Sampling: 08/06/03

Time of Sampling: 1230

Sample Location: Jack Creek In-Flow Area

Sample ID: 3TM-KP-SS-JC-01

Boring Number: 3TM-KP-SS-JC-01

Terminal Depth of Boring: 6 inches bgs

Sampling Method: Hand Auger

Sample Depth: 6 inches bgs

Sample Matrix: Sediment

Soil Type: Wet Sediment

Sample Color: Tan/Brown

Sample Odor: None

Field Measurements: None

Equipment: Hand Auger

Sample Analysis: PAHs by EPA Method 8270

Analytical Laboratory: Xenco

Sample Container: Clear Glass

Number of Samples: 1

Sample Quantity Collected: 8 oz.

Preservative Used: Ice

Weather: Weather Varies

Ambient Temperature: Approx. 95° F

Site Conditions: Not Applicable

Photograph Taken: Yes

GPS Latitude: N 33°43.961'

GPS Longitude: W 089°46.211'

Field Supervisor: T. J. Dunnahoe

Signature / Date: [signature] 2/11/04

Field Observations / Remarks:

SEDIMENT SAMPLE COLLECTION LOG

3TM INTERNATIONAL
Houston, Texas

Project Name: Koppers Creosote Case

Site Name: Koppers Creosote Facility

Date of Sampling: 08/06/03

Time of Sampling: 1240

Sample Location: Jack Creek In-Flow Area

Sample ID: 3TM-KP-SS-JC-02

Boring Number: 3TM-KP-SS-JC-02

Terminal Depth of Boring: 6 inches bgs

Sampling Method: Hand Auger

Sample Depth: 6 inches bgs

Sample Matrix: Sediment

Soil Type: Wet Sediment

Sample Color: Tan/Brown

Sample Odor: None

Field Measurements: None

Equipment: Hand Auger

Sample Analysis: PAHs by EPA Method 8270

Analytical Laboratory: Xenco

Sample Container: Clear Glass

Number of Samples: 1

Sample Quantity Collected: 8 oz.

Preservative Used: Ice

Weather: Weather Varies

Ambient Temperature: Approx. 95° F

Site Conditions: Not Applicable

Photograph Taken: Yes

GPS Latitude: N 33°43.961'

GPS Longitude: W 089°46.208'

Field Supervisor: T. J. Dunnahoe

Signature / Date: 2/11/04

Field Observations / Remarks:

SEDIMENT SAMPLE COLLECTION LOG

3TM INTERNATIONAL
Houston, Texas

Project Name: Koppers Creosote Case

Site Name: Koppers Creosote Facility

Date of Sampling: 08/06/03

Time of Sampling: 1300

Sample Location: Jack Creek In-Flow Area

Sample ID: 3TM-KP-SS-JC-03

Boring Number: 3TM-KP-SS-JC-03

Terminal Depth of Boring: 6 inches bgs

Sampling Method: Hand Auger

Sample Depth: 6 inches bgs

Sample Matrix: Sediment

Soil Type: Wet Sediment

Sample Color: Tan/Brown

Sample Odor: None

Field Measurements: None

Equipment: Hand Auger

Sample Analysis: PAHs by EPA Method 8270

Analytical Laboratory: Xenco

Sample Container: Clear Glass

Number of Samples: 1

Sample Quantity Collected: 8 oz.

Preservative Used: Ice

Weather: Weather Varies

Ambient Temperature: Approx. 95° F

Site Conditions: Not Applicable

Photograph Taken: Yes

GPS Latitude: N 33°43.960'

GPS Longitude: W 089°46.203'

Field Supervisor: T. J. Dunnahoe

Signature / Date: [signature] 2/11/04

Field Observations / Remarks:

SEDIMENT SAMPLE COLLECTION LOG

3TM INTERNATIONAL
Houston, Texas

Project Name: Koppers Creosote Case

Site Name: Koppers Creosote Facility

Date of Sampling: 08/07/03

Time of Sampling: 0810

Sample Location: Northern Ditch Area

Sample ID: 3TM-KP-SS-ND-01

Boring Number: 3TM-KP-SS-ND-01

Terminal Depth of Boring: 1 inch bgs

Sampling Method: Hand Auger

Sample Depth: 1 inch bgs

Sample Matrix: Sediment

Soil Type: Wet Sediment

Sample Color: Tan/Brown

Sample Odor: None

Field Measurements: None

Equipment: Hand Auger

Sample Analysis: PAHs by EPA Method 8270

Analytical Laboratory: Xenco

Sample Container: Clear Glass

Number of Samples: 1

Sample Quantity Collected: 8 oz.

Preservative Used: Ice

Weather: Hot & Ptly. Cldy.

Ambient Temperature: Approx. 95° F

Site Conditions: Not Applicable

Photograph Taken: Yes

GPS Latitude: N 33°44.554'

GPS Longitude: W 089°47.451'

Field Supervisor: T. J. Dunnahoe

Signature / Date: [signature] 2/11/04

Field Observations / Remarks:

SEDIMENT SAMPLE COLLECTION LOG

3TM INTERNATIONAL
Houston, Texas

Project Name: Koppers Creosote Case

Site Name: Koppers Creosote Facility

Date of Sampling: 08/07/03

Time of Sampling: 0845

Sample Location: Northern Ditch Area

Sample ID: 3TM-KP-SS-ND-02

Boring Number: 3TM-KP-SS-ND-02

Terminal Depth of Boring: 1 inch bgs

Sampling Method: Hand Auger

Sample Depth: 1 Inch bgs

Sample Matrix: Sediment

Soil Type: Wet Sediment

Sample Color: Tan/Brown

Sample Odor: None

Field Measurements: None

Equipment: Hand Auger

Sample Analysis: PAHs by EPA Method 8270

Analytical Laboratory: Xenco

Sample Container: Clear Glass

Number of Samples: 1

Sample Quantity Collected: 8 oz.

Preservative Used: Ice

Weather: Hot & Ptly. Cldy.

Ambient Temperature: Approx. 95° F

Site Conditions: Not Applicable

Photograph Taken: Yes

GPS Latitude: N 33°44.537'

GPS Longitude: W 089°47.462'

Field Supervisor: T. J. Dunnahoe

Signature / Date: [illegible] 2/11/04

Field Observations / Remarks:

SEDIMENT SAMPLE COLLECTION LOG

3TM INTERNATIONAL
Houston, Texas

Project Name: Koppers Creosote Case

Site Name: Koppers Creosote Facility

Date of Sampling: 08/07/03

Time of Sampling: 0930

Sample Location: Northern Ditch Area

Sample ID: 3TM-KP-SS-ND-03

Boring Number: 3TM-KP-SS-ND-03

Terminal Depth of Boring: 1 inch bgs

Sampling Method: Hand Auger

Sample Depth: 1 inch bgs

Sample Matrix: Sediment

Soil Type: Wet Sediment

Sample Color: Tan/Brown

Sample Odor: None

Field Measurements: None

Equipment: Hand Auger

Sample Analysis: PAHs by EPA Method 8270

Analytical Laboratory: Xenco

Sample Container: Clear Glass

Number of Samples: 1

Sample Quantity Collected: 8 oz.

Preservative Used: Ice

Weather: Hot & Ptly. Cldy.

Ambient Temperature: Approx. 95° F

Site Conditions: Not Applicable

Photograph Taken: Yes

GPS Latitude: N 33°44.503'

GPS Longitude: W 089°47.462'

Field Supervisor: T. J. Dunnahoe

Signature / Date: 2/11/04

Field Observations / Remarks:

SEDIMENT SAMPLE COLLECTION LOG

3TM INTERNATIONAL
Houston, Texas

Project Name: Koppers Creosote Case

Site Name: Koppers Creosote Facility

Date of Sampling: 08/07/03

Time of Sampling: 1045

Sample Location: Townes Avenue Area

Sample ID: 3TM-KP-SS-TA-01

Boring Number: 3TM-KP-SS-TA-01

Terminal Depth of Boring: 1 inch bgs

Sampling Method: Hand Auger

Sample Depth: 1 inch bgs

Sample Matrix: Sediment

Soil Type: Wet Sediment

Sample Color: Tan/Brown

Sample Odor: None

Field Measurements: None

Equipment: Hand Auger

Sample Analysis: PAHs by EPA Method 8270

Analytical Laboratory: Xenco

Sample Container: Clear Glass

Number of Samples: 1

Sample Quantity Collected: 8 oz.

Preservative Used: Ice

Weather: Hot & Ptly. Cldy.

Ambient Temperature: Approx. 95° F

Site Conditions: Not Applicable

Photograph Taken: Yes

GPS Latitude: N 33°45.281'

GPS Longitude: W 089°47.229'

Field Supervisor: T. J. Dunnahoe

Signature / Date: [signature] 2/11/04

Field Observations / Remarks:

SEDIMENT SAMPLE COLLECTION LOG

3TM INTERNATIONAL
Houston, Texas

Project Name: Koppers Creosote Case

Site Name: Koppers Creosote Facility

Date of Sampling: 08/07/03

Time of Sampling: 1100

Sample Location: Townes Avenue Area

Sample ID: 3TM-KP-SS-TA-02

Boring Number: 3TM-KP-SS-TA-02

Terminal Depth of Boring: 6 inches bgs

Sampling Method: Hand Auger

Sample Depth: 6 inches bgs

Sample Matrix: Sediment

Soil Type: Wet Sediment

Sample Color: Tan/Brown

Sample Odor: None

Field Measurements: None

Equipment: Hand Auger

Sample Analysis: PAHs by EPA Method 8270

Analytical Laboratory: Xenco

Sample Container: Clear Glass

Number of Samples: 1

Sample Quantity Collected: 8 oz.

Preservative Used: Ice

Weather: Hot & Ptly. Cldy.

Ambient Temperature: Approx. 95° F

Site Conditions: Not Applicable

Photograph Taken: Yes

GPS Latitude: N 33°45.265'

GPS Longitude: W 089°47.203'

Field Supervisor: T. J. Dunnahoe

Signature / Date: [signature] 2/11/04

Field Observations / Remarks:

SEDIMENT SAMPLE COLLECTION LOG

3TM INTERNATIONAL
Houston, Texas

Project Name: Koppers Creosote Case

Site Name: Koppers Creosote Facility

Date of Sampling: 08/07/03

Time of Sampling: 1145

Sample Location: Central Ditch Area

Sample ID: 3TM-KP-SS-CD-01

Boring Number: 3TM-KP-SS-CD-01

Terminal Depth of Boring: 6 inches bgs

Sampling Method: Hand Auger

Sample Depth: 6 inches bgs

Sample Matrix: Sediment

Soil Type: Wet Sediment

Sample Color: Tan/Brown

Sample Odor: Moderate Odor

Field Measurements: None

Equipment: Hand Auger

Sample Analysis: PAHs by EPA Method 8270

Analytical Laboratory: Xenco

Sample Container: Clear Glass

Number of Samples: 1

Sample Quantity Collected: 8 oz.

Preservative Used: Ice

Weather: Hot & Ptly. Cldy.

Ambient Temperature: Approx. 95° F

Site Conditions: Not Applicable

Photograph Taken: Yes

GPS Latitude: N 33°43.928'

GPS Longitude: W 089°47.108'

Field Supervisor: T. J. Dunnahoe

Signature / Date: 2/11/04

Field Observations / Remarks:

SEDIMENT SAMPLE COLLECTION LOG

3TM INTERNATIONAL
Houston, Texas

Project Name: Koppers Creosote Case

Site Name: Koppers Creosote Facility

Date of Sampling: 08/07/03

Time of Sampling: 1240

Sample Location: Central Ditch Area

Sample ID: 3TM-KP-SS-CD-02

Boring Number: 3TM-KP-SS-CD-02

Terminal Depth of Boring: 6 inches bgs

Sampling Method: Hand Auger

Sample Depth: 6 inches bgs

Sample Matrix: Sediment

Soil Type: Wet Sediment

Sample Color: Tan/Brown

Sample Odor: None

Field Measurements: None

Equipment: Hand Auger

Sample Analysis: PAHs by EPA Method 8270

Analytical Laboratory: Xenco

Sample Container: Clear Glass

Number of Samples: 1

Sample Quantity Collected: 8 oz.

Preservative Used: Ice

Weather: Hot & Ptly. Cldy.

Ambient Temperature: Approx. 95° F

Site Conditions: Not Applicable

Photograph Taken: Yes

GPS Latitude: N 33°43.927'

GPS Longitude: W 089°47.109'

Field Supervisor: T. J. Dunnahoe

Signature / Date: [illegible] 2/11/04

Field Observations / Remarks:

SEDIMENT SAMPLE COLLECTION LOG

3TM INTERNATIONAL
Houston, Texas

Project Name: Koppers Creosote Case

Site Name: Koppers Creosote Facility

Date of Sampling: 08/07/03

Time of Sampling: 1345

Sample Location: Central Ditch Area

Sample ID: 3TM-KP-SS-CD-03

Boring Number: 3TM-KP-SS-CD-03

Terminal Depth of Boring: 6 inches bgs

Sampling Method: Hand Auger

Sample Depth: 6 inches bgs

Sample Matrix: Sediment

Soil Type: Wet Sediment

Sample Color: Tan/Brown

Sample Odor: None

Field Measurements: None

Equipment: Hand Auger

Sample Analysis: PAHs by EPA Method 8270

Analytical Laboratory: Xenco

Sample Container: Clear Glass

Number of Samples: 1

Sample Quantity Collected: 8 oz.

Preservative Used: Ice

Weather: Hot & Ptly. Cldy.

Ambient Temperature: Approx. 95° F

Site Conditions: Not Applicable

Photograph Taken: Yes

GPS Latitude: N 33°43.919'

GPS Longitude: W 089°47.105'

Field Supervisor: T. J. Dunnahoe

Signature / Date: 2/11/04

Field Observations / Remarks:

Phase III

5

ALL PAGES THAT FOLLOW Re:
HAVE BEEN REDACTED

INDOOR DUST
+ INSULATION
SAMPLE COLLECTION
LOGS

4/18/05 JMB

SOIL SAMPLE COLLECTION LOG

3TM INTERNATIONAL
Houston, Texas

Project Name: Koppers Creosote Case

Site Name: Koppers Creosote Facility

Date of Sampling: 10Nov03

Time of Sampling: 1210

Sample Location: 369 Carver Circle

Sample ID: 3TM-KP-SS-369-01

Boring Number: 3TM-KP-SS-369-01

Terminal Depth of Boring: 6 inches bgs

Sampling Method: Hand Auger

Sample Depth: 6 inches bgs

Sample Matrix: Soil

Soil Type: Silty Fine Sand

Sample Color: Brown

Sample Odor: None

Field Measurements: None

Equipment: Hand Auger

Sample Analysis: PAHs / Dioxin Analysis

Analytical Laboratory: Xenco / AXYS

Sample Container: Clear Glass

Number of Samples: 2

Sample Quantity Collected: 16 oz.

Preservative Used: Ice

Weather: Partly Cloudy

Ambient Temperature: Approx. 78° F

Site Conditions: Not Applicable

Photograph Taken: Yes

GPS Latitude: N 33°44.351'

GPS Longitude: W 089°46.962'

Field Supervisor: Danny Vasentine

Signature / Date: Danny Vasentine 14Nov03

Field Observations / Remarks:

Xenco - One sample for SVOA's by 8270
AXYS - One sample for Dioxin Analysis by 1613B

Sample was collected near the rear of the home.

SOIL SAMPLE COLLECTION LOG

3TM INTERNATIONAL
Houston, Texas

Project Name: Koppers Creosote Case

Site Name: Koppers Creosote Facility

Date of Sampling: 10Nov03

Time of Sampling: 1240

Sample Location: 369 Carver Circle

Sample ID: 3TM-KP-SS-369-02

Boring Number: 3TM-KP-SS-369-02

Terminal Depth of Boring: 6 inches bgs

Sampling Method: Hand Auger

Sample Depth: 6 inches bgs

Sample Matrix: Soil

Soil Type: Clayey Silt

Sample Color: Brown / Gray

Sample Odor: None

Field Measurements: None

Equipment: Hand Auger

Sample Analysis: PAHs / Dioxin Analysis

Analytical Laboratory: Xenco / AXYS

Sample Container: Clear Glass

Number of Samples: 2

Sample Quantity Collected: 16 oz.

Preservative Used: Ice

Weather: Partly Cloudy

Ambient Temperature: Approx. 78° F

Site Conditions: Not Applicable

Photograph Taken: Yes

GPS Latitude: N 33°44.357'

GPS Longitude: W 089°46.985'

Field Supervisor: Danny Vasentine

Signature / Date: Danny Vasentine 14Nov03

Field Observations / Remarks: **QA/QC Sample 3TM-KP-SS-369-02 MS/MSD Collected at this location**

Xenco - One sample for SVOA's by 8270
AXYS - One sample for Dioxin Analysis by 1613B

Sample was collected near the front of the home near the ditch, in the northwest corner of the property.

SOIL SAMPLE COLLECTION LOG

3TM INTERNATIONAL
Houston, Texas

Project Name: Koppers Creosote Case

Site Name: Koppers Creosote Facility

Date of Sampling: 10Nov03

Time of Sampling: 1435

Sample Location: 33 Widows Drive

Sample ID: 3TM-KP-SS-33-01

Boring Number: 3TM-KP-SS-33-01

Terminal Depth of Boring: 6 inches bgs

Sampling Method: Hand Auger

Sample Depth: 6 inches bgs

Sample Matrix: Soil

Soil Type: Clayey Silty Fine Sand

Sample Color: Brown

Sample Odor: None

Field Measurements: None

Equipment: Hand Auger

Sample Analysis: PAHs / Dioxin Analysis

Analytical Laboratory: Xenco / AXYS

Sample Container: Clear Glass

Number of Samples: 2

Sample Quantity Collected: 16 oz.

Preservative Used: Ice

Weather: Partly Cloudy

Ambient Temperature: Approx. 78° F

Site Conditions: Not Applicable

Photograph Taken: Yes

GPS Latitude: N 33°44.571'

GPS Longitude: W 089°47.115'

Field Supervisor: Danny Vasentine

Signature / Date: Danny Vasentine 14Nov03

Field Observations / Remarks:

Xenco - One sample for SVOA's by 8270
AXYS - One sample for Dioxin Analysis by 1613B

The sample was collected near the southwest corner of the lot near the fence line.

SOIL SAMPLE COLLECTION LOG

3TM INTERNATIONAL
Houston, Texas

Project Name: Koppers Creosote Case

Site Name: Koppers Creosote Facility

Date of Sampling: 10Nov03

Time of Sampling: 1455

Sample Location: 33 Widows Drive

Sample ID: 3TM-KP-SS-33-02

Boring Number: 3TM-KP-SS-33-02

Terminal Depth of Boring: 6 inches bgs

Sampling Method: Hand Auger

Sample Depth: 6 inches bgs

Sample Matrix: Soil

Soil Type: Silty Clay

Sample Color: Brown

Sample Odor: None

Field Measurements: None

Equipment: Hand Auger

Sample Analysis: PAHs / Dioxin Analysis

Analytical Laboratory: Xenco / AXYS

Sample Container: Clear Glass

Number of Samples: 2

Sample Quantity Collected: 16 oz.

Preservative Used: Ice

Weather: Partly Cloudy

Ambient Temperature: Approx. 78° F

Site Conditions: Not Applicable

Photograph Taken: Yes

GPS Latitude: N 33°44.567'

GPS Longitude: W 089°47.118'

Field Supervisor: Danny Vasentine

Signature / Date: Danny Vasentine 14Nov03

Field Observations / Remarks:

Xenco - One sample for SVOA's by 8270
AXYS - One sample for Dioxin Analysis by 1613B

SAMPLE COLLECTION LOG

3TM INTERNATIONAL
Houston, Texas

Project Name: Koppers Creosote Case

Site Name: Koppers Creosote Facility

Date of Sampling: 10Nov03

Time of Sampling: 1705

Sample Location: 151 Mondy Road

Sample ID: 3TM-KP-Insulation-151-01

Sampling Method: Grab

Sample Matrix: Insulation

Type: Vermiculite type Insulation

Sample Color: White

Sample Odor: None

Sample Analysis: PAHs / Dioxin Analysis

Analytical Laboratory: AXYS

Sample Container: Zip-lock Bag (Quart Size)

Number of Samples: 1

Sample Quantity Collected: 1 Bag

Preservative Used: Ice

Weather: Prtly Cloudy

Ambient Temperature: Approx. 78° F

Site Conditions: Not Applicable

Photograph Taken: Yes

GPS Latitude: N 33°44.847'

GPS Longitude: W 089°47.899'

Field Supervisor: Danny Vasentine

Signature / Date: D Vasentine 14Nov03

Field Observations / Remarks:

SOIL SAMPLE COLLECTION LOG

3TM INTERNATIONAL
Houston, Texas

Project Name: Koppers Creosote Case

Site Name: Koppers Creosote Facility

Date of Sampling: 10Nov03

Time of Sampling: 1745

Sample Location: 151 Mondy Road

Sample ID: 3TM-KP-SS-151-01

Boring Number: 3TM-KP-SS-151-01

Terminal Depth of Boring: 6 inches bgs

Sampling Method: Hand Auger

Sample Depth: 6 inches bgs

Sample Matrix: Soil

Soil Type: Coarse Sandy Clay

Sample Color: Red / Brown

Sample Odor: None

Field Measurements: None

Equipment: Hand Auger

Sample Analysis: PAHs / Dioxin Analysis

Analytical Laboratory: Xenco / AXYS

Sample Container: Clear Glass

Number of Samples: 2

Sample Quantity Collected: 16 oz.

Preservative Used: Ice

Weather: Partly Cloudy

Ambient Temperature: Approx. 78° F

Site Conditions: Not Applicable

Photograph Taken: Yes

GPS Latitude: N 33°43.847'

GPS Longitude: W 089°47.897'

Field Supervisor: Danny Vasentine

Signature / Date: Danny Vasentine 14Nov 03

Field Observations / Remarks:

Xenco - One sample for SVOA's by 8270
AXYS - One sample for Dioxin Analysis by 1613B

The sample was collected near the front of the house in a low-lying area that seemed to seasonally retain water.

SOIL SAMPLE COLLECTION LOG

3TM INTERNATIONAL
Houston, Texas

Project Name: Koppers Creosote Case

Site Name: Koppers Creosote Facility

Date of Sampling: 10Nov03

Time of Sampling: 1800

Sample Location: 151 Mondy Road

Sample ID: 3TM-KP-SS-151-02

Boring Number: 3TM-KP-SS-151-02

Terminal Depth of Boring: 6 inches bgs

Sampling Method: Hand Auger

Sample Depth: 6 inches bgs

Sample Matrix: Soil

Soil Type: Silty Sand

Sample Color: Brown

Sample Odor: None

Field Measurements: None

Equipment: Hand Auger

Sample Analysis: PAHs / Dioxin Analysis

Analytical Laboratory: Xenco / AXYS

Sample Container: Clear Glass

Number of Samples: 2

Sample Quantity Collected: 16 oz.

Preservative Used: Ice

Weather: Partly Cloudy

Ambient Temperature: Approx. 78° F

Site Conditions: Not Applicable

Photograph Taken: Yes

GPS Latitude: N 33°43.837'

GPS Longitude: W 089°47.901'

Field Supervisor: Danny Vasentine

Signature / Date: Danny Vasentine 14Nov03

Field Observations / Remarks:

Xenco - One sample for SVOA's by 8270
AXYS - One sample for Dioxin Analysis by 1613B

Sample was collected near the rear of the home.

SOIL SAMPLE COLLECTION LOG

3TM INTERNATIONAL
Houston, Texas

Project Name: Koppers Creosote Case

Site Name: Koppers Creosote Facility

Date of Sampling: 11Nov03

Time of Sampling: 1035

Sample Location: 107 Lula Road Apt.16

Sample ID: 3TM-KP-SS-107-01

Boring Number: 3TM-KP-SS-107-01

Terminal Depth of Boring: 6 inches bgs

Sampling Method: Hand Auger

Sample Depth: 6 inches bgs

Sample Matrix: Soil

Soil Type: Silty Clay

Sample Color: Brownish / Red

Sample Odor: None

Field Measurements: None

Equipment: Hand Auger

Sample Analysis: PAHs / Dioxin Analysis

Analytical Laboratory: Xenco / AXYS

Sample Container: Clear Glass

Number of Samples: 2

Sample Quantity Collected: 16 oz.

Preservative Used: Ice

Weather: Clear & Sunny

Ambient Temperature: Approx. 75° F

Site Conditions: Not Applicable

Photograph Taken: Yes

GPS Latitude: N 33°43.754'

GPS Longitude: W 089°48.189'

Field Supervisor: Danny Vasentine

Signature / Date: Danny Vasentine 14Nov03

Field Observations / Remarks:

Xenco - One sample for SVOA's by 8270
AXYS - One sample for Dioxin Analysis by 1613B

Sample was collected in the front of the home in a depression that seemed to seasonally retain water.

SOIL SAMPLE COLLECTION LOG

3TM INTERNATIONAL
Houston, Texas

Project Name: Koppers Creosote Case

Site Name: Koppers Creosote Facility

Date of Sampling: 11Nov03

Time of Sampling: 1055

Sample Location: 107 Lula Road Apt.16

Sample ID: 3TM-KP-SS-107-02

Boring Number: 3TM-KP-SS-107-02

Terminal Depth of Boring: 6 inches bgs

Sampling Method: Hand Auger

Sample Depth: 6 inches bgs

Sample Matrix: Soil

Soil Type: Silty Sand

Sample Color: Brown

Sample Odor: None

Field Measurements: None

Equipment: Hand Auger

Sample Analysis: PAHs / Dioxin Analysis

Analytical Laboratory: Xenco / AXYS

Sample Container: Clear Glass

Number of Samples: 2

Sample Quantity Collected: 16 oz.

Preservative Used: Ice

Weather: Clear & Sunny

Ambient Temperature: Approx. 75° F

Site Conditions: Not Applicable

Photograph Taken: Yes

GPS Latitude: N 33°43.747'

GPS Longitude: W 089°48.180'

Field Supervisor: Danny Vasentine

Signature / Date: Danny Vasentine 14Nov 03

Field Observations / Remarks:

Xenco - One sample for SVOA's by 8270
AXYS - One sample for Dioxin Analysis by 1613B

Sample was collected in the corner of the lot where run-off drains.

SOIL SAMPLE COLLECTION LOG

3TM INTERNATIONAL
Houston, Texas

Project Name: Koppers Creosote Case

Site Name: Koppers Creosote Facility

Date of Sampling: 11Nov03

Time of Sampling: 1520

Sample Location: 275 Koppers Drive

Sample ID: 3TM-KP-SS-275-01

Boring Number: 3TM-KP-SS-275-01

Terminal Depth of Boring: 6 inches bgs

Sampling Method: Hand Auger

Sample Depth: 6 inches bgs

Sample Matrix: Soil

Soil Type: Silty Clay

Sample Color: Brown

Sample Odor: None

Field Measurements: None

Equipment: Hand Auger

Sample Analysis: PAHs / Dioxin Analysis

Analytical Laboratory: Xenco / AXYS

Sample Container: Clear Glass

Number of Samples: 2

Sample Quantity Collected: 16 oz.

Preservative Used: Ice

Weather: Clear & Sunny

Ambient Temperature: Approx. 75° F

Site Conditions: Not Applicable

Photograph Taken: Yes

GPS Latitude: N 33°43.948'

GPS Longitude: W 089°47.429'

Field Supervisor: Danny Vasentine

Signature / Date: Danny Vasentine 14Nov03

Field Observations / Remarks:

Xenco - One sample for SVOA's by 8270
AXYS - One sample for Dioxin Analysis by 1613B

Sample was collected in the front of the home in a depression in that seemed to seasonally retain water.

SOIL SAMPLE COLLECTION LOG

3TM INTERNATIONAL
Houston, Texas

Project Name: Koppers Creosote Case

Site Name: Koppers Creosote Facility

Date of Sampling: 11Nov03

Time of Sampling: 1600

Sample Location: 275 Koppers Drive

Sample ID: 3TM-KP-SS-275-02

Boring Number: 3TM-KP-SS-275-02

Terminal Depth of Boring: 6 inches bgs

Sampling Method: Hand Auger

Sample Depth: 6 inches bgs

Sample Matrix: Soil

Soil Type: Silty Clay

Sample Color: Brownish / Red

Sample Odor: None

Field Measurements: None

Equipment: Hand Auger

Sample Analysis: PAHs / Dioxin Analysis

Analytical Laboratory: Xenco / AXYS

Sample Container: Clear Glass

Number of Samples: 2

Sample Quantity Collected: 16 oz.

Preservative Used: Ice

Weather: Clear & Sunny

Ambient Temperature: Approx. 75° F

Site Conditions: Not Applicable

Photograph Taken: Yes

GPS Latitude: N 33°43.924'

GPS Longitude: W 089°47.415'

Field Supervisor: Danny Vasentine

Signature / Date: Danny Vasentine 14Nov 03

Field Observations / Remarks:

Xenco - One sample for SVOA's by 8270
AXYS - One sample for Dioxin Analysis by 1613B

Sample was collected in the rear of the home in a depression in the yard that appeared to seasonally retain water.

SOIL SAMPLE COLLECTION LOG

3TM INTERNATIONAL
Houston, Texas

Project Name: Koppers Creosote Case

Site Name: Koppers Creosote Facility

Date of Sampling: 12Nov03

Time of Sampling: 1130

Sample Location: 3 Dr. Martin Luther King Jr. Blvd

Sample ID: 3TM-KP-SS-3-01

Boring Number: 3TM-KP-SS-3-01

Terminal Depth of Boring: 6 inches bgs

Sampling Method: Hand Auger

Sample Depth: 6 inches bgs

Sample Matrix: Soil

Soil Type: Coarse Gravelly Silty Clay

Sample Color: Brownish / Red

Sample Odor: None

Field Measurements: None

Equipment: Hand Auger

Sample Analysis: PAHs / Dioxin Analysis

Analytical Laboratory: Xenco / AXYS

Sample Container: Clear Glass

Number of Samples: 2

Sample Quantity Collected: 16 oz.

Preservative Used: Ice

Weather: Cloudy & Threatening

Ambient Temperature: Approx. 79° F

Site Conditions: Not Applicable

Photograph Taken: Yes

GPS Latitude: N 33°47.177'

GPS Longitude: W 089°48.604'

Field Supervisor: Danny Vasentine

Signature / Date: Danny Vasentine 14Nov 03

Field Observations / Remarks: **QA/QC Sample Duplicate-1 collected at this location**

Xenco - One sample for SVOA's by 8270
AXYS - One sample for Dioxin Analysis by 1613B

Sample was collected in the north side of the house under the eve of the home.

SOIL SAMPLE COLLECTION LOG

3TM INTERNATIONAL
Houston, Texas

Project Name: Koppers Creosote Case

Site Name: Koppers Creosote Facility

Date of Sampling: 12Nov03

Time of Sampling: 1150

Sample Location: 3 Dr. Martin Luther King Jr. Blvd

Sample ID: 3TM-KP-SS-3-02

Boring Number: 3TM-KP-SS-3-02

Terminal Depth of Boring: 6 inches bgs

Sampling Method: Hand Auger

Sample Depth: 6 inches bgs

Sample Matrix: Soil

Soil Type: Silty Clayey Coarse Sand w/ Large Gravel

Sample Color: Blackish / Brown

Sample Odor: None

Field Measurements: None

Equipment: Hand Auger

Sample Analysis: PAHs / Dioxin Analysis

Analytical Laboratory: Xenco / AXYS

Sample Container: Clear Glass

Number of Samples: 2

Sample Quantity Collected: 16 oz.

Preservative Used: Ice

Weather: Cloudy & Threatening

Ambient Temperature: Approx. 79° F

Site Conditions: Not Applicable

Photograph Taken: Yes

GPS Latitude: N 33°47.178'

GPS Longitude: W 089°48.611'

Field Supervisor: Danny Vasentine

Signature / Date: Danny Vasentine 14Nov03

Field Observations / Remarks:

Xenco - One sample for SVOA's by 8270
AXYS - One sample for Dioxin Analysis by 1613B

Sample was collected on the west side of the house under the eve of the home.

Phase IV

SOIL SAMPLE COLLECTION LOG

3TM INTERNATIONAL
Houston, Texas

Project Name: Koppers Creosote Case

Site Name: Koppers Creosote Facility

Date of Sampling: 09Jan04

Time of Sampling: 0900

Sample Location: Batupan Bogue Creek

Sample ID: 3TM-KP-DS-BB-11A (0-1')

Boring Number: 3TM-KP-DS-BB-11A

Terminal Depth of Boring: 3 feet bgs

Sampling Method: Macro-Core® Soil Sampler

Sample Depth: 0-1 foot bgs

Sample Matrix: Ditch Sediment

Soil Type: Saturated Clayey Coarse Sand

Sample Color: Brown

Sample Odor: Faint Creosote Odor

Field Measurements: None

Equipment: Macro-Core® Soil Sampler

Sample Analysis: Samples on Hold

Analytical Laboratory: Xenco

Sample Container: Clear Glass

Number of Samples: 1

Sample Quantity Collected: 8 oz.

Preservative Used: Ice

Weather: Cloudy

Ambient Temperature: Approx. 35° F

Site Conditions: Not Applicable

Photograph Taken: Yes

GPS Latitude: N 33°44.306'

GPS Longitude: W 089°46.554'

Field Supervisor: Danny Vasentine

Signature / Date: Danny Vasentine 11Feb04

Field Observations / Remarks:

This sample was collected in the Central Ditch

SOIL SAMPLE COLLECTION LOG

3TM INTERNATIONAL
Houston, Texas

Project Name: Koppers Creosote Case

Site Name: Koppers Creosote Facility

Date of Sampling: 09Jan04

Time of Sampling: 0910

Sample Location: Batupan Bogue Creek

Sample ID: 3TM-KP-DS-BB-11A (1-2')

Boring Number: 3TM-KP-DS-BB-11A

Terminal Depth of Boring: 3 feet bgs

Sampling Method: Macro-Core® Soil Sampler

Sample Depth: 1-2 foot bgs

Sample Matrix: Ditch Sediment

Soil Type: Saturated Clayey Sand

Sample Color: Brown

Sample Odor: Faint Creosote Odor

Field Measurements: None

Equipment: Macro-Core® Soil Sampler

Sample Analysis: Samples on Hold

Analytical Laboratory: Xenco

Sample Container: Clear Glass

Number of Samples: 1

Sample Quantity Collected: 8 oz.

Preservative Used: Ice

Weather: Cloudy

Ambient Temperature: Approx. 35° F

Site Conditions: Not Applicable

Photograph Taken: Yes

GPS Latitude: N 33°44.306'

GPS Longitude: W 089°46.554'

Field Supervisor: Danny Vasentine

Signature / Date: Danny Vasentine 11Feb04

Field Observations / Remarks:

This sample was collected in the Central Ditch

SOIL SAMPLE COLLECTION LOG

3TM INTERNATIONAL
Houston, Texas

Project Name: Koppers Creosote Case

Site Name: Koppers Creosote Facility

Date of Sampling: 09Jan04

Time of Sampling: 0915

Sample Location: Batupan Bogue Creek

Sample ID: 3TM-KP-DS-BB-11A (2-3')

Boring Number: 3TM-KP-DS-BB-11A

Terminal Depth of Boring: 3 feet bgs

Sampling Method: Macro-Core® Soil Sampler

Sample Depth: 2-3 foot bgs

Sample Matrix: Ditch Sediment

Soil Type: Saturated Clayey Sand

Sample Color: Brown

Sample Odor: None

Field Measurements: None

Equipment: Macro-Core® Soil Sampler

Sample Analysis: Samples on Hold

Analytical Laboratory: Xenco

Sample Container: Clear Glass

Number of Samples: 1

Sample Quantity Collected: 8 oz.

Preservative Used: Ice

Weather: Cloudy

Ambient Temperature: Approx. 35° F

Site Conditions: Not Applicable

Photograph Taken: Yes

GPS Latitude: N 33°44.306'

GPS Longitude: W 089°46.554'

Field Supervisor: Danny Vasentine

Signature / Date: Danny Vasentine 11Feb04

Field Observations / Remarks:

This sample was collected in the Central Ditch

SOIL SAMPLE COLLECTION LOG

3TM INTERNATIONAL
Houston, Texas

Project Name: Koppers Creosote Case

Site Name: Koppers Creosote Facility

Date of Sampling: 09Jan04

Time of Sampling: 0930

Sample Location: Batupan Bogue Creek

Sample ID: 3TM-KP-DS-BB-11A (0-3')

Boring Number: 3TM-KP-DS-BB-11A

Terminal Depth of Boring: 3 feet bgs

Sampling Method: Macro-Core® Soil Sampler

Sample Depth: 0-3 foot bgs

Sample Matrix: Ditch Sediment

Soil Type: Saturated Clayey Sand

Sample Color: Brown

Sample Odor: None

Field Measurements: None

Equipment: Macro-Core® Soil Sampler

Sample Analysis: SVOAs by 8270

Analytical Laboratory: Xenco

Sample Container: Clear Glass

Number of Samples: 1

Sample Quantity Collected: 8 oz.

Preservative Used: Ice

Weather: Cloudy

Ambient Temperature: Approx. 35° F

Site Conditions: Not Applicable

Photograph Taken: Yes

GPS Latitude: N 33°44.306'

GPS Longitude: W 089°46.554'

Field Supervisor: Danny Vasentine

Signature / Date: Danny Vasentine 11Feb04

Field Observations / Remarks:

This sample was collected in the Central Ditch

SOIL SAMPLE COLLECTION LOG

3TM INTERNATIONAL
Houston, Texas

Project Name: Koppers Creosote Case

Site Name: Koppers Creosote Facility

Date of Sampling: 10Jan04

Time of Sampling: 0900

Sample Location: Batupan Bogue Creek

Sample ID: 3TM-KP-DS-BB-11B (0-1')

Boring Number: 3TM-KP-DS-BB-11B

Terminal Depth of Boring: 3 feet bgs

Sampling Method: Macro-Core® Soil Sampler

Sample Depth: 0-1 foot bgs

Sample Matrix: Ditch Sediment

Soil Type: Moist Clayey Coarse Sand

Sample Color: Brown

Sample Odor: Moderate Creosote Odor

Field Measurements: None

Equipment: Macro-Core® Soil Sampler

Sample Analysis: Samples on Hold

Analytical Laboratory: Xenco

Sample Container: Clear Glass

Number of Samples: 1

Sample Quantity Collected: 8 oz.

Preservative Used: Ice

Weather: Cloudy

Ambient Temperature: Approx. 30° F

Site Conditions: Not Applicable

Photograph Taken: Yes

GPS Latitude: N 33°44.275'

GPS Longitude: W 089°46.603'

Field Supervisor: Danny Vasentine

Signature / Date: Danny Vasentine 11Feb04

Field Observations / Remarks:

This sample was collected in the Central Ditch

SOIL SAMPLE COLLECTION LOG

3TM INTERNATIONAL
Houston, Texas

Project Name: Koppers Creosote Case

Site Name: Koppers Creosote Facility

Date of Sampling: 10Jan04

Time of Sampling: 0915

Sample Location: Batupan Bogue Creek

Sample ID: 3TM-KP-DS-BB-11B (1-2')

Boring Number: 3TM-KP-DS-BB-11B

Terminal Depth of Boring: 3 feet bgs

Sampling Method: Macro-Core® Soil Sampler

Sample Depth: 1-2 foot bgs

Sample Matrix: Ditch Sediment

Soil Type: Moist Clayey Sand

Sample Color: Brown

Sample Odor: Faint Creosote Odor

Field Measurements: None

Equipment: Macro-Core® Soil Sampler

Sample Analysis: Samples on Hold

Analytical Laboratory: Xenco

Sample Container: Clear Glass

Number of Samples: 1

Sample Quantity Collected: 8 oz.

Preservative Used: Ice

Weather: Cloudy

Ambient Temperature: Approx. 30° F

Site Conditions: Not Applicable

Photograph Taken: Yes

GPS Latitude: N 33°44.275'

GPS Longitude: W 089°46.603'

Field Supervisor: Danny Vasentine

Signature / Date: Danny Vasentine 11Feb04

Field Observations / Remarks:

This sample was collected in the Central Ditch

SOIL SAMPLE COLLECTION LOG

3TM INTERNATIONAL
Houston, Texas

Project Name: Koppers Creosote Case

Site Name: Koppers Creosote Facility

Date of Sampling: 10Jan04

Time of Sampling: 0930

Sample Location: Batupan Bogue Creek

Sample ID: 3TM-KP-DS-BB-11B (2-3')

Boring Number: 3TM-KP-DS-BB-11B

Terminal Depth of Boring: 3 feet bgs

Sampling Method: Macro-Core® Soil Sampler

Sample Depth: 2-3 foot bgs

Sample Matrix: Ditch Sediment

Soil Type: Moist Clayey Sand

Sample Color: Brown

Sample Odor: Faint Creosote Odor

Field Measurements: None

Equipment: Macro-Core® Soil Sampler

Sample Analysis: Samples on Hold

Analytical Laboratory: Xenco

Sample Container: Clear Glass

Number of Samples: 1

Sample Quantity Collected: 8 oz.

Preservative Used: Ice

Weather: Cloudy

Ambient Temperature: Approx. 30° F

Site Conditions: Not Applicable

Photograph Taken: Yes

GPS Latitude: N 33°44.275'

GPS Longitude: W 089°46.603'

Field Supervisor: Danny Vasentine

Signature / Date: Danny Vasentine 11Feb04

Field Observations / Remarks:

This sample was collected in the Central Ditch

SOIL SAMPLE COLLECTION LOG

3TM INTERNATIONAL
Houston, Texas

Project Name: Koppers Creosote Case

Site Name: Koppers Creosote Facility

Date of Sampling: 10Jan04

Time of Sampling: 0950

Sample Location: Batupan Bogue Creek

Sample ID: 3TM-KP-DS-BB-11B (0-3')

Boring Number: 3TM-KP-DS-BB-11B

Terminal Depth of Boring: 3 feet bgs

Sampling Method: Macro-Core® Soil Sampler

Sample Depth: 0-3 foot bgs

Sample Matrix: Ditch Sediment

Soil Type: Moist Clayey Coarse Sand

Sample Color: Brown

Sample Odor: Moderate Creosote Odor

Field Measurements: None

Equipment: Macro-Core® Soil Sampler

Sample Analysis: SVOAs by 8270

Analytical Laboratory: Xenco

Sample Container: Clear Glass

Number of Samples: 1

Sample Quantity Collected: 8 oz.

Preservative Used: Ice

Weather: Cloudy

Ambient Temperature: Approx. 30° F

Site Conditions: Not Applicable

Photograph Taken: Yes

GPS Latitude: N 33°44.275'

GPS Longitude: W 089°46.603'

Field Supervisor: Danny Vasentine

Signature / Date: Danny Vasentine 11Feb04

Field Observations / Remarks:

This sample was collected in the Central Ditch

SOIL SAMPLE COLLECTION LOG

3TM INTERNATIONAL
Houston, Texas

Project Name: Koppers Creosote Case

Site Name: Koppers Creosote Facility

Date of Sampling: 10Jan04

Time of Sampling: 1010

Sample Location: Batupan Bogue Creek

Sample ID: 3TM-KP-DS-BB-11C (0-1')

Boring Number: 3TM-KP-DS-BB-11C

Terminal Depth of Boring: 3 feet bgs

Sampling Method: Macro-Core® Soil Sampler

Sample Depth: 0-1 foot bgs

Sample Matrix: Ditch Sediment

Soil Type: Moist Clayey Sand

Sample Color: Brown

Sample Odor: Moderate Creosote Odor

Field Measurements: None

Equipment: Macro-Core® Soil Sampler

Sample Analysis: Samples on Hold

Analytical Laboratory: Xenco

Sample Container: Clear Glass

Number of Samples: 1

Sample Quantity Collected: 8 oz.

Preservative Used: Ice

Weather: Cloudy

Ambient Temperature: Approx. 30° F

Site Conditions: Not Applicable

Photograph Taken: Yes

GPS Latitude: N 33°44.245'

GPS Longitude: W 089°46.656'

Field Supervisor: Danny Vasentine

Signature / Date: Danny Vasentine 11Feb04

Field Observations / Remarks:

This sample was collected in the Central Ditch

SOIL SAMPLE COLLECTION LOG

3TM INTERNATIONAL
Houston, Texas

Project Name: Koppers Creosote Case

Site Name: Koppers Creosote Facility

Date of Sampling: 10Jan04

Time of Sampling: 1020

Sample Location: Batupan Bogue Creek

Sample ID: 3TM-KP-DS-BB-11C (1-2')

Boring Number: 3TM-KP-DS-BB-11C

Terminal Depth of Boring: 3 feet bgs

Sampling Method: Macro-Core® Soil Sampler

Sample Depth: 1-2 foot bgs

Sample Matrix: Ditch Sediment

Soil Type: Moist Clayey Sand

Sample Color: Grey

Sample Odor: Strong Creosote Odor

Field Measurements: None

Equipment: Macro-Core® Soil Sampler

Sample Analysis: Samples on Hold

Analytical Laboratory: Xenco

Sample Container: Clear Glass

Number of Samples: 1

Sample Quantity Collected: 8 oz.

Preservative Used: Ice

Weather: Cloudy

Ambient Temperature: Approx. 30° F

Site Conditions: Not Applicable

Photograph Taken: Yes

GPS Latitude: N 33°44.245'

GPS Longitude: W 089°46.656'

Field Supervisor: Danny Vasentine

Signature / Date: Danny Vasentine 11Feb04

Field Observations / Remarks:

This sample was collected in the Central Ditch

SOIL SAMPLE COLLECTION LOG

3TM INTERNATIONAL
Houston, Texas

Project Name: Koppers Creosote Case

Site Name: Koppers Creosote Facility

Date of Sampling: 10Jan04

Time of Sampling: 1030

Sample Location: Batupan Bogue Creek

Sample ID: 3TM-KP-DS-BB-11C (2-3')

Boring Number: 3TM-KP-DS-BB-11C

Terminal Depth of Boring: 3 feet bgs

Sampling Method: Macro-Core® Soil Sampler

Sample Depth: 2-3 foot bgs

Sample Matrix: Ditch Sediment

Soil Type: Moist Clayey Sand

Sample Color: Grey

Sample Odor: Faint Creosote Odor

Field Measurements: None

Equipment: Macro-Core® Soil Sampler

Sample Analysis: Samples on Hold

Analytical Laboratory: Xenco

Sample Container: Clear Glass

Number of Samples: 1

Sample Quantity Collected: 8 oz.

Preservative Used: Ice

Weather: Cloudy

Ambient Temperature: Approx. 30° F

Site Conditions: Not Applicable

Photograph Taken: Yes

GPS Latitude: N 33°44.245'

GPS Longitude: W 089°46.656'

Field Supervisor: Danny Vasentine

Signature / Date: Danny Vasentine 11Feb04

Field Observations / Remarks:

This sample was collected in the Central Ditch

SOIL SAMPLE COLLECTION LOG

3TM INTERNATIONAL
Houston, Texas

Project Name: Koppers Creosote Case

Site Name: Koppers Creosote Facility

Date of Sampling: 10Jan04

Time of Sampling: 1040

Sample Location: Batupan Bogue Creek

Sample ID: 3TM-KP-DS-BB-11C (0-3')

Boring Number: 3TM-KP-DS-BB-11C

Terminal Depth of Boring: 3 feet bgs

Sampling Method: Macro-Core® Soil Sampler

Sample Depth: 0-3 foot bgs

Sample Matrix: Ditch Sediment

Soil Type: Moist Clayey Coarse Sand

Sample Color: Grey

Sample Odor: Moderate Creosote Odor

Field Measurements: None

Equipment: Macro-Core® Soil Sampler

Sample Analysis: SVOAs by 8270

Analytical Laboratory: Xenco

Sample Container: Clear Glass

Number of Samples: 1

Sample Quantity Collected: 8 oz.

Preservative Used: Ice

Weather: Cloudy

Ambient Temperature: Approx. 30° F

Site Conditions: Not Applicable

Photograph Taken: Yes

GPS Latitude: N 33°44.245'

GPS Longitude: W 089°46.656'

Field Supervisor: Danny Vasentine

Signature / Date: Danny Vasentine 11Feb04

Field Observations / Remarks:

This sample was collected in the Central Ditch

SOIL SAMPLE COLLECTION LOG

3TM INTERNATIONAL
Houston, Texas

Project Name: Koppers Creosote Case

Site Name: Koppers Creosote Facility

Date of Sampling: 10Jan04

Time of Sampling: 1050

Sample Location: Batupan Bogue Creek

Sample ID: 3TM-KP-DS-BB-11C (1")

Boring Number: Not Applicable

Terminal Depth of Boring: 1" bgs

Sampling Method: Grab

Sample Depth: 1 inch bgs

Sample Matrix: Ditch Sediment

Soil Type: Coarse Sand

Sample Color: Black

Sample Odor: Strong Creosote Odor

Field Measurements: None

Equipment: Not Applicable

Sample Analysis: PAHs by 8270

Analytical Laboratory: AXYS

Sample Container: Clear Glass

Number of Samples: 1

Sample Quantity Collected: 8 oz.

Preservative Used: Ice

Weather: Cloudy

Ambient Temperature: Approx. 30° F

Site Conditions: Not Applicable

Photograph Taken: Yes

GPS Latitude: N 33°44.245'

GPS Longitude: W 089°46.656'

Field Supervisor: Danny Vasentine

Signature / Date: Danny Vasentine 11Feb04

Field Observations / Remarks:

This sample was collected in the Central Ditch

SOIL SAMPLE COLLECTION LOG

3TM INTERNATIONAL
Houston, Texas

Project Name: Koppers Creosote Case

Site Name: Koppers Creosote Facility

Date of Sampling: 10Jan04

Time of Sampling: 1140

Sample Location: Batupan Bogue Creek

Sample ID: 3TM-KP-DS-BB-2A (0-1')

Boring Number: 3TM-KP-DS-BB-2A

Terminal Depth of Boring: 3 feet bgs

Sampling Method: Macro-Core® Soil Sampler

Sample Depth: 0-1 foot bgs

Sample Matrix: Ditch Sediment

Soil Type: Saturated Coarse Sand

Sample Color: Brown

Sample Odor: None

Field Measurements: None

Equipment: Macro-Core® Soil Sampler

Sample Analysis: Samples on Hold

Analytical Laboratory: Xenco

Sample Container: Clear Glass

Number of Samples: 1

Sample Quantity Collected: 8 oz.

Preservative Used: Ice

Weather: Cloudy

Ambient Temperature: Approx. 30° F

Site Conditions: Not Applicable

Photograph Taken: Yes

GPS Latitude: N 33°44.945'

GPS Longitude: W 089°47.070'

Field Supervisor: Danny Vasentine

Signature / Date: Danny Vasentine 11Feb04

Field Observations / Remarks:

SOIL SAMPLE COLLECTION LOG

3TM INTERNATIONAL
Houston, Texas

Project Name: Koppers Creosote Case

Site Name: Koppers Creosote Facility

Date of Sampling: 10Jan04

Time of Sampling: 1150

Sample Location: Batupan Bogue Creek

Sample ID: 3TM-KP-DS-BB-2A (1-2')

Boring Number: 3TM-KP-DS-BB-2A

Terminal Depth of Boring: 3 feet bgs

Sampling Method: Macro-Core® Soil Sampler

Sample Depth: 1-2 foot bgs

Sample Matrix: Ditch Sediment

Soil Type: Saturated Coarse Sand

Sample Color: Brown

Sample Odor: None

Field Measurements: None

Equipment: Macro-Core® Soil Sampler

Sample Analysis: Samples on Hold

Analytical Laboratory: Xenco

Sample Container: Clear Glass

Number of Samples: 1

Sample Quantity Collected: 8 oz.

Preservative Used: Ice

Weather: Cloudy

Ambient Temperature: Approx. 30° F

Site Conditions: Not Applicable

Photograph Taken: Yes

GPS Latitude: N 33°44.945'

GPS Longitude: W 089°47.070'

Field Supervisor: Danny Vasentine

Signature / Date: Danny Vasentine 11Feb04

Field Observations / Remarks:

SOIL SAMPLE COLLECTION LOG

3TM INTERNATIONAL
Houston, Texas

Project Name: Koppers Creosote Case

Site Name: Koppers Creosote Facility

Date of Sampling: 10Jan04

Time of Sampling: 1200

Sample Location: Batupan Bogue Creek

Sample ID: 3TM-KP-DS-BB-2A (2-3')

Boring Number: 3TM-KP-DS-BB-2A

Terminal Depth of Boring: 3 feet bgs

Sampling Method: Macro-Core® Soil Sampler

Sample Depth: 2-3 foot bgs

Sample Matrix: Ditch Sediment

Soil Type: Saturated Coarse Sand

Sample Color: Brown

Sample Odor: None

Field Measurements: None

Equipment: Macro-Core® Soil Sampler

Sample Analysis: Samples on Hold

Analytical Laboratory: Xenco

Sample Container: Clear Glass

Number of Samples: 1

Sample Quantity Collected: 8 oz.

Preservative Used: Ice

Weather: Cloudy

Ambient Temperature: Approx. 30° F

Site Conditions: Not Applicable

Photograph Taken: Yes

GPS Latitude: N 33°44.945'

GPS Longitude: W 089°47.070'

Field Supervisor: Danny Vasentine

Signature / Date: Danny Vasentine 11Feb04

Field Observations / Remarks:

SOIL SAMPLE COLLECTION LOG

3TM INTERNATIONAL
Houston, Texas

Project Name: Koppers Creosote Case

Site Name: Koppers Creosote Facility

Date of Sampling: 10Jan04

Time of Sampling: 1210

Sample Location: Batupan Bogue Creek

Sample ID: 3TM-KP-DS-BB-2A (0-3')

Boring Number: 3TM-KP-DS-BB-2A

Terminal Depth of Boring: 3 feet bgs

Sampling Method: Macro-Core® Soil Sampler

Sample Depth: 0-3 foot bgs

Sample Matrix: Ditch Sediment

Soil Type: Saturated Coarse Sand

Sample Color: Brown

Sample Odor: None

Field Measurements: None

Equipment: Macro-Core® Soil Sampler

Sample Analysis: SVOAs by 8270

Analytical Laboratory: Xenco

Sample Container: Clear Glass

Number of Samples: 1

Sample Quantity Collected: 8 oz.

Preservative Used: Ice

Weather: Cloudy

Ambient Temperature: Approx. 30° F

Site Conditions: Not Applicable

Photograph Taken: Yes

GPS Latitude: N 33°44.945'

GPS Longitude: W 089°47.070'

Field Supervisor: Danny Vasentine

Signature / Date: Danny Vasentine 11Feb04

Field Observations / Remarks:

SOIL SAMPLE COLLECTION LOG

3TM INTERNATIONAL
Houston, Texas

Project Name: Koppers Creosote Case

Site Name: Koppers Creosote Facility

Date of Sampling: 10Jan04

Time of Sampling: 1230

Sample Location: Batupan Bogue Creek

Sample ID: 3TM-KP-DS-BB-2B (0-1')

Boring Number: 3TM-KP-DS-BB-2B

Terminal Depth of Boring: 3 feet bgs

Sampling Method: Macro-Core® Soil Sampler

Sample Depth: 0-1 foot bgs

Sample Matrix: Ditch Sediment

Soil Type: Saturated Clayey Sand

Sample Color: Brown

Sample Odor: None

Field Measurements: None

Equipment: Macro-Core® Soil Sampler

Sample Analysis: Samples on Hold

Analytical Laboratory: Xenco

Sample Container: Clear Glass

Number of Samples: 1

Sample Quantity Collected: 8 oz.

Preservative Used: Ice

Weather: Cloudy

Ambient Temperature: Approx. 30° F

Site Conditions: Not Applicable

Photograph Taken: Yes

GPS Latitude: N 33°44.940'

GPS Longitude: W 089°47.068'

Field Supervisor: Danny Vasentine

Signature / Date: Danny Vasentine 11Feb04

Field Observations / Remarks:

SOIL SAMPLE COLLECTION LOG

3TM INTERNATIONAL
Houston, Texas

Project Name: Koppers Creosote Case

Site Name: Koppers Creosote Facility

Date of Sampling: 10Jan04

Time of Sampling: 1240

Sample Location: Batupan Bogue Creek

Sample ID: 3TM-KP-DS-BB-2B (1-2')

Boring Number: 3TM-KP-DS-BB-2B

Terminal Depth of Boring: 3 feet bgs

Sampling Method: Macro-Core® Soil Sampler

Sample Depth: 1-2 foot bgs

Sample Matrix: Ditch Sediment

Soil Type: Saturated Coarse Sand

Sample Color: Brown

Sample Odor: None

Field Measurements: None

Equipment: Macro-Core® Soil Sampler

Sample Analysis: Samples on Hold

Analytical Laboratory: Xenco

Sample Container: Clear Glass

Number of Samples: 1

Sample Quantity Collected: 8 oz.

Preservative Used: Ice

Weather: Cloudy

Ambient Temperature: Approx. 30° F

Site Conditions: Not Applicable

Photograph Taken: Yes

GPS Latitude: N 33°44.940'

GPS Longitude: W 089°47.068'

Field Supervisor: Danny Vasentine

Signature / Date: Danny Vasentine 11Feb04

Field Observations / Remarks:

SOIL SAMPLE COLLECTION LOG

3TM INTERNATIONAL
Houston, Texas

Project Name: Koppers Creosote Case

Site Name: Koppers Creosote Facility

Date of Sampling: 10Jan04

Time of Sampling: 1250

Sample Location: Batupan Bogue Creek

Sample ID: 3TM-KP-DS-BB-2B (2-3')

Boring Number: 3TM-KP-DS-BB-2B

Terminal Depth of Boring: 3 feet bgs

Sampling Method: Macro-Core® Soil Sampler

Sample Depth: 2-3 foot bgs

Sample Matrix: Ditch Sediment

Soil Type: Saturated Coarse Sand

Sample Color: Brown

Sample Odor: None

Field Measurements: None

Equipment: Macro-Core® Soil Sampler

Sample Analysis: Samples on Hold

Analytical Laboratory: Xenco

Sample Container: Clear Glass

Number of Samples: 1

Sample Quantity Collected: 8 oz.

Preservative Used: Ice

Weather: Cloudy

Ambient Temperature: Approx. 30° F

Site Conditions: Not Applicable

Photograph Taken: Yes

GPS Latitude: N 33°44.940'

GPS Longitude: W 089°47.068'

Field Supervisor: Danny Vasentine

Signature / Date: Danny Vasentine 11Feb04

Field Observations / Remarks:

SOIL SAMPLE COLLECTION LOG

3TM INTERNATIONAL
Houston, Texas

Project Name: Koppers Creosote Case

Site Name: Koppers Creosote Facility

Date of Sampling: 10Jan04

Time of Sampling: 1300

Sample Location: Batupan Bogue Creek

Sample ID: 3TM-KP-DS-BB-2B (0-3')

Boring Number: 3TM-KP-DS-BB-2B

Terminal Depth of Boring: 3 feet bgs

Sampling Method: Macro-Core® Soil Sampler

Sample Depth: 0-3 foot bgs

Sample Matrix: Ditch Sediment

Soil Type: Saturated Coarse Sand

Sample Color: Brown

Sample Odor: None

Field Measurements: None

Equipment: Macro-Core® Soil Sampler

Sample Analysis: SVOAs by 8270

Analytical Laboratory: Xenco

Sample Container: Clear Glass

Number of Samples: 1

Sample Quantity Collected: 8 oz.

Preservative Used: Ice

Weather: Cloudy

Ambient Temperature: Approx. 30° F

Site Conditions: Not Applicable

Photograph Taken: Yes

GPS Latitude: N 33°44.940'

GPS Longitude: W 089°47.068'

Field Supervisor: Danny Vasentine

Signature / Date: Danny Vasentine 11Feb04

Field Observations / Remarks:

SOIL SAMPLE COLLECTION LOG

3TM INTERNATIONAL
Houston, Texas

Project Name: Koppers Creosote Case

Site Name: Koppers Creosote Facility

Date of Sampling: 10Jan04

Time of Sampling: 1330

Sample Location: Batupan Bogue Creek

Sample ID: 3TM-KP-DS-BB-2C (0-1')

Boring Number: 3TM-KP-DS-BB-2C

Terminal Depth of Boring: 3 feet bgs

Sampling Method: Macro-Core® Soil Sampler

Sample Depth: 0-1 foot bgs

Sample Matrix: Ditch Sediment

Soil Type: Saturated Clayey Sand

Sample Color: Brown

Sample Odor: None

Field Measurements: None

Equipment: Macro-Core® Soil Sampler

Sample Analysis: Samples on Hold

Analytical Laboratory: Xenco

Sample Container: Clear Glass

Number of Samples: 1

Sample Quantity Collected: 8 oz.

Preservative Used: Ice

Weather: Cloudy

Ambient Temperature: Approx. 35° F

Site Conditions: Not Applicable

Photograph Taken: Yes

GPS Latitude: N 33°44.935'

GPS Longitude: W 089°47.070'

Field Supervisor: Danny Vasentine

Signature / Date: Danny Vasentine 11Feb04

Field Observations / Remarks:

SOIL SAMPLE COLLECTION LOG

3TM INTERNATIONAL
Houston, Texas

Project Name: Koppers Creosote Case

Site Name: Koppers Creosote Facility

Date of Sampling: 10Jan04

Time of Sampling: 1340

Sample Location: Batupan Bogue Creek

Sample ID: 3TM-KP-DS-BB-2C (1-2')

Boring Number: 3TM-KP-DS-BB-2C

Terminal Depth of Boring: 3 feet bgs

Sampling Method: Macro-Core® Soil Sampler

Sample Depth: 1-2 foot bgs

Sample Matrix: Ditch Sediment

Soil Type: Saturated Coarse Sand

Sample Color: Brown

Sample Odor: None

Field Measurements: None

Equipment: Macro-Core® Soil Sampler

Sample Analysis: Samples on Hold

Analytical Laboratory: Xenco

Sample Container: Clear Glass

Number of Samples: 1

Sample Quantity Collected: 8 oz.

Preservative Used: Ice

Weather: Cloudy

Ambient Temperature: Approx. 35° F

Site Conditions: Not Applicable

Photograph Taken: Yes

GPS Latitude: N 33°44.935'

GPS Longitude: W 089°47.070'

Field Supervisor: Danny Vasentine

Signature / Date: Danny Vasentine 11Feb04

Field Observations / Remarks:

SOIL SAMPLE COLLECTION LOG

3TM INTERNATIONAL
Houston, Texas

Project Name: Koppers Creosote Case

Site Name: Koppers Creosote Facility

Date of Sampling: 10Jan04

Time of Sampling: 1350

Sample Location: Batupan Bogue Creek

Sample ID: 3TM-KP-DS-BB-2C (2-3')

Boring Number: 3TM-KP-DS-BB-2C

Terminal Depth of Boring: 3 feet bgs

Sampling Method: Macro-Core® Soil Sampler

Sample Depth: 2-3 foot bgs

Sample Matrix: Ditch Sediment

Soil Type: Saturated Coarse Sand

Sample Color: Brown

Sample Odor: None

Field Measurements: None

Equipment: Macro-Core®-Soil Sampler

Sample Analysis: Samples on Hold

Analytical Laboratory: Xenco

Sample Container: Clear Glass

Number of Samples: 1

Sample Quantity Collected: 8 oz.

Preservative Used: Ice

Weather: Cloudy

Ambient Temperature: Approx. 35° F

Site Conditions: Not Applicable

Photograph Taken: Yes

GPS Latitude: N 33°44.935'

GPS Longitude: W 089°47.070'

Field Supervisor: Danny Vasentine

Signature / Date: Danny Vasentine 11Feb04

Field Observations / Remarks:

SOIL SAMPLE COLLECTION LOG

3TM INTERNATIONAL
Houston, Texas

Project Name: Koppers Creosote Case

Site Name: Koppers Creosote Facility

Date of Sampling: 10Jan04

Time of Sampling: 1400

Sample Location: Batupan Bogue Creek

Sample ID: 3TM-KP-DS-BB-2C (0-3')

Boring Number: 3TM-KP-DS-BB-2C

Terminal Depth of Boring: 3 feet bgs

Sampling Method: Macro-Core® Soil Sampler

Sample Depth: 0-3 foot bgs

Sample Matrix: Ditch Sediment

Soil Type: Saturated Coarse Sand

Sample Color: Brown

Sample Odor: None

Field Measurements: None

Equipment: Macro-Core® Soil Sampler

Sample Analysis: SVOAs by 8270

Analytical Laboratory: Xenco

Sample Container: Clear Glass

Number of Samples: 1

Sample Quantity Collected: 8 oz.

Preservative Used: Ice

Weather: Cloudy

Ambient Temperature: Approx. 35° F

Site Conditions: Not Applicable

Photograph Taken: Yes

GPS Latitude: N 33°44.935'

GPS Longitude: W 089°47.070'

Field Supervisor: Danny Vasentine

Signature / Date: 11Feb04

Field Observations / Remarks:

SOIL SAMPLE COLLECTION LOG

3TM INTERNATIONAL
Houston, Texas

Project Name: Koppers Creosote Case

Site Name: Koppers Creosote Facility

Date of Sampling: 10Jan04

Time of Sampling: 1500

Sample Location: Batupan Bogue Creek

Sample ID: 3TM-KP-DS-BB-1A (0-1')

Boring Number: 3TM-KP-DS-BB-1A

Terminal Depth of Boring: 3 feet bgs

Sampling Method: Macro-Core® Soil Sampler

Sample Depth: 0-1 foot bgs

Sample Matrix: Ditch Sediment

Soil Type: Saturated Coarse Sand

Sample Color: Dark Brown

Sample Odor: None

Field Measurements: None

Equipment: Macro-Core® Soil Sampler

Sample Analysis: Samples on Hold

Analytical Laboratory: Xenco

Sample Container: Clear Glass

Number of Samples: 1

Sample Quantity Collected: 8 oz.

Preservative Used: Ice

Weather: Cloudy

Ambient Temperature: Approx. 45° F

Site Conditions: Not Applicable

Photograph Taken: Yes

GPS Latitude: N 33°44.649'

GPS Longitude: W 089°46.767'

Field Supervisor: Danny Vasentine

Signature / Date: Danny Vasentine 11Feb04

Field Observations / Remarks:

SOIL SAMPLE COLLECTION LOG

3TM INTERNATIONAL
Houston, Texas

Project Name: Koppers Creosote Case

Site Name: Koppers Creosote Facility

Date of Sampling: 10Jan04

Time of Sampling: 1510

Sample Location: Batupan Bogue Creek

Sample ID: 3TM-KP-DS-BB-1A (1-2')

Boring Number: 3TM-KP-DS-BB-1A

Terminal Depth of Boring: 3 feet bgs

Sampling Method: Macro-Core® Soil Sampler

Sample Depth: 1-2 foot bgs

Sample Matrix: Ditch Sediment

Soil Type: Saturated Coarse Sand

Sample Color: Brown

Sample Odor: None

Field Measurements: None

Equipment: Macro-Core® Soil Sampler

Sample Analysis: Samples on Hold

Analytical Laboratory: Xenco

Sample Container: Clear Glass

Number of Samples: 1

Sample Quantity Collected: 8 oz.

Preservative Used: Ice

Weather: Cloudy

Ambient Temperature: Approx. 45° F

Site Conditions: Not Applicable

Photograph Taken: Yes

GPS Latitude: N 33°44.649'

GPS Longitude: W 089°46.767'

Field Supervisor: Danny Vasentine

Signature / Date: Danny Vasentine 11Feb04

Field Observations / Remarks:

SOIL SAMPLE COLLECTION LOG

3TM INTERNATIONAL
Houston, Texas

Project Name: Koppers Creosote Case

Site Name: Koppers Creosote Facility

Date of Sampling: 10Jan04

Time of Sampling: 1520

Sample Location: Batupan Bogue Creek

Sample ID: 3TM-KP-DS-BB-1A (2-3')

Boring Number: 3TM-KP-DS-BB-1A

Terminal Depth of Boring: 3 feet bgs

Sampling Method: Macro-Core® Soil Sampler

Sample Depth: 2-3 foot bgs

Sample Matrix: Ditch Sediment

Soil Type: Saturated Coarse Sand

Sample Color: Brown

Sample Odor: None

Field Measurements: None

Equipment: Macro-Core® Soil Sampler

Sample Analysis: Samples on Hold

Analytical Laboratory: Xenco

Sample Container: Clear Glass

Number of Samples: 1

Sample Quantity Collected: 8 oz.

Preservative Used: Ice

Weather: Cloudy

Ambient Temperature: Approx. 45° F

Site Conditions: Not Applicable

Photograph Taken: Yes

GPS Latitude: N 33°44.649'

GPS Longitude: W 089°46.767'

Field Supervisor: Danny Vasentine

Signature / Date: Danny Vasentine 11Feb04

Field Observations / Remarks:

SOIL SAMPLE COLLECTION LOG

3TM INTERNATIONAL
Houston, Texas

Project Name: Koppers Creosote Case

Site Name: Koppers Creosote Facility

Date of Sampling: 10Jan04

Time of Sampling: 1530

Sample Location: Batupan Bogue Creek

Sample ID: 3TM-KP-DS-BB-1A (0-3')

Boring Number: 3TM-KP-DS-BB-1A

Terminal Depth of Boring: 3 feet bgs

Sampling Method: Macro-Core® Soil Sampler

Sample Depth: 0-3 foot bgs

Sample Matrix: Ditch Sediment

Soil Type: Saturated Coarse Sand

Sample Color: Brown

Sample Odor: None

Field Measurements: None

Equipment: Macro-Core® Soil Sampler

Sample Analysis: SVOAs by 8270

Analytical Laboratory: Xenco

Sample Container: Clear Glass

Number of Samples: 1

Sample Quantity Collected: 8 oz.

Preservative Used: Ice

Weather: Cloudy

Ambient Temperature: Approx. 45° F

Site Conditions: Not Applicable

Photograph Taken: Yes

GPS Latitude: N 33°44.649'

GPS Longitude: W 089°46.767'

Field Supervisor: Danny Vasentine

Signature / Date: Danny Vasentine 11Feb04

Field Observations / Remarks:

SOIL SAMPLE COLLECTION LOG

3TM INTERNATIONAL
Houston, Texas

Project Name: Koppers Creosote Case

Site Name: Koppers Creosote Facility

Date of Sampling: 10Jan04

Time of Sampling: 1550

Sample Location: Batupan Bogue Creek

Sample ID: 3TM-KP-DS-BB-1B (0-1')

Boring Number: 3TM-KP-DS-BB-1B

Terminal Depth of Boring: 3 feet bgs

Sampling Method: Macro-Core® Soil Sampler

Sample Depth: 0-1 foot bgs

Sample Matrix: Ditch Sediment

Soil Type: Saturated Coarse Sand

Sample Color: Brown

Sample Odor: None

Field Measurements: None

Equipment: Macro-Core® Soil Sampler

Sample Analysis: Samples on Hold

Analytical Laboratory: Xenco

Sample Container: Clear Glass

Number of Samples: 1

Sample Quantity Collected: 8 oz.

Preservative Used: Ice

Weather: Cloudy

Ambient Temperature: Approx. 45° F

Site Conditions: Not Applicable

Photograph Taken: Yes

GPS Latitude: N 33°44.656'

GPS Longitude: W 089°46.774'

Field Supervisor: Danny Vasentine

Signature / Date: Danny Vasentine 11Feb04

Field Observations / Remarks:

SOIL SAMPLE COLLECTION LOG

3TM INTERNATIONAL
Houston, Texas

Project Name: Koppers Creosote Case

Site Name: Koppers Creosote Facility

Date of Sampling: 10Jan04

Time of Sampling: 1600

Sample Location: Batupan Bogue Creek

Sample ID: 3TM-KP-DS-BB-1B (1-2')

Boring Number: 3TM-KP-DS-BB-1B

Terminal Depth of Boring: 3 feet bgs

Sampling Method: Macro-Core® Soil Sampler

Sample Depth: 1-2 foot bgs

Sample Matrix: Ditch Sediment

Soil Type: Saturated Coarse Sand

Sample Color: Brown

Sample Odor: None

Field Measurements: None

Equipment: Macro-Core® Soil Sampler

Sample Analysis: Samples on Hold

Analytical Laboratory: Xenco

Sample Container: Clear Glass

Number of Samples: 1

Sample Quantity Collected: 8 oz.

Preservative Used: Ice

Weather: Cloudy

Ambient Temperature: Approx. 45° F

Site Conditions: Not Applicable

Photograph Taken: Yes

GPS Latitude: N 33°44.656'

GPS Longitude: W 089°46.774'

Field Supervisor: Danny Vasentine

Signature / Date: Danny Vasentine 11Feb04

Field Observations / Remarks:

SOIL SAMPLE COLLECTION LOG

3TM INTERNATIONAL
Houston, Texas

Project Name: Koppers Creosote Case

Site Name: Koppers Creosote Facility

Date of Sampling: 10Jan04

Time of Sampling: 1610

Sample Location: Batupan Bogue Creek

Sample ID: 3TM-KP-DS-BB-1B (2-3')

Boring Number: 3TM-KP-DS-BB-1B

Terminal Depth of Boring: 3 feet bgs

Sampling Method: Macro-Core® Soil Sampler

Sample Depth: 2-3 foot bgs

Sample Matrix: Ditch Sediment

Soil Type: Saturated Coarse Sand

Sample Color: Brown

Sample Odor: None

Field Measurements: None

Equipment: Macro-Core® Soil Sampler

Sample Analysis: Samples on Hold

Analytical Laboratory: Xenco

Sample Container: Clear Glass

Number of Samples: 1

Sample Quantity Collected: 8 oz.

Preservative Used: Ice

Weather: Cloudy

Ambient Temperature: Approx. 45° F

Site Conditions: Not Applicable

Photograph Taken: Yes

GPS Latitude: N 33°44.656'

GPS Longitude: W 089°46.774'

Field Supervisor: Danny Vasentine

Signature / Date: Danny Vasentine 11Feb04

Field Observations / Remarks:

SOIL SAMPLE COLLECTION LOG

3TM INTERNATIONAL
Houston, Texas

Project Name: Koppers Creosote Case

Site Name: Koppers Creosote Facility

Date of Sampling: 10Jan04

Time of Sampling: 1620

Sample Location: Batupan Bogue Creek

Sample ID: 3TM-KP-DS-BB-1B (0-3')

Boring Number: 3TM-KP-DS-BB-1B

Terminal Depth of Boring: 3 feet bgs

Sampling Method: Macro-Core® Soil Sampler

Sample Depth: 0-3 foot bgs

Sample Matrix: Ditch Sediment

Soil Type: Saturated Coarse Sand

Sample Color: Brown

Sample Odor: None

Field Measurements: None

Equipment: Macro-Core® Soil Sampler

Sample Analysis: SVOAs by 8270

Analytical Laboratory: Xenco

Sample Container: Clear Glass

Number of Samples: 1

Sample Quantity Collected: 8 oz.

Preservative Used: Ice

Weather: Cloudy

Ambient Temperature: Approx. 45° F

Site Conditions: Not Applicable

Photograph Taken: Yes

GPS Latitude: N 33°44.656'

GPS Longitude: W 089°46.774'

Field Supervisor: Danny Vasentine

Signature / Date: Danny Vasentine 11 Feb 04

Field Observations / Remarks:

Duplicate 1 was collected at this location

SOIL SAMPLE COLLECTION LOG

3TM INTERNATIONAL
Houston, Texas

Project Name: Koppers Creosote Case

Site Name: Koppers Creosote Facility

Date of Sampling: 10Jan04

Time of Sampling: 1640

Sample Location: Batupan Bogue Creek

Sample ID: 3TM-KP-DS-BB-1C (0-1')

Boring Number: 3TM-KP-DS-BB-1C

Terminal Depth of Boring: 3 feet bgs

Sampling Method: Macro-Core® Soil Sampler

Sample Depth: 0-1 foot bgs

Sample Matrix: Ditch Sediment

Soil Type: Saturated Coarse Sand

Sample Color: Brown

Sample Odor: None

Field Measurements: None

Equipment: Macro-Core® Soil Sampler

Sample Analysis: Samples on Hold

Analytical Laboratory: Xenco

Sample Container: Clear Glass

Number of Samples: 1

Sample Quantity Collected: 8 oz.

Preservative Used: Ice

Weather: Cloudy

Ambient Temperature: Approx. 45° F

Site Conditions: Not Applicable

Photograph Taken: Yes

GPS Latitude: N 33°44.652'

GPS Longitude: W 089°46.781'

Field Supervisor: Danny Vasentine

Signature / Date: Danny Vasentine 11Feb04

Field Observations / Remarks:

SOIL SAMPLE COLLECTION LOG

3TM INTERNATIONAL
Houston, Texas

Project Name: Koppers Creosote Case

Site Name: Koppers Creosote Facility

Date of Sampling: 10Jan04

Time of Sampling: 1650

Sample Location: Batupan Bogue Creek

Sample ID: 3TM-KP-DS-BB-1C (1-2')

Boring Number: 3TM-KP-DS-BB-1C

Terminal Depth of Boring: 3 feet bgs

Sampling Method: Macro-Core® Soil Sampler

Sample Depth: 1-2 foot bgs

Sample Matrix: Ditch Sediment

Soil Type: Saturated Coarse Sand

Sample Color: Brown

Sample Odor: None

Field Measurements: None

Equipment: Macro-Core® Soil Sampler

Sample Analysis: Samples on Hold

Analytical Laboratory: Xenco

Sample Container: Clear Glass

Number of Samples: 1

Sample Quantity Collected: 8 oz.

Preservative Used: Ice

Weather: Cloudy

Ambient Temperature: Approx. 45° F

Site Conditions: Not Applicable

Photograph Taken: Yes

GPS Latitude: N 33°44.652'

GPS Longitude: W 089°46.781'

Field Supervisor: Danny Vasentine

Signature / Date: Danny Vasentine 11Feb04

Field Observations / Remarks:

SOIL SAMPLE COLLECTION LOG

3TM INTERNATIONAL
Houston, Texas

Project Name: Koppers Creosote Case

Site Name: Koppers Creosote Facility

Date of Sampling: 10Jan04

Time of Sampling: 1700

Sample Location: Batupan Bogue Creek

Sample ID: 3TM-KP-DS-BB-1C (2-3')

Boring Number: 3TM-KP-DS-BB-1C

Terminal Depth of Boring: 3 feet bgs

Sampling Method: Macro-Core® Soil Sampler

Sample Depth: 2-3 foot bgs

Sample Matrix: Ditch Sediment

Soil Type: Saturated Coarse Sand

Sample Color: Brown

Sample Odor: None

Field Measurements: None

Equipment: Macro-Core® Soil Sampler

Sample Analysis: Samples on Hold

Analytical Laboratory: Xenco

Sample Container: Clear Glass

Number of Samples: 1

Sample Quantity Collected: 8 oz.

Preservative Used: Ice

Weather: Cloudy

Ambient Temperature: Approx. 45° F

Site Conditions: Not Applicable

Photograph Taken: Yes

GPS Latitude: N 33°44.652'

GPS Longitude: W 089°46.781'

Field Supervisor: Danny Vasentine

Signature / Date: Danny Vasentine 11Feb04

Field Observations / Remarks:

SOIL SAMPLE COLLECTION LOG

3TM INTERNATIONAL
Houston, Texas

Project Name: Koppers Creosote Case

Site Name: Koppers Creosote Facility

Date of Sampling: 11Jan04

Time of Sampling: 1710

Sample Location: Batupan Bogue Creek

Sample ID: 3TM-KP-DS-BB-1C (0-3')

Boring Number: 3TM-KP-DS-BB-1C

Terminal Depth of Boring: 3 feet bgs

Sampling Method: Macro-Core® Soil Sampler

Sample Depth: 0-3 foot bgs

Sample Matrix: Ditch Sediment

Soil Type: Saturated Coarse Sand

Sample Color: Brown

Sample Odor: None

Field Measurements: None

Equipment: Macro-Core® Soil Sampler

Sample Analysis: SVOAs by 8270

Analytical Laboratory: Xenco

Sample Container: Clear Glass

Number of Samples: 1

Sample Quantity Collected: 8 oz.

Preservative Used: Ice

Weather: Cloudy

Ambient Temperature: Approx. 45° F

Site Conditions: Not Applicable

Photograph Taken: Yes

GPS Latitude: N 33°44.652'

GPS Longitude: W 089°46.781'

Field Supervisor: Danny Vasentine

Signature / Date: Danny Vasentine 11Feb04

Field Observations / Remarks:

SOIL SAMPLE COLLECTION LOG

3TM INTERNATIONAL
Houston, Texas

Project Name: Koppers Creosote Case

Site Name: Koppers Creosote Facility

Date of Sampling: 11Jan04

Time of Sampling: 0920

Sample Location: Batupan Bogue Creek

Sample ID: 3TM-KP-DS-BB-3A (0-1')

Boring Number: 3TM-KP-DS-BB-3A

Terminal Depth of Boring: 3 feet bgs

Sampling Method: Macro-Core® Soil Sampler

Sample Depth: 0-1 foot bgs

Sample Matrix: Ditch Sediment

Soil Type: Moist Coarse Sand

Sample Color: Brown

Sample Odor: None

Field Measurements: None

Equipment: Macro-Core® Soil Sampler

Sample Analysis: Samples on Hold

Analytical Laboratory: Xenco

Sample Container: Clear Glass

Number of Samples: 1

Sample Quantity Collected: 8 oz.

Preservative Used: Ice

Weather: Clear & Sunny

Ambient Temperature: Approx. 35° F

Site Conditions: Not Applicable

Photograph Taken: Yes

GPS Latitude: N 33°45.427'

GPS Longitude: W 089°46.913'

Field Supervisor: Danny Vasentine

Signature / Date: Danny Vasentine 11Feb04

Field Observations / Remarks:

SOIL SAMPLE COLLECTION LOG

3TM INTERNATIONAL
Houston, Texas

Project Name: Koppers Creosote Case

Site Name: Koppers Creosote Facility

Date of Sampling: 11Jan04

Time of Sampling: 0930

Sample Location: Batupan Bogue Creek

Sample ID: 3TM-KP-DS-BB-3A (1-2')

Boring Number: 3TM-KP-DS-BB-3A

Terminal Depth of Boring: 3 feet bgs

Sampling Method: Macro-Core® Soil Sampler

Sample Depth: 1-2 foot bgs

Sample Matrix: Ditch Sediment

Soil Type: Moist Coarse Sand

Sample Color: Brown

Sample Odor: None

Field Measurements: None

Equipment: Macro-Core® Soil Sampler

Sample Analysis: Samples on Hold

Analytical Laboratory: Xenco

Sample Container: Clear Glass

Number of Samples: 1

Sample Quantity Collected: 8 oz.

Preservative Used: Ice

Weather: Clear & Sunny

Ambient Temperature: Approx. 35° F

Site Conditions: Not Applicable

Photograph Taken: Yes

GPS Latitude: N 33°45.427'

GPS Longitude: W 089°46.913'

Field Supervisor: Danny Vasentine

Signature / Date: Danny Vasentine 11Feb04

Field Observations / Remarks:

SOIL SAMPLE COLLECTION LOG

3TM INTERNATIONAL
Houston, Texas

Project Name: Koppers Creosote Case

Site Name: Koppers Creosote Facility

Date of Sampling: 11Jan04

Time of Sampling: 0940

Sample Location: Batupan Bogue Creek

Sample ID: 3TM-KP-DS-BB-3A (2-3')

Boring Number: 3TM-KP-DS-BB-3A

Terminal Depth of Boring: 3 feet bgs

Sampling Method: Macro-Core® Soil Sampler

Sample Depth: 2-3 foot bgs

Sample Matrix: Ditch Sediment

Soil Type: Moist Coarse Sand

Sample Color: Red

Sample Odor: None

Field Measurements: None

Equipment: Macro-Core® Soil Sampler

Sample Analysis: Samples on Hold

Analytical Laboratory: Xenco

Sample Container: Clear Glass

Number of Samples: 1

Sample Quantity Collected: 8 oz.

Preservative Used: Ice

Weather: Clear & Sunny

Ambient Temperature: Approx. 35° F

Site Conditions: Not Applicable

Photograph Taken: Yes

GPS Latitude: N 33°45.427'

GPS Longitude: W 089°46.913'

Field Supervisor: Danny Vasentine

Signature / Date: Danny Vasentine 11Feb04

Field Observations / Remarks:

SOIL SAMPLE COLLECTION LOG

3TM INTERNATIONAL
Houston, Texas

Project Name: Koppers Creosote Case

Site Name: Koppers Creosote Facility

Date of Sampling: 11Jan04

Time of Sampling: 0950

Sample Location: Batupan Bogue Creek

Sample ID: 3TM-KP-DS-BB-3A (0-3')

Boring Number: 3TM-KP-DS-BB-3A

Terminal Depth of Boring: 3 feet bgs

Sampling Method: Macro-Core® Soil Sampler

Sample Depth: 0-3 foot bgs

Sample Matrix: Ditch Sediment

Soil Type: Moist Coarse Sand

Sample Color: Red

Sample Odor: None

Field Measurements: None

Equipment: Macro-Core® Soil Sampler

Sample Analysis: SVOAs by 8270

Analytical Laboratory: Xenco

Sample Container: Clear Glass

Number of Samples: 1

Sample Quantity Collected: 8 oz.

Preservative Used: Ice

Weather: Clear & Sunny

Ambient Temperature: Approx. 35° F

Site Conditions: Not Applicable

Photograph Taken: Yes

GPS Latitude: N 33°45.427'

GPS Longitude: W 089°46.913'

Field Supervisor: Danny Vasentine

Signature / Date: Danny Vasentine 11Feb04

Field Observations / Remarks:

A MS/MSD was collected at this location

SOIL SAMPLE COLLECTION LOG

3TM INTERNATIONAL
Houston, Texas

Project Name: Koppers Creosote Case

Site Name: Koppers Creosote Facility

Date of Sampling: 11Jan04

Time of Sampling: 1015

Sample Location: Batupan Bogue Creek

Sample ID: 3TM-KP-DS-BB-3B (0-1')

Boring Number: 3TM-KP-DS-BB-3B

Terminal Depth of Boring: 3 feet bgs

Sampling Method: Macro-Core® Soil Sampler

Sample Depth: 0-1 foot bgs

Sample Matrix: Ditch Sediment

Soil Type: Moist Coarse Sand

Sample Color: Brown

Sample Odor: None

Field Measurements: None

Equipment: Macro-Core® Soil Sampler

Sample Analysis: Samples on Hold

Analytical Laboratory: Xenco

Sample Container: Clear Glass

Number of Samples: 1

Sample Quantity Collected: 8 oz.

Preservative Used: Ice

Weather: Clear & Sunny

Ambient Temperature: Approx. 35° F

Site Conditions: Not Applicable

Photograph Taken: Yes

GPS Latitude: N 33°45.428'

GPS Longitude: W 089°46.916'

Field Supervisor: Danny Vasentine

Signature / Date: Danny Vasentine 11Feb04

Field Observations / Remarks:

SOIL SAMPLE COLLECTION LOG

3TM INTERNATIONAL
Houston, Texas

Project Name: Koppers Creosote Case

Site Name: Koppers Creosote Facility

Date of Sampling: 11Jan04

Time of Sampling: 1025

Sample Location: Batupan Bogue Creek

Sample ID: 3TM-KP-DS-BB-3B (1-2')

Boring Number: 3TM-KP-DS-BB-3B

Terminal Depth of Boring: 3 feet bgs

Sampling Method: Macro-Core® Soil Sampler

Sample Depth: 1-2 foot bgs

Sample Matrix: Ditch Sediment

Soil Type: Moist Coarse Sand

Sample Color: Brown

Sample Odor: None

Field Measurements: None

Equipment: Macro-Core® Soil Sampler

Sample Analysis: Samples on Hold

Analytical Laboratory: Xenco

Sample Container: Clear Glass

Number of Samples: 1

Sample Quantity Collected: 8 oz.

Preservative Used: Ice

Weather: Clear & Sunny

Ambient Temperature: Approx. 35° F

Site Conditions: Not Applicable

Photograph Taken: Yes

GPS Latitude: N 33°45.428'

GPS Longitude: W 089°46.916'

Field Supervisor: Danny Vasentine

Signature / Date: Danny Vasentine 11Feb04

Field Observations / Remarks:

SOIL SAMPLE COLLECTION LOG

3TM INTERNATIONAL
Houston, Texas

Project Name: Koppers Creosote Case

Site Name: Koppers Creosote Facility

Date of Sampling: 11Jan04

Time of Sampling: 1035

Sample Location: Batupan Bogue Creek

Sample ID: 3TM-KP-DS-BB-3B (2-3')

Boring Number: 3TM-KP-DS-BB-3B

Terminal Depth of Boring: 3 feet bgs

Sampling Method: Macro-Core® Soil Sampler

Sample Depth: 2-3 foot bgs

Sample Matrix: Ditch Sediment

Soil Type: Moist Coarse Sand

Sample Color: Brown

Sample Odor: None

Field Measurements: None

Equipment: Macro-Core® Soil Sampler

Sample Analysis: Samples on Hold

Analytical Laboratory: Xenco

Sample Container: Clear Glass

Number of Samples: 1

Sample Quantity Collected: 8 oz.

Preservative Used: Ice

Weather: Clear & Sunny

Ambient Temperature: Approx. 35° F

Site Conditions: Not Applicable

Photograph Taken: Yes

GPS Latitude: N 33°45.428'

GPS Longitude: W 089°46.916'

Field Supervisor: Danny Vasentine

Signature / Date: Danny Vasentine 11Feb04

Field Observations / Remarks:

SOIL SAMPLE COLLECTION LOG

3TM INTERNATIONAL
Houston, Texas

Project Name: Koppers Creosote Case

Site Name: Koppers Creosote Facility

Date of Sampling: 11Jan04

Time of Sampling: 1045

Sample Location: Batupan Bogue Creek

Sample ID: 3TM-KP-DS-BB-3B (0-3')

Boring Number: 3TM-KP-DS-BB-3B

Terminal Depth of Boring: 3 feet bgs

Sampling Method: Macro-Core® Soil Sampler

Sample Depth: 0-3 foot bgs

Sample Matrix: Ditch Sediment

Soil Type: Moist Coarse Sand

Sample Color: Brown

Sample Odor: None

Field Measurements: None

Equipment: Macro-Core® Soil Sampler

Sample Analysis: SVOAs by 8270

Analytical Laboratory: Xenco

Sample Container: Clear Glass

Number of Samples: 1

Sample Quantity Collected: 8 oz.

Preservative Used: Ice

Weather: Clear & Sunny

Ambient Temperature: Approx. 35° F

Site Conditions: Not Applicable

Photograph Taken: Yes

GPS Latitude: N 33°45.428'

GPS Longitude: W 089°46.916'

Field Supervisor: Danny Vasentine

Signature / Date: Danny Vasentine 11Feb04

Field Observations / Remarks:

SOIL SAMPLE COLLECTION LOG

3TM INTERNATIONAL
Houston, Texas

Project Name: Koppers Creosote Case

Site Name: Koppers Creosote Facility

Date of Sampling: 11Jan04

Time of Sampling: 1100

Sample Location: Batupan Bogue Creek

Sample ID: 3TM-KP-DS-BB-3C (0-1')

Boring Number: 3TM-KP-DS-BB-3C

Terminal Depth of Boring: 3 feet bgs

Sampling Method: Macro-Core® Soil Sampler

Sample Depth: 0-1 foot bgs

Sample Matrix: Ditch Sediment

Soil Type: Moist Coarse Sand

Sample Color: Brown

Sample Odor: None

Field Measurements: None

Equipment: Macro-Core® Soil Sampler

Sample Analysis: Samples on Hold

Analytical Laboratory: Xenco

Sample Container: Clear Glass

Number of Samples: 1

Sample Quantity Collected: 8 oz.

Preservative Used: Ice

Weather: Clear & Sunny

Ambient Temperature: Approx. 35° F

Site Conditions: Not Applicable

Photograph Taken: Yes

GPS Latitude: N 33°45.437'

GPS Longitude: W 089°46.923'

Field Supervisor: Danny Vasentine

Signature / Date: Danny Vasentine 11Feb04

Field Observations / Remarks:

SOIL SAMPLE COLLECTION LOG

3TM INTERNATIONAL
Houston, Texas

Project Name: Koppers Creosote Case

Site Name: Koppers Creosote Facility

Date of Sampling: 11Jan04

Time of Sampling: 1110

Sample Location: Batupan Bogue Creek

Sample ID: 3TM-KP-DS-BB-3C (1-2')

Boring Number: 3TM-KP-DS-BB-3C

Terminal Depth of Boring: 3 feet bgs

Sampling Method: Macro-Core® Soil Sampler

Sample Depth: 1-2 foot bgs

Sample Matrix: Ditch Sediment

Soil Type: Moist Coarse Sand

Sample Color: Brown

Sample Odor: None

Field Measurements: None

Equipment: Macro-Core® Soil Sampler

Sample Analysis: Samples on Hold

Analytical Laboratory: Xenco

Sample Container: Clear Glass

Number of Samples: 1

Sample Quantity Collected: 8 oz.

Preservative Used: Ice

Weather: Clear & Sunny

Ambient Temperature: Approx. 35° F

Site Conditions: Not Applicable

Photograph Taken: Yes

GPS Latitude: N 33°45.437'

GPS Longitude: W 089°46.923'

Field Supervisor: Danny Vasentine

Signature / Date: Danny Vasentine 11Feb04

Field Observations / Remarks:

SOIL SAMPLE COLLECTION LOG

3TM INTERNATIONAL
Houston, Texas

Project Name: Koppers Creosote Case

Site Name: Koppers Creosote Facility

Date of Sampling: 11Jan04

Time of Sampling: 1120

Sample Location: Batupan Bogue Creek

Sample ID: 3TM-KP-DS-BB-3C (2-3')

Boring Number: 3TM-KP-DS-BB-3C

Terminal Depth of Boring: 3 feet bgs

Sampling Method: Macro-Core® Soil Sampler

Sample Depth: 2-3 foot bgs

Sample Matrix: Ditch Sediment

Soil Type: Moist Coarse Sand

Sample Color: Brown

Sample Odor: None

Field Measurements: None

Equipment: Macro-Core® Soil Sampler

Sample Analysis: Samples on Hold

Analytical Laboratory: Xenco

Sample Container: Clear Glass

Number of Samples: 1

Sample Quantity Collected: 8 oz.

Preservative Used: Ice

Weather: Clear & Sunny

Ambient Temperature: Approx. 35° F

Site Conditions: Not Applicable

Photograph Taken: Yes

GPS Latitude: N 33°45.437'

GPS Longitude: W 089°46.923'

Field Supervisor: Danny Vasentine

Signature / Date: Danny Vasentine 11Feb04

Field Observations / Remarks:

SOIL SAMPLE COLLECTION LOG

3TM INTERNATIONAL
Houston, Texas

Project Name: Koppers Creosote Case

Site Name: Koppers Creosote Facility

Date of Sampling: 11Jan04

Time of Sampling: 1135

Sample Location: Batupan Bogue Creek

Sample ID: 3TM-KP-DS-BB-3C (0-3')

Boring Number: 3TM-KP-DS-BB-3C

Terminal Depth of Boring: 3 feet bgs

Sampling Method: Macro-Core® Soil Sampler

Sample Depth: 0-3 foot bgs

Sample Matrix: Ditch Sediment

Soil Type: Moist Coarse Sand

Sample Color: Brown

Sample Odor: None

Field Measurements: None

Equipment: Macro-Core® Soil Sampler

Sample Analysis: SVOAs by 8270

Analytical Laboratory: Xenco

Sample Container: Clear Glass

Number of Samples: 1

Sample Quantity Collected: 8 oz.

Preservative Used: Ice

Weather: Clear & Sunny

Ambient Temperature: Approx. 35° F

Site Conditions: Not Applicable

Photograph Taken: Yes

GPS Latitude: N 33°45.437'

GPS Longitude: W 089°46.923'

Field Supervisor: Danny Vasentine

Signature / Date: Danny Vasentine 11Feb04

Field Observations / Remarks:

SOIL SAMPLE COLLECTION LOG

3TM INTERNATIONAL
Houston, Texas

Project Name: Koppers Creosote Case

Site Name: Koppers Creosote Facility

Date of Sampling: 11Jan04

Time of Sampling: 1240

Sample Location: Batupan Bogue Creek

Sample ID: 3TM-KP-DS-BB-4A (0-1')

Boring Number: 3TM-KP-DS-BB-4A

Terminal Depth of Boring: 3 feet bgs

Sampling Method: Macro-Core® Soil Sampler

Sample Depth: 0-1 foot bgs

Sample Matrix: Ditch Sediment

Soil Type: Moist Coarse Sand

Sample Color: Brown

Sample Odor: None

Field Measurements: None

Equipment: Macro-Core® Soil Sampler

Sample Analysis: Samples on Hold

Analytical Laboratory: Xenco

Sample Container: Clear Glass

Number of Samples: 1

Sample Quantity Collected: 8 oz.

Preservative Used: Ice

Weather: Clear & Sunny

Ambient Temperature: Approx. 45° F

Site Conditions: Not Applicable

Photograph Taken: Yes

GPS Latitude: N 33°45.804'

GPS Longitude: W 089°47.101'

Field Supervisor: Danny Vasentine

Signature / Date: Danny Vasentine 11Feb04

Field Observations / Remarks:

SOIL SAMPLE COLLECTION LOG

3TM INTERNATIONAL
Houston, Texas

Project Name: Koppers Creosote Case

Site Name: Koppers Creosote Facility

Date of Sampling: 11Jan04

Time of Sampling: 1250

Sample Location: Batupan Bogue Creek

Sample ID: 3TM-KP-DS-BB-4A (1-2')

Boring Number: 3TM-KP-DS-BB-4A

Terminal Depth of Boring: 3 feet bgs

Sampling Method: Macro-Core® Soil Sampler

Sample Depth: 1-2 foot bgs

Sample Matrix: Ditch Sediment

Soil Type: Moist Coarse Sand

Sample Color: Brown

Sample Odor: None

Field Measurements: None

Equipment: Macro-Core® Soil Sampler

Sample Analysis: Samples on Hold

Analytical Laboratory: Xenco

Sample Container: Clear Glass

Number of Samples: 1

Sample Quantity Collected: 8 oz.

Preservative Used: Ice

Weather: Clear & Sunny

Ambient Temperature: Approx. 45° F

Site Conditions: Not Applicable

Photograph Taken: Yes

GPS Latitude: N 33°45.804'

GPS Longitude: W 089°47.101'

Field Supervisor: Danny Vasentine

Signature / Date: Danny Vasentine 11Feb04

Field Observations / Remarks:

SOIL SAMPLE COLLECTION LOG

3TM INTERNATIONAL
Houston, Texas

Project Name: Koppers Creosote Case

Site Name: Koppers Creosote Facility

Date of Sampling: 11Jan04

Time of Sampling: 1300

Sample Location: Batupan Bogue Creek

Sample ID: 3TM-KP-DS-BB-4A (2-3')

Boring Number: 3TM-KP-DS-BB-4A

Terminal Depth of Boring: 3 feet bgs

Sampling Method: Macro-Core® Soil Sampler

Sample Depth: 2-3 foot bgs

Sample Matrix: Ditch Sediment

Soil Type: Moist Coarse Sand

Sample Color: Brown

Sample Odor: None

Field Measurements: None

Equipment: Macro-Core® Soil Sampler

Sample Analysis: Samples on Hold

Analytical Laboratory: Xenco

Sample Container: Clear Glass

Number of Samples: 1

Sample Quantity Collected: 8 oz.

Preservative Used: Ice

Weather: Clear & Sunny

Ambient Temperature: Approx. 45° F

Site Conditions: Not Applicable

Photograph Taken: Yes

GPS Latitude: N 33°45.804'

GPS Longitude: W 089°47.101'

Field Supervisor: Danny Vasentine

Signature / Date: Danny Vasentine 11Feb04

Field Observations / Remarks:

SOIL SAMPLE COLLECTION LOG

3TM INTERNATIONAL
Houston, Texas

Project Name: Koppers Creosote Case

Site Name: Koppers Creosote Facility

Date of Sampling: 11Jan04

Time of Sampling: 1310

Sample Location: Batupan Bogue Creek

Sample ID: 3TM-KP-DS-BB-4A (0-3')

Boring Number: 3TM-KP-DS-BB-4A

Terminal Depth of Boring: 3 feet bgs

Sampling Method: Macro-Core® Soil Sampler

Sample Depth: 0-3 foot bgs

Sample Matrix: Ditch Sediment

Soil Type: Moist Coarse Sand

Sample Color: Brown

Sample Odor: None

Field Measurements: None

Equipment: Macro-Core® Soil Sampler

Sample Analysis: SVOAs by 8270

Analytical Laboratory: Xenco

Sample Container: Clear Glass

Number of Samples: 1

Sample Quantity Collected: 8 oz.

Preservative Used: Ice

Weather: Clear & Sunny

Ambient Temperature: Approx. 45° F

Site Conditions: Not Applicable

Photograph Taken: Yes

GPS Latitude: N 33°45.804'

GPS Longitude: W 089°47.101'

Field Supervisor: Danny Vasentine

Signature / Date: Danny Vasentine 11Feb04

Field Observations / Remarks:

SOIL SAMPLE COLLECTION LOG

3TM INTERNATIONAL
Houston, Texas

Project Name: Koppers Creosote Case

Site Name: Koppers Creosote Facility

Date of Sampling: 11Jan04

Time of Sampling: 1345

Sample Location: Batupan Bogue Creek

Sample ID: 3TM-KP-DS-BB-4B (0-1')

Boring Number: 3TM-KP-DS-BB-4B

Terminal Depth of Boring: 3 feet bgs

Sampling Method: Macro-Core® Soil Sampler

Sample Depth: 0-1 foot bgs

Sample Matrix: Ditch Sediment

Soil Type: Moist Coarse Sand

Sample Color: Brown

Sample Odor: None

Field Measurements: None

Equipment: Macro-Core® Soil Sampler

Sample Analysis: Samples on Hold

Analytical Laboratory: Xenco

Sample Container: Clear Glass

Number of Samples: 1

Sample Quantity Collected: 8 oz.

Preservative Used: Ice

Weather: Clear & Sunny

Ambient Temperature: Approx. 45° F

Site Conditions: Not Applicable

Photograph Taken: Yes

GPS Latitude: N 33°45.797'

GPS Longitude: W 089°47.107'

Field Supervisor: Danny Vasentine

Signature / Date: Danny Vasentine 11Feb04

Field Observations / Remarks:

SOIL SAMPLE COLLECTION LOG

3TM INTERNATIONAL
Houston, Texas

Project Name: Koppers Creosote Case

Site Name: Koppers Creosote Facility

Date of Sampling: 11Jan04

Time of Sampling: 1355

Sample Location: Batupan Bogue Creek

Sample ID: 3TM-KP-DS-BB-4B (1-2')

Boring Number: 3TM-KP-DS-BB-4B

Terminal Depth of Boring: 3 feet bgs

Sampling Method: Macro-Core® Soil Sampler

Sample Depth: 1-2 foot bgs

Sample Matrix: Ditch Sediment

Soil Type: Moist Coarse Sand

Sample Color: Brown

Sample Odor: None

Field Measurements: None

Equipment: Macro-Core® Soil Sampler

Sample Analysis: Samples on Hold

Analytical Laboratory: Xenco

Sample Container: Clear Glass

Number of Samples: 1

Sample Quantity Collected: 8 oz.

Preservative Used: Ice

Weather: Clear & Sunny

Ambient Temperature: Approx. 45° F

Site Conditions: Not Applicable

Photograph Taken: Yes

GPS Latitude: N 33°45.797'

GPS Longitude: W 089°47.107'

Field Supervisor: Danny Vasentine

Signature / Date: Danny Vasentine 11Feb04

Field Observations / Remarks:

SOIL SAMPLE COLLECTION LOG

3TM INTERNATIONAL
Houston, Texas

Project Name: Koppers Creosote Case

Site Name: Koppers Creosote Facility

Date of Sampling: 11Jan04

Time of Sampling: 1405

Sample Location: Batupan Bogue Creek

Sample ID: 3TM-KP-DS-BB-4B (2-3')

Boring Number: 3TM-KP-DS-BB-4B

Terminal Depth of Boring: 3 feet bgs

Sampling Method: Macro-Core® Soil Sampler

Sample Depth: 2-3 foot bgs

Sample Matrix: Ditch Sediment

Soil Type: Moist Coarse Sand

Sample Color: Brown

Sample Odor: None

Field Measurements: None

Equipment: Macro-Core® Soil Sampler

Sample Analysis: Samples on Hold

Analytical Laboratory: Xenco

Sample Container: Clear Glass

Number of Samples: 1

Sample Quantity Collected: 8 oz.

Preservative Used: Ice

Weather: Clear & Sunny

Ambient Temperature: Approx. 45° F

Site Conditions: Not Applicable

Photograph Taken: Yes

GPS Latitude: N 33°45.797'

GPS Longitude: W 089°47.107'

Field Supervisor: Danny Vasentine

Signature / Date: Danny Vasentine 11Feb04

Field Observations / Remarks:

SOIL SAMPLE COLLECTION LOG

3TM INTERNATIONAL
Houston, Texas

Project Name: Koppers Creosote Case

Site Name: Koppers Creosote Facility

Date of Sampling: 11Jan04

Time of Sampling: 1415

Sample Location: Batupan Bogue Creek

Sample ID: 3TM-KP-DS-BB-4B (0-3')

Boring Number: 3TM-KP-DS-BB-4B

Terminal Depth of Boring: 3 feet bgs

Sampling Method: Macro-Core® Soil Sampler

Sample Depth: 0-3 foot bgs

Sample Matrix: Ditch Sediment

Soil Type: Moist Coarse Sand

Sample Color: Brown

Sample Odor: None

Field Measurements: None

Equipment: Macro-Core® Soil Sampler

Sample Analysis: SVOAs by 8270

Analytical Laboratory: Xenco

Sample Container: Clear Glass

Number of Samples: 1

Sample Quantity Collected: 8 oz.

Preservative Used: Ice

Weather: Clear & Sunny

Ambient Temperature: Approx. 45° F

Site Conditions: Not Applicable

Photograph Taken: Yes

GPS Latitude: N 33°45.797'

GPS Longitude: W 089°47.107'

Field Supervisor: Danny Vasentine

Signature / Date: Danny Vasentine 11Feb04

Field Observations / Remarks:

SOIL SAMPLE COLLECTION LOG

3TM INTERNATIONAL
Houston, Texas

Project Name: Koppers Creosote Case

Site Name: Koppers Creosote Facility

Date of Sampling: 11Jan04

Time of Sampling: 1440

Sample Location: Batupan Bogue Creek

Sample ID: 3TM-KP-DS-BB-4C (0-1')

Boring Number: 3TM-KP-DS-BB-4C

Terminal Depth of Boring: 3 feet bgs

Sampling Method: Macro-Core® Soil Sampler

Sample Depth: 0-1 foot bgs

Sample Matrix: Ditch Sediment

Soil Type: Moist Coarse Sand

Sample Color: Brown

Sample Odor: None

Field Measurements: None

Equipment: Macro-Core® Soil Sampler

Sample Analysis: Samples on Hold

Analytical Laboratory: Xenco

Sample Container: Clear Glass

Number of Samples: 1

Sample Quantity Collected: 8 oz.

Preservative Used: Ice

Weather: Clear & Sunny

Ambient Temperature: Approx. 45° F

Site Conditions: Not Applicable

Photograph Taken: Yes

GPS Latitude: N 33°45.802'

GPS Longitude: W 089°47.108'

Field Supervisor: Danny Vasentine

Signature / Date: Danny Vasentine 11Feb04

Field Observations / Remarks:

SOIL SAMPLE COLLECTION LOG

3TM INTERNATIONAL
Houston, Texas

Project Name: Koppers Creosote Case

Site Name: Koppers Creosote Facility

Date of Sampling: 11Jan04

Time of Sampling: 1445

Sample Location: Batupan Bogue Creek

Sample ID: 3TM-KP-DS-BB-4C (1-2')

Boring Number: 3TM-KP-DS-BB-4C

Terminal Depth of Boring: 3 feet bgs

Sampling Method: Macro-Core® Soil Sampler

Sample Depth: 1-2 foot bgs

Sample Matrix: Ditch Sediment

Soil Type: Moist Coarse Sand

Sample Color: Brown

Sample Odor: None

Field Measurements: None

Equipment: Macro-Core® Soil Sampler

Sample Analysis: Samples on Hold

Analytical Laboratory: Xenco

Sample Container: Clear Glass

Number of Samples: 1

Sample Quantity Collected: 8 oz.

Preservative Used: Ice

Weather: Clear & Sunny

Ambient Temperature: Approx. 45° F

Site Conditions: Not Applicable

Photograph Taken: Yes

GPS Latitude: N 33°45.802'

GPS Longitude: W 089°47.108'

Field Supervisor: Danny Vasentine

Signature / Date: Danny Vasentine 11Feb04

Field Observations / Remarks:

SOIL SAMPLE COLLECTION LOG

3TM INTERNATIONAL
Houston, Texas

Project Name: Koppers Creosote Case

Site Name: Koppers Creosote Facility

Date of Sampling: 11Jan04

Time of Sampling: 1455

Sample Location: Batupan Bogue Creek

Sample ID: 3TM-KP-DS-BB-4C (2-3')

Boring Number: 3TM-KP-DS-BB-4C

Terminal Depth of Boring: 3 feet bgs

Sampling Method: Macro-Core® Soil Sampler

Sample Depth: 2-3 foot bgs

Sample Matrix: Ditch Sediment

Soil Type: Moist Coarse Sand

Sample Color: Brown

Sample Odor: None

Field Measurements: None

Equipment: Macro-Core® Soil Sampler

Sample Analysis: Samples on Hold

Analytical Laboratory: Xenco

Sample Container: Clear Glass

Number of Samples: 1

Sample Quantity Collected: 8 oz.

Preservative Used: Ice

Weather: Clear & Sunny

Ambient Temperature: Approx. 45° F

Site Conditions: Not Applicable

Photograph Taken: Yes

GPS Latitude: N 33°45.802'

GPS Longitude: W 089°47.108'

Field Supervisor: Danny Vasentine

Signature / Date: Danny Vasentine 11Feb04

Field Observations / Remarks:

SOIL SAMPLE COLLECTION LOG

3TM INTERNATIONAL
Houston, Texas

Project Name: Koppers Creosote Case

Site Name: Koppers Creosote Facility

Date of Sampling: 11Jan04

Time of Sampling: 1505

Sample Location: Batupan Bogue Creek

Sample ID: 3TM-KP-DS-BB-4C (0-3')

Boring Number: 3TM-KP-DS-BB-4C

Terminal Depth of Boring: 3 feet bgs

Sampling Method: Macro-Core® Soil Sampler

Sample Depth: 0-3 foot bgs

Sample Matrix: Ditch Sediment

Soil Type: Moist Coarse Sand

Sample Color: Brown

Sample Odor: None

Field Measurements: None

Equipment: Macro-Core® Soil Sampler

Sample Analysis: SVOAs by 8270

Analytical Laboratory: Xenco

Sample Container: Clear Glass

Number of Samples: 1

Sample Quantity Collected: 8 oz.

Preservative Used: Ice

Weather: Clear & Sunny

Ambient Temperature: Approx. 45° F

Site Conditions: Not Applicable

Photograph Taken: Yes

GPS Latitude: N 33°45.802'

GPS Longitude: W 089°47.108'

Field Supervisor: Danny Vasentine

Signature / Date: Danny Vasentine 11Feb04

Field Observations / Remarks:

SOIL SAMPLE COLLECTION LOG

3TM INTERNATIONAL
Houston, Texas

Project Name: Koppers Creosote Case

Site Name: Koppers Creosote Facility

Date of Sampling: 11Jan04

Time of Sampling: 1705

Sample Location: Batupan Bogue Creek

Sample ID: 3TM-KP-DS-BB-5A (0-1')

Boring Number: 3TM-KP-DS-BB-5A

Terminal Depth of Boring: 3 feet bgs

Sampling Method: Macro-Core® Soil Sampler

Sample Depth: 0-1 foot bgs

Sample Matrix: Ditch Sediment

Soil Type: Moist Coarse Sand

Sample Color: Brown

Sample Odor: None

Field Measurements: None

Equipment: Macro-Core® Soil Sampler

Sample Analysis: Samples on Hold

Analytical Laboratory: Xenco

Sample Container: Clear Glass

Number of Samples: 1

Sample Quantity Collected: 8 oz.

Preservative Used: Ice

Weather: Clear & Sunny

Ambient Temperature: Approx. 52° F

Site Conditions: Not Applicable

Photograph Taken: Yes

GPS Latitude: N 33°46.301'

GPS Longitude: W 089°46.893'

Field Supervisor: Danny Vasentine

Signature / Date: Danny Vasentine 11Feb04

Field Observations / Remarks:

SOIL SAMPLE COLLECTION LOG

3TM INTERNATIONAL
Houston, Texas

Project Name: Koppers Creosote Case

Site Name: Koppers Creosote Facility

Date of Sampling: 11Jan04

Time of Sampling: 1710

Sample Location: Batupan Bogue Creek

Sample ID: 3TM-KP-DS-BB-5A (1-2')

Boring Number: 3TM-KP-DS-BB-5A

Terminal Depth of Boring: 3 feet bgs

Sampling Method: Macro-Core® Soil Sampler

Sample Depth: 1-2 foot bgs

Sample Matrix: Ditch Sediment

Soil Type: Moist Coarse Sand

Sample Color: Brown

Sample Odor: None

Field Measurements: None

Equipment: Macro-Core® Soil Sampler

Sample Analysis: Samples on Hold

Analytical Laboratory: Xenco

Sample Container: Clear Glass

Number of Samples: 1

Sample Quantity Collected: 8 oz.

Preservative Used: Ice

Weather: Clear & Sunny

Ambient Temperature: Approx. 52° F

Site Conditions: Not Applicable

Photograph Taken: Yes

GPS Latitude: N 33°46.301'

GPS Longitude: W 089°46.893'

Field Supervisor: Danny Vasentine

Signature / Date: Danny Vasentine 11Feb04

Field Observations / Remarks:

SOIL SAMPLE COLLECTION LOG

3TM INTERNATIONAL
Houston, Texas

Project Name: Koppers Creosote Case

Site Name: Koppers Creosote Facility

Date of Sampling: 11Jan04

Time of Sampling: 1715

Sample Location: Batupan Bogue Creek

Sample ID: 3TM-KP-DS-BB-5A (2-3')

Boring Number: 3TM-KP-DS-BB-5A

Terminal Depth of Boring: 3 feet bgs

Sampling Method: Macro-Core® Soil Sampler

Sample Depth: 2-3 foot bgs

Sample Matrix: Ditch Sediment

Soil Type: Moist Coarse Sand

Sample Color: Brown

Sample Odor: None

Field Measurements: None

Equipment: Macro-Core® Soil Sampler

Sample Analysis: Samples on Hold

Analytical Laboratory: Xenco

Sample Container: Clear Glass

Number of Samples: 1

Sample Quantity Collected: 8 oz.

Preservative Used: Ice

Weather: Clear & Sunny

Ambient Temperature: Approx. 52° F

Site Conditions: Not Applicable

Photograph Taken: Yes

GPS Latitude: N 33°46.301'

GPS Longitude: W 089°46.893'

Field Supervisor: Danny Vasentine

Signature / Date: Danny Vasentine 11Feb04

Field Observations / Remarks:

SOIL SAMPLE COLLECTION LOG

3TM INTERNATIONAL
Houston, Texas

Project Name: Koppers Creosote Case

Site Name: Koppers Creosote Facility

Date of Sampling: 11Jan04

Time of Sampling: 1720

Sample Location: Batupan Bogue Creek

Sample ID: 3TM-KP-DS-BB-5A (0-3')

Boring Number: 3TM-KP-DS-BB-5A

Terminal Depth of Boring: 3 feet bgs

Sampling Method: Macro-Core® Soil Sampler

Sample Depth: 0-3 foot bgs

Sample Matrix: Ditch Sediment

Soil Type: Moist Coarse Sand

Sample Color: Brown

Sample Odor: None

Field Measurements: None

Equipment: Macro-Core® Soil Sampler

Sample Analysis: SVOAs by 8270

Analytical Laboratory: Xenco

Sample Container: Clear Glass

Number of Samples: 1

Sample Quantity Collected: 8 oz.

Preservative Used: Ice

Weather: Clear & Sunny

Ambient Temperature: Approx. 52° F

Site Conditions: Not Applicable

Photograph Taken: Yes

GPS Latitude: N 33°46.301'

GPS Longitude: W 089°46.893'

Field Supervisor: Danny Vasentine

Signature / Date: Danny Vasentine 11Feb04

Field Observations / Remarks:

SOIL SAMPLE COLLECTION LOG

3TM INTERNATIONAL
Houston, Texas

Project Name: Koppers Creosote Case

Site Name: Koppers Creosote Facility

Date of Sampling: 11Jan04

Time of Sampling: 1800

Sample Location: Batupan Bogue Creek

Sample ID: 3TM-KP-DS-BB-5C (0-1')

Boring Number: 3TM-KP-DS-BB-5C

Terminal Depth of Boring: 3 feet bgs

Sampling Method: Macro-Core® Soil Sampler

Sample Depth: 0-1 foot bgs

Sample Matrix: Ditch Sediment

Soil Type: Moist Coarse Sand

Sample Color: Brown

Sample Odor: None

Field Measurements: None

Equipment: Macro-Core® Soil Sampler

Sample Analysis: Samples on Hold

Analytical Laboratory: Xenco

Sample Container: Clear Glass

Number of Samples: 1

Sample Quantity Collected: 8 oz.

Preservative Used: Ice

Weather: Clear & Sunny

Ambient Temperature: Approx. 52° F

Site Conditions: Not Applicable

Photograph Taken: Yes

GPS Latitude: N 33°46.302'

GPS Longitude: W 089°46.894'

Field Supervisor: Danny Vasentine

Signature / Date: Danny Vasentine 11Feb04

Field Observations / Remarks:

SOIL SAMPLE COLLECTION LOG

3TM INTERNATIONAL
Houston, Texas

Project Name: Koppers Creosote Case

Site Name: Koppers Creosote Facility

Date of Sampling: 11Jan04

Time of Sampling: 1810

Sample Location: Batupan Bogue Creek

Sample ID: 3TM-KP-DS-BB-5C (1-2')

Boring Number: 3TM-KP-DS-BB-5C

Terminal Depth of Boring: 3 feet bgs

Sampling Method: Macro-Core® Soil Sampler

Sample Depth: 1-2 foot bgs

Sample Matrix: Ditch Sediment

Soil Type: Moist Coarse Sand

Sample Color: Brown

Sample Odor: None

Field Measurements: None

Equipment: Macro-Core® Soil Sampler

Sample Analysis: Samples on Hold

Analytical Laboratory: Xenco

Sample Container: Clear Glass

Number of Samples: 1

Sample Quantity Collected: 8 oz.

Preservative Used: Ice

Weather: Clear & Sunny

Ambient Temperature: Approx. 52° F

Site Conditions: Not Applicable

Photograph Taken: Yes

GPS Latitude: N 33°46.302'

GPS Longitude: W 089°46.894'

Field Supervisor: Danny Vasentine

Signature / Date: Danny Vasentine 11Feb04

Field Observations / Remarks:

SOIL SAMPLE COLLECTION LOG

3TM INTERNATIONAL
Houston, Texas

Project Name: Koppers Creosote Case

Site Name: Koppers Creosote Facility

Date of Sampling: 11Jan04

Time of Sampling: 1820

Sample Location: Batupan Bogue Creek

Sample ID: 3TM-KP-DS-BB-5C (2-3')

Boring Number: 3TM-KP-DS-BB-5C

Terminal Depth of Boring: 3 feet bgs

Sampling Method: Macro-Core® Soil Sampler

Sample Depth: 2-3 foot bgs

Sample Matrix: Ditch Sediment

Soil Type: Moist Coarse Sand

Sample Color: Brown

Sample Odor: None

Field Measurements: None

Equipment: Macro-Core® Soil Sampler

Sample Analysis: Samples on Hold

Analytical Laboratory: Xenco

Sample Container: Clear Glass

Number of Samples: 1

Sample Quantity Collected: 8 oz.

Preservative Used: Ice

Weather: Clear & Sunny

Ambient Temperature: Approx. 52° F

Site Conditions: Not Applicable

Photograph Taken: Yes

GPS Latitude: N 33°46.302'

GPS Longitude: W 089°46.894'

Field Supervisor: Danny Vasentine

Signature / Date: Danny Vasentine 11Feb04

Field Observations / Remarks:

SOIL SAMPLE COLLECTION LOG

3TM INTERNATIONAL
Houston, Texas

Project Name: Koppers Creosote Case

Site Name: Koppers Creosote Facility

Date of Sampling: 11Jan04

Time of Sampling: 1830

Sample Location: Batupan Bogue Creek

Sample ID: 3TM-KP-DS-BB-5C (0-3')

Boring Number: 3TM-KP-DS-BB-5C

Terminal Depth of Boring: 3 feet bgs

Sampling Method: Macro-Core® Soil Sampler

Sample Depth: 0-3 foot bgs

Sample Matrix: Ditch Sediment

Soil Type: Moist Coarse Sand

Sample Color: Brown

Sample Odor: None

Field Measurements: None

Equipment: Macro-Core® Soil Sampler

Sample Analysis: SVOAs by 8270

Analytical Laboratory: Xenco

Sample Container: Clear Glass

Number of Samples: 1

Sample Quantity Collected: 8 oz.

Preservative Used: Ice

Weather: Clear & Sunny

Ambient Temperature: Approx. 52° F

Site Conditions: Not Applicable

Photograph Taken: Yes

GPS Latitude: N 33°46.302'

GPS Longitude: W 089°46.894'

Field Supervisor: Danny Vasentine

Signature / Date: Danny Vasentine 11Feb04

Field Observations / Remarks:

SOIL SAMPLE COLLECTION LOG

3TM INTERNATIONAL
Houston, Texas

Project Name: Koppers Creosote Case

Site Name: Koppers Creosote Facility

Date of Sampling: 12Jan04

Time of Sampling: 0925

Sample Location: Batupan Bogue Creek

Sample ID: 3TM-KP-DS-BB-6B (0-1')

Boring Number: 3TM-KP-DS-BB-6B

Terminal Depth of Boring: 3 feet bgs

Sampling Method: Macro-Core® Soil Sampler

Sample Depth: 0-1 foot bgs

Sample Matrix: Ditch Sediment

Soil Type: Moist Coarse Sand

Sample Color: Brown

Sample Odor: None

Field Measurements: None

Equipment: Macro-Core® Soil Sampler

Sample Analysis: Samples on Hold

Analytical Laboratory: Xenco

Sample Container: Clear Glass

Number of Samples: 1

Sample Quantity Collected: 8 oz.

Preservative Used: Ice

Weather: Clear & Sunny

Ambient Temperature: Approx. 45° F

Site Conditions: Not Applicable

Photograph Taken: Yes

GPS Latitude: N 33°46.555'

GPS Longitude: W 089°47.545'

Field Supervisor: Danny Vasentine

Signature / Date: Danny Vasentine 11Feb04

Field Observations / Remarks:

SOIL SAMPLE COLLECTION LOG

3TM INTERNATIONAL
Houston, Texas

Project Name: Koppers Creosote Case

Site Name: Koppers Creosote Facility

Date of Sampling: 12Jan04

Time of Sampling: 0930

Sample Location: Batupan Bogue Creek

Sample ID: 3TM-KP-DS-BB-6B (1-2')

Boring Number: 3TM-KP-DS-BB-6B

Terminal Depth of Boring: 3 feet bgs

Sampling Method: Macro-Core® Soil Sampler

Sample Depth: 1-2 foot bgs

Sample Matrix: Ditch Sediment

Soil Type: Moist Coarse Sand

Sample Color: Brown

Sample Odor: None

Field Measurements: None

Equipment: Macro-Core® Soil Sampler

Sample Analysis: Samples on Hold

Analytical Laboratory: Xenco

Sample Container: Clear Glass

Number of Samples: 1

Sample Quantity Collected: 8 oz.

Preservative Used: Ice

Weather: Clear & Sunny

Ambient Temperature: Approx. 45° F

Site Conditions: Not Applicable

Photograph Taken: Yes

GPS Latitude: N 33°46.555'

GPS Longitude: W 089°47.545'

Field Supervisor: Danny Vasentine

Signature / Date: Danny Vasentine 11Feb04

Field Observations / Remarks:

SOIL SAMPLE COLLECTION LOG

3TM INTERNATIONAL
Houston, Texas

Project Name: Koppers Creosote Case

Site Name: Koppers Creosote Facility

Date of Sampling: 12Jan04

Time of Sampling: 0935

Sample Location: Batupan Bogue Creek

Sample ID: 3TM-KP-DS-BB-6B (2-3')

Boring Number: 3TM-KP-DS-BB-6B

Terminal Depth of Boring: 3 feet bgs

Sampling Method: Macro-Core® Soil Sampler

Sample Depth: 2-3 foot bgs

Sample Matrix: Ditch Sediment

Soil Type: Moist Coarse Sand

Sample Color: Brown

Sample Odor: None

Field Measurements: None

Equipment: Macro-Core® Soil Sampler

Sample Analysis: Samples on Hold

Analytical Laboratory: Xenco

Sample Container: Clear Glass

Number of Samples: 1

Sample Quantity Collected: 8 oz.

Preservative Used: Ice

Weather: Clear & Sunny

Ambient Temperature: Approx. 45° F

Site Conditions: Not Applicable

Photograph Taken: Yes

GPS Latitude: N 33°46.555'

GPS Longitude: W 089°47.545'

Field Supervisor: Danny Vasentine

Signature / Date: Danny Vasentine 11Feb04

Field Observations / Remarks:

SOIL SAMPLE COLLECTION LOG

3TM INTERNATIONAL
Houston, Texas

Project Name: Koppers Creosote Case

Site Name: Koppers Creosote Facility

Date of Sampling: 12Jan04

Time of Sampling: 0945

Sample Location: Batupan Bogue Creek

Sample ID: 3TM-KP-DS-BB-6B (0-3')

Boring Number: 3TM-KP-DS-BB-6B

Terminal Depth of Boring: 3 feet bgs

Sampling Method: Macro-Core® Soil Sampler

Sample Depth: 0-3 foot bgs

Sample Matrix: Ditch Sediment

Soil Type: Moist Coarse Sand

Sample Color: Brown

Sample Odor: None

Field Measurements: None

Equipment: Macro-Core® Soil Sampler

Sample Analysis: SVOAs by 8270

Analytical Laboratory: Xenco

Sample Container: Clear Glass

Number of Samples: 1

Sample Quantity Collected: 8 oz.

Preservative Used: Ice

Weather: Clear & Sunny

Ambient Temperature: Approx. 45° F

Site Conditions: Not Applicable

Photograph Taken: Yes

GPS Latitude: N 33°46.555'

GPS Longitude: W 089°47.545'

Field Supervisor: Danny Vasentine

Signature / Date: Danny Vasentine 11Feb04

Field Observations / Remarks:

SOIL SAMPLE COLLECTION LOG

3TM INTERNATIONAL
Houston, Texas

Project Name: Koppers Creosote Case

Site Name: Koppers Creosote Facility

Date of Sampling: 12Jan04

Time of Sampling: 1005

Sample Location: Batupan Bogue Creek

Sample ID: 3TM-KP-DS-BB-6C (0-1')

Boring Number: 3TM-KP-DS-BB-6C

Terminal Depth of Boring: 3 feet bgs

Sampling Method: Macro-Core® Soil Sampler

Sample Depth: 0-1 foot bgs

Sample Matrix: Ditch Sediment

Soil Type: Moist Coarse Sand

Sample Color: Brown

Sample Odor: None

Field Measurements: None

Equipment: Macro-Core® Soil Sampler

Sample Analysis: Samples on Hold

Analytical Laboratory: Xenco

Sample Container: Clear Glass

Number of Samples: 1

Sample Quantity Collected: 8 oz.

Preservative Used: Ice

Weather: Clear & Sunny

Ambient Temperature: Approx. 45° F

Site Conditions: Not Applicable

Photograph Taken: Yes

GPS Latitude: N 33°46.547'

GPS Longitude: W 089°47.543'

Field Supervisor: Danny Vasentine

Signature / Date: Danny Vasentine 11Feb04

Field Observations / Remarks:

SOIL SAMPLE COLLECTION LOG

3TM INTERNATIONAL
Houston, Texas

Project Name: Koppers Creosote Case

Site Name: Koppers Creosote Facility

Date of Sampling: 12Jan04

Time of Sampling: 1010

Sample Location: Batupan Bogue Creek

Sample ID: 3TM-KP-DS-BB-6C (1-2')

Boring Number: 3TM-KP-DS-BB-6C

Terminal Depth of Boring: 3 feet bgs

Sampling Method: Macro-Core® Soil Sampler

Sample Depth: 1-2 foot bgs

Sample Matrix: Ditch Sediment

Soil Type: Moist Coarse Sand

Sample Color: Brown

Sample Odor: None

Field Measurements: None

Equipment: Macro-Core® Soil Sampler

Sample Analysis: Samples on Hold

Analytical Laboratory: Xenco

Sample Container: Clear Glass

Number of Samples: 1

Sample Quantity Collected: 8 oz.

Preservative Used: Ice

Weather: Clear & Sunny

Ambient Temperature: Approx. 45° F

Site Conditions: Not Applicable

Photograph Taken: Yes

GPS Latitude: N 33°46.547'

GPS Longitude: W 089°47.543'

Field Supervisor: Danny Vasentine

Signature / Date: Danny Vasentine 11Feb04

Field Observations / Remarks:

SOIL SAMPLE COLLECTION LOG

3TM INTERNATIONAL
Houston, Texas

Project Name: Koppers Creosote Case

Site Name: Koppers Creosote Facility

Date of Sampling: 12Jan04

Time of Sampling: 1015

Sample Location: Batupan Bogue Creek

Sample ID: 3TM-KP-DS-BB-6C (2-3')

Boring Number: 3TM-KP-DS-BB-6C

Terminal Depth of Boring: 3 feet bgs

Sampling Method: Macro-Core® Soil Sampler

Sample Depth: 2-3 foot bgs

Sample Matrix: Ditch Sediment

Soil Type: Moist Coarse Sand

Sample Color: Brown

Sample Odor: None

Field Measurements: None

Equipment: Macro-Core® Soil Sampler

Sample Analysis: Samples on Hold

Analytical Laboratory: Xenco

Sample Container: Clear Glass

Number of Samples: 1

Sample Quantity Collected: 8 oz.

Preservative Used: Ice

Weather: Clear & Sunny

Ambient Temperature: Approx. 45° F

Site Conditions: Not Applicable

Photograph Taken: Yes

GPS Latitude: N 33°46.547'

GPS Longitude: W 089°47.543'

Field Supervisor: Danny Vasentine

Signature / Date: Danny Vasentine 11Feb04

Field Observations / Remarks:

SOIL SAMPLE COLLECTION LOG

3TM INTERNATIONAL
Houston, Texas

Project Name: Koppers Creosote Case

Site Name: Koppers Creosote Facility

Date of Sampling: 12Jan04

Time of Sampling: 1025

Sample Location: Batupan Bogue Creek

Sample ID: 3TM-KP-DS-BB-6C (0-3')

Boring Number: 3TM-KP-DS-BB-6C

Terminal Depth of Boring: 3 feet bgs

Sampling Method: Macro-Core® Soil Sampler

Sample Depth: 0-3 foot bgs

Sample Matrix: Ditch Sediment

Soil Type: Moist Coarse Sand

Sample Color: Brown

Sample Odor: None

Field Measurements: None

Equipment: Macro-Core® Soil Sampler

Sample Analysis: SVOAs by 8270

Analytical Laboratory: Xenco

Sample Container: Clear Glass

Number of Samples: 1

Sample Quantity Collected: 8 oz.

Preservative Used: Ice

Weather: Clear & Sunny

Ambient Temperature: Approx. 45° F

Site Conditions: Not Applicable

Photograph Taken: Yes

GPS Latitude: N 33°46.547'

GPS Longitude: W 089°47.543'

Field Supervisor: Danny Vasentine

Signature / Date: Danny Vasentine 11Feb04

Field Observations / Remarks:

SOIL SAMPLE COLLECTION LOG

3TM INTERNATIONAL
Houston, Texas

Project Name: Koppers Creosote Case

Site Name: Koppers Creosote Facility

Date of Sampling: 12Jan04

Time of Sampling: 1230

Sample Location: Batupan Bogue Creek

Sample ID: 3TM-KP-DS-BB-8A (0-1')

Boring Number: 3TM-KP-DS-BB-8A

Terminal Depth of Boring: 3 feet bgs

Sampling Method: Macro-Core® Soil Sampler

Sample Depth: 0-1 foot bgs

Sample Matrix: Ditch Sediment

Soil Type: Saturated Coarse Sand

Sample Color: Brown

Sample Odor: None

Field Measurements: None

Equipment: Macro-Core® Soil Sampler

Sample Analysis: Samples on Hold

Analytical Laboratory: Xenco

Sample Container: Clear Glass

Number of Samples: 1

Sample Quantity Collected: 8 oz.

Preservative Used: Ice

Weather: Clear & Sunny

Ambient Temperature: Approx. 48° F

Site Conditions: Not Applicable

Photograph Taken: Yes

GPS Latitude: N 33°47.217'

GPS Longitude: W 089°47.613'

Field Supervisor: Danny Vasentine

Signature / Date: Danny Vasentine 11Feb04

Field Observations / Remarks:

SOIL SAMPLE COLLECTION LOG

3TM INTERNATIONAL
Houston, Texas

Project Name: Koppers Creosote Case

Site Name: Koppers Creosote Facility

Date of Sampling: 12Jan04

Time of Sampling: 1235

Sample Location: Batupan Bogue Creek

Sample ID: 3TM-KP-DS-BB-8A (1-2')

Boring Number: 3TM-KP-DS-BB-8A

Terminal Depth of Boring: 3 feet bgs

Sampling Method: Macro-Core® Soil Sampler

Sample Depth: 1-2 foot bgs

Sample Matrix: Ditch Sediment

Soil Type: Moist Coarse Sand

Sample Color: Brown

Sample Odor: None

Field Measurements: None

Equipment: Macro-Core® Soil Sampler

Sample Analysis: Samples on Hold

Analytical Laboratory: Xenco

Sample Container: Clear Glass

Number of Samples: 1

Sample Quantity Collected: 8 oz.

Preservative Used: Ice

Weather: Clear & Sunny

Ambient Temperature: Approx. 48° F

Site Conditions: Not Applicable

Photograph Taken: Yes

GPS Latitude: N 33°47.217'

GPS Longitude: W 089°47.613'

Field Supervisor: Danny Vasentine

Signature / Date: Danny Vasentine 11Feb04

Field Observations / Remarks:

SOIL SAMPLE COLLECTION LOG

3TM INTERNATIONAL
Houston, Texas

Project Name: Koppers Creosote Case

Site Name: Koppers Creosote Facility

Date of Sampling: 12Jan04

Time of Sampling: 1240

Sample Location: Batupan Bogue Creek

Sample ID: 3TM-KP-DS-BB-8A (2-3')

Boring Number: 3TM-KP-DS-BB-8A

Terminal Depth of Boring: 3 feet bgs

Sampling Method: Macro-Core® Soil Sampler

Sample Depth: 2-3 foot bgs

Sample Matrix: Ditch Sediment

Soil Type: Moist Coarse Sand

Sample Color: Brown

Sample Odor: None

Field Measurements: None

Equipment: Macro-Core® Soil Sampler

Sample Analysis: Samples on Hold

Analytical Laboratory: Xenco

Sample Container: Clear Glass

Number of Samples: 1

Sample Quantity Collected: 8 oz.

Preservative Used: Ice

Weather: Clear & Sunny

Ambient Temperature: Approx. 48° F

Site Conditions: Not Applicable

Photograph Taken: Yes

GPS Latitude: N 33°47.217'

GPS Longitude: W 089°47.613'

Field Supervisor: Danny Vasentine

Signature / Date: Danny Vasentine 11Feb04

Field Observations / Remarks:

Koppers Inc

General Information

ID	Branch	SIC	County	Basin	Start	End
876	Energy and Transportation	2491	Grenada	Yazoo River	11/09/1981	

Address

Physical Address (Primary)	Mailing Address
1 Koppers Drive Tie Plant, MS 38960	PO Box 160 Tie Plant, MS 38960

Telecommunications

Type	Address or Phone
Work phone number	(662) 226-4584, Ext. 11

Alternate / Historic AI Identifiers

Alt ID	Alt Name	Alt Type	Start Date	End Date
2804300012	Koppers Industries, Inc.	Air-AIRS AFS	10/12/2000	
096000012	Koppers Industries, Inc.	Air-Title V Fee Customer	03/11/1997	
096000012	Koppers Industries, Inc.	Air-Title V Operating	03/11/1997	03/01/2002
096000012	Koppers Industries, Inc.	Air-Title V Operating	01/13/2004	01/01/2009
MSR220005	Koppers Industries, Inc.	GP-Wood Treating	09/25/1992	
MSD007027543	Koppers Industries, Inc.	Hazardous Waste-EPA ID	08/27/1999	
HW8854301	Koppers Industries, Inc.	Hazardous Waste-TSD	06/28/1988	06/28/1998
HW8854301	Koppers Industries, Inc.	Hazardous Waste-TSD	11/10/1999	09/30/2009
876	Koppers Industries, Inc.	Historic Site Name	11/09/1981	12/11/2006
876	Koppers, Inc.	Official Site Name	12/11/2006	
MSP090300	Koppers Industries, Inc.	Water-Pretreatment	11/14/1995	11/13/2000
MSP090300	Koppers Industries, Inc.	Water-Pretreatment	09/18/2001	08/31/2006
MSU081080	Koppers Industries, Inc.	Water-SOP	11/09/1981	11/30/1985

Regulatory Programs

Program	SubProgram	Start Date	End Date
Air	Title V - major	06/01/1900	
Hazardous Waste	Large Quantity Generator	08/27/1999	
Hazardous Waste	TSD - Not Classified	06/28/1988	
Water	Baseline Stormwater	01/01/1900	
Water	PT CIU	11/14/1995	
	PT CIU - Timber Products		

Water	Processing (Subpart 429)	11/14/1995	
Water	PT SIU	11/14/1995	

Locational Data

Latitude	Longitude	Metadata	S / T / R	Map Links
33 ° 44 ' 3 .00 (033.734167)	89 ° 47 ' 8 .06 (089.785572)	**Point Desc:** PG- Plant Entrance (General). Data collected by Mike Hardy on 11/8/2005. Elevation 223 feet. Just inside entrance gate. **Method:** GPS Code (Psuedo Range) Standard Position (SA Off) **Datum:** NAD83 **Type:** MDEQ	Section: Township: Range:	SWIMS TerraServer Map It

12/20/2006 12:16:40 PM

Koppers Industries Inc

General Information

ID	Branch	SIC	County	Basin	Start	End
876	Energy and Transportation	2491	Grenada	Yazoo River	11/09/1981	

Address

Physical Address (Primary)	Mailing Address
1 Koppers Drive Tie Plant, MS 38960	PO Box 160 Tie Plant, MS 38960

Telecommunications

Type	Address or Phone
Work phone number	(662) 226-4584, Ext. 11

Alternate / Historic AI Identifiers

Alt ID	Alt Name	Alt Type	Start Date	End Date
04300012	Koppers Industries, Inc.	Air-AIRS AFS	10/12/2000	
096000012	Koppers Industries, Inc.	Air-Title V Operating	03/11/1997	03/01/2002
096000012	Koppers Industries, Inc.	Air-Title V Operating	01/13/2004	01/01/2009
MSR220005	Koppers Industries, Inc.	GP-Wood Treating	09/25/1992	
MSD007027543	Koppers Industries, Inc.	Hazardous Waste-EPA ID	10/12/2000	
HW8854301	Koppers Industries, Inc.	Hazardous Waste-TSD	06/28/1988	06/28/1998
HW8854301	Koppers Industries, Inc.	Hazardous Waste-TSD	11/10/1999	09/30/2009
876	Koppers Industries, Inc.	Official Site Name	11/09/1981	
MSP090300	Koppers Industries, Inc.	Water-Pretreatment	11/14/1995	11/13/2000
MSP090300	Koppers Industries, Inc.	Water-Pretreatment	09/18/2001	08/31/2006
MSU081080	Koppers Industries, Inc.	Water-SOP	11/09/1981	11/30/1985

Regulatory Programs

Program	SubProgram	Start Date	End Date
Air	Title V - major	06/01/1900	
Hazardous Waste	TSD - Not Classified	06/28/1988	
Water	Baseline Stormwater	01/01/1900	
Water	PT CIU	11/14/1995	
Water	PT CIU - Timber Products Processing (Subpart 429)	11/14/1995	

Water	PT SIU	11/14/1995	

Locational Data

Latitude	Longitude	Method	Datum	S / T / R	Map Links

Report Date: 4/27/2005 3:02:44 PM

BATCH 1

3TM INTERNATIONAL, INC.

Houston, Texas

Preliminary Report

Environmental Site Assessment

Work Phases I - VI

VOLUME 2 OF 2

Koppers Wood Preserving Facility

Grenada, Mississippi

December 22, 2004

3TM International, Inc.
1500 S. Dairy Ashford, Suite 190
Houston, Texas 77077
(281) 497-1230
(281) 497-1676 fax

Appendix G
Analytical Testing Results

Phase I

Analytical Report 235651

for

3TM International

Project Manager: Randy Horsak

Koppers Creosote Facility

12-AUG-03

XENCO Laboratories

11381 Meadowglen, Suite L Houston, TX 77082 Ph:(281) 589-0692 Fax:(281) 589-0695

Houston - Dallas - San Antonio - Austin - Tampa - Miami - Latin America

XENCO laboratories

12-AUG-03

Project Manager: **Randy Horsak**
3TM International
1500 South Dairy Ashford, Suite 225
Houston , TX 77077

Reference: XENCO Report No: **235651**
Koppers Creosote Facility
Project Address: Grenada, Mississippi

Randy Horsak:

We are reporting to you the results of the analyses performed on the samples received under the project name referenced above and identified with the XENCO Chain of Custody Numbered 235651. All results being reported under this Chain of Custody apply to the samples analyzed and properly identified with a Laboratory ID number.

All the results for the quality control samples were reviewed. Also, all parameters for data reduction and validation were reviewed. In view of this, we are able to release the analytical data for this report within acceptance criteria for accuracy, precision, completeness or properly flagged.

The validity and integrity of this report will remain intact as long as it is accompanied by this letter and reproduced in full, unless written approval is granted by XENCO Laboratories. This report will be filed for at least 5 years in our archives after which time it will be destroyed without further notice, unless otherwise arranged with you. The samples received, and described as recorded in COC No. 235651 will be filed for 60 days, and after that time they will be properly disposed without further notice, unless otherwise arranged with you. We reserve the right to return to you any unused samples, extracts or solutions related to them if we consider so necessary (e.g., samples identified as hazardous waste, sample sizes exceeding analytical standard practices, controlled substances under regulated protocols, etc).

We thank you for selecting XENCO Laboratories to serve your analytical needs. If you have any questions concerning this report, please feel free to contact us at any time.

Respectfully,

Brent Barron
Laboratory Manager

Recipient of the Prestigious Small Business Administration Award of Excellence in 1994.
Certified and approved by numerous States and Agencies.
A Small Business and Minority Status Company that delivers SERVICE and QUALITY
Houston - Dallas - San Antonio - Austin - Tampa - Miami - Latin America

XENCO Laboratories

☒ 11381 Meadowglen, Suite L, Houston TX 77082 281-589-0692
☐ 8309 Wurzbach Road, Suite 104, San Antonio, TX 78239 210-509-3334
☐ 11078 Morrison Ln, Suite D, Dallas, TX 75229 972-481-9999

ANALYSIS REQUEST & CHAIN OF CUSTODY RECORD

On-LINE Help & Technical Services at www.XENCO.com

Company COC No: Work Order No: 30047 Page 1 of 3

Company: 3TM International Phone: 281-497-1230
Project Name: Koppers Creosote Facility ☐ Previously done at XENCO Project ID:
Location: Grenada, Mississippi
Project Manager (PM): Randy Horsak Project Director (PD):
Fax Results to ☒ PM and / or T.J. Duanahoe Fax: 281-497-1676
Invoice to ☐ Accounting ☒ Include invoice with Final Report Attn PM ☐ Invoice must have a P.O Bill to:
Quote No. P.O No ☐ Call for a P.O.
Special DLs (RR I RR II DW QAPP See Lab PM Call Proj. PM)
Specifications: QA/QC For Litigation
Sampler Name: TJ. Duanahoe Signature:

Lab Only: 235651-H

TAT: 5h 12h 20h 24h 48h 3d 5d 7d 14d 21d Standard TAT is 10 Working Days unless otherwise agreed in writing. But often reported in 5-7 Working Days

Lab Only Additions: From: Rcv by: Date / From: Rcv by: Date / From: Rcv by: Date

	Sample ID	Sampling Date	Time	Depth (ft) In* m	Matrix A P S W	Composite	Grab	# Containers	Container Size	Type	Preservatives	BTEX by 8021 8260 602 624 Other	BTEX-MTBE by 8021 8260 602 624 Other	TPH by TX1005 418.1 1664 8015GRO 8015DRO TLPRO	PAHs by 8270 8100 8310	METALS by 6020 8RCRA Tot Pb TCLP_8 13PP 23TAL List	VOAs by 8260 624 BTEX MTBE PPs TCLP See List Call PM	SVOAs by 8270 625 PAHs BN&A TCLP PPs See List Call PM	TAT 5h 12h 20h 24h 48h 3d 5d 7d 14d 21d	Addn: PAH above mg/L W. mg/Kg S Highest Hit	Hold Analysis	Remarks
1	3TM-KP-43-SS-01	21Jul03	1030	2'	S		X	1	8	GC	C4				X							
2	3TM-KP-43-SS-02	↓	1040	2'	↓		↓	↓	↓	↓	↓				↓							
3	3TM-KP-SS-BB-1		1155	1'																		
4	3TM-KP-SS-BB-2		1235	0-3"																		
5	3TM-KP-SS-BB-03		1245	0-3"																		
6	3TM-KP-SW-BB-01	↓	1255																			
7	3TM-KP-SS-7-01	22Jul03	0815	6"																		
8	3TM-KP-SS-7-02	↓	0825	6"																		
9	3TM-KP-SS-303-01	↓	1205	6"																		
10	3TM-KP-SS-303-02	↓	1215	6"	↓		↓	↓	↓	↓	↓				↓							

Relinquished by (Initials and Sign.)	Date & Time	Relinquished to (Initials and Sign.)	Date & Time
1 TJD	7/24/03 1600	Fed Ex	7/24/03 1600
2 Fed Ex			
3 Fed Ex		Lab:	7/25/03 10:30

Total Containers per COC: 26 Cooler Temp: 3.0°C
Rush TATs Fax Due: Final Fax Due:
Final Report Data Package Due Date:
Rush Charges are Pre-Approved upon Requesting them. All Terms Apply

Preservatives - Various (V), HCl pH<2 (H), H2SO4 pH<2 (S), HNO3 pH<2 (N), NaOH+Asbc Acid (NAA), ZnAc+NaOH (ZA), (Cool,<4C) (C4), None (N), See Label (SL), Other (O) ____
SIZE: 4oz (4), 8oz (8), 32oz (32), 40ml VOA (V), 1L (1), 500ml (.5), Tedlar Bag (B), Wipe (W), Other ____ TYPE Glass Amb (GA), Glass Clear (GC), Plastic (P), Other (O) ____

XENCO Laboratories

☐ 11381 Meadowglen, Suite L, Houston TX 77082 281-589-0692
☐ 5309 Wurzbach Road, Suite 104, San Antonio, TX 78238 210-509-3334
☐ 11078 Morrison Ln, Suite D, Dallas, TX 75229 972-481-9999

ANALYSIS REQUEST & CHAIN OF CUSTODY RECORD

On-LINE Help & Technical Services at www.XENCO.com

Company COC No: Work Order No: 30046 Page 2 of 3

Company: 3TM-International, Inc. Phone: 281-497-1230
Project Name: Koppers Creosote Facility ☐ Previously done at XENCO Project ID:
Location: Grenada, Mississippi
Project Manager (PM): Randy Horsak Project Director (PD):
Fax Results to ☒ PM (and) or: T.J. Dunnahoe Fax: 281-497-1676
Invoice to ☐ Accounting ☒ Include Invoice with Final Report Attn PM ☐ Invoice must have a P.O Bill to:
Quote No. P.O No ☐ Call for a P.O.
Special DLs (RR I RR II DW QAPP See Lab PM Call Proj. PM)
Specifications: QA/QC For Litigation
Sampler Name: T.J. Dunnahoe Signature:

Lab Only: 235651-H

TAT: 5h 12h 20h 24h 48h 3d 5d 7d 14d 21d (Standard TAT is 10 Working Days unless otherwise agreed in writing. But often reported in 5-7 Working Days)

Lab Only Additions: From: Rcv by: Date; From: Rcv by: Date; From: Rcv by: Date

Remarks

	Sample ID	Sampling Date	Time	Depth (ft) in m	Matrix A P S W	Composite	Grab	# Containers	Container Size	Type	Preservatives	BTEX by 8021 8260 602 624 Other	BTEX-MTBE by 8021 8260 602 624 Other	TPH by TX1005 418.1 1664 8015GRO 8015DRO FLPRO	PAHs by 8270 8100 8310	METALS by 6020 8RCRA Tot Pb TCLP_8 13PP 23TAL List	VOAs by 8260 624 BTEX MTBE PPs TCLP See List Call PM	SVOAs by 8270 625 PAHs BN&A TCLP PPs See List Call PM	TAT 5h 12h 20h 24h 48h 3d 5d 7d (10d) 14d 21d	Addn: PAH above mg/L W. mg/Kg S Highest Hit	Hold Analysis	
1	3TM-KP-SS-690-01	23Jul03	0950	1'	S		X	1	8	GC	C4				X							1
2	3TM-KP-SS-690-01-MS/MSD		0950	1'																		2
3	3TM-KP-SS-690-02		1005	0" 1'																		3
4	3TM-KP-SS-1137-01		1440	6"																		4
5	3TM-KP-SS-1137-02		1450	6" bgs																		5
6	3TM-KP-SS-648-01		1650	6"																		6
7	3TM-KP-SS-648-02		1700	6"																		7
8	3TM-KP-Equipment Rinse	24Jul03	0850	—	W				1	GA												8
9	3TM-KP-Field Blank		0855	—	W				1	GA												9
10	3TM-KP-SS-5-01		0950	6"	S				8	GC												10

Relinquished by (Initials and Sign.)	Date & Time	Relinquished to (Initials and Sign.)	Date & Time
1 TJD	7/24/03 1600	Fed Ex	7/24/03 1600
2 Fed Ex			
3		Lab.:	

Total Containers per COC: Cooler Temp:
Rush TATs Fax Due: Final Fax Due:
Final Report Data Package Due Date:
Rush Charges are Pre-Approved upon Requesting them. All Terms Apply

Preservatives - Various (V), HCl pH<2 (H), H2SO4 pH<2 (S), HNO3 pH<2 (N), NaOH+Asbc Acid (NAA), ZnAc+NaOH (ZA), (Cool,<4C) (C4), None (N), See Label (SL), Other (O) ____

SIZE: 4oz (4), 8oz (8), 32oz (32), 40ml VOA (V), 1L (1), 500ml (.5), Tedlar Bag (B), Wipe (W), Other ____ TYPE Glass Amb (GA), Glass Clear (GC), Plastic (P), Other (O) ____

XENCO Laboratories

☒ 11381 Meadowglen, Ste L, Houston TX 77082 281-589-0692
☐ 6309 Wurzbach Rd, Ste 104, San Antonio, TX 78238 210-509-3334
☐ 11078 Morrison Ln, Ste D, Dallas, TX 75229 972-481-9999
☐ 5757 N.W. 158th Street, Miami Lakes, Fl 33014 305-823-8500
☐ 2618 South Falkenburg Rd, Riverview, Fl 33569, 813-620-2000

ANALYSIS REQUEST & CHAIN OF CUSTODY RECORD

Serial #: 140020

Company: 3TM International
Phone: 281-497-1230
Lab Only: 235651-H
Project Name-State: Koppers Creosote Facility
☐ Previously done at XENCO
Project ID:
TAT: 5h 12h 24h 48h 3d 5d 7d (10d) 14d 21d. Standard TAT is Quote Specific, please circle your required TAT.
Site/Location: Grenada Mississippi
Proj. Manager (PM): Randy Horsak
Fax Results to: ☒ PM and/or
Fax No:
e-mail Final Report to: T.J. Dunnahoe
281-497-1076
Invoice to: ☐ Accounting ☒ Invoice with Final Report ☐ Invoice must have a P.O.
Bill to:
Quote No:
P.O No:
☐ Call for a P.O.
Reg Program: CLP AFCEE TRRP DW UST Other:
Special DLs (GW DW TRRP QAPP MDLs See Lab PM Included Call PM)
Specifications: Level I II III IV Custom with Raw Data EDD Dry Basis
QA/QC for Litigation
Sampler Name: T.J. Dunnahoe
Signature:

	Sample ID	Sampling Date	Time	Depth (in) m	Matrix A P S W	Composite	Grab	# Containers	Container Size	Container Type	Preservatives	BTEX by 8021 8260 602 624 Other	BTEX-MTBE by 8021 8260 624 Other	TPH by TX1005 FL-Pro 418.1 8015GRO 8015UHO 1664	PAHs by 8270 8100 8310	Metals by 6010 or 6020 8RCRA Tot Pb TCLP8 13PP 23TAL	VOCs by 8021 8260 624 VOA VOH PPs TCL TCLP	SVOCs by 8270 625 PAHs BN&A TCL PPs TCLP	FL Preburn or Revised Preburn	TAT 5h 12h 24h 48h 3d 5d 7d (10d) 14d 21d	Addn: PAH above mg/L W, mg/Kg S Highest Hit	Hold: Analysis Disposal	Remarks	Addn: Date Rcv by: From:	
1	3TM-KP-SS-5-02	24Jul03	1000	6"	S		X	1	8	GC	C4				X										1
2	3TM-KP-SS-5-03	↓	1015	6"	S		↓	↓	↓	↓	↓				↓										2
3	3TM-KP-G-5-01		1020																						3
4	3TM-KP-SS-44-01		1035	6"	S																				4
5	3TM-KP-SS-44-02	↓	1045	6"	S																				5
6	Duplicate-1				S		↓	↓	↓	↓	↓				↓										6
7																									7
8																									8
9																									9
10																									10

	Relinquished by (Initials and Sign)	Date & Time	Relinquished to (Initials and Sign)	Date & Time
1	TJD	7/24/03 1600	FedEx	7/24/03 1600
2	Fed Ex			
3			Lab:	

Total Containers per COC: Cooler Temp:
Specific Fax Due Date: ☐ Rush Preliminary Results Cost Approved
☐ Rush Data Package cost preapproved
Rush Charges are Pre-Approved upon Requesting them. All Terms Apply

Preservatives: Various (V), HCl pH<2 (H), H2SO4 pH<2 (S), HNO3 pH<2 (N), Asbc Acid&NaOH (A), ZnAc&NaOH (Z), (Cool,<4C) (C), None (NA), See Label (L), Other (O) _____
Cont. Size: 4oz (4), 8oz (8), 32oz (32), 40ml VOA (V), 1L (1), 500ml (5), Tedlar Bag (B), Wipe (W), Other _____ Cont. Type: Glass Amb (A), Glass Clear (C), Plastic (P), Other (O) _____
Matrix: Air (A), Product (P), Solid(S), Water (W)

XENCO Laboratories

Certificate of Analysis Summary 235651

3TM International, Houston , TX

Project Id:

Project Name: Koppers Creosote Facility

Contact: Randy Horsak

Project Location: Grenada, Mississippi

Date Received in Lab: Fri Jul-25-03 10:30 am

Report Date: 12-AUG-03

Project Manager: Karen Olson

Analysis Requested	*Lab Id:*	235651-001		235651-002		235651-003		235651-004		235651-005		235651-006	
	Field Id:	3TM-KP-43-SS-01		3TM-KP-43-SS-02		3TM-KP-SS-BB-1		3TM-KP-SS-BB-2		3TM-KP-SS-BB-03		3TM-KP-SW-BB-01	
	Depth:	2- ft		2- ft		1- ft		0-3 in		0-3 in		ft	
	Matrix:	SOIL		SOIL		SOIL		SOIL		SOIL		WATER	
	Sampled:	Jul-21-03 10:30		Jul-21-03 10:40		Jul-21-03 11:55		Jul-21-03 12:35		Jul-21-03 12:45		Jul-21-03 12:55	
Percent Moisture	*Extracted:*												
	Analyzed:	Jul-25-03 18:32		Jul-25-03 18:34		Jul-25-03 18:36		Jul-25-03 18:38		Jul-25-03 18:40			
	Units/RL:	%	RL	%	RL	%	RL	%	RL	%	RL		
Percent Moisture		24.4	1.00	22.3	1.00	20.1	1.00	20.5	1.00	22.8	1.00		
SVOAs by EPA 8270C	*Extracted:*	Jul-28-03 10:12		Jul-28-03 10:15		Jul-28-03 10:18		Jul-28-03 10:21		Jul-28-03 10:24		Jul-29-03 10:10	
	Analyzed:	Aug-09-03 01:25		Aug-09-03 02:16		Aug-09-03 03:07		Aug-09-03 03:57		Aug-09-03 04:48		Aug-02-03 01:58	
	Units/RL:	mg/kg	RL	mg/kg	RL	mg/kg	RL	mg/kg	RL	mg/kg	RL	mg/L	RL
Acenaphthene		BRL	0.220	BRL	1.07	6.78	0.208	0.561	0.209	8.89	0.216	0.408	0.025
Acenaphthylene		0.691	0.220	2.18	1.07	0.394	0.208	BRL	0.209	0.393	0.216	BRL	0.025
Anthracene		1.09	0.220	3.86	1.07	6.96	0.208	0.744	0.209	10.7	0.216	0.201	0.025
Benzo(a)anthracene		1.44	0.220	10.6	1.07	2.37	0.208	0.358	0.209	3.92	0.216	0.154	0.025
Benzo(a)pyrene		2.03	0.220	8.40	1.07	1.37	0.208	0.350	0.209	1.69	0.216	0.057	0.025
Benzo(b)fluoranthene		5.30	0.220	21.7	1.07	2.60	0.208	0.705	0.209	3.06	0.216	0.097	0.025
Benzo(g,h,i)perylene		0.805	0.220	3.07	1.07	0.341	0.208	BRL	0.209	0.388	0.216	BRL	0.025
Benzo(k)fluoranthene		1.13	0.220	6.20	1.07	0.955	0.208	0.285	0.209	0.919	0.216	0.033	0.025
Chrysene		2.49	0.220	14.2	1.07	2.64	0.208	0.444	0.209	3.68	0.216	0.159	0.025
Dibenz(a,h)Anthracene		BRL	0.220	BRL	1.07	BRL	0.208	BRL	0.209	BRL	0.216	BRL	0.025
Fluoranthene		2.90	0.220	30.5	1.07	11.4	0.208	1.47	0.209	33.8 D	2.16	0.794	0.025
Fluorene		BRL	0.220	BRL	1.07	7.40	0.208	0.679	0.209	11.0	0.216	0.491	0.025
Indeno(1,2,3-c,d)Pyrene		1.28	0.220	4.46	1.07	0.476	0.208	BRL	0.209	0.501	0.216	0.026	0.025
Naphthalene		BRL	0.220	BRL	1.07	4.47	0.208	BRL	0.209	2.05	0.216	BRL	0.025
Phenanthrene		0.784	0.220	5.54	1.07	24.6 D	1.04	2.22	0.209	61.5 D	2.16	1.18	0.025
Pyrene		2.80	0.220	24.5	1.07	7.58	0.208	0.967	0.209	12.6	0.216	0.548	0.025

This analytical report, and the entire data package it represents, has been made for your exclusive and confidential use.
The interpretations and results expressed throughout this analytical report represent the best judgment of XENCO Laboratories.
XENCO Laboratories assumes no responsibility and makes no warranty to the end use of the data hereby presented.
Our liability is limited to the amount invoiced for this work order unless otherwise agreed to in writing.

Since 1990 Houston - Dallas - San Antonio - Austin - Tampa - Miami - Latin America

Brent Barron
Laboratory Manager

XENCO Laboratories

Certificate of Analysis Summary 235651

3TM International, Houston , TX

Project Name: Koppers Creosote Facility

Project Id:
Contact: Randy Horsak
Project Location: Grenada, Mississippi

Date Received in Lab: Fri Jul-25-03 10:30 am
Report Date: 12-AUG-03
Project Manager: Karen Olson

Analysis Requested	*Lab Id:*	235651-001		235651-002		235651-003		235651-004		235651-005		235651-006
	Field Id:	3TM-KP-43-SS-01		3TM-KP-43-SS-02		3TM-KP-SS-BB-1		3TM-KP-SS-BB-2		3TM-KP-SS-BB-03		3TM-KP-SW-BB-01
	Depth:	2- ft		2- ft		1- ft		0-3 In		0-3 In		ft
	Matrix:	SOIL		SOIL		SOIL		SOIL		SOIL		WATER
	Sampled:	Jul-21-03 10:30		Jul-21-03 10:40		Jul-21-03 11:55		Jul-21-03 12:35		Jul-21-03 12:45		Jul-21-03 12:55
VOAs by SW-846 8260B	*Extracted:*	Aug-01-03 16:12		Aug-01-03 12:06		Aug-01-03 12:08		Aug-01-03 12:10		Aug-01-03 12:12		
	Analyzed:	Aug-01-03 16:27		Aug-01-03 14:08		Aug-01-03 14:30		Aug-01-03 14:51		Aug-01-03 15:14		
	Units/RL:	mg/kg	RL	mg/kg	RL	mg/kg	RL	mg/kg	RL	mg/kg	RL	
Benzene		BRL	0.007	BRL	0.006	BRL	0.006	BRL	0.006	BRL	0.006	
Bromobenzene		BRL	0.007	BRL	0.006	BRL	0.006	BRL	0.006	BRL	0.006	
Bromochloromethane		BRL	0.007	BRL	0.006	BRL	0.006	BRL	0.006	BRL	0.006	
Bromodichloromethane		BRL	0.007	BRL	0.006	BRL	0.006	BRL	0.006	BRL	0.006	
Bromoform		BRL	0.007	BRL	0.006	BRL	0.006	BRL	0.006	BRL	0.006	
Bromomethane		BRL	0.007	BRL	0.006	BRL	0.006	BRL	0.006	BRL	0.006	
MTBE		BRL	0.007	BRL	0.006	BRL	0.006	BRL	0.006	BRL	0.006	
tert-Butylbenzene		BRL	0.007	BRL	0.006	BRL	0.006	BRL	0.006	BRL	0.006	
Sec-Butylbenzene		BRL	0.007	BRL	0.006	BRL	0.006	BRL	0.006	BRL	0.006	
n-Butylbenzene		BRL	0.007	BRL	0.006	BRL	0.006	BRL	0.006	BRL	0.006	
Carbon Tetrachloride		BRL	0.007	BRL	0.006	BRL	0.006	BRL	0.006	BRL	0.006	
Chlorobenzene		BRL	0.007	BRL	0.006	BRL	0.006	BRL	0.006	BRL	0.006	
Chloroethane		BRL	0.013	BRL	0.012	BRL	0.012	BRL	0.013	BRL	0.013	
Chloroform		BRL	0.007	BRL	0.006	BRL	0.006	BRL	0.006	BRL	0.006	
Chloromethane		BRL	0.013	BRL	0.012	BRL	0.012	BRL	0.013	BRL	0.013	
2-Chlorotoluene		BRL	0.007	BRL	0.006	BRL	0.006	BRL	0.006	BRL	0.006	
4-Chlorotoluene		BRL	0.007	BRL	0.006	BRL	0.006	BRL	0.006	BRL	0.006	
p-Cymene (p-Isopropyltoluene)		BRL	0.007	BRL	0.006	BRL	0.006	BRL	0.006	0.020	0.006	
1,2-Dibromo-3-Chloropropane		BRL	0.007	BRL	0.006	BRL	0.006	BRL	0.006	BRL	0.006	
Dibromochloromethane		BRL	0.007	BRL	0.006	BRL	0.006	BRL	0.006	BRL	0.006	
Dibromomethane		BRL	0.007	BRL	0.006	BRL	0.006	BRL	0.006	BRL	0.006	
1,2-Dichlorobenzene		BRL	0.007	BRL	0.006	BRL	0.006	BRL	0.006	BRL	0.006	
1,3-Dichlorobenzene		BRL	0.007	BRL	0.006	BRL	0.006	BRL	0.006	BRL	0.006	
1,4-Dichlorobenzene		BRL	0.007	BRL	0.006	BRL	0.006	BRL	0.006	BRL	0.006	
Dichlorodifluoromethane		BRL	0.007	BRL	0.006	BRL	0.006	BRL	0.006	BRL	0.006	

This analytical report, and the entire data package it represents, has been made for your exclusive and confidential use.
The interpretations and results expressed throughout this analytical report represent the best judgment of XENCO Laboratories.
XENCO Laboratories assumes no responsibility and makes no warranty to the end use of the data hereby presented.
Our liability is limited to the amount invoiced for this work order unless otherwise agreed to in writing.

Brent Barron
Laboratory Manager

XENCO Laboratories

Certificate of Analysis Summary 235651

3TM International, Houston , TX

Project Name: Koppers Creosote Facility

Project Id:
Contact: Randy Horsak
Project Location: Grenada, Mississippi

Date Received in Lab: Fri Jul-25-03 10:30 am
Report Date: 12-AUG-03
Project Manager: Karen Olson

Analysis Requested	*Lab Id:*	235651-001		235651-002		235651-003		235651-004		235651-005		235651-006
	Field Id:	3TM-KP-43-SS-01		3TM-KP-43-SS-02		3TM-KP-SS-BB-1		3TM-KP-SS-BB-2		3TM-KP-SS-BB-03		3TM-KP-SW-BB-01
	Depth:	2- ft		2- ft		1- ft		0-3 In		0-3 In		ft
	Matrix:	SOIL		SOIL		SOIL		SOIL		SOIL		WATER
	Sampled:	Jul-21-03 10:30		Jul-21-03 10:40		Jul-21-03 11:55		Jul-21-03 12:35		Jul-21-03 12:45		Jul-21-03 12:55
VOAs by SW-846 8260B	*Extracted:*	Aug-01-03 16:12		Aug-01-03 12:06		Aug-01-03 12:08		Aug-01-03 12:10		Aug-01-03 12:12		
	Analyzed:	Aug-01-03 16:27		Aug-01-03 14:08		Aug-01-03 14:30		Aug-01-03 14:51		Aug-01-03 15:14		
	Units/RL:	mg/kg	RL	mg/kg	RL	mg/kg	RL	mg/kg	RL	mg/kg	RL	
1,2-Dichloroethane		BRL	0.007	BRL	0.006	BRL	0.006	BRL	0.006	BRL	0.006	
1,1-Dichloroethane		BRL	0.007	BRL	0.006	BRL	0.006	BRL	0.006	BRL	0.006	
trans-1,2-dichloroethene		BRL	0.007	BRL	0.006	BRL	0.006	BRL	0.006	BRL	0.006	
cis-1,2-Dichloroethene		BRL	0.007	BRL	0.006	BRL	0.006	BRL	0.006	BRL	0.006	
1,1-Dichloroethene		BRL	0.007	BRL	0.006	BRL	0.006	BRL	0.006	BRL	0.006	
2,2-Dichloropropane		BRL	0.007	BRL	0.006	BRL	0.006	BRL	0.006	BRL	0.006	
1,3-Dichloropropane		BRL	0.007	BRL	0.006	BRL	0.006	BRL	0.006	BRL	0.006	
1,2-Dichloropropane		BRL	0.007	BRL	0.006	BRL	0.006	BRL	0.006	BRL	0.006	
trans-1,3-dichloropropene		BRL	0.007	BRL	0.006	BRL	0.006	BRL	0.006	BRL	0.006	
1,1-Dichloropropene		BRL	0.007	BRL	0.006	BRL	0.006	BRL	0.006	BRL	0.006	
cis-1,3-Dichloropropene		BRL	0.007	BRL	0.006	BRL	0.006	BRL	0.006	BRL	0.006	
Ethylbenzene		BRL	0.007	BRL	0.006	BRL	0.006	BRL	0.006	BRL	0.006	
Hexachlorobutadiene		BRL	0.007	BRL	0.006	BRL	0.006	BRL	0.006	BRL	0.006	
Isopropylbenzene		BRL	0.007	BRL	0.006	BRL	0.006	BRL	0.006	0.009	0.006	
Methylene Chloride		BRL	0.027	BRL	0.025	BRL	0.025	BRL	0.025	BRL	0.026	
Naphthalene		BRL	0.013	BRL	0.012	0.197 D	0.062	0.077	0.013	10.4 D	1.30	
n-Propylbenzene		BRL	0.007	BRL	0.006	BRL	0.006	BRL	0.006	BRL	0.006	
Styrene		BRL	0.007	BRL	0.006	BRL	0.006	BRL	0.006	BRL	0.006	
1,1,1,2-Tetrachloroethane		BRL	0.007	BRL	0.006	BRL	0.006	BRL	0.006	BRL	0.006	
1,1,2,2-Tetrachloroethane		BRL	0.007	BRL	0.006	BRL	0.006	BRL	0.006	BRL	0.006	
Tetrachloroethylene		BRL	0.007	BRL	0.006	BRL	0.006	BRL	0.006	BRL	0.006	
Toluene		BRL	0.007	BRL	0.006	BRL	0.006	BRL	0.006	BRL	0.006	
1,2,4-Trichlorobenzene		BRL	0.007	BRL	0.006	BRL	0.006	BRL	0.006	BRL	0.006	
1,2,3-Trichlorobenzene		BRL	0.007	BRL	0.006	BRL	0.006	BRL	0.006	BRL	0.006	
1,1,2-Trichloroethane		BRL	0.007	BRL	0.006	BRL	0.006	BRL	0.006	BRL	0.006	

This analytical report, and the entire data package it represents, has been made for your exclusive and confidential use.
The interpretations and results expressed throughout this analytical report represent the best judgment of XENCO Laboratories.
XENCO Laboratories assumes no responsibility and makes no warranty to the end use of the data hereby presented.
Our liability is limited to the amount invoiced for this work order unless otherwise agreed to in writing.

Brent Barron
Laboratory Manager

XENCO Laboratories

Certificate of Analysis Summary 235651

3TM International, Houston , TX

Project Name: Koppers Creosote Facility

Project Id:

Contact: Randy Horsak

Project Location: Grenada, Mississippi

Date Received in Lab: Fri Jul-25-03 10:30 am

Report Date: 12-AUG-03

Project Manager: Karen Olson

Analysis Requested	*Lab Id:*	235651-001		235651-002		235651-003		235651-004		235651-005		235651-006
	Field Id:	3TM-KP-43-SS-01		3TM-KP-43-SS-02		3TM-KP-SS-BB-1		3TM-KP-SS-BB-2		3TM-KP-SS-BB-03		3TM-KP-SW-BB-01
	Depth:	2- ft		2- ft		1- ft		0-3 in		0-3 in		ft
	Matrix:	SOIL		SOIL		SOIL		SOIL		SOIL		WATER
	Sampled:	Jul-21-03 10:30		Jul-21-03 10:40		Jul-21-03 11:55		Jul-21-03 12:35		Jul-21-03 12:45		Jul-21-03 12:55
VOAs by SW-846 8260B	*Extracted:*	Aug-01-03 16:12		Aug-01-03 12:06		Aug-01-03 12:08		Aug-01-03 12:10		Aug-01-03 12:12		
	Analyzed:	Aug-01-03 16:27		Aug-01-03 14:08		Aug-01-03 14:30		Aug-01-03 14:51		Aug-01-03 15:14		
	Units/RL:	mg/kg	RL	mg/kg	RL	mg/kg	RL	mg/kg	RL	mg/kg	RL	
1,1,1-Trichloroethane		BRL	0.007	BRL	0.006	BRL	0.006	BRL	0.006	BRL	0.006	
Trichloroethene		BRL	0.007	BRL	0.006	BRL	0.006	BRL	0.006	BRL	0.006	
Trichlorofluoromethane		BRL	0.007	BRL	0.006	BRL	0.006	BRL	0.006	BRL	0.006	
1,2,3-Trichloropropane		BRL	0.007	BRL	0.006	BRL	0.006	BRL	0.006	BRL	0.006	
1,2,4-Trimethylbenzene		BRL	0.007	BRL	0.006	0.014	0.006	BRL	0.006	0.145	0.006	
1,3,5-trimethylbenzene		BRL	0.007	BRL	0.006	0.007	0.006	BRL	0.006	0.067	0.006	
Vinyl Chloride		BRL	0.003	BRL	0.002	BRL	0.002	BRL	0.003	BRL	0.003	
o-Xylene		BRL	0.007	BRL	0.006	BRL	0.006	BRL	0.006	BRL	0.006	
m,p-Xylenes		BRL	0.013	BRL	0.012	BRL	0.012	BRL	0.013	BRL	0.013	

This analytical report, and the entire data package it represents, has been made for your exclusive and confidential use.
The interpretations and results expressed throughout this analytical report represent the best judgment of XENCO Laboratories.
XENCO Laboratories assumes no responsibility and makes no warranty to the end use of the data hereby presented.
Our liability is limited to the amount invoiced for this work order unless otherwise agreed to in writing.

Brent Barron
Laboratory Manager

XENCO Laboratories

Certificate of Analysis Summary 235651

3TM International, Houston , TX

Project Name: Koppers Creosote Facility

Project Id:

Contact: Randy Horsak

Project Location: Grenada, Mississippi

Date Received in Lab: Fri Jul-25-03 10:30 am

Report Date: 12-AUG-03

Project Manager: Karen Olson

Analysis Requested	*Lab Id:*	235651-007		235651-008		235651-009		235651-010		235651-011		235651-012	
	Field Id:	3TM-KP-SS-7-01		3TM-KP-SS-7-02		3TM-KP-SS-303-01		3TM-KP-SS-303-02		3TM-KP-SS-690-01		3TM-KP-SS-690-02	
	Depth:	6 In		6 In		6 In		6 In		1- ft		1- ft	
	Matrix:	SOIL		SOIL		SOIL		SOIL		SOIL		SOIL	
	Sampled:	Jul-22-03 08:15		Jul-22-03 08:25		Jul-22-03 12:05		Jul-22-03 12:15		Jul-23-03 09:50		Jul-23-03 10:05	
Percent Moisture	*Extracted:*												
	Analyzed:	Jul-25-03 18:42		Jul-25-03 18:44		Jul-25-03 18:46		Jul-25-03 18:48		Jul-25-03 18:50		Jul-25-03 18:54	
	Units/RL:	%	RL	%	RL	%	RL	%	RL	%	RL	%	RL
Percent Moisture		14.3	1.00	15.6	1.00	13.3	1.00	10.3	1.00	19.6	1.00	13.6	1.00
SVOAs by EPA 8270C	*Extracted:*	Jul-28-03 10:27		Jul-28-03 10:30		Jul-28-03 10:33		Jul-28-03 10:36		Jul-28-03 10:45		Jul-28-03 10:48	
	Analyzed:	Aug-09-03 05:38		Aug-07-03 06:59		Aug-07-03 06:09		Aug-07-03 05:19		Aug-07-03 04:28		Aug-07-03 01:56	
	Units/RL:	mg/kg	RL	mg/kg	RL	mg/kg	RL	mg/kg	RL	mg/kg	RL	mg/kg	RL
Acenaphthene		BRL	0.973	BRL	0.197	BRL	0.192	BRL	0.185	BRL	0.207	BRL	0.193
Acenaphthylene		BRL	0.973	0.358	0.197	BRL	0.192	BRL	0.185	BRL	0.207	BRL	0.193
Anthracene		BRL	0.973	0.374	0.197	BRL	0.192	BRL	0.185	BRL	0.207	BRL	0.193
Benzo(a)anthracene		BRL	0.973	0.927	0.197	BRL	0.192	BRL	0.185	BRL	0.207	BRL	0.193
Benzo(a)pyrene		BRL	0.973	1.18	0.197	BRL	0.192	BRL	0.185	BRL	0.207	BRL	0.193
Benzo(b)fluoranthene		BRL	0.973	2.92	0.197	BRL	0.192	BRL	0.185	BRL	0.207	BRL	0.193
Benzo(g,h,I)perylene		BRL	0.973	0.374	0.197	BRL	0.192	BRL	0.185	BRL	0.207	BRL	0.193
Benzo(k)fluoranthene		BRL	0.973	0.915	0.197	BRL	0.192	BRL	0.185	BRL	0.207	BRL	0.193
Chrysene		BRL	0.973	1.39	0.197	BRL	0.192	BRL	0.185	BRL	0.207	BRL	0.193
Dibenz(a,h)Anthracene		BRL	0.973	BRL	0.197	BRL	0.192	BRL	0.185	BRL	0.207	BRL	0.193
Fluoranthene		BRL	0.973	1.36	0.197	BRL	0.192	BRL	0.185	BRL	0.207	BRL	0.193
Fluorene		BRL	0.973	BRL	0.197	BRL	0.192	BRL	0.185	BRL	0.207	BRL	0.193
Indeno(1,2,3-c,d)Pyrene		BRL	0.973	0.536	0.197	BRL	0.192	BRL	0.185	BRL	0.207	BRL	0.193
Naphthalene		BRL	0.973	BRL	0.197	BRL	0.192	BRL	0.185	BRL	0.207	BRL	0.193
Phenanthrene		BRL	0.973	0.275	0.197	BRL	0.192	BRL	0.185	BRL	0.207	BRL	0.193
Pyrene		BRL	0.973	1.67	0.197	BRL	0.192	BRL	0.185	BRL	0.207	BRL	0.193

This analytical report, and the entire data package it represents, has been made for your exclusive and confidential use.
The interpretations and results expressed throughout this analytical report represent the best judgment of XENCO Laboratories.
XENCO Laboratories assumes no responsibility and makes no warranty to the end use of the data hereby presented.
Our liability is limited to the amount invoiced for this work order unless otherwise agreed to in writing.

Brent Barron
Laboratory Manager

XENCO Laboratories

Certificate of Analysis Summary 235651

3TM International, Houston , TX

Project Name: Koppers Creosote Facility

Project Id:

Contact: Randy Horsak

Project Location: Grenada, Mississippi

Date Received in Lab: Fri Jul-25-03 10:30 am

Report Date: 12-AUG-03

Project Manager: Karen Olson

Analysis Requested	*Lab Id:*	235651-007		235651-008		235651-009		235651-010		235651-011		235651-012	
	Field Id:	3TM-KP-SS-7-01		3TM-KP-SS-7-02		3TM-KP-SS-303-01		3TM-KP-SS-303-02		3TM-KP-SS-690-01		3TM-KP-SS-690-02	
	Depth:	6 In		6 In		6 In		6 In		1- ft		1- ft	
	Matrix:	SOIL		SOIL		SOIL		SOIL		SOIL		SOIL	
	Sampled:	Jul-22-03 08:15		Jul-22-03 08:25		Jul-22-03 12:05		Jul-22-03 12:15		Jul-23-03 09:50		Jul-23-03 10:05	
VOAs by SW-846 8260B	*Extracted:*	Aug-01-03 17:04		Aug-01-03 12:16		Aug-04-03 16:04		Aug-01-03 12:58		Aug-01-03 12:00		Aug-04-03 11:40	
	Analyzed:	Aug-01-03 19:52		Aug-01-03 15:57		Aug-04-03 17:28		Aug-01-03 18:48		Aug-01-03 12:43		Aug-04-03 12:07	
	Units/RL:	mg/kg	RL	mg/kg	RL	mg/kg	RL	mg/kg	RL	mg/kg	RL	mg/kg	RL
Benzene		BRL	0.006	BRL	0.006	BRL	0.006	BRL	0.006	BRL	0.006	BRL	0.006
Bromobenzene		BRL	0.006	BRL	0.006	BRL	0.006	BRL	0.006	BRL	0.006	BRL	0.006
Bromochloromethane		BRL	0.006	BRL	0.006	BRL	0.006	BRL	0.006	BRL	0.006	BRL	0.006
Bromodichloromethane		BRL	0.006	BRL	0.006	BRL	0.006	BRL	0.006	BRL	0.006	BRL	0.006
Bromoform		BRL	0.006	BRL	0.006	BRL	0.006	BRL	0.006	BRL	0.006	BRL	0.006
Bromomethane		BRL	0.006	BRL	0.006	BRL	0.006	BRL	0.006	BRL	0.006	BRL	0.006
MTBE		BRL	0.006	BRL	0.006	BRL	0.006	BRL	0.006	BRL	0.006	BRL	0.006
tert-Butylbenzene		BRL	0.006	BRL	0.006	BRL	0.006	BRL	0.006	BRL	0.006	BRL	0.006
Sec-Butylbenzene		BRL	0.006	BRL	0.006	BRL	0.006	BRL	0.006	BRL	0.006	BRL	0.006
n-Butylbenzene		BRL	0.006	BRL	0.006	BRL	0.006	BRL	0.006	BRL	0.006	BRL	0.006
Carbon Tetrachloride		BRL	0.006	BRL	0.006	BRL	0.006	BRL	0.006	BRL	0.006	BRL	0.006
Chlorobenzene		BRL	0.006	BRL	0.006	BRL	0.006	BRL	0.006	BRL	0.006	BRL	0.006
Chloroethane		BRL	0.006	BRL	0.006	BRL	0.006	BRL	0.006	BRL	0.006	BRL	0.006
Chloroform		BRL	0.012	BRL	0.012	BRL	0.012	BRL	0.011	BRL	0.012	BRL	0.012
Chloromethane		BRL	0.006	BRL	0.006	BRL	0.006	BRL	0.006	BRL	0.006	BRL	0.006
2-Chlorotoluene		BRL	0.012	BRL	0.012	BRL	0.012	BRL	0.011	BRL	0.012	BRL	0.012
4-Chlorotoluene		BRL	0.006	BRL	0.006	BRL	0.006	BRL	0.006	BRL	0.006	BRL	0.006
p-Cymene (p-Isopropyltoluene)		BRL	0.006	BRL	0.006	BRL	0.006	BRL	0.006	BRL	0.006	BRL	0.006
1,2-Dibromo-3-Chloropropane		BRL	0.006	BRL	0.006	BRL	0.006	BRL	0.006	BRL	0.006	BRL	0.006
Dibromochloromethane		BRL	0.006	BRL	0.006	BRL	0.006	BRL	0.006	BRL	0.006	BRL	0.006
Dibromomethane		BRL	0.006	BRL	0.006	BRL	0.006	BRL	0.006	BRL	0.006	BRL	0.006
1,2-Dichlorobenzene		BRL	0.006	BRL	0.006	BRL	0.006	BRL	0.006	BRL	0.006	BRL	0.006
1,3-Dichlorobenzene		BRL	0.006	BRL	0.006	BRL	0.006	BRL	0.006	BRL	0.006	BRL	0.006
1,4-Dichlorobenzene		BRL	0.006	BRL	0.006	BRL	0.006	BRL	0.006	BRL	0.006	BRL	0.006
Dichlorodifluoromethane		BRL	0.006	BRL	0.006	BRL	0.006	BRL	0.006	BRL	0.006	BRL	0.006

This analytical report, and the entire data package it represents, has been made for your exclusive and confidential use.
The interpretations and results expressed throughout this analytical report represent the best judgment of XENCO Laboratories.
XENCO Laboratories assumes no responsibility and makes no warranty to the end use of the data hereby presented.
Our liability is limited to the amount invoiced for this work order unless otherwise agreed to in writing.

Brent Barron
Laboratory Manager

XENCO laboratories

Certificate of Analysis Summary 235651

3TM International, Houston , TX

Project Name: Koppers Creosote Facility

Project Id:

Contact: Randy.Horsak

Project Location: Grenada, Mississippi

Date Received in Lab: Fri Jul-25-03 10:30 am

Report Date: 12-AUG-03

Project Manager: Karen Olson

Analysis Requested	*Lab Id:*	235651-007		235651-008		235651-009		235651-010		235651-011		235651-012	
	Field Id:	3TM-KP-SS-7-01		3TM-KP-SS-7-02		3TM-KP-SS-303-01		3TM-KP-SS-303-02		3TM-KP-SS-690-01		3TM-KP-SS-690-02	
	Depth:	6 In		6 In		6 In		6 In		1- ft		1- ft	
	Matrix:	SOIL		SOIL		SOIL		SOIL		SOIL		SOIL	
	Sampled:	Jul-22-03 08:15		Jul-22-03 08:25		Jul-22-03 12:05		Jul-22-03 12:15		Jul-23-03 09:50		Jul-23-03 10:05	
VOAs by SW-846 8260B	*Extracted:*	Aug-01-03 17:04		Aug-01-03 12:16		Aug-04-03 16:04		Aug-01-03 12:58		Aug-01-03 12:00		Aug-04-03 11:40	
	Analyzed:	Aug-01-03 19:52		Aug-01-03 15:57		Aug-04-03 17:28		Aug-01-03 18:48		Aug-01-03 12:43		Aug-04-03 12:07	
	Units/RL:	mg/kg	RL	mg/kg	RL	mg/kg	RL	mg/kg	RL	mg/kg	RL	mg/kg	RL
1,2-Dichloroethane		BRL	0.006	BRL	0.006	BRL	0.006	BRL	0.005	BRL	0.006	BRL	0.006
1,1-Dichloroethane		BRL	0.006	BRL	0.006	BRL	0.006	BRL	0.005	BRL	0.006	BRL	0.006
trans-1,2-dichloroethene		BRL	0.006	BRL	0.006	BRL	0.006	BRL	0.005	BRL	0.006	BRL	0.006
cis-1,2-Dichloroethene		BRL	0.006	BRL	0.006	BRL	0.006	BRL	0.005	BRL	0.006	BRL	0.006
1,1-Dichloroethene		BRL	0.006	BRL	0.006	BRL	0.006	BRL	0.005	BRL	0.006	BRL	0.006
2,2-Dichloropropane		BRL	0.006	BRL	0.006	BRL	0.006	BRL	0.005	BRL	0.006	BRL	0.006
1,3-Dichloropropane		BRL	0.006	BRL	0.006	BRL	0.006	BRL	0.005	BRL	0.006	BRL	0.006
1,2-Dichloropropane		BRL	0.006	BRL	0.006	BRL	0.006	BRL	0.005	BRL	0.006	BRL	0.006
trans-1,3-dichloropropene		BRL	0.006	BRL	0.006	BRL	0.006	BRL	0.005	BRL	0.006	BRL	0.006
1,1-Dichloropropene		BRL	0.006	BRL	0.006	BRL	0.006	BRL	0.005	BRL	0.006	BRL	0.006
cis-1,3-Dichloropropene		BRL	0.006	BRL	0.006	BRL	0.006	BRL	0.005	BRL	0.006	BRL	0.006
Ethylbenzene		BRL	0.006	BRL	0.006	BRL	0.006	BRL	0.005	BRL	0.006	BRL	0.006
Hexachlorobutadiene		BRL	0.006	BRL	0.006	BRL	0.006	BRL	0.005	BRL	0.006	BRL	0.006
isopropylbenzene		BRL	0.006	BRL	0.006	BRL	0.006	BRL	0.005	BRL	0.006	BRL	0.006
Methylene Chloride		BRL	0.023	BRL	0.024	BRL	0.023	BRL	0.022	BRL	0.025	BRL	0.023
Naphthalene		BRL	0.012	BRL	0.012	BRL	0.012	BRL	0.011	BRL	0.012	BRL	0.012
n-Propylbenzene		BRL	0.006	BRL	0.006	BRL	0.006	BRL	0.005	BRL	0.006	BRL	0.006
Styrene		BRL	0.006	BRL	0.006	BRL	0.006	BRL	0.005	BRL	0.006	BRL	0.006
1,1,1,2-Tetrachloroethane		BRL	0.006	BRL	0.006	BRL	0.006	BRL	0.005	BRL	0.006	BRL	0.006
1,1,2,2-Tetrachloroethane		BRL	0.006	BRL	0.006	BRL	0.006	BRL	0.005	BRL	0.006	BRL	0.006
Tetrachloroethylene		BRL	0.006	BRL	0.006	BRL	0.006	BRL	0.005	BRL	0.006	BRL	0.006
Toluene		BRL	0.006	BRL	0.006	BRL	0.006	BRL	0.005	BRL	0.006	BRL	0.006
1,2,4-Trichlorobenzene		BRL	0.006	BRL	0.006	BRL	0.006	BRL	0.005	BRL	0.006	BRL	0.006
1,2,3-Trichlorobenzene		BRL	0.006	BRL	0.006	BRL	0.006	BRL	0.005	BRL	0.006	BRL	0.006
1,1,2-Trichloroethane		BRL	0.006	BRL	0.006	BRL	0.006	BRL	0.005	BRL	0.006	BRL	0.006

This analytical report, and the entire data package it represents, has been made for your exclusive and confidential use.
The interpretations and results expressed throughout this analytical report represent the best judgment of XENCO Laboratories.
XENCO Laboratories assumes no responsibility and makes no warranty to the end use of the data hereby presented.
Our liability is limited to the amount invoiced for this work order unless otherwise agreed to in writing.

Brent Barron
Laboratory Manager

XENCO Laboratories

Certificate of Analysis Summary 235651

3TM International, Houston , TX

Project Name: Koppers Creosote Facility

Project Id:

Contact: Randy Horsak

Project Location: Grenada, Mississippi

Date Received in Lab: Fri Jul-25-03 10:30 am

Report Date: 12-AUG-03

Project Manager: Karen Olson

Analysis Requested	*Lab Id:*	235651-007		235651-008		235651-009		235651-010		235651-011		235651-012	
	Field Id:	3TM-KP-SS-7-01		3TM-KP-SS-7-02		3TM-KP-SS-303-01		3TM-KP-SS-303-02		3TM-KP-SS-690-01		3TM-KP-SS-690-02	
	Depth:	6 In		6 In		6 In		6 In		1- ft		1- ft	
	Matrix:	SOIL		SOIL		SOIL		SOIL		SOIL		SOIL	
	Sampled:	Jul-22-03 08:15		Jul-22-03 08:25		Jul-22-03 12:05		Jul-22-03 12:15		Jul-23-03 09:50		Jul-23-03 10:05	
VOAs by SW-846 8260B	*Extracted:*	Aug-01-03 17:04		Aug-01-03 12:16		Aug-04-03 16:04		Aug-01-03 12:58		Aug-01-03 12:00		Aug-04-03 11:40	
	Analyzed:	Aug-01-03 19:52		Aug-01-03 15:57		Aug-04-03 17:28		Aug-01-03 18:48		Aug-01-03 12:43		Aug-04-03 12:07	
	Units/RL:	mg/kg	RL	mg/kg	RL	mg/kg	RL	mg/kg	RL	mg/kg	RL	mg/kg	RL
1,1,1-Trichloroethane		BRL	0.006	BRL	0.006	BRL	0.006	BRL	0.006	BRL	0.006	BRL	0.006
Trichloroethene		BRL	0.006	BRL	0.006	BRL	0.006	BRL	0.006	BRL	0.006	BRL	0.006
Trichlorofluoromethane		BRL	0.006	BRL	0.006	BRL	0.006	BRL	0.006	BRL	0.006	BRL	0.006
1,2,3-Trichloropropane		BRL	0.006	BRL	0.006	BRL	0.006	BRL	0.006	BRL	0.006	BRL	0.006
1,2,4-Trimethylbenzene		BRL	0.006	BRL	0.006	BRL	0.006	BRL	0.006	BRL	0.006	BRL	0.006
1,3,5-trimethylbenzene		BRL	0.006	BRL	0.006	BRL	0.006	BRL	0.006	BRL	0.006	BRL	0.006
Vinyl Chloride		BRL	0.002	BRL	0.002	BRL	0.002	BRL	0.002	BRL	0.002	BRL	0.002
o-Xylene		BRL	0.006	BRL	0.006	BRL	0.006	BRL	0.006	BRL	0.006	BRL	0.006
m,p-Xylenes		BRL	0.012	BRL	0.012	BRL	0.012	BRL	0.011	BRL	0.012	BRL	0.012

This analytical report, and the entire data package it represents, has been made for your exclusive and confidential use.
The interpretations and results expressed throughout this analytical report represent the best judgment of XENCO Laboratories.
XENCO Laboratories assumes no responsibility and makes no warranty to the end use of the data hereby presented.
Our liability is limited to the amount invoiced for this work order unless otherwise agreed to in writing.

Brent Barron
Laboratory Manager

XENCO Laboratories

Certificate of Analysis Summary 235651

3TM International, Houston , TX

Project Name: Koppers Creosote Facility

Project Id:

Contact: Randy Horsak

Project Location: Grenada, Mississippi

Date Received in Lab: Fri Jul-25-03 10:30 am

Report Date: 12-AUG-03

Project Manager: Karen Olson

Analysis Requested	*Lab Id:*	235651-013		235651-014		235651-015		235651-016		235651-017		235651-018	
	Field Id:	3TM-KP-SS-1137-01		3TM-KP-SS-1137-02		3TM-KP-SS-688-01		3TM-KP-SS-688-02		3TM-KP-Equipment Rinse		3TM-KP-Field Blank	
	Depth:	6 In		6 In		6 In		6 In		In		ft	
	Matrix:	SOIL		SOIL		SOIL		SOIL		WATER		WATER	
	Sampled:	Jul-23-03 14:40		Jul-23-03 14:50		Jul-23-03 16:50		Jul-23-03 17:00		Jul-24-03 08:50		Jul-24-03 08:55	
Percent Moisture	*Extracted:*												
	Analyzed:	Jul-25-03 18:56		Jul-25-03 18:58		Jul-25-03 19:00		Jul-25-03 19:02					
	Units/RL:	%	RL	%	RL	%	RL	%	RL				
Percent Moisture		11.5	1.00	11.0	1.00	6.59	1.00	19.2	1.00				
SVOAs by EPA 8270C	*Extracted:*	Jul-28-03 10:51		Jul-28-03 10:54		Jul-28-03 10:57		Jul-28-03 11:00		Jul-29-03 10:15		Jul-29-03 10:20	
	Analyzed:	Aug-07-03 01:04		Aug-07-03 00:12		Aug-06-03 23:20		Aug-06-03 22:27		Aug-02-03 00:14		Aug-02-03 01:07	
	Units/RL:	mg/kg	RL	mg/kg	RL	mg/kg	RL	mg/kg	RL	mg/L	RL	mg/L	RL
Acenaphthene		BRL	0.188	BRL	0.187	BRL	0.178	BRL	0.206	BRL	0.005	BRL	0.005
Acenaphthylene		BRL	0.188	BRL	0.187	BRL	0.178	BRL	0.206	BRL	0.005	BRL	0.005
Anthracene		BRL	0.188	BRL	0.187	BRL	0.178	BRL	0.206	BRL	0.005	BRL	0.005
Benzo(a)anthracene		BRL	0.188	BRL	0.187	BRL	0.178	BRL	0.206	BRL	0.005	BRL	0.005
Benzo(a)pyrene		BRL	0.188	BRL	0.187	BRL	0.178	BRL	0.206	BRL	0.005	BRL	0.005
Benzo(b)fluoranthene		BRL	0.188	BRL	0.187	BRL	0.178	BRL	0.206	BRL	0.005	BRL	0.005
Benzo(g,h,i)perylene		BRL	0.188	BRL	0.187	BRL	0.178	BRL	0.206	BRL	0.005	BRL	0.005
Benzo(k)fluoranthene		BRL	0.188	BRL	0.187	BRL	0.178	BRL	0.206	BRL	0.005	BRL	0.005
Chrysene		BRL	0.188	BRL	0.187	BRL	0.178	BRL	0.206	BRL	0.005	BRL	0.005
Dibenz(a,h)Anthracene		BRL	0.188	BRL	0.187	BRL	0.178	BRL	0.206	BRL	0.005	BRL	0.005
Fluoranthene		BRL	0.188	BRL	0.187	BRL	0.178	BRL	0.206	BRL	0.005	BRL	0.005
Fluorene		BRL	0.188	BRL	0.187	BRL	0.178	BRL	0.206	BRL	0.005	BRL	0.005
Indeno(1,2,3-c,d)Pyrene		BRL	0.188	BRL	0.187	BRL	0.178	BRL	0.206	BRL	0.005	BRL	0.005
Naphthalene		BRL	0.188	BRL	0.187	BRL	0.178	BRL	0.206	BRL	0.005	BRL	0.005
Phenanthrene		BRL	0.188	BRL	0.187	BRL	0.178	BRL	0.206	BRL	0.005	BRL	0.005
Pyrene		BRL	0.188	BRL	0.187	BRL	0.178	BRL	0.206	BRL	0.005	BRL	0.005

This analytical report, and the entire data package it represents, has been made for your exclusive and confidential use.
The interpretations and results expressed throughout this analytical report represent the best judgment of XENCO Laboratories.
XENCO Laboratories assumes no responsibility and makes no warranty to the end use of the data hereby presented.
Our liability is limited to the amount invoiced for this work order unless otherwise agreed to in writing.

Brent Barron
Laboratory Manager

XENCO Laboratories

Certificate of Analysis Summary 235651

3TM International, Houston , TX

Project Name: Koppers Creosote Facility

Project Id:

Contact: Randy Horsak

Project Location: Grenada, Mississippi

Date Received in Lab: Fri Jul-25-03 10:30 am

Report Date: 12-AUG-03

Project Manager: Karen Olson

Analysis Requested	*Lab Id:*	235651-013		235651-014		235651-015		235651-016		235651-017	235651-018
	Field Id:	3TM-KP-SS-1137-01		3TM-KP-SS-1137-02		3TM-KP-SS-688-01		3TM-KP-SS-688-02		3TM-KP-Equipment Rinse	3TM-KP-Field Blank
	Depth:	6 In		6 In		6 In		6 In		In	ft
	Matrix:	SOIL		SOIL		SOIL		SOIL		WATER	WATER
	Sampled:	Jul-23-03 14:40		Jul-23-03 14:50		Jul-23-03 16:50		Jul-23-03 17:00		Jul-24-03 08:50	Jul-24-03 08:55
VOAs by SW-846 8260B	*Extracted:*	Aug-05-03 16:19		Aug-05-03 16:21		Aug-05-03 16:23		Aug-05-03 16:25			
	Analyzed:	Aug-05-03 18:07		Aug-05-03 18:28		Aug-05-03 18:50		Aug-05-03 19:12			
	Units/RL:	mg/kg	RL	mg/kg	RL	mg/kg	RL	mg/kg	RL		
Benzene		BRL	0.006	BRL	0.006	BRL	0.005	BRL	0.006		
Bromobenzene		BRL	0.006	BRL	0.006	BRL	0.005	BRL	0.006		
Bromochloromethane		BRL	0.006	BRL	0.006	BRL	0.005	BRL	0.006		
Bromodichloromethane		BRL	0.006	BRL	0.006	BRL	0.005	BRL	0.006		
Bromoform		BRL	0.006	BRL	0.006	BRL	0.005	BRL	0.006		
Bromomethane		BRL	0.006	BRL	0.006	BRL	0.005	BRL	0.006		
MTBE		BRL	0.006	BRL	0.006	BRL	0.005	BRL	0.006		
tert-Butylbenzene		BRL	0.006	BRL	0.006	BRL	0.005	BRL	0.006		
Sec-Butylbenzene		BRL	0.006	BRL	0.006	BRL	0.005	BRL	0.006		
n-Butylbenzene		BRL	0.006	BRL	0.006	BRL	0.005	BRL	0.006		
Carbon Tetrachloride		BRL	0.006	BRL	0.006	BRL	0.005	BRL	0.006		
Chlorobenzene		BRL	0.006	BRL	0.006	BRL	0.005	BRL	0.006		
Chloroethane		BRL	0.011	BRL	0.011	BRL	0.011	BRL	0.012		
Chloroform		BRL	0.006	BRL	0.006	BRL	0.005	BRL	0.005		
Chloromethane		BRL	0.011	BRL	0.011	BRL	0.011	BRL	0.012		
2-Chlorotoluene		BRL	0.006	BRL	0.006	BRL	0.005	BRL	0.006		
4-Chlorotoluene		BRL	0.006	BRL	0.006	BRL	0.005	BRL	0.005		
p-Cymene (p-Isopropyltoluene)		BRL	0.006	BRL	0.006	BRL	0.005	BRL	0.005		
1,2-Dibromo-3-Chloropropane		BRL	0.006	BRL	0.006	BRL	0.005	BRL	0.006		
Dibromochloromethane		BRL	0.006	BRL	0.006	BRL	0.005	BRL	0.006		
Dibromomethane		BRL	0.006	BRL	0.006	BRL	0.005	BRL	0.006		
1,2-Dichlorobenzene		BRL	0.006	BRL	0.006	BRL	0.005	BRL	0.006		
1,3-Dichlorobenzene		BRL	0.006	BRL	0.006	BRL	0.005	BRL	0.006		
1,4-Dichlorobenzene		BRL	0.006	BRL	0.006	BRL	0.005	BRL	0.006		
Dichlorodifluoromethane		BRL	0.006	BRL	0.006	BRL	0.005	BRL	0.006		

This analytical report, and the entire data package it represents, has been made for your exclusive and confidential use.
The interpretations and results expressed throughout this analytical report represent the best judgment of XENCO Laboratories.
XENCO Laboratories assumes no responsibility and makes no warranty to the end use of the data hereby presented.
Our liability is limited to the amount invoiced for this work order unless otherwise agreed to in writing.

Brent Barron
Laboratory Manager

XENCO Laboratories

Certificate of Analysis Summary 235651

3TM International, Houston , TX

Project Name: Koppers Creosote Facility

Project Id:

Contact: Randy Horsak

Project Location: Grenada, Mississippi

Date Received in Lab: Fri Jul-25-03 10:30 am

Report Date: 12-AUG-03

Project Manager: Karen Olson

Analysis Requested	*Lab Id:*	235651-013		235651-014		235651-015		235651-016		235651-017	235651-018
	Field Id:	3TM-KP-SS-1137-01		3TM-KP-SS-1137-02		3TM-KP-SS-688-01		3TM-KP-SS-688-02		3TM-KP-Equipment Rinse	3TM-KP-Field Blank
	Depth:	6 In		6 In		6 In		6 In		In	ft
	Matrix:	SOIL		SOIL		SOIL		SOIL		WATER	WATER
	Sampled:	Jul-23-03 14:40		Jul-23-03 14:50		Jul-23-03 16:50		Jul-23-03 17:00		Jul-24-03 08:50	Jul-24-03 08:55
VOAs by SW-846 8260B	*Extracted:*	Aug-05-03 16:19		Aug-05-03 16:21		Aug-05-03 16:23		Aug-05-03 16:25			
	Analyzed:	Aug-05-03 18:07		Aug-05-03 18:28		Aug-05-03 18:50		Aug-05-03 19:12			
	Units/RL:	mg/kg	RL	mg/kg	RL	mg/kg	RL	mg/kg	RL		
1,2-Dichloroethane		BRL	0.006	BRL	0.006	BRL	0.005	BRL	0.006		
1,1-Dichloroethane		BRL	0.006	BRL	0.006	BRL	0.005	BRL	0.006		
trans-1,2-dichloroethene		BRL	0.006	BRL	0.006	BRL	0.005	BRL	0.006		
cis-1,2-Dichloroethene		BRL	0.006	BRL	0.006	BRL	0.005	BRL	0.006		
1,1-Dichloroethene		BRL	0.006	BRL	0.006	BRL	0.005	BRL	0.006		
2,2-Dichloropropane		BRL	0.006	BRL	0.006	BRL	0.005	BRL	0.006		
1,3-Dichloropropane		BRL	0.006	BRL	0.006	BRL	0.005	BRL	0.006		
1,2-Dichloropropane		BRL	0.006	BRL	0.006	BRL	0.005	BRL	0.006		
trans-1,3-dichloropropene		BRL	0.006	BRL	0.006	BRL	0.005	BRL	0.006		
1,1-Dichloropropene		BRL	0.006	BRL	0.006	BRL	0.005	BRL	0.006		
cis-1,3-Dichloropropene		BRL	0.006	BRL	0.006	BRL	0.005	BRL	0.006		
Ethylbenzene		BRL	0.006	BRL	0.006	BRL	0.005	BRL	0.006		
Hexachlorobutadiene		BRL	0.006	BRL	0.006	BRL	0.005	BRL	0.006		
Isopropylbenzene		BRL	0.006	BRL	0.006	BRL	0.005	BRL	0.006		
Methylene Chloride		BRL	0.023	BRL	0.022	BRL	0.022	BRL	0.025		
Naphthalene		BRL	0.011	BRL	0.011	BRL	0.011	BRL	0.012		
n-Propylbenzene		BRL	0.006	BRL	0.006	BRL	0.005	BRL	0.006		
Styrene		BRL	0.006	BRL	0.006	BRL	0.005	BRL	0.006		
1,1,1,2-Tetrachloroethane		BRL	0.006	BRL	0.006	BRL	0.005	BRL	0.006		
1,1,2,2-Tetrachloroethane		BRL	0.006	BRL	0.006	BRL	0.005	BRL	0.006		
Tetrachloroethylene		BRL	0.006	BRL	0.006	BRL	0.005	BRL	0.006		
Toluene		BRL	0.006	BRL	0.006	BRL	0.005	BRL	0.006		
1,2,4-Trichlorobenzene		BRL	0.006	BRL	0.006	BRL	0.005	BRL	0.006		
1,2,3-Trichlorobenzene		BRL	0.006	BRL	0.006	BRL	0.005	BRL	0.006		
1,1,2-Trichloroethane		BRL	0.006	BRL	0.006	BRL	0.005	BRL	0.006		

This analytical report, and the entire data package it represents, has been made for your exclusive and confidential use.
The interpretations and results expressed throughout this analytical report represent the best judgment of XENCO Laboratories.
XENCO Laboratories assumes no responsibility and makes no warranty to the end use of the data hereby presented.
Our liability is limited to the amount invoiced for this work order unless otherwise agreed to in writing.

Brent Barron
Laboratory Manager

XENCO Laboratories

Certificate of Analysis Summary 235651

3TM International, Houston , TX

Project Name: Koppers Creosote Facility

Project Id:

Contact: Randy Horsak

Project Location: Grenada, Mississippi

Date Received in Lab: Fri Jul-25-03 10:30 am

Report Date: 12-AUG-03

Project Manager: Karen Olson

Analysis Requested	*Lab Id:*	235651-013		235651-014		235651-015		235651-016		235651-017	235651-018
	Field Id:	3TM-KP-SS-1137-01		3TM-KP-SS-1137-02		3TM-KP-SS-688-01		3TM-KP-SS-688-02		3TM-KP-Equipment Rinse	3TM-KP-Field Blank
	Depth:	6 In		6 In		6 In		6 In		In	ft
	Matrix:	SOIL		SOIL		SOIL		SOIL		WATER	WATER
	Sampled:	Jul-23-03 14:40		Jul-23-03 14:50		Jul-23-03 16:50		Jul-23-03 17:00		Jul-24-03 08:50	Jul-24-03 08:55
VOAs by SW-846 8260B	*Extracted:*	Aug-05-03 16:19		Aug-05-03 16:21		Aug-05-03 16:23		Aug-05-03 16:25			
	Analyzed:	Aug-05-03 18:07		Aug-05-03 18:28		Aug-05-03 18:50		Aug-05-03 19:12			
	Units/RL:	mg/kg	RL	mg/kg	RL	mg/kg	RL	mg/kg	RL		
1,1,1-Trichloroethane		BRL	0.006	BRL	0.006	BRL	0.005	BRL	0.006		
Trichloroethene		BRL	0.006	BRL	0.006	BRL	0.005	BRL	0.006		
Trichlorofluoromethane		BRL	0.006	BRL	0.006	BRL	0.005	BRL	0.006		
1,2,3-Trichloropropane		BRL	0.006	BRL	0.006	BRL	0.005	BRL	0.006		
1,2,4-Trimethylbenzene		BRL	0.006	BRL	0.006	BRL	0.005	BRL	0.006		
1,3,5-trimethylbenzene		BRL	0.006	BRL	0.006	BRL	0.005	BRL	0.006		
Vinyl Chloride		BRL	0.002	BRL	0.002	BRL	0.002	BRL	0.002		
o-Xylene		BRL	0.006	BRL	0.006	BRL	0.005	BRL	0.006		
m,p-Xylenes		BRL	0.011	BRL	0.011	BRL	0.011	BRL	0.012		

This analytical report, and the entire data package it represents, has been made for your exclusive and confidential use.
The interpretations and results expressed throughout this analytical report represent the best judgment of XENCO Laboratories.
XENCO Laboratories assumes no responsibility and makes no warranty to the end use of the data hereby presented.
Our liability is limited to the amount invoiced for this work order unless otherwise agreed to in writing.

Brent Barron
Laboratory Manager

XENCO Laboratories

Certificate of Analysis Summary 235651

3TM International, Houston , TX

Project Name: Koppers Creosote Facility

Project Id:
Contact: Randy Horsak
Project Location: Grenada, Mississippi

Date Received in Lab: Fri Jul-25-03 10:30 am
Report Date: 12-AUG-03
Project Manager: Karen Olson

Analysis Requested													
	Lab Id:	235651-019		235651-020		235651-021		235651-022		235651-023		235651-024	
	Field Id:	3TM-KP-SS-5-01		3TM-KP-SS-5-02		3TM-KP-SS-5-03		3TM-KP-G-5-01		3TM-KP-SS-44-01		3TM-KP-SS-44-02	
	Depth:	6 In		6 In		6 In				6 In		6 In	
	Matrix:	SOIL		SOIL		SOIL		SOIL		SOIL		SOIL	
	Sampled:	Jul-24-03 09:50		Jul-24-03 10:00		Jul-24-03 10:15		Jul-24-03 10:20		Jul-24-03 10:35		Jul-24-03 10:45	
Percent Moisture	*Extracted:*												
	Analyzed:	Jul-25-03 19:04		Jul-25-03 19:06		Jul-25-03 19:08		Jul-25-03 19:10		Jul-25-03 19:16		Jul-25-03 19:12	
	Units/RL:	%	RL	%	RL	%	RL	%	RL	%	RL	%	RL
Percent Moisture		5.56	1.00	5.77	1.00	12.1	1.00	13.2	1.00	19.1	1.00	16.6	1.00
SVOAs by EPA 8270C	*Extracted:*	Jul-30-03 09:39		Jul-30-03 09:42		Jul-30-03 09:45		Jul-30-03 09:48		Jul-30-03 09:51		Jul-30-03 09:54	
	Analyzed:	Aug-07-03 13:42		Aug-07-03 15:41		Aug-07-03 16:45		Aug-12-03 04:34		Aug-08-03 21:10		Aug-08-03 23:44	
	Units/RL:	mg/kg	RL	mg/kg	RL	mg/kg	RL	mg/kg	RL	mg/kg	RL	mg/kg	RL
Acenaphthene		BRL	0.176	BRL	0.177	BRL	0.190	BRL	1.15	BRL	0.206	BRL	0.199
Acenaphthylene		BRL	0.176	BRL	0.177	BRL	0.190	BRL	1.15	BRL	0.206	BRL	0.199
Anthracene		BRL	0.176	BRL	0.177	BRL	0.190	BRL	1.15	BRL	0.206	BRL	0.199
Benzo(a)anthracene		BRL	0.176	BRL	0.177	BRL	0.190	BRL	1.15	BRL	0.206	BRL	0.199
Benzo(a)pyrene		BRL	0.176	BRL	0.177	BRL	0.190	BRL	1.15	BRL	0.206	BRL	0.199
Benzo(b)fluoranthene		BRL	0.176	BRL	0.177	BRL	0.190	BRL	1.15	BRL	0.206	BRL	0.199
Benzo(g,h,i)perylene		BRL	0.176	BRL	0.177	BRL	0.190	BRL	1.15	BRL	0.206	BRL	0.199
Benzo(k)fluoranthene		BRL	0.176	BRL	0.177	BRL	0.190	BRL	1.15	BRL	0.206	BRL	0.199
Chrysene		BRL	0.176	BRL	0.177	BRL	0.190	BRL	1.15	BRL	0.206	BRL	0.199
Dibenz(a,h)Anthracene		BRL	0.176	BRL	0.177	BRL	0.190	BRL	1.15	BRL	0.206	BRL	0.199
Fluoranthene		BRL	0.176	BRL	0.177	BRL	0.190	BRL	1.15	BRL	0.206	BRL	0.199
Fluorene		BRL	0.176	BRL	0.177	BRL	0.190	BRL	1.15	BRL	0.206	BRL	0.199
Indeno(1,2,3-c,d)Pyrene		BRL	0.176	BRL	0.177	BRL	0.190	BRL	1.15	BRL	0.206	BRL	0.199
Naphthalene		BRL	0.176	BRL	0.177	BRL	0.190	BRL	1.15	BRL	0.206	BRL	0.199
Phenanthrene		BRL	0.176	BRL	0.177	BRL	0.190	BRL	1.15	BRL	0.206	BRL	0.199
Pyrene		BRL	0.176	BRL	0.177	BRL	0.190	BRL	1.15	BRL	0.206	BRL	0.199

This analytical report, and the entire data package it represents, has been made for your exclusive and confidential use.
The interpretations and results expressed throughout this analytical report represent the best judgment of XENCO Laboratories.
XENCO Laboratories assumes no responsibility and makes no warranty to the end use of the data hereby presented.
Our liability is limited to the amount invoiced for this work order unless otherwise agreed to in writing.

Brent Barron
Laboratory Manager

XENCO Laboratories

Certificate of Analysis Summary 235651

3TM International, Houston , TX

Project Name: Koppers Creosote Facility

Project Id:

Contact: Randy Horsak

Project Location: Grenada, Mississippi

Date Received in Lab: Fri Jul-25-03 10:30 am

Report Date: 12-AUG-03

Project Manager: Karen Olson

Analysis Requested	*Lab Id:*	235651-019		235651-020		235651-021		235651-022		235651-023		235651-024	
	Field Id:	3TM-KP-SS-5-01		3TM-KP-SS-5-02		3TM-KP-SS-5-03		3TM-KP-G-5-01		3TM-KP-SS-44-0		3TM-KP-SS-44-02	
	Depth:	6 In		6 In		6 In				6 In		6 In	
	Matrix:	SOIL		SOIL		SOIL		SOIL		SOIL		SOIL	
	Sampled:	Jul-24-03 09:50		Jul-24-03 10:00		Jul-24-03 10:15		Jul-24-03 10:20		Jul-24-03 10:35		Jul-24-03 10:45	
VOAs by SW-846 8260B	*Extracted:*	Aug-06-03 13:05		Aug-05-03 16:29		Aug-04-03 16:12		Aug-05-03 16:27		Aug-05-03 16:31		Aug-05-03 16:33	
	Analyzed:	Aug-06-03 14:09		Aug-05-03 19:55		Aug-04-03 18:55		Aug-05-03 19:33		Aug-05-03 20:16		Aug-05-03 20:37	
	Units/RL:	mg/kg	RL	mg/kg	RL	mg/kg	RL	mg/kg	RL	mg/kg	RL	mg/kg	RL
Benzene		BRL	0.005	BRL	0.005	BRL	0.006	BRL	0.029	BRL	0.006	BRL	0.006
Bromobenzene		BRL	0.005	BRL	0.005	BRL	0.006	BRL	0.029	BRL	0.006	BRL	0.006
Bromochloromethane		BRL	0.005	BRL	0.005	BRL	0.006	BRL	0.029	BRL	0.006	BRL	0.006
Bromodichloromethane		BRL	0.005	BRL	0.005	BRL	0.006	BRL	0.029	BRL	0.006	BRL	0.006
Bromoform		BRL	0.005	BRL	0.005	BRL	0.006	BRL	0.029	BRL	0.006	BRL	0.006
Bromomethane		BRL	0.005	BRL	0.005	BRL	0.006	BRL	0.029	BRL	0.006	BRL	0.006
MTBE		BRL	0.005	BRL	0.005	BRL	0.006	BRL	0.029	BRL	0.006	BRL	0.006
tert-Butylbenzene		BRL	0.005	BRL	0.005	BRL	0.006	BRL	0.029	BRL	0.006	BRL	0.006
Sec-Butylbenzene		BRL	0.005	BRL	0.005	BRL	0.006	BRL	0.029	BRL	0.006	BRL	0.006
n-Butylbenzene		BRL	0.005	BRL	0.005	BRL	0.006	BRL	0.029	BRL	0.006	BRL	0.006
Carbon Tetrachloride		BRL	0.005	BRL	0.005	BRL	0.006	BRL	0.029	BRL	0.006	BRL	0.006
Chlorobenzene		BRL	0.005	BRL	0.005	BRL	0.006	BRL	0.029	BRL	0.006	BRL	0.006
Chloroethane		BRL	0.011	BRL	0.011	BRL	0.011	BRL	0.058	BRL	0.012	BRL	0.012
Chloroform		BRL	0.005	BRL	0.005	BRL	0.006	BRL	0.029	BRL	0.006	BRL	0.006
Chloromethane		BRL	0.011	BRL	0.011	BRL	0.011	BRL	0.058	BRL	0.012	BRL	0.012
2-Chlorotoluene		BRL	0.005	BRL	0.005	BRL	0.006	BRL	0.029	BRL	0.006	BRL	0.006
4-Chlorotoluene		BRL	0.005	BRL	0.005	BRL	0.006	BRL	0.029	BRL	0.006	BRL	0.006
p-Cymene (p-Isopropyltoluene)		BRL	0.005	BRL	0.005	BRL	0.006	BRL	0.029	BRL	0.006	BRL	0.006
1,2-Dibromo-3-Chloropropane		BRL	0.005	BRL	0.005	BRL	0.006	BRL	0.029	BRL	0.006	BRL	0.006
Dibromochloromethane		BRL	0.005	BRL	0.005	BRL	0.006	BRL	0.029	BRL	0.006	BRL	0.006
Dibromomethane		BRL	0.005	BRL	0.005	BRL	0.006	BRL	0.029	BRL	0.006	BRL	0.006
1,2-Dichlorobenzene		BRL	0.005	BRL	0.005	BRL	0.006	BRL	0.029	BRL	0.006	BRL	0.006
1,3-Dichlorobenzene		BRL	0.005	BRL	0.005	BRL	0.006	BRL	0.029	BRL	0.006	BRL	0.006
1,4-Dichlorobenzene		BRL	0.005	BRL	0.005	BRL	0.006	BRL	0.029	BRL	0.006	BRL	0.006
Dichlorodifluoromethane		BRL	0.005	BRL	0.005	BRL	0.006	BRL	0.029	BRL	0.006	BRL	0.006

This analytical report, and the entire data package it represents, has been made for your exclusive and confidential use.
The interpretations and results expressed throughout this analytical report represent the best judgment of XENCO Laboratories.
XENCO Laboratories assumes no responsibility and makes no warranty to the end use of the data hereby presented.
Our liability is limited to the amount invoiced for this work order unless otherwise agreed to in writing.

Brent Barron
Laboratory Manager

XENCO Laboratories

Certificate of Analysis Summary 235651

3TM International, Houston , TX

Project Name: Koppers Creosote Facility

Project Id:

Contact: Randy Horsak

Project Location: Grenada, Mississippi

Date Received in Lab: Fri Jul-25-03 10:30 am

Report Date: 12-AUG-03

Project Manager: Karen Olson

Analysis Requested	*Lab Id:*	235651-019		235651-020		235651-021		235651-022		235651-023		235651-024	
	Field Id:	3TM-KP-SS-5-01		3TM-KP-SS-5-02		3TM-KP-SS-5-03		3TM-KP-G-5-01		3TM-KP-SS-44-01		3TM-KP-SS-44-02	
	Depth:	6 In		6 In		6 In				6 In		6 In	
	Matrix:	SOIL		SOIL		SOIL		SOIL		SOIL		SOIL	
	Sampled:	Jul-24-03 09:50		Jul-24-03 10:00		Jul-24-03 10:15		Jul-24-03 10:20		Jul-24-03 10:35		Jul-24-03 10:45	
VOAs by SW-846 8260B	*Extracted:*	Aug-06-03 13:05		Aug-05-03 16:29		Aug-04-03 16:12		Aug-05-03 16:27		Aug-05-03 16:31		Aug-05-03 16:33	
	Analyzed:	Aug-06-03 14:09		Aug-05-03 19:55		Aug-04-03 18:55		Aug-05-03 19:33		Aug-05-03 20:16		Aug-05-03 20:37	
	Units/RL:	mg/kg	RL	mg/kg	RL	mg/kg	RL	mg/kg	RL	mg/kg	RL	mg/kg	RL
1,2-Dichloroethane		BRL	0.005	BRL	0.005	BRL	0.006	BRL	0.029	BRL	0.006	BRL	0.006
1,1-Dichloroethane		BRL	0.005	BRL	0.005	BRL	0.006	BRL	0.029	BRL	0.006	BRL	0.006
trans-1,2-dichloroethene		BRL	0.005	BRL	0.005	BRL	0.006	BRL	0.029	BRL	0.006	BRL	0.006
cis-1,2-Dichloroethene		BRL	0.005	BRL	0.005	BRL	0.006	BRL	0.029	BRL	0.006	BRL	0.006
1,1-Dichloroethene		BRL	0.005	BRL	0.005	BRL	0.006	BRL	0.029	BRL	0.006	BRL	0.006
2,2-Dichloropropane		BRL	0.005	BRL	0.005	BRL	0.006	BRL	0.029	BRL	0.006	BRL	0.006
1,3-Dichloropropane		BRL	0.005	BRL	0.005	BRL	0.006	BRL	0.029	BRL	0.006	BRL	0.006
1,2-Dichloropropane		BRL	0.005	BRL	0.005	BRL	0.006	BRL	0.029	BRL	0.006	BRL	0.006
trans-1,3-dichloropropene		BRL	0.005	BRL	0.005	BRL	0.006	BRL	0.029	BRL	0.006	BRL	0.006
1,1-Dichloropropene		BRL	0.005	BRL	0.005	BRL	0.006	BRL	0.029	BRL	0.006	BRL	0.006
cis-1,3-Dichloropropene		BRL	0.005	BRL	0.005	BRL	0.006	BRL	0.029	BRL	0.006	BRL	0.006
Ethylbenzene		BRL	0.005	BRL	0.005	BRL	0.006	BRL	0.029	BRL	0.006	BRL	0.006
Hexachlorobutadiene		BRL	0.005	BRL	0.005	BRL	0.006	BRL	0.029	BRL	0.006	BRL	0.006
Naphthalene		BRL	0.011	BRL	0.011	BRL	0.011	BRL	0.058	BRL	0.012	BRL	0.012
isopropylbenzene		BRL	0.005	BRL	0.005	BRL	0.006	BRL	0.029	BRL	0.006	BRL	0.006
Methylene Chloride		BRL	0.021	BRL	0.021	BRL	0.023	0.192	0.116	0.030	0.025	BRL	0.024
n-Propylbenzene		BRL	0.005	BRL	0.005	BRL	0.006	BRL	0.029	BRL	0.006	BRL	0.006
Styrene		BRL	0.005	BRL	0.005	BRL	0.006	BRL	0.029	BRL	0.006	BRL	0.006
1,1,1,2-Tetrachloroethane		BRL	0.005	BRL	0.005	BRL	0.006	BRL	0.029	BRL	0.006	BRL	0.006
1,1,2,2-Tetrachloroethane		BRL	0.005	BRL	0.005	BRL	0.006	BRL	0.029	BRL	0.006	BRL	0.006
Tetrachloroethylene		BRL	0.005	BRL	0.005	BRL	0.006	BRL	0.029	BRL	0.006	BRL	0.006
Toluene		BRL	0.005	BRL	0.005	BRL	0.006	BRL	0.029	BRL	0.006	BRL	0.006
1,2,4-Trichlorobenzene		BRL	0.005	BRL	0.005	BRL	0.006	BRL	0.029	BRL	0.006	BRL	0.006
1,2,3-Trichlorobenzene		BRL	0.005	BRL	0.005	BRL	0.006	BRL	0.029	BRL	0.006	BRL	0.006
1,1,2-Trichloroethane		BRL	0.005	BRL	0.005	BRL	0.006	BRL	0.029	BRL	0.006	BRL	0.006

This analytical report, and the entire data package it represents, has been made for your exclusive and confidential use.
The interpretations and results expressed throughout this analytical report represent the best judgment of XENCO Laboratories.
XENCO Laboratories assumes no responsibility and makes no warranty to the end use of the data hereby presented.
Our liability is limited to the amount invoiced for this work order unless otherwise agreed to in writing.

Brent Barron
Laboratory Manager

XENCO Laboratories

Certificate of Analysis Summary 235651

3TM International, Houston , TX

Project Name: Koppers Creosote Facility

Project Id:

Contact: Randy Horsak

Project Location: Grenada, Mississippi

Date Received in Lab: Fri Jul-25-03 10:30 am

Report Date: 12-AUG-03

Project Manager: Karen Olson

Analysis Requested	*Lab Id:*	235651-019		235651-020		235651-021		235651-022		235651-023		235651-024	
	Field Id:	3TM-KP-SS-5-01		3TM-KP-SS-5-02		3TM-KP-SS-5-03		3TM-KP-G-5-01		3TM-KP-SS-44-01		3TM-KP-SS-44-02	
	Depth:	6 In		6 In		6 In				6 In		6 In	
	Matrix:	SOIL		SOIL		SOIL		SOIL		SOIL		SOIL	
	Sampled:	Jul-24-03 09:50		Jul-24-03 10:00		Jul-24-03 10:15		Jul-24-03 10:20		Jul-24-03 10:35		Jul-24-03 10:45	
VOAs by SW-846 8260B	*Extracted:*	Aug-06-03 13:05		Aug-05-03 16:29		Aug-04-03 16:12		Aug-05-03 16:27		Aug-05-03 16:31		Aug-05-03 16:33	
	Analyzed:	Aug-06-03 14:09		Aug-05-03 19:55		Aug-04-03 18:55		Aug-05-03 19:33		Aug-05-03 20:16		Aug-05-03 20:37	
	Units/RL:	mg/kg	RL	mg/kg	RL	mg/kg	RL	mg/kg	RL	mg/kg	RL	mg/kg	RL
1,1,1-Trichloroethane		BRL	0.005	BRL	0.005	BRL	0.006	BRL	0.029	BRL	0.006	BRL	0.006
Trichloroethene		BRL	0.005	BRL	0.005	BRL	0.006	BRL	0.029	BRL	0.006	BRL	0.006
Trichlorofluoromethane		BRL	0.005	BRL	0.005	BRL	0.006	BRL	0.029	BRL	0.006	BRL	0.006
1,2,3-Trichloropropane		BRL	0.005	BRL	0.005	BRL	0.006	BRL	0.029	BRL	0.006	BRL	0.006
1,2,4-Trimethylbenzene		BRL	0.005	BRL	0.005	BRL	0.006	BRL	0.029	BRL	0.006	BRL	0.006
1,3,5-trimethylbenzene		BRL	0.005	BRL	0.005	BRL	0.006	BRL	0.029	BRL	0.006	BRL	0.006
Vinyl Chloride		BRL	0.002	BRL	0.002	BRL	0.002	BRL	0.012	BRL	0.002	BRL	0.002
o-Xylene		BRL	0.005	BRL	0.005	BRL	0.006	BRL	0.029	BRL	0.006	BRL	0.006
m,p-Xylenes		BRL	0.011	BRL	0.011	BRL	0.011	BRL	0.058	BRL	0.012	BRL	0.012

This analytical report, and the entire data package it represents, has been made for your exclusive and confidential use.
The interpretations and results expressed throughout this analytical report represent the best judgment of XENCO Laboratories.
XENCO Laboratories assumes no responsibility and makes no warranty to the end use of the data hereby presented.
Our liability is limited to the amount invoiced for this work order unless otherwise agreed to in writing.

Brent Barron
Laboratory Manager

XENCO Laboratories

Certificate of Analysis Summary 235651

3TM International, Houston , TX

Project Name: Koppers Creosote Facility

Project Id:
Contact: Randy Horsak
Project Location: Grenada, Mississippi

Date Received in Lab: Fri Jul-25-03 10:30 am
Report Date: 12-AUG-03
Project Manager: Karen Olson

Analysis Requested							
	Lab Id:	235651-025					
	Field Id:	Duplicate 1					
	Depth:						
	Matrix:	SOIL					
	Sampled:	Jul-24-03 00:00					
Percent Moisture	*Extracted:*						
	Analyzed:	Jul-25-03 19:20					
	Units/RL:	% RL					
Percent Moisture		8.64 1.00					
SVOAs by EPA 8270C	*Extracted:*	Jul-30-03 09:57					
	Analyzed:	Aug-09-03 00:34					
	Units/RL:	mg/kg RL					
Acenaphthene		BRL 0.182					
Acenaphthylene		BRL 0.182					
Anthracene		BRL 0.182					
Benzo(a)anthracene		BRL 0.182					
Benzo(a)pyrene		BRL 0.182					
Benzo(b)fluoranthene		BRL 0.182					
Benzo(g,h,l)perylene		BRL 0.182					
Benzo(k)fluoranthene		BRL 0.182					
Chrysene		BRL 0.182					
Dibenz(a,h)Anthracene		BRL 0.182					
Fluoranthene		BRL 0.182					
Fluorene		BRL 0.182					
Indeno(1,2,3-c,d)Pyrene		BRL 0.182					
Naphthalene		BRL 0.182					
Phenanthrene		BRL 0.182					
Pyrene		BRL 0.182					

This analytical report, and the entire data package it represents, has been made for your exclusive and confidential use.
The interpretations and results expressed throughout this analytical report represent the best judgment of XENCO Laboratories.
XENCO Laboratories assumes no responsibility and makes no warranty to the end use of the data hereby presented.
Our liability is limited to the amount invoiced for this work order unless otherwise agreed to in writing.

Brent Barron
Laboratory Manager

XENCO Laboratories

Certificate of Analysis Summary 235651

3TM International, Houston , TX

Project Name: Koppers Creosote Facility

Project Id:

Contact: Randy Horsak

Project Location: Grenada, Mississippi

Date Received in Lab: Fri Jul-25-03 10:30 am

Report Date: 12-AUG-03

Project Manager: Karen Olson

Analysis Requested	*Lab Id:*	235651-025					
	Field Id:	Duplicate 1					
	Depth:						
	Matrix:	SOIL					
	Sampled:	Jul-24-03 00:00					
VOAs by SW-846 8260B	*Extracted:*	Aug-05-03 16:35					
	Analyzed:	Aug-05-03 20:59					
	Units/RL:	mg/kg RL					
Benzene		BRL 0.005					
Bromobenzene		BRL 0.005					
Bromochloromethane		BRL 0.005					
Bromodichloromethane		BRL 0.005					
Bromoform		BRL 0.005					
Bromomethane		BRL 0.005					
MTBE		BRL 0.005					
tert-Butylbenzene		BRL 0.005					
Sec-Butylbenzene		BRL 0.005					
n-Butylbenzene		BRL 0.005					
Carbon Tetrachloride		BRL 0.005					
Chlorobenzene		BRL 0.005					
Chloroethane		BRL 0.011					
Chloroform		BRL 0.005					
Chloromethane		BRL 0.011					
2-Chlorotoluene		BRL 0.005					
4-Chlorotoluene		BRL 0.005					
p-Cymene (p-Isopropyltoluene)		BRL 0.005					
1,2-Dibromo-3-Chloropropane		BRL 0.005					
Dibromochloromethane		BRL 0.005					
Dibromomethane		BRL 0.005					
1,2-Dichlorobenzene		BRL 0.005					
1,3-Dichlorobenzene		BRL 0.005					
1,4-Dichlorobenzene		BRL 0.005					
Dichlorodifluoromethane		BRL 0.005					

This analytical report, and the entire data package it represents, has been made for your exclusive and confidential use.
The interpretations and results expressed throughout this analytical report represent the best judgment of XENCO Laboratories.
XENCO Laboratories assumes no responsibility and makes no warranty to the end use of the data hereby presented.
Our liability is limited to the amount invoiced for this work order unless otherwise agreed to in writing.

Brent Barron
Laboratory Manager

XENCO Laboratories

Certificate of Analysis Summary 235651

3TM International, Houston , TX

Project Name: Koppers Creosote Facility

Project Id:
Contact: Randy Horsak
Project Location: Grenada, Mississippi

Date Received In Lab: Fri Jul-25-03 10:30 am
Report Date: 12-AUG-03
Project Manager: Karen Olson

Analysis Requested	*Lab Id:*	235651-025					
	Field Id:	Duplicate 1					
	Depth:						
	Matrix:	SOIL					
	Sampled:	Jul-24-03 00:00					
VOAs by SW-846 8260B	*Extracted:*	Aug-05-03 16:35					
	Analyzed:	Aug-05-03 20:59					
	Units/RL:	mg/kg RL					
1,2-Dichloroethane		BRL 0.005					
1,1-Dichloroethane		BRL 0.005					
trans-1,2-dichloroethene		BRL 0.005					
cis-1,2-Dichloroethene		BRL 0.005					
1,1-Dichloroethene		BRL 0.005					
2,2-Dichloropropane		BRL 0.005					
1,3-Dichloropropane		BRL 0.005					
1,2-Dichloropropane		BRL 0.005					
trans-1,3-dichloropropene		BRL 0.005					
1,1-Dichloropropene		BRL 0.005					
cis-1,3-Dichloropropene		BRL 0.005					
Ethylbenzene		BRL 0.005					
Hexachlorobutadiene		BRL 0.005					
isopropylbenzene		BRL 0.005					
Methylene Chloride		BRL 0.022					
Naphthalene		BRL 0.011					
n-Propylbenzene		BRL 0.005					
Styrene		BRL 0.005					
1,1,1,2-Tetrachloroethane		BRL 0.005					
1,1,2,2-Tetrachloroethane		BRL 0.005					
Tetrachloroethylene		BRL 0.005					
Toluene		BRL 0.005					
1,2,4-Trichlorobenzene		BRL 0.005					
1,2,3-Trichlorobenzene		BRL 0.005					
1,1,2-Trichloroethane		BRL 0.005					

This analytical report, and the entire data package it represents, has been made for your exclusive and confidential use.
The interpretations and results expressed throughout this analytical report represent the best judgment of XENCO Laboratories.
XENCO Laboratories assumes no responsibility and makes no warranty to the end use of the data hereby presented.
Our liability is limited to the amount invoiced for this work order unless otherwise agreed to in writing.

Brent Barron
Laboratory Manager

XENCO Laboratories

Certificate of Analysis Summary 235651

3TM International, Houston , TX

Project Name: Koppers Creosote Facility

Project Id:
Contact: Randy Horsak
Project Location: Grenada, Mississippi

Date Received In Lab: Fri Jul-25-03 10:30 am
Report Date: 12-AUG-03
Project Manager: Karen Olson

Analysis Requested	*Lab Id:*	235651-025					
	Field Id:	Duplicate 1					
	Depth:						
	Matrix:	SOIL					
	Sampled:	Jul-24-03 00:00					
VOAs by SW-846 8260B	*Extracted:*	Aug-05-03 16:35					
	Analyzed:	Aug-05-03 20:59					
	Units/RL:	mg/kg RL					
1,1,1-Trichloroethane		BRL 0.005					
Trichloroethene		BRL 0.005					
Trichlorofluoromethane		BRL 0.005					
1,2,3-Trichloropropane		BRL 0.005					
1,2,4-Trimethylbenzene		BRL 0.005					
1,3,5-trimethylbenzene		BRL 0.005					
Vinyl Chloride		BRL 0.002					
o-Xylene		BRL 0.005					
m,p-Xylenes		BRL 0.011					

This analytical report, and the entire data package it represents, has been made for your exclusive and confidential use.
The interpretations and results expressed throughout this analytical report represent the best judgment of XENCO Laboratories.
XENCO Laboratories assumes no responsibility and makes no warranty to the end use of the data hereby presented.
Our liability is limited to the amount invoiced for this work order unless otherwise agreed to in writing.

Brent Barron
Laboratory Manager

XENCO Laboratories

Form 3 - MS / MSD Recoveries

Project Name: Koppers Creosote Facility

Work Order # : 235651

Lab Batch ID: 640955

Reporting Units: mg/kg

Project ID:

QC- Sample ID: 235651-011 **Batch #: 1** **Matrix: Solid** -

SVOAs by EPA 8270C Analytes	MATRIX SPIKE / MATRIX SPIKE DUPLICATE RECOVERY STUDY										
	Parent Sample Result [A]	Spike Added [B]	Spiked Sample Result [C]	Spiked Sample %R [D]	Spike Added [E]	Duplicate Spiked Sample Result [F]	Spiked Dup. %R [G]	RPD %	Control Limits %R	Control Limits %RPD	Flag
Acenaphthene	<0.207	2.07	1.80	87	2.07	1.76	85	2	41-134	19	
Acenaphthylene	<0.207	2.07	1.75	85	2.07	1.72	83	2	65-135	25	
Anthracene	<0.207	2.07	1.79	86	2.07	1.77	86	0	65-135	25	
Benzo(a)anthracene	<0.207	2.07	1.75	85	2.07	1.70	82	4	44-126	25	
Benzo(a)pyrene	<0.207	2.07	1.81	87	2.07	1.76	85	2	65-135	25	
Benzo(b)fluoranthene	<0.207	2.07	1.89	91	2.07	1.89	91	0	65-135	25	
Benzo(g,h,I)perylene	<0.207	2.07	1.15	56	2.07	1.11	54	4	65-135	25	X
Benzo(k)fluoranthene	<0.207	2.07	2.07	100	2.07	1.91	92	8	25-125	25	
Chrysene	<0.207	2.07	1.80	87	2.07	1.76	85	2	65-135	25	
Dibenz(a,h)Anthracene	<0.207	2.07	1.32	64	2.07	1.24	60	6	65-135	25	X
Fluoranthene	<0.207	2.07	1.82	88	2.07	1.75	85	3	65-135	25	
Fluorene	<0.207	2.07	1.83	88	2.07	1.77	86	2	65-135	25	
Indeno(1,2,3-c,d)Pyrene	<0.207	2.07	1.28	62	2.07	1.20	58	7	65-135	25	X
Naphthalene	<0.207	2.07	1.81	87	2.07	1.72	83	5	65-135	25	
Phenanthrene	<0.207	2.07	1.83	88	2.07	1.78	86	2	65-135	25	
Pyrene	<0.207	2.07	1.85	89	2.07	1.79	86	3	41-144	36	

Matrix Spike Percent Recovery [D] = 100*(C-A)/B
Relative Percent Difference RPD = 200*(D-G)/(D+G)

Matrix Spike Duplicate Percent Recovery [G] = 100*(F-A)/E

ND = Not Detected, J = Present Below Reporting Limit, B = Present in Blank, NR = Not Requested, I = Interference, NA = Not ApplicableN = See Narrative, EQL = Estimated Quantitation Limit

XENCO Laboratories

Form 3 - MS / MSD Recoveries

Project Name: Koppers Creosote Facility

Work Order # : 235651

Lab Batch ID: 641309

Reporting Units: mg/kg

Project ID:

QC- Sample ID: 235651-023 S Batch #: 1 Matrix: Solid

SVOAs by EPA 8270C Analytes	MATRIX SPIKE / MATRIX SPIKE DUPLICATE RECOVERY STUDY										
	Parent Sample Result [A]	Spike Added [B]	Spiked Sample Result [C]	Spiked Sample %R [D]	Spike Added [E]	Duplicate Spiked Sample Result [F]	Spiked Dup. %R [G]	RPD %	Control Limits %R	Control Limits %RPD	Flag
Acenaphthene	<0.206	2.05	1.86	91	2.06	1.82	88	3	41-134	19	
Acenaphthylene	<0.206	2.05	1.81	88	2.06	1.82	88	0	65-135	25	
Anthracene	<0.206	2.05	1.83	89	2.06	1.83	89	0	65-135	25	
Benzo(a)anthracene	<0.206	2.05	1.77	86	2.06	1.78	86	0	44-126	25	
Benzo(a)pyrene	<0.206	2.05	1.87	91	2.06	1.88	91	0	65-135	25	
Benzo(b)fluoranthene	<0.206	2.05	1.92	94	2.06	1.88	91	3	65-135	25	
Benzo(g,h,i)perylene	<0.206	2.05	1.67	81	2.06	1.70	83	2	65-135	25	
Benzo(k)fluoranthene	<0.206	2.05	1.95	95	2.06	2.07	100	5	25-125	25	
Chrysene	<0.206	2.05	1.83	89	2.06	1.82	88	1	65-135	25	
Dibenz(a,h)Anthracene	<0.206	2.05	1.85	90	2.06	1.87	91	1	65-135	25	
Fluoranthene	<0.206	2.05	1.91	93	2.06	1.91	93	0	65-135	25	
Fluorene	<0.205	2.05	1.88	92	2.06	1.85	90	2	65-135	25	
Indeno(1,2,3-c,d)Pyrene	<0.205	2.05	1.74	85	2.06	1.78	86	1	65-135	25	
Naphthalene	<0.205	2.05	1.79	87	2.06	1.87	91	4	65-135	25	
Phenanthrene	<0.205	2.05	1.90	93	2.06	1.90	92	1	65-135	25	
Pyrene	<0.206	2.05	1.78	87	2.06	1.79	87	0	41-144	36	

Matrix Spike Percent Recovery [D] = 100*(C-A)/B
Relative Percent Difference RPD = 200*(D-G)/(D+G)

Matrix Spike Duplicate Percent Recovery [G] = 100*(F-A)/E

ND = Not Detected, J = Present Below Reporting Limit, B = Present in Blank, NR = Not Requested, I = Interference, NA = Not ApplicableN = See Narrative, EQL = Estimated Quantitation Limit

XENCO Laboratories

Form 3 - MS / MSD Recoveries

Project Name: Koppers Creosote Facility

Work Order # : 235651

Project ID:

Lab Batch ID: 640960

QC- Sample ID: 235651-011 S **Batch #:** 1 **Matrix:** Solid

Reporting Units: mg/kg

VOAs by SW-846 8260B Analytes	MATRIX SPIKE / MATRIX SPIKE DUPLICATE RECOVERY STUDY										
	Parent Sample Result [A]	Spike Added [B]	Spiked Sample Result [C]	Spiked Sample %R [D]	Spike Added [E]	Duplicate Spiked Sample Result [F]	Spiked Dup. %R [G]	RPD %	Control Limits %R	Control Limits %RPD	Flag
Benzene	<0.006	0.060	0.052	87	0.061	0.052	85	2	66-142	21	
Chlorobenzene	<0.006	0.060	0.057	95	0.061	0.056	92	3	60-133	21	
1,1-Dichloroethene	<0.006	0.060	0.045	75	0.061	0.049	80	6	59-172	22	
Toluene	<0.006	0.060	0.051	85	0.061	0.052	85	0	59-139	21	
Trichloroethene	<0.006	0.060	0.054	90	0.061	0.054	89	1	62-137	24	

Lab Batch ID: 641081

QC- Sample ID: 235651-012 S **Batch #:** 1 **Matrix:** Solid

Reporting Units: mg/kg

VOAs by SW-846 8260B Analytes	MATRIX SPIKE / MATRIX SPIKE DUPLICATE RECOVERY STUDY										
	Parent Sample Result [A]	Spike Added [B]	Spiked Sample Result [C]	Spiked Sample %R [D]	Spike Added [E]	Duplicate Spiked Sample Result [F]	Spiked Dup. %R [G]	RPD %	Control Limits %R	Control Limits %RPD	Flag
Benzene	<0.006	0.058	0.058	100	0.058	0.057	98	2	66-142	21	
Chlorobenzene	<0.006	0.058	0.057	98	0.058	0.058	100	2	60-133	21	
1,1-Dichloroethene	<0.006	0.058	0.058	100	0.058	0.059	102	2	59-172	22	
Toluene	<0.006	0.058	0.055	95	0.058	0.056	97	2	59-139	21	
Trichloroethene	<0.006	0.058	0.060	103	0.058	0.061	105	2	62-137	24	

Matrix Spike Percent Recovery [D] = 100*(C-A)/B
Relative Percent Difference RPD = 200*(D-G)/(D+G)

Matrix Spike Duplicate Percent Recovery [G] = 100*(F-A)/E

ND = Not Detected, J = Present Below Reporting Limit, B = Present in Blank, NR = Not Requested, I = Interference, NA = Not ApplicableN = See Narrative, EQL = Estimated Quantitation Limit

XENCO Laboratories

Form 3 - MS / MSD Recoveries

Project Name: Koppers Creosote Facility

Work Order # : 235651

Lab Batch ID: 641150

Reporting Units: mg/kg

Project ID:

QC- Sample ID: 235801-001 S **Batch #: 1** **Matrix: Solid**

VOAs by SW-846 8260B Analytes	MATRIX SPIKE / MATRIX SPIKE DUPLICATE RECOVERY STUDY										
	Parent Sample Result [A]	Spike Added [B]	Spiked Sample Result [C]	Spiked Sample %R [D]	Spike Added [E]	Duplicate Spiked Sample Result [F]	Spiked Dup. %R [G]	RPD %	Control Limits %R	Control Limits %RPD	Flag
Benzene	<0.005	0.050	0.052	104	0.050	0.051	102	2	66-142	21	
Chlorobenzene	<0.005	0.050	0.053	106	0.050	0.052	104	2	60-133	21	
1,1-Dichloroethene	<0.005	0.050	0.051	102	0.050	0.048	96	6	59-172	22	
Toluene	<0.005	0.050	0.051	102	0.050	0.050	100	2	59-139	21	
Trichloroethene	<0.005	0.050	0.053	106	0.050	0.054	108	2	62-137	24	

Lab Batch ID: 641186

Reporting Units: mg/kg

QC- Sample ID: 235651-019 S **Batch #: 1** **Matrix: Solid**

VOAs by SW-846 8260B Analytes	MATRIX SPIKE / MATRIX SPIKE DUPLICATE RECOVERY STUDY										
	Parent Sample Result [A]	Spike Added [B]	Spiked Sample Result [C]	Spiked Sample %R [D]	Spike Added [E]	Duplicate Spiked Sample Result [F]	Spiked Dup. %R [G]	RPD %	Control Limits %R	Control Limits %RPD	Flag
Naphthalene	<0.011	0.053	0.051	96	0.053	0.053	100	4	75-125	25	

Matrix Spike Percent Recovery [D] = 100*(C-A)/B
Relative Percent Difference RPD = 200*(D-G)/(D+G)

Matrix Spike Duplicate Percent Recovery [G] = 100*(F-A)/E

ND = Not Detected, J = Present Below Reporting Limit, B = Present in Blank, NR = Not Requested, I = Interference, NA = Not ApplicableN = See Narrative, EQL = Estimated Quantitation Limit

XENCO Laboratories

Blank Spike Recovery

Project Name: Koppers Creosote Facility

Work Order #: 235651
Lab Batch #: 640960
Reporting Units: mg/kg
Sample: 461664-1-BKS
Batch #: 1
Project ID:
Matrix: Solid

VOAs by SW-846 8260B Analytes	Blank Result [A]	BLANK /BLANK SPIKE RECOVERY STUDY Spike Added [B]	Blank Spike Result [C]	Blank Spike %R [D]	Control Limits %R	Flags
Benzene	<0.005	0.050	0.044	88	66-142	
Chlorobenzene	<0.005	0.050	0.047	94	60-133	
1,1-Dichloroethene	<0.005	0.050	0.042	84	59-172	
Toluene	<0.005	0.050	0.044	88	59-139	
Trichloroethene	<0.005	0.050	0.047	94	62-137	

Lab Batch #: 641081
Reporting Units: mg/kg
Sample: 461734-1-BKS
Batch #: 1
Matrix: Solid

VOAs by SW-846 8260B Analytes	Blank Result [A]	BLANK /BLANK SPIKE RECOVERY STUDY Spike Added [B]	Blank Spike Result [C]	Blank Spike %R [D]	Control Limits %R	Flags
Benzene	<0.005	0.050	0.048	96	66-142	
Chlorobenzene	<0.005	0.050	0.049	98	60-133	
1,1-Dichloroethene	<0.005	0.050	0.049	98	59-172	
Toluene	<0.005	0.050	0.048	96	59-139	
Trichloroethene	<0.005	0.050	0.051	102	62-137	

Lab Batch #: 641150
Reporting Units: mg/kg
Sample: 461780-1-BKS
Batch #: 1
Matrix: Solid

VOAs by SW-846 8260B Analytes	Blank Result [A]	BLANK /BLANK SPIKE RECOVERY STUDY Spike Added [B]	Blank Spike Result [C]	Blank Spike %R [D]	Control Limits %R	Flags
Benzene	<0.005	0.050	0.049	98	66-142	
Chlorobenzene	<0.005	0.050	0.049	98	60-133	
1,1-Dichloroethene	<0.005	0.050	0.048	96	59-172	
Toluene	<0.005	0.050	0.047	94	59-139	
Trichloroethene	<0.005	0.050	0.052	104	62-137	

Lab Batch #: 641186
Reporting Units: mg/kg
Sample: 461800-1-BKS
Batch #: 1
Matrix: Solid

VOAs by SW-846 8260B Analytes	Blank Result [A]	BLANK /BLANK SPIKE RECOVERY STUDY Spike Added [B]	Blank Spike Result [C]	Blank Spike %R [D]	Control Limits %R	Flags
Naphthalene	<0.005	0.050	0.053	106	65-135	

Blank Spike Recovery [D] = 100*[C]/[B]
All results are based on MDL and validated for QC purposes.

XENCO Laboratories

BS / BSD Recoveries

Project Name: Koppers Creosote Facility

Work Order #: 235651

Lab Batch ID: 640955 **Sample:** 461660-1-BKS **Batch #:** 1 **Project ID:**

Units: mg/kg **Matrix:** Solid

BLANK /BLANK SPIKE / BLANK SPIKE DUPLICATE RECOVERY STUDY

SVOAs by EPA 8270C Analytes	Blank Sample Result [A]	Spike Added [B]	Blank Spike Result [C]	Blank Spike %R [D]	Spike Added [E]	Blank Spike Duplicate Result [F]	Blk. Spk Dup. %R [G]	RPD %	Control Limits %R	Control Limits %RPD	Flag
Acenaphthene	<0.167	1.67	1.37	82	1.67	1.28	77	6	41-134	19	
Acenaphthylene	<0.167	1.67	1.35	81	1.67	1.24	74	9	65-135	25	
Anthracene	<0.167	1.67	1.32	79	1.67	1.25	75	5	65-135	25	
Benzo(a)anthracene	<0.167	1.67	1.32	79	1.67	1.30	78	1	44-126	25	
Benzo(a)pyrene	<0.167	1.67	1.25	75	1.67	1.17	70	7	65-135	25	
Benzo(b)fluoranthene	<0.167	1.67	1.35	81	1.67	1.24	74	9	65-135	25	
Benzo(g,h,l)perylene	<0.167	1.67	1.30	78	1.67	1.19	71	9	65-135	25	
Benzo(k)fluoranthene	<0.167	1.67	1.21	72	1.67	1.18	71	1	25-125	25	
Chrysene	<0.167	1.67	1.37	82	1.67	1.29	77	6	65-135	25	
Dibenz(a,h)Anthracene	<0.167	1.67	1.38	83	1.67	1.29	77	8	65-135	25	
Fluoranthene	<0.167	1.67	1.36	81	1.67	1.29	77	5	65-135	25	
Fluorene	<0.167	1.67	1.38	83	1.67	1.29	77	8	65-135	25	
Indeno(1,2,3-c,d)Pyrene	<0.167	1.67	1.37	82	1.67	1.25	75	9	65-135	25	
Naphthalene	<0.167	1.67	1.31	78	1.67	1.25	75	4	65-135	25	
Phenanthrene	<0.167	1.67	1.33	80	1.67	1.27	76	5	65-135	25	
Pyrene	<0.167	1.67	1.38	83	1.67	1.31	78	6	41-144	36	

Relative Percent Difference RPD = 200*|(D-G)/(D+G)|
Blank Spike Recovery [D] = 100*(C)/[B]
Blank Spike Duplicate Recovery [G] = 100*(F)/[E]
All results are based on MDL and Validated for QC Purposes

XENCO Laboratories

BS / BSD Recoveries

Project Name: Koppers Creosote Facility

Work Order #: 235651

Lab Batch ID: 641024 **Sample:** 461700-1-BKS **Batch #:** 1

Project ID:

Units: mg/L **Matrix:** Water

BLANK /BLANK SPIKE / BLANK SPIKE DUPLICATE RECOVERY STUDY

SVOAs by EPA 8270C Analytes	Blank Sample Result [A]	Spike Added [B]	Blank Spike Result [C]	Blank Spike %R [D]	Spike Added [E]	Blank Spike Duplicate Result [F]	Blk. Spk Dup. %R [G]	RPD %	Control Limits %R	Control Limits %RPD	Flag
Acenaphthene	<0.005	0.050	0.056	112	0.050	0.056	112	0	27-132	31	
Acenaphthylene	<0.005	0.050	0.056	112	0.050	0.056	112	0	46-108	25	H
Anthracene	<0.005	0.050	0.055	110	0.050	0.056	112	2	47-145	25	
Benzo(a)anthracene	<0.005	0.050	0.059	118	0.050	0.060	120	2	33-143	25	
Benzo(a)pyrene	<0.005	0.050	0.055	110	0.050	0.055	110	0	65-135	25	
Benzo(b)fluoranthene	<0.005	0.050	0.058	116	0.050	0.057	114	2	24-159	25	
Benzo(g,h,i)perylene	<0.005	0.050	0.056	112	0.050	0.057	114	2	65-135	25	
Benzo(k)fluoranthene	<0.005	0.050	0.051	102	0.050	0.052	104	2	25-125	25	
Chrysene	<0.005	0.050	0.059	118	0.050	0.059	118	0	65-135	25	
Dibenz(a,h)Anthracene	<0.005	0.050	0.053	106	0.050	0.054	108	2	50-125	25	
Fluoranthene	<0.005	0.050	0.057	114	0.050	0.057	114	0	47-125	25	
Fluorene	<0.005	0.050	0.056	112	0.050	0.057	114	2	48-139	25	
Indeno(1,2,3-c,d)Pyrene	<0.005	0.050	0.051	102	0.050	0.052	104	2	27-160	25	
Naphthalene	<0.005	0.050	0.052	104	0.050	0.051	102	2	26-175	25	
Phenanthrene	<0.005	0.050	0.055	110	0.050	0.056	112	2	65-135	25	
Pyrene	<0.005	0.050	0.059	118	0.050	0.060	120	2	23-152	31	

Relative Percent Difference RPD = 200*|(D-G)/(D+G)|
Blank Spike Recovery [D] = 100*(C)/[B]
Blank Spike Duplicate Recovery [G] = 100*(F)/[E]
All results are based on MDL and Validated for QC Purposes

TENCO Laboratories

BS / BSD Recoveries

Project Name: Koppers Creosote Facility

Work Order #: 235651

Lab Batch ID: 641309 **Sample:** 461885-1-BKS **Batch #:** 1 **Project ID:**

Units: mg/kg **Matrix:** Solid

SVOAs by EPA 8270C	BLANK /BLANK SPIKE / BLANK SPIKE DUPLICATE RECOVERY STUDY										
Analytes	Blank Sample Result [A]	Spike Added [B]	Blank Spike Result [C]	Blank Spike %R [D]	Spike Added [E]	Blank Spike Duplicate Result [F]	Blk. Spk Dup. %R [G]	RPD %	Control Limits %R	Control Limits %RPD	Flag
Acenaphthene	<0.167	1.67	1.62	97	1.67	1.56	93	4	41-134	19	
Acenaphthylene	<0.167	1.67	1.57	94	1.67	1.52	91	3	65-135	25	
Anthracene	<0.167	1.67	1.61	96	1.67	1.55	93	3	65-135	25	
Benzo(a)anthracene	<0.167	1.67	1.56	93	1.67	1.49	89	4	44-126	25	
Benzo(a)pyrene	<0.167	1.67	1.60	96	1.67	1.56	93	3	65-135	25	
Benzo(b)fluoranthene	<0.167	1.67	1.60	96	1.67	1.57	94	2	65-135	25	
Benzo(g,h,i)perylene	<0.167	1.67	1.68	101	1.67	1.63	98	3	65-135	25	
Benzo(k)fluoranthene	<0.167	1.67	1.64	98	1.67	1.60	96	2	25-125	25	
Chrysene	<0.167	1.67	1.63	98	1.67	1.56	93	5	65-135	25	
Dibenz(a,h)Anthracene	<0.167	1.67	1.63	98	1.67	1.57	94	4	65-135	25	
Fluoranthene	<0.167	1.67	1.64	98	1.67	1.62	97	1	65-135	25	
Fluorene	<0.167	1.67	1.63	98	1.67	1.60	96	2	65-135	25	
Indeno(1,2,3-c,d)Pyrene	<0.167	1.67	1.60	96	1.67	1.53	92	4	65-135	25	
Naphthalene	<0.167	1.67	1.54	92	1.67	1.51	90	2	65-135	25	
Phenanthrene	<0.167	1.67	1.64	98	1.67	1.59	95	3	65-135	25	
Pyrene	<0.167	1.67	1.59	95	1.67	1.52	91	4	41-144	36	

Relative Percent Difference RPD = 200*|(D-G)/(D+G)|
Blank Spike Recovery [D] = 100*(C)/[B]
Blank Spike Duplicate Recovery [G] = 100*(F)/[E]
All results are based on MDL and Validated for QC Purposes

XENCO Laboratories

Form 2 - Surrogate Recoveries

Project Name: Koppers Creosote Facility

Work Order #: 235651

Project ID:

Lab Batch #: 640955 **Sample: 235651-001 / SMP** **Batch: 1** **Matrix: Solid**

Units: mg/kg

SVOAs by EPA 8270C Analytes	SURROGATE RECOVERY STUDY				
	Amount Found [A]	True Amount [B]	Recovery %R [D]	Control Limits %R	Flags
2-Fluorobiphenyl	1.17	1.67	70	30-115	
2-Fluorophenol	0.948	1.67	57	25-121	
Nitrobenzene-d5	1.11	1.67	66	23-120	
Phenol-d6	1.03	1.67	62	24-113	
Terphenyl-D14	1.14	1.67	68	18-137	
2,4,6-Tribromophenol	1.34	1.67	80	19-122	

Lab Batch #: 640955 **Sample: 235651-002 / SMP** **Batch: 1** **Matrix: Solid**

Units: mg/kg

SVOAs by EPA 8270C Analytes	SURROGATE RECOVERY STUDY				
	Amount Found [A]	True Amount [B]	Recovery %R [D]	Control Limits %R	Flags
2-Fluorobiphenyl	1.28	1.67	77	30-115	
2-Fluorophenol	0.747	1.67	45	25-121	
Nitrobenzene-d5	1.02	1.67	61	23-120	
Phenol-d6	0.873	1.67	52	24-113	
Terphenyl-D14	1.30	1.67	78	18-137	
2,4,6-Tribromophenol	1.08	1.67	65	19-122	

Lab Batch #: 640955 **Sample: 235651-003 / DL** **Batch: 1** **Matrix: Solid**

Units: mg/kg

SVOAs by EPA 8270C Analytes	SURROGATE RECOVERY STUDY				
	Amount Found [A]	True Amount [B]	Recovery %R [D]	Control Limits %R	Flags
2-Fluorobiphenyl	1.56	1.66	94	30-115	
2-Fluorophenol	1.19	1.66	72	25-121	
Nitrobenzene-d5	1.40	1.66	84	23-120	
Phenol-d6	1.12	1.66	67	24-113	
Terphenyl-D14	1.48	1.66	89	18-137	
2,4,6-Tribromophenol	1.58	1.66	95	19-122	

** Surrogates outside limits; data and surrogates confirmed by reanalysis
*** Poor recoveries due to dilution
Surrogate Recovery [D] = 100 * A / B
All results are based on MDL and validated for QC purposes.

XENCO Laboratories

Form 2 - Surrogate Recoveries

Project Name: Koppers Creosote Facility

Work Order #: 235651

Project ID:

Lab Batch #: 640955 **Sample: 235651-003 / SMP** **Batch: 1** **Matrix: Solid**

Units: mg/kg

SVOAs by EPA 8270C Analytes	SURROGATE RECOVERY STUDY				
	Amount Found [A]	True Amount [B]	Recovery %R [D]	Control Limits %R	Flags
2-Fluorobiphenyl	1.45	1.66	87	30-115	
2-Fluorophenol	1.17	1.66	70	25-121	
Nitrobenzene-d5	1.39	1.66	84	23-120	
Phenol-d6	1.29	1.66	78	24-113	
Terphenyl-D14	1.52	1.66	92	18-137	
2,4,6-Tribromophenol	1.77	1.66	107	19-122	

Lab Batch #: 640955 **Sample: 235651-004 / SMP** **Batch: 1** **Matrix: Solid**

Units: mg/kg

SVOAs by EPA 8270C Analytes	SURROGATE RECOVERY STUDY				
	Amount Found [A]	True Amount [B]	Recovery %R [D]	Control Limits %R	Flags
2-Fluorobiphenyl	1.47	1.66	89	30-115	
2-Fluorophenol	1.19	1.66	72	25-121	
Nitrobenzene-d5	1.38	1.66	83	23-120	
Phenol-d6	1.29	1.66	78	24-113	
Terphenyl-D14	1.48	1.66	89	18-137	
2,4,6-Tribromophenol	1.69	1.66	102	19-122	

Lab Batch #: 640955 **Sample: 235651-005 / DL** **Batch: 1** **Matrix: Solid**

Units: mg/kg

SVOAs by EPA 8270C Analytes	SURROGATE RECOVERY STUDY				
	Amount Found [A]	True Amount [B]	Recovery %R [D]	Control Limits %R	Flags
2-Fluorobiphenyl	1.46	1.67	87	30-115	
2-Fluorophenol	1.10	1.67	66	25-121	
Nitrobenzene-d5	1.40	1.67	84	23-120	
Phenol-d6	1.09	1.67	65	24-113	
Terphenyl-D14	1.53	1.67	92	18-137	
2,4,6-Tribromophenol	1.18	1.67	71	19-122	

** Surrogates outside limits; data and surrogates confirmed by reanalysis
*** Poor recoveries due to dilution
Surrogate Recovery [D] = 100 * A / B
All results are based on MDL and validated for QC purposes.

XENCO Laboratories

Form 2 - Surrogate Recoveries

Project Name: Koppers Creosote Facility

Work Order #: 235651 **Project ID:**

Lab Batch #: 640955 **Sample: 235651-005 / SMP** **Batch: 1** **Matrix: Solid**

Units: mg/kg

SVOAs by EPA 8270C Analytes	SURROGATE RECOVERY STUDY				
	Amount Found [A]	True Amount [B]	Recovery %R [D]	Control Limits %R	Flags
2-Fluorobiphenyl	1.07	1.67	64	30-115	
2-Fluorophenol	0.813	1.67	49	25-121	
Nitrobenzene-d5	1.07	1.67	64	23-120	
Phenol-d6	0.943	1.67	56	24-113	
Terphenyl-D14	1.16	1.67	69	18-137	
2,4,6-Tribromophenol	1.48	1.67	89	19-122	

Lab Batch #: 640955 **Sample: 235651-007 / SMP** **Batch: 1** **Matrix: Solid**

Units: mg/kg

SVOAs by EPA 8270C Analytes	SURROGATE RECOVERY STUDY				
	Amount Found [A]	True Amount [B]	Recovery %R [D]	Control Limits %R	Flags
2-Fluorobiphenyl	0.969	1.67	58	30-115	
2-Fluorophenol	0.704	1.67	42	25-121	
Nitrobenzene-d5	0.919	1.67	55	23-120	
Phenol-d6	0.646	1.67	39	24-113	
Terphenyl-D14	1.05	1.67	63	18-137	
2,4,6-Tribromophenol	0.966	1.67	58	19-122	

Lab Batch #: 640955 **Sample: 235651-008 / SMP** **Batch: 1** **Matrix: Solid**

Units: mg/kg

SVOAs by EPA 8270C Analytes	SURROGATE RECOVERY STUDY				
	Amount Found [A]	True Amount [B]	Recovery %R [D]	Control Limits %R	Flags
2-Fluorobiphenyl	1.18	1.67	71	30-115	
2-Fluorophenol	0.943	1.67	56	25-121	
Nitrobenzene-d5	1.14	1.67	68	23-120	
Phenol-d6	0.984	1.67	59	24-113	
Terphenyl-D14	1.26	1.67	75	18-137	
2,4,6-Tribromophenol	1.12	1.67	67	19-122	

** Surrogates outside limits; data and surrogates confirmed by reanalysis
*** Poor recoveries due to dilution
Surrogate Recovery [D] = 100 * A / B
All results are based on MDL and validated for QC purposes.

XENCO Laboratories

Form 2 - Surrogate Recoveries

Project Name: Koppers Creosote Facility

Work Order #: 235651 **Project ID:**

Lab Batch #: 640955 **Sample:** 235651-009 / SMP **Batch:** 1 **Matrix:** Solid

Units: mg/kg

SVOAs by EPA 8270C Analytes	SURROGATE RECOVERY STUDY				
	Amount Found [A]	True Amount [B]	Recovery %R [D]	Control Limits %R	Flags
2-Fluorobiphenyl	1.46	1.66	88	30-115	
2-Fluorophenol	1.21	1.66	73	25-121	
Nitrobenzene-d5	1.43	1.66	86	23-120	
Phenol-d6	1.26	1.66	76	24-113	
Terphenyl-D14	1.53	1.66	92	18-137	
2,4,6-Tribromophenol	1.33	1.66	80	19-122	

Lab Batch #: 640955 **Sample:** 235651-010 / SMP **Batch:** 1 **Matrix:** Solid

Units: mg/kg

SVOAs by EPA 8270C Analytes	SURROGATE RECOVERY STUDY				
	Amount Found [A]	True Amount [B]	Recovery %R [D]	Control Limits %R	Flags
2-Fluorobiphenyl	1.44	1.66	87	30-115	
2-Fluorophenol	1.16	1.66	70	25-121	
Nitrobenzene-d5	1.39	1.66	84	23-120	
Phenol-d6	1.19	1.66	72	24-113	
Terphenyl-D14	1.53	1.66	92	18-137	
2,4,6-Tribromophenol	1.29	1.66	78	19-122	

Lab Batch #: 640955 **Sample:** 235651-011 / MS **Batch:** 1 **Matrix:** Solid

Units: mg/kg

SVOAs by EPA 8270C Analytes	SURROGATE RECOVERY STUDY				
	Amount Found [A]	True Amount [B]	Recovery %R [D]	Control Limits %R	Flags
2-Fluorobiphenyl	1.50	1.66	90	30-115	
2-Fluorophenol	1.34	1.66	81	25-121	
Nitrobenzene-d5	1.50	1.66	90	23-120	
Phenol-d6	1.46	1.66	88	24-113	
Terphenyl-D14	1.60	1.66	96	18-137	
2,4,6-Tribromophenol	1.77	1.66	107	19-122	

** Surrogates outside limits; data and surrogates confirmed by reanalysis
*** Poor recoveries due to dilution
Surrogate Recovery [D] = 100 * A / B
All results are based on MDL and validated for QC purposes.

XENCO Laboratories

Form 2 - Surrogate Recoveries

Project Name: Koppers Creosote Facility

Work Order #: 235651 **Project ID:**

Lab Batch #: 640955 **Sample:** 235651-011 / MSD **Batch:** 1 **Matrix:** Solid

Units: mg/kg

SVOAs by EPA 8270C Analytes	SURROGATE RECOVERY STUDY				
	Amount Found [A]	True Amount [B]	Recovery %R [D]	Control Limits %R	Flags
2-Fluorobiphenyl	1.49	1.66	90	30-115	
2-Fluorophenol	1.26	1.66	76	25-121	
Nitrobenzene-d5	1.43	1.66	86	23-120	
Phenol-d6	1.35	1.66	81	24-113	
Terphenyl-D14	1.56	1.66	94	18-137	
2,4,6-Tribromophenol	1.74	1.66	105	19-122	

Lab Batch #: 640955 **Sample:** 235651-011 / SMP **Batch:** 1 **Matrix:** Solid

Units: mg/kg

SVOAs by EPA 8270C Analytes	SURROGATE RECOVERY STUDY				
	Amount Found [A]	True Amount [B]	Recovery %R [D]	Control Limits %R	Flags
2-Fluorobiphenyl	1.45	1.67	87	30-115	
2-Fluorophenol	1.21	1.67	72	25-121	
Nitrobenzene-d5	1.40	1.67	84	23-120	
Phenol-d6	1.22	1.67	73	24-113	
Terphenyl-D14	1.51	1.67	90	18-137	
2,4,6-Tribromophenol	1.32	1.67	79	19-122	

Lab Batch #: 640955 **Sample:** 235651-012 / SMP **Batch:** 1 **Matrix:** Solid

Units: mg/kg

SVOAs by EPA 8270C Analytes	SURROGATE RECOVERY STUDY				
	Amount Found [A]	True Amount [B]	Recovery %R [D]	Control Limits %R	Flags
2-Fluorobiphenyl	1.38	1.67	83	30-115	
2-Fluorophenol	1.14	1.67	68	25-121	
Nitrobenzene-d5	1.35	1.67	81	23-120	
Phenol-d6	1.15	1.67	69	24-113	
Terphenyl-D14	1.49	1.67	89	18-137	
2,4,6-Tribromophenol	1.17	1.67	70	19-122	

** Surrogates outside limits; data and surrogates confirmed by reanalysis
*** Poor recoveries due to dilution
Surrogate Recovery [D] = 100 * A / B
All results are based on MDL and validated for QC purposes.

XENCO Laboratories

Form 2 - Surrogate Recoveries

Project Name: Koppers Creosote Facility

Work Order #: 235651 **Project ID:**

Lab Batch #: 640955 **Sample: 235651-013 / SMP** **Batch: 1** **Matrix: Solid**

Units: mg/kg

SVOAs by EPA 8270C Analytes	SURROGATE RECOVERY STUDY				
	Amount Found [A]	True Amount [B]	Recovery %R [D]	Control Limits %R	Flags
2-Fluorobiphenyl	1.46	1.67	87	30-115	
2-Fluorophenol	1.09	1.67	65	25-121	
Nitrobenzene-d5	1.35	1.67	81	23-120	
Phenol-d6	1.16	1.67	69	24-113	
Terphenyl-D14	1.53	1.67	92	18-137	
2,4,6-Tribromophenol	1.37	1.67	82	19-122	

Lab Batch #: 640955 **Sample: 235651-014 / SMP** **Batch: 1** **Matrix: Solid**

Units: mg/kg

SVOAs by EPA 8270C Analytes	SURROGATE RECOVERY STUDY				
	Amount Found [A]	True Amount [B]	Recovery %R [D]	Control Limits %R	Flags
2-Fluorobiphenyl	1.38	1.66	83	30-115	
2-Fluorophenol	1.09	1.66	66	25-121	
Nitrobenzene-d5	1.33	1.66	80	23-120	
Phenol-d6	1.14	1.66	69	24-113	
Terphenyl-D14	1.48	1.66	89	18-137	
2,4,6-Tribromophenol	1.25	1.66	75	19-122	

Lab Batch #: 640955 **Sample: 235651-015 / SMP** **Batch: 1** **Matrix: Solid**

Units: mg/kg

SVOAs by EPA 8270C Analytes	SURROGATE RECOVERY STUDY				
	Amount Found [A]	True Amount [B]	Recovery %R [D]	Control Limits %R	Flags
2-Fluorobiphenyl	1.06	1.67	63	30-115	
2-Fluorophenol	0.777	1.67	47	25-121	
Nitrobenzene-d5	1.00	1.67	60	23-120	
Phenol-d6	0.835	1.67	50	24-113	
Terphenyl-D14	1.25	1.67	75	18-137	
2,4,6-Tribromophenol	0.937	1.67	56	19-122	

** Surrogates outside limits; data and surrogates confirmed by reanalysis
*** Poor recoveries due to dilution
Surrogate Recovery [D] = 100 * A / B
All results are based on MDL and validated for QC purposes.

XENCO Laboratories

Form 2 - Surrogate Recoveries

Project Name: Koppers Creosote Facility

Work Order #: 235651 **Project ID:**

Lab Batch #: 640955 **Sample: 235651-016 / SMP** **Batch: 1** **Matrix: Solid**

Units: mg/kg

SVOAs by EPA 8270C Analytes	SURROGATE RECOVERY STUDY				
	Amount Found [A]	True Amount [B]	Recovery %R [D]	Control Limits %R	Flags
2-Fluorobiphenyl	1.38	1.66	83	30-115	
2-Fluorophenol	1.11	1.66	67	25-121	
Nitrobenzene-d5	1.32	1.66	80	23-120	
Phenol-d6	1.14	1.66	69	24-113	
Terphenyl-D14	1.41	1.66	85	18-137	
2,4,6-Tribromophenol	1.37	1.66	83	19-122	

Lab Batch #: 640955 **Sample: 461660-1-BKS / BKS** **Batch: 1** **Matrix: Solid**

Units: mg/kg

SVOAs by EPA 8270C Analytes	SURROGATE RECOVERY STUDY				
	Amount Found [A]	True Amount [B]	Recovery %R [D]	Control Limits %R	Flags
2-Fluorobiphenyl	1.41	1.67	84	30-115	
2-Fluorophenol	1.28	1.67	77	25-121	
Nitrobenzene-d5	1.38	1.67	83	23-120	
Phenol-d6	1.32	1.67	79	24-113	
Terphenyl-D14	1.46	1.67	87	18-137	
2,4,6-Tribromophenol	1.36	1.67	81	19-122	

Lab Batch #: 640955 **Sample: 461660-1-BLK / BLK** **Batch: 1** **Matrix: Solid**

Units: mg/kg

SVOAs by EPA 8270C Analytes	SURROGATE RECOVERY STUDY				
	Amount Found [A]	True Amount [B]	Recovery %R [D]	Control Limits %R	Flags
2-Fluorobiphenyl	1.47	1.67	88	30-115	
2-Fluorophenol	1.28	1.67	77	25-121	
Nitrobenzene-d5	1.44	1.67	86	23-120	
Phenol-d6	1.29	1.67	77	24-113	
Terphenyl-D14	1.43	1.67	86	18-137	
2,4,6-Tribromophenol	1.30	1.67	78	19-122	

** Surrogates outside limits; data and surrogates confirmed by reanalysis

*** Poor recoveries due to dilution

Surrogate Recovery [D] = 100 * A / B

All results are based on MDL and validated for QC purposes.

XENCO Laboratories

Form 2 - Surrogate Recoveries

Project Name: Koppers Creosote Facility

Work Order #: 235651 **Project ID:**

Lab Batch #: 640955 **Sample: 461660-1-BSD / BSD** **Batch: 1** **Matrix: Solid**

Units: mg/kg

SVOAs by EPA 8270C Analytes	SURROGATE RECOVERY STUDY				
	Amount Found [A]	True Amount [B]	Recovery %R [D]	Control Limits %R	Flags
2-Fluorobiphenyl	1.38	1.67	83	30-115	
2-Fluorophenol	1.27	1.67	76	25-121	
Nitrobenzene-d5	1.36	1.67	81	23-120	
Phenol-d6	1.27	1.67	76	24-113	
Terphenyl-D14	1.44	1.67	86	18-137	
2,4,6-Tribromophenol	1.37	1.67	82	19-122	

Lab Batch #: 641024 **Sample: 235651-006 / SMP** **Batch: 1** **Matrix: Water**

Units: mg/L

SVOAs by EPA 8270C Analytes	SURROGATE RECOVERY STUDY				
	Amount Found [A]	True Amount [B]	Recovery %R [D]	Control Limits %R	Flags
2-Fluorobiphenyl	0.060	0.050	120	43-116	**
2-Fluorophenol	0.025	0.050	50	21-100	
Nitrobenzene-d5	0.055	0.050	110	35-114	
Phenol-d6	0.018	0.050	36	10-94	
Terphenyl-D14	0.065	0.050	130	33-141	
2,4,6-Tribromophenol	0.061	0.050	122	10-123	

Lab Batch #: 641024 **Sample: 235651-017 / SMP** **Batch: 1** **Matrix: Water**

Units: mg/L

SVOAs by EPA 8270C Analytes	SURROGATE RECOVERY STUDY				
	Amount Found [A]	True Amount [B]	Recovery %R [D]	Control Limits %R	Flags
2-Fluorobiphenyl	0.054	0.050	108	43-116	
2-Fluorophenol	0.024	0.050	48	21-100	
Nitrobenzene-d5	0.052	0.050	104	35-114	
Phenol-d6	0.015	0.050	30	10-94	
Terphenyl-D14	0.061	0.050	122	33-141	
2,4,6-Tribromophenol	0.061	0.050	122	10-123	

** Surrogates outside limits; data and surrogates confirmed by reanalysis
*** Poor recoveries due to dilution
Surrogate Recovery [D] = 100 * A / B
All results are based on MDL and validated for QC purposes.

XENCO Laboratories

Form 2 - Surrogate Recoveries

Project Name: Koppers Creosote Facility

Work Order #: 235651

Project ID:

Lab Batch #: 641024 **Sample: 235651-018 / SMP** **Batch: 1** **Matrix: Water**

Units: mg/L

SVOAs by EPA 8270C Analytes	SURROGATE RECOVERY STUDY				
	Amount Found [A]	True Amount [B]	Recovery %R [D]	Control Limits %R	Flags
2-Fluorobiphenyl	0.053	0.050	106	43-116	
2-Fluorophenol	0.024	0.050	48	21-100	
Nitrobenzene-d5	0.051	0.050	102	35-114	
Phenol-d6	0.015	0.050	30	10-94	
Terphenyl-D14	0.061	0.050	122	33-141	
2,4,6-Tribromophenol	0.061	0.050	122	10-123	

Lab Batch #: 641024 **Sample: 461700-1-BKS / BKS** **Batch: 1** **Matrix: Water**

Units: mg/L

SVOAs by EPA 8270C Analytes	SURROGATE RECOVERY STUDY				
	Amount Found [A]	True Amount [B]	Recovery %R [D]	Control Limits %R	Flags
2-Fluorobiphenyl	0.056	0.050	112	43-116	
2-Fluorophenol	0.027	0.050	54	21-100	
Nitrobenzene-d5	0.055	0.050	110	35-114	
Phenol-d6	0.018	0.050	36	10-94	
Terphenyl-D14	0.064	0.050	128	33-141	
2,4,6-Tribromophenol	0.061	0.050	122	10-123	

Lab Batch #: 641024 **Sample: 461700-1-BLK / BLK** **Batch: 1** **Matrix: Water**

Units: mg/L

SVOAs by EPA 8270C Analytes	SURROGATE RECOVERY STUDY				
	Amount Found [A]	True Amount [B]	Recovery %R [D]	Control Limits %R	Flags
2-Fluorobiphenyl	0.052	0.050	104	43-116	
2-Fluorophenol	0.025	0.050	50	21-100	
Nitrobenzene-d5	0.050	0.050	100	35-114	
Phenol-d6	0.016	0.050	32	10-94	
Terphenyl-D14	0.058	0.050	116	33-141	
2,4,6-Tribromophenol	0.057	0.050	114	10-123	

** Surrogates outside limits; data and surrogates confirmed by reanalysis
*** Poor recoveries due to dilution
Surrogate Recovery [D] = 100 * A / B
All results are based on MDL and validated for QC purposes.

XENCO Laboratories

Form 2 - Surrogate Recoveries

Project Name: Koppers Creosote Facility

Work Order #: 235651

Project ID:

Lab Batch #: 641024 **Sample: 461700-1-BSD / BSD** **Batch: 1** **Matrix: Water**

Units: mg/L

SVOAs by EPA 8270C Analytes	SURROGATE RECOVERY STUDY				
	Amount Found [A]	True Amount [B]	Recovery %R [D]	Control Limits %R	Flags
2-Fluorobiphenyl	0.056	0.050	112	43-116	
2-Fluorophenol	0.026	0.050	52	21-100	
Nitrobenzene-d5	0.054	0.050	108	35-114	
Phenol-d6	0.018	0.050	36	10-94	
Terphenyl-D14	0.065	0.050	130	33-141	
2,4,6-Tribromophenol	0.061	0.050	122	10-123	

Lab Batch #: 641309 **Sample: 235651-019 / SMP** **Batch: 1** **Matrix: Solid**

Units: mg/kg

SVOAs by EPA 8270C Analytes	SURROGATE RECOVERY STUDY				
	Amount Found [A]	True Amount [B]	Recovery %R [D]	Control Limits %R	Flags
2-Fluorobiphenyl	1.58	1.67	95	30-115	
2-Fluorophenol	0.902	1.67	54	25-121	
Nitrobenzene-d5	1.55	1.67	93	23-120	
Phenol-d6	1.06	1.67	63	24-113	
Terphenyl-D14	1.60	1.67	96	18-137	
2,4,6-Tribromophenol	1.15	1.67	69	19-122	

Lab Batch #: 641309 **Sample: 235651-020 / SMP** **Batch: 1** **Matrix: Solid**

Units: mg/kg

SVOAs by EPA 8270C Analytes	SURROGATE RECOVERY STUDY				
	Amount Found [A]	True Amount [B]	Recovery %R [D]	Control Limits %R	Flags
2-Fluorobiphenyl	1.62	1.67	97	30-115	
2-Fluorophenol	0.715	1.67	43	25-121	
Nitrobenzene-d5	1.55	1.67	93	23-120	
Phenol-d6	0.866	1.67	52	24-113	
Terphenyl-D14	1.62	1.67	97	18-137	
2,4,6-Tribromophenol	0.862	1.67	52	19-122	

** Surrogates outside limits; data and surrogates confirmed by reanalysis
*** Poor recoveries due to dilution
Surrogate Recovery [D] = 100 * A / B
All results are based on MDL and validated for QC purposes.

XENCO laboratories

Form 2 - Surrogate Recoveries

Project Name: Koppers Creosote Facility

Work Order #: 235651

Project ID:

Lab Batch #: 641309 **Sample: 235651-021 / SMP** **Batch: 1** **Matrix: Solid**

Units: mg/kg

SVOAs by EPA 8270C Analytes	SURROGATE RECOVERY STUDY				
	Amount Found [A]	True Amount [B]	Recovery %R [D]	Control Limits %R	Flags
2-Fluorobiphenyl	1.65	1.67	99	30-115	
2-Fluorophenol	1.33	1.67	80	25-121	
Nitrobenzene-d5	1.58	1.67	95	23-120	
Phenol-d6	1.46	1.67	87	24-113	
Terphenyl-D14	1.75	1.67	105	18-137	
2,4,6-Tribromophenol	1.71	1.67	102	19-122	

Lab Batch #: 641309 **Sample: 235651-022 / SMP** **Batch: 1** **Matrix: Solid**

Units: mg/kg

SVOAs by EPA 8270C Analytes	SURROGATE RECOVERY STUDY				
	Amount Found [A]	True Amount [B]	Recovery %R [D]	Control Limits %R	Flags
2-Fluorobiphenyl	5.62	5.00	112	30-115	
2-Fluorophenol	4.40	5.00	88	25-121	
Nitrobenzene-d5	5.43	5.00	109	23-120	
Phenol-d6	4.82	5.00	96	24-113	
Terphenyl-D14	5.93	5.00	119	18-137	
2,4,6-Tribromophenol	5.22	5.00	104	19-122	

Lab Batch #: 641309 **Sample: 235651-023 / SMP** **Batch: 1** **Matrix: Solid**

Units: mg/kg

SVOAs by EPA 8270C Analytes	SURROGATE RECOVERY STUDY				
	Amount Found [A]	True Amount [B]	Recovery %R [D]	Control Limits %R	Flags
2-Fluorobiphenyl	1.59	1.67	95	30-115	
2-Fluorophenol	1.33	1.67	80	25-121	
Nitrobenzene-d5	1.54	1.67	92	23-120	
Phenol-d6	1.43	1.67	86	24-113	
Terphenyl-D14	1.65	1.67	99	18-137	
2,4,6-Tribromophenol	1.66	1.67	99	19-122	

** Surrogates outside limits; data and surrogates confirmed by reanalysis
*** Poor recoveries due to dilution
Surrogate Recovery [D] = 100 * A / B
All results are based on MDL and validated for QC purposes.

XENCO laboratories

Form 2 - Surrogate Recoveries

Project Name: Koppers Creosote Facility

Work Order #: 235651

Lab Batch #: 641309 **Sample:** 235651-023 S / MS **Batch:** 1 **Matrix:** Solid

Units: mg/kg

Project ID:

SVOAs by EPA 8270C	SURROGATE RECOVERY STUDY				
Analytes	Amount Found [A]	True Amount [B]	Recovery %R [D]	Control Limits %R	Flags
2-Fluorobiphenyl	1.60	1.66	96	30-115	
2-Fluorophenol	1.36	1.66	82	25-121	
Nitrobenzene-d5	1.58	1.66	95	23-120	
Phenol-d6	1.49	1.66	90	24-113	
Terphenyl-D14	1.60	1.66	96	18-137	
2,4,6-Tribromophenol	1.90	1.66	114	19-122	

Lab Batch #: 641309 **Sample:** 235651-023 SD / MSD **Batch:** 1 **Matrix:** Solid

Units: mg/kg

SVOAs by EPA 8270C	SURROGATE RECOVERY STUDY				
Analytes	Amount Found [A]	True Amount [B]	Recovery %R [D]	Control Limits %R	Flags
2-Fluorobiphenyl	1.63	1.66	98	30-115	
2-Fluorophenol	1.38	1.66	83	25-121	
Nitrobenzene-d5	1.62	1.66	98	23-120	
Phenol-d6	1.51	1.66	91	24-113	
Terphenyl-D14	1.64	1.66	99	18-137	
2,4,6-Tribromophenol	1.92	1.66	116	19-122	

Lab Batch #: 641309 **Sample:** 235651-024 / SMP **Batch:** 1 **Matrix:** Solid

Units: mg/kg

SVOAs by EPA 8270C	SURROGATE RECOVERY STUDY				
Analytes	Amount Found [A]	True Amount [B]	Recovery %R [D]	Control Limits %R	Flags
2-Fluorobiphenyl	1.57	1.66	95	30-115	
2-Fluorophenol	1.21	1.66	73	25-121	
Nitrobenzene-d5	1.51	1.66	91	23-120	
Phenol-d6	1.32	1.66	80	24-113	
Terphenyl-D14	1.57	1.66	95	18-137	
2,4,6-Tribromophenol	1.55	1.66	93	19-122	

** Surrogates outside limits; data and surrogates confirmed by reanalysis
*** Poor recoveries due to dilution
Surrogate Recovery [D] = 100 * A / B
All results are based on MDL and validated for QC purposes.

XENCO Laboratories

Form 2 - Surrogate Recoveries

Project Name: Koppers Creosote Facility

Work Order #: 235651

Project ID:

Lab Batch #: 641309 **Sample: 235651-025 / SMP** **Batch: 1** **Matrix: Solid**

Units: mg/kg

SVOAs by EPA 8270C Analytes	SURROGATE RECOVERY STUDY				
	Amount Found [A]	True Amount [B]	Recovery %R [D]	Control Limits %R	Flags
2-Fluorobiphenyl	1.52	1.66	92	30-115	
2-Fluorophenol	1.24	1.66	75	25-121	
Nitrobenzene-d5	1.43	1.66	86	23-120	
Phenol-d6	1.34	1.66	81	24-113	
Terphenyl-D14	1.50	1.66	90	18-137	
2,4,6-Tribromophenol	1.48	1.66	89	19-122	

Lab Batch #: 641309 **Sample: 461885-1-BKS / BKS** **Batch: 1** **Matrix: Solid**

Units: mg/kg

SVOAs by EPA 8270C Analytes	SURROGATE RECOVERY STUDY				
	Amount Found [A]	True Amount [B]	Recovery %R [D]	Control Limits %R	Flags
2-Fluorobiphenyl	1.67	1.67	100	30-115	
2-Fluorophenol	1.41	1.67	84	25-121	
Nitrobenzene-d5	1.64	1.67	98	23-120	
Phenol-d6	1.60	1.67	96	24-113	
Terphenyl-D14	1.75	1.67	105	18-137	
2,4,6-Tribromophenol	2.04	1.67	122	19-122	

Lab Batch #: 641309 **Sample: 461885-1-BLK / BLK** **Batch: 1** **Matrix: Solid**

Units: mg/kg

SVOAs by EPA 8270C Analytes	SURROGATE RECOVERY STUDY				
	Amount Found [A]	True Amount [B]	Recovery %R [D]	Control Limits %R	Flags
2-Fluorobiphenyl	1.64	1.67	98	30-115	
2-Fluorophenol	1.41	1.67	84	25-121	
Nitrobenzene-d5	1.65	1.67	99	23-120	
Phenol-d6	1.52	1.67	91	24-113	
Terphenyl-D14	1.69	1.67	101	18-137	
2,4,6-Tribromophenol	1.74	1.67	104	19-122	

** Surrogates outside limits; data and surrogates confirmed by reanalysis
*** Poor recoveries due to dilution
Surrogate Recovery [D] = 100 * A / B
All results are based on MDL and validated for QC purposes.

XENCO Laboratories

Form 2 - Surrogate Recoveries

Project Name: Koppers Creosote Facility

Work Order #: 235651

Project ID:

Lab Batch #: 641309 **Sample: 461885-1-BSD / BSD** **Batch: 1** **Matrix: Solid**

Units: mg/kg

SVOAs by EPA 8270C	SURROGATE RECOVERY STUDY				
Analytes	Amount Found [A]	True Amount [B]	Recovery %R [D]	Control Limits %R	Flags
2-Fluorobiphenyl	1.64	1.67	98	30-115	
2-Fluorophenol	1.44	1.67	86	25-121	
Nitrobenzene-d5	1.61	1.67	96	23-120	
Phenol-d6	1.61	1.67	96	24-113	
Terphenyl-D14	1.67	1.67	100	18-137	
2,4,6-Tribromophenol	1.96	1.67	117	19-122	

Lab Batch #: 640960 **Sample: 235651-001 / SMP** **Batch: 1** **Matrix: Solid**

Units: mg/kg

VOAs by SW-846 8260B	SURROGATE RECOVERY STUDY				
Analytes	Amount Found [A]	True Amount [B]	Recovery %R [D]	Control Limits %R	Flags
4-Bromofluorobenzene	0.0622	0.0500	124	74-121	**
Dibromofluoromethane	0.0531	0.0500	106	80-120	
1,2-Dichloroethane-D4	0.0519	0.0500	104	80-120	
Toluene-D8	0.0537	0.0500	107	81-117	

Lab Batch #: 640960 **Sample: 235651-002 / SMP** **Batch: 1** **Matrix: Solid**

Units: mg/kg

VOAs by SW-846 8260B	SURROGATE RECOVERY STUDY				
Analytes	Amount Found [A]	True Amount [B]	Recovery %R [D]	Control Limits %R	Flags
4-Bromofluorobenzene	0.0607	0.0500	121	74-121	
Dibromofluoromethane	0.0547	0.0500	109	80-120	
1,2-Dichloroethane-D4	0.0536	0.0500	107	80-120	
Toluene-D8	0.0532	0.0500	106	81-117	

** Surrogates outside limits; data and surrogates confirmed by reanalysis
*** Poor recoveries due to dilution
Surrogate Recovery [D] = 100 * A / B
All results are based on MDL and validated for QC purposes.

XENCO laboratories

Form 2 - Surrogate Recoveries

Project Name: Koppers Creosote Facility

Work Order #: 235651 **Project ID:**

Lab Batch #: 640960 **Sample: 235651-003 / SMP** **Batch: 1** **Matrix: Solid**

Units: mg/kg

VOAs by SW-846 8260B Analytes	SURROGATE RECOVERY STUDY				
	Amount Found [A]	True Amount [B]	Recovery %R [D]	Control Limits %R	Flags
4-Bromofluorobenzene	0.0567	0.0500	113	74-121	
Dibromofluoromethane	0.0560	0.0500	112	80-120	
1,2-Dichloroethane-D4	0.0525	0.0500	105	80-120	
Toluene-D8	0.0510	0.0500	102	81-117	

Lab Batch #: 640960 **Sample: 235651-004 / SMP** **Batch: 1** **Matrix: Solid**

Units: mg/kg

VOAs by SW-846 8260B Analytes	SURROGATE RECOVERY STUDY				
	Amount Found [A]	True Amount [B]	Recovery %R [D]	Control Limits %R	Flags
4-Bromofluorobenzene	0.0533	0.0500	107	74-121	
Dibromofluoromethane	0.0556	0.0500	111	80-120	
1,2-Dichloroethane-D4	0.0531	0.0500	106	80-120	
Toluene-D8	0.0490	0.0500	98	81-117	

Lab Batch #: 640960 **Sample: 235651-005 / SMP** **Batch: 1** **Matrix: Solid**

Units: mg/kg

VOAs by SW-846 8260B Analytes	SURROGATE RECOVERY STUDY				
	Amount Found [A]	True Amount [B]	Recovery %R [D]	Control Limits %R	Flags
4-Bromofluorobenzene	0.0627	0.0500	125	74-121	**
Dibromofluoromethane	0.0587	0.0500	117	80-120	
1,2-Dichloroethane-D4	0.0533	0.0500	107	80-120	
Toluene-D8	0.0533	0.0500	107	81-117	

Lab Batch #: 640960 **Sample: 235651-007 / SMP** **Batch: 1** **Matrix: Solid**

Units: mg/kg

VOAs by SW-846 8260B Analytes	SURROGATE RECOVERY STUDY				
	Amount Found [A]	True Amount [B]	Recovery %R [D]	Control Limits %R	Flags
4-Bromofluorobenzene	0.0754	0.0500	151	74-121	**
Dibromofluoromethane	0.0512	0.0500	102	80-120	
1,2-Dichloroethane-D4	0.0589	0.0500	118	80-120	
Toluene-D8	0.0648	0.0500	130	81-117	**

** Surrogates outside limits; data and surrogates confirmed by reanalysis

*** Poor recoveries due to dilution

Surrogate Recovery [D] = 100 * A / B

All results are based on MDL and validated for QC purposes.

XENCO Laboratories

Form 2 - Surrogate Recoveries

Project Name: Koppers Creosote Facility

Work Order #: 235651 **Project ID:**

Lab Batch #: 640960 **Sample: 235651-008 / SMP** **Batch: 1** **Matrix: Solid**

Units: mg/kg

VOAs by SW-846 8260B Analytes	SURROGATE RECOVERY STUDY				
	Amount Found [A]	True Amount [B]	Recovery %R [D]	Control Limits %R	Flags
4-Bromofluorobenzene	0.0654	0.0500	131	74-121	**
Dibromofluoromethane	0.0549	0.0500	110	80-120	
1,2-Dichloroethane-D4	0.0590	0.0500	118	80-120	
Toluene-D8	0.0566	0.0500	113	81-117	

Lab Batch #: 640960 **Sample: 235651-010 / SMP** **Batch: 1** **Matrix: Solid**

Units: mg/kg

VOAs by SW-846 8260B Analytes	SURROGATE RECOVERY STUDY				
	Amount Found [A]	True Amount [B]	Recovery %R [D]	Control Limits %R	Flags
4-Bromofluorobenzene	0.0573	0.0500	115	74-121	
Dibromofluoromethane	0.0528	0.0500	106	80-120	
1,2-Dichloroethane-D4	0.0509	0.0500	102	80-120	
Toluene-D8	0.0505	0.0500	101	81-117	

Lab Batch #: 640960 **Sample: 235651-011 / SMP** **Batch: 1** **Matrix: Solid**

Units: mg/kg

VOAs by SW-846 8260B Analytes	SURROGATE RECOVERY STUDY				
	Amount Found [A]	True Amount [B]	Recovery %R [D]	Control Limits %R	Flags
4-Bromofluorobenzene	0.0533	0.0500	107	74-121	
Dibromofluoromethane	0.0541	0.0500	108	80-120	
1,2-Dichloroethane-D4	0.0520	0.0500	104	80-120	
Toluene-D8	0.0499	0.0500	100	81-117	

Lab Batch #: 640960 **Sample: 235651-011 S / MS** **Batch: 1** **Matrix: Solid**

Units: mg/kg

VOAs by SW-846 8260B Analytes	SURROGATE RECOVERY STUDY				
	Amount Found [A]	True Amount [B]	Recovery %R [D]	Control Limits %R	Flags
4-Bromofluorobenzene	0.0532	0.0500	106	74-121	
Dibromofluoromethane	0.0565	0.0500	113	80-120	
1,2-Dichloroethane-D4	0.0569	0.0500	114	80-120	
Toluene-D8	0.0503	0.0500	101	81-117	

** Surrogates outside limits; data and surrogates confirmed by reanalysis

*** Poor recoveries due to dilution

Surrogate Recovery [D] = 100 * A / B

All results are based on MDL and validated for QC purposes.

XENCO Laboratories

Form 2 - Surrogate Recoveries

Project Name: Koppers Creosote Facility

Work Order #: 235651

Project ID:

Lab Batch #: 640960 **Sample: 235651-011 SD / MSD** **Batch: 1** **Matrix: Solid**

Units: mg/kg

VOAs by SW-846 8260B Analytes	SURROGATE RECOVERY STUDY				
	Amount Found [A]	True Amount [B]	Recovery %R [D]	Control Limits %R	Flags
4-Bromofluorobenzene	0.0527	0.0500	105	74-121	
Dibromofluoromethane	0.0551	0.0500	110	80-120	
1,2-Dichloroethane-D4	0.0528	0.0500	106	80-120	
Toluene-D8	0.0510	0.0500	102	81-117	

Lab Batch #: 640960 **Sample: 461664-1-BKS / BKS** **Batch: 1** **Matrix: Solid**

Units: mg/kg

VOAs by SW-846 8260B Analytes	SURROGATE RECOVERY STUDY				
	Amount Found [A]	True Amount [B]	Recovery %R [D]	Control Limits %R	Flags
4-Bromofluorobenzene	0.0511	0.0500	102	74-121	
Dibromofluoromethane	0.0502	0.0500	100	80-120	
1,2-Dichloroethane-D4	0.0512	0.0500	102	80-120	
Toluene-D8	0.0506	0.0500	101	81-117	

Lab Batch #: 640960 **Sample: 461664-1-BLK / BLK** **Batch: 1** **Matrix: Solid**

Units: mg/kg

VOAs by SW-846 8260B Analytes	SURROGATE RECOVERY STUDY				
	Amount Found [A]	True Amount [B]	Recovery %R [D]	Control Limits %R	Flags
4-Bromofluorobenzene	0.0526	0.0500	105	74-121	
Dibromofluoromethane	0.0511	0.0500	102	80-120	
1,2-Dichloroethane-D4	0.0509	0.0500	102	80-120	
Toluene-D8	0.0504	0.0500	101	81-117	

Lab Batch #: 641081 **Sample: 235651-009 / SMP** **Batch: 1** **Matrix: Solid**

Units: mg/kg

VOAs by SW-846 8260B Analytes	SURROGATE RECOVERY STUDY				
	Amount Found [A]	True Amount [B]	Recovery %R [D]	Control Limits %R	Flags
4-Bromofluorobenzene	0.0638	0.0500	128	74-121	**
Dibromofluoromethane	0.0541	0.0500	108	80-120	
1,2-Dichloroethane-D4	0.0517	0.0500	103	80-120	
Toluene-D8	0.0579	0.0500	116	81-117	

** Surrogates outside limits; data and surrogates confirmed by reanalysis
*** Poor recoveries due to dilution
Surrogate Recovery [D] = 100 * A / B
All results are based on MDL and validated for QC purposes.

XENCO Laboratories

Form 2 - Surrogate Recoveries

Project Name: Koppers Creosote Facility

Work Order #: 235651 **Project ID:**

Lab Batch #: 641081 **Sample: 235651-012 / SMP** **Batch: 1** **Matrix: Solid**

Units: mg/kg

VOAs by SW-846 8260B Analytes	SURROGATE RECOVERY STUDY				
	Amount Found [A]	True Amount [B]	Recovery %R [D]	Control Limits %R	Flags
4-Bromofluorobenzene	0.0524	0.0500	105	74-121	
Dibromofluoromethane	0.0550	0.0500	110	80-120	
1,2-Dichloroethane-D4	0.0512	0.0500	102	80-120	
Toluene-D8	0.0497	0.0500	99	81-117	

Lab Batch #: 641081 **Sample: 235651-012 S / MS** **Batch: 1** **Matrix: Solid**

Units: mg/kg

VOAs by SW-846 8260B Analytes	SURROGATE RECOVERY STUDY				
	Amount Found [A]	True Amount [B]	Recovery %R [D]	Control Limits %R	Flags
4-Bromofluorobenzene	0.0519	0.0500	104	74-121	
Dibromofluoromethane	0.0551	0.0500	110	80-120	
1,2-Dichloroethane-D4	0.0520	0.0500	104	80-120	
Toluene-D8	0.0502	0.0500	100	81-117	

Lab Batch #: 641081 **Sample: 235651-012 SD / MSD** **Batch: 1** **Matrix: Solid**

Units: mg/kg

VOAs by SW-846 8260B Analytes	SURROGATE RECOVERY STUDY				
	Amount Found [A]	True Amount [B]	Recovery %R [D]	Control Limits %R	Flags
4-Bromofluorobenzene	0.0524	0.0500	105	74-121	
Dibromofluoromethane	0.0552	0.0500	110	80-120	
1,2-Dichloroethane-D4	0.0548	0.0500	110	80-120	
Toluene-D8	0.0500	0.0500	100	81-117	

Lab Batch #: 641081 **Sample: 235651-021 / SMP** **Batch: 1** **Matrix: Solid**

Units: mg/kg

VOAs by SW-846 8260B Analytes	SURROGATE RECOVERY STUDY				
	Amount Found [A]	True Amount [B]	Recovery %R [D]	Control Limits %R	Flags
4-Bromofluorobenzene	0.0559	0.0500	112	74-121	
Dibromofluoromethane	0.0537	0.0500	107	80-120	
1,2-Dichloroethane-D4	0.0527	0.0500	105	80-120	
Toluene-D8	0.0514	0.0500	103	81-117	

** Surrogates outside limits; data and surrogates confirmed by reanalysis

*** Poor recoveries due to dilution

Surrogate Recovery [D] = 100 * A / B

All results are based on MDL and validated for QC purposes.

XENCO Laboratories

Form 2 - Surrogate Recoveries

Project Name: Koppers Creosote Facility

Work Order #: 235651 **Project ID:**

Lab Batch #: 641081 **Sample: 461734-1-BKS / BKS** **Batch: 1** **Matrix: Solid**

Units: mg/kg

VOAs by SW-846 8260B Analytes	SURROGATE RECOVERY STUDY				
	Amount Found [A]	True Amount [B]	Recovery %R [D]	Control Limits %R	Flags
4-Bromofluorobenzene	0.0519	0.0500	104	74-121	
Dibromofluoromethane	0.0533	0.0500	107	80-120	
1,2-Dichloroethane-D4	0.0529	0.0500	106	80-120	
Toluene-D8	0.0510	0.0500	102	81-117	

Lab Batch #: 641081 **Sample: 461734-1-BLK / BLK** **Batch: 1** **Matrix: Solid**

Units: mg/kg

VOAs by SW-846 8260B Analytes	SURROGATE RECOVERY STUDY				
	Amount Found [A]	True Amount [B]	Recovery %R [D]	Control Limits %R	Flags
4-Bromofluorobenzene	0.0540	0.0500	108	74-121	
Dibromofluoromethane	0.0516	0.0500	103	80-120	
1,2-Dichloroethane-D4	0.0504	0.0500	101	80-120	
Toluene-D8	0.0512	0.0500	102	81-117	

Lab Batch #: 641150 **Sample: 235651-005 / DL** **Batch: 1** **Matrix: Solid**

Units: mg/kg

VOAs by SW-846 8260B Analytes	SURROGATE RECOVERY STUDY				
	Amount Found [A]	True Amount [B]	Recovery %R [D]	Control Limits %R	Flags
4-Bromofluorobenzene	0.0511	0.0500	102	74-121	
Dibromofluoromethane	0.0528	0.0500	106	80-120	
1,2-Dichloroethane-D4	0.0496	0.0500	99	80-120	
Toluene-D8	0.0477	0.0500	95	81-117	

Lab Batch #: 641150 **Sample: 235651-013 / SMP** **Batch: 1** **Matrix: Solid**

Units: mg/kg

VOAs by SW-846 8260B Analytes	SURROGATE RECOVERY STUDY				
	Amount Found [A]	True Amount [B]	Recovery %R [D]	Control Limits %R	Flags
4-Bromofluorobenzene	0.0634	0.0500	127	74-121	**
Dibromofluoromethane	0.0559	0.0500	112	80-120	
1,2-Dichloroethane-D4	0.0537	0.0500	107	80-120	
Toluene-D8	0.0525	0.0500	105	81-117	

** Surrogates outside limits; data and surrogates confirmed by reanalysis
*** Poor recoveries due to dilution
Surrogate Recovery [D] = 100 * A / B
All results are based on MDL and validated for QC purposes.

XENCO Laboratories

Form 2 - Surrogate Recoveries

Project Name: Koppers Creosote Facility

Work Order #: 235651

Project ID:

Lab Batch #: 641150 **Sample: 235651-014 / SMP** **Batch: 1** **Matrix: Solid**

Units: mg/kg

VOAs by SW-846 8260B Analytes	SURROGATE RECOVERY STUDY				
	Amount Found [A]	True Amount [B]	Recovery %R [D]	Control Limits %R	Flags
4-Bromofluorobenzene	0.0616	0.0500	123	74-121	**
Dibromofluoromethane	0.0547	0.0500	109	80-120	
1,2-Dichloroethane-D4	0.0534	0.0500	107	80-120	
Toluene-D8	0.0524	0.0500	105	81-117	

Lab Batch #: 641150 **Sample: 235651-015 / SMP** **Batch: 1** **Matrix: Solid**

Units: mg/kg

VOAs by SW-846 8260B Analytes	SURROGATE RECOVERY STUDY				
	Amount Found [A]	True Amount [B]	Recovery %R [D]	Control Limits %R	Flags
4-Bromofluorobenzene	0.0639	0.0500	128	74-121	**
Dibromofluoromethane	0.0586	0.0500	117	80-120	
1,2-Dichloroethane-D4	0.0562	0.0500	112	80-120	
Toluene-D8	0.0501	0.0500	100	81-117	

Lab Batch #: 641150 **Sample: 235651-016 / SMP** **Batch: 1** **Matrix: Solid**

Units: mg/kg

VOAs by SW-846 8260B Analytes	SURROGATE RECOVERY STUDY				
	Amount Found [A]	True Amount [B]	Recovery %R [D]	Control Limits %R	Flags
4-Bromofluorobenzene	0.0590	0.0500	118	74-121	
Dibromofluoromethane	0.0556	0.0500	111	80-120	
1,2-Dichloroethane-D4	0.0539	0.0500	108	80-120	
Toluene-D8	0.0481	0.0500	96	81-117	

Lab Batch #: 641150 **Sample: 235651-020 / SMP** **Batch: 1** **Matrix: Solid**

Units: mg/kg

VOAs by SW-846 8260B Analytes	SURROGATE RECOVERY STUDY				
	Amount Found [A]	True Amount [B]	Recovery %R [D]	Control Limits %R	Flags
4-Bromofluorobenzene	0.0669	0.0500	134	74-121	**
Dibromofluoromethane	0.0565	0.0500	113	80-120	
1,2-Dichloroethane-D4	0.0549	0.0500	110	80-120	
Toluene-D8	0.0534	0.0500	107	81-117	

** Surrogates outside limits; data and surrogates confirmed by reanalysis

*** Poor recoveries due to dilution

Surrogate Recovery [D] = 100 * A / B

All results are based on MDL and validated for QC purposes.

XENCO Laboratories

Form 2 - Surrogate Recoveries

Project Name: Koppers Creosote Facility

Work Order #: 235651 **Project ID:**

Lab Batch #: 641150 **Sample: 235651-022 / SMP** **Batch: 1** **Matrix: Solid**

Units: mg/kg

VOAs by SW-846 8260B Analytes	SURROGATE RECOVERY STUDY				
	Amount Found [A]	True Amount [B]	Recovery %R [D]	Control Limits %R	Flags
4-Bromofluorobenzene	0.0693	0.0500	139	74-121	**
Dibromofluoromethane	0.0528	0.0500	106	80-120	
1,2-Dichloroethane-D4	0.0521	0.0500	104	80-120	
Toluene-D8	0.0601	0.0500	120	81-117	**

Lab Batch #: 641150 **Sample: 235651-023 / SMP** **Batch: 1** **Matrix: Solid**

Units: mg/kg

VOAs by SW-846 8260B Analytes	SURROGATE RECOVERY STUDY				
	Amount Found [A]	True Amount [B]	Recovery %R [D]	Control Limits %R	Flags
4-Bromofluorobenzene	0.0601	0.0500	120	74-121	
Dibromofluoromethane	0.0566	0.0500	113	80-120	
1,2-Dichloroethane-D4	0.0551	0.0500	110	80-120	
Toluene-D8	0.0514	0.0500	103	81-117	

Lab Batch #: 641150 **Sample: 235651-024 / SMP** **Batch: 1** **Matrix: Solid**

Units: mg/kg

VOAs by SW-846 8260B Analytes	SURROGATE RECOVERY STUDY				
	Amount Found [A]	True Amount [B]	Recovery %R [D]	Control Limits %R	Flags
4-Bromofluorobenzene	0.0585	0.0500	117	74-121	
Dibromofluoromethane	0.0574	0.0500	115	80-120	
1,2-Dichloroethane-D4	0.0541	0.0500	108	80-120	
Toluene-D8	0.0510	0.0500	102	81-117	

Lab Batch #: 641150 **Sample: 235651-025 / SMP** **Batch: 1** **Matrix: Solid**

Units: mg/kg

VOAs by SW-846 8260B Analytes	SURROGATE RECOVERY STUDY				
	Amount Found [A]	True Amount [B]	Recovery %R [D]	Control Limits %R	Flags
4-Bromofluorobenzene	0.0611	0.0500	122	74-121	**
Dibromofluoromethane	0.0570	0.0500	114	80-120	
1,2-Dichloroethane-D4	0.0520	0.0500	104	80-120	
Toluene-D8	0.0512	0.0500	102	81-117	

** Surrogates outside limits; data and surrogates confirmed by reanalysis
*** Poor recoveries due to dilution
Surrogate Recovery [D] = 100 * A / B
All results are based on MDL and validated for QC purposes.

XENCO Laboratories

Form 2 - Surrogate Recoveries

Project Name: Koppers Creosote Facility

Work Order #: 235651 **Project ID:**

Lab Batch #: 641150 **Sample: 235801-001 S / MS** **Batch: 1** **Matrix: Solid**

Units: mg/kg

VOAs by SW-846 8260B Analytes	SURROGATE RECOVERY STUDY				
	Amount Found [A]	True Amount [B]	Recovery %R [D]	Control Limits %R	Flags
4-Bromofluorobenzene	0.0529	0.0500	106	74-121	
Dibromofluoromethane	0.0518	0.0500	104	80-120	
1,2-Dichloroethane-D4	0.0523	0.0500	105	80-120	
Toluene-D8	0.0500	0.0500	100	81-117	

Lab Batch #: 641150 **Sample: 235801-001 SD / MSD** **Batch: 1** **Matrix: Solid**

Units: mg/kg

VOAs by SW-846 8260B Analytes	SURROGATE RECOVERY STUDY				
	Amount Found [A]	True Amount [B]	Recovery %R [D]	Control Limits %R	Flags
4-Bromofluorobenzene	0.0532	0.0500	106	74-121	
Dibromofluoromethane	0.0522	0.0500	104	80-120	
1,2-Dichloroethane-D4	0.0514	0.0500	103	80-120	
Toluene-D8	0.0490	0.0500	98	81-117	

Lab Batch #: 641150 **Sample: 461780-1-BKS / BKS** **Batch: 1** **Matrix: Solid**

Units: mg/kg

VOAs by SW-846 8260B Analytes	SURROGATE RECOVERY STUDY				
	Amount Found [A]	True Amount [B]	Recovery %R [D]	Control Limits %R	Flags
4-Bromofluorobenzene	0.0517	0.0500	103	74-121	
Dibromofluoromethane	0.0545	0.0500	109	80-120	
1,2-Dichloroethane-D4	0.0532	0.0500	106	80-120	
Toluene-D8	0.0490	0.0500	98	81-117	

Lab Batch #: 641150 **Sample: 461780-1-BLK / BLK** **Batch: 1** **Matrix: Solid**

Units: mg/kg

VOAs by SW-846 8260B Analytes	SURROGATE RECOVERY STUDY				
	Amount Found [A]	True Amount [B]	Recovery %R [D]	Control Limits %R	Flags
4-Bromofluorobenzene	0.0530	0.0500	106	74-121	
Dibromofluoromethane	0.0535	0.0500	107	80-120	
1,2-Dichloroethane-D4	0.0504	0.0500	101	80-120	
Toluene-D8	0.0487	0.0500	97	81-117	

** Surrogates outside limits; data and surrogates confirmed by reanalysis

*** Poor recoveries due to dilution

Surrogate Recovery [D] = 100 * A / B

All results are based on MDL and validated for QC purposes.

XENCO Laboratories

Form 2 - Surrogate Recoveries

Project Name: Koppers Creosote Facility

Work Order #: 235651 **Project ID:**

Lab Batch #: 641186 **Sample: 235651-003 / DL** **Batch: 1** **Matrix: Solid**

Units: mg/kg

VOAs by SW-846 8260B Analytes	SURROGATE RECOVERY STUDY				
	Amount Found [A]	True Amount [B]	Recovery %R [D]	Control Limits %R	Flags
4-Bromofluorobenzene	0.0542	0.0500	108	74-121	
Dibromofluoromethane	0.0568	0.0500	114	80-120	
1,2-Dichloroethane-D4	0.0519	0.0500	104	80-120	
Toluene-D8	0.0487	0.0500	97	81-117	

Lab Batch #: 641186 **Sample: 235651-019 / SMP** **Batch: 1** **Matrix: Solid**

Units: mg/kg

VOAs by SW-846 8260B Analytes	SURROGATE RECOVERY STUDY				
	Amount Found [A]	True Amount [B]	Recovery %R [D]	Control Limits %R	Flags
4-Bromofluorobenzene	0.0586	0.0500	117	74-121	
Dibromofluoromethane	0.0515	0.0500	103	80-120	
1,2-Dichloroethane-D4	0.0523	0.0500	105	80-120	
Toluene-D8	0.0524	0.0500	105	81-117	

Lab Batch #: 641186 **Sample: 235651-019 S / MS** **Batch: 1** **Matrix: Solid**

Units: mg/kg

VOAs by SW-846 8260B Analytes	SURROGATE RECOVERY STUDY				
	Amount Found [A]	True Amount [B]	Recovery %R [D]	Control Limits %R	Flags
4-Bromofluorobenzene	0.0567	0.0500	113	74-121	
Dibromofluoromethane	0.0539	0.0500	108	80-120	
1,2-Dichloroethane-D4	0.0553	0.0500	111	80-120	
Toluene-D8	0.0537	0.0500	107	81-117	

Lab Batch #: 641186 **Sample: 235651-019 SD / MSD** **Batch: 1** **Matrix: Solid**

Units: mg/kg

VOAs by SW-846 8260B Analytes	SURROGATE RECOVERY STUDY				
	Amount Found [A]	True Amount [B]	Recovery %R [D]	Control Limits %R	Flags
4-Bromofluorobenzene	0.0581	0.0500	116	74-121	
Dibromofluoromethane	0.0535	0.0500	107	80-120	
1,2-Dichloroethane-D4	0.0547	0.0500	109	80-120	
Toluene-D8	0.0537	0.0500	107	81-117	

** Surrogates outside limits; data and surrogates confirmed by reanalysis

*** Poor recoveries due to dilution

Surrogate Recovery [D] = 100 * A / B

All results are based on MDL and validated for QC purposes.

XENCO Laboratories

Form 2 - Surrogate Recoveries

Project Name: Koppers Creosote Facility

Work Order #: 235651

Project ID:

Lab Batch #: 641186 **Sample: 461800-1-BKS / BKS** **Batch: 1** **Matrix: Solid**

Units: mg/kg

VOAs by SW-846 8260B	SURROGATE RECOVERY STUDY				
Analytes	Amount Found [A]	True Amount [B]	Recovery %R [D]	Control Limits %R	Flags
4-Bromofluorobenzene	0.0507	0.0500	101	74-121	
Dibromofluoromethane	0.0529	0.0500	106	80-120	
1,2-Dichloroethane-D4	0.0557	0.0500	111	80-120	
Toluene-D8	0.0501	0.0500	100	81-117	

Lab Batch #: 641186 **Sample: 461800-1-BLK / BLK** **Batch: 1** **Matrix: Solid**

Units: mg/kg

VOAs by SW-846 8260B	SURROGATE RECOVERY STUDY				
Analytes	Amount Found [A]	True Amount [B]	Recovery %R [D]	Control Limits %R	Flags
4-Bromofluorobenzene	0.0522	0.0500	104	74-121	
Dibromofluoromethane	0.0531	0.0500	106	80-120	
1,2-Dichloroethane-D4	0.0503	0.0500	101	80-120	
Toluene-D8	0.0503	0.0500	101	81-117	

** Surrogates outside limits; data and surrogates confirmed by reanalysis

*** Poor recoveries due to dilution

Surrogate Recovery [D] = 100 * A / B

All results are based on MDL and validated for QC purposes.

Tentatively Identified compound Results (SVOC)		
Pristane CAS# 1921-70-6		
Work Order #	Client ID#	Amount
235651	3TM-KP-43-SS-01	1.55 mg/kg
235651	3TM-KP-43-SS-02	0.237 mg/kg
235651	3TM-KP-SS-BB-1	0.252 mg/kg
235651	3TM-KP-SS-BB-03	0.412 mg/kg
235651	3TM-KP-SS-7-02	0.060 mg/kg
235651	3TM-KP-SW-BB-01	0.012 mg/L
238475	3TM-KP-SS-3-02	0.081 mg/kg
236028	NA	NA

See below for definitions of possible flags and labels in the database (sheet tab "DATA")

K / R / NDR = peak detected but did not meet quantification criteria
number following this flag represents an unconfirmed concentration

< = less than the detection limit
number following this symbol represents the detection limit

TEQ1 : NATO non detect = 1/2 detection limit
TEQ2 : NATO non detect = 0
TEQ3 : WHO non detect = 1/2 detection limit
TEQ4 : WHO non detect = 0

UNITS : ng/



AXYS METHOD MLA-021 Rev.5
HC003_D2

Form 1A
ALKANE AND HOPANE ANALYSIS REPORT

CLIENT ID:
3TM-KP-SS-7-01

Lab Name: AXYS ANALYTICAL SERVICES		Sample Collection:	22/Jul/2003 08:15
Contract No.:	4182	Project Name:	CREOSOTE
Matrix:	SOIL	Lab Sample ID:	L6074-7
Sample Receipt Date:	30-Jul-2003	Sample Size:	6.56 g (dry)
Extraction Date:	01-Nov-2003	Initial Calibration Date:	10-Nov-2003
Analysis Date:	11-Nov-2003 Time: 4:46 (hh:mm)	Instrument ID:	LR GC/MS
Extract Volume (µL):	500	GC Column ID:	Rtx-5
Injection Volume (µL):	1.0	Sample Datafile:	HC3D6732.D
Dilution Factor:	N/A	Blank Data Filename:	HC3D6722.D
Concentration Units:	ng/g (dry weight basis)	Bracketing CAL Data Filenames:	HC3D6728.D HC3D6740.D

COMPOUND	CAS NO.	LAB FLAG[1]	CONC. FOUND	DETECTION LIMIT[2]	ION ABUND.	RRT
Pristane			138	0.835	0.88	1.124

(1) U = not detected; K = peak detected, but did not meet quantification criteria; E = exceeds calibrated linear range, see dilution data; D = dilution data; X = results reported separately
(2) Detection Limit = Sample specific detection limit

Approved by:_____QA/QC Chemist

12/21/2004
dd-mm-yyyy

Form 1A (Continued)
ALKANE AND HOPANE ANALYSIS REPORT

CLIENT ID:
3TM-KP-SS-7-01

Lab Sample ID: L6074-7

Project Name: CREOSOTE
Sample Datafile: HC3D6732.D

COMPOUND	CAS NO.	LAB FLAG[1]	CONC. FOUND	DETECTION LIMIT[2]	ION ABUND.	RRT

(1) U = not detected; K = peak detected, but did not meet quantification criteria; E = exceeds calibrated linear range, see dilution data; D = dilution data; X = results reported separately
(2) Detection Limit = Sample specific detection limit

Approved by:_____QA/QC Chemist

12/21/2004
dd-mm-yyyy

Form 1A (Continued)
ALKANE AND HOPANE ANALYSIS REPORT

CLIENT ID:
3TM-KP-SS-7-01

Lab Sample ID: L6074-7

Project Name: CREOSOTE
Lab Sample ID: L6074-7

COMPOUND	CAS NO.	LAB FLAG[1]	CONC. FOUND	DETECTION LIMIT[2]	ION ABUND. RATIO	RRT

(1) U = not detected; K = peak detected, but did not meet quantification criteria; E = exceeds calibrated linear range, see dilution data; D = dilution data; X = results reported separately
(2) Detection Limit = Sample specific detection limit

Approved by:_____QA/QC Chemist

12/21/2004
dd-mm-yyyy

1

31 PAGES THAT FOLLOW HAVE BEEN REDACTED

4/18/05 JMB

AXYS METHOD MLA-021 Rev.5
HC003_D2

Form 2
ALKANE AND HOPANE ANALYSIS REPORT

CLIENT ID:
3TM-KP-SS-7-01

		Sample Collection:	22/Jul/2003 08:15
Lab Name: AXYS ANALYTICAL SERVICES		Project Name:	CREOSOTE
Contract No.:	4182	Lab Sample ID:	L6074-7
Matrix:	SOIL	Sample Size:	8.56 g (dry)
Sample Receipt Date:	30-Jul-2003	Initial Calibration Date:	10-Nov-2003
Extraction Date:	01-Nov-2003	Instrument ID:	LR GC/MS
Analysis Date:	11-Nov-2003 Time: 4:46 (hh:mm)	GC Column ID:	Rtx-5
Extract Volume (µL):	500	Sample Datafile:	HC3D6732.D
Injection Volume (µL):	1.0	Blank Data Filename:	HC3D6722.D
Dilution Factor:	N/A	Bracketing CAL Data Filenames:	HC3D6728.D HC3D6740.D
Concentration Units:	ng absolute		

LABELED COMPOUND	CAS NO.	LAB FLAG[1]	SPIKE CONC.	CONC. FOUND	R(%)	ION ABUND. RATIO	RRT
Hexadecane (nC16)-d34			1050	761	72.8	0.69	0.697

(1) E = exceeds calibrated linear range, see dilution data; D = dilution data; X = results reported separately

Approved by:_____QA/QC Chemist

12/21/2004
dd-mm-yyyy

2

16 PAGES THAT FOLLOW HAVE BEEN REDACTED

4/18/05 JMB

AXYS METHOD MLA-021 Rev.5
HC003_D2

CLIENT ID:
3TM-KP-SS-43-02

Form 1A
ALKANE AND HOPANE ANALYSIS REPORT

Lab Name: AXYS ANALYTICAL SERVICES		Sample Collection:	21/Jul/2003 10:40
Contract No.:	4182	Project Name:	CREOSOTE
Matrix:	SOIL	Lab Sample ID:	L6074-1
Sample Receipt Date:	30-Jul-2003	Sample Size:	0.893 g (dry)
Extraction Date:	01-Nov-2003	Initial Calibration Date:	10-Nov-2003
Analysis Date:	11-Nov-2003 Time: 9:03 (hh:mm)	Instrument ID:	LR GC/MS
Extract Volume (µL):	500	GC Column ID:	Rtx-5
Injection Volume (µL):	1.0	Sample Datafile:	HC3D6737.D
Dilution Factor:	N/A	Blank Data Filename:	HC3D6722.D
Concentration Units:	ng/g (dry weight basis)	Bracketing CAL Data Filenames:	HC3D6728.D HC3D6740.D

COMPOUND	CAS NO.	LAB FLAG[1]	CONC. FOUND	DETECTION LIMIT[2]	ION ABUND.	RRT
Pristane			3650	19.2	0.89	1.124

(1) U = not detected; K = peak detected, but did not meet quantification criteria; E = exceeds calibrated linear range, see dilution data; D = dilution data; X = results reported separately
(2) Detection Limit = Sample specific detection limit

Approved by:_____QA/QC Chemist

12/21/2004
dd-mm-yyyy

Form 1A (Continued)
ALKANE AND HOPANE ANALYSIS REPORT

CLIENT ID:
3TM-KP-SS-43-02

Lab Sample ID: L6074-1

Project Name: CREOSOTE
Sample Datafile: HC3D6737.D

COMPOUND	CAS NO.	LAB FLAG[1]	CONC. FOUND	DETECTION LIMIT[2]	ION ABUND.	RRT

(1) U = not detected; K = peak detected, but did not meet quantification criteria; E = exceeds calibrated linear range, see dilution data; D = dilution data; X = results reported separately
(2) Detection Limit = Sample specific detection limit

Approved by:_____QA/QC Chemist

12/21/2004
dd-mm-yyyy

Form 1A (Continued)
ALKANE AND HOPANE ANALYSIS REPORT

CLIENT ID:
3TM-KP-SS-43-02

Project Name: CREOSOTE
Lab Sample ID: L6074-1

Lab Sample ID: L6074-1

COMPOUND	CAS NO.	LAB FLAG[1]	CONC. FOUND	DETECTION LIMIT[2]	ION ABUND. RATIO	RRT

(1) U = not detected; K = peak detected, but did not meet quantification criteria; E = exceeds calibrated linear range, see dilution data; D = dilution data; X = results reported separately
(2) Detection Limit = Sample specific detection limit

Approved by:_____QA/QC Chemist

12/21/2004
dd-mm-yyyy

AXYS METHOD MLA-021 Rev.5
HC003_D2

Form 2
ALKANE AND HOPANE ANALYSIS REPORT

CLIENT ID:
3TM-KP-SS-43-02

Lab Name: AXYS ANALYTICAL SERVICES		Sample Collection:	21/Jul/2003 10:40
Contract No.:	4182	Project Name:	CREOSOTE
Matrix:	SOIL	Lab Sample ID:	L6074-1
Sample Receipt Date:	30-Jul-2003	Sample Size:	0.893 g (dry)
Extraction Date:	01-Nov-2003	Initial Calibration Date:	10-Nov-2003
Analysis Date:	11-Nov-2003 Time: 9:03 (hh:mm)	Instrument ID:	LR GC/MS
Extract Volume (µL):	500	GC Column ID:	Rtx-5
Injection Volume (µL):	1.0	Sample Datafile:	HC3D6737.D
Dilution Factor:	N/A	Blank Data Filename:	HC3D6722.D
Concentration Units:	ng absolute	Bracketing CAL Data Filenames:	HC3D6728.D HC3D6740.D

LABELED COMPOUND	CAS NO.	LAB FLAG[1]	SPIKE CONC.	CONC. FOUND	R(%)	ION ABUND. RATIO	RRT
Hexadecane (nC16)-d34			1050	640	61.2	0.70	0.697

(1) E = exceeds calibrated linear range, see dilution data; D = dilution data; X = results reported separately

V10168HCD1_1, S12 (S)

Approved by:_____QA/QC Chemist

12/21/2004
dd-mm-yyyy

V10168PHDATA

CLIENT ID	3TM-KP-ID-403-01	3TM-KP-ID-43-01	3TM-KP-ID-620-01	3TM-KP-ID-620-01 (DUPLICATE)	3TM-KP-ID-688-01
AXYS ID	L6074-9 N	L6074-4 N	L6074-2 N (A)	WG10168-105 N	L6074-21 N
WORKGROUP	WG10168	WG10168	WG10168	WG10168	WG10168
UNITS	ng/g (dry)	ng/g (dry)	ng/g (dry)	ng/g (dry)	ng/g (dry)
Naphthalene	151	183	896	893	675
Acenaphthylene	25.8	27.4	118	124	128
Acenaphthene	191	61	119	121	75.5
Fluorene	190	71.1	204	211	67
Phenanthrene	1520	1180	4590	4450	717
Anthracene	106	123	521	562	114
Fluoranthene	885	1720	6350	6270	673
Pyrene	497	1300	2660	2430	530
Benz[a]anthracene	39	285	412	404	K94.5
Chrysene	246	727	1190	1170	299
Benzo[b/j]fluoranthene	165	475	931	898	243
Benzo[k]fluoranthene	87.4	344	524	528	149
Benzo[e]pyrene	113	332	536	520	193
Benzo[a]pyrene	<17.6	195	249	245	119
Perylene	<20.6	47.9	78.2	77	36.5
Dibenz[ah]anthracene	<16.8	44	73.2	71.4	31.1
Indeno[1,2,3-cd]pyrene	53.1	175	300	294	139
Benzo[ghi]perylene	49.7	172	337	330	214

V10168PHDATA

CLIENT ID	3TM-KP-ID-7-01	3TM-KP-ID-80-01	3TM-KP-ID-926-01	3TM-KP-SS-43-02	3TM-KP-SS-7-01	LAB BLANK
AXYS ID	L6074-3 N	L6074-23 N	L6074-22 N	L6074-1 N	L6074-7 N	WG10168-101
WORKGROUP	WG10168	WG10168	WG10168	WG10168	WG10168	WG10168
UNITS	ng/g (dry)	ng/g (dry)	ng/g (dry)	ng/g (dry)	ng/g (dry)	ng/g
Naphthalene	1360	115	480	2200	157	0.605
Acenaphthylene	13.8	94.1	45.3	2500	110	<0.0702
Acenaphthene	57.4	19.2	24.5	306	15.9	<0.0822
Fluorene	92.8	17.2	30.4	239	6.94	<0.0618
Phenanthrene	2340	626	303	4840	298	0.238
Anthracene	164	115	31.8	2980	130	0.0591
Fluoranthene	1410	1060	305	14100	1130	0.0828
Pyrene	596	762	219	13700	1300	0.0774
Benz[a]anthracene	39.7	206	K45.2	7130	739	K0.0157
Chrysene	362	616	168	12600	1240	0.0335
Benzo[b/j]fluoranthene	194	690	115	16200	1500	<0.0612
Benzo[k]fluoranthene	79.7	442	71	12200	1230	<0.0612
Benzo[e]pyrene	167	431	98.4	12200	1090	<0.0528
Benzo[a]pyrene	22.5	217	40	7900	943	<0.0523
Perylene	K16.0	69.2	K11.6	2400	244	<0.0722
Dibenz[ah]anthracene	K20.8	90.6	K14.1	1870	185	<0.0320
Indeno[1,2,3-cd]pyrene	47	297	58.7	8270	745	K0.0993
Benzo[ghi]perylene	136	288	90.4	7030	650	K0.0529

V10168PHDATA

CLIENT ID	SPIKED MATRIX
AXYS ID	WG10168-102
WORKGROUP	WG10168
UNITS	% REC
Naphthalene	98
Acenaphthylene	97.4
Acenaphthene	101
Fluorene	81.7
Phenanthrene	97.4
Anthracene	60.6
Fluoranthene	95.6
Pyrene	96.5
Benz[a]anthracene	91
Chrysene	94.8
Benzo[b/j]fluoranthene	93.3
Benzo[k]fluoranthene	92.2
Benzo[e]pyrene	113
Benzo[a]pyrene	96.9
Perylene	101
Dibenz[ah]anthracene	95.8
Indeno[1,2,3-cd]pyrene	92.3
Benzo[ghi]perylene	93.5

See below for definitions of possible flags and labels in the database (sheet tab "DATA")

K / R / NDR = peak detected but did not meet quantification criteria
number following this flag represents an unconfirmed concentration

< = less than the detection limit
number following this symbol represents the detection limit

TEQ1 : NATO non detect = 1/2 detection limit
TEQ2 : NATO non detect = 0
TEQ3 : WHO non detect = 1/2 detection limit
TEQ4 : WHO non detect = 0

UNITS : ng/

3

13 PAGES THAT FOLLOW HAVE BEEN REDACTED

4/18/05 JMB

AXYS METHOD MLA-021 REV 05
PH050-053_D2

Form 1A
PAH ANALYSIS REPORT

CLIENT ID:
3TM-KP-SS-43-02

Sample Collection: 21/Jul/2003 10:40

Lab Name: AXYS ANALYTICAL SERVICES

Contract No.:	4182	Lab Sample ID:	L6074-1 N
Matrix:	SOIL	Sample Size:	0.893 g (dry)
Sample Receipt Date:	30-Jul-2003	Initial Calibration Date:	21-Oct-2003
Extraction Date:	01-Nov-2003	Instrument ID:	LR GC/MS
Analysis Date:	08-Nov-2003 Time: 17:45 (hh:mm)	GC Column ID:	Rtx-5
Extract Volume (µL):	500	Sample Datafile:	PH3D6686.D
Injection Volume (µL):	1.0	Blank Data Filename:	PH3D6685.D
Dilution Factor:	N/A	Cal. Ver. Data Filename:	PH3D6679.D
Concentration Units:	ng/g (dry weight basis)		

COMPOUND	CAS NO.	LAB FLAG[1]	CONC. FOUND	DETECTION LIMIT[2]	ION ABUND.	RRT
Naphthalene	91-20-3		2200	31.7	0.07	1.006
Acenaphthylene	208-96-8		2500	18.6	0.23	1.003
Acenaphthene	83-32-9		306	19.2	1.31	1.047
Fluorene	86-73-7		239	7.72	1.02	0.842
Phenanthrene	85-01-8		4840	7.64	0.18	1.003
Anthracene	120-12-7		2980	8.13	0.21	1.011
Fluoranthene	206-44-0		14100	9.56	0.20	1.002
Pyrene	129-00-0		13700	9.40	0.21	1.032
Benz[a]anthracene	56-55-3		7130	9.72	0.29	1.002
Chrysene	218-01-9	3	12600	10.5	0.30	1.003
Benzo[b/j]fluoranthene			16200	31.4	0.22	1.004
Benzo[k]fluoranthene	207-08-9		12200	31.4	0.22	1.004
Benzo[e]pyrene	192-97-2		12200	25.8	0.23	0.996
Benzo[a]pyrene	50-32-8		7900	25.5	0.22	1.004
Perylene	198-55-0		2400	29.5	0.22	1.004
Dibenz[ah]anthracene	53-70-3	4	1870	8.55	0.13	1.003
Indeno[1,2,3-cd]pyrene	193-39-5		8270	15.4	0.17	1.002
Benzo[ghi]perylene	191-24-2		7030	15.0	0.18	1.002

(1) U = not detected; K = peak detected, but did not meet quantification criteria; E = exceeds calibrated linear range, see dilution data; D = dilution data; X = results reported separately
(2) Detection Limit = Sample specific detection limit
(3) May co-elute with Triphenylene
(4) May co-elute with Dibenz[ac]anthracene

Approved by:_____QA/QC Chemist

12/21/2004
dd-mm-yyyy

AXYS METHOD MLA-021 REV 05
PH050-053_D2

Form 2
PAH ANALYSIS REPORT

CLIENT ID:
3TM-KP-SS-43-02

Lab Name: AXYS ANALYTICAL SERVICES

Contract No.:	4182	Sample Collection:	21/Jul/2003 10:40
Matrix:	SOIL	Lab Sample ID:	L6074-1 N
Sample Receipt Date:	30-Jul-2003	Sample Size:	0.893 g (dry)
Extraction Date:	01-Nov-2003	Initial Calibration Date:	21-Oct-2003
Analysis Date:	08-Nov-2003 Time: 17:45 (hh:mm)	Instrument ID:	LR GC/MS
Extract Volume (µL):	500	GC Column ID:	Rtx-5
Injection Volume (µL):	1.0	Sample Datafile:	PH3D6686.D
Dilution Factor:	N/A	Blank Data Filename:	PH3D6685.D
Concentration Units:	ng absolute	Cal. Ver. Data Filename:	PH3D6679.D

LABELED COMPOUND	CAS NO.	LAB FLAG[1]	SPIKE CONC.	CONC. FOUND	R(%)	ION ABUND. RATIO	RRT
Naphthalene d-8	1146-65-2	V	2030	214	10.5	0.08	0.606
Acenaphthylene d-8	93951-97-4		2000	630	31.5	0.15	0.962
Phenanthrene d-10	1517-22-2		2070	1220	58.7	0.12	0.808
Fluoranthene d-10			1970	1480	75.1	0.16	0.971
Benz[a]anthracene d-12			2100	1530	72.8	0.22	1.166
Chrysene d-12	1719-03-5		2080	1520	73.2	0.25	1.171
Benzo[b/k]fluoranthene d-12			3550	2450	69.1	0.20	0.957
Benzo[a]pyrene d-12	63466-71-7		2000	1370	68.3	0.19	1.009
Perylene d-12	1520-96-3		2060	1420	68.8	0.23	1.024
Dibenz[ah]anthracene d-14			2140	1720	80.3	0.21	1.210
Indeno[1,2,3-cd]pyrene d-12			2130	1510	71.0	0.19	1.206
Benzo[ghi]perylene d-12			1760	1320	75.1	0.19	1.237

(1) E = exceeds calibrated linear range, see dilution data; D = dilution data; V = surrogate recovery is not within method control limits; X = results reported separately

Approved by:_____QA/QC Chemist

12/21/2004
dd-mm-yyyy

(4)

2 PAGES THAT FOLLOW HAVE BEEN REDACTED

4/18/05 JMB

AXYS METHOD MLA-021 REV 05
PH050-053_D2

Form 1A
PAH ANALYSIS REPORT

CLIENT ID:
3TM-KP-SS-7-01

Sample Collection: 22/Jul/2003 08:15

Lab Name: AXYS ANALYTICAL SERVICES

Contract No.:	4182	Lab Sample ID:	L6074-7 N
Matrix:	SOIL	Sample Size:	8.56 g (dry)
Sample Receipt Date:	30-Jul-2003	Initial Calibration Date:	21-Oct-2003
Extraction Date:	01-Nov-2003	Instrument ID:	LR GC/MS
Analysis Date:	08-Nov-2003 Time: 19:23 (hh:mm)	GC Column ID:	Rtx-5
Extract Volume (µL):	500	Sample Datafile:	PH3D6688.D
Injection Volume (µL):	1.0	Blank Data Filename:	PH3D6685.D
Dilution Factor:	N/A	Cal. Ver. Data Filename:	PH3D6679.D
Concentration Units:	ng/g (dry weight basis)		

COMPOUND	CAS NO.	LAB FLAG[1]	CONC. FOUND	DETECTION LIMIT[2]	ION ABUND.	RRT
Naphthalene	91-20-3		157	2.40	0.06	1.006
Acenaphthylene	208-96-8		110	0.793	0.22	1.003
Acenaphthene	83-32-9		15.9	0.892	1.21	1.047
Fluorene	86-73-7		6.94	0.367	1.02	0.843
Phenanthrene	85-01-8		298	0.651	0.19	1.004
Anthracene	120-12-7		130	0.693	0.19	1.011
Fluoranthene	206-44-0		1130	1.24	0.20	1.002
Pyrene	129-00-0		1300	1.22	0.21	1.032
Benz[a]anthracene	56-55-3		739	2.99	0.29	1.002
Chrysene	218-01-9	3	1240	3.28	0.30	1.003
Benzo[b/j]fluoranthene			1500	6.02	0.22	1.003
Benzo[k]fluoranthene	207-08-9		1230	6.02	0.22	1.003
Benzo[e]pyrene	192-97-2		1090	5.04	0.23	0.996
Benzo[a]pyrene	50-32-8		943	4.98	0.22	1.004
Perylene	198-55-0		244	6.10	0.23	1.005
Dibenz[ah]anthracene	53-70-3	4	185	2.56	0.12	1.004
Indeno[1,2,3-cd]pyrene	193-39-5		745	3.93	0.17	1.002
Benzo[ghi]perylene	191-24-2		650	3.88	0.18	1.003

(1) U = not detected; K = peak detected, but did not meet quantification criteria; E = exceeds calibrated linear range, see dilution data; D = dilution data; X = results reported separately
(2) Detection Limit = Sample specific detection limit
(3) May co-elute with Triphenylene
(4) May co-elute with Dibenz[ac]anthracene

Approved by:_____QA/QC Chemist

12/21/2004
dd-mm-yyyy

AXYS METHOD MLA-021 REV 05
PH050-053_D2

Form 2
PAH ANALYSIS REPORT

CLIENT ID:
3TM-KP-SS-7-01

Lab Name: AXYS ANALYTICAL SERVICES		Sample Collection:	22/Jul/2003 08:15
Contract No.:	4182	Lab Sample ID:	L6074-7 N
Matrix:	SOIL	Sample Size:	8.56 g (dry)
Sample Receipt Date:	30-Jul-2003	Initial Calibration Date:	21-Oct-2003
Extraction Date:	01-Nov-2003	Instrument ID:	LR GC/MS
Analysis Date:	08-Nov-2003 Time: 19:23 (hh:mm)	GC Column ID:	Rtx-5
Extract Volume (µL):	500	Sample Datafile:	PH3D6688.D
Injection Volume (µL):	1.0	Blank Data Filename:	PH3D6685.D
Dilution Factor:	N/A	Cal. Ver. Data Filename:	PH3D6679.D
Concentration Units:	ng absolute		

LABELED COMPOUND	CAS NO.	LAB FLAG[1]	SPIKE CONC.	CONC. FOUND	R(%)	ION ABUND. RATIO	RRT
Naphthalene d-8	1146-65-2	V	2030	196	9.67	0.09	0.607
Acenaphthylene d-8	93951-97-4		2000	801	40.0	0.15	0.961
Phenanthrene d-10	1517-22-2		2070	1320	63.6	0.15	0.807
Fluoranthene d-10			1970	1420	72.2	0.16	0.971
Benz[a]anthracene d-12			2100	1340	63.8	0.23	1.166
Chrysene d-12	1719-03-5		2080	1340	64.3	0.25	1.171
Benzo[b/k]fluoranthene d-12			3550	2570	72.3	0.20	0.957
Benzo[a]pyrene d-12	63466-71-7		2000	1330	66.5	0.19	1.009
Perylene d-12	1520-96-3		2060	1340	64.9	0.23	1.024
Dibenz[ah]anthracene d-14			2140	1290	60.1	0.21	1.210
Indeno[1,2,3-cd]pyrene d-12			2130	1110	52.3	0.18	1.206
Benzo[ghi]perylene d-12			1760	908	51.6	0.18	1.237

(1) E = exceeds calibrated linear range, see dilution data; D = dilution data; V = surrogate recovery is not within method control limits; X = results reported separately

Approved by:_____QA/QC Chemist

12/21/2004
dd-mm-yyyy

(5)

32 PAGES THAT FOLLOW HAVE BEEN REDACTED

4/18/05 JMB

AXYS METHOD MLA-021 Rev.5
PH057_D1

Form 1A
PAH ANALYSIS REPORT

CLIENT ID:
3TM-KP-SS-43-02

Lab Name: AXYS ANALYTICAL SERVICES		Sample Collection:	21/Jul/2003 10:40
Contract No.:	4182	Project Name:	CREOSOTE
Matrix:	SOIL	Lab Sample ID:	L6074-1 Ni
Sample Receipt Date:	30/Jul/2003	Sample Size:	0.893 g (dry)
Extraction Date:	01-Nov-2003	Initial Calibration Date:	BRACKETING CAL
Analysis Date	13-Nov-2003 Time: 14:08 (hh:mm)	Instrument ID:	LR GC/MS
Extract Volume (µL):	500	GC Column ID:	Rtx-5
Injection Volume (µL):	1.0	Sample Datafile:	PH3D6791.D
Dilution Factor:	N/A	Blank Data Filename:	PH3D6790.D
Concentration Units:	ng/g (dry weight basis)	Bracketing Cal. Data Filenames:	PH3D6787.D PH3D6802.D

COMPOUND	CAS NO.	LAB FLAG[1]	CONC. FOUND	DETECTION LIMIT[2]	ION ABUND. RATIO	RRT
Dibenzofuran	132-64-9		738	5.45	0.30	0.784
Carbazole	86-74-8		377	7.84		1.046

(1) U = not detected; K = peak detected, but did not meet quantification criteria; E = exceeds calibrated linear range, see dilution data; D = dilution data; X = results reported separately
(2) Detection Limit = Sample specific detection limit

V10168PXD1_1, S5

Approved by:_____QA/QC Chemist

12/21/2004
dd-mm-yyyy

(6)

1 PAGE~~S~~ THAT FOLLOWS HAS ~~HAVE~~ BEEN REDACTED

4/18/05 JMB

AXYS METHOD MLA-021 Rev.5
PH057_D1

Form 1A
PAH ANALYSIS REPORT

CLIENT ID:
3TM-KP-SS-7-01

Lab Name: AXYS ANALYTICAL SERVICES		Sample Collection:	22/Jul/2003 08:15
Contract No.:	4182	Project Name:	CREOSOTE
Matrix:	SOIL	Lab Sample ID:	L6074-7 Ni
Sample Receipt Date:	30/Jul/2003	Sample Size:	8.56 g (dry)
Extraction Date:	01-Nov-2003	Initial Calibration Date:	BRACKETING CAL
Analysis Date	13-Nov-2003 Time: 15:46 (hh:mm)	Instrument ID:	LR GC/MS
Extract Volume (µL):	500	GC Column ID:	Rtx-5
Injection Volume (µL):	1.0	Sample Datafile:	PH3D6793.D
Dilution Factor:	N/A	Blank Data Filename:	PH3D6790.D
Concentration Units:	ng/g (dry weight basis)	Bracketing Cal. Data Filenames:	PH3D6787.D PH3D6802.D

COMPOUND	CAS NO.	LAB FLAG[1]	CONC. FOUND	DETECTION LIMIT[2]	ION ABUND. RATIO	RRT
Dibenzofuran	132-64-9		39.9	0.727	0.31	0.784
Carbazole	86-74-8		23.4	0.340		1.046

(1) U = not detected; K = peak detected, but did not meet quantification criteria; E = exceeds calibrated linear range, see dilution data; D = dilution data; X = results reported separately
(2) Detection Limit = Sample specific detection limit

V10168PXD1_1, S7

Approved by:_____QA/QC Chemist

12/21/2004
dd-mm-yyyy

7

18 PAGES THAT FOLLOW HAVE BEEN REDACTED

4/18/05 JMB

AXYS METHOD DX-S-1613/Ver.3
1613DB225-DB004-D1

Form 1B
2,3,7,8 - TCDF CONFIRMATION ANALYSIS REPORT

CLIENT ID:
3TM-KP-SS-43-02

Sample Collection: 21/Jul/2003 10:40

Lab Name: AXYS ANALYTICAL SERVICES

Contract No.:	4182	Lab Sample ID:	L6074-1 (A)
Matrix:	SOIL	Sample Size:	8.41 g (dry)
Sample Receipt Date:	30-Jul-2003	Initial Calibration Date:	30-Oct-2003
Extraction Date:	14-Oct-2003	Instrument ID:	HR GC/MS
Analysis Date:	03-Nov-2003 Time: 18:22:51	GC Column ID:	DB-225
Extract Volume (µL):	20	Sample Datafile:	DB33_385 S:15
Injection Volume (µL):	2.0	Blank Data Filename:	DB33_385 S:5
Dilution Factor:	N/A	Cal. Ver. Data Filename:	DB33_385 S:6 DB33_385 S:1
Concentration Units:	pg/g (dry weight basis)		

COMPOUND	LAB FLAG[1]	CONC. FOUND	DETECTION LIMIT	ION ABUND. RATIO[2]	RRT[2]
2,3,7,8-TCDF		14.8	0.146	0.75	1.001

(1) U = not detected; R = peak detected, but did not meet quantification criteria; D = dilution data

(2) Contract-required limits for RRTs and ion abundance ratios are specified in Tables 2 and 9, respectively, Method 1613.

V9951cDD1_1, S12

Approved by:_____QA/QC Chemist

12/21/2004
dd-mm-yyyy

AXYS METHOD DX-S-1613/Ver.3
1613DB225-DB004-D1

Form 1B
2,3,7,8 - TCDF CONFIRMATION ANALYSIS REPORT

CLIENT ID:
3TM-KP-SS-43-02
(DUPLICATE)

		Sample Collection:	21/Jul/2003 10:40
Lab Name: AXYS ANALYTICAL SERVICES			
Contract No.:	4182	Lab Sample ID:	WG9951-103 (DUP L6074-1)
Matrix:	SOIL	Sample Size:	8.32 g (dry)
Sample Receipt Date:	30-Jul-2003	Initial Calibration Date:	30-Oct-2003
Extraction Date:	14-Oct-2003	Instrument ID:	HR GC/MS
Analysis Date:	03-Nov-2003 Time: 18:58:29	GC Column ID:	DB-225
Extract Volume (µL):	20	Sample Datafile:	DB33_385 S:16
Injection Volume (µL):	2.0	Blank Data Filename:	DB33_385 S:5
Dilution Factor:	N/A	Cal. Ver. Data Filename:	DB33_385 S:6 DB33_385 S:1
Concentration Units:	pg/g (dry weight basis)		

COMPOUND	LAB FLAG[1]	CONC. FOUND	DETECTION LIMIT	ION ABUND. RATIO[2]	RRT[2]
2,3,7,8-TCDF		13.6	0.541	0.76	1.001

(1) U = not detected; R = peak detected, but did not meet quantification criteria; D = dilution data

(2) Contract-required limits for RRTs and ion abundance ratios are specified in Tables 2 and 9, respectively, Method 1613.

Approved by:_____QA/QC Chemist

12/21/2004
dd-mm-yyyy

GLOBAL

Form 4 & 6
PCDD/PCDF CALIBRATION VERIFICATION & RELATIVE RETENTION TIMES

Lab Name: AXYS ANALYTICAL SERVICES

Initial Calibration Date:	30-Oct-2003	GC Column ID:	DB-225
Instrument ID:	HR GC/MS	Analysis Date:	04-Nov-2003
VER Data Filename:	DB33_387 S:2	Time:	12:28:42

COMPOUND	LAB FLAG[1]	M/Z'S FORMING RATIO[2]	ION ABUND. RATIO	QC LIMITS[3]	CONC. FOUND	CONC RANGE[4]
2,3,7,8-TCDF		M/M+2	0.76	0.65-0.89	11.2	8.4 - 12.0

Compounds using 13C-1234-TCDD as Internal Standard

COMPOUND	LAB FLAG[1]	RETENTION TIME REFERENCE	RRT	RRT QC LIMITS[5]
2,3,7,8-TCDF		13C-2,3,7,8-TCDF	1.001	0.999 - 1.003

(1) Z = compound not requested; X = results reported separately
(2) See Table 8, Method 1613, for m/z specifications.
(3) Ion Abundance Ratio Control Limits as specified in Table 9, Method 1613.
(4) Contract-required concentration range as determined from the percent of the test concentration in Table 6, Method 1613, under VER.
(5) Contract-required limits for Relative Retention Times (RRT) as specified in Table 2, Method 1613.

Approved by:_____QA/QC Chemist

12/21/2004
dd-mm-yyyy

Form 5
PCDD/PCDF RT WINDOW AND ISOMER SPECIFICITY STANDARDS

Lab Name: AXYS ANALYTICAL SERVICES

Instrument ID:	HR GC/MS	**Initial Calibration Date:**	30/Oct/2003	
RT Window Data Filename:		**Analysis Date:**		**Time:**
DB5 IS Data Filename:		**Analysis Date:**		**Time:**
DB-225 IS Data Filename:	DB33_387 S:1	**Analysis Date:**	04/Nov/2003	**Time:** 11:53:03

DB-5 RT WINDOW DEFINING STANDARDS RESULT

ISOMERS	ABSOLUTE RT	ISOMERS	ABSOLUTE RT
1,3,6,8-TCDD (F)	NA	1,3,6,8-TCDF (F)	NA
1,2,8,9-TCDD (L)	NA	1,2,8,9-TCDF (L)	NA
1,2,4,7,9-PeCDD (F)	NA	1,3,4,6,8-PeCDF (F)	NA
1,2,3,8,9-PeCDD (L)	NA	1,2,3,8,9-PeCDF (L)	NA
1,2,4,6,7,9-HxCDD (F)	NA	1,2,3,4,6,8-HxCDF (F)	NA
1,2,3,4,6,7-HxCDD (L)	NA	1,2,3,4,8,9-HxCDF (L)	NA
1,2,3,4,6,7,9-HpCDD (F)	NA	1,2,3,4,6,7,8-HpCDF(F)	NA
1,2,3,4,6,7,8-HpCDD (L)	NA	1,2,3,4,7,8,9-HpCDF (L)	NA

(F) = First eluting isomer (DB-5); (L) = Last eluting isomer (DB-5)

ISOMER SPECIFICITY (IS) TEST STANDARDS RESULTS

Isomers	% Valley Height Between Compared Peaks	Isomers	% Valley Height Between Compared Peaks
1,2,3,4-TCDD 1,2,7,8-TCDD	0	1,2,3,8-TCDD 2,3,7,8-TCDD	NA
1,2,7,8-TCDD 1,4,7,8-TCDD	0	2,3,4,7-TCDF 2,3,7,8-TCDF	22
1,4,7,8-TCDD 1,2,3,7-TCDD	0	2,3,7,8-TCDF 1,2,3,9-TCDF	22
1,2,3,7-TCDD 1,2,3,8-TCDD	0		

Approved by:_____QA/QC Chemist

12/21/2004
dd-mm-yyyy

(8)

5 PAGES THAT FOLLOW HAVE BEEN REDACTED

4/18/05 JMB

AXYS METHOD DX-S-1613/Ver.3
1613DB225-DB004-D1

CLIENT ID:
3TM-KP-SS-7-01

Form 1B
2,3,7,8 - TCDF CONFIRMATION ANALYSIS REPORT

		Sample Collection:	22/Jul/2003 08:15
Lab Name: AXYS ANALYTICAL SERVICES			
Contract No.:	4182	Lab Sample ID:	L6074-7 I
Matrix:	SOIL	Sample Size:	8.47 g (dry)
Sample Receipt Date:	30-Jul-2003	Initial Calibration Date:	30-Oct-2003
Extraction Date:	14-Oct-2003	Instrument ID:	HR GC/MS
Analysis Date:	04-Nov-2003 Time: 19:00:55	GC Column ID:	DB-225
Extract Volume (µL):	20	Sample Datafile:	DB33_387 S:13
Injection Volume (µL):	2.0	Blank Data Filename:	DB33_385 S:5 DB33_385 S:6
Dilution Factor:	N/A	Cal. Ver. Data Filename:	DB33_387 S:2
Concentration Units:	pg/g (dry weight basis)		

COMPOUND	LAB FLAG[1]	CONC. FOUND	DETECTION LIMIT	ION ABUND. RATIO[2]	RRT[2]
2,3,7,8-TCDF		16.7	0.148	0.76	1.001

(1) U = not detected; R = peak detected, but did not meet quantification criteria; D = dilution data

(2) Contract-required limits for RRTs and ion abundance ratios are specified in Tables 2 and 9, respectively, Method 1613.

Approved by:_____QA/QC Chemist

12/21/2004
dd-mm-yyyy

12/21/2004
DD-MM-YYYY

V9951DD1_1, GLOBAL

BATCH SUMMARY

Batch ID: DXWG9951	***Date:*** 12/November/2003
Analysis Type: DIOXIN / FURAN	***Matrix Type:*** DUST & SOILS

Contract: 4182 ***Samples:*** L6074-1
L6074-3
L6074-4
L6074-5
L6074-6
L6074-7
L6074-8
L6074-12
L6074-14
L6074-17

Blank:
WG9951-101
WG9951-104

Reference or Spike:
WG9951-102

Duplicate:
WG9951-103

Comments:

1.

Copyright Axys Analytical Services Ltd.
February 1993

Form 3A
PCDD/PCDF INITIAL CALIBRATION RELATIVE RESPONSES

Lab Name: AXYS ANALYTICAL SERVICES

Initial Calibration Date: 29-Oct-2003

Instrument ID: HR GC/MS

GC Column ID: DB-5

CS1 Data Filename: DX34_197 S:4

CS4 Data Filename: DX34_197 S:7

CS2 Data Filename: DX34_197 S:9

CS5 Data Filename: DX34_197 S:6

CS3 Data Filename: DX34_197 S:1

COMPOUND	LAB FLAG[1]	RELATIVE RESPONSE (RR) CS1	CS2	CS3	CS4	CS5	MEAN RR	CV (%RSD)[2]
2,3,7,8-TCDD		1.01	1.14	1.09	1.04	0.89	1.03	9.00
1,2,3,7,8-PeCDD[3]		1.04	1.10	1.00	0.96	0.92	1.01	6.85
1,2,3,4,7,8-HxCDD		1.15	1.17	1.03	0.99	0.94	1.06	9.37
1,2,3,6,7,8-HxCDD		0.93	0.96	0.88	0.85	0.79	0.88	7.49
1,2,3,7,8,9-HxCDD[4]		1.04	1.11	1.02	0.96	0.94	1.01	6.65
1,2,3,4,6,7,8-HpCDD		1.02	1.06	0.95	0.91	0.88	0.96	7.84
OCDD		1.21	1.15	1.01	1.00	0.97	1.07	9.81
2,3,7,8-TCDF		1.06	1.16	1.05	0.99	0.87	1.03	10.5
1,2,3,7,8-PeCDF		0.95	1.04	0.94	0.89	0.83	0.93	8.27
2,3,4,7,8-PeCDF		0.96	1.04	0.91	0.93	0.86	0.94	7.12
1,2,3,4,7,8-HxCDF		1.15	1.26	1.14	1.12	1.02	1.14	7.74
1,2,3,6,7,8-HxCDF		1.08	1.19	1.01	1.06	0.93	1.05	9.20
1,2,3,7,8,9-HxCDF		1.04	1.21	1.01	1.02	0.97	1.05	8.83
2,3,4,6,7,8-HxCDF		1.09	1.10	0.99	0.99	0.92	1.02	7.74
1,2,3,4,6,7,8-HpCDF		1.22	1.30	1.11	1.15	1.10	1.18	7.24
1,2,3,4,7,8,9-HpCDF		1.18	1.25	1.08	1.04	1.02	1.11	8.82
OCDF[5]		1.27	1.24	1.22	1.29	1.18	1.24	3.54

(1) Z = compound not requested; X = results reported separately
(2) For contract CV specifications, see Section 10.5.4, Method 1613.
(3) Alternate ions used for native and labeled P5CDD for confirmation and quantitation.
(4) Response Ratios are calculated relative to the labeled analogs of the other two HxCDDs (Section 17.1.2, Method 1613).
(5) Response Ratios are calculated relative to the labeled analog of OCDD (Section 17.1.1, Method 1613).

Approved by:_____QA/QC Chemist

12/21/2004
dd-mm-yyyy

Form 3B
PCDD/PCDF INITIAL CALIBRATION RELATIVE RESPONSES

Lab Name: AXYS ANALYTICAL SERVICES

Initial Calibration Date: 29-Oct-2003

Instrument ID: HR GC/MS

GC Column ID: DB-5

CS1 Data Filename: DX34_197 S:4

CS4 Data Filename: DX34_197 S:7

CS2 Data Filename: DX34_197 S:9

CS5 Data Filename: DX34_197 S:6

CS3 Data Filename: DX34_197 S:1

LABELED COMPOUND	LAB FLAG[1]	RELATIVE RESPONSE (RR) CS1	CS2	CS3	CS4	CS5	MEAN RR	CV (%RSD)[2]
13C-2,3,7,8-TCDD		1.17	1.13	1.07	1.15	1.24	1.15	5.41
13C-1,2,3,7,8-PeCDD[3]		0.92	0.78	0.88	0.91	0.93	0.88	6.74
13C-1,2,3,4,7,8-HxCDD		0.98	0.87	0.91	0.93	0.98	0.93	4.98
13C-1,2,3,6,7,8-HxCDD		0.99	0.98	0.94	0.99	0.99	0.98	2.46
13C-1,2,3,4,6,7,8-HpCDD		0.78	0.88	0.77	0.91	0.87	0.84	7.55
13C-OCDD		0.88	0.86	0.82	0.96	1.15	0.93	14.0
13C-2,3,7,8-TCDF		1.83	1.71	1.80	1.82	1.94	1.82	4.54
13C-1,2,3,7,8-PeCDF		1.39	1.28	1.32	1.52	1.45	1.39	7.04
13C-2,3,4,7,8-PeCDF		1.48	1.19	1.33	1.43	1.44	1.37	8.54
13C-1,2,3,4,7,8-HxCDF		1.20	1.14	1.12	1.25	1.12	1.16	4.80
13C-1,2,3,6,7,8-HxCDF		1.32	1.20	1.22	1.41	1.21	1.27	7.10
13C-1,2,3,7,8,9-HxCDF		1.06	1.05	1.02	1.07	1.13	1.06	3.77
13C-2,3,4,6,7,8-HxCDF		1.22	1.18	1.15	1.27	1.18	1.20	3.98
13C-1,2,3,4,6,7,8-HpCDF		0.93	0.87	0.91	1.03	1.05	0.96	7.97
13C-1,2,3,4,7,8,9-HpCDF		0.85	0.95	0.89	1.07	0.95	0.94	8.83
CLEANUP								
37Cl-2,3,7,8-TCDD		1.24	1.57	1.23	1.22	1.20	1.29	11.9

(1) Z = compound not requested; X = results reported separately
(2) For assignment of labeled compounds to internal standards, see Table 2. For contract CV specifications, see Section 10.6.3, Method 1613.
(3) Alternate ions used for native and labeled P5CDD for confirmation and quantitation.

Approved by:_____QA/QC Chemist

12/21/2004
dd-mm-yyyy

Form 3C
PCDD/PCDF INITIAL CALIBRATION ION ABUNDANCE RATIOS

Lab Name: AXYS ANALYTICAL SERVICES

Initial Calibration Date: 29-Oct-2003

Instrument ID: HR GC/MS

GC Column ID: DB-5

CS1 Data Filename: DX34_197 S:4

CS4 Data Filename: DX34_197 S:7

CS2 Data Filename: DX34_197 S:9

CS5 Data Filename: DX34_197 S:6

CS3 Data Filename: DX34_197 S:1

COMPOUND	LAB FLAG[1]	M/Z'S FORMING RATIO[2]	ION ABUNDANCE RATIO CS1	CS2	CS3	CS4	CS5	QC LIMITS[3]
2,3,7,8-TCDD		M/M+2	0.89	0.81	0.78	0.80	0.78	0.65-0.89
1,2,3,7,8-PeCDD[4]		M/M+2	0.58	0.65	0.64	0.64	0.62	0.51-0.70
1,2,3,4,7,8-HxCDD		M+2/M+4	1.21	1.25	1.23	1.23	1.24	1.05-1.43
1,2,3,6,7,8-HxCDD		M+2/M+4	1.36	1.06	1.22	1.21	1.24	1.05-1.43
1,2,3,7,8,9-HxCDD		M+2/M+4	1.41	1.20	1.22	1.22	1.24	1.05-1.43
1,2,3,4,6,7,8-HpCDD		M+2/M+4	1.09	1.09	1.06	1.04	1.04	0.88-1.20
OCDD		M+2/M+4	0.86	0.86	0.90	0.90	0.89	0.76-1.02
2,3,7,8-TCDF		M/M+2	0.82	0.73	0.79	0.81	0.77	0.65-0.89
1,2,3,7,8-PeCDF		M+2/M+4	1.50	1.42	1.50	1.54	1.53	1.32-1.78
2,3,4,7,8-PeCDF		M+2/M+4	1.42	1.63	1.49	1.51	1.52	1.32-1.78
1,2,3,4,7,8-HxCDF		M+2/M+4	1.23	1.29	1.19	1.22	1.23	1.05-1.43
1,2,3,6,7,8-HxCDF		M+2/M+4	1.30	1.24	1.21	1.23	1.24	1.05-1.43
1,2,3,7,8,9-HxCDF		M+2/M+4	1.34	1.20	1.26	1.22	1.23	1.05-1.43
2,3,4,6,7,8-HxCDF		M+2/M+4	1.06	1.20	1.22	1.21	1.22	1.05-1.43
1,2,3,4,6,7,8-HpCDF		M+2/M+4	0.98	1.01	1.00	1.02	1.01	0.88-1.20
1,2,3,4,7,8,9-HpCDF		M+2/M+4	1.06	1.05	1.01	1.03	1.03	0.88-1.20
OCDF		M+2/M+4	0.86	0.91	0.91	0.90	0.88	0.76-1.02

(1) Z = compound not requested; X = results reported separately
(2) See Table 8, Method 1613, for m/z specifications.
(3) Ion Abundance Ratio Control Limits from Table 9, Method 1613.
(4) Alternate ions used for native and labeled P5CDD for confirmation and quantitation.

Approved by:_____QA/QC Chemist

12/21/2004
dd-mm-yyyy

Form 3D
PCDD/PCDF INITIAL CALIBRATION ION ABUNDANCE RATIOS

Lab Name: AXYS ANALYTICAL SERVICES

Initial Calibration Date:	29-Oct-2003		
Instrument ID:	HR GC/MS	**GC Column ID:**	DB-5
CS1 Data Filename:	DX34_197 S:4	**CS4 Data Filename:**	DX34_197 S:7
CS2 Data Filename:	DX34_197 S:9	**CS5 Data Filename:**	DX34_197 S:6
CS3 Data Filename:	DX34_197 S:1		

LABELED COMPOUND	LAB FLAG[1]	M/Z'S FORMING RATIO[2]	ION ABUNDANCE RATIO CS1	CS2	CS3	CS4	CS5	QC LIMITS[3]
13C-2,3,7,8-TCDD		M/M+2	0.82	0.82	0.80	0.84	0.81	0.65-0.89
13C-1,2,3,7,8-PeCDD[4]		M/M+2	0.65	0.64	0.66	0.62	0.65	0.51-0.70
13C-1,2,3,4,7,8-HxCDD		M+2/M+4	1.24	1.28	1.19	1.24	1.23	1.05-1.43
13C-1,2,3,6,7,8-HxCDD		M+2/M+4	1.23	1.24	1.25	1.25	1.24	1.05-1.43
13C-1,2,3,4,6,7,8-HpCDD		M+2/M+4	1.02	1.04	1.04	1.06	1.02	0.88-1.20
13C-OCDD		M+2/M+4	0.90	0.90	0.90	0.90	0.90	0.76-1.02
13C-2,3,7,8-TCDF		M/M+2	0.80	0.79	0.80	0.83	0.80	0.65-0.89
13C-1,2,3,7,8-PeCDF		M+2/M+4	1.56	1.47	1.48	1.52	1.53	1.32-1.78
13C-2,3,4,7,8-PeCDF		M+2/M+4	1.53	1.50	1.52	1.55	1.51	1.32-1.78
13C-1,2,3,4,7,8-HxCDF		M/M+2	0.54	0.54	0.52	0.54	0.55	0.43-0.59
13C-1,2,3,6,7,8-HxCDF		M/M+2	0.54	0.55	0.54	0.55	0.53	0.43-0.59
13C-1,2,3,7,8,9-HxCDF		M/M+2	0.54	0.56	0.53	0.56	0.52	0.43-0.59
13C-2,3,4,6,7,8-HxCDF		M/M+2	0.52	0.53	0.54	0.54	0.55	0.43-0.59
13C-1,2,3,4,6,7,8-HpCDF		M/M+2	0.49	0.46	0.47	0.46	0.48	0.37-0.51
13C-1,2,3,4,7,8,9-HpCDF		M/M+2	0.49	0.47	0.47	0.47	0.48	0.37-0.51

(1) Z = compound not requested; X = results reported separately
(2) See Table 8, Method 1613, for m/z specifications.
(3) Ion Abundance Ratio Control Limits from Table 9, Method 1613.
(4) Alternate ions used for native and labeled P5CDD and quantitation.

Approved by:_____QA/QC Chemist

12/21/2004
dd-mm-yyyy

Form 4A
PCDD/PCDF CALIBRATION VERIFICATION

Lab Name: AXYS ANALYTICAL SERVICES

Initial Calibration Date:	29-Oct-2003	**GC Column ID:**	DB-5
Instrument ID:	HR GC/MS	**Analysis Date:**	30-Oct-2003
VER Data Filename:	DX34_198B S:1	**Time:**	16:37:29

COMPOUND	LAB FLAG[1]	M/Z'S FORMING RATIO[2]	ION ABUND. RATIO	QC LIMITS[3]	CONC. FOUND	CONC RANGE[4]
2,3,7,8-TCDD		M/M+2	0.79	0.65-0.89	11.3	8.6 - 14.2
1,2,3,7,8-PeCDD[5]		M/M+2	0.65	0.51-0.70	51.2	39 - 65
1,2,3,4,7,8-HxCDD		M+2/M+4	1.27	1.05-1.43	50.3	39 - 64
1,2,3,6,7,8-HxCDD		M+2/M+4	1.27	1.05-1.43	47.5	39 - 64
1,2,3,7,8,9-HxCDD		M+2/M+4	1.23	1.05-1.43	53.0	41 - 61
1,2,3,4,6,7,8-HpCDD		M+2/M+4	1.06	0.88-1.20	52.8	43 - 58
OCDD		M+2/M+4	0.90	0.76-1.02	99.2	79 - 126
2,3,7,8-TCDF		M/M+2	0.77	0.65-0.89	10.5	8.4 - 12
1,2,3,7,8-PeCDF		M+2/M+4	1.51	1.32-1.78	52.9	41 - 60
2,3,4,7,8-PeCDF		M+2/M+4	1.53	1.32-1.78	51.4	41 - 61
1,2,3,4,7,8-HxCDF		M+2/M+4	1.20	1.05-1.43	53.4	45 - 56
1,2,3,6,7,8-HxCDF		M+2/M+4	1.22	1.05-1.43	53.5	44 - 57
1,2,3,7,8,9-HxCDF		M+2/M+4	1.21	1.05-1.43	52.3	45 - 56
2,3,4,6,7,8-HxCDF		M+2/M+4	1.23	1.05-1.43	52.0	44 - 57
1,2,3,4,6,7,8-HpCDF		M+2/M+4	1.01	0.88-1.20	49.5	45 - 55
1,2,3,4,7,8,9-HpCDF		M+2/M+4	1.01	0.88-1.20	51.1	43 - 58
OCDF		M+2/M+4	0.90	0.76-1.02	107	63 - 159

(1) Z = compound not requested; X = results reported separately
(2) See Table 8, Method 1613, for m/z specifications.
(3) Ion Abundance Ratio Control Limits as specified in Table 9, Method 1613.
(4) Contract-required concentration range as determined from the percent of the test concentration in Table 6, Method 1613, under VER.
(5) Alternate ions used for native and labeled P5CDD for confirmation and quantitation.

Approved by:_____QA/QC Chemist

12/21/2004
dd-mm-yyyy

Form 4B
PCDD/PCDF CALIBRATION VERIFICATION

Lab Name: AXYS ANALYTICAL SERVICES

Initial Calibration Date:	29-Oct-2003	**GC Column ID:**	DB-5
Instrument ID:	HR GC/MS	**Analysis Date:**	30-Oct-2003
VER Data Filename:	DX34_198B S:1	**Time:**	16:37:29

LABELED COMPOUND	LAB FLAG[1]	M/Z'S FORMING RATIO[2]	ION ABUND. RATIO	QC LIMITS[3]	CONC. FOUND	CONC RANGE[4]
13C-2,3,7,8-TCDD		M/M+2	0.79	0.65-0.89	97.8	82 - 121
13C-1,2,3,7,8-PeCDD[5]		M/M+2	0.65	0.51-0.70	94.0	62 - 160
13C-1,2,3,4,7,8-HxCDD		M+2/M+4	1.25	1.05-1.43	91.3	85 - 117
13C-1,2,3,6,7,8-HxCDD		M+2/M+4	1.22	1.05-1.43	99.2	85 - 118
13C-1,2,3,4,6,7,8-HpCDD		M+2/M+4	1.04	0.88-1.20	99.0	72 - 138
13C-OCDD		M+2/M+4	0.89	0.76-1.02	171	96 - 415
13C-2,3,7,8-TCDF		M/M+2	0.80	0.65-0.89	100	71 - 140
13C-1,2,3,7,8-PeCDF		M+2/M+4	1.56	1.32-1.78	101	76 - 130
13C-2,3,4,7,8-PeCDF		M+2/M+4	1.54	1.32-1.78	96.7	77 - 130
13C-1,2,3,4,7,8-HxCDF		M/M+2	0.54	0.43-0.59	97.8	76 - 131
13C-1,2,3,6,7,8-HxCDF		M/M+2	0.55	0.43-0.59	96.7	70 - 143
13C-1,2,3,7,8,9-HxCDF		M/M+2	0.53	0.43-0.59	107	74 - 135
13C-2,3,4,6,7,8-HxCDF		M/M+2	0.55	0.43-0.59	101	73 - 137
13C-1,2,3,4,6,7,8-HpCDF		M/M+2	0.45	0.37-0.51	105	78 - 129
13C-1,2,3,4,7,8,9-HpCDF		M/M+2	0.48	0.37-0.51	105	77 - 129
CLEANUP STANDARD						
37Cl-2,3,7,8-TCDD[6]					8.97	7.9 - 12.7

(1) Z = compound not requested; X = results reported separately
(2) See Table 8, Method 1613, for m/z specifications.
(3) Ion Abundance Ratio Control Limits as specified in Table 9, Method 1613.
(4) Contract-required concentration range as determined from the percent of the test concentration in Table 6, Method 1613, under VER.
(5) Alternate ions used for native and labeled P5CDD for confirmation and quantitation.
(6) No ion abundance ratio; concentration reported.

Approved by:_____QA/QC Chemist

12/21/2004
dd-mm-yyyy

Form 6A
PCDD/PCDF RELATIVE RETENTION TIMES

Lab Name: AXYS ANALYTICAL SERVICES

Initial Calibration Date:	29-Oct-2003	**GC Column ID:**	DB-5
Instrument ID:	HR GC/MS	**Analysis Date:**	30-Oct-2003
CS3/VER Data Filename:	DX34_198B S:1	**Time:**	16:37:29

Compounds using 13C-1234-TCDD as Internal Standard

COMPOUND	LAB FLAG[1]	RETENTION TIME REFERENCE	RRT	RRT QC LIMITS[2]
2,3,7,8-TCDF		13C-2,3,7,8-TCDF	1.001	0.999 - 1.003
2,3,7,8-TCDD		13C-2,3,7,8-TCDD	1.001	0.999 - 1.002
1,2,3,7,8-PeCDF		13C-1,2,3,7,8-PeCDF	1.001	0.999 - 1.002
2,3,4,7,8-PeCDF		13C-2,3,4,7,8-PeCDF	1.000	0.999 - 1.002
1,2,3,7,8-PeCDD[3]		13C-1,2,3,7,8-PeCDD	1.001	0.999 - 1.002
LABELED COMPOUND				
13C-2,3,7,8-TCDF		13C-1,2,3,4-TCDD	0.967	0.923 - 1.103
13C-2,3,7,8-TCDD		13C-1,2,3,4-TCDD	1.012	0.976 - 1.043
37Cl-2,3,7,8-TCDD		13C-1,2,3,4-TCDD	1.013	0.989 - 1.052
13C-1,2,3,7,8-PeCDF		13C-1,2,3,4-TCDD	1.276	1.000 - 1.425
13C-2,3,4,7,8-PeCDF		13C-1,2,3,4-TCDD	1.343	1.011 - 1.526
13C-1,2,3,7,8-PeCDD[3]		13C-1,2,3,4-TCDD	1.375	1.000 - 1.567

(1) Z = compound not requested; X = results reported separately
(2) Contract-required limits for Relative Retention Times (RRT) as specified in Table 2, Method 1613.
(3) Alternate ions used for native and labeled P5CDD for confirmation and quantitation.

Approved by:_____QA/QC Chemist

12/21/2004
dd-mm-yyyy

AXYS METHOD DX-S-1613/Ver.3
1613DB5-S005-D1

Form 6B
PCDD/PCDF RELATIVE RETENTION TIMES

Lab Name: AXYS ANALYTICAL SERVICES

Initial Calibration Date:	29-Oct-2003	**GC Column ID:**	DB-5
Instrument ID:	HR GC/MS	**Analysis Date:**	30-Oct-2003
CS3/VER Data Filename:	DX34_198B S:1	**Time:**	16:37:29

Compounds using 13C-123789-HxCDD as Internal Standard

COMPOUND	LAB FLAG[1]	RETENTION TIME REFERENCE	RRT	RRT QC LIMITS[2]
1,2,3,4,7,8-HxCDF		13C-1,2,3,4,7,8-HxCDF	1.000	0.999 - 1.001
1,2,3,6,7,8-HxCDF		13C-1,2,3,6,7,8-HxCDF	1.000	0.997 - 1.005
1,2,3,7,8,9-HxCDF		13C-1,2,3,7,8,9-HxCDF	1.000	0.999 - 1.001
2,3,4,6,7,8-HxCDF		13C-2,3,4,6,7,8-HxCDF	1.000	0.999 - 1.001
1,2,3,4,7,8-HxCDD		13C-1,2,3,4,7,8-HxCDD	1.000	0.999 - 1.001
1,2,3,6,7,8-HxCDD		13C-1,2,3,6,7,8-HxCDD	1.000	0.998 - 1.004
1,2,3,7,8,9-HxCDD		13C-1,2,3,6,7,8-HxCDD	1.011	1.000 - 1.019
1,2,3,4,6,7,8-HpCDF		13C-1,2,3,4,6,7,8-HpCDF	1.000	0.999 - 1.001
1,2,3,4,6,7,8-HpCDD		13C-1,2,3,4,6,7,8-HpCDD	1.000	0.999 - 1.001
1,2,3,4,7,8,9-HpCDF		13C-1,2,3,4,7,8,9-HpCDF	1.000	0.999 - 1.001
OCDD		13C-OCDD	1.000	0.999 - 1.001
OCDF		13C-OCDD	1.002	0.999 - 1.008
LABELED COMPOUND				
13C-1,2,3,4,7,8-HxCDF		13C-1,2,3,7,8,9-HxCDD	0.954	0.944 - 0.970
13C-1,2,3,6,7,8-HxCDF		13C-1,2,3,7,8,9-HxCDD	0.958	0.949 - 0.975
13C-1,2,3,7,8,9-HxCDF		13C-1,2,3,7,8,9-HxCDD	1.005	0.977 - 1.047
13C-2,3,4,6,7,8-HxCDF		13C-1,2,3,7,8,9-HxCDD	0.980	0.959 - 1.021
13C-1,2,3,4,7,8-HxCDD		13C-1,2,3,7,8,9-HxCDD	0.987	0.977 - 1.000
13C-1,2,3,6,7,8-HxCDD		13C-1,2,3,7,8,9-HxCDD	0.990	0.981 - 1.003
13C-1,2,3,4,6,7,8-HpCDF		13C-1,2,3,7,8,9-HxCDD	1.063	1.043 - 1.085
13C-1,2,3,4,6,7,8-HpCDD		13C-1,2,3,7,8,9-HxCDD	1.096	1.086 - 1.110
13C-1,2,3,4,7,8,9-HpCDF		13C-1,2,3,7,8,9-HxCDD	1.106	1.057 - 1.151
13C-OCDD		13C-1,2,3,7,8,9-HxCDD	1.181	1.032 - 1.311

(1) Z = compound not requested; X = results reported separately
(2) Contract-required limits for Relative Retention Times (RRT) as specified in Table 2, Method 1613.

Approved by:_____QA/QC Chemist

12/21/2004
dd-mm-yyyy

AXYS METHOD DX-S-1613/Ver.3
1613DB5-S005-D1

Form 5
PCDD/PCDF RT WINDOW AND ISOMER SPECIFICITY STANDARDS

Lab Name: AXYS ANALYTICAL SERVICES

Instrument ID:	HR GC/MS	Initial Calibration Date:	29-Oct-2003	
RT Window Data Filename:	DX34_197 S:1	Analysis Date:	29-Oct-2003	Time: 14:26:46
DB5 IS Data Filename:	DX34_197 S:1	Analysis Date:	29-Oct-2003	Time: 14:26:46
DB-225 IS Data Filename:		Analysis Date:		Time:

DB-5 RT WINDOW DEFINING STANDARDS RESULT

ISOMERS	ABSOLUTE RT	ISOMERS	ABSOLUTE RT
1,3,6,8-TCDD (F)	23:05	1,3,6,8-TCDF (F)	21:36
1,2,8,9-TCDD (L)	28:17	1,2,8,9-TCDF (L)	28:10
1,2,4,7,9-PeCDD (F)	31:54	1,3,4,6,8-PeCDF (F)	28:49
1,2,3,8,9-PeCDD (L)	36:55	1,2,3,8,9-PeCDF (L)	37:00
1,2,4,6,7,9-HxCDD (F)	39:55	1,2,3,4,6,8-HxCDF (F)	38:52
1,2,3,4,6,7-HxCDD (L)	42:35	1,2,3,4,8,9-HxCDF (L)	42:57
1,2,3,4,6,7,9-HpCDD (F)	45:44	1,2,3,4,6,7,8-HpCDF(F)	45:17
1,2,3,4,6,7,8-HpCDD (L)	46:40	1,2,3,4,7,8,9-HpCDF (L)	47:05

(F) = First eluting isomer (DB-5); (L) = Last eluting isomer (DB-5)

ISOMER SPECIFICITY (IS) TEST STANDARDS RESULTS

Isomers	% Valley Height Between Compared Peaks	Isomers	% Valley Height Between Compared Peaks
1,2,3,4-TCDD 1,2,7,8-TCDD	0	1,2,3,8-TCDD 2,3,7,8-TCDD	17
1,2,7,8-TCDD 1,4,7,8-TCDD	0	2,3,4,7-TCDF 2,3,7,8-TCDF	N/A
1,4,7,8-TCDD 1,2,3,7-TCDD	0	2,3,7,8-TCDF 1,2,3,9-TCDF	N/A
1,2,3,7-TCDD 1,2,3,8-TCDD	DB-5 column; co-elute as per Figure 6 in Method		

Approved by:_____QA/QC Chemist

12/21/2004
dd-mm-yyyy

AXYS METHOD DX-S-1613/Ver.3
1613DB5-S005-D1

Form 5
PCDD/PCDF RT WINDOW AND ISOMER SPECIFICITY STANDARDS

Lab Name: AXYS ANALYTICAL SERVICES

Instrument ID:	HR GC/MS	Initial Calibration Date:	29-Oct-2003	
RT Window Data Filename:	DX34_198B S:1	Analysis Date:	30-Oct-2003	Time: 16:37:29
DB5 IS Data Filename:	DX34_198B S:1	Analysis Date:	30-Oct-2003	Time: 16:37:29
DB-225 IS Data Filename:		Analysis Date:		Time:

DB-5 RT WINDOW DEFINING STANDARDS RESULT

ISOMERS	ABSOLUTE RT	ISOMERS	ABSOLUTE RT
1,3,6,8-TCDD (F)	23:04	1,3,6,8-TCDF (F)	21:35
1,2,8,9-TCDD (L)	28:17	1,2,8,9-TCDF (L)	28:10
1,2,4,7,9-PeCDD (F)	31:52	1,3,4,6,8-PeCDF (F)	28:49
1,2,3,8,9-PeCDD (L)	36:55	1,2,3,8,9-PeCDF (L)	37:00
1,2,4,6,7,9-HxCDD (F)	39:56	1,2,3,4,6,8-HxCDF (F)	38:53
1,2,3,4,6,7-HxCDD (L)	42:36	1,2,3,4,8,9-HxCDF (L)	42:57
1,2,3,4,6,7,9-HpCDD (F)	45:46	1,2,3,4,6,7,8-HpCDF(F)	45:18
1,2,3,4,6,7,8-HpCDD (L)	46:41	1,2,3,4,7,8,9-HpCDF (L)	47:07

(F) = First eluting isomer (DB-5); (L) = Last eluting isomer (DB-5)

ISOMER SPECIFICITY (IS) TEST STANDARDS RESULTS

Isomers	% Valley Height Between Compared Peaks	Isomers	% Valley Height Between Compared Peaks
1,2,3,4-TCDD 1,2,7,8-TCDD	0	1,2,3,8-TCDD 2,3,7,8-TCDD	17
1,2,7,8-TCDD 1,4,7,8-TCDD	0	2,3,4,7-TCDF 2,3,7,8-TCDF	N/A
1,4,7,8-TCDD 1,2,3,7-TCDD	0	2,3,7,8-TCDF 1,2,3,9-TCDF	N/A
1,2,3,7-TCDD 1,2,3,8-TCDD	DB-5 column; co-elute as per Figure 6 in Method		

Approved by:_____QA/QC Chemist

12/21/2004
dd-mm-yyyy

AXYS METHOD DX-S-1613/Ver.3
1613DB5-S005-D1

Form 8A
PCDD/PCDF ONGOING PRECISION AND RECOVERY (OPR)

Lab Name: AXYS ANALYTICAL SERVICES

Contract No.: 4182

Matrix: SOLID

OPR Data Filename: DX34_198B S:2

Extraction Date: 14-Oct-2003

Lab Sample I.D.: WG9951-102 I

Analysis Date: 30-Oct-2003

Time: 17:32:07

CONCENTRATIONS REPORTED ARE CONCENTRATIONS IN EXTRACT, BASED ON A 20-µL EXTRACT VOLUME

COMPOUND	LAB FLAG[1]	ION ABUND. RATIO[2]	SPIKE CONC. (ng/mL)	CONC. FOUND	OPR CONC. LIMITS[3] (ng/mL)	R(%)[4]
2,3,7,8-TCDD		0.80	11.0	11.4	7.4 - 17.4	104
1,2,3,7,8-PeCDD[5]		0.64	50.0	50.1	35 - 71	100
1,2,3,4,7,8-HxCDD		1.23	50.0	50.6	35 - 82	101
1,2,3,6,7,8-HxCDD		1.24	50.0	53.3	38 - 67	107
1,2,3,7,8,9-HxCDD		1.25	50.0	50.7	32 - 81	101
1,2,3,4,6,7,8-HpCDD		1.07	50.0	55.0	35 - 70	110
OCDD		0.91	100	102	78 - 144	102
2,3,7,8-TCDF		0.78	10.0	10.8	7.5 - 15.8	108
1,2,3,7,8-PeCDF		1.52	50.0	54.4	40 - 67	109
2,3,4,7,8-PeCDF		1.50	50.0	53.3	34 - 80	107
1,2,3,4,7,8-HxCDF		1.22	50.0	55.2	36 - 67	110
1,2,3,6,7,8-HxCDF		1.23	50.0	55.2	42 - 65	110
1,2,3,7,8,9-HxCDF		1.25	50.0	55.2	39 - 65	110
2,3,4,6,7,8-HxCDF		1.21	50.0	53.3	35 - 78	107
1,2,3,4,6,7,8-HpCDF		1.01	50.0	57.6	41 - 61	115
1,2,3,4,7,8,9-HpCDF		1.01	50.0	54.1	39 - 69	108
OCDF		0.92	100	111	63 - 170	111

(1) E = exceeds calibrated linear range, see dilution data; D = dilution data; Z = compound not requested; X = results reported separately
(2) Contract-required Ion Abundance Ratios are specified in Table 9, Method 1613.
(3) Contract-required concentration limits for OPR as specified in Table 6, Method 1613.
(4) R% = percent recovery
(5) Alternate ions used for native and labeled P5CDD for confirmation and quantitation.

Approved by:_____QA/QC Chemist

12/21/2004
dd-mm-yyyy

AXYS METHOD DX-S-1613/Ver.3
1613DB5-S005-D1

Form 8B
PCDD/PCDF ONGOING PRECISION AND RECOVERY (OPR)

Lab Name: AXYS ANALYTICAL SERVICES

Contract No.:	4182		
Matrix:	SOLID	**OPR Data Filename:**	DX34_198B S:2
Extraction Date:	14-Oct-2003	**Lab Sample I.D.:**	WG9951-102 I
Analysis Date:	30-Oct-2003	**Time:**	17:32:07

CONCENTRATIONS REPORTED ARE CONCENTRATIONS IN EXTRACT, BASED ON A 20-µL EXTRACT VOLUME

	LAB FLAG[1]	ION ABUND. RATIO[2]	SPIKE CONC. (ng/mL)	CONC. FOUND	OPR CONC. LIMITS[3] (ng/mL)	R(%)[4]
LABELED COMPOUND						
13C-2,3,7,8-TCDD		0.77	100	63.9	20 - 175	63.9
13C-1,2,3,7,8-PeCDD[5]		0.65	100	65.5	21 - 227	65.5
13C-1,2,3,4,7,8-HxCDD		1.25	100	75.1	21 - 193	75.1
13C-1,2,3,6,7,8-HxCDD		1.21	100	75.2	25 - 163	75.2
13C-1,2,3,4,6,7,8-HpCDD		1.03	100	72.1	26 - 166	72.1
13C-OCDD		0.89	200	119	26 - 397	59.5
13C-2,3,7,8-TCDF		0.80	100	51.6	22 - 152	51.6
13C-1,2,3,7,8-PeCDF		1.58	100	59.8	21 - 192	59.8
13C-2,3,4,7,8-PeCDF		1.55	100	57.4	13 - 328	57.4
13C-1,2,3,4,7,8-HxCDF		0.53	100	78.2	19 - 202	78.2
13C-1,2,3,6,7,8-HxCDF		0.54	100	82.1	21 - 159	82.1
13C-1,2,3,7,8,9-HxCDF		0.55	100	75.0	17 - 205	75.0
13C-2,3,4,6,7,8-HxCDF		0.55	100	77.3	22 - 176	77.3
13C-1,2,3,4,6,7,8-HpCDF		0.48	100	81.7	21 - 158	81.7
13C-1,2,3,4,7,8,9-HpCDF		0.49	100	74.3	20 - 186	74.3
CLEANUP STANDARD						
37Cl-2,3,7,8-TCDD			12.0	8.73	3.7 - 22.9	72.8

(1) E = exceeds calibrated linear range, see dilution data; D = dilution data; Z = compound not requested; X = results reported separately
(2) Contract-required Ion Abundance Ratios are specified in Table 9, Method 1613.
(3) Contract-required concentration limits for OPR as specified in Table 6, Method 1613. Labelled compound concentrations limits are based on required percent recovery (Section 15.5, Method 1613).
(4) R% = percent recovery
(5) Alternate ions used for native and labeled P5CDD for confirmation and quantitation.

Approved by:_____QA/QC Chemist

12/21/2004
dd-mm-yyyy

AXYS METHOD DX-S-1613/Ver.3
1613DB5-S005-D1

Form 1A
PCDD/PCDF ANALYSIS REPORT

CLIENT ID:
LAB BLANK

Sample Collection: N/A

Lab Name: AXYS ANALYTICAL SERVICES

Contract No.:	4182	Lab Sample ID:	WG9951-101 i
Matrix:	N/A	Sample Size:	1.00 g
Sample Receipt Date:	N/A	Initial Calibration Date:	29-Oct-2003
Extraction Date:	14/Oct/2003	Instrument ID:	HR GC/MS
Analysis Date:	30-Oct-2003 Time: 19:21:24	GC Column ID:	DB-5
Extract Volume (µL):	20	Sample Datafile:	DX34_198B S:4
Injection Volume (µL):	2.0	Blank Data Filename:	DX34_198B S:4
Dilution Factor:	N/A	Cal. Ver. Data Filename:	DX34_198C S:1 DX34_198B S:1
Concentration Units:	pg/g		

COMPOUND	LAB FLAG[1]	CONC. FOUND	DETECTION LIMIT	ION ABUND. RATIO[2]	RRT[2]
2,3,7,8-TCDD	U		1.49		
1,2,3,7,8-PeCDD [3]	U		1.86		
1,2,3,4,7,8-HxCDD	U		1.92		
1,2,3,6,7,8-HxCDD	U		1.92		
1,2,3,7,8,9-HxCDD	U		1.92		
1,2,3,4,6,7,8-HpCDD	R	15.7	2.63	0.86	1.000
OCDD		163	2.79	0.90	1.000
2,3,7,8-TCDF	U		1.00		
1,2,3,7,8-PeCDF	U		1.59		
2,3,4,7,8-PeCDF	U		1.59		
1,2,3,4,7,8-HxCDF	U		1.64		
1,2,3,6,7,8-HxCDF	U		1.64		
1,2,3,7,8,9-HxCDF	U		1.64		
2,3,4,6,7,8-HxCDF	U		1.64		
1,2,3,4,6,7,8-HpCDF	R	3.51	1.77	1.24	1.000
1,2,3,4,7,8,9-HpCDF	U		1.77		
OCDF		25.0	2.41	0.88	1.002
Total Tetra-Dioxins	U		1.49		
Total Penta-Dioxins	U		1.86		
Total Hexa-Dioxins	U		1.92		
Total Hepta-Dioxins		10.5	2.63		
Total Tetra-Furans	U		1.00		
Total Penta-Furans	U		1.59		
Total Hexa-Furans	U		1.64		
Total Hepta-Furans		8.14	1.77		

(1) U = not detected; R = peak detected, but did not meet quantification criteria; E = exceeds calibrated linear range, see dilution data; D = dilution data; Z = compound not requested; X = results reported separately

(2) Contract-required limits for RRTs and ion abundance ratios are specified in Tables 2 and 9, respectively, Method 1613.
(3) Alternate ions used for native and labeled P5CDD for confirmation and quantitation.

Approved by:_____QA/QC Chemist

12/21/2004
dd-mm-yyyy

AXYS METHOD DX-S-1613/Ver.3
1613DB5-S005-D1

Form 2
PCDD/PCDF ANALYSIS REPORT

CLIENT ID:
LAB BLANK

Lab Name: AXYS ANALYTICAL SERVICES

Sample Collection: N/A

Contract No.:	4182	Lab Sample ID:	WG9951-101 I
Matrix:	N/A	Sample Size:	1.00 g
Sample Receipt Date:	N/A	Initial Calibration Date:	29-Oct-2003
Extraction Date:	14-Oct-2003	Instrument ID:	HR GC/MS
Analysis Date:	30-Oct-2003 Time: 19:21:24	GC Column ID:	DB-5
Extract Volume (µL):	20	Sample Datafile:	DX34_198B S:4
Injection Volume (µL):	2.0	Blank Data Filename:	DX34_198B S:4
Dilution Factor:	N/A	Cal. Ver. Data Filename:	DX34_198C S:1 DX34_198B S:1
Concentration Units:	pg absolute		

LABELED COMPOUND	LAB FLAG[1]	SPIKE CONC.	CONC. FOUND	R(%)[2]	ION ABUND. RATIO[3]	RRT[3]
13C-2,3,7,8-TCDD		2000	1640	82.0	0.78	1.013
13C-1,2,3,7,8-PeCDD [4]		2000	1420	70.8	0.65	1.376
13C-1,2,3,4,7,8-HxCDD		2000	1660	82.8	1.25	0.987
13C-1,2,3,6,7,8-HxCDD		2000	1740	86.8	1.23	0.990
13C-1,2,3,4,6,7,8-HpCDD		2000	1850	92.4	1.05	1.096
13C-OCDD		4000	3330	83.2	0.91	1.182
13C-2,3,7,8-TCDF		2000	1510	75.5	0.81	0.967
13C-1,2,3,7,8-PeCDF		2000	1370	68.7	1.51	1.277
13C-2,3,4,7,8-PeCDF		2000	1310	65.3	1.55	1.344
13C-1,2,3,4,7,8-HxCDF		2000	1690	84.6	0.52	0.953
13C-1,2,3,6,7,8-HxCDF		2000	1790	89.3	0.54	0.958
13C-1,2,3,7,8,9-HxCDF		2000	1750	87.7	0.53	1.005
13C-2,3,4,6,7,8-HxCDF		2000	1780	89.1	0.53	0.980
13C-1,2,3,4,6,7,8-HpCDF		2000	1900	95.0	0.48	1.063
13C-1,2,3,4,7,8,9-HpCDF		2000	1990	99.3	0.47	1.106
CLEANUP STANDARD						
37Cl-2,3,7,8-TCDD		240	219	91.3		1.013

(1) E = exceeds calibrated linear range, see dilution data; D = dilution data; Z = compound not requested; X = results reported separately
(2) Contract-required limits for percent recovery (R) are specified in Section 9.3.3, Method 1613.
(3) Contract-required limits for RRTs and ion abundance ratios are specified in Tables 2 and 9, respectively, Method 1613. NOTE: There is no ion abundance ratio for 37Cl4-2378-TCDD (cleanup standard).
(4) Alternate ions used for native and labeled P5CDD for confirmation and quantitation.

Approved by:_____QA/QC Chemist

12/21/2004
dd-mm-yyyy

AXYS METHOD DX-S-1613/Ver.3
1613DB5-S005-D1

Form 1A
PCDD/PCDF ANALYSIS REPORT

CLIENT ID:
LAB BLANK

		Sample Collection:	N/A

Lab Name: AXYS ANALYTICAL SERVICES

Contract No.:	4182	Lab Sample ID:	WG9951-104 i
Matrix:	N/A	Sample Size:	1.00 g
Sample Receipt Date:	N/A	Initial Calibration Date:	29-Oct-2003
Extraction Date:	17/Oct/2003	Instrument ID:	HR GC/MS
Analysis Date:	30-Oct-2003 Time: 21:19:34	GC Column ID:	DB-5
Extract Volume (µL):	20	Sample Datafile:	DX34_198C S:1
Injection Volume (µL):	2.0	Blank Data Filename:	DX34_198B S:4
Dilution Factor:	N/A	Cal. Ver. Data Filename:	DX34_198C S:1 DX34_198B S:1
Concentration Units:	pg/g		

COMPOUND	LAB FLAG[1]	CONC. FOUND	DETECTION LIMIT	ION ABUND. RATIO[2]	RRT[2]
2,3,7,8-TCDD	U		2.26		
1,2,3,7,8-PeCDD [3]	U		1.89		
1,2,3,4,7,8-HxCDD	U		2.88		
1,2,3,6,7,8-HxCDD	U		2.88		
1,2,3,7,8,9-HxCDD	U		2.88		
1,2,3,4,6,7,8-HpCDD		23.0	3.00	0.91	1.000
OCDD		216	3.64	0.93	1.000
2,3,7,8-TCDF	U		1.10		
1,2,3,7,8-PeCDF	U		1.74		
2,3,4,7,8-PeCDF	U		1.74		
1,2,3,4,7,8-HxCDF	U		1.88		
1,2,3,6,7,8-HxCDF	U		1.88		
1,2,3,7,8,9-HxCDF	U		1.88		
2,3,4,6,7,8-HxCDF	R	2.48	1.88	1.36	0.998
1,2,3,4,6,7,8-HpCDF	R	4.56	1.80	0.72	1.000
1,2,3,4,7,8,9-HpCDF	U		1.80		
OCDF		34.3	2.32	0.90	1.002
Total Tetra-Dioxins	U		2.26		
Total Penta-Dioxins	U		1.89		
Total Hexa-Dioxins	U		2.88		
Total Hepta-Dioxins	U		3.00		
Total Tetra-Furans	U		1.10		
Total Penta-Furans	U		1.74		
Total Hexa-Furans	U		1.88		
Total Hepta-Furans		10.4	1.80		

(1) U = not detected; R = peak detected, but did not meet quantification criteria; E = exceeds calibrated linear range, see dilution data; D = dilution data; Z = compound not requested; X = results reported separately

(2) Contract-required limits for RRTs and ion abundance ratios are specified in Tables 2 and 9, respectively, Method 1613.
(3) Alternate ions used for native and labeled P5CDD for confirmation and quantitation.

Approved by:_____QA/QC Chemist

12/21/2004
dd-mm-yyyy

AXYS METHOD DX-S-1613/Ver.3
1613DB5-S005-D1

Form 2
PCDD/PCDF ANALYSIS REPORT

CLIENT ID:
LAB BLANK

Sample Collection: N/A

Lab Name: AXYS ANALYTICAL SERVICES

Contract No.:	4182	Lab Sample ID:	WG9951-104 I
Matrix:	N/A	Sample Size:	1.00 g
Sample Receipt Date:	N/A	Initial Calibration Date:	29-Oct-2003
Extraction Date:	17-Oct-2003	Instrument ID:	HR GC/MS
Analysis Date:	30-Oct-2003 Time: 21:19:34	GC Column ID:	DB-5
Extract Volume (µL):	20	Sample Datafile:	DX34_198C S:1
Injection Volume (µL):	2.0	Blank Data Filename:	DX34_198B S:4
Dilution Factor:	N/A	Cal. Ver. Data Filename:	DX34_198C S:1 DX34_198B S:1
Concentration Units:	pg absolute		

LABELED COMPOUND	LAB FLAG[1]	SPIKE CONC.	CONC. FOUND	R(%)[2]	ION ABUND. RATIO[3]	RRT[3]
13C-2,3,7,8-TCDD		2000	1360	67.9	0.79	1.013
13C-1,2,3,7,8-PeCDD [4]		2000	1520	76.2	0.64	1.375
13C-1,2,3,4,7,8-HxCDD		2000	1540	77.0	1.26	0.986
13C-1,2,3,6,7,8-HxCDD		2000	1540	77.0	1.20	0.990
13C-1,2,3,4,6,7,8-HpCDD		2000	1610	80.6	1.06	1.096
13C-OCDD		4000	2390	59.7	0.90	1.181
13C-2,3,7,8-TCDF		2000	1230	61.7	0.79	0.968
13C-1,2,3,7,8-PeCDF		2000	1350	67.6	1.51	1.277
13C-2,3,4,7,8-PeCDF		2000	1320	66.0	1.56	1.343
13C-1,2,3,4,7,8-HxCDF		2000	1770	88.4	0.54	0.954
13C-1,2,3,6,7,8-HxCDF		2000	1730	86.5	0.53	0.958
13C-1,2,3,7,8,9-HxCDF		2000	1710	85.3	0.54	1.005
13C-2,3,4,6,7,8-HxCDF		2000	1750	87.4	0.54	0.980
13C-1,2,3,4,6,7,8-HpCDF		2000	1720	86.1	0.47	1.063
13C-1,2,3,4,7,8,9-HpCDF		2000	1720	85.9	0.48	1.106
CLEANUP STANDARD						
37Cl-2,3,7,8-TCDD		240	136	56.5		1.013

(1) E = exceeds calibrated linear range, see dilution data; D = dilution data; Z = compound not requested; X = results reported separately
(2) Contract-required limits for percent recovery (R) are specified in Section 9.3.3, Method 1613.
(3) Contract-required limits for RRTs and ion abundance ratios are specified in Tables 2 and 9, respectively, Method 1613. NOTE: There is no ion abundance ratio for 37Cl4-2378-TCDD (cleanup standard).
(4) Alternate ions used for native and labeled P5CDD for confirmation and quantitation.

Approved by:_____QA/QC Chemist

12/21/2004
dd-mm-yyyy

(9)

42 PAGES THAT FOLLOW HAVE BEEN REDACTED

4/18/05 JMB

AXYS METHOD DX-S-1613/Ver.3
1613DB5-S005-D1

Form 1A
PCDD/PCDF ANALYSIS REPORT

CLIENT ID:
3TM-KP-SS-7-01

Sample Collection: 22/Jul/2003 08:15

Lab Name: AXYS ANALYTICAL SERVICES

Contract No.:	4182	Lab Sample ID:	L6074-7 NKW
Matrix:	SOIL	Sample Size:	8.47 g (dry)
Sample Receipt Date:	30/Jul/2003	Initial Calibration Date:	29-Oct-2003
Extraction Date:	14/Oct/2003	Instrument ID:	HR GC/MS
Analysis Date:	04-Nov-2003 Time: 16:48:12	GC Column ID:	DB-5
Extract Volume (µL):	300	Sample Datafile:	DX34_204 S:4
Injection Volume (µL):	2.0	Blank Data Filename:	DX34_198B S:4
Dilution Factor:	1500	Cal. Ver. Data Filename:	DX34_198C S:1 DX34_204 S:2
Concentration Units:	pg/g (dry weight basis)		

COMPOUND	LAB FLAG[1]	CONC. FOUND	DETECTION LIMIT	ION ABUND. RATIO[2]	RRT[2]
2,3,7,8-TCDD					
1,2,3,7,8-PeCDD [3]					
1,2,3,4,7,8-HxCDD					
1,2,3,6,7,8-HxCDD					
1,2,3,7,8,9-HxCDD					
1,2,3,4,6,7,8-HpCDD	D	87100	231	1.05	1.000
OCDD	D	723000	86.4	0.89	1.000
2,3,7,8-TCDF					
1,2,3,7,8-PeCDF					
2,3,4,7,8-PeCDF					
1,2,3,4,7,8-HxCDF					
1,2,3,6,7,8-HxCDF					
1,2,3,7,8,9-HxCDF					
2,3,4,6,7,8-HxCDF					
1,2,3,4,6,7,8-HpCDF	D	22900	118	1.06	1.000
1,2,3,4,7,8,9-HpCDF	D	2420	118	1.05	1.000
OCDF	D	115000	66.1	0.90	1.002
Total Tetra-Dioxins					
Total Penta-Dioxins					
Total Hexa-Dioxins					
Total Hepta-Dioxins	D	158000	231		
Total Tetra-Furans					
Total Penta-Furans					
Total Hexa-Furans					
Total Hepta-Furans	D	96300	118		

(1) U = not detected; R = peak detected, but did not meet quantification criteria; E = exceeds calibrated linear range, see dilution data; D = dilution data; Z = compound not requested; X = results reported separately

(2) Contract-required limits for RRTs and ion abundance ratios are specified in Tables 2 and 9, respectively, Method 1613.
(3) Alternate Ions used for native and labeled P5CDD for confirmation and quantitation.

Approved by:_____QA/QC Chemist

12/21/2004
dd-mm-yyyy

AXYS METHOD DX-S-1613/Ver.3
1613DB5-S005-D1

Form 2
PCDD/PCDF ANALYSIS REPORT

CLIENT ID:
3TM-KP-SS-7-01

		Sample Collection:	22/Jul/2003 08:15

Lab Name: AXYS ANALYTICAL SERVICES

Contract No.:	4182		Lab Sample ID:	L6074-7 NKW	
Matrix:	SOIL		Sample Size:	8.47	g (dry)
Sample Receipt Date:	30-Jul-2003		Initial Calibration Date:	29-Oct-2003	
Extraction Date:	14-Oct-2003		Instrument ID:	HR GC/MS	
Analysis Date:	04-Nov-2003	Time: 16:48:12	GC Column ID:	DB-5	
Extract Volume (µL):	300		Sample Datafile:	DX34_204 S:4	
Injection Volume (µL):	2.0		Blank Data Filename:	DX34_198B S:4 DX34_198C S:1	
Dilution Factor:	1500		Cal. Ver. Data Filename:	DX34_204 S:2	
Concentration Units:	pg absolute				

LABELED COMPOUND	LAB FLAG[1]	SPIKE CONC.	CONC. FOUND	R(%)[2]	ION ABUND. RATIO[3]	RRT[3]
13C-2,3,7,8-TCDD	N/A					
13C-1,2,3,7,8-PeCDD [4]	N/A					
13C-1,2,3,4,7,8-HxCDD	N/A					
13C-1,2,3,6,7,8-HxCDD	N/A					
13C-1,2,3,4,6,7,8-HpCDD	N/A					
13C-OCDD	N/A					
13C-2,3,7,8-TCDF	N/A					
13C-1,2,3,7,8-PeCDF	N/A					
13C-2,3,4,7,8-PeCDF	N/A					
13C-1,2,3,4,7,8-HxCDF	N/A					
13C-1,2,3,6,7,8-HxCDF	N/A					
13C-1,2,3,7,8,9-HxCDF	N/A					
13C-2,3,4,6,7,8-HxCDF	N/A					
13C-1,2,3,4,6,7,8-HpCDF	N/A					
13C-1,2,3,4,7,8,9-HpCDF	N/A					
CLEANUP STANDARD						
37Cl-2,3,7,8-TCDD	N/A					

(1) E = exceeds calibrated linear range, see dilution data; D = dilution data; Z = compound not requested; X = results reported separately; N/A = data not available
(2) Contract-required limits for percent recovery (R) are specified in Section 9.3.3, Method 1613.
(3) Contract-required limits for RRTs and ion abundance ratios are specified in Tables 2 and 9, respectively, Method 1613. NOTE: There is no ion abundance ratio for 37Cl4-2378-TCDD (cleanup standard).
(4) Alternate ions used for native and labeled P5CDD for confirmation and quantitation.

Approved by:_____QA/QC Chemist

12/21/2004
dd-mm-yyyy

AXYS METHOD DX-S-1613/Ver.3
1613DB5-S005-D1

Form 1A
PCDD/PCDF ANALYSIS REPORT

CLIENT ID:
3TM-KP-SS-43-02

		Sample Collection:	21/Jul/2003 10:40
Lab Name: AXYS ANALYTICAL SERVICES			
Contract No.:	4182	Lab Sample ID:	L6074-1 NKW (A)
Matrix:	SOIL	Sample Size:	8.41 g (dry)
Sample Receipt Date:	30/Jul/2003	Initial Calibration Date:	29-Oct-2003
Extraction Date:	14/Oct/2003	Instrument ID:	HR GC/MS
Analysis Date:	04-Nov-2003 Time: 17:42:49	GC Column ID:	DB-5
Extract Volume (µL):	300	Sample Datafile:	DX34_204 S:5
Injection Volume (µL):	2.0	Blank Data Filename:	DX34_198B S:4 DX34_198C S:1
Dilution Factor:	1500	Cal. Ver. Data Filename:	DX34_204 S:2
Concentration Units:	pg/g (dry weight basis)		

COMPOUND	LAB FLAG[1]	CONC. FOUND	DETECTION LIMIT	ION ABUND. RATIO[2]	RRT[2]
2,3,7,8-TCDD					
1,2,3,7,8-PeCDD [3]					
1,2,3,4,7,8-HxCDD					
1,2,3,6,7,8-HxCDD					
1,2,3,7,8,9-HxCDD					
1,2,3,4,6,7,8-HpCDD	D	79100	206	1.07	1.000
OCDD	D	699000	123	0.92	1.000
2,3,7,8-TCDF					
1,2,3,7,8-PeCDF					
2,3,4,7,8-PeCDF					
1,2,3,4,7,8-HxCDF					
1,2,3,6,7,8-HxCDF					
1,2,3,7,8,9-HxCDF					
2,3,4,6,7,8-HxCDF					
1,2,3,4,6,7,8-HpCDF	D	23600	144	0.99	1.001
1,2,3,4,7,8,9-HpCDF	D	2110	144	0.97	1.000
OCDF	D	115000	64.1	0.88	1.002
Total Tetra-Dioxins					
Total Penta-Dioxins					
Total Hexa-Dioxins					
Total Hepta-Dioxins	D	149000	206		
Total Tetra-Furans					
Total Penta-Furans					
Total Hexa-Furans					
Total Hepta-Furans	D	92800	144		

(1) U = not detected; R = peak detected, but did not meet quantification criteria; E = exceeds calibrated linear range, see dilution data; D = dilution data; Z = compound not requested; X = results reported separately

(2) Contract-required limits for RRTs and ion abundance ratios are specified in Tables 2 and 9, respectively, Method 1613.
(3) Alternate ions used for native and labeled P5CDD for confirmation and quantitation.

Approved by:_____QA/QC Chemist

12/21/2004
dd-mm-yyyy

AXYS METHOD DX-S-1613/Ver.3
1613DB5-S005-D1

Form 2
PCDD/PCDF ANALYSIS REPORT

CLIENT ID:
3TM-KP-SS-43-02

Lab Name: AXYS ANALYTICAL SERVICES

Sample Collection: 21/Jul/2003 10:40

Contract No.:	4182	Lab Sample ID:	L6074-1 NKW (A)
Matrix:	SOIL	Sample Size:	8.41 g (dry)
Sample Receipt Date:	30-Jul-2003	Initial Calibration Date:	29-Oct-2003
Extraction Date:	14-Oct-2003	Instrument ID:	HR GC/MS
Analysis Date:	04-Nov-2003 Time: 17:42:49	GC Column ID:	DB-5
Extract Volume (µL):	300	Sample Datafile:	DX34_204 S:5
Injection Volume (µL):	2.0	Blank Data Filename:	DX34_198B S:4
Dilution Factor:	1500	Cal. Ver. Data Filename:	DX34_198C S:1 DX34_204 S:2
Concentration Units:	pg absolute		

LABELED COMPOUND	LAB FLAG[1]	SPIKE CONC.	CONC. FOUND	R(%)[2]	ION ABUND. RATIO[3]	RRT[3]
13C-2,3,7,8-TCDD	N/A					
13C-1,2,3,7,8-PeCDD [4]	N/A					
13C-1,2,3,4,7,8-HxCDD	N/A					
13C-1,2,3,6,7,8-HxCDD	N/A					
13C-1,2,3,4,6,7,8-HpCDD	N/A					
13C-OCDD	N/A					
13C-2,3,7,8-TCDF	N/A					
13C-1,2,3,7,8-PeCDF	N/A					
13C-2,3,4,7,8-PeCDF	N/A					
13C-1,2,3,4,7,8-HxCDF	N/A					
13C-1,2,3,6,7,8-HxCDF	N/A					
13C-1,2,3,7,8,9-HxCDF	N/A					
13C-2,3,4,6,7,8-HxCDF	N/A					
13C-1,2,3,4,6,7,8-HpCDF	N/A					
13C-1,2,3,4,7,8,9-HpCDF	N/A					
CLEANUP STANDARD						
37Cl-2,3,7,8-TCDD	N/A					

(1) E = exceeds calibrated linear range, see dilution data; D = dilution data; Z = compound not requested; X = results reported separately; N/A = data not available
(2) Contract-required limits for percent recovery (R) are specified in Section 9.3.3, Method 1613.
(3) Contract-required limits for RRTs and ion abundance ratios are specified in Tables 2 and 9, respectively, Method 1613. NOTE: There is no ion abundance ratio for 37Cl4-2378-TCDD (cleanup standard).
(4) Alternate ions used for native and labeled P5CDD for confirmation and quantitation.

Approved by:_____QA/QC Chemist

12/21/2004
dd-mm-yyyy

AXYS METHOD DX-S-1613/Ver.3
1613DB5-S005-D1

Form 1A
PCDD/PCDF ANALYSIS REPORT

CLIENT ID:
3TM-KP-SS-43-02
(DUPLICATE)

		Sample Collection:	21/Jul/2003 10:40
Lab Name: AXYS ANALYTICAL SERVICES			
Contract No.:	4182	**Lab Sample ID:**	WG9951-103 NKW (DUP L6074-1)
Matrix:	SOIL	**Sample Size:**	8.32 g (dry)
Sample Receipt Date:	30/Jul/2003	**Initial Calibration Date:**	29-Oct-2003
Extraction Date:	14/Oct/2003	**Instrument ID:**	HR GC/MS
Analysis Date:	04-Nov-2003 Time: 18:37:21	**GC Column ID:**	DB-5
Extract Volume (µL):	300	**Sample Datafile:**	DX34_204 S:6
Injection Volume (µL):	2.0	**Blank Data Filename:**	DX34_198B S:4 DX34_198C S:1
Dilution Factor:	1500	**Cal. Ver. Data Filename:**	DX34_204 S:2
Concentration Units:	pg/g (dry weight basis)		

COMPOUND	LAB FLAG[1]	CONC. FOUND	DETECTION LIMIT	ION ABUND. RATIO[2]	RRT[2]
2,3,7,8-TCDD					
1,2,3,7,8-PeCDD [3]					
1,2,3,4,7,8-HxCDD					
1,2,3,6,7,8-HxCDD					
1,2,3,7,8,9-HxCDD					
1,2,3,4,6,7,8-HpCDD	D	85200	230	1.04	1.000
OCDD	D	736000	120	0.89	1.000
2,3,7,8-TCDF					
1,2,3,7,8-PeCDF					
2,3,4,7,8-PeCDF					
1,2,3,4,7,8-HxCDF					
1,2,3,6,7,8-HxCDF					
1,2,3,7,8,9-HxCDF					
2,3,4,6,7,8-HxCDF					
1,2,3,4,6,7,8-HpCDF	D	18800	203	1.03	1.000
1,2,3,4,7,8,9-HpCDF	D	1920	203	1.09	1.000
OCDF	D	118000	85.4	0.89	1.002
Total Tetra-Dioxins					
Total Penta-Dioxins					
Total Hexa-Dioxins					
Total Hepta-Dioxins	D	164000	230		
Total Tetra-Furans					
Total Penta-Furans					
Total Hexa-Furans					
Total Hepta-Furans	D	76900	203		

(1) U = not detected; R = peak detected, but did not meet quantification criteria; E = exceeds calibrated linear range, see dilution data; D = dilution data; Z = compound not requested; X = results reported separately

(2) Contract-required limits for RRTs and ion abundance ratios are specified in Tables 2 and 9, respectively, Method 1613.
(3) Alternate ions used for native and labeled P5CDD for confirmation and quantitation.

Approved by:_____QA/QC Chemist

12/21/2004
dd-mm-yyyy

AXYS METHOD DX-S-1613/Ver.3
1613DB5-S005-D1

Form 2
PCDD/PCDF ANALYSIS REPORT

CLIENT ID:
3TM-KP-SS-43-02
(DUPLICATE)

		Sample Collection:	21/Jul/2003 10:40
Lab Name: AXYS ANALYTICAL SERVICES			
Contract No.:	4182	Lab Sample ID:	WG9951-103 NKW (DUP L6074-1)
Matrix:	SOIL	Sample Size:	8.32 g (dry)
Sample Receipt Date:	30-Jul-2003	Initial Calibration Date:	29-Oct-2003
Extraction Date:	14-Oct-2003	Instrument ID:	HR GC/MS
Analysis Date:	04-Nov-2003 Time: 18:37:21	GC Column ID:	DB-5
Extract Volume (µL):	300	Sample Datafile:	DX34_204 S:6
Injection Volume (µL):	2.0	Blank Data Filename:	DX34_198B S:4 DX34_198C S:1
Dilution Factor:	1500	Cal. Ver. Data Filename:	DX34_204 S:2
Concentration Units:	pg absolute		

LABELED COMPOUND	LAB FLAG[1]	SPIKE CONC.	CONC. FOUND	R(%)[2]	ION ABUND. RATIO[3]	RRT[3]
13C-2,3,7,8-TCDD	N/A					
13C-1,2,3,7,8-PeCDD [4]	N/A					
13C-1,2,3,4,7,8-HxCDD	N/A					
13C-1,2,3,6,7,8-HxCDD	N/A					
13C-1,2,3,4,6,7,8-HpCDD	N/A					
13C-OCDD	N/A					
13C-2,3,7,8-TCDF	N/A					
13C-1,2,3,7,8-PeCDF	N/A					
13C-2,3,4,7,8-PeCDF	N/A					
13C-1,2,3,4,7,8-HxCDF	N/A					
13C-1,2,3,6,7,8-HxCDF	N/A					
13C-1,2,3,7,8,9-HxCDF	N/A					
13C-2,3,4,6,7,8-HxCDF	N/A					
13C-1,2,3,4,6,7,8-HpCDF	N/A					
13C-1,2,3,4,7,8,9-HpCDF	N/A					
CLEANUP STANDARD						
37Cl-2,3,7,8-TCDD	N/A					

(1) E = exceeds calibrated linear range, see dilution data; D = dilution data; Z = compound not requested; X = results reported separately; N/A = data not available
(2) Contract-required limits for percent recovery (R) are specified in Section 9.3.3, Method 1613.
(3) Contract-required limits for RRTs and ion abundance ratios are specified in Tables 2 and 9, respectively, Method 1813. NOTE: There is no ion abundance ratio for 37Cl4-2378-TCDD (cleanup standard).
(4) Alternate ions used for native and labeled P5CDD for confirmation and quantitation.

Approved by:_____QA/QC Chemist

12/21/2004
dd-mm-yyyy

[illegible]	[illegible]	[illegible]
[illegible]	[illegible]	[illegible]
[illegible]	[illegible]	[illegible]
[illegible]	[illegible]	[illegible]
[illegible]	[illegible]	[illegible]
[illegible]	[illegible]	[illegible]

AXYS METHOD DX-S-1613/Ver.3
1613DB5-S005-D1

Form 3A
PCDD/PCDF INITIAL CALIBRATION RELATIVE RESPONSES

Lab Name: AXYS ANALYTICAL SERVICES

Initial Calibration Date:	08-Nov-2003		
Instrument ID:	HR GC/MS	**GC Column ID:**	DB-5
CS1 Data Filename:	DX32_541A S:4	**CS4 Data Filename:**	DX32_541A S:7
CS2 Data Filename:	DX32_541A S:3	**CS5 Data Filename:**	DX32_541A S:6
CS3 Data Filename:	DX32_541A S:1		

COMPOUND	LAB FLAG[1]	RELATIVE RESPONSE (RR) CS1	CS2	CS3	CS4	CS5	MEAN RR	CV (%RSD)[2]
2,3,7,8-TCDD		0.88	0.95	0.93	0.94	0.95	0.93	2.93
1,2,3,7,8-PeCDD[3]		1.04	1.08	1.02	1.09	1.08	1.06	2.91
1,2,3,4,7,8-HxCDD		1.07	1.09	1.03	1.12	1.09	1.08	2.86
1,2,3,6,7,8-HxCDD		0.88	0.94	0.90	0.94	0.90	0.91	3.06
1,2,3,7,8,9-HxCDD[4]		0.99	1.03	1.01	1.02	0.99	1.01	2.02
1,2,3,4,6,7,8-HpCDD		1.05	1.04	0.98	1.08	1.03	1.04	3.54
OCDD		1.10	1.11	1.04	1.16	1.07	1.10	3.84
2,3,7,8-TCDF		0.98	1.09	1.02	1.06	1.04	1.04	3.96
1,2,3,7,8-PeCDF		0.98	1.04	1.02	1.06	1.04	1.03	3.13
2,3,4,7,8-PeCDF		1.00	1.06	1.00	1.08	1.05	1.04	3.47
1,2,3,4,7,8-HxCDF		1.20	1.27	1.23	1.30	1.27	1.25	3.11
1,2,3,6,7,8-HxCDF		1.15	1.19	1.14	1.23	1.17	1.18	2.90
1,2,3,7,8,9-HxCDF		1.13	1.16	1.10	1.17	1.14	1.14	2.44
2,3,4,6,7,8-HxCDF		1.08	1.11	1.05	1.15	1.12	1.10	3.52
1,2,3,4,6,7,8-HpCDF		1.29	1.35	1.27	1.38	1.32	1.32	3.25
1,2,3,4,7,8,9-HpCDF		1.22	1.23	1.18	1.27	1.19	1.22	2.96
OCDF[5]		1.30	1.33	1.32	1.52	1.44	1.38	6.79

(1) Z = compound not requested; X = results reported separately
(2) For contract CV specifications, see Section 10.5.4, Method 1613.
(3) Alternate ions used for native and labeled P5CDD for confirmation and quantitation.
(4) Response Ratios are calculated relative to the labeled analogs of the other two HxCDDs (Section 17.1.2, Method 1613).
(5) Response Ratios are calculated relative to the labeled analog of OCDD (Section 17.1.1, Method 1613).

Approved by:_____QA/QC Chemist

12/21/2004
dd-mm-yyyy

Form 3B
PCDD/PCDF INITIAL CALIBRATION RELATIVE RESPONSES

Lab Name: AXYS ANALYTICAL SERVICES

Initial Calibration Date:	08-Nov-2003		
Instrument ID:	HR GC/MS	**GC Column ID:**	DB-5
CS1 Data Filename:	DX32_541A S:4	**CS4 Data Filename:**	DX32_541A S:7
CS2 Data Filename:	DX32_541A S:3	**CS5 Data Filename:**	DX32_541A S:6
CS3 Data Filename:	DX32_541A S:1		

	LAB FLAG[1]	RELATIVE RESPONSE (RR) CS1	CS2	CS3	CS4	CS5	MEAN RR	CV (%RSD)[2]
LABELED COMPOUND								
13C-2,3,7,8-TCDD		1.09	1.04	1.04	1.11	1.15	1.09	4.12
13C-1,2,3,7,8-PeCDD[3]		0.74	0.75	0.80	0.79	0.88	0.79	6.88
13C-1,2,3,4,7,8-HxCDD		1.01	1.00	0.93	0.99	1.00	0.99	3.20
13C-1,2,3,6,7,8-HxCDD		1.10	1.04	0.96	1.10	1.10	1.06	5.97
13C-1,2,3,4,6,7,8-HpCDD		0.86	0.86	0.85	0.82	0.82	0.84	2.43
13C-OCDD		0.81	0.79	0.76	0.80	0.82	0.80	2.48
13C-2,3,7,8-TCDF		1.68	1.61	1.58	1.67	1.75	1.66	4.15
13C-1,2,3,7,8-PeCDF		1.25	1.23	1.24	1.31	1.43	1.29	6.66
13C-2,3,4,7,8-PeCDF		1.20	1.19	1.24	1.26	1.40	1.26	6.55
13C-1,2,3,4,7,8-HxCDF		1.37	1.34	1.21	1.32	1.29	1.31	4.78
13C-1,2,3,6,7,8-HxCDF		1.52	1.45	1.29	1.52	1.50	1.45	6.69
13C-1,2,3,7,8,9-HxCDF		1.18	1.15	1.08	1.19	1.18	1.15	3.67
13C-2,3,4,6,7,8-HxCDF		1.40	1.37	1.26	1.34	1.30	1.34	4.07
13C-1,2,3,4,6,7,8-HpCDF		1.16	1.13	1.07	1.10	1.09	1.11	3.27
13C-1,2,3,4,7,8,9-HpCDF		1.01	0.99	0.97	0.97	0.97	0.98	1.76
CLEANUP								
37Cl-2,3,7,8-TCDD		1.28	1.19	0.99	1.12	1.18	1.15	9.28

(1) Z = compound not requested; X = results reported separately
(2) For assignment of labeled compounds to internal standards, see Table 2. For contract CV specifications, see Section 10.6.3, Method 1613.
(3) Alternate ions used for native and labeled P5CDD for confirmation and quantitation.

Approved by:_____QA/QC Chemist

Form 3C
PCDD/PCDF INITIAL CALIBRATION ION ABUNDANCE RATIOS

Lab Name: AXYS ANALYTICAL SERVICES

Initial Calibration Date:	08-Nov-2003		
Instrument ID:	HR GC/MS	**GC Column ID:**	DB-5
CS1 Data Filename:	DX32_541A S:4	**CS4 Data Filename:**	DX32_541A S:7
CS2 Data Filename:	DX32_541A S:3	**CS5 Data Filename:**	DX32_541A S:6
CS3 Data Filename:	DX32_541A S:1		

COMPOUND	LAB FLAG[1]	M/Z'S FORMING RATIO[2]	ION ABUNDANCE RATIO CS1	CS2	CS3	CS4	CS5	QC LIMITS[3]
2,3,7,8-TCDD		M/M+2	0.78	0.81	0.76	0.78	0.79	0.65-0.89
1,2,3,7,8-PeCDD[4]		M/M+2	0.63	0.65	0.64	0.63	0.63	0.51-0.70
1,2,3,4,7,8-HxCDD		M+2/M+4	1.24	1.28	1.27	1.27	1.26	1.05-1.43
1,2,3,6,7,8-HxCDD		M+2/M+4	1.31	1.28	1.26	1.27	1.27	1.05-1.43
1,2,3,7,8,9-HxCDD		M+2/M+4	1.25	1.28	1.26	1.27	1.26	1.05-1.43
1,2,3,4,6,7,8-HpCDD		M+2/M+4	1.07	1.08	1.06	1.05	1.05	0.88-1.20
OCDD		M+2/M+4	0.93	0.90	0.91	0.90	0.91	0.76-1.02
2,3,7,8-TCDF		M/M+2	0.75	0.77	0.79	0.78	0.79	0.65-0.89
1,2,3,7,8-PeCDF		M+2/M+4	1.56	1.57	1.57	1.57	1.56	1.32-1.78
2,3,4,7,8-PeCDF		M+2/M+4	1.52	1.55	1.57	1.57	1.56	1.32-1.78
1,2,3,4,7,8-HxCDF		M+2/M+4	1.25	1.25	1.26	1.25	1.25	1.05-1.43
1,2,3,6,7,8-HxCDF		M+2/M+4	1.26	1.24	1.24	1.26	1.24	1.05-1.43
1,2,3,7,8,9-HxCDF		M+2/M+4	1.20	1.25	1.26	1.26	1.25	1.05-1.43
2,3,4,6,7,8-HxCDF		M+2/M+4	1.25	1.24	1.24	1.25	1.24	1.05-1.43
1,2,3,4,6,7,8-HpCDF		M+2/M+4	1.00	1.03	1.04	1.04	1.04	0.88-1.20
1,2,3,4,7,8,9-HpCDF		M+2/M+4	1.06	1.02	1.05	1.04	1.04	0.88-1.20
OCDF		M+2/M+4	0.92	0.90	0.91	0.90	0.90	0.76-1.02

(1) Z = compound not requested; X = results reported separately
(2) See Table 8, Method 1613, for m/z specifications.
(3) Ion Abundance Ratio Control Limits from Table 9, Method 1613.
(4) Alternate ions used for native and labeled P5CDD for confirmation and quantitation.

Approved by:_____QA/QC Chemist

12/21/2004
dd-mm-yyyy

Form 3D
PCDD/PCDF INITIAL CALIBRATION ION ABUNDANCE RATIOS

Lab Name: AXYS ANALYTICAL SERVICES

Initial Calibration Date:	08-Nov-2003		
Instrument ID:	HR GC/MS	**GC Column ID:**	DB-5
CS1 Data Filename:	DX32_541A S:4	**CS4 Data Filename:**	DX32_541A S:7
CS2 Data Filename:	DX32_541A S:3	**CS5 Data Filename:**	DX32_541A S:6
CS3 Data Filename:	DX32_541A S:1		

LABELED COMPOUND	LAB FLAG[1]	M/Z'S FORMING RATIO[2]	ION ABUNDANCE RATIO CS1	CS2	CS3	CS4	CS5	QC LIMITS[3]
13C-2,3,7,8-TCDD		M/M+2	0.79	0.78	0.79	0.80	0.79	0.65-0.89
13C-1,2,3,7,8-PeCDD[4]		M/M+2	0.63	0.64	0.63	0.63	0.63	0.51-0.70
13C-1,2,3,4,7,8-HxCDD		M+2/M+4	1.26	1.27	1.28	1.26	1.27	1.05-1.43
13C-1,2,3,6,7,8-HxCDD		M+2/M+4	1.27	1.26	1.25	1.24	1.26	1.05-1.43
13C-1,2,3,4,6,7,8-HpCDD		M+2/M+4	1.06	1.04	1.05	1.07	1.06	0.88-1.20
13C-OCDD		M+2/M+4	0.90	0.90	0.91	0.90	0.90	0.76-1.02
13C-2,3,7,8-TCDF		M/M+2	0.79	0.80	0.80	0.80	0.80	0.65-0.89
13C-1,2,3,7,8-PeCDF		M+2/M+4	1.59	1.60	1.57	1.57	1.58	1.32-1.78
13C-2,3,4,7,8-PeCDF		M+2/M+4	1.59	1.57	1.57	1.57	1.59	1.32-1.78
13C-1,2,3,4,7,8-HxCDF		M/M+2	0.53	0.53	0.52	0.53	0.53	0.43-0.59
13C-1,2,3,6,7,8-HxCDF		M/M+2	0.53	0.53	0.53	0.53	0.54	0.43-0.59
13C-1,2,3,7,8,9-HxCDF		M/M+2	0.53	0.53	0.53	0.54	0.54	0.43-0.59
13C-2,3,4,6,7,8-HxCDF		M/M+2	0.53	0.54	0.54	0.53	0.54	0.43-0.59
13C-1,2,3,4,6,7,8-HpCDF		M/M+2	0.45	0.45	0.45	0.46	0.45	0.37-0.51
13C-1,2,3,4,7,8,9-HpCDF		M/M+2	0.45	0.45	0.45	0.45	0.46	0.37-0.51

(1) Z = compound not requested; X = results reported separately
(2) See Table 8, Method 1613, for m/z specifications.
(3) Ion Abundance Ratio Control Limits from Table 9, Method 1613.
(4) Alternate ions used for native and labeled P5CDD and quantitation.

Approved by:_____QA/QC Chemist

12/21/2004
dd-mm-yyyy

Form 4A
PCDD/PCDF CALIBRATION VERIFICATION

Lab Name: AXYS ANALYTICAL SERVICES

Initial Calibration Date:	08-Nov-2003	**GC Column ID:**	DB-5
Instrument ID:	HR GC/MS	**Analysis Date:**	09-Nov-2003
VER Data Filename:	DX32_542A S:1	**Time:**	1:25:52

COMPOUND	LAB FLAG[1]	M/Z'S FORMING RATIO[2]	ION ABUND. RATIO	QC LIMITS[3]	CONC. FOUND	CONC RANGE[4]
2,3,7,8-TCDD		M/M+2	0.80	0.65-0.89	11.5	8.6 - 14.2
1,2,3,7,8-PeCDD[5]		M/M+2	0.63	0.51-0.70	49.8	39 - 65
1,2,3,4,7,8-HxCDD		M+2/M+4	1.25	1.05-1.43	50.0	39 - 64
1,2,3,6,7,8-HxCDD		M+2/M+4	1.27	1.05-1.43	49.9	39 - 64
1,2,3,7,8,9-HxCDD		M+2/M+4	1.25	1.05-1.43	48.7	41 - 61
1,2,3,4,6,7,8-HpCDD		M+2/M+4	1.04	0.88-1.20	48.4	43 - 58
OCDD		M+2/M+4	0.90	0.76-1.02	97.6	79 - 126
2,3,7,8-TCDF		M/M+2	0.79	0.65-0.89	9.96	8.4 - 12
1,2,3,7,8-PeCDF		M+2/M+4	1.56	1.32-1.78	50.3	41 - 60
2,3,4,7,8-PeCDF		M+2/M+4	1.55	1.32-1.78	49.5	41 - 61
1,2,3,4,7,8-HxCDF		M+2/M+4	1.25	1.05-1.43	50.7	45 - 56
1,2,3,6,7,8-HxCDF		M+2/M+4	1.25	1.05-1.43	49.3	44 - 57
1,2,3,7,8,9-HxCDF		M+2/M+4	1.25	1.05-1.43	48.2	45 - 56
2,3,4,6,7,8-HxCDF		M+2/M+4	1.24	1.05-1.43	50.2	44 - 57
1,2,3,4,6,7,8-HpCDF		M+2/M+4	1.04	0.88-1.20	49.5	45 - 55
1,2,3,4,7,8,9-HpCDF		M+2/M+4	1.06	0.88-1.20	49.4	43 - 58
OCDF		M+2/M+4	0.91	0.76-1.02	102	63 - 159

(1) Z = compound not requested; X = results reported separately
(2) See Table 8, Method 1613, for m/z specifications.
(3) Ion Abundance Ratio Control Limits as specified in Table 9, Method 1613.
(4) Contract-required concentration range as determined from the percent of the test concentration in Table 6, Method 1613, under VER.
(5) Alternate ions used for native and labeled P5CDD for confirmation and quantitation.

Approved by:_____QA/QC Chemist

12/21/2004
dd-mm-yyyy

AXYS METHOD DX-S-1613/Ver.3
1613DB5-S005-D1

Form 4B
PCDD/PCDF CALIBRATION VERIFICATION

Lab Name: AXYS ANALYTICAL SERVICES

Initial Calibration Date:	08-Nov-2003	**GC Column ID:**	DB-5
Instrument ID:	HR GC/MS	**Analysis Date:**	09-Nov-2003
VER Data Filename:	DX32_542A S:1	**Time:**	1:25:52

LABELED COMPOUND	LAB FLAG[1]	M/Z'S FORMING RATIO[2]	ION ABUND. RATIO	QC LIMITS[3]	CONC. FOUND	CONC RANGE[4]
13C-2,3,7,8-TCDD		M/M+2	0.79	0.65-0.89	96.8	82 - 121
13C-1,2,3,7,8-PeCDD[5]		M/M+2	0.64	0.51-0.70	85.5	62 - 160
13C-1,2,3,4,7,8-HxCDD		M+2/M+4	1.27	1.05-1.43	96.5	85 - 117
13C-1,2,3,6,7,8-HxCDD		M+2/M+4	1.23	1.05-1.43	101	85 - 118
13C-1,2,3,4,6,7,8-HpCDD		M+2/M+4	1.03	0.88-1.20	82.9	72 - 138
13C-OCDD		M+2/M+4	0.90	0.76-1.02	148	96 - 415
13C-2,3,7,8-TCDF		M/M+2	0.80	0.65-0.89	102	71 - 140
13C-1,2,3,7,8-PeCDF		M+2/M+4	1.57	1.32-1.78	90.3	76 - 130
13C-2,3,4,7,8-PeCDF		M+2/M+4	1.58	1.32-1.78	90.4	77 - 130
13C-1,2,3,4,7,8-HxCDF		M/M+2	0.53	0.43-0.59	98.8	76 - 131
13C-1,2,3,6,7,8-HxCDF		M/M+2	0.53	0.43-0.59	104	70 - 143
13C-1,2,3,7,8,9-HxCDF		M/M+2	0.53	0.43-0.59	99.8	74 - 135
13C-2,3,4,6,7,8-HxCDF		M/M+2	0.53	0.43-0.59	98.1	73 - 137
13C-1,2,3,4,6,7,8-HpCDF		M/M+2	0.45	0.37-0.51	89.2	78 - 129
13C-1,2,3,4,7,8,9-HpCDF		M/M+2	0.45	0.37-0.51	87.1	77 - 129
CLEANUP STANDARD						
37Cl-2,3,7,8-TCDD[6]					8.83	7.9 - 12.7

(1) Z = compound not requested; X = results reported separately
(2) See Table 8, Method 1613, for m/z specifications.
(3) Ion Abundance Ratio Control Limits as specified in Table 9, Method 1613.
(4) Contract-required concentration range as determined from the percent of the test concentration in Table 6, Method 1613, under VER.
(5) Alternate ions used for native and labeled P5CDD for confirmation and quantitation.
(6) No ion abundance ratio; concentration reported.

Approved by:_____QA/QC Chemist

12/21/2004
dd-mm-yyyy

Form 6A
PCDD/PCDF RELATIVE RETENTION TIMES

Lab Name: AXYS ANALYTICAL SERVICES

Initial Calibration Date:	08-Nov-2003	**GC Column ID:**	DB-5
Instrument ID:	HR GC/MS	**Analysis Date:**	09-Nov-2003
CS3/VER Data Filename:	DX32_542A S:1	**Time:**	1:25:52

Compounds using 13C-1234-TCDD as Internal Standard

COMPOUND	LAB FLAG[1]	RETENTION TIME REFERENCE	RRT	RRT QC LIMITS[2]
2,3,7,8-TCDF		13C-2,3,7,8-TCDF	1.001	0.999 - 1.003
2,3,7,8-TCDD		13C-2,3,7,8-TCDD	1.001	0.999 - 1.002
1,2,3,7,8-PeCDF		13C-1,2,3,7,8-PeCDF	1.001	0.999 - 1.002
2,3,4,7,8-PeCDF		13C-2,3,4,7,8-PeCDF	1.001	0.999 - 1.002
1,2,3,7,8-PeCDD[3]		13C-1,2,3,7,8-PeCDD	1.001	0.999 - 1.002
LABELED COMPOUND				
13C-2,3,7,8-TCDF		13C-1,2,3,4-TCDD	0.966	0.923 - 1.103
13C-2,3,7,8-TCDD		13C-1,2,3,4-TCDD	1.012	0.976 - 1.043
37Cl-2,3,7,8-TCDD		13C-1,2,3,4-TCDD	1.013	0.989 - 1.052
13C-1,2,3,7,8-PeCDF		13C-1,2,3,4-TCDD	1.284	1.000 - 1.425
13C-2,3,4,7,8-PeCDF		13C-1,2,3,4-TCDD	1.352	1.011 - 1.526
13C-1,2,3,7,8-PeCDD[3]		13C-1,2,3,4-TCDD	1.383	1.000 - 1.567

(1) Z = compound not requested; X = results reported separately
(2) Contract-required limits for Relative Retention Times (RRT) as specified in Table 2, Method 1613.
(3) Alternate ions used for native and labeled P5CDD for confirmation and quantitation.

Approved by:_____QA/QC Chemist

12/21/2004
dd-mm-yyyy

AXYS METHOD DX-S-1613/Ver.3
1613DB5-S005-D1

Form 6B
PCDD/PCDF RELATIVE RETENTION TIMES

Lab Name: AXYS ANALYTICAL SERVICES

Initial Calibration Date:	08-Nov-2003	**GC Column ID:**	DB-5
Instrument ID:	HR GC/MS	**Analysis Date:**	09-Nov-2003
CS3/VER Data Filename:	DX32_542A S:1	**Time:**	1:25:52

Compounds using 13C-123789-HxCDD as Internal Standard

COMPOUND	LAB FLAG[1]	RETENTION TIME REFERENCE	RRT	RRT QC LIMITS[2]
1,2,3,4,7,8-HxCDF		13C-1,2,3,4,7,8-HxCDF	1.000	0.999 - 1.001
1,2,3,6,7,8-HxCDF		13C-1,2,3,6,7,8-HxCDF	1.000	0.997 - 1.005
1,2,3,7,8,9-HxCDF		13C-1,2,3,7,8,9-HxCDF	1.000	0.999 - 1.001
2,3,4,6,7,8-HxCDF		13C-2,3,4,6,7,8-HxCDF	1.001	0.999 - 1.001
1,2,3,4,7,8-HxCDD		13C-1,2,3,4,7,8-HxCDD	1.000	0.999 - 1.001
1,2,3,6,7,8-HxCDD		13C-1,2,3,6,7,8-HxCDD	1.000	0.998 - 1.004
1,2,3,7,8,9-HxCDD		13C-1,2,3,6,7,8-HxCDD	1.011	1.000 - 1.019
1,2,3,4,6,7,8-HpCDF		13C-1,2,3,4,6,7,8-HpCDF	1.000	0.999 - 1.001
1,2,3,4,6,7,8-HpCDD		13C-1,2,3,4,6,7,8-HpCDD	1.000	0.999 - 1.001
1,2,3,4,7,8,9-HpCDF		13C-1,2,3,4,7,8,9-HpCDF	1.000	0.999 - 1.001
OCDD		13C-OCDD	1.000	0.999 - 1.001
OCDF		13C-OCDD	1.002	0.999 - 1.008
LABELED COMPOUND				
13C-1,2,3,4,7,8-HxCDF		13C-1,2,3,7,8,9-HxCDD	0.954	0.944 - 0.970
13C-1,2,3,6,7,8-HxCDF		13C-1,2,3,7,8,9-HxCDD	0.958	0.949 - 0.975
13C-1,2,3,7,8,9-HxCDF		13C-1,2,3,7,8,9-HxCDD	1.005	0.977 - 1.047
13C-2,3,4,6,7,8-HxCDF		13C-1,2,3,7,8,9-HxCDD	0.980	0.959 - 1.021
13C-1,2,3,4,7,8-HxCDD		13C-1,2,3,7,8,9-HxCDD	0.987	0.977 - 1.000
13C-1,2,3,6,7,8-HxCDD		13C-1,2,3,7,8,9-HxCDD	0.990	0.981 - 1.003
13C-1,2,3,4,6,7,8-HpCDF		13C-1,2,3,7,8,9-HxCDD	1.062	1.043 - 1.085
13C-1,2,3,4,6,7,8-HpCDD		13C-1,2,3,7,8,9-HxCDD	1.095	1.086 - 1.110
13C-1,2,3,4,7,8,9-HpCDF		13C-1,2,3,7,8,9-HxCDD	1.104	1.057 - 1.151
13C-OCDD		13C-1,2,3,7,8,9-HxCDD	1.178	1.032 - 1.311

(1) Z = compound not requested; X = results reported separately
(2) Contract-required limits for Relative Retention Times (RRT) as specified in Table 2, Method 1613.

Approved by:_____QA/QC Chemist

12/21/2004
dd-mm-yyyy

AXYS METHOD DX-S-1613/Ver.3
1613DB5-S005-D1

Form 5
PCDD/PCDF RT WINDOW AND ISOMER SPECIFICITY STANDARDS

Lab Name: AXYS ANALYTICAL SERVICES

Instrument ID:	HR GC/MS	**Initial Calibration Date:**	08-Nov-2003	
RT Window Data Filename:	DX32_542A S:1	**Analysis Date:**	09-Nov-2003	**Time:** 1:25:52
DB5 IS Data Filename:	DX32_542A S:1	**Analysis Date:**	09-Nov-2003	**Time:** 1:25:52
DB-225 IS Data Filename:		**Analysis Date:**		**Time:**

DB-5 RT WINDOW DEFINING STANDARDS RESULT

ISOMERS	ABSOLUTE RT	ISOMERS	ABSOLUTE RT
1,3,6,8-TCDD (F)	22:54	1,3,6,8-TCDF (F)	21:22
1,2,8,9-TCDD (L)	28:16	1,2,8,9-TCDF (L)	28:06
1,2,4,7,9-PeCDD (F)	31:57	1,3,4,6,8-PeCDF (F)	28:47
1,2,3,8,9-PeCDD (L)	36:59	1,2,3,8,9-PeCDF (L)	37:03
1,2,4,6,7,9-HxCDD (F)	39:58	1,2,3,4,6,8-HxCDF (F)	38:55
1,2,3,4,6,7-HxCDD (L)	42:37	1,2,3,4,8,9-HxCDF (L)	42:58
1,2,3,4,6,7,9-HpCDD (F)	45:43	1,2,3,4,6,7,8-HpCDF(F)	45:16
1,2,3,4,6,7,8-HpCDD (L)	46:39	1,2,3,4,7,8,9-HpCDF (L)	47:04

(F) = First eluting isomer (DB-5); (L) = Last eluting isomer (DB-5)

ISOMER SPECIFICITY (IS) TEST STANDARDS RESULTS

Isomers	% Valley Height Between Compared Peaks	Isomers	% Valley Height Between Compared Peaks
1,2,3,4-TCDD 1,2,7,8-TCDD	0	1,2,3,8-TCDD 2,3,7,8-TCDD	16
1,2,7,8-TCDD 1,4,7,8-TCDD	0	2,3,4,7-TCDF 2,3,7,8-TCDF	N/A
1,4,7,8-TCDD 1,2,3,7-TCDD	0	2,3,7,8-TCDF 1,2,3,9-TCDF	N/A
1,2,3,7-TCDD 1,2,3,8-TCDD	DB-5 column; co-elute as per Figure 6 in Method		

Approved by:_____QA/QC Chemist

12/21/2004
dd-mm-yyyy

AXYS METHOD DX-S-1613/Ver.3
1613DB5-S005-D1

Form 5
PCDD/PCDF RT WINDOW AND ISOMER SPECIFICITY STANDARDS

Lab Name: AXYS ANALYTICAL SERVICES

Instrument ID:	HR GC/MS	Initial Calibration Date:	08-Nov-2003	
RT Window Data Filename:	DX32_541A S:1	Analysis Date:	08-Nov-2003	Time: 13:04:19
DB5 IS Data Filename:	DX32_541A S:1	Analysis Date:	08-Nov-2003	Time: 13:04:19
DB-225 IS Data Filename:		Analysis Date:		Time:

DB-5 RT WINDOW DEFINING STANDARDS RESULT

ISOMERS	ABSOLUTE RT	ISOMERS	ABSOLUTE RT
1,3,6,8-TCDD (F)	22:54	1,3,6,8-TCDF (F)	21:22
1,2,8,9-TCDD (L)	28:15	1,2,8,9-TCDF (L)	28:06
1,2,4,7,9-PeCDD (F)	31:56	1,3,4,6,8-PeCDF (F)	28:47
1,2,3,8,9-PeCDD (L)	37:00	1,2,3,8,9-PeCDF (L)	37:04
1,2,4,6,7,9-HxCDD (F)	39:58	1,2,3,4,6,8-HxCDF (F)	38:56
1,2,3,4,6,7-HxCDD (L)	42:36	1,2,3,4,8,9-HxCDF (L)	42:58
1,2,3,4,6,7,9-HpCDD (F)	45:43	1,2,3,4,6,7,8-HpCDF(F)	45:15
1,2,3,4,6,7,8-HpCDD (L)	46:38	1,2,3,4,7,8,9-HpCDF (L)	47:03

(F) = First eluting isomer (DB-5); (L) = Last eluting isomer (DB-5)

ISOMER SPECIFICITY (IS) TEST STANDARDS RESULTS

Isomers	% Valley Height Between Compared Peaks	Isomers	% Valley Height Between Compared Peaks
1,2,3,4-TCDD 1,2,7,8-TCDD	0	1,2,3,8-TCDD 2,3,7,8-TCDD	16
1,2,7,8-TCDD 1,4,7,8-TCDD	0	2,3,4,7-TCDF 2,3,7,8-TCDF	N/A
1,4,7,8-TCDD 1,2,3,7-TCDD	0	2,3,7,8-TCDF 1,2,3,9-TCDF	N/A
1,2,3,7-TCDD 1,2,3,8-TCDD	DB-5 column; co-elute as per Figure 6 in Method		

Approved by:_____QA/QC Chemist

12/21/2004
dd-mm-yyyy

(10)

6 PAGES THAT FOLLOW HAVE BEEN REDACTED

4/18/05 JMB

AXYS METHOD DX-S-1613/Ver.3
1613DB5-S005-D1

CLIENT ID:
3TM-KP-SS-7-01

Form 1A
PCDD/PCDF ANALYSIS REPORT

		Sample Collection:	22/Jul/2003 08:15
Lab Name: AXYS ANALYTICAL SERVICES			
Contract No.:	4182	Lab Sample ID:	L6074-7 W
Matrix:	SOIL	Sample Size:	8.47 g (dry)
Sample Receipt Date:	30/Jul/2003	Initial Calibration Date:	08-Nov-2003
Extraction Date:	14/Oct/2003	Instrument ID:	HR GC/MS
Analysis Date:	09-Nov-2003 Time: 8:45:30	GC Column ID:	DB-5
Extract Volume (µL):	50	Sample Datafile:	DX32_542A S:9
Injection Volume (µL):	1.0	Blank Data Filename:	DX34_198B S:4 DX34_198C S:1
Dilution Factor:	2.5	Cal. Ver. Data Filename:	DX32_542A S:1
Concentration Units:	pg/g (dry weight basis)	% Moisture:	21.9

COMPOUND	LAB FLAG[1]	CONC. FOUND	DETECTION LIMIT	ION ABUND. RATIO[2]	RRT[2]
2,3,7,8-TCDD	D	13.1	0.260	0.73	1.001
1,2,3,7,8-PeCDD [3]	D	244	0.350	0.65	1.001
1,2,3,4,7,8-HxCDD	D	891	6.05	1.25	1.000
1,2,3,6,7,8-HxCDD	D	4090	6.05	1.26	1.000
1,2,3,7,8,9-HxCDD	D	2060	6.05	1.24	1.010
1,2,3,4,6,7,8-HpCDD	E				
OCDD	E				
2,3,7,8-TCDF	D	21.8	1.55	0.78	1.001
1,2,3,7,8-PeCDF	D	67.0	1.80	1.56	1.000
2,3,4,7,8-PeCDF	D	63.5	1.80	1.57	1.000
1,2,3,4,7,8-HxCDF	D	640	2.21	1.28	1.000
1,2,3,6,7,8-HxCDF	D	466	2.21	1.30	1.000
1,2,3,7,8,9-HxCDF	D	21.8	2.21	1.29	1.000
2,3,4,6,7,8-HxCDF	D	459	2.21	1.27	1.000
1,2,3,4,6,7,8-HpCDF	E				
1,2,3,4,7,8,9-HpCDF	E				
OCDF	E				
Total Tetra-Dioxins	D	1030	0.260		
Total Penta-Dioxins	D	2170	0.350		
Total Hexa-Dioxins	D	24600	6.05		
Total Hepta-Dioxins	E				
Total Tetra-Furans	D	435	1.55		
Total Penta-Furans	D	5310	1.80		
Total Hexa-Furans	D	33800	2.21		
Total Hepta-Furans	E				

(1) U = not detected; R = peak detected, but did not meet quantification criteria; E = exceeds calibrated linear range, see dilution data; D = dilution data; Z = compound not requested; X = results reported separately

(2) Contract-required limits for RRTs and ion abundance ratios are specified in Tables 2 and 9, respectively, Method 1613.
(3) Alternate ions used for native and labeled P5CDD for confirmation and quantitation.

Approved by:_____QA/QC Chemist

12/21/2004
dd-mm-yyyy

AXYS METHOD DX-S-1613/Ver.3
1613DB5-S005-D1

Form 2
PCDD/PCDF ANALYSIS REPORT

CLIENT ID:
3TM-KP-SS-7-01

		Sample Collection:	22/Jul/2003 08:15
Lab Name: AXYS ANALYTICAL SERVICES			
Contract No.:	4182	**Lab Sample ID:**	L6074-7 W
Matrix:	SOIL	**Sample Size:**	8.47 g (dry)
Sample Receipt Date:	30-Jul-2003	**Initial Calibration Date:**	08-Nov-2003
Extraction Date:	14-Oct-2003	**Instrument ID:**	HR GC/MS
Analysis Date:	09-Nov-2003 Time: 8:45:30	**GC Column ID:**	DB-5
Extract Volume (µL):	50	**Sample Datafile:**	DX32_542A S:9
Injection Volume (µL):	1.0	**Blank Data Filename:**	DX34_198B S:4
Dilution Factor:	2.5	**Cal. Ver. Data Filename:**	DX34_198C S:1 DX32_542A S:1
Concentration Units:	pg absolute	**% Moisture:**	21.9

LABELED COMPOUND	LAB FLAG[1]	SPIKE CONC.	CONC. FOUND	R(%)[2]	ION ABUND. RATIO[3]	RRT[3]
13C-2,3,7,8-TCDD	D	2000	1310	65.4	0.80	1.013
13C-1,2,3,7,8-PeCDD [4]	D	2000	1380	68.9	0.64	1.383
13C-1,2,3,4,7,8-HxCDD	D	2000	1310	65.3	1.27	0.986
13C-1,2,3,6,7,8-HxCDD	D	2000	1510	75.4	1.26	0.990
13C-1,2,3,4,6,7,8-HpCDD	D	2000	2140	107	1.06	1.095
13C-OCDD	D	4000	5800	145	1.09	1.182
13C-2,3,7,8-TCDF	D	2000	1460	73.0	0.79	0.966
13C-1,2,3,7,8-PeCDF	D	2000	1230	61.4	1.58	1.284
13C-2,3,4,7,8-PeCDF	D	2000	1210	60.6	1.59	1.351
13C-1,2,3,4,7,8-HxCDF	D	2000	1390	69.4	0.53	0.953
13C-1,2,3,6,7,8-HxCDF	D	2000	1460	72.9	0.53	0.958
13C-1,2,3,7,8,9-HxCDF	D	2000	1330	66.4	0.53	1.005
13C-2,3,4,6,7,8-HxCDF	D	2000	1340	66.9	0.55	0.980
13C-1,2,3,4,6,7,8-HpCDF	D	2000	1600	79.9	0.43	1.062
13C-1,2,3,4,7,8,9-HpCDF	D	2000	1430	71.5	0.45	1.104
CLEANUP STANDARD						
37Cl-2,3,7,8-TCDD	D	240	183	76.1		1.014

(1) E = exceeds calibrated linear range, see dilution data; D = dilution data; Z = compound not requested; X = results reported separately
(2) Contract-required limits for percent recovery (R) are specified in Section 9.3.3, Method 1613.
(3) Contract-required limits for RRTs and ion abundance ratios are specified in Tables 2 and 9, respectively, Method 1613. NOTE: There is no ion abundance ratio for 37Cl4-2378-TCDD (cleanup standard).
(4) Alternate ions used for native and labeled P5CDD for confirmation and quantitation.

Approved by:_____QA/QC Chemist

12/21/2004
dd-mm-yyyy

AXYS METHOD DX-S-1613/Ver.3
1613DB5-S005-D1

Form 1A
PCDD/PCDF ANALYSIS REPORT

CLIENT ID:
3TM-KP-SS-43-02

		Sample Collection:	21/Jul/2003 10:40
Lab Name: AXYS ANALYTICAL SERVICES			
Contract No.:	4182	**Lab Sample ID:**	L6074-1 W (A)
Matrix:	SOIL	**Sample Size:**	8.41 g (dry)
Sample Receipt Date:	30/Jul/2003	**Initial Calibration Date:**	08-Nov-2003
Extraction Date:	14/Oct/2003	**Instrument ID:**	HR GC/MS
Analysis Date:	09-Nov-2003 Time: 9:40:28	**GC Column ID:**	DB-5
Extract Volume (µL):	50	**Sample Datafile:**	DX32_542A S:10
Injection Volume (µL):	1.0	**Blank Data Filename:**	DX34_198B S:4 DX34_198C S:1
Dilution Factor:	2.5	**Cal. Ver. Data Filename:**	DX32_542A S:1
Concentration Units:	pg/g (dry weight basis)	**% Moisture:**	21.6

COMPOUND	LAB FLAG[1]	CONC. FOUND	DETECTION LIMIT	ION ABUND. RATIO[2]	RRT[2]
2,3,7,8-TCDD	D	12.4	1.21	0.80	1.001
1,2,3,7,8-PeCDD [3]	D	250	2.09	0.61	1.000
1,2,3,4,7,8-HxCDD	D	876	6.20	1.23	1.000
1,2,3,6,7,8-HxCDD	D	3940	6.20	1.26	1.000
1,2,3,7,8,9-HxCDD	D	2040	6.20	1.27	1.010
1,2,3,4,6,7,8-HpCDD	E				
OCDD	E				
2,3,7,8-TCDF	D	20.9	1.70	0.79	1.001
1,2,3,7,8-PeCDF	D	66.0	0.980	1.64	1.000
2,3,4,7,8-PeCDF	D	62.0	0.980	1.53	1.000
1,2,3,4,7,8-HxCDF	D	593	1.39	1.26	1.000
1,2,3,6,7,8-HxCDF	D	430	1.39	1.27	1.000
1,2,3,7,8,9-HxCDF	D	18.8	1.39	1.39	1.000
2,3,4,6,7,8-HxCDF	D	401	1.39	1.27	1.000
1,2,3,4,6,7,8-HpCDF	E				
1,2,3,4,7,8,9-HpCDF	E				
OCDF	E				
Total Tetra-Dioxins	D	830	1.21		
Total Penta-Dioxins	D	1880	2.09		
Total Hexa-Dioxins	D	23700	6.20		
Total Hepta-Dioxins	E				
Total Tetra-Furans	D	423	1.70		
Total Penta-Furans	D	4720	0.980		
Total Hexa-Furans	D	32300	1.39		
Total Hepta-Furans	E				

(1) U = not detected; R = peak detected, but did not meet quantification criteria; E = exceeds calibrated linear range, see dilution data; D = dilution data; Z = compound not requested; X = results reported separately

(2) Contract-required limits for RRTs and ion abundance ratios are specified in Tables 2 and 9, respectively, Method 1613.
(3) Alternate ions used for native and labeled P5CDD for confirmation and quantitation.

Approved by:_____QA/QC Chemist

12/21/2004
dd-mm-yyyy

AXYS METHOD DX-S-1613/Ver.3
1613DB5-S005-D1

Form 2
PCDD/PCDF ANALYSIS REPORT

CLIENT ID:
3TM-KP-SS-43-02

Sample Collection: 21/Jul/2003 10:40

Lab Name: AXYS ANALYTICAL SERVICES

Contract No.:	4182	Lab Sample ID:	L6074-1 W (A)
Matrix:	SOIL	Sample Size:	8.41 g (dry)
Sample Receipt Date:	30-Jul-2003	Initial Calibration Date:	08-Nov-2003
Extraction Date:	14-Oct-2003	Instrument ID:	HR GC/MS
Analysis Date:	09-Nov-2003 Time: 9:40:28	GC Column ID:	DB-5
Extract Volume (µL):	50	Sample Datafile:	DX32_542A S:10
Injection Volume (µL):	1.0	Blank Data Filename:	DX34_198B S:4
Dilution Factor:	2.5	Cal. Ver. Data Filename:	DX34_198C S:1 DX32_542A S:1
Concentration Units:	pg absolute	% Moisture:	21.6

LABELED COMPOUND	LAB FLAG[1]	SPIKE CONC.	CONC. FOUND	R(%)[2]	ION ABUND. RATIO[3]	RRT[3]
13C-2,3,7,8-TCDD	D	2000	1180	58.9	0.82	1.013
13C-1,2,3,7,8-PeCDD [4]	D	2000	1240	62.2	0.65	1.383
13C-1,2,3,4,7,8-HxCDD	D	2000	1170	58.3	1.30	0.986
13C-1,2,3,6,7,8-HxCDD	D	2000	1380	69.2	1.25	0.990
13C-1,2,3,4,6,7,8-HpCDD	D	2000	2150	108	1.07	1.095
13C-OCDD	D	4000	5710	143	1.08	1.181
13C-2,3,7,8-TCDF	D	2000	1220	60.8	0.77	0.966
13C-1,2,3,7,8-PeCDF	D	2000	1130	56.3	1.61	1.284
13C-2,3,4,7,8-PeCDF	D	2000	1080	53.9	1.56	1.351
13C-1,2,3,4,7,8-HxCDF	D	2000	1250	62.5	0.53	0.953
13C-1,2,3,6,7,8-HxCDF	D	2000	1300	65.2	0.52	0.958
13C-1,2,3,7,8,9-HxCDF	D	2000	1240	62.0	0.54	1.005
13C-2,3,4,6,7,8-HxCDF	D	2000	1230	61.3	0.53	0.980
13C-1,2,3,4,6,7,8-HpCDF	D	2000	1520	75.8	0.46	1.062
13C-1,2,3,4,7,8,9-HpCDF	D	2000	1440	72.1	0.45	1.104
CLEANUP STANDARD						
37Cl-2,3,7,8-TCDD	D	240	157	65.4		1.014

(1) E = exceeds calibrated linear range, see dilution data; D = dilution data; Z = compound not requested; X = results reported separately
(2) Contract-required limits for percent recovery (R) are specified in Section 9.3.3, Method 1613.
(3) Contract-required limits for RRTs and ion abundance ratios are specified in Tables 2 and 9, respectively, Method 1613. NOTE: There is no ion abundance ratio for 37Cl4-2378-TCDD (cleanup standard).
(4) Alternate ions used for native and labeled P5CDD for confirmation and quantitation.

Approved by:_____QA/QC Chemist

12/21/2004
dd-mm-yyyy

AXYS METHOD DX-S-1613/Ver.3
1613DB5-S005-D1

Form 1A
PCDD/PCDF ANALYSIS REPORT

CLIENT ID:
3TM-KP-SS-43-02
(DUPLICATE)

Sample Collection: 21/Jul/2003 10:40

Lab Name: AXYS ANALYTICAL SERVICES

Contract No.:	4182	Lab Sample ID:	WG9951-103 W (DUP L6074-1)
Matrix:	SOIL	Sample Size:	8.32 g (dry)
Sample Receipt Date:	30/Jul/2003	Initial Calibration Date:	08-Nov-2003
Extraction Date:	14/Oct/2003	Instrument ID:	HR GC/MS
Analysis Date:	09-Nov-2003 Time: 10:35:23	GC Column ID:	DB-5
Extract Volume (µL):	50	Sample Datafile:	DX32_542A S:11
Injection Volume (µL):	1.0	Blank Data Filename:	DX34_198B S:4 DX34_198C S:1
Dilution Factor:	2.5	Cal. Ver. Data Filename:	DX32_542A S:1
Concentration Units:	pg/g (dry weight basis)	% Moisture:	21.4

COMPOUND	LAB FLAG[1]	CONC. FOUND	DETECTION LIMIT	ION ABUND. RATIO[2]	RRT[2]
2,3,7,8-TCDD	D	13.0	1.06	0.75	1.001
1,2,3,7,8-PeCDD [3]	D	244	1.48	0.64	1.001
1,2,3,4,7,8-HxCDD	D	856	4.87	1.23	1.000
1,2,3,6,7,8-HxCDD	D	3810	4.87	1.27	1.000
1,2,3,7,8,9-HxCDD	D	1980	4.87	1.27	1.010
1,2,3,4,6,7,8-HpCDD	E				
OCDD	E				
2,3,7,8-TCDF	D	19.2	1.37	0.77	1.001
1,2,3,7,8-PeCDF	D	62.4	1.48	1.59	1.001
2,3,4,7,8-PeCDF	D	57.9	1.48	1.51	1.000
1,2,3,4,7,8-HxCDF	D	585	2.22	1.27	1.000
1,2,3,6,7,8-HxCDF	D	439	2.22	1.25	1.000
1,2,3,7,8,9-HxCDF	D	21.3	2.22	1.39	1.000
2,3,4,6,7,8-HxCDF	D	398	2.22	1.29	1.000
1,2,3,4,6,7,8-HpCDF	E				
1,2,3,4,7,8,9-HpCDF	E				
OCDF	E				
Total Tetra-Dioxins	D	784	1.06		
Total Penta-Dioxins	D	1900	1.48		
Total Hexa-Dioxins	D	23300	4.87		
Total Hepta-Dioxins	E				
Total Tetra-Furans	D	391	1.37		
Total Penta-Furans	D	4650	1.48		
Total Hexa-Furans	D	32800	2.22		
Total Hepta-Furans	E				

(1) U = not detected; R = peak detected, but did not meet quantification criteria; E = exceeds calibrated linear range, see dilution data; D = dilution data; Z = compound not requested; X = results reported separately

(2) Contract-required limits for RRTs and ion abundance ratios are specified in Tables 2 and 9, respectively, Method 1613.
(3) Alternate ions used for native and labeled P5CDD for confirmation and quantitation.

Approved by:_____QA/QC Chemist

12/21/2004
dd-mm-yyyy

AXYS METHOD DX-S-1613/Ver.3
1613DB5-S005-D1

Form 2
PCDD/PCDF ANALYSIS REPORT

CLIENT ID:
3TM-KP-SS-43-02
(DUPLICATE)

Sample Collection: 21/Jul/2003 10:40

Lab Name: AXYS ANALYTICAL SERVICES

Contract No.:	4182	Lab Sample ID:	WG9951-103 W (DUP L6074-1)
Matrix:	SOIL	Sample Size:	8.32 g (dry)
Sample Receipt Date:	30-Jul-2003	Initial Calibration Date:	08-Nov-2003
Extraction Date:	14-Oct-2003	Instrument ID:	HR GC/MS
Analysis Date:	09-Nov-2003 Time: 10:35:23	GC Column ID:	DB-5
Extract Volume (µL):	50	Sample Datafile:	DX32_542A S:11
Injection Volume (µL):	1.0	Blank Data Filename:	DX34_198B S:4 DX34_198C S:1
Dilution Factor:	2.5	Cal. Ver. Data Filename:	DX32_542A S:1
Concentration Units:	pg absolute	% Moisture:	21.4

LABELED COMPOUND	LAB FLAG[1]	SPIKE CONC.	CONC. FOUND	R(%)[2]	ION ABUND. RATIO[3]	RRT[3]
13C-2,3,7,8-TCDD	D	2000	1390	69.5	0.80	1.013
13C-1,2,3,7,8-PeCDD [4]	D	2000	1430	71.5	0.64	1.382
13C-1,2,3,4,7,8-HxCDD	D	2000	1310	65.7	1.24	0.986
13C-1,2,3,6,7,8-HxCDD	D	2000	1610	80.3	1.25	0.990
13C-1,2,3,4,6,7,8-HpCDD	D	2000	2700	135	1.10	1.095
13C-OCDD	D V	4000	7790	195	1.09	1.182
13C-2,3,7,8-TCDF	D	2000	1440	71.9	0.79	0.966
13C-1,2,3,7,8-PeCDF	D	2000	1330	66.7	1.50	1.283
13C-2,3,4,7,8-PeCDF	D	2000	1290	64.4	1.60	1.351
13C-1,2,3,4,7,8-HxCDF	D	2000	1480	73.9	0.54	0.953
13C-1,2,3,6,7,8-HxCDF	D	2000	1510	75.3	0.53	0.958
13C-1,2,3,7,8,9-HxCDF	D	2000	1430	71.7	0.54	1.005
13C-2,3,4,6,7,8-HxCDF	D	2000	1440	71.9	0.53	0.980
13C-1,2,3,4,6,7,8-HpCDF	D	2000	1860	93.2	0.45	1.062
13C-1,2,3,4,7,8,9-HpCDF	D	2000	1790	89.6	0.45	1.104
CLEANUP STANDARD						
37Cl-2,3,7,8-TCDD	D	240	178	74.2		1.014

(1) E = exceeds calibrated linear range, see dilution data; D = dilution data; Z = compound not requested; X = results reported separately; V = surrogate recovery is not within method control limits
(2) Contract-required limits for percent recovery (R) are specified in Section 9.3.3, Method 1613.
(3) Contract-required limits for RRTs and ion abundance ratios are specified in Tables 2 and 9, respectively, Method 1613. NOTE: There is no ion abundance ratio for 37Cl4-2378-TCDD (cleanup standard).
(4) Alternate ions used for native and labeled P5CDD for confirmation and quantitation.

Approved by:_____QA/QC Chemist

12/21/2004
dd-mm-yyyy

V9951DX_DATA SUMMARY

CLIENT ID	3TM-KP-ID-125-01	3TM-KP-ID-280-01	3TM-KP-ID-342-01	3TM-KP-ID-417-01	3TM-KP-ID-43-01
AXYS ID	L6074-5 I	L6074-14 Mi	L6074-6 I	L6074-8 M	L6074-4 i
WORKGROUP	WG9951	WG9951	WG9951	WG9951	WG9951
UNITS	pg/g (dry)	pg/g (dry)	pg/g (dry)	pg/g (dry)	pg/g (dry)
2,3,7,8-TCDD	14	5.89	6.01	4.57	3
1,2,3,7,8-PeCDD	59.3	6.47	30.6	14	6.86
1,2,3,4,7,8-HxCDD	78.7	11.5	73.4	34.3	18.6
1,2,3,6,7,8-HxCDD	349	176	419	157	79
1,2,3,7,8,9-HxCDD	175	40.4	197	78.8	48
1,2,3,4,6,7,8-HpCDD	10900	3960	9160	3940	2070
OCDD	68100	60500	56000	26000	16000
2,3,7,8-TCDF	38.2	8.18	26.9	10.4	3.55
2,3,7,8-TCDF(C)	12.5	2.1	7.48	4.39	1.52
1,2,3,7,8-PeCDF	19.7	3.06	18.4	6.51	4.1
2,3,4,7,8-PeCDF	27.3	5.05	26	6.6	R2.90
1,2,3,4,7,8-HxCDF	75	25.6	102	32.2	18
1,2,3,6,7,8-HxCDF	51.7	13.7	88.8	30.3	19
1,2,3,7,8,9-HxCDF	3.37	<0.460	R4.05	1.44	R2.33
2,3,4,6,7,8-HxCDF	45.3	14.5	93.1	32.1	18.8
1,2,3,4,6,7,8-HpCDF	1380	1100	3420	1360	826
1,2,3,4,7,8,9-HpCDF	114	57.7	176	82.7	62.5
OCDF	4180	2050	7980	5490	3010
Total 2,3,7,8s	85600	68000	77800	37300	22200
Total Tetra-Dioxins	37.3	31.5	43	55	10.9
Total Penta-Dioxins	175	61.9	177	83.8	44.2
Total Hexa-Dioxins	2610	702	2440	895	443
Total Hepta-Dioxins	23300	8910	20500	7540	3720
Total Tetra-Furans	176	52.3	168	73.9	31.6
Total Penta-Furans	445	140	667	338	118
Total Hexa-Furans	1530	1410	2940	1450	663
Total Hepta-Furans	5520	5210	10600	5310	2710
TOTAL DIOXINS/FURANS	106000	79100	102000	47200	26800
DX TEQ1	298	101	283	116	61.9
DX TEQ2	298	101	283	116	61.8

V9951DX_DATA SUMMARY

CLIENT ID	3TM-KP-ID-45-01	3TM-KP-ID-554-01	3TM-KP-ID-7-01	3TM-KP-SS-43-02	3TM-KP-SS-7-01
AXYS ID	L6074-12 I	L6074-17 i	L6074-3 M	L6074-1 W (A)	L6074-7 W
WORKGROUP	WG9951	WG9951	WG9951	WG9951	WG9951
UNITS	pg/g (dry)	pg/g (dry)	pg/g (dry)	pg/g (dry)	pg/g (dry)
2,3,7,8-TCDD	R0.910	1.91	3.13	12.4	13.1
1,2,3,7,8-PeCDD	R2.61	15.2	21.5	250	244
1,2,3,4,7,8-HxCDD	5.77	37.8	40.3	876	891
1,2,3,6,7,8-HxCDD	16.9	177	157	3940	4090
1,2,3,7,8,9-HxCDD	16.3	82.6	131	2040	2060
1,2,3,4,6,7,8-HpCDD	479	3150	3060	79100	87100
OCDD	4680	20600	17400	699000	723000
2,3,7,8-TCDF	R1.11	4.63	16.1	20.9	21.8
2,3,7,8-TCDF(C)	R0.387	2.02	8.32	14.8	16.7
1,2,3,7,8-PeCDF	<0.640	R5.30	5.73	66	67
2,3,4,7,8-PeCDF	R0.867	5.58	7.35	62	63.5
1,2,3,4,7,8-HxCDF	3.16	45.4	21.7	593	640
1,2,3,6,7,8-HxCDF	4.08	35.7	20.5	430	466
1,2,3,7,8,9-HxCDF	<0.600	<5.99	<1.15	18.8	21.8
2,3,4,6,7,8-HxCDF	4.59	26.6	15.9	401	459
1,2,3,4,6,7,8-HpCDF	127	1140	615	23600	22900
1,2,3,4,7,8,9-HpCDF	9.2	105	30.8	2110	2420
OCDF	436	4500	1320	115000	115000
Total 2,3,7,8s	5780	29900	22900	928000	959000
Total Tetra-Dioxins	2.24	15.8	65	830	1030
Total Penta-Dioxins	4.11	82.8	263	1880	2170
Total Hexa-Dioxins	128	973	1440	23700	24600
Total Hepta-Dioxins	1300	6130	6660	149000	158000
Total Tetra-Furans	1.67	54.1	123	423	435
Total Penta-Furans	17.4	300	278	4720	5310
Total Hexa-Furans	100	1320	994	32300	33800
Total Hepta-Furans	341	4120	2320	92800	96300
TOTAL DIOXINS/FURANS	7010	38100	30900	1120000	1160000
DX TEQ1	12.6	107	107	2260	2370
DX TEQ2	11.8	107	107	2260	2370

V9951DX_DATA SUMMARY

CLIENT ID	LAB BLANK	SPIKED MATRIX	LAB BLANK	3TM-KP-SS-43-02
AXYS ID	WG9951-101 I	WG9951-102 I	WG9951-104 I	WG9951-103 W
WORKGROUP	WG9951	WG9951	WG9951	WG9951
UNITS	pg/g	% REC	pg/g	pg/g (dry)
2,3,7,8-TCDD	<1.49	104	<2.26	13
1,2,3,7,8-PeCDD	<1.86	100	<1.89	244
1,2,3,4,7,8-HxCDD	<1.92	101	<2.88	856
1,2,3,6,7,8-HxCDD	<1.92	107	<2.88	3810
1,2,3,7,8,9-HxCDD	<1.92	101	<2.88	1980
1,2,3,4,6,7,8-HpCDD	R15.7	110	23	85200
OCDD	163	102	216	736000
2,3,7,8-TCDF	<1.00	108	<1.10	19.2
2,3,7,8-TCDF(C)	<0.500		<0.540	13.6
1,2,3,7,8-PeCDF	<1.59	109	<1.74	62.4
2,3,4,7,8-PeCDF	<1.59	107	<1.74	57.9
1,2,3,4,7,8-HxCDF	<1.64	110	<1.88	585
1,2,3,6,7,8-HxCDF	<1.64	110	<1.88	439
1,2,3,7,8,9-HxCDF	<1.64	110	<1.88	21.3
2,3,4,6,7,8-HxCDF	<1.64	107	R2.48	398
1,2,3,4,6,7,8-HpCDF	R3.51	115	R4.56	18800
1,2,3,4,7,8,9-HpCDF	<1.77	108	<1.80	1920
OCDF	25	111	34.3	118000
Total 2,3,7,8s	188		273	968000
Total Tetra-Dioxins	<1.49		<2.26	784
Total Penta-Dioxins	<1.86		<1.89	1900
Total Hexa-Dioxins	<1.92		<2.88	23300
Total Hepta-Dioxins	10.5		<3.00	164000
Total Tetra-Furans	<1.00		<1.10	391
Total Penta-Furans	<1.59		<1.74	4650
Total Hexa-Furans	<1.64		<1.88	32800
Total Hepta-Furans	8.14		10.4	76900
TOTAL DIOXINS/FURANS	207		261	1160000
DX TEQ1	2.8		3.66	2240
DX TEQ2	0.0188		0.255	2240

See below for definitions of possible flags and labels in the database (sheet tab "DATA")

K / R / NDR = peak detected but did not meet quantification criteria
number following this flag represents an unconfirmed concentration

< = less than the detection limit
number following this symbol represents the detection limit

TEQ1 : NATO non detect = 1/2 detection limit
TEQ2 : NATO non detect = 0
TEQ3 : WHO non detect = 1/2 detection limit
TEQ4 : WHO non detect = 0

UNITS : pg/

Summary of Results

CLIENT ID	AXYS ID	WORKGROUP	Total Dx/F pg/g	TEQ ND=1/2DL pg/g	TEQ ND=0 pg/g
3TM-KP-ID-125-01	L6074-5 I	WG9951	106000	298	298
3TM-KP-ID-280-01	L6074-14 Mi	WG9951	79100	101	101
3TM-KP-ID-342-01	L6074-6 I	WG9951	102000	283	283
3TM-KP-ID-417-01	L6074-8 M	WG9951	47200	116	116
3TM-KP-ID-43-01	L6074-4 i	WG9951	26800	61.9	61.8
3TM-KP-ID-45-01	L6074-12 I	WG9951	7010	12.6	11.8
3TM-KP-ID-554-01	L6074-17 I	WG9951	38100	107	107
3TM-KP-ID-7-01	L6074-3 M	WG9951	30900	107	107
3TM-KP-SS-43-02	L6074-1 W (A)	WG9951	1120000	2260	2260
3TM-KP-SS-7-01	L6074-7 W	WG9951	1160000	2370	2370
LAB BLANK	WG9951-101 i	WG9951	207	2.8	0.0188
SPIKED MATRIX	WG9951-102 i	WG9951			
LAB BLANK	WG9951-104 i	WG9951	261	3.66	0.255
3TM-KP-SS-43-02	WG9951-103 W	WG9951	1160000	2240	2240

Approved by:_____QA/QC Chemist

12/21/2004
dd-mm-yyyy

AXYS METHOD DX-S-1613/Ver.3
DXTEQ-D1

CLIENT ID:
LAB BLANK

PCDD/PCDF ANALYSIS TEQ DATA REPORT

Lab Name: AXYS ANALYTICAL SERVICES		Sample Collection:	N/A
Contract No.:	4182		
Matrix:	N/A	Lab Sample ID:	WG9951-101 I
Sample Size:	1.00 g	GC Column ID(s):	DB-5 DB-225
Concentration Units:	pg/g	Sample Datafile(s):	DX34_198B S:4 DB33_385 S:5

COMPOUND	LAB FLAG[1]	CONC. FOUND	DETECTION LIMIT	WHO 1998 TEF	TEQ U=1/2 DL	TEQ U=0
2,3,7,8-TCDD	U		1.49	1	7.45E-01	0.00E+00
1,2,3,7,8-PeCDD	U		1.86	1	9.30E-01	0.00E+00
1,2,3,4,7,8-HxCDD	U		1.92	0.1	9.60E-02	0.00E+00
1,2,3,6,7,8-HxCDD	U		1.92	0.1	9.60E-02	0.00E+00
1,2,3,7,8,9-HxCDD	U		1.92	0.1	9.60E-02	0.00E+00
1,2,3,4,6,7,8-HpCDD	U		2.63	0.01	1.32E-02	0.00E+00
OCDD		163	2.79	0.0001	1.63E-02	1.63E-02
2,3,7,8-TCDF	U		0.500	0.1	2.50E-02	0.00E+00
1,2,3,7,8-PeCDF	U		1.59	0.05	3.98E-02	0.00E+00
2,3,4,7,8-PeCDF	U		1.59	0.5	3.98E-01	0.00E+00
1,2,3,4,7,8-HxCDF	U		1.64	0.1	8.20E-02	0.00E+00
1,2,3,6,7,8-HxCDF	U		1.64	0.1	8.20E-02	0.00E+00
1,2,3,7,8,9-HxCDF	U		1.64	0.1	8.20E-02	0.00E+00
2,3,4,6,7,8-HxCDF	U		1.64	0.1	8.20E-02	0.00E+00
1,2,3,4,6,7,8-HpCDF	U		1.77	0.01	8.85E-03	0.00E+00
1,2,3,4,7,8,9-HpCDF	U		1.77	0.01	8.85E-03	0.00E+00
OCDF		25.0	2.41	0.0001	2.50E-03	2.50E-03
			TOTAL TEQ		2.80	0.0188

(1) U = not detected
(2) Concentrations that do not meet quantification criteria are not included in the TEQ calculations.

Approved by:_____QA/QC Chemist

12/21/2004
dd-mm-yyyy

AXYS METHOD DX-S-1613/Ver.3
DXTEQ-D1

CLIENT ID:
LAB BLANK

PCDD/PCDF ANALYSIS TEQ DATA REPORT

Lab Name: AXYS ANALYTICAL SERVICES		Sample Collection:	N/A
Contract No.:	4182		
Matrix:	N/A	Lab Sample ID:	WG9951-104 I
Sample Size:	1.00 g	GC Column ID(s):	DB-5 DB-225
Concentration Units:	pg/g	Sample Datafile(s):	DX34_198C S:1 DB33_385 S:6

COMPOUND	LAB FLAG[1]	CONC. FOUND	DETECTION LIMIT	WHO 1998 TEF	TEQ U=1/2 DL	TEQ U=0
2,3,7,8-TCDD	U		2.26	1	1.13E+00	0.00E+00
1,2,3,7,8-PeCDD	U		1.89	1	9.45E-01	0.00E+00
1,2,3,4,7,8-HxCDD	U		2.88	0.1	1.44E-01	0.00E+00
1,2,3,6,7,8-HxCDD	U		2.88	0.1	1.44E-01	0.00E+00
1,2,3,7,8,9-HxCDD	U		2.88	0.1	1.44E-01	0.00E+00
1,2,3,4,6,7,8-HpCDD		23.0	3.00	0.01	2.30E-01	2.30E-01
OCDD		216	3.64	0.0001	2.16E-02	2.16E-02
2,3,7,8-TCDF	U		0.540	0.1	2.70E-02	0.00E+00
1,2,3,7,8-PeCDF	U		1.74	0.05	4.35E-02	0.00E+00
2,3,4,7,8-PeCDF	U		1.74	0.5	4.35E-01	0.00E+00
1,2,3,4,7,8-HxCDF	U		1.88	0.1	9.40E-02	0.00E+00
1,2,3,6,7,8-HxCDF	U		1.88	0.1	9.40E-02	0.00E+00
1,2,3,7,8,9-HxCDF	U		1.88	0.1	9.40E-02	0.00E+00
2,3,4,6,7,8-HxCDF	U		1.88	0.1	9.40E-02	0.00E+00
1,2,3,4,6,7,8-HpCDF	U		1.80	0.01	9.00E-03	0.00E+00
1,2,3,4,7,8,9-HpCDF	U		1.80	0.01	9.00E-03	0.00E+00
OCDF		34.3	2.32	0.0001	3.43E-03	3.43E-03
			TOTAL TEQ		3.66	0.255

(1) U = not detected
(2) Concentrations that do not meet quantification criteria are not included in the TEQ calculations.

Approved by:_____QA/QC Chemist

12/21/2004
dd-mm-yyyy

(11)

8 PAGES THAT FOLLOW HAVE BEEN REDACTED

4/18/05 JMB

AXYS METHOD DX-S-1613/Ver.3
DXTEQ-D1

CLIENT ID:
3TM-KP-SS-43-02

PCDD/PCDF ANALYSIS TEQ DATA REPORT

Lab Name:	AXYS ANALYTICAL SERVICES	**Sample Collection:**	21/Jul/2003 10:40
Contract No.:	4182		
Matrix:	SOIL	**Lab Sample ID:**	L6074-1 W (A)
Sample Size:	8.41 g (dry)	**GC Column ID(s):**	DB-5 DB-225
Concentration Units:	pg/g (dry weight basis)	**Sample Datafile(s):**	DX32_542A S:10 DX34_204 S:5 DB33_385 S:15

COMPOUND	LAB FLAG[1]	CONC. FOUND	DETECTION LIMIT	WHO 1998 TEF	TEQ U=1/2 DL	TEQ U=0
2,3,7,8-TCDD		12.4	1.21	1	1.24E+01	1.24E+01
1,2,3,7,8-PeCDD		250	2.09	1	2.50E+02	2.50E+02
1,2,3,4,7,8-HxCDD		876	6.20	0.1	8.76E+01	8.76E+01
1,2,3,6,7,8-HxCDD		3940	6.20	0.1	3.94E+02	3.94E+02
1,2,3,7,8,9-HxCDD		2040	6.20	0.1	2.04E+02	2.04E+02
1,2,3,4,6,7,8-HpCDD		79100	206	0.01	7.91E+02	7.91E+02
OCDD		699000	123	0.0001	6.99E+01	6.99E+01
2,3,7,8-TCDF		14.8	0.146	0.1	1.48E+00	1.48E+00
1,2,3,7,8-PeCDF		66.0	0.980	0.05	3.30E+00	3.30E+00
2,3,4,7,8-PeCDF		62.0	0.980	0.5	3.10E+01	3.10E+01
1,2,3,4,7,8-HxCDF		593	1.39	0.1	5.93E+01	5.93E+01
1,2,3,6,7,8-HxCDF		430	1.39	0.1	4.30E+01	4.30E+01
1,2,3,7,8,9-HxCDF		18.8	1.39	0.1	1.88E+00	1.88E+00
2,3,4,6,7,8-HxCDF		401	1.39	0.1	4.01E+01	4.01E+01
1,2,3,4,6,7,8-HpCDF		23600	144	0.01	2.36E+02	2.36E+02
1,2,3,4,7,8,9-HpCDF		2110	144	0.01	2.11E+01	2.11E+01
OCDF		115000	64.1	0.0001	1.15E+01	1.15E+01
			TOTAL TEQ		2260	2260

(1) U = not detected
(2) Concentrations that do not meet quantification criteria are not included in the TEQ calculations.

Approved by:_____QA/QC Chemist

12/21/2004
dd-mm-yyyy

AXYS METHOD DX-S-1613/Ver.3
DXTEQ-D1

CLIENT ID:
3TM-KP-SS-43-02
(DUPLICATE)

PCDD/PCDF ANALYSIS TEQ DATA REPORT

Lab Name: AXYS ANALYTICAL SERVICES

Sample Collection: 21/Jul/2003 10:40

Contract No.: 4182

Matrix: SOIL

Lab Sample ID: WG9951-103 W (DUP L6074-1)

Sample Size: 8.32 g (dry)

GC Column ID(s): DB-5, DB-225

Concentration Units: pg/g (dry weight basis)

Sample Datafile(s): DX32_542A S:11, DX34_204 S:6, DB33_385 S:16

COMPOUND	LAB FLAG[1]	CONC. FOUND	DETECTION LIMIT	WHO 1998 TEF	TEQ U=1/2 DL	TEQ U=0
2,3,7,8-TCDD		13.0	1.06	1	1.30E+01	1.30E+01
1,2,3,7,8-PeCDD		244	1.48	1	2.44E+02	2.44E+02
1,2,3,4,7,8-HxCDD		856	4.87	0.1	8.56E+01	8.56E+01
1,2,3,6,7,8-HxCDD		3810	4.87	0.1	3.81E+02	3.81E+02
1,2,3,7,8,9-HxCDD		1980	4.87	0.1	1.98E+02	1.98E+02
1,2,3,4,6,7,8-HpCDD		85200	230	0.01	8.52E+02	8.52E+02
OCDD		736000	120	0.0001	7.36E+01	7.36E+01
2,3,7,8-TCDF		13.6	0.541	0.1	1.36E+00	1.36E+00
1,2,3,7,8-PeCDF		62.4	1.48	0.05	3.12E+00	3.12E+00
2,3,4,7,8-PeCDF		57.9	1.48	0.5	2.90E+01	2.90E+01
1,2,3,4,7,8-HxCDF		585	2.22	0.1	5.85E+01	5.85E+01
1,2,3,6,7,8-HxCDF		439	2.22	0.1	4.39E+01	4.39E+01
1,2,3,7,8,9-HxCDF		21.3	2.22	0.1	2.13E+00	2.13E+00
2,3,4,6,7,8-HxCDF		398	2.22	0.1	3.98E+01	3.98E+01
1,2,3,4,6,7,8-HpCDF		18800	203	0.01	1.88E+02	1.88E+02
1,2,3,4,7,8,9-HpCDF		1920	203	0.01	1.92E+01	1.92E+01
OCDF		118000	85.4	0.0001	1.18E+01	1.18E+01
			TOTAL TEQ		2240	2240

(1) U = not detected
(2) Concentrations that do not meet quantification criteria are not included in the TEQ calculations.

Approved by:_____QA/QC Chemist

12/21/2004
dd-mm-yyyy

AXYS METHOD DX-S-1613/Ver.3
DXTEQ-D1

CLIENT ID:
3TM-KP-SS-7-01

PCDD/PCDF ANALYSIS TEQ DATA REPORT

Lab Name:	AXYS ANALYTICAL SERVICES	**Sample Collection:**	22/Jul/2003 08:15
Contract No.:	4182		
Matrix:	SOIL	**Lab Sample ID:**	L6074-7 W
Sample Size:	8.47 g (dry)	**GC Column ID(s):**	DB-5 DB-225
Concentration Units:	pg/g (dry weight basis)	**Sample Datafile(s):**	DX32_542A S:9 DX34_204 S:4 DB33_387 S:13

COMPOUND	LAB FLAG[1]	CONC. FOUND	DETECTION LIMIT	WHO 1998 TEF	TEQ U=1/2 DL	TEQ U=0
2,3,7,8-TCDD		13.1	0.260	1	1.31E+01	1.31E+01
1,2,3,7,8-PeCDD		244	0.350	1	2.44E+02	2.44E+02
1,2,3,4,7,8-HxCDD		891	6.05	0.1	8.91E+01	8.91E+01
1,2,3,6,7,8-HxCDD		4090	6.05	0.1	4.09E+02	4.09E+02
1,2,3,7,8,9-HxCDD		2060	6.05	0.1	2.06E+02	2.06E+02
1,2,3,4,6,7,8-HpCDD		87100	231	0.01	8.71E+02	8.71E+02
OCDD		723000	86.4	0.0001	7.23E+01	7.23E+01
2,3,7,8-TCDF		16.7	0.148	0.1	1.67E+00	1.67E+00
1,2,3,7,8-PeCDF		67.0	1.80	0.05	3.35E+00	3.35E+00
2,3,4,7,8-PeCDF		63.5	1.80	0.5	3.17E+01	3.17E+01
1,2,3,4,7,8-HxCDF		640	2.21	0.1	6.40E+01	6.40E+01
1,2,3,6,7,8-HxCDF		466	2.21	0.1	4.66E+01	4.66E+01
1,2,3,7,8,9-HxCDF		21.8	2.21	0.1	2.18E+00	2.18E+00
2,3,4,6,7,8-HxCDF		459	2.21	0.1	4.59E+01	4.59E+01
1,2,3,4,6,7,8-HpCDF		22900	118	0.01	2.29E+02	2.29E+02
1,2,3,4,7,8,9-HpCDF		2420	118	0.01	2.42E+01	2.42E+01
OCDF		115000	66.1	0.0001	1.15E+01	1.15E+01
			TOTAL TEQ		2370	2370

(1) U = not detected
(2) Concentrations that do not meet quantification criteria are not included in the TEQ calculations.

Approved by:_____QA/QC Chemist

12/21/2004
dd-mm-yyyy

(12)

3 PAGES THAT FOLLOW HAVE BEEN REDACTED

4/18/05 JMB

Phase II

Analytical Report 236028

for

3TM International

Project Manager: Randy Horsak

Koppers Creosote Facility
3TM-LD-022003-02

19-AUG-03

XENCO Laboratories

11381 Meadowglen, Suite L Houston, TX 77082 Ph:(281) 589-0692 Fax:(281) 589-0695

XENCO Laboratories

19-AUG-03

Project Manager: **Randy Horsak**
3TM International
1500 South Dairy Ashford, Suite 225
Houston , TX 77077

Reference: XENCO Report No: **236028**
Koppers Creosote Facility
Project Address: Grenada, Mississippi

Randy Horsak:

We are reporting to you the results of the analyses performed on the samples received under the project name referenced above and identified with the XENCO Chain of Custody Numbered 236028. All results being reported under this Chain of Custody apply to the samples analyzed and properly identified with a Laboratory ID number.

All the results for the quality control samples were reviewed. Also, all parameters for data reduction and validation were reviewed. In view of this, we are able to release the analytical data for this report within acceptance criteria for accuracy, precision, completeness or properly flagged.

The validity and integrity of this report will remain intact as long as it is accompanied by this letter and reproduced in full, unless written approval is granted by XENCO Laboratories. This report will be filed for at least 5 years in our archives after which time it will be destroyed without further notice, unless otherwise arranged with you. The samples received, and described as recorded in COC No. 236028 will be filed for 60 days, and after that time they will be properly disposed without further notice, unless otherwise arranged with you. We reserve the right to return to you any unused samples, extracts or solutions related to them if we consider so necessary (e.g., samples identified as hazardous waste, sample sizes exceeding analytical standard practices, controlled substances under regulated protocols, etc).

We thank you for selecting XENCO Laboratories to serve your analytical needs. If you have any questions concerning this report, please feel free to contact us at any time.

Respectfully,

Brent Barron
Laboratory Manager

Recipient of the Prestigious Small Business Administration Award of Excellence in 1994.
Certified and approved by numerous States and Agencies.
A Small Business and Minority Status Company that delivers SERVICE and QUALITY
Houston - Dallas - San Antonio - Austin - Tampa - Miami - Latin America

☒ 11381 Meadowglen, Suite L, Houston TX 77082 281-589-0692
☐ 5309 Wurzbach Road, Suite 104, San Antonio, TX 78238 210-509-6334
☐ 11078 Morrison Ln, Suite D, Dallas, TX 75229 972-481-9999

ANALYSIS REQUEST & CHAIN OF CUSTODY RECORD

On-LINE Help & Technical Services at www.XENCO.com

Company COC No: Work Order No: 105160 Page 1 of 2

Lab Only: 236028-H

Company: 3TM International, Inc. Phone: (281) 497-1230

Project Name: Kappers Creosote Facility ☒ Previously done at XENCO Project ID: 3TM-LD-022003-02

Location: Grenada, Mississippi

Project Manager (PM): Randy Horsak Project Director (PD):

Fax Results to ☒ PM and / or: T.J. Dunnahee Fax: (281) 497-1676

Invoice to ☐ Accounting ☒ Include Invoice with Final Report Attn PM ☐ Invoice must have a P.O Bill to:

Quote No. P.O No ☐ Call for a P.O.

Special DLs (RR I RR II DW QAPP See Lab PM Call Proj. PM)

Specifications: QA/QC For Litigation

Sampler Name: T.J. Dunnahee Signature:

TAT: 5h 12h 20h 24h 48h 3d 5d 7d 14d 21d Standard TAT 5 10 Working Days unless otherwise agreed in writing. But often reported in 5-7 Working Days

Lab Only Additions: From: Date / Rcv by: From: Date / Rcv by: From: Date / Rcv by:

Remarks

	Sample ID	Sampling Date	Time	Depth ft' in" m	Matrix A P S W	Composite	Grab	# Containers	Container Size	Type	Preservatives	BTEX by 8021 8260 602 624 Other	BTEX-MTBE by 8021 8260 602 624 Other	TPH by TX1005 418.1 1664 8015GRO 8015DRO FLPRO	PAHs by 8270 8100 8310	METALS by 6020 8RCRA Tot Pb TCLP_8 13PP 23TAL List	VOAs by 8260 624 BTEX MTBE PPs TCLP See List Call PM	SVOAs by 8270 625 PAHs BN&A TCLP PPs See List Call PM	TAT 5h 12h 20h 24h 48h 3d 5d 7d 14d 21d	Addn: PAH above mg/L W. mg/Kg S Highest Hit	Hold Analysis	
1	3TM-KP-SS-JC-01	8/6/03	1230	6"	S	X		1	8	GC	C4				X		X					1
2	3TM-KP-SS-JC-02	↓	1240	↓	↓	↓		↓	↓	↓	↓				↓		↓					2
3	3TM-KP-SS-JC-03	↓	1300	↓	↓	↓		↓	↓	↓	↓				↓		↓					3
4	3TM-KP-SS-ND-01	8/7/03	0810	1'	↓	↓		↓	↓	↓	↓				↓		↓					4
5	3TM-KP-SS-ND-02	↓	0845	↓	↓	↓		↓	↓	↓	↓				↓		↓					5
6	3TM-KP-SS-ND-03	↓	0930	↓	↓	↓		↓	↓	↓	↓				↓		↓					6
7	3TM-KP-SS-TA-01	↓	1045	↓	↓	↓		↓	↓	↓	↓				↓		↓					7
8	3TM-KP-SS-TA-02	↓	1100	6"	↓	↓		↓	↓	↓	↓				↓		↓					8
9	3TM-KP-SS-CD-01	↓	1145	↓	↓	↓		↓	↓	↓	↓				↓		↓					9
10	3TM-KP-SS-CD-02	↓	1240	↓	↓	↓		↓	↓	↓	↓				↓		↓					10

Relinquished by (Initials and Sign.)	Date & Time	Relinquished to (Initials and Sign.)	Date & Time
1 TJD	8/8/03 1500		
2			
3		Lab:	8/8/03 1500

Total Containers per COC: 12 Cooler Temp: 3.0°C

Rush TATs Fax Due: Final Fax Due:

Final Report Data Package Due Date:

Rush Charges are Pre-Approved upon Requesting them. All Terms Apply

Preservatives - Various (V), HCl pH<2 (H), H2SO4 pH<2 (S), HNO3 pH<2 (N), NaOH+Asbc Acid (NAA), ZnAc+NaOH (ZA), (Cool,<4C) (C4), None (N), See Label (SL), Other (O) _____

SIZE 4oz (4), 8oz (8), 32oz (32), 40ml VOA (V), 1L (1), 500ml (.5), Tedlar Bag (B), Wipe (W), Other _____ TYPE Glass Amb (GA), Glass Clear (GC), Plastic (P), Other (O) _____

☒ 11381 Meadowglen, Suite L, Houston TX 77082 281-589-0692
☐ 5309 Wurzbach Road, Suite 104, San Antonio, TX 78238 210-50[illegible]
☐ 11078 Morrison Ln, Suite D, Dallas TX 75229 972-481-9999

ANALYSIS REQUEST & CHAIN OF CUSTODY RECORD

On-LINE Help & Technical Services at www.XENCO.com

Company COC No: Work Order No: 105161

Company: 3TM International, Inc. Phone: (281) 497-1230
Project Name: Koppers Creosote Facility ☒ Previously done at XENCO Project ID: 3TM-LD-022003-02
Location: Grenada, Mississippi
Project Manager (PM): Randy Horsak Project Director (PD):
Fax Results to ☒ PM and / or Fax: T.J. Dunnahoe (281) 497-1676
Invoice to ☐ Accounting ☒ Include Invoice with Final Report Attn PM ☐ Invoice must have a P.O Bill to:
Quote No. P.O No ☐ Call for a P.O.
Special DLs (RR I RR II DW QAPP See Lab PM Call Proj. PM)
Specifications: QA/QC For Litigation
Sampler Name: T.J. Dunnahoe Signature:

Lab Only: 236028-1

TAT: 5h 12h 20h 24h 48h 3d 5d 7d 14d 21d Standard TAT is 10 Working Days unless otherwise agreed in writing. But often reported in 5-7 Working Days

Lab Only Additions: From: Rcv by: Date; From: Rcv by: Date; From: Rcv by: Date

	Sample ID	Sampling Date	Time	Depth ft' in" m	Matrix A P S W	Composite	Grab	# Containers	Container Size	Type	Preservatives	BTEX by 8021 8260 602 624 Other	BTEX-MTBE by 8021 8260 602 624 Other	TPH by TX1005 418 1664 8015GRO 8015DRO FLPRO	PAHs by 8270 8100 8310	METALS by 6020 8RCRA Tot Pb TCLP_8 13PP 237AL List	VOAs by 8260 624 BTEX MTBE PPs TCLP See List Call PM	SVOAs by 8270 625 PAHs BN&A TCLP PPs See List Call PM	TAT 5h 12h 20h 24h 48h 3d 5d 7d 14d 21d	Addn: PAH above mg/L W. mg/Kg S Highest Hit	Hold Analysis	Remarks	
1	3TM-KA-SS-LD-03	8/7/03	1345	6"	S	X		1	8	GC	C4				X		X						1
2	Trip Blank	—	—	—	W		X	1	1	GA	C4				X		X						2
3																							3
4																							4
5																							5
6																							6
7																							7
8																							8
9																							9
10																							10

Relinquished by (Initials and Sign.)	Date & Time	Relinquished to (Initials and Sign.)	Date & Time
1 TJD	8/8/03 1500		
2			
3		Lab:	8/8/03 1500

Total Containers per COC: Cooler Temp:
Rush TATs Fax Due: Final Fax Due:
Final Report Data Package Due Date:
Rush Charges are Pre-Approved upon Requesting them. All Terms Apply

Preservatives - Various (V), HCl pH<2 (H), H2SO4 pH<2 (S), HNO3 pH<2 (N), NaOH+Asbc Acid (NAA), ZnAc+NaOH (ZA), (Cool,<4C) (C4), None (N), See Label (SL), Other (O) _____
SIZE 4oz (4), 8oz (8), 32oz (32), 40ml VOA (V), 1L (1), 500ml (.5), Tedlar Bag (B), Wipe (W), Other _____ TYPE Glass Amb (GA), Glass Clear (GC), Plastic (P), Other (O) _____

XENCO Laboratories

Certificate of Analysis Summary 236028

3TM International, Houston , TX

Project Name: Koppers Creosote Facility

Project Id: 3TM-LD-022003-02
Contact: Randy Horsak
Project Location: Grenada, Mississippi

Date Received in Lab: Fri Aug-08-03 03:00 pm
Report Date: 19-AUG-03
Project Manager: Karen Olson

Analysis Requested													
	Lab Id:	236028-001		236028-002		236028-003		236028-004		236028-005		236028-006	
	Field Id:	3TM-KP-SS-JC-01		3TM-KP-SS-JC-02		3TM-KP-SS-JC-03		3TM-KP-SS-ND-01		3TM-KP-SS-ND-02		3TM-KP-SS-ND-03	
	Depth:	6- In		6- In		6- In		1- ft		1- ft		1- ft	
	Matrix:	SOIL		SOIL		SOIL		SOIL		SOIL		SOIL	
	Sampled:	Aug-06-03 12:30		Aug-06-03 12:40		Aug-06-03 13:00		Aug-07-03 08:10		Aug-07-03 08:45		Aug-07-03 09:30	
Percent Moisture	*Extracted:*												
	Analyzed:	Aug-11-03 15:24		Aug-11-03 15:28		Aug-11-03 15:30		Aug-11-03 15:32		Aug-11-03 15:34		Aug-11-03 15:36	
	Units/RL:	%	RL	%	RL	%	RL	%	RL	%	RL	%	RL
Percent Moisture		20.5	1.00	19.7	1.00	17.3	1.00	21.3	1.00	26.7	1.00	16.4	1.00
SVOA PAHs List by EPA 8270C	*Extracted:*	Aug-11-03 10:09		Aug-11-03 10:12		Aug-11-03 10:15		Aug-11-03 10:18		Aug-11-03 10:21		Aug-11-03 10:24	
	Analyzed:	Aug-14-03 19:52		Aug-14-03 20:35		Aug-15-03 02:24		Aug-16-03 00:53		Aug-15-03 03:06		Aug-15-03 03:49	
	Units/RL:	mg/kg	RL	mg/kg	RL	mg/kg	RL	mg/kg	RL	mg/kg	RL	mg/kg	RL
Acenaphthene		BRL	0.209	BRL	0.207	BRL	0.201	BRL	0.211	BRL	0.227	BRL	0.199
Acenaphthylene		BRL	0.209	BRL	0.207	BRL	0.201	BRL	0.211	BRL	0.227	BRL	0.199
Anthracene		BRL	0.209	BRL	0.207	BRL	0.201	BRL	0.211	BRL	0.227	BRL	0.199
Benzo(a)anthracene		BRL	0.209	BRL	0.207	BRL	0.201	0.293	0.211	BRL	0.227	BRL	0.199
Benzo(a)pyrene		BRL	0.209	BRL	0.207	BRL	0.201	0.266	0.211	BRL	0.227	BRL	0.199
Benzo(b)fluoranthene		BRL	0.209	BRL	0.207	BRL	0.201	0.592	0.211	BRL	0.227	0.295	0.199
Benzo(g,h,i)perylene		BRL	0.209	BRL	0.207	BRL	0.201	BRL	0.211	BRL	0.227	BRL	0.199
Benzo(k)fluoranthene		BRL	0.209	BRL	0.207	BRL	0.201	0.709	0.211	BRL	0.227	BRL	0.199
Chrysene		BRL	0.209	BRL	0.207	BRL	0.201	0.404	0.211	BRL	0.227	0.230	0.199
Dibenz(a,h)Anthracene		BRL	0.209	BRL	0.207	BRL	0.201	BRL	0.211	BRL	0.227	BRL	0.199
Fluoranthene		BRL	0.209	BRL	0.207	BRL	0.201	0.495	0.211	BRL	0.227	0.326	0.199
Fluorene		BRL	0.209	BRL	0.207	BRL	0.201	BRL	0.211	BRL	0.227	BRL	0.199
Indeno(1,2,3-c,d)Pyrene		BRL	0.209	BRL	0.207	BRL	0.201	BRL	0.211	BRL	0.227	BRL	0.199
Naphthalene		BRL	0.209	BRL	0.207	BRL	0.201	BRL	0.211	BRL	0.227	BRL	0.199
Phenanthrene		BRL	0.209	BRL	0.207	BRL	0.201	BRL	0.211	BRL	0.227	BRL	0.199
Pyrene		BRL	0.209	BRL	0.207	BRL	0.201	0.608	0.211	BRL	0.227	0.288	0.199

This analytical report, and the entire data package it represents, has been made for your exclusive and confidential use.
The interpretations and results expressed throughout this analytical report represent the best judgment of XENCO Laboratories.
XENCO Laboratories assumes no responsibility and makes no warranty to the end use of the data hereby presented.
Our liability is limited to the amount invoiced for this work order unless otherwise agreed to in writing.

Brent Barron
Laboratory Manager

XENCO Laboratories

Certificate of Analysis Summary 236028

3TM International, Houston , TX

Project Name: Koppers Creosote Facility

Project Id: 3TM-LD-022003-02
Contact: Randy Horsak
Project Location: Grenada, Mississippi

Date Received in Lab: Fri Aug-08-03 03:00 pm
Report Date: 19-AUG-03
Project Manager: Karen Olson

Analysis Requested	*Lab Id:*	236028-001		236028-002		236028-003		236028-004		236028-005		236028-006	
	Field Id:	3TM-KP-SS-JC-01		3TM-KP-SS-JC-02		3TM-KP-SS-JC-03		3TM-KP-SS-ND-01		3TM-KP-SS-ND-02		3TM-KP-SS-ND-03	
	Depth:	6- In		6- In		6- In		1- ft		1- ft		1- ft	
	Matrix:	SOIL		SOIL		SOIL		SOIL		SOIL		SOIL	
	Sampled:	Aug-06-03 12:30		Aug-06-03 12:40		Aug-06-03 13:00		Aug-07-03 08:10		Aug-07-03 08:45		Aug-07-03 09:30	
VOAs by SW-846 8260B	*Extracted:*	Aug-14-03 17:10		Aug-14-03 17:16		Aug-14-03 17:18		Aug-14-03 17:20		Aug-14-03 17:22		Aug-14-03 17:24	
	Analyzed:	Aug-14-03 18:23		Aug-14-03 19:27		Aug-14-03 19:49		Aug-14-03 20:10		Aug-14-03 20:32		Aug-14-03 20:54	
	Units/RL:	mg/kg	RL	mg/kg	RL	mg/kg	RL	mg/kg	RL	mg/kg	RL	mg/kg	RL
Benzene		BRL	0.006	BRL	0.006	BRL	0.006	BRL	0.006	BRL	0.007	BRL	0.006
Bromobenzene		BRL	0.006	BRL	0.006	BRL	0.006	BRL	0.006	BRL	0.007	BRL	0.006
Bromochloromethane		BRL	0.006	BRL	0.006	BRL	0.006	BRL	0.006	BRL	0.007	BRL	0.006
Bromodichloromethane		BRL	0.006	BRL	0.006	BRL	0.006	BRL	0.006	BRL	0.007	BRL	0.006
Bromoform		BRL	0.006	BRL	0.006	BRL	0.006	BRL	0.006	BRL	0.007	BRL	0.006
Bromomethane		BRL	0.006	BRL	0.006	BRL	0.006	BRL	0.006	BRL	0.007	BRL	0.006
MTBE		BRL	0.006	BRL	0.006	BRL	0.006	BRL	0.006	BRL	0.007	BRL	0.006
tert-Butylbenzene		BRL	0.006	BRL	0.006	BRL	0.006	BRL	0.006	BRL	0.007	BRL	0.006
Sec-Butylbenzene		BRL	0.006	BRL	0.006	BRL	0.006	BRL	0.006	BRL	0.007	BRL	0.006
n-Butylbenzene		BRL	0.006	BRL	0.006	BRL	0.006	BRL	0.006	BRL	0.007	BRL	0.006
Carbon Tetrachloride		BRL	0.006	BRL	0.006	BRL	0.006	BRL	0.006	BRL	0.007	BRL	0.006
Chlorobenzene		BRL	0.006	BRL	0.006	BRL	0.006	BRL	0.006	BRL	0.007	BRL	0.006
Chloroethane		BRL	0.012	BRL	0.012	BRL	0.012	BRL	0.013	BRL	0.013	BRL	0.012
Chloroform		BRL	0.006	BRL	0.006	BRL	0.006	BRL	0.006	BRL	0.007	BRL	0.006
Chloromethane		BRL	0.012	BRL	0.012	BRL	0.012	BRL	0.013	BRL	0.013	BRL	0.012
2-Chlorotoluene		BRL	0.006	BRL	0.006	BRL	0.006	BRL	0.006	BRL	0.007	BRL	0.006
4-Chlorotoluene		BRL	0.006	BRL	0.006	BRL	0.006	BRL	0.006	BRL	0.007	BRL	0.006
p-Cymene (p-Isopropyltoluene)		BRL	0.006	BRL	0.006	BRL	0.006	BRL	0.006	BRL	0.007	BRL	0.006
1,2-Dibromo-3-Chloropropane		BRL	0.006	BRL	0.006	BRL	0.006	BRL	0.006	BRL	0.007	BRL	0.006
Dibromochloromethane		BRL	0.006	BRL	0.006	BRL	0.006	BRL	0.006	BRL	0.007	BRL	0.006
Dibromomethane		BRL	0.006	BRL	0.006	BRL	0.006	BRL	0.006	BRL	0.007	BRL	0.006
1,2-Dichlorobenzene		BRL	0.006	BRL	0.006	BRL	0.006	BRL	0.006	BRL	0.007	BRL	0.006
1,3-Dichlorobenzene		BRL	0.006	BRL	0.006	BRL	0.006	BRL	0.006	BRL	0.007	BRL	0.006
1,4-Dichlorobenzene		BRL	0.006	BRL	0.006	BRL	0.006	BRL	0.006	BRL	0.007	BRL	0.006
Dichlorodifluoromethane		BRL	0.006	BRL	0.006	BRL	0.006	BRL	0.006	BRL	0.007	BRL	0.006

This analytical report, and the entire data package it represents, has been made for your exclusive and confidential use.
The interpretations and results expressed throughout this analytical report represent the best judgment of XENCO Laboratories.
XENCO Laboratories assumes no responsibility and makes no warranty to the end use of the data hereby presented.
Our liability is limited to the amount invoiced for this work order unless otherwise agreed to in writing.

Brent Barron
Laboratory Manager

Certificate of Analysis Summary 236028

3TM International, Houston , TX

Project Name: Koppers Creosote Facility

Project Id: 3TM-LD-022003-02
Contact: Randy Horsak
Project Location: Grenada, Mississippi

Date Received in Lab: Fri Aug-08-03 03:00 pm
Report Date: 19-AUG-03
Project Manager: Karen Olson

Analysis Requested	*Lab Id:*	236028-001		236028-002		236028-003		236028-004		236028-005		236028-006	
	Field Id:	3TM-KP-SS-JC-01		3TM-KP-SS-JC-02		3TM-KP-SS-JC-03		3TM-KP-SS-ND-01		3TM-KP-SS-ND-02		3TM-KP-SS-ND-03	
	Depth:	6- In		6- In		6- In		1- ft		1- ft		1- ft	
	Matrix:	SOIL		SOIL		SOIL		SOIL		SOIL		SOIL	
	Sampled:	Aug-06-03 12:30		Aug-06-03 12:40		Aug-06-03 13:00		Aug-07-03 08:10		Aug-07-03 08:45		Aug-07-03 09:30	
VOAs by SW-846 8260B	*Extracted:*	Aug-14-03 17:10		Aug-14-03 17:16		Aug-14-03 17:18		Aug-14-03 17:20		Aug-14-03 17:22		Aug-14-03 17:24	
	Analyzed:	Aug-14-03 18:23		Aug-14-03 19:27		Aug-14-03 19:49		Aug-14-03 20:10		Aug-14-03 20:32		Aug-14-03 20:54	
	Units/RL:	mg/kg	RL	mg/kg	RL	mg/kg	RL	mg/kg	RL	mg/kg	RL	mg/kg	RL
1,2-Dichloroethane		BRL	0.006	BRL	0.006	BRL	0.006	BRL	0.006	BRL	0.007	BRL	0.006
1,1-Dichloroethane		BRL	0.006	BRL	0.006	BRL	0.006	BRL	0.006	BRL	0.007	BRL	0.006
trans-1,2-dichloroethene		BRL	0.006	BRL	0.006	BRL	0.006	BRL	0.006	BRL	0.007	BRL	0.006
cis-1,2-Dichloroethene		BRL	0.006	BRL	0.006	BRL	0.006	BRL	0.006	BRL	0.007	BRL	0.006
1,1-Dichloroethene		BRL	0.006	BRL	0.006	BRL	0.006	BRL	0.006	BRL	0.007	BRL	0.006
2,2-Dichloropropane		BRL	0.006	BRL	0.006	BRL	0.006	BRL	0.006	BRL	0.007	BRL	0.006
1,3-Dichloropropane		BRL	0.006	BRL	0.006	BRL	0.006	BRL	0.006	BRL	0.007	BRL	0.006
1,2-Dichloropropane		BRL	0.006	BRL	0.006	BRL	0.006	BRL	0.006	BRL	0.007	BRL	0.006
trans-1,3-dichloropropene		BRL	0.006	BRL	0.006	BRL	0.006	BRL	0.006	BRL	0.007	BRL	0.006
1,1-Dichloropropene		BRL	0.006	BRL	0.006	BRL	0.006	BRL	0.006	BRL	0.007	BRL	0.006
cis-1,3-Dichloropropene		BRL	0.006	BRL	0.006	BRL	0.006	BRL	0.006	BRL	0.007	BRL	0.006
Ethylbenzene		BRL	0.006	BRL	0.006	BRL	0.006	BRL	0.006	BRL	0.007	BRL	0.006
Hexachlorobutadiene		BRL	0.006	BRL	0.006	BRL	0.006	BRL	0.006	BRL	0.007	BRL	0.006
isopropylbenzene		BRL	0.006	BRL	0.006	BRL	0.006	BRL	0.006	BRL	0.007	BRL	0.006
Methylene Chloride		BRL	0.025	BRL	0.025	BRL	0.024	BRL	0.025	BRL	0.027	BRL	0.024
Naphthalene		BRL	0.012	BRL	0.012	BRL	0.012	BRL	0.013	BRL	0.013	BRL	0012
n-Propylbenzene		BRL	0.006	BRL	0.006	BRL	0.006	BRL	0.005	BRL	0.007	BRL	0006
Styrene		BRL	0.006	BRL	0.006	BRL	0.006	BRL	0.006	BRL	0.007	BRL	0006
1,1,1,2-Tetrachloroethane		BRL	0.006	BRL	0.006	BRL	0.006	BRL	0.005	BRL	0.007	BRL	0006
1,1,2,2-Tetrachloroethane		BRL	0.006	BRL	0.006	BRL	0.006	BRL	0.005	BRL	0.007	BRL	0006
Tetrachloroethylene		BRL	0.006	BRL	0.006	BRL	0.006	BRL	0.005	BRL	0.007	BRL	0006
Toluene		BRL	0.006	BRL	0.006	BRL	0.006	BRL	0.005	BRL	0.007	BRL	0006
1,2,4-Trichlorobenzene		BRL	0.006	BRL	0.006	BRL	0.006	BRL	0.005	BRL	0.007	BRL	0006
1,2,3-Trichlorobenzene		BRL	0.006	BRL	0.006	BRL	0.006	BRL	0.005	BRL	0.007	BRL	0006
1,1,2-Trichloroethane		BRL	0.006	BRL	0.006	BRL	0.006	BRL	0.005	BRL	0.007	BRL	0.006

This analytical report, and the entire data package it represents, has been made for your exclusive and confidential use.
The interpretations and results expressed throughout this analytical report represent the best judgment of XENCO Laboratories.
XENCO Laboratories assumes no responsibility and makes no warranty to the end use of the data hereby presented.
Our liability is limited to the amount invoiced for this work order unless otherwise agreed to in writing.

Brent Barron
Laboratory Manager

XENCO Laboratories

Certificate of Analysis Summary 236028

3TM International, Houston , TX

Project Name: Koppers Creosote Facility

Project Id: 3TM-LD-022003-02
Contact: Randy Horsak
Project Location: Grenada, Mississippi

Date Received in Lab: Fri Aug-08-03 03:00 pm
Report Date: 19-AUG-03
Project Manager: Karen Olson

Analysis Requested	*Lab Id:*	236028-001		236028-002		236028-003		236028-004		236028-005		236028-006	
	Field Id:	3TM-KP-SS-JC-01		3TM-KP-SS-JC-02		3TM-KP-SS-JC-03		3TM-KP-SS-ND-01		3TM-KP-SS-ND-02		3TM-KP-SS-ND-03	
	Depth:	6- In		6- In		6- In		1- ft		1- ft		1- ft	
	Matrix:	SOIL		SOIL		SOIL		SOIL		SOIL		SOIL	
	Sampled:	Aug-06-03 12:30		Aug-06-03 12:40		Aug-06-03 13:00		Aug-07-03 08:10		Aug-07-03 08:45		Aug-07-03 09:30	
VOAs by SW-846 8260B	*Extracted:*	Aug-14-03 17:10		Aug-14-03 17:16		Aug-14-03 17:18		Aug-14-03 17:20		Aug-14-03 17:22		Aug-14-03 17:24	
	Analyzed:	Aug-14-03 18:23		Aug-14-03 19:27		Aug-14-03 19:49		Aug-14-03 20:10		Aug-14-03 20:32		Aug-14-03 20:54	
	Units/RL:	mg/kg	RL	mg/kg	RL	mg/kg	RL	mg/kg	RL	mg/kg	RL	mg/kg	RL
1,1,1-Trichloroethane		BRL	0.006	BRL	0.006	BRL	0.006	BRL	0.006	BRL	0.007	BRL	0.006
Trichloroethene		BRL	0.006	BRL	0.006	BRL	0.006	BRL	0.006	BRL	0.007	BRL	0.006
Trichlorofluoromethane		BRL	0.006	BRL	0.006	BRL	0.006	BRL	0.006	BRL	0.007	BRL	0.006
1,2,3-Trichloropropane		BRL	0.006	BRL	0.006	BRL	0.006	BRL	0.006	BRL	0.007	BRL	0.006
1,2,4-Trimethylbenzene		BRL	0.006	BRL	0.006	BRL	0.006	BRL	0.006	BRL	0.007	BRL	0.006
1,3,5-trimethylbenzene		BRL	0.006	BRL	0.006	BRL	0.006	BRL	0.006	BRL	0.007	BRL	0.006
Vinyl Chloride		BRL	0.002	BRL	0.002	BRL	0.002	BRL	0.003	BRL	0.003	BRL	0.002
o-Xylene		BRL	0.006	BRL	0.006	BRL	0.006	BRL	0.006	BRL	0.007	BRL	0.006
m,p-Xylenes		BRL	0.012	BRL	0.012	BRL	0.012	BRL	0.013	BRL	0.013	BRL	0.012

This analytical report, and the entire data package it represents, has been made for your exclusive and confidential use.
The interpretations and results expressed throughout this analytical report represent the best judgment of XENCO Laboratories.
XENCO Laboratories assumes no responsibility and makes no warranty to the end use of the data hereby presented.
Our liability is limited to the amount invoiced for this work order unless otherwise agreed to in writing.

Brent Barron
Laboratory Manager

XENCO Laboratories

Certificate of Analysis Summary 236028

3TM International, Houston , TX

Project Name: Koppers Creosote Facility

Project Id: 3TM-LD-022003-02
Contact: Randy Horsak
Project Location: Grenada, Mississippi

Date Received in Lab: Fri Aug-08-03 03:00 pm
Report Date: 19-AUG-03
Project Manager: Karen Olson

Analysis Requested													
	Lab Id:	236028-007		236028-008		236028-009		236028-010		236028-011		236028-012	
	Field Id:	3TM-KP-SS-TA-01		3TM-KP-SS-TA-02		3TM-KP-SS-CD-01		3TM-KP-SS-CD-02		3TM-KP-SS-CD-03		Trip Blank	
	Depth:	1- ft		6- In		6- In		6- In		6- In		In	
	Matrix:	SOIL		SOIL		SOIL		SOIL		SOIL		WATER	
	Sampled:	Aug-07-03 10:45		Aug-07-03 11:00		Aug-07-03 11:45		Aug-07-03 12:40		Aug-07-03 13:45		Aug-07-03 00:00	
Percent Moisture	*Extracted:*												
	Analyzed:	Aug-11-03 15:38		Aug-11-03 15:40		Aug-11-03 15:42		Aug-11-03 15:44		Aug-11-03 16:10			
	Units/RL:	%	RL	%	RL	%	RL	%	RL	%	RL		
Percent Moisture		19.7	1.00	17.6	1.00	23.8	1.00	23.8	1.00	23.0	1.00		
SVOA PAHs List by EPA 8270C	*Extracted:*	Aug-11-03 10:33		Aug-11-03 10:36		Aug-11-03 10:39		Aug-11-03 10:42		Aug-11-03 10:45		Aug-12-03 10:10	
	Analyzed:	Aug-15-03 05:57		Aug-15-03 06:39		Aug-15-03 01:37		Aug-15-03 07:23		Aug-15-03 08:07		Aug-14-03 17:40	
	Units/RL:	mg/kg	RL	mg/kg	RL	mg/kg	RL	mg/kg	RL	mg/kg	RL	mg/L	RL
Acenaphthene		BRL	0.207	BRL	0.202	BRL	0.218	BRL	0.219	BRL	0.216	BRL	0.006
Acenaphthylene		BRL	0.207	BRL	0.202	BRL	0.218	BRL	0.219	BRL	0.216	BRL	0.006
Anthracene		BRL	0.207	BRL	0.202	0.253	0.218	BRL	0.219	BRL	0.216	BRL	0.006
Benzo(a)anthracene		BRL	0.207	BRL	0.202	0.428	0.218	BRL	0.219	BRL	0.216	BRL	0.006
Benzo(a)pyrene		BRL	0.207	BRL	0.202	0.342	0.218	BRL	0.219	BRL	0.216	BRL	0.006
Benzo(b)fluoranthene		BRL	0.207	BRL	0.202	0.790	0.218	BRL	0.219	BRL	0.216	BRL	0.006
Benzo(g,h,i)perylene		BRL	0.207	BRL	0.202	BRL	0.218	BRL	0.219	BRL	0.216	BRL	0.006
Benzo(k)fluoranthene		BRL	0.207	BRL	0.202	0.289	0.218	BRL	0.219	BRL	0.216	BRL	0.006
Chrysene		BRL	0.207	BRL	0.202	0.535	0.218	BRL	0.219	BRL	0.216	BRL	0.006
Dibenz(a,h)Anthracene		BRL	0.207	BRL	0.202	BRL	0.218	BRL	0.219	BRL	0.216	BRL	0.006
Fluoranthene		BRL	0.207	BRL	0.202	1.48	0.218	BRL	0.219	BRL	0.216	BRL	0.006
Fluorene		BRL	0.207	BRL	0.202	BRL	0.218	BRL	0.219	BRL	0.216	BRL	0.006
Indeno(1,2,3-c,d)Pyrene		BRL	0.207	BRL	0.202	BRL	0.218	BRL	0.219	BRL	0.216	BRL	0.006
Naphthalene		BRL	0.207	BRL	0.202	BRL	0.218	BRL	0.219	BRL	0.216	BRL	0.006
Phenanthrene		BRL	0.207	BRL	0.202	0.545	0.218	BRL	0.219	BRL	0.216	BRL	0.006
Pyrene		BRL	0.207	BRL	0.202	1.85	0.218	BRL	0.219	BRL	0.216	BRL	0.006

This analytical report, and the entire data package it represents, has been made for your exclusive and confidential use.
The interpretations and results expressed throughout this analytical report represent the best judgment of XENCO Laboratories.
XENCO Laboratories assumes no responsibility and makes no warranty to the end use of the data hereby presented.
Our liability is limited to the amount invoiced for this work order unless otherwise agreed to in writing.

Brent Barron
Laboratory Manager

XENCO Laboratories

Certificate of Analysis Summary 236028

3TM International, Houston , TX

Project Name: Koppers Creosote Facility

Project Id: 3TM-LD-022003-02
Contact: Randy Horsak
Project Location: Grenada, Mississippi

Date Received in Lab: Fri Aug-08-03 03:00 pm
Report Date: 19-AUG-03
Project Manager: Karen Olson

Analysis Requested	*Lab Id:*	236028-007		236028-008		236028-009		236028-010		236028-011		236028-012	
	Field Id:	3TM-KP-SS-TA-01		3TM-KP-SS-TA-02		3TM-KP-SS-CD-01		3TM-KP-SS-CD-02		3TM-KP-SS-CD-03		Trip Blank	
	Depth:	1- ft		6- In		6- In		6- In		6- In		In	
	Matrix:	SOIL		SOIL		SOIL		SOIL		SOIL		WATER	
	Sampled:	Aug-07-03 10:45		Aug-07-03 11:00		Aug-07-03 11:45		Aug-07-03 12:40		Aug-07-03 13:45		Aug-07-03 00:00	
VOAs by SW-846 8260B	*Extracted:*	Aug-14-03 17:26		Aug-14-03 17:28		Aug-15-03 15:36		Aug-15-03 15:38		Aug-15-03 15:40		Aug-12-03 18:15	
	Analyzed:	Aug-14-03 21:15		Aug-14-03 21:37		Aug-15-03 17:53		Aug-15-03 18:15		Aug-15-03 18:36		Aug-13-03 00:25	
	Units/RL:	mg/kg	RL	mg/kg	RL	mg/kg	RL	mg/kg	RL	mg/kg	RL	mg/L	RL
Benzene		BRL	0.006	BRL	0.006	BRL	0.007	BRL	0.007	BRL	0.006	BRL	0.005
Bromobenzene		BRL	0.006	BRL	0.006	BRL	0.007	BRL	0.007	BRL	0.006	BRL	0.005
Bromochloromethane		BRL	0.006	BRL	0.006	BRL	0.007	BRL	0.007	BRL	0.006	BRL	0.005
Bromodichloromethane		BRL	0.006	BRL	0.006	BRL	0.007	BRL	0.007	BRL	0.006	BRL	0.005
Bromoform		BRL	0.006	BRL	0.006	BRL	0.007	BRL	0.007	BRL	0.006	BRL	0.005
Bromomethane		BRL	0.006	BRL	0.006	BRL	0.007	BRL	0.007	BRL	0.006	BRL	0.005
MTBE		BRL	0.006	BRL	0.006	0.008	0.007	BRL	0.007	BRL	0.006	BRL	0.005
tert-Butylbenzene		BRL	0.006	BRL	0.006	BRL	0.007	BRL	0.007	BRL	0.006	BRL	0.005
Sec-Butylbenzene		BRL	0.006	BRL	0.006	BRL	0.007	BRL	0.007	BRL	0.006	BRL	0.005
n-Butylbenzene		BRL	0.006	BRL	0.006	BRL	0.007	BRL	0.007	BRL	0.006	BRL	0.005
Carbon Tetrachloride		BRL	0.006	BRL	0.006	BRL	0.007	BRL	0.007	BRL	0.006	BRL	0.005
Chlorobenzene		BRL	0.006	BRL	0.006	BRL	0.007	BRL	0.007	BRL	0.006	BRL	0.005
Chloroethane		BRL	0.013	BRL	0.012	BRL	0.013	BRL	0.013	BRL	0.013	BRL	0.010
Chloroform		BRL	0.006	BRL	0.006	BRL	0.007	BRL	0.007	BRL	0.006	BRL	0.005
Chloromethane		BRL	0.013	BRL	0.012	BRL	0.013	BRL	0.013	BRL	0.013	BRL	0.010
2-Chlorotoluene		BRL	0.006	BRL	0.006	BRL	0.007	BRL	0.007	BRL	0.006	BRL	0.005
4-Chlorotoluene		BRL	0.006	BRL	0.006	BRL	0.007	BRL	0.007	BRL	0.006	BRL	0.005
p-Cymene (p-Isopropyltoluene)		BRL	0.006	BRL	0.006	BRL	0.007	BRL	0.007	BRL	0.006	BRL	0.005
1,2-Dibromo-3-Chloropropane		BRL	0.006	BRL	0.006	BRL	0.007	BRL	0.007	BRL	0.006	BRL	0.005
Dibromochloromethane		BRL	0.006	BRL	0.006	BRL	0.007	BRL	0.007	BRL	0.006	BRL	0.005
Dibromomethane		BRL	0.006	BRL	0.006	BRL	0.007	BRL	0.007	BRL	0.006	BRL	0.005
1,2-Dichlorobenzene		BRL	0.006	BRL	0.006	BRL	0.007	BRL	0.007	BRL	0.006	BRL	0.005
1,3-Dichlorobenzene		BRL	0.006	BRL	0.006	BRL	0.007	BRL	0.007	BRL	0.006	BRL	0.005
1,4-Dichlorobenzene		BRL	0.006	BRL	0.006	BRL	0.007	BRL	0.007	BRL	0.006	BRL	0.005
Dichlorodifluoromethane		BRL	0.006	BRL	0.006	BRL	0.007	BRL	0.007	BRL	0.006	BRL	0.005

This analytical report, and the entire data package it represents, has been made for your exclusive and confidential use.
The interpretations and results expressed throughout this analytical report represent the best judgment of XENCO Laboratories.
XENCO Laboratories assumes no responsibility and makes no warranty to the end use of the data hereby presented.
Our liability is limited to the amount invoiced for this work order unless otherwise agreed to in writing.

Brent Barron
Laboratory Manager

XENCO Laboratories

Certificate of Analysis Summary 236028

3TM International, Houston , TX

Project Name: Koppers Creosote Facility

Project Id: 3TM-LD-022003-02
Contact: Randy Horsak
Project Location: Grenada, Mississippi

Date Received in Lab: Fri Aug-08-03 03:00 pm
Report Date: 19-AUG-03
Project Manager: Karen Olson

Analysis Requested	*Lab Id:*	236028-007		236028-008		236028-009		236028-010		236028-011		236028-012	
	Field Id:	3TM-KP-SS-TA-01		3TM-KP-SS-TA-02		3TM-KP-SS-CD-01		3TM-KP-SS-CD-02		3TM-KP-SS-CD-03		Trip Blank	
	Depth:	1- ft		6- in		6- in		6- in		6- in		in	
	Matrix:	SOIL		SOIL		SOIL		SOIL		SOIL		WATER	
	Sampled:	Aug-07-03 10:45		Aug-07-03 11:00		Aug-07-03 11:45		Aug-07-03 12:40		Aug-07-03 13:45		Aug-07-03 00:00	
VOAs by SW-846 8260B	*Extracted:*	Aug-14-03 17:26		Aug-14-03 17:28		Aug-15-03 15:36		Aug-15-03 15:38		Aug-15-03 15:40		Aug-12-03 18:15	
	Analyzed:	Aug-14-03 21:15		Aug-14-03 21:37		Aug-15-03 17:53		Aug-15-03 18:15		Aug-15-03 18:36		Aug-13-03 00:25	
	Units/RL:	mg/kg	RL	mg/kg	RL	mg/kg	RL	mg/kg	RL	mg/kg	RL	mg/L	RL
1,2-Dichloroethane		BRL	0.006	BRL	0.006	BRL	0.007	BRL	0.007	BRL	0.006	BRL	0.005
1,1-Dichloroethane		BRL	0.006	BRL	0.006	BRL	0.007	BRL	0.007	BRL	0.006	BRL	0.005
trans-1,2-dichloroethene		BRL	0.006	BRL	0.006	BRL	0.007	BRL	0.007	BRL	0.006	BRL	0.005
cis-1,2-Dichloroethene		BRL	0.006	BRL	0.006	BRL	0.007	BRL	0.007	BRL	0.006	BRL	0.005
1,1-Dichloroethene		BRL	0.006	BRL	0.006	BRL	0.007	BRL	0.007	BRL	0.006	BRL	0.005
2,2-Dichloropropane		BRL	0.006	BRL	0.006	BRL	0.007	BRL	0.007	BRL	0.006	BRL	0.005
1,3-Dichloropropane		BRL	0.006	BRL	0.006	BRL	0.007	BRL	0.007	BRL	0.006	BRL	0.005
1,2-Dichloropropane		BRL	0.006	BRL	0.006	BRL	0.007	BRL	0.007	BRL	0.006	BRL	0.005
trans-1,3-dichloropropene		BRL	0.006	BRL	0.006	BRL	0.007	BRL	0.007	BRL	0.006	BRL	0.005
1,1-Dichloropropene		BRL	0.006	BRL	0.006	BRL	0.007	BRL	0.007	BRL	0.006	BRL	0.005
cis-1,3-Dichloropropene		BRL	0.006	BRL	0.006	BRL	0.007	BRL	0.007	BRL	0.006	BRL	0.005
Ethylbenzene		BRL	0.006	BRL	0.006	BRL	0.007	BRL	0.007	BRL	0.006	BRL	0.005
Hexachlorobutadiene		BRL	0.006	BRL	0.006	BRL	0.007	BRL	0.007	BRL	0.006	BRL	0.005
isopropylbenzene		BRL	0.006	BRL	0.006	BRL	0.007	BRL	0.007	BRL	0.006	BRL	0.005
Methylene Chloride		BRL	0.025	BRL	0.024	BRL	0.026	BRL	0.026	BRL	0.026	BRL	0.005
Naphthalene		BRL	0.013	BRL	0.012	BRL	0.013	BRL	0.013	BRL	0.013	BRL	0.010
n-Propylbenzene		BRL	0.006	BRL	0.006	BRL	0.007	BRL	0.007	BRL	0.006	BRL	0.005
Styrene		BRL	0.006	BRL	0.006	BRL	0.007	BRL	0.007	BRL	0.006	BRL	0.005
1,1,1,2-Tetrachloroethane		BRL	0.006	BRL	0.006	BRL	0.007	BRL	0.007	BRL	0.006	BRL	0.005
1,1,2,2-Tetrachloroethane		BRL	0.006	BRL	0.006	BRL	0.007	BRL	0.007	BRL	0.006	BRL	0.005
Tetrachloroethylene		BRL	0.006	BRL	0.006	BRL	0.007	BRL	0.007	BRL	0.006	BRL	0.005
Toluene		BRL	0.006	BRL	0.006	BRL	0.007	BRL	0.007	BRL	0.006	BRL	0.005
1,2,4-Trichlorobenzene		BRL	0.006	BRL	0.006	BRL	0.007	BRL	0.007	BRL	0.006	BRL	0.005
1,2,3-Trichlorobenzene		BRL	0.006	BRL	0.006	BRL	0.007	BRL	0.007	BRL	0.006	BRL	0.005
1,1,2-Trichloroethane		BRL	0.006	BRL	0.006	BRL	0.007	BRL	0.007	BRL	0.006	BRL	0.005

This analytical report, and the entire data package it represents, has been made for your exclusive and confidential use.
The interpretations and results expressed throughout this analytical report represent the best judgment of XENCO Laboratories.
XENCO Laboratories assumes no responsibility and makes no warranty to the end use of the data hereby presented.
Our liability is limited to the amount invoiced for this work order unless otherwise agreed to in writing.

Brent Barron
Laboratory Manager

XENCO Laboratories

Certificate of Analysis Summary 236028

3TM International, Houston , TX

Project Name: Koppers Creosote Facility

Project Id: 3TM-LD-022003-02
Contact: Randy Horsak
Project Location: Grenada, Mississippi

Date Received in Lab: Fri Aug-08-03 03:00 pm
Report Date: 19-AUG-03
Project Manager: Karen Olson

Analysis Requested	*Lab Id:*	236028-007		236028-008		236028-009		236028-010		236028-011		236028-012	
	Field Id:	3TM-KP-SS-TA-01		3TM-KP-SS-TA-02		3TM-KP-SS-CD-01		3TM-KP-SS-CD-02		3TM-KP-SS-CD-03		Trip Blank	
	Depth:	1- ft		6- In		6- In		6- In		6- In		In	
	Matrix:	SOIL		SOIL		SOIL		SOIL		SOIL		WATER	
	Sampled:	Aug-07-03 10:45		Aug-07-03 11:00		Aug-07-03 11:45		Aug-07-03 12:40		Aug-07-03 13:45		Aug-07-03 00:00	
VOAs by SW-846 8260B	*Extracted:*	Aug-14-03 17:26		Aug-14-03 17:28		Aug-15-03 15:36		Aug-15-03 15:38		Aug-15-03 15:40		Aug-12-03 18:15	
	Analyzed:	Aug-14-03 21:15		Aug-14-03 21:37		Aug-15-03 17:53		Aug-15-03 18:15		Aug-15-03 18:36		Aug-13-03 00:25	
	Units/RL:	mg/kg	RL	mg/kg	RL	mg/kg	RL	mg/kg	RL	mg/kg	RL	mg/L	RL
1,1,1-Trichloroethane		BRL	0.006	BRL	0.006	BRL	0.007	BRL	0.007	BRL	0.006	BRL	0.005
Trichloroethene		BRL	0.006	BRL	0.006	BRL	0.007	BRL	0.007	BRL	0.006	BRL	0.005
Trichlorofluoromethane		BRL	0.006	BRL	0.006	BRL	0.007	BRL	0.007	BRL	0.006	BRL	0.005
1,2,3-Trichloropropane		BRL	0.006	BRL	0.006	BRL	0.007	BRL	0.007	BRL	0.006	BRL	0.005
1,2,4-Trimethylbenzene		BRL	0.006	BRL	0.006	BRL	0.007	BRL	0.007	BRL	0.006	BRL	0.005
1,3,5-trimethylbenzene		BRL	0.006	BRL	0.006	BRL	0.007	BRL	0.007	BRL	0.006	BRL	0.005
Vinyl Chloride		BRL	0.002	BRL	0.002	BRL	0.003	BRL	0.003	BRL	0.003	BRL	0.002
o-Xylene		BRL	0.006	BRL	0.006	BRL	0.007	BRL	0.007	BRL	0.006	BRL	0.005
m,p-Xylenes		BRL	0.013	BRL	0.012	BRL	0.013	BRL	0.013	BRL	0.013	BRL	0.010

This analytical report, and the entire data package it represents, has been made for your exclusive and confidential use.
The interpretations and results expressed throughout this analytical report represent the best judgment of XENCO Laboratories.
XENCO Laboratories assumes no responsibility and makes no warranty to the end use of the data hereby presented.
Our liability is limited to the amount invoiced for this work order unless otherwise agreed to in writing.

Brent Barron
Laboratory Manager

XENCO Laboratories

Form 3 - MS / MSD Recoveries

Project Name: Koppers Creosote Facility

Work Order # : 236028

Project ID: 3TM-LD-022003-02

Lab Batch ID: 641520

QC- Sample ID: 236028-006 S

Batch #: 1

Matrix: Solid

Reporting Units: mg/kg

SVOA PAHs List by EPA 8270C	MATRIX SPIKE / MATRIX SPIKE DUPLICATE RECOVERY STUDY										
Analytes	Parent Sample Result [A]	Spike Added [B]	Spiked Sample Result [C]	Spiked Sample %R [D]	Spike Added [E]	Duplicate Spiked Sample Result [F]	Spiked Dup. %R [G]	RPD %	Control Limits %R	Control Limits %RPD	Flag
Acenaphthene	<0.199	1.99	1.65	83	1.99	1.75	88	6	41-134	19	
Acenaphthylene	<0.199	1.99	1.68	84	1.99	1.76	88	5	65-135	25	
Anthracene	<0.199	1.99	1.84	92	1.99	1.69	85	8	65-135	25	
Benzo(a)anthracene	<0.199	1.99	1.96	98	1.99	1.75	88	11	44-126	25	
Benzo(a)pyrene	<0.199	1.99	1.90	95	1.99	1.72	86	10	65-135	25	
Benzo(b)fluoranthene	0.295	1.99	2.17	94	1.99	1.80	76	21	65-135	25	
Benzo(g,h,i)perylene	<0.199	1.99	1.86	93	1.99	1.81	91	2	65-135	25	
Benzo(k)fluoranthene	<0.199	1.99	1.85	93	1.99	1.71	86	8	25-125	25	
Chrysene	0.230	1.99	2.10	94	1.99	1.81	79	17	65-135	25	
Dibenz(a,h)Anthracene	<0.199	1.99	1.78	89	1.99	1.78	89	0	65-135	25	
Fluoranthene	0.326	1.99	2.04	86	1.99	1.81	75	14	65-135	25	
Fluorene	<0.199	1.99	1.71	86	1.99	1.77	89	3	65-135	25	
Indeno(1,2,3-c,d)Pyrene	<0.199	1.99	1.88	94	1.99	1.86	93	1	65-135	25	
Naphthalene	<0.199	1.99	1.60	80	1.99	1.61	81	1	65-135	25	
Phenanthrene	<0.199	1.99	1.74	87	1.99	1.65	83	5	65-135	25	
Pyrene	0.281	1.99	2.17	95	1.99	1.90	81	16	41-144	36	

Matrix Spike Percent Recovery [D] = 100*(C-A)/B
Relative Percent Difference RPD = 200*(D-G)/(D+G)

Matrix Spike Duplicate Percent Recovery [G] = 100*(F-A)/E

ND = Not Detected, J = Present Below Reporting Limit, B = Present in Blank, NR = Not Requested I = Interference, NA = Not ApplicableN = See Narrative, EQL = Estimated Quantitation Limit

XENCO Laboratories

Form 3 - MS / MSD Recoveries

Project Name: Koppers Creosote Facility

Work Order # : 236028

Project ID: 3TM-LD-022003-02

Lab Batch ID: 641408 QC- Sample ID: 236087-003 S Batch #: 1 Matrix: Water

Reporting Units: mg/L

VOAs by SW-846 8260B Analytes	MATRIX SPIKE / MATRIX SPIKE DUPLICATE RECOVERY STUDY										
	Parent Sample Result [A]	Spike Added [B]	Spiked Sample Result [C]	Spiked Sample %R [D]	Spike Added [E]	Duplicate Spiked Sample Result [F]	Spiked Dup. %R [G]	RPD %	Control Limits %R	Control Limits %RPD	Flag
Benzene	<0.005	0.050	0.053	106	0.050	0.052	104	2	66-142	21	
Chlorobenzene	<0.005	0.050	0.052	104	0.050	0.052	104	0	60-133	21	
1,1-Dichloroethene	<0.005	0.050	0.051	102	0.050	0.052	104	2	59-172	22	
Toluene	<0.005	0.050	0.051	102	0.050	0.051	102	0	59-139	21	
Trichloroethene	<0.005	0.050	0.052	104	0.050	0.050	100	4	62-137	24	

Lab Batch ID: 641504 QC- Sample ID: 236028-001 S Batch #: 1 Matrix: Solid

Reporting Units: mg/kg

VOAs by SW-846 8260B Analytes	MATRIX SPIKE / MATRIX SPIKE DUPLICATE RECOVERY STUDY										
	Parent Sample Result [A]	Spike Added [B]	Spiked Sample Result [C]	Spiked Sample %R [D]	Spike Added [E]	Duplicate Spiked Sample Result [F]	Spiked Dup. %R [G]	RPD %	Control Limits %R	Control Limits %RPD	Flag
Benzene	<0.005	0.062	0.063	102	0.063	0.060	95	7	66-142	21	
Chlorobenzene	<0.006	0.062	0.060	97	0.063	0.061	97	0	60-133	21	
1,1-Dichloroethene	<0.006	0.062	0.061	98	0.063	0.059	94	4	59-172	22	
Toluene	<0.006	0.062	0.058	94	0.063	0.058	92	2	59-139	21	
Trichloroethene	<0.006	0.062	0.059	95	0.063	0.054	86	10	62-137	24	

Matrix Spike Percent Recovery [D] = 100*(C-A)/B
Relative Percent Difference RPD = 200*(D-G)/(D+G)

Matrix Spike Duplicate Percent Recovery [G] = 100*(F-A)/E

ND = Not Detected, J = Present Below Reporting Limit, B = Present in Blank, NR = Not Requested, I = Interference, NA = Not ApplicableN = See Narrative, EQL = Estimated Quantitation Limit

XENCO Laboratories

Form 3 - MS / MSD Recoveries

Project Name: Koppers Creosote Facility

Work Order # : 236028

Project ID: 3TM-LD-022003-02

Lab Batch ID: 641529

QC- Sample ID: 236068-001 S **Batch #:** 1 **Matrix:** Solid

Reporting Units: mg/kg

VOAs by SW-846 8260B Analytes	MATRIX SPIKE / MATRIX SPIKE DUPLICATE RECOVERY STUDY										
	Parent Sample Result [A]	Spike Added [B]	Spiked Sample Result [C]	Spiked Sample %R [D]	Spike Added [E]	Duplicate Spiked Sample Result [F]	Spiked Dup. %R [G]	RPD %	Control Limits %R	Control Limits %RPD	Flag
Benzene	<0.007	0.066	0.057	86	0.066	0.059	89	3	66-142	21	
Chlorobenzene	<0.007	0.066	0.062	94	0.066	0.062	94	0	60-133	21	
1,1-Dichloroethene	<0.007	0.066	0.062	94	0.066	0.059	89	5	59-172	22	
Toluene	<0.007	0.066	0.064	97	0.066	0.064	97	0	59-139	21	
Trichloroethene	<0.007	0.066	0.060	91	0.066	0.063	95	4	62-137	24	

Matrix Spike Percent Recovery [D] = 100*(C-A)/B
Relative Percent Difference RPD = 200*(D-G)/(D+G)

Matrix Spike Duplicate Percent Recovery [G] = 100*(F-A)/E

ND = Not Detected, J = Present Below Reporting Limit, B = Present in Blank, NR = Not Requested, I = Interference, NA = Not ApplicableN = See Narrative, EQL = Estimated Quantitation Limit

XENCO Laboratories

Blank Spike Recovery

Project Name: Koppers Creosote Facility

Work Order #: 236028 **Project ID:** 3TM-LD-022003-02

Lab Batch #: 641408 **Sample:** 461937-1-BKS **Matrix:** Water

Reporting Units: mg/L **Batch #:** 1

VOAs by SW-846 8260B Analytes	Blank Result [A]	BLANK /BLANK SPIKE RECOVERY STUDY Spike Added [B]	Blank Spike Result [C]	Blank Spike %R [D]	Control Limits %R	Flags
Benzene	<0.005	0.050	0.053	106	66-142	
Chlorobenzene	<0.005	0.050	0.054	108	60-133	
1,1-Dichloroethene	<0.005	0.050	0.052	104	59-172	
Toluene	<0.005	0.050	0.053	106	59-139	
Trichloroethene	<0.005	0.050	0.052	104	62-137	

Lab Batch #: 641504 **Sample:** 462000-1-BKS **Matrix:** Solid

Reporting Units: mg/kg **Batch #:** 1

VOAs by SW-846 8260B Analytes	Blank Result [A]	BLANK /BLANK SPIKE RECOVERY STUDY Spike Added [B]	Blank Spike Result [C]	Blank Spike %R [D]	Control Limits %R	Flags
Benzene	<0.005	0.050	0.049	98	66-142	
Chlorobenzene	<0.005	0.050	0.048	96	60-133	
1,1-Dichloroethene	<0.005	0.050	0.048	96	59-172	
Toluene	<0.005	0.050	0.048	96	59-139	
Trichloroethene	<0.005	0.050	0.047	94	62-137	

Lab Batch #: 641529 **Sample:** 462019-1-BKS **Matrix:** Solid

Reporting Units: mg/kg **Batch #:** 1

VOAs by SW-846 8260B Analytes	Blank Result [A]	BLANK /BLANK SPIKE RECOVERY STUDY Spike Added [B]	Blank Spike Result [C]	Blank Spike %R [D]	Control Limits %R	Flags
Benzene	<0.005	0.050	0.046	92	66-142	
Chlorobenzene	<0.005	0.050	0.048	96	60-133	
1,1-Dichloroethene	<0.005	0.050	0.043	86	59-172	
Toluene	<0.005	0.050	0.046	92	59-139	
Trichloroethene	<0.005	0.050	0.045	90	62-137	

Blank Spike Recovery [D] = 100*[C]/[B]
All results are based on MDL and validated for QC purposes.

XENCO Laboratories

BS / BSD Recoveries

Project Name: Koppers Creosote Facility

Work Order #: 236028

Project ID: 3TM-LD-022003-02

Lab Batch ID: 641612 Sample: 461962-1-BKS Batch #: 1

Matrix: Water

Units: mg/L

BLANK /BLANK SPIKE / BLANK SPIKE DUPLICATE RECOVERY STUDY

SVOA PAHs List by EPA 8270C Analytes	Blank Sample Result [A]	Spike Added [B]	Blank Spike Result [C]	Blank Spike %R [D]	Spike Added [E]	Blank Spike Duplicate Result [F]	Blk. Spk Dup. %R [G]	RPD %	Control Limits %R	Control Limits %RPD	Flag
Acenaphthene	<0.005	0.050	0.054	108	0.050	0.053	106	2	27-132	31	
Acenaphthylene	<0.005	0.050	0.050	100	0.050	0.050	100	0	46-108	25	
Anthracene	<0.005	0.050	0.054	108	0.050	0.056	112	4	47-145	25	
Benzo(a)anthracene	<0.005	0.050	0.051	102	0.050	0.052	104	2	33-143	25	
Benzo(a)pyrene	<0.005	0.050	0.052	104	0.050	0.052	104	0	65-135	25	
Benzo(b)fluoranthene	<0.005	0.050	0.054	108	0.050	0.056	112	4	24-159	25	
Benzo(g,h,i)perylene	<0.005	0.050	0.039	78	0.050	0.040	80	3	65-135	25	
Benzo(k)fluoranthene	<0.005	0.050	0.056	112	0.050	0.056	112	0	25-125	25	
Chrysene	<0.005	0.050	0.053	106	0.050	0.054	108	2	65-135	25	
Dibenz(a,h)Anthracene	<0.005	0.050	0.041	82	0.050	0.042	84	2	50-125	25	
Fluoranthene	<0.005	0.050	0.054	108	0.050	0.056	112	4	47-125	25	
Fluorene	<0.005	0.050	0.054	108	0.050	0.053	106	2	48-139	25	
Indeno(1,2,3-c,d)Pyrene	<0.005	0.050	0.041	82	0.050	0.041	82	0	27-160	25	
Naphthalene	<0.005	0.050	0.048	96	0.050	0.050	100	4	26-175	25	
Phenanthrene	<0.005	0.050	0.054	108	0.050	0.057	114	5	65-135	25	
Pyrene	<0.005	0.050	0.049	98	0.050	0.049	98	0	23-152	31	

Relative Percent Difference RPD = 200*|(D-G)/(D+G)|
Blank Spike Recovery [D] = 100*(C)/[B]
Blank Spike Duplicate Recovery [G] = 100*(F)/[E]
All results are based on MDL and Validated for QC Purposes

XENCO Laboratories

BS / BSD Recoveries

Project Name: Koppers Creosote Facility

Work Order #: 236028 **Project ID:** 3TM-LD-022003-02

Lab Batch ID: 641520 **Sample:** 462012-1-BKS **Batch #:** 1 **Matrix:** Solid

Units: mg/kg

SVOA PAHs List by EPA 8270C	BLANK /BLANK SPIKE / BLANK SPIKE DUPLICATE RECOVERY STUDY										
Analytes	Blank Sample Result [A]	Spike Added [B]	Blank Spike Result [C]	Blank Spike %R [D]	Spike Added [E]	Blank Spike Duplicate Result [F]	Blk. Spk Dup. %R [G]	RPD %	Control Limits %R	Control Limits %RPD	Flag
Acenaphthene	<0.167	1.67	1.50	90	1.67	1.58	95	5	41-134	19	
Acenaphthylene	<0.167	1.67	1.51	90	1.67	1.53	92	2	65-135	25	
Anthracene	<0.167	1.67	1.49	89	1.67	1.43	86	3	65-135	25	
Benzo(a)anthracene	<0.167	1.67	1.49	89	1.67	1.49	89	0	44-126	25	
Benzo(a)pyrene	<0.167	1.67	1.46	87	1.67	1.48	89	2	65-135	25	
Benzo(b)fluoranthene	<0.167	1.67	1.41	84	1.67	1.47	88	5	65-135	25	
Benzo(g,h,i)perylene	<0.167	1.67	1.41	84	1.67	1.55	93	10	65-135	25	
Benzo(k)fluoranthene	<0.167	1.67	1.51	90	1.67	1.56	93	3	25-125	25	
Chrysene	<0.167	1.67	1.53	92	1.67	1.51	90	2	65-135	25	
Dibenz(a,h)Anthracene	<0.167	1.67	1.49	89	1.67	1.52	91	2	65-135	25	
Fluoranthene	<0.167	1.67	1.47	88	1.67	1.53	92	4	65-135	25	
Fluorene	<0.167	1.67	1.50	90	1.67	1.60	96	6	65-135	25	
Indeno(1,2,3-c,d)Pyrene	<0.167	1.67	1.55	93	1.67	1.61	96	3	65-135	25	
Naphthalene	<0.167	1.67	1.43	86	1.67	1.35	81	6	65-135	25	
Phenanthrene	<0.167	1.67	1.45	87	1.67	1.48	89	2	65-135	25	
Pyrene	<0.167	1.67	1.55	93	1.67	1.51	90	3	41-144	36	

Relative Percent Difference RPD = 200*|(D-G)/(D+G)|
Blank Spike Recovery [D] = 100*(C)/[B]
Blank Spike Duplicate Recovery [G] = 100*(F)/[E]
All results are based on MDL and Validated for QC Purposes

Phase III

CLIENT ID	3TM-KP-ID-107-01	3TM-KP-ID-3-01	3TM-KP-ID-33-01	3TM-KP-INSULATION-151-01	3TM-KP-SS-107-01	3TM-KP-SS-107-02	3TM-KP-SS-151-01	3TM-KP-SS-151-02
AXYS ID	L6323-2	L6323-5	L6323-4	L6323-18	L6323-12	L6323-13	L6323-10	L6323-11
WORKGROUP	WG10673	WG10673	WG10673	WG10673	WG10673	WG10673	WG10673	WG10673
UNITS	ng/g (dry)	ng/g (dry)	ng/g (dry)	ng/g (dry)	ng/g (dry)	ng/g (dry)	ng/g (dry)	ng/g (dry)
Pristane	250	879	688	279	8.44	<2.56	<3.99	<1.61

CLIENT ID	3TM-KP-SS-275-01	3TM-KP-SS-275-02	3TM-KP-SS-3-01	3TM-KP-SS-3-02	3TM-KP-SS-33-01	3TM-KP-SS-33-02	3TM-KP-SS-33-02 (DUPLICATE)	3TM-KP-SS-369-01
AXYS ID	L6323-14	L6323-15	L6323-16	L6323-17	L6323-8	L6323-9 (A)	WG10673-105	L6323-6
WORKGROUP	WG10673	WG10673	WG10673	WG10673	WG10673	WG10673	WG10673	WG10673
UNITS	ng/g (dry)	ng/g (dry)	ng/g (dry)	ng/g (dry)	ng/g (dry)	ng/g (dry)	ng/g (dry)	ng/g (dry)
Pristane	<3.69	58.1	61.8	2450	8.97	<3.39	<2.87	3.2

CLIENT ID	3TM-KP-SS-369-02	LAB BLANK	SPIKED MATRIX
AXYS ID	L6323-7	WG10673-101	WG10673-102
WORKGROUP	WG10673	WG10673	WG10673
UNITS	ng/g (dry)	ng/g	% REC
Pristane	<3.51	<4.74	64.1

CLIENT ID	3TM-KP-ID-107-01	3TM-KP-ID-3-01	3TM-KP-ID-33-01	3TM-KP-INSULATION-151-01	3TM-KP-SS-107-01	3TM-KP-SS-107-02	3TM-KP-SS-151-01	3TM-KP-SS-151-02
AXYS ID	L6323-2	L6323-5	L6323-4	L6323-18	L6323-12	L6323-13	L6323-10	L6323-11
WORKGROUP	WG10673	WG10673	WG10673	WG10673	WG10673	WG10673	WG10673	WG10673
UNITS	ng/gg (dry)	ng/gg (dry)	ng/gg (dry)	ng/gg (dry)	ng/gg (dry)	ng/gg (dry)	ng/gg (dry)	ng/gg (dry)
Naphthalene	342	771	748	3.71	4.74	K3.71	6.07	7.34
Acenaphthylene	24	161	70.4	<0.435	<0.464	<0.516	<0.557	<0.400
Acenaphthene	28.6	38.6	103	0.615	<0.713	<0.620	<0.673	<0.586
Fluorene	29.8	43.6	146	<0.575	<0.401	<0.982	<0.780	<0.491
Phenanthrene	346	2990	2380	3.84	1.33	1.33	2.17	1.36
Anthracene	35.3	218	198	<0.651	<0.466	<0.389	<0.456	<0.349
Fluoranthene	419	3400	2210	1.92	1.08	0.995	3.56	2.99
Pyrene	366	3070	1730	1.69	0.851	0.648	5.87	17.5
Benz[a]anthracene	146	502	539	<0.635	0.474	0.582	1.23	0.458
Chrysene	318	2220	1070	K1.09	K0.761	0.983	2.39	1.29
Benzo[b/j]fluoranthene	283	1320	930	<2.50	<0.659	<0.660	3.34	0.993
Benzo[k]fluoranthene	182	809	733	<2.50	<0.659	<0.660	2.63	0.55
Benzo[e]pyrene	241	843	731	<3.76	<0.531	<0.615	2.63	K0.746
Benzo[a]pyrene	164	424	513	<3.72	<0.525	<0.608	2.06	<0.483
Perylene	65.9	103	K325	<4.37	<0.844	<1.42	<0.800	<0.570
Dibenz[ah]anthracene	K43.3	119	157	<1.51	<0.301	<0.373	<0.492	<0.441
Indeno[1,2,3-cd]pyrene	226	594	624	<1.41	K1.12	K1.01	K1.37	K1.00
Benzo[ghi]perylene	286	712	659	<1.39	K0.824	<0.524	K1.35	K0.498
% Moisture:	14	4.8	3.18	0	15.3	7.36	12.3	17.1

CLIENT ID	3TM-KP-SS-275-01	3TM-KP-SS-275-02	3TM-KP-SS-3-01	3TM-KP-SS-3-02	3TM-KP-SS-33-01	3TM-KP-SS-33-02	3TM-KP-SS-33-02 (DUPLICATE)
AXYS ID	L6323-14	L6323-15	L6323-16	L6323-17	L6323-8	L6323-9 I (A)	WG10673-105
WORKGROUP	WG10673	WG10673	WG10673	WG10673	WG10673	WG10673	WG10673
UNITS	ng/gg (dry)	ng/gg (dry)	ng/gg (dry)	ng/gg (dry)	ng/gg (dry)	ng/gg (dry)	ng/gg (dry)
Naphthalene	223	22.3	30.5	163	21.3	6.42	3.96
Acenaphthylene	8.87	K1.04	4.1	31	33.7	K1.07	K1.23
Acenaphthene	4.54	<1.01	<0.833	48.7	1.74	<0.650	<0.610
Fluorene	<0.656	<0.656	<0.596	35	0.979	<0.579	<0.606
Phenanthrene	102	45.2	39	583	49.8	7.7	5.17
Anthracene	26.7	5.96	5.9	80.4	41.6	1.78	2.01
Fluoranthene	90.9	21.5	35.3	281	175	11.1	22.3
Pyrene	65.9	19.8	32.2	281	226	9.62	85.8
Benz[a]anthracene	32.4	10.9	16.6	168	121	5.01	7.16
Chrysene	34.5	16.7	21.9	222	207	7.56	11
Benzo[b/j]fluoranthene	40.4	17.9	18.2	173	235	8.41	10.8
Benzo[k]fluoranthene	29	11.6	14.5	138	153	5.67	7.41
Benzo[e]pyrene	28.2	13	17.9	150	181	6.33	8.14
Benzo[a]pyrene	20.7	9.19	15.9	151	139	5	6.19
Perylene	5.28	K2.62	3.75	34.6	40.1	1.64	1.97
Dibenz[ah]anthracene	6.17	K2.59	3.52	34.2	35.1	1.89	1.82
Indeno[1,2,3-cd]pyrene	23.1	K11.3	K13.7	132	127	K5.44	K6.35
Benzo[ghi]perylene	18.3	K9.11	14.8	164	115	4.8	5.05
% Moisture:	18.6	19.2	17.5	15.5	16.7	16.1	17.6

CLIENT ID	3TM-KP-SS-369-01	3TM-KP-SS-369-02	LAB BLANK	SPIKED MATRIX
AXYS ID	L6323-6	L6323-7	WG10673-101	WG10673-102
WORKGROUP	WG10673	WG10673	WG10673	WG10673
UNITS	ng/gg (dry)	ng/gg (dry)	ng/gg	% REC
Naphthalene	9.69	7.03	3.53	91
Acenaphthylene	1.83	K1.89	<0.394	80.6
Acenaphthene	<0.566	<0.575	<0.433	90.4
Fluorene	<0.635	<0.530	<0.470	93.9
Phenanthrene	6.99	3.43	1.18	92.9
Anthracene	2.09	1.63	<0.296	87.9
Fluoranthene	11.2	7.26	0.594	90.1
Pyrene	9.28	6.6	0.503	93.6
Benz[a]anthracene	4.9	4.87	<0.190	97.4
Chrysene	11.6	8.19	0.429	101
Benzo[b/j]fluoranthene	13.3	10.3	<0.258	98.5
Benzo[k]fluoranthene	7.15	6.81	<0.258	89.8
Benzo[e]pyrene	8.71	7.59	<0.381	109
Benzo[a]pyrene	4.82	5.44	<0.376	76.4
Perylene	K1.07	K1.35	<0.495	103
Dibenz[ah]anthracene	K1.52	K1.58	<0.474	108
Indeno[1,2,3-cd]pyrene	K6.01	K6.56	K0.930	101
Benzo[ghi]perylene	5.08	5.07	K0.702	106
% Moisture:	6.94	18.5		

CLIENT ID	3TM-KP-ID-107-01	3TM-KP-ID-3-01	3TM-KP-ID-33-01	3TM-KP-INSULATION-151-01	3TM-KP-SS-107-01	3TM-KP-SS-107-02	3TM-KP-SS-151-01	3TM-KP-SS-151-02
AXYS ID	L6323-2	L6323-5	L6323-4	L6323-18	L6323-12	L6323-13	L6323-10	L6323-11
WORKGROUP	WG10673	WG10673	WG10673	WG10673	WG10673	WG10673	WG10673	WG10673
UNITS	ng/g (dry)	ng/g (dry)	ng/g (dry)	ng/g (dry)	ng/g (dry)	ng/g (dry)	ng/g (dry)	ng/g (dry)
Dibenzofuran	27.4	272	276	0.924	0.899	1.36	1.09	1.18
Carbazole	35.2	35.8	42.4	<0.595	<0.394	<0.470	<0.440	<0.362

CLIENT ID	3TM-KP-SS-275-01	3TM-KP-SS-275-02	3TM-KP-SS-3-01	3TM-KP-SS-3-02	3TM-KP-SS-33-01	3TM-KP-SS-33-02	3TM-KP-SS-33-02 (DUPLICATE)	3TM-KP-SS-369-01
AXYS ID	L6323-14	L6323-15	L6323-16	L6323-17	L6323-8	L6323-9 I (A)	WG10673-105	L6323-6
WORKGROUP	WG10673	WG10673	WG10673	WG10673	WG10673	WG10673	WG10673	WG10673
UNITS	ng/g (dry)	ng/g (dry)	ng/g (dry)	ng/g (dry)	ng/g (dry)	ng/g (dry)	ng/g (dry)	ng/g (dry)
Dibenzofuran	34.3	8.19	6.29	78.9	6.99	1.58	1.17	2.15
Carbazole	8.57	<0.631	<0.968	22.7	10.4	<0.537	<0.328	<0.334

CLIENT ID	3TM-KP-SS-369-02	LAB BLANK
AXYS ID	L6323-7	WG10673-101
WORKGROUP	WG10673	WG10673
UNITS	ng/g (dry)	ng/g
Dibenzofuran	1.59	0.52
Carbazole	<0.436	<0.301

Analytical Report 238475

for

3TM International

Project Manager: Randy Horsak

Koppers Creosote Facility
Grenada MS

24-NOV-03

11381 Meadowglen, Suite L Houston, TX 77082 Ph:(281) 589-0692 Fax:(281) 589-0695

Houston - Dallas - San Antonio - Austin - Tampa - Miami - Latin America

XENCO Laboratories

nelac accredited

24-NOV-03

Project Manager: **Randy Horsak**
3TM International
1500 South Dairy Ashford, Suite 225
Houston , TX 77077

Reference: XENCO Report No: **238475**
Koppers Creosote Facility
Project Address: Greanada Mississippi

Randy Horsak:

We are reporting to you the results of the analyses performed on the samples received under the project name referenced above and identified with the XENCO Chain of Custody Numbered 238475. All results being reported under this Chain of Custody apply to the samples analyzed and properly identified with a Laboratory ID number.

All the results for the quality control samples were reviewed. Also, all parameters for data reduction and validation were reviewed. In view of this, we are able to release the analytical data for this report within acceptance criteria for accuracy, precision, completeness or properly flagged. Unless otherwise noted in a Case Narrative, all data reported in this Analytical Report are in compliance with NELAC standards.

The validity and integrity of this report will remain intact as long as it is accompanied by this letter and reproduced in full, unless written approval is granted by XENCO Laboratories. This report will be filed for at least 5 years in our archives after which time it will be destroyed without further notice, unless otherwise arranged with you. The samples received, and described as recorded in COC No. 238475 will be filed for 60 days, and after that time they will be properly disposed without further notice, unless otherwise arranged with you. We reserve the right to return to you any unused samples, extracts or solutions related to them if we consider so necessary (e.g., samples identified as hazardous waste, sample sizes exceeding analytical standard practices, controlled substances under regulated protocols, etc).

We thank you for selecting XENCO Laboratories to serve your analytical needs. If you have any questions concerning this report, please feel free to contact us at any time.

Respectfully,

Brent Barron
Laboratory Manager

Recipient of the Prestigious Small Business Administration Award of Excellence in 1994.
Certified and approved by numerous States and Agencies.
A Small Business and Minority Status Company that delivers SERVICE and QUALITY
Houston - Dallas - San Antonio - Austin - Tampa - Miami - Latin America

Certificate of Analysis Summary 238475

3TM International, Houston , TX

Project Name: Koppers Creosote Facility

Project Id: Grenada MS
Contact: Randy Horsak
Project Location: Greanada Mississippi

Date Received in Lab: Nov-13-03 03:16 pm
Report Date: 24-NOV-03
Project Manager: Micki Munson

Analysis Requested									
	Lab Id:	238475-001		238475-002		238475-003		238475-004	
	Field Id:	3TM-KP-SS-369-01		3TM-KP-SS-369-02		3TM-KP-SS-33-01		3TM-KP-SS-33-02	
	Depth:	6- In		6- In		6- In		6- In	
	Matrix:	SOIL		SOIL		SOIL		SOIL	
	Sampled:	Nov-10-03 12:20		Nov-10-03 12:40		Nov-10-03 14:35		Nov-10-03 14:55	
Percent Moisture	*Extracted:*								
	Analyzed:	Nov-14-03 14:30		Nov-14-03 14:34		Nov-14-03 14:36		Nov-14-03 14:38	
	Units/RL:	%	RL	%	RL	%	RL	%	RL
Percent Moisture		11.5	1.00	17.4	1.00	19.6	1.00	18.4	1.00

This analytical report, and the entire data package it represents, has been made for your exclusive and confidential use.
The interpretations and results expressed throughout this analytical report represent the best judgment of XENCO Laboratories.
XENCO Laboratories assumes no responsibility and makes no warranty to the end use of the data hereby presented.
Our liability is limited to the amount invoiced for this work order unless otherwise agreed to in writing.

Brent Barron
Laboratory Manager

Certificate of Analysis Summary 238475

3TM International, Houston , TX

Project Name: Koppers Creosote Facility

Project Id: Grenada MS
Contact: Randy Horsak
Project Location: Greanada Mississippi

Date Received in Lab: Nov-13-03 03:16 pm
Report Date: 24-NOV-03
Project Manager: Micki Munson

Analysis Requested	*Lab Id:*	238475-001		238475-002		238475-003		238475-004	
	Field Id:	3TM-KP-SS-369-01		3TM-KP-SS-369-02		3TM-KP-SS-33-01		3TM-KP-SS-33-02	
	Depth:	6- In		6- In		6- In		6- In	
	Matrix:	SOIL		SOIL		SOIL		SOIL	
	Sampled:	Nov-10-03 12:20		Nov-10-03 12:40		Nov-10-03 14:35		Nov-10-03 14:55	
SVOAs by EPA 8270C	*Extracted:*	Nov-14-03 09:09		Nov-14-03 09:12		Nov-14-03 09:21		Nov-14-03 09:24	
	Analyzed:	Nov-14-03 20:07		Nov-15-03 02:35		Nov-19-03 16:27		Nov-14-03 20:55	
	Units/RL:	mg/kg	RL	mg/kg	RL	mg/kg	RL	mg/kg	RL
Acenaphthene		U	0.188	U	0.202	U	0.207	U	0.204
Acenaphthylene		U	0.188	U	0.202	U	0.207	U	0.204
Aniline (Phenylamine, Aminobenzene)		U	0.754	U	0.807	U	0.828	U	0.815
Anthracene		U	0.188	U	0.202	U	0.207	U	0.204
Benzo(a)anthracene		U	0.188	U	0.202	0.082 J	0.207	U	0.204
Benzo(a)pyrene		U	0.188	U	0.202	0.073 J	0.207	U	0.204
Benzo(b)fluoranthene		U	0.188	U	0.202	0.136 J	0.207	U	0.204
Benzo(g,h,i)perylene		U	0.188	U	0.202	0.042 J	0.207	U	0.204
Benzo(k)fluoranthene		U	0.188	U	0.202	0.045 J	0.207	U	0.204
Benzoic acid		U	1.13	U	1.21	U	1.24	U	1.22
Benzyl Butyl Phthalate		U	0.188	U	0.202	U	0.207	U	0.204
bis(2-chloroethoxy) methane		U	0.377	U	0.404	U	0.414	U	0.408
bis(2-chloroethyl) ether		U	0.377	U	0.404	U	0.414	U	0.408
bis(2-chloroisopropyl) ether		U	0.377	U	0.404	U	0.414	U	0.408
bis(2-ethylhexyl) phthalate		U	0.188	0.383	0.202	U	0.207	U	0.204
4-Bromophenyl Phenyl Ether		U	0.377	U	0.404	U	0.414	U	0.408
di-n-Butyl Phthalate		U	0.188	0.041 J	0.202	0.061 J	0.207	U	0.204
4-Chloro-3-methylphenol		U	0.377	U	0.404	U	0.414	U	0.408
4-Chloroaniline		U	0.754	U	0.807	U	0.828	U	0.815
2-Chloronaphthalene		U	0.377	U	0.404	U	0.414	U	0.408
2-Chlorophenol		U	0.377	U	0.404	U	0.414	U	0.408
4-Chlorophenyl Phenyl Ether		U	0.377	U	0.404	U	0.414	U	0.408
Chrysene		U	0.188	U	0.202	0.104 J	0.207	U	0.204
Dibenz(a,h)Anthracene		U	0.188	U	0.202	U	0.207	U	0.204
Dibenzofuran		U	0.377	U	0.404	U	0.414	U	0.408
1,2-Dichlorobenzene		U	0.377	U	0.404	U	0.414	U	0.408
1,3-Dichlorobenzene		U	0.377	U	0.404	U	0.414	U	0.408
1,4-Dichlorobenzene		U	0.377	U	0.404	U	0.414	U	0.408
3,3-Dichlorobenzidine		U	0.377	U	0.404	U	0.414	U	0.408
2,4-Dichlorophenol		U	0.377	U	0.404	U	0.414	U	0.408
Diethyl Phthalate		U	0.188	U	0.202	U	0.207	U	0.204
Dimethyl Phthalate		U	0.188	U	0.202	U	0.207	U	0.204
2,4-Dimethylphenol		U	0.377	U	0.404	U	0.414	U	0.408
4,6-dinitro-2-methyl phenol		U	0.377	U	0.404	U	0.414	U	0.408

This analytical report, and the entire data package it represents, has been made for your exclusive and confidential use.
The interpretations and results expressed throughout this analytical report represent the best judgment of XENCO Laboratories.
XENCO Laboratories assumes no responsibility and makes no warranty to the end use of the data hereby presented.
Our liability is limited to the amount invoiced for this work order unless otherwise agreed to in writing.

Brent Barron
Laboratory Manager

Certificate of Analysis Summary 238475

3TM International, Houston , TX

Project Name: Koppers Creosote Facility

Project Id: Grenada MS
Contact: Randy Horsak
Project Location: Greanada Mississippi

Date Received in Lab: Nov-13-03 03:16 pm
Report Date: 24-NOV-03
Project Manager: Micki Munson

Analysis Requested	*Lab Id:*	238475-001		238475-002		238475-003		238475-004	
	Field Id:	3TM-KP-SS-369-01		3TM-KP-SS-369-02		3TM-KP-SS-33-01		3TM-KP-SS-33-02	
	Depth:	6- In		6- In		6- In		6- In	
	Matrix:	SOIL		SOIL		SOIL		SOIL	
	Sampled:	Nov-10-03 12:20		Nov-10-03 12:40		Nov-10-03 14:35		Nov-10-03 14:55	
SVOAs by EPA 8270C	*Extracted:*	Nov-14-03 09:09		Nov-14-03 09:12		Nov-14-03 09:21		Nov-14-03 09:24	
	Analyzed:	Nov-14-03 20:07		Nov-15-03 02:35		Nov-19-03 16:27		Nov-14-03 20:55	
	Units/RL:	mg/kg	RL	mg/kg	RL	mg/kg	RL	mg/kg	RL
2,4-Dinitrophenol		U	0.377	U	0.404	U	0.414	U	0.408
2,4-Dinitrotoluene		U	0.377	U	0.404	U	0.414	U	0.408
2,6-Dinitrotoluene, 2,6-DNT		U	0.377	U	0.404	U	0.414	U	0.408
Fluoranthene		U	0.188	U	0.202	0.131 J	0.207	U	0.204
Fluorene		U	0.188	U	0.202	U	0.207	U	0.204
Hexachlorobenzene		U	0.377	U	0.404	U	0.414	U	0.408
Hexachlorobutadiene		U	0.377	U	0.404	U	0.414	U	0.408
Hexachlorocyclopentadiene		U	0.377	U	0.404	U	0.414	U	0.408
Hexachloroethane		U	0.377	U	0.404	U	0.414	U	0.408
Indeno(1,2,3-c,d)Pyrene		U	0.188	U	0.202	U	0.207	U	0.204
Isophorone		U	0.377	U	0.404	U	0.414	U	0.408
2-Methylnaphthalene		U	0.188	U	0.202	U	0.207	U	0.204
2-methylphenol		U	0.377	U	0.404	U	0.414	U	0.408
3&4-Methylphenol		U	0.377	U	0.404	U	0.414	U	0.408
Naphthalene		U	0.188	U	0.202	U	0.207	U	0.204
4-Nitroaniline		U	0.754	U	0.807	U	0.828	U	0.815
3-Nitroaniline		U	0.377	U	0.404	U	0.414	U	0.408
2-Nitroaniline		U	0.377	U	0.404	U	0.414	U	0.408
Nitrobenzene		U	0.377	U	0.404	U	0.414	U	0.408
2-Nitrophenol		U	0.377	U	0.404	U	0.414	U	0.408
4-Nitrophenol		U	0.377	U	0.404	U	0.414	U	0.408
N-Nitrosodi-n-Propylamine		U	0.377	U	0.404	U	0.414	U	0.408
N-Nitrosodiphenylamine		U	0.377	U	0.404	U	0.414	U	0.408
di-n-Octyl Phthalate		U	0.188	U	0.202	U	0.207	U	0.204
Pentachlorophenol		U	0.377	U	0.404	U	0.414	U	0.408
Phenanthrene		U	0.188	U	0.202	0.058 J	0.207	U	0.204
Phenol		U	0.377	U	0.404	U	0.414	U	0.408
Pyrene		U	0.188	U	0.202	0.123 J	0.207	U	0.204
Pyridine		U	0.377	U	0.404	U	0.414	U	0.408
1,2,4-Trichlorobenzene		U	0.377	U	0.404	U	0.414	U	0.408
2,4,6-Trichlorophenol		U	0.377	U	0.404	U	0.414	U	0.408
2,4,5-Trichlorophenol		U	0.377	U	0.404	U	0.414	U	0.408

This analytical report, and the entire data package it represents, has been made for your exclusive and confidential use.
The interpretations and results expressed throughout this analytical report represent the best judgment of XENCO Laboratories.
XENCO Laboratories assumes no responsibility and makes no warranty to the end use of the data hereby presented.
Our liability is limited to the amount invoiced for this work order unless otherwise agreed to in writing.

Brent Barron
Laboratory Manager

Certificate of Analysis Summary 238475

3TM International, Houston , TX

Project Name: Koppers Creosote Facility

Project Id: Grenada MS
Contact: Randy Horsak
Project Location: Greanada Mississippi

Date Received in Lab: Nov-13-03 03:16 pm
Report Date: 24-NOV-03
Project Manager: Micki Munson

Analysis Requested								
	Lab Id:	238475-005		238475-006		238475-007		238475-008	
	Field Id:	3TM-KP-SS-151-01		3TM-KP-SS-151-02		3TM-KP-SS-107-01		3TM-KP-SS-107-02	
	Depth:	6- In		6- In		6- In		6- In	
	Matrix:	SOIL		SOIL		SOIL		SOIL	
	Sampled:	Nov-10-03 17:45		Nov-10-03 18:00		Nov-11-03 10:35		Nov-11-03 10:55	
Percent Moisture	*Extracted:*								
	Analyzed:	Nov-14-03 14:40		Nov-14-03 14:42		Nov-14-03 14:44		Nov-14-03 14:46	
	Units/RL:	%	RL	%	RL	%	RL	%	RL
Percent Moisture		13.8	1.00	18.1	1.00	14.4	1.00	7.74	1.00

This analytical report, and the entire data package it represents, has been made for your exclusive and confidential use.
The interpretations and results expressed throughout this analytical report represent the best judgment of XENCO Laboratories.
XENCO Laboratories assumes no responsibility and makes no warranty to the end use of the data hereby presented.
Our liability is limited to the amount invoiced for this work order unless otherwise agreed to in writing.

Brent Barron
Laboratory Manager

Certificate of Analysis Summary 238475

3TM International, Houston , TX

Project Name: Koppers Creosote Facility

Project Id: Grenada MS
Contact: Randy Horsak
Project Location: Greanada Mississippi

Date Received in Lab: Nov-13-03 03:16 pm
Report Date: 24-NOV-03
Project Manager: Micki Munson

Analysis Requested	*Lab Id:*	238475-005		238475-006		238475-007		238475-008	
	Field Id:	3TM-KP-SS-151-01		3TM-KP-SS-151-02		3TM-KP-SS-107-01		3TM-KP-SS-107-02	
	Depth:	6- In		6- In		6- In		6- In	
	Matrix:	SOIL		SOIL		SOIL		SOIL	
	Sampled:	Nov-10-03 17:45		Nov-10-03 18:00		Nov-11-03 10:35		Nov-11-03 10:55	
SVOAs by EPA 8270C	*Extracted:*	Nov-14-03 09:27		Nov-14-03 09:30		Nov-14-03 09:33		Nov-14-03 09:36	
	Analyzed:	Nov-14-03 21:43		Nov-14-03 22:31		Nov-14-03 23:20		Nov-15-03 00:09	
	Units/RL:	mg/kg	RL	mg/kg	RL	mg/kg	RL	mg/kg	RL
Acenaphthene		U	0.193	U	0.203	U	0.195	U	0.181
Acenaphthylene		U	0.193	U	0.203	U	0.195	U	0.181
Aniline (Phenylamine, Aminobenzene)		U	0.773	U	0.813	U	0.779	U	0.722
Anthracene		U	0.193	U	0.203	U	0.195	U	0.181
Benzo(a)anthracene		U	0.193	U	0.203	U	0.195	U	0.181
Benzo(a)pyrene		U	0.193	U	0.203	U	0.195	U	0.181
Benzo(b)fluoranthene		U	0.193	U	0.203	U	0.195	U	0.181
Benzo(g,h,i)perylene		U	0.193	U	0.203	U	0.195	U	0.181
Benzo(k)fluoranthene		U	0.193	U	0.203	U	0.195	U	0.181
Benzoic acid		U	1.16	U	1.22	U	1.17	U	1.08
Benzyl Butyl Phthalate		U	0.193	U	0.203	U	0.195	U	0.181
bis(2-chloroethoxy) methane		U	0.387	U	0.407	U	0.389	U	0.361
bis(2-chloroethyl) ether		U	0.387	U	0.407	U	0.389	U	0.361
bis(2-chloroisopropyl) ether		U	0.387	U	0.407	U	0.389	U	0.361
bis(2-ethylhexyl) phthalate		U	0.193	U	0.203	U	0.195	U	0.181
4-Bromophenyl Phenyl Ether		U	0.387	U	0.407	U	0.389	U	0.361
di-n-Butyl Phthalate		U	0.193	0.067 J	0.203	U	0.195	U	0.181
4-Chloro-3-methylphenol		U	0.387	U	0.407	U	0.389	U	0.361
4-Chloroaniline		U	0.773	U	0.813	U	0.779	U	0.722
2-Chloronaphthalene		U	0.387	U	0.407	U	0.389	U	0.361
2-Chlorophenol		U	0.387	U	0.407	U	0.389	U	0.361
4-Chlorophenyl Phenyl Ether		U	0.387	U	0.407	U	0.389	U	0.361
Chrysene		U	0.193	U	0.203	U	0.195	U	0.181
Dibenz(a,h)Anthracene		U	0.193	U	0.203	U	0.195	U	0.181
Dibenzofuran		U	0.387	U	0.407	U	0.389	U	0.361
1,2-Dichlorobenzene		U	0.387	U	0.407	U	0.389	U	0.361
1,3-Dichlorobenzene		U	0.387	U	0.407	U	0.389	U	0.361
1,4-Dichlorobenzene		U	0.387	U	0.407	U	0.389	U	0.361
3,3-Dichlorobenzidine		U	0.387	U	0.407	U	0.389	U	0.361
2,4-Dichlorophenol		U	0.387	U	0.407	U	0.389	U	0.361
Diethyl Phthalate		U	0.193	U	0.203	U	0.195	U	0.181
Dimethyl Phthalate		U	0.193	U	0.203	U	0.195	U	0.181
2,4-Dimethylphenol		U	0.387	U	0.407	U	0.389	U	0.361
4,6-dinitro-2-methyl phenol		U	0.387	U	0.407	U	0.389	U	0.361

This analytical report, and the entire data package it represents, has been made for your exclusive and confidential use.
The interpretations and results expressed throughout this analytical report represent the best judgment of XENCO Laboratories.
XENCO Laboratories assumes no responsibility and makes no warranty to the end use of the data hereby presented.
Our liability is limited to the amount invoiced for this work order unless otherwise agreed to in writing.

Brent Barron
Laboratory Manager

Certificate of Analysis Summary 238475

3TM International, Houston , TX

Project Name: Koppers Creosote Facility

Project Id: Grenada MS
Contact: Randy Horsak
Project Location: Greanada Mississippi

Date Received in Lab: Nov-13-03 03:16 pm
Report Date: 24-NOV-03
Project Manager: Micki Munson

Analysis Requested	*Lab Id:*	238475-005		238475-006		238475-007		238475-008	
	Field Id:	3TM-KP-SS-151-01		3TM-KP-SS-151-02		3TM-KP-SS-107-01		3TM-KP-SS-107-02	
	Depth:	6- In		6- In		6- In		6- In	
	Matrix:	SOIL		SOIL		SOIL		SOIL	
	Sampled:	Nov-10-03 17:45		Nov-10-03 18:00		Nov-11-03 10:35		Nov-11-03 10:55	
SVOAs by EPA 8270C	*Extracted:*	Nov-14-03 09:27		Nov-14-03 09:30		Nov-14-03 09:33		Nov-14-03 09:36	
	Analyzed:	Nov-14-03 21:43		Nov-14-03 22:31		Nov-14-03 23:20		Nov-15-03 00:09	
	Units/RL:	mg/kg	RL	mg/kg	RL	mg/kg	RL	mg/kg	RL
2,4-Dinitrophenol		U	0.387	U	0.407	U	0.389	U	0.361
2,4-Dinitrotoluene		U	0.387	U	0.407	U	0.389	U	0.361
2,6-Dinitrotoluene, 2,6-DNT		U	0.387	U	0.407	U	0.389	U	0.361
Fluoranthene		U	0.193	U	0.203	U	0.195	U	0.181
Fluorene		U	0.193	U	0.203	U	0.195	U	0.181
Hexachlorobenzene		U	0.387	U	0.407	U	0.389	U	0.361
Hexachlorobutadiene		U	0.387	U	0.407	U	0.389	U	0.361
Hexachlorocyclopentadiene		U	0.387	U	0.407	U	0.389	U	0.361
Hexachloroethane		U	0.387	U	0.407	U	0.389	U	0.361
Indeno(1,2,3-c,d)Pyrene		U	0.193	U	0.203	U	0.195	U	0.181
Isophorone		U	0.387	U	0.407	U	0.389	U	0.361
2-Methylnaphthalene		U	0.193	U	0.203	U	0.195	U	0.181
2-methylphenol		U	0.387	U	0.407	U	0.389	U	0.361
3&4-Methylphenol		U	0.387	U	0.407	U	0.389	U	0.361
Naphthalene		U	0.193	U	0.203	U	0.195	U	0.181
4-Nitroaniline		U	0.773	U	0.813	U	0.779	U	0.722
3-Nitroaniline		U	0.387	U	0.407	U	0.389	U	0.361
2-Nitroaniline		U	0.387	U	0.407	U	0.389	U	0.361
Nitrobenzene		U	0.387	U	0.407	U	0.389	U	0.361
2-Nitrophenol		U	0.387	U	0.407	U	0.389	U	0.361
4-Nitrophenol		U	0.387	U	0.407	U	0.389	U	0.361
N-Nitrosodi-n-Propylamine		U	0.387	U	0.407	U	0.389	U	0.361
N-Nitrosodiphenylamine		U	0.387	U	0.407	U	0.389	U	0.361
di-n-Octyl Phthalate		U	0.193	U	0.203	U	0.195	U	0.181
Pentachlorophenol		U	0.387	U	0.407	U	0.389	U	0.361
Phenanthrene		U	0.193	U	0.203	U	0.195	U	0.181
Phenol		U	0.387	U	0.407	U	0.389	U	0.361
Pyrene		U	0.193	U	0.203	U	0.195	U	0.181
Pyridine		U	0.387	U	0.407	U	0.389	U	0.361
1,2,4-Trichlorobenzene		U	0.387	U	0.407	U	0.389	U	0.361
2,4,6-Trichlorophenol		U	0.387	U	0.407	U	0.389	U	0.361
2,4,5-Trichlorophenol		U	0.387	U	0.407	U	0.389	U	0.361

This analytical report, and the entire data package it represents, has been made for your exclusive and confidential use.
The interpretations and results expressed throughout this analytical report represent the best judgment of XENCO Laboratories.
XENCO Laboratories assumes no responsibility and makes no warranty to the end use of the data hereby presented.
Our liability is limited to the amount invoiced for this work order unless otherwise agreed to in writing.

Brent Barron
Laboratory Manager

Certificate of Analysis Summary 238475

3TM International, Houston , TX

Project Name: Koppers Creosote Facility

Project Id: Grenada MS
Contact: Randy Horsak
Project Location: Greanada Mississippi

Date Received in Lab: Nov-13-03 03:16 pm
Report Date: 24-NOV-03
Project Manager: Micki Munson

Analysis Requested									
	Lab Id:	238475-009		238475-010		238475-011		238475-012	
	Field Id:	3TM-KP-SS-275-01		3TM-KP-SS-275-02		3TM-KP-SS-3-01		3TM-KP-SS-3-02	
	Depth:	6- In		6- In		6- In		6- In	
	Matrix:	SOIL		SOIL		SOIL		SOIL	
	Sampled:	Nov-11-03 15:20		Nov-11-03 16:00		Nov-12-03 11:30		Nov-12-03 11:50	
Percent Moisture	*Extracted:*								
	Analyzed:	Nov-14-03 14:48		Nov-14-03 14:50		Nov-14-03 14:52		Nov-14-03 14:56	
	Units/RL:	%	RL	%	RL	%	RL	%	RL
Percent Moisture		19.9	1.00	20.9	1.00	20.9	1.00	16.3	1.00

This analytical report, and the entire data package it represents, has been made for your exclusive and confidential use.
The interpretations and results expressed throughout this analytical report represent the best judgment of XENCO Laboratories.
XENCO Laboratories assumes no responsibility and makes no warranty to the end use of the data hereby presented.
Our liability is limited to the amount invoiced for this work order unless otherwise agreed to in writing.

Brent Barron
Laboratory Manager

Certificate of Analysis Summary 238475

3TM International, Houston , TX

Project Name: Koppers Creosote Facility

Project Id: Grenada MS
Contact: Randy Horsak
Project Location: Greanada Mississippi

Date Received in Lab: Nov-13-03 03:16 pm
Report Date: 24-NOV-03
Project Manager: Micki Munson

Analysis Requested	*Lab Id:*	238475-009		238475-010		238475-011		238475-012	
	Field Id:	3TM-KP-SS-275-01		3TM-KP-SS-275-02		3TM-KP-SS-3-01		3TM-KP-SS-3-02	
	Depth:	6- In		6- In		6- In		6- In	
	Matrix:	SOIL		SOIL		SOIL		SOIL	
	Sampled:	Nov-11-03 15:20		Nov-11-03 16:00		Nov-12-03 11:30		Nov-12-03 11:50	
SVOAs by EPA 8270C	*Extracted:*	Nov-14-03 09:39		Nov-14-03 09:42		Nov-14-03 09:45		Nov-14-03 09:48	
	Analyzed:	Nov-15-03 00:58		Nov-15-03 01:46		Nov-19-03 17:15		Nov-19-03 01:13	
	Units/RL:	mg/kg	RL	mg/kg	RL	mg/kg	RL	mg/kg	RL
Acenaphthene		U	0.208	U	0.210	U	0.211	U	0.199
Acenaphthylene		U	0.208	U	0.210	U	0.211	U	0.199
Aniline (Phenylamine, Aminobenzene)		U	0.832	U	0.841	U	0.843	U	0.795
Anthracene		U	0.208	U	0.210	U	0.211	U	0.199
Benzo(a)anthracene		U	0.208	U	0.210	U	0.211	U	0.199
Benzo(a)pyrene		U	0.208	U	0.210	U	0.211	U	0.199
Benzo(b)fluoranthene		0.048 J	0.208	U	0.210	U	0.211	U	0.199
Benzo(g,h,i)perylene		U	0.208	U	0.210	U	0.211	U	0.199
Benzo(k)fluoranthene		U	0.208	U	0.210	U	0.211	U	0.199
Benzoic acid		U	1.25	U	1.26	U	1.26	U	1.19
Benzyl Butyl Phthalate		U	0.208	U	0.210	U	0.211	U	0.199
bis(2-chloroethoxy) methane		U	0.416	U	0.421	U	0.422	U	0.398
bis(2-chloroethyl) ether		U	0.416	U	0.421	U	0.422	U	0.398
bis(2-chloroisopropyl) ether		U	0.416	U	0.421	U	0.422	U	0.398
bis(2-ethylhexyl) phthalate		U	0.208	U	0.210	0.160 J	0.211	U	0.199
4-Bromophenyl Phenyl Ether		U	0.416	U	0.421	U	0.422	U	0.398
di-n-Butyl Phthalate		U	0.208	U	0.210	0.051 J	0.211	0.045 J	0.199
4-Chloro-3-methylphenol		U	0.416	U	0.421	U	0.422	U	0.398
4-Chloroaniline		U	0.832	U	0.841	U	0.843	U	0.795
2-Chloronaphthalene		U	0.416	U	0.421	U	0.422	U	0.398
2-Chlorophenol		U	0.416	U	0.421	U	0.422	U	0.398
4-Chlorophenyl Phenyl Ether		U	0.416	U	0.421	U	0.422	U	0.398
Chrysene		U	0.208	U	0.210	U	0.211	U	0.199
Dibenz(a,h)Anthracene		U	0.208	U	0.210	U	0.211	U	0.199
Dibenzofuran		U	0.416	U	0.421	U	0.422	U	0.398
1,2-Dichlorobenzene		U	0.416	U	0.421	U	0.422	U	0.398
1,3-Dichlorobenzene		U	0.416	U	0.421	U	0.422	U	0.398
1,4-Dichlorobenzene		U	0.416	U	0.421	U	0.422	U	0.398
3,3-Dichlorobenzidine		U	0.416	U	0.421	U	0.422	U	0.398
2,4-Dichlorophenol		U	0.416	U	0.421	U	0.422	U	0.398
Diethyl Phthalate		U	0.208	U	0.210	U	0.211	U	0.199
Dimethyl Phthalate		U	0.208	U	0.210	U	0.211	U	0.199
2,4-Dimethylphenol		U	0.416	U	0.421	U	0.422	U	0.398
4,6-dinitro-2-methyl phenol		U	0.416	U	0.421	U	0.422	U	0.398

This analytical report, and the entire data package it represents, has been made for your exclusive and confidential use.
The interpretations and results expressed throughout this analytical report represent the best judgment of XENCO Laboratories.
XENCO Laboratories assumes no responsibility and makes no warranty to the end use of the data hereby presented.
Our liability is limited to the amount invoiced for this work order unless otherwise agreed to in writing.

Brent Barron
Laboratory Manager

Certificate of Analysis Summary 238475

3TM International, Houston , TX

Project Name: Koppers Creosote Facility

Project Id: Grenada MS
Contact: Randy Horsak
Project Location: Greanada Mississippi

Date Received in Lab: Nov-13-03 03:16 pm
Report Date: 24-NOV-03
Project Manager: Micki Munson

Analysis Requested	*Lab Id:*	238475-009		238475-010		238475-011		238475-012	
	Field Id:	3TM-KP-SS-275-01		3TM-KP-SS-275-02		3TM-KP-SS-3-01		3TM-KP-SS-3-02	
	Depth:	6- In		6- In		6- In		6- In	
	Matrix:	SOIL		SOIL		SOIL		SOIL	
	Sampled:	Nov-11-03 15:20		Nov-11-03 16:00		Nov-12-03 11:30		Nov-12-03 11:50	
SVOAs by EPA 8270C	*Extracted:*	Nov-14-03 09:39		Nov-14-03 09:42		Nov-14-03 09:45		Nov-14-03 09:48	
	Analyzed:	Nov-15-03 00:58		Nov-15-03 01:46		Nov-19-03 17:15		Nov-19-03 01:13	
	Units/RL:	mg/kg	RL	mg/kg	RL	mg/kg	RL	mg/kg	RL
2,4-Dinitrophenol		U	0.416	U	0.421	U	0.422	U	0.398
2,4-Dinitrotoluene		U	0.416	U	0.421	U	0.422	U	0.398
2,6-Dinitrotoluene, 2,6-DNT		U	0.416	U	0.421	U	0.422	U	0.398
Fluoranthene		U	0.208	U	0.210	U	0.211	U	0.199
Fluorene		U	0.208	U	0.210	U	0.211	U	0.199
Hexachlorobenzene		U	0.416	U	0.421	U	0.422	U	0.398
Hexachlorobutadiene		U	0.416	U	0.421	U	0.422	U	0.398
Hexachlorocyclopentadiene		U	0.416	U	0.421	U	0.422	U	0.398
Hexachloroethane		U	0.416	U	0.421	U	0.422	U	0.398
Indeno(1,2,3-c,d)Pyrene		U	0.208	U	0.210	U	0.211	U	0.199
Isophorone		U	0.416	U	0.421	U	0.422	U	0.398
2-Methylnaphthalene		U	0.208	U	0.210	U	0.211	0.069 J	0.199
2-methylphenol		U	0.416	U	0.421	U	0.422	U	0.398
3&4-Methylphenol		U	0.416	U	0.421	U	0.422	U	0.398
Naphthalene		U	0.208	U	0.210	U	0.211	U	0.199
4-Nitroaniline		U	0.832	U	0.841	U	0.843	U	0.795
3-Nitroaniline		U	0.416	U	0.421	U	0.422	U	0.398
2-Nitroaniline		U	0.416	U	0.421	U	0.422	U	0.398
Nitrobenzene		U	0.416	U	0.421	U	0.422	U	0.398
2-Nitrophenol		U	0.416	U	0.421	U	0.422	U	0.398
4-Nitrophenol		U	0.416	U	0.421	U	0.422	U	0.398
N-Nitrosodi-n-Propylamine		U	0.416	U	0.421	U	0.422	U	0.398
N-Nitrosodiphenylamine		U	0.416	U	0.421	U	0.422	U	0.398
di-n-Octyl Phthalate		U	0.208	U	0.210	U	0.211	U	0.199
Pentachlorophenol		U	0.416	U	0.421	U	0.422	U	0.398
Phenanthrene		U	0.208	U	0.210	U	0.211	0.044 J	0.199
Phenol		U	0.416	U	0.421	U	0.422	U	0.398
Pyrene		U	0.208	U	0.210	U	0.211	U	0.199
Pyridine		U	0.416	U	0.421	U	0.422	U	0.398
1,2,4-Trichlorobenzene		U	0.416	U	0.421	U	0.422	U	0.398
2,4,6-Trichlorophenol		U	0.416	U	0.421	U	0.422	U	0.398
2,4,5-Trichlorophenol		U	0.416	U	0.421	U	0.422	U	0.398

This analytical report, and the entire data package it represents, has been made for your exclusive and confidential use.
The interpretations and results expressed throughout this analytical report represent the best judgment of XENCO Laboratories.
XENCO Laboratories assumes no responsibility and makes no warranty to the end use of the data hereby presented.
Our liability is limited to the amount invoiced for this work order unless otherwise agreed to in writing.

Brent Barron
Laboratory Manager

Certificate of Analysis Summary 238475

3TM International, Houston , TX

Project Name: Koppers Creosote Facility

Project Id: Grenada MS
Contact: Randy Horsak
Project Location: Greanada Mississippi

Date Received in Lab: Nov-13-03 03:16 pm
Report Date: 24-NOV-03
Project Manager: Micki Munson

Analysis Requested								
	Lab Id:	238475-013		238475-014	238475-015		238475-016	
	Field Id:	3TM-KP-SS-369-02 AS MS		Field Blank	Equipment Rinsate		Duplicate-1	
	Depth:	6- In		In	In			
	Matrix:	SOIL		WATER	WATER		SOIL	
	Sampled:	Nov-10-03 12:40		Nov-10-03 13:55	Nov-10-03 14:00		Nov-10-03 00:00	
Percent Moisture	*Extracted:*							
	Analyzed:	Nov-14-03 14:58					Nov-14-03 15:00	
	Units/RL:	%	RL				%	RL
Percent Moisture		17.6	1.00				19.4	1.00

This analytical report, and the entire data package it represents, has been made for your exclusive and confidential use.
The interpretations and results expressed throughout this analytical report represent the best judgment of XENCO Laboratories.
XENCO Laboratories assumes no responsibility and makes no warranty to the end use of the data hereby presented.
Our liability is limited to the amount invoiced for this work order unless otherwise agreed to in writing.

Brent Barron
Laboratory Manager

Certificate of Analysis Summary 238475

3TM International, Houston , TX

Project Name: Koppers Creosote Facility

Project Id: Grenada MS
Contact: Randy Horsak
Project Location: Greanada Mississippi

Date Received in Lab: Nov-13-03 03:16 pm
Report Date: 24-NOV-03
Project Manager: Micki Munson

Analysis Requested	*Lab Id:*	238475-013		238475-014		238475-015		238475-016	
	Field Id:	3TM-KP-SS-369-02 AS MS		Field Blank		Equipment Rinsate		Duplicate-1	
	Depth:	6- In		In		In			
	Matrix:	SOIL		WATER		WATER		SOIL	
	Sampled:	Nov-10-03 12:40		Nov-10-03 13:55		Nov-10-03 14:00		Nov-10-03 00:00	
SVOAs by EPA 8270C	*Extracted:*	Nov-14-03 09:51		Nov-17-03 11:23		Nov-17-03 11:26		Nov-14-03 09:54	
	Analyzed:	Nov-19-03 02:00		Nov-18-03 23:37		Nov-19-03 00:25		Nov-19-03 02:48	
	Units/RL:	mg/kg	RL	mg/L	RL	mg/L	RL	mg/kg	RL
Acenaphthene		U	0.202	U	0.005	U	0.005	U	0.207
Acenaphthylene		U	0.202	U	0.005	U	0.005	U	0.207
Aniline (Phenylamine, Aminobenzene)		U	0.807	U	0.020	U	0.020	U	0.827
Anthracene		U	0.202	U	0.005	U	0.005	U	0.207
Benzo(a)anthracene		U	0.202	U	0.005	U	0.005	0.079 J	0.207
Benzo(a)pyrene		U	0.202	U	0.005	U	0.005	0.068 J	0.207
Benzo(b)fluoranthene		U	0.202	U	0.005	U	0.005	0.110 J	0.207
Benzo(g,h,i)perylene		U	0.202	U	0.005	U	0.005	U	0.207
Benzo(k)fluoranthene		U	0.202	U	0.005	U	0.005	0.054 J	0.207
Benzoic acid		U	1.21	U	0.030	U	0.030	U	1.24
Benzyl Butyl Phthalate		U	0.202	U	0.005	U	0.005	U	0.207
bis(2-chloroethoxy) methane		U	0.404	U	0.010	U	0.010	U	0.413
bis(2-chloroethyl) ether		U	0.404	U	0.010	U	0.010	U	0.413
bis(2-chloroisopropyl) ether		U	0.404	U	0.010	U	0.010	U	0.413
bis(2-ethylhexyl) phthalate		U	0.202	U	0.005	U	0.005	0.049 J	0.207
4-Bromophenyl Phenyl Ether		U	0.404	U	0.010	U	0.010	U	0.413
di-n-Butyl Phthalate		U	0.202	U	0.005	U	0.005	U	0.207
4-Chloro-3-methylphenol		U	0.404	U	0.010	U	0.010	U	0.413
4-Chloroaniline		U	0.807	U	0.020	U	0.020	U	0.827
2-Chloronaphthalene		U	0.404	U	0.010	U	0.010	U	0.413
2-Chlorophenol		U	0.404	U	0.010	U	0.010	U	0.413
4-Chlorophenyl Phenyl Ether		U	0.404	U	0.010	U	0.010	U	0.413
Chrysene		U	0.202	U	0.005	U	0.005	0.119 J	0.207
Dibenz(a,h)Anthracene		U	0.202	U	0.005	U	0.005	U	0.207
Dibenzofuran		U	0.404	U	0.010	U	0.010	U	0.413
1,2-Dichlorobenzene		U	0.404	U	0.010	U	0.010	U	0.413
1,3-Dichlorobenzene		U	0.404	U	0.010	U	0.010	U	0.413
1,4-Dichlorobenzene		U	0.404	U	0.010	U	0.010	U	0.413
3,3-Dichlorobenzidine		U	0.404	U	0.010	U	0.010	U	0.413
2,4-Dichlorophenol		U	0.404	U	0.010	U	0.010	U	0.413
Diethyl Phthalate		U	0.202	U	0.005	U	0.005	U	0.207
Dimethyl Phthalate		U	0.202	U	0.005	U	0.005	U	0.207
2,4-Dimethylphenol		U	0.404	U	0.010	U	0.010	U	0.413
4,6-dinitro-2-methyl phenol		U	0.404	U	0.010	U	0.010	U	0.413

This analytical report, and the entire data package it represents, has been made for your exclusive and confidential use.
The interpretations and results expressed throughout this analytical report represent the best judgment of XENCO Laboratories.
XENCO Laboratories assumes no responsibility and makes no warranty to the end use of the data hereby presented.
Our liability is limited to the amount invoiced for this work order unless otherwise agreed to in writing.

Brent Barron
Laboratory Manager

Certificate of Analysis Summary 238475

3TM International, Houston , TX

Project Name: Koppers Creosote Facility

Project Id: Grenada MS
Contact: Randy Horsak
Project Location: Greanada Mississippi

Date Received in Lab: Nov-13-03 03:16 pm
Report Date: 24-NOV-03
Project Manager: Micki Munson

Analysis Requested	*Lab Id:*	238475-013		238475-014		238475-015		238475-016	
	Field Id:	3TM-KP-SS-369-02 AS MS		Field Blank		Equipment Rinsate		Duplicate-1	
	Depth:	6- In		In		In			
	Matrix:	SOIL		WATER		WATER		SOIL	
	Sampled:	Nov-10-03 12:40		Nov-10-03 13:55		Nov-10-03 14:00		Nov-10-03 00:00	
SVOAs by EPA 8270C	*Extracted:*	Nov-14-03 09:51		Nov-17-03 11:23		Nov-17-03 11:26		Nov-14-03 09:54	
	Analyzed:	Nov-19-03 02:00		Nov-18-03 23:37		Nov-19-03 00:25		Nov-19-03 02:48	
	Units/RL:	mg/kg	RL	mg/L	RL	mg/L	RL	mg/kg	RL
2,4-Dinitrophenol		U	0.404	U	0.010	U	0.010	U	0.413
2,4-Dinitrotoluene		U	0.404	U	0.010	U	0.010	U	0.413
2,6-Dinitrotoluene, 2,6-DNT		U	0.404	U	0.010	U	0.010	U	0.413
Fluoranthene		U	0.202	U	0.005	U	0.005	0.310	0.207
Fluorene		U	0.202	U	0.005	U	0.005	U	0.207
Hexachlorobenzene		U	0.404	U	0.010	U	0.010	U	0.413
Hexachlorobutadiene		U	0.404	U	0.010	U	0.010	U	0.413
Hexachlorocyclopentadiene		U	0.404	U	0.010	U	0.010	U	0.413
Hexachloroethane		U	0.404	U	0.010	U	0.010	U	0.413
Indeno(1,2,3-c,d)Pyrene		U	0.202	U	0.005	U	0.005	U	0.207
Isophorone		U	0.404	U	0.010	U	0.010	U	0.413
2-Methylnaphthalene		U	0.202	U	0.005	U	0.005	U	0.207
2-methylphenol		U	0.404	U	0.010	U	0.010	U	0.413
3&4-Methylphenol		U	0.404	U	0.010	U	0.010	U	0.413
Naphthalene		U	0.202	U	0.005	U	0.005	U	0.207
4-Nitroaniline		U	0.807	U	0.020	U	0.020	U	0.827
3-Nitroaniline		U	0.404	U	0.010	U	0.010	U	0.413
2-Nitroaniline		U	0.404	U	0.010	U	0.010	U	0.413
Nitrobenzene		U	0.404	U	0.010	U	0.010	U	0.413
2-Nitrophenol		U	0.404	U	0.010	U	0.010	U	0.413
4-Nitrophenol		U	0.404	U	0.010	U	0.010	U	0.413
N-Nitrosodi-n-Propylamine		U	0.404	U	0.010	U	0.010	U	0.413
N-Nitrosodiphenylamine		U	0.404	U	0.010	U	0.010	U	0.413
di-n-Octyl Phthalate		U	0.202	U	0.005	U	0.005	U	0.207
Pentachlorophenol		U	0.404	U	0.010	U	0.010	U	0.413
Phenanthrene		U	0.202	U	0.005	U	0.005	0.301	0.207
Phenol		U	0.404	U	0.010	U	0.010	U	0.413
Pyrene		U	0.202	U	0.005	U	0.005	0.247	0.207
Pyridine		U	0.404	U	0.010	U	0.010	U	0.413
1,2,4-Trichlorobenzene		U	0.404	U	0.010	U	0.010	U	0.413
2,4,6-Trichlorophenol		U	0.404	U	0.010	U	0.010	U	0.413
2,4,5-Trichlorophenol		U	0.404	U	0.010	U	0.010	U	0.413

This analytical report, and the entire data package it represents, has been made for your exclusive and confidential use.
The interpretations and results expressed throughout this analytical report represent the best judgment of XENCO Laboratories.
XENCO Laboratories assumes no responsibility and makes no warranty to the end use of the data hereby presented.
Our liability is limited to the amount invoiced for this work order unless otherwise agreed to in writing.

Brent Barron
Laboratory Manager

Form 2 - Surrogate Recoveries

Project Name: Koppers Creosote Facility

Work Order #: 238475 **Project ID:** Grenada MS

Lab Batch #: 644774 **Sample:** 238475-001 / SMP **Batch:** 1 **Matrix:** Solid

Units: mg/kg

SVOAs by EPA 8270C Analytes	SURROGATE RECOVERY STUDY				
	Amount Found [A]	True Amount [B]	Recovery %R [D]	Control Limits %R	Flags
2-Fluorobiphenyl	1.62	1.67	97	30-115	
2-Fluorophenol	1.37	1.67	82	25-121	
Nitrobenzene-d5	1.48	1.67	89	23-120	
Phenol-d6	1.37	1.67	82	24-113	
Terphenyl-D14	1.77	1.67	106	18-137	
2,4,6-Tribromophenol	1.72	1.67	103	19-122	

Lab Batch #: 644774 **Sample:** 238475-002 / SMP **Batch:** 1 **Matrix:** Solid

Units: mg/kg

SVOAs by EPA 8270C Analytes	SURROGATE RECOVERY STUDY				
	Amount Found [A]	True Amount [B]	Recovery %R [D]	Control Limits %R	Flags
2-Fluorobiphenyl	1.65	1.67	99	30-115	
2-Fluorophenol	1.38	1.67	83	25-121	
Nitrobenzene-d5	1.56	1.67	93	23-120	
Phenol-d6	1.41	1.67	84	24-113	
Terphenyl-D14	1.85	1.67	111	18-137	
2,4,6-Tribromophenol	1.81	1.67	108	19-122	

Lab Batch #: 644774 **Sample:** 238475-002 S / MS **Batch:** 1 **Matrix:** Solid

Units: mg/kg

SVOAs by EPA 8270C Analytes	SURROGATE RECOVERY STUDY				
	Amount Found [A]	True Amount [B]	Recovery %R [D]	Control Limits %R	Flags
2-Fluorobiphenyl	1.58	1.67	95	30-115	
2-Fluorophenol	1.51	1.67	90	25-121	
Nitrobenzene-d5	1.61	1.67	96	23-120	
Phenol-d6	1.73	1.67	104	24-113	
Terphenyl-D14	1.72	1.67	103	18-137	
2,4,6-Tribromophenol	1.65	1.67	99	19-122	

** Surrogates outside limits; data and surrogates confirmed by reanalysis
*** Poor recoveries due to dilution
Surrogate Recovery [D] = 100 * A / B
All results are based on MDL and validated for QC purposes.

Form 2 - Surrogate Recoveries

Project Name: Koppers Creosote Facility

Work Order #: 238475 **Project ID:** Grenada MS

Lab Batch #: 644774 **Sample:** 238475-002 SD / MSD **Batch:** 1 **Matrix:** Solid

Units: mg/kg

SVOAs by EPA 8270C Analytes	SURROGATE RECOVERY STUDY				
	Amount Found [A]	True Amount [B]	Recovery %R [D]	Control Limits %R	Flags
2-Fluorobiphenyl	1.56	1.67	93	30-115	
2-Fluorophenol	1.42	1.67	85	25-121	
Nitrobenzene-d5	1.52	1.67	91	23-120	
Phenol-d6	1.68	1.67	101	24-113	
Terphenyl-D14	1.67	1.67	100	18-137	
2,4,6-Tribromophenol	1.55	1.67	93	19-122	

Lab Batch #: 644774 **Sample:** 238475-003 / SMP **Batch:** 1 **Matrix:** Solid

Units: mg/kg

SVOAs by EPA 8270C Analytes	SURROGATE RECOVERY STUDY				
	Amount Found [A]	True Amount [B]	Recovery %R [D]	Control Limits %R	Flags
2-Fluorobiphenyl	1.52	1.66	92	30-115	
2-Fluorophenol	1.47	1.66	89	25-121	
Nitrobenzene-d5	1.43	1.66	86	23-120	
Phenol-d6	1.78	1.66	107	24-113	
Terphenyl-D14	1.58	1.66	95	18-137	
2,4,6-Tribromophenol	1.68	1.66	101	19-122	

Lab Batch #: 644774 **Sample:** 238475-004 / SMP **Batch:** 1 **Matrix:** Solid

Units: mg/kg

SVOAs by EPA 8270C Analytes	SURROGATE RECOVERY STUDY				
	Amount Found [A]	True Amount [B]	Recovery %R [D]	Control Limits %R	Flags
2-Fluorobiphenyl	1.57	1.66	95	30-115	
2-Fluorophenol	1.19	1.66	72	25-121	
Nitrobenzene-d5	1.42	1.66	86	23-120	
Phenol-d6	1.28	1.66	77	24-113	
Terphenyl-D14	1.78	1.66	107	18-137	
2,4,6-Tribromophenol	1.69	1.66	102	19-122	

** Surrogates outside limits; data and surrogates confirmed by reanalysis
*** Poor recoveries due to dilution
Surrogate Recovery [D] = 100 * A / B
All results are based on MDL and validated for QC purposes.

Form 2 - Surrogate Recoveries

Project Name: Koppers Creosote Facility

Work Order #: 238475 **Project ID:** Grenada MS

Lab Batch #: 644774 **Sample:** 238475-005 / SMP **Batch:** 1 **Matrix:** Solid

Units: mg/kg

SVOAs by EPA 8270C Analytes	SURROGATE RECOVERY STUDY				
	Amount Found [A]	True Amount [B]	Recovery %R [D]	Control Limits %R	Flags
2-Fluorobiphenyl	1.62	1.67	97	30-115	
2-Fluorophenol	1.32	1.67	79	25-121	
Nitrobenzene-d5	1.51	1.67	90	23-120	
Phenol-d6	1.38	1.67	83	24-113	
Terphenyl-D14	1.81	1.67	108	18-137	
2,4,6-Tribromophenol	1.71	1.67	102	19-122	

Lab Batch #: 644774 **Sample:** 238475-006 / SMP **Batch:** 1 **Matrix:** Solid

Units: mg/kg

SVOAs by EPA 8270C Analytes	SURROGATE RECOVERY STUDY				
	Amount Found [A]	True Amount [B]	Recovery %R [D]	Control Limits %R	Flags
2-Fluorobiphenyl	1.64	1.67	98	30-115	
2-Fluorophenol	1.36	1.67	81	25-121	
Nitrobenzene-d5	1.51	1.67	90	23-120	
Phenol-d6	1.40	1.67	84	24-113	
Terphenyl-D14	1.83	1.67	110	18-137	
2,4,6-Tribromophenol	1.76	1.67	105	19-122	

Lab Batch #: 644774 **Sample:** 238475-007 / SMP **Batch:** 1 **Matrix:** Solid

Units: mg/kg

SVOAs by EPA 8270C Analytes	SURROGATE RECOVERY STUDY				
	Amount Found [A]	True Amount [B]	Recovery %R [D]	Control Limits %R	Flags
2-Fluorobiphenyl	1.67	1.67	100	30-115	
2-Fluorophenol	1.41	1.67	84	25-121	
Nitrobenzene-d5	1.60	1.67	96	23-120	
Phenol-d6	1.44	1.67	86	24-113	
Terphenyl-D14	1.82	1.67	109	18-137	
2,4,6-Tribromophenol	1.76	1.67	105	19-122	

** Surrogates outside limits; data and surrogates confirmed by reanalysis

*** Poor recoveries due to dilution

Surrogate Recovery [D] = 100 * A / B

All results are based on MDL and validated for QC purposes.

Form 2 - Surrogate Recoveries

Project Name: Koppers Creosote Facility

Work Order #: 238475 **Project ID:** Grenada MS

Lab Batch #: 644774 **Sample:** 238475-008 / SMP **Batch:** 1 **Matrix:** Solid

Units: mg/kg

SVOAs by EPA 8270C Analytes	SURROGATE RECOVERY STUDY				
	Amount Found [A]	True Amount [B]	Recovery %R [D]	Control Limits %R	Flags
2-Fluorobiphenyl	1.62	1.67	97	30-115	
2-Fluorophenol	1.28	1.67	77	25-121	
Nitrobenzene-d5	1.52	1.67	91	23-120	
Phenol-d6	1.33	1.67	80	24-113	
Terphenyl-D14	1.77	1.67	106	18-137	
2,4,6-Tribromophenol	1.72	1.67	103	19-122	

Lab Batch #: 644774 **Sample:** 238475-009 / SMP **Batch:** 1 **Matrix:** Solid

Units: mg/kg

SVOAs by EPA 8270C Analytes	SURROGATE RECOVERY STUDY				
	Amount Found [A]	True Amount [B]	Recovery %R [D]	Control Limits %R	Flags
2-Fluorobiphenyl	1.66	1.67	99	30-115	
2-Fluorophenol	1.37	1.67	82	25-121	
Nitrobenzene-d5	1.57	1.67	94	23-120	
Phenol-d6	1.42	1.67	85	24-113	
Terphenyl-D14	1.79	1.67	107	18-137	
2,4,6-Tribromophenol	1.80	1.67	108	19-122	

Lab Batch #: 644774 **Sample:** 238475-010 / SMP **Batch:** 1 **Matrix:** Solid

Units: mg/kg

SVOAs by EPA 8270C Analytes	SURROGATE RECOVERY STUDY				
	Amount Found [A]	True Amount [B]	Recovery %R [D]	Control Limits %R	Flags
2-Fluorobiphenyl	1.72	1.66	104	30-115	
2-Fluorophenol	1.42	1.66	86	25-121	
Nitrobenzene-d5	1.64	1.66	99	23-120	
Phenol-d6	1.48	1.66	89	24-113	
Terphenyl-D14	1.87	1.66	113	18-137	
2,4,6-Tribromophenol	1.80	1.66	108	19-122	

** Surrogates outside limits; data and surrogates confirmed by reanalysis

*** Poor recoveries due to dilution

Surrogate Recovery [D] = 100 * A / B

All results are based on MDL and validated for QC purposes.

Form 2 - Surrogate Recoveries

Project Name: Koppers Creosote Facility

Work Order #: 238475 **Project ID:** Grenada MS

Lab Batch #: 644774 **Sample:** 238475-011 / SMP **Batch:** 1 **Matrix:** Solid

Units: mg/kg

SVOAs by EPA 8270C Analytes	SURROGATE RECOVERY STUDY				
	Amount Found [A]	True Amount [B]	Recovery %R [D]	Control Limits %R	Flags
2-Fluorobiphenyl	1.45	1.67	87	30-115	
2-Fluorophenol	1.25	1.67	75	25-121	
Nitrobenzene-d5	1.40	1.67	84	23-120	
Phenol-d6	1.49	1.67	89	24-113	
Terphenyl-D14	1.54	1.67	92	18-137	
2,4,6-Tribromophenol	1.58	1.67	95	19-122	

Lab Batch #: 644774 **Sample:** 238475-012 / SMP **Batch:** 1 **Matrix:** Solid

Units: mg/kg

SVOAs by EPA 8270C Analytes	SURROGATE RECOVERY STUDY				
	Amount Found [A]	True Amount [B]	Recovery %R [D]	Control Limits %R	Flags
2-Fluorobiphenyl	1.40	1.66	84	30-115	
2-Fluorophenol	1.09	1.66	66	25-121	
Nitrobenzene-d5	1.31	1.66	79	23-120	
Phenol-d6	1.42	1.66	86	24-113	
Terphenyl-D14	1.44	1.66	87	18-137	
2,4,6-Tribromophenol	1.43	1.66	86	19-122	

Lab Batch #: 644774 **Sample:** 238475-013 / SMP **Batch:** 1 **Matrix:** Solid

Units: mg/kg

SVOAs by EPA 8270C Analytes	SURROGATE RECOVERY STUDY				
	Amount Found [A]	True Amount [B]	Recovery %R [D]	Control Limits %R	Flags
2-Fluorobiphenyl	1.42	1.66	86	30-115	
2-Fluorophenol	1.24	1.66	75	25-121	
Nitrobenzene-d5	1.41	1.66	85	23-120	
Phenol-d6	1.55	1.66	93	24-113	
Terphenyl-D14	1.53	1.66	92	18-137	
2,4,6-Tribromophenol	1.63	1.66	98	19-122	

** Surrogates outside limits; data and surrogates confirmed by reanalysis

*** Poor recoveries due to dilution

Surrogate Recovery [D] = 100 * A / B

All results are based on MDL and validated for QC purposes.

Form 2 - Surrogate Recoveries

Project Name: Koppers Creosote Facility

Work Order #: 238475 **Project ID:** Grenada MS

Lab Batch #: 644774 **Sample:** 238475-016 / SMP **Batch:** 1 **Matrix:** Solid

Units: mg/kg

SVOAs by EPA 8270C Analytes	SURROGATE RECOVERY STUDY				
	Amount Found [A]	True Amount [B]	Recovery %R [D]	Control Limits %R	Flags
2-Fluorobiphenyl	1.41	1.67	84	30-115	
2-Fluorophenol	1.20	1.67	72	25-121	
Nitrobenzene-d5	1.35	1.67	81	23-120	
Phenol-d6	1.44	1.67	86	24-113	
Terphenyl-D14	1.53	1.67	92	18-137	
2,4,6-Tribromophenol	1.53	1.67	92	19-122	

Lab Batch #: 644774 **Sample:** 463991-1-BKS / BKS **Batch:** 1 **Matrix:** Solid

Units: mg/kg

SVOAs by EPA 8270C Analytes	SURROGATE RECOVERY STUDY				
	Amount Found [A]	True Amount [B]	Recovery %R [D]	Control Limits %R	Flags
2-Fluorobiphenyl	1.81	1.67	108	30-115	
2-Fluorophenol	1.56	1.67	93	25-121	
Nitrobenzene-d5	1.79	1.67	107	23-120	
Phenol-d6	1.64	1.67	98	24-113	
Terphenyl-D14	2.04	1.67	122	18-137	
2,4,6-Tribromophenol	1.99	1.67	119	19-122	

Lab Batch #: 644774 **Sample:** 463991-1-BLK / BLK **Batch:** 1 **Matrix:** Solid

Units: mg/kg

SVOAs by EPA 8270C Analytes	SURROGATE RECOVERY STUDY				
	Amount Found [A]	True Amount [B]	Recovery %R [D]	Control Limits %R	Flags
2-Fluorobiphenyl	1.69	1.67	101	30-115	
2-Fluorophenol	1.44	1.67	86	25-121	
Nitrobenzene-d5	1.54	1.67	92	23-120	
Phenol-d6	1.39	1.67	83	24-113	
Terphenyl-D14	1.84	1.67	110	18-137	
2,4,6-Tribromophenol	1.81	1.67	108	19-122	

** Surrogates outside limits; data and surrogates confirmed by reanalysis
*** Poor recoveries due to dilution
Surrogate Recovery [D] = 100 * A / B
All results are based on MDL and validated for QC purposes.

Form 2 - Surrogate Recoveries

Project Name: Koppers Creosote Facility

Work Order #: 238475 **Project ID:** Grenada MS

Lab Batch #: 644774 **Sample:** 463991-1-BSD / BSD **Batch:** 1 **Matrix:** Solid

Units: mg/kg

SVOAs by EPA 8270C Analytes	SURROGATE RECOVERY STUDY				
	Amount Found [A]	True Amount [B]	Recovery %R [D]	Control Limits %R	Flags
2-Fluorobiphenyl	1.84	1.67	110	30-115	
2-Fluorophenol	1.59	1.67	95	25-121	
Nitrobenzene-d5	1.77	1.67	106	23-120	
Phenol-d6	1.66	1.67	99	24-113	
Terphenyl-D14	2.02	1.67	121	18-137	
2,4,6-Tribromophenol	2.02	1.67	121	19-122	

Lab Batch #: 644897 **Sample:** 238475-014 / SMP **Batch:** 1 **Matrix:** Water

Units: mg/L

SVOAs by EPA 8270C Analytes	SURROGATE RECOVERY STUDY				
	Amount Found [A]	True Amount [B]	Recovery %R [D]	Control Limits %R	Flags
2-Fluorobiphenyl	0.036	0.050	72	43-116	
2-Fluorophenol	0.031	0.050	62	21-100	
Nitrobenzene-d5	0.036	0.050	72	35-114	
Phenol-d6	0.032	0.050	64	10-94	
Terphenyl-D14	0.040	0.050	80	33-141	
2,4,6-Tribromophenol	0.043	0.050	86	10-123	

Lab Batch #: 644897 **Sample:** 238475-015 / SMP **Batch:** 1 **Matrix:** Water

Units: mg/L

SVOAs by EPA 8270C Analytes	SURROGATE RECOVERY STUDY				
	Amount Found [A]	True Amount [B]	Recovery %R [D]	Control Limits %R	Flags
2-Fluorobiphenyl	0.033	0.050	66	43-116	
2-Fluorophenol	0.028	0.050	56	21-100	
Nitrobenzene-d5	0.033	0.050	66	35-114	
Phenol-d6	0.029	0.050	58	10-94	
Terphenyl-D14	0.039	0.050	78	33-141	
2,4,6-Tribromophenol	0.039	0.050	78	10-123	

** Surrogates outside limits; data and surrogates confirmed by reanalysis
*** Poor recoveries due to dilution
Surrogate Recovery [D] = 100 * A / B
All results are based on MDL and validated for QC purposes.

Form 2 - Surrogate Recoveries

Project Name: Koppers Creosote Facility

Work Order #: 238475 **Project ID:** Grenada MS

Lab Batch #: 644897 **Sample:** 464073-1-BKS / BKS **Batch:** 1 **Matrix:** Water

Units: mg/L

SVOAs by EPA 8270C Analytes	SURROGATE RECOVERY STUDY				
	Amount Found [A]	True Amount [B]	Recovery %R [D]	Control Limits %R	Flags
2-Fluorobiphenyl	0.046	0.050	92	43-116	
2-Fluorophenol	0.039	0.050	78	21-100	
Nitrobenzene-d5	0.046	0.050	92	35-114	
Phenol-d6	0.038	0.050	76	10-94	
Terphenyl-D14	0.048	0.050	96	33-141	
2,4,6-Tribromophenol	0.050	0.050	100	10-123	

Lab Batch #: 644897 **Sample:** 464073-1-BLK / BLK **Batch:** 1 **Matrix:** Water

Units: mg/L

SVOAs by EPA 8270C Analytes	SURROGATE RECOVERY STUDY				
	Amount Found [A]	True Amount [B]	Recovery %R [D]	Control Limits %R	Flags
2-Fluorobiphenyl	0.042	0.050	84	43-116	
2-Fluorophenol	0.035	0.050	70	21-100	
Nitrobenzene-d5	0.041	0.050	82	35-114	
Phenol-d6	0.033	0.050	66	10-94	
Terphenyl-D14	0.045	0.050	90	33-141	
2,4,6-Tribromophenol	0.047	0.050	94	10-123	

Lab Batch #: 644897 **Sample:** 464073-1-BSD / BSD **Batch:** 1 **Matrix:** Water

Units: mg/L

SVOAs by EPA 8270C Analytes	SURROGATE RECOVERY STUDY				
	Amount Found [A]	True Amount [B]	Recovery %R [D]	Control Limits %R	Flags
2-Fluorobiphenyl	0.044	0.050	88	43-116	
2-Fluorophenol	0.037	0.050	74	21-100	
Nitrobenzene-d5	0.046	0.050	92	35-114	
Phenol-d6	0.036	0.050	72	10-94	
Terphenyl-D14	0.048	0.050	96	33-141	
2,4,6-Tribromophenol	0.050	0.050	100	10-123	

** Surrogates outside limits; data and surrogates confirmed by reanalysis
*** Poor recoveries due to dilution
Surrogate Recovery [D] = 100 * A / B
All results are based on MDL and validated for QC purposes.

BS / BSD Recoveries

Project Name: Koppers Creosote Facility

Work Order #: 238475

Project ID: Grenada MS

Lab Batch ID: 644774 **Sample:** 463991-1-BKS **Batch #:** 1 **Matrix:** Solid

Units: mg/kg

SVOAs by EPA 8270C Analytes	BLANK /BLANK SPIKE / BLANK SPIKE DUPLICATE RECOVERY STUDY										
	Blank Sample Result [A]	Spike Added [B]	Blank Spike Result [C]	Blank Spike %R [D]	Spike Added [E]	Blank Spike Duplicate Result [F]	Blk. Spk Dup. %R [G]	RPD %	Control Limits %R	Control Limits %RPD	Flag
Acenaphthene	<0.167	1.67	1.60	96	1.67	1.61	96	0	41-134	19	
4-Chloro-3-methylphenol	<0.333	1.67	1.70	102	1.67	1.73	104	2	28-134	33	
2-Chlorophenol	<0.333	1.67	1.42	85	1.67	1.45	87	2	25-140	50	
1,4-Dichlorobenzene	<0.333	1.67	1.40	84	1.67	1.42	85	1	36-134	27	
2,4-Dinitrotoluene	<0.333	1.67	1.66	99	1.67	1.68	101	2	40-130	47	
4-Nitrophenol	<0.333	1.67	1.52	91	1.67	1.52	91	0	36-123	50	
N-Nitrosodi-n-Propylamine	<0.333	1.67	1.39	83	1.67	1.46	87	5	53-130	38	
Pentachlorophenol	<0.333	1.67	1.68	101	1.67	1.63	98	3	14-111	47	
Phenol	<0.333	1.67	1.40	84	1.67	1.47	88	5	27-127	35	
Pyrene	<0.167	1.67	1.71	102	1.67	1.74	104	2	41-144	36	
1,2,4-Trichlorobenzene	<0.333	1.67	1.64	98	1.67	1.64	98	0	37-133	23	

Relative Percent Difference RPD = 200*|(D-G)/(D+G)|
Blank Spike Recovery [D] = 100*(C)/[B]
Blank Spike Duplicate Recovery [G] = 100*(F)/[E]
All results are based on MDL and Validated for QC Purposes

BS / BSD Recoveries

Project Name: Koppers Creosote Facility

Work Order #: 238475 **Project ID:** Grenada MS

Lab Batch ID: 644897 **Sample:** 464073-1-BKS **Batch #:** 1 **Matrix:** Water

Units: mg/L

SVOAs by EPA 8270C Analytes	BLANK /BLANK SPIKE / BLANK SPIKE DUPLICATE RECOVERY STUDY										
	Blank Sample Result [A]	Spike Added [B]	Blank Spike Result [C]	Blank Spike %R [D]	Spike Added [E]	Blank Spike Duplicate Result [F]	Blk. Spk Dup. %R [G]	RPD %	Control Limits %R	Control Limits %RPD	Flag
Acenaphthene	<0.005	0.050	0.049	98	0.050	0.048	96	2	27-132	31	
4-chloro-3-methylphenol	<0.010	0.050	0.049	98	0.050	0.048	96	2	16-129	33	
2-Chlorophenol	<0.010	0.050	0.046	92	0.050	0.044	88	4	16-116	40	
1,4-Dichlorobenzene	<0.010	0.050	0.045	90	0.050	0.043	86	5	19-121	28	
2,4-Dinitrotoluene	<0.010	0.050	0.048	96	0.050	0.047	94	2	22-135	38	
4-Nitrophenol	<0.010	0.050	0.038	76	0.050	0.037	74	3	10-80	50	
N-Nitrosodi-n-Propylamine	<0.010	0.050	0.045	90	0.050	0.045	90	0	22-134	38	
Pentachlorophenol	<0.010	0.050	0.053	106	0.050	0.053	106	0	17-117	50	
Phenol	<0.010	0.050	0.035	70	0.050	0.033	66	6	12-110	25	
Pyrene	<0.005	0.050	0.049	98	0.050	0.049	98	0	23-152	31	
1,2,4-Trichlorobenzene	<0.010	0.050	0.046	92	0.050	0.046	92	0	20-124	28	

Relative Percent Difference RPD = 200*|(D-G)/(D+G)|
Blank Spike Recovery [D] = 100*(C)/[B]
Blank Spike Duplicate Recovery [G] = 100*(F)/[E]
All results are based on MDL and Validated for QC Purposes

Form 3 - MS / MSD Recoveries

Project Name: Koppers Creosote Facility

Work Order # : 238475

Project ID: Grenada MS

Lab Batch ID: 644774

QC- Sample ID: 238475-002 S

Batch #: 1

Matrix: Solid

Reporting Units: mg/kg

SVOAs by EPA 8270C Analytes	MATRIX SPIKE / MATRIX SPIKE DUPLICATE RECOVERY STUDY										
	Parent Sample Result [A]	Spike Added [B]	Spiked Sample Result [C]	Spiked Sample %R [D]	Spike Added [E]	Duplicate Spiked Sample Result [F]	Spiked Dup. %R [G]	RPD %	Control Limits %R	Control Limits %RPD	Flag
Acenaphthene	<0.202	2.02	2.02	100	2.02	1.94	96	4	41-134	19	
4-Chloro-3-methylphenol	<0.404	2.02	1.98	98	2.02	1.89	94	4	28-134	33	
2-Chlorophenol	<0.404	2.02	1.91	95	2.02	1.80	89	7	25-140	50	
1,4-Dichlorobenzene	<0.404	2.02	1.87	93	2.02	1.78	88	6	36-134	27	
2,4-Dinitrotoluene	<0.404	2.02	1.88	93	2.02	1.81	90	3	40-130	47	
4-Nitrophenol	<0.404	2.02	1.82	90	2.02	1.63	81	11	36-123	50	
N-Nitrosodi-n-Propylamine	<0.404	2.02	1.79	89	2.02	1.74	86	3	53-130	38	
Pentachlorophenol	<0.404	2.02	0.201	10	2.02	0.107	5	67	14-111	47	XF
Phenol	<0.404	2.02	1.86	92	2.02	1.77	88	4	27-127	35	
Pyrene	<0.202	2.02	2.04	101	2.02	2.08	103	2	41-144	36	
1,2,4-Trichlorobenzene	<0.404	2.02	1.95	97	2.02	1.84	91	6	37-133	23	

Matrix Spike Percent Recovery [D] = 100*(C-A)/B

Matrix Spike Duplicate Percent Recovery [G] = 100*(F-A)/E

Relative Percent Difference RPD = 200*(D-G)/(D+G)

ND = Not Detected, J = Present Below Reporting Limit, B = Present in Blank, NR = Not Requested, I = Interference, NA = Not ApplicableN = See Narrative, EQL = Estimated Quantitation Limit

Sample Duplicate Recovery

Project Name: Koppers Creosote Facility

Work Order #: 238475

Lab Batch #: 644742

Project ID: Grenada MS

QC- Sample ID: 238475-001 D

Batch #: 1

Matrix: Solid

Reporting Units: %

Percent Moisture Analyte	SAMPLE / SAMPLE DUPLICATE RECOVERY				
	Parent Sample Result [A]	Sample Duplicate Result [B]	RPD	Control Limits %RPD	Flag
Percent Moisture	11.5	11.5	0	20	

Spike Relative Difference RPD 200 * | (B-A)/(B+A) |
All Results are based on MDL and validated for QC purposes.

☐ 11381 Meadowglen, Ste L, Houston TX 77082 281-589-0692
☐ 6309 Wurzbach Rd, Ste 104, San Antonio, TX 78238 210-[illegible]34
☐ 11078 Morrison Ln, Ste D, Dallas, TX 75229 972-481-9999
☐ 5757 N.W. 158th Street, Miami Lakes, F. 33014 305-623-8500
☐ 2618 South Falkenburg Rd, Riverview, Fl 33569 813-620-2000

ANALYSIS REQUEST & CHAIN OF CUSTODY RECORD

Page 1 of 2

Serial #: 15[illegible]29

Company: 3TM International
Phone: 281-497-1230
Lab Only: 238475-A
Project Name-State: Koppers Creosote Facility Grenada MS
☐ Previously done at XENCO
Project ID:
TAT: 5h 12h 24h 48h 3d 5d 7d 10d 14d 21d. Standard TAT is Quote Specific, please circle your required TAT.
Site/Location: Grenada Mississippi
Proj. Manager (PM): Randy Horsak
Fax Results to: ☑ PM and / or T.J. Dunnahoe Fax No: 281 497 ~~1237~~ 1676
e-mail Final Report to:
Invoice to: ☐ Accounting ☑ Invoice with Final Report ☐ Invoice must have a P.O.
Bill to:
Quote No: P.O No: ☐ Call for a P.O.
Reg Program: CLP AFCEE TRRP DW UST Other:
Special DLs (GW DW TRRP QAPP MDLs See Lab PM Included Call PM)
Specifications: Level I II III IV Custom with Raw Data EDD Dry Basis
QA/QC for Litigation
Sampler Name: Danny Valentine Signature:

	Sample ID	Sampling Date	Time	Depth ft (in) m	Matrix A P S W	Composite	Grab	# Containers	Container Size	Container Type	Preservatives	BTEX by 8021 8260 602 624 Other	BTEX-MTBE by 8021 8260 624 Other	TPH by TX1005 TL-Pro 418.1 8015GRO 8015DRO 1004	PAHs by 8270 8100 8310	Metals by 6010 or 6020 8RCRA Tot Pb TCLP8 13PP 23TAL	VOCs by 8021 8260 624 VOA VOH PPs TCL TCLP	SVOCs by 8270 625 PAHs BN&A TCL PPs TCLP	FL Prebum or Revised Prebum	TAT 5h 12h 24h 48h 3d 5d 7d 10d 14d 21d	Addn: PAH above mg/L W. mg/Kg S Highest Hit	Hold: Analysis Disposal	Remarks	Addn:
1	3TM-KP-SS-369-01	10Nov03	1220	6	S		X	1	8	C	C							X					Full List	
2	3TM-KP-SS-369-02		1240															X						
3	3TM-KP-SS-33-01		1435															X						
4	3TM-KP-SS-33-02		1455															X						
5	3TM-KP-SS-151-01		1745															X						
6	3TM-KP-SS-151-02		1800															X						
7	3TM-KP-SS-107-01	11Nov03	1035															X						
8	3TM-KP-SS-107-02		1055															X						
9	3TM-KP-SS-275-01		1520															X						
10	3TM-KP-SS-275-02		1600															X						

Relinquished by (Initials and Sign)	Date & Time	Relinquished to (Initials and Sign)	Date & Time
1 Danny Valentine	13Nov03 15:16		
2			
3		Lab: [illegible]	11/13/03 15:16

Total Containers per COC: 10 Cooler Temp: 2.6°C
Specific Fax Due Date:
☐ Rush Preliminary Results Cost Approved
☐ Rush Data Package cost preapproved
Rush Charges are Pre-Approved upon Requesting them. All Terms Apply

Preservatives: Various (V), HCl pH<2 (H), H2SO4 pH<2 (S), HNO3 pH<2 (N). Asbc Acid&NaOH (A), ZnAc&NaOH (Z), (Cool,<4C) (C), None (NA), See Label (L), Other (O) _____
Cont. Size: 4oz (4), 8oz (8), 32oz (32), 40ml VOA (V), 1L (1), 500ml (5), Tedlar Bag (B), Wipe (W), Other _____ Cont. Type: Glass Amb (A), Glass Clear (C), Plastic (P), Other (O) _____
Matrix: Air (A), Product (P), Solid(S), Water (W)

Committed to Excellence in Service and Quality www.xenco.com

☐ 11361 Meadowglen, Ste L, Houston TX 77082 281-589-0692
☐ 5309 Wurzbach Rd, Ste 104, San Antonio, TX 78238 210-[illegible]
☐ 11078 Morrison Ln, Ste D, Dallas, TX 75229 972-481-9999
☐ 5757 N.W. 158th Street, Miami Lakes, Fl 33014 305-823-8500
☐ 2618 South Falkenburg Rd, Riverview, Fl 33569 813-620-2000

ANALYSIS REQUEST & CHAIN OF CUSTODY RECORD

Serial #: 15[illegible]92

Company: 3TM International
Phone: 281 497-1230
Lab Only: 238475-1
Project Name-State: Kopper Creosote Facility
☐ Previously done at XENCO
Project ID:
TAT: 5h 12h 24h 48h 3d 5d 7d 10d 14d 21d. Standard TAT is Quote Specific, please circle your required TAT.
Site/Location: Grenada, MS
Proj. Manager (PM): Randy Horsak
Fax Results to ☑ PM and / or T.J. Dunnahoe
Fax No: 281 497-1676
e-mail Final Report to:
Invoice to ☐ Accounting ☑ Invoice with Final Report ☐ Invoice must have a P.O.
Bill to:
Quote No:
P.O No:
☐ Call for a P.O.
Reg Program: CLP AFCEE TRRP DW UST Other:
Special DLs (GW DW TRRP QAPP MDLs See Lab PM Included Call PM)
Specifications: Level I II III IV Custom with Raw Data EDD Dry Basis
QA/QC for Litigation
Sampler Name: Danny Vasentine
Signature: Danny Vasentine

	Sample ID	Sampling Date	Time	Depth ft (in) m	Matrix A P S W	Composite	Grab	# Containers	Container Size	Container Type	Preservatives	BTEX by 8021 8260 602 624 Other	BTEX-MTBE by 8021 8260 624 Other	TPH by TX1005 TX1006 418.1 8015GRO 8015DRO 1004	PAHs by 8270 8100 8310	Metals by 6010 or 6020 BRCRA Tot Pb TCLP8 13PP 23TAL	VOCs by 8021 8260 624 VOA VOH PPs TCL TCLP	SVOCs by 8270 625 PAHs BN&A TCL PPs TCLP	FL Preburn or Revised Preburn	TAT 5h 12h 24h 48h 3d 5d 7d 10d 14d 21d	Addn: PAH above mg/L W, mg/Kg S Highest Hit	Hold: Analysis Disposal	Remarks	Addn: Date Rcv by: From:
1	3TM-KP-SS-3-01	12Nov03	1130	6	S													X					Full List	
2	3TM-KP-SS-3-02	↓	1150	6	S													X					↓	
3	3TM-KP-SS-3GA-02 AS ASB	10Nov03	1240	6	S													X						
4	Field Blank	10Nov03	1355	—	W													X						
5	Equipment Rinsate	10Nov03	1400	—	W													X						
6	Duplicate-1	—	—	—	S													X						
7																								
8																								
9																								
10																								

Relinquished by (Initials and Sign)	Date & Time	Relinquished to (Initials and Sign)	Date & Time
1 Danny Vasentine	13Nov03 16:13		
2			
3		Lab: [illegible]	11/13/03 16:13

Total Containers per COC: Cooler Temp:
Specific Fax Due Date: ☐ Rush Preliminary Results Cost Approved
☐ Rush Data Package cost preapproved
Rush Charges are Pre-Approved upon Requesting them. All Terms Apply

Preservatives: Various (V), HCl pH<2 (H), H2SO4 pH<2 (S), HNO3 pH<2 (N), Asbc Acid&NaOH (A), ZnAc&NaOH (Z), (Cool,<4C) (C), None (NA), See Label (L), Other (O) _____
Cont. Size: 4oz (4), 8oz (8), 32oz (32), 40ml VOA (V), 1L (1), 500ml (5), Teclar Bag (B), Wipe (W), Other _____ Cont. Type: Glass Amb (A), Glass Clear (C), Plastic (P), Other (O) _____
Matrix: Air (A), Product (P), Solid(S), Water (W)

Committed to Excellence in Service and Quality www.xenco.com

Phase IV

Analytical Report 239862

for

3TM International

Project Manager: Randy Horsak

Koppers Wood Preserving

29-JAN-04

11381 Meadowglen, Suite L Houston, TX 77082 Ph:(281) 589-0692 Fax:(281) 589-0695

Houston - Dallas - San Antonio - Austin - Tampa - Miami - Latin America

29-JAN-04

Project Manager: **Randy Horsak**
3TM International
1500 South Dairy Ashford, Suite 190
Houston , TX 77077

Reference: XENCO Report No: **239862**
Koppers Wood Preserving
Project Address: Grenada, MS

Randy Horsak:

We are reporting to you the results of the analyses performed on the samples received under the project name referenced above and identified with the XENCO Chain of Custody Numbered 239862. All results being reported under this Chain of Custody apply to the samples analyzed and properly identified with a Laboratory ID number.

All the results for the quality control samples were reviewed. Also, all parameters for data reduction and validation were reviewed. In view of this, we are able to release the analytical data for this report within acceptance criteria for accuracy, precision, completeness or properly flagged. Unless otherwise noted in a Case Narrative, all data reported in this Analytical Report are in compliance with NELAC standards.

The validity and integrity of this report will remain intact as long as it is accompanied by this letter and reproduced in full, unless written approval is granted by XENCO Laboratories. This report will be filed for at least 5 years in our archives after which time it will be destroyed without further notice, unless otherwise arranged with you. The samples received, and described as recorded in COC No. 239862 will be filed for 60 days, and after that time they will be properly disposed without further notice, unless otherwise arranged with you. We reserve the right to return to you any unused samples, extracts or solutions related to them if we consider so necessary (e.g., samples identified as hazardous waste, sample sizes exceeding analytical standard practices, controlled substances under regulated protocols, etc).

We thank you for selecting XENCO Laboratories to serve your analytical needs. If you have any questions concerning this report, please feel free to contact us at any time.

Respectfully,

Brent Barron
Laboratory Manager

Recipient of the Prestigious Small Business Administration Award of Excellence in 1994.
Certified and approved by numerous States and Agencies.
A Small Business and Minority Status Company that delivers SERVICE and QUALITY
Houston - Dallas - San Antonio - Austin - Tampa - Miami - Latin America

XENCO Laboratories

Sample Cross Reference 239862

nelac accredited

3TM International, Houston , TX

Project: Koppers Wood Preserving

Sample Id	Matrix	Date Collected	Sample Depth	Lab Sample Id
3TM-KP-DS-BB-11A (0-3)	S	Jan-09-04 09:30	0 - 3 ft	239862-004
3TM-KP-DS-BB-11B (0-3)	S	Jan-10-04 09:50	0 - 3 ft	239862-008
3TM-KP-DS-BB-11C (0-3)	S	Jan-10-04 10:40	0 - 3 ft	239862-012
3TM-KP-DS-BB-2A (0-3)	S	Jan-10-04 12:10	0 - 3 ft	239862-016
3TM-KP-DS-BB-2B (0-3)	S	Jan-10-04 13:00	0 - 3 ft	239862-020
3TM-KP-DS-BB-2C (0-3)	S	Jan-10-04 14:00	0 - 3 ft	239862-024
3TM-KP-DS-BB-1A (1-2)	S	Jan-10-04 15:10	1 - 2 ft	239862-026
3TM-KP-DS-BB-1A (2-3)	S	Jan-10-04 15:20	2 - 3 ft	239862-027
3TM-KP-DS-BB-1A (0-3)	S	Jan-10-04 15:30	0 - 3 ft	239862-028
3TM-KP-DS-BB-1B (0-3)	S	Jan-10-04 16:20	0 - 3 ft	239862-032
3TM-KP-DS-BB-1C (0-3)	S	Jan-10-04 17:10	0 - 3 ft	239862-036
3TM-KP-DS-BB-3A (0-3)	S	Jan-11-04 09:50	0 - 3 ft	239862-040
3TM-KP-DS-BB-3B (0-3)	S	Jan-11-04 10:45	0 - 3 ft	239862-044
3TM-KP-DS-BB-3C (0-3)	S	Jan-11-04 11:35	0 - 3 ft	239862-048
3TM-KP-DS-BB-4A (0-3)	S	Jan-11-04 13:10	0 - 3 ft	239862-052
3TM-KP-DS-BB-4B (0-3)	S	Jan-11-04 14:15	0 - 3 ft	239862-056
3TM-KP-DS-BB-4C (0-3)	S	Jan-11-04 15:05	0 - 3 ft	239862-060
3TM-KP-DS-BB-5A (0-3)	S	Jan-11-04 17:20	0 - 3 ft	239862-064
3TM-KP-DS-BB-5B (0-3)	S	Jan-11-04 17:45	0 - 3 ft	239862-068
3TM-KP-DS-BB-5C (0-3)	S	Jan-11-04 18:30	0 - 3 ft	239862-072
3TM-KP-DS-BB-6A (0-3)	S	Jan-12-04 09:05	0 - 3 ft	239862-076
3TM-KP-DS-BB-6B (0-3)	S	Jan-12-04 09:45	0 - 3 ft	239862-080
3TM-KP-DS-BB-6C (0-3)	S	Jan-12-04 10:25	0 - 3 ft	239862-084
3TM-KP-DS-BB-8A (0-3)	S	Jan-12-04 12:45	0 - 3 ft	239862-088
3TM-KP-DS-BB-8B (0-3)	S	Jan-12-04 13:15	0 - 3 ft	239862-092
3TM-KP-DS-BB-8C (0-3)	S	Jan-12-04 13:45	0 - 3 ft	239862-096
3TM-KP-DS-BB-9A (0-3)	S	Jan-12-04 16:00	0 - 3 ft	239862-100
3TM-KP-DS-BB-9B (0-3)	S	Jan-12-04 16:40	0 - 3 ft	239862-104
3TM-KP-DS-BB-9C (0-3)	S	Jan-12-04 17:20	0 - 3 ft	239862-108
3TM-KP-DS-BB-7A (0-3)	S	Jan-13-04 10:20	0 - 3 ft	239862-112
3TM-KP-DS-BB-7B (0-3)	S	Jan-13-04 11:00	0 - 3 ft	239862-116
3TM-KP-DS-BB-7C (0-3)	S	Jan-13-04 11:40	0 - 3 ft	239862-120
3TM-KP-DS-BB-11D	W	Jan-13-04 13:20	ft	239862-121
3TM-KP-DS-BB-11D (0-3)	S	Jan-13-04 13:50	0 - 3 ft	239862-125
Equipment Rinsate	W	Jan-11-04 12:00	ft	239862-126
Field Blank	W	Jan-11-04 15:55	ft	239862-127
Duplicate 1	S	Jan-09-04 00:00	ft	239862-128
Duplicate 2	S	Jan-09-04 00:00	ft	239862-129
3TM-KP-DS-BB-3A MS/MSD ((	S	Jan-11-04 09:50	0 - 3 ft	239862-130
3TM-KP-DS-BB-7A MS/MSD ((	S	Jan-13-04 10:20	0 - 3 ft	239862-131

XENCO Laboratories

Certificate of Analytical Results 239862

nelac accredited

3TM International, Houston , TX

Koppers Wood Preserving

Sample Id: 3TM-KP-DS-BB-11A (0-3) Matrix: SOIL Sample Depth: 0 - 3 ft
Lab Sample Id: 239862-004 Date Collected: Jan-09-04 09:30 Date Received: Jan-19-04 14:05

Analytical Method: SVOAs by EPA 8270C % Moist: 18.15 Prep Method: 3550B
Date Anal: Jan-23-04 05:27 Analyst: MAD Date Prep: Jan-20-04 15:30 Tech: MAD
Anal seq: 646779 Prep seq: 465223

Parameter	CAS Number	Result	MQL UnAdj	MQL Adj	MDL UnAdj	SQL	Units	Flag	Dil
Acenaphthene	83-32-9	U	0.167	0.203	0.0333	0.041	mg/kg	U	1
Acenaphthylene	208-96-8	0.095	0.167	0.203	0.0333	0.041	mg/kg	J	1
Aniline (Phenylamine, Aminobenzene)	62-53-3	U	0.667	0.813	0.0353	0.043	mg/kg	U	1
Anthracene	120-12-7	0.525	0.167	0.203	0.0446	0.054	mg/kg		1
Benzo(a)anthracene	56-55-3	0.203	0.167	0.203	0.0333	0.041	mg/kg	J	1
Benzo(a)pyrene	50-32-8	0.424	0.167	0.203	0.0333	0.041	mg/kg		1
Benzo(b)fluoranthene	205-99-2	0.915	0.167	0.203	0.0333	0.041	mg/kg		1
Benzo(g,h,i)perylene	191-24-2	0.171	0.167	0.203	0.0333	0.041	mg/kg	J	1
Benzo(k)fluoranthene	207-08-9	0.322	0.167	0.203	0.0340	0.041	mg/kg		1
Benzoic Acid	65-85-0	U	1.00	1.22	0.2980	0.364	mg/kg	U	1
Benzyl Butyl Phthalate	85-68-7	U	0.167	0.203	0.0382	0.047	mg/kg	U	1
bis(2-chloroethoxy) methane	111-91-1	U	0.333	0.407	0.0333	0.041	mg/kg	U	1
bis(2-chloroethyl) ether	111-44-4	U	0.333	0.407	0.0333	0.041	mg/kg	U	1
bis(2-chloroisopropyl) ether	108-60-1	U	0.333	0.407	0.0455	0.056	mg/kg	U	1
bis(2-ethylhexyl) phthalate	117-81-7	U	0.167	0.203	0.0333	0.041	mg/kg	U	1
4-Bromophenyl-phenylether	101-55-3	U	0.333	0.407	0.0452	0.055	mg/kg	U	1
di-n-Butyl Phthalate	84-74-2	U	0.167	0.203	0.0333	0.041	mg/kg	U	1
4-chloro-3-methylphenol	59-50-7	U	0.333	0.407	0.0407	0.050	mg/kg	U	1
4-Chloroaniline	106-47-8	U	0.667	0.813	0.0333	0.041	mg/kg	U	1
2-Chloronaphthalene	91-58-7	U	0.333	0.407	0.0333	0.041	mg/kg	U	1
2-Chlorophenol	95-57-8	U	0.333	0.407	0.0333	0.041	mg/kg	U	1
4-Chlorophenyl Phenyl Ether	7005-72-3	U	0.333	0.407	0.0333	0.041	mg/kg	U	1
Chrysene	218-01-9	0.373	0.167	0.203	0.0333	0.041	mg/kg		1
Dibenz(a,h)Anthracene	53-70-3	0.072	0.167	0.203	0.0404	0.049	mg/kg	J	1
Dibenzofuran	132-64-9	0.049	0.333	0.407	0.0369	0.045	mg/kg	J	1
1,2-Dichlorobenzene	95-50-1	U	0.333	0.407	0.0333	0.041	mg/kg	U	1
1,3-Dichlorobenzene	541-73-1	U	0.333	0.407	0.0333	0.041	mg/kg	U	1
1,4-Dichlorobenzene	106-46-7	U	0.333	0.407	0.0376	0.046	mg/kg	U	1
3,3-Dichlorobenzidine	91-94-1	U	0.333	0.407	0.0637	0.078	mg/kg	U	1
2,4-Dichlorophenol	120-83-2	U	0.333	0.407	0.0333	0.041	mg/kg	U	1
Diethyl Phthalate	84-66-2	U	0.167	0.203	0.0333	0.041	mg/kg	U	1
Dimethyl Phthalate	131-11-3	U	0.167	0.203	0.0379	0.046	mg/kg	U	1
2,4-Dimethylphenol	105-67-9	U	0.333	0.407	0.0333	0.041	mg/kg	U	1
4,6-dinitro-2-methyl phenol	534-52-1	U	0.333	0.407	0.0377	0.046	mg/kg	U	1
2,4-Dinitrophenol	51-28-5	U	0.333	0.407	0.0333	0.041	mg/kg	U	1
2,4-Dinitrotoluene	121-14-2	U	0.333	0.407	0.0436	0.053	mg/kg	U	1
2,6-Dinitrotoluene	606-20-2	U	0.333	0.407	0.0333	0.041	mg/kg	U	1
Fluoranthene	206-44-0	0.240	0.167	0.203	0.0367	0.045	mg/kg		1
Fluorene	86-73-7	0.090	0.167	0.203	0.0333	0.041	mg/kg	J	1
Hexachlorobenzene	118-74-1	U	0.333	0.407	0.0337	0.041	mg/kg	U	1
Hexachlorobutadiene	87-68-3	U	0.333	0.407	0.0333	0.041	mg/kg	U	1
Hexachlorocyclopentadiene	77-47-4	U	0.333	0.407	0.0333	0.041	mg/kg	U	1
Hexachloroethane	67-72-1	U	0.333	0.407	0.0357	0.044	mg/kg	U	1
Indeno(1,2,3-c,d)Pyrene	193-39-5	0.268	0.167	0.203	0.0487	0.059	mg/kg		1
Isophorone	78-59-1	U	0.333	0.407	0.0540	0.066	mg/kg	U	1

Certificate of Analytical Results 239862

3TM International, Houston , TX

Koppers Wood Preserving

Sample Id: **3TM-KP-DS-BB-11A (0-3)** Matrix: SOIL Sample Depth: 0 - 3 ft
Lab Sample Id: **239862-004** Date Collected: Jan-09-04 09:30 Date Received: Jan-19-04 14:05

Analytical Method: **SVOAs by EPA 8270C** % Moist: 18.15 Prep Method: 3550B
Date Anal: Jan-23-04 05:27 Analyst: MAD Date Prep: Jan-20-04 15:30 Tech: MAD
Anal seq: 646779 Prep seq: 465223

Parameter	CAS Number	Result	MQL UnAdj	MQL Adj	MDL UnAdj	SQL	Units	Flag	Dil
2-Methylnaphthalene	91-57-6	U	0.167	0.203	0.0350	0.043	mg/kg	U	1
2-methylphenol	95-48-7	U	0.333	0.407	0.0415	0.051	mg/kg	U	1
3&4-Methylphenol		U	0.333	0.407	0.0675	0.082	mg/kg	U	1
Naphthalene	91-20-3	U	0.167	0.203	0.0357	0.044	mg/kg	U	1
4-Nitroaniline	100-01-6	U	0.667	0.813	0.0560	0.068	mg/kg	U	1
3-Nitroaniline	99-09-2	U	0.333	0.407	0.0709	0.087	mg/kg	U	1
2-Nitroaniline	88-74-4	U	0.333	0.407	0.0348	0.043	mg/kg	U	1
Nitrobenzene	98-95-3	U	0.333	0.407	0.0333	0.041	mg/kg	U	1
2-Nitrophenol	88-75-5	U	0.333	0.407	0.0333	0.041	mg/kg	U	1
4-Nitrophenol	100-02-7	U	0.333	0.407	0.0579	0.071	mg/kg	U	1
N-Nitrosodi-n-Propylamine	621-64-7	U	0.333	0.407	0.0333	0.041	mg/kg	U	1
N-Nitrosodiphenylamine	86-30-6	U	0.333	0.407	0.0402	0.049	mg/kg	U	1
di-n-Octyl Phthalate	117-84-0	U	0.167	0.203	0.0333	0.041	mg/kg	U	1
Pentachlorophenol	87-86-5	U	0.333	0.407	0.0474	0.058	mg/kg	U	1
Phenanthrene	85-01-8	0.166	0.167	0.203	0.0333	0.041	mg/kg	J	1
Phenol	108-95-2	U	0.333	0.407	0.0333	0.041	mg/kg	U	1
Pyrene	129-00-0	0.353	0.167	0.203	0.0380	0.046	mg/kg		1
Pyridine	110-86-1	U	0.333	0.407	0.1230	0.150	mg/kg	U	1
1,2,4-Trichlorobenzene	120-82-1	U	0.333	0.407	0.0333	0.041	mg/kg	U	1
2,4,6-Trichlorophenol	88-06-2	U	0.333	0.407	0.0368	0.045	mg/kg	U	1
2,4,5-Trichlorophenol	95-95-4	U	0.333	0.407	0.0333	0.041	mg/kg	U	1

Analytical Method: **Percent Moisture** % Moist: Prep Method:
Date Anal: Jan-20-04 12:02 Analyst: JUJ Date Prep: Tech: JUJ
Anal seq: 646711 Prep seq:

Parameter	CAS Number	Result	MQL UnAdj	MQL Adj	MDL UnAdj	SQL	Units	Flag	Dil
Percent Moisture		18.1					%		

XENCO Laboratories

Certificate of Analytical Results 239862

nelac accredited

3TM International, Houston , TX

Koppers Wood Preserving

Sample Id: 3TM-KP-DS-BB-11B (0-3) Matrix: SOIL Sample Depth: 0 - 3 ft
Lab Sample Id: 239862-008 Date Collected: Jan-10-04 09:50 Date Received: Jan-19-04 14:05

Analytical Method: SVOAs by EPA 8270C % Moist: 16.96 Prep Method: 3550B
Date Anal: Jan-23-04 06:19 Analyst: MAD Date Prep: Jan-20-04 15:33 Tech: MAD
Anal seq: 646779 Prep seq: 465223

Parameter	CAS Number	Result	MQL UnAdj	MQL Adj	MDL UnAdj	SQL	Units	Flag	Dil
Acenaphthene	83-32-9	U	0.167	0.200	0.0333	0.040	mg/kg	U	1
Acenaphthylene	208-96-8	U	0.167	0.200	0.0333	0.040	mg/kg	U	1
Aniline (Phenylamine, Aminobenzene)	62-53-3	U	0.667	0.801	0.0353	0.042	mg/kg	U	1
Anthracene	120-12-7	U	0.167	0.200	0.0446	0.054	mg/kg	U	1
Benzo(a)anthracene	56-55-3	0.051	0.167	0.200	0.0333	0.040	mg/kg	J	1
Benzo(a)pyrene	50-32-8	0.055	0.167	0.200	0.0333	0.040	mg/kg	J	1
Benzo(b)fluoranthene	205-99-2	0.120	0.167	0.200	0.0333	0.040	mg/kg	J	1
Benzo(g,h,i)perylene	191-24-2	U	0.167	0.200	0.0333	0.040	mg/kg	U	1
Benzo(k)fluoranthene	207-08-9	0.043	0.167	0.200	0.0340	0.041	mg/kg	J	1
Benzoic Acid	65-85-0	U	1.00	1.20	0.2980	0.359	mg/kg	U	1
Benzyl Butyl Phthalate	85-68-7	U	0.167	0.200	0.0382	0.046	mg/kg	U	1
bis(2-chloroethoxy) methane	111-91-1	U	0.333	0.401	0.0333	0.040	mg/kg	U	1
bis(2-chloroethyl) ether	111-44-4	U	0.333	0.401	0.0333	0.040	mg/kg	U	1
bis(2-chloroisopropyl) ether	108-60-1	U	0.333	0.401	0.0455	0.055	mg/kg	U	1
bis(2-ethylhexyl) phthalate	117-81-7	U	0.167	0.200	0.0333	0.040	mg/kg	U	1
4-Bromophenyl-phenylether	101-55-3	U	0.333	0.401	0.0452	0.054	mg/kg	U	1
di-n-Butyl Phthalate	84-74-2	U	0.167	0.200	0.0333	0.040	mg/kg	U	1
4-chloro-3-methylphenol	59-50-7	U	0.333	0.401	0.0407	0.049	mg/kg	U	1
4-Chloroaniline	106-47-8	U	0.667	0.801	0.0333	0.040	mg/kg	U	1
2-Chloronaphthalene	91-58-7	U	0.333	0.401	0.0333	0.040	mg/kg	U	1
2-Chlorophenol	95-57-8	U	0.333	0.401	0.0333	0.040	mg/kg	U	1
4-Chlorophenyl Phenyl Ether	7005-72-3	U	0.333	0.401	0.0333	0.040	mg/kg	U	1
Chrysene	218-01-9	0.075	0.167	0.200	0.0333	0.040	mg/kg	J	1
Dibenz(a,h)Anthracene	53-70-3	U	0.167	0.200	0.0404	0.049	mg/kg	U	1
Dibenzofuran	132-64-9	U	0.333	0.401	0.0369	0.044	mg/kg	U	1
1,2-Dichlorobenzene	95-50-1	U	0.333	0.401	0.0333	0.040	mg/kg	U	1
1,3-Dichlorobenzene	541-73-1	U	0.333	0.401	0.0333	0.040	mg/kg	U	1
1,4-Dichlorobenzene	106-46-7	U	0.333	0.401	0.0376	0.045	mg/kg	U	1
3,3-Dichlorobenzidine	91-94-1	U	0.333	0.401	0.0637	0.077	mg/kg	U	1
2,4-Dichlorophenol	120-83-2	U	0.333	0.401	0.0333	0.040	mg/kg	U	1
Diethyl Phthalate	84-66-2	U	0.167	0.200	0.0333	0.040	mg/kg	U	1
Dimethyl Phthalate	131-11-3	U	0.167	0.200	0.0379	0.046	mg/kg	U	1
2,4-Dimethylphenol	105-67-9	U	0.333	0.401	0.0333	0.040	mg/kg	U	1
4,6-dinitro-2-methyl phenol	534-52-1	U	0.333	0.401	0.0377	0.045	mg/kg	U	1
2,4-Dinitrophenol	51-28-5	U	0.333	0.401	0.0333	0.040	mg/kg	U	1
2,4-Dinitrotoluene	121-14-2	U	0.333	0.401	0.0436	0.052	mg/kg	U	1
2,6-Dinitrotoluene	606-20-2	U	0.333	0.401	0.0333	0.040	mg/kg	U	1
Fluoranthene	206-44-0	0.111	0.167	0.200	0.0367	0.044	mg/kg	J	1
Fluorene	86-73-7	U	0.167	0.200	0.0333	0.040	mg/kg	U	1
Hexachlorobenzene	118-74-1	U	0.333	0.401	0.0337	0.041	mg/kg	U	1
Hexachlorobutadiene	87-68-3	U	0.333	0.401	0.0333	0.040	mg/kg	U	1
Hexachlorocyclopentadiene	77-47-4	U	0.333	0.401	0.0333	0.040	mg/kg	U	1
Hexachloroethane	67-72-1	U	0.333	0.401	0.0357	0.043	mg/kg	U	1
Indeno(1,2,3-c,d)Pyrene	193-39-5	U	0.167	0.200	0.0487	0.059	mg/kg	U	1
Isophorone	78-59-1	U	0.333	0.401	0.0540	0.065	mg/kg	U	1

Certificate of Analytical Results 239862

3TM International, Houston , TX

Koppers Wood Preserving

Sample Id: **3TM-KP-DS-BB-11B (0-3)** Matrix: SOIL Sample Depth: 0 - 3 ft
Lab Sample Id: **239862-008** Date Collected: Jan-10-04 09:50 Date Received: Jan-19-04 14:05

Analytical Method: **SVOAs by EPA 8270C** % Moist: 16.96 Prep Method: 3550B
Date Anal: Jan-23-04 06:19 Analyst: MAD Date Prep: Jan-20-04 15:33 Tech: MAD
Anal seq: 646779 Prep seq: 465223

Parameter	CAS Number	Result	MQL UnAdj	MQL Adj	MDL UnAdj	SQL	Units	Flag	Dil
2-Methylnaphthalene	91-57-6	U	0.167	0.200	0.0350	0.042	mg/kg	U	1
2-methylphenol	95-48-7	U	0.333	0.401	0.0415	0.050	mg/kg	U	1
3&4-Methylphenol		U	0.333	0.401	0.0675	0.081	mg/kg	U	1
Naphthalene	91-20-3	U	0.167	0.200	0.0357	0.043	mg/kg	U	1
4-Nitroaniline	100-01-6	U	0.667	0.801	0.0560	0.067	mg/kg	U	1
3-Nitroaniline	99-09-2	U	0.333	0.401	0.0709	0.085	mg/kg	U	1
2-Nitroaniline	88-74-4	U	0.333	0.401	0.0348	0.042	mg/kg	U	1
Nitrobenzene	98-95-3	U	0.333	0.401	0.0333	0.040	mg/kg	U	1
2-Nitrophenol	88-75-5	U	0.333	0.401	0.0333	0.040	mg/kg	U	1
4-Nitrophenol	100-02-7	U	0.333	0.401	0.0579	0.070	mg/kg	U	1
N-Nitrosodi-n-Propylamine	621-64-7	U	0.333	0.401	0.0333	0.040	mg/kg	U	1
N-Nitrosodiphenylamine	86-30-6	U	0.333	0.401	0.0402	0.048	mg/kg	U	1
di-n-Octyl Phthalate	117-84-0	U	0.167	0.200	0.0333	0.040	mg/kg	U	1
Pentachlorophenol	87-86-5	U	0.333	0.401	0.0474	0.057	mg/kg	U	1
Phenanthrene	85-01-8	U	0.167	0.200	0.0333	0.040	mg/kg	U	1
Phenol	108-95-2	U	0.333	0.401	0.0333	0.040	mg/kg	U	1
Pyrene	129-00-0	0.096	0.167	0.200	0.0380	0.046	mg/kg	J	1
Pyridine	110-86-1	U	0.333	0.401	0.1230	0.147	mg/kg	U	1
1,2,4-Trichlorobenzene	120-82-1	U	0.333	0.401	0.0333	0.040	mg/kg	U	1
2,4,6-Trichlorophenol	88-06-2	U	0.333	0.401	0.0368	0.044	mg/kg	U	1
2,4,5-Trichlorophenol	95-95-4	U	0.333	0.401	0.0333	0.040	mg/kg	U	1

Analytical Method: **Percent Moisture** % Moist: Prep Method:
Date Anal: Jan-20-04 12:06 Analyst: JUJ Date Prep: Tech: JUJ
Anal seq: 646711 Prep seq:

Parameter	CAS Number	Result	MQL UnAdj	MQL Adj	MDL UnAdj	SQL	Units	Flag	Dil
Percent Moisture		17.0					%		

XENCO Laboratories

Certificate of Analytical Results 239862

nelac accredited

3TM International, Houston , TX

Koppers Wood Preserving

Sample Id: 3TM-KP-DS-BB-11C (0-3) Matrix: SOIL Sample Depth: 0 - 3 ft
Lab Sample Id: 239862-012 Date Collected: Jan-10-04 10:40 Date Received: Jan-19-04 14:05

Analytical Method: SVOAs by EPA 8270C % Moist: 19.54 Prep Method: 3550B
Date Anal: Jan-28-04 09:12 Analyst: JBU Date Prep: Jan-20-04 15:36 Tech: JBU
Anal seq: 646779 Prep seq: 465223

Parameter	CAS Number	Result	MQL UnAdj	MQL Adj	MDL UnAdj	SQL	Units	Flag	Dil
Acenaphthene	83-32-9	54.2	0.167	2.07	0.0333	0.414	mg/kg	D	10
Acenaphthylene	208-96-8	1.26	0.167	0.414	0.0333	0.083	mg/kg		2
Aniline (Phenylamine, Aminobenzene)	62-53-3	U	0.667	1.66	0.0353	0.088	mg/kg	U	2
Anthracene	120-12-7	19.5	0.167	0.414	0.0446	0.111	mg/kg		2
Benzo(a)anthracene	56-55-3	17.6	0.167	2.07	0.0333	0.414	mg/kg	D	10
Benzo(a)pyrene	50-32-8	6.03	0.167	0.414	0.0333	0.083	mg/kg		2
Benzo(b)fluoranthene	205-99-2	11.5	0.167	0.414	0.0333	0.083	mg/kg		2
Benzo(g,h,i)perylene	191-24-2	0.840	0.167	0.414	0.0333	0.083	mg/kg		2
Benzo(k)fluoranthene	207-08-9	3.67	0.167	0.414	0.0340	0.084	mg/kg		2
Benzoic Acid	65-85-0	U	1.00	2.48	0.2980	0.741	mg/kg	U	2
Benzyl Butyl Phthalate	85-68-7	U	0.167	0.414	0.0382	0.095	mg/kg	U	2
bis(2-chloroethoxy) methane	111-91-1	U	0.333	0.828	0.0333	0.083	mg/kg	U	2
bis(2-chloroethyl) ether	111-44-4	U	0.333	0.828	0.0333	0.083	mg/kg	U	2
bis(2-chloroisopropyl) ether	108-60-1	U	0.333	0.828	0.0455	0.113	mg/kg	U	2
bis(2-ethylhexyl) phthalate	117-81-7	U	0.167	0.414	0.0333	0.083	mg/kg	U	2
4-Bromophenyl-phenylether	101-55-3	U	0.333	0.828	0.0452	0.112	mg/kg	U	2
di-n-Butyl Phthalate	84-74-2	U	0.167	0.414	0.0333	0.083	mg/kg	U	2
4-chloro-3-methylphenol	59-50-7	U	0.333	0.828	0.0407	0.101	mg/kg	U	2
4-Chloroaniline	106-47-8	U	0.667	1.66	0.0333	0.083	mg/kg	U	2
2-Chloronaphthalene	91-58-7	U	0.333	0.828	0.0333	0.083	mg/kg	U	2
2-Chlorophenol	95-57-8	U	0.333	0.828	0.0333	0.083	mg/kg	U	2
4-Chlorophenyl Phenyl Ether	7005-72-3	U	0.333	0.828	0.0333	0.083	mg/kg	U	2
Chrysene	218-01-9	13.6	0.167	0.414	0.0333	0.083	mg/kg		2
Dibenz(a,h)Anthracene	53-70-3	0.457	0.167	0.414	0.0404	0.100	mg/kg		2
Dibenzofuran	132-64-9	23.5	0.333	4.14	0.0369	0.459	mg/kg	D	10
1,2-Dichlorobenzene	95-50-1	U	0.333	0.828	0.0333	0.083	mg/kg	U	2
1,3-Dichlorobenzene	541-73-1	U	0.333	0.828	0.0333	0.083	mg/kg	U	2
1,4-Dichlorobenzene	106-46-7	U	0.333	0.828	0.0376	0.093	mg/kg	U	2
3,3-Dichlorobenzidine	91-94-1	U	0.333	0.828	0.0637	0.158	mg/kg	U	2
2,4-Dichlorophenol	120-83-2	U	0.333	0.828	0.0333	0.083	mg/kg	U	2
Diethyl Phthalate	84-66-2	U	0.167	0.414	0.0333	0.083	mg/kg	U	2
Dimethyl Phthalate	131-11-3	U	0.167	0.414	0.0379	0.094	mg/kg	U	2
2,4-Dimethylphenol	105-67-9	U	0.333	0.828	0.0333	0.083	mg/kg	U	2
4,6-dinitro-2-methyl phenol	534-52-1	U	0.333	0.828	0.0377	0.094	mg/kg	U	2
2,4-Dinitrophenol	51-28-5	U	0.333	0.828	0.0333	0.083	mg/kg	U	2
2,4-Dinitrotoluene	121-14-2	U	0.333	0.828	0.0436	0.108	mg/kg	U	2
2,6-Dinitrotoluene	606-20-2	U	0.333	0.828	0.0333	0.083	mg/kg	U	2
Fluoranthene	206-44-0	85.1	0.167	2.07	0.0367	0.456	mg/kg	D	10
Fluorene	86-73-7	41.8	0.167	2.07	0.0333	0.414	mg/kg	D	10
Hexachlorobenzene	118-74-1	U	0.333	0.828	0.0337	0.084	mg/kg	U	2
Hexachlorobutadiene	87-68-3	U	0.333	0.828	0.0333	0.083	mg/kg	U	2
Hexachlorocyclopentadiene	77-47-4	U	0.333	0.828	0.0333	0.083	mg/kg	U	2
Hexachloroethane	67-72-1	U	0.333	0.828	0.0357	0.089	mg/kg	U	2
Indeno(1,2,3-c,d)Pyrene	193-39-5	1.44	0.167	0.414	0.0487	0.121	mg/kg		2
Isophorone	78-59-1	U	0.333	0.828	0.0540	0.134	mg/kg	U	2

XENCO laboratories

Certificate of Analytical Results 239862

nelac accredited

3TM International, Houston, TX

Koppers Wood Preserving

Sample Id: 3TM-KP-DS-BB-11C (0-3) Matrix: SOIL Sample Depth: 0 - 3 ft
Lab Sample Id: 239862-012 Date Collected: Jan-10-04 10:40 Date Received: Jan-19-04 14:05

Analytical Method: SVOAs by EPA 8270C % Moist: 19.54 Prep Method: 3550B
Date Anal: Jan-28-04 09:12 Analyst: JBU Date Prep: Jan-20-04 15:36 Tech: JBU
Anal seq: 646779 Prep seq: 465223

Parameter	CAS Number	Result	MQL UnAdj	MQL Adj	MDL UnAdj	SQL	Units	Flag	Dil
2-Methylnaphthalene	91-57-6	14.2	0.167	0.414 -	0.0350	0.087	mg/kg		2
2-methylphenol	95-48-7	U	0.333	0.828	0.0415	0.103	mg/kg	U	2
3&4-Methylphenol		U	0.333	0.828	0.0675	0.168	mg/kg	U	2
Naphthalene	91-20-3	11.8	0.167	0.414	0.0357	0.089	mg/kg		2
4-Nitroaniline	100-01-6	U	0.667	1.66	0.0560	0.139	mg/kg	U	2
3-Nitroaniline	99-09-2	U	0.333	0.828	0.0709	0.176	mg/kg	U	2
2-Nitroaniline	88-74-4	U	0.333	0.828	0.0348	0.086	mg/kg	U	2
Nitrobenzene	98-95-3	U	0.333	0.828	0.0333	0.083	mg/kg	U	2
2-Nitrophenol	88-75-5	U	0.333	0.828	0.0333	0.083	mg/kg	U	2
4-Nitrophenol	100-02-7	U	0.333	0.828	0.0579	0.144	mg/kg	U	2
N-Nitrosodi-n-Propylamine	621-64-7	U	0.333	0.828	0.0333	0.083	mg/kg	U	2
N-Nitrosodiphenylamine	86-30-6	U	0.333	0.828	0.0402	0.100	mg/kg	U	2
di-n-Octyl Phthalate	117-84-0	U	0.167	0.414	0.0333	0.083	mg/kg	U	2
Pentachlorophenol	87-86-5	U	0.333	0.828	0.0474	0.118	mg/kg	U	2
Phenanthrene	85-01-8	113	0.167	2.07	0.0333	0.414	mg/kg	D	10
Phenol	108-95-2	U	0.333	0.828	0.0333	0.083	mg/kg	U	2
Pyrene	129-00-0	61.1	0.167	2.07	0.0380	0.472	mg/kg	D	10
Pyridine	110-86-1	U	0.333	0.828	0.1230	0.305	mg/kg	U	2
1,2,4-Trichlorobenzene	120-82-1	U	0.333	0.828	0.0333	0.083	mg/kg	U	2
2,4,6-Trichlorophenol	88-06-2	U	0.333	0.828	0.0368	0.091	mg/kg	U	2
2,4,5-Trichlorophenol	95-95-4	U	0.333	0.828	0.0333	0.083	mg/kg	U	2

Analytical Method: Percent Moisture % Moist: Prep Method:
Date Anal: Jan-20-04 12:08 Analyst: JUJ Date Prep: Tech: JUJ
Anal seq: 646711 Prep seq:

Parameter	CAS Number	Result	MQL UnAdj	MQL Adj	MDL UnAdj	SQL	Units	Flag	Dil
Percent Moisture		19.5					%		

XENCO Laboratories

Certificate of Analytical Results 239862

nelac accredited

3TM International, Houston , TX

Koppers Wood Preserving

Sample Id: 3TM-KP-DS-BB-2A (0-3) Matrix: SOIL Sample Depth: 0 - 3 ft
Lab Sample Id: 239862-016 Date Collected: Jan-10-04 12:10 Date Received: Jan-19-04 14:05

Analytical Method: SVOAs by EPA 8270C % Moist: 20.9 Prep Method: 3550B
Date Anal: Jan-23-04 07:12 Analyst: MAD Date Prep: Jan-20-04 15:39 Tech: MAD
Anal seq: 646779 Prep seq: 465223

Parameter	CAS Number	Result	MQL UnAdj	MQL Adj	MDL UnAdj	SQL	Units	Flag	Dil
Acenaphthene	83-32-9	U	0.167	0.211	0.0333	0.042	mg/kg	U	1
Acenaphthylene	208-96-8	U	0.167	0.211	0.0333	0.042	mg/kg	U	1
Aniline (Phenylamine, Aminobenzene)	62-53-3	U	0.667	0.843	0.0353	0.045	mg/kg	U	1
Anthracene	120-12-7	U	0.167	0.211	0.0446	0.056	mg/kg	U	1
Benzo(a)anthracene	56-55-3	U	0.167	0.211	0.0333	0.042	mg/kg	U	1
Benzo(a)pyrene	50-32-8	U	0.167	0.211	0.0333	0.042	mg/kg	U	1
Benzo(b)fluoranthene	205-99-2	U	0.167	0.211	0.0333	0.042	mg/kg	U	1
Benzo(g,h,i)perylene	191-24-2	U	0.167	0.211	0.0333	0.042	mg/kg	U	1
Benzo(k)fluoranthene	207-08-9	U	0.167	0.211	0.0340	0.043	mg/kg	U	1
Benzoic Acid	65-85-0	U	1.00	1.26	0.2980	0.377	mg/kg	U	1
Benzyl Butyl Phthalate	85-68-7	U	0.167	0.211	0.0382	0.048	mg/kg	U	1
bis(2-chloroethoxy) methane	111-91-1	U	0.333	0.421	0.0333	0.042	mg/kg	U	1
bis(2-chloroethyl) ether	111-44-4	U	0.333	0.421	0.0333	0.042	mg/kg	U	1
bis(2-chloroisopropyl) ether	108-60-1	U	0.333	0.421	0.0455	0.058	mg/kg	U	1
bis(2-ethylhexyl) phthalate	117-81-7	U	0.167	0.211	0.0333	0.042	mg/kg	U	1
4-Bromophenyl-phenylether	101-55-3	U	0.333	0.421	0.0452	0.057	mg/kg	U	1
di-n-Butyl Phthalate	84-74-2	U	0.167	0.211	0.0333	0.042	mg/kg	U	1
4-chloro-3-methylphenol	59-50-7	U	0.333	0.421	0.0407	0.051	mg/kg	U	1
4-Chloroaniline	106-47-8	U	0.667	0.843	0.0333	0.042	mg/kg	U	1
2-Chloronaphthalene	91-58-7	U	0.333	0.421	0.0333	0.042	mg/kg	U	1
2-Chlorophenol	95-57-8	U	0.333	0.421	0.0333	0.042	mg/kg	U	1
4-Chlorophenyl Phenyl Ether	7005-72-3	U	0.333	0.421	0.0333	0.042	mg/kg	U	1
Chrysene	218-01-9	U	0.167	0.211	0.0333	0.042	mg/kg	U	1
Dibenz(a,h)Anthracene	53-70-3	U	0.167	0.211	0.0404	0.051	mg/kg	U	1
Dibenzofuran	132-64-9	U	0.333	0.421	0.0369	0.047	mg/kg	U	1
1,2-Dichlorobenzene	95-50-1	U	0.333	0.421	0.0333	0.042	mg/kg	U	1
1,3-Dichlorobenzene	541-73-1	U	0.333	0.421	0.0333	0.042	mg/kg	U	1
1,4-Dichlorobenzene	106-46-7	U	0.333	0.421	0.0376	0.048	mg/kg	U	1
3,3-Dichlorobenzidine	91-94-1	U	0.333	0.421	0.0637	0.081	mg/kg	U	1
2,4-Dichlorophenol	120-83-2	U	0.333	0.421	0.0333	0.042	mg/kg	U	1
Diethyl Phthalate	84-66-2	U	0.167	0.211	0.0333	0.042	mg/kg	U	1
Dimethyl Phthalate	131-11-3	U	0.167	0.211	0.0379	0.048	mg/kg	U	1
2,4-Dimethylphenol	105-67-9	U	0.333	0.421	0.0333	0.042	mg/kg	U	1
4,6-dinitro-2-methyl phenol	534-52-1	U	0.333	0.421	0.0377	0.048	mg/kg	U	1
2,4-Dinitrophenol	51-28-5	U	0.333	0.421	0.0333	0.042	mg/kg	U	1
2,4-Dinitrotoluene	121-14-2	U	0.333	0.421	0.0436	0.055	mg/kg	U	1
2,6-Dinitrotoluene	606-20-2	U	0.333	0.421	0.0333	0.042	mg/kg	U	1
Fluoranthene	206-44-0	U	0.167	0.211	0.0367	0.046	mg/kg	U	1
Fluorene	86-73-7	U	0.167	0.211	0.0333	0.042	mg/kg	U	1
Hexachlorobenzene	118-74-1	U	0.333	0.421	0.0337	0.043	mg/kg	U	1
Hexachlorobutadiene	87-68-3	U	0.333	0.421	0.0333	0.042	mg/kg	U	1
Hexachlorocyclopentadiene	77-47-4	U	0.333	0.421	0.0333	0.042	mg/kg	U	1
Hexachloroethane	67-72-1	U	0.333	0.421	0.0357	0.045	mg/kg	U	1
Indeno(1,2,3-c,d)Pyrene	193-39-5	U	0.167	0.211	0.0487	0.062	mg/kg	U	1
Isophorone	78-59-1	U	0.333	0.421	0.0540	0.068	mg/kg	U	1

XENCO laboratories

Certificate of Analytical Results 239862

nelac accredited

3TM International, Houston , TX

Koppers Wood Preserving

Sample Id: 3TM-KP-DS-BB-2A (0-3) Matrix: SOIL Sample Depth: 0 - 3 ft
Lab Sample Id: 239862-016 Date Collected: Jan-10-04 12:10 Date Received: Jan-19-04 14:05

Analytical Method: SVOAs by EPA 8270C % Moist: 20.9 Prep Method: 3550B
Date Anal: Jan-23-04 07:12 Analyst: MAD Date Prep: Jan-20-04 15:39 Tech: MAD
Anal seq: 646779 Prep seq: 465223

Parameter	CAS Number	Result	MQL UnAdj	MQL Adj	MDL UnAdj	SQL	Units	Flag	Dil
2-Methylnaphthalene	91-57-6	U	0.167	0.211	0.0350	0.044	mg/kg	U	1
2-methylphenol	95-48-7	U	0.333	0.421	0.0415	0.052	mg/kg	U	1
3&4-Methylphenol		U	0.333	0.421	0.0675	0.085	mg/kg	U	1
Naphthalene	91-20-3	U	0.167	0.211	0.0357	0.045	mg/kg	U	1
4-Nitroaniline	100-01-6	U	0.667	0.843	0.0560	0.071	mg/kg	U	1
3-Nitroaniline	99-09-2	U	0.333	0.421	0.0709	0.090	mg/kg	U	1
2-Nitroaniline	88-74-4	U	0.333	0.421	0.0348	0.044	mg/kg	U	1
Nitrobenzene	98-95-3	U	0.333	0.421	0.0333	0.042	mg/kg	U	1
2-Nitrophenol	88-75-5	U	0.333	0.421	0.0333	0.042	mg/kg	U	1
4-Nitrophenol	100-02-7	U	0.333	0.421	0.0579	0.073	mg/kg	U	1
N-Nitrosodi-n-Propylamine	621-64-7	U	0.333	0.421	0.0333	0.042	mg/kg	U	1
N-Nitrosodiphenylamine	86-30-6	U	0.333	0.421	0.0402	0.051	mg/kg	U	1
di-n-Octyl Phthalate	117-84-0	U	0.167	0.211	0.0333	0.042	mg/kg	U	1
Pentachlorophenol	87-86-5	U	0.333	0.421	0.0474	0.060	mg/kg	U	1
Phenanthrene	85-01-8	U	0.167	0.211	0.0333	0.042	mg/kg	U	1
Phenol	108-95-2	U	0.333	0.421	0.0333	0.042	mg/kg	U	1
Pyrene	129-00-0	U	0.167	0.211	0.0380	0.048	mg/kg	U	1
Pyridine	110-86-1	U	0.333	0.421	0.1230	0.155	mg/kg	U	1
1,2,4-Trichlorobenzene	120-82-1	U	0.333	0.421	0.0333	0.042	mg/kg	U	1
2,4,6-Trichlorophenol	88-06-2	U	0.333	0.421	0.0368	0.047	mg/kg	U	1
2,4,5-Trichlorophenol	95-95-4	U	0.333	0.421	0.0333	0.042	mg/kg	U	1

Analytical Method: Percent Moisture % Moist: Prep Method:
Date Anal: Jan-20-04 12:10 Analyst: JUJ Date Prep: Tech: JUJ
Anal seq: 646711 Prep seq:

Parameter	CAS Number	Result	MQL UnAdj	MQL Adj	MDL UnAdj	SQL	Units	Flag	Dil
Percent Moisture		20.9					%		

Certificate of Analytical Results 239862

3TM International, Houston , TX

Koppers Wood Preserving

Sample Id: **3TM-KP-DS-BB-2B (0-3)** Matrix: SOIL Sample Depth: 0 - 3 ft
Lab Sample Id: **239862-020** Date Collected: Jan-10-04 13:00 Date Received: Jan-19-04 14:05

Analytical Method: **SVOAs by EPA 8270C** % Moist: 21.81 Prep Method: 3550B
Date Anal: Jan-27-04 20:05 Analyst: JBU Date Prep: Jan-21-04 10:09 Tech: JBU
Anal seq: 647001 Prep seq: 465247

Parameter	CAS Number	Result	MQL UnAdj	MQL Adj	MDL UnAdj	SQL	Units	Flag	Dil
Acenaphthene	83-32-9	U	0.167	0.213	0.0333	0.043	mg/kg	U	1
Acenaphthylene	208-96-8	U	0.167	0.213	0.0333	0.043	mg/kg	U	1
Aniline (Phenylamine, Aminobenzene)	62-53-3	U	0.667	0.853	0.0353	0.045	mg/kg	U	1
Anthracene	120-12-7	U	0.167	0.213	0.0446	0.057	mg/kg	U	1
Benzo(a)anthracene	56-55-3	U	0.167	0.213	0.0333	0.043	mg/kg	U	1
Benzo(a)pyrene	50-32-8	U	0.167	0.213	0.0333	0.043	mg/kg	U	1
Benzo(b)fluoranthene	205-99-2	U	0.167	0.213	0.0333	0.043	mg/kg	U	1
Benzo(g,h,i)perylene	191-24-2	U	0.167	0.213	0.0333	0.043	mg/kg	U	1
Benzo(k)fluoranthene	207-08-9	U	0.167	0.213	0.0340	0.043	mg/kg	U	1
Benzoic Acid	65-85-0	U	1.00	1.28	0.2980	0.382	mg/kg	U	1
Benzyl Butyl Phthalate	85-68-7	U	0.167	0.213	0.0382	0.049	mg/kg	U	1
bis(2-chloroethoxy) methane	111-91-1	U	0.333	0.426	0.0333	0.043	mg/kg	U	1
bis(2-chloroethyl) ether	111-44-4	U	0.333	0.426	0.0333	0.043	mg/kg	U	1
bis(2-chloroisopropyl) ether	108-60-1	U	0.333	0.426	0.0455	0.058	mg/kg	U	1
bis(2-ethylhexyl) phthalate	117-81-7	0.106	0.167	0.213	0.0333	0.043	mg/kg	J	1
4-Bromophenyl-phenylether	101-55-3	U	0.333	0.426	0.0452	0.058	mg/kg	U	1
di-n-Butyl Phthalate	84-74-2	U	0.167	0.213	0.0333	0.043	mg/kg	U	1
4-chloro-3-methylphenol	59-50-7	U	0.333	0.426	0.0407	0.052	mg/kg	U	1
4-Chloroaniline	106-47-8	U	0.667	0.853	0.0333	0.043	mg/kg	U	1
2-Chloronaphthalene	91-58-7	U	0.333	0.426	0.0333	0.043	mg/kg	U	1
2-Chlorophenol	95-57-8	U	0.333	0.426	0.0333	0.043	mg/kg	U	1
4-Chlorophenyl Phenyl Ether	7005-72-3	U	0.333	0.426	0.0333	0.043	mg/kg	U	1
Chrysene	218-01-9	U	0.167	0.213	0.0333	0.043	mg/kg	U	1
Dibenz(a,h)Anthracene	53-70-3	U	0.167	0.213	0.0404	0.052	mg/kg	U	1
Dibenzofuran	132-64-9	U	0.333	0.426	0.0369	0.047	mg/kg	U	1
1,2-Dichlorobenzene	95-50-1	U	0.333	0.426	0.0333	0.043	mg/kg	U	1
1,3-Dichlorobenzene	541-73-1	U	0.333	0.426	0.0333	0.043	mg/kg	U	1
1,4-Dichlorobenzene	106-46-7	U	0.333	0.426	0.0376	0.048	mg/kg	U	1
3,3-Dichlorobenzidine	91-94-1	U	0.333	0.426	0.0637	0.082	mg/kg	U	1
2,4-Dichlorophenol	120-83-2	U	0.333	0.426	0.0333	0.043	mg/kg	U	1
Diethyl Phthalate	84-66-2	U	0.167	0.213	0.0333	0.043	mg/kg	U	1
Dimethyl Phthalate	131-11-3	U	0.167	0.213	0.0379	0.049	mg/kg	U	1
2,4-Dimethylphenol	105-67-9	U	0.333	0.426	0.0333	0.043	mg/kg	U	1
4,6-dinitro-2-methyl phenol	534-52-1	U	0.333	0.426	0.0377	0.048	mg/kg	U	1
2,4-Dinitrophenol	51-28-5	U	0.333	0.426	0.0333	0.043	mg/kg	U	1
2,4-Dinitrotoluene	121-14-2	U	0.333	0.426	0.0436	0.056	mg/kg	U	1
2,6-Dinitrotoluene	606-20-2	U	0.333	0.426	0.0333	0.043	mg/kg	U	1
Fluoranthene	206-44-0	U	0.167	0.213	0.0367	0.047	mg/kg	U	1
Fluorene	86-73-7	U	0.167	0.213	0.0333	0.043	mg/kg	U	1
Hexachlorobenzene	118-74-1	U	0.333	0.426	0.0337	0.043	mg/kg	U	1
Hexachlorobutadiene	87-68-3	U	0.333	0.426	0.0333	0.043	mg/kg	U	1
Hexachlorocyclopentadiene	77-47-4	U	0.333	0.426	0.0333	0.043	mg/kg	U	1
Hexachloroethane	67-72-1	U	0.333	0.426	0.0357	0.046	mg/kg	U	1
Indeno(1,2,3-c,d)Pyrene	193-39-5	U	0.167	0.213	0.0487	0.062	mg/kg	U	1
Isophorone	78-59-1	U	0.333	0.426	0.0540	0.069	mg/kg	U	1

XENCO laboratories

Certificate of Analytical Results 239862

nelac accredited

3TM International, Houston , TX

Koppers Wood Preserving

Sample Id: **3TM-KP-DS-BB-2B (0-3)** Matrix: SOIL Sample Depth: 0 - 3 ft
Lab Sample Id: **239862-020** Date Collected: Jan-10-04 13:00 Date Received: Jan-19-04 14:05

Analytical Method: **SVOAs by EPA 8270C** % Moist: 21.81 Prep Method: 3550B
Date Anal: Jan-27-04 20:05 Analyst: JBU Date Prep: Jan-21-04 10:09 Tech: JBU
Anal seq: 647001 Prep seq: 465247

Parameter	CAS Number	Result	MQL UnAdj	MQL Adj	MDL UnAdj	SQL	Units	Flag	Dil
2-Methylnaphthalene	91-57-6	U	0.167	0.213	0.0350	0.045	mg/kg	U	1
2-methylphenol	95-48-7	U	0.333	0.426	0.0415	0.053	mg/kg	U	1
3&4-Methylphenol		U	0.333	0.426	0.0675	0.086	mg/kg	U	1
Naphthalene	91-20-3	U	0.167	0.213	0.0357	0.046	mg/kg	U	1
4-Nitroaniline	100-01-6	U	0.667	0.853	0.0560	0.072	mg/kg	U	1
3-Nitroaniline	99-09-2	U	0.333	0.426	0.0709	0.091	mg/kg	U	1
2-Nitroaniline	88-74-4	U	0.333	0.426	0.0348	0.045	mg/kg	U	1
Nitrobenzene	98-95-3	U	0.333	0.426	0.0333	0.043	mg/kg	U	1
2-Nitrophenol	88-75-5	U	0.333	0.426	0.0333	0.043	mg/kg	U	1
4-Nitrophenol	100-02-7	U	0.333	0.426	0.0579	0.074	mg/kg	U	1
N-Nitrosodi-n-Propylamine	621-64-7	U	0.333	0.426	0.0333	0.043	mg/kg	U	1
N-Nitrosodiphenylamine	86-30-6	U	0.333	0.426	0.0402	0.051	mg/kg	U	1
di-n-Octyl Phthalate	117-84-0	U	0.167	0.213	0.0333	0.043	mg/kg	U	1
Pentachlorophenol	87-86-5	U	0.333	0.426	0.0474	0.061	mg/kg	U	1
Phenanthrene	85-01-8	U	0.167	0.213	0.0333	0.043	mg/kg	U	1
Phenol	108-95-2	U	0.333	0.426	0.0333	0.043	mg/kg	U	1
Pyrene	129-00-0	U	0.167	0.213	0.0380	0.049	mg/kg	U	1
Pyridine	110-86-1	U	0.333	0.426	0.1230	0.157	mg/kg	U	1
1,2,4-Trichlorobenzene	120-82-1	U	0.333	0.426	0.0333	0.043	mg/kg	U	1
2,4,6-Trichlorophenol	88-06-2	U	0.333	0.426	0.0368	0.047	mg/kg	U	1
2,4,5-Trichlorophenol	95-95-4	U	0.333	0.426	0.0333	0.043	mg/kg	U	1

Analytical Method: **Percent Moisture** % Moist: Prep Method:
Date Anal: Jan-20-04 12:12 Analyst: JUJ Date Prep: Tech: JUJ
Anal seq: 646711 Prep seq:

Parameter	CAS Number	Result	MQL UnAdj	MQL Adj	MDL UnAdj	SQL	Units	Flag	Dil
Percent Moisture		21.8					%		

XENCO laboratories

Certificate of Analytical Results 239862

nelac accredited

3TM International, Houston , TX

Koppers Wood Preserving

Sample Id: 3TM-KP-DS-BB-2C (0-3) Matrix: SOIL Sample Depth: 0 - 3 ft
Lab Sample Id: 239862-024 Date Collected: Jan-10-04 14:00 Date Received: Jan-19-04 14:05

Analytical Method: SVOAs by EPA 8270C % Moist: 20.4 Prep Method: 3550B
Date Anal: Jan-27-04 20:48 Analyst: JBU Date Prep: Jan-21-04 10:12 Tech: JBU
Anal seq: 647001 Prep seq: 465247

Parameter	CAS Number	Result	MQL UnAdj	MQL Adj	MDL UnAdj	SQL	Units	Flag	Dil
Acenaphthene	83-32-9	U	0.167	0.209	0.0333	0.042	mg/kg	U	1
Acenaphthylene	208-96-8	U	0.167	0.209	0.0333	0.042	mg/kg	U	1
Aniline (Phenylamine, Aminobenzene)	62-53-3	U	0.667	0.836	0.0353	0.044	mg/kg	U	1
Anthracene	120-12-7	U	0.167	0.209	0.0446	0.056	mg/kg	U	1
Benzo(a)anthracene	56-55-3	U	0.167	0.209	0.0333	0.042	mg/kg	U	1
Benzo(a)pyrene	50-32-8	U	0.167	0.209	0.0333	0.042	mg/kg	U	1
Benzo(b)fluoranthene	205-99-2	U	0.167	0.209	0.0333	0.042	mg/kg	U	1
Benzo(g,h,i)perylene	191-24-2	U	0.167	0.209	0.0333	0.042	mg/kg	U	1
Benzo(k)fluoranthene	207-08-9	U	0.167	0.209	0.0340	0.043	mg/kg	U	1
Benzoic Acid	65-85-0	U	1.00	1.25	0.2980	0.374	mg/kg	U	1
Benzyl Butyl Phthalate	85-68-7	U	0.167	0.209	0.0382	0.048	mg/kg	U	1
bis(2-chloroethoxy) methane	111-91-1	U	0.333	0.418	0.0333	0.042	mg/kg	U	1
bis(2-chloroethyl) ether	111-44-4	U	0.333	0.418	0.0333	0.042	mg/kg	U	1
bis(2-chloroisopropyl) ether	108-60-1	U	0.333	0.418	0.0455	0.057	mg/kg	U	1
bis(2-ethylhexyl) phthalate	117-81-7	U	0.167	0.209	0.0333	0.042	mg/kg	U	1
4-Bromophenyl-phenylether	101-55-3	U	0.333	0.418	0.0452	0.057	mg/kg	U	1
di-n-Butyl Phthalate	84-74-2	U	0.167	0.209	0.0333	0.042	mg/kg	U	1
4-chloro-3-methylphenol	59-50-7	U	0.333	0.418	0.0407	0.051	mg/kg	U	1
4-Chloroaniline	106-47-8	U	0.667	0.836	0.0333	0.042	mg/kg	U	1
2-Chloronaphthalene	91-58-7	U	0.333	0.418	0.0333	0.042	mg/kg	U	1
2-Chlorophenol	95-57-8	U	0.333	0.418	0.0333	0.042	mg/kg	U	1
4-Chlorophenyl Phenyl Ether	7005-72-3	U	0.333	0.418	0.0333	0.042	mg/kg	U	1
Chrysene	218-01-9	U	0.167	0.209	0.0333	0.042	mg/kg	U	1
Dibenz(a,h)Anthracene	53-70-3	U	0.167	0.209	0.0404	0.051	mg/kg	U	1
Dibenzofuran	132-64-9	U	0.333	0.418	0.0369	0.046	mg/kg	U	1
1,2-Dichlorobenzene	95-50-1	U	0.333	0.418	0.0333	0.042	mg/kg	U	1
1,3-Dichlorobenzene	541-73-1	U	0.333	0.418	0.0333	0.042	mg/kg	U	1
1,4-Dichlorobenzene	106-46-7	U	0.333	0.418	0.0376	0.047	mg/kg	U	1
3,3-Dichlorobenzidine	91-94-1	U	0.333	0.418	0.0637	0.080	mg/kg	U	1
2,4-Dichlorophenol	120-83-2	U	0.333	0.418	0.0333	0.042	mg/kg	U	1
Diethyl Phthalate	84-66-2	U	0.167	0.209	0.0333	0.042	mg/kg	U	1
Dimethyl Phthalate	131-11-3	U	0.167	0.209	0.0379	0.048	mg/kg	U	1
2,4-Dimethylphenol	105-67-9	U	0.333	0.418	0.0333	0.042	mg/kg	U	1
4,6-dinitro-2-methyl phenol	534-52-1	U	0.333	0.418	0.0377	0.047	mg/kg	U	1
2,4-Dinitrophenol	51-28-5	U	0.333	0.418	0.0333	0.042	mg/kg	U	1
2,4-Dinitrotoluene	121-14-2	U	0.333	0.418	0.0436	0.055	mg/kg	U	1
2,6-Dinitrotoluene	606-20-2	U	0.333	0.418	0.0333	0.042	mg/kg	U	1
Fluoranthene	206-44-0	U	0.167	0.209	0.0367	0.046	mg/kg	U	1
Fluorene	86-73-7	U	0.167	0.209	0.0333	0.042	mg/kg	U	1
Hexachlorobenzene	118-74-1	U	0.333	0.418	0.0337	0.042	mg/kg	U	1
Hexachlorobutadiene	87-68-3	U	0.333	0.418	0.0333	0.042	mg/kg	U	1
Hexachlorocyclopentadiene	77-47-4	U	0.333	0.418	0.0333	0.042	mg/kg	U	1
Hexachloroethane	67-72-1	U	0.333	0.418	0.0357	0.045	mg/kg	U	1
Indeno(1,2,3-c,d)Pyrene	193-39-5	U	0.167	0.209	0.0487	0.061	mg/kg	U	1
Isophorone	78-59-1	U	0.333	0.418	0.0540	0.068	mg/kg	U	1

XENCO laboratories

Certificate of Analytical Results 239862

nelac accredited

3TM International, Houston , TX

Koppers Wood Preserving

Sample Id: 3TM-KP-DS-BB-2C (0-3) Matrix: SOIL Sample Depth: 0 - 3 ft
Lab Sample Id: 239862-024 Date Collected: Jan-10-04 14:00 Date Received: Jan-19-04 14:05

Analytical Method: SVOAs by EPA 8270C % Moist: 20.4 Prep Method: 3550B
Date Anal: Jan-27-04 20:48 Analyst: JBU Date Prep: Jan-21-04 10:12 Tech: JBU
Anal seq: 647001 Prep seq: 465247

Parameter	CAS Number	Result	MQL UnAdj	MQL Adj	MDL UnAdj	SQL	Units	Flag	Dil
2-Methylnaphthalene	91-57-6	U	0.167	0.209	0.0350	0.044	mg/kg	U	1
2-methylphenol	95-48-7	U	0.333	0.418	0.0415	0.052	mg/kg	U	1
3&4-Methylphenol		U	0.333	0.418	0.0675	0.085	mg/kg	U	1
Naphthalene	91-20-3	U	0.167	0.209	0.0357	0.045	mg/kg	U	1
4-Nitroaniline	100-01-6	U	0.667	0.836	0.0560	0.070	mg/kg	U	1
3-Nitroaniline	99-09-2	U	0.333	0.418	0.0709	0.089	mg/kg	U	1
2-Nitroaniline	88-74-4	U	0.333	0.418	0.0348	0.044	mg/kg	U	1
Nitrobenzene	98-95-3	U	0.333	0.418	0.0333	0.042	mg/kg	U	1
2-Nitrophenol	88-75-5	U	0.333	0.418	0.0333	0.042	mg/kg	U	1
4-Nitrophenol	100-02-7	U	0.333	0.418	0.0579	0.073	mg/kg	U	1
N-Nitrosodi-n-Propylamine	621-64-7	U	0.333	0.418	0.0333	0.042	mg/kg	U	1
N-Nitrosodiphenylamine	86-30-6	U	0.333	0.418	0.0402	0.050	mg/kg	U	1
di-n-Octyl Phthalate	117-84-0	U	0.167	0.209	0.0333	0.042	mg/kg	U	1
Pentachlorophenol	87-86-5	U	0.333	0.418	0.0474	0.060	mg/kg	U	1
Phenanthrene	85-01-8	U	0.167	0.209	0.0333	0.042	mg/kg	U	1
Phenol	108-95-2	U	0.333	0.418	0.0333	0.042	mg/kg	U	1
Pyrene	129-00-0	U	0.167	0.209	0.0380	0.048	mg/kg	U	1
Pyridine	110-86-1	U	0.333	0.418	0.1230	0.154	mg/kg	U	1
1,2,4-Trichlorobenzene	120-82-1	U	0.333	0.418	0.0333	0.042	mg/kg	U	1
2,4,6-Trichlorophenol	88-06-2	U	0.333	0.418	0.0368	0.046	mg/kg	U	1
2,4,5-Trichlorophenol	95-95-4	U	0.333	0.418	0.0333	0.042	mg/kg	U	1

Analytical Method: Percent Moisture % Moist: Prep Method:
Date Anal: Jan-20-04 12:14 Analyst: JUJ Date Prep: Tech: JUJ
Anal seq: 646711 Prep seq:

Parameter	CAS Number	Result	MQL UnAdj	MQL Adj	MDL UnAdj	SQL	Units	Flag	Dil
Percent Moisture		20.4					%		

XENCO Laboratories

Certificate of Analytical Results 239862

nelac accredited

3TM International, Houston , TX

Koppers Wood Preserving

Sample Id: 3TM-KP-DS-BB-1A (1-2) Matrix: SOIL Sample Depth: 1 - 2 ft
Lab Sample Id: 239862-026 Date Collected: Jan-10-04 15:10 Date Received: Jan-19-04 14:05

Analytical Method: SVOAs by EPA 8270C % Moist: 18.23 Prep Method: 3550B
Date Anal: Jan-27-04 21:31 Analyst: JBU Date Prep: Jan-21-04 10:15 Tech: JBU
Anal seq: 647001 Prep seq: 465247

Parameter	CAS Number	Result	MQL UnAdj	MQL Adj	MDL UnAdj	SQL	Units	Flag	Dil
Acenaphthene	83-32-9	U	0.167	0.203	0.0333	0.041	mg/kg	U	1
Acenaphthylene	208-96-8	U	0.167	0.203	0.0333	0.041	mg/kg	U	1
Aniline (Phenylamine, Aminobenzene)	62-53-3	U	0.667	0.813	0.0353	0.043	mg/kg	U	1
Anthracene	120-12-7	U	0.167	0.203	0.0446	0.054	mg/kg	U	1
Benzo(a)anthracene	56-55-3	0.095	0.167	0.203	0.0333	0.041	mg/kg	J	1
Benzo(a)pyrene	50-32-8	0.050	0.167	0.203	0.0333	0.041	mg/kg	J	1
Benzo(b)fluoranthene	205-99-2	0.088	0.167	0.203	0.0333	0.041	mg/kg	J	1
Benzo(g,h,i)perylene	191-24-2	U	0.167	0.203	0.0333	0.041	mg/kg	U	1
Benzo(k)fluoranthene	207-08-9	0.052	0.167	0.203	0.0340	0.041	mg/kg	J	1
Benzoic Acid	65-85-0	U	1.00	1.22	0.2980	0.364	mg/kg	U	1
Benzyl Butyl Phthalate	85-68-7	U	0.167	0.203	0.0382	0.047	mg/kg	U	1
bis(2-chloroethoxy) methane	111-91-1	U	0.333	0.407	0.0333	0.041	mg/kg	U	1
bis(2-chloroethyl) ether	111-44-4	U	0.333	0.407	0.0333	0.041	mg/kg	U	1
bis(2-chloroisopropyl) ether	108-60-1	U	0.333	0.407	0.0455	0.056	mg/kg	U	1
bis(2-ethylhexyl) phthalate	117-81-7	0.104	0.167	0.203	0.0333	0.041	mg/kg	J	1
4-Bromophenyl-phenylether	101-55-3	U	0.333	0.407	0.0452	0.055	mg/kg	U	1
di-n-Butyl Phthalate	84-74-2	U	0.167	0.203	0.0333	0.041	mg/kg	U	1
4-chloro-3-methylphenol	59-50-7	U	0.333	0.407	0.0407	0.050	mg/kg	U	1
4-Chloroaniline	106-47-8	U	0.667	0.813	0.0333	0.041	mg/kg	U	1
2-Chloronaphthalene	91-58-7	U	0.333	0.407	0.0333	0.041	mg/kg	U	1
2-Chlorophenol	95-57-8	U	0.333	0.407	0.0333	0.041	mg/kg	U	1
4-Chlorophenyl Phenyl Ether	7005-72-3	U	0.333	0.407	0.0333	0.041	mg/kg	U	1
Chrysene	218-01-9	0.098	0.167	0.203	0.0333	0.041	mg/kg	J	1
Dibenz(a,h)Anthracene	53-70-3	U	0.167	0.203	0.0404	0.049	mg/kg	U	1
Dibenzofuran	132-64-9	U	0.333	0.407	0.0369	0.045	mg/kg	U	1
1,2-Dichlorobenzene	95-50-1	U	0.333	0.407	0.0333	0.041	mg/kg	U	1
1,3-Dichlorobenzene	541-73-1	U	0.333	0.407	0.0333	0.041	mg/kg	U	1
1,4-Dichlorobenzene	106-46-7	U	0.333	0.407	0.0376	0.046	mg/kg	U	1
3,3-Dichlorobenzidine	91-94-1	0.100	0.333	0.407	0.0637	0.078	mg/kg	J	1
2,4-Dichlorophenol	120-83-2	U	0.333	0.407	0.0333	0.041	mg/kg	U	1
Diethyl Phthalate	84-66-2	U	0.167	0.203	0.0333	0.041	mg/kg	U	1
Dimethyl Phthalate	131-11-3	U	0.167	0.203	0.0379	0.046	mg/kg	U	1
2,4-Dimethylphenol	105-67-9	U	0.333	0.407	0.0333	0.041	mg/kg	U	1
4,6-dinitro-2-methyl phenol	534-52-1	U	0.333	0.407	0.0377	0.046	mg/kg	U	1
2,4-Dinitrophenol	51-28-5	U	0.333	0.407	0.0333	0.041	mg/kg	U	1
2,4-Dinitrotoluene	121-14-2	U	0.333	0.407	0.0436	0.053	mg/kg	U	1
2,6-Dinitrotoluene	606-20-2	U	0.333	0.407	0.0333	0.041	mg/kg	U	1
Fluoranthene	206-44-0	U	0.167	0.203	0.0367	0.045	mg/kg	U	1
Fluorene	86-73-7	U	0.167	0.203	0.0333	0.041	mg/kg	U	1
Hexachlorobenzene	118-74-1	U	0.333	0.407	0.0337	0.041	mg/kg	U	1
Hexachlorobutadiene	87-68-3	U	0.333	0.407	0.0333	0.041	mg/kg	U	1
Hexachlorocyclopentadiene	77-47-4	U	0.333	0.407	0.0333	0.041	mg/kg	U	1
Hexachloroethane	67-72-1	U	0.333	0.407	0.0357	0.044	mg/kg	U	1
Indeno(1,2,3-c,d)Pyrene	193-39-5	U	0.167	0.203	0.0487	0.059	mg/kg	U	1
Isophorone	78-59-1	U	0.333	0.407	0.0540	0.066	mg/kg	U	1

XENCO Laboratories

Certificate of Analytical Results 239862

nelac accredited

3TM International, Houston , TX

Koppers Wood Preserving

Sample Id: **3TM-KP-DS-BB-1A (1-2)** Matrix: SOIL Sample Depth: 1 - 2 ft
Lab Sample Id: **239862-026** Date Collected: Jan-10-04 15:10 Date Received: Jan-19-04 14:05

Analytical Method: **SVOAs by EPA 8270C** % Moist: 18.23 Prep Method: 3550B
Date Anal: Jan-27-04 21:31 Analyst: JBU Date Prep: Jan-21-04 10:15 Tech: JBU
Anal seq: 647001 Prep seq: 465247

Parameter	CAS Number	Result	MQL UnAdj	MQL Adj	MDL UnAdj	SQL	Units	Flag	Dil
2-Methylnaphthalene	91-57-6	U	0.167	0.203	0.0350	0.043	mg/kg	U	1
2-methylphenol	95-48-7	U	0.333	0.407	0.0415	0.051	mg/kg	U	1
3&4-Methylphenol		U	0.333	0.407	0.0675	0.082	mg/kg	U	1
Naphthalene	91-20-3	U	0.167	0.203	0.0357	0.044	mg/kg	U	1
4-Nitroaniline	100-01-6	U	0.667	0.813	0.0560	0.068	mg/kg	U	1
3-Nitroaniline	99-09-2	U	0.333	0.407	0.0709	0.086	mg/kg	U	1
2-Nitroaniline	88-74-4	U	0.333	0.407	0.0348	0.042	mg/kg	U	1
Nitrobenzene	98-95-3	U	0.333	0.407	0.0333	0.041	mg/kg	U	1
2-Nitrophenol	88-75-5	U	0.333	0.407	0.0333	0.041	mg/kg	U	1
4-Nitrophenol	100-02-7	U	0.333	0.407	0.0579	0.071	mg/kg	U	1
N-Nitrosodi-n-Propylamine	621-64-7	U	0.333	0.407	0.0333	0.041	mg/kg	U	1
N-Nitrosodiphenylamine	86-30-6	U	0.333	0.407	0.0402	0.049	mg/kg	U	1
di-n-Octyl Phthalate	117-84-0	U	0.167	0.203	0.0333	0.041	mg/kg	U	1
Pentachlorophenol	87-86-5	U	0.333	0.407	0.0474	0.058	mg/kg	U	1
Phenanthrene	85-01-8	U	0.167	0.203	0.0333	0.041	mg/kg	U	1
Phenol	108-95-2	U	0.333	0.407	0.0333	0.041	mg/kg	U	1
Pyrene	129-00-0	U	0.167	0.203	0.0380	0.046	mg/kg	U	1
Pyridine	110-86-1	U	0.333	0.407	0.1230	0.150	mg/kg	U	1
1,2,4-Trichlorobenzene	120-82-1	U	0.333	0.407	0.0333	0.041	mg/kg	U	1
2,4,6-Trichlorophenol	88-06-2	U	0.333	0.407	0.0368	0.045	mg/kg	U	1
2,4,5-Trichlorophenol	95-95-4	U	0.333	0.407	0.0333	0.041	mg/kg	U	1

Analytical Method: **Percent Moisture** % Moist: Prep Method:
Date Anal: Jan-21-04 15:32 Analyst: JUJ Date Prep: Tech: JUJ
Anal seq: 646768 Prep seq:

Parameter	CAS Number	Result	MQL UnAdj	MQL Adj	MDL UnAdj	SQL	Units	Flag	Dil
Percent Moisture		18.2					%		

XENCO laboratories

Certificate of Analytical Results 239862

nelac accredited

3TM International, Houston , TX

Koppers Wood Preserving

Sample Id: 3TM-KP-DS-BB-1A (2-3) Matrix: SOIL Sample Depth: 2 - 3 ft
Lab Sample Id: 239862-027 Date Collected: Jan-10-04 15:20 Date Received: Jan-19-04 14:05

Analytical Method: SVOAs by EPA 8270C % Moist: 18.89 Prep Method: 3550B
Date Anal: Jan-27-04 22:13 Analyst: JBU Date Prep: Jan-21-04 10:18 Tech: JBU
Anal seq: 647001 Prep seq: 465247

Parameter	CAS Number	Result	MQL UnAdj	MQL Adj	MDL UnAdj	SQL	Units	Flag	Dil
Acenaphthene	83-32-9	U	0.167	0.205	0.0333	0.041	mg/kg	U	1
Acenaphthylene	208-96-8	U	0.167	0.205	0.0333	0.041	mg/kg	U	1
Aniline (Phenylamine, Aminobenzene)	62-53-3	U	0.667	0.821	0.0353	0.043	mg/kg	U	1
Anthracene	120-12-7	U	0.167	0.205	0.0446	0.055	mg/kg	U	1
Benzo(a)anthracene	56-55-3	U	0.167	0.205	0.0333	0.041	mg/kg	U	1
Benzo(a)pyrene	50-32-8	U	0.167	0.205	0.0333	0.041	mg/kg	U	1
Benzo(b)fluoranthene	205-99-2	0.047	0.167	0.205	0.0333	0.041	mg/kg	J	1
Benzo(g,h,i)perylene	191-24-2	U	0.167	0.205	0.0333	0.041	mg/kg	U	1
Benzo(k)fluoranthene	207-08-9	U	0.167	0.205	0.0340	0.042	mg/kg	U	1
Benzoic Acid	65-85-0	U	1.00	1.23	0.2980	0.367	mg/kg	U	1
Benzyl Butyl Phthalate	85-68-7	U	0.167	0.205	0.0382	0.047	mg/kg	U	1
bis(2-chloroethoxy) methane	111-91-1	U	0.333	0.410	0.0333	0.041	mg/kg	U	1
bis(2-chloroethyl) ether	111-44-4	U	0.333	0.410	0.0333	0.041	mg/kg	U	1
bis(2-chloroisopropyl) ether	108-60-1	U	0.333	0.410	0.0455	0.056	mg/kg	U	1
bis(2-ethylhexyl) phthalate	117-81-7	0.102	0.167	0.205	0.0333	0.041	mg/kg	J	1
4-Bromophenyl-phenylether	101-55-3	U	0.333	0.410	0.0452	0.056	mg/kg	U	1
di-n-Butyl Phthalate	84-74-2	U	0.167	0.205	0.0333	0.041	mg/kg	U	1
4-chloro-3-methylphenol	59-50-7	U	0.333	0.410	0.0407	0.050	mg/kg	U	1
4-Chloroaniline	106-47-8	U	0.667	0.821	0.0333	0.041	mg/kg	U	1
2-Chloronaphthalene	91-58-7	U	0.333	0.410	0.0333	0.041	mg/kg	U	1
2-Chlorophenol	95-57-8	U	0.333	0.410	0.0333	0.041	mg/kg	U	1
4-Chlorophenyl Phenyl Ether	7005-72-3	U	0.333	0.410	0.0333	0.041	mg/kg	U	1
Chrysene	218-01-9	0.044	0.167	0.205	0.0333	0.041	mg/kg	J	1
Dibenz(a,h)Anthracene	53-70-3	U	0.167	0.205	0.0404	0.050	mg/kg	U	1
Dibenzofuran	132-64-9	U	0.333	0.410	0.0369	0.046	mg/kg	U	1
1,2-Dichlorobenzene	95-50-1	U	0.333	0.410	0.0333	0.041	mg/kg	U	1
1,3-Dichlorobenzene	541-73-1	U	0.333	0.410	0.0333	0.041	mg/kg	U	1
1,4-Dichlorobenzene	106-46-7	U	0.333	0.410	0.0376	0.046	mg/kg	U	1
3,3-Dichlorobenzidine	91-94-1	U	0.333	0.410	0.0637	0.078	mg/kg	U	1
2,4-Dichlorophenol	120-83-2	U	0.333	0.410	0.0333	0.041	mg/kg	U	1
Diethyl Phthalate	84-66-2	U	0.167	0.205	0.0333	0.041	mg/kg	U	1
Dimethyl Phthalate	131-11-3	U	0.167	0.205	0.0379	0.047	mg/kg	U	1
2,4-Dimethylphenol	105-67-9	U	0.333	0.410	0.0333	0.041	mg/kg	U	1
4,6-dinitro-2-methyl phenol	534-52-1	U	0.333	0.410	0.0377	0.047	mg/kg	U	1
2,4-Dinitrophenol	51-28-5	U	0.333	0.410	0.0333	0.041	mg/kg	U	1
2,4-Dinitrotoluene	121-14-2	U	0.333	0.410	0.0436	0.054	mg/kg	U	1
2,6-Dinitrotoluene	606-20-2	U	0.333	0.410	0.0333	0.041	mg/kg	U	1
Fluoranthene	206-44-0	U	0.167	0.205	0.0367	0.045	mg/kg	U	1
Fluorene	86-73-7	U	0.167	0.205	0.0333	0.041	mg/kg	U	1
Hexachlorobenzene	118-74-1	U	0.333	0.410	0.0337	0.042	mg/kg	U	1
Hexachlorobutadiene	87-68-3	U	0.333	0.410	0.0333	0.041	mg/kg	U	1
Hexachlorocyclopentadiene	77-47-4	U	0.333	0.410	0.0333	0.041	mg/kg	U	1
Hexachloroethane	67-72-1	U	0.333	0.410	0.0357	0.044	mg/kg	U	1
Indeno(1,2,3-c,d)Pyrene	193-39-5	U	0.167	0.205	0.0487	0.060	mg/kg	U	1
Isophorone	78-59-1	U	0.333	0.410	0.0540	0.067	mg/kg	U	1

XENCO Laboratories

Certificate of Analytical Results 239862

nelac accredited

3TM International, Houston , TX

Koppers Wood Preserving

Sample Id: **3TM-KP-DS-BB-1A (2-3)** Matrix: SOIL Sample Depth: 2 - 3 ft
Lab Sample Id: **239862-027** Date Collected: Jan-10-04 15:20 Date Received: Jan-19-04 14:05

Analytical Method: **SVOAs by EPA 8270C** % Moist: 18.89 Prep Method: 3550B
Date Anal: Jan-27-04 22:13 Analyst: JBU Date Prep: Jan-21-04 10:18 Tech: JBU
Anal seq: 647001 Prep seq: 465247

Parameter	CAS Number	Result	MQL UnAdj	MQL Adj	MDL UnAdj	SQL	Units	Flag	Dil
2-Methylnaphthalene	91-57-6	U	0.167	0.205	0.0350	0.043	mg/kg	U	1
2-methylphenol	95-48-7	U	0.333	0.410	0.0415	0.051	mg/kg	U	1
3&4-Methylphenol		U	0.333	0.410	0.0675	0.083	mg/kg	U	1
Naphthalene	91-20-3	U	0.167	0.205	0.0357	0.044	mg/kg	U	1
4-Nitroaniline	100-01-6	U	0.667	0.821	0.0560	0.069	mg/kg	U	1
3-Nitroaniline	99-09-2	U	0.333	0.410	0.0709	0.087	mg/kg	U	1
2-Nitroaniline	88-74-4	U	0.333	0.410	0.0348	0.043	mg/kg	U	1
Nitrobenzene	98-95-3	U	0.333	0.410	0.0333	0.041	mg/kg	U	1
2-Nitrophenol	88-75-5	U	0.333	0.410	0.0333	0.041	mg/kg	U	1
4-Nitrophenol	100-02-7	U	0.333	0.410	0.0579	0.071	mg/kg	U	1
N-Nitrosodi-n-Propylamine	621-64-7	U	0.333	0.410	0.0333	0.041	mg/kg	U	1
N-Nitrosodiphenylamine	86-30-6	U	0.333	0.410	0.0402	0.050	mg/kg	U	1
di-n-Octyl Phthalate	117-84-0	U	0.167	0.205	0.0333	0.041	mg/kg	U	1
Pentachlorophenol	87-86-5	U	0.333	0.410	0.0474	0.058	mg/kg	U	1
Phenanthrene	85-01-8	U	0.167	0.205	0.0333	0.041	mg/kg	U	1
Phenol	108-95-2	U	0.333	0.410	0.0333	0.041	mg/kg	U	1
Pyrene	129-00-0	0.052	0.167	0.205	0.0380	0.047	mg/kg	J	1
Pyridine	110-86-1	U	0.333	0.410	0.1230	0.151	mg/kg	U	1
1,2,4-Trichlorobenzene	120-82-1	U	0.333	0.410	0.0333	0.041	mg/kg	U	1
2,4,6-Trichlorophenol	88-06-2	U	0.333	0.410	0.0368	0.045	mg/kg	U	1
2,4,5-Trichlorophenol	95-95-4	U	0.333	0.410	0.0333	0.041	mg/kg	U	1

Analytical Method: **Percent Moisture** % Moist: Prep Method:
Date Anal: Jan-21-04 15:36 Analyst: JUJ Date Prep: Tech: JUJ
Anal seq: 646768 Prep seq:

Parameter	CAS Number	Result	MQL UnAdj	MQL Adj	MDL UnAdj	SQL	Units	Flag	Dil
Percent Moisture		18.9					%		

XENCO laboratories

Certificate of Analytical Results 239862

nelac accredited

3TM International, Houston , TX

Koppers Wood Preserving

Sample Id: 3TM-KP-DS-BB-1A (0-3) Matrix: SOIL Sample Depth: 0 - 3 ft
Lab Sample Id: 239862-028 Date Collected: Jan-10-04 15:30 Date Received: Jan-19-04 14:05

Analytical Method: SVOAs by EPA 8270C % Moist: 17.02 Prep Method: 3550B
Date Anal: Jan-27-04 22:56 Analyst: JBU Date Prep: Jan-21-04 10:21 Tech: JBU
Anal seq: 647001 Prep seq: 465247

Parameter	CAS Number	Result	MQL UnAdj	MQL Adj	MDL UnAdj	SQL	Units	Flag	Dil
Acenaphthene	83-32-9	U	0.167	0.201	0.0333	0.040	mg/kg	U	1
Acenaphthylene	208-96-8	U	0.167	0.201	0.0333	0.040	mg/kg	U	1
Aniline (Phenylamine, Aminobenzene)	62-53-3	U	0.667	0.803	0.0353	0.043	mg/kg	U	1
Anthracene	120-12-7	U	0.167	0.201	0.0446	0.054	mg/kg	U	1
Benzo(a)anthracene	56-55-3	0.081	0.167	0.201	0.0333	0.040	mg/kg	J	1
Benzo(a)pyrene	50-32-8	U	0.167	0.201	0.0333	0.040	mg/kg	U	1
Benzo(b)fluoranthene	205-99-2	0.088	0.167	0.201	0.0333	0.040	mg/kg	J	1
Benzo(g,h,i)perylene	191-24-2	U	0.167	0.201	0.0333	0.040	mg/kg	U	1
Benzo(k)fluoranthene	207-08-9	U	0.167	0.201	0.0340	0.041	mg/kg	U	1
Benzoic Acid	65-85-0	U	1.00	1.20	0.2980	0.359	mg/kg	U	1
Benzyl Butyl Phthalate	85-68-7	U	0.167	0.201	0.0382	0.046	mg/kg	U	1
bis(2-chloroethoxy) methane	111-91-1	U	0.333	0.402	0.0333	0.040	mg/kg	U	1
bis(2-chloroethyl) ether	111-44-4	U	0.333	0.402	0.0333	0.040	mg/kg	U	1
bis(2-chloroisopropyl) ether	108-60-1	U	0.333	0.402	0.0455	0.055	mg/kg	U	1
bis(2-ethylhexyl) phthalate	117-81-7	0.099	0.167	0.201	0.0333	0.040	mg/kg	J	1
4-Bromophenyl-phenylether	101-55-3	U	0.333	0.402	0.0452	0.055	mg/kg	U	1
di-n-Butyl Phthalate	84-74-2	U	0.167	0.201	0.0333	0.040	mg/kg	U	1
4-chloro-3-methylphenol	59-50-7	U	0.333	0.402	0.0407	0.049	mg/kg	U	1
4-Chloroaniline	106-47-8	U	0.667	0.803	0.0333	0.040	mg/kg	U	1
2-Chloronaphthalene	91-58-7	U	0.333	0.402	0.0333	0.040	mg/kg	U	1
2-Chlorophenol	95-57-8	U	0.333	0.402	0.0333	0.040	mg/kg	U	1
4-Chlorophenyl Phenyl Ether	7005-72-3	U	0.333	0.402	0.0333	0.040	mg/kg	U	1
Chrysene	218-01-9	0.078	0.167	0.201	0.0333	0.040	mg/kg	J	1
Dibenz(a,h)Anthracene	53-70-3	U	0.167	0.201	0.0404	0.049	mg/kg	U	1
Dibenzofuran	132-64-9	U	0.333	0.402	0.0369	0.045	mg/kg	U	1
1,2-Dichlorobenzene	95-50-1	U	0.333	0.402	0.0333	0.040	mg/kg	U	1
1,3-Dichlorobenzene	541-73-1	U	0.333	0.402	0.0333	0.040	mg/kg	U	1
1,4-Dichlorobenzene	106-46-7	U	0.333	0.402	0.0376	0.045	mg/kg	U	1
3,3-Dichlorobenzidine	91-94-1	U	0.333	0.402	0.0637	0.077	mg/kg	U	1
2,4-Dichlorophenol	120-83-2	U	0.333	0.402	0.0333	0.040	mg/kg	U	1
Diethyl Phthalate	84-66-2	U	0.167	0.201	0.0333	0.040	mg/kg	U	1
Dimethyl Phthalate	131-11-3	U	0.167	0.201	0.0379	0.046	mg/kg	U	1
2,4-Dimethylphenol	105-67-9	U	0.333	0.402	0.0333	0.040	mg/kg	U	1
4,6-dinitro-2-methyl phenol	534-52-1	U	0.333	0.402	0.0377	0.046	mg/kg	U	1
2,4-Dinitrophenol	51-28-5	U	0.333	0.402	0.0333	0.040	mg/kg	U	1
2,4-Dinitrotoluene	121-14-2	U	0.333	0.402	0.0436	0.053	mg/kg	U	1
2,6-Dinitrotoluene	606-20-2	U	0.333	0.402	0.0333	0.040	mg/kg	U	1
Fluoranthene	206-44-0	U	0.167	0.201	0.0367	0.044	mg/kg	U	1
Fluorene	86-73-7	U	0.167	0.201	0.0333	0.040	mg/kg	U	1
Hexachlorobenzene	118-74-1	U	0.333	0.402	0.0337	0.041	mg/kg	U	1
Hexachlorobutadiene	87-68-3	U	0.333	0.402	0.0333	0.040	mg/kg	U	1
Hexachlorocyclopentadiene	77-47-4	U	0.333	0.402	0.0333	0.040	mg/kg	U	1
Hexachloroethane	67-72-1	U	0.333	0.402	0.0357	0.043	mg/kg	U	1
Indeno(1,2,3-c,d)Pyrene	193-39-5	U	0.167	0.201	0.0487	0.059	mg/kg	U	1
Isophorone	78-59-1	U	0.333	0.402	0.0540	0.065	mg/kg	U	1

XENCO Laboratories

Certificate of Analytical Results 239862

nelac accredited

3TM International, Houston , TX

Koppers Wood Preserving

Sample Id: **3TM-KP-DS-BB-1A (0-3)** Matrix: SOIL Sample Depth: 0 - 3 ft
Lab Sample Id: **239862-028** Date Collected: Jan-10-04 15:30 Date Received: Jan-19-04 14:05

Analytical Method: **SVOAs by EPA 8270C** % Moist: 17.02 Prep Method: 3550B
Date Anal: Jan-27-04 22:56 Analyst: JBU Date Prep: Jan-21-04 10:21 Tech: JBU
Anal seq: 647001 Prep seq: 465247

Parameter	CAS Number	Result	MQL UnAdj	MQL Adj	MDL UnAdj	SQL	Units	Flag	Dil
2-Methylnaphthalene	91-57-6	U	0.167	0.201	0.0350	0.042	mg/kg	U	1
2-methylphenol	95-48-7	U	0.333	0.402	0.0415	0.050	mg/kg	U	1
3&4-Methylphenol		U	0.333	0.402	0.0675	0.081	mg/kg	U	1
Naphthalene	91-20-3	U	0.167	0.201	0.0357	0.043	mg/kg	U	1
4-Nitroaniline	100-01-6	U	0.667	0.803	0.0560	0.068	mg/kg	U	1
3-Nitroaniline	99-09-2	U	0.333	0.402	0.0709	0.085	mg/kg	U	1
2-Nitroaniline	88-74-4	U	0.333	0.402	0.0348	0.042	mg/kg	U	1
Nitrobenzene	98-95-3	U	0.333	0.402	0.0333	0.040	mg/kg	U	1
2-Nitrophenol	88-75-5	U	0.333	0.402	0.0333	0.040	mg/kg	U	1
4-Nitrophenol	100-02-7	U	0.333	0.402	0.0579	0.070	mg/kg	U	1
N-Nitrosodi-n-Propylamine	621-64-7	U	0.333	0.402	0.0333	0.040	mg/kg	U	1
N-Nitrosodiphenylamine	86-30-6	U	0.333	0.402	0.0402	0.048	mg/kg	U	1
di-n-Octyl Phthalate	117-84-0	U	0.167	0.201	0.0333	0.040	mg/kg	U	1
Pentachlorophenol	87-86-5	U	0.333	0.402	0.0474	0.057	mg/kg	U	1
Phenanthrene	85-01-8	U	0.167	0.201	0.0333	0.040	mg/kg	U	1
Phenol	108-95-2	U	0.333	0.402	0.0333	0.040	mg/kg	U	1
Pyrene	129-00-0	0.063	0.167	0.201	0.0380	0.046	mg/kg	J	1
Pyridine	110-86-1	U	0.333	0.402	0.1230	0.148	mg/kg	U	1
1,2,4-Trichlorobenzene	120-82-1	U	0.333	0.402	0.0333	0.040	mg/kg	U	1
2,4,6-Trichlorophenol	88-06-2	U	0.333	0.402	0.0368	0.044	mg/kg	U	1
2,4,5-Trichlorophenol	95-95-4	U	0.333	0.402	0.0333	0.040	mg/kg	U	1

Analytical Method: **Percent Moisture** % Moist: Prep Method:
Date Anal: Jan-20-04 12:16 Analyst: JUJ Date Prep: Tech: JUJ
Anal seq: 646711 Prep seq:

Parameter	CAS Number	Result	MQL UnAdj	MQL Adj	MDL UnAdj	SQL	Units	Flag	Dil
Percent Moisture		17.0					%		

XENCO Laboratories

Certificate of Analytical Results 239862

nelac accredited

3TM International, Houston , TX

Koppers Wood Preserving

Sample Id: 3TM-KP-DS-BB-1B (0-3) Matrix: SOIL Sample Depth: 0 - 3 ft
Lab Sample Id: 239862-032 Date Collected: Jan-10-04 16:20 Date Received: Jan-19-04 14:05

Analytical Method: SVOAs by EPA 8270C % Moist: 21.01 Prep Method: 3550B
Date Anal: Jan-27-04 23:39 Analyst: JBU Date Prep: Jan-21-04 10:24 Tech: JBU
Anal seq: 647001 Prep seq: 465247

Parameter	CAS Number	Result	MQL UnAdj	MQL Adj	MDL UnAdj	SQL	Units	Flag	Dil
Acenaphthene	83-32-9	U	0.167	0.211	0.0333	0.042	mg/kg	U	1
Acenaphthylene	208-96-8	U	0.167	0.211	0.0333	0.042	mg/kg	U	1
Aniline (Phenylamine, Aminobenzene)	62-53-3	U	0.667	0.844	0.0353	0.045	mg/kg	U	1
Anthracene	120-12-7	U	0.167	0.211	0.0446	0.056	mg/kg	U	1
Benzo(a)anthracene	56-55-3	U	0.167	0.211	0.0333	0.042	mg/kg	U	1
Benzo(a)pyrene	50-32-8	U	0.167	0.211	0.0333	0.042	mg/kg	U	1
Benzo(b)fluoranthene	205-99-2	U	0.167	0.211	0.0333	0.042	mg/kg	U	1
Benzo(g,h,i)perylene	191-24-2	U	0.167	0.211	0.0333	0.042	mg/kg	U	1
Benzo(k)fluoranthene	207-08-9	U	0.167	0.211	0.0340	0.043	mg/kg	U	1
Benzoic Acid	65-85-0	U	1.00	1.27	0.2980	0.378	mg/kg	U	1
Benzyl Butyl Phthalate	85-68-7	U	0.167	0.211	0.0382	0.048	mg/kg	U	1
bis(2-chloroethoxy) methane	111-91-1	U	0.333	0.422	0.0333	0.042	mg/kg	U	1
bis(2-chloroethyl) ether	111-44-4	U	0.333	0.422	0.0333	0.042	mg/kg	U	1
bis(2-chloroisopropyl) ether	108-60-1	U	0.333	0.422	0.0455	0.058	mg/kg	U	1
bis(2-ethylhexyl) phthalate	117-81-7	U	0.167	0.211	0.0333	0.042	mg/kg	U	1
4-Bromophenyl-phenylether	101-55-3	U	0.333	0.422	0.0452	0.057	mg/kg	U	1
di-n-Butyl Phthalate	84-74-2	U	0.167	0.211	0.0333	0.042	mg/kg	U	1
4-chloro-3-methylphenol	59-50-7	U	0.333	0.422	0.0407	0.052	mg/kg	U	1
4-Chloroaniline	106-47-8	U	0.667	0.844	0.0333	0.042	mg/kg	U	1
2-Chloronaphthalene	91-58-7	U	0.333	0.422	0.0333	0.042	mg/kg	U	1
2-Chlorophenol	95-57-8	U	0.333	0.422	0.0333	0.042	mg/kg	U	1
4-Chlorophenyl Phenyl Ether	7005-72-3	U	0.333	0.422	0.0333	0.042	mg/kg	U	1
Chrysene	218-01-9	U	0.167	0.211	0.0333	0.042	mg/kg	U	1
Dibenz(a,h)Anthracene	53-70-3	U	0.167	0.211	0.0404	0.051	mg/kg	U	1
Dibenzofuran	132-64-9	U	0.333	0.422	0.0369	0.047	mg/kg	U	1
1,2-Dichlorobenzene	95-50-1	U	0.333	0.422	0.0333	0.042	mg/kg	U	1
1,3-Dichlorobenzene	541-73-1	U	0.333	0.422	0.0333	0.042	mg/kg	U	1
1,4-Dichlorobenzene	106-46-7	U	0.333	0.422	0.0376	0.048	mg/kg	U	1
3,3-Dichlorobenzidine	91-94-1	U	0.333	0.422	0.0637	0.081	mg/kg	U	1
2,4-Dichlorophenol	120-83-2	U	0.333	0.422	0.0333	0.042	mg/kg	U	1
Diethyl Phthalate	84-66-2	U	0.167	0.211	0.0333	0.042	mg/kg	U	1
Dimethyl Phthalate	131-11-3	U	0.167	0.211	0.0379	0.048	mg/kg	U	1
2,4-Dimethylphenol	105-67-9	U	0.333	0.422	0.0333	0.042	mg/kg	U	1
4,6-dinitro-2-methyl phenol	534-52-1	U	0.333	0.422	0.0377	0.048	mg/kg	U	1
2,4-Dinitrophenol	51-28-5	U	0.333	0.422	0.0333	0.042	mg/kg	U	1
2,4-Dinitrotoluene	121-14-2	U	0.333	0.422	0.0436	0.055	mg/kg	U	1
2,6-Dinitrotoluene	606-20-2	U	0.333	0.422	0.0333	0.042	mg/kg	U	1
Fluoranthene	206-44-0	U	0.167	0.211	0.0367	0.047	mg/kg	U	1
Fluorene	86-73-7	U	0.167	0.211	0.0333	0.042	mg/kg	U	1
Hexachlorobenzene	118-74-1	U	0.333	0.422	0.0337	0.043	mg/kg	U	1
Hexachlorobutadiene	87-68-3	U	0.333	0.422	0.0333	0.042	mg/kg	U	1
Hexachlorocyclopentadiene	77-47-4	U	0.333	0.422	0.0333	0.042	mg/kg	U	1
Hexachloroethane	67-72-1	U	0.333	0.422	0.0357	0.045	mg/kg	U	1
Indeno(1,2,3-c,d)Pyrene	193-39-5	U	0.167	0.211	0.0487	0.062	mg/kg	U	1
Isophorone	78-59-1	U	0.333	0.422	0.0540	0.068	mg/kg	U	1

XENCO Laboratories

Certificate of Analytical Results 239862

nelac accredited

3TM International, Houston , TX

Koppers Wood Preserving

Sample Id: 3TM-KP-DS-BB-1B (0-3) Matrix: SOIL Sample Depth: 0 - 3 ft
Lab Sample Id: 239862-032 Date Collected: Jan-10-04 16:20 Date Received: Jan-19-04 14:05

Analytical Method: SVOAs by EPA 8270C % Moist: 21.01 Prep Method: 3550B
Date Anal: Jan-27-04 23:39 Analyst: JBU Date Prep: Jan-21-04 10:24 Tech: JBU
Anal seq: 647001 Prep seq: 465247

Parameter	CAS Number	Result	MQL UnAdj	MQL Adj	MDL UnAdj	SQL	Units	Flag	Dil
2-Methylnaphthalene	91-57-6	U	0.167	0.211	0.0350	0.044	mg/kg	U	1
2-methylphenol	95-48-7	U	0.333	0.422	0.0415	0.053	mg/kg	U	1
3&4-Methylphenol		U	0.333	0.422	0.0675	0.085	mg/kg	U	1
Naphthalene	91-20-3	U	0.167	0.211	0.0357	0.045	mg/kg	U	1
4-Nitroaniline	100-01-6	U	0.667	0.844	0.0560	0.071	mg/kg	U	1
3-Nitroaniline	99-09-2	U	0.333	0.422	0.0709	0.090	mg/kg	U	1
2-Nitroaniline	88-74-4	U	0.333	0.422	0.0348	0.044	mg/kg	U	1
Nitrobenzene	98-95-3	U	0.333	0.422	0.0333	0.042	mg/kg	U	1
2-Nitrophenol	88-75-5	U	0.333	0.422	0.0333	0.042	mg/kg	U	1
4-Nitrophenol	100-02-7	U	0.333	0.422	0.0579	0.073	mg/kg	U	1
N-Nitrosodi-n-Propylamine	621-64-7	U	0.333	0.422	0.0333	0.042	mg/kg	U	1
N-Nitrosodiphenylamine	86-30-6	U	0.333	0.422	0.0402	0.051	mg/kg	U	1
di-n-Octyl Phthalate	117-84-0	U	0.167	0.211	0.0333	0.042	mg/kg	U	1
Pentachlorophenol	87-86-5	U	0.333	0.422	0.0474	0.060	mg/kg	U	1
Phenanthrene	85-01-8	U	0.167	0.211	0.0333	0.042	mg/kg	U	1
Phenol	108-95-2	U	0.333	0.422	0.0333	0.042	mg/kg	U	1
Pyrene	129-00-0	U	0.167	0.211	0.0380	0.048	mg/kg	U	1
Pyridine	110-86-1	U	0.333	0.422	0.1230	0.155	mg/kg	U	1
1,2,4-Trichlorobenzene	120-82-1	U	0.333	0.422	0.0333	0.042	mg/kg	U	1
2,4,6-Trichlorophenol	88-06-2	U	0.333	0.422	0.0368	0.047	mg/kg	U	1
2,4,5-Trichlorophenol	95-95-4	U	0.333	0.422	0.0333	0.042	mg/kg	U	1

Analytical Method: Percent Moisture % Moist: Prep Method:
Date Anal: Jan-20-04 12:18 Analyst: JUJ Date Prep: Tech: JUJ
Anal seq: 646711 Prep seq:

Parameter	CAS Number	Result	MQL UnAdj	MQL Adj	MDL UnAdj	SQL	Units	Flag	Dil
Percent Moisture		21.0					%		

XENCO laboratories

Certificate of Analytical Results 239862

nelac accredited

3TM International, Houston , TX

Koppers Wood Preserving

Sample Id: 3TM-KP-DS-BB-1C (0-3) Matrix: SOIL Sample Depth: 0 - 3 ft
Lab Sample Id: 239862-036 Date Collected: Jan-10-04 17:10 Date Received: Jan-19-04 14:05

Analytical Method: SVOAs by EPA 8270C % Moist: 16.86 Prep Method: 3550B
Date Anal: Jan-28-04 00:21 Analyst: JBU Date Prep: Jan-21-04 10:27 Tech: JBU
Anal seq: 647001 Prep seq: 465247

Parameter	CAS Number	Result	MQL UnAdj	MQL Adj	MDL UnAdj	SQL	Units	Flag	Dil
Acenaphthene	83-32-9	U	0.167	0.200	0.0333	0.040	mg/kg	U	1
Acenaphthylene	208-96-8	U	0.167	0.200	0.0333	0.040	mg/kg	U	1
Aniline (Phenylamine, Aminobenzene)	62-53-3	U	0.667	0.800	0.0353	0.042	mg/kg	U	1
Anthracene	120-12-7	U	0.167	0.200	0.0446	0.054	mg/kg	U	1
Benzo(a)anthracene	56-55-3	U	0.167	0.200	0.0333	0.040	mg/kg	U	1
Benzo(a)pyrene	50-32-8	U	0.167	0.200	0.0333	0.040	mg/kg	U	1
Benzo(b)fluoranthene	205-99-2	U	0.167	0.200	0.0333	0.040	mg/kg	U	1
Benzo(g,h,i)perylene	191-24-2	U	0.167	0.200	0.0333	0.040	mg/kg	U	1
Benzo(k)fluoranthene	207-08-9	U	0.167	0.200	0.0340	0.041	mg/kg	U	1
Benzoic Acid	65-85-0	U	1.00	1.20	0.2980	0.358	mg/kg	U	1
Benzyl Butyl Phthalate	85-68-7	U	0.167	0.200	0.0382	0.046	mg/kg	U	1
bis(2-chloroethoxy) methane	111-91-1	U	0.333	0.400	0.0333	0.040	mg/kg	U	1
bis(2-chloroethyl) ether	111-44-4	U	0.333	0.400	0.0333	0.040	mg/kg	U	1
bis(2-chloroisopropyl) ether	108-60-1	U	0.333	0.400	0.0455	0.055	mg/kg	U	1
bis(2-ethylhexyl) phthalate	117-81-7	U	0.167	0.200	0.0333	0.040	mg/kg	U	1
4-Bromophenyl-phenylether	101-55-3	U	0.333	0.400	0.0452	0.054	mg/kg	U	1
di-n-Butyl Phthalate	84-74-2	U	0.167	0.200	0.0333	0.040	mg/kg	U	1
4-chloro-3-methylphenol	59-50-7	U	0.333	0.400	0.0407	0.049	mg/kg	U	1
4-Chloroaniline	106-47-8	U	0.667	0.800	0.0333	0.040	mg/kg	U	1
2-Chloronaphthalene	91-58-7	U	0.333	0.400	0.0333	0.040	mg/kg	U	1
2-Chlorophenol	95-57-8	U	0.333	0.400	0.0333	0.040	mg/kg	U	1
4-Chlorophenyl Phenyl Ether	7005-72-3	U	0.333	0.400	0.0333	0.040	mg/kg	U	1
Chrysene	218-01-9	U	0.167	0.200	0.0333	0.040	mg/kg	U	1
Dibenz(a,h)Anthracene	53-70-3	U	0.167	0.200	0.0404	0.049	mg/kg	U	1
Dibenzofuran	132-64-9	U	0.333	0.400	0.0369	0.044	mg/kg	U	1
1,2-Dichlorobenzene	95-50-1	U	0.333	0.400	0.0333	0.040	mg/kg	U	1
1,3-Dichlorobenzene	541-73-1	U	0.333	0.400	0.0333	0.040	mg/kg	U	1
1,4-Dichlorobenzene	106-46-7	U	0.333	0.400	0.0376	0.045	mg/kg	U	1
3,3-Dichlorobenzidine	91-94-1	U	0.333	0.400	0.0637	0.077	mg/kg	U	1
2,4-Dichlorophenol	120-83-2	U	0.333	0.400	0.0333	0.040	mg/kg	U	1
Diethyl Phthalate	84-66-2	U	0.167	0.200	0.0333	0.040	mg/kg	U	1
Dimethyl Phthalate	131-11-3	U	0.167	0.200	0.0379	0.046	mg/kg	U	1
2,4-Dimethylphenol	105-67-9	U	0.333	0.400	0.0333	0.040	mg/kg	U	1
4,6-dinitro-2-methyl phenol	534-52-1	U	0.333	0.400	0.0377	0.045	mg/kg	U	1
2,4-Dinitrophenol	51-28-5	U	0.333	0.400	0.0333	0.040	mg/kg	U	1
2,4-Dinitrotoluene	121-14-2	U	0.333	0.400	0.0436	0.052	mg/kg	U	1
2,6-Dinitrotoluene	606-20-2	U	0.333	0.400	0.0333	0.040	mg/kg	U	1
Fluoranthene	206-44-0	U	0.167	0.200	0.0367	0.044	mg/kg	U	1
Fluorene	86-73-7	U	0.167	0.200	0.0333	0.040	mg/kg	U	1
Hexachlorobenzene	118-74-1	U	0.333	0.400	0.0337	0.040	mg/kg	U	1
Hexachlorobutadiene	87-68-3	U	0.333	0.400	0.0333	0.040	mg/kg	U	1
Hexachlorocyclopentadiene	77-47-4	U	0.333	0.400	0.0333	0.040	mg/kg	U	1
Hexachloroethane	67-72-1	U	0.333	0.400	0.0357	0.043	mg/kg	U	1
Indeno(1,2,3-c,d)Pyrene	193-39-5	U	0.167	0.200	0.0487	0.059	mg/kg	U	1
Isophorone	78-59-1	U	0.333	0.400	0.0540	0.065	mg/kg	U	1

XENCO laboratories

Certificate of Analytical Results 239862

nelac accredited

3TM International, Houston , TX

Koppers Wood Preserving

Sample Id: **3TM-KP-DS-BB-1C (0-3)** Matrix: SOIL Sample Depth: 0 - 3 ft
Lab Sample Id: **239862-036** Date Collected: Jan-10-04 17:10 Date Received: Jan-19-04 14:05

Analytical Method: **SVOAs by EPA 8270C** % Moist: 16.86 Prep Method: 3550B
Date Anal: Jan-28-04 00:21 Analyst: JBU Date Prep: Jan-21-04 10:27 Tech: JBU
Anal seq: 647001 Prep seq: 465247

Parameter	CAS Number	Result	MQL UnAdj	MQL Adj	MDL UnAdj	SQL	Units	Flag	Dil
2-Methylnaphthalene	91-57-6	U	0.167	0.200	0.0350	0.042	mg/kg	U	1
2-methylphenol	95-48-7	U	0.333	0.400	0.0415	0.050	mg/kg	U	1
3&4-Methylphenol		U	0.333	0.400	0.0675	0.081	mg/kg	U	1
Naphthalene	91-20-3	U	0.167	0.200	0.0357	0.043	mg/kg	U	1
4-Nitroaniline	100-01-6	U	0.667	0.800	0.0560	0.067	mg/kg	U	1
3-Nitroaniline	99-09-2	U	0.333	0.400	0.0709	0.085	mg/kg	U	1
2-Nitroaniline	88-74-4	U	0.333	0.400	0.0348	0.042	mg/kg	U	1
Nitrobenzene	98-95-3	U	0.333	0.400	0.0333	0.040	mg/kg	U	1
2-Nitrophenol	88-75-5	U	0.333	0.400	0.0333	0.040	mg/kg	U	1
4-Nitrophenol	100-02-7	U	0.333	0.400	0.0579	0.070	mg/kg	U	1
N-Nitrosodi-n-Propylamine	621-64-7	U	0.333	0.400	0.0333	0.040	mg/kg	U	1
N-Nitrosodiphenylamine	86-30-6	U	0.333	0.400	0.0402	0.048	mg/kg	U	1
di-n-Octyl Phthalate	117-84-0	U	0.167	0.200	0.0333	0.040	mg/kg	U	1
Pentachlorophenol	87-86-5	U	0.333	0.400	0.0474	0.057	mg/kg	U	1
Phenanthrene	85-01-8	U	0.167	0.200	0.0333	0.040	mg/kg	U	1
Phenol	108-95-2	U	0.333	0.400	0.0333	0.040	mg/kg	U	1
Pyrene	129-00-0	U	0.167	0.200	0.0380	0.046	mg/kg	U	1
Pyridine	110-86-1	U	0.333	0.400	0.1230	0.147	mg/kg	U	1
1,2,4-Trichlorobenzene	120-82-1	U	0.333	0.400	0.0333	0.040	mg/kg	U	1
2,4,6-Trichlorophenol	88-06-2	U	0.333	0.400	0.0368	0.044	mg/kg	U	1
2,4,5-Trichlorophenol	95-95-4	U	0.333	0.400	0.0333	0.040	mg/kg	U	1

Analytical Method: **Percent Moisture** % Moist: Prep Method:
Date Anal: Jan-20-04 12:20 Analyst: JUJ Date Prep: Tech: JUJ
Anal seq: 646711 Prep seq:

Parameter	CAS Number	Result	MQL UnAdj	MQL Adj	MDL UnAdj	SQL	Units	Flag	Dil
Percent Moisture		16.9					%		

XENCO Laboratories

Certificate of Analytical Results 239862

nelac accredited

3TM International, Houston , TX

Koppers Wood Preserving

Sample Id: 3TM-KP-DS-BB-3A (0-3) Matrix: SOIL Sample Depth: 0 - 3 ft
Lab Sample Id: 239862-040 Date Collected: Jan-11-04 09:50 Date Received: Jan-19-04 14:05

Analytical Method: SVOAs by EPA 8270C % Moist: 22.97 Prep Method: 3550B
Date Anal: Jan-28-04 01:03 Analyst: JBU Date Prep: Jan-21-04 10:30 Tech: JBU
Anal seq: 647001 Prep seq: 465247

Parameter	CAS Number	Result	MQL UnAdj	MQL Adj	MDL UnAdj	SQL	Units	Flag	Dil
Acenaphthene	83-32-9	U	0.167	0.216	0.0333	0.043	mg/kg	U	1
Acenaphthylene	208-96-8	U	0.167	0.216	0.0333	0.043	mg/kg	U	1
Aniline (Phenylamine, Aminobenzene)	62-53-3	U	0.667	0.864	0.0353	0.046	mg/kg	U	1
Anthracene	120-12-7	U	0.167	0.216	0.0446	0.058	mg/kg	U	1
Benzo(a)anthracene	56-55-3	U	0.167	0.216	0.0333	0.043	mg/kg	U	1
Benzo(a)pyrene	50-32-8	U	0.167	0.216	0.0333	0.043	mg/kg	U	1
Benzo(b)fluoranthene	205-99-2	U	0.167	0.216	0.0333	0.043	mg/kg	U	1
Benzo(g,h,i)perylene	191-24-2	U	0.167	0.216	0.0333	0.043	mg/kg	U	1
Benzo(k)fluoranthene	207-08-9	U	0.167	0.216	0.0340	0.044	mg/kg	U	1
Benzoic Acid	65-85-0	U	1.00	1.30	0.2980	0.387	mg/kg	U	1
Benzyl Butyl Phthalate	85-68-7	U	0.167	0.216	0.0382	0.050	mg/kg	U	1
bis(2-chloroethoxy) methane	111-91-1	U	0.333	0.432	0.0333	0.043	mg/kg	U	1
bis(2-chloroethyl) ether	111-44-4	U	0.333	0.432	0.0333	0.043	mg/kg	U	1
bis(2-chloroisopropyl) ether	108-60-1	U	0.333	0.432	0.0455	0.059	mg/kg	U	1
bis(2-ethylhexyl) phthalate	117-81-7	U	0.167	0.216	0.0333	0.043	mg/kg	U	1
4-Bromophenyl-phenylether	101-55-3	U	0.333	0.432	0.0452	0.059	mg/kg	U	1
di-n-Butyl Phthalate	84-74-2	U	0.167	0.216	0.0333	0.043	mg/kg	U	1
4-chloro-3-methylphenol	59-50-7	U	0.333	0.432	0.0407	0.053	mg/kg	U	1
4-Chloroaniline	106-47-8	U	0.667	0.864	0.0333	0.043	mg/kg	U	1
2-Chloronaphthalene	91-58-7	U	0.333	0.432	0.0333	0.043	mg/kg	U	1
2-Chlorophenol	95-57-8	U	0.333	0.432	0.0333	0.043	mg/kg	U	1
4-Chlorophenyl Phenyl Ether	7005-72-3	U	0.333	0.432	0.0333	0.043	mg/kg	U	1
Chrysene	218-01-9	U	0.167	0.216	0.0333	0.043	mg/kg	U	1
Dibenz(a,h)Anthracene	53-70-3	U	0.167	0.216	0.0404	0.052	mg/kg	U	1
Dibenzofuran	132-64-9	U	0.333	0.432	0.0369	0.048	mg/kg	U	1
1,2-Dichlorobenzene	95-50-1	U	0.333	0.432	0.0333	0.043	mg/kg	U	1
1,3-Dichlorobenzene	541-73-1	U	0.333	0.432	0.0333	0.043	mg/kg	U	1
1,4-Dichlorobenzene	106-46-7	U	0.333	0.432	0.0376	0.049	mg/kg	U	1
3,3-Dichlorobenzidine	91-94-1	U	0.333	0.432	0.0637	0.083	mg/kg	U	1
2,4-Dichlorophenol	120-83-2	U	0.333	0.432	0.0333	0.043	mg/kg	U	1
Diethyl Phthalate	84-66-2	U	0.167	0.216	0.0333	0.043	mg/kg	U	1
Dimethyl Phthalate	131-11-3	U	0.167	0.216	0.0379	0.049	mg/kg	U	1
2,4-Dimethylphenol	105-67-9	U	0.333	0.432	0.0333	0.043	mg/kg	U	1
4,6-dinitro-2-methyl phenol	534-52-1	U	0.333	0.432	0.0377	0.049	mg/kg	U	1
2,4-Dinitrophenol	51-28-5	U	0.333	0.432	0.0333	0.043	mg/kg	U	1
2,4-Dinitrotoluene	121-14-2	U	0.333	0.432	0.0436	0.057	mg/kg	U	1
2,6-Dinitrotoluene	606-20-2	U	0.333	0.432	0.0333	0.043	mg/kg	U	1
Fluoranthene	206-44-0	U	0.167	0.216	0.0367	0.048	mg/kg	U	1
Fluorene	86-73-7	U	0.167	0.216	0.0333	0.043	mg/kg	U	1
Hexachlorobenzene	118-74-1	U	0.333	0.432	0.0337	0.044	mg/kg	U	1
Hexachlorobutadiene	87-68-3	U	0.333	0.432	0.0333	0.043	mg/kg	U	1
Hexachlorocyclopentadiene	77-47-4	U	0.333	0.432	0.0333	0.043	mg/kg	U	1
Hexachloroethane	67-72-1	U	0.333	0.432	0.0357	0.046	mg/kg	U	1
Indeno(1,2,3-c,d)Pyrene	193-39-5	U	0.167	0.216	0.0487	0.063	mg/kg	U	1
Isophorone	78-59-1	U	0.333	0.432	0.0540	0.070	mg/kg	U	1

XENCO Laboratories

Certificate of Analytical Results 239862

nelac accredited

3TM International, Houston , TX

Koppers Wood Preserving

Sample Id: **3TM-KP-DS-BB-3A (0-3)** Matrix: SOIL Sample Depth: 0 - 3 ft
Lab Sample Id: **239862-040** Date Collected: Jan-11-04 09:50 Date Received: Jan-19-04 14:05

Analytical Method: **SVOAs by EPA 8270C** % Moist: 22.97 Prep Method: 3550B
Date Anal: Jan-28-04 01:03 Analyst: JBU Date Prep: Jan-21-04 10:30 Tech: JBU
Anal seq: 647001 Prep seq: 465247

Parameter	CAS Number	Result	MQL UnAdj	MQL Adj	MDL UnAdj	SQL	Units	Flag	Dil
2-Methylnaphthalene	91-57-6	U	0.167	0.216	0.0350	0.045	mg/kg	U	1
2-methylphenol	95-48-7	U	0.333	0.432	0.0415	0.054	mg/kg	U	1
3&4-Methylphenol		U	0.333	0.432	0.0675	0.087	mg/kg	U	1
Naphthalene	91-20-3	U	0.167	0.216	0.0357	0.046	mg/kg	U	1
4-Nitroaniline	100-01-6	U	0.667	0.864	0.0560	0.073	mg/kg	U	1
3-Nitroaniline	99-09-2	U	0.333	0.432	0.0709	0.092	mg/kg	U	1
2-Nitroaniline	88-74-4	U	0.333	0.432	0.0348	0.045	mg/kg	U	1
Nitrobenzene	98-95-3	U	0.333	0.432	0.0333	0.043	mg/kg	U	1
2-Nitrophenol	88-75-5	U	0.333	0.432	0.0333	0.043	mg/kg	U	1
4-Nitrophenol	100-02-7	U	0.333	0.432	0.0579	0.075	mg/kg	U	1
N-Nitrosodi-n-Propylamine	621-64-7	U	0.333	0.432	0.0333	0.043	mg/kg	U	1
N-Nitrosodiphenylamine	86-30-6	U	0.333	0.432	0.0402	0.052	mg/kg	U	1
di-n-Octyl Phthalate	117-84-0	U	0.167	0.216	0.0333	0.043	mg/kg	U	1
Pentachlorophenol	87-86-5	U	0.333	0.432	0.0474	0.062	mg/kg	U	1
Phenanthrene	85-01-8	U	0.167	0.216	0.0333	0.043	mg/kg	U	1
Phenol	108-95-2	U	0.333	0.432	0.0333	0.043	mg/kg	U	1
Pyrene	129-00-0	U	0.167	0.216	0.0380	0.049	mg/kg	U	1
Pyridine	110-86-1	U	0.333	0.432	0.1230	0.159	mg/kg	U	1
1,2,4-Trichlorobenzene	120-82-1	U	0.333	0.432	0.0333	0.043	mg/kg	U	1
2,4,6-Trichlorophenol	88-06-2	U	0.333	0.432	0.0368	0.048	mg/kg	U	1
2,4,5-Trichlorophenol	95-95-4	U	0.333	0.432	0.0333	0.043	mg/kg	U	1

Analytical Method: **Percent Moisture** % Moist: Prep Method:
Date Anal: Jan-20-04 12:22 Analyst: JUJ Date Prep: Tech: JUJ
Anal seq: 646711 Prep seq:

Parameter	CAS Number	Result	MQL UnAdj	MQL Adj	MDL UnAdj	SQL	Units	Flag	Dil
Percent Moisture		23.0					%		

XENCO Laboratories

Certificate of Analytical Results 239862

nelac accredited

3TM International, Houston , TX

Koppers Wood Preserving

Sample Id: 3TM-KP-DS-BB-3B (0-3) Matrix: SOIL Sample Depth: 0 - 3 ft
Lab Sample Id: 239862-044 Date Collected: Jan-11-04 10:45 Date Received: Jan-19-04 14:05

Analytical Method: SVOAs by EPA 8270C % Moist: 18.8 Prep Method: 3550B
Date Anal: Jan-28-04 01:46 Analyst: JBU Date Prep: Jan-21-04 10:33 Tech: JBU
Anal seq: 647001 Prep seq: 465247

Parameter	CAS Number	Result	MQL UnAdj	MQL Adj	MDL UnAdj	SQL	Units	Flag	Dil
Acenaphthene	83-32-9	U	0.167	0.205	0.0333	0.041	mg/kg	U	1
Acenaphthylene	208-96-8	U	0.167	0.205	0.0333	0.041	mg/kg	U	1
Aniline (Phenylamine, Aminobenzene)	62-53-3	U	0.667	0.821	0.0353	0.043	mg/kg	U	1
Anthracene	120-12-7	U	0.167	0.205	0.0446	0.055	mg/kg	U	1
Benzo(a)anthracene	56-55-3	U	0.167	0.205	0.0333	0.041	mg/kg	U	1
Benzo(a)pyrene	50-32-8	U	0.167	0.205	0.0333	0.041	mg/kg	U	1
Benzo(b)fluoranthene	205-99-2	U	0.167	0.205	0.0333	0.041	mg/kg	U	1
Benzo(g,h,i)perylene	191-24-2	U	0.167	0.205	0.0333	0.041	mg/kg	U	1
Benzo(k)fluoranthene	207-08-9	U	0.167	0.205	0.0340	0.042	mg/kg	U	1
Benzoic Acid	65-85-0	U	1.00	1.23	0.2980	0.367	mg/kg	U	1
Benzyl Butyl Phthalate	85-68-7	U	0.167	0.205	0.0382	0.047	mg/kg	U	1
bis(2-chloroethoxy) methane	111-91-1	U	0.333	0.411	0.0333	0.041	mg/kg	U	1
bis(2-chloroethyl) ether	111-44-4	U	0.333	0.411	0.0333	0.041	mg/kg	U	1
bis(2-chloroisopropyl) ether	108-60-1	U	0.333	0.411	0.0455	0.056	mg/kg	U	1
bis(2-ethylhexyl) phthalate	117-81-7	U	0.167	0.205	0.0333	0.041	mg/kg	U	1
4-Bromophenyl-phenylether	101-55-3	U	0.333	0.411	0.0452	0.056	mg/kg	U	1
di-n-Butyl Phthalate	84-74-2	U	0.167	0.205	0.0333	0.041	mg/kg	U	1
4-chloro-3-methylphenol	59-50-7	U	0.333	0.411	0.0407	0.050	mg/kg	U	1
4-Chloroaniline	106-47-8	U	0.667	0.821	0.0333	0.041	mg/kg	U	1
2-Chloronaphthalene	91-58-7	U	0.333	0.411	0.0333	0.041	mg/kg	U	1
2-Chlorophenol	95-57-8	U	0.333	0.411	0.0333	0.041	mg/kg	U	1
4-Chlorophenyl Phenyl Ether	7005-72-3	U	0.333	0.411	0.0333	0.041	mg/kg	U	1
Chrysene	218-01-9	U	0.167	0.205	0.0333	0.041	mg/kg	U	1
Dibenz(a,h)Anthracene	53-70-3	U	0.167	0.205	0.0404	0.050	mg/kg	U	1
Dibenzofuran	132-64-9	U	0.333	0.411	0.0369	0.046	mg/kg	U	1
1,2-Dichlorobenzene	95-50-1	U	0.333	0.411	0.0333	0.041	mg/kg	U	1
1,3-Dichlorobenzene	541-73-1	U	0.333	0.411	0.0333	0.041	mg/kg	U	1
1,4-Dichlorobenzene	106-46-7	U	0.333	0.411	0.0376	0.046	mg/kg	U	1
3,3-Dichlorobenzidine	91-94-1	U	0.333	0.411	0.0637	0.078	mg/kg	U	1
2,4-Dichlorophenol	120-83-2	U	0.333	0.411	0.0333	0.041	mg/kg	U	1
Diethyl Phthalate	84-66-2	U	0.167	0.205	0.0333	0.041	mg/kg	U	1
Dimethyl Phthalate	131-11-3	U	0.167	0.205	0.0379	0.047	mg/kg	U	1
2,4-Dimethylphenol	105-67-9	U	0.333	0.411	0.0333	0.041	mg/kg	U	1
4,6-dinitro-2-methyl phenol	534-52-1	U	0.333	0.411	0.0377	0.047	mg/kg	U	1
2,4-Dinitrophenol	51-28-5	U	0.333	0.411	0.0333	0.041	mg/kg	U	1
2,4-Dinitrotoluene	121-14-2	U	0.333	0.411	0.0436	0.054	mg/kg	U	1
2,6-Dinitrotoluene	606-20-2	U	0.333	0.411	0.0333	0.041	mg/kg	U	1
Fluoranthene	206-44-0	U	0.167	0.205	0.0367	0.045	mg/kg	U	1
Fluorene	86-73-7	U	0.167	0.205	0.0333	0.041	mg/kg	U	1
Hexachlorobenzene	118-74-1	U	0.333	0.411	0.0337	0.042	mg/kg	U	1
Hexachlorobutadiene	87-68-3	U	0.333	0.411	0.0333	0.041	mg/kg	U	1
Hexachlorocyclopentadiene	77-47-4	U	0.333	0.411	0.0333	0.041	mg/kg	U	1
Hexachloroethane	67-72-1	U	0.333	0.411	0.0357	0.044	mg/kg	U	1
Indeno(1,2,3-c,d)Pyrene	193-39-5	U	0.167	0.205	0.0487	0.060	mg/kg	U	1
Isophorone	78-59-1	U	0.333	0.411	0.0540	0.067	mg/kg	U	1

XENCO Laboratories

Certificate of Analytical Results 239862

nelac accredited

3TM International, Houston , TX

Koppers Wood Preserving

Sample Id: **3TM-KP-DS-BB-3B (0-3)** Matrix: SOIL Sample Depth: 0 - 3 ft
Lab Sample Id: **239862-044** Date Collected: Jan-11-04 10:45 Date Received: Jan-19-04 14:05

Analytical Method: **SVOAs by EPA 8270C** % Moist: 18.8 Prep Method: 3550B
Date Anal: Jan-28-04 01:46 Analyst: JBU Date Prep: Jan-21-04 10:33 Tech: JBU
Anal seq: 647001 Prep seq: 465247

Parameter	CAS Number	Result	MQL UnAdj	MQL Adj	MDL UnAdj	SQL	Units	Flag	Dil
2-Methylnaphthalene	91-57-6	U	0.167	0.205	0.0350	0.043	mg/kg	U	1
2-methylphenol	95-48-7	U	0.333	0.411	0.0415	0.051	mg/kg	U	1
3&4-Methylphenol		U	0.333	0.411	0.0675	0.083	mg/kg	U	1
Naphthalene	91-20-3	U	0.167	0.205	0.0357	0.044	mg/kg	U	1
4-Nitroaniline	100-01-6	U	0.667	0.821	0.0560	0.069	mg/kg	U	1
3-Nitroaniline	99-09-2	U	0.333	0.411	0.0709	0.087	mg/kg	U	1
2-Nitroaniline	88-74-4	U	0.333	0.411	0.0348	0.043	mg/kg	U	1
Nitrobenzene	98-95-3	U	0.333	0.411	0.0333	0.041	mg/kg	U	1
2-Nitrophenol	88-75-5	U	0.333	0.411	0.0333	0.041	mg/kg	U	1
4-Nitrophenol	100-02-7	U	0.333	0.411	0.0579	0.071	mg/kg	U	1
N-Nitrosodi-n-Propylamine	621-64-7	U	0.333	0.411	0.0333	0.041	mg/kg	U	1
N-Nitrosodiphenylamine	86-30-6	U	0.333	0.411	0.0402	0.050	mg/kg	U	1
di-n-Octyl Phthalate	117-84-0	U	0.167	0.205	0.0333	0.041	mg/kg	U	1
Pentachlorophenol	87-86-5	U	0.333	0.411	0.0474	0.058	mg/kg	U	1
Phenanthrene	85-01-8	U	0.167	0.205	0.0333	0.041	mg/kg	U	1
Phenol	108-95-2	U	0.333	0.411	0.0333	0.041	mg/kg	U	1
Pyrene	129-00-0	U	0.167	0.205	0.0380	0.047	mg/kg	U	1
Pyridine	110-86-1	U	0.333	0.411	0.1230	0.151	mg/kg	U	1
1,2,4-Trichlorobenzene	120-82-1	U	0.333	0.411	0.0333	0.041	mg/kg	U	1
2,4,6-Trichlorophenol	88-06-2	U	0.333	0.411	0.0368	0.045	mg/kg	U	1
2,4,5-Trichlorophenol	95-95-4	U	0.333	0.411	0.0333	0.041	mg/kg	U	1

Analytical Method: **Percent Moisture** % Moist: Prep Method:
Date Anal: Jan-20-04 12:24 Analyst: JUJ Date Prep: Tech: JUJ
Anal seq: 646711 Prep seq:

Parameter	CAS Number	Result	MQL UnAdj	MQL Adj	MDL UnAdj	SQL	Units	Flag	Dil
Percent Moisture		18.8					%		

XENCO laboratories

Certificate of Analytical Results 239862

nelac accredited

3TM International, Houston , TX

Koppers Wood Preserving

Sample Id: **3TM-KP-DS-BB-3C (0-3)** Matrix: SOIL Sample Depth: 0 - 3 ft
Lab Sample Id: **239862-048** Date Collected: Jan-11-04 11:35 Date Received: Jan-19-04 14:05

Analytical Method: **SVOAs by EPA 8270C** % Moist: 19.46 Prep Method: 3550B
Date Anal: Jan-28-04 02:28 Analyst: JBU Date Prep: Jan-21-04 10:36 Tech: JBU
Anal seq: 647001 Prep seq: 465247

Parameter	CAS Number	Result	MQL UnAdj	MQL Adj	MDL UnAdj	SQL	Units	Flag	Dil
Acenaphthene	83-32-9	U	0.167	0.206	0.0333	0.041	mg/kg	U	1
Acenaphthylene	208-96-8	U	0.167	0.206	0.0333	0.041	mg/kg	U	1
Aniline (Phenylamine, Aminobenzene)	62-53-3	U	0.667	0.825	0.0353	0.044	mg/kg	U	1
Anthracene	120-12-7	U	0.167	0.206	0.0446	0.055	mg/kg	U	1
Benzo(a)anthracene	56-55-3	U	0.167	0.206	0.0333	0.041	mg/kg	U	1
Benzo(a)pyrene	50-32-8	U	0.167	0.206	0.0333	0.041	mg/kg	U	1
Benzo(b)fluoranthene	205-99-2	U	0.167	0.206	0.0333	0.041	mg/kg	U	1
Benzo(g,h,i)perylene	191-24-2	U	0.167	0.206	0.0333	0.041	mg/kg	U	1
Benzo(k)fluoranthene	207-08-9	U	0.167	0.206	0.0340	0.042	mg/kg	U	1
Benzoic Acid	65-85-0	U	1.00	1.24	0.2980	0.369	mg/kg	U	1
Benzyl Butyl Phthalate	85-68-7	U	0.167	0.206	0.0382	0.047	mg/kg	U	1
bis(2-chloroethoxy) methane	111-91-1	U	0.333	0.413	0.0333	0.041	mg/kg	U	1
bis(2-chloroethyl) ether	111-44-4	U	0.333	0.413	0.0333	0.041	mg/kg	U	1
bis(2-chloroisopropyl) ether	108-60-1	U	0.333	0.413	0.0455	0.056	mg/kg	U	1
bis(2-ethylhexyl) phthalate	117-81-7	U	0.167	0.206	0.0333	0.041	mg/kg	U	1
4-Bromophenyl-phenylether	101-55-3	U	0.333	0.413	0.0452	0.056	mg/kg	U	1
di-n-Butyl Phthalate	84-74-2	U	0.167	0.206	0.0333	0.041	mg/kg	U	1
4-chloro-3-methylphenol	59-50-7	U	0.333	0.413	0.0407	0.050	mg/kg	U	1
4-Chloroaniline	106-47-8	U	0.667	0.825	0.0333	0.041	mg/kg	U	1
2-Chloronaphthalene	91-58-7	U	0.333	0.413	0.0333	0.041	mg/kg	U	1
2-Chlorophenol	95-57-8	U	0.333	0.413	0.0333	0.041	mg/kg	U	1
4-Chlorophenyl Phenyl Ether	7005-72-3	U	0.333	0.413	0.0333	0.041	mg/kg	U	1
Chrysene	218-01-9	U	0.167	0.206	0.0333	0.041	mg/kg	U	1
Dibenz(a,h)Anthracene	53-70-3	U	0.167	0.206	0.0404	0.050	mg/kg	U	1
Dibenzofuran	132-64-9	U	0.333	0.413	0.0369	0.046	mg/kg	U	1
1,2-Dichlorobenzene	95-50-1	U	0.333	0.413	0.0333	0.041	mg/kg	U	1
1,3-Dichlorobenzene	541-73-1	U	0.333	0.413	0.0333	0.041	mg/kg	U	1
1,4-Dichlorobenzene	106-46-7	U	0.333	0.413	0.0376	0.047	mg/kg	U	1
3,3-Dichlorobenzidine	91-94-1	U	0.333	0.413	0.0637	0.079	mg/kg	U	1
2,4-Dichlorophenol	120-83-2	U	0.333	0.413	0.0333	0.041	mg/kg	U	1
Diethyl Phthalate	84-66-2	U	0.167	0.206	0.0333	0.041	mg/kg	U	1
Dimethyl Phthalate	131-11-3	U	0.167	0.206	0.0379	0.047	mg/kg	U	1
2,4-Dimethylphenol	105-67-9	U	0.333	0.413	0.0333	0.041	mg/kg	U	1
4,6-dinitro-2-methyl phenol	534-52-1	U	0.333	0.413	0.0377	0.047	mg/kg	U	1
2,4-Dinitrophenol	51-28-5	U	0.333	0.413	0.0333	0.041	mg/kg	U	1
2,4-Dinitrotoluene	121-14-2	U	0.333	0.413	0.0436	0.054	mg/kg	U	1
2,6-Dinitrotoluene	606-20-2	U	0.333	0.413	0.0333	0.041	mg/kg	U	1
Fluoranthene	206-44-0	U	0.167	0.206	0.0367	0.046	mg/kg	U	1
Fluorene	86-73-7	U	0.167	0.206	0.0333	0.041	mg/kg	U	1
Hexachlorobenzene	118-74-1	U	0.333	0.413	0.0337	0.042	mg/kg	U	1
Hexachlorobutadiene	87-68-3	U	0.333	0.413	0.0333	0.041	mg/kg	U	1
Hexachlorocyclopentadiene	77-47-4	U	0.333	0.413	0.0333	0.041	mg/kg	U	1
Hexachloroethane	67-72-1	U	0.333	0.413	0.0357	0.044	mg/kg	U	1
Indeno(1,2,3-c,d)Pyrene	193-39-5	U	0.167	0.206	0.0487	0.060	mg/kg	U	1
Isophorone	78-59-1	U	0.333	0.413	0.0540	0.067	mg/kg	U	1

XENCO Laboratories

Certificate of Analytical Results 239862

nelac accredited

3TM International, Houston , TX

Koppers Wood Preserving

Sample Id: **3TM-KP-DS-BB-3C (0-3)** Matrix: SOIL Sample Depth: 0 - 3 ft
Lab Sample Id: **239862-048** Date Collected: Jan-11-04 11:35 Date Received: Jan-19-04 14:05

Analytical Method: **SVOAs by EPA 8270C** % Moist: 19.46 Prep Method: 3550B
Date Anal: Jan-28-04 02:28 Analyst: JBU Date Prep: Jan-21-04 10:36 Tech: JBU
Anal seq: 647001 Prep seq: 465247

Parameter	CAS Number	Result	MQL UnAdj	MQL Adj	MDL UnAdj	SQL	Units	Flag	Dil
2-Methylnaphthalene	91-57-6	U	0.167	0.206	0.0350	0.043	mg/kg	U	1
2-methylphenol	95-48-7	U	0.333	0.413	0.0415	0.051	mg/kg	U	1
3&4-Methylphenol		U	0.333	0.413	0.0675	0.084	mg/kg	U	1
Naphthalene	91-20-3	U	0.167	0.206	0.0357	0.044	mg/kg	U	1
4-Nitroaniline	100-01-6	U	0.667	0.825	0.0560	0.069	mg/kg	U	1
3-Nitroaniline	99-09-2	U	0.333	0.413	0.0709	0.088	mg/kg	U	1
2-Nitroaniline	88-74-4	U	0.333	0.413	0.0348	0.043	mg/kg	U	1
Nitrobenzene	98-95-3	U	0.333	0.413	0.0333	0.041	mg/kg	U	1
2-Nitrophenol	88-75-5	U	0.333	0.413	0.0333	0.041	mg/kg	U	1
4-Nitrophenol	100-02-7	U	0.333	0.413	0.0579	0.072	mg/kg	U	1
N-Nitrosodi-n-Propylamine	621-64-7	U	0.333	0.413	0.0333	0.041	mg/kg	U	1
N-Nitrosodiphenylamine	86-30-6	U	0.333	0.413	0.0402	0.050	mg/kg	U	1
di-n-Octyl Phthalate	117-84-0	U	0.167	0.206	0.0333	0.041	mg/kg	U	1
Pentachlorophenol	87-86-5	U	0.333	0.413	0.0474	0.059	mg/kg	U	1
Phenanthrene	85-01-8	U	0.167	0.206	0.0333	0.041	mg/kg	U	1
Phenol	108-95-2	U	0.333	0.413	0.0333	0.041	mg/kg	U	1
Pyrene	129-00-0	U	0.167	0.206	0.0380	0.047	mg/kg	U	1
Pyridine	110-86-1	U	0.333	0.413	0.1230	0.152	mg/kg	U	1
1,2,4-Trichlorobenzene	120-82-1	U	0.333	0.413	0.0333	0.041	mg/kg	U	1
2,4,6-Trichlorophenol	88-06-2	U	0.333	0.413	0.0368	0.046	mg/kg	U	1
2,4,5-Trichlorophenol	95-95-4	U	0.333	0.413	0.0333	0.041	mg/kg	U	1

Analytical Method: **Percent Moisture** % Moist: Prep Method:
Date Anal: Jan-20-04 12:28 Analyst: JUJ Date Prep: Tech: JUJ
Anal seq: 646711 Prep seq:

Parameter	CAS Number	Result	MQL UnAdj	MQL Adj	MDL UnAdj	SQL	Units	Flag	Dil
Percent Moisture		19.5					%		

XENCO Laboratories

Certificate of Analytical Results 239862

nelac accredited

3TM International, Houston , TX

Koppers Wood Preserving

Sample Id: 3TM-KP-DS-BB-4A (0-3) Matrix: SOIL Sample Depth: 0 - 3 ft
Lab Sample Id: 239862-052 Date Collected: Jan-11-04 13:10 Date Received: Jan-19-04 14:05

Analytical Method: SVOAs by EPA 8270C % Moist: 17.61 Prep Method: 3550B
Date Anal: Jan-28-04 03:10 Analyst: JBU Date Prep: Jan-21-04 10:39 Tech: JBU
Anal seq: 647001 Prep seq: 465247

Parameter	CAS Number	Result	MQL UnAdj	MQL Adj	MDL UnAdj	SQL	Units	Flag	Dil
Acenaphthene	83-32-9	U	0.167	0.202	0.0333	0.040	mg/kg	U	1
Acenaphthylene	208-96-8	U	0.167	0.202	0.0333	0.040	mg/kg	U	1
Aniline (Phenylamine, Aminobenzene)	62-53-3	U	0.667	0.807	0.0353	0.043	mg/kg	U	1
Anthracene	120-12-7	U	0.167	0.202	0.0446	0.054	mg/kg	U	1
Benzo(a)anthracene	56-55-3	U	0.167	0.202	0.0333	0.040	mg/kg	U	1
Benzo(a)pyrene	50-32-8	U	0.167	0.202	0.0333	0.040	mg/kg	U	1
Benzo(b)fluoranthene	205-99-2	U	0.167	0.202	0.0333	0.040	mg/kg	U	1
Benzo(g,h,i)perylene	191-24-2	U	0.167	0.202	0.0333	0.040	mg/kg	U	1
Benzo(k)fluoranthene	207-08-9	U	0.167	0.202	0.0340	0.041	mg/kg	U	1
Benzoic Acid	65-85-0	U	1.00	1.21	0.2980	0.361	mg/kg	U	1
Benzyl Butyl Phthalate	85-68-7	U	0.167	0.202	0.0382	0.046	mg/kg	U	1
bis(2-chloroethoxy) methane	111-91-1	U	0.333	0.404	0.0333	0.040	mg/kg	U	1
bis(2-chloroethyl) ether	111-44-4	U	0.333	0.404	0.0333	0.040	mg/kg	U	1
bis(2-chloroisopropyl) ether	108-60-1	U	0.333	0.404	0.0455	0.055	mg/kg	U	1
bis(2-ethylhexyl) phthalate	117-81-7	0.099	0.167	0.202	0.0333	0.040	mg/kg	J	1
4-Bromophenyl-phenylether	101-55-3	U	0.333	0.404	0.0452	0.055	mg/kg	U	1
di-n-Butyl Phthalate	84-74-2	U	0.167	0.202	0.0333	0.040	mg/kg	U	1
4-chloro-3-methylphenol	59-50-7	U	0.333	0.404	0.0407	0.049	mg/kg	U	1
4-Chloroaniline	106-47-8	U	0.667	0.807	0.0333	0.040	mg/kg	U	1
2-Chloronaphthalene	91-58-7	U	0.333	0.404	0.0333	0.040	mg/kg	U	1
2-Chlorophenol	95-57-8	U	0.333	0.404	0.0333	0.040	mg/kg	U	1
4-Chlorophenyl Phenyl Ether	7005-72-3	U	0.333	0.404	0.0333	0.040	mg/kg	U	1
Chrysene	218-01-9	U	0.167	0.202	0.0333	0.040	mg/kg	U	1
Dibenz(a,h)Anthracene	53-70-3	U	0.167	0.202	0.0404	0.049	mg/kg	U	1
Dibenzofuran	132-64-9	U	0.333	0.404	0.0369	0.045	mg/kg	U	1
1,2-Dichlorobenzene	95-50-1	U	0.333	0.404	0.0333	0.040	mg/kg	U	1
1,3-Dichlorobenzene	541-73-1	U	0.333	0.404	0.0333	0.040	mg/kg	U	1
1,4-Dichlorobenzene	106-46-7	U	0.333	0.404	0.0376	0.046	mg/kg	U	1
3,3-Dichlorobenzidine	91-94-1	U	0.333	0.404	0.0637	0.077	mg/kg	U	1
2,4-Dichlorophenol	120-83-2	U	0.333	0.404	0.0333	0.040	mg/kg	U	1
Diethyl Phthalate	84-66-2	U	0.167	0.202	0.0333	0.040	mg/kg	U	1
Dimethyl Phthalate	131-11-3	U	0.167	0.202	0.0379	0.046	mg/kg	U	1
2,4-Dimethylphenol	105-67-9	U	0.333	0.404	0.0333	0.040	mg/kg	U	1
4,6-dinitro-2-methyl phenol	534-52-1	U	0.333	0.404	0.0377	0.046	mg/kg	U	1
2,4-Dinitrophenol	51-28-5	U	0.333	0.404	0.0333	0.040	mg/kg	U	1
2,4-Dinitrotoluene	121-14-2	U	0.333	0.404	0.0436	0.053	mg/kg	U	1
2,6-Dinitrotoluene	606-20-2	U	0.333	0.404	0.0333	0.040	mg/kg	U	1
Fluoranthene	206-44-0	U	0.167	0.202	0.0367	0.045	mg/kg	U	1
Fluorene	86-73-7	U	0.167	0.202	0.0333	0.040	mg/kg	U	1
Hexachlorobenzene	118-74-1	U	0.333	0.404	0.0337	0.041	mg/kg	U	1
Hexachlorobutadiene	87-68-3	U	0.333	0.404	0.0333	0.040	mg/kg	U	1
Hexachlorocyclopentadiene	77-47-4	U	0.333	0.404	0.0333	0.040	mg/kg	U	1
Hexachloroethane	67-72-1	U	0.333	0.404	0.0357	0.043	mg/kg	U	1
Indeno(1,2,3-c,d)Pyrene	193-39-5	U	0.167	0.202	0.0487	0.059	mg/kg	U	1
Isophorone	78-59-1	U	0.333	0.404	0.0540	0.065	mg/kg	U	1

Certificate of Analytical Results 239862

3TM International, Houston , TX

Koppers Wood Preserving

Sample Id: **3TM-KP-DS-BB-4A (0-3)** Matrix: SOIL Sample Depth: 0 - 3 ft
Lab Sample Id: **239862-052** Date Collected: Jan-11-04 13:10 Date Received: Jan-19-04 14:05

Analytical Method: **SVOAs by EPA 8270C** % Moist: 17.61 Prep Method: 3550B
Date Anal: Jan-28-04 03:10 Analyst: JBU Date Prep: Jan-21-04 10:39 Tech: JBU
Anal seq: 647001 Prep seq: 465247

Parameter	CAS Number	Result	MQL UnAdj	MQL Adj	MDL UnAdj	SQL	Units	Flag	Dil
2-Methylnaphthalene	91-57-6	U	0.167	0.202	0.0350	0.042	mg/kg	U	1
2-methylphenol	95-48-7	U	0.333	0.404	0.0415	0.050	mg/kg	U	1
3&4-Methylphenol		U	0.333	0.404	0.0675	0.082	mg/kg	U	1
Naphthalene	91-20-3	U	0.167	0.202	0.0357	0.043	mg/kg	U	1
4-Nitroaniline	100-01-6	U	0.667	0.807	0.0560	0.068	mg/kg	U	1
3-Nitroaniline	99-09-2	U	0.333	0.404	0.0709	0.086	mg/kg	U	1
2-Nitroaniline	88-74-4	U	0.333	0.404	0.0348	0.042	mg/kg	U	1
Nitrobenzene	98-95-3	U	0.333	0.404	0.0333	0.040	mg/kg	U	1
2-Nitrophenol	88-75-5	U	0.333	0.404	0.0333	0.040	mg/kg	U	1
4-Nitrophenol	100-02-7	U	0.333	0.404	0.0579	0.070	mg/kg	U	1
N-Nitrosodi-n-Propylamine	621-64-7	U	0.333	0.404	0.0333	0.040	mg/kg	U	1
N-Nitrosodiphenylamine	86-30-6	U	0.333	0.404	0.0402	0.049	mg/kg	U	1
di-n-Octyl Phthalate	117-84-0	U	0.167	0.202	0.0333	0.040	mg/kg	U	1
Pentachlorophenol	87-86-5	U	0.333	0.404	0.0474	0.057	mg/kg	U	1
Phenanthrene	85-01-8	U	0.167	0.202	0.0333	0.040	mg/kg	U	1
Phenol	108-95-2	U	0.333	0.404	0.0333	0.040	mg/kg	U	1
Pyrene	129-00-0	U	0.167	0.202	0.0380	0.046	mg/kg	U	1
Pyridine	110-86-1	U	0.333	0.404	0.1230	0.149	mg/kg	U	1
1,2,4-Trichlorobenzene	120-82-1	U	0.333	0.404	0.0333	0.040	mg/kg	U	1
2,4,6-Trichlorophenol	88-06-2	U	0.333	0.404	0.0368	0.045	mg/kg	U	1
2,4,5-Trichlorophenol	95-95-4	U	0.333	0.404	0.0333	0.040	mg/kg	U	1

Analytical Method: **Percent Moisture** % Moist: Prep Method:
Date Anal: Jan-20-04 12:30 Analyst: JUJ Date Prep: Tech: JUJ
Anal seq: 646711 Prep seq:

Parameter	CAS Number	Result	MQL UnAdj	MQL Adj	MDL UnAdj	SQL	Units	Flag	Dil
Percent Moisture		17.6					%		

XENCO Laboratories

Certificate of Analytical Results 239862

nelac accredited

3TM International, Houston , TX

Koppers Wood Preserving

Sample Id: 3TM-KP-DS-BB-4B (0-3) Matrix: SOIL Sample Depth: 0 - 3 ft
Lab Sample Id: 239862-056 Date Collected: Jan-11-04 14:15 Date Received: Jan-19-04 14:05

Analytical Method: SVOAs by EPA 8270C % Moist: 19.89 Prep Method: 3550B
Date Anal: Jan-28-04 03:52 Analyst: JBU Date Prep: Jan-21-04 10:42 Tech: JBU
Anal seq: 647001 Prep seq: 465247

Parameter	CAS Number	Result	MQL UnAdj	MQL Adj	MDL UnAdj	SQL	Units	Flag	Dil
Acenaphthene	83-32-9	U	0.167	0.208	0.0333	0.042	mg/kg	U	1
Acenaphthylene	208-96-8	U	0.167	0.208	0.0333	0.042	mg/kg	U	1
Aniline (Phenylamine, Aminobenzene)	62-53-3	U	0.667	0.832	0.0353	0.044	mg/kg	U	1
Anthracene	120-12-7	U	0.167	0.208	0.0446	0.056	mg/kg	U	1
Benzo(a)anthracene	56-55-3	U	0.167	0.208	0.0333	0.042	mg/kg	U	1
Benzo(a)pyrene	50-32-8	U	0.167	0.208	0.0333	0.042	mg/kg	U	1
Benzo(b)fluoranthene	205-99-2	U	0.167	0.208	0.0333	0.042	mg/kg	U	1
Benzo(g,h,i)perylene	191-24-2	U	0.167	0.208	0.0333	0.042	mg/kg	U	1
Benzo(k)fluoranthene	207-08-9	U	0.167	0.208	0.0340	0.042	mg/kg	U	1
Benzoic Acid	65-85-0	U	1.00	1.25	0.2980	0.372	mg/kg	U	1
Benzyl Butyl Phthalate	85-68-7	U	0.167	0.208	0.0382	0.048	mg/kg	U	1
bis(2-chloroethoxy) methane	111-91-1	U	0.333	0.416	0.0333	0.042	mg/kg	U	1
bis(2-chloroethyl) ether	111-44-4	U	0.333	0.416	0.0333	0.042	mg/kg	U	1
bis(2-chloroisopropyl) ether	108-60-1	U	0.333	0.416	0.0455	0.057	mg/kg	U	1
bis(2-ethylhexyl) phthalate	117-81-7	0.104	0.167	0.208	0.0333	0.042	mg/kg	J	1
4-Bromophenyl-phenylether	101-55-3	U	0.333	0.416	0.0452	0.056	mg/kg	U	1
di-n-Butyl Phthalate	84-74-2	U	0.167	0.208	0.0333	0.042	mg/kg	U	1
4-chloro-3-methylphenol	59-50-7	U	0.333	0.416	0.0407	0.051	mg/kg	U	1
4-Chloroaniline	106-47-8	U	0.667	0.832	0.0333	0.042	mg/kg	U	1
2-Chloronaphthalene	91-58-7	U	0.333	0.416	0.0333	0.042	mg/kg	U	1
2-Chlorophenol	95-57-8	U	0.333	0.416	0.0333	0.042	mg/kg	U	1
4-Chlorophenyl Phenyl Ether	7005-72-3	U	0.333	0.416	0.0333	0.042	mg/kg	U	1
Chrysene	218-01-9	U	0.167	0.208	0.0333	0.042	mg/kg	U	1
Dibenz(a,h)Anthracene	53-70-3	U	0.167	0.208	0.0404	0.050	mg/kg	U	1
Dibenzofuran	132-64-9	U	0.333	0.416	0.0369	0.046	mg/kg	U	1
1,2-Dichlorobenzene	95-50-1	U	0.333	0.416	0.0333	0.042	mg/kg	U	1
1,3-Dichlorobenzene	541-73-1	U	0.333	0.416	0.0333	0.042	mg/kg	U	1
1,4-Dichlorobenzene	106-46-7	U	0.333	0.416	0.0376	0.047	mg/kg	U	1
3,3-Dichlorobenzidine	91-94-1	U	0.333	0.416	0.0637	0.080	mg/kg	U	1
2,4-Dichlorophenol	120-83-2	U	0.333	0.416	0.0333	0.042	mg/kg	U	1
Diethyl Phthalate	84-66-2	U	0.167	0.208	0.0333	0.042	mg/kg	U	1
Dimethyl Phthalate	131-11-3	U	0.167	0.208	0.0379	0.047	mg/kg	U	1
2,4-Dimethylphenol	105-67-9	U	0.333	0.416	0.0333	0.042	mg/kg	U	1
4,6-dinitro-2-methyl phenol	534-52-1	U	0.333	0.416	0.0377	0.047	mg/kg	U	1
2,4-Dinitrophenol	51-28-5	U	0.333	0.416	0.0333	0.042	mg/kg	U	1
2,4-Dinitrotoluene	121-14-2	U	0.333	0.416	0.0436	0.054	mg/kg	U	1
2,6-Dinitrotoluene	606-20-2	U	0.333	0.416	0.0333	0.042	mg/kg	U	1
Fluoranthene	206-44-0	U	0.167	0.208	0.0367	0.046	mg/kg	U	1
Fluorene	86-73-7	U	0.167	0.208	0.0333	0.042	mg/kg	U	1
Hexachlorobenzene	118-74-1	U	0.333	0.416	0.0337	0.042	mg/kg	U	1
Hexachlorobutadiene	87-68-3	U	0.333	0.416	0.0333	0.042	mg/kg	U	1
Hexachlorocyclopentadiene	77-47-4	U	0.333	0.416	0.0333	0.042	mg/kg	U	1
Hexachloroethane	67-72-1	U	0.333	0.416	0.0357	0.045	mg/kg	U	1
Indeno(1,2,3-c,d)Pyrene	193-39-5	U	0.167	0.208	0.0487	0.061	mg/kg	U	1
Isophorone	78-59-1	U	0.333	0.416	0.0540	0.067	mg/kg	U	1

XENCO laboratories

Certificate of Analytical Results 239862

inelac accredited

3TM International, Houston , TX

Koppers Wood Preserving

Sample Id: 3TM-KP-DS-BB-4B (0-3) Matrix: SOIL Sample Depth: 0 - 3 ft
Lab Sample Id: 239862-056 Date Collected: Jan-11-04 14:15 Date Received: Jan-19-04 14:05

Analytical Method: SVOAs by EPA 8270C % Moist: 19.89 Prep Method: 3550B
Date Anal: Jan-28-04 03:52 Analyst: JBU Date Prep: Jan-21-04 10:42 Tech: JBU
Anal seq: 647001 Prep seq: 465247

Parameter	CAS Number	Result	MQL UnAdj	MQL Adj	MDL UnAdj	SQL	Units	Flag	Dil
2-Methylnaphthalene	91-57-6	U	0.167	0.208	0.0350	0.044	mg/kg	U	1
2-methylphenol	95-48-7	U	0.333	0.416	0.0415	0.052	mg/kg	U	1
3&4-Methylphenol		U	0.333	0.416	0.0675	0.084	mg/kg	U	1
Naphthalene	91-20-3	U	0.167	0.208	0.0357	0.045	mg/kg	U	1
4-Nitroaniline	100-01-6	U	0.667	0.832	0.0560	0.070	mg/kg	U	1
3-Nitroaniline	99-09-2	U	0.333	0.416	0.0709	0.088	mg/kg	U	1
2-Nitroaniline	88-74-4	U	0.333	0.416	0.0348	0.043	mg/kg	U	1
Nitrobenzene	98-95-3	U	0.333	0.416	0.0333	0.042	mg/kg	U	1
2-Nitrophenol	88-75-5	U	0.333	0.416	0.0333	0.042	mg/kg	U	1
4-Nitrophenol	100-02-7	U	0.333	0.416	0.0579	0.072	mg/kg	U	1
N-Nitrosodi-n-Propylamine	621-64-7	U	0.333	0.416	0.0333	0.042	mg/kg	U	1
N-Nitrosodiphenylamine	86-30-6	U	0.333	0.416	0.0402	0.050	mg/kg	U	1
di-n-Octyl Phthalate	117-84-0	U	0.167	0.208	0.0333	0.042	mg/kg	U	1
Pentachlorophenol	87-86-5	U	0.333	0.416	0.0474	0.059	mg/kg	U	1
Phenanthrene	85-01-8	U	0.167	0.208	0.0333	0.042	mg/kg	U	1
Phenol	108-95-2	U	0.333	0.416	0.0333	0.042	mg/kg	U	1
Pyrene	129-00-0	U	0.167	0.208	0.0380	0.047	mg/kg	U	1
Pyridine	110-86-1	U	0.333	0.416	0.1230	0.153	mg/kg	U	1
1,2,4-Trichlorobenzene	120-82-1	U	0.333	0.416	0.0333	0.042	mg/kg	U	1
2,4,6-Trichlorophenol	88-06-2	U	0.333	0.416	0.0368	0.046	mg/kg	U	1
2,4,5-Trichlorophenol	95-95-4	U	0.333	0.416	0.0333	0.042	mg/kg	U	1

Analytical Method: Percent Moisture % Moist: Prep Method:
Date Anal: Jan-20-04 12:32 Analyst: JUJ Date Prep: Tech: JUJ
Anal seq: 646711 Prep seq:

Parameter	CAS Number	Result	MQL UnAdj	MQL Adj	MDL UnAdj	SQL	Units	Flag	Dil
Percent Moisture		19.9					%		

XENCO laboratories

Certificate of Analytical Results 239862

nelac accredited

3TM International, Houston , TX

Koppers Wood Preserving

Sample Id: 3TM-KP-DS-BB-4C (0-3) Matrix: SOIL Sample Depth: 0 - 3 ft
Lab Sample Id: 239862-060 Date Collected: Jan-11-04 15:05 Date Received: Jan-19-04 14:05

Analytical Method: SVOAs by EPA 8270C % Moist: 11.89 Prep Method: 3550B
Date Anal: Jan-28-04 00:48 Analyst: JBU Date Prep: Jan-21-04 10:45 Tech: JBU
Anal seq: 647001 Prep seq: 465247

Parameter	CAS Number	Result	MQL UnAdj	MQL Adj	MDL UnAdj	SQL	Units	Flag	Dil
Acenaphthene	83-32-9	U	0.167	0.189	0.0333	0.038	mg/kg	U	1
Acenaphthylene	208-96-8	U	0.167	0.189	0.0333	0.038	mg/kg	U	1
Aniline (Phenylamine, Aminobenzene)	62-53-3	U	0.667	0.755	0.0353	0.040	mg/kg	U	1
Anthracene	120-12-7	U	0.167	0.189	0.0446	0.051	mg/kg	U	1
Benzo(a)anthracene	56-55-3	U	0.167	0.189	0.0333	0.038	mg/kg	U	1
Benzo(a)pyrene	50-32-8	U	0.167	0.189	0.0333	0.038	mg/kg	U	1
Benzo(b)fluoranthene	205-99-2	U	0.167	0.189	0.0333	0.038	mg/kg	U	1
Benzo(g,h,i)perylene	191-24-2	U	0.167	0.189	0.0333	0.038	mg/kg	U	1
Benzo(k)fluoranthene	207-08-9	U	0.167	0.189	0.0340	0.039	mg/kg	U	1
Benzoic Acid	65-85-0	U	1.00	1.13	0.2980	0.338	mg/kg	U	1
Benzyl Butyl Phthalate	85-68-7	U	0.167	0.189	0.0382	0.043	mg/kg	U	1
bis(2-chloroethoxy) methane	111-91-1	U	0.333	0.378	0.0333	0.038	mg/kg	U	1
bis(2-chloroethyl) ether	111-44-4	U	0.333	0.378	0.0333	0.038	mg/kg	U	1
bis(2-chloroisopropyl) ether	108-60-1	U	0.333	0.378	0.0455	0.052	mg/kg	U	1
bis(2-ethylhexyl) phthalate	117-81-7	U	0.167	0.189	0.0333	0.038	mg/kg	U	1
4-Bromophenyl-phenylether	101-55-3	U	0.333	0.378	0.0452	0.051	mg/kg	U	1
di-n-Butyl Phthalate	84-74-2	U	0.167	0.189	0.0333	0.038	mg/kg	U	1
4-chloro-3-methylphenol	59-50-7	U	0.333	0.378	0.0407	0.046	mg/kg	U	1
4-Chloroaniline	106-47-8	U	0.667	0.755	0.0333	0.038	mg/kg	U	1
2-Chloronaphthalene	91-58-7	U	0.333	0.378	0.0333	0.038	mg/kg	U	1
2-Chlorophenol	95-57-8	U	0.333	0.378	0.0333	0.038	mg/kg	U	1
4-Chlorophenyl Phenyl Ether	7005-72-3	U	0.333	0.378	0.0333	0.038	mg/kg	U	1
Chrysene	218-01-9	U	0.167	0.189	0.0333	0.038	mg/kg	U	1
Dibenz(a,h)Anthracene	53-70-3	U	0.167	0.189	0.0404	0.046	mg/kg	U	1
Dibenzofuran	132-64-9	U	0.333	0.378	0.0369	0.042	mg/kg	U	1
1,2-Dichlorobenzene	95-50-1	U	0.333	0.378	0.0333	0.038	mg/kg	U	1
1,3-Dichlorobenzene	541-73-1	U	0.333	0.378	0.0333	0.038	mg/kg	U	1
1,4-Dichlorobenzene	106-46-7	U	0.333	0.378	0.0376	0.043	mg/kg	U	1
3,3-Dichlorobenzidine	91-94-1	U	0.333	0.378	0.0637	0.072	mg/kg	U	1
2,4-Dichlorophenol	120-83-2	U	0.333	0.378	0.0333	0.038	mg/kg	U	1
Diethyl Phthalate	84-66-2	U	0.167	0.189	0.0333	0.038	mg/kg	U	1
Dimethyl Phthalate	131-11-3	U	0.167	0.189	0.0379	0.043	mg/kg	U	1
2,4-Dimethylphenol	105-67-9	U	0.333	0.378	0.0333	0.038	mg/kg	U	1
4,6-dinitro-2-methyl phenol	534-52-1	U	0.333	0.378	0.0377	0.043	mg/kg	U	1
2,4-Dinitrophenol	51-28-5	U	0.333	0.378	0.0333	0.038	mg/kg	U	1
2,4-Dinitrotoluene	121-14-2	U	0.333	0.378	0.0436	0.049	mg/kg	U	1
2,6-Dinitrotoluene	606-20-2	U	0.333	0.378	0.0333	0.038	mg/kg	U	1
Fluoranthene	206-44-0	U	0.167	0.189	0.0367	0.042	mg/kg	U	1
Fluorene	86-73-7	U	0.167	0.189	0.0333	0.038	mg/kg	U	1
Hexachlorobenzene	118-74-1	U	0.333	0.378	0.0337	0.038	mg/kg	U	1
Hexachlorobutadiene	87-68-3	U	0.333	0.378	0.0333	0.038	mg/kg	U	1
Hexachlorocyclopentadiene	77-47-4	U	0.333	0.378	0.0333	0.038	mg/kg	U	1
Hexachloroethane	67-72-1	U	0.333	0.378	0.0357	0.040	mg/kg	U	1
Indeno(1,2,3-c,d)Pyrene	193-39-5	U	0.167	0.189	0.0487	0.055	mg/kg	U	1
Isophorone	78-59-1	U	0.333	0.378	0.0540	0.061	mg/kg	U	1

XENCO Laboratories

Certificate of Analytical Results 239862

nelac accredited

3TM International, Houston , TX

Koppers Wood Preserving

Sample Id: 3TM-KP-DS-BB-4C (0-3) Matrix: SOIL Sample Depth: 0 - 3 ft
Lab Sample Id: 239862-060 Date Collected: Jan-11-04 15:05 Date Received: Jan-19-04 14:05

Analytical Method: SVOAs by EPA 8270C % Moist: 11.89 Prep Method: 3550B
Date Anal: Jan-28-04 00:48 Analyst: JBU Date Prep: Jan-21-04 10:45 Tech: JBU
Anal seq: 647001 Prep seq: 465247

Parameter	CAS Number	Result	MQL UnAdj	MQL Adj	MDL UnAdj	SQL	Units	Flag	Dil
2-Methylnaphthalene	91-57-6	U	0.167	0.189	0.0350	0.040	mg/kg	U	1
2-methylphenol	95-48-7	U	0.333	0.378	0.0415	0.047	mg/kg	U	1
3&4-Methylphenol		U	0.333	0.378	0.0675	0.076	mg/kg	U	1
Naphthalene	91-20-3	U	0.167	0.189	0.0357	0.040	mg/kg	U	1
4-Nitroaniline	100-01-6	U	0.667	0.755	0.0560	0.064	mg/kg	U	1
3-Nitroaniline	99-09-2	U	0.333	0.378	0.0709	0.080	mg/kg	U	1
2-Nitroaniline	88-74-4	U	0.333	0.378	0.0348	0.039	mg/kg	U	1
Nitrobenzene	98-95-3	U	0.333	0.378	0.0333	0.038	mg/kg	U	1
2-Nitrophenol	88-75-5	U	0.333	0.378	0.0333	0.038	mg/kg	U	1
4-Nitrophenol	100-02-7	U	0.333	0.378	0.0579	0.066	mg/kg	U	1
N-Nitrosodi-n-Propylamine	621-64-7	U	0.333	0.378	0.0333	0.038	mg/kg	U	1
N-Nitrosodiphenylamine	86-30-6	U	0.333	0.378	0.0402	0.046	mg/kg	U	1
di-n-Octyl Phthalate	117-84-0	U	0.167	0.189	0.0333	0.038	mg/kg	U	1
Pentachlorophenol	87-86-5	U	0.333	0.378	0.0474	0.054	mg/kg	U	1
Phenanthrene	85-01-8	U	0.167	0.189	0.0333	0.038	mg/kg	U	1
Phenol	108-95-2	U	0.333	0.378	0.0333	0.038	mg/kg	U	1
Pyrene	129-00-0	U	0.167	0.189	0.0380	0.043	mg/kg	U	1
Pyridine	110-86-1	U	0.333	0.378	0.1230	0.139	mg/kg	U	1
1,2,4-Trichlorobenzene	120-82-1	U	0.333	0.378	0.0333	0.038	mg/kg	U	1
2,4,6-Trichlorophenol	88-06-2	U	0.333	0.378	0.0368	0.042	mg/kg	U	1
2,4,5-Trichlorophenol	95-95-4	U	0.333	0.378	0.0333	0.038	mg/kg	U	1

Analytical Method: Percent Moisture % Moist: Prep Method:
Date Anal: Jan-20-04 12:34 Analyst: JUJ Date Prep: Tech: JUJ
Anal seq: 646711 Prep seq:

Parameter	CAS Number	Result	MQL UnAdj	MQL Adj	MDL UnAdj	SQL	Units	Flag	Dil
Percent Moisture		11.9					%		

XENCO laboratories

Certificate of Analytical Results 239862

nelac accredited

3TM International, Houston , TX

Koppers Wood Preserving

Sample Id: 3TM-KP-DS-BB-5A (0-3) Matrix: SOIL Sample Depth: 0 - 3 ft
Lab Sample Id: 239862-064 Date Collected: Jan-11-04 17:20 Date Received: Jan-19-04 14:05

Analytical Method: SVOAs by EPA 8270C % Moist: 22.84 Prep Method: 3550B
Date Anal: Jan-28-04 01:34 Analyst: JBU Date Prep: Jan-21-04 10:48 Tech: JBU
Anal seq: 647001 Prep seq: 465247

Parameter	CAS Number	Result	MQL UnAdj	MQL Adj	MDL UnAdj	SQL	Units	Flag	Dil
Acenaphthene	83-32-9	U	0.167	0.216	0.0333	0.043	mg/kg	U	1
Acenaphthylene	208-96-8	U	0.167	0.216	0.0333	0.043	mg/kg	U	1
Aniline (Phenylamine, Aminobenzene)	62-53-3	U	0.667	0.863	0.0353	0.046	mg/kg	U	1
Anthracene	120-12-7	U	0.167	0.216	0.0446	0.058	mg/kg	U	1
Benzo(a)anthracene	56-55-3	U	0.167	0.216	0.0333	0.043	mg/kg	U	1
Benzo(a)pyrene	50-32-8	U	0.167	0.216	0.0333	0.043	mg/kg	U	1
Benzo(b)fluoranthene	205-99-2	U	0.167	0.216	0.0333	0.043	mg/kg	U	1
Benzo(g,h,i)perylene	191-24-2	U	0.167	0.216	0.0333	0.043	mg/kg	U	1
Benzo(k)fluoranthene	207-08-9	U	0.167	0.216	0.0340	0.044	mg/kg	U	1
Benzoic Acid	65-85-0	U	1.00	1.30	0.2980	0.386	mg/kg	U	1
Benzyl Butyl Phthalate	85-68-7	U	0.167	0.216	0.0382	0.050	mg/kg	U	1
bis(2-chloroethoxy) methane	111-91-1	U	0.333	0.432	0.0333	0.043	mg/kg	U	1
bis(2-chloroethyl) ether	111-44-4	U	0.333	0.432	0.0333	0.043	mg/kg	U	1
bis(2-chloroisopropyl) ether	108-60-1	U	0.333	0.432	0.0455	0.059	mg/kg	U	1
bis(2-ethylhexyl) phthalate	117-81-7	U	0.167	0.216	0.0333	0.043	mg/kg	U	1
4-Bromophenyl-phenylether	101-55-3	U	0.333	0.432	0.0452	0.059	mg/kg	U	1
di-n-Butyl Phthalate	84-74-2	U	0.167	0.216	0.0333	0.043	mg/kg	U	1
4-chloro-3-methylphenol	59-50-7	U	0.333	0.432	0.0407	0.053	mg/kg	U	1
4-Chloroaniline	106-47-8	U	0.667	0.863	0.0333	0.043	mg/kg	U	1
2-Chloronaphthalene	91-58-7	U	0.333	0.432	0.0333	0.043	mg/kg	U	1
2-Chlorophenol	95-57-8	U	0.333	0.432	0.0333	0.043	mg/kg	U	1
4-Chlorophenyl Phenyl Ether	7005-72-3	U	0.333	0.432	0.0333	0.043	mg/kg	U	1
Chrysene	218-01-9	U	0.167	0.216	0.0333	0.043	mg/kg	U	1
Dibenz(a,h)Anthracene	53-70-3	U	0.167	0.216	0.0404	0.052	mg/kg	U	1
Dibenzofuran	132-64-9	U	0.333	0.432	0.0369	0.048	mg/kg	U	1
1,2-Dichlorobenzene	95-50-1	U	0.333	0.432	0.0333	0.043	mg/kg	U	1
1,3-Dichlorobenzene	541-73-1	U	0.333	0.432	0.0333	0.043	mg/kg	U	1
1,4-Dichlorobenzene	106-46-7	U	0.333	0.432	0.0376	0.049	mg/kg	U	1
3,3-Dichlorobenzidine	91-94-1	U	0.333	0.432	0.0637	0.083	mg/kg	U	1
2,4-Dichlorophenol	120-83-2	U	0.333	0.432	0.0333	0.043	mg/kg	U	1
Diethyl Phthalate	84-66-2	U	0.167	0.216	0.0333	0.043	mg/kg	U	1
Dimethyl Phthalate	131-11-3	U	0.167	0.216	0.0379	0.049	mg/kg	U	1
2,4-Dimethylphenol	105-67-9	U	0.333	0.432	0.0333	0.043	mg/kg	U	1
4,6-dinitro-2-methyl phenol	534-52-1	U	0.333	0.432	0.0377	0.049	mg/kg	U	1
2,4-Dinitrophenol	51-28-5	U	0.333	0.432	0.0333	0.043	mg/kg	U	1
2,4-Dinitrotoluene	121-14-2	U	0.333	0.432	0.0436	0.057	mg/kg	U	1
2,6-Dinitrotoluene	606-20-2	U	0.333	0.432	0.0333	0.043	mg/kg	U	1
Fluoranthene	206-44-0	U	0.167	0.216	0.0367	0.048	mg/kg	U	1
Fluorene	86-73-7	U	0.167	0.216	0.0333	0.043	mg/kg	U	1
Hexachlorobenzene	118-74-1	U	0.333	0.432	0.0337	0.044	mg/kg	U	1
Hexachlorobutadiene	87-68-3	U	0.333	0.432	0.0333	0.043	mg/kg	U	1
Hexachlorocyclopentadiene	77-47-4	U	0.333	0.432	0.0333	0.043	mg/kg	U	1
Hexachloroethane	67-72-1	U	0.333	0.432	0.0357	0.046	mg/kg	U	1
Indeno(1,2,3-c,d)Pyrene	193-39-5	U	0.167	0.216	0.0487	0.063	mg/kg	U	1
Isophorone	78-59-1	U	0.333	0.432	0.0540	0.070	mg/kg	U	1

Certificate of Analytical Results 239862

3TM International, Houston , TX

Koppers Wood Preserving

Sample Id: **3TM-KP-DS-BB-5A (0-3)** Matrix: SOIL Sample Depth: 0 - 3 ft
Lab Sample Id: **239862-064** Date Collected: Jan-11-04 17:20 Date Received: Jan-19-04 14:05

Analytical Method: **SVOAs by EPA 8270C** % Moist: 22.84 Prep Method: 3550B
Date Anal: Jan-28-04 01:34 Analyst: JBU Date Prep: Jan-21-04 10:48 Tech: JBU
Anal seq: 647001 Prep seq: 465247

Parameter	CAS Number	Result	MQL UnAdj	MQL Adj	MDL UnAdj	SQL	Units	Flag	Dil
2-Methylnaphthalene	91-57-6	U	0.167	0.216	0.0350	0.045	mg/kg	U	1
2-methylphenol	95-48-7	U	0.333	0.432	0.0415	0.054	mg/kg	U	1
3&4-Methylphenol		U	0.333	0.432	0.0675	0.087	mg/kg	U	1
Naphthalene	91-20-3	U	0.167	0.216	0.0357	0.046	mg/kg	U	1
4-Nitroaniline	100-01-6	U	0.667	0.863	0.0560	0.073	mg/kg	U	1
3-Nitroaniline	99-09-2	U	0.333	0.432	0.0709	0.092	mg/kg	U	1
2-Nitroaniline	88-74-4	U	0.333	0.432	0.0348	0.045	mg/kg	U	1
Nitrobenzene	98-95-3	U	0.333	0.432	0.0333	0.043	mg/kg	U	1
2-Nitrophenol	88-75-5	U	0.333	0.432	0.0333	0.043	mg/kg	U	1
4-Nitrophenol	100-02-7	U	0.333	0.432	0.0579	0.075	mg/kg	U	1
N-Nitrosodi-n-Propylamine	621-64-7	U	0.333	0.432	0.0333	0.043	mg/kg	U	1
N-Nitrosodiphenylamine	86-30-6	U	0.333	0.432	0.0402	0.052	mg/kg	U	1
di-n-Octyl Phthalate	117-84-0	U	0.167	0.216	0.0333	0.043	mg/kg	U	1
Pentachlorophenol	87-86-5	U	0.333	0.432	0.0474	0.061	mg/kg	U	1
Phenanthrene	85-01-8	U	0.167	0.216	0.0333	0.043	mg/kg	U	1
Phenol	108-95-2	U	0.333	0.432	0.0333	0.043	mg/kg	U	1
Pyrene	129-00-0	U	0.167	0.216	0.0380	0.049	mg/kg	U	1
Pyridine	110-86-1	U	0.333	0.432	0.1230	0.159	mg/kg	U	1
1,2,4-Trichlorobenzene	120-82-1	U	0.333	0.432	0.0333	0.043	mg/kg	U	1
2,4,6-Trichlorophenol	88-06-2	U	0.333	0.432	0.0368	0.048	mg/kg	U	1
2,4,5-Trichlorophenol	95-95-4	U	0.333	0.432	0.0333	0.043	mg/kg	U	1

Analytical Method: **Percent Moisture** % Moist: Prep Method:
Date Anal: Jan-20-04 12:36 Analyst: JUJ Date Prep: Tech: JUJ
Anal seq: 646711 Prep seq:

Parameter	CAS Number	Result	MQL UnAdj	MQL Adj	MDL UnAdj	SQL	Units	Flag	Dil
Percent Moisture		22.8					%		

XENCO Laboratories

Certificate of Analytical Results 239862

nelac accredited

3TM International, Houston , TX

Koppers Wood Preserving

Sample Id: **3TM-KP-DS-BB-5B (0-3)** Matrix: SOIL Sample Depth: 0 - 3 ft
Lab Sample Id: **239862-068** Date Collected: Jan-11-04 17:45 Date Received: Jan-19-04 14:05

Analytical Method: **SVOAs by EPA 8270C** % Moist: 23.55 Prep Method: 3550B
Date Anal: Jan-28-04 02:20 Analyst: JBU Date Prep: Jan-21-04 10:51 Tech: JBU
Anal seq: 647001 Prep seq: 465247

Parameter	CAS Number	Result	MQL UnAdj	MQL Adj	MDL UnAdj	SQL	Units	Flag	Dil
Acenaphthene	83-32-9	U	0.167	0.218	0.0333	0.044	mg/kg	U	1
Acenaphthylene	208-96-8	U	0.167	0.218	0.0333	0.044	mg/kg	U	1
Aniline (Phenylamine, Aminobenzene)	62-53-3	U	0.667	0.872	0.0353	0.046	mg/kg	U	1
Anthracene	120-12-7	U	0.167	0.218	0.0446	0.058	mg/kg	U	1
Benzo(a)anthracene	56-55-3	U	0.167	0.218	0.0333	0.044	mg/kg	U	1
Benzo(a)pyrene	50-32-8	U	0.167	0.218	0.0333	0.044	mg/kg	U	1
Benzo(b)fluoranthene	205-99-2	U	0.167	0.218	0.0333	0.044	mg/kg	U	1
Benzo(g,h,i)perylene	191-24-2	U	0.167	0.218	0.0333	0.044	mg/kg	U	1
Benzo(k)fluoranthene	207-08-9	U	0.167	0.218	0.0340	0.044	mg/kg	U	1
Benzoic Acid	65-85-0	U	1.00	1.31	0.2980	0.390	mg/kg	U	1
Benzyl Butyl Phthalate	85-68-7	U	0.167	0.218	0.0382	0.050	mg/kg	U	1
bis(2-chloroethoxy) methane	111-91-1	U	0.333	0.436	0.0333	0.044	mg/kg	U	1
bis(2-chloroethyl) ether	111-44-4	U	0.333	0.436	0.0333	0.044	mg/kg	U	1
bis(2-chloroisopropyl) ether	108-60-1	U	0.333	0.436	0.0455	0.060	mg/kg	U	1
bis(2-ethylhexyl) phthalate	117-81-7	U	0.167	0.218	0.0333	0.044	mg/kg	U	1
4-Bromophenyl-phenylether	101-55-3	U	0.333	0.436	0.0452	0.059	mg/kg	U	1
di-n-Butyl Phthalate	84-74-2	U	0.167	0.218	0.0333	0.044	mg/kg	U	1
4-chloro-3-methylphenol	59-50-7	U	0.333	0.436	0.0407	0.053	mg/kg	U	1
4-Chloroaniline	106-47-8	U	0.667	0.872	0.0333	0.044	mg/kg	U	1
2-Chloronaphthalene	91-58-7	U	0.333	0.436	0.0333	0.044	mg/kg	U	1
2-Chlorophenol	95-57-8	U	0.333	0.436	0.0333	0.044	mg/kg	U	1
4-Chlorophenyl Phenyl Ether	7005-72-3	U	0.333	0.436	0.0333	0.044	mg/kg	U	1
Chrysene	218-01-9	U	0.167	0.218	0.0333	0.044	mg/kg	U	1
Dibenz(a,h)Anthracene	53-70-3	U	0.167	0.218	0.0404	0.053	mg/kg	U	1
Dibenzofuran	132-64-9	U	0.333	0.436	0.0369	0.048	mg/kg	U	1
1,2-Dichlorobenzene	95-50-1	U	0.333	0.436	0.0333	0.044	mg/kg	U	1
1,3-Dichlorobenzene	541-73-1	U	0.333	0.436	0.0333	0.044	mg/kg	U	1
1,4-Dichlorobenzene	106-46-7	U	0.333	0.436	0.0376	0.049	mg/kg	U	1
3,3-Dichlorobenzidine	91-94-1	U	0.333	0.436	0.0637	0.083	mg/kg	U	1
2,4-Dichlorophenol	120-83-2	U	0.333	0.436	0.0333	0.044	mg/kg	U	1
Diethyl Phthalate	84-66-2	U	0.167	0.218	0.0333	0.044	mg/kg	U	1
Dimethyl Phthalate	131-11-3	U	0.167	0.218	0.0379	0.050	mg/kg	U	1
2,4-Dimethylphenol	105-67-9	U	0.333	0.436	0.0333	0.044	mg/kg	U	1
4,6-dinitro-2-methyl phenol	534-52-1	U	0.333	0.436	0.0377	0.049	mg/kg	U	1
2,4-Dinitrophenol	51-28-5	U	0.333	0.436	0.0333	0.044	mg/kg	U	1
2,4-Dinitrotoluene	121-14-2	U	0.333	0.436	0.0436	0.057	mg/kg	U	1
2,6-Dinitrotoluene	606-20-2	U	0.333	0.436	0.0333	0.044	mg/kg	U	1
Fluoranthene	206-44-0	U	0.167	0.218	0.0367	0.048	mg/kg	U	1
Fluorene	86-73-7	U	0.167	0.218	0.0333	0.044	mg/kg	U	1
Hexachlorobenzene	118-74-1	U	0.333	0.436	0.0337	0.044	mg/kg	U	1
Hexachlorobutadiene	87-68-3	U	0.333	0.436	0.0333	0.044	mg/kg	U	1
Hexachlorocyclopentadiene	77-47-4	U	0.333	0.436	0.0333	0.044	mg/kg	U	1
Hexachloroethane	67-72-1	U	0.333	0.436	0.0357	0.047	mg/kg	U	1
Indeno(1,2,3-c,d)Pyrene	193-39-5	U	0.167	0.218	0.0487	0.064	mg/kg	U	1
Isophorone	78-59-1	U	0.333	0.436	0.0540	0.071	mg/kg	U	1

XENCO Laboratories

Certificate of Analytical Results 239862

nelac accredited

3TM International, Houston , TX

Koppers Wood Preserving

Sample Id: **3TM-KP-DS-BB-5B (0-3)** Matrix: SOIL Sample Depth: 0 - 3 ft
Lab Sample Id: **239862-068** Date Collected: Jan-11-04 17:45 Date Received: Jan-19-04 14:05

Analytical Method: **SVOAs by EPA 8270C** % Moist: 23.55 Prep Method: 3550B
Date Anal: Jan-28-04 02:20 Analyst: JBU Date Prep: Jan-21-04 10:51 Tech: JBU
Anal seq: 647001 Prep seq: 465247

Parameter	CAS Number	Result	MQL UnAdj	MQL Adj	MDL UnAdj	SQL	Units	Flag	Dil
2-Methylnaphthalene	91-57-6	U	0.167	0.218	0.0350	0.046	mg/kg	U	1
2-methylphenol	95-48-7	U	0.333	0.436	0.0415	0.054	mg/kg	U	1
3&4-Methylphenol		U	0.333	0.436	0.0675	0.088	mg/kg	U	1
Naphthalene	91-20-3	U	0.167	0.218	0.0357	0.047	mg/kg	U	1
4-Nitroaniline	100-01-6	U	0.667	0.872	0.0560	0.073	mg/kg	U	1
3-Nitroaniline	99-09-2	U	0.333	0.436	0.0709	0.093	mg/kg	U	1
2-Nitroaniline	88-74-4	U	0.333	0.436	0.0348	0.046	mg/kg	U	1
Nitrobenzene	98-95-3	U	0.333	0.436	0.0333	0.044	mg/kg	U	1
2-Nitrophenol	88-75-5	U	0.333	0.436	0.0333	0.044	mg/kg	U	1
4-Nitrophenol	100-02-7	U	0.333	0.436	0.0579	0.076	mg/kg	U	1
N-Nitrosodi-n-Propylamine	621-64-7	U	0.333	0.436	0.0333	0.044	mg/kg	U	1
N-Nitrosodiphenylamine	86-30-6	U	0.333	0.436	0.0402	0.053	mg/kg	U	1
di-n-Octyl Phthalate	117-84-0	U	0.167	0.218	0.0333	0.044	mg/kg	U	1
Pentachlorophenol	87-86-5	U	0.333	0.436	0.0474	0.062	mg/kg	U	1
Phenanthrene	85-01-8	U	0.167	0.218	0.0333	0.044	mg/kg	U	1
Phenol	108-95-2	U	0.333	0.436	0.0333	0.044	mg/kg	U	1
Pyrene	129-00-0	U	0.167	0.218	0.0380	0.050	mg/kg	U	1
Pyridine	110-86-1	U	0.333	0.436	0.1230	0.160	mg/kg	U	1
1,2,4-Trichlorobenzene	120-82-1	U	0.333	0.436	0.0333	0.044	mg/kg	U	1
2,4,6-Trichlorophenol	88-06-2	U	0.333	0.436	0.0368	0.048	mg/kg	U	1
2,4,5-Trichlorophenol	95-95-4	U	0.333	0.436	0.0333	0.044	mg/kg	U	1

Analytical Method: **Percent Moisture** % Moist: Prep Method:
Date Anal: Jan-20-04 12:38 Analyst: JUJ Date Prep: Tech: JUJ
Anal seq: 646711 Prep seq:

Parameter	CAS Number	Result	MQL UnAdj	MQL Adj	MDL UnAdj	SQL	Units	Flag	Dil
Percent Moisture		23.6					%		

XENCO laboratories

Certificate of Analytical Results 239862

nelac accredited

3TM International, Houston , TX

Koppers Wood Preserving

Sample Id: 3TM-KP-DS-BB-5C (0-3) Matrix: SOIL Sample Depth: 0 - 3 ft
Lab Sample Id: 239862-072 Date Collected: Jan-11-04 18:30 Date Received: Jan-19-04 14:05

Analytical Method: SVOAs by EPA 8270C % Moist: 21.35 Prep Method: 3550B
Date Anal: Jan-28-04 03:07 Analyst: JBU Date Prep: Jan-21-04 10:54 Tech: JBU
Anal seq: 647001 Prep seq: 465247

Parameter	CAS Number	Result	MQL UnAdj	MQL Adj	MDL UnAdj	SQL	Units	Flag	Dil
Acenaphthene	83-32-9	U	0.167	0.212	0.0333	0.042	mg/kg	U	1
Acenaphthylene	208-96-8	U	0.167	0.212	0.0333	0.042	mg/kg	U	1
Aniline (Phenylamine, Aminobenzene)	62-53-3	U	0.667	0.848	0.0353	0.045	mg/kg	U	1
Anthracene	120-12-7	U	0.167	0.212	0.0446	0.057	mg/kg	U	1
Benzo(a)anthracene	56-55-3	U	0.167	0.212	0.0333	0.042	mg/kg	U	1
Benzo(a)pyrene	50-32-8	U	0.167	0.212	0.0333	0.042	mg/kg	U	1
Benzo(b)fluoranthene	205-99-2	U	0.167	0.212	0.0333	0.042	mg/kg	U	1
Benzo(g,h,i)perylene	191-24-2	U	0.167	0.212	0.0333	0.042	mg/kg	U	1
Benzo(k)fluoranthene	207-08-9	U	0.167	0.212	0.0340	0.043	mg/kg	U	1
Benzoic Acid	65-85-0	U	1.00	1.27	0.2980	0.379	mg/kg	U	1
Benzyl Butyl Phthalate	85-68-7	U	0.167	0.212	0.0382	0.049	mg/kg	U	1
bis(2-chloroethoxy) methane	111-91-1	U	0.333	0.424	0.0333	0.042	mg/kg	U	1
bis(2-chloroethyl) ether	111-44-4	U	0.333	0.424	0.0333	0.042	mg/kg	U	1
bis(2-chloroisopropyl) ether	108-60-1	U	0.333	0.424	0.0455	0.058	mg/kg	U	1
bis(2-ethylhexyl) phthalate	117-81-7	U	0.167	0.212	0.0333	0.042	mg/kg	U	1
4-Bromophenyl-phenylether	101-55-3	U	0.333	0.424	0.0452	0.058	mg/kg	U	1
di-n-Butyl Phthalate	84-74-2	U	0.167	0.212	0.0333	0.042	mg/kg	U	1
4-chloro-3-methylphenol	59-50-7	U	0.333	0.424	0.0407	0.052	mg/kg	U	1
4-Chloroaniline	106-47-8	U	0.667	0.848	0.0333	0.042	mg/kg	U	1
2-Chloronaphthalene	91-58-7	U	0.333	0.424	0.0333	0.042	mg/kg	U	1
2-Chlorophenol	95-57-8	U	0.333	0.424	0.0333	0.042	mg/kg	U	1
4-Chlorophenyl Phenyl Ether	7005-72-3	U	0.333	0.424	0.0333	0.042	mg/kg	U	1
Chrysene	218-01-9	U	0.167	0.212	0.0333	0.042	mg/kg	U	1
Dibenz(a,h)Anthracene	53-70-3	U	0.167	0.212	0.0404	0.051	mg/kg	U	1
Dibenzofuran	132-64-9	U	0.333	0.424	0.0369	0.047	mg/kg	U	1
1,2-Dichlorobenzene	95-50-1	U	0.333	0.424	0.0333	0.042	mg/kg	U	1
1,3-Dichlorobenzene	541-73-1	U	0.333	0.424	0.0333	0.042	mg/kg	U	1
1,4-Dichlorobenzene	106-46-7	U	0.333	0.424	0.0376	0.048	mg/kg	U	1
3,3-Dichlorobenzidine	91-94-1	U	0.333	0.424	0.0637	0.081	mg/kg	U	1
2,4-Dichlorophenol	120-83-2	U	0.333	0.424	0.0333	0.042	mg/kg	U	1
Diethyl Phthalate	84-66-2	U	0.167	0.212	0.0333	0.042	mg/kg	U	1
Dimethyl Phthalate	131-11-3	U	0.167	0.212	0.0379	0.048	mg/kg	U	1
2,4-Dimethylphenol	105-67-9	U	0.333	0.424	0.0333	0.042	mg/kg	U	1
4,6-dinitro-2-methyl phenol	534-52-1	U	0.333	0.424	0.0377	0.048	mg/kg	U	1
2,4-Dinitrophenol	51-28-5	U	0.333	0.424	0.0333	0.042	mg/kg	U	1
2,4-Dinitrotoluene	121-14-2	U	0.333	0.424	0.0436	0.055	mg/kg	U	1
2,6-Dinitrotoluene	606-20-2	U	0.333	0.424	0.0333	0.042	mg/kg	U	1
Fluoranthene	206-44-0	U	0.167	0.212	0.0367	0.047	mg/kg	U	1
Fluorene	86-73-7	U	0.167	0.212	0.0333	0.042	mg/kg	U	1
Hexachlorobenzene	118-74-1	U	0.333	0.424	0.0337	0.043	mg/kg	U	1
Hexachlorobutadiene	87-68-3	U	0.333	0.424	0.0333	0.042	mg/kg	U	1
Hexachlorocyclopentadiene	77-47-4	U	0.333	0.424	0.0333	0.042	mg/kg	U	1
Hexachloroethane	67-72-1	U	0.333	0.424	0.0357	0.045	mg/kg	U	1
Indeno(1,2,3-c,d)Pyrene	193-39-5	U	0.167	0.212	0.0487	0.062	mg/kg	U	1
Isophorone	78-59-1	U	0.333	0.424	0.0540	0.069	mg/kg	U	1

XENCO Laboratories

Certificate of Analytical Results 239862

nelac accredited

3TM International, Houston , TX

Koppers Wood Preserving

Sample Id: **3TM-KP-DS-BB-5C (0-3)** Matrix: SOIL Sample Depth: 0 - 3 ft
Lab Sample Id: **239862-072** Date Collected: Jan-11-04 18:30 Date Received: Jan-19-04 14:05

Analytical Method: **SVOAs by EPA 8270C** % Moist: 21.35 Prep Method: 3550B
Date Anal: Jan-28-04 03:07 Analyst: JBU Date Prep: Jan-21-04 10:54 Tech: JBU
Anal seq: 647001 Prep seq: 465247

Parameter	CAS Number	Result	MQL UnAdj	MQL Adj	MDL UnAdj	SQL	Units	Flag	Dil
2-Methylnaphthalene	91-57-6	U	0.167	0.212	0.0350	0.045	mg/kg	U	1
2-methylphenol	95-48-7	U	0.333	0.424	0.0415	0.053	mg/kg	U	1
3&4-Methylphenol		U	0.333	0.424	0.0675	0.086	mg/kg	U	1
Naphthalene	91-20-3	U	0.167	0.212	0.0357	0.045	mg/kg	U	1
4-Nitroaniline	100-01-6	U	0.667	0.848	0.0560	0.071	mg/kg	U	1
3-Nitroaniline	99-09-2	U	0.333	0.424	0.0709	0.090	mg/kg	U	1
2-Nitroaniline	88-74-4	U	0.333	0.424	0.0348	0.044	mg/kg	U	1
Nitrobenzene	98-95-3	U	0.333	0.424	0.0333	0.042	mg/kg	U	1
2-Nitrophenol	88-75-5	U	0.333	0.424	0.0333	0.042	mg/kg	U	1
4-Nitrophenol	100-02-7	U	0.333	0.424	0.0579	0.074	mg/kg	U	1
N-Nitrosodi-n-Propylamine	621-64-7	U	0.333	0.424	0.0333	0.042	mg/kg	U	1
N-Nitrosodiphenylamine	86-30-6	U	0.333	0.424	0.0402	0.051	mg/kg	U	1
di-n-Octyl Phthalate	117-84-0	U	0.167	0.212	0.0333	0.042	mg/kg	U	1
Pentachlorophenol	87-86-5	U	0.333	0.424	0.0474	0.060	mg/kg	U	1
Phenanthrene	85-01-8	U	0.167	0.212	0.0333	0.042	mg/kg	U	1
Phenol	108-95-2	U	0.333	0.424	0.0333	0.042	mg/kg	U	1
Pyrene	129-00-0	U	0.167	0.212	0.0380	0.048	mg/kg	U	1
Pyridine	110-86-1	U	0.333	0.424	0.1230	0.156	mg/kg	U	1
1,2,4-Trichlorobenzene	120-82-1	U	0.333	0.424	0.0333	0.042	mg/kg	U	1
2,4,6-Trichlorophenol	88-06-2	U	0.333	0.424	0.0368	0.047	mg/kg	U	1
2,4,5-Trichlorophenol	95-95-4	U	0.333	0.424	0.0333	0.042	mg/kg	U	1

Analytical Method: **Percent Moisture** % Moist: Prep Method:
Date Anal: Jan-20-04 12:40 Analyst: JUJ Date Prep: Tech: JUJ
Anal seq: 646711 Prep seq:

Parameter	CAS Number	Result	MQL UnAdj	MQL Adj	MDL UnAdj	SQL	Units	Flag	Dil
Percent Moisture		21.3					%		

XENCO Laboratories

Certificate of Analytical Results 239862

inelac accredited

3TM International, Houston , TX

Koppers Wood Preserving

Sample Id: 3TM-KP-DS-BB-6A (0-3) Matrix: SOIL Sample Depth: 0 - 3 ft
Lab Sample Id: 239862-076 Date Collected: Jan-12-04 09:05 Date Received: Jan-19-04 14:05

Analytical Method: SVOAs by EPA 8270C % Moist: 17.75 Prep Method: 3550B
Date Anal: Jan-28-04 03:53 Analyst: JBU Date Prep: Jan-21-04 10:57 Tech: JBU
Anal seq: 647001 Prep seq: 465247

Parameter	CAS Number	Result	MQL UnAdj	MQL Adj	MDL UnAdj	SQL	Units	Flag	Dil
Acenaphthene	83-32-9	U	0.167	0.202	0.0333	0.041	mg/kg	U	1
Acenaphthylene	208-96-8	U	0.167	0.202	0.0333	0.041	mg/kg	U	1
Aniline (Phenylamine, Aminobenzene)	62-53-3	U	0.667	0.809	0.0353	0.043	mg/kg	U	1
Anthracene	120-12-7	U	0.167	0.202	0.0446	0.054	mg/kg	U	1
Benzo(a)anthracene	56-55-3	0.056	0.167	0.202	0.0333	0.041	mg/kg	J	1
Benzo(a)pyrene	50-32-8	U	0.167	0.202	0.0333	0.041	mg/kg	U	1
Benzo(b)fluoranthene	205-99-2	0.053	0.167	0.202	0.0333	0.041	mg/kg	J	1
Benzo(g,h,i)perylene	191-24-2	U	0.167	0.202	0.0333	0.041	mg/kg	U	1
Benzo(k)fluoranthene	207-08-9	U	0.167	0.202	0.0340	0.041	mg/kg	U	1
Benzoic Acid	65-85-0	U	1.00	1.21	0.2980	0.362	mg/kg	U	1
Benzyl Butyl Phthalate	85-68-7	U	0.167	0.202	0.0382	0.046	mg/kg	U	1
bis(2-chloroethoxy) methane	111-91-1	U	0.333	0.405	0.0333	0.041	mg/kg	U	1
bis(2-chloroethyl) ether	111-44-4	U	0.333	0.405	0.0333	0.041	mg/kg	U	1
bis(2-chloroisopropyl) ether	108-60-1	U	0.333	0.405	0.0455	0.055	mg/kg	U	1
bis(2-ethylhexyl) phthalate	117-81-7	U	0.167	0.202	0.0333	0.041	mg/kg	U	1
4-Bromophenyl-phenylether	101-55-3	U	0.333	0.405	0.0452	0.055	mg/kg	U	1
di-n-Butyl Phthalate	84-74-2	U	0.167	0.202	0.0333	0.041	mg/kg	U	1
4-chloro-3-methylphenol	59-50-7	U	0.333	0.405	0.0407	0.049	mg/kg	U	1
4-Chloroaniline	106-47-8	U	0.667	0.809	0.0333	0.041	mg/kg	U	1
2-Chloronaphthalene	91-58-7	U	0.333	0.405	0.0333	0.041	mg/kg	U	1
2-Chlorophenol	95-57-8	U	0.333	0.405	0.0333	0.041	mg/kg	U	1
4-Chlorophenyl Phenyl Ether	7005-72-3	U	0.333	0.405	0.0333	0.041	mg/kg	U	1
Chrysene	218-01-9	0.059	0.167	0.202	0.0333	0.041	mg/kg	J	1
Dibenz(a,h)Anthracene	53-70-3	U	0.167	0.202	0.0404	0.049	mg/kg	U	1
Dibenzofuran	132-64-9	U	0.333	0.405	0.0369	0.045	mg/kg	U	1
1,2-Dichlorobenzene	95-50-1	U	0.333	0.405	0.0333	0.041	mg/kg	U	1
1,3-Dichlorobenzene	541-73-1	U	0.333	0.405	0.0333	0.041	mg/kg	U	1
1,4-Dichlorobenzene	106-46-7	U	0.333	0.405	0.0376	0.046	mg/kg	U	1
3,3-Dichlorobenzidine	91-94-1	U	0.333	0.405	0.0637	0.077	mg/kg	U	1
2,4-Dichlorophenol	120-83-2	U	0.333	0.405	0.0333	0.041	mg/kg	U	1
Diethyl Phthalate	84-66-2	U	0.167	0.202	0.0333	0.041	mg/kg	U	1
Dimethyl Phthalate	131-11-3	U	0.167	0.202	0.0379	0.046	mg/kg	U	1
2,4-Dimethylphenol	105-67-9	U	0.333	0.405	0.0333	0.041	mg/kg	U	1
4,6-dinitro-2-methyl phenol	534-52-1	U	0.333	0.405	0.0377	0.046	mg/kg	U	1
2,4-Dinitrophenol	51-28-5	U	0.333	0.405	0.0333	0.041	mg/kg	U	1
2,4-Dinitrotoluene	121-14-2	U	0.333	0.405	0.0436	0.053	mg/kg	U	1
2,6-Dinitrotoluene	606-20-2	U	0.333	0.405	0.0333	0.041	mg/kg	U	1
Fluoranthene	206-44-0	U	0.167	0.202	0.0367	0.045	mg/kg	U	1
Fluorene	86-73-7	U	0.167	0.202	0.0333	0.041	mg/kg	U	1
Hexachlorobenzene	118-74-1	U	0.333	0.405	0.0337	0.041	mg/kg	U	1
Hexachlorobutadiene	87-68-3	U	0.333	0.405	0.0333	0.041	mg/kg	U	1
Hexachlorocyclopentadiene	77-47-4	U	0.333	0.405	0.0333	0.041	mg/kg	U	1
Hexachloroethane	67-72-1	U	0.333	0.405	0.0357	0.043	mg/kg	U	1
Indeno(1,2,3-c,d)Pyrene	193-39-5	U	0.167	0.202	0.0487	0.059	mg/kg	U	1
Isophorone	78-59-1	U	0.333	0.405	0.0540	0.066	mg/kg	U	1

XENCO laboratories

Certificate of Analytical Results 239862

naiac accredited

3TM International, Houston , TX

Koppers Wood Preserving

Sample Id: 3TM-KP-DS-BB-6A (0-3) Matrix: SOIL Sample Depth: 0 - 3 ft
Lab Sample Id: 239862-076 Date Collected: Jan-12-04 09:05 Date Received: Jan-19-04 14:05

Analytical Method: SVOAs by EPA 8270C % Moist: 17.75 Prep Method: 3550B
Date Anal: Jan-28-04 03:53 Analyst: JBU Date Prep: Jan-21-04 10:57 Tech: JBU
Anal seq: 647001 Prep seq: 465247

Parameter	CAS Number	Result	MQL UnAdj	MQL Adj	MDL UnAdj	SQL	Units	Flag	Dil
2-Methylnaphthalene	91-57-6	U	0.167	0.202	0.0350	0.043	mg/kg	U	1
2-methylphenol	95-48-7	U	0.333	0.405	0.0415	0.050	mg/kg	U	1
3&4-Methylphenol		U	0.333	0.405	0.0675	0.082	mg/kg	U	1
Naphthalene	91-20-3	U	0.167	0.202	0.0357	0.043	mg/kg	U	1
4-Nitroaniline	100-01-6	U	0.667	0.809	0.0560	0.068	mg/kg	U	1
3-Nitroaniline	99-09-2	U	0.333	0.405	0.0709	0.086	mg/kg	U	1
2-Nitroaniline	88-74-4	U	0.333	0.405	0.0348	0.042	mg/kg	U	1
Nitrobenzene	98-95-3	U	0.333	0.405	0.0333	0.041	mg/kg	U	1
2-Nitrophenol	88-75-5	U	0.333	0.405	0.0333	0.041	mg/kg	U	1
4-Nitrophenol	100-02-7	U	0.333	0.405	0.0579	0.070	mg/kg	U	1
N-Nitrosodi-n-Propylamine	621-64-7	U	0.333	0.405	0.0333	0.041	mg/kg	U	1
N-Nitrosodiphenylamine	86-30-6	U	0.333	0.405	0.0402	0.049	mg/kg	U	1
di-n-Octyl Phthalate	117-84-0	U	0.167	0.202	0.0333	0.041	mg/kg	U	1
Pentachlorophenol	87-86-5	U	0.333	0.405	0.0474	0.058	mg/kg	U	1
Phenanthrene	85-01-8	U	0.167	0.202	0.0333	0.041	mg/kg	U	1
Phenol	108-95-2	U	0.333	0.405	0.0333	0.041	mg/kg	U	1
Pyrene	129-00-0	0.060	0.167	0.202	0.0380	0.046	mg/kg	J	1
Pyridine	110-86-1	U	0.333	0.405	0.1230	0.149	mg/kg	U	1
1,2,4-Trichlorobenzene	120-82-1	U	0.333	0.405	0.0333	0.041	mg/kg	U	1
2,4,6-Trichlorophenol	88-06-2	U	0.333	0.405	0.0368	0.045	mg/kg	U	1
2,4,5-Trichlorophenol	95-95-4	U	0.333	0.405	0.0333	0.041	mg/kg	U	1

Analytical Method: Percent Moisture % Moist: Prep Method:
Date Anal: Jan-20-04 12:42 Analyst: JUJ Date Prep: Tech: JUJ
Anal seq: 646711 Prep seq:

Parameter	CAS Number	Result	MQL UnAdj	MQL Adj	MDL UnAdj	SQL	Units	Flag	Dil
Percent Moisture		17.8					%		

XENCO Laboratories

Certificate of Analytical Results 239862

nelac accredited

3TM International, Houston , TX

Koppers Wood Preserving

Sample Id: 3TM-KP-DS-BB-6B (0-3) Matrix: SOIL Sample Depth: 0 - 3 ft
Lab Sample Id: 239862-080 Date Collected: Jan-12-04 09:45 Date Received: Jan-19-04 14:05

Analytical Method: SVOAs by EPA 8270C % Moist: 18.11 Prep Method: 3550B
Date Anal: Jan-23-04 11:20 Analyst: MAD Date Prep: Jan-21-04 14:42 Tech: MAD
Anal seq: 646791 Prep seq: 465253

Parameter	CAS Number	Result	MQL UnAdj	MQL Adj	MDL UnAdj	SQL	Units	Flag	Dil
Acenaphthene	83-32-9	U	0.167	0.204	0.0333	0.041	mg/kg	U	1
Acenaphthylene	208-96-8	U	0.167	0.204	0.0333	0.041	mg/kg	U	1
Aniline (Phenylamine, Aminobenzene)	62-53-3	U	0.667	0.814	0.0353	0.043	mg/kg	U	1
Anthracene	120-12-7	U	0.167	0.204	0.0446	0.055	mg/kg	U	1
Benzo(a)anthracene	56-55-3	U	0.167	0.204	0.0333	0.041	mg/kg	U	1
Benzo(a)pyrene	50-32-8	U	0.167	0.204	0.0333	0.041	mg/kg	U	1
Benzo(b)fluoranthene	205-99-2	U	0.167	0.204	0.0333	0.041	mg/kg	U	1
Benzo(g,h,i)perylene	191-24-2	U	0.167	0.204	0.0333	0.041	mg/kg	U	1
Benzo(k)fluoranthene	207-08-9	U	0.167	0.204	0.0340	0.042	mg/kg	U	1
Benzoic Acid	65-85-0	U	1.00	1.22	0.2980	0.364	mg/kg	U	1
Benzyl Butyl Phthalate	85-68-7	U	0.167	0.204	0.0382	0.047	mg/kg	U	1
bis(2-chloroethoxy) methane	111-91-1	U	0.333	0.407	0.0333	0.041	mg/kg	U	1
bis(2-chloroethyl) ether	111-44-4	U	0.333	0.407	0.0333	0.041	mg/kg	U	1
bis(2-chloroisopropyl) ether	108-60-1	U	0.333	0.407	0.0455	0.056	mg/kg	U	1
bis(2-ethylhexyl) phthalate	117-81-7	U	0.167	0.204	0.0333	0.041	mg/kg	U	1
4-Bromophenyl-phenylether	101-55-3	U	0.333	0.407	0.0452	0.055	mg/kg	U	1
di-n-Butyl Phthalate	84-74-2	U	0.167	0.204	0.0333	0.041	mg/kg	U	1
4-chloro-3-methylphenol	59-50-7	U	0.333	0.407	0.0407	0.050	mg/kg	U	1
4-Chloroaniline	106-47-8	U	0.667	0.814	0.0333	0.041	mg/kg	U	1
2-Chloronaphthalene	91-58-7	U	0.333	0.407	0.0333	0.041	mg/kg	U	1
2-Chlorophenol	95-57-8	U	0.333	0.407	0.0333	0.041	mg/kg	U	1
4-Chlorophenyl Phenyl Ether	7005-72-3	U	0.333	0.407	0.0333	0.041	mg/kg	U	1
Chrysene	218-01-9	U	0.167	0.204	0.0333	0.041	mg/kg	U	1
Dibenz(a,h)Anthracene	53-70-3	U	0.167	0.204	0.0404	0.049	mg/kg	U	1
Dibenzofuran	132-64-9	U	0.333	0.407	0.0369	0.045	mg/kg	U	1
1,2-Dichlorobenzene	95-50-1	U	0.333	0.407	0.0333	0.041	mg/kg	U	1
1,3-Dichlorobenzene	541-73-1	U	0.333	0.407	0.0333	0.041	mg/kg	U	1
1,4-Dichlorobenzene	106-46-7	U	0.333	0.407	0.0376	0.046	mg/kg	U	1
3,3-Dichlorobenzidine	91-94-1	U	0.333	0.407	0.0637	0.078	mg/kg	U	1
2,4-Dichlorophenol	120-83-2	U	0.333	0.407	0.0333	0.041	mg/kg	U	1
Diethyl Phthalate	84-66-2	U	0.167	0.204	0.0333	0.041	mg/kg	U	1
Dimethyl Phthalate	131-11-3	U	0.167	0.204	0.0379	0.046	mg/kg	U	1
2,4-Dimethylphenol	105-67-9	U	0.333	0.407	0.0333	0.041	mg/kg	U	1
4,6-dinitro-2-methyl phenol	534-52-1	U	0.333	0.407	0.0377	0.046	mg/kg	U	1
2,4-Dinitrophenol	51-28-5	U	0.333	0.407	0.0333	0.041	mg/kg	U	1
2,4-Dinitrotoluene	121-14-2	U	0.333	0.407	0.0436	0.053	mg/kg	U	1
2,6-Dinitrotoluene	606-20-2	U	0.333	0.407	0.0333	0.041	mg/kg	U	1
Fluoranthene	206-44-0	U	0.167	0.204	0.0367	0.045	mg/kg	U	1
Fluorene	86-73-7	U	0.167	0.204	0.0333	0.041	mg/kg	U	1
Hexachlorobenzene	118-74-1	U	0.333	0.407	0.0337	0.041	mg/kg	U	1
Hexachlorobutadiene	87-68-3	U	0.333	0.407	0.0333	0.041	mg/kg	U	1
Hexachlorocyclopentadiene	77-47-4	U	0.333	0.407	0.0333	0.041	mg/kg	U	1
Hexachloroethane	67-72-1	U	0.333	0.407	0.0357	0.044	mg/kg	U	1
Indeno(1,2,3-c,d)Pyrene	193-39-5	U	0.167	0.204	0.0487	0.060	mg/kg	U	1
Isophorone	78-59-1	U	0.333	0.407	0.0540	0.066	mg/kg	U	1

XENCO laboratories

Certificate of Analytical Results 239862

nelac accredited

3TM International, Houston , TX

Koppers Wood Preserving

Sample Id: **3TM-KP-DS-BB-6B (0-3)** Matrix: SOIL Sample Depth: 0 - 3 ft
Lab Sample Id: **239862-080** Date Collected: Jan-12-04 09:45 Date Received: Jan-19-04 14:05

Analytical Method: **SVOAs by EPA 8270C** % Moist: 18.11 Prep Method: 3550B
Date Anal: Jan-23-04 11:20 Analyst: MAD Date Prep: Jan-21-04 14:42 Tech: MAD
Anal seq: 646791 Prep seq: 465253

Parameter	CAS Number	Result	MQL UnAdj	MQL Adj	MDL UnAdj	SQL	Units	Flag	Dil
2-Methylnaphthalene	91-57-6	U	0.167	0.204	0.0350	0.043	mg/kg	U	1
2-methylphenol	95-48-7	U	0.333	0.407	0.0415	0.051	mg/kg	U	1
3&4-Methylphenol		U	0.333	0.407	0.0675	0.082	mg/kg	U	1
Naphthalene	91-20-3	U	0.167	0.204	0.0357	0.044	mg/kg	U	1
4-Nitroaniline	100-01-6	U	0.667	0.814	0.0560	0.068	mg/kg	U	1
3-Nitroaniline	99-09-2	U	0.333	0.407	0.0709	0.087	mg/kg	U	1
2-Nitroaniline	88-74-4	U	0.333	0.407	0.0348	0.043	mg/kg	U	1
Nitrobenzene	98-95-3	U	0.333	0.407	0.0333	0.041	mg/kg	U	1
2-Nitrophenol	88-75-5	U	0.333	0.407	0.0333	0.041	mg/kg	U	1
4-Nitrophenol	100-02-7	U	0.333	0.407	0.0579	0.071	mg/kg	U	1
N-Nitrosodi-n-Propylamine	621-64-7	U	0.333	0.407	0.0333	0.041	mg/kg	U	1
N-Nitrosodiphenylamine	86-30-6	U	0.333	0.407	0.0402	0.049	mg/kg	U	1
di-n-Octyl Phthalate	117-84-0	U	0.167	0.204	0.0333	0.041	mg/kg	U	1
Pentachlorophenol	87-86-5	U	0.333	0.407	0.0474	0.058	mg/kg	U	1
Phenanthrene	85-01-8	U	0.167	0.204	0.0333	0.041	mg/kg	U	1
Phenol	108-95-2	U	0.333	0.407	0.0333	0.041	mg/kg	U	1
Pyrene	129-00-0	U	0.167	0.204	0.0380	0.046	mg/kg	U	1
Pyridine	110-86-1	U	0.333	0.407	0.1230	0.150	mg/kg	U	1
1,2,4-Trichlorobenzene	120-82-1	U	0.333	0.407	0.0333	0.041	mg/kg	U	1
2,4,6-Trichlorophenol	88-06-2	U	0.333	0.407	0.0368	0.045	mg/kg	U	1
2,4,5-Trichlorophenol	95-95-4	U	0.333	0.407	0.0333	0.041	mg/kg	U	1

Analytical Method: **Percent Moisture** % Moist: Prep Method:
Date Anal: Jan-20-04 12:44 Analyst: JUJ Date Prep: Tech: JUJ
Anal seq: 646711 Prep seq:

Parameter	CAS Number	Result	MQL UnAdj	MQL Adj	MDL UnAdj	SQL	Units	Flag	Dil
Percent Moisture		18.1					%		

XENCO laboratories

Certificate of Analytical Results 239862

nelac accredited

3TM International, Houston, TX

Koppers Wood Preserving

Sample Id: 3TM-KP-DS-BB-6C (0-3) Matrix: SOIL Sample Depth: 0 - 3 ft
Lab Sample Id: 239862-084 Date Collected: Jan-12-04 10:25 Date Received: Jan-19-04 14:05

Analytical Method: SVOAs by EPA 8270C % Moist: 20 Prep Method: 3550B
Date Anal: Jan-23-04 12:10 Analyst: MAD Date Prep: Jan-21-04 14:45 Tech: MAD
Anal seq: 646791 Prep seq: 465253

Parameter	CAS Number	Result	MQL UnAdj	MQL Adj	MDL UnAdj	SQL	Units	Flag	Dil
Acenaphthene	83-32-9	U	0.167	0.208	0.0333	0.042	mg/kg	U	1
Acenaphthylene	208-96-8	U	0.167	0.208	0.0333	0.042	mg/kg	U	1
Aniline (Phenylamine, Aminobenzene)	62-53-3	U	0.667	0.833	0.0353	0.044	mg/kg	U	1
Anthracene	120-12-7	U	0.167	0.208	0.0446	0.056	mg/kg	U	1
Benzo(a)anthracene	56-55-3	U	0.167	0.208	0.0333	0.042	mg/kg	U	1
Benzo(a)pyrene	50-32-8	U	0.167	0.208	0.0333	0.042	mg/kg	U	1
Benzo(b)fluoranthene	205-99-2	U	0.167	0.208	0.0333	0.042	mg/kg	U	1
Benzo(g,h,i)perylene	191-24-2	U	0.167	0.208	0.0333	0.042	mg/kg	U	1
Benzo(k)fluoranthene	207-08-9	U	0.167	0.208	0.0340	0.042	mg/kg	U	1
Benzoic Acid	65-85-0	U	1.00	1.25	0.2980	0.373	mg/kg	U	1
Benzyl Butyl Phthalate	85-68-7	U	0.167	0.208	0.0382	0.048	mg/kg	U	1
bis(2-chloroethoxy) methane	111-91-1	U	0.333	0.416	0.0333	0.042	mg/kg	U	1
bis(2-chloroethyl) ether	111-44-4	U	0.333	0.416	0.0333	0.042	mg/kg	U	1
bis(2-chloroisopropyl) ether	108-60-1	U	0.333	0.416	0.0455	0.057	mg/kg	U	1
bis(2-ethylhexyl) phthalate	117-81-7	U	0.167	0.208	0.0333	0.042	mg/kg	U	1
4-Bromophenyl-phenylether	101-55-3	U	0.333	0.416	0.0452	0.057	mg/kg	U	1
di-n-Butyl Phthalate	84-74-2	U	0.167	0.208	0.0333	0.042	mg/kg	U	1
4-chloro-3-methylphenol	59-50-7	U	0.333	0.416	0.0407	0.051	mg/kg	U	1
4-Chloroaniline	106-47-8	U	0.667	0.833	0.0333	0.042	mg/kg	U	1
2-Chloronaphthalene	91-58-7	U	0.333	0.416	0.0333	0.042	mg/kg	U	1
2-Chlorophenol	95-57-8	U	0.333	0.416	0.0333	0.042	mg/kg	U	1
4-Chlorophenyl Phenyl Ether	7005-72-3	U	0.333	0.416	0.0333	0.042	mg/kg	U	1
Chrysene	218-01-9	U	0.167	0.208	0.0333	0.042	mg/kg	U	1
Dibenz(a,h)Anthracene	53-70-3	U	0.167	0.208	0.0404	0.051	mg/kg	U	1
Dibenzofuran	132-64-9	U	0.333	0.416	0.0369	0.046	mg/kg	U	1
1,2-Dichlorobenzene	95-50-1	U	0.333	0.416	0.0333	0.042	mg/kg	U	1
1,3-Dichlorobenzene	541-73-1	U	0.333	0.416	0.0333	0.042	mg/kg	U	1
1,4-Dichlorobenzene	106-46-7	U	0.333	0.416	0.0376	0.047	mg/kg	U	1
3,3-Dichlorobenzidine	91-94-1	U	0.333	0.416	0.0637	0.080	mg/kg	U	1
2,4-Dichlorophenol	120-83-2	U	0.333	0.416	0.0333	0.042	mg/kg	U	1
Diethyl Phthalate	84-66-2	U	0.167	0.208	0.0333	0.042	mg/kg	U	1
Dimethyl Phthalate	131-11-3	U	0.167	0.208	0.0379	0.047	mg/kg	U	1
2,4-Dimethylphenol	105-67-9	U	0.333	0.416	0.0333	0.042	mg/kg	U	1
4,6-dinitro-2-methyl phenol	534-52-1	U	0.333	0.416	0.0377	0.047	mg/kg	U	1
2,4-Dinitrophenol	51-28-5	U	0.333	0.416	0.0333	0.042	mg/kg	U	1
2,4-Dinitrotoluene	121-14-2	U	0.333	0.416	0.0436	0.055	mg/kg	U	1
2,6-Dinitrotoluene	606-20-2	U	0.333	0.416	0.0333	0.042	mg/kg	U	1
Fluoranthene	206-44-0	U	0.167	0.208	0.0367	0.046	mg/kg	U	1
Fluorene	86-73-7	U	0.167	0.208	0.0333	0.042	mg/kg	U	1
Hexachlorobenzene	118-74-1	U	0.333	0.416	0.0337	0.042	mg/kg	U	1
Hexachlorobutadiene	87-68-3	U	0.333	0.416	0.0333	0.042	mg/kg	U	1
Hexachlorocyclopentadiene	77-47-4	U	0.333	0.416	0.0333	0.042	mg/kg	U	1
Hexachloroethane	67-72-1	U	0.333	0.416	0.0357	0.045	mg/kg	U	1
Indeno(1,2,3-c,d)Pyrene	193-39-5	U	0.167	0.208	0.0487	0.061	mg/kg	U	1
Isophorone	78-59-1	U	0.333	0.416	0.0540	0.068	mg/kg	U	1

XENCO Laboratories

Certificate of Analytical Results 239862

nelac accredited

3TM International, Houston , TX

Koppers Wood Preserving

Sample Id: **3TM-KP-DS-BB-6C (0-3)** Matrix: SOIL Sample Depth: 0 - 3 ft
Lab Sample Id: **239862-084** Date Collected: Jan-12-04 10:25 Date Received: Jan-19-04 14:05

Analytical Method: **SVOAs by EPA 8270C** % Moist: 20 Prep Method: 3550B
Date Anal: Jan-23-04 12:10 Analyst: MAD Date Prep: Jan-21-04 14:45 Tech: MAD
Anal seq: 646791 Prep seq: 465253

Parameter	CAS Number	Result	MQL UnAdj	MQL Adj	MDL UnAdj	SQL	Units	Flag	Dil
2-Methylnaphthalene	91-57-6	U	0.167	0.208	0.0350	0.044	mg/kg	U	1
2-methylphenol	95-48-7	U	0.333	0.416	0.0415	0.052	mg/kg	U	1
3&4-Methylphenol		U	0.333	0.416	0.0675	0.084	mg/kg	U	1
Naphthalene	91-20-3	U	0.167	0.208	0.0357	0.045	mg/kg	U	1
4-Nitroaniline	100-01-6	U	0.667	0.833	0.0560	0.070	mg/kg	U	1
3-Nitroaniline	99-09-2	U	0.333	0.416	0.0709	0.089	mg/kg	U	1
2-Nitroaniline	88-74-4	U	0.333	0.416	0.0348	0.044	mg/kg	U	1
Nitrobenzene	98-95-3	U	0.333	0.416	0.0333	0.042	mg/kg	U	1
2-Nitrophenol	88-75-5	U	0.333	0.416	0.0333	0.042	mg/kg	U	1
4-Nitrophenol	100-02-7	U	0.333	0.416	0.0579	0.072	mg/kg	U	1
N-Nitrosodi-n-Propylamine	621-64-7	U	0.333	0.416	0.0333	0.042	mg/kg	U	1
N-Nitrosodiphenylamine	86-30-6	U	0.333	0.416	0.0402	0.050	mg/kg	U	1
di-n-Octyl Phthalate	117-84-0	U	0.167	0.208	0.0333	0.042	mg/kg	U	1
Pentachlorophenol	87-86-5	U	0.333	0.416	0.0474	0.059	mg/kg	U	1
Phenanthrene	85-01-8	U	0.167	0.208	0.0333	0.042	mg/kg	U	1
Phenol	108-95-2	U	0.333	0.416	0.0333	0.042	mg/kg	U	1
Pyrene	129-00-0	U	0.167	0.208	0.0380	0.048	mg/kg	U	1
Pyridine	110-86-1	U	0.333	0.416	0.1230	0.153	mg/kg	U	1
1,2,4-Trichlorobenzene	120-82-1	U	0.333	0.416	0.0333	0.042	mg/kg	U	1
2,4,6-Trichlorophenol	88-06-2	U	0.333	0.416	0.0368	0.046	mg/kg	U	1
2,4,5-Trichlorophenol	95-95-4	U	0.333	0.416	0.0333	0.042	mg/kg	U	1

Analytical Method: **Percent Moisture** % Moist: Prep Method:
Date Anal: Jan-20-04 12:48 Analyst: JUJ Date Prep: Tech: JUJ
Anal seq: 646712 Prep seq:

Parameter	CAS Number	Result	MQL UnAdj	MQL Adj	MDL UnAdj	SQL	Units	Flag	Dil
Percent Moisture		20.0					%		

XENCO laboratories

Certificate of Analytical Results 239862

inelac accredited

3TM International, Houston , TX

Koppers Wood Preserving

Sample Id: 3TM-KP-DS-BB-8A (0-3) Matrix: SOIL Sample Depth: 0 - 3 ft
Lab Sample Id: 239862-088 Date Collected: Jan-12-04 12:45 Date Received: Jan-19-04 14:05

Analytical Method: SVOAs by EPA 8270C % Moist: 19.89 Prep Method: 3550B
Date Anal: Jan-23-04 12:59 Analyst: MAD Date Prep: Jan-21-04 14:48 Tech: MAD
Anal seq: 646791 Prep seq: 465253

Parameter	CAS Number	Result	MQL UnAdj	MQL Adj	MDL UnAdj	SQL	Units	Flag	Dil
Acenaphthene	83-32-9	U	0.167	0.208	0.0333	0.042	mg/kg	U	1
Acenaphthylene	208-96-8	U	0.167	0.208	0.0333	0.042	mg/kg	U	1
Aniline (Phenylamine, Aminobenzene)	62-53-3	U	0.667	0.830	0.0353	0.044	mg/kg	U	1
Anthracene	120-12-7	0.337	0.167	0.208	0.0446	0.056	mg/kg		1
Benzo(a)anthracene	56-55-3	0.080	0.167	0.208	0.0333	0.042	mg/kg	J	1
Benzo(a)pyrene	50-32-8	0.060	0.167	0.208	0.0333	0.042	mg/kg	J	1
Benzo(b)fluoranthene	205-99-2	0.102	0.167	0.208	0.0333	0.042	mg/kg	J	1
Benzo(g,h,i)perylene	191-24-2	U	0.167	0.208	0.0333	0.042	mg/kg	U	1
Benzo(k)fluoranthene	207-08-9	U	0.167	0.208	0.0340	0.042	mg/kg	U	1
Benzoic Acid	65-85-0	U	1.00	1.25	0.2980	0.372	mg/kg	U	1
Benzyl Butyl Phthalate	85-68-7	U	0.167	0.208	0.0382	0.048	mg/kg	U	1
bis(2-chloroethoxy) methane	111-91-1	U	0.333	0.415	0.0333	0.042	mg/kg	U	1
bis(2-chloroethyl) ether	111-44-4	U	0.333	0.415	0.0333	0.042	mg/kg	U	1
bis(2-chloroisopropyl) ether	108-60-1	U	0.333	0.415	0.0455	0.057	mg/kg	U	1
bis(2-ethylhexyl) phthalate	117-81-7	U	0.167	0.208	0.0333	0.042	mg/kg	U	1
4-Bromophenyl-phenylether	101-55-3	U	0.333	0.415	0.0452	0.056	mg/kg	U	1
di-n-Butyl Phthalate	84-74-2	U	0.167	0.208	0.0333	0.042	mg/kg	U	1
4-chloro-3-methylphenol	59-50-7	U	0.333	0.415	0.0407	0.051	mg/kg	U	1
4-Chloroaniline	106-47-8	U	0.667	0.830	0.0333	0.042	mg/kg	U	1
2-Chloronaphthalene	91-58-7	U	0.333	0.415	0.0333	0.042	mg/kg	U	1
2-Chlorophenol	95-57-8	U	0.333	0.415	0.0333	0.042	mg/kg	U	1
4-Chlorophenyl Phenyl Ether	7005-72-3	U	0.333	0.415	0.0333	0.042	mg/kg	U	1
Chrysene	218-01-9	0.084	0.167	0.208	0.0333	0.042	mg/kg	J	1
Dibenz(a,h)Anthracene	53-70-3	U	0.167	0.208	0.0404	0.050	mg/kg	U	1
Dibenzofuran	132-64-9	U	0.333	0.415	0.0369	0.046	mg/kg	U	1
1,2-Dichlorobenzene	95-50-1	U	0.333	0.415	0.0333	0.042	mg/kg	U	1
1,3-Dichlorobenzene	541-73-1	U	0.333	0.415	0.0333	0.042	mg/kg	U	1
1,4-Dichlorobenzene	106-46-7	U	0.333	0.415	0.0376	0.047	mg/kg	U	1
3,3-Dichlorobenzidine	91-94-1	U	0.333	0.415	0.0637	0.079	mg/kg	U	1
2,4-Dichlorophenol	120-83-2	U	0.333	0.415	0.0333	0.042	mg/kg	U	1
Diethyl Phthalate	84-66-2	U	0.167	0.208	0.0333	0.042	mg/kg	U	1
Dimethyl Phthalate	131-11-3	U	0.167	0.208	0.0379	0.047	mg/kg	U	1
2,4-Dimethylphenol	105-67-9	U	0.333	0.415	0.0333	0.042	mg/kg	U	1
4,6-dinitro-2-methyl phenol	534-52-1	U	0.333	0.415	0.0377	0.047	mg/kg	U	1
2,4-Dinitrophenol	51-28-5	U	0.333	0.415	0.0333	0.042	mg/kg	U	1
2,4-Dinitrotoluene	121-14-2	U	0.333	0.415	0.0436	0.054	mg/kg	U	1
2,6-Dinitrotoluene	606-20-2	U	0.333	0.415	0.0333	0.042	mg/kg	U	1
Fluoranthene	206-44-0	0.059	0.167	0.208	0.0367	0.046	mg/kg	J	1
Fluorene	86-73-7	U	0.167	0.208	0.0333	0.042	mg/kg	U	1
Hexachlorobenzene	118-74-1	U	0.333	0.415	0.0337	0.042	mg/kg	U	1
Hexachlorobutadiene	87-68-3	U	0.333	0.415	0.0333	0.042	mg/kg	U	1
Hexachlorocyclopentadiene	77-47-4	U	0.333	0.415	0.0333	0.042	mg/kg	U	1
Hexachloroethane	67-72-1	U	0.333	0.415	0.0357	0.044	mg/kg	U	1
Indeno(1,2,3-c,d)Pyrene	193-39-5	U	0.167	0.208	0.0487	0.061	mg/kg	U	1
Isophorone	78-59-1	U	0.333	0.415	0.0540	0.067	mg/kg	U	1

XENCO laboratories

Certificate of Analytical Results 239862

nelac accredited

3TM International, Houston , TX

Koppers Wood Preserving

Sample Id: **3TM-KP-DS-BB-8A (0-3)** Matrix: SOIL Sample Depth: 0 - 3 ft
Lab Sample Id: **239862-088** Date Collected: Jan-12-04 12:45 Date Received: Jan-19-04 14:05

Analytical Method: **SVOAs by EPA 8270C** % Moist: 19.89 Prep Method: 3550B
Date Anal: Jan-23-04 12:59 Analyst: MAD Date Prep: Jan-21-04 14:48 Tech: MAD
Anal seq: 646791 Prep seq: 465253

Parameter	CAS Number	Result	MQL UnAdj	MQL Adj	MDL UnAdj	SQL	Units	Flag	Dil
2-Methylnaphthalene	91-57-6	U	0.167	0.208	0.0350	0.044	mg/kg	U	1
2-methylphenol	95-48-7	U	0.333	0.415	0.0415	0.052	mg/kg	U	1
3&4-Methylphenol		U	0.333	0.415	0.0675	0.084	mg/kg	U	1
Naphthalene	91-20-3	U	0.167	0.208	0.0357	0.044	mg/kg	U	1
4-Nitroaniline	100-01-6	U	0.667	0.830	0.0560	0.070	mg/kg	U	1
3-Nitroaniline	99-09-2	U	0.333	0.415	0.0709	0.088	mg/kg	U	1
2-Nitroaniline	88-74-4	U	0.333	0.415	0.0348	0.043	mg/kg	U	1
Nitrobenzene	98-95-3	U	0.333	0.415	0.0333	0.042	mg/kg	U	1
2-Nitrophenol	88-75-5	U	0.333	0.415	0.0333	0.042	mg/kg	U	1
4-Nitrophenol	100-02-7	U	0.333	0.415	0.0579	0.072	mg/kg	U	1
N-Nitrosodi-n-Propylamine	621-64-7	U	0.333	0.415	0.0333	0.042	mg/kg	U	1
N-Nitrosodiphenylamine	86-30-6	U	0.333	0.415	0.0402	0.050	mg/kg	U	1
di-n-Octyl Phthalate	117-84-0	U	0.167	0.208	0.0333	0.042	mg/kg	U	1
Pentachlorophenol	87-86-5	U	0.333	0.415	0.0474	0.059	mg/kg	U	1
Phenanthrene	85-01-8	U	0.167	0.208	0.0333	0.042	mg/kg	U	1
Phenol	108-95-2	U	0.333	0.415	0.0333	0.042	mg/kg	U	1
Pyrene	129-00-0	0.060	0.167	0.208	0.0380	0.047	mg/kg	J	1
Pyridine	110-86-1	U	0.333	0.415	0.1230	0.153	mg/kg	U	1
1,2,4-Trichlorobenzene	120-82-1	U	0.333	0.415	0.0333	0.042	mg/kg	U	1
2,4,6-Trichlorophenol	88-06-2	U	0.333	0.415	0.0368	0.046	mg/kg	U	1
2,4,5-Trichlorophenol	95-95-4	U	0.333	0.415	0.0333	0.042	mg/kg	U	1

Analytical Method: **Percent Moisture** % Moist: Prep Method:
Date Anal: Jan-20-04 12:52 Analyst: JUJ Date Prep: Tech: JUJ
Anal seq: 646712 Prep seq:

Parameter	CAS Number	Result	MQL UnAdj	MQL Adj	MDL UnAdj	SQL	Units	Flag	Dil
Percent Moisture		19.9					%		

XENCO laboratories

Certificate of Analytical Results 239862

nelac accredited

3TM International, Houston , TX

Koppers Wood Preserving

Sample Id: 3TM-KP-DS-BB-8B (0-3) Matrix: SOIL Sample Depth: 0 - 3 ft
Lab Sample Id: 239862-092 Date Collected: Jan-12-04 13:15 Date Received: Jan-19-04 14:05

Analytical Method: SVOAs by EPA 8270C % Moist: 20.57 Prep Method: 3550B
Date Anal: Jan-23-04 13:46 Analyst: MAD Date Prep: Jan-21-04 14:51 Tech: MAD
Anal seq: 646791 Prep seq: 465253

Parameter	CAS Number	Result	MQL UnAdj	MQL Adj	MDL UnAdj	SQL	Units	Flag	Dil
Acenaphthene	83-32-9	U	0.167	0.210	0.0333	0.042	mg/kg	U	1
Acenaphthylene	208-96-8	U	0.167	0.210	0.0333	0.042	mg/kg	U	1
Aniline (Phenylamine, Aminobenzene)	62-53-3	U	0.667	0.839	0.0353	0.044	mg/kg	U	1
Anthracene	120-12-7	U	0.167	0.210	0.0446	0.056	mg/kg	U	1
Benzo(a)anthracene	56-55-3	U	0.167	0.210	0.0333	0.042	mg/kg	U	1
Benzo(a)pyrene	50-32-8	U	0.167	0.210	0.0333	0.042	mg/kg	U	1
Benzo(b)fluoranthene	205-99-2	U	0.167	0.210	0.0333	0.042	mg/kg	U	1
Benzo(g,h,i)perylene	191-24-2	U	0.167	0.210	0.0333	0.042	mg/kg	U	1
Benzo(k)fluoranthene	207-08-9	U	0.167	0.210	0.0340	0.043	mg/kg	U	1
Benzoic Acid	65-85-0	U	1.00	1.26	0.2980	0.375	mg/kg	U	1
Benzyl Butyl Phthalate	85-68-7	U	0.167	0.210	0.0382	0.048	mg/kg	U	1
bis(2-chloroethoxy) methane	111-91-1	U	0.333	0.420	0.0333	0.042	mg/kg	U	1
bis(2-chloroethyl) ether	111-44-4	U	0.333	0.420	0.0333	0.042	mg/kg	U	1
bis(2-chloroisopropyl) ether	108-60-1	U	0.333	0.420	0.0455	0.057	mg/kg	U	1
bis(2-ethylhexyl) phthalate	117-81-7	U	0.167	0.210	0.0333	0.042	mg/kg	U	1
4-Bromophenyl-phenylether	101-55-3	U	0.333	0.420	0.0452	0.057	mg/kg	U	1
di-n-Butyl Phthalate	84-74-2	U	0.167	0.210	0.0333	0.042	mg/kg	U	1
4-chloro-3-methylphenol	59-50-7	U	0.333	0.420	0.0407	0.051	mg/kg	U	1
4-Chloroaniline	106-47-8	U	0.667	0.839	0.0333	0.042	mg/kg	U	1
2-Chloronaphthalene	91-58-7	U	0.333	0.420	0.0333	0.042	mg/kg	U	1
2-Chlorophenol	95-57-8	U	0.333	0.420	0.0333	0.042	mg/kg	U	1
4-Chlorophenyl Phenyl Ether	7005-72-3	U	0.333	0.420	0.0333	0.042	mg/kg	U	1
Chrysene	218-01-9	U	0.167	0.210	0.0333	0.042	mg/kg	U	1
Dibenz(a,h)Anthracene	53-70-3	U	0.167	0.210	0.0404	0.051	mg/kg	U	1
Dibenzofuran	132-64-9	U	0.333	0.420	0.0369	0.047	mg/kg	U	1
1,2-Dichlorobenzene	95-50-1	U	0.333	0.420	0.0333	0.042	mg/kg	U	1
1,3-Dichlorobenzene	541-73-1	U	0.333	0.420	0.0333	0.042	mg/kg	U	1
1,4-Dichlorobenzene	106-46-7	U	0.333	0.420	0.0376	0.047	mg/kg	U	1
3,3-Dichlorobenzidine	91-94-1	U	0.333	0.420	0.0637	0.080	mg/kg	U	1
2,4-Dichlorophenol	120-83-2	U	0.333	0.420	0.0333	0.042	mg/kg	U	1
Diethyl Phthalate	84-66-2	U	0.167	0.210	0.0333	0.042	mg/kg	U	1
Dimethyl Phthalate	131-11-3	U	0.167	0.210	0.0379	0.048	mg/kg	U	1
2,4-Dimethylphenol	105-67-9	U	0.333	0.420	0.0333	0.042	mg/kg	U	1
4,6-dinitro-2-methyl phenol	534-52-1	U	0.333	0.420	0.0377	0.048	mg/kg	U	1
2,4-Dinitrophenol	51-28-5	U	0.333	0.420	0.0333	0.042	mg/kg	U	1
2,4-Dinitrotoluene	121-14-2	U	0.333	0.420	0.0436	0.055	mg/kg	U	1
2,6-Dinitrotoluene	606-20-2	U	0.333	0.420	0.0333	0.042	mg/kg	U	1
Fluoranthene	206-44-0	U	0.167	0.210	0.0367	0.046	mg/kg	U	1
Fluorene	86-73-7	U	0.167	0.210	0.0333	0.042	mg/kg	U	1
Hexachlorobenzene	118-74-1	U	0.333	0.420	0.0337	0.042	mg/kg	U	1
Hexachlorobutadiene	87-68-3	U	0.333	0.420	0.0333	0.042	mg/kg	U	1
Hexachlorocyclopentadiene	77-47-4	U	0.333	0.420	0.0333	0.042	mg/kg	U	1
Hexachloroethane	67-72-1	U	0.333	0.420	0.0357	0.045	mg/kg	U	1
Indeno(1,2,3-c,d)Pyrene	193-39-5	U	0.167	0.210	0.0487	0.061	mg/kg	U	1
Isophorone	78-59-1	U	0.333	0.420	0.0540	0.068	mg/kg	U	1

Certificate of Analytical Results 239862

3TM International, Houston , TX

Koppers Wood Preserving

Sample Id: **3TM-KP-DS-BB-8B (0-3)** Matrix: SOIL Sample Depth: 0 - 3 ft
Lab Sample Id: **239862-092** Date Collected: Jan-12-04 13:15 Date Received: Jan-19-04 14:05

Analytical Method: **SVOAs by EPA 8270C** % Moist: 20.57 Prep Method: 3550B
Date Anal: Jan-23-04 13:46 Analyst: MAD Date Prep: Jan-21-04 14:51 Tech: MAD
Anal seq: 646791 Prep seq: 465253

Parameter	CAS Number	Result	MQL UnAdj	MQL Adj	MDL UnAdj	SQL	Units	Flag	Dil
2-Methylnaphthalene	91-57-6	U	0.167	0.210	0.0350	0.044	mg/kg	U	1
2-methylphenol	95-48-7	U	0.333	0.420	0.0415	0.052	mg/kg	U	1
3&4-Methylphenol		U	0.333	0.420	0.0675	0.085	mg/kg	U	1
Naphthalene	91-20-3	U	0.167	0.210	0.0357	0.045	mg/kg	U	1
4-Nitroaniline	100-01-6	U	0.667	0.839	0.0560	0.071	mg/kg	U	1
3-Nitroaniline	99-09-2	U	0.333	0.420	0.0709	0.089	mg/kg	U	1
2-Nitroaniline	88-74-4	U	0.333	0.420	0.0348	0.044	mg/kg	U	1
Nitrobenzene	98-95-3	U	0.333	0.420	0.0333	0.042	mg/kg	U	1
2-Nitrophenol	88-75-5	U	0.333	0.420	0.0333	0.042	mg/kg	U	1
4-Nitrophenol	100-02-7	U	0.333	0.420	0.0579	0.073	mg/kg	U	1
N-Nitrosodi-n-Propylamine	621-64-7	U	0.333	0.420	0.0333	0.042	mg/kg	U	1
N-Nitrosodiphenylamine	86-30-6	U	0.333	0.420	0.0402	0.051	mg/kg	U	1
di-n-Octyl Phthalate	117-84-0	U	0.167	0.210	0.0333	0.042	mg/kg	U	1
Pentachlorophenol	87-86-5	U	0.333	0.420	0.0474	0.060	mg/kg	U	1
Phenanthrene	85-01-8	U	0.167	0.210	0.0333	0.042	mg/kg	U	1
Phenol	108-95-2	U	0.333	0.420	0.0333	0.042	mg/kg	U	1
Pyrene	129-00-0	U	0.167	0.210	0.0380	0.048	mg/kg	U	1
Pyridine	110-86-1	U	0.333	0.420	0.1230	0.154	mg/kg	U	1
1,2,4-Trichlorobenzene	120-82-1	U	0.333	0.420	0.0333	0.042	mg/kg	U	1
2,4,6-Trichlorophenol	88-06-2	U	0.333	0.420	0.0368	0.046	mg/kg	U	1
2,4,5-Trichlorophenol	95-95-4	U	0.333	0.420	0.0333	0.042	mg/kg	U	1

Analytical Method: **Percent Moisture** % Moist: Prep Method:
Date Anal: Jan-20-04 12:54 Analyst: JUJ Date Prep: Tech: JUJ
Anal seq: 646712 Prep seq:

Parameter	CAS Number	Result	MQL UnAdj	MQL Adj	MDL UnAdj	SQL	Units	Flag	Dil
Percent Moisture		20.6					%		

XENCO Laboratories

Certificate of Analytical Results 239862

nelac accredited

3TM International, Houston , TX

Koppers Wood Preserving

Sample Id: 3TM-KP-DS-BB-8C (0-3) Matrix: SOIL Sample Depth: 0 - 3 ft
Lab Sample Id: 239862-096 Date Collected: Jan-12-04 13:45 Date Received: Jan-19-04 14:05

Analytical Method: SVOAs by EPA 8270C % Moist: 17.72 Prep Method: 3550B
Date Anal: Jan-23-04 14:35 Analyst: MAD Date Prep: Jan-21-04 14:54 Tech: MAD
Anal seq: 646791 Prep seq: 465253

Parameter	CAS Number	Result	MQL UnAdj	MQL Adj	MDL UnAdj	SQL	Units	Flag	Dil
Acenaphthene	83-32-9	U	0.167	0.203	0.0333	0.041	mg/kg	U	1
Acenaphthylene	208-96-8	U	0.167	0.203	0.0333	0.041	mg/kg	U	1
Aniline (Phenylamine, Aminobenzene)	62-53-3	U	0.667	0.810	0.0353	0.043	mg/kg	U	1
Anthracene	120-12-7	U	0.167	0.203	0.0446	0.054	mg/kg	U	1
Benzo(a)anthracene	56-55-3	0.044	0.167	0.203	0.0333	0.041	mg/kg	J	1
Benzo(a)pyrene	50-32-8	0.047	0.167	0.203	0.0333	0.041	mg/kg	J	1
Benzo(b)fluoranthene	205-99-2	0.070	0.167	0.203	0.0333	0.041	mg/kg	J	1
Benzo(g,h,i)perylene	191-24-2	U	0.167	0.203	0.0333	0.041	mg/kg	U	1
Benzo(k)fluoranthene	207-08-9	U	0.167	0.203	0.0340	0.041	mg/kg	U	1
Benzoic Acid	65-85-0	U	1.00	1.22	0.2980	0.363	mg/kg	U	1
Benzyl Butyl Phthalate	85-68-7	U	0.167	0.203	0.0382	0.047	mg/kg	U	1
bis(2-chloroethoxy) methane	111-91-1	U	0.333	0.405	0.0333	0.041	mg/kg	U	1
bis(2-chloroethyl) ether	111-44-4	U	0.333	0.405	0.0333	0.041	mg/kg	U	1
bis(2-chloroisopropyl) ether	108-60-1	U	0.333	0.405	0.0455	0.055	mg/kg	U	1
bis(2-ethylhexyl) phthalate	117-81-7	U	0.167	0.203	0.0333	0.041	mg/kg	U	1
4-Bromophenyl-phenylether	101-55-3	U	0.333	0.405	0.0452	0.055	mg/kg	U	1
di-n-Butyl Phthalate	84-74-2	U	0.167	0.203	0.0333	0.041	mg/kg	U	1
4-chloro-3-methylphenol	59-50-7	U	0.333	0.405	0.0407	0.049	mg/kg	U	1
4-Chloroaniline	106-47-8	U	0.667	0.810	0.0333	0.041	mg/kg	U	1
2-Chloronaphthalene	91-58-7	U	0.333	0.405	0.0333	0.041	mg/kg	U	1
2-Chlorophenol	95-57-8	U	0.333	0.405	0.0333	0.041	mg/kg	U	1
4-Chlorophenyl Phenyl Ether	7005-72-3	U	0.333	0.405	0.0333	0.041	mg/kg	U	1
Chrysene	218-01-9	0.071	0.167	0.203	0.0333	0.041	mg/kg	J	1
Dibenz(a,h)Anthracene	53-70-3	U	0.167	0.203	0.0404	0.049	mg/kg	U	1
Dibenzofuran	132-64-9	U	0.333	0.405	0.0369	0.045	mg/kg	U	1
1,2-Dichlorobenzene	95-50-1	U	0.333	0.405	0.0333	0.041	mg/kg	U	1
1,3-Dichlorobenzene	541-73-1	U	0.333	0.405	0.0333	0.041	mg/kg	U	1
1,4-Dichlorobenzene	106-46-7	U	0.333	0.405	0.0376	0.046	mg/kg	U	1
3,3-Dichlorobenzidine	91-94-1	U	0.333	0.405	0.0637	0.077	mg/kg	U	1
2,4-Dichlorophenol	120-83-2	U	0.333	0.405	0.0333	0.041	mg/kg	U	1
Diethyl Phthalate	84-66-2	U	0.167	0.203	0.0333	0.041	mg/kg	U	1
Dimethyl Phthalate	131-11-3	U	0.167	0.203	0.0379	0.046	mg/kg	U	1
2,4-Dimethylphenol	105-67-9	U	0.333	0.405	0.0333	0.041	mg/kg	U	1
4,6-dinitro-2-methyl phenol	534-52-1	U	0.333	0.405	0.0377	0.046	mg/kg	U	1
2,4-Dinitrophenol	51-28-5	U	0.333	0.405	0.0333	0.041	mg/kg	U	1
2,4-Dinitrotoluene	121-14-2	U	0.333	0.405	0.0436	0.053	mg/kg	U	1
2,6-Dinitrotoluene	606-20-2	U	0.333	0.405	0.0333	0.041	mg/kg	U	1
Fluoranthene	206-44-0	U	0.167	0.203	0.0367	0.045	mg/kg	U	1
Fluorene	86-73-7	U	0.167	0.203	0.0333	0.041	mg/kg	U	1
Hexachlorobenzene	118-74-1	U	0.333	0.405	0.0337	0.041	mg/kg	U	1
Hexachlorobutadiene	87-68-3	U	0.333	0.405	0.0333	0.041	mg/kg	U	1
Hexachlorocyclopentadiene	77-47-4	U	0.333	0.405	0.0333	0.041	mg/kg	U	1
Hexachloroethane	67-72-1	U	0.333	0.405	0.0357	0.043	mg/kg	U	1
Indeno(1,2,3-c,d)Pyrene	193-39-5	U	0.167	0.203	0.0487	0.059	mg/kg	U	1
Isophorone	78-59-1	U	0.333	0.405	0.0540	0.066	mg/kg	U	1

XENCO laboratories

Certificate of Analytical Results 239862

nelac accredited

3TM International, Houston , TX

Koppers Wood Preserving

Sample Id: 3TM-KP-DS-BB-8C (0-3) Matrix: SOIL Sample Depth: 0 - 3 ft
Lab Sample Id: 239862-096 Date Collected: Jan-12-04 13:45 Date Received: Jan-19-04 14:05

Analytical Method: SVOAs by EPA 8270C % Moist: 17.72 Prep Method: 3550B
Date Anal: Jan-23-04 14:35 Analyst: MAD Date Prep: Jan-21-04 14:54 Tech: MAD
Anal seq: 646791 Prep seq: 465253

Parameter	CAS Number	Result	MQL UnAdj	MQL Adj	MDL UnAdj	SQL	Units	Flag	Dil
2-Methylnaphthalene	91-57-6	U	0.167	0.203	0.0350	0.043	mg/kg	U	1
2-methylphenol	95-48-7	U	0.333	0.405	0.0415	0.050	mg/kg	U	1
3&4-Methylphenol		U	0.333	0.405	0.0675	0.082	mg/kg	U	1
Naphthalene	91-20-3	U	0.167	0.203	0.0357	0.043	mg/kg	U	1
4-Nitroaniline	100-01-6	U	0.667	0.810	0.0560	0.068	mg/kg	U	1
3-Nitroaniline	99-09-2	U	0.333	0.405	0.0709	0.086	mg/kg	U	1
2-Nitroaniline	88-74-4	U	0.333	0.405	0.0348	0.042	mg/kg	U	1
Nitrobenzene	98-95-3	U	0.333	0.405	0.0333	0.041	mg/kg	U	1
2-Nitrophenol	88-75-5	U	0.333	0.405	0.0333	0.041	mg/kg	U	1
4-Nitrophenol	100-02-7	U	0.333	0.405	0.0579	0.070	mg/kg	U	1
N-Nitrosodi-n-Propylamine	621-64-7	U	0.333	0.405	0.0333	0.041	mg/kg	U	1
N-Nitrosodiphenylamine	86-30-6	U	0.333	0.405	0.0402	0.049	mg/kg	U	1
di-n-Octyl Phthalate	117-84-0	U	0.167	0.203	0.0333	0.041	mg/kg	U	1
Pentachlorophenol	87-86-5	U	0.333	0.405	0.0474	0.058	mg/kg	U	1
Phenanthrene	85-01-8	U	0.167	0.203	0.0333	0.041	mg/kg	U	1
Phenol	108-95-2	U	0.333	0.405	0.0333	0.041	mg/kg	U	1
Pyrene	129-00-0	U	0.167	0.203	0.0380	0.046	mg/kg	U	1
Pyridine	110-86-1	U	0.333	0.405	0.1230	0.149	mg/kg	U	1
1,2,4-Trichlorobenzene	120-82-1	U	0.333	0.405	0.0333	0.041	mg/kg	U	1
2,4,6-Trichlorophenol	88-06-2	U	0.333	0.405	0.0368	0.045	mg/kg	U	1
2,4,5-Trichlorophenol	95-95-4	U	0.333	0.405	0.0333	0.041	mg/kg	U	1

Analytical Method: Percent Moisture % Moist: Prep Method:
Date Anal: Jan-20-04 12:56 Analyst: JUJ Date Prep: Tech: JUJ
Anal seq: 646712 Prep seq:

Parameter	CAS Number	Result	MQL UnAdj	MQL Adj	MDL UnAdj	SQL	Units	Flag	Dil
Percent Moisture		17.7					%		

XENCO laboratories

Certificate of Analytical Results 239862

nelac accredited

3TM International, Houston , TX

Koppers Wood Preserving

Sample Id: 3TM-KP-DS-BB-9A (0-3) Matrix: SOIL Sample Depth: 0 - 3 ft
Lab Sample Id: 239862-100 Date Collected: Jan-12-04 16:00 Date Received: Jan-19-04 14:05

Analytical Method: SVOAs by EPA 8270C % Moist: 22.66 Prep Method: 3550B
Date Anal: Jan-23-04 15:26 Analyst: MAD Date Prep: Jan-21-04 14:57 Tech: MAD
Anal seq: 646791 Prep seq: 465253

Parameter	CAS Number	Result	MQL UnAdj	MQL Adj	MDL UnAdj	SQL	Units	Flag	Dil
Acenaphthene	83-32-9	U	0.167	0.215	0.0333	0.043	mg/kg	U	1
Acenaphthylene	208-96-8	U	0.167	0.215	0.0333	0.043	mg/kg	U	1
Aniline (Phenylamine, Aminobenzene)	62-53-3	U	0.667	0.859	0.0353	0.046	mg/kg	U	1
Anthracene	120-12-7	U	0.167	0.215	0.0446	0.058	mg/kg	U	1
Benzo(a)anthracene	56-55-3	U	0.167	0.215	0.0333	0.043	mg/kg	U	1
Benzo(a)pyrene	50-32-8	U	0.167	0.215	0.0333	0.043	mg/kg	U	1
Benzo(b)fluoranthene	205-99-2	0.046	0.167	0.215	0.0333	0.043	mg/kg	J	1
Benzo(g,h,i)perylene	191-24-2	U	0.167	0.215	0.0333	0.043	mg/kg	U	1
Benzo(k)fluoranthene	207-08-9	U	0.167	0.215	0.0340	0.044	mg/kg	U	1
Benzoic Acid	65-85-0	U	1.00	1.29	0.2980	0.385	mg/kg	U	1
Benzyl Butyl Phthalate	85-68-7	U	0.167	0.215	0.0382	0.049	mg/kg	U	1
bis(2-chloroethoxy) methane	111-91-1	U	0.333	0.430	0.0333	0.043	mg/kg	U	1
bis(2-chloroethyl) ether	111-44-4	U	0.333	0.430	0.0333	0.043	mg/kg	U	1
bis(2-chloroisopropyl) ether	108-60-1	U	0.333	0.430	0.0455	0.059	mg/kg	U	1
bis(2-ethylhexyl) phthalate	117-81-7	U	0.167	0.215	0.0333	0.043	mg/kg	U	1
4-Bromophenyl-phenylether	101-55-3	U	0.333	0.430	0.0452	0.058	mg/kg	U	1
di-n-Butyl Phthalate	84-74-2	U	0.167	0.215	0.0333	0.043	mg/kg	U	1
4-chloro-3-methylphenol	59-50-7	U	0.333	0.430	0.0407	0.052	mg/kg	U	1
4-Chloroaniline	106-47-8	U	0.667	0.859	0.0333	0.043	mg/kg	U	1
2-Chloronaphthalene	91-58-7	U	0.333	0.430	0.0333	0.043	mg/kg	U	1
2-Chlorophenol	95-57-8	U	0.333	0.430	0.0333	0.043	mg/kg	U	1
4-Chlorophenyl Phenyl Ether	7005-72-3	U	0.333	0.430	0.0333	0.043	mg/kg	U	1
Chrysene	218-01-9	U	0.167	0.215	0.0333	0.043	mg/kg	U	1
Dibenz(a,h)Anthracene	53-70-3	U	0.167	0.215	0.0404	0.052	mg/kg	U	1
Dibenzofuran	132-64-9	U	0.333	0.430	0.0369	0.048	mg/kg	U	1
1,2-Dichlorobenzene	95-50-1	U	0.333	0.430	0.0333	0.043	mg/kg	U	1
1,3-Dichlorobenzene	541-73-1	U	0.333	0.430	0.0333	0.043	mg/kg	U	1
1,4-Dichlorobenzene	106-46-7	U	0.333	0.430	0.0376	0.048	mg/kg	U	1
3,3-Dichlorobenzidine	91-94-1	U	0.333	0.430	0.0637	0.082	mg/kg	U	1
2,4-Dichlorophenol	120-83-2	U	0.333	0.430	0.0333	0.043	mg/kg	U	1
Diethyl Phthalate	84-66-2	U	0.167	0.215	0.0333	0.043	mg/kg	U	1
Dimethyl Phthalate	131-11-3	U	0.167	0.215	0.0379	0.049	mg/kg	U	1
2,4-Dimethylphenol	105-67-9	U	0.333	0.430	0.0333	0.043	mg/kg	U	1
4,6-dinitro-2-methyl phenol	534-52-1	U	0.333	0.430	0.0377	0.049	mg/kg	U	1
2,4-Dinitrophenol	51-28-5	U	0.333	0.430	0.0333	0.043	mg/kg	U	1
2,4-Dinitrotoluene	121-14-2	U	0.333	0.430	0.0436	0.056	mg/kg	U	1
2,6-Dinitrotoluene	606-20-2	U	0.333	0.430	0.0333	0.043	mg/kg	U	1
Fluoranthene	206-44-0	U	0.167	0.215	0.0367	0.047	mg/kg	U	1
Fluorene	86-73-7	U	0.167	0.215	0.0333	0.043	mg/kg	U	1
Hexachlorobenzene	118-74-1	U	0.333	0.430	0.0337	0.043	mg/kg	U	1
Hexachlorobutadiene	87-68-3	U	0.333	0.430	0.0333	0.043	mg/kg	U	1
Hexachlorocyclopentadiene	77-47-4	U	0.333	0.430	0.0333	0.043	mg/kg	U	1
Hexachloroethane	67-72-1	U	0.333	0.430	0.0357	0.046	mg/kg	U	1
Indeno(1,2,3-c,d)Pyrene	193-39-5	U	0.167	0.215	0.0487	0.063	mg/kg	U	1
Isophorone	78-59-1	U	0.333	0.430	0.0540	0.070	mg/kg	U	1

XENCO Laboratories

Certificate of Analytical Results 239862

nelac accredited

3TM International, Houston , TX

Koppers Wood Preserving

Sample Id: 3TM-KP-DS-BB-9A (0-3) Matrix: SOIL Sample Depth: 0 - 3 ft
Lab Sample Id: 239862-100 Date Collected: Jan-12-04 16:00 Date Received: Jan-19-04 14:05

Analytical Method: SVOAs by EPA 8270C % Moist: 22.66 Prep Method: 3550B
Date Anal: Jan-23-04 15:26 Analyst: MAD Date Prep: Jan-21-04 14:57 Tech: MAD
Anal seq: 646791 Prep seq: 465253

Parameter	CAS Number	Result	MQL UnAdj	MQL Adj	MDL UnAdj	SQL	Units	Flag	Dil
2-Methylnaphthalene	91-57-6	U	0.167	0.215	0.0350	0.045	mg/kg	U	1
2-methylphenol	95-48-7	U	0.333	0.430	0.0415	0.054	mg/kg	U	1
3&4-Methylphenol		U	0.333	0.430	0.0675	0.087	mg/kg	U	1
Naphthalene	91-20-3	U	0.167	0.215	0.0357	0.046	mg/kg	U	1
4-Nitroaniline	100-01-6	U	0.667	0.859	0.0560	0.072	mg/kg	U	1
3-Nitroaniline	99-09-2	U	0.333	0.430	0.0709	0.091	mg/kg	U	1
2-Nitroaniline	88-74-4	U	0.333	0.430	0.0348	0.045	mg/kg	U	1
Nitrobenzene	98-95-3	U	0.333	0.430	0.0333	0.043	mg/kg	U	1
2-Nitrophenol	88-75-5	U	0.333	0.430	0.0333	0.043	mg/kg	U	1
4-Nitrophenol	100-02-7	U	0.333	0.430	0.0579	0.075	mg/kg	U	1
N-Nitrosodi-n-Propylamine	621-64-7	U	0.333	0.430	0.0333	0.043	mg/kg	U	1
N-Nitrosodiphenylamine	86-30-6	U	0.333	0.430	0.0402	0.052	mg/kg	U	1
di-n-Octyl Phthalate	117-84-0	U	0.167	0.215	0.0333	0.043	mg/kg	U	1
Pentachlorophenol	87-86-5	U	0.333	0.430	0.0474	0.061	mg/kg	U	1
Phenanthrene	85-01-8	U	0.167	0.215	0.0333	0.043	mg/kg	U	1
Phenol	108-95-2	U	0.333	0.430	0.0333	0.043	mg/kg	U	1
Pyrene	129-00-0	U	0.167	0.215	0.0380	0.049	mg/kg	U	1
Pyridine	110-86-1	U	0.333	0.430	0.1230	0.158	mg/kg	U	1
1,2,4-Trichlorobenzene	120-82-1	U	0.333	0.430	0.0333	0.043	mg/kg	U	1
2,4,6-Trichlorophenol	88-06-2	U	0.333	0.430	0.0368	0.047	mg/kg	U	1
2,4,5-Trichlorophenol	95-95-4	U	0.333	0.430	0.0333	0.043	mg/kg	U	1

Analytical Method: Percent Moisture % Moist: Prep Method:
Date Anal: Jan-20-04 12:58 Analyst: JUJ Date Prep: Tech: JUJ
Anal seq: 646712 Prep seq:

Parameter	CAS Number	Result	MQL UnAdj	MQL Adj	MDL UnAdj	SQL	Units	Flag	Dil
Percent Moisture		22.7					%		

XENCO Laboratories

Certificate of Analytical Results 239862

nelac accredited

3TM International, Houston , TX

Koppers Wood Preserving

Sample Id: 3TM-KP-DS-BB-9B (0-3) Matrix: SOIL Sample Depth: 0 - 3 ft
Lab Sample Id: 239862-104 Date Collected: Jan-12-04 16:40 Date Received: Jan-19-04 14:05

Analytical Method: SVOAs by EPA 8270C % Moist: 20.88 Prep Method: 3550B
Date Anal: Jan-23-04 16:19 Analyst: MAD Date Prep: Jan-21-04 15:00 Tech: MAD
Anal seq: 646791 Prep seq: 465253

Parameter	CAS Number	Result	MQL UnAdj	MQL Adj	MDL UnAdj	SQL	Units	Flag	Dil
Acenaphthene	83-32-9	U	0.167	0.211	0.0333	0.042	mg/kg	U	1
Acenaphthylene	208-96-8	U	0.167	0.211	0.0333	0.042	mg/kg	U	1
Aniline (Phenylamine, Aminobenzene)	62-53-3	U	0.667	0.843	0.0353	0.045	mg/kg	U	1
Anthracene	120-12-7	U	0.167	0.211	0.0446	0.056	mg/kg	U	1
Benzo(a)anthracene	56-55-3	U	0.167	0.211	0.0333	0.042	mg/kg	U	1
Benzo(a)pyrene	50-32-8	U	0.167	0.211	0.0333	0.042	mg/kg	U	1
Benzo(b)fluoranthene	205-99-2	U	0.167	0.211	0.0333	0.042	mg/kg	U	1
Benzo(g,h,i)perylene	191-24-2	U	0.167	0.211	0.0333	0.042	mg/kg	U	1
Benzo(k)fluoranthene	207-08-9	U	0.167	0.211	0.0340	0.043	mg/kg	U	1
Benzoic Acid	65-85-0	U	1.00	1.26	0.2980	0.377	mg/kg	U	1
Benzyl Butyl Phthalate	85-68-7	U	0.167	0.211	0.0382	0.048	mg/kg	U	1
bis(2-chloroethoxy) methane	111-91-1	U	0.333	0.421	0.0333	0.042	mg/kg	U	1
bis(2-chloroethyl) ether	111-44-4	U	0.333	0.421	0.0333	0.042	mg/kg	U	1
bis(2-chloroisopropyl) ether	108-60-1	U	0.333	0.421	0.0455	0.058	mg/kg	U	1
bis(2-ethylhexyl) phthalate	117-81-7	U	0.167	0.211	0.0333	0.042	mg/kg	U	1
4-Bromophenyl-phenylether	101-55-3	U	0.333	0.421	0.0452	0.057	mg/kg	U	1
di-n-Butyl Phthalate	84-74-2	U	0.167	0.211	0.0333	0.042	mg/kg	U	1
4-chloro-3-methylphenol	59-50-7	U	0.333	0.421	0.0407	0.051	mg/kg	U	1
4-Chloroaniline	106-47-8	U	0.667	0.843	0.0333	0.042	mg/kg	U	1
2-Chloronaphthalene	91-58-7	U	0.333	0.421	0.0333	0.042	mg/kg	U	1
2-Chlorophenol	95-57-8	U	0.333	0.421	0.0333	0.042	mg/kg	U	1
4-Chlorophenyl Phenyl Ether	7005-72-3	U	0.333	0.421	0.0333	0.042	mg/kg	U	1
Chrysene	218-01-9	U	0.167	0.211	0.0333	0.042	mg/kg	U	1
Dibenz(a,h)Anthracene	53-70-3	U	0.167	0.211	0.0404	0.051	mg/kg	U	1
Dibenzofuran	132-64-9	U	0.333	0.421	0.0369	0.047	mg/kg	U	1
1,2-Dichlorobenzene	95-50-1	U	0.333	0.421	0.0333	0.042	mg/kg	U	1
1,3-Dichlorobenzene	541-73-1	U	0.333	0.421	0.0333	0.042	mg/kg	U	1
1,4-Dichlorobenzene	106-46-7	U	0.333	0.421	0.0376	0.048	mg/kg	U	1
3,3-Dichlorobenzidine	91-94-1	U	0.333	0.421	0.0637	0.081	mg/kg	U	1
2,4-Dichlorophenol	120-83-2	U	0.333	0.421	0.0333	0.042	mg/kg	U	1
Diethyl Phthalate	84-66-2	U	0.167	0.211	0.0333	0.042	mg/kg	U	1
Dimethyl Phthalate	131-11-3	U	0.167	0.211	0.0379	0.048	mg/kg	U	1
2,4-Dimethylphenol	105-67-9	U	0.333	0.421	0.0333	0.042	mg/kg	U	1
4,6-dinitro-2-methyl phenol	534-52-1	U	0.333	0.421	0.0377	0.048	mg/kg	U	1
2,4-Dinitrophenol	51-28-5	U	0.333	0.421	0.0333	0.042	mg/kg	U	1
2,4-Dinitrotoluene	121-14-2	U	0.333	0.421	0.0436	0.055	mg/kg	U	1
2,6-Dinitrotoluene	606-20-2	U	0.333	0.421	0.0333	0.042	mg/kg	U	1
Fluoranthene	206-44-0	U	0.167	0.211	0.0367	0.046	mg/kg	U	1
Fluorene	86-73-7	U	0.167	0.211	0.0333	0.042	mg/kg	U	1
Hexachlorobenzene	118-74-1	U	0.333	0.421	0.0337	0.043	mg/kg	U	1
Hexachlorobutadiene	87-68-3	U	0.333	0.421	0.0333	0.042	mg/kg	U	1
Hexachlorocyclopentadiene	77-47-4	U	0.333	0.421	0.0333	0.042	mg/kg	U	1
Hexachloroethane	67-72-1	U	0.333	0.421	0.0357	0.045	mg/kg	U	1
Indeno(1,2,3-c,d)Pyrene	193-39-5	U	0.167	0.211	0.0487	0.062	mg/kg	U	1
Isophorone	78-59-1	U	0.333	0.421	0.0540	0.068	mg/kg	U	1

Certificate of Analytical Results 239862

3TM International, Houston , TX

Koppers Wood Preserving

Sample Id: 3TM-KP-DS-BB-9B (0-3) Matrix: SOIL Sample Depth: 0 - 3 ft
Lab Sample Id: 239862-104 Date Collected: Jan-12-04 16:40 Date Received: Jan-19-04 14:05

Analytical Method: SVOAs by EPA 8270C % Moist: 20.88 Prep Method: 3550B
Date Anal: Jan-23-04 16:19 Analyst: MAD Date Prep: Jan-21-04 15:00 Tech: MAD
Anal seq: 646791 Prep seq: 465253

Parameter	CAS Number	Result	MQL UnAdj	MQL Adj	MDL UnAdj	SQL	Units	Flag	Dil
2-Methylnaphthalene	91-57-6	U	0.167	0.211	0.0350	0.044	mg/kg	U	1
2-methylphenol	95-48-7	U	0.333	0.421	0.0415	0.052	mg/kg	U	1
3&4-Methylphenol		U	0.333	0.421	0.0675	0.085	mg/kg	U	1
Naphthalene	91-20-3	U	0.167	0.211	0.0357	0.045	mg/kg	U	1
4-Nitroaniline	100-01-6	U	0.667	0.843	0.0560	0.071	mg/kg	U	1
3-Nitroaniline	99-09-2	U	0.333	0.421	0.0709	0.090	mg/kg	U	1
2-Nitroaniline	88-74-4	U	0.333	0.421	0.0348	0.044	mg/kg	U	1
Nitrobenzene	98-95-3	U	0.333	0.421	0.0333	0.042	mg/kg	U	1
2-Nitrophenol	88-75-5	U	0.333	0.421	0.0333	0.042	mg/kg	U	1
4-Nitrophenol	100-02-7	U	0.333	0.421	0.0579	0.073	mg/kg	U	1
N-Nitrosodi-n-Propylamine	621-64-7	U	0.333	0.421	0.0333	0.042	mg/kg	U	1
N-Nitrosodiphenylamine	86-30-6	U	0.333	0.421	0.0402	0.051	mg/kg	U	1
di-n-Octyl Phthalate	117-84-0	U	0.167	0.211	0.0333	0.042	mg/kg	U	1
Pentachlorophenol	87-86-5	U	0.333	0.421	0.0474	0.060	mg/kg	U	1
Phenanthrene	85-01-8	U	0.167	0.211	0.0333	0.042	mg/kg	U	1
Phenol	108-95-2	U	0.333	0.421	0.0333	0.042	mg/kg	U	1
Pyrene	129-00-0	U	0.167	0.211	0.0380	0.048	mg/kg	U	1
Pyridine	110-86-1	U	0.333	0.421	0.1230	0.155	mg/kg	U	1
1,2,4-Trichlorobenzene	120-82-1	U	0.333	0.421	0.0333	0.042	mg/kg	U	1
2,4,6-Trichlorophenol	88-06-2	U	0.333	0.421	0.0368	0.047	mg/kg	U	1
2,4,5-Trichlorophenol	95-95-4	U	0.333	0.421	0.0333	0.042	mg/kg	U	1

Analytical Method: Percent Moisture % Moist: Prep Method:
Date Anal: Jan-20-04 13:00 Analyst: JUJ Date Prep: Tech: JUJ
Anal seq: 646712 Prep seq:

Parameter	CAS Number	Result	MQL UnAdj	MQL Adj	MDL UnAdj	SQL	Units	Flag	Dil
Percent Moisture		20.9					%		

XENCO Laboratories

Certificate of Analytical Results 239862

nelac accredited

3TM International, Houston , TX

Koppers Wood Preserving

Sample Id: 3TM-KP-DS-BB-9C (0-3) Matrix: SOIL Sample Depth: 0 - 3 ft
Lab Sample Id: 239862-108 Date Collected: Jan-12-04 17:20 Date Received: Jan-19-04 14:05

Analytical Method: SVOAs by EPA 8270C % Moist: 20.32 Prep Method: 3550B
Date Anal: Jan-23-04 17:09 Analyst: MAD Date Prep: Jan-21-04 15:03 Tech: MAD
Anal seq: 646791 Prep seq: 465253

Parameter	CAS Number	Result	MQL UnAdj	MQL Adj	MDL UnAdj	SQL	Units	Flag	Dil
Acenaphthene	83-32-9	U	0.167	0.209	0.0333	0.042	mg/kg	U	1
Acenaphthylene	208-96-8	U	0.167	0.209	0.0333	0.042	mg/kg	U	1
Aniline (Phenylamine, Aminobenzene)	62-53-3	U	0.667	0.836	0.0353	0.044	mg/kg	U	1
Anthracene	120-12-7	U	0.167	0.209	0.0446	0.056	mg/kg	U	1
Benzo(a)anthracene	56-55-3	U	0.167	0.209	0.0333	0.042	mg/kg	U	1
Benzo(a)pyrene	50-32-8	U	0.167	0.209	0.0333	0.042	mg/kg	U	1
Benzo(b)fluoranthene	205-99-2	U	0.167	0.209	0.0333	0.042	mg/kg	U	1
Benzo(g,h,i)perylene	191-24-2	U	0.167	0.209	0.0333	0.042	mg/kg	U	1
Benzo(k)fluoranthene	207-08-9	U	0.167	0.209	0.0340	0.043	mg/kg	U	1
Benzoic Acid	65-85-0	U	1.00	1.25	0.2980	0.374	mg/kg	U	1
Benzyl Butyl Phthalate	85-68-7	U	0.167	0.209	0.0382	0.048	mg/kg	U	1
bis(2-chloroethoxy) methane	111-91-1	U	0.333	0.418	0.0333	0.042	mg/kg	U	1
bis(2-chloroethyl) ether	111-44-4	U	0.333	0.418	0.0333	0.042	mg/kg	U	1
bis(2-chloroisopropyl) ether	108-60-1	U	0.333	0.418	0.0455	0.057	mg/kg	U	1
bis(2-ethylhexyl) phthalate	117-81-7	U	0.167	0.209	0.0333	0.042	mg/kg	U	1
4-Bromophenyl-phenylether	101-55-3	U	0.333	0.418	0.0452	0.057	mg/kg	U	1
di-n-Butyl Phthalate	84-74-2	U	0.167	0.209	0.0333	0.042	mg/kg	U	1
4-chloro-3-methylphenol	59-50-7	U	0.333	0.418	0.0407	0.051	mg/kg	U	1
4-Chloroaniline	106-47-8	U	0.667	0.836	0.0333	0.042	mg/kg	U	1
2-Chloronaphthalene	91-58-7	U	0.333	0.418	0.0333	0.042	mg/kg	U	1
2-Chlorophenol	95-57-8	U	0.333	0.418	0.0333	0.042	mg/kg	U	1
4-Chlorophenyl Phenyl Ether	7005-72-3	U	0.333	0.418	0.0333	0.042	mg/kg	U	1
Chrysene	218-01-9	U	0.167	0.209	0.0333	0.042	mg/kg	U	1
Dibenz(a,h)Anthracene	53-70-3	U	0.167	0.209	0.0404	0.051	mg/kg	U	1
Dibenzofuran	132-64-9	U	0.333	0.418	0.0369	0.046	mg/kg	U	1
1,2-Dichlorobenzene	95-50-1	U	0.333	0.418	0.0333	0.042	mg/kg	U	1
1,3-Dichlorobenzene	541-73-1	U	0.333	0.418	0.0333	0.042	mg/kg	U	1
1,4-Dichlorobenzene	106-46-7	U	0.333	0.418	0.0376	0.047	mg/kg	U	1
3,3-Dichlorobenzidine	91-94-1	U	0.333	0.418	0.0637	0.080	mg/kg	U	1
2,4-Dichlorophenol	120-83-2	U	0.333	0.418	0.0333	0.042	mg/kg	U	1
Diethyl Phthalate	84-66-2	U	0.167	0.209	0.0333	0.042	mg/kg	U	1
Dimethyl Phthalate	131-11-3	U	0.167	0.209	0.0379	0.048	mg/kg	U	1
2,4-Dimethylphenol	105-67-9	U	0.333	0.418	0.0333	0.042	mg/kg	U	1
4,6-dinitro-2-methyl phenol	534-52-1	U	0.333	0.418	0.0377	0.047	mg/kg	U	1
2,4-Dinitrophenol	51-28-5	U	0.333	0.418	0.0333	0.042	mg/kg	U	1
2,4-Dinitrotoluene	121-14-2	U	0.333	0.418	0.0436	0.055	mg/kg	U	1
2,6-Dinitrotoluene	606-20-2	U	0.333	0.418	0.0333	0.042	mg/kg	U	1
Fluoranthene	206-44-0	U	0.167	0.209	0.0367	0.046	mg/kg	U	1
Fluorene	86-73-7	U	0.167	0.209	0.0333	0.042	mg/kg	U	1
Hexachlorobenzene	118-74-1	U	0.333	0.418	0.0337	0.042	mg/kg	U	1
Hexachlorobutadiene	87-68-3	U	0.333	0.418	0.0333	0.042	mg/kg	U	1
Hexachlorocyclopentadiene	77-47-4	U	0.333	0.418	0.0333	0.042	mg/kg	U	1
Hexachloroethane	67-72-1	U	0.333	0.418	0.0357	0.045	mg/kg	U	1
Indeno(1,2,3-c,d)Pyrene	193-39-5	U	0.167	0.209	0.0487	0.061	mg/kg	U	1
Isophorone	78-59-1	U	0.333	0.418	0.0540	0.068	mg/kg	U	1

XENCO laboratories

Certificate of Analytical Results 239862

nelac accredited

3TM International, Houston , TX

Koppers Wood Preserving

Sample Id: **3TM-KP-DS-BB-9C (0-3)** Matrix: SOIL Sample Depth: 0 - 3 ft
Lab Sample Id: **239862-108** Date Collected: Jan-12-04 17:20 Date Received: Jan-19-04 14:05

Analytical Method: **SVOAs by EPA 8270C** % Moist: 20.32 Prep Method: 3550B
Date Anal: Jan-23-04 17:09 Analyst: MAD Date Prep: Jan-21-04 15:03 Tech: MAD
Anal seq: 646791 Prep seq: 465253

Parameter	CAS Number	Result	MQL UnAdj	MQL Adj	MDL UnAdj	SQL	Units	Flag	Dil
2-Methylnaphthalene	91-57-6	U	0.167	0.209	0.0350	0.044	mg/kg	U	1
2-methylphenol	95-48-7	U	0.333	0.418	0.0415	0.052	mg/kg	U	1
3&4-Methylphenol		U	0.333	0.418	0.0675	0.085	mg/kg	U	1
Naphthalene	91-20-3	U	0.167	0.209	0.0357	0.045	mg/kg	U	1
4-Nitroaniline	100-01-6	U	0.667	0.836	0.0560	0.070	mg/kg	U	1
3-Nitroaniline	99-09-2	U	0.333	0.418	0.0709	0.089	mg/kg	U	1
2-Nitroaniline	88-74-4	U	0.333	0.418	0.0348	0.044	mg/kg	U	1
Nitrobenzene	98-95-3	U	0.333	0.418	0.0333	0.042	mg/kg	U	1
2-Nitrophenol	88-75-5	U	0.333	0.418	0.0333	0.042	mg/kg	U	1
4-Nitrophenol	100-02-7	U	0.333	0.418	0.0579	0.073	mg/kg	U	1
N-Nitrosodi-n-Propylamine	621-64-7	U	0.333	0.418	0.0333	0.042	mg/kg	U	1
N-Nitrosodiphenylamine	86-30-6	U	0.333	0.418	0.0402	0.050	mg/kg	U	1
di-n-Octyl Phthalate	117-84-0	U	0.167	0.209	0.0333	0.042	mg/kg	U	1
Pentachlorophenol	87-86-5	U	0.333	0.418	0.0474	0.060	mg/kg	U	1
Phenanthrene	85-01-8	U	0.167	0.209	0.0333	0.042	mg/kg	U	1
Phenol	108-95-2	U	0.333	0.418	0.0333	0.042	mg/kg	U	1
Pyrene	129-00-0	U	0.167	0.209	0.0380	0.048	mg/kg	U	1
Pyridine	110-86-1	U	0.333	0.418	0.1230	0.154	mg/kg	U	1
1,2,4-Trichlorobenzene	120-82-1	U	0.333	0.418	0.0333	0.042	mg/kg	U	1
2,4,6-Trichlorophenol	88-06-2	U	0.333	0.418	0.0368	0.046	mg/kg	U	1
2,4,5-Trichlorophenol	95-95-4	U	0.333	0.418	0.0333	0.042	mg/kg	U	1

Analytical Method: **Percent Moisture** % Moist: Prep Method:
Date Anal: Jan-20-04 13:02 Analyst: JUJ Date Prep: Tech: JUJ
Anal seq: 646712 Prep seq:

Parameter	CAS Number	Result	MQL UnAdj	MQL Adj	MDL UnAdj	SQL	Units	Flag	Dil
Percent Moisture		20.3					%		

XENCO laboratories

Certificate of Analytical Results 239862

nelac accredited

3TM International, Houston , TX

Koppers Wood Preserving

Sample Id: 3TM-KP-DS-BB-7A (0-3) Matrix: SOIL Sample Depth: 0 - 3 ft
Lab Sample Id: 239862-112 Date Collected: Jan-13-04 10:20 Date Received: Jan-19-04 14:05

Analytical Method: SVOAs by EPA 8270C % Moist: 16.35 Prep Method: 3550B
Date Anal: Jan-27-04 01:47 Analyst: JBU Date Prep: Jan-21-04 15:06 Tech: JBU
Anal seq: 646791 Prep seq: 465253

Parameter	CAS Number	Result	MQL UnAdj	MQL Adj	MDL UnAdj	SQL	Units	Flag	Dil
Acenaphthene	83-32-9	U	0.167	0.199	0.0333	0.040	mg/kg	U	1
Acenaphthylene	208-96-8	U	0.167	0.199	0.0333	0.040	mg/kg	U	1
Aniline (Phenylamine, Aminobenzene)	62-53-3	U	0.667	0.795	0.0353	0.042	mg/kg	U	1
Anthracene	120-12-7	U	0.167	0.199	0.0446	0.053	mg/kg	U	1
Benzo(a)anthracene	56-55-3	U	0.167	0.199	0.0333	0.040	mg/kg	U	1
Benzo(a)pyrene	50-32-8	U	0.167	0.199	0.0333	0.040	mg/kg	U	1
Benzo(b)fluoranthene	205-99-2	U	0.167	0.199	0.0333	0.040	mg/kg	U	1
Benzo(g,h,i)perylene	191-24-2	U	0.167	0.199	0.0333	0.040	mg/kg	U	1
Benzo(k)fluoranthene	207-08-9	U	0.167	0.199	0.0340	0.041	mg/kg	U	1
Benzoic Acid	65-85-0	U	1.00	1.19	0.2980	0.356	mg/kg	U	1
Benzyl Butyl Phthalate	85-68-7	U	0.167	0.199	0.0382	0.046	mg/kg	U	1
bis(2-chloroethoxy) methane	111-91-1	U	0.333	0.398	0.0333	0.040	mg/kg	U	1
bis(2-chloroethyl) ether	111-44-4	U	0.333	0.398	0.0333	0.040	mg/kg	U	1
bis(2-chloroisopropyl) ether	108-60-1	U	0.333	0.398	0.0455	0.054	mg/kg	U	1
bis(2-ethylhexyl) phthalate	117-81-7	U	0.167	0.199	0.0333	0.040	mg/kg	U	1
4-Bromophenyl-phenylether	101-55-3	U	0.333	0.398	0.0452	0.054	mg/kg	U	1
di-n-Butyl Phthalate	84-74-2	U	0.167	0.199	0.0333	0.040	mg/kg	U	1
4-chloro-3-methylphenol	59-50-7	U	0.333	0.398	0.0407	0.049	mg/kg	U	1
4-Chloroaniline	106-47-8	U	0.667	0.795	0.0333	0.040	mg/kg	U	1
2-Chloronaphthalene	91-58-7	U	0.333	0.398	0.0333	0.040	mg/kg	U	1
2-Chlorophenol	95-57-8	U	0.333	0.398	0.0333	0.040	mg/kg	U	1
4-Chlorophenyl Phenyl Ether	7005-72-3	U	0.333	0.398	0.0333	0.040	mg/kg	U	1
Chrysene	218-01-9	U	0.167	0.199	0.0333	0.040	mg/kg	U	1
Dibenz(a,h)Anthracene	53-70-3	U	0.167	0.199	0.0404	0.048	mg/kg	U	1
Dibenzofuran	132-64-9	U	0.333	0.398	0.0369	0.044	mg/kg	U	1
1,2-Dichlorobenzene	95-50-1	U	0.333	0.398	0.0333	0.040	mg/kg	U	1
1,3-Dichlorobenzene	541-73-1	U	0.333	0.398	0.0333	0.040	mg/kg	U	1
1,4-Dichlorobenzene	106-46-7	U	0.333	0.398	0.0376	0.045	mg/kg	U	1
3,3-Dichlorobenzidine	91-94-1	U	0.333	0.398	0.0637	0.076	mg/kg	U	1
2,4-Dichlorophenol	120-83-2	U	0.333	0.398	0.0333	0.040	mg/kg	U	1
Diethyl Phthalate	84-66-2	U	0.167	0.199	0.0333	0.040	mg/kg	U	1
Dimethyl Phthalate	131-11-3	U	0.167	0.199	0.0379	0.045	mg/kg	U	1
2,4-Dimethylphenol	105-67-9	U	0.333	0.398	0.0333	0.040	mg/kg	U	1
4,6-dinitro-2-methyl phenol	534-52-1	U	0.333	0.398	0.0377	0.045	mg/kg	U	1
2,4-Dinitrophenol	51-28-5	U	0.333	0.398	0.0333	0.040	mg/kg	U	1
2,4-Dinitrotoluene	121-14-2	U	0.333	0.398	0.0436	0.052	mg/kg	U	1
2,6-Dinitrotoluene	606-20-2	U	0.333	0.398	0.0333	0.040	mg/kg	U	1
Fluoranthene	206-44-0	U	0.167	0.199	0.0367	0.044	mg/kg	U	1
Fluorene	86-73-7	U	0.167	0.199	0.0333	0.040	mg/kg	U	1
Hexachlorobenzene	118-74-1	U	0.333	0.398	0.0337	0.040	mg/kg	U	1
Hexachlorobutadiene	87-68-3	U	0.333	0.398	0.0333	0.040	mg/kg	U	1
Hexachlorocyclopentadiene	77-47-4	U	0.333	0.398	0.0333	0.040	mg/kg	U	1
Hexachloroethane	67-72-1	U	0.333	0.398	0.0357	0.043	mg/kg	U	1
Indeno(1,2,3-c,d)Pyrene	193-39-5	U	0.167	0.199	0.0487	0.058	mg/kg	U	1
Isophorone	78-59-1	U	0.333	0.398	0.0540	0.064	mg/kg	U	1

XENCO laboratories

Certificate of Analytical Results 239862

nelac accredited

3TM International, Houston , TX

Koppers Wood Preserving

Sample Id: 3TM-KP-DS-BB-7A (0-3) Matrix: SOIL Sample Depth: 0 - 3 ft
Lab Sample Id: 239862-112 Date Collected: Jan-13-04 10:20 Date Received: Jan-19-04 14:05

Analytical Method: SVOAs by EPA 8270C % Moist: 16.35 Prep Method: 3550B
Date Anal: Jan-27-04 01:47 Analyst: JBU Date Prep: Jan-21-04 15:06 Tech: JBU
Anal seq: 646791 Prep seq: 465253

Parameter	CAS Number	Result	MQL UnAdj	MQL Adj	MDL UnAdj	SQL	Units	Flag	Dil
2-Methylnaphthalene	91-57-6	U	0.167	0.199	0.0350	0.042	mg/kg	U	1
2-methylphenol	95-48-7	U	0.333	0.398	0.0415	0.050	mg/kg	U	1
3&4-Methylphenol		U	0.333	0.398	0.0675	0.081	mg/kg	U	1
Naphthalene	91-20-3	U	0.167	0.199	0.0357	0.043	mg/kg	U	1
4-Nitroaniline	100-01-6	U	0.667	0.795	0.0560	0.067	mg/kg	U	1
3-Nitroaniline	99-09-2	U	0.333	0.398	0.0709	0.085	mg/kg	U	1
2-Nitroaniline	88-74-4	U	0.333	0.398	0.0348	0.042	mg/kg	U	1
Nitrobenzene	98-95-3	U	0.333	0.398	0.0333	0.040	mg/kg	U	1
2-Nitrophenol	88-75-5	U	0.333	0.398	0.0333	0.040	mg/kg	U	1
4-Nitrophenol	100-02-7	U	0.333	0.398	0.0579	0.069	mg/kg	U	1
N-Nitrosodi-n-Propylamine	621-64-7	U	0.333	0.398	0.0333	0.040	mg/kg	U	1
N-Nitrosodiphenylamine	86-30-6	U	0.333	0.398	0.0402	0.048	mg/kg	U	1
di-n-Octyl Phthalate	117-84-0	U	0.167	0.199	0.0333	0.040	mg/kg	U	1
Pentachlorophenol	87-86-5	U	0.333	0.398	0.0474	0.057	mg/kg	U	1
Phenanthrene	85-01-8	U	0.167	0.199	0.0333	0.040	mg/kg	U	1
Phenol	108-95-2	U	0.333	0.398	0.0333	0.040	mg/kg	U	1
Pyrene	129-00-0	U	0.167	0.199	0.0380	0.045	mg/kg	U	1
Pyridine	110-86-1	U	0.333	0.398	0.1230	0.146	mg/kg	U	1
1,2,4-Trichlorobenzene	120-82-1	U	0.333	0.398	0.0333	0.040	mg/kg	U	1
2,4,6-Trichlorophenol	88-06-2	U	0.333	0.398	0.0368	0.044	mg/kg	U	1
2,4,5-Trichlorophenol	95-95-4	U	0.333	0.398	0.0333	0.040	mg/kg	U	1

Analytical Method: Percent Moisture % Moist: Prep Method:
Date Anal: Jan-20-04 13:04 Analyst: JUJ Date Prep: Tech: JUJ
Anal seq: 646712 Prep seq:

Parameter	CAS Number	Result	MQL UnAdj	MQL Adj	MDL UnAdj	SQL	Units	Flag	Dil
Percent Moisture		16.3					%		

XENCO Laboratories

Certificate of Analytical Results 239862

nelac accredited

3TM International, Houston , TX

Koppers Wood Preserving

Sample Id: 3TM-KP-DS-BB-7B (0-3) Matrix: SOIL Sample Depth: 0 - 3 ft
Lab Sample Id: 239862-116 Date Collected: Jan-13-04 11:00 Date Received: Jan-19-04 14:05

Analytical Method: SVOAs by EPA 8270C % Moist: 22.28 Prep Method: 3550B
Date Anal: Jan-27-04 02:29 Analyst: JBU Date Prep: Jan-21-04 15:09 Tech: JBU
Anal seq: 646791 Prep seq: 465253

Parameter	CAS Number	Result	MQL UnAdj	MQL Adj	MDL UnAdj	SQL	Units	Flag	Dil
Acenaphthene	83-32-9	U	0.167	0.214	0.0333	0.043	mg/kg	U	1
Acenaphthylene	208-96-8	U	0.167	0.214	0.0333	0.043	mg/kg	U	1
Aniline (Phenylamine, Aminobenzene)	62-53-3	U	0.667	0.857	0.0353	0.045	mg/kg	U	1
Anthracene	120-12-7	U	0.167	0.214	0.0446	0.057	mg/kg	U	1
Benzo(a)anthracene	56-55-3	U	0.167	0.214	0.0333	0.043	mg/kg	U	1
Benzo(a)pyrene	50-32-8	U	0.167	0.214	0.0333	0.043	mg/kg	U	1
Benzo(b)fluoranthene	205-99-2	U	0.167	0.214	0.0333	0.043	mg/kg	U	1
Benzo(g,h,i)perylene	191-24-2	U	0.167	0.214	0.0333	0.043	mg/kg	U	1
Benzo(k)fluoranthene	207-08-9	U	0.167	0.214	0.0340	0.044	mg/kg	U	1
Benzoic Acid	65-85-0	U	1.00	1.29	0.2980	0.384	mg/kg	U	1
Benzyl Butyl Phthalate	85-68-7	U	0.167	0.214	0.0382	0.049	mg/kg	U	1
bis(2-chloroethoxy) methane	111-91-1	U	0.333	0.429	0.0333	0.043	mg/kg	U	1
bis(2-chloroethyl) ether	111-44-4	U	0.333	0.429	0.0333	0.043	mg/kg	U	1
bis(2-chloroisopropyl) ether	108-60-1	U	0.333	0.429	0.0455	0.059	mg/kg	U	1
bis(2-ethylhexyl) phthalate	117-81-7	0.107	0.167	0.214	0.0333	0.043	mg/kg	J	1
4-Bromophenyl-phenylether	101-55-3	U	0.333	0.429	0.0452	0.058	mg/kg	U	1
di-n-Butyl Phthalate	84-74-2	U	0.167	0.214	0.0333	0.043	mg/kg	U	1
4-chloro-3-methylphenol	59-50-7	U	0.333	0.429	0.0407	0.052	mg/kg	U	1
4-Chloroaniline	106-47-8	U	0.667	0.857	0.0333	0.043	mg/kg	U	1
2-Chloronaphthalene	91-58-7	U	0.333	0.429	0.0333	0.043	mg/kg	U	1
2-Chlorophenol	95-57-8	U	0.333	0.429	0.0333	0.043	mg/kg	U	1
4-Chlorophenyl Phenyl Ether	7005-72-3	U	0.333	0.429	0.0333	0.043	mg/kg	U	1
Chrysene	218-01-9	U	0.167	0.214	0.0333	0.043	mg/kg	U	1
Dibenz(a,h)Anthracene	53-70-3	U	0.167	0.214	0.0404	0.052	mg/kg	U	1
Dibenzofuran	132-64-9	U	0.333	0.429	0.0369	0.048	mg/kg	U	1
1,2-Dichlorobenzene	95-50-1	U	0.333	0.429	0.0333	0.043	mg/kg	U	1
1,3-Dichlorobenzene	541-73-1	U	0.333	0.429	0.0333	0.043	mg/kg	U	1
1,4-Dichlorobenzene	106-46-7	U	0.333	0.429	0.0376	0.048	mg/kg	U	1
3,3-Dichlorobenzidine	91-94-1	U	0.333	0.429	0.0637	0.082	mg/kg	U	1
2,4-Dichlorophenol	120-83-2	U	0.333	0.429	0.0333	0.043	mg/kg	U	1
Diethyl Phthalate	84-66-2	U	0.167	0.214	0.0333	0.043	mg/kg	U	1
Dimethyl Phthalate	131-11-3	U	0.167	0.214	0.0379	0.049	mg/kg	U	1
2,4-Dimethylphenol	105-67-9	U	0.333	0.429	0.0333	0.043	mg/kg	U	1
4,6-dinitro-2-methyl phenol	534-52-1	U	0.333	0.429	0.0377	0.049	mg/kg	U	1
2,4-Dinitrophenol	51-28-5	U	0.333	0.429	0.0333	0.043	mg/kg	U	1
2,4-Dinitrotoluene	121-14-2	U	0.333	0.429	0.0436	0.056	mg/kg	U	1
2,6-Dinitrotoluene	606-20-2	U	0.333	0.429	0.0333	0.043	mg/kg	U	1
Fluoranthene	206-44-0	U	0.167	0.214	0.0367	0.047	mg/kg	U	1
Fluorene	86-73-7	U	0.167	0.214	0.0333	0.043	mg/kg	U	1
Hexachlorobenzene	118-74-1	U	0.333	0.429	0.0337	0.043	mg/kg	U	1
Hexachlorobutadiene	87-68-3	U	0.333	0.429	0.0333	0.043	mg/kg	U	1
Hexachlorocyclopentadiene	77-47-4	U	0.333	0.429	0.0333	0.043	mg/kg	U	1
Hexachloroethane	67-72-1	U	0.333	0.429	0.0357	0.046	mg/kg	U	1
Indeno(1,2,3-c,d)Pyrene	193-39-5	U	0.167	0.214	0.0487	0.063	mg/kg	U	1
Isophorone	78-59-1	U	0.333	0.429	0.0540	0.069	mg/kg	U	1

XENCO laboratories

Certificate of Analytical Results 239862

nelac accredited

3TM International, Houston , TX

Koppers Wood Preserving

Sample Id: 3TM-KP-DS-BB-7B (0-3) Matrix: SOIL Sample Depth: 0 - 3 ft
Lab Sample Id: 239862-116 Date Collected: Jan-13-04 11:00 Date Received: Jan-19-04 14:05

Analytical Method: SVOAs by EPA 8270C % Moist: 22.28 Prep Method: 3550B
Date Anal: Jan-27-04 02:29 Analyst: JBU Date Prep: Jan-21-04 15:09 Tech: JBU
Anal seq: 646791 Prep seq: 465253

Parameter	CAS Number	Result	MQL UnAdj	MQL Adj	MDL UnAdj	SQL	Units	Flag	Dil
2-Methylnaphthalene	91-57-6	U	0.167	0.214	0.0350	0.045	mg/kg	U	1
2-methylphenol	95-48-7	U	0.333	0.429	0.0415	0.053	mg/kg	U	1
3&4-Methylphenol		U	0.333	0.429	0.0675	0.087	mg/kg	U	1
Naphthalene	91-20-3	U	0.167	0.214	0.0357	0.046	mg/kg	U	1
4-Nitroaniline	100-01-6	U	0.667	0.857	0.0560	0.072	mg/kg	U	1
3-Nitroaniline	99-09-2	U	0.333	0.429	0.0709	0.091	mg/kg	U	1
2-Nitroaniline	88-74-4	U	0.333	0.429	0.0348	0.045	mg/kg	U	1
Nitrobenzene	98-95-3	U	0.333	0.429	0.0333	0.043	mg/kg	U	1
2-Nitrophenol	88-75-5	U	0.333	0.429	0.0333	0.043	mg/kg	U	1
4-Nitrophenol	100-02-7	U	0.333	0.429	0.0579	0.074	mg/kg	U	1
N-Nitrosodi-n-Propylamine	621-64-7	U	0.333	0.429	0.0333	0.043	mg/kg	U	1
N-Nitrosodiphenylamine	86-30-6	U	0.333	0.429	0.0402	0.052	mg/kg	U	1
di-n-Octyl Phthalate	117-84-0	U	0.167	0.214	0.0333	0.043	mg/kg	U	1
Pentachlorophenol	87-86-5	U	0.333	0.429	0.0474	0.061	mg/kg	U	1
Phenanthrene	85-01-8	U	0.167	0.214	0.0333	0.043	mg/kg	U	1
Phenol	108-95-2	U	0.333	0.429	0.0333	0.043	mg/kg	U	1
Pyrene	129-00-0	U	0.167	0.214	0.0380	0.049	mg/kg	U	1
Pyridine	110-86-1	U	0.333	0.429	0.1230	0.158	mg/kg	U	1
1,2,4-Trichlorobenzene	120-82-1	U	0.333	0.429	0.0333	0.043	mg/kg	U	1
2,4,6-Trichlorophenol	88-06-2	U	0.333	0.429	0.0368	0.047	mg/kg	U	1
2,4,5-Trichlorophenol	95-95-4	U	0.333	0.429	0.0333	0.043	mg/kg	U	1

Analytical Method: Percent Moisture % Moist: Prep Method:
Date Anal: Jan-20-04 13:06 Analyst: JUJ Date Prep: Tech: JUJ
Anal seq: 646712 Prep seq:

Parameter	CAS Number	Result	MQL UnAdj	MQL Adj	MDL UnAdj	SQL	Units	Flag	Dil
Percent Moisture		22.3					%		

XENCO laboratories

Certificate of Analytical Results 239862

nelac accredited

3TM International, Houston , TX

Koppers Wood Preserving

Sample Id: 3TM-KP-DS-BB-7C (0-3) Matrix: SOIL Sample Depth: 0 - 3 ft
Lab Sample Id: 239862-120 Date Collected: Jan-13-04 11:40 Date Received: Jan-19-04 14:05

Analytical Method: SVOAs by EPA 8270C % Moist: 20.33 Prep Method: 3550B
Date Anal: Jan-27-04 03:11 Analyst: JBU Date Prep: Jan-21-04 15:12 Tech: JBU
Anal seq: 646791 Prep seq: 465253

Parameter	CAS Number	Result	MQL UnAdj	MQL Adj	MDL UnAdj	SQL	Units	Flag	Dil
Acenaphthene	83-32-9	U	0.167	0.209	0.0333	0.042	mg/kg	U	1
Acenaphthylene	208-96-8	U	0.167	0.209	0.0333	0.042	mg/kg	U	1
Aniline (Phenylamine, Aminobenzene)	62-53-3	U	0.667	0.837	0.0353	0.044	mg/kg	U	1
Anthracene	120-12-7	U	0.167	0.209	0.0446	0.056	mg/kg	U	1
Benzo(a)anthracene	56-55-3	U	0.167	0.209	0.0333	0.042	mg/kg	U	1
Benzo(a)pyrene	50-32-8	U	0.167	0.209	0.0333	0.042	mg/kg	U	1
Benzo(b)fluoranthene	205-99-2	U	0.167	0.209	0.0333	0.042	mg/kg	U	1
Benzo(g,h,i)perylene	191-24-2	U	0.167	0.209	0.0333	0.042	mg/kg	U	1
Benzo(k)fluoranthene	207-08-9	U	0.167	0.209	0.0340	0.043	mg/kg	U	1
Benzoic Acid	65-85-0	U	1.00	1.25	0.2980	0.374	mg/kg	U	1
Benzyl Butyl Phthalate	85-68-7	U	0.167	0.209	0.0382	0.048	mg/kg	U	1
bis(2-chloroethoxy) methane	111-91-1	U	0.333	0.418	0.0333	0.042	mg/kg	U	1
bis(2-chloroethyl) ether	111-44-4	U	0.333	0.418	0.0333	0.042	mg/kg	U	1
bis(2-chloroisopropyl) ether	108-60-1	U	0.333	0.418	0.0455	0.057	mg/kg	U	1
bis(2-ethylhexyl) phthalate	117-81-7	U	0.167	0.209	0.0333	0.042	mg/kg	U	1
4-Bromophenyl-phenylether	101-55-3	U	0.333	0.418	0.0452	0.057	mg/kg	U	1
di-n-Butyl Phthalate	84-74-2	U	0.167	0.209	0.0333	0.042	mg/kg	U	1
4-chloro-3-methylphenol	59-50-7	U	0.333	0.418	0.0407	0.051	mg/kg	U	1
4-Chloroaniline	106-47-8	U	0.667	0.837	0.0333	0.042	mg/kg	U	1
2-Chloronaphthalene	91-58-7	U	0.333	0.418	0.0333	0.042	mg/kg	U	1
2-Chlorophenol	95-57-8	U	0.333	0.418	0.0333	0.042	mg/kg	U	1
4-Chlorophenyl Phenyl Ether	7005-72-3	U	0.333	0.418	0.0333	0.042	mg/kg	U	1
Chrysene	218-01-9	U	0.167	0.209	0.0333	0.042	mg/kg	U	1
Dibenz(a,h)Anthracene	53-70-3	U	0.167	0.209	0.0404	0.051	mg/kg	U	1
Dibenzofuran	132-64-9	U	0.333	0.418	0.0369	0.046	mg/kg	U	1
1,2-Dichlorobenzene	95-50-1	U	0.333	0.418	0.0333	0.042	mg/kg	U	1
1,3-Dichlorobenzene	541-73-1	U	0.333	0.418	0.0333	0.042	mg/kg	U	1
1,4-Dichlorobenzene	106-46-7	U	0.333	0.418	0.0376	0.047	mg/kg	U	1
3,3-Dichlorobenzidine	91-94-1	U	0.333	0.418	0.0637	0.080	mg/kg	U	1
2,4-Dichlorophenol	120-83-2	U	0.333	0.418	0.0333	0.042	mg/kg	U	1
Diethyl Phthalate	84-66-2	U	0.167	0.209	0.0333	0.042	mg/kg	U	1
Dimethyl Phthalate	131-11-3	U	0.167	0.209	0.0379	0.048	mg/kg	U	1
2,4-Dimethylphenol	105-67-9	U	0.333	0.418	0.0333	0.042	mg/kg	U	1
4,6-dinitro-2-methyl phenol	534-52-1	U	0.333	0.418	0.0377	0.047	mg/kg	U	1
2,4-Dinitrophenol	51-28-5	U	0.333	0.418	0.0333	0.042	mg/kg	U	1
2,4-Dinitrotoluene	121-14-2	U	0.333	0.418	0.0436	0.055	mg/kg	U	1
2,6-Dinitrotoluene	606-20-2	U	0.333	0.418	0.0333	0.042	mg/kg	U	1
Fluoranthene	206-44-0	U	0.167	0.209	0.0367	0.046	mg/kg	U	1
Fluorene	86-73-7	U	0.167	0.209	0.0333	0.042	mg/kg	U	1
Hexachlorobenzene	118-74-1	U	0.333	0.418	0.0337	0.042	mg/kg	U	1
Hexachlorobutadiene	87-68-3	U	0.333	0.418	0.0333	0.042	mg/kg	U	1
Hexachlorocyclopentadiene	77-47-4	U	0.333	0.418	0.0333	0.042	mg/kg	U	1
Hexachloroethane	67-72-1	U	0.333	0.418	0.0357	0.045	mg/kg	U	1
Indeno(1,2,3-c,d)Pyrene	193-39-5	U	0.167	0.209	0.0487	0.061	mg/kg	U	1
Isophorone	78-59-1	U	0.333	0.418	0.0540	0.068	mg/kg	U	1

XENCO laboratories

Certificate of Analytical Results 239862

nelac accredited

3TM International, Houston , TX

Koppers Wood Preserving

Sample Id: **3TM-KP-DS-BB-7C (0-3)** Matrix: SOIL Sample Depth: 0 - 3 ft
Lab Sample Id: **239862-120** Date Collected: Jan-13-04 11:40 Date Received: Jan-19-04 14:05

Analytical Method: **SVOAs by EPA 8270C** % Moist: 20.33 Prep Method: 3550B
Date Anal: Jan-27-04 03:11 Analyst: JBU Date Prep: Jan-21-04 15:12 Tech: JBU
Anal seq: 646791 Prep seq: 465253

Parameter	CAS Number	Result	MQL UnAdj	MQL Adj	MDL UnAdj	SQL	Units	Flag	Dil
2-Methylnaphthalene	91-57-6	U	0.167	0.209	0.0350	0.044	mg/kg	U	1
2-methylphenol	95-48-7	U	0.333	0.418	0.0415	0.052	mg/kg	U	1
3&4-Methylphenol		U	0.333	0.418	0.0675	0.085	mg/kg	U	1
Naphthalene	91-20-3	U	0.167	0.209	0.0357	0.045	mg/kg	U	1
4-Nitroaniline	100-01-6	U	0.667	0.837	0.0560	0.070	mg/kg	U	1
3-Nitroaniline	99-09-2	U	0.333	0.418	0.0709	0.089	mg/kg	U	1
2-Nitroaniline	88-74-4	U	0.333	0.418	0.0348	0.044	mg/kg	U	1
Nitrobenzene	98-95-3	U	0.333	0.418	0.0333	0.042	mg/kg	U	1
2-Nitrophenol	88-75-5	U	0.333	0.418	0.0333	0.042	mg/kg	U	1
4-Nitrophenol	100-02-7	U	0.333	0.418	0.0579	0.073	mg/kg	U	1
N-Nitrosodi-n-Propylamine	621-64-7	U	0.333	0.418	0.0333	0.042	mg/kg	U	1
N-Nitrosodiphenylamine	86-30-6	U	0.333	0.418	0.0402	0.050	mg/kg	U	1
di-n-Octyl Phthalate	117-84-0	U	0.167	0.209	0.0333	0.042	mg/kg	U	1
Pentachlorophenol	87-86-5	U	0.333	0.418	0.0474	0.060	mg/kg	U	1
Phenanthrene	85-01-8	U	0.167	0.209	0.0333	0.042	mg/kg	U	1
Phenol	108-95-2	U	0.333	0.418	0.0333	0.042	mg/kg	U	1
Pyrene	129-00-0	U	0.167	0.209	0.0380	0.048	mg/kg	U	1
Pyridine	110-86-1	U	0.333	0.418	0.1230	0.154	mg/kg	U	1
1,2,4-Trichlorobenzene	120-82-1	U	0.333	0.418	0.0333	0.042	mg/kg	U	1
2,4,6-Trichlorophenol	88-06-2	U	0.333	0.418	0.0368	0.046	mg/kg	U	1
2,4,5-Trichlorophenol	95-95-4	U	0.333	0.418	0.0333	0.042	mg/kg	U	1

Analytical Method: **Percent Moisture** % Moist: Prep Method:
Date Anal: Jan-20-04 13:08 Analyst: JUJ Date Prep: Tech: JUJ
Anal seq: 646712 Prep seq:

Parameter	CAS Number	Result	MQL UnAdj	MQL Adj	MDL UnAdj	SQL	Units	Flag	Dil
Percent Moisture		20.3					%		

XENCO laboratories

Certificate of Analytical Results 239862

nelac accredited

3TM International, Houston , TX

Koppers Wood Preserving

Sample Id: 3TM-KP-DS-BB-11D
Lab Sample Id: 239862-121
Matrix: WATER
Date Collected: Jan-13-04 13:20
Sample Depth:
Date Received: Jan-19-04 14:05

Analytical Method: SVOAs by EPA 8270C
% Moist:
Prep Method: 3510C
Date Anal: Jan-21-04 14:29
Analyst: MAD
Date Prep: Jan-20-04 09:16
Tech: MAD
Anal seq: 646783
Prep seq: 465214

Parameter	CAS Number	Result	MQL UnAdj	MQL Adj	MDL UnAdj	SQL	Units	Flag	Dil
Acenaphthene	83-32-9	0.598	0.005	0.050	0.0010	0.010	mg/L	D	10
Acenaphthylene	208-96-8	0.015	0.005	0.005	0.0010	0.001	mg/L		1
Aniline (Phenylamine, Aminobenzene)	62-53-3	U	0.020	0.020	0.0010	0.001	mg/L	U	1
Anthracene	120-12-7	0.170	0.005	0.005	0.0010	0.001	mg/L		1
Benzo(a)anthracene	56-55-3	0.081	0.005	0.005	0.0010	0.001	mg/L		1
Benzo(a)pyrene	50-32-8	0.029	0.005	0.005	0.0010	0.001	mg/L		1
Benzo(b)fluoranthene	205-99-2	0.045	0.005	0.005	0.0010	0.001	mg/L		1
Benzo(g,h,i)perylene	191-24-2	0.006	0.005	0.005	0.0010	0.001	mg/L		1
Benzo(k)fluoranthene	207-08-9	0.017	0.005	0.005	0.0010	0.001	mg/L		1
Benzoic Acid	65-85-0	U	0.030	0.030	0.0095	0.009	mg/L	U	1
Benzyl Butyl Phthalate	85-68-7	U	0.005	0.005	0.0010	0.001	mg/L	U	1
bis(2-chloroethoxy) methane	111-91-1	U	0.010	0.010	0.0010	0.001	mg/L	U	1
bis(2-chloroethyl) ether	111-44-4	U	0.010	0.010	0.0010	0.001	mg/L	U	1
bis(2-chloroisopropyl) ether	108-60-1	U	0.010	0.010	0.0010	0.001	mg/L	U	1
bis(2-ethylhexyl) phthalate	117-81-7	U	0.005	0.005	0.0010	0.001	mg/L	U	1
4-Bromophenyl-phenylether	101-55-3	U	0.010	0.010	0.0010	0.001	mg/L	U	1
di-n-Butyl Phthalate	84-74-2	U	0.005	0.005	0.0026	0.003	mg/L	U	1
4-chloro-3-methylphenol	59-50-7	U	0.010	0.010	0.0011	0.001	mg/L	U	1
4-Chloroaniline	106-47-8	U	0.020	0.020	0.0010	0.001	mg/L	U	1
2-Chloronaphthalene	91-58-7	U	0.010	0.010	0.0010	0.001	mg/L	U	1
2-Chlorophenol	95-57-8	U	0.010	0.010	0.0010	0.001	mg/L	U	1
4-Chlorophenyl Phenyl Ether	7005-72-3	U	0.010	0.010	0.0010	0.001	mg/L	U	1
Chrysene	218-01-9	0.069	0.005	0.005	0.0010	0.001	mg/L		1
Dibenz(a,h)Anthracene	53-70-3	0.002	0.005	0.005	0.0010	0.001	mg/L	J	1
Dibenzofuran	132-64-9	0.449	0.010	0.100	0.0010	0.010	mg/L	D	10
1,2-Dichlorobenzene	95-50-1	U	0.010	0.010	0.0010	0.001	mg/L	U	1
1,3-Dichlorobenzene	541-73-1	U	0.010	0.010	0.0010	0.001	mg/L	U	1
1,4-Dichlorobenzene	106-46-7	U	0.010	0.010	0.0010	0.001	mg/L	U	1
3,3-Dichlorobenzidine	91-94-1	U	0.010	0.010	0.0020	0.002	mg/L	U	1
2,4-Dichlorophenol	120-83-2	U	0.010	0.010	0.0010	0.001	mg/L	U	1
Diethyl Phthalate	84-66-2	U	0.005	0.005	0.0010	0.001	mg/L	U	1
Dimethyl Phthalate	131-11-3	U	0.005	0.005	0.0010	0.001	mg/L	U	1
2,4-Dimethylphenol	105-67-9	0.010	0.010	0.010	0.0011	0.001	mg/L		1
4,6-dinitro-2-methyl phenol	534-52-1	U	0.010	0.010	0.0012	0.001	mg/L	U	1
2,4-Dinitrophenol	51-28-5	U	0.010	0.010	0.0010	0.001	mg/L	U	1
2,4-Dinitrotoluene	121-14-2	U	0.010	0.010	0.0010	0.001	mg/L	U	1
2,6-Dinitrotoluene	606-20-2	U	0.010	0.010	0.0010	0.001	mg/L	U	1
Fluoranthene	206-44-0	0.460	0.005	0.050	0.0010	0.010	mg/L	D	10
Fluorene	86-73-7	0.477	0.005	0.050	0.0010	0.010	mg/L	D	10
Hexachlorobenzene	118-74-1	U	0.010	0.010	0.0010	0.001	mg/L	U	1
Hexachlorobutadiene	87-68-3	U	0.005	0.005	0.0010	0.001	mg/L	U	1
Hexachlorocyclopentadiene	77-47-4	U	0.010	0.010	0.0010	0.001	mg/L	U	1
Hexachloroethane	67-72-1	U	0.010	0.010	0.0010	0.001	mg/L	U	1
Indeno(1,2,3-c,d)Pyrene	193-39-5	0.009	0.005	0.005	0.0010	0.001	mg/L		1
Isophorone	78-59-1	U	0.010	0.010	0.0013	0.001	mg/L	U	1

XENCO Laboratories

Certificate of Analytical Results 239862

nelac accredited

3TM International, Houston , TX

Koppers Wood Preserving

Sample Id: **3TM-KP-DS-BB-11D** Matrix: WATER Sample Depth:
Lab Sample Id: **239862-121** Date Collected: Jan-13-04 13:20 Date Received: Jan-19-04 14:05

Analytical Method: **SVOAs by EPA 8270C** % Moist: Prep Method: 3510C
Date Anal: Jan-21-04 14:29 Analyst: MAD Date Prep: Jan-20-04 09:16 Tech: MAD
Anal seq: 646783 Prep seq: 465214

Parameter	CAS Number	Result	MQL UnAdj	MQL Adj	MDL UnAdj	SQL	Units	Flag	Dil
2-Methylnaphthalene	91-57-6	0.370	0.005	0.050	0.0011	0.011	mg/L	D	10
2-methylphenol	95-48-7	0.001	0.010	0.010	0.0013	0.001	mg/L	J	1
3&4-Methylphenol		0.002	0.010	0.010	0.0015	0.002	mg/L	J	1
Naphthalene	91-20-3	0.062	0.005	0.005	0.0010	0.001	mg/L		1
4-Nitroaniline	100-01-6	U	0.020	0.020	0.0011	0.001	mg/L	U	1
3-Nitroaniline	99-09-2	U	0.010	0.010	0.0021	0.002	mg/L	U	1
2-Nitroaniline	88-74-4	U	0.007	0.007	0.0010	0.001	mg/L	U	1
Nitrobenzene	98-95-3	U	0.010	0.010	0.0010	0.001	mg/L	U	1
2-Nitrophenol	88-75-5	U	0.010	0.010	0.0010	0.001	mg/L	U	1
4-Nitrophenol	100-02-7	U	0.010	0.010	0.0010	0.001	mg/L	U	1
N-Nitrosodi-n-Propylamine	621-64-7	U	0.010	0.010	0.0010	0.001	mg/L	U	1
N-Nitrosodiphenylamine	86-30-6	U	0.010	0.010	0.0017	0.002	mg/L	U	1
di-n-Octyl Phthalate	117-84-0	U	0.005	0.005	0.0010	0.001	mg/L	U	1
Pentachlorophenol	87-86-5	U	0.010	0.010	0.0010	0.001	mg/L	U	1
Phenanthrene	85-01-8	1.17	0.005	0.050	0.0012	0.012	mg/L	D	10
Phenol	108-95-2	U	0.010	0.010	0.0010	0.001	mg/L	U	1
Pyrene	129-00-0	0.275	0.005	0.005	0.0010	0.001	mg/L		1
Pyridine	110-86-1	U	0.010	0.010	0.0035	0.004	mg/L	U	1
1,2,4-Trichlorobenzene	120-82-1	U	0.010	0.010	0.0010	0.001	mg/L	U	1
2,4,6-Trichlorophenol	88-06-2	U	0.010	0.010	0.0010	0.001	mg/L	U	1
2,4,5-Trichlorophenol	95-95-4	U	0.010	0.010	0.0010	0.001	mg/L	U	1

Certificate of Analytical Results 239862

3TM International, Houston , TX

Koppers Wood Preserving

Sample Id: **3TM-KP-DS-BB-11D (0-3)** Matrix: SOIL Sample Depth: 0 - 3 ft
Lab Sample Id: **239862-125** Date Collected: Jan-13-04 13:50 Date Received: Jan-19-04 14:05

Analytical Method: **SVOAs by EPA 8270C** % Moist: 21.71 Prep Method: 3550B
Date Anal: Jan-27-04 03:53 Analyst: JBU Date Prep: Jan-21-04 15:15 Tech: JBU
Anal seq: 646791 Prep seq: 465253

Parameter	CAS Number	Result	MQL UnAdj	MQL Adj	MDL UnAdj	SQL	Units	Flag	Dil
Acenaphthene	83-32-9	7.06	0.167	0.213	0.0333	0.043	mg/kg		1
Acenaphthylene	208-96-8	0.091	0.167	0.213	0.0333	0.043	mg/kg	J	1
Aniline (Phenylamine, Aminobenzene)	62-53-3	U	0.667	0.851	0.0353	0.045	mg/kg	U	1
Anthracene	120-12-7	2.26	0.167	0.213	0.0446	0.057	mg/kg		1
Benzo(a)anthracene	56-55-3	2.11	0.167	0.213	0.0333	0.043	mg/kg		1
Benzo(a)pyrene	50-32-8	0.396	0.167	0.213	0.0333	0.043	mg/kg		1
Benzo(b)fluoranthene	205-99-2	0.768	0.167	0.213	0.0333	0.043	mg/kg		1
Benzo(g,h,i)perylene	191-24-2	0.124	0.167	0.213	0.0333	0.043	mg/kg	J	1
Benzo(k)fluoranthene	207-08-9	0.284	0.167	0.213	0.0340	0.043	mg/kg		1
Benzoic Acid	65-85-0	U	1.00	1.28	0.2980	0.381	mg/kg	U	1
Benzyl Butyl Phthalate	85-68-7	U	0.167	0.213	0.0382	0.049	mg/kg	U	1
bis(2-chloroethoxy) methane	111-91-1	U	0.333	0.425	0.0333	0.043	mg/kg	U	1
bis(2-chloroethyl) ether	111-44-4	U	0.333	0.425	0.0333	0.043	mg/kg	U	1
bis(2-chloroisopropyl) ether	108-60-1	U	0.333	0.425	0.0455	0.058	mg/kg	U	1
bis(2-ethylhexyl) phthalate	117-81-7	0.115	0.167	0.213	0.0333	0.043	mg/kg	J	1
4-Bromophenyl-phenylether	101-55-3	U	0.333	0.425	0.0452	0.058	mg/kg	U	1
di-n-Butyl Phthalate	84-74-2	U	0.167	0.213	0.0333	0.043	mg/kg	U	1
4-chloro-3-methylphenol	59-50-7	U	0.333	0.425	0.0407	0.052	mg/kg	U	1
4-Chloroaniline	106-47-8	U	0.667	0.851	0.0333	0.043	mg/kg	U	1
2-Chloronaphthalene	91-58-7	U	0.333	0.425	0.0333	0.043	mg/kg	U	1
2-Chlorophenol	95-57-8	U	0.333	0.425	0.0333	0.043	mg/kg	U	1
4-Chlorophenyl Phenyl Ether	7005-72-3	U	0.333	0.425	0.0333	0.043	mg/kg	U	1
Chrysene	218-01-9	1.10	0.167	0.213	0.0333	0.043	mg/kg		1
Dibenz(a,h)Anthracene	53-70-3	U	0.167	0.213	0.0404	0.052	mg/kg	U	1
Dibenzofuran	132-64-9	6.13	0.333	4.25	0.0369	0.471	mg/kg	D	10
1,2-Dichlorobenzene	95-50-1	U	0.333	0.425	0.0333	0.043	mg/kg	U	1
1,3-Dichlorobenzene	541-73-1	U	0.333	0.425	0.0333	0.043	mg/kg	U	1
1,4-Dichlorobenzene	106-46-7	U	0.333	0.425	0.0376	0.048	mg/kg	U	1
3,3-Dichlorobenzidine	91-94-1	U	0.333	0.425	0.0637	0.081	mg/kg	U	1
2,4-Dichlorophenol	120-83-2	U	0.333	0.425	0.0333	0.043	mg/kg	U	1
Diethyl Phthalate	84-66-2	U	0.167	0.213	0.0333	0.043	mg/kg	U	1
Dimethyl Phthalate	131-11-3	U	0.167	0.213	0.0379	0.048	mg/kg	U	1
2,4-Dimethylphenol	105-67-9	U	0.333	0.425	0.0333	0.043	mg/kg	U	1
4,6-dinitro-2-methyl phenol	534-52-1	U	0.333	0.425	0.0377	0.048	mg/kg	U	1
2,4-Dinitrophenol	51-28-5	U	0.333	0.425	0.0333	0.043	mg/kg	U	1
2,4-Dinitrotoluene	121-14-2	U	0.333	0.425	0.0436	0.056	mg/kg	U	1
2,6-Dinitrotoluene	606-20-2	U	0.333	0.425	0.0333	0.043	mg/kg	U	1
Fluoranthene	206-44-0	9.03	0.167	0.213	0.0367	0.047	mg/kg		1
Fluorene	86-73-7	6.92	0.167	0.213	0.0333	0.043	mg/kg		1
Hexachlorobenzene	118-74-1	U	0.333	0.425	0.0337	0.043	mg/kg	U	1
Hexachlorobutadiene	87-68-3	U	0.333	0.425	0.0333	0.043	mg/kg	U	1
Hexachlorocyclopentadiene	77-47-4	U	0.333	0.425	0.0333	0.043	mg/kg	U	1
Hexachloroethane	67-72-1	U	0.333	0.425	0.0357	0.046	mg/kg	U	1
Indeno(1,2,3-c,d)Pyrene	193-39-5	U	0.167	0.213	0.0487	0.062	mg/kg	U	1
Isophorone	78-59-1	U	0.333	0.425	0.0540	0.069	mg/kg	U	1

XENCO Laboratories

Certificate of Analytical Results 239862

nelac accredited

3TM International, Houston , TX

Koppers Wood Preserving

Sample Id: **3TM-KP-DS-BB-11D (0-3)** Matrix: SOIL Sample Depth: 0 - 3 ft
Lab Sample Id: **239862-125** Date Collected: Jan-13-04 13:50 Date Received: Jan-19-04 14:05

Analytical Method: **SVOAs by EPA 8270C** % Moist: 21.71 Prep Method: 3550B
Date Anal: Jan-27-04 03:53 Analyst: JBU Date Prep: Jan-21-04 15:15 Tech: JBU
Anal seq: 646791 Prep seq: 465253

Parameter	CAS Number	Result	MQL UnAdj	MQL Adj	MDL UnAdj	SQL	Units	Flag	Dil
2-Methylnaphthalene	91-57-6	6.78	0.167	0.213	0.0350	0.045	mg/kg		1
2-methylphenol	95-48-7	U	0.333	0.425	0.0415	0.053	mg/kg	U	1
3&4-Methylphenol		U	0.333	0.425	0.0675	0.086	mg/kg	U	1
Naphthalene	91-20-3	13.4	0.167	2.13	0.0357	0.455	mg/kg	D	10
4-Nitroaniline	100-01-6	U	0.667	0.851	0.0560	0.072	mg/kg	U	1
3-Nitroaniline	99-09-2	U	0.333	0.425	0.0709	0.090	mg/kg	U	1
2-Nitroaniline	88-74-4	U	0.333	0.425	0.0348	0.044	mg/kg	U	1
Nitrobenzene	98-95-3	U	0.333	0.425	0.0333	0.043	mg/kg	U	1
2-Nitrophenol	88-75-5	U	0.333	0.425	0.0333	0.043	mg/kg	U	1
4-Nitrophenol	100-02-7	U	0.333	0.425	0.0579	0.074	mg/kg	U	1
N-Nitrosodi-n-Propylamine	621-64-7	U	0.333	0.425	0.0333	0.043	mg/kg	U	1
N-Nitrosodiphenylamine	86-30-6	U	0.333	0.425	0.0402	0.051	mg/kg	U	1
di-n-Octyl Phthalate	117-84-0	U	0.167	0.213	0.0333	0.043	mg/kg	U	1
Pentachlorophenol	87-86-5	U	0.333	0.425	0.0474	0.061	mg/kg	U	1
Phenanthrene	85-01-8	19.7	0.167	2.13	0.0333	0.425	mg/kg	D	10
Phenol	108-95-2	U	0.333	0.425	0.0333	0.043	mg/kg	U	1
Pyrene	129-00-0	6.68	0.167	0.213	0.0380	0.049	mg/kg		1
Pyridine	110-86-1	U	0.333	0.425	0.1230	0.157	mg/kg	U	1
1,2,4-Trichlorobenzene	120-82-1	U	0.333	0.425	0.0333	0.043	mg/kg	U	1
2,4,6-Trichlorophenol	88-06-2	U	0.333	0.425	0.0368	0.047	mg/kg	U	1
2,4,5-Trichlorophenol	95-95-4	U	0.333	0.425	0.0333	0.043	mg/kg	U	1

Analytical Method: **Percent Moisture** % Moist: Prep Method:
Date Anal: Jan-20-04 13:10 Analyst: JUJ Date Prep: Tech: JUJ
Anal seq: 646712 Prep seq:

Parameter	CAS Number	Result	MQL UnAdj	MQL Adj	MDL UnAdj	SQL	Units	Flag	Dil
Percent Moisture		21.7					%		

XENCO Laboratories

Certificate of Analytical Results 239862

nelac accredited

3TM International, Houston , TX

Koppers Wood Preserving

Sample Id: **Equipment Rinsate** Matrix: WATER Sample Depth:
Lab Sample Id: **239862-126** Date Collected: Jan-11-04 12:00 Date Received: Jan-19-04 14:05

Analytical Method: **SVOAs by EPA 8270C** % Moist: Prep Method: 3510C
Date Anal: Jan-21-04 15:17 Analyst: MAD Date Prep: Jan-20-04 09:20 Tech: MAD
Anal seq: 646783 Prep seq: 465214

Parameter	CAS Number	Result	MQL UnAdj	MQL Adj	MDL UnAdj	SQL	Units	Flag	Dil
Acenaphthene	83-32-9	U	0.005	0.019	0.0010	0.004	mg/L	U	4
Acenaphthylene	208-96-8	U	0.005	0.019	0.0010	0.004	mg/L	U	4
Aniline (Phenylamine, Aminobenzene)	62-53-3	U	0.020	0.077	0.0010	0.004	mg/L	U	4
Anthracene	120-12-7	U	0.005	0.019	0.0010	0.004	mg/L	U	4
Benzo(a)anthracene	56-55-3	U	0.005	0.019	0.0010	0.004	mg/L	U	4
Benzo(a)pyrene	50-32-8	U	0.005	0.019	0.0010	0.004	mg/L	U	4
Benzo(b)fluoranthene	205-99-2	U	0.005	0.019	0.0010	0.004	mg/L	U	4
Benzo(g,h,i)perylene	191-24-2	U	0.005	0.019	0.0010	0.004	mg/L	U	4
Benzo(k)fluoranthene	207-08-9	U	0.005	0.019	0.0010	0.004	mg/L	U	4
Benzoic Acid	65-85-0	U	0.030	0.115	0.0095	0.036	mg/L	U	4
Benzyl Butyl Phthalate	85-68-7	U	0.005	0.019	0.0010	0.004	mg/L	U	4
bis(2-chloroethoxy) methane	111-91-1	U	0.010	0.039	0.0010	0.004	mg/L	U	4
bis(2-chloroethyl) ether	111-44-4	U	0.010	0.039	0.0010	0.004	mg/L	U	4
bis(2-chloroisopropyl) ether	108-60-1	U	0.010	0.039	0.0010	0.004	mg/L	U	4
bis(2-ethylhexyl) phthalate	117-81-7	U	0.005	0.019	0.0010	0.004	mg/L	U	4
4-Bromophenyl-phenylether	101-55-3	U	0.010	0.039	0.0010	0.004	mg/L	U	4
di-n-Butyl Phthalate	84-74-2	U	0.005	0.019	0.0026	0.010	mg/L	U	4
4-chloro-3-methylphenol	59-50-7	U	0.010	0.039	0.0011	0.004	mg/L	U	4
4-Chloroaniline	106-47-8	U	0.020	0.077	0.0010	0.004	mg/L	U	4
2-Chloronaphthalene	91-58-7	U	0.010	0.039	0.0010	0.004	mg/L	U	4
2-Chlorophenol	95-57-8	U	0.010	0.039	0.0010	0.004	mg/L	U	4
4-Chlorophenyl Phenyl Ether	7005-72-3	U	0.010	0.039	0.0010	0.004	mg/L	U	4
Chrysene	218-01-9	U	0.005	0.019	0.0010	0.004	mg/L	U	4
Dibenz(a,h)Anthracene	53-70-3	U	0.005	0.019	0.0010	0.004	mg/L	U	4
Dibenzofuran	132-64-9	U	0.010	0.039	0.0010	0.004	mg/L	U	4
1,2-Dichlorobenzene	95-50-1	U	0.010	0.039	0.0010	0.004	mg/L	U	4
1,3-Dichlorobenzene	541-73-1	U	0.010	0.039	0.0010	0.004	mg/L	U	4
1,4-Dichlorobenzene	106-46-7	U	0.010	0.039	0.0010	0.004	mg/L	U	4
3,3-Dichlorobenzidine	91-94-1	U	0.010	0.039	0.0020	0.008	mg/L	U	4
2,4-Dichlorophenol	120-83-2	U	0.010	0.039	0.0010	0.004	mg/L	U	4
Diethyl Phthalate	84-66-2	U	0.005	0.019	0.0010	0.004	mg/L	U	4
Dimethyl Phthalate	131-11-3	U	0.005	0.019	0.0010	0.004	mg/L	U	4
2,4-Dimethylphenol	105-67-9	U	0.010	0.039	0.0011	0.004	mg/L	U	4
4,6-dinitro-2-methyl phenol	534-52-1	U	0.010	0.039	0.0012	0.005	mg/L	U	4
2,4-Dinitrophenol	51-28-5	U	0.010	0.039	0.0010	0.004	mg/L	U	4
2,4-Dinitrotoluene	121-14-2	U	0.010	0.039	0.0010	0.004	mg/L	U	4
2,6-Dinitrotoluene	606-20-2	U	0.010	0.039	0.0010	0.004	mg/L	U	4
Fluoranthene	206-44-0	U	0.005	0.019	0.0010	0.004	mg/L	U	4
Fluorene	86-73-7	U	0.005	0.019	0.0010	0.004	mg/L	U	4
Hexachlorobenzene	118-74-1	U	0.010	0.039	0.0010	0.004	mg/L	U	4
Hexachlorobutadiene	87-68-3	U	0.005	0.019	0.0010	0.004	mg/L	U	4
Hexachlorocyclopentadiene	77-47-4	U	0.010	0.039	0.0010	0.004	mg/L	U	4
Hexachloroethane	67-72-1	U	0.010	0.039	0.0010	0.004	mg/L	U	4
Indeno(1,2,3-c,d)Pyrene	193-39-5	U	0.005	0.019	0.0010	0.004	mg/L	U	4
Isophorone	78-59-1	U	0.010	0.039	0.0013	0.005	mg/L	U	4

XENCO Laboratories

Certificate of Analytical Results 239862

nelac accredited

3TM International, Houston , TX

Koppers Wood Preserving

Sample Id: **Equipment Rinsate**	Matrix: WATER	Sample Depth:
Lab Sample Id: **239862-126**	Date Collected: Jan-11-04 12:00	Date Received: Jan-19-04 14:05

Analytical Method: **SVOAs by EPA 8270C**		% Moist:	Prep Method: 3510C
Date Anal: Jan-21-04 15:17	Analyst: MAD	Date Prep: Jan-20-04 09:20	Tech: MAD
Anal seq: 646783		Prep seq: 465214	

Parameter	CAS Number	Result	MQL UnAdj	MQL Adj	MDL UnAdj	SQL	Units	Flag	Dil
2-Methylnaphthalene	91-57-6	U	0.005	0.019	0.0011	0.004	mg/L	U	4
2-methylphenol	95-48-7	U	0.010	0.039	0.0013	0.005	mg/L	U	4
3&4-Methylphenol		U	0.010	0.039	0.0015	0.006	mg/L	U	4
Naphthalene	91-20-3	U	0.005	0.019	0.0010	0.004	mg/L	U	4
4-Nitroaniline	100-01-6	U	0.020	0.077	0.0011	0.004	mg/L	U	4
3-Nitroaniline	99-09-2	U	0.010	0.039	0.0021	0.008	mg/L	U	4
2-Nitroaniline	88-74-4	U	0.007	0.027	0.0010	0.004	mg/L	U	4
Nitrobenzene	98-95-3	U	0.010	0.039	0.0010	0.004	mg/L	U	4
2-Nitrophenol	88-75-5	U	0.010	0.039	0.0010	0.004	mg/L	U	4
4-Nitrophenol	100-02-7	U	0.010	0.039	0.0010	0.004	mg/L	U	4
N-Nitrosodi-n-Propylamine	621-64-7	U	0.010	0.039	0.0010	0.004	mg/L	U	4
N-Nitrosodiphenylamine	86-30-6	U	0.010	0.039	0.0017	0.007	mg/L	U	4
di-n-Octyl Phthalate	117-84-0	U	0.005	0.019	0.0010	0.004	mg/L	U	4
Pentachlorophenol	87-86-5	U	0.010	0.039	0.0010	0.004	mg/L	U	4
Phenanthrene	85-01-8	U	0.005	0.019	0.0012	0.005	mg/L	U	4
Phenol	108-95-2	U	0.010	0.039	0.0010	0.004	mg/L	U	4
Pyrene	129-00-0	U	0.005	0.019	0.0010	0.004	mg/L	U	4
Pyridine	110-86-1	U	0.010	0.039	0.0035	0.014	mg/L	U	4
1,2,4-Trichlorobenzene	120-82-1	U	0.010	0.039	0.0010	0.004	mg/L	U	4
2,4,6-Trichlorophenol	88-06-2	U	0.010	0.039	0.0010	0.004	mg/L	U	4
2,4,5-Trichlorophenol	95-95-4	U	0.010	0.039	0.0010	0.004	mg/L	U	4

XENCO Laboratories

Certificate of Analytical Results 239862

nelac accredited

3TM International, Houston , TX

Koppers Wood Preserving

Sample Id: **Field Blank** Matrix: WATER Sample Depth:
Lab Sample Id: **239862-127** Date Collected: Jan-11-04 15:55 Date Received: Jan-19-04 14:05

Analytical Method: **SVOAs by EPA 8270C** % Moist: Prep Method: 3510C
Date Anal: Jan-22-04 14:36 Analyst: MAD Date Prep: Jan-20-04 09:26 Tech: MAD
Anal seq: 646783 Prep seq: 465214

Parameter	CAS Number	Result	MQL UnAdj	MQL Adj	MDL UnAdj	SQL	Units	Flag	Dil
Acenaphthene	83-32-9	U	0.005	0.019	0.0010	0.004	mg/L	U	4
Acenaphthylene	208-96-8	U	0.005	0.019	0.0010	0.004	mg/L	U	4
Aniline (Phenylamine, Aminobenzene)	62-53-3	U	0.020	0.077	0.0010	0.004	mg/L	U	4
Anthracene	120-12-7	U	0.005	0.019	0.0010	0.004	mg/L	U	4
Benzo(a)anthracene	56-55-3	U	0.005	0.019	0.0010	0.004	mg/L	U	4
Benzo(a)pyrene	50-32-8	U	0.005	0.019	0.0010	0.004	mg/L	U	4
Benzo(b)fluoranthene	205-99-2	U	0.005	0.019	0.0010	0.004	mg/L	U	4
Benzo(g,h,i)perylene	191-24-2	U	0.005	0.019	0.0010	0.004	mg/L	U	4
Benzo(k)fluoranthene	207-08-9	U	0.005	0.019	0.0010	0.004	mg/L	U	4
Benzoic Acid	65-85-0	U	0.030	0.115	0.0095	0.036	mg/L	U	4
Benzyl Butyl Phthalate	85-68-7	U	0.005	0.019	0.0010	0.004	mg/L	U	4
bis(2-chloroethoxy) methane	111-91-1	U	0.010	0.039	0.0010	0.004	mg/L	U	4
bis(2-chloroethyl) ether	111-44-4	U	0.010	0.039	0.0010	0.004	mg/L	U	4
bis(2-chloroisopropyl) ether	108-60-1	U	0.010	0.039	0.0010	0.004	mg/L	U	4
bis(2-ethylhexyl) phthalate	117-81-7	U	0.005	0.019	0.0010	0.004	mg/L	U	4
4-Bromophenyl-phenylether	101-55-3	U	0.010	0.039	0.0010	0.004	mg/L	U	4
di-n-Butyl Phthalate	84-74-2	U	0.005	0.019	0.0026	0.010	mg/L	U	4
4-chloro-3-methylphenol	59-50-7	U	0.010	0.039	0.0011	0.004	mg/L	U	4
4-Chloroaniline	106-47-8	U	0.020	0.077	0.0010	0.004	mg/L	U	4
2-Chloronaphthalene	91-58-7	U	0.010	0.039	0.0010	0.004	mg/L	U	4
2-Chlorophenol	95-57-8	U	0.010	0.039	0.0010	0.004	mg/L	U	4
4-Chlorophenyl Phenyl Ether	7005-72-3	U	0.010	0.039	0.0010	0.004	mg/L	U	4
Chrysene	218-01-9	U	0.005	0.019	0.0010	0.004	mg/L	U	4
Dibenz(a,h)Anthracene	53-70-3	U	0.005	0.019	0.0010	0.004	mg/L	U	4
Dibenzofuran	132-64-9	U	0.010	0.039	0.0010	0.004	mg/L	U	4
1,2-Dichlorobenzene	95-50-1	U	0.010	0.039	0.0010	0.004	mg/L	U	4
1,3-Dichlorobenzene	541-73-1	U	0.010	0.039	0.0010	0.004	mg/L	U	4
1,4-Dichlorobenzene	106-46-7	U	0.010	0.039	0.0010	0.004	mg/L	U	4
3,3-Dichlorobenzidine	91-94-1	U	0.010	0.039	0.0020	0.008	mg/L	U	4
2,4-Dichlorophenol	120-83-2	U	0.010	0.039	0.0010	0.004	mg/L	U	4
Diethyl Phthalate	84-66-2	U	0.005	0.019	0.0010	0.004	mg/L	U	4
Dimethyl Phthalate	131-11-3	U	0.005	0.019	0.0010	0.004	mg/L	U	4
2,4-Dimethylphenol	105-67-9	U	0.010	0.039	0.0011	0.004	mg/L	U	4
4,6-dinitro-2-methyl phenol	534-52-1	U	0.010	0.039	0.0012	0.005	mg/L	U	4
2,4-Dinitrophenol	51-28-5	U	0.010	0.039	0.0010	0.004	mg/L	U	4
2,4-Dinitrotoluene	121-14-2	U	0.010	0.039	0.0010	0.004	mg/L	U	4
2,6-Dinitrotoluene	606-20-2	U	0.010	0.039	0.0010	0.004	mg/L	U	4
Fluoranthene	206-44-0	U	0.005	0.019	0.0010	0.004	mg/L	U	4
Fluorene	86-73-7	U	0.005	0.019	0.0010	0.004	mg/L	U	4
Hexachlorobenzene	118-74-1	U	0.010	0.039	0.0010	0.004	mg/L	U	4
Hexachlorobutadiene	87-68-3	U	0.005	0.019	0.0010	0.004	mg/L	U	4
Hexachlorocyclopentadiene	77-47-4	U	0.010	0.039	0.0010	0.004	mg/L	U	4
Hexachloroethane	67-72-1	U	0.010	0.039	0.0010	0.004	mg/L	U	4
Indeno(1,2,3-c,d)Pyrene	193-39-5	U	0.005	0.019	0.0010	0.004	mg/L	U	4
Isophorone	78-59-1	U	0.010	0.039	0.0013	0.005	mg/L	U	4

XENCO Laboratories

Certificate of Analytical Results 239862

nelac accredited

3TM International, Houston , TX

Koppers Wood Preserving

Sample Id: **Field Blank**	Matrix: WATER	Sample Depth:
Lab Sample Id: **239862-127**	Date Collected: Jan-11-04 15:55	Date Received: Jan-19-04 14:05

Analytical Method: **SVOAs by EPA 8270C**		% Moist:	Prep Method: 3510C
Date Anal: Jan-22-04 14:36	Analyst: MAD	Date Prep: Jan-20-04 09:26	Tech: MAD
Anal seq: 646783		Prep seq: 465214	

Parameter	CAS Number	Result	MQL UnAdj	MQL Adj	MDL UnAdj	SQL	Units	Flag	Dil
2-Methylnaphthalene	91-57-6	U	0.005	0.019	0.0011	0.004	mg/L	U	4
2-methylphenol	95-48-7	U	0.010	0.039	0.0013	0.005	mg/L	U	4
3&4-Methylphenol		U	0.010	0.039	0.0015	0.006	mg/L	U	4
Naphthalene	91-20-3	U	0.005	0.019	0.0010	0.004	mg/L	U	4
4-Nitroaniline	100-01-6	U	0.020	0.077	0.0011	0.004	mg/L	U	4
3-Nitroaniline	99-09-2	U	0.010	0.039	0.0021	0.008	mg/L	U	4
2-Nitroaniline	88-74-4	U	0.007	0.027	0.0010	0.004	mg/L	U	4
Nitrobenzene	98-95-3	U	0.010	0.039	0.0010	0.004	mg/L	U	4
2-Nitrophenol	88-75-5	U	0.010	0.039	0.0010	0.004	mg/L	U	4
4-Nitrophenol	100-02-7	U	0.010	0.039	0.0010	0.004	mg/L	U	4
N-Nitrosodi-n-Propylamine	621-64-7	U	0.010	0.039	0.0010	0.004	mg/L	U	4
N-Nitrosodiphenylamine	86-30-6	U	0.010	0.039	0.0017	0.007	mg/L	U	4
di-n-Octyl Phthalate	117-84-0	U	0.005	0.019	0.0010	0.004	mg/L	U	4
Pentachlorophenol	87-86-5	U	0.010	0.039	0.0010	0.004	mg/L	U	4
Phenanthrene	85-01-8	U	0.005	0.019	0.0012	0.005	mg/L	U	4
Phenol	108-95-2	U	0.010	0.039	0.0010	0.004	mg/L	U	4
Pyrene	129-00-0	U	0.005	0.019	0.0010	0.004	mg/L	U	4
Pyridine	110-86-1	U	0.010	0.039	0.0035	0.014	mg/L	U	4
1,2,4-Trichlorobenzene	120-82-1	U	0.010	0.039	0.0010	0.004	mg/L	U	4
2,4,6-Trichlorophenol	88-06-2	U	0.010	0.039	0.0010	0.004	mg/L	U	4
2,4,5-Trichlorophenol	95-95-4	U	0.010	0.039	0.0010	0.004	mg/L	U	4

Certificate of Analytical Results 239862

3TM International, Houston , TX

Koppers Wood Preserving

Sample Id: **Duplicate 1**	Matrix: SOIL	Sample Depth:
Lab Sample Id: **239862-128**	Date Collected: Jan-09-04 00:00	Date Received: Jan-19-04 14:05

Analytical Method: **SVOAs by EPA 8270C**		% Moist: 16.35	Prep Method: 3550B
Date Anal: Jan-28-04 06:56	Analyst: JBU	Date Prep: Jan-21-04 15:18	Tech: JBU
Anal seq: 646791		Prep seq: 465253	

Parameter	CAS Number	Result	MQL UnAdj	MQL Adj	MDL UnAdj	SQL	Units	Flag	Dil
Acenaphthene	83-32-9	U	0.167	0.199	0.0333	0.040	mg/kg	U	1
Acenaphthylene	208-96-8	U	0.167	0.199	0.0333	0.040	mg/kg	U	1
Aniline (Phenylamine, Aminobenzene)	62-53-3	U	0.667	0.795	0.0353	0.042	mg/kg	U	1
Anthracene	120-12-7	U	0.167	0.199	0.0446	0.053	mg/kg	U	1
Benzo(a)anthracene	56-55-3	U	0.167	0.199	0.0333	0.040	mg/kg	U	1
Benzo(a)pyrene	50-32-8	U	0.167	0.199	0.0333	0.040	mg/kg	U	1
Benzo(b)fluoranthene	205-99-2	U	0.167	0.199	0.0333	0.040	mg/kg	U	1
Benzo(g,h,i)perylene	191-24-2	U	0.167	0.199	0.0333	0.040	mg/kg	U	1
Benzo(k)fluoranthene	207-08-9	U	0.167	0.199	0.0340	0.041	mg/kg	U	1
Benzoic Acid	65-85-0	U	1.00	1.19	0.2980	0.356	mg/kg	U	1
Benzyl Butyl Phthalate	85-68-7	U	0.167	0.199	0.0382	0.046	mg/kg	U	1
bis(2-chloroethoxy) methane	111-91-1	U	0.333	0.398	0.0333	0.040	mg/kg	U	1
bis(2-chloroethyl) ether	111-44-4	U	0.333	0.398	0.0333	0.040	mg/kg	U	1
bis(2-chloroisopropyl) ether	108-60-1	U	0.333	0.398	0.0455	0.054	mg/kg	U	1
bis(2-ethylhexyl) phthalate	117-81-7	U	0.167	0.199	0.0333	0.040	mg/kg	U	1
4-Bromophenyl-phenylether	101-55-3	U	0.333	0.398	0.0452	0.054	mg/kg	U	1
di-n-Butyl Phthalate	84-74-2	U	0.167	0.199	0.0333	0.040	mg/kg	U	1
4-chloro-3-methylphenol	59-50-7	U	0.333	0.398	0.0407	0.049	mg/kg	U	1
4-Chloroaniline	106-47-8	U	0.667	0.795	0.0333	0.040	mg/kg	U	1
2-Chloronaphthalene	91-58-7	U	0.333	0.398	0.0333	0.040	mg/kg	U	1
2-Chlorophenol	95-57-8	U	0.333	0.398	0.0333	0.040	mg/kg	U	1
4-Chlorophenyl Phenyl Ether	7005-72-3	U	0.333	0.398	0.0333	0.040	mg/kg	U	1
Chrysene	218-01-9	U	0.167	0.199	0.0333	0.040	mg/kg	U	1
Dibenz(a,h)Anthracene	53-70-3	U	0.167	0.199	0.0404	0.048	mg/kg	U	1
Dibenzofuran	132-64-9	U	0.333	0.398	0.0369	0.044	mg/kg	U	1
1,2-Dichlorobenzene	95-50-1	U	0.333	0.398	0.0333	0.040	mg/kg	U	1
1,3-Dichlorobenzene	541-73-1	U	0.333	0.398	0.0333	0.040	mg/kg	U	1
1,4-Dichlorobenzene	106-46-7	U	0.333	0.398	0.0376	0.045	mg/kg	U	1
3,3-Dichlorobenzidine	91-94-1	U	0.333	0.398	0.0637	0.076	mg/kg	U	1
2,4-Dichlorophenol	120-83-2	U	0.333	0.398	0.0333	0.040	mg/kg	U	1
Diethyl Phthalate	84-66-2	U	0.167	0.199	0.0333	0.040	mg/kg	U	1
Dimethyl Phthalate	131-11-3	U	0.167	0.199	0.0379	0.045	mg/kg	U	1
2,4-Dimethylphenol	105-67-9	U	0.333	0.398	0.0333	0.040	mg/kg	U	1
4,6-dinitro-2-methyl phenol	534-52-1	U	0.333	0.398	0.0377	0.045	mg/kg	U	1
2,4-Dinitrophenol	51-28-5	U	0.333	0.398	0.0333	0.040	mg/kg	U	1
2,4-Dinitrotoluene	121-14-2	U	0.333	0.398	0.0436	0.052	mg/kg	U	1
2,6-Dinitrotoluene	606-20-2	U	0.333	0.398	0.0333	0.040	mg/kg	U	1
Fluoranthene	206-44-0	U	0.167	0.199	0.0367	0.044	mg/kg	U	1
Fluorene	86-73-7	U	0.167	0.199	0.0333	0.040	mg/kg	U	1
Hexachlorobenzene	118-74-1	U	0.333	0.398	0.0337	0.040	mg/kg	U	1
Hexachlorobutadiene	87-68-3	U	0.333	0.398	0.0333	0.040	mg/kg	U	1
Hexachlorocyclopentadiene	77-47-4	U	0.333	0.398	0.0333	0.040	mg/kg	U	1
Hexachloroethane	67-72-1	U	0.333	0.398	0.0357	0.043	mg/kg	U	1
Indeno(1,2,3-c,d)Pyrene	193-39-5	U	0.167	0.199	0.0487	0.058	mg/kg	U	1
Isophorone	78-59-1	U	0.333	0.398	0.0540	0.064	mg/kg	U	1

XENCO laboratories

Certificate of Analytical Results 239862

nelac accredited

3TM International, Houston , TX

Koppers Wood Preserving

Sample Id: **Duplicate 1** Matrix: SOIL Sample Depth:
Lab Sample Id: **239862-128** Date Collected: Jan-09-04 00:00 Date Received: Jan-19-04 14:05

Analytical Method: **SVOAs by EPA 8270C** % Moist: 16.35 Prep Method: 3550B
Date Anal: Jan-28-04 06:56 Analyst: JBU Date Prep: Jan-21-04 15:18 Tech: JBU
Anal seq: 646791 Prep seq: 465253

Parameter	CAS Number	Result	MQL UnAdj	MQL Adj	MDL UnAdj	SQL	Units	Flag	Dil
2-Methylnaphthalene	91-57-6	U	0.167	0.199	0.0350	0.042	mg/kg	U	1
2-methylphenol	95-48-7	U	0.333	0.398	0.0415	0.050	mg/kg	U	1
3&4-Methylphenol		U	0.333	0.398	0.0675	0.081	mg/kg	U	1
Naphthalene	91-20-3	U	0.167	0.199	0.0357	0.043	mg/kg	U	1
4-Nitroaniline	100-01-6	U	0.667	0.795	0.0560	0.067	mg/kg	U	1
3-Nitroaniline	99-09-2	U	0.333	0.398	0.0709	0.085	mg/kg	U	1
2-Nitroaniline	88-74-4	U	0.333	0.398	0.0348	0.042	mg/kg	U	1
Nitrobenzene	98-95-3	U	0.333	0.398	0.0333	0.040	mg/kg	U	1
2-Nitrophenol	88-75-5	U	0.333	0.398	0.0333	0.040	mg/kg	U	1
4-Nitrophenol	100-02-7	U	0.333	0.398	0.0579	0.069	mg/kg	U	1
N-Nitrosodi-n-Propylamine	621-64-7	U	0.333	0.398	0.0333	0.040	mg/kg	U	1
N-Nitrosodiphenylamine	86-30-6	U	0.333	0.398	0.0402	0.048	mg/kg	U	1
di-n-Octyl Phthalate	117-84-0	U	0.167	0.199	0.0333	0.040	mg/kg	U	1
Pentachlorophenol	87-86-5	U	0.333	0.398	0.0474	0.057	mg/kg	U	1
Phenanthrene	85-01-8	U	0.167	0.199	0.0333	0.040	mg/kg	U	1
Phenol	108-95-2	U	0.333	0.398	0.0333	0.040	mg/kg	U	1
Pyrene	129-00-0	U	0.167	0.199	0.0380	0.045	mg/kg	U	1
Pyridine	110-86-1	U	0.333	0.398	0.1230	0.146	mg/kg	U	1
1,2,4-Trichlorobenzene	120-82-1	U	0.333	0.398	0.0333	0.040	mg/kg	U	1
2,4,6-Trichlorophenol	88-06-2	U	0.333	0.398	0.0368	0.044	mg/kg	U	1
2,4,5-Trichlorophenol	95-95-4	U	0.333	0.398	0.0333	0.040	mg/kg	U	1

Analytical Method: **Percent Moisture** % Moist: Prep Method:
Date Anal: Jan-20-04 13:14 Analyst: JUJ Date Prep: Tech: JUJ
Anal seq: 646712 Prep seq:

Parameter	CAS Number	Result	MQL UnAdj	MQL Adj	MDL UnAdj	SQL	Units	Flag	Dil
Percent Moisture		16.4					%		

XENCO Laboratories

Certificate of Analytical Results 239862

nelac accredited

3TM International, Houston , TX

Koppers Wood Preserving

Sample Id: **Duplicate 2** Matrix: SOIL Sample Depth:
Lab Sample Id: **239862-129** Date Collected: Jan-09-04 00:00 Date Received: Jan-19-04 14:05

Analytical Method: **SVOAs by EPA 8270C** % Moist: 18.57 Prep Method: 3550B
Date Anal: Jan-27-04 05:17 Analyst: JBU Date Prep: Jan-21-04 15:21 Tech: JBU
Anal seq: 646791 Prep seq: 465253

Parameter	CAS Number	Result	MQL UnAdj	MQL Adj	MDL UnAdj	SQL	Units	Flag	Dil
Acenaphthene	83-32-9	U	0.167	0.205	0.0333	0.041	mg/kg	U	1
Acenaphthylene	208-96-8	U	0.167	0.205	0.0333	0.041	mg/kg	U	1
Aniline (Phenylamine, Aminobenzene)	62-53-3	U	0.667	0.818	0.0353	0.043	mg/kg	U	1
Anthracene	120-12-7	U	0.167	0.205	0.0446	0.055	mg/kg	U	1
Benzo(a)anthracene	56-55-3	0.093	0.167	0.205	0.0333	0.041	mg/kg	J	1
Benzo(a)pyrene	50-32-8	U	0.167	0.205	0.0333	0.041	mg/kg	U	1
Benzo(b)fluoranthene	205-99-2	0.078	0.167	0.205	0.0333	0.041	mg/kg	J	1
Benzo(g,h,i)perylene	191-24-2	U	0.167	0.205	0.0333	0.041	mg/kg	U	1
Benzo(k)fluoranthene	207-08-9	U	0.167	0.205	0.0340	0.042	mg/kg	U	1
Benzoic Acid	65-85-0	U	1.00	1.23	0.2980	0.366	mg/kg	U	1
Benzyl Butyl Phthalate	85-68-7	U	0.167	0.205	0.0382	0.047	mg/kg	U	1
bis(2-chloroethoxy) methane	111-91-1	U	0.333	0.409	0.0333	0.041	mg/kg	U	1
bis(2-chloroethyl) ether	111-44-4	U	0.333	0.409	0.0333	0.041	mg/kg	U	1
bis(2-chloroisopropyl) ether	108-60-1	U	0.333	0.409	0.0455	0.056	mg/kg	U	1
bis(2-ethylhexyl) phthalate	117-81-7	U	0.167	0.205	0.0333	0.041	mg/kg	U	1
4-Bromophenyl-phenylether	101-55-3	U	0.333	0.409	0.0452	0.056	mg/kg	U	1
di-n-Butyl Phthalate	84-74-2	U	0.167	0.205	0.0333	0.041	mg/kg	U	1
4-chloro-3-methylphenol	59-50-7	U	0.333	0.409	0.0407	0.050	mg/kg	U	1
4-Chloroaniline	106-47-8	U	0.667	0.818	0.0333	0.041	mg/kg	U	1
2-Chloronaphthalene	91-58-7	U	0.333	0.409	0.0333	0.041	mg/kg	U	1
2-Chlorophenol	95-57-8	U	0.333	0.409	0.0333	0.041	mg/kg	U	1
4-Chlorophenyl Phenyl Ether	7005-72-3	U	0.333	0.409	0.0333	0.041	mg/kg	U	1
Chrysene	218-01-9	0.093	0.167	0.205	0.0333	0.041	mg/kg	J	1
Dibenz(a,h)Anthracene	53-70-3	U	0.167	0.205	0.0404	0.050	mg/kg	U	1
Dibenzofuran	132-64-9	U	0.333	0.409	0.0369	0.045	mg/kg	U	1
1,2-Dichlorobenzene	95-50-1	U	0.333	0.409	0.0333	0.041	mg/kg	U	1
1,3-Dichlorobenzene	541-73-1	U	0.333	0.409	0.0333	0.041	mg/kg	U	1
1,4-Dichlorobenzene	106-46-7	U	0.333	0.409	0.0376	0.046	mg/kg	U	1
3,3-Dichlorobenzidine	91-94-1	U	0.333	0.409	0.0637	0.078	mg/kg	U	1
2,4-Dichlorophenol	120-83-2	U	0.333	0.409	0.0333	0.041	mg/kg	U	1
Diethyl Phthalate	84-66-2	U	0.167	0.205	0.0333	0.041	mg/kg	U	1
Dimethyl Phthalate	131-11-3	U	0.167	0.205	0.0379	0.047	mg/kg	U	1
2,4-Dimethylphenol	105-67-9	U	0.333	0.409	0.0333	0.041	mg/kg	U	1
4,6-dinitro-2-methyl phenol	534-52-1	U	0.333	0.409	0.0377	0.046	mg/kg	U	1
2,4-Dinitrophenol	51-28-5	U	0.333	0.409	0.0333	0.041	mg/kg	U	1
2,4-Dinitrotoluene	121-14-2	U	0.333	0.409	0.0436	0.054	mg/kg	U	1
2,6-Dinitrotoluene	606-20-2	U	0.333	0.409	0.0333	0.041	mg/kg	U	1
Fluoranthene	206-44-0	U	0.167	0.205	0.0367	0.045	mg/kg	U	1
Fluorene	86-73-7	U	0.167	0.205	0.0333	0.041	mg/kg	U	1
Hexachlorobenzene	118-74-1	U	0.333	0.409	0.0337	0.041	mg/kg	U	1
Hexachlorobutadiene	87-68-3	U	0.333	0.409	0.0333	0.041	mg/kg	U	1
Hexachlorocyclopentadiene	77-47-4	U	0.333	0.409	0.0333	0.041	mg/kg	U	1
Hexachloroethane	67-72-1	U	0.333	0.409	0.0357	0.044	mg/kg	U	1
Indeno(1,2,3-c,d)Pyrene	193-39-5	U	0.167	0.205	0.0487	0.060	mg/kg	U	1
Isophorone	78-59-1	U	0.333	0.409	0.0540	0.066	mg/kg	U	1

Certificate of Analytical Results 239862

3TM International, Houston , TX

Koppers Wood Preserving

Sample Id: **Duplicate 2** Matrix: SOIL Sample Depth:
Lab Sample Id: **239862-129** Date Collected: Jan-09-04 00:00 Date Received: Jan-19-04 14:05

Analytical Method: **SVOAs by EPA 8270C** % Moist: 18.57 Prep Method: 3550B
Date Anal: Jan-27-04 05:17 Analyst: JBU Date Prep: Jan-21-04 15:21 Tech: JBU
Anal seq: 646791 Prep seq: 465253

Parameter	CAS Number	Result	MQL UnAdj	MQL Adj	MDL UnAdj	SQL	Units	Flag	Dil
2-Methylnaphthalene	91-57-6	U	0.167	0.205	0.0350	0.043	mg/kg	U	1
2-methylphenol	95-48-7	U	0.333	0.409	0.0415	0.051	mg/kg	U	1
3&4-Methylphenol		U	0.333	0.409	0.0675	0.083	mg/kg	U	1
Naphthalene	91-20-3	U	0.167	0.205	0.0357	0.044	mg/kg	U	1
4-Nitroaniline	100-01-6	U	0.667	0.818	0.0560	0.069	mg/kg	U	1
3-Nitroaniline	99-09-2	U	0.333	0.409	0.0709	0.087	mg/kg	U	1
2-Nitroaniline	88-74-4	U	0.333	0.409	0.0348	0.043	mg/kg	U	1
Nitrobenzene	98-95-3	U	0.333	0.409	0.0333	0.041	mg/kg	U	1
2-Nitrophenol	88-75-5	U	0.333	0.409	0.0333	0.041	mg/kg	U	1
4-Nitrophenol	100-02-7	U	0.333	0.409	0.0579	0.071	mg/kg	U	1
N-Nitrosodi-n-Propylamine	621-64-7	U	0.333	0.409	0.0333	0.041	mg/kg	U	1
N-Nitrosodiphenylamine	86-30-6	U	0.333	0.409	0.0402	0.049	mg/kg	U	1
di-n-Octyl Phthalate	117-84-0	U	0.167	0.205	0.0333	0.041	mg/kg	U	1
Pentachlorophenol	87-86-5	U	0.333	0.409	0.0474	0.058	mg/kg	U	1
Phenanthrene	85-01-8	U	0.167	0.205	0.0333	0.041	mg/kg	U	1
Phenol	108-95-2	U	0.333	0.409	0.0333	0.041	mg/kg	U	1
Pyrene	129-00-0	0.084	0.167	0.205	0.0380	0.047	mg/kg	J	1
Pyridine	110-86-1	U	0.333	0.409	0.1230	0.151	mg/kg	U	1
1,2,4-Trichlorobenzene	120-82-1	U	0.333	0.409	0.0333	0.041	mg/kg	U	1
2,4,6-Trichlorophenol	88-06-2	U	0.333	0.409	0.0368	0.045	mg/kg	U	1
2,4,5-Trichlorophenol	95-95-4	U	0.333	0.409	0.0333	0.041	mg/kg	U	1

Analytical Method: **Percent Moisture** % Moist: Prep Method:
Date Anal: Jan-20-04 13:16 Analyst: JUJ Date Prep: Tech: JUJ
Anal seq: 646712 Prep seq:

Parameter	CAS Number	Result	MQL UnAdj	MQL Adj	MDL UnAdj	SQL	Units	Flag	Dil
Percent Moisture		18.6					%		

Certificate of Analytical Results 239862

3TM International, Houston , TX

Koppers Wood Preserving

Sample Id: **3TM-KP-DS-BB-3A MS/MSD (0-** Matrix: SOIL Sample Depth: 0 - 3 ft
Lab Sample Id: **239862-130** Date Collected: Jan-11-04 09:50 Date Received: Jan-19-04 14:05

Analytical Method: **SVOAs by EPA 8270C** % Moist: 19.85 Prep Method: 3550B
Date Anal: Jan-28-04 04:38 Analyst: JBU Date Prep: Jan-21-04 11:00 Tech: JBU
Anal seq: 647001 Prep seq: 465247

Parameter	CAS Number	Result	MQL UnAdj	MQL Adj	MDL UnAdj	SQL	Units	Flag	Dil
Acenaphthene	83-32-9	U	0.167	0.208	0.0333	0.042	mg/kg	U	1
Acenaphthylene	208-96-8	U	0.167	0.208	0.0333	0.042	mg/kg	U	1
Aniline (Phenylamine, Aminobenzene)	62-53-3	U	0.667	0.831	0.0353	0.044	mg/kg	U	1
Anthracene	120-12-7	U	0.167	0.208	0.0446	0.056	mg/kg	U	1
Benzo(a)anthracene	56-55-3	U	0.167	0.208	0.0333	0.042	mg/kg	U	1
Benzo(a)pyrene	50-32-8	U	0.167	0.208	0.0333	0.042	mg/kg	U	1
Benzo(b)fluoranthene	205-99-2	U	0.167	0.208	0.0333	0.042	mg/kg	U	1
Benzo(g,h,i)perylene	191-24-2	U	0.167	0.208	0.0333	0.042	mg/kg	U	1
Benzo(k)fluoranthene	207-08-9	U	0.167	0.208	0.0340	0.042	mg/kg	U	1
Benzoic Acid	65-85-0	U	1.00	1.25	0.2980	0.372	mg/kg	U	1
Benzyl Butyl Phthalate	85-68-7	U	0.167	0.208	0.0382	0.048	mg/kg	U	1
bis(2-chloroethoxy) methane	111-91-1	U	0.333	0.416	0.0333	0.042	mg/kg	U	1
bis(2-chloroethyl) ether	111-44-4	U	0.333	0.416	0.0333	0.042	mg/kg	U	1
bis(2-chloroisopropyl) ether	108-60-1	U	0.333	0.416	0.0455	0.057	mg/kg	U	1
bis(2-ethylhexyl) phthalate	117-81-7	U	0.167	0.208	0.0333	0.042	mg/kg	U	1
4-Bromophenyl-phenylether	101-55-3	U	0.333	0.416	0.0452	0.056	mg/kg	U	1
di-n-Butyl Phthalate	84-74-2	U	0.167	0.208	0.0333	0.042	mg/kg	U	1
4-chloro-3-methylphenol	59-50-7	U	0.333	0.416	0.0407	0.051	mg/kg	U	1
4-Chloroaniline	106-47-8	U	0.667	0.831	0.0333	0.042	mg/kg	U	1
2-Chloronaphthalene	91-58-7	U	0.333	0.416	0.0333	0.042	mg/kg	U	1
2-Chlorophenol	95-57-8	U	0.333	0.416	0.0333	0.042	mg/kg	U	1
4-Chlorophenyl Phenyl Ether	7005-72-3	U	0.333	0.416	0.0333	0.042	mg/kg	U	1
Chrysene	218-01-9	U	0.167	0.208	0.0333	0.042	mg/kg	U	1
Dibenz(a,h)Anthracene	53-70-3	U	0.167	0.208	0.0404	0.050	mg/kg	U	1
Dibenzofuran	132-64-9	U	0.333	0.416	0.0369	0.046	mg/kg	U	1
1,2-Dichlorobenzene	95-50-1	U	0.333	0.416	0.0333	0.042	mg/kg	U	1
1,3-Dichlorobenzene	541-73-1	U	0.333	0.416	0.0333	0.042	mg/kg	U	1
1,4-Dichlorobenzene	106-46-7	U	0.333	0.416	0.0376	0.047	mg/kg	U	1
3,3-Dichlorobenzidine	91-94-1	U	0.333	0.416	0.0637	0.079	mg/kg	U	1
2,4-Dichlorophenol	120-83-2	U	0.333	0.416	0.0333	0.042	mg/kg	U	1
Diethyl Phthalate	84-66-2	U	0.167	0.208	0.0333	0.042	mg/kg	U	1
Dimethyl Phthalate	131-11-3	U	0.167	0.208	0.0379	0.047	mg/kg	U	1
2,4-Dimethylphenol	105-67-9	U	0.333	0.416	0.0333	0.042	mg/kg	U	1
4,6-dinitro-2-methyl phenol	534-52-1	U	0.333	0.416	0.0377	0.047	mg/kg	U	1
2,4-Dinitrophenol	51-28-5	U	0.333	0.416	0.0333	0.042	mg/kg	U	1
2,4-Dinitrotoluene	121-14-2	U	0.333	0.416	0.0436	0.054	mg/kg	U	1
2,6-Dinitrotoluene	606-20-2	U	0.333	0.416	0.0333	0.042	mg/kg	U	1
Fluoranthene	206-44-0	U	0.167	0.208	0.0367	0.046	mg/kg	U	1
Fluorene	86-73-7	U	0.167	0.208	0.0333	0.042	mg/kg	U	1
Hexachlorobenzene	118-74-1	U	0.333	0.416	0.0337	0.042	mg/kg	U	1
Hexachlorobutadiene	87-68-3	U	0.333	0.416	0.0333	0.042	mg/kg	U	1
Hexachlorocyclopentadiene	77-47-4	U	0.333	0.416	0.0333	0.042	mg/kg	U	1
Hexachloroethane	67-72-1	U	0.333	0.416	0.0357	0.045	mg/kg	U	1
Indeno(1,2,3-c,d)Pyrene	193-39-5	U	0.167	0.208	0.0487	0.061	mg/kg	U	1
Isophorone	78-59-1	U	0.333	0.416	0.0540	0.067	mg/kg	U	1

Certificate of Analytical Results 239862

3TM International, Houston , TX

Koppers Wood Preserving

Sample Id: **3TM-KP-DS-BB-3A MS/MSD (0-** Matrix: SOIL Sample Depth: 0 - 3 ft
Lab Sample Id: **239862-130** Date Collected: Jan-11-04 09:50 Date Received: Jan-19-04 14:05

Analytical Method: **SVOAs by EPA 8270C** % Moist: 19.85 Prep Method: 3550B
Date Anal: Jan-28-04 04:38 Analyst: JBU Date Prep: Jan-21-04 11:00 Tech: JBU
Anal seq: 647001 Prep seq: 465247

Parameter	CAS Number	Result	MQL UnAdj	MQL Adj	MDL UnAdj	SQL	Units	Flag	Dil
2-Methylnaphthalene	91-57-6	U	0.167	0.208	0.0350	0.044	mg/kg	U	1
2-methylphenol	95-48-7	U	0.333	0.416	0.0415	0.052	mg/kg	U	1
3&4-Methylphenol		U	0.333	0.416	0.0675	0.084	mg/kg	U	1
Naphthalene	91-20-3	U	0.167	0.208	0.0357	0.045	mg/kg	U	1
4-Nitroaniline	100-01-6	U	0.667	0.831	0.0560	0.070	mg/kg	U	1
3-Nitroaniline	99-09-2	U	0.333	0.416	0.0709	0.088	mg/kg	U	1
2-Nitroaniline	88-74-4	U	0.333	0.416	0.0348	0.043	mg/kg	U	1
Nitrobenzene	98-95-3	U	0.333	0.416	0.0333	0.042	mg/kg	U	1
2-Nitrophenol	88-75-5	U	0.333	0.416	0.0333	0.042	mg/kg	U	1
4-Nitrophenol	100-02-7	U	0.333	0.416	0.0579	0.072	mg/kg	U	1
N-Nitrosodi-n-Propylamine	621-64-7	U	0.333	0.416	0.0333	0.042	mg/kg	U	1
N-Nitrosodiphenylamine	86-30-6	U	0.333	0.416	0.0402	0.050	mg/kg	U	1
di-n-Octyl Phthalate	117-84-0	U	0.167	0.208	0.0333	0.042	mg/kg	U	1
Pentachlorophenol	87-86-5	U	0.333	0.416	0.0474	0.059	mg/kg	U	1
Phenanthrene	85-01-8	U	0.167	0.208	0.0333	0.042	mg/kg	U	1
Phenol	108-95-2	U	0.333	0.416	0.0333	0.042	mg/kg	U	1
Pyrene	129-00-0	U	0.167	0.208	0.0380	0.047	mg/kg	U	1
Pyridine	110-86-1	U	0.333	0.416	0.1230	0.153	mg/kg	U	1
1,2,4-Trichlorobenzene	120-82-1	U	0.333	0.416	0.0333	0.042	mg/kg	U	1
2,4,6-Trichlorophenol	88-06-2	U	0.333	0.416	0.0368	0.046	mg/kg	U	1
2,4,5-Trichlorophenol	95-95-4	U	0.333	0.416	0.0333	0.042	mg/kg	U	1

Analytical Method: **Percent Moisture** % Moist: Prep Method:
Date Anal: Jan-20-04 13:18 Analyst: JUJ Date Prep: Tech: JUJ
Anal seq: 646712 Prep seq:

Parameter	CAS Number	Result	MQL UnAdj	MQL Adj	MDL UnAdj	SQL	Units	Flag	Dil
Percent Moisture		19.9					%		

XENCO Laboratories

Certificate of Analytical Results 239862

nelac accredited

3TM International, Houston , TX

Koppers Wood Preserving

Sample Id: 3TM-KP-DS-BB-7A MS/MSD (0- Matrix: SOIL Sample Depth: 0 - 3 ft
Lab Sample Id: 239862-131 Date Collected: Jan-13-04 10:20 Date Received: Jan-19-04 14:05

Analytical Method: SVOAs by EPA 8270C % Moist: 18.24 Prep Method: 3550B
Date Anal: Jan-27-04 05:59 Analyst: JBU Date Prep: Jan-21-04 15:27 Tech: JBU
Anal seq: 646791 Prep seq: 465253

Parameter	CAS Number	Result	MQL UnAdj	MQL Adj	MDL UnAdj	SQL	Units	Flag	Dil
Acenaphthene	83-32-9	U	0.167	0.204	0.0333	0.041	mg/kg	U	1
Acenaphthylene	208-96-8	U	0.167	0.204	0.0333	0.041	mg/kg	U	1
Aniline (Phenylamine, Aminobenzene)	62-53-3	U	0.667	0.815	0.0353	0.043	mg/kg	U	1
Anthracene	120-12-7	U	0.167	0.204	0.0446	0.055	mg/kg	U	1
Benzo(a)anthracene	56-55-3	0.052	0.167	0.204	0.0333	0.041	mg/kg	J	1
Benzo(a)pyrene	50-32-8	U	0.167	0.204	0.0333	0.041	mg/kg	U	1
Benzo(b)fluoranthene	205-99-2	0.075	0.167	0.204	0.0333	0.041	mg/kg	J	1
Benzo(g,h,i)perylene	191-24-2	U	0.167	0.204	0.0333	0.041	mg/kg	U	1
Benzo(k)fluoranthene	207-08-9	U	0.167	0.204	0.0340	0.042	mg/kg	U	1
Benzoic Acid	65-85-0	U	1.00	1.22	0.2980	0.365	mg/kg	U	1
Benzyl Butyl Phthalate	85-68-7	U	0.167	0.204	0.0382	0.047	mg/kg	U	1
bis(2-chloroethoxy) methane	111-91-1	U	0.333	0.408	0.0333	0.041	mg/kg	U	1
bis(2-chloroethyl) ether	111-44-4	U	0.333	0.408	0.0333	0.041	mg/kg	U	1
bis(2-chloroisopropyl) ether	108-60-1	U	0.333	0.408	0.0455	0.056	mg/kg	U	1
bis(2-ethylhexyl) phthalate	117-81-7	0.106	0.167	0.204	0.0333	0.041	mg/kg	J	1
4-Bromophenyl-phenylether	101-55-3	U	0.333	0.408	0.0452	0.055	mg/kg	U	1
di-n-Butyl Phthalate	84-74-2	U	0.167	0.204	0.0333	0.041	mg/kg	U	1
4-chloro-3-methylphenol	59-50-7	U	0.333	0.408	0.0407	0.050	mg/kg	U	1
4-Chloroaniline	106-47-8	U	0.667	0.815	0.0333	0.041	mg/kg	U	1
2-Chloronaphthalene	91-58-7	U	0.333	0.408	0.0333	0.041	mg/kg	U	1
2-Chlorophenol	95-57-8	U	0.333	0.408	0.0333	0.041	mg/kg	U	1
4-Chlorophenyl Phenyl Ether	7005-72-3	U	0.333	0.408	0.0333	0.041	mg/kg	U	1
Chrysene	218-01-9	U	0.167	0.204	0.0333	0.041	mg/kg	U	1
Dibenz(a,h)Anthracene	53-70-3	U	0.167	0.204	0.0404	0.049	mg/kg	U	1
Dibenzofuran	132-64-9	U	0.333	0.408	0.0369	0.045	mg/kg	U	1
1,2-Dichlorobenzene	95-50-1	U	0.333	0.408	0.0333	0.041	mg/kg	U	1
1,3-Dichlorobenzene	541-73-1	U	0.333	0.408	0.0333	0.041	mg/kg	U	1
1,4-Dichlorobenzene	106-46-7	U	0.333	0.408	0.0376	0.046	mg/kg	U	1
3,3-Dichlorobenzidine	91-94-1	U	0.333	0.408	0.0637	0.078	mg/kg	U	1
2,4-Dichlorophenol	120-83-2	U	0.333	0.408	0.0333	0.041	mg/kg	U	1
Diethyl Phthalate	84-66-2	U	0.167	0.204	0.0333	0.041	mg/kg	U	1
Dimethyl Phthalate	131-11-3	U	0.167	0.204	0.0379	0.046	mg/kg	U	1
2,4-Dimethylphenol	105-67-9	U	0.333	0.408	0.0333	0.041	mg/kg	U	1
4,6-dinitro-2-methyl phenol	534-52-1	U	0.333	0.408	0.0377	0.046	mg/kg	U	1
2,4-Dinitrophenol	51-28-5	U	0.333	0.408	0.0333	0.041	mg/kg	U	1
2,4-Dinitrotoluene	121-14-2	U	0.333	0.408	0.0436	0.053	mg/kg	U	1
2,6-Dinitrotoluene	606-20-2	U	0.333	0.408	0.0333	0.041	mg/kg	U	1
Fluoranthene	206-44-0	U	0.167	0.204	0.0367	0.045	mg/kg	U	1
Fluorene	86-73-7	U	0.167	0.204	0.0333	0.041	mg/kg	U	1
Hexachlorobenzene	118-74-1	U	0.333	0.408	0.0337	0.041	mg/kg	U	1
Hexachlorobutadiene	87-68-3	U	0.333	0.408	0.0333	0.041	mg/kg	U	1
Hexachlorocyclopentadiene	77-47-4	U	0.333	0.408	0.0333	0.041	mg/kg	U	1
Hexachloroethane	67-72-1	U	0.333	0.408	0.0357	0.044	mg/kg	U	1
Indeno(1,2,3-c,d)Pyrene	193-39-5	U	0.167	0.204	0.0487	0.060	mg/kg	U	1
Isophorone	78-59-1	U	0.333	0.408	0.0540	0.066	mg/kg	U	1

XENCO laboratories

Certificate of Analytical Results 239862

nelac accredited

3TM International, Houston , TX

Koppers Wood Preserving

Sample Id: 3TM-KP-DS-BB-7A MS/MSD (0- Matrix: SOIL Sample Depth: 0 - 3 ft
Lab Sample Id: 239862-131 Date Collected: Jan-13-04 10:20 Date Received: Jan-19-04 14:05

Analytical Method: SVOAs by EPA 8270C % Moist: 18.24 Prep Method: 3550B
Date Anal: Jan-27-04 05:59 Analyst: JBU Date Prep: Jan-21-04 15:27 Tech: JBU
Anal seq: 646791 Prep seq: 465253

Parameter	CAS Number	Result	MQL UnAdj	MQL Adj	MDL UnAdj	SQL	Units	Flag	Dil
2-Methylnaphthalene	91-57-6	U	0.167	0.204	0.0350	0.043	mg/kg	U	1
2-methylphenol	95-48-7	U	0.333	0.408	0.0415	0.051	mg/kg	U	1
3&4-Methylphenol		U	0.333	0.408	0.0675	0.083	mg/kg	U	1
Naphthalene	91-20-3	U	0.167	0.204	0.0357	0.044	mg/kg	U	1
4-Nitroaniline	100-01-6	U	0.667	0.815	0.0560	0.069	mg/kg	U	1
3-Nitroaniline	99-09-2	U	0.333	0.408	0.0709	0.087	mg/kg	U	1
2-Nitroaniline	88-74-4	U	0.333	0.408	0.0348	0.043	mg/kg	U	1
Nitrobenzene	98-95-3	U	0.333	0.408	0.0333	0.041	mg/kg	U	1
2-Nitrophenol	88-75-5	U	0.333	0.408	0.0333	0.041	mg/kg	U	1
4-Nitrophenol	100-02-7	U	0.333	0.408	0.0579	0.071	mg/kg	U	1
N-Nitrosodi-n-Propylamine	621-64-7	U	0.333	0.408	0.0333	0.041	mg/kg	U	1
N-Nitrosodiphenylamine	86-30-6	U	0.333	0.408	0.0402	0.049	mg/kg	U	1
di-n-Octyl Phthalate	117-84-0	U	0.167	0.204	0.0333	0.041	mg/kg	U	1
Pentachlorophenol	87-86-5	U	0.333	0.408	0.0474	0.058	mg/kg	U	1
Phenanthrene	85-01-8	U	0.167	0.204	0.0333	0.041	mg/kg	U	1
Phenol	108-95-2	U	0.333	0.408	0.0333	0.041	mg/kg	U	1
Pyrene	129-00-0	U	0.167	0.204	0.0380	0.047	mg/kg	U	1
Pyridine	110-86-1	U	0.333	0.408	0.1230	0.150	mg/kg	U	1
1,2,4-Trichlorobenzene	120-82-1	U	0.333	0.408	0.0333	0.041	mg/kg	U	1
2,4,6-Trichlorophenol	88-06-2	U	0.333	0.408	0.0368	0.045	mg/kg	U	1
2,4,5-Trichlorophenol	95-95-4	U	0.333	0.408	0.0333	0.041	mg/kg	U	1

Analytical Method: Percent Moisture % Moist: Prep Method:
Date Anal: Jan-20-04 13:20 Analyst: JUJ Date Prep: Tech: JUJ
Anal seq: 646712 Prep seq:

Parameter	CAS Number	Result	MQL UnAdj	MQL Adj	MDL UnAdj	SQL	Units	Flag	Dil
Percent Moisture		18.2					%		

Certificate of Analytical Results 239862

3TM International, Houston , TX

Koppers Wood Preserving

Sample Id: **465214-1-BLK**	Matrix: WATER	Sample Depth:	
Lab Sample Id: **465214-1-BLK**	Date Collected:	Date Received: Jan-19-04 14:05	

Analytical Method: **SVOAs by EPA 8270C**		% Moist:	Prep Method: 3510C
Date Anal: Jan-21-04 10:29	Analyst: MAD	Date Prep: Jan-20-04 09:00	Tech: MAD
Anal seq: 646783		Prep seq: 465214	

Parameter	CAS Number	Result	MQL UnAdj	MQL Adj	MDL UnAdj	SQL	Units	Flag	Dil
Acenaphthene	83-32-9	U	0.005	0.005	0.0010	0.001	mg/L	U	1
Acenaphthylene	208-96-8	U	0.005	0.005	0.0010	0.001	mg/L	U	1
Aniline (Phenylamine, Aminobenzene)	62-53-3	U	0.020	0.020	0.0010	0.001	mg/L	U	1
Anthracene	120-12-7	U	0.005	0.005	0.0010	0.001	mg/L	U	1
Benzo(a)anthracene	56-55-3	U	0.005	0.005	0.0010	0.001	mg/L	U	1
Benzo(a)pyrene	50-32-8	U	0.005	0.005	0.0010	0.001	mg/L	U	1
Benzo(b)fluoranthene	205-99-2	U	0.005	0.005	0.0010	0.001	mg/L	U	1
Benzo(g,h,i)perylene	191-24-2	U	0.005	0.005	0.0010	0.001	mg/L	U	1
Benzo(k)fluoranthene	207-08-9	U	0.005	0.005	0.0010	0.001	mg/L	U	1
Benzoic Acid	65-85-0	U	0.030	0.030	0.0095	0.009	mg/L	U	1
Benzyl Butyl Phthalate	85-68-7	U	0.005	0.005	0.0010	0.001	mg/L	U	1
bis(2-chloroethoxy) methane	111-91-1	U	0.010	0.010	0.0010	0.001	mg/L	U	1
bis(2-chloroethyl) ether	111-44-4	U	0.010	0.010	0.0010	0.001	mg/L	U	1
bis(2-chloroisopropyl) ether	108-60-1	U	0.010	0.010	0.0010	0.001	mg/L	U	1
bis(2-ethylhexyl) phthalate	117-81-7	U	0.005	0.005	0.0010	0.001	mg/L	U	1
4-Bromophenyl-phenylether	101-55-3	U	0.010	0.010	0.0010	0.001	mg/L	U	1
di-n-Butyl Phthalate	84-74-2	U	0.005	0.005	0.0026	0.003	mg/L	U	1
4-chloro-3-methylphenol	59-50-7	U	0.010	0.010	0.0011	0.001	mg/L	U	1
4-Chloroaniline	106-47-8	U	0.020	0.020	0.0010	0.001	mg/L	U	1
2-Chloronaphthalene	91-58-7	U	0.010	0.010	0.0010	0.001	mg/L	U	1
2-Chlorophenol	95-57-8	U	0.010	0.010	0.0010	0.001	mg/L	U	1
4-Chlorophenyl Phenyl Ether	7005-72-3	U	0.010	0.010	0.0010	0.001	mg/L	U	1
Chrysene	218-01-9	U	0.005	0.005	0.0010	0.001	mg/L	U	1
Dibenz(a,h)Anthracene	53-70-3	U	0.005	0.005	0.0010	0.001	mg/L	U	1
Dibenzofuran	132-64-9	U	0.010	0.010	0.0010	0.001	mg/L	U	1
1,2-Dichlorobenzene	95-50-1	U	0.010	0.010	0.0010	0.001	mg/L	U	1
1,3-Dichlorobenzene	541-73-1	U	0.010	0.010	0.0010	0.001	mg/L	U	1
1,4-Dichlorobenzene	106-46-7	U	0.010	0.010	0.0010	0.001	mg/L	U	1
3,3-Dichlorobenzidine	91-94-1	U	0.010	0.010	0.0020	0.002	mg/L	U	1
2,4-Dichlorophenol	120-83-2	U	0.010	0.010	0.0010	0.001	mg/L	U	1
Diethyl Phthalate	84-66-2	U	0.005	0.005	0.0010	0.001	mg/L	U	1
Dimethyl Phthalate	131-11-3	U	0.005	0.005	0.0010	0.001	mg/L	U	1
2,4-Dimethylphenol	105-67-9	U	0.010	0.010	0.0011	0.001	mg/L	U	1
4,6-dinitro-2-methyl phenol	534-52-1	U	0.010	0.010	0.0012	0.001	mg/L	U	1
2,4-Dinitrophenol	51-28-5	U	0.010	0.010	0.0010	0.001	mg/L	U	1
2,4-Dinitrotoluene	121-14-2	U	0.010	0.010	0.0010	0.001	mg/L	U	1
2,6-Dinitrotoluene	606-20-2	U	0.010	0.010	0.0010	0.001	mg/L	U	1
Fluoranthene	206-44-0	U	0.005	0.005	0.0010	0.001	mg/L	U	1
Fluorene	86-73-7	U	0.005	0.005	0.0010	0.001	mg/L	U	1
Hexachlorobenzene	118-74-1	U	0.010	0.010	0.0010	0.001	mg/L	U	1
Hexachlorobutadiene	87-68-3	U	0.005	0.005	0.0010	0.001	mg/L	U	1
Hexachlorocyclopentadiene	77-47-4	U	0.010	0.010	0.0010	0.001	mg/L	U	1
Hexachloroethane	67-72-1	U	0.010	0.010	0.0010	0.001	mg/L	U	1
Indeno(1,2,3-c,d)Pyrene	193-39-5	U	0.005	0.005	0.0010	0.001	mg/L	U	1
Isophorone	78-59-1	U	0.010	0.010	0.0013	0.001	mg/L	U	1

Certificate of Analytical Results 239862

3TM International, Houston , TX

Koppers Wood Preserving

Sample Id: **465214-1-BLK** Matrix: WATER Sample Depth:

Lab Sample Id: **465214-1-BLK** Date Collected: Date Received: Jan-19-04 14:05

Analytical Method: **SVOAs by EPA 8270C** % Moist: Prep Method: 3510C

Date Anal: Jan-21-04 10:29 Analyst: MAD Date Prep: Jan-20-04 09:00 Tech: MAD

Anal seq: 646783 Prep seq: 465214

Parameter	CAS Number	Result	MQL UnAdj	MQL Adj	MDL UnAdj	SQL	Units	Flag	Dil
2-Methylnaphthalene	91-57-6	U	0.005	0.005	0.0011	0.001	mg/L	U	1
2-methylphenol	95-48-7	U	0.010	0.010	0.0013	0.001	mg/L	U	1
3&4-Methylphenol		U	0.010	0.010	0.0015	0.002	mg/L	U	1
Naphthalene	91-20-3	U	0.005	0.005	0.0010	0.001	mg/L	U	1
4-Nitroaniline	100-01-6	U	0.020	0.020	0.0011	0.001	mg/L	U	1
3-Nitroaniline	99-09-2	U	0.010	0.010	0.0021	0.002	mg/L	U	1
2-Nitroaniline	88-74-4	U	0.007	0.007	0.0010	0.001	mg/L	U	1
Nitrobenzene	98-95-3	U	0.010	0.010	0.0010	0.001	mg/L	U	1
2-Nitrophenol	88-75-5	U	0.010	0.010	0.0010	0.001	mg/L	U	1
4-Nitrophenol	100-02-7	U	0.010	0.010	0.0010	0.001	mg/L	U	1
N-Nitrosodi-n-Propylamine	621-64-7	U	0.010	0.010	0.0010	0.001	mg/L	U	1
N-Nitrosodiphenylamine	86-30-6	U	0.010	0.010	0.0017	0.002	mg/L	U	1
di-n-Octyl Phthalate	117-84-0	U	0.005	0.005	0.0010	0.001	mg/L	U	1
Pentachlorophenol	87-86-5	U	0.010	0.010	0.0010	0.001	mg/L	U	1
Phenanthrene	85-01-8	U	0.005	0.005	0.0012	0.001	mg/L	U	1
Phenol	108-95-2	U	0.010	0.010	0.0010	0.001	mg/L	U	1
Pyrene	129-00-0	U	0.005	0.005	0.0010	0.001	mg/L	U	1
Pyridine	110-86-1	U	0.010	0.010	0.0035	0.004	mg/L	U	1
1,2,4-Trichlorobenzene	120-82-1	U	0.010	0.010	0.0010	0.001	mg/L	U	1
2,4,6-Trichlorophenol	88-06-2	U	0.010	0.010	0.0010	0.001	mg/L	U	1
2,4,5-Trichlorophenol	95-95-4	U	0.010	0.010	0.0010	0.001	mg/L	U	1

Certificate of Analytical Results 239862

3TM International, Houston , TX

Koppers Wood Preserving

Sample Id: **465223-1-BLK**	Matrix: SOLID	Sample Depth:
Lab Sample Id: **465223-1-BLK**	Date Collected:	Date Received: Jan-19-04 14:05

Analytical Method: **SVOAs by EPA 8270C**		% Moist:	Prep Method: 3550B
Date Anal: Jan-21-04 16:00	Analyst: MAD	Date Prep: Jan-20-04 08:36	Tech: MAD
Anal seq: 646779		Prep seq: 465223	

Parameter	CAS Number	Result	MQL UnAdj	MQL Adj	MDL UnAdj	SQL	Units	Flag	Dil
Acenaphthene	83-32-9	U	0.167	0.167	0.0333	0.033	mg/kg	U	1
Acenaphthylene	208-96-8	U	0.167	0.167	0.0333	0.033	mg/kg	U	1
Aniline (Phenylamine, Aminobenzene)	62-53-3	U	0.667	0.667	0.0353	0.035	mg/kg	U	1
Anthracene	120-12-7	U	0.167	0.167	0.0446	0.045	mg/kg	U	1
Benzo(a)anthracene	56-55-3	U	0.167	0.167	0.0333	0.033	mg/kg	U	1
Benzo(a)pyrene	50-32-8	U	0.167	0.167	0.0333	0.033	mg/kg	U	1
Benzo(b)fluoranthene	205-99-2	U	0.167	0.167	0.0333	0.033	mg/kg	U	1
Benzo(g,h,i)perylene	191-24-2	U	0.167	0.167	0.0333	0.033	mg/kg	U	1
Benzo(k)fluoranthene	207-08-9	U	0.167	0.167	0.0340	0.034	mg/kg	U	1
Benzoic Acid	65-85-0	U	1.00	1.00	0.2980	0.298	mg/kg	U	1
Benzyl Butyl Phthalate	85-68-7	U	0.167	0.167	0.0382	0.038	mg/kg	U	1
bis(2-chloroethoxy) methane	111-91-1	U	0.333	0.333	0.0333	0.033	mg/kg	U	1
bis(2-chloroethyl) ether	111-44-4	U	0.333	0.333	0.0333	0.033	mg/kg	U	1
bis(2-chloroisopropyl) ether	108-60-1	U	0.333	0.333	0.0455	0.046	mg/kg	U	1
bis(2-ethylhexyl) phthalate	117-81-7	U	0.167	0.167	0.0333	0.033	mg/kg	U	1
4-Bromophenyl-phenylether	101-55-3	U	0.333	0.333	0.0452	0.045	mg/kg	U	1
di-n-Butyl Phthalate	84-74-2	U	0.167	0.167	0.0333	0.033	mg/kg	U	1
4-chloro-3-methylphenol	59-50-7	U	0.333	0.333	0.0407	0.041	mg/kg	U	1
4-Chloroaniline	106-47-8	U	0.667	0.667	0.0333	0.033	mg/kg	U	1
2-Chloronaphthalene	91-58-7	U	0.333	0.333	0.0333	0.033	mg/kg	U	1
2-Chlorophenol	95-57-8	U	0.333	0.333	0.0333	0.033	mg/kg	U	1
4-Chlorophenyl Phenyl Ether	7005-72-3	U	0.333	0.333	0.0333	0.033	mg/kg	U	1
Chrysene	218-01-9	U	0.167	0.167	0.0333	0.033	mg/kg	U	1
Dibenz(a,h)Anthracene	53-70-3	U	0.167	0.167	0.0404	0.040	mg/kg	U	1
Dibenzofuran	132-64-9	U	0.333	0.333	0.0369	0.037	mg/kg	U	1
1,2-Dichlorobenzene	95-50-1	U	0.333	0.333	0.0333	0.033	mg/kg	U	1
1,3-Dichlorobenzene	541-73-1	U	0.333	0.333	0.0333	0.033	mg/kg	U	1
1,4-Dichlorobenzene	106-46-7	U	0.333	0.333	0.0376	0.038	mg/kg	U	1
3,3-Dichlorobenzidine	91-94-1	U	0.333	0.333	0.0637	0.064	mg/kg	U	1
2,4-Dichlorophenol	120-83-2	U	0.333	0.333	0.0333	0.033	mg/kg	U	1
Diethyl Phthalate	84-66-2	U	0.167	0.167	0.0333	0.033	mg/kg	U	1
Dimethyl Phthalate	131-11-3	U	0.167	0.167	0.0379	0.038	mg/kg	U	1
2,4-Dimethylphenol	105-67-9	U	0.333	0.333	0.0333	0.033	mg/kg	U	1
4,6-dinitro-2-methyl phenol	534-52-1	U	0.333	0.333	0.0377	0.038	mg/kg	U	1
2,4-Dinitrophenol	51-28-5	U	0.333	0.333	0.0333	0.033	mg/kg	U	1
2,4-Dinitrotoluene	121-14-2	U	0.333	0.333	0.0436	0.044	mg/kg	U	1
2,6-Dinitrotoluene	606-20-2	U	0.333	0.333	0.0333	0.033	mg/kg	U	1
Fluoranthene	206-44-0	U	0.167	0.167	0.0367	0.037	mg/kg	U	1
Fluorene	86-73-7	U	0.167	0.167	0.0333	0.033	mg/kg	U	1
Hexachlorobenzene	118-74-1	U	0.333	0.333	0.0337	0.034	mg/kg	U	1
Hexachlorobutadiene	87-68-3	U	0.333	0.333	0.0333	0.033	mg/kg	U	1
Hexachlorocyclopentadiene	77-47-4	U	0.333	0.333	0.0333	0.033	mg/kg	U	1
Hexachloroethane	67-72-1	U	0.333	0.333	0.0357	0.036	mg/kg	U	1
Indeno(1,2,3-c,d)Pyrene	193-39-5	U	0.167	0.167	0.0487	0.049	mg/kg	U	1
sophorone	78-59-1	U	0.333	0.333	0.0540	0.054	mg/kg	U	1

XENCO laboratories

Certificate of Analytical Results 239862

nelac accredited

3TM International, Houston , TX

Koppers Wood Preserving

Sample Id: **465223-1-BLK** Matrix: SOLID Sample Depth:
Lab Sample Id: **465223-1-BLK** Date Collected: Date Received: Jan-19-04 14:05

Analytical Method: **SVOAs by EPA 8270C** % Moist: Prep Method: 3550B
Date Anal: Jan-21-04 16:00 Analyst: MAD Date Prep: Jan-20-04 08:36 Tech: MAD
Anal seq: 646779 Prep seq: 465223

Parameter	CAS Number	Result	MQL UnAdj	MQL Adj	MDL UnAdj	SQL	Units	Flag	Dil
2-Methylnaphthalene	91-57-6	U	0.167	0.167	0.0350	0.035	mg/kg	U	1
2-methylphenol	95-48-7	U	0.333	0.333	0.0415	0.042	mg/kg	U	1
3&4-Methylphenol		U	0.333	0.333	0.0675	0.068	mg/kg	U	1
Naphthalene	91-20-3	U	0.167	0.167	0.0357	0.036	mg/kg	U	1
4-Nitroaniline	100-01-6	U	0.667	0.667	0.0560	0.056	mg/kg	U	1
3-Nitroaniline	99-09-2	U	0.333	0.333	0.0709	0.071	mg/kg	U	1
2-Nitroaniline	88-74-4	U	0.333	0.333	0.0348	0.035	mg/kg	U	1
Nitrobenzene	98-95-3	U	0.333	0.333	0.0333	0.033	mg/kg	U	1
2-Nitrophenol	88-75-5	U	0.333	0.333	0.0333	0.033	mg/kg	U	1
4-Nitrophenol	100-02-7	U	0.333	0.333	0.0579	0.058	mg/kg	U	1
N-Nitrosodi-n-Propylamine	621-64-7	U	0.333	0.333	0.0333	0.033	mg/kg	U	1
N-Nitrosodiphenylamine	86-30-6	U	0.333	0.333	0.0402	0.040	mg/kg	U	1
di-n-Octyl Phthalate	117-84-0	U	0.167	0.167	0.0333	0.033	mg/kg	U	1
Pentachlorophenol	87-86-5	U	0.333	0.333	0.0474	0.047	mg/kg	U	1
Phenanthrene	85-01-8	U	0.167	0.167	0.0333	0.033	mg/kg	U	1
Phenol	108-95-2	U	0.333	0.333	0.0333	0.033	mg/kg	U	1
Pyrene	129-00-0	U	0.167	0.167	0.0380	0.038	mg/kg	U	1
Pyridine	110-86-1	U	0.333	0.333	0.1230	0.123	mg/kg	U	1
1,2,4-Trichlorobenzene	120-82-1	U	0.333	0.333	0.0333	0.033	mg/kg	U	1
2,4,6-Trichlorophenol	88-06-2	U	0.333	0.333	0.0368	0.037	mg/kg	U	1
2,4,5-Trichlorophenol	95-95-4	U	0.333	0.333	0.0333	0.033	mg/kg	U	1

XENCO Laboratories

Certificate of Analytical Results 239862

nelac accredited

3TM International, Houston , TX

Koppers Wood Preserving

Sample Id: **465247-1-BLK** Matrix: SOLID Sample Depth:
Lab Sample Id: **465247-1-BLK** Date Collected: Date Received: Jan-19-04 14:05

Analytical Method: **SVOAs by EPA 8270C** % Moist: Prep Method: 3550B
Date Anal: Jan-27-04 17:55 Analyst: JBU Date Prep: Jan-21-04 10:00 Tech: JBU
Anal seq: 647001 Prep seq: 465247

Parameter	CAS Number	Result	MQL UnAdj	MQL Adj	MDL UnAdj	SQL	Units	Flag	Dil
Acenaphthene	83-32-9	U	0.167	0.167	0.0333	0.033	mg/kg	U	1
Acenaphthylene	208-96-8	U	0.167	0.167	0.0333	0.033	mg/kg	U	1
Aniline (Phenylamine, Aminobenzene)	62-53-3	U	0.667	0.667	0.0353	0.035	mg/kg	U	1
Anthracene	120-12-7	U	0.167	0.167	0.0446	0.045	mg/kg	U	1
Benzo(a)anthracene	56-55-3	U	0.167	0.167	0.0333	0.033	mg/kg	U	1
Benzo(a)pyrene	50-32-8	U	0.167	0.167	0.0333	0.033	mg/kg	U	1
Benzo(b)fluoranthene	205-99-2	U	0.167	0.167	0.0333	0.033	mg/kg	U	1
Benzo(g,h,i)perylene	191-24-2	U	0.167	0.167	0.0333	0.033	mg/kg	U	1
Benzo(k)fluoranthene	207-08-9	U	0.167	0.167	0.0340	0.034	mg/kg	U	1
Benzoic Acid	65-85-0	U	1.00	1.00	0.2980	0.298	mg/kg	U	1
Benzyl Butyl Phthalate	85-68-7	U	0.167	0.167	0.0382	0.038	mg/kg	U	1
bis(2-chloroethoxy) methane	111-91-1	U	0.333	0.333	0.0333	0.033	mg/kg	U	1
bis(2-chloroethyl) ether	111-44-4	U	0.333	0.333	0.0333	0.033	mg/kg	U	1
bis(2-chloroisopropyl) ether	108-60-1	U	0.333	0.333	0.0455	0.046	mg/kg	U	1
bis(2-ethylhexyl) phthalate	117-81-7	U	0.167	0.167	0.0333	0.033	mg/kg	U	1
4-Bromophenyl-phenylether	101-55-3	U	0.333	0.333	0.0452	0.045	mg/kg	U	1
di-n-Butyl Phthalate	84-74-2	U	0.167	0.167	0.0333	0.033	mg/kg	U	1
4-chloro-3-methylphenol	59-50-7	U	0.333	0.333	0.0407	0.041	mg/kg	U	1
4-Chloroaniline	106-47-8	U	0.667	0.667	0.0333	0.033	mg/kg	U	1
2-Chloronaphthalene	91-58-7	U	0.333	0.333	0.0333	0.033	mg/kg	U	1
2-Chlorophenol	95-57-8	U	0.333	0.333	0.0333	0.033	mg/kg	U	1
4-Chlorophenyl Phenyl Ether	7005-72-3	U	0.333	0.333	0.0333	0.033	mg/kg	U	1
Chrysene	218-01-9	U	0.167	0.167	0.0333	0.033	mg/kg	U	1
Dibenz(a,h)Anthracene	53-70-3	U	0.167	0.167	0.0404	0.040	mg/kg	U	1
Dibenzofuran	132-64-9	U	0.333	0.333	0.0369	0.037	mg/kg	U	1
1,2-Dichlorobenzene	95-50-1	U	0.333	0.333	0.0333	0.033	mg/kg	U	1
1,3-Dichlorobenzene	541-73-1	U	0.333	0.333	0.0333	0.033	mg/kg	U	1
1,4-Dichlorobenzene	106-46-7	U	0.333	0.333	0.0376	0.038	mg/kg	U	1
3,3-Dichlorobenzidine	91-94-1	U	0.333	0.333	0.0637	0.064	mg/kg	U	1
2,4-Dichlorophenol	120-83-2	U	0.333	0.333	0.0333	0.033	mg/kg	U	1
Diethyl Phthalate	84-66-2	U	0.167	0.167	0.0333	0.033	mg/kg	U	1
Dimethyl Phthalate	131-11-3	U	0.167	0.167	0.0379	0.038	mg/kg	U	1
2,4-Dimethylphenol	105-67-9	U	0.333	0.333	0.0333	0.033	mg/kg	U	1
4,6-dinitro-2-methyl phenol	534-52-1	U	0.333	0.333	0.0377	0.038	mg/kg	U	1
2,4-Dinitrophenol	51-28-5	U	0.333	0.333	0.0333	0.033	mg/kg	U	1
2,4-Dinitrotoluene	121-14-2	U	0.333	0.333	0.0436	0.044	mg/kg	U	1
2,6-Dinitrotoluene	606-20-2	U	0.333	0.333	0.0333	0.033	mg/kg	U	1
Fluoranthene	206-44-0	U	0.167	0.167	0.0367	0.037	mg/kg	U	1
Fluorene	86-73-7	U	0.167	0.167	0.0333	0.033	mg/kg	U	1
Hexachlorobenzene	118-74-1	U	0.333	0.333	0.0337	0.034	mg/kg	U	1
Hexachlorobutadiene	87-68-3	U	0.333	0.333	0.0333	0.033	mg/kg	U	1
Hexachlorocyclopentadiene	77-47-4	U	0.333	0.333	0.0333	0.033	mg/kg	U	1
Hexachloroethane	67-72-1	U	0.333	0.333	0.0357	0.036	mg/kg	U	1
Indeno(1,2,3-c,d)Pyrene	193-39-5	U	0.167	0.167	0.0487	0.049	mg/kg	U	1
Isophorone	78-59-1	U	0.333	0.333	0.0540	0.054	mg/kg	U	1

XENCO laboratories

Certificate of Analytical Results 239862

nelac accredited

3TM International, Houston , TX

Koppers Wood Preserving

Sample Id: **465247-1-BLK** Matrix: SOLID Sample Depth:
Lab Sample Id: **465247-1-BLK** Date Collected: Date Received: Jan-19-04 14:05

Analytical Method: **SVOAs by EPA 8270C** % Moist: Prep Method: 3550B
Date Anal: Jan-27-04 17:55 Analyst: JBU Date Prep: Jan-21-04 10:00 Tech: JBU
Anal seq: 647001 Prep seq: 465247

Parameter	CAS Number	Result	MQL UnAdj	MQL Adj	MDL UnAdj	SQL	Units	Flag	Dil
2-Methylnaphthalene	91-57-6	U	0.167	0.167	0.0350	0.035	mg/kg	U	1
2-methylphenol	95-48-7	U	0.333	0.333	0.0415	0.042	mg/kg	U	1
3&4-Methylphenol		U	0.333	0.333	0.0675	0.068	mg/kg	U	1
Naphthalene	91-20-3	U	0.167	0.167	0.0357	0.036	mg/kg	U	1
4-Nitroaniline	100-01-6	U	0.667	0.667	0.0560	0.056	mg/kg	U	1
3-Nitroaniline	99-09-2	U	0.333	0.333	0.0709	0.071	mg/kg	U	1
2-Nitroaniline	88-74-4	U	0.333	0.333	0.0348	0.035	mg/kg	U	1
Nitrobenzene	98-95-3	U	0.333	0.333	0.0333	0.033	mg/kg	U	1
2-Nitrophenol	88-75-5	U	0.333	0.333	0.0333	0.033	mg/kg	U	1
4-Nitrophenol	100-02-7	U	0.333	0.333	0.0579	0.058	mg/kg	U	1
N-Nitrosodi-n-Propylamine	621-64-7	U	0.333	0.333	0.0333	0.033	mg/kg	U	1
N-Nitrosodiphenylamine	86-30-6	U	0.333	0.333	0.0402	0.040	mg/kg	U	1
di-n-Octyl Phthalate	117-84-0	U	0.167	0.167	0.0333	0.033	mg/kg	U	1
Pentachlorophenol	87-86-5	U	0.333	0.333	0.0474	0.047	mg/kg	U	1
Phenanthrene	85-01-8	U	0.167	0.167	0.0333	0.033	mg/kg	U	1
Phenol	108-95-2	U	0.333	0.333	0.0333	0.033	mg/kg	U	1
Pyrene	129-00-0	U	0.167	0.167	0.0380	0.038	mg/kg	U	1
Pyridine	110-86-1	U	0.333	0.333	0.1230	0.123	mg/kg	U	1
1,2,4-Trichlorobenzene	120-82-1	U	0.333	0.333	0.0333	0.033	mg/kg	U	1
2,4,6-Trichlorophenol	88-06-2	U	0.333	0.333	0.0368	0.037	mg/kg	U	1
2,4,5-Trichlorophenol	95-95-4	U	0.333	0.333	0.0333	0.033	mg/kg	U	1

XENCO Laboratories

Certificate of Analytical Results 239862

nelac accredited

3TM International, Houston , TX

Koppers Wood Preserving

Sample Id: 465253-1-BLK | Matrix: SOLID | Sample Depth:
Lab Sample Id: 465253-1-BLK | Date Collected: | Date Received: Jan-19-04 14:05

Analytical Method: SVOAs by EPA 8270C | % Moist: | Prep Method: 3550B
Date Anal: Jan-21-04 19:14 | Analyst: MAD | Date Prep: Jan-21-04 14:30 | Tech: MAD
Anal seq: 646791 | Prep seq: 465253

Parameter	CAS Number	Result	MQL UnAdj	MQL Adj	MDL UnAdj	SQL	Units	Flag	Dil
Acenaphthene	83-32-9	U	0.167	0.167	0.0333	0.033	mg/kg	U	1
Acenaphthylene	208-96-8	U	0.167	0.167	0.0333	0.033	mg/kg	U	1
Aniline (Phenylamine, Aminobenzene)	62-53-3	U	0.667	0.667	0.0353	0.035	mg/kg	U	1
Anthracene	120-12-7	U	0.167	0.167	0.0446	0.045	mg/kg	U	1
Benzo(a)anthracene	56-55-3	U	0.167	0.167	0.0333	0.033	mg/kg	U	1
Benzo(a)pyrene	50-32-8	U	0.167	0.167	0.0333	0.033	mg/kg	U	1
Benzo(b)fluoranthene	205-99-2	U	0.167	0.167	0.0333	0.033	mg/kg	U	1
Benzo(g,h,i)perylene	191-24-2	U	0.167	0.167	0.0333	0.033	mg/kg	U	1
Benzo(k)fluoranthene	207-08-9	U	0.167	0.167	0.0340	0.034	mg/kg	U	1
Benzoic Acid	65-85-0	U	1.00	1.00	0.2980	0.298	mg/kg	U	1
Benzyl Butyl Phthalate	85-68-7	U	0.167	0.167	0.0382	0.038	mg/kg	U	1
bis(2-chloroethoxy) methane	111-91-1	U	0.333	0.333	0.0333	0.033	mg/kg	U	1
bis(2-chloroethyl) ether	111-44-4	U	0.333	0.333	0.0333	0.033	mg/kg	U	1
bis(2-chloroisopropyl) ether	108-60-1	U	0.333	0.333	0.0455	0.046	mg/kg	U	1
bis(2-ethylhexyl) phthalate	117-81-7	U	0.167	0.167	0.0333	0.033	mg/kg	U	1
4-Bromophenyl-phenylether	101-55-3	U	0.333	0.333	0.0452	0.045	mg/kg	U	1
di-n-Butyl Phthalate	84-74-2	U	0.167	0.167	0.0333	0.033	mg/kg	U	1
4-chloro-3-methylphenol	59-50-7	U	0.333	0.333	0.0407	0.041	mg/kg	U	1
4-Chloroaniline	106-47-8	U	0.667	0.667	0.0333	0.033	mg/kg	U	1
2-Chloronaphthalene	91-58-7	U	0.333	0.333	0.0333	0.033	mg/kg	U	1
2-Chlorophenol	95-57-8	U	0.333	0.333	0.0333	0.033	mg/kg	U	1
4-Chlorophenyl Phenyl Ether	7005-72-3	U	0.333	0.333	0.0333	0.033	mg/kg	U	1
Chrysene	218-01-9	U	0.167	0.167	0.0333	0.033	mg/kg	U	1
Dibenz(a,h)Anthracene	53-70-3	U	0.167	0.167	0.0404	0.040	mg/kg	U	1
Dibenzofuran	132-64-9	U	0.333	0.333	0.0369	0.037	mg/kg	U	1
1,2-Dichlorobenzene	95-50-1	U	0.333	0.333	0.0333	0.033	mg/kg	U	1
1,3-Dichlorobenzene	541-73-1	U	0.333	0.333	0.0333	0.033	mg/kg	U	1
1,4-Dichlorobenzene	106-46-7	U	0.333	0.333	0.0376	0.038	mg/kg	U	1
3,3-Dichlorobenzidine	91-94-1	U	0.333	0.333	0.0637	0.064	mg/kg	U	1
2,4-Dichlorophenol	120-83-2	U	0.333	0.333	0.0333	0.033	mg/kg	U	1
Diethyl Phthalate	84-66-2	U	0.167	0.167	0.0333	0.033	mg/kg	U	1
Dimethyl Phthalate	131-11-3	U	0.167	0.167	0.0379	0.038	mg/kg	U	1
2,4-Dimethylphenol	105-67-9	U	0.333	0.333	0.0333	0.033	mg/kg	U	1
4,6-dinitro-2-methyl phenol	534-52-1	U	0.333	0.333	0.0377	0.038	mg/kg	U	1
2,4-Dinitrophenol	51-28-5	U	0.333	0.333	0.0333	0.033	mg/kg	U	1
2,4-Dinitrotoluene	121-14-2	U	0.333	0.333	0.0436	0.044	mg/kg	U	1
2,6-Dinitrotoluene	606-20-2	U	0.333	0.333	0.0333	0.033	mg/kg	U	1
Fluoranthene	206-44-0	U	0.167	0.167	0.0367	0.037	mg/kg	U	1
Fluorene	86-73-7	U	0.167	0.167	0.0333	0.033	mg/kg	U	1
Hexachlorobenzene	118-74-1	U	0.333	0.333	0.0337	0.034	mg/kg	U	1
Hexachlorobutadiene	87-68-3	U	0.333	0.333	0.0333	0.033	mg/kg	U	1
Hexachlorocyclopentadiene	77-47-4	U	0.333	0.333	0.0333	0.033	mg/kg	U	1
Hexachloroethane	67-72-1	U	0.333	0.333	0.0357	0.036	mg/kg	U	1
Indeno(1,2,3-c,d)Pyrene	193-39-5	U	0.167	0.167	0.0487	0.049	mg/kg	U	1
Isophorone	78-59-1	U	0.333	0.333	0.0540	0.054	mg/kg	U	1

Certificate of Analytical Results 239862

3TM International, Houston , TX

Koppers Wood Preserving

Sample Id: **465253-1-BLK** Matrix: SOLID Sample Depth:
Lab Sample Id: **465253-1-BLK** Date Collected: Date Received: Jan-19-04 14:05

Analytical Method: **SVOAs by EPA 8270C** % Moist: Prep Method: 3550B
Date Anal: Jan-21-04 19:14 Analyst: MAD Date Prep: Jan-21-04 14:30 Tech: MAD
Anal seq: 646791 Prep seq: 465253

Parameter	CAS Number	Result	MQL UnAdj	MQL Adj	MDL UnAdj	SQL	Units	Flag	Dil
2-Methylnaphthalene	91-57-6	U	0.167	0.167	0.0350	0.035	mg/kg	U	1
2-methylphenol	95-48-7	U	0.333	0.333	0.0415	0.042	mg/kg	U	1
3&4-Methylphenol		U	0.333	0.333	0.0675	0.068	mg/kg	U	1
Naphthalene	91-20-3	U	0.167	0.167	0.0357	0.036	mg/kg	U	1
4-Nitroaniline	100-01-6	U	0.667	0.667	0.0560	0.056	mg/kg	U	1
3-Nitroaniline	99-09-2	U	0.333	0.333	0.0709	0.071	mg/kg	U	1
2-Nitroaniline	88-74-4	U	0.333	0.333	0.0348	0.035	mg/kg	U	1
Nitrobenzene	98-95-3	U	0.333	0.333	0.0333	0.033	mg/kg	U	1
2-Nitrophenol	88-75-5	U	0.333	0.333	0.0333	0.033	mg/kg	U	1
4-Nitrophenol	100-02-7	U	0.333	0.333	0.0579	0.058	mg/kg	U	1
N-Nitrosodi-n-Propylamine	621-64-7	U	0.333	0.333	0.0333	0.033	mg/kg	U	1
N-Nitrosodiphenylamine	86-30-6	U	0.333	0.333	0.0402	0.040	mg/kg	U	1
di-n-Octyl Phthalate	117-84-0	U	0.167	0.167	0.0333	0.033	mg/kg	U	1
Pentachlorophenol	87-86-5	U	0.333	0.333	0.0474	0.047	mg/kg	U	1
Phenanthrene	85-01-8	U	0.167	0.167	0.0333	0.033	mg/kg	U	1
Phenol	108-95-2	U	0.333	0.333	0.0333	0.033	mg/kg	U	1
Pyrene	129-00-0	U	0.167	0.167	0.0380	0.038	mg/kg	U	1
Pyridine	110-86-1	U	0.333	0.333	0.1230	0.123	mg/kg	U	1
1,2,4-Trichlorobenzene	120-82-1	U	0.333	0.333	0.0333	0.033	mg/kg	U	1
2,4,6-Trichlorophenol	88-06-2	U	0.333	0.333	0.0368	0.037	mg/kg	U	1
2,4,5-Trichlorophenol	95-95-4	U	0.333	0.333	0.0333	0.033	mg/kg	U	1

Sample Id: **3TM-KP-DS-BB-11A (0-3)** Matrix: SOLID Sample Depth:
Lab Sample Id: **646711-1-BLK** Date Collected: Date Received: Jan-19-04 14:05

Analytical Method: **Percent Moisture** % Moist: Prep Method:
Date Anal: Jan-20-04 12:00 Analyst: JUJ Date Prep: Tech: JUJ
Anal seq: 646711 Prep seq:

Parameter	CAS Number	Result	MQL UnAdj	MQL Adj	MDL UnAdj	SQL	Units	Flag	Dil
Percent Moisture		U					%	U	

Certificate of Analytical Results 239862

3TM International, Houston , TX

Koppers Wood Preserving

Sample Id: **3TM-KP-DS-BB-6C (0-3)** Matrix: SOLID Sample Depth:
Lab Sample Id: **646712-1-BLK** Date Collected: Date Received: Jan-19-04 14:05

Analytical Method: **Percent Moisture** % Moist: Prep Method:
Date Anal: Jan-20-04 12:46 Analyst: JUJ Date Prep: Tech: JUJ
Anal seq: 646712 Prep seq:

Parameter	CAS Number	Result	MQL UnAdj	MQL Adj	MDL UnAdj	SQL	Units	Flag	Dil
Percent Moisture		U					%	U	

Sample Id: **3TM-KP-DS-BB-1A (1-2)** Matrix: SOLID Sample Depth:
Lab Sample Id: **646768-1-BLK** Date Collected: Date Received: Jan-19-04 14:05

Analytical Method: **Percent Moisture** % Moist: Prep Method:
Date Anal: Jan-21-04 15:30 Analyst: JUJ Date Prep: Tech: JUJ
Anal seq: 646768 Prep seq:

Parameter	CAS Number	Result	MQL UnAdj	MQL Adj	MDL UnAdj	SQL	Units	Flag	Dil
Percent Moisture		U					%	U	

XENCO Laboratories
CHRONOLOGY OF HOLDING TIMES

Analytical Method : Percent Moisture

Client : 3TM International

Work Order # 239862

Project ID:

Field Sample ID	Date Collected	Date Received	Date Extracted	Max Holding Time E (Days)	Time Held Ext. (Days)	Date Analyzed	Max Holding Time A (Days)	Time Held A (Days)	Q
3TM-KP-DS-BB-11A (0-3)	Jan. 9, 2004	Jan. 19, 2004				Jan. 20, 2004	45	11	P
3TM-KP-DS-BB-11B (0-3)	Jan. 10, 2004	Jan. 19, 2004				Jan. 20, 2004	45	10	P
3TM-KP-DS-BB-11C (0-3)	Jan. 10, 2004	Jan. 19, 2004				Jan. 20, 2004	45	10	P
3TM-KP-DS-BB-11D (0-3)	Jan. 13, 2004	Jan. 19, 2004				Jan. 20, 2004	45	7	P
3TM-KP-DS-BB-1A (0-3)	Jan. 10, 2004	Jan. 19, 2004				Jan. 20, 2004	45	10	P
3TM-KP-DS-BB-1A (1-2)	Jan. 10, 2004	Jan. 19, 2004				Jan. 21, 2004	45	11	P
3TM-KP-DS-BB-1A (2-3)	Jan. 10, 2004	Jan. 19, 2004				Jan. 21, 2004	45	11	P
3TM-KP-DS-BB-1B (0-3)	Jan. 10, 2004	Jan. 19, 2004				Jan. 20, 2004	45	10	P
3TM-KP-DS-BB-1C (0-3)	Jan. 10, 2004	Jan. 19, 2004				Jan. 20, 2004	45	10	P
3TM-KP-DS-BB-2A (0-3)	Jan. 10, 2004	Jan. 19, 2004				Jan. 20, 2004	45	10	P
3TM-KP-DS-BB-2B (0-3)	Jan. 10, 2004	Jan. 19, 2004				Jan. 20, 2004	45	10	P
3TM-KP-DS-BB-2C (0-3)	Jan. 10, 2004	Jan. 19, 2004				Jan. 20, 2004	45	10	P
3TM-KP-DS-BB-3A (0-3)	Jan. 11, 2004	Jan. 19, 2004				Jan. 20, 2004	45	9	P
3TM-KP-DS-BB-3A MS/MSD (0-3)	Jan. 11, 2004	Jan. 19, 2004				Jan. 20, 2004	45	9	P
3TM-KP-DS-BB-3B (0-3)	Jan. 11, 2004	Jan. 19, 2004				Jan. 20, 2004	45	9	P
TM-KP-DS-BB-3C (0-3)	Jan. 11, 2004	Jan. 19, 2004				Jan. 20, 2004	45	9	P
3TM-KP-DS-BB-4A (0-3)	Jan. 11, 2004	Jan. 19, 2004				Jan. 20, 2004	45	9	P
3TM-KP-DS-BB-4B (0-3)	Jan. 11, 2004	Jan. 19, 2004				Jan. 20, 2004	45	9	P
3TM-KP-DS-BB-4C (0-3)	Jan. 11, 2004	Jan. 19, 2004				Jan. 20, 2004	45	9	P
3TM-KP-DS-BB-5A (0-3)	Jan. 11, 2004	Jan. 19, 2004				Jan. 20, 2004	45	9	P
3TM-KP-DS-BB-5B (0-3)	Jan. 11, 2004	Jan. 19, 2004				Jan. 20, 2004	45	9	P
3TM-KP-DS-BB-5C (0-3)	Jan. 11, 2004	Jan. 19, 2004				Jan. 20, 2004	45	9	P
3TM-KP-DS-BB-6A (0-3)	Jan. 12, 2004	Jan. 19, 2004				Jan. 20, 2004	45	8	P
3TM-KP-DS-BB-6B (0-3)	Jan. 12, 2004	Jan. 19, 2004				Jan. 20, 2004	45	8	P
3TM-KP-DS-BB-6C (0-3)	Jan. 12, 2004	Jan. 19, 2004				Jan. 20, 2004	45	8	P
3TM-KP-DS-BB-7A (0-3)	Jan. 13, 2004	Jan. 19, 2004				Jan. 20, 2004	45	7	P
3TM-KP-DS-BB-7A MS/MSD (0-3)	Jan. 13, 2004	Jan. 19, 2004				Jan. 20, 2004	45	7	P
3TM-KP-DS-BB-7B (0-3)	Jan. 13, 2004	Jan. 19, 2004				Jan. 20, 2004	45	7	P
3TM-KP-DS-BB-7C (0-3)	Jan. 13, 2004	Jan. 19, 2004				Jan. 20, 2004	45	7	P
3TM-KP-DS-BB-8A (0-3)	Jan. 12, 2004	Jan. 19, 2004				Jan. 20, 2004	45	8	P
3TM-KP-DS-BB-8B (0-3)	Jan. 12, 2004	Jan. 19, 2004				Jan. 20, 2004	45	8	P
3TM-KP-DS-BB-8C (0-3)	Jan. 12, 2004	Jan. 19, 2004				Jan. 20, 2004	45	8	P
3TM-KP-DS-BB-9A (0-3)	Jan. 12, 2004	Jan. 19, 2004				Jan. 20, 2004	45	8	P
3TM-KP-DS-BB-9B (0-3)	Jan. 12, 2004	Jan. 19, 2004				Jan. 20, 2004	45	8	P
3TM-KP-DS-BB-9C (0-3)	Jan. 12, 2004	Jan. 19, 2004				Jan. 20, 2004	45	8	P
Duplicate 1	Jan. 9, 2004	Jan. 19, 2004				Jan. 20, 2004	45	11	P
Duplicate 2	Jan. 9, 2004	Jan. 19, 2004				Jan. 20, 2004	45	11	P

XENCO Laboratories
CHRONOLOGY OF HOLDING TIMES

3TM International

Project ID:

Comments :

XENCO Laboratories
CHRONOLOGY OF HOLDING TIMES

Analytical Method : SVOAs by EPA 8270C

Client : 3TM International

Work Order # 239862

Project ID:

Field Sample ID	Date Collected	Date Received	Date Extracted	Max Holding Time E (Days)	Time Held Ext. (Days)	Date Analyzed	Max Holding Time A (Days)	Time Held A (Days)	Q
3TM-KP-DS-BB-11A (0-3)	Jan. 9, 2004	Jan. 19, 2004	Jan. 20, 2004	14	11	Jan. 23, 2004	40	3	P
3TM-KP-DS-BB-11B (0-3)	Jan. 10, 2004	Jan. 19, 2004	Jan. 20, 2004	14	10	Jan. 23, 2004	40	3	P
3TM-KP-DS-BB-11C (0-3)	Jan. 10, 2004	Jan. 19, 2004	Jan. 20, 2004	14	10	Jan. 28, 2004	40	8	P
3TM-KP-DS-BB-11D	Jan. 13, 2004	Jan. 19, 2004	Jan. 20, 2004	7	7	Jan. 21, 2004	40	1	P
3TM-KP-DS-BB-11D (0-3)	Jan. 13, 2004	Jan. 19, 2004	Jan. 21, 2004	14	8	Jan. 27, 2004	40	6	P
3TM-KP-DS-BB-1A (0-3)	Jan. 10, 2004	Jan. 19, 2004	Jan. 21, 2004	14	11	Jan. 27, 2004	40	6	P
3TM-KP-DS-BB-1A (1-2)	Jan. 10, 2004	Jan. 19, 2004	Jan. 21, 2004	14	11	Jan. 27, 2004	40	6	P
3TM-KP-DS-BB-1A (2-3)	Jan. 10, 2004	Jan. 19, 2004	Jan. 21, 2004	14	11	Jan. 27, 2004	40	6	P
3TM-KP-DS-BB-1B (0-3)	Jan. 10, 2004	Jan. 19, 2004	Jan. 21, 2004	14	11	Jan. 27, 2004	40	6	P
3TM-KP-DS-BB-1C (0-3)	Jan. 10, 2004	Jan. 19, 2004	Jan. 21, 2004	14	11	Jan. 28, 2004	40	7	P
3TM-KP-DS-BB-2A (0-3)	Jan. 10, 2004	Jan. 19, 2004	Jan. 20, 2004	14	10	Jan. 23, 2004	40	3	P
3TM-KP-DS-BB-2B (0-3)	Jan. 10, 2004	Jan. 19, 2004	Jan. 21, 2004	14	11	Jan. 27, 2004	40	6	P
3TM-KP-DS-BB-2C (0-3)	Jan. 10, 2004	Jan. 19, 2004	Jan. 21, 2004	14	11	Jan. 27, 2004	40	6	P
3TM-KP-DS-BB-3A (0-3)	Jan. 11, 2004	Jan. 19, 2004	Jan. 21, 2004	14	10	Jan. 28, 2004	40	7	P
3TM-KP-DS-BB-3A MS/MSD (0-3)	Jan. 11, 2004	Jan. 19, 2004	Jan. 21, 2004	14	10	Jan. 28, 2004	40	7	P
3TM-KP-DS-BB-3B (0-3)	Jan. 11, 2004	Jan. 19, 2004	Jan. 21, 2004	14	10	Jan. 28, 2004	40	7	P
3TM-KP-DS-BB-3C (0-3)	Jan. 11, 2004	Jan. 19, 2004	Jan. 21, 2004	14	10	Jan. 28, 2004	40	7	P
3TM-KP-DS-BB-4A (0-3)	Jan. 11, 2004	Jan. 19, 2004	Jan. 21, 2004	14	10	Jan. 28, 2004	40	7	P
3TM-KP-DS-BB-4B (0-3)	Jan. 11, 2004	Jan. 19, 2004	Jan. 21, 2004	14	10	Jan. 28, 2004	40	7	P
3TM-KP-DS-BB-4C (0-3)	Jan. 11, 2004	Jan. 19, 2004	Jan. 21, 2004	14	10	Jan. 28, 2004	40	7	P
3TM-KP-DS-BB-5A (0-3)	Jan. 11, 2004	Jan. 19, 2004	Jan. 21, 2004	14	10	Jan. 28, 2004	40	7	P
3TM-KP-DS-BB-5B (0-3)	Jan. 11, 2004	Jan. 19, 2004	Jan. 21, 2004	14	10	Jan. 28, 2004	40	7	P
3TM-KP-DS-BB-5C (0-3)	Jan. 11, 2004	Jan. 19, 2004	Jan. 21, 2004	14	10	Jan. 28, 2004	40	7	P
3TM-KP-DS-BB-6A (0-3)	Jan. 12, 2004	Jan. 19, 2004	Jan. 21, 2004	14	9	Jan. 28, 2004	40	7	P
3TM-KP-DS-BB-6B (0-3)	Jan. 12, 2004	Jan. 19, 2004	Jan. 21, 2004	14	9	Jan. 23, 2004	40	2	P
3TM-KP-DS-BB-6C (0-3)	Jan. 12, 2004	Jan. 19, 2004	Jan. 21, 2004	14	9	Jan. 23, 2004	40	2	P
3TM-KP-DS-BB-7A (0-3)	Jan. 13, 2004	Jan. 19, 2004	Jan. 21, 2004	14	8	Jan. 27, 2004	40	6	P
3TM-KP-DS-BB-7A MS/MSD (0-3)	Jan. 13, 2004	Jan. 19, 2004	Jan. 21, 2004	14	8	Jan. 27, 2004	40	6	P
3TM-KP-DS-BB-7B (0-3)	Jan. 13, 2004	Jan. 19, 2004	Jan. 21, 2004	14	8	Jan. 27, 2004	40	6	P
3TM-KP-DS-BB-7C (0-3)	Jan. 13, 2004	Jan. 19, 2004	Jan. 21, 2004	14	8	Jan. 27, 2004	40	6	P
3TM-KP-DS-BB-8A (0-3)	Jan. 12, 2004	Jan. 19, 2004	Jan. 21, 2004	14	9	Jan. 23, 2004	40	2	P
3TM-KP-DS-BB-8B (0-3)	Jan. 12, 2004	Jan. 19, 2004	Jan. 21, 2004	14	9	Jan. 23, 2004	40	2	P
3TM-KP-DS-BB-8C (0-3)	Jan. 12, 2004	Jan. 19, 2004	Jan. 21, 2004	14	9	Jan. 23, 2004	40	2	P
3TM-KP-DS-BB-9A (0-3)	Jan. 12, 2004	Jan. 19, 2004	Jan. 21, 2004	14	9	Jan. 23, 2004	40	2	P
3TM-KP-DS-BB-9B (0-3)	Jan. 12, 2004	Jan. 19, 2004	Jan. 21, 2004	14	9	Jan. 23, 2004	40	2	P
3TM-KP-DS-BB-9C (0-3)	Jan. 12, 2004	Jan. 19, 2004	Jan. 21, 2004	14	9	Jan. 23, 2004	40	2	P
Duplicate 1	Jan. 9, 2004	Jan. 19, 2004	Jan. 21, 2004	14	12	Jan. 28, 2004	40	7	P

XENCO Laboratories
CHRONOLOGY OF HOLDING TIMES

3TM International

Project ID:

Duplicate 2	Jan. 9, 2004	Jan. 19, 2004	Jan. 21, 2004	14	12	Jan. 27, 2004	40	6	P
Equipment Rinsate	Jan. 11, 2004	Jan. 19, 2004	Jan. 20, 2004	7	9	Jan. 21, 2004	40	1	F
Field Blank	Jan. 11, 2004	Jan. 19, 2004	Jan. 20, 2004	7	9	Jan. 22, 2004	40	2	F

Comments :

Flagging Criteria

Data were reviewed by the
Department Supervisor and QA Director

X In our quality control review of the data a QC deficiency was observed and flagged as noted. MS/MSD recoveries were found to be outside of the laboratory control limits due to possible matrix /chemical interference, or a concentration of target analyte high enough to effect the recovery of the spike concentration. This condition could also effect the relative percent difference in the MS/MSD.

B A target analyte or common laboratory contaminant was identified in the method blank. Its presence indicates possible field or laboratory contamination.

D The sample(s) were diluted due to targets detected over the highest point of the calibration curve, or due to matrix interference. Dilution factors are included in the final results. The result is from a diluted sample.

E The data exceeds the upper calibration limit; therefore, the concentration is reported as estimated.

F RPD exceeded lab control limits.

J The target analyte was positively identified below the MQL and above the SQL.

U Analyte was not detected.

L The LCS data for this analytical batch was reported below the laboratory control limits for this analyte. The department supervisor and QA Director reviewed data. The samples were either reanalyzed or flagged as estimated concentrations.

H The LCS data for this analytical batch was reported above the laboratory control limits. Supporting QC Data were reviewed by the Department Supervisor and QA Director. Data were determined to be valid for reporting.

XENCO Laboratories

Analytical Log

Analytical Method:	Percent Moisture	Batch #:	646711
Project Name:	Koppers Wood Preserving	Project ID:	
Client Name:	3TM International	WO Number:	239862

Client Sample Id	Lab Sample Id	QC Types
3TM-KP-DS-BB-11A (0-3)	239862-004	SMP
3TM-KP-DS-BB-11B (0-3)	239862-008	SMP
3TM-KP-DS-BB-11C (0-3)	239862-012	SMP
3TM-KP-DS-BB-1A (0-3)	239862-028	SMP
3TM-KP-DS-BB-1B (0-3)	239862-032	SMP
3TM-KP-DS-BB-1C (0-3)	239862-036	SMP
3TM-KP-DS-BB-2A (0-3)	239862-016	SMP
3TM-KP-DS-BB-2B (0-3)	239862-020	SMP
3TM-KP-DS-BB-2C (0-3)	239862-024	SMP
3TM-KP-DS-BB-3A (0-3)	239862-040	SMP
3TM-KP-DS-BB-3B (0-3)	239862-044	SMP
3TM-KP-DS-BB-3C (0-3)	239862-048	SMP
3TM-KP-DS-BB-4A (0-3)	239862-052	SMP
3TM-KP-DS-BB-4B (0-3)	239862-056	SMP
3TM-KP-DS-BB-4C (0-3)	239862-060	SMP
3TM-KP-DS-BB-5A (0-3)	239862-064	SMP
3TM-KP-DS-BB-5B (0-3)	239862-068	SMP
3TM-KP-DS-BB-5C (0-3)	239862-072	SMP
3TM-KP-DS-BB-6A (0-3)	239862-076	SMP
3TM-KP-DS-BB-6B (0-3)	239862-080	SMP
	239862-004 D	MD
	239862-044 D	MD
	646711-1-BLK	BLK

XENCO Laboratories

Analytical Log

Analytical Method:	Percent Moisture	Batch #:	646712
Project Name:	Koppers Wood Preserving	Project ID:	
Client Name:	3TM International	WO Number:	239862

Client Sample Id	Lab Sample Id	QC Types
3TM-KP-DS-BB-11D (0-3)	239862-125	SMP
3TM-KP-DS-BB-3A MS/MSD	239862-130	SMP
3TM-KP-DS-BB-6C (0-3)	239862-084	SMP
3TM-KP-DS-BB-7A (0-3)	239862-112	SMP
3TM-KP-DS-BB-7A MS/MSD	239862-131	SMP
3TM-KP-DS-BB-7B (0-3)	239862-116	SMP
3TM-KP-DS-BB-7C (0-3)	239862-120	SMP
3TM-KP-DS-BB-8A (0-3)	239862-088	SMP
3TM-KP-DS-BB-8B (0-3)	239862-092	SMP
3TM-KP-DS-BB-8C (0-3)	239862-096	SMP
3TM-KP-DS-BB-9A (0-3)	239862-100	SMP
3TM-KP-DS-BB-9B (0-3)	239862-104	SMP
3TM-KP-DS-BB-9C (0-3)	239862-108	SMP
Duplicate 1	239862-128	SMP
Duplicate 2	239862-129	SMP
	239862-084 D	MD
	239862-125 D	MD
	646712-1-BLK	BLK

XENCO Laboratories

Analytical Log

Analytical Method:	Percent Moisture	Batch #:	646768
Project Name:	Koppers Wood Preserving	Project ID:	
Client Name:	3TM International	WO Number:	239862

Client Sample Id	Lab Sample Id	QC Types
3TM-KP-DS-BB-1A (1-2)	239862-026	SMP
3TM-KP-DS-BB-1A (2-3)	239862-027	SMP
	239862-026 D	MD
	646768-1-BLK	BLK

XENCO Laboratories

Analytical Log

Analytical Method:	SVOCs by SW846 8270C	Batch #:	646779
Project Name:	Koppers Wood Preserving	Project ID:	
Client Name:	3TM International	WO Number:	239862

Client Sample Id	Lab Sample Id	QC Types
3TM-KP-DS-BB-11A (0-3)	239862-004	SMP
3TM-KP-DS-BB-11B (0-3)	239862-008	SMP
3TM-KP-DS-BB-11C (0-3)	239862-012	SMP
3TM-KP-DS-BB-11C (0-3) DL	239862-012	DL
3TM-KP-DS-BB-2A (0-3)	239862-016	SMP
	239854-011 S	MS
	239854-011 SD	MSD
	465223-1-BKS	BKS
	465223-1-BLK	BLK
	465223-1-BSD	BSD

XENCO laboratories

Analytical Log

Analytical Method:	SVOCs by SW846 8270C	Batch #:	646783
Project Name:	Koppers Wood Preserving	Project ID:	
Client Name:	3TM International	WO Number:	239862

Client Sample Id	Lab Sample Id	QC Types
3TM-KP-DS-BB-11 DL	239862-121	DL
3TM-KP-DS-BB-11D	239862-121	SMP
Equipment Rinsate	239862-126	SMP
Field Blank	239862-127	SMP
	465214-1-BKS	BKS
	465214-1-BLK	BLK
	465214-1-BSD	BSD

XENCO Laboratories

Analytical Log

Analytical Method:	SVOCs by SW846 8270C	Batch #:	646791
Project Name:	Koppers Wood Preserving	Project ID:	
Client Name:	3TM International	WO Number:	239862

Client Sample Id	Lab Sample Id	QC Types
3TM-KP-DS-BB-11D (0-3)	239862-125	SMP
3TM-KP-DS-BB-11D (0-3) D	239862-125	DL
3TM-KP-DS-BB-6B (0-3)	239862-080	SMP
3TM-KP-DS-BB-6C (0-3)	239862-084	SMP
3TM-KP-DS-BB-7A (0-3)	239862-112	SMP
3TM-KP-DS-BB-7A MS/MSD	239862-131	SMP
3TM-KP-DS-BB-7B (0-3)	239862-116	SMP
3TM-KP-DS-BB-7C (0-3)	239862-120	SMP
3TM-KP-DS-BB-8A (0-3)	239862-088	SMP
3TM-KP-DS-BB-8B (0-3)	239862-092	SMP
3TM-KP-DS-BB-8C (0-3)	239862-096	SMP
3TM-KP-DS-BB-9A (0-3)	239862-100	SMP
3TM-KP-DS-BB-9B (0-3)	239862-104	SMP
3TM-KP-DS-BB-9C (0-3)	239862-108	SMP
Duplicate 1	239862-128	SMP
Duplicate 2	239862-129	SMP
	239862-131 S	MS
	239862-131 SD	MSD
	465253-1-BKS	BKS
	465253-1-BLK	BLK
	465253-1-BSD	BSD

XENCO Laboratories

Analytical Log

Analytical Method:	SVOCs by SW846 8270C	Batch #:	647001
Project Name:	Koppers Wood Preserving	Project ID:	
Client Name:	3TM International	WO Number:	239862

Client Sample Id	Lab Sample Id	QC Types
3TM-KP-DS-BB-1A (0-3)	239862-028	SMP
3TM-KP-DS-BB-1A (1-2)	239862-026	SMP
3TM-KP-DS-BB-1A (2-3)	239862-027	SMP
3TM-KP-DS-BB-1B (0-3)	239862-032	SMP
3TM-KP-DS-BB-1C (0-3)	239862-036	SMP
3TM-KP-DS-BB-2B (0-3)	239862-020	SMP
3TM-KP-DS-BB-2C (0-3)	239862-024	SMP
3TM-KP-DS-BB-3A (0-3)	239862-040	SMP
3TM-KP-DS-BB-3A MS/MSD	239862-130	SMP
3TM-KP-DS-BB-3B (0-3)	239862-044	SMP
3TM-KP-DS-BB-3C (0-3)	239862-048	SMP
3TM-KP-DS-BB-4A (0-3)	239862-052	SMP
3TM-KP-DS-BB-4B (0-3)	239862-056	SMP
3TM-KP-DS-BB-4C (0-3)	239862-060	SMP
3TM-KP-DS-BB-5A (0-3)	239862-064	SMP
3TM-KP-DS-BB-5B (0-3)	239862-068	SMP
3TM-KP-DS-BB-5C (0-3)	239862-072	SMP
3TM-KP-DS-BB-6A (0-3)	239862-076	SMP
	239862-130 S	MS
	239862-130 SD	MSD
	465247-1-BKS	BKS
	465247-1-BLK	BLK
	465247-1-BSD	BSD

Form 2 - Surrogate Recoveries

Project Name: Koppers Wood Preserving

Work Order #: 239862 **Project ID:**

Lab Batch #: 646779 **Sample:** 239854-011 S / MS **Batch:** 1 **Matrix:** Solid

Units: mg/kg

SVOAs by EPA 8270C Analytes	SURROGATE RECOVERY STUDY				
	Amount Found [A]	True Amount [B]	Recovery %R [D]	Control Limits %R	Flags
2-Fluorobiphenyl	1.48	1.67	89	30-115	
2-Fluorophenol	1.41	1.67	84	25-121	
Nitrobenzene-d5	1.49	1.67	89	23-120	
Phenol-d6	1.65	1.67	99	24-113	
Terphenyl-D14	1.55	1.67	93	18-137	
2,4,6-Tribromophenol	1.56	1.67	93	19-122	

Lab Batch #: 646779 **Sample:** 239854-011 SD / MSD **Batch:** 1 **Matrix:** Solid

Units: mg/kg

SVOAs by EPA 8270C Analytes	SURROGATE RECOVERY STUDY				
	Amount Found [A]	True Amount [B]	Recovery %R [D]	Control Limits %R	Flags
2-Fluorobiphenyl	1.47	1.67	88	30-115	
2-Fluorophenol	1.41	1.67	84	25-121	
Nitrobenzene-d5	1.49	1.67	89	23-120	
Phenol-d6	1.69	1.67	101	24-113	
Terphenyl-D14	1.58	1.67	95	18-137	
2,4,6-Tribromophenol	1.58	1.67	95	19-122	

Lab Batch #: 646779 **Sample:** 239862-004 / SMP **Batch:** 1 **Matrix:** Solid

Units: mg/kg

SVOAs by EPA 8270C Analytes	SURROGATE RECOVERY STUDY				
	Amount Found [A]	True Amount [B]	Recovery %R [D]	Control Limits %R	Flags
2-Fluorobiphenyl	1.49	1.66	90	30-115	
2-Fluorophenol	1.28	1.66	77	25-121	
Nitrobenzene-d5	1.34	1.66	81	23-120	
Phenol-d6	1.54	1.66	93	24-113	
Terphenyl-D14	1.52	1.66	92	18-137	
2,4,6-Tribromophenol	1.62	1.66	98	19-122	

** Surrogates outside limits; data and surrogates confirmed by reanalysis
*** Poor recoveries due to dilution
Surrogate Recovery [D] = 100 * A / B
All results are based on MDL and validated for QC purposes.

Form 2 - Surrogate Recoveries

Project Name: Koppers Wood Preserving

Work Order #: 239862 **Project ID:**

Lab Batch #: 646779 **Sample:** 239862-008 / SMP **Batch:** 1 **Matrix:** Solid

Units: mg/kg

SVOAs by EPA 8270C Analytes	SURROGATE RECOVERY STUDY				
	Amount Found [A]	True Amount [B]	Recovery %R [D]	Control Limits %R	Flags
2-Fluorobiphenyl	1.55	1.66	93	30-115	
2-Fluorophenol	1.31	1.66	79	25-121	
Nitrobenzene-d5	1.39	1.66	84	23-120	
Phenol-d6	1.56	1.66	94	24-113	
Terphenyl-D14	1.53	1.66	92	18-137	
2,4,6-Tribromophenol	1.57	1.66	95	19-122	

Lab Batch #: 646779 **Sample:** 239862-012 / DL **Batch:** 1 **Matrix:** Solid

Units: mg/kg

SVOAs by EPA 8270C Analytes	SURROGATE RECOVERY STUDY				
	Amount Found [A]	True Amount [B]	Recovery %R [D]	Control Limits %R	Flags
2-Fluorobiphenyl	U	1.67	89	30-115	
2-Fluorophenol	U	1.67	80	25-121	
Nitrobenzene-d5	U	1.67	84	23-120	
Phenol-d6	U	1.67	87	24-113	
Terphenyl-D14	U	1.67	80	18-137	
2,4,6-Tribromophenol	U	1.67	66	19-122	

Lab Batch #: 646779 **Sample:** 239862-012 / DL **Batch:** 1 **Matrix:** Solid

Units: mg/kg

SVOAs by EPA 8270C Analytes	SURROGATE RECOVERY STUDY				
	Amount Found [A]	True Amount [B]	Recovery %R [D]	Control Limits %R	Flags
2-Fluorobiphenyl	1.88	1.67	113	30-115	
2-Fluorophenol	1.26	1.67	75	25-121	
Nitrobenzene-d5	1.42	1.67	85	23-120	
Phenol-d6	1.39	1.67	83	24-113	
Terphenyl-D14	1.97	1.67	118	18-137	
2,4,6-Tribromophenol	1.47	1.67	88	19-122	

** Surrogates outside limits; data and surrogates confirmed by reanalysis
*** Poor recoveries due to dilution
Surrogate Recovery [D] = 100 * A / B
All results are based on MDL and validated for QC purposes.

Form 2 - Surrogate Recoveries

Project Name: Koppers Wood Preserving

Work Order #: 239862 **Project ID:**

Lab Batch #: 646779 **Sample:** 239862-012 / SMP **Batch:** 1 **Matrix:** Solid

Units: mg/kg

SVOAs by EPA 8270C Analytes	SURROGATE RECOVERY STUDY				
	Amount Found [A]	True Amount [B]	Recovery %R [D]	Control Limits %R	Flags
2-Fluorobiphenyl	1.86	1.67	111	30-115	
2-Fluorophenol	1.55	1.67	93	25-121	
Nitrobenzene-d5	1.83	1.67	110	23-120	
Phenol-d6	1.84	1.67	110	24-113	
Terphenyl-D14	2.03	1.67	122	18-137	
2,4,6-Tribromophenol	2.03	1.67	122	19-122	

Lab Batch #: 646779 **Sample:** 239862-016 / SMP **Batch:** 1 **Matrix:** Solid

Units: mg/kg

SVOAs by EPA 8270C Analytes	SURROGATE RECOVERY STUDY				
	Amount Found [A]	True Amount [B]	Recovery %R [D]	Control Limits %R	Flags
2-Fluorobiphenyl	1.26	1.67	75	30-115	
2-Fluorophenol	1.08	1.67	65	25-121	
Nitrobenzene-d5	1.12	1.67	67	23-120	
Phenol-d6	1.32	1.67	79	24-113	
Terphenyl-D14	1.28	1.67	77	18-137	
2,4,6-Tribromophenol	1.34	1.67	80	19-122	

Lab Batch #: 646779 **Sample:** 465223-1-BKS / BKS **Batch:** 1 **Matrix:** Solid

Units: mg/kg

SVOAs by EPA 8270C Analytes	SURROGATE RECOVERY STUDY				
	Amount Found [A]	True Amount [B]	Recovery %R [D]	Control Limits %R	Flags
2-Fluorobiphenyl	1.47	1.67	88	30-115	
2-Fluorophenol	1.40	1.67	84	25-121	
Nitrobenzene-d5	1.47	1.67	88	23-120	
Phenol-d6	1.64	1.67	98	24-113	
Terphenyl-D14	1.50	1.67	90	18-137	
2,4,6-Tribromophenol	1.53	1.67	92	19-122	

** Surrogates outside limits; data and surrogates confirmed by reanalysis
*** Poor recoveries due to dilution
Surrogate Recovery [D] = 100 * A / B
All results are based on MDL and validated for QC purposes.

Form 2 - Surrogate Recoveries

Project Name: Koppers Wood Preserving

Work Order #: 239862 **Project ID:**

Lab Batch #: 646779 **Sample:** 465223-1-BLK / BLK **Batch:** 1 **Matrix:** Solid

Units: mg/kg

SVOAs by EPA 8270C Analytes	SURROGATE RECOVERY STUDY				
	Amount Found [A]	True Amount [B]	Recovery %R [D]	Control Limits %R	Flags
2-Fluorobiphenyl	1.42	1.67	85	30-115	
2-Fluorophenol	1.19	1.67	71	25-121	
Nitrobenzene-d5	1.30	1.67	78	23-120	
Phenol-d6	1.43	1.67	86	24-113	
Terphenyl-D14	1.44	1.67	86	18-137	
2,4,6-Tribromophenol	1.31	1.67	78	19-122	

Lab Batch #: 646779 **Sample:** 465223-1-BSD / BSD **Batch:** 1 **Matrix:** Solid

Units: mg/kg

SVOAs by EPA 8270C Analytes	SURROGATE RECOVERY STUDY				
	Amount Found [A]	True Amount [B]	Recovery %R [D]	Control Limits %R	Flags
2-Fluorobiphenyl	1.34	1.67	80	30-115	
2-Fluorophenol	1.36	1.67	81	25-121	
Nitrobenzene-d5	1.33	1.67	80	23-120	
Phenol-d6	1.66	1.67	99	24-113	
Terphenyl-D14	1.37	1.67	82	18-137	
2,4,6-Tribromophenol	1.43	1.67	86	19-122	

Lab Batch #: 646783 **Sample:** 239862-121 / DL **Batch:** 1 **Matrix:** Water

Units: mg/L

SVOAs by EPA 8270C Analytes	SURROGATE RECOVERY STUDY				
	Amount Found [A]	True Amount [B]	Recovery %R [D]	Control Limits %R	Flags
2-Fluorobiphenyl	0.031	0.050	62	43-116	
2-Fluorophenol	0.016	0.050	32	21-100	
Nitrobenzene-d5	0.027	0.050	54	35-114	
Phenol-d6	0.012	0.050	24	10-94	
Terphenyl-D14	0.029	0.050	58	33-141	
2,4,6-Tribromophenol	0.031	0.050	62	10-123	

** Surrogates outside limits; data and surrogates confirmed by reanalysis
*** Poor recoveries due to dilution
Surrogate Recovery [D] = 100 * A / B
All results are based on MDL and validated for QC purposes.

Form 2 - Surrogate Recoveries

Project Name: Koppers Wood Preserving

Work Order #: 239862 **Project ID:**

Lab Batch #: 646783 **Sample:** 239862-121 / SMP **Batch:** 1 **Matrix:** Water

Units: mg/L

SVOAs by EPA 8270C Analytes	SURROGATE RECOVERY STUDY				
	Amount Found [A]	True Amount [B]	Recovery %R [D]	Control Limits %R	Flags
2-Fluorobiphenyl	0.035	0.050	70	43-116	
2-Fluorophenol	0.019	0.050	38	21-100	
Nitrobenzene-d5	0.033	0.050	66	35-114	
Phenol-d6	0.014	0.050	28	10-94	
Terphenyl-D14	0.034	0.050	68	33-141	
2,4,6-Tribromophenol	0.041	0.050	82	10-123	

Lab Batch #: 646783 **Sample:** 239862-126 / SMP **Batch:** 1 **Matrix:** Water

Units: mg/L

SVOAs by EPA 8270C Analytes	SURROGATE RECOVERY STUDY				
	Amount Found [A]	True Amount [B]	Recovery %R [D]	Control Limits %R	Flags
2-Fluorobiphenyl	0.167	0.192	87	43-116	
2-Fluorophenol	0.154	0.192	80	21-100	
Nitrobenzene-d5	0.156	0.192	81	35-114	
Phenol-d6	0.164	0.192	85	10-94	
Terphenyl-D14	0.175	0.192	91	33-141	
2,4,6-Tribromophenol	0.166	0.192	86	10-123	

Lab Batch #: 646783 **Sample:** 239862-127 / SMP **Batch:** 1 **Matrix:** Water

Units: mg/L

SVOAs by EPA 8270C Analytes	SURROGATE RECOVERY STUDY				
	Amount Found [A]	True Amount [B]	Recovery %R [D]	Control Limits %R	Flags
2-Fluorobiphenyl	0.160	0.192	83	43-116	
2-Fluorophenol	0.141	0.192	73	21-100	
Nitrobenzene-d5	0.145	0.192	76	35-114	
Phenol-d6	0.154	0.192	80	10-94	
Terphenyl-D14	0.172	0.192	90	33-141	
2,4,6-Tribromophenol	0.161	0.192	84	10-123	

** Surrogates outside limits; data and surrogates confirmed by reanalysis
*** Poor recoveries due to dilution
Surrogate Recovery [D] = 100 * A / B
All results are based on MDL and validated for QC purposes.

Form 2 - Surrogate Recoveries

Project Name: Koppers Wood Preserving

Work Order #: 239862 **Project ID:**

Lab Batch #: 646783 **Sample:** 465214-1-BKS / BKS **Batch:** 1 **Matrix:** Water

Units: mg/L

SVOAs by EPA 8270C Analytes	SURROGATE RECOVERY STUDY				
	Amount Found [A]	True Amount [B]	Recovery %R [D]	Control Limits %R	Flags
2-Fluorobiphenyl	0.045	0.050	90	43-116	
2-Fluorophenol	0.037	0.050	74	21-100	
Nitrobenzene-d5	0.045	0.050	90	35-114	
Phenol-d6	0.031	0.050	62	10-94	
Terphenyl-D14	0.046	0.050	92	33-141	
2,4,6-Tribromophenol	0.045	0.050	90	10-123	

Lab Batch #: 646783 **Sample:** 465214-1-BLK / BLK **Batch:** 1 **Matrix:** Water

Units: mg/L

SVOAs by EPA 8270C Analytes	SURROGATE RECOVERY STUDY				
	Amount Found [A]	True Amount [B]	Recovery %R [D]	Control Limits %R	Flags
2-Fluorobiphenyl	0.043	0.050	86	43-116	
2-Fluorophenol	0.034	0.050	68	21-100	
Nitrobenzene-d5	0.042	0.050	84	35-114	
Phenol-d6	0.028	0.050	56	10-94	
Terphenyl-D14	0.045	0.050	90	33-141	
2,4,6-Tribromophenol	0.041	0.050	82	10-123	

Lab Batch #: 646783 **Sample:** 465214-1-BSD / BSD **Batch:** 1 **Matrix:** Water

Units: mg/L

SVOAs by EPA 8270C Analytes	SURROGATE RECOVERY STUDY				
	Amount Found [A]	True Amount [B]	Recovery %R [D]	Control Limits %R	Flags
2-Fluorobiphenyl	0.042	0.050	84	43-116	
2-Fluorophenol	0.033	0.050	66	21-100	
Nitrobenzene-d5	0.042	0.050	84	35-114	
Phenol-d6	0.029	0.050	58	10-94	
Terphenyl-D14	0.043	0.050	86	33-141	
2,4,6-Tribromophenol	0.042	0.050	84	10-123	

** Surrogates outside limits; data and surrogates confirmed by reanalysis
*** Poor recoveries due to dilution
Surrogate Recovery [D] = 100 * A / B
All results are based on MDL and validated for QC purposes.

Form 2 - Surrogate Recoveries

Project Name: Koppers Wood Preserving

Work Order #: 239862 **Project ID:**

Lab Batch #: 646791 **Sample:** 239862-080 / SMP **Batch:** 1 **Matrix:** Solid

Units: mg/kg

SVOAs by EPA 8270C Analytes	SURROGATE RECOVERY STUDY				
	Amount Found [A]	True Amount [B]	Recovery %R [D]	Control Limits %R	Flags
2-Fluorobiphenyl	1.71	1.67	102	30-115	
2-Fluorophenol	1.44	1.67	86	25-121	
Nitrobenzene-d5	1.53	1.67	92	23-120	
Phenol-d6	1.63	1.67	98	24-113	
Terphenyl-D14	1.75	1.67	105	18-137	
2,4,6-Tribromophenol	1.85	1.67	111	19-122	

Lab Batch #: 646791 **Sample:** 239862-084 / SMP **Batch:** 1 **Matrix:** Solid

Units: mg/kg

SVOAs by EPA 8270C Analytes	SURROGATE RECOVERY STUDY				
	Amount Found [A]	True Amount [B]	Recovery %R [D]	Control Limits %R	Flags
2-Fluorobiphenyl	1.68	1.67	101	30-115	
2-Fluorophenol	1.45	1.67	87	25-121	
Nitrobenzene-d5	1.52	1.67	91	23-120	
Phenol-d6	1.60	1.67	96	24-113	
Terphenyl-D14	1.68	1.67	101	18-137	
2,4,6-Tribromophenol	1.80	1.67	108	19-122	

Lab Batch #: 646791 **Sample:** 239862-088 / SMP **Batch:** 1 **Matrix:** Solid

Units: mg/kg

SVOAs by EPA 8270C Analytes	SURROGATE RECOVERY STUDY				
	Amount Found [A]	True Amount [B]	Recovery %R [D]	Control Limits %R	Flags
2-Fluorobiphenyl	1.58	1.66	95	30-115	
2-Fluorophenol	1.33	1.66	80	25-121	
Nitrobenzene-d5	1.41	1.66	85	23-120	
Phenol-d6	1.53	1.66	92	24-113	
Terphenyl-D14	1.65	1.66	99	18-137	
2,4,6-Tribromophenol	1.69	1.66	102	19-122	

** Surrogates outside limits; data and surrogates confirmed by reanalysis
*** Poor recoveries due to dilution
Surrogate Recovery [D] = 100 * A / B
All results are based on MDL and validated for QC purposes.

Form 2 - Surrogate Recoveries

Project Name: Koppers Wood Preserving

Work Order #: 239862 **Project ID:**

Lab Batch #: 646791 **Sample:** 239862-092 / SMP **Batch:** 1 **Matrix:** Solid

Units: mg/kg

SVOAs by EPA 8270C Analytes	SURROGATE RECOVERY STUDY				
	Amount Found [A]	True Amount [B]	Recovery %R [D]	Control Limits %R	Flags
2-Fluorobiphenyl	1.76	1.67	105	30-115	
2-Fluorophenol	1.51	1.67	90	25-121	
Nitrobenzene-d5	1.58	1.67	95	23-120	
Phenol-d6	1.67	1.67	100	24-113	
Terphenyl-D14	1.74	1.67	104	18-137	
2,4,6-Tribromophenol	1.86	1.67	111	19-122	

Lab Batch #: 646791 **Sample:** 239862-096 / SMP **Batch:** 1 **Matrix:** Solid

Units: mg/kg

SVOAs by EPA 8270C Analytes	SURROGATE RECOVERY STUDY				
	Amount Found [A]	True Amount [B]	Recovery %R [D]	Control Limits %R	Flags
2-Fluorobiphenyl	1.70	1.67	102	30-115	
2-Fluorophenol	1.56	1.67	93	25-121	
Nitrobenzene-d5	1.61	1.67	96	23-120	
Phenol-d6	1.72	1.67	103	24-113	
Terphenyl-D14	1.74	1.67	104	18-137	
2,4,6-Tribromophenol	1.81	1.67	108	19-122	

Lab Batch #: 646791 **Sample:** 239862-100 / SMP **Batch:** 1 **Matrix:** Solid

Units: mg/kg

SVOAs by EPA 8270C Analytes	SURROGATE RECOVERY STUDY				
	Amount Found [A]	True Amount [B]	Recovery %R [D]	Control Limits %R	Flags
2-Fluorobiphenyl	1.65	1.66	99	30-115	
2-Fluorophenol	1.36	1.66	82	25-121	
Nitrobenzene-d5	1.46	1.66	88	23-120	
Phenol-d6	1.54	1.66	93	24-113	
Terphenyl-D14	1.69	1.66	102	18-137	
2,4,6-Tribromophenol	1.78	1.66	107	19-122	

** Surrogates outside limits; data and surrogates confirmed by reanalysis
*** Poor recoveries due to dilution
Surrogate Recovery [D] = 100 * A / B
All results are based on MDL and validated for QC purposes.

Form 2 - Surrogate Recoveries

Project Name: Koppers Wood Preserving

Work Order #: 239862 **Project ID:**

Lab Batch #: 646791 **Sample:** 239862-104 / SMP **Batch:** 1 **Matrix:** Solid

Units: mg/kg

SVOAs by EPA 8270C Analytes	SURROGATE RECOVERY STUDY				
	Amount Found [A]	True Amount [B]	Recovery %R [D]	Control Limits %R	Flags
2-Fluorobiphenyl	1.61	1.67	96	30-115	
2-Fluorophenol	1.40	1.67	84	25-121	
Nitrobenzene-d5	1.44	1.67	86	23-120	
Phenol-d6	1.56	1.67	93	24-113	
Terphenyl-D14	1.70	1.67	102	18-137	
2,4,6-Tribromophenol	1.74	1.67	104	19-122	

Lab Batch #: 646791 **Sample:** 239862-108 / SMP **Batch:** 1 **Matrix:** Solid

Units: mg/kg

SVOAs by EPA 8270C Analytes	SURROGATE RECOVERY STUDY				
	Amount Found [A]	True Amount [B]	Recovery %R [D]	Control Limits %R	Flags
2-Fluorobiphenyl	1.70	1.67	102	30-115	
2-Fluorophenol	1.48	1.67	89	25-121	
Nitrobenzene-d5	1.51	1.67	90	23-120	
Phenol-d6	1.63	1.67	98	24-113	
Terphenyl-D14	1.78	1.67	107	18-137	
2,4,6-Tribromophenol	1.83	1.67	110	19-122	

Lab Batch #: 646791 **Sample:** 239862-112 / SMP **Batch:** 1 **Matrix:** Solid

Units: mg/kg

SVOAs by EPA 8270C Analytes	SURROGATE RECOVERY STUDY				
	Amount Found [A]	True Amount [B]	Recovery %R [D]	Control Limits %R	Flags
2-Fluorobiphenyl	1.80	1.66	108	30-115	
2-Fluorophenol	1.65	1.66	99	25-121	
Nitrobenzene-d5	1.58	1.66	95	23-120	
Phenol-d6	1.82	1.66	110	24-113	
Terphenyl-D14	1.58	1.66	95	18-137	
2,4,6-Tribromophenol	1.98	1.66	119	19-122	

** Surrogates outside limits; data and surrogates confirmed by reanalysis
*** Poor recoveries due to dilution
Surrogate Recovery [D] = 100 * A / B
All results are based on MDL and validated for QC purposes.

Form 2 - Surrogate Recoveries

Project Name: Koppers Wood Preserving

Work Order #: 239862 **Project ID:**

Lab Batch #: 646791 **Sample:** 239862-116 / SMP **Batch:** 1 **Matrix:** Solid

Units: mg/kg

SVOAs by EPA 8270C Analytes	SURROGATE RECOVERY STUDY				
	Amount Found [A]	True Amount [B]	Recovery %R [D]	Control Limits %R	Flags
2-Fluorobiphenyl	1.74	1.67	104	30-115	
2-Fluorophenol	1.52	1.67	91	25-121	
Nitrobenzene-d5	1.49	1.67	89	23-120	
Phenol-d6	1.73	1.67	104	24-113	
Terphenyl-D14	1.67	1.67	100	18-137	
2,4,6-Tribromophenol	1.94	1.67	116	19-122	

Lab Batch #: 646791 **Sample:** 239862-120 / SMP **Batch:** 1 **Matrix:** Solid

Units: mg/kg

SVOAs by EPA 8270C Analytes	SURROGATE RECOVERY STUDY				
	Amount Found [A]	True Amount [B]	Recovery %R [D]	Control Limits %R	Flags
2-Fluorobiphenyl	1.50	1.67	90	30-115	
2-Fluorophenol	1.65	1.67	99	25-121	
Nitrobenzene-d5	1.56	1.67	93	23-120	
Phenol-d6	1.81	1.67	108	24-113	
Terphenyl-D14	1.50	1.67	90	18-137	
2,4,6-Tribromophenol	1.79	1.67	107	19-122	

Lab Batch #: 646791 **Sample:** 239862-125 / DL **Batch:** 1 **Matrix:** Solid

Units: mg/kg

SVOAs by EPA 8270C Analytes	SURROGATE RECOVERY STUDY				
	Amount Found [A]	True Amount [B]	Recovery %R [D]	Control Limits %R	Flags
2-Fluorobiphenyl	1.61	1.67	96	30-115	
2-Fluorophenol	1.20	1.67	72	25-121	
Nitrobenzene-d5	1.36	1.67	81	23-120	
Phenol-d6	1.30	1.67	78	24-113	
Terphenyl-D14	1.69	1.67	101	18-137	
2,4,6-Tribromophenol	1.33	1.67	80	19-122	

** Surrogates outside limits; data and surrogates confirmed by reanalysis

*** Poor recoveries due to dilution

Surrogate Recovery [D] = 100 * A / B

All results are based on MDL and validated for QC purposes.

Form 2 - Surrogate Recoveries

Project Name: Koppers Wood Preserving

Work Order #: 239862 **Project ID:**

Lab Batch #: 646791 **Sample:** 239862-125 / SMP **Batch:** 1 **Matrix:** Solid

Units: mg/kg

SVOAs by EPA 8270C Analytes	SURROGATE RECOVERY STUDY				
	Amount Found [A]	True Amount [B]	Recovery %R [D]	Control Limits %R	Flags
2-Fluorobiphenyl	1.51	1.67	90	30-115	
2-Fluorophenol	1.55	1.67	93	25-121	
Nitrobenzene-d5	1.58	1.67	95	23-120	
Phenol-d6	1.74	1.67	104	24-113	
Terphenyl-D14	1.86	1.67	111	18-137	
2,4,6-Tribromophenol	1.59	1.67	95	19-122	

Lab Batch #: 646791 **Sample:** 239862-128 / SMP **Batch:** 1 **Matrix:** Solid

Units: mg/kg

SVOAs by EPA 8270C Analytes	SURROGATE RECOVERY STUDY				
	Amount Found [A]	True Amount [B]	Recovery %R [D]	Control Limits %R	Flags
2-Fluorobiphenyl	1.84	1.66	111	30-115	
2-Fluorophenol	1.64	1.66	99	25-121	
Nitrobenzene-d5	1.89	1.66	114	23-120	
Phenol-d6	1.80	1.66	108	24-113	
Terphenyl-D14	1.96	1.66	118	18-137	
2,4,6-Tribromophenol	1.90	1.66	114	19-122	

Lab Batch #: 646791 **Sample:** 239862-129 / SMP **Batch:** 1 **Matrix:** Solid

Units: mg/kg

SVOAs by EPA 8270C Analytes	SURROGATE RECOVERY STUDY				
	Amount Found [A]	True Amount [B]	Recovery %R [D]	Control Limits %R	Flags
2-Fluorobiphenyl	1.56	1.67	93	30-115	
2-Fluorophenol	1.50	1.67	90	25-121	
Nitrobenzene-d5	1.50	1.67	90	23-120	
Phenol-d6	1.60	1.67	96	24-113	
Terphenyl-D14	1.40	1.67	84	18-137	
2,4,6-Tribromophenol	1.77	1.67	106	19-122	

** Surrogates outside limits; data and surrogates confirmed by reanalysis

*** Poor recoveries due to dilution

Surrogate Recovery [D] = 100 * A / B

All results are based on MDL and validated for QC purposes.

Form 2 - Surrogate Recoveries

Project Name: Koppers Wood Preserving

Work Order #: 239862 **Project ID:**

Lab Batch #: 646791 **Sample:** 239862-131 / SMP **Batch:** 1 **Matrix:** Solid

Units: mg/kg

SVOAs by EPA 8270C Analytes	SURROGATE RECOVERY STUDY				
	Amount Found [A]	True Amount [B]	Recovery %R [D]	Control Limits %R	Flags
2-Fluorobiphenyl	1.57	1.67	94	30-115	
2-Fluorophenol	1.49	1.67	89	25-121	
Nitrobenzene-d5	1.51	1.67	90	23-120	
Phenol-d6	1.84	1.67	110	24-113	
Terphenyl-D14	1.57	1.67	94	18-137	
2,4,6-Tribromophenol	1.75	1.67	105	19-122	

Lab Batch #: 646791 **Sample:** 239862-131 S / MS **Batch:** 1 **Matrix:** Solid

Units: mg/kg

SVOAs by EPA 8270C Analytes	SURROGATE RECOVERY STUDY				
	Amount Found [A]	True Amount [B]	Recovery %R [D]	Control Limits %R	Flags
2-Fluorobiphenyl	1.58	1.67	95	30-115	
2-Fluorophenol	1.36	1.67	81	25-121	
Nitrobenzene-d5	1.53	1.67	92	23-120	
Phenol-d6	1.74	1.67	104	24-113	
Terphenyl-D14	1.76	1.67	105	18-137	
2,4,6-Tribromophenol	1.63	1.67	98	19-122	

Lab Batch #: 646791 **Sample:** 239862-131 SD / MSD **Batch:** 1 **Matrix:** Solid

Units: mg/kg

SVOAs by EPA 8270C Analytes	SURROGATE RECOVERY STUDY				
	Amount Found [A]	True Amount [B]	Recovery %R [D]	Control Limits %R	Flags
2-Fluorobiphenyl	1.64	1.67	98	30-115	
2-Fluorophenol	1.47	1.67	88	25-121	
Nitrobenzene-d5	1.50	1.67	90	23-120	
Phenol-d6	1.70	1.67	102	24-113	
Terphenyl-D14	1.78	1.67	107	18-137	
2,4,6-Tribromophenol	1.59	1.67	95	19-122	

** Surrogates outside limits; data and surrogates confirmed by reanalysis
*** Poor recoveries due to dilution
Surrogate Recovery [D] = 100 * A / B
All results are based on MDL and validated for QC purposes.

Form 2 - Surrogate Recoveries

Project Name: Koppers Wood Preserving

Work Order #: 239862 **Project ID:**

Lab Batch #: 646791 **Sample:** 465253-1-BKS / BKS **Batch:** 1 **Matrix:** Solid

Units: mg/kg

SVOAs by EPA 8270C Analytes	SURROGATE RECOVERY STUDY				
	Amount Found [A]	True Amount [B]	Recovery %R [D]	Control Limits %R	Flags
2-Fluorobiphenyl	1.63	1.67	98	30-115	
2-Fluorophenol	1.49	1.67	89	25-121	
Nitrobenzene-d5	1.56	1.67	93	23-120	
Phenol-d6	1.67	1.67	100	24-113	
Terphenyl-D14	1.59	1.67	95	18-137	
2,4,6-Tribromophenol	1.62	1.67	97	19-122	

Lab Batch #: 646791 **Sample:** 465253-1-BLK / BLK **Batch:** 1 **Matrix:** Solid

Units: mg/kg

SVOAs by EPA 8270C Analytes	SURROGATE RECOVERY STUDY				
	Amount Found [A]	True Amount [B]	Recovery %R [D]	Control Limits %R	Flags
2-Fluorobiphenyl	1.64	1.67	98	30-115	
2-Fluorophenol	1.58	1.67	95	25-121	
Nitrobenzene-d5	1.53	1.67	92	23-120	
Phenol-d6	1.70	1.67	102	24-113	
Terphenyl-D14	1.57	1.67	94	18-137	
2,4,6-Tribromophenol	1.45	1.67	87	19-122	

Lab Batch #: 646791 **Sample:** 465253-1-BSD / BSD **Batch:** 1 **Matrix:** Solid

Units: mg/kg

SVOAs by EPA 8270C Analytes	SURROGATE RECOVERY STUDY				
	Amount Found [A]	True Amount [B]	Recovery %R [D]	Control Limits %R	Flags
2-Fluorobiphenyl	1.59	1.67	95	30-115	
2-Fluorophenol	1.54	1.67	92	25-121	
Nitrobenzene-d5	1.56	1.67	93	23-120	
Phenol-d6	1.72	1.67	103	24-113	
Terphenyl-D14	1.56	1.67	93	18-137	
2,4,6-Tribromophenol	1.58	1.67	95	19-122	

** Surrogates outside limits; data and surrogates confirmed by reanalysis
*** Poor recoveries due to dilution
Surrogate Recovery [D] = 100 * A / B
All results are based on MDL and validated for QC purposes.

Form 2 - Surrogate Recoveries

Project Name: Koppers Wood Preserving

Work Order #: 239862 **Project ID:**

Lab Batch #: 647001 **Sample:** 239862-020 / SMP **Batch:** 1 **Matrix:** Solid

Units: mg/kg

SVOAs by EPA 8270C Analytes	SURROGATE RECOVERY STUDY				
	Amount Found [A]	True Amount [B]	Recovery %R [D]	Control Limits %R	Flags
2-Fluorobiphenyl	1.41	1.67	84	30-115	
2-Fluorophenol	1.42	1.67	85	25-121	
Nitrobenzene-d5	1.48	1.67	89	23-120	
Phenol-d6	1.60	1.67	96	24-113	
Terphenyl-D14	1.55	1.67	93	18-137	
2,4,6-Tribromophenol	1.79	1.67	107	19-122	

Lab Batch #: 647001 **Sample:** 239862-024 / SMP **Batch:** 1 **Matrix:** Solid

Units: mg/kg

SVOAs by EPA 8270C Analytes	SURROGATE RECOVERY STUDY				
	Amount Found [A]	True Amount [B]	Recovery %R [D]	Control Limits %R	Flags
2-Fluorobiphenyl	1.59	1.66	96	30-115	
2-Fluorophenol	1.34	1.66	81	25-121	
Nitrobenzene-d5	1.37	1.66	83	23-120	
Phenol-d6	1.38	1.66	83	24-113	
Terphenyl-D14	1.50	1.66	90	18-137	
2,4,6-Tribromophenol	1.69	1.66	102	19-122	

Lab Batch #: 647001 **Sample:** 239862-026 / SMP **Batch:** 1 **Matrix:** Solid

Units: mg/kg

SVOAs by EPA 8270C Analytes	SURROGATE RECOVERY STUDY				
	Amount Found [A]	True Amount [B]	Recovery %R [D]	Control Limits %R	Flags
2-Fluorobiphenyl	1.66	1.66	100	30-115	
2-Fluorophenol	1.40	1.66	84	25-121	
Nitrobenzene-d5	1.36	1.66	82	23-120	
Phenol-d6	1.56	1.66	94	24-113	
Terphenyl-D14	1.43	1.66	86	18-137	
2,4,6-Tribromophenol	1.91	1.66	115	19-122	

** Surrogates outside limits; data and surrogates confirmed by reanalysis
*** Poor recoveries due to dilution
Surrogate Recovery [D] = 100 * A / B
All results are based on MDL and validated for QC purposes.

Form 2 - Surrogate Recoveries

Project Name: Koppers Wood Preserving

Work Order #: 239862 **Project ID:**

Lab Batch #: 647001 **Sample:** 239862-027 / SMP **Batch:** 1 **Matrix:** Solid

Units: mg/kg

SVOAs by EPA 8270C Analytes	SURROGATE RECOVERY STUDY				
	Amount Found [A]	True Amount [B]	Recovery %R [D]	Control Limits %R	Flags
2-Fluorobiphenyl	1.43	1.66	86	30-115	
2-Fluorophenol	1.39	1.66	84	25-121	
Nitrobenzene-d5	1.26	1.66	76	23-120	
Phenol-d6	1.55	1.66	93	24-113	
Terphenyl-D14	1.46	1.66	88	18-137	
2,4,6-Tribromophenol	1.61	1.66	97	19-122	

Lab Batch #: 647001 **Sample:** 239862-028 / SMP **Batch:** 1 **Matrix:** Solid

Units: mg/kg

SVOAs by EPA 8270C Analytes	SURROGATE RECOVERY STUDY				
	Amount Found [A]	True Amount [B]	Recovery %R [D]	Control Limits %R	Flags
2-Fluorobiphenyl	1.45	1.67	87	30-115	
2-Fluorophenol	1.34	1.67	80	25-121	
Nitrobenzene-d5	1.40	1.67	84	23-120	
Phenol-d6	1.55	1.67	93	24-113	
Terphenyl-D14	1.29	1.67	77	18-137	
2,4,6-Tribromophenol	1.75	1.67	105	19-122	

Lab Batch #: 647001 **Sample:** 239862-032 / SMP **Batch:** 1 **Matrix:** Solid

Units: mg/kg

SVOAs by EPA 8270C Analytes	SURROGATE RECOVERY STUDY				
	Amount Found [A]	True Amount [B]	Recovery %R [D]	Control Limits %R	Flags
2-Fluorobiphenyl	1.54	1.67	92	30-115	
2-Fluorophenol	1.37	1.67	82	25-121	
Nitrobenzene-d5	1.30	1.67	78	23-120	
Phenol-d6	1.43	1.67	86	24-113	
Terphenyl-D14	1.40	1.67	84	18-137	
2,4,6-Tribromophenol	1.96	1.67	117	19-122	

** Surrogates outside limits; data and surrogates confirmed by reanalysis
*** Poor recoveries due to dilution
Surrogate Recovery [D] = 100 * A / B
All results are based on MDL and validated for QC purposes.

Form 2 - Surrogate Recoveries

Project Name: Koppers Wood Preserving

Work Order #: 239862 **Project ID:**

Lab Batch #: 647001 **Sample:** 239862-036 / SMP **Batch:** 1 **Matrix:** Solid

Units: mg/kg

SVOAs by EPA 8270C Analytes	SURROGATE RECOVERY STUDY				
	Amount Found [A]	True Amount [B]	Recovery %R [D]	Control Limits %R	Flags
2-Fluorobiphenyl	1.42	1.66	86	30-115	
2-Fluorophenol	1.33	1.66	80	25-121	
Nitrobenzene-d5	1.43	1.66	86	23-120	
Phenol-d6	1.58	1.66	95	24-113	
Terphenyl-D14	1.38	1.66	83	18-137	
2,4,6-Tribromophenol	1.59	1.66	96	19-122	

Lab Batch #: 647001 **Sample:** 239862-040 / SMP **Batch:** 1 **Matrix:** Solid

Units: mg/kg

SVOAs by EPA 8270C Analytes	SURROGATE RECOVERY STUDY				
	Amount Found [A]	True Amount [B]	Recovery %R [D]	Control Limits %R	Flags
2-Fluorobiphenyl	1.55	1.66	93	30-115	
2-Fluorophenol	1.32	1.66	80	25-121	
Nitrobenzene-d5	1.29	1.66	78	23-120	
Phenol-d6	1.53	1.66	92	24-113	
Terphenyl-D14	1.41	1.66	85	18-137	
2,4,6-Tribromophenol	1.63	1.66	98	19-122	

Lab Batch #: 647001 **Sample:** 239862-044 / SMP **Batch:** 1 **Matrix:** Solid

Units: mg/kg

SVOAs by EPA 8270C Analytes	SURROGATE RECOVERY STUDY				
	Amount Found [A]	True Amount [B]	Recovery %R [D]	Control Limits %R	Flags
2-Fluorobiphenyl	1.36	1.67	81	30-115	
2-Fluorophenol	1.47	1.67	88	25-121	
Nitrobenzene-d5	1.43	1.67	86	23-120	
Phenol-d6	1.58	1.67	95	24-113	
Terphenyl-D14	1.41	1.67	84	18-137	
2,4,6-Tribromophenol	1.55	1.67	93	19-122	

** Surrogates outside limits; data and surrogates confirmed by reanalysis

*** Poor recoveries due to dilution

Surrogate Recovery [D] = 100 * A / B

All results are based on MDL and validated for QC purposes.

Form 2 - Surrogate Recoveries

Project Name: Koppers Wood Preserving

Work Order #: 239862 **Project ID:**

Lab Batch #: 647001 **Sample:** 239862-048 / SMP **Batch:** 1 **Matrix:** Solid

Units: mg/kg

SVOAs by EPA 8270C Analytes	SURROGATE RECOVERY STUDY				
	Amount Found [A]	True Amount [B]	Recovery %R [D]	Control Limits %R	Flags
2-Fluorobiphenyl	1.24	1.66	75	30-115	
2-Fluorophenol	1.32	1.66	80	25-121	
Nitrobenzene-d5	1.29	1.66	78	23-120	
Phenol-d6	1.53	1.66	92	24-113	
Terphenyl-D14	1.31	1.66	79	18-137	
2,4,6-Tribromophenol	1.54	1.66	93	19-122	

Lab Batch #: 647001 **Sample:** 239862-052 / SMP **Batch:** 1 **Matrix:** Solid

Units: mg/kg

SVOAs by EPA 8270C Analytes	SURROGATE RECOVERY STUDY				
	Amount Found [A]	True Amount [B]	Recovery %R [D]	Control Limits %R	Flags
2-Fluorobiphenyl	1.26	1.66	76	30-115	
2-Fluorophenol	1.43	1.66	86	25-121	
Nitrobenzene-d5	1.39	1.66	84	23-120	
Phenol-d6	1.59	1.66	96	24-113	
Terphenyl-D14	1.20	1.66	72	18-137	
2,4,6-Tribromophenol	1.59	1.66	96	19-122	

Lab Batch #: 647001 **Sample:** 239862-056 / SMP **Batch:** 1 **Matrix:** Solid

Units: mg/kg

SVOAs by EPA 8270C Analytes	SURROGATE RECOVERY STUDY				
	Amount Found [A]	True Amount [B]	Recovery %R [D]	Control Limits %R	Flags
2-Fluorobiphenyl	1.26	1.67	75	30-115	
2-Fluorophenol	1.44	1.67	86	25-121	
Nitrobenzene-d5	1.26	1.67	75	23-120	
Phenol-d6	1.41	1.67	84	24-113	
Terphenyl-D14	1.21	1.67	72	18-137	
2,4,6-Tribromophenol	1.49	1.67	89	19-122	

** Surrogates outside limits; data and surrogates confirmed by reanalysis
*** Poor recoveries due to dilution
Surrogate Recovery [D] = 100 * A / B
All results are based on MDL and validated for QC purposes.

Form 2 - Surrogate Recoveries

Project Name: Koppers Wood Preserving

Work Order #: 239862 **Project ID:**

Lab Batch #: 647001 **Sample:** 239862-060 / SMP **Batch:** 1 **Matrix:** Solid

Units: mg/kg

SVOAs by EPA 8270C Analytes	SURROGATE RECOVERY STUDY				
	Amount Found [A]	True Amount [B]	Recovery %R [D]	Control Limits %R	Flags
2-Fluorobiphenyl	1.58	1.66	95	30-115	
2-Fluorophenol	1.45	1.66	87	25-121	
Nitrobenzene-d5	1.50	1.66	90	23-120	
Phenol-d6	1.57	1.66	95	24-113	
Terphenyl-D14	1.62	1.66	98	18-137	
2,4,6-Tribromophenol	1.67	1.66	101	19-122	

Lab Batch #: 647001 **Sample:** 239862-064 / SMP **Batch:** 1 **Matrix:** Solid

Units: mg/kg

SVOAs by EPA 8270C Analytes	SURROGATE RECOVERY STUDY				
	Amount Found [A]	True Amount [B]	Recovery %R [D]	Control Limits %R	Flags
2-Fluorobiphenyl	1.50	1.67	90	30-115	
2-Fluorophenol	1.43	1.67	86	25-121	
Nitrobenzene-d5	1.47	1.67	88	23-120	
Phenol-d6	1.56	1.67	93	24-113	
Terphenyl-D14	1.60	1.67	96	18-137	
2,4,6-Tribromophenol	1.67	1.67	100	19-122	

Lab Batch #: 647001 **Sample:** 239862-068 / SMP **Batch:** 1 **Matrix:** Solid

Units: mg/kg

SVOAs by EPA 8270C Analytes	SURROGATE RECOVERY STUDY				
	Amount Found [A]	True Amount [B]	Recovery %R [D]	Control Limits %R	Flags
2-Fluorobiphenyl	1.63	1.67	98	30-115	
2-Fluorophenol	1.50	1.67	90	25-121	
Nitrobenzene-d5	1.59	1.67	95	23-120	
Phenol-d6	1.66	1.67	99	24-113	
Terphenyl-D14	1.70	1.67	102	18-137	
2,4,6-Tribromophenol	1.71	1.67	102	19-122	

** Surrogates outside limits; data and surrogates confirmed by reanalysis
*** Poor recoveries due to dilution
Surrogate Recovery [D] = 100 * A / B
All results are based on MDL and validated for QC purposes.

Form 2 - Surrogate Recoveries

Project Name: Koppers Wood Preserving

Work Order #: 239862 **Project ID:**

Lab Batch #: 647001 **Sample:** 239862-072 / SMP **Batch:** 1 **Matrix:** Solid

Units: mg/kg

SVOAs by EPA 8270C Analytes	SURROGATE RECOVERY STUDY				
	Amount Found [A]	True Amount [B]	Recovery %R [D]	Control Limits %R	Flags
2-Fluorobiphenyl	1.58	1.67	95	30-115	
2-Fluorophenol	1.51	1.67	90	25-121	
Nitrobenzene-d5	1.61	1.67	96	23-120	
Phenol-d6	1.65	1.67	99	24-113	
Terphenyl-D14	1.63	1.67	98	18-137	
2,4,6-Tribromophenol	1.64	1.67	98	19-122	

Lab Batch #: 647001 **Sample:** 239862-076 / SMP **Batch:** 1 **Matrix:** Solid

Units: mg/kg

SVOAs by EPA 8270C Analytes	SURROGATE RECOVERY STUDY				
	Amount Found [A]	True Amount [B]	Recovery %R [D]	Control Limits %R	Flags
2-Fluorobiphenyl	1.45	1.66	87	30-115	
2-Fluorophenol	1.34	1.66	81	25-121	
Nitrobenzene-d5	1.43	1.66	86	23-120	
Phenol-d6	1.45	1.66	87	24-113	
Terphenyl-D14	1.52	1.66	92	18-137	
2,4,6-Tribromophenol	1.52	1.66	92	19-122	

Lab Batch #: 647001 **Sample:** 239862-130 / SMP **Batch:** 1 **Matrix:** Solid

Units: mg/kg

SVOAs by EPA 8270C Analytes	SURROGATE RECOVERY STUDY				
	Amount Found [A]	True Amount [B]	Recovery %R [D]	Control Limits %R	Flags
2-Fluorobiphenyl	1.59	1.67	95	30-115	
2-Fluorophenol	1.49	1.67	89	25-121	
Nitrobenzene-d5	1.61	1.67	96	23-120	
Phenol-d6	1.62	1.67	97	24-113	
Terphenyl-D14	1.69	1.67	101	18-137	
2,4,6-Tribromophenol	1.70	1.67	102	19-122	

** Surrogates outside limits; data and surrogates confirmed by reanalysis
*** Poor recoveries due to dilution
Surrogate Recovery [D] = 100 * A / B
All results are based on MDL and validated for QC purposes.

Form 2 - Surrogate Recoveries

Project Name: Koppers Wood Preserving

Work Order #: 239862 **Project ID:**

Lab Batch #: 647001 **Sample:** 239862-130 S / MS **Batch:** 1 **Matrix:** Solid

Units: mg/kg

SVOAs by EPA 8270C Analytes	SURROGATE RECOVERY STUDY				
	Amount Found [A]	True Amount [B]	Recovery %R [D]	Control Limits %R	Flags
2-Fluorobiphenyl	1.56	1.67	93	30-115	
2-Fluorophenol	1.46	1.67	87	25-121	
Nitrobenzene-d5	1.64	1.67	98	23-120	
Phenol-d6	1.71	1.67	102	24-113	
Terphenyl-D14	1.67	1.67	100	18-137	
2,4,6-Tribromophenol	1.63	1.67	98	19-122	

Lab Batch #: 647001 **Sample:** 239862-130 SD / MSD **Batch:** 1 **Matrix:** Solid

Units: mg/kg

SVOAs by EPA 8270C Analytes	SURROGATE RECOVERY STUDY				
	Amount Found [A]	True Amount [B]	Recovery %R [D]	Control Limits %R	Flags
2-Fluorobiphenyl	1.54	1.67	92	30-115	
2-Fluorophenol	1.52	1.67	91	25-121	
Nitrobenzene-d5	1.68	1.67	101	23-120	
Phenol-d6	1.69	1.67	101	24-113	
Terphenyl-D14	1.71	1.67	102	18-137	
2,4,6-Tribromophenol	1.62	1.67	97	19-122	

Lab Batch #: 647001 **Sample:** 465247-1-BKS / BKS **Batch:** 1 **Matrix:** Solid

Units: mg/kg

SVOAs by EPA 8270C Analytes	SURROGATE RECOVERY STUDY				
	Amount Found [A]	True Amount [B]	Recovery %R [D]	Control Limits %R	Flags
2-Fluorobiphenyl	1.83	1.67	110	30-115	
2-Fluorophenol	1.46	1.67	87	25-121	
Nitrobenzene-d5	1.53	1.67	92	23-120	
Phenol-d6	1.67	1.67	100	24-113	
Terphenyl-D14	1.52	1.67	91	18-137	
2,4,6-Tribromophenol	1.85	1.67	111	19-122	

** Surrogates outside limits; data and surrogates confirmed by reanalysis
*** Poor recoveries due to dilution
Surrogate Recovery [D] = 100 * A / B
All results are based on MDL and validated for QC purposes.

Form 2 - Surrogate Recoveries

Project Name: Koppers Wood Preserving

Work Order #: 239862 **Project ID:**

Lab Batch #: 647001 **Sample:** 465247-1-BLK / BLK **Batch:** 1 **Matrix:** Solid

Units: mg/kg

SVOAs by EPA 8270C Analytes	SURROGATE RECOVERY STUDY				
	Amount Found [A]	True Amount [B]	Recovery %R [D]	Control Limits %R	Flags
2-Fluorobiphenyl	1.44	1.67	86	30-115	
2-Fluorophenol	1.51	1.67	90	25-121	
Nitrobenzene-d5	1.52	1.67	91	23-120	
Phenol-d6	1.79	1.67	107	24-113	
Terphenyl-D14	1.66	1.67	99	18-137	
2,4,6-Tribromophenol	1.54	1.67	92	19-122	

Lab Batch #: 647001 **Sample:** 465247-1-BSD / BSD **Batch:** 1 **Matrix:** Solid

Units: mg/kg

SVOAs by EPA 8270C Analytes	SURROGATE RECOVERY STUDY				
	Amount Found [A]	True Amount [B]	Recovery %R [D]	Control Limits %R	Flags
2-Fluorobiphenyl	1.45	1.67	87	30-115	
2-Fluorophenol	1.46	1.67	87	25-121	
Nitrobenzene-d5	1.57	1.67	94	23-120	
Phenol-d6	1.81	1.67	108	24-113	
Terphenyl-D14	1.91	1.67	114	18-137	
2,4,6-Tribromophenol	1.58	1.67	95	19-122	

** Surrogates outside limits; data and surrogates confirmed by reanalysis

*** Poor recoveries due to dilution

Surrogate Recovery [D] = 100 * A / B

All results are based on MDL and validated for QC purposes.

BS / BSD Recoveries

Project Name: Koppers Wood Preserving

Work Order #: 239862

Project ID:

Lab Batch ID: 646783 **Sample:** 465214-1-BKS **Batch #:** 1 **Matrix:** Water

Units: mg/L

SVOAs by EPA 8270C Analytes	BLANK /BLANK SPIKE / BLANK SPIKE DUPLICATE RECOVERY STUDY										
	Blank Sample Result [A]	Spike Added [B]	Blank Spike Result [C]	Blank Spike %R [D]	Spike Added [E]	Blank Spike Duplicate Result [F]	Blk. Spk Dup. %R [G]	RPD %	Control Limits %R	Control Limits %RPD	Flag
Acenaphthene	<0.005	0.050	0.048	96	0.050	0.045	90	6	27-132	31	
Acenaphthylene	<0.005	0.050	0.047	94	0.050	0.044	88	7	46-108	25	
Aniline (Phenylamine, Aminobenzene)	<0.020	0.050	0.043	86	0.050	0.044	88	2	5-115	25	
Anthracene	<0.005	0.050	0.048	96	0.050	0.045	90	6	47-145	25	
Benzo(a)anthracene	<0.005	0.050	0.047	94	0.050	0.044	88	7	33-143	25	
Benzo(a)pyrene	<0.005	0.050	0.048	96	0.050	0.046	92	4	65-135	25	
Benzo(b)fluoranthene	<0.005	0.050	0.046	92	0.050	0.043	86	7	24-159	25	
Benzo(g,h,i)perylene	<0.005	0.050	0.047	94	0.050	0.045	90	4	65-135	25	
Benzo(k)fluoranthene	<0.005	0.050	0.047	94	0.050	0.045	90	4	25-125	25	
Benzoic Acid	<0.030	0.150	0.047	31	0.150	0.037	25	21	30-115	40	L
Benzyl Butyl Phthalate	<0.005	0.050	0.047	94	0.050	0.042	84	11	65-135	25	
bis(2-chloroethoxy) methane	<0.010	0.050	0.043	86	0.050	0.040	80	7	54-188	25	
bis(2-chloroethyl) ether	<0.010	0.050	0.040	80	0.050	0.038	76	5	65-135	25	
bis(2-chloroisopropyl) ether	<0.010	0.050	0.042	84	0.050	0.039	78	7	65-135	25	
bis(2-ethylhexyl) phthalate	<0.005	0.050	0.047	94	0.050	0.043	86	9	8-158	25	
4-Bromophenyl-phenylether	<0.010	0.050	0.045	90	0.050	0.041	82	9	65-135	25	
di-n-Butyl Phthalate	<0.005	0.050	0.044	88	0.050	0.040	80	10	49-135	50	
4-chloro-3-methylphenol	<0.010	0.050	0.044	88	0.050	0.042	84	5	16-129	33	
4-Chloroaniline	<0.020	0.050	0.049	98	0.050	0.049	98	0	9-128	25	
2-Chloronaphthalene	<0.010	0.050	0.051	102	0.050	0.049	98	4	65-135	25	
2-Chlorophenol	<0.010	0.050	0.042	84	0.050	0.040	80	5	16-116	40	

Relative Percent Difference RPD = 200*|(D-G)/(D+G)|
Blank Spike Recovery [D] = 100*(C)/[B]
Blank Spike Duplicate Recovery [G] = 100*(F)/[E]
All results are based on MDL and Validated for QC Purposes

BS / BSD Recoveries

Project Name: Koppers Wood Preserving

Work Order #: 239862 **Project ID:**

Lab Batch ID: 646783 **Sample:** 465214-1-BKS **Batch #:** 1 **Matrix:** Water

Units: mg/L

SVOAs by EPA 8270C Analytes	Blank Sample Result [A]	Spike Added [B]	Blank Spike Result [C]	Blank Spike %R [D]		Blank Spike Duplicate Result [F]	Blk. Spk Dup. %R [G]	RPD %	Control Limits %R	Control Limits %RPD	Flag
4-Chlorophenyl Phenyl Ether	<0.010	0.050	0.044	88	0.050	0.041	82	7	65-135	25	
Chrysene	<0.005	0.050	0.047	94	0.050	0.045	90	4	65-135	25	
Dibenz(a,h)Anthracene	<0.005	0.050	0.047	94	0.050	0.044	88	7	50-125	25	
Dibenzofuran	<0.010	0.050	0.046	92	0.050	0.044	88	4	52-125	25	
1,2-Dichlorobenzene	<0.010	0.050	0.048	96	0.050	0.045	90	6	65-135	25	
1,3-Dichlorobenzene	<0.010	0.050	0.048	96	0.050	0.045	90	6	65-135	25	
1,4-Dichlorobenzene	<0.010	0.050	0.049	98	0.050	0.045	90	9	19-121	28	
3,3-Dichlorobenzidine	<0.010	0.050	0.044	88	0.050	0.043	86	2	12-147	25	
2,4-Dichlorophenol	<0.010	0.050	0.043	86	0.050	0.040	80	7	65-135	25	
Diethyl Phthalate	<0.005	0.050	0.046	92	0.050	0.043	86	7	37-125	50	
Dimethyl Phthalate	<0.005	0.050	0.044	88	0.050	0.042	84	5	25-175	50	
2,4-Dimethylphenol	<0.010	0.050	0.041	82	0.050	0.038	76	8	32-119	25	
4,6-dinitro-2-methyl phenol	<0.010	0.050	0.046	92	0.050	0.044	88	4	2-181	25	
2,4-Dinitrophenol	<0.010	0.050	0.040	80	0.050	0.039	78	3	65-135	25	
2,4-Dinitrotoluene	<0.010	0.050	0.047	94	0.050	0.043	86	9	22-135	38	
2,6-Dinitrotoluene	<0.010	0.050	0.046	92	0.050	0.044	88	4	49-122	38	
Fluoranthene	<0.005	0.050	0.049	98	0.050	0.046	92	6	47-125	25	
Fluorene	<0.005	0.050	0.048	96	0.050	0.045	90	6	48-139	25	
Hexachlorobenzene	<0.010	0.050	0.051	102	0.050	0.048	96	6	46-133	25	
Hexachlorobutadiene	<0.005	0.050	0.048	96	0.050	0.045	90	6	44-125	25	
Hexachlorocyclopentadiene	<0.010	0.050	0.046	92	0.050	0.042	84	9	41-125	25	

Relative Percent Difference RPD = 200*|(D-G)/(D+G)|
Blank Spike Recovery [D] = 100*(C)/[B]
Blank Spike Duplicate Recovery [G] = 100*(F)/[E]
All results are based on MDL and Validated for QC Purposes

XENCO Laboratories

BS / BSD Recoveries

Project Name: Koppers Wood Preserving

Work Order #: 239862

Lab Batch ID: 646783 **Sample:** 465214-1-BKS **Batch #:** 1

Project ID:

Units: mg/L **Matrix:** Water

SVOAs by EPA 8270C Analytes	Blank Sample Result [A]	Spike Added [B]	Blank Spike Result [C]	Blank Spike %R [D]		Blank Spike Duplicate Result [F]	Blk. Spk Dup. %R [G]	RPD %	Control Limits %R	Control Limits %RPD	Flag
Hexachloroethane	<0.010	0.050	0.048	96	0.050	0.045	90	6	25-153	25	
Indeno(1,2,3-c,d)Pyrene	<0.005	0.050	0.048	96	0.050	0.046	92	4	27-160	25	
Isophorone	<0.010	0.050	0.043	86	0.050	0.041	82	5	26-175	25	
2-Methylnaphthalene	<0.005	0.050	0.046	92	0.050	0.043	86	7	65-135	25	
2-methylphenol	<0.010	0.050	0.041	82	0.050	0.041	82	0	14-176	25	
3&4-Methylphenol	<0.010	0.100	0.083	83	0.100	0.078	78	6	14-176	25	
Naphthalene	<0.005	0.050	0.047	94	0.050	0.044	88	7	26-175	25	
4-Nitroaniline	<0.020	0.050	0.049	98	0.050	0.047	94	4	65-135	25	
3-Nitroaniline	<0.010	0.050	0.050	100	0.050	0.050	100	0	65-135	25	
2-Nitroaniline	<0.007	0.050	0.048	96	0.050	0.044	88	9	65-135	25	
Nitrobenzene	<0.010	0.050	0.044	88	0.050	0.041	82	7	65-135	25	
2-Nitrophenol	<0.010	0.050	0.044	88	0.050	0.041	82	7	65-135	25	
4-Nitrophenol	<0.010	0.050	0.030	60	0.050	0.029	58	3	10-80	50	
N-Nitrosodi-n-Propylamine	<0.010	0.050	0.042	84	0.050	0.040	80	5	22-134	38	
N-Nitrosodiphenylamine	<0.010	0.050	0.045	90	0.050	0.042	84	7	2-196	25	
di-n-Octyl Phthalate	<0.005	0.050	0.046	92	0.050	0.043	86	7	43-134	50	
Pentachlorophenol	<0.010	0.050	0.041	82	0.050	0.040	80	2	17-117	50	
Phenanthrene	<0.005	0.050	0.048	96	0.050	0.045	90	6	65-135	25	
Phenol	<0.010	0.050	0.029	58	0.050	0.027	54	7	12-110	25	
Pyrene	<0.005	0.050	0.045	90	0.050	0.044	88	2	23-152	31	
Pyridine	<0.010	0.050	0.029	58	0.050	0.032	64	10	16-86	28	

Relative Percent Difference RPD = 200*|(D-G)/(D+G)|
Blank Spike Recovery [D] = 100*(C)/[B]
Blank Spike Duplicate Recovery [G] = 100*(F)/[E]
All results are based on MDL and Validated for QC Purposes

BS / BSD Recoveries

Project Name: Koppers Wood Preserving

Work Order #: 239862 **Project ID:**

Lab Batch ID: 646783 **Sample:** 465214-1-BKS **Batch #:** 1 **Matrix:** Water

Units: mg/L

SVOAs by EPA 8270C Analytes	Blank Sample Result [A]	Spike Added [B]	Blank Spike Result [C]	Blank Spike %R [D]		Blank Spike Duplicate Result [F]	Blk. Spk Dup. %R [G]	RPD %	Control Limits %R	Control Limits %RPD	Flag
1,2,4-Trichlorobenzene	<0.010	0.050	0.049	98	0.050	0.046	92	6	20-124	28	
2,4,6-Trichlorophenol	<0.010	0.050	0.044	88	0.050	0.041	82	7	65-135	25	
2,4,5-Trichlorophenol	<0.010	0.050	0.044	88	0.050	0.042	84	5	65-135	25	

Relative Percent Difference RPD = 200*|(D-G)/(D+G)|
Blank Spike Recovery [D] = 100*(C)/[B]
Blank Spike Duplicate Recovery [G] = 100*(F)/[E]
All results are based on MDL and Validated for QC Purposes

BS / BSD Recoveries

Project Name: Koppers Wood Preserving

Work Order #: 239862 **Project ID:**

Lab Batch ID: 646779 **Sample:** 465223-1-BKS **Batch #:** 1 **Matrix:** Solid

Units: mg/kg

SVOAs by EPA 8270C Analytes	BLANK /BLANK SPIKE / BLANK SPIKE DUPLICATE RECOVERY STUDY										
	Blank Sample Result [A]	Spike Added [B]	Blank Spike Result [C]	Blank Spike %R [D]	Spike Added [E]	Blank Spike Duplicate Result [F]	Blk. Spk Dup. %R [G]	RPD %	Control Limits %R	Control Limits %RPD	Flag
Acenaphthene	<0.167	1.67	1.52	91	1.67	1.40	84	8	41-134	19	
Acenaphthylene	<0.167	1.67	1.48	89	1.67	1.36	81	9	65-135	25	
Aniline (Phenylamine, Aminobenzene)	<0.667	1.67	1.36	81	1.67	1.43	86	6	2-145	25	
Anthracene	<0.167	1.67	1.57	94	1.67	1.45	87	8	65-135	25	
Benzo(a)anthracene	<0.167	1.67	1.50	90	1.67	1.37	82	9	44-126	25	
Benzo(a)pyrene	<0.167	1.67	1.49	89	1.67	1.42	85	5	65-135	25	
Benzo(b)fluoranthene	<0.167	1.67	1.46	87	1.67	1.38	83	5	65-135	25	
Benzo(g,h,i)perylene	<0.167	1.67	1.26	75	1.67	1.23	74	1	65-135	25	
Benzo(k)fluoranthene	<0.167	1.67	1.45	87	1.67	1.43	86	1	25-125	25	
Benzoic Acid	<1.00	5.00	4.75	95	5.00	4.61	92	3	50-125	25	
Benzyl Butyl Phthalate	<0.167	1.67	1.49	89	1.67	1.29	77	14	65-135	25	
bis(2-chloroethoxy) methane	<0.333	1.67	1.37	82	1.67	1.27	76	8	63-185	25	
bis(2-chloroethyl) ether	<0.333	1.67	1.27	76	1.67	1.31	78	3	65-135	25	
bis(2-chloroisopropyl) ether	<0.333	1.67	1.37	82	1.67	1.38	83	1	65-135	25	
bis(2-ethylhexyl) phthalate	<0.167	1.67	1.40	84	1.67	1.29	77	9	65-135	25	
4-Bromophenyl-phenylether	<0.333	1.67	1.43	86	1.67	1.38	83	4	65-135	25	
di-n-Butyl Phthalate	<0.167	1.67	1.34	80	1.67	1.28	77	4	65-135	25	
4-chloro-3-methylphenol	<0.333	1.67	1.41	84	1.67	1.30	78	7	28-134	33	
4-Chloroaniline	<0.667	1.67	1.45	87	1.67	1.34	80	8	4-149	25	
2-Chloronaphthalene	<0.333	1.67	1.63	98	1.67	1.48	89	10	65-135	25	
2-Chlorophenol	<0.333	1.67	1.42	85	1.67	1.42	85	0	25-140	50	

Relative Percent Difference RPD = 200*|(D-G)/(D+G)|
Blank Spike Recovery [D] = 100*(C)/[B]
Blank Spike Duplicate Recovery [G] = 100*(F)/[E]
All results are based on MDL and Validated for QC Purposes

BS / BSD Recoveries

Project Name: Koppers Wood Preserving

Work Order #: 239862

Project ID:

Lab Batch ID: 646779 **Sample:** 465223-1-BKS **Batch #:** 1 **Matrix:** Solid

Units: mg/kg

SVOAs by EPA 8270C Analytes	Blank Sample Result [A]	Spike Added [B]	Blank Spike Result [C]	Blank Spike %R [D]		Blank Spike Duplicate Result [F]	Blk. Spk Dup. %R [G]	RPD %	Control Limits %R	Control Limits %RPD	Flag
4-Chlorophenyl Phenyl Ether	<0.333	1.67	1.40	84	1.67	1.30	78	7	65-135	25	
Chrysene	<0.167	1.67	1.53	92	1.67	1.40	84	9	65-135	25	
Dibenz(a,h)Anthracene	<0.167	1.67	1.37	82	1.67	1.31	78	5	65-135	25	
Dibenzofuran	<0.333	1.67	1.50	90	1.67	1.39	83	8	65-135	25	
1,2-Dichlorobenzene	<0.333	1.67	1.60	96	1.67	1.61	96	0	65-135	25	
1,3-Dichlorobenzene	<0.333	1.67	1.61	96	1.67	1.62	97	1	65-135	25	
1,4-Dichlorobenzene	<0.333	1.67	1.62	97	1.67	1.63	98	1	36-134	27	
3,3-Dichlorobenzidine	<0.333	1.67	1.35	81	1.67	1.25	75	8	20-140	25	
2,4-Dichlorophenol	<0.333	1.67	1.40	84	1.67	1.27	76	10	65-135	25	
Diethyl Phthalate	<0.167	1.67	1.45	87	1.67	1.34	80	8	37-125	25	
Dimethyl Phthalate	<0.167	1.67	1.40	84	1.67	1.29	77	9	65-135	25	
2,4-Dimethylphenol	<0.333	1.67	1.25	75	1.67	1.01	60	22	65-135	25	L
4,6-dinitro-2-methyl phenol	<0.333	1.67	1.46	87	1.67	1.37	82	6	65-135	25	
2,4-Dinitrophenol	<0.333	1.67	1.26	75	1.67	1.21	72	4	65-135	25	
2,4-Dinitrotoluene	<0.333	1.67	1.44	86	1.67	1.37	82	5	40-130	47	
2,6-Dinitrotoluene	<0.333	1.67	1.44	86	1.67	1.37	82	5	58-113	47	
Fluoranthene	<0.167	1.67	1.61	96	1.67	1.50	90	6	65-135	25	
Fluorene	<0.167	1.67	1.50	90	1.67	1.40	84	7	65-135	25	
Hexachlorobenzene	<0.333	1.67	1.69	101	1.67	1.59	95	6	65-135	25	
Hexachlorobutadiene	<0.333	1.67	1.64	98	1.67	1.49	89	10	65-135	25	
Hexachlorocyclopentadiene	<0.333	1.67	1.38	83	1.67	1.21	72	14	22-104	25	

Relative Percent Difference RPD = 200*|(D-G)/(D+G)|
Blank Spike Recovery [D] = 100*(C)/[B]
Blank Spike Duplicate Recovery [G] = 100*(F)/[E]
All results are based on MDL and Validated for QC Purposes

BS / BSD Recoveries

Project Name: Koppers Wood Preserving

Work Order #: 239862

Project ID:

Lab Batch ID: 646779 **Sample:** 465223-1-BKS **Batch #:** 1 **Matrix:** Solid

Units: mg/kg

SVOAs by EPA 8270C Analytes	Blank Sample Result [A]	Spike Added [B]	Blank Spike Result [C]	Blank Spike %R [D]		Blank Spike Duplicate Result [F]	Blk. Spk Dup. %R [G]	RPD %	Control Limits %R	Control Limits %RPD	Flag
Hexachloroethane	<0.333	1.67	1.62	97	1.67	1.60	96	1	65-135	25	
Indeno(1,2,3-c,d)Pyrene	<0.167	1.67	1.45	87	1.67	1.37	82	6	65-135	25	
Isophorone	<0.333	1.67	1.41	84	1.67	1.27	76	10	65-135	25	
2-Methylnaphthalene	<0.167	1.67	1.49	89	1.67	1.36	81	9	29-175	25	
2-methylphenol	<0.333	1.67	1.41	84	1.67	1.38	83	1	65-135	25	
3&4-Methylphenol	<0.333	3.33	2.86	86	3.33	2.82	85	1	65-135	25	
Naphthalene	<0.167	1.67	1.49	89	1.67	1.37	82	8	65-135	25	
4-Nitroaniline	<0.667	1.67	1.43	86	1.67	1.36	81	6	65-135	25	
3-Nitroaniline	<0.333	1.67	1.49	89	1.67	1.40	84	6	65-135	25	
2-Nitroaniline	<0.333	1.67	1.46	87	1.67	1.36	81	7	65-135	25	
Nitrobenzene	<0.333	1.67	1.41	84	1.67	1.29	77	9	65-135	25	
2-Nitrophenol	<0.333	1.67	1.44	86	1.67	1.29	77	11	65-135	25	
4-Nitrophenol	<0.333	1.67	1.57	94	1.67	1.44	86	9	36-123	50	
N-Nitrosodi-n-Propylamine	<0.333	1.67	1.42	85	1.67	1.37	82	4	53-130	38	
N-Nitrosodiphenylamine	<0.333	1.67	1.43	86	1.67	1.35	81	6	14-183	25	
di-n-Octyl Phthalate	<0.167	1.67	1.42	85	1.67	1.36	81	5	65-135	25	
Pentachlorophenol	<0.333	1.67	1.38	83	1.67	1.28	77	8	14-111	47	
Phenanthrene	<0.167	1.67	1.56	93	1.67	1.50	90	3	65-135	25	
Phenol	<0.333	1.67	1.38	83	1.67	1.38	83	0	27-127	35	
Pyrene	<0.167	1.67	1.47	88	1.67	1.40	84	5	41-144	36	
Pyridine	<0.333	1.67	1.20	72	1.67	1.25	75	4	10-145	25	

Relative Percent Difference RPD = 200*|(D-G)/(D+G)|
Blank Spike Recovery [D] = 100*(C)/[B]
Blank Spike Duplicate Recovery [G] = 100*(F)/[E]
All results are based on MDL and Validated for QC Purposes

BS / BSD Recoveries

Project Name: Koppers Wood Preserving

Work Order #: 239862 **Project ID:**

Lab Batch ID: 646779 **Sample:** 465223-1-BKS **Batch #:** 1 **Matrix:** Solid

Units: mg/kg

SVOAs by EPA 8270C Analytes	Blank Sample Result [A]	Spike Added [B]	Blank Spike Result [C]	Blank Spike %R [D]		Blank Spike Duplicate Result [F]	Blk. Spk Dup. %R [G]	RPD %	Control Limits %R	Control Limits %RPD	Flag
1,2,4-Trichlorobenzene	<0.333	1.67	1.62	97	1.67	1.46	87	11	37-133	23	
2,4,6-Trichlorophenol	<0.333	1.67	1.41	84	1.67	1.31	78	7	65-135	25	
2,4,5-Trichlorophenol	<0.333	1.67	1.44	86	1.67	1.33	80	7	65-135	25	

Relative Percent Difference RPD = 200*|(D-G)/(D+G)|
Blank Spike Recovery [D] = 100*(C)/[B]
Blank Spike Duplicate Recovery [G] = 100*(F)/[E]
All results are based on MDL and Validated for QC Purposes

BS / BSD Recoveries

Project Name: Koppers Wood Preserving

Work Order #: 239862 **Project ID:**

Lab Batch ID: 647001 **Sample:** 465247-1-BKS **Batch #:** 1 **Matrix:** Solid

Units: mg/kg

SVOAs by EPA 8270C Analytes	BLANK /BLANK SPIKE / BLANK SPIKE DUPLICATE RECOVERY STUDY										
	Blank Sample Result [A]	Spike Added [B]	Blank Spike Result [C]	Blank Spike %R [D]	Spike Added [E]	Blank Spike Duplicate Result [F]	Blk. Spk Dup. %R [G]	RPD %	Control Limits %R	Control Limits %RPD	Flag
Acenaphthene	<0.167	1.67	1.63	98	1.67	1.51	90	9	41-134	19	
Acenaphthylene	<0.167	1.67	1.66	99	1.67	1.56	93	6	65-135	25	
Aniline (Phenylamine, Aminobenzene)	<0.667	1.67	1.23	74	1.67	1.34	80	8	2-145	25	
Anthracene	<0.167	1.67	1.57	94	1.67	1.48	89	5	65-135	25	
Benzo(a)anthracene	<0.167	1.67	1.94	116	1.67	1.91	114	2	44-126	25	
Benzo(a)pyrene	<0.167	1.67	1.48	89	1.67	1.48	89	0	65-135	25	
Benzo(b)fluoranthene	<0.167	1.67	1.35	81	1.67	1.61	96	17	65-135	25	
Benzo(g,h,i)perylene	<0.167	1.67	1.57	94	1.67	1.53	92	2	65-135	25	
Benzo(k)fluoranthene	<0.167	1.67	1.45	87	1.67	1.49	89	2	25-125	25	
Benzoic Acid	<1.00	5.00	4.81	96	5.00	4.62	92	4	50-125	25	
Benzyl Butyl Phthalate	<0.167	1.67	1.66	99	1.67	1.62	97	2	65-135	25	
bis(2-chloroethoxy) methane	<0.333	1.67	1.51	90	1.67	1.41	84	7	63-185	25	
bis(2-chloroethyl) ether	<0.333	1.67	1.36	81	1.67	1.42	85	5	65-135	25	
bis(2-chloroisopropyl) ether	<0.333	1.67	1.36	81	1.67	1.43	86	6	65-135	25	
bis(2-ethylhexyl) phthalate	<0.167	1.67	1.48	89	1.67	1.56	93	4	65-135	25	
4-Bromophenyl-phenylether	<0.333	1.67	1.44	86	1.67	1.49	89	3	65-135	25	
di-n-Butyl Phthalate	<0.167	1.67	1.60	96	1.67	1.71	102	6	65-135	25	
4-chloro-3-methylphenol	<0.333	1.67	1.62	97	1.67	1.62	97	0	28-134	33	
4-Chloroaniline	<0.667	1.67	1.50	90	1.67	1.43	86	5	4-149	25	
2-Chloronaphthalene	<0.333	1.67	1.80	108	1.67	1.61	96	12	65-135	25	
2-Chlorophenol	<0.333	1.67	1.49	89	1.67	1.46	87	2	25-140	50	

Relative Percent Difference RPD = 200*|(D-G)/(D+G)|
Blank Spike Recovery [D] = 100*(C)/[B]
Blank Spike Duplicate Recovery [G] = 100*(F)/[E]
All results are based on MDL and Validated for QC Purposes

BS / BSD Recoveries

Project Name: Koppers Wood Preserving

Work Order #: 239862 **Project ID:**

Lab Batch ID: 647001 **Sample:** 465247-1-BKS **Batch #:** 1 **Matrix:** Solid

Units: mg/kg

SVOAs by EPA 8270C Analytes	Blank Sample Result [A]	Spike Added [B]	Blank Spike Result [C]	Blank Spike %R [D]		Blank Spike Duplicate Result [F]	Blk. Spk Dup. %R [G]	RPD %	Control Limits %R	Control Limits %RPD	Flag
4-Chlorophenyl Phenyl Ether	<0.333	1.67	1.75	105	1.67	1.41	84	22	65-135	25	
Chrysene	<0.167	1.67	1.57	94	1.67	1.60	96	2	65-135	25	
Dibenz(a,h)Anthracene	<0.167	1.67	1.56	93	1.67	1.55	93	0	65-135	25	
Dibenzofuran	<0.333	1.67	1.53	92	1.67	1.38	83	10	65-135	25	
1,2-Dichlorobenzene	<0.333	1.67	1.60	96	1.67	1.58	95	1	65-135	25	
1,3-Dichlorobenzene	<0.333	1.67	1.53	92	1.67	1.50	90	2	65-135	25	
1,4-Dichlorobenzene	<0.333	1.67	1.41	84	1.67	1.42	85	1	36-134	27	
3,3-Dichlorobenzidine	<0.333	1.67	1.35	81	1.67	1.42	85	5	20-140	25	
2,4-Dichlorophenol	<0.333	1.67	1.76	105	1.67	1.56	93	12	65-135	25	
Diethyl Phthalate	<0.167	1.67	1.71	102	1.67	1.49	89	14	37-125	25	
Dimethyl Phthalate	<0.167	1.67	1.51	90	1.67	1.51	90	0	65-135	25	
2,4-Dimethylphenol	<0.333	1.67	1.69	101	1.67	1.38	83	20	65-135	25	
4,6-dinitro-2-methyl phenol	<0.333	1.67	2.01	120	1.67	1.80	108	11	65-135	25	
2,4-Dinitrophenol	<0.333	1.67	1.57	94	1.67	1.63	98	4	65-135	25	
2,4-Dinitrotoluene	<0.333	1.67	1.62	97	1.67	1.48	89	9	40-130	47	
2,6-Dinitrotoluene	<0.333	1.67	1.64	98	1.67	1.63	98	0	58-113	47	
Fluoranthene	<0.167	1.67	1.55	93	1.67	1.69	101	8	65-135	25	
Fluorene	<0.167	1.67	1.66	99	1.67	1.45	87	13	65-135	25	
Hexachlorobenzene	<0.333	1.67	1.66	99	1.67	1.57	94	5	65-135	25	
Hexachlorobutadiene	<0.333	1.67	1.65	99	1.67	1.54	92	7	65-135	25	
Hexachlorocyclopentadiene	<0.333	1.67	1.64	98	1.67	1.41	84	15	22-104	25	

Relative Percent Difference RPD = 200*|(D-G)/(D+G)|
Blank Spike Recovery [D] = 100*(C)/[B]
Blank Spike Duplicate Recovery [G] = 100*(F)/[E]
All results are based on MDL and Validated for QC Purposes

BS / BSD Recoveries

Project Name: Koppers Wood Preserving

Work Order #: 239862 **Project ID:**

Lab Batch ID: 647001 **Sample:** 465247-1-BKS **Batch #:** 1 **Matrix:** Solid

Units: mg/kg

SVOAs by EPA 8270C Analytes	Blank Sample Result [A]	Spike Added [B]	Blank Spike Result [C]	Blank Spike %R [D]		Blank Spike Duplicate Result [F]	Blk. Spk Dup. %R [G]	RPD %	Control Limits %R	Control Limits %RPD	Flag
Hexachloroethane	<0.333	1.67	1.49	89	1.67	1.53	92	3	65-135	25	
Indeno(1,2,3-c,d)Pyrene	<0.167	1.67	1.56	93	1.67	1.59	95	2	65-135	25	
Isophorone	<0.333	1.67	1.77	106	1.67	1.45	87	20	65-135	25	
2-Methylnaphthalene	<0.167	1.67	1.75	105	1.67	1.64	98	7	29-175	25	
2-methylphenol	<0.333	1.67	1.44	86	1.67	1.51	90	5	65-135	25	
3&4-Methylphenol	<0.333	3.33	2.84	85	3.33	2.88	86	1	65-135	25	
Naphthalene	<0.167	1.67	1.50	90	1.67	1.35	81	11	65-135	25	
4-Nitroaniline	<0.667	1.67	1.73	104	1.67	1.42	85	20	65-135	25	
3-Nitroaniline	<0.333	1.67	1.67	100	1.67	1.46	87	14	65-135	25	
2-Nitroaniline	<0.333	1.67	1.57	94	1.67	1.51	90	4	65-135	25	
Nitrobenzene	<0.333	1.67	1.40	84	1.67	1.46	87	4	65-135	25	
2-Nitrophenol	<0.333	1.67	1.66	99	1.67	1.37	82	19	65-135	25	
4-Nitrophenol	<0.333	1.67	1.69	101	1.67	1.67	100	1	36-123	50	
N-Nitrosodi-n-Propylamine	<0.333	1.67	1.37	82	1.67	1.35	81	1	53-130	38	
N-Nitrosodiphenylamine	<0.333	1.67	1.74	104	1.67	1.53	92	12	14-183	25	
di-n-Octyl Phthalate	<0.167	1.67	1.50	90	1.67	1.55	93	3	65-135	25	
Pentachlorophenol	<0.333	1.67	1.62	97	1.67	1.69	101	4	14-111	47	
Phenanthrene	<0.167	1.67	1.57	94	1.67	1.49	89	5	65-135	25	
Phenol	<0.333	1.67	1.50	90	1.67	1.58	95	5	27-127	35	
Pyrene	<0.167	1.67	1.44	86	1.67	1.63	98	13	41-144	36	
Pyridine	<0.333	1.67	1.40	84	1.67	1.38	83	1	10-145	25	

Relative Percent Difference RPD = 200*|(D-G)/(D+G)|
Blank Spike Recovery [D] = 100*(C)/[B]
Blank Spike Duplicate Recovery [G] = 100*(F)/[E]
All results are based on MDL and Validated for QC Purposes

BS / BSD Recoveries

Project Name: Koppers Wood Preserving

Work Order #: 239862

Project ID:

Lab Batch ID: 647001 **Sample:** 465247-1-BKS **Batch #:** 1 **Matrix:** Solid

Units: mg/kg

SVOAs by EPA 8270C Analytes	Blank Sample Result [A]	Spike Added [B]	Blank Spike Result [C]	Blank Spike %R [D]		Blank Spike Duplicate Result [F]	Blk. Spk Dup. %R [G]	RPD %	Control Limits %R	Control Limits %RPD	Flag
1,2,4-Trichlorobenzene	<0.333	1.67	1.63	98	1.67	1.51	90	9	37-133	23	
2,4,6-Trichlorophenol	<0.333	1.67	1.81	108	1.67	1.42	85	24	65-135	25	
2,4,5-Trichlorophenol	<0.333	1.67	1.90	114	1.67	1.57	94	19	65-135	25	

Relative Percent Difference RPD = 200*|(D-G)/(D+G)|
Blank Spike Recovery [D] = 100*(C)/[B]
Blank Spike Duplicate Recovery [G] = 100*(F)/[E]
All results are based on MDL and Validated for QC Purposes

BS / BSD Recoveries

Project Name: Koppers Wood Preserving

Work Order #: 239862 **Project ID:**

Lab Batch ID: 646791 **Sample:** 465253-1-BKS **Batch #:** 1 **Matrix:** Solid

Units: mg/kg

SVOAs by EPA 8270C Analytes	BLANK /BLANK SPIKE / BLANK SPIKE DUPLICATE RECOVERY STUDY										
	Blank Sample Result [A]	Spike Added [B]	Blank Spike Result [C]	Blank Spike %R [D]	Spike Added [E]	Blank Spike Duplicate Result [F]	Blk. Spk Dup. %R [G]	RPD %	Control Limits %R	Control Limits %RPD	Flag
Acenaphthene	<0.167	1.67	1.59	95	1.67	1.51	90	5	41-134	19	
Acenaphthylene	<0.167	1.67	1.58	95	1.67	1.49	89	7	65-135	25	
Aniline (Phenylamine, Aminobenzene)	<0.667	1.67	1.46	87	1.67	1.47	88	1	2-145	25	
Anthracene	<0.167	1.67	1.59	95	1.67	1.55	93	2	65-135	25	
Benzo(a)anthracene	<0.167	1.67	1.52	91	1.67	1.48	89	2	44-126	25	
Benzo(a)pyrene	<0.167	1.67	1.59	95	1.67	1.56	93	2	65-135	25	
Benzo(b)fluoranthene	<0.167	1.67	1.54	92	1.67	1.51	90	2	65-135	25	
Benzo(g,h,i)perylene	<0.167	1.67	1.48	89	1.67	1.44	86	3	65-135	25	
Benzo(k)fluoranthene	<0.167	1.67	1.55	93	1.67	1.52	91	2	25-125	25	
Benzoic Acid	<1.00	5.00	2.55	51	5.00	2.67	53	4	50-125	25	
Benzyl Butyl Phthalate	<0.167	1.67	1.42	85	1.67	1.42	85	0	65-135	25	
bis(2-chloroethoxy) methane	<0.333	1.67	1.41	84	1.67	1.39	83	1	63-185	25	
bis(2-chloroethyl) ether	<0.333	1.67	1.31	78	1.67	1.35	81	4	65-135	25	
bis(2-chloroisopropyl) ether	<0.333	1.67	1.40	84	1.67	1.40	84	0	65-135	25	
bis(2-ethylhexyl) phthalate	<0.167	1.67	1.42	85	1.67	1.38	83	2	65-135	25	
4-Bromophenyl-phenylether	<0.333	1.67	1.50	90	1.67	1.44	86	5	65-135	25	
di-n-Butyl Phthalate	<0.167	1.67	1.39	83	1.67	1.35	81	2	65-135	25	
4-chloro-3-methylphenol	<0.333	1.67	1.48	89	1.67	1.38	83	7	28-134	33	
4-Chloroaniline	<0.667	1.67	1.53	92	1.67	1.50	90	2	4-149	25	
2-Chloronaphthalene	<0.333	1.67	1.72	103	1.67	1.67	100	3	65-135	25	
2-Chlorophenol	<0.333	1.67	1.43	86	1.67	1.45	87	1	25-140	50	

Relative Percent Difference RPD = 200*|(D-G)/(D+G)|
Blank Spike Recovery [D] = 100*(C)/[B]
Blank Spike Duplicate Recovery [G] = 100*(F)/[E]
All results are based on MDL and Validated for QC Purposes

BS / BSD Recoveries

Project Name: Koppers Wood Preserving

Work Order #: 239862

Project ID:

Lab Batch ID: 646791 **Sample:** 465253-1-BKS **Batch #:** 1 **Matrix:** Solid

Units: mg/kg

SVOAs by EPA 8270C Analytes	Blank Sample Result [A]	Spike Added [B]	Blank Spike Result [C]	Blank Spike %R [D]		Blank Spike Duplicate Result [F]	Blk. Spk Dup. %R [G]	RPD %	Control Limits %R	Control Limits %RPD	Flag
4-Chlorophenyl Phenyl Ether	<0.333	1.67	1.46	87	1.67	1.42	85	2	65-135	25	
Chrysene	<0.167	1.67	1.53	92	1.67	1.50	90	2	65-135	25	
Dibenz(a,h)Anthracene	<0.167	1.67	1.49	89	1.67	1.39	83	7	65-135	25	
Dibenzofuran	<0.333	1.67	1.58	95	1.67	1.52	91	4	65-135	25	
1,2-Dichlorobenzene	<0.333	1.67	1.63	98	1.67	1.67	100	2	65-135	25	
1,3-Dichlorobenzene	<0.333	1.67	1.63	98	1.67	1.65	99	1	65-135	25	
1,4-Dichlorobenzene	<0.333	1.67	1.63	98	1.67	1.67	100	2	36-134	27	
3,3-Dichlorobenzidine	<0.333	1.67	1.38	83	1.67	1.36	81	2	20-140	25	
2,4-Dichlorophenol	<0.333	1.67	1.44	86	1.67	1.40	84	2	65-135	25	
Diethyl Phthalate	<0.167	1.67	1.52	91	1.67	1.44	86	6	37-125	25	
Dimethyl Phthalate	<0.167	1.67	1.45	87	1.67	1.39	83	5	65-135	25	
2,4-Dimethylphenol	<0.333	1.67	1.30	78	1.67	1.31	78	0	65-135	25	
4,6-dinitro-2-methyl phenol	<0.333	1.67	1.52	91	1.67	1.48	89	2	65-135	25	
2,4-Dinitrophenol	<0.333	1.67	1.31	78	1.67	1.33	80	3	65-135	25	
2,4-Dinitrotoluene	<0.333	1.67	1.52	91	1.67	1.43	86	6	40-130	47	
2,6-Dinitrotoluene	<0.333	1.67	1.51	90	1.67	1.47	88	2	58-113	47	
Fluoranthene	<0.167	1.67	1.66	99	1.67	1.58	95	4	65-135	25	
Fluorene	<0.167	1.67	1.58	95	1.67	1.55	93	2	65-135	25	
Hexachlorobenzene	<0.333	1.67	1.74	104	1.67	1.66	99	5	65-135	25	
Hexachlorobutadiene	<0.333	1.67	1.67	100	1.67	1.64	98	2	65-135	25	
Hexachlorocyclopentadiene	<0.333	1.67	1.47	88	1.67	1.46	87	1	22-104	25	

Relative Percent Difference RPD = 200*|(D-G)/(D+G)|
Blank Spike Recovery [D] = 100*(C)/[B]
Blank Spike Duplicate Recovery [G] = 100*(F)/[E]
All results are based on MDL and Validated for QC Purposes

BS / BSD Recoveries

Project Name: Koppers Wood Preserving

Work Order #: 239862

Project ID:

Lab Batch ID: 646791 **Sample:** 465253-1-BKS **Batch #:** 1 **Matrix:** Solid

Units: mg/kg

SVOAs by EPA 8270C Analytes	Blank Sample Result [A]	Spike Added [B]	Blank Spike Result [C]	Blank Spike %R [D]		Blank Spike Duplicate Result [F]	Blk. Spk Dup. %R [G]	RPD %	Control Limits %R	Control Limits %RPD	Flag
Hexachloroethane	<0.333	1.67	1.61	96	1.67	1.65	99	3	65-135	25	
Indeno(1,2,3-c,d)Pyrene	<0.167	1.67	1.52	91	1.67	1.47	88	3	65-135	25	
Isophorone	<0.333	1.67	1.43	86	1.67	1.41	84	2	65-135	25	
2-Methylnaphthalene	<0.167	1.67	1.52	91	1.67	1.47	88	3	29-175	25	
2-methylphenol	<0.333	1.67	1.41	84	1.67	1.45	87	4	65-135	25	
3&4-Methylphenol	<0.333	3.33	2.90	87	3.33	2.93	88	1	65-135	25	
Naphthalene	<0.167	1.67	1.53	92	1.67	1.51	90	2	65-135	25	
4-Nitroaniline	<0.667	1.67	1.53	92	1.67	1.48	89	3	65-135	25	
3-Nitroaniline	<0.333	1.67	1.59	95	1.67	1.54	92	3	65-135	25	
2-Nitroaniline	<0.333	1.67	1.55	93	1.67	1.50	90	3	65-135	25	
Nitrobenzene	<0.333	1.67	1.45	87	1.67	1.45	87	0	65-135	25	
2-Nitrophenol	<0.333	1.67	1.47	88	1.67	1.42	85	3	65-135	25	
4-Nitrophenol	<0.333	1.67	1.51	90	1.67	1.41	84	7	36-123	50	
N-Nitrosodi-n-Propylamine	<0.333	1.67	1.31	78	1.67	1.32	79	1	53-130	38	
N-Nitrosodiphenylamine	<0.333	1.67	1.47	88	1.67	1.40	84	5	14-183	25	
di-n-Octyl Phthalate	<0.167	1.67	1.48	89	1.67	1.45	87	2	65-135	25	
Pentachlorophenol	<0.333	1.67	1.42	85	1.67	1.45	87	2	14-111	47	
Phenanthrene	<0.167	1.67	1.63	98	1.67	1.57	94	4	65-135	25	
Phenol	<0.333	1.67	1.41	84	1.67	1.42	85	1	27-127	35	
Pyrene	<0.167	1.67	1.48	89	1.67	1.46	87	2	41-144	36	
Pyridine	<0.333	1.67	1.39	83	1.67	1.45	87	5	10-145	25	

Relative Percent Difference RPD = 200*|(D-G)/(D+G)|
Blank Spike Recovery [D] = 100*(C)/[B]
Blank Spike Duplicate Recovery [G] = 100*(F)/[E]
All results are based on MDL and Validated for QC Purposes

BS / BSD Recoveries

Project Name: Koppers Wood Preserving

Work Order #: 239862

Project ID:

Lab Batch ID: 646791 **Sample:** 465253-1-BKS **Batch #:** 1 **Matrix:** Solid

Units: mg/kg

SVOAs by EPA 8270C Analytes	Blank Sample Result [A]	Spike Added [B]	Blank Spike Result [C]	Blank Spike %R [D]		Blank Spike Duplicate Result [F]	Blk. Spk Dup. %R [G]	RPD %	Control Limits %R	Control Limits %RPD	Flag
1,2,4-Trichlorobenzene	<0.333	1.67	1.66	99	1.67	1.63	98	1	37-133	23	
2,4,6-Trichlorophenol	<0.333	1.67	1.46	87	1.67	1.43	86	1	65-135	25	
2,4,5-Trichlorophenol	<0.333	1.67	1.49	89	1.67	1.44	86	3	65-135	25	

Relative Percent Difference RPD = 200*|(D-G)/(D+G)|
Blank Spike Recovery [D] = 100*(C)/[B]
Blank Spike Duplicate Recovery [G] = 100*(F)/[E]
All results are based on MDL and Validated for QC Purposes

Form 3 - MS / MSD Recoveries

Project Name: Koppers Wood Preserving

Work Order # : 239862

Project ID:

Lab Batch ID: 646779

QC- Sample ID: 239854-011 S

Batch #: 1

Matrix: Solid

Reporting Units: mg/kg

SVOAs by EPA 8270C Analytes	MATRIX SPIKE / MATRIX SPIKE DUPLICATE RECOVERY STUDY										
	Parent Sample Result [A]	Spike Added [B]	Spiked Sample Result [C]	Spiked Sample %R [D]	Spike Added [E]	Duplicate Spiked Sample Result [F]	Spiked Dup. %R [G]	RPD %	Control Limits %R	Control Limits %RPD	Flag
Acenaphthene	<0.210	2.10	1.98	94	2.10	1.95	93	1	41-134	19	
Acenaphthylene	<0.210	2.10	1.93	92	2.10	1.90	90	2	65-135	25	
Aniline (Phenylamine, Aminobenzene)	<0.839	2.10	1.55	74	2.10	1.61	77	4	2-145	25	
Anthracene	<0.210	2.10	2.04	97	2.10	2.04	97	0	65-135	25	
Benzo(a)anthracene	<0.210	2.10	1.95	93	2.10	1.99	95	2	44-126	25	
Benzo(a)pyrene	<0.210	2.10	2.00	95	2.10	1.98	94	1	65-135	25	
Benzo(b)fluoranthene	<0.210	2.10	1.86	89	2.10	1.92	91	2	65-135	25	
Benzo(g,h,i)perylene	<0.210	2.10	1.97	94	2.10	2.00	95	1	65-135	25	
Benzo(k)fluoranthene	<0.210	2.10	1.96	93	2.10	1.89	90	3	25-125	25	
Benzoic Acid	<1.26	6.31	6.09	97	6.30	6.25	99	2	50-125	25	
Benzyl Butyl Phthalate	<0.210	2.10	1.95	93	2.10	1.99	95	2	65-135	25	
bis(2-chloroethoxy) methane	<0.420	2.10	1.82	87	2.10	1.79	85	2	63-185	25	
bis(2-chloroethyl) ether	<0.420	2.10	1.70	81	2.10	1.67	80	1	65-135	25	
bis(2-chloroisopropyl) ether	<0.420	2.10	1.78	85	2.10	1.77	84	1	65-135	25	
bis(2-ethylhexyl) phthalate	<0.210	2.10	1.94	92	2.10	1.91	91	1	65-135	25	
4-Bromophenyl-phenylether	<0.420	2.10	1.93	92	2.10	1.95	93	1	65-135	25	
di-n-Butyl Phthalate	<0.210	2.10	1.83	87	2.10	1.82	87	0	65-135	25	
4-chloro-3-methylphenol	<0.420	2.10	1.91	91	2.10	1.92	91	0	28-134	33	
4-Chloroaniline	<0.839	2.10	1.83	87	2.10	1.85	88	1	4-149	25	
2-Chloronaphthalene	<0.420	2.10	2.08	99	2.10	2.05	98	1	65-135	25	
2-Chlorophenol	<0.420	2.10	1.78	85	2.10	1.79	85	0	25-140	50	
4-Chlorophenyl Phenyl Ether	<0.420	2.10	1.83	87	2.10	1.85	88	1	65-135	25	
Chrysene	<0.210	2.10	1.97	94	2.10	2.04	97	3	65-135	25	
Dibenz(a,h)Anthracene	<0.210	2.10	1.91	91	2.10	1.90	90	1	65-135	25	

Matrix Spike Percent Recovery [D] = 100*(C-A)/B

Matrix Spike Duplicate Percent Recovery [G] = 100*(F-A)/E

Relative Percent Difference RPD = 200*(D-G)/(D+G)

ND = Not Detected, J = Present Below Reporting Limit, B = Present in Blank, NR = Not Requested, I = Interference, NA = Not ApplicableN = See Narrative, EQL = Estimated Quantitation Limit

Form 3 - MS / MSD Recoveries

Project Name: Koppers Wood Preserving

Work Order # : 239862

Lab Batch ID: 646779

Reporting Units: mg/kg

QC- Sample ID: 239854-011 S

Project ID:

Batch #: 1 **Matrix:** Solid

SVOAs by EPA 8270C Analytes	Parent Sample Result [A]	Spike Added [B]	Spiked Sample Result [C]	Spiked Sample %R [D]	Spike Added [E]	Duplicate Spiked Sample Result [F]	Spiked Dup. %R [G]	RPD %	Control Limits %R	Control Limits %RPD	Flag
Dibenzofuran	<0.420	2.10	1.95	93	2.10	1.95	93	0	65-135	25	
1,2-Dichlorobenzene	<0.420	2.10	2.05	98	2.10	2.06	98	0	65-135	25	
1,3-Dichlorobenzene	<0.420	2.10	2.03	97	2.10	2.02	96	1	65-135	25	
1,4-Dichlorobenzene	<0.420	2.10	2.05	98	2.10	2.04	97	1	36-134	27	
3,3-Dichlorobenzidine	<0.420	2.10	1.20	57	2.10	1.31	62	8	20-140	25	
2,4-Dichlorophenol	<0.420	2.10	1.82	87	2.10	1.82	87	0	65-135	25	
Diethyl Phthalate	<0.210	2.10	1.87	89	2.10	1.89	90	1	37-125	25	
Dimethyl Phthalate	<0.210	2.10	1.82	87	2.10	1.82	87	0	65-135	25	
2,4-Dimethylphenol	<0.420	2.10	1.65	79	2.10	1.70	81	3	65-135	25	
4,6-dinitro-2-methyl phenol	<0.420	2.10	1.98	94	2.10	2.03	97	3	65-135	25	
2,4-Dinitrophenol	<0.420	2.10	1.75	83	2.10	1.89	90	8	65-135	25	
2,4-Dinitrotoluene	<0.420	2.10	1.92	91	2.10	1.90	90	1	40-130	47	
2,6-Dinitrotoluene	<0.420	2.10	1.90	90	2.10	1.94	92	2	58-113	47	
Fluoranthene	<0.210	2.10	2.01	96	2.10	2.04	97	1	65-135	25	
Fluorene	<0.210	2.10	1.98	94	2.10	1.97	94	0	65-135	25	
Hexachlorobenzene	<0.420	2.10	2.20	105	2.10	2.20	105	0	65-135	25	
Hexachlorobutadiene	<0.420	2.10	2.09	100	2.10	2.02	96	4	65-135	25	
Hexachlorocyclopentadiene	<0.420	2.10	2.05	98	2.10	2.03	97	1	22-104	25	
Hexachloroethane	<0.420	2.10	2.08	99	2.10	2.02	96	3	65-135	25	
Indeno(1,2,3-c,d)Pyrene	<0.210	2.10	2.02	96	2.10	2.07	99	3	65-135	25	
Isophorone	<0.420	2.10	1.85	88	2.10	1.86	89	1	65-135	25	
2-Methylnaphthalene	<0.210	2.10	1.93	92	2.10	1.94	92	0	29-175	25	
2-methylphenol	<0.420	2.10	1.83	87	2.10	1.88	90	3	65-135	25	
3&4-Methylphenol	<0.420	4.21	3.61	86	4.20	3.71	88	2	65-135	25	

Matrix Spike Percent Recovery [D] = 100*(C-A)/B
Relative Percent Difference RPD = 200*(D-G)/(D+G)

Matrix Spike Duplicate Percent Recovery [G] = 100*(F-A)/E

ND = Not Detected, J = Present Below Reporting Limit, B = Present in Blank, NR = Not Requested, I = Interference, NA = Not ApplicableN = See Narrative, EQL = Estimated Quantitation Limit

Form 3 - MS / MSD Recoveries

Project Name: Koppers Wood Preserving

Work Order # : 239862

Project ID:

Lab Batch ID: 646779 **QC- Sample ID:** 239854-011 S **Batch #:** 1 **Matrix:** Solid

Reporting Units: mg/kg

SVOAs by EPA 8270C Analytes	Parent Sample Result [A]	Spike Added [B]	Spiked Sample Result [C]	Spiked Sample %R [D]	Spike Added [E]	Duplicate Spiked Sample Result [F]	Spiked Dup. %R [G]	RPD %	Control Limits %R	Control Limits %RPD	Flag
Naphthalene	<0.210	2.10	1.93	92	2.10	1.90	90	2	65-135	25	
4-Nitroaniline	<0.839	2.10	1.67	80	2.10	1.80	86	7	65-135	25	
3-Nitroaniline	<0.420	2.10	1.85	88	2.10	1.93	92	4	65-135	25	
2-Nitroaniline	<0.420	2.10	1.91	91	2.10	1.96	93	2	65-135	25	
Nitrobenzene	<0.420	2.10	1.85	88	2.10	1.82	87	1	65-135	25	
2-Nitrophenol	<0.420	2.10	1.83	87	2.10	1.84	88	1	65-135	25	
4-Nitrophenol	<0.420	2.10	2.12	101	2.10	2.14	102	1	36-123	50	
N-Nitrosodi-n-Propylamine	<0.420	2.10	1.90	90	2.10	1.86	89	1	53-130	38	
N-Nitrosodiphenylamine	<0.420	2.10	1.90	90	2.10	1.90	90	0	14-183	25	
di-n-Octyl Phthalate	<0.210	2.10	2.00	95	2.10	1.94	92	3	65-135	25	
Pentachlorophenol	<0.420	2.10	1.91	91	2.10	1.92	91	0	14-111	47	
Phenanthrene	<0.210	2.10	2.05	98	2.10	2.04	97	1	65-135	25	
Phenol	<0.420	2.10	1.73	82	2.10	1.76	84	2	27-127	35	
Pyrene	<0.210	2.10	2.06	98	2.10	2.07	99	1	41-144	36	
Pyridine	<0.420	2.10	0.833	40	2.10	0.765	36	11	10-145	25	
1,2,4-Trichlorobenzene	<0.420	2.10	2.08	99	2.10	2.04	97	2	37-133	23	
2,4,6-Trichlorophenol	<0.420	2.10	1.84	88	2.10	1.84	88	0	65-135	25	
2,4,5-Trichlorophenol	<0.420	2.10	1.88	90	2.10	1.91	91	1	65-135	25	

Matrix Spike Percent Recovery [D] = 100*(C-A)/B
Relative Percent Difference RPD = 200*(D-G)/(D+G)

Matrix Spike Duplicate Percent Recovery [G] = 100*(F-A)/E

ND = Not Detected, J = Present Below Reporting Limit, B = Present in Blank, NR = Not Requested, I = Interference, NA = Not ApplicableN = See Narrative, EQL = Estimated Quantitation Limit

Form 3 - MS / MSD Recoveries

Project Name: Koppers Wood Preserving

Work Order # : 239862

Project ID:

Lab Batch ID: 646791 **QC- Sample ID:** 239862-131 S **Batch #:** 1 **Matrix:** Solid

Reporting Units: mg/kg

SVOAs by EPA 8270C Analytes	MATRIX SPIKE / MATRIX SPIKE DUPLICATE RECOVERY STUDY										
	Parent Sample Result [A]	Spike Added [B]	Spiked Sample Result [C]	Spiked Sample %R [D]	Spike Added [E]	Duplicate Spiked Sample Result [F]	Spiked Dup. %R [G]	RPD %	Control Limits %R	Control Limits %RPD	Flag
Acenaphthene	<0.204	2.04	1.94	95	2.04	1.95	96	1	41-134	19	
Acenaphthylene	<0.204	2.04	1.87	92	2.04	1.85	91	1	65-135	25	
Aniline (Phenylamine, Aminobenzene)	<0.815	2.04	1.07	52	2.04	1.15	56	7	2-145	25	
Anthracene	<0.204	2.04	1.87	92	2.04	1.87	92	0	65-135	25	
Benzo(a)anthracene	0.052	2.04	2.70	130	2.04	2.30	110	17	44-126	25	X
Benzo(a)pyrene	<0.204	2.04	1.99	98	2.04	1.94	95	3	65-135	25	
Benzo(b)fluoranthene	0.075	2.04	2.22	105	2.04	2.00	94	11	65-135	25	
Benzo(g,h,i)perylene	<0.204	2.04	2.17	106	2.04	1.77	87	20	65-135	25	
Benzo(k)fluoranthene	<0.204	2.04	2.19	107	2.04	1.95	96	11	25-125	25	
Benzoic Acid	<1.22	6.11	4.23	69	6.11	4.60	75	8	50-125	25	
Benzyl Butyl Phthalate	<0.204	2.04	2.44	120	2.04	2.08	102	16	65-135	25	
bis(2-chloroethoxy) methane	<0.408	2.04	1.68	82	2.04	1.72	84	2	63-185	25	
bis(2-chloroethyl) ether	<0.408	2.04	1.61	79	2.04	1.59	78	1	65-135	25	
bis(2-chloroisopropyl) ether	<0.408	2.04	1.82	89	2.04	1.74	85	5	65-135	25	
bis(2-ethylhexyl) phthalate	0.106	2.04	2.51	118	2.04	2.24	105	12	65-135	25	
4-Bromophenyl-phenylether	<0.408	2.04	2.02	99	2.04	1.82	89	11	65-135	25	
di-n-Butyl Phthalate	<0.204	2.04	1.85	91	2.04	2.00	98	7	65-135	25	
4-chloro-3-methylphenol	<0.408	2.04	1.90	93	2.04	1.95	96	3	28-134	33	
4-Chloroaniline	<0.815	2.04	1.29	63	2.04	1.33	65	3	4-149	25	
2-Chloronaphthalene	<0.408	2.04	2.00	98	2.04	2.06	101	3	65-135	25	
2-Chlorophenol	<0.408	2.04	1.85	91	2.04	1.89	93	2	25-140	50	
4-Chlorophenyl Phenyl Ether	<0.408	2.04	1.72	84	2.04	1.84	90	7	65-135	25	
Chrysene	<0.204	2.04	2.34	115	2.04	2.07	101	13	65-135	25	
Dibenz(a,h)Anthracene	<0.204	2.04	2.22	109	2.04	1.91	94	15	65-135	25	

Matrix Spike Percent Recovery [D] = 100*(C-A)/B
Relative Percent Difference RPD = 200*(D-G)/(D+G)

Matrix Spike Duplicate Percent Recovery [G] = 100*(F-A)/E

ND = Not Detected, J = Present Below Reporting Limit, B = Present in Blank, NR = Not Requested, I = Interference, NA = Not ApplicableN = See Narrative, EQL = Estimated Quantitation Limit

Form 3 - MS / MSD Recoveries

Project Name: Koppers Wood Preserving

Work Order # : 239862

Project ID:

Lab Batch ID: 646791

QC- Sample ID: 239862-131 S

Batch #: 1

Matrix: Solid

Reporting Units: mg/kg

SVOAs by EPA 8270C Analytes	Parent Sample Result [A]	Spike Added [B]	Spiked Sample Result [C]	Spiked Sample %R [D]	Spike Added [E]	Duplicate Spiked Sample Result [F]	Spiked Dup. %R [G]	RPD %	Control Limits %R	Control Limits %RPD	Flag
Dibenzofuran	<0.408	2.04	1.95	96	2.04	1.95	96	0	65-135	25	
1,2-Dichlorobenzene	<0.408	2.04	1.87	92	2.04	1.91	94	2	65-135	25	
1,3-Dichlorobenzene	<0.408	2.04	1.76	86	2.04	1.86	91	6	65-135	25	
1,4-Dichlorobenzene	<0.408	2.04	1.66	81	2.04	1.64	80	1	36-134	27	
3,3-Dichlorobenzidine	<0.408	2.04	1.80	88	2.04	1.68	82	7	20-140	25	
2,4-Dichlorophenol	<0.408	2.04	1.92	94	2.04	1.95	96	2	65-135	25	
Diethyl Phthalate	<0.204	2.04	1.65	81	2.04	1.75	86	6	37-125	25	
Dimethyl Phthalate	<0.204	2.04	1.62	79	2.04	1.62	79	0	65-135	25	
2,4-Dimethylphenol	<0.408	2.04	1.86	91	2.04	1.85	91	0	65-135	25	
4,6-dinitro-2-methyl phenol	<0.408	2.04	1.99	98	2.04	2.25	110	12	65-135	25	
2,4-Dinitrophenol	<0.408	2.04	2.12	104	2.04	2.14	105	1	65-135	25	
2,4-Dinitrotoluene	<0.408	2.04	1.79	88	2.04	1.71	84	5	40-130	47	
2,6-Dinitrotoluene	<0.408	2.04	1.82	89	2.04	1.80	88	1	58-113	47	
Fluoranthene	<0.204	2.04	1.88	92	2.04	2.07	101	9	65-135	25	
Fluorene	<0.204	2.04	1.75	86	2.04	1.96	96	11	65-135	25	
Hexachlorobenzene	<0.408	2.04	2.23	109	2.04	2.10	103	6	65-135	25	
Hexachlorobutadiene	<0.408	2.04	1.98	97	2.04	1.98	97	0	65-135	25	
Hexachlorocyclopentadiene	<0.408	2.04	1.76	86	2.04	1.94	95	10	22-104	25	
Hexachloroethane	<0.408	2.04	1.80	88	2.04	1.87	92	4	65-135	25	
Indeno(1,2,3-c,d)Pyrene	<0.204	2.04	2.18	107	2.04	1.99	98	9	65-135	25	
Isophorone	<0.408	2.04	1.88	92	2.04	2.00	98	6	65-135	25	
2-Methylnaphthalene	<0.204	2.04	1.89	93	2.04	1.82	89	4	29-175	25	
2-methylphenol	<0.408	2.04	1.89	93	2.04	1.92	94	1	65-135	25	
3&4-Methylphenol	<0.408	4.07	3.61	89	4.07	3.52	86	3	65-135	25	

Matrix Spike Percent Recovery [D] = 100*(C-A)/B

Matrix Spike Duplicate Percent Recovery [G] = 100*(F-A)/E

Relative Percent Difference RPD = 200*(D-G)/(D+G)

ND = Not Detected, J = Present Below Reporting Limit, B = Present in Blank, NR = Not Requested, I = Interference, NA = Not ApplicableN = See Narrative, EQL = Estimated Quantitation Limit

Form 3 - MS/MSD Recoveries

Project Name: Koppers Wood Preserving

Work Order # : 239862

Project ID:

Lab Batch ID: 646791

QC- Sample ID: 239862-131 S

Batch #: 1

Matrix: Solid

Reporting Units: mg/kg

SVOAs by EPA 8270C Analytes	Parent Sample Result [A]	Spike Added [B]	Spiked Sample Result [C]	Spiked Sample %R [D]	Spike Added [E]	Duplicate Spiked Sample Result [F]	Spiked Dup. %R [G]	RPD %	Control Limits %R	Control Limits %RPD	Flag
Naphthalene	<0.204	2.04	1.84	90	2.04	1.89	93	3	65-135	25	
4-Nitroaniline	<0.815	2.04	1.30	64	2.04	1.28	63	2	65-135	25	X
3-Nitroaniline	<0.408	2.04	1.53	75	2.04	1.63	80	6	65-135	25	
2-Nitroaniline	<0.408	2.04	1.62	79	2.04	1.65	81	3	65-135	25	
Nitrobenzene	<0.408	2.04	1.80	88	2.04	1.78	87	1	65-135	25	
2-Nitrophenol	<0.408	2.04	1.96	96	2.04	1.97	97	1	65-135	25	
4-Nitrophenol	<0.408	2.04	1.90	93	2.04	1.81	89	4	36-123	50	
N-Nitrosodi-n-Propylamine	<0.408	2.04	1.79	88	2.04	1.69	83	6	53-130	38	
N-Nitrosodiphenylamine	<0.408	2.04	1.65	81	2.04	1.83	90	11	14-183	25	
di-n-Octyl Phthalate	<0.204	2.04	2.46	121	2.04	2.35	115	5	65-135	25	
Pentachlorophenol	<0.408	2.04	2.03	100	2.04	2.17	106	6	14-111	47	
Phenanthrene	<0.204	2.04	1.91	94	2.04	1.98	97	3	65-135	25	
Phenol	<0.408	2.04	1.78	87	2.04	1.76	86	1	27-127	35	
Pyrene	<0.204	2.04	2.04	100	2.04	2.22	109	9	41-144	36	
Pyridine	<0.408	2.04	0.239	12	2.04	0.443	22	59	10-145	25	F
1,2,4-Trichlorobenzene	<0.408	2.04	2.02	99	2.04	1.98	97	2	37-133	23	
2,4,6-Trichlorophenol	<0.408	2.04	1.94	95	2.04	1.96	96	1	65-135	25	
2,4,5-Trichlorophenol	<0.408	2.04	1.92	94	2.04	2.24	110	16	65-135	25	

Matrix Spike Percent Recovery [D] = 100*(C-A)/B
Relative Percent Difference RPD = 200*(D-G)/(D+G)

Matrix Spike Duplicate Percent Recovery [G] = 100*(F-A)/E

ND = Not Detected, J = Present Below Reporting Limit, B = Present in Blank, NR = Not Requested, I = Interference, NA = Not ApplicableN = See Narrative, EQL = Estimated Quantitation Limit

Form 3 - MS / MSD Recoveries

Project Name: Koppers Wood Preserving

Work Order # : 239862

Project ID:

Lab Batch ID: 647001

QC- Sample ID: 239862-130 S

Batch #: 1

Matrix: Solid

Reporting Units: mg/kg

SVOAs by EPA 8270C Analytes	MATRIX SPIKE / MATRIX SPIKE DUPLICATE RECOVERY STUDY										
	Parent Sample Result [A]	Spike Added [B]	Spiked Sample Result [C]	Spiked Sample %R [D]	Spike Added [E]	Duplicate Spiked Sample Result [F]	Spiked Dup. %R [G]	RPD %	Control Limits %R	Control Limits %RPD	Flag
Acenaphthene	<0.208	2.08	1.93	93	2.08	1.89	91	2	41-134	19	
Acenaphthylene	<0.208	2.08	1.87	90	2.08	1.80	87	3	65-135	25	
Aniline (Phenylamine, Aminobenzene)	<0.831	2.08	1.69	81	2.08	1.76	85	5	2-145	25	
Anthracene	<0.208	2.08	1.89	91	2.08	1.90	91	0	65-135	25	
Benzo(a)anthracene	<0.208	2.08	1.91	92	2.08	1.96	94	2	44-126	25	
Benzo(a)pyrene	<0.208	2.08	1.88	90	2.08	1.90	91	1	65-135	25	
Benzo(b)fluoranthene	<0.208	2.08	1.93	93	2.08	1.91	92	1	65-135	25	
Benzo(g,h,i)perylene	<0.208	2.08	1.63	78	2.08	1.69	81	4	65-135	25	
Benzo(k)fluoranthene	<0.208	2.08	1.87	90	2.08	1.92	92	2	25-125	25	
Benzoic Acid	<1.25	6.24	6.67	107	6.24	6.62	106	1	50-125	25	
Benzyl Butyl Phthalate	<0.208	2.08	1.95	94	2.08	2.04	98	4	65-135	25	
bis(2-chloroethoxy) methane	<0.416	2.08	1.79	86	2.08	1.80	87	1	63-185	25	
bis(2-chloroethyl) ether	<0.416	2.08	1.67	80	2.08	1.66	80	0	65-135	25	
bis(2-chloroisopropyl) ether	<0.416	2.08	1.66	80	2.08	1.68	81	1	65-135	25	
bis(2-ethylhexyl) phthalate	<0.208	2.08	1.93	93	2.08	2.03	98	5	65-135	25	
4-Bromophenyl-phenylether	<0.416	2.08	1.71	82	2.08	1.69	81	1	65-135	25	
di-n-Butyl Phthalate	<0.208	2.08	1.81	87	2.08	1.80	87	0	65-135	25	
4-chloro-3-methylphenol	<0.416	2.08	2.04	98	2.08	2.04	98	0	28-134	33	
4-Chloroaniline	<0.831	2.08	1.72	83	2.08	1.79	86	4	4-149	25	
2-Chloronaphthalene	<0.416	2.08	1.95	94	2.08	1.91	92	2	65-135	25	
2-Chlorophenol	<0.416	2.08	1.71	82	2.08	1.73	83	1	25-140	50	
4-Chlorophenyl Phenyl Ether	<0.416	2.08	1.73	83	2.08	1.67	80	4	65-135	25	
Chrysene	<0.208	2.08	1.96	94	2.08	2.00	96	2	65-135	25	
Dibenz(a,h)Anthracene	<0.208	2.08	1.77	85	2.08	1.73	83	2	65-135	25	

Matrix Spike Percent Recovery [D] = 100*(C-A)/B

Matrix Spike Duplicate Percent Recovery [G] = 100*(F-A)/E

Relative Percent Difference RPD = 200*(D-G)/(D+G)

ND = Not Detected, J = Present Below Reporting Limit, B = Present in Blank, NR = Not Requested, I = Interference, NA = Not ApplicableN = See Narrative, EQL = Estimated Quantitation Limit

Form 3 - MS / MSD Recoveries

Project Name: Koppers Wood Preserving

Work Order # : 239862

Project ID:

Lab Batch ID: 647001 **QC- Sample ID:** 239862-130 S **Batch #:** 1 **Matrix:** Solid

Reporting Units: mg/kg

SVOAs by EPA 8270C Analytes	Parent Sample Result [A]	Spike Added [B]	Spiked Sample Result [C]	Spiked Sample %R [D]	Spike Added [E]	Duplicate Spiked Sample Result [F]	Spiked Dup. %R [G]	RPD %	Control Limits %R	Control Limits %RPD	Flag
Dibenzofuran	<0.416	2.08	1.87	90	2.08	1.84	88	2	65-135	25	
1,2-Dichlorobenzene	<0.416	2.08	1.81	87	2.08	1.84	88	1	65-135	25	
1,3-Dichlorobenzene	<0.416	2.08	1.79	86	2.08	1.82	88	2	65-135	25	
1,4-Dichlorobenzene	<0.416	2.08	1.79	86	2.08	1.83	88	2	36-134	27	
3,3-Dichlorobenzidine	<0.416	2.08	1.76	85	2.08	1.83	88	3	20-140	25	
2,4-Dichlorophenol	<0.416	2.08	1.88	90	2.08	1.90	91	1	65-135	25	
Diethyl Phthalate	<0.208	2.08	1.76	85	2.08	1.73	83	2	37-125	25	
Dimethyl Phthalate	<0.208	2.08	1.81	87	2.08	1.80	87	0	65-135	25	
2,4-Dimethylphenol	<0.416	2.08	1.96	94	2.08	1.93	93	1	65-135	25	
4,6-dinitro-2-methyl phenol	<0.416	2.08	1.99	96	2.08	1.95	94	2	65-135	25	
2,4-Dinitrophenol	<0.416	2.08	1.89	91	2.08	1.89	91	0	65-135	25	
2,4-Dinitrotoluene	<0.416	2.08	2.01	97	2.08	1.98	95	2	40-130	47	
2,6-Dinitrotoluene	<0.416	2.08	1.98	95	2.08	1.98	95	0	58-113	47	
Fluoranthene	<0.208	2.08	1.92	92	2.08	1.87	90	2	65-135	25	
Fluorene	<0.208	2.08	1.92	92	2.08	1.85	89	3	65-135	25	
Hexachlorobenzene	<0.416	2.08	1.88	90	2.08	1.88	90	0	65-135	25	
Hexachlorobutadiene	<0.416	2.08	1.82	88	2.08	1.81	87	1	65-135	25	
Hexachlorocyclopentadiene	<0.416	2.08	1.85	89	2.08	1.78	86	3	22-104	25	
Hexachloroethane	<0.416	2.08	1.82	88	2.08	1.84	88	0	65-135	25	
Indeno(1,2,3-c,d)Pyrene	<0.208	2.08	1.72	83	2.08	1.75	84	1	65-135	25	
Isophorone	<0.416	2.08	1.98	95	2.08	1.98	95	0	65-135	25	
2-Methylnaphthalene	<0.208	2.08	1.85	89	2.08	1.85	89	0	29-175	25	
2-methylphenol	<0.416	2.08	1.81	87	2.08	1.81	87	0	65-135	25	
3&4-Methylphenol	<0.416	4.16	3.74	90	4.16	3.78	91	1	65-135	25	

Matrix Spike Percent Recovery [D] = 100*(C-A)/B
Relative Percent Difference RPD = 200*(D-G)/(D+G)

Matrix Spike Duplicate Percent Recovery [G] = 100*(F-A)/E

ND = Not Detected, J = Present Below Reporting Limit, B = Present in Blank, NR = Not Requested, I = Interference, NA = Not ApplicableN = See Narrative, EQL = Estimated Quantitation Limit

Form 3 - MS / MSD Recoveries

Project Name: Koppers Wood Preserving

Work Order # : 239862

Project ID:

Lab Batch ID: 647001 QC- Sample ID: 239862-130 S Batch #: 1 Matrix: Solid

Reporting Units: mg/kg

SVOAs by EPA 8270C Analytes	Parent Sample Result [A]	Spike Added [B]	Spiked Sample Result [C]	Spiked Sample %R [D]	Spike Added [E]	Duplicate Spiked Sample Result [F]	Spiked Dup. %R [G]	RPD %	Control Limits %R	Control Limits %RPD	Flag
Naphthalene	<0.208	2.08	1.86	89	2.08	1.87	90	1	65-135	25	
4-Nitroaniline	<0.831	2.08	1.90	91	2.08	1.87	90	1	65-135	25	
3-Nitroaniline	<0.416	2.08	1.88	90	2.08	1.92	92	2	65-135	25	
2-Nitroaniline	<0.416	2.08	2.04	98	2.08	2.04	98	0	65-135	25	
Nitrobenzene	<0.416	2.08	1.94	93	2.08	1.99	96	3	65-135	25	
2-Nitrophenol	<0.416	2.08	1.91	92	2.08	1.90	91	1	65-135	25	
4-Nitrophenol	<0.416	2.08	2.18	105	2.08	2.14	103	2	36-123	50	
N-Nitrosodi-n-Propylamine	<0.416	2.08	1.86	89	2.08	1.82	88	1	53-130	38	
N-Nitrosodiphenylamine	<0.416	2.08	1.86	89	2.08	1.86	89	0	14-183	25	
di-n-Octyl Phthalate	<0.208	2.08	2.10	101	2.08	2.06	99	2	65-135	25	
Pentachlorophenol	<0.416	2.08	1.88	90	2.08	1.94	93	3	14-111	47	
Phenanthrene	<0.208	2.08	1.88	90	2.08	1.87	90	0	65-135	25	
Phenol	<0.416	2.08	1.76	85	2.08	1.76	85	0	27-127	35	
Pyrene	<0.208	2.08	2.08	100	2.08	2.14	103	3	41-144	36	
Pyridine	<0.416	2.08	1.62	78	2.08	1.68	81	4	10-145	25	
1,2,4-Trichlorobenzene	<0.416	2.08	1.84	88	2.08	1.87	90	2	37-133	23	
2,4,6-Trichlorophenol	<0.416	2.08	1.96	94	2.08	1.88	90	4	65-135	25	
2,4,5-Trichlorophenol	<0.416	2.08	2.11	101	2.08	2.06	99	2	65-135	25	

Matrix Spike Percent Recovery [D] = 100*(C-A)/B

Matrix Spike Duplicate Percent Recovery [G] = 100*(F-A)/E

Relative Percent Difference RPD = 200*(D-G)/(D+G)

ND = Not Detected, J = Present Below Reporting Limit, B = Present in Blank, NR = Not Requested, I = Interference, NA = Not ApplicableN = See Narrative, EQL = Estimated Quantitation Limit

Sample Duplicate Recovery

Project Name: Koppers Wood Preserving

Work Order #: 239862

Lab Batch #: 646711
QC- Sample ID: 239862-004 D
Reporting Units: %
Batch #: 1
Project ID:
Matrix: Solid

Percent Moisture Analyte	SAMPLE / SAMPLE DUPLICATE RECOVERY Parent Sample Result [A]	Sample Duplicate Result [B]	RPD	Control Limits %RPD	Flag
Percent Moisture	18.1	17.2	5	20	

Lab Batch #: 646711
QC- Sample ID: 239862-044 D
Reporting Units: %
Batch #: 1
Matrix: Solid

Percent Moisture Analyte	SAMPLE / SAMPLE DUPLICATE RECOVERY Parent Sample Result [A]	Sample Duplicate Result [B]	RPD	Control Limits %RPD	Flag
Percent Moisture	18.8	17.9	5	20	

Lab Batch #: 646712
QC- Sample ID: 239862-084 D
Reporting Units: %
Batch #: 1
Matrix: Solid

Percent Moisture Analyte	SAMPLE / SAMPLE DUPLICATE RECOVERY Parent Sample Result [A]	Sample Duplicate Result [B]	RPD	Control Limits %RPD	Flag
Percent Moisture	20.0	19.3	4	20	

Lab Batch #: 646712
QC- Sample ID: 239862-125 D
Reporting Units: %
Batch #: 1
Matrix: Solid

Percent Moisture Analyte	SAMPLE / SAMPLE DUPLICATE RECOVERY Parent Sample Result [A]	Sample Duplicate Result [B]	RPD	Control Limits %RPD	Flag
Percent Moisture	21.7	22.0	1	20	

Lab Batch #: 646768
QC- Sample ID: 239862-026 D
Reporting Units: %
Batch #: 1
Matrix: Solid

Percent Moisture Analyte	SAMPLE / SAMPLE DUPLICATE RECOVERY Parent Sample Result [A]	Sample Duplicate Result [B]	RPD	Control Limits %RPD	Flag
Percent Moisture	18.2	18.3	1	20	

Spike Relative Difference RPD 200 * | (B-A)/(B+A) |
All Results are based on MDL and validated for QC purposes.

XENCO Laboratories

☒ 11381 Meadowglen, Suite L, Houston TX 77082 281-589-0692
☐ 5309 Wurzbach Road, Suite 104, San Antonio, TX 78238 210-509-3334
☐ 11078 Morrison Ln, Suite D, Dallas, TX 75229 972-481-9999

ANALYSIS REQUEST & CHAIN OF CUSTODY RECORD

On-LINE Help & Technical Services at www.XENCO.com

Company COC No: Work Order No: 110055

Company: 3TM International Inc Phone: 281 497 1230

Project Name: Koppers Wood Preserving ☐ Previously done at XENCO Project ID:

Location: Grenada, MS

Project Manager (PM): Randy Horsak Project Director (PD):

Fax Results to: PM and/or T.J. Dunnahoe Fax: 281 497 1676

Invoice to ☐ Accounting ☐ Include invoice with Final Report Attn PM ☐ Invoice must have a P.O Bill to:

Quote No. P.O No ☐ Call for a P.O.

Special DLs (RR I RR II DW QAPP See Lab PM Call Proj. PM)

Specifications: QA/QC for Litigation

Sampler Name: Joseph Daniel Vascatin Signature:

Lab Only: 239862-H

TAT: 5h 12h 20h 24h 48h 3d 5d 7d 14d 21d Standard TAT is 10 Working Days unless otherwise agreed in writing. But often reported in 5-7 Working Days

Lab Only Additions: From: Rcv by: Date; From: Rcv by: Date; From: Rcv by: Date

	Sample ID	Sampling Date	Time	Depth ft' in' m	Matrix A P S W	Composite	Grab	# Containers	Container Size	Type	Preservatives	BTEX by 8021 8260 602 624 Other	BTEX-MTBE by 8021 8260 602 624 Other	TPH by TX1005 418.1 1664 8015GRO 8015DRO FLPRO	PAHs by 8270 8100 8310	METALS by 6020 8RCRA Tot Pb TCLP_8 13PP 23TAL List	VOAs by 8260 624 BTEX MTBE PPs TCLP See List Call PM	SVOAs by 8270 625 PAHs BN&A TCLP PPs See List Call PM	Hold Additional Sampler	TAT 5h 12h 20h 24h 48h 3d 5d 7d 10d 14d 21d	Addn: PAH above mg/L W. mg/Kg S Highest Hit	Hold Analysis	Remarks
1	3TM-KP-DS-BB-11A (0-1)	09Jan04	0900	0-1'	S	X		1	8	GC	C4								X			X	
2	3TM-KP-DS-BB-11A (1-2')		0910	1-2'																		X	
3	3TM-KP-DS-BB-11A (2-3')		0915	2-3'																		X	
4	3TM-KP-DS-BB-11A (0-3')		0930	0-3'													X	X					Full List
5	3TM-KP-DS-BB-11B (0-1)	10Jan04	0900	0-1'														X				X	
6	3TM-KP-DS-BB-11B (1-2)		0915	1-2'																		X	
7	3TM-KP-DS-BB-11B (2-3')		0930	2-3'																		X	
8	3TM-KP-DS-BB-11B (0-3')		0950	0-3'													X	X					Full List
9	3TM-KP-DS-BB-11C (0-1)		1010	0-1'														X				X	
10	3TM-KP-DS-BB-11C (1-2')		1020	1-2'																		X	

Relinquished by (Initials and Sign.)	Date & Time	Relinquished to (Initials and Sign.)	Date & Time
1	1/19/04 14:05		
2			
3		Lab:	1/19/04 14:05

Total Containers per COC: 134 Cooler Temp: 2.0°C

Rush TATs Fax Due: Final Fax Due:

Final Report Data Package Due Date:

Rush Charges are Pre-Approved upon Requesting them. All Terms Apply

Preservatives - Various (V), HCl pH<2 (H), H2SO4 pH<2 (S), HNO3 pH<2 (N), NaOH+Asbc Acid (NAA), ZnAc+NaOH (ZA), (Cool,<4C) (C4), None (N), See Label (SL), Other (O) _____

SIZE: 4oz (4), 8oz (8), 32oz (32), 40ml VOA (V), 1L (1), 500ml (.5), Tedlar Bag (B), Wipe (W), Other _____ TYPE Glass Amb (GA), Glass Clear (GC), Plastic (P), Other (O) _____

XENCO Laboratories

☒ 11381 Meadowglen, Suite L, Houston TX 77082 281-589-0692
☐ 5309 Wurzbach Road, Suite 104, San Antonio, TX 78238 210-509-3334
☐ 11078 Morrison Ln, Suite D, Dallas, TX 75229 972-481-9999

ANALYSIS REQUEST & CHAIN OF CUSTODY RECORD

On-LINE Help & Technical Services at www.XENCO.com

Company COC No: Work Order No: 110141 Page 2 of 14

Company: 3TM International Inc. Phone: 281 497-1230

Lab Only: 239862-H

Project Name: Koppers Wood Preserving ☐ Previously done at XENCO Project ID:

TAT: 5h 12h 20h 24h 48h 3d 5d 7d 14d 21d (Standard TAT is 10 Working Days) unless otherwise agreed in writing. But often reported in 5-7 Working Days

Location: Grenada, MS

Project Manager (PM): Randy Horsak Project Director (PD):

Fax Results to: PM or T.J. Dunnahoe Fax: 281 497 1676

Invoice to ☐ Accounting ☐ Include invoice with Final Report Attn PM ☐ Invoice must have a P.O Bill to:

Quote No. P.O No ☐ Call for a P.O.

Special DLs (RR I RR II DW QAPP See Lab PM Call Proj. PM)

Specifications: QA/QC for Litigation

Sampler Name: Joseph Daniel Vascentini Signature:

Lab Only Additions: From: Rcv by: Date / From: Rcv by: Date / From: Rcv by: Date

	Sample ID	Sampling Date	Time	Depth ft' in" m	Matrix A P S W	Composite	Grab	# Containers	Container Size	Type	Preservatives	BTEX by 8021 8260 602 624 Other	BTEX-MTBE by 8021 8260 602 624 Other	TPH by TX1005 418 1664 8015GRO 8015DRO FLPRO	PAHs by 8270 8100 8310	METALS by 6020 8RCRA Tot Pb TCLP_8 13PP 23TAL List	VOAs by 8260 624 BTEX MTBE PPs TCLP See List Call PM	SVOAs by 8270 625 PAHs BN&A TCLP PPs See List Call PM	Hold Addition Samples	TAT 5h 12h 20h 24h 48h 3d 5d 7d 10d 14d 21d	Addn: PAH above mg/L W. mg/Kg S Highest Hit	Hold Analysis	Remarks
1	3TM-KP-DS-BB-11C (2-3')	16Jan04	1030	2-3'	S	X		1	8	GC	C4								X			X	
2	3TM-KP-DS-BB-11C (0-3')		1040	0-3'														X					Full List
3	3TM-KP-DS-BB-2A (0-1')		1140	0-1'																		X	
4	3TM-KP-DS-BB-2A (1-2')		1150	1-2'																		X	
5	3TM-KP-DS-BB-2A (2-3')		1200	2-3'																		X	
6	3TM-KP-DS-BB-2A (0-3')		1210	0-3'														X					Full List
7	3TM-KP-DS-BB-2B (0-1')		1230	0-1'																		X	
8	3TM-KP-DS-BB-2B (1-2')		1240	1-2'																		X	
9	3TM-KP-DS-BB-2B (2-3')		1250	2-3'																		X	
10	3TM-KP-DS-BB-2B (0-3')		1300	0-3'														X					Full List

Relinquished by (Initials and Sign.)	Date & Time	Relinquished to (Initials and Sign.)	Date & Time
1	1/19/04 14:05		
2			
3		Lab:	1/19/04 14:05

Total Containers per COC: Cooler Temp:

Rush TATs Fax Due: Final Fax Due:

Final Report Data Package Due Date:

Rush Charges are Pre-Approved upon Requesting them. All Terms Apply

Preservatives - Various (V), HCl pH<2 (H), H2SO4 pH<2 (S), HNO3 pH<2 (N), NaOH+Asbc Acid (NAA), ZnAc+NaOH (ZA), (Cool,<4C) (C4), None (N), See Label (SL), Other (O) ____

SIZE: 4oz (4), 8oz (8), 32oz (32), 40ml VOA (V), 1L (1), 500ml (.5), Tedlar Bag (B), Wipe (W), Other ____ TYPE Glass Amb (GA), Glass Clear (GC), Plastic (P), Other (O) ____

XENCO Laboratories

☒ 11381 Meadowglen, Suite L, Houston TX 77082 281-589-0692
☐ 5309 Wurzbach Road, Suite 104, San Antonio, TX 78238 210-509-3334
☐ 11078 Morrison Ln, Suite D, Dallas, TX 75229 972-481-9999

ANALYSIS REQUEST & CHAIN OF CUSTODY RECORD

On-LINE Help & Technical Services at www.XENCO.com

Company COC No: Work Order No: 110142

Company: 3TM International Inc. Phone: 281 497-1230

Lab Only: 239862-H

Project Name: ☐ Previously done at XENCO Project ID: Koppers Wood Preserving

TAT: 5h 12h 20h 24h 48h 3d 5d 7d 14d 21d Standard TAT is 10 Working Days unless otherwise agreed in writing. But often reported in 5-7 Working Days

Location: Grenada, MS

Project Manager (PM): Randy Horsak Project Director (PD): 281 497 1676

Fax Results to: ~~TB~~ PM and/or T.J. Dunnahoe Fax:

Invoice to ☐ Accounting ☐ Include Invoice with Final Report Attn PM ☐ Invoice must have a P.O Bill to:

Quote No. P.O No ☐ Call for a P.O.

Special DLs (RR I RR II DW QAPP See Lab PM Call Proj. PM)

Specifications: QA/QC for Litigation

Sampler Name: Joseph Daniel Vasentino Signature: [signature]

Lab Only Additions: Rcv by: From: Date; Rcv by: From: Date; Rcv by: From: Date

	Sample ID	Sampling Date	Time	Depth ft' in" m	Matrix APSW	Composite	Grab	# Containers	Container Size	Type	Preservatives	BTEX by 8021 8260 602 624 Other	BTEX-MTBE by 8021 8260 602 624 Other	TPH by TX1005 418 1664 8015GRO 8015DRO FLPRO	PAHs by 8270 8100 8310	METALS by 6020 8RCRA Tot Pb TCLP_8 13PP 23TAL List	VOAs by 8260 624 BTEX MTBE PPs TCLP See List Call PM	SVOAs by 8270 625 PAHs BN&A TCLP PPs See List Call PM	Hold Additional Sampler	TAT 5h 12h 20h 24h 48h 3d 5d 7d 10d 14d 21d	Addn: PAH above mg/L W. mg/Kg S Highest Hit	Hold Analysis	Remarks
1	3TM-KP-DS-BB-2C(0-1')	10Jan04	1330	0-1'	S	X		1	8	GC	C4								X			X	
2	3TM-KP-DS-BB-2C(1-2')		1340	1-2'																			
3	3TM-KP-DS-BB-2C ~~2-3~~ (2-3')		1350	2-3'																			
4	3TM-KP-DS-BB-2C(0-3')		1400	0-3'														X					Full List
5	3TM-KP-DS-BB-1A(0-1')		1500	0-1'																		X	
6	3TM-KP-DS-BB-1A(1-2')		1510	1-2'																			
7	3TM-KP-DS-BB-1A(2-3')		1520	2-3'																			
8	3TM-KP-DS-BB-1A(0-3')		1530	0-3'														X					Full List
9	3TM-KP-DS-BB-1B(0-1')		1550	0-1'																		X	
10	3TM-KP-DS-BB-1B(1-2')		1600	1-2'																		X	

	Relinquished by (Initials and Sign.)	Date & Time	Relinquished to (Initials and Sign.)	Date & Time
1	[signature]	1/19/04 1405		
2				
3			Lab: [signature]	1/19/04 14:05

Total Containers per COC: Cooler Temp:

Rush TATs Fax Due: Final Fax Due:

Final Report Data Package Due Date:

Rush Charges are Pre-Approved upon Requesting them. All Terms Apply

Preservatives - Various (V), HCl pH<2 (H), H2SO4 pH<2 (S), HNO3 pH<2 (N), NaOH+Asbc Acid (NAA), ZnAc+NaOH (ZA), (Cool,<4C) (C4), None (N), See Label (SL), Other (O) _____

SIZE: 4oz (4), 8oz (8), 32oz (32), 40ml VOA (V), 1L (1), 500ml (.5), Tedlar Bag (B), Wipe (W), Other _____ TYPE Glass Amb (GA), Glass Clear (GC), Plastic (P), Other (O) _____

XENCO Laboratories

☒ 11381 Meadowglen, Suite L, Houston TX 77082 281-589-0692
☐ 5309 Wurzbach Road, Suite 104, San Antonio, TX 78238 210-509-3334
☐ 11078 Morrison Ln, Suite D, Dallas, TX 75229 972-481-9999

ANALYSIS REQUEST & CHAIN OF CUSTODY RECORD

On-LINE Help & Technical Services at www.XENCO.com

Company COC No:

Work Order No: 110144

Company: 3TM International Inc.
Phone: 281-497-1230
Lab Only: 239862-H
Project Name: ☐ Previously done at XENCO — Koppers Wood Preserving
Project ID:
Location: Grenada, MS
Project Manager (PM): Randy Horsak
Project Director (PD):
Fax Results to: ~~PM and~~ or T.J. Dannahoe
Fax: 281 497-1676
Invoice to: ☐ Accounting ☐ Include Invoice with Final Report Attn PM ☐ Invoice must have a P.O Bill to:
Quote No.
P.O No
☐ Call for a P.O.
Special DLs (RR I RR II DW QAPP See Lab PM Call Proj. PM)
Specifications: QA/QC for Litigation
Sampler Name: Joseph Daniel Vasentin
Signature:

TAT: 5h 12h 20h 24h 48h 3d 5d 7d 14d 21d Standard TAT is 10 Working Days unless otherwise agreed in writing. But often reported in 5-7 Working Days

Lab Only Additions: Rcv by: From: Date; Rcv by: From: Date; Rcv by: From: Date

	Sample ID	Sampling Date	Time	Depth ft' in" m	Matrix APSW	Composite	Grab	# Containers	Container Size	Type	Preservatives	BTEX by 8021 8260 602 624 Other	BTEX-MTBE by 8021 8260 602 624 Other	TPH by TX1005 418 1664 8015GRO 8015DRO FLPRO	PAHs by 8270 8100 8310	METALS by 6020 8RCRA Tot Pb TCLP_8 13PP 23TAL List	VOAs by 8260 624 BTEX MTBE PPs TCLP See List Call PM	SVOAs by 8270 625 PAHs BN&A TCLP PPs See List Call PM	Hold Additional Samples	TAT 5h 12h 20h 24h 48h 3d 5d 7d 10d 14d 21d	Addn: PAH above mg/L W. mg/Kg S Highest Hit	Hold Analysis	Remarks
1	3TM-KP-DS-BB-1B(2-3')	10Jan04	1610	2-3'	S	X		1	8	GC	C4								X			X	
2	3TM-KP-DS-BB-1B(0-3')		1620	0-3'														X					Full List
3	3TM-KP-DS-BB-1C(0-1')		1640	0-1'																		X	
4	3TM-KP-DS-BB-1C(1-2')		1650	1-2'																			
5	3TM-KP-DS-BB-1C(2-3')		1700	2-3'																			
6	3TM-KP-DS-BB-1C(0-3')		1710	0-3'														X					Full List
7	3TM-KP-DS-BB-3A(0-1')	11Jan04	0920	0-1'																		X	
8	3TM-KP-DS-BB-3A(1-2')		0930	1-2'																			
9	3TM-KP-DS-BB-3A(2-3')		0940	2-3'																			
10	3TM-KP-DS-BB-3A(0-3')		0950	0-3'														X					Full List

	Relinquished by (Initials and Sign.)	Date & Time	Relinquished to (Initials and Sign.)	Date & Time
1	[signature]	1/19/04 14:05		
2				
3			Lab: [signature]	1/19/04 14:05

Total Containers per COC:
Cooler Temp:
Rush TATs Fax Due:
Final Fax Due:
Final Report Data Package Due Date:
Rush Charges are Pre-Approved upon Requesting them. All Terms Apply

Preservatives - Various (V), HCl pH<2 (H), H2SO4 pH<2 (S), HNO3 pH<2 (N), NaOH+Asbc Acid (NAA), ZnAc+NaOH (ZA), (Cool,<4C) (C4), None (N), See Label (SL), Other (O) _____

SIZE: 4oz (4), 8oz (8), 32oz (32), 40ml VOA (V), 1L (1), 500ml (.5), Tedlar Bag (B), Wipe (W), Other _____ TYPE Glass Amb (GA), Glass Clear (GC), Plastic (P), Other (O) _____

XENCO Laboratories

☒ 11381 Meadowglen, Suite L, Houston TX 77082 281-589-0692
☐ 5309 Wurzbach Road, Suite 104, San Antonio, TX 78238 210-509-3334
☐ 11078 Morrison Ln. Suite D, Dallas, TX 75229 972-481-9999

ANALYSIS REQUEST & CHAIN OF CUSTODY RECORD

On-LINE Help & Technical Services at www.XENCO.com

Company COC No: Work Order No: 110145

Company: 3TM International Inc. Phone: 281-497-1230

Lab Only: 239862-H

Project Name: Koppers Wood Preserving ☐ Previously done at XENCO Project ID:

Location: Grenada, MS

Project Manager (PM): Randy Horsak Project Director (PD):

Fax Results to: PM / or T.J. Dunnahoe Fax:

Invoice to ☐ Accounting ☐ Include Invoice with Final Report Attn PM ☐ Invoice must have a P.O Bill to:

Quote No. P.O No ☐ Call for a P.O.

Special DLs (RR I RR II DW QAPP See Lab PM Call Proj. PM)

Specifications: QA/QC for Litigation

Sampler Name: Joseph Daniel Valentine Signature:

TAT: 5h 12h 20h 24h 48h 3d 5d 7d 14d 21d Standard TAT is 10 Working Days unless otherwise agreed in writing. But often reported in 5-7 Working Days

Lab Only Additions: From: Rcv by: Date; From: Rcv by: Date; From: Rcv by: Date

	Sample ID	Sampling Date	Time	Depth ft' in" m	Matrix A P S W	Composite	Grab	# Containers	Container Size	Type	Preservatives	BTEX by 8021 8260 602 624 Other	BTEX-MTBE by 8021 8260 602 624 Other	TPH by TX1005 418 1664 8015GRO 8015DRO FLPRO	PAHs by 8270 8100 8310	METALS by 6020 8RCRA Tot Pb TCLP_8 13PP 23TAL List	VOAs by 8260 624 BTEX MTBE PPs TCLP See List Call PM	SVOAs by 8270 625 PAHs BN&A TCLP PPs See List Call PM	Hold Additional Samples	TAT 5h 12h 20h 24h 48h 3d 5d 7d 10d 14d 21d	Addn: PAH above mg/L W. mg/Kg S Highest Hit	Hold Analysis	Remarks
1	3TM-KP-DS-BB-3B(0-1')	19Jan04	1015	0-1'	S	X		1	8	GC	C4								X			X	
2	3TM-KP-DS-BB-3B(1-2')		1025	1-2'																			
3	3TM-KP-DS-BB-3B(2-3')		1055	2-3'																			
4	3TM-KP-DS-BB-3B(0-3')		1045	0-3'														X					Full List
5	3TM-KP-DS-BB-3C(0-1')		1100	0-1'																		X	
6	3TM-KP-DS-BB-3C(1-2')		1110	1-2'																			
7	3TM-KP-DS-BB-3C(2-3')		1120	2-3'																			
8	3TM-KP-DS-BB-3C(0-3')		1135	0-3'														X					Full List
9	3TM-KP-DS-BB-4A(0-1')		1240	0-1'																		X	
10	3TM-KP-DS-BB-4A(1-2')		1250	1-2'																		X	

Relinquished by (Initials and Sign.)	Date & Time	Relinquished to (Initials and Sign.)	Date & Time
1	11/19/04 14:05		
2			
3		Lab:	11/19/04 14:05

Total Containers per COC: Cooler Temp:

Rush TATs Fax Due: Final Fax Due:

Final Report Data Package Due Date:

Rush Charges are Pre-Approved upon Requesting them. All Terms Apply

Preservatives - Various (V), HCl pH<2 (H), H2SO4 pH<2 (S), HNO3 pH<2 (N), NaOH+Asbc Acid (NAA), ZnAc+NaOH (ZA), (Cool.<4C) (C4), None (N), See Label (SL), Other (O) _____

SIZE: 4oz (4), 8oz (8), 32oz (32), 40ml VOA (V), 1L (1), 500ml (.5), Tedlar Bag (B), Wipe (W), Other _____ TYPE Glass Amb (GA), Glass Clear (GC), Plastic (P), Other (O) _____

XENCO Laboratories

☐ 11381 Meadowglen, Suite L, Houston TX 77082 281-589-0692
☐ 5309 Wurzbach Road, Suite 104, San Antonio, TX 78238 210-509-3334
☐ 11078 Morrison Ln, Suite D, Dallas, TX 75229 972-481-9999

ANALYSIS REQUEST & CHAIN OF CUSTODY RECORD

On-LINE Help & Technical Services at www.XENCO.com

Company COC No: Work Order No: 110146

Company: 3TM International Inc. Phone: 281-497-1230

Lab Only: 239862-H

Project Name: Koppers Wood Preserving ☐ Previously done at XENCO Project ID:

TAT: 5h 12h 20h 24h 48h 3d 5d 7d 14d 21d Standard TAT is 10 Working Days unless otherwise agreed in writing. But often reported in 5-7 Working Days

Location: Grenada, MS

Project Manager (PM): Randy Horsak Project Director (PD):

Fax Results to PM and/or T.J. Dunnahoe Fax: 281-497-1676

Invoice to ☐ Accounting ☐ Include Invoice with Final Report Attn PM ☐ Invoice must have a P.O Bill to:

Quote No. P.O No ☐ Call for a P.O.

Special DLs (RR I. RR II DW QAPP See Lab PM Call Proj. PM)

Specifications: QA/QC for Litigation

Sampler Name: Joseph Daniel Vasentine Signature:

Lab Only Additions: From: Rcv by: Date / From: Rcv by: Date / From: Rcv by: Date

	Sample ID	Sampling Date	Time	Depth ft' in" m	Matrix A P S W	Composite	Grab	# Containers	Container Size	Type	Preservatives	BTEX by 8021 8260 602 624 Other	BTEX-MTBE by 8021 8260 602 624 Other	TPH by TX1005 418 1664 8015GRO 8015DRO FLPRO	PAHs by 8270 8100 8310	METALS by 6020 8RCRA Tot Pb TCLP_8 13PP 23TAL List	VOAs by 8260 624 BTEX MTBE PPs TCLP See List Call PM	SVOAs by 8270 625 PAHs BN&A TCLP PPs See List Call PM	Hold Additional Samples	TAT 5h 12h 20h 24h 48h 3d 5d 7d 10d 14d 21d	Addn: PAH above mg/L W. mg/Kg S Highest Hit	Hold Analysis	Remarks
1	3TM-KP-DS-BB-4A(2-3')	11Jan04	1300	2-3'	S	X		1	8	GC	C4								X			X	
2	3TM-KP-DS-BB-4A(0-3')		1310	0-3'														X					Full List
3	3TM-KP-DS-BB-4B(0-1')		1345	0-1'																		X	
4	3TM-KP-DS-BB-4B(1-2')		1355	1-2'																			
5	3TM-KP-DS-BB-4B(2-3')		1405	2-3'																			
6	3TM-KP-DS-BB-4B(0-3')		1415	0-3'														X					Full List
7	3TM-KP-DS-BB-4C(0-1')		1440	0-1'																		X	
8	3TM-KP-DS-BB-4C(1-2')		1445	1-2'																			
9	3TM-KP-DS-BB-4C(2-3')		1455	2-3'																			
10	3TM-KP-DS-BB-4C(0-3')		1505	0-3														X					Full List

	Relinquished by (Initials and Sign.)	Date & Time	Relinquished to (Initials and Sign.)	Date & Time
1	[signature]	1/19/04 14:08		
2				
3			Lab: [signature]	1/19/04 14:05

Total Containers per COC: Cooler Temp:

Rush TATs Fax Due: Final Fax Due:

Final Report Data Package Due Date:

Rush Charges are Pre-Approved upon Requesting them. All Terms Apply

Preservatives - Various (V), HCl pH<2 (H), H2SO4 pH<2 (S), HNO3 pH<2 (N), NaOH+Asbc Acid (NAA), ZnAc+NaOH (ZA), (Cool,<4C) (C4), None (N), See Label (SL), Other (O) _____

SIZE: 4oz (4), 8oz (8), 32oz (32), 40ml VOA (V), 1L (1), 500ml (.5), Tedlar Bag (B), Wipe (W), Other _____ TYPE Glass Amb (GA), Glass Clear (GC), Plastic (P), Other (O) _____

XENCO Laboratories

☑ 11381 Meadowglen, Suite L Houston TX 77082 281-589-0692
☐ 5309 Wurzbach Road, Suite 104, San Antonio, TX 78238 210-509-3334
☐ 11078 Morrison Ln. Suite D, Dallas, TX 75229 972-481-9999

ANALYSIS REQUEST & CHAIN OF CUSTODY RECORD

On-LINE Help & Technical Services at www.XENCO.com

Company COC No: Work Order No: 110147

Lab Only: 239862-H

Lab Only Additions

TAT: 5h 12h 20h 24h 48h 3d 5d 7d 14d 21d Standard TAT is 10 Working Days unless otherwise agreed in writing. But often reported in 5-7 Working Days

Company: 3TM International Inc. Phone: 281-497-1230

Project Name: Koppers Wood Preserving ☐ Previously done at XENCO Project ID:

Location: Grenada, MS

Project Manager (PM): Randy Horsak Project Director (PD):

Fax Results to PM or T.J. Dunnahoe Fax: 281-497-1676

Invoice to ☐ Accounting ☐ Include Invoice with Final Report Attn PM ☐ Invoice must have a P.O Bill to:

Quote No. P.O No ☐ Call for a P.O.

Special DLs (RR I RR II DW QAPP See Lab PM Call Proj. PM)

Specifications: QA/QC for Litigation

Sampler Name: Joseph Daniel Vascatine Signature:

	Sample ID	Sampling Date	Time	Depth ft' in' m	Matrix A P S W	Composite	Grab	# Containers	Container Size	Type	Preservatives	BTEX by 8021 8260 602 624 Other	BTEX-MTBE by 8021 8260 602 624 Other	TPH by TX1005 418.1 1664 8015GRO 8015DRO FLPRO	PAHs by 8270 8100 8310	METALS by 6020 8RCRA Tot Pb TCLP 8 13PP 23TAL List	VOAs by 8260 624 BTEX MTBE PPs TCLP See List Call PM	SVOAs by 8270 625 PAHs BN&A TCLP PPs See List Call PM	Hold Additional Sampler	TAT 5h 12h 20h 24h 48h 3d 5d 7d 10d 14d 21d	Addn: PAH above mg/L W. mg/Kg S Highest Hit	Hold Analysis	Remarks	Rcv by: From: Date
1	3TM-KP-DS-BB-5A(0-1')	11Jan04	1705	0-1'	S	X		1	8	GC	C4								X			X		
2	3TM-KP-DS-BB-5A(1-2')		1710	1-2'																				
3	3TM-KP-DS-BB-5A(2-3')		1715	2-3'																				
4	3TM-KP-DS-BB-5A(0-3')		1720	0-3'														X					Full List	
5	3TM-KP-DS-BB-5B(0-1')		1730	0-1'																		X		
6	3TM-KP-DS-BB-5B(1-2')		1735	1-2'																				
7	3TM-KP-DS-BB-5B(2-3')		1740	2-3'																				
8	3TM-KP-DS-BB-5B(0-3')		1745	0-3'														X					Full List	
9	3TM-KP-DS-BB-5C(0-1')		1400	0-1'																		X		
10	3TM-KP-DS-BB-5C(1-2')		1410	1-2'																		X		

Relinquished by (Initials and Sign.)	Date & Time	Relinquished to (Initials and Sign.)	Date & Time
1	1/19/04 14:01		
2		Lab:	1/19/04 14:01
3			

Total Containers per COC: Cooler Temp:

Rush TATs Fax Due: Final Fax Due:

Final Report Data Package Due Date:

Rush Charges are Pre-Approved upon Requesting them. All Terms Apply

Preservatives - Various (V), HCl pH<2 (H), H2SO4 pH<2 (S), HNO3 pH<2 (N), NaOH+Asbc Acid (NAA), ZnAc+NaOH (ZA), (Cool.<4C) (C4), None (N), See Label (SL), Other (O) ____

SIZE: 4oz (4), 8oz (8), 32oz (32), 40ml VOA (V), 1L (1), 500ml (.5), Tedlar Bag (B), Wipe (W), Other ____ TYPE Glass Amb (GA), Glass Clear (GC), Plastic (P), Other (O) ____

XENCO Laboratories

☒ 11381 Meadowglen, Suite L, Houston TX 77082 281-589-0692
☐ 5309 Wurzbach Road, Suite 104, San Antonio, TX 78238 210-509-3334
☐ 11078 Morrison Ln, Suite D, Dallas, TX 75229 972-481-9999

ANALYSIS REQUEST & CHAIN OF CUSTODY RECORD

On-LINE Help & Technical Services at www.XENCO.com

Company COC No:

Work Order No: 110148

Company: 3TM International Inc.
Phone: 281-497-1230
Project Name: Koppers Wood Preserving ☐ Previously done at XENCO
Project ID:
Location: Grenada, MS
Project Manager (PM): Randy Horsak
Project Director (PD):
Fax Results to: PM and/or T.J. Dunnahoe
Fax: 281-497-1676
Invoice to ☐ Accounting ☐ Include Invoice with Final Report Attn PM ☐ Invoice must have a P.O Bill to:
Quote No.
P.O No
☐ Call for a P.O.
Special DLs (RR I RR II DW QAPP See Lab PM Call Proj. PM)
Specifications: QA/QC for Litigation
Sampler Name: Joseph Daniel Vasentine
Signature:

Lab Only: 2398627-H

TAT: 5h 12h 20h 24h 48h 3d 5d 7d 14d 21d Standard TAT is 10 Working Days unless otherwise agreed in writing. But often reported in 5-7 Working Days

Lab Only Additions: From: Rcv by: Date / From: Rcv by: Date / From: Rcv by: Date

	Sample ID	Sampling Date	Time	Depth ft' in' m	Matrix A P S W	Composite	Grab	# Containers	Container Size	Type	Preservatives	BTEX by 8021 8260 602 624 Other	BTEX-MTBE by 8021 8260 602 624 Other	TPH by TX1005 418 1664 8015GRO 8015DRO FLPRO	PAHs by 8270 8100 8310	METALS by 6020 8RCRA Tot Pb TCLP_8 13PP 23TAL List	VOAs by 8260 624 BTEX MTBE PPs TCLP See List Call PM	SVOAs by 8270 625 PAHs BN&A TCLP PPs See List Call PM	Hold Additional Sample	TAT 5h 12h 20h 24h 48h 3d 5d 7d 10d 14d 21d	Addn: PAH above mg/L W. mg/Kg S Highest Hit	Hold Analysis	Remarks
1	3TM-KP-DS-BB-5C(2-3')	11Jan04	1920	2-3'	S	X		1	8	GC	C4								X			X	
2	3TM-KP-DS-BB-5C(0-3')	⊥	1930	0-3'														X					Full List
3	3TM-KP-DS-BB-6A(0-1')	12Jan04	0845	0-1'																		X	
4	3TM-KP-DS-BB-6A(1-2')		0850	1-2'																		⊥	
5	3TM-KP-DS-BB-6A(2-3')		0855	2-3'																			
6	3TM-KP-DS-BB-6A(0-3')		0905	0-3'														X					Full List
7	3TM-KP-DS-BB-6B(0-1')		0925	0-1'																		X	
8	3TM-KP-DS-BB-6B(1-2')		0930	1-2'																		⊥	
9	3TM-KP-DS-BB-6B(2-3')		0935	2-3'																			
10	3TM-KP-DS-BB-6B(0-3')		0945	0-3'														X					Full List

Relinquished by (Initials and Sign.)	Date & Time	Relinquished to (Initials and Sign.)	Date & Time
1	1/19/04 14:00		
2			
3		Lab:	1/19/04 14:00

Total Containers per COC:
Cooler Temp:
Rush TATs Fax Due:
Final Fax Due:
Final Report Data Package Due Date:
Rush Charges are Pre-Approved upon Requesting them. All Terms Apply

Preservatives - Various (V), HCl pH<2 (H), H2SO4 pH<2 (S), HNO3 pH<2 (N), NaOH+Asbc Acid (NAA), ZnAc+NaOH (ZA), (Cool.<4C) (C4), None (N), See Label (SL), Other (O) _____

SIZE: 4oz (4), 8oz (8), 32oz (32), 40ml VOA (V), 1L (1), 500ml (.5), Tedlar Bag (B), Wipe (W), Other _____ TYPE Glass Amb (GA), Glass Clear (GC), Plastic (P), Other (O) _____

XENCO Laboratories

☒ 11381 Meadowglen, Suite L, Houston TX 77082 281-589-0692
☐ 6309 Wurzbach Road, Suite 104, San Antonio, TX 78238 210-509-3334
☐ 11078 Morrison Ln, Suite D, Dallas, TX 75229 972-481-9999

ANALYSIS REQUEST & CHAIN OF CUSTODY RECORD

On-LINE Help & Technical Services at www.XENCO.com

Company COC No:

Work Order No: 110149

Company: 3TM International Inc.
Phone: 281-497-1230
Lab Only: 239862-H
Lab Only Additions

Project Name: Koppers Wood Preserving ☐ Previously done at XENCO
Project ID:
TAT: 5h 12h 20h 24h 48h 3d 5d 7d 14d 21d Standard TAT is 10 Working Days unless otherwise agreed in writing. But often reported in 5-7 Working Days

Location: Grenada, MS
Project Manager (PM): Randy Horsak
Project Director (PD):
Fax Results to ~~PM and~~ or T.J. Dunnahoe
Fax: 281 497-1676

Invoice to ☐ Accounting ☐ Include Invoice with Final Report Attn PM ☐ Invoice must have a P.O Bill to:

Quote No.
P.O No
☐ Call for a P.O.

Special DLs (RR I RR II DW QAPP See Lab PM Call Proj. PM)

Specifications: QA/QC for Litigation

Sampler Name: Joseph Daniel Valentine
Signature:

	Sample ID	Sampling Date	Time	Depth ft' in" m	Matrix A P S W	Composite	Grab	# Containers	Container Size	Type	Preservatives	BTEX by 8021 8260 602 624 Other	BTEX-MTBE by 8021 8260 602 624 Other	TPH by TX1005 418 1664 8015GRO 8015DRO FLPRO	PAHs by 8270 8100 8310	METALS by 6020 8RCRA Tot Pb TCLP_8 13PP 23TAL List	VOAs by 8260 624 BTEX MTBE PPs TCLP See List Call PM	SVOAs by 8270 625 PAHs BN&A TCLP PPs See List Call PM	Hold Additional Samples	TAT 5h 12h 20h 24h 48h 3d 5d 7d 10d 14d 21d	Addn: PAH above mg/L W. mg/Kg S Highest Hit	Hold Analysis	Remarks	Rcv by: Date	Rcv by: Date	Rcv by: Date
1	3TM-KP-DS-BB-GC(0-1')	12Jan04	1005	0-1'	S	X		1	8	GC	C4								X			X				
2	3TM-KP-DS-BB-GC(1-2')		1010	1-2'																						
3	3TM-KP-DS-BB-GC(2-3')		1015	2-3'																						
4	3TM-KP-DS-BB-GC(0-3')		1025	0-3'													X						Full List			
5	3TM-KP-DS-BB-8A(0-1')		1230	0-1'																		X				
6	3TM-KP-DS-BB-8A(1-2')		1235	1-2'																						
7	3TM-KP-DS-BB-8A(2-3')		1240	2-3'																						
8	3TM-KP-DS-BB-8A(0-3')		1245	0-3'													X						Full List			
9	3TM-KP-DS-BB-8B(0-1')		1300	0-1'																		X				
10	3TM-KP-DS-BB-8B(1-2')		1305	1-2'																		X				

Relinquished by (Initials and Sign.)	Date & Time	Relinquished to (Initials and Sign.)	Date & Time
1	1/19/04 1405		
2			
3		Lab:	1/19/04 1405

Total Containers per COC:
Cooler Temp:
Rush TATs Fax Due:
Final Fax Due:
Final Report Data Package Due Date:
Rush Charges are Pre-Approved upon Requesting them. All Terms Apply

Preservatives - Various (V), HCl pH<2 (H), H2SO4 pH<2 (S), HNO3 pH<2 (N), NaOH+Asbc Acid (NAA), ZnAc+NaOH (ZA), (Cool.<4C) (C4), None (N), See Label (SL), Other (O) _____

SIZE: 4oz (4), 8oz (8), 32oz (32), 40ml VOA (V), 1L (1), 500ml (.5), Tedlar Bag (B), Wipe (W), Other _____ TYPE Glass Amb (GA), Glass Clear (GC), Plastic (P), Other (O) _____

XENCO Laboratories

☒ 11381 Meadowglen, Suite L, Houston TX 77082 281-589-0692
☐ 5309 Wurzbach Road, Suite 104, San Antonio, TX 78238 210-509-3334
☐ 11078 Morrison Ln, Suite D, Dallas, TX 75229 972-481-9999

ANALYSIS REQUEST & CHAIN OF CUSTODY RECORD

On-LINE Help & Technical Services at www.XENCO.com

Company COC No: Work Order No: 110150

Company: 3TM International Inc. Phone: 281-497-1230

Lab Only: 239862H

Project Name ☐ Previously done at XENCO: Koppers Wood Preserving Project ID:

TAT: 5h 12h 20h 24h 48h 3d 5d 7d 14d 21d Standard TAT is 10 Working Days unless otherwise agreed in writing. But often reported in 5-7 Working Days

Location: Grenada, MS

Project Manager (PM): Randy Horsak Project Director (PD):

Fax Results to ~~PM~~ ~~and~~ or T. J. Dunnahoe Fax: 281-497-1676

Invoice to ☐ Accounting ☐ Include Invoice with Final Report Attn PM ☐ Invoice must have a P.O Bill to:

Quote No. P.O No ☐ Call for a P.O.

Special DLs (RR I RR II DW QAPP See Lab PM Call Proj. PM)

Specifications: QA/QC for Litigation

Sampler Name: Joseph Daniel Vasentine Signature: [signature]

Lab Only Additions: Date Rcv by: From: Date Rcv by: From: Date Rcv by: From:

	Sample ID	Sampling Date	Time	Depth ft' in" m	Matrix APSW	Composite	Grab	# Containers	Container Size	Type	Preservatives	BTEX by 8021 8260 602 624 Other	BTEX-MTBE by 8021 8260 602 624 Other	TPH by TX1005 418 1664 8015GRO 8015DRO FLPRO	PAHs by 8270 8100 8310	METALS by 6020 8RCRA Tot Pb TCLP_8 13PP 23TAL List	VOAs by 8260 624 BTEX MTBE PPs TCLP See List Call PM	SVOAs by 8270 625 PAHs BN&A TCLP PPs See List Call PM	Hold Additional Samples	TAT 5h 12h 20h 24h 48h 3d 5d 7d 10d 14d 21d	Addn: PAH above mg/L W. mg/Kg S Highest Hit	Hold Analysis	Remarks
1	3TM-KP-DS-BB-8B(2-3')	12Jan04	1310	2-3'	S	X		1	8	GC	C4								X			X	
2	3TM-KP-DS-BB-8B(0-3')		1315	0-3'														X					Full List
3	3TM-KP-DS-BB-~~8B~~ 8C (0-1')		1330	0-1'																		X	
4	3TM-KP-DS-BB-8C (1-2')		1335	1-2'																			
5	3TM-KP-DS-BB-8C(2-3')		1340	2-3'																			
6	3TM-KP-DS-BB-8C(0-3')		1345	0-3'														X					Full List
7	3TM-KP-DS-BB-9A(0-1')		1545	0-1'																		X	
8	3TM-KP-DS-BB-9A(1-2')		1550	1-2'																			
9	3TM-KP-DS-BB-9A(2-3')		1555	2-3'																			
10	3TM-KP-DS-BB-9A(0-3')		1600	0-3'														X					Full List

	Relinquished by (Initials and Sign.)	Date & Time	Relinquished to (Initials and Sign.)	Date & Time
1	[signature]	1/19/04 1405		
2				
3			Lab: [signature]	1/19/04 1405

Total Containers per COC: Cooler Temp:

Rush TATs Fax Due: Final Fax Due:

Final Report Data Package Due Date:

Rush Charges are Pre-Approved upon Requesting them. All Terms Apply

Preservatives - Various (V), HCl pH<2 (H), H2SO4 pH<2 (S), HNO3 pH<2 (N), NaOH+Asbc Acid (NAA), ZnAc+NaOH (ZA), (Cool,<4C) (C4), None (N), See Label (SL), Other (O) _____

SIZE: 4oz (4), 8oz (8), 32oz (32), 40ml VOA (V), 1L (1), 500ml (.5), Tedlar Bag (B), Wipe (W), Other _____ TYPE Glass Amb (GA), Glass Clear (GC), Plastic (P), Other (O) _____

XENCO Laboratories

☒ 11381 Meadowglen, Suite L, Houston TX 77082 281-589-0692
☐ 5309 Wurzbach Road, Suite 104, San Antonio, TX 78238 210-509-3334
☐ 11078 Morrison Ln, Suite D, Dallas, TX 75229 972-481-9999

ANALYSIS REQUEST & CHAIN OF CUSTODY RECORD

On-LINE Help & Technical Services at www.XENCO.com

Company COC No: Work Order No: 110152

Lab Only: 239862-H

Lab Only Additions

TAT: 5h 12h 20h 24h 48h 3d 5d 7d 14d 21d Standard TAT is 10 Working Days unless otherwise agreed in writing. But often reported in 5-7 Working Days

Company: 3TM International Inc. Phone:

Project Name: Keppers Wood Preserving ☐ Previously done at XENCO Project ID:

Location: Grenada, MS

Project Manager (PM): Randy Horsak Project Director (PD):

Fax Results to: PM and/or T.J. Dunnahoe Fax: 281-497-1676

Invoice to ☐ Accounting ☐ Include invoice with Final Report Attn PM ☐ Invoice must have a P.O Bill to:

Quote No. P.O No ☐ Call for a P.O.

Special DLs (RR I RR II DW QAPP See Lab PM Call Proj. PM)

Specifications: QA/QC for Litigation

Sampler Name: Joseph Daniel Valentine Signature:

	Sample ID	Sampling Date	Time	Depth ft' in" m	Matrix A P S W	Composite	Grab	# Containers	Container Size	Type	Preservatives	BTEX by 8021 8260 602 624 Other	BTEX-MTBE by 8021 8260 602 624 Other	TPH by TX1005 418 1664 8015GRO 8015DRO FLPRO	PAHs by 8270 8100 8310	METALS by 6020 8RCRA Tot Pb TCLP_8 13PP 23TAL List	VOAs by 8260 624 BTEX MTBE PPs TCLP See List Call PM	SVOAs by 8270 625 PAHs BN&A TCLP PPs See List Call PM	Hold Additional Samples	TAT 5h 12h 20h 24h 48h 3d 5d 7d 10d 14d 21d	Addn: PAH above mg/L W. mg/Kg S Highest Hit	Hold Analysis	Remarks	From: Rcv by: Date	From: Rcv by: Date	From: Rcv by: Date
1	3TM-KP-DS-BB-9B	(0-1') 13Jan04	1620	0-1'	S	X		1	8	GC	C4								X			X				
2	3TM-KP-DS-BB-9B	(1-2')	1625	1-2'																						
3	3TM-KP-DS-BB-9B	(2-3')	1630	2-3'																						
4	3TM-KP-DS-BB-9B	(0-3')	1640	0-3'														X					Full List			
5	3TM-KP-DS-BB-9C	(0-1')	1700	0-1'																		X				
6	3TM-KP-DS-BB-9C	(1-2')	1705	1-2'																						
7	3TM-KP-DS-BB-9C	(2-3')	1710	2-3'																						
8	3TM-KP-DS-BB-9C	(0-3')	1720	0-3'														X					Full List			
9	3TM-KP-DS-BB-7A	(0-1') 13Jan04	1000	0-1'																		X				
10	3TM-KP-DS-BB-7A	(1-2')	1005	1-2'																		X				

Relinquished by (Initials and Sign.)	Date & Time	Relinquished to (Initials and Sign.)	Date & Time
1	1/19/04 1405		
2			
3		Lab:	1/19/04 1405

Total Containers per COC: Cooler Temp:

Rush TATs Fax Due: Final Fax Due:

Final Report Data Package Due Date:

Rush Charges are Pre-Approved upon Requesting them. All Terms Apply

Preservatives - Various (V), HCl pH<2 (H), H2SO4 pH<2 (S), HNO3 pH<2 (N), NaOH+Asbc Acid (NAA), ZnAc+NaOH (ZA), (Cool.<4C) (C4), None (N), See Label (SL), Other (O) _____

SIZE: 4oz (4), 8oz (8), 32oz (32), 40ml VOA (V), 1L (1), 500ml (.5), Tedlar Bag (B), Wipe (W), Other _____ TYPE Glass Amb (GA), Glass Clear (GC), Plastic (P), Other (O) _____

XENCO Laboratories

☒ 11381 Meadowglen, Suite L, Houston TX 77082 281-589-0692
☐ 5309 Wurzbach Road, Suite 104, San Antonio, TX 78238 210-509-3334
☐ 11078 Morrison Ln, Suite D, Dallas, TX 75229 972-481-9999

ANALYSIS REQUEST & CHAIN OF CUSTODY RECORD

On-LINE Help & Technical Services at www.XENCO.com

Company COC No: Work Order No: 110103

Lab Only: 239862-H

Lab Only Additions: From: Rcv by: Date / From: Rcv by: Date / From: Rcv by: Date

TAT: 5h 12h 20h 24h 48h 3d 5d 7d 14d 21d Standard TAT is 10 Working Days unless otherwise agreed in writing. But often reported in 5-7 Working Days

Company: 3TM International Inc. Phone: 281-497-1230

Project Name: Koppers Wood Preserving ☐ Previously done at XENCO Project ID:

Location: Grenada, MS

Project Manager (PM): Randy Horsak Project Director (PD):

Fax Results to: ~~PM~~ ~~and~~ or T.J. Dunnahoe Fax: 281-497-1676

Invoice to ☐ Accounting ☐ Include Invoice with Final Report Attn PM ☐ Invoice must have a P.O Bill to:

Quote No. P.O No ☐ Call for a P.O.

Special DLs (RR I RR II DW QAPP See Lab PM Call Proj. PM)

Specifications: QA/QC for Litigation

Sampler Name: Joseph Daniel Vasentine Signature:

	Sample ID	Sampling Date	Time	Depth ft' in" m	Matrix A P S W	Composite	Grab	# Containers	Container Size	Type	Preservatives	BTEX by 8021 8260 602 624 Other	BTEX-MTBE by 8021 8260 602 624 Other	TPH by TX1005 418 1664 8015GRO 8015DRO FLPRO	PAHs by 8270 8100 8310	METALS by 6020 8RCRA Tot Pb TCLP_8 13PP 23TAL List	VOAs by 8260 624 BTEX MTBE PPs TCLP See List Call PM	SVOAs by 8270 625 PAHs BN&A TCLP PPs See List Call PM	Hold Additional Sample	TAT 5h 12h 20h 24h 48h 3d 5d 7d 10d 14d 21d	Addn: PAH above mg/L W. mg/Kg S Highest Hit	Hold Analysis	Remarks
1	3TM-KP-DS-BB-7A	(2-3') 13Jan04	1010	2-3'	S	X		1	8	GL	C4								X			X	
2	3TM-KP-DS-BB-7A	(0-3')	1020	0-3'														X					Full List
3	3TM-KP-DS-BB-7B	(0-1')	1040	0-1'																		X	
4	3TM-KP-DS-BB-7B	(1-2')	1045	1-2'																			
5	3TM-KP-DS-BB-7B	(2-3')	1050	2-3'																			
6	3TM-KP-DS-BB-7B	(0-3')	1100	0-3'														X					Full List
7	3TM-KP-DS-BB-7C	(0-1')	1120	0-1'																		X	
8	3TM-KP-DS-BB-7C	(1-2')	1125	1-2'																			
9	3TM-KP-DS-BB-7C	(2-3')	1130	2-3'																			
10	3TM-KP-DS-BB-7C	(0-3')	1140	0-3'														X					Full List

	Relinquished by (Initials and Sign.)	Date & Time	Relinquished to (Initials and Sign.)	Date & Time
1	[signature]	1/19/04 1400		
2				
3			Lab: [signature]	1/19/04 1405

Total Containers per COC: Cooler Temp:

Rush TATs Fax Due: Final Fax Due:

Final Report Data Package Due Date:

Rush Charges are Pre-Approved upon Requesting them. All Terms Apply

Preservatives - Various (V), HCl pH<2 (H), H2SO4 pH<2 (S), HNO3 pH<2 (N), NaOH+Asbc Acid (NAA), ZnAc+NaOH (ZA), (Cool.<4C) (C4), None (N), See Label (SL), Other (O) _____

SIZE: 4oz (4), 8oz (8), 32oz (32), 40ml VOA (V), 1L (1), 500ml (.5), Tedlar Bag (B), Wipe (W), Other _____ TYPE Glass Amb (GA), Glass Clear (GC), Plastic (P), Other (O) _____

XENCO Laboratories

☐ 11381 Meadowglen, Suite L, Houston TX 77082 281-589-0692
☐ 5309 Wurzbach Road, Suite 104, San Antonio, TX 78238 210-509-3334
☐ 11078 Morrison Ln, Suite D, Dallas, TX 75229 972-481-9999

ANALYSIS REQUEST & CHAIN OF CUSTODY RECORD

On-LINE Help & Technical Services at www.XENCO.com

Company COC No: Work Order No: 110105

Lab Only: 239862-1-1

Lab Only Additions

TAT: 5h 12h 20h 24h 48h 3d 5d 7d 14d 21d Standard TAT is 10 Working Days unless otherwise agreed in writing. But often reported in 5-7 Working Days

Company: 3TM International Inc. Phone: 281 497-1230

Project Name: Koppers Wood Preserving ☐ Previously done at XENCO Project ID:

Location: Grenada, MS

Project Manager (PM): Randy Horsak Project Director (PD):

Fax Results to: PM or T.J. Dunnahoe Fax: 281-497-1676

Invoice to ☐ Accounting ☐ Include invoice with Final Report Attn PM ☐ Invoice must have a P.O Bill to:

Quote No. P.O No ☐ Call for a P.O.

Special DLs (RR I RR II DW QAPP See Lab PM Call Proj. PM)

Specifications: QA/QC for Litigation

Sampler Name: Joseph Daniel Vasconcelos Signature:

	Sample ID	Sampling Date	Time	Depth ft' in" m	Matrix A P S W	Composite	Grab	# Containers	Container Size	Type	Preservatives	BTEX by 8021 8260 602 624 Other	BTEX-MTBE by 8021 8260 602 624 Other	TPH by TX1005 418 1664 8015GRO 8015DRO FLPRO	PAHs by 8270 8100 8310	METALS by 6020 8RCRA Tot Pb TCLP_8 13PP 23TAL List	VOAs by 8260 624 BTEX MTBE PPs TCLP See List Call PM	SVOAs by 8270 625 PAHs BN&A TCLP PPs See List Call PM	Hold Additional Samples	TAT 5h 12h 20h 24h 48h 3d 5d 7d 10d 14d 21d	Addn: PAH above mg/L W. mg/Kg S Highest Hit	Hold Analysis	Remarks
1	3TM-KP-SW-BB-11D	13 Jan 04	1320		W		X	4	8	GC	C4							X	X				Full List
2	3TM-KP-DS-BB-11D (0-1')		1330	0-1'	S	X		1	8	GC	C4											X	
3	3TM-KP-DS-BB-11D (1-2')		1335	1-2'																			
4	3TM-KP-DS-BB-11D (2-3')		1340	2-3'																			
5	3TM-KP-DS-BB-11D (0-3')		1350	0-3'														X					Full List
6	Equipment Rinsate	11 Jan 04	1200		W		X																
7	Field Blank	11 Jan 04	1555		W		X																
8	Duplicate 1																						
9	Duplicate 2																						
10	3TM-KP-DS-BB-3A (0-3') MS/MSD	11 Jan 04	0950	0-3'	S	X																	

Relinquished by (Initials and Sign.)	Date & Time	Relinquished to (Initials and Sign.)	Date & Time
1	1/19/04 1405		
2			
3		Lab:	1/19/04 1405

Total Containers per COC: Cooler Temp:

Rush TATs Fax Due: Final Fax Due:

Final Report Data Package Due Date:

Rush Charges are Pre-Approved upon Requesting them. All Terms Apply

Preservatives - Various (V), HCl pH<2 (H), H2SO4 pH<2 (S), HNO3 pH<2 (N), NaOH+Asbc Acid (NAA), ZnAc+NaOH (ZA), (Cool,<4C) (C4), None (N), See Label (SL), Other (O) _____

SIZE: 4oz (4), 8oz (8), 32oz (32), 40ml VOA (V), 1L (1), 500ml (.5), Tedlar Bag (B), Wipe (W), Other _____ TYPE Glass Amb (GA), Glass Clear (GC), Plastic (P), Other (O) _____

XENCO Laboratories

☑ 11381 Meadowglen, Suite L, Houston TX 77082 281-589-0692
☐ 5309 Wurzbach Road, Suite 104, San Antonio, TX 78238 210-509-3334
☐ 11078 Morrison Ln, Suite D, Dallas, TX 75229 972-481-9999

ANALYSIS REQUEST & CHAIN OF CUSTODY RECORD

On-LINE Help & Technical Services at www.XENCO.com

Company COC No:

Work Order No: 110106

Company: 3TM International Inc.
Phone: 281-497-1230
Lab Only: 239862-A
Project Name: Koppers Wood Preserving ☐ Previously done at XENCO
Project ID:
TAT: 5h 12h 20h 24h 48h 3d 5d 7d 14d 21d Standard TAT is 10 Working Days unless otherwise agreed in writing. But often reported in 5-7 Working Days
Location: Grenada, MS
Project Manager (PM): Randy Horsak
Project Director (PD):
Fax Results to ~~PM~~ ~~PM~~ or T.J. Dunnahoe
Fax: 281-497-1676
Invoice to ☐ Accounting ☐ Include Invoice with Final Report Attn PM ☐ Invoice must have a P.O Bill to:
Quote No.
P.O No
☐ Call for a P.O.
Special DLs (RR I RR II DW QAPP See Lab PM Call Proj. PM)
Specifications: QA/QC for Litigation
Sampler Name: Joseph Daniel Vasentin Signature:

Lab Only Additions: From: Rcv by: Date; From: Rcv by: Date; From: Rcv by: Date

	Sample ID	Sampling Date	Time	Depth ft in m	Matrix A P S W	Composite	Grab	# Containers	Container Size	Type	Preservatives	BTEX by 8021 8260 602 624 Other	BTEX-MTBE by 8021 8260 602 624 Other	TPH by TX1005 418 1664 8015GRO 8015DRO FLPRO	PAHs by 8270 8100 8310	METALS by 6020 8RCRA Tot Pb TCLP_8 13PP 23TAL List	VOAs by 8260 624 BTEX MTBE PPs TCLP See List Call PM	SVOAs by 8270 625 PAHs BN&A TCLP PPs See List Call PM	Hold Additional Samples	TAT 5h 12h 20h 24h 48h 3d 5d 7d 10d 14d 21d	Addn: PAH above mg/L W. mg/Kg S Highest Hit	Hold Analysis	Remarks
1	3TM-KP-DS-BB-7A (0-3') MS/MSD	13Jan04	1020	0-3'	S	X		1	8	GC	C4							X	X				Full List
2																							
3																							
4																							
5																							
6																							
7																							
8																							
9																							
10																							

Relinquished by (Initials and Sign.)	Date & Time	Relinquished to (Initials and Sign.)	Date & Time
1	1/19/04 1405		
2			
3		Lab:	1/19/04 1405

Total Containers per COC: Cooler Temp:
Rush TATs Fax Due: Final Fax Due:
Final Report Data Package Due Date:
Rush Charges are Pre-Approved upon Requesting them. All Terms Apply

Preservatives - Various (V), HCl pH<2 (H), H2SO4 pH<2 (S), HNO3 pH<2 (N), NaOH+Asbc Acid (NAA), ZnAc+NaOH (ZA), (Cool,<4C) (C4), None (N), See Label (SL), Other (O) _____

SIZE: 4oz (4), 8oz (8), 32oz (32), 40ml VOA (V), 1L (1), 500ml (.5), Tedlar Bag (B), Wipe (W), Other _____ TYPE Glass Amb (GA), Glass Clear (GC), Plastic (P), Other (O) _____

XENCO laboratories

Certificate of Analytical Results 239862

nelac accredited

3TM International, Houston , TX

Koppers Wood Preserving

Sample Id: 3TM-KP-DS-BB-11D (0-1) Matrix: SOIL Sample Depth: 0 - 1 ft
Lab Sample Id: 239862-122 Date Collected: Jan-13-04 13:30 Date Received: Jan-19-04 14:05

Analytical Method: SVOAs by EPA 8270C % Moist: 13.94 Prep Method: 3550B
Date Anal: Feb-10-04 18:12 Analyst: MAD Date Prep: Jan-27-04 09:55 Tech: MAD
Anal seq: 647571 Prep seq: 465689

Parameter	CAS Number	Result	MQL UnAdj	MQL Adj	MDL UnAdj	SQL	Units	Flag	Dil
Acenaphthene	83-32-9	43.6	0.167	1.94	0.0333	0.387	mg/kg	D	10
Acenaphthylene	208-96-8	0.728	0.167	0.194	0.0333	0.039	mg/kg		1
Aniline (Phenylamine, Aminobenzene)	62-53-3	U	0.667	0.774	0.0353	0.041	mg/kg	U	1
Anthracene	120-12-7	7.95	0.167	0.194	0.0446	0.052	mg/kg		1
Benzo(a)anthracene	56-55-3	7.16	0.167	0.194	0.0333	0.039	mg/kg		1
Benzo(a)pyrene	50-32-8	1.89	0.167	0.194	0.0333	0.039	mg/kg		1
Benzo(b)fluoranthene	205-99-2	3.11	0.167	0.194	0.0333	0.039	mg/kg		1
Benzo(g,h,i)perylene	191-24-2	0.453	0.167	0.194	0.0333	0.039	mg/kg		1
Benzo(k)fluoranthene	207-08-9	0.762	0.167	0.194	0.0340	0.039	mg/kg		1
Benzoic Acid	65-85-0	U	1.00	1.16	0.2980	0.346	mg/kg	U	1
Benzyl Butyl Phthalate	85-68-7	U	0.167	0.194	0.0382	0.044	mg/kg	U	1
bis(2-chloroethoxy) methane	111-91-1	U	0.333	0.387	0.0333	0.039	mg/kg	U	1
bis(2-chloroethyl) ether	111-44-4	U	0.333	0.387	0.0333	0.039	mg/kg	U	1
bis(2-chloroisopropyl) ether	108-60-1	U	0.333	0.387	0.0455	0.053	mg/kg	U	1
bis(2-ethylhexyl) phthalate	117-81-7	U	0.167	0.194	0.0333	0.039	mg/kg	U	1
4-Bromophenyl-phenylether	101-55-3	U	0.333	0.387	0.0452	0.053	mg/kg	U	1
di-n-Butyl Phthalate	84-74-2	U	0.167	0.194	0.0333	0.039	mg/kg	U	1
4-chloro-3-methylphenol	59-50-7	U	0.333	0.387	0.0407	0.047	mg/kg	U	1
4-Chloroaniline	106-47-8	U	0.667	0.774	0.0333	0.039	mg/kg	U	1
2-Chloronaphthalene	91-58-7	U	0.333	0.387	0.0333	0.039	mg/kg	U	1
2-Chlorophenol	95-57-8	U	0.333	0.387	0.0333	0.039	mg/kg	U	1
4-Chlorophenyl Phenyl Ether	7005-72-3	U	0.333	0.387	0.0333	0.039	mg/kg	U	1
Chrysene	218-01-9	3.95	0.167	0.194	0.0333	0.039	mg/kg		1
Dibenz(a,h)Anthracene	53-70-3	U	0.167	0.194	0.0404	0.047	mg/kg	U	1
Dibenzofuran	132-64-9	15.9	0.333	0.387	0.0369	0.043	mg/kg		1
1,2-Dichlorobenzene	95-50-1	U	0.333	0.387	0.0333	0.039	mg/kg	U	1
1,3-Dichlorobenzene	541-73-1	U	0.333	0.387	0.0333	0.039	mg/kg	U	1
1,4-Dichlorobenzene	106-46-7	U	0.333	0.387	0.0376	0.044	mg/kg	U	1
3,3-Dichlorobenzidine	91-94-1	U	0.333	0.387	0.0637	0.074	mg/kg	U	1
2,4-Dichlorophenol	120-83-2	U	0.333	0.387	0.0333	0.039	mg/kg	U	1
Diethyl Phthalate	84-66-2	U	0.167	0.194	0.0333	0.039	mg/kg	U	1
Dimethyl Phthalate	131-11-3	U	0.167	0.194	0.0379	0.044	mg/kg	U	1
2,4-Dimethylphenol	105-67-9	U	0.333	0.387	0.0333	0.039	mg/kg	U	1
4,6-dinitro-2-methyl phenol	534-52-1	U	0.333	0.387	0.0377	0.044	mg/kg	U	1
2,4-Dinitrophenol	51-28-5	U	0.333	0.387	0.0333	0.039	mg/kg	U	1
2,4-Dinitrotoluene	121-14-2	U	0.333	0.387	0.0436	0.051	mg/kg	U	1
2,6-Dinitrotoluene	606-20-2	U	0.333	0.387	0.0333	0.039	mg/kg	U	1
Fluoranthene	206-44-0	43.5	0.167	1.94	0.0367	0.427	mg/kg	D	10
Fluorene	86-73-7	40.4	0.167	1.94	0.0333	0.387	mg/kg	D	10
Hexachlorobenzene	118-74-1	U	0.333	0.387	0.0337	0.039	mg/kg	U	1
Hexachlorobutadiene	87-68-3	U	0.333	0.387	0.0333	0.039	mg/kg	U	1
Hexachlorocyclopentadiene	77-47-4	U	0.333	0.387	0.0333	0.039	mg/kg	U	1
Hexachloroethane	67-72-1	U	0.333	0.387	0.0357	0.041	mg/kg	U	1
Indeno(1,2,3-c,d)Pyrene	193-39-5	0.594	0.167	0.194	0.0487	0.057	mg/kg		1
Isophorone	78-59-1	U	0.333	0.387	0.0540	0.063	mg/kg	U	1

XENCO laboratories

Certificate of Analytical Results 239862

nelac accredited

3TM International, Houston , TX

Koppers Wood Preserving

Sample Id: **3TM-KP-DS-BB-11D (0-1)** Matrix: SOIL Sample Depth: 0 - 1 ft
Lab Sample Id: **239862-122** Date Collected: Jan-13-04 13:30 Date Received: Jan-19-04 14:05

Analytical Method: **SVOAs by EPA 8270C** % Moist: 13.94 Prep Method: 3550B
Date Anal: Feb-10-04 18:12 Analyst: MAD Date Prep: Jan-27-04 09:55 Tech: MAD
Anal seq: 647571 Prep seq: 465689

Parameter	CAS Number	Result	MQL UnAdj	MQL Adj	MDL UnAdj	SQL	Units	Flag	Dil
2-Methylnaphthalene	91-57-6	50.4	0.167	1.94	0.0350	0.406	mg/kg	D	10
2-methylphenol	95-48-7	U	0.333	0.387	0.0415	0.048	mg/kg	U	1
3&4-Methylphenol		U	0.333	0.387	0.0675	0.078	mg/kg	U	1
Naphthalene	91-20-3	96.1	0.167	1.94	0.0357	0.414	mg/kg	D	10
4-Nitroaniline	100-01-6	U	0.667	0.774	0.0560	0.065	mg/kg	U	1
3-Nitroaniline	99-09-2	U	0.333	0.387	0.0709	0.082	mg/kg	U	1
2-Nitroaniline	88-74-4	U	0.333	0.387	0.0348	0.040	mg/kg	U	1
Nitrobenzene	98-95-3	U	0.333	0.387	0.0333	0.039	mg/kg	U	1
2-Nitrophenol	88-75-5	U	0.333	0.387	0.0333	0.039	mg/kg	U	1
4-Nitrophenol	100-02-7	U	0.333	0.387	0.0579	0.067	mg/kg	U	1
N-Nitrosodi-n-Propylamine	621-64-7	U	0.333	0.387	0.0333	0.039	mg/kg	U	1
N-Nitrosodiphenylamine	86-30-6	U	0.333	0.387	0.0402	0.047	mg/kg	U	1
di-n-Octyl Phthalate	117-84-0	U	0.167	0.194	0.0333	0.039	mg/kg	U	1
Pentachlorophenol	87-86-5	U	0.333	0.387	0.0474	0.055	mg/kg	U	1
Phenanthrene	85-01-8	101	0.167	1.94	0.0333	0.387	mg/kg	D	10
Phenol	108-95-2	U	0.333	0.387	0.0333	0.039	mg/kg	U	1
Pyrene	129-00-0	31.9	0.167	1.94	0.0380	0.441	mg/kg	D	10
Pyridine	110-86-1	U	0.333	0.387	0.1230	0.142	mg/kg	U	1
1,2,4-Trichlorobenzene	120-82-1	U	0.333	0.387	0.0333	0.039	mg/kg	U	1
2,4,6-Trichlorophenol	88-06-2	U	0.333	0.387	0.0368	0.043	mg/kg	U	1
2,4,5-Trichlorophenol	95-95-4	U	0.333	0.387	0.0333	0.039	mg/kg	U	1

Analytical Method: **Percent Moisture** % Moist: Prep Method:
Date Anal: Feb-23-04 13:22 Analyst: JUJ Date Prep: Tech: JUJ
Anal seq: 647753 Prep seq:

Parameter	CAS Number	Result	MQL UnAdj	MQL Adj	MDL UnAdj	SQL	Units	Flag	Dil
Percent Moisture		13.9					%		

XENCO Laboratories

Certificate of Analytical Results 239862

nelac accredited

3TM International, Houston , TX

Koppers Wood Preserving

Sample Id: **3TM-KP-DS-BB-11D (1-2)** Matrix: SOIL Sample Depth: 1 - 2 ft
Lab Sample Id: **239862-123** Date Collected: Jan-13-04 13:35 Date Received: Jan-19-04 14:05

Analytical Method: **SVOAs by EPA 8270C** % Moist: 20.07 Prep Method: 3550B
Date Anal: Feb-10-04 15:26 Analyst: MAD Date Prep: Jan-27-04 09:58 Tech: MAD
Anal seq: 647571 Prep seq: 465689

Parameter	CAS Number	Result	MQL UnAdj	MQL Adj	MDL UnAdj	SQL	Units	Flag	Dil
Acenaphthene	83-32-9	0.638	0.167	0.208	0.0333	0.042	mg/kg		1
Acenaphthylene	208-96-8	U	0.167	0.208	0.0333	0.042	mg/kg	U	1
Aniline (Phenylamine, Aminobenzene)	62-53-3	U	0.667	0.832	0.0353	0.044	mg/kg	U	1
Anthracene	120-12-7	0.100	0.167	0.208	0.0446	0.056	mg/kg	J	1
Benzo(a)anthracene	56-55-3	0.070	0.167	0.208	0.0333	0.042	mg/kg	J	1
Benzo(a)pyrene	50-32-8	U	0.167	0.208	0.0333	0.042	mg/kg	U	1
Benzo(b)fluoranthene	205-99-2	U	0.167	0.208	0.0333	0.042	mg/kg	U	1
Benzo(g,h,i)perylene	191-24-2	U	0.167	0.208	0.0333	0.042	mg/kg	U	1
Benzo(k)fluoranthene	207-08-9	U	0.167	0.208	0.0340	0.042	mg/kg	U	1
Benzoic Acid	65-85-0	U	1.00	1.25	0.2980	0.372	mg/kg	U	1
Benzyl Butyl Phthalate	85-68-7	U	0.167	0.208	0.0382	0.048	mg/kg	U	1
bis(2-chloroethoxy) methane	111-91-1	U	0.333	0.416	0.0333	0.042	mg/kg	U	1
bis(2-chloroethyl) ether	111-44-4	U	0.333	0.416	0.0333	0.042	mg/kg	U	1
bis(2-chloroisopropyl) ether	108-60-1	U	0.333	0.416	0.0455	0.057	mg/kg	U	1
bis(2-ethylhexyl) phthalate	117-81-7	U	0.167	0.208	0.0333	0.042	mg/kg	U	1
4-Bromophenyl-phenylether	101-55-3	U	0.333	0.416	0.0452	0.057	mg/kg	U	1
di-n-Butyl Phthalate	84-74-2	U	0.167	0.208	0.0333	0.042	mg/kg	U	1
4-chloro-3-methylphenol	59-50-7	U	0.333	0.416	0.0407	0.051	mg/kg	U	1
4-Chloroaniline	106-47-8	U	0.667	0.832	0.0333	0.042	mg/kg	U	1
2-Chloronaphthalene	91-58-7	U	0.333	0.416	0.0333	0.042	mg/kg	U	1
2-Chlorophenol	95-57-8	U	0.333	0.416	0.0333	0.042	mg/kg	U	1
4-Chlorophenyl Phenyl Ether	7005-72-3	U	0.333	0.416	0.0333	0.042	mg/kg	U	1
Chrysene	218-01-9	0.058	0.167	0.208	0.0333	0.042	mg/kg	J	1
Dibenz(a,h)Anthracene	53-70-3	U	0.167	0.208	0.0404	0.051	mg/kg	U	1
Dibenzofuran	132-64-9	0.475	0.333	0.416	0.0369	0.046	mg/kg		1
1,2-Dichlorobenzene	95-50-1	U	0.333	0.416	0.0333	0.042	mg/kg	U	1
1,3-Dichlorobenzene	541-73-1	U	0.333	0.416	0.0333	0.042	mg/kg	U	1
1,4-Dichlorobenzene	106-46-7	U	0.333	0.416	0.0376	0.047	mg/kg	U	1
3,3-Dichlorobenzidine	91-94-1	U	0.333	0.416	0.0637	0.080	mg/kg	U	1
2,4-Dichlorophenol	120-83-2	U	0.333	0.416	0.0333	0.042	mg/kg	U	1
Diethyl Phthalate	84-66-2	U	0.167	0.208	0.0333	0.042	mg/kg	U	1
Dimethyl Phthalate	131-11-3	U	0.167	0.208	0.0379	0.047	mg/kg	U	1
2,4-Dimethylphenol	105-67-9	U	0.333	0.416	0.0333	0.042	mg/kg	U	1
4,6-dinitro-2-methyl phenol	534-52-1	U	0.333	0.416	0.0377	0.047	mg/kg	U	1
2,4-Dinitrophenol	51-28-5	U	0.333	0.416	0.0333	0.042	mg/kg	U	1
2,4-Dinitrotoluene	121-14-2	U	0.333	0.416	0.0436	0.054	mg/kg	U	1
2,6-Dinitrotoluene	606-20-2	U	0.333	0.416	0.0333	0.042	mg/kg	U	1
Fluoranthene	206-44-0	0.394	0.167	0.208	0.0367	0.046	mg/kg		1
Fluorene	86-73-7	0.471	0.167	0.208	0.0333	0.042	mg/kg		1
Hexachlorobenzene	118-74-1	U	0.333	0.416	0.0337	0.042	mg/kg	U	1
Hexachlorobutadiene	87-68-3	U	0.333	0.416	0.0333	0.042	mg/kg	U	1
Hexachlorocyclopentadiene	77-47-4	U	0.333	0.416	0.0333	0.042	mg/kg	U	1
Hexachloroethane	67-72-1	U	0.333	0.416	0.0357	0.045	mg/kg	U	1
Indeno(1,2,3-c,d)Pyrene	193-39-5	U	0.167	0.208	0.0487	0.061	mg/kg	U	1
Isophorone	78-59-1	U	0.333	0.416	0.0540	0.067	mg/kg	U	1

XENCO Laboratories

Certificate of Analytical Results 239862

nelac accredited

3TM International, Houston , TX

Koppers Wood Preserving

Sample Id: **3TM-KP-DS-BB-11D (1-2)** Matrix: SOIL Sample Depth: 1 - 2 ft
Lab Sample Id: **239862-123** Date Collected: Jan-13-04 13:35 Date Received: Jan-19-04 14:05

Analytical Method: **SVOAs by EPA 8270C** % Moist: 20.07 Prep Method: 3550B
Date Anal: Feb-10-04 15:26 Analyst: MAD Date Prep: Jan-27-04 09:58 Tech: MAD
Anal seq: 647571 Prep seq: 465689

Parameter	CAS Number	Result	MQL UnAdj	MQL Adj	MDL UnAdj	SQL	Units	Flag	Dil
2-Methylnaphthalene	91-57-6	0.692	0.167	0.208	0.0350	0.044	mg/kg		1
2-methylphenol	95-48-7	U	0.333	0.416	0.0415	0.052	mg/kg	U	1
3&4-Methylphenol		U	0.333	0.416	0.0675	0.084	mg/kg	U	1
Naphthalene	91-20-3	0.977	0.167	0.208	0.0357	0.045	mg/kg		1
4-Nitroaniline	100-01-6	U	0.667	0.832	0.0560	0.070	mg/kg	U	1
3-Nitroaniline	99-09-2	U	0.333	0.416	0.0709	0.089	mg/kg	U	1
2-Nitroaniline	88-74-4	U	0.333	0.416	0.0348	0.044	mg/kg	U	1
Nitrobenzene	98-95-3	U	0.333	0.416	0.0333	0.042	mg/kg	U	1
2-Nitrophenol	88-75-5	U	0.333	0.416	0.0333	0.042	mg/kg	U	1
4-Nitrophenol	100-02-7	U	0.333	0.416	0.0579	0.072	mg/kg	U	1
N-Nitrosodi-n-Propylamine	621-64-7	U	0.333	0.416	0.0333	0.042	mg/kg	U	1
N-Nitrosodiphenylamine	86-30-6	U	0.333	0.416	0.0402	0.050	mg/kg	U	1
di-n-Octyl Phthalate	117-84-0	U	0.167	0.208	0.0333	0.042	mg/kg	U	1
Pentachlorophenol	87-86-5	U	0.333	0.416	0.0474	0.059	mg/kg	U	1
Phenanthrene	85-01-8	1.00	0.167	0.208	0.0333	0.042	mg/kg		1
Phenol	108-95-2	U	0.333	0.416	0.0333	0.042	mg/kg	U	1
Pyrene	129-00-0	0.254	0.167	0.208	0.0380	0.047	mg/kg		1
Pyridine	110-86-1	U	0.333	0.416	0.1230	0.153	mg/kg	U	1
1,2,4-Trichlorobenzene	120-82-1	U	0.333	0.416	0.0333	0.042	mg/kg	U	1
2,4,6-Trichlorophenol	88-06-2	U	0.333	0.416	0.0368	0.046	mg/kg	U	1
2,4,5-Trichlorophenol	95-95-4	U	0.333	0.416	0.0333	0.042	mg/kg	U	1

Analytical Method: **Percent Moisture** % Moist: Prep Method:
Date Anal: Feb-23-04 13:26 Analyst: JUJ Date Prep: Tech: JUJ
Anal seq: 647753 Prep seq:

Parameter	CAS Number	Result	MQL UnAdj	MQL Adj	MDL UnAdj	SQL	Units	Flag	Dil
Percent Moisture		20.1					%		

XENCO Laboratories

Certificate of Analytical Results 239862

nelac accredited

3TM International, Houston , TX

Koppers Wood Preserving

Sample Id: **3TM-KP-DS-BB-11D (2-3)** Matrix: SOIL Sample Depth: 2 - 3 ft
Lab Sample Id: **239862-124** Date Collected: Jan-13-04 13:40 Date Received: Jan-19-04 14:05

Analytical Method: **SVOAs by EPA 8270C** % Moist: 26.43 Prep Method: 3550B
Date Anal: Feb-10-04 16:08 Analyst: MAD Date Prep: Jan-27-04 10:03 Tech: MAD
Anal seq: 647571 Prep seq: 465689

Parameter	CAS Number	Result	MQL UnAdj	MQL Adj	MDL UnAdj	SQL	Units	Flag	Dil
Acenaphthene	83-32-9	0.265	0.167	0.226	0.0333	0.045	mg/kg		1
Acenaphthylene	208-96-8	U	0.167	0.226	0.0333	0.045	mg/kg	U	1
Aniline (Phenylamine, Aminobenzene)	62-53-3	U	0.667	0.905	0.0353	0.048	mg/kg	U	1
Anthracene	120-12-7	U	0.167	0.226	0.0446	0.061	mg/kg	U	1
Benzo(a)anthracene	56-55-3	U	0.167	0.226	0.0333	0.045	mg/kg	U	1
Benzo(a)pyrene	50-32-8	U	0.167	0.226	0.0333	0.045	mg/kg	U	1
Benzo(b)fluoranthene	205-99-2	U	0.167	0.226	0.0333	0.045	mg/kg	U	1
Benzo(g,h,i)perylene	191-24-2	U	0.167	0.226	0.0333	0.045	mg/kg	U	1
Benzo(k)fluoranthene	207-08-9	U	0.167	0.226	0.0340	0.046	mg/kg	U	1
Benzoic Acid	65-85-0	U	1.00	1.36	0.2980	0.405	mg/kg	U	1
Benzyl Butyl Phthalate	85-68-7	U	0.167	0.226	0.0382	0.052	mg/kg	U	1
bis(2-chloroethoxy) methane	111-91-1	U	0.333	0.453	0.0333	0.045	mg/kg	U	1
bis(2-chloroethyl) ether	111-44-4	U	0.333	0.453	0.0333	0.045	mg/kg	U	1
bis(2-chloroisopropyl) ether	108-60-1	U	0.333	0.453	0.0455	0.062	mg/kg	U	1
bis(2-ethylhexyl) phthalate	117-81-7	U	0.167	0.226	0.0333	0.045	mg/kg	U	1
4-Bromophenyl-phenylether	101-55-3	U	0.333	0.453	0.0452	0.061	mg/kg	U	1
di-n-Butyl Phthalate	84-74-2	U	0.167	0.226	0.0333	0.045	mg/kg	U	1
4-chloro-3-methylphenol	59-50-7	U	0.333	0.453	0.0407	0.055	mg/kg	U	1
4-Chloroaniline	106-47-8	U	0.667	0.905	0.0333	0.045	mg/kg	U	1
2-Chloronaphthalene	91-58-7	U	0.333	0.453	0.0333	0.045	mg/kg	U	1
2-Chlorophenol	95-57-8	U	0.333	0.453	0.0333	0.045	mg/kg	U	1
4-Chlorophenyl Phenyl Ether	7005-72-3	U	0.333	0.453	0.0333	0.045	mg/kg	U	1
Chrysene	218-01-9	U	0.167	0.226	0.0333	0.045	mg/kg	U	1
Dibenz(a,h)Anthracene	53-70-3	U	0.167	0.226	0.0404	0.055	mg/kg	U	1
Dibenzofuran	132-64-9	0.127	0.333	0.453	0.0369	0.050	mg/kg	J	1
1,2-Dichlorobenzene	95-50-1	U	0.333	0.453	0.0333	0.045	mg/kg	U	1
1,3-Dichlorobenzene	541-73-1	U	0.333	0.453	0.0333	0.045	mg/kg	U	1
1,4-Dichlorobenzene	106-46-7	U	0.333	0.453	0.0376	0.051	mg/kg	U	1
3,3-Dichlorobenzidine	91-94-1	U	0.333	0.453	0.0637	0.087	mg/kg	U	1
2,4-Dichlorophenol	120-83-2	U	0.333	0.453	0.0333	0.045	mg/kg	U	1
Diethyl Phthalate	84-66-2	U	0.167	0.226	0.0333	0.045	mg/kg	U	1
Dimethyl Phthalate	131-11-3	U	0.167	0.226	0.0379	0.052	mg/kg	U	1
2,4-Dimethylphenol	105-67-9	U	0.333	0.453	0.0333	0.045	mg/kg	U	1
4,6-dinitro-2-methyl phenol	534-52-1	U	0.333	0.453	0.0377	0.051	mg/kg	U	1
2,4-Dinitrophenol	51-28-5	U	0.333	0.453	0.0333	0.045	mg/kg	U	1
2,4-Dinitrotoluene	121-14-2	U	0.333	0.453	0.0436	0.059	mg/kg	U	1
2,6-Dinitrotoluene	606-20-2	U	0.333	0.453	0.0333	0.045	mg/kg	U	1
Fluoranthene	206-44-0	0.177	0.167	0.226	0.0367	0.050	mg/kg	J	1
Fluorene	86-73-7	0.148	0.167	0.226	0.0333	0.045	mg/kg	J	1
Hexachlorobenzene	118-74-1	U	0.333	0.453	0.0337	0.046	mg/kg	U	1
Hexachlorobutadiene	87-68-3	U	0.333	0.453	0.0333	0.045	mg/kg	U	1
Hexachlorocyclopentadiene	77-47-4	U	0.333	0.453	0.0333	0.045	mg/kg	U	1
Hexachloroethane	67-72-1	U	0.333	0.453	0.0357	0.048	mg/kg	U	1
Indeno(1,2,3-c,d)Pyrene	193-39-5	U	0.167	0.226	0.0487	0.066	mg/kg	U	1
Isophorone	78-59-1	U	0.333	0.453	0.0540	0.073	mg/kg	U	1

XENCO Laboratories

Certificate of Analytical Results 239862

nelac accredited

3TM International, Houston , TX

Koppers Wood Preserving

Sample Id: **3TM-KP-DS-BB-11D (2-3)** Matrix: SOIL Sample Depth: 2 - 3 ft
Lab Sample Id: **239862-124** Date Collected: Jan-13-04 13:40 Date Received: Jan-19-04 14:05

Analytical Method: **SVOAs by EPA 8270C** % Moist: 26.43 Prep Method: 3550B
Date Anal: Feb-10-04 16:08 Analyst: MAD Date Prep: Jan-27-04 10:03 Tech: MAD
Anal seq: 647571 Prep seq: 465689

Parameter	CAS Number	Result	MQL UnAdj	MQL Adj	MDL UnAdj	SQL	Units	Flag	Dil
2-Methylnaphthalene	91-57-6	0.140	0.167	0.226	0.0350	0.048	mg/kg	J	1
2-methylphenol	95-48-7	U	0.333	0.453	0.0415	0.056	mg/kg	U	1
3&4-Methylphenol		U	0.333	0.453	0.0675	0.092	mg/kg	U	1
Naphthalene	91-20-3	0.574	0.167	0.226	0.0357	0.048	mg/kg		1
4-Nitroaniline	100-01-6	U	0.667	0.905	0.0560	0.076	mg/kg	U	1
3-Nitroaniline	99-09-2	U	0.333	0.453	0.0709	0.096	mg/kg	U	1
2-Nitroaniline	88-74-4	U	0.333	0.453	0.0348	0.047	mg/kg	U	1
Nitrobenzene	98-95-3	U	0.333	0.453	0.0333	0.045	mg/kg	U	1
2-Nitrophenol	88-75-5	U	0.333	0.453	0.0333	0.045	mg/kg	U	1
4-Nitrophenol	100-02-7	U	0.333	0.453	0.0579	0.079	mg/kg	U	1
N-Nitrosodi-n-Propylamine	621-64-7	U	0.333	0.453	0.0333	0.045	mg/kg	U	1
N-Nitrosodiphenylamine	86-30-6	U	0.333	0.453	0.0402	0.055	mg/kg	U	1
di-n-Octyl Phthalate	117-84-0	U	0.167	0.226	0.0333	0.045	mg/kg	U	1
Pentachlorophenol	87-86-5	U	0.333	0.453	0.0474	0.064	mg/kg	U	1
Phenanthrene	85-01-8	0.348	0.167	0.226	0.0333	0.045	mg/kg		1
Phenol	108-95-2	U	0.333	0.453	0.0333	0.045	mg/kg	U	1
Pyrene	129-00-0	0.116	0.167	0.226	0.0380	0.052	mg/kg	J	1
Pyridine	110-86-1	U	0.333	0.453	0.1230	0.167	mg/kg	U	1
1,2,4-Trichlorobenzene	120-82-1	U	0.333	0.453	0.0333	0.045	mg/kg	U	1
2,4,6-Trichlorophenol	88-06-2	U	0.333	0.453	0.0368	0.050	mg/kg	U	1
2,4,5-Trichlorophenol	95-95-4	U	0.333	0.453	0.0333	0.045	mg/kg	U	1

Analytical Method: **Percent Moisture** % Moist: Prep Method:
Date Anal: Feb-23-04 13:28 Analyst: JUJ Date Prep: Tech: JUJ
Anal seq: 647753 Prep seq:

Parameter	CAS Number	Result	MQL UnAdj	MQL Adj	MDL UnAdj	SQL	Units	Flag	Dil
Percent Moisture		26.4					%		

Koppers Creosote Dioxin Db Summary(L6466-11)

CLIENT ID	3TM-KP-DS-BB-11C	3TM-KP-DS-BB-11C (DUPLICATE)	SPIKED MATRIX	LAB BLANK
AXYS ID	L6466-11 (A)	WG11004-103	WG11004-102	WG11004-101
WORKGROUP	WG11004	WG11004	WG11004	WG11004
UNITS	pg/g (dry)	pg/g (dry)	% REC	pg/g
2,3,7,8-TCDD	0.542	0.53	103	<0.0500
1,2,3,7,8-PeCDD	0.449	0.41	102	<0.0500
1,2,3,4,7,8-HxCDD	2.13	1.8	93.5	<0.0500
1,2,3,6,7,8-HxCDD	10.3	9.64	99.8	0.053
1,2,3,7,8,9-HxCDD	17.8	18.5	95.5	0.062
1,2,3,4,6,7,8-HpCDD	728	703	95	K0.139
OCDD	7080	8590	95.1	0.674
2,3,7,8-TCDF	0.472	0.429	102	<0.0500
2,3,7,8-TCDF(C)	0.148	0.136		<0.0500
1,2,3,7,8-PeCDF	0.183	0.113	98.9	<0.0500
2,3,4,7,8-PeCDF	0.37	0.258	97.2	0.088
1,2,3,4,7,8-HxCDF	2.33	1.87	94.8	K0.061
1,2,3,6,7,8-HxCDF	0.718	0.503	98.9	0.08
1,2,3,7,8,9-HxCDF	0.107	0.075	95.9	0.072
2,3,4,6,7,8-HxCDF	0.572	0.492	95.6	K0.070
1,2,3,4,6,7,8-HpCDF	47.1	39.3	98.6	K0.128
1,2,3,4,7,8,9-HpCDF	3.52	2.99	94.1	K0.101
OCDF	229	210	95.4	0.225
Total 2,3,7,8s	8100	7580		1.21
Total Tetra-Dioxins	36.4	30.3		<0.0500
Total Penta-Dioxins	28.6	23.1		<0.0500
Total Hexa-Dioxins	372	342		0.115
Total Hepta-Dioxins	5600	5320		<0.0500
Total Tetra-Furans	3.97	3.53		<0.0500
Total Penta-Furans	4.99	3.69		0.088
Total Hexa-Furans	37.4	31.2		0.132
Total Hepta-Furans	232	203		0.058
TOTAL DIOXINS/FURANS	13600	12800		1.27
% Moisture:	19	12.8		
DX TEQ 3	13.1	12.3		0.121
DX TEQ 4	13.1	12.3		0.0588

Dioxin QC Summary Data
Koppers Creosote

COMPOUND	SPIKE CONC. (ng/mL)	WG11004-102	METHOD CONTROL LIMITS (ng/mL)		
2,3,7,8-TCDD	11.0	11.4	7.4	-	17.4
1,2,3,7,8-PeCDD	50.0	50.9	35	-	71
1,2,3,4,7,8-HxCDD	50.0	46.7	35	-	82
1,2,3,6,7,8-HxCDD	50.0	49.9	38	-	87
1,2,3,7,8,9-HxCDD	50.0	47.8	32	-	81
1,2,3,4,6,7,8-HpCDD	50.0	47.5	35	-	70
OCDD	100	95.1	78	-	144
2,3,7,8-TCDF	10.0	10.2	7.5	-	15.8
1,2,3,7,8-PeCDF	50.0	48.5	40	-	67
2,3,4,7,8-PeCDF	50.0	48.6	34	-	80
1,2,3,4,7,8-HxCDF	50.0	47.3	36	-	67
1,2,3,6,7,8-HxCDF	50.0	48.4	42	-	65
1,2,3,7,8,9-HxCDF	50.0	47.9	39	-	65
2,3,4,6,7,8-HxCDF	50.0	47.8	35	-	78
1,2,3,4,6,7,8-HpCDF	50.0	49.3	41	-	61
1,2,3,4,7,8,9-HpCDF	50.0	47.1	39	-	69
OCDF	100	95.4	63	-	170
13C-2,3,7,8-TCDD	100	47.7	20	-	175
13C-1,2,3,7,8-PeCDD	100	71.9	21	-	227
13C-1,2,3,4,7,8-HxCDD	100	62.3	21	-	193
13C-1,2,3,6,7,8-HxCDD	100	59.0	25	-	163
13C-1,2,3,4,6,7,8-HpCDD	100	88.8	26	-	166
13C-OCDD	200	117	26	-	397
13C-2,3,7,8-TCDF	100	54.3	22	-	152
13C-1,2,3,7,8-PeCDF	100	60.2	21	-	192
13C-2,3,4,7,8-PeCDF	100	81.1	13	-	328
13C-1,2,3,4,7,8-HxCDF	100	63.1	19	-	202
13C-1,2,3,6,7,8-HxCDF	100	62.2	21	-	159
13C-1,2,3,7,8,9-HxCDF	100	58.8	17	-	205
13C-2,3,4,6,7,8-HxCDF	100	59.8	22	-	178
13C-1,2,3,4,6,7,8-HpCDF	100	70.1	21	-	158
13C-1,2,3,4,7,8,9-HpCDF	100	65.7	20	-	188
37Cl-2,3,7,8-TCDD	10.0	5.25	3.1	-	19.1

Approved by: _____ QA/QC Chemist

12/22/2004
dd-mm-yyyy

TEQ and TOTALS Summary
Koppers Creosote

Summary of Results

CLIENT ID	AXYS ID	WORKGROUP	Total Dx/F pg/g	TEQ ND=1/2DL pg/g	TEQ ND=0 pg/g
3TM-KP-DS-BB-11C	L6466-11 (A)	WG11004	13600	13.1	13.1
3TM-KP-DS-BB-11C (DUPLICATE)	WG11004-103	WG11004	12800	12.3	12.3
SPIKED MATRIX	WG11004-102	WG11004			
LAB BLANK	WG11004-101	WG11004	1.27	0.121	0.0588

Approved by:_____QA/QC Chemist

12/22/2004
dd-mm-yyyy

Koppers Creosote F Summary(L6466-11)

CLIENT ID	3TM-KP-DS-BB-11C (1")	LAB BLANK	SPIKED MATRIX	3TM-KP-DS-BB-11C (1")	
AXYS ID	L6466-11 (A)	WG10987-101	WG10987-102	WG10987-105	
WORKGROUP	WG10987	WG10987	WG10987	WG10987	
UNITS	ng/g (dry)	ng/g	% REC	ng/g (dry)	
Naphthalene	258000	3.16	97.5	279000	
Acenaphthylene	22100	<0.251	95.4	22100	
Acenaphthene	1310000	1.8	100	1420000	
Fluorene	1550000	1.45	68.9	1730000	
Phenanthrene	3500000	5.09	93.4	3800000	
Anthracene	493000	0.27	99	603000	
Fluoranthene	2330000	0.39	93.1	2530000	
Pyrene	1490000	0.177	94.1	1650000	
Benz[a]anthracene	379000	0.102	85.2	389000	
Chrysene	321000	0.11	88.2	319000	
Benzo[b/j]fluoranthene	161000	0.113	88.7	158000	
Benzo[k]fluoranthene	137000	0.112	84	135000	
Benzo[e]pyrene	96200	0.103	88.7	93300	
Benzo[a]pyrene	139000	0.115	87.2	138000	
Perylene	35700	0.112	87.6	34700	
Dibenz[ah]anthracene	16200	0.458	85.4	15800	
Indeno[1,2,3-cd]pyrene	53200	K0.277	85.2	52800	
Benzo[ghi]perylene	45300	0.25	86.6	43900	
Dibenzofuran	675000	0.382		734000	
Carbazole	5720	<0.0505		3570	
Pristane	43100	<0.375	89.7	45400	

See below for definitions of possible flags and labels in the database (sheet tab "DATA")

K / R / NDR = peak detected but did not meet quantification criteria
number following this flag represents an unconfirmed concentration

< = less than the detection limit
number following this symbol represents the detection limit

TEQ1 : NATO non detect = 1/2 detection limit
TEQ2 : NATO non detect = 0
TEQ3 : WHO non detect = 1/2 detection limit
TEQ4 : WHO non detect = 0

UNITS : ng/

PAH QC Summary Data
Koppers Creosote

PAH Summary Data for Quality Control Samples

COMPOUND	SPIKE CONC. (ng/mL)	WG10987-102 CONC. FOUND (ng/mL)	METHOD CONTROL (ng/mL)		
Naphthalene	20000	19500	14000	-	26000
Acenaphthylene	19600	18700	13700	-	27400
Acenaphthene	19700	19700	13800	-	25600
Fluorene	24100	16600	16900	-	31300
Phenanthrene	19600	18300	13700	-	25500
Anthracene	19800	19600	13800	-	25700
Fluoranthene	20300	18900	14200	-	26400
Pyrene	20200	19000	14100	-	26200
Benz[a]anthracene	21000	17900	14700	-	27200
Chrysene	21200	18700	14800	-	27500
Benzo[b/j]fluoranthene	19500	17300	13700	-	25400
Benzo[k]fluoranthene	20800	17300	14400	-	26700
Benzo[e]pyrene	21200	18800	14800	-	27500
Benzo[a]pyrene	19500	17000	13700	-	25400
Perylene	22500	19700	15800	-	29300
Dibenz[ah]anthracene	21200	18100	14900	-	27600
Indeno[1,2,3-cd]pyrene	20900	17800	14700	-	27200
Benzo[ghi]perylene	21600	18700	15100	-	28000
Pristane	10200	9150	7160	-	13300
Labeled standard	(ng)	(ng)	(ng)		
Naphthalene d-8	2030	536	305	-	2440
Acenaphthylene d-8	2000	720	400	-	2400
Phenanthrene d-10	2070	1290	621	-	2480
Fluoranthene d-10	1970	1550	591	-	2360
Benz[a]anthracene d-12	2100	1820	630	-	2520
Chrysene d-12	2080	1790	624	-	2500
Benzo[b/k]fluoranthene d-12	3550	2710	1070	-	4260
Benzo[a]pyrene d-12	2000	1620	600	-	2400
Perylene d-12	2060	1650	618	-	2470
Dibenz[ah]anthracene d-14	2140	1670	642	-	2570
Indeno[1,2,3-cd]pyrene d-12	2130	1640	639	-	2560
Benzo[ghi]perylene d-12	1760	1440	528	-	2110

Approved by: _____ QA/QC Chemist

12/22/2004
dd-mmm-yyyy

ENTIRE SECTION "PHASE IV"

~~PAGES~~ THAT FOLLOWS HAS ~~HAVE~~ BEEN REDACTED

4/18/05 JMB

Koppers Inc

General Information

ID	Branch	SIC	County	Basin	Start	End
876	Energy and Transportation	2491	Grenada	Yazoo River	11/09/1981	

Address

Physical Address (Primary)	Mailing Address
1 Koppers Drive Tie Plant, MS 38960	PO Box 160 Tie Plant, MS 38960

Telecommunications

Type	Address or Phone
Work phone number	(662) 226-4584, Ext. 11

Alternate / Historic AI Identifiers

Alt ID	Alt Name	Alt Type	Start Date	End Date
2804300012	Koppers Industries, Inc.	Air-AIRS AFS	10/12/2000	
096000012	Koppers Industries, Inc.	Air-Title V Fee Customer	03/11/1997	
096000012	Koppers Industries, Inc.	Air-Title V Operating	03/11/1997	03/01/2002
096000012	Koppers Industries, Inc.	Air-Title V Operating	01/13/2004	01/01/2009
MSR220005	Koppers Industries, Inc.	GP-Wood Treating	09/25/1992	
MSD007027543	Koppers Industries, Inc.	Hazardous Waste-EPA ID	08/27/1999	
HW8854301	Koppers Industries, Inc.	Hazardous Waste-TSD	06/28/1988	06/28/1998
HW8854301	Koppers Industries, Inc.	Hazardous Waste-TSD	11/10/1999	09/30/2009
876	Koppers Industries, Inc.	Historic Site Name	11/09/1981	12/11/2006
876	Koppers, Inc.	Official Site Name	12/11/2006	
MSP090300	Koppers Industries, Inc.	Water-Pretreatment	11/14/1995	11/13/2000
MSP090300	Koppers Industries, Inc.	Water-Pretreatment	09/18/2001	08/31/2006
MSU081080	Koppers Industries, Inc.	Water-SOP	11/09/1981	11/30/1985

Regulatory Programs

Program	SubProgram	Start Date	End Date
Air	Title V - major	06/01/1900	
Hazardous Waste	Large Quantity Generator	08/27/1999	
Hazardous Waste	TSD - Not Classified	06/28/1988	
Water	Baseline Stormwater	01/01/1900	
Water	PT CIU	11/14/1995	
	PT CIU - Timber Products		

Water	Processing (Subpart 429)	11/14/1995	
Water	PT SIU	11/14/1995	

Locational Data

Latitude	Longitude	Metadata	S / T / R	Map Links
33 ° 44 ' 3 .00 (033.734167)	89 ° 47 ' 8 .06 (089.785572)	**Point Desc:** PG- Plant Entrance (General). Data collected by Mike Hardy on 11/8/2005. Elevation 223 feet. Just inside entrance gate. **Method:** GPS Code (Psuedo Range) Standard Position (SA Off) **Datum:** NAD83 **Type:** MDEQ	Section: Township: Range:	SWIMS TerraServer Map It

12/20/2006 12:16:40 PM

Koppers Industries Inc

General Information

ID	Branch	SIC	County	Basin	Start	End
876	Energy and Transportation	2491	Grenada	Yazoo River	11/09/1981	

Address

Physical Address (Primary)	Mailing Address
1 Koppers Drive Tie Plant, MS 38960	PO Box 160 Tie Plant, MS 38960

Telecommunications

Type	Address or Phone
Work phone number	(662) 226-4584, Ext. 11

Alternate / Historic AI Identifiers

Alt ID	Alt Name	Alt Type	Start Date	End Date
04300012	Koppers Industries, Inc.	Air-AIRS AFS	10/12/2000	
096000012	Koppers Industries, Inc.	Air-Title V Operating	03/11/1997	03/01/2002
096000012	Koppers Industries, Inc.	Air-Title V Operating	01/13/2004	01/01/2009
MSR220005	Koppers Industries, Inc.	GP-Wood Treating	09/25/1992	
MSD007027543	Koppers Industries, Inc.	Hazardous Waste-EPA ID	10/12/2000	
HW8854301	Koppers Industries, Inc.	Hazardous Waste-TSD	06/28/1988	06/28/1998
HW8854301	Koppers Industries, Inc.	Hazardous Waste-TSD	11/10/1999	09/30/2009
876	Koppers Industries, Inc.	Official Site Name	11/09/1981	
MSP090300	Koppers Industries, Inc.	Water-Pretreatment	11/14/1995	11/13/2000
MSP090300	Koppers Industries, Inc.	Water-Pretreatment	09/18/2001	08/31/2006
MSU081080	Koppers Industries, Inc.	Water-SOP	11/09/1981	11/30/1985

Regulatory Programs

Program	SubProgram	Start Date	End Date
Air	Title V - major	06/01/1900	
Hazardous Waste	TSD - Not Classified	06/28/1988	
Water	Baseline Stormwater	01/01/1900	
Water	PT CIU	11/14/1995	
Water	PT CIU - Timber Products Processing (Subpart 429)	11/14/1995	

Water	PT SIU	11/14/1995	

Locational Data

Latitude	Longitude	Method	Datum	S / T / R	Map Links

Report Date: 4/27/2005 3:02:44 PM

Koppers Creosote Facility Partly Cloudy Cool
Grenada, MS Approx. 78°F ①
Lundy & Davis 10Nov03 [signature]

0645 Mob to Site
0900 Arrive @ 688 Tonnes Ave.
- No Answer
0930 Arrive @ 33 Willows Dr.
- No Answer
1000 Arrive @ 275 Koppers Dr
- No Answer
1030 Arrive @ 395 Carver Circle
- No Answer
1045 Arrive @ 369 Carver Circle
- No Answer, Home is being remodeled. House has been gutted, with a new addition being added @ the rear of the home. I will be unable to do Indoor Dust @ this location
1110 Arrive @ 107 Lula Rd.
This is an apartment complex, Found Apartment 16
- No Answer
1140 Called the office to inform the T.J. Dunnahoe about 369 Carver Circle. Suggestion was

Koppers Creosote Facility Partly Cloudy Cool
Grenada, MS Approx. 78°F (2)

Lundy & Davis 10Nov03 [illegible]
made to start with soil
sampling. Mr. Dunnahee will
try to line up some Ember
dust sampling times for me.
1200 Arrive @ 369 Carver
Circle. Begin soil sampling
with previously decontaminated
Hand Auger.
1220 Collected 3TM-KP-SS-369-01 @ 6" bgs
GPS:
N: 33° 44.351'
W: 089° 46.962
Brown Silty Fine Sand
Decontaminate Equipment
1240 Collected 3TM-KP-SS-369-02
@ 6" bgs
GPS:
N 33° 44.359'
W 089° 46.985'
Brown/Grey Clayey Silty
1240 3TM-KP-SS-369-02 *MS/MSD
Also collected @ this location
Decontaminated Equipment
1300 Break for Lunch
30 Mins

Koppers Creosote Facility — Partly Cloudy Cool
Grenada, MS — Approx 78° F

(3)

Lundy & Davis 10Nov03 [signature]

1345 Arrive @ 33 Widows Dr.
- No answer
1355 Collected Field Blank
1400 Collected Equipment Rinsate
by passing Laboratory Supplied
DI water over & through the
sampling Equipment and into
the sample container
1435 Collected 3TM-KP-SS-33-01
GPS
N: 33° 44.571'
W: ~~33°~~ 089° 47.115'
@ 6" bgs Brown Clayey
Silty Fine Sand
Decontaminated equipment
1455 Collected 3TM-KP-SS-33-02
@ 6" bgs
GPS
N. 33° 44.567'
W. 089° 47.118'
Brown Silty Clay
~~1530~~ 1500 Ac Decontaminated Equipment
1530 Arrived @ 151 Moody Rd.
Set-up HVS-3 for sampling

Koppers Creosote Facility
Grenada, MS

Partly Cloudy Cool
Approx 78° F

(4)

Lundy! Davis 10Nov03

1600 Access to attic still not clear. Began sampling @ 151 Mandy Rd
-Details in 9 Page log

1700 Collected 3TM-KP-ID-151-01
GPS:
N: 33° 43.847
W 089° 47.899

1705 Collected 3TM-KP-Insulation-151-01
Decontaminated HVS-3

1745 Collected 3TM-KP-SS-151-01
@ 6" bgs
GPS
N 33° 43.847'
W 089° 47.~~899~~ 897'
Red/Brown Coarse Sandy Clay
Decontaminated Equipment

1800 Collected 3TM-KP-SS-151-02
@ 6" bgs
GPS
N 33° 43.837'
W 089° 47.901'
Brown Silty Sand
Decontaminated Equipment

Koppers Creosote Facility
Grenada, MS

Partly Cloudy Cool
Approx 78°F

(5)

Lundy & Davis 10 Nov 03

1810 Packed for Demob from site
1830 Demob from site
1850 Arrived @ Hotel
Completed packing samples / ~~logs~~ logs / COC
1920 End Day

Koppers Creosote Facility
Grenada, MS

Clear & Sunny
Approx 75°F (6)

Lundy & Davis 11Nov03 [signature]

0710 Contacted Loretha Brown
0730 Mob to Walmart to meet
Loretha Brown Set-up HVS-3
0820 Meet with Mrs Brown
mob to 107 Lula Rd. Apt. 16
0830 Arrive @ 107 Lula Rd Apt 16
receive permission for entry
and begin sampling
0930 Collected 3TM-KP-ID-107-01
Details in 9 page log
GPS
N ~~33° 34.~~ 33° 43.748'
W 089° 48.184
Decontaminated HVS-3
1035 Collected 3TM-KP-SS-107-01
@ 60" bgs
GPS
N 33° 43.754'
W 089° 48.189'
Brownish/Red Silty Clay
Decontaminated Equipment
1055 Collected 3TM-KP-SS-107-02
@ 60" bgs

Koppers Creosote Facility
Grenada, MS

Clear! Sunny
Approx 75°F (7)

Lundy & Davis 11Nov03 [signature]

GPS
N 33° 43. 747'
W 089° 48.180'
Brown Silty Sand
Decontaminated Equipment
1130 Arrive @ 275 Koppers Dr
1150 Collected 3TM-KP-ID-275-01
Details in 9 page log
GPS
N 33° 43. 949'
W: 089° 47. 428
Decontaminated HVS-3
1210 Break for lunch / Phone try
to Contact Willis James
Mob to 33 Widows Drive
1330 Collected 3TM-KP-ID-33-01
- Details in 9 page log
GPS
N: 33° 44. 540'
W: 089° 47. 116'
Decontaminated HVS-3
1500 Return to 275 Koppers Dr
for Sat to collect soil
samples

Koppers Creosote Facility
Grenada, MS

Clear & Sunny
Approx 78 (for) 75°F (8)

Lundy & Davis 11Nov03

1520 Collected 3TM-KP-SS-275-01
@ 6" bgs
GPS ~~33°~~
N: 33° 43.948'
W: 089° 47.429
Brown Silty Clay
Decontaminated Equipment
1600 Collected 3TM-KP-SS-275-02
@ 6" bgs
GPS
N 33° 43.924'
W 089° 47.415'
Decontaminated Equipment
1610 Packed for Demob from site
1635 Demob from site look for S S Commerce St.
Decide to check 395
** Carver Circle for permission
to enter for sampling ID
& soil.
1720 Refused entry into house
was told to have Representative
from Lundy & Davis contact his
Attorney JT Hughes @
662-234-6080 Cont
He will try to call him now!

Koppers Creosote Facility
Grenada, MS

Clear & Sunny
Approx 75°F (9)

Lundy & Davis 11Nov03

1730 Owner Mike Williams try to contact his lawyer. Informed that his lawyer will call him back A.S.A.P.

1800 Contact info above was give to me by Mr. Williams stating that we will need to have Lundy & Davis Representative contact JT Hughes. Mr. Williams is the brother of Inell Wilks. Access to residence still denied. Demob from site.

1825 Contact Randy Horsak @ 3TM International, Inc. in Houston, TX. Explain the situation. Email sent to Lundy & Davis for instructions on how to proceed. I will call in a.m.

1900 Arrive @ Hotel. Completed parking samples logs/CoC's

1930 End Day

Koppers Creosote Facility
Grenada, MS

Clear ; Sunny
Approx 75°F (10)

Lundy | Davis 11Nov03

* 1635 Called for info
on 3 S. Commerce St.
spoke with Henrietta
Carver was informed
that house was sold
to Frank MasCalico
(662) 226 6741
1645 Called Frank MasCalico
He bought the house and
3 S. Commerce is now
3 Dr Martin Luther King Jr Blvd
@ Pearl St. He has moved
his tenants out, house has
since been bought by
DOT and will be demolished
soon. Will try to find
house in the am of
12Nov03
Will try to see if anyone
is at home @ 395 Carver
Circle

Koppers Creosote Facility
Grenada, MS

Partly Cloudy
Threatening
Approx 83°F (11)

Lundy; Davis 12Nov03

0730 Mob from Hotel to find 3 Dr. Martin Luther King Jr Blvd. (3 MLK)

0820 Arrive @ 3 MLK home is abandoned, No Power

0840 Found Access to attic no equipment to reach opening to attic

0900 Demob from site to buy a ladder (No Power)

0945 Return to 3 MLK
GPS
N: 33° 47.164
W: 089 48.604

1055 Collect 3TM-KP-ID-3-01
Details in 9 Page log
Decontaminated HVS-3

1130 Collected 3TM-KP-SS-3-01
@ 6" bgs
GPS
N: 33° 47.177'
W: 089° 48.604'

1130 Collected Duplicat-1 @ this location as well

Koppers Creosote Facility
Grenada, MS

Partly Cloudy
Threatning
Approx. 83°F

(12)

Lundy ; Davis 12Nov03

Brownish/Red Coarse
Gravelly Silty Clay
Decontaminated Equipment
1150 Collected 3TM-KP-SS-3-02
@ 6" bgs
GPS
N: 33° 47.178'
W: 089° 48.611
Blackish Brown Silty Clayey
Sand w/ large Gravel
~~1230~~ Decontaminated Equipment
1230 Load Truck ; Demob from
site
1250 Called the office to check
status of 395 Carver
Circle & ID/Soils, sampling
was informed that it
will not be sampled
~~1415~~ 1530 Packed all samples
filled out all logs, CoC's
will head ~~out~~ back to
Houston
1945 stopped in Baton Rouge
End Day

Koppers Creosote Clear + Hot ①
Grenada, MS Approx. 95°F
Landy + Davies 7/21/03

0700 Mob to Site
Drove around to identify sample locations
Began preparing Base Map of Carver Circle
0945 Completed Area Base Map
Set-up to begin soil sampling @ 43 Carver Circle
1030 Collected 3TM-KP-SS-43-01. Surface Soil 2' bgs
faint Creosote smell
Moist Dark Grey Gravelly Clayey Silt
Gps Loc
N 33° 44.416'
W 089° 47.196'
1040 Collected 3TM-KP-SS-43-02
Surface Soil 2' bgs
faint creosote odor
Moist Dark Gray Clayey Silt
GPS:
N 33° 44.409'
W 089° 47.196'
Conducted Field Screening

on both previous samples
both results indicate
Approx 1 ppm creosol
in soil
Probed various locations
throughout ditches
around Carver Circle
in search of residual
creosote odors
Moved to Batupan Bogue
Creek
Probed around in search
of Creosote odor
1155 Collected 3TM-KP-SS-BB-1
Red/Gray Saturated Sand w/ 1' bgs
faint creosote odor
GPS Location:
N: 33°44.385'
W: 089°46.482'
1235 Collected 3TM-KP-SS-BB-2
Wet Surface Soil 0-3"
Red/~~Brown~~ Gray Sat. Sand
Strong Odor
GPS
N: 33°44.354'
W 089°46.490'

1245 Collected 3TM-KP-SS-BB-03
Wet Surface Soil 0-3"
Red/Gray Sat. Sand
Strong Odor
GPS Location:
N: 33°44.353'
W: 089° 46.500'
1255 Collected 3TM-KP-SW-BB-01
at same location as
above sample 3TM-KP-SS-BB-3
Sample was collected by trapping
surface water and creosote
oil from surface into
1 liter container
Conducted Field Screening
on 3TM-KP-SS-BB-03.
Results show sample to
be between 200 + 400 ppm
cresol in soil
Mob to store to look for
Jerome Ringo; didn't see
Jerome
1420 Back to 554 Tie Plant Road
- No One Home
1425 Mob to 620 Tie Plant
Road

④

Set up HVS-3 For Sampling
Began Sampling @ 620
Tie Plant Road
- Details in 9 page log
~~1300~~ 1500 Collected 3TM-KP-ID-620-01
GPS Location
N: 33° 44.522'
W: 089° 47.287'
Decontaminated Equipment
Mob to 7 Carver Circle
to collect Indoor Dust Sample
- Details in 9 page log
1605 Collected 3TM-KP-ID-7-01
GPS Location:
N: 33° 44.496'
W. 089° 47.193'
Decontaminated Equip.
Move to 43 Carver Circle
- Details in 9 page Log
1635 Collected 3TM-KP-ID-43-01
GPS Location
N: 33° 44.467'
W: 089° 47.174'
Decontaminated Equipment
1700. Moved to 125 Carver Circle

to Collect Indoor Dust Sample
1735 Collected 3TM-KP-ID-125-01
GPS Location:
N: 33° 44.405'
W: 089° 47.124'
Decontaminated Equipment
Moved to 342 Carver Circle
to Collect Indoor Dust Sample
- Details in 9 page loge
1800 Collected 3TM-KP-ID-342-01
GPS Location:
N: 33° 44.332'
W: 089° 46.998'
1805 Decontaminated equipment
Packed For Demob From site
1820 Demob From Site
1845 Arrived @ hotel
Complete packing samples
1900 End Day

(6) Koppers Creosote Facility
Grenada Mississippi
7/22/03 Lundy + Davis
Cloudy + Threatening Approx 85°F
0741 Mob to Site
0805 Arrived at 7 Carver Circle
to collect Surface Soil
Samples
0815 Collected 3TM-KP-SS-7-01
@ 6 inches bgs
DK brown Gravelly Clayey
Silt
0825 Collected 3TM-KP-SS-7-02
@ 6" bgs
DK brown gravelly Clayey
Silt
G
GPS: 3TM-KP-SS-7-01
N: 33° 44.490'
W: 089 47.193'

GPS 3TM-KP-SS-7-02
N. 33° 44.492
W: 089° 47.186'

Moved to 417 Carver Circle
to collect indoor dust sample
- Details in 9 page log
0945 Collected 3TM-KP-ID-417-01

GPS Location of 417 Carver Circle
N: 33° 44.398'
W: 089° 46.977
Decontaminated equipment
Moved to 403 Carver Circle
to collect an indoor dust sample
- Details in 9 page log
1020 Collected 3TM-KP-ID-403-01
GPS Location:
N: 33° 44.392'
W: 089° 46.977'
Air filters from this residence
were also obtained
1035 Collected 3TM-KP-AF-403-01
Decontaminated Equipment
Moved to 303 Carver Circle
to Collect indoor Dust + Soil
1150- Details in 9 page log
Collected 3TM-KP-ID-303-01
GPS Location:
N: 33° 44.270'
W: 089° 46.984'
Decontaminated HVS-3
1205 Collected 3TM-KP-SS-303-01
GPS.- N: 33° 44.245'
W: 089° 46.976'
Decontaminated Auger

1215 Collected 3TM-KP-SS-303-02
GPS Location
N: 33°44.256'
W: 089°46.993'
Duplicate-1 Collected here
Both soil samples collected at this address consist of red/Brown gravelly Clayey Silt and were collected @ 6 inches bgs.
Mob to store for supplies + lunch
Back at 131 Nash to sample Indoor Dust
1345 Collected 3TM-KP-ID-131-01
GPS Locations:
-Details in app log N: 33°44.505'
W: 089°47.874'
Decontaminated equip.
Moved to 45 Koppers Drive to collect Indoor Dust sample
- Details in 9 page log
1445 Collected 3TM-KP-ID-45-01

GPS Location:
N: 33° 44.000'
W. 089° 47.204
Decontaminated equipment
Moved to 29 Keppers Drive
to collect indoor Dust Sample
- Details in 9 page log
1550 Collected 3TM-KP-ID-29-01
GPS Location:
N: 33° 44.~~000'~~ 002'
W: 089° 47.~~204'~~ 167'
It began Raining while at
this address; if it
persists, sampling will be
suspended for the day
Rain had stopped!
Moved to Celebration Baptist
church to collect indoor
Dust Sample
- Details in 9 page Log
1710 Collected 3TM-KP-ID-280-01
GPS Location
N: 33° 43.9602'
W: 089° 47.436'
Decontaminated equipment

1750 Load equipment + De-mob
from Site
1813 Arrived at hotel
Complete logs + pack samples
1900 End Day

Koppers Creosote Hot + Sunny ≈ 95°F (11)
Grenada, Mississippi 7/23/03
Lundy + Davis

0800 Mob to Wal-Mart for supplies
0845 Mob to 311 Powell St for indoor dust sample, but children were still asleep
Moved to 151 Mandy Rd., but no Answer
0920 Moved to 690 Mandy Rd. to collect Indoor Dust Sample
0945 - Details in 9 page log
Collected 3TM-KP-IO-690-01
GPS Location:
N: 33° 43.858'
W: 089° 48.452'
Also collected Soil Samples
0950 Collected 3TM-KP-SS-690-01 in back yard @ 1' bgs
0950 3TM-KP-SS-690-01 MS/MSD
Also collected here Red/Brown Clayey Silt
GPS Location
N: 33° 43.871'
W: 089° 48.457
1005 Collected 3TM-KP-SS-690-02 Brown Sandy Silt in garden @ 1' bgs

GPS Location
N: 33° 43.873'
W: 089° 48.442
Decontaminated All equipment
Loaded up + Moved to
151 Monday Rd., but no
answer.
Tenants opened door while
leaving, so we pulled back
in to collect indoor dust sample
The attic entry-way was
blocked by storage and
was unaccessable, so
we decided to postpone
the sampling for a later
date when the attic
entry had been Cleared
Moved to 36 Longview Dr;
but no answer
Moved to 809 Tie Plant Rd.
to Collect indoor Dust Sample
Details in 9 page log
1125 Collected STM-KP-ID-~~809~~ 810-01
GPS Location
N: 33° 44.509'
W: 089° 47.102'

Moved to 554 Tie Plant Rd.
to collect Indoor Dust Sample
- Details in 9 page log
1205 Collected 3TM-KP-ID-554-01
GPS Location:
N: 33°44.525'
W: 089°47.358'
Decontaminated Equipment
Moved to 402 Tie Plant Rd.
to Collect indoor Dust
Abandoned Home Moved to
311 Powell St. to collect
indoor Dust sample
- Details in 9 page log
1305 Collected 3TM-KP-ID-311-01
GPS Location
N: 33°45.~~327~~ 323'
W: 089°48.320'
Decontaminated equipment
Mob to Store for lunch
Mob back to 926 Sycamore St.
to meet back up with Jerome
+ collect indoor Dust Sample
Attic was locked + unable to
be sampled today, so we
will return tomorrow at 8am

Awaited Jerome's Arrival
Moved to 1137 Eastview
to collect Indoor Dust Sample
-Details in 9 page log
1435 Collected 3TM-KP-ID-1137-01
GPS Location:
N: 33°46.141
W: 089°47.338
Soils Samples Also Taken Here
1440 Collected 3TM-KP-SS-1137-01
@ 6" bgs Brown Silty Sand
GPS Location
N: 33°46.108
W: 089°47.340
1450 Collected 3TM-KP-SS-1137-02
@ 6" bgs Brown Silty Sand
GPS Location
N: 33° 46.120'
W: 089° 47.341'
Decontaminated Equipment
Moved to 95 Spring Dr
to collect indoor Dust Sample
-Details in 9 page log
1535 Collected 3TM-KP-ID-95-01
GPS N: 33° 46.403'
W: 089° 47.800

Decontaminated equipment
Moved to 688 Towers
to collect indoor dust Sample
· Details in 9 page log
1645 Collected 3TM-KP-IA-688-01
GPS Locations
N: 33°45.263'
W: 089°47.316'
Decontaminated Equipment
~~Load equip + Demob from~~
~~Site~~
Collected Soil at this
Address
1650 Collected 3TM-KP-SS-688-01
@ 6" bgs in SE Corner of yd
Brown Gravelly Clayey Silt
GPS Location
N: 33°45.250'
W: 089°47.311
Decontaminated Auger
1700 Collected 3TM-KP-SS-688-02 @ 6"
bgs in SW Corner of yd
Brown Gravelly Clayey Silt
GPS Location
N. 33°45.~~250~~ 235'
W: 089°47.320'

Decontaminated equipment

1700 Load equipment + Remob
From Site

1720 Arrived at Copy Cat for
Copies

1745 Mob to hotel

↓ Packed Samples + Complete logs

1830 End Day

Koppers Creosote Hot + Sunny ≈ 95°F (17)
Grenada, Mississippi 7/24/03
Landy + Davis

0700 Mob to store for ice + fuel

0730 Mob to site
Arrived at 926 Sycamore Dr. to Collect indoor Dust Sample
- Details in 9 page log

0845 Collected 3TM-KP-TD-926-01
GPS Location
N: 33°45.398'
W: 089°47.451'
Decontaminated equipment

0850 Collected KP Equipment ~~Blank~~ Rinse-1 by passing Laboratory Supplied DI water over or through the sampling equipment + into the sample container.

0855 Collected KP-Field Blank by pouring the DI water directly into the sample container
Moved to 5 Sycamore Circle to collect ~~indoor dust~~ soil sample
~~Details in 9 page log.~~
-OVER-

0950 Collected 3TM-KP-SS-5-01
@ 6" bgs Tan/Brown Silty Sand
GPS Location:
N: 33°46.936'
W: 089°47.202'
Decontaminated Auger.
1000 Collected 3TM-KP-SS-5-02
@ 6" bgs Tan/Brown Silty Sand
GPS Location:
N: 33°46.936'
W: 089°47.209'
Decontaminated Auger
1015 Collected 3TM-KP-SS-5-03 @ 6" bgs
GPS-Location: Tan/Brown Silty Sand
N: 33°46.938'
W: 089°47.217'
Decontaminated Auger
1020 Collected Grab sample from original Paneling in home. This paneling had been submersed in flooded water several Times since installation
1020 Collected 3TM-KP-[illegible]-G-5-01
Also Collected wipe sample at this location
1025 Collected 3TM-KP-W-5-01
Decontaminated All equipment

1028 Collected 3TM-KP-W-5-02
- Wipe Sample from Air
Conditioning Vent in hall -
1st Wipe Sample was collected
in the hallway from the
original paneling
Moved down to try to
pinpoint the location of
44 Sycamore Circle
The home and all those
beyond 6 Sycamore Circle
no longer exist
We were able to pinpoint
the lot
1035 Collected 3TM-KP-SS-044-01
near Pear Tree @ 6" bgs
Red/Brn. Silty, Clayey
~~Col~~ GPS Location
N: 33°46.939'
W: 089°47.312'
1045 Collected 3TM-KP-SS-44-02
Approx. 20' South of Pear Tree
@ 6" bgs
Red/brnB Silty, Clayey
GPS: N: 33°46.939'
W: 089°47.317'

Decontaminated Equipment
Moved to 80 Widows Drive
to collect indoor dust sample
Details in 9 page log
1145 3TM-KP-ID-80-01
GPS location
N: 33° 44.595'
W: 089° 47.162'
Decontaminated Equip
1215 Began marking sampling
locations with GPS
1530 Completed Marking locations
1545 Load + Remob from Site
↓ Completed logs + packed
samples
1730 End Day

Koppers Creosote Facility Cloudy ①
Grenada, MS

Lundy & Davis 09Jan04

0730 Mob to sample area
0800 Arrive @ sample pt # 11A
GPS
N 33° 44.306'
W 089° 46.554'
0900 Collected 3TM-KP-DS-BB-11A(0-1')
Brown Sat. Clayey Sand
Faint Odor
0910 Collected 3TM-KP-DS-BB-11A (1-2')
Brown Sat. Clayey Sand
Faint Odor
0915 Collected 3TM-KP-DS-BB-11A(2-3')
Brown Sat. Clayey Sand
0930 Collected 3TM-KP-DS-BB-11A (0-3')
Decontaminated Equipment
Due to rain and storm
the day before stream
is not accessible will return
to the site later today
1000 Demob from Site
End Day will check stream
conditions later in the
Evening
1400 Water is receding

Koppers Creosote Facility Cloudy (2)
Grenada, MS

Lundy & Davis 10 Jan 04 [signature]

0800 Arrive @ sample Area 11B
GPS N: 33° 44.275'
W 089° 46.603'
Mob to Sample pt. 11B

0900 Collected 3TM-KP-DS-BB-11B (0-1')
Brown Moist Coarse Sand Mod Odor

0915 Collected 3TM-KP-DS-BB-11B (1-2')
Brown Moist Clayey Sand Faint Odor

0930 Collected 3TM-KP-DS-BB-11B (~~0-3~~ or 2-3')
~~0950~~ or Brown Moist Clayey Sand Faint Odor

0950 Collected 3TM-KP-DS-BB-11B (0-3')
Brown Moist Clayey Coarse Sand
Moderate Odor * Duplicate 1
Decontaminated Equipment
Mob to Sample area 11C

1010 Collected 3TM-KP-DS-BB-11C (0-1')
Grey Moist Clayey Sand Strong Odor

1020 Collected 3TM-KP-DS-BB-11C (1-2')
Grey Moist Clayey Sand Mod Odor

1030 Collected 3TM-KP-DS-BB-11C (2-3')
Grey Moist Clayey Sand Faint Odor

1040 Collected 3TM-KP-DS-BB-11C (0-3')
Grey Moist Clayey Sand Mod Odor
Decontaminated Equipment

1050 Collected 3TM-KP-DS-BB-11C (1') (1' West)
Black Coarse Sand Strong Odor

Koppers Creosote Facility Cloudy (3)
Grenada, MS

Lundy & Davis 10 Jan 04

GPS 11C
N 33° 44.245'
W 089° 46.656'
1100 Mob to Sample Pt. # 2
1125 Arrive @ sample location # 2
GPS # 2A
N 33° 44.945'
W 089° 47.070
1140 Collected 3TM-KP-DS-BB-2A (0-1')
Brown Saturated Course Sand
1150 Collected 3TM-KP-DS BB-2A (1-2')
Brown Sat. Course Sand
1200 Collected 3TM-KP-DS-BB-2A (2-3')
Brown Sat. Coarse Sand
1210 Collected 3TM-KP-DS-BB-2A (0-3')
Brown Sat. Course Sand
Decontaminated Equipment
GPS # 2B
N 33° 44.940'
W 089° 47.068'
1230 Collected 3TM-KP-DS-BB-2B (0-1')
Brown Sat. Course Sand
1240 Collected 3TM-KP-DS-BB-2B (1-2')
Brown Sat. Coarse Sand

Koppers Creosote ~~Case~~ Facility Cloudy (4)
Grenada, MS
Lundy; Davis 10Jan04

~~1250~~ DV

1250 Collected 3TM-KP-DS-BB-2B(2-3')
Brown Sat. Coarse Sand
1300 Collected 3TM-KP-DS-BB-2B(0-3')
Brown Sat Coarse Sand
Decontaminated Equipment
GPS # 2C
N 33° 44.935'
W 089° 47.070'
1330 Collected 3TM-KP-DS-BB-2C(0-1')
Brown Sat. Coarse Sand
1340 Collected 3TM-KP-DS-BB-2C(1-2')
Brown Sat. Coarse Sand
1350 Collected 3TM-KP-DS-BB-2C(2-3')
Brown Sat. Coarse Sand
1400 Collected 3TM-KP-DS-BB-2C(0-3')
Brown Sat. Coarse Sand
Decontaminated Equipment
1430 Mob to sample area #1
GPS # 1A
N 33° 44.649'
W 089° 46.767'
1500 Collected 3TM-KP-DS-BB-1A(0-1')
Dark Brown Sat. Coarse Sand

Koppers Creosote ~~Case~~ OV Facility cloudy (5)
Grenada, MS
Lundy & Davis 10Jan04

1510 Collected 3TM-KP-DS-BB-1A (1-2")
Brown Sat. Coarse Sand
1520 Collected 3TM-KP-DS-BB-1A (2-3")
Brown Sat. Coarse Sand
1530 Collected 3TM-KP-DS-BB-1A (0-3")
Brown Sat. Coarse Sand
Decontaminated Equipment
GPS # 1B
N 33° 44. 656'
W 089° 46. 774'
1550 Collected 3TM-KP-DS-BB-1B (0-1")
Brown Sat. Coarse Sand
1600 Collected 3TM-KP-DS-BB-1B (1-2")
Brown Sat. Coarse Sand
1610 Collected 3TM-KP-DS-BB-1B (2-3")
Brown Sat. Coarse Sand
1620 Collected 3TM-KP-DS-BB-1B (0-3")
Brown Sat. Coarse Sand
Decontaminated Equipment
GPS # 1C
N 33° 44. 652'
W 089° 46. 781'
1640 Collected 3TM-KP-DS-BB-1C (0-1")
Brown Sat. Coarse Sand

Koppers Creosote ~~Case~~ OV Facility Cloudy (6)
Grenada, MS
Lundy & Davis 10Jun04

1650 Collected 3TM-KP-DS-BB-1C(1-2')
Brown Sat. Coarse Sand
1760 Collected 3TM-KP-DS-BB-1C(2-3')
Brown Sat. Coarse Sand
1710 Collected 3TM-KP-DS-BB-1C(0-3')
Brown Sat Coarse Sand
Decontaminated Equipment
1750 Arrive @ truck Demob
1830 Arrive @ Hotel, pack samples
& complete logs
1845 End Day

Koppers Creosote Facility
Grenada, MS
Lundy & Davis

Clear & Sunny

(7)

11 Jan 04

0730 Mob to sample area
0900 Arrive @ sample Area #3
GPS #3A
N 33° 45.427'
W 089° 46.913'
0920 Collected 3TM-KP-DS-BB-3A (0-1')
Brown Moist Coarse Sand
0930 Collected 3TM-KP-DS-BB-3A (1-2')
Brown Moist Coarse Sand
0940 Collected 3TM-KP-DS-BB-3A (2-3')
Red Moist Coarse Sand
0950 Collected 3TM-KP-DS-BB-3A (0-3')
Red Moist Coarse Sand
Decontaminated Equipment
GPS # 3B
N 33° 45.428'
W 089° 46.916
1015 Collected 3TM-KP-DS-BB-3B (0-1')
Brown Moist Coarse Sand
1025 Collected 3TM-KP-DS-BB-3B (1-2')
Brown Moist Coarse Sand
1035 Collected 3TM-KP-DS-BB-3B (2-3')
Brown Moist Coarse Sand

Koppers Creosote ~~Case~~ OV Facility
Grenada, MS
Lundy & Davis

Clear & Sunny

8

11 Jan 04

1045 Collected 3TM-KP-DS-BB-3B (0-3')
Brown Moist Coarse Sand
Decontaminated Equipment
GPS #3C
N 33° 45.437'
W 089° 46.923'
1100 Collected 3TM-KP-DS-BB-3C (0-1')
Brown Moist Coarse Sand
1110 Collected 3TM-KP-DS-BB-3C (1-2')
Brown Moist Coarse Sand
1120 Collected 3TM-KP-DS-BB-3C (2-3')
Brown Moist Coarse Sand
1135 Collected 3TM-KP-DS-BB-3C (0-3')
Decontaminated Equipment Moist Coarse Sand Brown
1200 Collected Equipment Rinsate by
pouring DI water over the
previously decontaminated equipment.
DI water was provided by
Xenco Laboratories, Inc.
Houston, TX
Mob to sample area #4
1230 Arrived @ Sample Area #4
~~GPS #4A~~ DV

Koppers Creosote Facility Clear / Sunny (9)
Grenada, MS
Lundy / Davis
11Jan04

GPS #4A
N 33° 45.804'
W 089° 47.101'
1240 Collected 3TM-KP-DS-BB-4A(0-1')
Brown Moist Coarse Sand
1250 Collected 3TM-KP-DS-BB-4A(1-2')
Brown Moist Coarse Sand
1300 Collected 3TM-KP-DS-BB-4A(2-3')
Brown Moist Coarse Sand
1310 Collected 3TM-KP-DS-BB-4A(0-3')
Brown Moist Coarse Sand
Decontaminated Equipment
GPS # 4B
N 33° 45.797'
W 089° 47.107'
1345 Collected 3TM-KP-DS-BB-4B(0-1')
Brown Moist Coarse Sand
1355 Collected 3TM-KP-DS-BB-4B(1-2')
Brown Moist Coarse Sand
1405 Collected 3TM-KP-DS-BB-4B(2-3')
Brown Moist Coarse Sand
1415 Collected 3TM-KP-DS-BB-4B(0-3')
Brown Moist Coarse Sand
Decontaminated Equipment

Koppers Creosote Facility Clear & Sunny (10)
Grenada, MS
Lundy & Davis 11Jan04

GPS # 4C
N 33° 45.802'
W 089° 47.108
1440 Collected 3TM-KP-DS-BB-4C (0-1')
Brown Moist Coarse Sand
1445 Collected 3TM-KP-DS-BB-4C (1-2')
Brown Moist Coarse Sand
1455 Collected 3TM-KP-DS-BB-4C (2-3')
Brown Moist Coarse Sand
1505 Collected 3TM-KP-DS-BB-4C (0-3')
Brown Moist Coarse Sand
Decontaminated Equipment
1555 Collected Field Blank
by pouring DI water directly
into a sample container DI
water provided by Xenco
Laboratories, Inc. Houston, TX
Mob to sample area #5
GPS # 5A
N 33° 46.301'
W 089° 46.893'
1705 Collected 3TM-KP-DS-BB-5A (0-1')
Brown Moist Coarse Sand

Koppers Creosote Facility Clear/Sunny (11)
Grenada, MS
Lundy / Davis
11Jan04

1710 Collected 3TM-KP-DS-BB-5A (1-2')
Brown Moist Coarse Sand
1715 Collected 3TM-KP-DS-BB-5A (2-3')
Brown Moist Coarse Sand
1720 Collected 3TM-KP-DS-BB-5A (0-3')
Brown Moist Coarse Sand
Decontaminated Equipment
GPS # 5B
N 33° 46.302'
W 089° 46.894'
1730 Collected 3TM-KP-DS-BB-5B (0-1')
Brown Moist Coarse Sand
1735 Collected 3TM-KP-DS-BB-5B (1-2')
Brown Moist Coarse Sand
1740 Collected 3TM-KP-DS-BB-5B (2-3')
Brown Moist Coarse Sand
1745 Collected 3TM-KP-DS-BB-5B (0-3')
Brown Moist Coarse Sand
Decontaminated Equipment
GPS # 5C
N 33° 46.307'
W 089° 46.894'
1300 Collected 3TM-KP-DS-BB-5C (0-1')
Brown Moist Coarse Sand

Koppers Creosote Facility Clear & Sunny (12)
Greenville, MS
Lundy & Davis 11 Jan 04

1810 Collected 3TM-KP-DS-BB-5C (1-2')
Brown Moist Coarse Sand
1820 Collected 3TM-KP-DS-BB-5C (2-3')
Brown Moist Coarse Sand
1830 Collected 3TM-KP-DS-BB-5C (0-3')
Brown Moist Coarse Sand
Decontaminated Equipment
1845 Demob from Area
1855 Arrive @ Hotel
Packed & Logged samples
1900 End Day

Koppers Creosote Facility Clear! Sunny (13)
Grenada, MS
Lundy! Davis
12 Jun 04

0730 Mob to Sample area
0830 Arrive @ Sample area #6
GPS # 6A
N 33° 46.560'
W 089° 47.533
0845 Collected 3TM-KP-DS-BB-6A(0-1')
Brown Moist Coarse Sand
0850 Collected 3TM-KP-DS-BB-6A (1-2')
Brown Moist Coarse Sand
0855 Collected 3TM-KP-DS-BB-6A (2-3')
Brown Moist Coarse Sand
0905 Collected 3TM-KP-DS-BB-6A (0-3')
Brown Moist Coarse Sand
* Duplicate #2 Collected *
Decontaminated Equipment
GPS # 6B
N 33° 46.555'
W 089° 47.545'
0925 Collected 3TM-KP-DS-BB-6B(0-1')
Brown Moist Coarse Sand
0930 Collected 3TM-KP-DS-BB-6B(1-2')
Brown Moist Coarse Sand
0935 Collected 3TM-KP-DS-BB-6B(2-3')
Brown Moist Coarse Sand

Koppers Creosote Facility Clear / Sunny (14)
Grenada, MS
Lundy / Davis 12 Jan 04

0945 Collected 3TM-KP-DS-BB-6B (0-3")
Brown Moist Coarse Sand
Decontaminated Equipment
GPS #6C
N 33° 46.547'
W 089° 47.543
1005 Collected 3TM-KP-DS-BB-6C (0-1")
Brown Moist Coarse Sand
1010 Collected 3TM-KP-DS-BB-6C (1-2")
Brown Moist Coarse Sand
1015 Collected 3TM-KP-DS-BB-6C (2-3")
Brown Moist Coarse Sand
1025 Collected 3TM-KP-DS-BB-6C (0-3")
Brown Moist Coarse Sand
Decontaminated Equipment
Mob to sample area #8
1215 Arrived @ Sample Area #8
GPS #8A
N 33° 47.217'
W 089° 47.613'
1230 Collected 3TM-KP-DS-BB-8A (0-1")
Brown Sat. Coarse Sand
1235 Collected 3TM-KP-DS-BB-8A (0-2")
Brown Moist Coarse Sand

Koppers Creosote Facility Clear / Sunny (15)
Grenada, MS
Lundy / Davis 12 Jan 04

1240 Collected 3TM-KP-DS-BB-8A (2-3')
Brown Moist Coarse Sand
1245 Collected 3TM-KP-DS-BB-8A (0-3')
Brown Sat. Coarse Sand
Decontaminated Equipment
GPS # 8B
N 33° 47.213'
W 089° 47.617'
1300 Collected 3TM-KP-DS-BB-8B (0-1')
Brown Sat. Coarse Sand
1305 Collected 3TM-KP-DS-BB-8B (1-2')
Brown Moist Coarse Sand
1310 Collected 3TM-KP-DS-BB-8B (2-3')
Brown Moist Coarse Sand
1315 Collected 3TM-KP-DS-BB-8B (0-3')
Brown Sat. Coarse Sand
Decontaminated Equipment
GPS # 8C
N 33° 47.206'
W 089° 47.626'
1330 Collected 3TM-KP-DS-BB-8C (0-1')
Brown Sat. Coarse Sand
1335 Collected 3TM-KP-DS-BB-8C (1-2')
Brown Moist Coarse Sand

Koppers Creosote Facility
Grenada, MS
Lundy & Davis

Clear & Sunny (16)

12 Jan 04

1340 Collected 3TM-KP-DS-BB-8C (2-3')
Brown Moist Coarse Sand
1345 Collected 3TM-KP-DS-BB-8C (0-3")
Brown Sat. Coarse Sand
Decontaminated Equipment
Mob to Sample Area #9
1530 Arrive @ sample area #9
GPS # 9A
N 33° 47. 305'
W 089° 47. 752'
1545 Collected 3TM-KP-DS-BB-9A (0-1')
Brown Moist Coarse Sand
1550 Collected 3TM-KP-DS-BB-9A (1-2')
Brown Moist Coarse Sand
1555 Collected 3TM-KP-DS-BB-9A (2-3')
Grey Moist Silty Sand
1600 Collected 3TM-KP-DS-BB-9A (0-3')
Grey Moist Coarse Silty Sand
Decontaminated Equipment
GPS # 9B
N 33° 47.285'
W 089° 47.752

Koppers Creosote Facility Clear! Sunny (17)
Grenada, MS
Lundy! Davis 12Jan04

1620 Collected 3TM-KP-DS-BB-9B (0-1')
Brown Moist Coarse Sand
1625 Collected 3TM-KP-DS-BB-9B (1-2')
Brown Moist Coarse Sand
1630 Collected 3TM-KP-DS-BB-9B (2-3')
Brown Moist Coarse Sand
1640 Collected 3TM-KP-DS-BB-9B (0-3')
Brown Moist Coarse Sand
Decontaminated Equipment
GPS #9C
N 33° 47.272'
W 089° 47.750'
1700 Collected 3TM-KP-DS-BB-9C (0-1')
Brown Moist Coarse Sand
1705 Collected 3TM-KP-DS-BB-9C (1-2')
Brown Moist Coarse Sand
1710 Collected 3TM-KP-DS-BB-9C (2-3')
Brown Moist Coarse Sand
1720 Collected 3TM-KP-DS-BB-9C (0-3')
Brown Moist Coarse Sand
Decontaminated Equipment
Demob from Area
1740 Arrive @ Hotel Pack samples/
Complete Logs
1900 END DAY

Koppers Creosote Facility Clear/Sunny (18)
Grenada, MS
Lundy/Davis 13Jan04

0745 Mob to sample
area #7
0945 Arrive @ sample pt ~~#~~ DV
#7A
GPS# 7A
N 33° 46.959'
W 089° 47.504'
1000 Collected 3TM-KP-DS-BB-7A (0-1')
Brown Sat. Coarse Sand
1005 Collected 3TM-KP-DS-BB-7A(1-2')
Brown Sat. Coarse Sand
1010 Collected 3TM-KP-DS-BB-7A (2-3')
Brown Sat. Coarse Sand
1020 Collected 3TM-KP-DS-BB-7A (0-3')
Brown Sat. Coarse Sand
* MS/MSD Collated *
Decontaminated Equipment
GPS # 7B
N 33° 46.953'
W 089° 47.505'
1040 Collected 3TM-KP-DS-BB-7B (0-1')
Brown Sat. Coarse Sand
1045 Collected 3TM-KP-DS-BB-7B(1-2')
Brown Sat. Silty Coarse Sand

Koppers Creosote Facility Clear & Sunny (19)
Grenada, MS
Lundy & Davis 13Jan04

1100 Collected 3TM-KP-DS-BB-7B (0-3')
Brown Sat. Silty Coarse Sand
Decontaminated Equipment
GPS # 7C
N 33° 46.943'
W 089° 47.509'
1120 Collected 3TM-KP-DS-BB-7C (0-1')
Brown Sat. Silty Coarse Sand
1125 Collected 3TM-KP-DS-BB-7C (1-2')
Brown Sat. Silty Coarse Sand
1130 Collected 3TM-KP-DS-BB-7C (2-3')
Brown Sat. Silty Coarse Sand
1140 Collected 3TM-KP-DS-BB-7C (0-3')
Brown Sat. Silty Coarse Sand
Decontaminated Equipment
Mob to sample area # 11
to collect ~~at~~ or split samples
for AXYS / Xenco
1330 Arrive @ sample pt. 11D
GPS # 11D
N 33° 44.211'
W 089° 46.687'
1370 Collected 3TM-KP-~~DS~~ SW-BB-11D
Gray Water w/ Strong Odor

Koppers Creosote Facility Clear! Sunny (20)
Grenada, MS
Lundy! Davis 13Jan04

1330 Collected 3TM-KP-DS-BB-11D(0-1')
Gray Moist Silty Coarse Sand
Strong Odor
1335 Collected 3TM-KP-DS-BB-11D(1-2')
Gray Moist Silty Coarse Sand
Strong Odor
1340 Collected 3TM-KP-DS-BB-11D(2-3')
Gray Moist Silty Coarse Sand
Strong Odor
1350 Collected 3TM-KP-DS-BB-11D(0-3')
Gray Moist Silty Coarse Sand
Strong Odor
Decontaminated Equipment
Pack samples / Complete Logs
1600 Mob to Jackson, MS
1900 Arrive in Jackson, MS
END DAY

~~Koppers~~ Creosote Weather Varies (1)
Greenville, Mississippi
Lindy + Davis 8/6/03

Morning weather was raining so we waited until it cleared up. Rain cleared up about 10 am. Mob to site + tried to find easiest route to sampling locations.

No easy access was found, so we have to hike to sample points from Tie Plant Road crossing. Distance to Jack Creek inflow area ~~appears~~ is Approx 0.5 miles. Distance to Hankins/Fallen inflow area is approx. 1 mile.

1100 Arrived at Bogue Creek and Tie Plant Road
Loaded up to hike to sampling locations

1130 Began hiking to sample location wearing waders
Arrived at Jack Creek inflow Area

1230 Collected 3TA-KP SS-JC-01 (6")
GPS: N 33° 43.961'
W 089° 46.211'
Wet Sediment
Decontaminated Auger

Koppers Creosote Weather Varies ②
Grenada, MS 8/6/03
Lundy + Davis

1240 Collected 3TM-KP-SS-JC-02
GPS: N. 33° 43.961'
W. 089° 46.208'
Wet Sediment (6")
Decontaminated Auger
1300 Collected 3TM-KP-SS-JC-03
GPS N. 33° 43.963'
W: 089° 46.203'
Wet Sediment (6")
Decontaminated equipment
Hiked Back to truck
For sample jars and to
take a break
1400 Arrived at truck
Loaded up + demob From
area
Break for lunch
Mob to site to
go to Hankins/Fallen
Inflow Area
Began hiking to Hankins/Fallen
Creek became too constricted
+ too deep to reach the
destination
1710 Returned to truck + Demob
From site for the day

Koppers Creosote
Grenada, MS
Landy + Davis

Hot + Hily Cldy.
≅ 95°F

8/7/03 ③
~~7/8/03~~

0730 Mob to Northern Ditch
at Tie Plant Rd.
Decontaminated Auger
0810 Collected 3TM-KP-SS-ND-01
GPS: N: 33°44.554'
W. 089°47.~~462~~'451
Ditch Sediment (1')
Decontaminated Auger
0845 Collected 3TM-KP-SS-ND-02
GPS. N: 33°44.~~554~~' 537'
W: 089°47.462'
Ditch Sediment (1')
Decontaminated Auger
0930 Collected 3TM-KP-SS-ND-03
GPS: N: 33°44.503'
W. 089°47.462'
Ditch Sediment (1')
Decontaminated Auger
Moved to Townes Avenue
Area to collect Samples
1045 Collected 3TM-KP-SS-TA-01
GPS: N: 33°45.281'
W: 089°47.229'
Ditch Sediment (1')
~~Wet Sediment~~ Decontaminated
Auger

Koppers Creosote
Grenada, MS

Hot + Ptly Cloudy
8/7/03

(4)

Lundy + Davis ≅ 95°F

1100 Collected 3TM-KP-SS-TA-02
GPS: N: 33°45.265'
W: 089°47.203'
Ditch Sediment (6")
Decontaminated Auger
1115 Moved to Central Ditch Area
1145 Collected 3TM-KP-SS-CD-01
GPS: N: 33°43.928'
W: 089°47.108
Ditch Sediment w/Mod. Odor (6")
Decontaminated Auger
Cleared Path to 2nd sample location
1240 Collected 3TM-KP-SS-CD-02
GPS: N: 33°43.927'
W: 089°47.109'
Ditch Sediment (6")
Decontaminated Auger
Cleared Path to 3rd Sample location
1345 Collected 3TM-KP-SS-CD-03
GPS: N: 33°43.919'
W: 089°47.105'
Ditch Sediment (6")
Decontaminated Auger

Koppers Creosote Facility
Grenada, MS
Lundy + Davis

Hot + Ptly Cloudy
≅ 95°F
8/7/03

(5)

1400 Loaded up For De-Mob From Site
1420 Arrived at Hotel
Packed Samples + complete logs
1600 End Day

Koppers Creosote Facility
Grenada, MS

Cloudy & Threatening (1)
30°F

Lundy & Davis 06 Mar 04 [signature]

0700 Mob to meet w/ Alvin Smith

0715 Arrive @ meeting location begin to set-up previously decontaminated HVS-3

0735 Alvin Smith arrives, Mr. Smith mob to meet w/ contract.

0750 Mr. Taylor, Mr Smith return to take ~~us~~ Myself & Cody Thibodeaux into ~~the~~ Tie Plant school

0752 Arrive @ Tie Plant School
GPS
N 33° 44.489'
W 089° 47.088'

0900 Collect Field Blank, by pouring DI water, provided by Xenco Laboratories into a sample container
Began sampling, Details in 9 page log

0955 Collected 3TM-KP-ID-909-01

0940 Collected 3TM-KP-ID-909-02

1022 Collected 3TM-KP-ID-909-03

Koppers Creosote Facility
Grenada, MS

Cloudy, Thrusty
80° F (2)

Lundy & Davis 06 Mar 04 [signature]

Decontaminated Equipment

1050 Collected ~~3~~ Equipment Rinsate by pouring DI water over the equipment and collecting the rinsate in a sample container

1120 Packed up equipment, prepare to Demob from Grenada.

1120 Photo's of Koppers Plant

Mob to Houston

Koppers Creosote Facility
Greenwood, MS

Clear
Sunny

1

11/28/04

0800 Mob to Greenwood, MS
2000 Arrive @ Hotel in Greenwood, MS
2130 Check weather & Forecast
Wind is predicted to be
from the SSW w/ storms
in the evening
End day

Koppers Creosote Facility
Grenada, MS

Clear & windy

(2)

11/29/04

0830 Check weather
cloudy & cool; wind from
SSE

0900 Review locations of sampling to
determine optimum location ~~and~~
considering the variability of the
wind that is predicted for
today.

1000 7 carver Cir is determined to
be the best location considering
the weekly forecast as well
M: SSW, S
T: WSW, SW
W: calm, calm
T: calm, WSW
F: SSW, SW
S: SSW

1020 Attempt to contact Resident
However Resident will not be home
until 1430

1100 Drive around Plant Area to observe
wind dir. & Plume

1130 Notice Moderate creosote odor
@ 515 Tie Plant

Koppers Creosote Facility
Greenville, MS

Clear
windy

(3)

1130 collect Summa Canister
KP-SC-515-01
Details in 4 pg log
1145 Return to Hotel
1430 Contact Resident @ 2 Carver Cir
1450 Arrive @ 2 Carver Cir & begin
setup of 2 High-Vol samplers
1 Dioxin & 1 PAH
1530 Chain down & secure equipment
1535 (5M) on site
~~1545~~ Begin Calibration of both units
1545 Equipment warmed up attach
Calibration equipment
1555 Equipment Calibration complete
insert sample cartridges
1600 begin Sampling
1610 Resident informed me that
their neighbor has a tendency
to "Pickup" "stuff" & was
concerned for the security of
the equipment
1620 Return to Hotel
2200 Return to site to check Readings
End day

Koppers Creosote Facility Storms (4)
Grenada, MS

11/30/04
0900 Go to site to observe Readings
1000 Go to site to observer Readings
1530 Mob to site to collect sample
1545 Arrive @ site collect samples
1550 collect: (details in 4 pg log)
KP-AA-7-01(A&B)
1555 Begin calibration check
~~1555~~ 1600 End calibration; add cartridges
1600 Begin next sample
1605 Resident informed me that they had shut down the power to the samplers from 11pm to 1am due to severe weather
1615 Return to Hotel
2200 Go to site to check Readings
End day

Koppers Creosote Facility Storms (65)
Greenwood, MS

12/1/04
0900 Go to site to observe Readings
1000 Go to site to observe Readings
1530 Go to site to collect AA sample
1545 Arrive @ site
1550 collect: (Details in 4 pg log) → (5µ)
1555 Begin Calibration KP-AA-7-01(A1)(B1)
1605 End calibration and cartridges
Begin next sample
wind is calm as predicted
Plum is migrating in all directions
1610 Drive around Plant to monitor
for a stronger odor
1615 west of the Plant there is
a stronger odor
1620 collect: (details in 4 pg log)
KP-SC-51-02
Sample collected @ the corner of
51 & Jackson Ave
1625 Mob back to Hotel
2200 Go to site to observe Readings
End day

Koppers Creosote Facility (Clear) (Cold) ⑥
Grenada, MS

12/2/04
0400 Goto site to observe Readings
odor observed @ 430
Tie Plant on the way
0410 Collect: (details in 4 pg log)
KP-SC-430-03
1000 Goto site to observe Readings
1530 Goto site to collect sample
1545 Arrive at site collect samples
1550 Collect: (Details in 4 pg log)
KP-AA-7-01 (A2 & B2)
1555 Begin Calibration
1605 End Calibration; add cartridges
& Begin next Sample
1615 Return to Hotel
2200 Goto site to observe Readings
End day

Koppers Creosote Facility Clear
Greenville, MS

(2)

12/3/04

0900 Goto site to observe Readings
1000 Goto site to observe Readings
1015 Observe Moderate creosote odor while at site
1015 collect: (Details in 4 pg log)
KP-SC-7-04
1530 Mob to site to collect sample
1545 Arrive at site; collect sample
1550 collect: (Details in 4 pg log)
KP-AA-7-01 (A3 & B3)
1555 Begin Calibration
1605 End Calibration; add cartridges; Begin next sample
1615 Mob back to Hotel
2200 Goto site to observe Readings
End day

Koppers Creosote Facility
Greenville, MS

Clear

12/4/04

0400 Goto site to observe Reading
~~0420~~ 0410 Notice Plume Drifting strongly south; wind is Calm
Drive up Koppers Drive to observe for odor
0420 Moderate odor detected
Collect: (details in 4 pg log)
KP-SC-29-05
0425 Mob back to Hotel
1000 Goto site to observe Readings
1530 Mob to site to collect Sample
1545 Arrive at site
~~1550~~ collect Sample (Details in 4 pg log)
1600 KP-AA-7-01 (A4 & B4)
1610 Begin Break down of equipment to demob from site
1700 Equipment Packed up demob from site.
* Note * Samples KP-AA-7-01 A-A3 & B-B3
Shipped by FedEx on 12/4/04 @ 1100; KP-AA-7-01 A4 & B4 will be shipped next week
1700 Demob from site / End Day

Koppers Creosote Facility
[illegible], MS
Lundy; Davis

Clear & Sunny
40°F

(1)

02 Dec 04

0645 Safety Meeting
0715 Mob to 155 Carver Circle
0720 Arrive @ 155 Carver Circle
0730 Began collecting indoor dust.
GPS
N 33° 44' 23.1"
W 089° 47' 06.3"
Details in 4 page log
0830 Collected 3TM-KP-ID-155-01
Decontaminated Equipment
0850 Mob to 183 Carver Circle
0855 Arrive @ 183 Carver Circle
0905 Began Collecting indoor dust
GPS
N 33° 44' 22.1"
W 089° 47' 05.3"
Details in 4 page log
1025 Collected 3TM-KP-ID-183-02
Decontaminated Equipment
1045 Mob to 275 Carver Circle
1050 Arrive @ 275 Carver Circle

Koppers Creosote Facility Clear & Cold
Grenada, MS 41
Lundy & Davis 02 Dec 04

1100 Began collecting indoor dust
GPS
N 33° 44' 18.6"
W 089° 47' 01.6"
Details in 4 page log
1215 Collected 3TM-KP-ID-275-03
Decontaminated Equipment
1245 Mob to 349 Carver Circle
1250 Arrive @ 349 Carver Circle
1300 Began collecting indoor dust
GPS
N 33° 44' 19.5"
W 089° 46' 58.0
Details in 4 page log
1330 Collected 3TM-KP-ID-349-04
Decontaminated Equipment
Pack samples
~~1400~~ 1430 Mob to Houston
1600 Mob to Grenada, MS
1735 Arrive @ 213 Carver Circle
1745 Began sampling @ 213
Carver Circle

Cont on Next page

Koppers Creosote Facility
[illegible]a, MS
Lundy & Davis

Clear & Cold
40°F

(3)

02Dec04

GPS
N 33° 44' 20.8"
W 089° 47' 04.2"
Details in 4 page log
1900 Collected 3TM-KP-ID-213-05
Decontaminated Equipment
1930 Mob to 45 Durr
1935 Arrive @ 45 Durr
1940 Began collecting indoor dust
GPS
N 33° 44' 32.6"
W 089° 47' 08.6"
Details in 4 page log
2100 Collected 3TM-KP-ID-45-06
Decontaminated Equipment
2150 Mob to Houston

03Dec04

0830 Arrive in Houston

Analytical Report 239854

for

3TM International

Project Manager: Randy Horsak

Koppers Wood Preserving

26-JAN-04

11381 Meadowglen, Suite L Houston, TX 77082 Ph:(281) 589-0692 Fax:(281) 589-0695

Houston - Dallas - San Antonio - Austin - Tampa - Miami - Latin America

XENCO Laboratories

nelac accredited

26-JAN-04

Project Manager: **Randy Horsak**
3TM International
1500 South Dairy Ashford, Suite 190
Houston , TX 77077

Reference: XENCO Report No: **239854**
Koppers Wood Preserving
Project Address: Kosciusko, Mississippi

Randy Horsak:

We are reporting to you the results of the analyses performed on the samples received under the project name referenced above and identified with the XENCO Chain of Custody Numbered 239854. All results being reported under this Chain of Custody apply to the samples analyzed and properly identified with a Laboratory ID number.

All the results for the quality control samples were reviewed. Also, all parameters for data reduction and validation were reviewed. In view of this, we are able to release the analytical data for this report within acceptance criteria for accuracy, precision, completeness or properly flagged. Unless otherwise noted in a Case Narrative, all data reported in this Analytical Report are in compliance with NELAC standards.

The validity and integrity of this report will remain intact as long as it is accompanied by this letter and reproduced in full, unless written approval is granted by XENCO Laboratories. This report will be filed for at least 5 years in our archives after which time it will be destroyed without further notice, unless otherwise arranged with you. The samples received, and described as recorded in COC No. 239854 will be filed for 60 days, and after that time they will be properly disposed without further notice, unless otherwise arranged with you. We reserve the right to return to you any unused samples, extracts or solutions related to them if we consider so necessary (e.g., samples identified as hazardous waste, sample sizes exceeding analytical standard practices, controlled substances under regulated protocols, etc).

We thank you for selecting XENCO Laboratories to serve your analytical needs. If you have any questions concerning this report, please feel free to contact us at any time.

Respectfully,

Brent Barron
Laboratory Manager

Recipient of the Prestigious Small Business Administration Award of Excellence in 1994.
Certified and approved by numerous States and Agencies.
A Small Business and Minority Status Company that delivers SERVICE and QUALITY
Houston - Dallas - San Antonio - Austin - Tampa - Miami - Latin America

Sample Cross Reference 239854

3TM International, Houston , TX

Project: Koppers Wood Preserving

Sample Id	Matrix	Date Collected	Sample Depth	Lab Sample Id
3TM-KMS-SS-207-01	S	Jan-07-04 10:45	6 In	239854-001
3TM-KMS-SS-507-02	S	Jan-07-04 12:30	6 In	239854-002
3TM-KMS-SS-812-03	S	Jan-07-04 15:30	6 In	239854-003
3TM-KMS-SS-902-04	S	Jan-07-04 16:40	6 In	239854-004
3TM-KMS-SS-367-05	S	Jan-14-04 10:15	6 In	239854-005
3TM-KMS-SS-179-06	S	Jan-14-04 13:30	6 In	239854-006
3TM-KMS-SS-95-07	S	Jan-14-04 15:00	6 In	239854-007
3TM-KMS-SS-189-08	S	Jan-14-04 16:35	6 In	239854-008
3TM-KMS-SS-100-09	S	Jan-15-04 10:00	6 In	239854-009
3TM-KMS-SS-175-10	S	Jan-15-04 12:00	6 In	239854-010
3TM-KMS-SS-812-03 MS/MSD	S	Jan-07-04 15:30	6 In	239854-011
Duplicate 1	S	Jan-07-04 00:00	6 In	239854-012
Equipment Blank	W	Jan-07-04 00:00	In	239854-013
Field Blank	W	Jan-07-04 00:00	In	239854-014

XENCO Laboratories

Certificate of Analytical Results 239854

nelac accredited

3TM International, Houston , TX

Koppers Wood Preserving

Sample Id: **3TM-KMS-SS-207-01** Matrix: SOIL Sample Depth: 6 In
Lab Sample Id: **239854-001** Date Collected: Jan-07-04 10:45 Date Received: Jan-19-04 14:05

Analytical Method: **SVOAs by EPA 8270C** % Moist: 13.73 Prep Method: 3550B
Date Anal: Jan-23-04 04:34 Analyst: MAD Date Prep: Jan-20-04 08:51 Tech: MAD
Anal seq: 646779 Prep seq: 465223

Parameter	CAS Number	Result	MQL UnAdj	MQL Adj	MDL UnAdj	SQL	Units	Flag	Dil
Acenaphthene	83-32-9	U	0.167	0.193	0.0333	0.039	mg/kg	U	1
Acenaphthylene	208-96-8	U	0.167	0.193	0.0333	0.039	mg/kg	U	1
Aniline (Phenylamine, Aminobenzene)	62-53-3	U	0.667	0.773	0.0353	0.041	mg/kg	U	1
Anthracene	120-12-7	U	0.167	0.193	0.0446	0.052	mg/kg	U	1
Benzo(a)anthracene	56-55-3	U	0.167	0.193	0.0333	0.039	mg/kg	U	1
Benzo(a)pyrene	50-32-8	U	0.167	0.193	0.0333	0.039	mg/kg	U	1
Benzo(b)fluoranthene	205-99-2	U	0.167	0.193	0.0333	0.039	mg/kg	U	1
Benzo(g,h,i)perylene	191-24-2	U	0.167	0.193	0.0333	0.039	mg/kg	U	1
Benzo(k)fluoranthene	207-08-9	U	0.167	0.193	0.0340	0.039	mg/kg	U	1
Benzoic Acid	65-85-0	U	1.00	1.16	0.2980	0.346	mg/kg	U	1
Benzyl Butyl Phthalate	85-68-7	U	0.167	0.193	0.0382	0.044	mg/kg	U	1
bis(2-chloroethoxy) methane	111-91-1	U	0.333	0.386	0.0333	0.039	mg/kg	U	1
bis(2-chloroethyl) ether	111-44-4	U	0.333	0.386	0.0333	0.039	mg/kg	U	1
bis(2-chloroisopropyl) ether	108-60-1	U	0.333	0.386	0.0455	0.053	mg/kg	U	1
bis(2-ethylhexyl) phthalate	117-81-7	U	0.167	0.193	0.0333	0.039	mg/kg	U	1
4-Bromophenyl-phenylether	101-55-3	U	0.333	0.386	0.0452	0.052	mg/kg	U	1
di-n-Butyl Phthalate	84-74-2	U	0.167	0.193	0.0333	0.039	mg/kg	U	1
4-chloro-3-methylphenol	59-50-7	U	0.333	0.386	0.0407	0.047	mg/kg	U	1
4-Chloroaniline	106-47-8	U	0.667	0.773	0.0333	0.039	mg/kg	U	1
2-Chloronaphthalene	91-58-7	U	0.333	0.386	0.0333	0.039	mg/kg	U	1
2-Chlorophenol	95-57-8	U	0.333	0.386	0.0333	0.039	mg/kg	U	1
4-Chlorophenyl Phenyl Ether	7005-72-3	U	0.333	0.386	0.0333	0.039	mg/kg	U	1
Chrysene	218-01-9	U	0.167	0.193	0.0333	0.039	mg/kg	U	1
Dibenz(a,h)Anthracene	53-70-3	U	0.167	0.193	0.0404	0.047	mg/kg	U	1
Dibenzofuran	132-64-9	U	0.333	0.386	0.0369	0.043	mg/kg	U	1
1,2-Dichlorobenzene	95-50-1	U	0.333	0.386	0.0333	0.039	mg/kg	U	1
1,3-Dichlorobenzene	541-73-1	U	0.333	0.386	0.0333	0.039	mg/kg	U	1
1,4-Dichlorobenzene	106-46-7	U	0.333	0.386	0.0376	0.044	mg/kg	U	1
3,3-Dichlorobenzidine	91-94-1	U	0.333	0.386	0.0637	0.074	mg/kg	U	1
2,4-Dichlorophenol	120-83-2	U	0.333	0.386	0.0333	0.039	mg/kg	U	1
Diethyl Phthalate	84-66-2	U	0.167	0.193	0.0333	0.039	mg/kg	U	1
Dimethyl Phthalate	131-11-3	U	0.167	0.193	0.0379	0.044	mg/kg	U	1
2,4-Dimethylphenol	105-67-9	U	0.333	0.386	0.0333	0.039	mg/kg	U	1
4,6-dinitro-2-methyl phenol	534-52-1	U	0.333	0.386	0.0377	0.044	mg/kg	U	1
2,4-Dinitrophenol	51-28-5	U	0.333	0.386	0.0333	0.039	mg/kg	U	1
2,4-Dinitrotoluene	121-14-2	U	0.333	0.386	0.0436	0.051	mg/kg	U	1
2,6-Dinitrotoluene	606-20-2	U	0.333	0.386	0.0333	0.039	mg/kg	U	1
Fluoranthene	206-44-0	U	0.167	0.193	0.0367	0.043	mg/kg	U	1
Fluorene	86-73-7	U	0.167	0.193	0.0333	0.039	mg/kg	U	1
Hexachlorobenzene	118-74-1	U	0.333	0.386	0.0337	0.039	mg/kg	U	1
Hexachlorobutadiene	87-68-3	U	0.333	0.386	0.0333	0.039	mg/kg	U	1
Hexachlorocyclopentadiene	77-47-4	U	0.333	0.386	0.0333	0.039	mg/kg	U	1
Hexachloroethane	67-72-1	U	0.333	0.386	0.0357	0.041	mg/kg	U	1
Indeno(1,2,3-c,d)Pyrene	193-39-5	U	0.167	0.193	0.0487	0.056	mg/kg	U	1
Isophorone	78-59-1	U	0.333	0.386	0.0540	0.063	mg/kg	U	1

XENCO Laboratories

Certificate of Analytical Results 239854

nelac accredited

3TM International, Houston , TX

Koppers Wood Preserving

Sample Id: **3TM-KMS-SS-207-01** Matrix: SOIL Sample Depth: 6 In
Lab Sample Id: **239854-001** Date Collected: Jan-07-04 10:45 Date Received: Jan-19-04 14:05

Analytical Method: **SVOAs by EPA 8270C** % Moist: 13.73 Prep Method: 3550B
Date Anal: Jan-23-04 04:34 Analyst: MAD Date Prep: Jan-20-04 08:51 Tech: MAD
Anal seq: 646779 Prep seq: 465223

Parameter	CAS Number	Result	MQL UnAdj	MQL Adj	MDL UnAdj	SQL	Units	Flag	Dil
2-Methylnaphthalene	91-57-6	U	0.167	0.193	0.0350	0.041	mg/kg	U	1
2-methylphenol	95-48-7	U	0.333	0.386	0.0415	0.048	mg/kg	U	1
3&4-Methylphenol		U	0.333	0.386	0.0675	0.078	mg/kg	U	1
Naphthalene	91-20-3	U	0.167	0.193	0.0357	0.041	mg/kg	U	1
4-Nitroaniline	100-01-6	U	0.667	0.773	0.0560	0.065	mg/kg	U	1
3-Nitroaniline	99-09-2	U	0.333	0.386	0.0709	0.082	mg/kg	U	1
2-Nitroaniline	88-74-4	U	0.333	0.386	0.0348	0.040	mg/kg	U	1
Nitrobenzene	98-95-3	U	0.333	0.386	0.0333	0.039	mg/kg	U	1
2-Nitrophenol	88-75-5	U	0.333	0.386	0.0333	0.039	mg/kg	U	1
4-Nitrophenol	100-02-7	U	0.333	0.386	0.0579	0.067	mg/kg	U	1
N-Nitrosodi-n-Propylamine	621-64-7	U	0.333	0.386	0.0333	0.039	mg/kg	U	1
N-Nitrosodiphenylamine	86-30-6	U	0.333	0.386	0.0402	0.047	mg/kg	U	1
di-n-Octyl Phthalate	117-84-0	U	0.167	0.193	0.0333	0.039	mg/kg	U	1
Pentachlorophenol	87-86-5	U	0.333	0.386	0.0474	0.055	mg/kg	U	1
Phenanthrene	85-01-8	U	0.167	0.193	0.0333	0.039	mg/kg	U	1
Phenol	108-95-2	U	0.333	0.386	0.0333	0.039	mg/kg	U	1
Pyrene	129-00-0	U	0.167	0.193	0.0380	0.044	mg/kg	U	1
Pyridine	110-86-1	U	0.333	0.386	0.1230	0.142	mg/kg	U	1
1,2,4-Trichlorobenzene	120-82-1	U	0.333	0.386	0.0333	0.039	mg/kg	U	1
2,4,6-Trichlorophenol	88-06-2	U	0.333	0.386	0.0368	0.043	mg/kg	U	1
2,4,5-Trichlorophenol	95-95-4	U	0.333	0.386	0.0333	0.039	mg/kg	U	1

Analytical Method: **Percent Moisture** % Moist: Prep Method:
Date Anal: Jan-19-04 17:12 Analyst: JUJ Date Prep: Tech: JUJ
Anal seq: 646678 Prep seq:

Parameter	CAS Number	Result	MQL UnAdj	MQL Adj	MDL UnAdj	SQL	Units	Flag	Dil
Percent Moisture		13.7					%		

XENCO Laboratories

Certificate of Analytical Results 239854

nelac accredited

3TM International, Houston , TX

Koppers Wood Preserving

Sample Id: **3TM-KMS-SS-507-02** Matrix: SOIL Sample Depth: 6 In
Lab Sample Id: **239854-002** Date Collected: Jan-07-04 12:30 Date Received: Jan-19-04 14:05

Analytical Method: **SVOAs by EPA 8270C** % Moist: 14.36 Prep Method: 3550B
Date Anal: Jan-22-04 18:46 Analyst: MAD Date Prep: Jan-20-04 08:55 Tech: MAD
Anal seq: 646779 Prep seq: 465223

Parameter	CAS Number	Result	MQL UnAdj	MQL Adj	MDL UnAdj	SQL	Units	Flag	Dil
Acenaphthene	83-32-9	U	0.167	0.195	0.0333	0.039	mg/kg	U	1
Acenaphthylene	208-96-8	U	0.167	0.195	0.0333	0.039	mg/kg	U	1
Aniline (Phenylamine, Aminobenzene)	62-53-3	U	0.667	0.778	0.0353	0.041	mg/kg	U	1
Anthracene	120-12-7	U	0.167	0.195	0.0446	0.052	mg/kg	U	1
Benzo(a)anthracene	56-55-3	U	0.167	0.195	0.0333	0.039	mg/kg	U	1
Benzo(a)pyrene	50-32-8	U	0.167	0.195	0.0333	0.039	mg/kg	U	1
Benzo(b)fluoranthene	205-99-2	U	0.167	0.195	0.0333	0.039	mg/kg	U	1
Benzo(g,h,i)perylene	191-24-2	U	0.167	0.195	0.0333	0.039	mg/kg	U	1
Benzo(k)fluoranthene	207-08-9	U	0.167	0.195	0.0340	0.040	mg/kg	U	1
Benzoic Acid	65-85-0	U	1.00	1.17	0.2980	0.348	mg/kg	U	1
Benzyl Butyl Phthalate	85-68-7	U	0.167	0.195	0.0382	0.045	mg/kg	U	1
bis(2-chloroethoxy) methane	111-91-1	U	0.333	0.389	0.0333	0.039	mg/kg	U	1
bis(2-chloroethyl) ether	111-44-4	U	0.333	0.389	0.0333	0.039	mg/kg	U	1
bis(2-chloroisopropyl) ether	108-60-1	U	0.333	0.389	0.0455	0.053	mg/kg	U	1
bis(2-ethylhexyl) phthalate	117-81-7	U	0.167	0.195	0.0333	0.039	mg/kg	U	1
4-Bromophenyl-phenylether	101-55-3	U	0.333	0.389	0.0452	0.053	mg/kg	U	1
di-n-Butyl Phthalate	84-74-2	U	0.167	0.195	0.0333	0.039	mg/kg	U	1
4-chloro-3-methylphenol	59-50-7	U	0.333	0.389	0.0407	0.048	mg/kg	U	1
4-Chloroaniline	106-47-8	U	0.667	0.778	0.0333	0.039	mg/kg	U	1
2-Chloronaphthalene	91-58-7	U	0.333	0.389	0.0333	0.039	mg/kg	U	1
2-Chlorophenol	95-57-8	U	0.333	0.389	0.0333	0.039	mg/kg	U	1
4-Chlorophenyl Phenyl Ether	7005-72-3	U	0.333	0.389	0.0333	0.039	mg/kg	U	1
Chrysene	218-01-9	U	0.167	0.195	0.0333	0.039	mg/kg	U	1
Dibenz(a,h)Anthracene	53-70-3	U	0.167	0.195	0.0404	0.047	mg/kg	U	1
Dibenzofuran	132-64-9	U	0.333	0.389	0.0369	0.043	mg/kg	U	1
1,2-Dichlorobenzene	95-50-1	U	0.333	0.389	0.0333	0.039	mg/kg	U	1
1,3-Dichlorobenzene	541-73-1	U	0.333	0.389	0.0333	0.039	mg/kg	U	1
1,4-Dichlorobenzene	106-46-7	U	0.333	0.389	0.0376	0.044	mg/kg	U	1
3,3-Dichlorobenzidine	91-94-1	U	0.333	0.389	0.0637	0.074	mg/kg	U	1
2,4-Dichlorophenol	120-83-2	U	0.333	0.389	0.0333	0.039	mg/kg	U	1
Diethyl Phthalate	84-66-2	U	0.167	0.195	0.0333	0.039	mg/kg	U	1
Dimethyl Phthalate	131-11-3	U	0.167	0.195	0.0379	0.044	mg/kg	U	1
2,4-Dimethylphenol	105-67-9	U	0.333	0.389	0.0333	0.039	mg/kg	U	1
4,6-dinitro-2-methyl phenol	534-52-1	U	0.333	0.389	0.0377	0.044	mg/kg	U	1
2,4-Dinitrophenol	51-28-5	U	0.333	0.389	0.0333	0.039	mg/kg	U	1
2,4-Dinitrotoluene	121-14-2	U	0.333	0.389	0.0436	0.051	mg/kg	U	1
2,6-Dinitrotoluene	606-20-2	U	0.333	0.389	0.0333	0.039	mg/kg	U	1
Fluoranthene	206-44-0	U	0.167	0.195	0.0367	0.043	mg/kg	U	1
Fluorene	86-73-7	U	0.167	0.195	0.0333	0.039	mg/kg	U	1
Hexachlorobenzene	118-74-1	U	0.333	0.389	0.0337	0.039	mg/kg	U	1
Hexachlorobutadiene	87-68-3	U	0.333	0.389	0.0333	0.039	mg/kg	U	1
Hexachlorocyclopentadiene	77-47-4	U	0.333	0.389	0.0333	0.039	mg/kg	U	1
Hexachloroethane	67-72-1	U	0.333	0.389	0.0357	0.042	mg/kg	U	1
Indeno(1,2,3-c,d)Pyrene	193-39-5	U	0.167	0.195	0.0487	0.057	mg/kg	U	1
Isophorone	78-59-1	U	0.333	0.389	0.0540	0.063	mg/kg	U	1

XENCO Laboratories

Certificate of Analytical Results 239854

nelac accredited

3TM International, Houston , TX

Koppers Wood Preserving

Sample Id: **3TM-KMS-SS-507-02** Matrix: SOIL Sample Depth: 6 In
Lab Sample Id: **239854-002** Date Collected: Jan-07-04 12:30 Date Received: Jan-19-04 14:05

Analytical Method: **SVOAs by EPA 8270C** % Moist: 14.36 Prep Method: 3550B
Date Anal: Jan-22-04 18:46 Analyst: MAD Date Prep: Jan-20-04 08:55 Tech: MAD
Anal seq: 646779 Prep seq: 465223

Parameter	CAS Number	Result	MQL UnAdj	MQL Adj	MDL UnAdj	SQL	Units	Flag	Dil
2-Methylnaphthalene	91-57-6	U	0.167	0.195	0.0350	0.041	mg/kg	U	1
2-methylphenol	95-48-7	U	0.333	0.389	0.0415	0.048	mg/kg	U	1
3&4-Methylphenol		U	0.333	0.389	0.0675	0.079	mg/kg	U	1
Naphthalene	91-20-3	U	0.167	0.195	0.0357	0.042	mg/kg	U	1
4-Nitroaniline	100-01-6	U	0.667	0.778	0.0560	0.065	mg/kg	U	1
3-Nitroaniline	99-09-2	U	0.333	0.389	0.0709	0.083	mg/kg	U	1
2-Nitroaniline	88-74-4	U	0.333	0.389	0.0348	0.041	mg/kg	U	1
Nitrobenzene	98-95-3	U	0.333	0.389	0.0333	0.039	mg/kg	U	1
2-Nitrophenol	88-75-5	U	0.333	0.389	0.0333	0.039	mg/kg	U	1
4-Nitrophenol	100-02-7	U	0.333	0.389	0.0579	0.068	mg/kg	U	1
N-Nitrosodi-n-Propylamine	621-64-7	U	0.333	0.389	0.0333	0.039	mg/kg	U	1
N-Nitrosodiphenylamine	86-30-6	U	0.333	0.389	0.0402	0.047	mg/kg	U	1
di-n-Octyl Phthalate	117-84-0	U	0.167	0.195	0.0333	0.039	mg/kg	U	1
Pentachlorophenol	87-86-5	U	0.333	0.389	0.0474	0.055	mg/kg	U	1
Phenanthrene	85-01-8	U	0.167	0.195	0.0333	0.039	mg/kg	U	1
Phenol	108-95-2	U	0.333	0.389	0.0333	0.039	mg/kg	U	1
Pyrene	129-00-0	U	0.167	0.195	0.0380	0.044	mg/kg	U	1
Pyridine	110-86-1	U	0.333	0.389	0.1230	0.143	mg/kg	U	1
1,2,4-Trichlorobenzene	120-82-1	U	0.333	0.389	0.0333	0.039	mg/kg	U	1
2,4,6-Trichlorophenol	88-06-2	U	0.333	0.389	0.0368	0.043	mg/kg	U	1
2,4,5-Trichlorophenol	95-95-4	U	0.333	0.389	0.0333	0.039	mg/kg	U	1

Analytical Method: **Percent Moisture** % Moist: Prep Method:
Date Anal: Jan-19-04 17:16 Analyst: JUJ Date Prep: Tech: JUJ
Anal seq: 646678 Prep seq:

Parameter	CAS Number	Result	MQL UnAdj	MQL Adj	MDL UnAdj	SQL	Units	Flag	Dil
Percent Moisture		14.4					%		

XENCO Laboratories

Certificate of Analytical Results 239854

nelac accredited

3TM International, Houston , TX

Koppers Wood Preserving

Sample Id: **3TM-KMS-SS-812-03** Matrix: SOIL Sample Depth: 6 In
Lab Sample Id: **239854-003** Date Collected: Jan-07-04 15:30 Date Received: Jan-19-04 14:05

Analytical Method: **SVOAs by EPA 8270C** % Moist: 20.93 Prep Method: 3550B
Date Anal: Jan-22-04 20:43 Analyst: MAD Date Prep: Jan-20-04 08:58 Tech: MAD
Anal seq: 646779 Prep seq: 465223

Parameter	CAS Number	Result	MQL UnAdj	MQL Adj	MDL UnAdj	SQL	Units	Flag	Dil
Acenaphthene	83-32-9	U	0.167	0.211	0.0333	0.042	mg/kg	U	1
Acenaphthylene	208-96-8	U	0.167	0.211	0.0333	0.042	mg/kg	U	1
Aniline (Phenylamine, Aminobenzene)	62-53-3	U	0.667	0.843	0.0353	0.045	mg/kg	U	1
Anthracene	120-12-7	U	0.167	0.211	0.0446	0.056	mg/kg	U	1
Benzo(a)anthracene	56-55-3	U	0.167	0.211	0.0333	0.042	mg/kg	U	1
Benzo(a)pyrene	50-32-8	U	0.167	0.211	0.0333	0.042	mg/kg	U	1
Benzo(b)fluoranthene	205-99-2	U	0.167	0.211	0.0333	0.042	mg/kg	U	1
Benzo(g,h,i)perylene	191-24-2	U	0.167	0.211	0.0333	0.042	mg/kg	U	1
Benzo(k)fluoranthene	207-08-9	U	0.167	0.211	0.0340	0.043	mg/kg	U	1
Benzoic Acid	65-85-0	U	1.00	1.26	0.2980	0.377	mg/kg	U	1
Benzyl Butyl Phthalate	85-68-7	U	0.167	0.211	0.0382	0.048	mg/kg	U	1
bis(2-chloroethoxy) methane	111-91-1	U	0.333	0.421	0.0333	0.042	mg/kg	U	1
bis(2-chloroethyl) ether	111-44-4	U	0.333	0.421	0.0333	0.042	mg/kg	U	1
bis(2-chloroisopropyl) ether	108-60-1	U	0.333	0.421	0.0455	0.058	mg/kg	U	1
bis(2-ethylhexyl) phthalate	117-81-7	U	0.167	0.211	0.0333	0.042	mg/kg	U	1
4-Bromophenyl-phenylether	101-55-3	U	0.333	0.421	0.0452	0.057	mg/kg	U	1
di-n-Butyl Phthalate	84-74-2	U	0.167	0.211	0.0333	0.042	mg/kg	U	1
4-chloro-3-methylphenol	59-50-7	U	0.333	0.421	0.0407	0.051	mg/kg	U	1
4-Chloroaniline	106-47-8	U	0.667	0.843	0.0333	0.042	mg/kg	U	1
2-Chloronaphthalene	91-58-7	U	0.333	0.421	0.0333	0.042	mg/kg	U	1
2-Chlorophenol	95-57-8	U	0.333	0.421	0.0333	0.042	mg/kg	U	1
4-Chlorophenyl Phenyl Ether	7005-72-3	U	0.333	0.421	0.0333	0.042	mg/kg	U	1
Chrysene	218-01-9	U	0.167	0.211	0.0333	0.042	mg/kg	U	1
Dibenz(a,h)Anthracene	53-70-3	U	0.167	0.211	0.0404	0.051	mg/kg	U	1
Dibenzofuran	132-64-9	U	0.333	0.421	0.0369	0.047	mg/kg	U	1
1,2-Dichlorobenzene	95-50-1	U	0.333	0.421	0.0333	0.042	mg/kg	U	1
1,3-Dichlorobenzene	541-73-1	U	0.333	0.421	0.0333	0.042	mg/kg	U	1
1,4-Dichlorobenzene	106-46-7	U	0.333	0.421	0.0376	0.048	mg/kg	U	1
3,3-Dichlorobenzidine	91-94-1	U	0.333	0.421	0.0637	0.081	mg/kg	U	1
2,4-Dichlorophenol	120-83-2	U	0.333	0.421	0.0333	0.042	mg/kg	U	1
Diethyl Phthalate	84-66-2	U	0.167	0.211	0.0333	0.042	mg/kg	U	1
Dimethyl Phthalate	131-11-3	U	0.167	0.211	0.0379	0.048	mg/kg	U	1
2,4-Dimethylphenol	105-67-9	U	0.333	0.421	0.0333	0.042	mg/kg	U	1
4,6-dinitro-2-methyl phenol	534-52-1	U	0.333	0.421	0.0377	0.048	mg/kg	U	1
2,4-Dinitrophenol	51-28-5	U	0.333	0.421	0.0333	0.042	mg/kg	U	1
2,4-Dinitrotoluene	121-14-2	U	0.333	0.421	0.0436	0.055	mg/kg	U	1
2,6-Dinitrotoluene	606-20-2	U	0.333	0.421	0.0333	0.042	mg/kg	U	1
Fluoranthene	206-44-0	U	0.167	0.211	0.0367	0.046	mg/kg	U	1
Fluorene	86-73-7	U	0.167	0.211	0.0333	0.042	mg/kg	U	1
Hexachlorobenzene	118-74-1	U	0.333	0.421	0.0337	0.043	mg/kg	U	1
Hexachlorobutadiene	87-68-3	U	0.333	0.421	0.0333	0.042	mg/kg	U	1
Hexachlorocyclopentadiene	77-47-4	U	0.333	0.421	0.0333	0.042	mg/kg	U	1
Hexachloroethane	67-72-1	U	0.333	0.421	0.0357	0.045	mg/kg	U	1
Indeno(1,2,3-c,d)Pyrene	193-39-5	U	0.167	0.211	0.0487	0.062	mg/kg	U	1
Isophorone	78-59-1	U	0.333	0.421	0.0540	0.068	mg/kg	U	1

XENCO Laboratories

Certificate of Analytical Results 239854

nelac accredited

3TM International, Houston , TX

Koppers Wood Preserving

Sample Id: 3TM-KMS-SS-812-03 | Matrix: SOIL | Sample Depth: 6 In
Lab Sample Id: 239854-003 | Date Collected: Jan-07-04 15:30 | Date Received: Jan-19-04 14:05

Analytical Method: **SVOAs by EPA 8270C** | % Moist: 20.93 | Prep Method: 3550B
Date Anal: Jan-22-04 20:43 | Analyst: MAD | Date Prep: Jan-20-04 08:58 | Tech: MAD
Anal seq: 646779 | Prep seq: 465223

Parameter	CAS Number	Result	MQL UnAdj	MQL Adj	MDL UnAdj	SQL	Units	Flag	Dil
2-Methylnaphthalene	91-57-6	U	0.167	0.211	0.0350	0.044	mg/kg	U	1
2-methylphenol	95-48-7	U	0.333	0.421	0.0415	0.052	mg/kg	U	1
3&4-Methylphenol		U	0.333	0.421	0.0675	0.085	mg/kg	U	1
Naphthalene	91-20-3	U	0.167	0.211	0.0357	0.045	mg/kg	U	1
4-Nitroaniline	100-01-6	U	0.667	0.843	0.0560	0.071	mg/kg	U	1
3-Nitroaniline	99-09-2	U	0.333	0.421	0.0709	0.090	mg/kg	U	1
2-Nitroaniline	88-74-4	U	0.333	0.421	0.0348	0.044	mg/kg	U	1
Nitrobenzene	98-95-3	U	0.333	0.421	0.0333	0.042	mg/kg	U	1
2-Nitrophenol	88-75-5	U	0.333	0.421	0.0333	0.042	mg/kg	U	1
4-Nitrophenol	100-02-7	U	0.333	0.421	0.0579	0.073	mg/kg	U	1
N-Nitrosodi-n-Propylamine	621-64-7	U	0.333	0.421	0.0333	0.042	mg/kg	U	1
N-Nitrosodiphenylamine	86-30-6	U	0.333	0.421	0.0402	0.051	mg/kg	U	1
di-n-Octyl Phthalate	117-84-0	U	0.167	0.211	0.0333	0.042	mg/kg	U	1
Pentachlorophenol	87-86-5	U	0.333	0.421	0.0474	0.060	mg/kg	U	1
Phenanthrene	85-01-8	U	0.167	0.211	0.0333	0.042	mg/kg	U	1
Phenol	108-95-2	U	0.333	0.421	0.0333	0.042	mg/kg	U	1
Pyrene	129-00-0	U	0.167	0.211	0.0380	0.048	mg/kg	U	1
Pyridine	110-86-1	U	0.333	0.421	0.1230	0.155	mg/kg	U	1
1,2,4-Trichlorobenzene	120-82-1	U	0.333	0.421	0.0333	0.042	mg/kg	U	1
2,4,6-Trichlorophenol	88-06-2	U	0.333	0.421	0.0368	0.047	mg/kg	U	1
2,4,5-Trichlorophenol	95-95-4	U	0.333	0.421	0.0333	0.042	mg/kg	U	1

Analytical Method: **Percent Moisture** | % Moist: | Prep Method:
Date Anal: Jan-19-04 17:18 | Analyst: JUJ | Date Prep: | Tech: JUJ
Anal seq: 646678 | Prep seq:

Parameter	CAS Number	Result	MQL UnAdj	MQL Adj	MDL UnAdj	SQL	Units	Flag	Dil
Percent Moisture		20.9					%		

XENCO Laboratories

Certificate of Analytical Results 239854

nelac accredited

3TM International, Houston , TX

Koppers Wood Preserving

Sample Id: **3TM-KMS-SS-902-04** Matrix: SOIL Sample Depth: 6 In
Lab Sample Id: **239854-004** Date Collected: Jan-07-04 16:40 Date Received: Jan-19-04 14:05

Analytical Method: **SVOAs by EPA 8270C** % Moist: 20.44 Prep Method: 3550B
Date Anal: Jan-22-04 21:32 Analyst: MAD Date Prep: Jan-20-04 09:02 Tech: MAD
Anal seq: 646779 Prep seq: 465223

Parameter	CAS Number	Result	MQL UnAdj	MQL Adj	MDL UnAdj	SQL	Units	Flag	Dil
Acenaphthene	83-32-9	U	0.167	0.209	0.0333	0.042	mg/kg	U	1
Acenaphthylene	208-96-8	U	0.167	0.209	0.0333	0.042	mg/kg	U	1
Aniline (Phenylamine, Aminobenzene)	62-53-3	U	0.667	0.838	0.0353	0.044	mg/kg	U	1
Anthracene	120-12-7	U	0.167	0.209	0.0446	0.056	mg/kg	U	1
Benzo(a)anthracene	56-55-3	U	0.167	0.209	0.0333	0.042	mg/kg	U	1
Benzo(a)pyrene	50-32-8	U	0.167	0.209	0.0333	0.042	mg/kg	U	1
Benzo(b)fluoranthene	205-99-2	U	0.167	0.209	0.0333	0.042	mg/kg	U	1
Benzo(g,h,i)perylene	191-24-2	U	0.167	0.209	0.0333	0.042	mg/kg	U	1
Benzo(k)fluoranthene	207-08-9	U	0.167	0.209	0.0340	0.043	mg/kg	U	1
Benzoic Acid	65-85-0	U	1.00	1.26	0.2980	0.375	mg/kg	U	1
Benzyl Butyl Phthalate	85-68-7	U	0.167	0.209	0.0382	0.048	mg/kg	U	1
bis(2-chloroethoxy) methane	111-91-1	U	0.333	0.419	0.0333	0.042	mg/kg	U	1
bis(2-chloroethyl) ether	111-44-4	U	0.333	0.419	0.0333	0.042	mg/kg	U	1
bis(2-chloroisopropyl) ether	108-60-1	U	0.333	0.419	0.0455	0.057	mg/kg	U	1
bis(2-ethylhexyl) phthalate	117-81-7	U	0.167	0.209	0.0333	0.042	mg/kg	U	1
4-Bromophenyl-phenylether	101-55-3	U	0.333	0.419	0.0452	0.057	mg/kg	U	1
di-n-Butyl Phthalate	84-74-2	U	0.167	0.209	0.0333	0.042	mg/kg	U	1
4-chloro-3-methylphenol	59-50-7	U	0.333	0.419	0.0407	0.051	mg/kg	U	1
4-Chloroaniline	106-47-8	U	0.667	0.838	0.0333	0.042	mg/kg	U	1
2-Chloronaphthalene	91-58-7	U	0.333	0.419	0.0333	0.042	mg/kg	U	1
2-Chlorophenol	95-57-8	U	0.333	0.419	0.0333	0.042	mg/kg	U	1
4-Chlorophenyl Phenyl Ether	7005-72-3	U	0.333	0.419	0.0333	0.042	mg/kg	U	1
Chrysene	218-01-9	U	0.167	0.209	0.0333	0.042	mg/kg	U	1
Dibenz(a,h)Anthracene	53-70-3	U	0.167	0.209	0.0404	0.051	mg/kg	U	1
Dibenzofuran	132-64-9	U	0.333	0.419	0.0369	0.046	mg/kg	U	1
1,2-Dichlorobenzene	95-50-1	U	0.333	0.419	0.0333	0.042	mg/kg	U	1
1,3-Dichlorobenzene	541-73-1	U	0.333	0.419	0.0333	0.042	mg/kg	U	1
1,4-Dichlorobenzene	106-46-7	U	0.333	0.419	0.0376	0.047	mg/kg	U	1
3,3-Dichlorobenzidine	91-94-1	U	0.333	0.419	0.0637	0.080	mg/kg	U	1
2,4-Dichlorophenol	120-83-2	U	0.333	0.419	0.0333	0.042	mg/kg	U	1
Diethyl Phthalate	84-66-2	U	0.167	0.209	0.0333	0.042	mg/kg	U	1
Dimethyl Phthalate	131-11-3	U	0.167	0.209	0.0379	0.048	mg/kg	U	1
2,4-Dimethylphenol	105-67-9	U	0.333	0.419	0.0333	0.042	mg/kg	U	1
4,6-dinitro-2-methyl phenol	534-52-1	U	0.333	0.419	0.0377	0.047	mg/kg	U	1
2,4-Dinitrophenol	51-28-5	U	0.333	0.419	0.0333	0.042	mg/kg	U	1
2,4-Dinitrotoluene	121-14-2	U	0.333	0.419	0.0436	0.055	mg/kg	U	1
2,6-Dinitrotoluene	606-20-2	U	0.333	0.419	0.0333	0.042	mg/kg	U	1
Fluoranthene	206-44-0	U	0.167	0.209	0.0367	0.046	mg/kg	U	1
Fluorene	86-73-7	U	0.167	0.209	0.0333	0.042	mg/kg	U	1
Hexachlorobenzene	118-74-1	U	0.333	0.419	0.0337	0.042	mg/kg	U	1
Hexachlorobutadiene	87-68-3	U	0.333	0.419	0.0333	0.042	mg/kg	U	1
Hexachlorocyclopentadiene	77-47-4	U	0.333	0.419	0.0333	0.042	mg/kg	U	1
Hexachloroethane	67-72-1	U	0.333	0.419	0.0357	0.045	mg/kg	U	1
Indeno(1,2,3-c,d)Pyrene	193-39-5	U	0.167	0.209	0.0487	0.061	mg/kg	U	1
Isophorone	78-59-1	U	0.333	0.419	0.0540	0.068	mg/kg	U	1

XENCO Laboratories

Certificate of Analytical Results 239854

nelac accredited

3TM International, Houston , TX

Koppers Wood Preserving

Sample Id: **3TM-KMS-SS-902-04** Matrix: SOIL Sample Depth: 6 In
Lab Sample Id: **239854-004** Date Collected: Jan-07-04 16:40 Date Received: Jan-19-04 14:05

Analytical Method: **SVOAs by EPA 8270C** % Moist: 20.44 Prep Method: 3550B
Date Anal: Jan-22-04 21:32 Analyst: MAD Date Prep: Jan-20-04 09:02 Tech: MAD
Anal seq: 646779 Prep seq: 465223

Parameter	CAS Number	Result	MQL UnAdj	MQL Adj	MDL UnAdj	SQL	Units	Flag	Dil
2-Methylnaphthalene	91-57-6	U	0.167	0.209	0.0350	0.044	mg/kg	U	1
2-methylphenol	95-48-7	U	0.333	0.419	0.0415	0.052	mg/kg	U	1
3&4-Methylphenol		U	0.333	0.419	0.0675	0.085	mg/kg	U	1
Naphthalene	91-20-3	U	0.167	0.209	0.0357	0.045	mg/kg	U	1
4-Nitroaniline	100-01-6	U	0.667	0.838	0.0560	0.070	mg/kg	U	1
3-Nitroaniline	99-09-2	U	0.333	0.419	0.0709	0.089	mg/kg	U	1
2-Nitroaniline	88-74-4	U	0.333	0.419	0.0348	0.044	mg/kg	U	1
Nitrobenzene	98-95-3	U	0.333	0.419	0.0333	0.042	mg/kg	U	1
2-Nitrophenol	88-75-5	U	0.333	0.419	0.0333	0.042	mg/kg	U	1
4-Nitrophenol	100-02-7	U	0.333	0.419	0.0579	0.073	mg/kg	U	1
N-Nitrosodi-n-Propylamine	621-64-7	U	0.333	0.419	0.0333	0.042	mg/kg	U	1
N-Nitrosodiphenylamine	86-30-6	U	0.333	0.419	0.0402	0.051	mg/kg	U	1
di-n-Octyl Phthalate	117-84-0	U	0.167	0.209	0.0333	0.042	mg/kg	U	1
Pentachlorophenol	87-86-5	U	0.333	0.419	0.0474	0.060	mg/kg	U	1
Phenanthrene	85-01-8	U	0.167	0.209	0.0333	0.042	mg/kg	U	1
Phenol	108-95-2	U	0.333	0.419	0.0333	0.042	mg/kg	U	1
Pyrene	129-00-0	U	0.167	0.209	0.0380	0.048	mg/kg	U	1
Pyridine	110-86-1	U	0.333	0.419	0.1230	0.154	mg/kg	U	1
1,2,4-Trichlorobenzene	120-82-1	U	0.333	0.419	0.0333	0.042	mg/kg	U	1
2,4,6-Trichlorophenol	88-06-2	U	0.333	0.419	0.0368	0.046	mg/kg	U	1
2,4,5-Trichlorophenol	95-95-4	U	0.333	0.419	0.0333	0.042	mg/kg	U	1

Analytical Method: **Percent Moisture** % Moist: Prep Method:
Date Anal: Jan-19-04 17:20 Analyst: JUJ Date Prep: Tech: JUJ
Anal seq: 646678 Prep seq:

Parameter	CAS Number	Result	MQL UnAdj	MQL Adj	MDL UnAdj	SQL	Units	Flag	Dil
Percent Moisture		20.4					%		

XENCO Laboratories

Certificate of Analytical Results 239854

nelac accredited

3TM International, Houston , TX

Koppers Wood Preserving

Sample Id: **3TM-KMS-SS-367-05** Matrix: SOIL

Lab Sample Id: **239854-005** Date Collected: Jan-14-04 10:15 Date Received: Jan-19-04 14:05

Analytical Method: **SVOAs by EPA 8270C** Prep Method: 3550B

Date Anal: Jan-22-04 22:23 Analyst: MAD Date Prep: Jan-20-04 09:06 Tech: MAD

Parameter	
Acenaphthene	0.044
Acenaphthylene	0.044
Aniline (Phenylamine, Aminobenzene)	0.047
Anthracene	0.059
Benzo(a)anthracene	0.044
Benzo(a)pyrene	0.044
Benzo(b)fluoranthene	
Benzo(g,h,i)perylene	
Benzo(k)fluoranthene	
Benzoic Acid	
Benzyl Butyl Phthalate	
bis(2-chloroethoxy) methane	
bis(2-chloroethyl) ether	
bis(2-chloroisopropyl) ether	
bis(2-ethylhexyl) phthalate	
4-Bromophenyl-phenylether	
di-n-Butyl Phthalate	
4-chloro-3-methylphenol	
4-Chloroaniline	
2-Chloronaphthalene	
2-Chlorophenol	
4-Chlorophenyl Phenyl Ether	
Chrysene	
Dibenz(a,h)Anthracene	
Dibenzofuran	
1,2-Dichlorobenzene	
1,3-Dichlorobenzene	
1,4-Dichlorobenzene	
3,3-Dichlorobenzidine	
2,4-Dichlorophenol	
Diethyl Phthalate	
Dimethyl Phthalate	
2,4-Dimethylphenol	
4,6-dinitro-2-methyl phenol	
2,4-Dinitrophenol	
2,4-Dinitrotoluene	
2,6-Dinitrotoluene	
Fluoranthene	
Fluorene	
Hexachlorobenzene	
Hexachlorobutadiene	
Hexachlorocyclopentadiene	
Hexachloroethane	
Indeno(1,2,3-c,d)Pyrene	
Isophorone	

Analytical Report 239854

for

3TM International

Project Manager: Randy Horsak

Koppers Wood Preserving

26-JAN-04

11381 Meadowglen, Suite L Houston, TX 77082 Ph:(281) 589-0692 Fax:(281) 589-0695

Houston - Dallas - San Antonio - Austin - Tampa - Miami - Latin America

XENCO Laboratories

nelac accredited

26-JAN-04

Project Manager: **Randy Horsak**
3TM International
1500 South Dairy Ashford, Suite 190
Houston , TX 77077

Reference: XENCO Report No: **239854**
Koppers Wood Preserving
Project Address: Kosciusko, Mississippi

Randy Horsak:

We are reporting to you the results of the analyses performed on the samples received under the project name referenced above and identified with the XENCO Chain of Custody Numbered 239854. All results being reported under this Chain of Custody apply to the samples analyzed and properly identified with a Laboratory ID number.

All the results for the quality control samples were reviewed. Also, all parameters for data reduction and validation were reviewed. In view of this, we are able to release the analytical data for this report within acceptance criteria for accuracy, precision, completeness or properly flagged. Unless otherwise noted in a Case Narrative, all data reported in this Analytical Report are in compliance with NELAC standards.

The validity and integrity of this report will remain intact as long as it is accompanied by this letter and reproduced in full, unless written approval is granted by XENCO Laboratories. This report will be filed for at least 5 years in our archives after which time it will be destroyed without further notice, unless otherwise arranged with you. The samples received, and described as recorded in COC No. 239854 will be filed for 60 days, and after that time they will be properly disposed without further notice, unless otherwise arranged with you. We reserve the right to return to you any unused samples, extracts or solutions related to them if we consider so necessary (e.g., samples identified as hazardous waste, sample sizes exceeding analytical standard practices, controlled substances under regulated protocols, etc).

We thank you for selecting XENCO Laboratories to serve your analytical needs. If you have any questions concerning this report, please feel free to contact us at any time.

Respectfully,

Brent Barron
Laboratory Manager

Recipient of the Prestigious Small Business Administration Award of Excellence in 1994.
Certified and approved by numerous States and Agencies.
A Small Business and Minority Status Company that delivers SERVICE and QUALITY
Houston - Dallas - San Antonio - Austin - Tampa - Miami - Latin America

Sample Cross Reference 239854

3TM International, Houston , TX

Project: Koppers Wood Preserving

Sample Id	Matrix	Date Collected	Sample Depth	Lab Sample Id
3TM-KMS-SS-207-01	S	Jan-07-04 10:45	6 In	239854-001
3TM-KMS-SS-507-02	S	Jan-07-04 12:30	6 In	239854-002
3TM-KMS-SS-812-03	S	Jan-07-04 15:30	6 In	239854-003
3TM-KMS-SS-902-04	S	Jan-07-04 16:40	6 In	239854-004
3TM-KMS-SS-367-05	S	Jan-14-04 10:15	6 In	239854-005
3TM-KMS-SS-179-06	S	Jan-14-04 13:30	6 In	239854-006
3TM-KMS-SS-95-07	S	Jan-14-04 15:00	6 In	239854-007
3TM-KMS-SS-189-08	S	Jan-14-04 16:35	6 In	239854-008
3TM-KMS-SS-100-09	S	Jan-15-04 10:00	6 In	239854-009
3TM-KMS-SS-175-10	S	Jan-15-04 12:00	6 In	239854-010
3TM-KMS-SS-812-03 MS/MSD	S	Jan-07-04 15:30	6 In	239854-011
Duplicate 1	S	Jan-07-04 00:00	6 In	239854-012
Equipment Blank	W	Jan-07-04 00:00	In	239854-013
Field Blank	W	Jan-07-04 00:00	In	239854-014

XENCO Laboratories

Certificate of Analytical Results 239854

nelac accredited

3TM International, Houston , TX

Koppers Wood Preserving

Sample Id: 3TM-KMS-SS-207-01 Matrix: SOIL Sample Depth: 6 In
Lab Sample Id: 239854-001 Date Collected: Jan-07-04 10:45 Date Received: Jan-19-04 14:05

Analytical Method: SVOAs by EPA 8270C % Moist: 13.73 Prep Method: 3550B
Date Anal: Jan-23-04 04:34 Analyst: MAD Date Prep: Jan-20-04 08:51 Tech: MAD
Anal seq: 646779 Prep seq: 465223

Parameter	CAS Number	Result	MQL UnAdj	MQL Adj	MDL UnAdj	SQL	Units	Flag	Dil
Acenaphthene	83-32-9	U	0.167	0.193	0.0333	0.039	mg/kg	U	1
Acenaphthylene	208-96-8	U	0.167	0.193	0.0333	0.039	mg/kg	U	1
Aniline (Phenylamine, Aminobenzene)	62-53-3	U	0.667	0.773	0.0353	0.041	mg/kg	U	1
Anthracene	120-12-7	U	0.167	0.193	0.0446	0.052	mg/kg	U	1
Benzo(a)anthracene	56-55-3	U	0.167	0.193	0.0333	0.039	mg/kg	U	1
Benzo(a)pyrene	50-32-8	U	0.167	0.193	0.0333	0.039	mg/kg	U	1
Benzo(b)fluoranthene	205-99-2	U	0.167	0.193	0.0333	0.039	mg/kg	U	1
Benzo(g,h,i)perylene	191-24-2	U	0.167	0.193	0.0333	0.039	mg/kg	U	1
Benzo(k)fluoranthene	207-08-9	U	0.167	0.193	0.0340	0.039	mg/kg	U	1
Benzoic Acid	65-85-0	U	1.00	1.16	0.2980	0.346	mg/kg	U	1
Benzyl Butyl Phthalate	85-68-7	U	0.167	0.193	0.0382	0.044	mg/kg	U	1
bis(2-chloroethoxy) methane	111-91-1	U	0.333	0.386	0.0333	0.039	mg/kg	U	1
bis(2-chloroethyl) ether	111-44-4	U	0.333	0.386	0.0333	0.039	mg/kg	U	1
bis(2-chloroisopropyl) ether	108-60-1	U	0.333	0.386	0.0455	0.053	mg/kg	U	1
bis(2-ethylhexyl) phthalate	117-81-7	U	0.167	0.193	0.0333	0.039	mg/kg	U	1
4-Bromophenyl-phenylether	101-55-3	U	0.333	0.386	0.0452	0.052	mg/kg	U	1
di-n-Butyl Phthalate	84-74-2	U	0.167	0.193	0.0333	0.039	mg/kg	U	1
4-chloro-3-methylphenol	59-50-7	U	0.333	0.386	0.0407	0.047	mg/kg	U	1
4-Chloroaniline	106-47-8	U	0.667	0.773	0.0333	0.039	mg/kg	U	1
2-Chloronaphthalene	91-58-7	U	0.333	0.386	0.0333	0.039	mg/kg	U	1
2-Chlorophenol	95-57-8	U	0.333	0.386	0.0333	0.039	mg/kg	U	1
4-Chlorophenyl Phenyl Ether	7005-72-3	U	0.333	0.386	0.0333	0.039	mg/kg	U	1
Chrysene	218-01-9	U	0.167	0.193	0.0333	0.039	mg/kg	U	1
Dibenz(a,h)Anthracene	53-70-3	U	0.167	0.193	0.0404	0.047	mg/kg	U	1
Dibenzofuran	132-64-9	U	0.333	0.386	0.0369	0.043	mg/kg	U	1
1,2-Dichlorobenzene	95-50-1	U	0.333	0.386	0.0333	0.039	mg/kg	U	1
1,3-Dichlorobenzene	541-73-1	U	0.333	0.386	0.0333	0.039	mg/kg	U	1
1,4-Dichlorobenzene	106-46-7	U	0.333	0.386	0.0376	0.044	mg/kg	U	1
3,3-Dichlorobenzidine	91-94-1	U	0.333	0.386	0.0637	0.074	mg/kg	U	1
2,4-Dichlorophenol	120-83-2	U	0.333	0.386	0.0333	0.039	mg/kg	U	1
Diethyl Phthalate	84-66-2	U	0.167	0.193	0.0333	0.039	mg/kg	U	1
Dimethyl Phthalate	131-11-3	U	0.167	0.193	0.0379	0.044	mg/kg	U	1
2,4-Dimethylphenol	105-67-9	U	0.333	0.386	0.0333	0.039	mg/kg	U	1
4,6-dinitro-2-methyl phenol	534-52-1	U	0.333	0.386	0.0377	0.044	mg/kg	U	1
2,4-Dinitrophenol	51-28-5	U	0.333	0.386	0.0333	0.039	mg/kg	U	1
2,4-Dinitrotoluene	121-14-2	U	0.333	0.386	0.0436	0.051	mg/kg	U	1
2,6-Dinitrotoluene	606-20-2	U	0.333	0.386	0.0333	0.039	mg/kg	U	1
Fluoranthene	206-44-0	U	0.167	0.193	0.0367	0.043	mg/kg	U	1
Fluorene	86-73-7	U	0.167	0.193	0.0333	0.039	mg/kg	U	1
Hexachlorobenzene	118-74-1	U	0.333	0.386	0.0337	0.039	mg/kg	U	1
Hexachlorobutadiene	87-68-3	U	0.333	0.386	0.0333	0.039	mg/kg	U	1
Hexachlorocyclopentadiene	77-47-4	U	0.333	0.386	0.0333	0.039	mg/kg	U	1
Hexachloroethane	67-72-1	U	0.333	0.386	0.0357	0.041	mg/kg	U	1
Indeno(1,2,3-c,d)Pyrene	193-39-5	U	0.167	0.193	0.0487	0.056	mg/kg	U	1
Isophorone	78-59-1	U	0.333	0.386	0.0540	0.063	mg/kg	U	1

Certificate of Analytical Results 239854

3TM International, Houston , TX

Koppers Wood Preserving

Sample Id: **3TM-KMS-SS-207-01** Matrix: SOIL Sample Depth: 6 In
Lab Sample Id: **239854-001** Date Collected: Jan-07-04 10:45 Date Received: Jan-19-04 14:05

Analytical Method: **SVOAs by EPA 8270C** % Moist: 13.73 Prep Method: 3550B
Date Anal: Jan-23-04 04:34 Analyst: MAD Date Prep: Jan-20-04 08:51 Tech: MAD
Anal seq: 646779 Prep seq: 465223

Parameter	CAS Number	Result	MQL UnAdj	MQL Adj	MDL UnAdj	SQL	Units	Flag	Dil
2-Methylnaphthalene	91-57-6	U	0.167	0.193	0.0350	0.041	mg/kg	U	1
2-methylphenol	95-48-7	U	0.333	0.386	0.0415	0.048	mg/kg	U	1
3&4-Methylphenol		U	0.333	0.386	0.0675	0.078	mg/kg	U	1
Naphthalene	91-20-3	U	0.167	0.193	0.0357	0.041	mg/kg	U	1
4-Nitroaniline	100-01-6	U	0.667	0.773	0.0560	0.065	mg/kg	U	1
3-Nitroaniline	99-09-2	U	0.333	0.386	0.0709	0.082	mg/kg	U	1
2-Nitroaniline	88-74-4	U	0.333	0.386	0.0348	0.040	mg/kg	U	1
Nitrobenzene	98-95-3	U	0.333	0.386	0.0333	0.039	mg/kg	U	1
2-Nitrophenol	88-75-5	U	0.333	0.386	0.0333	0.039	mg/kg	U	1
4-Nitrophenol	100-02-7	U	0.333	0.386	0.0579	0.067	mg/kg	U	1
N-Nitrosodi-n-Propylamine	621-64-7	U	0.333	0.386	0.0333	0.039	mg/kg	U	1
N-Nitrosodiphenylamine	86-30-6	U	0.333	0.386	0.0402	0.047	mg/kg	U	1
di-n-Octyl Phthalate	117-84-0	U	0.167	0.193	0.0333	0.039	mg/kg	U	1
Pentachlorophenol	87-86-5	U	0.333	0.386	0.0474	0.055	mg/kg	U	1
Phenanthrene	85-01-8	U	0.167	0.193	0.0333	0.039	mg/kg	U	1
Phenol	108-95-2	U	0.333	0.386	0.0333	0.039	mg/kg	U	1
Pyrene	129-00-0	U	0.167	0.193	0.0380	0.044	mg/kg	U	1
Pyridine	110-86-1	U	0.333	0.386	0.1230	0.142	mg/kg	U	1
1,2,4-Trichlorobenzene	120-82-1	U	0.333	0.386	0.0333	0.039	mg/kg	U	1
2,4,6-Trichlorophenol	88-06-2	U	0.333	0.386	0.0368	0.043	mg/kg	U	1
2,4,5-Trichlorophenol	95-95-4	U	0.333	0.386	0.0333	0.039	mg/kg	U	1

Analytical Method: **Percent Moisture** % Moist: Prep Method:
Date Anal: Jan-19-04 17:12 Analyst: JUJ Date Prep: Tech: JUJ
Anal seq: 646678 Prep seq:

Parameter	CAS Number	Result	MQL UnAdj	MQL Adj	MDL UnAdj	SQL	Units	Flag	Dil
Percent Moisture		13.7					%		

XENCO Laboratories

Certificate of Analytical Results 239854

nelac accredited

3TM International, Houston , TX

Koppers Wood Preserving

Sample Id: **3TM-KMS-SS-507-02** Matrix: SOIL Sample Depth: 6 In
Lab Sample Id: **239854-002** Date Collected: Jan-07-04 12:30 Date Received: Jan-19-04 14:05

Analytical Method: **SVOAs by EPA 8270C** % Moist: 14.36 Prep Method: 3550B
Date Anal: Jan-22-04 18:46 Analyst: MAD Date Prep: Jan-20-04 08:55 Tech: MAD
Anal seq: 646779 Prep seq: 465223

Parameter	CAS Number	Result	MQL UnAdj	MQL Adj	MDL UnAdj	SQL	Units	Flag	Dil
Acenaphthene	83-32-9	U	0.167	0.195	0.0333	0.039	mg/kg	U	1
Acenaphthylene	208-96-8	U	0.167	0.195	0.0333	0.039	mg/kg	U	1
Aniline (Phenylamine, Aminobenzene)	62-53-3	U	0.667	0.778	0.0353	0.041	mg/kg	U	1
Anthracene	120-12-7	U	0.167	0.195	0.0446	0.052	mg/kg	U	1
Benzo(a)anthracene	56-55-3	U	0.167	0.195	0.0333	0.039	mg/kg	U	1
Benzo(a)pyrene	50-32-8	U	0.167	0.195	0.0333	0.039	mg/kg	U	1
Benzo(b)fluoranthene	205-99-2	U	0.167	0.195	0.0333	0.039	mg/kg	U	1
Benzo(g,h,i)perylene	191-24-2	U	0.167	0.195	0.0333	0.039	mg/kg	U	1
Benzo(k)fluoranthene	207-08-9	U	0.167	0.195	0.0340	0.040	mg/kg	U	1
Benzoic Acid	65-85-0	U	1.00	1.17	0.2980	0.348	mg/kg	U	1
Benzyl Butyl Phthalate	85-68-7	U	0.167	0.195	0.0382	0.045	mg/kg	U	1
bis(2-chloroethoxy) methane	111-91-1	U	0.333	0.389	0.0333	0.039	mg/kg	U	1
bis(2-chloroethyl) ether	111-44-4	U	0.333	0.389	0.0333	0.039	mg/kg	U	1
bis(2-chloroisopropyl) ether	108-60-1	U	0.333	0.389	0.0455	0.053	mg/kg	U	1
bis(2-ethylhexyl) phthalate	117-81-7	U	0.167	0.195	0.0333	0.039	mg/kg	U	1
4-Bromophenyl-phenylether	101-55-3	U	0.333	0.389	0.0452	0.053	mg/kg	U	1
di-n-Butyl Phthalate	84-74-2	U	0.167	0.195	0.0333	0.039	mg/kg	U	1
4-chloro-3-methylphenol	59-50-7	U	0.333	0.389	0.0407	0.048	mg/kg	U	1
4-Chloroaniline	106-47-8	U	0.667	0.778	0.0333	0.039	mg/kg	U	1
2-Chloronaphthalene	91-58-7	U	0.333	0.389	0.0333	0.039	mg/kg	U	1
2-Chlorophenol	95-57-8	U	0.333	0.389	0.0333	0.039	mg/kg	U	1
4-Chlorophenyl Phenyl Ether	7005-72-3	U	0.333	0.389	0.0333	0.039	mg/kg	U	1
Chrysene	218-01-9	U	0.167	0.195	0.0333	0.039	mg/kg	U	1
Dibenz(a,h)Anthracene	53-70-3	U	0.167	0.195	0.0404	0.047	mg/kg	U	1
Dibenzofuran	132-64-9	U	0.333	0.389	0.0369	0.043	mg/kg	U	1
1,2-Dichlorobenzene	95-50-1	U	0.333	0.389	0.0333	0.039	mg/kg	U	1
1,3-Dichlorobenzene	541-73-1	U	0.333	0.389	0.0333	0.039	mg/kg	U	1
1,4-Dichlorobenzene	106-46-7	U	0.333	0.389	0.0376	0.044	mg/kg	U	1
3,3-Dichlorobenzidine	91-94-1	U	0.333	0.389	0.0637	0.074	mg/kg	U	1
2,4-Dichlorophenol	120-83-2	U	0.333	0.389	0.0333	0.039	mg/kg	U	1
Diethyl Phthalate	84-66-2	U	0.167	0.195	0.0333	0.039	mg/kg	U	1
Dimethyl Phthalate	131-11-3	U	0.167	0.195	0.0379	0.044	mg/kg	U	1
2,4-Dimethylphenol	105-67-9	U	0.333	0.389	0.0333	0.039	mg/kg	U	1
4,6-dinitro-2-methyl phenol	534-52-1	U	0.333	0.389	0.0377	0.044	mg/kg	U	1
2,4-Dinitrophenol	51-28-5	U	0.333	0.389	0.0333	0.039	mg/kg	U	1
2,4-Dinitrotoluene	121-14-2	U	0.333	0.389	0.0436	0.051	mg/kg	U	1
2,6-Dinitrotoluene	606-20-2	U	0.333	0.389	0.0333	0.039	mg/kg	U	1
Fluoranthene	206-44-0	U	0.167	0.195	0.0367	0.043	mg/kg	U	1
Fluorene	86-73-7	U	0.167	0.195	0.0333	0.039	mg/kg	U	1
Hexachlorobenzene	118-74-1	U	0.333	0.389	0.0337	0.039	mg/kg	U	1
Hexachlorobutadiene	87-68-3	U	0.333	0.389	0.0333	0.039	mg/kg	U	1
Hexachlorocyclopentadiene	77-47-4	U	0.333	0.389	0.0333	0.039	mg/kg	U	1
Hexachloroethane	67-72-1	U	0.333	0.389	0.0357	0.042	mg/kg	U	1
Indeno(1,2,3-c,d)Pyrene	193-39-5	U	0.167	0.195	0.0487	0.057	mg/kg	U	1
Isophorone	78-59-1	U	0.333	0.389	0.0540	0.063	mg/kg	U	1

Certificate of Analytical Results 239854

3TM International, Houston , TX

Koppers Wood Preserving

Sample Id: **3TM-KMS-SS-507-02** Matrix: SOIL Sample Depth: 6 In
Lab Sample Id: **239854-002** Date Collected: Jan-07-04 12:30 Date Received: Jan-19-04 14:05

Analytical Method: **SVOAs by EPA 8270C** % Moist: 14.36 Prep Method: 3550B
Date Anal: Jan-22-04 18:46 Analyst: MAD Date Prep: Jan-20-04 08:55 Tech: MAD
Anal seq: 646779 Prep seq: 465223

Parameter	CAS Number	Result	MQL UnAdj	MQL Adj	MDL UnAdj	SQL	Units	Flag	Dil
2-Methylnaphthalene	91-57-6	U	0.167	0.195	0.0350	0.041	mg/kg	U	1
2-methylphenol	95-48-7	U	0.333	0.389	0.0415	0.048	mg/kg	U	1
3&4-Methylphenol		U	0.333	0.389	0.0675	0.079	mg/kg	U	1
Naphthalene	91-20-3	U	0.167	0.195	0.0357	0.042	mg/kg	U	1
4-Nitroaniline	100-01-6	U	0.667	0.778	0.0560	0.065	mg/kg	U	1
3-Nitroaniline	99-09-2	U	0.333	0.389	0.0709	0.083	mg/kg	U	1
2-Nitroaniline	88-74-4	U	0.333	0.389	0.0348	0.041	mg/kg	U	1
Nitrobenzene	98-95-3	U	0.333	0.389	0.0333	0.039	mg/kg	U	1
2-Nitrophenol	88-75-5	U	0.333	0.389	0.0333	0.039	mg/kg	U	1
4-Nitrophenol	100-02-7	U	0.333	0.389	0.0579	0.068	mg/kg	U	1
N-Nitrosodi-n-Propylamine	621-64-7	U	0.333	0.389	0.0333	0.039	mg/kg	U	1
N-Nitrosodiphenylamine	86-30-6	U	0.333	0.389	0.0402	0.047	mg/kg	U	1
di-n-Octyl Phthalate	117-84-0	U	0.167	0.195	0.0333	0.039	mg/kg	U	1
Pentachlorophenol	87-86-5	U	0.333	0.389	0.0474	0.055	mg/kg	U	1
Phenanthrene	85-01-8	U	0.167	0.195	0.0333	0.039	mg/kg	U	1
Phenol	108-95-2	U	0.333	0.389	0.0333	0.039	mg/kg	U	1
Pyrene	129-00-0	U	0.167	0.195	0.0380	0.044	mg/kg	U	1
Pyridine	110-86-1	U	0.333	0.389	0.1230	0.143	mg/kg	U	1
1,2,4-Trichlorobenzene	120-82-1	U	0.333	0.389	0.0333	0.039	mg/kg	U	1
2,4,6-Trichlorophenol	88-06-2	U	0.333	0.389	0.0368	0.043	mg/kg	U	1
2,4,5-Trichlorophenol	95-95-4	U	0.333	0.389	0.0333	0.039	mg/kg	U	1

Analytical Method: **Percent Moisture** % Moist: Prep Method:
Date Anal: Jan-19-04 17:16 Analyst: JUJ Date Prep: Tech: JUJ
Anal seq: 646678 Prep seq:

Parameter	CAS Number	Result	MQL UnAdj	MQL Adj	MDL UnAdj	SQL	Units	Flag	Dil
Percent Moisture		14.4					%		

XENCO Laboratories

Certificate of Analytical Results 239854

nelac accredited

3TM International, Houston , TX

Koppers Wood Preserving

Sample Id: 3TM-KMS-SS-812-03 Matrix: SOIL Sample Depth: 6 In
Lab Sample Id: 239854-003 Date Collected: Jan-07-04 15:30 Date Received: Jan-19-04 14:05

Analytical Method: SVOAs by EPA 8270C % Moist: 20.93 Prep Method: 3550B
Date Anal: Jan-22-04 20:43 Analyst: MAD Date Prep: Jan-20-04 08:58 Tech: MAD
Anal seq: 646779 Prep seq: 465223

Parameter	CAS Number	Result	MQL UnAdj	MQL Adj	MDL UnAdj	SQL	Units	Flag	Dil
Acenaphthene	83-32-9	U	0.167	0.211	0.0333	0.042	mg/kg	U	1
Acenaphthylene	208-96-8	U	0.167	0.211	0.0333	0.042	mg/kg	U	1
Aniline (Phenylamine, Aminobenzene)	62-53-3	U	0.667	0.843	0.0353	0.045	mg/kg	U	1
Anthracene	120-12-7	U	0.167	0.211	0.0446	0.056	mg/kg	U	1
Benzo(a)anthracene	56-55-3	U	0.167	0.211	0.0333	0.042	mg/kg	U	1
Benzo(a)pyrene	50-32-8	U	0.167	0.211	0.0333	0.042	mg/kg	U	1
Benzo(b)fluoranthene	205-99-2	U	0.167	0.211	0.0333	0.042	mg/kg	U	1
Benzo(g,h,i)perylene	191-24-2	U	0.167	0.211	0.0333	0.042	mg/kg	U	1
Benzo(k)fluoranthene	207-08-9	U	0.167	0.211	0.0340	0.043	mg/kg	U	1
Benzoic Acid	65-85-0	U	1.00	1.26	0.2980	0.377	mg/kg	U	1
Benzyl Butyl Phthalate	85-68-7	U	0.167	0.211	0.0382	0.048	mg/kg	U	1
bis(2-chloroethoxy) methane	111-91-1	U	0.333	0.421	0.0333	0.042	mg/kg	U	1
bis(2-chloroethyl) ether	111-44-4	U	0.333	0.421	0.0333	0.042	mg/kg	U	1
bis(2-chloroisopropyl) ether	108-60-1	U	0.333	0.421	0.0455	0.058	mg/kg	U	1
bis(2-ethylhexyl) phthalate	117-81-7	U	0.167	0.211	0.0333	0.042	mg/kg	U	1
4-Bromophenyl-phenylether	101-55-3	U	0.333	0.421	0.0452	0.057	mg/kg	U	1
di-n-Butyl Phthalate	84-74-2	U	0.167	0.211	0.0333	0.042	mg/kg	U	1
4-chloro-3-methylphenol	59-50-7	U	0.333	0.421	0.0407	0.051	mg/kg	U	1
4-Chloroaniline	106-47-8	U	0.667	0.843	0.0333	0.042	mg/kg	U	1
2-Chloronaphthalene	91-58-7	U	0.333	0.421	0.0333	0.042	mg/kg	U	1
2-Chlorophenol	95-57-8	U	0.333	0.421	0.0333	0.042	mg/kg	U	1
4-Chlorophenyl Phenyl Ether	7005-72-3	U	0.333	0.421	0.0333	0.042	mg/kg	U	1
Chrysene	218-01-9	U	0.167	0.211	0.0333	0.042	mg/kg	U	1
Dibenz(a,h)Anthracene	53-70-3	U	0.167	0.211	0.0404	0.051	mg/kg	U	1
Dibenzofuran	132-64-9	U	0.333	0.421	0.0369	0.047	mg/kg	U	1
1,2-Dichlorobenzene	95-50-1	U	0.333	0.421	0.0333	0.042	mg/kg	U	1
1,3-Dichlorobenzene	541-73-1	U	0.333	0.421	0.0333	0.042	mg/kg	U	1
1,4-Dichlorobenzene	106-46-7	U	0.333	0.421	0.0376	0.048	mg/kg	U	1
3,3-Dichlorobenzidine	91-94-1	U	0.333	0.421	0.0637	0.081	mg/kg	U	1
2,4-Dichlorophenol	120-83-2	U	0.333	0.421	0.0333	0.042	mg/kg	U	1
Diethyl Phthalate	84-66-2	U	0.167	0.211	0.0333	0.042	mg/kg	U	1
Dimethyl Phthalate	131-11-3	U	0.167	0.211	0.0379	0.048	mg/kg	U	1
2,4-Dimethylphenol	105-67-9	U	0.333	0.421	0.0333	0.042	mg/kg	U	1
4,6-dinitro-2-methyl phenol	534-52-1	U	0.333	0.421	0.0377	0.048	mg/kg	U	1
2,4-Dinitrophenol	51-28-5	U	0.333	0.421	0.0333	0.042	mg/kg	U	1
2,4-Dinitrotoluene	121-14-2	U	0.333	0.421	0.0436	0.055	mg/kg	U	1
2,6-Dinitrotoluene	606-20-2	U	0.333	0.421	0.0333	0.042	mg/kg	U	1
Fluoranthene	206-44-0	U	0.167	0.211	0.0367	0.046	mg/kg	U	1
Fluorene	86-73-7	U	0.167	0.211	0.0333	0.042	mg/kg	U	1
Hexachlorobenzene	118-74-1	U	0.333	0.421	0.0337	0.043	mg/kg	U	1
Hexachlorobutadiene	87-68-3	U	0.333	0.421	0.0333	0.042	mg/kg	U	1
Hexachlorocyclopentadiene	77-47-4	U	0.333	0.421	0.0333	0.042	mg/kg	U	1
Hexachloroethane	67-72-1	U	0.333	0.421	0.0357	0.045	mg/kg	U	1
Indeno(1,2,3-c,d)Pyrene	193-39-5	U	0.167	0.211	0.0487	0.062	mg/kg	U	1
Isophorone	78-59-1	U	0.333	0.421	0.0540	0.068	mg/kg	U	1

XENCO laboratories

Certificate of Analytical Results 239854

nelac accredited

3TM International, Houston , TX

Koppers Wood Preserving

Sample Id: **3TM-KMS-SS-812-03** Matrix: SOIL Sample Depth: 6 In
Lab Sample Id: **239854-003** Date Collected: Jan-07-04 15:30 Date Received: Jan-19-04 14:05

Analytical Method: **SVOAs by EPA 8270C** % Moist: 20.93 Prep Method: 3550B
Date Anal: Jan-22-04 20:43 Analyst: MAD Date Prep: Jan-20-04 08:58 Tech: MAD
Anal seq: 646779 Prep seq: 465223

Parameter	CAS Number	Result	MQL UnAdj	MQL Adj	MDL UnAdj	SQL	Units	Flag	Dil
2-Methylnaphthalene	91-57-6	U	0.167	0.211	0.0350	0.044	mg/kg	U	1
2-methylphenol	95-48-7	U	0.333	0.421	0.0415	0.052	mg/kg	U	1
3&4-Methylphenol		U	0.333	0.421	0.0675	0.085	mg/kg	U	1
Naphthalene	91-20-3	U	0.167	0.211	0.0357	0.045	mg/kg	U	1
4-Nitroaniline	100-01-6	U	0.667	0.843	0.0560	0.071	mg/kg	U	1
3-Nitroaniline	99-09-2	U	0.333	0.421	0.0709	0.090	mg/kg	U	1
2-Nitroaniline	88-74-4	U	0.333	0.421	0.0348	0.044	mg/kg	U	1
Nitrobenzene	98-95-3	U	0.333	0.421	0.0333	0.042	mg/kg	U	1
2-Nitrophenol	88-75-5	U	0.333	0.421	0.0333	0.042	mg/kg	U	1
4-Nitrophenol	100-02-7	U	0.333	0.421	0.0579	0.073	mg/kg	U	1
N-Nitrosodi-n-Propylamine	621-64-7	U	0.333	0.421	0.0333	0.042	mg/kg	U	1
N-Nitrosodiphenylamine	86-30-6	U	0.333	0.421	0.0402	0.051	mg/kg	U	1
di-n-Octyl Phthalate	117-84-0	U	0.167	0.211	0.0333	0.042	mg/kg	U	1
Pentachlorophenol	87-86-5	U	0.333	0.421	0.0474	0.060	mg/kg	U	1
Phenanthrene	85-01-8	U	0.167	0.211	0.0333	0.042	mg/kg	U	1
Phenol	108-95-2	U	0.333	0.421	0.0333	0.042	mg/kg	U	1
Pyrene	129-00-0	U	0.167	0.211	0.0380	0.048	mg/kg	U	1
Pyridine	110-86-1	U	0.333	0.421	0.1230	0.155	mg/kg	U	1
1,2,4-Trichlorobenzene	120-82-1	U	0.333	0.421	0.0333	0.042	mg/kg	U	1
2,4,6-Trichlorophenol	88-06-2	U	0.333	0.421	0.0368	0.047	mg/kg	U	1
2,4,5-Trichlorophenol	95-95-4	U	0.333	0.421	0.0333	0.042	mg/kg	U	1

Analytical Method: **Percent Moisture** % Moist: Prep Method:
Date Anal: Jan-19-04 17:18 Analyst: JUJ Date Prep: Tech: JUJ
Anal seq: 646678 Prep seq:

Parameter	CAS Number	Result	MQL UnAdj	MQL Adj	MDL UnAdj	SQL	Units	Flag	Dil
Percent Moisture		20.9					%		

XENCO Laboratories

Certificate of Analytical Results 239854

nelac accredited

3TM International, Houston , TX

Koppers Wood Preserving

Sample Id: 3TM-KMS-SS-902-04 | Matrix: SOIL | Sample Depth: 6 In
Lab Sample Id: 239854-004 | Date Collected: Jan-07-04 16:40 | Date Received: Jan-19-04 14:05

Analytical Method: SVOAs by EPA 8270C | % Moist: 20.44 | Prep Method: 3550B
Date Anal: Jan-22-04 21:32 | Analyst: MAD | Date Prep: Jan-20-04 09:02 | Tech: MAD
Anal seq: 646779 | Prep seq: 465223

Parameter	CAS Number	Result	MQL UnAdj	MQL Adj	MDL UnAdj	SQL	Units	Flag	Dil
Acenaphthene	83-32-9	U	0.167	0.209	0.0333	0.042	mg/kg	U	1
Acenaphthylene	208-96-8	U	0.167	0.209	0.0333	0.042	mg/kg	U	1
Aniline (Phenylamine, Aminobenzene)	62-53-3	U	0.667	0.838	0.0353	0.044	mg/kg	U	1
Anthracene	120-12-7	U	0.167	0.209	0.0446	0.056	mg/kg	U	1
Benzo(a)anthracene	56-55-3	U	0.167	0.209	0.0333	0.042	mg/kg	U	1
Benzo(a)pyrene	50-32-8	U	0.167	0.209	0.0333	0.042	mg/kg	U	1
Benzo(b)fluoranthene	205-99-2	U	0.167	0.209	0.0333	0.042	mg/kg	U	1
Benzo(g,h,i)perylene	191-24-2	U	0.167	0.209	0.0333	0.042	mg/kg	U	1
Benzo(k)fluoranthene	207-08-9	U	0.167	0.209	0.0340	0.043	mg/kg	U	1
Benzoic Acid	65-85-0	U	1.00	1.26	0.2980	0.375	mg/kg	U	1
Benzyl Butyl Phthalate	85-68-7	U	0.167	0.209	0.0382	0.048	mg/kg	U	1
bis(2-chloroethoxy) methane	111-91-1	U	0.333	0.419	0.0333	0.042	mg/kg	U	1
bis(2-chloroethyl) ether	111-44-4	U	0.333	0.419	0.0333	0.042	mg/kg	U	1
bis(2-chloroisopropyl) ether	108-60-1	U	0.333	0.419	0.0455	0.057	mg/kg	U	1
bis(2-ethylhexyl) phthalate	117-81-7	U	0.167	0.209	0.0333	0.042	mg/kg	U	1
4-Bromophenyl-phenylether	101-55-3	U	0.333	0.419	0.0452	0.057	mg/kg	U	1
di-n-Butyl Phthalate	84-74-2	U	0.167	0.209	0.0333	0.042	mg/kg	U	1
4-chloro-3-methylphenol	59-50-7	U	0.333	0.419	0.0407	0.051	mg/kg	U	1
4-Chloroaniline	106-47-8	U	0.667	0.838	0.0333	0.042	mg/kg	U	1
2-Chloronaphthalene	91-58-7	U	0.333	0.419	0.0333	0.042	mg/kg	U	1
2-Chlorophenol	95-57-8	U	0.333	0.419	0.0333	0.042	mg/kg	U	1
4-Chlorophenyl Phenyl Ether	7005-72-3	U	0.333	0.419	0.0333	0.042	mg/kg	U	1
Chrysene	218-01-9	U	0.167	0.209	0.0333	0.042	mg/kg	U	1
Dibenz(a,h)Anthracene	53-70-3	U	0.167	0.209	0.0404	0.051	mg/kg	U	1
Dibenzofuran	132-64-9	U	0.333	0.419	0.0369	0.046	mg/kg	U	1
1,2-Dichlorobenzene	95-50-1	U	0.333	0.419	0.0333	0.042	mg/kg	U	1
1,3-Dichlorobenzene	541-73-1	U	0.333	0.419	0.0333	0.042	mg/kg	U	1
1,4-Dichlorobenzene	106-46-7	U	0.333	0.419	0.0376	0.047	mg/kg	U	1
3,3-Dichlorobenzidine	91-94-1	U	0.333	0.419	0.0637	0.080	mg/kg	U	1
2,4-Dichlorophenol	120-83-2	U	0.333	0.419	0.0333	0.042	mg/kg	U	1
Diethyl Phthalate	84-66-2	U	0.167	0.209	0.0333	0.042	mg/kg	U	1
Dimethyl Phthalate	131-11-3	U	0.167	0.209	0.0379	0.048	mg/kg	U	1
2,4-Dimethylphenol	105-67-9	U	0.333	0.419	0.0333	0.042	mg/kg	U	1
4,6-dinitro-2-methyl phenol	534-52-1	U	0.333	0.419	0.0377	0.047	mg/kg	U	1
2,4-Dinitrophenol	51-28-5	U	0.333	0.419	0.0333	0.042	mg/kg	U	1
2,4-Dinitrotoluene	121-14-2	U	0.333	0.419	0.0436	0.055	mg/kg	U	1
2,6-Dinitrotoluene	606-20-2	U	0.333	0.419	0.0333	0.042	mg/kg	U	1
Fluoranthene	206-44-0	U	0.167	0.209	0.0367	0.046	mg/kg	U	1
Fluorene	86-73-7	U	0.167	0.209	0.0333	0.042	mg/kg	U	1
Hexachlorobenzene	118-74-1	U	0.333	0.419	0.0337	0.042	mg/kg	U	1
Hexachlorobutadiene	87-68-3	U	0.333	0.419	0.0333	0.042	mg/kg	U	1
Hexachlorocyclopentadiene	77-47-4	U	0.333	0.419	0.0333	0.042	mg/kg	U	1
Hexachloroethane	67-72-1	U	0.333	0.419	0.0357	0.045	mg/kg	U	1
Indeno(1,2,3-c,d)Pyrene	193-39-5	U	0.167	0.209	0.0487	0.061	mg/kg	U	1
Isophorone	78-59-1	U	0.333	0.419	0.0540	0.068	mg/kg	U	1

XENCO Laboratories

Certificate of Analytical Results 239854

nelac accredited

3TM International, Houston , TX

Koppers Wood Preserving

Sample Id: **3TM-KMS-SS-902-04** Matrix: SOIL Sample Depth: 6 In
Lab Sample Id: **239854-004** Date Collected: Jan-07-04 16:40 Date Received: Jan-19-04 14:05

Analytical Method: **SVOAs by EPA 8270C** % Moist: 20.44 Prep Method: 3550B
Date Anal: Jan-22-04 21:32 Analyst: MAD Date Prep: Jan-20-04 09:02 Tech: MAD
Anal seq: 646779 Prep seq: 465223

Parameter	CAS Number	Result	MQL UnAdj	MQL Adj	MDL UnAdj	SQL	Units	Flag	Dil
2-Methylnaphthalene	91-57-6	U	0.167	0.209	0.0350	0.044	mg/kg	U	1
2-methylphenol	95-48-7	U	0.333	0.419	0.0415	0.052	mg/kg	U	1
3&4-Methylphenol		U	0.333	0.419	0.0675	0.085	mg/kg	U	1
Naphthalene	91-20-3	U	0.167	0.209	0.0357	0.045	mg/kg	U	1
4-Nitroaniline	100-01-6	U	0.667	0.838	0.0560	0.070	mg/kg	U	1
3-Nitroaniline	99-09-2	U	0.333	0.419	0.0709	0.089	mg/kg	U	1
2-Nitroaniline	88-74-4	U	0.333	0.419	0.0348	0.044	mg/kg	U	1
Nitrobenzene	98-95-3	U	0.333	0.419	0.0333	0.042	mg/kg	U	1
2-Nitrophenol	88-75-5	U	0.333	0.419	0.0333	0.042	mg/kg	U	1
4-Nitrophenol	100-02-7	U	0.333	0.419	0.0579	0.073	mg/kg	U	1
N-Nitrosodi-n-Propylamine	621-64-7	U	0.333	0.419	0.0333	0.042	mg/kg	U	1
N-Nitrosodiphenylamine	86-30-6	U	0.333	0.419	0.0402	0.051	mg/kg	U	1
di-n-Octyl Phthalate	117-84-0	U	0.167	0.209	0.0333	0.042	mg/kg	U	1
Pentachlorophenol	87-86-5	U	0.333	0.419	0.0474	0.060	mg/kg	U	1
Phenanthrene	85-01-8	U	0.167	0.209	0.0333	0.042	mg/kg	U	1
Phenol	108-95-2	U	0.333	0.419	0.0333	0.042	mg/kg	U	1
Pyrene	129-00-0	U	0.167	0.209	0.0380	0.048	mg/kg	U	1
Pyridine	110-86-1	U	0.333	0.419	0.1230	0.154	mg/kg	U	1
1,2,4-Trichlorobenzene	120-82-1	U	0.333	0.419	0.0333	0.042	mg/kg	U	1
2,4,6-Trichlorophenol	88-06-2	U	0.333	0.419	0.0368	0.046	mg/kg	U	1
2,4,5-Trichlorophenol	95-95-4	U	0.333	0.419	0.0333	0.042	mg/kg	U	1

Analytical Method: **Percent Moisture** % Moist: Prep Method:
Date Anal: Jan-19-04 17:20 Analyst: JUJ Date Prep: Tech: JUJ
Anal seq: 646678 Prep seq:

Parameter	CAS Number	Result	MQL UnAdj	MQL Adj	MDL UnAdj	SQL	Units	Flag	Dil
Percent Moisture		20.4					%		

XENCO Laboratories

Certificate of Analytical Results 239854

nelac accredited

3TM International, Houston , TX

Koppers Wood Preserving

Sample Id: 3TM-KMS-SS-367-05 | Matrix: SOIL | Sample Depth: 6 In
Lab Sample Id: 239854-005 | Date Collected: Jan-14-04 10:15 | Date Received: Jan-19-04 14:05

Analytical Method: SVOAs by EPA 8270C | % Moist: 24.95 | Prep Method: 3550B
Date Anal: Jan-22-04 22:23 | Analyst: MAD | Date Prep: Jan-20-04 09:06 | Tech: MAD
Anal seq: 646779 | Prep seq: 465223

Parameter	CAS Number	Result	MQL UnAdj	MQL Adj	MDL UnAdj	SQL	Units	Flag	Dil
Acenaphthene	83-32-9	U	0.167	0.222	0.0333	0.044	mg/kg	U	1
Acenaphthylene	208-96-8	U	0.167	0.222	0.0333	0.044	mg/kg	U	1
Aniline (Phenylamine, Aminobenzene)	62-53-3	U	0.667	0.888	0.0353	0.047	mg/kg	U	1
Anthracene	120-12-7	U	0.167	0.222	0.0446	0.059	mg/kg	U	1
Benzo(a)anthracene	56-55-3	U	0.167	0.222	0.0333	0.044	mg/kg	U	1
Benzo(a)pyrene	50-32-8	U	0.167	0.222	0.0333	0.044	mg/kg	U	1
Benzo(b)fluoranthene	205-99-2	U	0.167	0.222	0.0333	0.044	mg/kg	U	1
Benzo(g,h,i)perylene	191-24-2	U	0.167	0.222	0.0333	0.044	mg/kg	U	1
Benzo(k)fluoranthene	207-08-9	U	0.167	0.222	0.0340	0.045	mg/kg	U	1
Benzoic Acid	65-85-0	U	1.00	1.33	0.2980	0.397	mg/kg	U	1
Benzyl Butyl Phthalate	85-68-7	U	0.167	0.222	0.0382	0.051	mg/kg	U	1
bis(2-chloroethoxy) methane	111-91-1	U	0.333	0.444	0.0333	0.044	mg/kg	U	1
bis(2-chloroethyl) ether	111-44-4	U	0.333	0.444	0.0333	0.044	mg/kg	U	1
bis(2-chloroisopropyl) ether	108-60-1	U	0.333	0.444	0.0455	0.061	mg/kg	U	1
bis(2-ethylhexyl) phthalate	117-81-7	U	0.167	0.222	0.0333	0.044	mg/kg	U	1
4-Bromophenyl-phenylether	101-55-3	U	0.333	0.444	0.0452	0.060	mg/kg	U	1
di-n-Butyl Phthalate	84-74-2	U	0.167	0.222	0.0333	0.044	mg/kg	U	1
4-chloro-3-methylphenol	59-50-7	U	0.333	0.444	0.0407	0.054	mg/kg	U	1
4-Chloroaniline	106-47-8	U	0.667	0.888	0.0333	0.044	mg/kg	U	1
2-Chloronaphthalene	91-58-7	U	0.333	0.444	0.0333	0.044	mg/kg	U	1
2-Chlorophenol	95-57-8	U	0.333	0.444	0.0333	0.044	mg/kg	U	1
4-Chlorophenyl Phenyl Ether	7005-72-3	U	0.333	0.444	0.0333	0.044	mg/kg	U	1
Chrysene	218-01-9	U	0.167	0.222	0.0333	0.044	mg/kg	U	1
Dibenz(a,h)Anthracene	53-70-3	U	0.167	0.222	0.0404	0.054	mg/kg	U	1
Dibenzofuran	132-64-9	U	0.333	0.444	0.0369	0.049	mg/kg	U	1
1,2-Dichlorobenzene	95-50-1	U	0.333	0.444	0.0333	0.044	mg/kg	U	1
1,3-Dichlorobenzene	541-73-1	U	0.333	0.444	0.0333	0.044	mg/kg	U	1
1,4-Dichlorobenzene	106-46-7	U	0.333	0.444	0.0376	0.050	mg/kg	U	1
3,3-Dichlorobenzidine	91-94-1	U	0.333	0.444	0.0637	0.085	mg/kg	U	1
2,4-Dichlorophenol	120-83-2	U	0.333	0.444	0.0333	0.044	mg/kg	U	1
Diethyl Phthalate	84-66-2	U	0.167	0.222	0.0333	0.044	mg/kg	U	1
Dimethyl Phthalate	131-11-3	U	0.167	0.222	0.0379	0.051	mg/kg	U	1
2,4-Dimethylphenol	105-67-9	U	0.333	0.444	0.0333	0.044	mg/kg	U	1
4,6-dinitro-2-methyl phenol	534-52-1	U	0.333	0.444	0.0377	0.050	mg/kg	U	1
2,4-Dinitrophenol	51-28-5	U	0.333	0.444	0.0333	0.044	mg/kg	U	1
2,4-Dinitrotoluene	121-14-2	U	0.333	0.444	0.0436	0.058	mg/kg	U	1
2,6-Dinitrotoluene	606-20-2	U	0.333	0.444	0.0333	0.044	mg/kg	U	1
Fluoranthene	206-44-0	U	0.167	0.222	0.0367	0.049	mg/kg	U	1
Fluorene	86-73-7	U	0.167	0.222	0.0333	0.044	mg/kg	U	1
Hexachlorobenzene	118-74-1	U	0.333	0.444	0.0337	0.045	mg/kg	U	1
Hexachlorobutadiene	87-68-3	U	0.333	0.444	0.0333	0.044	mg/kg	U	1
Hexachlorocyclopentadiene	77-47-4	U	0.333	0.444	0.0333	0.044	mg/kg	U	1
Hexachloroethane	67-72-1	U	0.333	0.444	0.0357	0.048	mg/kg	U	1
Indeno(1,2,3-c,d)Pyrene	193-39-5	U	0.167	0.222	0.0487	0.065	mg/kg	U	1
Isophorone	78-59-1	U	0.333	0.444	0.0540	0.072	mg/kg	U	1

Certificate of Analytical Results 239854

3TM International, Houston , TX

Koppers Wood Preserving

Sample Id: **3TM-KMS-SS-367-05** Matrix: SOIL Sample Depth: 6 In
Lab Sample Id: **239854-005** Date Collected: Jan-14-04 10:15 Date Received: Jan-19-04 14:05

Analytical Method: **SVOAs by EPA 8270C** % Moist: 24.95 Prep Method: 3550B
Date Anal: Jan-22-04 22:23 Analyst: MAD Date Prep: Jan-20-04 09:06 Tech: MAD
Anal seq: 646779 Prep seq: 465223

Parameter	CAS Number	Result	MQL UnAdj	MQL Adj	MDL UnAdj	SQL	Units	Flag	Dil
2-Methylnaphthalene	91-57-6	U	0.167	0.222	0.0350	0.047	mg/kg	U	1
2-methylphenol	95-48-7	U	0.333	0.444	0.0415	0.055	mg/kg	U	1
3&4-Methylphenol		U	0.333	0.444	0.0675	0.090	mg/kg	U	1
Naphthalene	91-20-3	U	0.167	0.222	0.0357	0.048	mg/kg	U	1
4-Nitroaniline	100-01-6	U	0.667	0.888	0.0560	0.075	mg/kg	U	1
3-Nitroaniline	99-09-2	U	0.333	0.444	0.0709	0.094	mg/kg	U	1
2-Nitroaniline	88-74-4	U	0.333	0.444	0.0348	0.046	mg/kg	U	1
Nitrobenzene	98-95-3	U	0.333	0.444	0.0333	0.044	mg/kg	U	1
2-Nitrophenol	88-75-5	U	0.333	0.444	0.0333	0.044	mg/kg	U	1
4-Nitrophenol	100-02-7	U	0.333	0.444	0.0579	0.077	mg/kg	U	1
N-Nitrosodi-n-Propylamine	621-64-7	U	0.333	0.444	0.0333	0.044	mg/kg	U	1
N-Nitrosodiphenylamine	86-30-6	U	0.333	0.444	0.0402	0.054	mg/kg	U	1
di-n-Octyl Phthalate	117-84-0	U	0.167	0.222	0.0333	0.044	mg/kg	U	1
Pentachlorophenol	87-86-5	U	0.333	0.444	0.0474	0.063	mg/kg	U	1
Phenanthrene	85-01-8	U	0.167	0.222	0.0333	0.044	mg/kg	U	1
Phenol	108-95-2	U	0.333	0.444	0.0333	0.044	mg/kg	U	1
Pyrene	129-00-0	U	0.167	0.222	0.0380	0.051	mg/kg	U	1
Pyridine	110-86-1	U	0.333	0.444	0.1230	0.163	mg/kg	U	1
1,2,4-Trichlorobenzene	120-82-1	U	0.333	0.444	0.0333	0.044	mg/kg	U	1
2,4,6-Trichlorophenol	88-06-2	U	0.333	0.444	0.0368	0.049	mg/kg	U	1
2,4,5-Trichlorophenol	95-95-4	U	0.333	0.444	0.0333	0.044	mg/kg	U	1

Analytical Method: **Percent Moisture** % Moist: Prep Method:
Date Anal: Jan-19-04 17:22 Analyst: JUJ Date Prep: Tech: JUJ
Anal seq: 646678 Prep seq:

Parameter	CAS Number	Result	MQL UnAdj	MQL Adj	MDL UnAdj	SQL	Units	Flag	Dil
Percent Moisture		25.0					%		

XENCO Laboratories

Certificate of Analytical Results 239854

nelac accredited

3TM International, Houston , TX

Koppers Wood Preserving

Sample Id: 3TM-KMS-SS-179-06 | Matrix: SOIL | Sample Depth: 6 In
Lab Sample Id: 239854-006 | Date Collected: Jan-14-04 13:30 | Date Received: Jan-19-04 14:05

Analytical Method: SVOAs by EPA 8270C | % Moist: 19.49 | Prep Method: 3550B
Date Anal: Jan-22-04 23:16 | Analyst: MAD | Date Prep: Jan-20-04 09:09 | Tech: MAD
Anal seq: 646779 | Prep seq: 465223

Parameter	CAS Number	Result	MQL UnAdj	MQL Adj	MDL UnAdj	SQL	Units	Flag	Dil
Acenaphthene	83-32-9	U	0.167	0.207	0.0333	0.041	mg/kg	U	1
Acenaphthylene	208-96-8	U	0.167	0.207	0.0333	0.041	mg/kg	U	1
Aniline (Phenylamine, Aminobenzene)	62-53-3	U	0.667	0.828	0.0353	0.044	mg/kg	U	1
Anthracene	120-12-7	U	0.167	0.207	0.0446	0.055	mg/kg	U	1
Benzo(a)anthracene	56-55-3	U	0.167	0.207	0.0333	0.041	mg/kg	U	1
Benzo(a)pyrene	50-32-8	U	0.167	0.207	0.0333	0.041	mg/kg	U	1
Benzo(b)fluoranthene	205-99-2	U	0.167	0.207	0.0333	0.041	mg/kg	U	1
Benzo(g,h,i)perylene	191-24-2	U	0.167	0.207	0.0333	0.041	mg/kg	U	1
Benzo(k)fluoranthene	207-08-9	U	0.167	0.207	0.0340	0.042	mg/kg	U	1
Benzoic Acid	65-85-0	U	1.00	1.24	0.2980	0.371	mg/kg	U	1
Benzyl Butyl Phthalate	85-68-7	U	0.167	0.207	0.0382	0.048	mg/kg	U	1
bis(2-chloroethoxy) methane	111-91-1	U	0.333	0.414	0.0333	0.041	mg/kg	U	1
bis(2-chloroethyl) ether	111-44-4	U	0.333	0.414	0.0333	0.041	mg/kg	U	1
bis(2-chloroisopropyl) ether	108-60-1	U	0.333	0.414	0.0455	0.057	mg/kg	U	1
bis(2-ethylhexyl) phthalate	117-81-7	U	0.167	0.207	0.0333	0.041	mg/kg	U	1
4-Bromophenyl-phenylether	101-55-3	U	0.333	0.414	0.0452	0.056	mg/kg	U	1
di-n-Butyl Phthalate	84-74-2	U	0.167	0.207	0.0333	0.041	mg/kg	U	1
4-chloro-3-methylphenol	59-50-7	U	0.333	0.414	0.0407	0.051	mg/kg	U	1
4-Chloroaniline	106-47-8	U	0.667	0.828	0.0333	0.041	mg/kg	U	1
2-Chloronaphthalene	91-58-7	U	0.333	0.414	0.0333	0.041	mg/kg	U	1
2-Chlorophenol	95-57-8	U	0.333	0.414	0.0333	0.041	mg/kg	U	1
4-Chlorophenyl Phenyl Ether	7005-72-3	U	0.333	0.414	0.0333	0.041	mg/kg	U	1
Chrysene	218-01-9	U	0.167	0.207	0.0333	0.041	mg/kg	U	1
Dibenz(a,h)Anthracene	53-70-3	U	0.167	0.207	0.0404	0.050	mg/kg	U	1
Dibenzofuran	132-64-9	U	0.333	0.414	0.0369	0.046	mg/kg	U	1
1,2-Dichlorobenzene	95-50-1	U	0.333	0.414	0.0333	0.041	mg/kg	U	1
1,3-Dichlorobenzene	541-73-1	U	0.333	0.414	0.0333	0.041	mg/kg	U	1
1,4-Dichlorobenzene	106-46-7	U	0.333	0.414	0.0376	0.047	mg/kg	U	1
3,3-Dichlorobenzidine	91-94-1	U	0.333	0.414	0.0637	0.079	mg/kg	U	1
2,4-Dichlorophenol	120-83-2	U	0.333	0.414	0.0333	0.041	mg/kg	U	1
Diethyl Phthalate	84-66-2	U	0.167	0.207	0.0333	0.041	mg/kg	U	1
Dimethyl Phthalate	131-11-3	U	0.167	0.207	0.0379	0.047	mg/kg	U	1
2,4-Dimethylphenol	105-67-9	U	0.333	0.414	0.0333	0.041	mg/kg	U	1
4,6-dinitro-2-methyl phenol	534-52-1	U	0.333	0.414	0.0377	0.047	mg/kg	U	1
2,4-Dinitrophenol	51-28-5	U	0.333	0.414	0.0333	0.041	mg/kg	U	1
2,4-Dinitrotoluene	121-14-2	U	0.333	0.414	0.0436	0.054	mg/kg	U	1
2,6-Dinitrotoluene	606-20-2	U	0.333	0.414	0.0333	0.041	mg/kg	U	1
Fluoranthene	206-44-0	U	0.167	0.207	0.0367	0.046	mg/kg	U	1
Fluorene	86-73-7	U	0.167	0.207	0.0333	0.041	mg/kg	U	1
Hexachlorobenzene	118-74-1	U	0.333	0.414	0.0337	0.042	mg/kg	U	1
Hexachlorobutadiene	87-68-3	U	0.333	0.414	0.0333	0.041	mg/kg	U	1
Hexachlorocyclopentadiene	77-47-4	U	0.333	0.414	0.0333	0.041	mg/kg	U	1
Hexachloroethane	67-72-1	U	0.333	0.414	0.0357	0.044	mg/kg	U	1
Indeno(1,2,3-c,d)Pyrene	193-39-5	U	0.167	0.207	0.0487	0.061	mg/kg	U	1
Isophorone	78-59-1	U	0.333	0.414	0.0540	0.067	mg/kg	U	1

XENCO Laboratories

Certificate of Analytical Results 239854

nelac accredited

3TM International, Houston , TX

Koppers Wood Preserving

Sample Id: **3TM-KMS-SS-179-06** Matrix: SOIL Sample Depth: 6 In
Lab Sample Id: **239854-006** Date Collected: Jan-14-04 13:30 Date Received: Jan-19-04 14:05

Analytical Method: **SVOAs by EPA 8270C** % Moist: 19.49 Prep Method: 3550B
Date Anal: Jan-22-04 23:16 Analyst: MAD Date Prep: Jan-20-04 09:09 Tech: MAD
Anal seq: 646779 Prep seq: 465223

Parameter	CAS Number	Result	MQL UnAdj	MQL Adj	MDL UnAdj	SQL	Units	Flag	Dil
2-Methylnaphthalene	91-57-6	U	0.167	0.207	0.0350	0.044	mg/kg	U	1
2-methylphenol	95-48-7	U	0.333	0.414	0.0415	0.052	mg/kg	U	1
3&4-Methylphenol		U	0.333	0.414	0.0675	0.084	mg/kg	U	1
Naphthalene	91-20-3	U	0.167	0.207	0.0357	0.044	mg/kg	U	1
4-Nitroaniline	100-01-6	U	0.667	0.828	0.0560	0.070	mg/kg	U	1
3-Nitroaniline	99-09-2	U	0.333	0.414	0.0709	0.088	mg/kg	U	1
2-Nitroaniline	88-74-4	U	0.333	0.414	0.0348	0.043	mg/kg	U	1
Nitrobenzene	98-95-3	U	0.333	0.414	0.0333	0.041	mg/kg	U	1
2-Nitrophenol	88-75-5	U	0.333	0.414	0.0333	0.041	mg/kg	U	1
4-Nitrophenol	100-02-7	U	0.333	0.414	0.0579	0.072	mg/kg	U	1
N-Nitrosodi-n-Propylamine	621-64-7	U	0.333	0.414	0.0333	0.041	mg/kg	U	1
N-Nitrosodiphenylamine	86-30-6	U	0.333	0.414	0.0402	0.050	mg/kg	U	1
di-n-Octyl Phthalate	117-84-0	U	0.167	0.207	0.0333	0.041	mg/kg	U	1
Pentachlorophenol	87-86-5	U	0.333	0.414	0.0474	0.059	mg/kg	U	1
Phenanthrene	85-01-8	U	0.167	0.207	0.0333	0.041	mg/kg	U	1
Phenol	108-95-2	U	0.333	0.414	0.0333	0.041	mg/kg	U	1
Pyrene	129-00-0	U	0.167	0.207	0.0380	0.047	mg/kg	U	1
Pyridine	110-86-1	U	0.333	0.414	0.1230	0.152	mg/kg	U	1
1,2,4-Trichlorobenzene	120-82-1	U	0.333	0.414	0.0333	0.041	mg/kg	U	1
2,4,6-Trichlorophenol	88-06-2	U	0.333	0.414	0.0368	0.046	mg/kg	U	1
2,4,5-Trichlorophenol	95-95-4	U	0.333	0.414	0.0333	0.041	mg/kg	U	1

Analytical Method: **Percent Moisture** % Moist: Prep Method:
Date Anal: Jan-19-04 17:24 Analyst: JUJ Date Prep: Tech: JUJ
Anal seq: 646678 Prep seq:

Parameter	CAS Number	Result	MQL UnAdj	MQL Adj	MDL UnAdj	SQL	Units	Flag	Dil
Percent Moisture		19.5					%		

XENCO Laboratories

Certificate of Analytical Results 239854

nelac accredited

3TM International, Houston , TX

Koppers Wood Preserving

Sample Id: 3TM-KMS-SS-95-07 | Matrix: SOIL | Sample Depth: 6 In
Lab Sample Id: 239854-007 | Date Collected: Jan-14-04 15:00 | Date Received: Jan-19-04 14:05

Analytical Method: SVOAs by EPA 8270C | % Moist: 18.82 | Prep Method: 3550B
Date Anal: Jan-23-04 00:09 | Analyst: MAD | Date Prep: Jan-20-04 09:12 | Tech: MAD
Anal seq: 646779 | Prep seq: 465223

Parameter	CAS Number	Result	MQL UnAdj	MQL Adj	MDL UnAdj	SQL	Units	Flag	Dil
Acenaphthene	83-32-9	U	0.167	0.205	0.0333	0.041	mg/kg	U	1
Acenaphthylene	208-96-8	U	0.167	0.205	0.0333	0.041	mg/kg	U	1
Aniline (Phenylamine, Aminobenzene)	62-53-3	U	0.667	0.821	0.0353	0.043	mg/kg	U	1
Anthracene	120-12-7	U	0.167	0.205	0.0446	0.055	mg/kg	U	1
Benzo(a)anthracene	56-55-3	U	0.167	0.205	0.0333	0.041	mg/kg	U	1
Benzo(a)pyrene	50-32-8	U	0.167	0.205	0.0333	0.041	mg/kg	U	1
Benzo(b)fluoranthene	205-99-2	U	0.167	0.205	0.0333	0.041	mg/kg	U	1
Benzo(g,h,i)perylene	191-24-2	U	0.167	0.205	0.0333	0.041	mg/kg	U	1
Benzo(k)fluoranthene	207-08-9	U	0.167	0.205	0.0340	0.042	mg/kg	U	1
Benzoic Acid	65-85-0	U	1.00	1.23	0.2980	0.367	mg/kg	U	1
Benzyl Butyl Phthalate	85-68-7	U	0.167	0.205	0.0382	0.047	mg/kg	U	1
bis(2-chloroethoxy) methane	111-91-1	U	0.333	0.410	0.0333	0.041	mg/kg	U	1
bis(2-chloroethyl) ether	111-44-4	U	0.333	0.410	0.0333	0.041	mg/kg	U	1
bis(2-chloroisopropyl) ether	108-60-1	U	0.333	0.410	0.0455	0.056	mg/kg	U	1
bis(2-ethylhexyl) phthalate	117-81-7	U	0.167	0.205	0.0333	0.041	mg/kg	U	1
4-Bromophenyl-phenylether	101-55-3	U	0.333	0.410	0.0452	0.056	mg/kg	U	1
di-n-Butyl Phthalate	84-74-2	U	0.167	0.205	0.0333	0.041	mg/kg	U	1
4-chloro-3-methylphenol	59-50-7	U	0.333	0.410	0.0407	0.050	mg/kg	U	1
4-Chloroaniline	106-47-8	U	0.667	0.821	0.0333	0.041	mg/kg	U	1
2-Chloronaphthalene	91-58-7	U	0.333	0.410	0.0333	0.041	mg/kg	U	1
2-Chlorophenol	95-57-8	U	0.333	0.410	0.0333	0.041	mg/kg	U	1
4-Chlorophenyl Phenyl Ether	7005-72-3	U	0.333	0.410	0.0333	0.041	mg/kg	U	1
Chrysene	218-01-9	U	0.167	0.205	0.0333	0.041	mg/kg	U	1
Dibenz(a,h)Anthracene	53-70-3	U	0.167	0.205	0.0404	0.050	mg/kg	U	1
Dibenzofuran	132-64-9	U	0.333	0.410	0.0369	0.046	mg/kg	U	1
1,2-Dichlorobenzene	95-50-1	U	0.333	0.410	0.0333	0.041	mg/kg	U	1
1,3-Dichlorobenzene	541-73-1	U	0.333	0.410	0.0333	0.041	mg/kg	U	1
1,4-Dichlorobenzene	106-46-7	U	0.333	0.410	0.0376	0.046	mg/kg	U	1
3,3-Dichlorobenzidine	91-94-1	U	0.333	0.410	0.0637	0.078	mg/kg	U	1
2,4-Dichlorophenol	120-83-2	U	0.333	0.410	0.0333	0.041	mg/kg	U	1
Diethyl Phthalate	84-66-2	U	0.167	0.205	0.0333	0.041	mg/kg	U	1
Dimethyl Phthalate	131-11-3	U	0.167	0.205	0.0379	0.047	mg/kg	U	1
2,4-Dimethylphenol	105-67-9	U	0.333	0.410	0.0333	0.041	mg/kg	U	1
4,6-dinitro-2-methyl phenol	534-52-1	U	0.333	0.410	0.0377	0.047	mg/kg	U	1
2,4-Dinitrophenol	51-28-5	U	0.333	0.410	0.0333	0.041	mg/kg	U	1
2,4-Dinitrotoluene	121-14-2	U	0.333	0.410	0.0436	0.054	mg/kg	U	1
2,6-Dinitrotoluene	606-20-2	U	0.333	0.410	0.0333	0.041	mg/kg	U	1
Fluoranthene	206-44-0	U	0.167	0.205	0.0367	0.045	mg/kg	U	1
Fluorene	86-73-7	U	0.167	0.205	0.0333	0.041	mg/kg	U	1
Hexachlorobenzene	118-74-1	U	0.333	0.410	0.0337	0.041	mg/kg	U	1
Hexachlorobutadiene	87-68-3	U	0.333	0.410	0.0333	0.041	mg/kg	U	1
Hexachlorocyclopentadiene	77-47-4	U	0.333	0.410	0.0333	0.041	mg/kg	U	1
Hexachloroethane	67-72-1	U	0.333	0.410	0.0357	0.044	mg/kg	U	1
Indeno(1,2,3-c,d)Pyrene	193-39-5	U	0.167	0.205	0.0487	0.060	mg/kg	U	1
Isophorone	78-59-1	U	0.333	0.410	0.0540	0.067	mg/kg	U	1

XENCO Laboratories

Certificate of Analytical Results 239854

nelac accredited

3TM International, Houston , TX

Koppers Wood Preserving

Sample Id: **3TM-KMS-SS-95-07** Matrix: SOIL Sample Depth: 6 In
Lab Sample Id: **239854-007** Date Collected: Jan-14-04 15:00 Date Received: Jan-19-04 14:05

Analytical Method: **SVOAs by EPA 8270C** % Moist: 18.82 Prep Method: 3550B
Date Anal: Jan-23-04 00:09 Analyst: MAD Date Prep: Jan-20-04 09:12 Tech: MAD
Anal seq: 646779 Prep seq: 465223

Parameter	CAS Number	Result	MQL UnAdj	MQL Adj	MDL UnAdj	SQL	Units	Flag	Dil
2-Methylnaphthalene	91-57-6	U	0.167	0.205	0.0350	0.043	mg/kg	U	1
2-methylphenol	95-48-7	U	0.333	0.410	0.0415	0.051	mg/kg	U	1
3&4-Methylphenol		U	0.333	0.410	0.0675	0.083	mg/kg	U	1
Naphthalene	91-20-3	U	0.167	0.205	0.0357	0.044	mg/kg	U	1
4-Nitroaniline	100-01-6	U	0.667	0.821	0.0560	0.069	mg/kg	U	1
3-Nitroaniline	99-09-2	U	0.333	0.410	0.0709	0.087	mg/kg	U	1
2-Nitroaniline	88-74-4	U	0.333	0.410	0.0348	0.043	mg/kg	U	1
Nitrobenzene	98-95-3	U	0.333	0.410	0.0333	0.041	mg/kg	U	1
2-Nitrophenol	88-75-5	U	0.333	0.410	0.0333	0.041	mg/kg	U	1
4-Nitrophenol	100-02-7	U	0.333	0.410	0.0579	0.071	mg/kg	U	1
N-Nitrosodi-n-Propylamine	621-64-7	U	0.333	0.410	0.0333	0.041	mg/kg	U	1
N-Nitrosodiphenylamine	86-30-6	U	0.333	0.410	0.0402	0.049	mg/kg	U	1
di-n-Octyl Phthalate	117-84-0	U	0.167	0.205	0.0333	0.041	mg/kg	U	1
Pentachlorophenol	87-86-5	U	0.333	0.410	0.0474	0.058	mg/kg	U	1
Phenanthrene	85-01-8	U	0.167	0.205	0.0333	0.041	mg/kg	U	1
Phenol	108-95-2	U	0.333	0.410	0.0333	0.041	mg/kg	U	1
Pyrene	129-00-0	U	0.167	0.205	0.0380	0.047	mg/kg	U	1
Pyridine	110-86-1	U	0.333	0.410	0.1230	0.151	mg/kg	U	1
1,2,4-Trichlorobenzene	120-82-1	U	0.333	0.410	0.0333	0.041	mg/kg	U	1
2,4,6-Trichlorophenol	88-06-2	U	0.333	0.410	0.0368	0.045	mg/kg	U	1
2,4,5-Trichlorophenol	95-95-4	U	0.333	0.410	0.0333	0.041	mg/kg	U	1

Analytical Method: **Percent Moisture** % Moist: Prep Method:
Date Anal: Jan-19-04 17:26 Analyst: JUJ Date Prep: Tech: JUJ
Anal seq: 646678 Prep seq:

Parameter	CAS Number	Result	MQL UnAdj	MQL Adj	MDL UnAdj	SQL	Units	Flag	Dil
Percent Moisture		18.8					%		

XENCO Laboratories

Certificate of Analytical Results 239854

nelac accredited

3TM International, Houston , TX

Koppers Wood Preserving

Sample Id: **3TM-KMS-SS-189-08** Matrix: SOIL Sample Depth: 6 In
Lab Sample Id: **239854-008** Date Collected: Jan-14-04 16:35 Date Received: Jan-19-04 14:05

Analytical Method: **SVOAs by EPA 8270C** % Moist: 12.93 Prep Method: 3550B
Date Anal: Jan-23-04 01:02 Analyst: MAD Date Prep: Jan-20-04 09:14 Tech: MAD
Anal seq: 646779 Prep seq: 465223

Parameter	CAS Number	Result	MQL UnAdj	MQL Adj	MDL UnAdj	SQL	Units	Flag	Dil
Acenaphthene	83-32-9	U	0.167	0.191	0.0333	0.038	mg/kg	U	1
Acenaphthylene	208-96-8	U	0.167	0.191	0.0333	0.038	mg/kg	U	1
Aniline (Phenylamine, Aminobenzene)	62-53-3	U	0.667	0.765	0.0353	0.041	mg/kg	U	1
Anthracene	120-12-7	U	0.167	0.191	0.0446	0.051	mg/kg	U	1
Benzo(a)anthracene	56-55-3	U	0.167	0.191	0.0333	0.038	mg/kg	U	1
Benzo(a)pyrene	50-32-8	U	0.167	0.191	0.0333	0.038	mg/kg	U	1
Benzo(b)fluoranthene	205-99-2	U	0.167	0.191	0.0333	0.038	mg/kg	U	1
Benzo(g,h,i)perylene	191-24-2	U	0.167	0.191	0.0333	0.038	mg/kg	U	1
Benzo(k)fluoranthene	207-08-9	U	0.167	0.191	0.0340	0.039	mg/kg	U	1
Benzoic Acid	65-85-0	U	1.00	1.15	0.2980	0.342	mg/kg	U	1
Benzyl Butyl Phthalate	85-68-7	U	0.167	0.191	0.0382	0.044	mg/kg	U	1
bis(2-chloroethoxy) methane	111-91-1	U	0.333	0.382	0.0333	0.038	mg/kg	U	1
bis(2-chloroethyl) ether	111-44-4	U	0.333	0.382	0.0333	0.038	mg/kg	U	1
bis(2-chloroisopropyl) ether	108-60-1	U	0.333	0.382	0.0455	0.052	mg/kg	U	1
bis(2-ethylhexyl) phthalate	117-81-7	U	0.167	0.191	0.0333	0.038	mg/kg	U	1
4-Bromophenyl-phenylether	101-55-3	U	0.333	0.382	0.0452	0.052	mg/kg	U	1
di-n-Butyl Phthalate	84-74-2	U	0.167	0.191	0.0333	0.038	mg/kg	U	1
4-chloro-3-methylphenol	59-50-7	U	0.333	0.382	0.0407	0.047	mg/kg	U	1
4-Chloroaniline	106-47-8	U	0.667	0.765	0.0333	0.038	mg/kg	U	1
2-Chloronaphthalene	91-58-7	U	0.333	0.382	0.0333	0.038	mg/kg	U	1
2-Chlorophenol	95-57-8	U	0.333	0.382	0.0333	0.038	mg/kg	U	1
4-Chlorophenyl Phenyl Ether	7005-72-3	U	0.333	0.382	0.0333	0.038	mg/kg	U	1
Chrysene	218-01-9	U	0.167	0.191	0.0333	0.038	mg/kg	U	1
Dibenz(a,h)Anthracene	53-70-3	U	0.167	0.191	0.0404	0.046	mg/kg	U	1
Dibenzofuran	132-64-9	U	0.333	0.382	0.0369	0.042	mg/kg	U	1
1,2-Dichlorobenzene	95-50-1	U	0.333	0.382	0.0333	0.038	mg/kg	U	1
1,3-Dichlorobenzene	541-73-1	U	0.333	0.382	0.0333	0.038	mg/kg	U	1
1,4-Dichlorobenzene	106-46-7	U	0.333	0.382	0.0376	0.043	mg/kg	U	1
3,3-Dichlorobenzidine	91-94-1	U	0.333	0.382	0.0637	0.073	mg/kg	U	1
2,4-Dichlorophenol	120-83-2	U	0.333	0.382	0.0333	0.038	mg/kg	U	1
Diethyl Phthalate	84-66-2	U	0.167	0.191	0.0333	0.038	mg/kg	U	1
Dimethyl Phthalate	131-11-3	U	0.167	0.191	0.0379	0.044	mg/kg	U	1
2,4-Dimethylphenol	105-67-9	U	0.333	0.382	0.0333	0.038	mg/kg	U	1
4,6-dinitro-2-methyl phenol	534-52-1	U	0.333	0.382	0.0377	0.043	mg/kg	U	1
2,4-Dinitrophenol	51-28-5	U	0.333	0.382	0.0333	0.038	mg/kg	U	1
2,4-Dinitrotoluene	121-14-2	U	0.333	0.382	0.0436	0.050	mg/kg	U	1
2,6-Dinitrotoluene	606-20-2	U	0.333	0.382	0.0333	0.038	mg/kg	U	1
Fluoranthene	206-44-0	U	0.167	0.191	0.0367	0.042	mg/kg	U	1
Fluorene	86-73-7	U	0.167	0.191	0.0333	0.038	mg/kg	U	1
Hexachlorobenzene	118-74-1	U	0.333	0.382	0.0337	0.039	mg/kg	U	1
Hexachlorobutadiene	87-68-3	U	0.333	0.382	0.0333	0.038	mg/kg	U	1
Hexachlorocyclopentadiene	77-47-4	U	0.333	0.382	0.0333	0.038	mg/kg	U	1
Hexachloroethane	67-72-1	U	0.333	0.382	0.0357	0.041	mg/kg	U	1
Indeno(1,2,3-c,d)Pyrene	193-39-5	U	0.167	0.191	0.0487	0.056	mg/kg	U	1
Isophorone	78-59-1	U	0.333	0.382	0.0540	0.062	mg/kg	U	1

XENCO Laboratories

Certificate of Analytical Results 239854

nelac accredited

3TM International, Houston , TX

Koppers Wood Preserving

Sample Id: **3TM-KMS-SS-189-08** Matrix: SOIL Sample Depth: 6 In
Lab Sample Id: **239854-008** Date Collected: Jan-14-04 16:35 Date Received: Jan-19-04 14:05

Analytical Method: **SVOAs by EPA 8270C** % Moist: 12.93 Prep Method: 3550B
Tech: MAD
Date Anal: Jan-23-04 01:02 Analyst: MAD Date Prep: Jan-20-04 09:14
Anal seq: 646779 Prep seq: 465223

Parameter	CAS Number	Result	MQL UnAdj	MQL Adj	MDL UnAdj	SQL	Units	Flag	Dil
2-Methylnaphthalene	91-57-6	U	0.167	0.191	0.0350	0.040	mg/kg	U	1
2-methylphenol	95-48-7	U	0.333	0.382	0.0415	0.048	mg/kg	U	1
3&4-Methylphenol		U	0.333	0.382	0.0675	0.077	mg/kg	U	1
Naphthalene	91-20-3	U	0.167	0.191	0.0357	0.041	mg/kg	U	1
4-Nitroaniline	100-01-6	U	0.667	0.765	0.0560	0.064	mg/kg	U	1
3-Nitroaniline	99-09-2	U	0.333	0.382	0.0709	0.081	mg/kg	U	1
2-Nitroaniline	88-74-4	U	0.333	0.382	0.0348	0.040	mg/kg	U	1
Nitrobenzene	98-95-3	U	0.333	0.382	0.0333	0.038	mg/kg	U	1
2-Nitrophenol	88-75-5	U	0.333	0.382	0.0333	0.038	mg/kg	U	1
4-Nitrophenol	100-02-7	U	0.333	0.382	0.0579	0.066	mg/kg	U	1
N-Nitrosodi-n-Propylamine	621-64-7	U	0.333	0.382	0.0333	0.038	mg/kg	U	1
N-Nitrosodiphenylamine	86-30-6	U	0.333	0.382	0.0402	0.046	mg/kg	U	1
di-n-Octyl Phthalate	117-84-0	U	0.167	0.191	0.0333	0.038	mg/kg	U	1
Pentachlorophenol	87-86-5	U	0.333	0.382	0.0474	0.054	mg/kg	U	1
Phenanthrene	85-01-8	U	0.167	0.191	0.0333	0.038	mg/kg	U	1
Phenol	108-95-2	U	0.333	0.382	0.0333	0.038	mg/kg	U	1
Pyrene	129-00-0	U	0.167	0.191	0.0380	0.044	mg/kg	U	1
Pyridine	110-86-1	U	0.333	0.382	0.1230	0.141	mg/kg	U	1
1,2,4-Trichlorobenzene	120-82-1	U	0.333	0.382	0.0333	0.038	mg/kg	U	1
2,4,6-Trichlorophenol	88-06-2	U	0.333	0.382	0.0368	0.042	mg/kg	U	1
2,4,5-Trichlorophenol	95-95-4	U	0.333	0.382	0.0333	0.038	mg/kg	U	1

Analytical Method: **Percent Moisture** % Moist: Prep Method:
Tech: JUJ
Date Anal: Jan-19-04 17:28 Analyst: JUJ Date Prep:
Anal seq: 646678 Prep seq:

Parameter	CAS Number	Result	MQL UnAdj	MQL Adj	MDL UnAdj	SQL	Units	Flag	Dil
Percent Moisture		12.9					%		

XENCO Laboratories

Certificate of Analytical Results 239854

nelac accredited

3TM International, Houston , TX

Koppers Wood Preserving

Sample Id: 3TM-KMS-SS-100-09 | Matrix: SOIL | Sample Depth: 6 In
Lab Sample Id: 239854-009 | Date Collected: Jan-15-04 10:00 | Date Received: Jan-19-04 14:05

Analytical Method: SVOAs by EPA 8270C | % Moist: 11.97 | Prep Method: 3550B
Date Anal: Jan-23-04 01:55 | Analyst: MAD | Date Prep: Jan-20-04 09:18 | Tech: MAD
Anal seq: 646779 | Prep seq: 465223

Parameter	CAS Number	Result	MQL UnAdj	MQL Adj	MDL UnAdj	SQL	Units	Flag	Dil
Acenaphthene	83-32-9	U	0.167	0.189	0.0333	0.038	mg/kg	U	1
Acenaphthylene	208-96-8	U	0.167	0.189	0.0333	0.038	mg/kg	U	1
Aniline (Phenylamine, Aminobenzene)	62-53-3	U	0.667	0.756	0.0353	0.040	mg/kg	U	1
Anthracene	120-12-7	U	0.167	0.189	0.0446	0.051	mg/kg	U	1
Benzo(a)anthracene	56-55-3	U	0.167	0.189	0.0333	0.038	mg/kg	U	1
Benzo(a)pyrene	50-32-8	U	0.167	0.189	0.0333	0.038	mg/kg	U	1
Benzo(b)fluoranthene	205-99-2	U	0.167	0.189	0.0333	0.038	mg/kg	U	1
Benzo(g,h,i)perylene	191-24-2	U	0.167	0.189	0.0333	0.038	mg/kg	U	1
Benzo(k)fluoranthene	207-08-9	U	0.167	0.189	0.0340	0.039	mg/kg	U	1
Benzoic Acid	65-85-0	U	1.00	1.13	0.2980	0.338	mg/kg	U	1
Benzyl Butyl Phthalate	85-68-7	U	0.167	0.189	0.0382	0.043	mg/kg	U	1
bis(2-chloroethoxy) methane	111-91-1	U	0.333	0.378	0.0333	0.038	mg/kg	U	1
bis(2-chloroethyl) ether	111-44-4	U	0.333	0.378	0.0333	0.038	mg/kg	U	1
bis(2-chloroisopropyl) ether	108-60-1	U	0.333	0.378	0.0455	0.052	mg/kg	U	1
bis(2-ethylhexyl) phthalate	117-81-7	U	0.167	0.189	0.0333	0.038	mg/kg	U	1
4-Bromophenyl-phenylether	101-55-3	U	0.333	0.378	0.0452	0.051	mg/kg	U	1
di-n-Butyl Phthalate	84-74-2	U	0.167	0.189	0.0333	0.038	mg/kg	U	1
4-chloro-3-methylphenol	59-50-7	U	0.333	0.378	0.0407	0.046	mg/kg	U	1
4-Chloroaniline	106-47-8	U	0.667	0.756	0.0333	0.038	mg/kg	U	1
2-Chloronaphthalene	91-58-7	U	0.333	0.378	0.0333	0.038	mg/kg	U	1
2-Chlorophenol	95-57-8	U	0.333	0.378	0.0333	0.038	mg/kg	U	1
4-Chlorophenyl Phenyl Ether	7005-72-3	U	0.333	0.378	0.0333	0.038	mg/kg	U	1
Chrysene	218-01-9	U	0.167	0.189	0.0333	0.038	mg/kg	U	1
Dibenz(a,h)Anthracene	53-70-3	U	0.167	0.189	0.0404	0.046	mg/kg	U	1
Dibenzofuran	132-64-9	U	0.333	0.378	0.0369	0.042	mg/kg	U	1
1,2-Dichlorobenzene	95-50-1	U	0.333	0.378	0.0333	0.038	mg/kg	U	1
1,3-Dichlorobenzene	541-73-1	U	0.333	0.378	0.0333	0.038	mg/kg	U	1
1,4-Dichlorobenzene	106-46-7	U	0.333	0.378	0.0376	0.043	mg/kg	U	1
3,3-Dichlorobenzidine	91-94-1	U	0.333	0.378	0.0637	0.072	mg/kg	U	1
2,4-Dichlorophenol	120-83-2	U	0.333	0.378	0.0333	0.038	mg/kg	U	1
Diethyl Phthalate	84-66-2	U	0.167	0.189	0.0333	0.038	mg/kg	U	1
Dimethyl Phthalate	131-11-3	U	0.167	0.189	0.0379	0.043	mg/kg	U	1
2,4-Dimethylphenol	105-67-9	U	0.333	0.378	0.0333	0.038	mg/kg	U	1
4,6-dinitro-2-methyl phenol	534-52-1	U	0.333	0.378	0.0377	0.043	mg/kg	U	1
2,4-Dinitrophenol	51-28-5	U	0.333	0.378	0.0333	0.038	mg/kg	U	1
2,4-Dinitrotoluene	121-14-2	U	0.333	0.378	0.0436	0.050	mg/kg	U	1
2,6-Dinitrotoluene	606-20-2	U	0.333	0.378	0.0333	0.038	mg/kg	U	1
Fluoranthene	206-44-0	U	0.167	0.189	0.0367	0.042	mg/kg	U	1
Fluorene	86-73-7	U	0.167	0.189	0.0333	0.038	mg/kg	U	1
Hexachlorobenzene	118-74-1	U	0.333	0.378	0.0337	0.038	mg/kg	U	1
Hexachlorobutadiene	87-68-3	U	0.333	0.378	0.0333	0.038	mg/kg	U	1
Hexachlorocyclopentadiene	77-47-4	U	0.333	0.378	0.0333	0.038	mg/kg	U	1
Hexachloroethane	67-72-1	U	0.333	0.378	0.0357	0.041	mg/kg	U	1
Indeno(1,2,3-c,d)Pyrene	193-39-5	U	0.167	0.189	0.0487	0.055	mg/kg	U	1
Isophorone	78-59-1	U	0.333	0.378	0.0540	0.061	mg/kg	U	1

XENCO Laboratories

Certificate of Analytical Results 239854

nelac accredited

3TM International, Houston , TX

Koppers Wood Preserving

Sample Id: **3TM-KMS-SS-100-09** Matrix: SOIL Sample Depth: 6 In
Lab Sample Id: **239854-009** Date Collected: Jan-15-04 10:00 Date Received: Jan-19-04 14:05

Analytical Method: **SVOAs by EPA 8270C** % Moist: 11.97 Prep Method: 3550B
Date Anal: Jan-23-04 01:55 Analyst: MAD Date Prep: Jan-20-04 09:18 Tech: MAD
Anal seq: 646779 Prep seq: 465223

Parameter	CAS Number	Result	MQL UnAdj	MQL Adj	MDL UnAdj	SQL	Units	Flag	Dil
2-Methylnaphthalene	91-57-6	U	0.167	0.189	0.0350	0.040	mg/kg	U	1
2-methylphenol	95-48-7	U	0.333	0.378	0.0415	0.047	mg/kg	U	1
3&4-Methylphenol		U	0.333	0.378	0.0675	0.077	mg/kg	U	1
Naphthalene	91-20-3	U	0.167	0.189	0.0357	0.041	mg/kg	U	1
4-Nitroaniline	100-01-6	U	0.667	0.756	0.0560	0.064	mg/kg	U	1
3-Nitroaniline	99-09-2	U	0.333	0.378	0.0709	0.080	mg/kg	U	1
2-Nitroaniline	88-74-4	U	0.333	0.378	0.0348	0.040	mg/kg	U	1
Nitrobenzene	98-95-3	U	0.333	0.378	0.0333	0.038	mg/kg	U	1
2-Nitrophenol	88-75-5	U	0.333	0.378	0.0333	0.038	mg/kg	U	1
4-Nitrophenol	100-02-7	U	0.333	0.378	0.0579	0.066	mg/kg	U	1
N-Nitrosodi-n-Propylamine	621-64-7	U	0.333	0.378	0.0333	0.038	mg/kg	U	1
N-Nitrosodiphenylamine	86-30-6	U	0.333	0.378	0.0402	0.046	mg/kg	U	1
di-n-Octyl Phthalate	117-84-0	U	0.167	0.189	0.0333	0.038	mg/kg	U	1
Pentachlorophenol	87-86-5	U	0.333	0.378	0.0474	0.054	mg/kg	U	1
Phenanthrene	85-01-8	U	0.167	0.189	0.0333	0.038	mg/kg	U	1
Phenol	108-95-2	U	0.333	0.378	0.0333	0.038	mg/kg	U	1
Pyrene	129-00-0	U	0.167	0.189	0.0380	0.043	mg/kg	U	1
Pyridine	110-86-1	U	0.333	0.378	0.1230	0.139	mg/kg	U	1
1,2,4-Trichlorobenzene	120-82-1	U	0.333	0.378	0.0333	0.038	mg/kg	U	1
2,4,6-Trichlorophenol	88-06-2	U	0.333	0.378	0.0368	0.042	mg/kg	U	1
2,4,5-Trichlorophenol	95-95-4	U	0.333	0.378	0.0333	0.038	mg/kg	U	1

Analytical Method: **Percent Moisture** % Moist: Prep Method:
Date Anal: Jan-19-04 17:30 Analyst: JUJ Date Prep: Tech: JUJ
Anal seq: 646678 Prep seq:

Parameter	CAS Number	Result	MQL UnAdj	MQL Adj	MDL UnAdj	SQL	Units	Flag	Dil
Percent Moisture		12.0					%		

XENCO Laboratories

Certificate of Analytical Results 239854

nelac accredited

3TM International, Houston , TX

Koppers Wood Preserving

Sample Id: 3TM-KMS-SS-175-10 Matrix: SOIL Sample Depth: 6 In
Lab Sample Id: 239854-010 Date Collected: Jan-15-04 12:00 Date Received: Jan-19-04 14:05

Analytical Method: SVOAs by EPA 8270C % Moist: 17.19 Prep Method: 3550B
Date Anal: Jan-23-04 02:48 Analyst: MAD Date Prep: Jan-20-04 09:22 Tech: MAD
Anal seq: 646779 Prep seq: 465223

Parameter	CAS Number	Result	MQL UnAdj	MQL Adj	MDL UnAdj	SQL	Units	Flag	Dil
Acenaphthene	83-32-9	U	0.167	0.201	0.0333	0.040	mg/kg	U	1
Acenaphthylene	208-96-8	U	0.167	0.201	0.0333	0.040	mg/kg	U	1
Aniline (Phenylamine, Aminobenzene)	62-53-3	U	0.667	0.803	0.0353	0.043	mg/kg	U	1
Anthracene	120-12-7	U	0.167	0.201	0.0446	0.054	mg/kg	U	1
Benzo(a)anthracene	56-55-3	U	0.167	0.201	0.0333	0.040	mg/kg	U	1
Benzo(a)pyrene	50-32-8	U	0.167	0.201	0.0333	0.040	mg/kg	U	1
Benzo(b)fluoranthene	205-99-2	U	0.167	0.201	0.0333	0.040	mg/kg	U	1
Benzo(g,h,i)perylene	191-24-2	U	0.167	0.201	0.0333	0.040	mg/kg	U	1
Benzo(k)fluoranthene	207-08-9	U	0.167	0.201	0.0340	0.041	mg/kg	U	1
Benzoic Acid	65-85-0	U	1.00	1.20	0.2980	0.359	mg/kg	U	1
Benzyl Butyl Phthalate	85-68-7	U	0.167	0.201	0.0382	0.046	mg/kg	U	1
bis(2-chloroethoxy) methane	111-91-1	U	0.333	0.402	0.0333	0.040	mg/kg	U	1
bis(2-chloroethyl) ether	111-44-4	U	0.333	0.402	0.0333	0.040	mg/kg	U	1
bis(2-chloroisopropyl) ether	108-60-1	U	0.333	0.402	0.0455	0.055	mg/kg	U	1
bis(2-ethylhexyl) phthalate	117-81-7	U	0.167	0.201	0.0333	0.040	mg/kg	U	1
4-Bromophenyl-phenylether	101-55-3	U	0.333	0.402	0.0452	0.055	mg/kg	U	1
di-n-Butyl Phthalate	84-74-2	U	0.167	0.201	0.0333	0.040	mg/kg	U	1
4-chloro-3-methylphenol	59-50-7	U	0.333	0.402	0.0407	0.049	mg/kg	U	1
4-Chloroaniline	106-47-8	U	0.667	0.803	0.0333	0.040	mg/kg	U	1
2-Chloronaphthalene	91-58-7	U	0.333	0.402	0.0333	0.040	mg/kg	U	1
2-Chlorophenol	95-57-8	U	0.333	0.402	0.0333	0.040	mg/kg	U	1
4-Chlorophenyl Phenyl Ether	7005-72-3	U	0.333	0.402	0.0333	0.040	mg/kg	U	1
Chrysene	218-01-9	U	0.167	0.201	0.0333	0.040	mg/kg	U	1
Dibenz(a,h)Anthracene	53-70-3	U	0.167	0.201	0.0404	0.049	mg/kg	U	1
Dibenzofuran	132-64-9	U	0.333	0.402	0.0369	0.045	mg/kg	U	1
1,2-Dichlorobenzene	95-50-1	U	0.333	0.402	0.0333	0.040	mg/kg	U	1
1,3-Dichlorobenzene	541-73-1	U	0.333	0.402	0.0333	0.040	mg/kg	U	1
1,4-Dichlorobenzene	106-46-7	U	0.333	0.402	0.0376	0.045	mg/kg	U	1
3,3-Dichlorobenzidine	91-94-1	U	0.333	0.402	0.0637	0.077	mg/kg	U	1
2,4-Dichlorophenol	120-83-2	U	0.333	0.402	0.0333	0.040	mg/kg	U	1
Diethyl Phthalate	84-66-2	U	0.167	0.201	0.0333	0.040	mg/kg	U	1
Dimethyl Phthalate	131-11-3	U	0.167	0.201	0.0379	0.046	mg/kg	U	1
2,4-Dimethylphenol	105-67-9	U	0.333	0.402	0.0333	0.040	mg/kg	U	1
4,6-dinitro-2-methyl phenol	534-52-1	U	0.333	0.402	0.0377	0.046	mg/kg	U	1
2,4-Dinitrophenol	51-28-5	U	0.333	0.402	0.0333	0.040	mg/kg	U	1
2,4-Dinitrotoluene	121-14-2	U	0.333	0.402	0.0436	0.053	mg/kg	U	1
2,6-Dinitrotoluene	606-20-2	U	0.333	0.402	0.0333	0.040	mg/kg	U	1
Fluoranthene	206-44-0	U	0.167	0.201	0.0367	0.044	mg/kg	U	1
Fluorene	86-73-7	U	0.167	0.201	0.0333	0.040	mg/kg	U	1
Hexachlorobenzene	118-74-1	U	0.333	0.402	0.0337	0.041	mg/kg	U	1
Hexachlorobutadiene	87-68-3	U	0.333	0.402	0.0333	0.040	mg/kg	U	1
Hexachlorocyclopentadiene	77-47-4	U	0.333	0.402	0.0333	0.040	mg/kg	U	1
Hexachloroethane	67-72-1	U	0.333	0.402	0.0357	0.043	mg/kg	U	1
Indeno(1,2,3-c,d)Pyrene	193-39-5	U	0.167	0.201	0.0487	0.059	mg/kg	U	1
Isophorone	78-59-1	U	0.333	0.402	0.0540	0.065	mg/kg	U	1

XENCO laboratories

Certificate of Analytical Results 239854

nelac accredited

3TM International, Houston , TX

Koppers Wood Preserving

Sample Id: **3TM-KMS-SS-175-10** Matrix: SOIL Sample Depth: 6 In
Lab Sample Id: **239854-010** Date Collected: Jan-15-04 12:00 Date Received: Jan-19-04 14:05

Analytical Method: **SVOAs by EPA 8270C** % Moist: 17.19 Prep Method: 3550B
Date Anal: Jan-23-04 02:48 Analyst: MAD Date Prep: Jan-20-04 09:22 Tech: MAD
Anal seq: 646779 Prep seq: 465223

Parameter	CAS Number	Result	MQL UnAdj	MQL Adj	MDL UnAdj	SQL	Units	Flag	Dil
2-Methylnaphthalene	91-57-6	U	0.167	0.201	0.0350	0.042	mg/kg	U	1
2-methylphenol	95-48-7	U	0.333	0.402	0.0415	0.050	mg/kg	U	1
3&4-Methylphenol		U	0.333	0.402	0.0675	0.081	mg/kg	U	1
Naphthalene	91-20-3	U	0.167	0.201	0.0357	0.043	mg/kg	U	1
4-Nitroaniline	100-01-6	U	0.667	0.803	0.0560	0.068	mg/kg	U	1
3-Nitroaniline	99-09-2	U	0.333	0.402	0.0709	0.085	mg/kg	U	1
2-Nitroaniline	88-74-4	U	0.333	0.402	0.0348	0.042	mg/kg	U	1
Nitrobenzene	98-95-3	U	0.333	0.402	0.0333	0.040	mg/kg	U	1
2-Nitrophenol	88-75-5	U	0.333	0.402	0.0333	0.040	mg/kg	U	1
4-Nitrophenol	100-02-7	U	0.333	0.402	0.0579	0.070	mg/kg	U	1
N-Nitrosodi-n-Propylamine	621-64-7	U	0.333	0.402	0.0333	0.040	mg/kg	U	1
N-Nitrosodiphenylamine	86-30-6	U	0.333	0.402	0.0402	0.048	mg/kg	U	1
di-n-Octyl Phthalate	117-84-0	U	0.167	0.201	0.0333	0.040	mg/kg	U	1
Pentachlorophenol	87-86-5	U	0.333	0.402	0.0474	0.057	mg/kg	U	1
Phenanthrene	85-01-8	U	0.167	0.201	0.0333	0.040	mg/kg	U	1
Phenol	108-95-2	U	0.333	0.402	0.0333	0.040	mg/kg	U	1
Pyrene	129-00-0	U	0.167	0.201	0.0380	0.046	mg/kg	U	1
Pyridine	110-86-1	U	0.333	0.402	0.1230	0.148	mg/kg	U	1
1,2,4-Trichlorobenzene	120-82-1	U	0.333	0.402	0.0333	0.040	mg/kg	U	1
2,4,6-Trichlorophenol	88-06-2	U	0.333	0.402	0.0368	0.044	mg/kg	U	1
2,4,5-Trichlorophenol	95-95-4	U	0.333	0.402	0.0333	0.040	mg/kg	U	1

Analytical Method: **Percent Moisture** % Moist: Prep Method:
Date Anal: Jan-19-04 17:32 Analyst: JUJ Date Prep: Tech: JUJ
Anal seq: 646678 Prep seq:

Parameter	CAS Number	Result	MQL UnAdj	MQL Adj	MDL UnAdj	SQL	Units	Flag	Dil
Percent Moisture		17.2					%		

XENCO Laboratories

Certificate of Analytical Results 239854

nelac accredited

3TM International, Houston , TX

Koppers Wood Preserving

Sample Id: **3TM-KMS-SS-812-03 MS/MSD** Matrix: SOIL Sample Depth: 6 In
Lab Sample Id: **239854-011** Date Collected: Jan-07-04 15:30 Date Received: Jan-19-04 14:05

Analytical Method: **SVOAs by EPA 8270C** % Moist: 20.76 Prep Method: 3550B
Date Anal: Jan-22-04 11:22 Analyst: MAD Date Prep: Jan-20-04 09:24 Tech: MAD
Anal seq: 646779 Prep seq: 465223

Parameter	CAS Number	Result	MQL UnAdj	MQL Adj	MDL UnAdj	SQL	Units	Flag	Dil
Acenaphthene	83-32-9	U	0.167	0.210	0.0333	0.042	mg/kg	U	1
Acenaphthylene	208-96-8	U	0.167	0.210	0.0333	0.042	mg/kg	U	1
Aniline (Phenylamine, Aminobenzene)	62-53-3	U	0.667	0.839	0.0353	0.044	mg/kg	U	1
Anthracene	120-12-7	U	0.167	0.210	0.0446	0.056	mg/kg	U	1
Benzo(a)anthracene	56-55-3	U	0.167	0.210	0.0333	0.042	mg/kg	U	1
Benzo(a)pyrene	50-32-8	U	0.167	0.210	0.0333	0.042	mg/kg	U	1
Benzo(b)fluoranthene	205-99-2	U	0.167	0.210	0.0333	0.042	mg/kg	U	1
Benzo(g,h,i)perylene	191-24-2	U	0.167	0.210	0.0333	0.042	mg/kg	U	1
Benzo(k)fluoranthene	207-08-9	U	0.167	0.210	0.0340	0.043	mg/kg	U	1
Benzoic Acid	65-85-0	U	1.00	1.26	0.2980	0.375	mg/kg	U	1
Benzyl Butyl Phthalate	85-68-7	U	0.167	0.210	0.0382	0.048	mg/kg	U	1
bis(2-chloroethoxy) methane	111-91-1	U	0.333	0.420	0.0333	0.042	mg/kg	U	1
bis(2-chloroethyl) ether	111-44-4	U	0.333	0.420	0.0333	0.042	mg/kg	U	1
bis(2-chloroisopropyl) ether	108-60-1	U	0.333	0.420	0.0455	0.057	mg/kg	U	1
bis(2-ethylhexyl) phthalate	117-81-7	U	0.167	0.210	0.0333	0.042	mg/kg	U	1
4-Bromophenyl-phenylether	101-55-3	U	0.333	0.420	0.0452	0.057	mg/kg	U	1
di-n-Butyl Phthalate	84-74-2	U	0.167	0.210	0.0333	0.042	mg/kg	U	1
4-chloro-3-methylphenol	59-50-7	U	0.333	0.420	0.0407	0.051	mg/kg	U	1
4-Chloroaniline	106-47-8	U	0.667	0.839	0.0333	0.042	mg/kg	U	1
2-Chloronaphthalene	91-58-7	U	0.333	0.420	0.0333	0.042	mg/kg	U	1
2-Chlorophenol	95-57-8	U	0.333	0.420	0.0333	0.042	mg/kg	U	1
4-Chlorophenyl Phenyl Ether	7005-72-3	U	0.333	0.420	0.0333	0.042	mg/kg	U	1
Chrysene	218-01-9	U	0.167	0.210	0.0333	0.042	mg/kg	U	1
Dibenz(a,h)Anthracene	53-70-3	U	0.167	0.210	0.0404	0.051	mg/kg	U	1
Dibenzofuran	132-64-9	U	0.333	0.420	0.0369	0.047	mg/kg	U	1
1,2-Dichlorobenzene	95-50-1	U	0.333	0.420	0.0333	0.042	mg/kg	U	1
1,3-Dichlorobenzene	541-73-1	U	0.333	0.420	0.0333	0.042	mg/kg	U	1
1,4-Dichlorobenzene	106-46-7	U	0.333	0.420	0.0376	0.047	mg/kg	U	1
3,3-Dichlorobenzidine	91-94-1	U	0.333	0.420	0.0637	0.080	mg/kg	U	1
2,4-Dichlorophenol	120-83-2	U	0.333	0.420	0.0333	0.042	mg/kg	U	1
Diethyl Phthalate	84-66-2	U	0.167	0.210	0.0333	0.042	mg/kg	U	1
Dimethyl Phthalate	131-11-3	U	0.167	0.210	0.0379	0.048	mg/kg	U	1
2,4-Dimethylphenol	105-67-9	U	0.333	0.420	0.0333	0.042	mg/kg	U	1
4,6-dinitro-2-methyl phenol	534-52-1	U	0.333	0.420	0.0377	0.048	mg/kg	U	1
2,4-Dinitrophenol	51-28-5	U	0.333	0.420	0.0333	0.042	mg/kg	U	1
2,4-Dinitrotoluene	121-14-2	U	0.333	0.420	0.0436	0.055	mg/kg	U	1
2,6-Dinitrotoluene	606-20-2	U	0.333	0.420	0.0333	0.042	mg/kg	U	1
Fluoranthene	206-44-0	U	0.167	0.210	0.0367	0.046	mg/kg	U	1
Fluorene	86-73-7	U	0.167	0.210	0.0333	0.042	mg/kg	U	1
Hexachlorobenzene	118-74-1	U	0.333	0.420	0.0337	0.042	mg/kg	U	1
Hexachlorobutadiene	87-68-3	U	0.333	0.420	0.0333	0.042	mg/kg	U	1
Hexachlorocyclopentadiene	77-47-4	U	0.333	0.420	0.0333	0.042	mg/kg	U	1
Hexachloroethane	67-72-1	U	0.333	0.420	0.0357	0.045	mg/kg	U	1
Indeno(1,2,3-c,d)Pyrene	193-39-5	U	0.167	0.210	0.0487	0.061	mg/kg	U	1
Isophorone	78-59-1	U	0.333	0.420	0.0540	0.068	mg/kg	U	1

XENCO Laboratories

Certificate of Analytical Results 239854

nelac accredited

3TM International, Houston , TX

Koppers Wood Preserving

Sample Id: **3TM-KMS-SS-812-03 MS/MSD** Matrix: SOIL Sample Depth: 6 In
Lab Sample Id: **239854-011** Date Collected: Jan-07-04 15:30 Date Received: Jan-19-04 14:05

Analytical Method: **SVOAs by EPA 8270C** % Moist: 20.76 Prep Method: 3550B
Date Anal: Jan-22-04 11:22 Analyst: MAD Date Prep: Jan-20-04 09:24 Tech: MAD
Anal seq: 646779 Prep seq: 465223

Parameter	CAS Number	Result	MQL UnAdj	MQL Adj	MDL UnAdj	SQL	Units	Flag	Dil
2-Methylnaphthalene	91-57-6	U	0.167	0.210	0.0350	0.044	mg/kg	U	1
2-methylphenol	95-48-7	U	0.333	0.420	0.0415	0.052	mg/kg	U	1
3&4-Methylphenol		U	0.333	0.420	0.0675	0.085	mg/kg	U	1
Naphthalene	91-20-3	U	0.167	0.210	0.0357	0.045	mg/kg	U	1
4-Nitroaniline	100-01-6	U	0.667	0.839	0.0560	0.071	mg/kg	U	1
3-Nitroaniline	99-09-2	U	0.333	0.420	0.0709	0.089	mg/kg	U	1
2-Nitroaniline	88-74-4	U	0.333	0.420	0.0348	0.044	mg/kg	U	1
Nitrobenzene	98-95-3	U	0.333	0.420	0.0333	0.042	mg/kg	U	1
2-Nitrophenol	88-75-5	U	0.333	0.420	0.0333	0.042	mg/kg	U	1
4-Nitrophenol	100-02-7	U	0.333	0.420	0.0579	0.073	mg/kg	U	1
N-Nitrosodi-n-Propylamine	621-64-7	U	0.333	0.420	0.0333	0.042	mg/kg	U	1
N-Nitrosodiphenylamine	86-30-6	U	0.333	0.420	0.0402	0.051	mg/kg	U	1
di-n-Octyl Phthalate	117-84-0	U	0.167	0.210	0.0333	0.042	mg/kg	U	1
Pentachlorophenol	87-86-5	U	0.333	0.420	0.0474	0.060	mg/kg	U	1
Phenanthrene	85-01-8	U	0.167	0.210	0.0333	0.042	mg/kg	U	1
Phenol	108-95-2	U	0.333	0.420	0.0333	0.042	mg/kg	U	1
Pyrene	129-00-0	U	0.167	0.210	0.0380	0.048	mg/kg	U	1
Pyridine	110-86-1	U	0.333	0.420	0.1230	0.154	mg/kg	U	1
1,2,4-Trichlorobenzene	120-82-1	U	0.333	0.420	0.0333	0.042	mg/kg	U	1
2,4,6-Trichlorophenol	88-06-2	U	0.333	0.420	0.0368	0.046	mg/kg	U	1
2,4,5-Trichlorophenol	95-95-4	U	0.333	0.420	0.0333	0.042	mg/kg	U	1

Analytical Method: **Percent Moisture** % Moist: Prep Method:
Date Anal: Jan-19-04 17:34 Analyst: JUJ Date Prep: Tech: JUJ
Anal seq: 646678 Prep seq:

Parameter	CAS Number	Result	MQL UnAdj	MQL Adj	MDL UnAdj	SQL	Units	Flag	Dil
Percent Moisture		20.8					%		

XENCO Laboratories

Certificate of Analytical Results 239854

nelac accredited

3TM International, Houston , TX

Koppers Wood Preserving

Sample Id: **Duplicate 1** Matrix: SOIL Sample Depth: 6 In
Lab Sample Id: **239854-012** Date Collected: Jan-07-04 00:00 Date Received: Jan-19-04 14:05

Analytical Method: **SVOAs by EPA 8270C** % Moist: 13.66 Prep Method: 3550B
Date Anal: Jan-23-04 03:41 Analyst: MAD Date Prep: Jan-20-04 09:35 Tech: MAD
Anal seq: 646779 Prep seq: 465223

Parameter	CAS Number	Result	MQL UnAdj	MQL Adj	MDL UnAdj	SQL	Units	Flag	Dil
Acenaphthene	83-32-9	U	0.167	0.192	0.0333	0.039	mg/kg	U	1
Acenaphthylene	208-96-8	U	0.167	0.192	0.0333	0.039	mg/kg	U	1
Aniline (Phenylamine, Aminobenzene)	62-53-3	U	0.667	0.770	0.0353	0.041	mg/kg	U	1
Anthracene	120-12-7	U	0.167	0.192	0.0446	0.052	mg/kg	U	1
Benzo(a)anthracene	56-55-3	U	0.167	0.192	0.0333	0.039	mg/kg	U	1
Benzo(a)pyrene	50-32-8	U	0.167	0.192	0.0333	0.039	mg/kg	U	1
Benzo(b)fluoranthene	205-99-2	U	0.167	0.192	0.0333	0.039	mg/kg	U	1
Benzo(g,h,i)perylene	191-24-2	U	0.167	0.192	0.0333	0.039	mg/kg	U	1
Benzo(k)fluoranthene	207-08-9	U	0.167	0.192	0.0340	0.039	mg/kg	U	1
Benzoic Acid	65-85-0	U	1.00	1.15	0.2980	0.344	mg/kg	U	1
Benzyl Butyl Phthalate	85-68-7	U	0.167	0.192	0.0382	0.044	mg/kg	U	1
bis(2-chloroethoxy) methane	111-91-1	U	0.333	0.385	0.0333	0.039	mg/kg	U	1
bis(2-chloroethyl) ether	111-44-4	U	0.333	0.385	0.0333	0.039	mg/kg	U	1
bis(2-chloroisopropyl) ether	108-60-1	U	0.333	0.385	0.0455	0.053	mg/kg	U	1
bis(2-ethylhexyl) phthalate	117-81-7	U	0.167	0.192	0.0333	0.039	mg/kg	U	1
4-Bromophenyl-phenylether	101-55-3	U	0.333	0.385	0.0452	0.052	mg/kg	U	1
di-n-Butyl Phthalate	84-74-2	U	0.167	0.192	0.0333	0.039	mg/kg	U	1
4-chloro-3-methylphenol	59-50-7	U	0.333	0.385	0.0407	0.047	mg/kg	U	1
4-Chloroaniline	106-47-8	U	0.667	0.770	0.0333	0.039	mg/kg	U	1
2-Chloronaphthalene	91-58-7	U	0.333	0.385	0.0333	0.039	mg/kg	U	1
2-Chlorophenol	95-57-8	U	0.333	0.385	0.0333	0.039	mg/kg	U	1
4-Chlorophenyl Phenyl Ether	7005-72-3	U	0.333	0.385	0.0333	0.039	mg/kg	U	1
Chrysene	218-01-9	U	0.167	0.192	0.0333	0.039	mg/kg	U	1
Dibenz(a,h)Anthracene	53-70-3	U	0.167	0.192	0.0404	0.047	mg/kg	U	1
Dibenzofuran	132-64-9	U	0.333	0.385	0.0369	0.043	mg/kg	U	1
1,2-Dichlorobenzene	95-50-1	U	0.333	0.385	0.0333	0.039	mg/kg	U	1
1,3-Dichlorobenzene	541-73-1	U	0.333	0.385	0.0333	0.039	mg/kg	U	1
1,4-Dichlorobenzene	106-46-7	U	0.333	0.385	0.0376	0.043	mg/kg	U	1
3,3-Dichlorobenzidine	91-94-1	U	0.333	0.385	0.0637	0.074	mg/kg	U	1
2,4-Dichlorophenol	120-83-2	U	0.333	0.385	0.0333	0.039	mg/kg	U	1
Diethyl Phthalate	84-66-2	U	0.167	0.192	0.0333	0.039	mg/kg	U	1
Dimethyl Phthalate	131-11-3	U	0.167	0.192	0.0379	0.044	mg/kg	U	1
2,4-Dimethylphenol	105-67-9	U	0.333	0.385	0.0333	0.039	mg/kg	U	1
4,6-dinitro-2-methyl phenol	534-52-1	U	0.333	0.385	0.0377	0.044	mg/kg	U	1
2,4-Dinitrophenol	51-28-5	U	0.333	0.385	0.0333	0.039	mg/kg	U	1
2,4-Dinitrotoluene	121-14-2	U	0.333	0.385	0.0436	0.050	mg/kg	U	1
2,6-Dinitrotoluene	606-20-2	U	0.333	0.385	0.0333	0.039	mg/kg	U	1
Fluoranthene	206-44-0	U	0.167	0.192	0.0367	0.042	mg/kg	U	1
Fluorene	86-73-7	U	0.167	0.192	0.0333	0.039	mg/kg	U	1
Hexachlorobenzene	118-74-1	U	0.333	0.385	0.0337	0.039	mg/kg	U	1
Hexachlorobutadiene	87-68-3	U	0.333	0.385	0.0333	0.039	mg/kg	U	1
Hexachlorocyclopentadiene	77-47-4	U	0.333	0.385	0.0333	0.039	mg/kg	U	1
Hexachloroethane	67-72-1	U	0.333	0.385	0.0357	0.041	mg/kg	U	1
Indeno(1,2,3-c,d)Pyrene	193-39-5	U	0.167	0.192	0.0487	0.056	mg/kg	U	1
Isophorone	78-59-1	U	0.333	0.385	0.0540	0.062	mg/kg	U	1

XENCO Laboratories

Certificate of Analytical Results 239854

nelac accredited

3TM International, Houston , TX

Koppers Wood Preserving

Sample Id: **Duplicate 1** | Matrix: SOIL | Sample Depth: 6 In
Lab Sample Id: **239854-012** | Date Collected: Jan-07-04 00:00 | Date Received: Jan-19-04 14:05

Analytical Method: **SVOAs by EPA 8270C** | % Moist: 13.66 | Prep Method: 3550B
Date Anal: Jan-23-04 03:41 | Analyst: MAD | Date Prep: Jan-20-04 09:35 | Tech: MAD
Anal seq: 646779 | Prep seq: 465223

Parameter	CAS Number	Result	MQL UnAdj	MQL Adj	MDL UnAdj	SQL	Units	Flag	Dil
2-Methylnaphthalene	91-57-6	U	0.167	0.192	0.0350	0.040	mg/kg	U	1
2-methylphenol	95-48-7	U	0.333	0.385	0.0415	0.048	mg/kg	U	1
3&4-Methylphenol		U	0.333	0.385	0.0675	0.078	mg/kg	U	1
Naphthalene	91-20-3	U	0.167	0.192	0.0357	0.041	mg/kg	U	1
4-Nitroaniline	100-01-6	U	0.667	0.770	0.0560	0.065	mg/kg	U	1
3-Nitroaniline	99-09-2	U	0.333	0.385	0.0709	0.082	mg/kg	U	1
2-Nitroaniline	88-74-4	U	0.333	0.385	0.0348	0.040	mg/kg	U	1
Nitrobenzene	98-95-3	U	0.333	0.385	0.0333	0.039	mg/kg	U	1
2-Nitrophenol	88-75-5	U	0.333	0.385	0.0333	0.039	mg/kg	U	1
4-Nitrophenol	100-02-7	U	0.333	0.385	0.0579	0.067	mg/kg	U	1
N-Nitrosodi-n-Propylamine	621-64-7	U	0.333	0.385	0.0333	0.039	mg/kg	U	1
N-Nitrosodiphenylamine	86-30-6	U	0.333	0.385	0.0402	0.046	mg/kg	U	1
di-n-Octyl Phthalate	117-84-0	U	0.167	0.192	0.0333	0.039	mg/kg	U	1
Pentachlorophenol	87-86-5	U	0.333	0.385	0.0474	0.055	mg/kg	U	1
Phenanthrene	85-01-8	U	0.167	0.192	0.0333	0.039	mg/kg	U	1
Phenol	108-95-2	U	0.333	0.385	0.0333	0.039	mg/kg	U	1
Pyrene	129-00-0	U	0.167	0.192	0.0380	0.044	mg/kg	U	1
Pyridine	110-86-1	U	0.333	0.385	0.1230	0.142	mg/kg	U	1
1,2,4-Trichlorobenzene	120-82-1	U	0.333	0.385	0.0333	0.039	mg/kg	U	1
2,4,6-Trichlorophenol	88-06-2	U	0.333	0.385	0.0368	0.043	mg/kg	U	1
2,4,5-Trichlorophenol	95-95-4	U	0.333	0.385	0.0333	0.039	mg/kg	U	1

Analytical Method: **Percent Moisture** | % Moist: | Prep Method:
Date Anal: Jan-19-04 17:38 | Analyst: JUJ | Date Prep: | Tech: JUJ
Anal seq: 646678 | Prep seq:

Parameter	CAS Number	Result	MQL UnAdj	MQL Adj	MDL UnAdj	SQL	Units	Flag	Dil
Percent Moisture		13.7					%		

XENCO Laboratories

Certificate of Analytical Results 239854

nelac accredited

3TM International, Houston , TX

Koppers Wood Preserving

Sample Id: **Equipment Blank** Matrix: WATER Sample Depth:
Lab Sample Id: **239854-013** Date Collected: Jan-07-04 00:00 Date Received: Jan-19-04 14:05

Analytical Method: **SVOAs by EPA 8270C** % Moist: Prep Method: 3510C
Date Anal: Jan-21-04 12:51 Analyst: MAD Date Prep: Jan-20-04 09:10 Tech: MAD
Anal seq: 646783 Prep seq: 465214

Parameter	CAS Number	Result	MQL UnAdj	MQL Adj	MDL UnAdj	SQL	Units	Flag	Dil
Acenaphthene	83-32-9	U	0.005	0.019	0.0010	0.004	mg/L	U	4
Acenaphthylene	208-96-8	U	0.005	0.019	0.0010	0.004	mg/L	U	4
Aniline (Phenylamine, Aminobenzene)	62-53-3	U	0.020	0.077	0.0010	0.004	mg/L	U	4
Anthracene	120-12-7	U	0.005	0.019	0.0010	0.004	mg/L	U	4
Benzo(a)anthracene	56-55-3	U	0.005	0.019	0.0010	0.004	mg/L	U	4
Benzo(a)pyrene	50-32-8	U	0.005	0.019	0.0010	0.004	mg/L	U	4
Benzo(b)fluoranthene	205-99-2	U	0.005	0.019	0.0010	0.004	mg/L	U	4
Benzo(g,h,i)perylene	191-24-2	U	0.005	0.019	0.0010	0.004	mg/L	U	4
Benzo(k)fluoranthene	207-08-9	U	0.005	0.019	0.0010	0.004	mg/L	U	4
Benzoic Acid	65-85-0	U	0.030	0.115	0.0095	0.036	mg/L	U	4
Benzyl Butyl Phthalate	85-68-7	U	0.005	0.019	0.0010	0.004	mg/L	U	4
bis(2-chloroethoxy) methane	111-91-1	U	0.010	0.039	0.0010	0.004	mg/L	U	4
bis(2-chloroethyl) ether	111-44-4	U	0.010	0.039	0.0010	0.004	mg/L	U	4
bis(2-chloroisopropyl) ether	108-60-1	U	0.010	0.039	0.0010	0.004	mg/L	U	4
bis(2-ethylhexyl) phthalate	117-81-7	U	0.005	0.019	0.0010	0.004	mg/L	U	4
4-Bromophenyl-phenylether	101-55-3	U	0.010	0.039	0.0010	0.004	mg/L	U	4
di-n-Butyl Phthalate	84-74-2	U	0.005	0.019	0.0026	0.010	mg/L	U	4
4-chloro-3-methylphenol	59-50-7	U	0.010	0.039	0.0011	0.004	mg/L	U	4
4-Chloroaniline	106-47-8	U	0.020	0.077	0.0010	0.004	mg/L	U	4
2-Chloronaphthalene	91-58-7	U	0.010	0.039	0.0010	0.004	mg/L	U	4
2-Chlorophenol	95-57-8	U	0.010	0.039	0.0010	0.004	mg/L	U	4
4-Chlorophenyl Phenyl Ether	7005-72-3	U	0.010	0.039	0.0010	0.004	mg/L	U	4
Chrysene	218-01-9	U	0.005	0.019	0.0010	0.004	mg/L	U	4
Dibenz(a,h)Anthracene	53-70-3	U	0.005	0.019	0.0010	0.004	mg/L	U	4
Dibenzofuran	132-64-9	U	0.010	0.039	0.0010	0.004	mg/L	U	4
1,2-Dichlorobenzene	95-50-1	U	0.010	0.039	0.0010	0.004	mg/L	U	4
1,3-Dichlorobenzene	541-73-1	U	0.010	0.039	0.0010	0.004	mg/L	U	4
1,4-Dichlorobenzene	106-46-7	U	0.010	0.039	0.0010	0.004	mg/L	U	4
3,3-Dichlorobenzidine	91-94-1	U	0.010	0.039	0.0020	0.008	mg/L	U	4
2,4-Dichlorophenol	120-83-2	U	0.010	0.039	0.0010	0.004	mg/L	U	4
Diethyl Phthalate	84-66-2	U	0.005	0.019	0.0010	0.004	mg/L	U	4
Dimethyl Phthalate	131-11-3	U	0.005	0.019	0.0010	0.004	mg/L	U	4
2,4-Dimethylphenol	105-67-9	U	0.010	0.039	0.0011	0.004	mg/L	U	4
4,6-dinitro-2-methyl phenol	534-52-1	U	0.010	0.039	0.0012	0.005	mg/L	U	4
2,4-Dinitrophenol	51-28-5	U	0.010	0.039	0.0010	0.004	mg/L	U	4
2,4-Dinitrotoluene	121-14-2	U	0.010	0.039	0.0010	0.004	mg/L	U	4
2,6-Dinitrotoluene	606-20-2	U	0.010	0.039	0.0010	0.004	mg/L	U	4
Fluoranthene	206-44-0	U	0.005	0.019	0.0010	0.004	mg/L	U	4
Fluorene	86-73-7	U	0.005	0.019	0.0010	0.004	mg/L	U	4
Hexachlorobenzene	118-74-1	U	0.010	0.039	0.0010	0.004	mg/L	U	4
Hexachlorobutadiene	87-68-3	U	0.005	0.019	0.0010	0.004	mg/L	U	4
Hexachlorocyclopentadiene	77-47-4	U	0.010	0.039	0.0010	0.004	mg/L	U	4
Hexachloroethane	67-72-1	U	0.010	0.039	0.0010	0.004	mg/L	U	4
Indeno(1,2,3-c,d)Pyrene	193-39-5	U	0.005	0.019	0.0010	0.004	mg/L	U	4
Isophorone	78-59-1	U	0.010	0.039	0.0013	0.005	mg/L	U	4

XENCO Laboratories

Certificate of Analytical Results 239854

nelac accredited

3TM International, Houston , TX

Koppers Wood Preserving

Sample Id: **Equipment Blank** Matrix: WATER Sample Depth:
Lab Sample Id: **239854-013** Date Collected: Jan-07-04 00:00 Date Received: Jan-19-04 14:05

Analytical Method: **SVOAs by EPA 8270C** % Moist: Prep Method: 3510C
Date Anal: Jan-21-04 12:51 Analyst: MAD Date Prep: Jan-20-04 09:10 Tech: MAD
Anal seq: 646783 Prep seq: 465214

Parameter	CAS Number	Result	MQL UnAdj	MQL Adj	MDL UnAdj	SQL	Units	Flag	Dil
2-Methylnaphthalene	91-57-6	U	0.005	0.019	0.0011	0.004	mg/L	U	4
2-methylphenol	95-48-7	U	0.010	0.039	0.0013	0.005	mg/L	U	4
3&4-Methylphenol		U	0.010	0.039	0.0015	0.006	mg/L	U	4
Naphthalene	91-20-3	U	0.005	0.019	0.0010	0.004	mg/L	U	4
4-Nitroaniline	100-01-6	U	0.020	0.077	0.0011	0.004	mg/L	U	4
3-Nitroaniline	99-09-2	U	0.010	0.039	0.0021	0.008	mg/L	U	4
2-Nitroaniline	88-74-4	U	0.007	0.027	0.0010	0.004	mg/L	U	4
Nitrobenzene	98-95-3	U	0.010	0.039	0.0010	0.004	mg/L	U	4
2-Nitrophenol	88-75-5	U	0.010	0.039	0.0010	0.004	mg/L	U	4
4-Nitrophenol	100-02-7	U	0.010	0.039	0.0010	0.004	mg/L	U	4
N-Nitrosodi-n-Propylamine	621-64-7	U	0.010	0.039	0.0010	0.004	mg/L	U	4
N-Nitrosodiphenylamine	86-30-6	U	0.010	0.039	0.0017	0.007	mg/L	U	4
di-n-Octyl Phthalate	117-84-0	U	0.005	0.019	0.0010	0.004	mg/L	U	4
Pentachlorophenol	87-86-5	U	0.010	0.039	0.0010	0.004	mg/L	U	4
Phenanthrene	85-01-8	U	0.005	0.019	0.0012	0.005	mg/L	U	4
Phenol	108-95-2	U	0.010	0.039	0.0010	0.004	mg/L	U	4
Pyrene	129-00-0	U	0.005	0.019	0.0010	0.004	mg/L	U	4
Pyridine	110-86-1	U	0.010	0.039	0.0035	0.014	mg/L	U	4
1,2,4-Trichlorobenzene	120-82-1	U	0.010	0.039	0.0010	0.004	mg/L	U	4
2,4,6-Trichlorophenol	88-06-2	U	0.010	0.039	0.0010	0.004	mg/L	U	4
2,4,5-Trichlorophenol	95-95-4	U	0.010	0.039	0.0010	0.004	mg/L	U	4

XENCO Laboratories

Certificate of Analytical Results 239854

nelac accredited

3TM International, Houston , TX

Koppers Wood Preserving

Sample Id: **Field Blank** | Matrix: WATER | Sample Depth:
Lab Sample Id: **239854-014** | Date Collected: Jan-07-04 00:00 | Date Received: Jan-19-04 14:05

Analytical Method: **SVOAs by EPA 8270C** | % Moist: | Prep Method: 3510C
Date Anal: Jan-21-04 13:39 | Analyst: MAD | Date Prep: Jan-20-04 09:13 | Tech: MAD
Anal seq: 646783 | Prep seq: 465214

Parameter	CAS Number	Result	MQL UnAdj	MQL Adj	MDL UnAdj	SQL	Units	Flag	Dil
Acenaphthene	83-32-9	U	0.005	0.019	0.0010	0.004	mg/L	U	4
Acenaphthylene	208-96-8	U	0.005	0.019	0.0010	0.004	mg/L	U	4
Aniline (Phenylamine, Aminobenzene)	62-53-3	U	0.020	0.077	0.0010	0.004	mg/L	U	4
Anthracene	120-12-7	U	0.005	0.019	0.0010	0.004	mg/L	U	4
Benzo(a)anthracene	56-55-3	U	0.005	0.019	0.0010	0.004	mg/L	U	4
Benzo(a)pyrene	50-32-8	U	0.005	0.019	0.0010	0.004	mg/L	U	4
Benzo(b)fluoranthene	205-99-2	U	0.005	0.019	0.0010	0.004	mg/L	U	4
Benzo(g,h,i)perylene	191-24-2	U	0.005	0.019	0.0010	0.004	mg/L	U	4
Benzo(k)fluoranthene	207-08-9	U	0.005	0.019	0.0010	0.004	mg/L	U	4
Benzoic Acid	65-85-0	U	0.030	0.115	0.0095	0.036	mg/L	U	4
Benzyl Butyl Phthalate	85-68-7	U	0.005	0.019	0.0010	0.004	mg/L	U	4
bis(2-chloroethoxy) methane	111-91-1	U	0.010	0.039	0.0010	0.004	mg/L	U	4
bis(2-chloroethyl) ether	111-44-4	U	0.010	0.039	0.0010	0.004	mg/L	U	4
bis(2-chloroisopropyl) ether	108-60-1	U	0.010	0.039	0.0010	0.004	mg/L	U	4
bis(2-ethylhexyl) phthalate	117-81-7	U	0.005	0.019	0.0010	0.004	mg/L	U	4
4-Bromophenyl-phenylether	101-55-3	U	0.010	0.039	0.0010	0.004	mg/L	U	4
di-n-Butyl Phthalate	84-74-2	U	0.005	0.019	0.0026	0.010	mg/L	U	4
4-chloro-3-methylphenol	59-50-7	U	0.010	0.039	0.0011	0.004	mg/L	U	4
4-Chloroaniline	106-47-8	U	0.020	0.077	0.0010	0.004	mg/L	U	4
2-Chloronaphthalene	91-58-7	U	0.010	0.039	0.0010	0.004	mg/L	U	4
2-Chlorophenol	95-57-8	U	0.010	0.039	0.0010	0.004	mg/L	U	4
4-Chlorophenyl Phenyl Ether	7005-72-3	U	0.010	0.039	0.0010	0.004	mg/L	U	4
Chrysene	218-01-9	U	0.005	0.019	0.0010	0.004	mg/L	U	4
Dibenz(a,h)Anthracene	53-70-3	U	0.005	0.019	0.0010	0.004	mg/L	U	4
Dibenzofuran	132-64-9	U	0.010	0.039	0.0010	0.004	mg/L	U	4
1,2-Dichlorobenzene	95-50-1	U	0.010	0.039	0.0010	0.004	mg/L	U	4
1,3-Dichlorobenzene	541-73-1	U	0.010	0.039	0.0010	0.004	mg/L	U	4
1,4-Dichlorobenzene	106-46-7	U	0.010	0.039	0.0010	0.004	mg/L	U	4
3,3-Dichlorobenzidine	91-94-1	U	0.010	0.039	0.0020	0.008	mg/L	U	4
2,4-Dichlorophenol	120-83-2	U	0.010	0.039	0.0010	0.004	mg/L	U	4
Diethyl Phthalate	84-66-2	U	0.005	0.019	0.0010	0.004	mg/L	U	4
Dimethyl Phthalate	131-11-3	U	0.005	0.019	0.0010	0.004	mg/L	U	4
2,4-Dimethylphenol	105-67-9	U	0.010	0.039	0.0011	0.004	mg/L	U	4
4,6-dinitro-2-methyl phenol	534-52-1	U	0.010	0.039	0.0012	0.005	mg/L	U	4
2,4-Dinitrophenol	51-28-5	U	0.010	0.039	0.0010	0.004	mg/L	U	4
2,4-Dinitrotoluene	121-14-2	U	0.010	0.039	0.0010	0.004	mg/L	U	4
2,6-Dinitrotoluene	606-20-2	U	0.010	0.039	0.0010	0.004	mg/L	U	4
Fluoranthene	206-44-0	U	0.005	0.019	0.0010	0.004	mg/L	U	4
Fluorene	86-73-7	U	0.005	0.019	0.0010	0.004	mg/L	U	4
Hexachlorobenzene	118-74-1	U	0.010	0.039	0.0010	0.004	mg/L	U	4
Hexachlorobutadiene	87-68-3	U	0.005	0.019	0.0010	0.004	mg/L	U	4
Hexachlorocyclopentadiene	77-47-4	U	0.010	0.039	0.0010	0.004	mg/L	U	4
Hexachloroethane	67-72-1	U	0.010	0.039	0.0010	0.004	mg/L	U	4
Indeno(1,2,3-c,d)Pyrene	193-39-5	U	0.005	0.019	0.0010	0.004	mg/L	U	4
Isophorone	78-59-1	U	0.010	0.039	0.0013	0.005	mg/L	U	4

XENCO Laboratories

Certificate of Analytical Results 239854

nelac accredited

3TM International, Houston , TX

Koppers Wood Preserving

Sample Id: **Field Blank** | Matrix: WATER | Sample Depth:

Lab Sample Id: **239854-014** | Date Collected: Jan-07-04 00:00 | Date Received: Jan-19-04 14:05

Analytical Method: **SVOAs by EPA 8270C** | % Moist: | Prep Method: 3510C

Date Anal: Jan-21-04 13:39 | Analyst: MAD | Date Prep: Jan-20-04 09:13 | Tech: MAD

Anal seq: 646783 | Prep seq: 465214

Parameter	CAS Number	Result	MQL UnAdj	MQL Adj	MDL UnAdj	SQL	Units	Flag	Dil
2-Methylnaphthalene	91-57-6	U	0.005	0.019	0.0011	0.004	mg/L	U	4
2-methylphenol	95-48-7	U	0.010	0.039	0.0013	0.005	mg/L	U	4
3&4-Methylphenol		U	0.010	0.039	0.0015	0.006	mg/L	U	4
Naphthalene	91-20-3	U	0.005	0.019	0.0010	0.004	mg/L	U	4
4-Nitroaniline	100-01-6	U	0.020	0.077	0.0011	0.004	mg/L	U	4
3-Nitroaniline	99-09-2	U	0.010	0.039	0.0021	0.008	mg/L	U	4
2-Nitroaniline	88-74-4	U	0.007	0.027	0.0010	0.004	mg/L	U	4
Nitrobenzene	98-95-3	U	0.010	0.039	0.0010	0.004	mg/L	U	4
2-Nitrophenol	88-75-5	U	0.010	0.039	0.0010	0.004	mg/L	U	4
4-Nitrophenol	100-02-7	U	0.010	0.039	0.0010	0.004	mg/L	U	4
N-Nitrosodi-n-Propylamine	621-64-7	U	0.010	0.039	0.0010	0.004	mg/L	U	4
N-Nitrosodiphenylamine	86-30-6	U	0.010	0.039	0.0017	0.007	mg/L	U	4
di-n-Octyl Phthalate	117-84-0	U	0.005	0.019	0.0010	0.004	mg/L	U	4
Pentachlorophenol	87-86-5	U	0.010	0.039	0.0010	0.004	mg/L	U	4
Phenanthrene	85-01-8	U	0.005	0.019	0.0012	0.005	mg/L	U	4
Phenol	108-95-2	U	0.010	0.039	0.0010	0.004	mg/L	U	4
Pyrene	129-00-0	U	0.005	0.019	0.0010	0.004	mg/L	U	4
Pyridine	110-86-1	U	0.010	0.039	0.0035	0.014	mg/L	U	4
1,2,4-Trichlorobenzene	120-82-1	U	0.010	0.039	0.0010	0.004	mg/L	U	4
2,4,6-Trichlorophenol	88-06-2	U	0.010	0.039	0.0010	0.004	mg/L	U	4
2,4,5-Trichlorophenol	95-95-4	U	0.010	0.039	0.0010	0.004	mg/L	U	4

XENCO Laboratories

Certificate of Analytical Results 239854

nelac accredited

3TM International, Houston , TX

Koppers Wood Preserving

Sample Id: **465214-1-BLK** Matrix: WATER Sample Depth:
Lab Sample Id: **465214-1-BLK** Date Collected: Date Received: Jan-19-04 14:05

Analytical Method: **SVOAs by EPA 8270C** % Moist: Prep Method: 3510C
Date Anal: Jan-21-04 10:29 Analyst: MAD Date Prep: Jan-20-04 09:00 Tech: MAD
Anal seq: 646783 Prep seq: 465214

Parameter	CAS Number	Result	MQL UnAdj	MQL Adj	MDL UnAdj	SQL	Units	Flag	Dil
Acenaphthene	83-32-9	U	0.005	0.005	0.0010	0.001	mg/L	U	1
Acenaphthylene	208-96-8	U	0.005	0.005	0.0010	0.001	mg/L	U	1
Aniline (Phenylamine, Aminobenzene)	62-53-3	U	0.020	0.020	0.0010	0.001	mg/L	U	1
Anthracene	120-12-7	U	0.005	0.005	0.0010	0.001	mg/L	U	1
Benzo(a)anthracene	56-55-3	U	0.005	0.005	0.0010	0.001	mg/L	U	1
Benzo(a)pyrene	50-32-8	U	0.005	0.005	0.0010	0.001	mg/L	U	1
Benzo(b)fluoranthene	205-99-2	U	0.005	0.005	0.0010	0.001	mg/L	U	1
Benzo(g,h,i)perylene	191-24-2	U	0.005	0.005	0.0010	0.001	mg/L	U	1
Benzo(k)fluoranthene	207-08-9	U	0.005	0.005	0.0010	0.001	mg/L	U	1
Benzoic Acid	65-85-0	U	0.030	0.030	0.0095	0.009	mg/L	U	1
Benzyl Butyl Phthalate	85-68-7	U	0.005	0.005	0.0010	0.001	mg/L	U	1
bis(2-chloroethoxy) methane	111-91-1	U	0.010	0.010	0.0010	0.001	mg/L	U	1
bis(2-chloroethyl) ether	111-44-4	U	0.010	0.010	0.0010	0.001	mg/L	U	1
bis(2-chloroisopropyl) ether	108-60-1	U	0.010	0.010	0.0010	0.001	mg/L	U	1
bis(2-ethylhexyl) phthalate	117-81-7	U	0.005	0.005	0.0010	0.001	mg/L	U	1
4-Bromophenyl-phenylether	101-55-3	U	0.010	0.010	0.0010	0.001	mg/L	U	1
di-n-Butyl Phthalate	84-74-2	U	0.005	0.005	0.0026	0.003	mg/L	U	1
4-chloro-3-methylphenol	59-50-7	U	0.010	0.010	0.0011	0.001	mg/L	U	1
4-Chloroaniline	106-47-8	U	0.020	0.020	0.0010	0.001	mg/L	U	1
2-Chloronaphthalene	91-58-7	U	0.010	0.010	0.0010	0.001	mg/L	U	1
2-Chlorophenol	95-57-8	U	0.010	0.010	0.0010	0.001	mg/L	U	1
4-Chlorophenyl Phenyl Ether	7005-72-3	U	0.010	0.010	0.0010	0.001	mg/L	U	1
Chrysene	218-01-9	U	0.005	0.005	0.0010	0.001	mg/L	U	1
Dibenz(a,h)Anthracene	53-70-3	U	0.005	0.005	0.0010	0.001	mg/L	U	1
Dibenzofuran	132-64-9	U	0.010	0.010	0.0010	0.001	mg/L	U	1
1,2-Dichlorobenzene	95-50-1	U	0.010	0.010	0.0010	0.001	mg/L	U	1
1,3-Dichlorobenzene	541-73-1	U	0.010	0.010	0.0010	0.001	mg/L	U	1
1,4-Dichlorobenzene	106-46-7	U	0.010	0.010	0.0010	0.001	mg/L	U	1
3,3-Dichlorobenzidine	91-94-1	U	0.010	0.010	0.0020	0.002	mg/L	U	1
2,4-Dichlorophenol	120-83-2	U	0.010	0.010	0.0010	0.001	mg/L	U	1
Diethyl Phthalate	84-66-2	U	0.005	0.005	0.0010	0.001	mg/L	U	1
Dimethyl Phthalate	131-11-3	U	0.005	0.005	0.0010	0.001	mg/L	U	1
2,4-Dimethylphenol	105-67-9	U	0.010	0.010	0.0011	0.001	mg/L	U	1
4,6-dinitro-2-methyl phenol	534-52-1	U	0.010	0.010	0.0012	0.001	mg/L	U	1
2,4-Dinitrophenol	51-28-5	U	0.010	0.010	0.0010	0.001	mg/L	U	1
2,4-Dinitrotoluene	121-14-2	U	0.010	0.010	0.0010	0.001	mg/L	U	1
2,6-Dinitrotoluene	606-20-2	U	0.010	0.010	0.0010	0.001	mg/L	U	1
Fluoranthene	206-44-0	U	0.005	0.005	0.0010	0.001	mg/L	U	1
Fluorene	86-73-7	U	0.005	0.005	0.0010	0.001	mg/L	U	1
Hexachlorobenzene	118-74-1	U	0.010	0.010	0.0010	0.001	mg/L	U	1
Hexachlorobutadiene	87-68-3	U	0.005	0.005	0.0010	0.001	mg/L	U	1
Hexachlorocyclopentadiene	77-47-4	U	0.010	0.010	0.0010	0.001	mg/L	U	1
Hexachloroethane	67-72-1	U	0.010	0.010	0.0010	0.001	mg/L	U	1
Indeno(1,2,3-c,d)Pyrene	193-39-5	U	0.005	0.005	0.0010	0.001	mg/L	U	1
Isophorone	78-59-1	U	0.010	0.010	0.0013	0.001	mg/L	U	1

XENCO Laboratories

Certificate of Analytical Results 239854

nelac accredited

3TM International, Houston , TX

Koppers Wood Preserving

Sample Id: **465214-1-BLK** Matrix: WATER Sample Depth:
Lab Sample Id: **465214-1-BLK** Date Collected: Date Received: Jan-19-04 14:05

Analytical Method: **SVOAs by EPA 8270C** % Moist: Prep Method: 3510C
Date Anal: Jan-21-04 10:29 Analyst: MAD Date Prep: Jan-20-04 09:00 Tech: MAD
Anal seq: 646783 Prep seq: 465214

Parameter	CAS Number	Result	MQL UnAdj	MQL Adj	MDL UnAdj	SQL	Units	Flag	Dil
2-Methylnaphthalene	91-57-6	U	0.005	0.005	0.0011	0.001	mg/L	U	1
2-methylphenol	95-48-7	U	0.010	0.010	0.0013	0.001	mg/L	U	1
3&4-Methylphenol		U	0.010	0.010	0.0015	0.002	mg/L	U	1
Naphthalene	91-20-3	U	0.005	0.005	0.0010	0.001	mg/L	U	1
4-Nitroaniline	100-01-6	U	0.020	0.020	0.0011	0.001	mg/L	U	1
3-Nitroaniline	99-09-2	U	0.010	0.010	0.0021	0.002	mg/L	U	1
2-Nitroaniline	88-74-4	U	0.007	0.007	0.0010	0.001	mg/L	U	1
Nitrobenzene	98-95-3	U	0.010	0.010	0.0010	0.001	mg/L	U	1
2-Nitrophenol	88-75-5	U	0.010	0.010	0.0010	0.001	mg/L	U	1
4-Nitrophenol	100-02-7	U	0.010	0.010	0.0010	0.001	mg/L	U	1
N-Nitrosodi-n-Propylamine	621-64-7	U	0.010	0.010	0.0010	0.001	mg/L	U	1
N-Nitrosodiphenylamine	86-30-6	U	0.010	0.010	0.0017	0.002	mg/L	U	1
di-n-Octyl Phthalate	117-84-0	U	0.005	0.005	0.0010	0.001	mg/L	U	1
Pentachlorophenol	87-86-5	U	0.010	0.010	0.0010	0.001	mg/L	U	1
Phenanthrene	85-01-8	U	0.005	0.005	0.0012	0.001	mg/L	U	1
Phenol	108-95-2	U	0.010	0.010	0.0010	0.001	mg/L	U	1
Pyrene	129-00-0	U	0.005	0.005	0.0010	0.001	mg/L	U	1
Pyridine	110-86-1	U	0.010	0.010	0.0035	0.004	mg/L	U	1
1,2,4-Trichlorobenzene	120-82-1	U	0.010	0.010	0.0010	0.001	mg/L	U	1
2,4,6-Trichlorophenol	88-06-2	U	0.010	0.010	0.0010	0.001	mg/L	U	1
2,4,5-Trichlorophenol	95-95-4	U	0.010	0.010	0.0010	0.001	mg/L	U	1

XENCO Laboratories

Certificate of Analytical Results 239854

nelac accredited

3TM International, Houston , TX

Koppers Wood Preserving

Sample Id: 465223-1-BLK | Matrix: SOLID | Sample Depth:
Lab Sample Id: 465223-1-BLK | Date Collected: | Date Received: Jan-19-04 14:05

Analytical Method: SVOAs by EPA 8270C | % Moist: | Prep Method: 3550B
Date Anal: Jan-21-04 16:00 | Analyst: MAD | Date Prep: Jan-20-04 08:36 | Tech: MAD
Anal seq: 646779 | Prep seq: 465223

Parameter	CAS Number	Result	MQL UnAdj	MQL Adj	MDL UnAdj	SQL	Units	Flag	Dil
Acenaphthene	83-32-9	U	0.167	0.167	0.0333	0.033	mg/kg	U	1
Acenaphthylene	208-96-8	U	0.167	0.167	0.0333	0.033	mg/kg	U	1
Aniline (Phenylamine, Aminobenzene)	62-53-3	U	0.667	0.667	0.0353	0.035	mg/kg	U	1
Anthracene	120-12-7	U	0.167	0.167	0.0446	0.045	mg/kg	U	1
Benzo(a)anthracene	56-55-3	U	0.167	0.167	0.0333	0.033	mg/kg	U	1
Benzo(a)pyrene	50-32-8	U	0.167	0.167	0.0333	0.033	mg/kg	U	1
Benzo(b)fluoranthene	205-99-2	U	0.167	0.167	0.0333	0.033	mg/kg	U	1
Benzo(g,h,i)perylene	191-24-2	U	0.167	0.167	0.0333	0.033	mg/kg	U	1
Benzo(k)fluoranthene	207-08-9	U	0.167	0.167	0.0340	0.034	mg/kg	U	1
Benzoic Acid	65-85-0	U	1.00	1.00	0.2980	0.298	mg/kg	U	1
Benzyl Butyl Phthalate	85-68-7	U	0.167	0.167	0.0382	0.038	mg/kg	U	1
bis(2-chloroethoxy) methane	111-91-1	U	0.333	0.333	0.0333	0.033	mg/kg	U	1
bis(2-chloroethyl) ether	111-44-4	U	0.333	0.333	0.0333	0.033	mg/kg	U	1
bis(2-chloroisopropyl) ether	108-60-1	U	0.333	0.333	0.0455	0.046	mg/kg	U	1
bis(2-ethylhexyl) phthalate	117-81-7	U	0.167	0.167	0.0333	0.033	mg/kg	U	1
4-Bromophenyl-phenylether	101-55-3	U	0.333	0.333	0.0452	0.045	mg/kg	U	1
di-n-Butyl Phthalate	84-74-2	U	0.167	0.167	0.0333	0.033	mg/kg	U	1
4-chloro-3-methylphenol	59-50-7	U	0.333	0.333	0.0407	0.041	mg/kg	U	1
4-Chloroaniline	106-47-8	U	0.667	0.667	0.0333	0.033	mg/kg	U	1
2-Chloronaphthalene	91-58-7	U	0.333	0.333	0.0333	0.033	mg/kg	U	1
2-Chlorophenol	95-57-8	U	0.333	0.333	0.0333	0.033	mg/kg	U	1
4-Chlorophenyl Phenyl Ether	7005-72-3	U	0.333	0.333	0.0333	0.033	mg/kg	U	1
Chrysene	218-01-9	U	0.167	0.167	0.0333	0.033	mg/kg	U	1
Dibenz(a,h)Anthracene	53-70-3	U	0.167	0.167	0.0404	0.040	mg/kg	U	1
Dibenzofuran	132-64-9	U	0.333	0.333	0.0369	0.037	mg/kg	U	1
1,2-Dichlorobenzene	95-50-1	U	0.333	0.333	0.0333	0.033	mg/kg	U	1
1,3-Dichlorobenzene	541-73-1	U	0.333	0.333	0.0333	0.033	mg/kg	U	1
1,4-Dichlorobenzene	106-46-7	U	0.333	0.333	0.0376	0.038	mg/kg	U	1
3,3-Dichlorobenzidine	91-94-1	U	0.333	0.333	0.0637	0.064	mg/kg	U	1
2,4-Dichlorophenol	120-83-2	U	0.333	0.333	0.0333	0.033	mg/kg	U	1
Diethyl Phthalate	84-66-2	U	0.167	0.167	0.0333	0.033	mg/kg	U	1
Dimethyl Phthalate	131-11-3	U	0.167	0.167	0.0379	0.038	mg/kg	U	1
2,4-Dimethylphenol	105-67-9	U	0.333	0.333	0.0333	0.033	mg/kg	U	1
4,6-dinitro-2-methyl phenol	534-52-1	U	0.333	0.333	0.0377	0.038	mg/kg	U	1
2,4-Dinitrophenol	51-28-5	U	0.333	0.333	0.0333	0.033	mg/kg	U	1
2,4-Dinitrotoluene	121-14-2	U	0.333	0.333	0.0436	0.044	mg/kg	U	1
2,6-Dinitrotoluene	606-20-2	U	0.333	0.333	0.0333	0.033	mg/kg	U	1
Fluoranthene	206-44-0	U	0.167	0.167	0.0367	0.037	mg/kg	U	1
Fluorene	86-73-7	U	0.167	0.167	0.0333	0.033	mg/kg	U	1
Hexachlorobenzene	118-74-1	U	0.333	0.333	0.0337	0.034	mg/kg	U	1
Hexachlorobutadiene	87-68-3	U	0.333	0.333	0.0333	0.033	mg/kg	U	1
Hexachlorocyclopentadiene	77-47-4	U	0.333	0.333	0.0333	0.033	mg/kg	U	1
Hexachloroethane	67-72-1	U	0.333	0.333	0.0357	0.036	mg/kg	U	1
Indeno(1,2,3-c,d)Pyrene	193-39-5	U	0.167	0.167	0.0487	0.049	mg/kg	U	1
Isophorone	78-59-1	U	0.333	0.333	0.0540	0.054	mg/kg	U	1

XENCO Laboratories

Certificate of Analytical Results 239854

nelac accredited

3TM International, Houston , TX

Koppers Wood Preserving

Sample Id: **465223-1-BLK** Matrix: SOLID Sample Depth:
Lab Sample Id: **465223-1-BLK** Date Collected: Date Received: Jan-19-04 14:05

Analytical Method: **SVOAs by EPA 8270C** % Moist: Prep Method: 3550B
Date Anal: Jan-21-04 16:00 Analyst: MAD Date Prep: Jan-20-04 08:36 Tech: MAD
Anal seq: 646779 Prep seq: 465223

Parameter	CAS Number	Result	MQL UnAdj	MQL Adj	MDL UnAdj	SQL	Units	Flag	Dil
2-Methylnaphthalene	91-57-6	U	0.167	0.167	0.0350	0.035	mg/kg	U	1
2-methylphenol	95-48-7	U	0.333	0.333	0.0415	0.042	mg/kg	U	1
3&4-Methylphenol		U	0.333	0.333	0.0675	0.068	mg/kg	U	1
Naphthalene	91-20-3	U	0.167	0.167	0.0357	0.036	mg/kg	U	1
4-Nitroaniline	100-01-6	U	0.667	0.667	0.0560	0.056	mg/kg	U	1
3-Nitroaniline	99-09-2	U	0.333	0.333	0.0709	0.071	mg/kg	U	1
2-Nitroaniline	88-74-4	U	0.333	0.333	0.0348	0.035	mg/kg	U	1
Nitrobenzene	98-95-3	U	0.333	0.333	0.0333	0.033	mg/kg	U	1
2-Nitrophenol	88-75-5	U	0.333	0.333	0.0333	0.033	mg/kg	U	1
4-Nitrophenol	100-02-7	U	0.333	0.333	0.0579	0.058	mg/kg	U	1
N-Nitrosodi-n-Propylamine	621-64-7	U	0.333	0.333	0.0333	0.033	mg/kg	U	1
N-Nitrosodiphenylamine	86-30-6	U	0.333	0.333	0.0402	0.040	mg/kg	U	1
di-n-Octyl Phthalate	117-84-0	U	0.167	0.167	0.0333	0.033	mg/kg	U	1
Pentachlorophenol	87-86-5	U	0.333	0.333	0.0474	0.047	mg/kg	U	1
Phenanthrene	85-01-8	U	0.167	0.167	0.0333	0.033	mg/kg	U	1
Phenol	108-95-2	U	0.333	0.333	0.0333	0.033	mg/kg	U	1
Pyrene	129-00-0	U	0.167	0.167	0.0380	0.038	mg/kg	U	1
Pyridine	110-86-1	U	0.333	0.333	0.1230	0.123	mg/kg	U	1
1,2,4-Trichlorobenzene	120-82-1	U	0.333	0.333	0.0333	0.033	mg/kg	U	1
2,4,6-Trichlorophenol	88-06-2	U	0.333	0.333	0.0368	0.037	mg/kg	U	1
2,4,5-Trichlorophenol	95-95-4	U	0.333	0.333	0.0333	0.033	mg/kg	U	1

Sample Id: **3TM-KMS-SS-207-01** Matrix: SOLID Sample Depth:
Lab Sample Id: **646678-1-BLK** Date Collected: Date Received: Jan-19-04 14:05

Analytical Method: **Percent Moisture** % Moist: Prep Method:
Date Anal: Jan-19-04 17:10 Analyst: JUJ Date Prep: Tech: JUJ
Anal seq: 646678 Prep seq:

Parameter	CAS Number	Result	MQL UnAdj	MQL Adj	MDL UnAdj	SQL	Units	Flag	Dil
Percent Moisture		U					%	U	

XENCO Laboratories

XENCO Laboratories
CHRONOLOGY OF HOLDING TIMES

nelac accredited

Analytical Method : Percent Moisture

Client : 3TM International

Work Order # 239854

Project ID:

Field Sample ID	Date Collected	Date Received	Date Extracted	Max Holding Time E (Days)	Time Held Ext. (Days)	Date Analyzed	Max Holding Time A (Days)	Time Held A (Days)	Q
3TM-KMS-SS-100-09	Jan. 15, 2004	Jan. 19, 2004				Jan. 19, 2004	45	4	P
3TM-KMS-SS-175-10	Jan. 15, 2004	Jan. 19, 2004				Jan. 19, 2004	45	4	P
3TM-KMS-SS-179-06	Jan. 14, 2004	Jan. 19, 2004				Jan. 19, 2004	45	5	P
3TM-KMS-SS-189-08	Jan. 14, 2004	Jan. 19, 2004				Jan. 19, 2004	45	5	P
3TM-KMS-SS-207-01	Jan. 7, 2004	Jan. 19, 2004				Jan. 19, 2004	45	12	P
3TM-KMS-SS-367-05	Jan. 14, 2004	Jan. 19, 2004				Jan. 19, 2004	45	5	P
3TM-KMS-SS-507-02	Jan. 7, 2004	Jan. 19, 2004				Jan. 19, 2004	45	12	P
3TM-KMS-SS-812-03	Jan. 7, 2004	Jan. 19, 2004				Jan. 19, 2004	45	12	P
3TM-KMS-SS-812-03 MS/MSD	Jan. 7, 2004	Jan. 19, 2004				Jan. 19, 2004	45	12	P
3TM-KMS-SS-902-04	Jan. 7, 2004	Jan. 19, 2004				Jan. 19, 2004	45	12	P
3TM-KMS-SS-95-07	Jan. 14, 2004	Jan. 19, 2004				Jan. 19, 2004	45	5	P
Duplicate 1	Jan. 7, 2004	Jan. 19, 2004				Jan. 19, 2004	45	12	P

Comments :

XENCO Laboratories

CHRONOLOGY OF HOLDING TIMES

Analytical Method : SVOAs by EPA 8270C

Client : 3TM International

Work Order # 239854

Project ID:

Field Sample ID	Date Collected	Date Received	Date Extracted	Max Holding Time E (Days)	Time Held Ext. (Days)	Date Analyzed	Max Holding Time A (Days)	Time Held A (Days)	Q
3TM-KMS-SS-100-09	Jan. 15, 2004	Jan. 19, 2004	Jan. 20, 2004	14	5	Jan. 23, 2004	40	3	P
3TM-KMS-SS-175-10	Jan. 15, 2004	Jan. 19, 2004	Jan. 20, 2004	14	5	Jan. 23, 2004	40	3	P
3TM-KMS-SS-179-06	Jan. 14, 2004	Jan. 19, 2004	Jan. 20, 2004	14	6	Jan. 22, 2004	40	2	P
3TM-KMS-SS-189-08	Jan. 14, 2004	Jan. 19, 2004	Jan. 20, 2004	14	6	Jan. 23, 2004	40	3	P
3TM-KMS-SS-207-01	Jan. 7, 2004	Jan. 19, 2004	Jan. 20, 2004	14	13	Jan. 23, 2004	40	3	P
3TM-KMS-SS-367-05	Jan. 14, 2004	Jan. 19, 2004	Jan. 20, 2004	14	6	Jan. 22, 2004	40	2	P
3TM-KMS-SS-507-02	Jan. 7, 2004	Jan. 19, 2004	Jan. 20, 2004	14	13	Jan. 22, 2004	40	2	P
3TM-KMS-SS-812-03	Jan. 7, 2004	Jan. 19, 2004	Jan. 20, 2004	14	13	Jan. 22, 2004	40	2	P
3TM-KMS-SS-812-03 MS/MSD	Jan. 7, 2004	Jan. 19, 2004	Jan. 20, 2004	14	13	Jan. 22, 2004	40	2	P
3TM-KMS-SS-902-04	Jan. 7, 2004	Jan. 19, 2004	Jan. 20, 2004	14	13	Jan. 22, 2004	40	2	P
3TM-KMS-SS-95-07	Jan. 14, 2004	Jan. 19, 2004	Jan. 20, 2004	14	6	Jan. 23, 2004	40	3	P
Duplicate 1	Jan. 7, 2004	Jan. 19, 2004	Jan. 20, 2004	14	13	Jan. 23, 2004	40	3	P
Equipment Blank	Jan. 7, 2004	Jan. 19, 2004	Jan. 20, 2004	7	13	Jan. 21, 2004	40	1	F
Field Blank	Jan. 7, 2004	Jan. 19, 2004	Jan. 20, 2004	7	13	Jan. 21, 2004	40	1	F

Comments :

Flagging Criteria

Data were reviewed by the
Department Supervisor and QA Director

X In our quality control review of the data a QC deficiency was observed and flagged as noted. MS/MSD recoveries were found to be outside of the laboratory control limits due to possible matrix /chemical interference, or a concentration of target analyte high enough to effect the recovery of the spike concentration. This condition could also effect the relative percent difference in the MS/MSD.

B A target analyte or common laboratory contaminant was identified in the method blank. Its presence indicates possible field or laboratory contamination.

D The sample(s) were diluted due to targets detected over the highest point of the calibration curve, or due to matrix interference. Dilution factors are included in the final results. The result is from a diluted sample.

E The data exceeds the upper calibration limit; therefore, the concentration is reported as estimated.

F RPD exceeded lab control limits.

J The target analyte was positively identified below the MQL and above the SQL.

U Analyte was not detected.

L The LCS data for this analytical batch was reported below the laboratory control limits for this analyte. The department supervisor and QA Director reviewed data. The samples were either reanalyzed or flagged as estimated concentrations.

H The LCS data for this analytical batch was reported above the laboratory control limits. Supporting QC Data were reviewed by the Department Supervisor and QA Director. Data were determined to be valid for reporting.

XENCO Laboratories

Analytical Log

Analytical Method:	Percent Moisture	Batch #:	646678
Project Name:	Koppers Wood Preserving	Project ID:	
Client Name:	3TM International	WO Number:	239854

Client Sample Id	Lab Sample Id	QC Types
3TM-KMS-SS-100-09	239854-009	SMP
3TM-KMS-SS-175-10	239854-010	SMP
3TM-KMS-SS-179-06	239854-006	SMP
3TM-KMS-SS-189-08	239854-008	SMP
3TM-KMS-SS-207-01	239854-001	SMP
3TM-KMS-SS-367-05	239854-005	SMP
3TM-KMS-SS-507-02	239854-002	SMP
3TM-KMS-SS-812-03	239854-003	SMP
3TM-KMS-SS-812-03 MS/MS	239854-011	SMP
3TM-KMS-SS-902-04	239854-004	SMP
3TM-KMS-SS-95-07	239854-007	SMP
Duplicate 1	239854-012	SMP
	239854-001 D	MD
	239854-011 D	MD
	646678-1-BLK	BLK

XENCO Laboratories

Analytical Log

Analytical Method:	SVOCs by SW846 8270C	Batch #:	646779
Project Name:	Koppers Wood Preserving	Project ID:	
Client Name:	3TM International	WO Number:	239854

Client Sample Id	Lab Sample Id	QC Types
3TM-KMS-SS-100-09	239854-009	SMP
3TM-KMS-SS-175-10	239854-010	SMP
3TM-KMS-SS-179-06	239854-006	SMP
3TM-KMS-SS-189-08	239854-008	SMP
3TM-KMS-SS-207-01	239854-001	SMP
3TM-KMS-SS-367-05	239854-005	SMP
3TM-KMS-SS-507-02	239854-002	SMP
3TM-KMS-SS-812-03	239854-003	SMP
3TM-KMS-SS-812-03 MS/MS	239854-011	SMP
3TM-KMS-SS-902-04	239854-004	SMP
3TM-KMS-SS-95-07	239854-007	SMP
Duplicate 1	239854-012	SMP
	239854-011 S	MS
	239854-011 SD	MSD
	465223-1-BKS	BKS
	465223-1-BLK	BLK
	465223-1-BSD	BSD

XENCO Laboratories

Analytical Log

Analytical Method:	SVOCs by SW846 8270C	Batch #:	646783
Project Name:	Koppers Wood Preserving	Project ID:	
Client Name:	3TM International	WO Number:	239854

Client Sample Id	Lab Sample Id	QC Types
Equipment Blank	239854-013	SMP
Field Blank	239854-014	SMP
	465214-1-BKS	BKS
	465214-1-BLK	BLK
	465214-1-BSD	BSD

Form 2 - Surrogate Recoveries

Project Name: Koppers Wood Preserving

Work Order #: 239854

Project ID:

Lab Batch #: 646779 **Sample:** 239854-001 / SMP **Batch:** 1 **Matrix:** Solid

Units: mg/kg

SVOAs by EPA 8270C Analytes	SURROGATE RECOVERY STUDY				
	Amount Found [A]	True Amount [B]	Recovery %R [D]	Control Limits %R	Flags
2-Fluorobiphenyl	1.55	1.67	93	30-115	
2-Fluorophenol	1.33	1.67	80	25-121	
Nitrobenzene-d5	1.35	1.67	81	23-120	
Phenol-d6	1.59	1.67	95	24-113	
Terphenyl-D14	1.60	1.67	96	18-137	
2,4,6-Tribromophenol	1.66	1.67	99	19-122	

Lab Batch #: 646779 **Sample:** 239854-002 / SMP **Batch:** 1 **Matrix:** Solid

Units: mg/kg

SVOAs by EPA 8270C Analytes	SURROGATE RECOVERY STUDY				
	Amount Found [A]	True Amount [B]	Recovery %R [D]	Control Limits %R	Flags
2-Fluorobiphenyl	1.52	1.67	91	30-115	
2-Fluorophenol	1.35	1.67	81	25-121	
Nitrobenzene-d5	1.38	1.67	83	23-120	
Phenol-d6	1.62	1.67	97	24-113	
Terphenyl-D14	1.61	1.67	96	18-137	
2,4,6-Tribromophenol	1.61	1.67	96	19-122	

Lab Batch #: 646779 **Sample:** 239854-003 / SMP **Batch:** 1 **Matrix:** Solid

Units: mg/kg

SVOAs by EPA 8270C Analytes	SURROGATE RECOVERY STUDY				
	Amount Found [A]	True Amount [B]	Recovery %R [D]	Control Limits %R	Flags
2-Fluorobiphenyl	1.51	1.67	90	30-115	
2-Fluorophenol	1.37	1.67	82	25-121	
Nitrobenzene-d5	1.40	1.67	84	23-120	
Phenol-d6	1.61	1.67	96	24-113	
Terphenyl-D14	1.57	1.67	94	18-137	
2,4,6-Tribromophenol	1.58	1.67	95	19-122	

** Surrogates outside limits; data and surrogates confirmed by reanalysis

*** Poor recoveries due to dilution

Surrogate Recovery [D] = 100 * A / B

All results are based on MDL and validated for QC purposes.

Form 2 - Surrogate Recoveries

Project Name: Koppers Wood Preserving

Work Order #: 239854

Project ID:

Lab Batch #: 646779 **Sample:** 239854-004 / SMP **Batch:** 1 **Matrix:** Solid

Units: mg/kg

SVOAs by EPA 8270C Analytes	SURROGATE RECOVERY STUDY				
	Amount Found [A]	True Amount [B]	Recovery %R [D]	Control Limits %R	Flags
2-Fluorobiphenyl	1.50	1.67	90	30-115	
2-Fluorophenol	1.29	1.67	77	25-121	
Nitrobenzene-d5	1.37	1.67	82	23-120	
Phenol-d6	1.56	1.67	93	24-113	
Terphenyl-D14	1.56	1.67	93	18-137	
2,4,6-Tribromophenol	1.54	1.67	92	19-122	

Lab Batch #: 646779 **Sample:** 239854-005 / SMP **Batch:** 1 **Matrix:** Solid

Units: mg/kg

SVOAs by EPA 8270C Analytes	SURROGATE RECOVERY STUDY				
	Amount Found [A]	True Amount [B]	Recovery %R [D]	Control Limits %R	Flags
2-Fluorobiphenyl	1.49	1.67	89	30-115	
2-Fluorophenol	1.35	1.67	81	25-121	
Nitrobenzene-d5	1.38	1.67	83	23-120	
Phenol-d6	1.59	1.67	95	24-113	
Terphenyl-D14	1.52	1.67	91	18-137	
2,4,6-Tribromophenol	1.57	1.67	94	19-122	

Lab Batch #: 646779 **Sample:** 239854-006 / SMP **Batch:** 1 **Matrix:** Solid

Units: mg/kg

SVOAs by EPA 8270C Analytes	SURROGATE RECOVERY STUDY				
	Amount Found [A]	True Amount [B]	Recovery %R [D]	Control Limits %R	Flags
2-Fluorobiphenyl	1.44	1.67	86	30-115	
2-Fluorophenol	1.31	1.67	78	25-121	
Nitrobenzene-d5	1.34	1.67	80	23-120.	
Phenol-d6	1.58	1.67	95	24-113	
Terphenyl-D14	1.52	1.67	91	18-137	
2,4,6-Tribromophenol	1.50	1.67	90	19-122	

** Surrogates outside limits; data and surrogates confirmed by reanalysis

*** Poor recoveries due to dilution

Surrogate Recovery [D] = 100 * A / B

All results are based on MDL and validated for QC purposes.

Form 2 - Surrogate Recoveries

Project Name: Koppers Wood Preserving

Work Order #: 239854

Project ID:

Lab Batch #: 646779 **Sample:** 239854-007 / SMP **Batch:** 1 **Matrix:** Solid

Units: mg/kg

SVOAs by EPA 8270C Analytes	SURROGATE RECOVERY STUDY				
	Amount Found [A]	True Amount [B]	Recovery %R [D]	Control Limits %R	Flags
2-Fluorobiphenyl	1.51	1.67	90	30-115	
2-Fluorophenol	1.30	1.67	78	25-121	
Nitrobenzene-d5	1.34	1.67	80	23-120	
Phenol-d6	1.55	1.67	93	24-113	
Terphenyl-D14	1.56	1.67	93	18-137	
2,4,6-Tribromophenol	1.58	1.67	95	19-122	

Lab Batch #: 646779 **Sample:** 239854-008 / SMP **Batch:** 1 **Matrix:** Solid

Units: mg/kg

SVOAs by EPA 8270C Analytes	SURROGATE RECOVERY STUDY				
	Amount Found [A]	True Amount [B]	Recovery %R [D]	Control Limits %R	Flags
2-Fluorobiphenyl	1.53	1.67	92	30-115	
2-Fluorophenol	1.30	1.67	78	25-121	
Nitrobenzene-d5	1.33	1.67	80	23-120	
Phenol-d6	1.57	1.67	94	24-113	
Terphenyl-D14	1.56	1.67	93	18-137	
2,4,6-Tribromophenol	1.63	1.67	98	19-122	

Lab Batch #: 646779 **Sample:** 239854-009 / SMP **Batch:** 1 **Matrix:** Solid

Units: mg/kg

SVOAs by EPA 8270C Analytes	SURROGATE RECOVERY STUDY				
	Amount Found [A]	True Amount [B]	Recovery %R [D]	Control Limits %R	Flags
2-Fluorobiphenyl	1.50	1.66	90	30-115	
2-Fluorophenol	1.32	1.66	80	25-121	
Nitrobenzene-d5	1.34	1.66	81	23-120	
Phenol-d6	1.57	1.66	95	24-113	
Terphenyl-D14	1.55	1.66	93	18-137	
2,4,6-Tribromophenol	1.63	1.66	98	19-122	

** Surrogates outside limits; data and surrogates confirmed by reanalysis

*** Poor recoveries due to dilution

Surrogate Recovery [D] = 100 * A / B

All results are based on MDL and validated for QC purposes.

Form 2 - Surrogate Recoveries

Project Name: Koppers Wood Preserving

Work Order #: 239854

Project ID:

Lab Batch #: 646779 **Sample:** 239854-010 / SMP **Batch:** 1 **Matrix:** Solid

Units: mg/kg

SVOAs by EPA 8270C Analytes	SURROGATE RECOVERY STUDY Amount Found [A]	True Amount [B]	Recovery %R [D]	Control Limits %R	Flags
2-Fluorobiphenyl	1.50	1.66	90	30-115	
2-Fluorophenol	1.33	1.66	80	25-121	
Nitrobenzene-d5	1.33	1.66	80	23-120	
Phenol-d6	1.56	1.66	94	24-113	
Terphenyl-D14	1.56	1.66	94	18-137	
2,4,6-Tribromophenol	1.55	1.66	93	19-122	

Lab Batch #: 646779 **Sample:** 239854-011 / SMP **Batch:** 1 **Matrix:** Solid

Units: mg/kg

SVOAs by EPA 8270C Analytes	SURROGATE RECOVERY STUDY Amount Found [A]	True Amount [B]	Recovery %R]D]	Control Limits %R	Flags
2-Fluorobiphenyl	1.48	1.66	89	30-115	
2-Fluorophenol	1.33	1.66	80	25-121	
Nitrobenzene-d5	1.43	1.66	86	23-120	
Phenol-d6	1.56	1.66	94	24-113	
Terphenyl-D14	1.52	1.66	92	18-137	
2,4,6-Tribromophenol	1.58	1.66	95	19-122	

Lab Batch #: 646779 **Sample:** 239854-011 S / MS **Batch:** 1 **Matrix:** Solid

Units: mg/kg

SVOAs by EPA 8270C Analytes	SURROGATE RECOVERY STUDY Amount Found [A]	True Amount [B]	Recovery %R [D]	Control Limits %R	Flags
2-Fluorobiphenyl	1.48	1.67	89	30-115	
2-Fluorophenol	1.41	1.67	84	25-121	
Nitrobenzene-d5	1.49	1.67	89	23-120	
Phenol-d6	1.65	1.67	99	24-113	
Terphenyl-D14	1.55	1.67	93	18-137	
2,4,6-Tribromophenol	1.56	1.67	93	19-122	

** Surrogates outside limits; data and surrogates confirmed by reanalysis

*** Poor recoveries due to dilution

Surrogate Recovery [D] = 100 * A / B

All results are based on MDL and validated for QC purposes.

Form 2 - Surrogate Recoveries

Project Name: Koppers Wood Preserving

Work Order #: 239854

Project ID:

Lab Batch #: 646779 **Sample:** 239854-011 SD / MSD **Batch:** 1 **Matrix:** Solid

Units: mg/kg

SVOAs by EPA 8270C Analytes	SURROGATE RECOVERY STUDY Amount Found [A]	True Amount [B]	Recovery %R [D]	Control Limits %R	Flags
2-Fluorobiphenyl	1.47	1.67	88	30-115	
2-Fluorophenol	1.41	1.67	84	25-121	
Nitrobenzene-d5	1.49	1.67	89	23-120	
Phenol-d6	1.69	1.67	101	24-113	
Terphenyl-D14	1.58	1.67	95	18-137	
2,4,6-Tribromophenol	1.58	1.67	95	19-122	

Lab Batch #: 646779 **Sample:** 239854-012 / SMP **Batch:** 1 **Matrix:** Solid

Units: mg/kg

SVOAs by EPA 8270C Analytes	SURROGATE RECOVERY STUDY Amount Found [A]	True Amount [B]	Recovery %R [D]	Control Limits %R	Flags
2-Fluorobiphenyl	1.52	1.66	92	30-115	
2-Fluorophenol	1.34	1.66	81	25-121	
Nitrobenzene-d5	1.39	1.66	84	23-120	
Phenol-d6	1.56	1.66	94	24-113	
Terphenyl-D14	1.62	1.66	98	18-137	
2,4,6-Tribromophenol	1.66	1.66	100	19-122	

Lab Batch #: 646779 **Sample:** 465223-1-BKS / BKS **Batch:** 1 **Matrix:** Solid

Units: mg/kg

SVOAs by EPA 8270C Analytes	SURROGATE RECOVERY STUDY Amount Found [A]	True Amount [B]	Recovery %R [D]	Control Limits %R	Flags
2-Fluorobiphenyl	1.47	1.67	88	30-115	
2-Fluorophenol	1.40	1.67	84	25-121	
Nitrobenzene-d5	1.47	1.67	88	23-120	
Phenol-d6	1.64	1.67	98	24-113	
Terphenyl-D14	1.50	1.67	90	18-137	
2,4,6-Tribromophenol	1.53	1.67	92	19-122	

** Surrogates outside limits; data and surrogates confirmed by reanalysis

*** Poor recoveries due to dilution

Surrogate Recovery [D] = 100 * A / B

All results are based on MDL and validated for QC purposes.

Form 2 - Surrogate Recoveries

Project Name: Koppers Wood Preserving

Work Order #: 239854 **Project ID:**

Lab Batch #: 646779 **Sample:** 465223-1-BLK / BLK **Batch:** 1 **Matrix:** Solid

Units: mg/kg

SVOAs by EPA 8270C Analytes	SURROGATE RECOVERY STUDY				
	Amount Found [A]	True Amount [B]	Recovery %R [D]	Control Limits %R	Flags
2-Fluorobiphenyl	1.42	1.67	85	30-115	
2-Fluorophenol	1.19	1.67	71	25-121	
Nitrobenzene-d5	1.30	1.67	78	23-120	
Phenol-d6	1.43	1.67	86	24-113	
Terphenyl-D14	1.44	1.67	86	18-137	
2,4,6-Tribromophenol	1.31	1.67	78	19-122	

Lab Batch #: 646779 **Sample:** 465223-1-BSD / BSD **Batch:** 1 **Matrix:** Solid

Units: mg/kg

SVOAs by EPA 8270C Analytes	SURROGATE RECOVERY STUDY				
	Amount Found [A]	True Amount [B]	Recovery %R [D]	Control Limits %R	Flags
2-Fluorobiphenyl	1.34	1.67	80	30-115	
2-Fluorophenol	1.36	1.67	81	25-121	
Nitrobenzene-d5	1.33	1.67	80	23-120	
Phenol-d6	1.66	1.67	99	24-113	
Terphenyl-D14	1.37	1.67	82	18-137	
2,4,6-Tribromophenol	1.43	1.67	86	19-122	

Lab Batch #: 646783 **Sample:** 239854-013 / SMP **Batch:** 1 **Matrix:** Water

Units: mg/L

SVOAs by EPA 8270C Analytes	SURROGATE RECOVERY STUDY				
	Amount Found [A]	True Amount [B]	Recovery %R [D]	Control Limits %R	Flags
2-Fluorobiphenyl	0.166	0.192	86	43-116	
2-Fluorophenol	0.148	0.192	77	21-100	
Nitrobenzene-d5	0.156	0.192	81	35-114	
Phenol-d6	0.145	0.192	76	10-94	
Terphenyl-D14	0.167	0.192	87	33-141	
2,4,6-Tribromophenol	0.154	0.192	80	10-123	

** Surrogates outside limits; data and surrogates confirmed by reanalysis

*** Poor recoveries due to dilution

Surrogate Recovery [D] = 100 * A / B

All results are based on MDL and validated for QC purposes.

Form 2 - Surrogate Recoveries

Project Name: Koppers Wood Preserving

Work Order #: 239854 **Project ID:**

Lab Batch #: 646783 **Sample:** 239854-014 / SMP **Batch:** 1 **Matrix:** Water

Units: mg/L

SVOAs by EPA 8270C Analytes	SURROGATE RECOVERY STUDY				
	Amount Found [A]	True Amount [B]	Recovery %R [D]	Control Limits %R	Flags
2-Fluorobiphenyl	0.163	0.192	85	43-116	
2-Fluorophenol	0.144	0.192	75	21-100	
Nitrobenzene-d5	0.152	0.192	79	35-114	
Phenol-d6	0.140	0.192	73	10-94	
Terphenyl-D14	0.170	0.192	89	33-141	
2,4,6-Tribromophenol	0.155	0.192	81	10-123	

Lab Batch #: 646783 **Sample:** 465214-1-BKS / BKS **Batch:** 1 **Matrix:** Water

Units: mg/L

SVOAs by EPA 8270C Analytes	SURROGATE RECOVERY STUDY				
	Amount Found [A]	True Amount [B]	Recovery %R [D]	Control Limits %R	Flags
2-Fluorobiphenyl	0.045	0.050	90	43-116	
2-Fluorophenol	0.037	0.050	74	21-100	
Nitrobenzene-d5	0.045	0.050	90	35-114	
Phenol-d6	0.031	0.050	62	10-94	
Terphenyl-D14	0.046	0.050	92	33-141	
2,4,6-Tribromophenol	0.045	0.050	90	10-123	

Lab Batch #: 646783 **Sample:** 465214-1-BLK / BLK **Batch:** 1 **Matrix:** Water

Units: mg/L

SVOAs by EPA 8270C Analytes	SURROGATE RECOVERY STUDY				
	Amount Found [A]	True Amount [B]	Recovery %R [D]	Control Limits %R	Flags
2-Fluorobiphenyl	0.043	0.050	86	43-116	
2-Fluorophenol	0.034	0.050	68	21-100	
Nitrobenzene-d5	0.042	0.050	84	35-114	
Phenol-d6	0.028	0.050	56	10-94	
Terphenyl-D14	0.045	0.050	90	33-141	
2,4,6-Tribromophenol	0.041	0.050	82	10-123	

** Surrogates outside limits; data and surrogates confirmed by reanalysis

*** Poor recoveries due to dilution

Surrogate Recovery [D] = 100 * A / B

All results are based on MDL and validated for QC purposes.

Form 2 - Surrogate Recoveries

Project Name: Koppers Wood Preserving

Work Order #: 239854 **Project ID:**

Lab Batch #: 646783 **Sample:** 465214-1-BSD / BSD **Batch:** 1 **Matrix:** Water

Units: mg/L

SVOAs by EPA 8270C Analytes	SURROGATE RECOVERY STUDY Amount Found [A]	True Amount [B]	Recovery %R [D]	Control Limits %R	Flags
2-Fluorobiphenyl	0.042	0.050	84	43-116	
2-Fluorophenol	0.033	0.050	66	21-100	
Nitrobenzene-d5	0.042	0.050	84	35-114	
Phenol-d6	0.029	0.050	58	10-94	
Terphenyl-D14	0.043	0.050	86	33-141	
2,4,6-Tribromophenol	0.042	0.050	84	10-123	

** Surrogates outside limits; data and surrogates confirmed by reanalysis
*** Poor recoveries due to dilution
Surrogate Recovery [D] = 100 * A / B
All results are based on MDL and validated for QC purposes.

BS / BSD Recoveries

Project Name: Koppers Wood Preserving

Work Order #: 239854

Project ID:

Lab Batch ID: 646783 **Sample:** 465214-1-BKS **Batch #:** 1 **Matrix:** Water

Units: mg/L

SVOAs by EPA 8270C	BLANK /BLANK SPIKE / BLANK SPIKE DUPLICATE RECOVERY STUDY										
Analytes	Blank Sample Result [A]	Spike Added [B]	Blank Spike Result [C]	Blank Spike %R [D]	Spike Added [E]	Blank Spike Duplicate Result [F]	Blk. Spk Dup. %R [G]	RPD %	Control Limits %R	Control Limits %RPD	Flag
Acenaphthene	<0.005	0.050	0.048	96	0.050	0.045	90	6	27-132	31	
Acenaphthylene	<0.005	0.050	0.047	94	0.050	0.044	88	7	46-108	25	
Aniline (Phenylamine, Aminobenzene)	<0.020	0.050	0.043	86	0.050	0.044	88	2	5-115	25	
Anthracene	<0.005	0.050	0.048	96	0.050	0.045	90	6	47-145	25	
Benzo(a)anthracene	<0.005	0.050	0.047	94	0.050	0.044	88	7	33-143	25	
Benzo(a)pyrene	<0.005	0.050	0.048	96	0.050	0.046	92	4	65-135	25	
Benzo(b)fluoranthene	<0.005	0.050	0.046	92	0.050	0.043	86	7	24-159	25	
Benzo(g,h,i)perylene	<0.005	0.050	0.047	94	0.050	0.045	90	4	65-135	25	
Benzo(k)fluoranthene	<0.005	0.050	0.047	94	0.050	0.045	90	4	25-125	25	
Benzoic Acid	<0.030	0.150	0.047	31	0.150	0.037	25	21	30-115	40	L
Benzyl Butyl Phthalate	<0.005	0.050	0.047	94	0.050	0.042	84	11	65-135	25	
bis(2-chloroethoxy) methane	<0.010	0.050	0.043	86	0.050	0.040	80	7	54-188	25	
bis(2-chloroethyl) ether	<0.010	0.050	0.040	80	0.050	0.038	76	5	65-135	25	
bis(2-chloroisopropyl) ether	<0.010	0.050	0.042	84	0.050	0.039	78	7	65-135	25	
bis(2-ethylhexyl) phthalate	<0.005	0.050	0.047	94	0.050	0.043	86	9	8-158	25	
4-Bromophenyl-phenylether	<0.010	0.050	0.045	90	0.050	0.041	82	9	65-135	25	
di-n-Butyl Phthalate	<0.005	0.050	0.044	88	0.050	0.040	80	10	49-135	50	
4-chloro-3-methylphenol	<0.010	0.050	0.044	88	0.050	0.042	84	5	16-129	33	
4-Chloroaniline	<0.020	0.050	0.049	98	0.050	0.049	98	0	9-128	25	
2-Chloronaphthalene	<0.010	0.050	0.051	102	0.050	0.049	98	4	65-135	25	
2-Chlorophenol	<0.010	0.050	0.042	84	0.050	0.040	80	5	16-116	40	

Relative Percent Difference RPD = 200*|(D-G)/(D+G)|
Blank Spike Recovery [D] = 100*(C)/[B]
Blank Spike Duplicate Recovery [G] = 100*(F)/[E]
All results are based on MDL and Validated for QC Purposes

BS / BSD Recoveries

Project Name: Koppers Wood Preserving

Work Order #: 239854

Project ID:

Lab Batch ID: 646783 **Sample:** 465214-1-BKS **Batch #:** 1 **Matrix:** Water

Units: mg/L

SVOAs by EPA 8270C Analytes	Blank Sample Result [A]	Spike Added [B]	Blank Spike Result [C]	Blank Spike %R [D]		Blank Spike Duplicate Result [F]	Blk. Spk Dup. %R [G]	RPD %	Control Limits %R	Control Limits %RPD	Flag
4-Chlorophenyl Phenyl Ether	<0.010	0.050	0.044	88	0.050	0.041	82	7	65-135	25	
Chrysene	<0.005	0.050	0.047	94	0.050	0.045	90	4	65-135	25	
Dibenz(a,h)Anthracene	<0.005	0.050	0.047	94	0.050	0.044	88	7	50-125	25	
Dibenzofuran	<0.010	0.050	0.046	92	0.050	0.044	88	4	52-125	25	
1,2-Dichlorobenzene	<0.010	0.050	0.048	96	0.050	0.045	90	6	65-135	25	
1,3-Dichlorobenzene	<0.010	0.050	0.048	96	0.050	0.045	90	6	65-135	25	
1,4-Dichlorobenzene	<0.010	0.050	0.049	98	0.050	0.045	90	9	19-121	28	
3,3-Dichlorobenzidine	<0.010	0.050	0.044	88	0.050	0.043	86	2	12-147	25	
2,4-Dichlorophenol	<0.010	0.050	0.043	86	0.050	0.040	80	7	65-135	25	
Diethyl Phthalate	<0.005	0.050	0.046	92	0.050	0.043	86	7	37-125	50	
Dimethyl Phthalate	<0.005	0.050	0.044	88	0.050	0.042	84	5	25-175	50	
2,4-Dimethylphenol	<0.010	0.050	0.041	82	0.050	0.038	76	8	32-119	25	
4,6-dinitro-2-methyl phenol	<0.010	0.050	0.046	92	0.050	0.044	88	4	2-181	25	
2,4-Dinitrophenol	<0.010	0.050	0.040	80	0.050	0.039	78	3	65-135	25	
2,4-Dinitrotoluene	<0.010	0.050	0.047	94	0.050	0.043	86	9	22-135	38	
2,6-Dinitrotoluene	<0.010	0.050	0.046	92	0.050	0.044	88	4	49-122	38	
Fluoranthene	<0.005	0.050	0.049	98	0.050	0.046	92	6	47-125	25	
Fluorene	<0.005	0.050	0.048	96	0.050	0.045	90	6	48-139	25	
Hexachlorobenzene	<0.010	0.050	0.051	102	0.050	0.048	96	6	46-133	25	
Hexachlorobutadiene	<0.005	0.050	0.048	96	0.050	0.045	90	6	44-125	25	
Hexachlorocyclopentadiene	<0.010	0.050	0.046	92	0.050	0.042	84	9	41-125	25	

Relative Percent Difference RPD = 200*|(D-G)/(D+G)|
Blank Spike Recovery [D] = 100*(C)/[B]
Blank Spike Duplicate Recovery [G] = 100*(F)/[E]
All results are based on MDL and Validated for QC Purposes

XENCO Laboratories

BS / BSD Recoveries

nelac accredited

Project Name: Koppers Wood Preserving

Work Order #: 239854 **Project ID:**

Lab Batch ID: 646783 **Sample:** 465214-1-BKS **Batch #:** 1 **Matrix:** Water

Units: mg/L

SVOAs by EPA 8270C Analytes	Blank Sample Result [A]	Spike Added [B]	Blank Spike Result [C]	Blank Spike %R [D]		Blank Spike Duplicate Result [F]	Blk. Spk Dup. %R [G]	RPD %	Control Limits %R	Control Limits %RPD	Flag
Hexachloroethane	<0.010	0.050	0.048	96	0.050	0.045	90	6	25-153	25	
Indeno(1,2,3-c,d)Pyrene	<0.005	0.050	0.048	96	0.050	0.046	92	4	27-160	25	
Isophorone	<0.010	0.050	0.043	86	0.050	0.041	82	5	26-175	25	
2-Methylnaphthalene	<0.005	0.050	0.046	92	0.050	0.043	86	7	65-135	25	
2-methylphenol	<0.010	0.050	0.041	82	0.050	0.041	82	0	14-176	25	
3&4-Methylphenol	<0.010	0.100	0.083	83	0.100	0.078	78	6	14-176	25	
Naphthalene	<0.005	0.050	0.047	94	0.050	0.044	88	7	26-175	25	
4-Nitroaniline	<0.020	0.050	0.049	98	0.050	0.047	94	4	65-135	25	
3-Nitroaniline	<0.010	0.050	0.050	100	0.050	0.050	100	0	65-135	25	
2-Nitroaniline	<0.007	0.050	0.048	96	0.050	0.044	88	9	65-135	25	
Nitrobenzene	<0.010	0.050	0.044	88	0.050	0.041	82	7	65-135	25	
2-Nitrophenol	<0.010	0.050	0.044	88	0.050	0.041	82	7	65-135	25	
4-Nitrophenol	<0.010	0.050	0.030	60	0.050	0.029	58	3	10-80	50	
N-Nitrosodi-n-Propylamine	<0.010	0.050	0.042	84	0.050	0.040	80	5	22-134	38	
N-Nitrosodiphenylamine	<0.010	0.050	0.045	90	0.050	0.042	84	7	2-196	25	
di-n-Octyl Phthalate	<0.005	0.050	0.046	92	0.050	0.043	86	7	43-134	50	
Pentachlorophenol	<0.010	0.050	0.041	82	0.050	0.040	80	2	17-117	50	
Phenanthrene	<0.005	0.050	0.048	96	0.050	0.045	90	6	65-135	25	
Phenol	<0.010	0.050	0.029	58	0.050	0.027	54	7	12-110	25	
Pyrene	<0.005	0.050	0.045	90	0.050	0.044	88	2	23-152	31	
Pyridine	<0.010	0.050	0.029	58	0.050	0.032	64	10	16-86	28	

Relative Percent Difference RPD = 200*|(D-G)/(D+G)|
Blank Spike Recovery [D] = 100*(C)/[B]
Blank Spike Duplicate Recovery [G] = 100*(F)/[E]
All results are based on MDL and Validated for QC Purposes

BS / BSD Recoveries

Project Name: Koppers Wood Preserving

Work Order #: 239854

Project ID:

Lab Batch ID: 646783 **Sample:** 465214-1-BKS **Batch #:** 1 **Matrix:** Water

Units: mg/L

SVOAs by EPA 8270C Analytes	Blank Sample Result [A]	Spike Added [B]	Blank Spike Result [C]	Blank Spike %R [D]		Blank Spike Duplicate Result [F]	Blk. Spk Dup. %R [G]	RPD %	Control Limits %R	Control Limits %RPD	Flag
1,2,4-Trichlorobenzene	<0.010	0.050	0.049	98	0.050	0.046	92	6	20-124	28	
2,4,6-Trichlorophenol	<0.010	0.050	0.044	88	0.050	0.041	82	7	65-135	25	
2,4,5-Trichlorophenol	<0.010	0.050	0.044	88	0.050	0.042	84	5	65-135	25	

Relative Percent Difference RPD = 200*|(D-G)/(D+G)|
Blank Spike Recovery [D] = 100*(C)/[B]
Blank Spike Duplicate Recovery [G] = 100*(F)/[E]
All results are based on MDL and Validated for QC Purposes

BS / BSD Recoveries

Project Name: Koppers Wood Preserving

Work Order #: 239854

Project ID:

Lab Batch ID: 646779 **Sample:** 465223-1-BKS **Batch #:** 1 **Matrix:** Solid

Units: mg/kg

SVOAs by EPA 8270C Analytes	BLANK /BLANK SPIKE / BLANK SPIKE DUPLICATE RECOVERY STUDY										
	Blank Sample Result [A]	Spike Added [B]	Blank Spike Result [C]	Blank Spike %R [D]	Spike Added [E]	Blank Spike Duplicate Result [F]	Blk. Spk Dup. %R [G]	RPD %	Control Limits %R	Control Limits %RPD	Flag
Acenaphthene	<0.167	1.67	1.52	91	1.67	1.40	84	8	41-134	19	
Acenaphthylene	<0.167	1.67	1.48	89	1.67	1.36	81	9	65-135	25	
Aniline (Phenylamine, Aminobenzene)	<0.667	1.67	1.36	81	1.67	1.43	86	6	2-145	25	
Anthracene	<0.167	1.67	1.57	94	1.67	1.45	87	8	65-135	25	
Benzo(a)anthracene	<0.167	1.67	1.50	90	1.67	1.37	82	9	44-126	25	
Benzo(a)pyrene	<0.167	1.67	1.49	89	1.67	1.42	85	5	65-135	25	
Benzo(b)fluoranthene	<0.167	1.67	1.46	87	1.67	1.38	83	5	65-135	25	
Benzo(g,h,i)perylene	<0.167	1.67	1.26	75	1.67	1.23	74	1	65-135	25	
Benzo(k)fluoranthene	<0.167	1.67	1.45	87	1.67	1.43	86	1	25-125	25	
Benzoic Acid	<1.00	5.00	4.75	95	5.00	4.61	92	3	50-125	25	
Benzyl Butyl Phthalate	<0.167	1.67	1.49	89	1.67	1.29	77	14	65-135	25	
bis(2-chloroethoxy) methane	<0.333	1.67	1.37	82	1.67	1.27	76	8	63-185	25	
bis(2-chloroethyl) ether	<0.333	1.67	1.27	76	1.67	1.31	78	3	65-135	25	
bis(2-chloroisopropyl) ether	<0.333	1.67	1.37	82	1.67	1.38	83	1	65-135	25	
bis(2-ethylhexyl) phthalate	<0.167	1.67	1.40	84	1.67	1.29	77	9	65-135	25	
4-Bromophenyl-phenylether	<0.333	1.67	1.43	86	1.67	1.38	83	4	65-135	25	
di-n-Butyl Phthalate	<0.167	1.67	1.34	80	1.67	1.28	77	4	65-135	25	
4-chloro-3-methylphenol	<0.333	1.67	1.41	84	1.67	1.30	78	7	28-134	33	
4-Chloroaniline	<0.667	1.67	1.45	87	1.67	1.34	80	8	4-149	25	
2-Chloronaphthalene	<0.333	1.67	1.63	98	1.67	1.48	89	10	65-135	25	
2-Chlorophenol	<0.333	1.67	1.42	85	1.67	1.42	85	0	25-140	50	

Relative Percent Difference RPD = 200*|(D-G)/(D+G)|
Blank Spike Recovery [D] = 100*(C)/[B]
Blank Spike Duplicate Recovery [G] = 100*(F)/[E]
All results are based on MDL and Validated for QC Purposes

BS / BSD Recoveries

Project Name: Koppers Wood Preserving

Work Order #: 239854 **Project ID:**

Lab Batch ID: 646779 **Sample:** 465223-1-BKS **Batch #:** 1 **Matrix:** Solid

Units: mg/kg

SVOAs by EPA 8270C Analytes	Blank Sample Result [A]	Spike Added [B]	Blank Spike Result [C]	Blank Spike %R [D]		Blank Spike Duplicate Result [F]	Blk. Spk Dup. %R [G]	RPD %	Control Limits %R	Control Limits %RPD	Flag
4-Chlorophenyl Phenyl Ether	<0.333	1.67	1.40	84	1.67	1.30	78	7	65-135	25	
Chrysene	<0.167	1.67	1.53	92	1.67	1.40	84	9	65-135	25	
Dibenz(a,h)Anthracene	<0.167	1.67	1.37	82	1.67	1.31	78	5	65-135	25	
Dibenzofuran	<0.333	1.67	1.50	90	1.67	1.39	83	8	65-135	25	
1,2-Dichlorobenzene	<0.333	1.67	1.60	96	1.67	1.61	96	0	65-135	25	
1,3-Dichlorobenzene	<0.333	1.67	1.61	96	1.67	1.62	97	1	65-135	25	
1,4-Dichlorobenzene	<0.333	1.67	1.62	97	1.67	1.63	98	1	36-134	27	
3,3-Dichlorobenzidine	<0.333	1.67	1.35	81	1.67	1.25	75	8	20-140	25	
2,4-Dichlorophenol	<0.333	1.67	1.40	84	1.67	1.27	76	10	65-135	25	
Diethyl Phthalate	<0.167	1.67	1.45	87	1.67	1.34	80	8	37-125	25	
Dimethyl Phthalate	<0.167	1.67	1.40	84	1.67	1.29	77	9	65-135	25	
2,4-Dimethylphenol	<0.333	1.67	1.25	75	1.67	1.01	60	22	65-135	25	L
4,6-dinitro-2-methyl phenol	<0.333	1.67	1.46	87	1.67	1.37	82	6	65-135	25	
2,4-Dinitrophenol	<0.333	1.67	1.26	75	1.67	1.21	72	4	65-135	25	
2,4-Dinitrotoluene	<0.333	1.67	1.44	86	1.67	1.37	82	5	40-130	47	
2,6-Dinitrotoluene	<0.333	1.67	1.44	86	1.67	1.37	82	5	58-113	47	
Fluoranthene	<0.167	1.67	1.61	96	1.67	1.50	90	6	65-135	25	
Fluorene	<0.167	1.67	1.50	90	1.67	1.40	84	7	65-135	25	
Hexachlorobenzene	<0.333	1.67	1.69	101	1.67	1.59	95	6	65-135	25	
Hexachlorobutadiene	<0.333	1.67	1.64	98	1.67	1.49	89	10	65-135	25	
Hexachlorocyclopentadiene	<0.333	1.67	1.38	83	1.67	1.21	72	14	22-104	25	

Relative Percent Difference RPD = 200*|(D-G)/(D+G)|
Blank Spike Recovery [D] = 100*(C)/[B]
Blank Spike Duplicate Recovery [G] = 100*(F)/[E]
All results are based on MDL and Validated for QC Purposes

BS / BSD Recoveries

Project Name: Koppers Wood Preserving

Work Order #: 239854

Project ID:

Lab Batch ID: 646779 **Sample:** 465223-1-BKS **Batch #:** 1

Matrix: Solid

Units: mg/kg

SVOAs by EPA 8270C Analytes	Blank Sample Result [A]	Spike Added [B]	Blank Spike Result [C]	Blank Spike %R [D]		Blank Spike Duplicate Result [F]	Blk. Spk Dup. %R [G]	RPD %	Control Limits %R	Control Limits %RPD	Flag
Hexachloroethane	<0.333	1.67	1.62	97	1.67	1.60	96	1	65-135	25	
Indeno(1,2,3-c,d)Pyrene	<0.167	1.67	1.45	87	1.67	1.37	82	6	65-135	25	
Isophorone	<0.333	1.67	1.41	84	1.67	1.27	76	10	65-135	25	
2-Methylnaphthalene	<0.167	1.67	1.49	89	1.67	1.36	81	9	29-175	25	
2-methylphenol	<0.333	1.67	1.41	84	1.67	1.38	83	1	65-135	25	
3&4-Methylphenol	<0.333	3.33	2.86	86	3.33	2.82	85	1	65-135	25	
Naphthalene	<0.167	1.67	1.49	89	1.67	1.37	82	8	65-135	25	
4-Nitroaniline	<0.667	1.67	1.43	86	1.67	1.36	81	6	65-135	25	
3-Nitroaniline	<0.333	1.67	1.49	89	1.67	1.40	84	6	65-135	25	
2-Nitroaniline	<0.333	1.67	1.46	87	1.67	1.36	81	7	65-135	25	
Nitrobenzene	<0.333	1.67	1.41	84	1.67	1.29	77	9	65-135	25	
2-Nitrophenol	<0.333	1.67	1.44	86	1.67	1.29	77	11	65-135	25	
4-Nitrophenol	<0.333	1.67	1.57	94	1.67	1.44	86	9	36-123	50	
N-Nitrosodi-n-Propylamine	<0.333	1.67	1.42	85	1.67	1.37	82	4	53-130	38	
N-Nitrosodiphenylamine	<0.333	1.67	1.43	86	1.67	1.35	81	6	14-183	25	
di-n-Octyl Phthalate	<0.167	1.67	1.42	85	1.67	1.36	81	5	65-135	25	
Pentachlorophenol	<0.333	1.67	1.38	83	1.67	1.28	77	8	14-111	47	
Phenanthrene	<0.167	1.67	1.56	93	1.67	1.50	90	3	65-135	25	
Phenol	<0.333	1.67	1.38	83	1.67	1.38	83	0	27-127	35	
Pyrene	<0.167	1.67	1.47	88	1.67	1.40	84	5	41-144	36	
Pyridine	<0.333	1.67	1.20	72	1.67	1.25	75	4	10-145	25	

Relative Percent Difference RPD = 200*|(D-G)/(D+G)|
Blank Spike Recovery [D] = 100*(C)/[B]
Blank Spike Duplicate Recovery [G] = 100*(F)/[E]
All results are based on MDL and Validated for QC Purposes

BS / BSD Recoveries

Project Name: Koppers Wood Preserving

Work Order #: 239854

Project ID:

Lab Batch ID: 646779 **Sample:** 465223-1-BKS **Batch #:** 1

Matrix: Solid

Units: mg/kg

SVOAs by EPA 8270C Analytes	Blank Sample Result [A]	Spike Added [B]	Blank Spike Result [C]	Blank Spike %R [D]		Blank Spike Duplicate Result [F]	Blk. Spk Dup. %R [G]	RPD %	Control Limits %R	Control Limits %RPD	Flag
1,2,4-Trichlorobenzene	<0.333	1.67	1.62	97	1.67	1.46	87	11	37-133	23	
2,4,6-Trichlorophenol	<0.333	1.67	1.41	84	1.67	1.31	78	7	65-135	25	
2,4,5-Trichlorophenol	<0.333	1.67	1.44	86	1.67	1.33	80	7	65-135	25	

Relative Percent Difference RPD = 200*|(D-G)/(D+G)|
Blank Spike Recovery [D] = 100*(C)/[B]
Blank Spike Duplicate Recovery [G] = 100*(F)/[E]
All results are based on MDL and Validated for QC Purposes

Form 3 - MS / MSD Recoveries

Project Name: Koppers Wood Preserving

Work Order # : 239854

Project ID:

Lab Batch ID: 646779

QC- Sample ID: 239854-011 S

Batch #: 1

Matrix: Solid

Reporting Units: mg/kg

MATRIX SPIKE / MATRIX SPIKE DUPLICATE RECOVERY STUDY

SVOAs by EPA 8270C Analytes	Parent Sample Result [A]	Spike Added [B]	Spiked Sample Result [C]	Spiked Sample %R [D]	Spike Added [E]	Duplicate Spiked Sample Result [F]	Spiked Dup. %R [G]	RPD %	Control Limits %R	Control Limits %RPD	Flag
Acenaphthene	<0.210	2.10	1.98	94	2.10	1.95	93	1	41-134	19	
Acenaphthylene	<0.210	2.10	1.93	92	2.10	1.90	90	2	65-135	25	
Aniline (Phenylamine, Aminobenzene)	<0.839	2.10	1.55	74	2.10	1.61	77	4	2-145	25	
Anthracene	<0.210	2.10	2.04	97	2.10	2.04	97	0	65-135	25	
Benzo(a)anthracene	<0.210	2.10	1.95	93	2.10	1.99	95	2	44-126	25	
Benzo(a)pyrene	<0.210	2.10	2.00	95	2.10	1.98	94	1	65-135	25	
Benzo(b)fluoranthene	<0.210	2.10	1.86	89	2.10	1.92	91	2	65-135	25	
Benzo(g,h,i)perylene	<0.210	2.10	1.97	94	2.10	2.00	95	1	65-135	25	
Benzo(k)fluoranthene	<0.210	2.10	1.96	93	2.10	1.89	90	3	25-125	25	
Benzoic Acid	<1.26	6.31	6.09	97	6.30	6.25	99	2	50-125	25	
Benzyl Butyl Phthalate	<0.210	2.10	1.95	93	2.10	1.99	95	2	65-135	25	
bis(2-chloroethoxy) methane	<0.420	2.10	1.82	87	2.10	1.79	85	2	63-185	25	
bis(2-chloroethyl) ether	<0.420	2.10	1.70	81	2.10	1.67	80	1	65-135	25	
bis(2-chloroisopropyl) ether	<0.420	2.10	1.78	85	2.10	1.77	84	1	65-135	25	
bis(2-ethylhexyl) phthalate	<0.210	2.10	1.94	92	2.10	1.91	91	1	65-135	25	
4-Bromophenyl-phenylether	<0.420	2.10	1.93	92	2.10	1.95	93	1	65-135	25	
di-n-Butyl Phthalate	<0.210	2.10	1.83	87	2.10	1.82	87	0	65-135	25	
4-chloro-3-methylphenol	<0.420	2.10	1.91	91	2.10	1.92	91	0	28-134	33	
4-Chloroaniline	<0.839	2.10	1.83	87	2.10	1.85	88	1	4-149	25	
2-Chloronaphthalene	<0.420	2.10	2.08	99	2.10	2.05	98	1	65-135	25	
2-Chlorophenol	<0.420	2.10	1.78	85	2.10	1.79	85	0	25-140	50	
4-Chlorophenyl Phenyl Ether	<0.420	2.10	1.83	87	2.10	1.85	88	1	65-135	25	
Chrysene	<0.210	2.10	1.97	94	2.10	2.04	97	3	65-135	25	
Dibenz(a,h)Anthracene	<0.210	2.10	1.91	91	2.10	1.90	90	1	65-135	25	

Matrix Spike Percent Recovery [D] = 100*(C-A)/B

Matrix Spike Duplicate Percent Recovery [G] = 100*(F-A)/E

Relative Percent Difference RPD = 200*(D-G)/(D+G)

ND = Not Detected, J = Present Below Reporting Limit, B = Present in Blank, NR = Not Requested, I = Interference, NA = Not ApplicableN = See Narrative, EQL = Estimated Quantitation Limit

Form 3 - MS / MSD Recoveries

Project Name: Koppers Wood Preserving

Work Order # : 239854 **Project ID:**

Lab Batch ID: 646779 **QC- Sample ID:** 239854-011 S **Batch #:** 1 **Matrix:** Solid

Reporting Units: mg/kg

SVOAs by EPA 8270C Analytes	Parent Sample Result [A]	Spike Added [B]	Spiked Sample Result [C]	Spiked Sample %R [D]	Spike Added [E]	Duplicate Spiked Sample Result [F]	Spiked Dup. %R [G]	RPD %	Control Limits %R	Control Limits %RPD	Flag
Dibenzofuran	<0.420	2.10	1.95	93	2.10	1.95	93	0	65-135	25	
1,2-Dichlorobenzene	<0.420	2.10	2.05	98	2.10	2.06	98	0	65-135	25	
1,3-Dichlorobenzene	<0.420	2.10	2.03	97	2.10	2.02	96	1	65-135	25	
1,4-Dichlorobenzene	<0.420	2.10	2.05	98	2.10	2.04	97	1	36-134	27	
3,3-Dichlorobenzidine	<0.420	2.10	1.20	57	2.10	1.31	62	8	20-140	25	
2,4-Dichlorophenol	<0.420	2.10	1.82	87	2.10	1.82	87	0	65-135	25	
Diethyl Phthalate	<0.210	2.10	1.87	89	2.10	1.89	90	1	37-125	25	
Dimethyl Phthalate	<0.210	2.10	1.82	87	2.10	1.82	87	0	65-135	25	
2,4-Dimethylphenol	<0.420	2.10	1.65	79	2.10	1.70	81	3	65-135	25	
4,6-dinitro-2-methyl phenol	<0.420	2.10	1.98	94	2.10	2.03	97	3	65-135	25	
2,4-Dinitrophenol	<0.420	2.10	1.75	83	2.10	1.89	90	8	65-135	25	
2,4-Dinitrotoluene	<0.420	2.10	1.92	91	2.10	1.90	90	1	40-130	47	
2,6-Dinitrotoluene	<0.420	2.10	1.90	90	2.10	1.94	92	2	58-113	47	
Fluoranthene	<0.210	2.10	2.01	96	2.10	2.04	97	1	65-135	25	
Fluorene	<0.210	2.10	1.98	94	2.10	1.97	94	0	65-135	25	
Hexachlorobenzene	<0.420	2.10	2.20	105	2.10	2.20	105	0	65-135	25	
Hexachlorobutadiene	<0.420	2.10	2.09	100	2.10	2.02	96	4	65-135	25	
Hexachlorocyclopentadiene	<0.420	2.10	2.05	98	2.10	2.03	97	1	22-104	25	
Hexachloroethane	<0.420	2.10	2.08	99	2.10	2.02	96	3	65-135	25	
Indeno(1,2,3-c,d)Pyrene	<0.210	2.10	2.02	96	2.10	2.07	99	3	65-135	25	
Isophorone	<0.420	2.10	1.85	88	2.10	1.86	89	1	65-135	25	
2-Methylnaphthalene	<0.210	2.10	1.93	92	2.10	1.94	92	0	29-175	25	
2-methylphenol	<0.420	2.10	1.83	87	2.10	1.88	90	3	65-135	25	
3&4-Methylphenol	<0.420	4.21	3.61	86	4.20	3.71	88	2	65-135	25	

Matrix Spike Percent Recovery [D] = 100*(C-A)/B
Relative Percent Difference RPD = 200*(D-G)/(D+G)

Matrix Spike Duplicate Percent Recovery [G] = 100*(F-A)/E

ND = Not Detected. J = Present Below Reporting Limit. B = Present in Blank, NR = Not Requested, I = Interference, NA = Not ApplicableN = See Narrative, EQL = Estimated Quantitation Limit

Form 3 - MS / MSD Recoveries

Project Name: Koppers Wood Preserving

Work Order # : 239854

Project ID:

Lab Batch ID: 646779 **QC- Sample ID:** 239854-011 S **Batch #:** 1 **Matrix:** Solid

Reporting Units: mg/kg

SVOAs by EPA 8270C Analytes	Parent Sample Result [A]	Spike Added [B]	Spiked Sample Result [C]	Spiked Sample %R [D]	Spike Added [E]	Duplicate Spiked Sample Result [F]	Spiked Dup. %R [G]	RPD %	Control Limits %R	Control Limits %RPD	Flag
Naphthalene	<0.210	2.10	1.93	92	2.10	1.90	90	2	65-135	25	
4-Nitroaniline	<0.839	2.10	1.67	80	2.10	1.80	86	7	65-135	25	
3-Nitroaniline	<0.420	2.10	1.85	88	2.10	1.93	92	4	65-135	25	
2-Nitroaniline	<0.420	2.10	1.91	91	2.10	1.96	93	2	65-135	25	
Nitrobenzene	<0.420	2.10	1.85	88	2.10	1.82	87	1	65-135	25	
2-Nitrophenol	<0.420	2.10	1.83	87	2.10	1.84	88	1	65-135	25	
4-Nitrophenol	<0.420	2.10	2.12	101	2.10	2.14	102	1	36-123	50	
N-Nitrosodi-n-Propylamine	<0.420	2.10	1.90	90	2.10	1.86	89	1	53-130	38	
N-Nitrosodiphenylamine	<0.420	2.10	1.90	90	2.10	1.90	90	0	14-183	25	
di-n-Octyl Phthalate	<0.210	2.10	2.00	95	2.10	1.94	92	3	65-135	25	
Pentachlorophenol	<0.420	2.10	1.91	91	2.10	1.92	91	0	14-111	47	
Phenanthrene	<0.210	2.10	2.05	98	2.10	2.04	97	1	65-135	25	
Phenol	<0.420	2.10	1.73	82	2.10	1.76	84	2	27-127	35	
Pyrene	<0.210	2.10	2.06	98	2.10	2.07	99	1	41-144	36	
Pyridine	<0.420	2.10	0.833	40	2.10	0.765	36	11	10-145	25	
1,2,4-Trichlorobenzene	<0.420	2.10	2.08	99	2.10	2.04	97	2	37-133	23	
2,4,6-Trichlorophenol	<0.420	2.10	1.84	88	2.10	1.84	88	0	65-135	25	
2,4,5-Trichlorophenol	<0.420	2.10	1.88	90	2.10	1.91	91	1	65-135	25	

Matrix Spike Percent Recovery [D] = 100*(C-A)/B
Relative Percent Difference RPD = 200*(D-G)/(D+G)

Matrix Spike Duplicate Percent Recovery [G] = 100*(F-A)/E

ND = Not Detected, J = Present Below Reporting Limit, B = Present in Blank, NR = Not Requested, I = Interference, NA = Not ApplicableN = See Narrative, EQL = Estimated Quantitation Limit

Sample Duplicate Recovery

Project Name: Koppers Wood Preserving

Work Order #: 239854

Lab Batch #: 646678 **Project ID:**
QC- Sample ID: 239854-001 D **Batch #:** 1 **Matrix:** Solid
Reporting Units: %

Percent Moisture Analyte	SAMPLE / SAMPLE DUPLICATE RECOVERY				
	Parent Sample Result [A]	Sample Duplicate Result [B]	RPD	Control Limits %RPD	Flag
Percent Moisture	13.7	15.3	11	20	

Lab Batch #: 646678
QC- Sample ID: 239854-011 D **Batch #:** 1 **Matrix:** Solid
Reporting Units: %

Percent Moisture Analyte	SAMPLE / SAMPLE DUPLICATE RECOVERY				
	Parent Sample Result [A]	Sample Duplicate Result [B]	RPD	Control Limits %RPD	Flag
Percent Moisture	20.8	20.9	0	20	

Spike Relative Difference RPD 200 * | (B-A)/(B+A) |
All Results are based on MDL and validated for QC purposes.

XENCO Laboratories

☒ 11381 Meadowglen, Suite L Houston TX 77082 281-589-0692
☐ 5309 Wurzbach Road, Suite 104, San Antonio, TX 78238 210-509-3334
☐ 11078 Morrison Ln, Suite D, Dallas, TX 75229 972-481-9999

ANALYSIS REQUEST & CHAIN OF CUSTODY RECORD

On-LINE Help & Technical Services at www.XENCO.com

Company COC No: Work Order No: 110063 Page 1 of 2

Lab Only: 239854-H

TAT: 5h 12h 20h 24h 48h 3d 5d 7d 14d 21d Standard TAT is 10 Working Days unless otherwise agreed in writing. But often reported in 5-7 Working Days

Company: 3TM International Inc. Phone: 281 497-1230

Project Name: Koppers Wood Preserving ☐ Previously done at XENCO Project ID:

Location: Kosciusko Mississippi

Project Manager (PM): Randy Horsak Project Director (PD):

Fax Results to PM and/or T.J. Dunnahoe Fax: 281-497-1676

Invoice to ☐ Accounting ☐ Include Invoice with Final Report Attn PM ☐ Invoice must have a P.O Bill to:

Quote No. P.O No ☐ Call for a P.O.

Special DLs (RR I RR II DW QAPP See Lab PM Call Proj. PM)

Specifications: QA/QC for Litigation

Sampler Name: Joseph Daniel Valentine Signature: Danny Valentine

	Sample ID	Sampling Date	Time	Depth ft' in' m	Matrix A P S W	Composite	Grab	# Containers	Container Size	Type	Preservatives	BTEX by 8021 8260 602 624 Other	BTEX-MTBE by 8021 8260 602 624 Other	TPH by TX1005 418 1664 8015GRO 8015DRO FLPRO	PAHs by (8270) 8100 8310	METALS by 6020 8RCRA Tot Pb TCLP_8 13PP 23TAL List	VOAs by 8260 624 BTEX MTBE PPs TCLP See List Call PM	SVOAs by 8270 625 PAHs BN&A TCLP PPs See List Call PM	If Hits Send Hotfrost to AXYS for Dioxin (Call 3TM)	TAT 5h 12h 20h 24h 48h 3d 5d 7d 10d 14d 21d	Addn: PAH above mg/L W. mg/Kg S Highest Hit	Hold Analysis	Remarks	Rcv by: Date From:	Rcv by: Date From:	Rcv by: Date From:
1	3TM-KMS-SS-207-01	07Jan04	1045	6"	S		X	1	8	GC	C4				X				X							
2	3TM-KMS-SS-507-02		1230												X				X							
3	3TM-KMS-SS-812-03		1530												X				X							
4	3TM-KMS-SS-902-04		1640												X				X							
5	3TM-KMS-SS-367-05	14Jan04	1015												X				X							
6	3TM-KMS-SS-179-06		1330												X				X							
7	3TM-KMS-SS-95-07		1500												X				X							
8	3TM-KMS-SS-189-08		1635												X				X							
9	3TM-KMS-SS-100-09	15Jan04	1000												X				X							
10	3TM-KMS-SS-175-10		1200												X				X							

Relinquished by (Initials and Sign.)	Date & Time	Relinquished to (Initials and Sign.)	Date & Time
1 Danny Valentine	1/19/04 14:05		
2			
3		Lab: [signature]	1/19/04 14:05

Total Containers per COC: 14 Cooler Temp: 2.0°C

Rush TATs Fax Due: Final Fax Due:

Final Report Data Package Due Date:

Rush Charges are Pre-Approved upon Requesting them. All Terms Apply

Preservatives - Various (V), HCl pH<2 (H), H2SO4 pH<2 (S), HNO3 pH<2 (N), NaOH+Asbc Acid (NAA), ZnAc+NaOH (ZA), (Cool,<4C) (C4), None (N), See Label (SL), Other (O) _____

SIZE: 4oz (4), 8oz (8), 32oz (32), 40ml VOA (V), 1L (1), 500ml (5), Tedlar Bag (B), Wipe (W), Other _____ TYPE Glass Amb (GA), Glass Clear (GC), Plastic (P), Other (O) _____

XENCO Laboratories

☐ 11381 Meadowglen, Suite L, Houston TX 77082 281-589-0692
☐ 5309 Wurzbach Road, Suite 104, San Antonio, TX 78238 210-509-3334
☐ 11078 Morrison Ln, Suite D, Dallas, TX 75229 972-481-9999

ANALYSIS REQUEST & CHAIN OF CUSTODY RECORD

On-LINE Help & Technical Services at www.XENCO.com

Company COC No: Work Order No: 110054

Company: 3TM International Inc. Phone: 281 497 1230
Lab Only: 239854-H
Project Name: Koppers Wood Preserving ☐ Previously done at XENCO Project ID:
TAT: 5h 12h 20h 24h 48h 3d 5d 7d 14d 21d Standard TAT is 10 Working Days unless otherwise agreed in writing. But often reported in 5-7 Working Days
Location: Kosiusko, Mississippi
Project Manager (PM): Randy Horsak Project Director (PD):
Fax Results to PM and/or T.J Dunnahoe Fax: 281 497 1676
Invoice to ☐ Accounting ☐ Include invoice with Final Report Attn PM ☐ Invoice must have a P.O Bill to:
Quote No. P.O No ☐ Call for a P.O.
Special DLs (RR I RR II DW QAPP See Lab PM Call Proj. PM)
Specifications: QA/QC for Litigation
Sampler Name: Joseph Daniel Vasenti Signature:

Lab Only Additions: From: Rcv by: Date; From: Rcv by: Date; From: Rcv by: Date

	Sample ID	Sampling Date	Time	Depth ft' in" m	Matrix A P S W	Composite	Grab	# Containers	Container Size	Type	Preservatives	BTEX by 8021 8260 602 624 Other	BTEX-MTBE by 8021 8260 602 624 Other	TPH by TX1005 418 1664 8015GRO 8015DRO FLPRO	PAHs by 8270 8100 8310	METALS by 6020 8RCRA Tot Pb TCLP_8 13PP 23TAL List	VOAs by 8260 624 BTEX MTBE PPs TCLP See List Call PM	SVOAs by 8270 625 PAHs BN&A TCLP PPs See List Call PM	If Hits Send Hotfast to AXIS for Dioxin (Call 3TM)	TAT 5h 12h 20h 24h 48h 3d 5d 7d 10d 14d 21d	Addn: PAH above mg/L W. mg/Kg S Highest Hit	Hold Analysis	Remarks
1	~~3TM-KMS-812~~																						
2	3TM-KMS-SS-812-03 (MS/MSD)	07 Jan 04	1530	6"	S		X	1	8	GC	C4				X				X				
3	Duplicate 1				⊥		X	1	8	GC	C4				X				⊥				
4	Equipment Rinsate				W		X	⊥	⊥	⊥	⊥				X				⊥				
5	Field Blank				⊥		X	⊥	⊥	⊥	⊥				X				⊥				
6																							
7																							
8																							
9																							
10																							

Relinquished by (Initials and Sign.)	Date & Time	Relinquished to (Initials and Sign.)	Date & Time
1	1/19/04 14:05		
2			
3		Lab:	1/19/04 14:05

Total Containers per COC: Cooler Temp:
Rush TATs Fax Due: Final Fax Due:
Final Report Data Package Due Date:
Rush Charges are Pre-Approved upon Requesting them. All Terms Apply

Preservatives - Various (V), HCl pH<2 (H), H2SO4 pH<2 (S), HNO3 pH<2 (N), NaOH+Asbc Acid (NAA), ZnAc+NaOH (ZA), (Cool,<4C) (C4), None (N), See Label (SL), Other (O) _____

SIZE: 4oz (4), 8oz (8), 32oz (32), 40ml VOA (V), 1L (1), 500ml (.5), Tedlar Bag (B), Wipe (W), Other _____ TYPE Glass Amb (GA), Glass Clear (GC), Plastic (P), Other (O) _____

Analytical Report 239862

for

3TM International

Project Manager: Randy Horsak

Koppers Wood Preserving

29-JAN-04

11381 Meadowglen, Suite L Houston, TX 77082 Ph:(281) 589-0692 Fax:(281) 589-0695

Houston - Dallas - San Antonio - Austin - Tampa - Miami - Latin America

XENCO Laboratories

nelac accredited

29-JAN-04

Project Manager: **Randy Horsak**
3TM International
1500 South Dairy Ashford, Suite 190
Houston , TX 77077

Reference: XENCO Report No: **239862**
Koppers Wood Preserving
Project Address: Grenada, MS

Randy Horsak:

We are reporting to you the results of the analyses performed on the samples received under the project name referenced above and identified with the XENCO Chain of Custody Numbered 239862. All results being reported under this Chain of Custody apply to the samples analyzed and properly identified with a Laboratory ID number.

All the results for the quality control samples were reviewed. Also, all parameters for data reduction and validation were reviewed. In view of this, we are able to release the analytical data for this report within acceptance criteria for accuracy, precision, completeness or properly flagged. Unless otherwise noted in a Case Narrative, all data reported in this Analytical Report are in compliance with NELAC standards.

The validity and integrity of this report will remain intact as long as it is accompanied by this letter and reproduced in full, unless written approval is granted by XENCO Laboratories. This report will be filed for at least 5 years in our archives after which time it will be destroyed without further notice, unless otherwise arranged with you. The samples received, and described as recorded in COC No. 239862 will be filed for 60 days, and after that time they will be properly disposed without further notice, unless otherwise arranged with you. We reserve the right to return to you any unused samples, extracts or solutions related to them if we consider so necessary (e.g., samples identified as hazardous waste, sample sizes exceeding analytical standard practices, controlled substances under regulated protocols, etc).

We thank you for selecting XENCO Laboratories to serve your analytical needs. If you have any questions concerning this report, please feel free to contact us at any time.

Respectfully,

Brent Barron
Laboratory Manager

Recipient of the Prestigious Small Business Administration Award of Excellence in 1994.
Certified and approved by numerous States and Agencies.
A Small Business and Minority Status Company that delivers SERVICE and QUALITY
Houston - Dallas - San Antonio - Austin - Tampa - Miami - Latin America

Sample Cross Reference 239862

3TM International, Houston , TX

Project: Koppers Wood Preserving

Sample Id	Matrix	Date Collected	Sample Depth	Lab Sample Id
3TM-KP-DS-BB-11A (0-3)	S	Jan-09-04 09:30	0 - 3 ft	239862-004
3TM-KP-DS-BB-11B (0-3)	S	Jan-10-04 09:50	0 - 3 ft	239862-008
3TM-KP-DS-BB-11C (0-3)	S	Jan-10-04 10:40	0 - 3 ft	239862-012
3TM-KP-DS-BB-2A (0-3)	S	Jan-10-04 12:10	0 - 3 ft	239862-016
3TM-KP-DS-BB-2B (0-3)	S	Jan-10-04 13:00	0 - 3 ft	239862-020
3TM-KP-DS-BB-2C (0-3)	S	Jan-10-04 14:00	0 - 3 ft	239862-024
3TM-KP-DS-BB-1A (1-2)	S	Jan-10-04 15:10	1 - 2 ft	239862-026
3TM-KP-DS-BB-1A (2-3)	S	Jan-10-04 15:20	2 - 3 ft	239862-027
3TM-KP-DS-BB-1A (0-3)	S	Jan-10-04 15:30	0 - 3 ft	239862-028
3TM-KP-DS-BB-1B (0-3)	S	Jan-10-04 16:20	0 - 3 ft	239862-032
3TM-KP-DS-BB-1C (0-3)	S	Jan-10-04 17:10	0 - 3 ft	239862-036
3TM-KP-DS-BB-3A (0-3)	S	Jan-11-04 09:50	0 - 3 ft	239862-040
3TM-KP-DS-BB-3B (0-3)	S	Jan-11-04 10:45	0 - 3 ft	239862-044
3TM-KP-DS-BB-3C (0-3)	S	Jan-11-04 11:35	0 - 3 ft	239862-048
3TM-KP-DS-BB-4A (0-3)	S	Jan-11-04 13:10	0 - 3 ft	239862-052
3TM-KP-DS-BB-4B (0-3)	S	Jan-11-04 14:15	0 - 3 ft	239862-056
3TM-KP-DS-BB-4C (0-3)	S	Jan-11-04 15:05	0 - 3 ft	239862-060
3TM-KP-DS-BB-5A (0-3)	S	Jan-11-04 17:20	0 - 3 ft	239862-064
3TM-KP-DS-BB-5B (0-3)	S	Jan-11-04 17:45	0 - 3 ft	239862-068
3TM-KP-DS-BB-5C (0-3)	S	Jan-11-04 18:30	0 - 3 ft	239862-072
3TM-KP-DS-BB-6A (0-3)	S	Jan-12-04 09:05	0 - 3 ft	239862-076
3TM-KP-DS-BB-6B (0-3)	S	Jan-12-04 09:45	0 - 3 ft	239862-080
3TM-KP-DS-BB-6C (0-3)	S	Jan-12-04 10:25	0 - 3 ft	239862-084
3TM-KP-DS-BB-8A (0-3)	S	Jan-12-04 12:45	0 - 3 ft	239862-088
3TM-KP-DS-BB-8B (0-3)	S	Jan-12-04 13:15	0 - 3 ft	239862-092
3TM-KP-DS-BB-8C (0-3)	S	Jan-12-04 13:45	0 - 3 ft	239862-096
3TM-KP-DS-BB-9A (0-3)	S	Jan-12-04 16:00	0 - 3 ft	239862-100
3TM-KP-DS-BB-9B (0-3)	S	Jan-12-04 16:40	0 - 3 ft	239862-104
3TM-KP-DS-BB-9C (0-3)	S	Jan-12-04 17:20	0 - 3 ft	239862-108
3TM-KP-DS-BB-7A (0-3)	S	Jan-13-04 10:20	0 - 3 ft	239862-112
3TM-KP-DS-BB-7B (0-3)	S	Jan-13-04 11:00	0 - 3 ft	239862-116
3TM-KP-DS-BB-7C (0-3)	S	Jan-13-04 11:40	0 - 3 ft	239862-120
3TM-KP-DS-BB-11D	W	Jan-13-04 13:20	ft	239862-121
3TM-KP-DS-BB-11D (0-3)	S	Jan-13-04 13:50	0 - 3 ft	239862-125
Equipment Rinsate	W	Jan-11-04 12:00	ft	239862-126
Field Blank	W	Jan-11-04 15:55	ft	239862-127
Duplicate 1	S	Jan-09-04 00:00	ft	239862-128
Duplicate 2	S	Jan-09-04 00:00	ft	239862-129
3TM-KP-DS-BB-3A MS/MSD ((	S	Jan-11-04 09:50	0 - 3 ft	239862-130
3TM-KP-DS-BB-7A MS/MSD ((	S	Jan-13-04 10:20	0 - 3 ft	239862-131

XENCO Laboratories

Certificate of Analytical Results 239862

nelac accredited

3TM International, Houston , TX

Koppers Wood Preserving

Sample Id: **3TM-KP-DS-BB-11A (0-3)** Matrix: SOIL Sample Depth: 0 - 3 ft
Lab Sample Id: **239862-004** Date Collected: Jan-09-04 09:30 Date Received: Jan-19-04 14:05

Analytical Method: **SVOAs by EPA 8270C** % Moist: 18.15 Prep Method: 3550B
Date Anal: Jan-23-04 05:27 Analyst: MAD Date Prep: Jan-20-04 15:30 Tech: MAD
Anal seq: 646779 Prep seq: 465223

Parameter	CAS Number	Result	MQL UnAdj	MQL Adj	MDL UnAdj	SQL	Units	Flag	Dil
Acenaphthene	83-32-9	U	0.167	0.203	0.0333	0.041	mg/kg	U	1
Acenaphthylene	208-96-8	0.095	0.167	0.203	0.0333	0.041	mg/kg	J	1
Aniline (Phenylamine, Aminobenzene)	62-53-3	U	0.667	0.813	0.0353	0.043	mg/kg	U	1
Anthracene	120-12-7	0.525	0.167	0.203	0.0446	0.054	mg/kg		1
Benzo(a)anthracene	56-55-3	0.203	0.167	0.203	0.0333	0.041	mg/kg	J	1
Benzo(a)pyrene	50-32-8	0.424	0.167	0.203	0.0333	0.041	mg/kg		1
Benzo(b)fluoranthene	205-99-2	0.915	0.167	0.203	0.0333	0.041	mg/kg		1
Benzo(g,h,i)perylene	191-24-2	0.171	0.167	0.203	0.0333	0.041	mg/kg	J	1
Benzo(k)fluoranthene	207-08-9	0.322	0.167	0.203	0.0340	0.041	mg/kg		1
Benzoic Acid	65-85-0	U	1.00	1.22	0.2980	0.364	mg/kg	U	1
Benzyl Butyl Phthalate	85-68-7	U	0.167	0.203	0.0382	0.047	mg/kg	U	1
bis(2-chloroethoxy) methane	111-91-1	U	0.333	0.407	0.0333	0.041	mg/kg	U	1
bis(2-chloroethyl) ether	111-44-4	U	0.333	0.407	0.0333	0.041	mg/kg	U	1
bis(2-chloroisopropyl) ether	108-60-1	U	0.333	0.407	0.0455	0.056	mg/kg	U	1
bis(2-ethylhexyl) phthalate	117-81-7	U	0.167	0.203	0.0333	0.041	mg/kg	U	1
4-Bromophenyl-phenylether	101-55-3	U	0.333	0.407	0.0452	0.055	mg/kg	U	1
di-n-Butyl Phthalate	84-74-2	U	0.167	0.203	0.0333	0.041	mg/kg	U	1
4-chloro-3-methylphenol	59-50-7	U	0.333	0.407	0.0407	0.050	mg/kg	U	1
4-Chloroaniline	106-47-8	U	0.667	0.813	0.0333	0.041	mg/kg	U	1
2-Chloronaphthalene	91-58-7	U	0.333	0.407	0.0333	0.041	mg/kg	U	1
2-Chlorophenol	95-57-8	U	0.333	0.407	0.0333	0.041	mg/kg	U	1
4-Chlorophenyl Phenyl Ether	7005-72-3	U	0.333	0.407	0.0333	0.041	mg/kg	U	1
Chrysene	218-01-9	0.373	0.167	0.203	0.0333	0.041	mg/kg		1
Dibenz(a,h)Anthracene	53-70-3	0.072	0.167	0.203	0.0404	0.049	mg/kg	J	1
Dibenzofuran	132-64-9	0.049	0.333	0.407	0.0369	0.045	mg/kg	J	1
1,2-Dichlorobenzene	95-50-1	U	0.333	0.407	0.0333	0.041	mg/kg	U	1
1,3-Dichlorobenzene	541-73-1	U	0.333	0.407	0.0333	0.041	mg/kg	U	1
1,4-Dichlorobenzene	106-46-7	U	0.333	0.407	0.0376	0.046	mg/kg	U	1
3,3-Dichlorobenzidine	91-94-1	U	0.333	0.407	0.0637	0.078	mg/kg	U	1
2,4-Dichlorophenol	120-83-2	U	0.333	0.407	0.0333	0.041	mg/kg	U	1
Diethyl Phthalate	84-66-2	U	0.167	0.203	0.0333	0.041	mg/kg	U	1
Dimethyl Phthalate	131-11-3	U	0.167	0.203	0.0379	0.046	mg/kg	U	1
2,4-Dimethylphenol	105-67-9	U	0.333	0.407	0.0333	0.041	mg/kg	U	1
4,6-dinitro-2-methyl phenol	534-52-1	U	0.333	0.407	0.0377	0.046	mg/kg	U	1
2,4-Dinitrophenol	51-28-5	U	0.333	0.407	0.0333	0.041	mg/kg	U	1
2,4-Dinitrotoluene	121-14-2	U	0.333	0.407	0.0436	0.053	mg/kg	U	1
2,6-Dinitrotoluene	606-20-2	U	0.333	0.407	0.0333	0.041	mg/kg	U	1
Fluoranthene	206-44-0	0.240	0.167	0.203	0.0367	0.045	mg/kg		1
Fluorene	86-73-7	0.090	0.167	0.203	0.0333	0.041	mg/kg	J	1
Hexachlorobenzene	118-74-1	U	0.333	0.407	0.0337	0.041	mg/kg	U	1
Hexachlorobutadiene	87-68-3	U	0.333	0.407	0.0333	0.041	mg/kg	U	1
Hexachlorocyclopentadiene	77-47-4	U	0.333	0.407	0.0333	0.041	mg/kg	U	1
Hexachloroethane	67-72-1	U	0.333	0.407	0.0357	0.044	mg/kg	U	1
Indeno(1,2,3-c,d)Pyrene	193-39-5	0.268	0.167	0.203	0.0487	0.059	mg/kg		1
Isophorone	78-59-1	U	0.333	0.407	0.0540	0.066	mg/kg	U	1

XENCO Laboratories

Certificate of Analytical Results 239862

nelac accredited

3TM International, Houston , TX

Koppers Wood Preserving

Sample Id: **3TM-KP-DS-BB-11A (0-3)** Matrix: SOIL Sample Depth: 0 - 3 ft
Lab Sample Id: **239862-004** Date Collected: Jan-09-04 09:30 Date Received: Jan-19-04 14:05

Analytical Method: **SVOAs by EPA 8270C** % Moist: 18.15 Prep Method: 3550B
Date Anal: Jan-23-04 05:27 Analyst: MAD Date Prep: Jan-20-04 15:30 Tech: MAD
Anal seq: 646779 Prep seq: 465223

Parameter	CAS Number	Result	MQL UnAdj	MQL Adj	MDL UnAdj	SQL	Units	Flag	Dil
2-Methylnaphthalene	91-57-6	U	0.167	0.203	0.0350	0.043	mg/kg	U	1
2-methylphenol	95-48-7	U	0.333	0.407	0.0415	0.051	mg/kg	U	1
3&4-Methylphenol		U	0.333	0.407	0.0675	0.082	mg/kg	U	1
Naphthalene	91-20-3	U	0.167	0.203	0.0357	0.044	mg/kg	U	1
4-Nitroaniline	100-01-6	U	0.667	0.813	0.0560	0.068	mg/kg	U	1
3-Nitroaniline	99-09-2	U	0.333	0.407	0.0709	0.087	mg/kg	U	1
2-Nitroaniline	88-74-4	U	0.333	0.407	0.0348	0.043	mg/kg	U	1
Nitrobenzene	98-95-3	U	0.333	0.407	0.0333	0.041	mg/kg	U	1
2-Nitrophenol	88-75-5	U	0.333	0.407	0.0333	0.041	mg/kg	U	1
4-Nitrophenol	100-02-7	U	0.333	0.407	0.0579	0.071	mg/kg	U	1
N-Nitrosodi-n-Propylamine	621-64-7	U	0.333	0.407	0.0333	0.041	mg/kg	U	1
N-Nitrosodiphenylamine	86-30-6	U	0.333	0.407	0.0402	0.049	mg/kg	U	1
di-n-Octyl Phthalate	117-84-0	U	0.167	0.203	0.0333	0.041	mg/kg	U	1
Pentachlorophenol	87-86-5	U	0.333	0.407	0.0474	0.058	mg/kg	U	1
Phenanthrene	85-01-8	0.166	0.167	0.203	0.0333	0.041	mg/kg	J	1
Phenol	108-95-2	U	0.333	0.407	0.0333	0.041	mg/kg	U	1
Pyrene	129-00-0	0.353	0.167	0.203	0.0380	0.046	mg/kg		1
Pyridine	110-86-1	U	0.333	0.407	0.1230	0.150	mg/kg	U	1
1,2,4-Trichlorobenzene	120-82-1	U	0.333	0.407	0.0333	0.041	mg/kg	U	1
2,4,6-Trichlorophenol	88-06-2	U	0.333	0.407	0.0368	0.045	mg/kg	U	1
2,4,5-Trichlorophenol	95-95-4	U	0.333	0.407	0.0333	0.041	mg/kg	U	1

Analytical Method: **Percent Moisture** % Moist: Prep Method:
Date Anal: Jan-20-04 12:02 Analyst: JUJ Date Prep: Tech: JUJ
Anal seq: 646711 Prep seq:

Parameter	CAS Number	Result	MQL UnAdj	MQL Adj	MDL UnAdj	SQL	Units	Flag	Dil
Percent Moisture		18.1					%		

Certificate of Analytical Results 239862

3TM International, Houston , TX

Koppers Wood Preserving

Sample Id: **3TM-KP-DS-BB-11B (0-3)** Matrix: SOIL Sample Depth: 0 - 3 ft
Lab Sample Id: **239862-008** Date Collected: Jan-10-04 09:50 Date Received: Jan-19-04 14:05

Analytical Method: **SVOAs by EPA 8270C** % Moist: 16.96 Prep Method: 3550B
Date Anal: Jan-23-04 06:19 Analyst: MAD Date Prep: Jan-20-04 15:33 Tech: MAD
Anal seq: 646779 Prep seq: 465223

Parameter	CAS Number	Result	MQL UnAdj	MQL Adj	MDL UnAdj	SQL	Units	Flag	Dil
Acenaphthene	83-32-9	U	0.167	0.200	0.0333	0.040	mg/kg	U	1
Acenaphthylene	208-96-8	U	0.167	0.200	0.0333	0.040	mg/kg	U	1
Aniline (Phenylamine, Aminobenzene)	62-53-3	U	0.667	0.801	0.0353	0.042	mg/kg	U	1
Anthracene	120-12-7	U	0.167	0.200	0.0446	0.054	mg/kg	U	1
Benzo(a)anthracene	56-55-3	0.051	0.167	0.200	0.0333	0.040	mg/kg	J	1
Benzo(a)pyrene	50-32-8	0.055	0.167	0.200	0.0333	0.040	mg/kg	J	1
Benzo(b)fluoranthene	205-99-2	0.120	0.167	0.200	0.0333	0.040	mg/kg	J	1
Benzo(g,h,i)perylene	191-24-2	U	0.167	0.200	0.0333	0.040	mg/kg	U	1
Benzo(k)fluoranthene	207-08-9	0.043	0.167	0.200	0.0340	0.041	mg/kg	J	1
Benzoic Acid	65-85-0	U	1.00	1.20	0.2980	0.359	mg/kg	U	1
Benzyl Butyl Phthalate	85-68-7	U	0.167	0.200	0.0382	0.046	mg/kg	U	1
bis(2-chloroethoxy) methane	111-91-1	U	0.333	0.401	0.0333	0.040	mg/kg	U	1
bis(2-chloroethyl) ether	111-44-4	U	0.333	0.401	0.0333	0.040	mg/kg	U	1
bis(2-chloroisopropyl) ether	108-60-1	U	0.333	0.401	0.0455	0.055	mg/kg	U	1
bis(2-ethylhexyl) phthalate	117-81-7	U	0.167	0.200	0.0333	0.040	mg/kg	U	1
4-Bromophenyl-phenylether	101-55-3	U	0.333	0.401	0.0452	0.054	mg/kg	U	1
di-n-Butyl Phthalate	84-74-2	U	0.167	0.200	0.0333	0.040	mg/kg	U	1
4-chloro-3-methylphenol	59-50-7	U	0.333	0.401	0.0407	0.049	mg/kg	U	1
4-Chloroaniline	106-47-8	U	0.667	0.801	0.0333	0.040	mg/kg	U	1
2-Chloronaphthalene	91-58-7	U	0.333	0.401	0.0333	0.040	mg/kg	U	1
2-Chlorophenol	95-57-8	U	0.333	0.401	0.0333	0.040	mg/kg	U	1
4-Chlorophenyl Phenyl Ether	7005-72-3	U	0.333	0.401	0.0333	0.040	mg/kg	U	1
Chrysene	218-01-9	0.075	0.167	0.200	0.0333	0.040	mg/kg	J	1
Dibenz(a,h)Anthracene	53-70-3	U	0.167	0.200	0.0404	0.049	mg/kg	U	1
Dibenzofuran	132-64-9	U	0.333	0.401	0.0369	0.044	mg/kg	U	1
1,2-Dichlorobenzene	95-50-1	U	0.333	0.401	0.0333	0.040	mg/kg	U	1
1,3-Dichlorobenzene	541-73-1	U	0.333	0.401	0.0333	0.040	mg/kg	U	1
1,4-Dichlorobenzene	106-46-7	U	0.333	0.401	0.0376	0.045	mg/kg	U	1
3,3-Dichlorobenzidine	91-94-1	U	0.333	0.401	0.0637	0.077	mg/kg	U	1
2,4-Dichlorophenol	120-83-2	U	0.333	0.401	0.0333	0.040	mg/kg	U	1
Diethyl Phthalate	84-66-2	U	0.167	0.200	0.0333	0.040	mg/kg	U	1
Dimethyl Phthalate	131-11-3	U	0.167	0.200	0.0379	0.046	mg/kg	U	1
2,4-Dimethylphenol	105-67-9	U	0.333	0.401	0.0333	0.040	mg/kg	U	1
4,6-dinitro-2-methyl phenol	534-52-1	U	0.333	0.401	0.0377	0.045	mg/kg	U	1
2,4-Dinitrophenol	51-28-5	U	0.333	0.401	0.0333	0.040	mg/kg	U	1
2,4-Dinitrotoluene	121-14-2	U	0.333	0.401	0.0436	0.052	mg/kg	U	1
2,6-Dinitrotoluene	606-20-2	U	0.333	0.401	0.0333	0.040	mg/kg	U	1
Fluoranthene	206-44-0	0.111	0.167	0.200	0.0367	0.044	mg/kg	J	1
Fluorene	86-73-7	U	0.167	0.200	0.0333	0.040	mg/kg	U	1
Hexachlorobenzene	118-74-1	U	0.333	0.401	0.0337	0.041	mg/kg	U	1
Hexachlorobutadiene	87-68-3	U	0.333	0.401	0.0333	0.040	mg/kg	U	1
Hexachlorocyclopentadiene	77-47-4	U	0.333	0.401	0.0333	0.040	mg/kg	U	1
Hexachloroethane	67-72-1	U	0.333	0.401	0.0357	0.043	mg/kg	U	1
Indeno(1,2,3-c,d)Pyrene	193-39-5	U	0.167	0.200	0.0487	0.059	mg/kg	U	1
Isophorone	78-59-1	U	0.333	0.401	0.0540	0.065	mg/kg	U	1

XENCO Laboratories

Certificate of Analytical Results 239862

nelac accredited

3TM International, Houston , TX

Koppers Wood Preserving

Sample Id: **3TM-KP-DS-BB-11B (0-3)** Matrix: SOIL Sample Depth: 0 - 3 ft
Lab Sample Id: **239862-008** Date Collected: Jan-10-04 09:50 Date Received: Jan-19-04 14:05

Analytical Method: **SVOAs by EPA 8270C** % Moist: 16.96 Prep Method: 3550B
Date Anal: Jan-23-04 06:19 Analyst: MAD Date Prep: Jan-20-04 15:33 Tech: MAD
Anal seq: 646779 Prep seq: 465223

Parameter	CAS Number	Result	MQL UnAdj	MQL Adj	MDL UnAdj	SQL	Units	Flag	Dil
2-Methylnaphthalene	91-57-6	U	0.167	0.200	0.0350	0.042	mg/kg	U	1
2-methylphenol	95-48-7	U	0.333	0.401	0.0415	0.050	mg/kg	U	1
3&4-Methylphenol		U	0.333	0.401	0.0675	0.081	mg/kg	U	1
Naphthalene	91-20-3	U	0.167	0.200	0.0357	0.043	mg/kg	U	1
4-Nitroaniline	100-01-6	U	0.667	0.801	0.0560	0.067	mg/kg	U	1
3-Nitroaniline	99-09-2	U	0.333	0.401	0.0709	0.085	mg/kg	U	1
2-Nitroaniline	88-74-4	U	0.333	0.401	0.0348	0.042	mg/kg	U	1
Nitrobenzene	98-95-3	U	0.333	0.401	0.0333	0.040	mg/kg	U	1
2-Nitrophenol	88-75-5	U	0.333	0.401	0.0333	0.040	mg/kg	U	1
4-Nitrophenol	100-02-7	U	0.333	0.401	0.0579	0.070	mg/kg	U	1
N-Nitrosodi-n-Propylamine	621-64-7	U	0.333	0.401	0.0333	0.040	mg/kg	U	1
N-Nitrosodiphenylamine	86-30-6	U	0.333	0.401	0.0402	0.048	mg/kg	U	1
di-n-Octyl Phthalate	117-84-0	U	0.167	0.200	0.0333	0.040	mg/kg	U	1
Pentachlorophenol	87-86-5	U	0.333	0.401	0.0474	0.057	mg/kg	U	1
Phenanthrene	85-01-8	U	0.167	0.200	0.0333	0.040	mg/kg	U	1
Phenol	108-95-2	U	0.333	0.401	0.0333	0.040	mg/kg	U	1
Pyrene	129-00-0	0.096	0.167	0.200	0.0380	0.046	mg/kg	J	1
Pyridine	110-86-1	U	0.333	0.401	0.1230	0.147	mg/kg	U	1
1,2,4-Trichlorobenzene	120-82-1	U	0.333	0.401	0.0333	0.040	mg/kg	U	1
2,4,6-Trichlorophenol	88-06-2	U	0.333	0.401	0.0368	0.044	mg/kg	U	1
2,4,5-Trichlorophenol	95-95-4	U	0.333	0.401	0.0333	0.040	mg/kg	U	1

Analytical Method: **Percent Moisture** % Moist: Prep Method:
Date Anal: Jan-20-04 12:06 Analyst: JUJ Date Prep: Tech: JUJ
Anal seq: 646711 Prep seq:

Parameter	CAS Number	Result	MQL UnAdj	MQL Adj	MDL UnAdj	SQL	Units	Flag	Dil
Percent Moisture		17.0					%		

XENCO Laboratories

Certificate of Analytical Results 239862

nelac accredited

3TM International, Houston , TX

Koppers Wood Preserving

Sample Id: **3TM-KP-DS-BB-11C (0-3)** Matrix: SOIL Sample Depth: 0 - 3 ft
Lab Sample Id: **239862-012** Date Collected: Jan-10-04 10:40 Date Received: Jan-19-04 14:05

Analytical Method: **SVOAs by EPA 8270C** % Moist: 19.54 Prep Method: 3550B
Date Anal: Jan-28-04 09:12 Analyst: JBU Date Prep: Jan-20-04 15:36 Tech: JBU
Anal seq: 646779 Prep seq: 465223

Parameter	CAS Number	Result	MQL UnAdj	MQL Adj	MDL UnAdj	SQL	Units	Flag	Dil
Acenaphthene	83-32-9	54.2	0.167	2.07	0.0333	0.414	mg/kg	D	10
Acenaphthylene	208-96-8	1.26	0.167	0.414	0.0333	0.083	mg/kg		2
Aniline (Phenylamine, Aminobenzene)	62-53-3	U	0.667	1.66	0.0353	0.088	mg/kg	U	2
Anthracene	120-12-7	19.5	0.167	0.414	0.0446	0.111	mg/kg		2
Benzo(a)anthracene	56-55-3	17.6	0.167	2.07	0.0333	0.414	mg/kg	D	10
Benzo(a)pyrene	50-32-8	6.03	0.167	0.414	0.0333	0.083	mg/kg		2
Benzo(b)fluoranthene	205-99-2	11.5	0.167	0.414	0.0333	0.083	mg/kg		2
Benzo(g,h,i)perylene	191-24-2	0.840	0.167	0.414	0.0333	0.083	mg/kg		2
Benzo(k)fluoranthene	207-08-9	3.67	0.167	0.414	0.0340	0.084	mg/kg		2
Benzoic Acid	65-85-0	U	1.00	2.48	0.2980	0.741	mg/kg	U	2
Benzyl Butyl Phthalate	85-68-7	U	0.167	0.414	0.0382	0.095	mg/kg	U	2
bis(2-chloroethoxy) methane	111-91-1	U	0.333	0.828	0.0333	0.083	mg/kg	U	2
bis(2-chloroethyl) ether	111-44-4	U	0.333	0.828	0.0333	0.083	mg/kg	U	2
bis(2-chloroisopropyl) ether	108-60-1	U	0.333	0.828	0.0455	0.113	mg/kg	U	2
bis(2-ethylhexyl) phthalate	117-81-7	U	0.167	0.414	0.0333	0.083	mg/kg	U	2
4-Bromophenyl-phenylether	101-55-3	U	0.333	0.828	0.0452	0.112	mg/kg	U	2
di-n-Butyl Phthalate	84-74-2	U	0.167	0.414	0.0333	0.083	mg/kg	U	2
4-chloro-3-methylphenol	59-50-7	U	0.333	0.828	0.0407	0.101	mg/kg	U	2
4-Chloroaniline	106-47-8	U	0.667	1.66	0.0333	0.083	mg/kg	U	2
2-Chloronaphthalene	91-58-7	U	0.333	0.828	0.0333	0.083	mg/kg	U	2
2-Chlorophenol	95-57-8	U	0.333	0.828	0.0333	0.083	mg/kg	U	2
4-Chlorophenyl Phenyl Ether	7005-72-3	U	0.333	0.828	0.0333	0.083	mg/kg	U	2
Chrysene	218-01-9	13.6	0.167	0.414	0.0333	0.083	mg/kg		2
Dibenz(a,h)Anthracene	53-70-3	0.457	0.167	0.414	0.0404	0.100	mg/kg		2
Dibenzofuran	132-64-9	23.5	0.333	4.14	0.0369	0.459	mg/kg	D	10
1,2-Dichlorobenzene	95-50-1	U	0.333	0.828	0.0333	0.083	mg/kg	U	2
1,3-Dichlorobenzene	541-73-1	U	0.333	0.828	0.0333	0.083	mg/kg	U	2
1,4-Dichlorobenzene	106-46-7	U	0.333	0.828	0.0376	0.093	mg/kg	U	2
3,3-Dichlorobenzidine	91-94-1	U	0.333	0.828	0.0637	0.158	mg/kg	U	2
2,4-Dichlorophenol	120-83-2	U	0.333	0.828	0.0333	0.083	mg/kg	U	2
Diethyl Phthalate	84-66-2	U	0.167	0.414	0.0333	0.083	mg/kg	U	2
Dimethyl Phthalate	131-11-3	U	0.167	0.414	0.0379	0.094	mg/kg	U	2
2,4-Dimethylphenol	105-67-9	U	0.333	0.828	0.0333	0.083	mg/kg	U	2
4,6-dinitro-2-methyl phenol	534-52-1	U	0.333	0.828	0.0377	0.094	mg/kg	U	2
2,4-Dinitrophenol	51-28-5	U	0.333	0.828	0.0333	0.083	mg/kg	U	2
2,4-Dinitrotoluene	121-14-2	U	0.333	0.828	0.0436	0.108	mg/kg	U	2
2,6-Dinitrotoluene	606-20-2	U	0.333	0.828	0.0333	0.083	mg/kg	U	2
Fluoranthene	206-44-0	85.1	0.167	2.07	0.0367	0.456	mg/kg	D	10
Fluorene	86-73-7	41.8	0.167	2.07	0.0333	0.414	mg/kg	D	10
Hexachlorobenzene	118-74-1	U	0.333	0.828	0.0337	0.084	mg/kg	U	2
Hexachlorobutadiene	87-68-3	U	0.333	0.828	0.0333	0.083	mg/kg	U	2
Hexachlorocyclopentadiene	77-47-4	U	0.333	0.828	0.0333	0.083	mg/kg	U	2
Hexachloroethane	67-72-1	U	0.333	0.828	0.0357	0.089	mg/kg	U	2
Indeno(1,2,3-c,d)Pyrene	193-39-5	1.44	0.167	0.414	0.0487	0.121	mg/kg		2
Isophorone	78-59-1	U	0.333	0.828	0.0540	0.134	mg/kg	U	2

XENCO Laboratories

Certificate of Analytical Results 239862

nelac accredited

3TM International, Houston , TX

Koppers Wood Preserving

Sample Id: **3TM-KP-DS-BB-11C (0-3)** Matrix: SOIL Sample Depth: 0 - 3 ft
Lab Sample Id: **239862-012** Date Collected: Jan-10-04 10:40 Date Received: Jan-19-04 14:05

Analytical Method: **SVOAs by EPA 8270C** % Moist: 19.54 Prep Method: 3550B
Date Anal: Jan-28-04 09:12 Analyst: JBU Date Prep: Jan-20-04 15:36 Tech: JBU
Anal seq: 646779 Prep seq: 465223

Parameter	CAS Number	Result	MQL UnAdj	MQL Adj	MDL UnAdj	SQL	Units	Flag	Dil
2-Methylnaphthalene	91-57-6	14.2	0.167	0.414	0.0350	0.087	mg/kg		2
2-methylphenol	95-48-7	U	0.333	0.828	0.0415	0.103	mg/kg	U	2
3&4-Methylphenol		U	0.333	0.828	0.0675	0.168	mg/kg	U	2
Naphthalene	91-20-3	11.8	0.167	0.414	0.0357	0.089	mg/kg		2
4-Nitroaniline	100-01-6	U	0.667	1.66	0.0560	0.139	mg/kg	U	2
3-Nitroaniline	99-09-2	U	0.333	0.828	0.0709	0.176	mg/kg	U	2
2-Nitroaniline	88-74-4	U	0.333	0.828	0.0348	0.086	mg/kg	U	2
Nitrobenzene	98-95-3	U	0.333	0.828	0.0333	0.083	mg/kg	U	2
2-Nitrophenol	88-75-5	U	0.333	0.828	0.0333	0.083	mg/kg	U	2
4-Nitrophenol	100-02-7	U	0.333	0.828	0.0579	0.144	mg/kg	U	2
N-Nitrosodi-n-Propylamine	621-64-7	U	0.333	0.828	0.0333	0.083	mg/kg	U	2
N-Nitrosodiphenylamine	86-30-6	U	0.333	0.828	0.0402	0.100	mg/kg	U	2
di-n-Octyl Phthalate	117-84-0	U	0.167	0.414	0.0333	0.083	mg/kg	U	2
Pentachlorophenol	87-86-5	U	0.333	0.828	0.0474	0.118	mg/kg	U	2
Phenanthrene	85-01-8	113	0.167	2.07	0.0333	0.414	mg/kg	D	10
Phenol	108-95-2	U	0.333	0.828	0.0333	0.083	mg/kg	U	2
Pyrene	129-00-0	61.1	0.167	2.07	0.0380	0.472	mg/kg	D	10
Pyridine	110-86-1	U	0.333	0.828	0.1230	0.305	mg/kg	U	2
1,2,4-Trichlorobenzene	120-82-1	U	0.333	0.828	0.0333	0.083	mg/kg	U	2
2,4,6-Trichlorophenol	88-06-2	U	0.333	0.828	0.0368	0.091	mg/kg	U	2
2,4,5-Trichlorophenol	95-95-4	U	0.333	0.828	0.0333	0.083	mg/kg	U	2

Analytical Method: **Percent Moisture** % Moist: Prep Method:
Date Anal: Jan-20-04 12:08 Analyst: JUJ Date Prep: Tech: JUJ
Anal seq: 646711 Prep seq:

Parameter	CAS Number	Result	MQL UnAdj	MQL Adj	MDL UnAdj	SQL	Units	Flag	Dil
Percent Moisture		19.5					%		

XENCO Laboratories

Certificate of Analytical Results 239862

nelac accredited

3TM International, Houston , TX

Koppers Wood Preserving

Sample Id: **3TM-KP-DS-BB-2A (0-3)** Matrix: SOIL Sample Depth: 0 - 3 ft
Lab Sample Id: **239862-016** Date Collected: Jan-10-04 12:10 Date Received: Jan-19-04 14:05

Analytical Method: **SVOAs by EPA 8270C** % Moist: 20.9 Prep Method: 3550B
Date Anal: Jan-23-04 07:12 Analyst: MAD Date Prep: Jan-20-04 15:39 Tech: MAD
Anal seq: 646779 Prep seq: 465223

Parameter	CAS Number	Result	MQL UnAdj	MQL Adj	MDL UnAdj	SQL	Units	Flag	Dil
Acenaphthene	83-32-9	U	0.167	0.211	0.0333	0.042	mg/kg	U	1
Acenaphthylene	208-96-8	U	0.167	0.211	0.0333	0.042	mg/kg	U	1
Aniline (Phenylamine, Aminobenzene)	62-53-3	U	0.667	0.843	0.0353	0.045	mg/kg	U	1
Anthracene	120-12-7	U	0.167	0.211	0.0446	0.056	mg/kg	U	1
Benzo(a)anthracene	56-55-3	U	0.167	0.211	0.0333	0.042	mg/kg	U	1
Benzo(a)pyrene	50-32-8	U	0.167	0.211	0.0333	0.042	mg/kg	U	1
Benzo(b)fluoranthene	205-99-2	U	0.167	0.211	0.0333	0.042	mg/kg	U	1
Benzo(g,h,i)perylene	191-24-2	U	0.167	0.211	0.0333	0.042	mg/kg	U	1
Benzo(k)fluoranthene	207-08-9	U	0.167	0.211	0.0340	0.043	mg/kg	U	1
Benzoic Acid	65-85-0	U	1.00	1.26	0.2980	0.377	mg/kg	U	1
Benzyl Butyl Phthalate	85-68-7	U	0.167	0.211	0.0382	0.048	mg/kg	U	1
bis(2-chloroethoxy) methane	111-91-1	U	0.333	0.421	0.0333	0.042	mg/kg	U	1
bis(2-chloroethyl) ether	111-44-4	U	0.333	0.421	0.0333	0.042	mg/kg	U	1
bis(2-chloroisopropyl) ether	108-60-1	U	0.333	0.421	0.0455	0.058	mg/kg	U	1
bis(2-ethylhexyl) phthalate	117-81-7	U	0.167	0.211	0.0333	0.042	mg/kg	U	1
4-Bromophenyl-phenylether	101-55-3	U	0.333	0.421	0.0452	0.057	mg/kg	U	1
di-n-Butyl Phthalate	84-74-2	U	0.167	0.211	0.0333	0.042	mg/kg	U	1
4-chloro-3-methylphenol	59-50-7	U	0.333	0.421	0.0407	0.051	mg/kg	U	1
4-Chloroaniline	106-47-8	U	0.667	0.843	0.0333	0.042	mg/kg	U	1
2-Chloronaphthalene	91-58-7	U	0.333	0.421	0.0333	0.042	mg/kg	U	1
2-Chlorophenol	95-57-8	U	0.333	0.421	0.0333	0.042	mg/kg	U	1
4-Chlorophenyl Phenyl Ether	7005-72-3	U	0.333	0.421	0.0333	0.042	mg/kg	U	1
Chrysene	218-01-9	U	0.167	0.211	0.0333	0.042	mg/kg	U	1
Dibenz(a,h)Anthracene	53-70-3	U	0.167	0.211	0.0404	0.051	mg/kg	U	1
Dibenzofuran	132-64-9	U	0.333	0.421	0.0369	0.047	mg/kg	U	1
1,2-Dichlorobenzene	95-50-1	U	0.333	0.421	0.0333	0.042	mg/kg	U	1
1,3-Dichlorobenzene	541-73-1	U	0.333	0.421	0.0333	0.042	mg/kg	U	1
1,4-Dichlorobenzene	106-46-7	U	0.333	0.421	0.0376	0.048	mg/kg	U	1
3,3-Dichlorobenzidine	91-94-1	U	0.333	0.421	0.0637	0.081	mg/kg	U	1
2,4-Dichlorophenol	120-83-2	U	0.333	0.421	0.0333	0.042	mg/kg	U	1
Diethyl Phthalate	84-66-2	U	0.167	0.211	0.0333	0.042	mg/kg	U	1
Dimethyl Phthalate	131-11-3	U	0.167	0.211	0.0379	0.048	mg/kg	U	1
2,4-Dimethylphenol	105-67-9	U	0.333	0.421	0.0333	0.042	mg/kg	U	1
4,6-dinitro-2-methyl phenol	534-52-1	U	0.333	0.421	0.0377	0.048	mg/kg	U	1
2,4-Dinitrophenol	51-28-5	U	0.333	0.421	0.0333	0.042	mg/kg	U	1
2,4-Dinitrotoluene	121-14-2	U	0.333	0.421	0.0436	0.055	mg/kg	U	1
2,6-Dinitrotoluene	606-20-2	U	0.333	0.421	0.0333	0.042	mg/kg	U	1
Fluoranthene	206-44-0	U	0.167	0.211	0.0367	0.046	mg/kg	U	1
Fluorene	86-73-7	U	0.167	0.211	0.0333	0.042	mg/kg	U	1
Hexachlorobenzene	118-74-1	U	0.333	0.421	0.0337	0.043	mg/kg	U	1
Hexachlorobutadiene	87-68-3	U	0.333	0.421	0.0333	0.042	mg/kg	U	1
Hexachlorocyclopentadiene	77-47-4	U	0.333	0.421	0.0333	0.042	mg/kg	U	1
Hexachloroethane	67-72-1	U	0.333	0.421	0.0357	0.045	mg/kg	U	1
Indeno(1,2,3-c,d)Pyrene	193-39-5	U	0.167	0.211	0.0487	0.062	mg/kg	U	1
Isophorone	78-59-1	U	0.333	0.421	0.0540	0.068	mg/kg	U	1

XENCO Laboratories

Certificate of Analytical Results 239862

nelac accredited

3TM International, Houston , TX

Koppers Wood Preserving

Sample Id: **3TM-KP-DS-BB-2A (0-3)** Matrix: SOIL Sample Depth: 0 - 3 ft
Lab Sample Id: **239862-016** Date Collected: Jan-10-04 12:10 Date Received: Jan-19-04 14:05

Analytical Method: **SVOAs by EPA 8270C** % Moist: 20.9 Prep Method: 3550B
Date Anal: Jan-23-04 07:12 Analyst: MAD Date Prep: Jan-20-04 15:39 Tech: MAD
Anal seq: 646779 Prep seq: 465223

Parameter	CAS Number	Result	MQL UnAdj	MQL Adj	MDL UnAdj	SQL	Units	Flag	Dil
2-Methylnaphthalene	91-57-6	U	0.167	0.211	0.0350	0.044	mg/kg	U	1
2-methylphenol	95-48-7	U	0.333	0.421	0.0415	0.052	mg/kg	U	1
3&4-Methylphenol		U	0.333	0.421	0.0675	0.085	mg/kg	U	1
Naphthalene	91-20-3	U	0.167	0.211	0.0357	0.045	mg/kg	U	1
4-Nitroaniline	100-01-6	U	0.667	0.843	0.0560	0.071	mg/kg	U	1
3-Nitroaniline	99-09-2	U	0.333	0.421	0.0709	0.090	mg/kg	U	1
2-Nitroaniline	88-74-4	U	0.333	0.421	0.0348	0.044	mg/kg	U	1
Nitrobenzene	98-95-3	U	0.333	0.421	0.0333	0.042	mg/kg	U	1
2-Nitrophenol	88-75-5	U	0.333	0.421	0.0333	0.042	mg/kg	U	1
4-Nitrophenol	100-02-7	U	0.333	0.421	0.0579	0.073	mg/kg	U	1
N-Nitrosodi-n-Propylamine	621-64-7	U	0.333	0.421	0.0333	0.042	mg/kg	U	1
N-Nitrosodiphenylamine	86-30-6	U	0.333	0.421	0.0402	0.051	mg/kg	U	1
di-n-Octyl Phthalate	117-84-0	U	0.167	0.211	0.0333	0.042	mg/kg	U	1
Pentachlorophenol	87-86-5	U	0.333	0.421	0.0474	0.060	mg/kg	U	1
Phenanthrene	85-01-8	U	0.167	0.211	0.0333	0.042	mg/kg	U	1
Phenol	108-95-2	U	0.333	0.421	0.0333	0.042	mg/kg	U	1
Pyrene	129-00-0	U	0.167	0.211	0.0380	0.048	mg/kg	U	1
Pyridine	110-86-1	U	0.333	0.421	0.1230	0.155	mg/kg	U	1
1,2,4-Trichlorobenzene	120-82-1	U	0.333	0.421	0.0333	0.042	mg/kg	U	1
2,4,6-Trichlorophenol	88-06-2	U	0.333	0.421	0.0368	0.047	mg/kg	U	1
2,4,5-Trichlorophenol	95-95-4	U	0.333	0.421	0.0333	0.042	mg/kg	U	1

Analytical Method: **Percent Moisture** % Moist: Prep Method:
Date Anal: Jan-20-04 12:10 Analyst: JUJ Date Prep: Tech: JUJ
Anal seq: 646711 Prep seq:

Parameter	CAS Number	Result	MQL UnAdj	MQL Adj	MDL UnAdj	SQL	Units	Flag	Dil
Percent Moisture		20.9					%		

Certificate of Analytical Results 239862

3TM International, Houston , TX

Koppers Wood Preserving

Sample Id: **3TM-KP-DS-BB-2B (0-3)** Matrix: SOIL Sample Depth: 0 - 3 ft
Lab Sample Id: **239862-020** Date Collected: Jan-10-04 13:00 Date Received: Jan-19-04 14:05

Analytical Method: **SVOAs by EPA 8270C** % Moist: 21.81 Prep Method: 3550B
Date Anal: Jan-27-04 20:05 Analyst: JBU Date Prep: Jan-21-04 10:09 Tech: JBU
Anal seq: 647001 Prep seq: 465247

Parameter	CAS Number	Result	MQL UnAdj	MQL Adj	MDL UnAdj	SQL	Units	Flag	Dil
Acenaphthene	83-32-9	U	0.167	0.213	0.0333	0.043	mg/kg	U	1
Acenaphthylene	208-96-8	U	0.167	0.213	0.0333	0.043	mg/kg	U	1
Aniline (Phenylamine, Aminobenzene)	62-53-3	U	0.667	0.853	0.0353	0.045	mg/kg	U	1
Anthracene	120-12-7	U	0.167	0.213	0.0446	0.057	mg/kg	U	1
Benzo(a)anthracene	56-55-3	U	0.167	0.213	0.0333	0.043	mg/kg	U	1
Benzo(a)pyrene	50-32-8	U	0.167	0.213	0.0333	0.043	mg/kg	U	1
Benzo(b)fluoranthene	205-99-2	U	0.167	0.213	0.0333	0.043	mg/kg	U	1
Benzo(g,h,i)perylene	191-24-2	U	0.167	0.213	0.0333	0.043	mg/kg	U	1
Benzo(k)fluoranthene	207-08-9	U	0.167	0.213	0.0340	0.043	mg/kg	U	1
Benzoic Acid	65-85-0	U	1.00	1.28	0.2980	0.382	mg/kg	U	1
Benzyl Butyl Phthalate	85-68-7	U	0.167	0.213	0.0382	0.049	mg/kg	U	1
bis(2-chloroethoxy) methane	111-91-1	U	0.333	0.426	0.0333	0.043	mg/kg	U	1
bis(2-chloroethyl) ether	111-44-4	U	0.333	0.426	0.0333	0.043	mg/kg	U	1
bis(2-chloroisopropyl) ether	108-60-1	U	0.333	0.426	0.0455	0.058	mg/kg	U	1
bis(2-ethylhexyl) phthalate	117-81-7	0.106	0.167	0.213	0.0333	0.043	mg/kg	J	1
4-Bromophenyl-phenylether	101-55-3	U	0.333	0.426	0.0452	0.058	mg/kg	U	1
di-n-Butyl Phthalate	84-74-2	U	0.167	0.213	0.0333	0.043	mg/kg	U	1
4-chloro-3-methylphenol	59-50-7	U	0.333	0.426	0.0407	0.052	mg/kg	U	1
4-Chloroaniline	106-47-8	U	0.667	0.853	0.0333	0.043	mg/kg	U	1
2-Chloronaphthalene	91-58-7	U	0.333	0.426	0.0333	0.043	mg/kg	U	1
2-Chlorophenol	95-57-8	U	0.333	0.426	0.0333	0.043	mg/kg	U	1
4-Chlorophenyl Phenyl Ether	7005-72-3	U	0.333	0.426	0.0333	0.043	mg/kg	U	1
Chrysene	218-01-9	U	0.167	0.213	0.0333	0.043	mg/kg	U	1
Dibenz(a,h)Anthracene	53-70-3	U	0.167	0.213	0.0404	0.052	mg/kg	U	1
Dibenzofuran	132-64-9	U	0.333	0.426	0.0369	0.047	mg/kg	U	1
1,2-Dichlorobenzene	95-50-1	U	0.333	0.426	0.0333	0.043	mg/kg	U	1
1,3-Dichlorobenzene	541-73-1	U	0.333	0.426	0.0333	0.043	mg/kg	U	1
1,4-Dichlorobenzene	106-46-7	U	0.333	0.426	0.0376	0.048	mg/kg	U	1
3,3-Dichlorobenzidine	91-94-1	U	0.333	0.426	0.0637	0.082	mg/kg	U	1
2,4-Dichlorophenol	120-83-2	U	0.333	0.426	0.0333	0.043	mg/kg	U	1
Diethyl Phthalate	84-66-2	U	0.167	0.213	0.0333	0.043	mg/kg	U	1
Dimethyl Phthalate	131-11-3	U	0.167	0.213	0.0379	0.049	mg/kg	U	1
2,4-Dimethylphenol	105-67-9	U	0.333	0.426	0.0333	0.043	mg/kg	U	1
4,6-dinitro-2-methyl phenol	534-52-1	U	0.333	0.426	0.0377	0.048	mg/kg	U	1
2,4-Dinitrophenol	51-28-5	U	0.333	0.426	0.0333	0.043	mg/kg	U	1
2,4-Dinitrotoluene	121-14-2	U	0.333	0.426	0.0436	0.056	mg/kg	U	1
2,6-Dinitrotoluene	606-20-2	U	0.333	0.426	0.0333	0.043	mg/kg	U	1
Fluoranthene	206-44-0	U	0.167	0.213	0.0367	0.047	mg/kg	U	1
Fluorene	86-73-7	U	0.167	0.213	0.0333	0.043	mg/kg	U	1
Hexachlorobenzene	118-74-1	U	0.333	0.426	0.0337	0.043	mg/kg	U	1
Hexachlorobutadiene	87-68-3	U	0.333	0.426	0.0333	0.043	mg/kg	U	1
Hexachlorocyclopentadiene	77-47-4	U	0.333	0.426	0.0333	0.043	mg/kg	U	1
Hexachloroethane	67-72-1	U	0.333	0.426	0.0357	0.046	mg/kg	U	1
Indeno(1,2,3-c,d)Pyrene	193-39-5	U	0.167	0.213	0.0487	0.062	mg/kg	U	1
Isophorone	78-59-1	U	0.333	0.426	0.0540	0.069	mg/kg	U	1

Certificate of Analytical Results 239862

3TM International, Houston , TX

Koppers Wood Preserving

Sample Id: **3TM-KP-DS-BB-2B (0-3)** Matrix: SOIL Sample Depth: 0 - 3 ft
Lab Sample Id: **239862-020** Date Collected: Jan-10-04 13:00 Date Received: Jan-19-04 14:05

Analytical Method: **SVOAs by EPA 8270C** % Moist: 21.81 Prep Method: 3550B
Date Anal: Jan-27-04 20:05 Analyst: JBU Date Prep: Jan-21-04 10:09 Tech: JBU
Anal seq: 647001 Prep seq: 465247

Parameter	CAS Number	Result	MQL UnAdj	MQL Adj	MDL UnAdj	SQL	Units	Flag	Dil
2-Methylnaphthalene	91-57-6	U	0.167	0.213	0.0350	0.045	mg/kg	U	1
2-methylphenol	95-48-7	U	0.333	0.426	0.0415	0.053	mg/kg	U	1
3&4-Methylphenol		U	0.333	0.426	0.0675	0.086	mg/kg	U	1
Naphthalene	91-20-3	U	0.167	0.213	0.0357	0.046	mg/kg	U	1
4-Nitroaniline	100-01-6	U	0.667	0.853	0.0560	0.072	mg/kg	U	1
3-Nitroaniline	99-09-2	U	0.333	0.426	0.0709	0.091	mg/kg	U	1
2-Nitroaniline	88-74-4	U	0.333	0.426	0.0348	0.045	mg/kg	U	1
Nitrobenzene	98-95-3	U	0.333	0.426	0.0333	0.043	mg/kg	U	1
2-Nitrophenol	88-75-5	U	0.333	0.426	0.0333	0.043	mg/kg	U	1
4-Nitrophenol	100-02-7	U	0.333	0.426	0.0579	0.074	mg/kg	U	1
N-Nitrosodi-n-Propylamine	621-64-7	U	0.333	0.426	0.0333	0.043	mg/kg	U	1
N-Nitrosodiphenylamine	86-30-6	U	0.333	0.426	0.0402	0.051	mg/kg	U	1
di-n-Octyl Phthalate	117-84-0	U	0.167	0.213	0.0333	0.043	mg/kg	U	1
Pentachlorophenol	87-86-5	U	0.333	0.426	0.0474	0.061	mg/kg	U	1
Phenanthrene	85-01-8	U	0.167	0.213	0.0333	0.043	mg/kg	U	1
Phenol	108-95-2	U	0.333	0.426	0.0333	0.043	mg/kg	U	1
Pyrene	129-00-0	U	0.167	0.213	0.0380	0.049	mg/kg	U	1
Pyridine	110-86-1	U	0.333	0.426	0.1230	0.157	mg/kg	U	1
1,2,4-Trichlorobenzene	120-82-1	U	0.333	0.426	0.0333	0.043	mg/kg	U	1
2,4,6-Trichlorophenol	88-06-2	U	0.333	0.426	0.0368	0.047	mg/kg	U	1
2,4,5-Trichlorophenol	95-95-4	U	0.333	0.426	0.0333	0.043	mg/kg	U	1

Analytical Method: **Percent Moisture** % Moist: Prep Method:
Date Anal: Jan-20-04 12:12 Analyst: JUJ Date Prep: Tech: JUJ
Anal seq: 646711 Prep seq:

Parameter	CAS Number	Result	MQL UnAdj	MQL Adj	MDL UnAdj	SQL	Units	Flag	Dil
Percent Moisture		21.8					%		

Certificate of Analytical Results 239862

3TM International, Houston , TX

Koppers Wood Preserving

Sample Id: **3TM-KP-DS-BB-2C (0-3)** Matrix: SOIL Sample Depth: 0 - 3 ft
Lab Sample Id: **239862-024** Date Collected: Jan-10-04 14:00 Date Received: Jan-19-04 14:05

Analytical Method: **SVOAs by EPA 8270C** % Moist: 20.4 Prep Method: 3550B
Date Anal: Jan-27-04 20:48 Analyst: JBU Date Prep: Jan-21-04 10:12 Tech: JBU
Anal seq: 647001 Prep seq: 465247

Parameter	CAS Number	Result	MQL UnAdj	MQL Adj	MDL UnAdj	SQL	Units	Flag	Dil
Acenaphthene	83-32-9	U	0.167	0.209	0.0333	0.042	mg/kg	U	1
Acenaphthylene	208-96-8	U	0.167	0.209	0.0333	0.042	mg/kg	U	1
Aniline (Phenylamine, Aminobenzene)	62-53-3	U	0.667	0.836	0.0353	0.044	mg/kg	U	1
Anthracene	120-12-7	U	0.167	0.209	0.0446	0.056	mg/kg	U	1
Benzo(a)anthracene	56-55-3	U	0.167	0.209	0.0333	0.042	mg/kg	U	1
Benzo(a)pyrene	50-32-8	U	0.167	0.209	0.0333	0.042	mg/kg	U	1
Benzo(b)fluoranthene	205-99-2	U	0.167	0.209	0.0333	0.042	mg/kg	U	1
Benzo(g,h,i)perylene	191-24-2	U	0.167	0.209	0.0333	0.042	mg/kg	U	1
Benzo(k)fluoranthene	207-08-9	U	0.167	0.209	0.0340	0.043	mg/kg	U	1
Benzoic Acid	65-85-0	U	1.00	1.25	0.2980	0.374	mg/kg	U	1
Benzyl Butyl Phthalate	85-68-7	U	0.167	0.209	0.0382	0.048	mg/kg	U	1
bis(2-chloroethoxy) methane	111-91-1	U	0.333	0.418	0.0333	0.042	mg/kg	U	1
bis(2-chloroethyl) ether	111-44-4	U	0.333	0.418	0.0333	0.042	mg/kg	U	1
bis(2-chloroisopropyl) ether	108-60-1	U	0.333	0.418	0.0455	0.057	mg/kg	U	1
bis(2-ethylhexyl) phthalate	117-81-7	U	0.167	0.209	0.0333	0.042	mg/kg	U	1
4-Bromophenyl-phenylether	101-55-3	U	0.333	0.418	0.0452	0.057	mg/kg	U	1
di-n-Butyl Phthalate	84-74-2	U	0.167	0.209	0.0333	0.042	mg/kg	U	1
4-chloro-3-methylphenol	59-50-7	U	0.333	0.418	0.0407	0.051	mg/kg	U	1
4-Chloroaniline	106-47-8	U	0.667	0.836	0.0333	0.042	mg/kg	U	1
2-Chloronaphthalene	91-58-7	U	0.333	0.418	0.0333	0.042	mg/kg	U	1
2-Chlorophenol	95-57-8	U	0.333	0.418	0.0333	0.042	mg/kg	U	1
4-Chlorophenyl Phenyl Ether	7005-72-3	U	0.333	0.418	0.0333	0.042	mg/kg	U	1
Chrysene	218-01-9	U	0.167	0.209	0.0333	0.042	mg/kg	U	1
Dibenz(a,h)Anthracene	53-70-3	U	0.167	0.209	0.0404	0.051	mg/kg	U	1
Dibenzofuran	132-64-9	U	0.333	0.418	0.0369	0.046	mg/kg	U	1
1,2-Dichlorobenzene	95-50-1	U	0.333	0.418	0.0333	0.042	mg/kg	U	1
1,3-Dichlorobenzene	541-73-1	U	0.333	0.418	0.0333	0.042	mg/kg	U	1
1,4-Dichlorobenzene	106-46-7	U	0.333	0.418	0.0376	0.047	mg/kg	U	1
3,3-Dichlorobenzidine	91-94-1	U	0.333	0.418	0.0637	0.080	mg/kg	U	1
2,4-Dichlorophenol	120-83-2	U	0.333	0.418	0.0333	0.042	mg/kg	U	1
Diethyl Phthalate	84-66-2	U	0.167	0.209	0.0333	0.042	mg/kg	U	1
Dimethyl Phthalate	131-11-3	U	0.167	0.209	0.0379	0.048	mg/kg	U	1
2,4-Dimethylphenol	105-67-9	U	0.333	0.418	0.0333	0.042	mg/kg	U	1
4,6-dinitro-2-methyl phenol	534-52-1	U	0.333	0.418	0.0377	0.047	mg/kg	U	1
2,4-Dinitrophenol	51-28-5	U	0.333	0.418	0.0333	0.042	mg/kg	U	1
2,4-Dinitrotoluene	121-14-2	U	0.333	0.418	0.0436	0.055	mg/kg	U	1
2,6-Dinitrotoluene	606-20-2	U	0.333	0.418	0.0333	0.042	mg/kg	U	1
Fluoranthene	206-44-0	U	0.167	0.209	0.0367	0.046	mg/kg	U	1
Fluorene	86-73-7	U	0.167	0.209	0.0333	0.042	mg/kg	U	1
Hexachlorobenzene	118-74-1	U	0.333	0.418	0.0337	0.042	mg/kg	U	1
Hexachlorobutadiene	87-68-3	U	0.333	0.418	0.0333	0.042	mg/kg	U	1
Hexachlorocyclopentadiene	77-47-4	U	0.333	0.418	0.0333	0.042	mg/kg	U	1
Hexachloroethane	67-72-1	U	0.333	0.418	0.0357	0.045	mg/kg	U	1
Indeno(1,2,3-c,d)Pyrene	193-39-5	U	0.167	0.209	0.0487	0.061	mg/kg	U	1
Isophorone	78-59-1	U	0.333	0.418	0.0540	0.068	mg/kg	U	1

Certificate of Analytical Results 239862

3TM International, Houston , TX

Koppers Wood Preserving

Sample Id: **3TM-KP-DS-BB-2C (0-3)** Matrix: SOIL Sample Depth: 0 - 3 ft
Lab Sample Id: **239862-024** Date Collected: Jan-10-04 14:00 Date Received: Jan-19-04 14:05

Analytical Method: **SVOAs by EPA 8270C** % Moist: 20.4 Prep Method: 3550B
Date Anal: Jan-27-04 20:48 Analyst: JBU Date Prep: Jan-21-04 10:12 Tech: JBU
Anal seq: 647001 Prep seq: 465247

Parameter	CAS Number	Result	MQL UnAdj	MQL Adj	MDL UnAdj	SQL	Units	Flag	Dil
2-Methylnaphthalene	91-57-6	U	0.167	0.209	0.0350	0.044	mg/kg	U	1
2-methylphenol	95-48-7	U	0.333	0.418	0.0415	0.052	mg/kg	U	1
3&4-Methylphenol		U	0.333	0.418	0.0675	0.085	mg/kg	U	1
Naphthalene	91-20-3	U	0.167	0.209	0.0357	0.045	mg/kg	U	1
4-Nitroaniline	100-01-6	U	0.667	0.836	0.0560	0.070	mg/kg	U	1
3-Nitroaniline	99-09-2	U	0.333	0.418	0.0709	0.089	mg/kg	U	1
2-Nitroaniline	88-74-4	U	0.333	0.418	0.0348	0.044	mg/kg	U	1
Nitrobenzene	98-95-3	U	0.333	0.418	0.0333	0.042	mg/kg	U	1
2-Nitrophenol	88-75-5	U	0.333	0.418	0.0333	0.042	mg/kg	U	1
4-Nitrophenol	100-02-7	U	0.333	0.418	0.0579	0.073	mg/kg	U	1
N-Nitrosodi-n-Propylamine	621-64-7	U	0.333	0.418	0.0333	0.042	mg/kg	U	1
N-Nitrosodiphenylamine	86-30-6	U	0.333	0.418	0.0402	0.050	mg/kg	U	1
di-n-Octyl Phthalate	117-84-0	U	0.167	0.209	0.0333	0.042	mg/kg	U	1
Pentachlorophenol	87-86-5	U	0.333	0.418	0.0474	0.060	mg/kg	U	1
Phenanthrene	85-01-8	U	0.167	0.209	0.0333	0.042	mg/kg	U	1
Phenol	108-95-2	U	0.333	0.418	0.0333	0.042	mg/kg	U	1
Pyrene	129-00-0	U	0.167	0.209	0.0380	0.048	mg/kg	U	1
Pyridine	110-86-1	U	0.333	0.418	0.1230	0.154	mg/kg	U	1
1,2,4-Trichlorobenzene	120-82-1	U	0.333	0.418	0.0333	0.042	mg/kg	U	1
2,4,6-Trichlorophenol	88-06-2	U	0.333	0.418	0.0368	0.046	mg/kg	U	1
2,4,5-Trichlorophenol	95-95-4	U	0.333	0.418	0.0333	0.042	mg/kg	U	1

Analytical Method: **Percent Moisture** % Moist: Prep Method:
Date Anal: Jan-20-04 12:14 Analyst: JUJ Date Prep: Tech: JUJ
Anal seq: 646711 Prep seq:

Parameter	CAS Number	Result	MQL UnAdj	MQL Adj	MDL UnAdj	SQL	Units	Flag	Dil
Percent Moisture		20.4					%		

XENCO Laboratories

Certificate of Analytical Results 239862

nelac accredited

3TM International, Houston , TX

Koppers Wood Preserving

Sample Id: **3TM-KP-DS-BB-1A (1-2)** Matrix: SOIL Sample Depth: 1 - 2 ft
Lab Sample Id: **239862-026** Date Collected: Jan-10-04 15:10 Date Received: Jan-19-04 14:05

Analytical Method: **SVOAs by EPA 8270C** % Moist: 18.23 Prep Method: 3550B
Date Anal: Jan-27-04 21:31 Analyst: JBU Date Prep: Jan-21-04 10:15 Tech: JBU
Anal seq: 647001 Prep seq: 465247

Parameter	CAS Number	Result	MQL UnAdj	MQL Adj	MDL UnAdj	SQL	Units	Flag	Dil
Acenaphthene	83-32-9	U	0.167	0.203	0.0333	0.041	mg/kg	U	1
Acenaphthylene	208-96-8	U	0.167	0.203	0.0333	0.041	mg/kg	U	1
Aniline (Phenylamine, Aminobenzene)	62-53-3	U	0.667	0.813	0.0353	0.043	mg/kg	U	1
Anthracene	120-12-7	U	0.167	0.203	0.0446	0.054	mg/kg	U	1
Benzo(a)anthracene	56-55-3	0.095	0.167	0.203	0.0333	0.041	mg/kg	J	1
Benzo(a)pyrene	50-32-8	0.050	0.167	0.203	0.0333	0.041	mg/kg	J	1
Benzo(b)fluoranthene	205-99-2	0.088	0.167	0.203	0.0333	0.041	mg/kg	J	1
Benzo(g,h,i)perylene	191-24-2	U	0.167	0.203	0.0333	0.041	mg/kg	U	1
Benzo(k)fluoranthene	207-08-9	0.052	0.167	0.203	0.0340	0.041	mg/kg	J	1
Benzoic Acid	65-85-0	U	1.00	1.22	0.2980	0.364	mg/kg	U	1
Benzyl Butyl Phthalate	85-68-7	U	0.167	0.203	0.0382	0.047	mg/kg	U	1
bis(2-chloroethoxy) methane	111-91-1	U	0.333	0.407	0.0333	0.041	mg/kg	U	1
bis(2-chloroethyl) ether	111-44-4	U	0.333	0.407	0.0333	0.041	mg/kg	U	1
bis(2-chloroisopropyl) ether	108-60-1	U	0.333	0.407	0.0455	0.056	mg/kg	U	1
bis(2-ethylhexyl) phthalate	117-81-7	0.104	0.167	0.203	0.0333	0.041	mg/kg	J	1
4-Bromophenyl-phenylether	101-55-3	U	0.333	0.407	0.0452	0.055	mg/kg	U	1
di-n-Butyl Phthalate	84-74-2	U	0.167	0.203	0.0333	0.041	mg/kg	U	1
4-chloro-3-methylphenol	59-50-7	U	0.333	0.407	0.0407	0.050	mg/kg	U	1
4-Chloroaniline	106-47-8	U	0.667	0.813	0.0333	0.041	mg/kg	U	1
2-Chloronaphthalene	91-58-7	U	0.333	0.407	0.0333	0.041	mg/kg	U	1
2-Chlorophenol	95-57-8	U	0.333	0.407	0.0333	0.041	mg/kg	U	1
4-Chlorophenyl Phenyl Ether	7005-72-3	U	0.333	0.407	0.0333	0.041	mg/kg	U	1
Chrysene	218-01-9	0.098	0.167	0.203	0.0333	0.041	mg/kg	J	1
Dibenz(a,h)Anthracene	53-70-3	U	0.167	0.203	0.0404	0.049	mg/kg	U	1
Dibenzofuran	132-64-9	U	0.333	0.407	0.0369	0.045	mg/kg	U	1
1,2-Dichlorobenzene	95-50-1	U	0.333	0.407	0.0333	0.041	mg/kg	U	1
1,3-Dichlorobenzene	541-73-1	U	0.333	0.407	0.0333	0.041	mg/kg	U	1
1,4-Dichlorobenzene	106-46-7	U	0.333	0.407	0.0376	0.046	mg/kg	U	1
3,3-Dichlorobenzidine	91-94-1	0.100	0.333	0.407	0.0637	0.078	mg/kg	J	1
2,4-Dichlorophenol	120-83-2	U	0.333	0.407	0.0333	0.041	mg/kg	U	1
Diethyl Phthalate	84-66-2	U	0.167	0.203	0.0333	0.041	mg/kg	U	1
Dimethyl Phthalate	131-11-3	U	0.167	0.203	0.0379	0.046	mg/kg	U	1
2,4-Dimethylphenol	105-67-9	U	0.333	0.407	0.0333	0.041	mg/kg	U	1
4,6-dinitro-2-methyl phenol	534-52-1	U	0.333	0.407	0.0377	0.046	mg/kg	U	1
2,4-Dinitrophenol	51-28-5	U	0.333	0.407	0.0333	0.041	mg/kg	U	1
2,4-Dinitrotoluene	121-14-2	U	0.333	0.407	0.0436	0.053	mg/kg	U	1
2,6-Dinitrotoluene	606-20-2	U	0.333	0.407	0.0333	0.041	mg/kg	U	1
Fluoranthene	206-44-0	U	0.167	0.203	0.0367	0.045	mg/kg	U	1
Fluorene	86-73-7	U	0.167	0.203	0.0333	0.041	mg/kg	U	1
Hexachlorobenzene	118-74-1	U	0.333	0.407	0.0337	0.041	mg/kg	U	1
Hexachlorobutadiene	87-68-3	U	0.333	0.407	0.0333	0.041	mg/kg	U	1
Hexachlorocyclopentadiene	77-47-4	U	0.333	0.407	0.0333	0.041	mg/kg	U	1
Hexachloroethane	67-72-1	U	0.333	0.407	0.0357	0.044	mg/kg	U	1
Indeno(1,2,3-c,d)Pyrene	193-39-5	U	0.167	0.203	0.0487	0.059	mg/kg	U	1
Isophorone	78-59-1	U	0.333	0.407	0.0540	0.066	mg/kg	U	1

XENCO Laboratories

Certificate of Analytical Results 239862

nelac accredited

3TM International, Houston , TX

Koppers Wood Preserving

Sample Id: **3TM-KP-DS-BB-1A (1-2)** Matrix: SOIL Sample Depth: 1 - 2 ft
Lab Sample Id: **239862-026** Date Collected: Jan-10-04 15:10 Date Received: Jan-19-04 14:05

Analytical Method: **SVOAs by EPA 8270C** % Moist: 18.23 Prep Method: 3550B
Date Anal: Jan-27-04 21:31 Analyst: JBU Date Prep: Jan-21-04 10:15 Tech: JBU
Anal seq: 647001 Prep seq: 465247

Parameter	CAS Number	Result	MQL UnAdj	MQL Adj	MDL UnAdj	SQL	Units	Flag	Dil
2-Methylnaphthalene	91-57-6	U	0.167	0.203	0.0350	0.043	mg/kg	U	1
2-methylphenol	95-48-7	U	0.333	0.407	0.0415	0.051	mg/kg	U	1
3&4-Methylphenol		U	0.333	0.407	0.0675	0.082	mg/kg	U	1
Naphthalene	91-20-3	U	0.167	0.203	0.0357	0.044	mg/kg	U	1
4-Nitroaniline	100-01-6	U	0.667	0.813	0.0560	0.068	mg/kg	U	1
3-Nitroaniline	99-09-2	U	0.333	0.407	0.0709	0.086	mg/kg	U	1
2-Nitroaniline	88-74-4	U	0.333	0.407	0.0348	0.042	mg/kg	U	1
Nitrobenzene	98-95-3	U	0.333	0.407	0.0333	0.041	mg/kg	U	1
2-Nitrophenol	88-75-5	U	0.333	0.407	0.0333	0.041	mg/kg	U	1
4-Nitrophenol	100-02-7	U	0.333	0.407	0.0579	0.071	mg/kg	U	1
N-Nitrosodi-n-Propylamine	621-64-7	U	0.333	0.407	0.0333	0.041	mg/kg	U	1
N-Nitrosodiphenylamine	86-30-6	U	0.333	0.407	0.0402	0.049	mg/kg	U	1
di-n-Octyl Phthalate	117-84-0	U	0.167	0.203	0.0333	0.041	mg/kg	U	1
Pentachlorophenol	87-86-5	U	0.333	0.407	0.0474	0.058	mg/kg	U	1
Phenanthrene	85-01-8	U	0.167	0.203	0.0333	0.041	mg/kg	U	1
Phenol	108-95-2	U	0.333	0.407	0.0333	0.041	mg/kg	U	1
Pyrene	129-00-0	U	0.167	0.203	0.0380	0.046	mg/kg	U	1
Pyridine	110-86-1	U	0.333	0.407	0.1230	0.150	mg/kg	U	1
1,2,4-Trichlorobenzene	120-82-1	U	0.333	0.407	0.0333	0.041	mg/kg	U	1
2,4,6-Trichlorophenol	88-06-2	U	0.333	0.407	0.0368	0.045	mg/kg	U	1
2,4,5-Trichlorophenol	95-95-4	U	0.333	0.407	0.0333	0.041	mg/kg	U	1

Analytical Method: **Percent Moisture** % Moist: Prep Method:
Date Anal: Jan-21-04 15:32 Analyst: JUJ Date Prep: Tech: JUJ
Anal seq: 646768 Prep seq:

Parameter	CAS Number	Result	MQL UnAdj	MQL Adj	MDL UnAdj	SQL	Units	Flag	Dil
Percent Moisture		18.2					%		

Certificate of Analytical Results 239862

3TM International, Houston , TX

Koppers Wood Preserving

Sample Id: **3TM-KP-DS-BB-1A (2-3)** Matrix: SOIL Sample Depth: 2 - 3 ft
Lab Sample Id: **239862-027** Date Collected: Jan-10-04 15:20 Date Received: Jan-19-04 14:05

Analytical Method: **SVOAs by EPA 8270C** % Moist: 18.89 Prep Method: 3550B
Date Anal: Jan-27-04 22:13 Analyst: JBU Date Prep: Jan-21-04 10:18 Tech: JBU
Anal seq: 647001 Prep seq: 465247

Parameter	CAS Number	Result	MQL UnAdj	MQL Adj	MDL UnAdj	SQL	Units	Flag	Dil
Acenaphthene	83-32-9	U	0.167	0.205	0.0333	0.041	mg/kg	U	1
Acenaphthylene	208-96-8	U	0.167	0.205	0.0333	0.041	mg/kg	U	1
Aniline (Phenylamine, Aminobenzene)	62-53-3	U	0.667	0.821	0.0353	0.043	mg/kg	U	1
Anthracene	120-12-7	U	0.167	0.205	0.0446	0.055	mg/kg	U	1
Benzo(a)anthracene	56-55-3	U	0.167	0.205	0.0333	0.041	mg/kg	U	1
Benzo(a)pyrene	50-32-8	U	0.167	0.205	0.0333	0.041	mg/kg	U	1
Benzo(b)fluoranthene	205-99-2	0.047	0.167	0.205	0.0333	0.041	mg/kg	J	1
Benzo(g,h,i)perylene	191-24-2	U	0.167	0.205	0.0333	0.041	mg/kg	U	1
Benzo(k)fluoranthene	207-08-9	U	0.167	0.205	0.0340	0.042	mg/kg	U	1
Benzoic Acid	65-85-0	U	1.00	1.23	0.2980	0.367	mg/kg	U	1
Benzyl Butyl Phthalate	85-68-7	U	0.167	0.205	0.0382	0.047	mg/kg	U	1
bis(2-chloroethoxy) methane	111-91-1	U	0.333	0.410	0.0333	0.041	mg/kg	U	1
bis(2-chloroethyl) ether	111-44-4	U	0.333	0.410	0.0333	0.041	mg/kg	U	1
bis(2-chloroisopropyl) ether	108-60-1	U	0.333	0.410	0.0455	0.056	mg/kg	U	1
bis(2-ethylhexyl) phthalate	117-81-7	0.102	0.167	0.205	0.0333	0.041	mg/kg	J	1
4-Bromophenyl-phenylether	101-55-3	U	0.333	0.410	0.0452	0.056	mg/kg	U	1
di-n-Butyl Phthalate	84-74-2	U	0.167	0.205	0.0333	0.041	mg/kg	U	1
4-chloro-3-methylphenol	59-50-7	U	0.333	0.410	0.0407	0.050	mg/kg	U	1
4-Chloroaniline	106-47-8	U	0.667	0.821	0.0333	0.041	mg/kg	U	1
2-Chloronaphthalene	91-58-7	U	0.333	0.410	0.0333	0.041	mg/kg	U	1
2-Chlorophenol	95-57-8	U	0.333	0.410	0.0333	0.041	mg/kg	U	1
4-Chlorophenyl Phenyl Ether	7005-72-3	U	0.333	0.410	0.0333	0.041	mg/kg	U	1
Chrysene	218-01-9	0.044	0.167	0.205	0.0333	0.041	mg/kg	J	1
Dibenz(a,h)Anthracene	53-70-3	U	0.167	0.205	0.0404	0.050	mg/kg	U	1
Dibenzofuran	132-64-9	U	0.333	0.410	0.0369	0.046	mg/kg	U	1
1,2-Dichlorobenzene	95-50-1	U	0.333	0.410	0.0333	0.041	mg/kg	U	1
1,3-Dichlorobenzene	541-73-1	U	0.333	0.410	0.0333	0.041	mg/kg	U	1
1,4-Dichlorobenzene	106-46-7	U	0.333	0.410	0.0376	0.046	mg/kg	U	1
3,3-Dichlorobenzidine	91-94-1	U	0.333	0.410	0.0637	0.078	mg/kg	U	1
2,4-Dichlorophenol	120-83-2	U	0.333	0.410	0.0333	0.041	mg/kg	U	1
Diethyl Phthalate	84-66-2	U	0.167	0.205	0.0333	0.041	mg/kg	U	1
Dimethyl Phthalate	131-11-3	U	0.167	0.205	0.0379	0.047	mg/kg	U	1
2,4-Dimethylphenol	105-67-9	U	0.333	0.410	0.0333	0.041	mg/kg	U	1
4,6-dinitro-2-methyl phenol	534-52-1	U	0.333	0.410	0.0377	0.047	mg/kg	U	1
2,4-Dinitrophenol	51-28-5	U	0.333	0.410	0.0333	0.041	mg/kg	U	1
2,4-Dinitrotoluene	121-14-2	U	0.333	0.410	0.0436	0.054	mg/kg	U	1
2,6-Dinitrotoluene	606-20-2	U	0.333	0.410	0.0333	0.041	mg/kg	U	1
Fluoranthene	206-44-0	U	0.167	0.205	0.0367	0.045	mg/kg	U	1
Fluorene	86-73-7	U	0.167	0.205	0.0333	0.041	mg/kg	U	1
Hexachlorobenzene	118-74-1	U	0.333	0.410	0.0337	0.042	mg/kg	U	1
Hexachlorobutadiene	87-68-3	U	0.333	0.410	0.0333	0.041	mg/kg	U	1
Hexachlorocyclopentadiene	77-47-4	U	0.333	0.410	0.0333	0.041	mg/kg	U	1
Hexachloroethane	67-72-1	U	0.333	0.410	0.0357	0.044	mg/kg	U	1
Indeno(1,2,3-c,d)Pyrene	193-39-5	U	0.167	0.205	0.0487	0.060	mg/kg	U	1
Isophorone	78-59-1	U	0.333	0.410	0.0540	0.067	mg/kg	U	1

Certificate of Analytical Results 239862

3TM International, Houston , TX

Koppers Wood Preserving

Sample Id: **3TM-KP-DS-BB-1A (2-3)** Matrix: SOIL Sample Depth: 2 - 3 ft
Lab Sample Id: **239862-027** Date Collected: Jan-10-04 15:20 Date Received: Jan-19-04 14:05

Analytical Method: **SVOAs by EPA 8270C** % Moist: 18.89 Prep Method: 3550B
Date Anal: Jan-27-04 22:13 Analyst: JBU Date Prep: Jan-21-04 10:18 Tech: JBU
Anal seq: 647001 Prep seq: 465247

Parameter	CAS Number	Result	MQL UnAdj	MQL Adj	MDL UnAdj	SQL	Units	Flag	Dil
2-Methylnaphthalene	91-57-6	U	0.167	0.205	0.0350	0.043	mg/kg	U	1
2-methylphenol	95-48-7	U	0.333	0.410	0.0415	0.051	mg/kg	U	1
3&4-Methylphenol		U	0.333	0.410	0.0675	0.083	mg/kg	U	1
Naphthalene	91-20-3	U	0.167	0.205	0.0357	0.044	mg/kg	U	1
4-Nitroaniline	100-01-6	U	0.667	0.821	0.0560	0.069	mg/kg	U	1
3-Nitroaniline	99-09-2	U	0.333	0.410	0.0709	0.087	mg/kg	U	1
2-Nitroaniline	88-74-4	U	0.333	0.410	0.0348	0.043	mg/kg	U	1
Nitrobenzene	98-95-3	U	0.333	0.410	0.0333	0.041	mg/kg	U	1
2-Nitrophenol	88-75-5	U	0.333	0.410	0.0333	0.041	mg/kg	U	1
4-Nitrophenol	100-02-7	U	0.333	0.410	0.0579	0.071	mg/kg	U	1
N-Nitrosodi-n-Propylamine	621-64-7	U	0.333	0.410	0.0333	0.041	mg/kg	U	1
N-Nitrosodiphenylamine	86-30-6	U	0.333	0.410	0.0402	0.050	mg/kg	U	1
di-n-Octyl Phthalate	117-84-0	U	0.167	0.205	0.0333	0.041	mg/kg	U	1
Pentachlorophenol	87-86-5	U	0.333	0.410	0.0474	0.058	mg/kg	U	1
Phenanthrene	85-01-8	U	0.167	0.205	0.0333	0.041	mg/kg	U	1
Phenol	108-95-2	U	0.333	0.410	0.0333	0.041	mg/kg	U	1
Pyrene	129-00-0	0.052	0.167	0.205	0.0380	0.047	mg/kg	J	1
Pyridine	110-86-1	U	0.333	0.410	0.1230	0.151	mg/kg	U	1
1,2,4-Trichlorobenzene	120-82-1	U	0.333	0.410	0.0333	0.041	mg/kg	U	1
2,4,6-Trichlorophenol	88-06-2	U	0.333	0.410	0.0368	0.045	mg/kg	U	1
2,4,5-Trichlorophenol	95-95-4	U	0.333	0.410	0.0333	0.041	mg/kg	U	1

Analytical Method: **Percent Moisture** % Moist: Prep Method:
Date Anal: Jan-21-04 15:36 Analyst: JUJ Date Prep: Tech: JUJ
Anal seq: 646768 Prep seq:

Parameter	CAS Number	Result	MQL UnAdj	MQL Adj	MDL UnAdj	SQL	Units	Flag	Dil
Percent Moisture		18.9					%		

XENCO Laboratories

Certificate of Analytical Results 239862

nelac accredited

3TM International, Houston , TX

Koppers Wood Preserving

Sample Id: **3TM-KP-DS-BB-1A (0-3)** Matrix: SOIL Sample Depth: 0 - 3 ft
Lab Sample Id: **239862-028** Date Collected: Jan-10-04 15:30 Date Received: Jan-19-04 14:05

Analytical Method: **SVOAs by EPA 8270C** % Moist: 17.02 Prep Method: 3550B
Date Anal: Jan-27-04 22:56 Analyst: JBU Date Prep: Jan-21-04 10:21 Tech: JBU
Anal seq: 647001 Prep seq: 465247

Parameter	CAS Number	Result	MQL UnAdj	MQL Adj	MDL UnAdj	SQL	Units	Flag	Dil
Acenaphthene	83-32-9	U	0.167	0.201	0.0333	0.040	mg/kg	U	1
Acenaphthylene	208-96-8	U	0.167	0.201	0.0333	0.040	mg/kg	U	1
Aniline (Phenylamine, Aminobenzene)	62-53-3	U	0.667	0.803	0.0353	0.043	mg/kg	U	1
Anthracene	120-12-7	U	0.167	0.201	0.0446	0.054	mg/kg	U	1
Benzo(a)anthracene	56-55-3	0.081	0.167	0.201	0.0333	0.040	mg/kg	J	1
Benzo(a)pyrene	50-32-8	U	0.167	0.201	0.0333	0.040	mg/kg	U	1
Benzo(b)fluoranthene	205-99-2	0.088	0.167	0.201	0.0333	0.040	mg/kg	J	1
Benzo(g,h,i)perylene	191-24-2	U	0.167	0.201	0.0333	0.040	mg/kg	U	1
Benzo(k)fluoranthene	207-08-9	U	0.167	0.201	0.0340	0.041	mg/kg	U	1
Benzoic Acid	65-85-0	U	1.00	1.20	0.2980	0.359	mg/kg	U	1
Benzyl Butyl Phthalate	85-68-7	U	0.167	0.201	0.0382	0.046	mg/kg	U	1
bis(2-chloroethoxy) methane	111-91-1	U	0.333	0.402	0.0333	0.040	mg/kg	U	1
bis(2-chloroethyl) ether	111-44-4	U	0.333	0.402	0.0333	0.040	mg/kg	U	1
bis(2-chloroisopropyl) ether	108-60-1	U	0.333	0.402	0.0455	0.055	mg/kg	U	1
bis(2-ethylhexyl) phthalate	117-81-7	0.099	0.167	0.201	0.0333	0.040	mg/kg	J	1
4-Bromophenyl-phenylether	101-55-3	U	0.333	0.402	0.0452	0.055	mg/kg	U	1
di-n-Butyl Phthalate	84-74-2	U	0.167	0.201	0.0333	0.040	mg/kg	U	1
4-chloro-3-methylphenol	59-50-7	U	0.333	0.402	0.0407	0.049	mg/kg	U	1
4-Chloroaniline	106-47-8	U	0.667	0.803	0.0333	0.040	mg/kg	U	1
2-Chloronaphthalene	91-58-7	U	0.333	0.402	0.0333	0.040	mg/kg	U	1
2-Chlorophenol	95-57-8	U	0.333	0.402	0.0333	0.040	mg/kg	U	1
4-Chlorophenyl Phenyl Ether	7005-72-3	U	0.333	0.402	0.0333	0.040	mg/kg	U	1
Chrysene	218-01-9	0.078	0.167	0.201	0.0333	0.040	mg/kg	J	1
Dibenz(a,h)Anthracene	53-70-3	U	0.167	0.201	0.0404	0.049	mg/kg	U	1
Dibenzofuran	132-64-9	U	0.333	0.402	0.0369	0.045	mg/kg	U	1
1,2-Dichlorobenzene	95-50-1	U	0.333	0.402	0.0333	0.040	mg/kg	U	1
1,3-Dichlorobenzene	541-73-1	U	0.333	0.402	0.0333	0.040	mg/kg	U	1
1,4-Dichlorobenzene	106-46-7	U	0.333	0.402	0.0376	0.045	mg/kg	U	1
3,3-Dichlorobenzidine	91-94-1	U	0.333	0.402	0.0637	0.077	mg/kg	U	1
2,4-Dichlorophenol	120-83-2	U	0.333	0.402	0.0333	0.040	mg/kg	U	1
Diethyl Phthalate	84-66-2	U	0.167	0.201	0.0333	0.040	mg/kg	U	1
Dimethyl Phthalate	131-11-3	U	0.167	0.201	0.0379	0.046	mg/kg	U	1
2,4-Dimethylphenol	105-67-9	U	0.333	0.402	0.0333	0.040	mg/kg	U	1
4,6-dinitro-2-methyl phenol	534-52-1	U	0.333	0.402	0.0377	0.046	mg/kg	U	1
2,4-Dinitrophenol	51-28-5	U	0.333	0.402	0.0333	0.040	mg/kg	U	1
2,4-Dinitrotoluene	121-14-2	U	0.333	0.402	0.0436	0.053	mg/kg	U	1
2,6-Dinitrotoluene	606-20-2	U	0.333	0.402	0.0333	0.040	mg/kg	U	1
Fluoranthene	206-44-0	U	0.167	0.201	0.0367	0.044	mg/kg	U	1
Fluorene	86-73-7	U	0.167	0.201	0.0333	0.040	mg/kg	U	1
Hexachlorobenzene	118-74-1	U	0.333	0.402	0.0337	0.041	mg/kg	U	1
Hexachlorobutadiene	87-68-3	U	0.333	0.402	0.0333	0.040	mg/kg	U	1
Hexachlorocyclopentadiene	77-47-4	U	0.333	0.402	0.0333	0.040	mg/kg	U	1
Hexachloroethane	67-72-1	U	0.333	0.402	0.0357	0.043	mg/kg	U	1
Indeno(1,2,3-c,d)Pyrene	193-39-5	U	0.167	0.201	0.0487	0.059	mg/kg	U	1
Isophorone	78-59-1	U	0.333	0.402	0.0540	0.065	mg/kg	U	1

Certificate of Analytical Results 239862

3TM International, Houston , TX

Koppers Wood Preserving

Sample Id: **3TM-KP-DS-BB-1A (0-3)** Matrix: SOIL Sample Depth: 0 - 3 ft
Lab Sample Id: **239862-028** Date Collected: Jan-10-04 15:30 Date Received: Jan-19-04 14:05

Analytical Method: **SVOAs by EPA 8270C** % Moist: 17.02 Prep Method: 3550B
Date Anal: Jan-27-04 22:56 Analyst: JBU Date Prep: Jan-21-04 10:21 Tech: JBU
Anal seq: 647001 Prep seq: 465247

Parameter	CAS Number	Result	MQL UnAdj	MQL Adj	MDL UnAdj	SQL	Units	Flag	Dil
2-Methylnaphthalene	91-57-6	U	0.167	0.201	0.0350	0.042	mg/kg	U	1
2-methylphenol	95-48-7	U	0.333	0.402	0.0415	0.050	mg/kg	U	1
3&4-Methylphenol		U	0.333	0.402	0.0675	0.081	mg/kg	U	1
Naphthalene	91-20-3	U	0.167	0.201	0.0357	0.043	mg/kg	U	1
4-Nitroaniline	100-01-6	U	0.667	0.803	0.0560	0.068	mg/kg	U	1
3-Nitroaniline	99-09-2	U	0.333	0.402	0.0709	0.085	mg/kg	U	1
2-Nitroaniline	88-74-4	U	0.333	0.402	0.0348	0.042	mg/kg	U	1
Nitrobenzene	98-95-3	U	0.333	0.402	0.0333	0.040	mg/kg	U	1
2-Nitrophenol	88-75-5	U	0.333	0.402	0.0333	0.040	mg/kg	U	1
4-Nitrophenol	100-02-7	U	0.333	0.402	0.0579	0.070	mg/kg	U	1
N-Nitrosodi-n-Propylamine	621-64-7	U	0.333	0.402	0.0333	0.040	mg/kg	U	1
N-Nitrosodiphenylamine	86-30-6	U	0.333	0.402	0.0402	0.048	mg/kg	U	1
di-n-Octyl Phthalate	117-84-0	U	0.167	0.201	0.0333	0.040	mg/kg	U	1
Pentachlorophenol	87-86-5	U	0.333	0.402	0.0474	0.057	mg/kg	U	1
Phenanthrene	85-01-8	U	0.167	0.201	0.0333	0.040	mg/kg	U	1
Phenol	108-95-2	U	0.333	0.402	0.0333	0.040	mg/kg	U	1
Pyrene	129-00-0	0.063	0.167	0.201	0.0380	0.046	mg/kg	J	1
Pyridine	110-86-1	U	0.333	0.402	0.1230	0.148	mg/kg	U	1
1,2,4-Trichlorobenzene	120-82-1	U	0.333	0.402	0.0333	0.040	mg/kg	U	1
2,4,6-Trichlorophenol	88-06-2	U	0.333	0.402	0.0368	0.044	mg/kg	U	1
2,4,5-Trichlorophenol	95-95-4	U	0.333	0.402	0.0333	0.040	mg/kg	U	1

Analytical Method: **Percent Moisture** % Moist: Prep Method:
Date Anal: Jan-20-04 12:16 Analyst: JUJ Date Prep: Tech: JUJ
Anal seq: 646711 Prep seq:

Parameter	CAS Number	Result	MQL UnAdj	MQL Adj	MDL UnAdj	SQL	Units	Flag	Dil
Percent Moisture		17.0					%		

Certificate of Analytical Results 239862

3TM International, Houston , TX

Koppers Wood Preserving

Sample Id: **3TM-KP-DS-BB-1B (0-3)** Matrix: SOIL Sample Depth: 0 - 3 ft
Lab Sample Id: **239862-032** Date Collected: Jan-10-04 16:20 Date Received: Jan-19-04 14:05

Analytical Method: **SVOAs by EPA 8270C** % Moist: 21.01 Prep Method: 3550B
Date Anal: Jan-27-04 23:39 Analyst: JBU Date Prep: Jan-21-04 10:24 Tech: JBU
Anal seq: 647001 Prep seq: 465247

Parameter	CAS Number	Result	MQL UnAdj	MQL Adj	MDL UnAdj	SQL	Units	Flag	Dil
Acenaphthene	83-32-9	U	0.167	0.211	0.0333	0.042	mg/kg	U	1
Acenaphthylene	208-96-8	U	0.167	0.211	0.0333	0.042	mg/kg	U	1
Aniline (Phenylamine, Aminobenzene)	62-53-3	U	0.667	0.844	0.0353	0.045	mg/kg	U	1
Anthracene	120-12-7	U	0.167	0.211	0.0446	0.056	mg/kg	U	1
Benzo(a)anthracene	56-55-3	U	0.167	0.211	0.0333	0.042	mg/kg	U	1
Benzo(a)pyrene	50-32-8	U	0.167	0.211	0.0333	0.042	mg/kg	U	1
Benzo(b)fluoranthene	205-99-2	U	0.167	0.211	0.0333	0.042	mg/kg	U	1
Benzo(g,h,i)perylene	191-24-2	U	0.167	0.211	0.0333	0.042	mg/kg	U	1
Benzo(k)fluoranthene	207-08-9	U	0.167	0.211	0.0340	0.043	mg/kg	U	1
Benzoic Acid	65-85-0	U	1.00	1.27	0.2980	0.378	mg/kg	U	1
Benzyl Butyl Phthalate	85-68-7	U	0.167	0.211	0.0382	0.048	mg/kg	U	1
bis(2-chloroethoxy) methane	111-91-1	U	0.333	0.422	0.0333	0.042	mg/kg	U	1
bis(2-chloroethyl) ether	111-44-4	U	0.333	0.422	0.0333	0.042	mg/kg	U	1
bis(2-chloroisopropyl) ether	108-60-1	U	0.333	0.422	0.0455	0.058	mg/kg	U	1
bis(2-ethylhexyl) phthalate	117-81-7	U	0.167	0.211	0.0333	0.042	mg/kg	U	1
4-Bromophenyl-phenylether	101-55-3	U	0.333	0.422	0.0452	0.057	mg/kg	U	1
di-n-Butyl Phthalate	84-74-2	U	0.167	0.211	0.0333	0.042	mg/kg	U	1
4-chloro-3-methylphenol	59-50-7	U	0.333	0.422	0.0407	0.052	mg/kg	U	1
4-Chloroaniline	106-47-8	U	0.667	0.844	0.0333	0.042	mg/kg	U	1
2-Chloronaphthalene	91-58-7	U	0.333	0.422	0.0333	0.042	mg/kg	U	1
2-Chlorophenol	95-57-8	U	0.333	0.422	0.0333	0.042	mg/kg	U	1
4-Chlorophenyl Phenyl Ether	7005-72-3	U	0.333	0.422	0.0333	0.042	mg/kg	U	1
Chrysene	218-01-9	U	0.167	0.211	0.0333	0.042	mg/kg	U	1
Dibenz(a,h)Anthracene	53-70-3	U	0.167	0.211	0.0404	0.051	mg/kg	U	1
Dibenzofuran	132-64-9	U	0.333	0.422	0.0369	0.047	mg/kg	U	1
1,2-Dichlorobenzene	95-50-1	U	0.333	0.422	0.0333	0.042	mg/kg	U	1
1,3-Dichlorobenzene	541-73-1	U	0.333	0.422	0.0333	0.042	mg/kg	U	1
1,4-Dichlorobenzene	106-46-7	U	0.333	0.422	0.0376	0.048	mg/kg	U	1
3,3-Dichlorobenzidine	91-94-1	U	0.333	0.422	0.0637	0.081	mg/kg	U	1
2,4-Dichlorophenol	120-83-2	U	0.333	0.422	0.0333	0.042	mg/kg	U	1
Diethyl Phthalate	84-66-2	U	0.167	0.211	0.0333	0.042	mg/kg	U	1
Dimethyl Phthalate	131-11-3	U	0.167	0.211	0.0379	0.048	mg/kg	U	1
2,4-Dimethylphenol	105-67-9	U	0.333	0.422	0.0333	0.042	mg/kg	U	1
4,6-dinitro-2-methyl phenol	534-52-1	U	0.333	0.422	0.0377	0.048	mg/kg	U	1
2,4-Dinitrophenol	51-28-5	U	0.333	0.422	0.0333	0.042	mg/kg	U	1
2,4-Dinitrotoluene	121-14-2	U	0.333	0.422	0.0436	0.055	mg/kg	U	1
2,6-Dinitrotoluene	606-20-2	U	0.333	0.422	0.0333	0.042	mg/kg	U	1
Fluoranthene	206-44-0	U	0.167	0.211	0.0367	0.047	mg/kg	U	1
Fluorene	86-73-7	U	0.167	0.211	0.0333	0.042	mg/kg	U	1
Hexachlorobenzene	118-74-1	U	0.333	0.422	0.0337	0.043	mg/kg	U	1
Hexachlorobutadiene	87-68-3	U	0.333	0.422	0.0333	0.042	mg/kg	U	1
Hexachlorocyclopentadiene	77-47-4	U	0.333	0.422	0.0333	0.042	mg/kg	U	1
Hexachloroethane	67-72-1	U	0.333	0.422	0.0357	0.045	mg/kg	U	1
Indeno(1,2,3-c,d)Pyrene	193-39-5	U	0.167	0.211	0.0487	0.062	mg/kg	U	1
Isophorone	78-59-1	U	0.333	0.422	0.0540	0.068	mg/kg	U	1

XENCO Laboratories

Certificate of Analytical Results 239862

nelac accredited

3TM International, Houston , TX

Koppers Wood Preserving

Sample Id: **3TM-KP-DS-BB-1B (0-3)** Matrix: SOIL Sample Depth: 0 - 3 ft
Lab Sample Id: **239862-032** Date Collected: Jan-10-04 16:20 Date Received: Jan-19-04 14:05

Analytical Method: **SVOAs by EPA 8270C** % Moist: 21.01 Prep Method: 3550B
Date Anal: Jan-27-04 23:39 Analyst: JBU Date Prep: Jan-21-04 10:24 Tech: JBU
Anal seq: 647001 Prep seq: 465247

Parameter	CAS Number	Result	MQL UnAdj	MQL Adj	MDL UnAdj	SQL	Units	Flag	Dil
2-Methylnaphthalene	91-57-6	U	0.167	0.211	0.0350	0.044	mg/kg	U	1
2-methylphenol	95-48-7	U	0.333	0.422	0.0415	0.053	mg/kg	U	1
3&4-Methylphenol		U	0.333	0.422	0.0675	0.085	mg/kg	U	1
Naphthalene	91-20-3	U	0.167	0.211	0.0357	0.045	mg/kg	U	1
4-Nitroaniline	100-01-6	U	0.667	0.844	0.0560	0.071	mg/kg	U	1
3-Nitroaniline	99-09-2	U	0.333	0.422	0.0709	0.090	mg/kg	U	1
2-Nitroaniline	88-74-4	U	0.333	0.422	0.0348	0.044	mg/kg	U	1
Nitrobenzene	98-95-3	U	0.333	0.422	0.0333	0.042	mg/kg	U	1
2-Nitrophenol	88-75-5	U	0.333	0.422	0.0333	0.042	mg/kg	U	1
4-Nitrophenol	100-02-7	U	0.333	0.422	0.0579	0.073	mg/kg	U	1
N-Nitrosodi-n-Propylamine	621-64-7	U	0.333	0.422	0.0333	0.042	mg/kg	U	1
N-Nitrosodiphenylamine	86-30-6	U	0.333	0.422	0.0402	0.051	mg/kg	U	1
di-n-Octyl Phthalate	117-84-0	U	0.167	0.211	0.0333	0.042	mg/kg	U	1
Pentachlorophenol	87-86-5	U	0.333	0.422	0.0474	0.060	mg/kg	U	1
Phenanthrene	85-01-8	U	0.167	0.211	0.0333	0.042	mg/kg	U	1
Phenol	108-95-2	U	0.333	0.422	0.0333	0.042	mg/kg	U	1
Pyrene	129-00-0	U	0.167	0.211	0.0380	0.048	mg/kg	U	1
Pyridine	110-86-1	U	0.333	0.422	0.1230	0.155	mg/kg	U	1
1,2,4-Trichlorobenzene	120-82-1	U	0.333	0.422	0.0333	0.042	mg/kg	U	1
2,4,6-Trichlorophenol	88-06-2	U	0.333	0.422	0.0368	0.047	mg/kg	U	1
2,4,5-Trichlorophenol	95-95-4	U	0.333	0.422	0.0333	0.042	mg/kg	U	1

Analytical Method: **Percent Moisture** % Moist: Prep Method:
Date Anal: Jan-20-04 12:18 Analyst: JUJ Date Prep: Tech: JUJ
Anal seq: 646711 Prep seq:

Parameter	CAS Number	Result	MQL UnAdj	MQL Adj	MDL UnAdj	SQL	Units	Flag	Dil
Percent Moisture		21.0					%		

XENCO Laboratories

Certificate of Analytical Results 239862

nelac accredited

3TM International, Houston , TX

Koppers Wood Preserving

Sample Id: **3TM-KP-DS-BB-1C (0-3)** Matrix: SOIL Sample Depth: 0 - 3 ft
Lab Sample Id: **239862-036** Date Collected: Jan-10-04 17:10 Date Received: Jan-19-04 14:05

Analytical Method: **SVOAs by EPA 8270C** % Moist: 16.86 Prep Method: 3550B
Date Anal: Jan-28-04 00:21 Analyst: JBU Date Prep: Jan-21-04 10:27 Tech: JBU
Anal seq: 647001 Prep seq: 465247

Parameter	CAS Number	Result	MQL UnAdj	MQL Adj	MDL UnAdj	SQL	Units	Flag	Dil
Acenaphthene	83-32-9	U	0.167	0.200	0.0333	0.040	mg/kg	U	1
Acenaphthylene	208-96-8	U	0.167	0.200	0.0333	0.040	mg/kg	U	1
Aniline (Phenylamine, Aminobenzene)	62-53-3	U	0.667	0.800	0.0353	0.042	mg/kg	U	1
Anthracene	120-12-7	U	0.167	0.200	0.0446	0.054	mg/kg	U	1
Benzo(a)anthracene	56-55-3	U	0.167	0.200	0.0333	0.040	mg/kg	U	1
Benzo(a)pyrene	50-32-8	U	0.167	0.200	0.0333	0.040	mg/kg	U	1
Benzo(b)fluoranthene	205-99-2	U	0.167	0.200	0.0333	0.040	mg/kg	U	1
Benzo(g,h,i)perylene	191-24-2	U	0.167	0.200	0.0333	0.040	mg/kg	U	1
Benzo(k)fluoranthene	207-08-9	U	0.167	0.200	0.0340	0.041	mg/kg	U	1
Benzoic Acid	65-85-0	U	1.00	1.20	0.2980	0.358	mg/kg	U	1
Benzyl Butyl Phthalate	85-68-7	U	0.167	0.200	0.0382	0.046	mg/kg	U	1
bis(2-chloroethoxy) methane	111-91-1	U	0.333	0.400	0.0333	0.040	mg/kg	U	1
bis(2-chloroethyl) ether	111-44-4	U	0.333	0.400	0.0333	0.040	mg/kg	U	1
bis(2-chloroisopropyl) ether	108-60-1	U	0.333	0.400	0.0455	0.055	mg/kg	U	1
bis(2-ethylhexyl) phthalate	117-81-7	U	0.167	0.200	0.0333	0.040	mg/kg	U	1
4-Bromophenyl-phenylether	101-55-3	U	0.333	0.400	0.0452	0.054	mg/kg	U	1
di-n-Butyl Phthalate	84-74-2	U	0.167	0.200	0.0333	0.040	mg/kg	U	1
4-chloro-3-methylphenol	59-50-7	U	0.333	0.400	0.0407	0.049	mg/kg	U	1
4-Chloroaniline	106-47-8	U	0.667	0.800	0.0333	0.040	mg/kg	U	1
2-Chloronaphthalene	91-58-7	U	0.333	0.400	0.0333	0.040	mg/kg	U	1
2-Chlorophenol	95-57-8	U	0.333	0.400	0.0333	0.040	mg/kg	U	1
4-Chlorophenyl Phenyl Ether	7005-72-3	U	0.333	0.400	0.0333	0.040	mg/kg	U	1
Chrysene	218-01-9	U	0.167	0.200	0.0333	0.040	mg/kg	U	1
Dibenz(a,h)Anthracene	53-70-3	U	0.167	0.200	0.0404	0.049	mg/kg	U	1
Dibenzofuran	132-64-9	U	0.333	0.400	0.0369	0.044	mg/kg	U	1
1,2-Dichlorobenzene	95-50-1	U	0.333	0.400	0.0333	0.040	mg/kg	U	1
1,3-Dichlorobenzene	541-73-1	U	0.333	0.400	0.0333	0.040	mg/kg	U	1
1,4-Dichlorobenzene	106-46-7	U	0.333	0.400	0.0376	0.045	mg/kg	U	1
3,3-Dichlorobenzidine	91-94-1	U	0.333	0.400	0.0637	0.077	mg/kg	U	1
2,4-Dichlorophenol	120-83-2	U	0.333	0.400	0.0333	0.040	mg/kg	U	1
Diethyl Phthalate	84-66-2	U	0.167	0.200	0.0333	0.040	mg/kg	U	1
Dimethyl Phthalate	131-11-3	U	0.167	0.200	0.0379	0.046	mg/kg	U	1
2,4-Dimethylphenol	105-67-9	U	0.333	0.400	0.0333	0.040	mg/kg	U	1
4,6-dinitro-2-methyl phenol	534-52-1	U	0.333	0.400	0.0377	0.045	mg/kg	U	1
2,4-Dinitrophenol	51-28-5	U	0.333	0.400	0.0333	0.040	mg/kg	U	1
2,4-Dinitrotoluene	121-14-2	U	0.333	0.400	0.0436	0.052	mg/kg	U	1
2,6-Dinitrotoluene	606-20-2	U	0.333	0.400	0.0333	0.040	mg/kg	U	1
Fluoranthene	206-44-0	U	0.167	0.200	0.0367	0.044	mg/kg	U	1
Fluorene	86-73-7	U	0.167	0.200	0.0333	0.040	mg/kg	U	1
Hexachlorobenzene	118-74-1	U	0.333	0.400	0.0337	0.040	mg/kg	U	1
Hexachlorobutadiene	87-68-3	U	0.333	0.400	0.0333	0.040	mg/kg	U	1
Hexachlorocyclopentadiene	77-47-4	U	0.333	0.400	0.0333	0.040	mg/kg	U	1
Hexachloroethane	67-72-1	U	0.333	0.400	0.0357	0.043	mg/kg	U	1
Indeno(1,2,3-c,d)Pyrene	193-39-5	U	0.167	0.200	0.0487	0.059	mg/kg	U	1
Isophorone	78-59-1	U	0.333	0.400	0.0540	0.065	mg/kg	U	1

Certificate of Analytical Results 239862

3TM International, Houston , TX

Koppers Wood Preserving

Sample Id: **3TM-KP-DS-BB-1C (0-3)** Matrix: SOIL Sample Depth: 0 - 3 ft
Lab Sample Id: **239862-036** Date Collected: Jan-10-04 17:10 Date Received: Jan-19-04 14:05

Analytical Method: **SVOAs by EPA 8270C** % Moist: 16.86 Prep Method: 3550B
Date Anal: Jan-28-04 00:21 Analyst: JBU Date Prep: Jan-21-04 10:27 Tech: JBU
Anal seq: 647001 Prep seq: 465247

Parameter	CAS Number	Result	MQL UnAdj	MQL Adj	MDL UnAdj	SQL	Units	Flag	Dil
2-Methylnaphthalene	91-57-6	U	0.167	0.200	0.0350	0.042	mg/kg	U	1
2-methylphenol	95-48-7	U	0.333	0.400	0.0415	0.050	mg/kg	U	1
3&4-Methylphenol		U	0.333	0.400	0.0675	0.081	mg/kg	U	1
Naphthalene	91-20-3	U	0.167	0.200	0.0357	0.043	mg/kg	U	1
4-Nitroaniline	100-01-6	U	0.667	0.800	0.0560	0.067	mg/kg	U	1
3-Nitroaniline	99-09-2	U	0.333	0.400	0.0709	0.085	mg/kg	U	1
2-Nitroaniline	88-74-4	U	0.333	0.400	0.0348	0.042	mg/kg	U	1
Nitrobenzene	98-95-3	U	0.333	0.400	0.0333	0.040	mg/kg	U	1
2-Nitrophenol	88-75-5	U	0.333	0.400	0.0333	0.040	mg/kg	U	1
4-Nitrophenol	100-02-7	U	0.333	0.400	0.0579	0.070	mg/kg	U	1
N-Nitrosodi-n-Propylamine	621-64-7	U	0.333	0.400	0.0333	0.040	mg/kg	U	1
N-Nitrosodiphenylamine	86-30-6	U	0.333	0.400	0.0402	0.048	mg/kg	U	1
di-n-Octyl Phthalate	117-84-0	U	0.167	0.200	0.0333	0.040	mg/kg	U	1
Pentachlorophenol	87-86-5	U	0.333	0.400	0.0474	0.057	mg/kg	U	1
Phenanthrene	85-01-8	U	0.167	0.200	0.0333	0.040	mg/kg	U	1
Phenol	108-95-2	U	0.333	0.400	0.0333	0.040	mg/kg	U	1
Pyrene	129-00-0	U	0.167	0.200	0.0380	0.046	mg/kg	U	1
Pyridine	110-86-1	U	0.333	0.400	0.1230	0.147	mg/kg	U	1
1,2,4-Trichlorobenzene	120-82-1	U	0.333	0.400	0.0333	0.040	mg/kg	U	1
2,4,6-Trichlorophenol	88-06-2	U	0.333	0.400	0.0368	0.044	mg/kg	U	1
2,4,5-Trichlorophenol	95-95-4	U	0.333	0.400	0.0333	0.040	mg/kg	U	1

Analytical Method: **Percent Moisture** % Moist: Prep Method:
Date Anal: Jan-20-04 12:20 Analyst: JUJ Date Prep: Tech: JUJ
Anal seq: 646711 Prep seq:

Parameter	CAS Number	Result	MQL UnAdj	MQL Adj	MDL UnAdj	SQL	Units	Flag	Dil
Percent Moisture		16.9					%		

XENCO Laboratories

Certificate of Analytical Results 239862

nelac accredited

3TM International, Houston , TX

Koppers Wood Preserving

Sample Id: **3TM-KP-DS-BB-3A (0-3)** Matrix: SOIL Sample Depth: 0 - 3 ft
Lab Sample Id: **239862-040** Date Collected: Jan-11-04 09:50 Date Received: Jan-19-04 14:05

Analytical Method: **SVOAs by EPA 8270C** % Moist: 22.97 Prep Method: 3550B
Date Anal: Jan-28-04 01:03 Analyst: JBU Date Prep: Jan-21-04 10:30 Tech: JBU
Anal seq: 647001 Prep seq: 465247

Parameter	CAS Number	Result	MQL UnAdj	MQL Adj	MDL UnAdj	SQL	Units	Flag	Dil
Acenaphthene	83-32-9	U	0.167	0.216	0.0333	0.043	mg/kg	U	1
Acenaphthylene	208-96-8	U	0.167	0.216	0.0333	0.043	mg/kg	U	1
Aniline (Phenylamine, Aminobenzene)	62-53-3	U	0.667	0.864	0.0353	0.046	mg/kg	U	1
Anthracene	120-12-7	U	0.167	0.216	0.0446	0.058	mg/kg	U	1
Benzo(a)anthracene	56-55-3	U	0.167	0.216	0.0333	0.043	mg/kg	U	1
Benzo(a)pyrene	50-32-8	U	0.167	0.216	0.0333	0.043	mg/kg	U	1
Benzo(b)fluoranthene	205-99-2	U	0.167	0.216	0.0333	0.043	mg/kg	U	1
Benzo(g,h,i)perylene	191-24-2	U	0.167	0.216	0.0333	0.043	mg/kg	U	1
Benzo(k)fluoranthene	207-08-9	U	0.167	0.216	0.0340	0.044	mg/kg	U	1
Benzoic Acid	65-85-0	U	1.00	1.30	0.2980	0.387	mg/kg	U	1
Benzyl Butyl Phthalate	85-68-7	U	0.167	0.216	0.0382	0.050	mg/kg	U	1
bis(2-chloroethoxy) methane	111-91-1	U	0.333	0.432	0.0333	0.043	mg/kg	U	1
bis(2-chloroethyl) ether	111-44-4	U	0.333	0.432	0.0333	0.043	mg/kg	U	1
bis(2-chloroisopropyl) ether	108-60-1	U	0.333	0.432	0.0455	0.059	mg/kg	U	1
bis(2-ethylhexyl) phthalate	117-81-7	U	0.167	0.216	0.0333	0.043	mg/kg	U	1
4-Bromophenyl-phenylether	101-55-3	U	0.333	0.432	0.0452	0.059	mg/kg	U	1
di-n-Butyl Phthalate	84-74-2	U	0.167	0.216	0.0333	0.043	mg/kg	U	1
4-chloro-3-methylphenol	59-50-7	U	0.333	0.432	0.0407	0.053	mg/kg	U	1
4-Chloroaniline	106-47-8	U	0.667	0.864	0.0333	0.043	mg/kg	U	1
2-Chloronaphthalene	91-58-7	U	0.333	0.432	0.0333	0.043	mg/kg	U	1
2-Chlorophenol	95-57-8	U	0.333	0.432	0.0333	0.043	mg/kg	U	1
4-Chlorophenyl Phenyl Ether	7005-72-3	U	0.333	0.432	0.0333	0.043	mg/kg	U	1
Chrysene	218-01-9	U	0.167	0.216	0.0333	0.043	mg/kg	U	1
Dibenz(a,h)Anthracene	53-70-3	U	0.167	0.216	0.0404	0.052	mg/kg	U	1
Dibenzofuran	132-64-9	U	0.333	0.432	0.0369	0.048	mg/kg	U	1
1,2-Dichlorobenzene	95-50-1	U	0.333	0.432	0.0333	0.043	mg/kg	U	1
1,3-Dichlorobenzene	541-73-1	U	0.333	0.432	0.0333	0.043	mg/kg	U	1
1,4-Dichlorobenzene	106-46-7	U	0.333	0.432	0.0376	0.049	mg/kg	U	1
3,3-Dichlorobenzidine	91-94-1	U	0.333	0.432	0.0637	0.083	mg/kg	U	1
2,4-Dichlorophenol	120-83-2	U	0.333	0.432	0.0333	0.043	mg/kg	U	1
Diethyl Phthalate	84-66-2	U	0.167	0.216	0.0333	0.043	mg/kg	U	1
Dimethyl Phthalate	131-11-3	U	0.167	0.216	0.0379	0.049	mg/kg	U	1
2,4-Dimethylphenol	105-67-9	U	0.333	0.432	0.0333	0.043	mg/kg	U	1
4,6-dinitro-2-methyl phenol	534-52-1	U	0.333	0.432	0.0377	0.049	mg/kg	U	1
2,4-Dinitrophenol	51-28-5	U	0.333	0.432	0.0333	0.043	mg/kg	U	1
2,4-Dinitrotoluene	121-14-2	U	0.333	0.432	0.0436	0.057	mg/kg	U	1
2,6-Dinitrotoluene	606-20-2	U	0.333	0.432	0.0333	0.043	mg/kg	U	1
Fluoranthene	206-44-0	U	0.167	0.216	0.0367	0.048	mg/kg	U	1
Fluorene	86-73-7	U	0.167	0.216	0.0333	0.043	mg/kg	U	1
Hexachlorobenzene	118-74-1	U	0.333	0.432	0.0337	0.044	mg/kg	U	1
Hexachlorobutadiene	87-68-3	U	0.333	0.432	0.0333	0.043	mg/kg	U	1
Hexachlorocyclopentadiene	77-47-4	U	0.333	0.432	0.0333	0.043	mg/kg	U	1
Hexachloroethane	67-72-1	U	0.333	0.432	0.0357	0.046	mg/kg	U	1
Indeno(1,2,3-c,d)Pyrene	193-39-5	U	0.167	0.216	0.0487	0.063	mg/kg	U	1
Isophorone	78-59-1	U	0.333	0.432	0.0540	0.070	mg/kg	U	1

Certificate of Analytical Results 239862

3TM International, Houston , TX

Koppers Wood Preserving

Sample Id: **3TM-KP-DS-BB-3A (0-3)** Matrix: SOIL Sample Depth: 0 - 3 ft
Lab Sample Id: **239862-040** Date Collected: Jan-11-04 09:50 Date Received: Jan-19-04 14:05

Analytical Method: **SVOAs by EPA 8270C** % Moist: 22.97 Prep Method: 3550B
Date Anal: Jan-28-04 01:03 Analyst: JBU Date Prep: Jan-21-04 10:30 Tech: JBU
Anal seq: 647001 Prep seq: 465247

Parameter	CAS Number	Result	MQL UnAdj	MQL Adj	MDL UnAdj	SQL	Units	Flag	Dil
2-Methylnaphthalene	91-57-6	U	0.167	0.216	0.0350	0.045	mg/kg	U	1
2-methylphenol	95-48-7	U	0.333	0.432	0.0415	0.054	mg/kg	U	1
3&4-Methylphenol		U	0.333	0.432	0.0675	0.087	mg/kg	U	1
Naphthalene	91-20-3	U	0.167	0.216	0.0357	0.046	mg/kg	U	1
4-Nitroaniline	100-01-6	U	0.667	0.864	0.0560	0.073	mg/kg	U	1
3-Nitroaniline	99-09-2	U	0.333	0.432	0.0709	0.092	mg/kg	U	1
2-Nitroaniline	88-74-4	U	0.333	0.432	0.0348	0.045	mg/kg	U	1
Nitrobenzene	98-95-3	U	0.333	0.432	0.0333	0.043	mg/kg	U	1
2-Nitrophenol	88-75-5	U	0.333	0.432	0.0333	0.043	mg/kg	U	1
4-Nitrophenol	100-02-7	U	0.333	0.432	0.0579	0.075	mg/kg	U	1
N-Nitrosodi-n-Propylamine	621-64-7	U	0.333	0.432	0.0333	0.043	mg/kg	U	1
N-Nitrosodiphenylamine	86-30-6	U	0.333	0.432	0.0402	0.052	mg/kg	U	1
di-n-Octyl Phthalate	117-84-0	U	0.167	0.216	0.0333	0.043	mg/kg	U	1
Pentachlorophenol	87-86-5	U	0.333	0.432	0.0474	0.062	mg/kg	U	1
Phenanthrene	85-01-8	U	0.167	0.216	0.0333	0.043	mg/kg	U	1
Phenol	108-95-2	U	0.333	0.432	0.0333	0.043	mg/kg	U	1
Pyrene	129-00-0	U	0.167	0.216	0.0380	0.049	mg/kg	U	1
Pyridine	110-86-1	U	0.333	0.432	0.1230	0.159	mg/kg	U	1
1,2,4-Trichlorobenzene	120-82-1	U	0.333	0.432	0.0333	0.043	mg/kg	U	1
2,4,6-Trichlorophenol	88-06-2	U	0.333	0.432	0.0368	0.048	mg/kg	U	1
2,4,5-Trichlorophenol	95-95-4	U	0.333	0.432	0.0333	0.043	mg/kg	U	1

Analytical Method: **Percent Moisture** % Moist: Prep Method:
Date Anal: Jan-20-04 12:22 Analyst: JUJ Date Prep: Tech: JUJ
Anal seq: 646711 Prep seq:

Parameter	CAS Number	Result	MQL UnAdj	MQL Adj	MDL UnAdj	SQL	Units	Flag	Dil
Percent Moisture		23.0					%		

Certificate of Analytical Results 239862

3TM International, Houston , TX

Koppers Wood Preserving

Sample Id: **3TM-KP-DS-BB-3B (0-3)** Matrix: SOIL Sample Depth: 0 - 3 ft
Lab Sample Id: **239862-044** Date Collected: Jan-11-04 10:45 Date Received: Jan-19-04 14:05

Analytical Method: **SVOAs by EPA 8270C** % Moist: 18.8 Prep Method: 3550B
Date Anal: Jan-28-04 01:46 Analyst: JBU Date Prep: Jan-21-04 10:33 Tech: JBU
Anal seq: 647001 Prep seq: 465247

Parameter	CAS Number	Result	MQL UnAdj	MQL Adj	MDL UnAdj	SQL	Units	Flag	Dil
Acenaphthene	83-32-9	U	0.167	0.205	0.0333	0.041	mg/kg	U	1
Acenaphthylene	208-96-8	U	0.167	0.205	0.0333	0.041	mg/kg	U	1
Aniline (Phenylamine, Aminobenzene)	62-53-3	U	0.667	0.821	0.0353	0.043	mg/kg	U	1
Anthracene	120-12-7	U	0.167	0.205	0.0446	0.055	mg/kg	U	1
Benzo(a)anthracene	56-55-3	U	0.167	0.205	0.0333	0.041	mg/kg	U	1
Benzo(a)pyrene	50-32-8	U	0.167	0.205	0.0333	0.041	mg/kg	U	1
Benzo(b)fluoranthene	205-99-2	U	0.167	0.205	0.0333	0.041	mg/kg	U	1
Benzo(g,h,i)perylene	191-24-2	U	0.167	0.205	0.0333	0.041	mg/kg	U	1
Benzo(k)fluoranthene	207-08-9	U	0.167	0.205	0.0340	0.042	mg/kg	U	1
Benzoic Acid	65-85-0	U	1.00	1.23	0.2980	0.367	mg/kg	U	1
Benzyl Butyl Phthalate	85-68-7	U	0.167	0.205	0.0382	0.047	mg/kg	U	1
bis(2-chloroethoxy) methane	111-91-1	U	0.333	0.411	0.0333	0.041	mg/kg	U	1
bis(2-chloroethyl) ether	111-44-4	U	0.333	0.411	0.0333	0.041	mg/kg	U	1
bis(2-chloroisopropyl) ether	108-60-1	U	0.333	0.411	0.0455	0.056	mg/kg	U	1
bis(2-ethylhexyl) phthalate	117-81-7	U	0.167	0.205	0.0333	0.041	mg/kg	U	1
4-Bromophenyl-phenylether	101-55-3	U	0.333	0.411	0.0452	0.056	mg/kg	U	1
di-n-Butyl Phthalate	84-74-2	U	0.167	0.205	0.0333	0.041	mg/kg	U	1
4-chloro-3-methylphenol	59-50-7	U	0.333	0.411	0.0407	0.050	mg/kg	U	1
4-Chloroaniline	106-47-8	U	0.667	0.821	0.0333	0.041	mg/kg	U	1
2-Chloronaphthalene	91-58-7	U	0.333	0.411	0.0333	0.041	mg/kg	U	1
2-Chlorophenol	95-57-8	U	0.333	0.411	0.0333	0.041	mg/kg	U	1
4-Chlorophenyl Phenyl Ether	7005-72-3	U	0.333	0.411	0.0333	0.041	mg/kg	U	1
Chrysene	218-01-9	U	0.167	0.205	0.0333	0.041	mg/kg	U	1
Dibenz(a,h)Anthracene	53-70-3	U	0.167	0.205	0.0404	0.050	mg/kg	U	1
Dibenzofuran	132-64-9	U	0.333	0.411	0.0369	0.046	mg/kg	U	1
1,2-Dichlorobenzene	95-50-1	U	0.333	0.411	0.0333	0.041	mg/kg	U	1
1,3-Dichlorobenzene	541-73-1	U	0.333	0.411	0.0333	0.041	mg/kg	U	1
1,4-Dichlorobenzene	106-46-7	U	0.333	0.411	0.0376	0.046	mg/kg	U	1
3,3-Dichlorobenzidine	91-94-1	U	0.333	0.411	0.0637	0.078	mg/kg	U	1
2,4-Dichlorophenol	120-83-2	U	0.333	0.411	0.0333	0.041	mg/kg	U	1
Diethyl Phthalate	84-66-2	U	0.167	0.205	0.0333	0.041	mg/kg	U	1
Dimethyl Phthalate	131-11-3	U	0.167	0.205	0.0379	0.047	mg/kg	U	1
2,4-Dimethylphenol	105-67-9	U	0.333	0.411	0.0333	0.041	mg/kg	U	1
4,6-dinitro-2-methyl phenol	534-52-1	U	0.333	0.411	0.0377	0.047	mg/kg	U	1
2,4-Dinitrophenol	51-28-5	U	0.333	0.411	0.0333	0.041	mg/kg	U	1
2,4-Dinitrotoluene	121-14-2	U	0.333	0.411	0.0436	0.054	mg/kg	U	1
2,6-Dinitrotoluene	606-20-2	U	0.333	0.411	0.0333	0.041	mg/kg	U	1
Fluoranthene	206-44-0	U	0.167	0.205	0.0367	0.045	mg/kg	U	1
Fluorene	86-73-7	U	0.167	0.205	0.0333	0.041	mg/kg	U	1
Hexachlorobenzene	118-74-1	U	0.333	0.411	0.0337	0.042	mg/kg	U	1
Hexachlorobutadiene	87-68-3	U	0.333	0.411	0.0333	0.041	mg/kg	U	1
Hexachlorocyclopentadiene	77-47-4	U	0.333	0.411	0.0333	0.041	mg/kg	U	1
Hexachloroethane	67-72-1	U	0.333	0.411	0.0357	0.044	mg/kg	U	1
Indeno(1,2,3-c,d)Pyrene	193-39-5	U	0.167	0.205	0.0487	0.060	mg/kg	U	1
Isophorone	78-59-1	U	0.333	0.411	0.0540	0.067	mg/kg	U	1

XENCO Laboratories

Certificate of Analytical Results 239862

nelac accredited

3TM International, Houston , TX

Koppers Wood Preserving

Sample Id: **3TM-KP-DS-BB-3B (0-3)** Matrix: SOIL Sample Depth: 0 - 3 ft
Lab Sample Id: **239862-044** Date Collected: Jan-11-04 10:45 Date Received: Jan-19-04 14:05

Analytical Method: **SVOAs by EPA 8270C** % Moist: 18.8 Prep Method: 3550B
Date Anal: Jan-28-04 01:46 Analyst: JBU Date Prep: Jan-21-04 10:33 Tech: JBU
Anal seq: 647001 Prep seq: 465247

Parameter	CAS Number	Result	MQL UnAdj	MQL Adj	MDL UnAdj	SQL	Units	Flag	Dil
2-Methylnaphthalene	91-57-6	U	0.167	0.205	0.0350	0.043	mg/kg	U	1
2-methylphenol	95-48-7	U	0.333	0.411	0.0415	0.051	mg/kg	U	1
3&4-Methylphenol		U	0.333	0.411	0.0675	0.083	mg/kg	U	1
Naphthalene	91-20-3	U	0.167	0.205	0.0357	0.044	mg/kg	U	1
4-Nitroaniline	100-01-6	U	0.667	0.821	0.0560	0.069	mg/kg	U	1
3-Nitroaniline	99-09-2	U	0.333	0.411	0.0709	0.087	mg/kg	U	1
2-Nitroaniline	88-74-4	U	0.333	0.411	0.0348	0.043	mg/kg	U	1
Nitrobenzene	98-95-3	U	0.333	0.411	0.0333	0.041	mg/kg	U	1
2-Nitrophenol	88-75-5	U	0.333	0.411	0.0333	0.041	mg/kg	U	1
4-Nitrophenol	100-02-7	U	0.333	0.411	0.0579	0.071	mg/kg	U	1
N-Nitrosodi-n-Propylamine	621-64-7	U	0.333	0.411	0.0333	0.041	mg/kg	U	1
N-Nitrosodiphenylamine	86-30-6	U	0.333	0.411	0.0402	0.050	mg/kg	U	1
di-n-Octyl Phthalate	117-84-0	U	0.167	0.205	0.0333	0.041	mg/kg	U	1
Pentachlorophenol	87-86-5	U	0.333	0.411	0.0474	0.058	mg/kg	U	1
Phenanthrene	85-01-8	U	0.167	0.205	0.0333	0.041	mg/kg	U	1
Phenol	108-95-2	U	0.333	0.411	0.0333	0.041	mg/kg	U	1
Pyrene	129-00-0	U	0.167	0.205	0.0380	0.047	mg/kg	U	1
Pyridine	110-86-1	U	0.333	0.411	0.1230	0.151	mg/kg	U	1
1,2,4-Trichlorobenzene	120-82-1	U	0.333	0.411	0.0333	0.041	mg/kg	U	1
2,4,6-Trichlorophenol	88-06-2	U	0.333	0.411	0.0368	0.045	mg/kg	U	1
2,4,5-Trichlorophenol	95-95-4	U	0.333	0.411	0.0333	0.041	mg/kg	U	1

Analytical Method: **Percent Moisture** % Moist: Prep Method:
Date Anal: Jan-20-04 12:24 Analyst: JUJ Date Prep: Tech: JUJ
Anal seq: 646711 Prep seq:

Parameter	CAS Number	Result	MQL UnAdj	MQL Adj	MDL UnAdj	SQL	Units	Flag	Dil
Percent Moisture		18.8					%		

Certificate of Analytical Results 239862

3TM International, Houston , TX

Koppers Wood Preserving

Sample Id: **3TM-KP-DS-BB-3C (0-3)** Matrix: SOIL Sample Depth: 0 - 3 ft
Lab Sample Id: **239862-048** Date Collected: Jan-11-04 11:35 Date Received: Jan-19-04 14:05

Analytical Method: **SVOAs by EPA 8270C** % Moist: 19.46 Prep Method: 3550B
Date Anal: Jan-28-04 02:28 Analyst: JBU Date Prep: Jan-21-04 10:36 Tech: JBU
Anal seq: 647001 Prep seq: 465247

Parameter	CAS Number	Result	MQL UnAdj	MQL Adj	MDL UnAdj	SQL	Units	Flag	Dil
Acenaphthene	83-32-9	U	0.167	0.206	0.0333	0.041	mg/kg	U	1
Acenaphthylene	208-96-8	U	0.167	0.206	0.0333	0.041	mg/kg	U	1
Aniline (Phenylamine, Aminobenzene)	62-53-3	U	0.667	0.825	0.0353	0.044	mg/kg	U	1
Anthracene	120-12-7	U	0.167	0.206	0.0446	0.055	mg/kg	U	1
Benzo(a)anthracene	56-55-3	U	0.167	0.206	0.0333	0.041	mg/kg	U	1
Benzo(a)pyrene	50-32-8	U	0.167	0.206	0.0333	0.041	mg/kg	U	1
Benzo(b)fluoranthene	205-99-2	U	0.167	0.206	0.0333	0.041	mg/kg	U	1
Benzo(g,h,i)perylene	191-24-2	U	0.167	0.206	0.0333	0.041	mg/kg	U	1
Benzo(k)fluoranthene	207-08-9	U	0.167	0.206	0.0340	0.042	mg/kg	U	1
Benzoic Acid	65-85-0	U	1.00	1.24	0.2980	0.369	mg/kg	U	1
Benzyl Butyl Phthalate	85-68-7	U	0.167	0.206	0.0382	0.047	mg/kg	U	1
bis(2-chloroethoxy) methane	111-91-1	U	0.333	0.413	0.0333	0.041	mg/kg	U	1
bis(2-chloroethyl) ether	111-44-4	U	0.333	0.413	0.0333	0.041	mg/kg	U	1
bis(2-chloroisopropyl) ether	108-60-1	U	0.333	0.413	0.0455	0.056	mg/kg	U	1
bis(2-ethylhexyl) phthalate	117-81-7	U	0.167	0.206	0.0333	0.041	mg/kg	U	1
4-Bromophenyl-phenylether	101-55-3	U	0.333	0.413	0.0452	0.056	mg/kg	U	1
di-n-Butyl Phthalate	84-74-2	U	0.167	0.206	0.0333	0.041	mg/kg	U	1
4-chloro-3-methylphenol	59-50-7	U	0.333	0.413	0.0407	0.050	mg/kg	U	1
4-Chloroaniline	106-47-8	U	0.667	0.825	0.0333	0.041	mg/kg	U	1
2-Chloronaphthalene	91-58-7	U	0.333	0.413	0.0333	0.041	mg/kg	U	1
2-Chlorophenol	95-57-8	U	0.333	0.413	0.0333	0.041	mg/kg	U	1
4-Chlorophenyl Phenyl Ether	7005-72-3	U	0.333	0.413	0.0333	0.041	mg/kg	U	1
Chrysene	218-01-9	U	0.167	0.206	0.0333	0.041	mg/kg	U	1
Dibenz(a,h)Anthracene	53-70-3	U	0.167	0.206	0.0404	0.050	mg/kg	U	1
Dibenzofuran	132-64-9	U	0.333	0.413	0.0369	0.046	mg/kg	U	1
1,2-Dichlorobenzene	95-50-1	U	0.333	0.413	0.0333	0.041	mg/kg	U	1
1,3-Dichlorobenzene	541-73-1	U	0.333	0.413	0.0333	0.041	mg/kg	U	1
1,4-Dichlorobenzene	106-46-7	U	0.333	0.413	0.0376	0.047	mg/kg	U	1
3,3-Dichlorobenzidine	91-94-1	U	0.333	0.413	0.0637	0.079	mg/kg	U	1
2,4-Dichlorophenol	120-83-2	U	0.333	0.413	0.0333	0.041	mg/kg	U	1
Diethyl Phthalate	84-66-2	U	0.167	0.206	0.0333	0.041	mg/kg	U	1
Dimethyl Phthalate	131-11-3	U	0.167	0.206	0.0379	0.047	mg/kg	U	1
2,4-Dimethylphenol	105-67-9	U	0.333	0.413	0.0333	0.041	mg/kg	U	1
4,6-dinitro-2-methyl phenol	534-52-1	U	0.333	0.413	0.0377	0.047	mg/kg	U	1
2,4-Dinitrophenol	51-28-5	U	0.333	0.413	0.0333	0.041	mg/kg	U	1
2,4-Dinitrotoluene	121-14-2	U	0.333	0.413	0.0436	0.054	mg/kg	U	1
2,6-Dinitrotoluene	606-20-2	U	0.333	0.413	0.0333	0.041	mg/kg	U	1
Fluoranthene	206-44-0	U	0.167	0.206	0.0367	0.046	mg/kg	U	1
Fluorene	86-73-7	U	0.167	0.206	0.0333	0.041	mg/kg	U	1
Hexachlorobenzene	118-74-1	U	0.333	0.413	0.0337	0.042	mg/kg	U	1
Hexachlorobutadiene	87-68-3	U	0.333	0.413	0.0333	0.041	mg/kg	U	1
Hexachlorocyclopentadiene	77-47-4	U	0.333	0.413	0.0333	0.041	mg/kg	U	1
Hexachloroethane	67-72-1	U	0.333	0.413	0.0357	0.044	mg/kg	U	1
Indeno(1,2,3-c,d)Pyrene	193-39-5	U	0.167	0.206	0.0487	0.060	mg/kg	U	1
Isophorone	78-59-1	U	0.333	0.413	0.0540	0.067	mg/kg	U	1

XENCO Laboratories

Certificate of Analytical Results 239862

nelac accredited

3TM International, Houston , TX

Koppers Wood Preserving

Sample Id: **3TM-KP-DS-BB-3C (0-3)** Matrix: SOIL Sample Depth: 0 - 3 ft
Lab Sample Id: **239862-048** Date Collected: Jan-11-04 11:35 Date Received: Jan-19-04 14:05

Analytical Method: **SVOAs by EPA 8270C** % Moist: 19.46 Prep Method: 3550B
Date Anal: Jan-28-04 02:28 Analyst: JBU Date Prep: Jan-21-04 10:36 Tech: JBU
Anal seq: 647001 Prep seq: 465247

Parameter	CAS Number	Result	MQL UnAdj	MQL Adj	MDL UnAdj	SQL	Units	Flag	Dil
2-Methylnaphthalene	91-57-6	U	0.167	0.206	0.0350	0.043	mg/kg	U	1
2-methylphenol	95-48-7	U	0.333	0.413	0.0415	0.051	mg/kg	U	1
3&4-Methylphenol		U	0.333	0.413	0.0675	0.084	mg/kg	U	1
Naphthalene	91-20-3	U	0.167	0.206	0.0357	0.044	mg/kg	U	1
4-Nitroaniline	100-01-6	U	0.667	0.825	0.0560	0.069	mg/kg	U	1
3-Nitroaniline	99-09-2	U	0.333	0.413	0.0709	0.088	mg/kg	U	1
2-Nitroaniline	88-74-4	U	0.333	0.413	0.0348	0.043	mg/kg	U	1
Nitrobenzene	98-95-3	U	0.333	0.413	0.0333	0.041	mg/kg	U	1
2-Nitrophenol	88-75-5	U	0.333	0.413	0.0333	0.041	mg/kg	U	1
4-Nitrophenol	100-02-7	U	0.333	0.413	0.0579	0.072	mg/kg	U	1
N-Nitrosodi-n-Propylamine	621-64-7	U	0.333	0.413	0.0333	0.041	mg/kg	U	1
N-Nitrosodiphenylamine	86-30-6	U	0.333	0.413	0.0402	0.050	mg/kg	U	1
di-n-Octyl Phthalate	117-84-0	U	0.167	0.206	0.0333	0.041	mg/kg	U	1
Pentachlorophenol	87-86-5	U	0.333	0.413	0.0474	0.059	mg/kg	U	1
Phenanthrene	85-01-8	U	0.167	0.206	0.0333	0.041	mg/kg	U	1
Phenol	108-95-2	U	0.333	0.413	0.0333	0.041	mg/kg	U	1
Pyrene	129-00-0	U	0.167	0.206	0.0380	0.047	mg/kg	U	1
Pyridine	110-86-1	U	0.333	0.413	0.1230	0.152	mg/kg	U	1
1,2,4-Trichlorobenzene	120-82-1	U	0.333	0.413	0.0333	0.041	mg/kg	U	1
2,4,6-Trichlorophenol	88-06-2	U	0.333	0.413	0.0368	0.046	mg/kg	U	1
2,4,5-Trichlorophenol	95-95-4	U	0.333	0.413	0.0333	0.041	mg/kg	U	1

Analytical Method: **Percent Moisture** % Moist: Prep Method:
Date Anal: Jan-20-04 12:28 Analyst: JUJ Date Prep: Tech: JUJ
Anal seq: 646711 Prep seq:

Parameter	CAS Number	Result	MQL UnAdj	MQL Adj	MDL UnAdj	SQL	Units	Flag	Dil
Percent Moisture		19.5					%		

Certificate of Analytical Results 239862

3TM International, Houston , TX

Koppers Wood Preserving

Sample Id: **3TM-KP-DS-BB-4A (0-3)** Matrix: SOIL Sample Depth: 0 - 3 ft
Lab Sample Id: **239862-052** Date Collected: Jan-11-04 13:10 Date Received: Jan-19-04 14:05

Analytical Method: **SVOAs by EPA 8270C** % Moist: 17.61 Prep Method: 3550B
Date Anal: Jan-28-04 03:10 Analyst: JBU Date Prep: Jan-21-04 10:39 Tech: JBU
Anal seq: 647001 Prep seq: 465247

Parameter	CAS Number	Result	MQL UnAdj	MQL Adj	MDL UnAdj	SQL	Units	Flag	Dil
Acenaphthene	83-32-9	U	0.167	0.202	0.0333	0.040	mg/kg	U	1
Acenaphthylene	208-96-8	U	0.167	0.202	0.0333	0.040	mg/kg	U	1
Aniline (Phenylamine, Aminobenzene)	62-53-3	U	0.667	0.807	0.0353	0.043	mg/kg	U	1
Anthracene	120-12-7	U	0.167	0.202	0.0446	0.054	mg/kg	U	1
Benzo(a)anthracene	56-55-3	U	0.167	0.202	0.0333	0.040	mg/kg	U	1
Benzo(a)pyrene	50-32-8	U	0.167	0.202	0.0333	0.040	mg/kg	U	1
Benzo(b)fluoranthene	205-99-2	U	0.167	0.202	0.0333	0.040	mg/kg	U	1
Benzo(g,h,i)perylene	191-24-2	U	0.167	0.202	0.0333	0.040	mg/kg	U	1
Benzo(k)fluoranthene	207-08-9	U	0.167	0.202	0.0340	0.041	mg/kg	U	1
Benzoic Acid	65-85-0	U	1.00	1.21	0.2980	0.361	mg/kg	U	1
Benzyl Butyl Phthalate	85-68-7	U	0.167	0.202	0.0382	0.046	mg/kg	U	1
bis(2-chloroethoxy) methane	111-91-1	U	0.333	0.404	0.0333	0.040	mg/kg	U	1
bis(2-chloroethyl) ether	111-44-4	U	0.333	0.404	0.0333	0.040	mg/kg	U	1
bis(2-chloroisopropyl) ether	108-60-1	U	0.333	0.404	0.0455	0.055	mg/kg	U	1
bis(2-ethylhexyl) phthalate	117-81-7	0.099	0.167	0.202	0.0333	0.040	mg/kg	J	1
4-Bromophenyl-phenylether	101-55-3	U	0.333	0.404	0.0452	0.055	mg/kg	U	1
di-n-Butyl Phthalate	84-74-2	U	0.167	0.202	0.0333	0.040	mg/kg	U	1
4-chloro-3-methylphenol	59-50-7	U	0.333	0.404	0.0407	0.049	mg/kg	U	1
4-Chloroaniline	106-47-8	U	0.667	0.807	0.0333	0.040	mg/kg	U	1
2-Chloronaphthalene	91-58-7	U	0.333	0.404	0.0333	0.040	mg/kg	U	1
2-Chlorophenol	95-57-8	U	0.333	0.404	0.0333	0.040	mg/kg	U	1
4-Chlorophenyl Phenyl Ether	7005-72-3	U	0.333	0.404	0.0333	0.040	mg/kg	U	1
Chrysene	218-01-9	U	0.167	0.202	0.0333	0.040	mg/kg	U	1
Dibenz(a,h)Anthracene	53-70-3	U	0.167	0.202	0.0404	0.049	mg/kg	U	1
Dibenzofuran	132-64-9	U	0.333	0.404	0.0369	0.045	mg/kg	U	1
1,2-Dichlorobenzene	95-50-1	U	0.333	0.404	0.0333	0.040	mg/kg	U	1
1,3-Dichlorobenzene	541-73-1	U	0.333	0.404	0.0333	0.040	mg/kg	U	1
1,4-Dichlorobenzene	106-46-7	U	0.333	0.404	0.0376	0.046	mg/kg	U	1
3,3-Dichlorobenzidine	91-94-1	U	0.333	0.404	0.0637	0.077	mg/kg	U	1
2,4-Dichlorophenol	120-83-2	U	0.333	0.404	0.0333	0.040	mg/kg	U	1
Diethyl Phthalate	84-66-2	U	0.167	0.202	0.0333	0.040	mg/kg	U	1
Dimethyl Phthalate	131-11-3	U	0.167	0.202	0.0379	0.046	mg/kg	U	1
2,4-Dimethylphenol	105-67-9	U	0.333	0.404	0.0333	0.040	mg/kg	U	1
4,6-dinitro-2-methyl phenol	534-52-1	U	0.333	0.404	0.0377	0.046	mg/kg	U	1
2,4-Dinitrophenol	51-28-5	U	0.333	0.404	0.0333	0.040	mg/kg	U	1
2,4-Dinitrotoluene	121-14-2	U	0.333	0.404	0.0436	0.053	mg/kg	U	1
2,6-Dinitrotoluene	606-20-2	U	0.333	0.404	0.0333	0.040	mg/kg	U	1
Fluoranthene	206-44-0	U	0.167	0.202	0.0367	0.045	mg/kg	U	1
Fluorene	86-73-7	U	0.167	0.202	0.0333	0.040	mg/kg	U	1
Hexachlorobenzene	118-74-1	U	0.333	0.404	0.0337	0.041	mg/kg	U	1
Hexachlorobutadiene	87-68-3	U	0.333	0.404	0.0333	0.040	mg/kg	U	1
Hexachlorocyclopentadiene	77-47-4	U	0.333	0.404	0.0333	0.040	mg/kg	U	1
Hexachloroethane	67-72-1	U	0.333	0.404	0.0357	0.043	mg/kg	U	1
Indeno(1,2,3-c,d)Pyrene	193-39-5	U	0.167	0.202	0.0487	0.059	mg/kg	U	1
Isophorone	78-59-1	U	0.333	0.404	0.0540	0.065	mg/kg	U	1

XENCO Laboratories

Certificate of Analytical Results 239862

nelac accredited

3TM International, Houston , TX

Koppers Wood Preserving

Sample Id: **3TM-KP-DS-BB-4A (0-3)** Matrix: SOIL Sample Depth: 0 - 3 ft
Lab Sample Id: **239862-052** Date Collected: Jan-11-04 13:10 Date Received: Jan-19-04 14:05

Analytical Method: **SVOAs by EPA 8270C** % Moist: 17.61 Prep Method: 3550B
Date Anal: Jan-28-04 03:10 Analyst: JBU Date Prep: Jan-21-04 10:39 Tech: JBU
Anal seq: 647001 Prep seq: 465247

Parameter	CAS Number	Result	MQL UnAdj	MQL Adj	MDL UnAdj	SQL	Units	Flag	Dil
2-Methylnaphthalene	91-57-6	U	0.167	0.202	0.0350	0.042	mg/kg	U	1
2-methylphenol	95-48-7	U	0.333	0.404	0.0415	0.050	mg/kg	U	1
3&4-Methylphenol		U	0.333	0.404	0.0675	0.082	mg/kg	U	1
Naphthalene	91-20-3	U	0.167	0.202	0.0357	0.043	mg/kg	U	1
4-Nitroaniline	100-01-6	U	0.667	0.807	0.0560	0.068	mg/kg	U	1
3-Nitroaniline	99-09-2	U	0.333	0.404	0.0709	0.086	mg/kg	U	1
2-Nitroaniline	88-74-4	U	0.333	0.404	0.0348	0.042	mg/kg	U	1
Nitrobenzene	98-95-3	U	0.333	0.404	0.0333	0.040	mg/kg	U	1
2-Nitrophenol	88-75-5	U	0.333	0.404	0.0333	0.040	mg/kg	U	1
4-Nitrophenol	100-02-7	U	0.333	0.404	0.0579	0.070	mg/kg	U	1
N-Nitrosodi-n-Propylamine	621-64-7	U	0.333	0.404	0.0333	0.040	mg/kg	U	1
N-Nitrosodiphenylamine	86-30-6	U	0.333	0.404	0.0402	0.049	mg/kg	U	1
di-n-Octyl Phthalate	117-84-0	U	0.167	0.202	0.0333	0.040	mg/kg	U	1
Pentachlorophenol	87-86-5	U	0.333	0.404	0.0474	0.057	mg/kg	U	1
Phenanthrene	85-01-8	U	0.167	0.202	0.0333	0.040	mg/kg	U	1
Phenol	108-95-2	U	0.333	0.404	0.0333	0.040	mg/kg	U	1
Pyrene	129-00-0	U	0.167	0.202	0.0380	0.046	mg/kg	U	1
Pyridine	110-86-1	U	0.333	0.404	0.1230	0.149	mg/kg	U	1
1,2,4-Trichlorobenzene	120-82-1	U	0.333	0.404	0.0333	0.040	mg/kg	U	1
2,4,6-Trichlorophenol	88-06-2	U	0.333	0.404	0.0368	0.045	mg/kg	U	1
2,4,5-Trichlorophenol	95-95-4	U	0.333	0.404	0.0333	0.040	mg/kg	U	1

Analytical Method: **Percent Moisture** % Moist: Prep Method:
Date Anal: Jan-20-04 12:30 Analyst: JUJ Date Prep: Tech: JUJ
Anal seq: 646711 Prep seq:

Parameter	CAS Number	Result	MQL UnAdj	MQL Adj	MDL UnAdj	SQL	Units	Flag	Dil
Percent Moisture		17.6					%		

XENCO Laboratories

Certificate of Analytical Results 239862

nelac accredited

3TM International, Houston , TX

Koppers Wood Preserving

Sample Id: **3TM-KP-DS-BB-4B (0-3)** Matrix: SOIL Sample Depth: 0 - 3 ft
Lab Sample Id: **239862-056** Date Collected: Jan-11-04 14:15 Date Received: Jan-19-04 14:05

Analytical Method: **SVOAs by EPA 8270C** % Moist: 19.89 Prep Method: 3550B
Date Anal: Jan-28-04 03:52 Analyst: JBU Date Prep: Jan-21-04 10:42 Tech: JBU
Anal seq: 647001 Prep seq: 465247

Parameter	CAS Number	Result	MQL UnAdj	MQL Adj	MDL UnAdj	SQL	Units	Flag	Dil
Acenaphthene	83-32-9	U	0.167	0.208	0.0333	0.042	mg/kg	U	1
Acenaphthylene	208-96-8	U	0.167	0.208	0.0333	0.042	mg/kg	U	1
Aniline (Phenylamine, Aminobenzene)	62-53-3	U	0.667	0.832	0.0353	0.044	mg/kg	U	1
Anthracene	120-12-7	U	0.167	0.208	0.0446	0.056	mg/kg	U	1
Benzo(a)anthracene	56-55-3	U	0.167	0.208	0.0333	0.042	mg/kg	U	1
Benzo(a)pyrene	50-32-8	U	0.167	0.208	0.0333	0.042	mg/kg	U	1
Benzo(b)fluoranthene	205-99-2	U	0.167	0.208	0.0333	0.042	mg/kg	U	1
Benzo(g,h,i)perylene	191-24-2	U	0.167	0.208	0.0333	0.042	mg/kg	U	1
Benzo(k)fluoranthene	207-08-9	U	0.167	0.208	0.0340	0.042	mg/kg	U	1
Benzoic Acid	65-85-0	U	1.00	1.25	0.2980	0.372	mg/kg	U	1
Benzyl Butyl Phthalate	85-68-7	U	0.167	0.208	0.0382	0.048	mg/kg	U	1
bis(2-chloroethoxy) methane	111-91-1	U	0.333	0.416	0.0333	0.042	mg/kg	U	1
bis(2-chloroethyl) ether	111-44-4	U	0.333	0.416	0.0333	0.042	mg/kg	U	1
bis(2-chloroisopropyl) ether	108-60-1	U	0.333	0.416	0.0455	0.057	mg/kg	U	1
bis(2-ethylhexyl) phthalate	117-81-7	0.104	0.167	0.208	0.0333	0.042	mg/kg	J	1
4-Bromophenyl-phenylether	101-55-3	U	0.333	0.416	0.0452	0.056	mg/kg	U	1
di-n-Butyl Phthalate	84-74-2	U	0.167	0.208	0.0333	0.042	mg/kg	U	1
4-chloro-3-methylphenol	59-50-7	U	0.333	0.416	0.0407	0.051	mg/kg	U	1
4-Chloroaniline	106-47-8	U	0.667	0.832	0.0333	0.042	mg/kg	U	1
2-Chloronaphthalene	91-58-7	U	0.333	0.416	0.0333	0.042	mg/kg	U	1
2-Chlorophenol	95-57-8	U	0.333	0.416	0.0333	0.042	mg/kg	U	1
4-Chlorophenyl Phenyl Ether	7005-72-3	U	0.333	0.416	0.0333	0.042	mg/kg	U	1
Chrysene	218-01-9	U	0.167	0.208	0.0333	0.042	mg/kg	U	1
Dibenz(a,h)Anthracene	53-70-3	U	0.167	0.208	0.0404	0.050	mg/kg	U	1
Dibenzofuran	132-64-9	U	0.333	0.416	0.0369	0.046	mg/kg	U	1
1,2-Dichlorobenzene	95-50-1	U	0.333	0.416	0.0333	0.042	mg/kg	U	1
1,3-Dichlorobenzene	541-73-1	U	0.333	0.416	0.0333	0.042	mg/kg	U	1
1,4-Dichlorobenzene	106-46-7	U	0.333	0.416	0.0376	0.047	mg/kg	U	1
3,3-Dichlorobenzidine	91-94-1	U	0.333	0.416	0.0637	0.080	mg/kg	U	1
2,4-Dichlorophenol	120-83-2	U	0.333	0.416	0.0333	0.042	mg/kg	U	1
Diethyl Phthalate	84-66-2	U	0.167	0.208	0.0333	0.042	mg/kg	U	1
Dimethyl Phthalate	131-11-3	U	0.167	0.208	0.0379	0.047	mg/kg	U	1
2,4-Dimethylphenol	105-67-9	U	0.333	0.416	0.0333	0.042	mg/kg	U	1
4,6-dinitro-2-methyl phenol	534-52-1	U	0.333	0.416	0.0377	0.047	mg/kg	U	1
2,4-Dinitrophenol	51-28-5	U	0.333	0.416	0.0333	0.042	mg/kg	U	1
2,4-Dinitrotoluene	121-14-2	U	0.333	0.416	0.0436	0.054	mg/kg	U	1
2,6-Dinitrotoluene	606-20-2	U	0.333	0.416	0.0333	0.042	mg/kg	U	1
Fluoranthene	206-44-0	U	0.167	0.208	0.0367	0.046	mg/kg	U	1
Fluorene	86-73-7	U	0.167	0.208	0.0333	0.042	mg/kg	U	1
Hexachlorobenzene	118-74-1	U	0.333	0.416	0.0337	0.042	mg/kg	U	1
Hexachlorobutadiene	87-68-3	U	0.333	0.416	0.0333	0.042	mg/kg	U	1
Hexachlorocyclopentadiene	77-47-4	U	0.333	0.416	0.0333	0.042	mg/kg	U	1
Hexachloroethane	67-72-1	U	0.333	0.416	0.0357	0.045	mg/kg	U	1
Indeno(1,2,3-c,d)Pyrene	193-39-5	U	0.167	0.208	0.0487	0.061	mg/kg	U	1
Isophorone	78-59-1	U	0.333	0.416	0.0540	0.067	mg/kg	U	1

Certificate of Analytical Results 239862

3TM International, Houston , TX

Koppers Wood Preserving

Sample Id: **3TM-KP-DS-BB-4B (0-3)** Matrix: SOIL Sample Depth: 0 - 3 ft
Lab Sample Id: **239862-056** Date Collected: Jan-11-04 14:15 Date Received: Jan-19-04 14:05

Analytical Method: **SVOAs by EPA 8270C** % Moist: 19.89 Prep Method: 3550B
Date Anal: Jan-28-04 03:52 Analyst: JBU Date Prep: Jan-21-04 10:42 Tech: JBU
Anal seq: 647001 Prep seq: 465247

Parameter	CAS Number	Result	MQL UnAdj	MQL Adj	MDL UnAdj	SQL	Units	Flag	Dil
2-Methylnaphthalene	91-57-6	U	0.167	0.208	0.0350	0.044	mg/kg	U	1
2-methylphenol	95-48-7	U	0.333	0.416	0.0415	0.052	mg/kg	U	1
3&4-Methylphenol		U	0.333	0.416	0.0675	0.084	mg/kg	U	1
Naphthalene	91-20-3	U	0.167	0.208	0.0357	0.045	mg/kg	U	1
4-Nitroaniline	100-01-6	U	0.667	0.832	0.0560	0.070	mg/kg	U	1
3-Nitroaniline	99-09-2	U	0.333	0.416	0.0709	0.088	mg/kg	U	1
2-Nitroaniline	88-74-4	U	0.333	0.416	0.0348	0.043	mg/kg	U	1
Nitrobenzene	98-95-3	U	0.333	0.416	0.0333	0.042	mg/kg	U	1
2-Nitrophenol	88-75-5	U	0.333	0.416	0.0333	0.042	mg/kg	U	1
4-Nitrophenol	100-02-7	U	0.333	0.416	0.0579	0.072	mg/kg	U	1
N-Nitrosodi-n-Propylamine	621-64-7	U	0.333	0.416	0.0333	0.042	mg/kg	U	1
N-Nitrosodiphenylamine	86-30-6	U	0.333	0.416	0.0402	0.050	mg/kg	U	1
di-n-Octyl Phthalate	117-84-0	U	0.167	0.208	0.0333	0.042	mg/kg	U	1
Pentachlorophenol	87-86-5	U	0.333	0.416	0.0474	0.059	mg/kg	U	1
Phenanthrene	85-01-8	U	0.167	0.208	0.0333	0.042	mg/kg	U	1
Phenol	108-95-2	U	0.333	0.416	0.0333	0.042	mg/kg	U	1
Pyrene	129-00-0	U	0.167	0.208	0.0380	0.047	mg/kg	U	1
Pyridine	110-86-1	U	0.333	0.416	0.1230	0.153	mg/kg	U	1
1,2,4-Trichlorobenzene	120-82-1	U	0.333	0.416	0.0333	0.042	mg/kg	U	1
2,4,6-Trichlorophenol	88-06-2	U	0.333	0.416	0.0368	0.046	mg/kg	U	1
2,4,5-Trichlorophenol	95-95-4	U	0.333	0.416	0.0333	0.042	mg/kg	U	1

Analytical Method: **Percent Moisture** % Moist: Prep Method:
Date Anal: Jan-20-04 12:32 Analyst: JUJ Date Prep: Tech: JUJ
Anal seq: 646711 Prep seq:

Parameter	CAS Number	Result	MQL UnAdj	MQL Adj	MDL UnAdj	SQL	Units	Flag	Dil
Percent Moisture		19.9					%		

XENCO Laboratories

Certificate of Analytical Results 239862

nelac accredited

3TM International, Houston , TX

Koppers Wood Preserving

Sample Id: **3TM-KP-DS-BB-4C (0-3)** Matrix: SOIL Sample Depth: 0 - 3 ft
Lab Sample Id: **239862-060** Date Collected: Jan-11-04 15:05 Date Received: Jan-19-04 14:05

Analytical Method: **SVOAs by EPA 8270C** % Moist: 11.89 Prep Method: 3550B
Date Anal: Jan-28-04 00:48 Analyst: JBU Date Prep: Jan-21-04 10:45 Tech: JBU
Anal seq: 647001 Prep seq: 465247

Parameter	CAS Number	Result	MQL UnAdj	MQL Adj	MDL UnAdj	SQL	Units	Flag	Dil
Acenaphthene	83-32-9	U	0.167	0.189	0.0333	0.038	mg/kg	U	1
Acenaphthylene	208-96-8	U	0.167	0.189	0.0333	0.038	mg/kg	U	1
Aniline (Phenylamine, Aminobenzene)	62-53-3	U	0.667	0.755	0.0353	0.040	mg/kg	U	1
Anthracene	120-12-7	U	0.167	0.189	0.0446	0.051	mg/kg	U	1
Benzo(a)anthracene	56-55-3	U	0.167	0.189	0.0333	0.038	mg/kg	U	1
Benzo(a)pyrene	50-32-8	U	0.167	0.189	0.0333	0.038	mg/kg	U	1
Benzo(b)fluoranthene	205-99-2	U	0.167	0.189	0.0333	0.038	mg/kg	U	1
Benzo(g,h,i)perylene	191-24-2	U	0.167	0.189	0.0333	0.038	mg/kg	U	1
Benzo(k)fluoranthene	207-08-9	U	0.167	0.189	0.0340	0.039	mg/kg	U	1
Benzoic Acid	65-85-0	U	1.00	1.13	0.2980	0.338	mg/kg	U	1
Benzyl Butyl Phthalate	85-68-7	U	0.167	0.189	0.0382	0.043	mg/kg	U	1
bis(2-chloroethoxy) methane	111-91-1	U	0.333	0.378	0.0333	0.038	mg/kg	U	1
bis(2-chloroethyl) ether	111-44-4	U	0.333	0.378	0.0333	0.038	mg/kg	U	1
bis(2-chloroisopropyl) ether	108-60-1	U	0.333	0.378	0.0455	0.052	mg/kg	U	1
bis(2-ethylhexyl) phthalate	117-81-7	U	0.167	0.189	0.0333	0.038	mg/kg	U	1
4-Bromophenyl-phenylether	101-55-3	U	0.333	0.378	0.0452	0.051	mg/kg	U	1
di-n-Butyl Phthalate	84-74-2	U	0.167	0.189	0.0333	0.038	mg/kg	U	1
4-chloro-3-methylphenol	59-50-7	U	0.333	0.378	0.0407	0.046	mg/kg	U	1
4-Chloroaniline	106-47-8	U	0.667	0.755	0.0333	0.038	mg/kg	U	1
2-Chloronaphthalene	91-58-7	U	0.333	0.378	0.0333	0.038	mg/kg	U	1
2-Chlorophenol	95-57-8	U	0.333	0.378	0.0333	0.038	mg/kg	U	1
4-Chlorophenyl Phenyl Ether	7005-72-3	U	0.333	0.378	0.0333	0.038	mg/kg	U	1
Chrysene	218-01-9	U	0.167	0.189	0.0333	0.038	mg/kg	U	1
Dibenz(a,h)Anthracene	53-70-3	U	0.167	0.189	0.0404	0.046	mg/kg	U	1
Dibenzofuran	132-64-9	U	0.333	0.378	0.0369	0.042	mg/kg	U	1
1,2-Dichlorobenzene	95-50-1	U	0.333	0.378	0.0333	0.038	mg/kg	U	1
1,3-Dichlorobenzene	541-73-1	U	0.333	0.378	0.0333	0.038	mg/kg	U	1
1,4-Dichlorobenzene	106-46-7	U	0.333	0.378	0.0376	0.043	mg/kg	U	1
3,3-Dichlorobenzidine	91-94-1	U	0.333	0.378	0.0637	0.072	mg/kg	U	1
2,4-Dichlorophenol	120-83-2	U	0.333	0.378	0.0333	0.038	mg/kg	U	1
Diethyl Phthalate	84-66-2	U	0.167	0.189	0.0333	0.038	mg/kg	U	1
Dimethyl Phthalate	131-11-3	U	0.167	0.189	0.0379	0.043	mg/kg	U	1
2,4-Dimethylphenol	105-67-9	U	0.333	0.378	0.0333	0.038	mg/kg	U	1
4,6-dinitro-2-methyl phenol	534-52-1	U	0.333	0.378	0.0377	0.043	mg/kg	U	1
2,4-Dinitrophenol	51-28-5	U	0.333	0.378	0.0333	0.038	mg/kg	U	1
2,4-Dinitrotoluene	121-14-2	U	0.333	0.378	0.0436	0.049	mg/kg	U	1
2,6-Dinitrotoluene	606-20-2	U	0.333	0.378	0.0333	0.038	mg/kg	U	1
Fluoranthene	206-44-0	U	0.167	0.189	0.0367	0.042	mg/kg	U	1
Fluorene	86-73-7	U	0.167	0.189	0.0333	0.038	mg/kg	U	1
Hexachlorobenzene	118-74-1	U	0.333	0.378	0.0337	0.038	mg/kg	U	1
Hexachlorobutadiene	87-68-3	U	0.333	0.378	0.0333	0.038	mg/kg	U	1
Hexachlorocyclopentadiene	77-47-4	U	0.333	0.378	0.0333	0.038	mg/kg	U	1
Hexachloroethane	67-72-1	U	0.333	0.378	0.0357	0.040	mg/kg	U	1
Indeno(1,2,3-c,d)Pyrene	193-39-5	U	0.167	0.189	0.0487	0.055	mg/kg	U	1
Isophorone	78-59-1	U	0.333	0.378	0.0540	0.061	mg/kg	U	1

XENCO Laboratories

Certificate of Analytical Results 239862

nelac accredited

3TM International, Houston , TX

Koppers Wood Preserving

Sample Id: **3TM-KP-DS-BB-4C (0-3)** Matrix: SOIL Sample Depth: 0 - 3 ft
Lab Sample Id: **239862-060** Date Collected: Jan-11-04 15:05 Date Received: Jan-19-04 14:05

Analytical Method: **SVOAs by EPA 8270C** % Moist: 11.89 Prep Method: 3550B
Date Anal: Jan-28-04 00:48 Analyst: JBU Date Prep: Jan-21-04 10:45 Tech: JBU
Anal seq: 647001 Prep seq: 465247

Parameter	CAS Number	Result	MQL UnAdj	MQL Adj	MDL UnAdj	SQL	Units	Flag	Dil
2-Methylnaphthalene	91-57-6	U	0.167	0.189	0.0350	0.040	mg/kg	U	1
2-methylphenol	95-48-7	U	0.333	0.378	0.0415	0.047	mg/kg	U	1
3&4-Methylphenol		U	0.333	0.378	0.0675	0.076	mg/kg	U	1
Naphthalene	91-20-3	U	0.167	0.189	0.0357	0.040	mg/kg	U	1
4-Nitroaniline	100-01-6	U	0.667	0.755	0.0560	0.064	mg/kg	U	1
3-Nitroaniline	99-09-2	U	0.333	0.378	0.0709	0.080	mg/kg	U	1
2-Nitroaniline	88-74-4	U	0.333	0.378	0.0348	0.039	mg/kg	U	1
Nitrobenzene	98-95-3	U	0.333	0.378	0.0333	0.038	mg/kg	U	1
2-Nitrophenol	88-75-5	U	0.333	0.378	0.0333	0.038	mg/kg	U	1
4-Nitrophenol	100-02-7	U	0.333	0.378	0.0579	0.066	mg/kg	U	1
N-Nitrosodi-n-Propylamine	621-64-7	U	0.333	0.378	0.0333	0.038	mg/kg	U	1
N-Nitrosodiphenylamine	86-30-6	U	0.333	0.378	0.0402	0.046	mg/kg	U	1
di-n-Octyl Phthalate	117-84-0	U	0.167	0.189	0.0333	0.038	mg/kg	U	1
Pentachlorophenol	87-86-5	U	0.333	0.378	0.0474	0.054	mg/kg	U	1
Phenanthrene	85-01-8	U	0.167	0.189	0.0333	0.038	mg/kg	U	1
Phenol	108-95-2	U	0.333	0.378	0.0333	0.038	mg/kg	U	1
Pyrene	129-00-0	U	0.167	0.189	0.0380	0.043	mg/kg	U	1
Pyridine	110-86-1	U	0.333	0.378	0.1230	0.139	mg/kg	U	1
1,2,4-Trichlorobenzene	120-82-1	U	0.333	0.378	0.0333	0.038	mg/kg	U	1
2,4,6-Trichlorophenol	88-06-2	U	0.333	0.378	0.0368	0.042	mg/kg	U	1
2,4,5-Trichlorophenol	95-95-4	U	0.333	0.378	0.0333	0.038	mg/kg	U	1

Analytical Method: **Percent Moisture** % Moist: Prep Method:
Date Anal: Jan-20-04 12:34 Analyst: JUJ Date Prep: Tech: JUJ
Anal seq: 646711 Prep seq:

Parameter	CAS Number	Result	MQL UnAdj	MQL Adj	MDL UnAdj	SQL	Units	Flag	Dil
Percent Moisture		11.9					%		

Certificate of Analytical Results 239862

3TM International, Houston , TX

Koppers Wood Preserving

Sample Id: **3TM-KP-DS-BB-5A (0-3)** Matrix: SOIL Sample Depth: 0 - 3 ft
Lab Sample Id: **239862-064** Date Collected: Jan-11-04 17:20 Date Received: Jan-19-04 14:05

Analytical Method: **SVOAs by EPA 8270C** % Moist: 22.84 Prep Method: 3550B
Date Anal: Jan-28-04 01:34 Analyst: JBU Date Prep: Jan-21-04 10:48 Tech: JBU
Anal seq: 647001 Prep seq: 465247

Parameter	CAS Number	Result	MQL UnAdj	MQL Adj	MDL UnAdj	SQL	Units	Flag	Dil
Acenaphthene	83-32-9	U	0.167	0.216	0.0333	0.043	mg/kg	U	1
Acenaphthylene	208-96-8	U	0.167	0.216	0.0333	0.043	mg/kg	U	1
Aniline (Phenylamine, Aminobenzene)	62-53-3	U	0.667	0.863	0.0353	0.046	mg/kg	U	1
Anthracene	120-12-7	U	0.167	0.216	0.0446	0.058	mg/kg	U	1
Benzo(a)anthracene	56-55-3	U	0.167	0.216	0.0333	0.043	mg/kg	U	1
Benzo(a)pyrene	50-32-8	U	0.167	0.216	0.0333	0.043	mg/kg	U	1
Benzo(b)fluoranthene	205-99-2	U	0.167	0.216	0.0333	0.043	mg/kg	U	1
Benzo(g,h,i)perylene	191-24-2	U	0.167	0.216	0.0333	0.043	mg/kg	U	1
Benzo(k)fluoranthene	207-08-9	U	0.167	0.216	0.0340	0.044	mg/kg	U	1
Benzoic Acid	65-85-0	U	1.00	1.30	0.2980	0.386	mg/kg	U	1
Benzyl Butyl Phthalate	85-68-7	U	0.167	0.216	0.0382	0.050	mg/kg	U	1
bis(2-chloroethoxy) methane	111-91-1	U	0.333	0.432	0.0333	0.043	mg/kg	U	1
bis(2-chloroethyl) ether	111-44-4	U	0.333	0.432	0.0333	0.043	mg/kg	U	1
bis(2-chloroisopropyl) ether	108-60-1	U	0.333	0.432	0.0455	0.059	mg/kg	U	1
bis(2-ethylhexyl) phthalate	117-81-7	U	0.167	0.216	0.0333	0.043	mg/kg	U	1
4-Bromophenyl-phenylether	101-55-3	U	0.333	0.432	0.0452	0.059	mg/kg	U	1
di-n-Butyl Phthalate	84-74-2	U	0.167	0.216	0.0333	0.043	mg/kg	U	1
4-chloro-3-methylphenol	59-50-7	U	0.333	0.432	0.0407	0.053	mg/kg	U	1
4-Chloroaniline	106-47-8	U	0.667	0.863	0.0333	0.043	mg/kg	U	1
2-Chloronaphthalene	91-58-7	U	0.333	0.432	0.0333	0.043	mg/kg	U	1
2-Chlorophenol	95-57-8	U	0.333	0.432	0.0333	0.043	mg/kg	U	1
4-Chlorophenyl Phenyl Ether	7005-72-3	U	0.333	0.432	0.0333	0.043	mg/kg	U	1
Chrysene	218-01-9	U	0.167	0.216	0.0333	0.043	mg/kg	U	1
Dibenz(a,h)Anthracene	53-70-3	U	0.167	0.216	0.0404	0.052	mg/kg	U	1
Dibenzofuran	132-64-9	U	0.333	0.432	0.0369	0.048	mg/kg	U	1
1,2-Dichlorobenzene	95-50-1	U	0.333	0.432	0.0333	0.043	mg/kg	U	1
1,3-Dichlorobenzene	541-73-1	U	0.333	0.432	0.0333	0.043	mg/kg	U	1
1,4-Dichlorobenzene	106-46-7	U	0.333	0.432	0.0376	0.049	mg/kg	U	1
3,3-Dichlorobenzidine	91-94-1	U	0.333	0.432	0.0637	0.083	mg/kg	U	1
2,4-Dichlorophenol	120-83-2	U	0.333	0.432	0.0333	0.043	mg/kg	U	1
Diethyl Phthalate	84-66-2	U	0.167	0.216	0.0333	0.043	mg/kg	U	1
Dimethyl Phthalate	131-11-3	U	0.167	0.216	0.0379	0.049	mg/kg	U	1
2,4-Dimethylphenol	105-67-9	U	0.333	0.432	0.0333	0.043	mg/kg	U	1
4,6-dinitro-2-methyl phenol	534-52-1	U	0.333	0.432	0.0377	0.049	mg/kg	U	1
2,4-Dinitrophenol	51-28-5	U	0.333	0.432	0.0333	0.043	mg/kg	U	1
2,4-Dinitrotoluene	121-14-2	U	0.333	0.432	0.0436	0.057	mg/kg	U	1
2,6-Dinitrotoluene	606-20-2	U	0.333	0.432	0.0333	0.043	mg/kg	U	1
Fluoranthene	206-44-0	U	0.167	0.216	0.0367	0.048	mg/kg	U	1
Fluorene	86-73-7	U	0.167	0.216	0.0333	0.043	mg/kg	U	1
Hexachlorobenzene	118-74-1	U	0.333	0.432	0.0337	0.044	mg/kg	U	1
Hexachlorobutadiene	87-68-3	U	0.333	0.432	0.0333	0.043	mg/kg	U	1
Hexachlorocyclopentadiene	77-47-4	U	0.333	0.432	0.0333	0.043	mg/kg	U	1
Hexachloroethane	67-72-1	U	0.333	0.432	0.0357	0.046	mg/kg	U	1
Indeno(1,2,3-c,d)Pyrene	193-39-5	U	0.167	0.216	0.0487	0.063	mg/kg	U	1
Isophorone	78-59-1	U	0.333	0.432	0.0540	0.070	mg/kg	U	1

Certificate of Analytical Results 239862

3TM International, Houston , TX

Koppers Wood Preserving

Sample Id: **3TM-KP-DS-BB-5A (0-3)** Matrix: SOIL Sample Depth: 0 - 3 ft
Lab Sample Id: **239862-064** Date Collected: Jan-11-04 17:20 Date Received: Jan-19-04 14:05

Analytical Method: **SVOAs by EPA 8270C** % Moist: 22.84 Prep Method: 3550B
Date Anal: Jan-28-04 01:34 Analyst: JBU Date Prep: Jan-21-04 10:48 Tech: JBU
Anal seq: 647001 Prep seq: 465247

Parameter	CAS Number	Result	MQL UnAdj	MQL Adj	MDL UnAdj	SQL	Units	Flag	Dil
2-Methylnaphthalene	91-57-6	U	0.167	0.216	0.0350	0.045	mg/kg	U	1
2-methylphenol	95-48-7	U	0.333	0.432	0.0415	0.054	mg/kg	U	1
3&4-Methylphenol		U	0.333	0.432	0.0675	0.087	mg/kg	U	1
Naphthalene	91-20-3	U	0.167	0.216	0.0357	0.046	mg/kg	U	1
4-Nitroaniline	100-01-6	U	0.667	0.863	0.0560	0.073	mg/kg	U	1
3-Nitroaniline	99-09-2	U	0.333	0.432	0.0709	0.092	mg/kg	U	1
2-Nitroaniline	88-74-4	U	0.333	0.432	0.0348	0.045	mg/kg	U	1
Nitrobenzene	98-95-3	U	0.333	0.432	0.0333	0.043	mg/kg	U	1
2-Nitrophenol	88-75-5	U	0.333	0.432	0.0333	0.043	mg/kg	U	1
4-Nitrophenol	100-02-7	U	0.333	0.432	0.0579	0.075	mg/kg	U	1
N-Nitrosodi-n-Propylamine	621-64-7	U	0.333	0.432	0.0333	0.043	mg/kg	U	1
N-Nitrosodiphenylamine	86-30-6	U	0.333	0.432	0.0402	0.052	mg/kg	U	1
di-n-Octyl Phthalate	117-84-0	U	0.167	0.216	0.0333	0.043	mg/kg	U	1
Pentachlorophenol	87-86-5	U	0.333	0.432	0.0474	0.061	mg/kg	U	1
Phenanthrene	85-01-8	U	0.167	0.216	0.0333	0.043	mg/kg	U	1
Phenol	108-95-2	U	0.333	0.432	0.0333	0.043	mg/kg	U	1
Pyrene	129-00-0	U	0.167	0.216	0.0380	0.049	mg/kg	U	1
Pyridine	110-86-1	U	0.333	0.432	0.1230	0.159	mg/kg	U	1
1,2,4-Trichlorobenzene	120-82-1	U	0.333	0.432	0.0333	0.043	mg/kg	U	1
2,4,6-Trichlorophenol	88-06-2	U	0.333	0.432	0.0368	0.048	mg/kg	U	1
2,4,5-Trichlorophenol	95-95-4	U	0.333	0.432	0.0333	0.043	mg/kg	U	1

Analytical Method: **Percent Moisture** % Moist: Prep Method:
Date Anal: Jan-20-04 12:36 Analyst: JUJ Date Prep: Tech: JUJ
Anal seq: 646711 Prep seq:

Parameter	CAS Number	Result	MQL UnAdj	MQL Adj	MDL UnAdj	SQL	Units	Flag	Dil
Percent Moisture		22.8					%		

Certificate of Analytical Results 239862

3TM International, Houston , TX

Koppers Wood Preserving

Sample Id: **3TM-KP-DS-BB-5B (0-3)** Matrix: SOIL Sample Depth: 0 - 3 ft
Lab Sample Id: **239862-068** Date Collected: Jan-11-04 17:45 Date Received: Jan-19-04 14:05

Analytical Method: **SVOAs by EPA 8270C** % Moist: 23.55 Prep Method: 3550B
Date Anal: Jan-28-04 02:20 Analyst: JBU Date Prep: Jan-21-04 10:51 Tech: JBU
Anal seq: 647001 Prep seq: 465247

Parameter	CAS Number	Result	MQL UnAdj	MQL Adj	MDL UnAdj	SQL	Units	Flag	Dil
Acenaphthene	83-32-9	U	0.167	0.218	0.0333	0.044	mg/kg	U	1
Acenaphthylene	208-96-8	U	0.167	0.218	0.0333	0.044	mg/kg	U	1
Aniline (Phenylamine, Aminobenzene)	62-53-3	U	0.667	0.872	0.0353	0.046	mg/kg	U	1
Anthracene	120-12-7	U	0.167	0.218	0.0446	0.058	mg/kg	U	1
Benzo(a)anthracene	56-55-3	U	0.167	0.218	0.0333	0.044	mg/kg	U	1
Benzo(a)pyrene	50-32-8	U	0.167	0.218	0.0333	0.044	mg/kg	U	1
Benzo(b)fluoranthene	205-99-2	U	0.167	0.218	0.0333	0.044	mg/kg	U	1
Benzo(g,h,i)perylene	191-24-2	U	0.167	0.218	0.0333	0.044	mg/kg	U	1
Benzo(k)fluoranthene	207-08-9	U	0.167	0.218	0.0340	0.044	mg/kg	U	1
Benzoic Acid	65-85-0	U	1.00	1.31	0.2980	0.390	mg/kg	U	1
Benzyl Butyl Phthalate	85-68-7	U	0.167	0.218	0.0382	0.050	mg/kg	U	1
bis(2-chloroethoxy) methane	111-91-1	U	0.333	0.436	0.0333	0.044	mg/kg	U	1
bis(2-chloroethyl) ether	111-44-4	U	0.333	0.436	0.0333	0.044	mg/kg	U	1
bis(2-chloroisopropyl) ether	108-60-1	U	0.333	0.436	0.0455	0.060	mg/kg	U	1
bis(2-ethylhexyl) phthalate	117-81-7	U	0.167	0.218	0.0333	0.044	mg/kg	U	1
4-Bromophenyl-phenylether	101-55-3	U	0.333	0.436	0.0452	0.059	mg/kg	U	1
di-n-Butyl Phthalate	84-74-2	U	0.167	0.218	0.0333	0.044	mg/kg	U	1
4-chloro-3-methylphenol	59-50-7	U	0.333	0.436	0.0407	0.053	mg/kg	U	1
4-Chloroaniline	106-47-8	U	0.667	0.872	0.0333	0.044	mg/kg	U	1
2-Chloronaphthalene	91-58-7	U	0.333	0.436	0.0333	0.044	mg/kg	U	1
2-Chlorophenol	95-57-8	U	0.333	0.436	0.0333	0.044	mg/kg	U	1
4-Chlorophenyl Phenyl Ether	7005-72-3	U	0.333	0.436	0.0333	0.044	mg/kg	U	1
Chrysene	218-01-9	U	0.167	0.218	0.0333	0.044	mg/kg	U	1
Dibenz(a,h)Anthracene	53-70-3	U	0.167	0.218	0.0404	0.053	mg/kg	U	1
Dibenzofuran	132-64-9	U	0.333	0.436	0.0369	0.048	mg/kg	U	1
1,2-Dichlorobenzene	95-50-1	U	0.333	0.436	0.0333	0.044	mg/kg	U	1
1,3-Dichlorobenzene	541-73-1	U	0.333	0.436	0.0333	0.044	mg/kg	U	1
1,4-Dichlorobenzene	106-46-7	U	0.333	0.436	0.0376	0.049	mg/kg	U	1
3,3-Dichlorobenzidine	91-94-1	U	0.333	0.436	0.0637	0.083	mg/kg	U	1
2,4-Dichlorophenol	120-83-2	U	0.333	0.436	0.0333	0.044	mg/kg	U	1
Diethyl Phthalate	84-66-2	U	0.167	0.218	0.0333	0.044	mg/kg	U	1
Dimethyl Phthalate	131-11-3	U	0.167	0.218	0.0379	0.050	mg/kg	U	1
2,4-Dimethylphenol	105-67-9	U	0.333	0.436	0.0333	0.044	mg/kg	U	1
4,6-dinitro-2-methyl phenol	534-52-1	U	0.333	0.436	0.0377	0.049	mg/kg	U	1
2,4-Dinitrophenol	51-28-5	U	0.333	0.436	0.0333	0.044	mg/kg	U	1
2,4-Dinitrotoluene	121-14-2	U	0.333	0.436	0.0436	0.057	mg/kg	U	1
2,6-Dinitrotoluene	606-20-2	U	0.333	0.436	0.0333	0.044	mg/kg	U	1
Fluoranthene	206-44-0	U	0.167	0.218	0.0367	0.048	mg/kg	U	1
Fluorene	86-73-7	U	0.167	0.218	0.0333	0.044	mg/kg	U	1
Hexachlorobenzene	118-74-1	U	0.333	0.436	0.0337	0.044	mg/kg	U	1
Hexachlorobutadiene	87-68-3	U	0.333	0.436	0.0333	0.044	mg/kg	U	1
Hexachlorocyclopentadiene	77-47-4	U	0.333	0.436	0.0333	0.044	mg/kg	U	1
Hexachloroethane	67-72-1	U	0.333	0.436	0.0357	0.047	mg/kg	U	1
Indeno(1,2,3-c,d)Pyrene	193-39-5	U	0.167	0.218	0.0487	0.064	mg/kg	U	1
Isophorone	78-59-1	U	0.333	0.436	0.0540	0.071	mg/kg	U	1

XENCO Laboratories

Certificate of Analytical Results 239862

nelac accredited

3TM International, Houston , TX

Koppers Wood Preserving

Sample Id: **3TM-KP-DS-BB-5B (0-3)** Matrix: SOIL Sample Depth: 0 - 3 ft
Lab Sample Id: **239862-068** Date Collected: Jan-11-04 17:45 Date Received: Jan-19-04 14:05

Analytical Method: **SVOAs by EPA 8270C** % Moist: 23.55 Prep Method: 3550B
Date Anal: Jan-28-04 02:20 Analyst: JBU Date Prep: Jan-21-04 10:51 Tech: JBU
Anal seq: 647001 Prep seq: 465247

Parameter	CAS Number	Result	MQL UnAdj	MQL Adj	MDL UnAdj	SQL	Units	Flag	Dil
2-Methylnaphthalene	91-57-6	U	0.167	0.218	0.0350	0.046	mg/kg	U	1
2-methylphenol	95-48-7	U	0.333	0.436	0.0415	0.054	mg/kg	U	1
3&4-Methylphenol		U	0.333	0.436	0.0675	0.088	mg/kg	U	1
Naphthalene	91-20-3	U	0.167	0.218	0.0357	0.047	mg/kg	U	1
4-Nitroaniline	100-01-6	U	0.667	0.872	0.0560	0.073	mg/kg	U	1
3-Nitroaniline	99-09-2	U	0.333	0.436	0.0709	0.093	mg/kg	U	1
2-Nitroaniline	88-74-4	U	0.333	0.436	0.0348	0.046	mg/kg	U	1
Nitrobenzene	98-95-3	U	0.333	0.436	0.0333	0.044	mg/kg	U	1
2-Nitrophenol	88-75-5	U	0.333	0.436	0.0333	0.044	mg/kg	U	1
4-Nitrophenol	100-02-7	U	0.333	0.436	0.0579	0.076	mg/kg	U	1
N-Nitrosodi-n-Propylamine	621-64-7	U	0.333	0.436	0.0333	0.044	mg/kg	U	1
N-Nitrosodiphenylamine	86-30-6	U	0.333	0.436	0.0402	0.053	mg/kg	U	1
di-n-Octyl Phthalate	117-84-0	U	0.167	0.218	0.0333	0.044	mg/kg	U	1
Pentachlorophenol	87-86-5	U	0.333	0.436	0.0474	0.062	mg/kg	U	1
Phenanthrene	85-01-8	U	0.167	0.218	0.0333	0.044	mg/kg	U	1
Phenol	108-95-2	U	0.333	0.436	0.0333	0.044	mg/kg	U	1
Pyrene	129-00-0	U	0.167	0.218	0.0380	0.050	mg/kg	U	1
Pyridine	110-86-1	U	0.333	0.436	0.1230	0.160	mg/kg	U	1
1,2,4-Trichlorobenzene	120-82-1	U	0.333	0.436	0.0333	0.044	mg/kg	U	1
2,4,6-Trichlorophenol	88-06-2	U	0.333	0.436	0.0368	0.048	mg/kg	U	1
2,4,5-Trichlorophenol	95-95-4	U	0.333	0.436	0.0333	0.044	mg/kg	U	1

Analytical Method: **Percent Moisture** % Moist: Prep Method:
Date Anal: Jan-20-04 12:38 Analyst: JUJ Date Prep: Tech: JUJ
Anal seq: 646711 Prep seq:

Parameter	CAS Number	Result	MQL UnAdj	MQL Adj	MDL UnAdj	SQL	Units	Flag	Dil
Percent Moisture		23.6					%		

Certificate of Analytical Results 239862

3TM International, Houston , TX

Koppers Wood Preserving

Sample Id: **3TM-KP-DS-BB-5C (0-3)** Matrix: SOIL Sample Depth: 0 - 3 ft
Lab Sample Id: **239862-072** Date Collected: Jan-11-04 18:30 Date Received: Jan-19-04 14:05

Analytical Method: **SVOAs by EPA 8270C** % Moist: 21.35 Prep Method: 3550B
Date Anal: Jan-28-04 03:07 Analyst: JBU Date Prep: Jan-21-04 10:54 Tech: JBU
Anal seq: 647001 Prep seq: 465247

Parameter	CAS Number	Result	MQL UnAdj	MQL Adj	MDL UnAdj	SQL	Units	Flag	Dil
Acenaphthene	83-32-9	U	0.167	0.212	0.0333	0.042	mg/kg	U	1
Acenaphthylene	208-96-8	U	0.167	0.212	0.0333	0.042	mg/kg	U	1
Aniline (Phenylamine, Aminobenzene)	62-53-3	U	0.667	0.848	0.0353	0.045	mg/kg	U	1
Anthracene	120-12-7	U	0.167	0.212	0.0446	0.057	mg/kg	U	1
Benzo(a)anthracene	56-55-3	U	0.167	0.212	0.0333	0.042	mg/kg	U	1
Benzo(a)pyrene	50-32-8	U	0.167	0.212	0.0333	0.042	mg/kg	U	1
Benzo(b)fluoranthene	205-99-2	U	0.167	0.212	0.0333	0.042	mg/kg	U	1
Benzo(g,h,i)perylene	191-24-2	U	0.167	0.212	0.0333	0.042	mg/kg	U	1
Benzo(k)fluoranthene	207-08-9	U	0.167	0.212	0.0340	0.043	mg/kg	U	1
Benzoic Acid	65-85-0	U	1.00	1.27	0.2980	0.379	mg/kg	U	1
Benzyl Butyl Phthalate	85-68-7	U	0.167	0.212	0.0382	0.049	mg/kg	U	1
bis(2-chloroethoxy) methane	111-91-1	U	0.333	0.424	0.0333	0.042	mg/kg	U	1
bis(2-chloroethyl) ether	111-44-4	U	0.333	0.424	0.0333	0.042	mg/kg	U	1
bis(2-chloroisopropyl) ether	108-60-1	U	0.333	0.424	0.0455	0.058	mg/kg	U	1
bis(2-ethylhexyl) phthalate	117-81-7	U	0.167	0.212	0.0333	0.042	mg/kg	U	1
4-Bromophenyl-phenylether	101-55-3	U	0.333	0.424	0.0452	0.058	mg/kg	U	1
di-n-Butyl Phthalate	84-74-2	U	0.167	0.212	0.0333	0.042	mg/kg	U	1
4-chloro-3-methylphenol	59-50-7	U	0.333	0.424	0.0407	0.052	mg/kg	U	1
4-Chloroaniline	106-47-8	U	0.667	0.848	0.0333	0.042	mg/kg	U	1
2-Chloronaphthalene	91-58-7	U	0.333	0.424	0.0333	0.042	mg/kg	U	1
2-Chlorophenol	95-57-8	U	0.333	0.424	0.0333	0.042	mg/kg	U	1
4-Chlorophenyl Phenyl Ether	7005-72-3	U	0.333	0.424	0.0333	0.042	mg/kg	U	1
Chrysene	218-01-9	U	0.167	0.212	0.0333	0.042	mg/kg	U	1
Dibenz(a,h)Anthracene	53-70-3	U	0.167	0.212	0.0404	0.051	mg/kg	U	1
Dibenzofuran	132-64-9	U	0.333	0.424	0.0369	0.047	mg/kg	U	1
1,2-Dichlorobenzene	95-50-1	U	0.333	0.424	0.0333	0.042	mg/kg	U	1
1,3-Dichlorobenzene	541-73-1	U	0.333	0.424	0.0333	0.042	mg/kg	U	1
1,4-Dichlorobenzene	106-46-7	U	0.333	0.424	0.0376	0.048	mg/kg	U	1
3,3-Dichlorobenzidine	91-94-1	U	0.333	0.424	0.0637	0.081	mg/kg	U	1
2,4-Dichlorophenol	120-83-2	U	0.333	0.424	0.0333	0.042	mg/kg	U	1
Diethyl Phthalate	84-66-2	U	0.167	0.212	0.0333	0.042	mg/kg	U	1
Dimethyl Phthalate	131-11-3	U	0.167	0.212	0.0379	0.048	mg/kg	U	1
2,4-Dimethylphenol	105-67-9	U	0.333	0.424	0.0333	0.042	mg/kg	U	1
4,6-dinitro-2-methyl phenol	534-52-1	U	0.333	0.424	0.0377	0.048	mg/kg	U	1
2,4-Dinitrophenol	51-28-5	U	0.333	0.424	0.0333	0.042	mg/kg	U	1
2,4-Dinitrotoluene	121-14-2	U	0.333	0.424	0.0436	0.055	mg/kg	U	1
2,6-Dinitrotoluene	606-20-2	U	0.333	0.424	0.0333	0.042	mg/kg	U	1
Fluoranthene	206-44-0	U	0.167	0.212	0.0367	0.047	mg/kg	U	1
Fluorene	86-73-7	U	0.167	0.212	0.0333	0.042	mg/kg	U	1
Hexachlorobenzene	118-74-1	U	0.333	0.424	0.0337	0.043	mg/kg	U	1
Hexachlorobutadiene	87-68-3	U	0.333	0.424	0.0333	0.042	mg/kg	U	1
Hexachlorocyclopentadiene	77-47-4	U	0.333	0.424	0.0333	0.042	mg/kg	U	1
Hexachloroethane	67-72-1	U	0.333	0.424	0.0357	0.045	mg/kg	U	1
Indeno(1,2,3-c,d)Pyrene	193-39-5	U	0.167	0.212	0.0487	0.062	mg/kg	U	1
Isophorone	78-59-1	U	0.333	0.424	0.0540	0.069	mg/kg	U	1

Certificate of Analytical Results 239862

3TM International, Houston , TX

Koppers Wood Preserving

Sample Id: **3TM-KP-DS-BB-5C (0-3)** Matrix: SOIL Sample Depth: 0 - 3 ft
Lab Sample Id: **239862-072** Date Collected: Jan-11-04 18:30 Date Received: Jan-19-04 14:05

Analytical Method: **SVOAs by EPA 8270C** % Moist: 21.35 Prep Method: 3550B
Date Anal: Jan-28-04 03:07 Analyst: JBU Date Prep: Jan-21-04 10:54 Tech: JBU
Anal seq: 647001 Prep seq: 465247

Parameter	CAS Number	Result	MQL UnAdj	MQL Adj	MDL UnAdj	SQL	Units	Flag	Dil
2-Methylnaphthalene	91-57-6	U	0.167	0.212	0.0350	0.045	mg/kg	U	1
2-methylphenol	95-48-7	U	0.333	0.424	0.0415	0.053	mg/kg	U	1
3&4-Methylphenol		U	0.333	0.424	0.0675	0.086	mg/kg	U	1
Naphthalene	91-20-3	U	0.167	0.212	0.0357	0.045	mg/kg	U	1
4-Nitroaniline	100-01-6	U	0.667	0.848	0.0560	0.071	mg/kg	U	1
3-Nitroaniline	99-09-2	U	0.333	0.424	0.0709	0.090	mg/kg	U	1
2-Nitroaniline	88-74-4	U	0.333	0.424	0.0348	0.044	mg/kg	U	1
Nitrobenzene	98-95-3	U	0.333	0.424	0.0333	0.042	mg/kg	U	1
2-Nitrophenol	88-75-5	U	0.333	0.424	0.0333	0.042	mg/kg	U	1
4-Nitrophenol	100-02-7	U	0.333	0.424	0.0579	0.074	mg/kg	U	1
N-Nitrosodi-n-Propylamine	621-64-7	U	0.333	0.424	0.0333	0.042	mg/kg	U	1
N-Nitrosodiphenylamine	86-30-6	U	0.333	0.424	0.0402	0.051	mg/kg	U	1
di-n-Octyl Phthalate	117-84-0	U	0.167	0.212	0.0333	0.042	mg/kg	U	1
Pentachlorophenol	87-86-5	U	0.333	0.424	0.0474	0.060	mg/kg	U	1
Phenanthrene	85-01-8	U	0.167	0.212	0.0333	0.042	mg/kg	U	1
Phenol	108-95-2	U	0.333	0.424	0.0333	0.042	mg/kg	U	1
Pyrene	129-00-0	U	0.167	0.212	0.0380	0.048	mg/kg	U	1
Pyridine	110-86-1	U	0.333	0.424	0.1230	0.156	mg/kg	U	1
1,2,4-Trichlorobenzene	120-82-1	U	0.333	0.424	0.0333	0.042	mg/kg	U	1
2,4,6-Trichlorophenol	88-06-2	U	0.333	0.424	0.0368	0.047	mg/kg	U	1
2,4,5-Trichlorophenol	95-95-4	U	0.333	0.424	0.0333	0.042	mg/kg	U	1

Analytical Method: **Percent Moisture** % Moist: Prep Method:
Date Anal: Jan-20-04 12:40 Analyst: JUJ Date Prep: Tech: JUJ
Anal seq: 646711 Prep seq:

Parameter	CAS Number	Result	MQL UnAdj	MQL Adj	MDL UnAdj	SQL	Units	Flag	Dil
Percent Moisture		21.3					%		

XENCO Laboratories

Certificate of Analytical Results 239862

nelac accredited

3TM International, Houston , TX

Koppers Wood Preserving

Sample Id: **3TM-KP-DS-BB-6A (0-3)** Matrix: SOIL Sample Depth: 0 - 3 ft
Lab Sample Id: **239862-076** Date Collected: Jan-12-04 09:05 Date Received: Jan-19-04 14:05

Analytical Method: **SVOAs by EPA 8270C** % Moist: 17.75 Prep Method: 3550B
Date Anal: Jan-28-04 03:53 Analyst: JBU Date Prep: Jan-21-04 10:57 Tech: JBU
Anal seq: 647001 Prep seq: 465247

Parameter	CAS Number	Result	MQL UnAdj	MQL Adj	MDL UnAdj	SQL	Units	Flag	Dil
Acenaphthene	83-32-9	U	0.167	0.202	0.0333	0.041	mg/kg	U	1
Acenaphthylene	208-96-8	U	0.167	0.202	0.0333	0.041	mg/kg	U	1
Aniline (Phenylamine, Aminobenzene)	62-53-3	U	0.667	0.809	0.0353	0.043	mg/kg	U	1
Anthracene	120-12-7	U	0.167	0.202	0.0446	0.054	mg/kg	U	1
Benzo(a)anthracene	56-55-3	0.056	0.167	0.202	0.0333	0.041	mg/kg	J	1
Benzo(a)pyrene	50-32-8	U	0.167	0.202	0.0333	0.041	mg/kg	U	1
Benzo(b)fluoranthene	205-99-2	0.053	0.167	0.202	0.0333	0.041	mg/kg	J	1
Benzo(g,h,i)perylene	191-24-2	U	0.167	0.202	0.0333	0.041	mg/kg	U	1
Benzo(k)fluoranthene	207-08-9	U	0.167	0.202	0.0340	0.041	mg/kg	U	1
Benzoic Acid	65-85-0	U	1.00	1.21	0.2980	0.362	mg/kg	U	1
Benzyl Butyl Phthalate	85-68-7	U	0.167	0.202	0.0382	0.046	mg/kg	U	1
bis(2-chloroethoxy) methane	111-91-1	U	0.333	0.405	0.0333	0.041	mg/kg	U	1
bis(2-chloroethyl) ether	111-44-4	U	0.333	0.405	0.0333	0.041	mg/kg	U	1
bis(2-chloroisopropyl) ether	108-60-1	U	0.333	0.405	0.0455	0.055	mg/kg	U	1
bis(2-ethylhexyl) phthalate	117-81-7	U	0.167	0.202	0.0333	0.041	mg/kg	U	1
4-Bromophenyl-phenylether	101-55-3	U	0.333	0.405	0.0452	0.055	mg/kg	U	1
di-n-Butyl Phthalate	84-74-2	U	0.167	0.202	0.0333	0.041	mg/kg	U	1
4-chloro-3-methylphenol	59-50-7	U	0.333	0.405	0.0407	0.049	mg/kg	U	1
4-Chloroaniline	106-47-8	U	0.667	0.809	0.0333	0.041	mg/kg	U	1
2-Chloronaphthalene	91-58-7	U	0.333	0.405	0.0333	0.041	mg/kg	U	1
2-Chlorophenol	95-57-8	U	0.333	0.405	0.0333	0.041	mg/kg	U	1
4-Chlorophenyl Phenyl Ether	7005-72-3	U	0.333	0.405	0.0333	0.041	mg/kg	U	1
Chrysene	218-01-9	0.059	0.167	0.202	0.0333	0.041	mg/kg	J	1
Dibenz(a,h)Anthracene	53-70-3	U	0.167	0.202	0.0404	0.049	mg/kg	U	1
Dibenzofuran	132-64-9	U	0.333	0.405	0.0369	0.045	mg/kg	U	1
1,2-Dichlorobenzene	95-50-1	U	0.333	0.405	0.0333	0.041	mg/kg	U	1
1,3-Dichlorobenzene	541-73-1	U	0.333	0.405	0.0333	0.041	mg/kg	U	1
1,4-Dichlorobenzene	106-46-7	U	0.333	0.405	0.0376	0.046	mg/kg	U	1
3,3-Dichlorobenzidine	91-94-1	U	0.333	0.405	0.0637	0.077	mg/kg	U	1
2,4-Dichlorophenol	120-83-2	U	0.333	0.405	0.0333	0.041	mg/kg	U	1
Diethyl Phthalate	84-66-2	U	0.167	0.202	0.0333	0.041	mg/kg	U	1
Dimethyl Phthalate	131-11-3	U	0.167	0.202	0.0379	0.046	mg/kg	U	1
2,4-Dimethylphenol	105-67-9	U	0.333	0.405	0.0333	0.041	mg/kg	U	1
4,6-dinitro-2-methyl phenol	534-52-1	U	0.333	0.405	0.0377	0.046	mg/kg	U	1
2,4-Dinitrophenol	51-28-5	U	0.333	0.405	0.0333	0.041	mg/kg	U	1
2,4-Dinitrotoluene	121-14-2	U	0.333	0.405	0.0436	0.053	mg/kg	U	1
2,6-Dinitrotoluene	606-20-2	U	0.333	0.405	0.0333	0.041	mg/kg	U	1
Fluoranthene	206-44-0	U	0.167	0.202	0.0367	0.045	mg/kg	U	1
Fluorene	86-73-7	U	0.167	0.202	0.0333	0.041	mg/kg	U	1
Hexachlorobenzene	118-74-1	U	0.333	0.405	0.0337	0.041	mg/kg	U	1
Hexachlorobutadiene	87-68-3	U	0.333	0.405	0.0333	0.041	mg/kg	U	1
Hexachlorocyclopentadiene	77-47-4	U	0.333	0.405	0.0333	0.041	mg/kg	U	1
Hexachloroethane	67-72-1	U	0.333	0.405	0.0357	0.043	mg/kg	U	1
Indeno(1,2,3-c,d)Pyrene	193-39-5	U	0.167	0.202	0.0487	0.059	mg/kg	U	1
Isophorone	78-59-1	U	0.333	0.405	0.0540	0.066	mg/kg	U	1

Certificate of Analytical Results 239862

3TM International, Houston , TX

Koppers Wood Preserving

Sample Id: **3TM-KP-DS-BB-6A (0-3)** Matrix: SOIL Sample Depth: 0 - 3 ft
Lab Sample Id: **239862-076** Date Collected: Jan-12-04 09:05 Date Received: Jan-19-04 14:05

Analytical Method: **SVOAs by EPA 8270C** % Moist: 17.75 Prep Method: 3550B
Date Anal: Jan-28-04 03:53 Analyst: JBU Date Prep: Jan-21-04 10:57 Tech: JBU
Anal seq: 647001 Prep seq: 465247

Parameter	CAS Number	Result	MQL UnAdj	MQL Adj	MDL UnAdj	SQL	Units	Flag	Dil
2-Methylnaphthalene	91-57-6	U	0.167	0.202	0.0350	0.043	mg/kg	U	1
2-methylphenol	95-48-7	U	0.333	0.405	0.0415	0.050	mg/kg	U	1
3&4-Methylphenol		U	0.333	0.405	0.0675	0.082	mg/kg	U	1
Naphthalene	91-20-3	U	0.167	0.202	0.0357	0.043	mg/kg	U	1
4-Nitroaniline	100-01-6	U	0.667	0.809	0.0560	0.068	mg/kg	U	1
3-Nitroaniline	99-09-2	U	0.333	0.405	0.0709	0.086	mg/kg	U	1
2-Nitroaniline	88-74-4	U	0.333	0.405	0.0348	0.042	mg/kg	U	1
Nitrobenzene	98-95-3	U	0.333	0.405	0.0333	0.041	mg/kg	U	1
2-Nitrophenol	88-75-5	U	0.333	0.405	0.0333	0.041	mg/kg	U	1
4-Nitrophenol	100-02-7	U	0.333	0.405	0.0579	0.070	mg/kg	U	1
N-Nitrosodi-n-Propylamine	621-64-7	U	0.333	0.405	0.0333	0.041	mg/kg	U	1
N-Nitrosodiphenylamine	86-30-6	U	0.333	0.405	0.0402	0.049	mg/kg	U	1
di-n-Octyl Phthalate	117-84-0	U	0.167	0.202	0.0333	0.041	mg/kg	U	1
Pentachlorophenol	87-86-5	U	0.333	0.405	0.0474	0.058	mg/kg	U	1
Phenanthrene	85-01-8	U	0.167	0.202	0.0333	0.041	mg/kg	U	1
Phenol	108-95-2	U	0.333	0.405	0.0333	0.041	mg/kg	U	1
Pyrene	129-00-0	0.060	0.167	0.202	0.0380	0.046	mg/kg	J	1
Pyridine	110-86-1	U	0.333	0.405	0.1230	0.149	mg/kg	U	1
1,2,4-Trichlorobenzene	120-82-1	U	0.333	0.405	0.0333	0.041	mg/kg	U	1
2,4,6-Trichlorophenol	88-06-2	U	0.333	0.405	0.0368	0.045	mg/kg	U	1
2,4,5-Trichlorophenol	95-95-4	U	0.333	0.405	0.0333	0.041	mg/kg	U	1

Analytical Method: **Percent Moisture** % Moist: Prep Method:
Date Anal: Jan-20-04 12:42 Analyst: JUJ Date Prep: Tech: JUJ
Anal seq: 646711 Prep seq:

Parameter	CAS Number	Result	MQL UnAdj	MQL Adj	MDL UnAdj	SQL	Units	Flag	Dil
Percent Moisture		17.8					%		

XENCO Laboratories

Certificate of Analytical Results 239862

nelac accredited

3TM International, Houston , TX

Koppers Wood Preserving

Sample Id: **3TM-KP-DS-BB-6B (0-3)** Matrix: SOIL Sample Depth: 0 - 3 ft
Lab Sample Id: **239862-080** Date Collected: Jan-12-04 09:45 Date Received: Jan-19-04 14:05

Analytical Method: **SVOAs by EPA 8270C** % Moist: 18.11 Prep Method: 3550B
Date Anal: Jan-23-04 11:20 Analyst: MAD Date Prep: Jan-21-04 14:42 Tech: MAD
Anal seq: 646791 Prep seq: 465253

Parameter	CAS Number	Result	MQL UnAdj	MQL Adj	MDL UnAdj	SQL	Units	Flag	Dil
Acenaphthene	83-32-9	U	0.167	0.204	0.0333	0.041	mg/kg	U	1
Acenaphthylene	208-96-8	U	0.167	0.204	0.0333	0.041	mg/kg	U	1
Aniline (Phenylamine, Aminobenzene)	62-53-3	U	0.667	0.814	0.0353	0.043	mg/kg	U	1
Anthracene	120-12-7	U	0.167	0.204	0.0446	0.055	mg/kg	U	1
Benzo(a)anthracene	56-55-3	U	0.167	0.204	0.0333	0.041	mg/kg	U	1
Benzo(a)pyrene	50-32-8	U	0.167	0.204	0.0333	0.041	mg/kg	U	1
Benzo(b)fluoranthene	205-99-2	U	0.167	0.204	0.0333	0.041	mg/kg	U	1
Benzo(g,h,i)perylene	191-24-2	U	0.167	0.204	0.0333	0.041	mg/kg	U	1
Benzo(k)fluoranthene	207-08-9	U	0.167	0.204	0.0340	0.042	mg/kg	U	1
Benzoic Acid	65-85-0	U	1.00	1.22	0.2980	0.364	mg/kg	U	1
Benzyl Butyl Phthalate	85-68-7	U	0.167	0.204	0.0382	0.047	mg/kg	U	1
bis(2-chloroethoxy) methane	111-91-1	U	0.333	0.407	0.0333	0.041	mg/kg	U	1
bis(2-chloroethyl) ether	111-44-4	U	0.333	0.407	0.0333	0.041	mg/kg	U	1
bis(2-chloroisopropyl) ether	108-60-1	U	0.333	0.407	0.0455	0.056	mg/kg	U	1
bis(2-ethylhexyl) phthalate	117-81-7	U	0.167	0.204	0.0333	0.041	mg/kg	U	1
4-Bromophenyl-phenylether	101-55-3	U	0.333	0.407	0.0452	0.055	mg/kg	U	1
di-n-Butyl Phthalate	84-74-2	U	0.167	0.204	0.0333	0.041	mg/kg	U	1
4-chloro-3-methylphenol	59-50-7	U	0.333	0.407	0.0407	0.050	mg/kg	U	1
4-Chloroaniline	106-47-8	U	0.667	0.814	0.0333	0.041	mg/kg	U	1
2-Chloronaphthalene	91-58-7	U	0.333	0.407	0.0333	0.041	mg/kg	U	1
2-Chlorophenol	95-57-8	U	0.333	0.407	0.0333	0.041	mg/kg	U	1
4-Chlorophenyl Phenyl Ether	7005-72-3	U	0.333	0.407	0.0333	0.041	mg/kg	U	1
Chrysene	218-01-9	U	0.167	0.204	0.0333	0.041	mg/kg	U	1
Dibenz(a,h)Anthracene	53-70-3	U	0.167	0.204	0.0404	0.049	mg/kg	U	1
Dibenzofuran	132-64-9	U	0.333	0.407	0.0369	0.045	mg/kg	U	1
1,2-Dichlorobenzene	95-50-1	U	0.333	0.407	0.0333	0.041	mg/kg	U	1
1,3-Dichlorobenzene	541-73-1	U	0.333	0.407	0.0333	0.041	mg/kg	U	1
1,4-Dichlorobenzene	106-46-7	U	0.333	0.407	0.0376	0.046	mg/kg	U	1
3,3-Dichlorobenzidine	91-94-1	U	0.333	0.407	0.0637	0.078	mg/kg	U	1
2,4-Dichlorophenol	120-83-2	U	0.333	0.407	0.0333	0.041	mg/kg	U	1
Diethyl Phthalate	84-66-2	U	0.167	0.204	0.0333	0.041	mg/kg	U	1
Dimethyl Phthalate	131-11-3	U	0.167	0.204	0.0379	0.046	mg/kg	U	1
2,4-Dimethylphenol	105-67-9	U	0.333	0.407	0.0333	0.041	mg/kg	U	1
4,6-dinitro-2-methyl phenol	534-52-1	U	0.333	0.407	0.0377	0.046	mg/kg	U	1
2,4-Dinitrophenol	51-28-5	U	0.333	0.407	0.0333	0.041	mg/kg	U	1
2,4-Dinitrotoluene	121-14-2	U	0.333	0.407	0.0436	0.053	mg/kg	U	1
2,6-Dinitrotoluene	606-20-2	U	0.333	0.407	0.0333	0.041	mg/kg	U	1
Fluoranthene	206-44-0	U	0.167	0.204	0.0367	0.045	mg/kg	U	1
Fluorene	86-73-7	U	0.167	0.204	0.0333	0.041	mg/kg	U	1
Hexachlorobenzene	118-74-1	U	0.333	0.407	0.0337	0.041	mg/kg	U	1
Hexachlorobutadiene	87-68-3	U	0.333	0.407	0.0333	0.041	mg/kg	U	1
Hexachlorocyclopentadiene	77-47-4	U	0.333	0.407	0.0333	0.041	mg/kg	U	1
Hexachloroethane	67-72-1	U	0.333	0.407	0.0357	0.044	mg/kg	U	1
Indeno(1,2,3-c,d)Pyrene	193-39-5	U	0.167	0.204	0.0487	0.060	mg/kg	U	1
Isophorone	78-59-1	U	0.333	0.407	0.0540	0.066	mg/kg	U	1

Certificate of Analytical Results 239862

3TM International, Houston , TX

Koppers Wood Preserving

Sample Id: **3TM-KP-DS-BB-6B (0-3)** Matrix: SOIL Sample Depth: 0 - 3 ft
Lab Sample Id: **239862-080** Date Collected: Jan-12-04 09:45 Date Received: Jan-19-04 14:05

Analytical Method: **SVOAs by EPA 8270C** % Moist: 18.11 Prep Method: 3550B
Date Anal: Jan-23-04 11:20 Analyst: MAD Date Prep: Jan-21-04 14:42 Tech: MAD
Anal seq: 646791 Prep seq: 465253

Parameter	CAS Number	Result	MQL UnAdj	MQL Adj	MDL UnAdj	SQL	Units	Flag	Dil
2-Methylnaphthalene	91-57-6	U	0.167	0.204	0.0350	0.043	mg/kg	U	1
2-methylphenol	95-48-7	U	0.333	0.407	0.0415	0.051	mg/kg	U	1
3&4-Methylphenol		U	0.333	0.407	0.0675	0.082	mg/kg	U	1
Naphthalene	91-20-3	U	0.167	0.204	0.0357	0.044	mg/kg	U	1
4-Nitroaniline	100-01-6	U	0.667	0.814	0.0560	0.068	mg/kg	U	1
3-Nitroaniline	99-09-2	U	0.333	0.407	0.0709	0.087	mg/kg	U	1
2-Nitroaniline	88-74-4	U	0.333	0.407	0.0348	0.043	mg/kg	U	1
Nitrobenzene	98-95-3	U	0.333	0.407	0.0333	0.041	mg/kg	U	1
2-Nitrophenol	88-75-5	U	0.333	0.407	0.0333	0.041	mg/kg	U	1
4-Nitrophenol	100-02-7	U	0.333	0.407	0.0579	0.071	mg/kg	U	1
N-Nitrosodi-n-Propylamine	621-64-7	U	0.333	0.407	0.0333	0.041	mg/kg	U	1
N-Nitrosodiphenylamine	86-30-6	U	0.333	0.407	0.0402	0.049	mg/kg	U	1
di-n-Octyl Phthalate	117-84-0	U	0.167	0.204	0.0333	0.041	mg/kg	U	1
Pentachlorophenol	87-86-5	U	0.333	0.407	0.0474	0.058	mg/kg	U	1
Phenanthrene	85-01-8	U	0.167	0.204	0.0333	0.041	mg/kg	U	1
Phenol	108-95-2	U	0.333	0.407	0.0333	0.041	mg/kg	U	1
Pyrene	129-00-0	U	0.167	0.204	0.0380	0.046	mg/kg	U	1
Pyridine	110-86-1	U	0.333	0.407	0.1230	0.150	mg/kg	U	1
1,2,4-Trichlorobenzene	120-82-1	U	0.333	0.407	0.0333	0.041	mg/kg	U	1
2,4,6-Trichlorophenol	88-06-2	U	0.333	0.407	0.0368	0.045	mg/kg	U	1
2,4,5-Trichlorophenol	95-95-4	U	0.333	0.407	0.0333	0.041	mg/kg	U	1

Analytical Method: **Percent Moisture** % Moist: Prep Method:
Date Anal: Jan-20-04 12:44 Analyst: JUJ Date Prep: Tech: JUJ
Anal seq: 646711 Prep seq:

Parameter	CAS Number	Result	MQL UnAdj	MQL Adj	MDL UnAdj	SQL	Units	Flag	Dil
Percent Moisture		18.1					%		

XENCO Laboratories

Certificate of Analytical Results 239862

nelac accredited

3TM International, Houston , TX

Koppers Wood Preserving

Sample Id: **3TM-KP-DS-BB-6C (0-3)** Matrix: SOIL Sample Depth: 0 - 3 ft
Lab Sample Id: **239862-084** Date Collected: Jan-12-04 10:25 Date Received: Jan-19-04 14:05

Analytical Method: **SVOAs by EPA 8270C** % Moist: 20 Prep Method: 3550B
Date Anal: Jan-23-04 12:10 Analyst: MAD Date Prep: Jan-21-04 14:45 Tech: MAD
Anal seq: 646791 Prep seq: 465253

Parameter	CAS Number	Result	MQL UnAdj	MQL Adj	MDL UnAdj	SQL	Units	Flag	Dil
Acenaphthene	83-32-9	U	0.167	0.208	0.0333	0.042	mg/kg	U	1
Acenaphthylene	208-96-8	U	0.167	0.208	0.0333	0.042	mg/kg	U	1
Aniline (Phenylamine, Aminobenzene)	62-53-3	U	0.667	0.833	0.0353	0.044	mg/kg	U	1
Anthracene	120-12-7	U	0.167	0.208	0.0446	0.056	mg/kg	U	1
Benzo(a)anthracene	56-55-3	U	0.167	0.208	0.0333	0.042	mg/kg	U	1
Benzo(a)pyrene	50-32-8	U	0.167	0.208	0.0333	0.042	mg/kg	U	1
Benzo(b)fluoranthene	205-99-2	U	0.167	0.208	0.0333	0.042	mg/kg	U	1
Benzo(g,h,i)perylene	191-24-2	U	0.167	0.208	0.0333	0.042	mg/kg	U	1
Benzo(k)fluoranthene	207-08-9	U	0.167	0.208	0.0340	0.042	mg/kg	U	1
Benzoic Acid	65-85-0	U	1.00	1.25	0.2980	0.373	mg/kg	U	1
Benzyl Butyl Phthalate	85-68-7	U	0.167	0.208	0.0382	0.048	mg/kg	U	1
bis(2-chloroethoxy) methane	111-91-1	U	0.333	0.416	0.0333	0.042	mg/kg	U	1
bis(2-chloroethyl) ether	111-44-4	U	0.333	0.416	0.0333	0.042	mg/kg	U	1
bis(2-chloroisopropyl) ether	108-60-1	U	0.333	0.416	0.0455	0.057	mg/kg	U	1
bis(2-ethylhexyl) phthalate	117-81-7	U	0.167	0.208	0.0333	0.042	mg/kg	U	1
4-Bromophenyl-phenylether	101-55-3	U	0.333	0.416	0.0452	0.057	mg/kg	U	1
di-n-Butyl Phthalate	84-74-2	U	0.167	0.208	0.0333	0.042	mg/kg	U	1
4-chloro-3-methylphenol	59-50-7	U	0.333	0.416	0.0407	0.051	mg/kg	U	1
4-Chloroaniline	106-47-8	U	0.667	0.833	0.0333	0.042	mg/kg	U	1
2-Chloronaphthalene	91-58-7	U	0.333	0.416	0.0333	0.042	mg/kg	U	1
2-Chlorophenol	95-57-8	U	0.333	0.416	0.0333	0.042	mg/kg	U	1
4-Chlorophenyl Phenyl Ether	7005-72-3	U	0.333	0.416	0.0333	0.042	mg/kg	U	1
Chrysene	218-01-9	U	0.167	0.208	0.0333	0.042	mg/kg	U	1
Dibenz(a,h)Anthracene	53-70-3	U	0.167	0.208	0.0404	0.051	mg/kg	U	1
Dibenzofuran	132-64-9	U	0.333	0.416	0.0369	0.046	mg/kg	U	1
1,2-Dichlorobenzene	95-50-1	U	0.333	0.416	0.0333	0.042	mg/kg	U	1
1,3-Dichlorobenzene	541-73-1	U	0.333	0.416	0.0333	0.042	mg/kg	U	1
1,4-Dichlorobenzene	106-46-7	U	0.333	0.416	0.0376	0.047	mg/kg	U	1
3,3-Dichlorobenzidine	91-94-1	U	0.333	0.416	0.0637	0.080	mg/kg	U	1
2,4-Dichlorophenol	120-83-2	U	0.333	0.416	0.0333	0.042	mg/kg	U	1
Diethyl Phthalate	84-66-2	U	0.167	0.208	0.0333	0.042	mg/kg	U	1
Dimethyl Phthalate	131-11-3	U	0.167	0.208	0.0379	0.047	mg/kg	U	1
2,4-Dimethylphenol	105-67-9	U	0.333	0.416	0.0333	0.042	mg/kg	U	1
4,6-dinitro-2-methyl phenol	534-52-1	U	0.333	0.416	0.0377	0.047	mg/kg	U	1
2,4-Dinitrophenol	51-28-5	U	0.333	0.416	0.0333	0.042	mg/kg	U	1
2,4-Dinitrotoluene	121-14-2	U	0.333	0.416	0.0436	0.055	mg/kg	U	1
2,6-Dinitrotoluene	606-20-2	U	0.333	0.416	0.0333	0.042	mg/kg	U	1
Fluoranthene	206-44-0	U	0.167	0.208	0.0367	0.046	mg/kg	U	1
Fluorene	86-73-7	U	0.167	0.208	0.0333	0.042	mg/kg	U	1
Hexachlorobenzene	118-74-1	U	0.333	0.416	0.0337	0.042	mg/kg	U	1
Hexachlorobutadiene	87-68-3	U	0.333	0.416	0.0333	0.042	mg/kg	U	1
Hexachlorocyclopentadiene	77-47-4	U	0.333	0.416	0.0333	0.042	mg/kg	U	1
Hexachloroethane	67-72-1	U	0.333	0.416	0.0357	0.045	mg/kg	U	1
Indeno(1,2,3-c,d)Pyrene	193-39-5	U	0.167	0.208	0.0487	0.061	mg/kg	U	1
Isophorone	78-59-1	U	0.333	0.416	0.0540	0.068	mg/kg	U	1

XENCO Laboratories

Certificate of Analytical Results 239862

nelac accredited

3TM International, Houston , TX

Koppers Wood Preserving

Sample Id: **3TM-KP-DS-BB-6C (0-3)** Matrix: SOIL Sample Depth: 0 - 3 ft
Lab Sample Id: **239862-084** Date Collected: Jan-12-04 10:25 Date Received: Jan-19-04 14:05

Analytical Method: **SVOAs by EPA 8270C** % Moist: 20 Prep Method: 3550B
Date Anal: Jan-23-04 12:10 Analyst: MAD Date Prep: Jan-21-04 14:45 Tech: MAD
Anal seq: 646791 Prep seq: 465253

Parameter	CAS Number	Result	MQL UnAdj	MQL Adj	MDL UnAdj	SQL	Units	Flag	Dil
2-Methylnaphthalene	91-57-6	U	0.167	0.208	0.0350	0.044	mg/kg	U	1
2-methylphenol	95-48-7	U	0.333	0.416	0.0415	0.052	mg/kg	U	1
3&4-Methylphenol		U	0.333	0.416	0.0675	0.084	mg/kg	U	1
Naphthalene	91-20-3	U	0.167	0.208	0.0357	0.045	mg/kg	U	1
4-Nitroaniline	100-01-6	U	0.667	0.833	0.0560	0.070	mg/kg	U	1
3-Nitroaniline	99-09-2	U	0.333	0.416	0.0709	0.089	mg/kg	U	1
2-Nitroaniline	88-74-4	U	0.333	0.416	0.0348	0.044	mg/kg	U	1
Nitrobenzene	98-95-3	U	0.333	0.416	0.0333	0.042	mg/kg	U	1
2-Nitrophenol	88-75-5	U	0.333	0.416	0.0333	0.042	mg/kg	U	1
4-Nitrophenol	100-02-7	U	0.333	0.416	0.0579	0.072	mg/kg	U	1
N-Nitrosodi-n-Propylamine	621-64-7	U	0.333	0.416	0.0333	0.042	mg/kg	U	1
N-Nitrosodiphenylamine	86-30-6	U	0.333	0.416	0.0402	0.050	mg/kg	U	1
di-n-Octyl Phthalate	117-84-0	U	0.167	0.208	0.0333	0.042	mg/kg	U	1
Pentachlorophenol	87-86-5	U	0.333	0.416	0.0474	0.059	mg/kg	U	1
Phenanthrene	85-01-8	U	0.167	0.208	0.0333	0.042	mg/kg	U	1
Phenol	108-95-2	U	0.333	0.416	0.0333	0.042	mg/kg	U	1
Pyrene	129-00-0	U	0.167	0.208	0.0380	0.048	mg/kg	U	1
Pyridine	110-86-1	U	0.333	0.416	0.1230	0.153	mg/kg	U	1
1,2,4-Trichlorobenzene	120-82-1	U	0.333	0.416	0.0333	0.042	mg/kg	U	1
2,4,6-Trichlorophenol	88-06-2	U	0.333	0.416	0.0368	0.046	mg/kg	U	1
2,4,5-Trichlorophenol	95-95-4	U	0.333	0.416	0.0333	0.042	mg/kg	U	1

Analytical Method: **Percent Moisture** % Moist: Prep Method:
Date Anal: Jan-20-04 12:48 Analyst: JUJ Date Prep: Tech: JUJ
Anal seq: 646712 Prep seq:

Parameter	CAS Number	Result	MQL UnAdj	MQL Adj	MDL UnAdj	SQL	Units	Flag	Dil
Percent Moisture		20.0					%		

XENCO Laboratories

Certificate of Analytical Results 239862

nelac accredited

3TM International, Houston , TX

Koppers Wood Preserving

Sample Id: **3TM-KP-DS-BB-8A (0-3)** Matrix: SOIL Sample Depth: 0 - 3 ft
Lab Sample Id: **239862-088** Date Collected: Jan-12-04 12:45 Date Received: Jan-19-04 14:05

Analytical Method: **SVOAs by EPA 8270C** % Moist: 19.89 Prep Method: 3550B
Date Anal: Jan-23-04 12:59 Analyst: MAD Date Prep: Jan-21-04 14:48 Tech: MAD
Anal seq: 646791 Prep seq: 465253

Parameter	CAS Number	Result	MQL UnAdj	MQL Adj	MDL UnAdj	SQL	Units	Flag	Dil
Acenaphthene	83-32-9	U	0.167	0.208	0.0333	0.042	mg/kg	U	1
Acenaphthylene	208-96-8	U	0.167	0.208	0.0333	0.042	mg/kg	U	1
Aniline (Phenylamine, Aminobenzene)	62-53-3	U	0.667	0.830	0.0353	0.044	mg/kg	U	1
Anthracene	120-12-7	0.337	0.167	0.208	0.0446	0.056	mg/kg		1
Benzo(a)anthracene	56-55-3	0.080	0.167	0.208	0.0333	0.042	mg/kg	J	1
Benzo(a)pyrene	50-32-8	0.060	0.167	0.208	0.0333	0.042	mg/kg	J	1
Benzo(b)fluoranthene	205-99-2	0.102	0.167	0.208	0.0333	0.042	mg/kg	J	1
Benzo(g,h,i)perylene	191-24-2	U	0.167	0.208	0.0333	0.042	mg/kg	U	1
Benzo(k)fluoranthene	207-08-9	U	0.167	0.208	0.0340	0.042	mg/kg	U	1
Benzoic Acid	65-85-0	U	1.00	1.25	0.2980	0.372	mg/kg	U	1
Benzyl Butyl Phthalate	85-68-7	U	0.167	0.208	0.0382	0.048	mg/kg	U	1
bis(2-chloroethoxy) methane	111-91-1	U	0.333	0.415	0.0333	0.042	mg/kg	U	1
bis(2-chloroethyl) ether	111-44-4	U	0.333	0.415	0.0333	0.042	mg/kg	U	1
bis(2-chloroisopropyl) ether	108-60-1	U	0.333	0.415	0.0455	0.057	mg/kg	U	1
bis(2-ethylhexyl) phthalate	117-81-7	U	0.167	0.208	0.0333	0.042	mg/kg	U	1
4-Bromophenyl-phenylether	101-55-3	U	0.333	0.415	0.0452	0.056	mg/kg	U	1
di-n-Butyl Phthalate	84-74-2	U	0.167	0.208	0.0333	0.042	mg/kg	U	1
4-chloro-3-methylphenol	59-50-7	U	0.333	0.415	0.0407	0.051	mg/kg	U	1
4-Chloroaniline	106-47-8	U	0.667	0.830	0.0333	0.042	mg/kg	U	1
2-Chloronaphthalene	91-58-7	U	0.333	0.415	0.0333	0.042	mg/kg	U	1
2-Chlorophenol	95-57-8	U	0.333	0.415	0.0333	0.042	mg/kg	U	1
4-Chlorophenyl Phenyl Ether	7005-72-3	U	0.333	0.415	0.0333	0.042	mg/kg	U	1
Chrysene	218-01-9	0.084	0.167	0.208	0.0333	0.042	mg/kg	J	1
Dibenz(a,h)Anthracene	53-70-3	U	0.167	0.208	0.0404	0.050	mg/kg	U	1
Dibenzofuran	132-64-9	U	0.333	0.415	0.0369	0.046	mg/kg	U	1
1,2-Dichlorobenzene	95-50-1	U	0.333	0.415	0.0333	0.042	mg/kg	U	1
1,3-Dichlorobenzene	541-73-1	U	0.333	0.415	0.0333	0.042	mg/kg	U	1
1,4-Dichlorobenzene	106-46-7	U	0.333	0.415	0.0376	0.047	mg/kg	U	1
3,3-Dichlorobenzidine	91-94-1	U	0.333	0.415	0.0637	0.079	mg/kg	U	1
2,4-Dichlorophenol	120-83-2	U	0.333	0.415	0.0333	0.042	mg/kg	U	1
Diethyl Phthalate	84-66-2	U	0.167	0.208	0.0333	0.042	mg/kg	U	1
Dimethyl Phthalate	131-11-3	U	0.167	0.208	0.0379	0.047	mg/kg	U	1
2,4-Dimethylphenol	105-67-9	U	0.333	0.415	0.0333	0.042	mg/kg	U	1
4,6-dinitro-2-methyl phenol	534-52-1	U	0.333	0.415	0.0377	0.047	mg/kg	U	1
2,4-Dinitrophenol	51-28-5	U	0.333	0.415	0.0333	0.042	mg/kg	U	1
2,4-Dinitrotoluene	121-14-2	U	0.333	0.415	0.0436	0.054	mg/kg	U	1
2,6-Dinitrotoluene	606-20-2	U	0.333	0.415	0.0333	0.042	mg/kg	U	1
Fluoranthene	206-44-0	0.059	0.167	0.208	0.0367	0.046	mg/kg	J	1
Fluorene	86-73-7	U	0.167	0.208	0.0333	0.042	mg/kg	U	1
Hexachlorobenzene	118-74-1	U	0.333	0.415	0.0337	0.042	mg/kg	U	1
Hexachlorobutadiene	87-68-3	U	0.333	0.415	0.0333	0.042	mg/kg	U	1
Hexachlorocyclopentadiene	77-47-4	U	0.333	0.415	0.0333	0.042	mg/kg	U	1
Hexachloroethane	67-72-1	U	0.333	0.415	0.0357	0.044	mg/kg	U	1
Indeno(1,2,3-c,d)Pyrene	193-39-5	U	0.167	0.208	0.0487	0.061	mg/kg	U	1
Isophorone	78-59-1	U	0.333	0.415	0.0540	0.067	mg/kg	U	1

XENCO Laboratories

Certificate of Analytical Results 239862

nelac accredited

3TM International, Houston , TX

Koppers Wood Preserving

Sample Id: **3TM-KP-DS-BB-8A (0-3)** Matrix: SOIL Sample Depth: 0 - 3 ft
Lab Sample Id: **239862-088** Date Collected: Jan-12-04 12:45 Date Received: Jan-19-04 14:05

Analytical Method: **SVOAs by EPA 8270C** % Moist: 19.89 Prep Method: 3550B
Date Anal: Jan-23-04 12:59 Analyst: MAD Date Prep: Jan-21-04 14:48 Tech: MAD
Anal seq: 646791 Prep seq: 465253

Parameter	CAS Number	Result	MQL UnAdj	MQL Adj	MDL UnAdj	SQL	Units	Flag	Dil
2-Methylnaphthalene	91-57-6	U	0.167	0.208	0.0350	0.044	mg/kg	U	1
2-methylphenol	95-48-7	U	0.333	0.415	0.0415	0.052	mg/kg	U	1
3&4-Methylphenol		U	0.333	0.415	0.0675	0.084	mg/kg	U	1
Naphthalene	91-20-3	U	0.167	0.208	0.0357	0.044	mg/kg	U	1
4-Nitroaniline	100-01-6	U	0.667	0.830	0.0560	0.070	mg/kg	U	1
3-Nitroaniline	99-09-2	U	0.333	0.415	0.0709	0.088	mg/kg	U	1
2-Nitroaniline	88-74-4	U	0.333	0.415	0.0348	0.043	mg/kg	U	1
Nitrobenzene	98-95-3	U	0.333	0.415	0.0333	0.042	mg/kg	U	1
2-Nitrophenol	88-75-5	U	0.333	0.415	0.0333	0.042	mg/kg	U	1
4-Nitrophenol	100-02-7	U	0.333	0.415	0.0579	0.072	mg/kg	U	1
N-Nitrosodi-n-Propylamine	621-64-7	U	0.333	0.415	0.0333	0.042	mg/kg	U	1
N-Nitrosodiphenylamine	86-30-6	U	0.333	0.415	0.0402	0.050	mg/kg	U	1
di-n-Octyl Phthalate	117-84-0	U	0.167	0.208	0.0333	0.042	mg/kg	U	1
Pentachlorophenol	87-86-5	U	0.333	0.415	0.0474	0.059	mg/kg	U	1
Phenanthrene	85-01-8	U	0.167	0.208	0.0333	0.042	mg/kg	U	1
Phenol	108-95-2	U	0.333	0.415	0.0333	0.042	mg/kg	U	1
Pyrene	129-00-0	0.060	0.167	0.208	0.0380	0.047	mg/kg	J	1
Pyridine	110-86-1	U	0.333	0.415	0.1230	0.153	mg/kg	U	1
1,2,4-Trichlorobenzene	120-82-1	U	0.333	0.415	0.0333	0.042	mg/kg	U	1
2,4,6-Trichlorophenol	88-06-2	U	0.333	0.415	0.0368	0.046	mg/kg	U	1
2,4,5-Trichlorophenol	95-95-4	U	0.333	0.415	0.0333	0.042	mg/kg	U	1

Analytical Method: **Percent Moisture** % Moist: Prep Method:
Date Anal: Jan-20-04 12:52 Analyst: JUJ Date Prep: Tech: JUJ
Anal seq: 646712 Prep seq:

Parameter	CAS Number	Result	MQL UnAdj	MQL Adj	MDL UnAdj	SQL	Units	Flag	Dil
Percent Moisture		19.9					%		

XENCO Laboratories

Certificate of Analytical Results 239862

nelac accredited

3TM International, Houston , TX

Koppers Wood Preserving

Sample Id: **3TM-KP-DS-BB-8B (0-3)** Matrix: SOIL Sample Depth: 0 - 3 ft
Lab Sample Id: **239862-092** Date Collected: Jan-12-04 13:15 Date Received: Jan-19-04 14:05

Analytical Method: **SVOAs by EPA 8270C** % Moist: 20.57 Prep Method: 3550B
Date Anal: Jan-23-04 13:46 Analyst: MAD Date Prep: Jan-21-04 14:51 Tech: MAD
Anal seq: 646791 Prep seq: 465253

Parameter	CAS Number	Result	MQL UnAdj	MQL Adj	MDL UnAdj	SQL	Units	Flag	Dil
Acenaphthene	83-32-9	U	0.167	0.210	0.0333	0.042	mg/kg	U	1
Acenaphthylene	208-96-8	U	0.167	0.210	0.0333	0.042	mg/kg	U	1
Aniline (Phenylamine, Aminobenzene)	62-53-3	U	0.667	0.839	0.0353	0.044	mg/kg	U	1
Anthracene	120-12-7	U	0.167	0.210	0.0446	0.056	mg/kg	U	1
Benzo(a)anthracene	56-55-3	U	0.167	0.210	0.0333	0.042	mg/kg	U	1
Benzo(a)pyrene	50-32-8	U	0.167	0.210	0.0333	0.042	mg/kg	U	1
Benzo(b)fluoranthene	205-99-2	U	0.167	0.210	0.0333	0.042	mg/kg	U	1
Benzo(g,h,i)perylene	191-24-2	U	0.167	0.210	0.0333	0.042	mg/kg	U	1
Benzo(k)fluoranthene	207-08-9	U	0.167	0.210	0.0340	0.043	mg/kg	U	1
Benzoic Acid	65-85-0	U	1.00	1.26	0.2980	0.375	mg/kg	U	1
Benzyl Butyl Phthalate	85-68-7	U	0.167	0.210	0.0382	0.048	mg/kg	U	1
bis(2-chloroethoxy) methane	111-91-1	U	0.333	0.420	0.0333	0.042	mg/kg	U	1
bis(2-chloroethyl) ether	111-44-4	U	0.333	0.420	0.0333	0.042	mg/kg	U	1
bis(2-chloroisopropyl) ether	108-60-1	U	0.333	0.420	0.0455	0.057	mg/kg	U	1
bis(2-ethylhexyl) phthalate	117-81-7	U	0.167	0.210	0.0333	0.042	mg/kg	U	1
4-Bromophenyl-phenylether	101-55-3	U	0.333	0.420	0.0452	0.057	mg/kg	U	1
di-n-Butyl Phthalate	84-74-2	U	0.167	0.210	0.0333	0.042	mg/kg	U	1
4-chloro-3-methylphenol	59-50-7	U	0.333	0.420	0.0407	0.051	mg/kg	U	1
4-Chloroaniline	106-47-8	U	0.667	0.839	0.0333	0.042	mg/kg	U	1
2-Chloronaphthalene	91-58-7	U	0.333	0.420	0.0333	0.042	mg/kg	U	1
2-Chlorophenol	95-57-8	U	0.333	0.420	0.0333	0.042	mg/kg	U	1
4-Chlorophenyl Phenyl Ether	7005-72-3	U	0.333	0.420	0.0333	0.042	mg/kg	U	1
Chrysene	218-01-9	U	0.167	0.210	0.0333	0.042	mg/kg	U	1
Dibenz(a,h)Anthracene	53-70-3	U	0.167	0.210	0.0404	0.051	mg/kg	U	1
Dibenzofuran	132-64-9	U	0.333	0.420	0.0369	0.047	mg/kg	U	1
1,2-Dichlorobenzene	95-50-1	U	0.333	0.420	0.0333	0.042	mg/kg	U	1
1,3-Dichlorobenzene	541-73-1	U	0.333	0.420	0.0333	0.042	mg/kg	U	1
1,4-Dichlorobenzene	106-46-7	U	0.333	0.420	0.0376	0.047	mg/kg	U	1
3,3-Dichlorobenzidine	91-94-1	U	0.333	0.420	0.0637	0.080	mg/kg	U	1
2,4-Dichlorophenol	120-83-2	U	0.333	0.420	0.0333	0.042	mg/kg	U	1
Diethyl Phthalate	84-66-2	U	0.167	0.210	0.0333	0.042	mg/kg	U	1
Dimethyl Phthalate	131-11-3	U	0.167	0.210	0.0379	0.048	mg/kg	U	1
2,4-Dimethylphenol	105-67-9	U	0.333	0.420	0.0333	0.042	mg/kg	U	1
4,6-dinitro-2-methyl phenol	534-52-1	U	0.333	0.420	0.0377	0.048	mg/kg	U	1
2,4-Dinitrophenol	51-28-5	U	0.333	0.420	0.0333	0.042	mg/kg	U	1
2,4-Dinitrotoluene	121-14-2	U	0.333	0.420	0.0436	0.055	mg/kg	U	1
2,6-Dinitrotoluene	606-20-2	U	0.333	0.420	0.0333	0.042	mg/kg	U	1
Fluoranthene	206-44-0	U	0.167	0.210	0.0367	0.046	mg/kg	U	1
Fluorene	86-73-7	U	0.167	0.210	0.0333	0.042	mg/kg	U	1
Hexachlorobenzene	118-74-1	U	0.333	0.420	0.0337	0.042	mg/kg	U	1
Hexachlorobutadiene	87-68-3	U	0.333	0.420	0.0333	0.042	mg/kg	U	1
Hexachlorocyclopentadiene	77-47-4	U	0.333	0.420	0.0333	0.042	mg/kg	U	1
Hexachloroethane	67-72-1	U	0.333	0.420	0.0357	0.045	mg/kg	U	1
Indeno(1,2,3-c,d)Pyrene	193-39-5	U	0.167	0.210	0.0487	0.061	mg/kg	U	1
Isophorone	78-59-1	U	0.333	0.420	0.0540	0.068	mg/kg	U	1

XENCO Laboratories

Certificate of Analytical Results 239862

nelac accredited

3TM International, Houston , TX

Koppers Wood Preserving

Sample Id: **3TM-KP-DS-BB-8B (0-3)** Matrix: SOIL Sample Depth: 0 - 3 ft
Lab Sample Id: **239862-092** Date Collected: Jan-12-04 13:15 Date Received: Jan-19-04 14:05

Analytical Method: **SVOAs by EPA 8270C** % Moist: 20.57 Prep Method: 3550B
Date Anal: Jan-23-04 13:46 Analyst: MAD Date Prep: Jan-21-04 14:51 Tech: MAD
Anal seq: 646791 Prep seq: 465253

Parameter	CAS Number	Result	MQL UnAdj	MQL Adj	MDL UnAdj	SQL	Units	Flag	Dil
2-Methylnaphthalene	91-57-6	U	0.167	0.210	0.0350	0.044	mg/kg	U	1
2-methylphenol	95-48-7	U	0.333	0.420	0.0415	0.052	mg/kg	U	1
3&4-Methylphenol		U	0.333	0.420	0.0675	0.085	mg/kg	U	1
Naphthalene	91-20-3	U	0.167	0.210	0.0357	0.045	mg/kg	U	1
4-Nitroaniline	100-01-6	U	0.667	0.839	0.0560	0.071	mg/kg	U	1
3-Nitroaniline	99-09-2	U	0.333	0.420	0.0709	0.089	mg/kg	U	1
2-Nitroaniline	88-74-4	U	0.333	0.420	0.0348	0.044	mg/kg	U	1
Nitrobenzene	98-95-3	U	0.333	0.420	0.0333	0.042	mg/kg	U	1
2-Nitrophenol	88-75-5	U	0.333	0.420	0.0333	0.042	mg/kg	U	1
4-Nitrophenol	100-02-7	U	0.333	0.420	0.0579	0.073	mg/kg	U	1
N-Nitrosodi-n-Propylamine	621-64-7	U	0.333	0.420	0.0333	0.042	mg/kg	U	1
N-Nitrosodiphenylamine	86-30-6	U	0.333	0.420	0.0402	0.051	mg/kg	U	1
di-n-Octyl Phthalate	117-84-0	U	0.167	0.210	0.0333	0.042	mg/kg	U	1
Pentachlorophenol	87-86-5	U	0.333	0.420	0.0474	0.060	mg/kg	U	1
Phenanthrene	85-01-8	U	0.167	0.210	0.0333	0.042	mg/kg	U	1
Phenol	108-95-2	U	0.333	0.420	0.0333	0.042	mg/kg	U	1
Pyrene	129-00-0	U	0.167	0.210	0.0380	0.048	mg/kg	U	1
Pyridine	110-86-1	U	0.333	0.420	0.1230	0.154	mg/kg	U	1
1,2,4-Trichlorobenzene	120-82-1	U	0.333	0.420	0.0333	0.042	mg/kg	U	1
2,4,6-Trichlorophenol	88-06-2	U	0.333	0.420	0.0368	0.046	mg/kg	U	1
2,4,5-Trichlorophenol	95-95-4	U	0.333	0.420	0.0333	0.042	mg/kg	U	1

Analytical Method: **Percent Moisture** % Moist: Prep Method:
Date Anal: Jan-20-04 12:54 Analyst: JUJ Date Prep: Tech: JUJ
Anal seq: 646712 Prep seq:

Parameter	CAS Number	Result	MQL UnAdj	MQL Adj	MDL UnAdj	SQL	Units	Flag	Dil
Percent Moisture		20.6					%		

XENCO Laboratories

Certificate of Analytical Results 239862

nelac accredited

3TM International, Houston , TX

Koppers Wood Preserving

Sample Id: **3TM-KP-DS-BB-8C (0-3)** Matrix: SOIL Sample Depth: 0 - 3 ft
Lab Sample Id: **239862-096** Date Collected: Jan-12-04 13:45 Date Received: Jan-19-04 14:05

Analytical Method: **SVOAs by EPA 8270C** % Moist: 17.72 Prep Method: 3550B
Date Anal: Jan-23-04 14:35 Analyst: MAD Date Prep: Jan-21-04 14:54 Tech: MAD
Anal seq: 646791 Prep seq: 465253

Parameter	CAS Number	Result	MQL UnAdj	MQL Adj	MDL UnAdj	SQL	Units	Flag	Dil
Acenaphthene	83-32-9	U	0.167	0.203	0.0333	0.041	mg/kg	U	1
Acenaphthylene	208-96-8	U	0.167	0.203	0.0333	0.041	mg/kg	U	1
Aniline (Phenylamine, Aminobenzene)	62-53-3	U	0.667	0.810	0.0353	0.043	mg/kg	U	1
Anthracene	120-12-7	U	0.167	0.203	0.0446	0.054	mg/kg	U	1
Benzo(a)anthracene	56-55-3	0.044	0.167	0.203	0.0333	0.041	mg/kg	J	1
Benzo(a)pyrene	50-32-8	0.047	0.167	0.203	0.0333	0.041	mg/kg	J	1
Benzo(b)fluoranthene	205-99-2	0.070	0.167	0.203	0.0333	0.041	mg/kg	J	1
Benzo(g,h,i)perylene	191-24-2	U	0.167	0.203	0.0333	0.041	mg/kg	U	1
Benzo(k)fluoranthene	207-08-9	U	0.167	0.203	0.0340	0.041	mg/kg	U	1
Benzoic Acid	65-85-0	U	1.00	1.22	0.2980	0.363	mg/kg	U	1
Benzyl Butyl Phthalate	85-68-7	U	0.167	0.203	0.0382	0.047	mg/kg	U	1
bis(2-chloroethoxy) methane	111-91-1	U	0.333	0.405	0.0333	0.041	mg/kg	U	1
bis(2-chloroethyl) ether	111-44-4	U	0.333	0.405	0.0333	0.041	mg/kg	U	1
bis(2-chloroisopropyl) ether	108-60-1	U	0.333	0.405	0.0455	0.055	mg/kg	U	1
bis(2-ethylhexyl) phthalate	117-81-7	U	0.167	0.203	0.0333	0.041	mg/kg	U	1
4-Bromophenyl-phenylether	101-55-3	U	0.333	0.405	0.0452	0.055	mg/kg	U	1
di-n-Butyl Phthalate	84-74-2	U	0.167	0.203	0.0333	0.041	mg/kg	U	1
4-chloro-3-methylphenol	59-50-7	U	0.333	0.405	0.0407	0.049	mg/kg	U	1
4-Chloroaniline	106-47-8	U	0.667	0.810	0.0333	0.041	mg/kg	U	1
2-Chloronaphthalene	91-58-7	U	0.333	0.405	0.0333	0.041	mg/kg	U	1
2-Chlorophenol	95-57-8	U	0.333	0.405	0.0333	0.041	mg/kg	U	1
4-Chlorophenyl Phenyl Ether	7005-72-3	U	0.333	0.405	0.0333	0.041	mg/kg	U	1
Chrysene	218-01-9	0.071	0.167	0.203	0.0333	0.041	mg/kg	J	1
Dibenz(a,h)Anthracene	53-70-3	U	0.167	0.203	0.0404	0.049	mg/kg	U	1
Dibenzofuran	132-64-9	U	0.333	0.405	0.0369	0.045	mg/kg	U	1
1,2-Dichlorobenzene	95-50-1	U	0.333	0.405	0.0333	0.041	mg/kg	U	1
1,3-Dichlorobenzene	541-73-1	U	0.333	0.405	0.0333	0.041	mg/kg	U	1
1,4-Dichlorobenzene	106-46-7	U	0.333	0.405	0.0376	0.046	mg/kg	U	1
3,3-Dichlorobenzidine	91-94-1	U	0.333	0.405	0.0637	0.077	mg/kg	U	1
2,4-Dichlorophenol	120-83-2	U	0.333	0.405	0.0333	0.041	mg/kg	U	1
Diethyl Phthalate	84-66-2	U	0.167	0.203	0.0333	0.041	mg/kg	U	1
Dimethyl Phthalate	131-11-3	U	0.167	0.203	0.0379	0.046	mg/kg	U	1
2,4-Dimethylphenol	105-67-9	U	0.333	0.405	0.0333	0.041	mg/kg	U	1
4,6-dinitro-2-methyl phenol	534-52-1	U	0.333	0.405	0.0377	0.046	mg/kg	U	1
2,4-Dinitrophenol	51-28-5	U	0.333	0.405	0.0333	0.041	mg/kg	U	1
2,4-Dinitrotoluene	121-14-2	U	0.333	0.405	0.0436	0.053	mg/kg	U	1
2,6-Dinitrotoluene	606-20-2	U	0.333	0.405	0.0333	0.041	mg/kg	U	1
Fluoranthene	206-44-0	U	0.167	0.203	0.0367	0.045	mg/kg	U	1
Fluorene	86-73-7	U	0.167	0.203	0.0333	0.041	mg/kg	U	1
Hexachlorobenzene	118-74-1	U	0.333	0.405	0.0337	0.041	mg/kg	U	1
Hexachlorobutadiene	87-68-3	U	0.333	0.405	0.0333	0.041	mg/kg	U	1
Hexachlorocyclopentadiene	77-47-4	U	0.333	0.405	0.0333	0.041	mg/kg	U	1
Hexachloroethane	67-72-1	U	0.333	0.405	0.0357	0.043	mg/kg	U	1
Indeno(1,2,3-c,d)Pyrene	193-39-5	U	0.167	0.203	0.0487	0.059	mg/kg	U	1
Isophorone	78-59-1	U	0.333	0.405	0.0540	0.066	mg/kg	U	1

XENCO Laboratories

Certificate of Analytical Results 239862

nelac accredited

3TM International, Houston , TX

Koppers Wood Preserving

Sample Id: **3TM-KP-DS-BB-8C (0-3)** Matrix: SOIL Sample Depth: 0 - 3 ft
Lab Sample Id: **239862-096** Date Collected: Jan-12-04 13:45 Date Received: Jan-19-04 14:05

Analytical Method: **SVOAs by EPA 8270C** % Moist: 17.72 Prep Method: 3550B
Date Anal: Jan-23-04 14:35 Analyst: MAD Date Prep: Jan-21-04 14:54 Tech: MAD
Anal seq: 646791 Prep seq: 465253

Parameter	CAS Number	Result	MQL UnAdj	MQL Adj	MDL UnAdj	SQL	Units	Flag	Dil
2-Methylnaphthalene	91-57-6	U	0.167	0.203	0.0350	0.043	mg/kg	U	1
2-methylphenol	95-48-7	U	0.333	0.405	0.0415	0.050	mg/kg	U	1
3&4-Methylphenol		U	0.333	0.405	0.0675	0.082	mg/kg	U	1
Naphthalene	91-20-3	U	0.167	0.203	0.0357	0.043	mg/kg	U	1
4-Nitroaniline	100-01-6	U	0.667	0.810	0.0560	0.068	mg/kg	U	1
3-Nitroaniline	99-09-2	U	0.333	0.405	0.0709	0.086	mg/kg	U	1
2-Nitroaniline	88-74-4	U	0.333	0.405	0.0348	0.042	mg/kg	U	1
Nitrobenzene	98-95-3	U	0.333	0.405	0.0333	0.041	mg/kg	U	1
2-Nitrophenol	88-75-5	U	0.333	0.405	0.0333	0.041	mg/kg	U	1
4-Nitrophenol	100-02-7	U	0.333	0.405	0.0579	0.070	mg/kg	U	1
N-Nitrosodi-n-Propylamine	621-64-7	U	0.333	0.405	0.0333	0.041	mg/kg	U	1
N-Nitrosodiphenylamine	86-30-6	U	0.333	0.405	0.0402	0.049	mg/kg	U	1
di-n-Octyl Phthalate	117-84-0	U	0.167	0.203	0.0333	0.041	mg/kg	U	1
Pentachlorophenol	87-86-5	U	0.333	0.405	0.0474	0.058	mg/kg	U	1
Phenanthrene	85-01-8	U	0.167	0.203	0.0333	0.041	mg/kg	U	1
Phenol	108-95-2	U	0.333	0.405	0.0333	0.041	mg/kg	U	1
Pyrene	129-00-0	U	0.167	0.203	0.0380	0.046	mg/kg	U	1
Pyridine	110-86-1	U	0.333	0.405	0.1230	0.149	mg/kg	U	1
1,2,4-Trichlorobenzene	120-82-1	U	0.333	0.405	0.0333	0.041	mg/kg	U	1
2,4,6-Trichlorophenol	88-06-2	U	0.333	0.405	0.0368	0.045	mg/kg	U	1
2,4,5-Trichlorophenol	95-95-4	U	0.333	0.405	0.0333	0.041	mg/kg	U	1

Analytical Method: **Percent Moisture** % Moist: Prep Method:
Date Anal: Jan-20-04 12:56 Analyst: JUJ Date Prep: Tech: JUJ
Anal seq: 646712 Prep seq:

Parameter	CAS Number	Result	MQL UnAdj	MQL Adj	MDL UnAdj	SQL	Units	Flag	Dil
Percent Moisture		17.7					%		

Certificate of Analytical Results 239862

3TM International, Houston , TX

Koppers Wood Preserving

Sample Id: **3TM-KP-DS-BB-9A (0-3)** Matrix: SOIL Sample Depth: 0 - 3 ft
Lab Sample Id: **239862-100** Date Collected: Jan-12-04 16:00 Date Received: Jan-19-04 14:05

Analytical Method: **SVOAs by EPA 8270C** % Moist: 22.66 Prep Method: 3550B
Date Anal: Jan-23-04 15:26 Analyst: MAD Date Prep: Jan-21-04 14:57 Tech: MAD
Anal seq: 646791 Prep seq: 465253

Parameter	CAS Number	Result	MQL UnAdj	MQL Adj	MDL UnAdj	SQL	Units	Flag	Dil
Acenaphthene	83-32-9	U	0.167	0.215	0.0333	0.043	mg/kg	U	1
Acenaphthylene	208-96-8	U	0.167	0.215	0.0333	0.043	mg/kg	U	1
Aniline (Phenylamine, Aminobenzene)	62-53-3	U	0.667	0.859	0.0353	0.046	mg/kg	U	1
Anthracene	120-12-7	U	0.167	0.215	0.0446	0.058	mg/kg	U	1
Benzo(a)anthracene	56-55-3	U	0.167	0.215	0.0333	0.043	mg/kg	U	1
Benzo(a)pyrene	50-32-8	U	0.167	0.215	0.0333	0.043	mg/kg	U	1
Benzo(b)fluoranthene	205-99-2	0.046	0.167	0.215	0.0333	0.043	mg/kg	J	1
Benzo(g,h,i)perylene	191-24-2	U	0.167	0.215	0.0333	0.043	mg/kg	U	1
Benzo(k)fluoranthene	207-08-9	U	0.167	0.215	0.0340	0.044	mg/kg	U	1
Benzoic Acid	65-85-0	U	1.00	1.29	0.2980	0.385	mg/kg	U	1
Benzyl Butyl Phthalate	85-68-7	U	0.167	0.215	0.0382	0.049	mg/kg	U	1
bis(2-chloroethoxy) methane	111-91-1	U	0.333	0.430	0.0333	0.043	mg/kg	U	1
bis(2-chloroethyl) ether	111-44-4	U	0.333	0.430	0.0333	0.043	mg/kg	U	1
bis(2-chloroisopropyl) ether	108-60-1	U	0.333	0.430	0.0455	0.059	mg/kg	U	1
bis(2-ethylhexyl) phthalate	117-81-7	U	0.167	0.215	0.0333	0.043	mg/kg	U	1
4-Bromophenyl-phenylether	101-55-3	U	0.333	0.430	0.0452	0.058	mg/kg	U	1
di-n-Butyl Phthalate	84-74-2	U	0.167	0.215	0.0333	0.043	mg/kg	U	1
4-chloro-3-methylphenol	59-50-7	U	0.333	0.430	0.0407	0.052	mg/kg	U	1
4-Chloroaniline	106-47-8	U	0.667	0.859	0.0333	0.043	mg/kg	U	1
2-Chloronaphthalene	91-58-7	U	0.333	0.430	0.0333	0.043	mg/kg	U	1
2-Chlorophenol	95-57-8	U	0.333	0.430	0.0333	0.043	mg/kg	U	1
4-Chlorophenyl Phenyl Ether	7005-72-3	U	0.333	0.430	0.0333	0.043	mg/kg	U	1
Chrysene	218-01-9	U	0.167	0.215	0.0333	0.043	mg/kg	U	1
Dibenz(a,h)Anthracene	53-70-3	U	0.167	0.215	0.0404	0.052	mg/kg	U	1
Dibenzofuran	132-64-9	U	0.333	0.430	0.0369	0.048	mg/kg	U	1
1,2-Dichlorobenzene	95-50-1	U	0.333	0.430	0.0333	0.043	mg/kg	U	1
1,3-Dichlorobenzene	541-73-1	U	0.333	0.430	0.0333	0.043	mg/kg	U	1
1,4-Dichlorobenzene	106-46-7	U	0.333	0.430	0.0376	0.048	mg/kg	U	1
3,3-Dichlorobenzidine	91-94-1	U	0.333	0.430	0.0637	0.082	mg/kg	U	1
2,4-Dichlorophenol	120-83-2	U	0.333	0.430	0.0333	0.043	mg/kg	U	1
Diethyl Phthalate	84-66-2	U	0.167	0.215	0.0333	0.043	mg/kg	U	1
Dimethyl Phthalate	131-11-3	U	0.167	0.215	0.0379	0.049	mg/kg	U	1
2,4-Dimethylphenol	105-67-9	U	0.333	0.430	0.0333	0.043	mg/kg	U	1
4,6-dinitro-2-methyl phenol	534-52-1	U	0.333	0.430	0.0377	0.049	mg/kg	U	1
2,4-Dinitrophenol	51-28-5	U	0.333	0.430	0.0333	0.043	mg/kg	U	1
2,4-Dinitrotoluene	121-14-2	U	0.333	0.430	0.0436	0.056	mg/kg	U	1
2,6-Dinitrotoluene	606-20-2	U	0.333	0.430	0.0333	0.043	mg/kg	U	1
Fluoranthene	206-44-0	U	0.167	0.215	0.0367	0.047	mg/kg	U	1
Fluorene	86-73-7	U	0.167	0.215	0.0333	0.043	mg/kg	U	1
Hexachlorobenzene	118-74-1	U	0.333	0.430	0.0337	0.043	mg/kg	U	1
Hexachlorobutadiene	87-68-3	U	0.333	0.430	0.0333	0.043	mg/kg	U	1
Hexachlorocyclopentadiene	77-47-4	U	0.333	0.430	0.0333	0.043	mg/kg	U	1
Hexachloroethane	67-72-1	U	0.333	0.430	0.0357	0.046	mg/kg	U	1
Indeno(1,2,3-c,d)Pyrene	193-39-5	U	0.167	0.215	0.0487	0.063	mg/kg	U	1
Isophorone	78-59-1	U	0.333	0.430	0.0540	0.070	mg/kg	U	1

XENCO Laboratories

Certificate of Analytical Results 239862

ne ac accredited

3TM International, Houston , TX

Koppers Wood Preserving

Sample Id: **3TM-KP-DS-BB-9A (0-3)** Matrix: SOIL Sample Depth: 0 - 3 ft
Lab Sample Id: **239862-100** Date Collected: Jan-12-04 16:00 Date Received: Jan-19-04 14:05

Analytical Method: **SVOAs by EPA 8270C** % Moist: 22.66 Prep Method: 3550B
Date Anal: Jan-23-04 15:26 Analyst: MAD Date Prep: Jan-21-04 14:57 Tech: MAD
Anal seq: 646791 Prep seq: 465253

Parameter	CAS Number	Result	MQL UnAdj	MQL Adj	MDL UnAdj	SQL	Units	Flag	Dil
2-Methylnaphthalene	91-57-6	U	0.167	0.215	0.0350	0.045	mg/kg	U	1
2-methylphenol	95-48-7	U	0.333	0.430	0.0415	0.054	mg/kg	U	1
3&4-Methylphenol		U	0.333	0.430	0.0675	0.087	mg/kg	U	1
Naphthalene	91-20-3	U	0.167	0.215	0.0357	0.046	mg/kg	U	1
4-Nitroaniline	100-01-6	U	0.667	0.859	0.0560	0.072	mg/kg	U	1
3-Nitroaniline	99-09-2	U	0.333	0.430	0.0709	0.091	mg/kg	U	1
2-Nitroaniline	88-74-4	U	0.333	0.430	0.0348	0.045	mg/kg	U	1
Nitrobenzene	98-95-3	U	0.333	0.430	0.0333	0.043	mg/kg	U	1
2-Nitrophenol	88-75-5	U	0.333	0.430	0.0333	0.043	mg/kg	U	1
4-Nitrophenol	100-02-7	U	0.333	0.430	0.0579	0.075	mg/kg	U	1
N-Nitrosodi-n-Propylamine	621-64-7	U	0.333	0.430	0.0333	0.043	mg/kg	U	1
N-Nitrosodiphenylamine	86-30-6	U	0.333	0.430	0.0402	0.052	mg/kg	U	1
di-n-Octyl Phthalate	117-84-0	U	0.167	0.215	0.0333	0.043	mg/kg	U	1
Pentachlorophenol	87-86-5	U	0.333	0.430	0.0474	0.061	mg/kg	U	1
Phenanthrene	85-01-8	U	0.167	0.215	0.0333	0.043	mg/kg	U	1
Phenol	108-95-2	U	0.333	0.430	0.0333	0.043	mg/kg	U	1
Pyrene	129-00-0	U	0.167	0.215	0.0380	0.049	mg/kg	U	1
Pyridine	110-86-1	U	0.333	0.430	0.1230	0.158	mg/kg	U	1
1,2,4-Trichlorobenzene	120-82-1	U	0.333	0.430	0.0333	0.043	mg/kg	U	1
2,4,6-Trichlorophenol	88-06-2	U	0.333	0.430	0.0368	0.047	mg/kg	U	1
2,4,5-Trichlorophenol	95-95-4	U	0.333	0.430	0.0333	0.043	mg/kg	U	1

Analytical Method: **Percent Moisture** % Moist: Prep Method:
Date Anal: Jan-20-04 12:58 Analyst: JUJ Date Prep: Tech: JUJ
Anal seq: 646712 Prep seq:

Parameter	CAS Number	Result	MQL UnAdj	MQL Adj	MDL UnAdj	SQL	Units	Flag	Dil
Percent Moisture		22.7					%		

XENCO Laboratories

Certificate of Analytical Results 239862

nelac accredited

3TM International, Houston , TX

Koppers Wood Preserving

Sample Id: **3TM-KP-DS-BB-9B (0-3)** Matrix: SOIL Sample Depth: 0 - 3 ft
Lab Sample Id: **239862-104** Date Collected: Jan-12-04 16:40 Date Received: Jan-19-04 14:05

Analytical Method: **SVOAs by EPA 8270C** % Moist: 20.88 Prep Method: 3550B
Date Anal: Jan-23-04 16:19 Analyst: MAD Date Prep: Jan-21-04 15:00 Tech: MAD
Anal seq: 646791 Prep seq: 465253

Parameter	CAS Number	Result	MQL UnAdj	MQL Adj	MDL UnAdj	SQL	Units	Flag	Dil
Acenaphthene	83-32-9	U	0.167	0.211	0.0333	0.042	mg/kg	U	1
Acenaphthylene	208-96-8	U	0.167	0.211	0.0333	0.042	mg/kg	U	1
Aniline (Phenylamine, Aminobenzene)	62-53-3	U	0.667	0.843	0.0353	0.045	mg/kg	U	1
Anthracene	120-12-7	U	0.167	0.211	0.0446	0.056	mg/kg	U	1
Benzo(a)anthracene	56-55-3	U	0.167	0.211	0.0333	0.042	mg/kg	U	1
Benzo(a)pyrene	50-32-8	U	0.167	0.211	0.0333	0.042	mg/kg	U	1
Benzo(b)fluoranthene	205-99-2	U	0.167	0.211	0.0333	0.042	mg/kg	U	1
Benzo(g,h,i)perylene	191-24-2	U	0.167	0.211	0.0333	0.042	mg/kg	U	1
Benzo(k)fluoranthene	207-08-9	U	0.167	0.211	0.0340	0.043	mg/kg	U	1
Benzoic Acid	65-85-0	U	1.00	1.26	0.2980	0.377	mg/kg	U	1
Benzyl Butyl Phthalate	85-68-7	U	0.167	0.211	0.0382	0.048	mg/kg	U	1
bis(2-chloroethoxy) methane	111-91-1	U	0.333	0.421	0.0333	0.042	mg/kg	U	1
bis(2-chloroethyl) ether	111-44-4	U	0.333	0.421	0.0333	0.042	mg/kg	U	1
bis(2-chloroisopropyl) ether	108-60-1	U	0.333	0.421	0.0455	0.058	mg/kg	U	1
bis(2-ethylhexyl) phthalate	117-81-7	U	0.167	0.211	0.0333	0.042	mg/kg	U	1
4-Bromophenyl-phenylether	101-55-3	U	0.333	0.421	0.0452	0.057	mg/kg	U	1
di-n-Butyl Phthalate	84-74-2	U	0.167	0.211	0.0333	0.042	mg/kg	U	1
4-chloro-3-methylphenol	59-50-7	U	0.333	0.421	0.0407	0.051	mg/kg	U	1
4-Chloroaniline	106-47-8	U	0.667	0.843	0.0333	0.042	mg/kg	U	1
2-Chloronaphthalene	91-58-7	U	0.333	0.421	0.0333	0.042	mg/kg	U	1
2-Chlorophenol	95-57-8	U	0.333	0.421	0.0333	0.042	mg/kg	U	1
4-Chlorophenyl Phenyl Ether	7005-72-3	U	0.333	0.421	0.0333	0.042	mg/kg	U	1
Chrysene	218-01-9	U	0.167	0.211	0.0333	0.042	mg/kg	U	1
Dibenz(a,h)Anthracene	53-70-3	U	0.167	0.211	0.0404	0.051	mg/kg	U	1
Dibenzofuran	132-64-9	U	0.333	0.421	0.0369	0.047	mg/kg	U	1
1,2-Dichlorobenzene	95-50-1	U	0.333	0.421	0.0333	0.042	mg/kg	U	1
1,3-Dichlorobenzene	541-73-1	U	0.333	0.421	0.0333	0.042	mg/kg	U	1
1,4-Dichlorobenzene	106-46-7	U	0.333	0.421	0.0376	0.048	mg/kg	U	1
3,3-Dichlorobenzidine	91-94-1	U	0.333	0.421	0.0637	0.081	mg/kg	U	1
2,4-Dichlorophenol	120-83-2	U	0.333	0.421	0.0333	0.042	mg/kg	U	1
Diethyl Phthalate	84-66-2	U	0.167	0.211	0.0333	0.042	mg/kg	U	1
Dimethyl Phthalate	131-11-3	U	0.167	0.211	0.0379	0.048	mg/kg	U	1
2,4-Dimethylphenol	105-67-9	U	0.333	0.421	0.0333	0.042	mg/kg	U	1
4,6-dinitro-2-methyl phenol	534-52-1	U	0.333	0.421	0.0377	0.048	mg/kg	U	1
2,4-Dinitrophenol	51-28-5	U	0.333	0.421	0.0333	0.042	mg/kg	U	1
2,4-Dinitrotoluene	121-14-2	U	0.333	0.421	0.0436	0.055	mg/kg	U	1
2,6-Dinitrotoluene	606-20-2	U	0.333	0.421	0.0333	0.042	mg/kg	U	1
Fluoranthene	206-44-0	U	0.167	0.211	0.0367	0.046	mg/kg	U	1
Fluorene	86-73-7	U	0.167	0.211	0.0333	0.042	mg/kg	U	1
Hexachlorobenzene	118-74-1	U	0.333	0.421	0.0337	0.043	mg/kg	U	1
Hexachlorobutadiene	87-68-3	U	0.333	0.421	0.0333	0.042	mg/kg	U	1
Hexachlorocyclopentadiene	77-47-4	U	0.333	0.421	0.0333	0.042	mg/kg	U	1
Hexachloroethane	67-72-1	U	0.333	0.421	0.0357	0.045	mg/kg	U	1
Indeno(1,2,3-c,d)Pyrene	193-39-5	U	0.167	0.211	0.0487	0.062	mg/kg	U	1
Isophorone	78-59-1	U	0.333	0.421	0.0540	0.068	mg/kg	U	1

Certificate of Analytical Results 239862

3TM International, Houston , TX

Koppers Wood Preserving

Sample Id: **3TM-KP-DS-BB-9B (0-3)** Matrix: SOIL Sample Depth: 0 - 3 ft
Lab Sample Id: **239862-104** Date Collected: Jan-12-04 16:40 Date Received: Jan-19-04 14:05

Analytical Method: **SVOAs by EPA 8270C** % Moist: 20.88 Prep Method: 3550B
Date Anal: Jan-23-04 16:19 Analyst: MAD Date Prep: Jan-21-04 15:00 Tech: MAD
Anal seq: 646791 Prep seq: 465253

Parameter	CAS Number	Result	MQL UnAdj	MQL Adj	MDL UnAdj	SQL	Units	Flag	Dil
2-Methylnaphthalene	91-57-6	U	0.167	0.211	0.0350	0.044	mg/kg	U	1
2-methylphenol	95-48-7	U	0.333	0.421	0.0415	0.052	mg/kg	U	1
3&4-Methylphenol		U	0.333	0.421	0.0675	0.085	mg/kg	U	1
Naphthalene	91-20-3	U	0.167	0.211	0.0357	0.045	mg/kg	U	1
4-Nitroaniline	100-01-6	U	0.667	0.843	0.0560	0.071	mg/kg	U	1
3-Nitroaniline	99-09-2	U	0.333	0.421	0.0709	0.090	mg/kg	U	1
2-Nitroaniline	88-74-4	U	0.333	0.421	0.0348	0.044	mg/kg	U	1
Nitrobenzene	98-95-3	U	0.333	0.421	0.0333	0.042	mg/kg	U	1
2-Nitrophenol	88-75-5	U	0.333	0.421	0.0333	0.042	mg/kg	U	1
4-Nitrophenol	100-02-7	U	0.333	0.421	0.0579	0.073	mg/kg	U	1
N-Nitrosodi-n-Propylamine	621-64-7	U	0.333	0.421	0.0333	0.042	mg/kg	U	1
N-Nitrosodiphenylamine	86-30-6	U	0.333	0.421	0.0402	0.051	mg/kg	U	1
di-n-Octyl Phthalate	117-84-0	U	0.167	0.211	0.0333	0.042	mg/kg	U	1
Pentachlorophenol	87-86-5	U	0.333	0.421	0.0474	0.060	mg/kg	U	1
Phenanthrene	85-01-8	U	0.167	0.211	0.0333	0.042	mg/kg	U	1
Phenol	108-95-2	U	0.333	0.421	0.0333	0.042	mg/kg	U	1
Pyrene	129-00-0	U	0.167	0.211	0.0380	0.048	mg/kg	U	1
Pyridine	110-86-1	U	0.333	0.421	0.1230	0.155	mg/kg	U	1
1,2,4-Trichlorobenzene	120-82-1	U	0.333	0.421	0.0333	0.042	mg/kg	U	1
2,4,6-Trichlorophenol	88-06-2	U	0.333	0.421	0.0368	0.047	mg/kg	U	1
2,4,5-Trichlorophenol	95-95-4	U	0.333	0.421	0.0333	0.042	mg/kg	U	1

Analytical Method: **Percent Moisture** % Moist: Prep Method:
Date Anal: Jan-20-04 13:00 Analyst: JUJ Date Prep: Tech: JUJ
Anal seq: 646712 Prep seq:

Parameter	CAS Number	Result	MQL UnAdj	MQL Adj	MDL UnAdj	SQL	Units	Flag	Dil
Percent Moisture		20.9					%		

XENCO Laboratories

Certificate of Analytical Results 239862

nelac accredited

3TM International, Houston , TX

Koppers Wood Preserving

Sample Id: **3TM-KP-DS-BB-9C (0-3)** Matrix: SOIL Sample Depth: 0 - 3 ft
Lab Sample Id: **239862-108** Date Collected: Jan-12-04 17:20 Date Received: Jan-19-04 14:05

Analytical Method: **SVOAs by EPA 8270C** % Moist: 20.32 Prep Method: 3550B
Date Anal: Jan-23-04 17:09 Analyst: MAD Date Prep: Jan-21-04 15:03 Tech: MAD
Anal seq: 646791 Prep seq: 465253

Parameter	CAS Number	Result	MQL UnAdj	MQL Adj	MDL UnAdj	SQL	Units	Flag	Dil
Acenaphthene	83-32-9	U	0.167	0.209	0.0333	0.042	mg/kg	U	1
Acenaphthylene	208-96-8	U	0.167	0.209	0.0333	0.042	mg/kg	U	1
Aniline (Phenylamine, Aminobenzene)	62-53-3	U	0.667	0.836	0.0353	0.044	mg/kg	U	1
Anthracene	120-12-7	U	0.167	0.209	0.0446	0.056	mg/kg	U	1
Benzo(a)anthracene	56-55-3	U	0.167	0.209	0.0333	0.042	mg/kg	U	1
Benzo(a)pyrene	50-32-8	U	0.167	0.209	0.0333	0.042	mg/kg	U	1
Benzo(b)fluoranthene	205-99-2	U	0.167	0.209	0.0333	0.042	mg/kg	U	1
Benzo(g,h,i)perylene	191-24-2	U	0.167	0.209	0.0333	0.042	mg/kg	U	1
Benzo(k)fluoranthene	207-08-9	U	0.167	0.209	0.0340	0.043	mg/kg	U	1
Benzoic Acid	65-85-0	U	1.00	1.25	0.2980	0.374	mg/kg	U	1
Benzyl Butyl Phthalate	85-68-7	U	0.167	0.209	0.0382	0.048	mg/kg	U	1
bis(2-chloroethoxy) methane	111-91-1	U	0.333	0.418	0.0333	0.042	mg/kg	U	1
bis(2-chloroethyl) ether	111-44-4	U	0.333	0.418	0.0333	0.042	mg/kg	U	1
bis(2-chloroisopropyl) ether	108-60-1	U	0.333	0.418	0.0455	0.057	mg/kg	U	1
bis(2-ethylhexyl) phthalate	117-81-7	U	0.167	0.209	0.0333	0.042	mg/kg	U	1
4-Bromophenyl-phenylether	101-55-3	U	0.333	0.418	0.0452	0.057	mg/kg	U	1
di-n-Butyl Phthalate	84-74-2	U	0.167	0.209	0.0333	0.042	mg/kg	U	1
4-chloro-3-methylphenol	59-50-7	U	0.333	0.418	0.0407	0.051	mg/kg	U	1
4-Chloroaniline	106-47-8	U	0.667	0.836	0.0333	0.042	mg/kg	U	1
2-Chloronaphthalene	91-58-7	U	0.333	0.418	0.0333	0.042	mg/kg	U	1
2-Chlorophenol	95-57-8	U	0.333	0.418	0.0333	0.042	mg/kg	U	1
4-Chlorophenyl Phenyl Ether	7005-72-3	U	0.333	0.418	0.0333	0.042	mg/kg	U	1
Chrysene	218-01-9	U	0.167	0.209	0.0333	0.042	mg/kg	U	1
Dibenz(a,h)Anthracene	53-70-3	U	0.167	0.209	0.0404	0.051	mg/kg	U	1
Dibenzofuran	132-64-9	U	0.333	0.418	0.0369	0.046	mg/kg	U	1
1,2-Dichlorobenzene	95-50-1	U	0.333	0.418	0.0333	0.042	mg/kg	U	1
1,3-Dichlorobenzene	541-73-1	U	0.333	0.418	0.0333	0.042	mg/kg	U	1
1,4-Dichlorobenzene	106-46-7	U	0.333	0.418	0.0376	0.047	mg/kg	U	1
3,3-Dichlorobenzidine	91-94-1	U	0.333	0.418	0.0637	0.080	mg/kg	U	1
2,4-Dichlorophenol	120-83-2	U	0.333	0.418	0.0333	0.042	mg/kg	U	1
Diethyl Phthalate	84-66-2	U	0.167	0.209	0.0333	0.042	mg/kg	U	1
Dimethyl Phthalate	131-11-3	U	0.167	0.209	0.0379	0.048	mg/kg	U	1
2,4-Dimethylphenol	105-67-9	U	0.333	0.418	0.0333	0.042	mg/kg	U	1
4,6-dinitro-2-methyl phenol	534-52-1	U	0.333	0.418	0.0377	0.047	mg/kg	U	1
2,4-Dinitrophenol	51-28-5	U	0.333	0.418	0.0333	0.042	mg/kg	U	1
2,4-Dinitrotoluene	121-14-2	U	0.333	0.418	0.0436	0.055	mg/kg	U	1
2,6-Dinitrotoluene	606-20-2	U	0.333	0.418	0.0333	0.042	mg/kg	U	1
Fluoranthene	206-44-0	U	0.167	0.209	0.0367	0.046	mg/kg	U	1
Fluorene	86-73-7	U	0.167	0.209	0.0333	0.042	mg/kg	U	1
Hexachlorobenzene	118-74-1	U	0.333	0.418	0.0337	0.042	mg/kg	U	1
Hexachlorobutadiene	87-68-3	U	0.333	0.418	0.0333	0.042	mg/kg	U	1
Hexachlorocyclopentadiene	77-47-4	U	0.333	0.418	0.0333	0.042	mg/kg	U	1
Hexachloroethane	67-72-1	U	0.333	0.418	0.0357	0.045	mg/kg	U	1
Indeno(1,2,3-c,d)Pyrene	193-39-5	U	0.167	0.209	0.0487	0.061	mg/kg	U	1
Isophorone	78-59-1	U	0.333	0.418	0.0540	0.068	mg/kg	U	1

XENCO Laboratories

Certificate of Analytical Results 239862

nelac accredited

3TM International, Houston , TX

Koppers Wood Preserving

Sample Id: **3TM-KP-DS-BB-9C (0-3)** Matrix: SOIL Sample Depth: 0 - 3 ft
Lab Sample Id: **239862-108** Date Collected: Jan-12-04 17:20 Date Received: Jan-19-04 14:05

Analytical Method: **SVOAs by EPA 8270C** % Moist: 20.32 Prep Method: 3550B
Date Anal: Jan-23-04 17:09 Analyst: MAD Date Prep: Jan-21-04 15:03 Tech: MAD
Anal seq: 646791 Prep seq: 465253

Parameter	CAS Number	Result	MQL UnAdj	MQL Adj	MDL UnAdj	SQL	Units	Flag	Dil
2-Methylnaphthalene	91-57-6	U	0.167	0.209	0.0350	0.044	mg/kg	U	1
2-methylphenol	95-48-7	U	0.333	0.418	0.0415	0.052	mg/kg	U	1
3&4-Methylphenol		U	0.333	0.418	0.0675	0.085	mg/kg	U	1
Naphthalene	91-20-3	U	0.167	0.209	0.0357	0.045	mg/kg	U	1
4-Nitroaniline	100-01-6	U	0.667	0.836	0.0560	0.070	mg/kg	U	1
3-Nitroaniline	99-09-2	U	0.333	0.418	0.0709	0.089	mg/kg	U	1
2-Nitroaniline	88-74-4	U	0.333	0.418	0.0348	0.044	mg/kg	U	1
Nitrobenzene	98-95-3	U	0.333	0.418	0.0333	0.042	mg/kg	U	1
2-Nitrophenol	88-75-5	U	0.333	0.418	0.0333	0.042	mg/kg	U	1
4-Nitrophenol	100-02-7	U	0.333	0.418	0.0579	0.073	mg/kg	U	1
N-Nitrosodi-n-Propylamine	621-64-7	U	0.333	0.418	0.0333	0.042	mg/kg	U	1
N-Nitrosodiphenylamine	86-30-6	U	0.333	0.418	0.0402	0.050	mg/kg	U	1
di-n-Octyl Phthalate	117-84-0	U	0.167	0.209	0.0333	0.042	mg/kg	U	1
Pentachlorophenol	87-86-5	U	0.333	0.418	0.0474	0.060	mg/kg	U	1
Phenanthrene	85-01-8	U	0.167	0.209	0.0333	0.042	mg/kg	U	1
Phenol	108-95-2	U	0.333	0.418	0.0333	0.042	mg/kg	U	1
Pyrene	129-00-0	U	0.167	0.209	0.0380	0.048	mg/kg	U	1
Pyridine	110-86-1	U	0.333	0.418	0.1230	0.154	mg/kg	U	1
1,2,4-Trichlorobenzene	120-82-1	U	0.333	0.418	0.0333	0.042	mg/kg	U	1
2,4,6-Trichlorophenol	88-06-2	U	0.333	0.418	0.0368	0.046	mg/kg	U	1
2,4,5-Trichlorophenol	95-95-4	U	0.333	0.418	0.0333	0.042	mg/kg	U	1

Analytical Method: **Percent Moisture** % Moist: Prep Method:
Date Anal: Jan-20-04 13:02 Analyst: JUJ Date Prep: Tech: JUJ
Anal seq: 646712 Prep seq:

Parameter	CAS Number	Result	MQL UnAdj	MQL Adj	MDL UnAdj	SQL	Units	Flag	Dil
Percent Moisture		20.3					%		

Certificate of Analytical Results 239862

3TM International, Houston , TX

Koppers Wood Preserving

Sample Id: **3TM-KP-DS-BB-7A (0-3)** Matrix: SOIL Sample Depth: 0 - 3 ft
Lab Sample Id: **239862-112** Date Collected: Jan-13-04 10:20 Date Received: Jan-19-04 14:05

Analytical Method: **SVOAs by EPA 8270C** % Moist: 16.35 Prep Method: 3550B
Date Anal: Jan-27-04 01:47 Analyst: JBU Date Prep: Jan-21-04 15:06 Tech: JBU
Anal seq: 646791 Prep seq: 465253

Parameter	CAS Number	Result	MQL UnAdj	MQL Adj	MDL UnAdj	SQL	Units	Flag	Dil
Acenaphthene	83-32-9	U	0.167	0.199	0.0333	0.040	mg/kg	U	1
Acenaphthylene	208-96-8	U	0.167	0.199	0.0333	0.040	mg/kg	U	1
Aniline (Phenylamine, Aminobenzene)	62-53-3	U	0.667	0.795	0.0353	0.042	mg/kg	U	1
Anthracene	120-12-7	U	0.167	0.199	0.0446	0.053	mg/kg	U	1
Benzo(a)anthracene	56-55-3	U	0.167	0.199	0.0333	0.040	mg/kg	U	1
Benzo(a)pyrene	50-32-8	U	0.167	0.199	0.0333	0.040	mg/kg	U	1
Benzo(b)fluoranthene	205-99-2	U	0.167	0.199	0.0333	0.040	mg/kg	U	1
Benzo(g,h,i)perylene	191-24-2	U	0.167	0.199	0.0333	0.040	mg/kg	U	1
Benzo(k)fluoranthene	207-08-9	U	0.167	0.199	0.0340	0.041	mg/kg	U	1
Benzoic Acid	65-85-0	U	1.00	1.19	0.2980	0.356	mg/kg	U	1
Benzyl Butyl Phthalate	85-68-7	U	0.167	0.199	0.0382	0.046	mg/kg	U	1
bis(2-chloroethoxy) methane	111-91-1	U	0.333	0.398	0.0333	0.040	mg/kg	U	1
bis(2-chloroethyl) ether	111-44-4	U	0.333	0.398	0.0333	0.040	mg/kg	U	1
bis(2-chloroisopropyl) ether	108-60-1	U	0.333	0.398	0.0455	0.054	mg/kg	U	1
bis(2-ethylhexyl) phthalate	117-81-7	U	0.167	0.199	0.0333	0.040	mg/kg	U	1
4-Bromophenyl-phenylether	101-55-3	U	0.333	0.398	0.0452	0.054	mg/kg	U	1
di-n-Butyl Phthalate	84-74-2	U	0.167	0.199	0.0333	0.040	mg/kg	U	1
4-chloro-3-methylphenol	59-50-7	U	0.333	0.398	0.0407	0.049	mg/kg	U	1
4-Chloroaniline	106-47-8	U	0.667	0.795	0.0333	0.040	mg/kg	U	1
2-Chloronaphthalene	91-58-7	U	0.333	0.398	0.0333	0.040	mg/kg	U	1
2-Chlorophenol	95-57-8	U	0.333	0.398	0.0333	0.040	mg/kg	U	1
4-Chlorophenyl Phenyl Ether	7005-72-3	U	0.333	0.398	0.0333	0.040	mg/kg	U	1
Chrysene	218-01-9	U	0.167	0.199	0.0333	0.040	mg/kg	U	1
Dibenz(a,h)Anthracene	53-70-3	U	0.167	0.199	0.0404	0.048	mg/kg	U	1
Dibenzofuran	132-64-9	U	0.333	0.398	0.0369	0.044	mg/kg	U	1
1,2-Dichlorobenzene	95-50-1	U	0.333	0.398	0.0333	0.040	mg/kg	U	1
1,3-Dichlorobenzene	541-73-1	U	0.333	0.398	0.0333	0.040	mg/kg	U	1
1,4-Dichlorobenzene	106-46-7	U	0.333	0.398	0.0376	0.045	mg/kg	U	1
3,3-Dichlorobenzidine	91-94-1	U	0.333	0.398	0.0637	0.076	mg/kg	U	1
2,4-Dichlorophenol	120-83-2	U	0.333	0.398	0.0333	0.040	mg/kg	U	1
Diethyl Phthalate	84-66-2	U	0.167	0.199	0.0333	0.040	mg/kg	U	1
Dimethyl Phthalate	131-11-3	U	0.167	0.199	0.0379	0.045	mg/kg	U	1
2,4-Dimethylphenol	105-67-9	U	0.333	0.398	0.0333	0.040	mg/kg	U	1
4,6-dinitro-2-methyl phenol	534-52-1	U	0.333	0.398	0.0377	0.045	mg/kg	U	1
2,4-Dinitrophenol	51-28-5	U	0.333	0.398	0.0333	0.040	mg/kg	U	1
2,4-Dinitrotoluene	121-14-2	U	0.333	0.398	0.0436	0.052	mg/kg	U	1
2,6-Dinitrotoluene	606-20-2	U	0.333	0.398	0.0333	0.040	mg/kg	U	1
Fluoranthene	206-44-0	U	0.167	0.199	0.0367	0.044	mg/kg	U	1
Fluorene	86-73-7	U	0.167	0.199	0.0333	0.040	mg/kg	U	1
Hexachlorobenzene	118-74-1	U	0.333	0.398	0.0337	0.040	mg/kg	U	1
Hexachlorobutadiene	87-68-3	U	0.333	0.398	0.0333	0.040	mg/kg	U	1
Hexachlorocyclopentadiene	77-47-4	U	0.333	0.398	0.0333	0.040	mg/kg	U	1
Hexachloroethane	67-72-1	U	0.333	0.398	0.0357	0.043	mg/kg	U	1
Indeno(1,2,3-c,d)Pyrene	193-39-5	U	0.167	0.199	0.0487	0.058	mg/kg	U	1
Isophorone	78-59-1	U	0.333	0.398	0.0540	0.064	mg/kg	U	1

XENCO Laboratories

Certificate of Analytical Results 239862

nelac accredited

3TM International, Houston , TX

Koppers Wood Preserving

Sample Id: **3TM-KP-DS-BB-7A (0-3)** Matrix: SOIL Sample Depth: 0 - 3 ft
Lab Sample Id: **239862-112** Date Collected: Jan-13-04 10:20 Date Received: Jan-19-04 14:05

Analytical Method: **SVOAs by EPA 8270C** % Moist: 16.35 Prep Method: 3550B
Date Anal: Jan-27-04 01:47 Analyst: JBU Date Prep: Jan-21-04 15:06 Tech: JBU
Anal seq: 646791 Prep seq: 465253

Parameter	CAS Number	Result	MQL UnAdj	MQL Adj	MDL UnAdj	SQL	Units	Flag	Dil
2-Methylnaphthalene	91-57-6	U	0.167	0.199	0.0350	0.042	mg/kg	U	1
2-methylphenol	95-48-7	U	0.333	0.398	0.0415	0.050	mg/kg	U	1
3&4-Methylphenol		U	0.333	0.398	0.0675	0.081	mg/kg	U	1
Naphthalene	91-20-3	U	0.167	0.199	0.0357	0.043	mg/kg	U	1
4-Nitroaniline	100-01-6	U	0.667	0.795	0.0560	0.067	mg/kg	U	1
3-Nitroaniline	99-09-2	U	0.333	0.398	0.0709	0.085	mg/kg	U	1
2-Nitroaniline	88-74-4	U	0.333	0.398	0.0348	0.042	mg/kg	U	1
Nitrobenzene	98-95-3	U	0.333	0.398	0.0333	0.040	mg/kg	U	1
2-Nitrophenol	88-75-5	U	0.333	0.398	0.0333	0.040	mg/kg	U	1
4-Nitrophenol	100-02-7	U	0.333	0.398	0.0579	0.069	mg/kg	U	1
N-Nitrosodi-n-Propylamine	621-64-7	U	0.333	0.398	0.0333	0.040	mg/kg	U	1
N-Nitrosodiphenylamine	86-30-6	U	0.333	0.398	0.0402	0.048	mg/kg	U	1
di-n-Octyl Phthalate	117-84-0	U	0.167	0.199	0.0333	0.040	mg/kg	U	1
Pentachlorophenol	87-86-5	U	0.333	0.398	0.0474	0.057	mg/kg	U	1
Phenanthrene	85-01-8	U	0.167	0.199	0.0333	0.040	mg/kg	U	1
Phenol	108-95-2	U	0.333	0.398	0.0333	0.040	mg/kg	U	1
Pyrene	129-00-0	U	0.167	0.199	0.0380	0.045	mg/kg	U	1
Pyridine	110-86-1	U	0.333	0.398	0.1230	0.146	mg/kg	U	1
1,2,4-Trichlorobenzene	120-82-1	U	0.333	0.398	0.0333	0.040	mg/kg	U	1
2,4,6-Trichlorophenol	88-06-2	U	0.333	0.398	0.0368	0.044	mg/kg	U	1
2,4,5-Trichlorophenol	95-95-4	U	0.333	0.398	0.0333	0.040	mg/kg	U	1

Analytical Method: **Percent Moisture** % Moist: Prep Method:
Date Anal: Jan-20-04 13:04 Analyst: JUJ Date Prep: Tech: JUJ
Anal seq: 646712 Prep seq:

Parameter	CAS Number	Result	MQL UnAdj	MQL Adj	MDL UnAdj	SQL	Units	Flag	Dil
Percent Moisture		16.3					%		

XENCO Laboratories

Certificate of Analytical Results 239862

nelac accredited

3TM International, Houston , TX

Koppers Wood Preserving

Sample Id: **3TM-KP-DS-BB-7B (0-3)** Matrix: SOIL Sample Depth: 0 - 3 ft
Lab Sample Id: **239862-116** Date Collected: Jan-13-04 11:00 Date Received: Jan-19-04 14:05

Analytical Method: **SVOAs by EPA 8270C** % Moist: 22.28 Prep Method: 3550B
Date Anal: Jan-27-04 02:29 Analyst: JBU Date Prep: Jan-21-04 15:09 Tech: JBU
Anal seq: 646791 Prep seq: 465253

Parameter	CAS Number	Result	MQL UnAdj	MQL Adj	MDL UnAdj	SQL	Units	Flag	Dil
Acenaphthene	83-32-9	U	0.167	0.214	0.0333	0.043	mg/kg	U	1
Acenaphthylene	208-96-8	U	0.167	0.214	0.0333	0.043	mg/kg	U	1
Aniline (Phenylamine, Aminobenzene)	62-53-3	U	0.667	0.857	0.0353	0.045	mg/kg	U	1
Anthracene	120-12-7	U	0.167	0.214	0.0446	0.057	mg/kg	U	1
Benzo(a)anthracene	56-55-3	U	0.167	0.214	0.0333	0.043	mg/kg	U	1
Benzo(a)pyrene	50-32-8	U	0.167	0.214	0.0333	0.043	mg/kg	U	1
Benzo(b)fluoranthene	205-99-2	U	0.167	0.214	0.0333	0.043	mg/kg	U	1
Benzo(g,h,i)perylene	191-24-2	U	0.167	0.214	0.0333	0.043	mg/kg	U	1
Benzo(k)fluoranthene	207-08-9	U	0.167	0.214	0.0340	0.044	mg/kg	U	1
Benzoic Acid	65-85-0	U	1.00	1.29	0.2980	0.384	mg/kg	U	1
Benzyl Butyl Phthalate	85-68-7	U	0.167	0.214	0.0382	0.049	mg/kg	U	1
bis(2-chloroethoxy) methane	111-91-1	U	0.333	0.429	0.0333	0.043	mg/kg	U	1
bis(2-chloroethyl) ether	111-44-4	U	0.333	0.429	0.0333	0.043	mg/kg	U	1
bis(2-chloroisopropyl) ether	108-60-1	U	0.333	0.429	0.0455	0.059	mg/kg	U	1
bis(2-ethylhexyl) phthalate	117-81-7	0.107	0.167	0.214	0.0333	0.043	mg/kg	J	1
4-Bromophenyl-phenylether	101-55-3	U	0.333	0.429	0.0452	0.058	mg/kg	U	1
di-n-Butyl Phthalate	84-74-2	U	0.167	0.214	0.0333	0.043	mg/kg	U	1
4-chloro-3-methylphenol	59-50-7	U	0.333	0.429	0.0407	0.052	mg/kg	U	1
4-Chloroaniline	106-47-8	U	0.667	0.857	0.0333	0.043	mg/kg	U	1
2-Chloronaphthalene	91-58-7	U	0.333	0.429	0.0333	0.043	mg/kg	U	1
2-Chlorophenol	95-57-8	U	0.333	0.429	0.0333	0.043	mg/kg	U	1
4-Chlorophenyl Phenyl Ether	7005-72-3	U	0.333	0.429	0.0333	0.043	mg/kg	U	1
Chrysene	218-01-9	U	0.167	0.214	0.0333	0.043	mg/kg	U	1
Dibenz(a,h)Anthracene	53-70-3	U	0.167	0.214	0.0404	0.052	mg/kg	U	1
Dibenzofuran	132-64-9	U	0.333	0.429	0.0369	0.048	mg/kg	U	1
1,2-Dichlorobenzene	95-50-1	U	0.333	0.429	0.0333	0.043	mg/kg	U	1
1,3-Dichlorobenzene	541-73-1	U	0.333	0.429	0.0333	0.043	mg/kg	U	1
1,4-Dichlorobenzene	106-46-7	U	0.333	0.429	0.0376	0.048	mg/kg	U	1
3,3-Dichlorobenzidine	91-94-1	U	0.333	0.429	0.0637	0.082	mg/kg	U	1
2,4-Dichlorophenol	120-83-2	U	0.333	0.429	0.0333	0.043	mg/kg	U	1
Diethyl Phthalate	84-66-2	U	0.167	0.214	0.0333	0.043	mg/kg	U	1
Dimethyl Phthalate	131-11-3	U	0.167	0.214	0.0379	0.049	mg/kg	U	1
2,4-Dimethylphenol	105-67-9	U	0.333	0.429	0.0333	0.043	mg/kg	U	1
4,6-dinitro-2-methyl phenol	534-52-1	U	0.333	0.429	0.0377	0.049	mg/kg	U	1
2,4-Dinitrophenol	51-28-5	U	0.333	0.429	0.0333	0.043	mg/kg	U	1
2,4-Dinitrotoluene	121-14-2	U	0.333	0.429	0.0436	0.056	mg/kg	U	1
2,6-Dinitrotoluene	606-20-2	U	0.333	0.429	0.0333	0.043	mg/kg	U	1
Fluoranthene	206-44-0	U	0.167	0.214	0.0367	0.047	mg/kg	U	1
Fluorene	86-73-7	U	0.167	0.214	0.0333	0.043	mg/kg	U	1
Hexachlorobenzene	118-74-1	U	0.333	0.429	0.0337	0.043	mg/kg	U	1
Hexachlorobutadiene	87-68-3	U	0.333	0.429	0.0333	0.043	mg/kg	U	1
Hexachlorocyclopentadiene	77-47-4	U	0.333	0.429	0.0333	0.043	mg/kg	U	1
Hexachloroethane	67-72-1	U	0.333	0.429	0.0357	0.046	mg/kg	U	1
Indeno(1,2,3-c,d)Pyrene	193-39-5	U	0.167	0.214	0.0487	0.063	mg/kg	U	1
Isophorone	78-59-1	U	0.333	0.429	0.0540	0.069	mg/kg	U	1

XENCO Laboratories

Certificate of Analytical Results 239862

nelac accredited

3TM International, Houston , TX

Koppers Wood Preserving

Sample Id: **3TM-KP-DS-BB-7B (0-3)** Matrix: SOIL Sample Depth: 0 - 3 ft
Lab Sample Id: **239862-116** Date Collected: Jan-13-04 11:00 Date Received: Jan-19-04 14:05

Analytical Method: **SVOAs by EPA 8270C** % Moist: 22.28 Prep Method: 3550B
Date Anal: Jan-27-04 02:29 Analyst: JBU Date Prep: Jan-21-04 15:09 Tech: JBU
Anal seq: 646791 Prep seq: 465253

Parameter	CAS Number	Result	MQL UnAdj	MQL Adj	MDL UnAdj	SQL	Units	Flag	Dil
2-Methylnaphthalene	91-57-6	U	0.167	0.214	0.0350	0.045	mg/kg	U	1
2-methylphenol	95-48-7	U	0.333	0.429	0.0415	0.053	mg/kg	U	1
3&4-Methylphenol		U	0.333	0.429	0.0675	0.087	mg/kg	U	1
Naphthalene	91-20-3	U	0.167	0.214	0.0357	0.046	mg/kg	U	1
4-Nitroaniline	100-01-6	U	0.667	0.857	0.0560	0.072	mg/kg	U	1
3-Nitroaniline	99-09-2	U	0.333	0.429	0.0709	0.091	mg/kg	U	1
2-Nitroaniline	88-74-4	U	0.333	0.429	0.0348	0.045	mg/kg	U	1
Nitrobenzene	98-95-3	U	0.333	0.429	0.0333	0.043	mg/kg	U	1
2-Nitrophenol	88-75-5	U	0.333	0.429	0.0333	0.043	mg/kg	U	1
4-Nitrophenol	100-02-7	U	0.333	0.429	0.0579	0.074	mg/kg	U	1
N-Nitrosodi-n-Propylamine	621-64-7	U	0.333	0.429	0.0333	0.043	mg/kg	U	1
N-Nitrosodiphenylamine	86-30-6	U	0.333	0.429	0.0402	0.052	mg/kg	U	1
di-n-Octyl Phthalate	117-84-0	U	0.167	0.214	0.0333	0.043	mg/kg	U	1
Pentachlorophenol	87-86-5	U	0.333	0.429	0.0474	0.061	mg/kg	U	1
Phenanthrene	85-01-8	U	0.167	0.214	0.0333	0.043	mg/kg	U	1
Phenol	108-95-2	U	0.333	0.429	0.0333	0.043	mg/kg	U	1
Pyrene	129-00-0	U	0.167	0.214	0.0380	0.049	mg/kg	U	1
Pyridine	110-86-1	U	0.333	0.429	0.1230	0.158	mg/kg	U	1
1,2,4-Trichlorobenzene	120-82-1	U	0.333	0.429	0.0333	0.043	mg/kg	U	1
2,4,6-Trichlorophenol	88-06-2	U	0.333	0.429	0.0368	0.047	mg/kg	U	1
2,4,5-Trichlorophenol	95-95-4	U	0.333	0.429	0.0333	0.043	mg/kg	U	1

Analytical Method: **Percent Moisture** % Moist: Prep Method:
Date Anal: Jan-20-04 13:06 Analyst: JUJ Date Prep: Tech: JUJ
Anal seq: 646712 Prep seq:

Parameter	CAS Number	Result	MQL UnAdj	MQL Adj	MDL UnAdj	SQL	Units	Flag	Dil
Percent Moisture		22.3					%		

XENCO laboratories

Certificate of Analytical Results 239862

nelac accredited

3TM International, Houston , TX

Koppers Wood Preserving

Sample Id: **3TM-KP-DS-BB-7C (0-3)** Matrix: SOIL Sample Depth: 0 - 3 ft
Lab Sample Id: **239862-120** Date Collected: Jan-13-04 11:40 Date Received: Jan-19-04 14:05

Analytical Method: **SVOAs by EPA 8270C** % Moist: 20.33 Prep Method: 3550B
Date Anal: Jan-27-04 03:11 Analyst: JBU Date Prep: Jan-21-04 15:12 Tech: JBU
Anal seq: 646791 Prep seq: 465253

Parameter	CAS Number	Result	MQL UnAdj	MQL Adj	MDL UnAdj	SQL	Units	Flag	Dil
Acenaphthene	83-32-9	U	0.167	0.209	0.0333	0.042	mg/kg	U	1
Acenaphthylene	208-96-8	U	0.167	0.209	0.0333	0.042	mg/kg	U	1
Aniline (Phenylamine, Aminobenzene)	62-53-3	U	0.667	0.837	0.0353	0.044	mg/kg	U	1
Anthracene	120-12-7	U	0.167	0.209	0.0446	0.056	mg/kg	U	1
Benzo(a)anthracene	56-55-3	U	0.167	0.209	0.0333	0.042	mg/kg	U	1
Benzo(a)pyrene	50-32-8	U	0.167	0.209	0.0333	0.042	mg/kg	U	1
Benzo(b)fluoranthene	205-99-2	U	0.167	0.209	0.0333	0.042	mg/kg	U	1
Benzo(g,h,i)perylene	191-24-2	U	0.167	0.209	0.0333	0.042	mg/kg	U	1
Benzo(k)fluoranthene	207-08-9	U	0.167	0.209	0.0340	0.043	mg/kg	U	1
Benzoic Acid	65-85-0	U	1.00	1.25	0.2980	0.374	mg/kg	U	1
Benzyl Butyl Phthalate	85-68-7	U	0.167	0.209	0.0382	0.048	mg/kg	U	1
bis(2-chloroethoxy) methane	111-91-1	U	0.333	0.418	0.0333	0.042	mg/kg	U	1
bis(2-chloroethyl) ether	111-44-4	U	0.333	0.418	0.0333	0.042	mg/kg	U	1
bis(2-chloroisopropyl) ether	108-60-1	U	0.333	0.418	0.0455	0.057	mg/kg	U	1
bis(2-ethylhexyl) phthalate	117-81-7	U	0.167	0.209	0.0333	0.042	mg/kg	U	1
4-Bromophenyl-phenylether	101-55-3	U	0.333	0.418	0.0452	0.057	mg/kg	U	1
di-n-Butyl Phthalate	84-74-2	U	0.167	0.209	0.0333	0.042	mg/kg	U	1
4-chloro-3-methylphenol	59-50-7	U	0.333	0.418	0.0407	0.051	mg/kg	U	1
4-Chloroaniline	106-47-8	U	0.667	0.837	0.0333	0.042	mg/kg	U	1
2-Chloronaphthalene	91-58-7	U	0.333	0.418	0.0333	0.042	mg/kg	U	1
2-Chlorophenol	95-57-8	U	0.333	0.418	0.0333	0.042	mg/kg	U	1
4-Chlorophenyl Phenyl Ether	7005-72-3	U	0.333	0.418	0.0333	0.042	mg/kg	U	1
Chrysene	218-01-9	U	0.167	0.209	0.0333	0.042	mg/kg	U	1
Dibenz(a,h)Anthracene	53-70-3	U	0.167	0.209	0.0404	0.051	mg/kg	U	1
Dibenzofuran	132-64-9	U	0.333	0.418	0.0369	0.046	mg/kg	U	1
1,2-Dichlorobenzene	95-50-1	U	0.333	0.418	0.0333	0.042	mg/kg	U	1
1,3-Dichlorobenzene	541-73-1	U	0.333	0.418	0.0333	0.042	mg/kg	U	1
1,4-Dichlorobenzene	106-46-7	U	0.333	0.418	0.0376	0.047	mg/kg	U	1
3,3-Dichlorobenzidine	91-94-1	U	0.333	0.418	0.0637	0.080	mg/kg	U	1
2,4-Dichlorophenol	120-83-2	U	0.333	0.418	0.0333	0.042	mg/kg	U	1
Diethyl Phthalate	84-66-2	U	0.167	0.209	0.0333	0.042	mg/kg	U	1
Dimethyl Phthalate	131-11-3	U	0.167	0.209	0.0379	0.048	mg/kg	U	1
2,4-Dimethylphenol	105-67-9	U	0.333	0.418	0.0333	0.042	mg/kg	U	1
4,6-dinitro-2-methyl phenol	534-52-1	U	0.333	0.418	0.0377	0.047	mg/kg	U	1
2,4-Dinitrophenol	51-28-5	U	0.333	0.418	0.0333	0.042	mg/kg	U	1
2,4-Dinitrotoluene	121-14-2	U	0.333	0.418	0.0436	0.055	mg/kg	U	1
2,6-Dinitrotoluene	606-20-2	U	0.333	0.418	0.0333	0.042	mg/kg	U	1
Fluoranthene	206-44-0	U	0.167	0.209	0.0367	0.046	mg/kg	U	1
Fluorene	86-73-7	U	0.167	0.209	0.0333	0.042	mg/kg	U	1
Hexachlorobenzene	118-74-1	U	0.333	0.418	0.0337	0.042	mg/kg	U	1
Hexachlorobutadiene	87-68-3	U	0.333	0.418	0.0333	0.042	mg/kg	U	1
Hexachlorocyclopentadiene	77-47-4	U	0.333	0.418	0.0333	0.042	mg/kg	U	1
Hexachloroethane	67-72-1	U	0.333	0.418	0.0357	0.045	mg/kg	U	1
Indeno(1,2,3-c,d)Pyrene	193-39-5	U	0.167	0.209	0.0487	0.061	mg/kg	U	1
Isophorone	78-59-1	U	0.333	0.418	0.0540	0.068	mg/kg	U	1

Koppers Industries Inc

General Information

ID	Branch	SIC	County	Basin	Start	End
876	Energy and Transportation	2491	Grenada	Yazoo River	11/09/1981	

Address

Physical Address (Primary)	Mailing Address
1 Koppers Drive Tie Plant, MS 38960	PO Box 160 Tie Plant, MS 38960

Telecommunications

Type	Address or Phone
Work phone number	(662) 226-4584, Ext. 11

Alternate / Historic AI Identifiers

Alt ID	Alt Name	Alt Type	Start Date	End Date
04300012	Koppers Industries, Inc.	Air-AIRS AFS	10/12/2000	
096000012	Koppers Industries, Inc.	Air-Title V Operating	03/11/1997	03/01/2002
096000012	Koppers Industries, Inc.	Air-Title V Operating	01/13/2004	01/01/2009
MSR220005	Koppers Industries, Inc.	GP-Wood Treating	09/25/1992	
MSD007027543	Koppers Industries, Inc.	Hazardous Waste-EPA ID	10/12/2000	
HW8854301	Koppers Industries, Inc.	Hazardous Waste-TSD	06/28/1988	06/28/1998
HW8854301	Koppers Industries, Inc.	Hazardous Waste-TSD	11/10/1999	09/30/2009
876	Koppers Industries, Inc.	Official Site Name	11/09/1981	
MSP090300	Koppers Industries, Inc.	Water-Pretreatment	11/14/1995	11/13/2000
MSP090300	Koppers Industries, Inc.	Water-Pretreatment	09/18/2001	08/31/2006
MSU081080	Koppers Industries, Inc.	Water-SOP	11/09/1981	11/30/1985

Regulatory Programs

Program	SubProgram	Start Date	End Date
Air	Title V - major	06/01/1900	
Hazardous Waste	TSD - Not Classified	06/28/1988	
Water	Baseline Stormwater	01/01/1900	
Water	PT CIU	11/14/1995	
Water	PT CIU - Timber Products Processing (Subpart 429)	11/14/1995	

Water	PT SIU	11/14/1995	

Locational Data

Latitude	Longitude	Method	Datum	S / T / R	Map Links

Report Date: 4/27/2005 3:02:44 PM

RECEIVED
APR 20 2005
MDEQ

BATCH 2

AXYS Analytical Services Ltd

SAMPLE PREPARATION RECORD

Axys Sample ID: L64666-11 Axys Contract No.: 4182

Date: 27 Jan 04 Record Keeper: Sharon Simon

Filleting/Dissection: ___ ___ (Initials / Time) Homogenization: SS (Initials) 8:10 (Time)

Client Label: 3TM-KP-DS-BB-11C (1") Koppers Wood Preserving
10 JAN 04 1050 JDV

Sample Type: Solid

Sample Description: Moist, clay-like fine-grained solid. Strong oil-like odor. Swirled grey & red-brown colors. Glossy

Equipment Used: 4 mm sieve ☐ Stainless bowl ☐ Spatula ☐ Scissors ☐ Forceps ☐ Shears ☐ Knife ☐

Blender: BO6 ☐ BO7 ☐ Grinder: GO1 ☐ GO2 ☐ GO3 ☐ GO4 ☐

Virtis: Large blade ☐ Stator ☐

Other Balance 3043 clear baked jar

Procedure: - Transferred sample to clear baked jar & inspected for rocks & foreign objects while stirring w. spatula.
- Again, transferred sample to ICHEM jar.
- Performed Moisture evaluation.

Single Sample: ✓ Composite sample: ___

Jar + original clear Jar 27 JAN 04 SS: Sample weight before preparation: 674 g

~~Sample~~ weight before preparation: 222 g ~~303 g~~

Sample weight before preparation: 452 g

Sample weight before preparation: ___

new JAR Sample weight before preparation: 753 g

New Jar ~~Sample~~ weight before preparation: 303 g

Sample weight before preparation: 450

Total sample weight after preparation: 450 g

Jars or Containers Filled: 1x 500mL ICHEM 300 Amber jar

Verification Checklist:
Client/AXYS ID correlation ☒ Basic Information ☒ LIMS Updated ☒ Requested Work Completed ☒
Initial of Verification: SS Date: 12 Feb 04

AXYS Analytical Services Ltd
PAH & STEROL ANALYSIS RECORD - SEDIMENT Soxhlet Extraction

Method #: MLA-021, Rev 05 HRMS_____ LRMS ✓ Due Date: 20 FEB 04 Batch No.: PHWG10987

P (F2 PAH) ✓ A (F2 Alkylated) _____ H (F1 Alkanes) ✓ ST (F3 Sterols) _____

Sample ID: L6466-11 Date: 04 FEB 04 Analyst: Martha P.

Blank: WG10987-101 Rec'd: 21 JAN 04 Back-up: > 10 g Stored In: _____

Sample Type and Description: Dark brownish wet soil

Original Labelling: 3TM-KP-DS-BB-11C

Sample Pre-Treatment Homo 27 JAN 04 SS

Sample Weight: Wet: 1.02 g Balance Inventory #: 3043

	Aliquot 1	Aliquot 2		
Tare:	0.97 g	0.97 g		
Wet + Tare:	2.02 g	2.02 g	Date: 04 FEB 04	Time: 18:00
Dry + Tare:	1.82 g	1.81 g	Date: 05 Feb 04	Time: 19:30
Avg Dry Wt:	0.82 g	Avg % Moisture 19.52 %		

SURROGATE STANDARD ID:

name	quantity	date	time	analyst	witness
PH028A-Jue/03	100 ul	04-Feb-04	20:29	MP	BA
HC003A-Sue/07	250 ul	04-Feb-04	20:10	MP	BA

AUTHENTIC STANDARD :

name	quantity	date	time	analyst	witness

Section 5.1.1 - Extraction

Soxhlet Extraction (DCM): 04 FEB 04 (date) 10:30 pm (time) MP (analyst) to 05 FEB 04 (date) 15:30 (time) MP (analyst)

Transfer to KD, add iso-octane and reduce ✓ Copper test: Neg

Chromatographic Cleanup: Section 6.0 – Levels P, A, H only **Section A.3 – Levels P, A, H, ST**

Section 6.1/A.3 - Silica (5% Deact): Batch # 192

F1 (H): 25 mL pentane discard _____ Date: 06 Feb 04 Analyst: MP

F2 (P,A): 100 mL DCM discard _____ Date: 06 Feb 04 Analyst: MP

F3 (ST): — mL 1:1 DCM:MeOH Date: _____ Analyst: _____

add 70 mL DCM — backwash w/2x50 mL H_2O —

Section A.4 - F3 Acetylation: N_2 dry: __ hexane _____ 50 µL pyridine _____ 50 µL acetic anhydride ___ overnight acetylation ___

1.25 mL K_2CO_3 _____ extract w/hexane:1X _____ 2X _____ 3X _____ Na_2SO_4 _____

Section 6. 2 - Additional Clean-up (Date / Analyst)

Alumina (2% deact.) Batch # 112 (x2) hexane 10 mL DCM 60 mL 09 Feb 04 MP

RECOVERY STANDARD ID: (Date / Analyst)

	name	quantity	date	time	analyst
F1:	PH010A-REC/10	25 ul	09 Feb 04	18:30	MP
F2:	PH019A-REC/02	100 ul	10 Feb 04	14:30	MP
F3:					

Final microvial Volume: F1 500 µL F2 500 µL F3 ____ µL

Additional Work Requested ☑ See attached FWO-079 Repeat ☐ Reason: _____ Req.by/date: _____

Comments

MBr 10-Feb-04

AXYS Analytical Services Ltd

Request for Additional Work
Second Page

Analysis Alkanes Method # MLA-021 Rev5 HR ___ LR ✓ ECD ___

Sample ID L6466-11 Batch # WG10987

Code	Additional Work Action:	Reason	GC Data File:	Requested by/date:	Completed in lab by/date:	Run on Instr. by/date:
N	5x dilution	↑ pristane	D104028HC	[illegible] 19Feb04	CB 20Feb04	D [illegible] 26Feb04
Ni	Reinject	MS Hung-up	D104L026HC	[illegible] 26Feb04		D [illegible] 26Feb04

Comments

N: transfered sample from vial to 1ml volumetric, bulked up with Hex, took 200ml with a syringe into vial. CB 20-Feb04
Topped up to 500ml w/hexane to get a total 5x dil [illegible] 25Feb04

AXYS Analytical Services Ltd
PAH & STEROL ANALYSIS RECORD - SEDIMENT Soxhlet Extraction

Method #: MLA-021, Rev 05 HRMS_____ LRMS ✓ **Due Date:** 20 FEB 04 **Batch No.:** PHWG10987

P (F2 PAH) ✓ A (F2 Alkylated) _____ H (F1 Alkanes) ✓ ST (F3 Sterols) _____

Sample ID: WG10987-105 DUP Date: 04 FEB 04 Analyst: Martha P.

Blank: WG10987-105I HP. 04 FEB 04 Rec'd: 21 JAN 04 Back-up: > 10 g Stored in: _____

Sample Type and Description: Duplicate of L6466-11. Dark brownish wet soil

Original Labelling: 3TM-KP-DS-BB-11C

Sample Pre-Treatment Homo 27 JAN 04 SS

Sample Weight: Wet: 1.28 g Balance Inventory #: 3043

	Aliquot 1	Aliquot 2		
Tare:	0.97 g	0.97 g		
Wet + Tare:	2.33 g	2.55 g	Date: 04 FEB 04	Time: 18:00
Dry + Tare:	2.03 g	2.21 g	Date: 05 Feb 04	Time: 19:30
Avg Dry Wt:	1.00 g	Avg % Moisture 21.79 %		

SURROGATE STANDARD ID:

name	quantity	date	time	analyst	witness
PH028A-SUR/03	100 ul	04-Feb-04	20:28	HP	BA
HC003A-SUR/07	250 ul	04-Feb-04	20:10	HP	BA

AUTHENTIC STANDARD :

name	quantity	date	time	analyst	witness

Section 5.1.1 - Extraction

Soxhlet Extraction (DCM): 04 FEB 04 (date) 10:30 pm (time) HP (analyst) to 05 ~~0~~ FEB 04 (date) 15:30 (time) HP (analyst)

Transfer to KD, add iso-octane and reduce ✓ HP. 05 Feb 04 copper test, Neg

Chromatographic Cleanup: Section 6.0 – Levels P, A, H only **Section A.3 – Levels P, A, H, ST**

Section 6.1/A.3 - Silica (5% Deact): Batch # 190

F1 (H): 25 mL pentane discard _____ Date: 06 Feb 04 Analyst: HP

F2 (P,A): 100 mL DCM discard _____ Date: 06 Feb 04 Analyst: HP

F3 (ST): — mL 1:1 DCM:MeOH Date: _____ Analyst: _____

add 70 mL DCM — backwash w/2x50 mL H_2O —

Section A.4 - F3 Acetylation: N_2 dry: __ hexane _____ 50 µL pyridine _____ 50 µL acetic anhydride ___ overnight acetylation ___

1.25 mL K_2CO_3 _____ extract w/hexane: 1X _____ 2X _____ 3X _____ Na_2SO_4 _____

Section 6.2 - Additional Clean-up Date Analyst

Alumina (2% deact.) Batch # 112 (x2) hexane 10 mL DCM 60 mL 09 Feb 04 HP

RECOVERY STANDARD ID: Date Analyst

	name	quantity	date	time	analyst
F1:	PH010A-REC/10	25 ul	09 Feb 04	18:30	HP
F2:	PH019A-REC/02	100 ul	10 Feb 04 ✓	17:30	HP
F3:					

Final microvial Volume: F1 500 µL F2 500 µL F3 ____ µL

Additional Work Requested ☑ See attached FWO-079 Repeat ☐ Reason: _____ Req.by/date: _____

Comments

✓ MBor 10. Feb. 04.

AXYS Analytical Services Ltd

Request for Additional Work
Second Page

Analysis Alkanes Method # MeA-021 Rev 5 HR ___ LR ✓ ECD ___

Sample ID W610987-105 Dup Batch # W610987

Code	Additional Work Action:	Reason	GC Data File:	Requested by/date:	Completed in lab by/date:	Run on instr. by/date:
N	5x dilution	↑ pristane	D104021 8HC	[illegible] 19 Feb 04	CB 20-Feb 04	[illegible] 26 Feb 04

Comments

N: tranferred sample from vial into 1ml volumetric, bulked up with Hex, took 200ml with a syringe into vial. CB 20-Feb 04
Topped up to 500ml to get a total 5x dil [illegible] 25 Feb 04

SAMPLE
DATA

AXYS METHOD MLA-021 Rev 05
PH050-053_D2

Form 1A
PAH ANALYSIS REPORT

CLIENT ID:
3TM-KP-DS-BB-11C (1")

Sample Collection: 10-Jan-2004 10:50

Lab Name: AXYS ANALYTICAL SERVICES

Contract No.:	4182	Lab Sample ID:	L6466-11 NK (A)
Matrix:	DITCH SEDIMENT	Sample Size:	0.820 g (dry)
Sample Receipt Date:	21-Jan-2004	Initial Calibration Date:	31-Jan-2004
Extraction Date:	04-Feb-2004	Instrument ID:	LR GC/MS
Analysis Date:	17-Feb-2004 Time: 15:42 (hh:mm)	GC Column ID:	Rtx-5
Extract Volume (mL):	100	Sample Datafile:	PH4D0871.D
Injection Volume (µL):	1.0	Blank Data Filename:	PH4D0665.D
Dilution Factor:	200	Cal. Ver. Data Filename:	PH4D0865.D
Concentration Units:	ng/g (dry weight basis)		

COMPOUND		CAS NO.	LAB FLAG[1]	CONC. FOUND	DETECTION LIMIT[2]	ION ABUND.	RRT
Naphthalene		91-20-3	D	258000	54.0	0.07	1.006
Acenaphthylene		208-96-8	D	22100	79.8	0.20	1.003
Acenaphthene		83-32-9	X				
Fluorene		86-73-7	X				
Phenanthrene		85-01-8	X				
Anthracene		120-12-7	X				
Fluoranthene		206-44-0	X				
Pyrene		129-00-0	X				
Benz[a]anthracene		56-55-3	X				
Chrysene	3	218-01-9	D	321000	376	0.29	1.003
Benzo[b/j]fluoranthene			D	161000	412	0.23	1.004
Benzo[k]fluoranthene		207-08-9	D	137000	412	0.23	1.004
Benzo[e]pyrene		192-97-2	D	96200	291	0.24	0.996
Benzo[a]pyrene		50-32-8	D	139000	298	0.22	1.004
Perylene		198-55-0	D	35700	338	0.22	1.004
Dibenz[ah]anthracene	4	53-70-3	D	16200	134	0.13	1.003
Indeno[1,2,3-cd]pyrene		193-39-5	D	53200	105	0.17	1.002
Benzo[ghi]perylene		191-24-2	D	45300	102	0.19	1.002

(1) U = not detected; K = peak detected, but did not meet quantification criteria; E = exceeds calibrated linear range, see dilution data; D = dilution data; X = results reported separately
(2) Detection Limit = Sample specific detection limit
(3) May co-elute with Triphenylene
(4) May co-elute with Dibenz[ac]anthracene

10987PHD2_1.xls, S3

Approved by: _____ QA/QC Chemist

27-02-2004
dd-mm-yyyy

AXYS ANALYTICAL SERVICES LTD P.O. BOX 2219, 2045 MILLS RD. WEST, SIDNEY, B.C., CANADA V8L 3S8 TEL (250) 655-5800 FAX (250) 655-5811

AXYS METHOD MLA-021 Rev 05
PH050-053_D2

Form 2
PAH ANALYSIS REPORT

CLIENT ID:
3TM-KP-DS-BB-11C (1")

		Sample Collection:	10-Jan-2004 10:50
Lab Name: AXYS ANALYTICAL SERVICES			
Contract No.:	4182	Lab Sample ID:	L6466-11 NK (A)
Matrix:	DITCH SEDIMENT	Sample Size:	0.820 g (dry)
Sample Receipt Date:	21-Jan-2004	Initial Calibration Date:	31-Jan-2004
Extraction Date:	04-Feb-2004	Instrument ID:	LR GC/MS
Analysis Date:	17-Feb-2004 Time: 15:42 (hh:mm)	GC Column ID:	Rtx-5
Extract Volume (mL):	100	Sample Datafile:	PH4D0871.D
Injection Volume (µL):	1.0	Blank Data Filename:	PH4D0665.D
Dilution Factor:	200	Cal. Ver. Data Filename:	PH4D0865.D
Concentration Units:	ng absolute		

LABELED COMPOUND	CAS NO.	LAB FLAG[1]	SPIKE CONC.	CONC. FOUND	R(%)	ION ABUND. RATIO	RRT
Naphthalene d-8	1146-65-2						
Acenaphthylene d-8	93951-97-4						
Phenanthrene d-10	1517-22-2						
Fluoranthene d-10							
Benz[a]anthracene d-12							
Chrysene d-12	1719-03-5						
Benzo[b/k]fluoranthene d-12							
Benzo[a]pyrene d-12	63466-71-7						
Perylene d-12	1520-96-3						
Dibenz[ah]anthracene d-14							
Indeno[1,2,3-cd]pyrene d-12							
Benzo[ghi]perylene d-12							

(1) E = exceeds calibrated linear range, see dilution data; D = dilution data; V = surrogate recovery is not within method control limits; X = results reported separately

10987PHD2_1.xls, S3 (S)

Approved by: _____ QA/QC Chemist

27-02-2004
dd-mm-yyyy

AXYS ANALYTICAL SERVICES LTD P.O. BOX 2219, 2045 MILLS RD. WEST, SIDNEY, B.C., CANADA V8L 3S8 TEL (250) 655-5800 FAX (250) 655-5811

AXYS METHOD MLA-021 Rev 05
PH057_D1

Form 1A
PAH ANALYSIS REPORT

CLIENT ID:
3TM-KP-DS-BB-11C (1")

		Sample Collection:	10-Jan-2004 10:50
Lab Name: AXYS ANALYTICAL SERVICES			
Contract No.:	4182	**Lab Sample ID:**	L6466-11 NK (A)
Matrix:	DITCH SEDIMENT	**Sample Size:**	0.820 g (dry)
Sample Receipt Date:	21-Jan-2004	**Initial Calibration Date:**	31-Jan-2004
Extraction Date:	04-Feb-2004	**Instrument ID:**	LR GC/MS
Analysis Date	17-Feb-2004 Time: 15:42 (hh:mm)	**GC Column ID:**	Rtx-5
Extract Volume (mL):	100	**Sample Datafile:**	PH4D0871.D
Injection Volume (µL):	1.0	**Blank Data Filename:**	PH4D0665.D
Dilution Factor:	200	**Bracketing Cal. Data Filenames:**	PH4D0866.D PH4D0878.D
Concentration Units:	ng/g (dry weight basis)		

COMPOUND	CAS NO.	LAB FLAG[1]	CONC. FOUND	DETECTION LIMIT[2]	ION ABUND. RATIO	RRT
Dibenzofuran	132-64-9	D	675000	55.6	0.30	0.783
Carbazole	86-74-8	D	5720	77.0		1.045

LABELED COMPOUND	CAS NO.	LAB FLAG[1]	SPIKE CONC. (ng)	CONC. FOUND (ng)	R(%)[3]	ION ABUND. RATIO	RRT
Phenanthrene d-10	1517-22-2						

(1) U = not detected; K = peak detected, but did not meet quantification criteria; E = exceeds calibrated linear range, see dilution data; D = dilution data; X = results reported separately
(2) Detection Limit = Sample specific detection limit
(3) R% = percent recovery

10987PXD2_1.xls, S3

Approved by: _____ QA/QC Chemist

01-03-2004
dd-mm-yyyy

AXYS ANALYTICAL SERVICES LTD P.O. BOX 2219, 2045 MILLS RD. WEST, SIDNEY, B.C., CANADA V8L 3S8 TEL (250) 655-5800 FAX (250) 655-5811

AXYS METHOD MLA-021 Rev 05
PH050-053_D2

Form 1A
PAH ANALYSIS REPORT

CLIENT ID:
3TM-KP-DS-BB-11C (1")

Sample Collection: 10-Jan-2004 10:50

Lab Name: AXYS ANALYTICAL SERVICES

Contract No.:	4182	**Lab Sample ID:**	L6466-11 N2KNI (A)
Matrix:	DITCH SEDIMENT	**Sample Size:**	0.820 g (dry)
Sample Receipt Date:	21-Jan-2004	**Initial Calibration Date:**	31-Jan-2004
Extraction Date:	04-Feb-2004	**Instrument ID:**	LR GC/MS
Analysis Date:	20-Feb-2004 **Time:** 12:28 (hh:mm)	**GC Column ID:**	Rtx-5
Extract Volume (mL):	2500	**Sample Datafile:**	PH4D0952.D
Injection Volume (µL):	1.0	**Blank Data Filename:**	PH4D0665.D
Dilution Factor:	5000	**Cal. Ver. Data Filename:**	PH4D0948.D
Concentration Units:	ng/g (dry weight basis)		

COMPOUND		CAS NO.	LAB FLAG[1]	CONC. FOUND	DETECTION LIMIT[2]	ION ABUND.	RRT
Naphthalene		91-20-3					
Acenaphthylene		208-96-8					
Acenaphthene		83-32-9	D	1310000	697	1.17	1.047
Fluorene		86-73-7	D	1550000	1060	1.00	0.843
Phenanthrene		85-01-8	D	3500000	1230	0.19	1.004
Anthracene		120-12-7	D	493000	1410	0.19	1.011
Fluoranthene		206-44-0	D	2330000	503	0.20	1.002
Pyrene		129-00-0	D	1490000	490	0.20	1.032
Benz[a]anthracene		56-55-3	D	379000	612	0.28	1.003
Chrysene	3	218-01-9					
Benzo[b/j]fluoranthene							
Benzo[k]fluoranthene		207-08-9					
Benzo[e]pyrene		192-97-2					
Benzo[a]pyrene		50-32-8					
Perylene		198-55-0					
Dibenz[ah]anthracene	4	53-70-3					
Indeno[1,2,3-cd]pyrene		193-39-5					
Benzo[ghi]perylene		191-24-2					

(1) U = not detected; K = peak detected, but did not meet quantification criteria; E = exceeds calibrated linear range, see dilution data; D = dilution data; X = results reported separately
(2) Detection Limit = Sample specific detection limit
(3) May co-elute with Triphenylene
(4) May co-elute with Dibenz[ac]anthracene

10987PHD3_1.xls, S2

Approved by: _____ QA/QC Chemist

27-02-2004
dd-mm-yyyy

AXYS ANALYTICAL SERVICES LTD P.O. BOX 2219, 2045 MILLS RD. WEST, SIDNEY, B.C., CANADA V8L 3S8 TEL (250) 655-5800 FAX (250) 655-5811

AXYS METHOD MLA-021 Rev 05
HC003_D2

Form 1A
ALKANE AND HOPANE ANALYSIS REPORT

CLIENT ID:
3TM-KP-DS-BB-11C (1")

		Sample Collection:	10-Jan-2004 10:50
Lab Name: AXYS ANALYTICAL SERVICES			
Contract No.:	4182	Lab Sample ID:	L6466-11 NI (A)
Matrix:	DITCH SEDIMENT	Sample Size:	0.820 g (dry)
Sample Receipt Date:	21-Jan-2004	Initial Calibration Date:	BRACKETING CAL
Extraction Date:	04-Feb-2004	Instrument ID:	LR GC/MS
Analysis Date:	26-Feb-2004 Time: 10:37 (hh:mm)	GC Column ID:	Rtx-5
Extract Volume (µL):	2500	Sample Datafile:	HC4D1084.D
Injection Volume (µL):	1.0	Blank Data Filename:	HC4D0888.D
Dilution Factor:	5	Bracketing CAL Data Filenames:	HC4D1080.D HC4D1086.D
Concentration Units:	ng/g (dry weight basis)		
		%Moisture:	19.5

COMPOUND	CAS NO.	LAB FLAG[1]	CONC. FOUND	DETECTION LIMIT[2]	ION ABUND.	RRT
Pristane		D	43100	95.0	0.85	0.704

(1) U = not detected; K = peak detected, but did not meet quantification criteria; E = exceeds calibrated linear range, see dilution data; D = dilution data; X = results reported separately
(2) Detection Limit = Sample specific detection limit

10987HCD1_1.xls, S13

Approved by: B Watson QA/QC Chemist

02-03-2004
dd-mm-yyyy

AXYS ANALYTICAL SERVICES LTD P.O. BOX 2219, 2045 MILLS RD. WEST, SIDNEY, B.C., CANADA V8L 3S8 TEL (250) 655-5800 FAX (250) 655-5811

AXYS METHOD MLA-021 Rev 05
HC003_D2

Form 2
ALKANE AND HOPANE ANALYSIS REPORT

CLIENT ID:
3TM-KP-DS-BB-11C (1")

		Sample Collection:	10-Jan-2004 10:50
Lab Name:	**AXYS ANALYTICAL SERVICES**		
Contract No.:	4182	**Lab Sample ID:**	L6466-11 Ni (A)
Matrix:	DITCH SEDIMENT	**Sample Size:**	0.820 g (dry)
Sample Receipt Date:	21-Jan-2004	**Initial Calibration Date:**	BRACKETING CAL
Extraction Date:	04-Feb-2004	**Instrument ID:**	LR GC/MS
Analysis Date:	26-Feb-2004 **Time:** 10:37 (hh:mm)	**GC Column ID:**	Rtx-5
Extract Volume (µL):	2500	**Sample Datafile:**	HC4D1084.D
Injection Volume (µL):	1.0	**Blank Data Filename:**	HC4D0888.D
Dilution Factor:	5	**Bracketing CAL Data Filenames:**	HC4D1080.D HC4D1086.D
Concentration Units:	ng absolute		
		%Moisture:	19.5

LABELED COMPOUND	CAS NO.	LAB FLAG[1]	SPIKE CONC.	CONC. FOUND	R(%)	ION ABUND. RATIO	RRT
Hexadecane (nC16)-d34		D	1050	676	64.7	0.79	0.708
Tetracosane (nC24)-d50		D	1000	685	68.3	0.80	1.123

(1) E = exceeds calibrated linear range, see dilution data; D = dilution data; X = results reported separately

10987HCD1_1.xls, S13 (S)

Approved by: Ben QA/QC Chemist

02-03-2004
dd-mm-yyyy

AXYS ANALYTICAL SERVICES LTD P.O. BOX 2219, 2045 MILLS RD. WEST, SIDNEY, B.C., CANADA V8L 3S8 TEL (250) 655-5800 FAX (250) 655-5811

AXYS METHOD MLA-021 Rev 05
PH050-053_D2

Form 1A
PAH ANALYSIS REPORT

CLIENT ID:
3TM-KP-DS-BB-11C (1")
(DUPLICATE)

Sample Collection: 10-Jan-2004 10:50

Lab Name: AXYS ANALYTICAL SERVICES

Contract No.:	4182	Lab Sample ID:	WG10987-105 NK (DUP L6466-11)
Matrix:	DITCH SEDIMENT	Sample Size:	1.00 g (dry)
Sample Receipt Date:	21-Jan-2004	Initial Calibration Date:	31-Jan-2004
Extraction Date:	04-Feb-2004	Instrument ID:	LR GC/MS
Analysis Date:	17-Feb-2004 Time: 16:31 (hh:mm)	GC Column ID:	Rtx-5
Extract Volume (mL):	100	Sample Datafile:	PH4D0872.D
Injection Volume (µL):	1.0	Blank Data Filename:	PH4D0665.D
Dilution Factor:	200	Cal. Ver. Data Filename:	PH4D0865.D
Concentration Units:	ng/g (dry weight basis)		

COMPOUND		CAS NO.	LAB FLAG[1]	CONC. FOUND	DETECTION LIMIT[2]	ION ABUND.	RRT
Naphthalene		91-20-3	X				
Acenaphthylene		208-96-8	D	22100	43.8	0.20	1.003
Acenaphthene		83-32-9	X				
Fluorene		86-73-7	X				
Phenanthrene		85-01-8	X				
Anthracene		120-12-7	X				
Fluoranthene		206-44-0	X				
Pyrene		129-00-0	X				
Benz[a]anthracene		56-55-3	X				
Chrysene	3	218-01-9	X				
Benzo[b/j]fluoranthene			D	158000	150	0.23	1.004
Benzo[k]fluoranthene		207-08-9	D	135000	150	0.23	1.004
Benzo[e]pyrene		192-97-2	D	93300	188	0.23	0.996
Benzo[a]pyrene		50-32-8	D	138000	192	0.22	1.004
Perylene		198-55-0	D	34700	220	0.22	1.004
Dibenz[ah]anthracene	4	53-70-3	D	15800	123	0.13	1.003
Indeno[1,2,3-cd]pyrene		193-39-5	D	52600	132	0.16	1.002
Benzo[ghi]perylene		191-24-2	D	43900	132	0.19	1.002

(1) U = not detected; K = peak detected, but did not meet quantification criteria; E = exceeds calibrated linear range, see dilution data; D = dilution data; X = results reported separately
(2) Detection Limit = Sample specific detection limit
(3) May co-elute with Triphenylene
(4) May co-elute with Dibenz[ac]anthracene

10987PHD2_1.xls, S4

Approved by: _____ QA/QC Chemist

27-02-2004
dd-mm-yyyy

AXYS ANALYTICAL SERVICES LTD P.O. BOX 2219, 2045 MILLS RD. WEST, SIDNEY, B.C., CANADA V8L 3S8 TEL (250) 655-5800 FAX (250) 655-5811

AXYS METHOD MLA-021 Rev 05
PH050-053_02

Form 2
PAH ANALYSIS REPORT

CLIENT ID:
3TM-KP-DS-BB-11C (1")
(DUPLICATE)

		Sample Collection:	10-Jan-2004 10:50
Lab Name: AXYS ANALYTICAL SERVICES			
Contract No.:	4182	Lab Sample ID:	WG10987-105 NK (DUP L6466-11)
Matrix:	DITCH SEDIMENT	Sample Size:	1.00 g (dry)
Sample Receipt Date:	21-Jan-2004	Initial Calibration Date:	31-Jan-2004
Extraction Date:	04-Feb-2004	Instrument ID:	LR GC/MS
Analysis Date:	17-Feb-2004 Time: 16:31 (hh:mm)	GC Column ID:	Rtx-5
Extract Volume (mL):	100	Sample Datafile:	PH4D0872.D
Injection Volume (µL):	1.0	Blank Data Filename:	PH4D0665.D
Dilution Factor:	200	Cal. Ver. Data Filename:	PH4D0865.D
Concentration Units:	ng absolute		

LABELED COMPOUND	CAS NO.	LAB FLAG[1]	SPIKE CONC.	CONC. FOUND	R(%)	ION ABUND. RATIO	RRT
Naphthalene d-8	1146-65-2						
Acenaphthylene d-8	93951-97-4						
Phenanthrene d-10	1517-22-2						
Fluoranthene d-10							
Benz[a]anthracene d-12							
Chrysene d-12	1719-03-5						
Benzo[b/k]fluoranthene d-12							
Benzo[a]pyrene d-12	63466-71-7						
Perylene d-12	1520-96-3						
Dibenz[ah]anthracene d-14							
Indeno[1,2,3-cd]pyrene d-12							
Benzo[ghi]perylene d-12							

(1) E = exceeds calibrated linear range, see dilution data; D = dilution data; V = surrogate recovery is not within method control limits; X = results reported separately

10987PHD2_1.xls, S4 (S)

Approved by: _____ QA/QC Chemist

27-02-2004
dd-mm-yyyy

AXYS ANALYTICAL SERVICES LTD P.O. BOX 2219, 2045 MILLS RD. WEST, SIDNEY, B.C., CANADA V8L 3S8 TEL (250) 655-5800 FAX (250) 655-5811

AXYS METHOD MLA-021 Rev 05
PH057_D1

Form 1A
PAH ANALYSIS REPORT

CLIENT ID:
3TM-KP-DS-BB-11C (1")
(DUPLICATE)

Sample Collection: 10-Jan-2004 10:50

Lab Name: AXYS ANALYTICAL SERVICES

Contract No.:	4182	Lab Sample ID:	WG10987-105 NK (DUP L6466-11)
Matrix:	DITCH SEDIMENT	Sample Size:	1.00 g (dry)
Sample Receipt Date:	21-Jan-2004	Initial Calibration Date:	31-Jan-2004
Extraction Date:	04-Feb-2004	Instrument ID:	LR GC/MS
Analysis Date	17-Feb-2004 Time: 16:31 (hh:mm)	GC Column ID:	Rtx-5
Extract Volume (mL):	100	Sample Datafile:	PH4D0872.D
Injection Volume (µL):	1.0	Blank Data Filename:	PH4D0665.D
Dilution Factor:	200	Bracketing Cal. Data Filenames:	PH4D0866.D PH4D0878.D
Concentration Units:	ng/g (dry weight basis)		

COMPOUND	CAS NO.	LAB FLAG[1]	CONC. FOUND	DETECTION LIMIT[2]	ION ABUND. RATIO	RRT
Dibenzofuran	132-64-9	D	734000	33.2	0.30	0.783
Carbazole	86-74-8	D	3570	124		1.045

LABELED COMPOUND	CAS NO.	LAB FLAG[1]	SPIKE CONC. (ng)	CONC. FOUND (ng)	R(%)[3]	ION ABUND. RATIO	RRT
Phenanthrene d-10	1517-22-2						

(1) U = not detected; K = peak detected, but did not meet quantification criteria; E = exceeds calibrated linear range, see dilution data; D = dilution data; X = results reported separately
(2) Detection Limit = Sample specific detection limit
(3) R% = percent recovery

10987PXD2_1.xls, S4

Approved by: _____ QA/QC Chemist

01-03-2004
dd-mm-yyyy

AXYS ANALYTICAL SERVICES LTD P.O. BOX 2219, 2045 MILLS RD. WEST, SIDNEY, B.C., CANADA V8L 3S8 TEL (250) 655-5800 FAX (250) 655-5811

AXYS METHOD MLA-021 Rev 05
PH050-053_D2

Form 1A
PAH ANALYSIS REPORT

CLIENT ID:
3TM-KP-DS-BB-11C (1")

		Sample Collection:	10-Jan-2004 10:50
Lab Name: AXYS ANALYTICAL SERVICES			
Contract No.:	4182	**Lab Sample ID:**	WG10987-105 N2KNW (DUP L6466-11)
Matrix:	DITCH SEDIMENT	**Sample Size:**	1.00 g (dry)
Sample Receipt Date:	21-Jan-2004	**Initial Calibration Date:**	31-Jan-2004
Extraction Date:	04-Feb-2004	**Instrument ID:**	LR GC/MS
Analysis Date:	21-Feb-2004 Time: 6:51 (hh:mm)	**GC Column ID:**	Rtx-5
Extract Volume (mL):	6250	**Sample Datafile:**	PH4D0975.D
Injection Volume (µL):	1.0	**Blank Data Filename:**	PH4D0665.D
Dilution Factor:	12500	**Cal. Ver. Data Filename:**	PH4D0966.D
Concentration Units:	ng/g (dry weight basis)		

COMPOUND		CAS NO.	LAB FLAG[1]	CONC. FOUND	DETECTION LIMIT[2]	ION ABUND.	RRT
Naphthalene		91-20-3	D	279000	1770	0.07	1.006
Acenaphthylene		208-96-8					
Acenaphthene		83-32-9	D	1420000	1120	1.18	1.047
Fluorene		86-73-7	D	1730000	1500	1.01	0.843
Phenanthrene		85-01-8	D	3800000	946	0.19	1.003
Anthracene		120-12-7	D	603000	1090	0.20	1.011
Fluoranthene		206-44-0	D	2530000	1090	0.20	1.002
Pyrene		129-00-0	D	1650000	1060	0.21	1.032
Benz[a]anthracene		56-55-3	D	389000	1090	0.28	1.002
Chrysene	3	218-01-9	D	319000	1150	0.28	1.003
Benzo[b/j]fluoranthene							
Benzo[k]fluoranthene		207-08-9					
Benzo[e]pyrene		192-97-2					
Benzo[a]pyrene		50-32-8					
Perylene		198-55-0					
Dibenz[ah]anthracene	4	53-70-3					
Indeno[1,2,3-cd]pyrene		193-39-5					
Benzo[ghi]perylene		191-24-2					

(1) U = not detected; K = peak detected, but did not meet quantification criteria; E = exceeds calibrated linear range, see dilution data; D = dilution data; X = results reported separately
(2) Detection Limit = Sample specific detection limit
(3) May co-elute with Triphenylene
(4) May co-elute with Dibenz[ac]anthracene

10987PHD3_1.xls, S3

Approved by: _____ QA/QC Chemist

27-02-2004
dd-mm-yyyy

AXYS ANALYTICAL SERVICES LTD P.O. BOX 2219, 2045 MILLS RD. WEST, SIDNEY, B.C., CANADA V8L 3S8 TEL (250) 655-5800 FAX (250) 655-5811

AXYS METHOD MLA-021 Rev 05
HC003_D2

Form 1A
ALKANE AND HOPANE ANALYSIS REPORT

CLIENT ID:
3TM-KP-DS-BB-11C (1")
(DUPLICATE)

Sample Collection: 10-Jan-2004 10:50

Lab Name: AXYS ANALYTICAL SERVICES

Contract No.:	4182	Lab Sample ID:	WG10987-105 N (DUP L6466-11)
Matrix:	DITCH SEDIMENT	Sample Size:	1.00 g (dry)
Sample Receipt Date:	21-Jan-2004	Initial Calibration Date:	BRACKETING CAL
Extraction Date:	04-Feb-2004	Instrument ID:	LR GC/MS
Analysis Date:	26-Feb-2004 Time: 11:28 (hh:mm)	GC Column ID:	Rtx-5
Extract Volume (µL):	2500	Sample Datafile:	HC4D1085.D
Injection Volume (µL):	1.0	Blank Data Filename:	HC4D0888.D
Dilution Factor:	5	Bracketing CAL Data Filenames:	HC4D1080.D HC4D1086.D
Concentration Units:	ng/g (dry weight basis)		
		%Moisture:	21.8

COMPOUND	CAS NO.	LAB FLAG[1]	CONC. FOUND	DETECTION LIMIT[2]	ION ABUND.	RRT
Pristane		D	45400	94.4	0.83	0.704

(1) U = not detected; K = peak detected, but did not meet quantification criteria; E = exceeds calibrated linear range, see dilution data; D = dilution data; X = results reported separately
(2) Detection Limit = Sample specific detection limit

10987HCD1_1.xls, S14

Approved by: _____ QA/QC Chemist

02-03-2004
dd-mm-yyyy

AXYS ANALYTICAL SERVICES LTD P.O. BOX 2219, 2045 MILLS RD. WEST, SIDNEY, B.C., CANADA V8L 3S8 TEL (250) 655-5800 FAX (250) 655-5811

AXYS METHOD MLA-021 Rev 05
HC003_D2

Form 2
ALKANE AND HOPANE ANALYSIS REPORT

CLIENT ID:
3TM-KP-DS-BB-11C (1")
(DUPLICATE)

		Sample Collection:	10-Jan-2004 10:50
Lab Name: AXYS ANALYTICAL SERVICES			
Contract No.:	4182	Lab Sample ID:	WG10987-105 N (DUP L6466-11)
Matrix:	DITCH SEDIMENT	Sample Size:	1.00 g (dry)
Sample Receipt Date:	21-Jan-2004	Initial Calibration Date:	BRACKETING CAL
Extraction Date:	04-Feb-2004	Instrument ID:	LR GC/MS
Analysis Date:	26-Feb-2004 Time: 11:28 (hh:mm)	GC Column ID:	Rtx-5
Extract Volume (µL):	2500	Sample Datafile:	HC4D1085.D
Injection Volume (µL):	1.0	Blank Data Filename:	HC4D0888.D
Dilution Factor:	5	Bracketing CAL Data Filenames:	HC4D1080.D HC4D1086.D
Concentration Units:	ng absolute		
		%Moisture:	21.8

LABELED COMPOUND	CAS NO.	LAB FLAG[1]	SPIKE CONC.	CONC. FOUND	R(%)	ION ABUND. RATIO	RRT
Hexadecane (nC16)-d34		D	1050	724	69.3	0.75	0.708
Tetracosane (nC24)-d50		D	1000	729	72.7	0.83	1.123

(1) E = exceeds calibrated linear range, see dilution data; D = dilution data; X = results reported separately

10987HCD1_1.xls, S14 (S)

Approved by: _____ QA/QC Chemist

02-03-2004
dd-mm-yyyy

AXYS ANALYTICAL SERVICES LTD P.O. BOX 2219, 2045 MILLS RD. WEST, SIDNEY, B.C., CANADA V8L 3S8 TEL (250) 655-5800 FAX (250) 655-5811

LAB BLANKS

AXYS METHOD MLA-021 Rev 05
PH050-053_D2

Form 1A
PAH ANALYSIS REPORT

CLIENT ID:
LAB BLANK

Sample Collection: N/A

Lab Name: AXYS ANALYTICAL SERVICES

Contract No.:	4182	Lab Sample ID:	WG10987-101
Matrix:	N/A	Sample Size:	7.00 g
Sample Receipt Date:	N/A	Initial Calibration Date:	31-Jan-2004
Extraction Date:	04-Feb-2004	Instrument ID:	LR GC/MS
Analysis Date:	11-Feb-2004 Time: 14:13 (hh:mm)	GC Column ID:	Rtx-5
Extract Volume (µL):	500	Sample Datafile:	PH4D0665.D
Injection Volume (µL):	1.0	Blank Data Filename:	PH4D0665.D
Dilution Factor:	N/A	Cal. Ver. Data Filename:	PH4D0660.D
Concentration Units:	ng/g		

COMPOUND	CAS NO.	LAB FLAG[1]	CONC. FOUND	DETECTION LIMIT[2]	ION ABUND.	RRT
Naphthalene	91-20-3		3.16	0.741	0.08	1.006
Acenaphthylene	208-96-8	U		0.251		
Acenaphthene	83-32-9		1.80	0.304	1.15	1.048
Fluorene	86-73-7		1.45	0.119	0.98	0.843
Phenanthrene	85-01-8		5.09	0.0906	0.19	1.003
Anthracene	120-12-7		0.270	0.104	0.20	1.011
Fluoranthene	206-44-0		0.390	0.0247	0.20	1.002
Pyrene	129-00-0		0.177	0.0240	0.23	1.032
Benz[a]anthracene	56-55-3		0.102	0.0256	0.25	1.003
Chrysene [3]	218-01-9		0.110	0.0279	0.26	1.003
Benzo[b/j]fluoranthene			0.113	0.0510	0.26	1.004
Benzo[k]fluoranthene	207-08-9		0.112	0.0510	0.26	1.004
Benzo[e]pyrene	192-97-2		0.103	0.0669	0.26	0.995
Benzo[a]pyrene	50-32-8		0.115	0.0686	0.22	1.004
Perylene	198-55-0		0.112	0.0908	0.23	1.005
Dibenz[ah]anthracene [4]	53-70-3		0.458	0.0549	0.14	1.003
Indeno[1,2,3-cd]pyrene	193-39-5	K	0.277	0.0724	0.25	1.002
Benzo[ghi]perylene	191-24-2		0.250	0.0640	0.16	1.002

(1) U = not detected; K = peak detected, but did not meet quantification criteria; E = exceeds calibrated linear range, see dilution data; D = dilution data; X = results reported separately
(2) Detection Limit = Sample specific detection limit
(3) May co-elute with Triphenylene
(4) May co-elute with Dibenz[ac]anthracene

10987PHD1_1.xls, S2

Approved by: _____ QA/QC Chemist

27-02-2004
dd-mm-yyyy

AXYS ANALYTICAL SERVICES LTD P.O. BOX 2219, 2045 MILLS RD. WEST, SIDNEY, B.C., CANADA V8L 3S8 TEL (250) 655-5800 FAX (250) 655-5811

AXYS METHOD MLA-021 Rev 05
PH050-053_D2

Form 2
PAH ANALYSIS REPORT

CLIENT ID:
LAB BLANK

Sample Collection: N/A

Lab Name: AXYS ANALYTICAL SERVICES

Contract No.:	4182	Lab Sample ID:	WG10987-101
Matrix:	N/A	Sample Size:	7.00 g
Sample Receipt Date:	N/A	Initial Calibration Date:	31-Jan-2004
Extraction Date:	04-Feb-2004	Instrument ID:	LR GC/MS
Analysis Date:	11-Feb-2004 Time: 14:13 (hh:mm)	GC Column ID:	Rtx-5
Extract Volume (µL):	500	Sample Datafile:	PH4D0665.D
Injection Volume (µL):	1.0	Blank Data Filename:	PH4D0665.D
Dilution Factor:	N/A	Cal. Ver. Data Filename:	PH4D0660.D
Concentration Units:	ng absolute		

LABELED COMPOUND	CAS NO.	LAB FLAG[1]	SPIKE CONC.	CONC. FOUND	R(%)	ION ABUND. RATIO	RRT
Naphthalene d-8	1146-65-2	V	2030	103	5.07	0.09	0.609
Acenaphthylene d-8	93951-97-4	V	2000	238	11.9	0.15	0.961
Phenanthrene d-10	1517-22-2		2070	934	45.1	0.13	0.808
Fluoranthene d-10			1970	1340	68.0	0.15	0.971
Benz[a]anthracene d-12			2100	1620	77.0	0.21	1.165
Chrysene d-12	1719-03-5		2080	1620	78.0	0.24	1.171
Benzo[b/k]fluoranthene d-12			3550	2420	68.2	0.18	0.956
Benzo[a]pyrene d-12	63466-71-7		2000	1380	69.0	0.18	1.009
Perylene d-12	1520-96-3		2060	1280	62.0	0.22	1.024
Dibenz[ah]anthracene d-14			2140	1430	66.7	0.21	1.208
Indeno[1,2,3-cd]pyrene d-12			2130	1440	67.8	0.16	1.204
Benzo[ghi]perylene d-12			1760	1310	74.2	0.17	1.235

(1) E = exceeds calibrated linear range, see dilution data; D = dilution data; V = surrogate recovery is not within method control limits; X = results reported separately

10987PHD1_1.xls, S2 (S)

Approved by: _____ QA/QC Chemist

27-02-2004
dd-mm-yyyy

AXYS ANALYTICAL SERVICES LTD P.O. BOX 2219, 2045 MILLS RD. WEST, SIDNEY, B.C., CANADA V8L 3S8 TEL (250) 655-5800 FAX (250) 655-5811

AXYS METHOD MLA-021 Rev 05
PH057_D1

Form 1A
PAH ANALYSIS REPORT

CLIENT ID:
LAB BLANK

Lab Name: AXYS ANALYTICAL SERVICES

Contract No.: 4182

Matrix: N/A

Sample Receipt Date: N/A

Extraction Date: 04-Feb-2004

Analysis Date 11-Feb-2004 Time: 14:13 (hh:mm)

Extract Volume (µL): 500

Injection Volume (µL): 1.0

Dilution Factor: N/A

Concentration Units: ng/g

Sample Collection: N/A

Lab Sample ID: WG10987-101

Sample Size: 7.00 g

Initial Calibration Date: 31-Jan-2004

Instrument ID: LR GC/MS

GC Column ID: Rtx-5

Sample Datafile: PH4D0665.D

Blank Data Filename: PH4D0665.D

Bracketing Cal. Data Filenames: PH4D0661.D
PH4D0675.D

COMPOUND	CAS NO.	LAB FLAG[1]	CONC. FOUND	DETECTION LIMIT[2]	ION ABUND. RATIO	RRT
Dibenzofuran	132-64-9		0.382	0.0509	0.32	0.784
Carbazole	86-74-8	U		0.0505		

LABELED COMPOUND	CAS NO.	LAB FLAG[1]	SPIKE CONC. (ng)	CONC. FOUND (ng)	R(%)[3]	ION ABUND. RATIO	RRT
Phenanthrene d-10	1517-22-2		2070	953	46.0	0.13	0.808

(1) U = not detected; K = peak detected, but did not meet quantification criteria; E = exceeds calibrated linear range, see dilution data; D = dilution data; X = results reported separately
(2) Detection Limit = Sample specific detection limit
(3) R% = percent recovery

10987PXD1_1.xls, S2

Approved by: K QA/QC Chemist

27-02-2004
dd-mm-yyyy

AXYS ANALYTICAL SERVICES LTD P.O. BOX 2219, 2045 MILLS RD. WEST, SIDNEY, B.C., CANADA V8L 3S8 TEL (250) 655-5800 FAX (250) 655-5811

AXYS METHOD MLA-021 Rev 05
HC003_D2

CLIENT ID:
LAB BLANK

Form 1A
ALKANE AND HOPANE ANALYSIS REPORT

		Sample Collection:	N/A
Lab Name: AXYS ANALYTICAL SERVICES			
Contract No.:	4182	Lab Sample ID:	WG10987-101
Matrix:	N/A	Sample Size:	7.00 g
Sample Receipt Date:	N/A	Initial Calibration Date:	BRACKETING CAL
Extraction Date:	04-Feb-2004	Instrument ID:	LR GC/MS
Analysis Date:	18-Feb-2004 Time: 06:57 (hh:mm)	GC Column ID:	Rtx-5
Extract Volume (µL):	500	Sample Datafile:	HC4D0888.D
Injection Volume (µL):	1.0	Blank Data Filename:	HC4D0888.D
Dilution Factor:	N/A	Bracketing CAL Data Filenames:	HC4D0883.D HC4D0896.D
Concentration Units:	ng/g		

COMPOUND	CAS NO.	LAB FLAG[1]	CONC. FOUND	DETECTION LIMIT[2]	ION ABUND.	RRT
Pristane		U		0.375		

(1) U = not detected; K = peak detected, but did not meet quantification criteria; E = exceeds calibrated linear range, see dilution data; D = dilution data; X = results reported separately
(2) Detection Limit = Sample specific detection limit

10987HCD1_1.xls, S2

Approved by: B Walton QA/QC Chemist

02-03-2004
dd-mm-yyyy

AXYS ANALYTICAL SERVICES LTD P.O. BOX 2219, 2045 MILLS RD. WEST, SIDNEY, B.C., CANADA V8L 3S8 TEL (250) 655-5800 FAX (250) 655-5811

AXYS METHOD MLA-021 Rev 05
HC003_D2

Form 2
ALKANE AND HOPANE ANALYSIS REPORT

CLIENT ID:
LAB BLANK

		Sample Collection:	N/A
Lab Name: AXYS ANALYTICAL SERVICES			
Contract No.:	4182	Lab Sample ID:	WG10987-101
Matrix:	N/A	Sample Size:	7.00 g
Sample Receipt Date:	N/A	Initial Calibration Date:	BRACKETING CAL
Extraction Date:	04-Feb-2004	Instrument ID:	LR GC/MS
Analysis Date:	18-Feb-2004 Time: 06:57 (hh:mm)	GC Column ID:	Rtx-5
Extract Volume (µL):	500	Sample Datafile:	HC4D0888.D
Injection Volume (µL):	1.0	Blank Data Filename:	HC4D0888.D
Dilution Factor:	N/A	Bracketing CAL Data Filenames:	HC4D0883.D HC4D0896.D
Concentration Units:	ng absolute		

LABELED COMPOUND	CAS NO.	LAB FLAG[1]	SPIKE CONC.	CONC. FOUND	R(%)	ION ABUND. RATIO	RRT
Hexadecane (nC16)-d34		V	1050	285	27.3	0.67	0.709
Tetracosane (nC24)-d50			1000	693	69.1	0.73	1.122

(1) E = exceeds calibrated linear range, see dilution data; D = dilution data; V = surrogate recovery is not within method control limits; X = results reported separately

10987HCD1_1.xls, S2 (S)

Approved by: _____ QA/QC Chemist

02-03-2004
dd-mm-yyyy

AXYS ANALYTICAL SERVICES LTD P.O. BOX 2219, 2045 MILLS RD. WEST, SIDNEY, B.C., CANADA V8L 3S8 TEL (250) 655-5800 FAX (250) 655-5811

ONGOING PRECISION AND RECOVERY

AXYS METHOD MLA-021 Rev 05
PH050-053_D2

Form 8A
POLYAROMATIC HYDROCARBON ONGOING PRECISION AND RECOVERY (OPR)

Lab Name: AXYS ANALYTICAL SERVICES

Contract No.:	4182		
Matrix:	SOLID	OPR Data Filename:	PH4D0662.D
Extraction Date:	04-Feb-2004	Lab Sample I.D.:	WG10987-102
Analysis Date:	11-Feb-2004	Analysis Time:	12:13 (hh:mm)

CONCENTRATIONS REPORTED ARE CONCENTRATIONS IN EXTRACT, BASED ON A 100 µL EXTRACT VOLUME

COMPOUND	CAS NO.	LAB FLAG[1]	ION ABUND. RATIO	SPIKE CONC. (ng/mL)	CONC. FOUND (ng/mL)	OPR CONC. LIMITS (ng/mL)	RECOVERY (%)
Naphthalene	91-20-3		0.07	20000	19500	14000-26000	97.5
Acenaphthylene	208-96-8		0.20	19600	18700	13700-27400	95.4
Acenaphthene	83-32-9		1.12	19700	19700	13800-25600	100
Fluorene	86-73-7		0.96	24100	16600	16900-31300	68.9
Phenanthrene	85-01-8		0.18	19600	18300	13700-25500	93.4
Anthracene	120-12-7		0.18	19800	19600	13800-25700	99.0
Fluoranthene	206-44-0		0.20	20300	18900	14200-26400	93.1
Pyrene	129-00-0		0.20	20200	19000	14100-26200	94.1
Benz[a]anthracene	56-55-3		0.26	21000	17900	14700-27200	85.2
Chrysene [2]	218-01-9		0.28	21200	18700	14800-27500	88.2
Benzo[b/j]fluoranthene			0.22	19500	17300	13700-25400	88.7
Benzo[k]fluoranthene	207-08-9		0.22	20600	17300	14400-26700	84.0
Benzo[e]pyrene	192-97-2		0.22	21200	18800	14800-27500	88.7
Benzo[a]pyrene	50-32-8		0.22	19500	17000	13700-25400	87.2
Perylene	198-55-0		0.22	22500	19700	15800-29300	87.6
Dibenz[ah]anthracene [3]	53-70-3		0.10	21200	18100	14900-27600	85.4
Indeno[1,2,3-cd]pyrene	193-39-5		0.13	20900	17800	14700-27200	85.2
Benzo[ghi]perylene	191-24-2		0.14	21600	18700	15100-28000	86.6

(1) D = dilution data; X = results reported separately
(2) May co-elute with Triphenylene
(3) May co-elute with Dibenz[ac]anthracene

10987PHD1_1.xls, 8A,B

Approved by: _____ QA/QC Chemist

27-02-2004
dd-mm-yyyy

AXYS ANALYTICAL SERVICES LTD P.O. BOX 2219, 2045 MILLS RD. WEST, SIDNEY, B.C., CANADA V8L 3S8 TEL (250) 655-5800 FAX (250) 655-5811

AXYS METHOD MLA-021 Rev 05
PH050-053_D2

Form 8B
POLYAROMATIC HYDROCARBON ONGOING PRECISION AND RECOVERY (OPR)

Lab Name: AXYS ANALYTICAL SERVICES

Contract No.:	4182		
Matrix:	SOLID	OPR Data Filename:	PH4D0662.D
Extraction Date:	04-Feb-2004	Lab Sample I.D.:	WG10987-102
Analysis Date:	11-Feb-2004	Analysis Time:	12:13 (hh:mm)
Concentration Units :	ng absolute		

	CAS NO.	LAB FLAG[1]	ION ABUND. RATIO	SPIKE CONC.	CONC. FOUND	OPR CONC. LIMITS	RECOVERY (%)
LABELED COMPOUND							
Naphthalene d-8	1146-65-2		0.09	2030	536	305-2440	26.4
Acenaphthylene d-8	93951-97-4		0.15	2000	720	400-2400	36.0
Phenanthrene d-10	1517-22-2		0.13	2070	1290	621-2480	62.4
Fluoranthene d-10			0.15	1970	1550	591-2360	78.8
Benz[a]anthracene d-12			0.21	2100	1820	630-2520	86.7
Chrysene d-12	1719-03-5		0.24	2080	1790	624-2500	86.2
Benzo[b/k]fluoranthene d-12			0.18	3550	2710	1070-4260	76.3
Benzo[a]pyrene d-12	63466-71-7		0.18	2000	1620	600-2400	81.0
Perylene d-12	1520-96-3		0.22	2060	1650	618-2470	80.2
Dibenz[ah]anthracene d-14			0.20	2140	1670	642-2570	78.0
Indeno[1,2,3-cd]pyrene d-12			0.16	2130	1640	639-2560	77.2
Benzo[ghi]perylene d-12			0.17	1760	1440	528-2110	82.1

(1) D = dilution data; X = results reported separately

10987PHD1_1.xls, 8A,B

Approved by: _____ QA/QC Chemist

27-02-2004
dd-mm-yyyy

AXYS ANALYTICAL SERVICES LTD P.O. BOX 2219, 2045 MILLS RD. WEST, SIDNEY, B.C., CANADA V8L 3S8 TEL (250) 655-5800 FAX (250) 655-5811

AXYS METHOD MLA-021 Rev 05
HC003_D2

Form 8A
ALKANE AND HOPANE ONGOING PRECISION AND RECOVERY (OPR)

Lab Name: AXYS ANALYTICAL SERVICES

Contract No.:	4182		
Matrix:	SOLID	OPR Data Filename:	HC4D0886.D
Extraction Date:	04-Feb-2004	Lab Sample I.D.:	WG10987-102
Analysis Date:	18-Feb-2004	Analysis Time:	2-18-04 5:13 (hh:mm)

CONCENTRATIONS REPORTED ARE CONCENTRATIONS IN EXTRACT, BASED ON A 100 µL EXTRACT VOLUME

COMPOUND	CAS NO.	LAB FLAG[1]	ION ABUND. RATIO	SPIKE CONC. (ng/mL)	CONC. FOUND (ng/mL)	OPR CONC. LIMITS (ng/mL)	RECOVERY (%)
Pristane			0.85	10200	9150	3070-12300	89.7

(1) D = dilution data; X = results reported separately

10987HCD1_1.xls, 8A,B

Approved by: B Wetten QA/QC Chemist

29-02-2004
dd-mm-yyyy

AXYS ANALYTICAL SERVICES LTD P.O. BOX 2219, 2045 MILLS RD. WEST, SIDNEY, B.C., CANADA V8L 3S8 TEL (250) 655-5800 FAX (250) 655-5811

AXYS METHOD MLA-021 Rev 05
HC003_D2

Form 8B
ALKANE AND HOPANE ONGOING PRECISION AND RECOVERY (OPR)

Lab Name: AXYS ANALYTICAL SERVICES

Contract No.:	4182		
Matrix:	SOLID	OPR Data Filename:	HC4D0886.D
Extraction Date:	04-Feb-2004	Lab Sample I.D.:	WG10987-102
Analysis Date:	18-Feb-2004	Analysis Time:	2-18-04 5:13 (hh:mm)
Concentration Units :	ng absolute		

	CAS NO.	LAB FLAG[1]	ION ABUND. RATIO	SPIKE CONC.	CONC. FOUND	OPR CONC. LIMITS	RECOVERY (%)
LABELED COMPOUND							
Hexadecane (nC16)-d34			0.67	1045	651	314-1250	62.3
Tetracosane (nC24)-d50			0.73	1003	784	301-1200	78.2

(1) D = dilution data; X = results reported separately

10987HCD1_1.xls, 8A,B

Approved by: B Watson QA/QC Chemist

29-02-2004
dd-mm-yyyy

0157

INSTRUMENT QC

Injection Log

Directory: g:\prolab\inst_d\040131ph

Line	Vial	FileName	Multiplier	SampleName	Misc Info	Injected
1	1	ph4d0496.d	1.	TOLUENE,,	1,,1.0uL	31 Jan 04 12:27
2	1	ph4d0497.d	1.	TOLUENE,,	1,,1.0uL	31 Jan 04 12:47
3	1	ph4d0498.d	1.	TOLUENE,,	1,,1.0uL	31 Jan 04 13:53
4	8	ph4d0499.d	1.	PH024A-CAL/01,,	1,,1.0uL	31 Jan 04 14:22
5	8	ph4d0500.d	1.	PH024A-CAL/01,,	1,,1.0uL Sens. o.k.	31 Jan 04 15:11
6	9	ph4d0501.d	1.	PH024B-CAL/01,,	1,,1.0uL Series passes	31 Jan 04 15:59
7	10	ph4d0502.d	1.	PH024C-CAL/01,,	1,,1.0uL	31 Jan 04 16:48
8	11	ph4d0503.d	1.	PH024D-CAL/01,, PH050-A.M	1,,1.0uL ERA 04-FEB-04	31 Jan 04 17:37
9	12	ph4d0504.d	1.	PH024F-CAL/01,,	1,,1.0uL	31 Jan 04 18:26
10	13	ph4d0505.d	1.	PH024E-CAL/01,,	1,,1.0uL	31 Jan 04 19:15

Lin checked
pl 12 Feb 04

0158

04 Feb 04 12:57

AXYS METHOD MLA-021 Rev 05
PH050-053_D2

Form 3A / B
POLYAROMATIC HYDROCARBON INITIAL CALIBRATION RELATIVE RESPONSES

Lab Name: AXYS ANALYTICAL SERVICES

Initial Calibration Date: 31-Jan-2004

Instrument ID: LR GC/MS

GC Column ID: Rtx-5

CS1 Data Filename: PH4D0501.D

CS4 Data Filename: PH4D0505.D

CS2 Data Filename: PH4D0502.D

CS5 Data Filename: PH4D0504.D

CS3 Data Filename: PH4D0503.D

COMPOUND	CAS NO.	RELATIVE RESPONSE (RR) CS1	CS2	CS3	CS4	CS5	MEAN RR	CV (%RSD)[1]
Naphthalene[2]	91-20-3	1.05	1.10	1.09	1.09	1.12	1.09	2.44
Biphenyl	92-52-4	1.38	1.41	1.38	1.39	1.42	1.40	1.26
Acenaphthylene[2]	208-96-8	1.11	1.15	1.14	1.16	1.20	1.15	3.06
Acenaphthene	83-32-9	0.66	0.68	0.67	0.68	0.70	0.68	2.29
Fluorene	86-73-7	0.52	0.54	0.54	0.55	0.57	0.54	3.34
Phenanthrene[2]	85-01-8	1.07	1.09	1.08	1.09	1.12	1.09	1.53
Anthracene	120-12-7	0.90	0.93	0.93	0.97	0.99	0.94	3.85
Fluoranthene[2]	206-44-0	1.17	1.22	1.20	1.20	1.25	1.21	2.36
Pyrene	129-00-0	1.23	1.24	1.23	1.24	1.26	1.24	1.21
Benz[a]anthracene[2]	56-55-3	1.21	1.23	1.20	1.21	1.27	1.23	2.28
Chrysene[2]	218-01-9	1.06	1.09	1.09	1.09	1.12	1.09	1.90
Benzo[b/k]fluoranthene[2]		1.28	1.32	1.30	1.31	1.37	1.32	2.47
Benzo[e]pyrene	192-97-2	1.25	1.31	1.32	1.27	1.37	1.30	3.49
Benzo[a]pyrene[2]	50-32-8	1.17	1.25	1.26	1.30	1.37	1.27	5.72
Perylene[2]	198-55-0	0.94	0.98	0.99	1.03	1.09	1.00	5.65
Dibenz[a,h]anthracene[2]	53-70-3	1.20	1.25	1.25	1.28	1.34	1.26	4.12
Indeno[1,2,3-cd]pyrene[2]	193-39-5	1.10	1.14	1.13	1.15	1.22	1.15	3.72
Benzo[ghi]perylene[2]	191-24-2	0.95	0.99	0.99	1.02	1.06	1.00	4.14
2-Methylnaphthalene[2]	91-57-6	1.11	1.13	1.11	1.11	1.14	1.12	1.30
1-Methylnaphthalene	90-12-0	0.97	0.99	0.98	0.98	1.01	0.99	1.61
2,6-Dimethylnaphthalene[2]	581-42-0	1.04	1.06	1.06	1.06	1.10	1.07	2.07
2,3,5-Trimethylnaphthalene	2245-38-7	1.01	1.02	1.02	1.04	1.08	1.03	2.77
Dibenzothiophene	132-65-0	1.15	1.17	1.17	1.01	1.17	1.13	5.93
1-Methylphenanthrene	832-69-9	0.77	0.77	0.77	0.80	0.84	0.79	3.63
3,6-Dimethylphenanthrene	1576-67-6	0.85	0.89	0.88	0.77	0.90	0.86	5.95
Retene	483-65-8	0.31	0.32	0.32	0.29	0.34	0.31	5.40
LABELED COMPOUND[2]								
Naphthalene d-8	1146-65-2	1.49	1.45	1.44	1.43	1.47	1.46	1.59
Acenaphthylene d-8	93951-97-4	1.73	1.67	1.65	1.67	1.69	1.68	1.89
Phenanthrene d-10	1517-22-2	0.89	0.88	0.90	0.89	0.91	0.89	1.16
Fluoranthene d-10		0.92	0.92	0.94	0.93	0.93	0.93	0.94
Benzo[a]anthracene d-12		0.91	0.90	0.89	0.94	0.91	0.91	2.10
Chrysene d-12	1719-03-5	0.97	0.95	0.97	1.01	0.99	0.98	2.38
Benzo[b/k]fluoranthene d-12		1.01	1.00	1.00	1.02	1.03	1.01	1.41
Benzo[a]pyrene d-12	63466-71-7	0.90	0.86	0.86	0.91	0.90	0.89	2.75
Perylene d-12	1520-96-3	1.04	1.00	0.99	1.03	1.04	1.02	2.34
Dibenz[a,h]anthracene d-14		0.85	0.85	0.84	0.89	0.91	0.87	3.71
Indeno[1,2,3-cd]pyrene d-12		1.01	0.99	0.98	1.01	1.02	1.00	1.75
Benzo[ghi]perylene d-12		1.22	1.18	1.16	1.20	1.22	1.19	2.08
2-Methylnaphthalene d-10		1.06	1.04	1.03	1.04	1.05	1.04	1.12
2,6-Dimethylnaphthalene d-12		0.99	0.97	0.96	0.97	0.98	0.97	0.95

(1) QC limits are 35%
(2) QC limits for %RSD are 20%

10987PHD1_1.xls, 3A-B

Approved by: _____ QA/QC Chemist

27-02-2004
dd-mm-yyyy

AXYS ANALYTICAL SERVICES LTD P.O. BOX 2219, 2045 MILLS RD. WEST, SIDNEY, B.C., CANADA V8L 3S8 TEL (250) 655-5800 FAX (250) 655-5811

AXYS METHOD MLA-021 Rev 05
PH050-053_D2

Form 3C / D
POLYAROMATIC HYDROCARBON INITIAL CALIBRATION ION ABUNDANCE RATIOS

Lab Name: AXYS ANALYTICAL SERVICES

Initial Calibration Date: 31-Jan-2004

Instrument ID: LR GC/MS

GC Column ID: Rtx-5

CS1 Data Filename: PH4D0501.D

CS4 Data Filename: PH4D0505.D

CS2 Data Filename: PH4D0502.D

CS5 Data Filename: PH4D0504.D

CS3 Data Filename: PH4D0503.D

COMPOUND	CAS NO.	m/e ION CHANNELS	ION ABUNDANCE RATIO CS1	CS2	CS3	CS4	CS5	QC LIMITS[1]
Naphthalene	91-20-3	102/128	0.07	0.07	0.07	0.07	0.07	0.06 - 0.08
Biphenyl	92-52-4	152/154	0.27	0.27	0.27	0.27	0.27	0.22 - 0.32
Acenaphthylene	208-96-8	151/152	0.20	0.20	0.19	0.20	0.20	0.16 - 0.24
Acenaphthene	83-32-9	153/154	1.11	1.12	1.11	1.12	1.16	0.90 - 1.35
Fluorene	86-73-7	165/166	0.99	0.98	0.96	0.97	0.96	0.78 - 1.17
Phenanthrene	85-01-8	176/178	0.18	0.18	0.18	0.18	0.18	0.14 - 0.22
Anthracene	120-12-7	176/178	0.18	0.17	0.18	0.18	0.18	0.14 - 0.21
Fluoranthene	206-44-0	200/202	0.21	0.19	0.20	0.20	0.20	0.16 - 0.24
Pyrene	129-00-0	200/202	0.20	0.20	0.20	0.20	0.20	0.16 - 0.24
Benz[a]anthracene	56-55-3	226/228	0.26	0.26	0.26	0.26	0.26	0.21 - 0.31
Chrysene	218-01-9	226/228	0.27	0.29	0.28	0.28	0.28	0.22 - 0.34
Benzo[b/k]fluoranthene		253/252	0.23	0.23	0.22	0.22	0.22	0.18 - 0.27
Benzo[e]pyrene	192-97-2	253/252	0.20	0.22	0.22	0.22	0.22	0.17 - 0.26
Benzo[a]pyrene	50-32-8	253/252	0.24	0.22	0.22	0.22	0.22	0.18 - 0.27
Perylene	198-55-0	253/252	0.23	0.22	0.23	0.22	0.22	0.18 - 0.27
Dibenz[a,h]anthracene	53-70-3	139/278	0.11	0.11	0.10	0.11	0.11	0.09 - 0.13
Indeno[1,2,3-cd]pyrene	193-39-5	138/276	0.13	0.14	0.14	0.13	0.13	0.11 - 0.16
Benzo[ghi]perylene	191-24-2	138/276	0.15	0.14	0.14	0.15	0.15	0.12 - 0.18
2-Methylnaphthalene	91-57-6	141/142	0.88	0.88	0.87	0.88	0.88	0.70 - 1.05
1-Methylnaphthalene	90-12-0	141/142	0.91	0.92	0.91	0.91	0.91	0.73 - 1.09
2,6-Dimethylnaphthalene	581-42-0	141/156	0.64	0.65	0.64	0.65	0.64	0.52 - 0.77
2,3,5-Trimethylnaphthalene	2245-38-7	155/170	0.86	0.87	0.84	0.85	0.85	0.68 - 1.02
Dibenzothiophene	132-65-0	152/184	0.08	0.08	0.08	0.08	0.08	0.06 - 0.10
1-Methylphenanthrene	832-69-9	191/192	0.60	0.60	0.59	0.59	0.59	0.48 - 0.71
3,6-Dimethylphenanthrene	1576-67-6	191/206	0.38	0.35	0.34	0.34	0.34	0.28 - 0.42
Retene	483-65-8	219/234	1.62	1.61	1.57	1.52	1.55	1.26 - 1.89
LABELED COMPOUND								
Naphthalene d-8	1146-65-2	134/136	0.09	0.09	0.09	0.09	0.09	0.07 - 0.11
Acenaphthylene d-8	93951-97-4	158/160	0.15	0.15	0.15	0.15	0.15	0.12 - 0.18
Phenanthrene d-10	1517-22-2	184/188	0.13	0.13	0.13	0.14	0.13	0.11 - 0.16
Fluoranthene d-10		208/212	0.16	0.16	0.16	0.16	0.16	0.13 - 0.19
Benzo[a]anthracene d-12		236/240	0.23	0.23	0.23	0.23	0.23	0.18 - 0.28
Chrysene d-12	1719-03-5	236/240	0.25	0.25	0.25	0.25	0.25	0.20 - 0.30
Benzo[b/k]fluoranthene d-12		260/264	0.19	0.19	0.19	0.19	0.19	0.15 - 0.23
Benzo[a]pyrene d-12	63466-71-7	260/264	0.19	0.19	0.19	0.20	0.19	0.15 - 0.23
Perylene d-12	1520-96-3	260/264	0.23	0.23	0.23	0.23	0.23	0.18 - 0.28
Dibenz[a,h]anthracene d-14		288/292	0.21	0.22	0.21	0.21	0.21	0.17 - 0.25
Indeno[1,2,3-cd]pyrene d-12		284/288	0.17	0.17	0.17	0.17	0.17	0.14 - 0.20
Benzo[ghi]perylene d-12		284/288	0.18	0.18	0.18	0.18	0.18	0.14 - 0.22
2-Methylnaphthalene d-10		151/152	0.17	0.17	0.17	0.17	0.17	0.14 - 0.20
2,6-Dimethylnaphthalene d-12		150/168	0.71	0.70	0.71	0.71	0.71	0.57 - 0.85

(1) QC limits are +/- 20%

10987PHD1_1.xls, 3C-D

Approved by: _____ QA/QC Chemist

27-02-2004
dd-mm-yyyy

AXYS ANALYTICAL SERVICES LTD P.O. BOX 2219, 2045 MILLS RD. WEST, SIDNEY, B.C., CANADA V8L 3S8 TEL (250) 655-5800 FAX (250) 655-5811

Injection Log Summary Report

Sample Directory : G:\PROLAB\INST_D\040211PH\

File ID	Sample Name	Misc Info	Date	Time
PH4D0658	TOLUENE,,	1,,1.0uL	11 Feb 2004	09:23
PH4D0659	PH024A-CAL/01,,	1,,1.0uL	11 Feb 2004	09:43
PH4D0660	PH024E-CAL/01,,	1,,1.0uL	11 Feb 2004	10:32
PH4D0661	PH023A-CAL/01,,	1,,1.0uL	11 Feb 2004	11:24
PH4D0662	WG10987-102,,SPM	1,WG10987,1.0/500uL	11 Feb 2004	12:13
PH4D0663	TOLUENE,,	1,,1.0uL	11 Feb 2004	13:03
PH4D0664	TOLUENE,,	1,,1.0uL	11 Feb 2004	13:24
PH4D0665	WG10987-101,,BLK	1,WG10987,1.0/500uL	11 Feb 2004	14:13
PH4D0666	L6466-4,,	1,WG10987,1.0/500uL	11 Feb 2004	15:02
PH4D0667	L6466-5,,	1,WG10987,1.0/500uL	11 Feb 2004	15:51
PH4D0668	L6466-1,,1/5EXT	1,WG10987,1.0/500uL	11 Feb 2004	16:40
PH4D0669	L6466-6,,1/5EXT	1,WG10987,1.0/500uL	11 Feb 2004	17:29
PH4D0670	L6466-9,,1/5EXT	1,WG10987,1.0/500uL	11 Feb 2004	18:18
PH4D0671	L6466-8,,1/5EXT	1,WG10987,1.0/500uL	11 Feb 2004	19:07
PH4D0672	TOLUENE,,	1,,1.0uL	11 Feb 2004	19:57
PH4D0673	PH024E-CAL/01,,	1,,1.0uL	11 Feb 2004	20:17
PH4D0674	PH024E-CAL/01,,	1,,1.0uL	11 Feb 2004	21:06
PH4D0675	PH023A-CAL/01,,	1,,1.0uL	11 Feb 2004	21:56
PH4D0676	TOLUENE,,	1,,1.0uL	11 Feb 2004	22:45
PH4D0677	TOLUENE,,	1,,1.0uL	11 Feb 2004	23:06
PH4D0678	L6466-3,,1/5EXT	1,WG10987,1.0/500uL	11 Feb 2004	23:55
PH4D0679	L6466-2,,1/5EXT	1,WG10987,1.0/500uL	12 Feb 2004	00:44
PH4D0680	L6466-7,,1/5EXT	1,WG10987,1.0/500uL	12 Feb 2004	01:33
PH4D0681	L6466-11,,	1,WG10987,1.0/500uL	12 Feb 2004	02:23
PH4D0682	WG10987-105,,DUP	1,WG10987,1.0/500uL	12 Feb 2004	03:12
PH4D0683	L6466-10,,	1,WG10987,1.0/500uL	12 Feb 2004	04:01
PH4D0684	TOLUENE,,	1,,1.0uL	12 Feb 2004	04:51
PH4D0685	WG10987-103,,SAR	1,WG10987,1.0/500uL	12 Feb 2004	05:11
PH4D0686	PH024E-CAL/01,,	1,,1.0uL	12 Feb 2004	06:00
PH4D0687	PH024E-CAL/01,,	1,,1.0uL	12 Feb 2004	06:49
PH4D0688	PH023A-CAL/01,,	1,,1.0uL	12 Feb 2004	07:38
PH4D0689	WG11022-102,,SPM	1,WG11022,1.0/100uL	12 Feb 2004	08:49
PH4D0690	TOLUENE,,	1,,1.0uL	12 Feb 2004	09:39
PH4D0691	TOLUENE,,	1,,1.0uL	12 Feb 2004	09:59
PH4D0692	WG11022-101,,BLK	1,WG11022,1.0/100uL	12 Feb 2004	10:48
PH4D0693	L6333-10,,	1,WG11022,1.0/100uL	12 Feb 2004	11:37
PH4D0694	L6333-11,,	1,WG11022,1.0/100uL	12 Feb 2004	12:26
PH4D0695	L6333-12,,	1,WG11022,1.0/100uL	12 Feb 2004	13:15
PH4D0696	L6333-13,,	1,WG11022,1.0/100uL	12 Feb 2004	14:22
PH4D0697	L6333-14,,	1,WG11022,1.0/100uL	12 Feb 2004	15:11
PH4D0698	L6333-15,,	1,WG11022,1.0/100uL	12 Feb 2004	16:00
PH4D0699	TOLUENE,,	1,,1.0uL	12 Feb 2004	16:50
PH4D0700	PH024E-CAL/01,,	1,,1.0uL	12 Feb 2004	17:10

Injection Log Summary Report

Sample Directory : G:\PROLAB\INST_D\040211PH\

File ID	Sample Name	Misc Info	Date	Time
PH4D0701	PH024E-CAL/01,,	1,,1.0uL	12 Feb 2004	17:59
PH4D0702	PH023A-CAL/01,,	1,,1.0uL	12 Feb 2004	18:49
PH4D0703	TOLUENE,,	1,,1.0uL	12 Feb 2004	19:38
PH4D0704	TOLUENE,,	1,,1.0uL	12 Feb 2004	19:59
PH4D0705	L6333-16,,	1,WG11022,1.0/100uL	12 Feb 2004	20:48
PH4D0706	WG11022-104,,DUP	1,WG11022,1.0/100uL	12 Feb 2004	21:37
PH4D0707	WG11022-105,,DUP2	1,WG11022,1.0/100uL	12 Feb 2004	22:26
PH4D0708	L6333-17,,	1,WG11022,1.0/100uL	12 Feb 2004	23:15
PH4D0709	L6333-18,,	1,WG11022,1.0/100uL	13 Feb 2004	00:04
PH4D0710	TOLUENE,,	1,,1.0uL	13 Feb 2004	00:54
PH4D0711	WG11022-103,,SAR	1,WG11022,1.0/100uL	13 Feb 2004	01:14
PH4D0712	PH024E-CAL/01,,	1,,1.0uL	13 Feb 2004	02:03
PH4D0713	PH024E-CAL/01,,	1,,1.0uL	13 Feb 2004	02:52
PH4D0714	PH023A-CAL/01,,	1,,1.0uL	13 Feb 2004	03:41
PH4D0715	TOLUENE,,	1,,1.0uL	13 Feb 2004	04:31

Form 4A / B
POLYAROMATIC HYDROCARBON CALIBRATION VERIFICATION

Lab Name: AXYS ANALYTICAL SERVICES

Initial Calibration Date:	31-Jan-2004	**GC Column ID:**	Rtx-5
Instrument ID:	LR GC/MS	**Analysis Date:**	11-Feb-2004
VER Data Filename:	PH4D0660.D	**Analysis Time:**	10:32 (hh:mm)

COMPOUND	CAS NO.	m/e ION CHANNELS	ION ABUND. RATIO	ION ABUND. RATIO QC LIMITS[1]	CONC. FOUND (ng/mL)	CONC. RANGE (ng/mL)[2]
Naphthalene	91-20-3	102/128	0.07	0.06 - 0.08	2010	1500 - 2500
Biphenyl	92-52-4	152/154	0.27	0.22 - 0.32	2090	1610 - 2690
Acenaphthylene	208-96-8	151/152	0.20	0.16 - 0.24	1930	1470 - 2450
Acenaphthene	83-32-9	153/154	1.12	0.90 - 1.35	1890	1470 - 2460
Fluorene	86-73-7	165/166	0.96	0.78 - 1.17	2340	1810 - 3010
Phenanthrene	85-01-8	176/178	0.18	0.14 - 0.22	1870	1470 - 2450
Anthracene	120-12-7	176/178	0.17	0.14 - 0.21	2080	1480 - 2470
Fluoranthene	206-44-0	200/202	0.20	0.16 - 0.24	1930	1520 - 2540
Pyrene	129-00-0	200/202	0.20	0.16 - 0.24	1890	1510 - 2520
Benz[a]anthracene	56-55-3	226/228	0.26	0.21 - 0.31	1840	1570 - 2620
Chrysene	218-01-9	226/228	0.28	0.22 - 0.34	1940	1590 - 2650
Benzo[b/k]fluoranthene		253/252	0.22	0.18 - 0.27	3550	3010 - 5010
Benzo[e]pyrene	192-97-2	253/252	0.22	0.17 - 0.26	1840	1590 - 2650
Benzo[a]pyrene	50-32-8	253/252	0.22	0.18 - 0.27	1760	1470 - 2440
Perylene	198-55-0	253/252	0.22	0.18 - 0.27	2060	1690 - 2820
Dibenz[a,h]anthracene	53-70-3	139/278	0.10	0.09 - 0.13	1820	1590 - 2650
Indeno[1,2,3-cd]pyrene	193-39-5	138/276	0.13	0.11 - 0.16	1820	1570 - 2620
Benzo[ghi]perylene	191-24-2	138/276	0.14	0.12 - 0.18	1920	1620 - 2700
2-Methylnaphthalene	91-57-6	141/142	0.88	0.70 - 1.05	1910	1480 - 2470
1-Methylnaphthalene	90-12-0	141/142	0.92	0.73 - 1.09	2060	1600 - 2660
2,6-Dimethylnaphthalene	581-42-0	141/156	0.64	0.52 - 0.77	1970	1630 - 2720
2,3,5-Trimethylnaphthalene	2245-38-7	155/170	0.84	0.68 - 1.02	2050	1660 - 2770
Dibenzothiophene	132-65-0	152/184	0.08	0.06 - 0.10	1420	1260 - 2090
1-Methylphenanthrene	832-69-9	191/192	0.59	0.48 - 0.71	1920	1490 - 2480
3,6-Dimethylphenanthrene	1576-67-6	191/206	0.33	0.28 - 0.42	1520	1280 - 2140
Retene	483-65-8	219/234	1.50	1.26 - 1.89	1570	1280 - 2130
LABELED COMPOUND						
Naphthalene d-8	1146-65-2	134/136	0.09	0.07 - 0.11	1900	1520 - 2540
Acenaphthylene d-8	93951-97-4	158/160	0.15	0.12 - 0.18	2010	1500 - 2500
Phenanthrene d-10	1517-22-2	184/188	0.13	0.11 - 0.16	2020	1550 - 2590
Fluoranthene d-10		208/212	0.15	0.13 - 0.19	1970	1480 - 2460
Benzo[a]anthracene d-12		236/240	0.21	0.18 - 0.28	2220	1580 - 2630
Chrysene d-12	1719-03-5	236/240	0.24	0.20 - 0.30	2140	1560 - 2600
Benzo[b/k]fluoranthene d-12		260/264	0.18	0.15 - 0.23	3530	2660 - 4440
Benzo[a]pyrene d-12	63466-71-7	260/264	0.18	0.15 - 0.23	2030	1500 - 2500
Perylene d-12	1520-96-3	260/264	0.22	0.18 - 0.28	2110	1550 - 2580
Dibenz[a,h]anthracene d-14		288/292	0.20	0.17 - 0.25	2130	1610 - 2680
Indeno[1,2,3-cd]pyrene d-12		284/288	0.16	0.14 - 0.20	2140	1600 - 2660
Benzo[ghi]perylene d-12		284/288	0.17	0.14 - 0.22	1780	1320 - 2200
2-Methylnaphthalene d-10		151/152	0.17	0.14 - 0.20	2070	1580 - 2640
2,6-Dimethylnaphthalene d-12		150/168	0.64	0.57 - 0.85	2220	1580 - 2630

(1) QC limits are +/- 20%
(2) QC limits are +/- 25%

10987PHD1_1.xls, 4A,B (CV)

Approved by: _____ QA/QC Chemist

27-02-2004
dd-mm-yyyy

AXYS ANALYTICAL SERVICES LTD P.O. BOX 2219, 2045 MILLS RD. WEST, SIDNEY, B.C., CANADA V8L 3S8 TEL (250) 655-5800 FAX (250) 655-5811

AXYS METHOD MLA-021 Rev 05
PH050-053_D2

Form 6A
POLYAROMATIC HYDROCARBON RELATIVE RETENTION TIMES

Lab Name: AXYS ANALYTICAL SERVICES

Initial Calibration Date: 31-Jan-2004 GC Column ID: Rtx-5

Instrument ID: LR GC/MS

VER Data Filename: PH4D0660.D Analysis Date: 11-Feb-2004 Analysis Time: 10:32 (hh:mm)

COMPOUND	CAS NO.	RETENTION TIME REFERENCE	LAB FLAG[1]	RRT	RRT QC LIMITS[2]
Naphthalene	91-20-3	Naphthalene d-8		1.006	0.956-1.057
Biphenyl	92-52-4	2,6-Dimethylnaphthalene d-12		1.156	1.097-1.213
Acenaphthylene	208-96-8	Acenaphthylene d-8		1.003	0.953-1.053
Acenaphthene	83-32-9	Acenaphthylene d-8		1.048	0.995-1.099
Fluorene	86-73-7	Phenanthrene d-10		0.844	0.802-0.886
Phenanthrene	85-01-8	Phenanthrene d-10		1.003	0.953-1.053
Anthracene	120-12-7	Phenanthrene d-10		1.011	0.960-1.062
Fluoranthene	206-44-0	Fluoranthene d-10		1.002	0.952-1.052
Pyrene	129-00-0	Fluoranthene d-10		1.032	0.980-1.084
Benz[a]anthracene	56-55-3	Benz[a]anthracene d-12		1.003	0.952-1.053
Chrysene	3 218-01-9	Chrysene d-12		1.003	0.953-1.053
Benzo[b/k]fluoranthene		Benzo[b/k]fluoranthene d-12		1.008	0.955-1.056
Benzo[e]pyrene	192-97-2	Benzo[a]pyrene d-12		0.996	0.946-1.046
Benzo[a]pyrene	50-32-8	Benzo[a]pyrene d-12		1.004	0.954-1.054
Perylene	198-55-0	Perylene d-12		1.004	0.954-1.055
Dibenz[ah]anthracene	4 53-70-3	Dibenz[ah]anthracene d-14		1.003	0.953-1.053
Indeno[1,2,3-cd]pyrene	193-39-5	Indeno[1,2,3-cd]pyrene d-12		1.002	0.952-1.052
Benzo[ghi]perylene	191-24-2	Benzo[ghi]perylene d-12		1.003	0.952-1.053
2-Methylnaphthalene	91-57-6	2-Methylnaphthalene d-10		1.009	0.959-1.060
1-Methylnaphthalene	90-12-0	2-Methylnaphthalene d-10		1.040	0.988-1.092
2,6-Dimethylnaphthalene	581-42-0	2,6-Dimethylnaphthalene d-12		1.010	0.960-1.061
2,3,5-Trimethylnaphthalene	2245-38-7	2,6-Dimethylnaphthalene d-12		1.225	1.164-1.287
Dibenzothiophene	132-65-0	Phenanthrene d-10		0.982	0.934-1.032
1-Methylphenanthrene	832-69-9	Phenanthrene d-10		1.111	1.055-1.166
3,6-Dimethylphenanthrene	1576-67-6	Phenanthrene d-10		1.165	1.108-1.224
Retene	483-65-8	Fluoranthene d-10		1.084	1.030-1.138

(1) X = results reported separately
(2) QC limits are ± 5% of the mean RRT determined from initial calibration standards.
(3) May co-elute with Triphenylene
(4) May co-elute with Dibenz[ac]anthracene

10987PHD1_1.xls, 6 A,B (CV) Approved by: _____ QA/QC Chemist 27-02-2004 dd-mm-yyyy

AXYS ANALYTICAL SERVICES LTD P.O. BOX 2219, 2045 MILLS RD. WEST, SIDNEY, B.C., CANADA V8L 3S8 TEL (250) 655-5800 FAX (250) 655-5811

AXYS METHOD MLA-021 Rev 05
PH050-053_D2

Form 6B
POLYAROMATIC HYDROCARBON RELATIVE RETENTION TIMES

Lab Name: AXYS ANALYTICAL SERVICES

Initial Calibration Date: 31-Jan-2004 GC Column ID: Rtx-5

Instrument ID: LR GC/MS

VER Data Filename: PH4D0660.D Analysis Date: 11-Feb-2004 Analysis Time: 10:32 (hh:mm)

LABELED COMPOUND	CAS NO.	RETENTION TIME REFERENCE	LAB FLAG[1]	RRT	RRT QC LIMITS[2]
Naphthalene d-8	1146-65-2	Acenaphthene d-10		0.609	0.579-0.640
Acenaphthylene d-8	93951-97-4	Acenaphthene d-10		0.961	0.913-1.009
Phenanthrene d-10	1517-22-2	Pyrene d-10		0.808	0.768-0.848
Fluoranthene d-10		Pyrene d-10		0.971	0.922-1.020
Benz[a]anthracene d-12		Pyrene d-10		1.165	1.107-1.223
Chrysene d-12	1719-03-5	Pyrene d-10		1.171	1.112-1.229
Benzo[b/k]fluoranthene d-12		Benzo[e]pyrene d-12		0.956	0.908-1.004
Benzo[a]pyrene d-12	63466-71-7	Benzo[e]pyrene d-12		1.009	0.959-1.059
Perylene d-12	1520-96-3	Benzo[e]pyrene d-12		1.024	0.973-1.075
Dibenz[ah]anthracene d-14		Benzo[e]pyrene d-12		1.209	1.147-1.268
Indeno[1,2,3-cd]pyrene d-12		Benzo[e]pyrene d-12		1.204	1.143-1.263
Benzo[ghi]perylene d-12		Benzo[e]pyrene d-12		1.235	1.172-1.296
2-Methylnaphthalene d-10		Acenaphthene d-10		0.756	0.718-0.794
2,6-Dimethylnaphthalene d-12		Acenaphthene d-10		0.896	0.851-0.941

(1) X = results reported separately
(2) QC limits are ± 5% of the mean RRT determined from initial calibration standards.

10987PHD1_1.xls, 6 A,B (CV) Approved by: _____ QA/QC Chemist 27-02-2004 dd-mm-yyyy

AXYS ANALYTICAL SERVICES LTD P.O. BOX 2219, 2045 MILLS RD. WEST, SIDNEY, B.C., CANADA V8L 3S8 TEL (250) 655-5800 FAX (250) 655-5811

Form 4A / B
POLYAROMATIC HYDROCARBON CALIBRATION VERIFICATION

Lab Name: AXYS ANALYTICAL SERVICES

Initial Calibration Date:	31-Jan-2004	**GC Column ID:**	Rtx-5
Instrument ID:	LR GC/MS	**Analysis Date:**	11-Feb-2004
VER Data Filename:	PH4D0673.D	**Analysis Time:**	20:17 (hh:mm)

COMPOUND	CAS NO.	m/e ION CHANNELS	ION ABUND. RATIO	ION ABUND. RATIO QC LIMITS[1]	CONC. FOUND (ng/mL)	CONC. RANGE (ng/mL)[2]
Naphthalene	91-20-3	102/128	0.07	0.06 - 0.08	2000	1500 - 2500
Biphenyl	92-52-4	152/154	0.27	0.22 - 0.32	2090	1610 - 2690
Acenaphthylene	208-96-8	151/152	0.20	0.16 - 0.24	1910	1470 - 2450
Acenaphthene	83-32-9	153/154	1.18	0.90 - 1.35	1870	1470 - 2460
Fluorene	86-73-7	165/166	0.96	0.78 - 1.17	2330	1810 - 3010
Phenanthrene	85-01-8	176/178	0.18	0.14 - 0.22	1850	1470 - 2450
Anthracene	120-12-7	176/178	0.17	0.14 - 0.21	2090	1480 - 2470
Fluoranthene	206-44-0	200/202	0.20	0.16 - 0.24	1960	1520 - 2540
Pyrene	129-00-0	200/202	0.20	0.16 - 0.24	1950	1510 - 2520
Benz[a]anthracene	56-55-3	226/228	0.26	0.21 - 0.31	1840	1570 - 2620
Chrysene	218-01-9	226/228	0.28	0.22 - 0.34	1910	1590 - 2650
Benzo[b/k]fluoranthene		253/252	0.22	0.18 - 0.27	3520	3010 - 5010
Benzo[e]pyrene	192-97-2	253/252	0.22	0.17 - 0.26	1790	1590 - 2650
Benzo[a]pyrene	50-32-8	253/252	0.22	0.18 - 0.27	1760	1470 - 2440
Perylene	198-55-0	253/252	0.22	0.18 - 0.27	2040	1690 - 2820
Dibenz[a,h]anthracene	53-70-3	139/278	0.10	0.09 - 0.13	1850	1590 - 2650
Indeno[1,2,3-cd]pyrene	193-39-5	138/276	0.13	0.11 - 0.16	1800	1570 - 2620
Benzo[ghi]perylene	191-24-2	138/276	0.14	0.12 - 0.18	1910	1620 - 2700
2-Methylnaphthalene	91-57-6	141/142	0.88	0.70 - 1.05	1910	1480 - 2470
1-Methylnaphthalene	90-12-0	141/142	0.91	0.73 - 1.09	2070	1600 - 2660
2,6-Dimethylnaphthalene	581-42-0	141/156	0.64	0.52 - 0.77	1950	1630 - 2720
2,3,5-Trimethylnaphthalene	2245-38-7	155/170	0.83	0.68 - 1.02	2060	1660 - 2770
Dibenzothiophene	132-65-0	152/184	0.08	0.06 - 0.10	1390	1260 - 2090
1-Methylphenanthrene	832-69-9	191/192	0.59	0.48 - 0.71	1950	1490 - 2480
3,6-Dimethylphenanthrene	1576-67-6	191/206	0.34	0.28 - 0.42	1520	1280 - 2140
Retene	483-65-8	219/234	1.47	1.26 - 1.89	1640	1280 - 2130
LABELED COMPOUND						
Naphthalene d-8	1146-65-2	134/136	0.09	0.07 - 0.11	1880	1520 - 2540
Acenaphthylene d-8	93951-97-4	158/160	0.15	0.12 - 0.18	2040	1500 - 2500
Phenanthrene d-10	1517-22-2	184/188	0.13	0.11 - 0.16	2030	1550 - 2590
Fluoranthene d-10		208/212	0.15	0.13 - 0.19	1950	1480 - 2460
Benzo[a]anthracene d-12		236/240	0.21	0.18 - 0.28	2330	1580 - 2630
Chrysene d-12	1719-03-5	236/240	0.24	0.20 - 0.30	2230	1560 - 2600
Benzo[b/k]fluoranthene d-12		260/264	0.18	0.15 - 0.23	3570	2660 - 4440
Benzo[a]pyrene d-12	63466-71-7	260/264	0.18	0.15 - 0.23	2100	1500 - 2500
Perylene d-12	1520-96-3	260/264	0.22	0.18 - 0.28	2140	1550 - 2580
Dibenz[a,h]anthracene d-14		288/292	0.20	0.17 - 0.25	2350	1610 - 2680
Indeno[1,2,3-cd]pyrene d-12		284/288	0.16	0.14 - 0.20	2300	1600 - 2660
Benzo[ghi]perylene d-12		284/288	0.18	0.14 - 0.22	1830	1320 - 2200
2-Methylnaphthalene d-10		151/152	0.17	0.14 - 0.20	2070	1580 - 2640
2,6-Dimethylnaphthalene d-12		150/168	0.63	0.57 - 0.85	2240	1580 - 2630

(1) QC limits are +/- 20%
(2) QC limits are +/- 25%

10987PHD1_1.xls, 4A,B (CV) (2)

Approved by: _____ QA/QC Chemist

27-02-2004
dd-mm-yyyy

AXYS ANALYTICAL SERVICES LTD P.O. BOX 2219, 2045 MILLS RD. WEST, SIDNEY, B.C., CANADA V8L 3S8 TEL (250) 655-5800 FAX (250) 655-5811

AXYS METHOD MLA-021 Rev 05
PH050-053_D2

Form 6A
POLYAROMATIC HYDROCARBON RELATIVE RETENTION TIMES

Lab Name: AXYS ANALYTICAL SERVICES

Initial Calibration Date: 31-Jan-2004 GC Column ID: Rtx-5

Instrument ID: LR GC/MS

VER Data Filename: PH4D0673.D Analysis Date: 11-Feb-2004 Analysis Time: 20:17 (hh:mm)

COMPOUND	CAS NO.	RETENTION TIME REFERENCE	LAB FLAG[1]	RRT	RRT QC LIMITS[2]
Naphthalene	91-20-3	Naphthalene d-8		1.006	0.956-1.057
Biphenyl	92-52-4	2,6-Dimethylnaphthalene d-12		1.155	1.097-1.213
Acenaphthylene	208-96-8	Acenaphthylene d-8		1.003	0.953-1.053
Acenaphthene	83-32-9	Acenaphthylene d-8		1.047	0.995-1.099
Fluorene	86-73-7	Phenanthrene d-10		0.843	0.802-0.886
Phenanthrene	85-01-8	Phenanthrene d-10		1.003	0.953-1.053
Anthracene	120-12-7	Phenanthrene d-10		1.011	0.960-1.062
Fluoranthene	206-44-0	Fluoranthene d-10		1.002	0.952-1.052
Pyrene	129-00-0	Fluoranthene d-10		1.032	0.980-1.084
Benz[a]anthracene	56-55-3	Benz[a]anthracene d-12		1.003	0.952-1.053
Chrysene [3]	218-01-9	Chrysene d-12		1.003	0.953-1.053
Benzo[b/k]fluoranthene		Benzo[b/k]fluoranthene d-12		1.008	0.955-1.056
Benzo[e]pyrene	192-97-2	Benzo[a]pyrene d-12		0.996	0.946-1.046
Benzo[a]pyrene	50-32-8	Benzo[a]pyrene d-12		1.004	0.954-1.054
Perylene	198-55-0	Perylene d-12		1.004	0.954-1.055
Dibenz[ah]anthracene [4]	53-70-3	Dibenz[ah]anthracene d-14		1.003	0.953-1.053
Indeno[1,2,3-cd]pyrene	193-39-5	Indeno[1,2,3-cd]pyrene d-12		1.002	0.952-1.052
Benzo[ghi]perylene	191-24-2	Benzo[ghi]perylene d-12		1.002	0.952-1.053
2-Methylnaphthalene	91-57-6	2-Methylnaphthalene d-10		1.009	0.959-1.060
1-Methylnaphthalene	90-12-0	2-Methylnaphthalene d-10		1.039	0.988-1.092
2,6-Dimethylnaphthalene	581-42-0	2,6-Dimethylnaphthalene d-12		1.010	0.960-1.061
2,3,5-Trimethylnaphthalene	2245-38-7	2,6-Dimethylnaphthalene d-12		1.225	1.164-1.287
Dibenzothiophene	132-65-0	Phenanthrene d-10		0.982	0.934-1.032
1-Methylphenanthrene	832-69-9	Phenanthrene d-10		1.110	1.055-1.166
3,6-Dimethylphenanthrene	1576-67-6	Phenanthrene d-10		1.166	1.108-1.224
Retene	483-65-8	Fluoranthene d-10		1.084	1.030-1.138

(1) X = results reported separately
(2) QC limits are ± 5% of the mean RRT determined from initial calibration standards.
(3) May co-elute with Triphenylene
(4) May co-elute with Dibenz[ac]anthracene

10987PHD1_1.xls, 6 A,B (CV) (2) Approved by: _____ QA/QC Chemist 27-02-2004 dd-mm-yyyy

AXYS ANALYTICAL SERVICES LTD P.O. BOX 2219, 2045 MILLS RD. WEST, SIDNEY, B.C., CANADA V8L 3S8 TEL (250) 655-5800 FAX (250) 655-5811

Form 6B
POLYAROMATIC HYDROCARBON RELATIVE RETENTION TIMES

Lab Name: AXYS ANALYTICAL SERVICES

Initial Calibration Date: 31-Jan-2004 **GC Column ID:** Rtx-5

Instrument ID: LR GC/MS

VER Data Filename: PH4D0673.D **Analysis Date:** 11-Feb-2004 **Analysis Time:** 20:17 (hh:mm)

LABELED COMPOUND	CAS NO.	RETENTION TIME REFERENCE	LAB FLAG[1]	RRT	RRT QC LIMITS[2]
Naphthalene d-8	1146-65-2	Acenaphthene d-10		0.609	0.579-0.640
Acenaphthylene d-8	93951-97-4	Acenaphthene d-10		0.961	0.913-1.009
Phenanthrene d-10	1517-22-2	Pyrene d-10		0.808	0.768-0.848
Fluoranthene d-10		Pyrene d-10		0.971	0.922-1.020
Benz[a]anthracene d-12		Pyrene d-10		1.165	1.107-1.223
Chrysene d-12	1719-03-5	Pyrene d-10		1.170	1.112-1.229
Benzo[b/k]fluoranthene d-12		Benzo[e]pyrene d-12		0.956	0.908-1.004
Benzo[a]pyrene d-12	63466-71-7	Benzo[e]pyrene d-12		1.009	0.959-1.059
Perylene d-12	1520-96-3	Benzo[e]pyrene d-12		1.024	0.973-1.075
Dibenz[ah]anthracene d-14		Benzo[e]pyrene d-12		1.208	1.147-1.268
Indeno[1,2,3-cd]pyrene d-12		Benzo[e]pyrene d-12		1.204	1.143-1.263
Benzo[ghi]perylene d-12		Benzo[e]pyrene d-12		1.235	1.172-1.296
2-Methylnaphthalene d-10		Acenaphthene d-10		0.756	0.718-0.794
2,6-Dimethylnaphthalene d-12		Acenaphthene d-10		0.896	0.851-0.941

(1) X = results reported separately
(2) QC limits are ± 5% of the mean RRT determined from initial calibration standards.

10987PHD1_1.xls, 6 A,B (CV) (2) Approved by: _____ QA/QC Chemist 27-02-2004 dd-mm-yyyy

AXYS ANALYTICAL SERVICES LTD P.O. BOX 2219, 2045 MILLS RD. WEST, SIDNEY, B.C., CANADA V8L 3S8 TEL (250) 655-5800 FAX (250) 655-5811

AXYS METHOD MLA-021 Rev 05
PH057_D1

Form 3A/B
POLYAROMATIC HYDROCARBON BRACKETING CALIBRATION RELATIVE RESPONSES

Lab Name: AXYS ANALYTICAL SERVICES

Initial Calibration Date: 31-Jan-2004 GC Column ID: Rtx-5

Instrument ID: LR GC/MS

OPENING CAL Data Filename: PH4D0661.D Analysis Date 1: 11-Feb-2004 Time 1: 11:24
CLOSING CAL Data Filename: PH4D0675.D Analysis Date 2: 11-Feb-2004 Time 2: 21:56

COMPOUND	CAS NO.	OPENING CAL PH4D0661.D	CLOSING CAL PH4D0675.D	MEAN RR	RR RANGE +/- 25%
Dibenzofuran	132-64-9	0.86	0.84	0.85	0.64 - 1.06
Carbazole	86-74-8	0.90	0.93	0.92	0.69 - 1.14

LABELED COMPOUND	CAS NO.				
Phenanthrene d-10	1517-22-2	0.88	0.87	0.87	0.65 - 1.09

10987PXD1_1.xls, 3A,B (BC) Approved by: _____ QA/QC Chemist 27-02-2004 dd-mm-yyyy

AXYS ANALYTICAL SERVICES LTD P.O. BOX 2219, 2045 MILLS RD. WEST, SIDNEY, B.C., CANADA V8L 3S8 TEL (250) 655-5800 FAX (250) 655-5811

AXYS METHOD MLA-021 Rev 05
PH057_D1

Form 6A/B
POLYAROMATIC HYDROCARBON BRACKETING CALIBRATION RELATIVE RETENTION TIMES

Lab Name: AXYS ANALYTICAL SERVICES

Initial Calibration Date: 31-Jan-2004 GC Column ID: Rtx-5

Instrument ID: LR GC/MS

OPENING CAL Data Filename: PH4D0661.D Analysis Date 1: 11-Feb-2004 Time 1: 11:24
CLOSING CAL Data Filename: PH4D0675.D Analysis Date 2: 11-Feb-2004 Time 2: 21:56

COMPOUND	CAS NO.	RETENTION TIME REFERENCE	OPENING CAL	CLOSING CAL
Dibenzofuran	132-64-9	Phenanthrene d-10	0.785	0.784
Carbazole	86-74-8	Phenanthrene d-10	1.045	1.044

LABELED COMPOUND	CAS NO.	RETENTION TIME REFERENCE	OPENING CAL	CLOSING CAL
Phenanthrene d-10	1517-22-2	Pyrene d-10	0.808	0.808

10987PXD1_1.xls, 6A,B (BC) Approved by: _____ QA/QC Chemist 27-02-2004 dd-mm-yyyy

AXYS METHOD MLA-021 Rev 05
PH057_D1

Form 3A/B
POLYAROMATIC HYDROCARBON BRACKETING CALIBRATION RELATIVE RESPONSES

Lab Name: AXYS ANALYTICAL SERVICES

Initial Calibration Date: 31-Jan-2004 GC Column ID: Rtx-5

Instrument ID: LR GC/MS

OPENING CAL Data Filename: PH4D0675.D Analysis Date 1: 11-Feb-2004 Time 1: 21:56
CLOSING CAL Data Filename: PH4D0688.D Analysis Date 2: 12-Feb-2004 Time 2: 7:38

COMPOUND	CAS NO.	OPENING CAL PH4D0675.D	CLOSING CAL PH4D0688.D	MEAN RR	RR RANGE +/- 25%
Dibenzofuran	132-64-9	0.84	0.88	0.86	0.65 - 1.08
Carbazole	86-74-8	0.93	0.91	0.92	0.69 - 1.15

LABELED COMPOUND	CAS NO.				
Phenanthrene d-10	1517-22-2	0.87	0.88	0.87	0.65 - 1.09

10987PXD1_1.xls, 3A,B (BC) (2) Approved by: _____ QA/QC Chemist 27-02-2004 dd-mm-yyyy

0171

AXYS METHOD MLA-021 Rev 05
PH057_D1

Form 6A/B
POLYAROMATIC HYDROCARBON BRACKETING CALIBRATION RELATIVE RETENTION TIMES

Lab Name: AXYS ANALYTICAL SERVICES

Initial Calibration Date: 31-Jan-2004 GC Column ID: Rtx-5

Instrument ID: LR GC/MS

OPENING CAL Data Filename: PH4D0675.D Analysis Date 1: 11-Feb-2004 Time 1: 21:56
CLOSING CAL Data Filename: PH4D0688.D Analysis Date 2: 12-Feb-2004 Time 2: 7:38

COMPOUND	CAS NO.	RETENTION TIME REFERENCE	OPENING CAL	CLOSING CAL
Dibenzofuran	132-64-9	Phenanthrene d-10	0.784	0.784
Carbazole	86-74-8	Phenanthrene d-10	1.044	1.044

LABELED COMPOUND	CAS NO.	RETENTION TIME REFERENCE	OPENING CAL	CLOSING CAL
Phenanthrene d-10	1517-22-2	Pyrene d-10	0.808	0.808

10987PXD1_1.xls, 6A,B (BC) (2) Approved by: _____ QA/QC Chemist 27-02-2004 dd-mm-yyyy

AXYS ANALYTICAL SERVICES LTD P.O. BOX 2219, 2045 MILLS RD. WEST, SIDNEY, B.C., CANADA V8L 3S8 TEL (250) 655-5800 FAX (250) 655-5811

Injection Log Summary Report

Sample Directory : G:\PROLAB\INST_D\040217PH\

File ID	Sample Name	Misc Info	Date	Time
PH4D0863	TOLUENE,,	1,,1.0uL	17 Feb 2004	09:14
PH4D0864	PH024A-CAL/01,,	1,,1.0uL	17 Feb 2004	09:50
PH4D0865	PH024E-CAL/01,,	1,,1.0uL	17 Feb 2004	10:39
PH4D0866	PH023A-CAL/01,,	1,,1.0uL	17 Feb 2004	11:37
PH4D0867	TOLUENE,,	1,,1.0uL	17 Feb 2004	12:26
PH4D0868	L6466-5,N,	1,WG10987,1.0/500uL	17 Feb 2004	13:15
PH4D0869	L6466-11,N2K,	1,WG10987,1.0/500uL	17 Feb 2004	14:04
PH4D0870	WG10987-105,N2K,	1,WG10987,1.0/500uL	17 Feb 2004	14:53
PH4D0871	L6466-11,NK,	1,WG10987,1.0/500uL	17 Feb 2004	15:42
PH4D0872	WG10987-105,NK,	1,WG10987,1.0/500uL	17 Feb 2004	16:31
PH4D0873	TOLUENE,,	1,,1.0uL	17 Feb 2004	17:20
PH4D0874	L6466-10,i,	1,WG10987,1.0/500uL	17 Feb 2004	18:09
PH4D0875	TOLUENE,,	1,,1.0uL	17 Feb 2004	18:59
PH4D0876	PH024E-CAL/01,,	1,,1.0uL	17 Feb 2004	19:20
PH4D0877	PH024E-CAL/01,,	1,,1.0uL	17 Feb 2004	20:09
PH4D0878	PH023A-CAL/01,,	1,,1.0uL	17 Feb 2004	20:58

Form 4A / B
POLYAROMATIC HYDROCARBON CALIBRATION VERIFICATION

Lab Name: AXYS ANALYTICAL SERVICES

Initial Calibration Date:	31-Jan-2004	**GC Column ID:**	Rtx-5
Instrument ID:	LR GC/MS	**Analysis Date:**	17-Feb-2004
VER Data Filename:	PH4D0865.D	**Analysis Time:**	10:39 (hh:mm)

COMPOUND	CAS NO.	m/e ION CHANNELS	ION ABUND. RATIO	ION ABUND. RATIO QC LIMITS[1]	CONC. FOUND (ng/mL)	CONC. RANGE (ng/mL)[2]
Naphthalene	91-20-3	102/128	0.07	0.06 - 0.08	2110	1500 - 2500
Biphenyl	92-52-4	152/154	0.28	0.22 - 0.32	2180	1610 - 2690
Acenaphthylene	208-96-8	151/152	0.20	0.16 - 0.24	2040	1470 - 2450
Acenaphthene	83-32-9	153/154	1.15	0.90 - 1.35	2000	1470 - 2460
Fluorene	86-73-7	165/166	0.98	0.78 - 1.17	2520	1810 - 3010
Phenanthrene	85-01-8	176/178	0.19	0.14 - 0.22	1940	1470 - 2450
Anthracene	120-12-7	176/178	0.18	0.14 - 0.21	2070	1480 - 2470
Fluoranthene	206-44-0	200/202	0.20	0.16 - 0.24	1980	1520 - 2540
Pyrene	129-00-0	200/202	0.20	0.16 - 0.24	1960	1510 - 2520
Benz[a]anthracene	56-55-3	226/228	0.27	0.21 - 0.31	1990	1570 - 2620
Chrysene	218-01-9	226/228	0.29	0.22 - 0.34	2030	1590 - 2650
Benzo[b/k]fluoranthene		253/252	0.22	0.18 - 0.27	3780	3010 - 5010
Benzo[e]pyrene	192-97-2	253/252	0.22	0.17 - 0.26	1970	1590 - 2650
Benzo[a]pyrene	50-32-8	253/252	0.22	0.18 - 0.27	1850	1470 - 2440
Perylene	198-55-0	253/252	0.22	0.18 - 0.27	2180	1690 - 2820
Dibenz[a,h]anthracene	53-70-3	139/278	0.14	0.09 - 0.13	1990	1590 - 2650
Indeno[1,2,3-cd]pyrene	193-39-5	138/276	0.18	0.11 - 0.16	1970	1570 - 2620
Benzo[ghi]perylene	191-24-2	138/276	0.19	0.12 - 0.18	2050	1620 - 2700
2-Methylnaphthalene	91-57-6	141/142	0.90	0.70 - 1.05	2040	1480 - 2470
1-Methylnaphthalene	90-12-0	141/142	0.93	0.73 - 1.09	2210	1600 - 2660
2,6-Dimethylnaphthalene	581-42-0	141/156	0.66	0.52 - 0.77	2120	1630 - 2720
2,3,5-Trimethylnaphthalene	2245-38-7	155/170	0.86	0.68 - 1.02	2080	1660 - 2770
Dibenzothiophene	132-65-0	152/184	0.08	0.06 - 0.10	1430	1260 - 2090
1-Methylphenanthrene	832-69-9	191/192	0.60	0.48 - 0.71	1930	1490 - 2480
3,6-Dimethylphenanthrene	1576-67-6	191/206	0.34	0.28 - 0.42	1450	1280 - 2140
Retene	483-65-8	219/234	1.54	1.26 - 1.89	1460	1280 - 2130
LABELED COMPOUND						
Naphthalene d-8	1146-65-2	134/136	0.09	0.07 - 0.11	2100	1520 - 2540
Acenaphthylene d-8	93951-97-4	158/160	0.15	0.12 - 0.18	2000	1500 - 2500
Phenanthrene d-10	1517-22-2	184/188	0.14	0.11 - 0.16	2100	1550 - 2590
Fluoranthene d-10		208/212	0.16	0.13 - 0.19	2020	1480 - 2460
Benzo[a]anthracene d-12		236/240	0.22	0.18 - 0.28	2060	1580 - 2630
Chrysene d-12	1719-03-5	236/240	0.25	0.20 - 0.30	2100	1560 - 2600
Benzo[b/k]fluoranthene d-12		260/264	0.19	0.15 - 0.23	3530	2660 - 4440
Benzo[a]pyrene d-12	63466-71-7	260/264	0.19	0.15 - 0.23	2010	1500 - 2500
Perylene d-12	1520-96-3	260/264	0.23	0.18 - 0.28	2100	1550 - 2580
Dibenz[a,h]anthracene d-14		288/292	0.22	0.17 - 0.25	1890	1610 - 2680
Indeno[1,2,3-cd]pyrene d-12		284/288	0.17	0.14 - 0.20	1900	1600 - 2660
Benzo[ghi]perylene d-12		284/288	0.18	0.14 - 0.22	1630	1320 - 2200
2-Methylnaphthalene d-10		151/152	0.17	0.14 - 0.20	2120	1580 - 2640
2,6-Dimethylnaphthalene d-12		150/168	0.67	0.57 - 0.85	2150	1580 - 2630

(1) QC limits are +/- 20%
(2) QC limits are +/- 25%

10987PHD2_1.xls, 4A,B (CV)

Approved by: _____ QA/QC Chemist

27-02-2004
dd-mm-yyyy

AXYS ANALYTICAL SERVICES LTD P.O. BOX 2219, 2045 MILLS RD. WEST, SIDNEY, B.C., CANADA V8L 3S8 TEL (250) 655-5800 FAX (250) 655-5811

AXYS METHOD MLA-021 Rev 05
PH050-053_D2

Form 6A
POLYAROMATIC HYDROCARBON RELATIVE RETENTION TIMES

Lab Name: AXYS ANALYTICAL SERVICES

Initial Calibration Date: 31-Jan-2004 GC Column ID: Rtx-5

Instrument ID: LR GC/MS

VER Data Filename: PH4D0865.D Analysis Date: 17-Feb-2004 Analysis Time: 10:39 (hh:mm)

COMPOUND	CAS NO.	RETENTION TIME REFERENCE	LAB FLAG[1]	RRT	RRT QC LIMITS[2]
Naphthalene	91-20-3	Naphthalene d-8		1.007	0.956-1.057
Biphenyl	92-52-4	2,6-Dimethylnaphthalene d-12		1.158	1.097-1.213
Acenaphthylene	208-96-8	Acenaphthylene d-8		1.003	0.953-1.053
Acenaphthene	83-32-9	Acenaphthylene d-8		1.048	0.995-1.099
Fluorene	86-73-7	Phenanthrene d-10		0.842	0.802-0.886
Phenanthrene	85-01-8	Phenanthrene d-10		1.003	0.953-1.053
Anthracene	120-12-7	Phenanthrene d-10		1.011	0.960-1.062
Fluoranthene	206-44-0	Fluoranthene d-10		1.002	0.952-1.052
Pyrene	129-00-0	Fluoranthene d-10		1.032	0.980-1.084
Benz[a]anthracene	56-55-3	Benz[a]anthracene d-12		1.002	0.952-1.053
Chrysene [3]	218-01-9	Chrysene d-12		1.003	0.953-1.053
Benzo[b/k]fluoranthene		Benzo[b/k]fluoranthene d-12		1.008	0.955-1.056
Benzo[e]pyrene	192-97-2	Benzo[a]pyrene d-12		0.996	0.946-1.046
Benzo[a]pyrene	50-32-8	Benzo[a]pyrene d-12		1.004	0.954-1.054
Perylene	198-55-0	Perylene d-12		1.004	0.954-1.055
Dibenz[ah]anthracene [4]	53-70-3	Dibenz[ah]anthracene d-14		1.003	0.953-1.053
Indeno[1,2,3-cd]pyrene	193-39-5	Indeno[1,2,3-cd]pyrene d-12		1.002	0.952-1.052
Benzo[ghi]perylene	191-24-2	Benzo[ghi]perylene d-12		1.003	0.952-1.053
2-Methylnaphthalene	91-57-6	2-Methylnaphthalene d-10		1.009	0.959-1.060
1-Methylnaphthalene	90-12-0	2-Methylnaphthalene d-10		1.041	0.988-1.092
2,6-Dimethylnaphthalene	581-42-0	2,6-Dimethylnaphthalene d-12		1.010	0.960-1.061
2,3,5-Trimethylnaphthalene	2245-38-7	2,6-Dimethylnaphthalene d-12		1.228	1.164-1.287
Dibenzothiophene	132-65-0	Phenanthrene d-10		0.982	0.934-1.032
1-Methylphenanthrene	832-69-9	Phenanthrene d-10		1.111	1.055-1.166
3,6-Dimethylphenanthrene	1576-67-6	Phenanthrene d-10		1.166	1.108-1.224
Retene	483-65-8	Fluoranthene d-10		1.084	1.030-1.138

(1) X = results reported separately
(2) QC limits are ± 5% of the mean RRT determined from initial calibration standards.
(3) May co-elute with Triphenylene
(4) May co-elute with Dibenz[ac]anthracene

10987PHD2_1.xls, 6 A,B (CV) Approved by: _____ QA/QC Chemist 27-02-2004 dd-mm-yyyy

AXYS ANALYTICAL SERVICES LTD P.O. BOX 2219, 2045 MILLS RD. WEST, SIDNEY, B.C., CANADA V8L 3S8 TEL (250) 655-5800 FAX (250) 655-5811

Form 6B
POLYAROMATIC HYDROCARBON RELATIVE RETENTION TIMES

Lab Name: AXYS ANALYTICAL SERVICES

Initial Calibration Date: 31-Jan-2004 **GC Column ID:** Rtx-5

Instrument ID: LR GC/MS

VER Data Filename: PH4D0865.D **Analysis Date:** 17-Feb-2004 **Analysis Time:** 10:39 (hh:mm)

LABELED COMPOUND	CAS NO.	RETENTION TIME REFERENCE	LAB FLAG[1]	RRT	RRT QC LIMITS[2]
Naphthalene d-8	1146-65-2	Acenaphthene d-10		0.604	0.579-0.640
Acenaphthylene d-8	93951-97-4	Acenaphthene d-10		0.961	0.913-1.009
Phenanthrene d-10	1517-22-2	Pyrene d-10		0.807	0.768-0.848
Fluoranthene d-10		Pyrene d-10		0.971	0.922-1.020
Benz[a]anthracene d-12		Pyrene d-10		1.166	1.107-1.223
Chrysene d-12	1719-03-5	Pyrene d-10		1.171	1.112-1.229
Benzo[b/k]fluoranthene d-12		Benzo[e]pyrene d-12		0.957	0.908-1.004
Benzo[a]pyrene d-12	63466-71-7	Benzo[e]pyrene d-12		1.009	0.959-1.059
Perylene d-12	1520-96-3	Benzo[e]pyrene d-12		1.024	0.973-1.075
Dibenz[ah]anthracene d-14		Benzo[e]pyrene d-12		1.210	1.147-1.268
Indeno[1,2,3-cd]pyrene d-12		Benzo[e]pyrene d-12		1.205	1.143-1.263
Benzo[ghi]perylene d-12		Benzo[e]pyrene d-12		1.236	1.172-1.296
2-Methylnaphthalene d-10		Acenaphthene d-10		0.753	0.718-0.794
2,6-Dimethylnaphthalene d-12		Acenaphthene d-10		0.895	0.851-0.941

(1) X = results reported separately
(2) QC limits are ± 5% of the mean RRT determined from initial calibration standards.

10987PHD2_1.xls, 6 A,B (CV) Approved by: _____ QA/QC Chemist 27-02-2004 dd-mm-yyyy

AXYS ANALYTICAL SERVICES LTD P.O. BOX 2219, 2045 MILLS RD. WEST, SIDNEY, B.C., CANADA V8L 3S8 TEL (250) 655-5800 FAX (250) 655-5811

AXYS METHOD MLA-021 Rev 05
PH057_D1

Form 3A/B
POLYAROMATIC HYDROCARBON BRACKETING CALIBRATION RELATIVE RESPONSES

Lab Name: AXYS ANALYTICAL SERVICES

Initial Calibration Date: 31-Jan-2004 GC Column ID: Rtx-5

Instrument ID: LR GC/MS

OPENING CAL Data Filename: PH4D0866.D Analysis Date 1: 17-Feb-2004 Time 1: 11:37
CLOSING CAL Data Filename: PH4D0878.D Analysis Date 2: 17-Feb-2004 Time 2: 20:58

COMPOUND	CAS NO.	OPENING CAL PH4D0866.D	CLOSING CAL PH4D0878.D	MEAN RR	RR RANGE +/- 25%
Dibenzofuran	132-64-9	0.92	0.92	0.92	0.69 - 1.15
Carbazole	86-74-8	0.94	0.98	0.96	0.72 - 1.20

LABELED COMPOUND	CAS NO.				
Phenanthrene d-10	1517-22-2	0.92	0.90	0.91	0.68 - 1.14

10987PXD2_1.xls, 3A,B (BC) Approved by: _____ QA/QC Chemist 27-02-2004 dd-mm-yyyy

0177

AXYS METHOD MLA-021 Rev 05
PH057_D1

Form 6A/B
POLYAROMATIC HYDROCARBON BRACKETING CALIBRATION RELATIVE RETENTION TIMES

Lab Name: AXYS ANALYTICAL SERVICES

Initial Calibration Date: 31-Jan-2004 GC Column ID: Rtx-5

Instrument ID: LR GC/MS

OPENING CAL Data Filename: PH4D0866.D Analysis Date 1: 17-Feb-2004 Time 1: 11:37
CLOSING CAL Data Filename: PH4D0878.D Analysis Date 2: 17-Feb-2004 Time 2: 20:58

COMPOUND	CAS NO.	RETENTION TIME REFERENCE	OPENING CAL	CLOSING CAL
Dibenzofuran	132-64-9	Phenanthrene d-10	0.784	0.784
Carbazole	86-74-8	Phenanthrene d-10	1.045	1.045

LABELED COMPOUND	CAS NO.	RETENTION TIME REFERENCE	OPENING CAL	CLOSING CAL
Phenanthrene d-10	1517-22-2	Pyrene d-10	0.807	0.807

10987PXD2_1.xls, 6A,B (BC) Approved by: _____ QA/QC Chemist 27-02-2004 dd-mm-yyyy

AXYS ANALYTICAL SERVICES LTD P.O. BOX 2219, 2045 MILLS RD. WEST, SIDNEY, B.C., CANADA V8L 3S8 TEL (250) 655-5800 FAX (250) 655-5811

Injection Log Summary Report

Sample Directory : G:\PROLAB\INST_D\040218HC\

File ID	Sample Name	Misc Info	Date	Time
HC4D0879	HEXANE,,	1,,1.0uL	18 Feb 2004	00:13
HC4D0880	HC003B-LN/01,,	1,,1.0uL	18 Feb 2004	00:33
HC4D0881	HC003E-LN/01,,	1,,1.0uL	18 Feb 2004	01:25
HC4D0882	HC003D-LN/01,,	1,,1.0uL	18 Feb 2004	02:17
HC4D0883	HC003C-LN/01,,	1,,1.0uL	18 Feb 2004	03:08
HC4D0884	HC034A-STK/01,,	1,,1.0uL	18 Feb 2004	04:00
HC4D0885	HEXANE,,	1,,1.0uL	18 Feb 2004	04:53
HC4D0886	WG10987-102,,SPM	1,WG10987,1.0/500uL	18 Feb 2004	05:13
HC4D0887	HEXANE,,	1,,1.0uL	18 Feb 2004	06:05
HC4D0888	WG10987-101,,BLK	1,WG10987,1.0/500uL	18 Feb 2004	06:57
HC4D0888	WG10987-101,,BLK	1,WG10987,1.0/500uL	18 Feb 2004	06:57
HC4D0889	L6466-4,,	1,WG10987,1.0/500uL	18 Feb 2004	07:48
HC4D0891	L6466-9,,	1,WG10987,1.0/500uL	18 Feb 2004	08:47
HC4D0892	L6466-5,,	1,WG10987,1.0/500uL	18 Feb 2004	09:39
HC4D0893	L6466-6,,	1,WG10987,1.0/500uL	18 Feb 2004	10:31
HC4D0894	HEXANE,,	1,,1.0uL	18 Feb 2004	11:23
HC4D0895	WG10987-104,,SAR	1,WG10987,1.0/500uL	18 Feb 2004	11:44
HC4D0896	HC003C-LN/01,,	1,,1.0uL	18 Feb 2004	12:35
HC4D0897	HC003C-LN/01,,	1,,1.0uL	18 Feb 2004	13:27
HC4D0898	HEXANE,,	1,,1.0uL	18 Feb 2004	14:18
HC4D0899	L6466-7,,	1,WG10987,1.0/500uL	18 Feb 2004	15:10
HC4D0900	HEXANE,,	1,,1.0uL	18 Feb 2004	16:03
HC4D0901	L6466-3,,	1,WG10987,1.0/500uL	18 Feb 2004	16:23
HC4D0902	HEXANE,,	1,,1.0uL	18 Feb 2004	17:15
HC4D0903	L6466-2,,	1,WG10987,1.0/500uL	18 Feb 2004	17:36
HC4D0904	HEXANE,,	1,,1.0uL	18 Feb 2004	18:28
HC4D0905	L6466-1,,	1,WG10987,1.0/500uL	18 Feb 2004	18:49
HC4D0906	HEXANE,,	1,,1.0uL	18 Feb 2004	19:41
HC4D0907	L6466-8,,	1,WG10987,1.0/500uL	18 Feb 2004	20:01
HC4D0908	HEXANE,,	1,,1.0uL	18 Feb 2004	20:54
HC4D0909	HC003C-LN/01,,	1,,1.0uL	18 Feb 2004	21:14
HC4D0910	HC003C-LN/01,,	1,,1.0uL	18 Feb 2004	22:06
HC4D0911	HEXANE,,	1,,1.0uL	18 Feb 2004	22:57
HC4D0912	L6466-10,,	1,WG10987,1.0/500uL	18 Feb 2004	23:48
HC4D0913	HEXANE,,	1,,1.0uL	19 Feb 2004	00:41
HC4D0914	L6466-11,,	1,WG10987,1.0/500uL	19 Feb 2004	01:01
HC4D0915	HEXANE,,	1,,1.0uL	19 Feb 2004	01:54
HC4D0916	WG10987-105,,DUP	1,WG10987,1.0/500uL	19 Feb 2004	02:14
HC4D0917	HEXANE,,	1,,1.0uL	19 Feb 2004	03:06
HC4D0918	HC003C-LN/01,,	1,,1.0uL	19 Feb 2004	03:27
HC4D0919	HC003C-LN/01,,	1,,1.0uL	19 Feb 2004	04:18
HC4D0920	HEXANE,,	1,,1.0uL	19 Feb 2004	05:11
HC4D0921	HEXANE,,	1,,1.0uL	19 Feb 2004	05:32

Injection Log Summary Report

Sample Directory : G:\PROLAB\INST_D\040218HC\

File ID	Sample Name	Misc Info	Date	Time
HC4D0922	HEXANE,,	1,,1.0uL	19 Feb 2004	05:52

AXYS METHOD MLA-021 Rev 05
HC003_D2

Form 3A
ALKANE AND HOPANE BRACKETING CALIBRATION RELATIVE RESPONSES

Lab Name: AXYS ANALYTICAL SERVICES

Initial Calibration Date: BRACKETING CAL GC Column ID: Rtx-5

Instrument ID: LR GC/MS

OPENING CAL Data Filename: HC4D0883.D Analysis Date 1: 18-Feb-2004 Analysis Time 1: 03:08 (hh:mm)
CLOSING CAL Data Filename: HC4D0896.D Analysis Date 2: 18-Feb-2004 Analysis Time 2: 12:35 (hh:mm)

COMPOUND	CAS NO.	OPENING CAL	CLOSING CAL	MEAN RR	RR RANGE +/- 25%
Pristane		1.32	1.32	1.32	0.99 - 1.65

10987HCD1_1.xls, 3A,B(BC) Approved by: B Watson QA/QC Chemist 29-02-2004 dd-mm-yyyy

0181

AXYS METHOD MLA-021 Rev 05
HC003_D2

Form 3B
ALKANE AND HOPANE BRACKETING CALIBRATION RELATIVE RESPONSES

Lab Name: AXYS ANALYTICAL SERVICES

Initial Calibration Date:	BRACKETING CAL		GC Column ID:	Rtx-5		
Instrument ID:	LR GC/MS					
OPENING CAL Data Filename:	HC4D0883.D	Analysis Date 1:	18-Feb-2004	Analysis Time 1:	03:08	(hh:mm)
CLOSING CAL Data Filename:	HC4D0896.D	Analysis Date 2:	18-Feb-2004	Analysis Time 2:	12:35	(hh:mm)

	CAS NO.	OPENING CAL	CLOSING CAL	MEAN RR	RR RANGE +/- 25%
LABELED COMPOUND					
Hexadecane (nC16)-d34		0.38	0.35	0.36	0.27 - 0.45
Tetracosane (nC24)-d50		0.33	0.32	0.32	0.24 - 0.41

10987HCD1_1.xls, 3A,B(BC)

Approved by: BL Vaton QA/QC Chemist

29-02-2004
dd-mm-yyyy

0182

AXYS METHOD MLA-021 Rev 05
HC003_D2

Form 6A
ALKANE AND HOPANE BRACKETING CALIBRATION RELATIVE RETENTION TIMES

Lab Name: AXYS ANALYTICAL SERVICES

Initial Calibration Date: BRACKETING CAL GC Column ID: Rtx-5

Instrument ID: LR GC/MS

OPENING CAL Data Filename: HC4D0883.D Analysis Date 1: 18-Feb-2004 Analysis Time 1: 03:08 (hh:mm)
CLOSING CAL Data Filename: HC4D0896.D Analysis Date 2: 18-Feb-2004 Analysis Time 2: 12:35 (hh:mm)

COMPOUND	CAS NO.	RETENTION TIME REFERENCE	OPENING CAL	CLOSING CAL
Pristane		Tetracosane (nC24)-d50	0.705	0.705

10987HCD1_1.xls, 6 A,B (BC) Approved by: B Vietan QA/QC Chemist 29-02-2004 dd-mm-yyyy

AXYS ANALYTICAL SERVICES LTD P.O. BOX 2219, 2045 MILLS RD. WEST, SIDNEY, B.C., CANADA V8L 3S8 TEL (250) 655-5800 FAX (250) 655-5811

Form 6B
ALKANE AND HOPANE BRACKETING CALIBRATION RELATIVE RETENTION TIMES

Lab Name: AXYS ANALYTICAL SERVICES

Initial Calibration Date:	BRACKETING CAL		GC Column ID:	Rtx-5
Instrument ID:	LR GC/MS			
OPENING CAL Data Filename:	HC4D0883.D	Analysis Date 1: 18-Feb-2004	Analysis Time 1: 03:08	(hh:mm)
CLOSING CAL Data Filename:	HC4D0896.D	Analysis Date 2: 18-Feb-2004	Analysis Time 2: 12:35	(hh:mm)

LABELED COMPOUND	CAS NO.	RETENTION TIME REFERENCE	OPENING CAL	CLOSING CAL
Hexadecane (nC16)-d34		Fluoranthene d-10	0.709	0.709
Tetracosane (nC24)-d50		Fluoranthene d-10	1.122	1.122

10987HCD1_1.xls, 6 A,B (BC)

Approved by: B Watson QA/QC Chemist

29-02-2004
dd-mm-yyyy

AXYS ANALYTICAL SERVICES LTD P.O. BOX 2219, 2045 MILLS RD. WEST, SIDNEY, B.C., CANADA V8L 3S8 TEL (250) 655-5800 FAX (250) 655-5811

AXYS METHOD MLA-021 Rev 05
HC003_D2

Form 3A
ALKANE AND HOPANE BRACKETING CALIBRATION RELATIVE RESPONSES

Lab Name: AXYS ANALYTICAL SERVICES

Initial Calibration Date: BRACKETING CAL GC Column ID: Rtx-5

Instrument ID: LR GC/MS

OPENING CAL Data Filename: HC4D0897.D Analysis Date 1: 18-Feb-2004 Analysis Time 1: 13:27 (hh:mm)
CLOSING CAL Data Filename: HC4D0909.D Analysis Date 2: 18-Feb-2004 Analysis Time 2: 21:14 (hh:mm)

COMPOUND	CAS NO.	OPENING CAL	CLOSING CAL	MEAN RR	RR RANGE +/- 25%
Pristane		1.28	1.28	1.30	0.97 - 1.62

10987HCD1_1.xls, 3A,B(BC) (2) Approved by: Blaton QA/QC Chemist 29-02-2004 dd-mm-yyyy

0185

Form 3B
ALKANE AND HOPANE BRACKETING CALIBRATION RELATIVE RESPONSES

Lab Name: AXYS ANALYTICAL SERVICES

Initial Calibration Date:	BRACKETING CAL	GC Column ID:	Rtx-5		
Instrument ID:	LR GC/MS				
OPENING CAL Data Filename:	HC4D0897.D	Analysis Date 1: 18-Feb-2004	Analysis Time 1:	13:27	(hh:mm)
CLOSING CAL Data Filename:	HC4D0909.D	Analysis Date 2: 18-Feb-2004	Analysis Time 2:	21:14	(hh:mm)

	CAS NO.	OPENING CAL	CLOSING CAL	MEAN RR	RR RANGE +/- 25%
LABELED COMPOUND					
Hexadecane (nC16)-d34		0.37	0.33	0.35	0.27 - 0.44
Tetracosane (nC24)-d50		0.34	0.31	0.33	0.24 - 0.41

10987HCD1_1.xls, 3A,B(BC)(2)

Approved by: [signature] QA/QC Chemist

29-02-2004
dd-mm-yyyy

AXYS ANALYTICAL SERVICES LTD P.O. BOX 2219, 2045 MILLS RD. WEST, SIDNEY, B.C., CANADA V8L 3S8 TEL (250) 655-5800 FAX (250) 655-5811

Form 6A
ALKANE AND HOPANE BRACKETING CALIBRATION RELATIVE RETENTION TIMES

Lab Name: AXYS ANALYTICAL SERVICES

Initial Calibration Date:	BRACKETING CAL		GC Column ID:	Rtx-5
Instrument ID:	LR GC/MS			
OPENING CAL Data Filename:	HC4D0897.D	Analysis Date 1: 18-Feb-2004	Analysis Time 1:	13:27 (hh:mm)
CLOSING CAL Data Filename:	HC4D0909.D	Analysis Date 2: 18-Feb-2004	Analysis Time 2:	21:14 (hh:mm)

COMPOUND	CAS NO.	RETENTION TIME REFERENCE	OPENING CAL	CLOSING CAL
Pristane		Tetracosane (nC24)-d50	0.705	0.705

10987HCD1_1.xls, 6 A,B (BC) (2)

Approved by: BWaben QA/QC Chemist

29-02-2004
dd-mm-yyyy

AXYS ANALYTICAL SERVICES LTD P.O. BOX 2219, 2045 MILLS RD. WEST, SIDNEY, B.C., CANADA V8L 3S8 TEL (250) 655-5800 FAX (250) 655-5811

Form 6B
ALKANE AND HOPANE BRACKETING CALIBRATION RELATIVE RETENTION TIMES

Lab Name: AXYS ANALYTICAL SERVICES

Initial Calibration Date:	BRACKETING CAL		**GC Column ID:**	Rtx-5
Instrument ID:	LR GC/MS			
OPENING CAL Data Filename:	HC4D0897.D	**Analysis Date 1:** 18-Feb-2004	**Analysis Time 1:** 13:27	(hh:mm)
CLOSING CAL Data Filename:	HC4D0909.D	**Analysis Date 2:** 18-Feb-2004	**Analysis Time 2:** 21:14	(hh:mm)

LABELED COMPOUND	CAS NO.	RETENTION TIME REFERENCE	OPENING CAL	CLOSING CAL
Hexadecane (nC16)-d34		Fluoranthene d-10	0.709	0.709
Tetracosane (nC24)-d50		Fluoranthene d-10	1.122	1.122

10987HCD1_1.xls, 6 A,B (BC) (2)

Approved by: _____ QA/QC Chemist

29-02-2004
dd-mm-yyyy

AXYS ANALYTICAL SERVICES LTD P.O. BOX 2219, 2045 MILLS RD. WEST, SIDNEY, B.C., CANADA V8L 3S8 TEL (250) 655-5800 FAX (250) 655-5811

Injection Log Summary Report

Sample Directory : G:\PROLAB\INST_D\040220PH\

File ID	Sample Name	Misc Info	Date	Time
PH4D0946	TOLUENE,,	1,,1.0uL	20 Feb 2004	08:31
PH4D0947	PH024A-CAL/01,,	1,,1.0uL	20 Feb 2004	08:51
PH4D0948	PH024E-CAL/01,,	1,,1.0uL	20 Feb 2004	09:40
PH4D0949	PH023A-CAL/01,,	1,,1.0uL	20 Feb 2004	10:29
PH4D0950	TOLUENE,,	1,,1.0uL	20 Feb 2004	11:18
PH4D0951	TOLUENE,,	1,,1.0uL	20 Feb 2004	11:39
PH4D0952	L6466-11,N2KNi,	1,WG10987,1.0/200uL	20 Feb 2004	12:28
PH4D0953	WG10987-105,N2KNi,DUP	1,WG10987,1.0/200uL	20 Feb 2004	13:17
PH4D0954	PH024E-CAL/01,,	1,,1.0uL	20 Feb 2004	14:06
PH4D0955	PH023A-CAL/01,,	1,,1.0uL	20 Feb 2004	14:58
PH4D0956	WG11024-102,,SPM	1,WG11024,1.0/100uL	20 Feb 2004	15:48
PH4D0957	TOLUENE,,	1,,1.0uL	20 Feb 2004	16:36
PH4D0958	WG11024-101,,BLK	1,WG11024,1.0/100uL	20 Feb 2004	17:25
PH4D0959	L6333-9,R,	1,WG11024,1.0/100uL	20 Feb 2004	18:14
PH4D0960	L6333-19,,	1,WG11024,1.0/100uL	20 Feb 2004	19:03
PH4D0961	L6333-20,,	1,WG11024,1.0/100uL	20 Feb 2004	19:52
PH4D0962	L6333-21,,	1,WG11024,1.0/100uL	20 Feb 2004	20:41
PH4D0963	L6333-22,,	1,WG11024,1.0/100uL	20 Feb 2004	21:30
PH4D0964	L6333-23,,	1,WG11024,1.0/100uL	20 Feb 2004	22:19
PH4D0965	TOLUENE,,	1,,1.0uL	20 Feb 2004	23:09
PH4D0966	PH024E-CAL/01,,	1,,1.0uL	20 Feb 2004	23:30
PH4D0967	PH024E-CAL/01,,	1,,1.0uL	21 Feb 2004	00:19
PH4D0968	PH023A-CAL/01,,	1,,1.0uL	21 Feb 2004	01:08
PH4D0969	TOLUENE,,	1,,1.0uL	21 Feb 2004	01:57
PH4D0970	L6333-24,,	1,WG11024,1.0/100uL	21 Feb 2004	02:46
PH4D0971	WG11024-104,,DUP	1,WG11024,1.0/100uL	21 Feb 2004	03:35
PH4D0972	WG11024-105,,DUP2	1,WG11024,1.0/100uL	21 Feb 2004	04:24
PH4D0973	L6333-25,,	1,WG11024,1.0/100uL	21 Feb 2004	05:13
PH4D0974	L6333-26,,	1,WG11024,1.0/100uL	21 Feb 2004	06:02
PH4D0975	WG10987-105,N2KNW,DUP	1,WG10987,1.0/500uL	21 Feb 2004	06:51
PH4D0976	L6466-10,N,	1,WG10987,1.0/500uL	21 Feb 2004	07:40
PH4D0977	TOLUENE,,	1,,1.0uL	21 Feb 2004	08:30
PH4D0978	WG11024-103,,SAR	1,WG11024,1.0/100uL	21 Feb 2004	08:50
PH4D0979	PH024E-CAL/01,,	1,,1.0uL	21 Feb 2004	09:38
PH4D0980	PH023A-CAL/01,,	1,,1.0uL	21 Feb 2004	10:29

Form 4A / B
POLYAROMATIC HYDROCARBON CALIBRATION VERIFICATION

Lab Name: AXYS ANALYTICAL SERVICES

Initial Calibration Date:	31-Jan-2004	**GC Column ID:**	Rtx-5
Instrument ID:	LR GC/MS	**Analysis Date:**	20-Feb-2004
VER Data Filename:	PH4D0948.D	**Analysis Time:**	9:40 (hh:mm)

COMPOUND	CAS NO.	m/e ION CHANNELS	ION ABUND. RATIO	ION ABUND. RATIO QC LIMITS[1]	CONC. FOUND (ng/mL)	CONC. RANGE (ng/mL)[2]
Naphthalene	91-20-3	102/128	0.07	0.06 - 0.08	2080	1500 - 2500
Biphenyl	92-52-4	152/154	0.28	0.22 - 0.32	2150	1610 - 2690
Acenaphthylene	208-96-8	151/152	0.20	0.16 - 0.24	1990	1470 - 2450
Acenaphthene	83-32-9	153/154	1.14	0.90 - 1.35	1970	1470 - 2460
Fluorene	86-73-7	165/166	0.98	0.78 - 1.17	2590	1810 - 3010
Phenanthrene	85-01-8	176/178	0.19	0.14 - 0.22	1950	1470 - 2450
Anthracene	120-12-7	176/178	0.18	0.14 - 0.21	2060	1480 - 2470
Fluoranthene	206-44-0	200/202	0.20	0.16 - 0.24	2010	1520 - 2540
Pyrene	129-00-0	200/202	0.21	0.16 - 0.24	1990	1510 - 2520
Benz[a]anthracene	56-55-3	226/228	0.26	0.21 - 0.31	1930	1570 - 2620
Chrysene	218-01-9	226/228	0.29	0.22 - 0.34	2000	1590 - 2650
Benzo[b/k]fluoranthene		253/252	0.22	0.18 - 0.27	3700	3010 - 5010
Benzo[e]pyrene	192-97-2	253/252	0.22	0.17 - 0.26	1980	1590 - 2850
Benzo[a]pyrene	50-32-8	253/252	0.22	0.18 - 0.27	1840	1470 - 2440
Perylene	198-55-0	253/252	0.22	0.18 - 0.27	2150	1690 - 2820
Dibenz[a,h]anthracene	53-70-3	139/278	0.14	0.09 - 0.13	1960	1590 - 2650
Indeno[1,2,3-cd]pyrene	193-39-5	138/276	0.18	0.11 - 0.16	1900	1570 - 2620
Benzo[ghi]perylene	191-24-2	138/276	0.20	0.12 - 0.18	2010	1620 - 2700
2-Methylnaphthalene	91-57-6	141/142	0.90	0.70 - 1.05	2040	1480 - 2470
1-Methylnaphthalene	90-12-0	141/142	0.92	0.73 - 1.09	2230	1600 - 2660
2,6-Dimethylnaphthalene	581-42-0	141/156	0.65	0.52 - 0.77	2110	1630 - 2720
2,3,5-Trimethylnaphthalene	2245-38-7	155/170	0.85	0.68 - 1.02	2120	1660 - 2770
Dibenzothiophene	132-65-0	152/184	0.08	0.06 - 0.10	1450	1260 - 2090
1-Methylphenanthrene	832-69-9	191/192	0.61	0.48 - 0.71	1970	1490 - 2480
3,6-Dimethylphenanthrene	1576-67-6	191/206	0.33	0.28 - 0.42	1510	1280 - 2140
Retene	483-65-8	219/234	1.55	1.26 - 1.89	1550	1280 - 2130

LABELED COMPOUND

Naphthalene d-8	1146-65-2	134/136	0.09	0.07 - 0.11	2120	1520 - 2540
Acenaphthylene d-8	93951-97-4	158/160	0.15	0.12 - 0.18	2080	1500 - 2500
Phenanthrene d-10	1517-22-2	184/188	0.14	0.11 - 0.16	2080	1550 - 2590
Fluoranthene d-10		208/212	0.16	0.13 - 0.19	1960	1480 - 2460
Benzo[a]anthracene d-12		236/240	0.22	0.18 - 0.28	2110	1580 - 2630
Chrysene d-12	1719-03-5	236/240	0.25	0.20 - 0.30	2050	1560 - 2600
Benzo[b/k]fluoranthene d-12		260/264	0.19	0.15 - 0.23	3510	2660 - 4440
Benzo[a]pyrene d-12	63466-71-7	260/264	0.19	0.15 - 0.23	2010	1500 - 2500
Perylene d-12	1520-96-3	260/264	0.23	0.18 - 0.28	2100	1550 - 2580
Dibenz[a,h]anthracene d-14		288/292	0.22	0.17 - 0.25	1880	1610 - 2680
Indeno[1,2,3-cd]pyrene d-12		284/288	0.17	0.14 - 0.20	1950	1600 - 2660
Benzo[ghi]perylene d-12		284/288	0.18	0.14 - 0.22	1640	1320 - 2200
2-Methylnaphthalene d-10		151/152	0.17	0.14 - 0.20	2150	1580 - 2640
2,6-Dimethylnaphthalene d-12		150/168	0.66	0.57 - 0.85	2180	1580 - 2630

(1) QC limits are +/- 20%
(2) QC limits are +/- 25%

10987PHD3_1.xls, 4A,B (CV)

Approved by: _____ QA/QC Chemist

27-02-2004
dd-mm-yyyy

AXYS ANALYTICAL SERVICES LTD P.O. BOX 2219, 2045 MILLS RD. WEST, SIDNEY, B.C., CANADA V8L 3S8 TEL (250) 655-5800 FAX (250) 655-5811

AXYS METHOD MLA-021 Rev 05
PH050-053_D2

Form 6A
POLYAROMATIC HYDROCARBON RELATIVE RETENTION TIMES

Lab Name: AXYS ANALYTICAL SERVICES

Initial Calibration Date: 31-Jan-2004 GC Column ID: Rtx-5

Instrument ID: LR GC/MS

VER Data Filename: PH4D0948.D Analysis Date: 20-Feb-2004 Analysis Time: 9:40 (hh:mm)

COMPOUND	CAS NO.	RETENTION TIME REFERENCE	LAB FLAG[1]	RRT	RRT QC LIMITS[2]
Naphthalene	91-20-3	Naphthalene d-8		1.007	0.956-1.057
Biphenyl	92-52-4	2,6-Dimethylnaphthalene d-12		1.157	1.097-1.213
Acenaphthylene	208-96-8	Acenaphthylene d-8		1.003	0.953-1.053
Acenaphthene	83-32-9	Acenaphthylene d-8		1.048	0.995-1.099
Fluorene	86-73-7	Phenanthrene d-10		0.842	0.802-0.886
Phenanthrene	85-01-8	Phenanthrene d-10		1.003	0.953-1.053
Anthracene	120-12-7	Phenanthrene d-10		1.011	0.960-1.062
Fluoranthene	206-44-0	Fluoranthene d-10		1.002	0.952-1.052
Pyrene	129-00-0	Fluoranthene d-10		1.032	0.980-1.084
Benz[a]anthracene	56-55-3	Benz[a]anthracene d-12		1.002	0.952-1.053
Chrysene [3]	218-01-9	Chrysene d-12		1.003	0.953-1.053
Benzo[b/k]fluoranthene		Benzo[b/k]fluoranthene d-12		1.007	0.955-1.056
Benzo[e]pyrene	192-97-2	Benzo[a]pyrene d-12		0.996	0.946-1.046
Benzo[a]pyrene	50-32-8	Benzo[a]pyrene d-12		1.004	0.954-1.054
Perylene	198-55-0	Perylene d-12		1.005	0.954-1.055
Dibenz[ah]anthracene [4]	53-70-3	Dibenz[ah]anthracene d-14		1.003	0.953-1.053
Indeno[1,2,3-cd]pyrene	193-39-5	Indeno[1,2,3-cd]pyrene d-12		1.002	0.952-1.052
Benzo[ghi]perylene	191-24-2	Benzo[ghi]perylene d-12		1.003	0.952-1.053
2-Methylnaphthalene	91-57-6	2-Methylnaphthalene d-10		1.009	0.959-1.060
1-Methylnaphthalene	90-12-0	2-Methylnaphthalene d-10		1.040	0.988-1.092
2,6-Dimethylnaphthalene	581-42-0	2,6-Dimethylnaphthalene d-12		1.010	0.960-1.061
2,3,5-Trimethylnaphthalene	2245-38-7	2,6-Dimethylnaphthalene d-12		1.228	1.164-1.287
Dibenzothiophene	132-65-0	Phenanthrene d-10		0.982	0.934-1.032
1-Methylphenanthrene	832-69-9	Phenanthrene d-10		1.111	1.055-1.166
3,6-Dimethylphenanthrene	1576-67-6	Phenanthrene d-10		1.165	1.108-1.224
Retene	483-65-8	Fluoranthene d-10		1.084	1.030-1.138

(1) X = results reported separately
(2) QC limits are ± 5% of the mean RRT determined from initial calibration standards.
(3) May co-elute with Triphenylene
(4) May co-elute with Dibenz[ac]anthracene

10987PHD3_1.xls, 6 A,B (CV) Approved by: _____ QA/QC Chemist 27-02-2004 dd-mm-yyyy

AXYS ANALYTICAL SERVICES LTD P.O. BOX 2219, 2045 MILLS RD. WEST, SIDNEY, B.C., CANADA V8L 3S8 TEL (250) 655-5800 FAX (250) 655-5811

Form 6B
POLYAROMATIC HYDROCARBON RELATIVE RETENTION TIMES

Lab Name: AXYS ANALYTICAL SERVICES

Initial Calibration Date: 31-Jan-2004 **GC Column ID:** Rtx-5

Instrument ID: LR GC/MS

VER Data Filename: PH4D0948.D **Analysis Date:** 20-Feb-2004 **Analysis Time:** 9:40 (hh:mm)

LABELED COMPOUND	CAS NO.	RETENTION TIME REFERENCE	LAB FLAG[1]	RRT	RRT QC LIMITS[2]
Naphthalene d-8	1146-65-2	Acenaphthene d-10		0.605	0.579-0.640
Acenaphthylene d-8	93951-97-4	Acenaphthene d-10		0.960	0.913-1.009
Phenanthrene d-10	1517-22-2	Pyrene d-10		0.808	0.768-0.848
Fluoranthene d-10		Pyrene d-10		0.971	0.922-1.020
Benz[a]anthracene d-12		Pyrene d-10		1.166	1.107-1.223
Chrysene d-12	1719-03-5	Pyrene d-10		1.171	1.112-1.229
Benzo[b/k]fluoranthene d-12		Benzo[e]pyrene d-12		0.957	0.908-1.004
Benzo[a]pyrene d-12	63466-71-7	Benzo[e]pyrene d-12		1.009	0.959-1.059
Perylene d-12	1520-96-3	Benzo[e]pyrene d-12		1.024	0.973-1.075
Dibenz[ah]anthracene d-14		Benzo[e]pyrene d-12		1.209	1.147-1.268
Indeno[1,2,3-cd]pyrene d-12		Benzo[e]pyrene d-12		1.204	1.143-1.263
Benzo[ghi]perylene d-12		Benzo[e]pyrene d-12		1.235	1.172-1.296
2-Methylnaphthalene d-10		Acenaphthene d-10		0.753	0.718-0.794
2,6-Dimethylnaphthalene d-12		Acenaphthene d-10		0.895	0.851-0.941

(1) X = results reported separately
(2) QC limits are ± 5% of the mean RRT determined from initial calibration standards.

10987PHD3_1.xls, 6 A,B (CV) Approved by: _____ QA/QC Chemist 27-02-2004 dd-mm-yyyy

AXYS ANALYTICAL SERVICES LTD P.O. BOX 2219, 2045 MILLS RD. WEST, SIDNEY, B.C., CANADA V8L 3S8 TEL (250) 655-5800 FAX (250) 655-5811

Form 4A / B
POLYAROMATIC HYDROCARBON CALIBRATION VERIFICATION

Lab Name: AXYS ANALYTICAL SERVICES

Initial Calibration Date:	31-Jan-2004	**GC Column ID:**	Rtx-5
Instrument ID:	LR GC/MS	**Analysis Date:**	20-Feb-2004
VER Data Filename:	PH4D0966.D	**Analysis Time:**	23:30 (hh:mm)

COMPOUND	CAS NO.	m/e ION CHANNELS	ION ABUND. RATIO	ION ABUND. RATIO QC LIMITS[1]	CONC. FOUND (ng/mL)	CONC. RANGE (ng/mL)[2]
Naphthalene	91-20-3	102/128	0.06	0.06 - 0.08	2090	1500 - 2500
Biphenyl	92-52-4	152/154	0.27	0.22 - 0.32	2140	1610 - 2690
Acenaphthylene	208-96-8	151/152	0.20	0.16 - 0.24	1980	1470 - 2450
Acenaphthene	83-32-9	153/154	1.15	0.90 - 1.35	1930	1470 - 2460
Fluorene	86-73-7	165/166	0.98	0.78 - 1.17	2600	1810 - 3010
Phenanthrene	85-01-8	176/178	0.19	0.14 - 0.22	1930	1470 - 2450
Anthracene	120-12-7	176/178	0.18	0.14 - 0.21	2090	1480 - 2470
Fluoranthene	206-44-0	200/202	0.20	0.16 - 0.24	2010	1520 - 2540
Pyrene	129-00-0	200/202	0.20	0.16 - 0.24	1990	1510 - 2520
Benz[a]anthracene	56-55-3	226/228	0.26	0.21 - 0.31	1930	1570 - 2620
Chrysene	218-01-9	226/228	0.29	0.22 - 0.34	1970	1590 - 2650
Benzo[b/k]fluoranthene		253/252	0.22	0.18 - 0.27	3680	3010 - 5010
Benzo[e]pyrene	192-97-2	253/252	0.22	0.17 - 0.26	1950	1590 - 2650
Benzo[a]pyrene	50-32-8	253/252	0.22	0.18 - 0.27	1830	1470 - 2440
Perylene	198-55-0	253/252	0.22	0.18 - 0.27	2120	1690 - 2820
Dibenz[a,h]anthracene	53-70-3	139/278	0.14	0.09 - 0.13	1950	1590 - 2650
Indeno[1,2,3-cd]pyrene	193-39-5	138/276	0.18	0.11 - 0.16	1890	1570 - 2620
Benzo[ghi]perylene	191-24-2	138/278	0.19	0.12 - 0.18	2010	1620 - 2700
2-Methylnaphthalene	91-57-6	141/142	0.89	0.70 - 1.05	2030	1480 - 2470
1-Methylnaphthalene	90-12-0	141/142	0.93	0.73 - 1.09	2200	1600 - 2660
2,6-Dimethylnaphthalene	581-42-0	141/156	0.65	0.52 - 0.77	2110	1630 - 2720
2,3,5-Trimethylnaphthalene	2245-38-7	155/170	0.85	0.68 - 1.02	2080	1660 - 2770
Dibenzothiophene	132-65-0	152/184	0.08	0.06 - 0.10	1430	1260 - 2090
1-Methylphenanthrene	832-69-9	191/192	0.61	0.48 - 0.71	1960	1490 - 2480
3,6-Dimethylphenanthrene	1576-67-6	191/206	0.33	0.28 - 0.42	1480	1280 - 2140
Retene	483-65-8	219/234	1.52	1.26 - 1.89	1540	1280 - 2130

LABELED COMPOUND

Naphthalene d-8	1146-65-2	134/136	0.09	0.07 - 0.11	2130	1520 - 2540
Acenaphthylene d-8	93951-97-4	158/160	0.15	0.12 - 0.18	2070	1500 - 2500
Phenanthrene d-10	1517-22-2	184/188	0.14	0.11 - 0.16	2130	1550 - 2590
Fluoranthene d-10		208/212	0.16	0.13 - 0.19	1980	1480 - 2460
Benzo[a]anthracene d-12		236/240	0.22	0.18 - 0.28	2140	1580 - 2630
Chrysene d-12	1719-03-5	236/240	0.25	0.20 - 0.30	2120	1560 - 2600
Benzo[b/k]fluoranthene d-12		260/264	0.19	0.15 - 0.23	3520	2660 - 4440
Benzo[a]pyrene d-12	63466-71-7	260/264	0.19	0.15 - 0.23	2030	1500 - 2500
Perylene d-12	1520-96-3	260/264	0.23	0.18 - 0.28	2120	1550 - 2580
Dibenz[a,h]anthracene d-14		288/292	0.22	0.17 - 0.25	2030	1810 - 2680
Indeno[1,2,3-cd]pyrene d-12		284/288	0.17	0.14 - 0.20	2060	1600 - 2660
Benzo[ghi]perylene d-12		284/288	0.18	0.14 - 0.22	1720	1320 - 2200
2-Methylnaphthalene d-10		151/152	0.17	0.14 - 0.20	2140	1580 - 2640
2,6-Dimethylnaphthalene d-12		150/168	0.65	0.57 - 0.85	2170	1580 - 2630

(1) QC limits are +/- 20%
(2) QC limits are +/- 25%

10987PHD3_1.xls, 4A,B (CV) (3)

Approved by: _____ QA/QC Chemist

27-02-2004
dd-mm-yyyy

AXYS ANALYTICAL SERVICES LTD P.O. BOX 2219, 2045 MILLS RD. WEST, SIDNEY, B.C., CANADA V8L 3S8 TEL (250) 655-5800 FAX (250) 655-5811

Form 6A
POLYAROMATIC HYDROCARBON RELATIVE RETENTION TIMES

Lab Name: AXYS ANALYTICAL SERVICES

Initial Calibration Date: 31-Jan-2004 **GC Column ID:** Rtx-5

Instrument ID: LR GC/MS

VER Data Filename: PH4D0966.D **Analysis Date:** 20-Feb-2004 **Analysis Time:** 23:30 (hh:mm)

COMPOUND	CAS NO.	RETENTION TIME REFERENCE	LAB FLAG[1]	RRT	RRT QC LIMITS[2]
Naphthalene	91-20-3	Naphthalene d-8		1.007	0.956-1.057
Biphenyl	92-52-4	2,6-Dimethylnaphthalene d-12		1.157	1.097-1.213
Acenaphthylene	208-96-8	Acenaphthylene d-8		1.003	0.953-1.053
Acenaphthene	83-32-9	Acenaphthylene d-8		1.047	0.995-1.099
Fluorene	86-73-7	Phenanthrene d-10		0.843	0.802-0.886
Phenanthrene	85-01-8	Phenanthrene d-10		1.003	0.953-1.053
Anthracene	120-12-7	Phenanthrene d-10		1.011	0.960-1.062
Fluoranthene	206-44-0	Fluoranthene d-10		1.002	0.952-1.052
Pyrene	129-00-0	Fluoranthene d-10		1.032	0.980-1.084
Benz[a]anthracene	56-55-3	Benz[a]anthracene d-12		1.002	0.952-1.053
Chrysene [3]	218-01-9	Chrysene d-12		1.003	0.953-1.053
Benzo[b/k]fluoranthene		Benzo[b/k]fluoranthene d-12		1.007	0.955-1.056
Benzo[e]pyrene	192-97-2	Benzo[a]pyrene d-12		0.996	0.946-1.046
Benzo[a]pyrene	50-32-8	Benzo[a]pyrene d-12		1.004	0.954-1.054
Perylene	198-55-0	Perylene d-12		1.004	0.954-1.055
Dibenz[ah]anthracene [4]	53-70-3	Dibenz[ah]anthracene d-14		1.003	0.953-1.053
Indeno[1,2,3-cd]pyrene	193-39-5	Indeno[1,2,3-cd]pyrene d-12		1.002	0.952-1.052
Benzo[ghi]perylene	191-24-2	Benzo[ghi]perylene d-12		1.003	0.952-1.053
2-Methylnaphthalene	91-57-6	2-Methylnaphthalene d-10		1.009	0.959-1.060
1-Methylnaphthalene	90-12-0	2-Methylnaphthalene d-10		1.040	0.988-1.092
2,6-Dimethylnaphthalene	581-42-0	2,6-Dimethylnaphthalene d-12		1.010	0.960-1.061
2,3,5-Trimethylnaphthalene	2245-38-7	2,6-Dimethylnaphthalene d-12		1.227	1.164-1.287
Dibenzothiophene	132-65-0	Phenanthrene d-10		0.982	0.934-1.032
1-Methylphenanthrene	832-69-9	Phenanthrene d-10		1.111	1.055-1.166
3,6-Dimethylphenanthrene	1576-67-6	Phenanthrene d-10		1.166	1.108-1.224
Retene	483-65-8	Fluoranthene d-10		1.084	1.030-1.138

(1) X = results reported separately
(2) QC limits are ± 5% of the mean RRT determined from initial calibration standards.
(3) May co-elute with Triphenylene
(4) May co-elute with Dibenz[ac]anthracene

10987PHD3_1.xls, 6 A,B (CV) (3)

Approved by: _____ QA/QC Chemist

01-03-2004
dd-mm-yyyy

AXYS ANALYTICAL SERVICES LTD P.O. BOX 2219, 2045 MILLS RD. WEST, SIDNEY, B.C., CANADA V8L 3S8 TEL (250) 655-5800 FAX (250) 655-5811

Form 6B
POLYAROMATIC HYDROCARBON RELATIVE RETENTION TIMES

Lab Name: AXYS ANALYTICAL SERVICES

Initial Calibration Date: 31-Jan-2004 **GC Column ID:** Rtx-5

Instrument ID: LR GC/MS

VER Data Filename: PH4D0966.D **Analysis Date:** 20-Feb-2004 **Analysis Time:** 23:30 (hh:mm)

LABELED COMPOUND	CAS NO.	RETENTION TIME REFERENCE	LAB FLAG[1]	RRT	RRT QC LIMITS[2]
Naphthalene d-8	1146-65-2	Acenaphthene d-10		0.605	0.579-0.640
Acenaphthylene d-8	93951-97-4	Acenaphthene d-10		0.961	0.913-1.009
Phenanthrene d-10	1517-22-2	Pyrene d-10		0.807	0.768-0.848
Fluoranthene d-10		Pyrene d-10		0.970	0.922-1.020
Benz[a]anthracene d-12		Pyrene d-10		1.165	1.107-1.223
Chrysene d-12	1719-03-5	Pyrene d-10		1.170	1.112-1.229
Benzo[b/k]fluoranthene d-12		Benzo[e]pyrene d-12		0.957	0.908-1.004
Benzo[a]pyrene d-12	63466-71-7	Benzo[e]pyrene d-12		1.009	0.959-1.059
Perylene d-12	1520-96-3	Benzo[e]pyrene d-12		1.024	0.973-1.075
Dibenz[ah]anthracene d-14		Benzo[e]pyrene d-12		1.209	1.147-1.268
Indeno[1,2,3-cd]pyrene d-12		Benzo[e]pyrene d-12		1.205	1.143-1.263
Benzo[ghi]perylene d-12		Benzo[e]pyrene d-12		1.235	1.172-1.296
2-Methylnaphthalene d-10		Acenaphthene d-10		0.753	0.718-0.794
2,6-Dimethylnaphthalene d-12		Acenaphthene d-10		0.895	0.851-0.941

(1) X = results reported separately
(2) QC limits are ± 5% of the mean RRT determined from initial calibration standards.

10987PHD3_1.xls, 6 A,B (CV) (3) Approved by: _____ QA/QC Chemist 01-03-2004 dd-mm-yyyy

AXYS ANALYTICAL SERVICES LTD P.O. BOX 2219, 2045 MILLS RD. WEST, SIDNEY, B.C., CANADA V8L 3S8 TEL (250) 655-5800 FAX (250) 655-5811

AXYS METHOD MLA-021 Rev 05
PH057_D1

Form 3A/B
POLYAROMATIC HYDROCARBON BRACKETING CALIBRATION RELATIVE RESPONSES

Lab Name: AXYS ANALYTICAL SERVICES

Initial Calibration Date: 31-Jan-2004 GC Column ID: Rtx-5

Instrument ID: LR GC/MS

OPENING CAL Data Filename: PH4D0968.D Analysis Date 1: 21-Feb-2004 Time 1: 1:08
CLOSING CAL Data Filename: PH4D0980.D Analysis Date 2: 21-Feb-2004 Time 2: 10:29

COMPOUND	CAS NO.	OPENING CAL PH4D0968.D	CLOSING CAL PH4D0980.D	MEAN RR	RR RANGE +/- 25%
Dibenzofuran	132-64-9	0.93	0.93	0.93	0.70 - 1.16
Carbazole	86-74-8	0.98	0.99	0.98	0.74 - 1.23

LABELED COMPOUND	CAS NO.				
Phenanthrene d-10	1517-22-2	0.90	0.89	0.90	0.67 - 1.12

10987PXD3_1.xls, 3A,B (BC) Approved by: _____ QA/QC Chemist 27-02-2004 dd-mm-yyyy

0196

AXYS METHOD MLA-021 Rev 05
PH057_D1

Form 6A/B
POLYAROMATIC HYDROCARBON BRACKETING CALIBRATION RELATIVE RETENTION TIMES

Lab Name: AXYS ANALYTICAL SERVICES

Initial Calibration Date: 31-Jan-2004 GC Column ID: Rtx-5

Instrument ID: LR GC/MS

OPENING CAL Data Filename: PH4D0968.D Analysis Date 1: 21-Feb-2004 Time 1: 1:08
CLOSING CAL Data Filename: PH4D0980.D Analysis Date 2: 21-Feb-2004 Time 2: 10:29

COMPOUND	CAS NO.	RETENTION TIME REFERENCE	OPENING CAL	CLOSING CAL
Dibenzofuran	132-64-9	Phenanthrene d-10	0.783	0.783
Carbazole	86-74-8	Phenanthrene d-10	1.045	1.045

LABELED COMPOUND	CAS NO.	RETENTION TIME REFERENCE	OPENING CAL	CLOSING CAL
Phenanthrene d-10	1517-22-2	Pyrene d-10	0.807	0.808

10987PXD3_1.xls, 6A,B (BC) Approved by: _____ QA/QC Chemist 27-02-2004 dd-mm-yyyy

AXYS ANALYTICAL SERVICES LTD P.O. BOX 2219, 2045 MILLS RD. WEST, SIDNEY, B.C., CANADA V8L 3S8 TEL (250) 655-5800 FAX (250) 655-5811

Injection Log Summary Report

Sample Directory : G:\PROLAB\INST_D\040226HC\

File ID	Sample Name	Misc Info	Date	Time
HC4D1079	HEXANE,,	1,,1.0uL	26 Feb 2004	06:49
HC4D1080	HC003C-LN/01,,	1,,1.0uL	26 Feb 2004	07:09
HC4D1081	HEXANE,,	1,,1.0uL	26 Feb 2004	08:01
HC4D1081	HEXANE,,	1,,1.0uL	26 Feb 2004	08:01
HC4D1082	L6466-10,L,	1,WG10987,1.0/500uL	26 Feb 2004	08:53
HC4D1084	L6466-11,Ni,	1,WG10987,1.0/500uL	26 Feb 2004	10:37
HC4D1085	WG10987-105,N,DUP	1,WG10987,1.0/500uL	26 Feb 2004	11:28
HC4D1086	HC003C-LN/01,,	1,,1.0uL	26 Feb 2004	12:20

0198

AXYS METHOD MLA-021 Rev 05
HC003_D2

Form 3A
ALKANE AND HOPANE BRACKETING CALIBRATION RELATIVE RESPONSES

Lab Name: AXYS ANALYTICAL SERVICES

Initial Calibration Date: BRACKETING CAL GC Column ID: Rtx-5

Instrument ID: LR GC/MS

OPENING CAL Data Filename: HC4D1080.D Analysis Date 1: 26-Feb-2004 Analysis Time 1: 07:09 (hh:mm)
CLOSING CAL Data Filename: HC4D1086.D Analysis Date 2: 26-Feb-2004 Analysis Time 2: 12:20 (hh:mm)

COMPOUND	CAS NO.	OPENING CAL	CLOSING CAL	MEAN RR	RR RANGE +/- 25%
Pristane		1.19	1.19	1.23	0.92 - 1.54

10987HCD1_1.xls, 3A,B(BC) (3) Approved by: B. Vetter QA/QC Chemist 29-02-2004 dd-mm-yyyy

AXYS ANALYTICAL SERVICES LTD P.O. BOX 2219, 2045 MILLS RD. WEST, SIDNEY, B.C., CANADA V8L 3S8 TEL (250) 655-5800 FAX (250) 655-5811

Form 3B
ALKANE AND HOPANE BRACKETING CALIBRATION RELATIVE RESPONSES

Lab Name: AXYS ANALYTICAL SERVICES

Initial Calibration Date: BRACKETING CAL **GC Column ID:** Rtx-5

Instrument ID: LR GC/MS

OPENING CAL Data Filename: HC4D1080.D **Analysis Date 1:** 26-Feb-2004 **Analysis Time 1:** 07:09 (hh:mm)
CLOSING CAL Data Filename: HC4D1086.D **Analysis Date 2:** 26-Feb-2004 **Analysis Time 2:** 12:20 (hh:mm)

	CAS NO.	OPENING CAL	CLOSING CAL	MEAN RR	RR RANGE +/- 25%
LABELED COMPOUND					
Hexadecane (nC16)-d34		0.44	0.43	0.44	0.33 - 0.55
Tetracosane (nC24)-d50		0.37	0.40	0.39	0.29 - 0.49

10987HCD1_1.xls, 3A,B(BC) (3)

Approved by: _____ QA/QC Chemist

29-02-2004
dd-mm-yyyy

AXYS ANALYTICAL SERVICES LTD P.O. BOX 2219, 2045 MILLS RD. WEST, SIDNEY, B.C., CANADA V8L 3S8 TEL (250) 655-5800 FAX (250) 655-5811

AXYS METHOD MLA-021 Rev 05
HC003_D2

Form 6A
ALKANE AND HOPANE BRACKETING CALIBRATION RELATIVE RETENTION TIMES

Lab Name: AXYS ANALYTICAL SERVICES

Initial Calibration Date: BRACKETING CAL

GC Column ID: Rtx-5

Instrument ID: LR GC/MS

OPENING CAL Data Filename: HC4D1080.D
CLOSING CAL Data Filename: HC4D1086.D

Analysis Date 1: 26-Feb-2004
Analysis Date 2: 26-Feb-2004

Analysis Time 1: 07:09 (hh:mm)
Analysis Time 2: 12:20 (hh:mm)

COMPOUND	CAS NO.	RETENTION TIME REFERENCE	OPENING CAL	CLOSING CAL
Pristane		Tetracosane (nC24)-d50	0.704	0.704

10987HCD1_1.xls, 6 A,B (BC) (3)

Approved by: B. Vatten QA/QC Chemist

29-02-2004
dd-mm-yyyy

AXYS ANALYTICAL SERVICES LTD P.O. BOX 2219, 2045 MILLS RD. WEST, SIDNEY, B.C., CANADA V8L 3S8 TEL (250) 655-5800 FAX (250) 655-5811

Form 6B
ALKANE AND HOPANE BRACKETING CALIBRATION RELATIVE RETENTION TIMES

Lab Name: AXYS ANALYTICAL SERVICES

Initial Calibration Date:	BRACKETING CAL		GC Column ID:	Rtx-5
Instrument ID:	LR GC/MS			
OPENING CAL Data Filename:	HC4D1080.D	Analysis Date 1: 26-Feb-2004	Analysis Time 1: 07:09	(hh:mm)
CLOSING CAL Data Filename:	HC4D1086.D	Analysis Date 2: 26-Feb-2004	Analysis Time 2: 12:20	(hh:mm)

LABELED COMPOUND	CAS NO.	RETENTION TIME REFERENCE	OPENING CAL	CLOSING CAL
Hexadecane (nC16)-d34		Fluoranthene d-10	0.708	0.708
Tetracosane (nC24)-d50		Fluoranthene d-10	1.122	1.122

10987HCD1_1.xls, 6 A,B (BC) (3)

Approved by: B Watson QA/QC Chemist

29-02-2004
dd-mm-yyyy

AXYS ANALYTICAL SERVICES LTD P.O. BOX 2219, 2045 MILLS RD. WEST, SIDNEY, B.C., CANADA V8L 3S8 TEL (250) 655-5800 FAX (250) 655-5811

Randy Horsak

From: Karen Olson [KarenO@xenco.com]
Sent: Wednesday, August 13, 2003 9:34 AM
To: Randy Horsak (E-mail)
Subject: Kopper site

Randy:

After closer review of the Kopper report I noticed incorrect QC for the volatiles batch 641186. It has been corrected and re-scanned. Also, please find enclosed in the scan the case narrative report. The invoice for this project is also attached to this email. The QC file is on the web as 235651QC if you need to access it.

Any questions please let me know.

Thank you
Karen Olson
Xenco Laboratories
281-589-0692

Upgrade Outlook® - Add COLOR to your Emails Click Here!
Outlook® is a registered trademark of Microsoft Corporation

FILE

8/13/2003

Randy Horsak

From: Karen Olson [KarenO@xenco.com]
Sent: Thursday, August 21, 2003 4:06 PM
To: Randy Horsak (E-mail)
Subject: Koppers

Randy:

We did not run the Koppers samples as full list 8270, as I had assumed. We will have to re-run the extracts. FYI: Pristane CAS # 1921-70-6. This is a long chain hydrocarbon that we do not have a standard for. The best that I can do is search the full list runs for this compound. I have already explained to the analyst what your looking for I just need your ok.

Any questions let me know.

Thank you
Karen Olson
Xenco Laboratories
281-589-0692

FILE
L#7
Koppers

8/21/2003

Randy Horsak

From: Karen Olson [KarenO@xenco.com]
Sent: Monday, September 15, 2003 4:09 PM
To: Randy Horsak (E-mail)
Subject: Koppers data

Randy:

Please find attached the full 8270 list for the 2nd set of Koppers data. Also, the Pristane results are attached for both sets of samples.

Any questions please let me know.

Thank you
Karen Olson
Xenco Laboratories
281-589-0692

9/15/2003

FILE
L#D Koppers

Analytical Report 236028

for

3TM International

Project Manager: Randy Horsak

Koppers Creosote Facility
3TM-LD-022003-02

15-SEP-03

XENCO Laboratories

11381 Meadowglen, Suite L Houston, TX 77082 Ph:(281) 589-0692 Fax:(281) 589-0695

XENCO Laboratories

Certificate of Analysis Summary 236028

3TM International, Houston , TX

Project Name: Koppers Creosote Facility

Project Id: 3TM-LD-022003-02
Contact: Randy Horsak
Project Location: Grenada, Mississippi

Date Received in Lab: Aug-08-03 03:00 pm
Report Date: 15-SEP-03
Project Manager: Karen Olson

Analysis Requested	*Lab Id:*	236028-001		236028-002		236028-003		236028-004	
	Field Id:	3TM-KP-SS-JC-01		3TM-KP-SS-JC-02		3TM-KP-SS-JC-03		3TM-KP-SS-ND-01	
	Depth:	6- In		6- In		6- In		1- ft	
	Matrix:	SOIL		SOIL		SOIL		SOIL	
	Sampled:	Aug-06-03 12:30		Aug-06-03 12:40		Aug-06-03 13:00		Aug-07-03 08:10	
SVOAs by EPA 8270C	*Extracted:*	Aug-11-03 10:09		Aug-11-03 10.12		Aug-11-03 10.15		Aug-11-03 10:18	
	Analyzed:	Sep-05-03 04:00		Sep-05-03 04:49		Sep-05-03 05:38		Sep-11-03 15:00	
	Units/RL:	mg/kg	RL	mg/kg	RL	mg/kg	RL	mg/kg	RL
Acenaphthene		BRL	0.209	BRL	0.207	BRL	0.201	BRL	0.211
Acenaphthylene		BRL	0.209	BRL	0.207	BRL	0.201	BRL	0.211
Aniline (Phenylamine, Aminobenzene)		BRL	0.838	BRL	0.828	BRL	0.806	BRL	0.845
Anthracene		BRL	0.209	BRL	0.207	BRL	0.201	BRL	0.211
Benzo(a)anthracene		BRL	0.209	BRL	0.207	BRL	0.201	0.254	0.211
Benzo(a)pyrene		BRL	0.209	BRL	0.207	BRL	0.201	0.239	0.211
Benzo(b)fluoranthene		BRL	0.209	BRL	0.207	BRL	0.201	0.520	0.211
Benzo(g,h,i)perylene		BRL	0.209	BRL	0.207	BRL	0.201	BRL	0.211
Benzo(k)fluoranthene		BRL	0.209	BRL	0.207	BRL	0.201	0.225	0.211
Benzoic acid		BRL	1.26	BRL	1.24	BRL	1.21	BRL	1.27
Benzyl Butyl Phthalate		BRL	0.209	BRL	0.207	BRL	0.201	BRL	0.211
bis(2-chloroethoxy) methane		BRL	0.419	BRL	0.414	BRL	0.403	BRL	0.423
bis(2-chloroethyl) ether		BRL	0.419	BRL	0.414	BRL	0.403	BRL	0.423
bis(2-chloroisopropyl) ether		BRL	0.419	BRL	0.414	BRL	0.403	BRL	0.423
bis(2-ethylhexyl) phthalate		BRL	0.209	BRL	0.207	BRL	0.201	BRL	0.211
4-Bromophenyl Phenyl Ether		BRL	0.419	BRL	0.414	BRL	0.403	BRL	0.423
di-n-Butyl Phthalate		BRL	0.209	BRL	0.207	BRL	0.201	BRL	0.211
4-Chloro-3-methylphenol		BRL	0.419	BRL	0.414	BRL	0.403	BRL	0.423
4-Chloroaniline		BRL	0.838	BRL	0.828	BRL	0.806	BRL	0.845
2-Chloronaphthalene		BRL	0.419	BRL	0.414	BRL	0.403	BRL	0.423
2-Chlorophenol		BRL	0.419	BRL	0.414	BRL	0.403	BRL	0.423
4-Chlorophenyl Phenyl Ether		BRL	0.209	BRL	0.207	BRL	0.201	0.405	0.211
Chrysene		BRL	0.209	BRL	0.207	BRL	0.201	BRL	0.211
Dibenz(a,h)Anthracene		BRL	0.419	BRL	0.414	BRL	0.403	BRL	0.423
Dibenzofuran		BRL	0.419	BRL	0.414	BRL	0.403	BRL	0.423
1,2-Dichlorobenzene		BRL	0.419	BRL	0.414	BRL	0.403	BRL	0.423
1,3-Dichlorobenzene		BRL	0.419	BRL	0.414	BRL	0.403	BRL	0.423
1,4-Dichlorobenzene		BRL	0.419	BRL	0.414	BRL	0.403	BRL	0.423
3,3-Dichlorobenzidine		BRL	0.419	BRL	0.414	BRL	0.403	BRL	0.423
2,4-Dichlorophenol		BRL	0.209	BRL	0.207	BRL	0.201	BRL	0.211
Diethyl Phthalate		BRL	0.209	BRL	0.207	BRL	0.201	BRL	0.211
Dimethyl Phthalate		BRL	0.419	BRL	0.414	BRL	0.403	BRL	0.423
2,4-Dimethylphenol		BRL	0.419	BRL	0.414	BRL	0.403	BRL	0.423
4,6-dinitro-2-methyl phenol		BRL	0.419	BRL	0.414	BRL	0.403	BRL	0.423

This analytical report, and the entire data package it represents, has been made for your exclusive and confidential use.
The interpretations and results expressed throughout this analytical report represent the best judgment of XENCO Laboratories.
XENCO Laboratories assumes no responsibility and makes no warranty to the end use of the data hereby presented
Our liability is limited to the amount invoiced for this work order unless otherwise agreed to in writing

Brent Barron
Laboratory Manager

XENCO Laboratories

Certificate of Analysis Summary 236028

3TM International, Houston, TX

Project Name: Koppers Creosote Facility

Project Id: 3TM-LD-022003-02
Contact: Randy Horsak
Project Location: Grenada, Mississippi

Date Received in Lab: Aug-08-03 03:00 pm
Report Date: 15-SEP-03
Project Manager: Karen Olson

Analysis Requested	*Lab Id:*	236028-001		236028-002		236028-003		236028-004	
	Field Id:	3TM-KP-SS-JC-01		3TM-KP-SS-JC-02		3TM-KP-SS-JC-03		3TM-KP-SS-ND-01	
	Depth:	6- In		6- In		6- In		1- ft	
	Matrix:	SOIL		SOIL		SOIL		SOIL	
	Sampled:	Aug-06-03 12:30		Aug-06-03 12:40		Aug-06-03 13:00		Aug-07-03 08:10	
SVOAs by EPA 8270C	*Extracted:*	Aug-11-03 10:09		Aug-11-03 10:12		Aug-11-03 10.15		Aug-11-03 10:18	
	Analyzed:	Sep-05-03 04:00		Sep-05-03 04:49		Sep-05-03 05:38		Sep-11-03 15:00	
	Units/RL:	mg/kg	RL	mg/kg	RL	mg/kg	RL	mg/kg	RL
2,4-Dinitrophenol		BRL	0.419	BRL	0.414	BRL	0.403	BRL	0.423
2,4-Dinitrotoluene		BRL	0.419	BRL	0.414	BRL	0.403	BRL	0.423
2,6-Dinitrotoluene, 2,6-DNT		BRL	0.419	BRL	0.414	BRL	0.403	BRL	0.423
Fluoranthene		BRL	0.209	BRL	0.207	BRL	0.201	0.397	0.211
Fluorene		BRL	0.209	BRL	0.207	BRL	0.201	BRL	0.211
Hexachlorobenzene		BRL	0.419	BRL	0.414	BRL	0.403	BRL	0.423
Hexachlorobutadiene		BRL	0.419	BRL	0.414	BRL	0.403	BRL	0.423
Hexachlorocyclopentadiene		BRL	0.419	BRL	0.414	BRL	0.403	BRL	0.423
Hexachloroethane		BRL	0.419	BRL	0.414	BRL	0.403	BRL	0.423
Indeno(1,2,3-c,d)Pyrene		BRL	0.209	BRL	0.207	BRL	0.201	BRL	0.211
Isophorone		BRL	0.419	BRL	0.414	BRL	0.403	BRL	0.423
2-Methylnaphthalene		BRL	0.209	BRL	0.207	BRL	0.201	BRL	0.211
2-methylphenol		BRL	0.419	BRL	0.414	BRL	0.403	BRL	0.423
3&4-Methylphenol		BRL	0.419	BRL	0.414	BRL	0.403	BRL	0.423
Naphthalene		BRL	0.209	BRL	0.207	BRL	0.201	BRL	0.211
4-Nitroaniline		BRL	0.838	BRL	0.828	BRL	0.806	BRL	0.845
3-Nitroaniline		BRL	0.419	BRL	0.414	BRL	0.403	BRL	0.423
2-Nitroaniline		BRL	0.419	BRL	0.414	BRL	0.403	BRL	0.423
Nitrobenzene		BRL	0.419	BRL	0.414	BRL	0.403	BRL	0.423
2-Nitrophenol		BRL	0.419	BRL	0.414	BRL	0.403	BRL	0.423
4-Nitrophenol		BRL	0.419	BRL	0.414	BRL	0.403	BRL	0.423
N-Nitrosodi-n-Propylamine		BRL	0.419	BRL	0.414	BRL	0.403	BRL	0.423
N-Nitrosodiphenylamine		BRL	0.419	BRL	0.414	BRL	0.403	BRL	0.423
di-n-Octyl Phthalate		BRL	0.209	BRL	0.207	BRL	0.201	BRL	0.211
Pentachlorophenol		BRL	0.419	BRL	0.414	BRL	0.403	BRL	0.423
Phenanthrene		BRL	0.209	BRL	0.207	BRL	0.201	BRL	0.211
Phenol		BRL	0.419	BRL	0.414	BRL	0.403	BRL	0.423
Pyrene		BRL	0.209	BRL	0.207	BRL	0.201	0.601	0.211
Pyridine		BRL	0.419	BRL	0.414	BRL	0.403	BRL	0.423
1,2,4-Trichlorobenzene		BRL	0.419	BRL	0.414	BRL	0.403	BRL	0.423
2,4,6-Trichlorophenol		BRL	0.419	BRL	0.414	BRL	0.403	BRL	0.423
2,4,5-Trichlorophenol		BRL	0.419	BRL	0.414	BRL	0.403	BRL	0.423

This analytical report, and the entire data package it represents, has been made for your exclusive and confidential use
The interpretations and results expressed throughout this analytical report represent the best judgment of XENCO Laboratories
XENCO Laboratories assumes no responsibility and makes no warranty to the end use of the data hereby presented
Our liability is limited to the amount invoiced for this work order unless otherwise agreed to in writing.

Brent Barron
Laboratory Manager

XENCO Laboratories

Certificate of Analysis Summary 236028

3TM International, Houston , TX

Project Name: Koppers Creosote Facility

Project Id: 3TM-LD-022003-02
Contact: Randy Horsak
Project Location: Grenada, Mississippi

Date Received in Lab: Aug-08-03 03:00 pm
Report Date: 15-SEP-03
Project Manager: Karen Olson

Analysis Requested	*Lab Id:*	236028-005		236028-006		236028-007		236028-008	
	Field Id:	3TM-KP-SS-ND-02		3TM-KP-SS-ND-03		3TM-KP-SS-TA-01		3TM-KP-SS-TA-02	
	Depth:	1- ft		1- ft		1- ft		6- In	
	Matrix:	SOIL		SOIL		SOIL		SOIL	
	Sampled:	Aug-07-03 08:45		Aug-07-03 09:30		Aug-07-03 10:45		Aug-07-03 11:00	
SVOAs by EPA 8270C	*Extracted:*	Aug-11-03 10:21		Aug-11-03 10:24		Aug-11-03 10:33		Aug-11-03 10.36	
	Analyzed:	Sep-07-03 21:57		Sep-07-03 22:45		Sep-08-03 01:08		Sep-08-03 01:56	
	Units/RL:	mg/kg	RL	mg/kg	RL	mg/kg	RL	mg/kg	RL
Acenaphthene		BRL	0.227	BRL	0.199	BRL	0.207	BRL	0.202
Acenaphthylene		BRL	0.227	BRL	0.199	BRL	0.207	BRL	0.202
Aniline (Phenylamine, Aminobenzene)		BRL	0.908	BRL	0.796	BRL	0.828	BRL	0.808
Anthracene		BRL	0.227	BRL	0.199	BRL	0.207	BRL	0.202
Benzo(a)anthracene		BRL	0.227	BRL	0.199	BRL	0.207	BRL	0.202
Benzo(a)pyrene		BRL	0.227	BRL	0.199	BRL	0.207	BRL	0.202
Benzo(b)fluoranthene		BRL	0.227	0.270	0.199	BRL	0.207	BRL	0.202
Benzo(g,h,i)perylene		BRL	0.227	BRL	0.199	BRL	0.207	BRL	0.202
Benzo(k)fluoranthene		BRL	0.227	BRL	0.199	BRL	0.207	BRL	0.202
Benzoic acid		BRL	1.36	BRL	1.19	BRL	1.24	BRL	1.21
Benzyl Butyl Phthalate		BRL	0.227	BRL	0.199	BRL	0.207	BRL	0.202
bis(2-chloroethoxy) methane		BRL	0.454	BRL	0.398	BRL	0.414	BRL	0.404
bis(2-chloroethyl) ether		BRL	0.454	BRL	0.398	BRL	0.414	BRL	0.404
bis(2-chloroisopropyl) ether		BRL	0.454	BRL	0.398	BRL	0.414	BRL	0.404
bis(2-ethylhexyl) phthalate		BRL	0.227	BRL	0.199	BRL	0.207	BRL	0.202
4-Bromophenyl Phenyl Ether		BRL	0.454	BRL	0.398	BRL	0.414	BRL	0.404
di-n-Butyl Phthalate		BRL	0.227	BRL	0.199	BRL	0.207	BRL	0.202
4-Chloro-3-methylphenol		BRL	0.454	BRL	0.398	BRL	0.414	BRL	0.404
4-Chloroaniline		BRL	0.908	BRL	0.796	BRL	0.828	BRL	0.808
2-Chloronaphthalene		BRL	0.454	BRL	0.398	BRL	0.414	BRL	0.404
2-Chlorophenol		BRL	0.454	BRL	0.398	BRL	0.414	BRL	0.404
4-Chlorophenyl Phenyl Ether		BRL	0.454	BRL	0.398	BRL	0.414	BRL	0.404
Chrysene		BRL	0.227	0.249	0.199	BRL	0.207	BRL	0.202
Dibenz(a,h)Anthracene		BRL	0.227	BRL	0.199	BRL	0.207	BRL	0.202
Dibenzofuran		BRL	0.454	BRL	0.398	BRL	0.414	BRL	0.404
1,2-Dichlorobenzene		BRL	0.454	BRL	0.398	BRL	0.414	BRL	0.404
1,3-Dichlorobenzene		BRL	0.454	BRL	0.398	BRL	0.414	BRL	0.404
1,4-Dichlorobenzene		BRL	0.454	BRL	0.398	BRL	0.414	BRL	0.404
3,3-Dichlorobenzidine		BRL	0.454	BRL	0.398	BRL	0.414	BRL	0.404
2,4-Dichlorophenol		BRL	0.454	BRL	0.398	BRL	0.414	BRL	0.404
Diethyl Phthalate		BRL	0.227	BRL	0.199	BRL	0.207	BRL	0.202
Dimethyl Phthalate		BRL	0.227	BRL	0.199	BRL	0.207	BRL	0.202
2,4-Dimethylphenol		BRL	0.454	BRL	0.398	BRL	0.414	BRL	0.404
4,6-dinitro-2-methyl phenol		BRL	0.454	BRL	0.398	BRL	0.414	BRL	0.404

This analytical report, and the entire data package it represents, has been made for your exclusive and confidential use.
The interpretations and results expressed throughout this analytical report represent the best judgement of XENCO Laboratories.
XENCO Laboratories assumes no responsibility and makes no warranty to the end use of the data hereby presented.
Our liability is limited to the amount invoiced for this work order unless otherwise agreed to in writing.

Brent Barron
Laboratory Manager

Certificate of Analysis Summary 236028

3TM International, Houston , TX

Project Name: Koppers Creosote Facility

Project Id: 3TM-LD-022003-02
Contact: Randy Horsak
Project Location: Grenada, Mississippi

Date Received in Lab: Aug-08-03 03:00 pm
Report Date: 15-SEP-03
Project Manager: Karen Olson

Analysis Requested	*Lab Id:*	236028-005		236028-006		236028-007		236028-008	
	Field Id:	3TM-KP-SS-ND-02		3TM-KP-SS-ND-03		3TM-KP-SS-TA-01		3TM-KP-SS-TA-02	
	Depth:	1- ft		1- ft		1- ft		6- In	
	Matrix:	SOIL		SOIL		SOIL		SOIL	
	Sampled:	Aug-07-03 08:45		Aug-07-03 09:30		Aug-07-03 10:45		Aug-07-03 11:00	
SVOAs by EPA 8270C	*Extracted:*	Aug-11-03 10:21		Aug-11-03 10:24		Aug-11-03 10:33		Aug-11-03 10:36	
	Analyzed:	Sep-07-03 21:57		Sep-07-03 22:45		Sep-08-03 01:08		Sep-08-03 01:56	
	Units/RL:	mg/kg	RL	mg/kg	RL	mg/kg	RL	mg/kg	RL
2,4-Dinitrophenol		BRL	0.454	BRL	0.398	BRL	0.414	BRL	0.404
2,4-Dinitrotoluene		BRL	0.454	BRL	0.398	BRL	0.414	BRL	0.404
2,6-Dinitrotoluene, 2,6-DNT		BRL	0.454	BRL	0.398	BRL	0.414	BRL	0.404
Fluoranthene		BRL	0.227	0.250	0.199	BRL	0.207	BRL	0.202
Fluorene		BRL	0.227	BRL	0.199	BRL	0.207	BRL	0.202
Hexachlorobenzene		BRL	0.454	BRL	0.398	BRL	0.414	BRL	0.404
Hexachlorobutadiene		BRL	0.454	BRL	0.398	BRL	0.414	BRL	0.404
Hexachlorocyclopentadiene		BRL	0.454	BRL	0.398	BRL	0.414	BRL	0.404
Hexachloroethane		BRL	0.454	BRL	0.398	BRL	0.414	BRL	0.404
Indeno(1,2,3-c,d)Pyrene		BRL	0.227	BRL	0.199	BRL	0.207	BRL	0.202
Isophorone		BRL	0.454	BRL	0.398	BRL	0.414	BRL	0.404
2-Methylnaphthalene		BRL	0.227	BRL	0.199	BRL	0.207	BRL	0.202
2-methylphenol		BRL	0.454	BRL	0.398	BRL	0.414	BRL	0.404
3&4-Methylphenol		BRL	0.454	BRL	0.398	BRL	0.414	BRL	0.404
Naphthalene		BRL	0.227	BRL	0.199	BRL	0.207	BRL	0.202
4-Nitroaniline		BRL	0.908	BRL	0.796	BRL	0.828	BRL	0.808
3-Nitroaniline		BRL	0.454	BRL	0.398	BRL	0.414	BRL	0.404
2-Nitroaniline		BRL	0.454	BRL	0.398	BRL	0.414	BRL	0.404
Nitrobenzene		BRL	0.454	BRL	0.398	BRL	0.414	BRL	0.404
2-Nitrophenol		BRL	0.454	BRL	0.398	BRL	0.414	BRL	0.404
4-Nitrophenol		BRL	0.454	BRL	0.398	BRL	0.414	BRL	0.404
N-Nitrosodi-n-Propylamine		BRL	0.454	BRL	0.398	BRL	0.414	BRL	0.404
N-Nitrosodiphenylamine		BRL	0.454	BRL	0.398	BRL	0.414	BRL	0.404
di-n-Octyl Phthalate		BRL	0.227	BRL	0.199	BRL	0.207	BRL	0.202
Pentachlorophenol		BRL	0.454	BRL	0.398	BRL	0.414	BRL	0.404
Phenanthrene		BRL	0.227	BRL	0.199	BRL	0.207	BRL	0.202
Phenol		BRL	0.454	BRL	0.398	BRL	0.414	BRL	0.404
Pyrene		BRL	0.227	0.307	0.199	BRL	0.207	BRL	0.202
Pyridine		BRL	0.454	BRL	0.398	BRL	0.414	BRL	0.404
1,2,4-Trichlorobenzene		BRL	0.454	BRL	0.398	BRL	0.414	BRL	0.404
2,4,6-Trichlorophenol		BRL	0.454	BRL	0.398	BRL	0.414	BRL	0.404
2,4,5-Trichlorophenol		BRL	0.454	BRL	0.398	BRL	0.414	BRL	0.404

This analytical report, and the entire data package it represents, has been made for your exclusive and confidential use.
The interpretations and results expressed throughout this analytical report represent the best judgment of XENCO Laboratories
XENCO Laboratories assumes no responsibility and makes no warranty to the end use of the data hereby presented
Our liability is limited to the amount invoiced for this work order unless otherwise agreed to in writing

Brent Barron
Laboratory Manager

XENCO Laboratories

Certificate of Analysis Summary 236028

3TM International, Houston , TX

Project Name: Koppers Creosote Facility

Project Id: 3TM-LD-022003-02 | **Date Received in Lab:** Aug-08-03 03:00 pm

Contact: Randy Horsak | **Report Date:** 15-SEP-03

Project Location: Grenada, Mississippi | **Project Manager:** Karen Olson

Analysis Requested	*Lab Id:*	236028-009		236028-010		236028-011	
	Field Id:	3TM-KP-SS-CD-01		3TM-KP-SS-CD-02		3TM-KP-SS-CD-03	
	Depth:	6- In		6- In		6- In	
	Matrix:	SOIL		SOIL		SOIL	
	Sampled:	Aug-07-03 11:45		Aug-07-03 12:40		Aug-07-03 13:45	
SVOAs by EPA 8270C	*Extracted:*	Aug-11-03 10:39		Aug-11-03 10:42		Aug-11-03 10:45	
	Analyzed:	Sep-11-03 15:48		Sep-08-03 02:44		Sep-08-03 03:32	
	Units/RL:	mg/kg	RL	mg/kg	RL	mg/kg	RL
Acenaphthene		BRL	0.218	BRL	0.219	BRL	0.216
Acenaphthylene		BRL	0.218	BRL	0.219	BRL	0.216
Aniline (Phenylamine, Aminobenzene)		BRL	0.872	BRL	0.875	BRL	0.865
Anthracene		BRL	0.218	BRL	0.219	BRL	0.216
Benzo(a)anthracene		0.393	0.218	BRL	0.219	BRL	0.216
Benzo(a)pyrene		0.313	0.218	BRL	0.219	BRL	0.216
Benzo(b)fluoranthene		0.761	0.218	BRL	0.219	BRL	0.216
Benzo(g,h,i)perylene		BRL	0.218	BRL	0.219	BRL	0.216
Benzo(k)fluoranthene		0.269	0.218	BRL	0.219	BRL	0.216
Benzoic acid		BRL	1.31	BRL	1.31	BRL	1.30
Benzyl Butyl Phthalate		0.630	0.218	BRL	0.219	BRL	0.216
bis(2-chloroethoxy) methane		BRL	0.436	BRL	0.437	BRL	0.432
bis(2-chloroethyl) ether		BRL	0.436	BRL	0.437	BRL	0.432
bis(2-chloroisopropyl) ether		BRL	0.436	BRL	0.437	BRL	0.432
bis(2-ethylhexyl) phthalate		0.359	0.218	BRL	0.219	BRL	0.216
4-Bromophenyl Phenyl Ether		BRL	0.436	BRL	0.437	BRL	0.432
di-n-Butyl Phthalate		BRL	0.218	BRL	0.219	BRL	0.216
4-Chloro-3-methylphenol		BRL	0.436	BRL	0.437	BRL	0.432
4-Chloroaniline		BRL	0.872	BRL	0.875	BRL	0.865
2-Chloronaphthalene		BRL	0.436	BRL	0.437	BRL	0.432
2-Chlorophenol		BRL	0.436	BRL	0.437	BRL	0.432
4-Chlorophenyl Phenyl Ether		BRL	0.436	BRL	0.437	BRL	0.432
Chrysene		0.589	0.218	BRL	0.219	BRL	0.216
Dibenz(a,h)Anthracene		BRL	0.218	BRL	0.219	BRL	0.216
Dibenzofuran		BRL	0.436	BRL	0.437	BRL	0.432
1,2-Dichlorobenzene		BRL	0.436	BRL	0.437	BRL	0.432
1,3-Dichlorobenzene		BRL	0.436	BRL	0.437	BRL	0.432
1,4-Dichlorobenzene		BRL	0.436	BRL	0.437	BRL	0.432
3,3-Dichlorobenzidine		BRL	0.436	BRL	0.437	BRL	0.432
2,4-Dichlorophenol		BRL	0.436	BRL	0.437	BRL	0.432
Diethyl Phthalate		BRL	0.218	BRL	0.219	BRL	0.216
Dimethyl Phthalate		BRL	0.218	BRL	0.219	BRL	0.216
2,4-Dimethylphenol		BRL	0.436	BRL	0.437	BRL	0.432
4,6-dinitro-2-methyl phenol		BRL	0.436	BRL	0.437	BRL	0.432

This analytical report, and the entire data package it represents, has been made for your exclusive and confidential use.
The interpretations and results expressed throughout this analytical report represent the best judgment of XENCO Laboratories
XENCO Laboratories assumes no responsibility and makes no warranty to the end use of the data hereby presented
Our liability is limited to the amount invoiced for this work order unless otherwise agreed to in writing

Brent Barron
Laboratory Manager

XENCO Laboratories

Certificate of Analysis Summary 236028

3TM International, Houston , TX

Project Name: Koppers Creosote Facility

Project Id: 3TM-LD-022003-02 **Date Received in Lab:** Aug-08-03 03:00 pm

Contact: Randy Horsak **Report Date:** 15-SEP-03

Project Location: Grenada, Mississippi **Project Manager:** Karen Olson

Analysis Requested	*Lab Id:*	236028-009		236028-010		236028-011	
	Field Id:	3TM-KP-SS-CD-01		3TM-KP-SS-CD-02		3TM-KP-SS-CD-03	
	Depth:	6- In		6- In		6- In	
	Matrix:	SOIL		SOIL		SOIL	
	Sampled:	Aug-07-03 11:45		Aug-07-03 12:40		Aug-07-03 13:45	
SVOAs by EPA 8270C	*Extracted:*	Aug-11-03 10:39		Aug-11-03 10:42		Aug-11-03 10:45	
	Analyzed:	Sep-11-03 15:48		Sep-08-03 02:44		Sep-08-03 03:32	
	Units/RL:	mg/kg	RL	mg/kg	RL	mg/kg	RL
2,4-Dinitrophenol		BRL	0.436	BRL	0.437	BRL	0.432
2,4-Dinitrotoluene		BRL	0.436	BRL	0.437	BRL	0.432
2,6-Dinitrotoluene, 2,6-DNT		BRL	0.436	BRL	0.437	BRL	0.432
Fluoranthene		1.51	0.218	BRL	0.219	BRL	0.216
Fluorene		BRL	0.218	BRL	0.219	BRL	0.216
Hexachlorobenzene		BRL	0.436	BRL	0.437	BRL	0.432
Hexachlorobutadiene		BRL	0.436	BRL	0.437	BRL	0.432
Hexachlorocyclopentadiene		BRL	0.436	BRL	0.437	BRL	0.432
Hexachloroethane		BRL	0.436	BRL	0.437	BRL	0.432
Indeno(1,2,3-c,d)Pyrene		BRL	0.218	BRL	0.219	BRL	0.216
Isophorone		BRL	0.436	BRL	0.437	BRL	0.432
2-Methylnaphthalene		BRL	0.218	BRL	0.219	BRL	0.216
2-methylphenol		BRL	0.436	BRL	0.437	BRL	0.432
3&4-Methylphenol		BRL	0.436	BRL	0.437	BRL	0.432
Naphthalene		BRL	0.218	BRL	0.219	BRL	0.216
4-Nitroaniline		BRL	0.872	BRL	0.875	BRL	0.865
3-Nitroaniline		BRL	0.436	BRL	0.437	BRL	0.432
2-Nitroaniline		BRL	0.436	BRL	0.437	BRL	0.432
Nitrobenzene		BRL	0.436	BRL	0.437	BRL	0.432
2-Nitrophenol		BRL	0.436	BRL	0.437	BRL	0.432
4-Nitrophenol		BRL	0.436	BRL	0.437	BRL	0.432
N-Nitrosodi-n-Propylamine		BRL	0.436	BRL	0.437	BRL	0.432
N-Nitrosodiphenylamine		BRL	0.436	BRL	0.437	BRL	0.432
di-n-Octyl Phthalate		BRL	0.218	BRL	0.219	BRL	0.216
Pentachlorophenol		BRL	0.436	BRL	0.437	BRL	0.432
Phenanthrene		0.475	0.218	BRL	0.219	BRL	0.216
Phenol		BRL	0.436	BRL	0.437	BRL	0.432
Pyrene		1.85	0.218	BRL	0.219	BRL	0.216
Pyridine		BRL	0.436	BRL	0.437	BRL	0.432
1,2,4-Trichlorobenzene		BRL	0.436	BRL	0.437	BRL	0.432
2,4,6-Trichlorophenol		BRL	0.436	BRL	0.437	BRL	0.432
2,4,5-Trichlorophenol		BRL	0.436	BRL	0.437	BRL	0.432

This analytical report, and the entire data package it represents, has been made for your exclusive and confidential use
The interpretations and results expressed throughout this analytical report represent the best judgment of XENCO Laboratories
XENCO Laboratories assumes no responsibility and makes no warranty to the end use of the data hereby presented
Our liability is limited to the amount invoiced for this work order unless otherwise agreed to in writing

Brent Barron
Laboratory Manager

XENCO Laboratories
Case Narrative
Koppers Creosote Facility
Project No. 3TM-LD-022003-02

September 15, 2003
XENCO ID 236028
3TM International

Tentively Identified compound Results (SVOC): Pristane CAS# 1921-70-6 was requested to be reported as Tentatively Identified Compound (TIC) results for this work order. The Pristane peak was identified and the major ions in the compound were compared with an NIST library of chromatographic ions. Only those peaks with significant areas were chosen. The compound area represents results that are comparable to our reporting levels for target compounds. The amount of the TIC is then estimated using the nearest Internal Standard as a reference. The confidence in these results is based on the percent match between the major ion groups and the ion groups found in the NIST library. There were no similar matches for this compound found in the samples or Method Blank.

Brent Barron
Laboratory Manager

XENCO Laboratories
Case Narrative
Koppers Creosote Facility
Project No. 3TM-LD-022003-02

September 15, 2003
XENCO ID 235651
3TM International

Tentively Identified compound Results (SVOC): Pristane CAS# 1921-70-6 was requested to be reported as Tentatively Identified Compound (TIC) results for this work order. The Pristane peak was identified and the major ions in the compound were compared with an NIST library of chromatographic ions. Only those peaks with significant areas were chosen. The compound area represents results that are comparable to our reporting levels for target compounds. The amount of the TIC is then estimated using the nearest Internal Standard as a reference. The confidence in these results is based on the percent match between the major ion groups and the ion groups found in the NIST library. Pristane was identified in the following samples at the listed amount.

3TM-KP-43-SS-01	@	1.55 mg/kg
3TM-KP-43-SS-02	@	0.237 mg/kg
3TM-KP-SS-BB-1	@	0.252 mg/kg
3TM-KP-SS-BB-03	@	0.412 mg/kg
3TM-KP-SS-7-02	@	0.060 mg/kg
3TM-KP-SW-BB-01	@	0.012 mg/L

There were no similar matches for this compound found in the remaining samples or the Method Blank.

Brent Barron
Laboratory Manager

Xenco Laboratories
P.O. Box 1424
Houston, Texas 77251
(281) 589-0692 Fax: (281) 589-0695
Houston - Dallas - San Antonio - Miami - Tampa

Invoice No. 38668

Client Information

Invoice to: 3TM International
Contact: Randy Horsak
Address: 1500 South Dairy Ashford, Suite 225
Houston , TX 77077
Project Name: Koppers Creosote Facility
Project #: 3TM-LD-022003-02

Invoice Information

Invoice Date: Aug-19-2003
Due Date: Sep-18-2003
Terms: 30 Days
PO #:
Lab PM: Karen Olson

Comments:

Products / Services	WO Number	Matrix	TAT	Qty	Price	Ext. Price
SVOA PAHs List by EPA 8270C	236028	Soil	7 Days	11	130.00	$1,430.00
SVOA PAHs List by EPA 8270C	236028	Water	7 Days	1	130.00	$130.00
VOAs by SW-846 8260B	236028	Soil	7 Days	11	110.00	$1,210.00
VOAs by SW-846 8260B	236028	Water	7 Days	1	110.00	$110.00
					Total:	**$2,880.00**

FILE
LED Koppers

Please detach this portion and return with your payment

Client Information

Client: 3TM International
Contact: Randy Horsak
Terms: 30 Days
PO #:

Invoice Information: 38668

Work Order Number: 236028
Due Date: Sep-18-2003
Invoice Amount: $2,880.00
Amount Remitted:

Past Due Invoices are subject to a 1.5% per Month service charge. All Discounts are void if this invoice is not paid before due date.
Please send your payments to : Xenco Laboratories P.O. Box 1424 Houston, Texas 77251
visit our webpage at www.xenco.com

XENCO Laboratories

☒ 11381 Meadowglen, Suite L, Houston TX 77082 281-589-0692
☐ 5309 Wurzbach Road, Suite 104, San Antonio, TX 78238 210-509-3334
☐ 11078 Morrison Ln, Suite D, Dallas, TX 75229 972-481-9999

ANALYSIS REQUEST & CHAIN OF CUSTODY RECORD

On-LINE Help & Technical Services at www.XENCO.com

Company COC No: Work Order No: 105160 Page 1 of 2

Lab Only: 236028-1-1

Lab Only Additions

TAT: 5h 12h 20h 24h 48h 3d 5d 7d 14d 21d Standard TAT is 10 Working Days unless otherwise agreed in writing. But often reported in 5-7 Working Days

Company: 3TM International, Inc. Phone: (281) 497-1230

Project Name: ☒ Previously done at XENCO — Project ID: Koppers Creosote Facility 3TM-LD-022003-02

Location: Grenada, Mississippi

Project Manager (PM): Randy Harsak — Project Director (PD):

Fax Results to: ☒ PM and / or T.J. Dunnahoe — Fax: (281) 497-1676

Invoice to: ☐ Accounting ☒ Include Invoice with Final Report Attn PM ☐ Invoice must have a P.O Bill to:

Quote No. — P.O No — ☐ Call for a P.O.

Special DLs (RR I RR II DW QAPP See Lab PM Call Proj. PM)

Specifications: QA/QC For Litigation

Sampler Name: T.J. Dunnahoe — Signature:

	Sample ID	Sampling Date	Time	Depth ft' in' m	Matrix A P S W	Composite	Grab	# Containers	Container Size	Type	Preservatives	BTEX by 8021 8260 602 624 Other	BTEX-MTBE by 8021 8260 602 624 Other	TPH by TX1005 418 1664 8015GRO 8015DRO FLPRO	PAHs by 8270 8100 8310	METALS by 6020 8RCRA Tot Pb TCLP_8 13PP 23TAL List	VOAs by 8260 624 BTEX MTBE PPs TCLP See List Call PM	SVOAs by 8270 625 PAHs BN&A TCLP PPs See List Call PM	TAT 5h 12h 20h 24h 48h 3d 5d 7d 10d 14d 21d	Addn: PAH above mg/L W. mg/Kg S Highest Hit	Hold Analysis	Remarks	Rcv by: Date From:	Rcv by: Date From:	Rcv by: Date From:
1	3TM-KP-SS-JC-01	8/6/03	1230	6"	S	X		1	8	GC	C4				X		X								
2	3TM-KP-SS-JC-02	↓	1240	↓	↓	↓		↓	↓	↓	↓				↓		↓								
3	3TM-KP-SS-JC-03	↓	1300	↓	↓	↓		↓	↓	↓	↓				↓		↓								
4	3TM-KP-SS-ND-01	8/7/03	0810	1'	↓	↓		↓	↓	↓	↓				↓		↓								
5	3TM-KP-SS-ND-02	↓	0845	↓	↓	↓		↓	↓	↓	↓				↓		↓								
6	3TM-KP-SS-ND-03	↓	0930	↓	↓	↓		↓	↓	↓	↓				↓		↓								
7	3TM-KP-SS-TA-01	↓	1045	↓	↓	↓		↓	↓	↓	↓				↓		↓								
8	3TM-KP-SS-TA-02	↓	1100	6"	↓	↓		↓	↓	↓	↓				↓		↓								
9	3TM-KP-SS-CD-01	↓	1145	↓	↓	↓		↓	↓	↓	↓				↓		↓								
10	3TM-KP-SS-CD-02	↓	1270	↓	↓	↓		↓	↓	↓	↓				↓		↓								

	Relinquished by (Initials and Sign.)	Date & Time	Relinquished to (Initials and Sign.)	Date & Time
1	TJD	8/8/03 1500		
2				
3			Lab:	8/8/03 1500

Total Containers per COC: 12 Cooler Temp: 3-0°C

Rush TATs Fax Due: Final Fax Due:

Final Report Data Package Due Date:

Rush Charges are Pre-Approved upon Requesting them. All Terms Apply

Preservatives - Various (V), HCl pH<2 (H), H2SO4 pH<2 (S), HNO3 pH<2 (N), NaOH+Asbc Acid (NAA), ZnAc+NaOH (ZA), (Cool,<4C) (C4), None (N), See Label (SL), Other (O) _____

SIZE: 4oz (4), 8oz (8), 32oz (32), 40ml VOA (V), 1L (1), 500ml (.5), Tedlar Bag (B), Wipe (W), Other _____ TYPE Glass Amb (GA), Glass Clear (GC), Plastic (P), Other (O) _____

XENCO Laboratories

☒ 11381 Meadowglen, Suite L, Houston TX 77082 281-589-0692
☐ 5309 Wurzbach Road, Suite 104, San Antonio, TX 78238 210-50[illegible]334
☐ 11078 Morrison Ln, Suite D, Dallas, TX 75229 972-481-9999

ANALYSIS REQUEST & CHAIN OF CUSTODY RECORD

On-LINE Help & Technical Services at www.XENCO.com

Company COC No: Work Order No: 105161

Company: 3TM International, Inc. Phone: (281) 497-1230

Lab Only: 236028-11

Project Name: ☒ Previously done at XENCO — Project ID: 3TM-LD 022003-02

TAT: 5h 12h 20h 24h 48h 3d 5d 7d 14d 21d Standard TAT is 10 Working Days unless otherwise agreed in writing. But often reported in 5-7 Working Days

Location: Grenada, Mississippi

Project Manager (PM): Randy Horsak — Project Director (PD):

Fax Results to: ☒ PM and / or T.J. Dunnahoe — Fax: (281) 497-1676

Invoice to: ☐ Accounting ☒ Include invoice with Final Report Attn PM ☐ Invoice must have a P.O. Bill to:

Quote No. — P.O No — ☐ Call for a P.O.

Special DLs (RR I RR II DW QAPP See Lab PM Call Proj. PM)

Specifications: QA/QC For Litigation

Sampler Name: T.J. Dunnahoe — Signature:

Lab Only Additions: From: Rcv by: Date; From: Rcv by: Date; From: Rcv by: Date

	Sample ID	Sampling Date	Time	Depth ft' in" m	Matrix A P S W	Composite	Grab	# Containers	Container Size	Type	Preservatives	BTEX by 8021 8260 602 624 Other	BTEX-MTBE by 8021 8260 602 624 Other	TPH by TX1005 418 1664 8015GRO 8015DRO FLPRO	PAHs by 8270 8100 8310	METALS by 6020 8RCRA Tot Pb TCLP_8 13PP 23TAL List	VOAs by 8260 624 BTEX MTBE PPs TCLP See List Call PM	SVOAs by 8270 625 PAHs BN&A TCLP PPs See List Call PM	TAT 5h 12h 20h 24h 48h 3d 5d 7d 10d 14d 21d	Addn: PAH above mg/L W. mg/Kg S Highest Hit	Hold Analysis	Remarks
1	3TM-KP-SS-LD-03	8/7/03	1345	6"	S	X		1	8	GC	C4				X		X					
2	Trip Blank	—	—	—	W		X	1	1	GA	C4				X		X					
3																						
4																						
5																						
6																						
7																						
8																						
9																						
10																						

Relinquished by (Initials and Sign.)	Date & Time	Relinquished to (Initials and Sign.)	Date & Time
1 TJD	8/8/03 1500		
2			
3		Lab:	8/8/03 1500

Total Containers per COC: — Cooler Temp:

Rush TATs Fax Due: — Final Fax Due:

Final Report Data Package Due Date:

Rush Charges are Pre-Approved upon Requesting them. All Terms Apply

Preservatives - Various (V), HCl pH<2 (H), H2SO4 pH<2 (S), HNO3 pH<2 (N), NaOH+Asbc Acid (NAA), ZnAc+NaOH (ZA), (Cool,<4C) (C4), None (N), See Label (SL), Other (O) _____

SIZE: 4oz (4), 8oz (8), 32oz (32), 40ml VOA (V), 1L (1), 500ml (.5), Tedlar Bag (B), Wipe (W), Other _____ **TYPE** Glass Amb (GA), Glass Clear (GC), Plastic (P), Other (O) _____

Xenco Laboratories
P.O. Box 1424
Houston, Texas 77251
(281) 589-0692 Fax: (281) 589-0695
Houston - Dallas - San Antonio - Miami - Tampa

Invoice No. 38496

Client Information	
Invoice to:	3TM International
Contact:	Randy Horsak
Address:	1500 South Dairy Ashford, Suite 225 Houston , TX 77077
Project Name:	Koppers Creosote Facility
Project #:	

Invoice Information	
Invoice Date:	Aug-13-2003
Due Date:	Sep-12-2003
Terms:	30 Days
PO #:	
Lab PM:	Karen Olson

Comments:

Products / Services	WO Number	Matrix	TAT	Qty	Price	Ext. Price
VOAs by SW-846 8260B	235651	Soil	48 Hours	22	198.00	$4,356.00
PAHs by EPA 8270C	235651	Soil	7 Days	22	156.00	$3,432.00
PAHs by EPA 8270C	235651	Water	7 Days	3	156.00	$468.00
					Total:	$8,256.00

COPY

Please detach this portion and return with your payment

Client Information	
Client:	3TM International
Contact:	Randy Horsak
Terms:	30 Days
PO #:	

Invoice Information: 38496	
Work Order Number:	235651
Due Date:	Sep-12-2003
Invoice Amount:	$8,256.00
Amount Remitted:	

Past Due Invoices are subject to a 1.5% per Month service charge. All Discounts are void if this invoice is not paid before due date.

Please send your payments to : Xenco Laboratories P.O. Box 1424 Houston, Texas 77251

visit our webpage at www.xenco.com

XENCO Laboratories

☒ 11381 Meadowglen, Suite L, Houston TX 77082 281-589-0692
☐ 5309 Wurzbach Road, Suite 104, San Antonio, TX 78238 210-509-3334
☐ 11078 Morrison Ln, Suite D, Dallas, TX 75229 972-481-9999

ANALYSIS REQUEST & CHAIN OF CUSTODY RECORD

On-LINE Help & Technical Services at www.XENCO.com

Company COC No: Work Order No: 30047 Page 1 of 3

Company: 3TM International Phone: 281-497-1230
Lab Only: 235651-H
Lab Only Additions

Project Name: Koppers Creosote Facility ☐ Previously done at XENCO Project ID:
TAT: 5h 12h 20h 24h 48h 3d 5d 7d 14d 21d Standard TAT is 10 Working Days unless otherwise agreed in writing. But often reported in 5-7 Working Days

Location: Grenada, Mississippi
Project Manager (PM): Randy Horsak Project Director (PD):
Fax Results to ☒ PM and / or T.J. Dunnahoe Fax: 281-497-1676
Invoice to ☐ Accounting ☒ Include Invoice with Final Report Attn PM ☐ Invoice must have a P.O Bill to:
Quote No. P.O No ☐ Call for a P.O.
Special DLs (RR I RR II DW QAPP See Lab PM Call Proj. PM)
Specifications: QA/QC For Litigation
Sampler Name: T.J. Dunnahoe Signature:

Remarks

	Sample ID	Sampling Date	Time	Depth (ft / in / m)	Matrix A P S W	Composite	Grab	# Containers	Container Size	Type	Preservatives	BTEX by 8021 8260 602 624 Other	BTEX-MTBE by 8021 8260 602 624 Other	TPH by TX1005 418 1664 8015GRO 8015DRO FLPRO	PAHs by 8270 8100 8310	METALS by 6020 8RCRA Tot Pb TCLP_8 13PP 23TAL List	VOAs by 8260 624 BTEX MTBE PPs TCLP See List Call PM	SVOAs by 8270 625 PAHs BN&A TCLP PPs See List Call PM	TAT 5h 12h 20h 24h 48h 3d 5d 7d 14d 21d	Addn: PAH above mg/L W. mg/Kg S Highest Hit	Hold Analysis	Remarks	Rcv by: Date From:	Rcv by: Date From:	Rcv by: Date From:	
1	3TM-KP-43-SS01	21Jul03	1030	2'	S		X	1	8	GC	C4				X											1
2	3TM-KP-43-SS02	↓	1040	2'	↓		↓	↓	↓	↓	↓				↓											2
3	3TM-KP-SS-BB-1		1155	1'																						3
4	3TM-KP-SS-BB-2		1235	0-3"																						4
5	3TM-KP-SS-BB-03		1245	0-3"																						5
6	3TM-KP-SW-BB01	↓	1255																							6
7	3TM-KP-SS-7-01	22Jul03	0915	6"																						7
8	3TM-KP-SS-7-02	↓	0925	6"																						8
9	3TM-KP-SS-303-01	↓	1205	6"																						9
10	3TM-KP-SS-303-02	↓	1215	6"	↓		↓	↓	↓	↓	↓				↓											10

	Relinquished by (Initials and Sign.)	Date & Time	Relinquished to (Initials and Sign.)	Date & Time
1	TJD	7/24/03 1600	Fed Ex	7/24/03 1600
2	Fed Ex			
3			Lab:	7/25/03 10:30

Total Containers per COC: 20 Cooler Temp: 3.0°C
Rush TATs Fax Due: Final Fax Due:
Final Report Data Package Due Date:
Rush Charges are Pre-Approved upon Requesting them. All Terms Apply

Preservatives - Various (V), HCl pH<2 (H), H2SO4 pH<2 (S), HNO3 pH<2 (N), NaOH+Asbc Acid (NAA), ZnAc+NaOH (ZA), (Cool.<4C) (C4), None (N), See Label (SL), Other (O) _____

SIZE: 4oz (4), 8oz (8), 32oz (32), 40ml VOA (V), 1L (1), 500ml (.5), Tedlar Bag (B), Wipe (W), Other _____ **TYPE** Glass Amb (GA), Glass Clear (GC), Plastic (P), Other (O) _____

XENCO Laboratories

☐ 11381 Meadowglen, Suite L, Houston TX 77082 281-589-0692
☐ 5309 Wurzbach Road, Suite 104, San Antonio, TX 78238 210-509-3334
☐ 11078 Morrison Ln, Suite D, Dallas, TX 75229 972-481-9999

ANALYSIS REQUEST & CHAIN OF CUSTODY RECORD

On-LINE Help & Technical Services at www.XENCO.com

Company COC No: Work Order No: 30046 Page 2 of 3

Company: 3TM-International, Inc. Phone: 281-497-1230

Lab Only: 235651-H

Project Name: ☐ Previously done at XENCO — Project ID: Koppers Creosote Facility

TAT: 5h 12h 20h 24h 48h 3d 5d 7d 14d 21d Standard TAT is 10 Working Days unless otherwise agreed in writing. But often reported in 5-7 Working Days

Location: Grenada, Mississippi

Project Manager (PM): Randy Horsak — Project Director (PD):

Fax Results to: ☑ PM and / or T.J. Dunnahoe — Fax: 281-497-1676

Invoice to: ☐ Accounting ☒ Include Invoice with Final Report Attn PM ☐ Invoice must have a P.O Bill to:

Quote No. — P.O No — ☐ Call for a P.O.

Special DLs (RR I RR II DW QAPP See Lab PM Call Proj. PM)

Specifications: QA/QC For Litigation

Sampler Name: T.J. Dunnahoe — Signature: [signature]

Lab Only Additions: Rcv by: From: Date; Rcv by: From: Date; Rcv by: From: Date

	Sample ID	Sampling Date	Time	Depth (ft) in m	Matrix APSW	Composite	Grab	# Containers	Container Size	Type	Preservatives	BTEX by 8021 8260 602 624 Other	BTEX-MTBE by 8021 8260 602 624 Other	TPH by TX1005 418 1664 8015GRO 8015DRO FLPRO	PAHs by 8270 8100 8310	METALS by 6020 8RCRA Tot Pb TCLP_8 13PP 23TAL List	VOAs by 8260 624 BTEX MTBE PPs TCLP See List Call PM	SVOAs by 8270 625 PAHs BN&A TCLP PPs See List Call PM	TAT 5h 12h 20h 24h 48h 3d 5d 7d 10d 14d 21d	Addn: PAH above mg/L W. mg/Kg S Highest Hit	Hold Analysis	Remarks
1	3TM-KP-SS-690-01	23Jul03	0950	1'	S		X	1	8	GC	C4				X							
2	3TM-KP-SS-690-01-MS/MSD	↓	0950	1'	↓		↓	↓	↓	↓	↓				↓							
3	3TM-KP-SS-690-02	↓	1005	1'	↓		↓	↓	↓	↓	↓				↓							
4	3TM-KP-SS-1137-01	↓	1440	6"	↓		↓	↓	↓	↓	↓				↓							
5	3TM-KP-SS-1137-02	↓	1450	6" bgs	↓		↓	↓	↓	↓	↓				↓							
6	3TM-KP-SS-698-01	↓	1650	6"	↓		↓	↓	↓	↓	↓				↓							
7	3TM-KP-SS-698-02	↓	1700	6"	↓		↓	↓	↓	↓	↓				↓							
8	3TM-KP-Equipment Rinse	24Jul03	0850	—	W		↓	↓	1	GA	↓				↓							
9	3TM-KP Field Blank	↓	0855	—	W		↓	↓	1	GA	↓				↓							
10	3TM-KP-SS-5-01	↓	0950	6"	S		↓	↓	8	GC	↓				↓							

	Relinquished by (Initials and Sign.)	Date & Time	Relinquished to (Initials and Sign.)	Date & Time
1	T.J.D. [signature]	7/24/03 1600	Fed Ex	7/24/03 1600
2	Fed Ex			
3			Lab.:	

Total Containers per COC: — Cooler Temp:

Rush TATs Fax Due: — Final Fax Due:

Final Report Data Package Due Date:

Rush Charges are Pre-Approved upon Requesting them. All Terms Apply

Preservatives - Various (V), HCl pH<2 (H), H2SO4 pH<2 (S), HNO3 pH<2 (N), NaOH+Asbc Acid (NAA), ZnAc+NaOH (ZA), (Cool,<4C) (C4), None (N), See Label (SL), Other (O) _____

SIZE: 4oz (4), 8oz (8), 32oz (32), 40ml VOA (V), 1L (1), 500ml (.5), Tedlar Bag (B), Wipe (W), Other _____ **TYPE** Glass Amb (GA), Glass Clear (GC), Plastic (P), Other (O) _____

XENCO Laboratories

☒ 11381 Meadowglen, Ste L, Houston TX 77082 281-589-0692
☐ 5309 Wurzbach Rd, Ste 104, San Antonio, TX 78238 210-509-3334
☐ 11078 Morrison Ln, Ste D, Dallas, TX 75229 972-481-9999
☐ 5757 N.W. 158th Street, Miami Lakes, Fl 33014 305-823-8500
☐ 2618 South Falkenburg Rd, Riverview, Fl 33569, 813-620-2000

ANALYSIS REQUEST & CHAIN OF CUSTODY RECORD

Serial #: 140020

Company: 3TM International
Phone: 281-497-1230
Lab Only: 235651-H
Project Name-State: Koppers Creosote Facility
☐ Previously done at XENCO
Project ID:
TAT: 5h 12h 24h 48h 3d 5d 7d 10d 14d 21d. Standard TAT is Quote Specific, please circle your required TAT.
Site/Location: Grenada, Mississippi
Proj. Manager (PM): Randy Horsak
Fax Results to ☒ PM and/ or
Fax No:
e-mail Final Report to: T.J. Dunnahee
281-497-1076
Invoice to ☐ Accounting ☒ Invoice with Final Report ☐ Invoice must have a P.O.
Bill to:
Quote No:
P.O No:
☐ Call for a P.O.
Reg Program: CLP AFCEE TRRP DW UST Other:
Special DLs (GW DW TRRP QAPP MDLs See Lab PM Included Call PM)
Specifications: Level I II III IV Custom with Raw Data EDD Dry Basis
QA/QC for Litigation
Sampler Name: T.J. Dunnahee
Signature:

	Sample ID	Sampling Date	Time	Depth (cm)	Matrix APSW	Composite	Grab	# Containers	Container Size	Container Type	Preservatives	BTEX by 8021 8260 602 624 Other	BTEX-MTBE by 8021 8260 624 Other	TPH by TX1005 FL-Pro 418.1 8015GRO 8015DRO 1664	PAHs by 8270 8100 8310	Metals by 6010 or 6020 8RCRA Tot Pb TCLP8 13PP 23TAL	VOCs by 8021 8260 624 VOA VOH PPs TCL TCLP	SVOCs by 8270 625 PAHs BN&A TCL PPs TCLP	FL Prebum or Revised Prebum	TAT 5h 12h 24h 48h 3d 5d 7d 10d 14d 21d	Addn: PAH above mg/L W, mg/Kg S Highest Hit	Hold: Analysis Disposal	Remarks	Addn: Date Rcv by: From:
1	3TM-KP-SS-5-02	245u103	1000	6"	S		X	1	8	GC	C4				X									1
2	3TM-KP-SS-5-03	↓	1015	6"	S		↓	↓	↓	↓	↓				↓									2
3	3TM-KP-G-5-01	↓	1020	\			↓	↓	↓	↓	↓				↓									3
4	3TM-KP-SS-44-01	↓	1035	6"	S		↓	↓	↓	↓	↓				↓									4
5	3TM-KP-SS-44-02	↓	1045	6"	S		↓	↓	↓	↓	↓				↓									5
6	Duplicate-1	\	\	\	S		↓	↓	↓	↓	↓				↓									6
7																								7
8																								8
9																								9
10																								10

	Relinquished by (Initials and Sign)	Date & Time	Relinquished to (Initials and Sign)	Date & Time
1	TJD	7/24/03 1600	FedEx	7/24/03 1600
2	Fed Ex			
3			Lab:	

Total Containers per COC:
Cooler Temp:
Specific Fax Due Date:
☐ Rush Preliminary Results Cost Approved
☐ Rush Data Package cost preapproved
Rush Charges are Pre-Approved upon Requesting them. All Terms Apply

Preservatives: Various (V), HCl pH<2 (H), H2SO4 pH<2 (S), HNO3 pH<2 (N), Asbc Acid&NaOH (A), ZnAc&NaOH (Z), (Cool,<4C) (C), None (NA), See Label (L), Other (O) _____
Cont. Size: 4oz (4), 8oz (8), 32oz (32), 40ml VOA (V), 1L (1), 500ml (5), Tedlar Bag (B), Wipe (W), Other _____ **Cont. Type:** Glass Amb (A), Glass Clear (C), Plastic (P), Other (O) _____
Matrix: Air (A), Product (P), Solid(S), Water (W)

Committed to Excellence in Service and Quality www.xenco.com

CORRELATION BETWEEN CLIENT SAMPLE NUMBERS AND AXYS SAMPLE LOGIN NUMBERS CREOSOTE FINAL DELIVERY		
CLIENT SAMPLE NUMBER	AXYS SAMPLE IDENTIFICATION	ANALYSIS
3TM-KP-SS-43-02	L6074-1 WG 9951-103 DX Duplicate	dx/pah
3TM-KP-ID-620-01	L6074-2 WG10168-105 PAH Duplicate	pah
3TM-KP-ID-7-01	L6074-3	dx/pah
3TM-KP-ID-43-01	L6074-4	dx/pah
3TM-KP-ID-125-01	L6074-5	dx
3TM-KP-ID-342-01	L6074-6	dx
3TM-KP-SS-7-01	L6074-7	dx/pah
3TM-KP-ID-417-01	L6074-8	dx
3TM-KP-ID-403-01	L6074-9	pah
3TM-KP-ID-303-01	L6074-10	pah
3TM-KP-ID-131-01	L6074-11	pah
3TM-KP-ID-45-01	L6074-12	dx
3TM-KP-ID-29-01	L6074-13	pah
3TM-KP-ID-280-01	L6074-14	dx
3TM-KP-ID-690-01	L6074-15	pah
3TM-KP-ID-810-01	L6074-16	pah
3TM-KP-ID-554-01	L6074-17	dx/pah
3TM-KP-ID-311-01	L6074-18	pah
3TM-KP-ID-1137-01	L6074-19	pah
3TM-KP-ID-95-01	L6074-20 WG10169-105 PAH Duplicate	pah
3TM-KP-ID-688-01	L6074-21	pah
3TM-KP-ID-926-01	L6074-22	pah
3TM-KP-ID-80-01	L6074-23	pah

CORRELATION BETWEEN CLIENT SAMPLE NUMBERS AND AXYS SAMPLE LOGIN NUMBERS CREOSOTE FINAL DELIVERY		
CLIENT SAMPLE NUMBER	AXYS SAMPLE IDENTIFICATION	ANALYSIS
3TM-KP-ID-151-01	L6323-1	dx
3TM-KP-ID-107-01	L6323-2	dx/pah
3TM-KP-ID-275-01	L6323-3	dx
3TM-KP-ID-33-01	L6323-4	dx/pah
3TM-KP-ID-3-01	L6323-5	dx/pah
3TM-KP-SS-369-01	L6323-6 WG10649-103 DX Duplicate	dx/pah
3TM-KP-SS-369-02	L6323-7	dx/pah
3TM-KP-SS-33-01	L6323-8	dx/pah
3TM-KP-SS-33-02	L6323-9 WG10673-105 PAH Duplicate	dx/pah
3TM-KP-SS-151-01	L6323-10	dx/pah
3TM-KP-SS-151-02	L6323-11	dx/pah
3TM-KP-SS-107-01	L6323-12 WG10650-103 DX Duplicate	dx/pah
3TM-KP-SS-107-02	L6323-13	dx/pah
3TM-KP-SS-275-01	L6323-14	dx/pah
3TM-KP-SS-275-02	L6323-15	dx/pah
3TM-KP-SS-3-01	L6323-16	dx/pah
3TM-KP-SS-3-02	L6323-17	dx/pah
3TM-KP-INSULATION-151-0	L6323-18	dx/pah
3TM-KP-ID-809-composite	L6585-6	dx/pah

4182 A

AXYS | Axys Analytical Services Ltd

POST OFFICE BOX 2219, 2045 MILLS ROAD WEST, SIDNEY, BRITISH COLUMBIA, CANADA V8L 3S8

TEL (250) 655-5800 FAX (250) 655-5811
E-MAIL: analytical@axys.com

December 17, 2003

Randy Horsak
3TM International
1500 S. Dairy Ashford, Suite 190
Houston TX USA 77077

Dear Dr. Horsak,

Please find enclosed the CD-ROM copy and two copies of the original data package for the Dioxin/Furan analysis of your Solid samples (AXYS ID 4182: WG9951). Attached is the corresponding correlation table.

If I can be of further assistance, please do not hesitate to contact me.

Sincerely,
AXYS ANALYTICAL SERVICES LTD.

Million Woudneh

Million Woudneh, Ph.D.
Project Chemist

Encl.
/mg.

CORRELATION BETWEEN CLIENT SAMPLE NUMBERS AND AXYS SAMPLE LOGIN NUMBERS

CLIENT SAMPLE NUMBER	AXYS SAMPLE IDENTIFICATION
3TM-KP-SS-43-02	L6074-1 WG9951-103 Duplicate
3TM-KP-ID-7-01	L6074-3
3TM-KP-ID-43-01	L6074-4
3TM-KP-ID-125-01	L6074-5
3TM-KP-ID-342-01	L6074-6
3TM-KP-SS-7-01	L6074-7
3TM-KP-ID-417-01	L6074-8
3TM-KP-ID-45-01	L6074-12
3TM-KP-ID-280-01	L6074-14
3TM-KP-ID-554-01	L6074-17

10

4182

AXYS | Axys Analytical Services Ltd

POST OFFICE BOX 2219, 2045 MILLS ROAD WEST, SIDNEY, BRITISH COLUMBIA, CANADA V8L 3S8

TEL (250) 655-5800 FAX (250) 655-5811
E-MAIL: analytical@axys.com

December 30, 2003

Randy Horsak
3TM International
1500 S. Dairy Ashford, Suite 190
Houston TX USA 77077

Dear Dr. Horsak,

Please find enclosed the CD-ROM copy and two copies of the original data package for the PAH analysis of your solid samples (AXYS ID 4182: WG10168). Included with the package are the only copies of the chromatograms relevant to the analysis.

If I can be of further assistance, please do not hesitate to contact me.

Sincerely,
AXYS ANALYTICAL SERVICES LTD.

Katrina Bass

Katrina Bass, B.Sc
Project Chemist

Encl.
/tt

CORRELATION BETWEEN CLIENT SAMPLE NUMBERS AND AXYS SAMPLE LOGIN NUMBERS

CLIENT SAMPLE NUMBER	AXYS SAMPLE IDENTIFICATION
3TM-KP-SS-43-02	L6074-1
3TM-KP-ID-620-01	L6074-2 WG10168-105 Duplicate
3TM-KP-ID-7-01	L6074-3
3TM-KP-ID-43-01	L6074-4
3TM-KP-SS-7-01	L6074-7
3TM-KP-ID-403-01	L6074-9
3TM-KP-ID-688-01	L6074-21
3TM-KP-ID-926-01	L6074-22
3TM-KP-ID-80-01	L6074-23

(9)

4182

AXYS | Axys Analytical Services Ltd

POST OFFICE BOX 2219, 2045 MILLS ROAD WEST, SIDNEY, BRITISH COLUMBIA, CANADA V8L 3S8

TEL (250) 655-5800 FAX (250) 655-5811
E-MAIL: analytical@axys.com

January 15, 2004

Randy Horsak
3TM International
1500 S. Dairy Ashford, Suite 190
Houston TX USA 77077

Dear Dr. Horsak,

Please find enclosed a CD-ROM copy and two copies of the original data package for the PAH analysis of your Solid samples (AXYS ID 4182: WG10169). Attached is the corresponding correlation table.

If I can be of further assistance, please do not hesitate to contact me.

Sincerely,
AXYS ANALYTICAL SERVICES LTD.

Million Woudneh, Ph.D.
Project Chemist

Encl.
/mg.

CORRELATION BETWEEN CLIENT SAMPLE NUMBERS AND AXYS SAMPLE LOGIN NUMBERS

CLIENT SAMPLE NUMBER	AXYS SAMPLE IDENTIFICATION
3TM-KP-ID-303-01	L6074-10
3TM-KP-ID-131-01	L6074-11
3TM-KP-ID-29-01	L6074-13
3TM-KP-ID-690-01	L6074-15
3TM-KP-ID-810-01	L6074-16
3TM-KP-ID-554-01	L6074-17
3TM-KP-ID-311-01	L6074-18
3TM-KP-ID-1137-01	L6074-19
3TM-KP-ID-95-01	L6074-20 WG10169-105 Duplicate

Analytical Method For The Determination of PAHs– GC/LRMS (EPA 8270 modified)

AXYS' SOP Document MLA-021, *Analytical Method for the Determination of Polycyclic Aromatic Hydrocarbons (PAHs), Alkylated PAH, Sterols and Estradiols* (available upon request) gives the details of the clean-up techniques and instrumental analysis. This procedure is similar to EPA Method 8270 with modifications to include an an extensive suite of surrogates, GC/LRMS SIM analyses and isotope quantification procedures. This procedure is summarized in Figure 1.

AXYS procedure for PAH, Alkylated PAH is an isotope dilution GC/LRMS method. A suite of labeled surrogates standards including PAH and Sterol surrogates (see Table 1) are added to the sample before extraction. The sample is solvent extracted and then purified and fractionated by column chromatography on silica gel.

The first fraction eluted off the silica gel column contains alkanes and hopanes compounds. They are not of interest to this project and will be discarded.

The second fraction, eluted off the silica gel column contains polycyclic aromatic hydrocarbons (PAHs).

The third fraction, eluted off the silica gel columns contains other hydrocarbons such as sterols. They are not of interest to this project and will be discarded.

Analysis for the F2 fraction is by GC/LRMS and data are collected in the multiple ion detection (MID) mode to enhance sensitivity, acquiring at least two ions for each target compound or labeled standard. Confirmation of targets by high resolution mass spectrometry (HRGC/HRMS) is also available. Isotope dilution quantification protocols are used to report data which are corrected for the recovery of the surrogate standards spike in prior to work-up.

Detection limits of 1.0 – 5.0 ng absolute for PAH will be reported.

TABLE 1
Labelled Surrogate and Recovery Standards Used For Aromatic Hydrocarbons - PAH (F2) Analyses GC/LRMS

F2 PAH including alkylated PAH:
Surrogate Standard
naphthalene-d_8
acenaphthylene-d_8
phenanthrene-d_{10}
fluoranthene-d_{10}
benzo[b]fluoranthene-d_{12}
chrysene-d_{12}
benzo[a]pyrene-d_{12}
perylene-d_{12}
dibenz[ah]anthracene-d_{14}
benzo[ghi]perylene-d_{12}
2-methylnaphthalene-d_{10}
Recovery Standard
acenaphthene-d_{10}
pyrene-d_{10}
benzo[e]pyrene-d_{12}

FIGURE 1
PAH GC/LRMS Analyses Summary

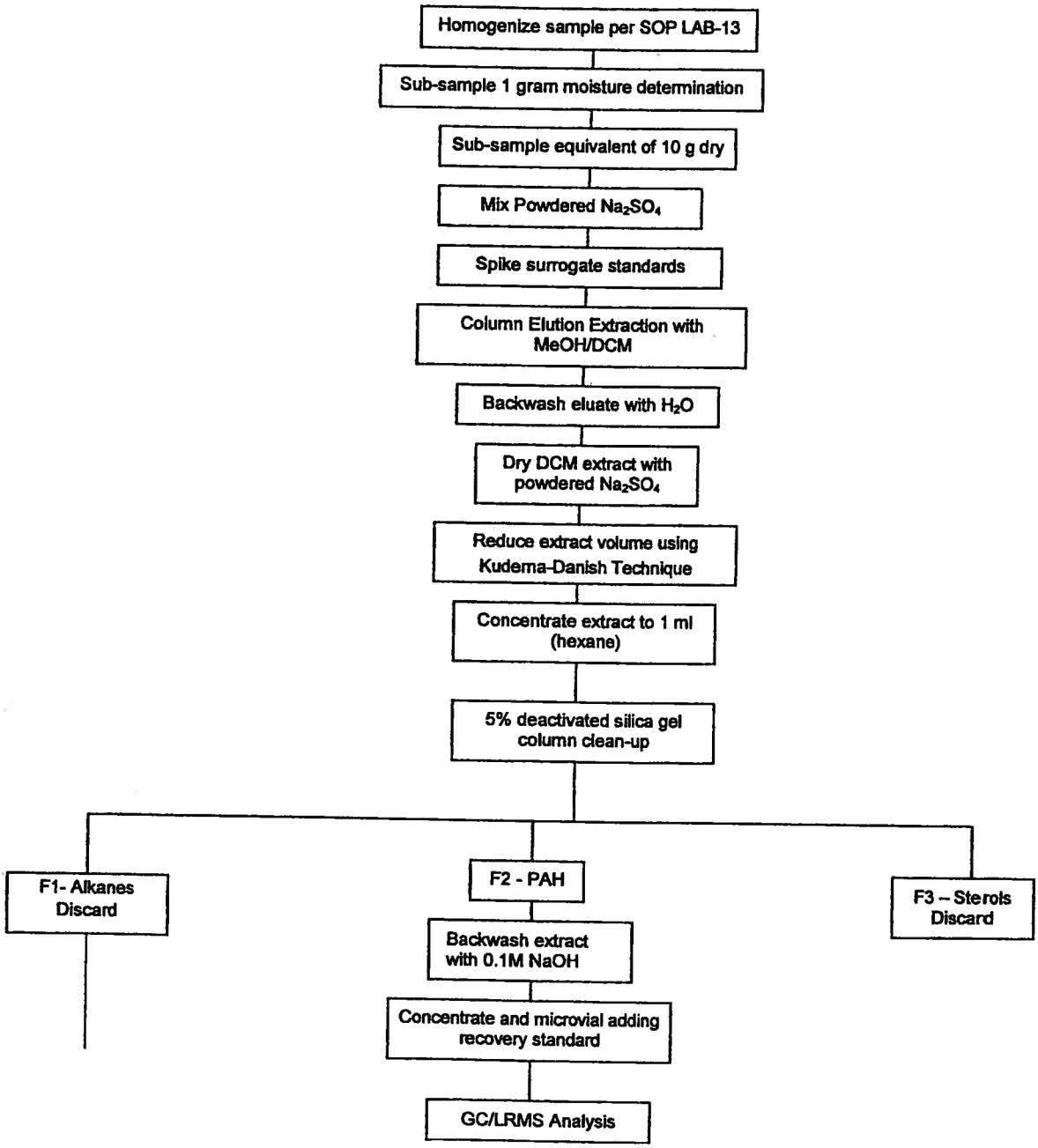

Dioxin/Furans GC/HRMS (EPA Method 1613B)

AXYS' proposes SOP MLA-017: *Analytical Method for the Determination Of Polychlorinated Dibenzodioxins and Dibenzofurans by EPA Method 1613B* (available upon request) which gives detail on cleanup techniques and instrumental analysis. This procedure is also summarized in Figure 2. This method with its extended list of surrogate standards and rigorous QA/QC protocols provides a method that is very rugged and of high quality.

This method involves spiking in an extensive suite of ^{13}C-labeled surrogate standards prior to extraction. Samples are extracted, followed by a series of clean-up setups and analyzed by GC/HRMS. Analytes are quantified against their labeled analogues, data are recovery corrected for losses in extraction and clean-up and the data are QA reviewed and reported.

AXYS offers an option with our 1613B analysis to calibrate the GC/HRMS with an extra standard that is five times lower in concentration than the method requirement. This, along with suitably clean procedural blanks, allows us to report data to a minimum level (ML) five times lower than the method specification. AXYS does not charge extra for the lower calibration and detection limits.

AXYS' rigorous extract cleanup procedures, clean procedural blanks and sensitive instruments allow detection of 1.0 – 5.0 pg/L PCDD/F, so that the detection limit can be optimized.

Figure 2
EPA 1613B DIOXIN/FURAN ANALYSIS SUMMARY

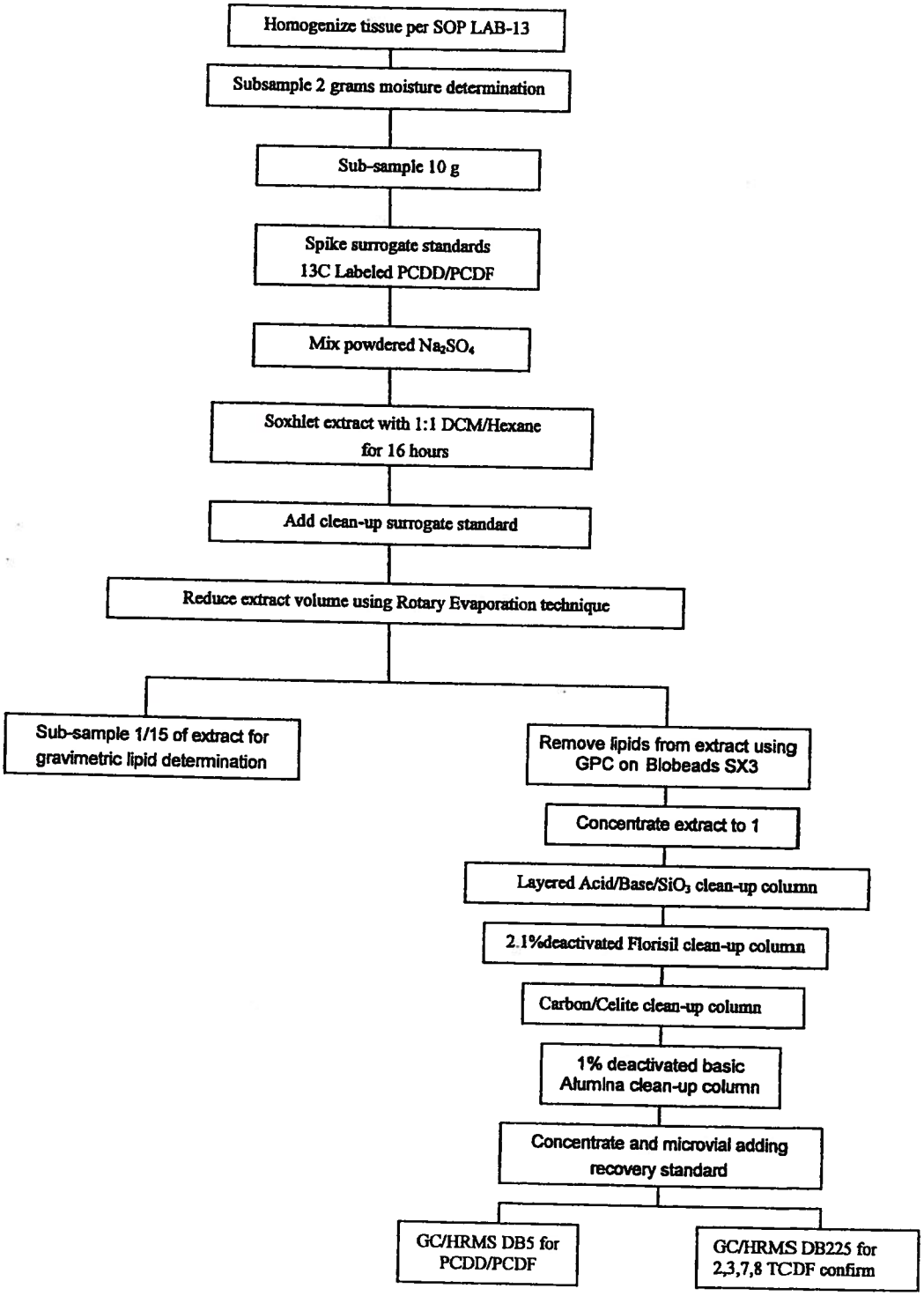

TABLE 2
EPA Method 1613B Labeled Surrogates

13C-2,3,7,8-TCDD
13C-1,2,3,7,8-PeCDD[3]
13C-1,2,3,4,7,8-HxCDD
13C-1,2,3,6,7,8-HxCDD
13C-1,2,3,4,6,7,8-HpCDD
13C-OCDD

13C-2,3,7,8-TCDF
13C-1,2,3,7,8-PeCDF
13C-2,3,4,7,8-PeCDF
13C-1,2,3,4,7,8-HxCDF
13C-1,2,3,6,7,8-HxCDF
13C-1,2,3,7,8,9-HxCDF
13C-2,3,4,6,7,8-HxCDF
13C-1,2,3,4,6,7,8-HpCDF
13C-1,2,3,4,7,8,9-HpCDF

CLEANUP STANDARD

37Cl-2,3,7,8-TCDD

COMMERCIAL INVOICE

Date of Exportation: 7/28/03	EXPORTER REFERENCE (i.e., Order #, Invoice #, etc.):
SHIPPER/EXPORTER (complete name and address): Attn: Randy Horsak 3TM International, Inc. 1500 S. Dairy Ashford, Suite 190 Houston, TX USA 77077 281.497.1230	CONSIGNEE (complete name and address): AXYS Analytical Services Ltd. 2045 Mills Road Sidney, BC V8L 3S8 Canada 250.655.5800
Country of Export: USA Country of Manufacture: USA Country of Ultimate Destination: Canada	REASON FOR SHIPMENT: Environmental samples for analytical testing. Not for resale or human consumption. No Commercial Value
International Air Waybill No.: 8355 2326 9672	

No. of PKGS	TYPE OF PACKAGING	FULL DESCRIPTION OF GOODS	Qty.	UNIT OF MEASURE	WEIGHT	UNIT VALUE	TOTAL VALUE
1	Cooler	Soil + Dust Samples Soil Permit # P-2002-05252	23	pounds	30 lb	$1.00	$23.00
	TOTAL No. of PKGS			TOTAL WEIGHT			TOTAL INVOICE VALUE
	1			30 lb			$23.00

THESE COMMODITIES ARE LICENSED FOR THE ULTIMATE DESTINATION SHOWN.
DIVERSION CONTRARY TO UNITED STATES LAW IS PROHIBITED.

I DECLARE ALL THE INFORMATION CONTAINED IN THIS INVOICE TO BE TRUE AND CORRECT.

SIGNATURE OF SHIPPER/EXPORTER (Type name and title, and sign) DATE

7/28/03

FedEx Express

Expanded Service International Air Waybill
Lettre de transport aérien internationale détaillée

42/200
23823004

For FedEx services worldwide including Express Freight Services, Dangerous Goods, and Broker Select. / Pour les services internationaux de FedEx, dont le service Fret Express, les matières dangereuses, et le service Broker Select.

1 From *Please print and press firmly.* / **Expéditeur** *Écrivez en caractères d'imprimerie. Appuyez fermement SVP.*

Date 03/08/04 — Sender's FedEx Account Number / N° de compte FedEx de l'expéditeur

Sender's Name / Nom de l'expéditeur: Danny Vasentine — Phone / Téléphone: 281 850 8346

Company / Nom de la société: 3TM International, Inc.

Address / Adresse: 1500 S. Dairy Ashford — Dept./Floor/Service/Étage

Address / Adresse: Suite 190

City / Ville: Houston — Province: TX — Postal Code / Code postal: 77077 — CANADA

2 Your Internal Reference / Votre référence interne
First 24 characters will appear on invoice. / Les 24 premiers caractères apparaîtront sur la facture.

3 To / Destinataire

Recipient's Name / Nom du destinataire: Sample Receiving — Phone / Téléphone: 250 555 3331

Company / Nom de la société: AXYS ANALYTICAL SERVICES

Address / Adresse:

Dept./Floor/Service/Étage

Address / Adresse: 2045 MILLS RD W

City / Ville: SIDNEY — State / Province/État: BC

Country / Pays: CA — ZIP/Postal Code / Code postal: V8L 3S3

Recipient's Tax I.D. number required for Customs purposes / N° fiscal du destinataire aux fins de la douane
e.g., GST/RFC/VAT/IVA/EIN, or as locally required / ex., TPS/CEF/TVA/IVA/EIN, ou selon la loi du pays

4 Shipment Information / Informations sur l'envoi

Total Packages / Nombre total de colis: _____ (Shipper's Load and Count / SLAC: Envoi chargé et vérifié par l'expéditeur/ECVE)

Total Weight / Poids total: _____ ☐ lb. ☐ kg

DIM Weight / Poids VOL: ____ / ____ / ____ ☐ in. po ☐ cm

Commodity Description / Description de la marchandise (REQUIRED/REQUISE)	Harmonized Code / Code harmonisé	Country of Manufacture / Pays de fabrication	Value for Customs / Valeur déclarée à la douane (REQUIRED/REQUISE)
Environmental Samples		USA	
Soil + Dust			
Soil Permit # P-2002-05252			

Dangerous Goods Shipper's Declaration / Déclaration de l'expéditeur de marchandises dangereuses ☐ No BSA required / BSA non exigée ☐ Manual BSA attached / BSA remplie manuellement et jointe ☐ BSA filed electronically / BSA enregistrée électroniquement ☐ BSA Summary Reporting / BSA Rapport sommaire — Auth. ID / Form ID# / N° ID form. / ID, etc.

Total Declared Value for Carriage / Valeur totale déclarée pour le transport

Total Declared Value for Customs / Valeur totale déclarée à la douane — Specify Currency / Préciser la monnaie: USA

For Completion Instructions, see back of fifth page.
Pour des instructions, voir le verso de la cinquième page.

www.fedex.ca
1.800.Go.FedEx® 800.463.3339

The terms and conditions of service may vary from country to country. Consult our local office for specific information.
Nos modalités de service peuvent varier d'un pays à un autre. Pour des informations plus spécifiques, consultez notre bureau local.
Non-Negotiable International Air Waybill / Lettre de transport aérien internationale non négociable • ©1994-2002 Federal Express Corporation

Freight / Fret _____ Other / Autre _____ Total _____

The World On Time

Not all services and options are available to all destinations.
Certains services et options ne sont pas disponibles pour toutes les destinations.

5a Express Package Service / Service colis express — *Packages up to 150 lb. (68 kg) / Colis de 150 lb (68 kg) et moins*

☒ FedEx International Priority
☐ FedEx International First — Available to select locations. Higher rates apply. / Disponible à certains endroits. Des tarifs plus élevés s'appliquent.
☐ _____
☐ FedEx International Economy — FedEx Envelope and FedEx Pak rates not available / Les tarifs des FedEx Envelope et FedEx Pak ne sont pas disponibles.

5b Express Freight Service / Service fret express — *Packages over 150 lb. (68 kg) / Colis de plus de 150 lb (68 kg)*

☐ FedEx International Priority Freight
☐ _____

Booking Number / Numéro de contrat
Please call your local FedEx office to book shipments. / Veuillez appeler votre succursale FedEx pour réserver vos envois.

6 Packaging / Emballage
These unique brown boxes with special pricing are provided by FedEx for FedEx Intl. Priority only. / Ces boîtes brunes spéciales sont fournies par FedEx pour les envois FedEx Intl. Priority seulement.

☐ FedEx Envelope ☐ FedEx Pak ☐ FedEx 10kg Box ☐ FedEx 25kg Box ☒ Other / Autre

7 Special Handling / Manutention spéciale

☐ HOLD at FedEx Location / RETENIR à la succursale FedEx — May not be in the same city / Peut être située dans une autre ville
☐ SATURDAY Delivery / Livrer le SAMEDI — Available to select locations / Disponible à certains endroits. Available for FedEx International Priority only / Disponible avec FedEx International Priority seulement

Does this shipment contain dangerous goods? / Cet envoi contient-il des marchandises dangereuses?
One box must be checked / Cocher une seule case

☒ No / Non
☐ Yes / Oui — As per attached Shipper's Declaration / Selon la déclaration de l'expéditeur, ci-jointe
☐ Yes / Oui — Shipper's Declaration not required / Déclaration de l'expéditeur non requise
☐ Dry Ice / Dioxyde de carbone, solide — 9, UN 1845 _____ x _____ kg
☐ _____

Dangerous Goods (including Dry Ice) cannot be shipped in FedEx packaging. / Les marchandises dangereuses (y compris le dioxyde de carbone solide) ne peuvent pas être expédiées dans des enveloppes FedEx.

☐ Cargo Aircraft Only / Avion cargo uniquement

8 Broker Selection *Optional*
Sélection du courtier en douane *Facultatif*
Available for FedEx International Priority and FedEx International Economy only / Disponible avec FedEx International Priority et FedEx International Economy seulement.
☐ International Broker Select — To specify a broker other than FedEx. / Pour choisir un courtier en douane autre que FedEx.

Broker's Name / Nom du courtier en douane

City/State/Country / Ville/Province/Pays

ZIP/Postal Code / Code postal — Phone / Téléphone

9a Payment *Bill transportation charges to:* / **Paiement** *Facturer le transport à:*
Enter FedEx Acct. No. or Credit Card No. below / Indiquer le N° de compte FedEx ci-dessous ou le N° de carte de crédit ci-dessous

☐ Sender / Expéditeur — Acct. No. in Section 1 will be billed. / Les frais seront imputés au numéro de compte figurant à la rubrique 1.
☒ Recipient / Destinataire
☐ Third Party / Tierce partie
☐ Credit Card / Carte de crédit
☐ Cash / Cheque / Argent liquide / Chèque

FedEx Acct. No. / N° de compte FedEx: 1678-7127
Credit Card No. / N° de carte de crédit
Credit Card Exp. Date / Date d'expiration de la carte de crédit — Credit Card Auth. / Autorisation de carte de crédit

9b Payment *Bill Customs charges to:* / **Paiement** *Facturer les droits de douane à:*
ALL shipments can be subject to Customs charges, which FedEx does not estimate prior to clearance. / TOUS les envois peuvent être assujettis à des frais de douane, dont FedEx ne fait pas l'estimation avant le dédouanement.
Enter FedEx Acct. No. below / Indiquer le N° de compte FedEx ci-dessous

☐ Sender / Expéditeur*
☒ Recipient / Destinataire
☐ Third Party / Tierce partie

FedEx Acct. No. / N° de compte FedEx: 1678-7127
*Acct. No. in Section 1 will be billed. / *Les frais seront imputés au numéro de compte figurant à la rubrique 1.

10 Required Signature / Signature requise
Use of this Air Waybill constitutes your agreement to the Conditions of Contract on the back of this Air Waybill. Certain international treaties, including the Warsaw Convention, may apply to this shipment and limit our liability for damage, loss, or delay, as described in the Conditions of Contract.
En utilisant ce document d'expédition, vous acceptez les Conditions du contrat indiquées au verso de ce document d'expédition non négociable. Certains traités internationaux, y compris la Convention de Varsovie, peuvent s'appliquer à cet envoi et limiter notre responsabilité pour tout dommage, perte ou retard, tel que précisé dans les Conditions du contrat.

Sender's Signature / Signature de l'expéditeur — Date Executed / Date de signature: 03/08/04
This is not authorization for delivery that does not include recipient signature. / Ceci ne constitue pas une autorisation de livraison de cet envoi sans la signature du destinataire.

Try online shipping at www.fedex.ca
Essayez le service d'expédition en ligne à www.fedex.ca

FedEx Tracking Number / Numéro de suivi de FedEx: 8355 2326 9591 — Form I.D. No. / N° du formulaire: 0426

449 Rev. Nov 2/02 Part #157633 ©1994-2002 FedEx

AXYS | Axys Analytical Services Ltd

CHAIN OF CUSTODY

Post Office Box 2219, 2045 Mills Road West
Sidney, British Columbia, Canada V8L 3S8
TEL: (250) 655-5800
FAX: (250) 655-5811

AXYS CLIENT #:

REPORT TO:

Company: 3TM International, Inc.
Address: 1500 S. Dairy Ashford Suite 190
Houston, TX 77077
Contact: Randy Horsak, T.J. Dunnahoe
Phone: 281 497-1230
Fax: 281-497-1676

INVOICE TO:

Company: Same
Address: Same
Contact: Same
Phone: Same
Fax: Same

Project Name/Number:

Sampler's Name:
Signature:

ANALYSIS REQUESTED

Client Sample Identification	Matrix	Sampling Date	SamplingTime	Container Type/No	Axys Lab Sample ID (Lab use only)	Dioxin by 1613B	PAH by Mod 8270	Pristane		
Field Blank	Water	06Mar04	0900	8oz		X	X	X		
3TM-KP-ID-809-01	Dust	↓	0855	250ml		↓	↓	↓		
3TM-KP-ID-809-02	Dust	↓	0940	250ml		↓	↓	↓		
3TM-KP-ID-809-03	Dust	↓	1020	250ml		↓	↓	↓		
Equipment Rinsate	Water	↓	1050	8oz		↓	↓	↓		

Relinquished by (Signature)	Date	Time	Received by (Signature)	Date	Time
Nancy Valentine	08Mar04	1430			
Relinquished by (Signature)	Date	Time	Received by (Signature)	Date	Time

Courier:
Waybill No.:

Remarks:

Sample Receipt

	Coolers #1	#2	#3
Temp °C			
Custody Seal #			
Seal Intact Y/N			
Sample Tags Y/N			

FedEx Express

For FedEx services worldwide including Express Freight Services, Dangerous Goods, and Broker Select. / Pour les services internationaux de FedEx, dont le service Fret Express, les matières dangereuses, et le service Broker Select.

1 From (Please print and press firmly.) / **Expéditeur** (Veuillez en caractères d'imprimerie. Appuyez fermement.)

Date: 03/08/04 — Sender's FedEx Account Number / N° de compte FedEx de l'expéditeur

Sender's Name / Nom de l'expéditeur: Danny Vasentine — Phone / Téléphone: 281 850 8346

Company / Nom de la société: 3TM International, Inc.

Address / Adresse: 1500 S. Dairy Ashford — Dept./Floor/Suite/Bldg.

Address / Adresse: Suite 190

City / Ville: Houston — Province: TX — Postal Code / Code postal: 77077 — CANADA

2 Your Internal Reference / Votre référence interne
First 24 characters will appear on invoice. / Les 24 premiers caractères apparaîtront sur la facture.

3 To / Destinataire

Recipient's Name / Nom du destinataire: Sample Receiving — Phone / Téléphone:

Company / Nom de la société:

Address / Adresse: — Dept./Floor/Suite/Bldg.

Address / Adresse:

City / Ville: — State / Province/État:

Country / Pays: — ZIP/Postal Code / Code postal:

Recipient's Tax I.D. number required for Customs purposes / N° fiscal du destinataire aux fins de la douane
e.g. RUT/CUIT/RUN/RIN, or as locally required / e.g. TFC/CEF/NIF/RFC, ou selon le lieu du pays

4 Shipment Information / Informations sur l'envoi

Total Packages / Nombre total de colis: — Total Weight / Poids total: — ☐ lb ☐ kg

DIM Weight / Poids VOL: / / ☐ in ☐ cm

Commodity Description / Description de la marchandise	Harmonized Code / Code harmonisé	Country of Manufacture / Pays de fabrication	Value for Customs / Valeur déclarée à la douane
Environmental Samples		USA	
Soil + Dust			
Soil Permit # P-2002-05252			

Total Declared Value for Carriage / Valeur totale déclarée pour le transport

Total Declared Value for Customs / Valeur totale déclarée à la douane — Country Currency / Monnaie du pays: USA

☐ lb CDN required / CDN requis — ☐ Macro DSA attached / DSA complété ci-joint — ☐ EEI Country Regulation / EEI Règlement du pays — FedEx I / Facture N° de FedEx: ___ — ☐ EEI electronically / EEI complété électroniquement

For Completion Instructions, see back of fifth page.
Pour des instructions, voir le verso de la cinquième page.

www.fedex.ca

1.800. Go. FedEx® 800.463.3339

The time and time of service may vary from country to country. Consult our local office for specific information.
Les conditions de service peuvent varier d'un pays à un autre. Pour des renseignements plus précis, consulter notre bureau local.
Non-Negotiable International Air Waybill / Lettre de transport aérien internationale non négociable • ©1987-2002 Federal Express Corporation

Not all services and options are available to all destinations.
Certains services et options ne sont pas disponibles pour toutes les destinations.

5a Express Package Service / Service colis express — Packages up to 150 lb. (68 kg) / Colis de 150 lb (68 kg) ou moins

☒ FedEx International Priority
☐ FedEx International First — Available to select locations. Higher rates apply. / Disponible à certains endroits. Taux majorés s'appliquent.
☐ ___
☐ FedEx International Economy — FedEx Envelope and FedEx Pak rates are available. / Les tarifs des FedEx Enveloppe et FedEx Pak ne sont pas disponibles.

5b Express Freight Service / Service fret express — Packages over 150 lb. (68 kg) / Colis de plus de 150 lb (68 kg)

☐ FedEx International Priority Freight — ☐ ___

Booking Number / Numéro de contrat
Please call your local FedEx office to book shipments. / Veuillez appeler votre succursale FedEx pour réserver un envoi.

6 Packaging / Emballage

☐ FedEx Envelope — ☐ FedEx Pak — ☐ FedEx 10kg Box — ☐ FedEx 25kg Box — ☒ Other / Autre

Boxes unless known items with special pricing are provided by FedEx for FedEx Intl. Priority only. / Utiliser boîtes sauf articles avec tarifs spéciaux par FedEx pour le service FedEx Intl. Priority seulement.

7 Special Handling / Manutention spéciale

☐ HOLD at FedEx Location / RETENIR à la succursale FedEx — May not be in the same city / Peut être située dans une autre ville
☐ SATURDAY Delivery / Livrer le SAMEDI — Available to select locations / Disponible à certains endroits. Available for FedEx International Priority only. / Disponible avec FedEx International Priority seulement.

Does this shipment contain dangerous goods? / Cet envoi contient-il des marchandises dangereuses? ☐ ___

☒ No / Non — ☐ Yes / Oui — As per attached Shipper's Declaration / Selon la déclaration de l'expéditeur ci-jointe
☐ Yes / Oui — Shipper's Declaration not required / Déclaration de l'expéditeur non requise
☐ Dry Ice / Dioxyde de carbone, solide — UN 1845 ___ kg

Dangerous Goods (including Dry Ice) cannot be shipped in FedEx packaging. / Les matières dangereuses (y compris le dioxyde de carbone solide) ne peuvent pas être expédiées dans des emballages FedEx.

☐ Cargo Aircraft Only / Avion cargo uniquement

8 Broker Selection (Optional) / **Sélection du courtier en douane** (Facultatif)

Available for FedEx International Priority and FedEx International Economy only / Disponible avec FedEx International Priority et FedEx International Economy seulement.

☐ International Broker Select — To qualify broker select on FedEx / Pour choisir un courtier en douane avec un FedEx

Broker's Name / Nom du courtier en douane

City/State/Country / Ville/Province/Pays

ZIP/Postal Code / Code postal — Phone / Téléphone

9a Payment (If customs charges to) / **Paiement** (Frais de douane à):

☐ Sender / Expéditeur — ☒ Recipient / Destinataire — ☐ Third Party / Tierce partie — ☐ Credit Card / Carte de crédit — ☐ Cash / Comptant — Accepted only in Canada / Acceptés au Canada seulement — ☐ Check / Chèque

FedEx Acct. No. / N° de compte FedEx: 1678-7127

Credit Card No. / N° de carte de crédit:

Credit Card Exp. Date / Date d'expiration de la carte de crédit — Credit Card Auth. / Autorisation de carte de crédit

9b Payment (If Customs charges to) / **Paiement** (Frais de douane à):

☐ Sender / Expéditeur* — ☒ Recipient / Destinataire — ☐ Third Party / Tierce partie

FedEx Acct. No. / N° de compte FedEx: 1678-7127
*Acct. No. is required in full to bill. / Le numéro de compte est requis en entier pour facturer.

10 Required Signature / Signature requise

Use of this Air Waybill constitutes your agreement to the conditions of contract on the back of this Air Waybill. Certain international treaties, including the Warsaw Convention, may apply to the shipment and limit our liability for damage, loss, or delay, as described in the Conditions of Contract.
En utilisant ce document d'expédition, vous acceptez les conditions du contrat inclues au verso de ce document d'expédition aérienne. Certains traités internationaux, y compris la Convention de Varsovie, peuvent s'appliquer à cet envoi et limiter notre responsabilité pour tout dommage, perte ou retard, tel que précisé dans les Conditions du contrat.

Sender's Signature / Signature de l'expéditeur: — Date Signed / Date: 03/08/04

FedEx Tracking Number / Numéro de suivi de FedEx: 8355 2326 9591 — Form ID No. / N° de formulaire: 0426

TOXIC SUBSTANCE CONTROL ACT (TSCA) CERTIFICATION

DATE: 08 Mar 04

(check one section only)

POSITIVE CERTIFICATION:

_____ *"I CERTIFY THAT ALL CHEMICAL SUBSTANCES IN THIS SHIPMENT COMPLY WITH ALL APPLICABLE RULES OR ORDERS UNDER TSCA AND THAT I AM NOT OFFERING A CHEMICAL SUBSTANCE FOR ENTRY IN VIOLATION OF TSCA OR ANY APPLICABLE RULE OR ORDER THEREUNDER".*

OR

NEGATIVE CERTIFICATION:

X *"I CERTIFY THAT ALL CHEMICALS IN THIS SHIPMENT ARE NOT SUBJECT TO TSCA."*

COMPANY NAME: 3TM International, Inc

E.I.N. 76-0421987

COMPANY ADDRESS: 1500 S. Dairy Ashford #190
Houston, TX 77077

AUTHORIZED NAME: Danny Vasentine

AUTHORIZED SIGNATURE: Danny Vasentine

TITLE: Staff Consultant

FED EX AIR WAYBILL #: 835523269591

RETURN TO:

If the certifier is unsure their chemical substance is subject to TSCA Compliance or has any other questions, contact:
U.S. Environmental Protection Agency
TSCA Assistance Information Service
401 M Street S.W., Washington, D.C. 20460
Ph: 202-554-1404, Fx: 202-554-5603, email: tsca-hotline@epamail.epa.gov

COMMERCIAL INVOICE

Date of Exportation: 08 Mar 04	EXPORTER REFERENCE (i.e., Order #, Invoice #, etc.):
SHIPPER/EXPORTER (complete name and address): Attn: Randy Horsak 3TM International, Inc. 1500 S. Dairy Ashford, Suite 190 Houston, TX USA 77077 281.497.1230	CONSIGNEE (complete name and address): AXYS Analytical Services Ltd. 2045 Mills Road Sidney, BC V8L 3S8 Canada 250.655.5800
Country of Export: USA Country of Manufacture: USA Country of Ultimate Destination: Canada	REASON FOR SHIPMENT: Environmental samples for analytical testing. Not for resale or human consumption. No Commercial Value
International Air Waybill No.:	

No. of PKGS	TYPE OF PACKAGING	FULL DESCRIPTION OF GOODS	Qty.	UNIT OF MEASURE	WEIGHT	UNIT VALUE	TOTAL VALUE
	Cooler	Soil & Dust Samples Soil Permit # P-2002-05252		Pounds		$1.00	
	TOTAL No. of PKGS			TOTAL WEIGHT			TOTAL INVOICE VALUE
							$ 5.00

THESE COMMODITIES ARE LICENSED FOR THE ULTIMATE DESTINATION SHOWN.
DIVERSION CONTRARY TO UNITED STATES LAW IS PROHIBITED.

I DECLARE ALL THE INFORMATION CONTAINED IN THIS INVOICE TO BE TRUE AND CORRECT.

SIGNATURE OF SHIPPER/EXPORTER (Type name and title, and sign) DATE

Danny Valentin 08 Mar 04

AXYS | Axys Analytical Services Ltd

CHAIN OF CUSTODY

Post Office Box 2219, 2045 Mills Road West
Sidney, British Columbia, Canada V8L 3S8
TEL: (250) 655-5800
FAX: (250) 655-5811

AXYS CLIENT #:

REPORT TO:

Company: 3TM Industrial Inc.
Address: 1500 S. Dairy Ashford Ste. 190
Houston TX 77077
Contact: [illegible]
Phone: 281 497 1250
Fax: 281 497 1676

INVOICE TO:

Company: [illegible]
Address: [illegible]
Contact: [illegible]
Phone: [illegible]
Fax: [illegible]

Project Name/Number:

Sampler's Name:
Signature:

ANALYSIS REQUESTED

Client Sample Identification	Matrix	Sampling Date	Sampling Time	Container Type/No	Axys Lab Sample ID (Lab use only)	Dioxin by 1613B	PAH by Mod 8270	Phenolics		
Field Blank	Water	06.04.04	0900	8		X	X	X		
3TM-KP-FD-209-01	Dust	↓	0955	250ml		↓	↓	↓		
3TM-KP-FD-209-02	Dust		0940	250ml						
3TM-KP-FD-209-03	Dust		1020	250ml						
Equipment Rinsate	Water		1050	8						

Relinquished by (Signature)	Date	Time	Received by (Signature)	Date	Time
[signature]	07.04.04	1430			
Relinquished by (Signature)	Date	Time	Received by (Signature)	Date	Time

Courier:
Waybill No.:

Remarks:

Sample Receipt

	Coolers #1	#2	#3
Temp °C			
Custody Seal #			
Seal Intact Y/N			
Sample Tags Y/N			

49/200
23823004

4

FedEx Express

Expanded Service International Air Waybill
Lettre de transport aérien internationale détaillée

For FedEx services worldwide including Express Freight Services, Dangerous Goods, and Broker Select. / Pour les services internationaux de FedEx, dont le service Fret Express, les matières dangereuses, et le service Broker Select.

1 From *Please print and press firmly.* / **Expéditeur** *Écriver en caractères d'imprimerie. Appuyez fermement SVP.*

Date 8/ /03 — Sender's FedEx Account Number / N° de compte FedEx de l'expéditeur

Sender's Name / Nom de l'expéditeur: T.J. Dunnahee — Phone / Téléphone: (281) 497-1230

Company / Nom de la société: 3TM International, Inc.

Address / Adresse: 1500 S. Dairy Ashford — Dept./Floor/Service/Étage

Address / Adresse: Suite 190

City / Ville: Houston — Province: TX — Postal Code / Code postal: 77077 — CANADA

2 Your Internal Reference / Votre référence interne
First 24 characters will appear on invoice. / Les 24 premiers caractères apparaîtront sur la facture.

3 To / Destinataire

Recipient's Name / Nom du destinataire: Sample Receiving — Phone / Téléphone: 2506555800

Company / Nom de la société: AXYS ANALYTICAL SERVICES

Address / Adresse: — Dept./Floor/Service/Étage

Address / Adresse: 2045 MILLS RD W

City / Ville: SIDNEY — State / Province/État: BC

Country / Pays: CA — ZIP/Postal Code / Code postal: V8L 3S8

Recipient's Tax I.D. number required for Customs purposes / N° fiscal du destinataire aux fins de la douane
e.g., GST/RFC/NIF/IVA/EIN, or as locally required / ex., TPS/CEF/TVA/NIF/EIN, ou selon la loi du pays

4 Shipment Information / Informations sur l'envoi

Total Packages / Nombre total de colis: ____ — Shipper's Load and Count / SLAC / Envoi chargé et vérifié par l'expéditeur/ECVE

Total Weight / Poids total: ____ ☐ lb. ☐ kg

DIM / Poids VOL: ___ / ___ / ___ ☐ in. po ☐ cm

Commodity Description / Description de la marchandise REQUIRED/REQUIS*	Harmonized Code / Code harmonisé	Country of Manufacture / Pays de fabrication	Value for Customs / Valeur déclarée à la douane REQUIRED/REQUISE
Environmental Samples		USA	
Soil + Dust			
Soil Permit #P-2002-05252			

*Required Export Declaration / RDA / Déclaration d'exportation / DEB

☐ No B13A required / B13A non exigée ☐ Manual B13A attached / B13A remplie manuellement et jointe ☐ B13A filed electronically / B13A enregistrée électroniquement ☐ B13A Summary Reporting / B13A Rapport sommaire

Auth. ID / Form ID / N° ID form. / ID. au. ____

Total Declared Value for Carriage / Valeur totale déclarée pour le transport

Total Declared Value for Customs / Valeur totale déclarée à la douane — Specify Currency / Préciser la monnaie: USA

For Completion Instructions, see back of fifth page.
Pour des instructions, voir le verso de la cinquième page.

www.fedex.ca
1.800.Go.FedEx® 800.463.3339

The terms and conditions of service may vary from country to country. Consult our local office for specific information.
Nos modalités de service peuvent varier d'un pays à un autre. Pour des informations plus spécifiques, consulez notre bureau local.
Non-Negotiable International Air Waybill / Lettre de transport aérien internationale non négociable • ©1994–2002 Federal Express Corporation

Freight / Fret ____ Other / Autres ____ Total ____

The World On Time

Not all services and options are available to all destinations.
Certains services et options ne sont pas disponibles pour toutes les destinations.

5a Express Package Service / Service colis express — *Packages up to 150 lb. (68 kg) / Colis de 150 lb (68 kg) et moins*

☒ FedEx International Priority
☐ FedEx International First — Available to select locations. Higher rates apply. / Disponible à certains endroits. Des tarifs plus élevés s'appliquent.
☐ ____ lb
☐ FedEx International Economy — FedEx Envelope and FedEx Pak rate not available / Les tarifs des FedEx Envelope et FedEx Pak ne sont pas disponibles.

5b Express Freight Service / Service fret express — *Packages over 150 lb. (68 kg) / Colis de plus de 150 lb (68 kg)*

☐ FedEx International Priority Freight ☐ ____ lb

Booking Number / Numéro de contrat ____
Please call your local FedEx office to book shipments. / Veuillez appeler votre succursale FedEx pour réserver vos envois.

6 Packaging / Emballage

These unique brown boxes with special pricing are provided by FedEx for FedEx Intl. Priority only. / Ces boîtes brunes spéciales sont fournies par FedEx pour les envois FedEx Intl. Priority seulement.

☐ FedEx Envelope ☐ FedEx Pak ☐ FedEx 10kg Box ☐ FedEx 25kg Box ☒ Other / Autre

7 Special Handling / Manutention spéciale

☐ HOLD at FedEx Location / RETENIR à la succursale FedEx — May not be in the same city / Peut être située dans une autre ville
☐ SATURDAY Delivery / Livrer le SAMEDI — Available to select locations / Disponible à certains endroits. Available for FedEx International Priority only / Disponible avec FedEx International Priority seulement

Does this shipment contain dangerous goods? / Cet envoi contient-il des marchandises dangereuses?
One box must be checked / Cochez une seule case

☒ No / Non
☐ Yes / Oui — As per attached Shipper's Declaration / Selon la déclaration de l'expéditeur, ci-jointe
☐ Yes / Oui — Shipper's Declaration not required / Déclaration de l'expéditeur non requise
☐ Dry Ice / Dioxyde de carbone, solide — 9, UN 1845 ____ x ____ kg

Dangerous Goods (including Dry Ice) cannot be shipped in FedEx packaging. / Les marchandises dangereuses (y compris le dioxyde de carbone solide) ne peuvent pas être expédiées dans des emballages FedEx.

☐ Cargo Aircraft Only / Avion cargo uniquement

8 Broker Selection *Optional* / **Sélection du courtier en douane** *Facultatif*
Available for FedEx International Priority and FedEx International Economy only / Disponible avec FedEx International Priority et FedEx International Economy seulement.

☐ International Broker Select — To specify a broker other than FedEx / Pour choisir un courtier en douane autre que FedEx

Broker's Name / Nom du courtier en douane ____
City/State/Country / Ville/Province/Pays ____
ZIP/Postal Code / Code postal ____ Phone / Téléphone ____

9a Payment *Bill transportation charges to:* / **Paiement** *Facturer le transport à:*
Enter FedEx Acct. No. or Credit Card No. below unless Sender / Recipient is the account holder to be billed. / Indiquez ci-dessous le n° de compte FedEx ou de la carte de crédit, sauf si l'expéditeur ou le destinataire est le titulaire du compte à facturer.

☐ Sender / Expéditeur — Acct. No. in Section 1 will be billed. / Les frais seront imputés au numéro de compte figurant à la rubrique 1.
☒ Recipient / Destinataire
☐ Third Party / Tierce partie
☐ Credit Card / Carte de crédit
☐ Cash / Cheque / Argent liquide / Chèque

FedEx Acct. No. / N° de compte FedEx: 1678-7127
Credit Card No. / N° de carte de crédit: ____
Credit Card Exp. Date / Date d'expiration de la carte de crédit: ____ Credit Card Auth. / Autorisation de carte de crédit: ____

9b Payment *Bill Customs charges to:* / **Paiement** *Facturer les droits de douane à:*
Enter FedEx Acct. No. below unless Sender / Recipient is the account holder to be billed. / Indiquez le n° de compte FedEx ci-dessous, sauf si l'expéditeur ou le destinataire est le titulaire du compte à facturer.
ALL shipments can be subject to Customs charges, which FedEx does not estimate prior to clearance. / TOUS les envois peuvent être assujettis à des frais de douane, dont FedEx ne fait pas l'estimation avant le dédouanement.

☐ Sender / Expéditeur* ☒ Recipient / Destinataire ☐ Third Party / Tierce partie

FedEx Acct. No. / N° de compte FedEx: 1678-7127
*Acct. No. in Section 1 will be billed. / *Les frais seront imputés au numéro de compte figurant à la rubrique 1.

10 Required Signature / Signature requise

Use of this Air Waybill constitutes your agreement to the Conditions of Contract on the back of this Air Waybill. Certain International treaties, including the Warsaw Convention, may apply to this shipment and limit our liability for damage, loss, or delay, as described in the Conditions of Contract.
En utilisant ce document d'expédition, vous acceptez les Conditions du contrat indiquées au verso de ce document d'expédition non négociable. Certains traités internationaux, y compris la Convention de Varsovie, peuvent s'appliquer à cet envoi et limiter notre responsabilité pour tout dommage, perte ou retard, tel que précisé dans les Conditions du contrat.

Sender's Signature / Signature de l'expéditeur: [signature] — Date Executed / Date de signature: 8/ /03

This is not authorization to deliver this shipment without a recipient signature.
Ceci ne constitue pas une autorisation de livraison de cet envoi sans la signature du destinataire.

Try online shipping at www.fedex.ca
Essayez le service d'expédition en ligne à www.fedex.ca

FedEx Tracking Number / Numéro de suivi de FedEx: 8355 2326 9661 — Form I.D. No. / N° du formulaire: 0426

449 Rev. Date 2/02 Part #167003 ©1994–2002 FedEx

FedEx Express

Expanded Service International Air Waybill
Lettre de transport aérien internationale détaillée

41/200
23523006

For FedEx services worldwide including Express Freight Services, Dangerous Goods, and Broker Select. / Pour les services internationaux de FedEx, dont le service Fret Express, les matières dangereuses, et le service Broker Select.

1 From *Please print and press firmly.* / **Expéditeur** *Écrivez en caractères d'imprimerie. Appuyez fermement SVP.*

Date 01/19/04 — Sender's FedEx Account Number / N° de compte FedEx de l'expéditeur

Sender's Name / Nom de l'expéditeur: Joseph D Vasentine — Phone / Téléphone: 281 497-1230

Company / Nom de la société: 3TM International, Inc

Address / Adresse: 1500 S. Dairy Ashford Suite 190 — Dept./Floor/Service/Étage

Address / Adresse:

City / Ville: Houston — Province: TX — Postal Code / Code postal: CANADA

2 Your Internal Reference / Votre référence interne
First 24 characters will appear on invoice. Les 24 premiers caractères apparaîtront sur la facture.

3 To / Destinataire

Recipient's Name / Nom du destinataire: Sample Receiving — Phone / Téléphone: 2506554300

Company / Nom de la société: AXYS ANALYTICAL SERVICES

Address / Adresse:

Dept./Floor/Service/Étage

Address / Adresse: 2045 MILLS RD W

City / Ville: SIDNEY — State / Province/État: BC

Country / Pays: CAN — ZIP/Postal Code / Code postal: V8L 3S6

Recipient's Tax I.D. number required for Customs purposes / N° fiscal du destinataire aux fins de la douane
e.g., GST/RFC/VAT/IN/EIN, or as locally required / ex., TPS/DEFTVA/N/EIN, ou selon la loi du pays

4 Shipment Information / Informations sur l'envoi

Total Packages / Nombre total de colis — Shipper's Load and Count/SLAC / Envoi chargé et vérifié par l'expéditeur/ECVE

Total Weight / Poids total — ☐ lb. ☐ kg

DIM / Poids VOL. — ☐ in. po ☐ cm

Commodity Description / Description de la marchandise	Harmonized Code / Code harmonisé	Country of Manufacture / Pays de fabrication	Value for Customs / Valeur déclarée
Environmental Samples		USA	
Soil; Dust			
Soil Permit # P-2002-05252			15.00

Total Declared Value for Carriage / Valeur totale déclarée pour le transport

Total Declared Value for Customs / Valeur totale déclarée à la douane — Specify Currency / Préciser la monnaie: 15.00

☐ No DTSA required / DTSA non exigée ☐ Manual DTSA attached / DTSA remplie manuellement ci-joint ☐ DTSA filed electronically / DTSA enregistrée électroniquement

☐ DTSA Summary Reporting / DTSA Rapport sommaire — Auth. ID / Form ID / N° ID form. / ID. aut.

For Completion Instructions, see back of fifth page.
Pour des instructions, voir le verso de la cinquième page.

www.fedex.ca

1.800.Go.FedEx® 800.463.3339

The terms and conditions of service may vary from country to country. Consult our local office for specific information.
Nos modalités de service peuvent varier d'un pays à un autre. Pour des informations plus spécifiques, consulez notre bureau local.
Non-Negotiable International Air Waybill / Lettre de transport aérien internationale non négociable • ©1994–2002 Federal Express Corporation

Freight / Fret ____ Other / Autre ____ Total ____

The World On Time

Not all services and options are available to all destinations.
Certains services et options ne sont pas disponibles pour toutes les destinations.

5a Express Package Service / Service colis express — *Packages up to 150 lb. (68 kg) / Colis de 150 lb (68 kg) et moins*

☒ FedEx International Priority
☐ FedEx International First — Available to select locations. Higher rates apply. / Disponible à certains endroits. Des tarifs plus élevés s'appliquent.
☐ ____
☐ FedEx International Economy — FedEx Envelope and FedEx Pak rate not available / Les tarifs des FedEx Enveloppe et FedEx Pak ne sont pas disponibles.

5b Express Freight Service / Service fret express — *Packages over 150 lb. (68 kg) / Colis de plus de 150 lb (68 kg)*

☐ FedEx International Priority Freight
☐ ____

Booking Number / Numéro de contrat
Please call your local FedEx office to book shipments. / Veuillez appeler votre succursale FedEx pour réserver vos envois.

6 Packaging / Emballage

These unique brown boxes with special pricing are provided by FedEx for FedEx Intl. Priority only. / Ces boîtes brunes spéciales sont fournies par FedEx pour les envois FedEx Intl. Priority seulement.

☐ FedEx Envelope ☐ FedEx Pak ☐ FedEx 10kg Box ☐ FedEx 25kg Box ☒ Other / Autre

7 Special Handling / Manutention spéciale

☐ HOLD at FedEx Location / RETENIR à la succursale FedEx — May not be in the same city / Peut être située dans une autre ville
☐ SATURDAY Delivery / Livrer le SAMEDI — Available to select locations / Disponible à certains endroits. Available for FedEx International Priority only / Disponible avec FedEx International Priority seulement

Does this shipment contain dangerous goods? / Cet envoi contient-il des marchandises dangereuses? ☐ ____

☒ No / Non ☐ Yes / Oui — As per attached Shipper's Declaration / Selon la déclaration de l'expéditeur, ci-joint ☐ Yes / Oui — Shipper's Declaration not required / Déclaration de l'expéditeur non requise ☐ Dry Ice / Dioxyde de carbone, solide — UN 1845 ____ x ____ kg

Dangerous Goods (including Dry Ice) cannot be shipped in FedEx packaging. / Les marchandises dangereuses (y compris le dioxyde de carbone solide) ne peuvent pas être expédiées sous des emballages FedEx.

☐ Cargo Aircraft Only / Avion cargo uniquement

8 Broker Selection *Optional* / **Sélection du courtier en douane** *Facultatif*

Available for FedEx International Priority and FedEx International Economy only / Disponible avec FedEx International Priority et FedEx International Economy seulement.

☐ International Broker Select — To specify a broker other than FedEx / Pour choisir un courtier en douane autre que FedEx.

Broker's Name / Nom du courtier en douane

City/State/Country / Ville/Province/Pays

ZIP/Postal Code / Code postal — Phone / Téléphone

9a Payment *Bill transportation charges to:* / **Paiement** *Facturer le transport à:*

☐ Sender / Expéditeur — Acct. No. in Section 1 will be billed. / Les frais seront imputés au numéro de compte figurant à la rubrique 1.
☒ Recipient / Destinataire
☐ Third Party / Tierce partie
☐ Credit Card / Carte de crédit
☐ Cash / Chèque — Argent liquide / Chèque

FedEx Acct. No. / N° de compte FedEx: 1679-7127

Credit Card No. / N° de carte de crédit

Credit Card Exp. Date / Date d'expiration de la carte de crédit — Credit Card Auth. / Autorisation de carte de crédit

9b Payment *Bill Customs charges to:* / **Paiement** *Facturer les droits de douane à:*

ALL shipments can be subject to Customs charges, which FedEx does not estimate prior to clearance. / TOUS les envois peuvent être assujettis à des frais de douane, dont FedEx ne fait pas l'estimation avant le dédouanement.

☐ Sender / Expéditeur*
☒ Recipient / Destinataire
☐ Third Party / Tierce partie

FedEx Acct. No. / N° de compte FedEx: 1679-7127

*Acct. No. in Section 1 will be billed. / *Les frais seront imputés au numéro de compte figurant à la rubrique 1.

10 Required Signature / Signature requise

Use of this Air Waybill constitutes your agreement to the Conditions of Contract on the back of this Air Waybill. Certain International treaties, including the Warsaw Convention, may apply to this shipment and limit our liability for damage, loss, or delay, as described in the Conditions of Contract.
En utilisant ce document d'expédition, vous acceptez les Conditions du contrat indiquées au verso de ce document d'expédition non négociable. Certains traités internationaux, y compris la Convention de Varsovie, peuvent s'appliquer à cet envoi et limiter notre responsabilité pour tout dommage, perte ou retard, tel que précisé dans les Conditions du contrat.

Sender's Signature / Signature de l'expéditeur — Date Executed / Date de signature: 01/19/04

This is not authorization to deliver if left at your residence / recipient signature.
Ceci ne constitue pas une autorisation de livrer en cas de non réponse sans la signature du destinataire.

FedEx Tracking Number / Numéro de suivi de FedEx: 8355 2326 9580 — Form I.D. No. / N° du formulaire: 0426

449 Rev. Date 2/02 Part #157003 ©1994-2002 FedEx

Project No.: 3TM-LD-022003-02
Site Name: Koppers Creosote Facility
Site Location: Grenada, Mississippi
Sampled By: Danny Vasentine
Turnaround: Standard
Project Mgr: Randy Horsak

3TM International, Inc.
1500 S. DAIRY ASHFORD, STE 190
HOUSTON, TX 77077
Phone (281) 497-1230 Fax (281) 497-1676

CHAIN OF CUSTODY NO. _____

PAGE ___ OF ___

SAMPLE IDENTIFICATION	DATE	TIME	SAMPLE MATRIX	CONTAINER SIZE	NO. OF CONTAINERS	PAHs by EPA 8270	Modified 8270	Dioxin by 1613B					PRESERVATION
3TM-KMS-ID-201-01	07Jan04	1030	Indoor Dust	250 ml	1	X		X					Ice/Cool Pack
3TM-KMS-ID-207-02	07Jan04	1215	Indoor Dust	250 ml	1	X		X					
3TM-KMS-ID-312-03	07Jan04	1510	Indoor Dust	250 ml	1	X		X					
3TM-KMS-ID-102-04	07Jan04	1620	Indoor Dust	250 ml	1	X		X					
3TM-KMS-ID-301-05	14Jan04	1650	Indoor Dust	250 ml	1	X		X					
3TM-KMS-ID-171-06	14Jan04	1330	Indoor Dust	250 ml	1	X		X					
3TM-KMS-ID-95-07	14Jan04	1440	Indoor Dust	250 ml	1	X		X					
3TM-KMS-ID-191-08	14Jan04	1630	Indoor Dust	250 ml	1	X		X					
3TM-KMS-ID-[illegible]-09	15Jan04	0830	Indoor Dust	250 ml	1	X		X					
3TM-KMS-ID-175-10	15Jan04	1150	Indoor Dust	250 ml	1	X		X					
3TM-KP-DS-DB-116(1')	10Jan04	1050	Ditch Sediment	8oz	1	X							Ice/Cool Pack
3TM-KP-DS-DB-110(0-1')	13Jan04	1330	Ditch Sediment	8oz	1	X							Ice/Cool Pack
3TM-KP-DS-DB-110(1-2)	13Jan04	1335	Ditch Sediment	8oz	1	X							Ice/Cool Pack
3TM-KP-DS-DB-110(2-4)	13Jan04	1340	Ditch Sediment	8oz	1	X							Ice/Cool Pack
3TM-KP-DS-DB-110(4-8)	13Jan04	1350	Ditch Sediment	8oz	1	X							Ice/Cool Pack

Relinquished by: (signature)		Date		Received by: (signature)
Relinquished by: (signature)				Received by: (signature)
Relinquished by: (signature)				Received by: (signature)
Relinquished by: (signature)				Received by: (signature)
Relinquished by: (signature)				Received by: (signature)

Date Shipped _____ Laboratory _____

Shipped Via _____ Shipment No. _____

Lab Receivers Initials

Notes:

FedEx Express

For FedEx services worldwide including Express Freight Services, Dangerous Goods, and Broker Select. / Pour les services internationaux de FedEx, dont le service Fret Express, les matières dangereuses, et le service Broker Select.

1 From Please print and press firmly. / **Expéditeur** Écrivez en caractères d'imprimerie. Appuyez fermement SVP.

Date 01/19/04 — Sender's FedEx Account Number / N° de compte FedEx de l'expéditeur

Sender's Name / Nom de l'expéditeur: Joseph D. Vasconcelos — Phone / Téléphone: 281 497-1230

Company / Nom de la société: 3TM International, Inc.

Address / Adresse: 1500 S. Dairy Ashford Suite 190 — Dept./Floor/Suite/Bldg.

Address / Adresse:

City / Ville: Houston — Province: TX — Postal Code / Code postal: CANADA

2 Your Internal Reference / Votre référence interne
First 24 characters will appear on invoice. Les 24 premiers caractères apparaîtront sur la facture.

3 To / Destinataire

Recipient's Name / Nom du destinataire: Sample Receiving — Phone / Téléphone:

Company / Nom de la société:

Address / Adresse: — Dept./Floor/Suite/Bldg.

Address / Adresse:

City / Ville: — State / Province/État:

Country / Pays: — ZIP/Postal Code / Code postal:

Recipient's Tax I.D. number required for Customs purposes / N° fiscal du destinataire aux fins de la douane
e.g., GST/HST/QST/RN/EIN, or as locally required / ex., TPS/CEF/TVA/NI/EIN, ou selon la loi du pays

4 Shipment Information / Informations sur l'envoi

Total Packages / Nombre total de colis: — Shipper's Load and Count / SLAC: Envoi chargé et vérifié par l'expéditeur/EDVE

Total Weight / Poids total: ☐ lb. ☐ kg — DIM Poids VOL. ___ / ___ / ___ ☐ in. po ☐ cm

Commodity Description / Description de la marchandise	Harmonized Code / Code harmonisé	Country of Manufacture / Pays de fabrication	Value for Customs / Valeur déclarée à la douane
Environmental Samples Soil; Dust Soil Permit # P-2002-05252		USA	
	Total Declared Value for Carriage / Valeur totale déclarée pour le transport		Total Declared Value for Customs / Valeur totale déclarée à la douane Specify Currency / Préciser la monnaie

☐ No B13A required / B13A non exigée ☐ Manual B13A attached / B13A remplie manuellement et jointe ☐ B13A filed electronically / B13A enregistrée électroniquement
☐ B13A Summary Reporting / B13A Rapport sommaire — Auth. ID / Form ID. / N° ID form. / ID. aut.

For Completion Instructions, see back of fifth page.
Pour des instructions, voir le verso de la cinquième page.

www.fedex.ca
1.800.Go.FedEx® 800.463.3339

The World On Time

Not all services and options are available to all destinations.
Certains services et options ne sont pas disponibles pour toutes les destinations.

5a Express Package Service / Service colis express — Packages up to 150 lb. (68 kg) / Colis de 150 lb (68 kg) et moins

☒ FedEx International Priority
☐ FedEx International First — Available to select locations. Higher rates apply. / Disponible à certains endroits. Des tarifs plus élevés s'appliquent.
☐ FedEx International Economy — FedEx Envelope and FedEx Pak are not available / Les tarifs des FedEx Enveloppe et FedEx Pak ne sont pas disponibles.

5b Express Freight Service / Service fret express — Packages over 150 lb. (68 kg) / Colis de plus de 150 lb (68 kg)

☐ FedEx International Priority Freight ☐

Booking Number / Numéro de contrat
Please call your local FedEx office to book shipments. / Veuillez appeler votre succursale FedEx pour réserver vos envois.

6 Packaging / Emballage — These unique boxes with special pricing are provided by FedEx for FedEx Intl. Priority only. / Ces boîtes brunes spécial ne sont fournies par FedEx pour les envois FedEx Intl. Priority seulement.

☐ FedEx Envelope ☐ FedEx Pak ☐ FedEx 10kg Box ☐ FedEx 25kg Box ☒ Other / Autre

7 Special Handling / Manutention spéciale

☐ HOLD at FedEx Location / RETENIR à la succursale FedEx — May not be in the same city / Peut être située dans une autre ville
☐ SATURDAY Delivery / Livrer le SAMEDI — Available to select locations / Disponible à certains endroits. Available for FedEx International Priority only. / Disponible avec FedEx International Priority seulement

Does this shipment contain dangerous goods? / Cet envoi contient-il des marchandises dangereuses? ☐

☒ No / Non ☐ Yes / Oui — As per attached Shipper's Declaration / Selon la déclaration de l'expéditeur, ci-jointe ☐ Yes / Oui — Shipper's Declaration not required / Déclaration de l'expéditeur non requise ☐ Dry Ice / Dioxyde de carbone, solide — UN1845 ___ x ___ kg

Dangerous Goods (including Dry Ice) cannot be shipped in FedEx packaging / Les marchandises dangereuses (y compris le dioxyde de carbone solide) ne peuvent pas être expédiées dans des emballages FedEx. ☐ Cargo Aircraft Only / Avion cargo uniquement

8 Broker Selection Optional / **Sélection du courtier en douane** Facultatif
Available for FedEx International Priority and FedEx International Economy only / Disponible pour FedEx International Priority et FedEx International Economy seulement.
☐ International Broker Select — To apply to other shipments FedEx / Pour d'autres envois en utilisant notre cpt. FedEx.

Broker's Name / Nom du courtier en douane:
City/State/Country / Ville/Province/Pays:
ZIP/Postal Code / Code postal: — Phone / Téléphone:

9a Payment Bill transportation charges to: / **Paiement** Facturer le transport à:

☐ Sender / Expéditeur — Acct. No. in Section 1 will be billed. / Les frais seront facturés au numéro de compte figurant à la section 1. ☒ Recipient / Destinataire ☐ Third Party / Tierce partie ☐ Credit Card / Carte de crédit ☐ Cash / Chèque / Argent comptant / Chèque

FedEx Acct. No. / N° de compte FedEx: 1679-7127
Credit Card No. / N° de carte de crédit:
Credit Card Exp. Date / Date d'expiration de la carte de crédit: — Credit Card Auth. / Autorisation de carte de crédit:

9b Payment Bill Customs charges to: / **Paiement** Facturer les droits de douane à:

☐ Sender / Expéditeur* ☒ Recipient / Destinataire ☐ Third Party / Tierce partie
All shipments can be subject to Customs charges, which FedEx does not estimate prior to clearing. / TOUS les envois peuvent être assujettis à des frais de douane, dont FedEx ne fait pas l'estimation avant le dédouanement.

FedEx Acct. No. / N° de compte FedEx: 1679-7127
*Acct. No. in Section 1 will be billed. / *Les frais seront facturés au numéro de compte figurant à la section 1.

10 Required Signature / Signature requise

Use of this Air Waybill constitutes your agreement to the Conditions of Contract on the back of this Air Waybill. Certain international treaties, including the Warsaw Convention, may apply to this shipment and limit our liability for damage, loss, or delay, as described in the Conditions of Contract.
En utilisant ce document d'expédition, vous acceptez les Conditions du contrat indiquées au verso de ce document d'expédition non négociable. Certains traités internationaux, y compris la Convention de Varsovie, peuvent s'appliquer à cet envoi et limiter notre responsabilité pour tout dommage, perte ou retard, tel que précisé dans les Conditions du contrat.

Sender's Signature / Signature de l'expéditeur: — Date Executed / Date de signature: 01/19/04
This is not a declaration to deliver the shipment without a recipient signature. Ceci ne constitue pas une autorisation de livraison de cet envoi sans la signature du destinataire.

FedEx Tracking Number / Numéro de suivi de FedEx: 8355 2326 9580 — Final I.D. No. / N° d'identification: 0426

Freight — Other

Rev. Date 2/02

Non-Negotiable International Air Waybill / Lettre de transport aérien internationale non négociable • © 1994-2002 Federal Express Corporation.
Tax terms and conditions of service may vary from country to country. Consult our local office for specific information. Non modifiés de service peuvent varier d'un pays à un autre. Pour des informations plus spécifiques, consultez notre bureau local.

TOXIC SUBSTANCE CONTROL ACT (TSCA) CERTIFICATION

DATE: 19 Jan 04

(check one section only)

POSITIVE CERTIFICATION:

_____ *"I CERTIFY THAT ALL CHEMICAL SUBSTANCES IN THIS SHIPMENT COMPLY WITH ALL APPLICABLE RULES OR ORDERS UNDER TSCA AND THAT I AM NOT OFFERING A CHEMICAL SUBSTANCE FOR ENTRY IN VIOLATION OF TSCA OR ANY APPLICABLE RULE OR ORDER THEREUNDER".*

OR

NEGATIVE CERTIFICATION:

X *"I CERTIFY THAT ALL CHEMICALS IN THIS SHIPMENT ARE NOT SUBJECT TO TSCA."*

COMPANY NAME: 3M International, Inc.

E.I.N. 76-0421987

COMPANY ADDRESS: 1500 S. Dairy Ashford #190
Houston TX 77077

AUTHORIZED NAME: Joseph Daniel Valentine

AUTHORIZED SIGNATURE: [signature]

TITLE: Staff Consultant

FED EX AIR WAYBILL #: 6353 2326 9580 835523269580

RETURN TO:

If the certifier is unsure their chemical substance is subject to TSCA Compliance or has any other questions, contact:
U.S. Environmental Protection Agency
TSCA Assistance Information Service
401 M Street S.W., Washington, D.C. 20460
Ph: 202-554-1404, Fx: 202-554-5603, email: tsca-hotline@epamail.epa.gov

COMMERCIAL INVOICE

Date of Exportation: 01/19/04	EXPORTER REFERENCE (i.e., Order #, Invoice #, etc.):
SHIPPER/EXPORTER (complete name and address): Attn: Randy Horsak 3TM International, Inc. 1500 S. Dairy Ashford, Suite 190 Houston, TX USA 77077 281.497.1230	CONSIGNEE (complete name and address): AXYS Analytical Services Ltd. 2045 Mills Road Sidney, BC V8L 3S8 Canada 250.655.5800
Country of Export: USA Country of Manufacture: USA Country of Ultimate Destination: Canada	REASON FOR SHIPMENT: Environmental samples for analytical testing. Not for resale or human consumption. No Commercial Value
International Air Waybill No.:	

No. of PKGS	TYPE OF PACKAGING	FULL DESCRIPTION OF GOODS	Qty.	UNIT OF MEASURE	WEIGHT	UNIT VALUE	TOTAL VALUE
	Cooler	Soil & Dust Samples Soil Permit # P-2002-05352		Pounds		$1.00	
	TOTAL No. of PKGS			TOTAL WEIGHT			TOTAL INVOICE VALUE

THESE COMMODITIES ARE LICENSED FOR THE ULTIMATE DESTINATION SHOWN.
DIVERSION CONTRARY TO UNITED STATES LAW IS PROHIBITED.

I DECLARE ALL THE INFORMATION CONTAINED IN THIS INVOICE TO BE TRUE AND CORRECT.

SIGNATURE OF SHIPPER/EXPORTER (Type name and title, and sign) DATE

01/19/04

SOIL SAMPLE COLLECTION LOG

3TM INTERNATIONAL
Houston, Texas

Project Name: Koppers Creosote Case

Site Name: Koppers Creosote Facility

Date of Sampling: 12 Nov 03

Time of Sampling: 1130

Sample Location: 3 Dr. Martin Luther King Jr. Blvd.

Sample ID: 3TM-KP-SS- 3-01

Boring Number: 3TM-KP-SS- 3-01

Terminal Depth of Boring: 6"

Sampling Method: Hand Auger

Sample Depth: 6"

Sample Matrix: Soil

Soil Type: Silty Clay Coarse Gravelly More to End

Sample Color: Brownish / Red

Sample Odor: None

Field Measurements: None

Equipment: Hand Auger

Sample Analysis: PAHs by EPA Method 8270 / Dioxin

Analytical Laboratory: Xenco / AXYS

Sample Container: Clear Glass

Number of Samples: 2

Sample Quantity Collected: 8 oz.

Preservative Used: Ice

Weather: Cloudy / Threatening

Ambient Temperature: Approx. 79 °F

Site Conditions: Not Applicable

Photograph Taken: Yes South

GPS Latitude: N 33°47.177

GPS Longitude: W 084°48.604

Field Supervisor: Danny Valentine

Signature / Date:

Field Observations / Remarks: Duplicate Collected Here

Xenco - One sample for SVOA's by 8270
AXYS - One sample for Dioxin Analysis by 1613B ~~and SVOA's by 8270~~

SOIL SAMPLE COLLECTION LOG

3TM INTERNATIONAL
Houston, Texas

Project Name: Koppers Creosote Case

Site Name: Koppers Creosote Facility

Date of Sampling: 12 Nov 03

Time of Sampling: 1150

Sample Location: 3 Dr. Martin Luther king Jr. Blvd

Sample ID: 3TM-KP-SS- 3-02

Boring Number: 3TM-KP-SS- 3-02

Terminal Depth of Boring: 6"

Sampling Method: Hand Auger

Sample Depth: 6"

Sample Matrix: Soil

Soil Type: Silty/Clayey w/large Gravel, Coarse Sand

Sample Color: Blackish / Brown

Sample Odor: None

Field Measurements: None

Equipment: Hand Auger

Sample Analysis: PAHs by EPA Method 8270

Analytical Laboratory: Xenco / AXYS

Sample Container: Clear Glass

Number of Samples: 2

Sample Quantity Collected: 8 oz.

Preservative Used: Ice

Weather: Cloudy ; Threatening

Ambient Temperature: Approx. 79 °F

Site Conditions: Not Applicable

Photograph Taken: Yes East

GPS Latitude: N 33° 47.178

GPS Longitude: W 089° 48.611

Field Supervisor: Danny Vasentine

Signature / Date:

Field Observations / Remarks:

Xenco - One sample for SVOA's by 8270
AXYS - One sample for Dioxin Analysis by 1613B, ~~and SVOA's by 8270~~

N ↑

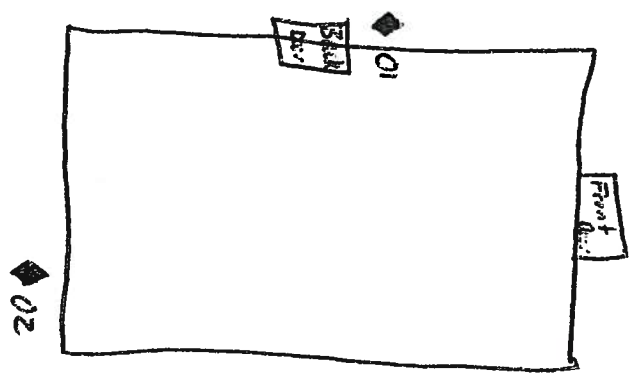

SOIL SAMPLE COLLECTION LOG

3TM INTERNATIONAL
Houston, Texas

Project Name: Koppers Creosote Case

Site Name: Koppers Creosote Facility

Date of Sampling: 10Nov03

Time of Sampling: 1435

Sample Location: 33 Willows Dr

Sample ID: 3TM-KP-SS- 33 - 01

Boring Number: 3TM-KP-SS- 33 -01

Terminal Depth of Boring: 6"

Sampling Method: Hand Auger

Sample Depth: 6"

Sample Matrix: Soil

Soil Type: Clayey Silty Fine Sand

Sample Color: Brown

Sample Odor: None

Field Measurements: None

Equipment: Hand Auger

Sample Analysis: PAHs by EPA Method 8270 / Dioxin

Analytical Laboratory: Xenco / AXYS

Sample Container: Clear Glass

Number of Samples: 2

Sample Quantity Collected: 8 oz.

Preservative Used: Ice

Weather: Partly Cloudy

Ambient Temperature: Approx. 78 °F

Site Conditions: Not Applicable

Photograph Taken: Yes East

GPS Latitude: N 33° 44.571 '

GPS Longitude: W 089° 47.115 '

Field Supervisor: Danny Vasenti

Signature / Date:

Field Observations / Remarks:

Xenco - One sample for SVOA's by 8270
AXYS - One sample for Dioxin Analysis by 1613B, ~~and SVOA's by 8270~~

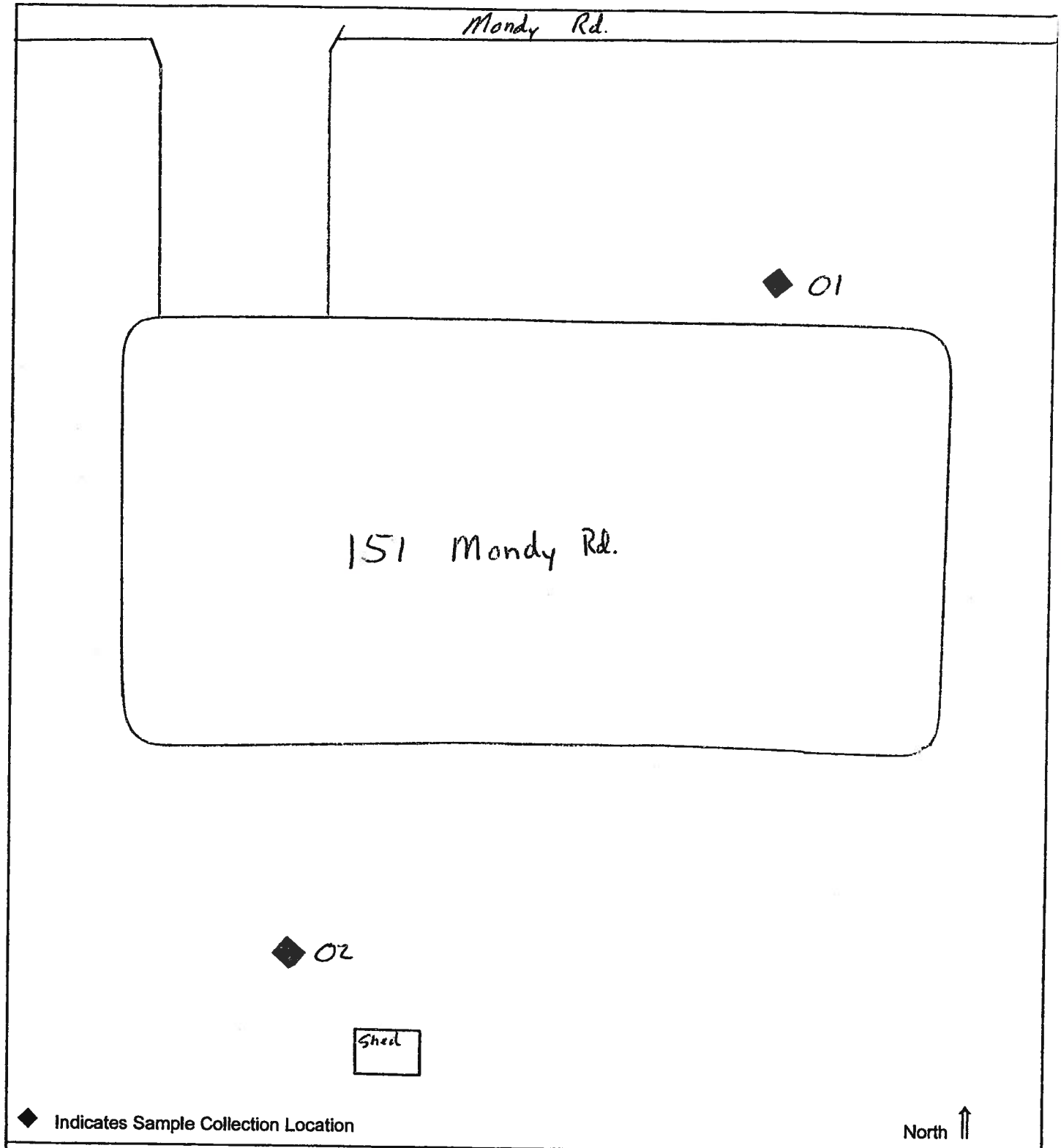

SAMPLE NUMBER(S): 3TM-RP-SS-151-01 ; 3TM-RP-SS-151-02
SAMPLE COLLECTION LOCATION: 151 Mondy Rd.
SAMPLE COLLECTION DATE: 10Nov03

SITE SKETCH
(NOT TO SCALE)

3TM INTERNATIONAL, INC.
Houston, Texas

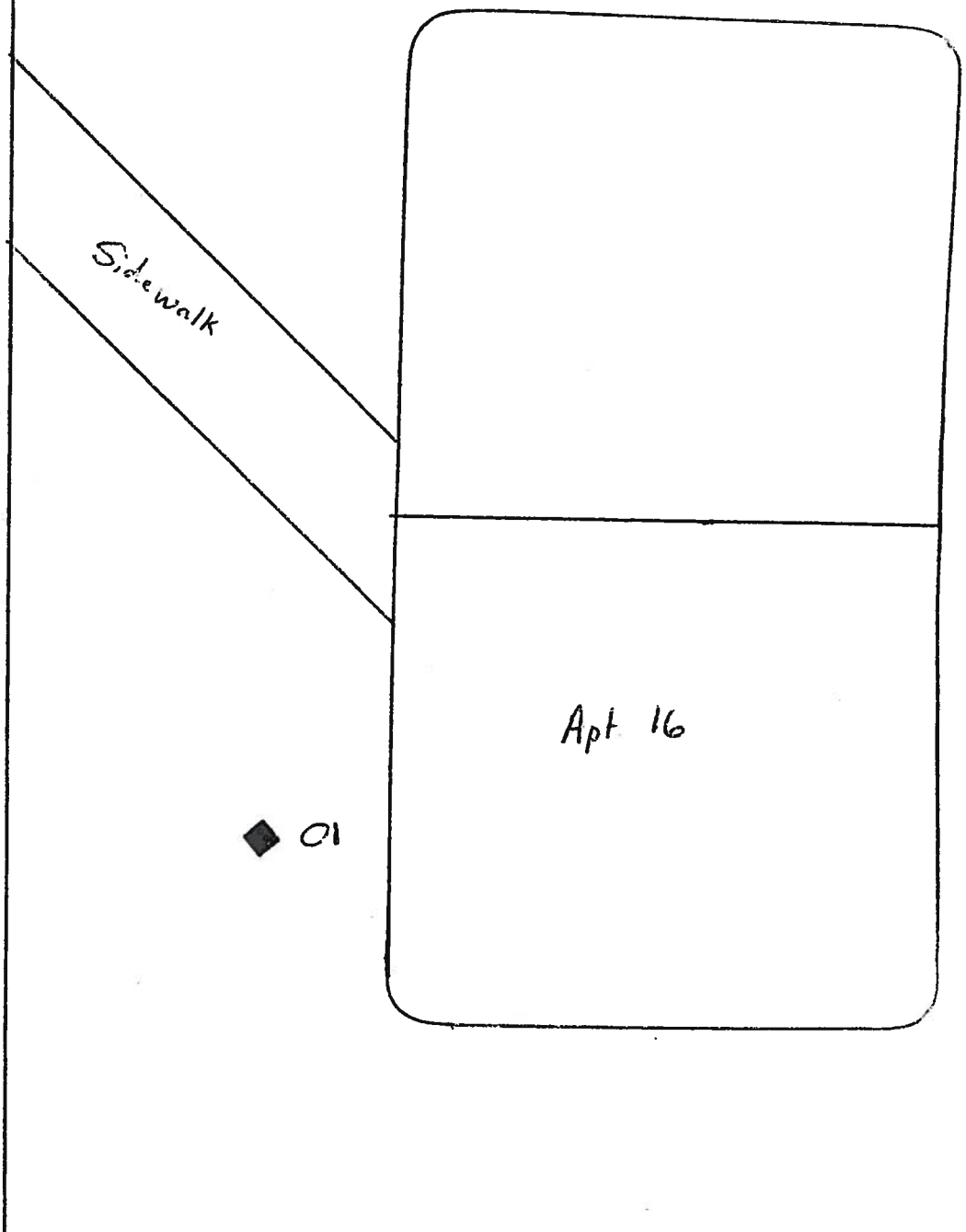

◆ Indicates Sample Collection Location

North ⇑

SAMPLE NUMBER(S): 3TM-KP-SS-107-01 ; 3TM-KP-SS-151-02
SAMPLE COLLECTION LOCATION: 107 Lula Rd. Apt 16.
SAMPLE COLLECTION DATE: 11Nov03

SITE SKETCH
(NOT TO SCALE)

3TM INTERNATIONAL, INC.
Houston, Texas

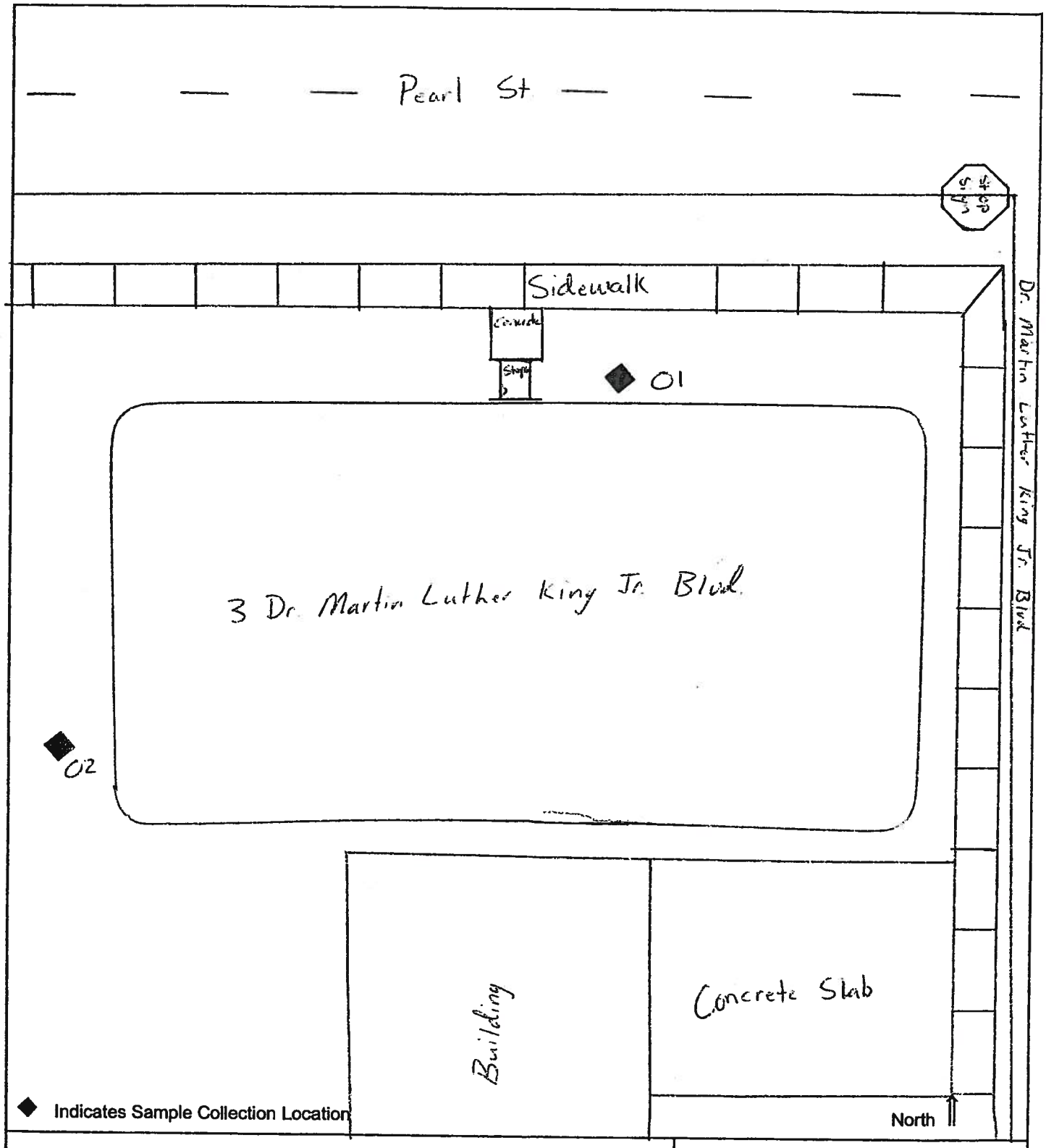

SAMPLE NUMBER(S): 3TM-KP-SS-3-01 / 3TM-KP-SS-3-02
SAMPLE COLLECTION LOCATION: 3 Dr. Martin Luther King Jr. Blvd
SAMPLE COLLECTION DATE: 12 Nov 03

SITE SKETCH
(NOT TO SCALE)

3TM INTERNATIONAL, INC.
Houston, Texas

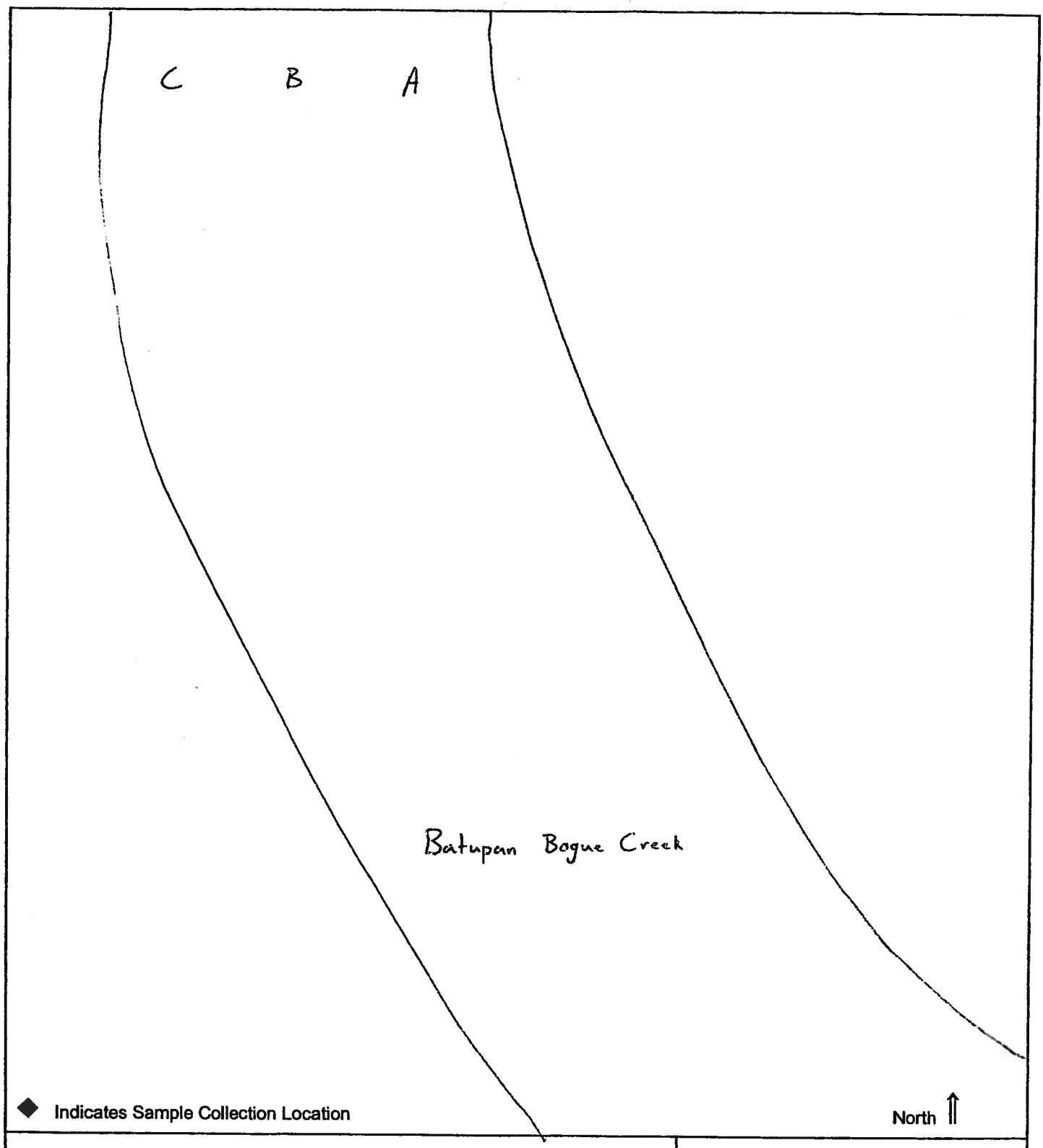

SAMPLE NUMBER(S): 3TM-KP-DS-BB-1 (A, B, C)
SAMPLE COLLECTION LOCATION: Batupan Bogue Creek 1/2 mi. North of Tic Plant Rd.
SAMPLE COLLECTION DATE: 10 Jan 04

SITE SKETCH
(NOT TO SCALE)

3TM INTERNATIONAL, INC.
Houston, Texas

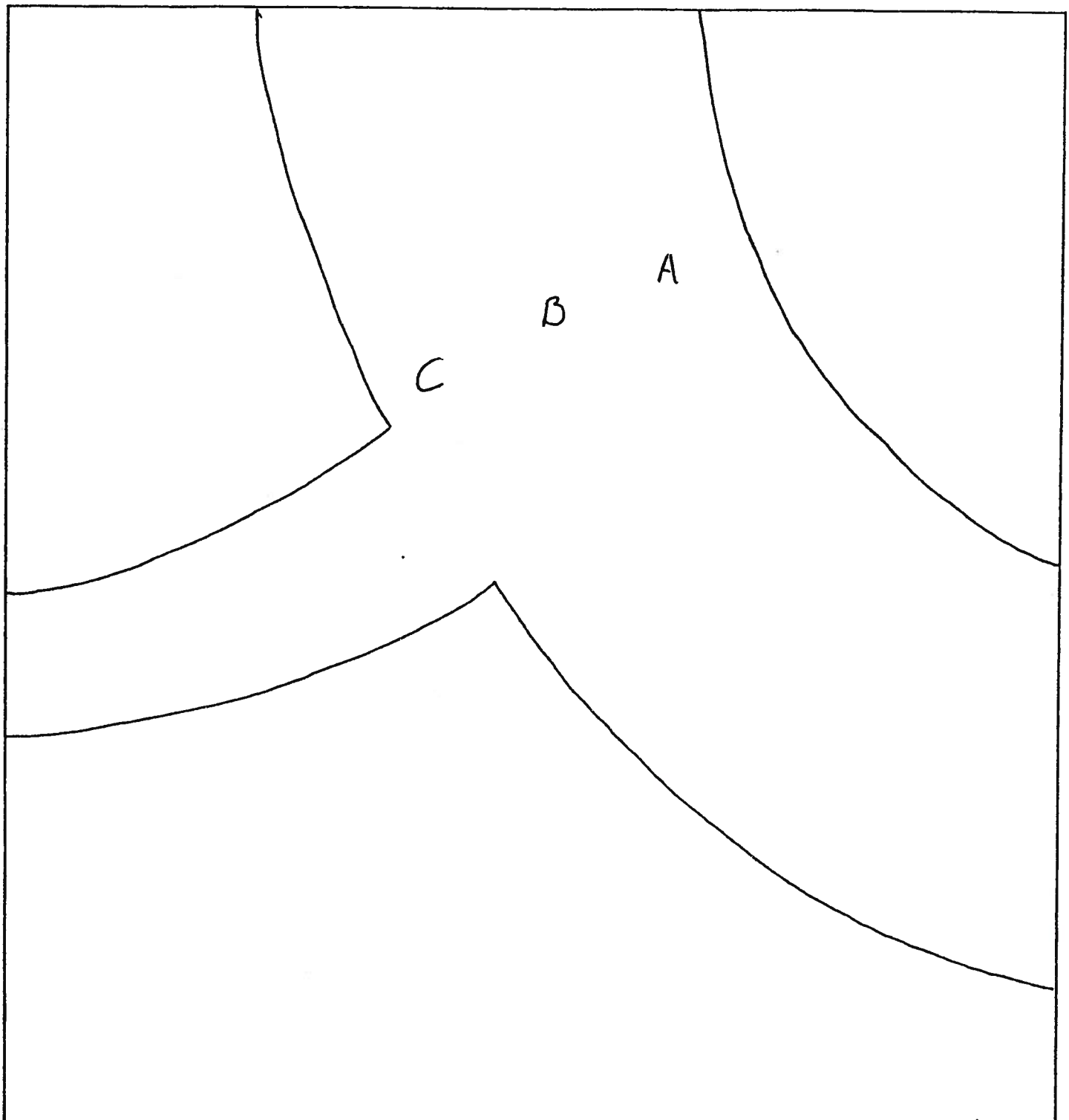

◆ Indicates Sample Collection Location

North ⇑

SAMPLE NUMBER(S): 3TM-KP-DS-BB-2 (A,B,C)
SAMPLE COLLECTION LOCATION: North of , Creek inflow
SAMPLE COLLECTION DATE: 10 Jan 04

SITE SKETCH
(NOT TO SCALE)

3TM INTERNATIONAL, INC.
Houston, Texas

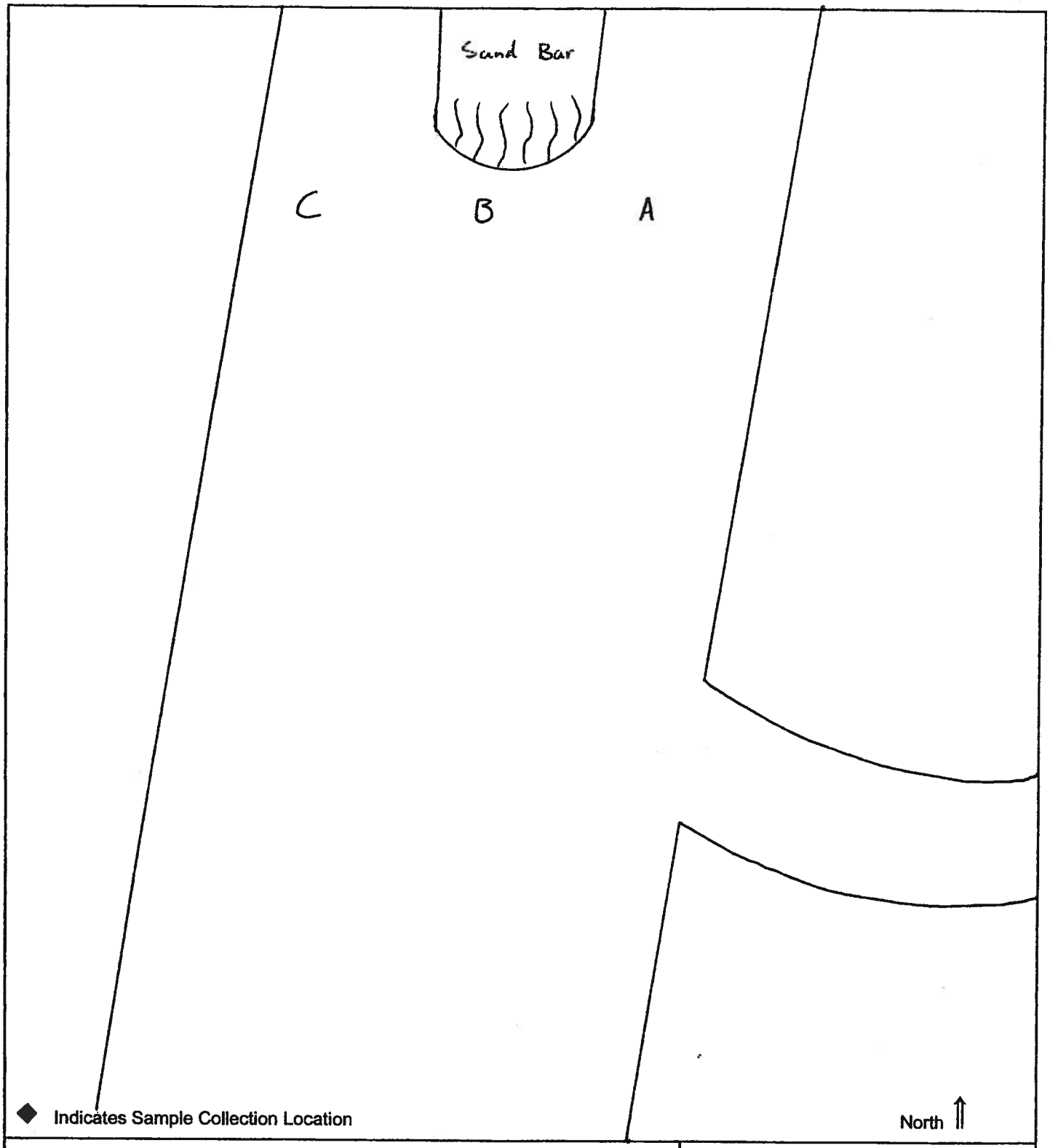

SAMPLE NUMBER(S): 3TM-KP-DS-BB-3 (A, B, C)
SAMPLE COLLECTION LOCATION: 1/2 mile North of Townes Ave.
SAMPLE COLLECTION DATE: 11 Jan 04

SITE SKETCH
(NOT TO SCALE)

3TM INTERNATIONAL, INC.
Houston, Texas

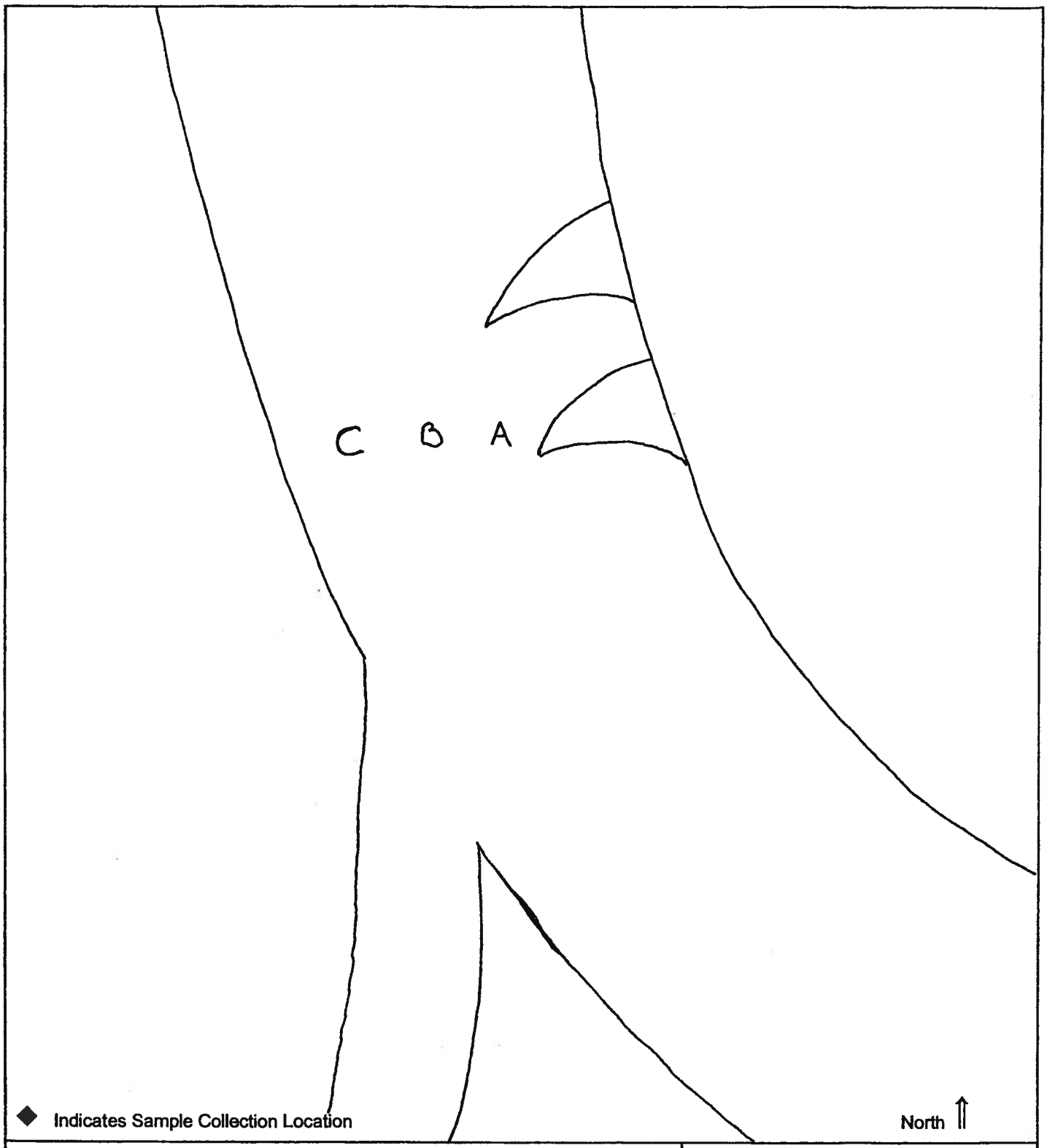

SAMPLE NUMBER(S): 3TM-KP-DS-BB-4 (A, B, C)
SAMPLE COLLECTION LOCATION: North of Perry Creek inflow area
SAMPLE COLLECTION DATE: 11 Jan 04

SITE SKETCH

(NOT TO SCALE)

3TM INTERNATIONAL, INC.
Houston, Texas

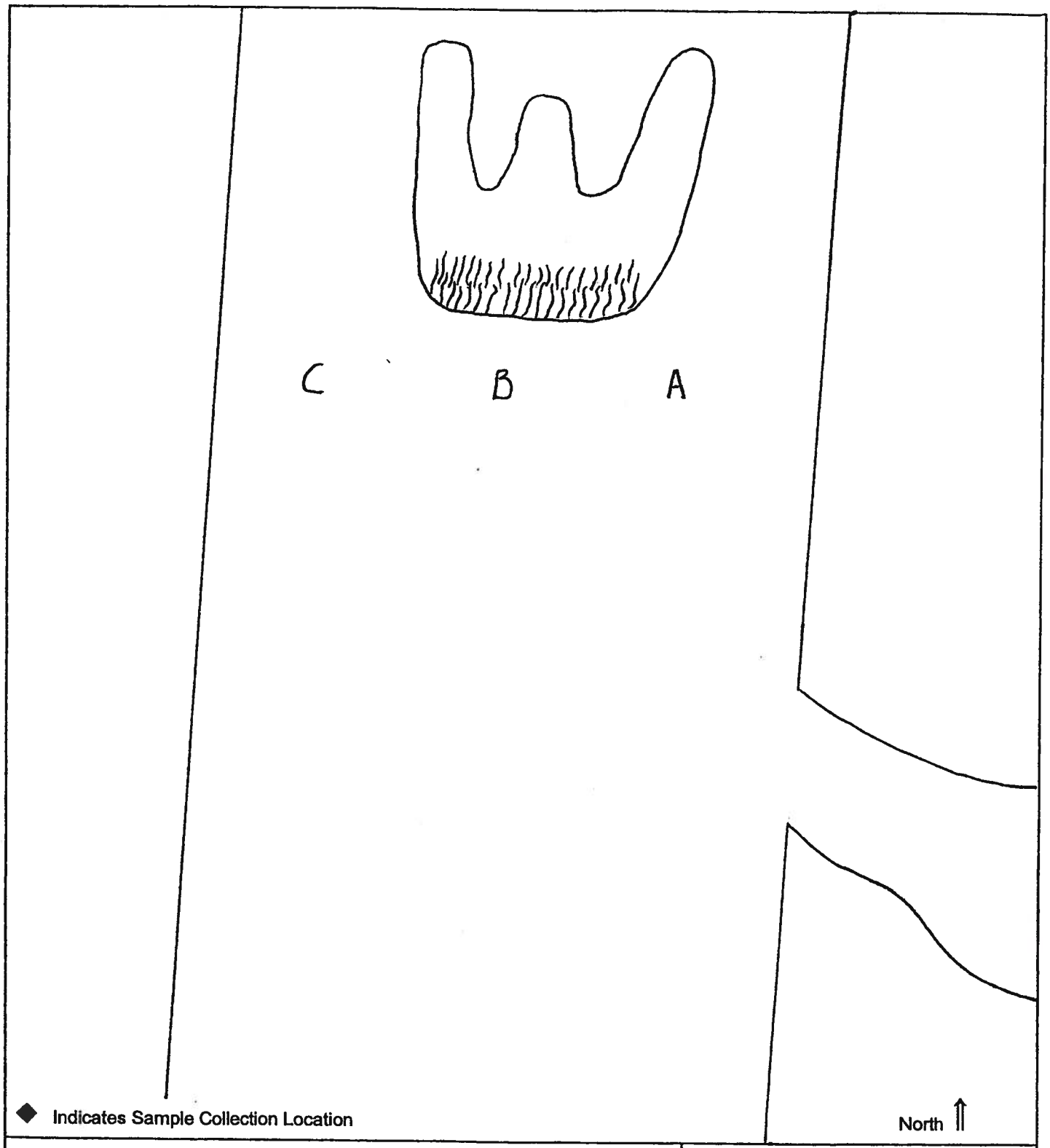

SAMPLE NUMBER(S): 3TM-KP-DS-BB-5(A, B, C)
SAMPLE COLLECTION LOCATION: 3/4 mile South of Hwy 8 Bridge
SAMPLE COLLECTION DATE: 11Jan04

SITE SKETCH
(NOT TO SCALE)

3TM INTERNATIONAL, INC.
Houston, Texas

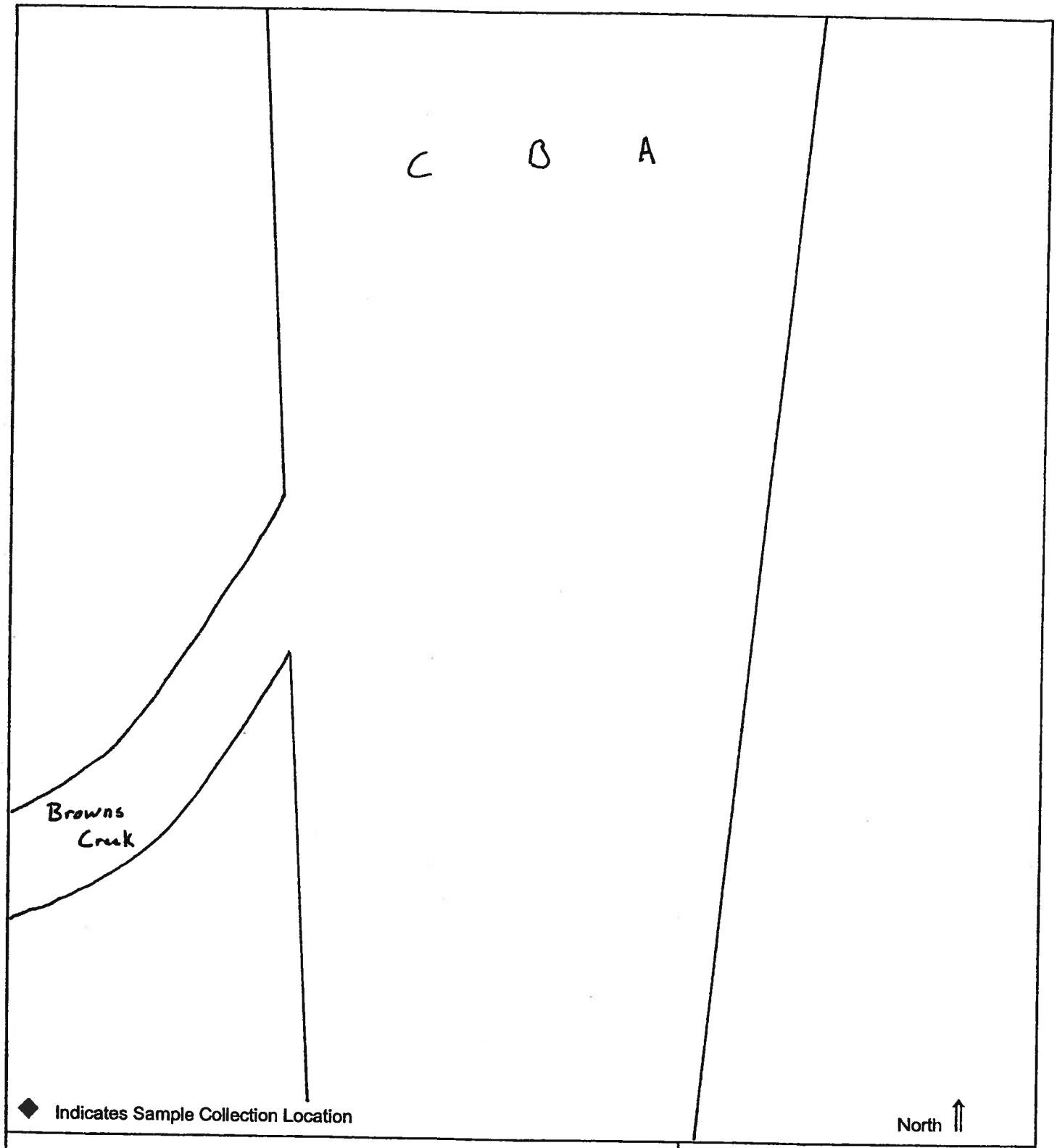

◆ Indicates Sample Collection Location

SAMPLE NUMBER(S): 3TM-KP-DS-BB-G(A,B,C)
SAMPLE COLLECTION LOCATION: 100 ft. North of Browns Creek
SAMPLE COLLECTION DATE: 12 Jan 04

SITE SKETCH
(NOT TO SCALE)

3TM INTERNATIONAL, INC.
Houston, Texas

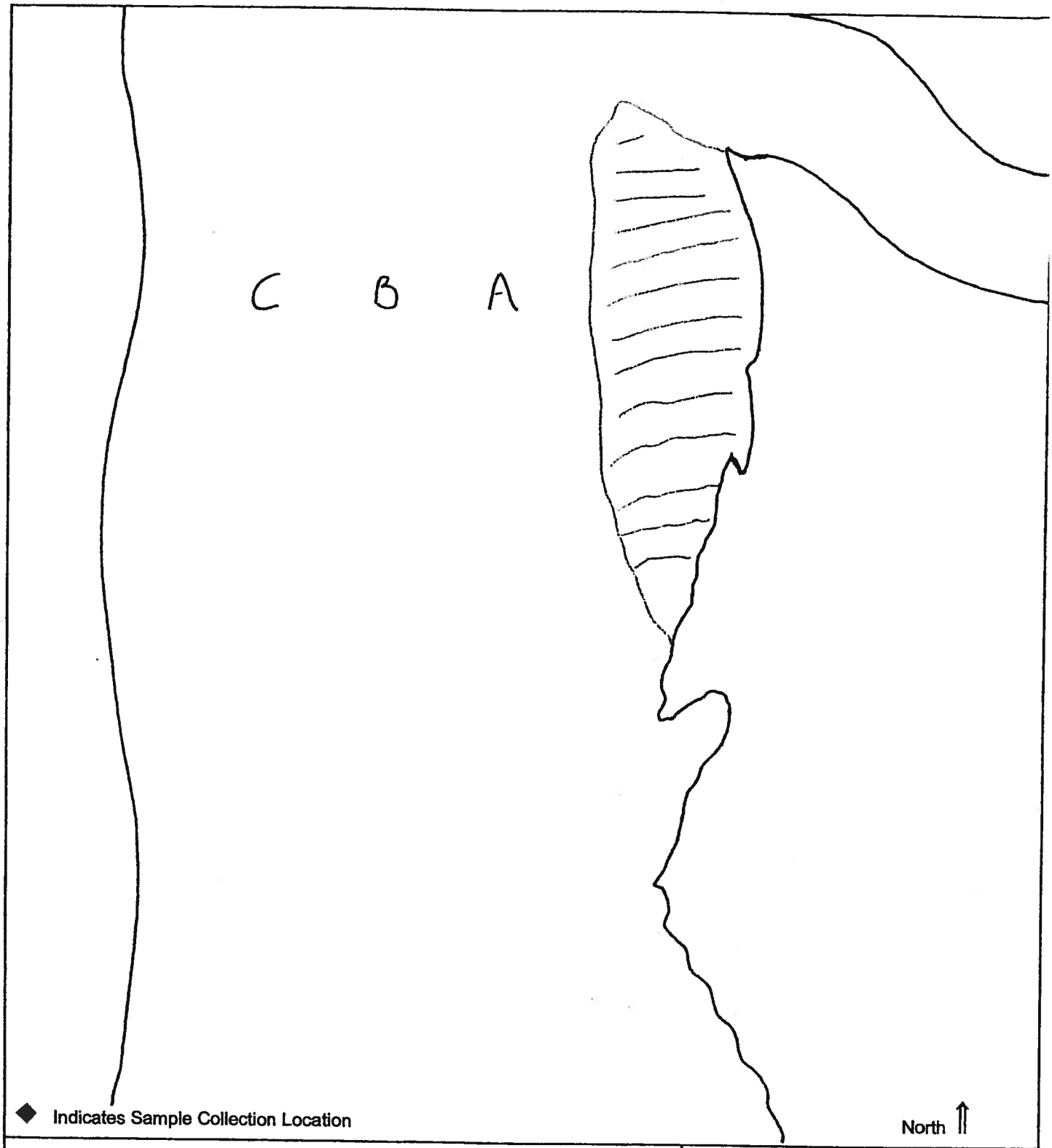

SAMPLE NUMBER(S): 3TM-KP-DS-BB-8(A,B,C)
SAMPLE COLLECTION LOCATION: 400 ft. South of the Yalobusha River
SAMPLE COLLECTION DATE: 12 Jan 04

SITE SKETCH
(NOT TO SCALE)

3TM INTERNATIONAL, INC.
Houston, Texas

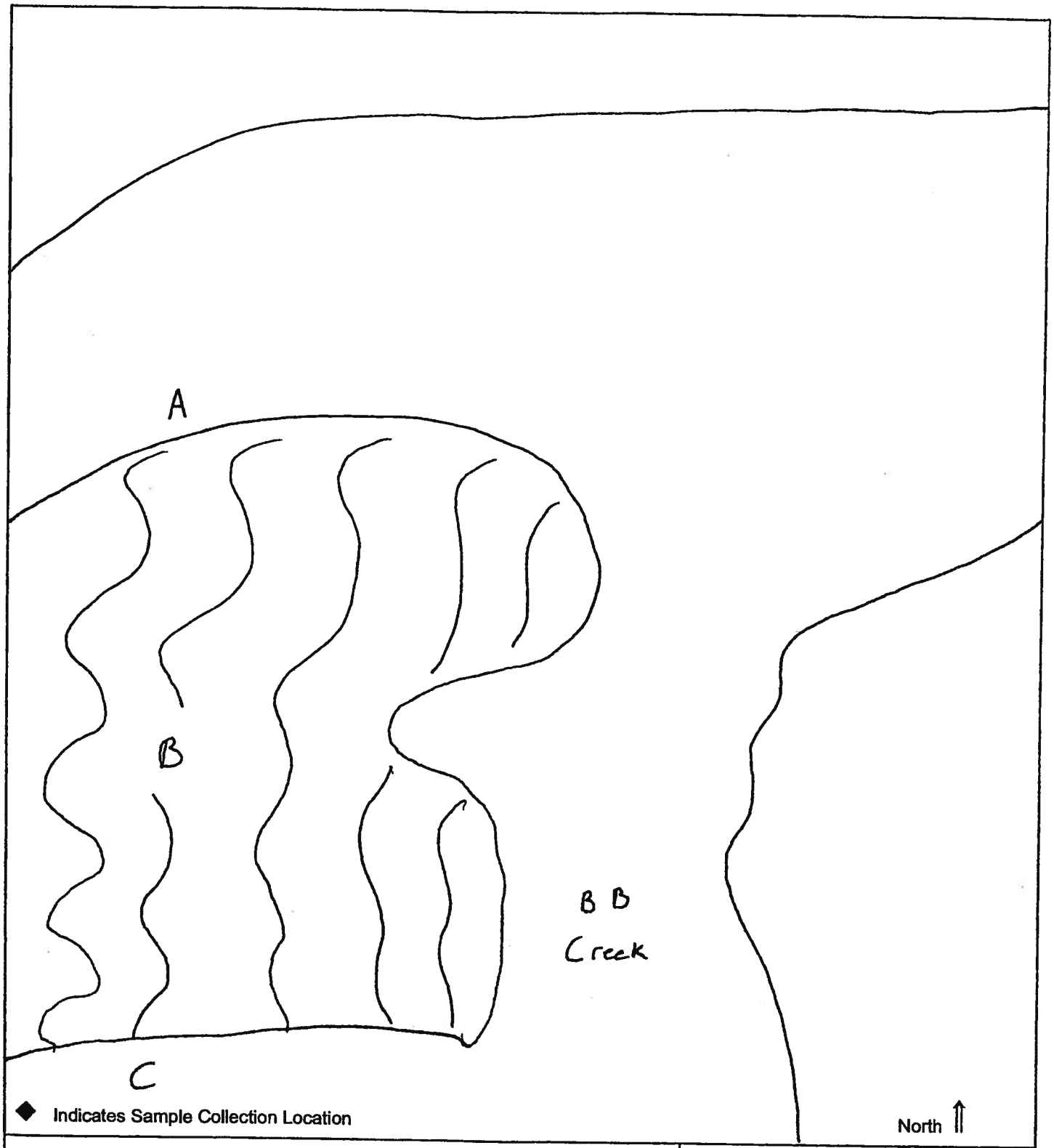

◆ Indicates Sample Collection Location

SAMPLE NUMBER(S): 3TM-KP-DS-BB-9(A, B, C)
SAMPLE COLLECTION LOCATION: 600 ft. East of the Illinois Central Gulf Railroad Bridge
SAMPLE COLLECTION DATE: 12 Jan 04

SITE SKETCH
(NOT TO SCALE)

3TM INTERNATIONAL, INC.
Houston, Texas

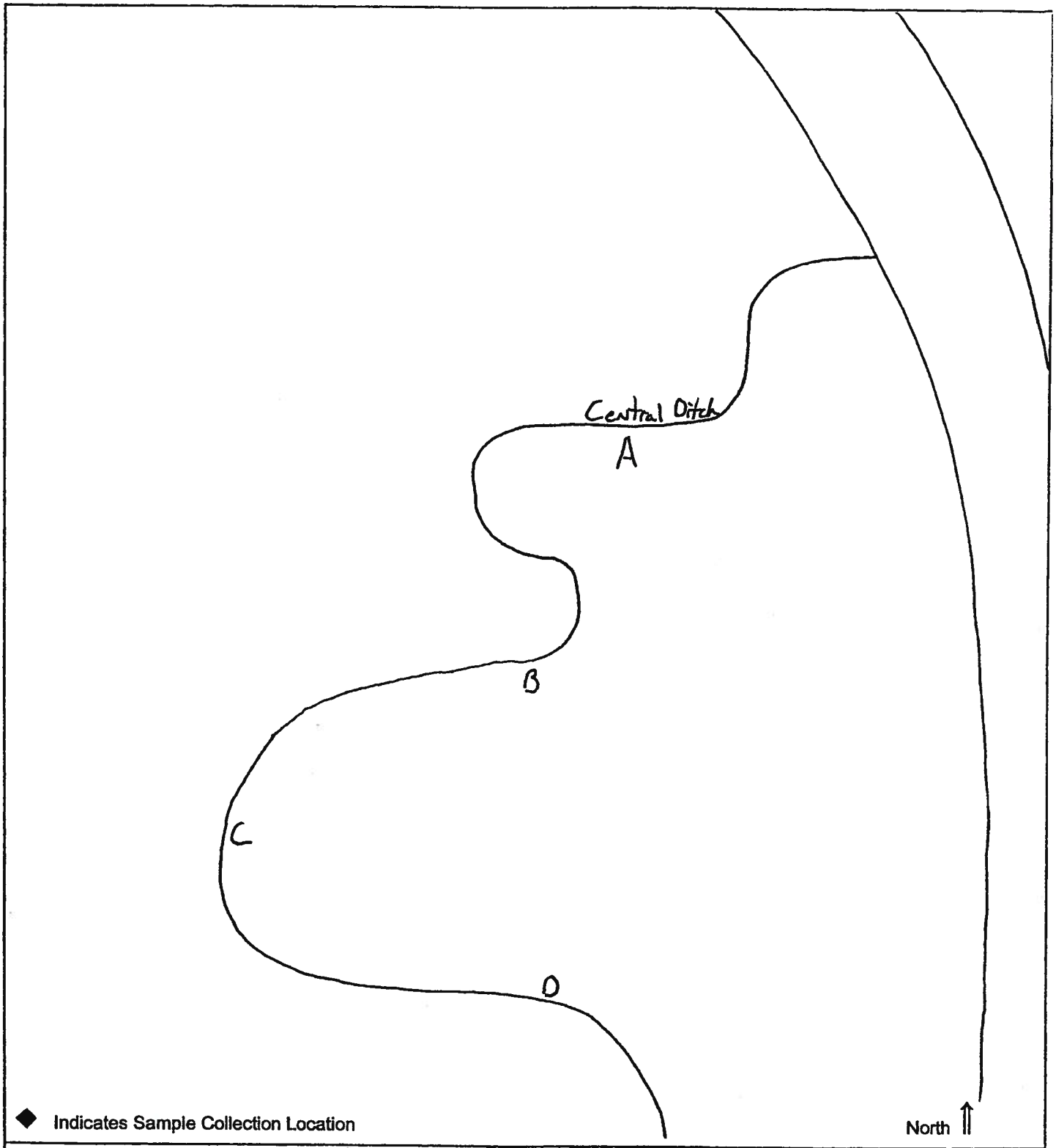

◆ Indicates Sample Collection Location

SAMPLE NUMBER(S): 3TM-KP-DS-BB 11 (A,B,C,D)
SAMPLE COLLECTION LOCATION:
SAMPLE COLLECTION DATE: 09 Jan 04 (A B C) 13 Jan 04 (D)

SITE SKETCH

(NOT TO SCALE)

3TM INTERNATIONAL, INC.
Houston, Texas

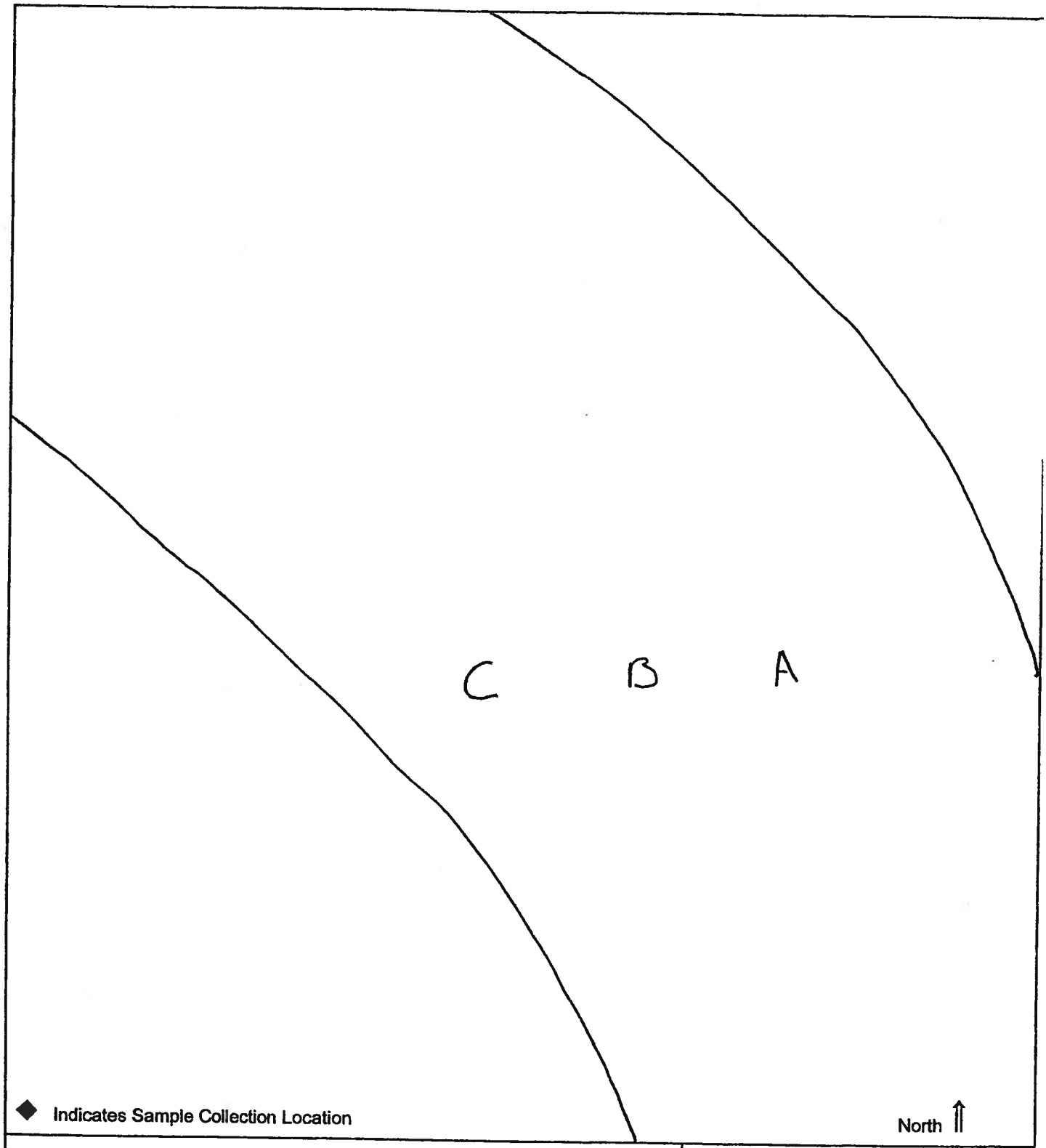

SAMPLE NUMBER(S): 3TM-KP-DS-BB-7(A,B,C)
SAMPLE COLLECTION LOCATION: South of Sycamore Drive
SAMPLE COLLECTION DATE: 13 Jan 04

SITE SKETCH
(NOT TO SCALE)

3TM INTERNATIONAL, INC.
Houston, Texas

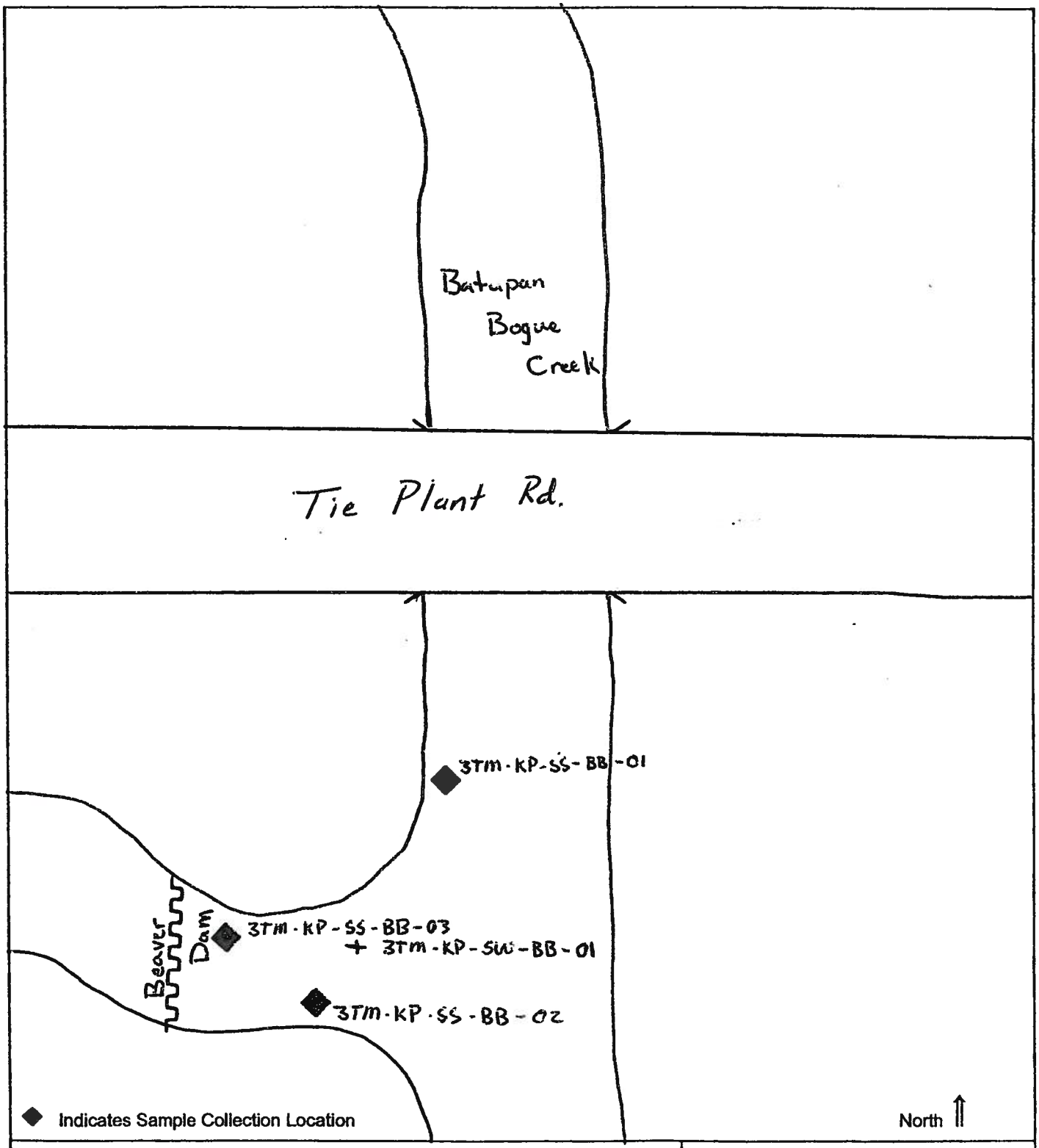

SAMPLE NUMBER(S): 3TM-KP-SS-BB-01-03 / 3TM-KP-SW-BB-01
SAMPLE COLLECTION LOCATION:
SAMPLE COLLECTION DATE:

SITE SKETCH
(NOT TO SCALE)

3TM INTERNATIONAL, INC.
Houston, Texas

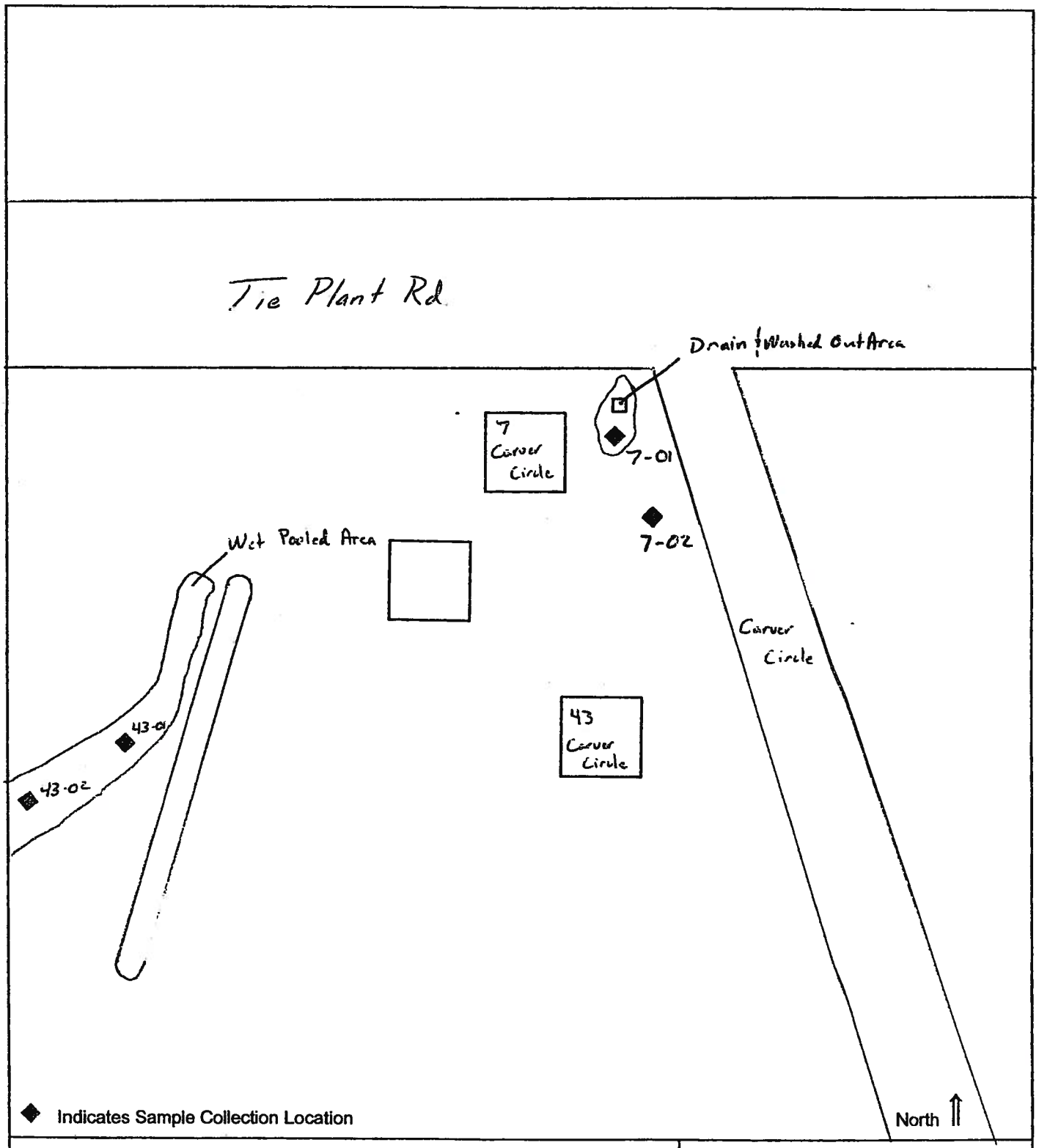

SAMPLE NUMBER(S): 3TM-KP-SS-43-01,02 - 3TM-KP-SS-7-01,02
SAMPLE COLLECTION LOCATION: 43 Carver Circle & 7 Carver Circle
SAMPLE COLLECTION DATE:
3TM-KP-SS-43-01, 02: 21 Jul 03
3TM-KP-SS-7-01, 02: 22 Jul 03

SITE SKETCH
(NOT TO SCALE)

3TM INTERNATIONAL, INC.
Houston, Texas

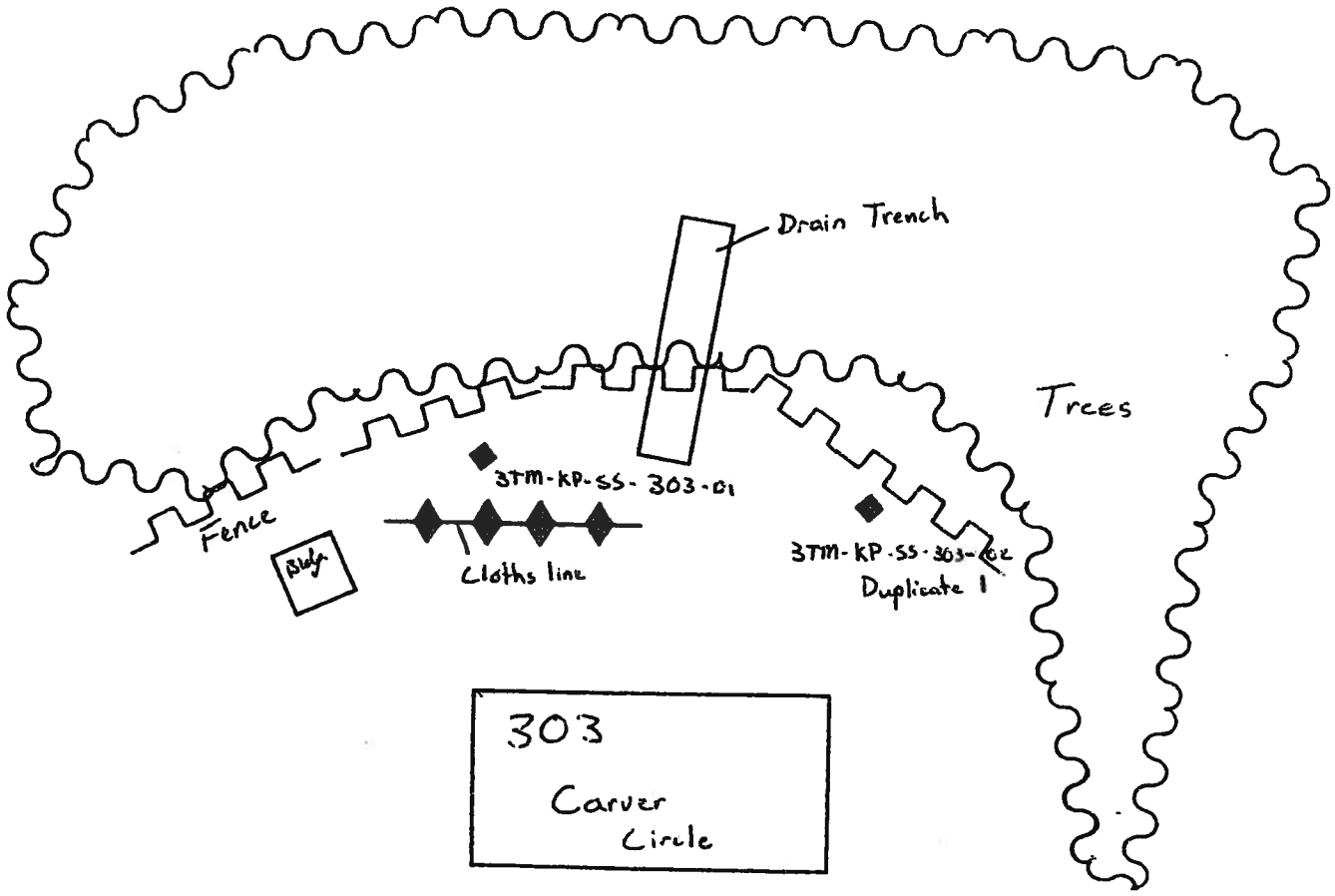

◆ Indicates Sample Collection Location

North ⇑

SAMPLE NUMBER(S): 3TM-KP-SS-303-01, 02
SAMPLE COLLECTION LOCATION: 303 Carver Circle
SAMPLE COLLECTION DATE: 22 Jul 03

SITE SKETCH
(NOT TO SCALE)

3TM INTERNATIONAL, INC.
Houston, Texas

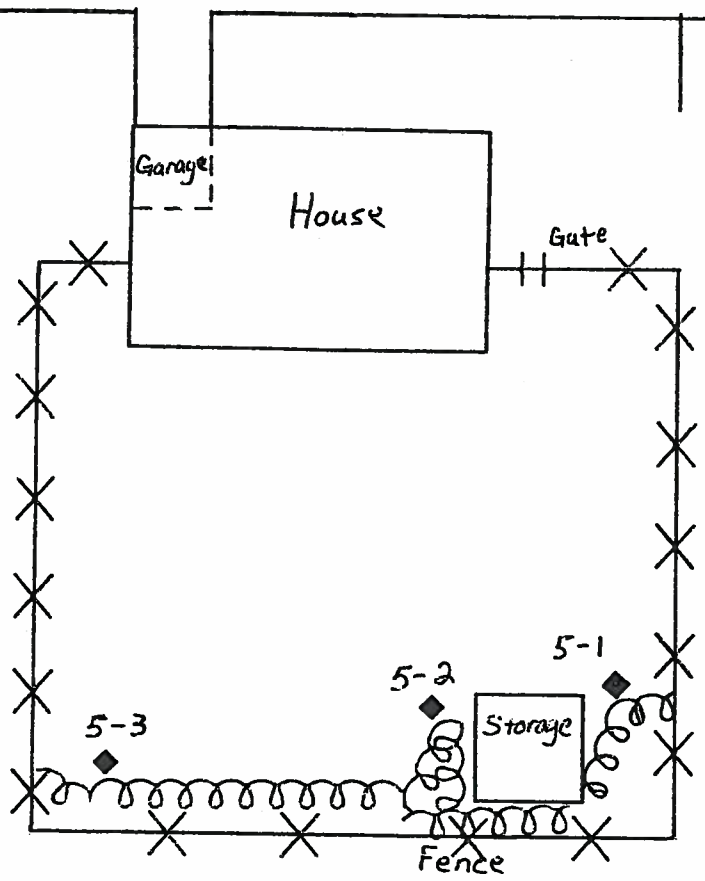

◆ Indicates Sample Collection Location

North ⇑

SAMPLE NUMBER(S): 3TM-KP-SS-5-01 through KP-SS-5-03
SAMPLE COLLECTION LOCATION: 5 Sycamore Circle
SAMPLE COLLECTION DATE: 24Jul03

Project #:

SITE SKETCH
(NOT TO SCALE)

3TM INTERNATIONAL, INC.
Houston, Texas

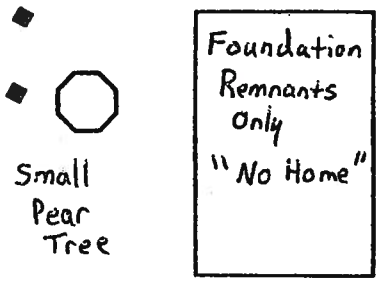

Sycamore Circle

◆ Indicates Sample Collection Location

North ⇑

SAMPLE NUMBER(S): 3TM-KP-SS-44-1 and 3TM-KP-SS-44-2
SAMPLE COLLECTION LOCATION: 44 Sycamore Circle
SAMPLE COLLECTION DATE: 24Jul03

Project #:

SITE SKETCH
(NOT TO SCALE)

3TM INTERNATIONAL, INC.
Houston, Texas

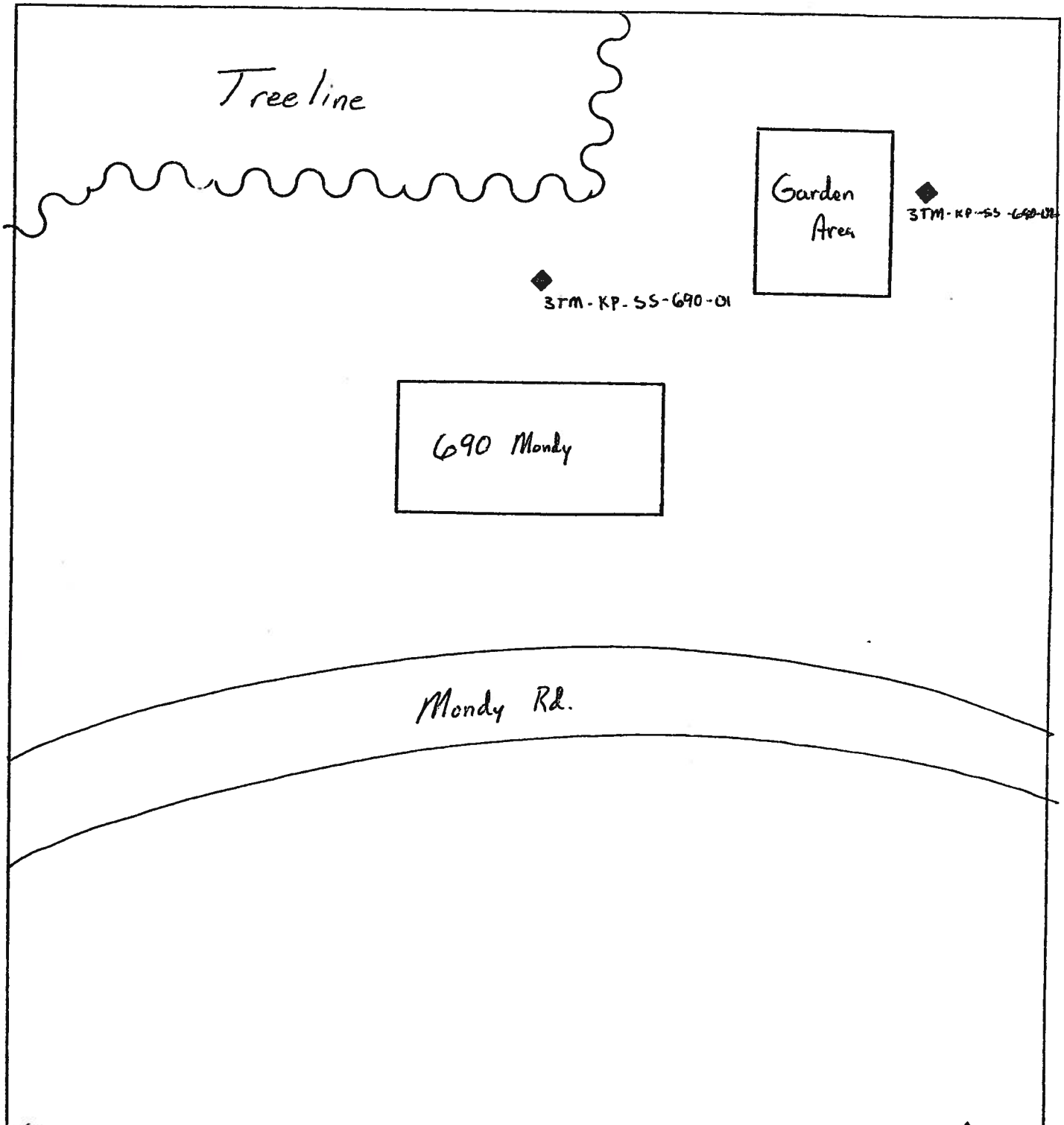

◆ Indicates Sample Collection Location

North ⇑

SAMPLE NUMBER(S): 3TM-KP-SS-690-01, 02
SAMPLE COLLECTION LOCATION: 690 Mondy Rd.
SAMPLE COLLECTION DATE: 23Jul03

SITE SKETCH
(NOT TO SCALE)

3TM INTERNATIONAL, INC.
Houston, Texas

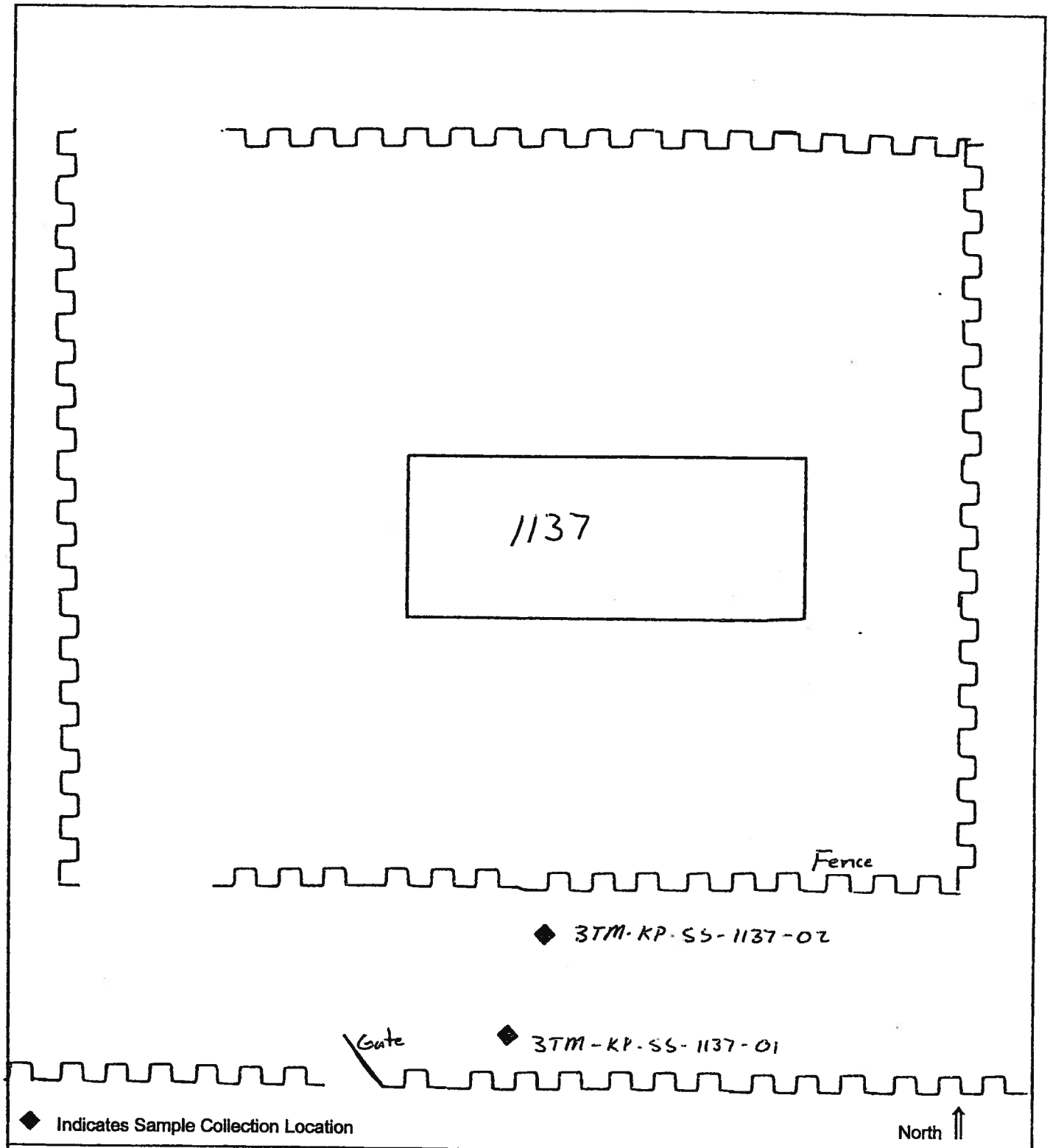

SAMPLE NUMBER(S): 3TM-KP-SS-1137-01, 02
SAMPLE COLLECTION LOCATION: 1137 Eastview Drive
SAMPLE COLLECTION DATE: 06 Aug 03

SITE SKETCH
(NOT TO SCALE)

3TM INTERNATIONAL, INC.
Houston, Texas

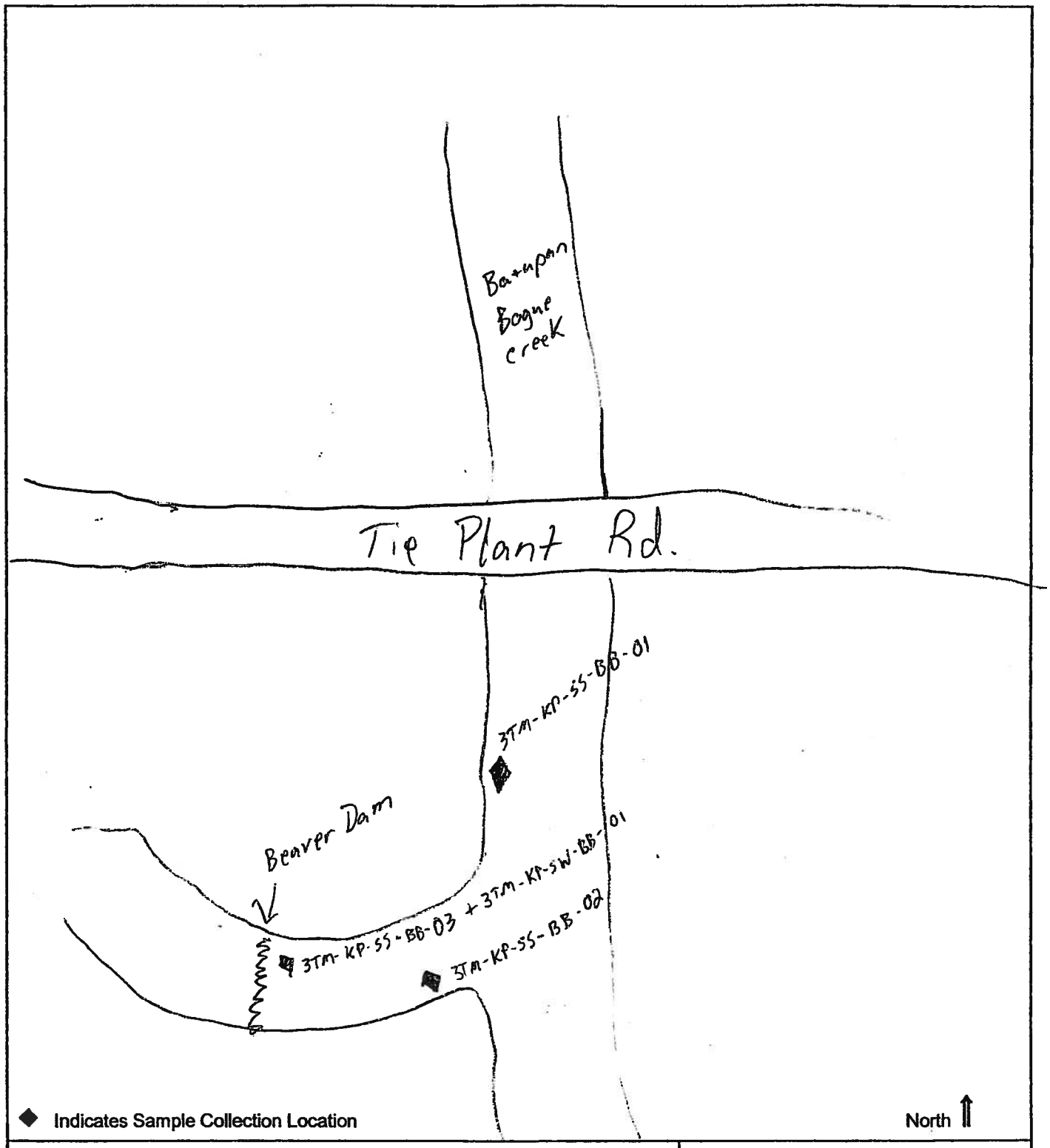

◆ Indicates Sample Collection Location

North ⇑

SAMPLE NUMBER(S):
SAMPLE COLLECTION LOCATION:
SAMPLE COLLECTION DATE:

Project #:

SITE SKETCH
(NOT TO SCALE)

3TM INTERNATIONAL, INC.
Houston, Texas

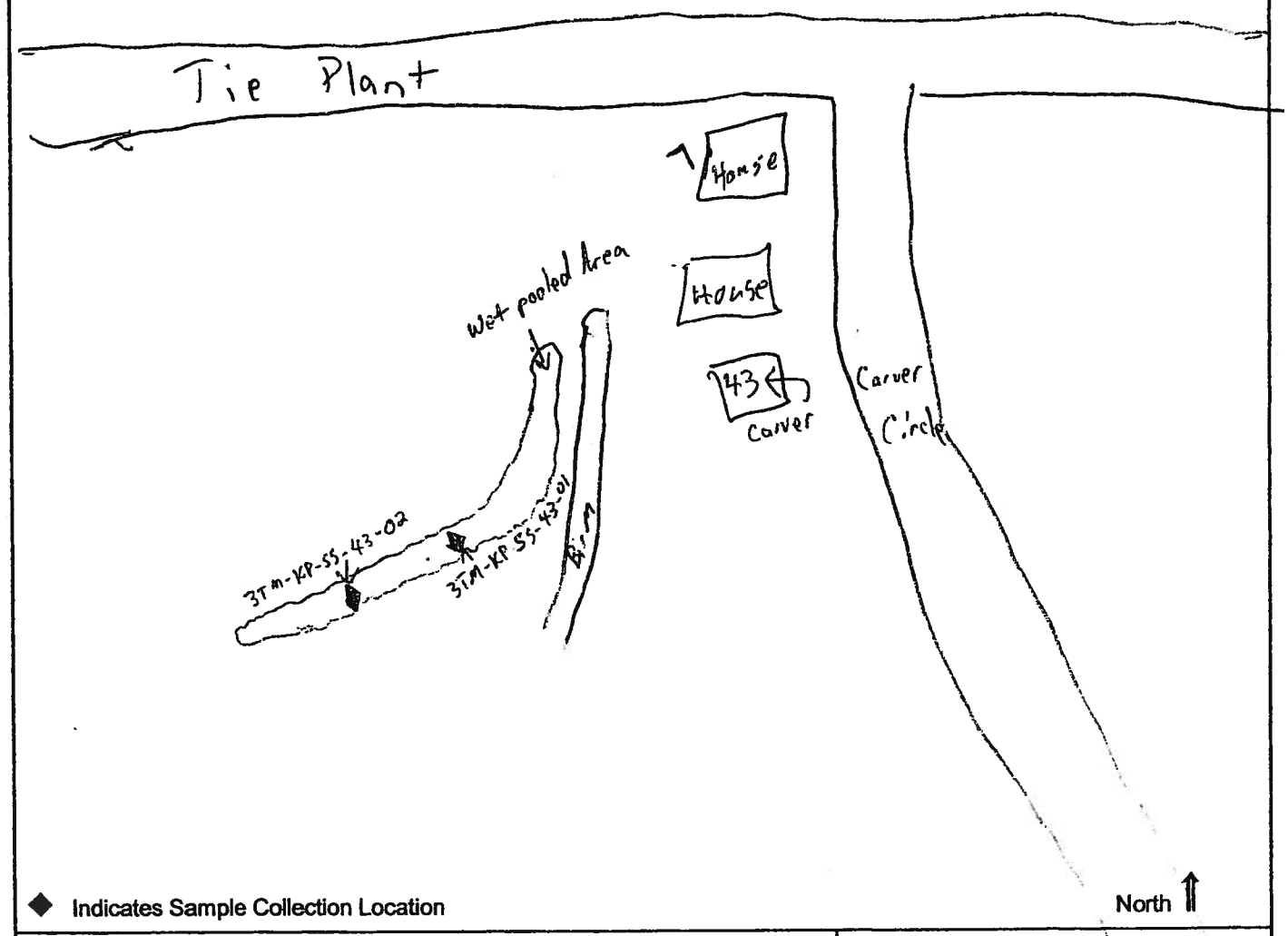

◆ Indicates Sample Collection Location

North ⇑

SAMPLE NUMBER(S):
SAMPLE COLLECTION LOCATION: #3 Carver Circle
SAMPLE COLLECTION DATE:

Project #:

SITE SKETCH
(NOT TO SCALE)

3TM INTERNATIONAL, INC.
Houston, Texas

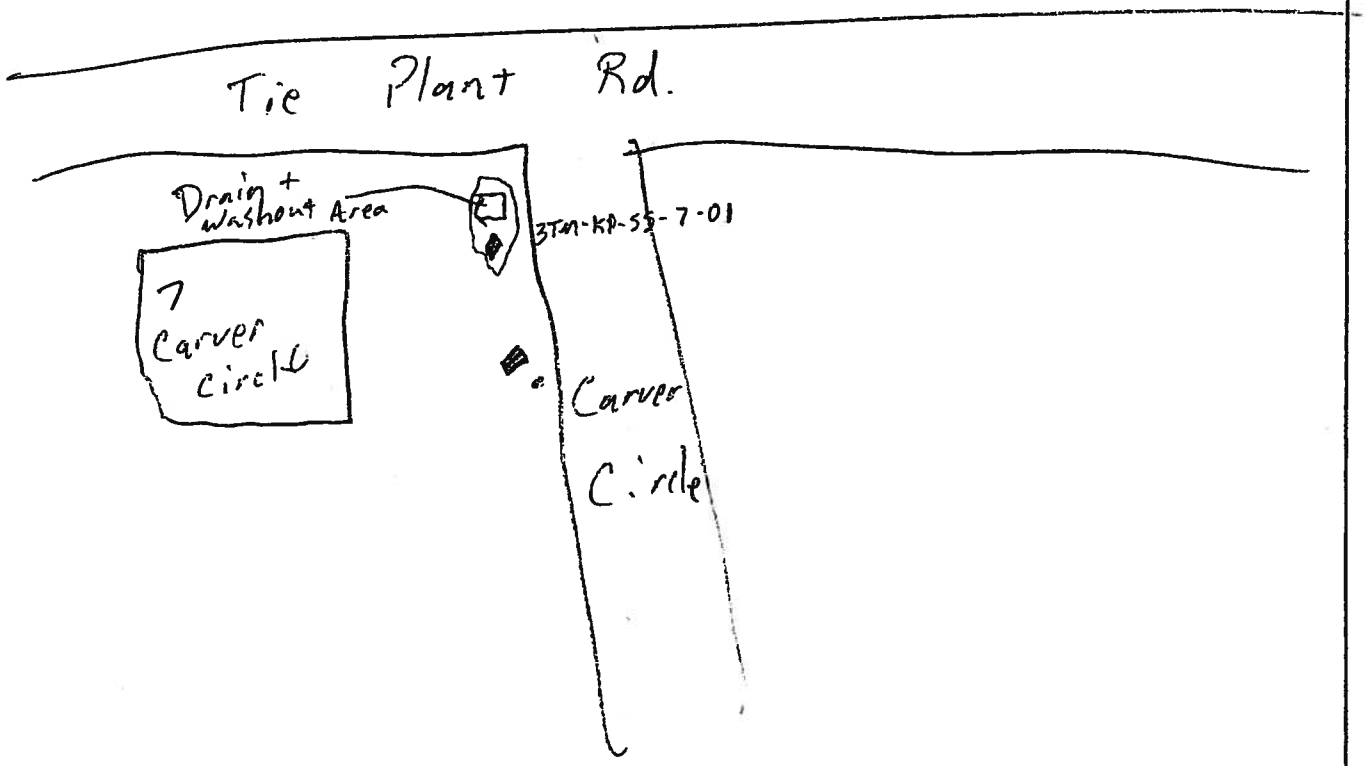

◆ Indicates Sample Collection Location

North ⇑

SAMPLE NUMBER(S):
SAMPLE COLLECTION LOCATION:
SAMPLE COLLECTION DATE:

Project #:

SITE SKETCH
(NOT TO SCALE)

3TM INTERNATIONAL, INC.
Houston, Texas

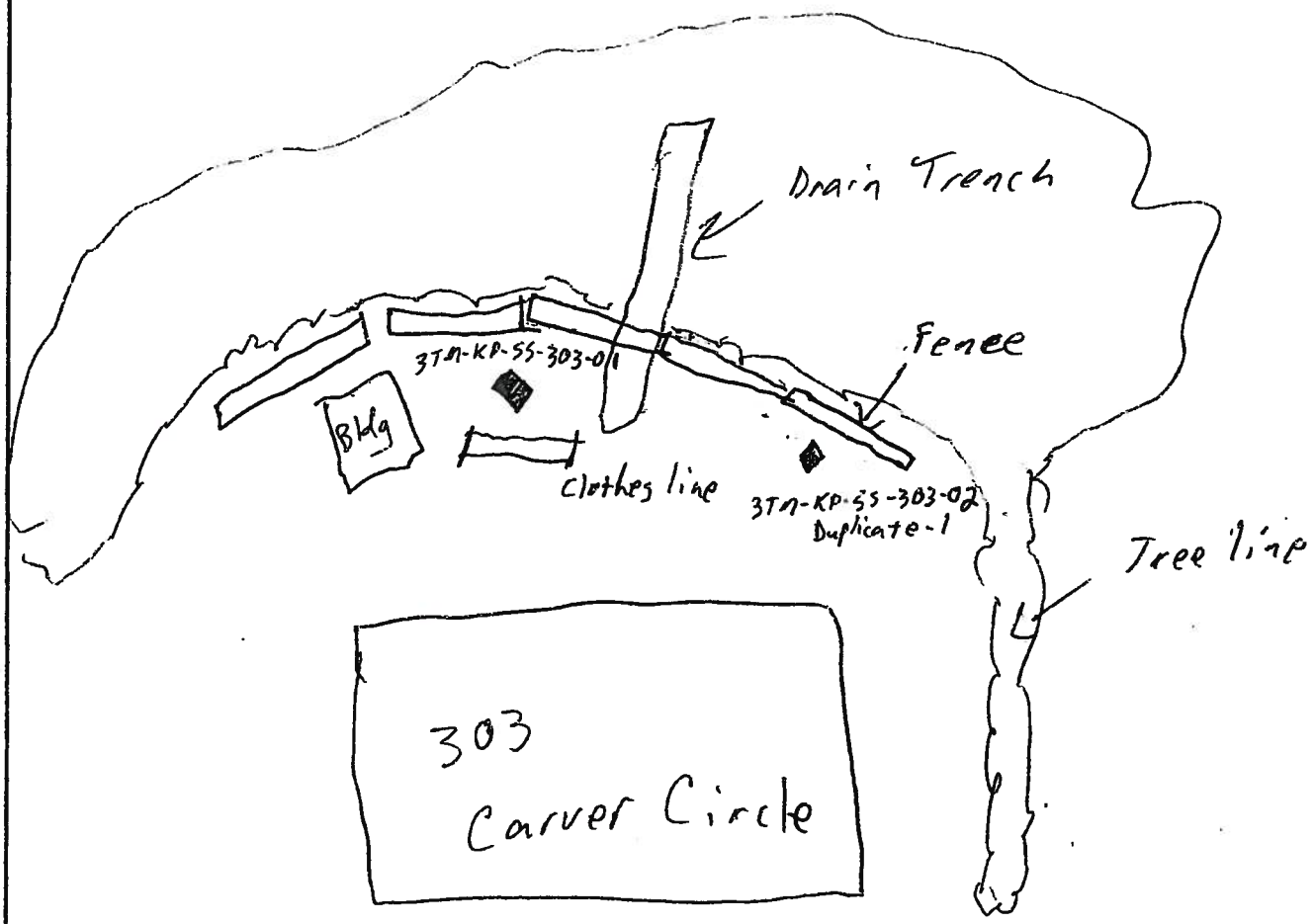

◆ Indicates Sample Collection Location

North ⇑

SAMPLE NUMBER(S):
SAMPLE COLLECTION LOCATION:
SAMPLE COLLECTION DATE:

Project #:

SITE SKETCH
(NOT TO SCALE)

3TM INTERNATIONAL, INC.
Houston, Texas

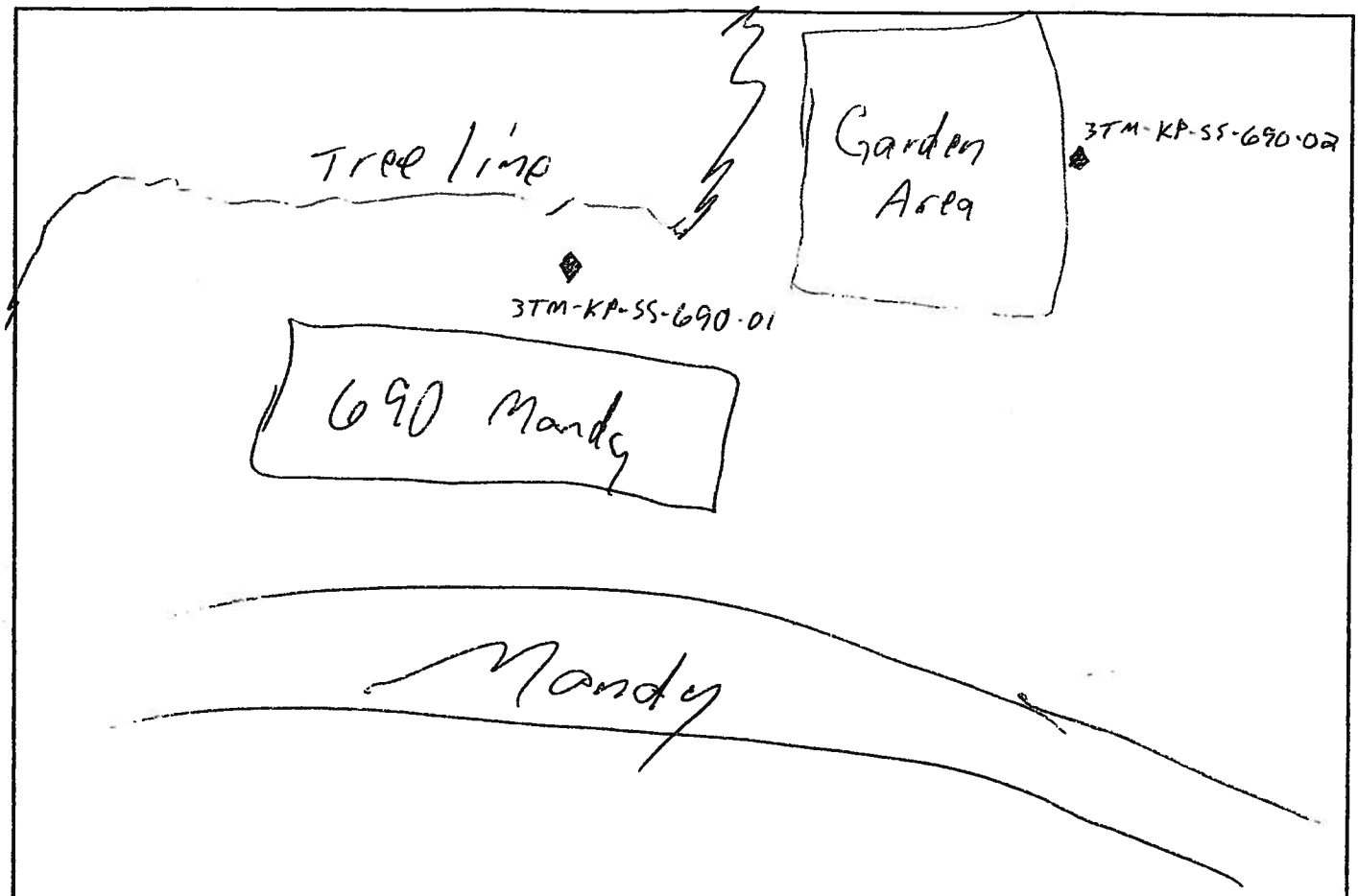

◆ Indicates Sample Collection Location

North ⇑

SAMPLE NUMBER(S):
SAMPLE COLLECTION LOCATION:
SAMPLE COLLECTION DATE:

Project #:

SITE SKETCH
(NOT TO SCALE)

3TM INTERNATIONAL, INC.
Houston, Texas



◆ Indicates Sample Collection Location

North ⇑

SAMPLE NUMBER(S):
SAMPLE COLLECTION LOCATION:
SAMPLE COLLECTION DATE:

Project #:

SITE SKETCH
(NOT TO SCALE)

3TM INTERNATIONAL, INC.
Houston, Texas

Koppers Creosote Weather Varies (1)
Grenada, Mississippi
Sandy & Doris 8/6/03 [illegible]

Morning weather was raining
so we waited until it cleared up
Rain cleared up about 10 am
Mob to site & tried to find
easiest route to sampling
locations
No easy access was found
so we have to hike to sample
points from Tie Plant Road
crossing Distance to Jack
Creek inflow area ~~approx~~ is
Approx 0.5 miles Distance to
Hankins/Fallen inflow area
is approx 1 mile
1100 Arrived at Bogue Creek and
Tie Plant Road
Loaded up to hike to sampling
locations
1130 Began hiking to sample location
wearing waders
Arrived at Jack Creek inflow
area
1230 Collected [illegible]
GPS: N 33° [illegible]
W [illegible]
Wet Sediment

Decontaminated Boots

Koppers Creosote
Grenada, MS
Lundy + Davis

Weather Varies
8/6/03

②

1240 Collected 3TM-KP-SS-JC-02
GPS: N 33° 43.961
W 089° 46.205'
Wet Sediment (6")
Decontaminated Auger
1300 Collected 3TM-KP-SS-JC-03
GPS N 33° 43.960
W: 089° 46.205'
Wet Sediment (6")
Decontaminated equipment
Hiked Back to truck
for sample jars and to
take a break
1400 Arrived at truck
Loaded up + demob from
area
Break for lunch
Mob to site to
go to Hankins/Fallen
Inflow Area
Began Liking to Hankins/Fallen
Creek become too constricted
+ too deep to reach the
destination
1710 Returned to truck + Demob
from site for the day

Koppers Creosote
Grenada, MS
Lundy + Davis

Hot + Ptly Cldy.
≅ 45°F

8/7/03 ③
~~7/8/03~~

0730 Mob to Northern Ditch
at Tie Plant Rd.
Decontaminated Auger
0810 Collected 3TM-KP-SS-ND-01
GPS: N: 33°44.554'
W: 089°47.~~462~~ 451
Ditch Sediment (1')
Decontaminated Auger
0845 Collected 3TM-KP-SS-ND-02
GPS N: 33°44.~~554'~~ 537'
W: 089°47.462'
Ditch Sediment (1')
Decontaminated Auger
0930 Collected 3TM-KP-SS-ND-03
GPS: N: 33°44.503'
W. 089°47.462'
Ditch Sediment (1')
Decontaminated Auger
Moved to Townes Avenue
Area to collect Samples
1045 Collected 3TM-KP-SS-TA-01
GPS: N: 33°45.281'
W: 089°47.224'
Ditch Sediment (1')
~~Wet Sediment~~ Decontaminated
Auger

Koppers Creosote
Grenada, MS

Hot - Partly Cloudy
8/7/03

(4)

Lundy + Davis ≅ 95°F

1100 Collected 3TM-KP-SS-TA-02
GPS: N: 33°45.265'
W: 089°47.203'
Ditch Sediment (6")
Decontaminated Auger
1115 Moved to Central Ditch Area
1145 Collected 3TM-KP-SS-CD-01
GPS: N: 33°43.928'
W: 089°47.108
Ditch Sediment w/ Mod. Odor (6")
Decontaminated Auger
Cleared Path to 2nd Sample location
1240 Collected 3TM-KP-SS-CD-02
GPS: N: 33°43.927'
W. 089°47.109'
Ditch Sediment (6")
Decontaminated Auger
Cleared Path to 3rd Sample location
1345 Collected 3TM-KP-SS-CD-03
GPS: N: 33°43.919'
W: 089°47.105'
Ditch Sediment (6")
Decontaminated Auger

Koppers Creosote Facility
Grenada, MS
Lundy + Davis

Hot + Ptly Cloudy
≅ 95°F
8/7/03

(5)

1400 Loaded up for De Mob From Site
1420 Arrived at Hotel
↓ Packed Samples + complete logs
1600 End Day

Analytical Report 238475

for

3TM International

Project Manager: Randy Horsak

Koppers Creosote Facility
Grenada MS

24-NOV-03

FILE
L+D
Koppers

XENCO Laboratories

nelac accredited

11381 Meadowglen, Suite L Houston, TX 77082 Ph:(281) 589-0692 Fax:(281) 589-0695

Houston - Dallas - San Antonio - Austin - Tampa - Miami - Latin America

XENCO Laboratories

nelac accredited

24-NOV-03

Project Manager: **Randy Horsak**
3TM International
1500 South Dairy Ashford, Suite 225
Houston , TX 77077

Reference: XENCO Report No: **238475**
Koppers Creosote Facility
Project Address: Greanada Mississippi

Randy Horsak:

We are reporting to you the results of the analyses performed on the samples received under the project name referenced above and identified with the XENCO Chain of Custody Numbered 238475. All results being reported under this Chain of Custody apply to the samples analyzed and properly identified with a Laboratory ID number.

All the results for the quality control samples were reviewed. Also, all parameters for data reduction and validation were reviewed. In view of this, we are able to release the analytical data for this report within acceptance criteria for accuracy, precision, completeness or properly flagged. Unless otherwise noted in a Case Narrative, all data reported in this Analytical Report are in compliance with NELAC standards.

The validity and integrity of this report will remain intact as long as it is accompanied by this letter and reproduced in full, unless written approval is granted by XENCO Laboratories. This report will be filed for at least 5 years in our archives after which time it will be destroyed without further notice, unless otherwise arranged with you. The samples received, and described as recorded in COC No. 238475 will be filed for 60 days, and after that time they will be properly disposed without further notice, unless otherwise arranged with you. We reserve the right to return to you any unused samples, extracts or solutions related to them if we consider so necessary (e.g., samples identified as hazardous waste, sample sizes exceeding analytical standard practices, controlled substances under regulated protocols, etc).

We thank you for selecting XENCO Laboratories to serve your analytical needs. If you have any questions concerning this report, please feel free to contact us at any time.

Respectfully,

Brent Barron
Laboratory Manager

Recipient of the Prestigious Small Business Administration Award of Excellence in 1994.
Certified and approved by numerous States and Agencies.
A Small Business and Minority Status Company that delivers SERVICE and QUALITY
Houston - Dallas - San Antonio - Austin - Tampa - Miami - Latin America

Certificate of Analysis Summary 238475

3TM International, Houston , TX

Project Name: Koppers Creosote Facility

Project Id: Grenada MS
Contact: Randy Horsak
Project Location: Greanada Mississippi

Date Received in Lab: Nov-13-03 03:16 pm
Report Date: 24-NOV-03
Project Manager: Micki Munson

Analysis Requested									
	Lab Id:	238475-001		238475-002		238475-003		238475-004	
	Field Id:	3TM-KP-SS-369-01		3TM-KP-SS-369-02		3TM-KP-SS-33-01		3TM-KP-SS-33-02	
	Depth:	6- In		6- In		6- In		6- In	
	Matrix:	SOIL		SOIL		SOIL		SOIL	
	Sampled:	Nov-10-03 12:20		Nov-10-03 12:40		Nov-10-03 14:35		Nov-10-03 14:55	
Percent Moisture	*Extracted:*								
	Analyzed:	Nov-14-03 14:30		Nov-14-03 14:34		Nov-14-03 14:36		Nov-14-03 14:38	
	Units/RL:	%	RL	%	RL	%	RL	%	RL
Percent Moisture		11.5	1.00	17.4	1.00	19.6	1.00	18.4	1.00

This analytical report, and the entire data package it represents, has been made for your exclusive and confidential use.
The interpretations and results expressed throughout this analytical report represent the best judgment of XENCO Laboratories.
XENCO Laboratories assumes no responsibility and makes no warranty to the end use of the data hereby presented.
Our liability is limited to the amount invoiced for this work order unless otherwise agreed to in writing.

Since 1990 Houston - Dallas - San Antonio - Austin - Tampa - Miami - Latin America

Brent Barron
Laboratory Manager

Certificate of Analysis Summary 238475

3TM International, Houston , TX

Project Name: Koppers Creosote Facility

Project Id: Grenada MS
Contact: Randy Horsak
Project Location: Greanada Mississippi

Date Received in Lab: Nov-13-03 03:16 pm
Report Date: 24-NOV-03
Project Manager: Micki Munson

Analysis Requested	*Lab Id:*	238475-001		238475-002		238475-003		238475-004	
	Field Id:	3TM-KP-SS-369-01		3TM-KP-SS-369-02		3TM-KP-SS-33-01		3TM-KP-SS-33-02	
	Depth:	6- In		6- In		6- In		6- In	
	Matrix:	SOIL		SOIL		SOIL		SOIL	
	Sampled:	Nov-10-03 12:20		Nov-10-03 12:40		Nov-10-03 14:35		Nov-10-03 14:55	
SVOAs by EPA 8270C	*Extracted:*	Nov-14-03 09:09		Nov-14-03 09:12		Nov-14-03 09:21		Nov-14-03 09:24	
	Analyzed:	Nov-14-03 20:07		Nov-15-03 02:35		Nov-19-03 16:27		Nov-14-03 20:55	
	Units/RL:	mg/kg	RL	mg/kg	RL	mg/kg	RL	mg/kg	RL
Acenaphthene		U	0.188	U	0.202	U	0.207	U	0.204
Acenaphthylene		U	0.188	U	0.202	U	0.207	U	0.204
Aniline (Phenylamine, Aminobenzene)		U	0.754	U	0.807	U	0.828	U	0.815
Anthracene		U	0.188	U	0.202	U	0.207	U	0.204
Benzo(a)anthracene		U	0.188	U	0.202	0.082 J	0.207	U	0.204
Benzo(a)pyrene		U	0.188	U	0.202	0.073 J	0.207	U	0.204
Benzo(b)fluoranthene		U	0.188	U	0.202	0.136 J	0.207	U	0.204
Benzo(g,h,i)perylene		U	0.188	U	0.202	0.042 J	0.207	U	0.204
Benzo(k)fluoranthene		U	0.188	U	0.202	0.045 J	0.207	U	0.204
Benzoic acid		U	1.13	U	1.21	U	1.24	U	1.22
Benzyl Butyl Phthalate		U	0.188	U	0.202	U	0.207	U	0.204
bis(2-chloroethoxy) methane		U	0.377	U	0.404	U	0.414	U	0.408
bis(2-chloroethyl) ether		U	0.377	U	0.404	U	0.414	U	0.408
bis(2-chloroisopropyl) ether		U	0.377	U	0.404	U	0.414	U	0.408
bis(2-ethylhexyl) phthalate		U	0.188	0.383	0.202	U	0.207	U	0.204
4-Bromophenyl Phenyl Ether		U	0.377	U	0.404	U	0.414	U	0.408
di-n-Butyl Phthalate		U	0.188	0.041 J	0.202	0.061 J	0.207	U	0.204
4-Chloro-3-methylphenol		U	0.377	U	0.404	U	0.414	U	0.408
4-Chloroaniline		U	0.754	U	0.807	U	0.828	U	0.815
2-Chloronaphthalene		U	0.377	U	0.404	U	0.414	U	0.408
2-Chlorophenol		U	0.377	U	0.404	U	0.414	U	0.408
4-Chlorophenyl Phenyl Ether		U	0.377	U	0.404	U	0.414	U	0.408
Chrysene		U	0.188	U	0.202	0.104 J	0.207	U	0.204
Dibenz(a,h)Anthracene		U	0.188	U	0.202	U	0.207	U	0.204
Dibenzofuran		U	0.377	U	0.404	U	0.414	U	0.408
1,2-Dichlorobenzene		U	0.377	U	0.404	U	0.414	U	0.408
1,3-Dichlorobenzene		U	0.377	U	0.404	U	0.414	U	0.408
1,4-Dichlorobenzene		U	0.377	U	0.404	U	0.414	U	0.408
3,3-Dichlorobenzidine		U	0.377	U	0.404	U	0.414	U	0.408
2,4-Dichlorophenol		U	0.377	U	0.404	U	0.414	U	0.408
Diethyl Phthalate		U	0.188	U	0.202	U	0.207	U	0.204
Dimethyl Phthalate		U	0.188	U	0.202	U	0.207	U	0.204
2,4-Dimethylphenol		U	0.377	U	0.404	U	0.414	U	0.408
4,6-dinitro-2-methyl phenol		U	0.377	U	0.404	U	0.414	U	0.408

This analytical report, and the entire data package it represents, has been made for your exclusive and confidential use.
The interpretations and results expressed throughout this analytical report represent the best judgment of XENCO Laboratories.
XENCO Laboratories assumes no responsibility and makes no warranty to the end use of the data hereby presented.
Our liability is limited to the amount invoiced for this work order unless otherwise agreed to in writing.

Brent Barron
Laboratory Manager

Certificate of Analysis Summary 238475

3TM International, Houston , TX

Project Name: Koppers Creosote Facility

Project Id: Grenada MS
Contact: Randy Horsak
Project Location: Greanada Mississippi

Date Received in Lab: Nov-13-03 03:16 pm
Report Date: 24-NOV-03
Project Manager: Micki Munson

Analysis Requested	*Lab Id:*	238475-001		238475-002		238475-003		238475-004	
	Field Id:	3TM-KP-SS-369-01		3TM-KP-SS-369-02		3TM-KP-SS-33-01		3TM-KP-SS-33-02	
	Depth:	6- In		6- In		6- In		6- In	
	Matrix:	SOIL		SOIL		SOIL		SOIL	
	Sampled:	Nov-10-03 12:20		Nov-10-03 12:40		Nov-10-03 14:35		Nov-10-03 14:55	
SVOAs by EPA 8270C	*Extracted:*	Nov-14-03 09:09		Nov-14-03 09:12		Nov-14-03 09:21		Nov-14-03 09:24	
	Analyzed:	Nov-14-03 20:07		Nov-15-03 02:35		Nov-19-03 16:27		Nov-14-03 20:55	
	Units/RL:	mg/kg	RL	mg/kg	RL	mg/kg	RL	mg/kg	RL
2,4-Dinitrophenol		U	0.377	U	0.404	U	0.414	U	0.408
2,4-Dinitrotoluene		U	0.377	U	0.404	U	0.414	U	0.408
2,6-Dinitrotoluene, 2,6-DNT		U	0.377	U	0.404	U	0.414	U	0.408
Fluoranthene		U	0.188	U	0.202	0.131 J	0.207	U	0.204
Fluorene		U	0.188	U	0.202	U	0.207	U	0.204
Hexachlorobenzene		U	0.377	U	0.404	U	0.414	U	0.408
Hexachlorobutadiene		U	0.377	U	0.404	U	0.414	U	0.408
Hexachlorocyclopentadiene		U	0.377	U	0.404	U	0.414	U	0.408
Hexachloroethane		U	0.377	U	0.404	U	0.414	U	0.408
Indeno(1,2,3-c,d)Pyrene		U	0.188	U	0.202	U	0.207	U	0.204
Isophorone		U	0.377	U	0.404	U	0.414	U	0.408
2-Methylnaphthalene		U	0.188	U	0.202	U	0.207	U	0.204
2-methylphenol		U	0.377	U	0.404	U	0.414	U	0.408
3&4-Methylphenol		U	0.377	U	0.404	U	0.414	U	0.408
Naphthalene		U	0.188	U	0.202	U	0.207	U	0.204
4-Nitroaniline		U	0.754	U	0.807	U	0.828	U	0.815
3-Nitroaniline		U	0.377	U	0.404	U	0.414	U	0.408
2-Nitroaniline		U	0.377	U	0.404	U	0.414	U	0.408
Nitrobenzene		U	0.377	U	0.404	U	0.414	U	0.408
2-Nitrophenol		U	0.377	U	0.404	U	0.414	U	0.408
4-Nitrophenol		U	0.377	U	0.404	U	0.414	U	0.408
N-Nitrosodi-n-Propylamine		U	0.377	U	0.404	U	0.414	U	0.408
N-Nitrosodiphenylamine		U	0.377	U	0.404	U	0.414	U	0.408
di-n-Octyl Phthalate		U	0.188	U	0.202	U	0.207	U	0.204
Pentachlorophenol		U	0.377	U	0.404	U	0.414	U	0.408
Phenanthrene		U	0.188	U	0.202	0.058 J	0.207	U	0.204
Phenol		U	0.377	U	0.404	U	0.414	U	0.408
Pyrene		U	0.188	U	0.202	0.123 J	0.207	U	0.204
Pyridine		U	0.377	U	0.404	U	0.414	U	0.408
1,2,4-Trichlorobenzene		U	0.377	U	0.404	U	0.414	U	0.408
2,4,6-Trichlorophenol		U	0.377	U	0.404	U	0.414	U	0.408
2,4,5-Trichlorophenol		U	0.377	U	0.404	U	0.414	U	0.408

This analytical report, and the entire data package it represents, has been made for your exclusive and confidential use.
The interpretations and results expressed throughout this analytical report represent the best judgment of XENCO Laboratories.
XENCO Laboratories assumes no responsibility and makes no warranty to the end use of the data hereby presented.
Our liability is limited to the amount invoiced for this work order unless otherwise agreed to in writing.

Brent Barron
Laboratory Manager

Certificate of Analysis Summary 238475

3TM International, Houston , TX

Project Name: Koppers Creosote Facility

Project Id: Grenada MS
Contact: Randy Horsak
Project Location: Greanada Mississippi

Date Received in Lab: Nov-13-03 03:16 pm
Report Date: 24-NOV-03
Project Manager: Micki Munson

Analysis Requested	*Lab Id:*	238475-005		238475-006		238475-007		238475-008	
	Field Id:	3TM-KP-SS-151-01		3TM-KP-SS-151-02		3TM-KP-SS-107-01		3TM-KP-SS-107-02	
	Depth:	6- In		6- In		6- In		6- In	
	Matrix:	SOIL		SOIL		SOIL		SOIL	
	Sampled:	Nov-10-03 17:45		Nov-10-03 18:00		Nov-11-03 10:35		Nov-11-03 10:55	
Percent Moisture	*Extracted:*								
	Analyzed:	Nov-14-03 14:40		Nov-14-03 14:42		Nov-14-03 14:44		Nov-14-03 14:46	
	Units/RL:	%	RL	%	RL	%	RL	%	RL
Percent Moisture		13.8	1.00	18.1	1.00	14.4	1.00	7.74	1.00

This analytical report, and the entire data package it represents, has been made for your exclusive and confidential use.
The interpretations and results expressed throughout this analytical report represent the best judgment of XENCO Laboratories.
XENCO Laboratories assumes no responsibility and makes no warranty to the end use of the data hereby presented.
Our liability is limited to the amount invoiced for this work order unless otherwise agreed to in writing.

Brent Barron
Laboratory Manager

Certificate of Analysis Summary 238475

3TM International, Houston , TX

Project Name: Koppers Creosote Facility

Project Id: Grenada MS
Contact: Randy Horsak
Project Location: Greanada Mississippi

Date Received in Lab: Nov-13-03 03:16 pm
Report Date: 24-NOV-03
Project Manager: Micki Munson

Analysis Requested	*Lab Id:*	238475-005		238475-006		238475-007		238475-008	
	Field Id:	3TM-KP-SS-151-01		3TM-KP-SS-151-02		3TM-KP-SS-107-01		3TM-KP-SS-107-02	
	Depth:	6- In		6- In		6- In		6- In	
	Matrix:	SOIL		SOIL		SOIL		SOIL	
	Sampled:	Nov-10-03 17:45		Nov-10-03 18:00		Nov-11-03 10:35		Nov-11-03 10:55	
SVOAs by EPA 8270C	*Extracted:*	Nov-14-03 09:27		Nov-14-03 09:30		Nov-14-03 09:33		Nov-14-03 09:36	
	Analyzed:	Nov-14-03 21:43		Nov-14-03 22:31		Nov-14-03 23:20		Nov-15-03 00:09	
	Units/RL:	mg/kg	RL	mg/kg	RL	mg/kg	RL	mg/kg	RL
Acenaphthene		U	0.193	U	0.203	U	0.195	U	0.181
Acenaphthylene		U	0.193	U	0.203	U	0.195	U	0.181
Aniline (Phenylamine, Aminobenzene)		U	0.773	U	0.813	U	0.779	U	0.722
Anthracene		U	0.193	U	0.203	U	0.195	U	0.181
Benzo(a)anthracene		U	0.193	U	0.203	U	0.195	U	0.181
Benzo(a)pyrene		U	0.193	U	0.203	U	0.195	U	0.181
Benzo(b)fluoranthene		U	0.193	U	0.203	U	0.195	U	0.181
Benzo(g,h,i)perylene		U	0.193	U	0.203	U	0.195	U	0.181
Benzo(k)fluoranthene		U	0.193	U	0.203	U	0.195	U	0.181
Benzoic acid		U	1.16	U	1.22	U	1.17	U	1.08
Benzyl Butyl Phthalate		U	0.193	U	0.203	U	0.195	U	0.181
bis(2-chloroethoxy) methane		U	0.387	U	0.407	U	0.389	U	0.361
bis(2-chloroethyl) ether		U	0.387	U	0.407	U	0.389	U	0.361
bis(2-chloroisopropyl) ether		U	0.387	U	0.407	U	0.389	U	0.361
bis(2-ethylhexyl) phthalate		U	0.193	U	0.203	U	0.195	U	0.181
4-Bromophenyl Phenyl Ether		U	0.387	U	0.407	U	0.389	U	0.361
di-n-Butyl Phthalate		U	0.193	0.067 J	0.203	U	0.195	U	0.181
4-Chloro-3-methylphenol		U	0.387	U	0.407	U	0.389	U	0.361
4-Chloroaniline		U	0.773	U	0.813	U	0.779	U	0.722
2-Chloronaphthalene		U	0.387	U	0.407	U	0.389	U	0.361
2-Chlorophenol		U	0.387	U	0.407	U	0.389	U	0.361
4-Chlorophenyl Phenyl Ether		U	0.387	U	0.407	U	0.389	U	0.361
Chrysene		U	0.193	U	0.203	U	0.195	U	0.181
Dibenz(a,h)Anthracene		U	0.193	U	0.203	U	0.195	U	0.181
Dibenzofuran		U	0.387	U	0.407	U	0.389	U	0.361
1,2-Dichlorobenzene		U	0.387	U	0.407	U	0.389	U	0.361
1,3-Dichlorobenzene		U	0.387	U	0.407	U	0.389	U	0.361
1,4-Dichlorobenzene		U	0.387	U	0.407	U	0.389	U	0.361
3,3-Dichlorobenzidine		U	0.387	U	0.407	U	0.389	U	0.361
2,4-Dichlorophenol		U	0.387	U	0.407	U	0.389	U	0.361
Diethyl Phthalate		U	0.193	U	0.203	U	0.195	U	0.181
Dimethyl Phthalate		U	0.193	U	0.203	U	0.195	U	0.181
2,4-Dimethylphenol		U	0.387	U	0.407	U	0.389	U	0.361
4,6-dinitro-2-methyl phenol		U	0.387	U	0.407	U	0.389	U	0.361

This analytical report, and the entire data package it represents, has been made for your exclusive and confidential use.
The interpretations and results expressed throughout this analytical report represent the best judgment of XENCO Laboratories.
XENCO Laboratories assumes no responsibility and makes no warranty to the end use of the data hereby presented.
Our liability is limited to the amount invoiced for this work order unless otherwise agreed to in writing.

Brent Barron
Laboratory Manager

Certificate of Analysis Summary 238475

3TM International, Houston , TX

Project Name: Koppers Creosote Facility

Project Id: Grenada MS
Contact: Randy Horsak
Project Location: Greanada Mississippi

Date Received in Lab: Nov-13-03 03:16 pm
Report Date: 24-NOV-03
Project Manager: Micki Munson

Analysis Requested	*Lab Id:*	238475-005		238475-006		238475-007		238475-008	
	Field Id:	3TM-KP-SS-151-01		3TM-KP-SS-151-02		3TM-KP-SS-107-01		3TM-KP-SS-107-02	
	Depth:	6- In		6- In		6- In		6- In	
	Matrix:	SOIL		SOIL		SOIL		SOIL	
	Sampled:	Nov-10-03 17:45		Nov-10-03 18:00		Nov-11-03 10:35		Nov-11-03 10:55	
SVOAs by EPA 8270C	*Extracted:*	Nov-14-03 09:27		Nov-14-03 09:30		Nov-14-03 09:33		Nov-14-03 09:36	
	Analyzed:	Nov-14-03 21:43		Nov-14-03 22:31		Nov-14-03 23:20		Nov-15-03 00:09	
	Units/RL:	mg/kg	RL	mg/kg	RL	mg/kg	RL	mg/kg	RL
2,4-Dinitrophenol		U	0.387	U	0.407	U	0.389	U	0.361
2,4-Dinitrotoluene		U	0.387	U	0.407	U	0.389	U	0.361
2,6-Dinitrotoluene, 2,6-DNT		U	0.387	U	0.407	U	0.389	U	0.361
Fluoranthene		U	0.193	U	0.203	U	0.195	U	0.181
Fluorene		U	0.193	U	0.203	U	0.195	U	0.181
Hexachlorobenzene		U	0.387	U	0.407	U	0.389	U	0.361
Hexachlorobutadiene		U	0.387	U	0.407	U	0.389	U	0.361
Hexachlorocyclopentadiene		U	0.387	U	0.407	U	0.389	U	0.361
Hexachloroethane		U	0.387	U	0.407	U	0.389	U	0.361
Indeno(1,2,3-c,d)Pyrene		U	0.193	U	0.203	U	0.195	U	0.181
Isophorone		U	0.387	U	0.407	U	0.389	U	0.361
2-Methylnaphthalene		U	0.193	U	0.203	U	0.195	U	0.181
2-methylphenol		U	0.387	U	0.407	U	0.389	U	0.361
3&4-Methylphenol		U	0.387	U	0.407	U	0.389	U	0.361
Naphthalene		U	0.193	U	0.203	U	0.195	U	0.181
4-Nitroaniline		U	0.773	U	0.813	U	0.779	U	0.722
3-Nitroaniline		U	0.387	U	0.407	U	0.389	U	0.361
2-Nitroaniline		U	0.387	U	0.407	U	0.389	U	0.361
Nitrobenzene		U	0.387	U	0.407	U	0.389	U	0.361
2-Nitrophenol		U	0.387	U	0.407	U	0.389	U	0.361
4-Nitrophenol		U	0.387	U	0.407	U	0.389	U	0.361
N-Nitrosodi-n-Propylamine		U	0.387	U	0.407	U	0.389	U	0.361
N-Nitrosodiphenylamine		U	0.387	U	0.407	U	0.389	U	0.361
di-n-Octyl Phthalate		U	0.193	U	0.203	U	0.195	U	0.181
Pentachlorophenol		U	0.387	U	0.407	U	0.389	U	0.361
Phenanthrene		U	0.193	U	0.203	U	0.195	U	0.181
Phenol		U	0.387	U	0.407	U	0.389	U	0.361
Pyrene		U	0.193	U	0.203	U	0.195	U	0.181
Pyridine		U	0.387	U	0.407	U	0.389	U	0.361
1,2,4-Trichlorobenzene		U	0.387	U	0.407	U	0.389	U	0.361
2,4,6-Trichlorophenol		U	0.387	U	0.407	U	0.389	U	0.361
2,4,5-Trichlorophenol		U	0.387	U	0.407	U	0.389	U	0.361

This analytical report, and the entire data package it represents, has been made for your exclusive and confidential use.
The interpretations and results expressed throughout this analytical report represent the best judgment of XENCO Laboratories.
XENCO Laboratories assumes no responsibility and makes no warranty to the end use of the data hereby presented.
Our liability is limited to the amount invoiced for this work order unless otherwise agreed to in writing.

Brent Barron
Laboratory Manager

Certificate of Analysis Summary 238475

3TM International, Houston , TX

Project Name: Koppers Creosote Facility

Project Id: Grenada MS
Contact: Randy Horsak
Project Location: Greanada Mississippi

Date Received in Lab: Nov-13-03 03:16 pm
Report Date: 24-NOV-03
Project Manager: Micki Munson

Analysis Requested									
	Lab Id:	238475-009		238475-010		238475-011		238475-012	
	Field Id:	3TM-KP-SS-275-01		3TM-KP-SS-275-02		3TM-KP-SS-3-01		3TM-KP-SS-3-02	
	Depth:	6- In		6- In		6- In		6- In	
	Matrix:	SOIL		SOIL		SOIL		SOIL	
	Sampled:	Nov-11-03 15:20		Nov-11-03 16:00		Nov-12-03 11:30		Nov-12-03 11:50	
Percent Moisture	*Extracted:*								
	Analyzed:	Nov-14-03 14:48		Nov-14-03 14:50		Nov-14-03 14:52		Nov-14-03 14:56	
	Units/RL:	%	RL	%	RL	%	RL	%	RL
Percent Moisture		19.9	1.00	20.9	1.00	20.9	1.00	16.3	1.00

This analytical report, and the entire data package it represents, has been made for your exclusive and confidential use.
The interpretations and results expressed throughout this analytical report represent the best judgment of XENCO Laboratories.
XENCO Laboratories assumes no responsibility and makes no warranty to the end use of the data hereby presented.
Our liability is limited to the amount invoiced for this work order unless otherwise agreed to in writing.

Brent Barron
Laboratory Manager

Certificate of Analysis Summary 238475

3TM International, Houston , TX

Project Name: Koppers Creosote Facility

Project Id: Grenada MS
Contact: Randy Horsak
Project Location: Greanada Mississippi

Date Received in Lab: Nov-13-03 03:16 pm
Report Date: 24-NOV-03
Project Manager: Micki Munson

Analysis Requested	*Lab Id:*	238475-009		238475-010		238475-011		238475-012	
	Field Id:	3TM-KP-SS-275-01		3TM-KP-SS-275-02		3TM-KP-SS-3-01		3TM-KP-SS-3-02	
	Depth:	6- In		6- In		6- In		6- In	
	Matrix:	SOIL		SOIL		SOIL		SOIL	
	Sampled:	Nov-11-03 15:20		Nov-11-03 16:00		Nov-12-03 11:30		Nov-12-03 11:50	
SVOAs by EPA 8270C	*Extracted:*	Nov-14-03 09:39		Nov-14-03 09:42		Nov-14-03 09:45		Nov-14-03 09:48	
	Analyzed:	Nov-15-03 00:58		Nov-15-03 01:46		Nov-19-03 17:15		Nov-19-03 01:13	
	Units/RL:	mg/kg	RL	mg/kg	RL	mg/kg	RL	mg/kg	RL
Acenaphthene		U	0.208	U	0.210	U	0.211	U	0.199
Acenaphthylene		U	0.208	U	0.210	U	0.211	U	0.199
Aniline (Phenylamine, Aminobenzene)		U	0.832	U	0.841	U	0.843	U	0.795
Anthracene		U	0.208	U	0.210	U	0.211	U	0.199
Benzo(a)anthracene		U	0.208	U	0.210	U	0.211	U	0.199
Benzo(a)pyrene		U	0.208	U	0.210	U	0.211	U	0.199
Benzo(b)fluoranthene		0.048 J	0.208	U	0.210	U	0.211	U	0.199
Benzo(g,h,i)perylene		U	0.208	U	0.210	U	0.211	U	0.199
Benzo(k)fluoranthene		U	0.208	U	0.210	U	0.211	U	0.199
Benzoic acid		U	1.25	U	1.26	U	1.26	U	1.19
Benzyl Butyl Phthalate		U	0.208	U	0.210	U	0.211	U	0.199
bis(2-chloroethoxy) methane		U	0.416	U	0.421	U	0.422	U	0.398
bis(2-chloroethyl) ether		U	0.416	U	0.421	U	0.422	U	0.398
bis(2-chloroisopropyl) ether		U	0.416	U	0.421	U	0.422	U	0.398
bis(2-ethylhexyl) phthalate		U	0.208	U	0.210	0.160 J	0.211	U	0.199
4-Bromophenyl Phenyl Ether		U	0.416	U	0.421	U	0.422	U	0.398
di-n-Butyl Phthalate		U	0.208	U	0.210	0.051 J	0.211	0.045 J	0.199
4-Chloro-3-methylphenol		U	0.416	U	0.421	U	0.422	U	0.398
4-Chloroaniline		U	0.832	U	0.841	U	0.843	U	0.795
2-Chloronaphthalene		U	0.416	U	0.421	U	0.422	U	0.398
2-Chlorophenol		U	0.416	U	0.421	U	0.422	U	0.398
4-Chlorophenyl Phenyl Ether		U	0.416	U	0.421	U	0.422	U	0.398
Chrysene		U	0.208	U	0.210	U	0.211	U	0.199
Dibenz(a,h)Anthracene		U	0.208	U	0.210	U	0.211	U	0.199
Dibenzofuran		U	0.416	U	0.421	U	0.422	U	0.398
1,2-Dichlorobenzene		U	0.416	U	0.421	U	0.422	U	0.398
1,3-Dichlorobenzene		U	0.416	U	0.421	U	0.422	U	0.398
1,4-Dichlorobenzene		U	0.416	U	0.421	U	0.422	U	0.398
3,3-Dichlorobenzidine		U	0.416	U	0.421	U	0.422	U	0.398
2,4-Dichlorophenol		U	0.416	U	0.421	U	0.422	U	0.398
Diethyl Phthalate		U	0.208	U	0.210	U	0.211	U	0.199
Dimethyl Phthalate		U	0.208	U	0.210	U	0.211	U	0.199
2,4-Dimethylphenol		U	0.416	U	0.421	U	0.422	U	0.398
4,6-dinitro-2-methyl phenol		U	0.416	U	0.421	U	0.422	U	0.398

This analytical report, and the entire data package it represents, has been made for your exclusive and confidential use.
The interpretations and results expressed throughout this analytical report represent the best judgment of XENCO Laboratories.
XENCO Laboratories assumes no responsibility and makes no warranty to the end use of the data hereby presented.
Our liability is limited to the amount invoiced for this work order unless otherwise agreed to in writing.

Brent Barron
Laboratory Manager

Certificate of Analysis Summary 238475

3TM International, Houston , TX

Project Name: Koppers Creosote Facility

Project Id: Grenada MS
Contact: Randy Horsak
Project Location: Greanada Mississippi

Date Received in Lab: Nov-13-03 03:16 pm
Report Date: 24-NOV-03
Project Manager: Micki Munson

Analysis Requested	*Lab Id:*	238475-009		238475-010		238475-011		238475-012	
	Field Id:	3TM-KP-SS-275-01		3TM-KP-SS-275-02		3TM-KP-SS-3-01		3TM-KP-SS-3-02	
	Depth:	6- In		6- In		6- In		6- In	
	Matrix:	SOIL		SOIL		SOIL		SOIL	
	Sampled:	Nov-11-03 15:20		Nov-11-03 16:00		Nov-12-03 11:30		Nov-12-03 11:50	
SVOAs by EPA 8270C	*Extracted:*	Nov-14-03 09:39		Nov-14-03 09:42		Nov-14-03 09:45		Nov-14-03 09:48	
	Analyzed:	Nov-15-03 00:58		Nov-15-03 01:46		Nov-19-03 17:15		Nov-19-03 01:13	
	Units/RL:	mg/kg	RL	mg/kg	RL	mg/kg	RL	mg/kg	RL
2,4-Dinitrophenol		U	0.416	U	0.421	U	0.422	U	0.398
2,4-Dinitrotoluene		U	0.416	U	0.421	U	0.422	U	0.398
2,6-Dinitrotoluene, 2,6-DNT		U	0.416	U	0.421	U	0.422	U	0.398
Fluoranthene		U	0.208	U	0.210	U	0.211	U	0.199
Fluorene		U	0.208	U	0.210	U	0.211	U	0.199
Hexachlorobenzene		U	0.416	U	0.421	U	0.422	U	0.398
Hexachlorobutadiene		U	0.416	U	0.421	U	0.422	U	0.398
Hexachlorocyclopentadiene		U	0.416	U	0.421	U	0.422	U	0.398
Hexachloroethane		U	0.416	U	0.421	U	0.422	U	0.398
Indeno(1,2,3-c,d)Pyrene		U	0.208	U	0.210	U	0.211	U	0.199
Isophorone		U	0.416	U	0.421	U	0.422	U	0.398
2-Methylnaphthalene		U	0.208	U	0.210	U	0.211	0.069 J	0.199
2-methylphenol		U	0.416	U	0.421	U	0.422	U	0.398
3&4-Methylphenol		U	0.416	U	0.421	U	0.422	U	0.398
Naphthalene		U	0.208	U	0.210	U	0.211	U	0.199
4-Nitroaniline		U	0.832	U	0.841	U	0.843	U	0.795
3-Nitroaniline		U	0.416	U	0.421	U	0.422	U	0.398
2-Nitroaniline		U	0.416	U	0.421	U	0.422	U	0.398
Nitrobenzene		U	0.416	U	0.421	U	0.422	U	0.398
2-Nitrophenol		U	0.416	U	0.421	U	0.422	U	0.398
4-Nitrophenol		U	0.416	U	0.421	U	0.422	U	0.398
N-Nitrosodi-n-Propylamine		U	0.416	U	0.421	U	0.422	U	0.398
N-Nitrosodiphenylamine		U	0.416	U	0.421	U	0.422	U	0.398
di-n-Octyl Phthalate		U	0.208	U	0.210	U	0.211	U	0.199
Pentachlorophenol		U	0.416	U	0.421	U	0.422	U	0.398
Phenanthrene		U	0.208	U	0.210	U	0.211	0.044 J	0.199
Phenol		U	0.416	U	0.421	U	0.422	U	0.398
Pyrene		U	0.208	U	0.210	U	0.211	U	0.199
Pyridine		U	0.416	U	0.421	U	0.422	U	0.398
1,2,4-Trichlorobenzene		U	0.416	U	0.421	U	0.422	U	0.398
2,4,6-Trichlorophenol		U	0.416	U	0.421	U	0.422	U	0.398
2,4,5-Trichlorophenol		U	0.416	U	0.421	U	0.422	U	0.398

This analytical report, and the entire data package it represents, has been made for your exclusive and confidential use.
The interpretations and results expressed throughout this analytical report represent the best judgment of XENCO Laboratories.
XENCO Laboratories assumes no responsibility and makes no warranty to the end use of the data hereby presented.
Our liability is limited to the amount invoiced for this work order unless otherwise agreed to in writing.

Brent Barron
Laboratory Manager

Certificate of Analysis Summary 238475

3TM International, Houston , TX

Project Name: Koppers Creosote Facility

Project Id: Grenada MS
Contact: Randy Horsak
Project Location: Greanada Mississippi

Date Received in Lab: Nov-13-03 03:16 pm
Report Date: 25-NOV-03
Project Manager: Micki Munson

Analysis Requested	*Lab Id:*	238475-013		238475-014	238475-015	238475-016	
	Field Id:	3TM-KP-SS-369-02 MS MS		Field Blank	Equipment Rinsate	Duplicate-1	
	Depth:	6- In		In	In		
	Matrix:	SOIL		WATER	WATER	SOIL	
	Sampled:	Nov-10-03 12:40		Nov-10-03 13:55	Nov-10-03 14:00	Nov-10-03 00:00	
Percent Moisture	*Extracted:*						
	Analyzed:	Nov-14-03 14:58				Nov-14-03 15:00	
	Units/RL:	%	RL			%	RL
Percent Moisture		17.6	1.00			19.4	1.00

REVISED

This analytical report, and the entire data package it represents, has been made for your exclusive and confidential use.
The interpretations and results expressed throughout this analytical report represent the best judgment of XENCO Laboratories.
XENCO Laboratories assumes no responsibility and makes no warranty to the end use of the data hereby presented.
Our liability is limited to the amount invoiced for this work order unless otherwise agreed to in writing.

Brent Barron
Laboratory Manager

Certificate of Analysis Summary 238475

3TM International, Houston , TX

Project Name: Koppers Creosote Facility

Project Id: Grenada MS
Contact: Randy Horsak
Project Location: Greanada Mississippi

Date Received in Lab: Nov-13-03 03:16 pm
Report Date: 25-NOV-03
Project Manager: Micki Munson

Analysis Requested	*Lab Id:*	238475-013		238475-014		238475-015		238475-016	
	Field Id:	3TM-KP-SS-369-02 MS MS		Field Blank		Equipment Rinsate		Duplicate-1	
	Depth:	6- In		In		In			
	Matrix:	SOIL		WATER		WATER		SOIL	
	Sampled:	Nov-10-03 12:40		Nov-10-03 13:55		Nov-10-03 14:00		Nov-10-03 00:00	
SVOAs by EPA 8270C	*Extracted:*	Nov-14-03 09:51		Nov-17-03 11:23		Nov-17-03 11:26		Nov-14-03 09:54	
	Analyzed:	Nov-19-03 02:00		Nov-18-03 23:37		Nov-19-03 00:25		Nov-19-03 02:48	
	Units/RL:	mg/kg	RL	mg/L	RL	mg/L	RL	mg/kg	RL
Acenaphthene		U	0.202	U	0.005	U	0.005	U	0.207
Acenaphthylene		U	0.202	U	0.005	U	0.005	U	0.207
Aniline (Phenylamine, Aminobenzene)		U	0.807	U	0.020	U	0.020	U	0.827
Anthracene		U	0.202	U	0.005	U	0.005	U	0.207
Benzo(a)anthracene		U	0.202	U	0.005	U	0.005	0.079 J	0.207
Benzo(a)pyrene		U	0.202	U	0.005	U	0.005	0.068 J	0.207
Benzo(b)fluoranthene		U	0.202	U	0.005	U	0.005	0.110 J	0.207
Benzo(g,h,i)perylene		U	0.202	U	0.005	U	0.005	U	0.207
Benzo(k)fluoranthene		U	0.202	U	0.005	U	0.005	0.054 J	0.207
Benzoic acid		U	1.21	U	0.030	U	0.030	U	1.24
Benzyl Butyl Phthalate		U	0.202	U	0.005	U	0.005	U	0.207
bis(2-chloroethoxy) methane		U	0.404	U	0.010	U	0.010	U	0.413
bis(2-chloroethyl) ether		U	0.404	U	0.010	U	0.010	U	0.413
bis(2-chloroisopropyl) ether		U	0.404	U	0.010	U	0.010	U	0.413
bis(2-ethylhexyl) phthalate		U	0.202	U	0.005	U	0.005	0.049 J	0.207
4-Bromophenyl Phenyl Ether		U	0.404	U	0.010	U	0.010	U	0.413
di-n-Butyl Phthalate		U	0.202	U	0.005	U	0.005	U	0.207
4-Chloro-3-methylphenol		U	0.404	U	0.010	U	0.010	U	0.413
4-Chloroaniline		U	0.807	U	0.020	U	0.020	U	0.827
2-Chloronaphthalene		U	0.404	U	0.010	U	0.010	U	0.413
2-Chlorophenol		U	0.404	U	0.010	U	0.010	U	0.413
4-Chlorophenyl Phenyl Ether		U	0.404	U	0.010	U	0.010	U	0.413
Chrysene		U	0.202	U	0.005	U	0.005	0.119 J	0.207
Dibenz(a,h)Anthracene		U	0.202	U	0.005	U	0.005	U	0.207
Dibenzofuran		U	0.404	U	0.010	U	0.010	U	0.413
1,2-Dichlorobenzene		U	0.404	U	0.010	U	0.010	U	0.413
1,3-Dichlorobenzene		U	0.404	U	0.010	U	0.010	U	0.413
1,4-Dichlorobenzene		U	0.404	U	0.010	U	0.010	U	0.413
3,3-Dichlorobenzidine		U	0.404	U	0.010	U	0.010	U	0.413
2,4-Dichlorophenol		U	0.404	U	0.010	U	0.010	U	0.413
Diethyl Phthalate		U	0.202	U	0.005	U	0.005	U	0.207
Dimethyl Phthalate		U	0.202	U	0.005	U	0.005	U	0.207
2,4-Dimethylphenol		U	0.404	U	0.010	U	0.010	U	0.413
4,6-dinitro-2-methyl phenol		U	0.404	U	0.010	U	0.010	U	0.413

This analytical report, and the entire data package it represents, has been made for your exclusive and confidential use.
The interpretations and results expressed throughout this analytical report represent the best judgment of XENCO Laboratories.
XENCO Laboratories assumes no responsibility and makes no warranty to the end use of the data hereby presented.
Our liability is limited to the amount invoiced for this work order unless otherwise agreed to in writing.

Brent Barron
Laboratory Manager

Certificate of Analysis Summary 238475

3TM International, Houston , TX

Project Name: Koppers Creosote Facility

Project Id: Grenada MS
Contact: Randy Horsak
Project Location: Greanada Mississippi

Date Received in Lab: Nov-13-03 03:16 pm
Report Date: 25-NOV-03
Project Manager: Micki Munson

Analysis Requested	*Lab Id:*	238475-013		238475-014		238475-015		238475-016	
	Field Id:	3TM-KP-SS-369-02 MS MS		Field Blank		Equipment Rinsate		Duplicate-1	
	Depth:	6- In		In		In			
	Matrix:	SOIL		WATER		WATER		SOIL	
	Sampled:	Nov-10-03 12:40		Nov-10-03 13:55		Nov-10-03 14:00		Nov-10-03 00:00	
SVOAs by EPA 8270C	*Extracted:*	Nov-14-03 09:51		Nov-17-03 11:23		Nov-17-03 11:26		Nov-14-03 09:54	
	Analyzed:	Nov-19-03 02:00		Nov-18-03 23:37		Nov-19-03 00:25		Nov-19-03 02:48	
	Units/RL:	mg/kg	RL	mg/L	RL	mg/L	RL	mg/kg	RL
2,4-Dinitrophenol		U	0.404	U	0.010	U	0.010	U	0.413
2,4-Dinitrotoluene		U	0.404	U	0.010	U	0.010	U	0.413
2,6-Dinitrotoluene, 2,6-DNT		U	0.404	U	0.010	U	0.010	U	0.413
Fluoranthene		U	0.202	U	0.005	U	0.005	0.310	0.207
Fluorene		U	0.202	U	0.005	U	0.005	U	0.207
Hexachlorobenzene		U	0.404	U	0.010	U	0.010	U	0.413
Hexachlorobutadiene		U	0.404	U	0.010	U	0.010	U	0.413
Hexachlorocyclopentadiene		U	0.404	U	0.010	U	0.010	U	0.413
Hexachloroethane		U	0.404	U	0.010	U	0.010	U	0.413
Indeno(1,2,3-c,d)Pyrene		U	0.202	U	0.005	U	0.005	U	0.207
Isophorone		U	0.404	U	0.010	U	0.010	U	0.413
2-Methylnaphthalene		U	0.202	U	0.005	U	0.005	U	0.207
2-methylphenol		U	0.404	U	0.010	U	0.010	U	0.413
3&4-Methylphenol		U	0.404	U	0.010	U	0.010	U	0.413
Naphthalene		U	0.202	U	0.005	U	0.005	U	0.207
4-Nitroaniline		U	0.807	U	0.020	U	0.020	U	0.827
3-Nitroaniline		U	0.404	U	0.010	U	0.010	U	0.413
2-Nitroaniline		U	0.404	U	0.010	U	0.010	U	0.413
Nitrobenzene		U	0.404	U	0.010	U	0.010	U	0.413
2-Nitrophenol		U	0.404	U	0.010	U	0.010	U	0.413
4-Nitrophenol		U	0.404	U	0.010	U	0.010	U	0.413
N-Nitrosodi-n-Propylamine		U	0.404	U	0.010	U	0.010	U	0.413
N-Nitrosodiphenylamine		U	0.404	U	0.010	U	0.010	U	0.413
di-n-Octyl Phthalate		U	0.202	U	0.005	U	0.005	U	0.207
Pentachlorophenol		U	0.404	U	0.010	U	0.010	U	0.413
Phenanthrene		U	0.202	U	0.005	U	0.005	0.301	0.207
Phenol		U	0.404	U	0.010	U	0.010	U	0.413
Pyrene		U	0.202	U	0.005	U	0.005	0.247	0.207
Pyridine		U	0.404	U	0.010	U	0.010	U	0.413
1,2,4-Trichlorobenzene		U	0.404	U	0.010	U	0.010	U	0.413
2,4,6-Trichlorophenol		U	0.404	U	0.010	U	0.010	U	0.413
2,4,5-Trichlorophenol		U	0.404	U	0.010	U	0.010	U	0.413

This analytical report, and the entire data package it represents, has been made for your exclusive and confidential use.
The interpretations and results expressed throughout this analytical report represent the best judgment of XENCO Laboratories
XENCO Laboratories assumes no responsibility and makes no warranty to the end use of the data hereby presented.
Our liability is limited to the amount invoiced for this work order unless otherwise agreed to in writing.

Brent Barron
Laboratory Manager

Form 2 - Surrogate Recoveries

Project Name: Koppers Creosote Facility

Work Order #: 238475 **Project ID:** Grenada MS

Lab Batch #: 644774 **Sample:** 238475-001 / SMP **Batch:** 1 **Matrix:** Solid

Units: mg/kg

SVOAs by EPA 8270C Analytes	SURROGATE RECOVERY STUDY				
	Amount Found [A]	True Amount [B]	Recovery %R [D]	Control Limits %R	Flags
2-Fluorobiphenyl	1.62	1.67	97	30-115	
2-Fluorophenol	1.37	1.67	82	25-121	
Nitrobenzene-d5	1.48	1.67	89	23-120	
Phenol-d6	1.37	1.67	82	24-113	
Terphenyl-D14	1.77	1.67	106	18-137	
2,4,6-Tribromophenol	1.72	1.67	103	19-122	

Lab Batch #: 644774 **Sample:** 238475-002 / SMP **Batch:** 1 **Matrix:** Solid

Units: mg/kg

SVOAs by EPA 8270C Analytes	SURROGATE RECOVERY STUDY				
	Amount Found [A]	True Amount [B]	Recovery %R [D]	Control Limits %R	Flags
2-Fluorobiphenyl	1.65	1.67	99	30-115	
2-Fluorophenol	1.38	1.67	83	25-121	
Nitrobenzene-d5	1.56	1.67	93	23-120	
Phenol-d6	1.41	1.67	84	24-113	
Terphenyl-D14	1.85	1.67	111	18-137	
2,4,6-Tribromophenol	1.81	1.67	108	19-122	

Lab Batch #: 644774 **Sample:** 238475-002 S / MS **Batch:** 1 **Matrix:** Solid

Units: mg/kg

SVOAs by EPA 8270C Analytes	SURROGATE RECOVERY STUDY				
	Amount Found [A]	True Amount [B]	Recovery %R [D]	Control Limits %R	Flags
2-Fluorobiphenyl	1.58	1.67	95	30-115	
2-Fluorophenol	1.51	1.67	90	25-121	
Nitrobenzene-d5	1.61	1.67	96	23-120	
Phenol-d6	1.73	1.67	104	24-113	
Terphenyl-D14	1.72	1.67	103	18-137	
2,4,6-Tribromophenol	1.65	1.67	99	19-122	

** Surrogates outside limits; data and surrogates confirmed by reanalysis
*** Poor recoveries due to dilution
Surrogate Recovery [D] = 100 * A / B
All results are based on MDL and validated for QC purposes.

Form 2 - Surrogate Recoveries

Project Name: Koppers Creosote Facility

Work Order #: 238475 **Project ID:** Grenada MS

Lab Batch #: 644774 **Sample:** 238475-002 SD / MSD **Batch:** 1 **Matrix:** Solid

Units: mg/kg

SVOAs by EPA 8270C Analytes	SURROGATE RECOVERY STUDY				
	Amount Found [A]	True Amount [B]	Recovery %R [D]	Control Limits %R	Flags
2-Fluorobiphenyl	1.56	1.67	93	30-115	
2-Fluorophenol	1.42	1.67	85	25-121	
Nitrobenzene-d5	1.52	1.67	91	23-120	
Phenol-d6	1.68	1.67	101	24-113	
Terphenyl-D14	1.67	1.67	100	18-137	
2,4,6-Tribromophenol	1.55	1.67	93	19-122	

Lab Batch #: 644774 **Sample:** 238475-003 / SMP **Batch:** 1 **Matrix:** Solid

Units: mg/kg

SVOAs by EPA 8270C Analytes	SURROGATE RECOVERY STUDY				
	Amount Found [A]	True Amount [B]	Recovery %R [D]	Control Limits %R	Flags
2-Fluorobiphenyl	1.52	1.66	92	30-115	
2-Fluorophenol	1.47	1.66	89	25-121	
Nitrobenzene-d5	1.43	1.66	86	23-120	
Phenol-d6	1.78	1.66	107	24-113	
Terphenyl-D14	1.58	1.66	95	18-137	
2,4,6-Tribromophenol	1.68	1.66	101	19-122	

Lab Batch #: 644774 **Sample:** 238475-004 / SMP **Batch:** 1 **Matrix:** Solid

Units: mg/kg

SVOAs by EPA 8270C Analytes	SURROGATE RECOVERY STUDY				
	Amount Found [A]	True Amount [B]	Recovery %R [D]	Control Limits %R	Flags
2-Fluorobiphenyl	1.57	1.66	95	30-115	
2-Fluorophenol	1.19	1.66	72	25-121	
Nitrobenzene-d5	1.42	1.66	86	23-120	
Phenol-d6	1.28	1.66	77	24-113	
Terphenyl-D14	1.78	1.66	107	18-137	
2,4,6-Tribromophenol	1.69	1.66	102	19-122	

** Surrogates outside limits; data and surrogates confirmed by reanalysis
*** Poor recoveries due to dilution
Surrogate Recovery [D] = 100 * A / B
All results are based on MDL and validated for QC purposes.

Form 2 - Surrogate Recoveries

Project Name: Koppers Creosote Facility

Work Order #: 238475 **Project ID:** Grenada MS

Lab Batch #: 644774 **Sample:** 238475-005 / SMP **Batch:** 1 **Matrix:** Solid

Units: mg/kg

SVOAs by EPA 8270C Analytes	SURROGATE RECOVERY STUDY				
	Amount Found [A]	True Amount [B]	Recovery %R [D]	Control Limits %R	Flags
2-Fluorobiphenyl	1.62	1.67	97	30-115	
2-Fluorophenol	1.32	1.67	79	25-121	
Nitrobenzene-d5	1.51	1.67	90	23-120	
Phenol-d6	1.38	1.67	83	24-113	
Terphenyl-D14	1.81	1.67	108	18-137	
2,4,6-Tribromophenol	1.71	1.67	102	19-122	

Lab Batch #: 644774 **Sample:** 238475-006 / SMP **Batch:** 1 **Matrix:** Solid

Units: mg/kg

SVOAs by EPA 8270C Analytes	SURROGATE RECOVERY STUDY				
	Amount Found [A]	True Amount [B]	Recovery %R [D]	Control Limits %R	Flags
2-Fluorobiphenyl	1.64	1.67	98	30-115	
2-Fluorophenol	1.36	1.67	81	25-121	
Nitrobenzene-d5	1.51	1.67	90	23-120	
Phenol-d6	1.40	1.67	84	24-113	
Terphenyl-D14	1.83	1.67	110	18-137	
2,4,6-Tribromophenol	1.76	1.67	105	19-122	

Lab Batch #: 644774 **Sample:** 238475-007 / SMP **Batch:** 1 **Matrix:** Solid

Units: mg/kg

SVOAs by EPA 8270C Analytes	SURROGATE RECOVERY STUDY				
	Amount Found [A]	True Amount [B]	Recovery %R [D]	Control Limits %R	Flags
2-Fluorobiphenyl	1.67	1.67	100	30-115	
2-Fluorophenol	1.41	1.67	84	25-121	
Nitrobenzene-d5	1.60	1.67	96	23-120	
Phenol-d6	1.44	1.67	86	24-113	
Terphenyl-D14	1.82	1.67	109	18-137	
2,4,6-Tribromophenol	1.76	1.67	105	19-122	

** Surrogates outside limits; data and surrogates confirmed by reanalysis
*** Poor recoveries due to dilution
Surrogate Recovery [D] = 100 * A / B
All results are based on MDL and validated for QC purposes.

Form 2 - Surrogate Recoveries

Project Name: Koppers Creosote Facility

Work Order #: 238475 **Project ID:** Grenada MS

Lab Batch #: 644774 **Sample:** 238475-008 / SMP **Batch:** 1 **Matrix:** Solid

Units: mg/kg

SVOAs by EPA 8270C Analytes	SURROGATE RECOVERY STUDY				
	Amount Found [A]	True Amount [B]	Recovery %R [D]	Control Limits %R	Flags
2-Fluorobiphenyl	1.62	1.67	97	30-115	
2-Fluorophenol	1.28	1.67	77	25-121	
Nitrobenzene-d5	1.52	1.67	91	23-120	
Phenol-d6	1.33	1.67	80	24-113	
Terphenyl-D14	1.77	1.67	106	18-137	
2,4,6-Tribromophenol	1.72	1.67	103	19-122	

Lab Batch #: 644774 **Sample:** 238475-009 / SMP **Batch:** 1 **Matrix:** Solid

Units: mg/kg

SVOAs by EPA 8270C Analytes	SURROGATE RECOVERY STUDY				
	Amount Found [A]	True Amount [B]	Recovery %R [D]	Control Limits %R	Flags
2-Fluorobiphenyl	1.66	1.67	99	30-115	
2-Fluorophenol	1.37	1.67	82	25-121	
Nitrobenzene-d5	1.57	1.67	94	23-120	
Phenol-d6	1.42	1.67	85	24-113	
Terphenyl-D14	1.79	1.67	107	18-137	
2,4,6-Tribromophenol	1.80	1.67	108	19-122	

Lab Batch #: 644774 **Sample:** 238475-010 / SMP **Batch:** 1 **Matrix:** Solid

Units: mg/kg

SVOAs by EPA 8270C Analytes	SURROGATE RECOVERY STUDY				
	Amount Found [A]	True Amount [B]	Recovery %R [D]	Control Limits %R	Flags
2-Fluorobiphenyl	1.72	1.66	104	30-115	
2-Fluorophenol	1.42	1.66	86	25-121	
Nitrobenzene-d5	1.64	1.66	99	23-120	
Phenol-d6	1.48	1.66	89	24-113	
Terphenyl-D14	1.87	1.66	113	18-137	
2,4,6-Tribromophenol	1.80	1.66	108	19-122	

** Surrogates outside limits; data and surrogates confirmed by reanalysis
*** Poor recoveries due to dilution
Surrogate Recovery [D] = 100 * A / B
All results are based on MDL and validated for QC purposes.

Form 2 - Surrogate Recoveries

Project Name: Koppers Creosote Facility

Work Order #: 238475 **Project ID:** Grenada MS

Lab Batch #: 644774 **Sample:** 238475-011 / SMP **Batch:** 1 **Matrix:** Solid

Units: mg/kg

SVOAs by EPA 8270C Analytes	SURROGATE RECOVERY STUDY				
	Amount Found [A]	True Amount [B]	Recovery %R [D]	Control Limits %R	Flags
2-Fluorobiphenyl	1.45	1.67	87	30-115	
2-Fluorophenol	1.25	1.67	75	25-121	
Nitrobenzene-d5	1.40	1.67	84	23-120	
Phenol-d6	1.49	1.67	89	24-113	
Terphenyl-D14	1.54	1.67	92	18-137	
2,4,6-Tribromophenol	1.58	1.67	95	19-122	

Lab Batch #: 644774 **Sample:** 238475-012 / SMP **Batch:** 1 **Matrix:** Solid

Units: mg/kg

SVOAs by EPA 8270C Analytes	SURROGATE RECOVERY STUDY				
	Amount Found [A]	True Amount [B]	Recovery %R [D]	Control Limits %R	Flags
2-Fluorobiphenyl	1.40	1.66	84	30-115	
2-Fluorophenol	1.09	1.66	66	25-121	
Nitrobenzene-d5	1.31	1.66	79	23-120	
Phenol-d6	1.42	1.66	86	24-113	
Terphenyl-D14	1.44	1.66	87	18-137	
2,4,6-Tribromophenol	1.43	1.66	86	19-122	

Lab Batch #: 644774 **Sample:** 238475-013 / SMP **Batch:** 1 **Matrix:** Solid

Units: mg/kg

SVOAs by EPA 8270C Analytes	SURROGATE RECOVERY STUDY				
	Amount Found [A]	True Amount [B]	Recovery %R [D]	Control Limits %R	Flags
2-Fluorobiphenyl	1.42	1.66	86	30-115	
2-Fluorophenol	1.24	1.66	75	25-121	
Nitrobenzene-d5	1.41	1.66	85	23-120	
Phenol-d6	1.55	1.66	93	24-113	
Terphenyl-D14	1.53	1.66	92	18-137	
2,4,6-Tribromophenol	1.63	1.66	98	19-122	

** Surrogates outside limits; data and surrogates confirmed by reanalysis
*** Poor recoveries due to dilution
Surrogate Recovery [D] = 100 * A / B
All results are based on MDL and validated for QC purposes.

Form 2 - Surrogate Recoveries

Project Name: Koppers Creosote Facility

Work Order #: 238475 **Project ID:** Grenada MS

Lab Batch #: 644774 **Sample:** 238475-016 / SMP **Batch:** 1 **Matrix:** Solid

Units: mg/kg

SVOAs by EPA 8270C Analytes	SURROGATE RECOVERY STUDY				
	Amount Found [A]	True Amount [B]	Recovery %R [D]	Control Limits %R	Flags
2-Fluorobiphenyl	1.41	1.67	84	30-115	
2-Fluorophenol	1.20	1.67	72	25-121	
Nitrobenzene-d5	1.35	1.67	81	23-120	
Phenol-d6	1.44	1.67	86	24-113	
Terphenyl-D14	1.53	1.67	92	18-137	
2,4,6-Tribromophenol	1.53	1.67	92	19-122	

Lab Batch #: 644774 **Sample:** 463991-1-BKS / BKS **Batch:** 1 **Matrix:** Solid

Units: mg/kg

SVOAs by EPA 8270C Analytes	SURROGATE RECOVERY STUDY				
	Amount Found [A]	True Amount [B]	Recovery %R [D]	Control Limits %R	Flags
2-Fluorobiphenyl	1.81	1.67	108	30-115	
2-Fluorophenol	1.56	1.67	93	25-121	
Nitrobenzene-d5	1.79	1.67	107	23-120	
Phenol-d6	1.64	1.67	98	24-113	
Terphenyl-D14	2.04	1.67	122	18-137	
2,4,6-Tribromophenol	1.99	1.67	119	19-122	

Lab Batch #: 644774 **Sample:** 463991-1-BLK / BLK **Batch:** 1 **Matrix:** Solid

Units: mg/kg

SVOAs by EPA 8270C Analytes	SURROGATE RECOVERY STUDY				
	Amount Found [A]	True Amount [B]	Recovery %R [D]	Control Limits %R	Flags
2-Fluorobiphenyl	1.69	1.67	101	30-115	
2-Fluorophenol	1.44	1.67	86	25-121	
Nitrobenzene-d5	1.54	1.67	92	23-120	
Phenol-d6	1.39	1.67	83	24-113	
Terphenyl-D14	1.84	1.67	110	18-137	
2,4,6-Tribromophenol	1.81	1.67	108	19-122	

** Surrogates outside limits; data and surrogates confirmed by reanalysis
*** Poor recoveries due to dilution
Surrogate Recovery [D] = 100 * A / B
All results are based on MDL and validated for QC purposes.

Form 2 - Surrogate Recoveries

Project Name: Koppers Creosote Facility

Work Order #: 238475 **Project ID:** Grenada MS

Lab Batch #: 644774 **Sample:** 463991-1-BSD / BSD **Batch:** 1 **Matrix:** Solid

Units: mg/kg

SVOAs by EPA 8270C Analytes	SURROGATE RECOVERY STUDY				
	Amount Found [A]	True Amount [B]	Recovery %R [D]	Control Limits %R	Flags
2-Fluorobiphenyl	1.84	1.67	110	30-115	
2-Fluorophenol	1.59	1.67	95	25-121	
Nitrobenzene-d5	1.77	1.67	106	23-120	
Phenol-d6	1.66	1.67	99	24-113	
Terphenyl-D14	2.02	1.67	121	18-137	
2,4,6-Tribromophenol	2.02	1.67	121	19-122	

Lab Batch #: 644897 **Sample:** 238475-014 / SMP **Batch:** 1 **Matrix:** Water

Units: mg/L

SVOAs by EPA 8270C Analytes	SURROGATE RECOVERY STUDY				
	Amount Found [A]	True Amount [B]	Recovery %R [D]	Control Limits %R	Flags
2-Fluorobiphenyl	0.036	0.050	72	43-116	
2-Fluorophenol	0.031	0.050	62	21-100	
Nitrobenzene-d5	0.036	0.050	72	35-114	
Phenol-d6	0.032	0.050	64	10-94	
Terphenyl-D14	0.040	0.050	80	33-141	
2,4,6-Tribromophenol	0.043	0.050	86	10-123	

Lab Batch #: 644897 **Sample:** 238475-015 / SMP **Batch:** 1 **Matrix:** Water

Units: mg/L

SVOAs by EPA 8270C Analytes	SURROGATE RECOVERY STUDY				
	Amount Found [A]	True Amount [B]	Recovery %R [D]	Control Limits %R	Flags
2-Fluorobiphenyl	0.033	0.050	66	43-116	
2-Fluorophenol	0.028	0.050	56	21-100	
Nitrobenzene-d5	0.033	0.050	66	35-114	
Phenol-d6	0.029	0.050	58	10-94	
Terphenyl-D14	0.039	0.050	78	33-141	
2,4,6-Tribromophenol	0.039	0.050	78	10-123	

** Surrogates outside limits; data and surrogates confirmed by reanalysis
*** Poor recoveries due to dilution
Surrogate Recovery [D] = 100 * A / B
All results are based on MDL and validated for QC purposes.

Form 2 - Surrogate Recoveries

Project Name: Koppers Creosote Facility

Work Order #: 238475 **Project ID:** Grenada MS

Lab Batch #: 644897 **Sample:** 464073-1-BKS / BKS **Batch:** 1 **Matrix:** Water

Units: mg/L

SVOAs by EPA 8270C Analytes	SURROGATE RECOVERY STUDY				
	Amount Found [A]	True Amount [B]	Recovery %R [D]	Control Limits %R	Flags
2-Fluorobiphenyl	0.046	0.050	92	43-116	
2-Fluorophenol	0.039	0.050	78	21-100	
Nitrobenzene-d5	0.046	0.050	92	35-114	
Phenol-d6	0.038	0.050	76	10-94	
Terphenyl-D14	0.048	0.050	96	33-141	
2,4,6-Tribromophenol	0.050	0.050	100	10-123	

Lab Batch #: 644897 **Sample:** 464073-1-BLK / BLK **Batch:** 1 **Matrix:** Water

Units: mg/L

SVOAs by EPA 8270C Analytes	SURROGATE RECOVERY STUDY				
	Amount Found [A]	True Amount [B]	Recovery %R [D]	Control Limits %R	Flags
2-Fluorobiphenyl	0.042	0.050	84	43-116	
2-Fluorophenol	0.035	0.050	70	21-100	
Nitrobenzene-d5	0.041	0.050	82	35-114	
Phenol-d6	0.033	0.050	66	10-94	
Terphenyl-D14	0.045	0.050	90	33-141	
2,4,6-Tribromophenol	0.047	0.050	94	10-123	

Lab Batch #: 644897 **Sample:** 464073-1-BSD / BSD **Batch:** 1 **Matrix:** Water

Units: mg/L

SVOAs by EPA 8270C Analytes	SURROGATE RECOVERY STUDY				
	Amount Found [A]	True Amount [B]	Recovery %R [D]	Control Limits %R	Flags
2-Fluorobiphenyl	0.044	0.050	88	43-116	
2-Fluorophenol	0.037	0.050	74	21-100	
Nitrobenzene-d5	0.046	0.050	92	35-114	
Phenol-d6	0.036	0.050	72	10-94	
Terphenyl-D14	0.048	0.050	96	33-141	
2,4,6-Tribromophenol	0.050	0.050	100	10-123	

** Surrogates outside limits; data and surrogates confirmed by reanalysis

*** Poor recoveries due to dilution

Surrogate Recovery [D] = 100 * A / B

All results are based on MDL and validated for QC purposes.

XENCO Laboratories

BS / BSD Recoveries

nelac accredited

Project Name: Koppers Creosote Facility

Work Order #: 238475

Project ID: Grenada MS

Lab Batch ID: 644774 **Sample:** 463991-1-BKS **Batch #:** 1 **Matrix:** Solid

Units: mg/kg

BLANK /BLANK SPIKE / BLANK SPIKE DUPLICATE RECOVERY STUDY

SVOAs by EPA 8270C Analytes	Blank Sample Result [A]	Spike Added [B]	Blank Spike Result [C]	Blank Spike %R [D]	Spike Added [E]	Blank Spike Duplicate Result [F]	Blk. Spk Dup. %R [G]	RPD %	Control Limits %R	Control Limits %RPD	Flag
Acenaphthene	<0.167	1.67	1.60	96	1.67	1.61	96	0	41-134	19	
4-Chloro-3-methylphenol	<0.333	1.67	1.70	102	1.67	1.73	104	2	28-134	33	
2-Chlorophenol	<0.333	1.67	1.42	85	1.67	1.45	87	2	25-140	50	
1,4-Dichlorobenzene	<0.333	1.67	1.40	84	1.67	1.42	85	1	36-134	27	
2,4-Dinitrotoluene	<0.333	1.67	1.66	99	1.67	1.68	101	2	40-130	47	
4-Nitrophenol	<0.333	1.67	1.52	91	1.67	1.52	91	0	36-123	50	
N-Nitrosodi-n-Propylamine	<0.333	1.67	1.39	83	1.67	1.46	87	5	53-130	38	
Pentachlorophenol	<0.333	1.67	1.68	101	1.67	1.63	98	3	14-111	47	
Phenol	<0.333	1.67	1.40	84	1.67	1.47	88	5	27-127	35	
Pyrene	<0.167	1.67	1.71	102	1.67	1.74	104	2	41-144	36	
1,2,4-Trichlorobenzene	<0.333	1.67	1.64	98	1.67	1.64	98	0	37-133	23	

Relative Percent Difference RPD = 200*|(D-G)/(D+G)|
Blank Spike Recovery [D] = 100*(C)/[B]
Blank Spike Duplicate Recovery [G] = 100*(F)/[E]
All results are based on MDL and Validated for QC Purposes

XENCO Laboratories

BS / BSD Recoveries

nelac accredited

Project Name: Koppers Creosote Facility

Work Order #: 238475 **Project ID:** Grenada MS

Lab Batch ID: 644897 **Sample:** 464073-1-BKS **Batch #:** 1 **Matrix:** Water

Units: mg/L

SVOAs by EPA 8270C Analytes	BLANK /BLANK SPIKE / BLANK SPIKE DUPLICATE RECOVERY STUDY										
	Blank Sample Result [A]	Spike Added [B]	Blank Spike Result [C]	Blank Spike %R [D]	Spike Added [E]	Blank Spike Duplicate Result [F]	Blk. Spk Dup. %R [G]	RPD %	Control Limits %R	Control Limits %RPD	Flag
Acenaphthene	<0.005	0.050	0.049	98	0.050	0.048	96	2	27-132	31	
4-chloro-3-methylphenol	<0.010	0.050	0.049	98	0.050	0.048	96	2	16-129	33	
2-Chlorophenol	<0.010	0.050	0.046	92	0.050	0.044	88	4	16-116	40	
1,4-Dichlorobenzene	<0.010	0.050	0.045	90	0.050	0.043	86	5	19-121	28	
2,4-Dinitrotoluene	<0.010	0.050	0.048	96	0.050	0.047	94	2	22-135	38	
4-Nitrophenol	<0.010	0.050	0.038	76	0.050	0.037	74	3	10-80	50	
N-Nitrosodi-n-Propylamine	<0.010	0.050	0.045	90	0.050	0.045	90	0	22-134	38	
Pentachlorophenol	<0.010	0.050	0.053	106	0.050	0.053	106	0	17-117	50	
Phenol	<0.010	0.050	0.035	70	0.050	0.033	66	6	12-110	25	
Pyrene	<0.005	0.050	0.049	98	0.050	0.049	98	0	23-152	31	
1,2,4-Trichlorobenzene	<0.010	0.050	0.046	92	0.050	0.046	92	0	20-124	28	

Relative Percent Difference RPD = 200*|(D-G)/(D+G)|
Blank Spike Recovery [D] = 100*(C)/[B]
Blank Spike Duplicate Recovery [G] = 100*(F)/[E]
All results are based on MDL and Validated for QC Purposes

Form 3 - MS / MSD Recoveries

Project Name: Koppers Creosote Facility

Work Order # : 238475

Project ID: Grenada MS

Lab Batch ID: 644774

QC- Sample ID: 238475-002 S **Batch #:** 1 **Matrix:** Solid

Reporting Units: mg/kg

SVOAs by EPA 8270C Analytes	MATRIX SPIKE / MATRIX SPIKE DUPLICATE RECOVERY STUDY										
	Parent Sample Result [A]	Spike Added [B]	Spiked Sample Result [C]	Spiked Sample %R [D]	Spike Added [E]	Duplicate Spiked Sample Result [F]	Spiked Dup. %R [G]	RPD %	Control Limits %R	Control Limits %RPD	Flag
Acenaphthene	<0.202	2.02	2.02	100	2.02	1.94	96	4	41-134	19	
4-Chloro-3-methylphenol	<0.404	2.02	1.98	98	2.02	1.89	94	4	28-134	33	
2-Chlorophenol	<0.404	2.02	1.91	95	2.02	1.80	89	7	25-140	50	
1,4-Dichlorobenzene	<0.404	2.02	1.87	93	2.02	1.78	88	6	36-134	27	
2,4-Dinitrotoluene	<0.404	2.02	1.88	93	2.02	1.81	90	3	40-130	47	
4-Nitrophenol	<0.404	2.02	1.82	90	2.02	1.63	81	11	36-123	50	
N-Nitrosodi-n-Propylamine	<0.404	2.02	1.79	89	2.02	1.74	86	3	53-130	38	
Pentachlorophenol	<0.404	2.02	0.201	10	2.02	0.107	5	67	14-111	47	XF
Phenol	<0.404	2.02	1.86	92	2.02	1.77	88	4	27-127	35	
Pyrene	<0.202	2.02	2.04	101	2.02	2.08	103	2	41-144	36	
1,2,4-Trichlorobenzene	<0.404	2.02	1.95	97	2.02	1.84	91	6	37-133	23	

Matrix Spike Percent Recovery [D] = 100*(C-A)/B
Relative Percent Difference RPD = 200*(D-G)/(D+G)

Matrix Spike Duplicate Percent Recovery [G] = 100*(F-A)/E

ND = Not Detected, J = Present Below Reporting Limit, B = Present in Blank, NR = Not Requested, I = Interference, NA = Not ApplicableN = See Narrative, EQL = Estimated Quantitation Limit

Sample Duplicate Recovery

Project Name: Koppers Creosote Facility

Work Order #: 238475

Lab Batch #: 644742 **Project ID:** Grenada MS

QC- Sample ID: 238475-001 D **Batch #:** 1 **Matrix:** Solid

Reporting Units: %

Percent Moisture Analyte	SAMPLE / SAMPLE DUPLICATE RECOVERY				
	Parent Sample Result [A]	Sample Duplicate Result [B]	RPD	Control Limits %RPD	Flag
Percent Moisture	11.5	11.5	0	20	

Spike Relative Difference RPD 200 * | (B-A)/(B+A) |
All Results are based on MDL and validated for QC purposes.

☐ 11381 Meadowglen, Ste L, Houston TX 77082 281-589-0692
☐ 5309 Wurzbach Rd, Ste 104, San Antonio, TX 78238 210-[illegible]34
☐ 11076 Morrison Ln, Ste D, Dallas, TX 75229 972-481-999[illegible]
☐ 5757 N.W. 158th Street, Miami Lakes, F 33014 305-823-8500
☐ 2618 South Falkenburg Rd, Riverview, Fl 33569 813-620-2000

ANALYSIS REQUEST & CHAIN OF CUSTODY RECORD

Serial #: 15[illegible]29

Company: 3TM International
Phone: 281-497-1230
Lab Only: 238475-H
Project Name-State: Koppers Creosote Facility Grenada MS
☐ Previously done at XENCO
Project ID:
TAT: 5h 12h 24h 48h 3d 5d 7d (10d) 14d 21d. Standard TAT is Quote Specific, please circle your required TAT.
Site/Location: Grenada Mississippi
Proj. Manager (PM): Randy Horsak
Fax Results to ☑ PM and / or T.J. Dunnahoe Fax No: 281 497 ~~1237~~ 1676
e-mail Final Report to:
Invoice to ☐ Accounting ☑ Invoice with Final Report ☐ Invoice must have a P.O.
Bill to:
Quote No: P.O No: ☐ Call for a P.O.
Reg Program: CLP AFCEE TRRP DW UST Other:
Special DLs (GW DW TRRP QAPP MDLs See Lab PM Included Call PM)
Specifications: Level I II III IV Custom with Raw Data EDD Dry Basis
QA/QC for Litigation
Sampler Name: Danny Vasentine Signature: [signature]

	Sample ID	Sampling Date	Time	Depth ft (in) m	Matrix A P S W	Composite	Grab	# Containers	Container Size	Container Type	Preservatives	BTEX by 8021 8260 602 624 Other	BTEX-MTBE by 8021 8260 624 Other	TPH by TX1005 TL-Pro 418.1 8015GRO 8015DRO 1664	PAHs by 8270 8100 8310	Metals by 6010 or 6020 8RCRA Tcl Pb TCLP8 13PP 23TAL	VOCs by 8021 8260 624 VOA VOH PPs TCL TCLP	SVOCs by (8270) 625 PAHs BN&A TCL PPs TCLP	FL Prebum or Revised Prebum	TAT 5h 12h 24h 48h 3d 5d 7d (10d) 14d 21d	Addn: PAH above mg/L W, mg/Kg S Highest Hit	Hold: Analysis Disposal	Remarks	Addn:
1	3TM-KP-SS-369-01	10Nov03	1220	6	S		X	1	8	C	C							X					Full List	
2	3TM-KP-SS-369-02		1240															X						
3	3TM-KP-SS-33-01		1435															X						
4	3TM-KP-SS-33-02		1455															X						
5	3TM-KP-SS-151-01		1745															X						
6	3TM-KP-SS-151-02		1800															X						
7	3TM-KP-SS-107-01	11Nov03	1035															X						
8	3TM-KP-SS-107-02		1055															X						
9	3TM-KP-SS-275-01		1520															X						
10	3TM-KP-SS-275-02		1600															X						

	Relinquished by (Initials and Sign)	Date & Time	Relinquished to (Initials and Sign)	Date & Time
1	Danny Vasentine	13Nov03 15:16		
2				
3			Lab: [signature]	11/13/03 15:16

Total Containers per COC: 16 Cooler Temp: [illegible]
Specific Fax Due Date: ☐ Rush Preliminary Results Cost Approved
☐ Rush Data Package cost preapproved
Rush Charges are Pre-Approved upon Requesting them. All Terms Apply

Preservatives: Various (V), HCl pH<2 (H), H2SO4 pH<2 (S), HNO3 pH<2 (N), Asbc Acid&NaOH (A), ZnAc&NaOH (Z), (Cool,<4C) (C), None (NA), See Label (L), Other (O) _____
Cont. Size: 4oz (4), 8oz (8), 32oz (32), 40ml VOA (V), 1L (1), 500ml (5), Tedlar Bag (B), Wipe (W), Other _____ Cont. Type: Glass Amb (A), Glass Clear (C), Plastic (P), Other (O) _____
Matrix: Air (A), Product (P), Solid(S), Water (W)

Committed to Excellence in Service and Quality www.xenco.com

☐ 11381 Meadowglen, Ste L, Houston TX 77082 281-589-0692
☐ 5309 Wurzbach Rd, Ste 104, San Antonio, TX 78238 210-[illegible]84
☐ 11078 Morrison Ln, Ste D, Dallas, TX 75229 972-481-9999
☐ 5757 N.W. 158th Street, Miami Lakes, Fl 33014 305-823-8500
☐ 2818 South Falkenburg Rd, Riverview, Fl 33569 813-620-2000

ANALYSIS REQUEST & CHAIN OF CUSTODY RECORD

Serial #: 15[illegible]92

Company: 3TM International
Phone: 281 497-1230
Lab Only: 238475-H
Project Name-State: Kopper Creosote Facility
☐ Previously done at XENCO
Project ID:
Site/Location: Grenada, MS
Proj. Manager (PM): Randy Horsak
Fax Results to: ☑ PM and / of T.J. Dunnahoe
Fax No: 281 497-1676
e-mail Final Report to:
Invoice to: ☐ Accounting ☑ Invoice with Final Report ☐ Invoice must have a P.O.
Bill to:
Quote No:
P.O No:
☐ Call for a P.O.
Reg Program: CLP AFCEE TRRP DW UST Other:
Special DLs (GW DW TRRP QAPP MDLs See Lab PM Included Call PM)
Specifications: Level I II III IV Custom with Raw Data EDD Dry Basis
QA/QC for Litigation
Sampler Name: Danny Vasentine
Signature: Danny Vasentine

TAT: 5h 12h 24h 48h 3d 5d 7d 10d 14d 21d. Standard TAT is Quote Specific, please circle your required TAT

	Sample ID	Sampling Date	Time	Depth ft (in) m	Matrix A P S W	Composite	Grab	# Containers	Container Size	Container Type	Preservatives	BTEX by 8021 8260 602 624 Other	BTEX-MTBE by 8021 8260 624 Other	TPH by TX1005 HL-Pro 418.1 8015GRO 8015DRO 1004	PAHs by 8270 8100 8310	Metals by 6010 or 6020 8RCRA Tot Pb TCLP8 13PP 23TAL	VOCs by 8021 8260 624 VOA VOH PPs TCL TCLP	SVOCs by 8270 625 PAHs BN&A TCL PPs TCLP	FL Prebum or Revised Prebum	TAT 5h 12h 24h 48h 3d 5d 7d 10d 14d 21d	Addn: PAH above mg/L W, mg/Kg S Highest Hit	Hold: Analysis Disposal	Remarks	Addn:
1	3TM-KP-SS-3-01	12Nov03	1130	6	S													X					Full List	1
2	3TM-KP-SS-3-02	↓	1150	6	S													X					↓	2
3	3TM-KP-SS-3GA-02 MS/MSD	10Nov03	1240	6	S													X						3
4	Field Blank	10Nov03	1355	—	W													X						4
5	Equipment Rinsate	10Nov03	1400	—	W													X						5
8	Duplicate-1	—	—	—	S													X					↓	8
7																								7
8																								8
9																								9
10																								10

Relinquished by (Initials and Sign)	Date & Time	Relinquished to (Initials and Sign)	Date & Time
1 DV Danny Vasentine	13Nov03 16:13		
2			
3		Lab: [illegible]	11/13/03 16:13

Total Containers per COC: Cooler Temp:
Specific Fax Due Date: ☐ Rush Preliminary Results Cost Approved
☐ Rush Data Package cost preapproved
Rush Charges are Pre-Approved upon Requesting them. All Terms Apply

From: Rcv by: Date Addn:

Preservatives: Various (V), HCl pH<2 (H), H2SO4 pH<2 (S), HNO3 pH<2 (N), Asbc Acid&NaOH (A), ZnAc&NaOH (Z), (Cool,<4C) (C), None (NA), See Label (L), Other (O) _____
Cont. Size: 4oz (4), 8oz (8), 32oz (32), 40ml VOA (V), 1L (1), 500ml (5), Tedlar Bag (B), Wipe (W), Other _____ Cont. Type: Glass Amb (A), Glass Clear (C), Plastic (P), Other (O) _____
Matrix: Air (A), Product (P), Solid(S), Water (W)

Committed to Excellence in Service and Quality www.xenco.com

XENCO Laboratories
Case Narrative
Koppers Creosote Facility
Project No. 3TM-LD-022003-02

December 3, 2003
XENCO ID 238475
3TM International

Tentatively Identified compound Results (SVOC): Pristane CAS# 1921-70-6 was requested to be reported as Tentatively Identified Compound (TIC) results for this work order. The Pristane peak was identified and the major ions in the compound were compared with an NIST library of chromatographic ions. Only those peaks with significant areas were chosen. The compound area represents results that are comparable to our reporting levels for target compounds. The amount of the TIC is then estimated using the nearest Internal Standard as a reference. The confidence in these results is based on the percent match between the major ion groups and the ion groups found in the NIST library. Pristane was identified in the following sample at the listed amount:

3TM-KP-SS-3-02 @ 0.081mg/kg

There were no similar matches for this compound found in the remaining samples or the Method Blank.

Brent Barron
Laboratory Manager

Client: 3TM
Project Name: Koppers Creosote
Project ID: 238475
Project Manager: Randy Horsak

Analysis: Pristane TICS

Sample ID	Area	R.T.	RF	Raw Result (ppb)	Sample Amount (g)	R.L.(ppm)	Final Result (ppm)
238475-001	0	N/A	4.40E-05	0.00	30	0.167	<0.167
238475-002	0	N/A	4.40E-05	0.00	30	0.167	<0.167
238475-003	0	N/A	4.40E-05	0.00	30	0.167	<0.167
238475-004	0	N/A	4.40E-05	0.00	30	0.167	<0.167
238475-005	0	N/A	4.40E-05	0.00	30	0.167	<0.167
238475-006	0	N/A	4.40E-05	0.00	30	0.167	<0.167
238475-007	0	N/A	4.40E-05	0.00	30	0.167	<0.167
238475-008	0	N/A	4.40E-05	0.00	30	0.167	<0.167
238475-009	0	N/A	4.40E-05	0.00	30	0.167	<0.167
238475-010	0	N/A	4.40E-05	0.00	30	0.167	<0.167
238475-011	14834	17.43	4.40E-05	0.65	30	0.167	<0.167
238475-012	55288	17.45	4.40E-05	2.43	30	0.167	0.081 J
238475-013	0	N/A	4.40E-05	0.00	30	0.167	<0.167
238475-014	0	N/A	4.40E-05	0.00	250 mL	0.005	<0.005
238475-015	0	N/A	4.40E-05	0.00	250 mL	0.005	<0.005
238475-016	12194	17.43	4.40E-05	0.54	30	0.167	<0.167

RF based on nearest internal standard (phenanthrene-d10)

Print Date: 02 Dec 2003 18:05:04

Entry 24550 from MAINLIB NIST Library

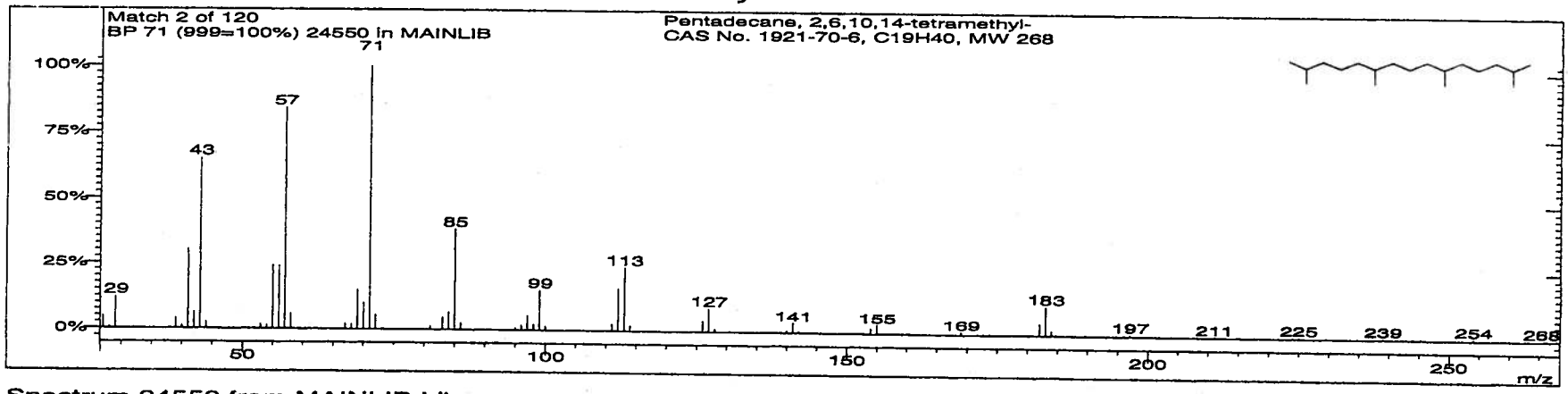

Spectrum 24550 from MAINLIB Library
Name: Pentadecane, 2,6,10,14-tetramethyl-
Pair Count: 59 MW: 268 Formula: C19H40 CAS No: 1921-70-6 Acquired Range: 27 - 268
NIST No: 35901
Contributor: R.T.HOLMAN,UNIVERSITY OF MINNESOTA
Synonyms: 6
Bute hydrocarbon
Norphytan
Norphytane
Pristan
Pristane
2,6,10,14-Tetramethylpentadecane
Other Databases: Fine TSCA RTECS EPA HODOC NIH EINECS IR
Replicates: 4
4691 in REPLIB
4692 in REPLIB
4501 in REPLIB
1767 in REPLIB

Ion	Int	%BP	Ion	Int	%BP	Ion	Int	%BP
27	45	5	72	54	5	141	37	4
28	6	1	81	10	1	142	5	1
29	120	12	83	45	5	154	17	2
39	37	4	84	66	7	155	33	3
40	10	1	85	380	38	169	10	1
41	300	30	86	24	2	182	43	4
42	61	6	95	7	1	183	110	11
43	650	65	96	16	2	184	17	2
44	23	2	97	57	6	196	3	0
53	18	2	98	21	2	197	7	1
54	11	1	99	150	15	211	2	0
55	240	24	100	13	1	224	2	0
56	240	24	111	24	2	225	4	0
57	840	84	112	160	16	238	2	0
58	56	6	113	240	24	239	4	0
67	20	2	114	20	2	253	1	0
68	17	2	126	40	4	254	7	1
69	150	15	127	89	9	255	1	0
70	100	10	128	9	1	268	3	0
71	999	100	140	5	1			

Library Searched : c:\DATABASE\NBS75K.L
Quality : 90
ID : Undecane

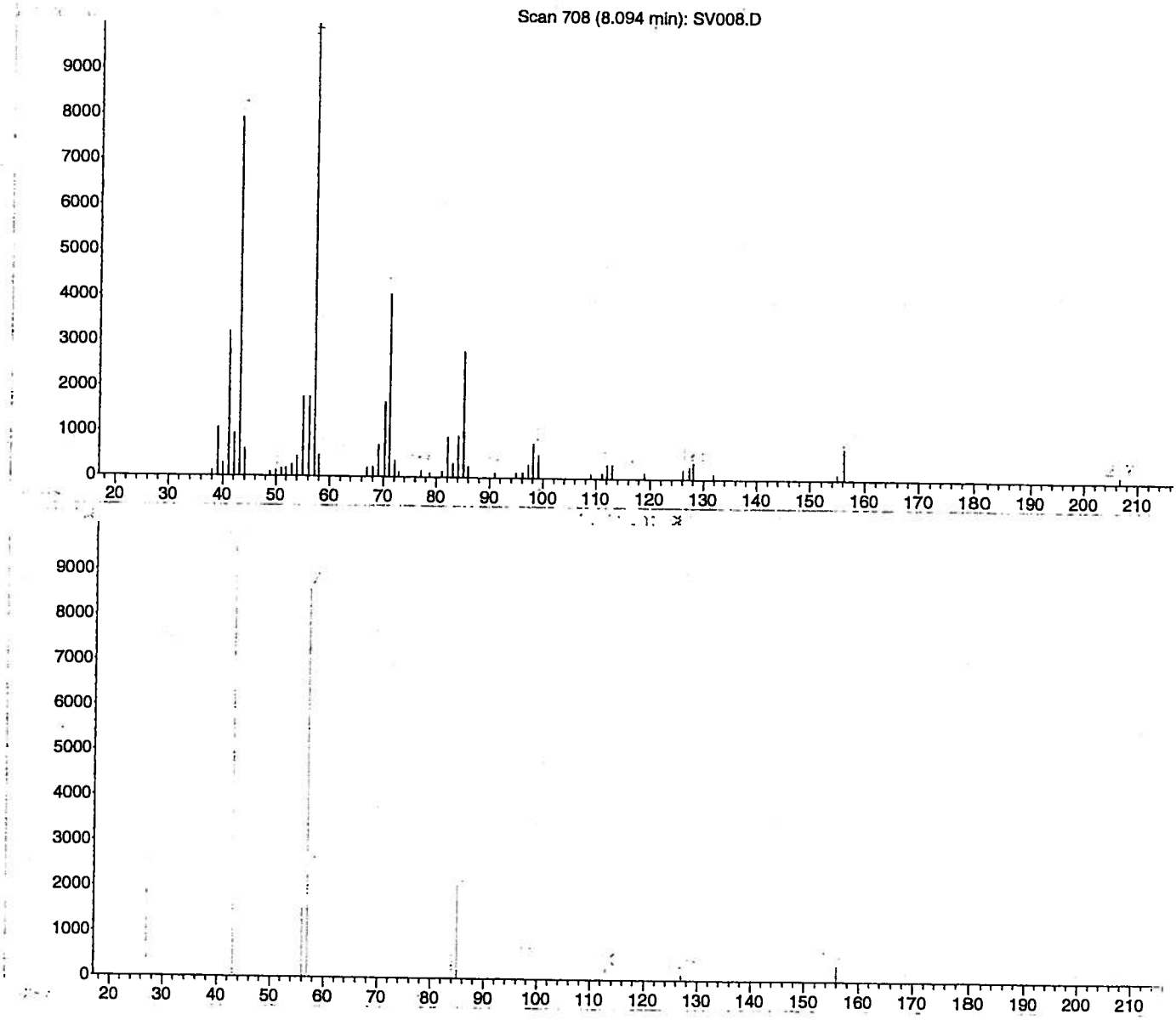

Library Searched : c:\DATABASE\NBS75K.L
Quality : 87
ID : Pentadecane, 2,6,10,14-tetramethyl-

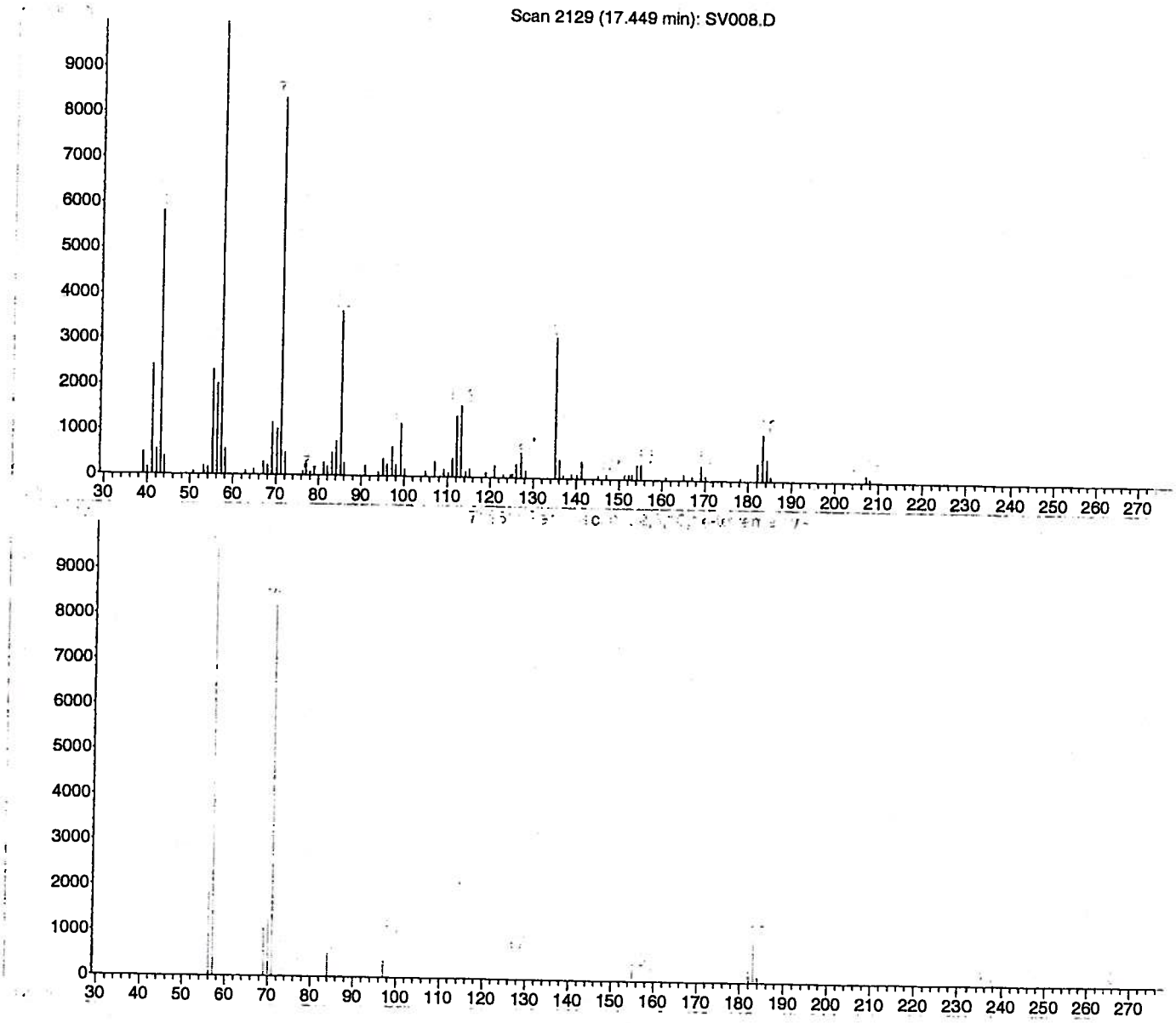

File : C:\HPCHEM\3\DATA\111903\SV006.D
Operator : MAD
Acquired : 19 Nov 2003 17:15 using AcqMethod A342003
Instrument : 5971-A34
Sample Name: 238475-011
Misc Info :
Vial Number: 6

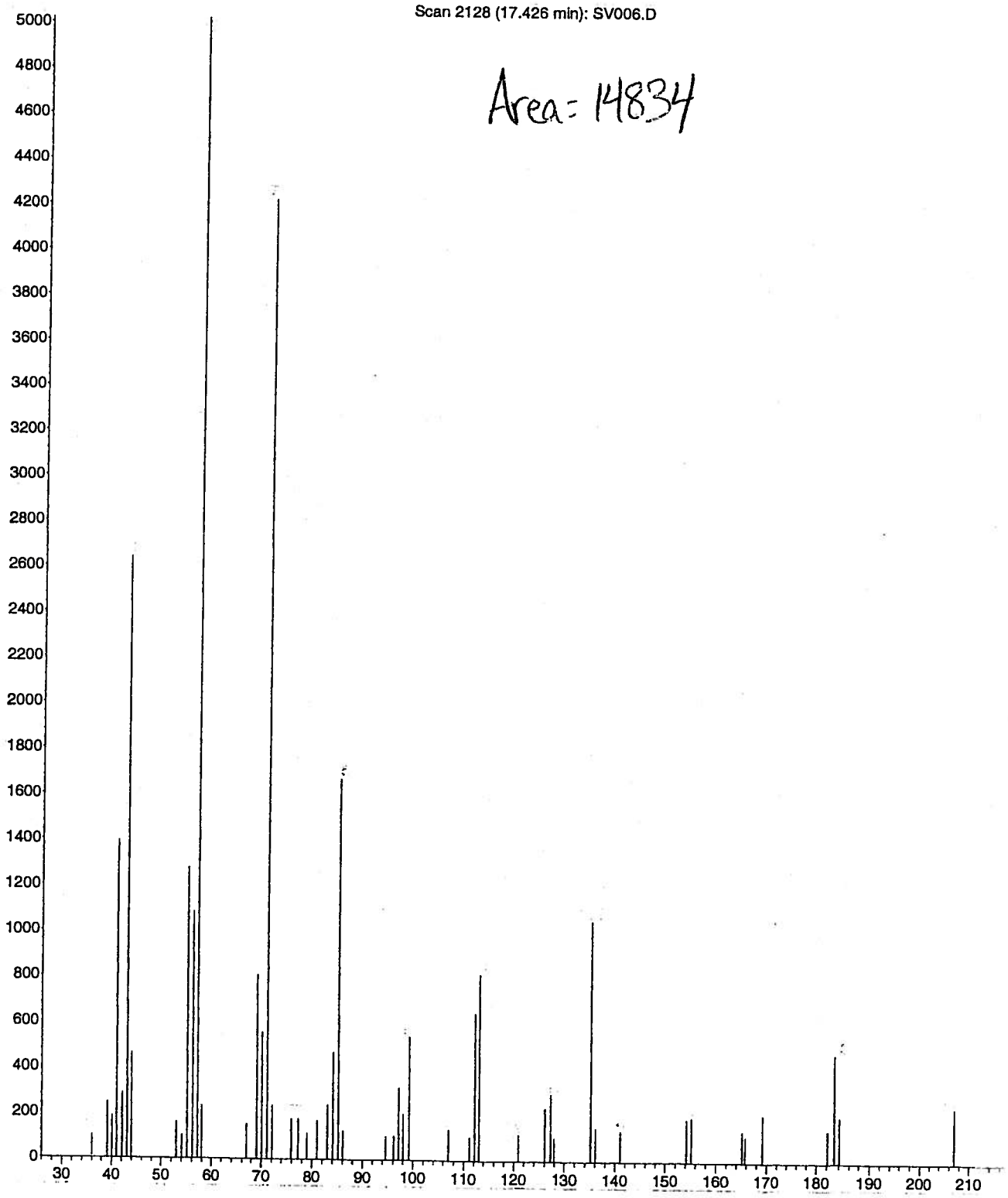

File : C:\HPCHEM\3\DATA\111803PM\SV008.D
Operator : JBU
Acquired : 19 Nov 2003 1:13 using AcqMethod A342003
Instrument : 5971-A34
Sample Name: 238475-012
Misc Info :
Vial Number: 8

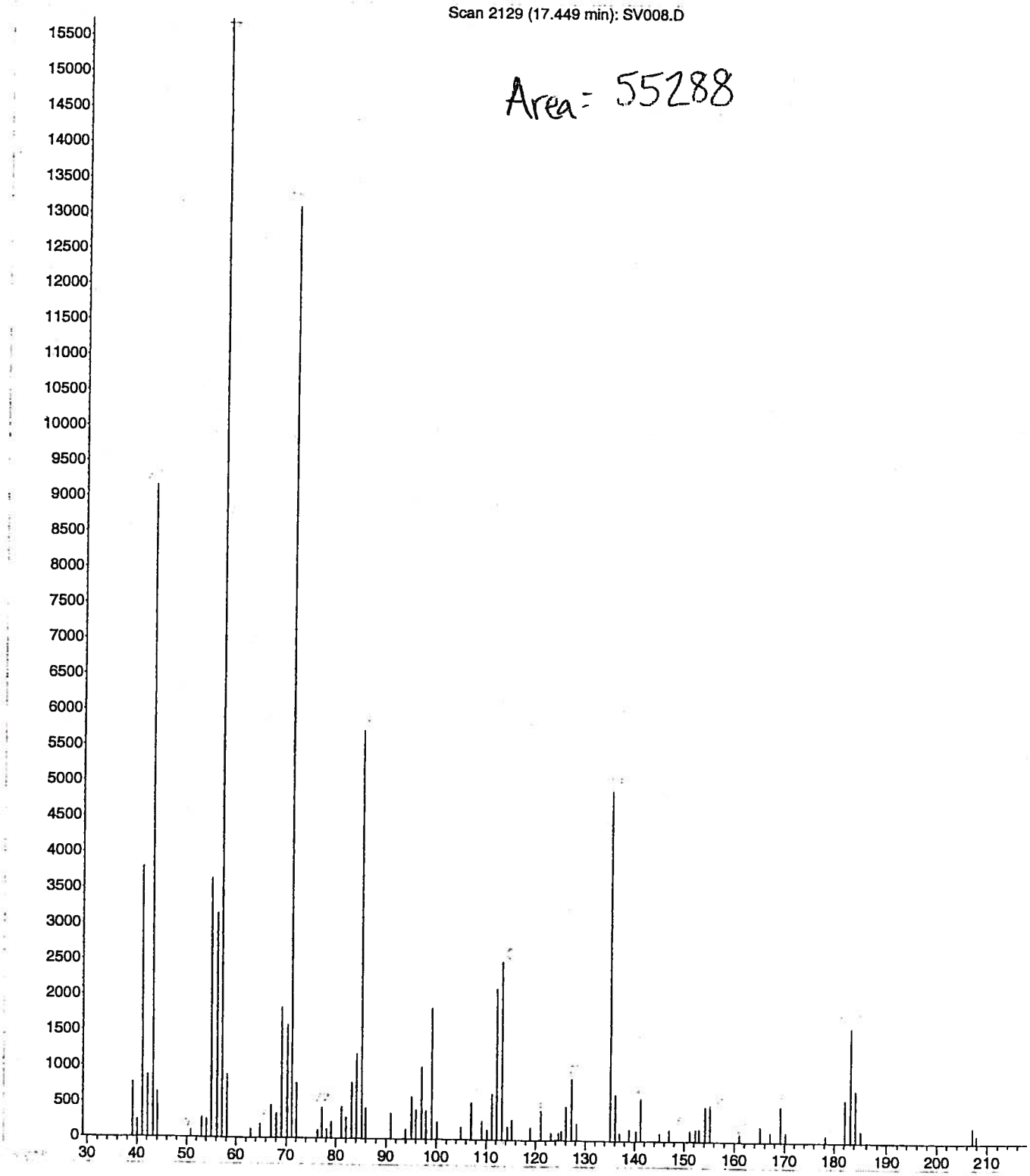

File : C:\HPCHEM\3\DATA\111803PM\SV010.D
Operator : JBU
Acquired : 19 Nov 2003 2:48 using AcqMethod A342003
Instrument : 5971-A34
Sample Name: 238475-016
Misc Info :
Vial Number: 10

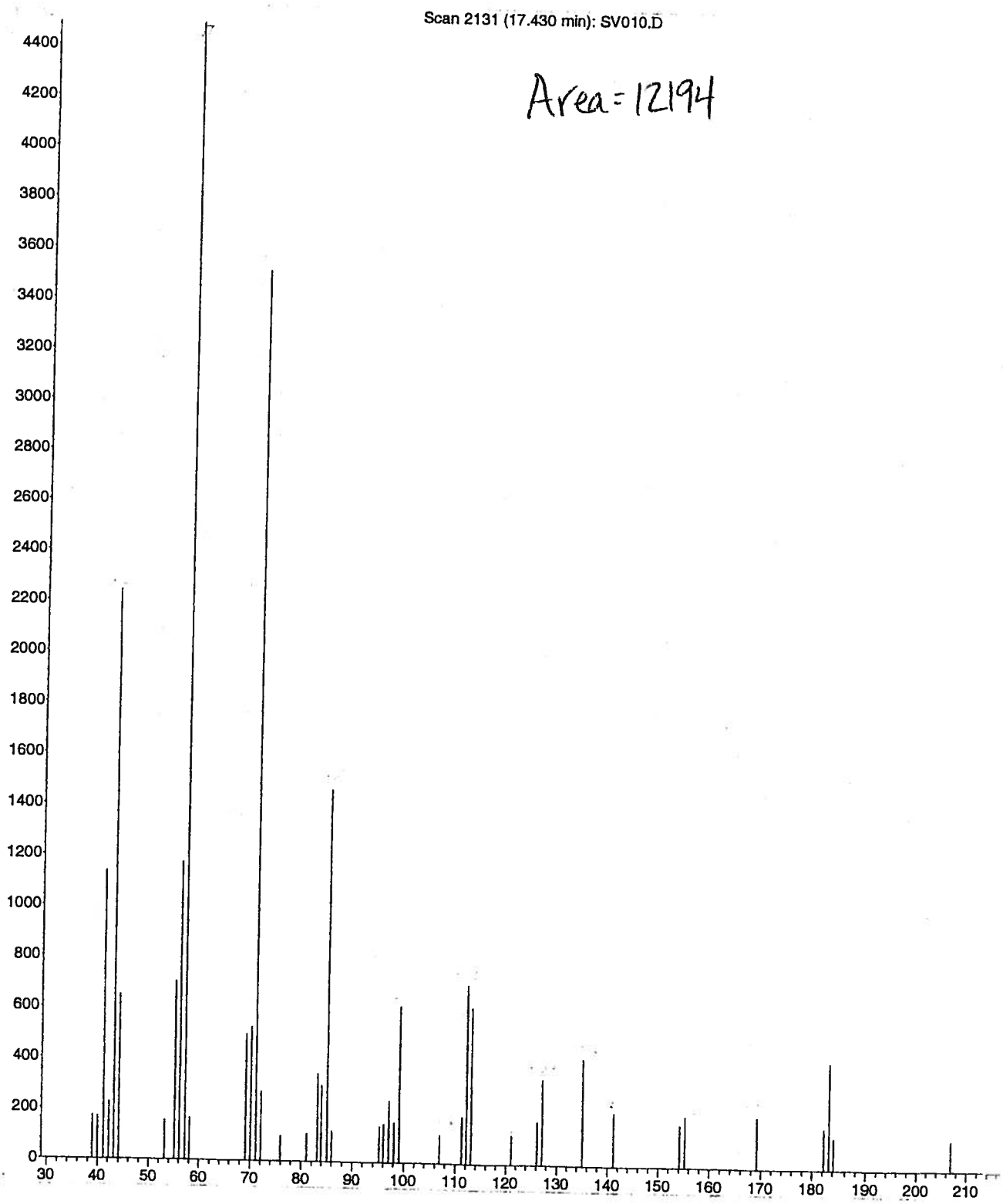

Analytical Report 238475

for

3TM International

Project Manager: Randy Horsak

Koppers Creosote Facility
Grenada MS

FILE

24-NOV-03

XENCO Laboratories

nelac accredited

11381 Meadowglen, Suite L Houston, TX 77082 Ph:(281) 589-0692 Fax:(281) 589-0695

Houston - Dallas - San Antonio - Austin - Tampa - Miami - Latin America

COPY

XENCO Laboratories

nelac accredited

24-NOV-03

Project Manager: **Randy Horsak**
3TM International
1500 South Dairy Ashford, Suite 225
Houston , TX 77077

Reference: XENCO Report No: **238475**
Koppers Creosote Facility
Project Address: Greanada Mississippi

Randy Horsak:

We are reporting to you the results of the analyses performed on the samples received under the project name referenced above and identified with the XENCO Chain of Custody Numbered 238475. All results being reported under this Chain of Custody apply to the samples analyzed and properly identified with a Laboratory ID number.

All the results for the quality control samples were reviewed. Also, all parameters for data reduction and validation were reviewed. In view of this, we are able to release the analytical data for this report within acceptance criteria for accuracy, precision, completeness or properly flagged. Unless otherwise noted in a Case Narrative, all data reported in this Analytical Report are in compliance with NELAC standards.

The validity and integrity of this report will remain intact as long as it is accompanied by this letter and reproduced in full, unless written approval is granted by XENCO Laboratories. This report will be filed for at least 5 years in our archives after which time it will be destroyed without further notice, unless otherwise arranged with you. The samples received, and described as recorded in COC No. 238475 will be filed for 60 days, and after that time they will be properly disposed without further notice, unless otherwise arranged with you. We reserve the right to return to you any unused samples, extracts or solutions related to them if we consider so necessary (e.g., samples identified as hazardous waste, sample sizes exceeding analytical standard practices, controlled substances under regulated protocols, etc).

We thank you for selecting XENCO Laboratories to serve your analytical needs. If you have any questions concerning this report, please feel free to contact us at any time.

Respectfully,

Brent Barron
Laboratory Manager

Recipient of the Prestigious Small Business Administration Award of Excellence in 1994.
Certified and approved by numerous States and Agencies.
A Small Business and Minority Status Company that delivers SERVICE and QUALITY
Houston - Dallas - San Antonio - Austin - Tampa - Miami - Latin America

Certificate of Analysis Summary 238475

3TM International, Houston , TX

Project Name: Koppers Creosote Facility

Project Id: Grenada MS
Contact: Randy Horsak
Project Location: Greanada Mississippi

Date Received in Lab: Nov-13-03 03:16 pm
Report Date: 24-NOV-03
Project Manager: Micki Munson

Analysis Requested	*Lab Id:*	238475-001		238475-002		238475-003		238475-004	
	Field Id:	3TM-KP-SS-369-01		3TM-KP-SS-369-02		3TM-KP-SS-33-01		3TM-KP-SS-33-02	
	Depth:	6- In		6- In		6- In		6- In	
	Matrix:	SOIL		SOIL		SOIL		SOIL	
	Sampled:	Nov-10-03 12:20		Nov-10-03 12:40		Nov-10-03 14:35		Nov-10-03 14:55	
Percent Moisture	*Extracted:*								
	Analyzed:	Nov-14-03 14:30		Nov-14-03 14:34		Nov-14-03 14:36		Nov-14-03 14:38	
	Units/RL:	%	RL	%	RL	%	RL	%	RL
Percent Moisture		11.5	1.00	17.4	1.00	19.6	1.00	18.4	1.00

This analytical report, and the entire data package it represents, has been made for your exclusive and confidential use.
The interpretations and results expressed throughout this analytical report represent the best judgment of XENCO Laboratories.
XENCO Laboratories assumes no responsibility and makes no warranty to the end use of the data hereby presented.
Our liability is limited to the amount invoiced for this work order unless otherwise agreed to in writing.

Brent Barron
Laboratory Manager

Certificate of Analysis Summary 238475

3TM International, Houston , TX

Project Name: Koppers Creosote Facility

Project Id: Grenada MS
Contact: Randy Horsak
Project Location: Greanada Mississippi

Date Received in Lab: Nov-13-03 03:16 pm
Report Date: 24-NOV-03
Project Manager: Micki Munson

Analysis Requested	*Lab Id:*	238475-001		238475-002		238475-003		238475-004	
	Field Id:	3TM-KP-SS-369-01		3TM-KP-SS-369-02		3TM-KP-SS-33-01		3TM-KP-SS-33-02	
	Depth:	6- In		6- In		6- In		6- In	
	Matrix:	SOIL		SOIL		SOIL		SOIL	
	Sampled:	Nov-10-03 12:20		Nov-10-03 12:40		Nov-10-03 14:35		Nov-10-03 14:55	
SVOAs by EPA 8270C	*Extracted:*	Nov-14-03 09:09		Nov-14-03 09:12		Nov-14-03 09:21		Nov-14-03 09:24	
	Analyzed:	Nov-14-03 20:07		Nov-15-03 02:35		Nov-19-03 16:27		Nov-14-03 20:55	
	Units/RL:	mg/kg	RL	mg/kg	RL	mg/kg	RL	mg/kg	RL
Acenaphthene		U	0.188	U	0.202	U	0.207	U	0.204
Acenaphthylene		U	0.188	U	0.202	U	0.207	U	0.204
Aniline (Phenylamine, Aminobenzene)		U	0.754	U	0.807	U	0.828	U	0.815
Anthracene		U	0.188	U	0.202	U	0.207	U	0.204
Benzo(a)anthracene		U	0.188	U	0.202	0.082 J	0.207	U	0.204
Benzo(a)pyrene		U	0.188	U	0.202	0.073 J	0.207	U	0.204
Benzo(b)fluoranthene		U	0.188	U	0.202	0.136 J	0.207	U	0.204
Benzo(g,h,i)perylene		U	0.188	U	0.202	0.042 J	0.207	U	0.204
Benzo(k)fluoranthene		U	0.188	U	0.202	0.045 J	0.207	U	0.204
Benzoic acid		U	1.13	U	1.21	U	1.24	U	1.22
Benzyl Butyl Phthalate		U	0.188	U	0.202	U	0.207	U	0.204
bis(2-chloroethoxy) methane		U	0.377	U	0.404	U	0.414	U	0.408
bis(2-chloroethyl) ether		U	0.377	U	0.404	U	0.414	U	0.408
bis(2-chloroisopropyl) ether		U	0.377	U	0.404	U	0.414	U	0.408
bis(2-ethylhexyl) phthalate		U	0.188	0.383	0.202	U	0.207	U	0.204
4-Bromophenyl Phenyl Ether		U	0.377	U	0.404	U	0.414	U	0.408
di-n-Butyl Phthalate		U	0.188	0.041 J	0.202	0.061 J	0.207	U	0.204
4-Chloro-3-methylphenol		U	0.377	U	0.404	U	0.414	U	0.408
4-Chloroaniline		U	0.754	U	0.807	U	0.828	U	0.815
2-Chloronaphthalene		U	0.377	U	0.404	U	0.414	U	0.408
2-Chlorophenol		U	0.377	U	0.404	U	0.414	U	0.408
4-Chlorophenyl Phenyl Ether		U	0.377	U	0.404	U	0.414	U	0.408
Chrysene		U	0.188	U	0.202	0.104 J	0.207	U	0.204
Dibenz(a,h)Anthracene		U	0.188	U	0.202	U	0.207	U	0.204
Dibenzofuran		U	0.377	U	0.404	U	0.414	U	0.408
1,2-Dichlorobenzene		U	0.377	U	0.404	U	0.414	U	0.408
1,3-Dichlorobenzene		U	0.377	U	0.404	U	0.414	U	0.408
1,4-Dichlorobenzene		U	0.377	U	0.404	U	0.414	U	0.408
3,3-Dichlorobenzidine		U	0.377	U	0.404	U	0.414	U	0.408
2,4-Dichlorophenol		U	0.377	U	0.404	U	0.414	U	0.408
Diethyl Phthalate		U	0.188	U	0.202	U	0.207	U	0.204
Dimethyl Phthalate		U	0.188	U	0.202	U	0.207	U	0.204
2,4-Dimethylphenol		U	0.377	U	0.404	U	0.414	U	0.408
4,6-dinitro-2-methyl phenol		U	0.377	U	0.404	U	0.414	U	0.408

This analytical report, and the entire data package it represents, has been made for your exclusive and confidential use.
The interpretations and results expressed throughout this analytical report represent the best judgment of XENCO Laboratories.
XENCO Laboratories assumes no responsibility and makes no warranty to the end use of the data hereby presented.
Our liability is limited to the amount invoiced for this work order unless otherwise agreed to in writing.

Brent Barron
Laboratory Manager

Certificate of Analysis Summary 238475

3TM International, Houston , TX

Project Name: Koppers Creosote Facility

Project Id: Grenada MS
Contact: Randy Horsak
Project Location: Greanada Mississippi

Date Received in Lab: Nov-13-03 03:16 pm
Report Date: 24-NOV-03
Project Manager: Micki Munson

Analysis Requested	*Lab Id:*	238475-001		238475-002		238475-003		238475-004	
	Field Id:	3TM-KP-SS-369-01		3TM-KP-SS-369-02		3TM-KP-SS-33-01		3TM-KP-SS-33-02	
	Depth:	6- In		6- In		6- In		6- In	
	Matrix:	SOIL		SOIL		SOIL		SOIL	
	Sampled:	Nov-10-03 12:20		Nov-10-03 12:40		Nov-10-03 14:35		Nov-10-03 14:55	
SVOAs by EPA 8270C	*Extracted:*	Nov-14-03 09:09		Nov-14-03 09:12		Nov-14-03 09:21		Nov-14-03 09:24	
	Analyzed:	Nov-14-03 20:07		Nov-15-03 02:35		Nov-19-03 16:27		Nov-14-03 20:55	
	Units/RL:	mg/kg	RL	mg/kg	RL	mg/kg	RL	mg/kg	RL
2,4-Dinitrophenol		U	0.377	U	0.404	U	0.414	U	0.408
2,4-Dinitrotoluene		U	0.377	U	0.404	U	0.414	U	0.408
2,6-Dinitrotoluene, 2,6-DNT		U	0.377	U	0.404	U	0.414	U	0.408
Fluoranthene		U	0.188	U	0.202	0.131 J	0.207	U	0.204
Fluorene		U	0.188	U	0.202	U	0.207	U	0.204
Hexachlorobenzene		U	0.377	U	0.404	U	0.414	U	0.408
Hexachlorobutadiene		U	0.377	U	0.404	U	0.414	U	0.408
Hexachlorocyclopentadiene		U	0.377	U	0.404	U	0.414	U	0.408
Hexachloroethane		U	0.377	U	0.404	U	0.414	U	0.408
Indeno(1,2,3-c,d)Pyrene		U	0.188	U	0.202	U	0.207	U	0.204
Isophorone		U	0.377	U	0.404	U	0.414	U	0.408
2-Methylnaphthalene		U	0.188	U	0.202	U	0.207	U	0.204
2-methylphenol		U	0.377	U	0.404	U	0.414	U	0.408
3&4-Methylphenol		U	0.377	U	0.404	U	0.414	U	0.408
Naphthalene		U	0.188	U	0.202	U	0.207	U	0.204
4-Nitroaniline		U	0.754	U	0.807	U	0.828	U	0.815
3-Nitroaniline		U	0.377	U	0.404	U	0.414	U	0.408
2-Nitroaniline		U	0.377	U	0.404	U	0.414	U	0.408
Nitrobenzene		U	0.377	U	0.404	U	0.414	U	0.408
2-Nitrophenol		U	0.377	U	0.404	U	0.414	U	0.408
4-Nitrophenol		U	0.377	U	0.404	U	0.414	U	0.408
N-Nitrosodi-n-Propylamine		U	0.377	U	0.404	U	0.414	U	0.408
N-Nitrosodiphenylamine		U	0.377	U	0.404	U	0.414	U	0.408
di-n-Octyl Phthalate		U	0.188	U	0.202	U	0.207	U	0.204
Pentachlorophenol		U	0.377	U	0.404	U	0.414	U	0.408
Phenanthrene		U	0.188	U	0.202	0.058 J	0.207	U	0.204
Phenol		U	0.377	U	0.404	U	0.414	U	0.408
Pyrene		U	0.188	U	0.202	0.123 J	0.207	U	0.204
Pyridine		U	0.377	U	0.404	U	0.414	U	0.408
1,2,4-Trichlorobenzene		U	0.377	U	0.404	U	0.414	U	0.408
2,4,6-Trichlorophenol		U	0.377	U	0.404	U	0.414	U	0.408
2,4,5-Trichlorophenol		U	0.377	U	0.404	U	0.414	U	0.408

This analytical report, and the entire data package it represents, has been made for your exclusive and confidential use.
The interpretations and results expressed throughout this analytical report represent the best judgment of XENCO Laboratories.
XENCO Laboratories assumes no responsibility and makes no warranty to the end use of the data hereby presented.
Our liability is limited to the amount invoiced for this work order unless otherwise agreed to in writing.

Brent Barron
Laboratory Manager

Certificate of Analysis Summary 238475

3TM International, Houston , TX

Project Name: Koppers Creosote Facility

Project Id: Grenada MS
Contact: Randy Horsak
Project Location: Greanada Mississippi

Date Received in Lab: Nov-13-03 03:16 pm
Report Date: 24-NOV-03
Project Manager: Micki Munson

Analysis Requested	*Lab Id:*	238475-005		238475-006		238475-007		238475-008	
	Field Id:	3TM-KP-SS-151-01		3TM-KP-SS-151-02		3TM-KP-SS-107-01		3TM-KP-SS-107-02	
	Depth:	6- In		6- In		6- In		6- In	
	Matrix:	SOIL		SOIL		SOIL		SOIL	
	Sampled:	Nov-10-03 17:45		Nov-10-03 18:00		Nov-11-03 10:35		Nov-11-03 10:55	
Percent Moisture	*Extracted:*								
	Analyzed:	Nov-14-03 14:40		Nov-14-03 14:42		Nov-14-03 14:44		Nov-14-03 14:46	
	Units/RL:	%	RL	%	RL	%	RL	%	RL
Percent Moisture		13.8	1.00	18.1	1.00	14.4	1.00	7.74	1.00

This analytical report, and the entire data package it represents, has been made for your exclusive and confidential use.
The interpretations and results expressed throughout this analytical report represent the best judgment of XENCO Laboratories.
XENCO Laboratories assumes no responsibility and makes no warranty to the end use of the data hereby presented.
Our liability is limited to the amount invoiced for this work order unless otherwise agreed to in writing.

Brent Barron
Laboratory Manager

Certificate of Analysis Summary 238475

3TM International, Houston , TX

Project Name: Koppers Creosote Facility

Project Id: Grenada MS
Contact: Randy Horsak
Project Location: Greanada Mississippi

Date Received in Lab: Nov-13-03 03:16 pm
Report Date: 24-NOV-03
Project Manager: Micki Munson

Analysis Requested	*Lab Id:*	238475-005		238475-006		238475-007		238475-008	
	Field Id:	3TM-KP-SS-151-01		3TM-KP-SS-151-02		3TM-KP-SS-107-01		3TM-KP-SS-107-02	
	Depth:	6- In		6- In		6- In		6- In	
	Matrix:	SOIL		SOIL		SOIL		SOIL	
	Sampled:	Nov-10-03 17:45		Nov-10-03 18:00		Nov-11-03 10:35		Nov-11-03 10:55	
SVOAs by EPA 8270C	*Extracted:*	Nov-14-03 09:27		Nov-14-03 09:30		Nov-14-03 09:33		Nov-14-03 09:36	
	Analyzed:	Nov-14-03 21:43		Nov-14-03 22:31		Nov-14-03 23:20		Nov-15-03 00:09	
	Units/RL:	mg/kg	RL	mg/kg	RL	mg/kg	RL	mg/kg	RL
Acenaphthene		U	0.193	U	0.203	U	0.195	U	0.181
Acenaphthylene		U	0.193	U	0.203	U	0.195	U	0.181
Aniline (Phenylamine, Aminobenzene)		U	0.773	U	0.813	U	0.779	U	0.722
Anthracene		U	0.193	U	0.203	U	0.195	U	0.181
Benzo(a)anthracene		U	0.193	U	0.203	U	0.195	U	0.181
Benzo(a)pyrene		U	0.193	U	0.203	U	0.195	U	0.181
Benzo(b)fluoranthene		U	0.193	U	0.203	U	0.195	U	0.181
Benzo(g,h,i)perylene		U	0.193	U	0.203	U	0.195	U	0.181
Benzo(k)fluoranthene		U	0.193	U	0.203	U	0.195	U	0.181
Benzoic acid		U	1.16	U	1.22	U	1.17	U	1.08
Benzyl Butyl Phthalate		U	0.193	U	0.203	U	0.195	U	0.181
bis(2-chloroethoxy) methane		U	0.387	U	0.407	U	0.389	U	0.361
bis(2-chloroethyl) ether		U	0.387	U	0.407	U	0.389	U	0.361
bis(2-chloroisopropyl) ether		U	0.387	U	0.407	U	0.389	U	0.361
bis(2-ethylhexyl) phthalate		U	0.193	U	0.203	U	0.195	U	0.181
4-Bromophenyl Phenyl Ether		U	0.387	U	0.407	U	0.389	U	0.361
di-n-Butyl Phthalate		U	0.193	0.067 J	0.203	U	0.195	U	0.181
4-Chloro-3-methylphenol		U	0.387	U	0.407	U	0.389	U	0.361
4-Chloroaniline		U	0.773	U	0.813	U	0.779	U	0.722
2-Chloronaphthalene		U	0.387	U	0.407	U	0.389	U	0.361
2-Chlorophenol		U	0.387	U	0.407	U	0.389	U	0.361
4-Chlorophenyl Phenyl Ether		U	0.387	U	0.407	U	0.389	U	0.361
Chrysene		U	0.193	U	0.203	U	0.195	U	0.181
Dibenz(a,h)Anthracene		U	0.193	U	0.203	U	0.195	U	0.181
Dibenzofuran		U	0.387	U	0.407	U	0.389	U	0.361
1,2-Dichlorobenzene		U	0.387	U	0.407	U	0.389	U	0.361
1,3-Dichlorobenzene		U	0.387	U	0.407	U	0.389	U	0.361
1,4-Dichlorobenzene		U	0.387	U	0.407	U	0.389	U	0.361
3,3-Dichlorobenzidine		U	0.387	U	0.407	U	0.389	U	0.361
2,4-Dichlorophenol		U	0.387	U	0.407	U	0.389	U	0.361
Diethyl Phthalate		U	0.193	U	0.203	U	0.195	U	0.181
Dimethyl Phthalate		U	0.193	U	0.203	U	0.195	U	0.181
2,4-Dimethylphenol		U	0.387	U	0.407	U	0.389	U	0.361
4,6-dinitro-2-methyl phenol		U	0.387	U	0.407	U	0.389	U	0.361

This analytical report, and the entire data package it represents, has been made for your exclusive and confidential use.
The interpretations and results expressed throughout this analytical report represent the best judgment of XENCO Laboratories.
XENCO Laboratories assumes no responsibility and makes no warranty to the end use of the data hereby presented.
Our liability is limited to the amount invoiced for this work order unless otherwise agreed to in writing.

Brent Barron
Laboratory Manager

Certificate of Analysis Summary 238475

3TM International, Houston , TX

Project Name: Koppers Creosote Facility

Project Id: Grenada MS
Contact: Randy Horsak
Project Location: Greanada Mississippi

Date Received in Lab: Nov-13-03 03:16 pm
Report Date: 24-NOV-03
Project Manager: Micki Munson

Analysis Requested	*Lab Id:*	238475-005		238475-006		238475-007		238475-008	
	Field Id:	3TM-KP-SS-151-01		3TM-KP-SS-151-02		3TM-KP-SS-107-01		3TM-KP-SS-107-02	
	Depth:	6- In		6- In		6- In		6- In	
	Matrix:	SOIL		SOIL		SOIL		SOIL	
	Sampled:	Nov-10-03 17:45		Nov-10-03 18:00		Nov-11-03 10:35		Nov-11-03 10:55	
SVOAs by EPA 8270C	*Extracted:*	Nov-14-03 09:27		Nov-14-03 09:30		Nov-14-03 09:33		Nov-14-03 09:36	
	Analyzed:	Nov-14-03 21:43		Nov-14-03 22:31		Nov-14-03 23:20		Nov-15-03 00:09	
	Units/RL:	mg/kg	RL	mg/kg	RL	mg/kg	RL	mg/kg	RL
2,4-Dinitrophenol		U	0.387	U	0.407	U	0.389	U	0.361
2,4-Dinitrotoluene		U	0.387	U	0.407	U	0.389	U	0.361
2,6-Dinitrotoluene, 2,6-DNT		U	0.387	U	0.407	U	0.389	U	0.361
Fluoranthene		U	0.193	U	0.203	U	0.195	U	0.181
Fluorene		U	0.193	U	0.203	U	0.195	U	0.181
Hexachlorobenzene		U	0.387	U	0.407	U	0.389	U	0.361
Hexachlorobutadiene		U	0.387	U	0.407	U	0.389	U	0.361
Hexachlorocyclopentadiene		U	0.387	U	0.407	U	0.389	U	0.361
Hexachloroethane		U	0.387	U	0.407	U	0.389	U	0.361
Indeno(1,2,3-c,d)Pyrene		U	0.193	U	0.203	U	0.195	U	0.181
Isophorone		U	0.387	U	0.407	U	0.389	U	0.361
2-Methylnaphthalene		U	0.193	U	0.203	U	0.195	U	0.181
2-methylphenol		U	0.387	U	0.407	U	0.389	U	0.361
3&4-Methylphenol		U	0.387	U	0.407	U	0.389	U	0.361
Naphthalene		U	0.193	U	0.203	U	0.195	U	0.181
4-Nitroaniline		U	0.773	U	0.813	U	0.779	U	0.722
3-Nitroaniline		U	0.387	U	0.407	U	0.389	U	0.361
2-Nitroaniline		U	0.387	U	0.407	U	0.389	U	0.361
Nitrobenzene		U	0.387	U	0.407	U	0.389	U	0.361
2-Nitrophenol		U	0.387	U	0.407	U	0.389	U	0.361
4-Nitrophenol		U	0.387	U	0.407	U	0.389	U	0.361
N-Nitrosodi-n-Propylamine		U	0.387	U	0.407	U	0.389	U	0.361
N-Nitrosodiphenylamine		U	0.387	U	0.407	U	0.389	U	0.361
di-n-Octyl Phthalate		U	0.193	U	0.203	U	0.195	U	0.181
Pentachlorophenol		U	0.387	U	0.407	U	0.389	U	0.361
Phenanthrene		U	0.193	U	0.203	U	0.195	U	0.181
Phenol		U	0.387	U	0.407	U	0.389	U	0.361
Pyrene		U	0.193	U	0.203	U	0.195	U	0.181
Pyridine		U	0.387	U	0.407	U	0.389	U	0.361
1,2,4-Trichlorobenzene		U	0.387	U	0.407	U	0.389	U	0.361
2,4,6-Trichlorophenol		U	0.387	U	0.407	U	0.389	U	0.361
2,4,5-Trichlorophenol		U	0.387	U	0.407	U	0.389	U	0.361

This analytical report, and the entire data package it represents, has been made for your exclusive and confidential use.
The interpretations and results expressed throughout this analytical report represent the best judgment of XENCO Laboratories.
XENCO Laboratories assumes no responsibility and makes no warranty to the end use of the data hereby presented.
Our liability is limited to the amount invoiced for this work order unless otherwise agreed to in writing.

Brent Barron
Laboratory Manager

Certificate of Analysis Summary 238475

3TM International, Houston , TX

Project Name: Koppers Creosote Facility

Project Id: Grenada MS
Contact: Randy Horsak
Project Location: Greanada Mississippi

Date Received in Lab: Nov-13-03 03:16 pm
Report Date: 24-NOV-03
Project Manager: Micki Munson

Analysis Requested	*Lab Id:*	238475-009		238475-010		238475-011		238475-012	
	Field Id:	3TM-KP-SS-275-01		3TM-KP-SS-275-02		3TM-KP-SS-3-01		3TM-KP-SS-3-02	
	Depth:	6- In		6- In		6- In		6- In	
	Matrix:	SOIL		SOIL		SOIL		SOIL	
	Sampled:	Nov-11-03 15:20		Nov-11-03 16:00		Nov-12-03 11:30		Nov-12-03 11:50	
Percent Moisture	*Extracted:*								
	Analyzed:	Nov-14-03 14:48		Nov-14-03 14:50		Nov-14-03 14:52		Nov-14-03 14:56	
	Units/RL:	%	RL	%	RL	%	RL	%	RL
Percent Moisture		19.9	1.00	20.9	1.00	20.9	1.00	16.3	1.00

This analytical report, and the entire data package it represents, has been made for your exclusive and confidential use.
The interpretations and results expressed throughout this analytical report represent the best judgment of XENCO Laboratories.
XENCO Laboratories assumes no responsibility and makes no warranty to the end use of the data hereby presented.
Our liability is limited to the amount invoiced for this work order unless otherwise agreed to in writing.

Brent Barron
Laboratory Manager

Certificate of Analysis Summary 238475

3TM International, Houston , TX

Project Name: Koppers Creosote Facility

Project Id: Grenada MS
Contact: Randy Horsak
Project Location: Greanada Mississippi

Date Received in Lab: Nov-13-03 03:16 pm
Report Date: 24-NOV-03
Project Manager: Micki Munson

Analysis Requested	*Lab Id:*	238475-009		238475-010		238475-011		238475-012	
	Field Id:	3TM-KP-SS-275-01		3TM-KP-SS-275-02		3TM-KP-SS-3-01		3TM-KP-SS-3-02	
	Depth:	6- In		6- In		6- In		6- In	
	Matrix:	SOIL		SOIL		SOIL		SOIL	
	Sampled:	Nov-11-03 15:20		Nov-11-03 16:00		Nov-12-03 11:30		Nov-12-03 11:50	
SVOAs by EPA 8270C	*Extracted:*	Nov-14-03 09:39		Nov-14-03 09:42		Nov-14-03 09:45		Nov-14-03 09:48	
	Analyzed:	Nov-15-03 00:58		Nov-15-03 01:46		Nov-19-03 17:15		Nov-19-03 01:13	
	Units/RL:	mg/kg	RL	mg/kg	RL	mg/kg	RL	mg/kg	RL
Acenaphthene		U	0.208	U	0.210	U	0.211	U	0.199
Acenaphthylene		U	0.208	U	0.210	U	0.211	U	0.199
Aniline (Phenylamine, Aminobenzene)		U	0.832	U	0.841	U	0.843	U	0.795
Anthracene		U	0.208	U	0.210	U	0.211	U	0.199
Benzo(a)anthracene		U	0.208	U	0.210	U	0.211	U	0.199
Benzo(a)pyrene		U	0.208	U	0.210	U	0.211	U	0.199
Benzo(b)fluoranthene		0.048 J	0.208	U	0.210	U	0.211	U	0.199
Benzo(g,h,i)perylene		U	0.208	U	0.210	U	0.211	U	0.199
Benzo(k)fluoranthene		U	0.208	U	0.210	U	0.211	U	0.199
Benzoic acid		U	1.25	U	1.26	U	1.26	U	1.19
Benzyl Butyl Phthalate		U	0.208	U	0.210	U	0.211	U	0.199
bis(2-chloroethoxy) methane		U	0.416	U	0.421	U	0.422	U	0.398
bis(2-chloroethyl) ether		U	0.416	U	0.421	U	0.422	U	0.398
bis(2-chloroisopropyl) ether		U	0.416	U	0.421	U	0.422	U	0.398
bis(2-ethylhexyl) phthalate		U	0.208	U	0.210	0.160 J	0.211	U	0.199
4-Bromophenyl Phenyl Ether		U	0.416	U	0.421	U	0.422	U	0.398
di-n-Butyl Phthalate		U	0.208	U	0.210	0.051 J	0.211	0.045 J	0.199
4-Chloro-3-methylphenol		U	0.416	U	0.421	U	0.422	U	0.398
4-Chloroaniline		U	0.832	U	0.841	U	0.843	U	0.795
2-Chloronaphthalene		U	0.416	U	0.421	U	0.422	U	0.398
2-Chlorophenol		U	0.416	U	0.421	U	0.422	U	0.398
4-Chlorophenyl Phenyl Ether		U	0.416	U	0.421	U	0.422	U	0.398
Chrysene		U	0.208	U	0.210	U	0.211	U	0.199
Dibenz(a,h)Anthracene		U	0.208	U	0.210	U	0.211	U	0.199
Dibenzofuran		U	0.416	U	0.421	U	0.422	U	0.398
1,2-Dichlorobenzene		U	0.416	U	0.421	U	0.422	U	0.398
1,3-Dichlorobenzene		U	0.416	U	0.421	U	0.422	U	0.398
1,4-Dichlorobenzene		U	0.416	U	0.421	U	0.422	U	0.398
3,3-Dichlorobenzidine		U	0.416	U	0.421	U	0.422	U	0.398
2,4-Dichlorophenol		U	0.416	U	0.421	U	0.422	U	0.398
Diethyl Phthalate		U	0.208	U	0.210	U	0.211	U	0.199
Dimethyl Phthalate		U	0.208	U	0.210	U	0.211	U	0.199
2,4-Dimethylphenol		U	0.416	U	0.421	U	0.422	U	0.398
4,6-dinitro-2-methyl phenol		U	0.416	U	0.421	U	0.422	U	0.398

This analytical report, and the entire data package it represents, has been made for your exclusive and confidential use.
The interpretations and results expressed throughout this analytical report represent the best judgment of XENCO Laboratories.
XENCO Laboratories assumes no responsibility and makes no warranty to the end use of the data hereby presented.
Our liability is limited to the amount invoiced for this work order unless otherwise agreed to in writing.

Since 1990 Houston - Dallas - San Antonio - Austin - Tampa - Miami - Latin America

Brent Barron
Laboratory Manager

Certificate of Analysis Summary 238475

3TM International, Houston , TX

Project Name: Koppers Creosote Facility

Project Id: Grenada MS
Contact: Randy Horsak
Project Location: Greanada Mississippi

Date Received in Lab: Nov-13-03 03:16 pm
Report Date: 24-NOV-03
Project Manager: Micki Munson

Analysis Requested	*Lab Id:*	238475-009		238475-010		238475-011		238475-012	
	Field Id:	3TM-KP-SS-275-01		3TM-KP-SS-275-02		3TM-KP-SS-3-01		3TM-KP-SS-3-02	
	Depth:	6- In		6- In		6- In		6- In	
	Matrix:	SOIL		SOIL		SOIL		SOIL	
	Sampled:	Nov-11-03 15:20		Nov-11-03 16:00		Nov-12-03 11:30		Nov-12-03 11:50	
SVOAs by EPA 8270C	*Extracted:*	Nov-14-03 09:39		Nov-14-03 09:42		Nov-14-03 09:45		Nov-14-03 09:48	
	Analyzed:	Nov-15-03 00:58		Nov-15-03 01:46		Nov-19-03 17:15		Nov-19-03 01:13	
	Units/RL:	mg/kg	RL	mg/kg	RL	mg/kg	RL	mg/kg	RL
2,4-Dinitrophenol		U	0.416	U	0.421	U	0.422	U	0.398
2,4-Dinitrotoluene		U	0.416	U	0.421	U	0.422	U	0.398
2,6-Dinitrotoluene, 2,6-DNT		U	0.416	U	0.421	U	0.422	U	0.398
Fluoranthene		U	0.208	U	0.210	U	0.211	U	0.199
Fluorene		U	0.208	U	0.210	U	0.211	U	0.199
Hexachlorobenzene		U	0.416	U	0.421	U	0.422	U	0.398
Hexachlorobutadiene		U	0.416	U	0.421	U	0.422	U	0.398
Hexachlorocyclopentadiene		U	0.416	U	0.421	U	0.422	U	0.398
Hexachloroethane		U	0.416	U	0.421	U	0.422	U	0.398
Indeno(1,2,3-c,d)Pyrene		U	0.208	U	0.210	U	0.211	U	0.199
Isophorone		U	0.416	U	0.421	U	0.422	U	0.398
2-Methylnaphthalene		U	0.208	U	0.210	U	0.211	0.069 J	0.199
2-methylphenol		U	0.416	U	0.421	U	0.422	U	0.398
3&4-Methylphenol		U	0.416	U	0.421	U	0.422	U	0.398
Naphthalene		U	0.208	U	0.210	U	0.211	U	0.199
4-Nitroaniline		U	0.832	U	0.841	U	0.843	U	0.795
3-Nitroaniline		U	0.416	U	0.421	U	0.422	U	0.398
2-Nitroaniline		U	0.416	U	0.421	U	0.422	U	0.398
Nitrobenzene		U	0.416	U	0.421	U	0.422	U	0.398
2-Nitrophenol		U	0.416	U	0.421	U	0.422	U	0.398
4-Nitrophenol		U	0.416	U	0.421	U	0.422	U	0.398
N-Nitrosodi-n-Propylamine		U	0.416	U	0.421	U	0.422	U	0.398
N-Nitrosodiphenylamine		U	0.416	U	0.421	U	0.422	U	0.398
di-n-Octyl Phthalate		U	0.208	U	0.210	U	0.211	U	0.199
Pentachlorophenol		U	0.416	U	0.421	U	0.422	U	0.398
Phenanthrene		U	0.208	U	0.210	U	0.211	0.044 J	0.199
Phenol		U	0.416	U	0.421	U	0.422	U	0.398
Pyrene		U	0.208	U	0.210	U	0.211	U	0.199
Pyridine		U	0.416	U	0.421	U	0.422	U	0.398
1,2,4-Trichlorobenzene		U	0.416	U	0.421	U	0.422	U	0.398
2,4,6-Trichlorophenol		U	0.416	U	0.421	U	0.422	U	0.398
2,4,5-Trichlorophenol		U	0.416	U	0.421	U	0.422	U	0.398

This analytical report, and the entire data package it represents, has been made for your exclusive and confidential use.
The interpretations and results expressed throughout this analytical report represent the best judgment of XENCO Laboratories.
XENCO Laboratories assumes no responsibility and makes no warranty to the end use of the data hereby presented.
Our liability is limited to the amount invoiced for this work order unless otherwise agreed to in writing.

Brent Barron
Laboratory Manager

Certificate of Analysis Summary 238475

3TM International, Houston , TX

Project Name: Koppers Creosote Facility

Project Id: Grenada MS
Contact: Randy Horsak
Project Location: Greanada Mississippi

Date Received in Lab: Nov-13-03 03:16 pm
Report Date: 25-NOV-03
Project Manager: Micki Munson

Analysis Requested	*Lab Id:*	238475-013		238475-014	238475-015	238475-016	
	Field Id:	3TM-KP-SS-369-02 MS MS		Field Blank	Equipment Rinsate	Duplicate-1	
	Depth:	6- In		In	In		
	Matrix:	SOIL		WATER	WATER	SOIL	
	Sampled:	Nov-10-03 12:40		Nov-10-03 13:55	Nov-10-03 14:00	Nov-10-03 00:00	
Percent Moisture	*Extracted:*						
	Analyzed:	Nov-14-03 14:58				Nov-14-03 15:00	
	Units/RL:	%	RL			%	RL
Percent Moisture		17.6	1.00			19.4	1.00

This analytical report, and the entire data package it represents, has been made for your exclusive and confidential use.
The interpretations and results expressed throughout this analytical report represent the best judgment of XENCO Laboratories.
XENCO Laboratories assumes no responsibility and makes no warranty to the end use of the data hereby presented.
Our liability is limited to the amount invoiced for this work order unless otherwise agreed to in writing.

Brent Barron
Laboratory Manager

Certificate of Analysis Summary 238475

3TM International, Houston , TX

Project Name: Koppers Creosote Facility

Project Id: Grenada MS
Contact: Randy Horsak
Project Location: Greanada Mississippi

Date Received in Lab: Nov-13-03 03:16 pm
Report Date: 25-NOV-03
Project Manager: Micki Munson

Analysis Requested	*Lab Id:*	238475-013		238475-014		238475-015		238475-016	
	Field Id:	3TM-KP-SS-369-02 MS MS		Field Blank		Equipment Rinsate		Duplicate-1	
	Depth:	6- In		In		In			
	Matrix:	SOIL		WATER		WATER		SOIL	
	Sampled:	Nov-10-03 12:40		Nov-10-03 13:55		Nov-10-03 14:00		Nov-10-03 00:00	
SVOAs by EPA 8270C	*Extracted:*	Nov-14-03 09:51		Nov-17-03 11:23		Nov-17-03 11:26		Nov-14-03 09:54	
	Analyzed:	Nov-19-03 02:00		Nov-18-03 23:37		Nov-19-03 00:25		Nov-19-03 02:48	
	Units/RL:	mg/kg	RL	mg/L	RL	mg/L	RL	mg/kg	RL
Acenaphthene		U	0.202	U	0.005	U	0.005	U	0.207
Acenaphthylene		U	0.202	U	0.005	U	0.005	U	0.207
Aniline (Phenylamine, Aminobenzene)		U	0.807	U	0.020	U	0.020	U	0.827
Anthracene		U	0.202	U	0.005	U	0.005	U	0.207
Benzo(a)anthracene		U	0.202	U	0.005	U	0.005	0.079 J	0.207
Benzo(a)pyrene		U	0.202	U	0.005	U	0.005	0.068 J	0.207
Benzo(b)fluoranthene		U	0.202	U	0.005	U	0.005	0.110 J	0.207
Benzo(g,h,i)perylene		U	0.202	U	0.005	U	0.005	U	0.207
Benzo(k)fluoranthene		U	0.202	U	0.005	U	0.005	0.054 J	0.207
Benzoic acid		U	1.21	U	0.030	U	0.030	U	1.24
Benzyl Butyl Phthalate		U	0.202	U	0.005	U	0.005	U	0.207
bis(2-chloroethoxy) methane		U	0.404	U	0.010	U	0.010	U	0.413
bis(2-chloroethyl) ether		U	0.404	U	0.010	U	0.010	U	0.413
bis(2-chloroisopropyl) ether		U	0.404	U	0.010	U	0.010	U	0.413
bis(2-ethylhexyl) phthalate		U	0.202	U	0.005	U	0.005	0.049 J	0.207
4-Bromophenyl Phenyl Ether		U	0.404	U	0.010	U	0.010	U	0.413
di-n-Butyl Phthalate		U	0.202	U	0.005	U	0.005	U	0.207
4-Chloro-3-methylphenol		U	0.404	U	0.010	U	0.010	U	0.413
4-Chloroaniline		U	0.807	U	0.020	U	0.020	U	0.827
2-Chloronaphthalene		U	0.404	U	0.010	U	0.010	U	0.413
2-Chlorophenol		U	0.404	U	0.010	U	0.010	U	0.413
4-Chlorophenyl Phenyl Ether		U	0.404	U	0.010	U	0.010	U	0.413
Chrysene		U	0.202	U	0.005	U	0.005	0.119 J	0.207
Dibenz(a,h)Anthracene		U	0.202	U	0.005	U	0.005	U	0.207
Dibenzofuran		U	0.404	U	0.010	U	0.010	U	0.413
1,2-Dichlorobenzene		U	0.404	U	0.010	U	0.010	U	0.413
1,3-Dichlorobenzene		U	0.404	U	0.010	U	0.010	U	0.413
1,4-Dichlorobenzene		U	0.404	U	0.010	U	0.010	U	0.413
3,3-Dichlorobenzidine		U	0.404	U	0.010	U	0.010	U	0.413
2,4-Dichlorophenol		U	0.404	U	0.010	U	0.010	U	0.413
Diethyl Phthalate		U	0.202	U	0.005	U	0.005	U	0.207
Dimethyl Phthalate		U	0.202	U	0.005	U	0.005	U	0.207
2,4-Dimethylphenol		U	0.404	U	0.010	U	0.010	U	0.413
4,6-dinitro-2-methyl phenol		U	0.404	U	0.010	U	0.010	U	0.413

This analytical report, and the entire data package it represents, has been made for your exclusive and confidential use.
The interpretations and results expressed throughout this analytical report represent the best judgment of XENCO Laboratories.
XENCO Laboratories assumes no responsibility and makes no warranty to the end use of the data hereby presented.
Our liability is limited to the amount invoiced for this work order unless otherwise agreed to in writing.

Brent Barron
Laboratory Manager

Certificate of Analysis Summary 238475

3TM International, Houston , TX

Project Name: Koppers Creosote Facility

Project Id: Grenada MS
Contact: Randy Horsak
Project Location: Greanada Mississippi

Date Received in Lab: Nov-13-03 03:16 pm
Report Date: 25-NOV-03
Project Manager: Micki Munson

Analysis Requested	*Lab Id:*	238475-013		238475-014		238475-015		238475-016	
	Field Id:	3TM-KP-SS-369-02 MS MS		Field Blank		Equipment Rinsate		Duplicate-1	
	Depth:	6- In		In		In			
	Matrix:	SOIL		WATER		WATER		SOIL	
	Sampled:	Nov-10-03 12:40		Nov-10-03 13:55		Nov-10-03 14:00		Nov-10-03 00:00	
SVOAs by EPA 8270C	*Extracted:*	Nov-14-03 09:51		Nov-17-03 11:23		Nov-17-03 11:26		Nov-14-03 09:54	
	Analyzed:	Nov-19-03 02:00		Nov-18-03 23:37		Nov-19-03 00:25		Nov-19-03 02:48	
	Units/RL:	mg/kg	RL	mg/L	RL	mg/L	RL	mg/kg	RL
2,4-Dinitrophenol		U	0.404	U	0.010	U	0.010	U	0.413
2,4-Dinitrotoluene		U	0.404	U	0.010	U	0.010	U	0.413
2,6-Dinitrotoluene, 2,6-DNT		U	0.404	U	0.010	U	0.010	U	0.413
Fluoranthene		U	0.202	U	0.005	U	0.005	0.310	0.207
Fluorene		U	0.202	U	0.005	U	0.005	U	0.207
Hexachlorobenzene		U	0.404	U	0.010	U	0.010	U	0.413
Hexachlorobutadiene		U	0.404	U	0.010	U	0.010	U	0.413
Hexachlorocyclopentadiene		U	0.404	U	0.010	U	0.010	U	0.413
Hexachloroethane		U	0.404	U	0.010	U	0.010	U	0.413
Indeno(1,2,3-c,d)Pyrene		U	0.202	U	0.005	U	0.005	U	0.207
Isophorone		U	0.404	U	0.010	U	0.010	U	0.413
2-Methylnaphthalene		U	0.202	U	0.005	U	0.005	U	0.207
2-methylphenol		U	0.404	U	0.010	U	0.010	U	0.413
3&4-Methylphenol		U	0.404	U	0.010	U	0.010	U	0.413
Naphthalene		U	0.202	U	0.005	U	0.005	U	0.207
4-Nitroaniline		U	0.807	U	0.020	U	0.020	U	0.827
3-Nitroaniline		U	0.404	U	0.010	U	0.010	U	0.413
2-Nitroaniline		U	0.404	U	0.010	U	0.010	U	0.413
Nitrobenzene		U	0.404	U	0.010	U	0.010	U	0.413
2-Nitrophenol		U	0.404	U	0.010	U	0.010	U	0.413
4-Nitrophenol		U	0.404	U	0.010	U	0.010	U	0.413
N-Nitrosodi-n-Propylamine		U	0.404	U	0.010	U	0.010	U	0.413
N-Nitrosodiphenylamine		U	0.404	U	0.010	U	0.010	U	0.413
di-n-Octyl Phthalate		U	0.202	U	0.005	U	0.005	U	0.207
Pentachlorophenol		U	0.404	U	0.010	U	0.010	U	0.413
Phenanthrene		U	0.202	U	0.005	U	0.005	0.301	0.207
Phenol		U	0.404	U	0.010	U	0.010	U	0.413
Pyrene		U	0.202	U	0.005	U	0.005	0.247	0.207
Pyridine		U	0.404	U	0.010	U	0.010	U	0.413
1,2,4-Trichlorobenzene		U	0.404	U	0.010	U	0.010	U	0.413
2,4,6-Trichlorophenol		U	0.404	U	0.010	U	0.010	U	0.413
2,4,5-Trichlorophenol		U	0.404	U	0.010	U	0.010	U	0.413

This analytical report, and the entire data package it represents, has been made for your exclusive and confidential use.
The interpretations and results expressed throughout this analytical report represent the best judgment of XENCO Laboratories.
XENCO Laboratories assumes no responsibility and makes no warranty to the end use of the data hereby presented.
Our liability is limited to the amount invoiced for this work order unless otherwise agreed to in writing.

Brent Barron
Laboratory Manager

Form 2 - Surrogate Recoveries

Project Name: Koppers Creosote Facility

Work Order #: 238475 **Project ID:** Grenada MS

Lab Batch #: 644774 **Sample:** 238475-001 / SMP **Batch:** 1 **Matrix:** Solid

Units: mg/kg

SVOAs by EPA 8270C Analytes	SURROGATE RECOVERY STUDY				
	Amount Found [A]	True Amount [B]	Recovery %R [D]	Control Limits %R	Flags
2-Fluorobiphenyl	1.62	1.67	97	30-115	
2-Fluorophenol	1.37	1.67	82	25-121	
Nitrobenzene-d5	1.48	1.67	89	23-120	
Phenol-d6	1.37	1.67	82	24-113	
Terphenyl-D14	1.77	1.67	106	18-137	
2,4,6-Tribromophenol	1.72	1.67	103	19-122	

Lab Batch #: 644774 **Sample:** 238475-002 / SMP **Batch:** 1 **Matrix:** Solid

Units: mg/kg

SVOAs by EPA 8270C Analytes	SURROGATE RECOVERY STUDY				
	Amount Found [A]	True Amount [B]	Recovery %R [D]	Control Limits %R	Flags
2-Fluorobiphenyl	1.65	1.67	99	30-115	
2-Fluorophenol	1.38	1.67	83	25-121	
Nitrobenzene-d5	1.56	1.67	93	23-120	
Phenol-d6	1.41	1.67	84	24-113	
Terphenyl-D14	1.85	1.67	111	18-137	
2,4,6-Tribromophenol	1.81	1.67	108	19-122	

Lab Batch #: 644774 **Sample:** 238475-002 S / MS **Batch:** 1 **Matrix:** Solid

Units: mg/kg

SVOAs by EPA 8270C Analytes	SURROGATE RECOVERY STUDY				
	Amount Found [A]	True Amount [B]	Recovery %R [D]	Control Limits %R	Flags
2-Fluorobiphenyl	1.58	1.67	95	30-115	
2-Fluorophenol	1.51	1.67	90	25-121	
Nitrobenzene-d5	1.61	1.67	96	23-120	
Phenol-d6	1.73	1.67	104	24-113	
Terphenyl-D14	1.72	1.67	103	18-137	
2,4,6-Tribromophenol	1.65	1.67	99	19-122	

** Surrogates outside limits; data and surrogates confirmed by reanalysis
*** Poor recoveries due to dilution
Surrogate Recovery [D] = 100 * A / B
All results are based on MDL and validated for QC purposes.

Form 2 - Surrogate Recoveries

Project Name: Koppers Creosote Facility

Work Order #: 238475

Project ID: Grenada MS

Lab Batch #: 644774 **Sample:** 238475-002 SD / MSD **Batch:** 1 **Matrix:** Solid

Units: mg/kg

SVOAs by EPA 8270C Analytes	SURROGATE RECOVERY STUDY				
	Amount Found [A]	True Amount [B]	Recovery %R [D]	Control Limits %R	Flags
2-Fluorobiphenyl	1.56	1.67	93	30-115	
2-Fluorophenol	1.42	1.67	85	25-121	
Nitrobenzene-d5	1.52	1.67	91	23-120	
Phenol-d6	1.68	1.67	101	24-113	
Terphenyl-D14	1.67	1.67	100	18-137	
2,4,6-Tribromophenol	1.55	1.67	93	19-122	

Lab Batch #: 644774 **Sample:** 238475-003 / SMP **Batch:** 1 **Matrix:** Solid

Units: mg/kg

SVOAs by EPA 8270C Analytes	SURROGATE RECOVERY STUDY				
	Amount Found [A]	True Amount [B]	Recovery %R [D]	Control Limits %R	Flags
2-Fluorobiphenyl	1.52	1.66	92	30-115	
2-Fluorophenol	1.47	1.66	89	25-121	
Nitrobenzene-d5	1.43	1.66	86	23-120	
Phenol-d6	1.78	1.66	107	24-113	
Terphenyl-D14	1.58	1.66	95	18-137	
2,4,6-Tribromophenol	1.68	1.66	101	19-122	

Lab Batch #: 644774 **Sample:** 238475-004 / SMP **Batch:** 1 **Matrix:** Solid

Units: mg/kg

SVOAs by EPA 8270C Analytes	SURROGATE RECOVERY STUDY				
	Amount Found [A]	True Amount [B]	Recovery %R [D]	Control Limits %R	Flags
2-Fluorobiphenyl	1.57	1.66	95	30-115	
2-Fluorophenol	1.19	1.66	72	25-121	
Nitrobenzene-d5	1.42	1.66	86	23-120	
Phenol-d6	1.28	1.66	77	24-113	
Terphenyl-D14	1.78	1.66	107	18-137	
2,4,6-Tribromophenol	1.69	1.66	102	19-122	

** Surrogates outside limits; data and surrogates confirmed by reanalysis
*** Poor recoveries due to dilution
Surrogate Recovery [D] = 100 * A / B
All results are based on MDL and validated for QC purposes.

Form 2 - Surrogate Recoveries

Project Name: Koppers Creosote Facility

Work Order #: 238475

Project ID: Grenada MS

Lab Batch #: 644774 **Sample:** 238475-005 / SMP **Batch:** 1 **Matrix:** Solid

Units: mg/kg

SVOAs by EPA 8270C Analytes	SURROGATE RECOVERY STUDY				
	Amount Found [A]	True Amount [B]	Recovery %R [D]	Control Limits %R	Flags
2-Fluorobiphenyl	1.62	1.67	97	30-115	
2-Fluorophenol	1.32	1.67	79	25-121	
Nitrobenzene-d5	1.51	1.67	90	23-120	
Phenol-d6	1.38	1.67	83	24-113	
Terphenyl-D14	1.81	1.67	108	18-137	
2,4,6-Tribromophenol	1.71	1.67	102	19-122	

Lab Batch #: 644774 **Sample:** 238475-006 / SMP **Batch:** 1 **Matrix:** Solid

Units: mg/kg

SVOAs by EPA 8270C Analytes	SURROGATE RECOVERY STUDY				
	Amount Found [A]	True Amount [B]	Recovery %R [D]	Control Limits %R	Flags
2-Fluorobiphenyl	1.64	1.67	98	30-115	
2-Fluorophenol	1.36	1.67	81	25-121	
Nitrobenzene-d5	1.51	1.67	90	23-120	
Phenol-d6	1.40	1.67	84	24-113	
Terphenyl-D14	1.83	1.67	110	18-137	
2,4,6-Tribromophenol	1.76	1.67	105	19-122	

Lab Batch #: 644774 **Sample:** 238475-007 / SMP **Batch:** 1 **Matrix:** Solid

Units: mg/kg

SVOAs by EPA 8270C Analytes	SURROGATE RECOVERY STUDY				
	Amount Found [A]	True Amount [B]	Recovery %R [D]	Control Limits %R	Flags
2-Fluorobiphenyl	1.67	1.67	100	30-115	
2-Fluorophenol	1.41	1.67	84	25-121	
Nitrobenzene-d5	1.60	1.67	96	23-120	
Phenol-d6	1.44	1.67	86	24-113	
Terphenyl-D14	1.82	1.67	109	18-137	
2,4,6-Tribromophenol	1.76	1.67	105	19-122	

** Surrogates outside limits; data and surrogates confirmed by reanalysis
*** Poor recoveries due to dilution
Surrogate Recovery [D] = 100 * A / B
All results are based on MDL and validated for QC purposes.

Form 2 - Surrogate Recoveries

Project Name: Koppers Creosote Facility

Work Order #: 238475

Project ID: Grenada MS

Lab Batch #: 644774 **Sample:** 238475-008 / SMP **Batch:** 1 **Matrix:** Solid

Units: mg/kg

SVOAs by EPA 8270C	SURROGATE RECOVERY STUDY				
Analytes	Amount Found [A]	True Amount [B]	Recovery %R [D]	Control Limits %R	Flags
2-Fluorobiphenyl	1.62	1.67	97	30-115	
2-Fluorophenol	1.28	1.67	77	25-121	
Nitrobenzene-d5	1.52	1.67	91	23-120	
Phenol-d6	1.33	1.67	80	24-113	
Terphenyl-D14	1.77	1.67	106	18-137	
2,4,6-Tribromophenol	1.72	1.67	103	19-122	

Lab Batch #: 644774 **Sample:** 238475-009 / SMP **Batch:** 1 **Matrix:** Solid

Units: mg/kg

SVOAs by EPA 8270C	SURROGATE RECOVERY STUDY				
Analytes	Amount Found [A]	True Amount [B]	Recovery %R [D]	Control Limits %R	Flags
2-Fluorobiphenyl	1.66	1.67	99	30-115	
2-Fluorophenol	1.37	1.67	82	25-121	
Nitrobenzene-d5	1.57	1.67	94	23-120	
Phenol-d6	1.42	1.67	85	24-113	
Terphenyl-D14	1.79	1.67	107	18-137	
2,4,6-Tribromophenol	1.80	1.67	108	19-122	

Lab Batch #: 644774 **Sample:** 238475-010 / SMP **Batch:** 1 **Matrix:** Solid

Units: mg/kg

SVOAs by EPA 8270C	SURROGATE RECOVERY STUDY				
Analytes	Amount Found [A]	True Amount [B]	Recovery %R [D]	Control Limits %R	Flags
2-Fluorobiphenyl	1.72	1.66	104	30-115	
2-Fluorophenol	1.42	1.66	86	25-121	
Nitrobenzene-d5	1.64	1.66	99	23-120	
Phenol-d6	1.48	1.66	89	24-113	
Terphenyl-D14	1.87	1.66	113	18-137	
2,4,6-Tribromophenol	1.80	1.66	108	19-122	

** Surrogates outside limits; data and surrogates confirmed by reanalysis
*** Poor recoveries due to dilution
Surrogate Recovery [D] = 100 * A / B
All results are based on MDL and validated for QC purposes.

Form 2 - Surrogate Recoveries

Project Name: Koppers Creosote Facility

Work Order #: 238475 **Project ID:** Grenada MS

Lab Batch #: 644774 **Sample:** 238475-011 / SMP **Batch:** 1 **Matrix:** Solid

Units: mg/kg

SVOAs by EPA 8270C Analytes	SURROGATE RECOVERY STUDY				
	Amount Found [A]	True Amount [B]	Recovery %R [D]	Control Limits %R	Flags
2-Fluorobiphenyl	1.45	1.67	87	30-115	
2-Fluorophenol	1.25	1.67	75	25-121	
Nitrobenzene-d5	1.40	1.67	84	23-120	
Phenol-d6	1.49	1.67	89	24-113	
Terphenyl-D14	1.54	1.67	92	18-137	
2,4,6-Tribromophenol	1.58	1.67	95	19-122	

Lab Batch #: 644774 **Sample:** 238475-012 / SMP **Batch:** 1 **Matrix:** Solid

Units: mg/kg

SVOAs by EPA 8270C Analytes	SURROGATE RECOVERY STUDY				
	Amount Found [A]	True Amount [B]	Recovery %R [D]	Control Limits %R	Flags
2-Fluorobiphenyl	1.40	1.66	84	30-115	
2-Fluorophenol	1.09	1.66	66	25-121	
Nitrobenzene-d5	1.31	1.66	79	23-120	
Phenol-d6	1.42	1.66	86	24-113	
Terphenyl-D14	1.44	1.66	87	18-137	
2,4,6-Tribromophenol	1.43	1.66	86	19-122	

Lab Batch #: 644774 **Sample:** 238475-013 / SMP **Batch:** 1 **Matrix:** Solid

Units: mg/kg

SVOAs by EPA 8270C Analytes	SURROGATE RECOVERY STUDY				
	Amount Found [A]	True Amount [B]	Recovery %R [D]	Control Limits %R	Flags
2-Fluorobiphenyl	1.42	1.66	86	30-115	
2-Fluorophenol	1.24	1.66	75	25-121	
Nitrobenzene-d5	1.41	1.66	85	23-120	
Phenol-d6	1.55	1.66	93	24-113	
Terphenyl-D14	1.53	1.66	92	18-137	
2,4,6-Tribromophenol	1.63	1.66	98	19-122	

** Surrogates outside limits; data and surrogates confirmed by reanalysis

*** Poor recoveries due to dilution

Surrogate Recovery [D] = 100 * A / B

All results are based on MDL and validated for QC purposes.

Form 2 - Surrogate Recoveries

Project Name: Koppers Creosote Facility

Work Order #: 238475 **Project ID:** Grenada MS

Lab Batch #: 644774 **Sample:** 238475-016 / SMP **Batch:** 1 **Matrix:** Solid

Units: mg/kg

SVOAs by EPA 8270C Analytes	SURROGATE RECOVERY STUDY				
	Amount Found [A]	True Amount [B]	Recovery %R [D]	Control Limits %R	Flags
2-Fluorobiphenyl	1.41	1.67	84	30-115	
2-Fluorophenol	1.20	1.67	72	25-121	
Nitrobenzene-d5	1.35	1.67	81	23-120	
Phenol-d6	1.44	1.67	86	24-113	
Terphenyl-D14	1.53	1.67	92	18-137	
2,4,6-Tribromophenol	1.53	1.67	92	19-122	

Lab Batch #: 644774 **Sample:** 463991-1-BKS / BKS **Batch:** 1 **Matrix:** Solid

Units: mg/kg

SVOAs by EPA 8270C Analytes	SURROGATE RECOVERY STUDY				
	Amount Found [A]	True Amount [B]	Recovery %R [D]	Control Limits %R	Flags
2-Fluorobiphenyl	1.81	1.67	108	30-115	
2-Fluorophenol	1.56	1.67	93	25-121	
Nitrobenzene-d5	1.79	1.67	107	23-120	
Phenol-d6	1.64	1.67	98	24-113	
Terphenyl-D14	2.04	1.67	122	18-137	
2,4,6-Tribromophenol	1.99	1.67	119	19-122	

Lab Batch #: 644774 **Sample:** 463991-1-BLK / BLK **Batch:** 1 **Matrix:** Solid

Units: mg/kg

SVOAs by EPA 8270C Analytes	SURROGATE RECOVERY STUDY				
	Amount Found [A]	True Amount [B]	Recovery %R [D]	Control Limits %R	Flags
2-Fluorobiphenyl	1.69	1.67	101	30-115	
2-Fluorophenol	1.44	1.67	86	25-121	
Nitrobenzene-d5	1.54	1.67	92	23-120	
Phenol-d6	1.39	1.67	83	24-113	
Terphenyl-D14	1.84	1.67	110	18-137	
2,4,6-Tribromophenol	1.81	1.67	108	19-122	

** Surrogates outside limits; data and surrogates confirmed by reanalysis

*** Poor recoveries due to dilution

Surrogate Recovery [D] = 100 * A / B

All results are based on MDL and validated for QC purposes.

Form 2 - Surrogate Recoveries

Project Name: Koppers Creosote Facility

Work Order #: 238475 **Project ID:** Grenada MS

Lab Batch #: 644774 **Sample:** 463991-1-BSD / BSD **Batch:** 1 **Matrix:** Solid

Units: mg/kg

SVOAs by EPA 8270C Analytes	SURROGATE RECOVERY STUDY				
	Amount Found [A]	True Amount [B]	Recovery %R [D]	Control Limits %R	Flags
2-Fluorobiphenyl	1.84	1.67	110	30-115	
2-Fluorophenol	1.59	1.67	95	25-121	
Nitrobenzene-d5	1.77	1.67	106	23-120	
Phenol-d6	1.66	1.67	99	24-113	
Terphenyl-D14	2.02	1.67	121	18-137	
2,4,6-Tribromophenol	2.02	1.67	121	19-122	

Lab Batch #: 644897 **Sample:** 238475-014 / SMP **Batch:** 1 **Matrix:** Water

Units: mg/L

SVOAs by EPA 8270C Analytes	SURROGATE RECOVERY STUDY				
	Amount Found [A]	True Amount [B]	Recovery %R [D]	Control Limits %R	Flags
2-Fluorobiphenyl	0.036	0.050	72	43-116	
2-Fluorophenol	0.031	0.050	62	21-100	
Nitrobenzene-d5	0.036	0.050	72	35-114	
Phenol-d6	0.032	0.050	64	10-94	
Terphenyl-D14	0.040	0.050	80	33-141	
2,4,6-Tribromophenol	0.043	0.050	86	10-123	

Lab Batch #: 644897 **Sample:** 238475-015 / SMP **Batch:** 1 **Matrix:** Water

Units: mg/L

SVOAs by EPA 8270C Analytes	SURROGATE RECOVERY STUDY				
	Amount Found [A]	True Amount [B]	Recovery %R [D]	Control Limits %R	Flags
2-Fluorobiphenyl	0.033	0.050	66	43-116	
2-Fluorophenol	0.028	0.050	56	21-100	
Nitrobenzene-d5	0.033	0.050	66	35-114	
Phenol-d6	0.029	0.050	58	10-94	
Terphenyl-D14	0.039	0.050	78	33-141	
2,4,6-Tribromophenol	0.039	0.050	78	10-123	

** Surrogates outside limits; data and surrogates confirmed by reanalysis

*** Poor recoveries due to dilution

Surrogate Recovery [D] = 100 * A / B

All results are based on MDL and validated for QC purposes.

Form 2 - Surrogate Recoveries

Project Name: Koppers Creosote Facility

Work Order #: 238475

Project ID: Grenada MS

Lab Batch #: 644897 **Sample:** 464073-1-BKS / BKS **Batch:** 1 **Matrix:** Water

Units: mg/L

SVOAs by EPA 8270C Analytes	SURROGATE RECOVERY STUDY				
	Amount Found [A]	True Amount [B]	Recovery %R [D]	Control Limits %R	Flags
2-Fluorobiphenyl	0.046	0.050	92	43-116	
2-Fluorophenol	0.039	0.050	78	21-100	
Nitrobenzene-d5	0.046	0.050	92	35-114	
Phenol-d6	0.038	0.050	76	10-94	
Terphenyl-D14	0.048	0.050	96	33-141	
2,4,6-Tribromophenol	0.050	0.050	100	10-123	

Lab Batch #: 644897 **Sample:** 464073-1-BLK / BLK **Batch:** 1 **Matrix:** Water

Units: mg/L

SVOAs by EPA 8270C Analytes	SURROGATE RECOVERY STUDY				
	Amount Found [A]	True Amount [B]	Recovery %R [D]	Control Limits %R	Flags
2-Fluorobiphenyl	0.042	0.050	84	43-116	
2-Fluorophenol	0.035	0.050	70	21-100	
Nitrobenzene-d5	0.041	0.050	82	35-114	
Phenol-d6	0.033	0.050	66	10-94	
Terphenyl-D14	0.045	0.050	90	33-141	
2,4,6-Tribromophenol	0.047	0.050	94	10-123	

Lab Batch #: 644897 **Sample:** 464073-1-BSD / BSD **Batch:** 1 **Matrix:** Water

Units: mg/L

SVOAs by EPA 8270C Analytes	SURROGATE RECOVERY STUDY				
	Amount Found [A]	True Amount [B]	Recovery %R [D]	Control Limits %R	Flags
2-Fluorobiphenyl	0.044	0.050	88	43-116	
2-Fluorophenol	0.037	0.050	74	21-100	
Nitrobenzene-d5	0.046	0.050	92	35-114	
Phenol-d6	0.036	0.050	72	10-94	
Terphenyl-D14	0.048	0.050	96	33-141	
2,4,6-Tribromophenol	0.050	0.050	100	10-123	

** Surrogates outside limits; data and surrogates confirmed by reanalysis
*** Poor recoveries due to dilution
Surrogate Recovery [D] = 100 * A / B
All results are based on MDL and validated for QC purposes.

BS / BSD Recoveries

Project Name: Koppers Creosote Facility

Work Order #: 238475 **Project ID:** Grenada MS

Lab Batch ID: 644774 **Sample:** 463991-1-BKS **Batch #:** 1 **Matrix:** Solid

Units: mg/kg

SVOAs by EPA 8270C Analytes	BLANK /BLANK SPIKE / BLANK SPIKE DUPLICATE RECOVERY STUDY										
	Blank Sample Result [A]	Spike Added [B]	Blank Spike Result [C]	Blank Spike %R [D]	Spike Added [E]	Blank Spike Duplicate Result [F]	Blk. Spk Dup. %R [G]	RPD %	Control Limits %R	Control Limits %RPD	Flag
Acenaphthene	<0.167	1.67	1.60	96	1.67	1.61	96	0	41-134	19	
4-Chloro-3-methylphenol	<0.333	1.67	1.70	102	1.67	1.73	104	2	28-134	33	
2-Chlorophenol	<0.333	1.67	1.42	85	1.67	1.45	87	2	25-140	50	
1,4-Dichlorobenzene	<0.333	1.67	1.40	84	1.67	1.42	85	1	36-134	27	
2,4-Dinitrotoluene	<0.333	1.67	1.66	99	1.67	1.68	101	2	40-130	47	
4-Nitrophenol	<0.333	1.67	1.52	91	1.67	1.52	91	0	36-123	50	
N-Nitrosodi-n-Propylamine	<0.333	1.67	1.39	83	1.67	1.46	87	5	53-130	38	
Pentachlorophenol	<0.333	1.67	1.68	101	1.67	1.63	98	3	14-111	47	
Phenol	<0.333	1.67	1.40	84	1.67	1.47	88	5	27-127	35	
Pyrene	<0.167	1.67	1.71	102	1.67	1.74	104	2	41-144	36	-
1,2,4-Trichlorobenzene	<0.333	1.67	1.64	98	1.67	1.64	98	0	37-133	23	

Relative Percent Difference RPD = 200*|(D-G)/(D+G)|
Blank Spike Recovery [D] = 100*(C)/[B]
Blank Spike Duplicate Recovery [G] = 100*(F)/[E]
All results are based on MDL and Validated for QC Purposes

BS / BSD Recoveries

Project Name: Koppers Creosote Facility

Work Order #: 238475

Project ID: Grenada MS

Lab Batch ID: 644897 **Sample:** 464073-1-BKS **Batch #:** 1 **Matrix:** Water

Units: mg/L

SVOAs by EPA 8270C Analytes	BLANK /BLANK SPIKE / BLANK SPIKE DUPLICATE RECOVERY STUDY										
	Blank Sample Result [A]	Spike Added [B]	Blank Spike Result [C]	Blank Spike %R [D]	Spike Added [E]	Blank Spike Duplicate Result [F]	Blk. Spk Dup. %R [G]	RPD %	Control Limits %R	Control Limits %RPD	Flag
Acenaphthene	<0.005	0.050	0.049	98	0.050	0.048	96	2	27-132	31	
4-chloro-3-methylphenol	<0.010	0.050	0.049	98	0.050	0.048	96	2	16-129	33	
2-Chlorophenol	<0.010	0.050	0.046	92	0.050	0.044	88	4	16-116	40	
1,4-Dichlorobenzene	<0.010	0.050	0.045	90	0.050	0.043	86	5	19-121	28	
2,4-Dinitrotoluene	<0.010	0.050	0.048	96	0.050	0.047	94	2	22-135	38	
4-Nitrophenol	<0.010	0.050	0.038	76	0.050	0.037	74	3	10-80	50	
N-Nitrosodi-n-Propylamine	<0.010	0.050	0.045	90	0.050	0.045	90	0	22-134	38	
Pentachlorophenol	<0.010	0.050	0.053	106	0.050	0.053	106	0	17-117	50	
Phenol	<0.010	0.050	0.035	70	0.050	0.033	66	6	12-110	25	
Pyrene	<0.005	0.050	0.049	98	0.050	0.049	98	0	23-152	31	
1,2,4-Trichlorobenzene	<0.010	0.050	0.046	92	0.050	0.046	92	0	20-124	28	

Relative Percent Difference RPD = 200*|(D-G)/(D+G)|
Blank Spike Recovery [D] = 100*(C)/[B]
Blank Spike Duplicate Recovery [G] = 100*(F)/[E]
All results are based on MDL and Validated for QC Purposes

Form 3 - MS / MSD Recoveries

Project Name: Koppers Creosote Facility

Work Order # : 238475

Lab Batch ID: 644774

Reporting Units: mg/kg

Project ID: Grenada MS

QC- Sample ID: 238475-002 S Batch #: 1 Matrix: Solid

SVOAs by EPA 8270C Analytes	MATRIX SPIKE / MATRIX SPIKE DUPLICATE RECOVERY STUDY										
	Parent Sample Result [A]	Spike Added [B]	Spiked Sample Result [C]	Spiked Sample %R [D]	Spike Added [E]	Duplicate Spiked Sample Result [F]	Spiked Dup. %R [G]	RPD %	Control Limits %R	Control Limits %RPD	Flag
Acenaphthene	<0.202	2.02	2.02	100	2.02	1.94	96	4	41-134	19	
4-Chloro-3-methylphenol	<0.404	2.02	1.98	98	2.02	1.89	94	4	28-134	33	
2-Chlorophenol	<0.404	2.02	1.91	95	2.02	1.80	89	7	25-140	50	
1,4-Dichlorobenzene	<0.404	2.02	1.87	93	2.02	1.78	88	6	36-134	27	
2,4-Dinitrotoluene	<0.404	2.02	1.88	93	2.02	1.81	90	3	40-130	47	
4-Nitrophenol	<0.404	2.02	1.82	90	2.02	1.63	81	11	36-123	50	
N-Nitrosodi-n-Propylamine	<0.404	2.02	1.79	89	2.02	1.74	86	3	53-130	38	
Pentachlorophenol	<0.404	2.02	0.201	10	2.02	0.107	5	67	14-111	47	XF
Phenol	<0.404	2.02	1.86	92	2.02	1.77	88	4	27-127	35	
Pyrene	<0.202	2.02	2.04	101	2.02	2.08	103	2	41-144	36	
1,2,4-Trichlorobenzene	<0.404	2.02	1.95	97	2.02	1.84	91	6	37-133	23	

Matrix Spike Percent Recovery [D] = 100*(C-A)/B
Relative Percent Difference RPD = 200*(D-G)/(D+G)

Matrix Spike Duplicate Percent Recovery [G] = 100*(F-A)/E

ND = Not Detected, J = Present Below Reporting Limit, B = Present in Blank, NR = Not Requested, I = Interference, NA = Not ApplicableN = See Narrative, EQL = Estimated Quantitation Limit

Sample Duplicate Recovery

Project Name: Koppers Creosote Facility

Work Order #: 238475

Lab Batch #: 644742

QC- Sample ID: 238475-001 D

Reporting Units: %

Batch #: 1

Project ID: Grenada MS

Matrix: Solid

Percent Moisture Analyte	SAMPLE / SAMPLE DUPLICATE RECOVERY				
	Parent Sample Result [A]	Sample Duplicate Result [B]	RPD	Control Limits %RPD	Flag
Percent Moisture	11.5	11.5	0	20	

Spike Relative Difference RPD 200 * | (B-A)/(B+A) |
All Results are based on MDL and validated for QC purposes.

XENCO Laboratories

☐ 11381 Meadowglen, Ste L, Houston TX 77082 281-589-0692
☐ 5309 Wurzbach Rd, Ste 104, San Antonio, TX 78238 210[redacted]34
☐ 11078 Morrison Ln, Ste D, Dallas, TX 75229 972-481-9999

ANALYSIS REQUEST & CHAIN OF CUSTODY RECORD

☐ 5757 N.W. 158th Street, Miami Lakes, F 33014 305-823-8500
☐ 2618 South Falkenburg Rd, Riverview, Fl 33569 813-620-2000 **Serial #:** 15[redacted]29

Company: 3TM International **Phone:** 281-497-1230

Lab Only: 238475-H

Project Name-State ☐ Previously done at XENCO **Project ID:** Koppers Creosote Facility Grenada MS

TAT: 5h 12h 24h 48h 3d 5d 7d (10d) 14d 21d. Standard TAT is Quote Specific, please circle your required TAT.

Site/Location: Grenada Mississippi **Proj. Manager (PM):** Randy Horsak

Fax Results to ☑ PM and / or T.J. Dumahoe **Fax No:** 281 497 ~~123~~ 16 16
e-mail Final Report to:

Invoice to ☐ Accounting ☑ Invoice with Final Report ☐ Invoice must have a P.O.
Bill to:

Quote No: **P.O No:** ☐ Call for a P.O.

Reg Program: CLP AFCEE TRRP DW UST Other:

Special DLs (GW DW TRRP QAPP MDLs See Lab PM Included Call PM)

Specifications: Level I II III IV Custom with Raw Data EDD Dry Basis

QA/QC for Litigation

Sampler Name Danny Vasenline **Signature** [signature]

	Sample ID	Sampling Date	Time	Depth ft/in m	Matrix APSW	Composite	Grab	# Containers	Container Size	Container Type	Preservatives	BTEX by 8021 8260 602 624 Other	BTEX-MTBE by 8021 8260 624 Other	TPH by TX1005 FL-Pro 418.1 8015GRO 8015DRO 1004	PAHs by 8270 8100 8310	Metals by 6010 or 6020 8RCRA Tot Pb TCLP8 13PP 23TAL	VOCs by 6021 8260 624 VOA VOH PPs TCL TCLP	SVOCs by (8270) 625 PAHs BN&A TCL PPs TCLP	FL Preburn or Revised Preburn	TAT 5h 12h 24h 48h 3d 5d 7d (10d) 14d 21d	Addn: PAH above mg/L W, mg/Kg S Highest Hit	Hold: Analysis Disposal	Remarks	Addn: Date Rcv by: From:
1	3TM-KP-SS-369-01	10Nov03	1230	6	S		X	1	8	C	C							X					Full List	
2	3TM-KP-SS-369-02		1210															X						
3	3TM-KP-SS-33-01		1435															X						
4	3TM-KP-SS-33-02		1455															X						
5	3TM-KP-SS-151-01		1745															X						
6	3TM-KP-SS-151-02		1800															X						
7	3TM-KP-SS-107-01	11Nov03	1035															X						
8	3TM-KP-SS-107-02		1055															X						
9	3TM-KP-SS-275-01		1520															X						
10	3TM-KP-SS-275-02		1600															X						

	Relinquished by (Initials and Sign)	Date & Time	Relinquished to (Initials and Sign)	Date & Time
1	[signature]	13Nov03 15:16		
2				
3			Lab: [signature]	11/13/03 15:16

Total Containers per COC: 10 Cooler Temp: 2.0 °C

Specific Fax Due Date: ☐ Rush Preliminary Results Cost Approved
☐ Rush Data Package cost preapproved
Rush Charges are Pre-Approved upon Requesting them. All Terms Apply

Preservatives: Various (V), HCl pH<2 (H), H2SO4 pH<2 (S), HNO3 pH<2 (N), Asbc Acid&NaOH (A), ZnAc&NaOH (Z), (Cool,<4C) (C), None (NA), See Label (L), Other (O) _____
Cont. Size: 4oz (4), 8oz (8), 32oz (32), 40ml VOA (V), 1L (1), 500ml (5), Tedlar Bag (B), Wipe (W), Other _____ **Cont. Type:** Glass Amb (A), Glass Clear (C), Plastic (P), Other (O) _____
Matrix: Air (A), Product (P), Solid(S), Water (W)

Committed to Excellence in Service and Quality www.xenco.com

☐ 11381 Meadowglen, Ste L, Houston TX 77082 281-589-0692
☐ 6309 Wurzbach Rd, Ste 104, San Antonio, TX 78238 210-[illegible]
☐ 11078 Morrison Ln, Ste D, Dallas, TX 75229 972-481-9999

ANALYSIS REQUEST & CHAIN OF CUSTODY RECORD

☐ 5757 N.W. 158th Street, Miami Lakes, Fl 33014 305-823-8500
☐ 2818 South Falkenburg Rd, Riverview, Fl 33569 813-620-2000 Serial #: 15[illegible]92

Company: 3TM International — Phone: 281-497-1230
Lab Only: 238475-1
Project Name-State: Kopper Creosote Facility — ☐ Previously done at XENCO — Project ID:
Site/Location: Grenada, MS — Proj. Manager (PM): Randy Horsak
Fax Results to: ☑ PM and / or T.J. Dunnahoe — Fax No: 281 497-1676
e-mail Final Report to:
Invoice to: ☐ Accounting ☑ Invoice with Final Report ☐ Invoice must have a P.O.
Bill to:
Quote No: — P.O No: — ☐ Call for a P.O.
Reg Program: CLP AFCEE TRRP DW UST Other:
Special DLs (GW DW TRRP QAPP MDLs See Lab PM Included Call PM)
Specifications: Level I II III IV Custom with Raw Data EDD Dry Basis
QA/QC for Litigation
Sampler Name: Danny Vasentine — Signature: Danny Vasentine

TAT: 5h 12h 24h 48h 3d 5d 7d 10d 14d 21d. Standard TAT is Quote Specific, please circle your required TAT

	Sample ID	Sampling Date	Time	Depth ft/in m	Matrix A P S W	Composite	Grab	# Containers	Container Size	Container Type	Preservatives	BTEX by 8021 8260 602 624 Other	BTEX-MTBE by 8021 8260 624 Other	TPH by TX1005 TX1006 418.1 8015GRO 8015DRO 1004	PAHs by 8270 8100 8310	Metals by 6010 or 6020 8RCRA Tot Pb TCLP8 13PP 23TAL	VOCs by 8021 8260 624 VOA VOH PPs TCL TCLP	SVOCs by 8270 625 PAHs BN&A TCL PPs TCLP	FL Preburn or Rovload Preburn	TAT 5h 12h 24h 48h 3d 5d 7d 10d 14d 21d	Addn: PAH above mg/L W, mg/Kg S Highest Hit	Hold: Analysis Disposal	Remarks	Addn:
1	3TM-KP-SS-3-01	12Nov03	1130	6	S													X					Full List	
2	3TM-KP-SS-3-02	"	1150	6	S													X						
3	3TM-KP-SS-3-03	10Nov03	1240	6	S													X						
4	Field Blank	10Nov03	1355	—	W													X						
5	Equipment Rinsate	10Nov03	1400	—	W													X						
6	Duplicate-1	—	—	—	S																			
7																								
8																								
9																								
10																								

Relinquished by (Initials and Sign)	Date & Time	Relinquished to (Initials and Sign)	Date & Time
1 D Danny Vasentine	13Nov03 16:13		
2			
3		Lab: [illegible]	11/13/03 16:13

Total Containers per COC: — Cooler Temp:
Specific Fax Due Date: ☐ Rush Preliminary Results Cost Approved
☐ Rush Data Package cost preapproved
Rush Charges are Pre-Approved upon Requesting them. All Terms Apply

Preservatives: Various (V), HCl pH<2 (H), H2SO4 pH<2 (S), HNO3 pH<2 (N), Asbc Acid&NaOH (A), ZnAc&NaOH (Z), (Cool,<4C) (C), None (NA), See Label (L), Other (O) _____
Cont. Size: 4oz (4), 8oz (8), 32oz (32), 40ml VOA (V), 1L (1), 500ml (5), Tedlar Bag (B), Wipe (W), Other _____ Cont. Type: Glass Amb (A), Glass Clear (C), Plastic (P), Other (O) _____
Matrix: Air (A), Product (P), Solid(S), Water (W)

Committed to Excellence in Service and Quality www.xenco.com

XENCO Laboratories
Case Narrative
Koppers Creosote Facility
Project No. 3TM-LD-022003-02

December 3, 2003
XENCO ID 238475
3TM International

Tentatively Identified compound Results (SVOC): Pristane CAS# 1921-70-6 was requested to be reported as Tentatively Identified Compound (TIC) results for this work order. The Pristane peak was identified and the major ions in the compound were compared with an NIST library of chromatographic ions. Only those peaks with significant areas were chosen. The compound area represents results that are comparable to our reporting levels for target compounds. The amount of the TIC is then estimated using the nearest Internal Standard as a reference. The confidence in these results is based on the percent match between the major ion groups and the ion groups found in the NIST library. Pristane was identified in the following sample at the listed amount:

3TM-KP-SS-3-02 @ 0.081mg/kg

There were no similar matches for this compound found in the remaining samples or the Method Blank.

Brent Barron
Laboratory Manager

Client: 3TM
Project Name: Koppers Creosote
Project ID: 238475
Project Manager: Randy Horsak

Analysis: Pristane TICS

Sample ID	Area	R.T.	RF	Raw Result (ppb)	Sample Amount (g)	R.L.(ppm)	Final Result (ppm)
238475-001	0	N/A	4.40E-05	0.00	30	0.167	<0.167
238475-002	0	N/A	4.40E-05	0.00	30	0.167	<0.167
238475-003	0	N/A	4.40E-05	0.00	30	0.167	<0.167
238475-004	0	N/A	4.40E-05	0.00	30	0.167	<0.167
238475-005	0	N/A	4.40E-05	0.00	30	0.167	<0.167
238475-006	0	N/A	4.40E-05	0.00	30	0.167	<0.167
238475-007	0	N/A	4.40E-05	0.00	30	0.167	<0.167
238475-008	0	N/A	4.40E-05	0.00	30	0.167	<0.167
238475-009	0	N/A	4.40E-05	0.00	30	0.167	<0.167
238475-010	0	N/A	4.40E-05	0.00	30	0.167	<0.167
238475-011	14834	17.43	4.40E-05	0.65	30	0.167	<0.167
238475-012	55288	17.45	4.40E-05	2.43	30	0.167	0.081 J
238475-013	0	N/A	4.40E-05	0.00	30	0.167	<0.167
238475-014	0	N/A	4.40E-05	0.00	250 mL	0.005	<0.005
238475-015	0	N/A	4.40E-05	0.00	250 mL	0.005	<0.005
238475-016	12194	17.43	4.40E-05	0.54	30	0.167	<0.167

RF based on nearest internal standard (phenanthrene-d10)

Date: 02 Dec 2003 18:05:04

Entry 24550 from MAINLIB NIST Library

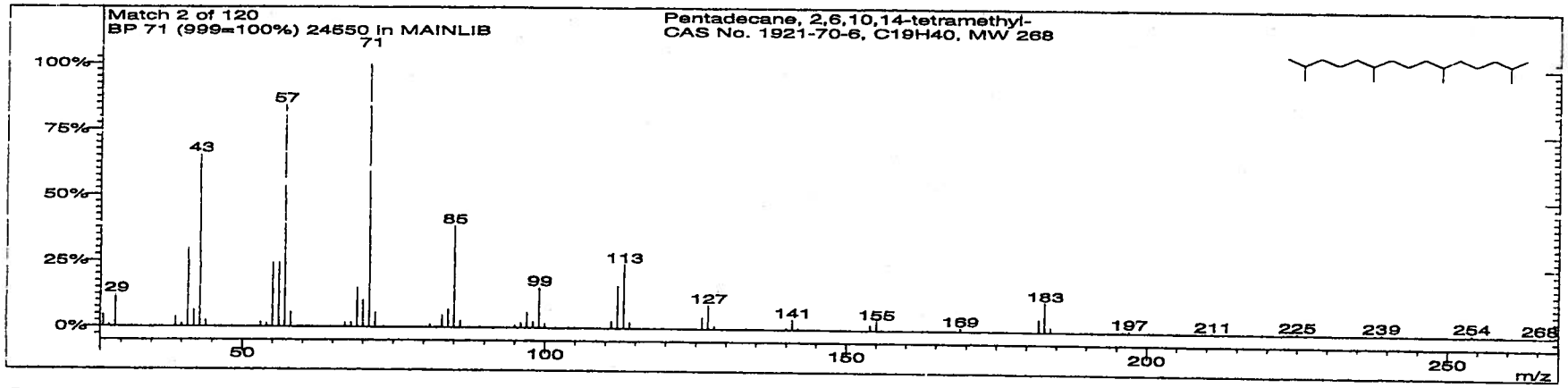

Spectrum 24550 from MAINLIB Library
Name: Pentadecane, 2,6,10,14-tetramethyl-
Pair Count: 59 MW: 268 Formula: C19H40 CAS No: 1921-70-6 Acquired Range: 27 - 268
NIST No: 35901
Contributor: R.T.HOLMAN,UNIVERSITY OF MINNESOTA
Synonyms: 6
Bute hydrocarbon
Norphytan
Norphytane
Pristan
Pristane
2,6,10,14-Tetramethylpentadecane
Other Databases: Fine TSCA RTECS EPA HODOC NIH EINECS IR
Replicates: 4
4691 in REPLIB
4692 in REPLIB
4501 in REPLIB
1767 in REPLIB

Ion	Int	%BP	Ion	Int	%BP	Ion	Int	%BP
27	45	5	72	54	5	141	37	4
28	6	1	81	10	1	142	5	1
29	120	12	83	45	5	154	17	2
39	37	4	84	66	7	155	33	3
40	10	1	85	380	38	169	10	1
41	300	30	86	24	2	182	43	4
42	61	6	95	7	1	183	110	11
43	650	65	96	16	2	184	17	2
44	23	2	97	57	6	196	3	0
53	18	2	98	21	2	197	7	1
54	11	1	99	150	15	211	2	0
55	240	24	100	13	1	224	2	0
56	240	24	111	24	2	225	4	0
57	840	84	112	160	16	238	2	0
58	56	6	113	240	24	239	4	0
67	20	2	114	20	2	253	1	0
68	17	2	126	40	4	254	7	1
69	150	15	127	89	9	255	1	0
70	100	10	128	9	1	268	3	0
71	999	100	140	5	1			

Library Searched : c:\DATABASE\NBS75K.L
Quality : 90
ID : Undecane

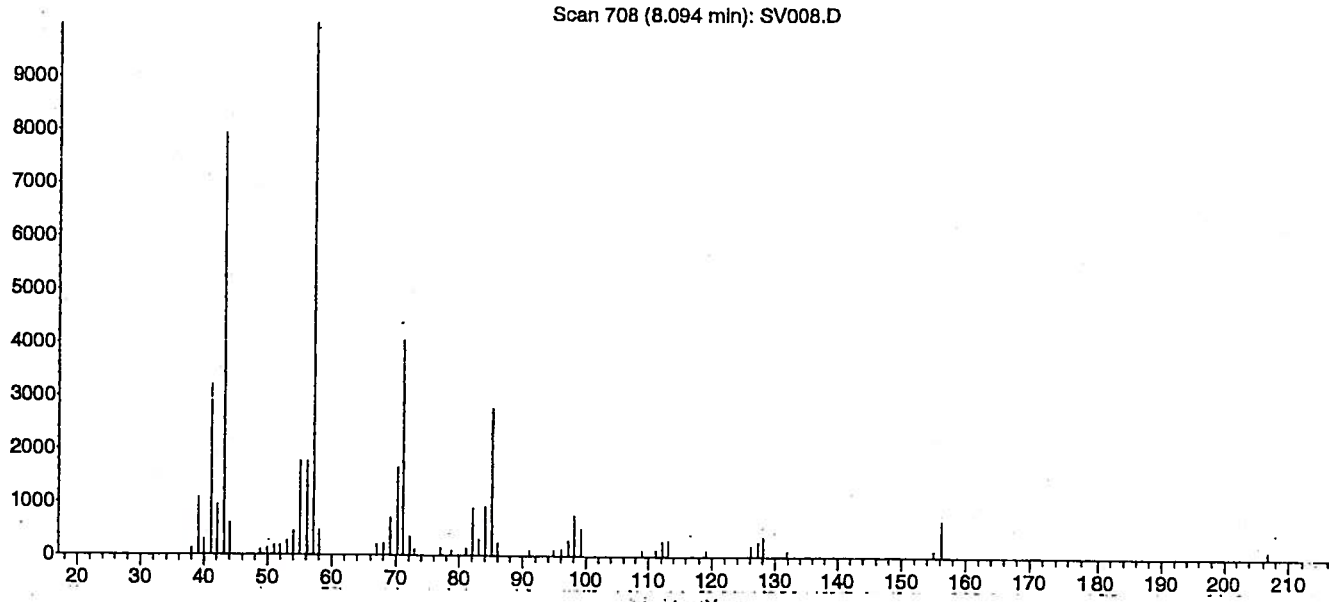

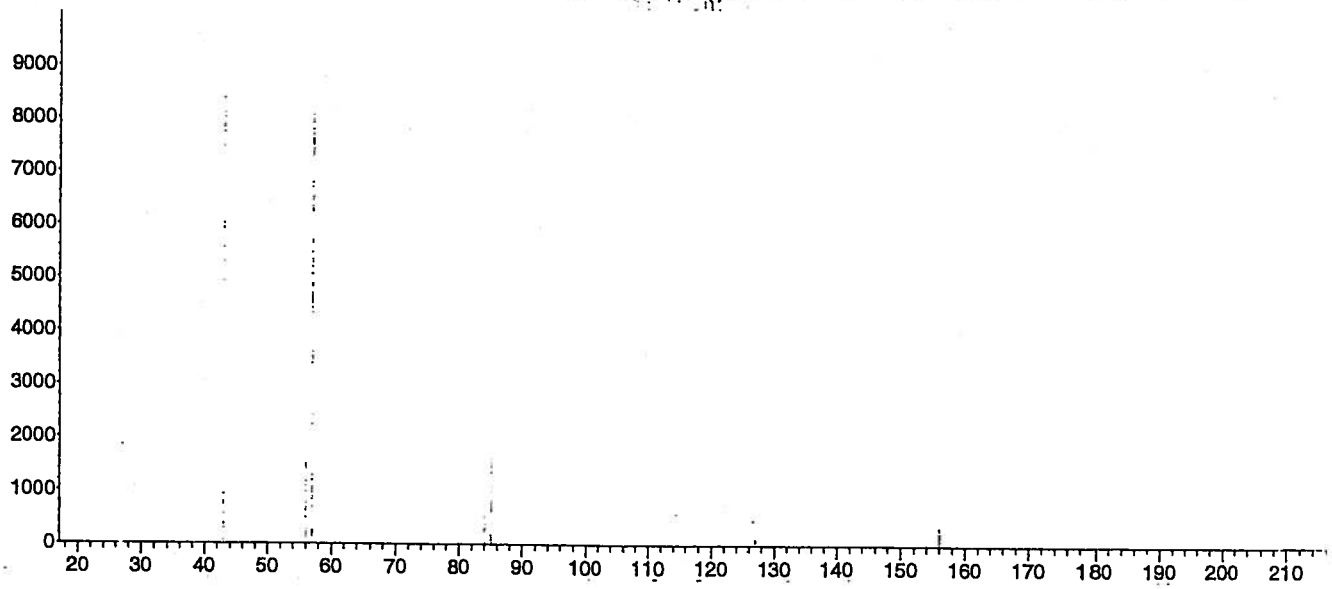

Library Searched : c:\DATABASE\NBS75K.L
Quality : 87
ID : Pentadecane, 2,6,10,14-tetramethyl-

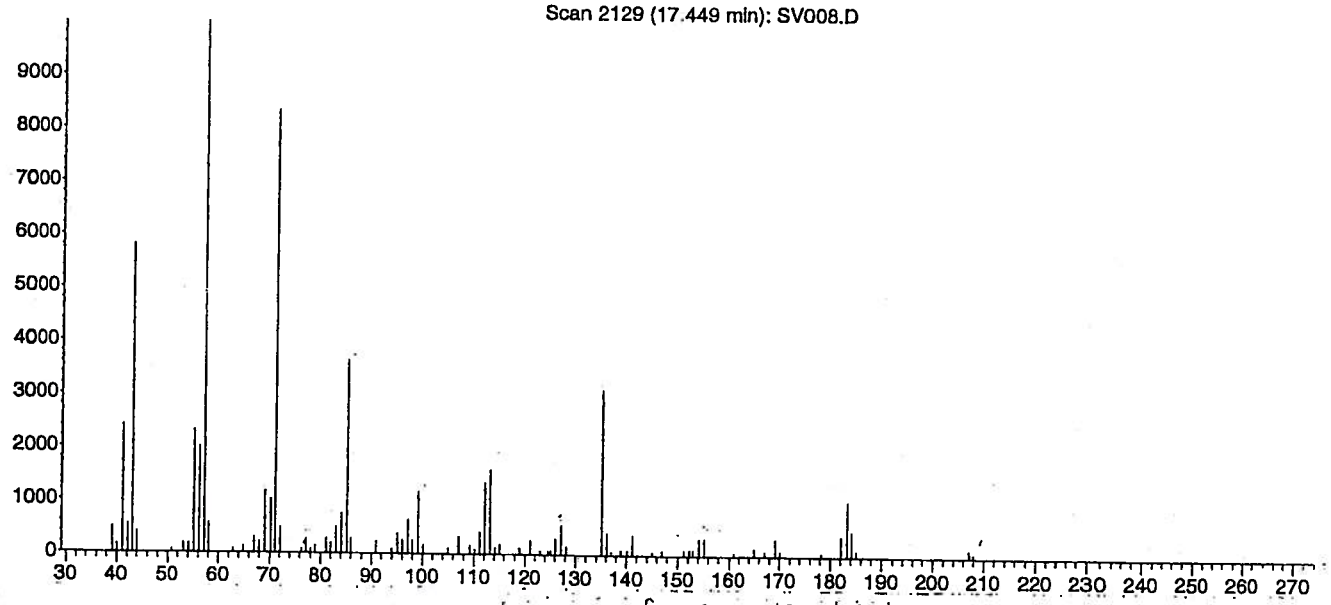

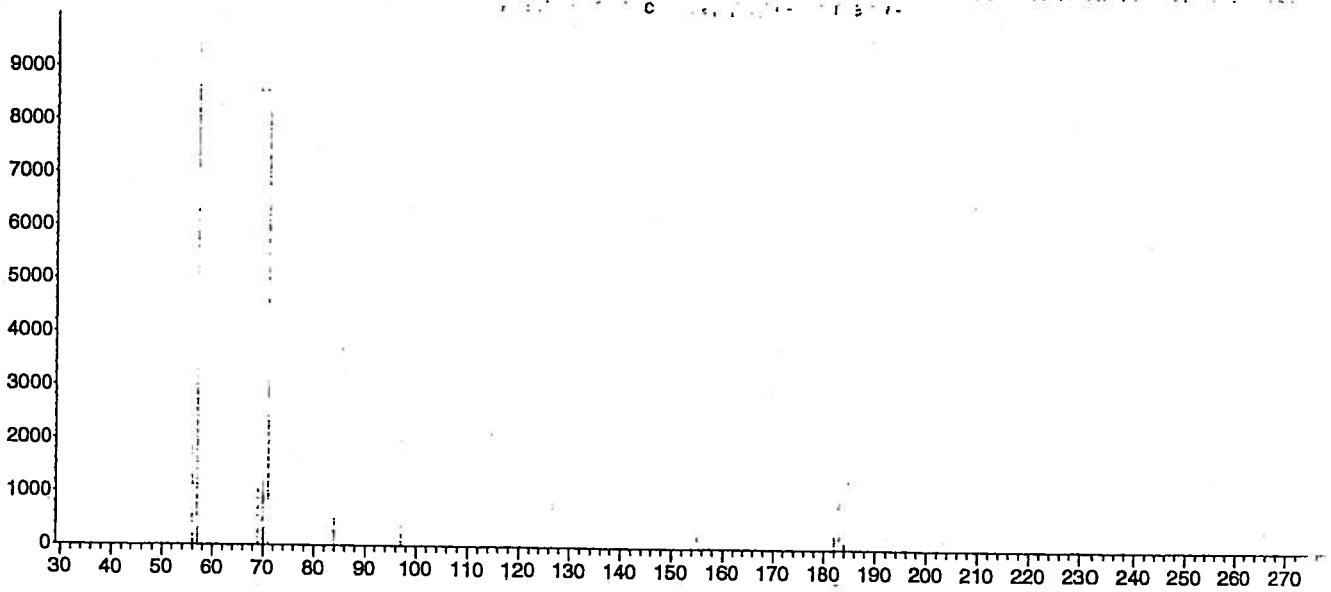

File : C:\HPCHEM\3\DATA\111903\SV006.D
Operator : MAD
Acquired : 19 Nov 2003 17:15 using AcqMethod A342003
Instrument : 5971-A34
Sample Name: 238475-011
Misc Info :
Vial Number: 6

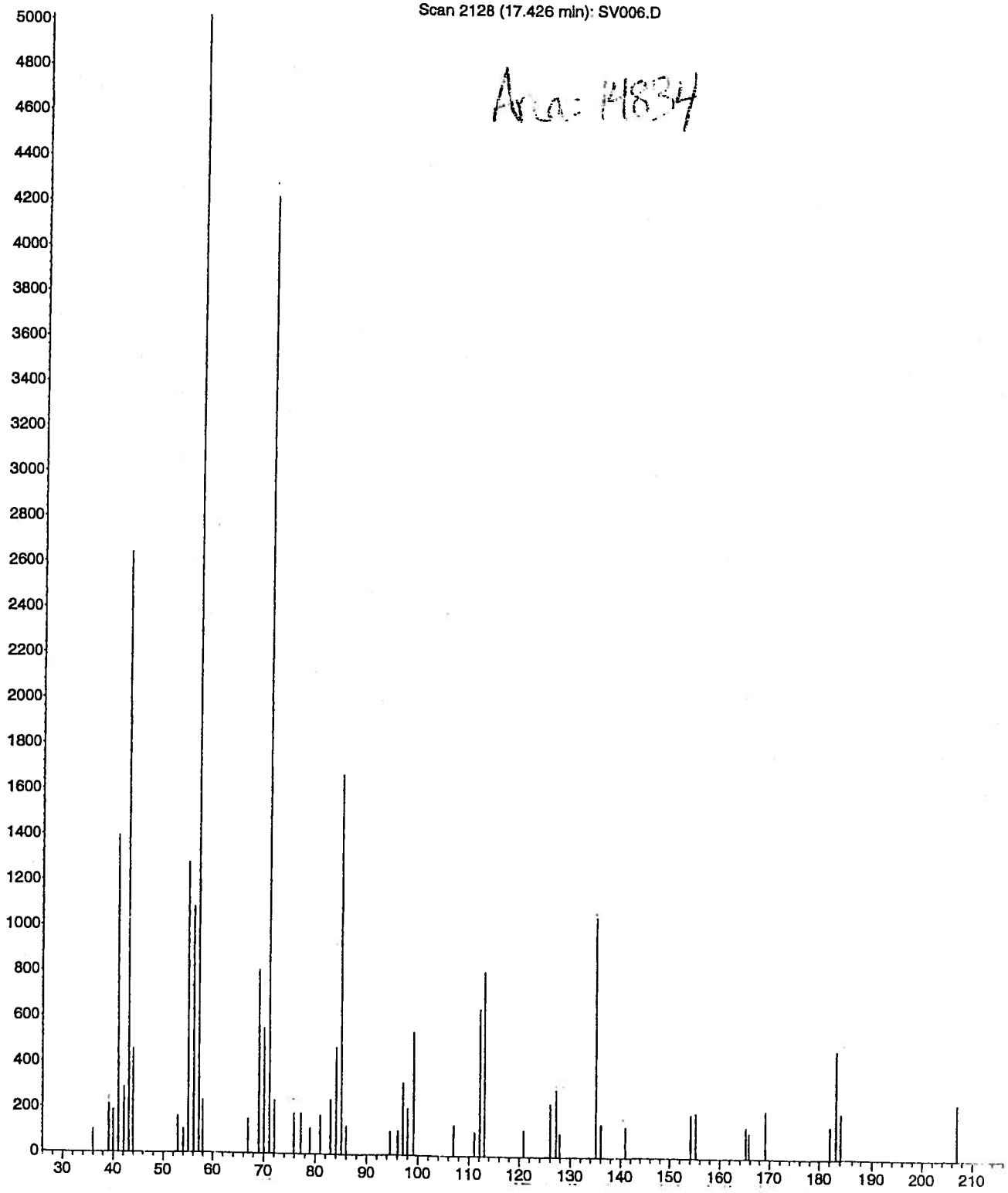

File : C:\HPCHEM\3\DATA\111803PM\SV008.D
Operator : JBU
Acquired : 19 Nov 2003 1:13 using AcqMethod A342003
Instrument : 5971-A34
Sample Name: 238475-012
Misc Info :
Vial Number: 8

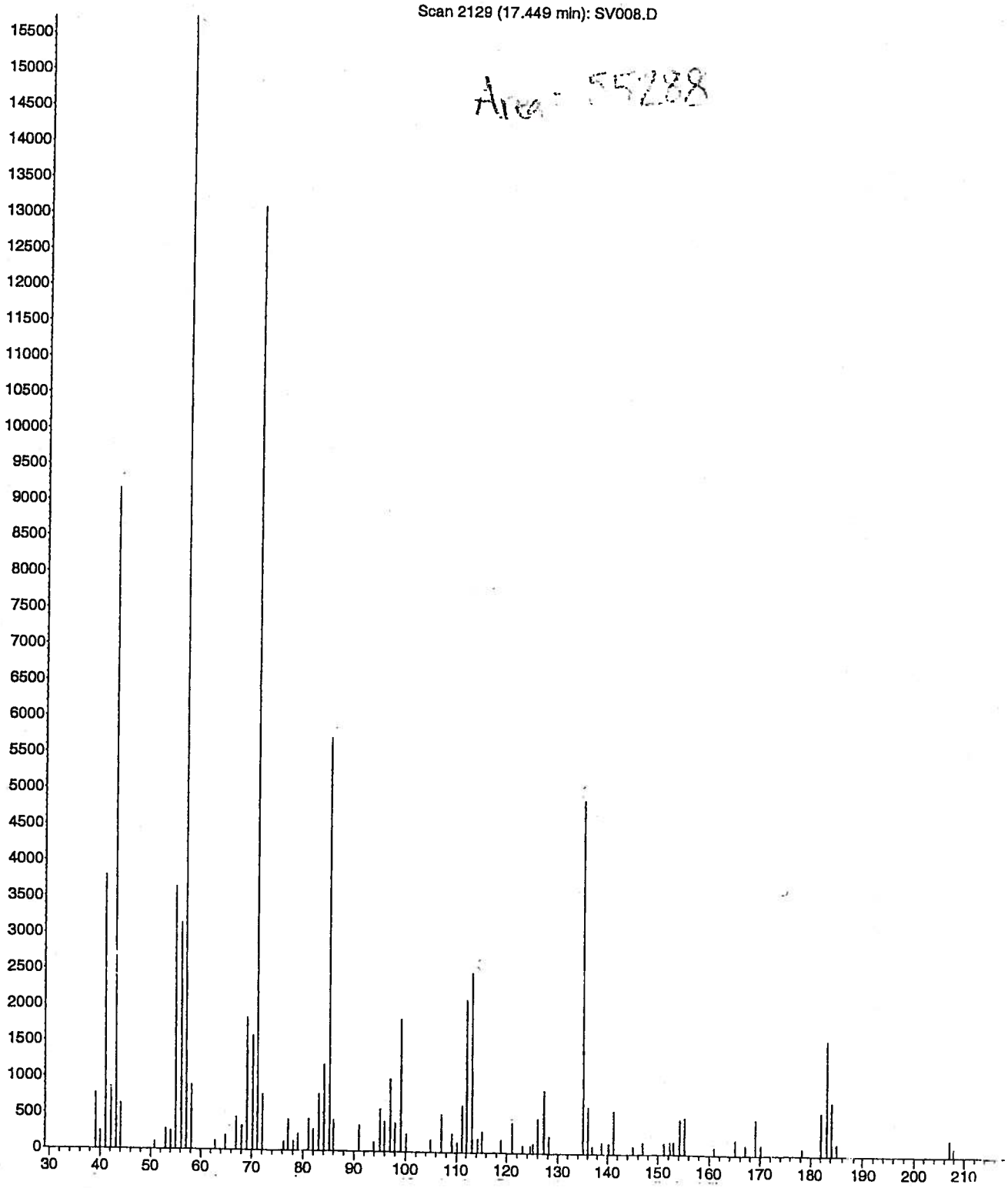

File : C:\HPCHEM\3\DATA\111803PM\SV010.D
Operator : JBU
Acquired : 19 Nov 2003 2:48 using AcqMethod A342003
Instrument : 5971-A34
Sample Name: 238475-016
Misc Info :
Vial Number: 10

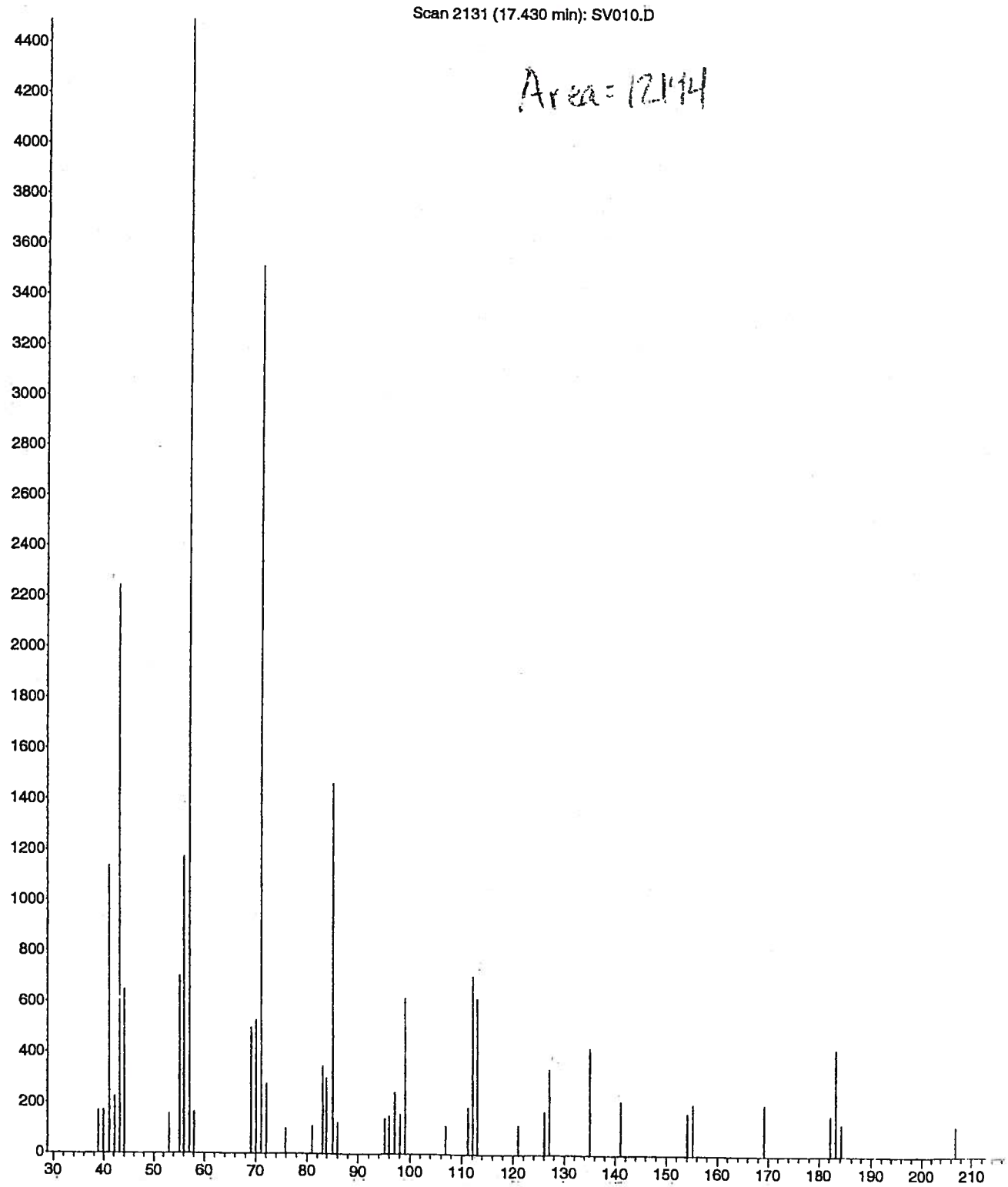

ANALYSIS REQUEST & CHAIN OF CUSTODY RECORD

☐ 11381 Meadowglen, Ste L, Houston TX 77082 281-589-0692
☐ 5309 Wurzbach Rd, Ste 104, San Antonio, TX 78238 210 34
☐ 11078 Morrison Ln, Ste D, Dallas, TX 75229 972-481-9999
☐ 5757 N.W. 158th Street, Miami Lakes, Fl 33014 305-823-8500
☐ 2818 South Falkenburg Rd, Riverview, Fl 33569 813-620-2000

Serial #: [illegible]

Lab Only: [illegible]

TAT: 5h 12h 24h 48h 3d 5d 7d 10d 14d 21d. Standard TAT is Quote Specific, please circle your required TAT.

Company: 3TM International
Phone: 281-497-1230
Project Name-State: ☐ Previously done at XENCO — Koppers Creosote Facility
Project ID: Grenada MS
Site/Location: Grenada Mississippi
Proj. Manager (PM): Randy Horsak
Fax Results to ☑ PM and / or T.J. Dannahoe — Fax No: 281 497 ~~123~~ 1676
e-mail Final Report to:
Invoice to ☐ Accounting ☑ Invoice with Final Report ☐ Invoice must have a P.O.
Bill to:
Quote No: P.O No: ☐ Call for a P.O.
Reg Program: CLP AFCEE TRRP DW UST Other:
Special DLs (GW DW TRRP QAPP MDLs See Lab PM Included Call PM)
Specifications: Level I II III IV Custom with Raw Data EDD Dry Basis
QA/QC for Litigation
Sampler Name: Danny Vasentine Signature: [signature]

	Sample ID	Sampling Date	Time	Depth ft/in m	Matrix APSW	Composite	Grab	# Containers	Container Size	Container Type	Preservatives	BTEX by 8021 8260 602 624 Other	BTEX-MTBE by 8021 8260 624 Other	TPH by TX1005 FL-Pro 418.1 8015GRO 8015DRO 1664	PAHs by 8270 8100 8310	Metals by 6010 or 6020 8RCRA Tot Pb TCLP8 13PP 23TAL	VOCs by 8021 8260 624 VOA VOH PPs TCL TCLP	SVOCs by 8270 625 PAHs BN&A TCL PPs TCLP	FL Preburn or Revised Preburn	TAT 5h 12h 24h 48h 3d 5d 7d 10d 14d 21d	Addn: PAH above mg/L W, mg/Kg S Highest Hit	Hold: Analysis Disposal	Remarks	Addn: Date Rcv by: From:
1	3TM-KP-SS-369-01	10Nov03	1220	6	S		X	1	8	C	C							X					Full List	
2	3TM-KP-SS-369-02		1240															X						
3	3TM-KP-SS-33-01		1435															X						
4	3TM-KP-SS-33-02		1455															X						
5	3TM-KP-SS-151-01		1745															X						
6	3TM-KP-SS-151-02		1800															X						
7	3TM-KP-SS-107-01	11Nov03	1035															X						
8	3TM-KP-SS-107-02		1055															X						
9	3TM-KP-SS-275-01		1520															X						
10	3TM-KP-SS-275-02		1600															X						

	Relinquished by (Initials and Sign)	Date & Time	Relinquished to (Initials and Sign)	Date & Time
1	Danny Vasentine	13Nov03 15:16		
2				
3			Lab: [signature]	11/13/03 15:16

Total Containers per COC: 10 Cooler Temp: [illegible]
Specific Fax Due Date: ☐ Rush Preliminary Results Cost Approved
☐ Rush Data Package cost preapproved
Rush Charges are Pre-Approved upon Requesting them. All Terms Apply

Preservatives: Various (V), HCl pH<2 (H), H2SO4 pH<2 (S), HNO3 pH<2 (N), Asbc Acid&NaOH (A), ZnAc&NaOH (Z), (Cool,<4C) (C), None (NA), See Label (L), Other (O) _____
Cont. Size: 4oz (4), 8oz (8), 32oz (32), 40ml VOA (V), 1L (1), 500ml (5), Tedlar Bag (B), Wipe (W), Other _____ Cont. Type: Glass Amb (A), Glass Clear (C), Plastic (P), Other (O) _____

☐ 11381 Meadowglen, Ste L, Houston TX 77082 281-589-0692
☐ 5309 Wurzbach Rd, Ste 104, San Antonio, TX 78238 210-34
☐ 11078 Morrison Ln, Ste D, Dallas, TX 75229 972-481-9999
☐ 5757 N.W. 158th Street, Miami Lakes, Fl 33014 305-823-8500
☐ 2818 South Falkenburg Rd, Riverview, Fl 33569 813-620-2000 **Serial #:**

ANALYSIS REQUEST & CHAIN OF CUSTODY RECORD

Company 3TM International **Phone** 281 497-1236

Lab Only: 238475

Project Name-State ☐ Previously done at XENCO **Project ID** Kepper Creosote Facility

TAT: 5h 12h 24h 48h 3d 5d 7d 10d 14d 21d. Standard TAT is Quote Specific, please circle your required TAT.

Site/Location Grenada, MS **Proj. Manager (PM)** Randy Horak

Fax Results to ☑ PM and / or TJ Dannahoe **Fax No:** 281 497-1676
e-mail Final Report to:

Invoice to ☐ Accounting ☑ Invoice with Final Report ☐ Invoice must have a P.O.
Bill to:

Quote No: **P.O No:** ☐ Call for a P.O.

Reg Program: CLP AFCEE TRRP DW UST Other:

Special DLs (GW DW TRRP QAPP MDLs See Lab PM Included Call PM)

Specifications: Level I II III IV Custom with Raw Data EDD Dry Basis

QA/QC for Litigation

Sampler Name Danny Vasuttine **Signature** Danny Vasuttine

Sample ID	Sampling Date	Time	Depth m (in)	Matrix A P S W	Composite	Grab	# Containers	Container Size	Container Type	Preservatives	BTEX by 8021 8260 602 624 Other	BTEX-MTBE by 8021 8260 624 Other	TPH by TX1005 FL-Pro 418.1 8015GRO 8015DRO 1664	PAHs by 8270 8100 8310	Metals by 6010 or 6020 8RCRA Tot Pb TCLP8 13PP 23TAL	VOCs by 8021 8260 624 VOA VOH PPs TCL TCLP	SVOCs by 8270 625 PAHs BN&A TCL PPs TCLP	FL Prebum or Revised Prebum	TAT 5h 12h 24h 48h 3d 5d 7d 10d 14d 21d	Addn: PAH above mg/L W, mg/Kg S Highest Hit	Hold: Analysis Disposal	Remarks	
3TM-KP-SS-3-01	12Nov03	1130	6	S													X					Full List	1
3TM-KP-SS-3-02	↓	1150	6	S													X						2
3TM-KP-SS-3G4-02	10Nov03	1240	6	S													X						3
Field Blank	10Nov03	1355	—	W													X						4
Equipment Rinsate	10Nov03	1400	—	W													X						5
Duplicate-1	—	—	—	S													X						6
																							7
																							8
																							9
																							10

Relinquished by (Initials and Sign)	Date & Time	Relinquished to (Initials and Sign)	Date & Time
N Danny Vasuttine	13Nov03 16:13		
		Lab: [illegible]	11/13/03 16:13

Total Containers per COC: Cooler Temp:
Specific Fax Due Date: ☐ Rush Preliminary Results Cost Approved
☐ Rush Data Package cost preapproved
Rush Charges are Pre-Approved upon Requesting them. All Terms Apply

From: Rcv by: Date Addn:

Preservatives: Various (V), HCl pH<2 (H), H2SO4 pH<2 (S), HNO3 pH<2 (N), Asbc Acid&NaOH (A), ZnAc&NaOH (Z), (Cool,<4C) (C), None (NA), See Label (L), Other (O) _____
Cont. Size: 4oz (4), 8oz (8), 32oz (32), 40ml VOA (V), 1L (1), 500ml (5), Tedlar Bag (B), Wipe (W), Other _____ **Cont. Type:** Glass Amb (A), Glass Clear (C), Plastic (P), Other (O) _____
Matrix: Air (A), Product (P), Solid(S), Water (W)

Committed to Excellence In Service and Quality www.xenco.com

Approved QS
Feb 8/04

Peak Locate Examination: 8-FEB-2004:19:39 File:DX42_057CAL(056CAL2)
Experiment:DX-DB5-1_03 Function:3 Reference:PFK

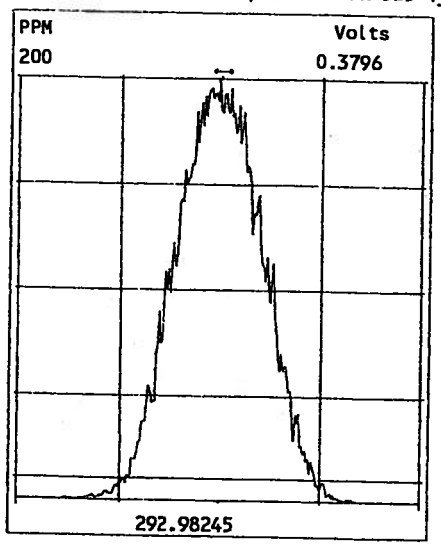

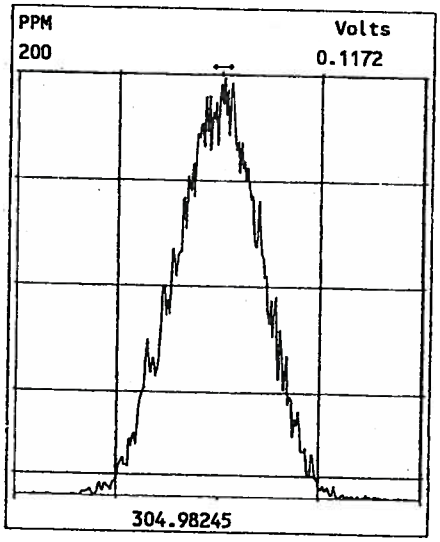

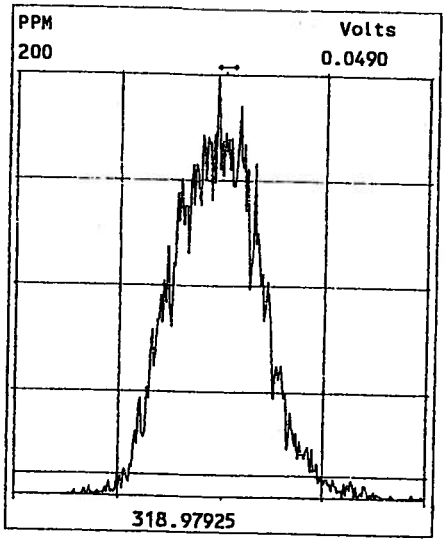

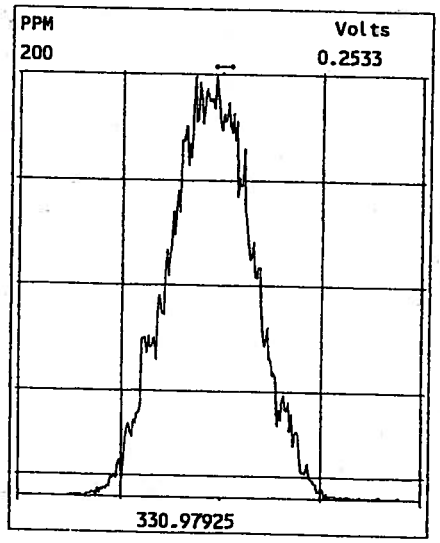

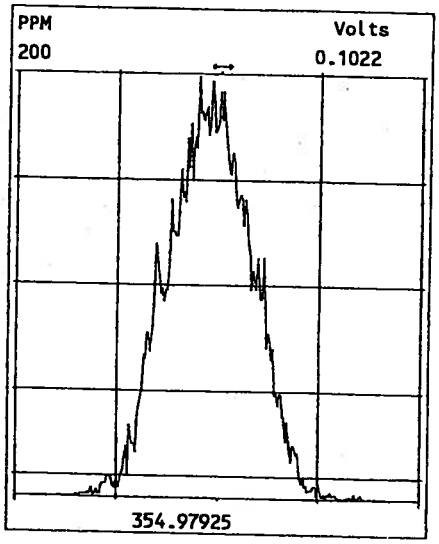

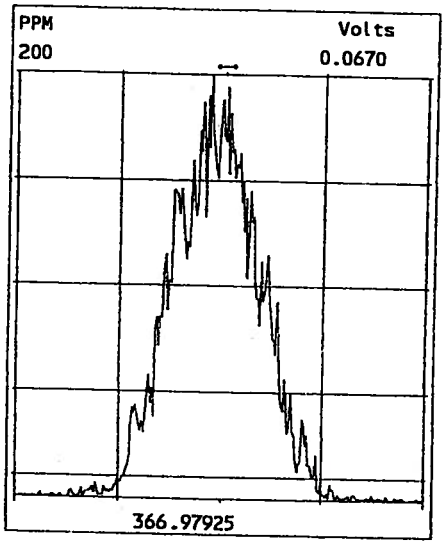

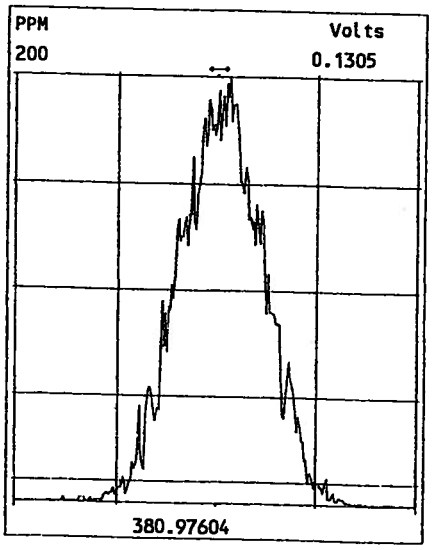

Peak Locate Examination: 8-FEB-2004:19:39 File:DX42_057CAL(056CAL2)
Experiment:DX-DB5-1_03 Function:4 Reference:PFK

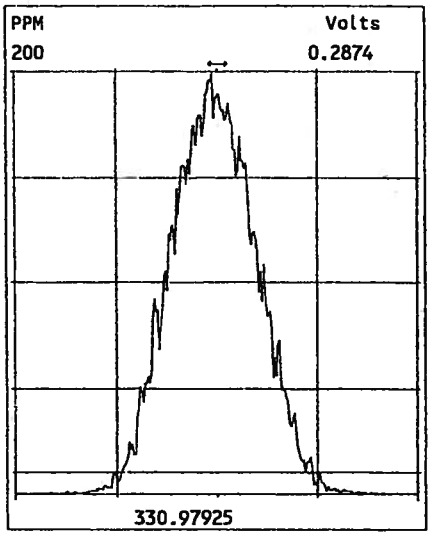

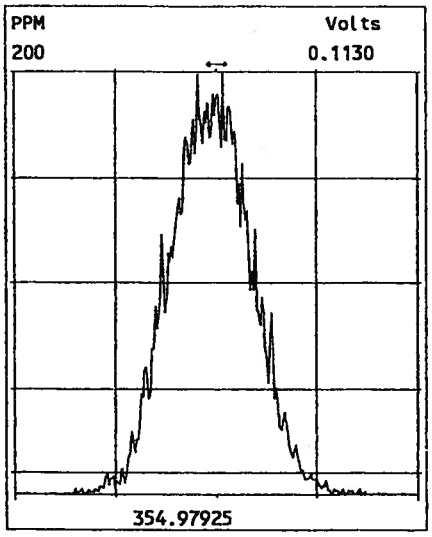

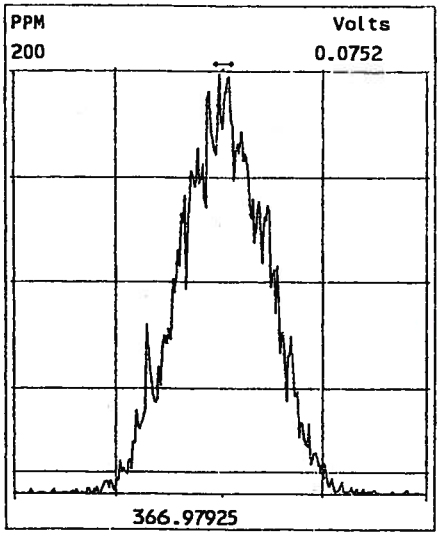

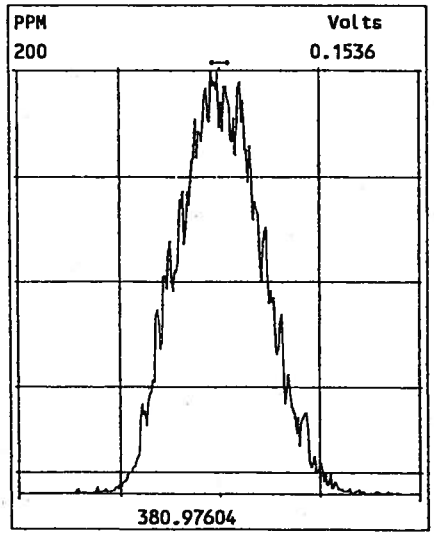

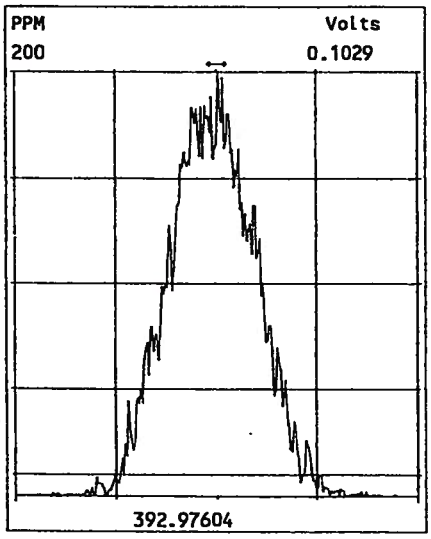

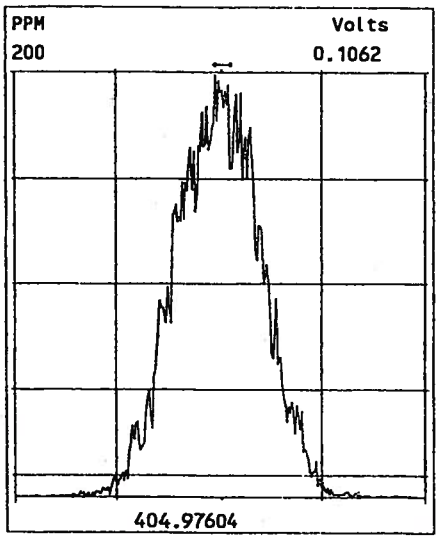

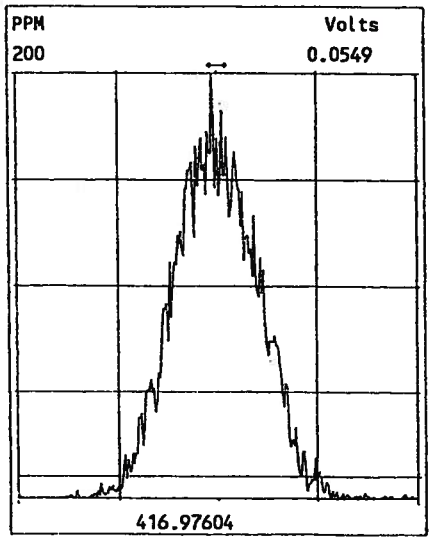

Peak Locate Examination: 8-FEB-2004:19:39 File:DX42_057CAL(056CAL2)
Experiment:DX-DB5-1_03 Function:4 Reference:PFK

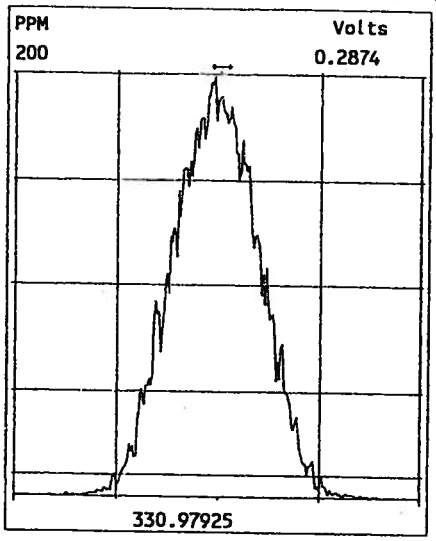

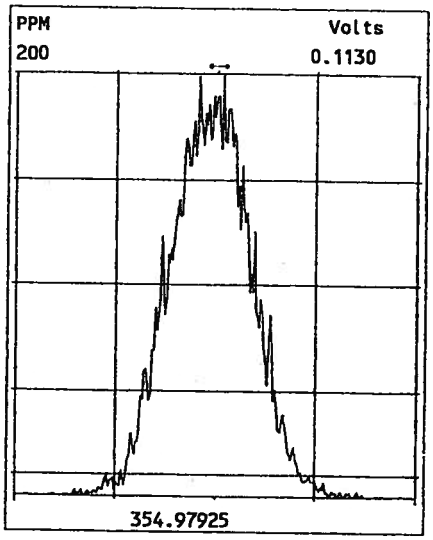

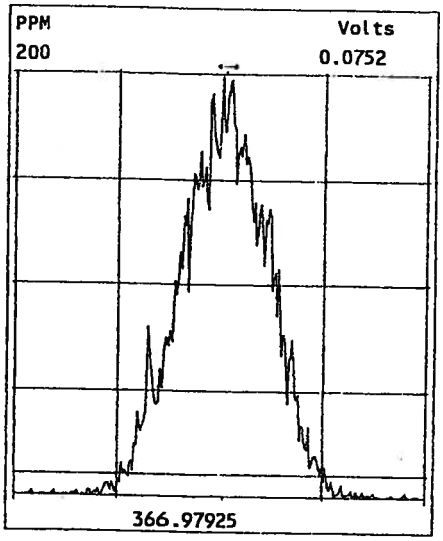

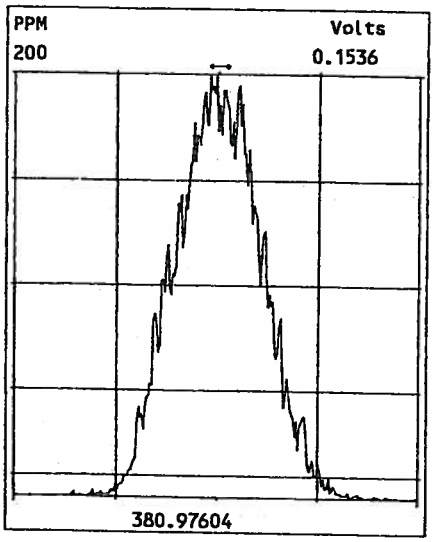

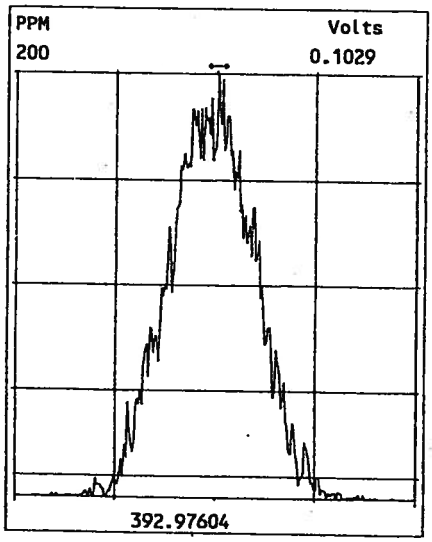

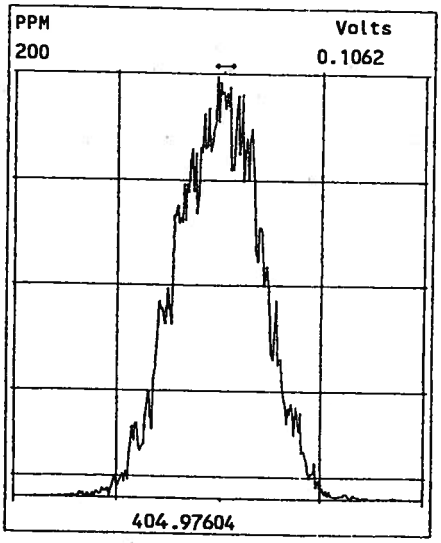

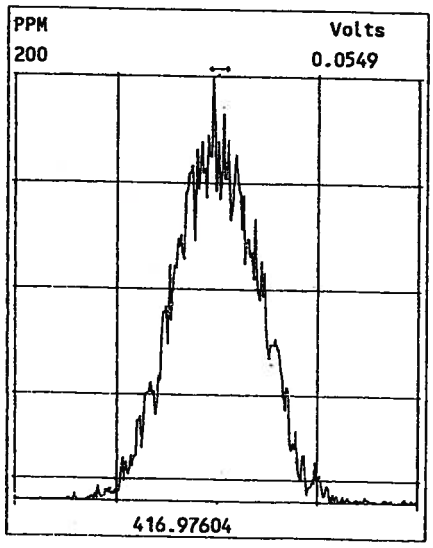

Peak Locate Examination: 8-FEB-2004:19:40 File:DX42_057CAL(056CAL2)
Experiment:DX-DB5-1_03 Function:5 Reference:PFK

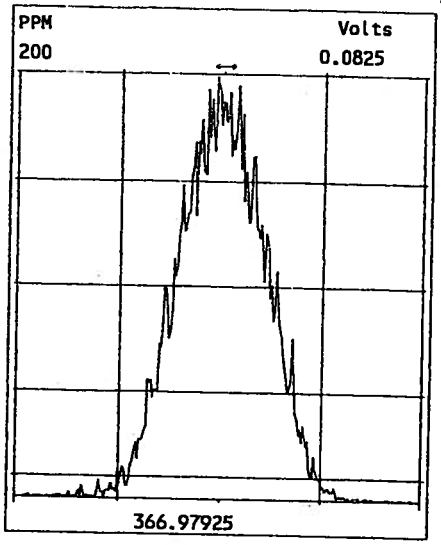

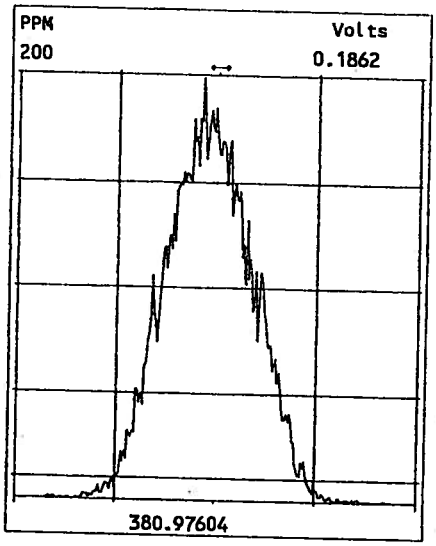

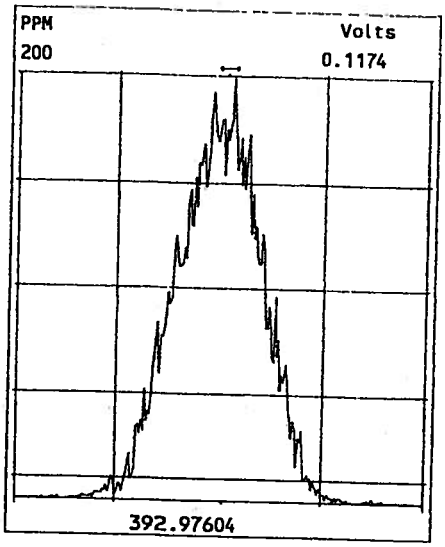

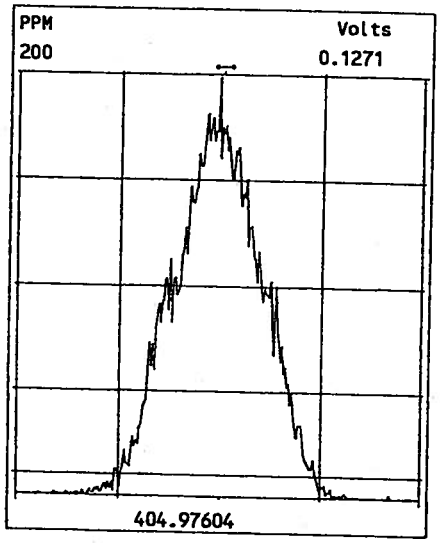

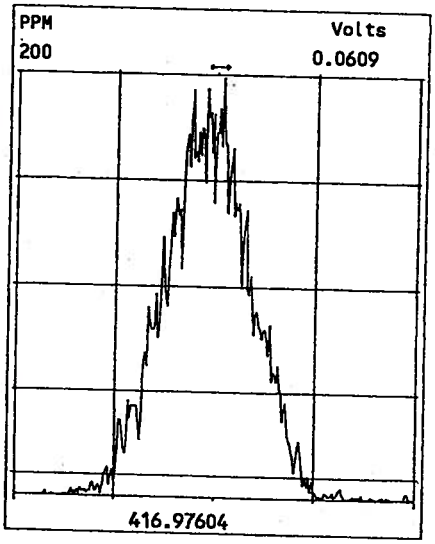

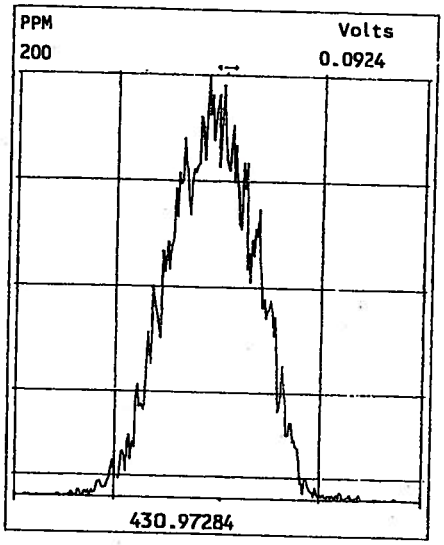

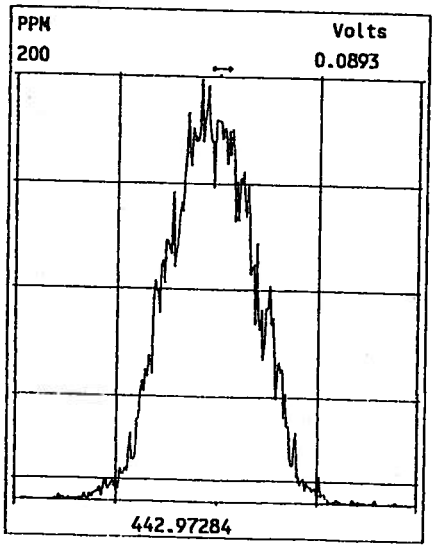

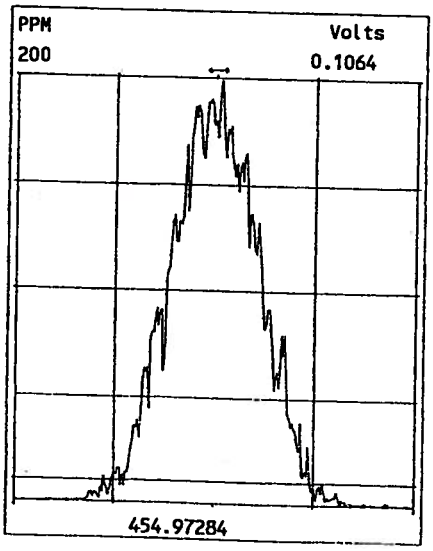

Peak Locate Examination: 8-FEB-2004:19:40 File:DX42_057CAL(056CAL2)
Experiment:DX-DB5-1_03 Function:6 Reference:PFK

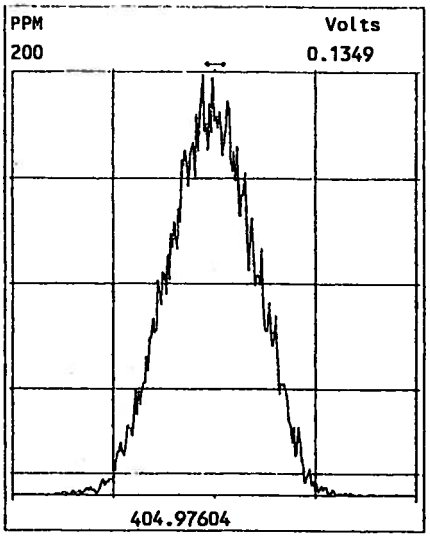

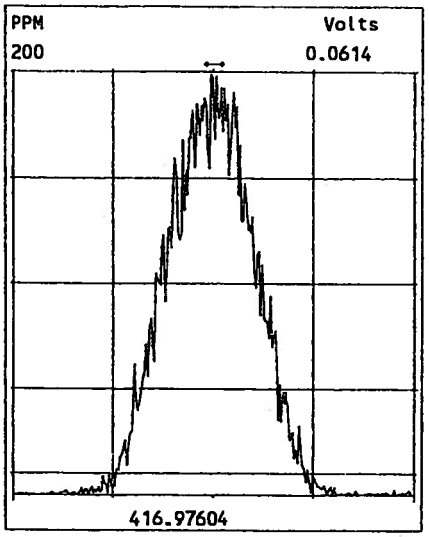

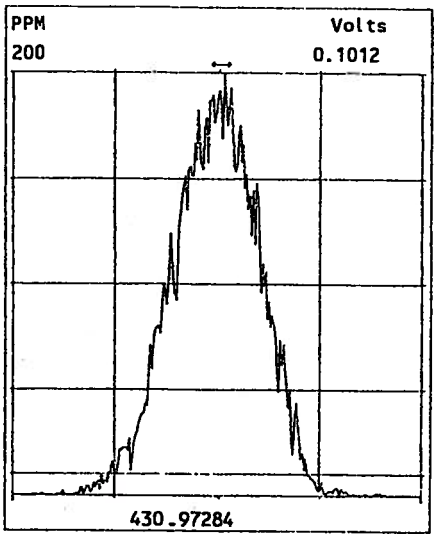

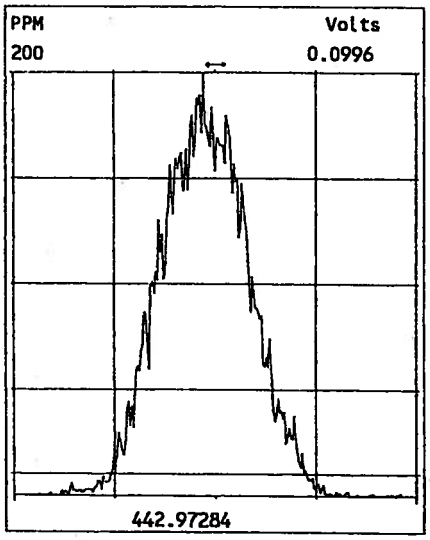

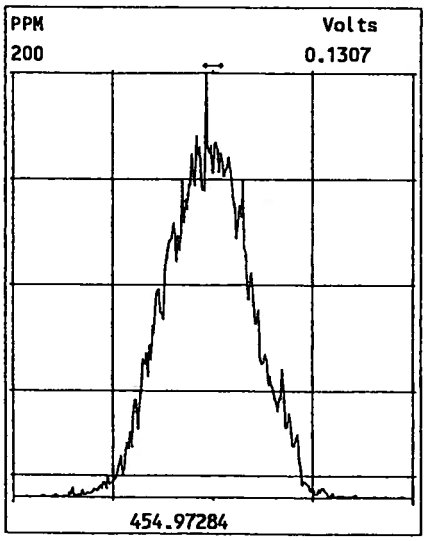

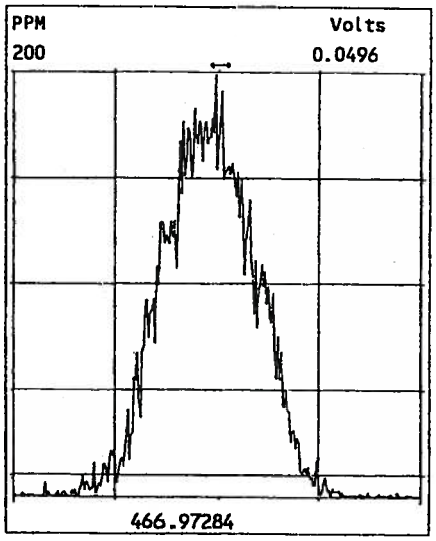

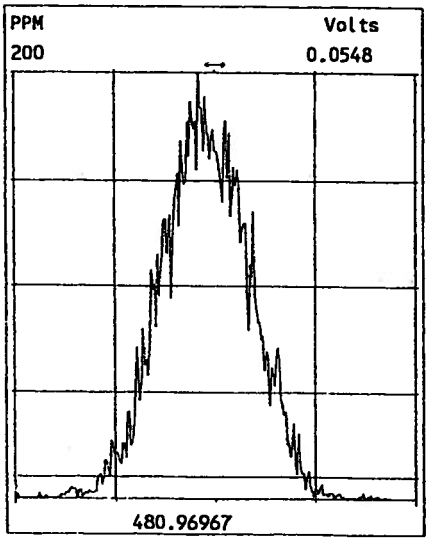

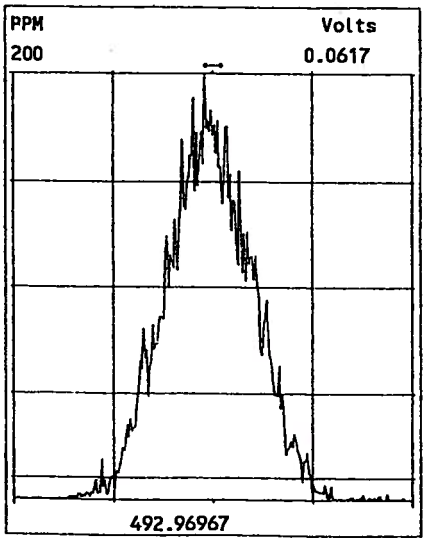

Peak Locate Examination: 8-FEB-2004:19:41 File:DX42_057CAL(056CAL2)
Experiment:DX-DB5-1_03 Function:7 Reference:PFK

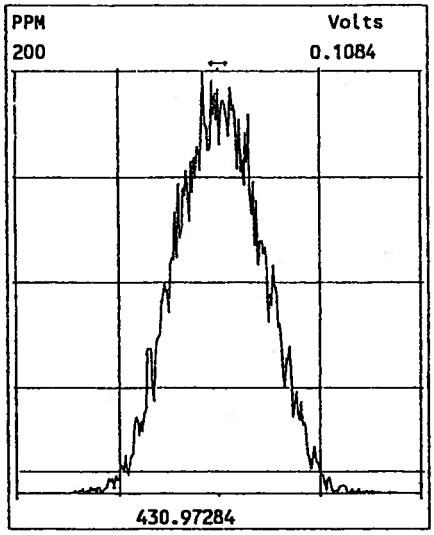

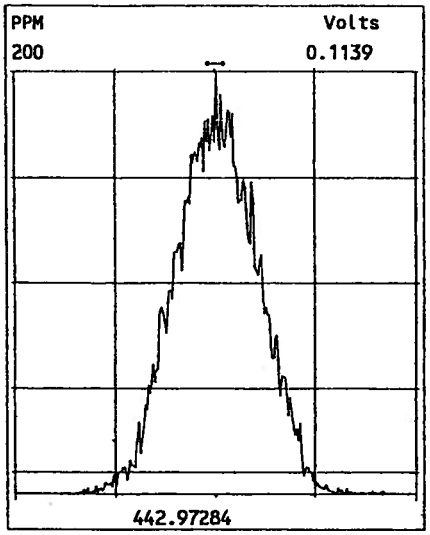

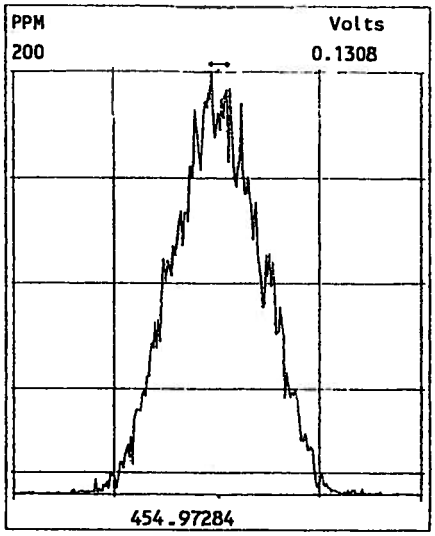

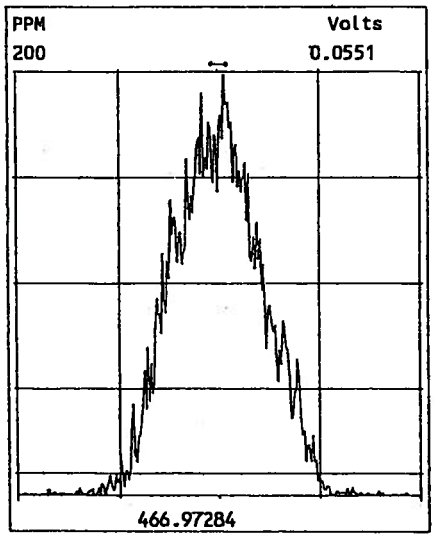

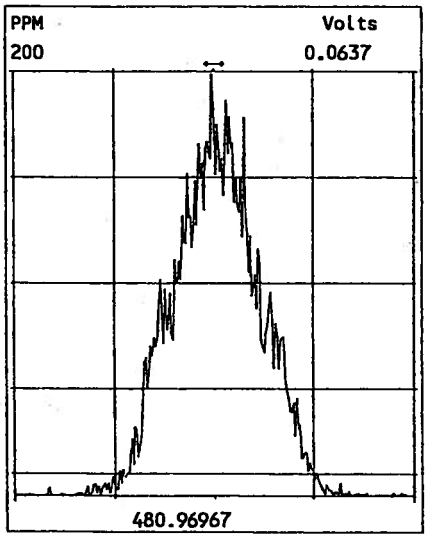

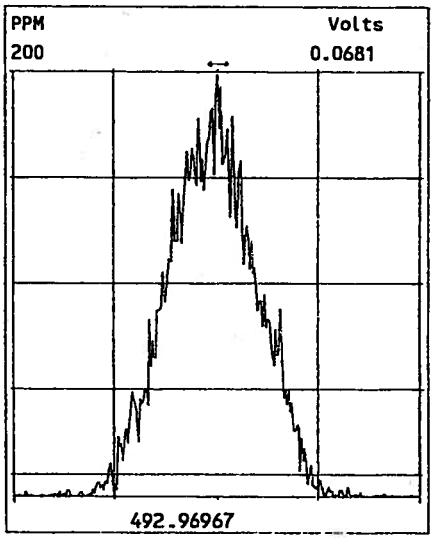

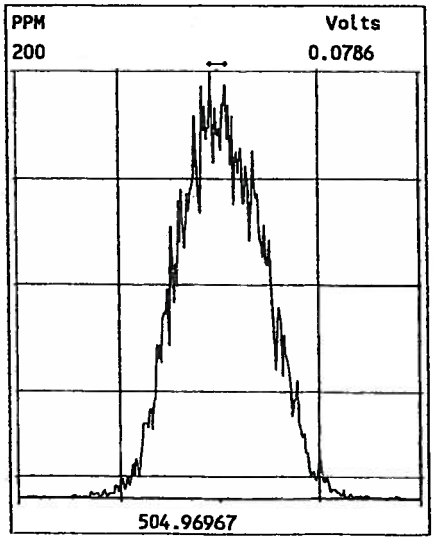

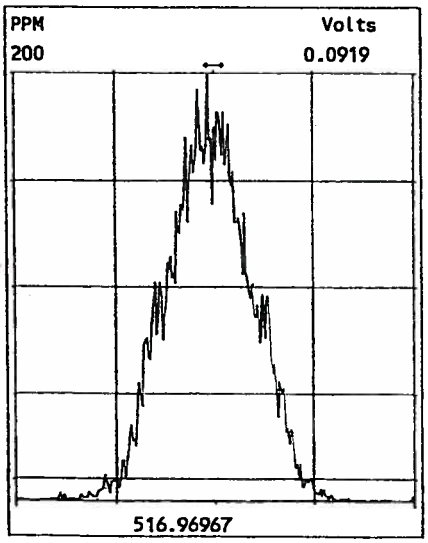

Approved by XX
09 Feb04

Peak Locate Examination: 9-FEB-2004:07:36 File:DX42_058CAL(057CAL2)
Experiment:DX-DB5-1_03 Function:3 Reference:PFK

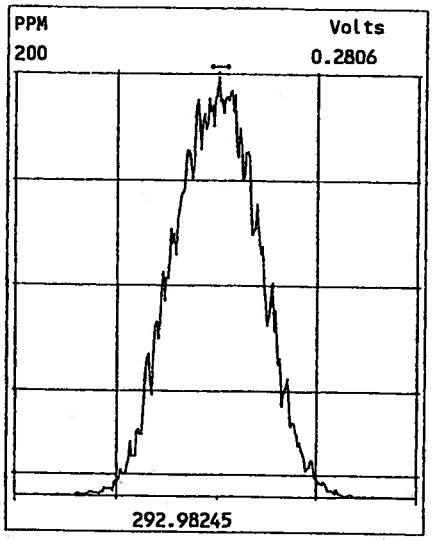

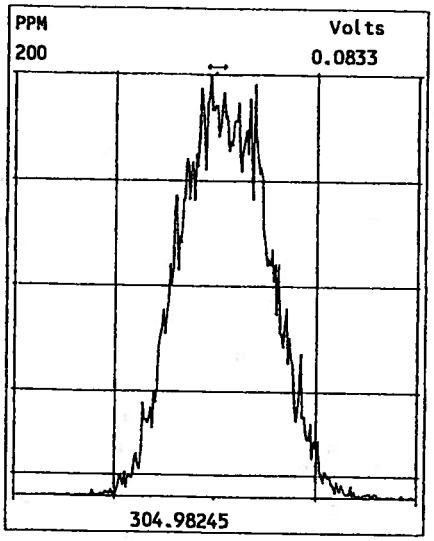

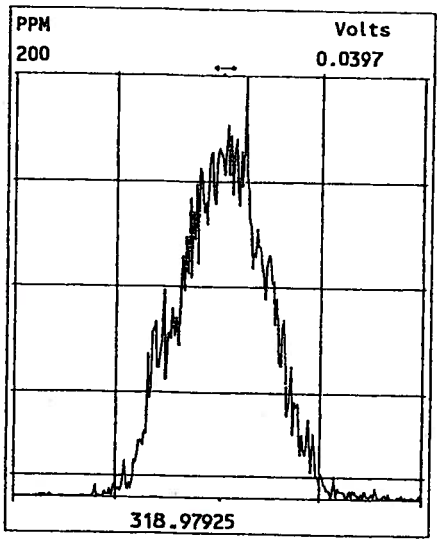

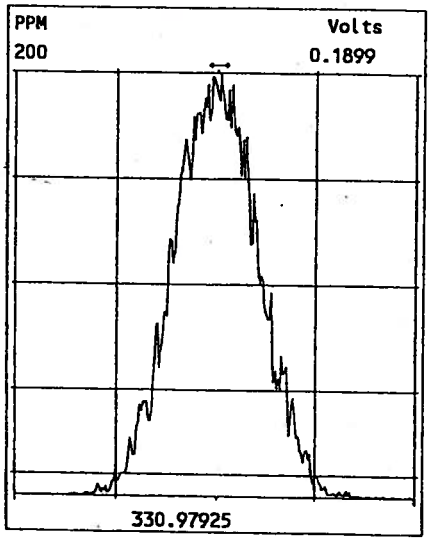

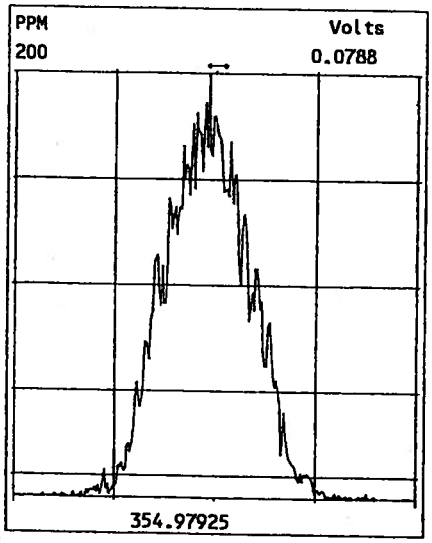

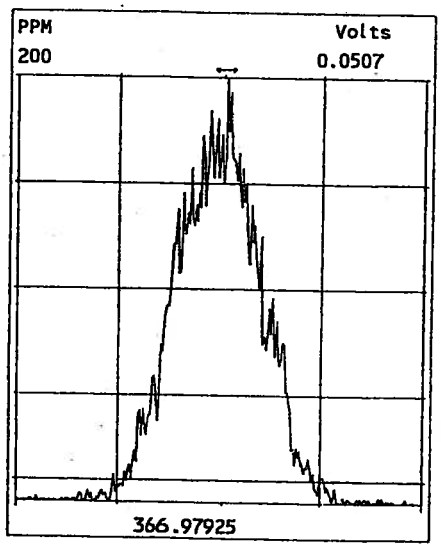

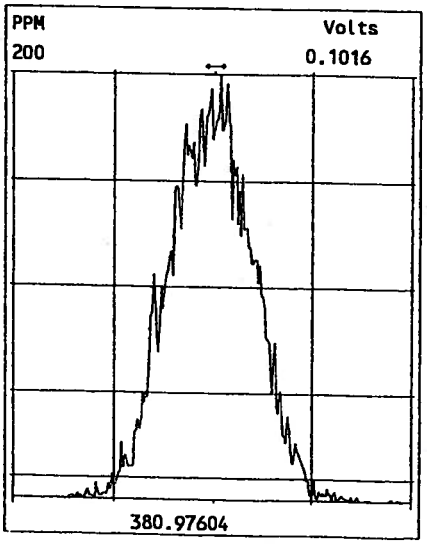

Peak Locate Examination: 9-FEB-2004:07:37 File:DX42_058CAL(057CAL2)
Experiment:DX-DB5-1_03 Function:4 Reference:PFK

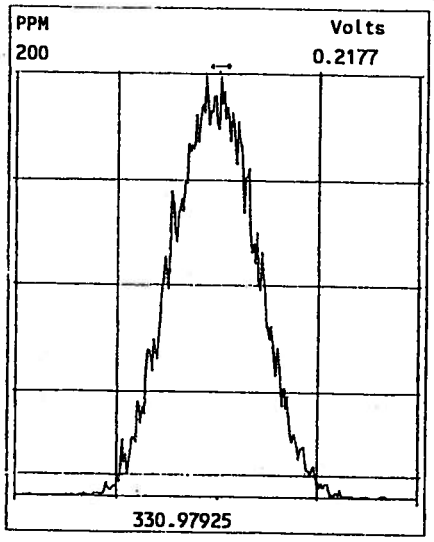

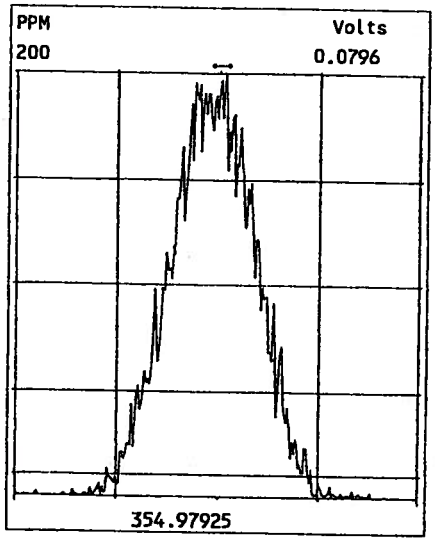

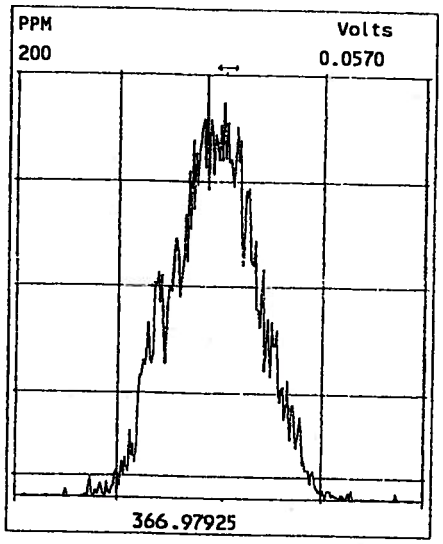

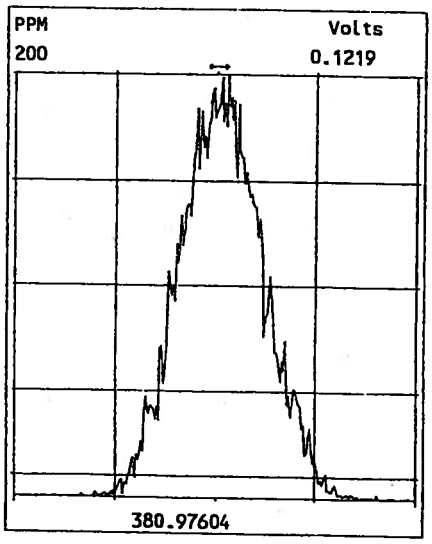

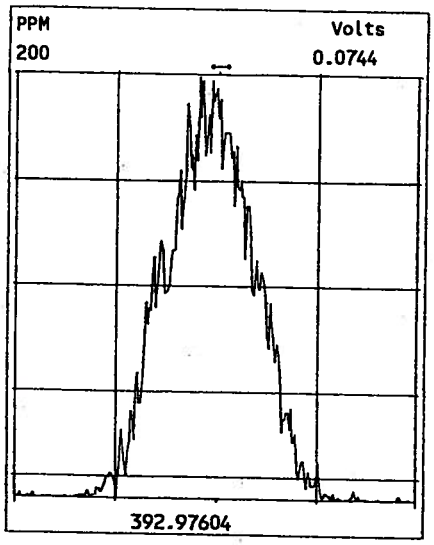

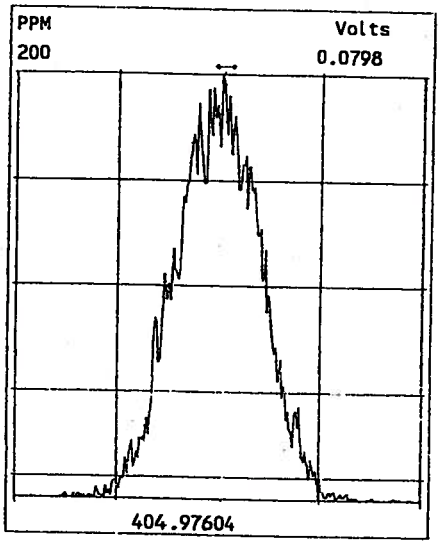

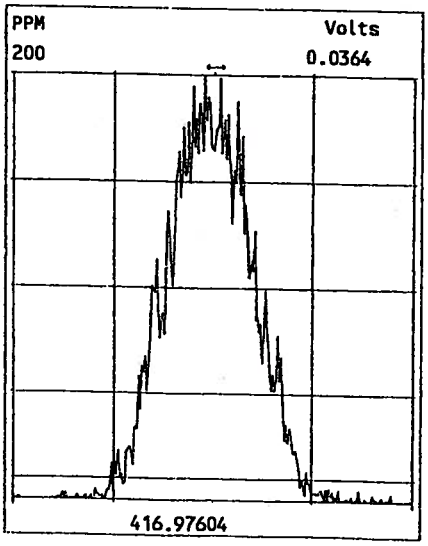

Peak Locate Examination: 9-FEB-2004:07:37 File:DX42_058CAL(057CAL2)
Experiment:DX-DB5-1_03 Function:5 Reference:PFK

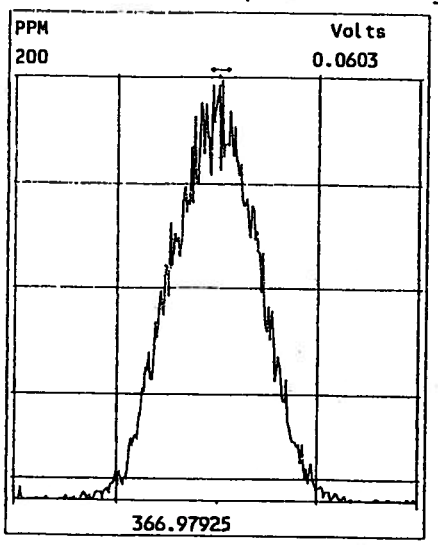

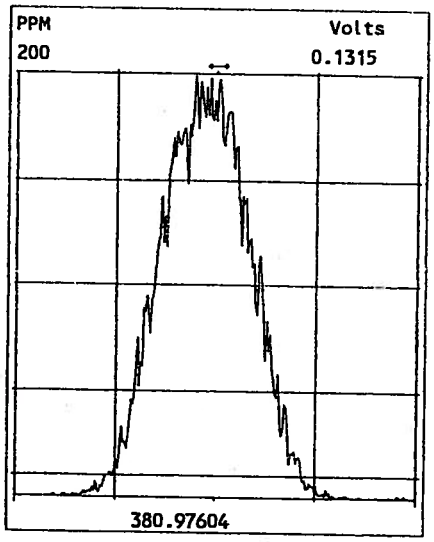

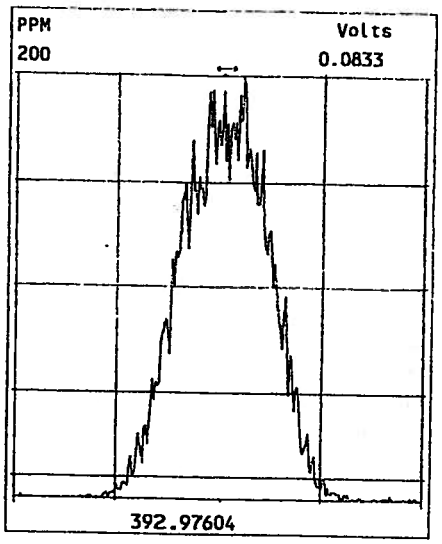

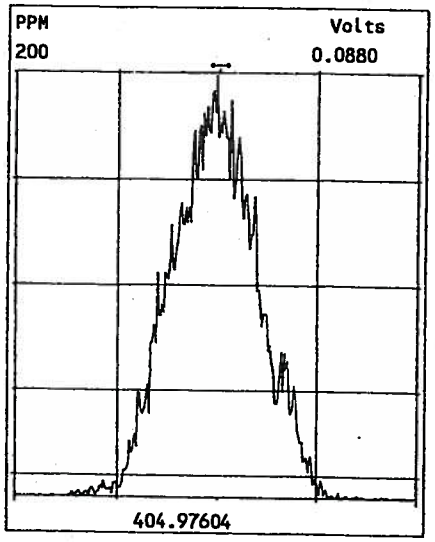

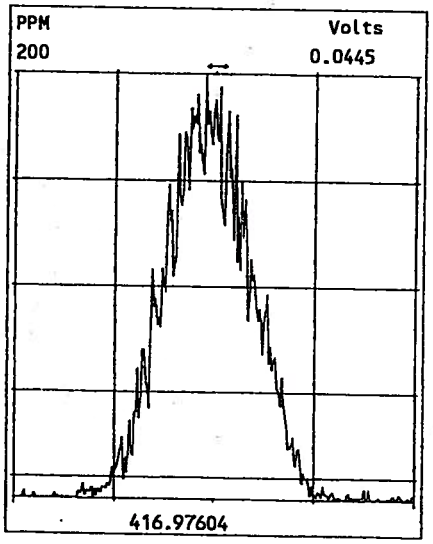

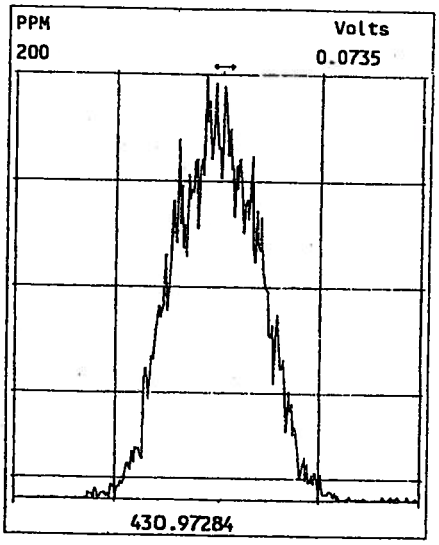

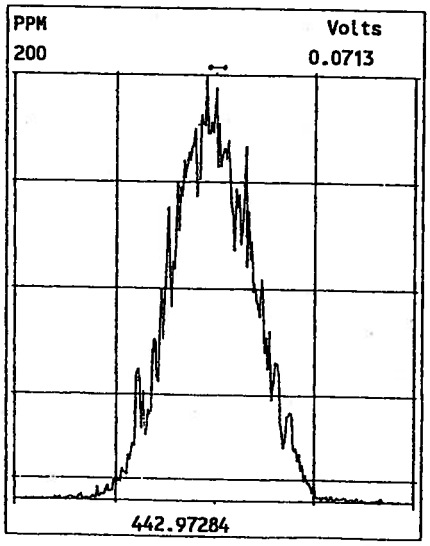

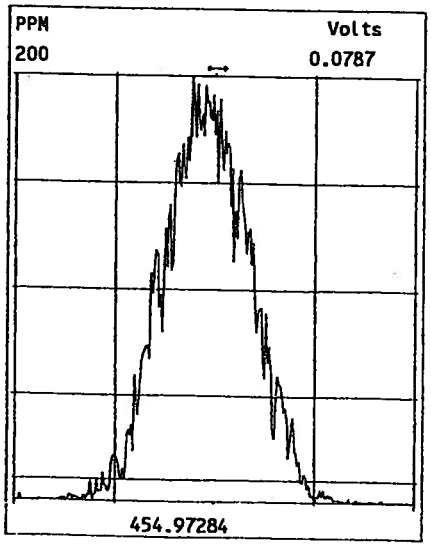

Peak Locate Examination: 9-FEB-2004:07:38 File:DX42_058CAL(057CAL2)
Experiment:DX-DB5-1_03 Function:6 Reference:PFK

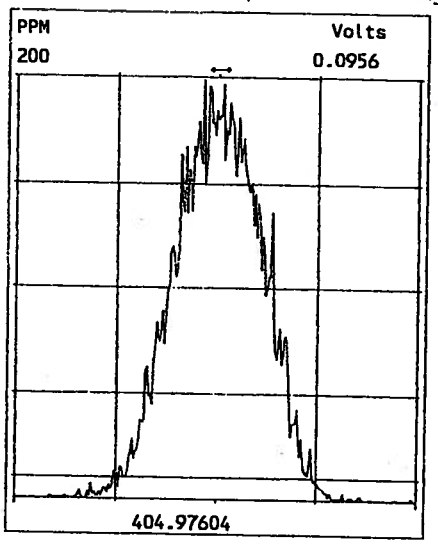

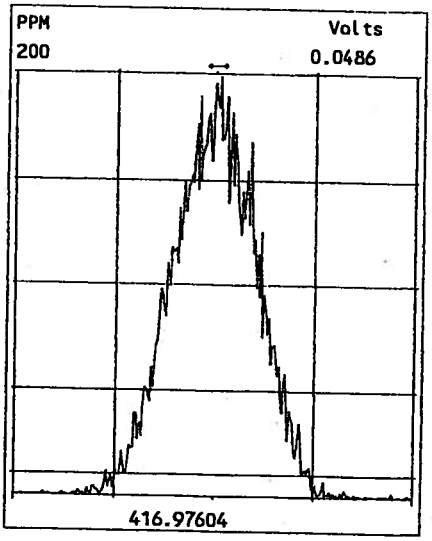

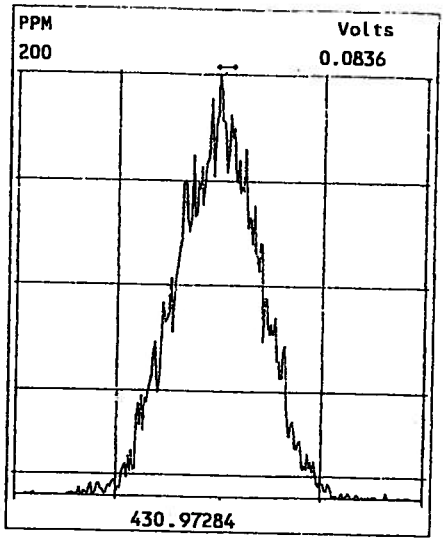

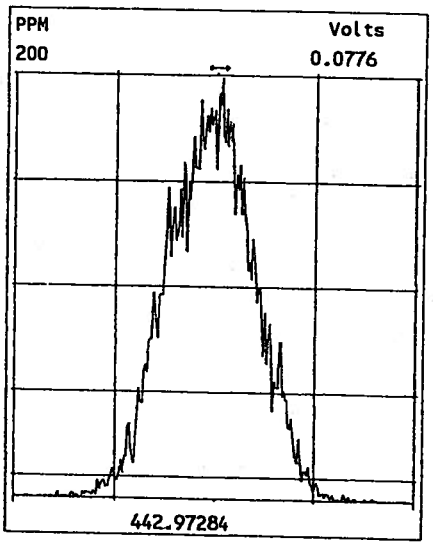

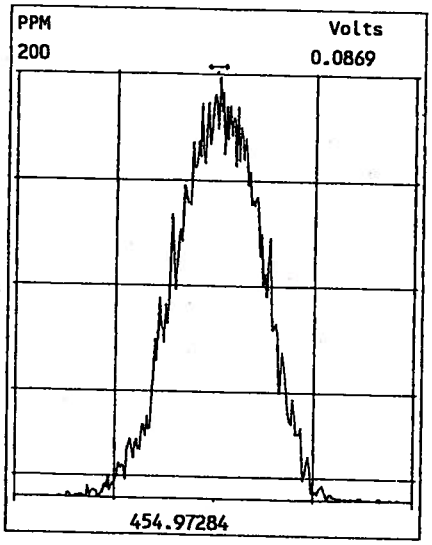

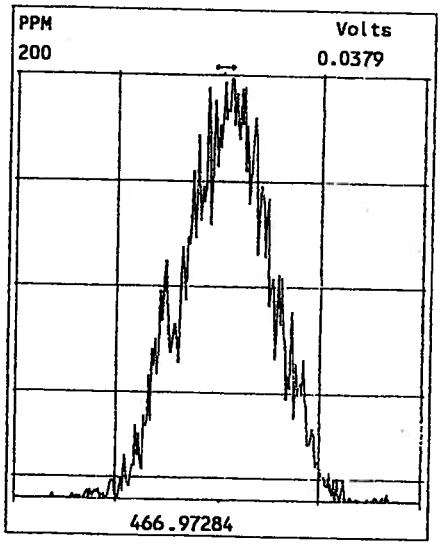

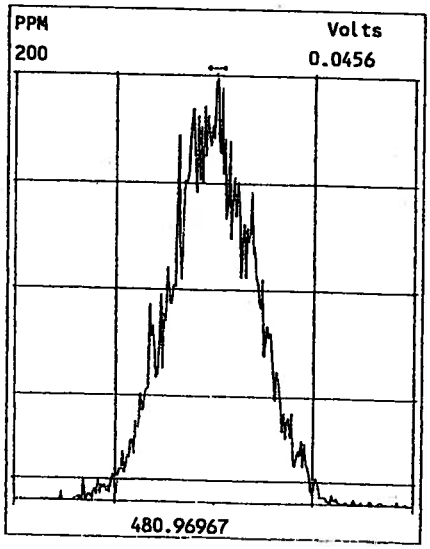

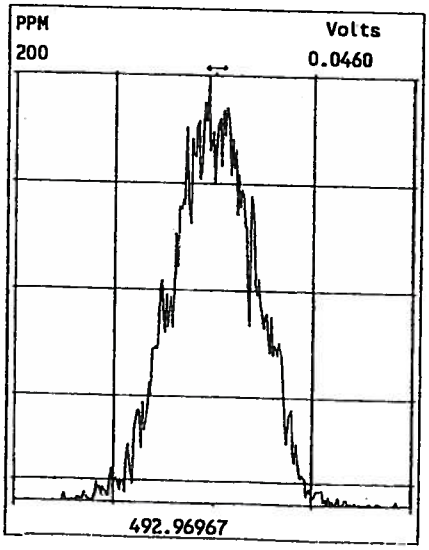

Peak Locate Examination: 9-FEB-2004:07:39 File:DX42_058CAL(057CAL2)
Experiment:DX-DB5-1_03 Function:7 Reference:PFK

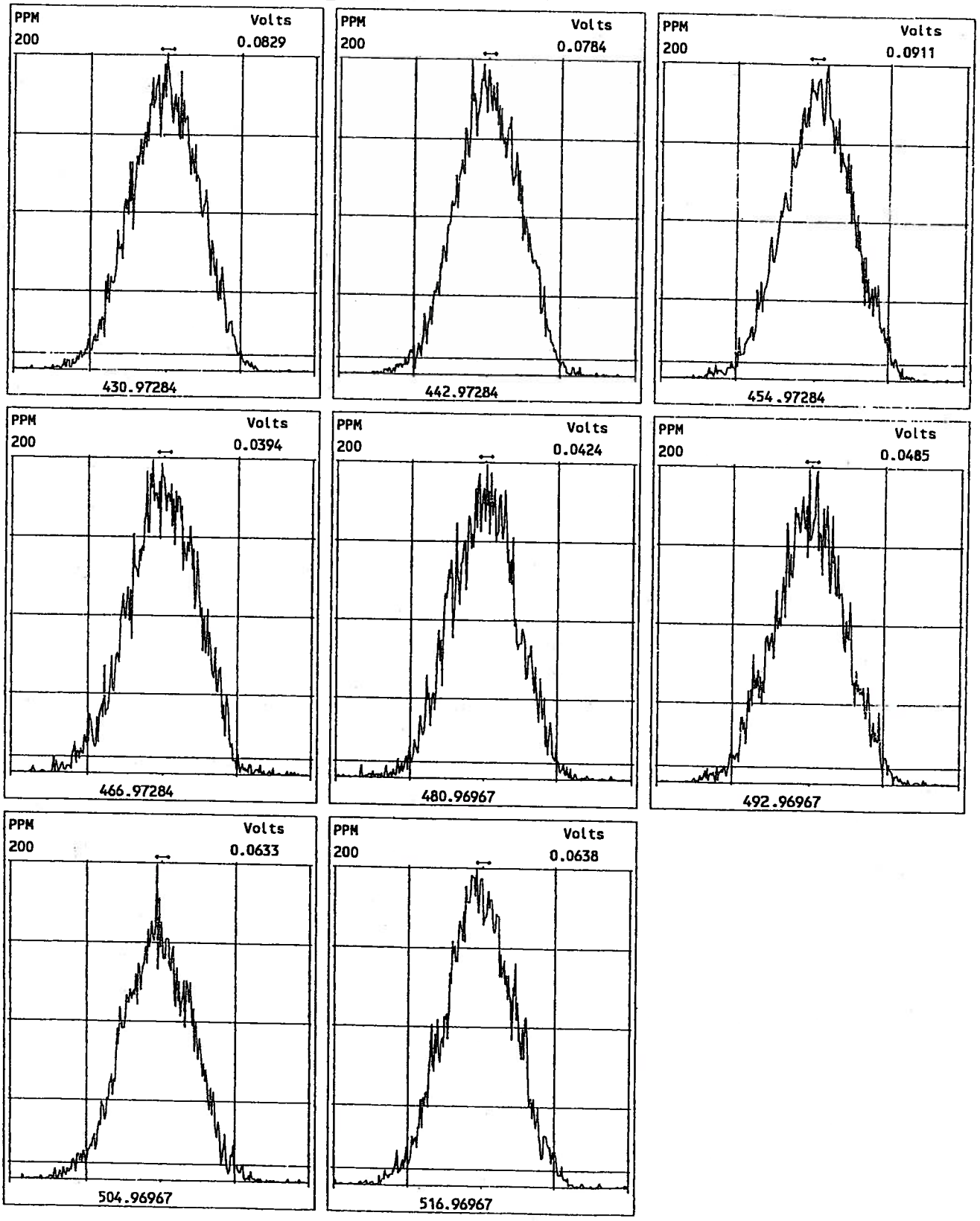

DX42_057-A

	c/q	Data Area	Data File	S	I	AnalyteTable	Factr #1	Factr #2	Size	HC	Sample Text	Comments	Done
1	c	STEM-DEFAULT	DX42_048	10	1	1613b-c005	1.0000	1.0000	1.000000	y	DX023B-CAL,,»	1,,1.0uL CS-1	y
2	c	STEM-DEFAULT	DX42_048	3	1	1613b-c005	4.0000	1.0000	1.000000	y	DX023C-CAL,,»	1,,1.0uL CS-2	y
3	c	STEM-DEFAULT	DX42_048	6	1	1613b-c005	20.0000	1.0000	1.000000	y	DX023D-CAL,,»	1,,1.0uL Cal Win»	y
4	c	STEM-DEFAULT	DX42_048	5	1	1613b-c005	80.0000	1.0000	1.000000	y	DX023E-CAL,,»	1,,1.0uL CS-4	y
5	c	STEM-DEFAULT	DX42_048	4	1	1613b-c005	400.0000	1.0000	1.000000	y	DX023F-CAL,,»	1,,1.0uL CS-5	y
6	q	STEM-DEFAULT	DX42_057	1	1	1613b-c005	20.0000	1.0000	1.000000	y	DX023D-CAL,,	1,,1.0uL Cal	y
7	q	STEM-DEFAULT	DX42_057	13	1	1613b-c005	20.0000	1.0000	1.000000	y	DX023D-CAL,,	1,,1.0uL Cal	y
8	q	STEM-DEFAULT	DX42_057	2	1	1613b-s005	1.0000	0.1000	1.000000	y	DX020B-SUR,,	1,,1.0uL	y
9	q	STEM-DEFAULT	DX42_057	3	1	1613b-s005	1.0000	0.1000	1.000000	y	DX020B-SUR,,	1,,1.0uL	y
10	q	STEM-DEFAULT	DX42_057	4	1	1613b-s005	1.0000	1.0000	9.830000	y	L6466-7,,	1,WG11004,1.0/20»	y
11	q	STEM-DEFAULT	DX42_057	5	1	1613b-s005	1.0000	1.0000	9.980000	y	L6466-8,,	1,WG11004,1.0/20»	y
12	q	STEM-DEFAULT	DX42_057	6	1	1613b-s005	1.0000	1.0000	10.050000	y	L6466-9,,	1,WG11004,1.0/20»	y
13	q	STEM-DEFAULT	DX42_057	7	1	1613b-s005	1.0000	1.0000	9.760000	y	L6466-10,,	1,WG11004,1.0/20»	y
14	q	STEM-DEFAULT	DX42_057	8	1	1613b-s005	1.0000	1.0000	10.140000	y	L6466-11,,	1,WG11004,1.0/20»	y
15	q	STEM-DEFAULT	DX42_057	9	1	1613b-s005	1.0000	1.0000	10.890000	y	WG11004-103,,	1,WG11004,1.0/20»	y

Form 4A
PCDD/PCDF CALIBRATION VERIFICATION

Lab Name: AXYS ANALYTICAL SERVICES

Initial Calibration Date:	03-Feb-2004	**GC Column ID:**	DB-5
Instrument ID:	HR GC/MS	**Analysis Date:**	08-Feb-2004
VER Data Filename:	DX42_057 S:1	**Time:**	19:42:03

COMPOUND	LAB FLAG[1]	M/Z'S FORMING RATIO[2]	ION ABUND. RATIO	QC LIMITS[3]	CONC. FOUND (ng/mL)	CONC RANGE[4] (ng/mL)
2,3,7,8-TCDD		M/M+2	0.79	0.65-0.89	11.4	8.6 - 14.2
1,2,3,7,8-PeCDD[5]		M/M+2	0.63	0.51-0.70	50.1	39 - 65
1,2,3,4,7,8-HxCDD		M+2/M+4	1.26	1.05-1.43	48.6	39 - 64
1,2,3,6,7,8-HxCDD		M+2/M+4	1.27	1.05-1.43	47.7	39 - 64
1,2,3,7,8,9-HxCDD		M+2/M+4	1.25	1.05-1.43	48.4	41 - 61
1,2,3,4,6,7,8-HpCDD		M+2/M+4	1.06	0.88-1.20	48.4	43 - 58
OCDD		M+2/M+4	0.90	0.76-1.02	113	79 - 126
2,3,7,8-TCDF		M/M+2	0.79	0.65-0.89	10.4	8.4 - 12
1,2,3,7,8-PeCDF		M+2/M+4	1.56	1.32-1.78	49.7	41 - 60
2,3,4,7,8-PeCDF		M+2/M+4	1.55	1.32-1.78	48.5	41 - 61
1,2,3,4,7,8-HxCDF		M+2/M+4	1.24	1.05-1.43	48.6	45 - 56
1,2,3,6,7,8-HxCDF		M+2/M+4	1.26	1.05-1.43	48.5	44 - 57
1,2,3,7,8,9-HxCDF		M+2/M+4	1.25	1.05-1.43	45.1	45 - 56
2,3,4,6,7,8-HxCDF		M+2/M+4	1.25	1.05-1.43	47.3	44 - 57
1,2,3,4,6,7,8-HpCDF		M+2/M+4	1.06	0.88-1.20	47.8	45 - 55
1,2,3,4,7,8,9-HpCDF		M+2/M+4	1.05	0.88-1.20	46.9	43 - 58
OCDF		M+2/M+4	0.91	0.76-1.02	93.1	63 - 159

(1) Z = compound not requested; X = results reported separately
(2) See Table 8, Method 1613, for m/z specifications.
(3) Ion Abundance Ratio Control Limits as specified in Table 9, Method 1613.
(4) Contract-required concentration range as determined from the percent of the test concentration in Table 6, Method 1613, under VER.
(5) Alternate ions used for native and labeled P5CDD for confirmation and quantitation.

11004DD3_1.xls, 4A,B

Approved by: _____ QA/QC Chemist

18-02-2004
dd-mm-yyyy

AXYS ANALYTICAL SERVICES LTD P.O. BOX 2219, 2045 MILLS RD. WEST, SIDNEY, B.C., CANADA V8L 3S8 TEL (250) 655-5800 FAX (250) 655-5811

AXYS METHOD DX-S-1613/Ver.3
1613DB5-S005-D1

Form 4B
PCDD/PCDF CALIBRATION VERIFICATION

Lab Name: AXYS ANALYTICAL SERVICES

Initial Calibration Date:	03-Feb-2004	**GC Column ID:**	DB-5
Instrument ID:	HR GC/MS	**Analysis Date:**	08-Feb-2004
VER Data Filename:	DX42_057 S:1	**Time:**	19:42:03

	LAB FLAG[1]	M/Z'S FORMING RATIO[2]	ION ABUND. RATIO	QC LIMITS[3]	CONC. FOUND (ng/mL)	CONC RANGE[4] (ng/mL)
LABELED COMPOUND						
13C-2,3,7,8-TCDD		M/M+2	0.79	0.65-0.89	95.9	82 - 121
13C-1,2,3,7,8-PeCDD[5]		M/M+2	0.64	0.51-0.70	96.5	62 - 160
13C-1,2,3,4,7,8-HxCDD		M+2/M+4	1.27	1.05-1.43	93.1	85 - 117
13C-1,2,3,6,7,8-HxCDD		M+2/M+4	1.26	1.05-1.43	94.3	85 - 118
13C-1,2,3,4,6,7,8-HpCDD		M+2/M+4	1.06	0.88-1.20	116	72 - 138
13C-OCDD		M+2/M+4	0.91	0.76-1.02	214	96 - 415
13C-2,3,7,8-TCDF		M/M+2	0.80	0.65-0.89	103	71 - 140
13C-1,2,3,7,8-PeCDF		M+2/M+4	1.58	1.32-1.78	104	76 - 130
13C-2,3,4,7,8-PeCDF		M+2/M+4	1.58	1.32-1.78	103	77 - 130
13C-1,2,3,4,7,8-HxCDF		M/M+2	0.52	0.43-0.59	97.0	76 - 131
13C-1,2,3,6,7,8-HxCDF		M/M+2	0.53	0.43-0.59	93.6	70 - 143
13C-1,2,3,7,8,9-HxCDF		M/M+2	0.54	0.43-0.59	94.6	74 - 135
13C-2,3,4,6,7,8-HxCDF		M/M+2	0.53	0.43-0.59	96.8	73 - 137
13C-1,2,3,4,6,7,8-HpCDF		M/M+2	0.45	0.37-0.51	99.3	78 - 129
13C-1,2,3,4,7,8,9-HpCDF		M/M+2	0.46	0.37-0.51	111	77 - 129
CLEANUP STANDARD						
37Cl-2,3,7,8-TCDD[6]					9.21	7.9 - 12.7

(1) Z = compound not requested; X = results reported separately
(2) See Table 8, Method 1613, for m/z specifications.
(3) Ion Abundance Ratio Control Limits as specified in Table 9, Method 1613.
(4) Contract-required concentration range as determined from the percent of the test concentration in Table 6, Method 1613, under VER.
(5) Alternate ions used for native and labeled P5CDD for confirmation and quantitation.
(6) No ion abundance ratio; concentration reported.

11004DD3_1.xls, 4A,B

Approved by: JK QA/QC Chemist

18-02-2004
dd-mm-yyyy

AXYS ANALYTICAL SERVICES LTD P.O. BOX 2219, 2045 MILLS RD. WEST, SIDNEY, B.C., CANADA V8L 3S8 TEL (250) 655-5800 FAX (250) 655-5811

AXYS METHOD DX-S-1613/Ver.3
1613DB5-S005-D1

Form 6A
PCDD/PCDF RELATIVE RETENTION TIMES

Lab Name: AXYS ANALYTICAL SERVICES

Initial Calibration Date:	03-Feb-2004	**GC Column ID:**	DB-5
Instrument ID:	HR GC/MS	**Analysis Date:**	08-Feb-2004
CS3/VER Data Filename:	DX42_057 S:1	**Time:**	19:42:03

Compounds using 13C-1234-TCDD as Internal Standard

COMPOUND	LAB FLAG[1]	RETENTION TIME REFERENCE	RRT	RRT QC LIMITS[2]
2,3,7,8-TCDF		13C-2,3,7,8-TCDF	1.001	0.999 - 1.003
2,3,7,8-TCDD		13C-2,3,7,8-TCDD	1.001	0.999 - 1.002
1,2,3,7,8-PeCDF		13C-1,2,3,7,8-PeCDF	1.001	0.999 - 1.002
2,3,4,7,8-PeCDF		13C-2,3,4,7,8-PeCDF	1.001	0.999 - 1.002
1,2,3,7,8-PeCDD[3]		13C-1,2,3,7,8-PeCDD	1.001	0.999 - 1.002
LABELED COMPOUND				
13C-2,3,7,8-TCDF		13C-1,2,3,4-TCDD	0.966	0.923 - 1.103
13C-2,3,7,8-TCDD		13C-1,2,3,4-TCDD	1.013	0.976 - 1.043
37Cl-2,3,7,8-TCDD		13C-1,2,3,4-TCDD	1.014	0.989 - 1.052
13C-1,2,3,7,8-PeCDF		13C-1,2,3,4-TCDD	1.283	1.000 - 1.425
13C-2,3,4,7,8-PeCDF		13C-1,2,3,4-TCDD	1.351	1.011 - 1.526
13C-1,2,3,7,8-PeCDD[3]		13C-1,2,3,4-TCDD	1.382	1.000 - 1.567

(1) Z = compound not requested; X = results reported separately
(2) Contract-required limits for Relative Retention Times (RRT) as specified in Table 2, Method 1613.
(3) Alternate ions used for native and labeled P5CDD for confirmation and quantitation.

11004DD3_1.xls, 6A,B

Approved by: Rawthorne QA/QC Chemist

18-02-2004
dd-mm-yyyy

AXYS ANALYTICAL SERVICES LTD P.O. BOX 2219, 2045 MILLS RD. WEST, SIDNEY, B.C., CANADA V8L 3S8 TEL (250) 655-5800 FAX (250) 655-5811

AXYS METHOD DX-S-1613/Ver.3
1613DB5-S005-D1

Form 6B
PCDD/PCDF RELATIVE RETENTION TIMES

Lab Name: AXYS ANALYTICAL SERVICES

Initial Calibration Date:	03-Feb-2004	**GC Column ID:**	DB-5
Instrument ID:	HR GC/MS	**Analysis Date:**	08-Feb-2004
CS3/VER Data Filename:	DX42_057 S:1	**Time:**	19:42:03

Compounds using 13C-123789-HxCDD as Internal Standard

COMPOUND	LAB FLAG[1]	RETENTION TIME REFERENCE	RRT	RRT QC LIMITS[2]
1,2,3,4,7,8-HxCDF		13C-1,2,3,4,7,8-HxCDF	1.001	0.999 - 1.001
1,2,3,6,7,8-HxCDF		13C-1,2,3,6,7,8-HxCDF	1.000	0.997 - 1.005
1,2,3,7,8,9-HxCDF		13C-1,2,3,7,8,9-HxCDF	1.000	0.999 - 1.001
2,3,4,6,7,8-HxCDF		13C-2,3,4,6,7,8-HxCDF	1.000	0.999 - 1.001
1,2,3,4,7,8-HxCDD		13C-1,2,3,4,7,8-HxCDD	1.000	0.999 - 1.001
1,2,3,6,7,8-HxCDD		13C-1,2,3,6,7,8-HxCDD	1.001	0.998 - 1.004
1,2,3,7,8,9-HxCDD		13C-1,2,3,6,7,8-HxCDD	1.011	1.000 - 1.019
1,2,3,4,6,7,8-HpCDF		13C-1,2,3,4,6,7,8-HpCDF	1.001	0.999 - 1.001
1,2,3,4,6,7,8-HpCDD		13C-1,2,3,4,6,7,8-HpCDD	1.000	0.999 - 1.001
1,2,3,4,7,8,9-HpCDF		13C-1,2,3,4,7,8,9-HpCDF	1.000	0.999 - 1.001
OCDD		13C-OCDD	1.000	0.999 - 1.001
OCDF		13C-OCDD	1.002	0.999 - 1.008
LABELED COMPOUND				
13C-1,2,3,4,7,8-HxCDF		13C-1,2,3,7,8,9-HxCDD	0.954	0.944 - 0.970
13C-1,2,3,6,7,8-HxCDF		13C-1,2,3,7,8,9-HxCDD	0.958	0.949 - 0.975
13C-1,2,3,7,8,9-HxCDF		13C-1,2,3,7,8,9-HxCDD	1.005	0.977 - 1.047
13C-2,3,4,6,7,8-HxCDF		13C-1,2,3,7,8,9-HxCDD	0.980	0.959 - 1.021
13C-1,2,3,4,7,8-HxCDD		13C-1,2,3,7,8,9-HxCDD	0.987	0.977 - 1.000
13C-1,2,3,6,7,8-HxCDD		13C-1,2,3,7,8,9-HxCDD	0.990	0.981 - 1.003
13C-1,2,3,4,6,7,8-HpCDF		13C-1,2,3,7,8,9-HxCDD	1.062	1.043 - 1.085
13C-1,2,3,4,6,7,8-HpCDD		13C-1,2,3,7,8,9-HxCDD	1.094	1.086 - 1.110
13C-1,2,3,4,7,8,9-HpCDF		13C-1,2,3,7,8,9-HxCDD	1.104	1.057 - 1.151
13C-OCDD		13C-1,2,3,7,8,9-HxCDD	1.178	1.032 - 1.311

(1) Z = compound not requested; X = results reported separately
(2) Contract-required limits for Relative Retention Times (RRT) as specified in Table 2, Method 1613.

11004DD3_1.xls, 6A,B

Approved by: _____ QA/QC Chemist

18-02-2004
dd-mm-yyyy

AXYS ANALYTICAL SERVICES LTD P.O. BOX 2219, 2045 MILLS RD. WEST, SIDNEY, B.C., CANADA V8L 3S8 TEL (250) 655-5800 FAX (250) 655-5811

AXYS METHOD DX-S-1613/Ver.3
1613DB5-S005-D1

Form 5
PCDD/PCDF RT WINDOW AND ISOMER SPECIFICITY STANDARDS

Lab Name: AXYS ANALYTICAL SERVICES

Instrument ID:	HR GC/MS	**Initial Calibration Date:**	03-Feb-2004	
RT Window Data Filename:	DX42_057 S:1	**Analysis Date:**	08-Feb-2004	**Time:** 19:42:03
DB5 IS Data Filename:	DX42_057 S:1	**Analysis Date:**	08-Feb-2004	**Time:** 19:42:03
DB-225 IS Data Filename:		**Analysis Date:**		**Time:**

DB-5 RT WINDOW DEFINING STANDARDS RESULT

ISOMERS	ABSOLUTE RT	ISOMERS	ABSOLUTE RT
1,3,6,8-TCDD (F)	22:57	1,3,6,8-TCDF (F)	21:25
1,2,8,9-TCDD (L)	28:18	1,2,8,9-TCDF (L)	28:09
1,2,4,7,9-PeCDD (F)	32:01	1,3,4,6,8-PeCDF (F)	28:51
1,2,3,8,9-PeCDD (L)	37:02	1,2,3,8,9-PeCDF (L)	37:06
1,2,4,6,7,9-HxCDD (F)	40:00	1,2,3,4,6,8-HxCDF (F)	38:58
1,2,3,4,6,7-HxCDD (L)	42:38	1,2,3,4,8,9-HxCDF (L)	42:58
1,2,3,4,6,7,9-HpCDD (F)	45:44	1,2,3,4,6,7,8-HpCDF(F)	45:16
1,2,3,4,6,7,8-HpCDD (L)	46:39	1,2,3,4,7,8,9-HpCDF (L)	47:04

(F) = First eluting isomer (DB-5); (L) = Last eluting isomer (DB-5)

ISOMER SPECIFICITY (IS) TEST STANDARDS RESULTS

Isomers	% Valley Height Between Compared Peaks	Isomers	% Valley Height Between Compared Peaks
1,2,3,4-TCDD 1,2,7,8-TCDD	0	1,2,3,8-TCDD 2,3,7,8-TCDD	13
1,2,7,8-TCDD 1,4,7,8-TCDD	0	2,3,4,7-TCDF 2,3,7,8-TCDF	N/A
1,4,7,8-TCDD 1,2,3,7-TCDD	0	2,3,7,8-TCDF 1,2,3,9-TCDF	N/A
1,2,3,7-TCDD 1,2,3,8-TCDD	DB-5 column; co-elute as per Figure 6 in Method		

11004DD3_1.xls, Form 5

Approved by: _____ QA/QC Chemist

18-02-2004
dd-mm-yyyy

AXYS ANALYTICAL SERVICES LTD P.O. BOX 2219, 2045 MILLS RD. WEST, SIDNEY, B.C., CANADA V8L 3S8 TEL (250) 655-5800 FAX (250) 655-5811

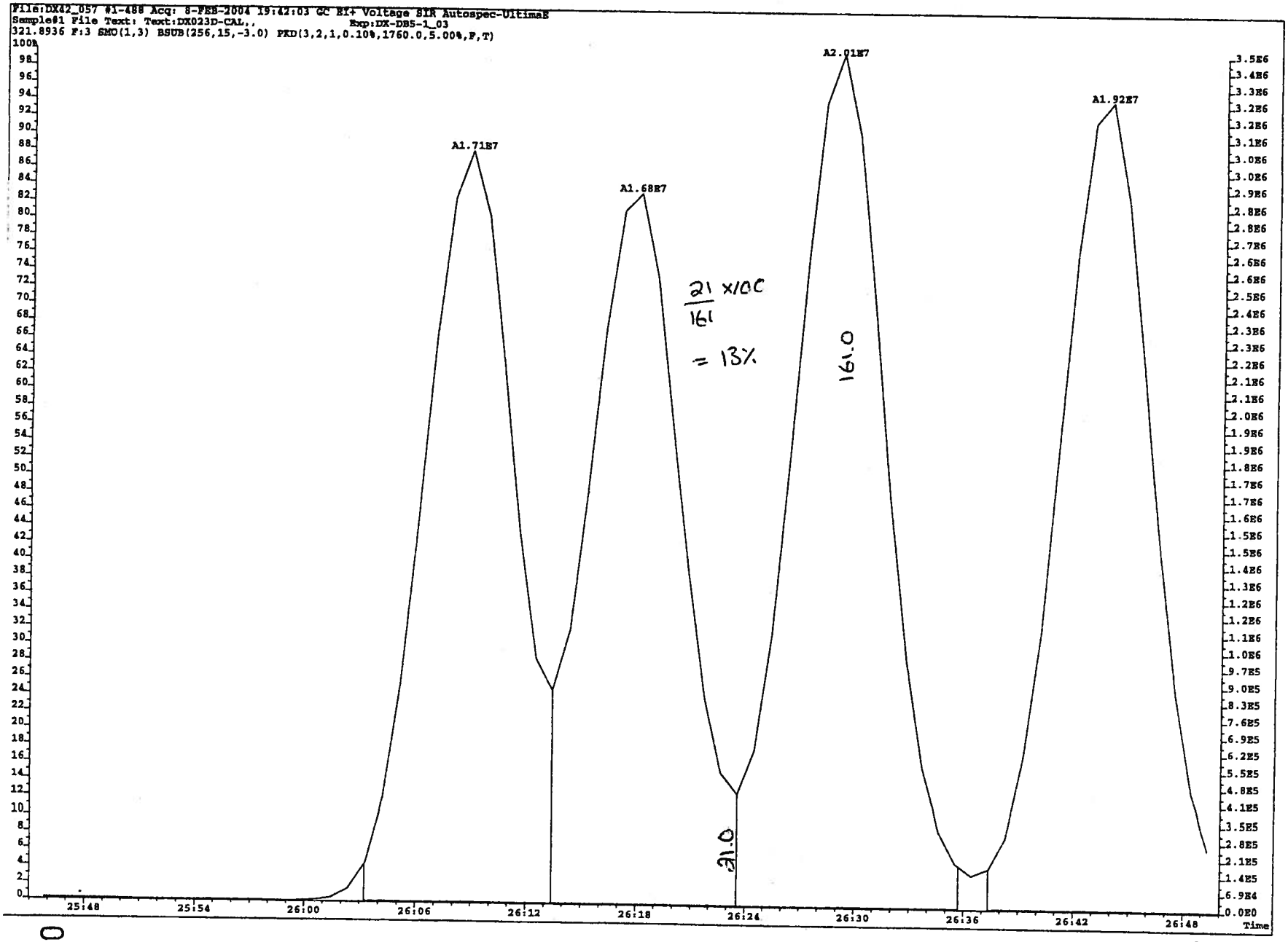

0217

checked by
JR 17Feb04

Coded by LA
9-FEB-04

Instrument Acquisition Runlog Axys Analytical

Experiment : DX-DB5-1_03
GC Program : DX-DB5-1_01
Column type : DB-5
Serial # : US3274825H
KPa : 206
Vol injected: 1.0uL
PMT Voltage : 389

Temps -source: 300 Tune :
-s resv: 160 List : RT
-re_ent: 305 Check :
-cap_1 : 320 LIMS :
-cap_2 : 305

Date -list : 09-FEB-2004
-liner : 06-FEB-2004
-septum: 06-FEB-2004
-guard : 30cm 06-FEB-04
-column: New 03-FEB-04
-t line: New 03-FEB-04
-bake :
-source:

#	Data file	S	V	Sample Text	Comments	Acquisition Date/Time
1	DX42_059	1	1	DX023D-CAL,,	1,,1.0uL Cal Win/Res	9-FEB-04 19:42:07
2	DX42_059	2	2	DX020B-SUR,,	1,,1.0uL Inst Blk	9-FEB-04 20:36:50
3	DX42_059	3	3	DX020B-SUR,,	1,,1.0uL Inst Blk	9-FEB-04 21:31:38
4	DX42_059	4	4	L6466-9,W,	1,WG11004,1.0/200uL	9-FEB-04 22:26:21
5	DX42_059	5	5	L6466-10,W,	1,WG11004,1.0/200uL	9-FEB-04 23:21:08
6	DX42_059	6	6	L6466-5,W,	1,WG11004,1.0/100uL	10-FEB-04 00:15:55
7	DX42_059	7	7	L6466-6,W,	1,WG11004,1.0/200uL	10-FEB-04 01:10:49
8	DX42_059	8	8	L6466-7,W,	1,WG11004,1.0/400uL	10-FEB-04 02:05:40
9	DX42_059	9	9	L6466-8,W,	1,WG11004,1.0/200uL	10-FEB-04 03:00:26
10	DX42_059	10	10	L6466-11,W,	1,WG11004,1.0/200uL	10-FEB-04 03:55:12
11	DX42_059	11	11	WG11004-103,W,Dup	1,WG11004,1.0/200uL	10-FEB-04 04:49:58
12	DX42_059	12	12	L6466-1,W,	1,WG11004,1.0/400uL	10-FEB-04 05:44:49
13	DX42_059	13	13	DX023D-CAL,,	1,,1.0uL Cal Win/Res	10-FEB-04 06:39:36

Approved, CDS
Feb 9/04

Peak Locate Examination: 9-FEB-2004:19:39 File:DX42_059CAL
Experiment:DX-DB5-1_03 Function:3 Reference:PFK

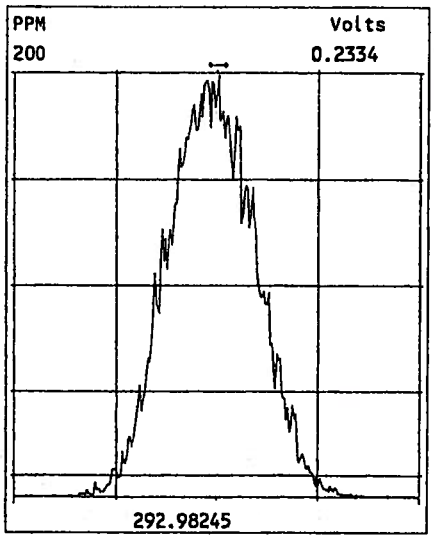

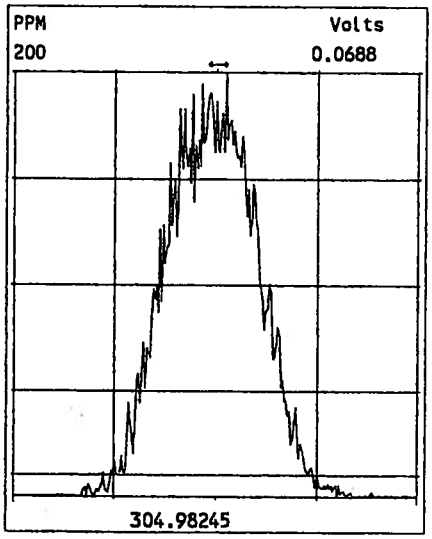

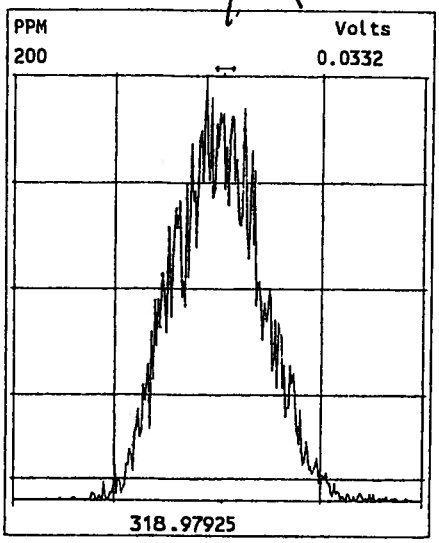

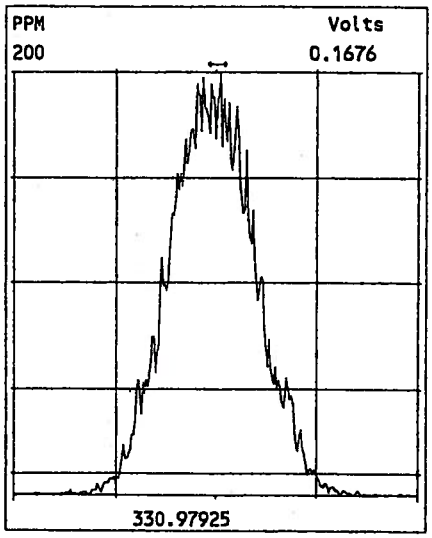

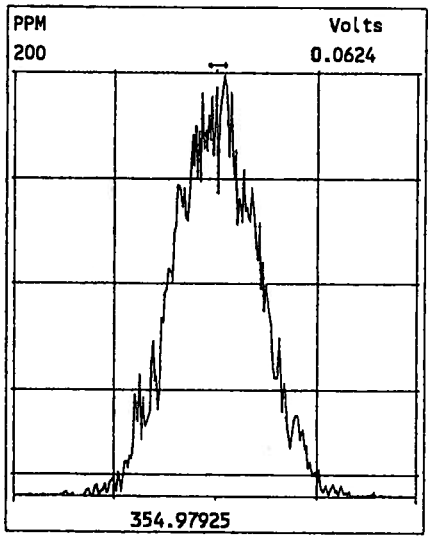

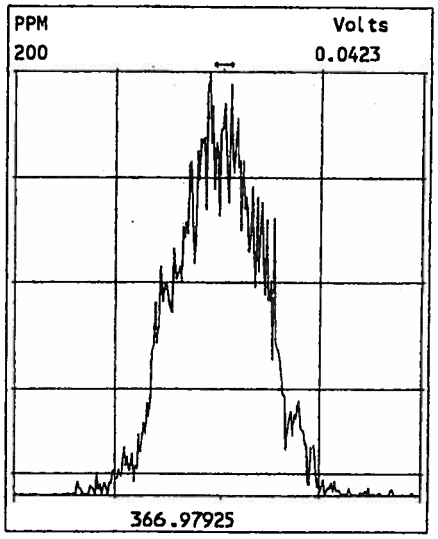

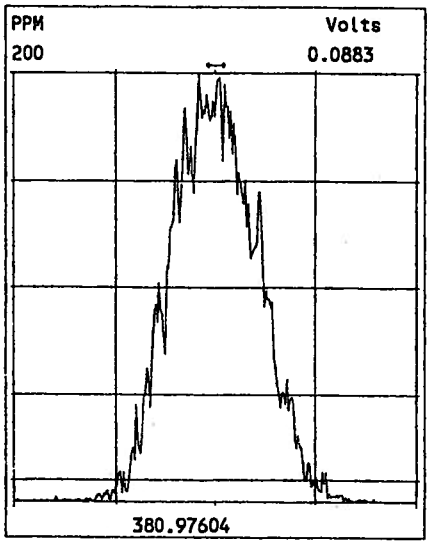

Peak Locate Examination: 9-FEB-2004:19:40 File:DX42_059CAL
Experiment:DX-DB5-1_03 Function:4 Reference:PFK

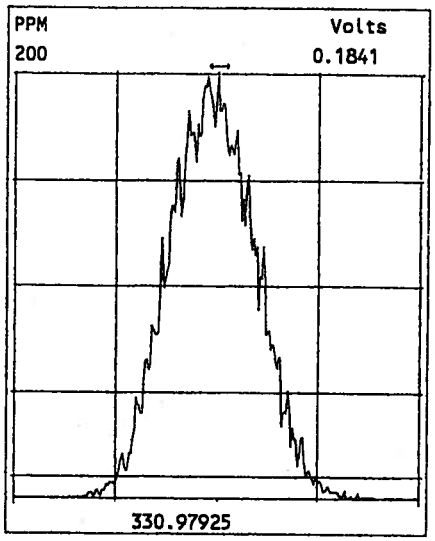

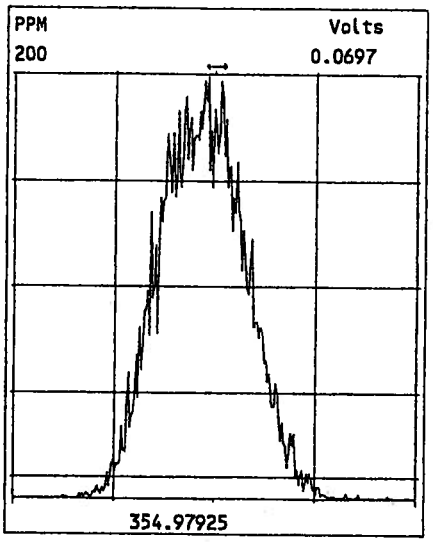

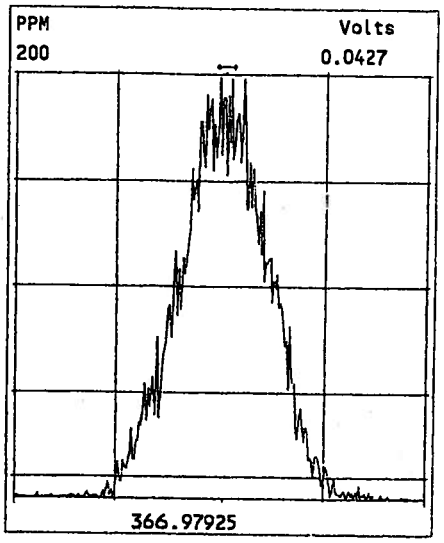

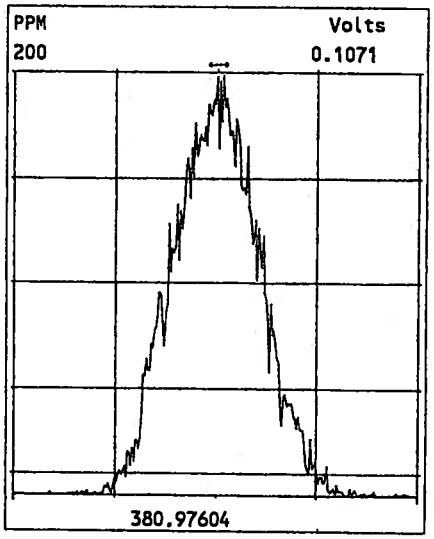

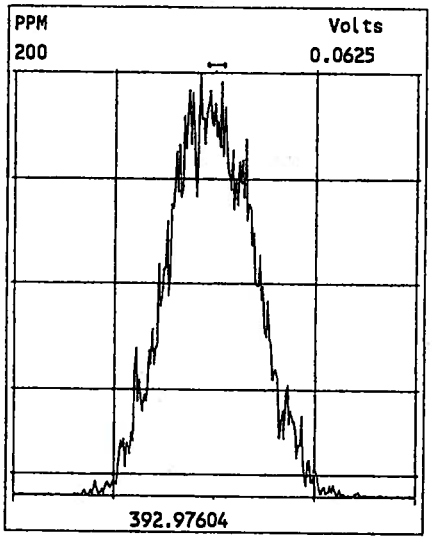

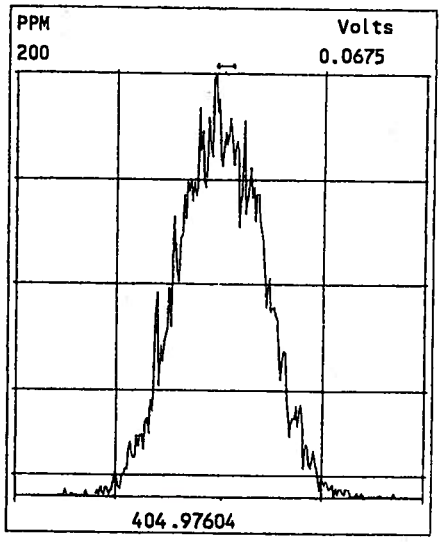

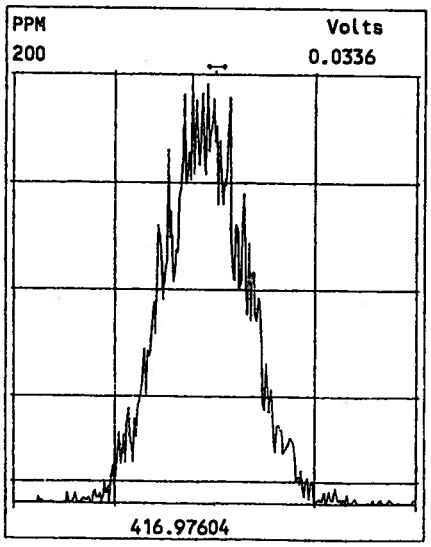

Peak Locate Examination: 9-FEB-2004:19:40 File:DX42_059CAL
Experiment:DX-DB5-1_03 Function:5 Reference:PFK

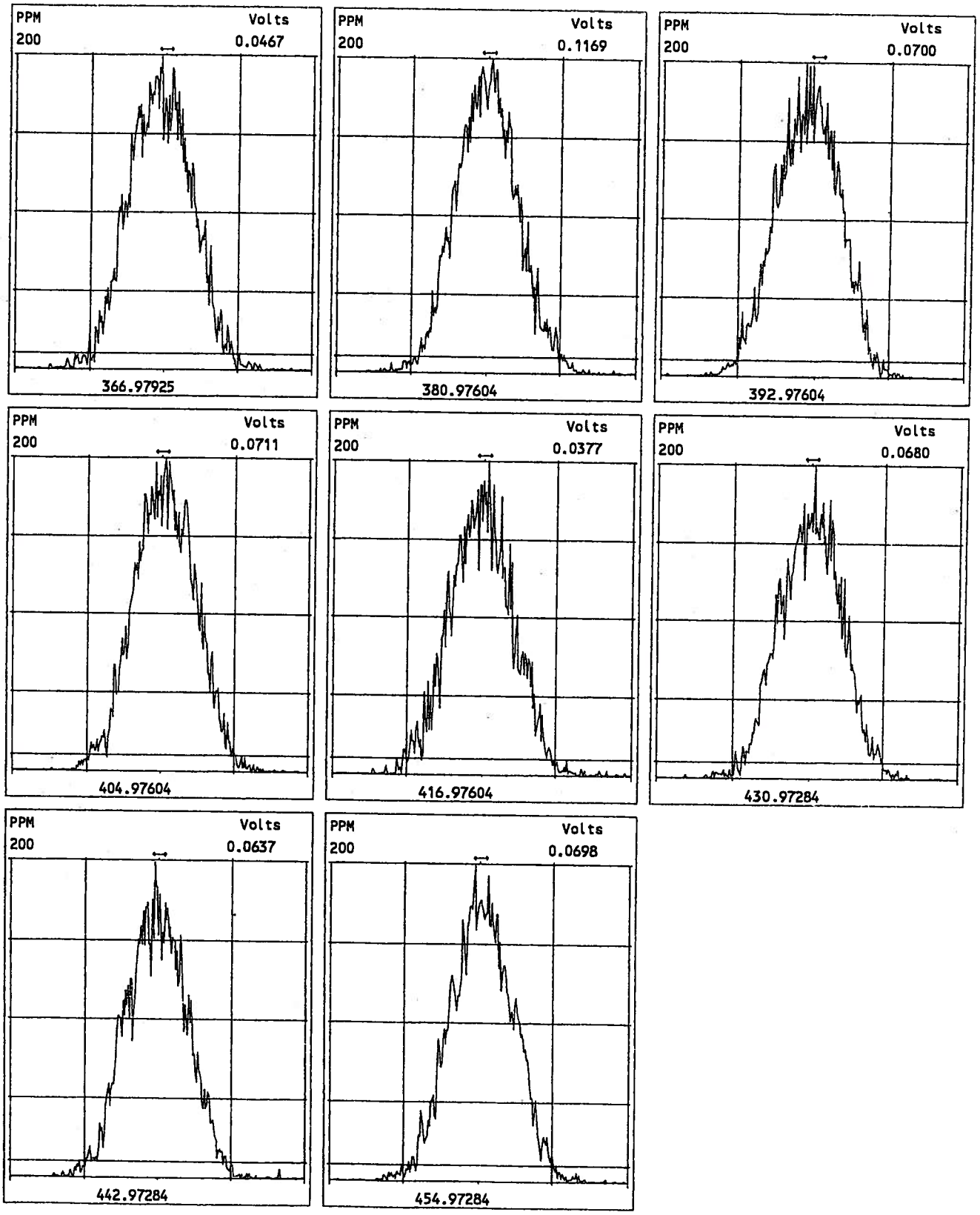

Peak Locate Examination: 9-FEB-2004:19:41 File:DX42_059CAL
Experiment:DX-DB5-1_03 Function:6 Reference:PFK

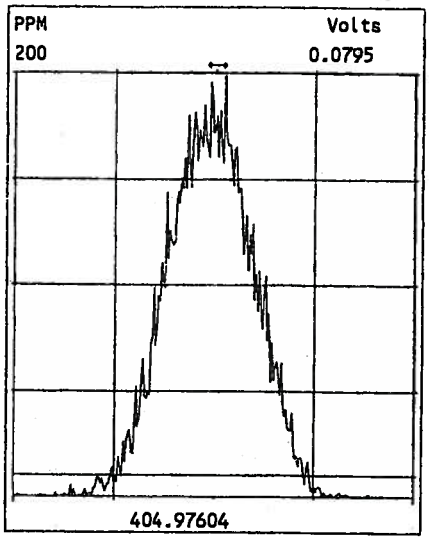

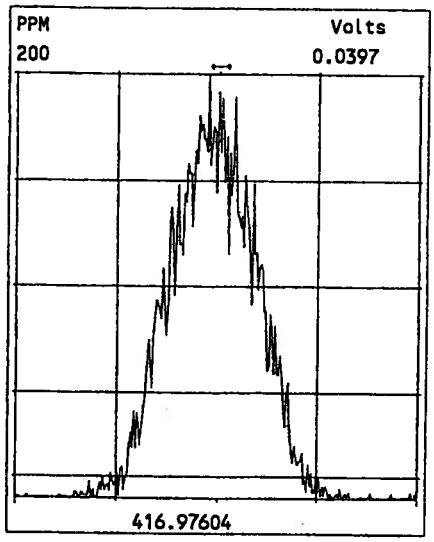

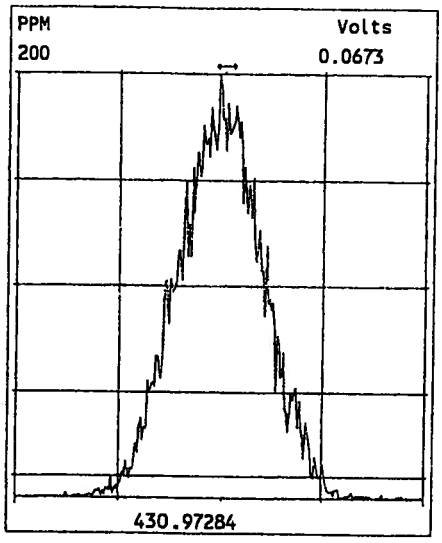

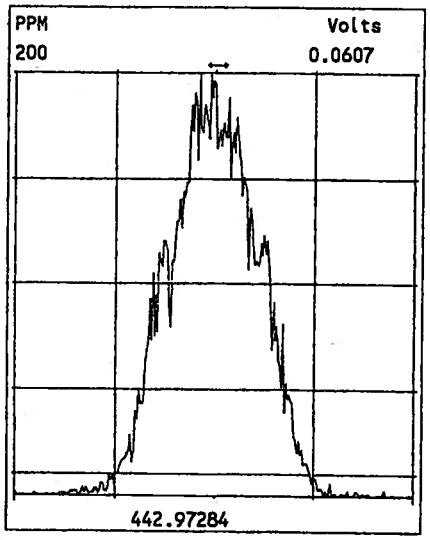

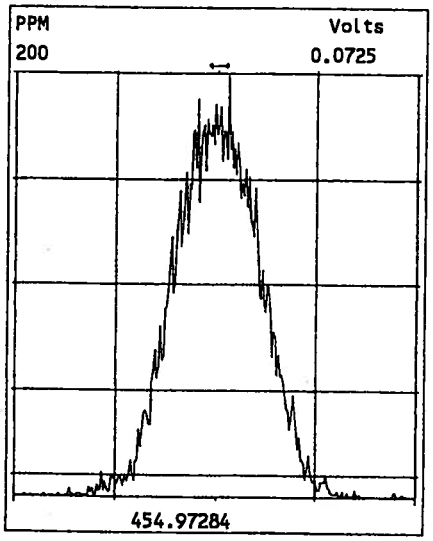

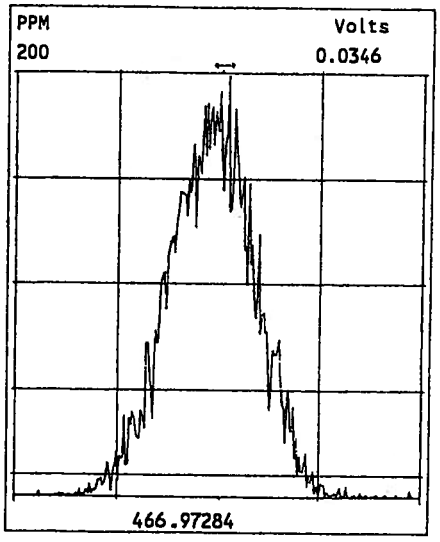

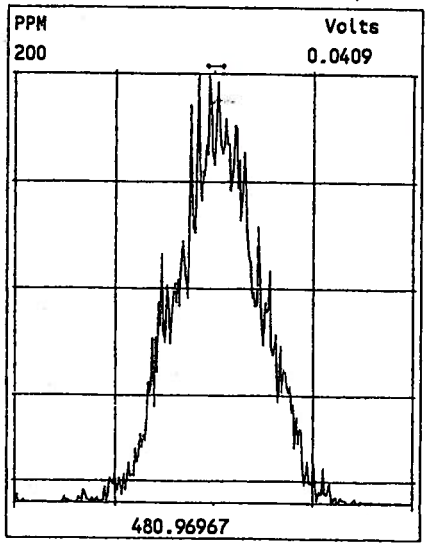

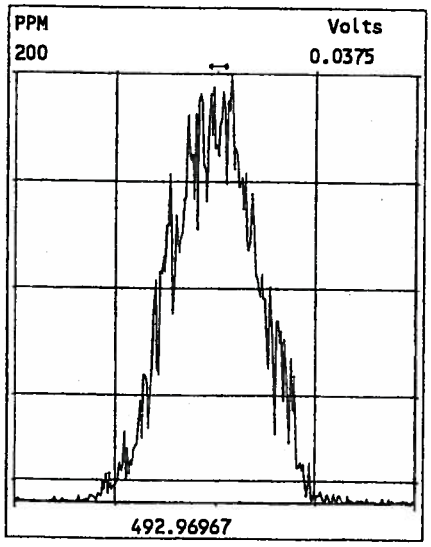

Peak Locate Examination: 9-FEB-2004:19:41 File:DX42_059CAL
Experiment:DX-DB5-1_03 Function:7 Reference:PFK

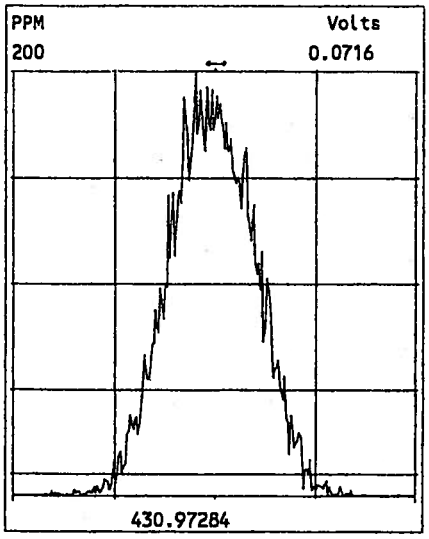

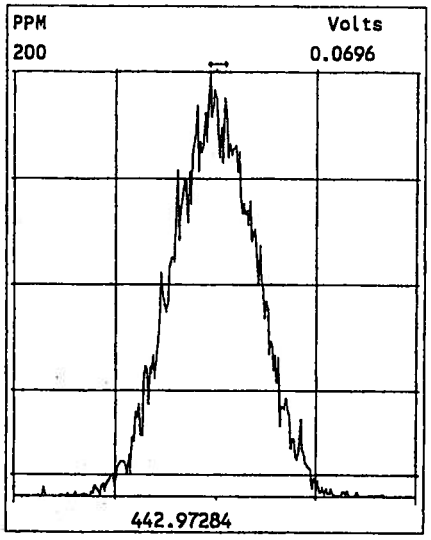

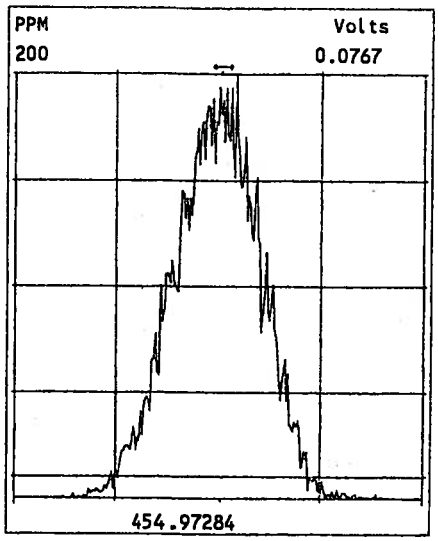

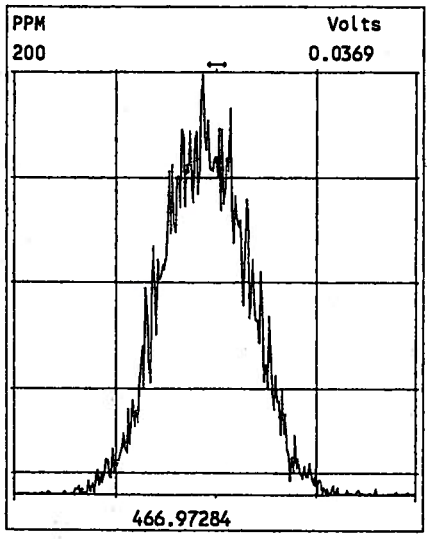

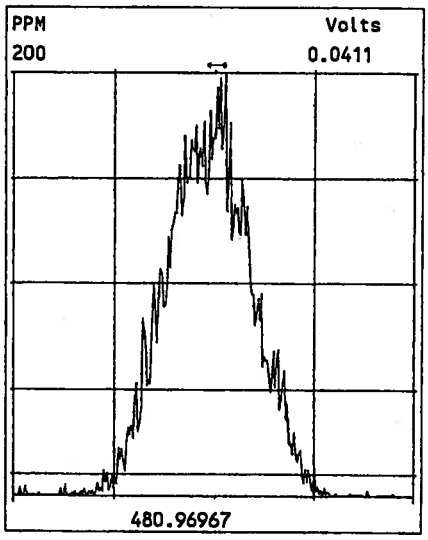

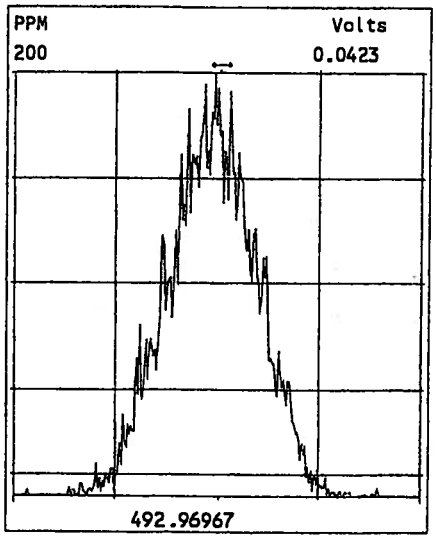

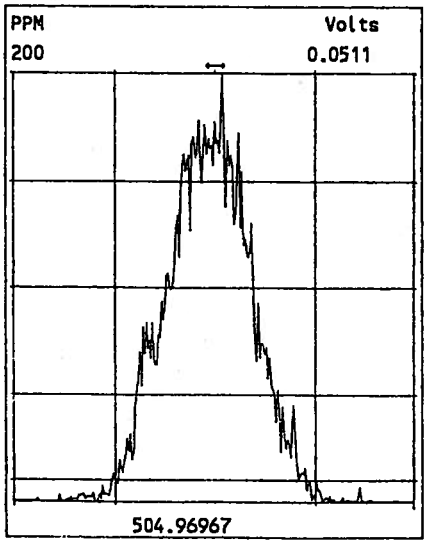

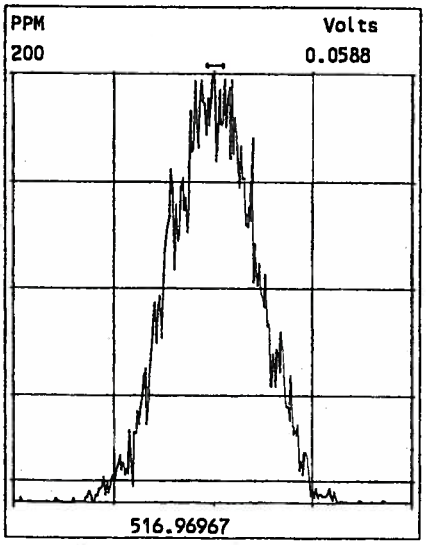

Approved by KX
10 Feb 04

Peak Locate Examination:10-FEB-2004:07:38 File:DX42_060CAL(059CAL2)
Experiment:DX-DB5-1_03 Function:3 Reference:PFK

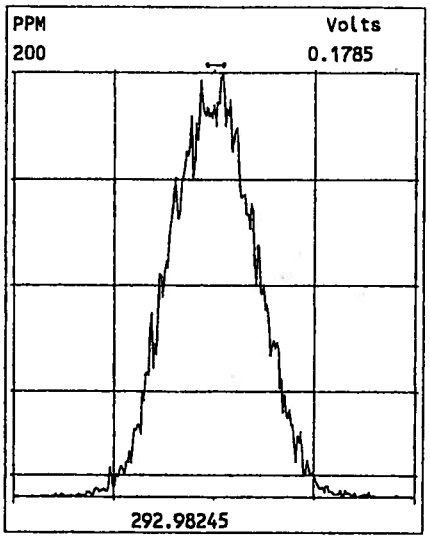

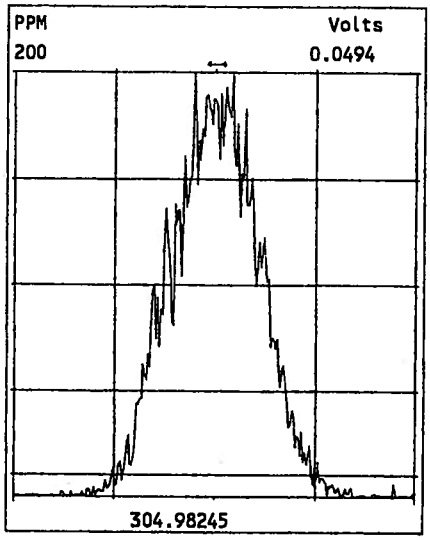

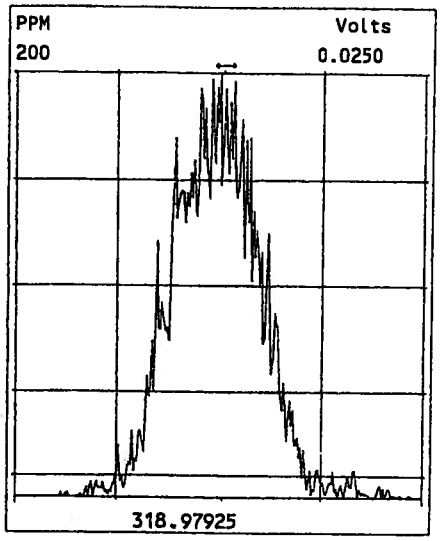

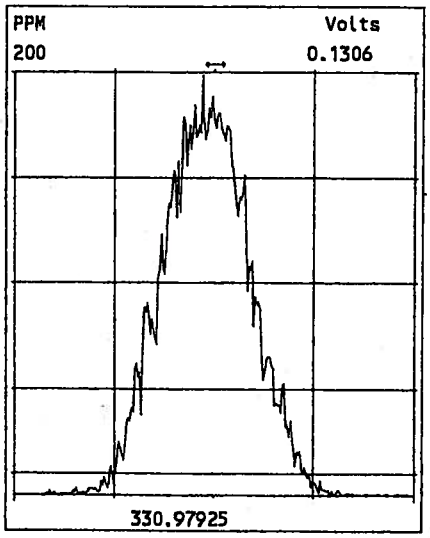

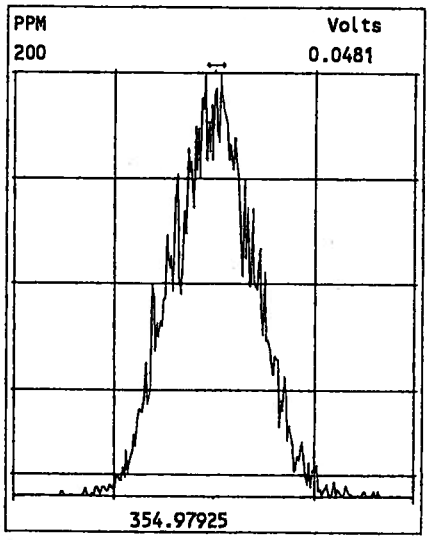

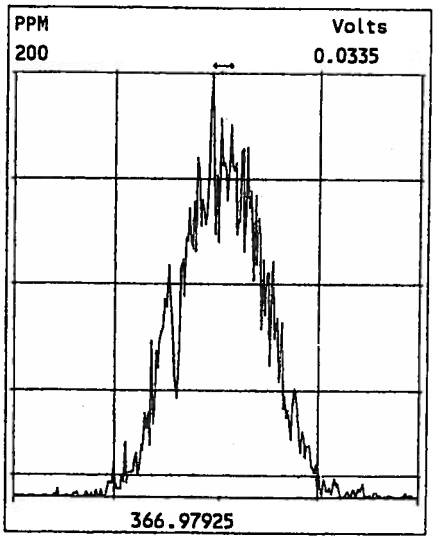

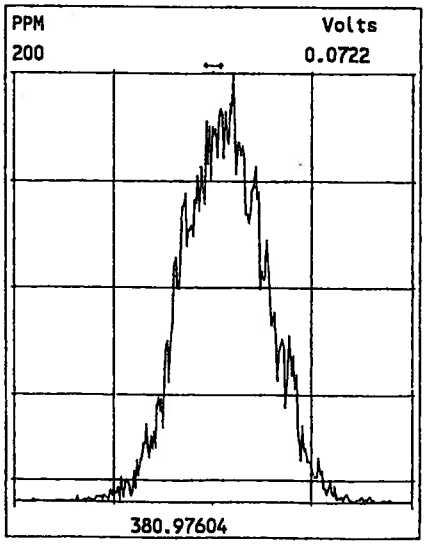

Peak Locate Examination:10-FEB-2004:07:39 File:DX42_060CAL(059CAL2)
Experiment:DX-DB5-1_03 Function:4 Reference:PFK

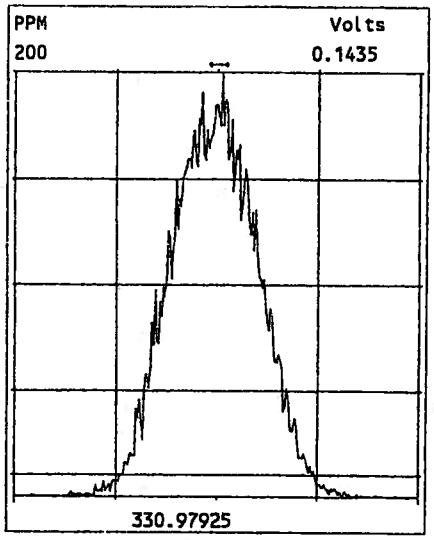

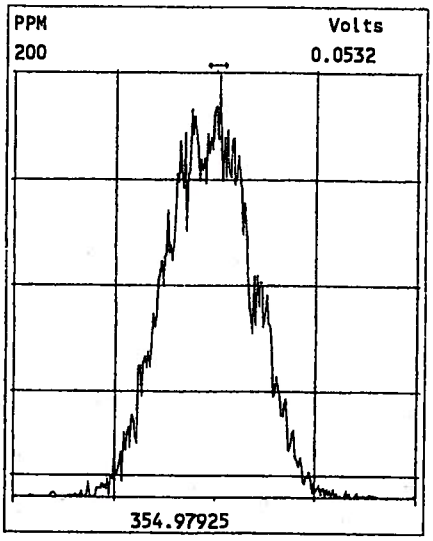

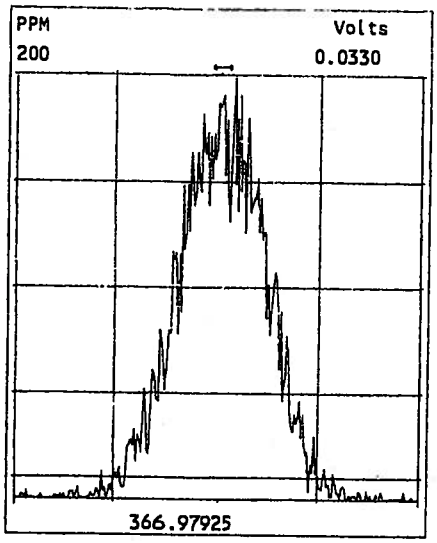

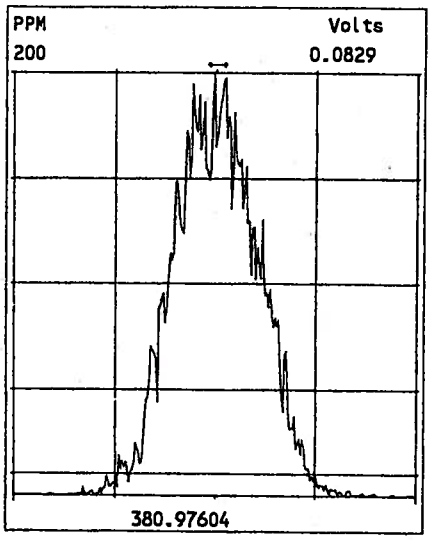

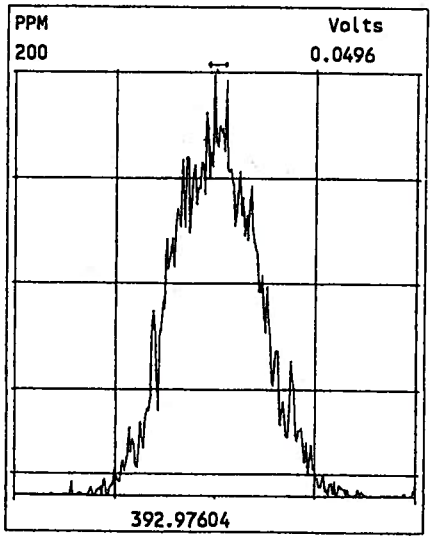

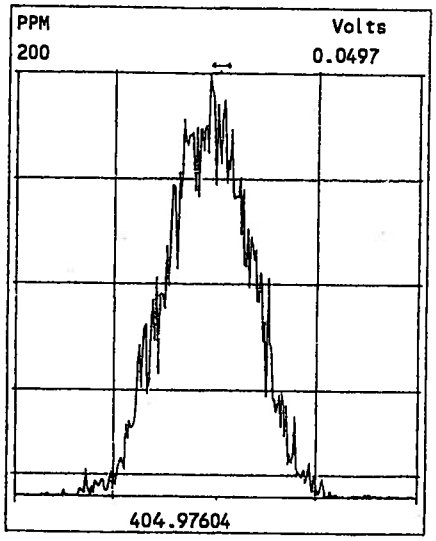

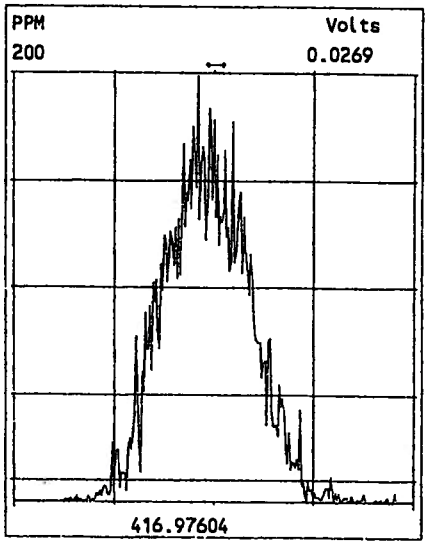

Peak Locate Examination:10-FEB-2004:07:39 File:DX42_060CAL(059CAL2)
Experiment:DX-DB5-1_03 Function:5 Reference:PFK

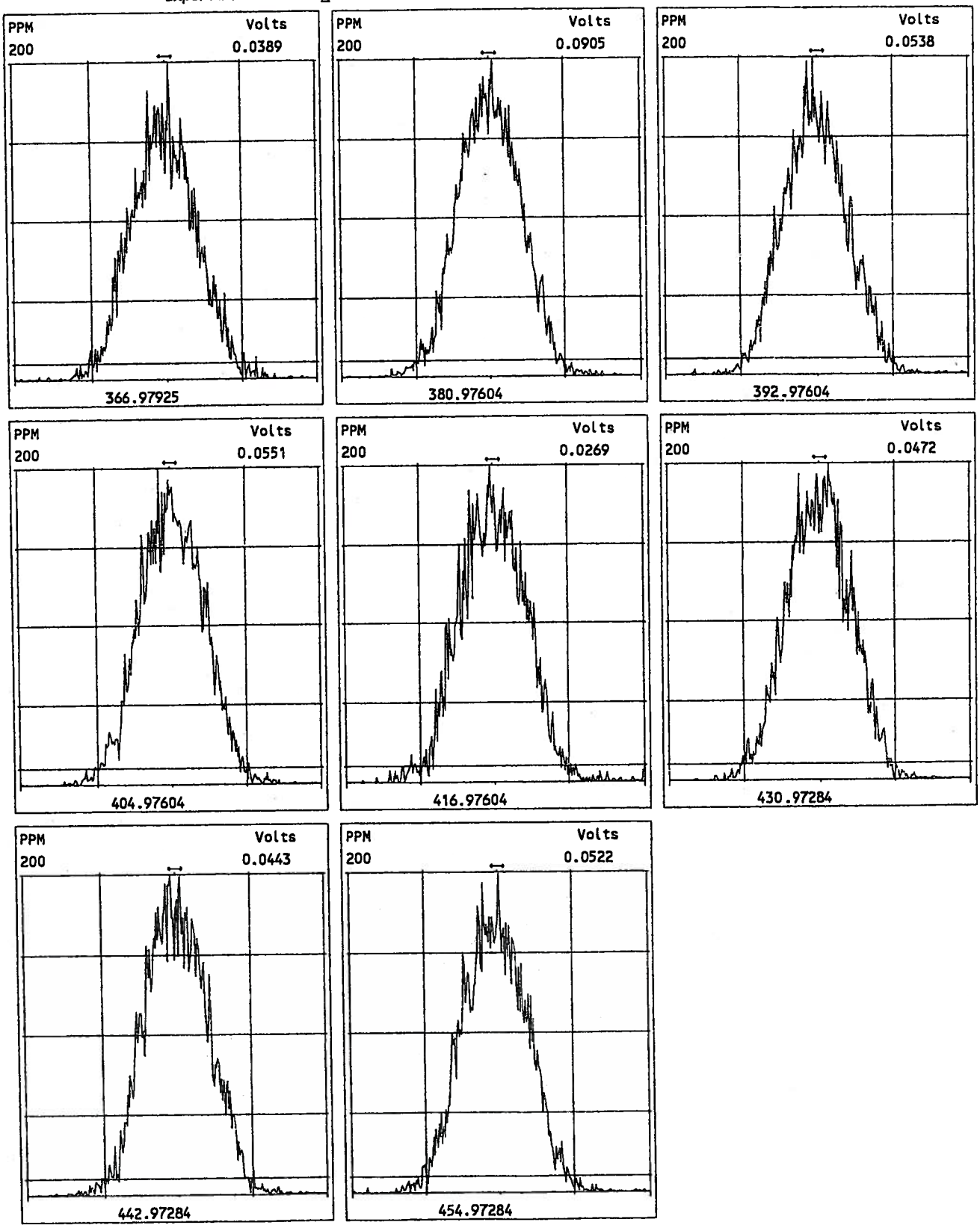

Peak Locate Examination:10-FEB-2004:07:40 File:DX42_060CAL(059CAL2)
Experiment:DX-DB5-1_03 Function:6 Reference:PFK

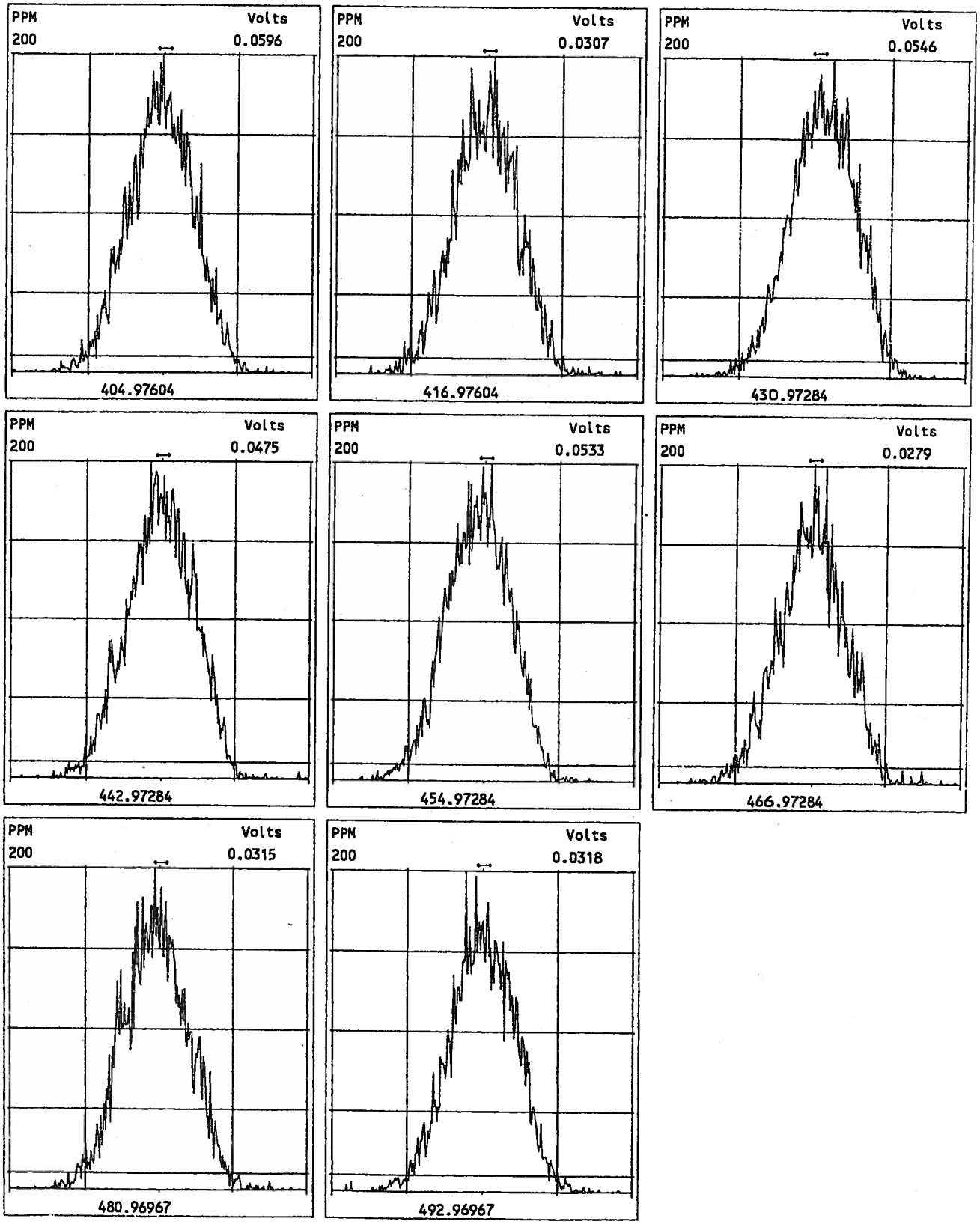

Peak Locate Examination:10-FEB-2004:07:40 File:DX42_060CAL(059CAL2)
Experiment:DX-DB5-1_03 Function:7 Reference:PFK

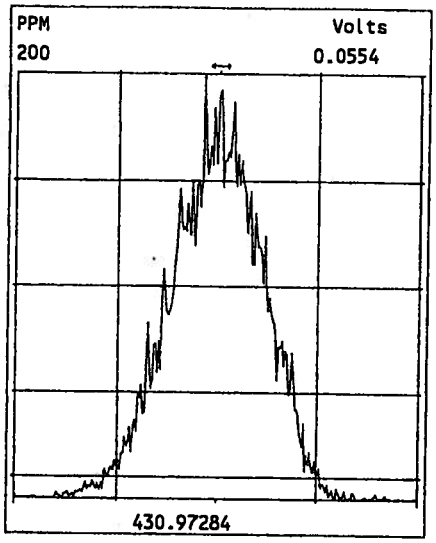

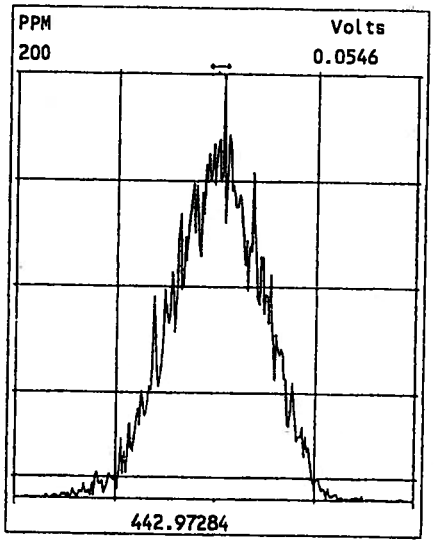

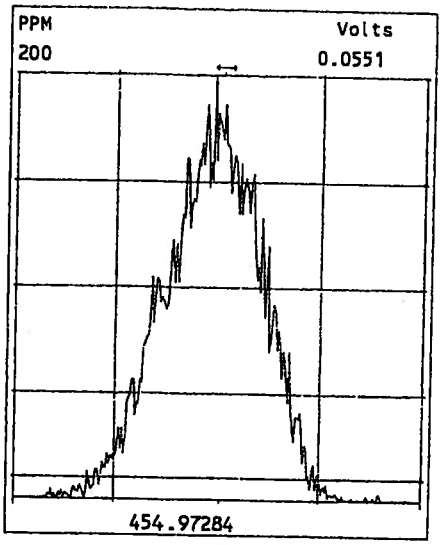

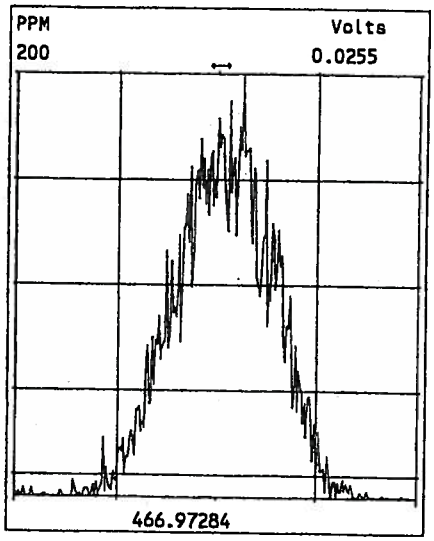

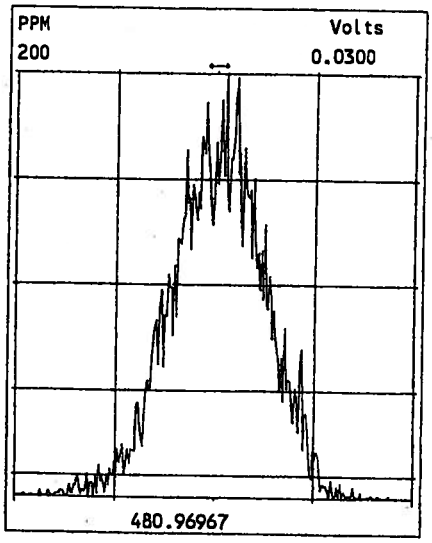

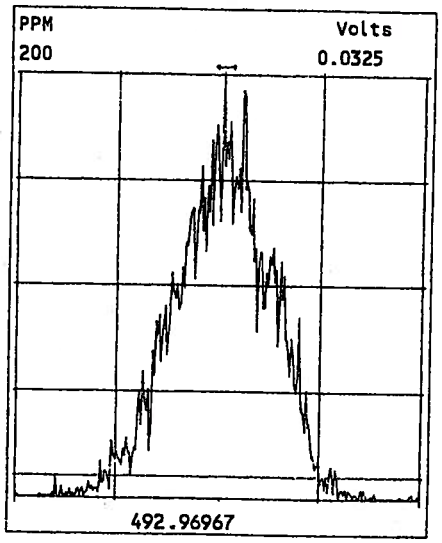

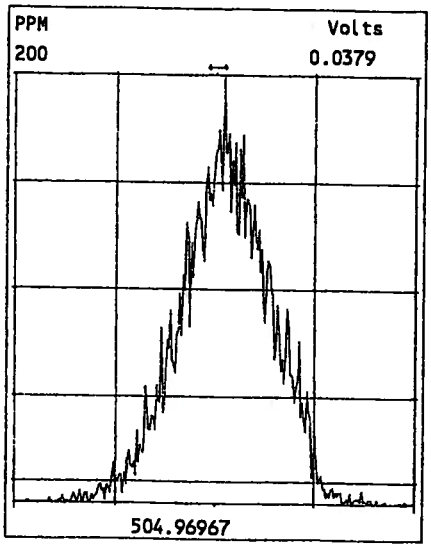

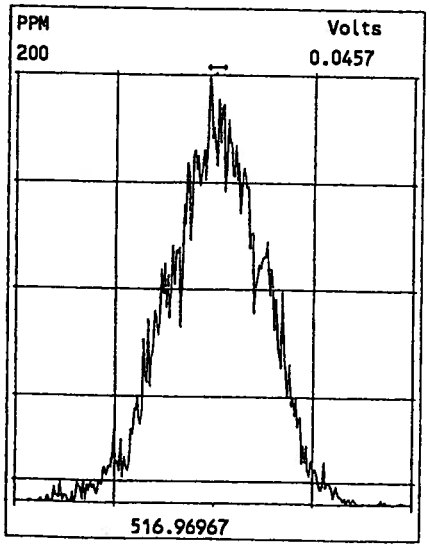

DX42-059-B

	c/q	Data Area	Data File	S	I	AnalyteTable	Factr #1	Factr #2	Size	HC	Sample Text	Comments	Done
1	c	STEM-DEFAULT	DX42_048	10	1	1613b-c005	1.0000	1.0000	1.000000	y	DX023B-CAL,,»	1,,1.0uL CS-1	y
2	c	STEM-DEFAULT	DX42_048	3	1	1613b-c005	4.0000	1.0000	1.000000	y	DX023C-CAL,,»	1,,1.0uL CS-2	y
3	c	STEM-DEFAULT	DX42_048	6	1	1613b-c005	20.0000	1.0000	1.000000	y	DX023D-CAL,,»	1,,1.0uL Cal Win»	y
4	c	STEM-DEFAULT	DX42_048	5	1	1613b-c005	80.0000	1.0000	1.000000	y	DX023E-CAL,,»	1,,1.0uL CS-4	y
5	c	STEM-DEFAULT	DX42_048	4	1	1613b-c005	400.0000	1.0000	1.000000	y	DX023F-CAL,,»	1,,1.0uL CS-5	y
6	q	STEM-DEFAULT	DX42_059	1	1	1613b-c005	20.0000	1.0000	1.000000	y	DX023D-CAL,,	1,,1.0uL Cal Win»	y
7	q	STEM-DEFAULT	DX42_059	13	1	1613b-c005	20.0000	1.0000	1.000000	y	DX023D-CAL,,	1,,1.0uL Cal Win»	y
8	q	STEM-DEFAULT	DX42_059	2	1	1613b-s005	1.0000	0.1000	1.000000	y	DX020B-SUR,,	1,,1.0uL Inst Blk	y
9	q	STEM-DEFAULT	DX42_059	3	1	1613b-s005	1.0000	0.1000	1.000000	y	DX020B-SUR,,	1,,1.0uL Inst Blk	y
10	q	STEM-DEFAULT	DX42_059	4	1	1613b-s005	1.0000	1.0000	10.050000	y	L6466-9,W,	1,WG11004,1.0/20»	y
11	q	STEM-DEFAULT	DX42_059	5	1	1613b-s005	1.0000	1.0000	9.760000	y	L6466-10,W,	1,WG11004,1.0/20»	y
12	q	STEM-DEFAULT	DX42_059	6	1	1613b-s005	1.0000	1.0000	9.170000	y	L6466-5,W,	1,WG11004,1.0/10»	y
13	q	STEM-DEFAULT	DX42_059	7	1	1613b-s005	1.0000	1.0000	10.050000	y	L6466-6,W,	1,WG11004,1.0/20»	y
14	q	STEM-DEFAULT	DX42_059	8	1	1613b-s005	1.0000	1.0000	9.830000	y	L6466-7,W,	1,WG11004,1.0/40»	y
15	q	STEM-DEFAULT	DX42_059	9	1	1613b-s005	1.0000	1.0000	9.980000	y	L6466-8,W,	1,WG11004,1.0/20»	y
16	q	STEM-DEFAULT	DX42_059	10	1	1613b-s005	1.0000	1.0000	10.140000	y	L6466-11,W,	1,WG11004,1.0/20»	y
17	q	STEM-DEFAULT	DX42_059	11	1	1613b-s005	1.0000	1.0000	10.890000	y	WG11004-103,»	1,WG11004,1.0/20»	y
18	q	STEM-DEFAULT	DX42_059	12	1	1613b-s005	1.0000	1.0000	9.760000	y	L6466-1,W,	1,WG11004,1.0/40»	y

AXYS METHOD DX-S-1613/Ver.3
1613DB5-S005-D1

Form 4A
PCDD/PCDF CALIBRATION VERIFICATION

Lab Name: AXYS ANALYTICAL SERVICES

Initial Calibration Date:	03-Feb-2004	**GC Column ID:**	DB-5
Instrument ID:	HR GC/MS	**Analysis Date:**	09-Feb-2004
VER Data Filename:	DX42_059 S:1	**Time:**	19:42:07

COMPOUND	LAB FLAG[1]	M/Z'S FORMING RATIO[2]	ION ABUND. RATIO	QC LIMITS[3]	CONC. FOUND (ng/mL)	CONC RANGE[4] (ng/mL)
2,3,7,8-TCDD						
1,2,3,7,8-PeCDD[5]						
1,2,3,4,7,8-HxCDD						
1,2,3,6,7,8-HxCDD						
1,2,3,7,8,9-HxCDD						
1,2,3,4,6,7,8-HpCDD		M+2/M+4	1.07	0.88-1.20	47.0	43 - 58
OCDD		M+2/M+4	0.90	0.76-1.02	93.6	79 - 126
2,3,7,8-TCDF						
1,2,3,7,8-PeCDF						
2,3,4,7,8-PeCDF						
1,2,3,4,7,8-HxCDF						
1,2,3,6,7,8-HxCDF						
1,2,3,7,8,9-HxCDF						
2,3,4,6,7,8-HxCDF						
1,2,3,4,6,7,8-HpCDF		M+2/M+4	1.05	0.88-1.20	47.5	45 - 55
1,2,3,4,7,8,9-HpCDF		M+2/M+4	1.04	0.88-1.20	46.2	43 - 58
OCDF		M+2/M+4	0.91	0.76-1.02	88.3	63 - 159

(1) Z = compound not requested; X = results reported separately
(2) See Table 8, Method 1613, for m/z specifications.
(3) Ion Abundance Ratio Control Limits as specified in Table 9, Method 1613.
(4) Contract-required concentration range as determined from the percent of the test concentration in Table 6, Method 1613, under VER.
(5) Alternate ions used for native and labeled P5CDD for confirmation and quantitation.

11004DD4_1.xls, 4A,B

Approved by: _____ QA/QC Chemist

18-02-2004
dd-mm-yyyy

AXYS ANALYTICAL SERVICES LTD P.O. BOX 2219, 2045 MILLS RD. WEST, SIDNEY, B.C., CANADA V8L 3S8 TEL (250) 655-5800 FAX (250) 655-5811

Form 4B
PCDD/PCDF CALIBRATION VERIFICATION

Lab Name: AXYS ANALYTICAL SERVICES

Initial Calibration Date:	03-Feb-2004	**GC Column ID:**	DB-5
Instrument ID:	HR GC/MS	**Analysis Date:**	09-Feb-2004
VER Data Filename:	DX42_059 S:1	**Time:**	19:42:07

	LAB FLAG[1]	M/Z'S FORMING RATIO[2]	ION ABUND. RATIO	QC LIMITS[3]	CONC. FOUND (ng/mL)	CONC RANGE[4] (ng/mL)
LABELED COMPOUND						
13C-2,3,7,8-TCDD						
13C-1,2,3,7,8-PeCDD[5]						
13C-1,2,3,4,7,8-HxCDD						
13C-1,2,3,6,7,8-HxCDD						
13C-1,2,3,4,6,7,8-HpCDD		M+2/M+4	1.05	0.88-1.20	106	72 - 138
13C-OCDD		M+2/M+4	0.90	0.76-1.02	213	96 - 415
13C-2,3,7,8-TCDF						
13C-1,2,3,7,8-PeCDF						
13C-2,3,4,7,8-PeCDF						
13C-1,2,3,4,7,8-HxCDF						
13C-1,2,3,6,7,8-HxCDF						
13C-1,2,3,7,8,9-HxCDF						
13C-2,3,4,6,7,8-HxCDF						
13C-1,2,3,4,6,7,8-HpCDF		M/M+2	0.46	0.37-0.51	99.4	78 - 129
13C-1,2,3,4,7,8,9-HpCDF		M/M+2	0.46	0.37-0.51	100	77 - 129
CLEANUP STANDARD						
37Cl-2,3,7,8-TCDD[6]						

(1) Z = compound not requested; X = results reported separately
(2) See Table 8, Method 1613, for m/z specifications.
(3) Ion Abundance Ratio Control Limits as specified in Table 9, Method 1613.
(4) Contract-required concentration range as determined from the percent of the test concentration in Table 6, Method 1613, under VER.
(5) Alternate ions used for native and labeled P5CDD for confirmation and quantitation.
(6) No ion abundance ratio; concentration reported.

11004DD4_1.xls, 4A,B

Approved by: JK QA/QC Chemist

18-02-2004
dd-mm-yyyy

AXYS ANALYTICAL SERVICES LTD P.O. BOX 2219, 2045 MILLS RD. WEST, SIDNEY, B.C., CANADA V8L 3S8 TEL (250) 655-5800 FAX (250) 655-5811

Form 6A
PCDD/PCDF RELATIVE RETENTION TIMES

Lab Name: AXYS ANALYTICAL SERVICES

Initial Calibration Date:	03-Feb-2004	**GC Column ID:**	DB-5
Instrument ID:	HR GC/MS	**Analysis Date:**	09-Feb-2004
CS3/VER Data Filename:	DX42_059 S:1	**Time:**	19:42:07

Compounds using 13C-1234-TCDD as Internal Standard

COMPOUND	LAB FLAG[1]	RETENTION TIME REFERENCE	RRT	RRT QC LIMITS[2]
2,3,7,8-TCDF				
2,3,7,8-TCDD				
1,2,3,7,8-PeCDF				
2,3,4,7,8-PeCDF				
1,2,3,7,8-PeCDD[3]				
LABELED COMPOUND				
13C-2,3,7,8-TCDF				
13C-2,3,7,8-TCDD				
37Cl-2,3,7,8-TCDD				
13C-1,2,3,7,8-PeCDF				
13C-2,3,4,7,8-PeCDF				
13C-1,2,3,7,8-PeCDD[3]				

(1) Z = compound not requested; X = results reported separately
(2) Contract-required limits for Relative Retention Times (RRT) as specified in Table 2, Method 1613.
(3) Alternate ions used for native and labeled P5CDD for confirmation and quantitation.

11004DD4_1.xls, 6A,B

Approved by: Transthorne QA/QC Chemist

18-02-2004
dd-mm-yyyy

AXYS ANALYTICAL SERVICES LTD P.O. BOX 2219, 2045 MILLS RD. WEST, SIDNEY, B.C., CANADA V8L 3S8 TEL (250) 655-5800 FAX (250) 655-5811

AXYS METHOD DX-S-1613/Ver.3
1613DB5-S005-D1

Form 6B
PCDD/PCDF RELATIVE RETENTION TIMES

Lab Name: AXYS ANALYTICAL SERVICES

Initial Calibration Date:	03-Feb-2004	**GC Column ID:**	DB-5
Instrument ID:	HR GC/MS	**Analysis Date:**	09-Feb-2004
CS3/VER Data Filename:	DX42_059 S:1	**Time:**	19:42:07

Compounds using 13C-123789-HxCDD as Internal Standard

COMPOUND	LAB FLAG[1]	RETENTION TIME REFERENCE	RRT	RRT QC LIMITS[2]
1,2,3,4,7,8-HxCDF				
1,2,3,6,7,8-HxCDF				
1,2,3,7,8,9-HxCDF				
2,3,4,6,7,8-HxCDF				
1,2,3,4,7,8-HxCDD				
1,2,3,6,7,8-HxCDD				
1,2,3,7,8,9-HxCDD				
1,2,3,4,6,7,8-HpCDF		13C-1,2,3,4,6,7,8-HpCDF	1.000	0.999 - 1.001
1,2,3,4,6,7,8-HpCDD		13C-1,2,3,4,6,7,8-HpCDD	1.000	0.999 - 1.001
1,2,3,4,7,8,9-HpCDF		13C-1,2,3,4,7,8,9-HpCDF	1.000	0.999 - 1.001
OCDD		13C-OCDD	1.000	0.999 - 1.001
OCDF		13C-OCDD	1.002	0.999 - 1.008

LABELED COMPOUND

13C-1,2,3,4,7,8-HxCDF				
13C-1,2,3,6,7,8-HxCDF				
13C-1,2,3,7,8,9-HxCDF				
13C-2,3,4,6,7,8-HxCDF				
13C-1,2,3,4,7,8-HxCDD				
13C-1,2,3,6,7,8-HxCDD				
13C-1,2,3,4,6,7,8-HpCDF		13C-1,2,3,7,8,9-HxCDD	1.062	1.043 - 1.085
13C-1,2,3,4,6,7,8-HpCDD		13C-1,2,3,7,8,9-HxCDD	1.094	1.086 - 1.110
13C-1,2,3,4,7,8,9-HpCDF		13C-1,2,3,7,8,9-HxCDD	1.104	1.057 - 1.151
13C-OCDD		13C-1,2,3,7,8,9-HxCDD	1.178	1.032 - 1.311

(1) Z = compound not requested; X = results reported separately
(2) Contract-required limits for Relative Retention Times (RRT) as specified in Table 2, Method 1613.

11004DD4_1.xls, 6A,B

Approved by: _____ QA/QC Chemist

18-02-2004
dd-mm-yyyy

AXYS ANALYTICAL SERVICES LTD P.O. BOX 2219, 2045 MILLS RD. WEST, SIDNEY, B.C., CANADA V8L 3S8 TEL (250) 655-5800 FAX (250) 655-5811

AXYS METHOD DX-S-1613/Ver.3
1613DB5-S005-D1

Form 5
PCDD/PCDF RT WINDOW AND ISOMER SPECIFICITY STANDARDS

Lab Name: AXYS ANALYTICAL SERVICES

Instrument ID:	HR GC/MS	Initial Calibration Date:	03-Feb-2004	
RT Window Data Filename:	DX42_059 S:1	Analysis Date:	09-Feb-2004	Time: 19:42:07
DB5 IS Data Filename:	DX42_059 S:1	Analysis Date:	09-Feb-2004	Time: 19:42:07
DB-225 IS Data Filename:		Analysis Date:		Time:

DB-5 RT WINDOW DEFINING STANDARDS RESULT

ISOMERS	ABSOLUTE RT	ISOMERS	ABSOLUTE RT
1,3,6,8-TCDD (F)	22:57	1,3,6,8-TCDF (F)	21:25
1,2,8,9-TCDD (L)	28:19	1,2,8,9-TCDF (L)	28:10
1,2,4,7,9-PeCDD (F)	32:01	1,3,4,6,8-PeCDF (F)	28:51
1,2,3,8,9-PeCDD (L)	37:00	1,2,3,8,9-PeCDF (L)	37:05
1,2,4,6,7,9-HxCDD (F)	39:59	1,2,3,4,6,8-HxCDF (F)	38:57
1,2,3,4,6,7-HxCDD (L)	42:37	1,2,3,4,8,9-HxCDF (L)	42:58
1,2,3,4,6,7,9-HpCDD (F)	45:43	1,2,3,4,6,7,8-HpCDF(F)	45:16
1,2,3,4,6,7,8-HpCDD (L)	46:38	1,2,3,4,7,8,9-HpCDF (L)	47:03

(F) = First eluting isomer (DB-5); (L) = Last eluting isomer (DB-5)

ISOMER SPECIFICITY (IS) TEST STANDARDS RESULTS

Isomers	% Valley Height Between Compared Peaks	Isomers	% Valley Height Between Compared Peaks
1,2,3,4-TCDD 1,2,7,8-TCDD	0	1,2,3,8-TCDD 2,3,7,8-TCDD	19
1,2,7,8-TCDD 1,4,7,8-TCDD	0	2,3,4,7-TCDF 2,3,7,8-TCDF	N/A
1,4,7,8-TCDD 1,2,3,7-TCDD	0	2,3,7,8-TCDF 1,2,3,9-TCDF	N/A
1,2,3,7-TCDD 1,2,3,8-TCDD	DB-5 column; co-elute as per Figure 6 in Method		

11004DD4_1.xls, Form 5 Approved by: [signature] QA/QC Chemist 18-02-2004 dd-mm-yyyy

AXYS ANALYTICAL SERVICES LTD P.O. BOX 2219, 2045 MILLS RD. WEST, SIDNEY, B.C., CANADA V8L 3S8 TEL (250) 655-5800 FAX (250) 655-5811

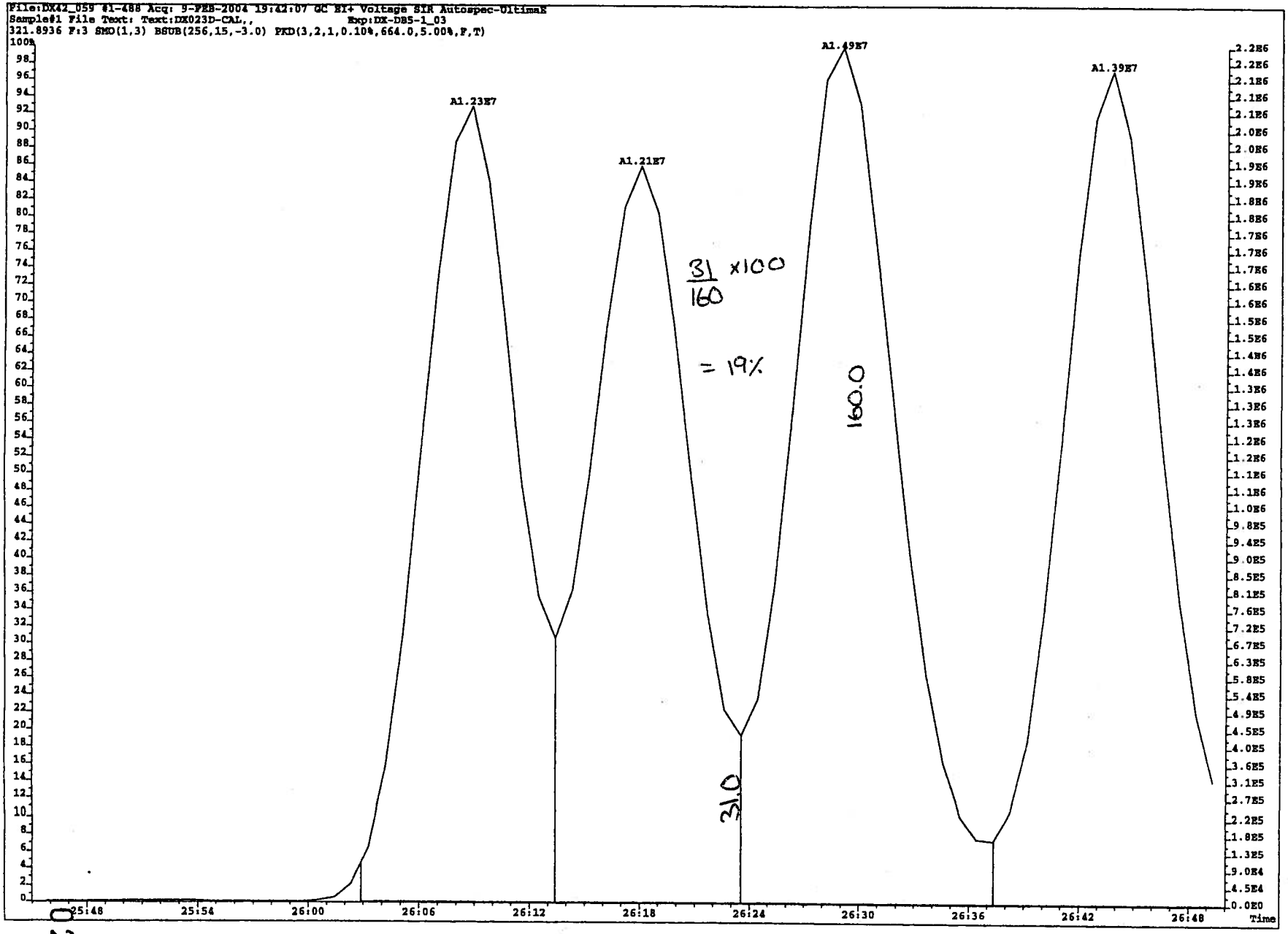

0235

checked by
[illegible] 18 Feb 04

Coded by [illegible]
10-FEB-04

Instrument Acquisition Runlog

Axys Analytical

Experiment : DX-DB5-1_03
GC Program : DX-DB5-1_01
Column type : DB-5
Serial # : US3274825H
kPa : 206
Vol injected: 1.0uL
PMT Voltage : 389

Temps -source: 300 Tune : XX
-s resv: 160 List : RT
-re_ent: 305 Check :
-cap_1 : 320 LIMS :
-cap_2 : 305

Date -list : 10-FEB-2004
-liner : 06-FEB-2004
-septum: 06-FEB-2004
-guard : 35cm 10-FEB-04
-column: New 03-FEB-04
-t line: New 03-FEB-04
-bake :
-source:

#	Data file	S	V	Sample Text	Comments	Acquisition Date/Time
1	DX42_060	1	1	DX023D-CAL,,	1,,1.0uL Cal Win/Res	10-FEB-04 07:41:12
2	DX42_060	2	2	DX020B-SUR,,	1,,1.0uL Inst Blk	10-FEB-04 08:36:00
3	DX42_060	3	3	DX020B-SUR,,	1,,1.0uL Inst Blk	10-FEB-04 09:30:48
4	DX42_060	4	4	DX020B-SUR,,	1,,1.0uL Inst Blk	10-FEB-04 10:25:35
5	DX42_060	5	5	DX020B-SUR,,	1,,1.0uL Inst Blk	10-FEB-04 11:33:17
6	DX42_060	6	6	L6466-3,W,	1,WG11004,1.0/200uL	10-FEB-04 12:28:03
7	DX42_060	7	7	L6466-2,W,	1,WG11004,1.0/500uL	10-FEB-04 13:23:01
8	DX42_060	8	8	DX023D-CAL,,	1,,1.0uL Cal Win/Res	10-FEB-04 14:17:48

Approved by RX
10 Feb 04

Peak Locate Examination:10-FEB-2004:07:38 File:DX42_060CAL(059CAL2)
Experiment:DX-DB5-1_03 Function:3 Reference:PFK

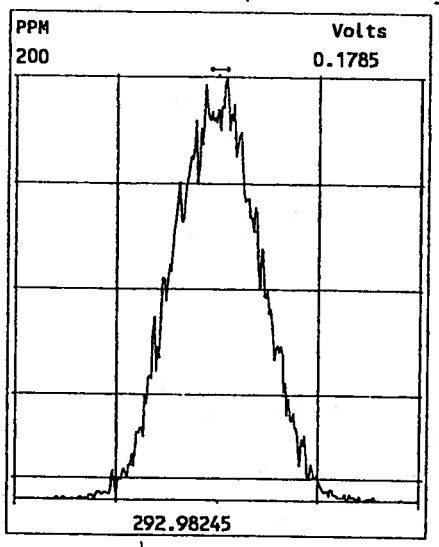

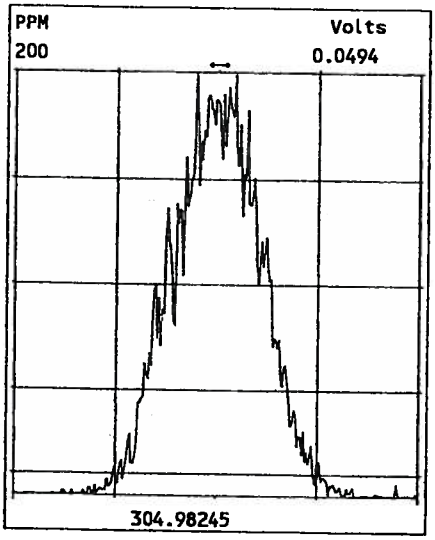

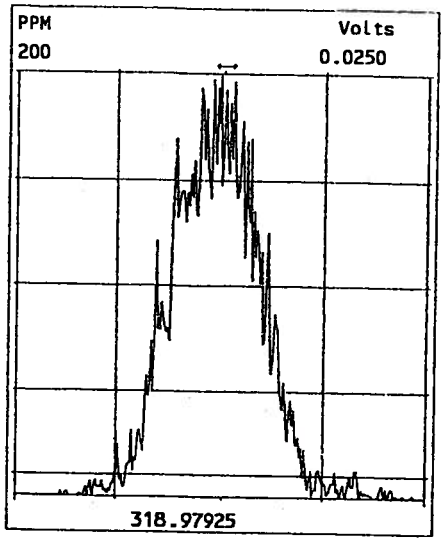

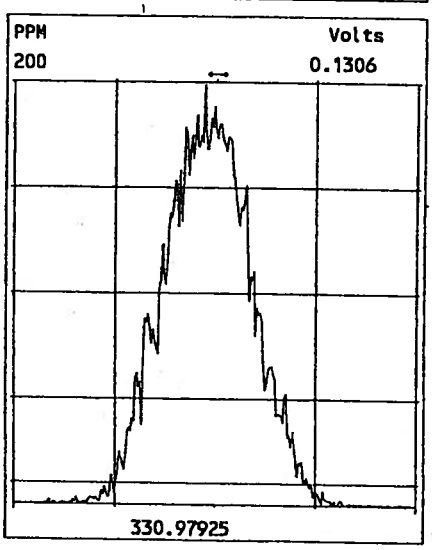

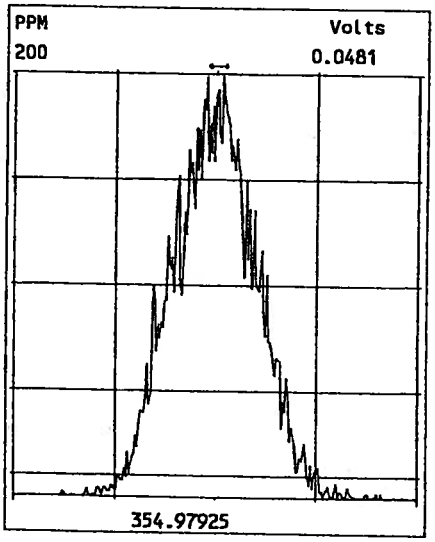

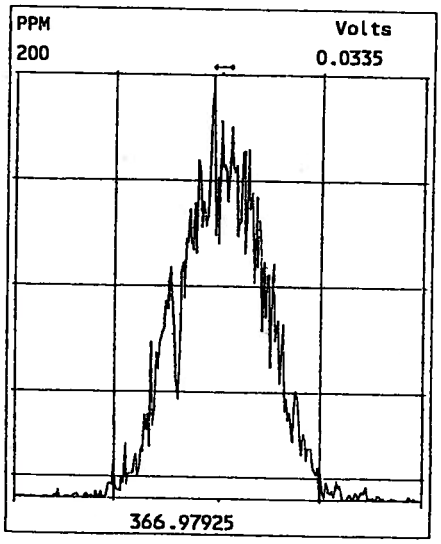

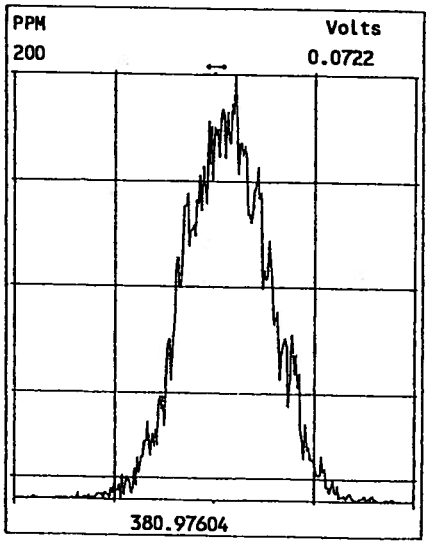

Peak Locate Examination:10-FEB-2004:07:39 File:DX42_060CAL(059CAL2)
Experiment:DX-DB5-1_03 Function:4 Reference:PFK

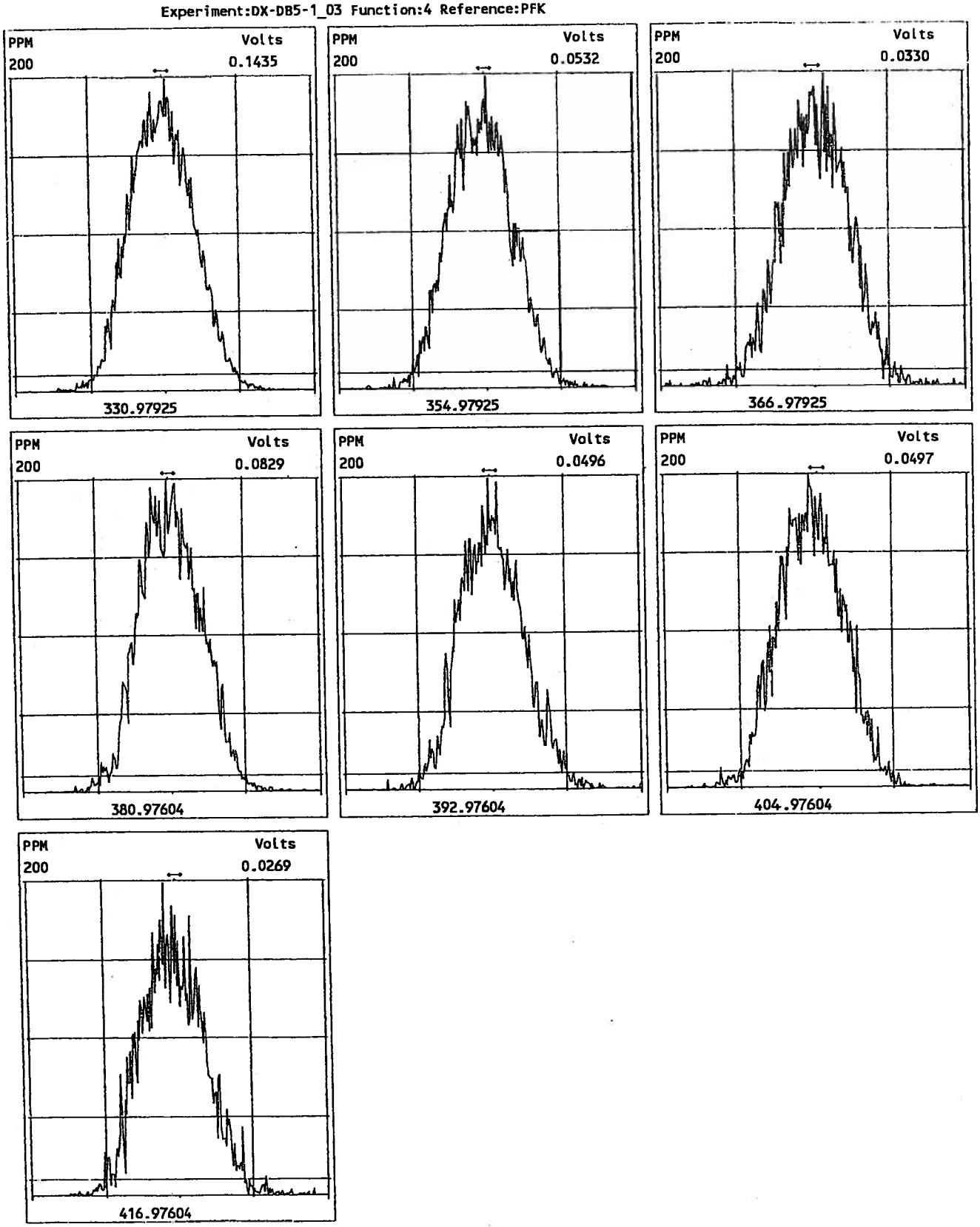

Peak Locate Examination:10-FEB-2004:07:39 File:DX42_060CAL(059CAL2)
Experiment:DX-DB5-1_03 Function:5 Reference:PFK

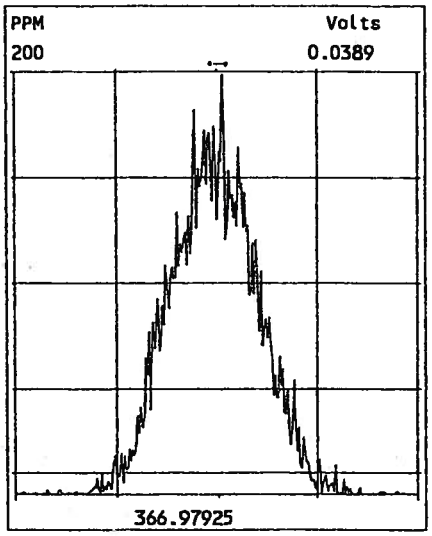

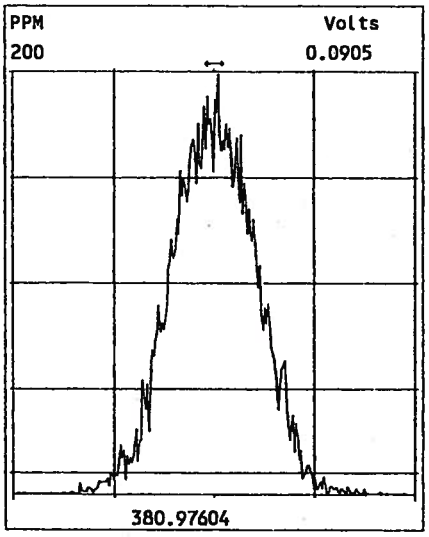

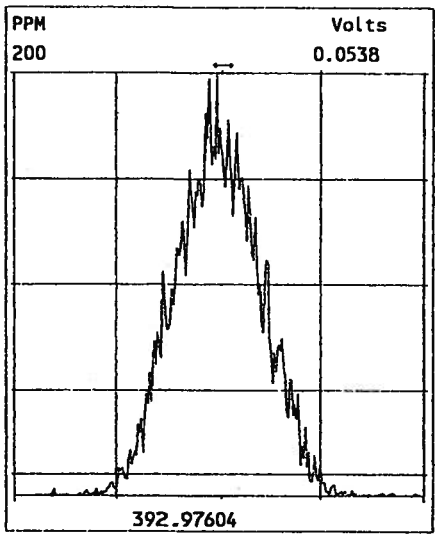

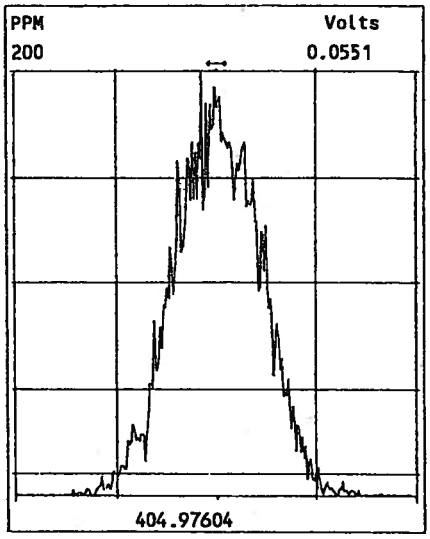

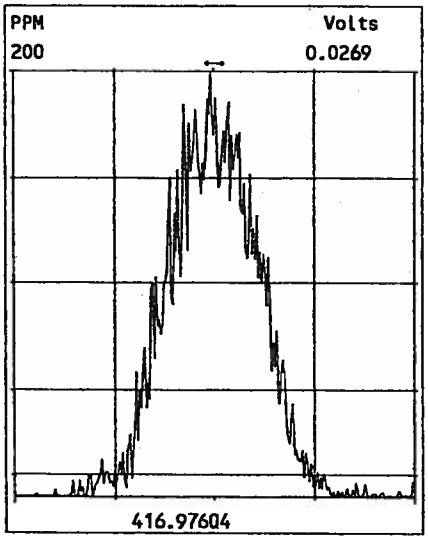

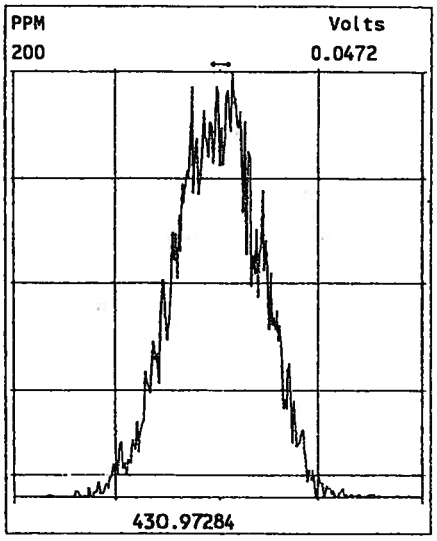

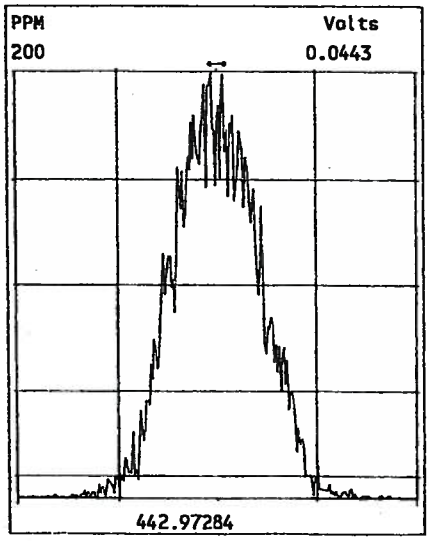

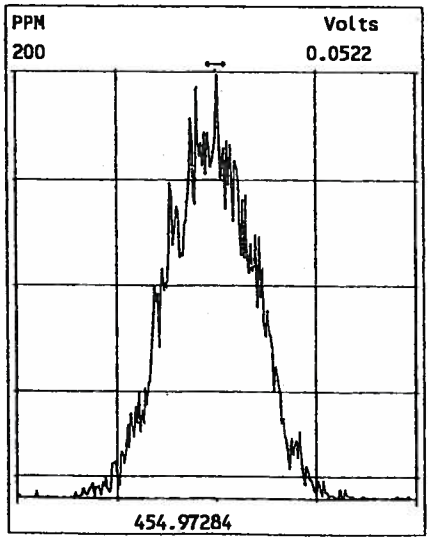

Peak Locate Examination:10-FEB-2004:07:40 File:DX42_060CAL(059CAL2)
Experiment:DX-DB5-1_03 Function:6 Reference:PFK

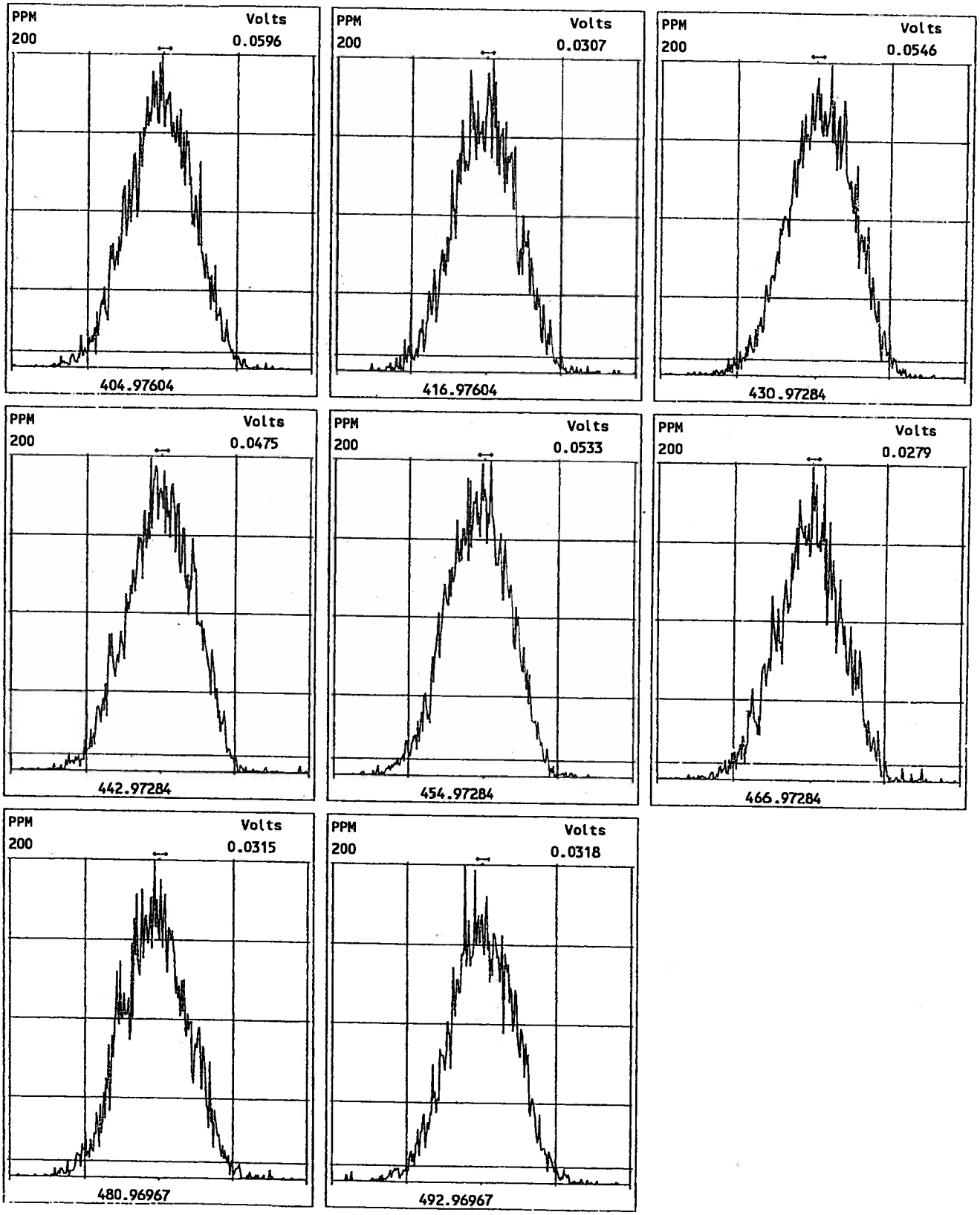

Peak Locate Examination:10-FEB-2004:07:40 File:DX42_060CAL(059CAL2)
Experiment:DX-DB5-1_03 Function:7 Reference:PFK

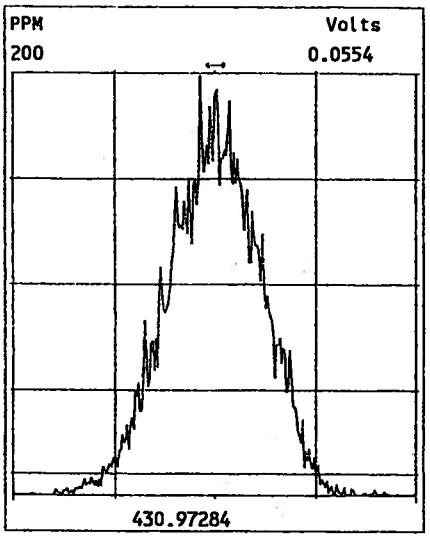

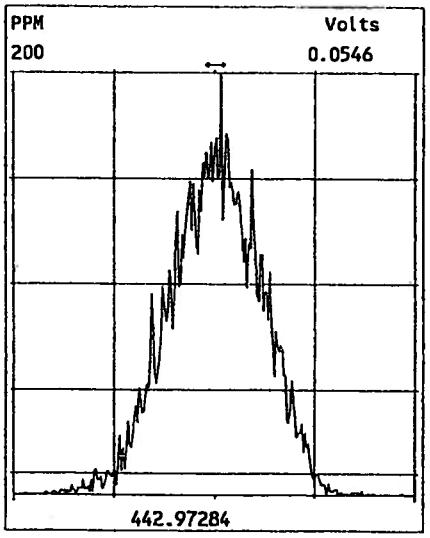

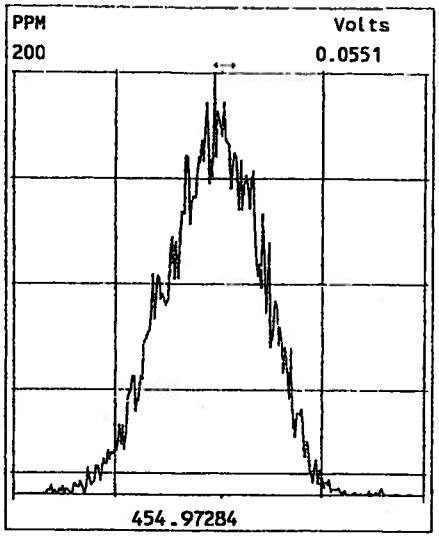

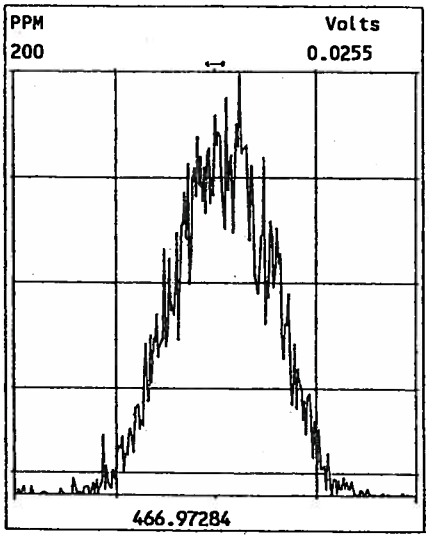

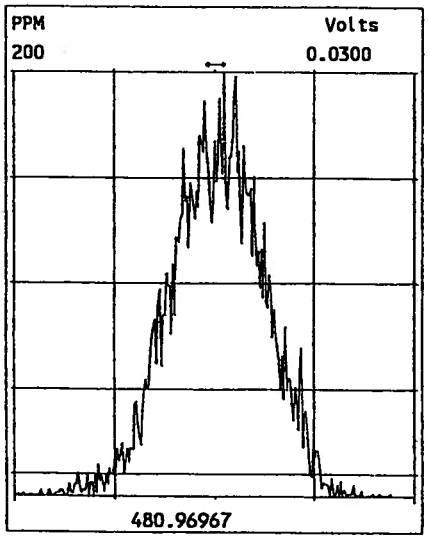

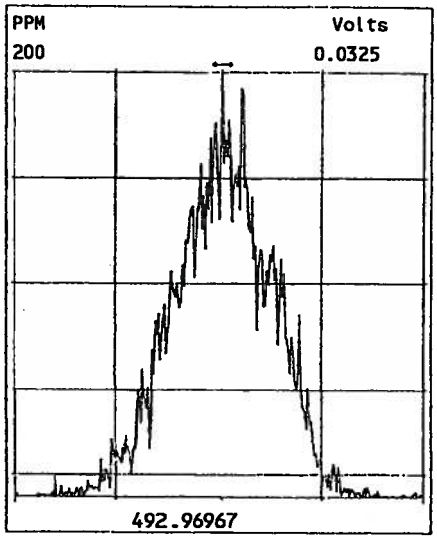

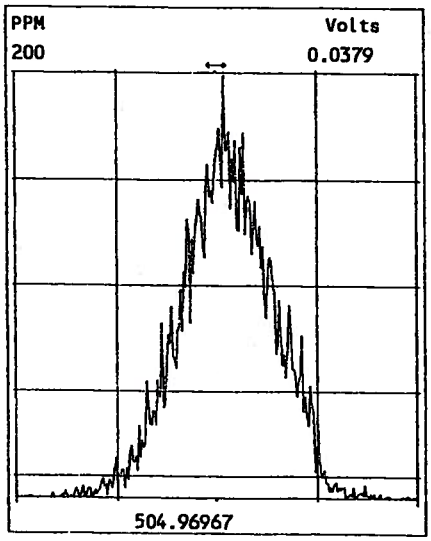

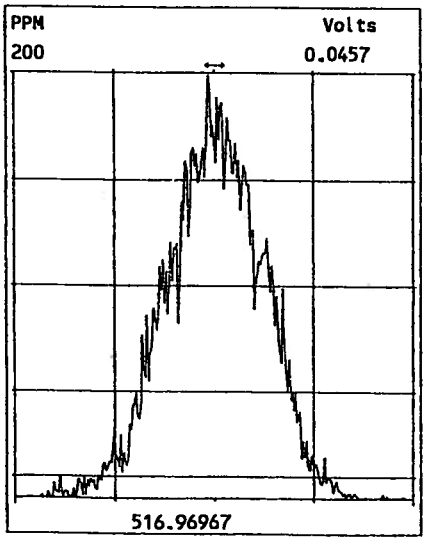

Approved by XX
10 Feb 04

Peak Locate Examination:10-FEB-2004:15:24 File:DX42_060CAL2
Experiment:DX-DB5-1_03 Function:3 Reference:PFK

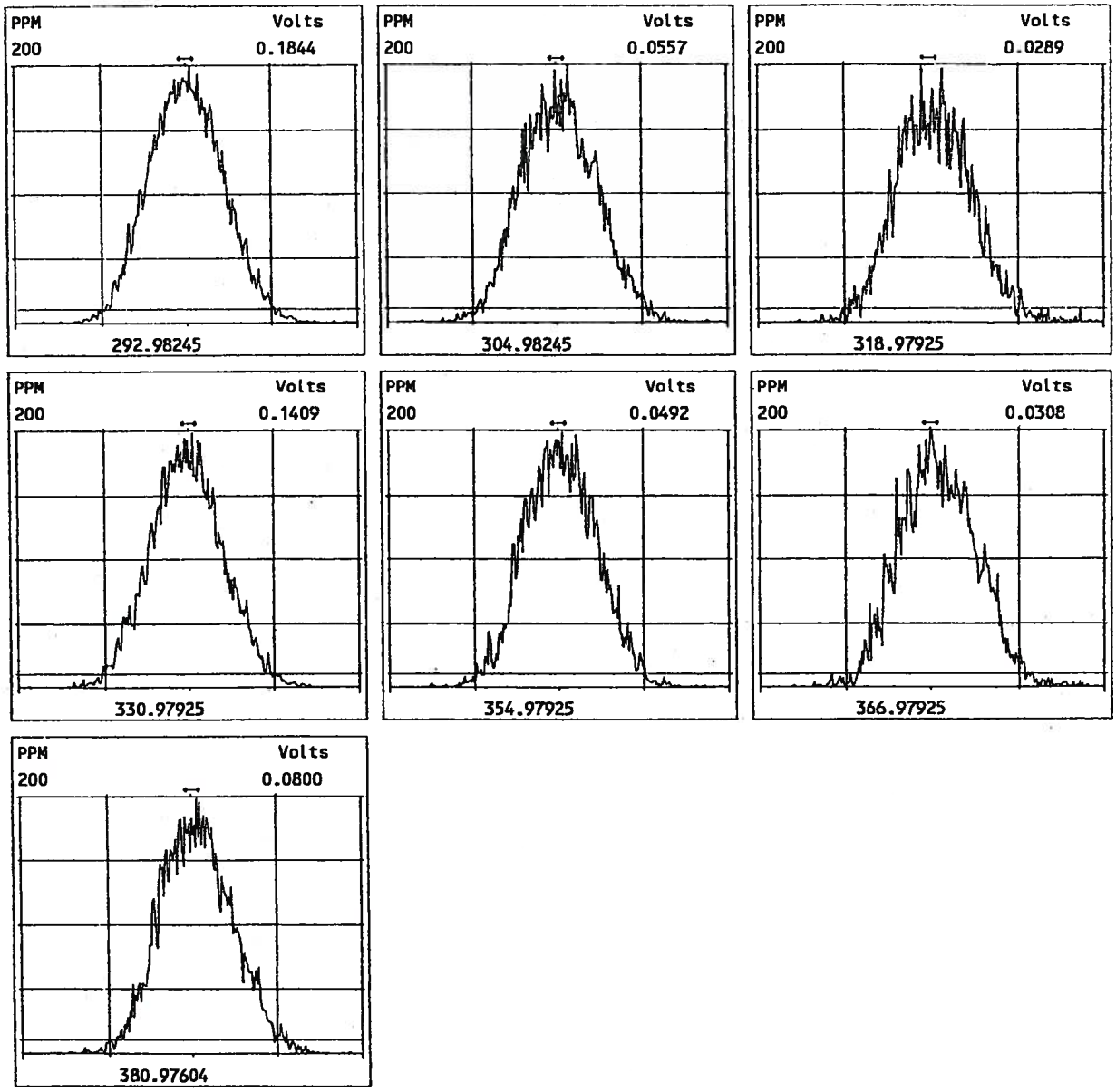

Peak Locate Examination:10-FEB-2004:15:25 File:DX42_060CAL2
Experiment:DX-DB5-1_03 Function:4 Reference:PFK

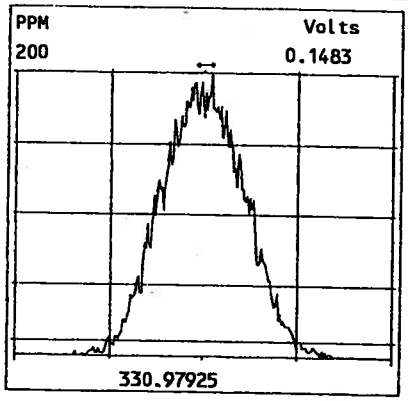

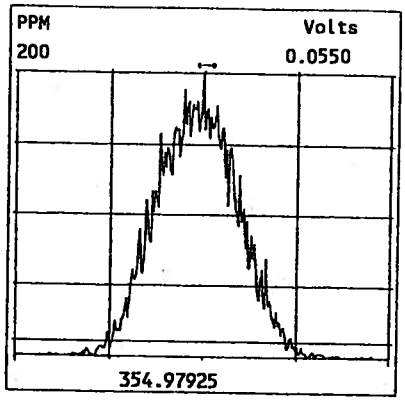

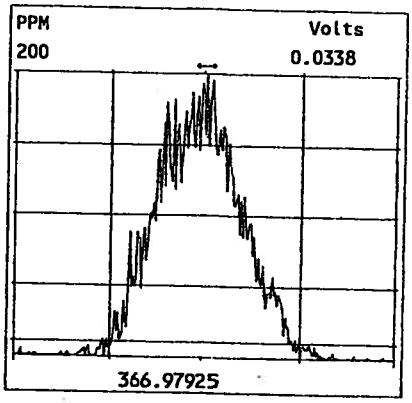

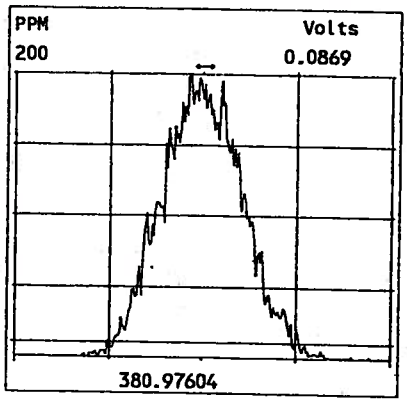

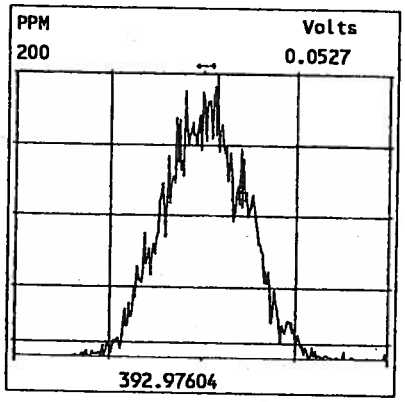

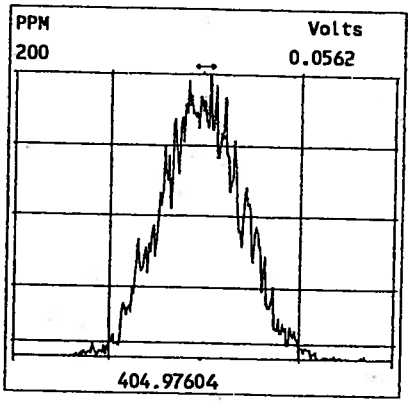

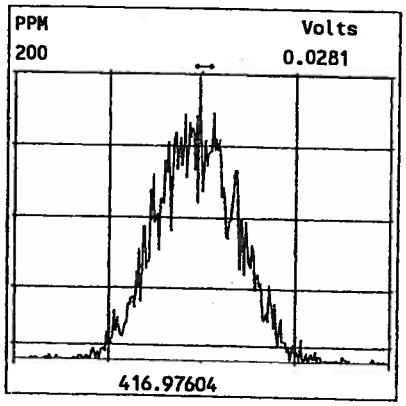

Peak Locate Examination:10-FEB-2004:15:25 File:DX42_060CAL2
Experiment:DX-DB5-1_03 Function:5 Reference:PFK

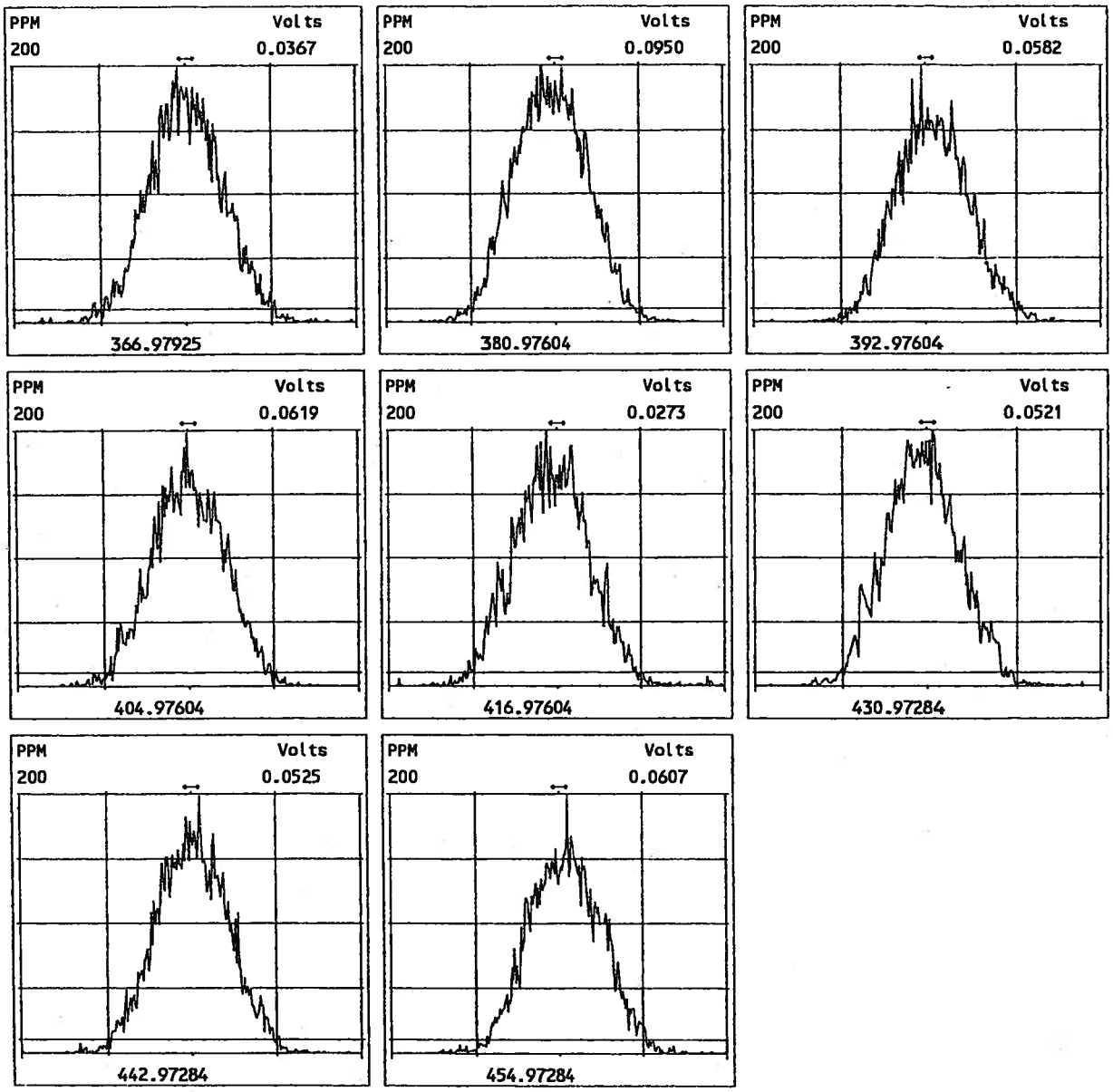

Peak Locate Examination:10-FEB-2004:15:26 File:DX42_060CAL2
Experiment:DX-DB5-1_03 Function:6 Reference:PFK

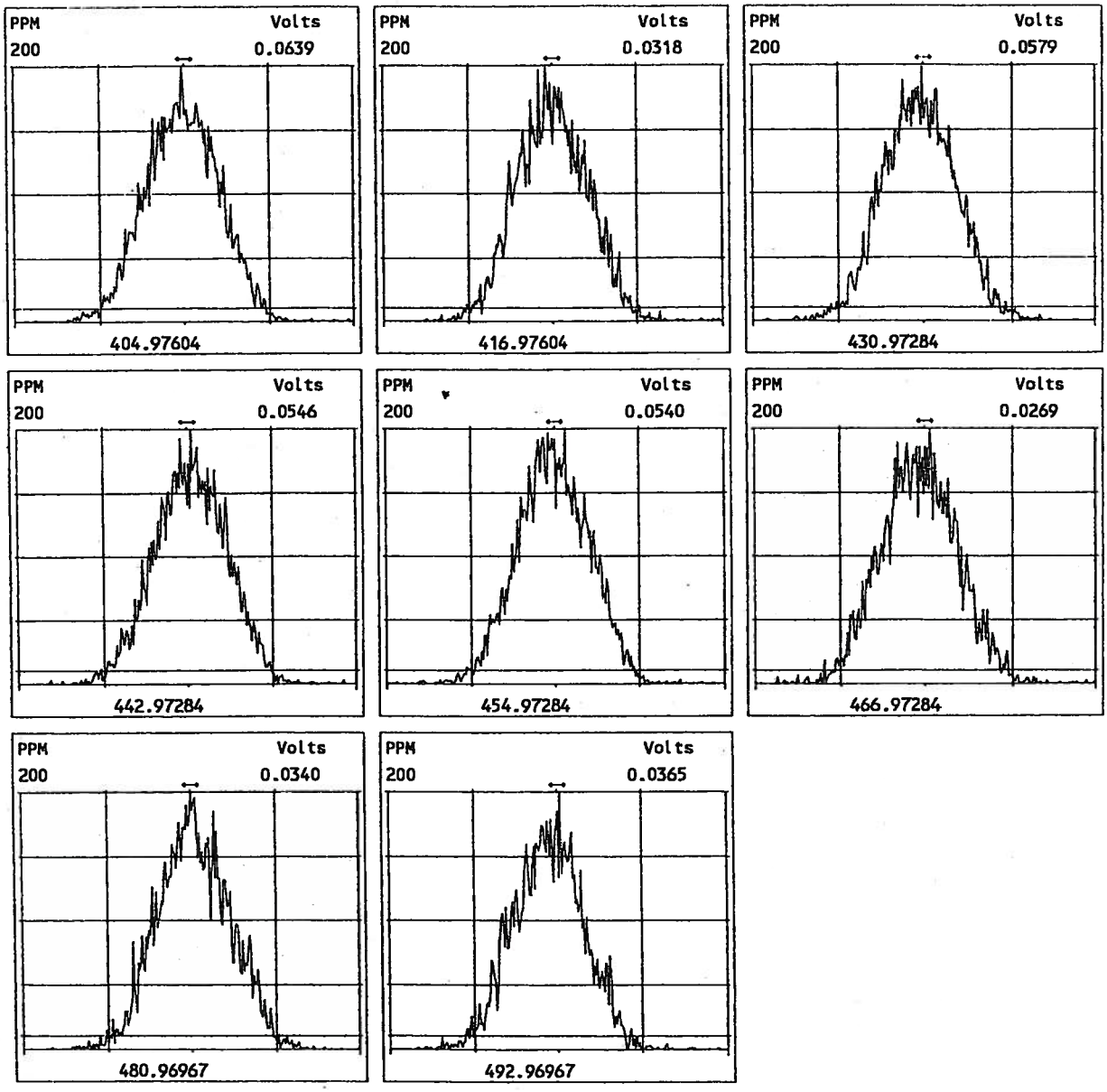

Peak Locate Examination:10-FEB-2004:15:26 File:DX42_060CAL2
Experiment:DX-DB5-1_03 Function:7 Reference:PFK

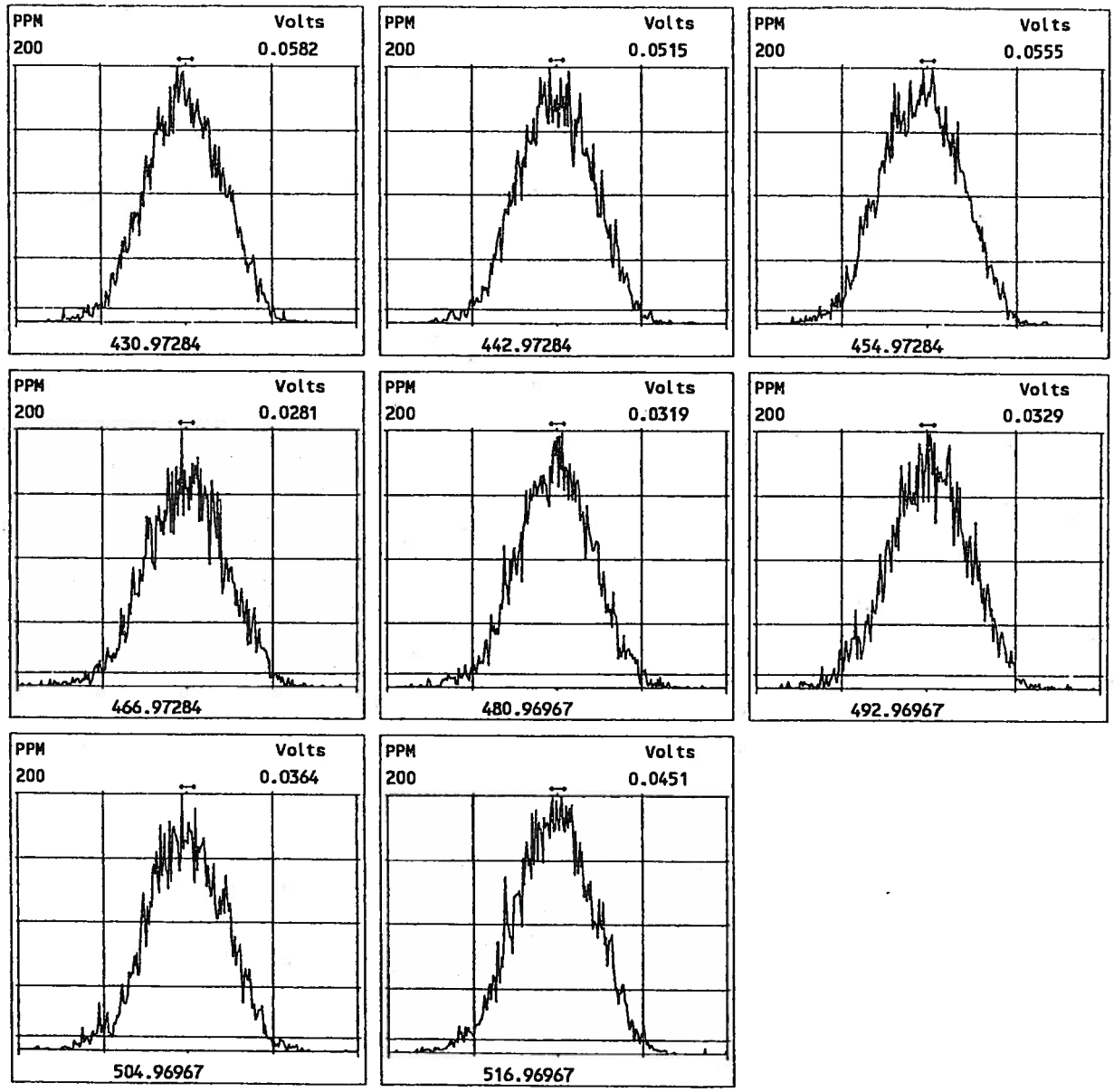

DX42_060-A

	c/q	Data Area	Data File	S	I	AnalyteTable	Factr #1	Factr #2	Size	HC	Sample Text	Comments	Done
1	c	STEM-DEFAULT	DX42_048	10	1	1613b-c005	1.0000	1.0000	1.000000	y	DX023B-CAL,,»	1,,1.0uL CS-1	y
2	c	STEM-DEFAULT	DX42_048	3	1	1613b-c005	4.0000	1.0000	1.000000	y	DX023C-CAL,,»	1,,1.0uL CS-2	y
3	c	STEM-DEFAULT	DX42_048	6	1	1613b-c005	20.0000	1.0000	1.000000	y	DX023D-CAL,,»	1,,1.0uL Cal Win»	y
4	c	STEM-DEFAULT	DX42_048	5	1	1613b-c005	80.0000	1.0000	1.000000	y	DX023E-CAL,,»	1,,1.0uL CS-4	y
5	c	STEM-DEFAULT	DX42_048	4	1	1613b-c005	400.0000	1.0000	1.000000	y	DX023F-CAL,,»	1,,1.0uL CS-5	y
6	q	STEM-DEFAULT	DX42_060	1	1	1613b-c005	20.0000	1.0000	1.000000	y	DX023D-CAL,,	1,,1.0uL Cal Win»	y
7	q	STEM-DEFAULT	DX42_060	8	1	1613b-c005	20.0000	1.0000	1.000000	y	DX023D-CAL,,	1,,1.0uL Cal Win»	y
8	q	STEM-DEFAULT	DX42_060	2	1	1613b-s005	1.0000	0.1000	1.000000	y	DX020B-SUR,,	1,,1.0uL Inst Blk	y
9	q	STEM-DEFAULT	DX42_060	3	1	1613b-s005	1.0000	0.1000	1.000000	y	DX020B-SUR,,	1,,1.0uL Inst Blk	y
10	q	STEM-DEFAULT	DX42_060	4	1	1613b-s005	1.0000	0.1000	1.000000	y	DX020B-SUR,,	1,,1.0uL Inst Blk	y
11	q	STEM-DEFAULT	DX42_060	5	1	1613b-s005	1.0000	0.1000	1.000000	y	DX020B-SUR,,	1,,1.0uL Inst Blk	y
12	q	STEM-DEFAULT	DX42_060	6	1	1613b-s005	1.0000	1.0000	9.810000	y	L6466-3,W,	1,WG11004,1.0/20»	y
13	q	STEM-DEFAULT	DX42_060	7	1	1613b-s005	1.0000	1.0000	9.790000	y	L6466-2,W,	1,WG11004,1.0/50»	y

Form 4A
PCDD/PCDF CALIBRATION VERIFICATION

Lab Name: AXYS ANALYTICAL SERVICES

Initial Calibration Date:	03-Feb-2004	**GC Column ID:**	DB-5
Instrument ID:	HR GC/MS	**Analysis Date:**	10-Feb-2004
VER Data Filename:	DX42_060 S:1	**Time:**	7:41:12

COMPOUND	LAB FLAG[1]	M/Z'S FORMING RATIO[2]	ION ABUND. RATIO	QC LIMITS[3]	CONC. FOUND (ng/mL)	CONC RANGE[4] (ng/mL)
2,3,7,8-TCDD						
1,2,3,7,8-PeCDD[5]						
1,2,3,4,7,8-HxCDD						
1,2,3,6,7,8-HxCDD						
1,2,3,7,8,9-HxCDD						
1,2,3,4,6,7,8-HpCDD		M+2/M+4	1.05	0.88-1.20	47.4	43 - 58
OCDD		M+2/M+4	0.90	0.76-1.02	97.6	79 - 126
2,3,7,8-TCDF						
1,2,3,7,8-PeCDF						
2,3,4,7,8-PeCDF						
1,2,3,4,7,8-HxCDF						
1,2,3,6,7,8-HxCDF						
1,2,3,7,8,9-HxCDF						
2,3,4,6,7,8-HxCDF						
1,2,3,4,6,7,8-HpCDF		M+2/M+4	1.04	0.88-1.20	47.0	45 - 55
1,2,3,4,7,8,9-HpCDF		M+2/M+4	1.04	0.88-1.20	46.9	43 - 58
OCDF		M+2/M+4	0.90	0.76-1.02	90.8	63 - 159

(1) Z = compound not requested; X = results reported separately
(2) See Table 8, Method 1613, for m/z specifications.
(3) Ion Abundance Ratio Control Limits as specified in Table 9, Method 1613.
(4) Contract-required concentration range as determined from the percent of the test concentration in Table 6, Method 1613, under VER.
(5) Alternate ions used for native and labeled P5CDD for confirmation and quantitation.

11004DD2_1.xls, 4A,B

Approved by: _____ QA/QC Chemist

18-02-2004
dd-mm-yyyy

AXYS ANALYTICAL SERVICES LTD P.O. BOX 2219, 2045 MILLS RD. WEST, SIDNEY, B.C., CANADA V8L 3S8 TEL (250) 655-5800 FAX (250) 655-5811

Form 4B
PCDD/PCDF CALIBRATION VERIFICATION

Lab Name: AXYS ANALYTICAL SERVICES

Initial Calibration Date:	03-Feb-2004	**GC Column ID:**	DB-5
Instrument ID:	HR GC/MS	**Analysis Date:**	10-Feb-2004
VER Data Filename:	DX42_060 S:1	**Time:**	7:41:12

	LAB FLAG[1]	M/Z'S FORMING RATIO[2]	ION ABUND. RATIO	QC LIMITS[3]	CONC. FOUND (ng/mL)	CONC RANGE[4] (ng/mL)
LABELED COMPOUND						
13C-2,3,7,8-TCDD						
13C-1,2,3,7,8-PeCDD[5]						
13C-1,2,3,4,7,8-HxCDD						
13C-1,2,3,6,7,8-HxCDD						
13C-1,2,3,4,6,7,8-HpCDD		M+2/M+4	1.06	0.88-1.20	95.4	72 - 138
13C-OCDD		M+2/M+4	0.90	0.76-1.02	171	96 - 415
13C-2,3,7,8-TCDF						
13C-1,2,3,7,8-PeCDF						
13C-2,3,4,7,8-PeCDF						
13C-1,2,3,4,7,8-HxCDF						
13C-1,2,3,6,7,8-HxCDF						
13C-1,2,3,7,8,9-HxCDF						
13C-2,3,4,6,7,8-HxCDF						
13C-1,2,3,4,6,7,8-HpCDF		M/M+2	0.46	0.37-0.51	93.8	78 - 129
13C-1,2,3,4,7,8,9-HpCDF		M/M+2	0.46	0.37-0.51	89.9	77 - 129
CLEANUP STANDARD						
37Cl-2,3,7,8-TCDD[6]						

(1) Z = compound not requested; X = results reported separately
(2) See Table 8, Method 1613, for m/z specifications.
(3) Ion Abundance Ratio Control Limits as specified in Table 9, Method 1613.
(4) Contract-required concentration range as determined from the percent of the test concentration in Table 6, Method 1613, under VER.
(5) Alternate ions used for native and labeled P5CDD for confirmation and quantitation.
(6) No ion abundance ratio; concentration reported.

11004DD2_1.xls, 4A,B

Approved by: VK QA/QC Chemist

18-02-2004
dd-mm-yyyy

AXYS ANALYTICAL SERVICES LTD P.O. BOX 2219, 2045 MILLS RD. WEST, SIDNEY, B.C., CANADA V8L 3S8 TEL (250) 655-5800 FAX (250) 655-5811

Form 6A
PCDD/PCDF RELATIVE RETENTION TIMES

Lab Name: AXYS ANALYTICAL SERVICES

Initial Calibration Date:	03-Feb-2004	**GC Column ID:**	DB-5
Instrument ID:	HR GC/MS	**Analysis Date:**	10-Feb-2004
CS3/VER Data Filename:	DX42_060 S:1	**Time:**	7:41:12

Compounds using 13C-1234-TCDD as Internal Standard

COMPOUND	LAB FLAG[1]	RETENTION TIME REFERENCE	RRT	RRT QC LIMITS[2]
2,3,7,8-TCDF				
2,3,7,8-TCDD				
1,2,3,7,8-PeCDF				
2,3,4,7,8-PeCDF				
1,2,3,7,8-PeCDD[3]				
LABELED COMPOUND				
13C-2,3,7,8-TCDF				
13C-2,3,7,8-TCDD				
37Cl-2,3,7,8-TCDD				
13C-1,2,3,7,8-PeCDF				
13C-2,3,4,7,8-PeCDF				
13C-1,2,3,7,8-PeCDD[3]				

(1) Z = compound not requested; X = results reported separately
(2) Contract-required limits for Relative Retention Times (RRT) as specified in Table 2, Method 1613.
(3) Alternate ions used for native and labeled P5CDD for confirmation and quantitation.

11004DD2_1.xls, 6A,B

Approved by: _____ QA/QC Chemist

18-02-2004
dd-mm-yyyy

AXYS ANALYTICAL SERVICES LTD P.O. BOX 2219, 2045 MILLS RD. WEST, SIDNEY, B.C., CANADA V8L 3S8 TEL (250) 655-5800 FAX (250) 655-5811

AXYS METHOD DX-S-1613/Ver.3
1613DB5-S005-D1

Form 6B
PCDD/PCDF RELATIVE RETENTION TIMES

Lab Name: AXYS ANALYTICAL SERVICES

Initial Calibration Date:	03-Feb-2004	**GC Column ID:**	DB-5
Instrument ID:	HR GC/MS	**Analysis Date:**	10-Feb-2004
CS3/VER Data Filename:	DX42_060 S:1	**Time:**	7:41:12

Compounds using 13C-123789-HxCDD as Internal Standard

COMPOUND	LAB FLAG[1]	RETENTION TIME REFERENCE	RRT	RRT QC LIMITS[2]
1,2,3,4,7,8-HxCDF				
1,2,3,6,7,8-HxCDF				
1,2,3,7,8,9-HxCDF				
2,3,4,6,7,8-HxCDF				
1,2,3,4,7,8-HxCDD				
1,2,3,6,7,8-HxCDD				
1,2,3,7,8,9-HxCDD				
1,2,3,4,6,7,8-HpCDF		13C-1,2,3,4,6,7,8-HpCDF	1.000	0.999 - 1.001
1,2,3,4,6,7,8-HpCDD		13C-1,2,3,4,6,7,8-HpCDD	1.000	0.999 - 1.001
1,2,3,4,7,8,9-HpCDF		13C-1,2,3,4,7,8,9-HpCDF	1.000	0.999 - 1.001
OCDD		13C-OCDD	1.000	0.999 - 1.001
OCDF		13C-OCDD	1.002	0.999 - 1.008

LABELED COMPOUND

13C-1,2,3,4,7,8-HxCDF				
13C-1,2,3,6,7,8-HxCDF				
13C-1,2,3,7,8,9-HxCDF				
13C-2,3,4,6,7,8-HxCDF				
13C-1,2,3,4,7,8-HxCDD				
13C-1,2,3,6,7,8-HxCDD				
13C-1,2,3,4,6,7,8-HpCDF		13C-1,2,3,7,8,9-HxCDD	1.062	1.043 - 1.085
13C-1,2,3,4,6,7,8-HpCDD		13C-1,2,3,7,8,9-HxCDD	1.095	1.086 - 1.110
13C-1,2,3,4,7,8,9-HpCDF		13C-1,2,3,7,8,9-HxCDD	1.104	1.057 - 1.151
13C-OCDD		13C-1,2,3,7,8,9-HxCDD	1.178	1.032 - 1.311

(1) Z = compound not requested; X = results reported separately
(2) Contract-required limits for Relative Retention Times (RRT) as specified in Table 2, Method 1613.

11004DD2_1.xls, 6A,B

Approved by: _____ QA/QC Chemist

18-02-2004
dd-mm-yyyy

AXYS ANALYTICAL SERVICES LTD P.O. BOX 2219, 2045 MILLS RD. WEST, SIDNEY, B.C., CANADA V8L 3S8 TEL (250) 655-5800 FAX (250) 655-5811

AXYS METHOD DX-S-1613/Ver.3
1613DB5-S005-D1

Form 5
PCDD/PCDF RT WINDOW AND ISOMER SPECIFICITY STANDARDS

Lab Name: AXYS ANALYTICAL SERVICES

Instrument ID:	HR GC/MS	Initial Calibration Date:	03-Feb-2004	
RT Window Data Filename:	DX42_060 S:1	Analysis Date:	10-Feb-2004	Time: 7:41:12
DB5 IS Data Filename:	DX42_060 S:1	Analysis Date:	10-Feb-2004	Time: 7:41:12
DB-225 IS Data Filename:		Analysis Date:		Time:

DB-5 RT WINDOW DEFINING STANDARDS RESULT

ISOMERS	ABSOLUTE RT	ISOMERS	ABSOLUTE RT
1,3,6,8-TCDD (F)	22:52	1,3,6,8-TCDF (F)	21:21
1,2,8,9-TCDD (L)	28:11	1,2,8,9-TCDF (L)	28:03
1,2,4,7,9-PeCDD (F)	31:53	1,3,4,6,8-PeCDF (F)	28:45
1,2,3,8,9-PeCDD (L)	36:55	1,2,3,8,9-PeCDF (L)	36:59
1,2,4,6,7,9-HxCDD (F)	39:55	1,2,3,4,6,8-HxCDF (F)	38:52
1,2,3,4,6,7-HxCDD (L)	42:33	1,2,3,4,8,9-HxCDF (L)	42:54
1,2,3,4,6,7,9-HpCDD (F)	45:40	1,2,3,4,6,7,8-HpCDF(F)	45:12
1,2,3,4,6,7,8-HpCDD (L)	46:35	1,2,3,4,7,8,9-HpCDF (L)	46:59

(F) = First eluting isomer (DB-5); (L) = Last eluting isomer (DB-5)

ISOMER SPECIFICITY (IS) TEST STANDARDS RESULTS

Isomers	% Valley Height Between Compared Peaks	Isomers	% Valley Height Between Compared Peaks
1,2,3,4-TCDD 1,2,7,8-TCDD	0	1,2,3,8-TCDD 2,3,7,8-TCDD	18
1,2,7,8-TCDD 1,4,7,8-TCDD	0	2,3,4,7-TCDF 2,3,7,8-TCDF	N/A
1,4,7,8-TCDD 1,2,3,7-TCDD	0	2,3,7,8-TCDF 1,2,3,9-TCDF	N/A
1,2,3,7-TCDD 1,2,3,8-TCDD	DB-5 column; co-elute as per Figure 6 in Method		

11004DD2_1.xls, Form 5 Approved by: _____ QA/QC Chemist 18-02-2004 dd-mm-yyyy

AXYS ANALYTICAL SERVICES LTD P.O. BOX 2219, 2045 MILLS RD. WEST, SIDNEY, B.C., CANADA V8L 3S8 TEL (250) 655-5800 FAX (250) 655-5811

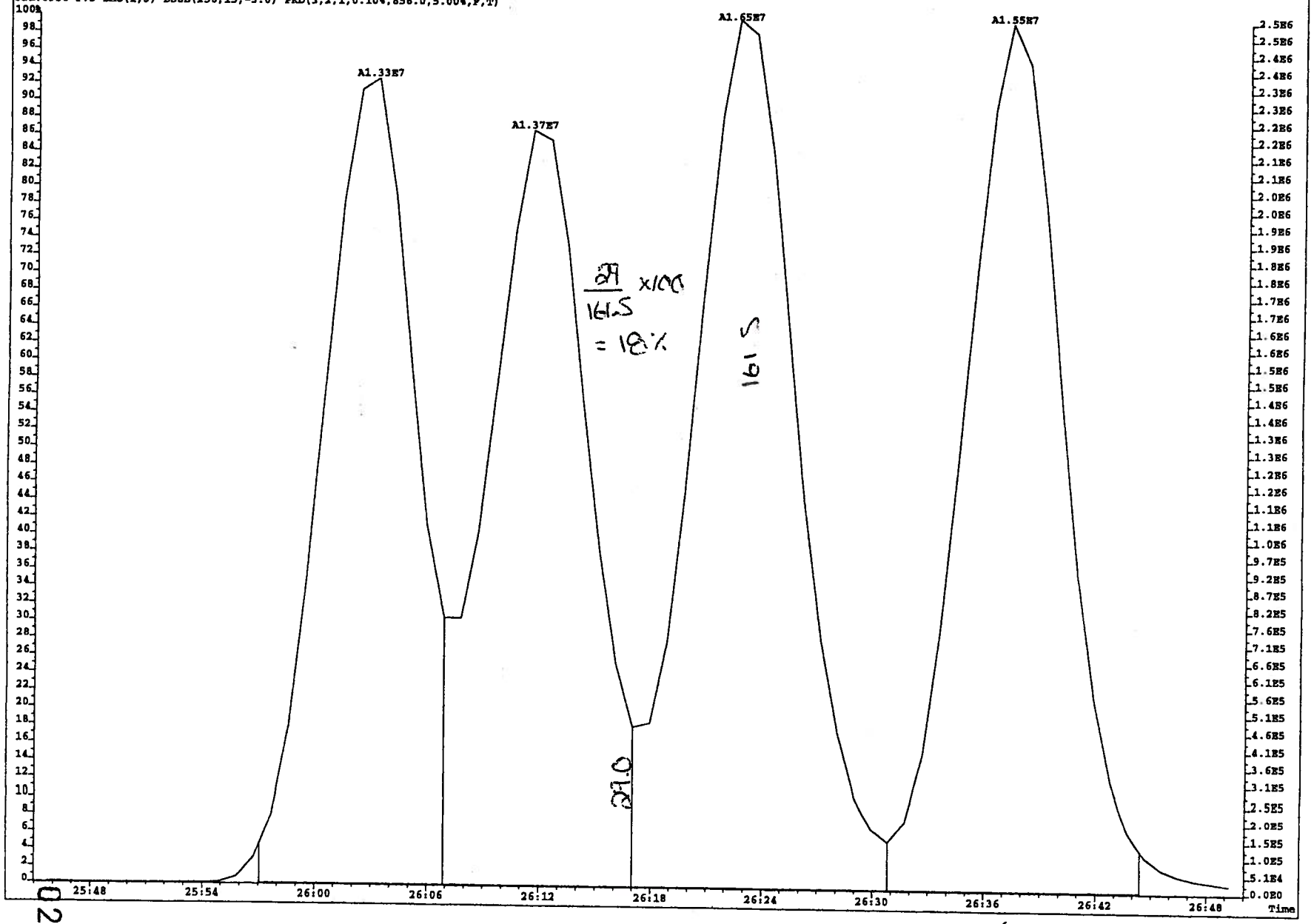

0253

Checked by
[illegible] 16 Feb 04

Coded by [illegible]
11-FEB-04

Experiment : DX-DB225-1_02
GC Program : DX-DB225-1_01
Column type : DB225
Serial # : US3276917H
kPa : 143
Vol injected: 2.0
PMT Voltage : 396

Temps -source: 240
-s resv: 160
-re_ent: 220
-cap_1 : 220
-cap_2 : 220

Tune : GW
List : TD
Check :
LIMS :

Date -list : 10-FEB-2004
-liner : 10-FEB-2004
-septum: 10-FEB-2004
-guard : 30CM 07-FEB-04
-column: 10cm 17-DEC-03
-t line: 29-OCT-03
-bake :
-source:

#	Data file	S	V	Sample Text	Comments	Acquisition Date/Time
1	DB43_044A	1	1	DX001A-RSN,,	1,,2.0uL WIN/RES	10-FEB-04 07:54:57
2	DB43_044A	2	2	DX023D-CAL,,/03-04	1,,2.0uL C8-3	10-FEB-04 08:36:25
3	DB43_044A	3	3	TOLUENE,,	1,,2.0uL	10-FEB-04 09:12:05
4	DB43_044A	4	4	TOLUENE,,	1,,2.0uL	10-FEB-04 09:47:45
5	DB43_044A	5	5	WG10972-101,I,	1,WG10972,2.0/7uL	10-FEB-04 10:23:24
6	DB43_044A	6	6	L6456-5,W,	1,WG11004,2.0/100uL	10-FEB-04 10:59:04
7	DB43_044A	7	7	L6438-1,I,	1,WG10972,2.0/7uL	10-FEB-04 11:34:43
8	DB43_044A	8	8	L6438-2,I,	1,WG10972,2.0/7uL	10-FEB-04 12:10:22
9	DB43_044A	9	9	L6438-3,I,	1,WG10972,2.0/7uL	10-FEB-04 12:46:00
10	DB43_044A	10	10	L6438-4,I,	1,WG10972,2.0/7uL	10-FEB-04 13:21:40
11	DB43_044A	11	11	L6438-5,I,	1,WG10972,2.0/7uL	10-FEB-04 13:57:18
12	DB43_044A	12	12	L6438-6,I,	1,WG10972,2.0/7uL	10-FEB-04 14:32:57
13	DB43_044A	13	13	L6438-7,I,	1,WG10972,2.0/7uL	10-FEB-04 15:08:35
14	DB43_044A	14	14	L6438-9,I,	1,WG10972,2.0/7uL	10-FEB-04 15:44:13
15	DB43_044A	15	15	L6438-12,I,	1,WG10972,2.0/7uL	10-FEB-04 16:19:51
16	DB43_044A	16	16	L6039-16,I,	1,WG10124,2.0/20uL	10-FEB-04 16:55:29
17	DB43_044A	17	17	DX023D-CAL,,/03-04	1,,2.0uL C8-3	10-FEB-04 17:31:07

Approved GW 10Feb04

Peak Locate Examination:10-FEB-2004:07:54 File:DB43_044ACAL
Experiment:DX-DB225-1_02 Function:1 Reference:PFK

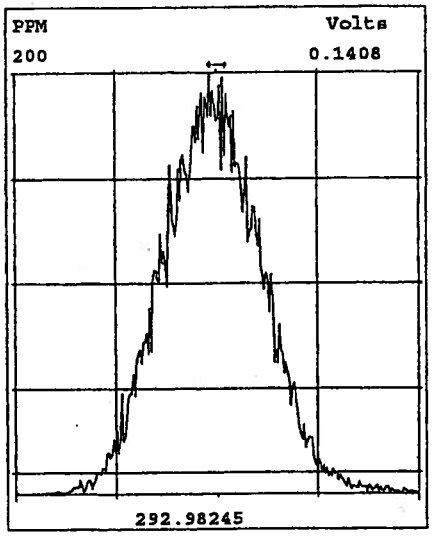

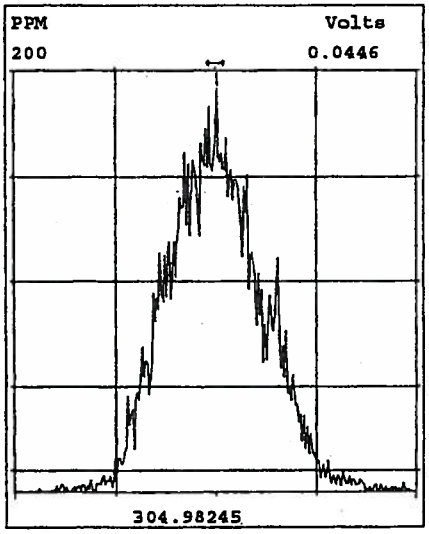

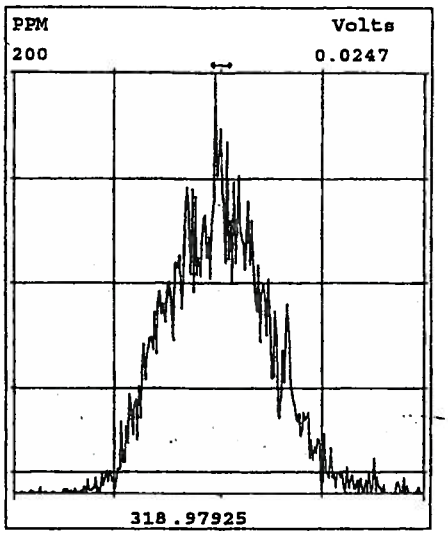

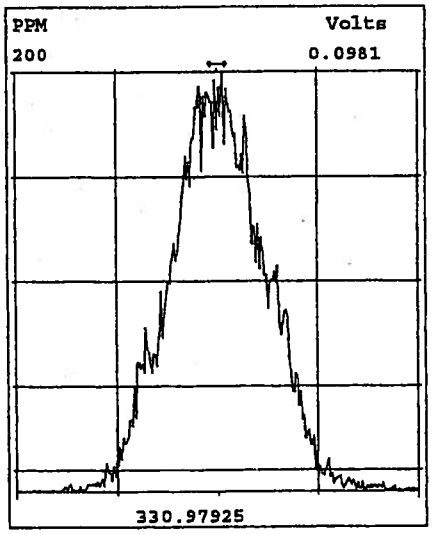

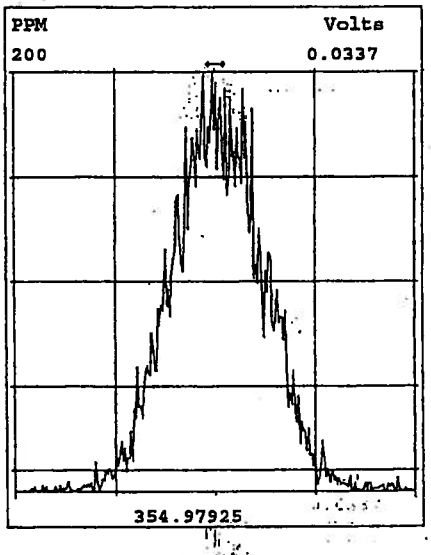

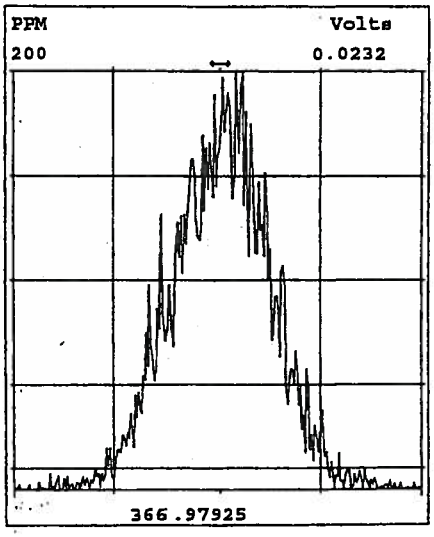

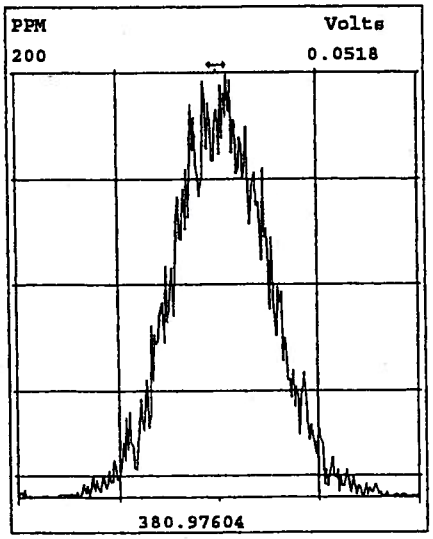

Approved By NL 10 FEB 04

Peak Locate Examination:10-FEB-2004:19:24 File:DB43_044BCAL
Experiment:DX-DB225-1_02 Function:1 Reference:PFK

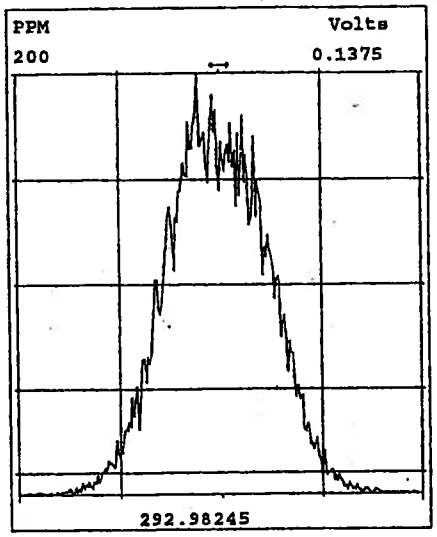

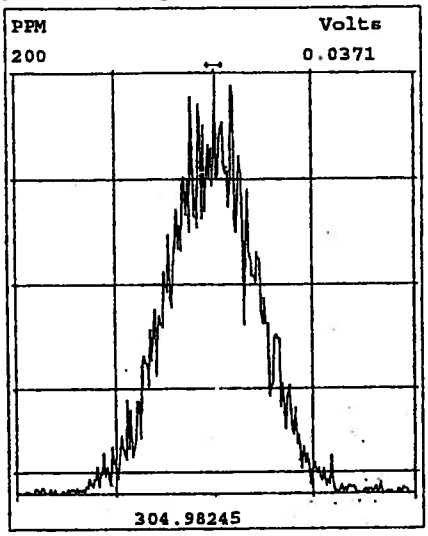

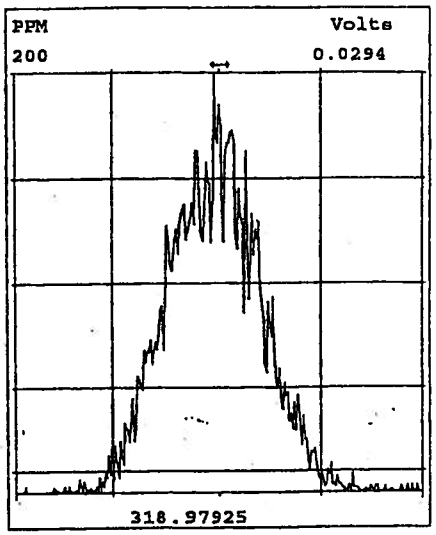

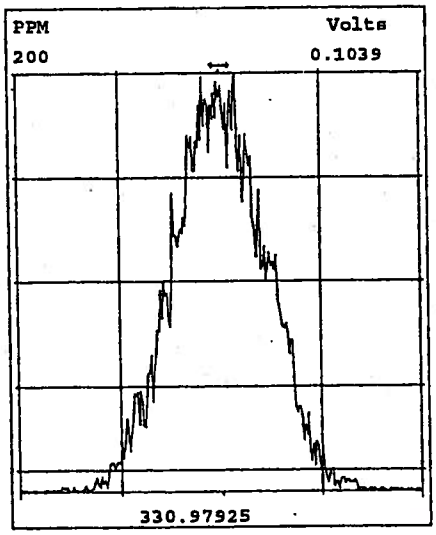

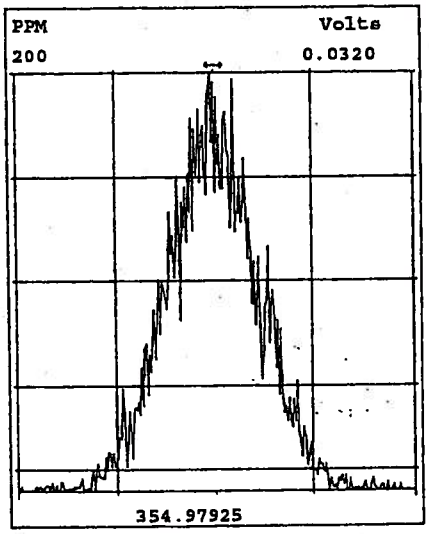

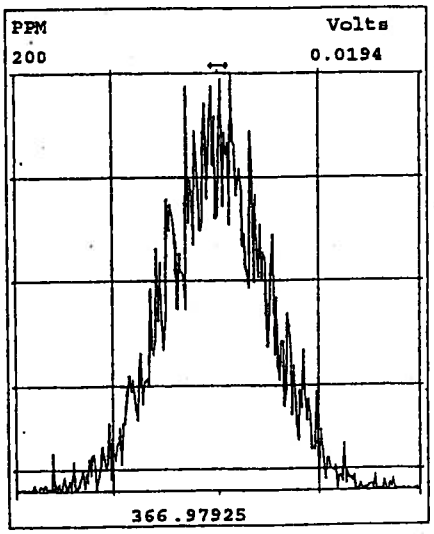

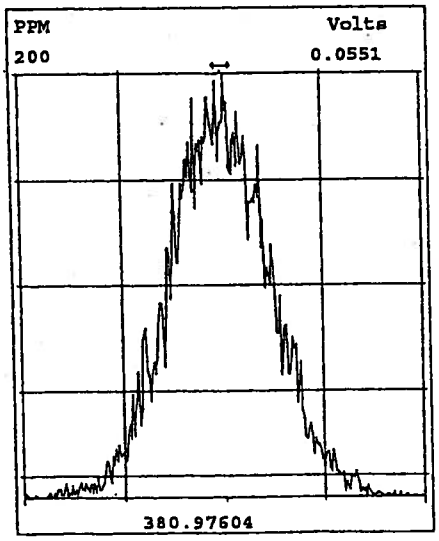

10x higher.

DB43_044A-A

	c/q	Data Area	Data File	S	I	AnalyteTable	Factr #1	Factr #2	Size	HC	Sample Text	Comments	Done
1	c	STEM-DEFAULT	DB43_011B	6	1	1613b-db004	1.0000	1.0000	1.000000	y	DX023B-CAL,,	1,,2.0uL CS-1	y
2	c	STEM-DEFAULT	DB43_011B	5	1	1613b-db004	4.0000	1.0000	1.000000	y	DX023C-CAL,,	1,,2.0uL CS-2	y
3	c	STEM-DEFAULT	DB43_011B	4	1	1613b-db004	20.0000	1.0000	1.000000	y	DX023D-CAL,,»	1,,2.0uL CS-3	y
4	c	STEM-DEFAULT	DB43_011B	3	1	1613b-db004	80.0000	1.0000	1.000000	y	DX023E-CAL,,	1,,2.0uL CS-4	y
5	c	STEM-DEFAULT	DB43_011B	2	1	1613b-db004	400.0000	1.0000	1.000000	y	DX023F-CAL,,	1,,2.0uL CS-5	y
6	q	STEM-DEFAULT	DB43_044A	2	1	1613b-db004	20.0000	1.0000	1.000000	y	DX023D-CAL,,»	1,,2.0uL CS-3	y
7	q	STEM-DEFAULT	DB43_044A	17	1	1613b-db004	20.0000	1.0000	1.000000	y	DX023D-CAL,,»	1,,2.0uL CS-3	y
8	q	STEM-DEFAULT	DB43_044A	3	1	1613b-db004	1.0000	1.0000	1.000000	y	TOLUENE,,	1,,2.0uL	y
9	q	STEM-DEFAULT	DB43_044A	4	1	1613b-db004	1.0000	1.0000	1.000000	y	TOLUENE,,	1,,2.0uL	y
10	q	STEM-DEFAULT	DB43_044A	6	1	1613b-db004	1.0000	20.0000	9.170000	y	L6466-5,W,L	1,WG11004,2.0/10»	y

Form 4 & 6
PCDD/PCDF CALIBRATION VERIFICATION & RELATIVE RETENTION TIMES

Lab Name: AXYS ANALYTICAL SERVICES

Initial Calibration Date:	14-Jan-2004	**GC Column ID:**	DB-225
Instrument ID:	HR GC/MS	**Analysis Date:**	10-Feb-2004
VER Data Filename:	DB43_044A S:2	**Time:**	8:36:25

COMPOUND	LAB FLAG[1]	M/Z'S FORMING RATIO[2]	ION ABUND. RATIO	QC LIMITS[3]	CONC. FOUND (ng/mL)	CONC RANGE[4] (ng/mL)
2,3,7,8-TCDF		M/M+2	0.78	0.65-0.89	10.5	8.4 - 12.0

Compounds using 13C-1234-TCDD as Internal Standard

COMPOUND	LAB FLAG[1]	RETENTION TIME REFERENCE	RRT	RRT QC LIMITS[5]
2,3,7,8-TCDF		13C-2,3,7,8-TCDF	1.001	0.999 - 1.003

(1) Z = compound not requested; X = results reported separately
(2) See Table 8, Method 1613, for m/z specifications.
(3) Ion Abundance Ratio Control Limits as specified in Table 9, Method 1613.
(4) Contract-required concentration range as determined from the percent of the test concentration in Table 6, Method 1613, under VER.
(5) Contract-required limits for Relative Retention Times (RRT) as specified in Table 2, Method 1613.

11004cDD2_1.xls, Form 4 & 6 Approved by: _____ QA/QC Chemist 18-02-2004 dd-mm-yyyy

AXYS ANALYTICAL SERVICES LTD P.O. BOX 2219, 2045 MILLS RD. WEST, SIDNEY, B.C., CANADA V8L 3S8 TEL (250) 655-5800 FAX (250) 655-5811

Form 5
PCDD/PCDF RT WINDOW AND ISOMER SPECIFICITY STANDARDS

Lab Name: AXYS ANALYTICAL SERVICES

Instrument ID:	HR GC/MS	**Initial Calibration Date:**	14-Jan-2004	
RT Window Data Filename:		**Analysis Date:**		**Time:**
DB5 IS Data Filename:		**Analysis Date:**		**Time:**
DB-225 IS Data Filename:	DB43_044A S:1	**Analysis Date:**	10-Feb-2004	**Time:** 7:54:57

DB-5 RT WINDOW DEFINING STANDARDS RESULT

ISOMERS	ABSOLUTE RT	ISOMERS	ABSOLUTE RT
1,3,6,8-TCDD (F)	NA	1,3,6,8-TCDF (F)	NA
1,2,8,9-TCDD (L)	NA	1,2,8,9-TCDF (L)	NA
1,2,4,7,9-PeCDD (F)	NA	1,3,4,6,8-PeCDF (F)	NA
1,2,3,8,9-PeCDD (L)	NA	1,2,3,8,9-PeCDF (L)	NA
1,2,4,6,7,9-HxCDD (F)	NA	1,2,3,4,6,8-HxCDF (F)	NA
1,2,3,4,6,7-HxCDD (L)	NA	1,2,3,4,8,9-HxCDF (L)	NA
1,2,3,4,6,7,9-HpCDD (F)	NA	1,2,3,4,6,7,8-HpCDF(F)	NA
1,2,3,4,6,7,8-HpCDD (L)	NA	1,2,3,4,7,8,9-HpCDF (L)	NA

(F) = First eluting isomer (DB-5); (L) = Last eluting isomer (DB-5)

ISOMER SPECIFICITY (IS) TEST STANDARDS RESULTS

Isomers	% Valley Height Between Compared Peaks	Isomers	% Valley Height Between Compared Peaks
1,2,3,4-TCDD 1,2,7,8-TCDD	0	1,2,3,8-TCDD 2,3,7,8-TCDD	NA
1,2,7,8-TCDD 1,4,7,8-TCDD	0	2,3,4,7-TCDF 2,3,7,8-TCDF	9.5
1,4,7,8-TCDD 1,2,3,7-TCDD	0	2,3,7,8-TCDF 1,2,3,9-TCDF	13
1,2,3,7-TCDD 1,2,3,8-TCDD	0		

11004cDD2_1.xls, Form 5 Approved by: [signature] QA/QC Chemist 18-02-2004 dd-mm-yyyy

AXYS ANALYTICAL SERVICES LTD P.O. BOX 2219, 2045 MILLS RD. WEST, SIDNEY, B.C., CANADA V8L 3S8 TEL (250) 655-5800 FAX (250) 655-5811

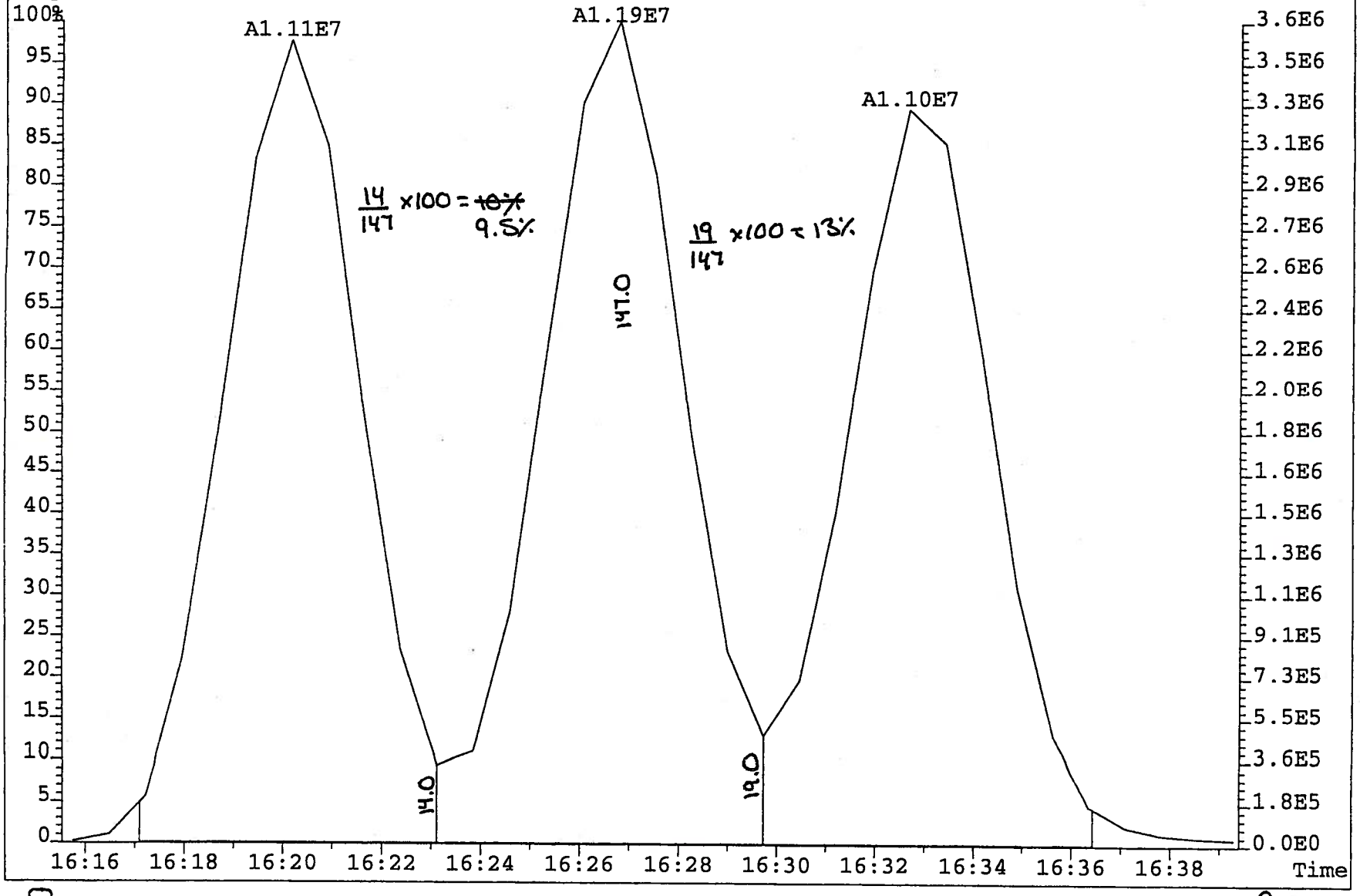

026C

checked by
11/18 Feb 04

Coded by [illegible]
11-FEB-04

3TM INTERNATIONAL INC.

INDOOR DUST AND SEDIMENT SAMPLES

PAH AND ALKANES ANALYSIS

AXYS Method: MLA-021

PROJECT NAME: KOPPERS CREOSOTE

Data Package:
4182
WG10987

MARCH 2004

AXYS
Analytical Services Ltd

WG11350

3TM INTERNATIONAL INC.

INDOOR DUST AND SEDIMENT SAMPLES

PAH AND ALKANES ANALYSIS

AXYS Method: MLA-021

PROJECT NAME: KOPPERS CREOSOTE

Data Package:
4182
WG10987

Prepared for:
Randy Horsak
3TM International
1500 S. Dairy Ashford, Suite 190
Houston TX USA 77077

Prepared by:
AXYS Analytical Services Ltd.
P.O. Box 2219, 2045 Mills Road
Sidney, British Columbia V8L 3S8
CANADA
Contact: Dr. M.C. Hamilton

MARCH 2004

WG11350

3TM INTERNATIONAL INC.
SOLID SAMPLES

PROJECT NAME: CREOSOTE

POLYCYCLIC AROMATIC HYDROCARBON ANALYSIS
AXYS METHOD: MLA-021
4182: L6466-1 to 11

2 March 2004

NARRATIVE

This narrative describes the analysis of ten dust samples and one sediment sample for the determination of Polycyclic Aromatic Hydrocarbons (PAH) using high resolution gas chromatography/low resolution mass spectrometry (HRGC/LRMS).

SAMPLE RECEIPT AND STORAGE

The samples were received on the 21st of January 2004. Details of sample conditions upon receipt are provided on the Sample Receiving Record forms included in this data package. The samples were stored at -20°C prior to extraction and analysis.

SAMPLE PREPARATION

The dust and sediment samples were prepared as described in the Sample Preparation Records included in this data package.

An accurately weighed portion of each sample was spiked with labeled quantification standards and soxhlet extracted with dichloromethane. The raw extracts were treated for sulfur and then separated into two fractions (F1 and F2) using a deactiviated silica chromatographic column. The F2 portion, containing the PAHs, was further clean up an alumina chromatographic column. The resulting F1 (containing the alkanes) and F2 extracts were each concentrated and spiked with labeled recovery (internal) standards prior to instrumental analysis. The final extract volume was 500 uL; 1 uL was injected.

AXYS' past experience analyzing KOPPERS CREOSOTE dusts and sediments has shown that these samples can contain significant concentrations of the target analytes and this is typically indicated by discoloration of the extract. Therefore, in the analysis of the samples reported in this data package, if the analyst noted that the extract was discolored, they prepared two microvials for instrumental analysis as follows. A one-fifth portion of the sample extract was transferred to a fresh microvial, diluted five-fold and instrumentally analyzed for PAHs. The four-fifth remainder of the extract was transferred to a second microvial and instrumentally analyzed for the alkane target Pristane only. The preparation of two microvials in noted on affected sample workup sheets. Included in this data package are instrumental run lists which show the order in which samples were instrumentally analyzed, by AXYS ID. These run lists describe the portion of the extract analyzed (i.e., 1/5 or 4/5 which is noted next to the AXYS ID).

ANALYSIS

Analysis of the samples was conducted in analysis batch PHWG10987. The composition of the batch is shown on the Cover page and Batch list forms included in this data package. The Alkane and PAH targets were independently analyzed using low-resolution mass spectrometric detection.

Analysis procedures were in accordance with AXYS method MLA-021: **Determination of Polycyclic Aromatic Hydrocarbons (PAH), Alkylated PAH and Alkanes.**

High resolution gas chromatography/low resolution mass spectrometry (HRGC/LRMS) analysis of the extract was performed on an Agilent 6890N GC equipped with an Agilent 5973 MS, an Agilent 7683 Series Autosampler, and an HP Chemstation. A Restek Rt_x-5 chromatography column (30 m, 0.25 mm i.d., 0.25 µm film thickness) was coupled directly to the MS source. The MS was operated at a unit mass resolution in the electron ionization (EI) mode using multiple ion detection (MID) acquiring two characteristic ions for each target analyte and surrogate standard. A splitless/split injection sequence was used.

CALCULATIONS

Target concentrations were determined by isotope dilution or internal standard quantification methods using PROLAB software.

Sample specific detection limits (SDL) were determined from the analysis data by converting three times the height of the average noise signal to a response, using the area/height ratio of the labeled standard, and then to a concentration following the same procedures used to convert target peak responses to concentrations. In cases when the software selects unrepresentative area for detection limit calculations, the data interpretation chemist or the QA chemists make corrections; these corrections are hand noted on the quantification report pages. The SDLs are used as a detection qualifier.

REPORTING CONVENTIONS

The AXYS contract number assigned for internal tracking was 4182. Samples were assigned a unique laboratory identifier L6466-X where 'X' is a numeral; all data reports reference this unique AXYS ID plus the client sample identifier. To assist with locating data, a table correlating client sample number with AXYS sample ID is also included in this package.

Any extra work required and performed after the initial instrumental analysis of the sample's extract is given an extra "test suffix" code. The single letter code per extra work performed is added to the AXYS sample ID as a suffix, and is combined with any other applicable test suffix codes. The extra work codes used to report data in this package include:

N	=	portion of extract was diluted in a fresh microvial
W	=	small dilution in same microvial
K	=	new aliquot of quantification standards added
i	=	instrumental re-analysis performed on the sample extract
L	=	extract received extra chromatographic clean up

Laboratory qualifier flags:

K	=	Identifies a target that could not be confirmed by virtue of not satisfying all method required criteria, the reported value may be interpreted as an estimated maximum analyte concentration
U	=	Identifies a compound that was not detected
D	=	dilution data
X	=	results reported separately
V	=	surrogate recovery not within method specification
E	=	exceeds calibrated linear range, see dilution data
NQ	=	target not quantifiable

Results are reported in concentration units of nanograms per gram (ng/g) on a dry weight basis.

QA/QC NOTES

Samples and QC samples (procedural blank, a duplicate, and a known sample called Ongoing Precision and Recovery (OPR)) were analyzed in a single analysis batch carried intact through the entire analytical process. The sample data were reviewed and evaluated in relation to the batch QC samples.

- Sample concentrations are not blank corrected.
- All results fell within the quality acceptance specifications of the method with the following exceptions discussed below:

ANALYTICAL DISCUSSION

The percent recoveries of two labeled surrogate compounds were observed to be slightly below method specifications in the Lab Blank (AXYS ID WG10987-101). The recoveries were still adequate for quantification purposes, and the associated target compounds quantified using these compounds have been reported. The affected compounds have been flagged with a "V" to indicate the recovery is below method specifications.

Samples 3TM-KMS-ID-367-05 and 3TM-KMS-ID-175-10 (AXYS IDs L6466-5 and L6466-10 respectively) were diluted five-fold in a new microvial and instrumentally reanalyzed for PAH targets to minimize the effects of matrix interferences that were affecting quantification and to improve chromatography. All PAH target analyte data are reported from this dilution analysis (as indicated by the suffix "N" added to the AXYS ID).

Sample extract 3TM-KMS-ID-175-10 (AXYS ID L6466-10) was subjected to further chromatographic clean up ("recolumn") using gel permeation to remove an interference affecting the quantification of Pristane. The recolumn was successful and the data from the analysis of the recolumned extract is reported (as indicated by the suffix "L" added to the AXYS ID).

Sample 3TM-KP-BB-11C (1") (AXYS ID L6466-11) was analyzed in duplicate using two separate aliquots of sample and the duplicate sample was given AXYS ID WG10987-105. Both the parent and duplicate sample analysis results are included in this Data Package. Both parent and duplicate samples were observed to have area responses for PAH targets above the calibrated linear range of the instrument during the initial analysis. Initially, it was difficult to assess what dilution factor would be appropriate to address this issue and thus, each of the sample extracts were split so that a 200-fold and a 1000-fold dilution of these extracts into new microvials (indicated by the "N" and "N2" added to the AXYS ID) could be prepared and instrumentally analyzed at the same time. The 200-fold dilution was deemed appropriate for the analysis of the majority of the PAH target analytes and each diluted extract was fortified with quantification standard and instrumentally reanalyzed. Some target PAH target analytes are reported from this dilution analysis (as indicated by the suffix "NK" added to the AXYS ID). Further dilutions of the 200-fold "NK" portion of each sample extract were required to bring remaining PAH target analyte area responses to within the calibrated linear range of the instrument. The remaining PAH target analytes are reported from these additional dilution analyses (as indicated by the suffix "N2KNI or N2KNW added to the AXYS ID). It should be noted that due to the extensive dilutions required to analyze these samples, it was not possible to correct analyte concentrations for losses during extraction and cleanup (i.e. recovery correction was not performed).

Sample extracts of 3TM-KP-BB-11C (1") and its duplicate (AXYS IDs L6466-11 and WG10987-105 respectively) were diluted five-fold and instrumentally reanalyzed to bring the area response of Pristane to within the calibrated linear range of the instrument. The diluted extract for sample 3TM-KP-BB-11C (1") (AXYS ID L6466-11) was instrumentally reanalyzed because of instrumental difficulties encountered during the previous analysis. Pristane data are reported from the analysis or reanalysis of the diluted extracts (as indicated by the suffix "N" or "NI" added to the AXYS ID).

Samples 3TM-KMS-ID-179-06 and 3TM-KMS-ID-175-10 (AXYS IDs L6466-6 and L6466-10) were observed to have interferences affecting the quantification of the labeled compound d-50 Tetracosane which is used to quantify Pristane. This compound has been flagged with "NQ", not quantifiable on the sample reports. The concentrations of Pristane were calculated using an alternative labeled compound (d-34 Hexadecane) for these samples and the data are not considered to be affected by this variance.

DATA PACKAGE

Included in the data package after the narrative are the following documentation.

- Instrumental gas chromatograph temperature programs
- Sample 'Cover Page' and 'Correlation Table'
- Sample Receiving Documentation
- Laboratory extraction logs for each sample (organized by laboratory analysis batch)
- Sample data reports (in order of AXYS Sample ID)
- Laboratory QC data reports
- Instrumental QC data reports (organized by analysis date)
- Sample raw data (in order of AXYS Sample ID)
- Laboratory QC raw data
- Instrumental QC raw data (organized by analysis date)

I certify that this data package is in compliance with the terms and conditions of the contract, both technically and for completeness, for other than the conditions detailed above. In addition, I certify, that to the best of my knowledge and belief, the data as reported are true and accurate. Release of the data contained in this data package has been authorized by the Laboratory Manager, or designee, as verified by the following signature.

Katrina Bass
Signed: Katrina Bass, B.Sc., Project Chemist

4 March 2004
Date Signed

DETERMINATION OF POLYCYCLIC AROMATIC HYDROCARBONS (PAH) AND ALKYLATED PAH IN SEDIMENT, TISSUE, WATER, HEXANE EXTRACTS, XAD RESIN AND FILTER SAMPLES BY GC/MS

SUMMARY

Samples are spiked with a suite of perdeuterated PAH surrogate standards and are solvent extracted. Tissue samples are base digested prior to solvent extraction. The raw extract is fractionated on silica into polar and non-polar fractions. The polar fraction is analyzed for PAH by gas chromatography/mass spectrometry.

1. EXTRACTION PROCEDURES

All samples are spiked with a suite of perdeuterated surrogate standards. The surrogates used are listed in Table 1. The routine quantity of each surrogate added to each sample is 2000 ng/sample.

The amount of surrogate required is dependent upon sample size, final extract volume, and concentrations of analytes in the sample and may be adjusted accordingly.

Sediment Samples (Method PH-S-07/Ver.2)

A wet sediment sample is spiked with an aliquot of surrogate standard solution, ground with sodium sulphate, and allowed to dry for one hour. The sample is soxhlet extracted for 16 hours with dichloromethane. The extract is concentrated and the solvent changed to hexane. The extract is treated with activated copper prior to chromatographic cleanup procedures.

Water Samples and Hexane Extracts (Method PH-W-04/Ver.3)

A water/hexane extract sample is spiked with an aliquot of surrogate standard solution. The water sample is extracted by shaking with dichloromethane. The initial extraction step is omitted for hexane extracts. The extract is concentrated and the solvent changed to hexane. The extract is treated with activated copper prior to chromatographic cleanup procedures.

XAD Resin (Method PH-C-07/Ver. 2)

Prior to extraction, water is removed from XAD resin by filtration and vacuum drying. The dried resin is loaded into a soxhlet thimble, an aliquot of surrogate standard solution is added, and the sample is soxhlet extracted with dichloromethane (80:20 toluene: acetone if multiple analyses are requested) for 16-20 hours. Water is removed either by liquid/liquid extraction or dried over sodium sulphate, depending on the amount of visible water. If multiple analyses are required, the extract is spilt gravimetrically and each extract portion spiked with appropriate surrogate standards. The extract is concentrated and the solvent changed to hexane prior to chromatographic cleanup procedures.

Glass Fibre/Wrapped Filter Samples (Method PH-F-07/Ver. 2)

Filter samples are air dried for 3-4 days. The filter is placed directly into a soxhlet body and extracted overnight with dichloromethane (80:20 toluene:acetone if multiple analyses are required). Water is removed either by liquid/liquid extraction or dried over sodium sulphate, depending on the amount of visible water. If multiple analyses are required, the extract is spilt gravimetrically and each extract portion spiked with appropriate surrogate standards. The extract is concentrated and the solvent changed to hexane prior to chromatographic cleanup procedures.

Tissue Samples (Method PH-T-01/Ver 3)

A wet tissue sample is spiked with an aliquot of surrogate standard solution. The sample is digested by refluxing with methanolic potassium hydroxide. The digest is extracted by shaking with pentane. The pentane extract is washed with solvent extracted distilled water. The final extract is dried with sodium sulphate and concentrated prior to chromatographic cleanup procedures.

2. COLUMN CHROMATOGRAPHY

The extract is loaded onto a silica gel column which is eluted with pentane followed by dichloromethane. The dichloromethane fraction contains the PAHs. This fraction is concentrated to a small volume and transferred to an autosampler vial. Recovery (internal) standards (deuterated homologues of acenaphthene, pyrene, and benzo(e)pyrene) are added, in quantities matching the surrogate, prior to GC/MS analysis. If necessary, extracts may also be cleaned up by additional column chromatography procedures to remove interferences. This may be done initially or as remedial action to reduce interferences.

3. INSTRUMENTAL ANALYSIS

Analysis of the extract is conducted using high resolution gas chromatography coupled with low resolution quadrupole mass spectrometry (HRGC/LRMS).

Sensitivity

LRMS: For 10 pg of each target analyte, the signal to noise ratio must be greater than or equal to 3:1.

GC Resolution

The valley height (expressed in terms of the smaller peak in the pair) between benzo(b)fluoranthene and benzo(k)fluoranthene must be less than 90% and the valley height between phenanthrene and anthracene must be less than 30% for all calibration runs.

Instrument Calibration

Initial calibration is performed using a series of solutions that encompass the working concentration range of the instrument. The initial calibration solutions contain the suite of labelled surrogate and recovery standards and authentic target PAHs. Calibration is verified at least once every twelve hours by analysis of a mid-level calibration solution. The nominal concentration ranges of target analytes in the calibration solutions are as follows:

HRGC/LRMS	50 ng/mL – 5000 ng/mL

Windowing

The standard reference oil (#2 Fuel Oil, AccuStandard) is used to define the elution windows for the alkylated naphthalenes and alkylated phenanthrenes/anthracenes.

Quadrupole (Low Resolution) GC/MS Analysis

HRGC/LRMS analysis is conducted on a Finnigan Incos 50 mass spectrometer (MS) equipped with a Varian 3400 gas chromatograph, a CTC autosampler, and a Hewlett Packard data system. A Restek Rt_x-5 chromatography column (30 m, 0.25 mm i.d., 0.25 µm film thickness) is coupled directly to the MS source. The MS is operated at a unit mass resolution in the electron impact (EI) Ionization mode using multiple ion detection (MID) acquiring two characteristic ions for each target analyte and surrogate standard. A splitless/split injection sequence is used. The ions acquired are listed in the attached Table 1.

4. ANALYTE IDENTIFICATION

A chromatographic peak is identified as a target compound if the following criteria are met for the quantification and confirmation ions (where confirmation ions are available):

1. Peak responses must be at least three times the background noise level.
2. The retention time must be within five seconds of that predicted from the calibration run and the sample retention time reference (labelled compound).
3. Peak maxima for the quantitation and confirmation ions must coincide within two seconds.
4. The relative ion abundance ratios must be within 20% of the initial calibration values for HRGC/LRMS analysis.

5. QUANTIFICATION

Target concentrations are determined with respect to the labelled surrogate standards added at the beginning of analysis, the surrogate employed is the one judged to be chemically most similar to the target analyte. Mean relative response factors (RRF) determined from the initial calibration runs are used to convert raw peak areas in sample chromatograms to final concentrations using the following formulae:

$$\text{Concentration of Target} = \left(\frac{\text{area of Target}}{\text{area of Surrogate}}\right) \times \left(\frac{\text{weight of Surrogate}}{\text{RRF}}\right) \times \left(\frac{1}{\text{weight of sample}}\right)$$

where $$\text{RRF} = \left(\frac{\text{area of Target}}{\text{area of Surrogate}}\right) \times \left(\frac{\text{weight of Surrogate}}{\text{weight of Target}}\right)$$

An optional quantification procedure, which uses the mean RRFs from a single calibration solution, run before and after a suite of samples, may be used.

Alkylated PAH totals are determined from peak response sums within the corresponding window.

Recoveries of surrogates are determined by the above method using the recovery (internal) compounds for quantification.

Further quantification details are given in Table 1.

6. QUALITY ACCEPTANCE CRITERIA

- Samples are analyzed in batches consisting of a maximum of nine samples, a procedural blank, a spiked reference sample and a duplicate sample. Matrix spike/matrix spike duplicate (MS/MSD) pairs may be substituted for duplicates on an individual contract basis. Each batch is carried through the complete analytical process as a unit. For sample data to be reportable the batch QC data must meet established acceptance criteria.

- For the initial multi-level calibration the percent relative standard deviation (%RSD) of the RRFs must be less than 20% for analytes with labelled surrogates and less than 35% for others. The RRF from the calibration verification runs must be within 25% of the means from the initial calibration. Initial calibration is repeated as necessary to maintain this agreement.

- For a single point calibration, the mean RRFs for the calibration solution run before and after a suite of samples analyzed within a 12-hour period, must agree to ±15%.

- Concentrations of target analytes in procedural blanks must be less than 10 ng.

- Recoveries of target compounds in reference samples must fall within 70-130% for all targets except acenaphthylene which is 70-140%.

- Percent recoveries of surrogate compounds must fall within established acceptance limits. These are generally in the range of 15-120% for naphthalene and 20-120% for acenaphthylene, and methylnaphthalene. Recoveries of all other surrogates must be in the range of 30-120%. It should be noted that surrogate recoveries are reported only as indicators of overall method performance since the method of quantification yields recovery corrected concentrations.

- The difference between target concentrations for duplicate (or MS/MSD) samples must be less than 40%.

Table 1.
Analyte Ions Monitored, Surrogates Used and RRF Determination For PAH by Low Resolution GC/MS

ANALYTE	Quantitation Ion (m/z)	Confirmation Ion (m/z)	SURROGATE	RRF DETERMINED FROM
Naphthalene	128	102	Naphthalene d-8	Naphthalene
Acenaphthylene	152	151	Acenaphthylene d-8	Acenaphthylene
Acenaphthene	154	153	Acenaphthylene d-8	Acenaphthene
Fluorene	166	165	Phenanthrene d-10	Fluorene
Phenanthrene	178	176	Phenanthrene d-10	Phenanthrene
Anthracene	178	176	Phenanthrene d-10	Anthracene
Fluoranthene	202	200	Fluoranthene d-10	Fluoranthene
Pyrene	202	200	Fluoranthene d-10	Pyrene
Benz[a]anthracene	228	226	Benz[a]anthracene d-12	Benz[a]anthracene
Chrysene (1)	228	226	Chrysene d-12	Chrysene
Benzo[b]fluoranthene (3)	252	253	Benzo[b]fluoranthene d-12	Benzo[b]fluoranthene
Benzo[k]fluoranthene (3)	252	253	Benzo[k]fluoranthene d-12	Benzo[k]fluoranthene
Benzo[e]pyrene	252	253	Benzo[a]pyrene d-12	Benzo[e]pyrene
Benzo[a]pyrene	252	253	Benzo[a]pyrene d-12	Benzo[a]pyrene
Perylene	252	253	Perylene d-12	Perylene
Dibenz[ah]anthracene (2)	278	139	Dibenzo[ah]anthracene d-14	Dibenz[ah]anthracene
Indeno[1,2,3-cd]pyrene	276	138	Indeno[1,2,3-cd]pyrene d-12	Indeno[1,2,3-cd]pyrene
Benzo[ghi]perylene	276	138	Benzo[ghi]perylene d-12	Benzo[ghi]perylene
1-Methylnaphthalene	142	-	2-Methylnaphthalene d-10	1-Methylnaphthalene
2-Methylnaphthalene	142	-	2-Methylnaphthalene d-10	2-Methylnaphthalene
C1-Naphthalenes	142	-	2-Methylnaphthalene d-10	2-Methylnaphthalene
2,6-Dimethylnaphthalene	156	-	2,6-Dimethylnaphthalene d-12	2,6-Dimethylnaphthalene
C2-Naphthalenes	156	-	2,6-Dimethylnaphthalene d-12	2,6-Dimethylnaphthalene
2,3,5-Trimethylnaphthalene	170	-	2,6-Dimethylnaphthalene d-12	2,3,5- Trimethylnaphthalene
C3-Naphthalenes	170	-	2,6-Dimethylnaphthalene d-12	2,3,5- Trimethylnaphthalene
1-Methylphenanthrene	192	-	Phenanthrene d-10	1-Methylphenanthrene
C1-Phenanthrenes	192	-	Phenanthrene d-10	1-Methylphenanthrene
3,6-Dimethylphenanthrene	206	-	Phenanthrene d-10	3,6-Dimethylphenanthrene
C2-Phenanthrenes	206	-	Phenanthrene d-10	3,6-Dimethylphenanthrene
Dibenzothiophene	184	-	Phenanthrene d-10	Dibenzothiophene
Retene	234	-	Phenanthrene d-10	Retene
Biphenyl	154	152	2-Methylnaphthalene d-10	Biphenyl

LABELLED SURROGATE STDS	Quantitation Ion (m/z)	Confirmation Ion (m/z)	RECOVERY CALCULATED AGAINST
Naphthalene d-8	136	134	Acenaphthene d-10
2-Methylnaphthalene d-10	152	151	Acenaphthene d-10
2,6-Dimethylnaphthalene d-12	168	150	Acenaphthene d-10
Acenaphthylene d-8	160	158	Acenaphthene d-10
Phenanthrene d-10	188	184	Pyrene d-10
Fluoranthene d-10	212	208	Pyrene d-10
Benzo[a]anthracene d-12	240	236	Pyrene d-10
Chrysene d-12	240	236	Pyrene d-10
Benzo[b]fluoranthene d-12	264	260	Benzo[e]pyrene d-12
Benzo[k]fluoranthene d-12	264	260	Benzo[e]pyrene d-12
Benzo[a]pyrene d-12	264	260	Benzo[e]pyrene d-12
Perylene d-12	264	260	Benzo[e]pyrene d-12
Indeno[1,2,3,cd]pyrene d-12	288	284	Benzo[e]pyrene d-12
Dibenzo[ah]anthracene d-14	292	288	Benzo[e]pyrene d-12
Benzo[ghi]perylene d-12	288	284	Benzo[e]pyrene d-12
Biphenyl d-10	164	-	Retention time marker
LABELLED RECOVERY STDS			
Acenaphthene d-10	164	160	
Pyrene d-10	212	208	
Benzo[e]pyrene d-12	264	260	

Notes:
1. Coelutes with Triphenylene.
2. Coelutes with Dibenz[ac]anthracene
3. Reported as benzo(bjk)fluoranthene total

3TM International Inc.
1500 S. Dairy Ashford, Suite 190
Houston, TX USA 77077

COVER PAGE - PAH ANALYSIS

Lab Name: AXYS Analytical Services Ltd.	**Contract Number: 4182**
Project No: Koppers Creosote	**AXYS Methods: MLA-021**
Industrial Category: NA	**Program: Indoor Dust and Sediment Samples**
Client Sample Number	**Lab Sample Identification**
LAB BLANK	WG10987-101
OPR	WG10987-102
3TM-KMS-ID-207-01	L6466-1
3TM-KMS-ID-507-02	L6466-2
3TM-KMS-ID-812-03	L6466-3
3TM-KMS-ID-902-04	L6466-4
3TM-KMS-ID-367-05	L6466-5
3TM-KMS-ID-179-06	L6466-6
3TM-KMS-ID-95-07	L6466-7
3TM-KMS-ID-189-08	L6466-8
3TM-KMS-ID-100-09	L6466-9
3TM-KMS-ID-175-10	L6466-10
3TM-KP-DS-BB-11C (1")	L6466-11 WG10987-105 Duplicate

Comments: Narrative Report is attached. (yes)

I certify that this data package is in compliance with the terms and conditions of the contract, both technically and for completeness, for other than the conditions detailed in the Narrative Report. Release of the data contained in this hardcopy data package (and in the data submitted on magnetic media, if data are submitted on magnetic media), has been authorized by the Laboratory Manager or the Manager's designee, as verified by the following signature.

Signature: Katrina Bass	Name: KATRINA BASS
Date: 2 March 2004	Title: PROJECT CHEMIST

CORRELATION BETWEEN CLIENT SAMPLE NUMBERS AND AXYS SAMPLE LOGIN NUMBERS

CLIENT SAMPLE NUMBER	AXYS SAMPLE IDENTIFICATION
3TM-KMS-ID-207-01	L6466-1
3TM-KMS-ID-507-02	L6466-2
3TM-KMS-ID-812-03	L6466-3
3TM-KMS-ID-902-04	L6466-4
3TM-KMS-ID-367-05	L6466-5
3TM-KMS-ID-179-06	L6466-6
3TM-KMS-ID-95-07	L6466-7
3TM-KMS-ID-189-08	L6466-8
3TM-KMS-ID-100-09	L6466-9
3TM-KMS-ID-175-10	L6466-10
3TM-KP-DS-BB-11C (1")	L6466-11 WG10987-105 Duplicate

Project No.: 3TM-LD-022003-02
Site Name: Koppers Creosote Facility
Site Location: Grenada, Mississippi
Sampled By: Danny Vasentine
Turnaround: Standard
Project Mgr: Randy Horsak

164466

3TM International, Inc.
1500 S. DAIRY ASHFORD, STE 190
HOUSTON, TX 77077
Phone (281) 497-1230 Fax (281) 497-1676

CHAIN OF CUSTODY NO. 4182 3tm-KMS/KP

PAGE 1 OF 1

	SAMPLE IDENTIFICATION	DATE	TIME	SAMPLE MATRIX	CONTAINER SIZE	NO. OF CONTAINERS	PAHs by EPA 8270	Modified 8270	Dioxin by 1613B					PRESERVATION
-1	3TM-KMS-ID-207-01	07Jan04	1030	Indoor Dust	250 ml	1	X		X					ICE/Gel Pack
2	3TM-KMS-ID-507-02	07Jan04	1215	Indoor Dust	250 ml	1	X		X					
3	3TM-KMS-ID-812-03	07Jan04	1510	Indoor Dust	250 ml	1	X		X					
4	3TM-KMS-ID-902-04	07Jan04	1620	Indoor Dust	250 ml	1	X		X					
5	3TM-KMS-ID-367-05	14Jan04	1050	Indoor Dust	250 ml	1	X		X					
6	3TM-KMS-ID-179-06	14Jan04	1300	Indoor Dust	250 ml	1	X		X					
7	3TM-KMS-ID-95-07	14Jan04	1440	Indoor Dust	250 ml	1	X		X					
8	3TM-KMS-ID-189-08	14Jan04	1630	Indoor Dust	250 ml	1	X		X					
9	3TM-KMS-ID-100-09	15Jan04	0830	Indoor Dust	250 ml	1	X		X					
10	3TM-KMS-ID-175-10	15Jan04	1150	Indoor Dust	250 ml	1	X		X					
11	3TM-KP-DS-BB-11C (1")	10Jan04	1050	Ditch Sediment	8oz.	1	X							Ice/Gel Pack
2	3TM-KP-DS-BB-11D (0-1')	13Jan04	1330	Ditch Sediment	8oz.	1	X							Ice/Gel Pack
3	3TM-KP-DS-BB-11D (1-2')	13Jan04	1335	Ditch Sediment	8oz	1	X							Ice/Gel Pack
4	3TM-KP-DS-BB-11D (2-3')	13Jan04	1340	Ditch Sediment	8oz.	1	X							Ice/Gel Pack
5	3TM-KP-DS-BB-11D (0-3')	13Jan04	1350	Ditch Sediment	8oz	1	X							Ice/Gel Pack

Relinquished by: (signature)		Date		Received by: (signature)
[signature]	Danny Vasentine	13Jan04	2nd	Fed Ex
Relinquished by: (signature) Fed Ex	Fed Ex			Received by: (signature)
Relinquished by: (signature)				Received by: (signature)
Relinquished by: (signature)				Received by: (signature)
Relinquished by: (signature)				Received by: (signature)

Date Shipped _____ Laboratory _____

Shipped Via _____ Shipment No. _____

Lab Receivers Initials DC 21Jan04 8:40.

Notes:

0012

FedEx Express

Expanded Service International Air Waybill

4182

FedEx Tracking Number 8355 2326 9580 Form I.D. No. 0426

Not all services and options are available to all destinations.

1 From [redacted]

Date 01/19/04

Sender's Name Todd D. Vicente Phone 281-477-1230

Company 3TM International, Inc.

Address 1500 S. Dairy Ashford Suite 190 Dept./Floor

Address

City Houston Province TX CANADA Postal Code

2 Your Internal Reference

3 To

Recipient's Name Sample Recipient Phone [illegible]

Company [illegible]

Address Dept./Floor

Address [illegible]

City [illegible] State Province [illegible]

Country [illegible] ZIP Postal Code [illegible]

Recipient's Tax I.D. number required for Customs purposes e.g. SAT/RFC/AKI/NIF/EIN, or as locally required

4 Shipment Information

Total Packages Shipper's Load and Count/SLAC 1 Total Weight 40 ☒ lb. ☐ kg DIM L / W / H ☐ in. ☐ cm

Commodity Description REQUIRED	Harmonized Code	Country of Manufacture	Value for Customs REQUIRED
Environmental [redacted]		USA	
Seal Bond # P-[illegible]-05252			15.00

Canada Export Declaration / B13A: ☐ No B13A required ☐ Manual B13A attached ☐ B13A filed electronically ☐ B13A Summary Reporting Auth. ID / Form ID#

Total Declared Value for Carriage

Total Declared Value for Customs Specify Currency 15.00

Origin Station I.D. [illegible] Destination Station I.D. VVJA URSA Routing X4 VVJA

Handling Units Total Volume

Received At: ☐ Drop Shop ☒ Ship-Call Shop ☐ Drop Box ☐ Hub/Sort Center ☐ Station Pickup Attempts ☐ 01 ☐ 002 ☐ 03

Facility Origin, O Origin, D Date Time Dest. Counter Dest. D Date Time

Freight Other Total

Non-Negotiable International Air Waybill • ©1994–2002 Federal Express Corporation

5a Express Package Service Packages up to 150 lb. / 68 kg

1 ☒ FedEx International Priority 6 ☐ FedEx International First Available to select locations. Higher rates apply.

☐ 3 ☐ FedEx International Economy FedEx Envelope and FedEx Pak rate not available

5b Express Freight Service Packages over 150 lb. / 68 kg

70 ☐ FedEx International Priority Freight ☐

Booking Number REGGIOSE

Please call your local FedEx office to book shipments.

6 Packaging These yellow boxes with special prices are provided by FedEx for FedEx Int. Priority only.

6 ☐ FedEx Envelope 2 ☐ FedEx Pak PW ☐ FedEx 10kg Box PX ☐ FedEx 25kg Box 1 ☒ Other

7 Special Handling

1 ☐ HOLD at FedEx Location 3 ☐ SATURDAY Delivery Available to select locations. Available for FedEx International Priority only

Does this shipment contain dangerous goods? ☐

One box must be checked.

☒ No 4 ☐ Yes As per attached Shipper's Declaration 5 ☐ Yes Shipper's Declaration not required 6 ☐ Dry Ice 9 UN 1845 ___ x ___ kg

Dangerous Goods (including Dry Ice) cannot be shipped in FedEx packaging. CA ☐ Cargo Aircraft Only

8 Broker Selection Available for FedEx International Priority and FedEx International Economy only 40 ☐ International Broker Select To specify a broker other than FedEx

Broker's Name

City / State / Country

ZIP / Postal Code REGISTRED Phone

9a Payment *Bill transportation charges to:* Enter FedEx Acct. No. or Credit Card No. below.

1 ☐ Sender Acct. No. in Section 1 will be billed. 2 ☒ Recipient 3 ☐ Third Party 4 ☐ Credit Card 5 ☐ Cash / Cheque

[redacted] 1679 [redacted]

Credit Card Exp. Date Credit Card Auth.

9b Payment *Bill Customs charges to:* Enter FedEx Acct. No. below. ALL shipments can be subject to Customs charges, which FedEx does not estimate prior to clearance.

1 ☐ Sender Acct. No. in Section 1 will be billed. 2 ☒ Recipient 3 ☐ Third Party 5 ☐ Cash / Cheque

[redacted]

10 Required Signature

Use of this Air Waybill constitutes your agreement to the Conditions of Contract on the back of this Air Waybill. Certain international treaties, including the Warsaw Convention, may apply to this shipment and limit our liability for damage, loss, or delay, as described in the Conditions of Contract.

Sender's Signature Date Executed 01/19/04

This is not authorization to deliver the shipment without a recipient signature.

Received above shipment in good order and condition. We agree to pay all charges, including Customs duties and taxes as applicable, and we agree to the Conditions of Contract as stated on the reverse side of the Recipient's Copy.

Recipient's Signature: Dawn Caudel 2/9/04

FedEx Tracking Number 8355 2326 9580 Form I.D. No. 0426

449 Rev. Date 2/02 Part #163783 ©1994–2002 FedEx PRINTED IN U.S.A.

0013

Axys Analytical Services Ltd.
SAMPLE RECEIVING RECORD

Waybill : Yes /No — Waybill #: 835523269580
Date Shipped: 19-JAN-04 — Date /Time Received: 21-JAN-04 08:40

Axys Client and Contract # 4182-3TM International

Project Number: — Receipt No: WB1431

Received By: DCAIRD — Log in by: DCAIRD — Signature: Dawn Caird

Axys Sample ID's: L6466-1 → 15

Condition of Shipping Container: INTACT COOLER.

Temperature of Shipping on Receipt 4C

Custody Seals: Yes /No — Intact Yes /No — Custody Seal Numbers:

On: Shipping Container: _____ Sample Container: _____

Chain of Custody or Documents: Yes /No — Tracking Report /Packing List: Yes /No

Sample ID's	Yes /No	Sample Tag Numbers	Yes /No
Location	Yes /No	Sample Type	Yes /No
Date & Time Collection	Yes /No	Preservative Added	Yes /No
Collector's Name	Yes /No	Preservation Requested	Yes /No

Sample Acceptance Criteria: — Matrix Type: 15 DUSTS

Appropriate Container	Yes /No	Correct Labelling	Yes /No
Damaged Container	Yes /No	Holding Time Exeeded	Yes /No
Adequate Sample Size	Yes /No	Appropriate Temprature	Yes /No

Aqueous Sample: pH adjustment required Yes /No — Residual Cl required Yes /No

Sample Tags Yes /No — Sample Labels Yes /No

Sample Labels Cross Referenced to COC	Yes /No	Information Agrees	Yes /No
Sample Tags Cross Referenced to Sample Labels	Yes /No	Information Agrees	Yes /No
Sample Tags Cross Referenced to COC	Yes /No	Information Agrees	Yes /No

Problems or Discrepancies:
~~DATE~~ SAMPLE TIME FOR 3TM-KMS-1D-95-07 (L6466-7) DOES NOT MATCH BETWEEN COC & SAMPLE LABEL COC STATES 14:40 SAMPLE LABEL STATES 14:50.

Action Taken: NOTIFY PC.

FSA-015 Rev06,31May01

AXYS

Axys Analytical Services Ltd.

Login Chain of Custody Report (ln01)

Jan. 21, 2004

01:24 PM

Login Number: L6466
Account: 4182 3TM International
Project: CREOSOTE

Axys ID versus
Client Sample Identification

L6466-1				**Received**	**Due**	**PR**
3TM-KMS-ID-207-01		Storage: WIF4, 1C	Permit #: P-2003-04623	21-JAN-04	20-FEB-04	
07-JAN-04 10:30		Project #: CREOSOTE				
		Description: INDOOR DUST				
Solid	5:MOISTURE					
Solid	7:MOISTURE			:		USD
Solid	ALKANES (LO)			:		USD
Solid	DX1613 (DB 5)			:		USD
Solid	DX1613 (DB225)			1 :	250 ml Jar	USD
Solid	HOMOGENIZATION			:		USD
Solid	PAH Q (LO)			:		USD
D.Package	DX DATA PKG			:		USD
D.Package	PAH DATA PKG			:		USD
ANY	DX TEQ			:		USD
				:		USD
L6466-2						
3TM-KMS-ID-507-02		Storage: WIF4, 1C	Permit #: P-2003-04623	21-JAN-04	20-FEB-04	
07-JAN-04 12:15		Project #: CREOSOTE				
		Description: INDOOR DUST				
Solid	5:MOISTURE					
Solid	7:MOISTURE			:		USD
Solid	ALKANES (LO)			:		USD
Solid	DX1613 (DB 5)			:		USD
Solid	DX1613 (DB225)			1 :	250 ml Jar	USD
Solid	HOMOGENIZATION			:		USD
Solid	PAH Q (LO)			:		USD
D.Package	DX DATA PKG			:		USD
D.Package	PAH DATA PKG			:		USD
ANY	DX TEQ			:		USD
				:		USD

Signature : G Brooks

Date : 23-Jan-04

AXYS

Axys Analytical Services Ltd.

Login Chain of Custody Report (ln01)

Jan. 21, 2004

01:24 PM

Login Number: L6466
Account: 4182 3TM International
Project: CREOSOTE

Axys ID versus Client Sample Identification			Received	Due	PR
L6466-3			21-JAN-04	20-FEB-04	
		Storage: WIF4, 1C Permit #: P-2003-04623			
3TM-KMS-ID-812-03 ✓					
07-JAN-04 15:10 ✓		Project #: CREOSOTE			
		Description: INDOOR DUST			
Solid	5:MOISTURE		:		USD
Solid	7:MOISTURE		:		USD
Solid	ALKANES (LO)		:		USD
Solid	DX1613 (DB 5)		1 :	250 ml Jar	USD
Solid	DX1613 (DB225)		:		USD
Solid	HOMOGENIZATION		:		USD
Solid	PAH Q (LO)		:		USD
D.Package	DX DATA PKG		:		USD
D.Package	PAH DATA PKG		:		USD
ANY	DX TEQ		:		USD
L6466-4			21-JAN-04	20-FEB-04	
		Storage: WIF4, 1C Permit #: P-2003-04623			
3TM-KMS-ID-902-04 ✓					
07-JAN-04 16:20 ✓		Project #: CREOSOTE			
		Description: INDOOR DUST			
Solid	5:MOISTURE		:		USD
Solid	7:MOISTURE		:		USD
Solid	ALKANES (LO)		:		USD
Solid	DX1613 (DB 5)		1 :	250 ml Jar	USD
Solid	DX1613 (DB225)		:		USD
Solid	HOMOGENIZATION		:		USD
Solid	PAH Q (LO)		:		USD
D.Package	DX DATA PKG		:		USD
D.Package	PAH DATA PKG		:		USD
ANY	DX TEQ		:		USD

Signature : J Brooks

Date : 24-Jan-04

AXYS

Axys Analytical Services Ltd.

Login Chain of Custody Report (ln01)

Jan. 21, 2004

01:24 PM

Login Number: L6466
Account: 4182 3TM International
Project: CREOSOTE

Axys ID versus Client Sample Identification			Received	Due	PR
L6466-5			21-JAN-04	20-FEB-04	
		Storage: WIF4, 1C Permit #: P-2003-04623			
3TM-KMS-ID-367-05					
14-JAN-04 10:50		Project #: CREOSOTE			
		Description: INDOOR DUST			
Solid	5:MOISTURE		:		USD
Solid	7:MOISTURE		:		USD
Solid	ALKANES (LO)		:		USD
Solid	DX1613 (DB 5)		1 :	250 ml Jar	USD
Solid	DX1613 (DB225)		:		USD
Solid	HOMOGENIZATION		:		USD
Solid	PAH Q (LO)		:		USD
D.Package	DX DATA PKG		:		USD
D.Package	PAH DATA PKG		:		USD
ANY	DX TEQ		:		USD
L6466-6			21-JAN-04	20-FEB-04	
		Storage: WIF4, 1C Permit #: P-2003-04623			
3TM-KMS-ID-179-06					
14-JAN-04 13:00		Project #: CREOSOTE			
		Description: INDOOR DUST			
Solid	5:MOISTURE		:		USD
Solid	7:MOISTURE		:		USD
Solid	ALKANES (LO)		:		USD
Solid	DX1613 (DB 5)		1 :	250 ml Jar	USD
Solid	DX1613 (DB225)		:		USD
Solid	HOMOGENIZATION		:		USD
Solid	PAH Q (LO)		:		USD
D.Package	DX DATA PKG		:		USD
D.Package	PAH DATA PKG		:		USD
ANY	DX TEQ		:		USD

Signature : JBrooks

Date : 24-Jan-04

AXYS

Axys Analytical Services Ltd.

Login Chain of Custody Report (In01)

Jan. 21, 2004

01:24 PM

Login Number: L6466
Account: 4182 3TM International
Project: CREOSOTE

Axys ID versus Client Sample Identification

		Received	Due	PR
L6466-7		21-JAN-04	20-FEB-04	
3TM-KMS-ID-95-07	Storage: WIF4, 1C	Permit #: P-2003-04623		
14-JAN-04 14:40	Project #: CREOSOTE			
	Description: INDOOR DUST			
Solid	5:MOISTURE	:		USD
Solid	7:MOISTURE	:		USD
Solid	ALKANES (LO)	:		USD
Solid	DX1613 (DB 5)	1 :	250 ml Jar	USD
Solid	DX1613 (DB225)	:		USD
Solid	HOMOGENIZATION	:		USD
Solid	PAH Q (LO)	:		USD
D.Package	DX DATA PKG	:		USD
D.Package	PAH DATA PKG	:		USD
ANY	DX TEQ	:		USD
L6466-8		21-JAN-04	20-FEB-04	
3TM-KMS-ID-189-08	Storage: WIF4, 1C	Permit #: P-2003-04623		
14-JAN-04 16:30	Project #: CREOSOTE			
	Description: INDOOR DUST			
Solid	5:MOISTURE	:		USD
Solid	7:MOISTURE	:		USD
Solid	ALKANES (LO)	:		USD
Solid	DX1613 (DB 5)	1 :	250 ml Jar	USD
Solid	DX1613 (DB225)	:		USD
Solid	HOMOGENIZATION	:		USD
Solid	PAH Q (LO)	:		USD
D.Package	DX DATA PKG	:		USD
D.Package	PAH DATA PKG	:		USD
ANY	DX TEQ	:		USD

Signature : JBrooks

Date : 24-Jan-04

AXYS

Axys Analytical Services Ltd.

Login Chain of Custody Report (In01)

Jan. 21, 2004

01:24 PM

Login Number: L6466
Account: 4182 3TM International
Project: CREOSOTE

Axys ID versus Client Sample Identification

			Received	Due	PR
L6466-9			21-JAN-04	20-FEB-04	
3TM-KMS-ID-100-09		Storage: WIF4, 1C Permit #: P-2003-04623			
15-JAN-04 08:30		Project #: CREOSOTE			
		Description: INDOOR DUST			
Solid	5:MOISTURE		:		USD
Solid	7:MOISTURE		:		USD
Solid	ALKANES (LO)		:		USD
Solid	DX1613 (DB 5)		1 :	250 ml Jar	USD
Solid	DX1613 (DB225)		:		USD
Solid	HOMOGENIZATION		:		USD
Solid	PAH Q (LO)		:		USD
D.Package	DX DATA PKG		:		USD
D.Package	PAH DATA PKG		:		USD
ANY	DX TEQ		:		USD
L6466-10			21-JAN-04	20-FEB-04	
3TM-KMS-ID-175-10		Storage: WIF4, 1C Permit #: P-2003-04623			
15-JAN-04 11:50		Project #: CREOSOTE			
		Description: INDOOR DUST			
Solid	5:MOISTURE		:		USD
Solid	7:MOISTURE		:		USD
Solid	ALKANES (LO)		:		USD
Solid	DX1613 (DB 5)		1 :	250 ml Jar	USD
Solid	DX1613 (DB225)		:		USD
Solid	HOMOGENIZATION		:		USD
Solid	PAH Q (LO)		:		USD
D.Package	DX DATA PKG		:		USD
D.Package	PAH DATA PKG		:		USD
ANY	DX TEQ		:		USD

Signature : JBrooks

Date : 24-Jan-04

Axys Analytical Services Ltd.

Login Chain of Custody Report (ln01)

Feb. 17, 2004

09:45 AM

AXYS

Login Number: L6466
Account: 4182 3TM International
Project: CREOSOTE

Axys ID versus Client Sample Identification			Received	Due	PR
L6466-11			21-JAN-04	20-FEB-04	
		Storage: WIF4, 1C Permit #: P-2003-04623			
3TM-KP-DS-BB-11C (1")			Matclient: DITCH SEDIMENT		
10-JAN-04 10:50	Project #: CREOSOTE				
		Description: DITCH SEDIMENT 1 IN.			
Comments: SOIL SAMPLES MAY CONTAIN HIGH CONCENTRATIONS OF PAH					
Solid	2:MOISTURE			:	USD
Solid	5:MOISTURE		1	:250 ml Jar	USD
Solid	7:MOISTURE			:	USD
Solid	ALKANES (LO)		1	:500 ml Jar	USD
Solid	DX1613 (DB 5)			:	USD
Solid	DX1613 (DB225)			:	USD
Solid	HOMOGENIZATION			:	USD
Solid	N2K2:PAH Q (LO)			:	CDN
Solid	NK:PAH Q (LO)			:	USD
Solid	PAH Q (LO)			:	USD
D.Package	DX DATA PKG			:	USD
D.Package	PAH DATA PKG			:	USD
L6466-12			21-JAN-04	20-FEB-04	
		Storage: WIF4, 1C Permit #: P-2003-04623			
3TM-KP-DS-BB-11D (0-1')			Matclient: DITCH SEDIMENT		
13-JAN-04 13:30	Project #: CREOSOTE				
		Description: DITCH SEDIMENT 0-1 FT			
Comments: SOIL SAMPLES MAY CONTAIN HIGH CONCENTRATIONS OF PAH					
Solid	HOLD		1	:250 ml Jar	USD
L6466-13			21-JAN-04	20-FEB-04	
		Storage: WIF4, 1C Permit #: P-2003-04623			
3TM-KP-DS-BB-11D (1-2')			Matclient: DITCH SEDIMENT		
13-JAN-04 13:35	Project #: CREOSOTE				
		Description: DITCH SEDIMENT 1-2 FT			
Comments: SOIL SAMPLES MAY CONTAIN HIGH CONCENTRATIONS OF PAH					
Solid	HOLD		1	:250 ml Jar	USD
L6466-14			21-JAN-04	20-FEB-04	
		Storage: WIF4, 1C Permit #: P-2003-04623			
3TM-KP-DS-BB-11D (2-3')			Matclient: DITCH SEDIMENT		
13-JAN-04 13:40	Project #: CREOSOTE				
		Description: DITCH SEDIMENT 2-3 FT			
Comments: SOIL SAMPLES MAY CONTAIN HIGH CONCENTRATIONS OF PAH					
Solid	HOLD		1	:250 ml Jar	USD
L6466-15			21-JAN-04	20-FEB-04	
		Storage: WIF4, 1C Permit #: P-2003-04623			
3TM-KP-DS-BB-11D (0-3')			Matclient: DITCH SEDIMENT		
13-JAN-04 13:50	Project #: CREOSOTE				
		Description: DITCH SEDIMENT 0-3 FT			
Comments: SOIL SAMPLES MAY CONTAIN HIGH CONCENTRATIONS OF PAH					
Solid	HOLD		1	:250 ml Jar	USD

Revised Ditch Sediment ID's.

Signature : JBrooks.

Date : 17-Feb-04

Certificate of Analytical Results 239862

3TM International, Houston , TX

Koppers Wood Preserving

Sample Id: **3TM-KP-DS-BB-7C (0-3)** Matrix: SOIL Sample Depth: 0 - 3 ft
Lab Sample Id: **239862-120** Date Collected: Jan-13-04 11:40 Date Received: Jan-19-04 14:05

Analytical Method: **SVOAs by EPA 8270C** % Moist: 20.33 Prep Method: 3550B
Date Anal: Jan-27-04 03:11 Analyst: JBU Date Prep: Jan-21-04 15:12 Tech: JBU
Anal seq: 646791 Prep seq: 465253

Parameter	CAS Number	Result	MQL UnAdj	MQL Adj	MDL UnAdj	SQL	Units	Flag	Dil
2-Methylnaphthalene	91-57-6	U	0.167	0.209	0.0350	0.044	mg/kg	U	1
2-methylphenol	95-48-7	U	0.333	0.418	0.0415	0.052	mg/kg	U	1
3&4-Methylphenol		U	0.333	0.418	0.0675	0.085	mg/kg	U	1
Naphthalene	91-20-3	U	0.167	0.209	0.0357	0.045	mg/kg	U	1
4-Nitroaniline	100-01-6	U	0.667	0.837	0.0560	0.070	mg/kg	U	1
3-Nitroaniline	99-09-2	U	0.333	0.418	0.0709	0.089	mg/kg	U	1
2-Nitroaniline	88-74-4	U	0.333	0.418	0.0348	0.044	mg/kg	U	1
Nitrobenzene	98-95-3	U	0.333	0.418	0.0333	0.042	mg/kg	U	1
2-Nitrophenol	88-75-5	U	0.333	0.418	0.0333	0.042	mg/kg	U	1
4-Nitrophenol	100-02-7	U	0.333	0.418	0.0579	0.073	mg/kg	U	1
N-Nitrosodi-n-Propylamine	621-64-7	U	0.333	0.418	0.0333	0.042	mg/kg	U	1
N-Nitrosodiphenylamine	86-30-6	U	0.333	0.418	0.0402	0.050	mg/kg	U	1
di-n-Octyl Phthalate	117-84-0	U	0.167	0.209	0.0333	0.042	mg/kg	U	1
Pentachlorophenol	87-86-5	U	0.333	0.418	0.0474	0.060	mg/kg	U	1
Phenanthrene	85-01-8	U	0.167	0.209	0.0333	0.042	mg/kg	U	1
Phenol	108-95-2	U	0.333	0.418	0.0333	0.042	mg/kg	U	1
Pyrene	129-00-0	U	0.167	0.209	0.0380	0.048	mg/kg	U	1
Pyridine	110-86-1	U	0.333	0.418	0.1230	0.154	mg/kg	U	1
1,2,4-Trichlorobenzene	120-82-1	U	0.333	0.418	0.0333	0.042	mg/kg	U	1
2,4,6-Trichlorophenol	88-06-2	U	0.333	0.418	0.0368	0.046	mg/kg	U	1
2,4,5-Trichlorophenol	95-95-4	U	0.333	0.418	0.0333	0.042	mg/kg	U	1

Analytical Method: **Percent Moisture** % Moist: Prep Method:
Date Anal: Jan-20-04 13:08 Analyst: JUJ Date Prep: Tech: JUJ
Anal seq: 646712 Prep seq:

Parameter	CAS Number	Result	MQL UnAdj	MQL Adj	MDL UnAdj	SQL	Units	Flag	Dil
Percent Moisture		20.3					%		

XENCO Laboratories

Certificate of Analytical Results 239862

nelac accredited

3TM International, Houston , TX

Koppers Wood Preserving

Sample Id: **3TM-KP-DS-BB-11D** Matrix: WATER Sample Depth:
Lab Sample Id: **239862-121** Date Collected: Jan-13-04 13:20 Date Received: Jan-19-04 14:05

Analytical Method: **SVOAs by EPA 8270C** % Moist: Prep Method: 3510C
Date Anal: Jan-21-04 14:29 Analyst: MAD Date Prep: Jan-20-04 09:16 Tech: MAD
Anal seq: 646783 Prep seq: 465214

Parameter	CAS Number	Result	MQL UnAdj	MQL Adj	MDL UnAdj	SQL	Units	Flag	Dil
Acenaphthene	83-32-9	0.598	0.005	0.050	0.0010	0.010	mg/L	D	10
Acenaphthylene	208-96-8	0.015	0.005	0.005	0.0010	0.001	mg/L		1
Aniline (Phenylamine, Aminobenzene)	62-53-3	U	0.020	0.020	0.0010	0.001	mg/L	U	1
Anthracene	120-12-7	0.170	0.005	0.005	0.0010	0.001	mg/L		1
Benzo(a)anthracene	56-55-3	0.081	0.005	0.005	0.0010	0.001	mg/L		1
Benzo(a)pyrene	50-32-8	0.029	0.005	0.005	0.0010	0.001	mg/L		1
Benzo(b)fluoranthene	205-99-2	0.045	0.005	0.005	0.0010	0.001	mg/L		1
Benzo(g,h,i)perylene	191-24-2	0.006	0.005	0.005	0.0010	0.001	mg/L		1
Benzo(k)fluoranthene	207-08-9	0.017	0.005	0.005	0.0010	0.001	mg/L		1
Benzoic Acid	65-85-0	U	0.030	0.030	0.0095	0.009	mg/L	U	1
Benzyl Butyl Phthalate	85-68-7	U	0.005	0.005	0.0010	0.001	mg/L	U	1
bis(2-chloroethoxy) methane	111-91-1	U	0.010	0.010	0.0010	0.001	mg/L	U	1
bis(2-chloroethyl) ether	111-44-4	U	0.010	0.010	0.0010	0.001	mg/L	U	1
bis(2-chloroisopropyl) ether	108-60-1	U	0.010	0.010	0.0010	0.001	mg/L	U	1
bis(2-ethylhexyl) phthalate	117-81-7	U	0.005	0.005	0.0010	0.001	mg/L	U	1
4-Bromophenyl-phenylether	101-55-3	U	0.010	0.010	0.0010	0.001	mg/L	U	1
di-n-Butyl Phthalate	84-74-2	U	0.005	0.005	0.0026	0.003	mg/L	U	1
4-chloro-3-methylphenol	59-50-7	U	0.010	0.010	0.0011	0.001	mg/L	U	1
4-Chloroaniline	106-47-8	U	0.020	0.020	0.0010	0.001	mg/L	U	1
2-Chloronaphthalene	91-58-7	U	0.010	0.010	0.0010	0.001	mg/L	U	1
2-Chlorophenol	95-57-8	U	0.010	0.010	0.0010	0.001	mg/L	U	1
4-Chlorophenyl Phenyl Ether	7005-72-3	U	0.010	0.010	0.0010	0.001	mg/L	U	1
Chrysene	218-01-9	0.069	0.005	0.005	0.0010	0.001	mg/L		1
Dibenz(a,h)Anthracene	53-70-3	0.002	0.005	0.005	0.0010	0.001	mg/L	J	1
Dibenzofuran	132-64-9	0.449	0.010	0.100	0.0010	0.010	mg/L	D	10
1,2-Dichlorobenzene	95-50-1	U	0.010	0.010	0.0010	0.001	mg/L	U	1
1,3-Dichlorobenzene	541-73-1	U	0.010	0.010	0.0010	0.001	mg/L	U	1
1,4-Dichlorobenzene	106-46-7	U	0.010	0.010	0.0010	0.001	mg/L	U	1
3,3-Dichlorobenzidine	91-94-1	U	0.010	0.010	0.0020	0.002	mg/L	U	1
2,4-Dichlorophenol	120-83-2	U	0.010	0.010	0.0010	0.001	mg/L	U	1
Diethyl Phthalate	84-66-2	U	0.005	0.005	0.0010	0.001	mg/L	U	1
Dimethyl Phthalate	131-11-3	U	0.005	0.005	0.0010	0.001	mg/L	U	1
2,4-Dimethylphenol	105-67-9	0.010	0.010	0.010	0.0011	0.001	mg/L		1
4,6-dinitro-2-methyl phenol	534-52-1	U	0.010	0.010	0.0012	0.001	mg/L	U	1
2,4-Dinitrophenol	51-28-5	U	0.010	0.010	0.0010	0.001	mg/L	U	1
2,4-Dinitrotoluene	121-14-2	U	0.010	0.010	0.0010	0.001	mg/L	U	1
2,6-Dinitrotoluene	606-20-2	U	0.010	0.010	0.0010	0.001	mg/L	U	1
Fluoranthene	206-44-0	0.460	0.005	0.050	0.0010	0.010	mg/L	D	10
Fluorene	86-73-7	0.477	0.005	0.050	0.0010	0.010	mg/L	D	10
Hexachlorobenzene	118-74-1	U	0.010	0.010	0.0010	0.001	mg/L	U	1
Hexachlorobutadiene	87-68-3	U	0.005	0.005	0.0010	0.001	mg/L	U	1
Hexachlorocyclopentadiene	77-47-4	U	0.010	0.010	0.0010	0.001	mg/L	U	1
Hexachloroethane	67-72-1	U	0.010	0.010	0.0010	0.001	mg/L	U	1
Indeno(1,2,3-c,d)Pyrene	193-39-5	0.009	0.005	0.005	0.0010	0.001	mg/L		1
Isophorone	78-59-1	U	0.010	0.010	0.0013	0.001	mg/L	U	1

XENCO Laboratories

Certificate of Analytical Results 239862

nelac accredited

3TM International, Houston , TX

Koppers Wood Preserving

Sample Id: **3TM-KP-DS-BB-11D** Matrix: WATER Sample Depth:

Lab Sample Id: **239862-121** Date Collected: Jan-13-04 13:20 Date Received: Jan-19-04 14:05

Analytical Method: **SVOAs by EPA 8270C** % Moist: Prep Method: 3510C

Date Anal: Jan-21-04 14:29 Analyst: MAD Date Prep: Jan-20-04 09:16 Tech: MAD

Anal seq: 646783 Prep seq: 465214

Parameter	CAS Number	Result	MQL UnAdj	MQL Adj	MDL UnAdj	SQL	Units	Flag	Dil
2-Methylnaphthalene	91-57-6	0.370	0.005	0.050	0.0011	0.011	mg/L	D	10
2-methylphenol	95-48-7	0.001	0.010	0.010	0.0013	0.001	mg/L	J	1
3&4-Methylphenol		0.002	0.010	0.010	0.0015	0.002	mg/L	J	1
Naphthalene	91-20-3	0.062	0.005	0.005	0.0010	0.001	mg/L		1
4-Nitroaniline	100-01-6	U	0.020	0.020	0.0011	0.001	mg/L	U	1
3-Nitroaniline	99-09-2	U	0.010	0.010	0.0021	0.002	mg/L	U	1
2-Nitroaniline	88-74-4	U	0.007	0.007	0.0010	0.001	mg/L	U	1
Nitrobenzene	98-95-3	U	0.010	0.010	0.0010	0.001	mg/L	U	1
2-Nitrophenol	88-75-5	U	0.010	0.010	0.0010	0.001	mg/L	U	1
4-Nitrophenol	100-02-7	U	0.010	0.010	0.0010	0.001	mg/L	U	1
N-Nitrosodi-n-Propylamine	621-64-7	U	0.010	0.010	0.0010	0.001	mg/L	U	1
N-Nitrosodiphenylamine	86-30-6	U	0.010	0.010	0.0017	0.002	mg/L	U	1
di-n-Octyl Phthalate	117-84-0	U	0.005	0.005	0.0010	0.001	mg/L	U	1
Pentachlorophenol	87-86-5	U	0.010	0.010	0.0010	0.001	mg/L	U	1
Phenanthrene	85-01-8	1.17	0.005	0.050	0.0012	0.012	mg/L	D	10
Phenol	108-95-2	U	0.010	0.010	0.0010	0.001	mg/L	U	1
Pyrene	129-00-0	0.275	0.005	0.005	0.0010	0.001	mg/L		1
Pyridine	110-86-1	U	0.010	0.010	0.0035	0.004	mg/L	U	1
1,2,4-Trichlorobenzene	120-82-1	U	0.010	0.010	0.0010	0.001	mg/L	U	1
2,4,6-Trichlorophenol	88-06-2	U	0.010	0.010	0.0010	0.001	mg/L	U	1
2,4,5-Trichlorophenol	95-95-4	U	0.010	0.010	0.0010	0.001	mg/L	U	1

XENCO laboratories

Certificate of Analytical Results 239862

nelac accredited

3TM International, Houston , TX

Koppers Wood Preserving

Sample Id: **3TM-KP-DS-BB-11D (0-3)** Matrix: SOIL Sample Depth: 0 - 3 ft
Lab Sample Id: **239862-125** Date Collected: Jan-13-04 13:50 Date Received: Jan-19-04 14:05

Analytical Method: **SVOAs by EPA 8270C** % Moist: 21.71 Prep Method: 3550B
Date Anal: Jan-27-04 03:53 Analyst: JBU Date Prep: Jan-21-04 15:15 Tech: JBU
Anal seq: 646791 Prep seq: 465253

Parameter	CAS Number	Result	MQL UnAdj	MQL Adj	MDL UnAdj	SQL	Units	Flag	Dil
Acenaphthene	83-32-9	7.06	0.167	0.213	0.0333	0.043	mg/kg		1
Acenaphthylene	208-96-8	0.091	0.167	0.213	0.0333	0.043	mg/kg	J	1
Aniline (Phenylamine, Aminobenzene)	62-53-3	U	0.667	0.851	0.0353	0.045	mg/kg	U	1
Anthracene	120-12-7	2.26	0.167	0.213	0.0446	0.057	mg/kg		1
Benzo(a)anthracene	56-55-3	2.11	0.167	0.213	0.0333	0.043	mg/kg		1
Benzo(a)pyrene	50-32-8	0.396	0.167	0.213	0.0333	0.043	mg/kg		1
Benzo(b)fluoranthene	205-99-2	0.768	0.167	0.213	0.0333	0.043	mg/kg		1
Benzo(g,h,i)perylene	191-24-2	0.124	0.167	0.213	0.0333	0.043	mg/kg	J	1
Benzo(k)fluoranthene	207-08-9	0.284	0.167	0.213	0.0340	0.043	mg/kg		1
Benzoic Acid	65-85-0	U	1.00	1.28	0.2980	0.381	mg/kg	U	1
Benzyl Butyl Phthalate	85-68-7	U	0.167	0.213	0.0382	0.049	mg/kg	U	1
bis(2-chloroethoxy) methane	111-91-1	U	0.333	0.425	0.0333	0.043	mg/kg	U	1
bis(2-chloroethyl) ether	111-44-4	U	0.333	0.425	0.0333	0.043	mg/kg	U	1
bis(2-chloroisopropyl) ether	108-60-1	U	0.333	0.425	0.0455	0.058	mg/kg	U	1
bis(2-ethylhexyl) phthalate	117-81-7	0.115	0.167	0.213	0.0333	0.043	mg/kg	J	1
4-Bromophenyl-phenylether	101-55-3	U	0.333	0.425	0.0452	0.058	mg/kg	U	1
di-n-Butyl Phthalate	84-74-2	U	0.167	0.213	0.0333	0.043	mg/kg	U	1
4-chloro-3-methylphenol	59-50-7	U	0.333	0.425	0.0407	0.052	mg/kg	U	1
4-Chloroaniline	106-47-8	U	0.667	0.851	0.0333	0.043	mg/kg	U	1
2-Chloronaphthalene	91-58-7	U	0.333	0.425	0.0333	0.043	mg/kg	U	1
2-Chlorophenol	95-57-8	U	0.333	0.425	0.0333	0.043	mg/kg	U	1
4-Chlorophenyl Phenyl Ether	7005-72-3	U	0.333	0.425	0.0333	0.043	mg/kg	U	1
Chrysene	218-01-9	1.10	0.167	0.213	0.0333	0.043	mg/kg		1
Dibenz(a,h)Anthracene	53-70-3	U	0.167	0.213	0.0404	0.052	mg/kg	U	1
Dibenzofuran	132-64-9	6.13	0.333	4.25	0.0369	0.471	mg/kg	D	10
1,2-Dichlorobenzene	95-50-1	U	0.333	0.425	0.0333	0.043	mg/kg	U	1
1,3-Dichlorobenzene	541-73-1	U	0.333	0.425	0.0333	0.043	mg/kg	U	1
1,4-Dichlorobenzene	106-46-7	U	0.333	0.425	0.0376	0.048	mg/kg	U	1
3,3-Dichlorobenzidine	91-94-1	U	0.333	0.425	0.0637	0.081	mg/kg	U	1
2,4-Dichlorophenol	120-83-2	U	0.333	0.425	0.0333	0.043	mg/kg	U	1
Diethyl Phthalate	84-66-2	U	0.167	0.213	0.0333	0.043	mg/kg	U	1
Dimethyl Phthalate	131-11-3	U	0.167	0.213	0.0379	0.048	mg/kg	U	1
2,4-Dimethylphenol	105-67-9	U	0.333	0.425	0.0333	0.043	mg/kg	U	1
4,6-dinitro-2-methyl phenol	534-52-1	U	0.333	0.425	0.0377	0.048	mg/kg	U	1
2,4-Dinitrophenol	51-28-5	U	0.333	0.425	0.0333	0.043	mg/kg	U	1
2,4-Dinitrotoluene	121-14-2	U	0.333	0.425	0.0436	0.056	mg/kg	U	1
2,6-Dinitrotoluene	606-20-2	U	0.333	0.425	0.0333	0.043	mg/kg	U	1
Fluoranthene	206-44-0	9.03	0.167	0.213	0.0367	0.047	mg/kg		1
Fluorene	86-73-7	6.92	0.167	0.213	0.0333	0.043	mg/kg		1
Hexachlorobenzene	118-74-1	U	0.333	0.425	0.0337	0.043	mg/kg	U	1
Hexachlorobutadiene	87-68-3	U	0.333	0.425	0.0333	0.043	mg/kg	U	1
Hexachlorocyclopentadiene	77-47-4	U	0.333	0.425	0.0333	0.043	mg/kg	U	1
Hexachloroethane	67-72-1	U	0.333	0.425	0.0357	0.046	mg/kg	U	1
Indeno(1,2,3-c,d)Pyrene	193-39-5	U	0.167	0.213	0.0487	0.062	mg/kg	U	1
Isophorone	78-59-1	U	0.333	0.425	0.0540	0.069	mg/kg	U	1

Certificate of Analytical Results 239862

3TM International, Houston , TX

Koppers Wood Preserving

Sample Id: **3TM-KP-DS-BB-11D (0-3)** Matrix: SOIL Sample Depth: 0 - 3 ft
Lab Sample Id: **239862-125** Date Collected: Jan-13-04 13:50 Date Received: Jan-19-04 14:05

Analytical Method: **SVOAs by EPA 8270C** % Moist: 21.71 Prep Method: 3550B
Date Anal: Jan-27-04 03:53 Analyst: JBU Date Prep: Jan-21-04 15:15 Tech: JBU
Anal seq: 646791 Prep seq: 465253

Parameter	CAS Number	Result	MQL UnAdj	MQL Adj	MDL UnAdj	SQL	Units	Flag	Dil
2-Methylnaphthalene	91-57-6	6.78	0.167	0.213	0.0350	0.045	mg/kg		1
2-methylphenol	95-48-7	U	0.333	0.425	0.0415	0.053	mg/kg	U	1
3&4-Methylphenol		U	0.333	0.425	0.0675	0.086	mg/kg	U	1
Naphthalene	91-20-3	13.4	0.167	2.13	0.0357	0.455	mg/kg	D	10
4-Nitroaniline	100-01-6	U	0.667	0.851	0.0560	0.072	mg/kg	U	1
3-Nitroaniline	99-09-2	U	0.333	0.425	0.0709	0.090	mg/kg	U	1
2-Nitroaniline	88-74-4	U	0.333	0.425	0.0348	0.044	mg/kg	U	1
Nitrobenzene	98-95-3	U	0.333	0.425	0.0333	0.043	mg/kg	U	1
2-Nitrophenol	88-75-5	U	0.333	0.425	0.0333	0.043	mg/kg	U	1
4-Nitrophenol	100-02-7	U	0.333	0.425	0.0579	0.074	mg/kg	U	1
N-Nitrosodi-n-Propylamine	621-64-7	U	0.333	0.425	0.0333	0.043	mg/kg	U	1
N-Nitrosodiphenylamine	86-30-6	U	0.333	0.425	0.0402	0.051	mg/kg	U	1
di-n-Octyl Phthalate	117-84-0	U	0.167	0.213	0.0333	0.043	mg/kg	U	1
Pentachlorophenol	87-86-5	U	0.333	0.425	0.0474	0.061	mg/kg	U	1
Phenanthrene	85-01-8	19.7	0.167	2.13	0.0333	0.425	mg/kg	D	10
Phenol	108-95-2	U	0.333	0.425	0.0333	0.043	mg/kg	U	1
Pyrene	129-00-0	6.68	0.167	0.213	0.0380	0.049	mg/kg		1
Pyridine	110-86-1	U	0.333	0.425	0.1230	0.157	mg/kg	U	1
1,2,4-Trichlorobenzene	120-82-1	U	0.333	0.425	0.0333	0.043	mg/kg	U	1
2,4,6-Trichlorophenol	88-06-2	U	0.333	0.425	0.0368	0.047	mg/kg	U	1
2,4,5-Trichlorophenol	95-95-4	U	0.333	0.425	0.0333	0.043	mg/kg	U	1

Analytical Method: **Percent Moisture** % Moist: Prep Method:
Date Anal: Jan-20-04 13:10 Analyst: JUJ Date Prep: Tech: JUJ
Anal seq: 646712 Prep seq:

Parameter	CAS Number	Result	MQL UnAdj	MQL Adj	MDL UnAdj	SQL	Units	Flag	Dil
Percent Moisture		21.7					%		

Certificate of Analytical Results 239862

3TM International, Houston , TX

Koppers Wood Preserving

Sample Id: **Equipment Rinsate** Matrix: WATER Sample Depth:
Lab Sample Id: **239862-126** Date Collected: Jan-11-04 12:00 Date Received: Jan-19-04 14:05

Analytical Method: **SVOAs by EPA 8270C** % Moist: Prep Method: 3510C
Date Anal: Jan-21-04 15:17 Analyst: MAD Date Prep: Jan-20-04 09:20 Tech: MAD
Anal seq: 646783 Prep seq: 465214

Parameter	CAS Number	Result	MQL UnAdj	MQL Adj	MDL UnAdj	SQL	Units	Flag	Dil
Acenaphthene	83-32-9	U	0.005	0.019	0.0010	0.004	mg/L	U	4
Acenaphthylene	208-96-8	U	0.005	0.019	0.0010	0.004	mg/L	U	4
Aniline (Phenylamine, Aminobenzene)	62-53-3	U	0.020	0.077	0.0010	0.004	mg/L	U	4
Anthracene	120-12-7	U	0.005	0.019	0.0010	0.004	mg/L	U	4
Benzo(a)anthracene	56-55-3	U	0.005	0.019	0.0010	0.004	mg/L	U	4
Benzo(a)pyrene	50-32-8	U	0.005	0.019	0.0010	0.004	mg/L	U	4
Benzo(b)fluoranthene	205-99-2	U	0.005	0.019	0.0010	0.004	mg/L	U	4
Benzo(g,h,i)perylene	191-24-2	U	0.005	0.019	0.0010	0.004	mg/L	U	4
Benzo(k)fluoranthene	207-08-9	U	0.005	0.019	0.0010	0.004	mg/L	U	4
Benzoic Acid	65-85-0	U	0.030	0.115	0.0095	0.036	mg/L	U	4
Benzyl Butyl Phthalate	85-68-7	U	0.005	0.019	0.0010	0.004	mg/L	U	4
bis(2-chloroethoxy) methane	111-91-1	U	0.010	0.039	0.0010	0.004	mg/L	U	4
bis(2-chloroethyl) ether	111-44-4	U	0.010	0.039	0.0010	0.004	mg/L	U	4
bis(2-chloroisopropyl) ether	108-60-1	U	0.010	0.039	0.0010	0.004	mg/L	U	4
bis(2-ethylhexyl) phthalate	117-81-7	U	0.005	0.019	0.0010	0.004	mg/L	U	4
4-Bromophenyl-phenylether	101-55-3	U	0.010	0.039	0.0010	0.004	mg/L	U	4
di-n-Butyl Phthalate	84-74-2	U	0.005	0.019	0.0026	0.010	mg/L	U	4
4-chloro-3-methylphenol	59-50-7	U	0.010	0.039	0.0011	0.004	mg/L	U	4
4-Chloroaniline	106-47-8	U	0.020	0.077	0.0010	0.004	mg/L	U	4
2-Chloronaphthalene	91-58-7	U	0.010	0.039	0.0010	0.004	mg/L	U	4
2-Chlorophenol	95-57-8	U	0.010	0.039	0.0010	0.004	mg/L	U	4
4-Chlorophenyl Phenyl Ether	7005-72-3	U	0.010	0.039	0.0010	0.004	mg/L	U	4
Chrysene	218-01-9	U	0.005	0.019	0.0010	0.004	mg/L	U	4
Dibenz(a,h)Anthracene	53-70-3	U	0.005	0.019	0.0010	0.004	mg/L	U	4
Dibenzofuran	132-64-9	U	0.010	0.039	0.0010	0.004	mg/L	U	4
1,2-Dichlorobenzene	95-50-1	U	0.010	0.039	0.0010	0.004	mg/L	U	4
1,3-Dichlorobenzene	541-73-1	U	0.010	0.039	0.0010	0.004	mg/L	U	4
1,4-Dichlorobenzene	106-46-7	U	0.010	0.039	0.0010	0.004	mg/L	U	4
3,3-Dichlorobenzidine	91-94-1	U	0.010	0.039	0.0020	0.008	mg/L	U	4
2,4-Dichlorophenol	120-83-2	U	0.010	0.039	0.0010	0.004	mg/L	U	4
Diethyl Phthalate	84-66-2	U	0.005	0.019	0.0010	0.004	mg/L	U	4
Dimethyl Phthalate	131-11-3	U	0.005	0.019	0.0010	0.004	mg/L	U	4
2,4-Dimethylphenol	105-67-9	U	0.010	0.039	0.0011	0.004	mg/L	U	4
4,6-dinitro-2-methyl phenol	534-52-1	U	0.010	0.039	0.0012	0.005	mg/L	U	4
2,4-Dinitrophenol	51-28-5	U	0.010	0.039	0.0010	0.004	mg/L	U	4
2,4-Dinitrotoluene	121-14-2	U	0.010	0.039	0.0010	0.004	mg/L	U	4
2,6-Dinitrotoluene	606-20-2	U	0.010	0.039	0.0010	0.004	mg/L	U	4
Fluoranthene	206-44-0	U	0.005	0.019	0.0010	0.004	mg/L	U	4
Fluorene	86-73-7	U	0.005	0.019	0.0010	0.004	mg/L	U	4
Hexachlorobenzene	118-74-1	U	0.010	0.039	0.0010	0.004	mg/L	U	4
Hexachlorobutadiene	87-68-3	U	0.005	0.019	0.0010	0.004	mg/L	U	4
Hexachlorocyclopentadiene	77-47-4	U	0.010	0.039	0.0010	0.004	mg/L	U	4
Hexachloroethane	67-72-1	U	0.010	0.039	0.0010	0.004	mg/L	U	4
Indeno(1,2,3-c,d)Pyrene	193-39-5	U	0.005	0.019	0.0010	0.004	mg/L	U	4
Isophorone	78-59-1	U	0.010	0.039	0.0013	0.005	mg/L	U	4

Certificate of Analytical Results 239862

3TM International, Houston , TX

Koppers Wood Preserving

Sample Id: **Equipment Rinsate** Matrix: WATER Sample Depth:
Lab Sample Id: **239862-126** Date Collected: Jan-11-04 12:00 Date Received: Jan-19-04 14:05

Analytical Method: **SVOAs by EPA 8270C** % Moist: Prep Method: 3510C
Date Anal: Jan-21-04 15:17 Analyst: MAD Date Prep: Jan-20-04 09:20 Tech: MAD
Anal seq: 646783 Prep seq: 465214

Parameter	CAS Number	Result	MQL UnAdj	MQL Adj	MDL UnAdj	SQL	Units	Flag	Dil
2-Methylnaphthalene	91-57-6	U	0.005	0.019	0.0011	0.004	mg/L	U	4
2-methylphenol	95-48-7	U	0.010	0.039	0.0013	0.005	mg/L	U	4
3&4-Methylphenol		U	0.010	0.039	0.0015	0.006	mg/L	U	4
Naphthalene	91-20-3	U	0.005	0.019	0.0010	0.004	mg/L	U	4
4-Nitroaniline	100-01-6	U	0.020	0.077	0.0011	0.004	mg/L	U	4
3-Nitroaniline	99-09-2	U	0.010	0.039	0.0021	0.008	mg/L	U	4
2-Nitroaniline	88-74-4	U	0.007	0.027	0.0010	0.004	mg/L	U	4
Nitrobenzene	98-95-3	U	0.010	0.039	0.0010	0.004	mg/L	U	4
2-Nitrophenol	88-75-5	U	0.010	0.039	0.0010	0.004	mg/L	U	4
4-Nitrophenol	100-02-7	U	0.010	0.039	0.0010	0.004	mg/L	U	4
N-Nitrosodi-n-Propylamine	621-64-7	U	0.010	0.039	0.0010	0.004	mg/L	U	4
N-Nitrosodiphenylamine	86-30-6	U	0.010	0.039	0.0017	0.007	mg/L	U	4
di-n-Octyl Phthalate	117-84-0	U	0.005	0.019	0.0010	0.004	mg/L	U	4
Pentachlorophenol	87-86-5	U	0.010	0.039	0.0010	0.004	mg/L	U	4
Phenanthrene	85-01-8	U	0.005	0.019	0.0012	0.005	mg/L	U	4
Phenol	108-95-2	U	0.010	0.039	0.0010	0.004	mg/L	U	4
Pyrene	129-00-0	U	0.005	0.019	0.0010	0.004	mg/L	U	4
Pyridine	110-86-1	U	0.010	0.039	0.0035	0.014	mg/L	U	4
1,2,4-Trichlorobenzene	120-82-1	U	0.010	0.039	0.0010	0.004	mg/L	U	4
2,4,6-Trichlorophenol	88-06-2	U	0.010	0.039	0.0010	0.004	mg/L	U	4
2,4,5-Trichlorophenol	95-95-4	U	0.010	0.039	0.0010	0.004	mg/L	U	4

XENCO Laboratories

Certificate of Analytical Results 239862

nelac accredited

3TM International, Houston , TX

Koppers Wood Preserving

Sample Id: **Field Blank** Matrix: WATER Sample Depth:
Lab Sample Id: **239862-127** Date Collected: Jan-11-04 15:55 Date Received: Jan-19-04 14:05

Analytical Method: **SVOAs by EPA 8270C** % Moist: Prep Method: 3510C
Date Anal: Jan-22-04 14:36 Analyst: MAD Date Prep: Jan-20-04 09:26 Tech: MAD
Anal seq: 646783 Prep seq: 465214

Parameter	CAS Number	Result	MQL UnAdj	MQL Adj	MDL UnAdj	SQL	Units	Flag	Dil
Acenaphthene	83-32-9	U	0.005	0.019	0.0010	0.004	mg/L	U	4
Acenaphthylene	208-96-8	U	0.005	0.019	0.0010	0.004	mg/L	U	4
Aniline (Phenylamine, Aminobenzene)	62-53-3	U	0.020	0.077	0.0010	0.004	mg/L	U	4
Anthracene	120-12-7	U	0.005	0.019	0.0010	0.004	mg/L	U	4
Benzo(a)anthracene	56-55-3	U	0.005	0.019	0.0010	0.004	mg/L	U	4
Benzo(a)pyrene	50-32-8	U	0.005	0.019	0.0010	0.004	mg/L	U	4
Benzo(b)fluoranthene	205-99-2	U	0.005	0.019	0.0010	0.004	mg/L	U	4
Benzo(g,h,i)perylene	191-24-2	U	0.005	0.019	0.0010	0.004	mg/L	U	4
Benzo(k)fluoranthene	207-08-9	U	0.005	0.019	0.0010	0.004	mg/L	U	4
Benzoic Acid	65-85-0	U	0.030	0.115	0.0095	0.036	mg/L	U	4
Benzyl Butyl Phthalate	85-68-7	U	0.005	0.019	0.0010	0.004	mg/L	U	4
bis(2-chloroethoxy) methane	111-91-1	U	0.010	0.039	0.0010	0.004	mg/L	U	4
bis(2-chloroethyl) ether	111-44-4	U	0.010	0.039	0.0010	0.004	mg/L	U	4
bis(2-chloroisopropyl) ether	108-60-1	U	0.010	0.039	0.0010	0.004	mg/L	U	4
bis(2-ethylhexyl) phthalate	117-81-7	U	0.005	0.019	0.0010	0.004	mg/L	U	4
4-Bromophenyl-phenylether	101-55-3	U	0.010	0.039	0.0010	0.004	mg/L	U	4
di-n-Butyl Phthalate	84-74-2	U	0.005	0.019	0.0026	0.010	mg/L	U	4
4-chloro-3-methylphenol	59-50-7	U	0.010	0.039	0.0011	0.004	mg/L	U	4
4-Chloroaniline	106-47-8	U	0.020	0.077	0.0010	0.004	mg/L	U	4
2-Chloronaphthalene	91-58-7	U	0.010	0.039	0.0010	0.004	mg/L	U	4
2-Chlorophenol	95-57-8	U	0.010	0.039	0.0010	0.004	mg/L	U	4
4-Chlorophenyl Phenyl Ether	7005-72-3	U	0.010	0.039	0.0010	0.004	mg/L	U	4
Chrysene	218-01-9	U	0.005	0.019	0.0010	0.004	mg/L	U	4
Dibenz(a,h)Anthracene	53-70-3	U	0.005	0.019	0.0010	0.004	mg/L	U	4
Dibenzofuran	132-64-9	U	0.010	0.039	0.0010	0.004	mg/L	U	4
1,2-Dichlorobenzene	95-50-1	U	0.010	0.039	0.0010	0.004	mg/L	U	4
1,3-Dichlorobenzene	541-73-1	U	0.010	0.039	0.0010	0.004	mg/L	U	4
1,4-Dichlorobenzene	106-46-7	U	0.010	0.039	0.0010	0.004	mg/L	U	4
3,3-Dichlorobenzidine	91-94-1	U	0.010	0.039	0.0020	0.008	mg/L	U	4
2,4-Dichlorophenol	120-83-2	U	0.010	0.039	0.0010	0.004	mg/L	U	4
Diethyl Phthalate	84-66-2	U	0.005	0.019	0.0010	0.004	mg/L	U	4
Dimethyl Phthalate	131-11-3	U	0.005	0.019	0.0010	0.004	mg/L	U	4
2,4-Dimethylphenol	105-67-9	U	0.010	0.039	0.0011	0.004	mg/L	U	4
4,6-dinitro-2-methyl phenol	534-52-1	U	0.010	0.039	0.0012	0.005	mg/L	U	4
2,4-Dinitrophenol	51-28-5	U	0.010	0.039	0.0010	0.004	mg/L	U	4
2,4-Dinitrotoluene	121-14-2	U	0.010	0.039	0.0010	0.004	mg/L	U	4
2,6-Dinitrotoluene	606-20-2	U	0.010	0.039	0.0010	0.004	mg/L	U	4
Fluoranthene	206-44-0	U	0.005	0.019	0.0010	0.004	mg/L	U	4
Fluorene	86-73-7	U	0.005	0.019	0.0010	0.004	mg/L	U	4
Hexachlorobenzene	118-74-1	U	0.010	0.039	0.0010	0.004	mg/L	U	4
Hexachlorobutadiene	87-68-3	U	0.005	0.019	0.0010	0.004	mg/L	U	4
Hexachlorocyclopentadiene	77-47-4	U	0.010	0.039	0.0010	0.004	mg/L	U	4
Hexachloroethane	67-72-1	U	0.010	0.039	0.0010	0.004	mg/L	U	4
Indeno(1,2,3-c,d)Pyrene	193-39-5	U	0.005	0.019	0.0010	0.004	mg/L	U	4
Isophorone	78-59-1	U	0.010	0.039	0.0013	0.005	mg/L	U	4

XENCO Laboratories

Certificate of Analytical Results 239862

nelac accredited

3TM International, Houston , TX

Koppers Wood Preserving

Sample Id: **Field Blank** Matrix: WATER Sample Depth:
Lab Sample Id: **239862-127** Date Collected: Jan-11-04 15:55 Date Received: Jan-19-04 14:05

Analytical Method: **SVOAs by EPA 8270C** % Moist: Prep Method: 3510C
Date Anal: Jan-22-04 14:36 Analyst: MAD Date Prep: Jan-20-04 09:26 Tech: MAD
Anal seq: 646783 Prep seq: 465214

Parameter	CAS Number	Result	MQL UnAdj	MQL Adj	MDL UnAdj	SQL	Units	Flag	Dil
2-Methylnaphthalene	91-57-6	U	0.005	0.019	0.0011	0.004	mg/L	U	4
2-methylphenol	95-48-7	U	0.010	0.039	0.0013	0.005	mg/L	U	4
3&4-Methylphenol		U	0.010	0.039	0.0015	0.006	mg/L	U	4
Naphthalene	91-20-3	U	0.005	0.019	0.0010	0.004	mg/L	U	4
4-Nitroaniline	100-01-6	U	0.020	0.077	0.0011	0.004	mg/L	U	4
3-Nitroaniline	99-09-2	U	0.010	0.039	0.0021	0.008	mg/L	U	4
2-Nitroaniline	88-74-4	U	0.007	0.027	0.0010	0.004	mg/L	U	4
Nitrobenzene	98-95-3	U	0.010	0.039	0.0010	0.004	mg/L	U	4
2-Nitrophenol	88-75-5	U	0.010	0.039	0.0010	0.004	mg/L	U	4
4-Nitrophenol	100-02-7	U	0.010	0.039	0.0010	0.004	mg/L	U	4
N-Nitrosodi-n-Propylamine	621-64-7	U	0.010	0.039	0.0010	0.004	mg/L	U	4
N-Nitrosodiphenylamine	86-30-6	U	0.010	0.039	0.0017	0.007	mg/L	U	4
di-n-Octyl Phthalate	117-84-0	U	0.005	0.019	0.0010	0.004	mg/L	U	4
Pentachlorophenol	87-86-5	U	0.010	0.039	0.0010	0.004	mg/L	U	4
Phenanthrene	85-01-8	U	0.005	0.019	0.0012	0.005	mg/L	U	4
Phenol	108-95-2	U	0.010	0.039	0.0010	0.004	mg/L	U	4
Pyrene	129-00-0	U	0.005	0.019	0.0010	0.004	mg/L	U	4
Pyridine	110-86-1	U	0.010	0.039	0.0035	0.014	mg/L	U	4
1,2,4-Trichlorobenzene	120-82-1	U	0.010	0.039	0.0010	0.004	mg/L	U	4
2,4,6-Trichlorophenol	88-06-2	U	0.010	0.039	0.0010	0.004	mg/L	U	4
2,4,5-Trichlorophenol	95-95-4	U	0.010	0.039	0.0010	0.004	mg/L	U	4

XENCO Laboratories

Certificate of Analytical Results 239862

nelac accredited

3TM International, Houston , TX

Koppers Wood Preserving

Sample Id: **Duplicate 1** Matrix: SOIL Sample Depth:
Lab Sample Id: **239862-128** Date Collected: Jan-09-04 00:00 Date Received: Jan-19-04 14:05

Analytical Method: **SVOAs by EPA 8270C** % Moist: 16.35 Prep Method: 3550B
Date Anal: Jan-28-04 06:56 Analyst: JBU Date Prep: Jan-21-04 15:18 Tech: JBU
Anal seq: 646791 Prep seq: 465253

Parameter	CAS Number	Result	MQL UnAdj	MQL Adj	MDL UnAdj	SQL	Units	Flag	Dil
Acenaphthene	83-32-9	U	0.167	0.199	0.0333	0.040	mg/kg	U	1
Acenaphthylene	208-96-8	U	0.167	0.199	0.0333	0.040	mg/kg	U	1
Aniline (Phenylamine, Aminobenzene)	62-53-3	U	0.667	0.795	0.0353	0.042	mg/kg	U	1
Anthracene	120-12-7	U	0.167	0.199	0.0446	0.053	mg/kg	U	1
Benzo(a)anthracene	56-55-3	U	0.167	0.199	0.0333	0.040	mg/kg	U	1
Benzo(a)pyrene	50-32-8	U	0.167	0.199	0.0333	0.040	mg/kg	U	1
Benzo(b)fluoranthene	205-99-2	U	0.167	0.199	0.0333	0.040	mg/kg	U	1
Benzo(g,h,i)perylene	191-24-2	U	0.167	0.199	0.0333	0.040	mg/kg	U	1
Benzo(k)fluoranthene	207-08-9	U	0.167	0.199	0.0340	0.041	mg/kg	U	1
Benzoic Acid	65-85-0	U	1.00	1.19	0.2980	0.356	mg/kg	U	1
Benzyl Butyl Phthalate	85-68-7	U	0.167	0.199	0.0382	0.046	mg/kg	U	1
bis(2-chloroethoxy) methane	111-91-1	U	0.333	0.398	0.0333	0.040	mg/kg	U	1
bis(2-chloroethyl) ether	111-44-4	U	0.333	0.398	0.0333	0.040	mg/kg	U	1
bis(2-chloroisopropyl) ether	108-60-1	U	0.333	0.398	0.0455	0.054	mg/kg	U	1
bis(2-ethylhexyl) phthalate	117-81-7	U	0.167	0.199	0.0333	0.040	mg/kg	U	1
4-Bromophenyl-phenylether	101-55-3	U	0.333	0.398	0.0452	0.054	mg/kg	U	1
di-n-Butyl Phthalate	84-74-2	U	0.167	0.199	0.0333	0.040	mg/kg	U	1
4-chloro-3-methylphenol	59-50-7	U	0.333	0.398	0.0407	0.049	mg/kg	U	1
4-Chloroaniline	106-47-8	U	0.667	0.795	0.0333	0.040	mg/kg	U	1
2-Chloronaphthalene	91-58-7	U	0.333	0.398	0.0333	0.040	mg/kg	U	1
2-Chlorophenol	95-57-8	U	0.333	0.398	0.0333	0.040	mg/kg	U	1
4-Chlorophenyl Phenyl Ether	7005-72-3	U	0.333	0.398	0.0333	0.040	mg/kg	U	1
Chrysene	218-01-9	U	0.167	0.199	0.0333	0.040	mg/kg	U	1
Dibenz(a,h)Anthracene	53-70-3	U	0.167	0.199	0.0404	0.048	mg/kg	U	1
Dibenzofuran	132-64-9	U	0.333	0.398	0.0369	0.044	mg/kg	U	1
1,2-Dichlorobenzene	95-50-1	U	0.333	0.398	0.0333	0.040	mg/kg	U	1
1,3-Dichlorobenzene	541-73-1	U	0.333	0.398	0.0333	0.040	mg/kg	U	1
1,4-Dichlorobenzene	106-46-7	U	0.333	0.398	0.0376	0.045	mg/kg	U	1
3,3-Dichlorobenzidine	91-94-1	U	0.333	0.398	0.0637	0.076	mg/kg	U	1
2,4-Dichlorophenol	120-83-2	U	0.333	0.398	0.0333	0.040	mg/kg	U	1
Diethyl Phthalate	84-66-2	U	0.167	0.199	0.0333	0.040	mg/kg	U	1
Dimethyl Phthalate	131-11-3	U	0.167	0.199	0.0379	0.045	mg/kg	U	1
2,4-Dimethylphenol	105-67-9	U	0.333	0.398	0.0333	0.040	mg/kg	U	1
4,6-dinitro-2-methyl phenol	534-52-1	U	0.333	0.398	0.0377	0.045	mg/kg	U	1
2,4-Dinitrophenol	51-28-5	U	0.333	0.398	0.0333	0.040	mg/kg	U	1
2,4-Dinitrotoluene	121-14-2	U	0.333	0.398	0.0436	0.052	mg/kg	U	1
2,6-Dinitrotoluene	606-20-2	U	0.333	0.398	0.0333	0.040	mg/kg	U	1
Fluoranthene	206-44-0	U	0.167	0.199	0.0367	0.044	mg/kg	U	1
Fluorene	86-73-7	U	0.167	0.199	0.0333	0.040	mg/kg	U	1
Hexachlorobenzene	118-74-1	U	0.333	0.398	0.0337	0.040	mg/kg	U	1
Hexachlorobutadiene	87-68-3	U	0.333	0.398	0.0333	0.040	mg/kg	U	1
Hexachlorocyclopentadiene	77-47-4	U	0.333	0.398	0.0333	0.040	mg/kg	U	1
Hexachloroethane	67-72-1	U	0.333	0.398	0.0357	0.043	mg/kg	U	1
Indeno(1,2,3-c,d)Pyrene	193-39-5	U	0.167	0.199	0.0487	0.058	mg/kg	U	1
Isophorone	78-59-1	U	0.333	0.398	0.0540	0.064	mg/kg	U	1

Certificate of Analytical Results 239862

3TM International, Houston , TX

Koppers Wood Preserving

Sample Id: **Duplicate 1** | Matrix: SOIL | Sample Depth:
Lab Sample Id: **239862-128** | Date Collected: Jan-09-04 00:00 | Date Received: Jan-19-04 14:05

Analytical Method: **SVOAs by EPA 8270C** | % Moist: 16.35 | Prep Method: 3550B
Date Anal: Jan-28-04 06:56 | Analyst: JBU | Date Prep: Jan-21-04 15:18 | Tech: JBU
Anal seq: 646791 | Prep seq: 465253

Parameter	CAS Number	Result	MQL UnAdj	MQL Adj	MDL UnAdj	SQL	Units	Flag	Dil
2-Methylnaphthalene	91-57-6	U	0.167	0.199	0.0350	0.042	mg/kg	U	1
2-methylphenol	95-48-7	U	0.333	0.398	0.0415	0.050	mg/kg	U	1
3&4-Methylphenol		U	0.333	0.398	0.0675	0.081	mg/kg	U	1
Naphthalene	91-20-3	U	0.167	0.199	0.0357	0.043	mg/kg	U	1
4-Nitroaniline	100-01-6	U	0.667	0.795	0.0560	0.067	mg/kg	U	1
3-Nitroaniline	99-09-2	U	0.333	0.398	0.0709	0.085	mg/kg	U	1
2-Nitroaniline	88-74-4	U	0.333	0.398	0.0348	0.042	mg/kg	U	1
Nitrobenzene	98-95-3	U	0.333	0.398	0.0333	0.040	mg/kg	U	1
2-Nitrophenol	88-75-5	U	0.333	0.398	0.0333	0.040	mg/kg	U	1
4-Nitrophenol	100-02-7	U	0.333	0.398	0.0579	0.069	mg/kg	U	1
N-Nitrosodi-n-Propylamine	621-64-7	U	0.333	0.398	0.0333	0.040	mg/kg	U	1
N-Nitrosodiphenylamine	86-30-6	U	0.333	0.398	0.0402	0.048	mg/kg	U	1
di-n-Octyl Phthalate	117-84-0	U	0.167	0.199	0.0333	0.040	mg/kg	U	1
Pentachlorophenol	87-86-5	U	0.333	0.398	0.0474	0.057	mg/kg	U	1
Phenanthrene	85-01-8	U	0.167	0.199	0.0333	0.040	mg/kg	U	1
Phenol	108-95-2	U	0.333	0.398	0.0333	0.040	mg/kg	U	1
Pyrene	129-00-0	U	0.167	0.199	0.0380	0.045	mg/kg	U	1
Pyridine	110-86-1	U	0.333	0.398	0.1230	0.146	mg/kg	U	1
1,2,4-Trichlorobenzene	120-82-1	U	0.333	0.398	0.0333	0.040	mg/kg	U	1
2,4,6-Trichlorophenol	88-06-2	U	0.333	0.398	0.0368	0.044	mg/kg	U	1
2,4,5-Trichlorophenol	95-95-4	U	0.333	0.398	0.0333	0.040	mg/kg	U	1

Analytical Method: **Percent Moisture** | % Moist: | Prep Method:
Date Anal: Jan-20-04 13:14 | Analyst: JUJ | Date Prep: | Tech: JUJ
Anal seq: 646712 | Prep seq:

Parameter	CAS Number	Result	MQL UnAdj	MQL Adj	MDL UnAdj	SQL	Units	Flag	Dil
Percent Moisture		16.4					%		

XENCO Laboratories

Certificate of Analytical Results 239862

nelac accredited

3TM International, Houston , TX

Koppers Wood Preserving

Sample Id: **Duplicate 2** Matrix: SOIL Sample Depth:
Lab Sample Id: **239862-129** Date Collected: Jan-09-04 00:00 Date Received: Jan-19-04 14:05

Analytical Method: **SVOAs by EPA 8270C** % Moist: 18.57 Prep Method: 3550B
Date Anal: Jan-27-04 05:17 Analyst: JBU Date Prep: Jan-21-04 15:21 Tech: JBU
Anal seq: 646791 Prep seq: 465253

Parameter	CAS Number	Result	MQL UnAdj	MQL Adj	MDL UnAdj	SQL	Units	Flag	Dil
Acenaphthene	83-32-9	U	0.167	0.205	0.0333	0.041	mg/kg	U	1
Acenaphthylene	208-96-8	U	0.167	0.205	0.0333	0.041	mg/kg	U	1
Aniline (Phenylamine, Aminobenzene)	62-53-3	U	0.667	0.818	0.0353	0.043	mg/kg	U	1
Anthracene	120-12-7	U	0.167	0.205	0.0446	0.055	mg/kg	U	1
Benzo(a)anthracene	56-55-3	0.093	0.167	0.205	0.0333	0.041	mg/kg	J	1
Benzo(a)pyrene	50-32-8	U	0.167	0.205	0.0333	0.041	mg/kg	U	1
Benzo(b)fluoranthene	205-99-2	0.078	0.167	0.205	0.0333	0.041	mg/kg	J	1
Benzo(g,h,i)perylene	191-24-2	U	0.167	0.205	0.0333	0.041	mg/kg	U	1
Benzo(k)fluoranthene	207-08-9	U	0.167	0.205	0.0340	0.042	mg/kg	U	1
Benzoic Acid	65-85-0	U	1.00	1.23	0.2980	0.366	mg/kg	U	1
Benzyl Butyl Phthalate	85-68-7	U	0.167	0.205	0.0382	0.047	mg/kg	U	1
bis(2-chloroethoxy) methane	111-91-1	U	0.333	0.409	0.0333	0.041	mg/kg	U	1
bis(2-chloroethyl) ether	111-44-4	U	0.333	0.409	0.0333	0.041	mg/kg	U	1
bis(2-chloroisopropyl) ether	108-60-1	U	0.333	0.409	0.0455	0.056	mg/kg	U	1
bis(2-ethylhexyl) phthalate	117-81-7	U	0.167	0.205	0.0333	0.041	mg/kg	U	1
4-Bromophenyl-phenylether	101-55-3	U	0.333	0.409	0.0452	0.056	mg/kg	U	1
di-n-Butyl Phthalate	84-74-2	U	0.167	0.205	0.0333	0.041	mg/kg	U	1
4-chloro-3-methylphenol	59-50-7	U	0.333	0.409	0.0407	0.050	mg/kg	U	1
4-Chloroaniline	106-47-8	U	0.667	0.818	0.0333	0.041	mg/kg	U	1
2-Chloronaphthalene	91-58-7	U	0.333	0.409	0.0333	0.041	mg/kg	U	1
2-Chlorophenol	95-57-8	U	0.333	0.409	0.0333	0.041	mg/kg	U	1
4-Chlorophenyl Phenyl Ether	7005-72-3	U	0.333	0.409	0.0333	0.041	mg/kg	U	1
Chrysene	218-01-9	0.093	0.167	0.205	0.0333	0.041	mg/kg	J	1
Dibenz(a,h)Anthracene	53-70-3	U	0.167	0.205	0.0404	0.050	mg/kg	U	1
Dibenzofuran	132-64-9	U	0.333	0.409	0.0369	0.045	mg/kg	U	1
1,2-Dichlorobenzene	95-50-1	U	0.333	0.409	0.0333	0.041	mg/kg	U	1
1,3-Dichlorobenzene	541-73-1	U	0.333	0.409	0.0333	0.041	mg/kg	U	1
1,4-Dichlorobenzene	106-46-7	U	0.333	0.409	0.0376	0.046	mg/kg	U	1
3,3-Dichlorobenzidine	91-94-1	U	0.333	0.409	0.0637	0.078	mg/kg	U	1
2,4-Dichlorophenol	120-83-2	U	0.333	0.409	0.0333	0.041	mg/kg	U	1
Diethyl Phthalate	84-66-2	U	0.167	0.205	0.0333	0.041	mg/kg	U	1
Dimethyl Phthalate	131-11-3	U	0.167	0.205	0.0379	0.047	mg/kg	U	1
2,4-Dimethylphenol	105-67-9	U	0.333	0.409	0.0333	0.041	mg/kg	U	1
4,6-dinitro-2-methyl phenol	534-52-1	U	0.333	0.409	0.0377	0.046	mg/kg	U	1
2,4-Dinitrophenol	51-28-5	U	0.333	0.409	0.0333	0.041	mg/kg	U	1
2,4-Dinitrotoluene	121-14-2	U	0.333	0.409	0.0436	0.054	mg/kg	U	1
2,6-Dinitrotoluene	606-20-2	U	0.333	0.409	0.0333	0.041	mg/kg	U	1
Fluoranthene	206-44-0	U	0.167	0.205	0.0367	0.045	mg/kg	U	1
Fluorene	86-73-7	U	0.167	0.205	0.0333	0.041	mg/kg	U	1
Hexachlorobenzene	118-74-1	U	0.333	0.409	0.0337	0.041	mg/kg	U	1
Hexachlorobutadiene	87-68-3	U	0.333	0.409	0.0333	0.041	mg/kg	U	1
Hexachlorocyclopentadiene	77-47-4	U	0.333	0.409	0.0333	0.041	mg/kg	U	1
Hexachloroethane	67-72-1	U	0.333	0.409	0.0357	0.044	mg/kg	U	1
Indeno(1,2,3-c,d)Pyrene	193-39-5	U	0.167	0.205	0.0487	0.060	mg/kg	U	1
Isophorone	78-59-1	U	0.333	0.409	0.0540	0.066	mg/kg	U	1

Certificate of Analytical Results 239862

3TM International, Houston , TX

Koppers Wood Preserving

Sample Id: **Duplicate 2** Matrix: SOIL Sample Depth:
Lab Sample Id: **239862-129** Date Collected: Jan-09-04 00:00 Date Received: Jan-19-04 14:05

Analytical Method: **SVOAs by EPA 8270C** % Moist: 18.57 Prep Method: 3550B
Date Anal: Jan-27-04 05:17 Analyst: JBU Date Prep: Jan-21-04 15:21 Tech: JBU
Anal seq: 646791 Prep seq: 465253

Parameter	CAS Number	Result	MQL UnAdj	MQL Adj	MDL UnAdj	SQL	Units	Flag	Dil
2-Methylnaphthalene	91-57-6	U	0.167	0.205	0.0350	0.043	mg/kg	U	1
2-methylphenol	95-48-7	U	0.333	0.409	0.0415	0.051	mg/kg	U	1
3&4-Methylphenol		U	0.333	0.409	0.0675	0.083	mg/kg	U	1
Naphthalene	91-20-3	U	0.167	0.205	0.0357	0.044	mg/kg	U	1
4-Nitroaniline	100-01-6	U	0.667	0.818	0.0560	0.069	mg/kg	U	1
3-Nitroaniline	99-09-2	U	0.333	0.409	0.0709	0.087	mg/kg	U	1
2-Nitroaniline	88-74-4	U	0.333	0.409	0.0348	0.043	mg/kg	U	1
Nitrobenzene	98-95-3	U	0.333	0.409	0.0333	0.041	mg/kg	U	1
2-Nitrophenol	88-75-5	U	0.333	0.409	0.0333	0.041	mg/kg	U	1
4-Nitrophenol	100-02-7	U	0.333	0.409	0.0579	0.071	mg/kg	U	1
N-Nitrosodi-n-Propylamine	621-64-7	U	0.333	0.409	0.0333	0.041	mg/kg	U	1
N-Nitrosodiphenylamine	86-30-6	U	0.333	0.409	0.0402	0.049	mg/kg	U	1
di-n-Octyl Phthalate	117-84-0	U	0.167	0.205	0.0333	0.041	mg/kg	U	1
Pentachlorophenol	87-86-5	U	0.333	0.409	0.0474	0.058	mg/kg	U	1
Phenanthrene	85-01-8	U	0.167	0.205	0.0333	0.041	mg/kg	U	1
Phenol	108-95-2	U	0.333	0.409	0.0333	0.041	mg/kg	U	1
Pyrene	129-00-0	0.084	0.167	0.205	0.0380	0.047	mg/kg	J	1
Pyridine	110-86-1	U	0.333	0.409	0.1230	0.151	mg/kg	U	1
1,2,4-Trichlorobenzene	120-82-1	U	0.333	0.409	0.0333	0.041	mg/kg	U	1
2,4,6-Trichlorophenol	88-06-2	U	0.333	0.409	0.0368	0.045	mg/kg	U	1
2,4,5-Trichlorophenol	95-95-4	U	0.333	0.409	0.0333	0.041	mg/kg	U	1

Analytical Method: **Percent Moisture** % Moist: Prep Method:
Date Anal: Jan-20-04 13:16 Analyst: JUJ Date Prep: Tech: JUJ
Anal seq: 646712 Prep seq:

Parameter	CAS Number	Result	MQL UnAdj	MQL Adj	MDL UnAdj	SQL	Units	Flag	Dil
Percent Moisture		18.6					%		

Certificate of Analytical Results 239862

3TM International, Houston , TX

Koppers Wood Preserving

Sample Id: **3TM-KP-DS-BB-3A MS/MSD (0-** Matrix: SOIL Sample Depth: 0 - 3 ft
Lab Sample Id: **239862-130** Date Collected: Jan-11-04 09:50 Date Received: Jan-19-04 14:05

Analytical Method: **SVOAs by EPA 8270C** % Moist: 19.85 Prep Method: 3550B
Date Anal: Jan-28-04 04:38 Analyst: JBU Date Prep: Jan-21-04 11:00 Tech: JBU
Anal seq: 647001 Prep seq: 465247

Parameter	CAS Number	Result	MQL UnAdj	MQL Adj	MDL UnAdj	SQL	Units	Flag	Dil
Acenaphthene	83-32-9	U	0.167	0.208	0.0333	0.042	mg/kg	U	1
Acenaphthylene	208-96-8	U	0.167	0.208	0.0333	0.042	mg/kg	U	1
Aniline (Phenylamine, Aminobenzene)	62-53-3	U	0.667	0.831	0.0353	0.044	mg/kg	U	1
Anthracene	120-12-7	U	0.167	0.208	0.0446	0.056	mg/kg	U	1
Benzo(a)anthracene	56-55-3	U	0.167	0.208	0.0333	0.042	mg/kg	U	1
Benzo(a)pyrene	50-32-8	U	0.167	0.208	0.0333	0.042	mg/kg	U	1
Benzo(b)fluoranthene	205-99-2	U	0.167	0.208	0.0333	0.042	mg/kg	U	1
Benzo(g,h,i)perylene	191-24-2	U	0.167	0.208	0.0333	0.042	mg/kg	U	1
Benzo(k)fluoranthene	207-08-9	U	0.167	0.208	0.0340	0.042	mg/kg	U	1
Benzoic Acid	65-85-0	U	1.00	1.25	0.2980	0.372	mg/kg	U	1
Benzyl Butyl Phthalate	85-68-7	U	0.167	0.208	0.0382	0.048	mg/kg	U	1
bis(2-chloroethoxy) methane	111-91-1	U	0.333	0.416	0.0333	0.042	mg/kg	U	1
bis(2-chloroethyl) ether	111-44-4	U	0.333	0.416	0.0333	0.042	mg/kg	U	1
bis(2-chloroisopropyl) ether	108-60-1	U	0.333	0.416	0.0455	0.057	mg/kg	U	1
bis(2-ethylhexyl) phthalate	117-81-7	U	0.167	0.208	0.0333	0.042	mg/kg	U	1
4-Bromophenyl-phenylether	101-55-3	U	0.333	0.416	0.0452	0.056	mg/kg	U	1
di-n-Butyl Phthalate	84-74-2	U	0.167	0.208	0.0333	0.042	mg/kg	U	1
4-chloro-3-methylphenol	59-50-7	U	0.333	0.416	0.0407	0.051	mg/kg	U	1
4-Chloroaniline	106-47-8	U	0.667	0.831	0.0333	0.042	mg/kg	U	1
2-Chloronaphthalene	91-58-7	U	0.333	0.416	0.0333	0.042	mg/kg	U	1
2-Chlorophenol	95-57-8	U	0.333	0.416	0.0333	0.042	mg/kg	U	1
4-Chlorophenyl Phenyl Ether	7005-72-3	U	0.333	0.416	0.0333	0.042	mg/kg	U	1
Chrysene	218-01-9	U	0.167	0.208	0.0333	0.042	mg/kg	U	1
Dibenz(a,h)Anthracene	53-70-3	U	0.167	0.208	0.0404	0.050	mg/kg	U	1
Dibenzofuran	132-64-9	U	0.333	0.416	0.0369	0.046	mg/kg	U	1
1,2-Dichlorobenzene	95-50-1	U	0.333	0.416	0.0333	0.042	mg/kg	U	1
1,3-Dichlorobenzene	541-73-1	U	0.333	0.416	0.0333	0.042	mg/kg	U	1
1,4-Dichlorobenzene	106-46-7	U	0.333	0.416	0.0376	0.047	mg/kg	U	1
3,3-Dichlorobenzidine	91-94-1	U	0.333	0.416	0.0637	0.079	mg/kg	U	1
2,4-Dichlorophenol	120-83-2	U	0.333	0.416	0.0333	0.042	mg/kg	U	1
Diethyl Phthalate	84-66-2	U	0.167	0.208	0.0333	0.042	mg/kg	U	1
Dimethyl Phthalate	131-11-3	U	0.167	0.208	0.0379	0.047	mg/kg	U	1
2,4-Dimethylphenol	105-67-9	U	0.333	0.416	0.0333	0.042	mg/kg	U	1
4,6-dinitro-2-methyl phenol	534-52-1	U	0.333	0.416	0.0377	0.047	mg/kg	U	1
2,4-Dinitrophenol	51-28-5	U	0.333	0.416	0.0333	0.042	mg/kg	U	1
2,4-Dinitrotoluene	121-14-2	U	0.333	0.416	0.0436	0.054	mg/kg	U	1
2,6-Dinitrotoluene	606-20-2	U	0.333	0.416	0.0333	0.042	mg/kg	U	1
Fluoranthene	206-44-0	U	0.167	0.208	0.0367	0.046	mg/kg	U	1
Fluorene	86-73-7	U	0.167	0.208	0.0333	0.042	mg/kg	U	1
Hexachlorobenzene	118-74-1	U	0.333	0.416	0.0337	0.042	mg/kg	U	1
Hexachlorobutadiene	87-68-3	U	0.333	0.416	0.0333	0.042	mg/kg	U	1
Hexachlorocyclopentadiene	77-47-4	U	0.333	0.416	0.0333	0.042	mg/kg	U	1
Hexachloroethane	67-72-1	U	0.333	0.416	0.0357	0.045	mg/kg	U	1
Indeno(1,2,3-c,d)Pyrene	193-39-5	U	0.167	0.208	0.0487	0.061	mg/kg	U	1
Isophorone	78-59-1	U	0.333	0.416	0.0540	0.067	mg/kg	U	1

Certificate of Analytical Results 239862

3TM International, Houston , TX

Koppers Wood Preserving

Sample Id: **3TM-KP-DS-BB-3A MS/MSD (0-** Matrix: SOIL Sample Depth: 0 - 3 ft
Lab Sample Id: **239862-130** Date Collected: Jan-11-04 09:50 Date Received: Jan-19-04 14:05

Analytical Method: **SVOAs by EPA 8270C** % Moist: 19.85 Prep Method: 3550B
Date Anal: Jan-28-04 04:38 Analyst: JBU Date Prep: Jan-21-04 11:00 Tech: JBU
Anal seq: 647001 Prep seq: 465247

Parameter	CAS Number	Result	MQL UnAdj	MQL Adj	MDL UnAdj	SQL	Units	Flag	Dil
2-Methylnaphthalene	91-57-6	U	0.167	0.208	0.0350	0.044	mg/kg	U	1
2-methylphenol	95-48-7	U	0.333	0.416	0.0415	0.052	mg/kg	U	1
3&4-Methylphenol		U	0.333	0.416	0.0675	0.084	mg/kg	U	1
Naphthalene	91-20-3	U	0.167	0.208	0.0357	0.045	mg/kg	U	1
4-Nitroaniline	100-01-6	U	0.667	0.831	0.0560	0.070	mg/kg	U	1
3-Nitroaniline	99-09-2	U	0.333	0.416	0.0709	0.088	mg/kg	U	1
2-Nitroaniline	88-74-4	U	0.333	0.416	0.0348	0.043	mg/kg	U	1
Nitrobenzene	98-95-3	U	0.333	0.416	0.0333	0.042	mg/kg	U	1
2-Nitrophenol	88-75-5	U	0.333	0.416	0.0333	0.042	mg/kg	U	1
4-Nitrophenol	100-02-7	U	0.333	0.416	0.0579	0.072	mg/kg	U	1
N-Nitrosodi-n-Propylamine	621-64-7	U	0.333	0.416	0.0333	0.042	mg/kg	U	1
N-Nitrosodiphenylamine	86-30-6	U	0.333	0.416	0.0402	0.050	mg/kg	U	1
di-n-Octyl Phthalate	117-84-0	U	0.167	0.208	0.0333	0.042	mg/kg	U	1
Pentachlorophenol	87-86-5	U	0.333	0.416	0.0474	0.059	mg/kg	U	1
Phenanthrene	85-01-8	U	0.167	0.208	0.0333	0.042	mg/kg	U	1
Phenol	108-95-2	U	0.333	0.416	0.0333	0.042	mg/kg	U	1
Pyrene	129-00-0	U	0.167	0.208	0.0380	0.047	mg/kg	U	1
Pyridine	110-86-1	U	0.333	0.416	0.1230	0.153	mg/kg	U	1
1,2,4-Trichlorobenzene	120-82-1	U	0.333	0.416	0.0333	0.042	mg/kg	U	1
2,4,6-Trichlorophenol	88-06-2	U	0.333	0.416	0.0368	0.046	mg/kg	U	1
2,4,5-Trichlorophenol	95-95-4	U	0.333	0.416	0.0333	0.042	mg/kg	U	1

Analytical Method: **Percent Moisture** % Moist: Prep Method:
Date Anal: Jan-20-04 13:18 Analyst: JUJ Date Prep: Tech: JUJ
Anal seq: 646712 Prep seq:

Parameter	CAS Number	Result	MQL UnAdj	MQL Adj	MDL UnAdj	SQL	Units	Flag	Dil
Percent Moisture		19.9					%		

Certificate of Analytical Results 239862

3TM International, Houston , TX

Koppers Wood Preserving

Sample Id: **3TM-KP-DS-BB-7A MS/MSD (0-** Matrix: SOIL Sample Depth: 0 - 3 ft
Lab Sample Id: **239862-131** Date Collected: Jan-13-04 10:20 Date Received: Jan-19-04 14:05

Analytical Method: **SVOAs by EPA 8270C** % Moist: 18.24 Prep Method: 3550B
Date Anal: Jan-27-04 05:59 Analyst: JBU Date Prep: Jan-21-04 15:27 Tech: JBU
Anal seq: 646791 Prep seq: 465253

Parameter	CAS Number	Result	MQL UnAdj	MQL Adj	MDL UnAdj	SQL	Units	Flag	Dil
Acenaphthene	83-32-9	U	0.167	0.204	0.0333	0.041	mg/kg	U	1
Acenaphthylene	208-96-8	U	0.167	0.204	0.0333	0.041	mg/kg	U	1
Aniline (Phenylamine, Aminobenzene)	62-53-3	U	0.667	0.815	0.0353	0.043	mg/kg	U	1
Anthracene	120-12-7	U	0.167	0.204	0.0446	0.055	mg/kg	U	1
Benzo(a)anthracene	56-55-3	0.052	0.167	0.204	0.0333	0.041	mg/kg	J	1
Benzo(a)pyrene	50-32-8	U	0.167	0.204	0.0333	0.041	mg/kg	U	1
Benzo(b)fluoranthene	205-99-2	0.075	0.167	0.204	0.0333	0.041	mg/kg	J	1
Benzo(g,h,i)perylene	191-24-2	U	0.167	0.204	0.0333	0.041	mg/kg	U	1
Benzo(k)fluoranthene	207-08-9	U	0.167	0.204	0.0340	0.042	mg/kg	U	1
Benzoic Acid	65-85-0	U	1.00	1.22	0.2980	0.365	mg/kg	U	1
Benzyl Butyl Phthalate	85-68-7	U	0.167	0.204	0.0382	0.047	mg/kg	U	1
bis(2-chloroethoxy) methane	111-91-1	U	0.333	0.408	0.0333	0.041	mg/kg	U	1
bis(2-chloroethyl) ether	111-44-4	U	0.333	0.408	0.0333	0.041	mg/kg	U	1
bis(2-chloroisopropyl) ether	108-60-1	U	0.333	0.408	0.0455	0.056	mg/kg	U	1
bis(2-ethylhexyl) phthalate	117-81-7	0.106	0.167	0.204	0.0333	0.041	mg/kg	J	1
4-Bromophenyl-phenylether	101-55-3	U	0.333	0.408	0.0452	0.055	mg/kg	U	1
di-n-Butyl Phthalate	84-74-2	U	0.167	0.204	0.0333	0.041	mg/kg	U	1
4-chloro-3-methylphenol	59-50-7	U	0.333	0.408	0.0407	0.050	mg/kg	U	1
4-Chloroaniline	106-47-8	U	0.667	0.815	0.0333	0.041	mg/kg	U	1
2-Chloronaphthalene	91-58-7	U	0.333	0.408	0.0333	0.041	mg/kg	U	1
2-Chlorophenol	95-57-8	U	0.333	0.408	0.0333	0.041	mg/kg	U	1
4-Chlorophenyl Phenyl Ether	7005-72-3	U	0.333	0.408	0.0333	0.041	mg/kg	U	1
Chrysene	218-01-9	U	0.167	0.204	0.0333	0.041	mg/kg	U	1
Dibenz(a,h)Anthracene	53-70-3	U	0.167	0.204	0.0404	0.049	mg/kg	U	1
Dibenzofuran	132-64-9	U	0.333	0.408	0.0369	0.045	mg/kg	U	1
1,2-Dichlorobenzene	95-50-1	U	0.333	0.408	0.0333	0.041	mg/kg	U	1
1,3-Dichlorobenzene	541-73-1	U	0.333	0.408	0.0333	0.041	mg/kg	U	1
1,4-Dichlorobenzene	106-46-7	U	0.333	0.408	0.0376	0.046	mg/kg	U	1
3,3-Dichlorobenzidine	91-94-1	U	0.333	0.408	0.0637	0.078	mg/kg	U	1
2,4-Dichlorophenol	120-83-2	U	0.333	0.408	0.0333	0.041	mg/kg	U	1
Diethyl Phthalate	84-66-2	U	0.167	0.204	0.0333	0.041	mg/kg	U	1
Dimethyl Phthalate	131-11-3	U	0.167	0.204	0.0379	0.046	mg/kg	U	1
2,4-Dimethylphenol	105-67-9	U	0.333	0.408	0.0333	0.041	mg/kg	U	1
4,6-dinitro-2-methyl phenol	534-52-1	U	0.333	0.408	0.0377	0.046	mg/kg	U	1
2,4-Dinitrophenol	51-28-5	U	0.333	0.408	0.0333	0.041	mg/kg	U	1
2,4-Dinitrotoluene	121-14-2	U	0.333	0.408	0.0436	0.053	mg/kg	U	1
2,6-Dinitrotoluene	606-20-2	U	0.333	0.408	0.0333	0.041	mg/kg	U	1
Fluoranthene	206-44-0	U	0.167	0.204	0.0367	0.045	mg/kg	U	1
Fluorene	86-73-7	U	0.167	0.204	0.0333	0.041	mg/kg	U	1
Hexachlorobenzene	118-74-1	U	0.333	0.408	0.0337	0.041	mg/kg	U	1
Hexachlorobutadiene	87-68-3	U	0.333	0.408	0.0333	0.041	mg/kg	U	1
Hexachlorocyclopentadiene	77-47-4	U	0.333	0.408	0.0333	0.041	mg/kg	U	1
Hexachloroethane	67-72-1	U	0.333	0.408	0.0357	0.044	mg/kg	U	1
Indeno(1,2,3-c,d)Pyrene	193-39-5	U	0.167	0.204	0.0487	0.060	mg/kg	U	1
Isophorone	78-59-1	U	0.333	0.408	0.0540	0.066	mg/kg	U	1

Certificate of Analytical Results 239862

3TM International, Houston , TX

Koppers Wood Preserving

Sample Id: **3TM-KP-DS-BB-7A MS/MSD (0-** Matrix: SOIL Sample Depth: 0 - 3 ft
Lab Sample Id: **239862-131** Date Collected: Jan-13-04 10:20 Date Received: Jan-19-04 14:05

Analytical Method: **SVOAs by EPA 8270C** % Moist: 18.24 Prep Method: 3550B
Date Anal: Jan-27-04 05:59 Analyst: JBU Date Prep: Jan-21-04 15:27 Tech: JBU
Anal seq: 646791 Prep seq: 465253

Parameter	CAS Number	Result	MQL UnAdj	MQL Adj	MDL UnAdj	SQL	Units	Flag	Dil
2-Methylnaphthalene	91-57-6	U	0.167	0.204	0.0350	0.043	mg/kg	U	1
2-methylphenol	95-48-7	U	0.333	0.408	0.0415	0.051	mg/kg	U	1
3&4-Methylphenol		U	0.333	0.408	0.0675	0.083	mg/kg	U	1
Naphthalene	91-20-3	U	0.167	0.204	0.0357	0.044	mg/kg	U	1
4-Nitroaniline	100-01-6	U	0.667	0.815	0.0560	0.069	mg/kg	U	1
3-Nitroaniline	99-09-2	U	0.333	0.408	0.0709	0.087	mg/kg	U	1
2-Nitroaniline	88-74-4	U	0.333	0.408	0.0348	0.043	mg/kg	U	1
Nitrobenzene	98-95-3	U	0.333	0.408	0.0333	0.041	mg/kg	U	1
2-Nitrophenol	88-75-5	U	0.333	0.408	0.0333	0.041	mg/kg	U	1
4-Nitrophenol	100-02-7	U	0.333	0.408	0.0579	0.071	mg/kg	U	1
N-Nitrosodi-n-Propylamine	621-64-7	U	0.333	0.408	0.0333	0.041	mg/kg	U	1
N-Nitrosodiphenylamine	86-30-6	U	0.333	0.408	0.0402	0.049	mg/kg	U	1
di-n-Octyl Phthalate	117-84-0	U	0.167	0.204	0.0333	0.041	mg/kg	U	1
Pentachlorophenol	87-86-5	U	0.333	0.408	0.0474	0.058	mg/kg	U	1
Phenanthrene	85-01-8	U	0.167	0.204	0.0333	0.041	mg/kg	U	1
Phenol	108-95-2	U	0.333	0.408	0.0333	0.041	mg/kg	U	1
Pyrene	129-00-0	U	0.167	0.204	0.0380	0.047	mg/kg	U	1
Pyridine	110-86-1	U	0.333	0.408	0.1230	0.150	mg/kg	U	1
1,2,4-Trichlorobenzene	120-82-1	U	0.333	0.408	0.0333	0.041	mg/kg	U	1
2,4,6-Trichlorophenol	88-06-2	U	0.333	0.408	0.0368	0.045	mg/kg	U	1
2,4,5-Trichlorophenol	95-95-4	U	0.333	0.408	0.0333	0.041	mg/kg	U	1

Analytical Method: **Percent Moisture** % Moist: Prep Method:
Date Anal: Jan-20-04 13:20 Analyst: JUJ Date Prep: Tech: JUJ
Anal seq: 646712 Prep seq:

Parameter	CAS Number	Result	MQL UnAdj	MQL Adj	MDL UnAdj	SQL	Units	Flag	Dil
Percent Moisture		18.2					%		

XENCO Laboratories

Certificate of Analytical Results 239862

nelac accredited

3TM International, Houston , TX

Koppers Wood Preserving

Sample Id: **465214-1-BLK** Matrix: WATER Sample Depth:
Lab Sample Id: **465214-1-BLK** Date Collected: Date Received: Jan-19-04 14:05

Analytical Method: **SVOAs by EPA 8270C** % Moist: Prep Method: 3510C
Date Anal: Jan-21-04 10:29 Analyst: MAD Date Prep: Jan-20-04 09:00 Tech: MAD
Anal seq: 646783 Prep seq: 465214

Parameter	CAS Number	Result	MQL UnAdj	MQL Adj	MDL UnAdj	SQL	Units	Flag	Dil
Acenaphthene	83-32-9	U	0.005	0.005	0.0010	0.001	mg/L	U	1
Acenaphthylene	208-96-8	U	0.005	0.005	0.0010	0.001	mg/L	U	1
Aniline (Phenylamine, Aminobenzene)	62-53-3	U	0.020	0.020	0.0010	0.001	mg/L	U	1
Anthracene	120-12-7	U	0.005	0.005	0.0010	0.001	mg/L	U	1
Benzo(a)anthracene	56-55-3	U	0.005	0.005	0.0010	0.001	mg/L	U	1
Benzo(a)pyrene	50-32-8	U	0.005	0.005	0.0010	0.001	mg/L	U	1
Benzo(b)fluoranthene	205-99-2	U	0.005	0.005	0.0010	0.001	mg/L	U	1
Benzo(g,h,i)perylene	191-24-2	U	0.005	0.005	0.0010	0.001	mg/L	U	1
Benzo(k)fluoranthene	207-08-9	U	0.005	0.005	0.0010	0.001	mg/L	U	1
Benzoic Acid	65-85-0	U	0.030	0.030	0.0095	0.009	mg/L	U	1
Benzyl Butyl Phthalate	85-68-7	U	0.005	0.005	0.0010	0.001	mg/L	U	1
bis(2-chloroethoxy) methane	111-91-1	U	0.010	0.010	0.0010	0.001	mg/L	U	1
bis(2-chloroethyl) ether	111-44-4	U	0.010	0.010	0.0010	0.001	mg/L	U	1
bis(2-chloroisopropyl) ether	108-60-1	U	0.010	0.010	0.0010	0.001	mg/L	U	1
bis(2-ethylhexyl) phthalate	117-81-7	U	0.005	0.005	0.0010	0.001	mg/L	U	1
4-Bromophenyl-phenylether	101-55-3	U	0.010	0.010	0.0010	0.001	mg/L	U	1
di-n-Butyl Phthalate	84-74-2	U	0.005	0.005	0.0026	0.003	mg/L	U	1
4-chloro-3-methylphenol	59-50-7	U	0.010	0.010	0.0011	0.001	mg/L	U	1
4-Chloroaniline	106-47-8	U	0.020	0.020	0.0010	0.001	mg/L	U	1
2-Chloronaphthalene	91-58-7	U	0.010	0.010	0.0010	0.001	mg/L	U	1
2-Chlorophenol	95-57-8	U	0.010	0.010	0.0010	0.001	mg/L	U	1
4-Chlorophenyl Phenyl Ether	7005-72-3	U	0.010	0.010	0.0010	0.001	mg/L	U	1
Chrysene	218-01-9	U	0.005	0.005	0.0010	0.001	mg/L	U	1
Dibenz(a,h)Anthracene	53-70-3	U	0.005	0.005	0.0010	0.001	mg/L	U	1
Dibenzofuran	132-64-9	U	0.010	0.010	0.0010	0.001	mg/L	U	1
1,2-Dichlorobenzene	95-50-1	U	0.010	0.010	0.0010	0.001	mg/L	U	1
1,3-Dichlorobenzene	541-73-1	U	0.010	0.010	0.0010	0.001	mg/L	U	1
1,4-Dichlorobenzene	106-46-7	U	0.010	0.010	0.0010	0.001	mg/L	U	1
3,3-Dichlorobenzidine	91-94-1	U	0.010	0.010	0.0020	0.002	mg/L	U	1
2,4-Dichlorophenol	120-83-2	U	0.010	0.010	0.0010	0.001	mg/L	U	1
Diethyl Phthalate	84-66-2	U	0.005	0.005	0.0010	0.001	mg/L	U	1
Dimethyl Phthalate	131-11-3	U	0.005	0.005	0.0010	0.001	mg/L	U	1
2,4-Dimethylphenol	105-67-9	U	0.010	0.010	0.0011	0.001	mg/L	U	1
4,6-dinitro-2-methyl phenol	534-52-1	U	0.010	0.010	0.0012	0.001	mg/L	U	1
2,4-Dinitrophenol	51-28-5	U	0.010	0.010	0.0010	0.001	mg/L	U	1
2,4-Dinitrotoluene	121-14-2	U	0.010	0.010	0.0010	0.001	mg/L	U	1
2,6-Dinitrotoluene	606-20-2	U	0.010	0.010	0.0010	0.001	mg/L	U	1
Fluoranthene	206-44-0	U	0.005	0.005	0.0010	0.001	mg/L	U	1
Fluorene	86-73-7	U	0.005	0.005	0.0010	0.001	mg/L	U	1
Hexachlorobenzene	118-74-1	U	0.010	0.010	0.0010	0.001	mg/L	U	1
Hexachlorobutadiene	87-68-3	U	0.005	0.005	0.0010	0.001	mg/L	U	1
Hexachlorocyclopentadiene	77-47-4	U	0.010	0.010	0.0010	0.001	mg/L	U	1
Hexachloroethane	67-72-1	U	0.010	0.010	0.0010	0.001	mg/L	U	1
Indeno(1,2,3-c,d)Pyrene	193-39-5	U	0.005	0.005	0.0010	0.001	mg/L	U	1
Isophorone	78-59-1	U	0.010	0.010	0.0013	0.001	mg/L	U	1

XENCO Laboratories

Certificate of Analytical Results 239862

nelac accredited

3TM International, Houston , TX

Koppers Wood Preserving

Sample Id: **465214-1-BLK** Matrix: WATER Sample Depth:

Lab Sample Id: **465214-1-BLK** Date Collected: Date Received: Jan-19-04 14:05

Analytical Method: **SVOAs by EPA 8270C** % Moist: Prep Method: 3510C

Date Anal: Jan-21-04 10:29 Analyst: MAD Date Prep: Jan-20-04 09:00 Tech: MAD

Anal seq: 646783 Prep seq: 465214

Parameter	CAS Number	Result	MQL UnAdj	MQL Adj	MDL UnAdj	SQL	Units	Flag	Dil
2-Methylnaphthalene	91-57-6	U	0.005	0.005	0.0011	0.001	mg/L	U	1
2-methylphenol	95-48-7	U	0.010	0.010	0.0013	0.001	mg/L	U	1
3&4-Methylphenol		U	0.010	0.010	0.0015	0.002	mg/L	U	1
Naphthalene	91-20-3	U	0.005	0.005	0.0010	0.001	mg/L	U	1
4-Nitroaniline	100-01-6	U	0.020	0.020	0.0011	0.001	mg/L	U	1
3-Nitroaniline	99-09-2	U	0.010	0.010	0.0021	0.002	mg/L	U	1
2-Nitroaniline	88-74-4	U	0.007	0.007	0.0010	0.001	mg/L	U	1
Nitrobenzene	98-95-3	U	0.010	0.010	0.0010	0.001	mg/L	U	1
2-Nitrophenol	88-75-5	U	0.010	0.010	0.0010	0.001	mg/L	U	1
4-Nitrophenol	100-02-7	U	0.010	0.010	0.0010	0.001	mg/L	U	1
N-Nitrosodi-n-Propylamine	621-64-7	U	0.010	0.010	0.0010	0.001	mg/L	U	1
N-Nitrosodiphenylamine	86-30-6	U	0.010	0.010	0.0017	0.002	mg/L	U	1
di-n-Octyl Phthalate	117-84-0	U	0.005	0.005	0.0010	0.001	mg/L	U	1
Pentachlorophenol	87-86-5	U	0.010	0.010	0.0010	0.001	mg/L	U	1
Phenanthrene	85-01-8	U	0.005	0.005	0.0012	0.001	mg/L	U	1
Phenol	108-95-2	U	0.010	0.010	0.0010	0.001	mg/L	U	1
Pyrene	129-00-0	U	0.005	0.005	0.0010	0.001	mg/L	U	1
Pyridine	110-86-1	U	0.010	0.010	0.0035	0.004	mg/L	U	1
1,2,4-Trichlorobenzene	120-82-1	U	0.010	0.010	0.0010	0.001	mg/L	U	1
2,4,6-Trichlorophenol	88-06-2	U	0.010	0.010	0.0010	0.001	mg/L	U	1
2,4,5-Trichlorophenol	95-95-4	U	0.010	0.010	0.0010	0.001	mg/L	U	1

XENCO Laboratories

Certificate of Analytical Results 239862

nelac accredited

3TM International, Houston , TX

Koppers Wood Preserving

Sample Id: **465223-1-BLK** Matrix: SOLID Sample Depth:
Lab Sample Id: **465223-1-BLK** Date Collected: Date Received: Jan-19-04 14:05

Analytical Method: **SVOAs by EPA 8270C** % Moist: Prep Method: 3550B
Date Anal: Jan-21-04 16:00 Analyst: MAD Date Prep: Jan-20-04 08:36 Tech: MAD
Anal seq: 646779 Prep seq: 465223

Parameter	CAS Number	Result	MQL UnAdj	MQL Adj	MDL UnAdj	SQL	Units	Flag	Dil
Acenaphthene	83-32-9	U	0.167	0.167	0.0333	0.033	mg/kg	U	1
Acenaphthylene	208-96-8	U	0.167	0.167	0.0333	0.033	mg/kg	U	1
Aniline (Phenylamine, Aminobenzene)	62-53-3	U	0.667	0.667	0.0353	0.035	mg/kg	U	1
Anthracene	120-12-7	U	0.167	0.167	0.0446	0.045	mg/kg	U	1
Benzo(a)anthracene	56-55-3	U	0.167	0.167	0.0333	0.033	mg/kg	U	1
Benzo(a)pyrene	50-32-8	U	0.167	0.167	0.0333	0.033	mg/kg	U	1
Benzo(b)fluoranthene	205-99-2	U	0.167	0.167	0.0333	0.033	mg/kg	U	1
Benzo(g,h,i)perylene	191-24-2	U	0.167	0.167	0.0333	0.033	mg/kg	U	1
Benzo(k)fluoranthene	207-08-9	U	0.167	0.167	0.0340	0.034	mg/kg	U	1
Benzoic Acid	65-85-0	U	1.00	1.00	0.2980	0.298	mg/kg	U	1
Benzyl Butyl Phthalate	85-68-7	U	0.167	0.167	0.0382	0.038	mg/kg	U	1
bis(2-chloroethoxy) methane	111-91-1	U	0.333	0.333	0.0333	0.033	mg/kg	U	1
bis(2-chloroethyl) ether	111-44-4	U	0.333	0.333	0.0333	0.033	mg/kg	U	1
bis(2-chloroisopropyl) ether	108-60-1	U	0.333	0.333	0.0455	0.046	mg/kg	U	1
bis(2-ethylhexyl) phthalate	117-81-7	U	0.167	0.167	0.0333	0.033	mg/kg	U	1
4-Bromophenyl-phenylether	101-55-3	U	0.333	0.333	0.0452	0.045	mg/kg	U	1
di-n-Butyl Phthalate	84-74-2	U	0.167	0.167	0.0333	0.033	mg/kg	U	1
4-chloro-3-methylphenol	59-50-7	U	0.333	0.333	0.0407	0.041	mg/kg	U	1
4-Chloroaniline	106-47-8	U	0.667	0.667	0.0333	0.033	mg/kg	U	1
2-Chloronaphthalene	91-58-7	U	0.333	0.333	0.0333	0.033	mg/kg	U	1
2-Chlorophenol	95-57-8	U	0.333	0.333	0.0333	0.033	mg/kg	U	1
4-Chlorophenyl Phenyl Ether	7005-72-3	U	0.333	0.333	0.0333	0.033	mg/kg	U	1
Chrysene	218-01-9	U	0.167	0.167	0.0333	0.033	mg/kg	U	1
Dibenz(a,h)Anthracene	53-70-3	U	0.167	0.167	0.0404	0.040	mg/kg	U	1
Dibenzofuran	132-64-9	U	0.333	0.333	0.0369	0.037	mg/kg	U	1
1,2-Dichlorobenzene	95-50-1	U	0.333	0.333	0.0333	0.033	mg/kg	U	1
1,3-Dichlorobenzene	541-73-1	U	0.333	0.333	0.0333	0.033	mg/kg	U	1
1,4-Dichlorobenzene	106-46-7	U	0.333	0.333	0.0376	0.038	mg/kg	U	1
3,3-Dichlorobenzidine	91-94-1	U	0.333	0.333	0.0637	0.064	mg/kg	U	1
2,4-Dichlorophenol	120-83-2	U	0.333	0.333	0.0333	0.033	mg/kg	U	1
Diethyl Phthalate	84-66-2	U	0.167	0.167	0.0333	0.033	mg/kg	U	1
Dimethyl Phthalate	131-11-3	U	0.167	0.167	0.0379	0.038	mg/kg	U	1
2,4-Dimethylphenol	105-67-9	U	0.333	0.333	0.0333	0.033	mg/kg	U	1
4,6-dinitro-2-methyl phenol	534-52-1	U	0.333	0.333	0.0377	0.038	mg/kg	U	1
2,4-Dinitrophenol	51-28-5	U	0.333	0.333	0.0333	0.033	mg/kg	U	1
2,4-Dinitrotoluene	121-14-2	U	0.333	0.333	0.0436	0.044	mg/kg	U	1
2,6-Dinitrotoluene	606-20-2	U	0.333	0.333	0.0333	0.033	mg/kg	U	1
Fluoranthene	206-44-0	U	0.167	0.167	0.0367	0.037	mg/kg	U	1
Fluorene	86-73-7	U	0.167	0.167	0.0333	0.033	mg/kg	U	1
Hexachlorobenzene	118-74-1	U	0.333	0.333	0.0337	0.034	mg/kg	U	1
Hexachlorobutadiene	87-68-3	U	0.333	0.333	0.0333	0.033	mg/kg	U	1
Hexachlorocyclopentadiene	77-47-4	U	0.333	0.333	0.0333	0.033	mg/kg	U	1
Hexachloroethane	67-72-1	U	0.333	0.333	0.0357	0.036	mg/kg	U	1
Indeno(1,2,3-c,d)Pyrene	193-39-5	U	0.167	0.167	0.0487	0.049	mg/kg	U	1
Isophorone	78-59-1	U	0.333	0.333	0.0540	0.054	mg/kg	U	1

XENCO Laboratories

Certificate of Analytical Results 239862

nelac accredited

3TM International, Houston , TX

Koppers Wood Preserving

Sample Id: **465223-1-BLK** Matrix: SOLID Sample Depth:

Lab Sample Id: **465223-1-BLK** Date Collected: Date Received: Jan-19-04 14:05

Analytical Method: **SVOAs by EPA 8270C** % Moist: Prep Method: 3550B

Date Anal: Jan-21-04 16:00 Analyst: MAD Date Prep: Jan-20-04 08:36 Tech: MAD

Anal seq: 646779 Prep seq: 465223

Parameter	CAS Number	Result	MQL UnAdj	MQL Adj	MDL UnAdj	SQL	Units	Flag	Dil
2-Methylnaphthalene	91-57-6	U	0.167	0.167	0.0350	0.035	mg/kg	U	1
2-methylphenol	95-48-7	U	0.333	0.333	0.0415	0.042	mg/kg	U	1
3&4-Methylphenol		U	0.333	0.333	0.0675	0.068	mg/kg	U	1
Naphthalene	91-20-3	U	0.167	0.167	0.0357	0.036	mg/kg	U	1
4-Nitroaniline	100-01-6	U	0.667	0.667	0.0560	0.056	mg/kg	U	1
3-Nitroaniline	99-09-2	U	0.333	0.333	0.0709	0.071	mg/kg	U	1
2-Nitroaniline	88-74-4	U	0.333	0.333	0.0348	0.035	mg/kg	U	1
Nitrobenzene	98-95-3	U	0.333	0.333	0.0333	0.033	mg/kg	U	1
2-Nitrophenol	88-75-5	U	0.333	0.333	0.0333	0.033	mg/kg	U	1
4-Nitrophenol	100-02-7	U	0.333	0.333	0.0579	0.058	mg/kg	U	1
N-Nitrosodi-n-Propylamine	621-64-7	U	0.333	0.333	0.0333	0.033	mg/kg	U	1
N-Nitrosodiphenylamine	86-30-6	U	0.333	0.333	0.0402	0.040	mg/kg	U	1
di-n-Octyl Phthalate	117-84-0	U	0.167	0.167	0.0333	0.033	mg/kg	U	1
Pentachlorophenol	87-86-5	U	0.333	0.333	0.0474	0.047	mg/kg	U	1
Phenanthrene	85-01-8	U	0.167	0.167	0.0333	0.033	mg/kg	U	1
Phenol	108-95-2	U	0.333	0.333	0.0333	0.033	mg/kg	U	1
Pyrene	129-00-0	U	0.167	0.167	0.0380	0.038	mg/kg	U	1
Pyridine	110-86-1	U	0.333	0.333	0.1230	0.123	mg/kg	U	1
1,2,4-Trichlorobenzene	120-82-1	U	0.333	0.333	0.0333	0.033	mg/kg	U	1
2,4,6-Trichlorophenol	88-06-2	U	0.333	0.333	0.0368	0.037	mg/kg	U	1
2,4,5-Trichlorophenol	95-95-4	U	0.333	0.333	0.0333	0.033	mg/kg	U	1

XENCO Laboratories

Certificate of Analytical Results 239862

nelac accredited

3TM International, Houston , TX

Koppers Wood Preserving

Sample Id: **465247-1-BLK** Matrix: SOLID Sample Depth:
Lab Sample Id: **465247-1-BLK** Date Collected: Date Received: Jan-19-04 14:05

Analytical Method: **SVOAs by EPA 8270C** % Moist: Prep Method: 3550B
Date Anal: Jan-27-04 17:55 Analyst: JBU Date Prep: Jan-21-04 10:00 Tech: JBU
Anal seq: 647001 Prep seq: 465247

Parameter	CAS Number	Result	MQL UnAdj	MQL Adj	MDL UnAdj	SQL	Units	Flag	Dil
Acenaphthene	83-32-9	U	0.167	0.167	0.0333	0.033	mg/kg	U	1
Acenaphthylene	208-96-8	U	0.167	0.167	0.0333	0.033	mg/kg	U	1
Aniline (Phenylamine, Aminobenzene)	62-53-3	U	0.667	0.667	0.0353	0.035	mg/kg	U	1
Anthracene	120-12-7	U	0.167	0.167	0.0446	0.045	mg/kg	U	1
Benzo(a)anthracene	56-55-3	U	0.167	0.167	0.0333	0.033	mg/kg	U	1
Benzo(a)pyrene	50-32-8	U	0.167	0.167	0.0333	0.033	mg/kg	U	1
Benzo(b)fluoranthene	205-99-2	U	0.167	0.167	0.0333	0.033	mg/kg	U	1
Benzo(g,h,i)perylene	191-24-2	U	0.167	0.167	0.0333	0.033	mg/kg	U	1
Benzo(k)fluoranthene	207-08-9	U	0.167	0.167	0.0340	0.034	mg/kg	U	1
Benzoic Acid	65-85-0	U	1.00	1.00	0.2980	0.298	mg/kg	U	1
Benzyl Butyl Phthalate	85-68-7	U	0.167	0.167	0.0382	0.038	mg/kg	U	1
bis(2-chloroethoxy) methane	111-91-1	U	0.333	0.333	0.0333	0.033	mg/kg	U	1
bis(2-chloroethyl) ether	111-44-4	U	0.333	0.333	0.0333	0.033	mg/kg	U	1
bis(2-chloroisopropyl) ether	108-60-1	U	0.333	0.333	0.0455	0.046	mg/kg	U	1
bis(2-ethylhexyl) phthalate	117-81-7	U	0.167	0.167	0.0333	0.033	mg/kg	U	1
4-Bromophenyl-phenylether	101-55-3	U	0.333	0.333	0.0452	0.045	mg/kg	U	1
di-n-Butyl Phthalate	84-74-2	U	0.167	0.167	0.0333	0.033	mg/kg	U	1
4-chloro-3-methylphenol	59-50-7	U	0.333	0.333	0.0407	0.041	mg/kg	U	1
4-Chloroaniline	106-47-8	U	0.667	0.667	0.0333	0.033	mg/kg	U	1
2-Chloronaphthalene	91-58-7	U	0.333	0.333	0.0333	0.033	mg/kg	U	1
2-Chlorophenol	95-57-8	U	0.333	0.333	0.0333	0.033	mg/kg	U	1
4-Chlorophenyl Phenyl Ether	7005-72-3	U	0.333	0.333	0.0333	0.033	mg/kg	U	1
Chrysene	218-01-9	U	0.167	0.167	0.0333	0.033	mg/kg	U	1
Dibenz(a,h)Anthracene	53-70-3	U	0.167	0.167	0.0404	0.040	mg/kg	U	1
Dibenzofuran	132-64-9	U	0.333	0.333	0.0369	0.037	mg/kg	U	1
1,2-Dichlorobenzene	95-50-1	U	0.333	0.333	0.0333	0.033	mg/kg	U	1
1,3-Dichlorobenzene	541-73-1	U	0.333	0.333	0.0333	0.033	mg/kg	U	1
1,4-Dichlorobenzene	106-46-7	U	0.333	0.333	0.0376	0.038	mg/kg	U	1
3,3-Dichlorobenzidine	91-94-1	U	0.333	0.333	0.0637	0.064	mg/kg	U	1
2,4-Dichlorophenol	120-83-2	U	0.333	0.333	0.0333	0.033	mg/kg	U	1
Diethyl Phthalate	84-66-2	U	0.167	0.167	0.0333	0.033	mg/kg	U	1
Dimethyl Phthalate	131-11-3	U	0.167	0.167	0.0379	0.038	mg/kg	U	1
2,4-Dimethylphenol	105-67-9	U	0.333	0.333	0.0333	0.033	mg/kg	U	1
4,6-dinitro-2-methyl phenol	534-52-1	U	0.333	0.333	0.0377	0.038	mg/kg	U	1
2,4-Dinitrophenol	51-28-5	U	0.333	0.333	0.0333	0.033	mg/kg	U	1
2,4-Dinitrotoluene	121-14-2	U	0.333	0.333	0.0436	0.044	mg/kg	U	1
2,6-Dinitrotoluene	606-20-2	U	0.333	0.333	0.0333	0.033	mg/kg	U	1
Fluoranthene	206-44-0	U	0.167	0.167	0.0367	0.037	mg/kg	U	1
Fluorene	86-73-7	U	0.167	0.167	0.0333	0.033	mg/kg	U	1
Hexachlorobenzene	118-74-1	U	0.333	0.333	0.0337	0.034	mg/kg	U	1
Hexachlorobutadiene	87-68-3	U	0.333	0.333	0.0333	0.033	mg/kg	U	1
Hexachlorocyclopentadiene	77-47-4	U	0.333	0.333	0.0333	0.033	mg/kg	U	1
Hexachloroethane	67-72-1	U	0.333	0.333	0.0357	0.036	mg/kg	U	1
Indeno(1,2,3-c,d)Pyrene	193-39-5	U	0.167	0.167	0.0487	0.049	mg/kg	U	1
Isophorone	78-59-1	U	0.333	0.333	0.0540	0.054	mg/kg	U	1

XENCO Laboratories

Certificate of Analytical Results 239862

nelac accredited

3TM International, Houston , TX

Koppers Wood Preserving

Sample Id: **465247-1-BLK** Matrix: SOLID Sample Depth:

Lab Sample Id: **465247-1-BLK** Date Collected: Date Received: Jan-19-04 14:05

Analytical Method: **SVOAs by EPA 8270C** % Moist: Prep Method: 3550B

Date Anal: Jan-27-04 17:55 Analyst: JBU Date Prep: Jan-21-04 10:00 Tech: JBU

Anal seq: 647001 Prep seq: 465247

Parameter	CAS Number	Result	MQL UnAdj	MQL Adj	MDL UnAdj	SQL	Units	Flag	Dil
2-Methylnaphthalene	91-57-6	U	0.167	0.167	0.0350	0.035	mg/kg	U	1
2-methylphenol	95-48-7	U	0.333	0.333	0.0415	0.042	mg/kg	U	1
3&4-Methylphenol		U	0.333	0.333	0.0675	0.068	mg/kg	U	1
Naphthalene	91-20-3	U	0.167	0.167	0.0357	0.036	mg/kg	U	1
4-Nitroaniline	100-01-6	U	0.667	0.667	0.0560	0.056	mg/kg	U	1
3-Nitroaniline	99-09-2	U	0.333	0.333	0.0709	0.071	mg/kg	U	1
2-Nitroaniline	88-74-4	U	0.333	0.333	0.0348	0.035	mg/kg	U	1
Nitrobenzene	98-95-3	U	0.333	0.333	0.0333	0.033	mg/kg	U	1
2-Nitrophenol	88-75-5	U	0.333	0.333	0.0333	0.033	mg/kg	U	1
4-Nitrophenol	100-02-7	U	0.333	0.333	0.0579	0.058	mg/kg	U	1
N-Nitrosodi-n-Propylamine	621-64-7	U	0.333	0.333	0.0333	0.033	mg/kg	U	1
N-Nitrosodiphenylamine	86-30-6	U	0.333	0.333	0.0402	0.040	mg/kg	U	1
di-n-Octyl Phthalate	117-84-0	U	0.167	0.167	0.0333	0.033	mg/kg	U	1
Pentachlorophenol	87-86-5	U	0.333	0.333	0.0474	0.047	mg/kg	U	1
Phenanthrene	85-01-8	U	0.167	0.167	0.0333	0.033	mg/kg	U	1
Phenol	108-95-2	U	0.333	0.333	0.0333	0.033	mg/kg	U	1
Pyrene	129-00-0	U	0.167	0.167	0.0380	0.038	mg/kg	U	1
Pyridine	110-86-1	U	0.333	0.333	0.1230	0.123	mg/kg	U	1
1,2,4-Trichlorobenzene	120-82-1	U	0.333	0.333	0.0333	0.033	mg/kg	U	1
2,4,6-Trichlorophenol	88-06-2	U	0.333	0.333	0.0368	0.037	mg/kg	U	1
2,4,5-Trichlorophenol	95-95-4	U	0.333	0.333	0.0333	0.033	mg/kg	U	1

Certificate of Analytical Results 239862

3TM International, Houston , TX

Koppers Wood Preserving

Sample Id: **465253-1-BLK** Matrix: SOLID Sample Depth:
Lab Sample Id: **465253-1-BLK** Date Collected: Date Received: Jan-19-04 14:05

Analytical Method: **SVOAs by EPA 8270C** % Moist: Prep Method: 3550B
Date Anal: Jan-21-04 19:14 Analyst: MAD Date Prep: Jan-21-04 14:30 Tech: MAD
Anal seq: 646791 Prep seq: 465253

Parameter	CAS Number	Result	MQL UnAdj	MQL Adj	MDL UnAdj	SQL	Units	Flag	Dil
Acenaphthene	83-32-9	U	0.167	0.167	0.0333	0.033	mg/kg	U	1
Acenaphthylene	208-96-8	U	0.167	0.167	0.0333	0.033	mg/kg	U	1
Aniline (Phenylamine, Aminobenzene)	62-53-3	U	0.667	0.667	0.0353	0.035	mg/kg	U	1
Anthracene	120-12-7	U	0.167	0.167	0.0446	0.045	mg/kg	U	1
Benzo(a)anthracene	56-55-3	U	0.167	0.167	0.0333	0.033	mg/kg	U	1
Benzo(a)pyrene	50-32-8	U	0.167	0.167	0.0333	0.033	mg/kg	U	1
Benzo(b)fluoranthene	205-99-2	U	0.167	0.167	0.0333	0.033	mg/kg	U	1
Benzo(g,h,i)perylene	191-24-2	U	0.167	0.167	0.0333	0.033	mg/kg	U	1
Benzo(k)fluoranthene	207-08-9	U	0.167	0.167	0.0340	0.034	mg/kg	U	1
Benzoic Acid	65-85-0	U	1.00	1.00	0.2980	0.298	mg/kg	U	1
Benzyl Butyl Phthalate	85-68-7	U	0.167	0.167	0.0382	0.038	mg/kg	U	1
bis(2-chloroethoxy) methane	111-91-1	U	0.333	0.333	0.0333	0.033	mg/kg	U	1
bis(2-chloroethyl) ether	111-44-4	U	0.333	0.333	0.0333	0.033	mg/kg	U	1
bis(2-chloroisopropyl) ether	108-60-1	U	0.333	0.333	0.0455	0.046	mg/kg	U	1
bis(2-ethylhexyl) phthalate	117-81-7	U	0.167	0.167	0.0333	0.033	mg/kg	U	1
4-Bromophenyl-phenylether	101-55-3	U	0.333	0.333	0.0452	0.045	mg/kg	U	1
di-n-Butyl Phthalate	84-74-2	U	0.167	0.167	0.0333	0.033	mg/kg	U	1
4-chloro-3-methylphenol	59-50-7	U	0.333	0.333	0.0407	0.041	mg/kg	U	1
4-Chloroaniline	106-47-8	U	0.667	0.667	0.0333	0.033	mg/kg	U	1
2-Chloronaphthalene	91-58-7	U	0.333	0.333	0.0333	0.033	mg/kg	U	1
2-Chlorophenol	95-57-8	U	0.333	0.333	0.0333	0.033	mg/kg	U	1
4-Chlorophenyl Phenyl Ether	7005-72-3	U	0.333	0.333	0.0333	0.033	mg/kg	U	1
Chrysene	218-01-9	U	0.167	0.167	0.0333	0.033	mg/kg	U	1
Dibenz(a,h)Anthracene	53-70-3	U	0.167	0.167	0.0404	0.040	mg/kg	U	1
Dibenzofuran	132-64-9	U	0.333	0.333	0.0369	0.037	mg/kg	U	1
1,2-Dichlorobenzene	95-50-1	U	0.333	0.333	0.0333	0.033	mg/kg	U	1
1,3-Dichlorobenzene	541-73-1	U	0.333	0.333	0.0333	0.033	mg/kg	U	1
1,4-Dichlorobenzene	106-46-7	U	0.333	0.333	0.0376	0.038	mg/kg	U	1
3,3-Dichlorobenzidine	91-94-1	U	0.333	0.333	0.0637	0.064	mg/kg	U	1
2,4-Dichlorophenol	120-83-2	U	0.333	0.333	0.0333	0.033	mg/kg	U	1
Diethyl Phthalate	84-66-2	U	0.167	0.167	0.0333	0.033	mg/kg	U	1
Dimethyl Phthalate	131-11-3	U	0.167	0.167	0.0379	0.038	mg/kg	U	1
2,4-Dimethylphenol	105-67-9	U	0.333	0.333	0.0333	0.033	mg/kg	U	1
4,6-dinitro-2-methyl phenol	534-52-1	U	0.333	0.333	0.0377	0.038	mg/kg	U	1
2,4-Dinitrophenol	51-28-5	U	0.333	0.333	0.0333	0.033	mg/kg	U	1
2,4-Dinitrotoluene	121-14-2	U	0.333	0.333	0.0436	0.044	mg/kg	U	1
2,6-Dinitrotoluene	606-20-2	U	0.333	0.333	0.0333	0.033	mg/kg	U	1
Fluoranthene	206-44-0	U	0.167	0.167	0.0367	0.037	mg/kg	U	1
Fluorene	86-73-7	U	0.167	0.167	0.0333	0.033	mg/kg	U	1
Hexachlorobenzene	118-74-1	U	0.333	0.333	0.0337	0.034	mg/kg	U	1
Hexachlorobutadiene	87-68-3	U	0.333	0.333	0.0333	0.033	mg/kg	U	1
Hexachlorocyclopentadiene	77-47-4	U	0.333	0.333	0.0333	0.033	mg/kg	U	1
Hexachloroethane	67-72-1	U	0.333	0.333	0.0357	0.036	mg/kg	U	1
Indeno(1,2,3-c,d)Pyrene	193-39-5	U	0.167	0.167	0.0487	0.049	mg/kg	U	1
Isophorone	78-59-1	U	0.333	0.333	0.0540	0.054	mg/kg	U	1

XENCO Laboratories

Certificate of Analytical Results 239862

nelac accredited

3TM International, Houston , TX

Koppers Wood Preserving

Sample Id: **465253-1-BLK** Matrix: SOLID Sample Depth:
Lab Sample Id: **465253-1-BLK** Date Collected: Date Received: Jan-19-04 14:05

Analytical Method: **SVOAs by EPA 8270C** % Moist: Prep Method: 3550B
Date Anal: Jan-21-04 19:14 Analyst: MAD Date Prep: Jan-21-04 14:30 Tech: MAD
Anal seq: 646791 Prep seq: 465253

Parameter	CAS Number	Result	MQL UnAdj	MQL Adj	MDL UnAdj	SQL	Units	Flag	Dil
2-Methylnaphthalene	91-57-6	U	0.167	0.167	0.0350	0.035	mg/kg	U	1
2-methylphenol	95-48-7	U	0.333	0.333	0.0415	0.042	mg/kg	U	1
3&4-Methylphenol		U	0.333	0.333	0.0675	0.068	mg/kg	U	1
Naphthalene	91-20-3	U	0.167	0.167	0.0357	0.036	mg/kg	U	1
4-Nitroaniline	100-01-6	U	0.667	0.667	0.0560	0.056	mg/kg	U	1
3-Nitroaniline	99-09-2	U	0.333	0.333	0.0709	0.071	mg/kg	U	1
2-Nitroaniline	88-74-4	U	0.333	0.333	0.0348	0.035	mg/kg	U	1
Nitrobenzene	98-95-3	U	0.333	0.333	0.0333	0.033	mg/kg	U	1
2-Nitrophenol	88-75-5	U	0.333	0.333	0.0333	0.033	mg/kg	U	1
4-Nitrophenol	100-02-7	U	0.333	0.333	0.0579	0.058	mg/kg	U	1
N-Nitrosodi-n-Propylamine	621-64-7	U	0.333	0.333	0.0333	0.033	mg/kg	U	1
N-Nitrosodiphenylamine	86-30-6	U	0.333	0.333	0.0402	0.040	mg/kg	U	1
di-n-Octyl Phthalate	117-84-0	U	0.167	0.167	0.0333	0.033	mg/kg	U	1
Pentachlorophenol	87-86-5	U	0.333	0.333	0.0474	0.047	mg/kg	U	1
Phenanthrene	85-01-8	U	0.167	0.167	0.0333	0.033	mg/kg	U	1
Phenol	108-95-2	U	0.333	0.333	0.0333	0.033	mg/kg	U	1
Pyrene	129-00-0	U	0.167	0.167	0.0380	0.038	mg/kg	U	1
Pyridine	110-86-1	U	0.333	0.333	0.1230	0.123	mg/kg	U	1
1,2,4-Trichlorobenzene	120-82-1	U	0.333	0.333	0.0333	0.033	mg/kg	U	1
2,4,6-Trichlorophenol	88-06-2	U	0.333	0.333	0.0368	0.037	mg/kg	U	1
2,4,5-Trichlorophenol	95-95-4	U	0.333	0.333	0.0333	0.033	mg/kg	U	1

Sample Id: **3TM-KP-DS-BB-11A (0-3)** Matrix: SOLID Sample Depth:
Lab Sample Id: **646711-1-BLK** Date Collected: Date Received: Jan-19-04 14:05

Analytical Method: **Percent Moisture** % Moist: Prep Method:
Date Anal: Jan-20-04 12:00 Analyst: JUJ Date Prep: Tech: JUJ
Anal seq: 646711 Prep seq:

Parameter	CAS Number	Result	MQL UnAdj	MQL Adj	MDL UnAdj	SQL	Units	Flag	Dil
Percent Moisture		U					%	U	

XENCO Laboratories

Certificate of Analytical Results 239862

nelac accredited

3TM International, Houston , TX

Koppers Wood Preserving

Sample Id: **3TM-KP-DS-BB-6C (0-3)** Matrix: SOLID Sample Depth:
Lab Sample Id: **646712-1-BLK** Date Collected: Date Received: Jan-19-04 14:05

Analytical Method: **Percent Moisture** % Moist: Prep Method:
Date Anal: Jan-20-04 12:46 Analyst: JUJ Date Prep: Tech: JUJ
Anal seq: 646712 Prep seq:

Parameter	CAS Number	Result	MQL UnAdj	MQL Adj	MDL UnAdj	SQL	Units	Flag	Dil
Percent Moisture		U					%	U	

Sample Id: **3TM-KP-DS-BB-1A (1-2)** Matrix: SOLID Sample Depth:
Lab Sample Id: **646768-1-BLK** Date Collected: Date Received: Jan-19-04 14:05

Analytical Method: **Percent Moisture** % Moist: Prep Method:
Date Anal: Jan-21-04 15:30 Analyst: JUJ Date Prep: Tech: JUJ
Anal seq: 646768 Prep seq:

Parameter	CAS Number	Result	MQL UnAdj	MQL Adj	MDL UnAdj	SQL	Units	Flag	Dil
Percent Moisture		U					%	U	

XENCO Laboratories
CHRONOLOGY OF HOLDING TIMES

Analytical Method : Percent Moisture

Client : 3TM International

Work Order # 239862

Project ID:

Field Sample ID	Date Collected	Date Received	Date Extracted	Max Holding Time E (Days)	Time Held Ext. (Days)	Date Analyzed	Max Holding Time A (Days)	Time Held A (Days)	Q
3TM-KP-DS-BB-11A (0-3)	Jan. 9, 2004	Jan. 19, 2004				Jan. 20, 2004	45	11	P
3TM-KP-DS-BB-11B (0-3)	Jan. 10, 2004	Jan. 19, 2004				Jan. 20, 2004	45	10	P
3TM-KP-DS-BB-11C (0-3)	Jan. 10, 2004	Jan. 19, 2004				Jan. 20, 2004	45	10	P
3TM-KP-DS-BB-11D (0-3)	Jan. 13, 2004	Jan. 19, 2004				Jan. 20, 2004	45	7	P
3TM-KP-DS-BB-1A (0-3)	Jan. 10, 2004	Jan. 19, 2004				Jan. 20, 2004	45	10	P
3TM-KP-DS-BB-1A (1-2)	Jan. 10, 2004	Jan. 19, 2004				Jan. 21, 2004	45	11	P
3TM-KP-DS-BB-1A (2-3)	Jan. 10, 2004	Jan. 19, 2004				Jan. 21, 2004	45	11	P
3TM-KP-DS-BB-1B (0-3)	Jan. 10, 2004	Jan. 19, 2004				Jan. 20, 2004	45	10	P
3TM-KP-DS-BB-1C (0-3)	Jan. 10, 2004	Jan. 19, 2004				Jan. 20, 2004	45	10	P
3TM-KP-DS-BB-2A (0-3)	Jan. 10, 2004	Jan. 19, 2004				Jan. 20, 2004	45	10	P
3TM-KP-DS-BB-2B (0-3)	Jan. 10, 2004	Jan. 19, 2004				Jan. 20, 2004	45	10	P
3TM-KP-DS-BB-2C (0-3)	Jan. 10, 2004	Jan. 19, 2004				Jan. 20, 2004	45	10	P
3TM-KP-DS-BB-3A (0-3)	Jan. 11, 2004	Jan. 19, 2004				Jan. 20, 2004	45	9	P
3TM-KP-DS-BB-3A MS/MSD (0-3)	Jan. 11, 2004	Jan. 19, 2004				Jan. 20, 2004	45	9	P
3TM-KP-DS-BB-3B (0-3)	Jan. 11, 2004	Jan. 19, 2004				Jan. 20, 2004	45	9	P
3TM-KP-DS-BB-3C (0-3)	Jan. 11, 2004	Jan. 19, 2004				Jan. 20, 2004	45	9	P
3TM-KP-DS-BB-4A (0-3)	Jan. 11, 2004	Jan. 19, 2004				Jan. 20, 2004	45	9	P
3TM-KP-DS-BB-4B (0-3)	Jan. 11, 2004	Jan. 19, 2004				Jan. 20, 2004	45	9	P
3TM-KP-DS-BB-4C (0-3)	Jan. 11, 2004	Jan. 19, 2004				Jan. 20, 2004	45	9	P
3TM-KP-DS-BB-5A (0-3)	Jan. 11, 2004	Jan. 19, 2004				Jan. 20, 2004	45	9	P
3TM-KP-DS-BB-5B (0-3)	Jan. 11, 2004	Jan. 19, 2004				Jan. 20, 2004	45	9	P
3TM-KP-DS-BB-5C (0-3)	Jan. 11, 2004	Jan. 19, 2004				Jan. 20, 2004	45	9	P
3TM-KP-DS-BB-6A (0-3)	Jan. 12, 2004	Jan. 19, 2004				Jan. 20, 2004	45	8	P
3TM-KP-DS-BB-6B (0-3)	Jan. 12, 2004	Jan. 19, 2004				Jan. 20, 2004	45	8	P
3TM-KP-DS-BB-6C (0-3)	Jan. 12, 2004	Jan. 19, 2004				Jan. 20, 2004	45	8	P
3TM-KP-DS-BB-7A (0-3)	Jan. 13, 2004	Jan. 19, 2004				Jan. 20, 2004	45	7	P
3TM-KP-DS-BB-7A MS/MSD (0-3)	Jan. 13, 2004	Jan. 19, 2004				Jan. 20, 2004	45	7	P
3TM-KP-DS-BB-7B (0-3)	Jan. 13, 2004	Jan. 19, 2004				Jan. 20, 2004	45	7	P
3TM-KP-DS-BB-7C (0-3)	Jan. 13, 2004	Jan. 19, 2004				Jan. 20, 2004	45	7	P
3TM-KP-DS-BB-8A (0-3)	Jan. 12, 2004	Jan. 19, 2004				Jan. 20, 2004	45	8	P
3TM-KP-DS-BB-8B (0-3)	Jan. 12, 2004	Jan. 19, 2004				Jan. 20, 2004	45	8	P
3TM-KP-DS-BB-8C (0-3)	Jan. 12, 2004	Jan. 19, 2004				Jan. 20, 2004	45	8	P
3TM-KP-DS-BB-9A (0-3)	Jan. 12, 2004	Jan. 19, 2004				Jan. 20, 2004	45	8	P
3TM-KP-DS-BB-9B (0-3)	Jan. 12, 2004	Jan. 19, 2004				Jan. 20, 2004	45	8	P
3TM-KP-DS-BB-9C (0-3)	Jan. 12, 2004	Jan. 19, 2004				Jan. 20, 2004	45	8	P
Duplicate 1	Jan. 9, 2004	Jan. 19, 2004				Jan. 20, 2004	45	11	P
Duplicate 2	Jan. 9, 2004	Jan. 19, 2004				Jan. 20, 2004	45	11	P

XENCO Laboratories
CHRONOLOGY OF HOLDING TIMES

3TM International

Project ID:

Comments :

XENCO Laboratories

XENCO Laboratories
CHRONOLOGY OF HOLDING TIMES

nelac accredited

Analytical Method : SVOAs by EPA 8270C

Client : 3TM International

Work Order # 239862

Project ID:

Field Sample ID	Date Collected	Date Received	Date Extracted	Max Holding Time E (Days)	Time Held Ext. (Days)	Date Analyzed	Max Holding Time A (Days)	Time Held A (Days)	Q
3TM-KP-DS-BB-11A (0-3)	Jan. 9, 2004	Jan. 19, 2004	Jan. 20, 2004	14	11	Jan. 23, 2004	40	3	P
3TM-KP-DS-BB-11B (0-3)	Jan. 10, 2004	Jan. 19, 2004	Jan. 20, 2004	14	10	Jan. 23, 2004	40	3	P
3TM-KP-DS-BB-11C (0-3)	Jan. 10, 2004	Jan. 19, 2004	Jan. 20, 2004	14	10	Jan. 28, 2004	40	8	P
3TM-KP-DS-BB-11D	Jan. 13, 2004	Jan. 19, 2004	Jan. 20, 2004	7	7	Jan. 21, 2004	40	1	P
3TM-KP-DS-BB-11D (0-3)	Jan. 13, 2004	Jan. 19, 2004	Jan. 21, 2004	14	8	Jan. 27, 2004	40	6	P
3TM-KP-DS-BB-1A (0-3)	Jan. 10, 2004	Jan. 19, 2004	Jan. 21, 2004	14	11	Jan. 27, 2004	40	6	P
3TM-KP-DS-BB-1A (1-2)	Jan. 10, 2004	Jan. 19, 2004	Jan. 21, 2004	14	11	Jan. 27, 2004	40	6	P
3TM-KP-DS-BB-1A (2-3)	Jan. 10, 2004	Jan. 19, 2004	Jan. 21, 2004	14	11	Jan. 27, 2004	40	6	P
3TM-KP-DS-BB-1B (0-3)	Jan. 10, 2004	Jan. 19, 2004	Jan. 21, 2004	14	11	Jan. 27, 2004	40	6	P
3TM-KP-DS-BB-1C (0-3)	Jan. 10, 2004	Jan. 19, 2004	Jan. 21, 2004	14	11	Jan. 28, 2004	40	7	P
3TM-KP-DS-BB-2A (0-3)	Jan. 10, 2004	Jan. 19, 2004	Jan. 20, 2004	14	10	Jan. 23, 2004	40	3	P
3TM-KP-DS-BB-2B (0-3)	Jan. 10, 2004	Jan. 19, 2004	Jan. 21, 2004	14	11	Jan. 27, 2004	40	6	P
3TM-KP-DS-BB-2C (0-3)	Jan. 10, 2004	Jan. 19, 2004	Jan. 21, 2004	14	11	Jan. 27, 2004	40	6	P
3TM-KP-DS-BB-3A (0-3)	Jan. 11, 2004	Jan. 19, 2004	Jan. 21, 2004	14	10	Jan. 28, 2004	40	7	P
3TM-KP-DS-BB-3A MS/MSD (0-3)	Jan. 11, 2004	Jan. 19, 2004	Jan. 21, 2004	14	10	Jan. 28, 2004	40	7	P
3TM-KP-DS-BB-3B (0-3)	Jan. 11, 2004	Jan. 19, 2004	Jan. 21, 2004	14	10	Jan. 28, 2004	40	7	P
3TM-KP-DS-BB-3C (0-3)	Jan. 11, 2004	Jan. 19, 2004	Jan. 21, 2004	14	10	Jan. 28, 2004	40	7	P
3TM-KP-DS-BB-4A (0-3)	Jan. 11, 2004	Jan. 19, 2004	Jan. 21, 2004	14	10	Jan. 28, 2004	40	7	P
3TM-KP-DS-BB-4B (0-3)	Jan. 11, 2004	Jan. 19, 2004	Jan. 21, 2004	14	10	Jan. 28, 2004	40	7	P
3TM-KP-DS-BB-4C (0-3)	Jan. 11, 2004	Jan. 19, 2004	Jan. 21, 2004	14	10	Jan. 28, 2004	40	7	P
3TM-KP-DS-BB-5A (0-3)	Jan. 11, 2004	Jan. 19, 2004	Jan. 21, 2004	14	10	Jan. 28, 2004	40	7	P
3TM-KP-DS-BB-5B (0-3)	Jan. 11, 2004	Jan. 19, 2004	Jan. 21, 2004	14	10	Jan. 28, 2004	40	7	P
3TM-KP-DS-BB-5C (0-3)	Jan. 11, 2004	Jan. 19, 2004	Jan. 21, 2004	14	10	Jan. 28, 2004	40	7	P
3TM-KP-DS-BB-6A (0-3)	Jan. 12, 2004	Jan. 19, 2004	Jan. 21, 2004	14	9	Jan. 28, 2004	40	7	P
3TM-KP-DS-BB-6B (0-3)	Jan. 12, 2004	Jan. 19, 2004	Jan. 21, 2004	14	9	Jan. 23, 2004	40	2	P
3TM-KP-DS-BB-6C (0-3)	Jan. 12, 2004	Jan. 19, 2004	Jan. 21, 2004	14	9	Jan. 23, 2004	40	2	P
3TM-KP-DS-BB-7A (0-3)	Jan. 13, 2004	Jan. 19, 2004	Jan. 21, 2004	14	8	Jan. 27, 2004	40	6	P
3TM-KP-DS-BB-7A MS/MSD (0-3)	Jan. 13, 2004	Jan. 19, 2004	Jan. 21, 2004	14	8	Jan. 27, 2004	40	6	P
3TM-KP-DS-BB-7B (0-3)	Jan. 13, 2004	Jan. 19, 2004	Jan. 21, 2004	14	8	Jan. 27, 2004	40	6	P
3TM-KP-DS-BB-7C (0-3)	Jan. 13, 2004	Jan. 19, 2004	Jan. 21, 2004	14	8	Jan. 27, 2004	40	6	P
3TM-KP-DS-BB-8A (0-3)	Jan. 12, 2004	Jan. 19, 2004	Jan. 21, 2004	14	9	Jan. 23, 2004	40	2	P
3TM-KP-DS-BB-8B (0-3)	Jan. 12, 2004	Jan. 19, 2004	Jan. 21, 2004	14	9	Jan. 23, 2004	40	2	P
3TM-KP-DS-BB-8C (0-3)	Jan. 12, 2004	Jan. 19, 2004	Jan. 21, 2004	14	9	Jan. 23, 2004	40	2	P
3TM-KP-DS-BB-9A (0-3)	Jan. 12, 2004	Jan. 19, 2004	Jan. 21, 2004	14	9	Jan. 23, 2004	40	2	P
3TM-KP-DS-BB-9B (0-3)	Jan. 12, 2004	Jan. 19, 2004	Jan. 21, 2004	14	9	Jan. 23, 2004	40	2	P
3TM-KP-DS-BB-9C (0-3)	Jan. 12, 2004	Jan. 19, 2004	Jan. 21, 2004	14	9	Jan. 23, 2004	40	2	P
Duplicate 1	Jan. 9, 2004	Jan. 19, 2004	Jan. 21, 2004	14	12	Jan. 28, 2004	40	7	P

XENCO Laboratories
CHRONOLOGY OF HOLDING TIMES

3TM International

Project ID:

Duplicate 2	Jan. 9, 2004	Jan. 19, 2004	Jan. 21, 2004	14	12	Jan. 27, 2004	40	6	P
Equipment Rinsate	Jan. 11, 2004	Jan. 19, 2004	Jan. 20, 2004	7	9	Jan. 21, 2004	40	1	F
Field Blank	Jan. 11, 2004	Jan. 19, 2004	Jan. 20, 2004	7	9	Jan. 22, 2004	40	2	F

Comments :

Flagging Criteria

Data were reviewed by the
Department Supervisor and QA Director

X In our quality control review of the data a QC deficiency was observed and flagged as noted. MS/MSD recoveries were found to be outside of the laboratory control limits due to possible matrix /chemical interference, or a concentration of target analyte high enough to effect the recovery of the spike concentration. This condition could also effect the relative percent difference in the MS/MSD.

B A target analyte or common laboratory contaminant was identified in the method blank. Its presence indicates possible field or laboratory contamination.

D The sample(s) were diluted due to targets detected over the highest point of the calibration curve, or due to matrix interference. Dilution factors are included in the final results. The result is from a diluted sample.

E The data exceeds the upper calibration limit; therefore, the concentration is reported as estimated.

F RPD exceeded lab control limits.

J The target analyte was positively identified below the MQL and above the SQL.

U Analyte was not detected.

L The LCS data for this analytical batch was reported below the laboratory control limits for this analyte. The department supervisor and QA Director reviewed data. The samples were either reanalyzed or flagged as estimated concentrations.

H The LCS data for this analytical batch was reported above the laboratory control limits. Supporting QC Data were reviewed by the Department Supervisor and QA Director. Data were determined to be valid for reporting.

XENCO Laboratories

Analytical Log

Analytical Method:	Percent Moisture	Batch #:	646711
Project Name:	Koppers Wood Preserving	Project ID:	
Client Name:	3TM International	WO Number:	239862

Client Sample Id	Lab Sample Id	QC Types
3TM-KP-DS-BB-11A (0-3)	239862-004	SMP
3TM-KP-DS-BB-11B (0-3)	239862-008	SMP
3TM-KP-DS-BB-11C (0-3)	239862-012	SMP
3TM-KP-DS-BB-1A (0-3)	239862-028	SMP
3TM-KP-DS-BB-1B (0-3)	239862-032	SMP
3TM-KP-DS-BB-1C (0-3)	239862-036	SMP
3TM-KP-DS-BB-2A (0-3)	239862-016	SMP
3TM-KP-DS-BB-2B (0-3)	239862-020	SMP
3TM-KP-DS-BB-2C (0-3)	239862-024	SMP
3TM-KP-DS-BB-3A (0-3)	239862-040	SMP
3TM-KP-DS-BB-3B (0-3)	239862-044	SMP
3TM-KP-DS-BB-3C (0-3)	239862-048	SMP
3TM-KP-DS-BB-4A (0-3)	239862-052	SMP
3TM-KP-DS-BB-4B (0-3)	239862-056	SMP
3TM-KP-DS-BB-4C (0-3)	239862-060	SMP
3TM-KP-DS-BB-5A (0-3)	239862-064	SMP
3TM-KP-DS-BB-5B (0-3)	239862-068	SMP
3TM-KP-DS-BB-5C (0-3)	239862-072	SMP
3TM-KP-DS-BB-6A (0-3)	239862-076	SMP
3TM-KP-DS-BB-6B (0-3)	239862-080	SMP
	239862-004 D	MD
	239862-044 D	MD
	646711-1-BLK	BLK

XENCO Laboratories

Analytical Log

Analytical Method:	Percent Moisture	Batch #:	646712
Project Name:	Koppers Wood Preserving	Project ID:	
Client Name:	3TM International	WO Number:	239862

Client Sample Id	Lab Sample Id	QC Types
3TM-KP-DS-BB-11D (0-3)	239862-125	SMP
3TM-KP-DS-BB-3A MS/MSD	239862-130	SMP
3TM-KP-DS-BB-6C (0-3)	239862-084	SMP
3TM-KP-DS-BB-7A (0-3)	239862-112	SMP
3TM-KP-DS-BB-7A MS/MSD	239862-131	SMP
3TM-KP-DS-BB-7B (0-3)	239862-116	SMP
3TM-KP-DS-BB-7C (0-3)	239862-120	SMP
3TM-KP-DS-BB-8A (0-3)	239862-088	SMP
3TM-KP-DS-BB-8B (0-3)	239862-092	SMP
3TM-KP-DS-BB-8C (0-3)	239862-096	SMP
3TM-KP-DS-BB-9A (0-3)	239862-100	SMP
3TM-KP-DS-BB-9B (0-3)	239862-104	SMP
3TM-KP-DS-BB-9C (0-3)	239862-108	SMP
Duplicate 1	239862-128	SMP
Duplicate 2	239862-129	SMP
	239862-084 D	MD
	239862-125 D	MD
	646712-1-BLK	BLK

XENCO Laboratories

Analytical Log

Analytical Method:	Percent Moisture	Batch #:	646768
Project Name:	Koppers Wood Preserving	Project ID:	
Client Name:	3TM International	WO Number:	239862

Client Sample Id	Lab Sample Id	QC Types
3TM-KP-DS-BB-1A (1-2)	239862-026	SMP
3TM-KP-DS-BB-1A (2-3)	239862-027	SMP
	239862-026 D	MD
	646768-1-BLK	BLK

XENCO Laboratories

Analytical Log

Analytical Method:	SVOCs by SW846 8270C	Batch #:	646779
Project Name:	Koppers Wood Preserving	Project ID:	
Client Name:	3TM International	WO Number:	239862

Client Sample Id	Lab Sample Id	QC Types
3TM-KP-DS-BB-11A (0-3)	239862-004	SMP
3TM-KP-DS-BB-11B (0-3)	239862-008	SMP
3TM-KP-DS-BB-11C (0-3)	239862-012	SMP
3TM-KP-DS-BB-11C (0-3) DL	239862-012	DL
3TM-KP-DS-BB-2A (0-3)	239862-016	SMP
	239854-011 S	MS
	239854-011 SD	MSD
	465223-1-BKS	BKS
	465223-1-BLK	BLK
	465223-1-BSD	BSD

XENCO Laboratories

Analytical Log

Analytical Method:	SVOCs by SW846 8270C	Batch #:	646783
Project Name:	Koppers Wood Preserving	Project ID:	
Client Name:	3TM International	WO Number:	239862

Client Sample Id	Lab Sample Id	QC Types
3TM-KP-DS-BB-11 DL	239862-121	DL
3TM-KP-DS-BB-11D	239862-121	SMP
Equipment Rinsate	239862-126	SMP
Field Blank	239862-127	SMP
	465214-1-BKS	BKS
	465214-1-BLK	BLK
	465214-1-BSD	BSD

XENCO Laboratories

Analytical Log

Analytical Method:	SVOCs by SW846 8270C	Batch #:	646791
Project Name:	Koppers Wood Preserving	Project ID:	
Client Name:	3TM International	WO Number:	239862

Client Sample Id	Lab Sample Id	QC Types
3TM-KP-DS-BB-11D (0-3)	239862-125	SMP
3TM-KP-DS-BB-11D (0-3) D	239862-125	DL
3TM-KP-DS-BB-6B (0-3)	239862-080	SMP
3TM-KP-DS-BB-6C (0-3)	239862-084	SMP
3TM-KP-DS-BB-7A (0-3)	239862-112	SMP
3TM-KP-DS-BB-7A MS/MSD	239862-131	SMP
3TM-KP-DS-BB-7B (0-3)	239862-116	SMP
3TM-KP-DS-BB-7C (0-3)	239862-120	SMP
3TM-KP-DS-BB-8A (0-3)	239862-088	SMP
3TM-KP-DS-BB-8B (0-3)	239862-092	SMP
3TM-KP-DS-BB-8C (0-3)	239862-096	SMP
3TM-KP-DS-BB-9A (0-3)	239862-100	SMP
3TM-KP-DS-BB-9B (0-3)	239862-104	SMP
3TM-KP-DS-BB-9C (0-3)	239862-108	SMP
Duplicate 1	239862-128	SMP
Duplicate 2	239862-129	SMP
	239862-131 S	MS
	239862-131 SD	MSD
	465253-1-BKS	BKS
	465253-1-BLK	BLK
	465253-1-BSD	BSD

XENCO Laboratories

Analytical Log

Analytical Method:	SVOCs by SW846 8270C	Batch #:	647001
Project Name:	Koppers Wood Preserving	Project ID:	
Client Name:	3TM International	WO Number:	239862

Client Sample Id	Lab Sample Id	QC Types
3TM-KP-DS-BB-1A (0-3)	239862-028	SMP
3TM-KP-DS-BB-1A (1-2)	239862-026	SMP
3TM-KP-DS-BB-1A (2-3)	239862-027	SMP
3TM-KP-DS-BB-1B (0-3)	239862-032	SMP
3TM-KP-DS-BB-1C (0-3)	239862-036	SMP
3TM-KP-DS-BB-2B (0-3)	239862-020	SMP
3TM-KP-DS-BB-2C (0-3)	239862-024	SMP
3TM-KP-DS-BB-3A (0-3)	239862-040	SMP
3TM-KP-DS-BB-3A MS/MSD	239862-130	SMP
3TM-KP-DS-BB-3B (0-3)	239862-044	SMP
3TM-KP-DS-BB-3C (0-3)	239862-048	SMP
3TM-KP-DS-BB-4A (0-3)	239862-052	SMP
3TM-KP-DS-BB-4B (0-3)	239862-056	SMP
3TM-KP-DS-BB-4C (0-3)	239862-060	SMP
3TM-KP-DS-BB-5A (0-3)	239862-064	SMP
3TM-KP-DS-BB-5B (0-3)	239862-068	SMP
3TM-KP-DS-BB-5C (0-3)	239862-072	SMP
3TM-KP-DS-BB-6A (0-3)	239862-076	SMP
	239862-130 S	MS
	239862-130 SD	MSD
	465247-1-BKS	BKS
	465247-1-BLK	BLK
	465247-1-BSD	BSD

Form 2 - Surrogate Recoveries

Project Name: Koppers Wood Preserving

Work Order #: 239862 **Project ID:**

Lab Batch #: 646779 **Sample:** 239854-011 S / MS **Batch:** 1 **Matrix:** Solid

Units: mg/kg

SVOAs by EPA 8270C Analytes	SURROGATE RECOVERY STUDY				
	Amount Found [A]	True Amount [B]	Recovery %R [D]	Control Limits %R	Flags
2-Fluorobiphenyl	1.48	1.67	89	30-115	
2-Fluorophenol	1.41	1.67	84	25-121	
Nitrobenzene-d5	1.49	1.67	89	23-120	
Phenol-d6	1.65	1.67	99	24-113	
Terphenyl-D14	1.55	1.67	93	18-137	
2,4,6-Tribromophenol	1.56	1.67	93	19-122	

Lab Batch #: 646779 **Sample:** 239854-011 SD / MSD **Batch:** 1 **Matrix:** Solid

Units: mg/kg

SVOAs by EPA 8270C Analytes	SURROGATE RECOVERY STUDY				
	Amount Found [A]	True Amount [B]	Recovery %R [D]	Control Limits %R	Flags
2-Fluorobiphenyl	1.47	1.67	88	30-115	
2-Fluorophenol	1.41	1.67	84	25-121	
Nitrobenzene-d5	1.49	1.67	89	23-120	
Phenol-d6	1.69	1.67	101	24-113	
Terphenyl-D14	1.58	1.67	95	18-137	
2,4,6-Tribromophenol	1.58	1.67	95	19-122	

Lab Batch #: 646779 **Sample:** 239862-004 / SMP **Batch:** 1 **Matrix:** Solid

Units: mg/kg

SVOAs by EPA 8270C Analytes	SURROGATE RECOVERY STUDY				
	Amount Found [A]	True Amount [B]	Recovery %R [D]	Control Limits %R	Flags
2-Fluorobiphenyl	1.49	1.66	90	30-115	
2-Fluorophenol	1.28	1.66	77	25-121	
Nitrobenzene-d5	1.34	1.66	81	23-120	
Phenol-d6	1.54	1.66	93	24-113	
Terphenyl-D14	1.52	1.66	92	18-137	
2,4,6-Tribromophenol	1.62	1.66	98	19-122	

** Surrogates outside limits; data and surrogates confirmed by reanalysis
*** Poor recoveries due to dilution
Surrogate Recovery [D] = 100 * A / B
All results are based on MDL and validated for QC purposes.

Form 2 - Surrogate Recoveries

Project Name: Koppers Wood Preserving

Work Order #: 239862 **Project ID:**

Lab Batch #: 646779 **Sample:** 239862-008 / SMP **Batch:** 1 **Matrix:** Solid

Units: mg/kg

SVOAs by EPA 8270C Analytes	SURROGATE RECOVERY STUDY				
	Amount Found [A]	True Amount [B]	Recovery %R [D]	Control Limits %R	Flags
2-Fluorobiphenyl	1.55	1.66	93	30-115	
2-Fluorophenol	1.31	1.66	79	25-121	
Nitrobenzene-d5	1.39	1.66	84	23-120	
Phenol-d6	1.56	1.66	94	24-113	
Terphenyl-D14	1.53	1.66	92	18-137	
2,4,6-Tribromophenol	1.57	1.66	95	19-122	

Lab Batch #: 646779 **Sample:** 239862-012 / DL **Batch:** 1 **Matrix:** Solid

Units: mg/kg

SVOAs by EPA 8270C Analytes	SURROGATE RECOVERY STUDY				
	Amount Found [A]	True Amount [B]	Recovery %R [D]	Control Limits %R	Flags
2-Fluorobiphenyl	U	1.67	89	30-115	
2-Fluorophenol	U	1.67	80	25-121	
Nitrobenzene-d5	U	1.67	84	23-120	
Phenol-d6	U	1.67	87	24-113	
Terphenyl-D14	U	1.67	80	18-137	
2,4,6-Tribromophenol	U	1.67	66	19-122	

Lab Batch #: 646779 **Sample:** 239862-012 / DL **Batch:** 1 **Matrix:** Solid

Units: mg/kg

SVOAs by EPA 8270C Analytes	SURROGATE RECOVERY STUDY				
	Amount Found [A]	True Amount [B]	Recovery %R [D]	Control Limits %R	Flags
2-Fluorobiphenyl	1.88	1.67	113	30-115	
2-Fluorophenol	1.26	1.67	75	25-121	
Nitrobenzene-d5	1.42	1.67	85	23-120	
Phenol-d6	1.39	1.67	83	24-113	
Terphenyl-D14	1.97	1.67	118	18-137	
2,4,6-Tribromophenol	1.47	1.67	88	19-122	

** Surrogates outside limits; data and surrogates confirmed by reanalysis
*** Poor recoveries due to dilution
Surrogate Recovery [D] = 100 * A / B
All results are based on MDL and validated for QC purposes.

Form 2 - Surrogate Recoveries

Project Name: Koppers Wood Preserving

Work Order #: 239862

Project ID:

Lab Batch #: 646779 **Sample:** 239862-012 / SMP **Batch:** 1 **Matrix:** Solid

Units: mg/kg

SVOAs by EPA 8270C Analytes	SURROGATE RECOVERY STUDY				
	Amount Found [A]	True Amount [B]	Recovery %R [D]	Control Limits %R	Flags
2-Fluorobiphenyl	1.86	1.67	111	30-115	
2-Fluorophenol	1.55	1.67	93	25-121	
Nitrobenzene-d5	1.83	1.67	110	23-120	
Phenol-d6	1.84	1.67	110	24-113	
Terphenyl-D14	2.03	1.67	122	18-137	
2,4,6-Tribromophenol	2.03	1.67	122	19-122	

Lab Batch #: 646779 **Sample:** 239862-016 / SMP **Batch:** 1 **Matrix:** Solid

Units: mg/kg

SVOAs by EPA 8270C Analytes	SURROGATE RECOVERY STUDY				
	Amount Found [A]	True Amount [B]	Recovery %R [D]	Control Limits %R	Flags
2-Fluorobiphenyl	1.26	1.67	75	30-115	
2-Fluorophenol	1.08	1.67	65	25-121	
Nitrobenzene-d5	1.12	1.67	67	23-120	
Phenol-d6	1.32	1.67	79	24-113	
Terphenyl-D14	1.28	1.67	77	18-137	
2,4,6-Tribromophenol	1.34	1.67	80	19-122	

Lab Batch #: 646779 **Sample:** 465223-1-BKS / BKS **Batch:** 1 **Matrix:** Solid

Units: mg/kg

SVOAs by EPA 8270C Analytes	SURROGATE RECOVERY STUDY				
	Amount Found [A]	True Amount [B]	Recovery %R [D]	Control Limits %R	Flags
2-Fluorobiphenyl	1.47	1.67	88	30-115	
2-Fluorophenol	1.40	1.67	84	25-121	
Nitrobenzene-d5	1.47	1.67	88	23-120	
Phenol-d6	1.64	1.67	98	24-113	
Terphenyl-D14	1.50	1.67	90	18-137	
2,4,6-Tribromophenol	1.53	1.67	92	19-122	

** Surrogates outside limits; data and surrogates confirmed by reanalysis

*** Poor recoveries due to dilution

Surrogate Recovery [D] = 100 * A / B

All results are based on MDL and validated for QC purposes.

Form 2 - Surrogate Recoveries

Project Name: Koppers Wood Preserving

Work Order #: 239862

Project ID:

Lab Batch #: 646779 **Sample:** 465223-1-BLK / BLK **Batch:** 1 **Matrix:** Solid

Units: mg/kg

SVOAs by EPA 8270C Analytes	SURROGATE RECOVERY STUDY				
	Amount Found [A]	True Amount [B]	Recovery %R [D]	Control Limits %R	Flags
2-Fluorobiphenyl	1.42	1.67	85	30-115	
2-Fluorophenol	1.19	1.67	71	25-121	
Nitrobenzene-d5	1.30	1.67	78	23-120	
Phenol-d6	1.43	1.67	86	24-113	
Terphenyl-D14	1.44	1.67	86	18-137	
2,4,6-Tribromophenol	1.31	1.67	78	19-122	

Lab Batch #: 646779 **Sample:** 465223-1-BSD / BSD **Batch:** 1 **Matrix:** Solid

Units: mg/kg

SVOAs by EPA 8270C Analytes	SURROGATE RECOVERY STUDY				
	Amount Found [A]	True Amount [B]	Recovery %R [D]	Control Limits %R	Flags
2-Fluorobiphenyl	1.34	1.67	80	30-115	
2-Fluorophenol	1.36	1.67	81	25-121	
Nitrobenzene-d5	1.33	1.67	80	23-120	
Phenol-d6	1.66	1.67	99	24-113	
Terphenyl-D14	1.37	1.67	82	18-137	
2,4,6-Tribromophenol	1.43	1.67	86	19-122	

Lab Batch #: 646783 **Sample:** 239862-121 / DL **Batch:** 1 **Matrix:** Water

Units: mg/L

SVOAs by EPA 8270C Analytes	SURROGATE RECOVERY STUDY				
	Amount Found [A]	True Amount [B]	Recovery %R [D]	Control Limits %R	Flags
2-Fluorobiphenyl	0.031	0.050	62	43-116	
2-Fluorophenol	0.016	0.050	32	21-100	
Nitrobenzene-d5	0.027	0.050	54	35-114	
Phenol-d6	0.012	0.050	24	10-94	
Terphenyl-D14	0.029	0.050	58	33-141	
2,4,6-Tribromophenol	0.031	0.050	62	10-123	

** Surrogates outside limits; data and surrogates confirmed by reanalysis

*** Poor recoveries due to dilution

Surrogate Recovery [D] = 100 * A / B

All results are based on MDL and validated for QC purposes.

Form 2 - Surrogate Recoveries

Project Name: Koppers Wood Preserving

Work Order #: 239862 **Project ID:**

Lab Batch #: 646783 **Sample:** 239862-121 / SMP **Batch:** 1 **Matrix:** Water

Units: mg/L

SVOAs by EPA 8270C Analytes	SURROGATE RECOVERY STUDY				
	Amount Found [A]	True Amount [B]	Recovery %R [D]	Control Limits %R	Flags
2-Fluorobiphenyl	0.035	0.050	70	43-116	
2-Fluorophenol	0.019	0.050	38	21-100	
Nitrobenzene-d5	0.033	0.050	66	35-114	
Phenol-d6	0.014	0.050	28	10-94	
Terphenyl-D14	0.034	0.050	68	33-141	
2,4,6-Tribromophenol	0.041	0.050	82	10-123	

Lab Batch #: 646783 **Sample:** 239862-126 / SMP **Batch:** 1 **Matrix:** Water

Units: mg/L

SVOAs by EPA 8270C Analytes	SURROGATE RECOVERY STUDY				
	Amount Found [A]	True Amount [B]	Recovery %R [D]	Control Limits %R	Flags
2-Fluorobiphenyl	0.167	0.192	87	43-116	
2-Fluorophenol	0.154	0.192	80	21-100	
Nitrobenzene-d5	0.156	0.192	81	35-114	
Phenol-d6	0.164	0.192	85	10-94	
Terphenyl-D14	0.175	0.192	91	33-141	
2,4,6-Tribromophenol	0.166	0.192	86	10-123	

Lab Batch #: 646783 **Sample:** 239862-127 / SMP **Batch:** 1 **Matrix:** Water

Units: mg/L

SVOAs by EPA 8270C Analytes	SURROGATE RECOVERY STUDY				
	Amount Found [A]	True Amount [B]	Recovery %R [D]	Control Limits %R	Flags
2-Fluorobiphenyl	0.160	0.192	83	43-116	
2-Fluorophenol	0.141	0.192	73	21-100	
Nitrobenzene-d5	0.145	0.192	76	35-114	
Phenol-d6	0.154	0.192	80	10-94	
Terphenyl-D14	0.172	0.192	90	33-141	
2,4,6-Tribromophenol	0.161	0.192	84	10-123	

** Surrogates outside limits; data and surrogates confirmed by reanalysis
*** Poor recoveries due to dilution
Surrogate Recovery [D] = 100 * A / B
All results are based on MDL and validated for QC purposes.

Form 2 - Surrogate Recoveries

Project Name: Koppers Wood Preserving

Work Order #: 239862 **Project ID:**

Lab Batch #: 646783 **Sample:** 465214-1-BKS / BKS **Batch:** 1 **Matrix:** Water

Units: mg/L

SVOAs by EPA 8270C Analytes	SURROGATE RECOVERY STUDY				
	Amount Found [A]	True Amount [B]	Recovery %R [D]	Control Limits %R	Flags
2-Fluorobiphenyl	0.045	0.050	90	43-116	
2-Fluorophenol	0.037	0.050	74	21-100	
Nitrobenzene-d5	0.045	0.050	90	35-114	
Phenol-d6	0.031	0.050	62	10-94	
Terphenyl-D14	0.046	0.050	92	33-141	
2,4,6-Tribromophenol	0.045	0.050	90	10-123	

Lab Batch #: 646783 **Sample:** 465214-1-BLK / BLK **Batch:** 1 **Matrix:** Water

Units: mg/L

SVOAs by EPA 8270C Analytes	SURROGATE RECOVERY STUDY				
	Amount Found [A]	True Amount [B]	Recovery %R [D]	Control Limits %R	Flags
2-Fluorobiphenyl	0.043	0.050	86	43-116	
2-Fluorophenol	0.034	0.050	68	21-100	
Nitrobenzene-d5	0.042	0.050	84	35-114	
Phenol-d6	0.028	0.050	56	10-94	
Terphenyl-D14	0.045	0.050	90	33-141	
2,4,6-Tribromophenol	0.041	0.050	82	10-123	

Lab Batch #: 646783 **Sample:** 465214-1-BSD / BSD **Batch:** 1 **Matrix:** Water

Units: mg/L

SVOAs by EPA 8270C Analytes	SURROGATE RECOVERY STUDY				
	Amount Found [A]	True Amount [B]	Recovery %R [D]	Control Limits %R	Flags
2-Fluorobiphenyl	0.042	0.050	84	43-116	
2-Fluorophenol	0.033	0.050	66	21-100	
Nitrobenzene-d5	0.042	0.050	84	35-114	
Phenol-d6	0.029	0.050	58	10-94	
Terphenyl-D14	0.043	0.050	86	33-141	
2,4,6-Tribromophenol	0.042	0.050	84	10-123	

** Surrogates outside limits; data and surrogates confirmed by reanalysis
*** Poor recoveries due to dilution
Surrogate Recovery [D] = 100 * A / B
All results are based on MDL and validated for QC purposes.

Form 2 - Surrogate Recoveries

Project Name: Koppers Wood Preserving

Work Order #: 239862 **Project ID:**

Lab Batch #: 646791 **Sample:** 239862-080 / SMP **Batch:** 1 **Matrix:** Solid

Units: mg/kg

SVOAs by EPA 8270C Analytes	SURROGATE RECOVERY STUDY				
	Amount Found [A]	True Amount [B]	Recovery %R [D]	Control Limits %R	Flags
2-Fluorobiphenyl	1.71	1.67	102	30-115	
2-Fluorophenol	1.44	1.67	86	25-121	
Nitrobenzene-d5	1.53	1.67	92	23-120	
Phenol-d6	1.63	1.67	98	24-113	
Terphenyl-D14	1.75	1.67	105	18-137	
2,4,6-Tribromophenol	1.85	1.67	111	19-122	

Lab Batch #: 646791 **Sample:** 239862-084 / SMP **Batch:** 1 **Matrix:** Solid

Units: mg/kg

SVOAs by EPA 8270C Analytes	SURROGATE RECOVERY STUDY				
	Amount Found [A]	True Amount [B]	Recovery %R [D]	Control Limits %R	Flags
2-Fluorobiphenyl	1.68	1.67	101	30-115	
2-Fluorophenol	1.45	1.67	87	25-121	
Nitrobenzene-d5	1.52	1.67	91	23-120	
Phenol-d6	1.60	1.67	96	24-113	
Terphenyl-D14	1.68	1.67	101	18-137	
2,4,6-Tribromophenol	1.80	1.67	108	19-122	

Lab Batch #: 646791 **Sample:** 239862-088 / SMP **Batch:** 1 **Matrix:** Solid

Units: mg/kg

SVOAs by EPA 8270C Analytes	SURROGATE RECOVERY STUDY				
	Amount Found [A]	True Amount [B]	Recovery %R [D]	Control Limits %R	Flags
2-Fluorobiphenyl	1.58	1.66	95	30-115	
2-Fluorophenol	1.33	1.66	80	25-121	
Nitrobenzene-d5	1.41	1.66	85	23-120	
Phenol-d6	1.53	1.66	92	24-113	
Terphenyl-D14	1.65	1.66	99	18-137	
2,4,6-Tribromophenol	1.69	1.66	102	19-122	

** Surrogates outside limits; data and surrogates confirmed by reanalysis
*** Poor recoveries due to dilution
Surrogate Recovery [D] = 100 * A / B
All results are based on MDL and validated for QC purposes.

Form 2 - Surrogate Recoveries

Project Name: Koppers Wood Preserving

Work Order #: 239862 **Project ID:**

Lab Batch #: 646791 **Sample:** 239862-092 / SMP **Batch:** 1 **Matrix:** Solid

Units: mg/kg

SVOAs by EPA 8270C Analytes	SURROGATE RECOVERY STUDY				
	Amount Found [A]	True Amount [B]	Recovery %R [D]	Control Limits %R	Flags
2-Fluorobiphenyl	1.76	1.67	105	30-115	
2-Fluorophenol	1.51	1.67	90	25-121	
Nitrobenzene-d5	1.58	1.67	95	23-120	
Phenol-d6	1.67	1.67	100	24-113	
Terphenyl-D14	1.74	1.67	104	18-137	
2,4,6-Tribromophenol	1.86	1.67	111	19-122	

Lab Batch #: 646791 **Sample:** 239862-096 / SMP **Batch:** 1 **Matrix:** Solid

Units: mg/kg

SVOAs by EPA 8270C Analytes	SURROGATE RECOVERY STUDY				
	Amount Found [A]	True Amount [B]	Recovery %R [D]	Control Limits %R	Flags
2-Fluorobiphenyl	1.70	1.67	102	30-115	
2-Fluorophenol	1.56	1.67	93	25-121	
Nitrobenzene-d5	1.61	1.67	96	23-120	
Phenol-d6	1.72	1.67	103	24-113	
Terphenyl-D14	1.74	1.67	104	18-137	
2,4,6-Tribromophenol	1.81	1.67	108	19-122	

Lab Batch #: 646791 **Sample:** 239862-100 / SMP **Batch:** 1 **Matrix:** Solid

Units: mg/kg

SVOAs by EPA 8270C Analytes	SURROGATE RECOVERY STUDY				
	Amount Found [A]	True Amount [B]	Recovery %R [D]	Control Limits %R	Flags
2-Fluorobiphenyl	1.65	1.66	99	30-115	
2-Fluorophenol	1.36	1.66	82	25-121	
Nitrobenzene-d5	1.46	1.66	88	23-120	
Phenol-d6	1.54	1.66	93	24-113	
Terphenyl-D14	1.69	1.66	102	18-137	
2,4,6-Tribromophenol	1.78	1.66	107	19-122	

** Surrogates outside limits; data and surrogates confirmed by reanalysis
*** Poor recoveries due to dilution
Surrogate Recovery [D] = 100 * A / B
All results are based on MDL and validated for QC purposes.

Form 2 - Surrogate Recoveries

Project Name: Koppers Wood Preserving

Work Order #: 239862 **Project ID:**

Lab Batch #: 646791 **Sample:** 239862-104 / SMP **Batch:** 1 **Matrix:** Solid

Units: mg/kg

SVOAs by EPA 8270C Analytes	SURROGATE RECOVERY STUDY				
	Amount Found [A]	True Amount [B]	Recovery %R [D]	Control Limits %R	Flags
2-Fluorobiphenyl	1.61	1.67	96	30-115	
2-Fluorophenol	1.40	1.67	84	25-121	
Nitrobenzene-d5	1.44	1.67	86	23-120	
Phenol-d6	1.56	1.67	93	24-113	
Terphenyl-D14	1.70	1.67	102	18-137	
2,4,6-Tribromophenol	1.74	1.67	104	19-122	

Lab Batch #: 646791 **Sample:** 239862-108 / SMP **Batch:** 1 **Matrix:** Solid

Units: mg/kg

SVOAs by EPA 8270C Analytes	SURROGATE RECOVERY STUDY				
	Amount Found [A]	True Amount [B]	Recovery %R [D]	Control Limits %R	Flags
2-Fluorobiphenyl	1.70	1.67	102	30-115	
2-Fluorophenol	1.48	1.67	89	25-121	
Nitrobenzene-d5	1.51	1.67	90	23-120	
Phenol-d6	1.63	1.67	98	24-113	
Terphenyl-D14	1.78	1.67	107	18-137	
2,4,6-Tribromophenol	1.83	1.67	110	19-122	

Lab Batch #: 646791 **Sample:** 239862-112 / SMP **Batch:** 1 **Matrix:** Solid

Units: mg/kg

SVOAs by EPA 8270C Analytes	SURROGATE RECOVERY STUDY				
	Amount Found [A]	True Amount [B]	Recovery %R [D]	Control Limits %R	Flags
2-Fluorobiphenyl	1.80	1.66	108	30-115	
2-Fluorophenol	1.65	1.66	99	25-121	
Nitrobenzene-d5	1.58	1.66	95	23-120	
Phenol-d6	1.82	1.66	110	24-113	
Terphenyl-D14	1.58	1.66	95	18-137	
2,4,6-Tribromophenol	1.98	1.66	119	19-122	

** Surrogates outside limits; data and surrogates confirmed by reanalysis
*** Poor recoveries due to dilution
Surrogate Recovery [D] = 100 * A / B
All results are based on MDL and validated for QC purposes.

Form 2 - Surrogate Recoveries

Project Name: Koppers Wood Preserving

Work Order #: 239862 **Project ID:**

Lab Batch #: 646791 **Sample:** 239862-116 / SMP **Batch:** 1 **Matrix:** Solid

Units: mg/kg

SVOAs by EPA 8270C Analytes	SURROGATE RECOVERY STUDY				
	Amount Found [A]	True Amount [B]	Recovery %R [D]	Control Limits %R	Flags
2-Fluorobiphenyl	1.74	1.67	104	30-115	
2-Fluorophenol	1.52	1.67	91	25-121	
Nitrobenzene-d5	1.49	1.67	89	23-120	
Phenol-d6	1.73	1.67	104	24-113	
Terphenyl-D14	1.67	1.67	100	18-137	
2,4,6-Tribromophenol	1.94	1.67	116	19-122	

Lab Batch #: 646791 **Sample:** 239862-120 / SMP **Batch:** 1 **Matrix:** Solid

Units: mg/kg

SVOAs by EPA 8270C Analytes	SURROGATE RECOVERY STUDY				
	Amount Found [A]	True Amount [B]	Recovery %R [D]	Control Limits %R	Flags
2-Fluorobiphenyl	1.50	1.67	90	30-115	
2-Fluorophenol	1.65	1.67	99	25-121	
Nitrobenzene-d5	1.56	1.67	93	23-120	
Phenol-d6	1.81	1.67	108	24-113	
Terphenyl-D14	1.50	1.67	90	18-137	
2,4,6-Tribromophenol	1.79	1.67	107	19-122	

Lab Batch #: 646791 **Sample:** 239862-125 / DL **Batch:** 1 **Matrix:** Solid

Units: mg/kg

SVOAs by EPA 8270C Analytes	SURROGATE RECOVERY STUDY				
	Amount Found [A]	True Amount [B]	Recovery %R [D]	Control Limits %R	Flags
2-Fluorobiphenyl	1.61	1.67	96	30-115	
2-Fluorophenol	1.20	1.67	72	25-121	
Nitrobenzene-d5	1.36	1.67	81	23-120	
Phenol-d6	1.30	1.67	78	24-113	
Terphenyl-D14	1.69	1.67	101	18-137	
2,4,6-Tribromophenol	1.33	1.67	80	19-122	

** Surrogates outside limits; data and surrogates confirmed by reanalysis
*** Poor recoveries due to dilution
Surrogate Recovery [D] = 100 * A / B
All results are based on MDL and validated for QC purposes.

Form 2 - Surrogate Recoveries

Project Name: Koppers Wood Preserving

Work Order #: 239862 **Project ID:**

Lab Batch #: 646791 **Sample:** 239862-125 / SMP **Batch:** 1 **Matrix:** Solid

Units: mg/kg

SVOAs by EPA 8270C Analytes	SURROGATE RECOVERY STUDY				
	Amount Found [A]	True Amount [B]	Recovery %R [D]	Control Limits %R	Flags
2-Fluorobiphenyl	1.51	1.67	90	30-115	
2-Fluorophenol	1.55	1.67	93	25-121	
Nitrobenzene-d5	1.58	1.67	95	23-120	
Phenol-d6	1.74	1.67	104	24-113	
Terphenyl-D14	1.86	1.67	111	18-137	
2,4,6-Tribromophenol	1.59	1.67	95	19-122	

Lab Batch #: 646791 **Sample:** 239862-128 / SMP **Batch:** 1 **Matrix:** Solid

Units: mg/kg

SVOAs by EPA 8270C Analytes	SURROGATE RECOVERY STUDY				
	Amount Found [A]	True Amount [B]	Recovery %R [D]	Control Limits %R	Flags
2-Fluorobiphenyl	1.84	1.66	111	30-115	
2-Fluorophenol	1.64	1.66	99	25-121	
Nitrobenzene-d5	1.89	1.66	114	23-120	
Phenol-d6	1.80	1.66	108	24-113	
Terphenyl-D14	1.96	1.66	118	18-137	
2,4,6-Tribromophenol	1.90	1.66	114	19-122	

Lab Batch #: 646791 **Sample:** 239862-129 / SMP **Batch:** 1 **Matrix:** Solid

Units: mg/kg

SVOAs by EPA 8270C Analytes	SURROGATE RECOVERY STUDY				
	Amount Found [A]	True Amount [B]	Recovery %R [D]	Control Limits %R	Flags
2-Fluorobiphenyl	1.56	1.67	93	30-115	
2-Fluorophenol	1.50	1.67	90	25-121	
Nitrobenzene-d5	1.50	1.67	90	23-120	
Phenol-d6	1.60	1.67	96	24-113	
Terphenyl-D14	1.40	1.67	84	18-137	
2,4,6-Tribromophenol	1.77	1.67	106	19-122	

** Surrogates outside limits; data and surrogates confirmed by reanalysis

*** Poor recoveries due to dilution

Surrogate Recovery [D] = 100 * A / B

All results are based on MDL and validated for QC purposes.

Form 2 - Surrogate Recoveries

Project Name: Koppers Wood Preserving

Work Order #: 239862 **Project ID:**

Lab Batch #: 646791 **Sample:** 239862-131 / SMP **Batch:** 1 **Matrix:** Solid

Units: mg/kg

SVOAs by EPA 8270C Analytes	SURROGATE RECOVERY STUDY				
	Amount Found [A]	True Amount [B]	Recovery %R [D]	Control Limits %R	Flags
2-Fluorobiphenyl	1.57	1.67	94	30-115	
2-Fluorophenol	1.49	1.67	89	25-121	
Nitrobenzene-d5	1.51	1.67	90	23-120	
Phenol-d6	1.84	1.67	110	24-113	
Terphenyl-D14	1.57	1.67	94	18-137	
2,4,6-Tribromophenol	1.75	1.67	105	19-122	

Lab Batch #: 646791 **Sample:** 239862-131 S / MS **Batch:** 1 **Matrix:** Solid

Units: mg/kg

SVOAs by EPA 8270C Analytes	SURROGATE RECOVERY STUDY				
	Amount Found [A]	True Amount [B]	Recovery %R [D]	Control Limits %R	Flags
2-Fluorobiphenyl	1.58	1.67	95	30-115	
2-Fluorophenol	1.36	1.67	81	25-121	
Nitrobenzene-d5	1.53	1.67	92	23-120	
Phenol-d6	1.74	1.67	104	24-113	
Terphenyl-D14	1.76	1.67	105	18-137	
2,4,6-Tribromophenol	1.63	1.67	98	19-122	

Lab Batch #: 646791 **Sample:** 239862-131 SD / MSD **Batch:** 1 **Matrix:** Solid

Units: mg/kg

SVOAs by EPA 8270C Analytes	SURROGATE RECOVERY STUDY				
	Amount Found [A]	True Amount [B]	Recovery %R [D]	Control Limits %R	Flags
2-Fluorobiphenyl	1.64	1.67	98	30-115	
2-Fluorophenol	1.47	1.67	88	25-121	
Nitrobenzene-d5	1.50	1.67	90	23-120	
Phenol-d6	1.70	1.67	102	24-113	
Terphenyl-D14	1.78	1.67	107	18-137	
2,4,6-Tribromophenol	1.59	1.67	95	19-122	

** Surrogates outside limits; data and surrogates confirmed by reanalysis
*** Poor recoveries due to dilution
Surrogate Recovery [D] = 100 * A / B
All results are based on MDL and validated for QC purposes.

Form 2 - Surrogate Recoveries

Project Name: Koppers Wood Preserving

Work Order #: 239862 **Project ID:**

Lab Batch #: 646791 **Sample:** 465253-1-BKS / BKS **Batch:** 1 **Matrix:** Solid

Units: mg/kg

SVOAs by EPA 8270C Analytes	SURROGATE RECOVERY STUDY				
	Amount Found [A]	True Amount [B]	Recovery %R [D]	Control Limits %R	Flags
2-Fluorobiphenyl	1.63	1.67	98	30-115	
2-Fluorophenol	1.49	1.67	89	25-121	
Nitrobenzene-d5	1.56	1.67	93	23-120	
Phenol-d6	1.67	1.67	100	24-113	
Terphenyl-D14	1.59	1.67	95	18-137	
2,4,6-Tribromophenol	1.62	1.67	97	19-122	

Lab Batch #: 646791 **Sample:** 465253-1-BLK / BLK **Batch:** 1 **Matrix:** Solid

Units: mg/kg

SVOAs by EPA 8270C Analytes	SURROGATE RECOVERY STUDY				
	Amount Found [A]	True Amount [B]	Recovery %R [D]	Control Limits %R	Flags
2-Fluorobiphenyl	1.64	1.67	98	30-115	
2-Fluorophenol	1.58	1.67	95	25-121	
Nitrobenzene-d5	1.53	1.67	92	23-120	
Phenol-d6	1.70	1.67	102	24-113	
Terphenyl-D14	1.57	1.67	94	18-137	
2,4,6-Tribromophenol	1.45	1.67	87	19-122	

Lab Batch #: 646791 **Sample:** 465253-1-BSD / BSD **Batch:** 1 **Matrix:** Solid

Units: mg/kg

SVOAs by EPA 8270C Analytes	SURROGATE RECOVERY STUDY				
	Amount Found [A]	True Amount [B]	Recovery %R [D]	Control Limits %R	Flags
2-Fluorobiphenyl	1.59	1.67	95	30-115	
2-Fluorophenol	1.54	1.67	92	25-121	
Nitrobenzene-d5	1.56	1.67	93	23-120	
Phenol-d6	1.72	1.67	103	24-113	
Terphenyl-D14	1.56	1.67	93	18-137	
2,4,6-Tribromophenol	1.58	1.67	95	19-122	

** Surrogates outside limits; data and surrogates confirmed by reanalysis

*** Poor recoveries due to dilution

Surrogate Recovery [D] = 100 * A / B

All results are based on MDL and validated for QC purposes.

Form 2 - Surrogate Recoveries

Project Name: Koppers Wood Preserving

Work Order #: 239862 **Project ID:**

Lab Batch #: 647001 **Sample:** 239862-020 / SMP **Batch:** 1 **Matrix:** Solid

Units: mg/kg

SVOAs by EPA 8270C Analytes	SURROGATE RECOVERY STUDY				
	Amount Found [A]	True Amount [B]	Recovery %R [D]	Control Limits %R	Flags
2-Fluorobiphenyl	1.41	1.67	84	30-115	
2-Fluorophenol	1.42	1.67	85	25-121	
Nitrobenzene-d5	1.48	1.67	89	23-120	
Phenol-d6	1.60	1.67	96	24-113	
Terphenyl-D14	1.55	1.67	93	18-137	
2,4,6-Tribromophenol	1.79	1.67	107	19-122	

Lab Batch #: 647001 **Sample:** 239862-024 / SMP **Batch:** 1 **Matrix:** Solid

Units: mg/kg

SVOAs by EPA 8270C Analytes	SURROGATE RECOVERY STUDY				
	Amount Found [A]	True Amount [B]	Recovery %R [D]	Control Limits %R	Flags
2-Fluorobiphenyl	1.59	1.66	96	30-115	
2-Fluorophenol	1.34	1.66	81	25-121	
Nitrobenzene-d5	1.37	1.66	83	23-120	
Phenol-d6	1.38	1.66	83	24-113	
Terphenyl-D14	1.50	1.66	90	18-137	
2,4,6-Tribromophenol	1.69	1.66	102	19-122	

Lab Batch #: 647001 **Sample:** 239862-026 / SMP **Batch:** 1 **Matrix:** Solid

Units: mg/kg

SVOAs by EPA 8270C Analytes	SURROGATE RECOVERY STUDY				
	Amount Found [A]	True Amount [B]	Recovery %R [D]	Control Limits %R	Flags
2-Fluorobiphenyl	1.66	1.66	100	30-115	
2-Fluorophenol	1.40	1.66	84	25-121	
Nitrobenzene-d5	1.36	1.66	82	23-120	
Phenol-d6	1.56	1.66	94	24-113	
Terphenyl-D14	1.43	1.66	86	18-137	
2,4,6-Tribromophenol	1.91	1.66	115	19-122	

** Surrogates outside limits; data and surrogates confirmed by reanalysis
*** Poor recoveries due to dilution
Surrogate Recovery [D] = 100 * A / B
All results are based on MDL and validated for QC purposes.

Form 2 - Surrogate Recoveries

Project Name: Koppers Wood Preserving

Work Order #: 239862 **Project ID:**

Lab Batch #: 647001 **Sample:** 239862-027 / SMP **Batch:** 1 **Matrix:** Solid

Units: mg/kg

SVOAs by EPA 8270C Analytes	SURROGATE RECOVERY STUDY				
	Amount Found [A]	True Amount [B]	Recovery %R [D]	Control Limits %R	Flags
2-Fluorobiphenyl	1.43	1.66	86	30-115	
2-Fluorophenol	1.39	1.66	84	25-121	
Nitrobenzene-d5	1.26	1.66	76	23-120	
Phenol-d6	1.55	1.66	93	24-113	
Terphenyl-D14	1.46	1.66	88	18-137	
2,4,6-Tribromophenol	1.61	1.66	97	19-122	

Lab Batch #: 647001 **Sample:** 239862-028 / SMP **Batch:** 1 **Matrix:** Solid

Units: mg/kg

SVOAs by EPA 8270C Analytes	SURROGATE RECOVERY STUDY				
	Amount Found [A]	True Amount [B]	Recovery %R [D]	Control Limits %R	Flags
2-Fluorobiphenyl	1.45	1.67	87	30-115	
2-Fluorophenol	1.34	1.67	80	25-121	
Nitrobenzene-d5	1.40	1.67	84	23-120	
Phenol-d6	1.55	1.67	93	24-113	
Terphenyl-D14	1.29	1.67	77	18-137	
2,4,6-Tribromophenol	1.75	1.67	105	19-122	

Lab Batch #: 647001 **Sample:** 239862-032 / SMP **Batch:** 1 **Matrix:** Solid

Units: mg/kg

SVOAs by EPA 8270C Analytes	SURROGATE RECOVERY STUDY				
	Amount Found [A]	True Amount [B]	Recovery %R [D]	Control Limits %R	Flags
2-Fluorobiphenyl	1.54	1.67	92	30-115	
2-Fluorophenol	1.37	1.67	82	25-121	
Nitrobenzene-d5	1.30	1.67	78	23-120	
Phenol-d6	1.43	1.67	86	24-113	
Terphenyl-D14	1.40	1.67	84	18-137	
2,4,6-Tribromophenol	1.96	1.67	117	19-122	

** Surrogates outside limits; data and surrogates confirmed by reanalysis
*** Poor recoveries due to dilution
Surrogate Recovery [D] = 100 * A / B
All results are based on MDL and validated for QC purposes.

Form 2 - Surrogate Recoveries

Project Name: Koppers Wood Preserving

Work Order #: 239862 **Project ID:**

Lab Batch #: 647001 **Sample:** 239862-036 / SMP **Batch:** 1 **Matrix:** Solid

Units: mg/kg

SVOAs by EPA 8270C Analytes	SURROGATE RECOVERY STUDY				
	Amount Found [A]	True Amount [B]	Recovery %R [D]	Control Limits %R	Flags
2-Fluorobiphenyl	1.42	1.66	86	30-115	
2-Fluorophenol	1.33	1.66	80	25-121	
Nitrobenzene-d5	1.43	1.66	86	23-120	
Phenol-d6	1.58	1.66	95	24-113	
Terphenyl-D14	1.38	1.66	83	18-137	
2,4,6-Tribromophenol	1.59	1.66	96	19-122	

Lab Batch #: 647001 **Sample:** 239862-040 / SMP **Batch:** 1 **Matrix:** Solid

Units: mg/kg

SVOAs by EPA 8270C Analytes	SURROGATE RECOVERY STUDY				
	Amount Found [A]	True Amount [B]	Recovery %R [D]	Control Limits %R	Flags
2-Fluorobiphenyl	1.55	1.66	93	30-115	
2-Fluorophenol	1.32	1.66	80	25-121	
Nitrobenzene-d5	1.29	1.66	78	23-120	
Phenol-d6	1.53	1.66	92	24-113	
Terphenyl-D14	1.41	1.66	85	18-137	
2,4,6-Tribromophenol	1.63	1.66	98	19-122	

Lab Batch #: 647001 **Sample:** 239862-044 / SMP **Batch:** 1 **Matrix:** Solid

Units: mg/kg

SVOAs by EPA 8270C Analytes	SURROGATE RECOVERY STUDY				
	Amount Found [A]	True Amount [B]	Recovery %R [D]	Control Limits %R	Flags
2-Fluorobiphenyl	1.36	1.67	81	30-115	
2-Fluorophenol	1.47	1.67	88	25-121	
Nitrobenzene-d5	1.43	1.67	86	23-120	
Phenol-d6	1.58	1.67	95	24-113	
Terphenyl-D14	1.41	1.67	84	18-137	
2,4,6-Tribromophenol	1.55	1.67	93	19-122	

** Surrogates outside limits; data and surrogates confirmed by reanalysis

*** Poor recoveries due to dilution

Surrogate Recovery [D] = 100 * A / B

All results are based on MDL and validated for QC purposes.

Form 2 - Surrogate Recoveries

Project Name: Koppers Wood Preserving

Work Order #: 239862 **Project ID:**

Lab Batch #: 647001 **Sample:** 239862-048 / SMP **Batch:** 1 **Matrix:** Solid

Units: mg/kg

SVOAs by EPA 8270C Analytes	SURROGATE RECOVERY STUDY				
	Amount Found [A]	True Amount [B]	Recovery %R [D]	Control Limits %R	Flags
2-Fluorobiphenyl	1.24	1.66	75	30-115	
2-Fluorophenol	1.32	1.66	80	25-121	
Nitrobenzene-d5	1.29	1.66	78	23-120	
Phenol-d6	1.53	1.66	92	24-113	
Terphenyl-D14	1.31	1.66	79	18-137	
2,4,6-Tribromophenol	1.54	1.66	93	19-122	

Lab Batch #: 647001 **Sample:** 239862-052 / SMP **Batch:** 1 **Matrix:** Solid

Units: mg/kg

SVOAs by EPA 8270C Analytes	SURROGATE RECOVERY STUDY				
	Amount Found [A]	True Amount [B]	Recovery %R [D]	Control Limits %R	Flags
2-Fluorobiphenyl	1.26	1.66	76	30-115	
2-Fluorophenol	1.43	1.66	86	25-121	
Nitrobenzene-d5	1.39	1.66	84	23-120	
Phenol-d6	1.59	1.66	96	24-113	
Terphenyl-D14	1.20	1.66	72	18-137	
2,4,6-Tribromophenol	1.59	1.66	96	19-122	

Lab Batch #: 647001 **Sample:** 239862-056 / SMP **Batch:** 1 **Matrix:** Solid

Units: mg/kg

SVOAs by EPA 8270C Analytes	SURROGATE RECOVERY STUDY				
	Amount Found [A]	True Amount [B]	Recovery %R [D]	Control Limits %R	Flags
2-Fluorobiphenyl	1.26	1.67	75	30-115	
2-Fluorophenol	1.44	1.67	86	25-121	
Nitrobenzene-d5	1.26	1.67	75	23-120	
Phenol-d6	1.41	1.67	84	24-113	
Terphenyl-D14	1.21	1.67	72	18-137	
2,4,6-Tribromophenol	1.49	1.67	89	19-122	

** Surrogates outside limits; data and surrogates confirmed by reanalysis
*** Poor recoveries due to dilution
Surrogate Recovery [D] = 100 * A / B
All results are based on MDL and validated for QC purposes.

Form 2 - Surrogate Recoveries

Project Name: Koppers Wood Preserving

Work Order #: 239862 **Project ID:**

Lab Batch #: 647001 **Sample:** 239862-060 / SMP **Batch:** 1 **Matrix:** Solid

Units: mg/kg

SVOAs by EPA 8270C Analytes	SURROGATE RECOVERY STUDY				
	Amount Found [A]	True Amount [B]	Recovery %R [D]	Control Limits %R	Flags
2-Fluorobiphenyl	1.58	1.66	95	30-115	
2-Fluorophenol	1.45	1.66	87	25-121	
Nitrobenzene-d5	1.50	1.66	90	23-120	
Phenol-d6	1.57	1.66	95	24-113	
Terphenyl-D14	1.62	1.66	98	18-137	
2,4,6-Tribromophenol	1.67	1.66	101	19-122	

Lab Batch #: 647001 **Sample:** 239862-064 / SMP **Batch:** 1 **Matrix:** Solid

Units: mg/kg

SVOAs by EPA 8270C Analytes	SURROGATE RECOVERY STUDY				
	Amount Found [A]	True Amount [B]	Recovery %R [D]	Control Limits %R	Flags
2-Fluorobiphenyl	1.50	1.67	90	30-115	
2-Fluorophenol	1.43	1.67	86	25-121	
Nitrobenzene-d5	1.47	1.67	88	23-120	
Phenol-d6	1.56	1.67	93	24-113	
Terphenyl-D14	1.60	1.67	96	18-137	
2,4,6-Tribromophenol	1.67	1.67	100	19-122	

Lab Batch #: 647001 **Sample:** 239862-068 / SMP **Batch:** 1 **Matrix:** Solid

Units: mg/kg

SVOAs by EPA 8270C Analytes	SURROGATE RECOVERY STUDY				
	Amount Found [A]	True Amount [B]	Recovery %R [D]	Control Limits %R	Flags
2-Fluorobiphenyl	1.63	1.67	98	30-115	
2-Fluorophenol	1.50	1.67	90	25-121	
Nitrobenzene-d5	1.59	1.67	95	23-120	
Phenol-d6	1.66	1.67	99	24-113	
Terphenyl-D14	1.70	1.67	102	18-137	
2,4,6-Tribromophenol	1.71	1.67	102	19-122	

** Surrogates outside limits; data and surrogates confirmed by reanalysis
*** Poor recoveries due to dilution
Surrogate Recovery [D] = 100 * A / B
All results are based on MDL and validated for QC purposes.

Form 2 - Surrogate Recoveries

Project Name: Koppers Wood Preserving

Work Order #: 239862 **Project ID:**

Lab Batch #: 647001 **Sample:** 239862-072 / SMP **Batch:** 1 **Matrix:** Solid

Units: mg/kg

SVOAs by EPA 8270C Analytes	SURROGATE RECOVERY STUDY				
	Amount Found [A]	True Amount [B]	Recovery %R [D]	Control Limits %R	Flags
2-Fluorobiphenyl	1.58	1.67	95	30-115	
2-Fluorophenol	1.51	1.67	90	25-121	
Nitrobenzene-d5	1.61	1.67	96	23-120	
Phenol-d6	1.65	1.67	99	24-113	
Terphenyl-D14	1.63	1.67	98	18-137	
2,4,6-Tribromophenol	1.64	1.67	98	19-122	

Lab Batch #: 647001 **Sample:** 239862-076 / SMP **Batch:** 1 **Matrix:** Solid

Units: mg/kg

SVOAs by EPA 8270C Analytes	SURROGATE RECOVERY STUDY				
	Amount Found [A]	True Amount [B]	Recovery %R [D]	Control Limits %R	Flags
2-Fluorobiphenyl	1.45	1.66	87	30-115	
2-Fluorophenol	1.34	1.66	81	25-121	
Nitrobenzene-d5	1.43	1.66	86	23-120	
Phenol-d6	1.45	1.66	87	24-113	
Terphenyl-D14	1.52	1.66	92	18-137	
2,4,6-Tribromophenol	1.52	1.66	92	19-122	

Lab Batch #: 647001 **Sample:** 239862-130 / SMP **Batch:** 1 **Matrix:** Solid

Units: mg/kg

SVOAs by EPA 8270C Analytes	SURROGATE RECOVERY STUDY				
	Amount Found [A]	True Amount [B]	Recovery %R [D]	Control Limits %R	Flags
2-Fluorobiphenyl	1.59	1.67	95	30-115	
2-Fluorophenol	1.49	1.67	89	25-121	
Nitrobenzene-d5	1.61	1.67	96	23-120	
Phenol-d6	1.62	1.67	97	24-113	
Terphenyl-D14	1.69	1.67	101	18-137	
2,4,6-Tribromophenol	1.70	1.67	102	19-122	

** Surrogates outside limits; data and surrogates confirmed by reanalysis
*** Poor recoveries due to dilution
Surrogate Recovery [D] = 100 * A / B
All results are based on MDL and validated for QC purposes.

Form 2 - Surrogate Recoveries

Project Name: Koppers Wood Preserving

Work Order #: 239862 **Project ID:**

Lab Batch #: 647001 **Sample:** 239862-130 S / MS **Batch:** 1 **Matrix:** Solid

Units: mg/kg

SVOAs by EPA 8270C Analytes	SURROGATE RECOVERY STUDY				
	Amount Found [A]	True Amount [B]	Recovery %R [D]	Control Limits %R	Flags
2-Fluorobiphenyl	1.56	1.67	93	30-115	
2-Fluorophenol	1.46	1.67	87	25-121	
Nitrobenzene-d5	1.64	1.67	98	23-120	
Phenol-d6	1.71	1.67	102	24-113	
Terphenyl-D14	1.67	1.67	100	18-137	
2,4,6-Tribromophenol	1.63	1.67	98	19-122	

Lab Batch #: 647001 **Sample:** 239862-130 SD / MSD **Batch:** 1 **Matrix:** Solid

Units: mg/kg

SVOAs by EPA 8270C Analytes	SURROGATE RECOVERY STUDY				
	Amount Found [A]	True Amount [B]	Recovery %R [D]	Control Limits %R	Flags
2-Fluorobiphenyl	1.54	1.67	92	30-115	
2-Fluorophenol	1.52	1.67	91	25-121	
Nitrobenzene-d5	1.68	1.67	101	23-120	
Phenol-d6	1.69	1.67	101	24-113	
Terphenyl-D14	1.71	1.67	102	18-137	
2,4,6-Tribromophenol	1.62	1.67	97	19-122	

Lab Batch #: 647001 **Sample:** 465247-1-BKS / BKS **Batch:** 1 **Matrix:** Solid

Units: mg/kg

SVOAs by EPA 8270C Analytes	SURROGATE RECOVERY STUDY				
	Amount Found [A]	True Amount [B]	Recovery %R [D]	Control Limits %R	Flags
2-Fluorobiphenyl	1.83	1.67	110	30-115	
2-Fluorophenol	1.46	1.67	87	25-121	
Nitrobenzene-d5	1.53	1.67	92	23-120	
Phenol-d6	1.67	1.67	100	24-113	
Terphenyl-D14	1.52	1.67	91	18-137	
2,4,6-Tribromophenol	1.85	1.67	111	19-122	

** Surrogates outside limits; data and surrogates confirmed by reanalysis
*** Poor recoveries due to dilution
Surrogate Recovery [D] = 100 * A / B
All results are based on MDL and validated for QC purposes.

Form 2 - Surrogate Recoveries

Project Name: Koppers Wood Preserving

Work Order #: 239862 **Project ID:**

Lab Batch #: 647001 **Sample:** 465247-1-BLK / BLK **Batch:** 1 **Matrix:** Solid

Units: mg/kg

SVOAs by EPA 8270C Analytes	SURROGATE RECOVERY STUDY				
	Amount Found [A]	True Amount [B]	Recovery %R [D]	Control Limits %R	Flags
2-Fluorobiphenyl	1.44	1.67	86	30-115	
2-Fluorophenol	1.51	1.67	90	25-121	
Nitrobenzene-d5	1.52	1.67	91	23-120	
Phenol-d6	1.79	1.67	107	24-113	
Terphenyl-D14	1.66	1.67	99	18-137	
2,4,6-Tribromophenol	1.54	1.67	92	19-122	

Lab Batch #: 647001 **Sample:** 465247-1-BSD / BSD **Batch:** 1 **Matrix:** Solid

Units: mg/kg

SVOAs by EPA 8270C Analytes	SURROGATE RECOVERY STUDY				
	Amount Found [A]	True Amount [B]	Recovery %R [D]	Control Limits %R	Flags
2-Fluorobiphenyl	1.45	1.67	87	30-115	
2-Fluorophenol	1.46	1.67	87	25-121	
Nitrobenzene-d5	1.57	1.67	94	23-120	
Phenol-d6	1.81	1.67	108	24-113	
Terphenyl-D14	1.91	1.67	114	18-137	
2,4,6-Tribromophenol	1.58	1.67	95	19-122	

** Surrogates outside limits; data and surrogates confirmed by reanalysis
*** Poor recoveries due to dilution
Surrogate Recovery [D] = 100 * A / B
All results are based on MDL and validated for QC purposes.

BS / BSD Recoveries

Project Name: Koppers Wood Preserving

Work Order #: 239862

Project ID:

Lab Batch ID: 646783 **Sample:** 465214-1-BKS **Batch #:** 1 **Matrix:** Water

Units: mg/L

SVOAs by EPA 8270C Analytes	BLANK /BLANK SPIKE / BLANK SPIKE DUPLICATE RECOVERY STUDY										
	Blank Sample Result [A]	Spike Added [B]	Blank Spike Result [C]	Blank Spike %R [D]	Spike Added [E]	Blank Spike Duplicate Result [F]	Blk. Spk Dup. %R [G]	RPD %	Control Limits %R	Control Limits %RPD	Flag
Acenaphthene	<0.005	0.050	0.048	96	0.050	0.045	90	6	27-132	31	
Acenaphthylene	<0.005	0.050	0.047	94	0.050	0.044	88	7	46-108	25	
Aniline (Phenylamine, Aminobenzene)	<0.020	0.050	0.043	86	0.050	0.044	88	2	5-115	25	
Anthracene	<0.005	0.050	0.048	96	0.050	0.045	90	6	47-145	25	
Benzo(a)anthracene	<0.005	0.050	0.047	94	0.050	0.044	88	7	33-143	25	
Benzo(a)pyrene	<0.005	0.050	0.048	96	0.050	0.046	92	4	65-135	25	
Benzo(b)fluoranthene	<0.005	0.050	0.046	92	0.050	0.043	86	7	24-159	25	
Benzo(g,h,i)perylene	<0.005	0.050	0.047	94	0.050	0.045	90	4	65-135	25	
Benzo(k)fluoranthene	<0.005	0.050	0.047	94	0.050	0.045	90	4	25-125	25	
Benzoic Acid	<0.030	0.150	0.047	31	0.150	0.037	25	21	30-115	40	L
Benzyl Butyl Phthalate	<0.005	0.050	0.047	94	0.050	0.042	84	11	65-135	25	
bis(2-chloroethoxy) methane	<0.010	0.050	0.043	86	0.050	0.040	80	7	54-188	25	
bis(2-chloroethyl) ether	<0.010	0.050	0.040	80	0.050	0.038	76	5	65-135	25	
bis(2-chloroisopropyl) ether	<0.010	0.050	0.042	84	0.050	0.039	78	7	65-135	25	
bis(2-ethylhexyl) phthalate	<0.005	0.050	0.047	94	0.050	0.043	86	9	8-158	25	
4-Bromophenyl-phenylether	<0.010	0.050	0.045	90	0.050	0.041	82	9	65-135	25	
di-n-Butyl Phthalate	<0.005	0.050	0.044	88	0.050	0.040	80	10	49-135	50	
4-chloro-3-methylphenol	<0.010	0.050	0.044	88	0.050	0.042	84	5	16-129	33	
4-Chloroaniline	<0.020	0.050	0.049	98	0.050	0.049	98	0	9-128	25	
2-Chloronaphthalene	<0.010	0.050	0.051	102	0.050	0.049	98	4	65-135	25	
2-Chlorophenol	<0.010	0.050	0.042	84	0.050	0.040	80	5	16-116	40	

Relative Percent Difference RPD = 200*|(D-G)/(D+G)|
Blank Spike Recovery [D] = 100*(C)/[B]
Blank Spike Duplicate Recovery [G] = 100*(F)/[E]
All results are based on MDL and Validated for QC Purposes

BS / BSD Recoveries

Project Name: Koppers Wood Preserving

Work Order #: 239862 **Project ID:**

Lab Batch ID: 646783 **Sample:** 465214-1-BKS **Batch #:** 1 **Matrix:** Water

Units: mg/L

SVOAs by EPA 8270C Analytes	Blank Sample Result [A]	Spike Added [B]	Blank Spike Result [C]	Blank Spike %R [D]		Blank Spike Duplicate Result [F]	Blk. Spk Dup. %R [G]	RPD %	Control Limits %R	Control Limits %RPD	Flag
4-Chlorophenyl Phenyl Ether	<0.010	0.050	0.044	88	0.050	0.041	82	7	65-135	25	
Chrysene	<0.005	0.050	0.047	94	0.050	0.045	90	4	65-135	25	
Dibenz(a,h)Anthracene	<0.005	0.050	0.047	94	0.050	0.044	88	7	50-125	25	
Dibenzofuran	<0.010	0.050	0.046	92	0.050	0.044	88	4	52-125	25	
1,2-Dichlorobenzene	<0.010	0.050	0.048	96	0.050	0.045	90	6	65-135	25	
1,3-Dichlorobenzene	<0.010	0.050	0.048	96	0.050	0.045	90	6	65-135	25	
1,4-Dichlorobenzene	<0.010	0.050	0.049	98	0.050	0.045	90	9	19-121	28	
3,3-Dichlorobenzidine	<0.010	0.050	0.044	88	0.050	0.043	86	2	12-147	25	
2,4-Dichlorophenol	<0.010	0.050	0.043	86	0.050	0.040	80	7	65-135	25	
Diethyl Phthalate	<0.005	0.050	0.046	92	0.050	0.043	86	7	37-125	50	
Dimethyl Phthalate	<0.005	0.050	0.044	88	0.050	0.042	84	5	25-175	50	
2,4-Dimethylphenol	<0.010	0.050	0.041	82	0.050	0.038	76	8	32-119	25	
4,6-dinitro-2-methyl phenol	<0.010	0.050	0.046	92	0.050	0.044	88	4	2-181	25	
2,4-Dinitrophenol	<0.010	0.050	0.040	80	0.050	0.039	78	3	65-135	25	
2,4-Dinitrotoluene	<0.010	0.050	0.047	94	0.050	0.043	86	9	22-135	38	
2,6-Dinitrotoluene	<0.010	0.050	0.046	92	0.050	0.044	88	4	49-122	38	
Fluoranthene	<0.005	0.050	0.049	98	0.050	0.046	92	6	47-125	25	
Fluorene	<0.005	0.050	0.048	96	0.050	0.045	90	6	48-139	25	
Hexachlorobenzene	<0.010	0.050	0.051	102	0.050	0.048	96	6	46-133	25	
Hexachlorobutadiene	<0.005	0.050	0.048	96	0.050	0.045	90	6	44-125	25	
Hexachlorocyclopentadiene	<0.010	0.050	0.046	92	0.050	0.042	84	9	41-125	25	

Relative Percent Difference RPD = 200*|(D-G)/(D+G)|
Blank Spike Recovery [D] = 100*(C)/[B]
Blank Spike Duplicate Recovery [G] = 100*(F)/[E]
All results are based on MDL and Validated for QC Purposes

BS / BSD Recoveries

Project Name: Koppers Wood Preserving

Work Order #: 239862

Project ID:

Lab Batch ID: 646783 **Sample:** 465214-1-BKS **Batch #:** 1 **Matrix:** Water

Units: mg/L

SVOAs by EPA 8270C Analytes	Blank Sample Result [A]	Spike Added [B]	Blank Spike Result [C]	Blank Spike %R [D]		Blank Spike Duplicate Result [F]	Blk. Spk Dup. %R [G]	RPD %	Control Limits %R	Control Limits %RPD	Flag
Hexachlorocthane	<0.010	0.050	0.048	96	0.050	0.045	90	6	25-153	25	
Indeno(1,2,3-c,d)Pyrene	<0.005	0.050	0.048	96	0.050	0.046	92	4	27-160	25	
Isophorone	<0.010	0.050	0.043	86	0.050	0.041	82	5	26-175	25	
2-Methylnaphthalene	<0.005	0.050	0.046	92	0.050	0.043	86	7	65-135	25	
2-methylphenol	<0.010	0.050	0.041	82	0.050	0.041	82	0	14-176	25	
3&4-Methylphenol	<0.010	0.100	0.083	83	0.100	0.078	78	6	14-176	25	
Naphthalene	<0.005	0.050	0.047	94	0.050	0.044	88	7	26-175	25	
4-Nitroaniline	<0.020	0.050	0.049	98	0.050	0.047	94	4	65-135	25	
3-Nitroaniline	<0.010	0.050	0.050	100	0.050	0.050	100	0	65-135	25	
2-Nitroaniline	<0.007	0.050	0.048	96	0.050	0.044	88	9	65-135	25	
Nitrobenzene	<0.010	0.050	0.044	88	0.050	0.041	82	7	65-135	25	
2-Nitrophenol	<0.010	0.050	0.044	88	0.050	0.041	82	7	65-135	25	
4-Nitrophenol	<0.010	0.050	0.030	60	0.050	0.029	58	3	10-80	50	
N-Nitrosodi-n-Propylamine	<0.010	0.050	0.042	84	0.050	0.040	80	5	22-134	38	
N-Nitrosodiphenylamine	<0.010	0.050	0.045	90	0.050	0.042	84	7	2-196	25	
di-n-Octyl Phthalate	<0.005	0.050	0.046	92	0.050	0.043	86	7	43-134	50	
Pentachlorophenol	<0.010	0.050	0.041	82	0.050	0.040	80	2	17-117	50	
Phenanthrene	<0.005	0.050	0.048	96	0.050	0.045	90	6	65-135	25	
Phenol	<0.010	0.050	0.029	58	0.050	0.027	54	7	12-110	25	
Pyrene	<0.005	0.050	0.045	90	0.050	0.044	88	2	23-152	31	
Pyridine	<0.010	0.050	0.029	58	0.050	0.032	64	10	16-86	28	

Relative Percent Difference RPD = 200*|(D-G)/(D+G)|
Blank Spike Recovery [D] = 100*(C)/[B]
Blank Spike Duplicate Recovery [G] = 100*(F)/[B]
All results are based on MDL and Validated for QC Purposes

BS / BSD Recoveries

Project Name: Koppers Wood Preserving

Work Order #: 239862

Lab Batch ID: 646783 **Sample:** 465214-1-BKS **Batch #:** 1

Units: mg/L

Project ID:

Matrix: Water

SVOAs by EPA 8270C Analytes	Blank Sample Result [A]	Spike Added [B]	Blank Spike Result [C]	Blank Spike %R [D]		Blank Spike Duplicate Result [F]	Blk. Spk Dup. %R [G]	RPD %	Control Limits %R	Control Limits %RPD	Flag
1,2,4-Trichlorobenzene	<0.010	0.050	0.049	98	0.050	0.046	92	6	20-124	28	
2,4,6-Trichlorophenol	<0.010	0.050	0.044	88	0.050	0.041	82	7	65-135	25	
2,4,5-Trichlorophenol	<0.010	0.050	0.044	88	0.050	0.042	84	5	65-135	25	

Relative Percent Difference RPD = 200*|(D-G)/(D+G)|
Blank Spike Recovery [D] = 100*(C)/[B]
Blank Spike Duplicate Recovery [G] = 100*(F)/[E]
All results are based on MDL and Validated for QC Purposes

BS / BSD Recoveries

Project Name: Koppers Wood Preserving

Work Order #: 239862 **Project ID:**

Lab Batch ID: 646779 **Sample:** 465223-1-BKS **Batch #:** 1 **Matrix:** Solid

Units: mg/kg

SVOAs by EPA 8270C Analytes	BLANK /BLANK SPIKE / BLANK SPIKE DUPLICATE RECOVERY STUDY										
	Blank Sample Result [A]	Spike Added [B]	Blank Spike Result [C]	Blank Spike %R [D]	Spike Added [E]	Blank Spike Duplicate Result [F]	Blk. Spk Dup. %R [G]	RPD %	Control Limits %R	Control Limits %RPD	Flag
Acenaphthene	<0.167	1.67	1.52	91	1.67	1.40	84	8	41-134	19	
Acenaphthylene	<0.167	1.67	1.48	89	1.67	1.36	81	9	65-135	25	
Aniline (Phenylamine, Aminobenzene)	<0.667	1.67	1.36	81	1.67	1.43	86	6	2-145	25	
Anthracene	<0.167	1.67	1.57	94	1.67	1.45	87	8	65-135	25	
Benzo(a)anthracene	<0.167	1.67	1.50	90	1.67	1.37	82	9	44-126	25	
Benzo(a)pyrene	<0.167	1.67	1.49	89	1.67	1.42	85	5	65-135	25	
Benzo(b)fluoranthene	<0.167	1.67	1.46	87	1.67	1.38	83	5	65-135	25	
Benzo(g,h,i)perylene	<0.167	1.67	1.26	75	1.67	1.23	74	1	65-135	25	
Benzo(k)fluoranthene	<0.167	1.67	1.45	87	1.67	1.43	86	1	25-125	25	
Benzoic Acid	<1.00	5.00	4.75	95	5.00	4.61	92	3	50-125	25	
Benzyl Butyl Phthalate	<0.167	1.67	1.49	89	1.67	1.29	77	14	65-135	25	
bis(2-chloroethoxy) methane	<0.333	1.67	1.37	82	1.67	1.27	76	8	63-185	25	
bis(2-chloroethyl) ether	<0.333	1.67	1.27	76	1.67	1.31	78	3	65-135	25	
bis(2-chloroisopropyl) ether	<0.333	1.67	1.37	82	1.67	1.38	83	1	65-135	25	
bis(2-ethylhexyl) phthalate	<0.167	1.67	1.40	84	1.67	1.29	77	9	65-135	25	
4-Bromophenyl-phenylether	<0.333	1.67	1.43	86	1.67	1.38	83	4	65-135	25	
di-n-Butyl Phthalate	<0.167	1.67	1.34	80	1.67	1.28	77	4	65-135	25	
4-chloro-3-methylphenol	<0.333	1.67	1.41	84	1.67	1.30	78	7	28-134	33	
4-Chloroaniline	<0.667	1.67	1.45	87	1.67	1.34	80	8	4-149	25	
2-Chloronaphthalene	<0.333	1.67	1.63	98	1.67	1.48	89	10	65-135	25	
2-Chlorophenol	<0.333	1.67	1.42	85	1.67	1.42	85	0	25-140	50	

Relative Percent Difference RPD = 200*|(D-G)/(D+G)|
Blank Spike Recovery [D] = 100*(C)/[B]
Blank Spike Duplicate Recovery [G] = 100*(F)/[E]
All results are based on MDL and Validated for QC Purposes

BS / BSD Recoveries

Project Name: Koppers Wood Preserving

Work Order #: 239862

Project ID:

Lab Batch ID: 646779 **Sample:** 465223-1-BKS **Batch #:** 1 **Matrix:** Solid

Units: mg/kg

SVOAs by EPA 8270C Analytes	Blank Sample Result [A]	Spike Added [B]	Blank Spike Result [C]	Blank Spike %R [D]		Blank Spike Duplicate Result [F]	Blk. Spk Dup. %R [G]	RPD %	Control Limits %R	Control Limits %RPD	Flag
4-Chlorophenyl Phenyl Ether	<0.333	1.67	1.40	84	1.67	1.30	78	7	65-135	25	
Chrysene	<0.167	1.67	1.53	92	1.67	1.40	84	9	65-135	25	
Dibenz(a,h)Anthracene	<0.167	1.67	1.37	82	1.67	1.31	78	5	65-135	25	
Dibenzofuran	<0.333	1.67	1.50	90	1.67	1.39	83	8	65-135	25	
1,2-Dichlorobenzene	<0.333	1.67	1.60	96	1.67	1.61	96	0	65-135	25	
1,3-Dichlorobenzene	<0.333	1.67	1.61	96	1.67	1.62	97	1	65-135	25	
1,4-Dichlorobenzene	<0.333	1.67	1.62	97	1.67	1.63	98	1	36-134	27	
3,3-Dichlorobenzidine	<0.333	1.67	1.35	81	1.67	1.25	75	8	20-140	25	
2,4-Dichlorophenol	<0.333	1.67	1.40	84	1.67	1.27	76	10	65-135	25	
Diethyl Phthalate	<0.167	1.67	1.45	87	1.67	1.34	80	8	37-125	25	
Dimethyl Phthalate	<0.167	1.67	1.40	84	1.67	1.29	77	9	65-135	25	
2,4-Dimethylphenol	<0.333	1.67	1.25	75	1.67	1.01	60	22	65-135	25	L
4,6-dinitro-2-methyl phenol	<0.333	1.67	1.46	87	1.67	1.37	82	6	65-135	25	
2,4-Dinitrophenol	<0.333	1.67	1.26	75	1.67	1.21	72	4	65-135	25	
2,4-Dinitrotoluene	<0.333	1.67	1.44	86	1.67	1.37	82	5	40-130	47	
2,6-Dinitrotoluene	<0.333	1.67	1.44	86	1.67	1.37	82	5	58-113	47	
Fluoranthene	<0.167	1.67	1.61	96	1.67	1.50	90	6	65-135	25	
Fluorene	<0.167	1.67	1.50	90	1.67	1.40	84	7	65-135	25	
Hexachlorobenzene	<0.333	1.67	1.69	101	1.67	1.59	95	6	65-135	25	
Hexachlorobutadiene	<0.333	1.67	1.64	98	1.67	1.49	89	10	65-135	25	
Hexachlorocyclopentadiene	<0.333	1.67	1.38	83	1.67	1.21	72	14	22-104	25	

Relative Percent Difference RPD = 200*|(D-G)/(D+G)|
Blank Spike Recovery [D] = 100*(C)/[B]
Blank Spike Duplicate Recovery [G] = 100*(F)/[E]
All results are based on MDL and Validated for QC Purposes

BS / BSD Recoveries

Project Name: Koppers Wood Preserving

Work Order #: 239862

Project ID:

Lab Batch ID: 646779 **Sample:** 465223-1-BKS **Batch #:** 1 **Matrix:** Solid

Units: mg/kg

SVOAs by EPA 8270C Analytes	Blank Sample Result [A]	Spike Added [B]	Blank Spike Result [C]	Blank Spike %R [D]		Blank Spike Duplicate Result [F]	Blk. Spk Dup. %R [G]	RPD %	Control Limits %R	Control Limits %RPD	Flag
Hexachloroethane	<0.333	1.67	1.62	97	1.67	1.60	96	1	65-135	25	
Indeno(1,2,3-c,d)Pyrene	<0.167	1.67	1.45	87	1.67	1.37	82	6	65-135	25	
Isophorone	<0.333	1.67	1.41	84	1.67	1.27	76	10	65-135	25	
2-Methylnaphthalene	<0.167	1.67	1.49	89	1.67	1.36	81	9	29-175	25	
2-methylphenol	<0.333	1.67	1.41	84	1.67	1.38	83	1	65-135	25	
3&4-Methylphenol	<0.333	3.33	2.86	86	3.33	2.82	85	1	65-135	25	
Naphthalene	<0.167	1.67	1.49	89	1.67	1.37	82	8	65-135	25	
4-Nitroaniline	<0.667	1.67	1.43	86	1.67	1.36	81	6	65-135	25	
3-Nitroaniline	<0.333	1.67	1.49	89	1.67	1.40	84	6	65-135	25	
2-Nitroaniline	<0.333	1.67	1.46	87	1.67	1.36	81	7	65-135	25	
Nitrobenzene	<0.333	1.67	1.41	84	1.67	1.29	77	9	65-135	25	
2-Nitrophenol	<0.333	1.67	1.44	86	1.67	1.29	77	11	65-135	25	
4-Nitrophenol	<0.333	1.67	1.57	94	1.67	1.44	86	9	36-123	50	
N-Nitrosodi-n-Propylamine	<0.333	1.67	1.42	85	1.67	1.37	82	4	53-130	38	
N-Nitrosodiphenylamine	<0.333	1.67	1.43	86	1.67	1.35	81	6	14-183	25	
di-n-Octyl Phthalate	<0.167	1.67	1.42	85	1.67	1.36	81	5	65-135	25	
Pentachlorophenol	<0.333	1.67	1.38	83	1.67	1.28	77	8	14-111	47	
Phenanthrene	<0.167	1.67	1.56	93	1.67	1.50	90	3	65-135	25	
Phenol	<0.333	1.67	1.38	83	1.67	1.38	83	0	27-127	35	
Pyrene	<0.167	1.67	1.47	88	1.67	1.40	84	5	41-144	36	
Pyridine	<0.333	1.67	1.20	72	1.67	1.25	75	4	10-145	25	

Relative Percent Difference RPD = 200*|(D-G)/(D+G)|
Blank Spike Recovery [D] = 100*(C)/[B]
Blank Spike Duplicate Recovery [G] = 100*(F)/[E]
All results are based on MDL and Validated for QC Purposes

BS / BSD Recoveries

Project Name: Koppers Wood Preserving

Work Order #: 239862

Project ID:

Lab Batch ID: 646779 **Sample:** 465223-1-BKS **Batch #:** 1 **Matrix:** Solid

Units: mg/kg

SVOAs by EPA 8270C Analytes	Blank Sample Result [A]	Spike Added [B]	Blank Spike Result [C]	Blank Spike %R [D]		Blank Spike Duplicate Result [F]	Blk. Spk Dup. %R [G]	RPD %	Control Limits %R	Control Limits %RPD	Flag
1,2,4-Trichlorobenzene	<0.333	1.67	1.62	97	1.67	1.46	87	11	37-133	23	
2,4,6-Trichlorophenol	<0.333	1.67	1.41	84	1.67	1.31	78	7	65-135	25	
2,4,5-Trichlorophenol	<0.333	1.67	1.44	86	1.67	1.33	80	7	65-135	25	

Relative Percent Difference RPD = 200*|(D-G)/(D+G)|
Blank Spike Recovery [D] = 100*(C)/[B]
Blank Spike Duplicate Recovery [G] = 100*(F)/[E]
All results are based on MDL and Validated for QC Purposes

BS / BSD Recoveries

Project Name: Koppers Wood Preserving

Work Order #: 239862

Project ID:

Lab Batch ID: 647001 **Sample:** 465247-1-BKS **Batch #:** 1 **Matrix:** Solid

Units: mg/kg

SVOAs by EPA 8270C	BLANK /BLANK SPIKE / BLANK SPIKE DUPLICATE RECOVERY STUDY										
Analytes	Blank Sample Result [A]	Spike Added [B]	Blank Spike Result [C]	Blank Spike %R [D]	Spike Added [E]	Blank Spike Duplicate Result [F]	Blk. Spk Dup. %R [G]	RPD %	Control Limits %R	Control Limits %RPD	Flag
Acenaphthene	<0.167	1.67	1.63	98	1.67	1.51	90	9	41-134	19	
Acenaphthylene	<0.167	1.67	1.66	99	1.67	1.56	93	6	65-135	25	
Aniline (Phenylamine, Aminobenzene)	<0.667	1.67	1.23	74	1.67	1.34	80	8	2-145	25	
Anthracene	<0.167	1.67	1.57	94	1.67	1.48	89	5	65-135	25	
Benzo(a)anthracene	<0.167	1.67	1.94	116	1.67	1.91	114	2	44-126	25	
Benzo(a)pyrene	<0.167	1.67	1.48	89	1.67	1.48	89	0	65-135	25	
Benzo(b)fluoranthene	<0.167	1.67	1.35	81	1.67	1.61	96	17	65-135	25	
Benzo(g,h,i)perylene	<0.167	1.67	1.57	94	1.67	1.53	92	2	65-135	25	
Benzo(k)fluoranthene	<0.167	1.67	1.45	87	1.67	1.49	89	2	25-125	25	
Benzoic Acid	<1.00	5.00	4.81	96	5.00	4.62	92	4	50-125	25	
Benzyl Butyl Phthalate	<0.167	1.67	1.66	99	1.67	1.62	97	2	65-135	25	
bis(2-chloroethoxy) methane	<0.333	1.67	1.51	90	1.67	1.41	84	7	63-185	25	
bis(2-chloroethyl) ether	<0.333	1.67	1.36	81	1.67	1.42	85	5	65-135	25	
bis(2-chloroisopropyl) ether	<0.333	1.67	1.36	81	1.67	1.43	86	6	65-135	25	
bis(2-ethylhexyl) phthalate	<0.167	1.67	1.48	89	1.67	1.56	93	4	65-135	25	
4-Bromophenyl-phenylether	<0.333	1.67	1.44	86	1.67	1.49	89	3	65-135	25	
di-n-Butyl Phthalate	<0.167	1.67	1.60	96	1.67	1.71	102	6	65-135	25	
4-chloro-3-methylphenol	<0.333	1.67	1.62	97	1.67	1.62	97	0	28-134	33	
4-Chloroaniline	<0.667	1.67	1.50	90	1.67	1.43	86	5	4-149	25	
2-Chloronaphthalene	<0.333	1.67	1.80	108	1.67	1.61	96	12	65-135	25	
2-Chlorophenol	<0.333	1.67	1.49	89	1.67	1.46	87	2	25-140	50	

Relative Percent Difference RPD = 200*|(D-G)/(D+G)|
Blank Spike Recovery [D] = 100*(C)/[B]
Blank Spike Duplicate Recovery [G] = 100*(F)/[E]
All results are based on MDL and Validated for QC Purposes

BS / BSD Recoveries

Project Name: Koppers Wood Preserving

Work Order #: 239862 **Project ID:**

Lab Batch ID: 647001 **Sample:** 465247-1-BKS **Batch #:** 1 **Matrix:** Solid

Units: mg/kg

SVOAs by EPA 8270C Analytes	Blank Sample Result [A]	Spike Added [B]	Blank Spike Result [C]	Blank Spike %R [D]		Blank Spike Duplicate Result [F]	Blk. Spk Dup. %R [G]	RPD %	Control Limits %R	Control Limits %RPD	Flag
4-Chlorophenyl Phenyl Ether	<0.333	1.67	1.75	105	1.67	1.41	84	22	65-135	25	
Chrysene	<0.167	1.67	1.57	94	1.67	1.60	96	2	65-135	25	
Dibenz(a,h)Anthracene	<0.167	1.67	1.56	93	1.67	1.55	93	0	65-135	25	
Dibenzofuran	<0.333	1.67	1.53	92	1.67	1.38	83	10	65-135	25	
1,2-Dichlorobenzene	<0.333	1.67	1.60	96	1.67	1.58	95	1	65-135	25	
1,3-Dichlorobenzene	<0.333	1.67	1.53	92	1.67	1.50	90	2	65-135	25	
1,4-Dichlorobenzene	<0.333	1.67	1.41	84	1.67	1.42	85	1	36-134	27	
3,3-Dichlorobenzidine	<0.333	1.67	1.35	81	1.67	1.42	85	5	20-140	25	
2,4-Dichlorophenol	<0.333	1.67	1.76	105	1.67	1.56	93	12	65-135	25	
Diethyl Phthalate	<0.167	1.67	1.71	102	1.67	1.49	89	14	37-125	25	
Dimethyl Phthalate	<0.167	1.67	1.51	90	1.67	1.51	90	0	65-135	25	
2,4-Dimethylphenol	<0.333	1.67	1.69	101	1.67	1.38	83	20	65-135	25	
4,6-dinitro-2-methyl phenol	<0.333	1.67	2.01	120	1.67	1.80	108	11	65-135	25	
2,4-Dinitrophenol	<0.333	1.67	1.57	94	1.67	1.63	98	4	65-135	25	
2,4-Dinitrotoluene	<0.333	1.67	1.62	97	1.67	1.48	89	9	40-130	47	
2,6-Dinitrotoluene	<0.333	1.67	1.64	98	1.67	1.63	98	0	58-113	47	
Fluoranthene	<0.167	1.67	1.55	93	1.67	1.69	101	8	65-135	25	
Fluorene	<0.167	1.67	1.66	99	1.67	1.45	87	13	65-135	25	
Hexachlorobenzene	<0.333	1.67	1.66	99	1.67	1.57	94	5	65-135	25	
Hexachlorobutadiene	<0.333	1.67	1.65	99	1.67	1.54	92	7	65-135	25	
Hexachlorocyclopentadiene	<0.333	1.67	1.64	98	1.67	1.41	84	15	22-104	25	

Relative Percent Difference RPD = 200*|(D-G)/(D+G)|
Blank Spike Recovery [D] = 100*(C)/[B]
Blank Spike Duplicate Recovery [G] = 100*(F)/[E]
All results are based on MDL and Validated for QC Purposes

XENCO Laboratories

BS / BSD Recoveries

nelac accredited

Project Name: Koppers Wood Preserving

Work Order #: 239862

Project ID:

Lab Batch ID: 647001 **Sample:** 465247-1-BKS **Batch #:** 1 **Matrix:** Solid

Units: mg/kg

SVOAs by EPA 8270C Analytes	Blank Sample Result [A]	Spike Added [B]	Blank Spike Result [C]	Blank Spike %R [D]		Blank Spike Duplicate Result [F]	Blk. Spk Dup. %R [G]	RPD %	Control Limits %R	Control Limits %RPD	Flag
Hexachloroethane	<0.333	1.67	1.49	89	1.67	1.53	92	3	65-135	25	
Indeno(1,2,3-c,d)Pyrene	<0.167	1.67	1.56	93	1.67	1.59	95	2	65-135	25	
Isophorone	<0.333	1.67	1.77	106	1.67	1.45	87	20	65-135	25	
2-Methylnaphthalene	<0.167	1.67	1.75	105	1.67	1.64	98	7	29-175	25	
2-methylphenol	<0.333	1.67	1.44	86	1.67	1.51	90	5	65-135	25	
3&4-Methylphenol	<0.333	3.33	2.84	85	3.33	2.88	86	1	65-135	25	
Naphthalene	<0.167	1.67	1.50	90	1.67	1.35	81	11	65-135	25	
4-Nitroaniline	<0.667	1.67	1.73	104	1.67	1.42	85	20	65-135	25	
3-Nitroaniline	<0.333	1.67	1.67	100	1.67	1.46	87	14	65-135	25	
2-Nitroaniline	<0.333	1.67	1.57	94	1.67	1.51	90	4	65-135	25	
Nitrobenzene	<0.333	1.67	1.40	84	1.67	1.46	87	4	65-135	25	
2-Nitrophenol	<0.333	1.67	1.66	99	1.67	1.37	82	19	65-135	25	
4-Nitrophenol	<0.333	1.67	1.69	101	1.67	1.67	100	1	36-123	50	
N-Nitrosodi-n-Propylamine	<0.333	1.67	1.37	82	1.67	1.35	81	1	53-130	38	
N-Nitrosodiphenylamine	<0.333	1.67	1.74	104	1.67	1.53	92	12	14-183	25	
di-n-Octyl Phthalate	<0.167	1.67	1.50	90	1.67	1.55	93	3	65-135	25	
Pentachlorophenol	<0.333	1.67	1.62	97	1.67	1.69	101	4	14-111	47	
Phenanthrene	<0.167	1.67	1.57	94	1.67	1.49	89	5	65-135	25	
Phenol	<0.333	1.67	1.50	90	1.67	1.58	95	5	27-127	35	
Pyrene	<0.167	1.67	1.44	86	1.67	1.63	98	13	41-144	36	
Pyridine	<0.333	1.67	1.40	84	1.67	1.38	83	1	10-145	25	

Relative Percent Difference RPD = 200*|(D-G)/(D+G)|
Blank Spike Recovery [D] = 100*(C)/[B]
Blank Spike Duplicate Recovery [G] = 100*(F)/[E]
All results are based on MDL and Validated for QC Purposes

BS / BSD Recoveries

Project Name: Koppers Wood Preserving

Work Order #: 239862

Project ID:

Lab Batch ID: 647001 **Sample:** 465247-1-BKS **Batch #:** 1 **Matrix:** Solid

Units: mg/kg

SVOAs by EPA 8270C Analytes	Blank Sample Result [A]	Spike Added [B]	Blank Spike Result [C]	Blank Spike %R [D]		Blank Spike Duplicate Result [F]	Blk. Spk Dup. %R [G]	RPD %	Control Limits %R	Control Limits %RPD	Flag
1,2,4-Trichlorobenzene	<0.333	1.67	1.63	98	1.67	1.51	90	9	37-133	23	
2,4,6-Trichlorophenol	<0.333	1.67	1.81	108	1.67	1.42	85	24	65-135	25	
2,4,5-Trichlorophenol	<0.333	1.67	1.90	114	1.67	1.57	94	19	65-135	25	

Relative Percent Difference RPD = 200*|(D-G)/(D+G)|
Blank Spike Recovery [D] = 100*(C)/[B]
Blank Spike Duplicate Recovery [G] = 100*(F)/[E]
All results are based on MDL and Validated for QC Purposes

BS / BSD Recoveries

Project Name: Koppers Wood Preserving

Work Order #: 239862 **Project ID:**

Lab Batch ID: 646791 **Sample:** 465253-1-BKS **Batch #:** 1 **Matrix:** Solid

Units: mg/kg

SVOAs by EPA 8270C Analytes	BLANK /BLANK SPIKE / BLANK SPIKE DUPLICATE RECOVERY STUDY										
	Blank Sample Result [A]	Spike Added [B]	Blank Spike Result [C]	Blank Spike %R [D]	Spike Added [E]	Blank Spike Duplicate Result [F]	Blk. Spk Dup. %R [G]	RPD %	Control Limits %R	Control Limits %RPD	Flag
Acenaphthene	<0.167	1.67	1.59	95	1.67	1.51	90	5	41-134	19	
Acenaphthylene	<0.167	1.67	1.58	95	1.67	1.49	89	7	65-135	25	
Aniline (Phenylamine, Aminobenzene)	<0.667	1.67	1.46	87	1.67	1.47	88	1	2-145	25	
Anthracene	<0.167	1.67	1.59	95	1.67	1.55	93	2	65-135	25	
Benzo(a)anthracene	<0.167	1.67	1.52	91	1.67	1.48	89	2	44-126	25	
Benzo(a)pyrene	<0.167	1.67	1.59	95	1.67	1.56	93	2	65-135	25	
Benzo(b)fluoranthene	<0.167	1.67	1.54	92	1.67	1.51	90	2	65-135	25	
Benzo(g,h,i)perylene	<0.167	1.67	1.48	89	1.67	1.44	86	3	65-135	25	
Benzo(k)fluoranthene	<0.167	1.67	1.55	93	1.67	1.52	91	2	25-125	25	
Benzoic Acid	<1.00	5.00	2.55	51	5.00	2.67	53	4	50-125	25	
Benzyl Butyl Phthalate	<0.167	1.67	1.42	85	1.67	1.42	85	0	65-135	25	
bis(2-chloroethoxy) methane	<0.333	1.67	1.41	84	1.67	1.39	83	1	63-185	25	
bis(2-chloroethyl) ether	<0.333	1.67	1.31	78	1.67	1.35	81	4	65-135	25	
bis(2-chloroisopropyl) ether	<0.333	1.67	1.40	84	1.67	1.40	84	0	65-135	25	
bis(2-ethylhexyl) phthalate	<0.167	1.67	1.42	85	1.67	1.38	83	2	65-135	25	
4-Bromophenyl-phenylether	<0.333	1.67	1.50	90	1.67	1.44	86	5	65-135	25	
di-n-Butyl Phthalate	<0.167	1.67	1.39	83	1.67	1.35	81	2	65-135	25	
4-chloro-3-methylphenol	<0.333	1.67	1.48	89	1.67	1.38	83	7	28-134	33	
4-Chloroaniline	<0.667	1.67	1.53	92	1.67	1.50	90	2	4-149	25	
2-Chloronaphthalene	<0.333	1.67	1.72	103	1.67	1.67	100	3	65-135	25	
2-Chlorophenol	<0.333	1.67	1.43	86	1.67	1.45	87	1	25-140	50	

Relative Percent Difference RPD = 200*|(D-G)/(D+G)|
Blank Spike Recovery [D] = 100*(C)/[B]
Blank Spike Duplicate Recovery [G] = 100*(F)/[E]
All results are based on MDL and Validated for QC Purposes

XENCO Laboratories

BS / BSD Recoveries

nelac accredited

Project Name: Koppers Wood Preserving

Work Order #: 239862

Lab Batch ID: 646791 **Sample:** 465253-1-BKS **Batch #:** 1

Project ID:

Matrix: Solid

Units: mg/kg

SVOAs by EPA 8270C Analytes	Blank Sample Result [A]	Spike Added [B]	Blank Spike Result [C]	Blank Spike %R [D]		Blank Spike Duplicate Result [F]	Blk. Spk Dup. %R [G]	RPD %	Control Limits %R	Control Limits %RPD	Flag
4-Chlorophenyl Phenyl Ether	<0.333	1.67	1.46	87	1.67	1.42	85	2	65-135	25	
Chrysene	<0.167	1.67	1.53	92	1.67	1.50	90	2	65-135	25	
Dibenz(a,h)Anthracene	<0.167	1.67	1.49	89	1.67	1.39	83	7	65-135	25	
Dibenzofuran	<0.333	1.67	1.58	95	1.67	1.52	91	4	65-135	25	
1,2-Dichlorobenzene	<0.333	1.67	1.63	98	1.67	1.67	100	2	65-135	25	
1,3-Dichlorobenzene	<0.333	1.67	1.63	98	1.67	1.65	99	1	65-135	25	
1,4-Dichlorobenzene	<0.333	1.67	1.63	98	1.67	1.67	100	2	36-134	27	
3,3-Dichlorobenzidine	<0.333	1.67	1.38	83	1.67	1.36	81	2	20-140	25	
2,4-Dichlorophenol	<0.333	1.67	1.44	86	1.67	1.40	84	2	65-135	25	
Diethyl Phthalate	<0.167	1.67	1.52	91	1.67	1.44	86	6	37-125	25	
Dimethyl Phthalate	<0.167	1.67	1.45	87	1.67	1.39	83	5	65-135	25	
2,4-Dimethylphenol	<0.333	1.67	1.30	78	1.67	1.31	78	0	65-135	25	
4,6-dinitro-2-methyl phenol	<0.333	1.67	1.52	91	1.67	1.48	89	2	65-135	25	
2,4-Dinitrophenol	<0.333	1.67	1.31	78	1.67	1.33	80	3	65-135	25	
2,4-Dinitrotoluene	<0.333	1.67	1.52	91	1.67	1.43	86	6	40-130	47	
2,6-Dinitrotoluene	<0.333	1.67	1.51	90	1.67	1.47	88	2	58-113	47	
Fluoranthene	<0.167	1.67	1.66	99	1.67	1.58	95	4	65-135	25	
Fluorene	<0.167	1.67	1.58	95	1.67	1.55	93	2	65-135	25	
Hexachlorobenzene	<0.333	1.67	1.74	104	1.67	1.66	99	5	65-135	25	
Hexachlorobutadiene	<0.333	1.67	1.67	100	1.67	1.64	98	2	65-135	25	
Hexachlorocyclopentadiene	<0.333	1.67	1.47	88	1.67	1.46	87	1	22-104	25	

Relative Percent Difference RPD = 200*|(D-G)/(D+G)|
Blank Spike Recovery [D] = 100*(C)/[B]
Blank Spike Duplicate Recovery [G] = 100*(F)/[E]
All results are based on MDL and Validated for QC Purposes

XENCO laboratories

BS / BSD Recoveries

nelac accredited

Project Name: Koppers Wood Preserving

Work Order #: 239862

Project ID:

Lab Batch ID: 646791 **Sample:** 465253-1-BKS **Batch #:** 1 **Matrix:** Solid

Units: mg/kg

SVOAs by EPA 8270C Analytes	Blank Sample Result [A]	Spike Added [B]	Blank Spike Result [C]	Blank Spike %R [D]		Blank Spike Duplicate Result [F]	Blk. Spk Dup. %R [G]	RPD %	Control Limits %R	Control Limits %RPD	Flag
Hexachloroethane	<0.333	1.67	1.61	96	1.67	1.65	99	3	65-135	25	
Indeno(1,2,3-c,d)Pyrene	<0.167	1.67	1.52	91	1.67	1.47	88	3	65-135	25	
Isophorone	<0.333	1.67	1.43	86	1.67	1.41	84	2	65-135	25	
2-Methylnaphthalene	<0.167	1.67	1.52	91	1.67	1.47	88	3	29-175	25	
2-methylphenol	<0.333	1.67	1.41	84	1.67	1.45	87	4	65-135	25	
3&4-Methylphenol	<0.333	3.33	2.90	87	3.33	2.93	88	1	65-135	25	
Naphthalene	<0.167	1.67	1.53	92	1.67	1.51	90	2	65-135	25	
4-Nitroaniline	<0.667	1.67	1.53	92	1.67	1.48	89	3	65-135	25	
3-Nitroaniline	<0.333	1.67	1.59	95	1.67	1.54	92	3	65-135	25	
2-Nitroaniline	<0.333	1.67	1.55	93	1.67	1.50	90	3	65-135	25	
Nitrobenzene	<0.333	1.67	1.45	87	1.67	1.45	87	0	65-135	25	
2-Nitrophenol	<0.333	1.67	1.47	88	1.67	1.42	85	3	65-135	25	
4-Nitrophenol	<0.333	1.67	1.51	90	1.67	1.41	84	7	36-123	50	
N-Nitrosodi-n-Propylamine	<0.333	1.67	1.31	78	1.67	1.32	79	1	53-130	38	
N-Nitrosodiphenylamine	<0.333	1.67	1.47	88	1.67	1.40	84	5	14-183	25	
di-n-Octyl Phthalate	<0.167	1.67	1.48	89	1.67	1.45	87	2	65-135	25	
Pentachlorophenol	<0.333	1.67	1.42	85	1.67	1.45	87	2	14-111	47	
Phenanthrene	<0.167	1.67	1.63	98	1.67	1.57	94	4	65-135	25	
Phenol	<0.333	1.67	1.41	84	1.67	1.42	85	1	27-127	35	
Pyrene	<0.167	1.67	1.48	89	1.67	1.46	87	2	41-144	36	
Pyridine	<0.333	1.67	1.39	83	1.67	1.45	87	5	10-145	25	

Relative Percent Difference RPD = 200*|(D-G)/(D+G)|
Blank Spike Recovery [D] = 100*(C)/[B]
Blank Spike Duplicate Recovery [G] = 100*(F)/[E]
All results are based on MDL and Validated for QC Purposes

BS / BSD Recoveries

Project Name: Koppers Wood Preserving

Work Order #: 239862

Project ID:

Lab Batch ID: 646791 **Sample:** 465253-1-BKS **Batch #:** 1 **Matrix:** Solid

Units: mg/kg

SVOAs by EPA 8270C Analytes	Blank Sample Result [A]	Spike Added [B]	Blank Spike Result [C]	Blank Spike %R [D]		Blank Spike Duplicate Result [F]	Blk. Spk Dup. %R [G]	RPD %	Control Limits %R	Control Limits %RPD	Flag
1,2,4-Trichlorobenzene	<0.333	1.67	1.66	99	1.67	1.63	98	1	37-133	23	
2,4,6-Trichlorophenol	<0.333	1.67	1.46	87	1.67	1.43	86	1	65-135	25	
2,4,5-Trichlorophenol	<0.333	1.67	1.49	89	1.67	1.44	86	3	65-135	25	

Relative Percent Difference RPD = 200*|(D-G)/(D+G)|
Blank Spike Recovery [D] = 100*(C)/[B]
Blank Spike Duplicate Recovery [G] = 100*(F)/[E]
All results are based on MDL and Validated for QC Purposes

Form 3 - MS / MSD Recoveries

Project Name: Koppers Wood Preserving

Work Order # : 239862

Lab Batch ID: 646779

Reporting Units: mg/kg

Project ID:

QC- Sample ID: 239854-011 S **Batch #:** 1 **Matrix:** Solid

SVOAs by EPA 8270C Analytes	MATRIX SPIKE / MATRIX SPIKE DUPLICATE RECOVERY STUDY										
	Parent Sample Result [A]	Spike Added [B]	Spiked Sample Result [C]	Spiked Sample %R [D]	Spike Added [E]	Duplicate Spiked Sample Result [F]	Spiked Dup. %R [G]	RPD %	Control Limits %R	Control Limits %RPD	Flag
Acenaphthene	<0.210	2.10	1.98	94	2.10	1.95	93	1	41-134	19	
Acenaphthylene	<0.210	2.10	1.93	92	2.10	1.90	90	2	65-135	25	
Aniline (Phenylamine, Aminobenzene)	<0.839	2.10	1.55	74	2.10	1.61	77	4	2-145	25	
Anthracene	<0.210	2.10	2.04	97	2.10	2.04	97	0	65-135	25	
Benzo(a)anthracene	<0.210	2.10	1.95	93	2.10	1.99	95	2	44-126	25	
Benzo(a)pyrene	<0.210	2.10	2.00	95	2.10	1.98	94	1	65-135	25	
Benzo(b)fluoranthene	<0.210	2.10	1.86	89	2.10	1.92	91	2	65-135	25	
Benzo(g,h,i)perylene	<0.210	2.10	1.97	94	2.10	2.00	95	1	65-135	25	
Benzo(k)fluoranthene	<0.210	2.10	1.96	93	2.10	1.89	90	3	25-125	25	
Benzoic Acid	<1.26	6.31	6.09	97	6.30	6.25	99	2	50-125	25	
Benzyl Butyl Phthalate	<0.210	2.10	1.95	93	2.10	1.99	95	2	65-135	25	
bis(2-chloroethoxy) methane	<0.420	2.10	1.82	87	2.10	1.79	85	2	63-185	25	
bis(2-chloroethyl) ether	<0.420	2.10	1.70	81	2.10	1.67	80	1	65-135	25	
bis(2-chloroisopropyl) ether	<0.420	2.10	1.78	85	2.10	1.77	84	1	65-135	25	
bis(2-ethylhexyl) phthalate	<0.210	2.10	1.94	92	2.10	1.91	91	1	65-135	25	
4-Bromophenyl-phenylether	<0.420	2.10	1.93	92	2.10	1.95	93	1	65-135	25	
di-n-Butyl Phthalate	<0.210	2.10	1.83	87	2.10	1.82	87	0	65-135	25	
4-chloro-3-methylphenol	<0.420	2.10	1.91	91	2.10	1.92	91	0	28-134	33	
4-Chloroaniline	<0.839	2.10	1.83	87	2.10	1.85	88	1	4-149	25	
2-Chloronaphthalene	<0.420	2.10	2.08	99	2.10	2.05	98	1	65-135	25	
2-Chlorophenol	<0.420	2.10	1.78	85	2.10	1.79	85	0	25-140	50	
4-Chlorophenyl Phenyl Ether	<0.420	2.10	1.83	87	2.10	1.85	88	1	65-135	25	
Chrysene	<0.210	2.10	1.97	94	2.10	2.04	97	3	65-135	25	
Dibenz(a,h)Anthracene	<0.210	2.10	1.91	91	2.10	1.90	90	1	65-135	25	

Matrix Spike Percent Recovery [D] = 100*(C-A)/B
Relative Percent Difference RPD = 200*(D-G)/(D+G)

Matrix Spike Duplicate Percent Recovery [G] = 100*(F-A)/E

ND = Not Detected, J = Present Below Reporting Limit, B = Present in Blank, NR = Not Requested, I = Interference, NA = Not ApplicableN = See Narrative, EQL = Estimated Quantitation Limit

Form 3 - MS / MSD Recoveries

Project Name: Koppers Wood Preserving

Work Order # : 239862

Project ID:

Lab Batch ID: 646779 **QC- Sample ID:** 239854-011 S **Batch #:** 1 **Matrix:** Solid

Reporting Units: mg/kg

SVOAs by EPA 8270C Analytes	Parent Sample Result [A]	Spike Added [B]	Spiked Sample Result [C]	Spiked Sample %R [D]	Spike Added [E]	Duplicate Spiked Sample Result [F]	Spiked Dup. %R [G]	RPD %	Control Limits %R	Control Limits %RPD	Flag
Dibenzofuran	<0.420	2.10	1.95	93	2.10	1.95	93	0	65-135	25	
1,2-Dichlorobenzene	<0.420	2.10	2.05	98	2.10	2.06	98	0	65-135	25	
1,3-Dichlorobenzene	<0.420	2.10	2.03	97	2.10	2.02	96	1	65-135	25	
1,4-Dichlorobenzene	<0.420	2.10	2.05	98	2.10	2.04	97	1	36-134	27	
3,3-Dichlorobenzidine	<0.420	2.10	1.20	57	2.10	1.31	62	8	20-140	25	
2,4-Dichlorophenol	<0.420	2.10	1.82	87	2.10	1.82	87	0	65-135	25	
Diethyl Phthalate	<0.210	2.10	1.87	89	2.10	1.89	90	1	37-125	25	
Dimethyl Phthalate	<0.210	2.10	1.82	87	2.10	1.82	87	0	65-135	25	
2,4-Dimethylphenol	<0.420	2.10	1.65	79	2.10	1.70	81	3	65-135	25	
4,6-dinitro-2-methyl phenol	<0.420	2.10	1.98	94	2.10	2.03	97	3	65-135	25	
2,4-Dinitrophenol	<0.420	2.10	1.75	83	2.10	1.89	90	8	65-135	25	
2,4-Dinitrotoluene	<0.420	2.10	1.92	91	2.10	1.90	90	1	40-130	47	
2,6-Dinitrotoluene	<0.420	2.10	1.90	90	2.10	1.94	92	2	58-113	47	
Fluoranthene	<0.210	2.10	2.01	96	2.10	2.04	97	1	65-135	25	
Fluorene	<0.210	2.10	1.98	94	2.10	1.97	94	0	65-135	25	
Hexachlorobenzene	<0.420	2.10	2.20	105	2.10	2.20	105	0	65-135	25	
Hexachlorobutadiene	<0.420	2.10	2.09	100	2.10	2.02	96	4	65-135	25	
Hexachlorocyclopentadiene	<0.420	2.10	2.05	98	2.10	2.03	97	1	22-104	25	
Hexachloroethane	<0.420	2.10	2.08	99	2.10	2.02	96	3	65-135	25	
Indeno(1,2,3-c,d)Pyrene	<0.210	2.10	2.02	96	2.10	2.07	99	3	65-135	25	
Isophorone	<0.420	2.10	1.85	88	2.10	1.86	89	1	65-135	25	
2-Methylnaphthalene	<0.210	2.10	1.93	92	2.10	1.94	92	0	29-175	25	
2-methylphenol	<0.420	2.10	1.83	87	2.10	1.88	90	3	65-135	25	
3&4-Methylphenol	<0.420	4.21	3.61	86	4.20	3.71	88	2	65-135	25	

Matrix Spike Percent Recovery [D] = 100*(C-A)/B
Relative Percent Difference RPD = 200*(D-G)/(D+G)

Matrix Spike Duplicate Percent Recovery [G] = 100*(F-A)/E

ND = Not Detected, J = Present Below Reporting Limit, B = Present in Blank, NR = Not Requested, I = Interference, NA = Not ApplicableN = See Narrative, EQL = Estimated Quantitation Limit

Form 3 - MS / MSD Recoveries

Project Name: Koppers Wood Preserving

Work Order # : 239862

Project ID:

Lab Batch ID: 646779 **QC- Sample ID:** 239854-011 S **Batch #:** 1 **Matrix:** Solid

Reporting Units: mg/kg

SVOAs by EPA 8270C Analytes	Parent Sample Result [A]	Spike Added [B]	Spiked Sample Result [C]	Spiked Sample %R [D]	Spike Added [E]	Duplicate Spiked Sample Result [F]	Spiked Dup. %R [G]	RPD %	Control Limits %R	Control Limits %RPD	Flag
Naphthalene	<0.210	2.10	1.93	92	2.10	1.90	90	2	65-135	25	
4-Nitroaniline	<0.839	2.10	1.67	80	2.10	1.80	86	7	65-135	25	
3-Nitroaniline	<0.420	2.10	1.85	88	2.10	1.93	92	4	65-135	25	
2-Nitroaniline	<0.420	2.10	1.91	91	2.10	1.96	93	2	65-135	25	
Nitrobenzene	<0.420	2.10	1.85	88	2.10	1.82	87	1	65-135	25	
2-Nitrophenol	<0.420	2.10	1.83	87	2.10	1.84	88	1	65-135	25	
4-Nitrophenol	<0.420	2.10	2.12	101	2.10	2.14	102	1	36-123	50	
N-Nitrosodi-n-Propylamine	<0.420	2.10	1.90	90	2.10	1.86	89	1	53-130	38	
N-Nitrosodiphenylamine	<0.420	2.10	1.90	90	2.10	1.90	90	0	14-183	25	
di-n-Octyl Phthalate	<0.210	2.10	2.00	95	2.10	1.94	92	3	65-135	25	
Pentachlorophenol	<0.420	2.10	1.91	91	2.10	1.92	91	0	14-111	47	
Phenanthrene	<0.210	2.10	2.05	98	2.10	2.04	97	1	65-135	25	
Phenol	<0.420	2.10	1.73	82	2.10	1.76	84	2	27-127	35	
Pyrene	<0.210	2.10	2.06	98	2.10	2.07	99	1	41-144	36	
Pyridine	<0.420	2.10	0.833	40	2.10	0.765	36	11	10-145	25	
1,2,4-Trichlorobenzene	<0.420	2.10	2.08	99	2.10	2.04	97	2	37-133	23	
2,4,6-Trichlorophenol	<0.420	2.10	1.84	88	2.10	1.84	88	0	65-135	25	
2,4,5-Trichlorophenol	<0.420	2.10	1.88	90	2.10	1.91	91	1	65-135	25	

Matrix Spike Percent Recovery [D] = 100*(C-A)/B
Relative Percent Difference RPD = 200*(D-G)/(D+G)

Matrix Spike Duplicate Percent Recovery [G] = 100*(F-A)/E

ND = Not Detected, J = Present Below Reporting Limit, B = Present in Blank, NR = Not Requested, I = Interference, NA = Not ApplicableN = See Narrative. EQL = Estimated Quantitation Limit

Form 3 - MS / MSD Recoveries

Project Name: Koppers Wood Preserving

Work Order # : 239862

Project ID:

Lab Batch ID: 646791 **QC- Sample ID:** 239862-131 S **Batch #:** 1 **Matrix:** Solid

Reporting Units: mg/kg

SVOAs by EPA 8270C Analytes	MATRIX SPIKE / MATRIX SPIKE DUPLICATE RECOVERY STUDY										
	Parent Sample Result [A]	Spike Added [B]	Spiked Sample Result [C]	Spiked Sample %R [D]	Spike Added [E]	Duplicate Spiked Sample Result [F]	Spiked Dup. %R [G]	RPD %	Control Limits %R	Control Limits %RPD	Flag
Acenaphthene	<0.204	2.04	1.94	95	2.04	1.95	96	1	41-134	19	
Acenaphthylene	<0.204	2.04	1.87	92	2.04	1.85	91	1	65-135	25	
Aniline (Phenylamine, Aminobenzene)	<0.815	2.04	1.07	52	2.04	1.15	56	7	2-145	25	
Anthracene	<0.204	2.04	1.87	92	2.04	1.87	92	0	65-135	25	
Benzo(a)anthracene	0.052	2.04	2.70	130	2.04	2.30	110	17	44-126	25	X
Benzo(a)pyrene	<0.204	2.04	1.99	98	2.04	1.94	95	3	65-135	25	
Benzo(b)fluoranthene	0.075	2.04	2.22	105	2.04	2.00	94	11	65-135	25	
Benzo(g,h,i)perylene	<0.204	2.04	2.17	106	2.04	1.77	87	20	65-135	25	
Benzo(k)fluoranthene	<0.204	2.04	2.19	107	2.04	1.95	96	11	25-125	25	
Benzoic Acid	<1.22	6.11	4.23	69	6.11	4.60	75	8	50-125	25	
Benzyl Butyl Phthalate	<0.204	2.04	2.44	120	2.04	2.08	102	16	65-135	25	
bis(2-chloroethoxy) methane	<0.408	2.04	1.68	82	2.04	1.72	84	2	63-185	25	
bis(2-chloroethyl) ether	<0.408	2.04	1.61	79	2.04	1.59	78	1	65-135	25	
bis(2-chloroisopropyl) ether	<0.408	2.04	1.82	89	2.04	1.74	85	5	65-135	25	
bis(2-ethylhexyl) phthalate	0.106	2.04	2.51	118	2.04	2.24	105	12	65-135	25	
4-Bromophenyl-phenylether	<0.408	2.04	2.02	99	2.04	1.82	89	11	65-135	25	
di-n-Butyl Phthalate	<0.204	2.04	1.85	91	2.04	2.00	98	7	65-135	25	
4-chloro-3-methylphenol	<0.408	2.04	1.90	93	2.04	1.95	96	3	28-134	33	
4-Chloroaniline	<0.815	2.04	1.29	63	2.04	1.33	65	3	4-149	25	
2-Chloronaphthalene	<0.408	2.04	2.00	98	2.04	2.06	101	3	65-135	25	
2-Chlorophenol	<0.408	2.04	1.85	91	2.04	1.89	93	2	25-140	50	
4-Chlorophenyl Phenyl Ether	<0.408	2.04	1.72	84	2.04	1.84	90	7	65-135	25	
Chrysene	<0.204	2.04	2.34	115	2.04	2.07	101	13	65-135	25	
Dibenz(a,h)Anthracene	<0.204	2.04	2.22	109	2.04	1.91	94	15	65-135	25	

Matrix Spike Percent Recovery [D] = 100*(C-A)/B
Relative Percent Difference RPD = 200*(D-G)/(D+G)

Matrix Spike Duplicate Percent Recovery [G] = 100*(F-A)/E

ND = Not Detected, J = Present Below Reporting Limit, B = Present in Blank, NR = Not Requested, I = Interference, NA = Not ApplicableN = See Narrative, EQL = Estimated Quantitation Limit

Form 3 - MS / MSD Recoveries

Project Name: Koppers Wood Preserving

Work Order # : 239862

Lab Batch ID: 646791

Reporting Units: mg/kg

QC- Sample ID: 239862-131 S

Project ID:

Batch #: 1 **Matrix:** Solid

SVOAs by EPA 8270C Analytes	Parent Sample Result [A]	Spike Added [B]	Spiked Sample Result [C]	Spiked Sample %R [D]	Spike Added [E]	Duplicate Spiked Sample Result [F]	Spiked Dup. %R [G]	RPD %	Control Limits %R	Control Limits %RPD	Flag
Dibenzofuran	<0.408	2.04	1.95	96	2.04	1.95	96	0	65-135	25	
1,2-Dichlorobenzene	<0.408	2.04	1.87	92	2.04	1.91	94	2	65-135	25	
1,3-Dichlorobenzene	<0.408	2.04	1.76	86	2.04	1.86	91	6	65-135	25	
1,4-Dichlorobenzene	<0.408	2.04	1.66	81	2.04	1.64	80	1	36-134	27	
3,3-Dichlorobenzidine	<0.408	2.04	1.80	88	2.04	1.68	82	7	20-140	25	
2,4-Dichlorophenol	<0.408	2.04	1.92	94	2.04	1.95	96	2	65-135	25	
Diethyl Phthalate	<0.204	2.04	1.65	81	2.04	1.75	86	6	37-125	25	
Dimethyl Phthalate	<0.204	2.04	1.62	79	2.04	1.62	79	0	65-135	25	
2,4-Dimethylphenol	<0.408	2.04	1.86	91	2.04	1.85	91	0	65-135	25	
4,6-dinitro-2-methyl phenol	<0.408	2.04	1.99	98	2.04	2.25	110	12	65-135	25	
2,4-Dinitrophenol	<0.408	2.04	2.12	104	2.04	2.14	105	1	65-135	25	
2,4-Dinitrotoluene	<0.408	2.04	1.79	88	2.04	1.71	84	5	40-130	47	
2,6-Dinitrotoluene	<0.408	2.04	1.82	89	2.04	1.80	88	1	58-113	47	
Fluoranthene	<0.204	2.04	1.88	92	2.04	2.07	101	9	65-135	25	
Fluorene	<0.204	2.04	1.75	86	2.04	1.96	96	11	65-135	25	
Hexachlorobenzene	<0.408	2.04	2.23	109	2.04	2.10	103	6	65-135	25	
Hexachlorobutadiene	<0.408	2.04	1.98	97	2.04	1.98	97	0	65-135	25	
Hexachlorocyclopentadiene	<0.408	2.04	1.76	86	2.04	1.94	95	10	22-104	25	
Hexachloroethane	<0.408	2.04	1.80	88	2.04	1.87	92	4	65-135	25	
Indeno(1,2,3-c,d)Pyrene	<0.204	2.04	2.18	107	2.04	1.99	98	9	65-135	25	
Isophorone	<0.408	2.04	1.88	92	2.04	2.00	98	6	65-135	25	
2-Methylnaphthalene	<0.204	2.04	1.89	93	2.04	1.82	89	4	29-175	25	
2-methylphenol	<0.408	2.04	1.89	93	2.04	1.92	94	1	65-135	25	
3&4-Methylphenol	<0.408	4.07	3.61	89	4.07	3.52	86	3	65-135	25	

Matrix Spike Percent Recovery [D] = 100*(C-A)/B
Relative Percent Difference RPD = 200*(D-G)/(D+G)

Matrix Spike Duplicate Percent Recovery [G] = 100*(F-A)/E

ND = Not Detected, J = Present Below Reporting Limit, B = Present in Blank, NR = Not Requested, I = Interference, NA = Not ApplicableN = See Narrative, EQL = Estimated Quantitation Limit

Form 3 - MS / MSD Recoveries

Project Name: Koppers Wood Preserving

Work Order # : 239862

Project ID:

Lab Batch ID: 646791 **QC- Sample ID:** 239862-131 S **Batch #:** 1 **Matrix:** Solid

Reporting Units: mg/kg

SVOAs by EPA 8270C Analytes	Parent Sample Result [A]	Spike Added [B]	Spiked Sample Result [C]	Spiked Sample %R [D]	Spike Added [E]	Duplicate Spiked Sample Result [F]	Spiked Dup. %R [G]	RPD %	Control Limits %R	Control Limits %RPD	Flag
Naphthalene	<0.204	2.04	1.84	90	2.04	1.89	93	3	65-135	25	
4-Nitroaniline	<0.815	2.04	1.30	64	2.04	1.28	63	2	65-135	25	X
3-Nitroaniline	<0.408	2.04	1.53	75	2.04	1.63	80	6	65-135	25	
2-Nitroaniline	<0.408	2.04	1.62	79	2.04	1.65	81	3	65-135	25	
Nitrobenzene	<0.408	2.04	1.80	88	2.04	1.78	87	1	65-135	25	
2-Nitrophenol	<0.408	2.04	1.96	96	2.04	1.97	97	1	65-135	25	
4-Nitrophenol	<0.408	2.04	1.90	93	2.04	1.81	89	4	36-123	50	
N-Nitrosodi-n-Propylamine	<0.408	2.04	1.79	88	2.04	1.69	83	6	53-130	38	
N-Nitrosodiphenylamine	<0.408	2.04	1.65	81	2.04	1.83	90	11	14-183	25	
di-n-Octyl Phthalate	<0.204	2.04	2.46	121	2.04	2.35	115	5	65-135	25	
Pentachlorophenol	<0.408	2.04	2.03	100	2.04	2.17	106	6	14-111	47	
Phenanthrene	<0.204	2.04	1.91	94	2.04	1.98	97	3	65-135	25	
Phenol	<0.408	2.04	1.78	87	2.04	1.76	86	1	27-127	35	
Pyrene	<0.204	2.04	2.04	100	2.04	2.22	109	9	41-144	36	
Pyridine	<0.408	2.04	0.239	12	2.04	0.443	22	59	10-145	25	F
1,2,4-Trichlorobenzene	<0.408	2.04	2.02	99	2.04	1.98	97	2	37-133	23	
2,4,6-Trichlorophenol	<0.408	2.04	1.94	95	2.04	1.96	96	1	65-135	25	
2,4,5-Trichlorophenol	<0.408	2.04	1.92	94	2.04	2.24	110	16	65-135	25	

Matrix Spike Percent Recovery [D] = 100*(C-A)/B
Relative Percent Difference RPD = 200*(D-G)/(D+G)

Matrix Spike Duplicate Percent Recovery [G] = 100*(F-A)/E

ND = Not Detected, J = Present Below Reporting Limit, B = Present in Blank, NR = Not Requested, I = Interference, NA = Not ApplicableN = See Narrative, EQL = Estimated Quantitation Limit

Form 3 - MS / MSD Recoveries

Project Name: Koppers Wood Preserving

Work Order # : 239862

Lab Batch ID: 647001

Reporting Units: mg/kg

Project ID:

QC- Sample ID: 239862-130 S **Batch #:** 1 **Matrix:** Solid

SVOAs by EPA 8270C Analytes	MATRIX SPIKE / MATRIX SPIKE DUPLICATE RECOVERY STUDY										
	Parent Sample Result [A]	Spike Added [B]	Spiked Sample Result [C]	Spiked Sample %R [D]	Spike Added [E]	Duplicate Spiked Sample Result [F]	Spiked Dup. %R [G]	RPD %	Control Limits %R	Control Limits %RPD	Flag
Acenaphthene	<0.208	2.08	1.93	93	2.08	1.89	91	2	41-134	19	
Acenaphthylene	<0.208	2.08	1.87	90	2.08	1.80	87	3	65-135	25	
Aniline (Phenylamine, Aminobenzene)	<0.831	2.08	1.69	81	2.08	1.76	85	5	2-145	25	
Anthracene	<0.208	2.08	1.89	91	2.08	1.90	91	0	65-135	25	
Benzo(a)anthracene	<0.208	2.08	1.91	92	2.08	1.96	94	2	44-126	25	
Benzo(a)pyrene	<0.208	2.08	1.88	90	2.08	1.90	91	1	65-135	25	
Benzo(b)fluoranthene	<0.208	2.08	1.93	93	2.08	1.91	92	1	65-135	25	
Benzo(g,h,i)perylene	<0.208	2.08	1.63	78	2.08	1.69	81	4	65-135	25	
Benzo(k)fluoranthene	<0.208	2.08	1.87	90	2.08	1.92	92	2	25-125	25	
Benzoic Acid	<1.25	6.24	6.67	107	6.24	6.62	106	1	50-125	25	
Benzyl Butyl Phthalate	<0.208	2.08	1.95	94	2.08	2.04	98	4	65-135	25	
bis(2-chloroethoxy) methane	<0.416	2.08	1.79	86	2.08	1.80	87	1	63-185	25	
bis(2-chloroethyl) ether	<0.416	2.08	1.67	80	2.08	1.66	80	0	65-135	25	
bis(2-chloroisopropyl) ether	<0.416	2.08	1.66	80	2.08	1.68	81	1	65-135	25	
bis(2-ethylhexyl) phthalate	<0.208	2.08	1.93	93	2.08	2.03	98	5	65-135	25	
4-Bromophenyl-phenylether	<0.416	2.08	1.71	82	2.08	1.69	81	1	65-135	25	
di-n-Butyl Phthalate	<0.208	2.08	1.81	87	2.08	1.80	87	0	65-135	25	
4-chloro-3-methylphenol	<0.416	2.08	2.04	98	2.08	2.04	98	0	28-134	33	
4-Chloroaniline	<0.831	2.08	1.72	83	2.08	1.79	86	4	4-149	25	
2-Chloronaphthalene	<0.416	2.08	1.95	94	2.08	1.91	92	2	65-135	25	
2-Chlorophenol	<0.416	2.08	1.71	82	2.08	1.73	83	1	25-140	50	
4-Chlorophenyl Phenyl Ether	<0.416	2.08	1.73	83	2.08	1.67	80	4	65-135	25	
Chrysene	<0.208	2.08	1.96	94	2.08	2.00	96	2	65-135	25	
Dibenz(a,h)Anthracene	<0.208	2.08	1.77	85	2.08	1.73	83	2	65-135	25	

Matrix Spike Percent Recovery [D] = 100*(C-A)/B
Relative Percent Difference RPD = 200*(D-G)/(D+G)

Matrix Spike Duplicate Percent Recovery [G] = 100*(F-A)/E

ND = Not Detected, J = Present Below Reporting Limit, B = Present in Blank, NR = Not Requested, I = Interference, NA = Not ApplicableN = See Narrative, EQL = Estimated Quantitation Limit

Form 3 - MS / MSD Recoveries

Project Name: Koppers Wood Preserving

Work Order # : 239862 **Project ID:**

Lab Batch ID: 647001 **QC- Sample ID:** 239862-130 S **Batch #:** 1 **Matrix:** Solid

Reporting Units: mg/kg

SVOAs by EPA 8270C Analytes	Parent Sample Result [A]	Spike Added [B]	Spiked Sample Result [C]	Spiked Sample %R [D]	Spike Added [E]	Duplicate Spiked Sample Result [F]	Spiked Dup. %R [G]	RPD %	Control Limits %R	Control Limits %RPD	Flag
Dibenzofuran	<0.416	2.08	1.87	90	2.08	1.84	88	2	65-135	25	
1,2-Dichlorobenzene	<0.416	2.08	1.81	87	2.08	1.84	88	1	65-135	25	
1,3-Dichlorobenzene	<0.416	2.08	1.79	86	2.08	1.82	88	2	65-135	25	
1,4-Dichlorobenzene	<0.416	2.08	1.79	86	2.08	1.83	88	2	36-134	27	
3,3-Dichlorobenzidine	<0.416	2.08	1.76	85	2.08	1.83	88	3	20-140	25	
2,4-Dichlorophenol	<0.416	2.08	1.88	90	2.08	1.90	91	1	65-135	25	
Diethyl Phthalate	<0.208	2.08	1.76	85	2.08	1.73	83	2	37-125	25	
Dimethyl Phthalate	<0.208	2.08	1.81	87	2.08	1.80	87	0	65-135	25	
2,4-Dimethylphenol	<0.416	2.08	1.96	94	2.08	1.93	93	1	65-135	25	
4,6-dinitro-2-methyl phenol	<0.416	2.08	1.99	96	2.08	1.95	94	2	65-135	25	
2,4-Dinitrophenol	<0.416	2.08	1.89	91	2.08	1.89	91	0	65-135	25	
2,4-Dinitrotoluene	<0.416	2.08	2.01	97	2.08	1.98	95	2	40-130	47	
2,6-Dinitrotoluene	<0.416	2.08	1.98	95	2.08	1.98	95	0	58-113	47	
Fluoranthene	<0.208	2.08	1.92	92	2.08	1.87	90	2	65-135	25	
Fluorene	<0.208	2.08	1.92	92	2.08	1.85	89	3	65-135	25	
Hexachlorobenzene	<0.416	2.08	1.88	90	2.08	1.88	90	0	65-135	25	
Hexachlorobutadiene	<0.416	2.08	1.82	88	2.08	1.81	87	1	65-135	25	
Hexachlorocyclopentadiene	<0.416	2.08	1.85	89	2.08	1.78	86	3	22-104	25	
Hexachloroethane	<0.416	2.08	1.82	88	2.08	1.84	88	0	65-135	25	
Indeno(1,2,3-c,d)Pyrene	<0.208	2.08	1.72	83	2.08	1.75	84	1	65-135	25	
Isophorone	<0.416	2.08	1.98	95	2.08	1.98	95	0	65-135	25	
2-Methylnaphthalene	<0.208	2.08	1.85	89	2.08	1.85	89	0	29-175	25	
2-methylphenol	<0.416	2.08	1.81	87	2.08	1.81	87	0	65-135	25	
3&4-Methylphenol	<0.416	4.16	3.74	90	4.16	3.78	91	1	65-135	25	

Matrix Spike Percent Recovery [D] = 100*(C-A)/B
Relative Percent Difference RPD = 200*(D-G)/(D+G)

Matrix Spike Duplicate Percent Recovery [G] = 100*(F-A)/E

ND = Not Detected, J = Present Below Reporting Limit, B = Present in Blank, NR = Not Requested, I = Interference, NA = Not ApplicableN = See Narrative, EQL = Estimated Quantitation Limit

Form 3 - MS / MSD Recoveries

Project Name: Koppers Wood Preserving

Work Order # : 239862

Lab Batch ID: 647001

Reporting Units: mg/kg

QC- Sample ID: 239862-130 S

Batch #: 1 **Matrix:** Solid

Project ID:

SVOAs by EPA 8270C Analytes	Parent Sample Result [A]	Spike Added [B]	Spiked Sample Result [C]	Spiked Sample %R [D]	Spike Added [E]	Duplicate Spiked Sample Result [F]	Spiked Dup. %R [G]	RPD %	Control Limits %R	Control Limits %RPD	Flag
Naphthalene	<0.208	2.08	1.86	89	2.08	1.87	90	1	65-135	25	
4-Nitroaniline	<0.831	2.08	1.90	91	2.08	1.87	90	1	65-135	25	
3-Nitroaniline	<0.416	2.08	1.88	90	2.08	1.92	92	2	65-135	25	
2-Nitroaniline	<0.416	2.08	2.04	98	2.08	2.04	98	0	65-135	25	
Nitrobenzene	<0.416	2.08	1.94	93	2.08	1.99	96	3	65-135	25	
2-Nitrophenol	<0.416	2.08	1.91	92	2.08	1.90	91	1	65-135	25	
4-Nitrophenol	<0.416	2.08	2.18	105	2.08	2.14	103	2	36-123	50	
N-Nitrosodi-n-Propylamine	<0.416	2.08	1.86	89	2.08	1.82	88	1	53-130	38	
N-Nitrosodiphenylamine	<0.416	2.08	1.86	89	2.08	1.86	89	0	14-183	25	
di-n-Octyl Phthalate	<0.208	2.08	2.10	101	2.08	2.06	99	2	65-135	25	
Pentachlorophenol	<0.416	2.08	1.88	90	2.08	1.94	93	3	14-111	47	
Phenanthrene	<0.208	2.08	1.88	90	2.08	1.87	90	0	65-135	25	
Phenol	<0.416	2.08	1.76	85	2.08	1.76	85	0	27-127	35	
Pyrene	<0.208	2.08	2.08	100	2.08	2.14	103	3	41-144	36	
Pyridine	<0.416	2.08	1.62	78	2.08	1.68	81	4	10-145	25	
1,2,4-Trichlorobenzene	<0.416	2.08	1.84	88	2.08	1.87	90	2	37-133	23	
2,4,6-Trichlorophenol	<0.416	2.08	1.96	94	2.08	1.88	90	4	65-135	25	
2,4,5-Trichlorophenol	<0.416	2.08	2.11	101	2.08	2.06	99	2	65-135	25	

Matrix Spike Percent Recovery [D] = 100*(C-A)/B
Relative Percent Difference RPD = 200*(D-G)/(D+G)

Matrix Spike Duplicate Percent Recovery [G] = 100*(F-A)/E

ND = Not Detected, J = Present Below Reporting Limit, B = Present in Blank, NR = Not Requested, I = Interference, NA = Not ApplicableN = See Narrative. EQL = Estimated Quantitation Limit

Sample Duplicate Recovery

Project Name: Koppers Wood Preserving

Work Order #: 239862

Lab Batch #: 646711
QC- Sample ID: 239862-004 D
Reporting Units: %
Batch #: 1 **Project ID:** **Matrix:** Solid

Percent Moisture Analyte	SAMPLE / SAMPLE DUPLICATE RECOVERY				
	Parent Sample Result [A]	Sample Duplicate Result [B]	RPD	Control Limits %RPD	Flag
Percent Moisture	18.1	17.2	5	20	

Lab Batch #: 646711
QC- Sample ID: 239862-044 D
Reporting Units: %
Batch #: 1 **Matrix:** Solid

Percent Moisture Analyte	SAMPLE / SAMPLE DUPLICATE RECOVERY				
	Parent Sample Result [A]	Sample Duplicate Result [B]	RPD	Control Limits %RPD	Flag
Percent Moisture	18.8	17.9	5	20	

Lab Batch #: 646712
QC- Sample ID: 239862-084 D
Reporting Units: %
Batch #: 1 **Matrix:** Solid

Percent Moisture Analyte	SAMPLE / SAMPLE DUPLICATE RECOVERY				
	Parent Sample Result [A]	Sample Duplicate Result [B]	RPD	Control Limits %RPD	Flag
Percent Moisture	20.0	19.3	4	20	

Lab Batch #: 646712
QC- Sample ID: 239862-125 D
Reporting Units: %
Batch #: 1 **Matrix:** Solid

Percent Moisture Analyte	SAMPLE / SAMPLE DUPLICATE RECOVERY				
	Parent Sample Result [A]	Sample Duplicate Result [B]	RPD	Control Limits %RPD	Flag
Percent Moisture	21.7	22.0	1	20	

Lab Batch #: 646768
QC- Sample ID: 239862-026 D
Reporting Units: %
Batch #: 1 **Matrix:** Solid

Percent Moisture Analyte	SAMPLE / SAMPLE DUPLICATE RECOVERY				
	Parent Sample Result [A]	Sample Duplicate Result [B]	RPD	Control Limits %RPD	Flag
Percent Moisture	18.2	18.3	1	20	

Spike Relative Difference RPD 200 * | (B-A)/(B+A) |
All Results are based on MDL and validated for QC purposes.

XENCO Laboratories

11381 Meadowglen, Suite L, Houston TX 77082 281-589-0692
☐ 5309 Wurzbach Road, Suite 104, San Antonio, TX 78238 210-509-3334
☐ 11078 Morrison Ln, Suite D, Dallas, TX 75229 972-481-9999

ANALYSIS REQUEST & CHAIN OF CUSTODY RECORD

On-LINE Help & Technical Services at www.XENCO.com

Company COC No: Work Order No: 110055 Page 1 of 14

Lab Only: 239862-H

Company: 3TM International Inc Phone: 281 497 1230

Project Name: Koppers Wood Preserving ☐ Previously done at XENCO Project ID:

TAT: 5h 12h 20h 24h 48h 3d 5d 7d 14d 21d (Standard TAT is 10 Working Days) unless otherwise agreed in writing. But often reported in 5-7 Working Days

Location: Grenada, MS

Project Manager (PM): Randy Horsak Project Director (PD):

Fax Results to: PM (Randy) or T.J. Dunnahoe Fax: 281 497 1676

Invoice to ☐ Accounting ☐ Include Invoice with Final Report Attn PM ☐ Invoice must have a P.O Bill to:

Quote No. P.O No ☐ Call for a P.O.

Special DLs (RR I RR II DW QAPP See Lab PM Call Proj. PM)

Specifications: QA/QC for Litigation

Sampler Name: Joseph Daniel Vasquez Signature:

Lab Only Additions: From: Rcv by: Date / From: Rcv by: Date / From: Rcv by: Date

	Sample ID	Sampling Date	Time	Depth ft in m	Matrix A P S W	Composite	Grab	# Containers	Container Size	Type	Preservatives	BTEX by 8021 8260 602 624 Other	BTEX-MTBE by 8021 8260 602 624 Other	TPH by TX1005 418 1664 8015GRO 8015DRO FLPRO	PAHs by 8270 8100 8310	METALS by 6020 8RCRA Tot Pb TCLP_8 13PP 23TAL List	VOAs by 8260 624 BTEX MTBE PPs TCLP See List Call PM	SVOAs by 8270 625 PAHs BN&A TCLP PPs See List Call PM	Hold Additional Sample	TAT 5h 12h 20h 24h 48h 3d 5d 7d 10d 14d 21d	Addn: PAH above mg/L W. mg/Kg S Highest Hit	Hold Analysis	Remarks
1	3TM-KP-DS-BB-11A (0-1)	09Jan04	0900	0-1'	S	X		1	8	GC	C4								X			X	
2	3TM-KP-DS-BB-11A (1-2)		0910	1-2'																		X	
3	3TM-KP-DS-BB-11A (2-3)		0915	2-3'																		X	
4	3TM-KP-DS-BB-11A (0-3')		0930	0-3'														X	X				Full List
5	3TM-KP-DS-BB-11B (0-1)	10Jan04	0900	0-1'															X			X	
6	3TM-KP-DS-BB-11B (1-2)		0915	1-2'																		X	
7	3TM-KP-DS-BB-11B (2-3)		0930	2-3'																		X	
8	3TM-KP-DS-BB-11B (0-3')		0950	0-3'														X	X				Full List
9	3TM-KP-DS-BB-11C (0-1)		1010	0-1'															X			X	
10	3TM-KP-DS-BB-11C (1-2)		1020	1-2'																		X	

Relinquished by (Initials and Sign.)	Date & Time	Relinquished to (Initials and Sign.)	Date & Time
1	1/19/04 14:05		
2			
3		Lab:	1/19/04 14:05

Total Containers per COC: 134 Cooler Temp: 2.0°C

Rush TATs Fax Due: Final Fax Due:

Final Report Data Package Due Date:

Rush Charges are Pre-Approved upon Requesting them. All Terms Apply

Preservatives - Various (V), HCl pH<2 (H), H2SO4 pH<2 (S), HNO3 pH<2 (N), NaOH+Asbc Acid (NAA), ZnAc+NaOH (ZA), (Cool,<4C) (C4), None (N), See Label (SL), Other (O) _____

SIZE: 4oz (4), 8oz (8), 32oz (32), 40ml VOA (V), 1L (1), 500ml (.5), Tedlar Bag (B), Wipe (W), Other _____ TYPE Glass Amb (GA), Glass Clear (GC), Plastic (P), Other (O) _____

XENCO

☑ 11381 Meadowglen, Suite L, Houston TX 77082 281-589-0692
☐ 5309 Wurzbach Road, Suite 104, San Antonio, TX 78238 210-509-3334
☐ 11078 Morrison Ln, Suite D, Dallas, TX 75229 972-481-9999

ANALYSIS REQUEST & CHAIN OF CUSTODY RECORD

On-LINE Help & Technical Services at www.XENCO.com

Company COC No:

Work Order No: 110141

Company: 3TM International Inc. Phone: 281 497-1230

Lab Only: 239862-H

Project Name: Koppers Wood Preserving ☐ Previously done at XENCO Project ID:

TAT: 5h 12h 20h 24h 48h 3d 5d 7d 14d 21d (Standard TAT is 10 Working Days) unless otherwise agreed in writing. But often reported in 5-7 Working Days

Location: Grenada, MS

Project Manager (PM): Randy Horsak Project Director (PD):

Fax Results to: PM or T.J. Dunnahoe Fax: 281 497 1676

Invoice to ☐ Accounting ☐ Include Invoice with Final Report Attn PM ☐ Invoice must have a P.O Bill to:

Quote No. P.O No ☐ Call for a P.O.

Special DLs (RR I RR II DW QAPP See Lab PM Call Proj. PM)

Specifications: QA/QC for Litigation

Sampler Name: Joseph Daniel Vascutin Signature:

Lab Only Additions: From: Rcv by: Date / From: Rcv by: Date / From: Rcv by: Date

	Sample ID	Sampling Date	Time	Depth ft' in' m	Matrix A P S W	Composite	Grab	# Containers	Container Size	Type	Preservatives	BTEX by 8021 8260 602 624 Other	BTEX-MTBE by 8021 8260 602 624 Other	TPH by TX1005 418 1664 8015GRO 8015DRO FLPRO	PAHs by 8270 8100 8310	METALS by 6020 8RCRA Tot Pb TCLP_8 13PP 23TAL List	VOAs by 8260 624 BTEX MTBE PPs TCLP See List Call PM	SVOAs by 8270 625 PAHs BNA TCLP PPs See List Call PM	Hold Addition Samples	TAT 5h 12h 20h 24h 48h 3d 5d 7d 10d 14d 21d	Addn: PAH above mg/L W. mg/Kg S Highest Hit	Hold Analysis	Remarks
1	3TM-KP-DS-BB-11C (2-3')	10 Jan 04	1030	2-3'	S	X		1	8	GC	C4								X			X	
2	3TM-KP-DS-BB-11C (0-3')		1040	0-3'														X					Full List
3	3TM-KP-DS-BB-2A (0-1')		1140	0-1'																		X	
4	3TM-KP-DS-BB-2A (1-2')		1150	1-2'																		X	
5	3TM-KP-DS-BB-2A (2-3')		1200	2-3'																		X	
6	3TM-KP-DS-BB-2A (0-3')		1210	0-3'														X					Full List
7	3TM-KP-DS-BB-2B (0-1')		1230	0-1'																		X	
8	3TM-KP-DS-BB-2B (1-2')		1240	1-2'																		X	
9	3TM-KP-DS-BB-2B (2-3')		1250	2-3'																		X	
10	3TM-KP-DS-BB-2B (0-3')		1300	0-3'														X					Full List

Relinquished by (Initials and Sign.)	Date & Time	Relinquished to (Initials and Sign.)	Date & Time
1	1/19/04 14:05		
2			
3		Lab:	1/19/04 14:05

Total Containers per COC: Cooler Temp:

Rush TATs Fax Due: Final Fax Due:

Final Report Data Package Due Date:

Rush Charges are Pre-Approved upon Requesting them. All Terms Apply

Preservatives - Various (V), HCl pH<2 (H), H2SO4 pH<2 (S), HNO3 pH<2 (N), NaOH+Asbc Acid (NAA), ZnAc+NaOH (ZA), (Cool,<4C) (C4), None (N), See Label (SL), Other (O) _____

SIZE: 4oz (4), 8oz (8), 32oz (32), 40ml VOA (V), 1L (1), 500ml (.5) Tedlar Bag (B), Wipe (W), Other _____ TYPE Glass Amb (GA), Glass Clear (GC), Plastic (P), Other (O) _____

XENCO Laboratories

☒ 11381 Meadowglen, Suite L, Houston TX 77082 281-589-0692
☐ 5309 Wurzbach Road, Suite 104, San Antonio, TX 78238 210-509-3334
☐ 11078 Morrison Ln, Suite D, Dallas, TX 75229 972-481-9999

ANALYSIS REQUEST & CHAIN OF CUSTODY RECORD

On-LINE Help & Technical Services at www.XENCO.com

Company COC No:

Work Order No: 110142

Company: 3TM International Inc.
Phone: 281 497-1230
Lab Only: 239862-H
Project Name: ☐ Previously done at XENCO — Keppers Wood Preserving
Project ID:
TAT: 5h 12h 20h 24h 48h 3d 5d 7d 14d 21d Standard TAT is 10 Working Days unless otherwise agreed in writing. But often reported in 5-7 Working Days
Location: Grenada, MS
Project Manager (PM): Randy Horsak
Project Director (PD): 281 497 1676
Fax Results to: ☒ PM and/or T.J. Dunnahoe
Fax:
Invoice to: ☐ Accounting ☐ Include Invoice with Final Report Attn PM ☐ Invoice must have a P.O Bill to:
Quote No.
P.O No
☐ Call for a P.O.
Special DLs (RR I RR II DW QAPP See Lab PM Call Proj. PM)
Specifications: QA/QC for Litigation
Sampler Name: Joseph Daniel Vasentino
Signature:

Lab Only Additions: From: Rcv by: Date; From: Rcv by: Date; From: Rcv by: Date

	Sample ID	Sampling Date	Time	Depth ft in m	Matrix APSW	Composite	Grab	# Containers	Container Size	Type	Preservatives	BTEX by 8021 8260 602 624 Other	BTEX-MTBE by 8021 8260 602 624 Other	TPH by TX1005 418 1664 8015GRO 8015DRO FLPRO	PAHs by 8270 8100 8310	METALS by 6020 8RCRA Tot Pb TCLP_8 13PP 23TAL List	VOAs by 8260 624 BTEX MTBE PPs TCLP See List Call PM	SVOAs by 8270 625 PAHs BN&A TCLP PPs See List Call PM	Hold Additional Sampler	TAT 5h 12h 20h 24h 48h 3d 5d 7d 10d 14d 21d	Addn: PAH above mg/L W. mg/Kg S Highest Hit	Hold Analysis	Remarks
1	3TM-KP-DS-BB-2C (0-1')	10Jan04	1330	0-1'	S	X		1	8	GC	C4								X			X	
2	3TM-KP-DS-BB-2C (1-2')		1340	1-2'																			
3	3TM-KP-DS-BB-2C ~~2-3~~ (2-3')		1350	2-3'																			
4	3TM-KP-DS-BB-2C (0-3')		1400	0-3'														X					Full List
5	3TM-KP-DS-BB-1A (0-1')		1500	0-1'																		X	
6	3TM-KP-DS-BB-1A (1-2')		1510	1-2'																			
7	3TM-KP-DS-BB-1A (2-3')		1520	2-3'																			
8	3TM-KP-DS-BB-1A (0-3')		1530	0-3'														X					Full List
9	3TM-KP-DS-BB-1B (0-1')		1550	0-1'																		X	
10	3TM-KP-DS-BB-1B (1-2')		1600	1-2'																		X	

	Relinquished by (Initials and Sign.)	Date & Time	Relinquished to (Initials and Sign.)	Date & Time
1	[signature]	1/19/04 1405		
2				
3			Lab: [signature]	1/19/04 14:05

Total Containers per COC:
Cooler Temp:
Rush TATs Fax Due:
Final Fax Due:
Final Report Data Package Due Date:
Rush Charges are Pre-Approved upon Requesting them. All Terms Apply

Preservatives - Various (V), HCl pH<2 (H), H2SO4 pH<2 (S), HNO3 pH<2 (N), NaOH+Asbc Acid (NAA), ZnAc+NaOH (ZA), (Cool,<4C) (C4), None (N), See Label (SL), Other (O) _____

SIZE: 4oz (4), 8oz (8), 32oz (32), 40ml VOA (V), 1L (1), 500ml (.5), Tedlar Bag (B), Wipe (W), Other _____ TYPE Glass Amb (GA), Glass Clear (GC), Plastic (P), Other (O) _____

XENCO Laboratories

☒ 11381 Meadowglen, Suite L, Houston TX 77082 281-589-0692
☐ 5309 Wurzbach Road, Suite 104, San Antonio, TX 78238 210-509-3334
☐ 11078 Morrison Ln, Suite D, Dallas, TX 75229 972-481-9999

ANALYSIS REQUEST & CHAIN OF CUSTODY RECORD

On-LINE Help & Technical Services at www.XENCO.com

Company COC No: Work Order No: 110144

Company: 3TM International Inc. Phone: 281-497-1230

Lab Only: 239862-H

Project Name: Koppers Wood Preserving ☐ Previously done at XENCO Project ID:

TAT: 5h 12h 20h 24h 48h 3d 5d 7d 14d 21d Standard TAT is 10 Working Days unless otherwise agreed in writing. But often reported in 5-7 Working Days

Location: Grenada, MS

Project Manager (PM): Randy Horsak Project Director (PD):

Fax Results to ~~PM and~~ or T.J. Dannahoe Fax: 281 497-1676

Invoice to ☐ Accounting ☐ Include Invoice with Final Report Attn PM ☐ Invoice must have a P.O Bill to:

Quote No. P.O No ☐ Call for a P.O.

Special DLs (RR I RR II DW QAPP See Lab PM Call Proj. PM)

Specifications: QA/QC for Litigation

Sampler Name: Joseph Daniel Vasentin Signature:

Lab Only Additions: From: Rcv by: Date / From: Rcv by: Date / From: Rcv by: Date

	Sample ID	Sampling Date	Time	Depth ft" in" m	Matrix A P S W	Composite	Grab	# Containers	Container Size	Type	Preservatives	BTEX by 8021 / 8260 / 602 / 624 / Other	BTEX-MTBE by 8021 / 8260 / 602 / 624 / Other	TPH by TX1005 418 1664 8015GRO 8015DRO FLPRO	PAHs by 8270 8100 8310	METALS by 6020 8RCRA Tot Pb TCLP_8 13PP 23TAL List	VOAs by 8260 624 BTEX MTBE PPs TCLP See List Call PM	SVOAs by 8270 / 625 PAHs BN&A TCLP PPs See List Call PM	Hold Additional Samples	TAT 5h 12h 20h 24h 48h 3d 5d 7d 10d 14d 21d	Addn: PAH above mg/L W. mg/Kg S Highest Hit	Hold Analysis	Remarks
1	3TM-KP-DS-BB-1B (2-3')	10Jan04	1610	2-3'	S	X		1	8	GC	C4								X			X	
2	3TM-KP-DS-BB-1B (0-3')		1620	0-3'														X					Full List
3	3TM-KP-DS-BB-1C (0-1')		1640	0-1'																		X	
4	3TM-KP-DS-BB-1C (1-2')		1650	1-2'																			
5	3TM-KP-DS-BB-1C (2-3')		1700	2-3'																			
6	3TM-KP-DS-BB-1C (0-3')		1710	0-3'														X					Full List
7	3TM-KP-DS-BB-3A (0-1')	11Jan04	0920	0-1'																		X	
8	3TM-KP-DS-BB-3A (1-2')		0930	1-2'																			
9	3TM-KP-DS-BB-3A (2-3')		0940	2-3'																			
10	3TM-KP-DS-BB-3A (0-3')		0950	0-3'														X					Full List

Relinquished by (Initials and Sign.)	Date & Time	Relinquished to (Initials and Sign.)	Date & Time
1	1/19/04 14:01		
2			
3		Lab:	1/19/04 14:01

Total Containers per COC: Cooler Temp:

Rush TATs Fax Due: Final Fax Due:

Final Report Data Package Due Date:

Rush Charges are Pre-Approved upon Requesting them. All Terms Apply

Preservatives - Various (V), HCl pH<2 (H), H2SO4 pH<2 (S), HNO3 pH<2 (N), NaOH+Asbc Acid (NAA), ZnAc+NaOH (ZA), (Cool,<4C) (C4), None (N), See Label (SL), Other (O) _____

SIZE: 4oz (4), 8oz (8), 32oz (32), 40ml VOA (V), 1L (1), 500ml (.5), Tedlar Bag (B), Wipe (W), Other _____ TYPE Glass Amb (GA), Glass Clear (GC), Plastic (P), Other (O) _____

XENCO Laboratories

☒ 11381 Meadowglen, Suite L, Houston TX 77082 281-589-0692
☐ 5309 Wurzbach Road, Suite 104, San Antonio, TX 78238 210-509-3334
☐ 11078 Morrison Ln, Suite D, Dallas, TX 75229 972-481-9999

ANALYSIS REQUEST & CHAIN OF CUSTODY RECORD

On-LINE Help & Technical Services at www.XENCO.com

Company COC No: Work Order No: 110145

Company: 3TM International Inc. Phone: 281-497-1230

Lab Only: 239862-H

Project Name: Koppers Wood Preserving ☐ Previously done at XENCO Project ID:

TAT: 5h 12h 20h 24h 48h 3d 5d 7d 14d 21d Standard TAT is 10 Working Days unless otherwise agreed in writing. But often reported in 5-7 Working Days

Location: Grenada, MS

Project Manager (PM): Randy Horsak Project Director (PD):

Fax Results to ☒ PM ☐ / or T.J. Dunnahoe Fax:

Invoice to ☐ Accounting ☐ Include Invoice with Final Report Attn PM ☐ Invoice must have a P.O Bill to:

Quote No. P.O No ☐ Call for a P.O.

Special DLs (RR I RR II DW QAPP See Lab PM Call Proj. PM)

Specifications: QA/QC for Litigation

Sampler Name: Joseph Daniel Vasentine Signature:

Lab Only Additions: From: Rcv by: Date / From: Rcv by: Date / From: Rcv by: Date

	Sample ID	Sampling Date	Time	Depth ft' in" m	Matrix A P S W	Composite	Grab	# Containers	Container Size	Type	Preservatives	BTEX by 8021 8260 602 624 Other	BTEX-MTBE by 8021 8260 602 624 Other	TPH by TX1005 418 1664 8015GRO 8015DRO FLPRO	PAHs by 8270 8100 8310	METALS by 6020 8RCRA Tot Pb TCLP_8 13PP 23TAL List	VOAs by 8260 624 BTEX MTBE PPs TCLP See List Call PM	SVOAs by 8270 625 PAHs BN&A TCLP PPs See List Call PM	Hold Additional Samples	TAT 5h 12h 20h 24h 48h 3d 5d 7d 10d 14d 21d	Addn: PAH above mg/L W. mg/Kg S Highest Hit	Hold Analysis	Remarks
1	3TM-KP-DS-BB-3B(0-1')	13Jan04	1015	0-1'	S	X		1	8	GC	C4								X			X	
2	3TM-KP-DS-BB-3B(1-2')		1025	1-2'																			
3	3TM-KP-DS-BB-3B(2-3')		1035	2-3'																			
4	3TM-KP-DS-BB-3B(0-3')		1045	0-3'														X					Full List
5	3TM-KP-DS-BB-3C(0-1')		1100	0-1'																		X	
6	3TM-KP-DS-BB-3C(1-2')		1110	1-2'																			
7	3TM-KP-DS-BB-3C(2-3')		1120	2-3'																			
8	3TM-KP-DS-BB-3C(0-3')		1135	0-3'														X					Full List
9	3TM-KP-DS-BB-4A(0-1')		1240	0-1'																		X	
10	3TM-KP-DS-BB-4A(1-2')		1250	1-2'																		X	

Relinquished by (Initials and Sign.)	Date & Time	Relinquished to (Initials and Sign.)	Date & Time
1	1/19/04 11:05		
2			
3		Lab:	1/19/04 14:05

Total Containers per COC: Cooler Temp:

Rush TATs Fax Due: Final Fax Due:

Final Report Data Package Due Date:

Rush Charges are Pre-Approved upon Requesting them. All Terms Apply

Preservatives - Various (V), HCl pH<2 (H), H2SO4 pH<2 (S), HNO3 pH<2 (N), NaOH+Asbc Acid (NAA), ZnAc+NaOH (ZA), (Cool,<4C) (C4), None (N), See Label (SL), Other (O) _____

SIZE: 4oz (4), 8oz (8), 32oz (32), 40ml VOA (V), 1L (1), 500ml (.5), Tedlar Bag (B), Wipe (W), Other _____ TYPE Glass Amb (GA), Glass Clear (GC), Plastic (P), Other (O) _____

XENCO Laboratories

☒ 11381 Meadowglen, Suite L, Houston TX 77082 281-589-0692
☐ 5309 Wurzbach Road, Suite 104, San Antonio, TX 78238 210-509-3334
☐ 11078 Morrison Ln, Suite D, Dallas, TX 75229 972-481-9999

ANALYSIS REQUEST & CHAIN OF CUSTODY RECORD

On-LINE Help & Technical Services at www.XENCO.com

Company COC No: Work Order No: 110146 Page 6 of 14

Lab Only: 239862-H

Company: 3TM International Inc. Phone: 281-497-1230
Project Name: Keppers Wood Preserving ☐ Previously done at XENCO Project ID:
Location: Grenada, MS
Project Manager (PM): Randy Horsak Project Director (PD):
Fax Results to: PM and/or T.J. Dunnahoe Fax: 281-497-1676
Invoice to: ☐ Accounting ☐ Include Invoice with Final Report Attn PM ☐ Invoice must have a P.O Bill to:
Quote No. P.O No ☐ Call for a P.O.
Special DLs (RR I RR II DW QAPP See Lab PM Call Proj. PM)
Specifications: QA/QC for Litigation
Sampler Name: Joseph Daniel Vasentine Signature:

TAT: 5h 12h 20h 24h 48h 3d 5d 7d 14d 21d Standard TAT is 10 Working Days unless otherwise agreed in writing. But often reported in 5-7 Working Days

Lab Only Additions: From: Date / From: Date / From: Date; Rcv by: / Rcv by: / Rcv by:

	Sample ID	Sampling Date	Time	Depth ft' in' m	Matrix A P S W	Composite	Grab	# Containers	Container Size	Type	Preservatives	BTEX by 8021 8260 602 624 Other	BTEX-MTBE by 8021 8260 602 624 Other	TPH by TX1005 418 1664 8015GRO 8015DRO FLPRO	PAHs by 8270 8100 8310	METALS by 6020 8RCRA Tot Pb TCLP_8 13PP 23TAL List	VOAs by 8260 624 BTEX MTBE PPs TCLP See List Call PM	SVOAs by 8270 625 PAHs BN&A TCLP PPs See List Call PM	Hold Additional Samples	TAT 5h 12h 20h 24h 48h 3d 5d 7d 10d 14d 21d	Addn: PAH above mg/L W. mg/Kg S Highest Hit	Hold Analysis	Remarks
1	3TM-KP-DS-BB-4A(2-3')	11Jan04	1300	2-3'	S	X		1	8	GC	C4								X			X	
2	3TM-KP-DS-BB-4A(0-3')		1310	0-3'														X					Full List
3	3TM-KP-DS-BB-4B(0-1')		1345	0-1'																		X	
4	3TM-KP-DS-BB-4B(1-2')		1355	1-2'																			
5	3TM-KP-DS-BB-4B(2-3')		1405	2-3'																			
6	3TM-KP-DS-BB-4B(0-3')		1415	0-3'														X					Full List
7	3TM-KP-DS-BB-4C(0-1')		1440	0-1'																		X	
8	3TM-KP-DS-BB-4C(1-2')		1445	1-2'																			
9	3TM-KP-DS-BB-4C(2-3')		1455	2-3'																			
10	3TM-KP-DS-BB-4C(0-3')		1505	0-3														X					Full List

Relinquished by (Initials and Sign.)	Date & Time	Relinquished to (Initials and Sign.)	Date & Time
1	1/19/04 14:28		
2			
3		Lab:	1/19/04 14:05

Total Containers per COC: Cooler Temp:
Rush TATs Fax Due: Final Fax Due:
Final Report Data Package Due Date:
Rush Charges are Pre-Approved upon Requesting them. All Terms Apply

Preservatives - Various (V), HCl pH<2 (H), H2SO4 pH<2 (S), HNO3 pH<2 (N), NaOH+Asbc Acid (NAA), ZnAc+NaOH (ZA), (Cool,<4C) (C4), None (N), See Label (SL), Other (O) ____

SIZE: 4oz (4), 8oz (8), 32oz (32), 40ml VOA (V), 1L (1), 500ml (.5), Tedlar Bag (B), Wipe (W), Other ____ TYPE Glass Amb (GA), Glass Clear (GC), Plastic (P), Other (O) ____

XENCO Laboratories

☒ 11381 Meadowglen, Suite L, Houston TX 77082 281-589-0692
☐ 5309 Wurzbach Road, Suite 104, San Antonio, TX 78238 210-509-3334
☐ 11078 Morrison Ln. Suite D, Dallas, TX 75229 972-481-9999

ANALYSIS REQUEST & CHAIN OF CUSTODY RECORD

On-LINE Help & Technical Services at www.XENCO.com

Company COC No: Work Order No: 110147 Page 7 of 14

Company: 3TM International Inc. Phone: 281-497-1230

Lab Only: 239862-H

Project Name ☐ Previously done at XENCO Project ID: Koppers Wood Preserving

TAT: 5h 12h 20h 24h 48h 3d 5d 7d 14d 21d Standard TAT is 10 Working Days unless otherwise agreed in writing. But often reported in 5-7 Working Days

Location: Grenada, MS

Project Manager (PM): Randy Horsak Project Director (PD): ZS

Fax Results to ☒ PM ~~and~~ or T.J. Dunnahoe Fax: 281-497-1676

Invoice to ☐ Accounting ☐ Include Invoice with Final Report Attn PM ☐ Invoice must have a P.O Bill to:

Quote No. P.O No ☐ Call for a P.O.

Special DLs (RR I RR II DW QAPP See Lab PM Call Proj. PM)

Specifications: QA/QC for Litigation

Sampler Name: Joseph Daniel Vasentine Signature: [signature]

Lab Only Additions: Rcv by: From: Date; Rcv by: From: Date; Rcv by: From: Date

	Sample ID	Sampling Date	Time	Depth ft' in" m	Matrix APSW	Composite	Grab	# Containers	Container Size	Type	Preservatives	BTEX by 8021 8260 602 624 Other	BTEX-MTBE by 8021 8260 602 624 Other	TPH by TX1005 418 1664 8015GRO 8015DRO FLPRO	PAHs by 8270 8100 8310	METALS by 6020 8RCRA Tot Pb TCLP_8 13PP 23TAL List	VOAs by 8260 624 BTEX MTBE PPs TCLP See List Call PM	SVOAs by 8270 625 PAHs BN&A TCLP PPs See List Call PM	Hold Additional Sampler	TAT 5h 12h 20h 24h 48h 3d 5d 7d 10d 14d 21d	Addn: PAH above mg/L W. mg/Kg S Highest Hit	Hold Analysis	Remarks
1	3TM-KP-DS-BB-5A(0-1')	11Jan04	1705	0-1'	S	X		1	8	GC	C4								X			X	
2	3TM-KP-DS-BB-5A(1-2')		1710	1-2'																			
3	3TM-KP-DS-BB-5A(2-3')		1715	2-3'																			
4	3TM-KP-DS-BB-5A(0-3')		1720	0-3'														X					Full List
5	3TM-KP-DS-BB-5B(0-1')		1730	0-1'																		X	
6	3TM-KP-DS-BB-5B(1-2')		1735	1-2'																			
7	3TM-KP-DS-BB-5B(2-3')		1740	2-3'																			
8	3TM-KP-DS-BB-5B(0-3')		1745	0-3'														X					Full List
9	3TM-KP-DS-BB-5C(0-1')		1800	0-1'																		X	
10	3TM-KP-DS-BB-5C(1-2')		1810	1-2'																		X	

	Relinquished by (Initials and Sign.)	Date & Time	Relinquished to (Initials and Sign.)	Date & Time
1	[signature]	1/19/04 14:05		
2				
3			Lab.: [signature]	1/19/04 14:05

Total Containers per COC: Cooler Temp:

Rush TATs Fax Due: Final Fax Due:

Final Report Data Package Due Date:

Rush Charges are Pre-Approved upon Requesting them. All Terms Apply

Preservatives - Various (V), HCl pH<2 (H), H2SO4 pH<2 (S), HNO3 pH<2 (N), NaOH+Asbc Acid (NAA), ZnAc+NaOH (ZA), (Cool,<4C) (C4), None (N), See Label (SL), Other (O) _____

SIZE: 4oz (4), 8oz (8), 32oz (32), 40ml VOA (V), 1L (1), 500ml (.5), Tedlar Bag (B), Wipe (W), Other _____ TYPE Glass Amb (GA), Glass Clear (GC), Plastic (P), Other (O) _____

XENCO Laboratories

☒ 11381 Meadowglen, Suite L, Houston TX 77082 281-589-0692
☐ 5309 Wurzbach Road, Suite 104, San Antonio, TX 78238 210-509-3334
☐ 11078 Morrison Ln, Suite D, Dallas, TX 75229 972-481-9999

ANALYSIS REQUEST & CHAIN OF CUSTODY RECORD

On-LINE Help & Technical Services at www.XENCO.com

Company COC No: Work Order No: 110148

Company: 3TM International Inc. Phone: 281-497-1230

Project Name: Koppers Wood Preserving ☐ Previously done at XENCO Project ID:

Location: Grenada, MS

Project Manager (PM): Randy Horsak Project Director (PD):

Fax Results to: ~~PM~~ and/or T.J. Dunnahoe Fax: 281-497-1676

Invoice to ☐ Accounting ☐ Include Invoice with Final Report Attn PM ☐ Invoice must have a P.O Bill to:

Quote No. P.O No ☐ Call for a P.O.

Special DLs (RR I RR II DW QAPP See Lab PM Call Proj. PM)

Specifications: QA/QC for Litigation

Sampler Name: Joseph Daniel Vasentine Signature:

Lab Only: 239862-H

TAT: 5h 12h 20h 24h 48h 3d 5d 7d 14d 21d Standard TAT is 10 Working Days unless otherwise agreed in writing. But often reported in 5-7 Working Days

Lab Only Additions: From: Rcv by: Date / From: Rcv by: Date / From: Rcv by: Date

	Sample ID	Sampling Date	Time	Depth ft' in" m	Matrix A P S W	Composite	Grab	# Containers	Container Size	Type	Preservatives	BTEX by 8021 8260 602 624 Other	BTEX-MTBE by 8021 8260 602 624 Other	TPH by TX1005 418 1664 8015GRO 8015DRO FLPRO	PAHs by 8270 8100 8310	METALS by 6020 8RCRA Tot Pb TCLP_8 13PP 23TAL List	VOAs by 8260 624 BTEX MTBE PPs TCLP See List Call PM	SVOAs by 8270 625 PAHs BN&A TCLP PPs See List Call PM	Hold Additional Samples	TAT 5h 12h 20h 24h 48h 3d 5d 7d 10d 14d 21d	Addn: PAH above mg/L W. mg/Kg S Highest Hit	Hold Analysis	Remarks
1	3TM-KP-DS-BB-5C(2-3')	11Jan04	1920	2-3'	S	X		1	8	GC	C4								X			X	
2	3TM-KP-DS-BB-5C(0-3')	↓	1930	0-3'														X					Full List
3	3TM-KP-DS-BB-6A(0-1')	12Jan04	0845	0-1'																		X	
4	3TM-KP-DS-BB-6A(1-2')		0850	1-2'																		↓	
5	3TM-KP-DS-BB-6A(2-3')		0855	2-3'																			
6	3TM-KP-DS-BB-6A(0-3')		0905	0-3'														X					Full List
7	3TM-KP-DS-BB-6B(0-1')		0925	0-1'																		X	
8	3TM-KP-DS-BB-6B(1-2')		0930	1-2'																		↓	
9	3TM-KP-DS-BB-6B(2-3')		0935	2-3'																			
10	3TM-KP-DS-BB-6B(0-3')	↓	0945	0-3'	↓	↓		↓	↓	↓	↓							X	↓				Full List

Relinquished by (Initials and Sign.)	Date & Time	Relinquished to (Initials and Sign.)	Date & Time
1	1/19/04 14:05		
2			
3		Lab:	1/19/04 14:05

Total Containers per COC: Cooler Temp:

Rush TATs Fax Due: Final Fax Due:

Final Report Data Package Due Date:

Rush Charges are Pre-Approved upon Requesting them. All Terms Apply

Preservatives - Various (V), HCl pH<2 (H), H2SO4 pH<2 (S), HNO3 pH<2 (N), NaOH+Asbc Acid (NAA), ZnAc+NaOH (ZA), (Cool,<4C) (C4), None (N), See Label (SL), Other (O) _____

SIZE: 4oz (4), 8oz (8), 32oz (32), 40ml VOA (V), 1L (1), 500ml (.5), Tedlar Bag (B), Wipe (W), Other _____ **TYPE** Glass Amb (GA), Glass Clear (GC), Plastic (P), Other (O) _____

XENCO

☒ 11381 Meadowglen, Suite L, Houston TX 77082 281-589-0692
☐ 5309 Wurzbach Road, Suite 104, San Antonio, TX 78238 210-509-3334
☐ 11078 Morrison Ln, Suite D, Dallas, TX 75229 972-481-9999

ANALYSIS REQUEST & CHAIN OF CUSTODY RECORD

On-LINE Help & Technical Services at www.XENCO.com

Company COC No: Work Order No: 110149

Company: 3TM International Inc. Phone: 281-497-1230
Lab Only: 239862-H
Project Name: ☐ Previously done at XENCO Project ID: Koppers Wood Preserving
TAT: 5h 12h 20h 24h 48h 3d 5d 7d 14d 21d Standard TAT is 10 Working Days unless otherwise agreed in writing. But often reported in 5-7 Working Days
Location: Grenada, MS
Project Manager (PM): Randy Horsak Project Director (PD):
Fax Results to: ☒ PM and/or T.J. Dunnahoe Fax: 281 497-1676
Invoice to: ☐ Accounting ☐ Include Invoice with Final Report Attn PM ☐ Invoice must have a P.O Bill to:
Quote No. P.O No ☐ Call for a P.O.
Special DLs (RR I RR II DW QAPP See Lab PM Call Proj. PM)
Specifications: QA/QC for Litigation
Sampler Name: Joseph Daniel Valentine Signature: [signature]

Lab Only Additions: From: Rcv by: Date; From: Rcv by: Date; From: Rcv by: Date

	Sample ID	Sampling Date	Time	Depth ft' in" m	Matrix APSW	Composite	Grab	# Containers	Container Size	Type	Preservatives	BTEX by 8021 8260 602 624 Other	BTEX-MTBE by 8021 8260 602 624 Other	TPH by TX1005 418 1664 8015GRO 8015DRO FLPRO	PAHs by 8270 8100 8310	METALS by 6020 8RCRA Tot Pb TCLP_8 13PP 23TAL List	VOAs by 8260 624 BTEX MTBE PPs TCLP See List Call PM	SVOAs by 8270 625 PAHs BN&A TCLP PPs See List Call PM	Hold Additional Sampler	TAT 5h 12h 20h 24h 48h 3d 5d 7d 10d 14d 21d	Addn: PAH above mg/L W. mg/Kg S Highest Hit	Hold Analysis	Remarks
1	3TM-KP-DS-BB-6C(0-1')	12Jan04	1005	0-1'	S	X		1	8	GC	C4								X			X	
2	3TM-KP-DS-BB-6C(1-2')		1010	1-2'																			
3	3TM-KP-DS-BB-6C(2-3')		1015	2-3'																			
4	3TM-KP-DS-BB-6C(0-3')		1025	0-3'														X					Full List
5	3TM-KP-DS-BB-8A(0-1')		1230	0-1'																		X	
6	3TM-KP-DS-BB-8A(1-2')		1235	1-2'																			
7	3TM-KP-DS-BB-8A(2-3')		1240	2-3'																			
8	3TM-KP-DS-BB-8A(0-3')		1245	0-3'														X					Full List
9	3TM-KP-DS-BB-8B(0-1')		1300	0-1'																		X	
10	3TM-KP-DS-BB-8B(1-2')		1305	1-2'																		X	

	Relinquished by (Initials and Sign.)	Date & Time	Relinquished to (Initials and Sign.)	Date & Time
1	[signature]	1/19/04 1405		
2				
3			Lab: [signature]	1/19/04 1405

Total Containers per COC: Cooler Temp:
Rush TATs Fax Due: Final Fax Due:
Final Report Data Package Due Date:
Rush Charges are Pre-Approved upon Requesting them. All Terms Apply

Preservatives - Various (V), HCl pH<2 (H), H2SO4 pH<2 (S), HNO3 pH<2 (N), NaOH+Asbc Acid (NAA), ZnAc+NaOH (ZA), (Cool,<4C) (C4), None (N), See Label (SL), Other (O) _____
SIZE: 4oz (4), 8oz (8), 32oz (32), 40ml VOA (V), 1L (1), 500ml (.5), Tedlar Bag (B), Wipe (W), Other _____ TYPE Glass Amb (GA), Glass Clear (GC), Plastic (P), Other (O) _____

XENCO Laboratories

☒ 11381 Meadowglen, Suite L, Houston TX 77082 281-589-0692
☐ 5309 Wurzbach Road, Suite 104, San Antonio, TX 78238 210-509-3334
☐ 11078 Morrison Ln, Suite D, Dallas, TX 75229 972-481-9999

ANALYSIS REQUEST & CHAIN OF CUSTODY RECORD

On-LINE Help & Technical Services at www.XENCO.com

Company COC No:

Work Order No: 110150

Company: 3TM International Inc.
Phone: 281-497-1230
Project Name: ☐ Previously done at XENCO — Koppers Wood Preserving
Project ID:
Location: Grenada, MS
Project Manager (PM): Randy Horsak
Project Director (PD):
Fax Results to: ~~PM~~ or T. S. Dunnahoe
Fax: 281-497-1676
Invoice to: ☐ Accounting ☐ Include Invoice with Final Report Attn PM ☐ Invoice must have a P.O Bill to:
Quote No.
P.O No
☐ Call for a P.O.
Special DLs (RR I RR II DW QAPP See Lab PM Call Proj. PM)
Specifications: QA/QC for Litigation
Sampler Name: Joseph Daniel Vasentine
Signature:

Lab Only: 239862H

TAT: 5h 12h 20h 24h 48h 3d 5d 7d 14d 21d Standard TAT is 10 Working Days unless otherwise agreed in writing. But often reported in 5-7 Working Days

Lab Only Additions: From: Rcv by: Date; From: Rcv by: Date; From: Rcv by: Date

	Sample ID	Sampling Date	Time	Depth ft' in" m	Matrix APSW	Composite	Grab	# Containers	Container Size	Type	Preservatives	BTEX by 8021 8260 602 624 Other	BTEX-MTBE by 8021 8260 602 624 Other	TPH by TX1005 418 1664 8015GRO 8015DRO FLPRO	PAHs by 8270 8100 8310	METALS by 6020 8RCRA Tot Pb TCLP_8 13PP 23TAL List	VOAs by 8260 624 BTEX MTBE PPs TCLP See List Call PM	SVOAs by 8270 625 PAHs BN&A TCLP PPs See List Call PM	Hold Additional Samples	TAT 5h 12h 20h 24h 48h 3d 5d 7d 10d 14d 21d	Addn: PAH above mg/L W. mg/Kg S Highest Hit	Hold Analysis	Remarks
1	3TM-KP-DS-BB-8B(2-3')	12Jan04	1310	2-3'	S	X		1	8	GC	C4								X			X	
2	3TM-KP-DS-BB-8B(0-3')		1315	0-3'														X					Full List
3	3TM-KP-DS-BB-~~8B~~ 8C (0-1')		1330	0-1'																		X	
4	3TM-KP-DS-BB-8C (1-2')		1335	1-2'																			
5	3TM-KP-DS-BB-8C(2-3')		1340	2-3'																			
6	3TM-KP-DS-BB-8C(0-3')		1345	0-3'														X					Full List
7	3TM-KP-DS-BB-9A(0-1')		1545	0-1'																		X	
8	3TM-KP-DS-BB-9A(1-2')		1550	1-2'																			
9	3TM-KP-DS-BB-9A(2-3')		1555	2-3'																			
10	3TM-KP-DS-BB-9A(0-3')		1600	0-3'														X					Full List

	Relinquished by (Initials and Sign.)	Date & Time	Relinquished to (Initials and Sign.)	Date & Time
1	[signature]	1/19/04 1405		
2			Lab: [signature]	1/19/04 1405
3				

Total Containers per COC:
Cooler Temp:
Rush TATs Fax Due:
Final Fax Due:
Final Report Data Package Due Date:
Rush Charges are Pre-Approved upon Requesting them. All Terms Apply

Preservatives - Various (V), HCl pH<2 (H), H2SO4 pH<2 (S), HNO3 pH<2 (N), NaOH+Asbc Acid (NAA), ZnAc+NaOH (ZA), (Cool,<4C) (C4), None (N), See Label (SL), Other (O) _____

SIZE: 4oz (4), 8oz (8), 32oz (32), 40ml VOA (V), 1L (1), 500ml (.5), Tedlar Bag (B), Wipe (W), Other _____ TYPE Glass Amb (GA), Glass Clear (GC), Plastic (P), Other (O) _____

XENCO Laboratories

☐ 11381 Meadowglen, Suite L, Houston TX 77082 281-589-0692
☐ 5309 Wurzbach Road, Suite 104, San Antonio, TX 78238 210-509-3334
☐ 11078 Morrison Ln, Suite D, Dallas, TX 75229 972-481-9999

ANALYSIS REQUEST & CHAIN OF CUSTODY RECORD

On-LINE Help & Technical Services at www.XENCO.com

Company COC No: Work Order No: 110152

Company: 3TM International Inc. Phone:

Project Name: Koppers Wood Preserving ☐ Previously done at XENCO Project ID:

Location: Grenada, MS

Project Manager (PM): Randy Horsak Project Director (PD):

Fax Results to PM and/or T.J. Dunnahoe Fax: 281-497-1676

Invoice to ☐ Accounting ☐ Include Invoice with Final Report Attn PM ☐ Invoice must have a P.O Bill to:

Quote No. P.O No ☐ Call for a P.O.

Special DLs (RR I RR II DW QAPP See Lab PM Call Proj. PM)

Specifications: QA/QC for Litigation

Sampler Name: Joseph Daniel Valentine Signature:

Lab Only: 739862-H

TAT: 5h 12h 20h 24h 48h 3d 5d 7d 14d 21d Standard TAT is 10 Working Days unless otherwise agreed in writing. But often reported in 5-7 Working Days

Lab Only Additions: From: Rcv by: Date; From: Rcv by: Date; From: Rcv by: Date

	Sample ID	Sampling Date	Time	Depth ft' in" m	Matrix A P S W	Composite	Grab	# Containers	Container Size	Type	Preservatives	BTEX by 8021 8260 602 624 Other	BTEX-MTBE by 8021 8260 602 624 Other	TPH by TX1005 418 1664 8015GRO 8015DRO FLPRO	PAHs by 8270 8100 8310	METALS by 6020 8RCRA Tot Pb TCLP_8 13PP 23TAL List	VOAs by 8260 624 BTEX MTBE PPs TCLP See List Call PM	SVOAs by 8270 625 PAHs BN&A TCLP PPs See List Call PM	Hold Additional Samples	TAT 5h 12h 20h 24h 48h 3d 5d 7d 14d 21d	Addn: PAH above mg/L W. mg/Kg S Highest Hit	Hold Analysis	Remarks
1	3TM-KP-DS-BB-9B (0-1')	12Jan04	1620	0-1'	S	X		1	8	GC	C4								X			X	
2	3TM-KP-DS-BB-9B (1-2')		1625	1-2'																			
3	3TM-KP-DS-BB-9B (2-3')		1630	2-3'																			
4	3TM-KP-DS-BB-9B (0-3')		1640	0-3'														X					Full List
5	3TM-KP-DS-BB-9C (0-1')		1700	0-1'																		X	
6	3TM-KP-DS-BB-9C (1-2')		1705	1-2'																			
7	3TM-KP-DS-BB-9C (2-3')		1710	2-3'																			
8	3TM-KP-DS-BB-9C (0-3')		1720	0-3'														X					Full List
9	3TM-KP-DS-BB-7A (0-1')	13Jan04	1000	0-1'																		X	
10	3TM-KP-DS-BB-7A (1-2')		1005	1-2'																		X	

Relinquished by (Initials and Sign.)	Date & Time	Relinquished to (Initials and Sign.)	Date & Time
1	1/19/04 1405		
2			
3		Lab:	1/19/04 1405

Total Containers per COC: Cooler Temp:

Rush TATs Fax Due: Final Fax Due:

Final Report Data Package Due Date:

Rush Charges are Pre-Approved upon Requesting them. All Terms Apply

Preservatives - Various (V), HCl pH<2 (H), H2SO4 pH<2 (S), HNO3 pH<2 (N), NaOH+Asbc Acid (NAA), ZnAc+NaOH (ZA), (Cool,<4C) (C4), None (N), See Label (SL), Other (O) _____

SIZE: 4oz (4), 8oz (8), 32oz (32), 40ml VOA (V), 1L (1), 500ml (.5), Tedlar Bag (B), Wipe (W), Other _____ **TYPE** Glass Amb (GA), Glass Clear (GC), Plastic (P), Other (O) _____

XENCO Laboratories

☒ 11381 Meadowglen, Suite L, Houston TX 77082 281-589-0692
☐ 5309 Wurzbach Road, Suite 104, San Antonio, TX 78238 210-509-3334
☐ 11078 Morrison Ln, Suite D, Dallas, TX 75229 972-481-9999

ANALYSIS REQUEST & CHAIN OF CUSTODY RECORD

On-LINE Help & Technical Services at www.XENCO.com

Company COC No: Work Order No: 110103

Lab Only: 239862-H

Lab Only Additions: From: Rcv by: Date / From: Rcv by: Date / From: Rcv by: Date

TAT: 5h 12h 20h 24h 48h 3d 5d 7d 14d 21d (Standard TAT is 10 Working Days) unless otherwise agreed in writing. But often reported in 5-7 Working Days

Company: 3TM International Inc. Phone: 281-497-1230

Project Name: Keppers Wood Preserving ☐ Previously done at XENCO Project ID:

Location: Grenada, MS

Project Manager (PM): Randy Horsak Project Director (PD):

Fax Results to: PM ~~and~~ or T.J. Dunnahoe Fax: 281-497-1676

Invoice to ☐ Accounting ☐ Include Invoice with Final Report Attn PM ☐ Invoice must have a P.O Bill to:

Quote No. P.O No ☐ Call for a P.O.

Special DLs (RR I RR II DW QAPP See Lab PM Call Proj. PM)

Specifications: QA/QC for Litigation

Sampler Name: Joseph Daniel Vasentine Signature:

	Sample ID	Sampling Date	Time	Depth ft in m	Matrix A P S W	Composite	Grab	# Containers	Container Size	Type	Preservatives	BTEX by 8021 8260 602 624 Other	BTEX-MTBE by 8021 8260 602 624 Other	TPH by TX1005 418 1664 8015GRO 8015DRO FLPRO	PAHs by 8270 8100 8310	METALS by 6020 8RCRA Tot Pb TCLP_8 13PP 23TAL List	VOAs by 8260 624 BTEX MTBE PPs TCLP See List Call PM	SVOAs by 8270 625 PAHs BN&A TCLP PPs See List Call PM	Held Additional Samples	TAT 5h 12h 20h 24h 48h 3d 5d 7d 10d 14d 21d	Addn: PAH above mg/L W. mg/Kg S Highest Hit	Hold Analysis	Remarks
1	3TM-KP-DS-BB-7A (2-3')	13Jan04	1010	2-3'	S	X		1	8	GC	C4								X			X	
2	3TM-KP-DS-BB-7A (0-3')		1020	0-3'														X					Full List
3	3TM-KP-DS-BB-7B (0-1')		1040	0-1'																		X	
4	3TM-KP-DS-BB-7B (1-2')		1045	1-2'																			
5	3TM-KP-DS-BB-7B (2-3')		1050	2-3'																			
6	3TM-KP-DS-BB-7B (0-3')		1100	0-3'														X					Full List
7	3TM-KP-DS-BB-7C (0-1')		1120	0-1'																		X	
8	3TM-KP-DS-BB-7C (1-2')		1125	1-2'																			
9	3TM-KP-DS-BB-7C (2-3')		1130	2-3'																			
10	3TM-KP-DS-BB-7C (0-3')		1140	0-3'														X					Full List

Relinquished by (Initials and Sign.)	Date & Time	Relinquished to (Initials and Sign.)	Date & Time
1	1/19/04 1400		
2		Lab:	1/19/04 1405
3			

Total Containers per COC: Cooler Temp:

Rush TATs Fax Due: Final Fax Due:

Final Report Data Package Due Date:

Rush Charges are Pre-Approved upon Requesting them. All Terms Apply

Preservatives - Various (V), HCl pH<2 (H), H2SO4 pH<2 (S), HNO3 pH<2 (N), NaOH+Asbc Acid (NAA), ZnAc+NaOH (ZA), (Cool.<4C) (C4), None (N), See Label (SL), Other (O) _____

SIZE: 4oz (4), 8oz (8), 32oz (32), 40ml VOA (V), 1L (1), 500ml (.5), Tedlar Bag (B), Wipe (W), Other _____ TYPE Glass Amb (GA), Glass Clear (GC), Plastic (P), Other (O) _____

XENCO Laboratories

☒ 11381 Meadowglen, Suite L, Houston TX 77082 281-589-0692
☐ 6309 Wurzbach Road, Suite 104, San Antonio, TX 78238 210-509-3334
☐ 11078 Morrison Ln, Suite D, Dallas, TX 75229 972-481-9999

ANALYSIS REQUEST & CHAIN OF CUSTODY RECORD

On-LINE Help & Technical Services at www.XENCO.com

Company COC No: Work Order No: 110105

Company: 3TM International Inc. Phone: 281 497-1230
Project Name: Koppers Wood Preserving ☐ Previously done at XENCO Project ID:
Location: Grenada, MS
Project Manager (PM): Randy Horsak Project Director (PD):
Fax Results to: PM and/or T.J. Dunnahoe Fax: 281-497-1676
Invoice to ☐ Accounting ☐ Include Invoice with Final Report Attn PM ☐ Invoice must have a P.O Bill to:
Quote No. P.O No ☐ Call for a P.O.
Special DLs (RR I RR II DW QAPP See Lab PM Call Proj. PM)
Specifications: QA/QC for Litigation
Sampler Name: Joseph Daniel Vasentine Signature:

Lab Only: 234862-14

TAT: 5h 12h 20h 24h 48h 3d 5d 7d 14d 21d Standard TAT is 10 Working Days unless otherwise agreed in writing. But often reported in 5-7 Working Days

Lab Only Additions: From: Rcv by: Date; From: Rcv by: Date; From: Rcv by: Date

	Sample ID	Sampling Date	Time	Depth ft' in' m	Matrix A P S W	Composite	Grab	# Containers	Container Size	Type	Preservatives	BTEX by 8021 8260 602 624 Other	BTEX-MTBE by 8021 8260 602 624 Other	TPH by TX1005 418 1664 8015GRO 8015DRO FLPRO	PAHs by 8270 8100 8310	METALS by 6020 8RCRA Tot Pb TCLP_8 13PP 23TAL List	VOAs by 8260 624 BTEX MTBE PPs TCLP See List Call PM	SVOAs by 8270 625 PAHs BN&A TCLP PPs See List Call PM	Hold Additional Sampler	TAT 5h 12h 20h 24h 48h 3d 5d 7d 10d 14d 21d	Addn: PAH above mg/L W. mg/Kg S Highest Hit	Hold Analysis	Remarks
1	3TM-KP-SW-BB-11D	13 Jan 04	1320		W		X	4	8	GC	C4							X	X				Full List
2	3TM-KP-DS-BB-11D (0-1')		1330	0-1'	S	X		1	8	GC	C4											X	
3	3TM-KP-DS-BB-11D (1-2')		1335	1-2'																			
4	3TM-KP-DS-BB-11D (2-3')		1340	2-3'																			
5	3TM-KP-DS-BB-11D (0-3')		1350	0-3'														X					Full List
6	Equipment Rinsate	11 Jan 04	1200		W		X																
7	Field Blank	11 Jan 04	1555		W		X																
8	Duplicate 1																						
9	Duplicate 2																						
10	3TM-KP-DS-BB-3A (0-3') MS/MSD	11 Jan 04	0950	0-3'	S	X																	

Relinquished by (Initials and Sign.)	Date & Time	Relinquished to (Initials and Sign.)	Date & Time
1	1/19/04 1405		
2			
3		Lab:	1/19/04 1405

Total Containers per COC: Cooler Temp:
Rush TATs Fax Due: Final Fax Due:
Final Report Data Package Due Date:
Rush Charges are Pre-Approved upon Requesting them. All Terms Apply

Preservatives - Various (V), HCl pH<2 (H), H2SO4 pH<2 (S), HNO3 pH<2 (N), NaOH+Asbc Acid (NAA), ZnAc+NaOH (ZA), (Cool,<4C) (C4), None (N), See Label (SL), Other (O) _____

SIZE: 4oz (4), 8oz (8), 32oz (32), 40ml VOA (V), 1L (1), 500ml (.5), Tedlar Bag (B), Wipe (W), Other _____ **TYPE** Glass Amb (GA), Glass Clear (GC), Plastic (P), Other (O) _____

XENCO Laboratories

☒ 11381 Meadowglen, Suite L, Houston TX 77082 281-589-0692
☐ 5309 Wurzbach Road, Suite 104, San Antonio, TX 78238 210-509-3334
☐ 11078 Morrison Ln, Suite D, Dallas, TX 75229 972-481-9999

ANALYSIS REQUEST & CHAIN OF CUSTODY RECORD

On-LINE Help & Technical Services at www.XENCO.com

Company COC No: Work Order No: 110106

Company: 3TM International Inc. Phone: 281-497-1230
Project Name: Keppers Wood Preserving ☐ Previously done at XENCO Project ID:
Location: Grenada, MS
Project Manager (PM): Randy Horsak Project Director (PD):
Fax Results to: ☒ PM ☐ and/or T.J. Dunnahoe Fax: 281-497-1676
Invoice to: ☐ Accounting ☐ Include Invoice with Final Report Attn PM ☐ Invoice must have a P.O Bill to:
Quote No. P.O No ☐ Call for a P.O.
Special DLs (RR I RR II DW QAPP See Lab PM Call Proj. PM)
Specifications: QA/QC for Litigation
Sampler Name: Joseph Daniel Vasantic Signature:

Lab Only: 239862-H

TAT: 5h 12h 20h 24h 48h 3d 5d 7d 14d 21d Standard TAT is 10 Working Days unless otherwise agreed in writing. But often reported in 5-7 Working Days

Lab Only Additions: From: Rcv by: Date; From: Rcv by: Date; From: Rcv by: Date

	Sample ID	Sampling Date	Time	Depth ft' in' m	Matrix A P S W	Composite	Grab	# Containers	Container Size	Type	Preservatives	BTEX by 8021 8260	BTEX-MTBE by 8021 8260 602 624 Other	TPH by TX1005 418 1664 8015GRO 8015DRO FLPRO	PAHs by 8270 8100 8310	METALS by 6020 8RCRA Tot Pb TCLP_8 13PP 23TAL List	VOAs by 8260 624 BTEX MTBE PPs TCLP See List Call PM	SVOAs by 8270 625 PAHs BN&A TCLP PPs See List Call PM	Hold Additional Samples	TAT 5h 12h 20h 24h 48h 3d 5d 7d 10d 14d 21d	Addn: PAH above mg/L W. mg/Kg S Highest Hit	Hold Analysis	Remarks
1	MS/MSD 3TM-KP-DS-BR-7A(0-3') 13JanM		1020	0-3'	S	X		1	8	GC	C4							X	X				Full List
2																							
3																							
4																							
5																							
6																							
7																							
8																							
9																							
10																							

Relinquished by (Initials and Sign.)	Date & Time	Relinquished to (Initials and Sign.)	Date & Time
1	1/19/04 1405		
2			
3		Lab:	1/19/04 1405

Total Containers per COC: Cooler Temp:
Rush TATs Fax Due: Final Fax Due:
Final Report Data Package Due Date:
Rush Charges are Pre-Approved upon Requesting them. All Terms Apply

Preservatives - Various (V), HCl pH<2 (H), H2SO4 pH<2 (S), HNO3 pH<2 (N), NaOH+Asbc Acid (NAA), ZnAc+NaOH (ZA), (Cool,<4C) (C4), None (N), See Label (SL), Other (O) ____

SIZE: 4oz (4), 8oz (8), 32oz (32), 40ml VOA (V), 1L (1), 500ml (.5), Tedlar Bag (B), Wipe (W), Other ____ TYPE Glass Amb (GA), Glass Clear (GC), Plastic (P), Other (O) ____

Analytical Report 235651

for

3TM International

Project Manager: Randy Horsak

Koppers Creosote Facility

12-AUG-03

XENCO Laboratories

11381 Meadowglen, Suite L Houston, TX 77082 Ph:(281) 589-0692 Fax:(281) 589-0695

XENCO Laboratories

12-AUG-03

Project Manager: **Randy Horsak**
3TM International
1500 South Dairy Ashford, Suite 225
Houston , TX 77077

Reference: XENCO Report No: **235651**
Koppers Creosote Facility
Project Address: Grenada, Mississippi

Randy Horsak:

We are reporting to you the results of the analyses performed on the samples received under the project name referenced above and identified with the XENCO Chain of Custody Numbered 235651. All results being reported under this Chain of Custody apply to the samples analyzed and properly identified with a Laboratory ID number.

All the results for the quality control samples were reviewed. Also, all parameters for data reduction and validation were reviewed. In view of this, we are able to release the analytical data for this report within acceptance criteria for accuracy, precision, completeness or properly flagged.

The validity and integrity of this report will remain intact as long as it is accompanied by this letter and reproduced in full, unless written approval is granted by XENCO Laboratories. This report will be filed for at least 5 years in our archives after which time it will be destroyed without further notice, unless otherwise arranged with you. The samples received, and described as recorded in COC No. 235651 will be filed for 60 days, and after that time they will be properly disposed without further notice, unless otherwise arranged with you. We reserve the right to return to you any unused samples, extracts or solutions related to them if we consider so necessary (e.g., samples identified as hazardous waste, sample sizes exceeding analytical standard practices, controlled substances under regulated protocols, etc).

We thank you for selecting XENCO Laboratories to serve your analytical needs. If you have any questions concerning this report, please feel free to contact us at any time.

Respectfully,

Brent Barron
Laboratory Manager

Recipient of the Prestigious Small Business Administration Award of Excellence in 1994.
Certified and approved by numerous States and Agencies.
A Small Business and Minority Status Company that delivers SERVICE and QUALITY
Houston - Dallas - San Antonio - Austin - Tampa - Miami - Latin America

XENCO Laboratories

☒ 11381 Meadowglen, Suite L, Houston TX 77082 281-589-0692
☐ 5309 Wurzbach Road, Suite 104, San Antonio, TX 78238 210-509-3334
☐ 11078 Morrison Ln, Suite D, Dallas, TX 75229 972-481-9999

ANALYSIS REQUEST & CHAIN OF CUSTODY RECORD

On-LINE Help & Technical Services at www.XENCO.com

Company COC No: Work Order No: 30047 Page 1 of 3

Company: 3TM International Phone: 281-497-1230
Project Name: Koppers Creosote Facility ☐ Previously done at XENCO Project ID:
Location: Grenada, Mississippi
Project Manager (PM): Randy Horsak Project Director (PD):
Fax Results to: ☒ PM and / or T.J. Dunnahoe Fax: 281-497-1676
Invoice to: ☐ Accounting ☒ Include Invoice with Final Report Attn PM ☐ Invoice must have a P.O · Bill to:
Quote No. P.O No ☐ Call for a P.O.
Special DLs (RR I RR II DW QAPP See Lab PM Call Proj. PM)
Specifications: QA/QC For Litigation
Sampler Name: T.J. Dunnahoe Signature:

Lab Only: 235651-1

TAT: 5h 12h 20h 24h 48h 3d 5d 7d 14d 21d Standard TAT is 10 Working Days unless otherwise agreed in writing. But often reported in 5-7 Working Days

Lab Only Additions: From: Rcv by: Date / From: Rcv by: Date / From: Rcv by: Date

	Sample ID	Sampling Date	Time	Depth @ In' m	Matrix A P S W	Composite	Grab	# Containers	Container Size	Type	Preservatives	BTEX by 8021 8260 602 624 Other	BTEX-MTBE by 8021 8260 602 624 Other	TPH by TX1005 418.1 1664 8015GRO 8015DRO TLPRO	PAHs by 8270 8100 8310	METALS by 6020 8RCRA Tot Pb TCLP_8 13PP 237AL List	VOAs by 8260 624 BTEX MTBE PPs TCLP See List Call PM	SVOAs by 8270 625 PAHs BN&A TCLP PPs See List Call PM	TAT 5h 12h 20h 24h 48h 3d 5d 7d 14d 21d	Addn: PAH above mg/L W. mg/Kg S Highest Hit	Hold Analysis	Remarks
1	3TM-KP-43-SS-01	21 Jul 03	1030	2'	S		X	1	8	GC	C4				X							
2	3TM-KP-43-SS-02		1040	2'																		
3	3TM-KP-SS-BB-1		1155	1'																		
4	3TM-KP-SS-BB-2		1235	0-3"																		
5	3TM-KP-SS-BB-3		1245	0-3"																		
6	3TM-KP-SW-BB-01		1255																			
7	3TM-KP-SS-7-01	22 Jul 03	0815	6"																		
8	3TM-KP-SS-7-02		0825	6"																		
9	3TM-KP-SS-303-01		1205	6"																		
10	3TM-KP-SS-303-02		1215	6"																		

Relinquished by (Initials and Sign.)	Date & Time	Relinquished to (Initials and Sign.)	Date & Time
1 TJD	7/24/03 1600	Fed Ex	7/24/03 1600
2 Fed EX			
3 Fed Up		Lab:	7/25/03 10:30

Total Containers per COC: 26 Cooler Temp: 30° C
Rush TATs Fax Due: Final Fax Due:
Final Report Data Package Due Date:
Rush Charges are Pre-Approved upon Requesting them. All Terms Apply

Preservatives - Various (V), HCl pH<2 (H), H2SO4 pH<2 (S), HNO3 pH<2 (N), NaOH+Asbc Acid (NAA), ZnAc+NaOH (ZA), (Cool.<4C) (C4), None (N), See Label (SL), Other (O) ____

SIZE: 4oz (4), 8oz (8), 32oz (32), 40ml VOA (V), 1L (1), 500ml (.5), Tedlar Bag (B), Wipe (W), Other ____ TYPE Glass Amb (GA), Glass Clear (GC), Plastic (P), Other (O) ____

XENCO

☐ 11381 Meadowglen, Suite L, Houston TX 77082 281-589-0692
☐ 5309 Wurzbach Road, Suite 104, San Antonio, TX 78238 210-509-3334
☐ 11078 Morrison Ln, Suite D, Dallas, TX 75229 972-481-9999

ANALYSIS REQUEST & CHAIN OF CUSTODY RECORD

On-LINE Help & Technical Services at www.XENCO.com

Company COC No: Work Order No: 30046 Page 2 of 3

Company: 3TM-International, Inc. Phone: 281-497-1230
Project Name: Koppers Creosote Facility ☐ Previously done at XENCO Project ID:
Location: Grenada, Mississippi
Project Manager (PM): Randy Horsak Project Director (PD):
Fax Results to: PM and/or TJ. Dunnahoe Fax: 281-497-1676
Invoice to: ☐ Accounting ☒ Include Invoice with Final Report Attn PM ☐ Invoice must have a P.O Bill to:
Quote No. P.O No ☐ Call for a P.O.
Special DLs (RRI RRII DW QAPP See Lab PM Call Proj. PM)
Specifications: QA/QC For Litigation
Sampler Name: T.J. Dunnahoe Signature:

Lab Only: 235651-H

TAT: 5h 12h 20h 24h 48h 3d 5d 7d 14d 21d (Standard TAT is 10 Working Days unless otherwise agreed in writing. But often reported in 5-7 Working Days)

Lab Only Additions: From: Rcv by: Date; From: Rcv by: Date; From: Rcv by: Date

	Sample ID	Sampling Date	Time	Depth (ft) in' m	Matrix A P S W	Composite	Grab	# Containers	Container Size	Type	Preservatives	BTEX by 8021 8260 602 624 Other	BTEX-MTBE by 8021 8260 602 624 Other	TPH by TX1005 418 1664 8015GRO 8015DRO FLPRO	PAHs by (8270) 8100 8310	METALS by 6020 8RCRA Tot Pb TCLP_8 13PP 23TAL List	VOAs by 8260 624 BTEX MTBE PPs TCLP See List Call PM	SVOAs by 8270 625 PAHs BN&A TCLP PPs See List Call PM	TAT 5h 12h 20h 24h 48h 3d 5d 7d (10d) 14d 21d	Addn: PAH above mg/L W. mg/Kg S Highest Hit	Hold Analysis	Remarks	
1	3TM-KP-SS-690-01	23 Jul 03	0950	1'	S		X	1	8	GC	C4				X								1
2	3TM-KP-SS-690-01-MS/MSD		0950	1'																			2
3	3TM-KP-SS-690-02		1005	0" 1'																			3
4	3TM-KP-SS-1137-01		1440	6"																			4
5	3TM-KP-SS-1137-02		1450	6" bgs																			5
6	3TM-KP-SS-684-01		1650	6"																			6
7	3TM-KP-SS-684-02		1700	6"																			7
8	3TM-KP-Equipment Rinse	24 Jul 03	0850	—	W				1	GA													8
9	3TM-KP-Field Blank		0855	—	W				1	GA													9
10	3TM-KP-SS-5-01		0950	6"	S				8	GC													10

	Relinquished by (Initials and Sign)	Date & Time	Relinquished to (Initials and Sign.)	Date & Time
1	TJD	7/24/03 1600	Fed Ex	7/24/03 1600
2	Fed Ex			
3			Lab.:	

Total Containers per COC: Cooler Temp:
Rush TATs Fax Due: Final Fax Due:
Final Report Data Package Due Date:
Rush Charges are Pre-Approved upon Requesting them. All Terms Apply

Preservatives - Various (V), HCl pH<2 (H), H2SO4 pH<2 (S), HNO3 pH<2 (N), NaOH+Asbc Acid (NAA), ZnAc+NaOH (ZA), (Cool,<4C) (C4), None (N), See Label (SL), Other (O) ____

SIZE: 4oz (4), 8oz (8), 32oz (32), 40ml VOA (V), 1L (1), 500ml (.5), Tedlar Bag (B), Wipe (W), Other ____ TYPE Glass Amb (GA), Glass Clear (GC), Plastic (P), Other (O) ____

XENCO Laboratories

☒ 11381 Meadowglen, Ste L, Houston TX 77082 281-589-0692
☐ 5309 Wurzbach Rd, Ste 104, San Antonio, TX 78238 210-509-3334
☐ 11078 Morrison Ln, Ste D, Dallas, TX 75229 972-481-9999
☐ 5757 N.W. 158th Street, Miami Lakes, Fl 33014 305-823-8500
☐ 2616 South Falkenburg Rd, Riverview, Fl 33569 813-620-2000

ANALYSIS REQUEST & CHAIN OF CUSTODY RECORD

Serial #: 140020

Company: 3TM International
Phone: 281-497-1230
Lab Only: 235651-H
Project Name-State: Koppers Creosote Facility
☐ Previously done at XENCO
Project ID:
TAT: 5h 12h 24h 48h 3c 5d 7d (10d) 14d 21d. Standard TAT is Quote Specific, please circle your required TAT.
Site/Location: Grenada, Mississippi
Proj. Manager (PM): Randy Horsak
Fax Results to: ☒ PM and/or
Fax No:
e-mail Final Report to: T.J. Dunnahoe
281-497-1076
Invoice to: ☐ Accounting ☒ Invoice with Final Report ☐ Invoice must have a P.O.
Bill to:
Quote No:
P.O No:
☐ Call for a P.O.
Reg Program: CLP AFCEE TRRP DW UST Other:
Special DLs (GW DW TRRP QAPP MDLs See Lab PM Included Call PM)
Specifications: Level I II III IV Custom with Raw Data EDD Dry Basis
QA/QC for Litigation
Sampler Name: T.J. Dunnahoe
Signature:

	Sample ID	Sampling Date	Time	Depth (ft)	Matrix A P S W	Composite	Grab	# Containers	Container Size	Container Type	Preservatives	BTEX by 8021 8260 602 624 Other	BTEX-MTBE by 8021 8260 624 Other	TPH by TX1005 FL-Pro 418.1 8015GRO 8015DRO 1664	PAHs by 8270 8100 8310	Metals by 6010 or 6020 8RCRA Tot Pb TCLP8 13PP 23TAL	VOCs by 8021 8260 624 VOA VOH PPs TCL TCLP	SVOCs by 8270 625 PAHs BN&A TCL PPs TCLP	FL Prebum or Revised Prebum	TAT 5h 12h 24h 48h 3d 5d 7d (10d) 14d 21d	Addn: PAH above mg/L W, mg/Kg S Highest Hit	Hold: Analysis Disposal	Remarks	Addn:
1	3TM-KP-SS-5-02	24Jul03	1000	6"	S		X	1	8	GC	C4				X									1
2	3TM-KP-SS-5-03		1015	6"	S																			2
3	3TM-KP-G-5-01		1020																					3
4	3TM-KP-SS-44-01		1035	6"	S																			4
5	3TM-KP-SS-44-02		1045	6"	S																			5
6	Duplicate-1				S																			6
7																								7
8																								8
9																								9
10																								10

	Relinquished by (Initials and Sign)	Date & Time	Relinquished to (Initials and Sign)	Date & Time
1	TJD	7/24/03 1600	FedEx	7/24/03 1600
2	Fed Ex			
3			Lab:	

Total Containers per COC:
Cooler Temp:
Specific Fax Due Date:
☐ Rush Preliminary Results Cost Approved
☐ Rush Data Package cost preapproved
Rush Charges are Pre-Approved upon Requesting them. All Terms Apply

From:
Rcv by:
Date:

Preservatives: Various (V), HCl pH<2 (H), H2SO4 pH<2 (S), HNO3 pH<2 (N), Asbc Acid&NaOH (A), ZnAc&NaOH (Z), (Cool,<4C) (C), None (NA), See Label (L), Other (O) _____
Cont. Size: 4oz (4), 8oz (8), 32oz (32), 40ml VOA (V), 1L (1), 500ml (5), Tedlar Bag (B), Wipe (W), Other _____ Cont. Type: Glass Amb (A), Glass Clear (C), Plastic (P), Other (O) _____
Matrix: Air (A), Product (P), Solid(S), Water (W)

Committed to Excellence in Service and Quality

www.xenco.com

XENCO Laboratories

Certificate of Analysis Summary 235651

3TM International, Houston , TX

Project Name: Koppers Creosote Facility

Project Id:

Contact: Randy Horsak

Project Location: Grenada, Mississippi

Date Received in Lab: Fri Jul-25-03 10:30 am

Report Date: 12-AUG-03

Project Manager: Karen Olson

Analysis Requested													
	Lab Id:	235651-001		235651-002		235651-003		235651-004		235651-005		235651-006	
	Field Id:	3TM-KP-43-SS-01		3TM-KP-43-SS-02		3TM-KP-SS-BB-1		3TM-KP-SS-BB-2		3TM-KP-SS-BB-03		3TM-KP-SW-BB-01	
	Depth:	2- ft		2- ft		1- ft		0-3 In		0-3 In		ft	
	Matrix:	SOIL		SOIL		SOIL		SOIL		SOIL		WATER	
	Sampled:	Jul-21-03 10:30		Jul-21-03 10:40		Jul-21-03 11:55		Jul-21-03 12:35		Jul-21-03 12:45		Jul-21-03 12:55	
Percent Moisture	*Extracted:*												
	Analyzed:	Jul-25-03 18:32		Jul-25-03 18:34		Jul-25-03 18:36		Jul-25-03 18:38		Jul-25-03 18:40			
	Units/RL:	%	RL	%	RL	%	RL	%	RL	%	RL		
Percent Moisture		24.4	1.00	22.3	1.00	20.1	1.00	20.5	1.00	22.8	1.00		
SVOAs by EPA 8270C	*Extracted:*	Jul-28-03 10:12		Jul-28-03 10:15		Jul-28-03 10:18		Jul-28-03 10:21		Jul-28-03 10:24		Jul-29-03 10:10	
	Analyzed:	Aug-09-03 01:25		Aug-09-03 02:16		Aug-09-03 03:07		Aug-09-03 03:57		Aug-09-03 04:48		Aug-02-03 01:58	
	Units/RL:	mg/kg	RL	mg/kg	RL	mg/kg	RL	mg/kg	RL	mg/kg	RL	mg/L	RL
Acenaphthene		BRL	0.220	BRL	1.07	6.78	0.208	0.561	0.209	8.89	0.216	0.408	0.025
Acenaphthylene		0.691	0.220	2.18	1.07	0.394	0.208	BRL	0.209	0.393	0.216	BRL	0.025
Anthracene		1.09	0.220	3.86	1.07	6.96	0.208	0.744	0.209	10.7	0.216	0.201	0.025
Benzo(a)anthracene		1.44	0.220	10.6	1.07	2.37	0.208	0.358	0.209	3.92	0.216	0.154	0.025
Benzo(a)pyrene		2.03	0.220	8.40	1.07	1.37	0.208	0.350	0.209	1.69	0.216	0.057	0.025
Benzo(b)fluoranthene		5.30	0.220	21.7	1.07	2.60	0.208	0.705	0.209	3.06	0.216	0.097	0.025
Benzo(g,h,I)perylene		0.805	0.220	3.07	1.07	0.341	0.208	BRL	0.209	0.388	0.216	BRL	0.025
Benzo(k)fluoranthene		1.13	0.220	6.20	1.07	0.955	0.208	0.285	0.209	0.919	0.216	0.033	0.025
Chrysene		2.49	0.220	14.2	1.07	2.64	0.208	0.444	0.209	3.68	0.216	0.159	0.025
Dibenz(a,h)Anthracene		BRL	0.220	BRL	1.07	BRL	0.208	BRL	0.209	BRL	0.216	BRL	0.025
Fluoranthene		2.90	0.220	30.5	1.07	11.4	0.208	1.47	0.209	33.8 D	2.16	0.794	0.025
Fluorene		BRL	0.220	BRL	1.07	7.40	0.208	0.679	0.209	11.0	0.216	0.491	0.025
Indeno(1,2,3-c,d)Pyrene		1.28	0.220	4.46	1.07	0.476	0.208	BRL	0.209	0.501	0.216	0.026	0.025
Naphthalene		BRL	0.220	BRL	1.07	4.47	0.208	BRL	0.209	2.05	0.216	BRL	0.025
Phenanthrene		0.784	0.220	5.54	1.07	24.6 D	1.04	2.22	0.209	61.5 D	2.16	1.18	0.025
Pyrene		2.10	0.220	24.5	1.07	7.58	0.208	0.967	0.209	12.6	0.216	0.548	0.025

This analytical report, and the entire data package it represents, has been made for your exclusive and confidential use.
The interpretations and results expressed throughout this analytical report represent the best judgment of XENCO Laboratories.
XENCO Laboratories assumes no responsibility and makes no warranty to the end use of the data hereby presented.
Our liability is limited to the amount invoiced for this work order unless otherwise agreed to in writing.

Brent Barron
Laboratory Manager

XENCO Laboratories

Certificate of Analysis Summary 235651

3TM International, Houston , TX

Project Name: Koppers Creosote Facility

Project Id:

Contact: Randy Horsak

Project Location: Grenada, Mississippi

Date Received in Lab: Fri Jul-25-03 10:30 am

Report Date: 12-AUG-03

Project Manager: Karen Olson

Analysis Requested												
	Lab Id:	235651-001		235651-002		235651-003		235651-004		235651-005		235651-006
	Field Id:	3TM-KP-43-SS-01		3TM-KP-43-SS-02		3TM-KP-SS-BB-1		3TM-KP-SS-BB-2		3TM-KP-SS-BB-03		3TM-KP-SW-BB-01
	Depth:	2- ft		2- ft		1- ft		0-3 In		0-3 In		ft
	Matrix:	SOIL		SOIL		SOIL		SOIL		SOIL		WATER
	Sampled:	Jul-21-03 10:30		Jul-21-03 10:40		Jul-21-03 11:55		Jul-21-03 12:35		Jul-21-03 12:45		Jul-21-03 12:55
VOAs by SW-846 8260B	*Extracted:*	Aug-01-03 16:12		Aug-01-03 12:06		Aug-01-03 12:08		Aug-01-03 12:10		Aug-01-03 12:12		
	Analyzed:	Aug-01-03 16:27		Aug-01-03 14:08		Aug-01-03 14:30		Aug-01-03 14:51		Aug-01-03 15:14		
	Units/RL:	mg/kg	RL	mg/kg	RL	mg/kg	RL	mg/kg	RL	mg/kg	RL	
Benzene		BRL	0.007	BRL	0.006	BRL	0.006	BRL	0.006	BRL	0.006	
Bromobenzene		BRL	0.007	BRL	0.006	BRL	0.006	BRL	0.006	BRL	0.006	
Bromochloromethane		BRL	0.007	BRL	0.006	BRL	0.006	BRL	0.006	BRL	0.006	
Bromodichloromethane		BRL	0.007	BRL	0.006	BRL	0.006	BRL	0.006	BRL	0.006	
Bromoform		BRL	0.007	BRL	0.006	BRL	0.006	BRL	0.006	BRL	0.006	
Bromomethane		BRL	0.007	BRL	0.006	BRL	0.006	BRL	0.006	BRL	0.006	
MTBE		BRL	0.007	BRL	0.006	BRL	0.006	BRL	0.006	BRL	0.006	
tert-Butylbenzene		BRL	0.007	BRL	0.006	BRL	0.006	BRL	0.006	BRL	0.006	
Sec-Butylbenzene		BRL	0.007	BRL	0.006	BRL	0.006	BRL	0.006	BRL	0.006	
n-Butylbenzene		BRL	0.007	BRL	0.006	BRL	0.006	BRL	0.006	BRL	0.006	
Carbon Tetrachloride		BRL	0.007	BRL	0.006	BRL	0.006	BRL	0.006	BRL	0.006	
Chlorobenzene		BRL	0.007	BRL	0.006	BRL	0.006	BRL	0.006	BRL	0.006	
Chloroethane		BRL	0.013	BRL	0.012	BRL	0.012	BRL	0.013	BRL	0.013	
Chloroform		BRL	0.007	BRL	0.006	BRL	0.006	BRL	0.006	BRL	0.006	
Chloromethane		BRL	0.013	BRL	0.012	BRL	0.012	BRL	0.013	BRL	0.013	
2-Chlorotoluene		BRL	0.007	BRL	0.006	BRL	0.006	BRL	0.006	BRL	0.006	
4-Chlorotoluene		BRL	0.007	BRL	0.006	BRL	0.006	BRL	0.006	BRL	0.006	
p-Cymene (p-Isopropyltoluene)		BRL	0.007	BRL	0.006	BRL	0.006	BRL	0.006	0.020	0.006	
1,2-Dibromo-3-Chloropropane		BRL	0.007	BRL	0.006	BRL	0.006	BRL	0.006	BRL	0.006	
Dibromochloromethane		BRL	0.007	BRL	0.006	BRL	0.006	BRL	0.006	BRL	0.006	
Dibromomethane		BRL	0.007	BRL	0.006	BRL	0.006	BRL	0.006	BRL	0.006	
1,2-Dichlorobenzene		BRL	0.007	BRL	0.006	BRL	0.006	BRL	0.006	BRL	0.006	
1,3-Dichlorobenzene		BRL	0.007	BRL	0.006	BRL	0.006	BRL	0.006	BRL	0.006	
1,4-Dichlorobenzene		BRL	0.007	BRL	0.006	BRL	0.006	BRL	0.006	BRL	0.006	
Dichlorodifluoromethane		BRL	0.007	BRL	0.006	BRL	0.006	BRL	0.006	BRL	0.006	

This analytical report, and the entire data package it represents, has been made for your exclusive and confidential use.
The interpretations and results expressed throughout this analytical report represent the best judgment of XENCO Laboratories.
XENCO Laboratories assumes no responsibility and makes no warranty to the end use of the data hereby presented.
Our liability is limited to the amount invoiced for this work order unless otherwise agreed to in writing.

Brent Barron
Laboratory Manager

XENCO Laboratories

Certificate of Analysis Summary 235651

3TM International, Houston , TX

Project Name: Koppers Creosote Facility

Project Id:
Contact: Randy Horsak
Project Location: Grenada, Mississippi

Date Received in Lab: Fri Jul-25-03 10:30 am
Report Date: 12-AUG-03
Project Manager: Karen Olson

Analysis Requested	*Lab Id:*	235651-001		235651-002		235651-003		235651-004		235651-005		235651-006
	Field Id:	3TM-KP-43-SS-01		3TM-KP-43-SS-02		3TM-KP-SS-BB-1		3TM-KP-SS-BB-2		3TM-KP-SS-BB-03		3TM-KP-SW-BB-01
	Depth:	2- ft		2- ft		1- ft		0-3 In		0-3 In		ft
	Matrix:	SOIL		SOIL		SOIL		SOIL		SOIL		WATER
	Sampled:	Jul-21-03 10:30		Jul-21-03 10:40		Jul-21-03 11:55		Jul-21-03 12:35		Jul-21-03 12:45		Jul-21-03 12:55
VOAs by SW-846 8260B	*Extracted:*	Aug-01-03 16:12		Aug-01-03 12:06		Aug-01-03 12:08		Aug-01-03 12:10		Aug-01-03 12:12		
	Analyzed:	Aug-01-03 16:27		Aug-01-03 14:08		Aug-01-03 14:30		Aug-01-03 14:51		Aug-01-03 15:14		
	Units/RL:	mg/kg	RL	mg/kg	RL	mg/kg	RL	mg/kg	RL	mg/kg	RL	
1,2-Dichloroethane		BRL	0.007	BRL	0.006	BRL	0.006	BRL	0.005	BRL	0.006	
1,1-Dichloroethane		BRL	0.007	BRL	0.006	BRL	0.006	BRL	0.005	BRL	0.006	
trans-1,2-dichloroethene		BRL	0.007	BRL	0.006	BRL	0.006	BRL	0.005	BRL	0.006	
cis-1,2-Dichloroethene		BRL	0.007	BRL	0.006	BRL	0.006	BRL	0.005	BRL	0.006	
1,1-Dichloroethene		BRL	0.007	BRL	0.006	BRL	0.006	BRL	0.005	BRL	0.006	
2,2-Dichloropropane		BRL	0.007	BRL	0.006	BRL	0.006	BRL	0.006	BRL	0.006	
1,3-Dichloropropane		BRL	0.007	BRL	0.006	BRL	0.006	BRL	0.006	BRL	0.006	
1,2-Dichloropropane		BRL	0.007	BRL	0.006	BRL	0.006	BRL	0.006	BRL	0.006	
trans-1,3-dichloropropene		BRL	0.007	BRL	0.006	BRL	0.006	BRL	0.006	BRL	0.006	
1,1-Dichloropropene		BRL	0.007	BRL	0.006	BRL	0.006	BRL	0.006	BRL	0.006	
cis-1,3-Dichloropropene		BRL	0.007	BRL	0.006	BRL	0.006	BRL	0.006	BRL	0.006	
Ethylbenzene		BRL	0.007	BRL	0.006	BRL	0.006	BRL	0.006	BRL	0.006	
Hexachlorobutadiene		BRL	0.007	BRL	0.006	BRL	0.006	BRL	0.006	BRL	0.006	
isopropylbenzene		BRL	0.007	BRL	0.006	BRL	0.006	BRL	0.006	0.009	0.006	
Methylene Chloride		BRL	0.027	BRL	0.025	BRL	0.025	BRL	0.025	BRL	0.026	
Naphthalene		BRL	0.013	BRL	0.012	0.197 D	0.062	0.077	0.013	10.4 D	1.30	
n-Propylbenzene		BRL	0.007	BRL	0.006	BRL	0.006	BRL	0.006	BRL	0.006	
Styrene		BRL	0.007	BRL	0.006	BRL	0.006	BRL	0.006	BRL	0.006	
1,1,1,2-Tetrachlorcethane		BRL	0.007	BRL	0.006	BRL	0.006	BRL	0.006	BRL	0.006	
1,1,2,2-Tetrachlorcethane		BRL	0.007	BRL	0.006	BRL	0.006	BRL	0.006	BRL	0.006	
Tetrachloroethylene		BRL	0.007	BRL	0.006	BRL	0.006	BRL	0.006	BRL	0.006	
Toluene		BRL	0.007	BRL	0.006	BRL	0.006	BRL	0.006	BRL	0.006	
1,2,4-Trichlorobenzene		BRL	0.007	BRL	0.006	BRL	0.006	BRL	0.006	BRL	0.006	
1,2,3-Trichlorobenzene		BRL	0.007	BRL	0.006	BRL	0.006	BRL	0.006	BRL	0.006	
1,1,2-Trichloroethane		BRL	0.007	BRL	0.006	BRL	0.006	BRL	0.006	BRL	0.006	

This analytical report, and the entire data package it represents, has been made for your exclusive and confidential use.
The interpretations and results expressed throughout this analytical report represent the best judgment of XENCO Laboratories.
XENCO Laboratories assumes no responsibility and makes no warranty to the end use of the data hereby presented.
Our liability is limited to the amount invoiced for this work order unless otherwise agreed to in writing.

Brent Barron
Laboratory Manager

XENCO Laboratories

Certificate of Analysis Summary 235651

3TM International, Houston , TX

Project Name: Koppers Creosote Facility

Project Id:
Contact: Randy Horsak
Project Location: Grenada, Mississippi

Date Received in Lab: Fri Jul-25-03 10:30 am
Report Date: 12-AUG-03
Project Manager: Karen Olson

Analysis Requested	*Lab Id:*	235651-001		235651-002		235651-003		235651-004		235651-005		235651-006
	Field Id:	3TM-KP-43-SS-01		3TM-KP-43-SS-02		3TM-KP-SS-BB-1		3TM-KP-SS-BB-2		3TM-KP-SS-BB-03		3TM-KP-SW-BB-01
	Depth:	2- ft		2- ft		1- ft		0-3 In		0-3 In		ft
	Matrix:	SOIL		SOIL		SOIL		SOIL		SOIL		WATER
	Sampled:	Jul-21-03 10:30		Jul-21-03 10:40		Jul-21-03 11:55		Jul-21-03 12:35		Jul-21-03 12:45		Jul-21-03 12:55
VOAs by SW-846 8260B	*Extracted:*	Aug-01-03 16:12		Aug-01-03 12:06		Aug-01-03 12:08		Aug-01-03 12:10		Aug-01-03 12:12		
	Analyzed:	Aug-01-03 16:27		Aug-01-03 14:08		Aug-01-03 14:30		Aug-01-03 14:51		Aug-01-03 15:14		
	Units/RL:	mg/kg	RL	mg/kg	RL	mg/kg	RL	mg/kg	RL	mg/kg	RL	
1,1,1-Trichloroethane		BRL	0.007	BRL	0.006	BRL	0.006	BRL	0.006	BRL	0.006	
Trichloroethene		BRL	0.007	BRL	0.006	BRL	0.006	BRL	0.006	BRL	0.006	
Trichlorofluoromethane		BRL	0.007	BRL	0.006	BRL	0.006	BRL	0.006	BRL	0.006	
1,2,3-Trichloropropane		BRL	0.007	BRL	0.006	BRL	0.006	BRL	0.006	BRL	0.006	
1,2,4-Trimethylbenzene		BRL	0.007	BRL	0.006	0.014	0.006	BRL	0.006	0.145	0.006	
1,3,5-trimethylbenzene		BRL	0.007	BRL	0.006	0.007	0.006	BRL	0.006	0.067	0.006	
Vinyl Chloride		BRL	0.003	BRL	0.002	BRL	0.002	BRL	0.003	BRL	0.003	
o-Xylene		BRL	0.007	BRL	0.006	BRL	0.006	BRL	0.006	BRL	0.006	
m,p-Xylenes		BRL	0.013	BRL	0.012	BRL	0.012	BRL	0.013	BRL	0.013	

This analytical report, and the entire data package it represents, has been made for your exclusive and confidential use.
The interpretations and results expressed throughout this analytical report represent the best judgment of XENCO Laboratories.
XENCO Laboratories assumes no responsibility and makes no warranty to the end use of the data hereby presented.
Our liability is limited to the amount invoiced for this work order unless otherwise agreed to in writing.

Brent Barron
Laboratory Manager

XENCO Laboratories

Certificate of Analysis Summary 235651

3TM International, Houston , TX

Project Name: Koppers Creosote Facility

Project Id:
Contact: Randy Horsak
Project Location: Grenada, Mississippi

Date Received in Lab: Fri Jul-25-03 10:30 am
Report Date: 12-AUG-03
Project Manager: Karen Olson

Analysis Requested													
	Lab Id:	235651-007		235651-008		235651-009		235651-010		235651-011		235651-012	
	Field Id:	3TM-KP-SS-7-01		3TM-KP-SS-7-02		3TM-KP-SS-303-01		3TM-KP-SS-303-02		3TM-KP-SS-690-01		3TM-KP-SS-690-02	
	Depth:	6 In		6 In		6 In		6 In		1- ft		1- ft	
	Matrix:	SOIL		SOIL		SOIL		SOIL		SOIL		SOIL	
	Sampled:	Jul-22-03 08:15		Jul-22-03 08:25		Jul-22-03 12:05		Jul-22-03 12:15		Jul-23-03 09:50		Jul-23-03 10:05	
Percent Moisture	*Extracted:*												
	Analyzed:	Jul-25-03 18:42		Jul-25-03 18:44		Jul-25-03 18:46		Jul-25-03 18:48		Jul-25-03 18:50		Jul-25-03 18:54	
	Units/RL:	%	RL	%	RL	%	RL	%	RL	%	RL	%	RL
Percent Moisture		14.3	1.00	15.6	1.00	12.3	1.00	10.3	1.00	19.6	1.00	13.6	1.00
SVOAs by EPA 8270C	*Extracted:*	Jul-28-03 10:27		Jul-28-03 10:30		Jul-28-03 10:33		Jul-28-03 10:36		Jul-28-03 10:45		Jul-28-03 10:48	
	Analyzed:	Aug-09-03 05:38		Aug-07-03 06:59		Aug-07-03 06:09		Aug-07-03 05:19		Aug-07-03 04:28		Aug-07-03 01:56	
	Units/RL:	mg/kg	RL	mg/kg	RL	mg/kg	RL	mg/kg	RL	mg/kg	RL	mg/kg	RL
Acenaphthene		BRL	0.973	BRL	0.197	BRL	0.192	BRL	0.185	BRL	0.207	BRL	0.193
Acenaphthylene		BRL	0.973	0.358	0.197	BRL	0.192	BRL	0.185	BRL	0.207	BRL	0.193
Anthracene		BRL	0.973	0.374	0.197	BRL	0.192	BRL	0.185	BRL	0.207	BRL	0.193
Benzo(a)anthracene		BRL	0.973	0.927	0.197	BRL	0.192	BRL	0.185	BRL	0.207	BRL	0.193
Benzo(a)pyrene		BRL	0.973	1.18	0.197	BRL	0.192	BRL	0.185	BRL	0.207	BRL	0.193
Benzo(b)fluoranthene		BRL	0.973	2.32	0.197	BRL	0.192	BRL	0.185	BRL	0.207	BRL	0.193
Benzo(g,h,i)perylene		BRL	0.973	0.374	0.197	BRL	0.192	BRL	0.185	BRL	0.207	BRL	0.193
Benzo(k)fluoranthene		BRL	0.973	0.915	0.197	BRL	0.192	BRL	0.185	BRL	0.207	BRL	0.193
Chrysene		BRL	0.973	1.39	0.197	BRL	0.192	BRL	0.185	BRL	0.207	BRL	0.193
Dibenz(a,h)Anthracene		BRL	0.973	BRL	0.197	BRL	0.192	BRL	0.185	BRL	0.207	BRL	0.193
Fluoranthene		BRL	0.973	1.36	0.197	BRL	0.192	BRL	0.185	BRL	0.207	BRL	0.193
Fluorene		BRL	0.973	BRL	0.197	BRL	0.192	BRL	0.185	BRL	0.207	BRL	0.193
Indeno(1,2,3-c,d)Pyrene		BRL	0.973	0.536	0.197	BRL	0.192	BRL	0.185	BRL	0.207	BRL	0.193
Naphthalene		BRL	0.973	BRL	0.197	BRL	0.192	BRL	0.185	BRL	0.207	BRL	0.193
Phenanthrene		BRL	0.973	0.275	0.197	BRL	0.192	BRL	0.185	BRL	0.207	BRL	0.193
Pyrene		BRL	0.973	1.67	0.197	BRL	0.192	BRL	0.185	BRL	0.207	BRL	0.193

This analytical report, and the entire data package it represents, has been made for your exclusive and confidential use.
The interpretations and results expressed throughout this analytical report represent the best judgment of XENCO Laboratories.
XENCO Laboratories assumes no responsibility and makes no warranty to the end use of the data hereby presented.
Our liability is limited to the amount invoiced for this work order unless otherwise agreed to in writing.

Brent Barron
Laboratory Manager

XENCO Laboratories

Certificate of Analysis Summary 235651

3TM International, Houston , TX

Project Name: Koppers Creosote Facility

Project Id:
Contact: Randy Horsak
Project Location: Grenada, Mississippi

Date Received in Lab: Fri Jul-25-03 10:30 am
Report Date: 12-AUG-03
Project Manager: Karen Olson

Analysis Requested													
	Lab Id:	235651-007		235651-008		235651-009		235651-010		235651-011		235651-012	
	Field Id:	3TM-KP-SS-7-01		3TM-KP-SS-7-02		3TM-KP-SS-303-01		3TM-KP-SS-303-02		3TM-KP-SS-690-01		3TM-KP-SS-690-02	
	Depth:	6 In		6 In		6 In		6 In		1- ft		1- ft	
	Matrix:	SOIL		SOIL		SOIL		SOIL		SOIL		SOIL	
	Sampled:	Jul-22-03 08:15		Jul-22-03 08:25		Jul-22-03 12:05		Jul-22-03 12:15		Jul-23-03 09:50		Jul-23-03 10:05	
VOAs by SW-846 8260B	*Extracted:*	Aug-01-03 17:04		Aug-01-03 12:16		Aug-04-03 16:04		Aug-01-03 12:58		Aug-01-03 12:00		Aug-04-03 11:40	
	Analyzed:	Aug-01-03 19:52		Aug-01-03 15:57		Aug-04-03 17:28		Aug-01-03 18:48		Aug-01-03 12:43		Aug-04-03 12:07	
	Units/RL:	mg/kg	RL	mg/kg	RL	mg/kg	RL	mg/kg	RL	mg/kg	RL	mg/kg	RL
Benzene		BRL	0.006	BRL	0.006	BRL	0.006	BRL	0.005	BRL	0.006	BRL	0.006
Bromobenzene		BRL	0.006	BRL	0.006	BRL	0.006	BRL	0.005	BRL	0.006	BRL	0.006
Bromochloromethane		BRL	0.006	BRL	0.006	BRL	0.006	BRL	0.005	BRL	0.006	BRL	0.006
Bromodichloromethane		BRL	0.006	BRL	0.006	BRL	0.006	BRL	0.005	BRL	0.006	BRL	0.006
Bromoform		BRL	0.006	BRL	0.006	BRL	0.006	BRL	0.005	BRL	0.006	BRL	0.006
Bromomethane		BRL	0.006	BRL	0.006	BRL	0.006	BRL	0.005	BRL	0.006	BRL	0.006
MTBE		BRL	0.006	BRL	0.006	BRL	0.006	BRL	0.005	BRL	0.006	BRL	0.006
tert-Butylbenzene		BRL	0.006	BRL	0.006	BRL	0.006	BRL	0.005	BRL	0.006	BRL	0.006
Sec-Butylbenzene		BRL	0.006	BRL	0.006	BRL	0.006	BRL	0.005	BRL	0.006	BRL	0.006
n-Butylbenzene		BRL	0.006	BRL	0.006	BRL	0.006	BRL	0.005	BRL	0.006	BRL	0.006
Carbon Tetrachloride		BRL	0.006	BRL	0.006	BRL	0.006	BRL	0.005	BRL	0.006	BRL	0.006
Chlorobenzene		BRL	0.006	BRL	0.006	BRL	0.006	BRL	0.005	BRL	0.006	BRL	0.006
Chloroethane		BRL	0.012	BRL	0.012	BRL	0.012	BRL	0.011	BRL	0.012	BRL	0.012
Chloroform		BRL	0.006	BRL	0.006	BRL	0.006	BRL	0.005	BRL	0.006	BRL	0.006
Chloromethane		BRL	0.012	BRL	0.012	BRL	0.012	BRL	0.011	BRL	0.012	BRL	0.012
2-Chlorotoluene		BRL	0.006	BRL	0.006	BRL	0.006	BRL	0.005	BRL	0.006	BRL	0.006
4-Chlorotoluene		BRL	0.006	BRL	0.006	BRL	0.006	BRL	0.005	BRL	0.006	BRL	0.006
p-Cymene (p-Isopropyltoluene)		BRL	0.006	BRL	0.006	BRL	0.006	BRL	0.005	BRL	0.006	BRL	0.006
1,2-Dibromo-3-Chloropropane		BRL	0.006	BRL	0.006	BRL	0.006	BRL	0.005	BRL	0.006	BRL	0.006
Dibromochloromethane		BRL	0.006	BRL	0.006	BRL	0.006	BRL	0.005	BRL	0.006	BRL	0.006
Dibromomethane		BRL	0.006	BRL	0.006	BRL	0.006	BRL	0.005	BRL	0.006	BRL	0.006
1,2-Dichlorobenzene		BRL	0.006	BRL	0.006	BRL	0.006	BRL	0.005	BRL	0.006	BRL	0.006
1,3-Dichlorobenzene		BRL	0.006	BRL	0.006	BRL	0.006	BRL	0.005	BRL	0.006	BRL	0.006
1,4-Dichlorobenzene		BRL	0.006	BRL	0.006	BRL	0.006	BRL	0.005	BRL	0.006	BRL	0.006
Dichlorodifluoromethane		BRL	0.006	BRL	0.006	BRL	0.006	BRL	0.005	BRL	0.006	BRL	0.006

This analytical report, and the entire data package it represents, has been made for your exclusive and confidential use.
The interpretations and results expressed throughout this analytical report represent the best judgment of XENCO Laboratories.
XENCO Laboratories assumes no responsibility and makes no warranty to the end use of the data hereby presented.
Our liability is limited to the amount invoiced for this work order unless otherwise agreed to in writing.

Brent Barron
Laboratory Manager

XENCO Laboratories

Certificate of Analysis Summary 235651

3TM International, Houston , TX

Project Name: Koppers Creosote Facility

Project Id:
Contact: Randy Horsak
Project Location: Grenada, Mississippi

Date Received in Lab: Fri Jul-25-03 10:30 am
Report Date: 12-AUG-03
Project Manager: Karen Olson

Analysis Requested	*Lab Id:*	235651-007		235651-008		235651-009		235651-010		235651-011		235651-012	
	Field Id:	3TM-KP-SS-7-01		3TM-KP-SS-7-02		3TM-KP-SS-303-01		3TM-KP-SS-303-02		3TM-KP-SS-690-01		3TM-KP-SS-690-02	
	Depth:	6 In		6 In		6 In		6 In		1- ft		1- ft	
	Matrix:	SOIL		SOIL		SOIL		SOIL		SOIL		SOIL	
	Sampled:	Jul-22-03 08:15		Jul-22-03 08:25		Jul-22-03 12:05		Jul-22-03 12:15		Jul-23-03 09:50		Jul-23-03 10:05	
VOAs by SW-846 8260B	*Extracted:*	Aug-01-03 17:04		Aug-01-03 12:16		Aug-04-03 16:04		Aug-01-03 12:58		Aug-01-03 12:00		Aug-04-03 11:40	
	Analyzed:	Aug-01-03 19:52		Aug-01-03 15:57		Aug-04-03 17:28		Aug-01-03 18:48		Aug-01-03 12:43		Aug-04-03 12:07	
	Units/RL:	mg/kg	RL	mg/kg	RL	mg/kg	RL	mg/kg	RL	mg/kg	RL	mg/kg	RL
1,2-Dichloroethane		BRL	0.006	BRL	0.006	BRL	0.006	BRL	0.005	BRL	0.006	BRL	0.006
1,1-Dichloroethane		BRL	0.006	BRL	0.006	BRL	0.006	BRL	0.005	BRL	0.006	BRL	0.006
trans-1,2-dichloroethene		BRL	0.006	BRL	0.006	BRL	0.006	BRL	0.005	BRL	0.006	BRL	0.006
cis-1,2-Dichloroethene		BRL	0.006	BRL	0.006	BRL	0.006	BRL	0.005	BRL	0.006	BRL	0.006
1,1-Dichloroethene		BRL	0.006	BRL	0.006	BRL	0.006	BRL	0.005	BRL	0.006	BRL	0.006
2,2-Dichloropropane		BRL	0.006	BRL	0.006	BRL	0.006	BRL	0.005	BRL	0.006	BRL	0.006
1,3-Dichloropropane		BRL	0.006	BRL	0.006	BRL	0.006	BRL	0.005	BRL	0.006	BRL	0.006
1,2-Dichloropropane		BRL	0.006	BRL	0.006	BRL	0.006	BRL	0.005	BRL	0.006	BRL	0.006
trans-1,3-dichloropropene		BRL	0.006	BRL	0.006	BRL	0.006	BRL	0.005	BRL	0.006	BRL	0.006
1,1-Dichloropropene		BRL	0.006	BRL	0.006	BRL	0.006	BRL	0.005	BRL	0.006	BRL	0.006
cis-1,3-Dichloropropene		BRL	0.006	BRL	0.006	BRL	0.006	BRL	0.005	BRL	0.006	BRL	0.006
Ethylbenzene		BRL	0.006	BRL	0.006	BRL	0.006	BRL	0.005	BRL	0.006	BRL	0.006
Hexachlorobutadiene		BRL	0.006	BRL	0.006	BRL	0.006	BRL	0.005	BRL	0.006	BRL	0.006
isopropylbenzene		BRL	0.006	BRL	0.006	BRL	0.006	BRL	0.005	BRL	0.006	BRL	0.006
Methylene Chloride		BRL	0.023	BRL	0.024	BRL	0.023	BRL	0.022	BRL	0.025	BRL	0.023
Naphthalene		BRL	0.012	BRL	0.012	BRL	0.012	BRL	0.011	BRL	0.012	BRL	0.012
n-Propylbenzene		BRL	0.006	BRL	0.006	BRL	0.006	BRL	0.006	BRL	0.006	BRL	0.006
Styrene		BRL	0.006	BRL	0.006	BRL	0.006	BRL	0.006	BRL	0.006	BRL	0.006
1,1,1,2-Tetrachloroethane		BRL	0.006	BRL	0.006	BRL	0.006	BRL	0.006	BRL	0.006	BRL	0.006
1,1,2,2-Tetrachloroethane		BRL	0.006	BRL	0.006	BRL	0.006	BRL	0.006	BRL	0.006	BRL	0.006
Tetrachloroethylene		BRL	0.006	BRL	0.006	BRL	0.006	BRL	0.006	BRL	0.006	BRL	0.006
Toluene		BRL	0.006	BRL	0.006	BRL	0.006	BRL	0.006	BRL	0.006	BRL	0.006
1,2,4-Trichlorobenzene		BRL	0.006	BRL	0.006	BRL	0.006	BRL	0.006	BRL	0.006	BRL	0.006
1,2,3-Trichlorobenzene		BRL	0.006	BRL	0.006	BRL	0.006	BRL	0.006	BRL	0.006	BRL	0.006
1,1,2-Trichloroethane		BRL	0.006	BRL	0.006	BRL	0.006	BRL	0.006	BRL	0.006	BRL	0.006

This analytical report, and the entire data package it represents, has been made for your exclusive and confidential use.
The interpretations and results expressed throughout this analytical report represent the best judgment of XENCO Laboratories.
XENCO Laboratories assumes no responsibility and makes no warranty to the end use of the data hereby presented.
Our liability is limited to the amount invoiced for this work order unless otherwise agreed to in writing.

Brent Barron
Laboratory Manager

Certificate of Analysis Summary 235651

3TM International, Houston , TX

Project Name: Koppers Creosote Facility

Project Id:
Contact: Randy Horsak
Project Location: Grenada, Mississippi

Date Received in Lab: Fri Jul-25-03 10:30 am
Report Date: 12-AUG-03
Project Manager: Karen Olson

Analysis Requested	*Lab Id:*	235651-007		235651-008		235651-009		235651-010		235651-011		235651-012	
	Field Id:	3TM-KP-SS-7-01		3TM-KP-SS-7-02		3TM-KP-SS-303-01		3TM-KP-SS-303-02		3TM-KP-SS-690-01		3TM-KP-SS-690-02	
	Depth:	6 In		6 In		6 In		6 In		1- ft		1- ft	
	Matrix:	SOIL		SOIL		SOIL		SOIL		SOIL		SOIL	
	Sampled:	Jul-22-03 08:15		Jul-22-03 08:25		Jul-22-03 12:05		Jul-22-03 12:15		Jul-23-03 09:50		Jul-23-03 10:05	
VOAs by SW-846 8260B	*Extracted:*	Aug-01-03 17:04		Aug-01-03 12:16		Aug-04-03 16:04		Aug-01-03 12:58		Aug-01-03 12:00		Aug-04-03 11:40	
	Analyzed:	Aug-01-03 19:52		Aug-01-03 15:57		Aug-04-03 17:28		Aug-01-03 18:48		Aug-01-03 12:43		Aug-04-03 12:07	
	Units/RL:	mg/kg	RL	mg/kg	RL	mg/kg	RL	mg/kg	RL	mg/kg	RL	mg/kg	RL
1,1,1-Trichloroethane		BRL	0.006	BRL	0.006	BRL	0.006	BRL	0.005	BRL	0.006	BRL	0006
Trichloroethene		BRL	0.006	BRL	0.006	BRL	0.006	BRL	0.005	BRL	0.006	BRL	0006
Trichlorofluoromethane		BRL	0.006	BRL	0.006	BRL	0.006	BRL	0.005	BRL	0.006	BRL	0006
1,2,3-Trichloropropane		BRL	0.006	BRL	0.006	BRL	0.006	BRL	0.005	BRL	0.006	BRL	0006
1,2,4-Trimethylbenzene		BRL	0.006	BRL	0.006	BRL	0.006	BRL	0.005	BRL	0.006	BRL	0006
1,3,5-trimethylbenzene		BRL	0.006	BRL	0.006	BRL	0.006	BRL	0.005	BRL	0.006	BRL	0006
Vinyl Chloride		BRL	0.002	BRL	0.002	BRL	0.002	BRL	0.002	BRL	0.002	BRL	0002
o-Xylene		BRL	0.006	BRL	0.006	BRL	0.006	BRL	0.006	BRL	0.006	BRL	0006
m,p-Xylenes		BRL	0.012	BRL	0.012	BRL	0.012	BRL	0.011	BRL	0.012	BRL	0012

This analytical report, and the entire data package it represents, has been made for your exclusive and confidential use.
The interpretations and results expressed throughout this analytical report represent the best judgment of XENCO Laboratories.
XENCO Laboratories assumes no responsibility and makes no warranty to the end use of the data hereby presented.
Our liability is limited to the amount invoiced for this work order unless otherwise agreed to in writing.

Brent Barron
Laboratory Manager

Certificate of Analysis Summary 235651

3TM International, Houston , TX

Project Name: Koppers Creosote Facility

Project Id:

Contact: Randy Horsak

Project Location: Grenada, Mississippi

Date Received in Lab: Fri Jul-25-03 10:30 am

Report Date: 12-AUG-03

Project Manager: Karen Olson

Analysis Requested													
	Lab Id:	235651-013		235651-014		235651-015		235651-016		235651-017		235651-018	
	Field Id:	3TM-KP-SS-1137-01		3TM-KP-SS-1137-02		3TM-KP-SS-688-01		3TM-KP-SS-688-02		3TM-KP-Equipment Rhse		3TM-KP-Field Blank	
	Depth:	6 In		6 In		6 In		6 In		In		ft	
	Matrix:	SOIL		SOIL		SOIL		SOIL		WATER		WATER	
	Sampled:	Jul-23-03 14:40		Jul-23-03 14:50		Jul-23-03 16:50		Jul-23-03 17:00		Jul-24-03 08:50		Jul-24-03 08:55	
Percent Moisture	*Extracted:*												
	Analyzed:	Jul-25-03 18:56		Jul-25-03 18:58		Jul-25-03 19:00		Jul-25-03 19:02					
	Units/RL:	%	RL	%	RL	%	RL	%	RL				
Percent Moisture		11.5	1.00	11.0	1.00	6.59	1.00	19.2	1.00				
SVOAs by EPA 8270C	*Extracted:*	Jul-28-03 10:51		Jul-28-03 10:54		Jul-28-03 10:57		Jul-28-03 11:00		Jul-29-03 10:15		Jul-29-03 10:20	
	Analyzed:	Aug-07-03 01:04		Aug-07-03 00:12		Aug-06-03 23:20		Aug-06-03 22:27		Aug-02-03 00:14		Aug-02-03 01:07	
	Units/RL:	mg/kg	RL	mg/kg	RL	mg/kg	RL	mg/kg	RL	mg/L	RL	mg/L	RL
Acenaphthene		BRL	0.188	BRL	0.187	BRL	0.178	BRL	0.205	BRL	0.005	BRL	0.005
Acenaphthylene		BRL	0.188	BRL	0.187	BRL	0.178	BRL	0.205	BRL	0.005	BRL	0.005
Anthracene		BRL	0.188	BRL	0.187	BRL	0.178	BRL	0.205	BRL	0.005	BRL	0.005
Benzo(a)anthracene		BRL	0.188	BRL	0.187	BRL	0.178	BRL	0.205	BRL	0.005	BRL	0.005
Benzo(a)pyrene		BRL	0.188	BRL	0.187	BRL	0.178	BRL	0.205	BRL	0.005	BRL	0.005
Benzo(b)fluoranthene		BRL	0.188	BRL	0.187	BRL	0.178	BRL	0.205	BRL	0.005	BRL	0.005
Benzo(g,h,i)perylene		BRL	0.188	BRL	0.187	BRL	0.178	BRL	0.205	BRL	0.005	BRL	0.005
Benzo(k)fluoranthene		BRL	0.188	BRL	0.187	BRL	0.178	BRL	0.205	BRL	0.005	BRL	0.005
Chrysene		BRL	0.188	BRL	0.187	BRL	0.178	BRL	0.205	BRL	0.005	BRL	0.005
Dibenz(a,h)Anthracene		BRL	0.188	BRL	0.187	BRL	0.178	BRL	0.205	BRL	0.005	BRL	0.005
Fluoranthene		BRL	0.188	BRL	0.187	BRL	0.178	BRL	0.205	BRL	0.005	BRL	0.005
Fluorene		BRL	0.188	BRL	0.187	BRL	0.178	BRL	0.205	BRL	0.005	BRL	0.005
Indeno(1,2,3-c,d)Pyrene		BRL	0.188	BRL	0.187	BRL	0.178	BRL	0.205	BRL	0.005	BRL	0.005
Naphthalene		BRL	0.188	BRL	0.187	BRL	0.178	BRL	0.205	BRL	0.005	BRL	0.005
Phenanthrene		BRL	0.188	BRL	0.187	BRL	0.178	BRL	0.205	BRL	0.005	BRL	0.005
Pyrene		BRL	0.188	BRL	0.187	BRL	0.178	BRL	0.205	BRL	0.005	BRL	0.005

This analytical report, and the entire data package it represents, has been made for your exclusive and confidential use.
The interpretations and results expressed throughout this analytical report represent the best judgment of XENCO Laboratories.
XENCO Laboratories assumes no responsibility and makes no warranty to the end use of the data hereby presented.
Our liability is limited to the amount invoiced for this work order unless otherwise agreed to in writing.

Brent Barron
Laboratory Manager

Certificate of Analysis Summary 235651

3TM International, Houston , TX

Project Name: Koppers Creosote Facility

Project Id:
Contact: Randy Horsak
Project Location: Grenada, Mississippi

Date Received in Lab: Fri Jul-25-03 10:30 am
Report Date: 12-AUG-03
Project Manager: Karen Olson

Analysis Requested	*Lab Id:*	235651-013		235651-014		235651-015		235651-016		235651-017	235651-018
	Field Id:	3TM-KP-SS-1137-01		3TM-KP-SS-1137-02		3TM-KP-SS-688-01		3TM-KP-SS-688-02		3TM-KP-Equipment Rinse	3TM-KP-Field Blank
	Depth:	6 In		6 In		6 In		6 In		In	ft
	Matrix:	SOIL		SOIL		SOIL		SOIL		WATER	WATER
	Sampled:	Jul-23-03 14:40		Jul-23-03 14:50		Jul-23-03 16:50		Jul-23-03 17:00		Jul-24-03 08:50	Jul-24-03 08:55
VOAs by SW-846 8260B	*Extracted:*	Aug-05-03 16:19		Aug-05-03 16:21		Aug-05-03 16:23		Aug-05-03 16:25			
	Analyzed:	Aug-05-03 18:07		Aug-05-03 18:28		Aug-05-03 18:50		Aug-05-03 19:12			
	Units/RL:	mg/kg	RL	mg/kg	RL	mg/kg	RL	mg/kg	RL		
Benzene		BRL	0.006	BRL	0.006	BRL	0.005	BRL	0.006		
Bromobenzene		BRL	0.006	BRL	0.006	BRL	0.005	BRL	0.006		
Bromochloromethane		BRL	0.006	BRL	0.006	BRL	0.005	BRL	0.006		
Bromodichloromethane		BRL	0.006	BRL	0.006	BRL	0.005	BRL	0.006		
Bromoform		BRL	0.006	BRL	0.006	BRL	0.005	BRL	0.006		
Bromomethane		BRL	0.006	BRL	0.006	BRL	0.005	BRL	0.006		
MTBE		BRL	0.006	BRL	0.006	BRL	0.005	BRL	0.006		
tert-Butylbenzene		BRL	0.006	BRL	0.006	BRL	0.005	BRL	0.006		
Sec-Butylbenzene		BRL	0.006	BRL	0.006	BRL	0.005	BRL	0.006		
n-Butylbenzene		BRL	0.006	BRL	0.006	BRL	0.005	BRL	0.006		
Carbon Tetrachloride		BRL	0.006	BRL	0.006	BRL	0.005	BRL	0.006		
Chlorobenzene		BRL	0.006	BRL	0.006	BRL	0.005	BRL	0.006		
Chloroethane		BRL	0.011	BRL	0.011	BRL	0.011	BRL	0.012		
Chloroform		BRL	0.006	BRL	0.006	BRL	0.005	BRL	0.006		
Chloromethane		BRL	0.011	BRL	0.011	BRL	0.011	BRL	0.012		
2-Chlorotoluene		BRL	0.006	BRL	0.006	BRL	0.005	BRL	0.006		
4-Chlorotoluene		BRL	0.006	BRL	0.006	BRL	0.005	BRL	0.006		
p-Cymene (p-Isopropyltoluene)		BRL	0.006	BRL	0.006	BRL	0.005	BRL	0.006		
1,2-Dibromo-3-Chloropropane		BRL	0.006	BRL	0.006	BRL	0.005	BRL	0.006		
Dibromochloromethane		BRL	0.006	BRL	0.006	BRL	0.005	BRL	0.006		
Dibromomethane		BRL	0.006	BRL	0.006	BRL	0.005	BRL	0.006		
1,2-Dichlorobenzene		BRL	0.006	BRL	0.006	BRL	0.005	BRL	0.006		
1,3-Dichlorobenzene		BRL	0.006	BRL	0.006	BRL	0.005	BRL	0.006		
1,4-Dichlorobenzene		BRL	0.006	BRL	0.006	BRL	0.005	BRL	0.006		
Dichlorodifluoromethane		BRL	0.006	BRL	0.006	BRL	0.005	BRL	0.006		

This analytical report, and the entire data package it represents, has been made for your exclusive and confidential use.
The interpretations and results expressed throughout this analytical report represent the best judgment of XENCO Laboratories.
XENCO Laboratories assumes no responsibility and makes no warranty to the end use of the data hereby presented.
Our liability is limited to the amount invoiced for this work order unless otherwise agreed to in writing.

Brent Barron
Laboratory Manager

XENCO Laboratories

Certificate of Analysis Summary 235651

3TM International, Houston , TX

Project Name: Koppers Creosote Facility

Project Id:

Contact: Randy Horsak

Project Location: Grenada, Mississippi

Date Received in Lab: Fri Jul-25-03 10:30 am

Report Date: 12-AUG-03

Project Manager: Karen Olson

Analysis Requested	*Lab Id:*	235651-013		235651-014		235651-015		235651-016		235651-017	235651-018
	Field Id:	3TM-KP-SS-1137-01		3TM-KP-SS-1137-02		3TM-KP-SS-688-01		3TM-KP-SS-688-02		3TM-KP-Equipment Rinse	3TM-KP-Field Blank
	Depth:	6 In		6 In		6 In		6 In		In	ft
	Matrix:	SOIL		SOIL		SOIL		SOIL		WATER	WATER
	Sampled:	Jul-23-03 14:40		Jul-23-03 14:50		Jul-23-03 16:50		Jul-23-03 17:00		Jul-24-03 08:50	Jul-24-03 08:55
VOAs by SW-846 8260B	*Extracted:*	Aug-05-03 16:19		Aug-05-03 16:21		Aug-05-03 16:23		Aug-05-03 16:25			
	Analyzed:	Aug-05-03 18:07		Aug-05-03 18:28		Aug-05-03 18:50		Aug-05-03 19:12			
	Units/RL:	mg/kg	RL	mg/kg	RL	mg/kg	RL	mg/kg	RL		
1,2-Dichloroethane		BRL	0.006	BRL	0.006	BRL	0.005	BRL	0.006		
1,1-Dichloroethane		BRL	0.006	BRL	0.006	BRL	0.005	BRL	0.006		
trans-1,2-dichloroethene		BRL	0.006	BRL	0.006	BRL	0.005	BRL	0.006		
cis-1,2-Dichloroethene		BRL	0.006	BRL	0.006	BRL	0.005	BRL	0.006		
1,1-Dichloroethene		BRL	0.006	BRL	0.006	BRL	0.005	BRL	0.006		
2,2-Dichloropropane		BRL	0.006	BRL	0.006	BRL	0.005	BRL	0.006		
1,3-Dichloropropane		BRL	0.006	BRL	0.006	BRL	0.005	BRL	0.006		
1,2-Dichloropropane		BRL	0.006	BRL	0.006	BRL	0.005	BRL	0.006		
trans-1,3-dichloropropene		BRL	0.006	BRL	0.006	BRL	0.005	BRL	0.006		
1,1-Dichloropropene		BRL	0.006	BRL	0.006	BRL	0.005	BRL	0.006		
cis-1,3-Dichloropropene		BRL	0.006	BRL	0.006	BRL	0.005	BRL	0.006		
Ethylbenzene		BRL	0.006	BRL	0.006	BRL	0.005	BRL	0.006		
Hexachlorobutadiene		BRL	0.006	BRL	0.006	BRL	0.005	BRL	0.006		
isopropylbenzene		BRL	0.006	BRL	0.006	BRL	0.005	BRL	0.006		
Methylene Chloride		BRL	0.023	BRL	0.022	BRL	0.022	BRL	0.025		
Naphthalene		BRL	0.011	BRL	0.011	BRL	0.011	BRL	0.012		
n-Propylbenzene		BRL	0.006	BRL	0.006	BRL	0.005	BRL	0.006		
Styrene		BRL	0.006	BRL	0.006	BRL	0.005	BRL	0.006		
1,1,1,2-Tetrachloroethane		BRL	0.006	BRL	0.006	BRL	0.005	BRL	0.006		
1,1,2,2-Tetrachloroethane		BRL	0.006	BRL	0.006	BRL	0.005	BRL	0.006		
Tetrachloroethylene		BRL	0.006	BRL	0.006	BRL	0.005	BRL	0.006		
Toluene		BRL	0.006	BRL	0.006	BRL	0.005	BRL	0.006		
1,2,4-Trichlorobenzene		BRL	0.006	BRL	0.006	BRL	0.005	BRL	0.006		
1,2,3-Trichlorobenzene		BRL	0.006	BRL	0.006	BRL	0.005	BRL	0.006		
1,1,2-Trichloroethane		BRL	0.006	BRL	0.006	BRL	0.005	BRL	0.006		

This analytical report, and the entire data package it represents, has been made for your exclusive and confidential use.
The interpretations and results expressed throughout this analytical report represent the best judgment of XENCO Laboratories.
XENCO Laboratories assumes no responsibility and makes no warranty to the end use of the data hereby presented.
Our liability is limited to the amount invoiced for this work order unless otherwise agreed to in writing.

Brent Barron
Laboratory Manager

XENCO Laboratories

Certificate of Analysis Summary 235651

3TM International, Houston , TX

Project Name: Koppers Creosote Facility

Project Id:

Contact: Randy Horsak

Project Location: Grenada, Mississippi

Date Received in Lab: Fri Jul-25-03 10:30 am

Report Date: 12-AUG-03

Project Manager: Karen Olson

Analysis Requested													
	Lab Id:	235651-013		235651-014		235651-015		235651-016		235651-017	235651-018
	Field Id:	3TM-KP-SS-1137-01		3TM-KP-SS-1137-02		3TM-KP-SS-688-01		3TM-KP-SS-688-02		3TM-KP-Equipment Rinse	3TM-KP-Field Blank
	Depth:	6 In		6 In		6 In		6 In		In	ft
	Matrix:	SOIL		SOIL		SOIL		SOIL		WATER	WATER
	Sampled:	Jul-23-03 14:40		Jul-23-03 14:50		Jul-23-03 16:50		Jul-23-03 17:00		Jul-24-03 08:50	Jul-24-03 08:55
VOAs by SW-846 8260B	*Extracted:*	Aug-05-03 16:19		Aug-05-03 16:21		Aug-05-03 16:23		Aug-05-03 16:25			
	Analyzed:	Aug-05-03 18:07		Aug-05-03 18:28		Aug-05-03 18:50		Aug-05-03 19:12			
	Units/RL:	mg/kg	RL	mg/kg	RL	mg/kg	RL	mg/kg	RL		
1,1,1-Trichloroethane		BRL	0.006	BRL	0.006	BRL	0.005	BRL	0.006		
Trichloroethene		BRL	0.006	BRL	0.006	BRL	0.005	BRL	0.006		
Trichlorofluoromethane		BRL	0.006	BRL	0.006	BRL	0.005	BRL	0.006		
1,2,3-Trichloropropane		BRL	0.006	BRL	0.006	BRL	0.005	BRL	0.006		
1,2,4-Trimethylbenzene		BRL	0.006	BRL	0.006	BRL	0.005	BRL	0.006		
1,3,5-trimethylbenzene		BRL	0.006	BRL	0.006	BRL	0.005	BRL	0.006		
Vinyl Chloride		BRL	0.002	BRL	0.002	BRL	0.002	BRL	0.002		
o-Xylene		BRL	0.006	BRL	0.006	BRL	0.005	BRL	0.006		
m,p-Xylenes		BRL	0.011	BRL	0.011	BRL	0.011	BRL	0.012		

This analytical report, and the entire data package it represents, has been made for your exclusive and confidential use.
The interpretations and results expressed throughout this analytical report represent the best judgment of XENCO Laboratories.
XENCO Laboratories assumes no responsibility and makes no warranty to the end use of the data hereby presented.
Our liability is limited to the amount invoiced for this work order unless otherwise agreed to in writing.

Brent Barron
Laboratory Manager

XENCO Laboratories

Certificate of Analysis Summary 235651

3TM International, Houston , TX

Project Name: Koppers Creosote Facility

Project Id:
Contact: Randy Horsak
Project Location: Grenada, Mississippi

Date Received in Lab: Fri Jul-25-03 10:30 am
Report Date: 12-AUG-03
Project Manager: Karen Olson

Analysis Requested													
	Lab Id:	235651-019		235651-020		235651-021		235651-022		235651-023		235651-024	
	Field Id:	3TM-KP-SS-5-01		3TM-KP-SS-5-02		3TM-KP-SS-5-03		3TM-KP-G-5-01		3TM-KP-SS-44-01		3TM-KP-SS-44-02	
	Depth:	6 In		6 In		6 In				6 In		6 In	
	Matrix:	SOIL		SOIL		SOIL		SOIL		SOIL		SOIL	
	Sampled:	Jul-24-03 09:50		Jul-24-03 10:00		Jul-24-03 10:15		Jul-24-03 10:20		Jul-24-03 10:35		Jul-24-03 10:45	
Percent Moisture	*Extracted:*												
	Analyzed:	Jul-25-03 19:04		Jul-25-03 19:06		Jul-25-03 19:08		Jul-25-03 19:10		Jul-25-03 19:16		Jul-25-03 19:12	
	Units/RL:	%	RL	%	RL	%	RL	%	RL	%	RL	%	RL
Percent Moisture		5.56	1.00	5.77	1.00	12.1	1.00	13.2	1.00	19.1	1.00	16.6	1.00
SVOAs by EPA 8270C	*Extracted:*	Jul-30-03 09:39		Jul-30-03 09:42		Jul-30-03 09:45		Jul-30-03 09:48		Jul-30-03 09:51		Jul-30-03 09:54	
	Analyzed:	Aug-07-03 13:42		Aug-07-03 15:41		Aug-07-03 16:45		Aug-12-03 04:34		Aug-08-03 21:10		Aug-08-03 23:44	
	Units/RL:	mg/kg	RL	mg/kg	RL	mg/kg	RL	mg/kg	RL	mg/kg	RL	mg/kg	RL
Acenaphthene		BRL	0.176	BRL	0.177	BRL	0.190	BRL	1.15	BRL	0.206	BRL	0.199
Acenaphthylene		BRL	0.176	BRL	0.177	BRL	0.190	BRL	1.15	BRL	0.206	BRL	0.199
Anthracene		BRL	0.176	BRL	0.177	BRL	0.190	BRL	1.15	BRL	0.206	BRL	0.199
Benzo(a)anthracene		BRL	0.176	BRL	0.177	BRL	0.190	BRL	1.15	BRL	0.206	BRL	0.199
Benzo(a)pyrene		BRL	0.176	BRL	0.177	BRL	0.190	BRL	1.15	BRL	0.206	BRL	0.199
Benzo(b)fluoranthene		BRL	0.176	BRL	0.177	BRL	0.190	BRL	1.15	BRL	0.206	BRL	0.199
Benzo(g,h,i)perylene		BRL	0.176	BRL	0.177	BRL	0.190	BRL	1.15	BRL	0.206	BRL	0.199
Benzo(k)fluoranthene		BRL	0.176	BRL	0.177	BRL	0.190	BRL	1.15	BRL	0.206	BRL	0.199
Chrysene		BRL	0.176	BRL	0.177	BRL	0.190	BRL	1.15	BRL	0.206	BRL	0.199
Dibenz(a,h)Anthracene		BRL	0.176	BRL	0.177	BRL	0.190	BRL	1.15	BRL	0.206	BRL	0.199
Fluoranthene		BRL	0.176	BRL	0.177	BRL	0.190	BRL	1.15	BRL	0.206	BRL	0.199
Fluorene		BRL	0.176	BRL	0.177	BRL	0.190	BRL	1.15	BRL	0.206	BRL	0.199
Indeno(1,2,3-c,d)Pyrene		BRL	0.176	BRL	0.177	BRL	0.190	BRL	1.15	BRL	0.206	BRL	0.199
Naphthalene		BRL	0.176	BRL	0.177	BRL	0.190	BRL	1.15	BRL	0.206	BRL	0.199
Phenanthrene		BRL	0.176	BRL	0.177	BRL	0.190	BRL	1.15	BRL	0.206	BRL	0.199
Pyrene		BRL	0.176	BRL	0.177	BRL	0.190	BRL	1.15	BRL	0.206	BRL	0.199

This analytical report, and the entire data package it represents, has been made for your exclusive and confidential use.
The interpretations and results expressed throughout this analytical report represent the best judgment of XENCO Laboratories.
XENCO Laboratories assumes no responsibility and makes no warranty to the end use of the data hereby presented.
Our liability is limited to the amount invoiced for this work order unless otherwise agreed to in writing.

Brent Barron
Laboratory Manager

XENCO Laboratories

Certificate of Analysis Summary 235651

3TM International, Houston , TX

Project Name: Koppers Creosote Facility

Project Id:
Contact: Randy Horsak
Project Location: Grenada, Mississippi

Date Received in Lab: Fri Jul-25-03 10:30 am
Report Date: 12-AUG-03
Project Manager: Karen Olson

Analysis Requested													
	Lab Id:	235651-019		235651-020		235651-021		235651-022		235651-023		235651-024	
	Field Id:	3TM-KP-SS-5-01		3TM-KP-SS-5-02		3TM-KP-SS-5-03		3TM-KP-G-5-01		3TM-KP-SS-44-01		3TM-KP-SS-44-02	
	Depth:	6 In		6 In		6 In				6 In		6 In	
	Matrix:	SOIL		SOIL		SOIL		SOIL		SOIL		SOIL	
	Sampled:	Jul-24-03 09:50		Jul-24-03 10:00		Jul-24-03 10:15		Jul-24-03 10:20		Jul-24-03 10:35		Jul-24-03 10:45	
VOAs by SW-846 8260B	*Extracted:*	Aug-06-03 13:05		Aug-05-03 16:29		Aug-04-03 16:12		Aug-05-03 16:27		Aug-05-03 16:31		Aug-05-03 16:33	
	Analyzed:	Aug-06-03 14:09		Aug-05-03 19:55		Aug-04-03 18:55		Aug-05-03 19:33		Aug-05-03 20:16		Aug-05-03 20:37	
	Units/RL:	mg/kg	RL	mg/kg	RL	mg/kg	RL	mg/kg	RL	mg/kg	RL	mg/kg	RL
Benzene		BRL	0.005	BRL	0.005	BRL	0.006	BRL	0.029	BRL	0.006	BRL	0.006
Bromobenzene		BRL	0.005	BRL	0.005	BRL	0.006	BRL	0.029	BRL	0.006	BRL	0.006
Bromochloromethane		BRL	0.005	BRL	0.005	BRL	0.006	BRL	0.029	BRL	0.006	BRL	0.006
Bromodichloromethane		BRL	0.005	BRL	0.005	BRL	0.006	BRL	0.029	BRL	0.006	BRL	0.006
Bromoform		BRL	0.005	BRL	0.005	BRL	0.006	BRL	0.029	BRL	0.006	BRL	0.006
Bromomethane		BRL	0.005	BRL	0.005	BRL	0.006	BRL	0.029	BRL	0.006	BRL	0.006
MTBE		BRL	0.005	BRL	0.005	BRL	0.006	BRL	0.029	BRL	0.006	BRL	0.006
tert-Butylbenzene		BRL	0.005	BRL	0.005	BRL	0.006	BRL	0.029	BRL	0.006	BRL	0.006
Sec-Butylbenzene		BRL	0.005	BRL	0.005	BRL	0.006	BRL	0.029	BRL	0.006	BRL	0.006
n-Butylbenzene		BRL	0.005	BRL	0.005	BRL	0.006	BRL	0.029	BRL	0.006	BRL	0.006
Carbon Tetrachloride		BRL	0.005	BRL	0.005	BRL	0.006	BRL	0.029	BRL	0.006	BRL	0.006
Chlorobenzene		BRL	0.005	BRL	0.005	BRL	0.006	BRL	0.029	BRL	0.006	BRL	0.006
Chloroethane		BRL	0.011	BRL	0.011	BRL	0.011	BRL	0.053	BRL	0.012	BRL	0.012
Chloroform		BRL	0.005	BRL	0.005	BRL	0.006	BRL	0.029	BRL	0.006	BRL	0.006
Chloromethane		BRL	0.011	BRL	0.011	BRL	0.011	BRL	0.053	BRL	0.012	BRL	0.012
2-Chlorotoluene		BRL	0.005	BRL	0.005	BRL	0.006	BRL	0.029	BRL	0.006	BRL	0.006
4-Chlorotoluene		BRL	0.005	BRL	0.005	BRL	0.006	BRL	0.029	BRL	0.006	BRL	0.006
p-Cymene (p-Isopropyltoluene)		BRL	0.005	BRL	0.005	BRL	0.006	BRL	0.029	BRL	0.006	BRL	0.006
1,2-Dibromo-3-Chloropropane		BRL	0.005	BRL	0.005	BRL	0.006	BRL	0.029	BRL	0.006	BRL	0.006
Dibromochloromethane		BRL	0.005	BRL	0.005	BRL	0.006	BRL	0.029	BRL	0.006	BRL	0.006
Dibromomethane		BRL	0.005	BRL	0.005	BRL	0.006	BRL	0.029	BRL	0.006	BRL	0.006
1,2-Dichlorobenzene		BRL	0.005	BRL	0.005	BRL	0.006	BRL	0.029	BRL	0.006	BRL	0.006
1,3-Dichlorobenzene		BRL	0.005	BRL	0.005	BRL	0.006	BRL	0.029	BRL	0.006	BRL	0.006
1,4-Dichlorobenzene		BRL	0.005	BRL	0.005	BRL	0.006	BRL	0.029	BRL	0.006	BRL	0.006
Dichlorodifluoromethane		BRL	0.005	BRL	0.005	BRL	0.006	BRL	0.029	BRL	0.006	BRL	0.006

This analytical report, and the entire data package it represents, has been made for your exclusive and confidential use.
The interpretations and results expressed throughout this analytical report represent the best judgment of XENCO Laboratories.
XENCO Laboratories assumes no responsibility and makes no warranty to the end use of the data hereby presented.
Our liability is limited to the amount invoiced for this work order unless otherwise agreed to in writing.

Brent Barron
Laboratory Manager

XENCO Laboratories

Certificate of Analysis Summary 235651

3TM International, Houston , TX

Project Name: Koppers Creosote Facility

Project Id:
Contact: Randy Horsak
Project Location: Grenada, Mississippi

Date Received in Lab: Fri Jul-25-03 10:30 am
Report Date: 12-AUG-03
Project Manager: Karen Olson

Analysis Requested	*Lab Id:*	235651-019		235651-020		235651-021		235651-022		235651-023		235651-024	
	Field Id:	3TM-KP-SS-5-01		3TM-KP-SS-5-02		3TM-KP-SS-5-03		3TM-KP-G-5-01		3TM-KP-SS-44-01		3TM-KP-SS-44-02	
	Depth:	6 In		6 In		6 In				6 In		6 In	
	Matrix:	SOIL		SOIL		SOIL		SOIL		SOIL		SOIL	
	Sampled:	Jul-24-03 09:50		Jul-24-03 10:00		Jul-24-03 10:15		Jul-24-03 10:20		Jul-24-03 10:35		Jul-24-03 10:45	
VOAs by SW-846 8260B	*Extracted:*	Aug-06-03 13:05		Aug-05-03 16:29		Aug-04-03 16:12		Aug-05-03 16:27		Aug-05-03 16:31		Aug-05-03 16:33	
	Analyzed:	Aug-06-03 14:09		Aug-05-03 19:55		Aug-04-03 18:55		Aug-05-03 19:33		Aug-05-03 20:16		Aug-05-03 20:37	
	Units/RL:	mg/kg	RL	mg/kg	RL	mg/kg	RL	mg/kg	RL	mg/kg	RL	mg/kg	RL
1,2-Dichloroethane		BRL	0.005	BRL	0.005	BRL	0.006	BRL	0.029	BRL	0.006	BRL	0.006
1,1-Dichloroethane		BRL	0.005	BRL	0.005	BRL	0.006	BRL	0.029	BRL	0.006	BRL	0.006
trans-1,2-dichloroethene		BRL	0.005	BRL	0.005	BRL	0.006	BRL	0.029	BRL	0.006	BRL	0.006
cis-1,2-Dichloroethene		BRL	0.005	BRL	0.005	BRL	0.006	BRL	0.029	BRL	0.006	BRL	0.006
1,1-Dichloroethene		BRL	0.005	BRL	0.005	BRL	0.006	BRL	0.029	BRL	0.006	BRL	0.006
2,2-Dichloropropane		BRL	0.005	BRL	0.005	BRL	0.006	BRL	0.029	BRL	0.006	BRL	0.006
1,3-Dichloropropane		BRL	0.005	BRL	0.005	BRL	0.006	BRL	0.029	BRL	0.006	BRL	0.006
1,2-Dichloropropane		BRL	0.005	BRL	0.005	BRL	0.006	BRL	0.029	BRL	0.006	BRL	0.006
trans-1,3-dichloropropene		BRL	0.005	BRL	0.005	BRL	0.006	BRL	0.029	BRL	0.006	BRL	0.006
1,1-Dichloropropene		BRL	0.005	BRL	0.005	BRL	0.006	BRL	0.029	BRL	0.006	BRL	0.006
cis-1,3-Dichloropropene		BRL	0.005	BRL	0.005	BRL	0.006	BRL	0.029	BRL	0.006	BRL	0.006
Ethylbenzene		BRL	0.005	BRL	0.005	BRL	0.006	BRL	0.029	BRL	0.006	BRL	0.006
Hexachlorobutadiene		BRL	0.005	BRL	0.005	BRL	0.006	BRL	0.029	BRL	0.006	BRL	0.006
Naphthalene		BRL	0.011	BRL	0.011	BRL	0.011	BRL	0.058	BRL	0.012	BRL	0.012
Isopropylbenzene		BRL	0.005	BRL	0.005	BRL	0.006	BRL	0.029	BRL	0.006	BRL	0.006
Methylene Chloride		BRL	0.021	BRL	0.021	BRL	0.025	0.192	0.116	0.030	0.025	BRL	0.024
n-Propylbenzene		BRL	0.005	BRL	0.005	BRL	0.006	BRL	0.029	BRL	0.006	BRL	0.006
Styrene		BRL	0.005	BRL	0.005	BRL	0.006	BRL	0.029	BRL	0.006	BRL	0.006
1,1,1,2-Tetrachloroethane		BRL	0.005	BRL	0.005	BRL	0.006	BRL	0.029	BRL	0.006	BRL	0.006
1,1,2,2-Tetrachloroethane		BRL	0.005	BRL	0.005	BRL	0.006	BRL	0.029	BRL	0.006	BRL	0.006
Tetrachloroethylene		BRL	0.005	BRL	0.005	BRL	0.006	BRL	0.029	BRL	0.006	BRL	0.006
Toluene		BRL	0.005	BRL	0.005	BRL	0.006	BRL	0.029	BRL	0.006	BRL	0.006
1,2,4-Trichlorobenzene		BRL	0.005	BRL	0.005	BRL	0.006	BRL	0.029	BRL	0.006	BRL	0.006
1,2,3-Trichlorobenzene		BRL	0.005	BRL	0.005	BRL	0.006	BRL	0.029	BRL	0.006	BRL	0.006
1,1,2-Trichloroethane		BRL	0.005	BRL	0.005	BRL	0.006	BRL	0.029	BRL	0.006	BRL	0.006

This analytical report, and the entire data package it represents, has been made for your exclusive and confidential use.
The interpretations and results expressed throughout this analytical report represent the best judgment of XENCO Laboratories.
XENCO Laboratories assumes no responsibility and makes no warranty to the end use of the data hereby presented.
Our liability is limited to the amount invoiced for this work order unless otherwise agreed to in writing.

Brent Barron
Laboratory Manager

XENCO Laboratories

Certificate of Analysis Summary 235651

3TM International, Houston , TX

Project Name: Koppers Creosote Facility

Project Id:

Contact: Randy Horsak

Project Location: Grenada, Mississippi

Date Received in Lab: Fri Jul-25-03 10:30 am

Report Date: 12-AUG-03

Project Manager: Karen Olson

Analysis Requested													
	Lab Id:	235651-019		235651-020		235651-021		235651-022		235651-023		235651-024	
	Field Id:	3TM-KP-SS-5-01		3TM-KP-SS-5-02		3TM-KP-SS-5-03		3TM-KP-G-5-01		3TM-KP-SS-44-01		3TM-KP-SS-44-02	
	Depth:	6 In		6 In		6 In				6 In		6 In	
	Matrix:	SOIL		SOIL		SOIL		SOIL		SOIL		SOIL	
	Sampled:	Jul-24-03 09:50		Jul-24-03 10:00		Jul-24-03 10:15		Jul-24-03 10:20		Jul-24-03 10:35		Jul-24-03 10:45	
VOAs by SW-846 8260B	*Extracted:*	Aug-06-03 13:05		Aug-05-03 16:29		Aug-04-03 16:12		Aug-05-03 16:27		Aug-05-03 16:31		Aug-05-03 16:33	
	Analyzed:	Aug-06-03 14:09		Aug-05-03 19:55		Aug-04-03 18:55		Aug-05-03 19:33		Aug-05-03 20:16		Aug-05-03 20:37	
	Units/RL:	mg/kg	RL	mg/kg	RL	mg/kg	RL	mg/kg	RL	mg/kg	RL	mg/kg	RL
1,1,1-Trichloroethane		BRL	0.005	BRL	0.005	BRL	0.006	BRL	0.029	BRL	0.006	BRL	0.006
Trichloroethene		BRL	0.005	BRL	0.005	BRL	0.006	BRL	0.029	BRL	0.006	BRL	0.006
Trichlorofluoromethane		BRL	0.005	BRL	0.005	BRL	0.006	BRL	0.029	BRL	0.006	BRL	0.006
1,2,3-Trichloropropane		BRL	0.005	BRL	0.005	BRL	0.006	BRL	0.029	BRL	0.006	BRL	0.006
1,2,4-Trimethylbenzene		BRL	0.005	BRL	0.005	BRL	0.006	BRL	0.029	BRL	0.006	BRL	0.006
1,3,5-trimethylbenzene		BRL	0.005	BRL	0.005	BRL	0.006	BRL	0.029	BRL	0.006	BRL	0.006
Vinyl Chloride		BRL	0.002	BRL	0.002	BRL	0.002	BRL	0.012	BRL	0.002	BRL	0.002
o-Xylene		BRL	0.005	BRL	0.005	BRL	0.006	BRL	0.029	BRL	0.006	BRL	0.006
m,p-Xylenes		BRL	0.011	BRL	0.011	BRL	0.011	BRL	0.058	BRL	0.012	BRL	0.012

This analytical report, and the entire data package it represents, has been made for your exclusive and confidential use.
The interpretations and results expressed throughout this analytical report represent the best judgment of XENCO Laboratories.
XENCO Laboratories assumes no responsibility and makes no warranty to the end use of the data hereby presented.
Our liability is limited to the amount invoiced for this work order unless otherwise agreed to in writing.

Brent Barron
Laboratory Manager

Certificate of Analysis Summary 235651

3TM International, Houston , TX

Project Name: Koppers Creosote Facility

Project Id:
Contact: Randy Horsak
Project Location: Grenada, Mississippi

Date Received in Lab: Fri Jul-25-03 10:30 am
Report Date: 12-AUG-03
Project Manager: Karen Olson

Analysis Requested							
	Lab Id:	235651-025					
	Field Id:	Duplicate 1					
	Depth:						
	Matrix:	SOIL					
	Sampled:	Jul-24-03 00:00					
Percent Moisture	*Extracted:*						
	Analyzed:	Jul-25-03 19:20					
	Units/RL:	% RL					
Percent Moisture		8.64 1.00					
SVOAs by EPA 8270C	*Extracted:*	Jul-30-03 09:57					
	Analyzed:	Aug-09-03 00:34					
	Units/RL:	mg/kg RL					
Acenaphthene		BRL 0.182					
Acenaphthylene		BRL 0.182					
Anthracene		BRL 0.182					
Benzo(a)anthracene		BRL 0.182					
Benzo(a)pyrene		BRL 0.182					
Benzo(b)fluoranthene		BRL 0.182					
Benzo(g,h,i)perylene		BRL 0.182					
Benzo(k)fluoranthene		BRL 0.182					
Chrysene		BRL 0.182					
Dibenz(a,h)Anthracene		BRL 0.182					
Fluoranthene		BRL 0.182					
Fluorene		BRL 0.182					
Indeno(1,2,3-c,d)Pyrene		BRL 0.182					
Naphthalene		BRL 0.182					
Phenanthrene		BRL 0.182					
Pyrene		BRL 0.182					

This analytical report, and the entire data package it represents, has been made for your exclusive and confidential use.
The interpretations and results expressed throughout this analytical report represent the best judgment of XENCO Laboratories.
XENCO Laboratories assumes no responsibility and makes no warranty to the end use of the data hereby presented.
Our liability is limited to the amount invoiced for this work order unless otherwise agreed to in writing.

Brent Barron
Laboratory Manager

XENCO Laboratories

Certificate of Analysis Summary 235651

3TM International, Houston , TX

Project Name: Koppers Creosote Facility

Project Id:
Contact: Randy Horsak
Project Location: Grenada, Mississippi

Date Received in Lab: Fri Jul-25-03 10:30 am
Report Date: 12-AUG-03
Project Manager: Karen Olson

Analysis Requested	*Lab Id:*	235651-025					
	Field Id:	Duplicate 1					
	Depth:						
	Matrix:	SOIL					
	Sampled:	Jul-24-03 00:00					
VOAs by SW-846 8260B	*Extracted:*	Aug-05-03 16:35					
	Analyzed:	Aug-05-03 20:59					
	Units/RL:	mg/kg RL					
Benzene		BRL 0.005					
Bromobenzene		BRL 0.005					
Bromochloromethane		BRL 0.005					
Bromodichloromethane		BRL 0.005					
Bromoform		BRL 0.005					
Bromomethane		BRL 0.005					
MTBE		BRL 0.005					
tert-Butylbenzene		BRL 0.005					
Sec-Butylbenzene		BRL 0.005					
n-Butylbenzene		BRL 0.005					
Carbon Tetrachloride		BRL 0.005					
Chlorobenzene		BRL 0.005					
Chloroethane		BRL 0.011					
Chloroform		BRL 0.005					
Chloromethane		BRL 0.011					
2-Chlorotoluene		BRL 0.005					
4-Chlorotoluene		BRL 0.005					
p-Cymene (p-Isopropyltoluene)		BRL 0.005					
1,2-Dibromo-3-Chloropropane		BRL 0.005					
Dibromochloromethane		BRL 0.005					
Dibromomethane		BRL 0.005					
1,2-Dichlorobenzene		BRL 0.005					
1,3-Dichlorobenzene		BRL 0.005					
1,4-Dichlorobenzene		BRL 0.005					
Dichlorodifluoromethane		BRL 0.005					

This analytical report, and the entire data package it represents, has been made for your exclusive and confidential use.
The interpretations and results expressed throughout this analytical report represent the best judgment of XENCO Laboratories.
XENCO Laboratories assumes no responsibility and makes no warranty to the end use of the data hereby presented.
Our liability is limited to the amount invoiced for this work order unless otherwise agreed to in writing.

Brent Barron
Laboratory Manager

Certificate of Analysis Summary 235651

3TM International, Houston , TX

Project Name: Koppers Creosote Facility

Project Id:
Contact: Randy Horsak
Project Location: Grenada, Mississippi

Date Received in Lab: Fri Jul-25-03 10:30 am
Report Date: 12-AUG-03
Project Manager: Karen Olson

Analysis Requested	*Lab Id:*	235651-025					
	Field Id:	Duplicate 1					
	Depth:						
	Matrix:	SOIL					
	Sampled:	Jul-24-03 00:00					
VOAs by SW-846 8260B	*Extracted:*	Aug-05-03 16:35					
	Analyzed:	Aug-05-03 20:59					
	Units/RL:	mg/kg RL					
1,2-Dichloroethane		BRL 0.005					
1,1-Dichloroethane		BRL 0.005					
trans-1,2-dichloroethene		BRL 0.005					
cis-1,2-Dichloroethene		BRL 0.005					
1,1-Dichloroethene		BRL 0.005					
2,2-Dichloropropane		BRL 0.005					
1,3-Dichloropropane		BRL 0.005					
1,2-Dichloropropane		BRL 0.005					
trans-1,3-dichloropropene		BRL 0.005					
1,1-Dichloropropene		BRL 0.005					
cis-1,3-Dichloropropene		BRL 0.005					
Ethylbenzene		BRL 0.005					
Hexachlorobutadiene		BRL 0.005					
Isopropylbenzene		BRL 0.005					
Methylene Chloride		BRL 0.022					
Naphthalene		BRL 0.011					
n-Propylbenzene		BRL 0.005					
Styrene		BRL 0.005					
1,1,1,2-Tetrachloroethane		BRL 0.005					
1,1,2,2-Tetrachloroethane		BRL 0.005					
Tetrachloroethylene		BRL 0.005					
Toluene		BRL 0.005					
1,2,4-Trichlorobenzene		BRL 0.005					
1,2,3-Trichlorobenzene		BRL 0.005					
1,1,2-Trichloroethane		BRL 0.005					

This analytical report, and the entire data package it represents, has been made for your exclusive and confidential use.
The interpretations and results expressed throughout this analytical report represent the best judgment of XENCO Laboratories.
XENCO Laboratories assumes no responsibility and makes no warranty to the end use of the data hereby presented.
Our liability is limited to the amount invoiced for this work order unless otherwise agreed to in writing.

Brent Barron
Laboratory Manager

Certificate of Analysis Summary 235651

3TM International, Houston , TX

Project Name: Koppers Creosote Facility

Project Id:
Contact: Randy Horsak
Project Location: Grenada, Mississippi

Date Received in Lab: Fri Jul-25-03 10:30 am
Report Date: 12-AUG-03
Project Manager: Karen Olson

Analysis Requested							
	Lab Id:	235651-025					
	Field Id:	Duplicate 1					
	Depth:						
	Matrix:	SOIL					
	Sampled:	Jul-24-03 00:00					
VOAs by SW-846 8260B	*Extracted:*	Aug-05-03 16:35					
	Analyzed:	Aug-05-03 20:59					
	Units/RL:	mg/kg RL					
1,1,1-Trichloroethane		BRL 0.005					
Trichloroethene		BRL 0.005					
Trichlorofluoromethane		BRL 0.005					
1,2,3-Trichloropropane		BRL 0.005					
1,2,4-Trimethylbenzene		BRL 0.005					
1,3,5-trimethylbenzene		BRL 0.005					
Vinyl Chloride		BRL 0.002					
o-Xylene		BRL 0.005					
m,p-Xylenes		BRL 0.011					

This analytical report, and the entire data package it represents, has been made for your exclusive and confidentia use.
The interpretations and results expressed throughout this analytical report represent the best judgment of XENCO Laboratories.
XENCO Laboratories assumes no responsibility and makes no warranty to the end use of the data hereby presented.
Our liability is limited to the amount invoiced for this work order unless otherwise agreed to in writing.

Brent Barron
Laboratory Manager

Form 3 - MS / MSD Recoveries

Project Name: Koppers Creosote Facility

Work Order # : 235651 **Project ID:**

Lab Batch ID: 640955 **QC- Sample ID: 235651-011** **Batch #: 1** **Matrix: Solid**

Reporting Units: mg/kg

SVOAs by EPA 8270C Analytes	MATRIX SPIKE / MATRIX SPIKE DUPLICATE RECOVERY STUDY										
	Parent Sample Result [A]	Spike Added [B]	Spiked Sample Result [C]	Spiked Sample %R [D]	Spike Added [E]	Duplicate Spiked Sample Result [F]	Spiked Dup. %R [G]	RPD %	Control Limits %R	Control Limits %RPD	Flag
Acenaphthene	<0.207	2.07	1.80	87	2.07	1.76	85	2	41-134	19	
Acenaphthylene	<0.207	2.07	1.75	85	2.07	1.72	83	2	65-135	25	
Anthracene	<0.207	2.07	1.79	86	2.07	1.77	86	0	65-135	25	
Benzo(a)anthracene	<0.207	2.07	1.75	85	2.07	1.70	82	4	44-126	25	
Benzo(a)pyrene	<0.207	2.07	1.81	87	2.07	1.76	85	2	65-135	25	
Benzo(b)fluoranthene	<0.207	2.07	1.89	91	2.07	1.89	91	0	65-135	25	
Benzo(g,h,i)perylene	<0.207	2.07	1.15	56	2.07	1.11	54	4	65-135	25	X
Benzo(k)fluoranthene	<0.207	2.07	2.07	100	2.07	1.91	92	8	25-125	25	
Chrysene	<0.207	2.07	1.80	87	2.07	1.76	85	2	65-135	25	
Dibenz(a,h)Anthracene	<0.207	2.07	1.32	64	2.07	1.24	60	6	65-135	25	X
Fluoranthene	<0.207	2.07	1.82	88	2.07	1.75	85	3	65-135	25	
Fluorene	<0.207	2.07	1.83	88	2.07	1.77	86	2	65-135	25	
Indeno(1,2,3-c,d)Pyrene	<0.207	2.07	1.28	62	2.07	1.20	58	7	65-135	25	X
Naphthalene	<0.207	2.07	1.81	87	2.07	1.72	83	5	65-135	25	
Phenanthrene	<0.207	2.07	1.83	88	2.07	1.78	86	2	65-135	25	
Pyrene	<0.207	2.07	1.85	89	2.07	1.79	86	3	41-144	36	

Matrix Spike Percent Recovery [D] = 100*(C-A)/B
Relative Percent Difference RPD = 200*(D-G)/(D+G)

Matrix Spike Duplicate Percent Recovery [G] = 100*(F-A)/E

ND = Not Detected, J = Present Below Reporting Limit, B = Present in Blank, NR = Not Requested, I = Interference, NA = Not ApplicableN = See Narrative, EQL = Estimated Quantitation Limit

XENCO Laboratories

Form 3 - MS / MSD Recoveries

Project Name: Koppers Creosote Facility

Work Order # : 235651

Project ID:

Lab Batch ID: 641309

QC- Sample ID: 235651-023 S **Batch #:** 1 **Matrix:** Solid

Reporting Units: mg/kg

SVOAs by EPA 8270C Analytes	MATRIX SPIKE / MATRIX SPIKE DUPLICATE RECOVERY STUDY										
	Parent Sample Result [A]	Spike Added [B]	Spiked Sample Result [C]	Spiked Sample %R [D]	Spike Added [E]	Duplicate Spiked Sample Result [F]	Spiked Dup. %R [G]	RPD %	Control Limits %R	Control Limits %RPD	Flag
Acenaphthene	<0.206	2.05	1.86	91	2.06	1.82	88	3	41-134	19	
Acenaphthylene	<0.206	2.05	1.81	88	2.06	1.82	88	0	65-135	25	
Anthracene	<0.206	2.05	1.83	89	2.06	1.83	89	0	65-135	25	
Benzo(a)anthracene	<0.206	2.05	1.77	86	2.06	1.78	86	0	44-126	25	
Benzo(a)pyrene	<0.206	2.05	1.87	91	2.06	1.88	91	0	65-135	25	
Benzo(b)fluoranthene	<0.206	2.05	1.92	94	2.06	1.88	91	3	65-135	25	
Benzo(g,h,i)perylene	<0.206	2.05	1.67	81	2.06	1.70	83	2	65-135	25	
Benzo(k)fluoranthene	<0.206	2.05	1.95	95	2.06	2.07	100	5	25-125	25	
Chrysene	<0.206	2.05	1.83	89	2.06	1.82	88	1	65-135	25	
Dibenz(a,h)Anthracene	<0.206	2.05	1.85	90	2.06	1.87	91	1	65-135	25	
Fluoranthene	<0.206	2.05	1.91	93	2.06	1.91	93	0	65-135	25	
Fluorene	<0.206	2.05	1.88	92	2.06	1.85	90	2	65-135	25	
Indeno(1,2,3-c,d)Pyrene	<0.206	2.05	1.74	85	2.06	1.78	86	1	65-135	25	
Naphthalene	<0.206	2.05	1.79	87	2.06	1.87	91	4	65-135	25	
Phenanthrene	<0.206	2.05	1.90	93	2.06	1.90	92	1	65-135	25	
Pyrene	<0.206	2.05	1.78	87	2.06	1.79	87	0	41-144	36	

Matrix Spike Percent Recovery [D] = 100*(C-A)/B
Relative Percent Difference RPD = 200*(D-G)/(D+G)

Matrix Spike Duplicate Percent Recovery [G] = 100*(F-A)/E

ND = Not Detected, J = Present Below Reporting Limit, B = Present in Blank, NR = Not Requested, I = Interference, NA = Not ApplicableN = See Narrative, EQL = Estimated Quantitation Limit

XENCO Laboratories

Form 3 - MS / MSD Recoveries

Project Name: Koppers Creosote Facility

Work Order # : 235651 **Project ID:**

Lab Batch ID: 640960 **QC- Sample ID:** 235651-011 S **Batch #:** 1 **Matrix:** Solid

Reporting Units: mg/kg

VOAs by SW-846 8260B Analytes	MATRIX SPIKE / MATRIX SPIKE DUPLICATE RECOVERY STUDY										
	Parent Sample Result [A]	Spike Added [B]	Spiked Sample Result [C]	Spiked Sample %R [D]	Spike Added [E]	Duplicate Spiked Sample Result [F]	Spiked Dup. %R [G]	RPD %	Control Limits %R	Control Limits %RPD	Flag
Benzene	<0.006	0.060	0.052	87	0.061	0.052	85	2	66-142	21	
Chlorobenzene	<0.006	0.060	0.057	95	0.061	0.056	92	3	60-133	21	
1,1-Dichloroethene	<0.006	0.060	0.045	75	0.061	0.049	80	6	59-172	22	
Toluene	<0.006	0.060	0.051	85	0.061	0.052	85	0	59-139	21	
Trichloroethene	<0.006	0.060	0.054	90	0.061	0.054	89	1	62-137	24	

Lab Batch ID: 641081 **QC- Sample ID:** 235651-012 S **Batch #:** 1 **Matrix:** Solid

Reporting Units: mg/kg

VOAs by SW-846 8260B Analytes	MATRIX SPIKE / MATRIX SPIKE DUPLICATE RECOVERY STUDY										
	Parent Sample Result [A]	Spike Added [B]	Spiked Sample Result [C]	Spiked Sample %R [D]	Spike Added [E]	Duplicate Spiked Sample Result [F]	Spiked Dup. %R [G]	RPD %	Control Limits %R	Control Limits %RPD	Flag
Benzene	<0.006	0.058	0.058	100	0.058	0.057	98	2	66-142	21	
Chlorobenzene	<0.006	0.058	0.057	98	0.058	0.058	100	2	60-133	21	
1,1-Dichloroethene	<0.006	0.058	0.058	100	0.058	0.059	102	2	59-172	22	
Toluene	<0.006	0.058	0.055	95	0.058	0.056	97	2	59-139	21	
Trichloroethene	<0.006	0.058	0.060	103	0.058	0.061	105	2	62-137	24	

Matrix Spike Percent Recovery [D] = 100*(C-A)/B
Relative Percent Difference RPD = 200*(D-G)/(D+G)

Matrix Spike Duplicate Percent Recovery [G] = 100*(F-A)/E

ND = Not Detected, J = Present Below Reporting Limit, B = Present in Blank, NR = Not Requested, I = Interference, NA = Not ApplicableN = See Narrative, EQL = Estimated Quantitation Limit

XENCO Laboratories

Form 3 - MS / MSD Recoveries

Project Name: Koppers Creosote Facility

Work Order # : 235651

Project ID:

Lab Batch ID: 641150 **QC- Sample ID:** 235801-001 S **Batch #:** 1 **Matrix:** Solid

Reporting Units: mg/kg

VOAs by SW-846 8260B Analytes	MATRIX SPIKE / MATRIX SPIKE DUPLICATE RECOVERY STUDY										
	Parent Sample Resuk [A]	Spike Added [B]	Spiked Sample Result [C]	Spiked Sample %R [D]	Spike Added [E]	Duplicate Spiked Sample Result [F]	Spiked Dup. %R [G]	RPD %	Control Limits %R	Control Limits %RPD	Flag
Benzene	<0.005	0.050	0.052	104	0.050	0.051	102	2	66-142	21	
Chlorobenzene	<0.005	0.050	0.053	106	0.050	0.052	104	2	60-133	21	
1,1-Dichloroethene	<0.005	0.050	0.051	102	0.050	0.048	96	6	59-172	22	
Toluene	<0.005	0.050	0.051	102	0.050	0.050	100	2	59-139	21	
Trichloroethene	<0.005	0.050	0.053	106	0.050	0.054	108	2	62-137	24	

Lab Batch ID: 641186 **QC- Sample ID:** 235651-019 S **Batch #:** 1 **Matrix:** Solid

Reporting Units: mg/kg

VOAs by SW-846 8260B Analytes	MATRIX SPIKE / MATRIX SPIKE DUPLICATE RECOVERY STUDY										
	Parent Sample Result [A]	Spike Added [B]	Spiked Sample Result [C]	Spiked Sample %R [D]	Spike Added [E]	Duplicate Spiked Sample Result [F]	Spiked Dup. %R [G]	RPD %	Control Limits %R	Control Limits %RPD	Flag
Naphthalene	<0.011	0.053	0.051	96	0.053	0.053	100	4	75-125	25	

Matrix Spike Percent Recovery [D] = 100*(C-A)/B
Relative Percent Difference RPD = 200*(D-G)/(D+G)

Matrix Spike Duplicate Percent Recovery [G] = 100*(F-A)/E

ND = Not Detected, J = Present Below Reporting Limit, B = Present in Blank, NR = Not Requested, I = Interference, NA = Not ApplicableN = See Narrative, EQL = Estimated Quantitation Limit

XENCO Laboratories

Blank Spike Recovery

Project Name: Koppers Creosote Facility

Work Order #: 235651 **Project ID:**

Lab Batch #: 640960 **Sample:** 461664-1-BKS **Matrix:** Solid

Reporting Units: mg/kg **Batch #:** 1

VOAs by SW-846 8260B Analytes	Blank Result [A]	Spike Added [B]	Blank Spike Result [C]	Blank Spike %R [D]	Control Limits %R	Flags
	BLANK /BLANK SPIKE RECOVERY STUDY					
Benzene	<0.005	0.050	0.044	88	66-142	
Chlorobenzene	<0.005	0.050	0.047	94	60-133	
1,1-Dichloroethene	<0.005	0.050	0.042	84	59-172	
Toluene	<0.005	0.050	0.044	88	59-139	
Trichloroethene	<0.005	0.050	0.047	94	62-137	

Lab Batch #: 641081 **Sample:** 461734-1-BKS **Matrix:** Solid

Reporting Units: mg/kg **Batch #:** 1

VOAs by SW-846 8260B Analytes	Blank Result [A]	Spike Added [B]	Blank Spike Result [C]	Blank Spike %R [D]	Control Limits %R	Flags
	BLANK /BLANK SPIKE RECOVERY STUDY					
Benzene	<0.005	0.050	0.048	96	66-142	
Chlorobenzene	<0.005	0.050	0.049	98	60-133	
1,1-Dichloroethene	<0.005	0.050	0.049	98	59-172	
Toluene	<0.005	0.050	0.048	96	59-139	
Trichloroethene	<0.005	0.050	0.051	102	62-137	

Lab Batch #: 641150 **Sample:** 461780-1-BKS **Matrix:** Solid

Reporting Units: mg/kg **Batch #:** 1

VOAs by SW-846 8260B Analytes	Blank Result [A]	Spike Added [B]	Blank Spike Result [C]	Blank Spike %R [D]	Control Limits %R	Flags
	BLANK /BLANK SPIKE RECOVERY STUDY					
Benzene	<0.005	0.050	0.049	98	66-142	
Chlorobenzene	<0.005	0.050	0.049	98	60-133	
1,1-Dichloroethene	<0.005	0.050	0.048	96	59-172	
Toluene	<0.005	0.050	0.047	94	59-139	
Trichloroethene	<0.005	0.050	0.052	104	62-137	

Lab Batch #: 641186 **Sample:** 461800-1-BKS **Matrix:** Solid

Reporting Units: mg/kg **Batch #:** 1

VOAs by SW-846 8260B Analytes	Blank Result [A]	Spike Added [B]	Blank Spike Result [C]	Blank Spike %R [D]	Control Limits %R	Flags
	BLANK /BLANK SPIKE RECOVERY STUDY					
Naphthalene	<0.005	0.050	0.053	106	65-135	

Blank Spike Recovery [D] = 100*[C]/[B]
All results are based on MDL and validated for QC purposes.

XENCO Laboratories

BS / BSD Recoveries

Project Name: Koppers Creosote Facility

Work Order #: 235651

Project ID:

Lab Batch ID: 640955 **Sample:** 461660-1-BKS **Batch #:** 1 **Matrix:** Solid

Units: mg/kg

SVOAs by EPA 8270C	BLANK /BLANK SPIKE / BLANK SPIKE DUPLICATE RECOVERY STUDY										
Analytes	Blank Sample Result [A]	Spike Added [B]	Blank Spike Result [C]	Blank Spike %R [D]	Spike Added [E]	Blank Spike Duplicate Result [F]	Blk. Spk Dup. %R [G]	RPD %	Control Limits %R	Control Limits %RPD	Flag
Acenaphthene	<0.167	1.67	1.37	82	1.67	1.28	77	6	41-134	19	
Acenaphthylene	<0.167	1.67	1.35	81	1.67	1.24	74	9	65-135	25	
Anthracene	<0.167	1.67	1.32	79	1.67	1.25	75	5	65-135	25	
Benzo(a)anthracene	<0.167	1.67	1.32	79	1.67	1.30	78	1	44-126	25	
Benzo(a)pyrene	<0.167	1.67	1.25	75	1.67	1.17	70	7	65-135	25	
Benzo(b)fluoranthene	<0.167	1.67	1.35	81	1.67	1.24	74	9	65-135	25	
Benzo(g,h,i)perylene	<0.167	1.67	1.30	78	1.67	1.19	71	9	65-135	25	
Benzo(k)fluoranthene	<0.167	1.67	1.21	72	1.67	1.18	71	1	25-125	25	
Chrysene	<0.167	1.67	1.37	82	1.67	1.29	77	6	65-135	25	
Dibenz(a,h)Anthracene	<0.167	1.67	1.38	83	1.67	1.29	77	8	65-135	25	
Fluoranthene	<0.167	1.67	1.36	81	1.67	1.29	77	5	65-135	25	
Fluorene	<0.167	1.67	1.38	83	1.67	1.29	77	8	65-135	25	
Indeno(1,2,3-c,d)Pyrene	<0.167	1.67	1.37	82	1.67	1.25	75	9	65-135	25	
Naphthalene	<0.167	1.67	1.31	78	1.67	1.25	75	4	65-135	25	
Phenanthrene	<0.167	1.67	1.33	80	1.67	1.27	76	5	65-135	25	
Pyrene	<0.167	1.67	1.38	83	1.67	1.31	78	6	41-144	36	

Relative Percent Difference RPD = 200*|(D-G)/(D+G)|
Blank Spike Recovery [D] = 100*(C)/[B]
Blank Spike Duplicate Recovery [G] = 100*(F)/[E]
All results are based on MDL and Validated for QC Purposes

XENCO Laboratories

BS / BSD Recoveries

Project Name: Koppers Creosote Facility

Work Order #: 235651 **Project ID:**

Lab Batch ID: 641024 **Sample:** 461700-1-BKS **Batch #:** 1 **Matrix:** Water

Units: mg/L

SVOAs by EPA 8270C Analytes	BLANK /BLANK SPIKE / BLANK SPIKE DUPLICATE RECOVERY STUDY										
	Blank Sample Result [A]	Spike Added [B]	Blank Spike Result [C]	Blank Spike %R [D]	Spike Added [E]	Blank Spike Duplicate Result [F]	Blk. Spk Dup. %R [G]	RPD %	Control Limits %R	Control Limits %RPD	Flag
Acenaphthene	<0.005	0.050	0.056	112	0.050	0.056	112	0	27-132	3	
Acenaphthylene	<0.005	0.050	0.056	112	0.050	0.056	112	0	46-108	25	H
Anthracene	<0.005	0.050	0.055	110	0.050	0.056	112	2	47-145	25	
Benzo(a)anthracene	<0.005	0.050	0.059	118	0.050	0.060	120	2	33-143	25	
Benzo(a)pyrene	<0.005	0.050	0.055	110	0.050	0.055	110	0	65-135	25	
Benzo(b)fluoranthene	<0.005	0.050	0.058	116	0.050	0.057	114	2	24-159	25	
Benzo(g,h,i)perylene	<0.005	0.050	0.056	112	0.050	0.057	114	2	65-135	25	
Benzo(k)fluoranthene	<0.005	0.050	0.051	102	0.050	0.052	104	2	25-125	25	
Chrysene	<0.005	0.050	0.059	118	0.050	0.059	118	0	65-135	25	
Dibenz(a,h)Anthracene	<0.005	0.050	0.053	106	0.050	0.054	108	2	50-125	25	
Fluoranthene	<0.005	0.050	0.057	114	0.050	0.057	114	0	47-125	25	
Fluorene	<0.005	0.050	0.056	112	0.050	0.057	114	2	48-139	25	
Indeno(1,2,3-c,d)Pyrene	<0.005	0.050	0.051	102	0.050	0.052	104	2	27-160	25	
Naphthalene	<0.005	0.050	0.052	104	0.050	0.051	102	2	26-175	25	
Phenanthrene	<0.005	0.050	0.055	110	0.050	0.056	112	2	65-135	25	
Pyrene	<0.005	0.050	0.059	118	0.050	0.060	120	2	23-152	31	

Relative Percent Difference RPD = 200*|(D-G)/(D+G)|
Blank Spike Recovery [D] = 100*(C)/[B]
Blank Spike Duplicate Recovery [G] = 100*(F)/[E]
All results are based on MDL and Validated for QC Purposes

XENCO Laboratories

BS / BSD Recoveries

Project Name: Koppers Creosote Facility

Work Order #: 235651 **Project ID:**

Lab Batch ID: 641309 **Sample:** 461885-1-BKS **Batch #:** 1 **Matrix:** Solid

Units: mg/kg

SVOAs by EPA 8270C	BLANK /BLANK SPIKE / BLANK SPIKE DUPLICATE RECOVERY STUDY										
Analytes	Blank Sample Result [A]	Spike Added [B]	Blank Spike Result [C]	Blank Spike %R [D]	Spike Added [E]	Blank Spike Duplicate Result [F]	Blk. Spk Dup. %R [G]	RPD %	Control Limits %R	Control Limits %RPD	Flag
Acenaphthene	<0.167	1.67	1.62	97	1.67	1.56	93	4	41-134	19	
Acenaphthylene	<0.167	1.67	1.57	94	1.67	1.52	91	3	65-135	25	
Anthracene	<0.167	1.67	1.61	96	1.67	1.55	93	3	65-135	25	
Benzo(a)anthracene	<0.167	1.67	1.56	93	1.67	1.49	89	4	44-126	25	
Benzo(a)pyrene	<0.167	1.67	1.60	96	1.67	1.56	93	3	65-135	25	
Benzo(b)fluoranthene	<0.167	1.67	1.60	96	1.67	1.57	94	2	65-135	25	
Benzo(g,h,i)perylene	<0.167	1.67	1.68	101	1.67	1.63	98	3	65-135	25	
Benzo(k)fluoranthene	<0.167	1.67	1.64	98	1.67	1.60	96	2	25-125	25	
Chrysene	<0.167	1.67	1.63	98	1.67	1.56	93	5	65-135	25	
Dibenz(a,h)Anthracene	<0.167	1.67	1.63	98	1.67	1.57	94	4	65-135	25	
Fluoranthene	<0.167	1.67	1.64	98	1.67	1.62	97	1	65-135	25	
Fluorene	<0.167	1.67	1.63	98	1.67	1.60	96	2	65-135	25	
Indeno(1,2,3-c,d)Pyrene	<0.167	1.67	1.60	96	1.67	1.53	92	4	65-135	25	
Naphthalene	<0.167	1.67	1.54	92	1.67	1.51	90	2	65-135	25	
Phenanthrene	<0.167	1.67	1.64	98	1.67	1.59	95	3	65-135	25	
Pyrene	<0.167	1.67	1.59	95	1.67	1.52	91	4	41-144	36	

Relative Percent Difference RPD = 200*|(D-G)/(D+G)|
Blank Spike Recovery [D] = 100*(C)/[B]
Blank Spike Duplicate Recovery [G] = 100*(F)/[E]
All results are based on MDL and Validated for QC Purposes

XENCO Laboratories

Form 2 - Surrogate Recoveries

Project Name: Koppers Creosote Facility

Work Order #: 235651 **Project ID:**

Lab Batch #: 640955 **Sample:** 235651-001 / SMP **Batch:** 1 **Matrix:** Solid

Units: mg/kg

SVOAs by EPA 8270C Analytes	SURROGATE RECOVERY STUDY				
	Amount Found [A]	True Amount [B]	Recovery %R [D]	Control Limits %R	Flags
2-Fluorobiphenyl	1.17	1.67	70	30-115	
2-Fluorophenol	0.948	1.67	57	25-121	
Nitrobenzene-d5	1.11	1.67	66	23-120	
Phenol-d6	1.03	1.67	62	24-113	
Terphenyl-D14	1.14	1.67	68	18-137	
2,4,6-Tribromophenol	1.34	1.67	80	19-122	

Lab Batch #: 640955 **Sample:** 235651-002 / SMP **Batch:** 1 **Matrix:** Solid

Units: mg/kg

SVOAs by EPA 8270C Analytes	SURROGATE RECOVERY STUDY				
	Amount Found [A]	True Amount [B]	Recovery %R [D]	Control Limits %R	Flags
2-Fluorobiphenyl	1.28	1.67	77	30-115	
2-Fluorophenol	0.747	1.67	45	25-121	
Nitrobenzene-d5	1.02	1.67	61	23-120	
Phenol-d6	0.873	1.67	52	24-113	
Terphenyl-D14	1.30	1.67	78	18-137	
2,4,6-Tribromophenol	1.08	1.67	65	19-122	

Lab Batch #: 640955 **Sample:** 235651-003 / DL **Batch:** 1 **Matrix:** Solid

Units: mg/kg

SVOAs by EPA 8270C Analytes	SURROGATE RECOVERY STUDY				
	Amount Found [A]	True Amount [B]	Recovery %R [D]	Control Limits %R	Flags
2-Fluorobiphenyl	1.56	1.66	94	30-115	
2-Fluorophenol	1.19	1.66	72	25-121	
Nitrobenzene-d5	1.40	1.66	84	23-120	
Phenol-d6	1.12	1.66	67	24-113	
Terphenyl-D14	1.48	1.66	89	18-137	
2,4,6-Tribromophenol	1.58	1.66	95	19-122	

** Surrogates outside limits; data and surrogates confirmed by reanalysis
*** Poor recoveries due to dilution
Surrogate Recovery [D] = 100 * A / B
All results are based on MDL and validated for QC purposes.

XENCO Laboratories

Form 2 - Surrogate Recoveries

Project Name: Koppers Creosote Facility

Work Order #: 235651 **Project ID:**

Lab Batch #: 640955 **Sample:** 235651-003 / SMP **Batch:** 1 **Matrix:** Solid

Units: mg/kg

SVOAs by EPA 8270C Analytes	SURROGATE RECOVERY STUDY				
	Amount Found [A]	True Amount [B]	Recovery %R [D]	Control Limits %R	Flags
2-Fluorobiphenyl	1.45	1.66	87	30-115	
2-Fluorophenol	1.17	1.66	70	25-121	
Nitrobenzene-d5	1.39	1.66	84	23-120	
Phenol-d6	1.29	1.66	78	24-113	
Terphenyl-D14	1.52	1.66	92	18-137	
2,4,6-Tribromophenol	1.77	1.66	107	19-122	

Lab Batch #: 640955 **Sample:** 235651-004 / SMP **Batch:** 1 **Matrix:** Solid

Units: mg/kg

SVOAs by EPA 8270C Analytes	SURROGATE RECOVERY STUDY				
	Amount Found [A]	True Amount [B]	Recovery %R [D]	Control Limits %R	Flags
2-Fluorobiphenyl	1.47	1.66	89	30-115	
2-Fluorophenol	1.19	1.66	72	25-121	
Nitrobenzene-d5	1.38	1.66	83	23-120	
Phenol-d6	1.29	1.66	78	24-113	
Terphenyl-D14	1.48	1.66	89	18-137	
2,4,6-Tribromophenol	1.69	1.66	102	19-122	

Lab Batch #: 640955 **Sample:** 235651-005 / DL **Batch:** 1 **Matrix:** Solid

Units: mg/kg

SVOAs by EPA 8270C Analytes	SURROGATE RECOVERY STUDY				
	Amount Found [A]	True Amount [B]	Recovery %R [D]	Control Limits %R	Flags
2-Fluorobiphenyl	1.46	1.67	87	30-115	
2-Fluorophenol	1.10	1.67	66	25-121	
Nitrobenzene-d5	1.40	1.67	84	23-120	
Phenol-d6	1.09	1.67	65	24-113	
Terphenyl-D14	1.53	1.67	92	18-137	
2,4,6-Tribromophenol	1.18	1.67	71	19-122	

** Surrogates outside limits; data and surrogates confirmed by reanalysis

*** Poor recoveries due to dilution

Surrogate Recovery [D] = 100 * A / B

All results are based on MDL and validated for QC purposes.

XENCO Laboratories

Form 2 - Surrogate Recoveries

Project Name: Koppers Creosote Facility

Work Order #: 235651 **Project ID:**

Lab Batch #: 640955 **Sample:** 235651-005 / SMP **Batch:** 1 **Matrix:** Solid

Units: mg/kg

SVOAs by EPA 8270C Analytes	SURROGATE RECOVERY STUDY				
	Amount Found [A]	True Amount [B]	Recovery %R [D]	Control Limits %R	Flags
2-Fluorobiphenyl	1.07	1.67	64	30-115	
2-Fluorophenol	0.813	1.67	49	25-121	
Nitrobenzene-d5	1.07	1.67	64	23-120	
Phenol-d6	0.943	1.67	56	24-113	
Terphenyl-D14	1.16	1.67	69	18-137	
2,4,6-Tribromophenol	1.48	1.67	89	19-122	

Lab Batch #: 640955 **Sample:** 235651-007 / SMP **Batch:** 1 **Matrix:** Solid

Units: mg/kg

SVOAs by EPA 8270C Analytes	SURROGATE RECOVERY STUDY				
	Amount Found [A]	True Amount [B]	Recovery %R [D]	Control Limits %R	Flags
2-Fluorobiphenyl	0.969	1.67	58	30-115	
2-Fluorophenol	0.704	1.67	42	25-121	
Nitrobenzene-d5	0.919	1.67	55	23-120	
Phenol-d6	0.646	1.67	39	24-113	
Terphenyl-D14	1.05	1.67	63	18-137	
2,4,6-Tribromophenol	0.966	1.67	58	19-122	

Lab Batch #: 640955 **Sample:** 235651-008 / SMP **Batch:** 1 **Matrix:** Solid

Units: mg/kg

SVOAs by EPA 8270C Analytes	SURROGATE RECOVERY STUDY				
	Amount Found [A]	True Amount [B]	Recovery %R [D]	Control Limits %R	Flags
2-Fluorobiphenyl	1.18	1.67	71	30-115	
2-Fluorophenol	0.943	1.67	56	25-121	
Nitrobenzene-d5	1.14	1.67	68	23-120	
Phenol-d6	0.984	1.67	59	24-113	
Terphenyl-D14	1.26	1.67	75	18-137	
2,4,6-Tribromophenol	1.12	1.67	67	19-122	

** Surrogates outside limits; data and surrogates confirmed by reanalysis
*** Poor recoveries due to dilution
Surrogate Recovery [D] = 100 * A / B
All results are based on MDL and validated for QC purposes.

Form 2 - Surrogate Recoveries

Project Name: Koppers Creosote Facility

Work Order #: 235651 **Project ID:**

Lab Batch #: 640955 **Sample:** 235651-009 / SMP **Batch:** 1 **Matrix:** Solid

Units: mg/kg

SVOAs by EPA 8270C Analytes	SURROGATE RECOVERY STUDY				
	Amount Found [A]	True Amount [B]	Recovery %R [D]	Control Limits %R	Flags
2-Fluorobiphenyl	1.46	1.66	88	30-115	
2-Fluorophenol	1.21	1.66	73	25-121	
Nitrobenzene-d5	1.43	1.66	86	23-120	
Phenol-d6	1.26	1.66	76	24-113	
Terphenyl-D14	1.53	1.66	92	18-137	
2,4,6-Tribromophenol	1.33	1.66	80	19-122	

Lab Batch #: 640955 **Sample:** 235651-010 / SMP **Batch:** 1 **Matrix:** Solid

Units: mg/kg

SVOAs by EPA 8270C Analytes	SURROGATE RECOVERY STUDY				
	Amount Found [A]	True Amount [B]	Recovery %R [D]	Control Limits %R	Flags
2-Fluorobiphenyl	1.44	1.66	87	30-115	
2-Fluorophenol	1.16	1.66	70	25-121	
Nitrobenzene-d5	1.39	1.66	84	23-120	
Phenol-d6	1.19	1.66	72	24-113	
Terphenyl-D14	1.53	1.66	92	18-137	
2,4,6-Tribromophenol	1.29	1.66	78	19-122	

Lab Batch #: 640955 **Sample:** 235651-011 / MS **Batch:** 1 **Matrix:** Solid

Units: mg/kg

SVOAs by EPA 8270C Analytes	SURROGATE RECOVERY STUDY				
	Amount Found [A]	True Amount [B]	Recovery %R [D]	Control Limits %R	Flags
2-Fluorobiphenyl	1.50	1.66	90	30-115	
2-Fluorophenol	1.34	1.66	81	25-121	
Nitrobenzene-d5	1.50	1.66	90	23-120	
Phenol-d6	1.46	1.66	88	24-113	
Terphenyl-D14	1.60	1.66	96	18-137	
2,4,6-Tribromophenol	1.77	1.66	107	19-122	

** Surrogates outside limits; data and surrogates confirmed by reanalysis

*** Poor recoveries due to dilution

Surrogate Recovery [D] = 100 * A / B

All results are based on MDL and validated for QC purposes.

XENCO Laboratories

Form 2 - Surrogate Recoveries

Project Name: Koppers Creosote Facility

Work Order #: 235651 **Project ID:**

Lab Batch #: 640955 **Sample:** 235651-011 / MSD **Batch:** 1 **Matrix:** Solid

Units: mg/kg

SVOAs by EPA 8270C Analytes	SURROGATE RECOVERY STUDY				
	Amount Found [A]	True Amount [B]	Recovery %R [D]	Control Limits %R	Flags
2-Fluorobiphenyl	1.49	1.66	90	30-115	
2-Fluorophenol	1.26	1.66	76	25-121	
Nitrobenzene-d5	1.43	1.66	86	23-120	
Phenol-d6	1.35	1.66	81	24-113	
Terphenyl-D14	1.56	1.66	94	18-137	
2,4,6-Tribromophenol	1.74	1.66	105	19-122	

Lab Batch #: 640955 **Sample:** 235651-011 / SMP **Batch:** 1 **Matrix:** Solid

Units: mg/kg

SVOAs by EPA 8270C Analytes	SURROGATE RECOVERY STUDY				
	Amount Found [A]	True Amount [B]	Recovery %R [D]	Control Limits %R	Flags
2-Fluorobiphenyl	1.45	1.67	87	30-115	
2-Fluorophenol	1.21	1.67	72	25-121	
Nitrobenzene-d5	1.40	1.67	84	23-120	
Phenol-d6	1.22	1.67	73	24-113	
Terphenyl-D14	1.51	1.67	90	18-137	
2,4,6-Tribromophenol	1.32	1.67	79	19-122	

Lab Batch #: 640955 **Sample:** 235651-012 / SMP **Batch:** 1 **Matrix:** Solid

Units: mg/kg

SVOAs by EPA 8270C Analytes	SURROGATE RECOVERY STUDY				
	Amount Found [A]	True Amount [B]	Recovery %R [D]	Control Limits %R	Flags
2-Fluorobiphenyl	1.38	1.67	83	30-115	
2-Fluorophenol	1.14	1.67	68	25-121	
Nitrobenzene-d5	1.35	1.67	81	23-120	
Phenol-d6	1.15	1.67	69	24-113	
Terphenyl-D14	1.49	1.67	89	18-137	
2,4,6-Tribromophenol	1.17	1.67	70	19-122	

** Surrogates outside limits; data and surrogates confirmed by reanalysis

*** Poor recoveries due to dilution

Surrogate Recovery [D] = 100 * A / B

All results are based on MDL and validated for QC purposes.

XENCO Laboratories

Form 2 - Surrogate Recoveries

Project Name: Koppers Creosote Facility

Work Order #: 235651 **Project ID:**

Lab Batch #: 640955 **Sample: 235651-013 / SMP** **Batch: 1** **Matrix: Solid**

Units: mg/kg

SVOAs by EPA 8270C Analytes	SURROGATE RECOVERY STUDY Amount Found [A]	True Amount [B]	Recovery %R [D]	Control Limits %R	Flags
2-Fluorobiphenyl	1.46	1.67	87	30-115	
2-Fluorophenol	1.09	1.67	65	25-121	
Nitrobenzene-d5	1.35	1.67	81	23-120	
Phenol-d6	1.16	1.67	69	24-113	
Terphenyl-D14	1.53	1.67	92	18-137	
2,4,6-Tribromophenol	1.37	1.67	82	19-122	

Lab Batch #: 640955 **Sample: 235651-014 / SMP** **Batch: 1** **Matrix: Solid**

Units: mg/kg

SVOAs by EPA 8270C Analytes	SURROGATE RECOVERY STUDY Amount Found [A]	True Amount [B]	Recovery %R [D]	Control Limits %R	Flags
2-Fluorobiphenyl	1.38	1.66	83	30-115	
2-Fluorophenol	1.09	1.66	66	25-121	
Nitrobenzene-d5	1.33	1.66	80	23-120	
Phenol-d6	1.14	1.66	69	24-113	
Terphenyl-D14	1.48	1.66	89	18-137	
2,4,6-Tribromophenol	1.25	1.66	75	19-122	

Lab Batch #: 640955 **Sample: 235651-015 / SMP** **Batch: 1** **Matrix: Solid**

Units: mg/kg

SVOAs by EPA 8270C Analytes	SURROGATE RECOVERY STUDY Amount Found [A]	True Amount [B]	Recovery %R [D]	Control Limits %R	Flags
2-Fluorobiphenyl	1.06	1.67	63	30-115	
2-Fluorophenol	0.777	1.67	47	25-121	
Nitrobenzene-d5	1.00	1.67	60	23-120	
Phenol-d6	0.835	1.67	50	24-113	
Terphenyl-D14	1.25	1.67	75	18-137	
2,4,6-Tribromophenol	0.937	1.67	56	19-122	

** Surrogates outside limits; data and surrogates confirmed by reanalysis
*** Poor recoveries due to dilution
Surrogate Recovery [D] = 100 * A / B
All results are based on MDL and validated for QC purposes.

XENCO Laboratories

Form 2 - Surrogate Recoveries

Project Name: Koppers Creosote Facility

Work Order #: 235651 **Project ID:**

Lab Batch #: 640955 **Sample:** 235651-016 / SMP **Batch:** 1 **Matrix:** Solid

Units: mg/kg

SVOAs by EPA 8270C Analytes	SURROGATE RECOVERY STUDY				
	Amount Found [A]	True Amount [B]	Recovery %R [D]	Control Limits %R	Flags
2-Fluorobiphenyl	1.38	1.66	83	30-115	
2-Fluorophenol	1.11	1.66	67	25-121	
Nitrobenzene-d5	1.32	1.66	80	23-120	
Phenol-d6	1.14	1.66	69	24-113	
Terphenyl-D14	1.41	1.66	85	18-137	
2,4,6-Tribromophenol	1.37	1.66	83	19-122	

Lab Batch #: 640955 **Sample:** 461660-1-BKS / BKS **Batch:** 1 **Matrix:** Solid

Units: mg/kg

SVOAs by EPA 8270C Analytes	SURROGATE RECOVERY STUDY				
	Amount Found [A]	True Amount [B]	Recovery %R [D]	Control Limits %R	Flags
2-Fluorobiphenyl	1.41	1.67	84	30-115	
2-Fluorophenol	1.28	1.67	77	25-121	
Nitrobenzene-d5	1.38	1.67	83	23-120	
Phenol-d6	1.32	1.67	79	24-113	
Terphenyl-D14	1.46	1.67	87	18-137	
2,4,6-Tribromophenol	1.36	1.67	81	19-122	

Lab Batch #: 640955 **Sample:** 461660-1-BLK / BLK **Batch:** 1 **Matrix:** Solid

Units: mg/kg

SVOAs by EPA 8270C Analytes	SURROGATE RECOVERY STUDY				
	Amount Found [A]	True Amount [B]	Recovery %R [D]	Control Limits %R	Flags
2-Fluorobiphenyl	1.47	1.67	88	30-115	
2-Fluorophenol	1.28	1.67	77	25-121	
Nitrobenzene-d5	1.44	1.67	86	23-120	
Phenol-d6	1.29	1.67	77	24-113	
Terphenyl-D14	1.43	1.67	86	18-137	
2,4,6-Tribromophenol	1.30	1.67	78	19-122	

** Surrogates outside limits; data and surrogates confirmed by reanalysis
*** Poor recoveries due to dilution
Surrogate Recovery [D] = 100 * A / B
All results are based on MDL and validated for QC purposes.

XENCO Laboratories

Form 2 - Surrogate Recoveries

Project Name: Koppers Creosote Facility

Work Order #: 235651 **Project ID:**

Lab Batch #: 640955 **Sample:** 461660-1-BSD / BSD **Batch:** 1 **Matrix:** Solid

Units: mg/kg

SVOAs by EPA 8270C Analytes	SURROGATE RECOVERY STUDY				
	Amount Found [A]	True Amount [B]	Recovery %R [D]	Control Limits %R	Flags
2-Fluorobiphenyl	1.38	1.67	83	30-115	
2-Fluorophenol	1.27	1.67	76	25-121	
Nitrobenzene-d5	1.36	1.67	81	23-120	
Phenol-d6	1.27	1.67	76	24-113	
Terphenyl-D14	1.44	1.67	86	18-137	
2,4,6-Tribromophenol	1.37	1.67	82	19-122	

Lab Batch #: 641024 **Sample:** 235651-006 / SMP **Batch:** 1 **Matrix:** Water

Units: mg/L

SVOAs by EPA 8270C Analytes	SURROGATE RECOVERY STUDY				
	Amount Found [A]	True Amount [B]	Recovery %R [D]	Control Limits %R	Flags
2-Fluorobiphenyl	0.060	0.050	120	43-116	**
2-Fluorophenol	0.025	0.050	50	21-100	
Nitrobenzene-d5	0.055	0.050	110	35-114	
Phenol-d6	0.018	0.050	36	10-94	
Terphenyl-D14	0.065	0.050	130	33-141	
2,4,6-Tribromophenol	0.061	0.050	122	10-123	

Lab Batch #: 641024 **Sample:** 235651-017 / SMP **Batch:** 1 **Matrix:** Water

Units: mg/L

SVOAs by EPA 8270C Analytes	SURROGATE RECOVERY STUDY				
	Amount Found [A]	True Amount [B]	Recovery %R [D]	Control Limits %R	Flags
2-Fluorobiphenyl	0.054	0.050	108	43-116	
2-Fluorophenol	0.024	0.050	48	21-100	
Nitrobenzene-d5	0.052	0.050	104	35-114	
Phenol-d6	0.015	0.050	30	10-94	
Terphenyl-D14	0.061	0.050	122	33-141	
2,4,6-Tribromophenol	0.061	0.050	122	10-123	

** Surrogates outside limits; data and surrogates confirmed by reanalysis
*** Poor recoveries due to dilution
Surrogate Recovery [D] = 100 * A / B
All results are based on MDL and validated for QC purposes.

XENCO Laboratories

Form 2 - Surrogate Recoveries

Project Name: Koppers Creosote Facility

Work Order #: 235651 **Project ID:**

Lab Batch #: 641024 **Sample:** 235651-018 / SMP **Batch:** 1 **Matrix:** Water

Units: mg/L

SVOAs by EPA 8270C Analytes	SURROGATE RECOVERY STUDY				
	Amount Found [A]	True Amount [B]	Recovery %R [D]	Control Limits %R	Flags
2-Fluorobiphenyl	0.053	0.050	106	43-116	
2-Fluorophenol	0.024	0.050	48	21-100	
Nitrobenzene-d5	0.051	0.050	102	35-114	
Phenol-d6	0.015	0.050	30	10-94	
Terphenyl-D14	0.061	0.050	122	33-141	
2,4,6-Tribromophenol	0.061	0.050	122	10-123	

Lab Batch #: 641024 **Sample:** 461700-1-BKS / BKS **Batch:** 1 **Matrix:** Water

Units: mg/L

SVOAs by EPA 8270C Analytes	SURROGATE RECOVERY STUDY				
	Amount Found [A]	True Amount [B]	Recovery %R [D]	Control Limits %R	Flags
2-Fluorobiphenyl	0.056	0.050	112	43-116	
2-Fluorophenol	0.027	0.050	54	21-100	
Nitrobenzene-d5	0.055	0.050	110	35-114	
Phenol-d6	0.018	0.050	36	10-94	
Terphenyl-D14	0.064	0.050	128	33-141	
2,4,6-Tribromophenol	0.061	0.050	122	10-123	

Lab Batch #: 641024 **Sample:** 461700-1-BLK / BLK **Batch:** 1 **Matrix:** Water

Units: mg/L

SVOAs by EPA 8270C Analytes	SURROGATE RECOVERY STUDY				
	Amount Found [A]	True Amount [B]	Recovery %R [D]	Control Limits %R	Flags
2-Fluorobiphenyl	0.052	0.050	104	43-116	
2-Fluorophenol	0.025	0.050	50	21-100	
Nitrobenzene-d5	0.050	0.050	100	35-114	
Phenol-d6	0.016	0.050	32	10-94	
Terphenyl-D14	0.058	0.050	116	33-141	
2,4,6-Tribromophenol	0.057	0.050	114	10-123	

** Surrogates outside limits; data and surrogates confirmed by reanalysis
*** Poor recoveries due to dilution
Surrogate Recovery [D] = 100 * A / B
All results are based on MDL and validated for QC purposes.

XENCO Laboratories

Form 2 - Surrogate Recoveries

Project Name: Koppers Creosote Facility

Work Order #: 235651 **Project ID:**

Lab Batch #: 641024 **Sample:** 461700-1-BSD / BSD **Batch:** 1 **Matrix:** Water

Units: mg/L

SVOAs by EPA 8270C Analytes	SURROGATE RECOVERY STUDY				
	Amount Found [A]	True Amount [B]	Recovery %R [D]	Control Limits %R	Flags
2-Fluorobiphenyl	0.056	0.050	112	43-116	
2-Fluorophenol	0.026	0.050	52	21-100	
Nitrobenzene-d5	0.054	0.050	108	35-114	
Phenol-d6	0.018	0.050	36	10-94	
Terphenyl-D14	0.065	0.050	130	33-141	
2,4,6-Tribromophenol	0.061	0.050	122	10-123	

Lab Batch #: 641309 **Sample:** 235651-019 / SMP **Batch:** 1 **Matrix:** Solid

Units: mg/kg

SVOAs by EPA 8270C Analytes	SURROGATE RECOVERY STUDY				
	Amount Found [A]	True Amount [B]	Recovery %R [D]	Control Limits %R	Flags
2-Fluorobiphenyl	1.58	1.67	95	30-115	
2-Fluorophenol	0.902	1.67	54	25-121	
Nitrobenzene-d5	1.55	1.67	93	23-120	
Phenol-d6	1.06	1.67	63	24-113	
Terphenyl-D14	1.60	1.67	96	18-137	
2,4,6-Tribromophenol	1.15	1.67	69	19-122	

Lab Batch #: 641309 **Sample:** 235651-020 / SMP **Batch:** 1 **Matrix:** Solid

Units: mg/kg

SVOAs by EPA 8270C Analytes	SURROGATE RECOVERY STUDY				
	Amount Found [A]	True Amount [B]	Recovery %R [D]	Control Limits %R	Flags
2-Fluorobiphenyl	1.62	1.67	97	30-115	
2-Fluorophenol	0.715	1.67	43	25-121	
Nitrobenzene-d5	1.55	1.67	93	23-120	
Phenol-d6	0.866	1.67	52	24-113	
Terphenyl D14	1.62	1.67	97	18-137	
2,4,6-Tribromophenol	0.862	1.67	52	19-122	

** Surrogates outside limits; data and surrogates confirmed by reanalysis
*** Poor recoveries due to dilution
Surrogate Recovery [D] = 100 * A / B
All results are based on MDL and validated for QC purposes.

XENCO Laboratories

Form 2 - Surrogate Recoveries

Project Name: Koppers Creosote Facility

Work Order #: 235651 **Project ID:**

Lab Batch #: 641309 **Sample:** 235651-021 / SMP **Batch:** 1 **Matrix:** Solid

Units: mg/kg

SVOAs by EPA 8270C Analytes	SURROGATE RECOVERY STUDY				
	Amount Found [A]	True Amount [B]	Recovery %R [D]	Control Limits %R	Flags
2-Fluorobiphenyl	1.65	1.67	99	30-115	
2-Fluorophenol	1.33	1.67	80	25-121	
Nitrobenzene-d5	1.58	1.67	95	23-120	
Phenol-d6	1.46	1.67	87	24-113	
Terphenyl-D14	1.75	1.67	105	18-137	
2,4,6-Tribromophenol	1.71	1.67	102	19-122	

Lab Batch #: 641309 **Sample:** 235651-022 / SMP **Batch:** 1 **Matrix:** Solid

Units: mg/kg

SVOAs by EPA 8270C Analytes	SURROGATE RECOVERY STUDY				
	Amount Found [A]	True Amount [B]	Recovery %R [D]	Control Limits %R	Flags
2-Fluorobiphenyl	5.62	5.00	112	30-115	
2-Fluorophenol	4.40	5.00	88	25-121	
Nitrobenzene-d5	5.43	5.00	109	23-120	
Phenol-d6	4.82	5.00	96	24-113	
Terphenyl-D14	5.93	5.00	119	18-137	
2,4,6-Tribromophenol	5.22	5.00	104	19-122	

Lab Batch #: 641309 **Sample:** 235651-023 / SMP **Batch:** 1 **Matrix:** Solid

Units: mg/kg

SVOAs by EPA 8270C Analytes	SURROGATE RECOVERY STUDY				
	Amount Found [A]	True Amount [B]	Recovery %R [D]	Control Limits %R	Flags
2-Fluorobiphenyl	1.59	1.67	95	30-115	
2-Fluorophenol	1.33	1.67	80	25-121	
Nitrobenzene-d5	1.54	1.67	92	23-120	
Phenol-d6	1.43	1.67	86	24-113	
Terphenyl-D14	1.65	1.67	99	18-137	
2,4,6-Tribromophenol	1.66	1.67	99	19-122	

** Surrogates outside limits; data and surrogates confirmed by reanalysis
*** Poor recoveries due to dilution
Surrogate Recovery [D] = 100 * A / B
All results are based on MDL and validated for QC purposes.

XENCO Laboratories

Form 2 - Surrogate Recoveries

Project Name: Koppers Creosote Facility

Work Order #: 235651 **Project ID:**

Lab Batch #: 641309 **Sample:** 235651-023 S / MS **Batch:** 1 **Matrix:** Solid

Units: mg/kg

SVOAs by EPA 8270C Analytes	SURROGATE RECOVERY STUDY				
	Amount Found [A]	True Amount [B]	Recovery %R [D]	Control Limits %R	Flags
2-Fluorobiphenyl	1.60	1.66	96	30-115	
2-Fluorophenol	1.36	1.66	82	25-121	
Nitrobenzene-d5	1.58	1.66	95	23-120	
Phenol-d6	1.49	1.66	90	24-113	
Terphenyl-D14	1.60	1.66	96	18-137	
2,4,6-Tribromophenol	1.90	1.66	114	19-122	

Lab Batch #: 641309 **Sample:** 235651-023 SD / MSD **Batch:** 1 **Matrix:** Solid

Units: mg/kg

SVOAs by EPA 8270C Analytes	SURROGATE RECOVERY STUDY				
	Amount Found [A]	True Amount [B]	Recovery %R [D]	Control Limits %R	Flags
2-Fluorobiphenyl	1.63	1.66	98	30-115	
2-Fluorophenol	1.38	1.66	83	25-121	
Nitrobenzene-d5	1.62	1.66	98	23-120	
Phenol-d6	1.51	1.66	91	24-113	
Terphenyl-D14	1.64	1.66	99	18-137	
2,4,6-Tribromophenol	1.92	1.66	116	19-122	

Lab Batch #: 641309 **Sample:** 235651-024 / SMP **Batch:** 1 **Matrix:** Solid

Units: mg/kg

SVOAs by EPA 8270C Analytes	SURROGATE RECOVERY STUDY				
	Amount Found [A]	True Amount [B]	Recovery %R [D]	Control Limits %R	Flags
2-Fluorobiphenyl	1.57	1.66	95	30-115	
2-Fluorophenol	1.21	1.66	73	25-121	
Nitrobenzene-d5	1.51	1.66	91	23-120	
Phenol-d6	1.32	1.66	80	24-113	
Terphenyl-D14	1.57	1.66	95	18-137	
2,4,6-Tribromophenol	1.55	1.66	93	19-122	

** Surrogates outside limits; data and surrogates confirmed by reanalysis

*** Poor recoveries due to dilution

Surrogate Recovery [D] = 100 * A / B

All results are based on MDL and validated for QC purposes.

XENCO Laboratories

Form 2 - Surrogate Recoveries

Project Name: Koppers Creosote Facility

Work Order #: 235651 **Project ID:**

Lab Batch #: 641309 **Sample:** 235651-025 / SMP **Batch:** 1 **Matrix:** Solid

Units: mg/kg

SVOAs by EPA 8270C Analytes	SURROGATE RECOVERY STUDY				
	Amount Found [A]	True Amount [B]	Recovery %R [D]	Control Limits %R	Flags
2-Fluorobiphenyl	1.52	1.66	92	30-115	
2-Fluorophenol	1.24	1.66	75	25-121	
Nitrobenzene-d5	1.43	1.66	86	23-120	
Phenol-d6	1.34	1.66	81	24-113	
Terphenyl-D14	1.50	1.66	90	18-137	
2,4,6-Tribromophenol	1.48	1.66	89	19-122	

Lab Batch #: 641309 **Sample:** 461885-1-BKS / BKS **Batch:** 1 **Matrix:** Solid

Units: mg/kg

SVOAs by EPA 8270C Analytes	SURROGATE RECOVERY STUDY				
	Amount Found [A]	True Amount [B]	Recovery %R [D]	Control Limits %R	Flags
2-Fluorobiphenyl	1.67	1.67	100	30-115	
2-Fluorophenol	1.41	1.67	84	25-121	
Nitrobenzene-d5	1.64	1.67	98	23-120	
Phenol-d6	1.60	1.67	96	24-113	
Terphenyl-D14	1.75	1.67	105	18-137	
2,4,6-Tribromophenol	2.04	1.67	122	19-122	

Lab Batch #: 641309 **Sample:** 461885-1-BLK / BLK **Batch:** 1 **Matrix:** Solid

Units: mg/kg

SVOAs by EPA 8270C Analytes	SURROGATE RECOVERY STUDY				
	Amount Found [A]	True Amount [B]	Recovery %R [D]	Control Limits %R	Flags
2-Fluorobiphenyl	1.64	1.67	98	30-115	
2-Fluorophenol	1.41	1.67	84	25-121	
Nitrobenzene-d5	1.65	1.67	99	23-120	
Phenol-d6	1.52	1.67	91	24-113	
Terphenyl-D14	1.69	1.67	101	18-137	
2,4,6-Tribromophenol	1.74	1.67	104	19-122	

** Surrogates outside limits; data and surrogates confirmed by reanalysis
*** Poor recoveries due to dilution
Surrogate Recovery [D] = 100 * A / B
All results are based on MDL and validated for QC purposes.

XENCO Laboratories

Form 2 - Surrogate Recoveries

Project Name: Koppers Creosote Facility

Work Order #: 235651 **Project ID:**

Lab Batch #: 641309 **Sample:** 461885-1-BSD / BSD **Batch:** 1 **Matrix:** Solid

Units: mg/kg

SVOAs by EPA 8270C Analytes	SURROGATE RECOVERY STUDY Amount Found [A]	True Amount [B]	Recovery %R [D]	Control Limits %R	Flags
2-Fluorobiphenyl	1.64	1.67	98	30-115	
2-Fluorophenol	1.44	1.67	86	25-121	
Nitrobenzene-d5	1.61	1.67	96	23-120	
Phenol-d6	1.61	1.67	96	24-113	
Terphenyl-D14	1.67	1.67	100	18-137	
2,4,6-Tribromophenol	1.96	1.67	117	19-122	

Lab Batch #: 640960 **Sample:** 235651-001 / SMP **Batch:** 1 **Matrix:** Solid

Units: mg/kg

VOAs by SW-846 8260B Analytes	SURROGATE RECOVERY STUDY Amount Found [A]	True Amount [B]	Recovery %R [D]	Control Limits %R	Flags
4-Bromofluorobenzene	0.0622	0.0500	124	74-121	**
Dibromofluoromethane	0.0531	0.0500	106	80-120	
1,2-Dichloroethane-D4	0.0519	0.0500	104	80-120	
Toluene-D8	0.0537	0.0500	107	81-117	

Lab Batch #: 640960 **Sample:** 235651-002 / SMP **Batch:** 1 **Matrix:** Solid

Units: mg/kg

VOAs by SW-846 8260B Analytes	SURROGATE RECOVERY STUDY Amount Found [A]	True Amount [B]	Recovery %R [D]	Control Limits %R	Flags
4-Bromofluorobenzene	0.0607	0.0500	121	74-121	
Dibromofluoromethane	0.0547	0.0500	109	80-120	
1,2-Dichloroethane-D4	0.0536	0.0500	107	80-120	
Toluene-D8	0.0532	0.0500	106	81-117	

** Surrogates outside limits; data and surrogates confirmed by reanalysis
*** Poor recoveries due to dilution
Surrogate Recovery [D] = 100 * A / B
All results are based on MDL and validated for QC purposes.

XENCO Laboratories

Form 2 - Surrogate Recoveries

Project Name: Koppers Creosote Facility

Work Order #: 235651 **Project ID:**

Lab Batch #: 640960 **Sample: 235651-003 / SMP** **Batch: 1** **Matrix: Solid**

Units: mg/kg

VOAs by SW-846 8260B Analytes	SURROGATE RECOVERY STUDY				
	Amount Found [A]	True Amount [B]	Recovery %R [D]	Control Limits %R	Flags
4-Bromofluorobenzene	0.0567	0.0500	113	74-121	
Dibromofluoromethane	0.0560	0.0500	112	80-120	
1,2-Dichloroethane-D4	0.0525	0.0500	105	80-120	
Toluene-D8	0.0510	0.0500	102	81-117	

Lab Batch #: 640960 **Sample: 235651-004 / SMP** **Batch: 1** **Matrix: Solid**

Units: mg/kg

VOAs by SW-846 8260B Analytes	SURROGATE RECOVERY STUDY				
	Amount Found [A]	True Amount [B]	Recovery %R [D]	Control Limits %R	Flags
4-Bromofluorobenzene	0.0533	0.0500	107	74-121	
Dibromofluoromethane	0.0556	0.0500	111	80-120	
1,2-Dichloroethane-D4	0.0531	0.0500	106	80-120	
Toluene-D8	0.0490	0.0500	98	81-117	

Lab Batch #: 640960 **Sample: 235651-005 / SMP** **Batch: 1** **Matrix: Solid**

Units: mg/kg

VOAs by SW-846 8260B Analytes	SURROGATE RECOVERY STUDY				
	Amount Found [A]	True Amount [B]	Recovery %R [D]	Control Limits %R	Flags
4-Bromofluorobenzene	0.0627	0.0500	125	74-121	**
Dibromofluoromethane	0.0587	0.0500	117	80-120	
1,2-Dichloroethane-D4	0.0533	0.0500	107	80-120	
Toluene-D8	0.0533	0.0500	107	81-117	

Lab Batch #: 640960 **Sample: 235651-007 / SMP** **Batch: 1** **Matrix: Solid**

Units: mg/kg

VOAs by SW-846 8260B Analytes	SURROGATE RECOVERY STUDY				
	Amount Found [A]	True Amount [B]	Recovery %R [D]	Control Limits %R	Flags
4-Bromofluorobenzene	0.0754	0.0500	151	74-121	**
Dibromofluoromethane	0.0512	0.0500	102	80-120	
1,2-Dichloroethane-D4	0.0589	0.0500	118	80-120	
Toluene-D8	0.0648	0.0500	130	81-117	**

** Surrogates outside limits; data and surrogates confirmed by reanalysis
*** Poor recoveries due to dilution
Surrogate Recovery [D] = 100 * A / B
All results are based on MDL and validated for QC purposes.

XENCO Laboratories

Form 2 - Surrogate Recoveries

Project Name: Koppers Creosote Facility

Work Order #: 235651 **Project ID:**

Lab Batch #: 640960 **Sample:** 235651-008 / SMP **Batch:** 1 **Matrix:** Solid

Units: mg/kg

VOAs by SW-846 8260B Analytes	SURROGATE RECOVERY STUDY				
	Amount Found [A]	True Amount [B]	Recovery %R [D]	Control Limits %R	Flags
4 Bromofluorobenzene	0.0654	0.0500	131	74-121	**
Dibromofluoromethane	0.0549	0.0500	110	80-120	
1,2-Dichloroethane-D4	0.0590	0.0500	118	80-120	
Toluene-D8	0.0566	0.0500	113	81-117	

Lab Batch #: 640960 **Sample:** 235651-010 / SMP **Batch:** 1 **Matrix:** Solid

Units: mg/kg

VOAs by SW-846 8260B Analytes	SURROGATE RECOVERY STUDY				
	Amount Found [A]	True Amount [B]	Recovery %R [D]	Control Limits %R	Flags
4-Bromofluorobenzene	0.0573	0.0500	115	74-121	
Dibromofluoromethane	0.0528	0.0500	106	80-120	
1,2-Dichloroethane-D4	0.0509	0.0500	102	80-120	
Toluene-D8	0.0505	0.0500	101	81-117	

Lab Batch #: 640960 **Sample:** 235651-011 / SMP **Batch:** 1 **Matrix:** Solid

Units: mg/kg

VOAs by SW-846 8260B Analytes	SURROGATE RECOVERY STUDY				
	Amount Found [A]	True Amount [B]	Recovery %R [D]	Control Limits %R	Flags
4-Bromofluorobenzene	0.0533	0.0500	107	74-121	
Dibromofluoromethane	0.0541	0.0500	108	80-120	
1,2-Dichloroethane-D4	0.0520	0.0500	104	80-120	
Toluene-D8	0.0499	0.0500	100	81-117	

Lab Batch #: 640960 **Sample:** 235651-011 S / MS **Batch:** 1 **Matrix:** Solid

Units: mg/kg

VOAs by SW-846 8260B Analytes	SURROGATE RECOVERY STUDY				
	Amount Found [A]	True Amount [B]	Recovery %R [D]	Control Limits %R	Flags
4-Bromofluorobenzene	0.0532	0.0500	106	74-121	
Dibromofluoromethane	0.0565	0.0500	113	80-120	
1,2-Dichloroethane-D4	0.0569	0.0500	114	80-120	
Toluene-D8	0.0503	0.0500	101	81-117	

** Surrogates outside limits; data and surrogates confirmed by reanalysis

*** Poor recoveries due to dilution

Surrogate Recovery [D] = 100 * A / B

All results are based on MDL and validated for QC purposes.

XENCO Laboratories

Form 2 - Surrogate Recoveries

Project Name: Koppers Creosote Facility

Work Order #: 235651 **Project ID:**

Lab Batch #: 640960 **Sample:** 235651-011 SD / MSD **Batch:** 1 **Matrix:** Solid

Units: mg/kg

VOAs by SW-846 8260B Analytes	SURROGATE RECOVERY STUDY				
	Amount Found [A]	True Amount [B]	Recovery %R [D]	Control Limits %R	Flags
4-Bromofluorobenzene	0.0527	0.0500	105	74-121	
Dibromofluoromethane	0.0551	0.0500	110	80-120	
1,2-Dichloroethane-D4	0.0528	0.0500	106	80-120	
Toluene-D8	0.0510	0.0500	102	81-117	

Lab Batch #: 640960 **Sample:** 461664-1-BKS / BKS **Batch:** 1 **Matrix:** Solid

Units: mg/kg

VOAs by SW-846 8260B Analytes	SURROGATE RECOVERY STUDY				
	Amount Found [A]	True Amount [B]	Recovery %R [D]	Control Limits %R	Flags
4-Bromofluorobenzene	0.0511	0.0500	102	74-121	
Dibromofluoromethane	0.0502	0.0500	100	80-120	
1,2-Dichloroethane-D4	0.0512	0.0500	102	80-120	
Toluene-D8	0.0506	0.0500	101	81-117	

Lab Batch #: 640960 **Sample:** 461664-1-BLK / BLK **Batch:** 1 **Matrix:** Solid

Units: mg/kg

VOAs by SW-846 8260B Analytes	SURROGATE RECOVERY STUDY				
	Amount Found [A]	True Amount [B]	Recovery %R [D]	Control Limits %R	Flags
4-Bromofluorobenzene	0.0526	0.0500	105	74-121	
Dibromofluoromethane	0.0511	0.0500	102	80-120	
1,2-Dichloroethane-D4	0.0509	0.0500	102	80-120	
Toluene-D8	0.0504	0.0500	101	81-117	

Lab Batch #: 641081 **Sample:** 235651-009 / SMP **Batch:** 1 **Matrix:** Solid

Units: mg/kg

VOAs by SW-846 8260B Analytes	SURROGATE RECOVERY STUDY				
	Amount Found [A]	True Amount [B]	Recovery %R [D]	Control Limits %R	Flags
4-Bromofluorobenzene	0.0638	0.0500	128	74-121	**
Dibromofluoromethane	0.0541	0.0500	108	80-120	
1,2-Dichloroethane-D4	0.0517	0.0500	103	80-120	
Toluene-D8	0.0579	0.0500	116	81-117	

** Surrogates outside limits; data and surrogates confirmed by reanalysis

*** Poor recoveries due to dilution

Surrogate Recovery [D] = 100 * A / B

All results are based on MDL and validated for QC purposes.

XENCO Laboratories

Form 2 - Surrogate Recoveries

Project Name: Koppers Creosote Facility

Work Order #: 235651 **Project ID:**

Lab Batch #: 641081 **Sample:** 235651-012 / SMP **Batch:** 1 **Matrix:** Solid

Units: mg/kg

VOAs by SW-846 8260B Analytes	SURROGATE RECOVERY STUDY				
	Amount Found [A]	True Amount [B]	Recovery %R [D]	Control Limits %R	Flags
4-Bromofluorobenzene	0.0524	0.0500	105	74-121	
Dibromofluoromethane	0.0550	0.0500	110	80-120	
1,2-Dichloroethane-D4	0.0512	0.0500	102	80-120	
Toluene-D8	0.0497	0.0500	99	81-117	

Lab Batch #: 641081 **Sample:** 235651-012 S / MS **Batch:** 1 **Matrix:** Solid

Units: mg/kg

VOAs by SW-846 8260B Analytes	SURROGATE RECOVERY STUDY				
	Amount Found [A]	True Amount [B]	Recovery %R [D]	Control Limits %R	Flags
4-Bromofluorobenzene	0.0519	0.0500	104	74-121	
Dibromofluoromethane	0.0551	0.0500	110	80-120	
1,2-Dichloroethane-D4	0.0520	0.0500	104	80-120	
Toluene-D8	0.0502	0.0500	100	81-117	

Lab Batch #: 641081 **Sample:** 235651-012 SD / MSD **Batch:** 1 **Matrix:** Solid

Units: mg/kg

VOAs by SW-846 8260B Analytes	SURROGATE RECOVERY STUDY				
	Amount Found [A]	True Amount [B]	Recovery %R [D]	Control Limits %R	Flags
4-Bromofluorobenzene	0.0524	0.0500	105	74-121	
Dibromofluoromethane	0.0552	0.0500	110	80-120	
1,2-Dichloroethane-D4	0.0548	0.0500	110	80-120	
Toluene-D8	0.0500	0.0500	100	81-117	

Lab Batch #: 641081 **Sample:** 235651-021 / SMP **Batch:** 1 **Matrix:** Solid

Units: mg/kg

VOAs by SW-846 8260B Analytes	SURROGATE RECOVERY STUDY				
	Amount Found [A]	True Amount [B]	Recovery %R [D]	Control Limits %R	Flags
4-Bromofluorobenzene	0.0559	0.0500	112	74-121	
Dibromofluoromethane	0.0537	0.0500	107	80-120	
1,2-Dichloroethane-D4	0.0527	0.0500	105	80-120	
Toluene-D8	0.0514	0.0500	103	81-117	

** Surrogates outside limits; data and surrogates confirmed by reanalysis

*** Poor recoveries due to dilution

Surrogate Recovery [D] = 100 * A / B

All results are based on MDL and validated for QC purposes.

XENCO Laboratories

Form 2 - Surrogate Recoveries

Project Name: Koppers Creosote Facility

Work Order #: 235651 **Project ID:**

Lab Batch #: 641081 **Sample:** 461734-1-BKS / BKS **Batch:** 1 **Matrix:** Solid

Units: mg/kg

VOAs by SW-846 8260B Analytes	SURROGATE RECOVERY STUDY				
	Amount Found [A]	True Amount [B]	Recovery %R [D]	Control Limits %R	Flags
4-Bromofluorobenzene	0.0519	0.0500	104	74-121	
Dibromofluoromethane	0.0533	0.0500	107	80-120	
1,2-Dichloroethane-D4	0.0529	0.0500	106	80-120	
Toluene-D8	0.0510	0.0500	102	81-117	

Lab Batch #: 641081 **Sample:** 461734-1-BLK / BLK **Batch:** 1 **Matrix:** Solid

Units: mg/kg

VOAs by SW-846 8260B Analytes	SURROGATE RECOVERY STUDY				
	Amount Found [A]	True Amount [B]	Recovery %R [D]	Control Limits %R	Flags
4-Bromofluorobenzene	0.0540	0.0500	108	74-121	
Dibromofluoromethane	0.0516	0.0500	103	80-120	
1,2-Dichloroethane-D4	0.0504	0.0500	101	80-120	
Toluene-D8	0.0512	0.0500	102	81-117	

Lab Batch #: 641150 **Sample:** 235651-005 / DL **Batch:** 1 **Matrix:** Solid

Units: mg/kg

VOAs by SW-846 8260B Analytes	SURROGATE RECOVERY STUDY				
	Amount Found [A]	True Amount [B]	Recovery %R [D]	Control Limits %R	Flags
4-Bromofluorobenzene	0.0511	0.0500	102	74-121	
Dibromofluoromethane	0.0528	0.0500	106	80-120	
1,2-Dichloroethane-D4	0.0496	0.0500	99	80-120	
Toluene-D8	0.0477	0.0500	95	81-117	

Lab Batch #: 641150 **Sample:** 235651-013 / SMP **Batch:** 1 **Matrix:** Solid

Units: mg/kg

VOAs by SW-846 8260B Analytes	SURROGATE RECOVERY STUDY				
	Amount Found [A]	True Amount [B]	Recovery %R [D]	Control Limits %R	Flags
4-Bromofluorobenzene	0.0634	0.0500	127	74-121	**
Dibromofluoromethane	0.0559	0.0500	112	80-120	
1,2-Dichloroethane-D4	0.0537	0.0500	107	80-120	
Toluene-D8	0.0525	0.0500	105	81-117	

** Surrogates outside limits; data and surrogates confirmed by reanalysis
*** Poor recoveries due to dilution
Surrogate Recovery [D] = 100 * A / B
All results are based on MDL and validated for QC purposes.

XENCO Laboratories

Form 2 - Surrogate Recoveries

Project Name: Koppers Creosote Facility

Work Order #: 235651 **Project ID:**

Lab Batch #: 641150 **Sample: 235651-014 / SMP** **Batch: 1** **Matrix: Solid**

Units: mg/kg

VOAs by SW-846 8260B Analytes	SURROGATE RECOVERY STUDY				
	Amount Found [A]	True Amount [B]	Recovery %R [D]	Control Limits %R	Flags
4-Bromofluorobenzene	0.0616	0.0500	123	74-121	**
Dibromofluoromethane	0.0547	0.0500	109	80-120	
1,2-Dichloroethane-D4	0.0534	0.0500	107	80-120	
Toluene-D8	0.0524	0.0500	105	81-117	

Lab Batch #: 641150 **Sample: 235651-015 / SMP** **Batch: 1** **Matrix: Solid**

Units: mg/kg

VOAs by SW-846 8260B Analytes	SURROGATE RECOVERY STUDY				
	Amount Found [A]	True Amount [B]	Recovery %R [D]	Control Limits %R	Flags
4-Bromofluorobenzene	0.0639	0.0500	128	74-121	**
Dibromofluoromethane	0.0586	0.0500	117	80-120	
1,2-Dichloroethane-D4	0.0562	0.0500	112	80-120	
Toluene-D8	0.0501	0.0500	100	81-117	

Lab Batch #: 641150 **Sample: 235651-016 / SMP** **Batch: 1** **Matrix: Solid**

Units: mg/kg

VOAs by SW-846 8260B Analytes	SURROGATE RECOVERY STUDY				
	Amount Found [A]	True Amount [B]	Recovery %R [D]	Control Limits %R	Flags
4-Bromofluorobenzene	0.0590	0.0500	118	74-121	
Dibromofluoromethane	0.0556	0.0500	111	80-120	
1,2-Dichloroethane-D4	0.0539	0.0500	108	80-120	
Toluene-D8	0.0481	0.0500	96	81-117	

Lab Batch #: 641150 **Sample: 235651-020 / SMP** **Batch: 1** **Matrix: Solid**

Units: mg/kg

VOAs by SW-846 8260B Analytes	SURROGATE RECOVERY STUDY				
	Amount Found [A]	True Amount [B]	Recovery %R [D]	Control Limits %R	Flags
4-Bromofluorobenzene	0.0669	0.0500	134	74-121	**
Dibromofluoromethane	0.0565	0.0500	113	80-120	
1,2-Dichloroethane-D4	0.0549	0.0500	110	80-120	
Toluene-D8	0.0534	0.0500	107	81-117	

** Surrogates outside limits; data and surrogates confirmed by reanalysis
*** Poor recoveries due to dilution
Surrogate Recovery [D] = 100 * A / B
All results are based on MDL and validated for QC purposes.

XENCO Laboratories

Form 2 - Surrogate Recoveries

Project Name: Koppers Creosote Facility

Work Order #: 235651 **Project ID:**

Lab Batch #: 641150 **Sample: 235651-022 / SMP** **Batch: 1** **Matrix: Solid**

Units: mg/kg

VOAs by SW-846 8260B Analytes	SURROGATE RECOVERY STUDY				
	Amount Found [A]	True Amount [B]	Recovery %R [D]	Control Limits %R	Flags
4-Bromofluorobenzene	0.0693	0.0500	139	74-121	**
Dibromofluoromethane	0.0528	0.0500	106	80-120	
1,2-Dichloroethane-D4	0.0521	0.0500	104	80-120	
Toluene-D8	0.0601	0.0500	120	81-117	**

Lab Batch #: 641150 **Sample: 235651-023 / SMP** **Batch: 1** **Matrix: Solid**

Units: mg/kg

VOAs by SW-846 8260B Analytes	SURROGATE RECOVERY STUDY				
	Amount Found [A]	True Amount [B]	Recovery %R [D]	Control Limits %R	Flags
4-Bromofluorobenzene	0.0601	0.0500	120	74-121	
Dibromofluoromethane	0.0566	0.0500	113	80-120	
1,2-Dichloroethane-D4	0.0551	0.0500	110	80-120	
Toluene-D8	0.0514	0.0500	103	81-117	

Lab Batch #: 641150 **Sample: 235651-024 / SMP** **Batch: 1** **Matrix: Solid**

Units: mg/kg

VOAs by SW-846 8260B Analytes	SURROGATE RECOVERY STUDY				
	Amount Found [A]	True Amount [B]	Recovery %R [D]	Control Limits %R	Flags
4-Bromofluorobenzene	0.0585	0.0500	117	74-121	
Dibromofluoromethane	0.0574	0.0500	115	80-120	
1,2-Dichloroethane-D4	0.0541	0.0500	108	80-120	
Toluene-D8	0.0510	0.0500	102	81-117	

Lab Batch #: 641150 **Sample: 235651-025 / SMP** **Batch: 1** **Matrix: Solid**

Units: mg/kg

VOAs by SW-846 8260B Analytes	SURROGATE RECOVERY STUDY				
	Amount Found [A]	True Amount [B]	Recovery %R [D]	Control Limits %R	Flags
4-Bromofluorobenzene	0.0611	0.0500	122	74-121	**
Dibromofluoromethane	0.0570	0.0500	114	80-120	
1,2-Dichloroethane-D4	0.0520	0.0500	104	80-120	
Toluene-D8	0.0512	0.0500	102	81-117	

** Surrogates outside limits; data and surrogates confirmed by reanalysis
*** Poor recoveries due to dilution
Surrogate Recovery [D] = 100 * A / B
All results are based on MDL and validated for QC purposes.

XENCO Laboratories

Form 2 - Surrogate Recoveries

Project Name: Koppers Creosote Facility

Work Order #: 235651 **Project ID:**

Lab Batch #: 641150 **Sample:** 235801-001 S / MS **Batch:** 1 **Matrix:** Solid

Units: mg/kg

VOAs by SW-846 8260B Analytes	SURROGATE RECOVERY STUDY				
	Amount Found [A]	True Amount [B]	Recovery %R [D]	Control Limits %R	Flags
4-Bromofluorobenzene	0.0529	0.0500	106	74-121	
Dibromofluoromethane	0.0518	0.0500	104	80-120	
1,2-Dichloroethane-D4	0.0523	0.0500	105	80-120	
Toluene-D8	0.0500	0.0500	100	81-117	

Lab Batch #: 641150 **Sample:** 235801-001 SD / MSD **Batch:** 1 **Matrix:** Solid

Units: mg/kg

VOAs by SW-846 8260B Analytes	SURROGATE RECOVERY STUDY				
	Amount Found [A]	True Amount [B]	Recovery %R [D]	Control Limits %R	Flags
4-Bromofluorobenzene	0.0532	0.0500	106	74-121	
Dibromofluoromethane	0.0522	0.0500	104	80-120	
1,2-Dichloroethane-D4	0.0514	0.0500	103	80-120	
Toluene-D8	0.0490	0.0500	98	81-117	

Lab Batch #: 641150 **Sample:** 461780-1-BKS / BKS **Batch:** 1 **Matrix:** Solid

Units: mg/kg

VOAs by SW-846 8260B Analytes	SURROGATE RECOVERY STUDY				
	Amount Found [A]	True Amount [B]	Recovery %R [D]	Control Limits %R	Flags
4-Bromofluorobenzene	0.0517	0.0500	103	74-121	
Dibromofluoromethane	0.0545	0.0500	109	80-120	
1,2-Dichloroethane-D4	0.0532	0.0500	106	80-120	
Toluene-D8	0.0490	0.0500	98	81-117	

Lab Batch #: 641150 **Sample:** 461780-1-BLK / BLK **Batch:** 1 **Matrix:** Solid

Units: mg/kg

VOAs by SW-846 8260B Analytes	SURROGATE RECOVERY STUDY				
	Amount Found [A]	True Amount [B]	Recovery %R [D]	Control Limits %R	Flags
4-Bromofluorobenzene	0.0530	0.0500	106	74-121	
Dibromofluoromethane	0.0535	0.0500	107	80-120	
1,2-Dichloroethane-D4	0.0504	0.0500	101	80-120	
Toluene-D8	0.0487	0.0500	97	81-117	

** Surrogates outside limits; data and surrogates confirmed by reanalysis
*** Poor recoveries due to dilution
Surrogate Recovery [D] = 100 * A / B
All results are based on MDL and validated for QC purposes.

XENCO Laboratories

Form 2 - Surrogate Recoveries

Project Name: Koppers Creosote Facility

Work Order #: 235651 **Project ID:**

Lab Batch #: 641186 **Sample: 235651-003 / DL** **Batch: 1** **Matrix: Solid**

Units: mg/kg

VOAs by SW-846 8260B Analytes	SURROGATE RECOVERY STUDY Amount Found [A]	True Amount [B]	Recovery %R [D]	Control Limits %R	Flags
4 Bromofluorobenzene	0.0542	0.0500	108	74-121	
Dibromofluoromethane	0.0568	0.0500	114	80-120	
1,2-Dichloroethane-D4	0.0519	0.0500	104	80-120	
Toluene-D8	0.0487	0.0500	97	81-117	

Lab Batch #: 641186 **Sample: 235651-019 / SMP** **Batch: 1** **Matrix: Solid**

Units: mg/kg

VOAs by SW-846 8260B Analytes	SURROGATE RECOVERY STUDY Amount Found [A]	True Amount [B]	Recovery %R [D]	Control Limits %R	Flags
4-Bromofluorobenzene	0.0586	0.0500	117	74-121	
Dibromofluoromethane	0.0515	0.0500	103	80-120	
1,2-Dichloroethane-D4	0.0523	0.0500	105	80-120	
Toluene-D8	0.0524	0.0500	105	81-117	

Lab Batch #: 641186 **Sample: 235651-019 S / MS** **Batch: 1** **Matrix: Solid**

Units: mg/kg

VOAs by SW-846 8260B Analytes	SURROGATE RECOVERY STUDY Amount Found [A]	True Amount [B]	Recovery %R [D]	Control Limits %R	Flags
4-Bromofluorobenzene	0.0567	0.0500	113	74-121	
Dibromofluoromethane	0.0539	0.0500	108	80-120	
1,2-Dichloroethane-D4	0.0553	0.0500	111	80-120	
Toluene-D8	0.0537	0.0500	107	81-117	

Lab Batch #: 641186 **Sample: 235651-019 SD / MSD** **Batch: 1** **Matrix: Solid**

Units: mg/kg

VOAs by SW-846 8260B Analytes	SURROGATE RECOVERY STUDY Amount Found [A]	True Amount [B]	Recovery %R [D]	Control Limits %R	Flags
4-Bromofluorobenzene	0.0581	0.0500	116	74-121	
Dibromofluoromethane	0.0535	0.0500	107	80-120	
1,2-Dichloroethane-D4	0.0547	0.0500	109	80-120	
Toluene-D8	0.0537	0.0500	107	81-117	

** Surrogates outside limits; data and surrogates confirmed by reanalysis
*** Poor recoveries due to dilution
Surrogate Recovery [D] = 100 * A / B
All results are based on MDL and validated for QC purposes.

XENCO Laboratories

Form 2 - Surrogate Recoveries

Project Name: Koppers Creosote Facility

Work Order #: 235651 **Project ID:**

Lab Batch #: 641186 **Sample:** 461800-1-BKS / BKS **Batch:** 1 **Matrix:** Solid

Units: mg/kg

VOAs by SW-846 8260B Analytes	SURROGATE RECOVERY STUDY				
	Amount Found [A]	True Amount [B]	Recovery %R [D]	Control Limits %R	Flags
4-Bromofluorobenzene	0.0507	0.0500	101	74-121	
Dibromofluoromethane	0.0529	0.0500	106	80-120	
1,2-Dichloroethane-D4	0.0557	0.0500	111	80-120	
Toluene-D8	0.0501	0.0500	100	81-117	

Lab Batch #: 641186 **Sample:** 461800-1-BLK / BLK **Batch:** 1 **Matrix:** Solid

Units: mg/kg

VOAs by SW-846 8260B Analytes	SURROGATE RECOVERY STUDY				
	Amount Found [A]	True Amount [B]	Recovery %R [D]	Control Limits %R	Flags
4-Bromofluorobenzene	0.0522	0.0500	104	74-121	
Dibromofluoromethane	0.0531	0.0500	106	80-120	
1,2-Dichloroethane-D4	0.0503	0.0500	101	80-120	
Toluene-D8	0.0503	0.0500	101	81-117	

** Surrogates outside limits; data and surrogates confirmed by reanalysis

*** Poor recoveries due to dilution

Surrogate Recovery [D] = 100 * A / B

All results are based on MDL and validated for QC purposes.

XENCO Laboratories

CASE NARRATIVE

Client Name: 3TM International
Project Name: Koppers Creosote Facility

Project ID:
Work Order Number: 235651

Report Date: 13-AUG-03
Date Recetved: 25-JUL-03

Sample receipt non conformances and Comments:

Samples were received @ 3 degrees C and in the proper containers. Volatile analysis were added for all soil samples on 7/31/03 by TJ Dunnahoe. TJ was informed that the samples had already been extracted for Semi-Volatile analysis and may possibly contain lab contamination of Methylene Chloride. TJ agreed to run the Volatile analysis with the possible lab contamination.

Sample receipt Non Conformances and Comments per Sample:

None

Analytical Non Conformances and Comments:

Batch: LBE-461660 Sonication Sample Preparation by EPA 3550 SW3550 / Solid
Samples 235651-001, -002, -005, -007, -008, -015 went through a GPC clean up.

Batch: LBE-461664 Purge and Trap for Aqueous Sam by SW-846 5030B SW5030B / Solid
None

Batch: LBE-461700 Sepratory Funnel Liquid-Liqui by SW-846 3510C SW3510C / Water
None

Batch: LBE-461734 Purge and Trap for Aqueous Sam by SW-846 5030B SW5030B / Solid
None

Batch: LBE-461780 Purge and Trap for Aqueous Sam by SW-846 5030B SW5030B / Solid
None

Batch: LBE-461800 Purge and Trap for Aqueous Sam by SW-846 5030B SW5030B / Solid
None

Batch: LBE-461885 Sonication Sample Preparation by EPA 3550 SW3550 / Solid
None

Batch: LBA-640727 Percent Moisture AD2216A / Solid
None

Batch: LBA-640730 Percent Moisture AD2216A / Solid
None

Batch: LBA-640955 SVOCs by SW846 8270C SW8270C / Solid
None

XENCO Laboratories

CASE NARRATIVE

Client Name: 3TM International
Project Name: Koppers Creosote Facility

Project ID:
Work Order Number: 235651

Report Date: 13-AUG-03
Date Received: 25-JUL-03

Batch: LBA-640960 VOAs by SW-846 8260B *SW8260B / Solid*
None

Sample: 235651-001 ***SW8260B / Solid***

Surrogate 4-Bromofluorobenzene recovered above QC limits. This was confirmed by reanalysis.

Sample: 235651-005 ***SW8260B / Solid***

Surrogate 4-Bromofluorobenzene recovered above QC limits. This was confirmed by reanalysis.

Sample: 235651-007 ***SW8260B / Solid***

Surrogates Toluene-D8 and 4-Bromofluorobenzene recovered above QC limits. This was confirmed by reanalysis.

Sample: 235651-008 ***SW8260B / Solid***

Surrogate 4-Bromofluorobenzene recovered above QC limits. This was confirmed by reanalysis.

Batch: LBA-641024 SVOCs by SW846 8270C *SW8270C / Water*
None

Sample: 235651-006 ***SW8270C / Water***

Surrogate 2-Fluorobiphenyl recovered above QC limits. This was confirmed by reanalysis.

Batch: LBA-641024 SVOCs by SW846 8270C *SW8270CPAH / Water*
None

Batch: LBA-641081 VOAs by SW-846 8260B *SW8260B / Solid*
None

Sample: 235651-009 ***SW8260B / Solid***

Surrogate 4-Bromofluorobenzene recovered above QC limits. This was confirmed by reanalysis.

Batch: LBA-641150 VOAs by SW-846 8260B *SW8260B / Solid*
None

Sample: 235651-013 ***SW8260B / Solid***

Surrogate 4-Bromofluorobenzene recovered above QC limits. This was confirmed by reanalysis.

Sample: 235651-014 ***SW8260B / Solid***

Surrogate 4-Bromofluorobenzene recovered above QC limits. This was confirmed by reanalysis.

Sample: 235651-015 ***SW8260B / Solid***

Surrogate 4-Bromofluorobenzene recovered above QC limits. This was confirmed by reanalysis.

XENCO Laboratories

CASE NARRATIVE

Client Name: 3TM International
Project Name: Koppers Creosote Facility

Project ID:
Work Order Number: 235651

Report Date: 13-AUG-03
Date Received: 25-JUL-03

Sample: 235651-020 **SW8260B / Solid**

Surrogate 4-Bromofluorobenzene recovered above QC limits. This was confirmed by reanalysis.

Sample: 235651-022 **SW8260B / Solid**

Surrogates Toluene-D8 and 4-Bromofluorobenzene recovered above QC limits. This was confirmed by reanalysis.

Sample: 235651-025 **SW8260B / Solid**

Surrogate 4-Bromofluorobenzene recovered above QC limits. This was confirmed by reanalysis.

Batch: LBA-641186 VOAs by SW-846 8260B SW8260B / Solid
None

Batch: LBA-641309 SVOCs by SW846 8270C SW8270C / Solid
None

Brent Barron
Laboratory Manager

Karen Olson
Project Manager

Form 3 - MS / MSD Recoveries

Project Name: Koppers Creosote Facility

Work Order # : 235651

Project ID:

Lab Batch ID: 640955

QC- Sample ID: 235651-011 **Batch #:** 1 **Matrix:** Solid

Reporting Units: mg/kg

SVOAs by EPA 8270C Analytes	MATRIX SPIKE / MATRIX SPIKE DUPLICATE RECOVERY STUDY										
	Parent Sample Result [A]	Spike Added [B]	Spiked Sample Result [C]	Spiked Sample %R [D]	Spike Added [E]	Duplicate Spiked Sample Result [F]	Spiked Dup. %R [G]	RPD %	Control Limits %R	Control Limits %RPD	Flag
Acenaphthene	<0.207	2.07	1.80	87	2.07	1.76	85	2	41-134	19	
Acenaphthylene	<0.207	2.07	1.75	85	2.07	1.72	83	2	65-135	25	
Anthracene	<0.207	2.07	1.79	86	2.07	1.77	86	0	65-135	25	
Benzo(a)anthracene	<0.207	2.07	1.75	85	2.07	1.70	82	4	44-126	25	
Benzo(a)pyrene	<0.207	2.07	1.81	87	2.07	1.76	85	2	65-135	25	
Benzo(b)fluoranthene	<0.207	2.07	1.89	91	2.07	1.89	91	0	65-135	25	
Benzo(g,h,i)perylene	<0.207	2.07	1.15	56	2.07	1.11	54	4	65-135	25	X
Benzo(k)fluoranthene	<0.207	2.07	2.07	100	2.07	1.91	92	8	25-125	25	
Chrysene	<0.207	2.07	1.80	87	2.07	1.76	85	2	65-135	25	
Dibenz(a,h)Anthracene	<0.207	2.07	1.32	64	2.07	1.24	60	6	65-135	25	X
Fluoranthene	<0.207	2.07	1.82	88	2.07	1.75	85	3	65-135	25	
Fluorene	<0.207	2.07	1.83	88	2.07	1.77	86	2	65-135	25	
Indeno(1,2,3-c,d)Pyrene	<0.207	2.07	1.28	62	2.07	1.20	58	7	65-135	25	X
Naphthalene	<0.207	2.07	1.81	87	2.07	1.72	83	5	65-135	25	
Phenanthrene	<0.207	2.07	1.83	88	2.07	1.78	86	2	65-135	25	
Pyrene	<0.207	2.07	1.85	89	2.07	1.79	86	3	41-144	36	

Matrix Spike Percent Recovery [D] = 100*(C-A)/B
Relative Percent Difference RPD = 200*(D-G)/(D+G)

Matrix Spike Duplicate Percent Recovery [G] = 100*(F-A)/E

ND = Not Detected, J = Present Below Reporting Limit, B = Present in Blank, NR = Not Requested, I = Interference, NA = Not ApplicableN = See Narrative, EQL = Estimated Quantitation Limit

Form 3 - MS / MSD Recoveries

Project Name: Koppers Creosote Facility

Work Order # : 235651

Project ID:

Lab Batch ID: 641309

QC- Sample ID: 235651-023 S **Batch #:** 1 **Matrix:** Solid

Reporting Units: mg/kg

SVOAs by EPA 8270C Analytes	MATRIX SPIKE / MATRIX SPIKE DUPLICATE RECOVERY STUDY										
	Parent Sample Result [A]	Spike Added [B]	Spiked Sample Result [C]	Spiked Sample %R [D]	Spike Added [E]	Duplicate Spiked Sample Result [F]	Spiked Dup. %R [G]	RPD %	Control Limits %R	Control Limits %RPD	Flag
Acenaphthene	<0.206	2.05	1.86	91	2.06	1.82	88	3	41-134	19	
Acenaphthylene	<0.206	2.05	1.81	88	2.06	1.82	88	0	65-135	25	
Anthracene	<0.206	2.05	1.83	89	2.06	1.83	89	0	65-135	25	
Benzo(a)anthracene	<0.206	2.05	1.77	86	2.06	1.78	86	0	44-126	25	
Benzo(a)pyrene	<0.206	2.05	1.87	91	2.06	1.88	91	0	65-135	25	
Benzo(b)fluoranthene	<0.206	2.05	1.92	94	2.06	1.88	91	3	65-135	25	
Benzo(g,h,i)perylene	<0.206	2.05	1.67	81	2.06	1.70	83	2	65-135	25	
Benzo(k)fluoranthene	<0.206	2.05	1.95	95	2.06	2.07	100	5	25-125	25	
Chrysene	<0.206	2.05	1.83	89	2.06	1.82	88	1	65-135	25	
Dibenz(a,h)Anthracene	<0.206	2.05	1.85	90	2.06	1.87	91	1	65-135	25	
Fluoranthene	<0.206	2.05	1.91	93	2.06	1.91	93	0	65-135	25	
Fluorene	<0.206	2.05	1.88	92	2.06	1.85	90	2	65-135	25	
Indeno(1,2,3-c,d)Pyrene	<0.206	2.05	1.74	85	2.06	1.78	86	1	65-135	25	
Naphthalene	<0.206	2.05	1.79	87	2.06	1.87	91	4	65-135	25	
Phenanthrene	<0.206	2.05	1.90	93	2.06	1.90	92	1	65-135	25	
Pyrene	<0.206	2.05	1.78	87	2.06	1.79	87	0	41-144	36	

Matrix Spike Percent Recovery [D] = 100*(C-A)/B
Relative Percent Difference RPD = 200*(D-G)/(D+G)

Matrix Spike Duplicate Percent Recovery [G] = 100*(F-A)/E

ND = Not Detected, J = Present Below Reporting Limit, B = Present in Blank, NR = Not Requested, I = Interference, NA = Not ApplicableN = See Narrative, EQL = Estimated Quantitation Limit

XENCO Laboratories

Form 3 - MS / MSD Recoveries

Project Name: Koppers Creosote Facility

Work Order # : 235651

Project ID:

Lab Batch ID: 640960 QC- Sample ID: 235651-011 S Batch #: 1 Matrix: Solid

Reporting Units: mg/kg

VOAs by SW-846 8260B Analytes	MATRIX SPIKE / MATRIX SPIKE DUPLICATE RECOVERY STUDY										
	Parent Sample Result [A]	Spike Added [B]	Spiked Sample Result [C]	Spiked Sample %R [D]	Spike Added [E]	Duplicate Spiked Sample Result [F]	Spiked Dup. %R [G]	RPD %	Control Limits %R	Control Limits %RPD	Flag
Benzene	<0.006	0.060	0.052	87	0.061	0.052	85	2	66-142	21	
Chlorobenzene	<0.006	0.060	0.057	95	0.061	0.056	92	3	60-133	21	
1,1-Dichloroethene	<0.006	0.060	0.045	75	0.061	0.049	80	6	59-172	22	
Toluene	<0.006	0.060	0.051	85	0.061	0.052	85	0	59-139	21	
Trichloroethene	<0.006	0.060	0.054	90	0.061	0.054	89	1	62-137	24	

Lab Batch ID: 641081 QC- Sample ID: 235651-012 S Batch #: 1 Matrix: Solid

Reporting Units: mg/kg

VOAs by SW-846 8260B Analytes	MATRIX SPIKE / MATRIX SPIKE DUPLICATE RECOVERY STUDY										
	Parent Sample Result [A]	Spike Added [B]	Spiked Sample Result [C]	Spiked Sample %R [D]	Spike Added [E]	Duplicate Spiked Sample Result [F]	Spiked Dup. %R [G]	RPD %	Control Limits %R	Control Limits %RPD	Flag
Benzene	<0.006	0.058	0.058	100	0.058	0.057	98	2	66-142	21	
Chlorobenzene	<0.006	0.058	0.057	98	0.058	0.058	100	2	60-133	21	
1,1-Dichloroethene	<0.006	0.058	0.058	100	0.058	0.059	102	2	59-172	22	
Toluene	<0.006	0.058	0.055	95	0.058	0.056	97	2	59-139	21	
Trichloroethene	<0.006	0.058	0.060	103	0.058	0.061	105	2	62-137	24	

Matrix Spike Percent Recovery [D] = 100*(C-A)/B
Relative Percent Difference RPD = 200*(D-G)/(D+G)

Matrix Spike Duplicate Percent Recovery [G] = 100*(F-A)/E

ND = Not Detected, J = Present Below Reporting Limit, B = Present in Blank, NR = Not Requested, I = Interference, NA = Not ApplicableN = See Narrative, EQL = Estimated Quantitation Limit

Form 3 - MS / MSD Recoveries

Project Name: Koppers Creosote Facility

Work Order # : 235651

Project ID:

Lab Batch ID: 641150 **QC- Sample ID:** 235801-001 S **Batch #:** 1 **Matrix:** Solid

Reporting Units: mg/kg

VOAs by SW-846 8260B Analytes	MATRIX SPIKE / MATRIX SPIKE DUPLICATE RECOVERY STUDY										
	Parent Sample Result [A]	Spike Added [B]	Spiked Sample Result [C]	Spiked Sample %R [D]	Spike Added [E]	Duplicate Spiked Sample Result [F]	Spiked Dup. %R [G]	RPD %	Control Limits %R	Control Limits %RPD	Flag
Benzene	<0.005	0.050	0.052	104	0.050	0.051	102	2	66-142	21	
Chlorobenzene	<0.005	0.050	0.053	106	0.050	0.052	104	2	60-133	21	
1,1-Dichloroethene	<0.005	0.050	0.051	102	0.050	0.048	96	6	59-172	22	
Toluene	<0.005	0.050	0.051	102	0.050	0.050	100	2	59-139	21	
Trichloroethene	<0.005	0.050	0.053	106	0.050	0.054	108	2	62-137	24	

Lab Batch ID: 641186 **QC- Sample ID:** 235651-019 S **Batch #:** 1 **Matrix:** Solid

Reporting Units: mg/kg

VOAs by SW-846 8260B Analytes	MATRIX SPIKE / MATRIX SPIKE DUPLICATE RECOVERY STUDY										
	Parent Sample Result [A]	Spike Added [B]	Spiked Sample Result [C]	Spiked Sample %R [D]	Spike Added [E]	Duplicate Spiked Sample Result [F]	Spiked Dup. %R [G]	RPD %	Control Limits %R	Control Limits %RPD	Flag
Benzene	<0.005	0.053	0.056	106	0.053	0.056	106	0	66-142	21	
Chlorobenzene	<0.005	0.053	0.055	104	0.053	0.055	104	0	60-133	21	
1,1-Dichloroethene	<0.005	0.053	0.057	108	0.053	0.056	106	2	59-172	22	
Toluene	<0.005	0.053	0.058	109	0.053	0.057	108	1	59-139	21	
Trichloroethene	<0.005	0.053	0.060	113	0.053	0.060	113	0	62-137	24	

Matrix Spike Percent Recovery [D] = 100*(C-A)/B
Relative Percent Difference RPD = 200*(D-G)/(D+G)

Matrix Spike Duplicate Percent Recovery [G] = 100*(F-A)/E

ND = Not Detected, J = Present Below Reporting Limit, B = Present in Blank, NR = Not Requested. I = Interference, NA = Not ApplicableN = See Narrative, EQL = Estimated Quantitation Limit

XENCO Laboratories

Blank Spike Recovery

Project Name: Koppers Creosote Facility

Work Order #: 235651 **Project ID:**

Lab Batch #: 640960 **Sample:** 461664-1-BKS **Matrix:** Solid

Reporting Units: mg/kg **Batch #:** 1

VOAs by SW-846 8260B Analytes	Blank Result [A]	BLANK /BLANK SPIKE RECOVERY STUDY Spike Added [B]	Blank Spike Result [C]	Blank Spike %R [D]	Control Limits %R	Flags
Benzene	<0.005	0.050	0.044	88	66-142	
Chlorobenzene	<0.005	0.050	0.047	94	60-133	
1,1-Dichloroethene	<0.005	0.050	0.042	84	59-172	
Toluene	<0.005	0.050	0.044	88	59-139	
Trichloroethene	<0.005	0.050	0.047	94	62-137	

Lab Batch #: 641081 **Sample:** 461734-1-BKS **Matrix:** Solid

Reporting Units: mg/kg **Batch #:** 1

VOAs by SW-846 8260B Analytes	Blank Result [A]	BLANK /BLANK SPIKE RECOVERY STUDY Spike Added [B]	Blank Spike Result [C]	Blank Spike %R [D]	Control Limits %R	Flags
Benzene	<0.005	0.050	0.048	96	66-142	
Chlorobenzene	<0.005	0.050	0.049	98	60-133	
1,1-Dichloroethene	<0.005	0.050	0.049	98	59-172	
Toluene	<0.005	0.050	0.048	96	59-139	
Trichloroethene	<0.005	0.050	0.051	102	62-137	

Lab Batch #: 641150 **Sample:** 461780-1-BKS **Matrix:** Solid

Reporting Units: mg/kg **Batch #:** 1

VOAs by SW-846 8260B Analytes	Blank Result [A]	BLANK /BLANK SPIKE RECOVERY STUDY Spike Added [B]	Blank Spike Result [C]	Blank Spike %R [D]	Control Limits %R	Flags
Benzene	<0.005	0.050	0.049	98	66-142	
Chlorobenzene	<0.005	0.050	0.049	98	60-133	
1,1-Dichloroethene	<0.005	0.050	0.048	96	59-172	
Toluene	<0.005	0.050	0.047	94	59-139	
Trichloroethene	<0.005	0.050	0.052	104	62-137	

Blank Spike Recovery [D] = 100*[C]/[B]
All results are based on MDL and validated for QC purposes.

XENCO Laboratories

Blank Spike Recovery

Project Name: Koppers Creosote Facility

Work Order #: 235651
Lab Batch #: 641186
Reporting Units: mg/kg

Project ID:
Sample: 461800-1-BKS
Matrix: Solid
Batch #: 1

VOAs by SW-846 8260B Analytes	Blank Result [A]	Spike Added [B]	Blank Spike Result [C]	Blank Spike %R [D]	Control Limits %R	Flags
	BLANK /BLANK SPIKE RECOVERY STUDY					
Benzene	<0.005	0.050	0.052	104	66-142	
Chlorobenzene	<0.005	0.050	0.051	102	60-133	
1,1-Dichloroethene	<0.005	0.050	0.052	104	59-172	
Toluene	<0.005	0.050	0.050	100	59-139	
Trichloroethene	<0.005	0.050	0.055	110	62-137	

Blank Spike Recovery [D] = 100*[C]/[B]
All results are based on MDL and validated for QC purposes.

XENCO Laboratories

BS / BSD Recoveries

Project Name: Koppers Creosote Facility

Work Order #: 235651 **Project ID:**

Lab Batch ID: 640955 **Sample:** 461660-1-BKS **Batch #:** 1 **Matrix:** Solid

Units: mg/kg

SVOAs by EPA 8270C Analytes	BLANK /BLANK SPIKE / BLANK SPIKE DUPLICATE RECOVERY STUDY										
	Blank Sample Result [A]	Spike Added [B]	Blank Spike Result [C]	Blank Spike %R [D]	Spike Added [E]	Blank Spike Duplicate Result [F]	Blk. Spk Dup. %R [G]	RPD %	Control Limits %R	Control Limits %RPD	Flag
Acenaphthene	<0.167	1.67	1.37	82	1.67	1.28	77	6	41-134	19	
Acenaphthylene	<0.167	1.67	1.35	81	1.67	1.24	74	9	65-135	25	
Anthracene	<0.167	1.67	1.32	79	1.67	1.25	75	5	65-135	25	
Benzo(a)anthracene	<0.167	1.67	1.32	79	1.67	1.30	78	1	44-126	25	
Benzo(a)pyrene	<0.167	1.67	1.25	75	1.67	1.17	70	7	65-135	25	
Benzo(b)fluoranthene	<0.167	1.67	1.35	81	1.67	1.24	74	9	65-135	25	
Benzo(g,h,i)perylene	<0.167	1.67	1.30	78	1.67	1.19	71	9	65-135	25	
Benzo(k)fluoranthene	<0.167	1.67	1.21	72	1.67	1.18	71	1	25-125	25	
Chrysene	<0.167	1.67	1.37	82	1.67	1.29	77	6	65-135	25	
Dibenz(a,h)Anthracene	<0.167	1.67	1.38	83	1.67	1.29	77	8	65-135	25	
Fluoranthene	<0.167	1.67	1.36	81	1.67	1.29	77	5	65-135	25	
Fluorene	<0.167	1.67	1.38	83	1.67	1.29	77	8	65-135	25	
Indeno(1,2,3-c,d)Pyrene	<0.167	1.67	1.37	82	1.67	1.25	75	9	65-135	25	
Naphthalene	<0.167	1.67	1.31	78	1.67	1.25	75	4	65-135	25	
Phenanthrene	<0.167	1.67	1.33	80	1.67	1.27	76	5	65-135	25	
Pyrene	<0.167	1.67	1.38	83	1.67	1.31	78	6	41-144	36	

Relative Percent Difference RPD = 200*|(D-G)/(D+G)|
Blank Spike Recovery [D] = 100*(C)/[B]
Blank Spike Duplicate Recovery [G] = 100*(F)/[E]
All results are based on MDL and Validated for QC Purposes

XENCO Laboratories

BS / BSD Recoveries

Project Name: Koppers Creosote Facility

Work Order #: 235651 **Project ID:**

Lab Batch ID: 641024 **Sample:** 461700-1-BKS **Batch #:** 1 **Matrix:** Water

Units: mg/L

SVOAs by EPA 8270C	BLANK /BLANK SPIKE / BLANK SPIKE DUPLICATE RECOVERY STUDY										
Analytes	Blank Sample Result [A]	Spike Added [B]	Blank Spike Result [C]	Blank Spike %R [D]	Spike Added [E]	Blank Spike Duplicate Result [F]	Blk. Spk Dup. %R [G]	RPD %	Control Limits %R	Control Limits %RPD	Flag
Acenaphthene	<0.005	0.050	0.056	112	0.050	0.056	112	0	27-132	31	
Acenaphthylene	<0.005	0.050	0.056	112	0.050	0.056	112	0	46-108	25	H
Anthracene	<0.005	0.050	0.055	110	0.050	0.056	112	2	47-145	25	
Benzo(a)anthracene	<0.005	0.050	0.059	118	0.050	0.060	120	2	33-143	25	
Benzo(a)pyrene	<0.005	0.050	0.055	110	0.050	0.055	110	0	65-135	25	
Benzo(b)fluoranthene	<0.005	0.050	0.058	116	0.050	0.057	114	2	24-159	25	
Benzo(g,h,i)perylene	<0.005	0.050	0.056	112	0.050	0.057	114	2	65-135	25	
Benzo(k)fluoranthene	<0.005	0.050	0.051	102	0.050	0.052	104	2	25-125	25	
Chrysene	<0.005	0.050	0.059	118	0.050	0.059	118	0	65-135	25	
Dibenz(a,h)Anthracene	<0.005	0.050	0.053	106	0.050	0.054	108	2	50-125	25	
Fluoranthene	<0.005	0.050	0.057	114	0.050	0.057	114	0	47-125	25	
Fluorene	<0.005	0.050	0.056	112	0.050	0.057	114	2	48-139	25	
Indeno(1,2,3-c,d)Pyrene	<0.005	0.050	0.051	102	0.050	0.052	104	2	27-160	25	
Naphthalene	<0.005	0.050	0.052	104	0.050	0.051	102	2	26-175	25	
Phenanthrene	<0.005	0.050	0.055	110	0.050	0.056	112	2	65-135	25	
Pyrene	<0.005	0.050	0.059	118	0.050	0.060	120	2	23-152	31	

Relative Percent Difference RPD = 200*|(D-G)/(D+G)|
Blank Spike Recovery [D] = 100*(C)/[B]
Blank Spike Duplicate Recovery [G] = 100*(F)/[E]
All results are based on MDL and Validated for QC Purposes

XENCO Laboratories

BS / BSD Recoveries

Project Name: Koppers Creosote Facility

Work Order #: 235651 **Project ID:**

Lab Batch ID: 641309 **Sample:** 461885-1-BKS **Batch #:** 1 **Matrix:** Solid

Units: mg/kg

SVOAs by EPA 8270C	BLANK /BLANK SPIKE / BLANK SPIKE DUPLICATE RECOVERY STUDY										
Analytes	Blank Sample Result [A]	Spike Added [B]	Blank Spike Result [C]	Blank Spike %R [D]	Spike Added [E]	Blank Spike Duplicate Result [F]	Blk. Spk Dup. %R [G]	RPD %	Control Limits %R	Control Limits %RPD	Flag
Acenaphthene	<0.167	1.67	1.62	97	1.67	1.56	93	4	41-134	19	
Acenaphthylene	<0.167	1.67	1.57	94	1.67	1.52	91	3	65-135	25	
Anthracene	<0.167	1.67	1.61	96	1.67	1.55	93	3	65-135	25	
Benzo(a)anthracene	<0.167	1.67	1.56	93	1.67	1.49	89	4	44-126	25	
Benzo(a)pyrene	<0.167	1.67	1.60	96	1.67	1.56	93	3	65-135	25	
Benzo(b)fluoranthene	<0.167	1.67	1.60	96	1.67	1.57	94	2	65-135	25	
Benzo(g,h,i)perylene	<0.167	1.67	1.68	101	1.67	1.63	98	3	65-135	25	
Benzo(k)fluoranthene	<0.167	1.67	1.64	98	1.67	1.60	96	2	25-125	25	
Chrysene	<0.167	1.67	1.63	98	1.67	1.56	93	5	65-135	25	
Dibenz(a,h)Anthracene	<0.167	1.67	1.63	98	1.67	1.57	94	4	65-135	25	
Fluoranthene	<0.167	1.67	1.64	98	1.67	1.62	97	1	65-135	25	
Fluorene	<0.167	1.67	1.63	98	1.67	1.60	96	2	65-135	25	
Indeno(1,2,3-c,d)Pyrene	<0.167	1.67	1.60	96	1.67	1.53	92	4	65-135	25	
Naphthalene	<0.167	1.67	1.54	92	1.67	1.51	90	2	65-135	25	
Phenanthrene	<0.167	1.67	1.64	98	1.67	1.59	95	3	65-135	25	
Pyrene	<0.167	1.67	1.59	95	1.67	1.52	91	4	41-144	36	

Relative Percent Difference RPD = 200*|(D-G)/(D+G)|
Blank Spike Recovery [D] = 100*(C)/[B]
Blank Spike Duplicate Recovery [G] = 100*(F)/[E]
All results are based on MDL and Validated for QC Purposes

Koppers Inc

General Information

ID	Branch	SIC	County	Basin	Start	End
876	Energy and Transportation	2491	Grenada	Yazoo River	11/09/1981	

Address

Physical Address (Primary)	Mailing Address
1 Koppers Drive Tie Plant, MS 38960	PO Box 160 Tie Plant, MS 38960

Telecommunications

Type	Address or Phone
Work phone number	(662) 226-4584, Ext. 11

Alternate / Historic AI Identifiers

Alt ID	Alt Name	Alt Type	Start Date	End Date
2804300012	Koppers Industries, Inc.	Air-AIRS AFS	10/12/2000	
096000012	Koppers Industries, Inc.	Air-Title V Fee Customer	03/11/1997	
096000012	Koppers Industries, Inc.	Air-Title V Operating	03/11/1997	03/01/2002
096000012	Koppers Industries, Inc.	Air-Title V Operating	01/13/2004	01/01/2009
MSR220005	Koppers Industries, Inc.	GP-Wood Treating	09/25/1992	
MSD007027543	Koppers Industries, Inc.	Hazardous Waste-EPA ID	08/27/1999	
HW8854301	Koppers Industries, Inc.	Hazardous Waste-TSD	06/28/1988	06/28/1998
HW8854301	Koppers Industries, Inc.	Hazardous Waste-TSD	11/10/1999	09/30/2009
876	Koppers Industries, Inc.	Historic Site Name	11/09/1981	12/11/2006
876	Koppers, Inc.	Official Site Name	12/11/2006	
MSP090300	Koppers Industries, Inc.	Water-Pretreatment	11/14/1995	11/13/2000
MSP090300	Koppers Industries, Inc.	Water-Pretreatment	09/18/2001	08/31/2006
MSU081080	Koppers Industries, Inc.	Water-SOP	11/09/1981	11/30/1985

Regulatory Programs

Program	SubProgram	Start Date	End Date
Air	Title V - major	06/01/1900	
Hazardous Waste	Large Quantity Generator	08/27/1999	
Hazardous Waste	TSD - Not Classified	06/28/1988	
Water	Baseline Stormwater	01/01/1900	
Water	PT CIU	11/14/1995	
	PT CIU - Timber Products		

Water	Processing (Subpart 429)	11/14/1995	
Water	PT SIU	11/14/1995	

Locational Data

Latitude	Longitude	Metadata	S / T / R	Map Links
33 ° 44 ' 3 .00 (033.734167)	89 ° 47 ' 8 .06 (089.785572)	**Point Desc:** PG- Plant Entrance (General). Data collected by Mike Hardy on 11/8/2005. Elevation 223 feet. Just inside entrance gate. **Method:** GPS Code (Psuedo Range) Standard Position (SA Off) **Datum:** NAD83 **Type:** MDEQ	Section: Township: Range:	SWIMS TerraServer Map It

12/20/2006 12:16:40 PM

Koppers Industries Inc

General Information

ID	Branch	SIC	County	Basin	Start	End
876	Energy and Transportation	2491	Grenada	Yazoo River	11/09/1981	

Address

Physical Address (Primary)	Mailing Address
1 Koppers Drive Tie Plant, MS 38960	PO Box 160 Tie Plant, MS 38960

Telecommunications

Type	Address or Phone
Work phone number	(662) 226-4584, Ext. 11

Alternate / Historic AI Identifiers

Alt ID	Alt Name	Alt Type	Start Date	End Date
04300012	Koppers Industries, Inc.	Air-AIRS AFS	10/12/2000	
096000012	Koppers Industries, Inc.	Air-Title V Operating	03/11/1997	03/01/2002
096000012	Koppers Industries, Inc.	Air-Title V Operating	01/13/2004	01/01/2009
MSR220005	Koppers Industries, Inc.	GP-Wood Treating	09/25/1992	
MSD007027543	Koppers Industries, Inc.	Hazardous Waste-EPA ID	10/12/2000	
HW8854301	Koppers Industries, Inc.	Hazardous Waste-TSD	06/28/1988	06/28/1998
HW8854301	Koppers Industries, Inc.	Hazardous Waste-TSD	11/10/1999	09/30/2009
876	Koppers Industries, Inc.	Official Site Name	11/09/1981	
MSP090300	Koppers Industries, Inc.	Water-Pretreatment	11/14/1995	11/13/2000
MSP090300	Koppers Industries, Inc.	Water-Pretreatment	09/18/2001	08/31/2006
MSU081080	Koppers Industries, Inc.	Water-SOP	11/09/1981	11/30/1985

Regulatory Programs

Program	SubProgram	Start Date	End Date
Air	Title V - major	06/01/1900	
Hazardous Waste	TSD - Not Classified	06/28/1988	
Water	Baseline Stormwater	01/01/1900	
Water	PT CIU	11/14/1995	
Water	PT CIU - Timber Products Processing (Subpart 429)	11/14/1995	

Water	PT SIU	11/14/1995	

Locational Data

Latitude	Longitude	Method	Datum	S / T / R	Map Links

Report Date: 4/27/2005 3:02:44 PM

RECEIVED
APR 20 2005
MDEQ

BATCH 2

BATCH 2

Koppers Creosote Clear & Hot
Grenada, MS Approx. 95°F

(1)

Landy + Davis 7/21/03

0700 Mob to Site
Drive around to identify
sample locations
Began preparing Base
Map of Carver Circle
0945 Completed Area Base Map
Set-up to begin soil
sampling @ 43 Carver
Circle
1030 Collected 3TM-KP-SS-43-
01. Surface Soil 2' bgs
faint Creosote smell
Moist Dark Gray
Gravelly Clayey Silt
GPS Loc
N 33° 44.416'
W 089° 47.196'
1040 Collected 3TM-KP-SS-43-02
Surface Soil 2' bgs
faint creosote odor
Moist Dark Gray Clayey Silt
GPS:
N 33° 44.409'
W 089° 47.196'
Conducted Field Screening

On both previous samples
both results indicate
Approx 1 ppm creosot
in soil
Probed various locations
throughout ditches
around Carver Circle
in search of residual
creosote odors
Man to Batupan Bogue
Creek
Probed around in search
of creosote odor
1155 Collected 3TM-KP-SS-BB-1
Saturated Sand w/ 1' bgs
faint creosote odor
GPS Location:
N 33°44 385'
W: 089° 46.482'
1235 Collected 3TM-KP-SS-BB-2
Wet Surface Soil 0-3"
Red/~~Bow~~ Gray Sect. Sand
Strong Odor
GPS:
N. 33° 44 354'
W 089° 46.[illegible]

1245 Collected 3TM-LV-SS-BB-03
Wet Surface Soil 0-3"
Red/Gray Sat. Sand
Strong Odor
GPS Location:
N: 33°44.353'
W. 089° 46.500'
1255 Collected 3TM-KP-SW-BB 01
at same location as
above sample 3TM-KP-SS-BB-3
Sample was collected by taping
surface water and creosote
oil from surface into
1 liter container
Conducted Field Screening
on 3TM-KP-SS BB-03
Results show sample to
be between 300 + 400 ppm
creosol in soil
Mob to store to look for
Jerome Ringo, Bible see
Jerome
1420 Back to 554 Tie Plant Road
- No One Home
1435 Mob to 6020 Tie Plant
Road

(4)

Set up HVS-3 For Sampling
Began Sampling @ 620
Tie Plant Road
- Details in 9 page log
~~1300~~ 1500 Collected 3TM-KP ID-620-01
GPS Location
N: 33° 44.522'
W: 089° 47.287'
Decontaminated Equipment
Mob to 7 Carver Circle
to collect Indoor Dust Sample
- Details in 9 page log
1605 Collected 3TM-KP-ID-7-01
GPS Location:
N 33° 44.496'
W. 089° 47.195'
Decontaminated Equip.
Move to 43 Carver Circle
- Details in 9 page Log
1635 Collected 3TM-KP-ID-43-1
GPS Location
N 33° 44.467'
W 089° 47.174'
Decontaminated Equipment
1700 Moved to 125 Carver Circle

to Collect Indoor Dust Sample

1735 Collected 3TM-KP-ID-635-01

GPS Location:

N. 33° 44.405'

W 084°47.124'

Decontaminated Equipment

Moved to 342 Carver Circle

to Collect Indoor Dust Sample

- Details in 9 page log

1800 Collected 3TM-KP-ID-342-01

GPS Location:

N: 33° 44.332'

W: 084° 46.498'

1805 Decontaminated equipment

Packed For Demob From site

1820 Demob From Site

1845 Arrived @ hotel

Complete packing samples

1900 End Day

6 Koppers Creosote Facility
Grenada Mississippi
7/22/01 Landy + Davis
Cloudy + Threatening Approx 85°F
0740 Mob to Site
0805 Arrived at 1 Carver Circle
to collect Surface Soil
Samples
0815 Collected 3TM-KP-SS-7-01
@ 6 inches bgs
DK brown Gravelly Clayey
Silt
0825 Collected 3TM-KP-SS-7-02
@ 6" bgs
Dk brown gravelly Clayey
Silt

G
GPS: 3TM-KP-SS-7-01
N: 33° 44 490'
W 089 47.193'

GPS 3TM KP-SS-7-02
N. 33° 44.492
W 089° 47.186'

Moved to #17 Carver Circle
to collect indoor Dust sample
- Details in 9 page log
0945 Collected 3TM-KP-ID-#17-01

GPS location of 417 Carver Circle
N. 33° 44. 398'
W: 089° 46. 977
Decontaminated equipment
Moved to 403 Carver Circle
to collect an indoor dust sample
- Details in 9 page log ~~01~~
1020 Collected 3TM-KP-ID-403-~~ID~~
GPS Location:
N. 33° 44. 392'
W. 089° 46. 977'
Air filters from this residence
were also obtained
1033 Collected 3TM-KP-AF-403-01
Decontaminated Equipment
Moved to 303 Carver Circle
to Collect indoor Dust + Soil
1150- Details in 9 page log
→ Collected 3TM-KP ID 303-01
GPS Location:
N. 33° 44. 270'
W. 089° 46. 954'
Decontaminated HDS-3
1205 Collected 3TM-KP-SS-303-01
GPS. - N: 33° 44. 245'
W. 089° 46. 976'
Decontaminated Auger

(3)

1215 Collected 3TM-KP-SS-203-02
GPS Location
N. 33°44.256'
W. 089°46.993'
Duplicate 1 Collected
here
Both soil samples collected
at this address consist
of red/Brown gravelly
Clayey Silt and were
collected @ 6 inches bgs.
Mob to store for supplies
+ lunch
Back at 131 Nash to
sample Indoor Dust
1345 Collected 3TM-KP ID-131-01
GPS Locations:
details in 9 pg log N 33°44.505'
W: 089°47.874'
Decontaminated equip.
Moved to 45 Koppers Drive
to collect Indoor Dust
sample
Details in 9 page log
1445 Collected 3TM-KP ID-45-01

GPS Location:
N: 33° 44.000'
W 089° 47.204
Decontaminated equipment
Moved to 24 Keppers Drive
to collect indoor dust sample
- Details in 9 page log
1550 Collected STM-KP-ID-24-01
GPS Location:
N: 33° 44.~~000'~~ 002'
W. 089° 47.~~204~~ 167'
It began Raining while at
this address, if it
persists, sampling will be
suspended for the day
Rain had stopped
Moved to Celebration Baptist
church to collect indoor
Dust Sample
- Details in 9 page Log
1710 Collected STM-KP ID: 880-01
GPS Location
N: 33° 43.962'
W: 089° 47.436'
Decontaminated equipment

1750 Load equipment + De mob
from Site
1813 Arrived at hotel
Complete logs + pack samples
1900 End Day

Koppers Creosote
Grenada, Mississippi
Lundy + Davis

Hot + Sunny 95°F (11)
7/23/03

0800 Mob to Wal-Mart for supplies
0845 Mob to 311 Powell St for indoor dust sample, but children were still asleep
Moved to 151 Mondy Rd., but no Answer
0920 Moved to 690 Mondy Rd. to collect Indoor Dust Sample
0945 - Details in 9 page log
Collected 3TM-KP-IO-690-01
GPS Location:
N. 33° 43.858'
W. 089° 48.452'
Also collected Soil Samples
0950 Collected 3TM-KP SS 690-1 in back yard @ 1' bgs
0950 3TM-KP-SS-690-01 MS/MSD
Also collected here
Red/Brown Clayey Silt
GPS Location
N. 33° 43.871'
W. 089° 48.457
1005 Collected 3TM-KP-SS-690-02
Brown Sandy Silt in garden @ 1' bgs

GPS Location
N: 33° 43.873'
W. 089° 48.442
Decontaminated All equipment
Loaded up + Moved to
151 Monday Rd., but no
answer
Tenants opened door while
leaving, so we pulled back
so to collect indoor dust sample
The attic entry-way was
blocked by storage and
was unaccessable, so
we decided to postpone
the sampling for a later
date when the attic
entry had been Cleared
Moved to 36 Longview Dr.
but no answer
Moved to 809 Tie Plant Rd.
to Collect indoor Dust Sample
Details on 4 page log
1125 Collected 37M-KP-ID-~~803~~ 810-01
GPS Location
N 33° 44.509'
W 089° 47.102'

Moved to 554 Tie Plant Rd.
to collect Indoor Dust Sample
- Details in 9 page log
1205 Collected 3TM-KP-ID-554-01
GPS Location:
N 33°44.525'
W. 089°47.358'
Decontaminated Equipment
Moved to 402 Tie Plant Rd.
to Collect indoor Dust
Abandoned Home Moved to
311 Powell St. to collect
indoor Dust sample
- Details in 9 page log
1305 Collected 3TM-KP-ID-311-01
GPS Location
N 33°45.~~327~~ 323'
W. 089°48.320'
Decontaminated equipment
Mob to Store For lunch
Mob back to 926 Sycamore St
to meet back up with Jerome
+ collect indoor Dust Sample
Attic was locked + unable to
be sampled today, So we
will return tomorrow at 9am

Awaited Jerome's Arrival
Moved to 1137 Eastview
to collect Indoor Dust Sample
- Details in 9 page log
1435 Collected 3TM-KP-ID-1137-01
GPS Location:
N: 33°46.141
W 089°47.338
Soils Samples Also Taken Here
1440 Collected 3TM-KP-SS-1137-01
@ 6" bgs Brown Silty Sand
GPS Location
N. 33°46.108
W: 089°47.340
1450 Collected 3TM-KP-SS-1137-02
@ 6" bgs Brown Silty Sand
GPS Location
N: 33° 46.120'
W: 089° 47.341'
Decontaminated Equipment
Moved to 95 Spring Dr
to collect indoor Dust Sample
- Details in 9 page log
1535 Collected 3TM-KP-ID-95-01
GPS N: 33° 46.403'
W. 089° 47.800

Decontaminated equipment
moved to 688 Towers
to collect indoor dust sample
Details in 4 page log
1645 Collected 3TM-KP-TD-688-01
GPS Location
N: 33°45.263'
W. 089°47.316'
Decontaminated Equipment
~~Used equip. brought from~~
~~Site~~
Collected Soil at the
Address
1650 Collected 3TM-KP-SS-688-01
@ 6" bgs in SE Corner of
Brown Gravelly Clayey Silt
GPS Location
N: 33°45.250'
W. 089°47.311
Decontaminated Auger
1700 Collected 3TM-KP-SS-688-02 @ 6"
bgs in SW Corner of yd
Brown Gravelly Clayey Silt
GPS Location
N 33°45.256.235'
W 089°47.320'

Decontaminated equipment

1700 Load equipment + Demob from Site

1720 Arrived at Copy Cut for Copies.

1745 Mob to hotel

↓ Packed Samples + Complete logs

1830 End Day

[illegible] 7/24/03 (17)

[illegible]

0700 Mob to store for ice + fuel

0730 Mob to site

Arrived at 926 Sycamore Dr. to Collect indoor Dust Sample

· Details in 4 page log

0845 Collected 3TM-KP TO 926-01

3/5 Location

N: 33°45.390'

W: 089°47.451'

Decontaminated equipment

0850 Collected KP Equipment ~~Blank~~ Rinse-1 by passing Laboratory Supplied DI water over or through the sampling equipment + into the sample containers

0855 Collected KP Field Blank by pouring the DI water directly into the sample container

Moved to 5 Sycamore Lane to collect ~~indoor Dust~~ Soil sample

~~Details in 4 page log~~

· OVER -

(4)

0960 Collected 3TM-KP-SS 5 01
@ 6" bgs Tan/Brown Silty Sand
GPS Location:
N: 33°46.936'
W: 087°47.204'
Decontaminated Auger.
~~N~~1000 Collected 3TM-KP-SS-5-02
@ 6" bgs Tan/Brown Silty Sand
GPS Location:
N: 33°46.936'
W: 087°47.209'
Decontaminated Auger
1015 Collected 3TM-KP-SS 5-03 @ 6" bgs
GPS Location: Tan/Brown Silty Sand
N. 33°46.938'
W. 087°47.217'
Decontaminated Auger
1020 Collected Grab sample from
original flooding in home.
This flooding had been
submerged in flooded water
several times since construction
1020 Collected 3TM-KP-G-5 01
Also Collected wipe sample at
this location
1025 Collected 3TM-KP W-5 01
Decontaminated All equipment

1038 Collected 3TM-KP-W-S 02
- wipe Sample from Air
Conditioning Vent in hall
1st wipe Sample was collected
in the hallway from the
original reading
Moved down to try to
pinpoint the location of
44 Sycamore Circle
The home and all those
beyond 6 Sycamore Circle
no longer exist
We were able to pinpoint
the lot

1035 Collected 3TM-KP-SS-044-01
near Pear Tree @ 6" bgs
Red/Brn. Silty, Clayey
~~Co~~ GPS Location
N. 33°46.939'
W. 089°47.312'

1045 Collected 3TM-KP-SS-44-02
Approx. 20' South of Pear Tree
@ 6" bgs
Red/brnB Silty, Clayey
GPS N 33°46.939'
W 089°47.317'

Decontaminated Equipment
Moved to 80' Widows Drive
to collect indoor dust sample
Details in 9 page log
1145 3TM-KP ID-80-01
GPS location
N. 33° 44 595'
W: 089° 47.162'
Decontaminated Equip
1215 Began marking sampling
locations with GPS
1530 Completed marking [illegible]
1545 Loaded & [illegible]
Completed log & [illegible]
samples
1730 End Day

Koppers Creosote Clear & Hot
Grenada, MS Approx. 95°F

(1)

Landy + Davies 7/21/03 [illegible]

0700 Mob to Site
Drove around to identify
sample locations
Began preparing Base
Map of Carver Circle

0945 Completed Area Base Map
Set-up to begin soil
sampling @ 43 Carver
Circle

630 Collected 3TM-KP-SS-43-
01. Surface Soil 2' bgs
faint Creosote smell
Moist Dark Gray
Gravelly Clayey Silt
Gps Loc
N 33° 44.416'
W 089° 47.196'

1040 Collected 3TM-KP-SS-43-02
Surface Soil 2' bgs
faint creosote odor
Moist Dark Gray Clayey Silt
GPS:
N 33° 44.409'
W 089° 47.196'
Conducted Field Screening

On both previous samples
both results indicate
Approx 1 ppm creosot
in soil
Probed various locations
throughout ditches
around Carver Circle
in search of residual
creosote odor
Moved to Batupan Bogue
Creek
Probed around in search
of creosote odor
1155 Collected 3TM-KP-SS-BB-1
Saturated Sand w/ 1' bgs
faint creosote odor
GPS Location:
N. 33°44 385'
W: 089° 46.482'
1235 Collected 3TM-KP-SS-BB-2
Wet Surface Soil 0-3"
Red/~~Brn~~ Gray Sat. Sand
Strong Odor
GPS:
N. 33° 44 354'
W 089° 46.440'

1245 Collected 3TM-KP-SS-BB-03
Wet Surface Soil 0-3"
Red/Gray Sat. Sand
Strong Odor
GPS Location:
N: 33°44.353'
W. 089° 46.500'
1255 Collected 3TM-KP-SW-BB-01
at same location as
above sample 3TM-KP-SS-BB-3
Sample was collected by trapping
surface water and creosote
oil from surface into
1 liter container
Conducted Field Screening
on 3TM-KP-SS BB 03
Results show sample to
be between 200 + 400 ppm
cresol in soil
Mob to store to look for
Jerome Ringo, Didn't see
Jerome
1420 Back to SS4 Tie Plant Road
- No One Home
1425 Mob to 620 Tie Plant
Road

(4)

Set up HLS-3 For Sampling
Began Sampling @ 6x0
Tie Plant Road
Details in 9 page log
~~1300~~ 1500 Collected 3TM-KP ID-620-01
GPS Location
N: 33° 44.522'
W: 089° 47.287'
Decontaminated Equipment
Mob to 7 Carver Circle
to collect Indoor Dust Sample
- Details in 9 page log
1605 Collected 3TM-KP-ID-7-01
GPS Location
N 33° 44.496'
W 089° 47.193'
Decontaminated Equip.
Move to 43 Carver Circle
- Details in 9 page log
1635 Collected 3TM-KP ID-49-1
GPS Location
N 33° 44.467'
W 089° 47.174'
Decontaminated Equipment
1700 Moved to 125 Carver Circle

to Collect Indoor Dust Sample

1735 Collected 3TM-KP: ID: 125-01

GPS Location:

N. 33° 48.405'

W 089° 47.124'

Decontaminated Equipment

Moved to 342 Carver Circle

to Collect Indoor Dust Sample

- Details in 9 page logs

1800 Collected 3TM-KP-ID: 342-01

GPS Location:

N: 33° 44.332'

W: 089° 46.998'

1805 Decontaminated equipment

Packed For Demob From site

1820 Demob From site

1845 Arrived @ Lorel

Complete packing samples

1900 End Day

6 Koppers Creosote Facility
Grenada Mississippi
7/22/03 Landy + Davis
Cloudy + Threatening Approx 85°F
0740 Mob to Site
0805 Arrived at 7 Carver Circle
to collect Surface Soil
Samples
0815 Collected 3TM-KP-SS-7-01
@ 6 inches bgs
DK brown Gravelly Clayey
Silt
0825 Collected 3TM-KP-SS-7-02
@ 6" bgs
Dk brown gravelly Clayey
Silt
G
GPS: 3TM-KP-SS-7-01
N: 33° 44 490'
W 089 47.193'

GPS 3TM KP-SS-7-02
N. 33° 44.492
W 089° 47.186'

Moved to 417 Carver Circle
to collect indoor Dust sample
- Details in 9 page log
0945 Collected 3TM-KP-ID-417-01

GPS Location at 417 Carver Circle
N. 33° 44. 398'
W: 089° 46. 977
Decontaminated equipment
Moved to 403 Carver Circle
to collect an indoor dust sample
- Details in 9 page log
1020 Collected 3TM-KP-ID-403-01
GPS Location:
N. 33° 44.392'
W. 089° 46. 977'
Air Filters from the residence
were also obtained
1033 Collected 3TM-KP AF-403-01
Decontaminated Equipment
Moved to 303 Carver Circle
to Collect indoor Dust + Soil
1150 - Details in 9 page log
Collected 3TM-KP ID 303 01
GPS Location:
N. 33° 44 270'
W: 089° 46. 984'
Decontaminated HVS-3
1205 Collected 3TM-KP-SS-303-01
GPS - N: 33° 44. 245'
W 089° 46. 476'
Decontaminated Auger

(3)

1215 Collected 3TM-KP-53-303-02
GPS Location
N. 33°44.256'
W. 089°46.993'
Duplicate 1 Collected
here
Both soil samples collected
at this address consist
of red/Brown gravelly
Clayey Silt and were
collected @ 6 inches bgs.
Mob to store for supplies
+ lunch
Back at 131 Nash to
sample Indoor Dust
1345 Collected 3TM-KP ID-131-01
GPS Locations:
details in 9 pg log N. 33°44.505'
W. 089°42.874'
Decontaminated equip.
Moved to 45 Kappers Drive
to collect Indoor Dust
sample
Details in 9 page log
1445 Collected 3TM-KP ID-45-01

GPS Location:
N: 33° 44.000'
W: 089° 47.204
Decontaminated equipment
Moved to 24 Keppler Drive
to collect indoor dust sample
- Details in 9 page log
1550 Collected STM-KP-ID-24-01
GPS Location:
N: 33° 44.~~000'~~ 002'
W. 089° 47.~~204~~ 167'
It began raining while at
this address; if it
persists, sampling will be
suspended for the day
Rain had stopped
Moved to Celebration Baptist
church to collect indoor
dust sample
- Details in 9 page log
1710 Collected STM-KP-ID-280-01
GPS Location
N: 33° 43.960'
W: 089° 47.436'
Decontaminated equipment

1750 Land equipment + Dr. [illegible]
from Site
1815 Arrived at hotel
Complete [illegible] + peak samples
1900 End Day

Koppers Creosote Hot + Sunny 95°F (11)
Grenada, Mississippi 7/23/03
Lundy + Davis

0800 Mob to Wal-Mart for supplies
0845 Mob to 311 Powell St. for indoor dust sample, but children were still asleep. Moved to 151 Mandy Rd., but no Answer
0920 Moved to 690 Mandy Rd. to collect Indoor Dust Sample
0945 - Details in 9 page log
Collected 3TM-KP-IO-690-01
GPS Location:
N. 33° 43.858'
W. 089° 48.452'
Also collected Soil Samples
0950 Collected 3TM-KP SS 690-1 in back yard @ 1' bgs
0950 3TM-KP-SS-690-01 MS/MSD
Also collected here
Red/Brown Clayey Silt
GPS Location
N. 33° 43.871'
W. 089° 48.457
1005 Collected 3TM-KP-SS-690-02 Brown Sandy Silt in garden @ 1' bgs

GPS Location
N: 33° 43.873'
W. 089° 48.443
Decontaminated All equipment
Loaded up + Moved to
151 Monday Rd., but no
answer
Tenants opened door while
leaving, so we pulled back
in to collect indoor dust sample
The attic entry-way was
blocked by storage and
was unassessable, so
we decided to postpone
the sampling for a later
date when the attic
entry had been cleared
Moved to 36 Longview Dr.,
but no answer
Moved to 809 Tie Plant Rd.
to Collect indoor Dust Sample
Details on 9 page by
1125 Collected 37M-KP-ID-~~803~~ 810-01
GPS Location
N 33° 44.509'
W 089° 47.102'

Moved to 554 Tie Plant Rd.
to collect Indoor Dust Sample
- Details in 4 page log
1205 Collected 3TM-KP-ID-554-01
GPS Location.
N 33°44.525'
W 088°47.358'
Decontaminated Equipment
Moved to 902 Tie Plant Rd
to Collect indoor Dust
Abandoned Home Moved to
311 Powell St. to collect
indoor Dust sample
- Details in 4 page log
1305 Collected 3TM-KP-ID-311-01
GPS Location
N 33°45.~~327~~ 323'
W 088°48.320'
Decontaminated equipment
Moved to Steve for lunch
Moved back to 902 Sycamore St
to meet back up with Jerome
+ collect indoor Dust Sample
Attic was locked + unable to
be sampled today, so we
will return tomorrow at 9am

Awaited Jerome's Arrival
Moved to 1137 Eastview
to collect Indoor Dust Sample
- Details in 9 page log
1435 Collected 3TM-KP-ID-1137-01
GPS Location:
N: 33°46.141
W: 089°47.338
Soil Samples Also Taken Here
1440 Collected 3TM-KP-SS-1137-0
@ 6" bgs Brown Silty Sand
GPS Location
N: 33°46.108
W: 089°47.340
1450 Collected 3TM-KP-SS-1137-02
@ 6" bgs Brown Silty Sand
GPS Location
N: 33° 46.120'
W: 089° 47.341'
Decontaminated Equipment
Moved to 95 Spring D.
to collect Indoor Dust Sample
- Details in 9 page log
1535 Collected 3TM-KP-ID-95-01
GPS N: 33° 46.403'
W: 089° 47.800

Decontaminated equipment
Moved to 688 Towers
to collect indoor dust sample
begins on 4 page log
1645 Collected 3TM-KP-10-688-01
GPS Location
N: 33°45.263'
W. 089°47.316'
Decontaminated Equipment
~~Used equip = brought from~~
~~site~~
Collected Soil at this
address
1650 Collected 3TM-KP-55-688-01
@ 6" bgs in SE Corner of
brown Gravelly Clayey Silt
GPS Location
N: 33°45.250'
W. 089°47.311
Decontaminated Auger
1700 Collected 3TM-KP-55 688-02 @ 6"
bgs in SW Corner of yd
Brown Gravelly Clayey Silt
GPS Location
N 33°45.25~~6~~ 235'
W 089°47.320'

Decontaminated equipment
1700 Load equipment + Bench
from Site
1720 Arrived at Copy Cut for
copies
1745 Mob to hotel
Packed Samples + Complete logs
1830 End Day

[illegible] 7/24/03 (17)

[illegible]

0700 Mob to store for ice + fuel

0730 Mob to site

Arrived at 926 Sycamore Dr. to Collect indoor Dust Sample

Details in 4 page log

0845 Collected 3FM-KP ID 926-01

3/5 Location

N: 33°45.390'

W: 089°47.451'

Decontaminated equipment

0850 Collected KP Equipment Rinse 1 by passing Laboratory Supplied DI water over or through the sampling equipment + into the sample container

0855 Collected KP Field Blank by pouring the DI water directly into the sample container

Moved to 5 Sycamore Circle to collect ~~indoor dust~~ soil sample

~~Details in 4 page log~~

-OVER-

(4)

0950 Collected 3TM-KP-SS 5 01
@ 6" bgs Tan/Brown Silty Sand
GPS Location:
N: 33°46.936'
W: 087°47.208'
Decontaminated Auger.
1000 Collected 3TM-KP-SS-5-02
@ 6" bgs Tan/Brown Silty Sand
GPS Location:
N: 33°46.936'
W: 087°47.207'
Decontaminated Auger
1015 Collected 3TM-KP-SS 5-03 @ 6" bgs
GPS Location: Tan/Brown Silty Sand
N. 33°46.938
W. 087°47.217'
Decontaminated Auger
1020 Collected Grab sample from
original boring in home.
This piping had been
submersed in flooded water
several times since installation
1020 Collected 3TM-KP-[redacted]-G-5 01
Also Collected wipe sample at
this location
1025 Collected 3TM-KP W-5 01
Decontaminated All equipment

1028 Collected 3TM-KP-W-S 02
- wipe Sample From Air
Conditioning Vent in hall
1st wipe Sample was collected
in the hallway from the
original portion
Moved down to try to
pinpoint the location of
44 Sycamore Circle
The home and all those
beyond 6 Sycamore Circle
no longer exist
We were able to pinpoint
the lot

1035 Collected 3TM-KP-SS-044-01
near Pear Tree @ 6" bgs
Red/Brn. Silty, Clayey
~~Co~~ GPS Location
N. 33°46.939'
W. 089°47.312'

1045 Collected 3TM-KP-SS 44-02
Approx. 20' South of Pear Tree
@ 6" bgs
Red/Brn Silty, Clayey
GPS N 33°46 939'
W 089°47.317'

(2)

Decontaminated Equipment
Moved to 80 Widows Drive
to collect indoor dust sample
Details in 9 page log
1145 3TM-KP ID-80-01
GPS location
N. 33° 44 595'
W: 089° 47.162'
Decontaminated Equip
1215 Began marking sampling
locations with GPS
1530 Completed marking locations
1545 Load & Demob from site
Completed log & packed
samples
1730 End Day

Koppers Creosote Facility Partly Cloudy Cool
Grenada, MS Approx. 78° F ①

Lundy & Davis 10Nov83 [illegible]

0645 Mob to Site
0900 Arrive @ 655 Tenner Ave
- No Answer
0930 Arrive @ 33 Widow Dr
- No Answer
1000 Arrive @ 275 Koppers Dr
- No Answer
1030 Arrive @ 395 Carver Circle
- No Answer
1045 Arrive @ 369 Carver Circle
- No Answer. Home is being remodeled. Home has been gutted, with a new addition being added @ the rear of the home. I will be unable to do Indoor Dust @ this location
1110 Arrive @ 103 Lula Rd.
This is an apartment complex, Found Apartment 16
- No Answer
1140 Called the office to inform the TS Dunnahoo about 369 Carver Circle. Supervisor was

Koppers Creosote Facility
Grenada, MS

Partly Cloudy Cool
Approx 75°F (2)

Lundy & Davis 10Nov03 [illegible]
made to start with soil
sampling. Mr Dunnahee will
try to line up some Indoor
dust sampling times for me.
1200 Arrive @ 369 Carver
Circle begin soil sampling
with previously decontaminated
Hand Auger
1220 Collected 3TM-KP-SS-369-01 @ 6" bgs
GPS:
N 33° 44.351'
W: 089° 46.962
Brown Silty Fine Sand
Decontaminate Equipment
1240 Collected 3TM-KP-SS-369-02
@ 6" bgs
GPS
N 33° 44.357'
W 089° 46.985'
Brown/Grey Clayey Silty
1240 3TM-KP-SS-369-02 MS/MSD
Also collected @ this location
Decontaminated Equipment
1300 Break for Lunch
30 Mins

Koppers Creosote Facility
Grenada, MS

Partly Cloudy Cool
Approx 78° F

(3)

Lundy & Davis 10 Nov 03 [signature]

1345 Arrive @ 33 Widows Dr.
- No answer
1355 Collected Field Blank
1400 Collected Equipment Rinsate
by passing Laboratory Supplied
DI water over & through the
sampling Equipment and into
the sample container
1435 Collected 3TM-KP-SS-33-01
GPS
N. 33° 44.571'
W ~~33°~~ 089° 47.115'
@ 6" bgs Brown Clayey
Silty Fine Sand
Decontaminated equipment
1455 Collected 3TM-KP SS-33-02
@ 6" bgs
GPS
N 33° 44 567'
W 089° 47.118'
Brown Silty Clay
~~1530~~ Decontaminated Equipment
1530 Arrived @ 181 Mandy Rd
Set up HVS-3 for sampling

Koppers Creosote Facility
Grenada, MS

Partly Cloudy Con
Approx 78° F

(4)

Lundy & Davis 10 Nov 03 [signature]

1600 Access to attic still not clear. Began sampling @ 151 Mondy Rd
-Details in 9 Page log

1700 Collected 3TM-KP ID 151-01
GPS:
N: 33° 43.847
W 089° 47.899

1705 Collected 3TM-KP Insulation - 151-01
Decontaminated HVS-3

1745 Collected 3TM-KP-SS-151-01
@ 6" bgs
GPS
N 33° 43.847'
W 089° 47.~~89~~ 897'
Red/Brown Coarse Sandy Clay
Decontaminated Equipment

1800 Collected 3TM-KP SS 151-02
@ 6" bgs
GPS
N 33° 43.831'
W 089° 47.901'
Brown Silty Sand
Decontaminated Equipment

Koppers Creosote Facility
Grenada, MS

Partly Cloudy Cool
Approx 78° F

(5)

Lundy & Davis 10 Nov 03 [signature]

1810 Packed for Demob from site
1830 Demob from site
1856 Arrived @ Hotel
Completed packing samples / logs / COC
1920 End Day

Koppers Creosote Facility
Grenada, MS

Clear | Sunny
Approx 75°F (6)

Lundy | Davis 11Nov03 [signature]

0710 Contacted Loretha Brown
0730 Met to Walmart to meet
Loretha Brown Setup HVS 3
0820 Meet with Mrs Brown
mob to 107 Lula Rd. Apt. 16
0830 Arrive @ 107 Lula Rd Apt 16
receive permission for entry
and began sampling
0930 Collected 3TM-KP ID-107-01
Details in 9 page log
GPS
N ~~33° 44~~ 33° ~~44~~ 43. 748'
W 089° 48. 184
Decontaminated HVS 3
1035 Collected 3TM-KP SS-107-01
@ 6" bgs
GPS
N 33° 43. 754'
W 089° 48. 189'
Brownish/Red Silty Clay
Decontaminated Equipment
1055 Collected 3TM-KP-SS-107-02
@ 6" bgs

Koppers Creosote Facility
Grenada, MS

Clear! Sunny
Approx 75°!

(7)

Lundy & Davis 11Nov03

GPS
N 33° 43. 747'
W 089° 48. 180'
Brown Silty Sand?
Decontaminated Equipment
1130 Arrive @ 275 Koppers Dr.
1150 Collected 3TM-KP-ID 275-01
Details in 9 page log
GPS
N 33° 43. 949'
W: 089° 47. 428
Decontaminated HVS 3
1210 Break for lunch / Phone tag
to Contact Willis James
Mob to 33 Widener Drive
1330 Collected 3TM-KP ID 33-01
- Details in 9 page log
GPS
N. 33° 44. 560'
W: 089° 47 116'
Decontaminated HVS 3
1500 Return to 275 Koppers Dr.
for Set to collect soil
samples

Koppers Creosote Facility
Grenada, MS

Clear; Sunny
Approx 78 (8)

Lundy; Dave 11Nov03

1520 Collected 3TM-KP-275-01
@ 6" bgs
GPS ~~33°~~
N: 33° 43.945'
W: 089° 47.429
Brown Silty Clay
Decontaminated Equipment
1600 Collected 3TM-KP-SS-275-02
@ 6" bgs
GPS
N 33° 43.924'
W. 089° 47.415'
Decontaminated Equipment
1610 Packed for Demob from site
1635 Demob from site [illegible]
Decide to Check 395
** Carver Circle for permission
to enter for sampling ID
; soil
1720 Refused entry into house
was told to have Representative
from Lundy; Dave contact his
Attorney JT Hughes @
662-234-6080 Cont
He will try to call him now!

Koppers Creosote Facility Clear & Sunny
Grenada, MS Approx 75°F (9)
Lundy & Davis 11Nov03 [signature]

1730 Owner Mike Williams try to contact his lawyer. Informed that his lawyer will call him back A.S.A.P
1800 Contact info above was give to me by Mr Williams Station that we will need to have Lundy & Davis Representative contact JT Hughes. Mr Williams is the brother of Inell Wilks Access to residence still denied Demob from site
1825 Contact Randy Horsak @ 3TM International, Inc. in Houston, TX Explain the situation. Email sent to Lundy & Davis for instructions on how to proceed I will call in a.m.
1900 Arrive @ Hotel
Completed packing samples logs/COC's
1930 End Day

Koppers Creosote Facility
Grenada, MS

Clear & Sunny
Approx 75° (10)

Lundy & Davis 11Nov03 [signature]

* 1635 Called for info
on 3 S Commerce St.
spoke with Henrietta
Carver was informed
that house was sold
to Frank MasCalico
(662) 226 6741
1645 Called Frank MasCalico
He bought the house and
3 S Commerce is now
3 Martin Luther King Jr Blvd
@ Pearl St. He has moved
his tenants out, house has
since been bought by
DOT and will be demolished
soon. Will try to find
house in the am of
12Nov03
Will try to see if anyone
is at home @ 395 Carver
Circle

Koppers Creosote Facility
Greenville, MS

Partly Cloudy
Threatening
Approx 33° F

(11)

Lundy; Davis 12 Nov 03

0730 Mob from Hotel to
find 3 Dr Martin Luther
King Jr Blvd. (3 MLK)
0820 Arrive @ 3 MLK house
is abandoned, No Power
0840 Found Access to attic
no equipment to reach
opening to attic
0900 Decon from site to
buy a ladder (No Power)
0945 Return to 3 MLK
GPS
N: 33° 47.164
W: 089 48.604
1055 Collect 3TM-KP ID: 3-01
Details in 4 Page log
Decontaminated HVS 3
1130 Collected 3TM-KP-SS-3-01
@ 6" bgs
GPS
N: 33° 47.177'
W: 089° 48.604'
1136 Collected Duplicate-1 @
this location as well

Koppers Creosote Facility
Grenada, MS

Partly Cloudy
Threatening
Approx. 83°F

(12)

Lundy & Davis 12 Nov 03 [signature]

Brownish/Red Coarse
Gravelly Silty Clay
Decontaminated Equipment
1150 Collected 3TM-KP-SS-3-02
@ 6" bgs
GPS
N 33° 47.178'
W 089° 45.611
Blackish Brown Silty Clayey
Sand w/ large Gravel
~~1230~~ Decontaminated Equipment
1230 Load Truck & Dump from
site
1250 Called the office to check
status of 395 Carver
Circle & ID/Soils, sampling
was informed that it
will not be sampled
1415 Packed all samples
filled out all logs, C.C.s
will head ~~out~~ back to
Houston
1945 Stopped in Baton Rouge
End Day

Koppers Creosote Facility Partly Cloudy Cool
Grenada, MS Approx. 78°F ①

Lundy & Davis 10Nov03 [signature]

0645 Mob to Site
0900 Arrive @ 688 Towner Ave
- No Answer
0930 Arrive @ 33 Widow Dr
- No Answer
1000 Arrive @ 275 Koppers Dr
- No Answer
1030 Arrive @ 395 Carver Circle
- No Answer
1045 Arrive @ 369 Carver Circle
- No Answer, Home is being remodeled. House has been gutted, with a new addition being added @ the rear of the home. I will be unable to do Indoor Dust @ this location
1110 Arrive @ 107 Lula Rd.
This is an apartment complex, Found Apartment 16
- No Answer
1140 Called the office to inform the TJ Dunnahoe about 369 Carver Circle. Suggestion was

Koppers Creosote Facility Partly Cloudy Cool
Grenada, MS Approx 75°F (2)

Lundy | Davis 10Nov03 [illegible]
made to start with soil
sampling. Mr Dunnahee will
try to line up some Indoor
dust sampling times for me
1200 Arrive @ 369 Curve
Circle Begin soil sampling
with previously decontaminated
Hand Auger
1220 Collected 3TM-KP-SS-369-01 @ 6" bgs
GPS:
N 33° 44.351'
W: 089° 46.962
Brown Silty Fine Sand
Decontaminate Equipment
1240 Collected 3TM-KP-SS 369-02
@ 6" bgs
GPS:
N 33° 44.351'
W 089° 46.985'
Brown/Grey Clayey Silty
1240 3TM-KP-SS-369-02 MS/MSD
Also collected @ this location
Decontaminated Equipment
1300 Break for Lunch
30 Mins

Koppers Creosote Facility
Greenville, MS

Partly Cloudy Cool
Approx 78° F

(3)

Lundy & Davis 10 Nov 03 [illegible]

1345 Arrive @ 33 Widows Dr.
- No answer
1355 Collected Field Blank
1400 Collected Equipment Rinsate
by passing Laboratory Supplied
DI water over & through the
sampling Equipment and into
the sample container
1435 Collected 3TM-KP-SS-33-01
GPS
N 33° 44.571'
W 090° 47.115'
@ 6" bgs Brown Clayey
Silty Fine Sand
Decontaminated equipment
1455 Collected 3TM-KP-SS-33-02
@ 6" bgs
GPS
N 33° 44.567'
W 090° 47.118'
Brown Silty Clay
~~1530~~ 1500 A Decontaminated Equipment
1530 Arrived @ 151 Moody Rd
Set-up HVs 3 for sampling

Koppers Creosote Facility
Grenada, MS

Partly cloudy Con
Appx 78° F

(4)

Cloudy / Dense 10 Nov 03 [signature]

1600 Access to attic still not
clear. Began sampling Co
151 Mordy Rd
Details in 9 Page log.
1700 Collected 3TM-KP ID 151-01
GPS
N 33° 43.847
W 089° 47.899
1705 Collected 3TM-KP Insulation - 151-01
Decontaminated HVS-3
1745 Collected 3TM-KP SS 151-01
@ 6" bgs
GPS
N 33° 43.847'
W 089° 47.~~899~~ 897'
Red/Brown Coarse Sandy Clay
Decontaminated Equipment
1800 Collected 3TM-KP SS 151-02
@ 6" bgs
GPS
N 33° 43.831'
W 089° 47.901'
Brown Silty Sand
Decontaminated Equipment

Koppers Creosote Facility
Grenada, MS
Landy & Davis 10 Nov 03

Partly Cloudy Cool
Approx 75°F

(5)

1810 Packed for Demob from site
1830 Demob from site
1850 Arrived @ Hotel
Completed packing samples / logs / COC
1920 End Day

Koppers Creosote Facility
Grenada, MS

Clear & Sunny
Approx 75°F (6)

Lundy & Davis 11Nov03 [signature]

0710 Contacted Loretha Brown.
0730 Mob to Walmart to meet
Loretha Brown Set-up HVS 3
0820 Meet with Mrs Brown
mob to 107 Lula Rd Apt. 16
0836 Arrive @ 107 Lula Rd Apt 16
receive permission for entry
and began sampling
0930 Collected 3TM-KP ID-107-01
Details in 9 page log
GPS
N ~~33° 44~~. 33° ~~44~~ 43. 748'
W 089° 48. 184
Decontaminated HVS-3
1035 Collected 3TM-KP SS-107-01
@ 6" bgs
GPS
N 33° 43. 754'
W 089° 48. 189'
Brownish/Red Silty Clay
Decontaminated Equipment
1055 Collected 3TM-KP-SS-107-02
@ 6" bgs

Koppers Creosote Facility
Grenada, MS

Clear! Sunny
Approx 75°! (7)

Lundy & Davis 11Nov03 [illegible]

GPS
N 33° 43. 747'
W 089° 48. 180'
Brown Silty Sand
Decontaminated Equipment
1130 Arrive (at) 275 Koppers Dr.
1150 Collected 3TM-KP-ID 275-01
Details in 9 page log
GPS
N 33° 43. 949'
W: 089° 47. 428
Decontaminated HVS 3
1210 Break for lunch / Phone call
to contact Willie James
Mob to 33 Widows Drive
1330 Collected 3TM-KP ID 33 01
- Details in 9 page log
GPS
N: 33° 44. 560'
W: 089° 47 116'
Decontaminated HVS 3
1500 Return to 275 Koppers D.
for Set to collect soil
samples

Koppers Creosote Facility
Grenada, MS

Clear | Sunny
Approx 78 75 (8)

Lundy | Dave 11Nov03

1520 Collected 3TM-KP-SS-275-01
@ 6" bgs
GPS ~~33°~~
N: 33° 43.945'
W 089° 47.429
Brown Silty Clay
Decontaminated Equipment
1600 Collected 3TM-KP-SS-275-02
@ 6" bgs
GPS
N 33° 43.924'
W 089° 47.415'
Decontaminated Equipment
1610 Packed for Demob from site
1635 Demob from site 100R to 3 Commerce St
Decide to Check 395
** Carver Circle for permission
to enter for sampling ID
| seal
1720 Refused entry into house
was told to have Representative
from Lundy | Dave contact his
Attorney JT Hughes @
662-234-6080 Cont.
He will try to call him now!

Koppers Creosote Facility, Clear & Sunny
Grenada, MS Approx 75°F (9)
Lundy & Davis 11Nov03 [signature]

1730 Owner Mike Williams try to contact his lawyer. Informed that his lawyer will call him back A.S.A.P.
1800 Contact info above was give to me by Mr. Williams Stating that we will need to have Lundy & Davis Representative contact JT Hughes. Mr Williams is the brother of Inell Wilks Access to residence still denied Demob from site
1825 Contact Randy Horsak @ 3TM International, Inc. in Houston, TX Explain the situation. Email sent to Lundy & Davis for instructions on how to proceed. I will call in a.m.
1900 Arrive @ Hotel
Completed packing samples logs/CoC's
1930 End Day

Koppers Creosote Facility
Grenada, MS

Clear ; Sunny
Approx 75° (10)

Gandy / Davis 11Nov03 [signature]

* 1635 Called for info
on 3 S Commerce St.
spoke with Henrietta
Carver was informed
that house was sold
to Frank MasCalico
(662) 226 6741
1645 Called Frank MasCalico
He bought the house and
3 S Commerce is now
3 DeMartin Luther King Jr Blvd
@ Pearl St. He has moved
his tenants out, house has
since been bought by
DOT and will be demolished
soon. Will try to find
house in the am of
12Nov03
Will try to see if anyone
is at home @ 395 Carver
Circle

Koppers Creosote Facility
Grenada, MS

Partly Cloudy
Threatening
Approx 83° F

(11)

Lundy; Davis 12Nov03 [signature]

0730 Mob from Hotel to
find 3 Dr Martin Luther
King Jr Blvd. (3 MLK)
0820 Arrive @ 3 MLK base
is abandoned, No Power
0840 Found Access to attic
no equipment to reach
opening to attic
0900 Demob from site to
buy a ladder (No Power)
0945 Return to 3 MLK
GPS
N 33° 47.164
W 089 48.604
1055 Collect 3TM-KP-ID-3-01
Details in 9 Page Log
Decontaminated HVS 3
1130 Collected 3TM-KP-SS-3-01
@ 6" bgs
GPS
N: 33° 47.177'
W: 089° 48.604'
1130 Collected Duplicat-1 @
this location as well

Koppers Creosote Facility
Greenville, MS

Mostly Cloudy
Threatening
Approx. 43°F

(12)

Lundy & Davis 12Nov13

Brownish/Red Coarse
Gravelly Silty Clay
Decontaminated Equipment
1150 Collected 3TM-KP-SS-3 02
@ 6" bgs
GPS
N 33° 47.178
W 090° 43.611
Blackish Brown Silty Clayey
Sand w/ large Gravel
~~1230~~ Decontaminated Equipment
1230 Load Truck & Drive from
site
1250 Called the office to check
status of 395 Carver
Circle & ID/Sally sampling
was informed that it
will not be sampled
~~1150~~ Packed all samples
filled out all logs, COCs
will hand ~~out~~ back to
Houston
1945 stopped in Baton Rouge
End Day

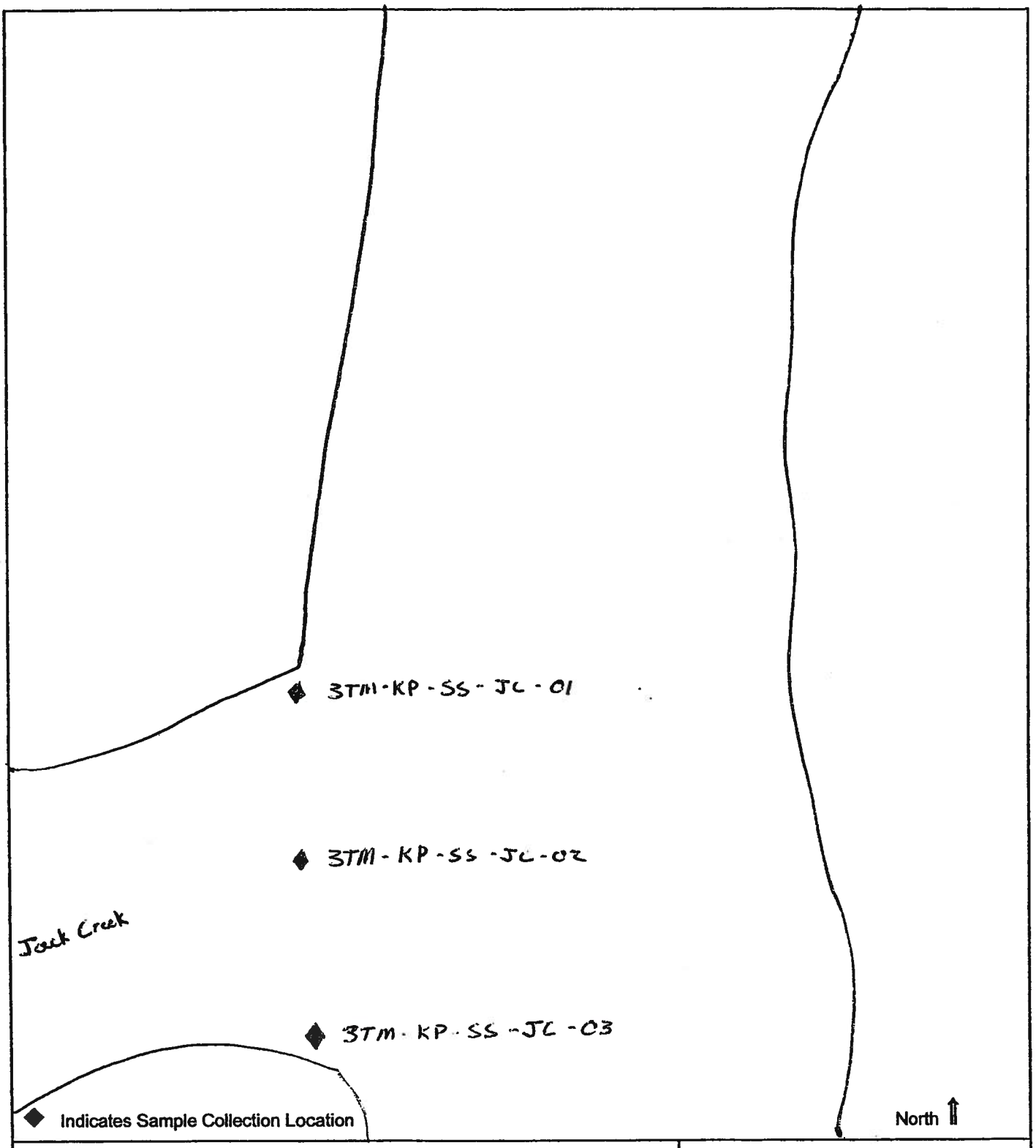

SAMPLE NUMBER(S): 3TM-KP-SS-JC-01-03
SAMPLE COLLECTION LOCATION: Jack Creek Inflow Area
SAMPLE COLLECTION DATE: 06 Aug 013

SITE SKETCH
(NOT TO SCALE)

3TM INTERNATIONAL, INC.
Houston, Texas

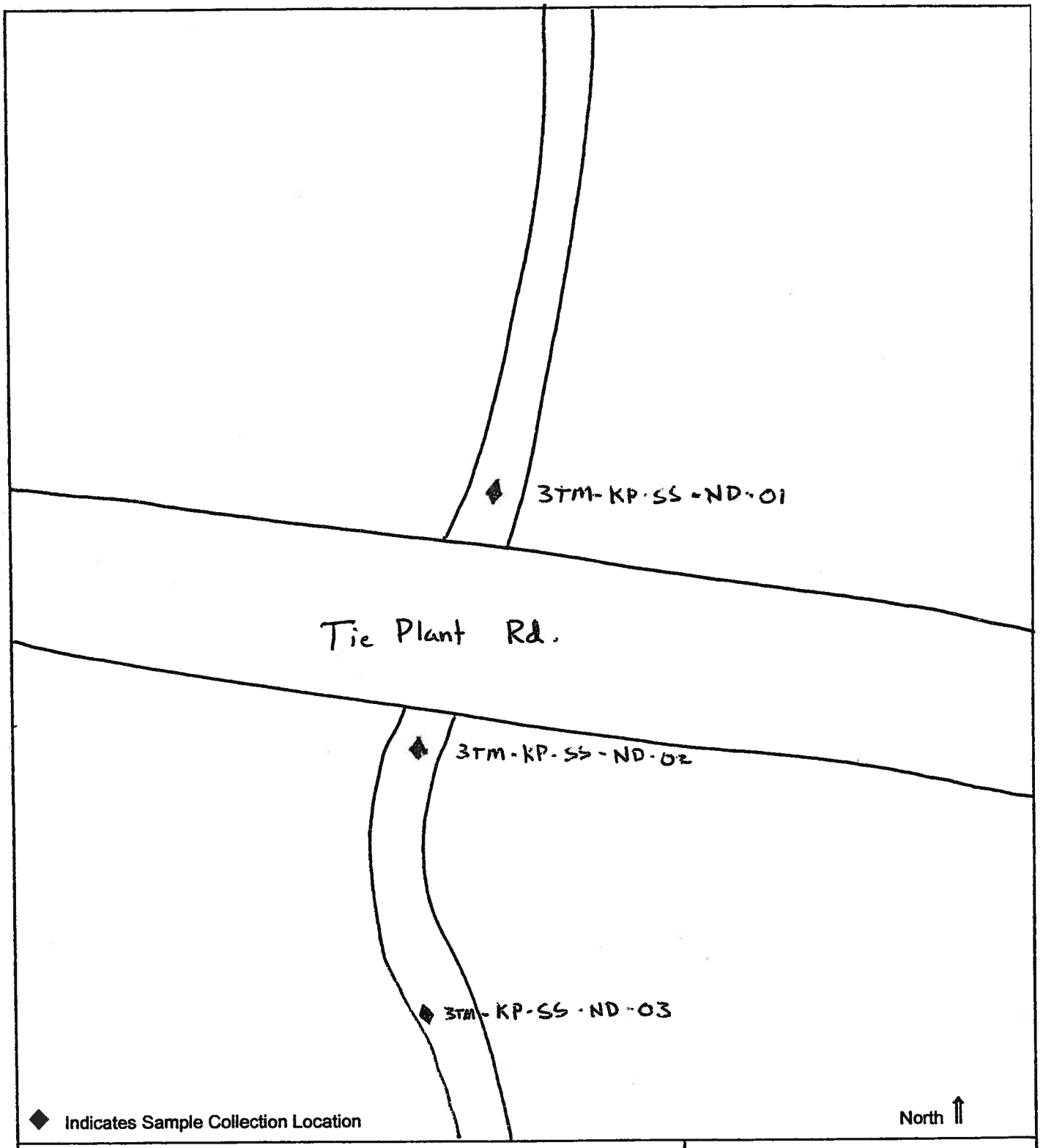

SAMPLE NUMBER(S): 3TM-KP-SS-ND-01-03
SAMPLE COLLECTION LOCATION: Northern Ditch
SAMPLE COLLECTION DATE: 07 Aug 03

SITE SKETCH
(NOT TO SCALE)

3TM INTERNATIONAL, INC.
Houston, Texas

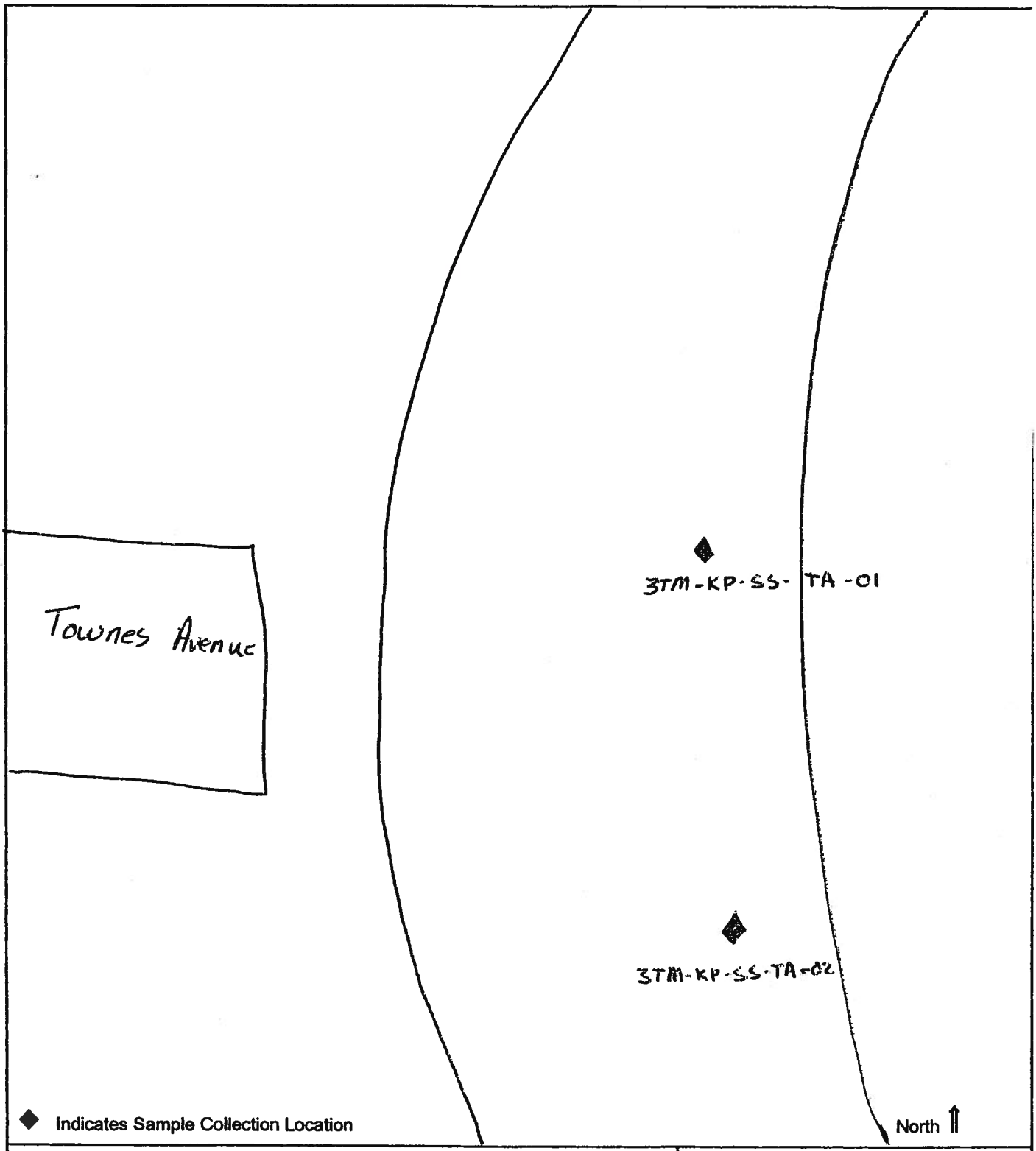

SAMPLE NUMBER(S): 3TM-KP-SS-TA-01,02
SAMPLE COLLECTION LOCATION: Townes Avenue Area
SAMPLE COLLECTION DATE: 07 Aug 03

SITE SKETCH
(NOT TO SCALE)

3TM INTERNATIONAL, INC.
Houston, Texas

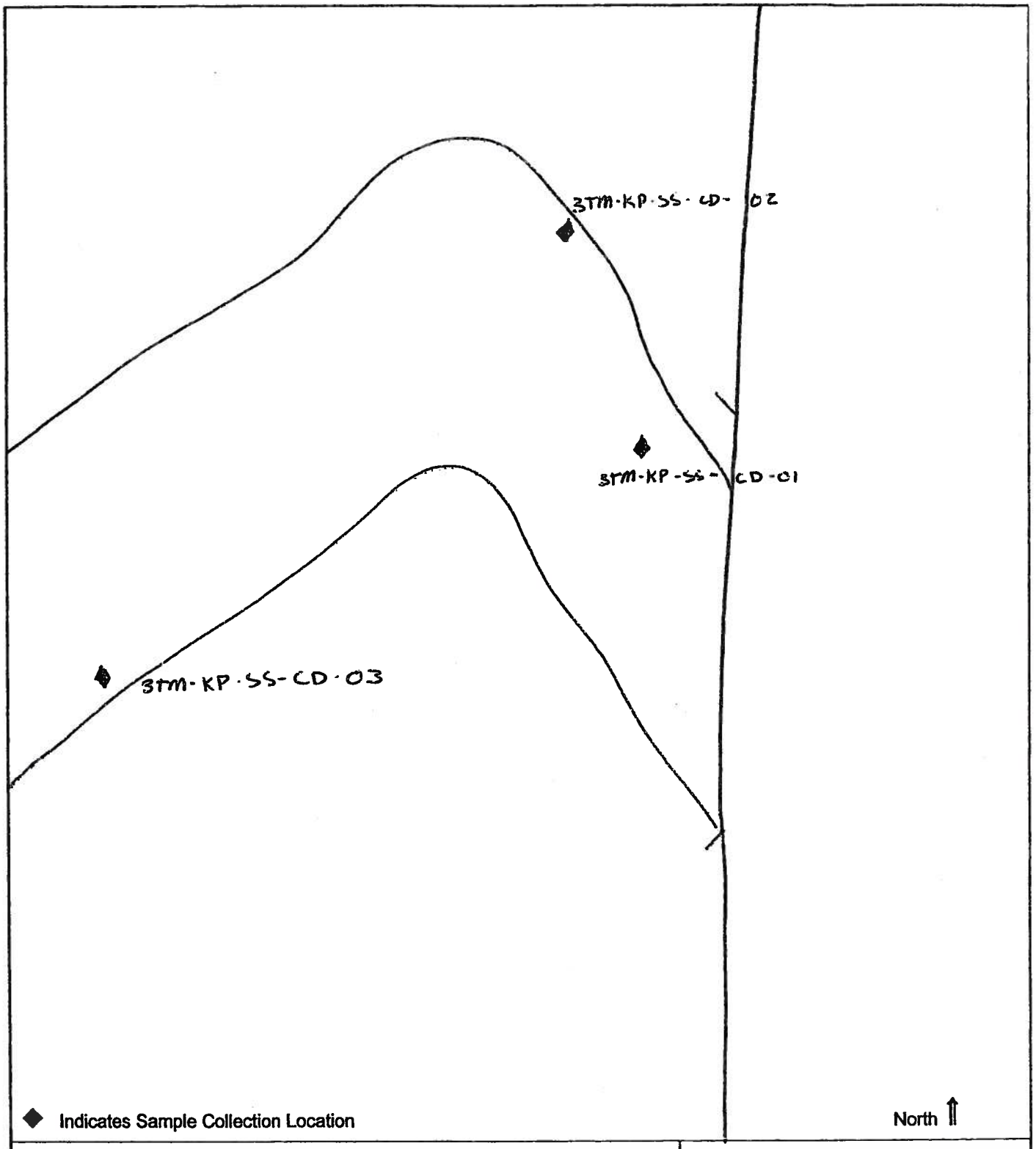

SAMPLE NUMBER(S): 3TM-KP-SS-CD-01-03
SAMPLE COLLECTION LOCATION: Central Ditch
SAMPLE COLLECTION DATE: 07 Aug 03

SITE SKETCH
(NOT TO SCALE)

3TM INTERNATIONAL, INC.
Houston, Texas

SEDIMENT SAMPLE COLLECTION LOG

3TM INTERNATIONAL
Houston, Texas

Project Name: Koppers Creosote Case

Site Name: Koppers Creosote Facility

Date of Sampling: 08/06/03

Time of Sampling: 1230

Sample Location: Jack Creek In-Flow Area

Sample ID: 3TM-KP-SS-JC-01

Boring Number: 3TM-KP-SS-JC-01

Terminal Depth of Boring: 6 inches bgs

Sampling Method: Hand Auger

Sample Depth: 6 inches bgs

Sample Matrix: Sediment

Soil Type: Wet Sediment

Sample Color: Tan/Brown

Sample Odor: None

Field Measurements: None

Equipment: Hand Auger

Sample Analysis: PAHs by EPA Method 8270

Analytical Laboratory: Xenco

Sample Container: Clear Glass

Number of Samples: 1

Sample Quantity Collected: 8 oz.

Preservative Used: Ice

Weather: Weather Varies

Ambient Temperature: Approx. 95° F

Site Conditions: Not Applicable

Photograph Taken: Yes

GPS Latitude: N 33°43.961'

GPS Longitude: W 089°46.211'

Field Supervisor: T. J. Dunnahoe

Signature / Date: [signature] 2/11/04

Field Observations / Remarks:

SEDIMENT SAMPLE COLLECTION LOG

3TM INTERNATIONAL
Houston, Texas

Project Name: Koppers Creosote Case

Site Name: Koppers Creosote Facility

Date of Sampling: 08/06/03

Time of Sampling: 1240

Sample Location: Jack Creek In-Flow Area

Sample ID: 3TM-KP-SS-JC-02

Boring Number: 3TM-KP-SS-JC-02

Terminal Depth of Boring: 6 inches bgs

Sampling Method: Hand Auger

Sample Depth: 6 inches bgs

Sample Matrix: Sediment

Soil Type: Wet Sediment

Sample Color: Tan/Brown

Sample Odor: None

Field Measurements: None

Equipment: Hand Auger

Sample Analysis: PAHs by EPA Method 8270

Analytical Laboratory: Xenco

Sample Container: Clear Glass

Number of Samples: 1

Sample Quantity Collected: 8 oz.

Preservative Used: Ice

Weather: Weather Varies

Ambient Temperature: Approx. 95° F

Site Conditions: Not Applicable

Photograph Taken: Yes

GPS Latitude: N 33°43.961'

GPS Longitude: W 089°46.208'

Field Supervisor: T. J. Dunnahoe

Signature / Date: 2/11/04

Field Observations / Remarks:

SEDIMENT SAMPLE COLLECTION LOG

3TM INTERNATIONAL
Houston, Texas

Project Name: Koppers Creosote Case

Site Name: Koppers Creosote Facility

Date of Sampling: 08/06/03

Time of Sampling: 1300

Sample Location: Jack Creek In-Flow Area

Sample ID: 3TM-KP-SS-JC-03

Boring Number: 3TM-KP-SS-JC-03

Terminal Depth of Boring: 6 inches bgs

Sampling Method: Hand Auger

Sample Depth: 6 inches bgs

Sample Matrix: Sediment

Soil Type: Wet Sediment

Sample Color: Tan/Brown

Sample Odor: None

Field Measurements: None

Equipment: Hand Auger

Sample Analysis: PAHs by EPA Method 8270

Analytical Laboratory: Xenco

Sample Container: Clear Glass

Number of Samples: 1

Sample Quantity Collected: 8 oz.

Preservative Used: Ice

Weather: Weather Varies

Ambient Temperature: Approx. 95° F

Site Conditions: Not Applicable

Photograph Taken: Yes

GPS Latitude: N 33°43.960'

GPS Longitude: W 089°46.203'

Field Supervisor: T. J. Dunnahoe

Signature / Date: [signature] 2/11/04

Field Observations / Remarks:

SEDIMENT SAMPLE COLLECTION LOG

3TM INTERNATIONAL
Houston, Texas

Project Name: Koppers Creosote Case

Site Name: Koppers Creosote Facility

Date of Sampling: 08/06/03

Time of Sampling: 1440

Sample Location: Jack Creek In-Flow Area

Sample ID: 3TM-KP-SS-1137-01

Boring Number: 3TM-KP-SS-1137-01

Terminal Depth of Boring: 6 inches bgs

Sampling Method: Hand Auger

Sample Depth: 6 inches bgs

Sample Matrix: Soil

Soil Type: Silty Sand

Sample Color: Brown

Sample Odor: None

Field Measurements: None

Equipment: Hand Auger

Sample Analysis: PAHs by EPA Method 8270

Analytical Laboratory: Xenco

Sample Container: Clear Glass

Number of Samples: 1

Sample Quantity Collected: 8 oz.

Preservative Used: Ice

Weather: Hot & Sunny

Ambient Temperature: Approx. 95° F

Site Conditions: Not Applicable

Photograph Taken: Yes

GPS Latitude: N 33°46.141'

GPS Longitude: W 089°47.338'

Field Supervisor: T. J. Dunnahoe

Signature / Date: 2/11/04

Field Observations / Remarks:

Sample was collected in the rear of the residence in an area that was identified by the residence as submersed during previous floodings. Additionally, the resident stated that the area was previously used as a garden.

SEDIMENT SAMPLE COLLECTION LOG

3TM INTERNATIONAL
Houston, Texas

Project Name: Koppers Creosote Case

Site Name: Koppers Creosote Facility

Date of Sampling: 08/07/03

Time of Sampling: 0810

Sample Location: Northern Ditch Area

Sample ID: 3TM-KP-SS-ND-01

Boring Number: 3TM-KP-SS-ND-01

Terminal Depth of Boring: 1 inch bgs

Sampling Method: Hand Auger

Sample Depth: 1 inch bgs

Sample Matrix: Sediment

Soil Type: Wet Sediment

Sample Color: Tan/Brown

Sample Odor: None

Field Measurements: None

Equipment: Hand Auger

Sample Analysis: PAHs by EPA Method 8270

Analytical Laboratory: Xenco

Sample Container: Clear Glass

Number of Samples: 1

Sample Quantity Collected: 8 oz.

Preservative Used: Ice

Weather: Hot & Ptly. Cldy.

Ambient Temperature: Approx. 95° F

Site Conditions: Not Applicable

Photograph Taken: Yes

GPS Latitude: N 33°44.554'

GPS Longitude: W 089°47.451'

Field Supervisor: T. J. Dunnahoe

Signature / Date: 2/11/04

Field Observations / Remarks:

SEDIMENT SAMPLE COLLECTION LOG

3TM INTERNATIONAL
Houston, Texas

Project Name: Koppers Creosote Case

Site Name: Koppers Creosote Facility

Date of Sampling: 08/07/03

Time of Sampling: 0845

Sample Location: Northern Ditch Area

Sample ID: 3TM-KP-SS-ND-02

Boring Number: 3TM-KP-SS-ND-02

Terminal Depth of Boring: 1 inch bgs

Sampling Method: Hand Auger

Sample Depth: 1 inch bgs

Sample Matrix: Sediment

Soil Type: Wet Sediment

Sample Color: Tan/Brown

Sample Odor: None

Field Measurements: None

Equipment: Hand Auger

Sample Analysis: PAHs by EPA Method 8270

Analytical Laboratory: Xenco

Sample Container: Clear Glass

Number of Samples: 1

Sample Quantity Collected: 8 oz.

Preservative Used: Ice

Weather: Hot & Ptly. Cldy.

Ambient Temperature: Approx. 95° F

Site Conditions: Not Applicable

Photograph Taken: Yes

GPS Latitude: N 33°44.537'

GPS Longitude: W 089°47.462'

Field Supervisor: T. J. Dunnahoe

Signature / Date: 2/11/04

Field Observations / Remarks:

SEDIMENT SAMPLE COLLECTION LOG

3TM INTERNATIONAL
Houston, Texas

Project Name: Koppers Creosote Case

Site Name: Koppers Creosote Facility

Date of Sampling: 08/07/03

Time of Sampling: 0930

Sample Location: Northern Ditch Area

Sample ID: 3TM-KP-SS-ND-03

Boring Number: 3TM-KP-SS-ND-03

Terminal Depth of Boring: 1 inch bgs

Sampling Method: Hand Auger

Sample Depth: 1 inch bgs

Sample Matrix: Sediment

Soil Type: Wet Sediment

Sample Color: Tan/Brown

Sample Odor: None

Field Measurements: None

Equipment: Hand Auger

Sample Analysis: PAHs by EPA Method 8270

Analytical Laboratory: Xenco

Sample Container: Clear Glass

Number of Samples: 1

Sample Quantity Collected: 8 oz.

Preservative Used: Ice

Weather: Hot & Ptly. Cldy.

Ambient Temperature: Approx. 95° F

Site Conditions: Not Applicable

Photograph Taken: Yes

GPS Latitude: N 33°44.503'

GPS Longitude: W 089°47.462'

Field Supervisor: T. J. Dunnahoe

Signature / Date: 2/11/04

Field Observations / Remarks:

SEDIMENT SAMPLE COLLECTION LOG

3TM INTERNATIONAL
Houston, Texas

Project Name: Koppers Creosote Case

Site Name: Koppers Creosote Facility

Date of Sampling: 08/07/03

Time of Sampling: 1045

Sample Location: Townes Avenue Area

Sample ID: 3TM-KP-SS-TA-01

Boring Number: 3TM-KP-SS-TA-01

Terminal Depth of Boring: 1 inch bgs

Sampling Method: Hand Auger

Sample Depth: 1 inch bgs

Sample Matrix: Sediment

Soil Type: Wet Sediment

Sample Color: Tan/Brown

Sample Odor: None

Field Measurements: None

Equipment: Hand Auger

Sample Analysis: PAHs by EPA Method 8270

Analytical Laboratory: Xenco

Sample Container: Clear Glass

Number of Samples: 1

Sample Quantity Collected: 8 oz.

Preservative Used: Ice

Weather: Hot & Ptly. Cldy.

Ambient Temperature: Approx. 95° F

Site Conditions: Not Applicable

Photograph Taken: Yes

GPS Latitude: N 33°45.281'

GPS Longitude: W 089°47.229'

Field Supervisor: T. J. Dunnahoe

Signature / Date: [signature] 2/11/04

Field Observations / Remarks:

SEDIMENT SAMPLE COLLECTION LOG

3TM INTERNATIONAL
Houston, Texas

Project Name: Koppers Creosote Case

Site Name: Koppers Creosote Facility

Date of Sampling: 08/07/03

Time of Sampling: 1100

Sample Location: Townes Avenue Area

Sample ID: 3TM-KP-SS-TA-02

Boring Number: 3TM-KP-SS-TA-02

Terminal Depth of Boring: 6 inches bgs

Sampling Method: Hand Auger

Sample Depth: 6 inches bgs

Sample Matrix: Sediment

Soil Type: Wet Sediment

Sample Color: Tan/Brown

Sample Odor: None

Field Measurements: None

Equipment: Hand Auger

Sample Analysis: PAHs by EPA Method 8270

Analytical Laboratory: Xenco

Sample Container: Clear Glass

Number of Samples: 1

Sample Quantity Collected: 8 oz.

Preservative Used: Ice

Weather: Hot & Ptly. Cldy.

Ambient Temperature: Approx. 95° F

Site Conditions: Not Applicable

Photograph Taken: Yes

GPS Latitude: N 33°45.265'

GPS Longitude: W 089°47.203'

Field Supervisor: T. J. Dunnahoe

Signature / Date: [signature] 2/11/04

Field Observations / Remarks:

SEDIMENT SAMPLE COLLECTION LOG

3TM INTERNATIONAL
Houston, Texas

Project Name: Koppers Creosote Case

Site Name: Koppers Creosote Facility

Date of Sampling: 08/07/03

Time of Sampling: 1145

Sample Location: Central Ditch Area

Sample ID: 3TM-KP-SS-CD-01

Boring Number: 3TM-KP-SS-CD-01

Terminal Depth of Boring: 6 inches bgs

Sampling Method: Hand Auger

Sample Depth: 6 inches bgs

Sample Matrix: Sediment

Soil Type: Wet Sediment

Sample Color: Tan/Brown

Sample Odor: Moderate Odor

Field Measurements: None

Equipment: Hand Auger

Sample Analysis: PAHs by EPA Method 8270

Analytical Laboratory: Xenco

Sample Container: Clear Glass

Number of Samples: 1

Sample Quantity Collected: 8 oz.

Preservative Used: Ice

Weather: Hot & Ptly. Cldy.

Ambient Temperature: Approx. 95° F

Site Conditions: Not Applicable

Photograph Taken: Yes

GPS Latitude: N 33°43.928'

GPS Longitude: W 089°47.108'

Field Supervisor: T. J. Dunnahoe

Signature / Date: 2/11/04

Field Observations / Remarks:

SEDIMENT SAMPLE COLLECTION LOG

3TM INTERNATIONAL
Houston, Texas

Project Name: Koppers Creosote Case

Site Name: Koppers Creosote Facility

Date of Sampling: 08/07/03

Time of Sampling: 1240

Sample Location: Central Ditch Area

Sample ID: 3TM-KP-SS-CD-02

Boring Number: 3TM-KP-SS-CD-02

Terminal Depth of Boring: 6 Inches bgs

Sampling Method: Hand Auger

Sample Depth: 6 Inches bgs

Sample Matrix: Sediment

Soil Type: Wet Sediment

Sample Color: Tan/Brown

Sample Odor: None

Field Measurements: None

Equipment: Hand Auger

Sample Analysis: PAHs by EPA Method 8270

Analytical Laboratory: Xenco

Sample Container: Clear Glass

Number of Samples: 1

Sample Quantity Collected: 8 oz.

Preservative Used: Ice

Weather: Hot & Ptly. Cldy.

Ambient Temperature: Approx. 95° F

Site Conditions: Not Applicable

Photograph Taken: Yes

GPS Latitude: N 33°43.927'

GPS Longitude: W 089°47.109'

Field Supervisor: T. J. Dunnahoe

Signature / Date: [signature] 2/11/04

Field Observations / Remarks:

SEDIMENT SAMPLE COLLECTION LOG

3TM INTERNATIONAL
Houston, Texas

Project Name: Koppers Creosote Case

Site Name: Koppers Creosote Facility

Date of Sampling: 08/07/03

Time of Sampling: 1345

Sample Location: Central Ditch Area

Sample ID: 3TM-KP-SS-CD-03

Boring Number: 3TM-KP-SS-CD-03

Terminal Depth of Boring: 6 inches bgs

Sampling Method: Hand Auger

Sample Depth: 6 inches bgs

Sample Matrix: Sediment

Soil Type: Wet Sediment

Sample Color: Tan/Brown

Sample Odor: None

Field Measurements: None

Equipment: Hand Auger

Sample Analysis: PAHs by EPA Method 8270

Analytical Laboratory: Xenco

Sample Container: Clear Glass

Number of Samples: 1

Sample Quantity Collected: 8 oz.

Preservative Used: Ice

Weather: Hot & Ptly. Cldy.

Ambient Temperature: Approx. 95° F

Site Conditions: Not Applicable

Photograph Taken: Yes

GPS Latitude: N 33°43.919'

GPS Longitude: W 089°47.105'

Field Supervisor: T. J. Dunnahoe

Signature / Date: 2/11/04

Field Observations / Remarks:

SEDIMENT SAMPLE COLLECTION LOG

3TM INTERNATIONAL
Houston, Texas

Project Name: Koppers Creosote Case

Site Name: Koppers Creosote Facility

Date of Sampling: 08/06/03

Time of Sampling: 1230

Sample Location: Jack Creek In-Flow Area

Sample ID: 3TM-KP-SS-JC-01

Boring Number: 3TM-KP-SS-JC-01

Terminal Depth of Boring: 6 inches bgs

Sampling Method: Hand Auger

Sample Depth: 6 inches bgs

Sample Matrix: Sediment

Soil Type: Wet Sediment

Sample Color: Tan/Brown

Sample Odor: None

Field Measurements: None

Equipment: Hand Auger

Sample Analysis: PAHs by EPA Method 8270

Analytical Laboratory: Xenco

Sample Container: Clear Glass

Number of Samples: 1

Sample Quantity Collected: 8 oz.

Preservative Used: Ice

Weather: Weather Varies

Ambient Temperature: Approx. 95° F

Site Conditions: Not Applicable

Photograph Taken: Yes

GPS Latitude: N 33°43.961'

GPS Longitude: W 089°46.211'

Field Supervisor: T. J. Dunnahoe

Signature / Date: 2/11/04

Field Observations / Remarks:

SEDIMENT SAMPLE COLLECTION LOG

3TM INTERNATIONAL
Houston, Texas

Project Name: Koppers Creosote Case

Site Name: Koppers Creosote Facility

Date of Sampling: 08/06/03

Time of Sampling: 1240

Sample Location: Jack Creek In-Flow Area

Sample ID: 3TM-KP-SS-JC-02

Boring Number: 3TM-KP-SS-JC-02

Terminal Depth of Boring: 6 inches bgs

Sampling Method: Hand Auger

Sample Depth: 6 inches bgs

Sample Matrix: Sediment

Soil Type: Wet Sediment

Sample Color: Tan/Brown

Sample Odor: None

Field Measurements: None

Equipment: Hand Auger

Sample Analysis: PAHs by EPA Method 8270

Analytical Laboratory: Xenco

Sample Container: Clear Glass

Number of Samples: 1

Sample Quantity Collected: 8 oz.

Preservative Used: Ice

Weather: Weather Varies

Ambient Temperature: Approx. 95° F

Site Conditions: Not Applicable

Photograph Taken: Yes

GPS Latitude: N 33°43.961'

GPS Longitude: W 089°46.208'

Field Supervisor: T. J. Dunnahoe

Signature / Date: 2/11/04

Field Observations / Remarks:

SEDIMENT SAMPLE COLLECTION LOG

3TM INTERNATIONAL
Houston, Texas

Project Name: Koppers Creosote Case

Site Name: Koppers Creosote Facility

Date of Sampling: 08/06/03

Time of Sampling: 1300

Sample Location: Jack Creek In-Flow Area

Sample ID: 3TM-KP-SS-JC-03

Boring Number: 3TM-KP-SS-JC-03

Terminal Depth of Boring: 6 inches bgs

Sampling Method: Hand Auger

Sample Depth: 6 inches bgs

Sample Matrix: Sediment

Soil Type: Wet Sediment

Sample Color: Tan/Brown

Sample Odor: None

Field Measurements: None

Equipment: Hand Auger

Sample Analysis: PAHs by EPA Method 8270

Analytical Laboratory: Xenco

Sample Container: Clear Glass

Number of Samples: 1

Sample Quantity Collected: 8 oz.

Preservative Used: Ice

Weather: Weather Varies

Ambient Temperature: Approx. 95° F

Site Conditions: Not Applicable

Photograph Taken: Yes

GPS Latitude: N 33°43.960'

GPS Longitude: W 089°46.203'

Field Supervisor: T. J. Dunnahoe

Signature / Date: [signature] 2/11/04

Field Observations / Remarks:

SEDIMENT SAMPLE COLLECTION LOG

3TM INTERNATIONAL
Houston, Texas

Project Name: Koppers Creosote Case

Site Name: Koppers Creosote Facility

Date of Sampling: 08/06/03

Time of Sampling: 1440

Sample Location: Jack Creek In-Flow Area

Sample ID: 3TM-KP-SS-1137-01

Boring Number: 3TM-KP-SS-1137-01

Terminal Depth of Boring: 6 inches bgs

Sampling Method: Hand Auger

Sample Depth: 6 inches bgs

Sample Matrix: Soil

Soil Type: Silty Sand

Sample Color: Brown

Sample Odor: None

Field Measurements: None

Equipment: Hand Auger

Sample Analysis: PAHs by EPA Method 8270

Analytical Laboratory: Xenco

Sample Container: Clear Glass

Number of Samples: 1

Sample Quantity Collected: 8 oz.

Preservative Used: Ice

Weather: Hot & Sunny

Ambient Temperature: Approx. 95° F

Site Conditions: Not Applicable

Photograph Taken: Yes

GPS Latitude: N 33°46.141'

GPS Longitude: W 089°47.338'

Field Supervisor: T. J. Dunnahoe

Signature / Date: 2/11/04

Field Observations / Remarks:

Sample was collected in the rear of the residence in an area that was identified by the residence as submersed during previous floodings. Additionally, the resident stated that the area was previously used as a garden.

SEDIMENT SAMPLE COLLECTION LOG

3TM INTERNATIONAL
Houston, Texas

Project Name: Koppers Creosote Case

Site Name: Koppers Creosote Facility

Date of Sampling: 08/07/03

Time of Sampling: 0810

Sample Location: Northern Ditch Area

Sample ID: 3TM-KP-SS-ND-01

Boring Number: 3TM-KP-SS-ND-01

Terminal Depth of Boring: 1 inch bgs

Sampling Method: Hand Auger

Sample Depth: 1 inch bgs

Sample Matrix: Sediment

Soil Type: Wet Sediment

Sample Color: Tan/Brown

Sample Odor: None

Field Measurements: None

Equipment: Hand Auger

Sample Analysis: PAHs by EPA Method 8270

Analytical Laboratory: Xenco

Sample Container: Clear Glass

Number of Samples: 1

Sample Quantity Collected: 8 oz.

Preservative Used: Ice

Weather: Hot & Ptly. Cldy.

Ambient Temperature: Approx. 95° F

Site Conditions: Not Applicable

Photograph Taken: Yes

GPS Latitude: N 33°44.554'

GPS Longitude: W 089°47.451'

Field Supervisor: T. J. Dunnahoe

Signature / Date: [signature] 2/11/04

Field Observations / Remarks:

SEDIMENT SAMPLE COLLECTION LOG

3TM INTERNATIONAL
Houston, Texas

Project Name: Koppers Creosote Case

Site Name: Koppers Creosote Facility

Date of Sampling: 08/07/03

Time of Sampling: 0845

Sample Location: Northern Ditch Area

Sample ID: 3TM-KP-SS-ND-02

Boring Number: 3TM-KP-SS-ND-02

Terminal Depth of Boring: 1 inch bgs

Sampling Method: Hand Auger

Sample Depth: 1 inch bgs

Sample Matrix: Sediment

Soil Type: Wet Sediment

Sample Color: Tan/Brown

Sample Odor: None

Field Measurements: None

Equipment: Hand Auger

Sample Analysis: PAHs by EPA Method 8270

Analytical Laboratory: Xenco

Sample Container: Clear Glass

Number of Samples: 1

Sample Quantity Collected: 8 oz.

Preservative Used: Ice

Weather: Hot & Ptly. Cldy.

Ambient Temperature: Approx. 95° F

Site Conditions: Not Applicable

Photograph Taken: Yes

GPS Latitude: N 33°44.537'

GPS Longitude: W 089°47.462'

Field Supervisor: T. J. Dunnahoe

Signature / Date: [illegible] 2/11/04

Field Observations / Remarks:

SEDIMENT SAMPLE COLLECTION LOG

3TM INTERNATIONAL
Houston, Texas

Project Name: Koppers Creosote Case

Site Name: Koppers Creosote Facility

Date of Sampling: 08/07/03

Time of Sampling: 0930

Sample Location: Northern Ditch Area

Sample ID: 3TM-KP-SS-ND-03

Boring Number: 3TM-KP-SS-ND-03

Terminal Depth of Boring: 1 inch bgs

Sampling Method: Hand Auger

Sample Depth: 1 inch bgs

Sample Matrix: Sediment

Soil Type: Wet Sediment

Sample Color: Tan/Brown

Sample Odor: None

Field Measurements: None

Equipment: Hand Auger

Sample Analysis: PAHs by EPA Method 8270

Analytical Laboratory: Xenco

Sample Container: Clear Glass

Number of Samples: 1

Sample Quantity Collected: 8 oz.

Preservative Used: Ice

Weather: Hot & Ptly. Cldy.

Ambient Temperature: Approx. 95° F

Site Conditions: Not Applicable

Photograph Taken: Yes

GPS Latitude: N 33°44.503'

GPS Longitude: W 089°47.462'

Field Supervisor: T. J. Dunnahoe

Signature / Date: [signature] 2/11/04

Field Observations / Remarks:

SEDIMENT SAMPLE COLLECTION LOG

3TM INTERNATIONAL
Houston, Texas

Project Name: Koppers Creosote Case

Site Name: Koppers Creosote Facility

Date of Sampling: 08/07/03

Time of Sampling: 1045

Sample Location: Townes Avenue Area

Sample ID: 3TM-KP-SS-TA-01

Boring Number: 3TM-KP-SS-TA-01

Terminal Depth of Boring: 1 inch bgs

Sampling Method: Hand Auger

Sample Depth: 1 inch bgs

Sample Matrix: Sediment

Soil Type: Wet Sediment

Sample Color: Tan/Brown

Sample Odor: None

Field Measurements: None

Equipment: Hand Auger

Sample Analysis: PAHs by EPA Method 8270

Analytical Laboratory: Xenco

Sample Container: Clear Glass

Number of Samples: 1

Sample Quantity Collected: 8 oz.

Preservative Used: Ice

Weather: Hot & Ptly. Cldy.

Ambient Temperature: Approx. 95° F

Site Conditions: Not Applicable

Photograph Taken: Yes

GPS Latitude: N 33°45.281'

GPS Longitude: W 089°47.229'

Field Supervisor: T. J. Dunnahoe

Signature / Date: [signature] 2/11/04

Field Observations / Remarks:

SEDIMENT SAMPLE COLLECTION LOG

3TM INTERNATIONAL
Houston, Texas

Project Name: Koppers Creosote Case

Site Name: Koppers Creosote Facility

Date of Sampling: 08/07/03

Time of Sampling: 1100

Sample Location: Townes Avenue Area

Sample ID: 3TM-KP-SS-TA-02

Boring Number: 3TM-KP-SS-TA-02

Terminal Depth of Boring: 6 inches bgs

Sampling Method: Hand Auger

Sample Depth: 6 inches bgs

Sample Matrix: Sediment

Soil Type: Wet Sediment

Sample Color: Tan/Brown

Sample Odor: None

Field Measurements: None

Equipment: Hand Auger

Sample Analysis: PAHs by EPA Method 8270

Analytical Laboratory: Xenco

Sample Container: Clear Glass

Number of Samples: 1

Sample Quantity Collected: 8 oz.

Preservative Used: Ice

Weather: Hot & Ptly. Cldy.

Ambient Temperature: Approx. 95° F

Site Conditions: Not Applicable

Photograph Taken: Yes

GPS Latitude: N 33°45.265'

GPS Longitude: W 089°47.203'

Field Supervisor: T. J. Dunnahoe

Signature / Date: [signature] 2/11/04

Field Observations / Remarks:

SEDIMENT SAMPLE COLLECTION LOG

3TM INTERNATIONAL
Houston, Texas

Project Name: Koppers Creosote Case

Site Name: Koppers Creosote Facility

Date of Sampling: 08/07/03

Time of Sampling: 1145

Sample Location: Central Ditch Area

Sample ID: 3TM-KP-SS-CD-01

Boring Number: 3TM-KP-SS-CD-01

Terminal Depth of Boring: 6 inches bgs

Sampling Method: Hand Auger

Sample Depth: 6 inches bgs

Sample Matrix: Sediment

Soil Type: Wet Sediment

Sample Color: Tan/Brown

Sample Odor: Moderate Odor

Field Measurements: None

Equipment: Hand Auger

Sample Analysis: PAHs by EPA Method 8270

Analytical Laboratory: Xenco

Sample Container: Clear Glass

Number of Samples: 1

Sample Quantity Collected: 8 oz.

Preservative Used: Ice

Weather: Hot & Ptly. Cldy.

Ambient Temperature: Approx. 95° F

Site Conditions: Not Applicable

Photograph Taken: Yes

GPS Latitude: N 33°43.928'

GPS Longitude: W 089°47.108'

Field Supervisor: T. J. Dunnahoe

Signature / Date: 2/11/04

Field Observations / Remarks:

SEDIMENT SAMPLE COLLECTION LOG

3TM INTERNATIONAL
Houston, Texas

Project Name: Koppers Creosote Case

Site Name: Koppers Creosote Facility

Date of Sampling: 08/07/03

Time of Sampling: 1240

Sample Location: Central Ditch Area

Sample ID: 3TM-KP-SS-CD-02

Boring Number: 3TM-KP-SS-CD-02

Terminal Depth of Boring: 6 inches bgs

Sampling Method: Hand Auger

Sample Depth: 6 inches bgs

Sample Matrix: Sediment

Soil Type: Wet Sediment

Sample Color: Tan/Brown

Sample Odor: None

Field Measurements: None

Equipment: Hand Auger

Sample Analysis: PAHs by EPA Method 8270

Analytical Laboratory: Xenco

Sample Container: Clear Glass

Number of Samples: 1

Sample Quantity Collected: 8 oz.

Preservative Used: Ice

Weather: Hot & Ptly. Cldy.

Ambient Temperature: Approx. 95° F

Site Conditions: Not Applicable

Photograph Taken: Yes

GPS Latitude: N 33°43.927'

GPS Longitude: W 089°47.109'

Field Supervisor: T. J. Dunnahoe

Signature / Date: [signature] 2/11/04

Field Observations / Remarks:

SEDIMENT SAMPLE COLLECTION LOG

3TM INTERNATIONAL
Houston, Texas

Project Name: Koppers Creosote Case

Site Name: Koppers Creosote Facility

Date of Sampling: 08/07/03

Time of Sampling: 1345

Sample Location: Central Ditch Area

Sample ID: 3TM-KP-SS-CD-03

Boring Number: 3TM-KP-SS-CD-03

Terminal Depth of Boring: 6 inches bgs

Sampling Method: Hand Auger

Sample Depth: 6 inches bgs

Sample Matrix: Sediment

Soil Type: Wet Sediment

Sample Color: Tan/Brown

Sample Odor: None

Field Measurements: None

Equipment: Hand Auger

Sample Analysis: PAHs by EPA Method 8270

Analytical Laboratory: Xenco

Sample Container: Clear Glass

Number of Samples: 1

Sample Quantity Collected: 8 oz.

Preservative Used: Ice

Weather: Hot & Ptly. Cldy.

Ambient Temperature: Approx. 95° F

Site Conditions: Not Applicable

Photograph Taken: Yes

GPS Latitude: N 33°43.919'

GPS Longitude: W 089°47.105'

Field Supervisor: T. J. Dunnahoe

Signature / Date: 2/11/04

Field Observations / Remarks:

SEDIMENT SAMPLE COLLECTION LOG

3TM INTERNATIONAL
Houston, Texas

Project Name: Koppers Creosote Case

Site Name: Koppers Creosote Facility

Date of Sampling: 08/06/03

Time of Sampling: 1230

Sample Location: Jack Creek In-Flow Area

Sample ID: 3TM-KP-SS-JC-01

Boring Number: 3TM-KP-SS-JC-01

Terminal Depth of Boring: 6 Inches bgs

Sampling Method: Hand Auger

Sample Depth: 6 Inches bgs

Sample Matrix: Sediment

Soil Type: Wet Sediment

Sample Color: Tan/Brown

Sample Odor: None

Field Measurements: None

Equipment: Hand Auger

Sample Analysis: PAHs by EPA Method 8270

Analytical Laboratory: Xenco

Sample Container: Clear Glass

Number of Samples: 1

Sample Quantity Collected: 8 oz.

Preservative Used: Ice

Weather: Weather Varies

Ambient Temperature: Approx. 95° F

Site Conditions: Not Applicable

Photograph Taken: Yes

GPS Latitude: N 33°43.961'

GPS Longitude: W 089°46.211'

Field Supervisor: T. J. Dunnahoe

Signature / Date: [signature] 2/11/04

Field Observations / Remarks:

SEDIMENT SAMPLE COLLECTION LOG

3TM INTERNATIONAL
Houston, Texas

Project Name: Koppers Creosote Case

Site Name: Koppers Creosote Facility

Date of Sampling: 08/06/03

Time of Sampling: 1240

Sample Location: Jack Creek In-Flow Area

Sample ID: 3TM-KP-SS-JC-02

Boring Number: 3TM-KP-SS-JC-02

Terminal Depth of Boring: 6 inches bgs

Sampling Method: Hand Auger

Sample Depth: 6 inches bgs

Sample Matrix: Sediment

Soil Type: Wet Sediment

Sample Color: Tan/Brown

Sample Odor: None

Field Measurements: None

Equipment: Hand Auger

Sample Analysis: PAHs by EPA Method 8270

Analytical Laboratory: Xenco

Sample Container: Clear Glass

Number of Samples: 1

Sample Quantity Collected: 8 oz.

Preservative Used: Ice

Weather: Weather Varies

Ambient Temperature: Approx. 95° F

Site Conditions: Not Applicable

Photograph Taken: Yes

GPS Latitude: N 33°43.961'

GPS Longitude: W 089°46.208'

Field Supervisor: T. J. Dunnahoe

Signature / Date: 2/11/04

Field Observations / Remarks:

SEDIMENT SAMPLE COLLECTION LOG

3TM INTERNATIONAL
Houston, Texas

Project Name: Koppers Creosote Case

Site Name: Koppers Creosote Facility

Date of Sampling: 08/06/03

Time of Sampling: 1300

Sample Location: Jack Creek In-Flow Area

Sample ID: 3TM-KP-SS-JC-03

Boring Number: 3TM-KP-SS-JC-03

Terminal Depth of Boring: 6 inches bgs

Sampling Method: Hand Auger

Sample Depth: 6 inches bgs

Sample Matrix: Sediment

Soil Type: Wet Sediment

Sample Color: Tan/Brown

Sample Odor: None

Field Measurements: None

Equipment: Hand Auger

Sample Analysis: PAHs by EPA Method 8270

Analytical Laboratory: Xenco

Sample Container: Clear Glass

Number of Samples: 1

Sample Quantity Collected: 8 oz.

Preservative Used: Ice

Weather: Weather Varies

Ambient Temperature: Approx. 95° F

Site Conditions: Not Applicable

Photograph Taken: Yes

GPS Latitude: N 33°43.960'

GPS Longitude: W 089°46.203'

Field Supervisor: T. J. Dunnahoe

Signature / Date: [signature] 2/4/04

Field Observations / Remarks:

SEDIMENT SAMPLE COLLECTION LOG

3TM INTERNATIONAL
Houston, Texas

Project Name: Koppers Creosote Case

Site Name: Koppers Creosote Facility

Date of Sampling: 08/06/03

Time of Sampling: 1440

Sample Location: Jack Creek In-Flow Area

Sample ID: 3TM-KP-SS-1137-01

Boring Number: 3TM-KP-SS-1137-01

Terminal Depth of Boring: 6 inches bgs

Sampling Method: Hand Auger

Sample Depth: 6 inches bgs

Sample Matrix: Soil

Soil Type: Silty Sand

Sample Color: Brown

Sample Odor: None

Field Measurements: None

Equipment: Hand Auger

Sample Analysis: PAHs by EPA Method 8270

Analytical Laboratory: Xenco

Sample Container: Clear Glass

Number of Samples: 1

Sample Quantity Collected: 8 oz.

Preservative Used: Ice

Weather: Hot & Sunny

Ambient Temperature: Approx. 95° F

Site Conditions: Not Applicable

Photograph Taken: Yes

GPS Latitude: N 33°46.141'

GPS Longitude: W 089°47.338'

Field Supervisor: T. J. Dunnahoe

Signature / Date: 2/11/04

Field Observations / Remarks:

Sample was collected in the rear of the residence in an area that was identified by the residence as submersed during previous floodings. Additionally, the resident stated that the area was previously used as a garden.

SEDIMENT SAMPLE COLLECTION LOG

3TM INTERNATIONAL
Houston, Texas

Project Name: Koppers Creosote Case

Site Name: Koppers Creosote Facility

Date of Sampling: 08/07/03

Time of Sampling: 0810

Sample Location: Northern Ditch Area

Sample ID: 3TM-KP-SS-ND-01

Boring Number: 3TM-KP-SS-ND-01

Terminal Depth of Boring: 1 inch bgs

Sampling Method: Hand Auger

Sample Depth: 1 inch bgs

Sample Matrix: Sediment

Soil Type: Wet Sediment

Sample Color: Tan/Brown

Sample Odor: None

Field Measurements: None

Equipment: Hand Auger

Sample Analysis: PAHs by EPA Method 8270

Analytical Laboratory: Xenco

Sample Container: Clear Glass

Number of Samples: 1

Sample Quantity Collected: 8 oz.

Preservative Used: Ice

Weather: Hot & Ptly. Cldy.

Ambient Temperature: Approx. 95° F

Site Conditions: Not Applicable

Photograph Taken: Yes

GPS Latitude: N 33°44.554'

GPS Longitude: W 089°47.451'

Field Supervisor: T. J. Dunnahoe

Signature / Date: 2/11/04

Field Observations / Remarks:

SEDIMENT SAMPLE COLLECTION LOG

3TM INTERNATIONAL
Houston, Texas

Project Name: Koppers Creosote Case

Site Name: Koppers Creosote Facility

Date of Sampling: 08/07/03

Time of Sampling: 0845

Sample Location: Northern Ditch Area

Sample ID: 3TM-KP-SS-ND-02

Boring Number: 3TM-KP-SS-ND-02

Terminal Depth of Boring: 1 inch bgs

Sampling Method: Hand Auger

Sample Depth: 1 inch bgs

Sample Matrix: Sediment

Soil Type: Wet Sediment

Sample Color: Tan/Brown

Sample Odor: None

Field Measurements: None

Equipment: Hand Auger

Sample Analysis: PAHs by EPA Method 8270

Analytical Laboratory: Xenco

Sample Container: Clear Glass

Number of Samples: 1

Sample Quantity Collected: 8 oz.

Preservative Used: Ice

Weather: Hot & Ptly. Cldy.

Ambient Temperature: Approx. 95° F

Site Conditions: Not Applicable

Photograph Taken: Yes

GPS Latitude: N 33°44.537'

GPS Longitude: W 089°47.462'

Field Supervisor: T. J. Dunnahoe

Signature / Date: [signature] 2/11/04

Field Observations / Remarks:

SEDIMENT SAMPLE COLLECTION LOG

3TM INTERNATIONAL
Houston, Texas

Project Name: Koppers Creosote Case

Site Name: Koppers Creosote Facility

Date of Sampling: 08/07/03

Time of Sampling: 0930

Sample Location: Northern Ditch Area

Sample ID: 3TM-KP-SS-ND-03

Boring Number: 3TM-KP-SS-ND-03

Terminal Depth of Boring: 1 inch bgs

Sampling Method: Hand Auger

Sample Depth: 1 inch bgs

Sample Matrix: Sediment

Soil Type: Wet Sediment

Sample Color: Tan/Brown

Sample Odor: None

Field Measurements: None

Equipment: Hand Auger

Sample Analysis: PAHs by EPA Method 8270

Analytical Laboratory: Xenco

Sample Container: Clear Glass

Number of Samples: 1

Sample Quantity Collected: 8 oz.

Preservative Used: Ice

Weather: Hot & Ptly. Cldy.

Ambient Temperature: Approx. 95° F

Site Conditions: Not Applicable

Photograph Taken: Yes

GPS Latitude: N 33°44.503'

GPS Longitude: W 089°47.462'

Field Supervisor: T. J. Dunnahoe

Signature / Date: [signature] 2/11/04

Field Observations / Remarks:

SEDIMENT SAMPLE COLLECTION LOG

3TM INTERNATIONAL
Houston, Texas

Project Name: Koppers Creosote Case

Site Name: Koppers Creosote Facility

Date of Sampling: 08/07/03

Time of Sampling: 1045

Sample Location: Townes Avenue Area

Sample ID: 3TM-KP-SS-TA-01

Boring Number: 3TM-KP-SS-TA-01

Terminal Depth of Boring: 1 inch bgs

Sampling Method: Hand Auger

Sample Depth: 1 inch bgs

Sample Matrix: Sediment

Soil Type: Wet Sediment

Sample Color: Tan/Brown

Sample Odor: None

Field Measurements: None

Equipment: Hand Auger

Sample Analysis: PAHs by EPA Method 8270

Analytical Laboratory: Xenco

Sample Container: Clear Glass

Number of Samples: 1

Sample Quantity Collected: 8 oz.

Preservative Used: Ice

Weather: Hot & Ptly. Cldy.

Ambient Temperature: Approx. 95° F

Site Conditions: Not Applicable

Photograph Taken: Yes

GPS Latitude: N 33°45.281'

GPS Longitude: W 089°47.229'

Field Supervisor: T. J. Dunnahoe

Signature / Date: [signature] 2/11/04

Field Observations / Remarks:

SEDIMENT SAMPLE COLLECTION LOG

3TM INTERNATIONAL
Houston, Texas

Project Name: Koppers Creosote Case

Site Name: Koppers Creosote Facility

Date of Sampling: 08/07/03

Time of Sampling: 1100

Sample Location: Townes Avenue Area

Sample ID: 3TM-KP-SS-TA-02

Boring Number: 3TM-KP-SS-TA-02

Terminal Depth of Boring: 6 inches bgs

Sampling Method: Hand Auger

Sample Depth: 6 inches bgs

Sample Matrix: Sediment

Soil Type: Wet Sediment

Sample Color: Tan/Brown

Sample Odor: None

Field Measurements: None

Equipment: Hand Auger

Sample Analysis: PAHs by EPA Method 8270

Analytical Laboratory: Xenco

Sample Container: Clear Glass

Number of Samples: 1

Sample Quantity Collected: 8 oz.

Preservative Used: Ice

Weather: Hot & Ptly. Cldy.

Ambient Temperature: Approx. 95° F

Site Conditions: Not Applicable

Photograph Taken: Yes

GPS Latitude: N 33°45.265'

GPS Longitude: W 089°47.203'

Field Supervisor: T. J. Dunnahoe

Signature / Date: [signature] 2/11/04

Field Observations / Remarks:

SEDIMENT SAMPLE COLLECTION LOG

3TM INTERNATIONAL
Houston, Texas

Project Name: Koppers Creosote Case

Site Name: Koppers Creosote Facility

Date of Sampling: 08/07/03

Time of Sampling: 1145

Sample Location: Central Ditch Area

Sample ID: 3TM-KP-SS-CD-01

Boring Number: 3TM-KP-SS-CD-01

Terminal Depth of Boring: 6 inches bgs

Sampling Method: Hand Auger

Sample Depth: 6 inches bgs

Sample Matrix: Sediment

Soil Type: Wet Sediment

Sample Color: Tan/Brown

Sample Odor: Moderate Odor

Field Measurements: None

Equipment: Hand Auger

Sample Analysis: PAHs by EPA Method 8270

Analytical Laboratory: Xenco

Sample Container: Clear Glass

Number of Samples: 1

Sample Quantity Collected: 8 oz.

Preservative Used: Ice

Weather: Hot & Ptly. Cldy.

Ambient Temperature: Approx. 95° F

Site Conditions: Not Applicable

Photograph Taken: Yes

GPS Latitude: N 33°43.928'

GPS Longitude: W 089°47.108'

Field Supervisor: T. J. Dunnahoe

Signature / Date: 2/11/04

Field Observations / Remarks:

SEDIMENT SAMPLE COLLECTION LOG

3TM INTERNATIONAL
Houston, Texas

Project Name: Koppers Creosote Case

Site Name: Koppers Creosote Facility

Date of Sampling: 08/07/03

Time of Sampling: 1240

Sample Location: Central Ditch Area

Sample ID: 3TM-KP-SS-CD-02

Boring Number: 3TM-KP-SS-CD-02

Terminal Depth of Boring: 6 inches bgs

Sampling Method: Hand Auger

Sample Depth: 6 inches bgs

Sample Matrix: Sediment

Soil Type: Wet Sediment

Sample Color: Tan/Brown

Sample Odor: None

Field Measurements: None

Equipment: Hand Auger

Sample Analysis: PAHs by EPA Method 8270

Analytical Laboratory: Xenco

Sample Container: Clear Glass

Number of Samples: 1

Sample Quantity Collected: 8 oz.

Preservative Used: Ice

Weather: Hot & Ptly. Cldy.

Ambient Temperature: Approx. 95° F

Site Conditions: Not Applicable

Photograph Taken: Yes

GPS Latitude: N 33°43.927'

GPS Longitude: W 089°47.109'

Field Supervisor: T. J. Dunnahoe

Signature / Date: [signature] 2/11/04

Field Observations / Remarks:

SEDIMENT SAMPLE COLLECTION LOG

3TM INTERNATIONAL
Houston, Texas

Project Name: Koppers Creosote Case

Site Name: Koppers Creosote Facility

Date of Sampling: 08/07/03

Time of Sampling: 1345

Sample Location: Central Ditch Area

Sample ID: 3TM-KP-SS-CD-03

Boring Number: 3TM-KP-SS-CD-03

Terminal Depth of Boring: 6 inches bgs

Sampling Method: Hand Auger

Sample Depth: 6 inches bgs

Sample Matrix: Sediment

Soil Type: Wet Sediment

Sample Color: Tan/Brown

Sample Odor: None

Field Measurements: None

Equipment: Hand Auger

Sample Analysis: PAHs by EPA Method 8270

Analytical Laboratory: Xenco

Sample Container: Clear Glass

Number of Samples: 1

Sample Quantity Collected: 8 oz.

Preservative Used: Ice

Weather: Hot & Ptly. Cldy.

Ambient Temperature: Approx. 95° F

Site Conditions: Not Applicable

Photograph Taken: Yes

GPS Latitude: N 33°43.919'

GPS Longitude: W 089°47.105'

Field Supervisor: T. J. Dunnahoe

Signature / Date: 2/11/04

Field Observations / Remarks:

SOIL SAMPLE COLLECTION LOG

3TM INTERNATIONAL
Houston, Texas

Project Name: Koppers Creosote Case

Site Name: Koppers Creosote Facility

Date of Sampling: 10Nov03

Time of Sampling: 1210

Sample Location: 369 Carver Circle

Sample ID: 3TM-KP-SS-369-01

Boring Number: 3TM-KP-SS-369-01

Terminal Depth of Boring: 6 inches bgs

Sampling Method: Hand Auger

Sample Depth: 6 inches bgs

Sample Matrix: Soil

Soil Type: Silty Fine Sand

Sample Color: Brown

Sample Odor: None

Field Measurements: None

Equipment: Hand Auger

Sample Analysis: PAHs / Dioxin Analysis

Analytical Laboratory: Xenco / AXYS

Sample Container: Clear Glass

Number of Samples: 2

Sample Quantity Collected: 16 oz.

Preservative Used: Ice

Weather: Partly Cloudy

Ambient Temperature: Approx.,78° F

Site Conditions: Not Applicable

Photograph Taken: Yes

GPS Latitude: N 33°44.351'

GPS Longitude: W 089°46.962'

Field Supervisor: Danny Vasentine

Signature / Date: Danny Vasentine 14Nov03

Field Observations / Remarks:

Xenco - One sample for SVOA's by 8270
AXYS - One sample for Dioxin Analysis by 1613B

Sample was collected near the rear of the home.

SOIL SAMPLE COLLECTION LOG

3TM INTERNATIONAL
Houston, Texas

Project Name: Koppers Creosote Case

Site Name: Koppers Creosote Facility

Date of Sampling: 10Nov03

Time of Sampling: 1240

Sample Location: 369 Carver Circle

Sample ID: 3TM-KP-SS-369-02

Boring Number: 3TM-KP-SS-369-02

Terminal Depth of Boring: 6 inches bgs

Sampling Method: Hand Auger

Sample Depth: 6 inches bgs

Sample Matrix: Soil

Soil Type: Clayey Silt

Sample Color: Brown / Gray

Sample Odor: None

Field Measurements: None

Equipment: Hand Auger

Sample Analysis: PAHs / Dioxin Analysis

Analytical Laboratory: Xenco / AXYS

Sample Container: Clear Glass

Number of Samples: 2

Sample Quantity Collected: 16 oz.

Preservative Used: Ice

Weather: Partly Cloudy

Ambient Temperature: Approx. 78° F

Site Conditions: Not Applicable

Photograph Taken: Yes

GPS Latitude: N 33°44.357'

GPS Longitude: W 089°46.985'

Field Supervisor: Danny Vasentine

Signature / Date: Danny Vasentine 14Nov03

Field Observations / Remarks: **QA/QC Sample 3TM-KP-SS-369-02 MS/MSD Collected at this location**

Xenco - One sample for SVOA's by 8270
AXYS - One sample for Dioxin Analysis by 1613B

Sample was collected near the front of the home near the ditch, in the northwest corner of the property.

SOIL SAMPLE COLLECTION LOG

3TM INTERNATIONAL
Houston, Texas

Project Name: Koppers Creosote Case

Site Name: Koppers Creosote Facility

Date of Sampling: 10Nov03

Time of Sampling: 1435

Sample Location: 33 Widows Drive

Sample ID: 3TM-KP-SS-33-01

Boring Number: 3TM-KP-SS-33-01

Terminal Depth of Boring: 6 inches bgs

Sampling Method: Hand Auger

Sample Depth: 6 inches bgs

Sample Matrix: Soil

Soil Type: Clayey Silty Fine Sand

Sample Color: Brown

Sample Odor: None

Field Measurements: None

Equipment: Hand Auger

Sample Analysis: PAHs / Dioxin Analysis

Analytical Laboratory: Xenco / AXYS

Sample Container: Clear Glass

Number of Samples: 2

Sample Quantity Collected: 16 oz.

Preservative Used: Ice

Weather: Partly Cloudy

Ambient Temperature: Approx. 78° F

Site Conditions: Not Applicable

Photograph Taken: Yes

GPS Latitude: N 33°44.571'

GPS Longitude: W 089°47.115'

Field Supervisor: Danny Vasentine

Signature / Date: Danny Vasentine 14Nov03

Field Observations / Remarks:

Xenco - One sample for SVOA's by 8270
AXYS - One sample for Dioxin Analysis by 1613B

The sample was collected near the southwest corner of the lot near the fence line.

SOIL SAMPLE COLLECTION LOG

3TM INTERNATIONAL
Houston, Texas

Project Name: Koppers Creosote Case

Site Name: Koppers Creosote Facility

Date of Sampling: 10Nov03

Time of Sampling: 1455

Sample Location: 33 Widows Drive

Sample ID: 3TM-KP-SS-33-02

Boring Number: 3TM-KP-SS-33-02

Terminal Depth of Boring: 6 inches bgs

Sampling Method: Hand Auger

Sample Depth: 6 inches bgs

Sample Matrix: Soil

Soil Type: Silty Clay

Sample Color: Brown

Sample Odor: None

Field Measurements: None

Equipment: Hand Auger

Sample Analysis: PAHs / Dioxin Analysis

Analytical Laboratory: Xenco / AXYS

Sample Container: Clear Glass

Number of Samples: 2

Sample Quantity Collected: 16 oz.

Preservative Used: Ice

Weather: Partly Cloudy

Ambient Temperature: Approx. 78° F

Site Conditions: Not Applicable

Photograph Taken: Yes

GPS Latitude: N 33°44.567'

GPS Longitude: W 089°47.118'

Field Supervisor: Danny Vasentine

Signature / Date: Danny Vasentine 14Nov03

Field Observations / Remarks:

Xenco - One sample for SVOA's by 8270
AXYS - One sample for Dioxin Analysis by 1613B

SOIL SAMPLE COLLECTION LOG

3TM INTERNATIONAL
Houston, Texas

Project Name: Koppers Creosote Case

Site Name: Koppers Creosote Facility

Date of Sampling: 10Nov03

Time of Sampling: 1745

Sample Location: 151 Mondy Road

Sample ID: 3TM-KP-SS-151-01

Boring Number: 3TM-KP-SS-151-01

Terminal Depth of Boring: 6 inches bgs

Sampling Method: Hand Auger

Sample Depth: 6 inches bgs

Sample Matrix: Soil

Soil Type: Coarse Sandy Clay

Sample Color: Red / Brown

Sample Odor: None

Field Measurements: None

Equipment: Hand Auger

Sample Analysis: PAHs / Dioxin Analysis

Analytical Laboratory: Xenco / AXYS

Sample Container: Clear Glass

Number of Samples: 2

Sample Quantity Collected: 16 oz.

Preservative Used: Ice

Weather: Partly Cloudy

Ambient Temperature: Approx. 78° F

Site Conditions: Not Applicable

Photograph Taken: Yes

GPS Latitude: N 33°43.847'

GPS Longitude: W 089°47.897'

Field Supervisor: Danny Vasentine

Signature / Date: Danny Vasentine 14Nov 03

Field Observations / Remarks:

Xenco - One sample for SVOA's by 8270
AXYS - One sample for Dioxin Analysis by 1613B

The sample was collected near the front of the house in a low-lying area that seemed to seasonally retain water.

SOIL SAMPLE COLLECTION LOG

3TM INTERNATIONAL
Houston, Texas

Project Name: Koppers Creosote Case

Site Name: Koppers Creosote Facility

Date of Sampling: 10Nov03

Time of Sampling: 1800

Sample Location: 151 Mondy Road

Sample ID: 3TM-KP-SS-151-02

Boring Number: 3TM-KP-SS-151-02

Terminal Depth of Boring: 6 inches bgs

Sampling Method: Hand Auger

Sample Depth: 6 inches bgs

Sample Matrix: Soil

Soil Type: Silty Sand

Sample Color: Brown

Sample Odor: None

Field Measurements: None

Equipment: Hand Auger

Sample Analysis: PAHs / Dioxin Analysis

Analytical Laboratory: Xenco / AXYS

Sample Container: Clear Glass

Number of Samples: 2

Sample Quantity Collected: 16 oz.

Preservative Used: Ice

Weather: Partly Cloudy

Ambient Temperature: Approx. 78° F

Site Conditions: Not Applicable

Photograph Taken: Yes

GPS Latitude: N 33°43.837'

GPS Longitude: W 089°47.901'

Field Supervisor: Danny Vasentine

Signature / Date: Danny Vasentine 14Nov03

Field Observations / Remarks:

Xenco - One sample for SVOA's by 8270
AXYS - One sample for Dioxin Analysis by 1613B

Sample was collected near the rear of the home.

SOIL SAMPLE COLLECTION LOG

3TM INTERNATIONAL
Houston, Texas

Project Name: Koppers Creosote Case

Site Name: Koppers Creosote Facility

Date of Sampling: 11Nov03

Time of Sampling: 1035

Sample Location: 107 Lula Road Apt.16

Sample ID: 3TM-KP-SS-107-01

Boring Number: 3TM-KP-SS-107-01

Terminal Depth of Boring: 6 inches bgs

Sampling Method: Hand Auger

Sample Depth: 6 Inches bgs

Sample Matrix: Soil

Soil Type: Silty Clay

Sample Color: Brownish / Red

Sample Odor: None

Field Measurements: None

Equipment: Hand Auger

Sample Analysis: PAHs / Dioxin Analysis

Analytical Laboratory: Xenco / AXYS

Sample Container: Clear Glass

Number of Samples: 2

Sample Quantity Collected: 16 oz.

Preservative Used: Ice

Weather: Clear & Sunny

Ambient Temperature: Approx. 75° F

Site Conditions: Not Applicable

Photograph Taken: Yes

GPS Latitude: N 33°43.754'

GPS Longitude: W 089°48.189'

Field Supervisor: Danny Vasentine

Signature / Date: Danny Vasentine 14Nov03

Field Observations / Remarks:

Xenco - One sample for SVOA's by 8270
AXYS - One sample for Dioxin Analysis by 1613B

Sample was collected in the front of the home in a depression that seemed to seasonally retain water.

SOIL SAMPLE COLLECTION LOG

3TM INTERNATIONAL
Houston, Texas

Project Name: Koppers Creosote Case

Site Name: Koppers Creosote Facility

Date of Sampling: 11Nov03

Time of Sampling: 1055

Sample Location: 107 Lula Road Apt.16

Sample ID: 3TM-KP-SS-107-02

Boring Number: 3TM-KP-SS-107-02

Terminal Depth of Boring: 6 inches bgs

Sampling Method: Hand Auger

Sample Depth: 6 inches bgs

Sample Matrix: Soil

Soil Type: Silty Sand

Sample Color: Brown

Sample Odor: None

Field Measurements: None

Equipment: Hand Auger

Sample Analysis: PAHs / Dioxin Analysis

Analytical Laboratory: Xenco / AXYS

Sample Container: Clear Glass

Number of Samples: 2

Sample Quantity Collected: 16 oz.

Preservative Used: Ice

Weather: Clear & Sunny

Ambient Temperature: Approx. 75° F

Site Conditions: Not Applicable

Photograph Taken: Yes

GPS Latitude: N 33°43.747'

GPS Longitude: W 089°48.180'

Field Supervisor: Danny Vasentine

Signature / Date: Danny Vasentine 14Nov03

Field Observations / Remarks:

Xenco - One sample for SVOA's by 8270
AXYS - One sample for Dioxin Analysis by 1613B

Sample was collected in the corner of the lot where run-off drains.

SOIL SAMPLE COLLECTION LOG

3TM INTERNATIONAL
Houston, Texas

Project Name: Koppers Creosote Case

Site Name: Koppers Creosote Facility

Date of Sampling: 11Nov03

Time of Sampling: 1520

Sample Location: 275 Koppers Drive

Sample ID: 3TM-KP-SS-275-01

Boring Number: 3TM-KP-SS-275-01

Terminal Depth of Boring: 6 inches bgs

Sampling Method: Hand Auger

Sample Depth: 6 Inches bgs

Sample Matrix: Soil

Soil Type: Silty Clay

Sample Color: Brown

Sample Odor: None

Field Measurements: None

Equipment: Hand Auger

Sample Analysis: PAHs / Dioxin Analysis

Analytical Laboratory: Xenco / AXYS

Sample Container: Clear Glass

Number of Samples: 2

Sample Quantity Collected: 16 oz.

Preservative Used: Ice

Weather: Clear & Sunny

Ambient Temperature: Approx. 75° F

Site Conditions: Not Applicable

Photograph Taken: Yes

GPS Latitude: N 33°43.948'

GPS Longitude: W 089°47.429'

Field Supervisor: Danny Vasentine

Signature / Date: Danny Vasentine 14Nov 03

Field Observations / Remarks:

Xenco - One sample for SVOA's by 8270
AXYS - One sample for Dioxin Analysis by 1613B

Sample was collected in the front of the home in a depression in that seemed to seasonally retain water.

SOIL SAMPLE COLLECTION LOG

3TM INTERNATIONAL
Houston, Texas

Project Name: Koppers Creosote Case

Site Name: Koppers Creosote Facility

Date of Sampling: 11Nov03

Time of Sampling: 1600

Sample Location: 275 Koppers Drive

Sample ID: 3TM-KP-SS-275-02

Boring Number: 3TM-KP-SS-275-02

Terminal Depth of Boring: 6 inches bgs

Sampling Method: Hand Auger

Sample Depth: 6 inches bgs

Sample Matrix: Soil

Soil Type: Silty Clay

Sample Color: Brownish / Red

Sample Odor: None

Field Measurements: None

Equipment: Hand Auger

Sample Analysis: PAHs / Dioxin Analysis

Analytical Laboratory: Xenco / AXYS

Sample Container: Clear Glass

Number of Samples: 2

Sample Quantity Collected: 16 oz.

Preservative Used: Ice

Weather: Clear & Sunny

Ambient Temperature: Approx. 75° F

Site Conditions: Not Applicable

Photograph Taken: Yes

GPS Latitude: N 33°43.924'

GPS Longitude: W 089°47.415'

Field Supervisor: Danny Vasentine

Signature / Date: Danny Vasentine 14Nov 03

Field Observations / Remarks:

Xenco - One sample for SVOA's by 8270
AXYS - One sample for Dioxin Analysis by 1613B

Sample was collected in the rear of the home in a depression in the yard that appeared to seasonally retain water.

SOIL SAMPLE COLLECTION LOG

3TM INTERNATIONAL
Houston, Texas

Project Name: Koppers Creosote Case

Site Name: Koppers Creosote Facility

Date of Sampling: 12Nov03

Time of Sampling: 1130

Sample Location: 3 Dr. Martin Luther King Jr. Blvd

Sample ID: 3TM-KP-SS-3-01

Boring Number: 3TM-KP-SS-3-01

Terminal Depth of Boring: 6 inches bgs

Sampling Method: Hand Auger

Sample Depth: 6 inches bgs

Sample Matrix: Soil

Soil Type: Coarse Gravelly Silty Clay

Sample Color: Brownish / Red

Sample Odor: None

Field Measurements: None

Equipment: Hand Auger

Sample Analysis: PAHs / Dioxin Analysis

Analytical Laboratory: Xenco / AXYS

Sample Container: Clear Glass

Number of Samples: 2

Sample Quantity Collected: 16 oz.

Preservative Used: Ice

Weather: Cloudy & Threatening

Ambient Temperature: Approx. 79° F

Site Conditions: Not Applicable

Photograph Taken: Yes

GPS Latitude: N 33°47.177'

GPS Longitude: W 089°48.604'

Field Supervisor: Danny Vasentine

Signature / Date: Danny Vasentine 14Nov 03

Field Observations / Remarks: **QA/QC Sample Duplicate-1 collected at this location**

Xenco - One sample for SVOA's by 8270
AXYS - One sample for Dioxin Analysis by 1613B

Sample was collected in the north side of the house under the eve of the home.

SOIL SAMPLE COLLECTION LOG

3TM INTERNATIONAL
Houston, Texas

Project Name: Koppers Creosote Case

Site Name: Koppers Creosote Facility

Date of Sampling: 12Nov03

Time of Sampling: 1150

Sample Location: 3 Dr. Martin Luther King Jr. Blvd

Sample ID: 3TM-KP-SS-3-02

Boring Number: 3TM-KP-SS-3-02

Terminal Depth of Boring: 6 inches bgs

Sampling Method: Hand Auger

Sample Depth: 6 inches bgs

Sample Matrix: Soil

Soil Type: Silty Clayey Coarse Sand w/ Large Gravel

Sample Color: Blackish / Brown

Sample Odor: None

Field Measurements: None

Equipment: Hand Auger

Sample Analysis: PAHs / Dioxin Analysis

Analytical Laboratory: Xenco / AXYS

Sample Container: Clear Glass

Number of Samples: 2

Sample Quantity Collected: 16 oz.

Preservative Used: Ice

Weather: Cloudy & Threatening

Ambient Temperature: Approx. 79° F

Site Conditions: Not Applicable

Photograph Taken: Yes

GPS Latitude: N 33°47.178'

GPS Longitude: W 089°48.611'

Field Supervisor: Danny Vasentine

Signature / Date: Danny Vasentine 14Nov03

Field Observations / Remarks:

Xenco - One sample for SVOA's by 8270
AXYS - One sample for Dioxin Analysis by 1613B

Sample was collected on the west side of the house under the eve of the home.

SOIL SAMPLE COLLECTION LOG

3TM INTERNATIONAL
Houston, Texas

Project Name: Koppers Creosote Case

Site Name: Koppers Creosote Facility

Date of Sampling: 10Nov03

Time of Sampling: 1210

Sample Location: 369 Carver Circle

Sample ID: 3TM-KP-SS-369-01

Boring Number: 3TM-KP-SS-369-01

Terminal Depth of Boring: 6 inches bgs

Sampling Method: Hand Auger

Sample Depth: 6 inches bgs

Sample Matrix: Soil

Soil Type: Silty Fine Sand

Sample Color: Brown

Sample Odor: None

Field Measurements: None

Equipment: Hand Auger

Sample Analysis: PAHs / Dioxin Analysis

Analytical Laboratory: Xenco / AXYS

Sample Container: Clear Glass

Number of Samples: 2

Sample Quantity Collected: 16 oz.

Preservative Used: Ice

Weather: Partly Cloudy

Ambient Temperature: Approx. 78° F

Site Conditions: Not Applicable

Photograph Taken: Yes

GPS Latitude: N 33°44.351'

GPS Longitude: W 089°46.962'

Field Supervisor: Danny Vasentine

Signature / Date: Danny Vasentine 14Nov03

Field Observations / Remarks:

Xenco - One sample for SVOA's by 8270
AXYS - One sample for Dioxin Analysis by 1613B

Sample was collected near the rear of the home.

SOIL SAMPLE COLLECTION LOG

3TM INTERNATIONAL
Houston, Texas

Project Name: Koppers Creosote Case

Site Name: Koppers Creosote Facility

Date of Sampling: 10Nov03

Time of Sampling: 1240

Sample Location: 369 Carver Circle

Sample ID: 3TM-KP-SS-369-02

Boring Number: 3TM-KP-SS-369-02

Terminal Depth of Boring: 6 inches bgs

Sampling Method: Hand Auger

Sample Depth: 6 inches bgs

Sample Matrix: Soil

Soil Type: Clayey Silt

Sample Color: Brown / Gray

Sample Odor: None

Field Measurements: None

Equipment: Hand Auger

Sample Analysis: PAHs / Dioxin Analysis

Analytical Laboratory: Xenco / AXYS

Sample Container: Clear Glass

Number of Samples: 2

Sample Quantity Collected: 16 oz.

Preservative Used: Ice

Weather: Partly Cloudy

Ambient Temperature: Approx. 78° F

Site Conditions: Not Applicable

Photograph Taken: Yes

GPS Latitude: N 33°44.357'

GPS Longitude: W 089°46.985'

Field Supervisor: Danny Vasentine

Signature / Date: Danny Vasentine 14Nov03

Field Observations / Remarks: **QA/QC Sample 3TM-KP-SS-369-02 MS/MSD Collected at this location**

Xenco - One sample for SVOA's by 8270
AXYS - One sample for Dioxin Analysis by 1613B

Sample was collected near the front of the home near the ditch, in the northwest corner of the property.

SOIL SAMPLE COLLECTION LOG

3TM INTERNATIONAL
Houston, Texas

Project Name: Koppers Creosote Case

Site Name: Koppers Creosote Facility

Date of Sampling: 10Nov03

Time of Sampling: 1435

Sample Location: 33 Widows Drive

Sample ID: 3TM-KP-SS-33-01

Boring Number: 3TM-KP-SS-33-01

Terminal Depth of Boring: 6 inches bgs

Sampling Method: Hand Auger

Sample Depth: 6 inches bgs

Sample Matrix: Soil

Soil Type: Clayey Silty Fine Sand

Sample Color: Brown

Sample Odor: None

Field Measurements: None

Equipment: Hand Auger

Sample Analysis: PAHs / Dioxin Analysis

Analytical Laboratory: Xenco / AXYS

Sample Container: Clear Glass

Number of Samples: 2

Sample Quantity Collected: 16 oz.

Preservative Used: Ice

Weather: Partly Cloudy

Ambient Temperature: Approx. 78° F

Site Conditions: Not Applicable

Photograph Taken: Yes

GPS Latitude: N 33°44.571'

GPS Longitude: W 089°47.115'

Field Supervisor: Danny Vasentine

Signature / Date: Danny Vasentine 14Nov03

Field Observations / Remarks:

Xenco - One sample for SVOA's by 8270
AXYS - One sample for Dioxin Analysis by 1613B

The sample was collected near the southwest corner of the lot near the fence line.

SOIL SAMPLE COLLECTION LOG

3TM INTERNATIONAL
Houston, Texas

Project Name: Koppers Creosote Case

Site Name: Koppers Creosote Facility

Date of Sampling: 10Nov03

Time of Sampling: 1455

Sample Location: 33 Widows Drive

Sample ID: 3TM-KP-SS-33-02

Boring Number: 3TM-KP-SS-33-02

Terminal Depth of Boring: 6 Inches bgs

Sampling Method: Hand Auger

Sample Depth: 6 Inches bgs

Sample Matrix: Soil

Soil Type: Silty Clay

Sample Color: Brown

Sample Odor: None

Field Measurements: None

Equipment: Hand Auger

Sample Analysis: PAHs / Dioxin Analysis

Analytical Laboratory: Xenco / AXYS

Sample Container: Clear Glass

Number of Samples: 2

Sample Quantity Collected: 16 oz.

Preservative Used: Ice

Weather: Partly Cloudy

Ambient Temperature: Approx. 78° F

Site Conditions: Not Applicable

Photograph Taken: Yes

GPS Latitude: N 33°44.567'

GPS Longitude: W 089°47.118'

Field Supervisor: Danny Vasentine

Signature / Date: Danny Vasentine 14Nov03

Field Observations / Remarks:

Xenco - One sample for SVOA's by 8270
AXYS - One sample for Dioxin Analysis by 1613B

SOIL SAMPLE COLLECTION LOG

3TM INTERNATIONAL
Houston, Texas

Project Name: Koppers Creosote Case

Site Name: Koppers Creosote Facility

Date of Sampling: 10Nov03

Time of Sampling: 1745

Sample Location: 151 Mondy Road

Sample ID: 3TM-KP-SS-151-01

Boring Number: 3TM-KP-SS-151-01

Terminal Depth of Boring: 6 inches bgs

Sampling Method: Hand Auger

Sample Depth: 6 inches bgs

Sample Matrix: Soil

Soil Type: Coarse Sandy Clay

Sample Color: Red / Brown

Sample Odor: None

Field Measurements: None

Equipment: Hand Auger

Sample Analysis: PAHs / Dioxin Analysis

Analytical Laboratory: Xenco / AXYS

Sample Container: Clear Glass

Number of Samples: 2

Sample Quantity Collected: 16 oz.

Preservative Used: Ice

Weather: Partly Cloudy

Ambient Temperature: Approx. 78° F

Site Conditions: Not Applicable

Photograph Taken: Yes

GPS Latitude: N 33°43.847'

GPS Longitude: W 089°47.897'

Field Supervisor: Danny Vasentine

Signature / Date: Danny Vasentine 14Nov 03

Field Observations / Remarks:

Xenco - One sample for SVOA's by 8270
AXYS - One sample for Dioxin Analysis by 1613B

The sample was collected near the front of the house in a low-lying area that seemed to seasonally retain water.

SOIL SAMPLE COLLECTION LOG

3TM INTERNATIONAL
Houston, Texas

Project Name: Koppers Creosote Case

Site Name: Koppers Creosote Facility

Date of Sampling: 10Nov03

Time of Sampling: 1800

Sample Location: 151 Mondy Road

Sample ID: 3TM-KP-SS-151-02

Boring Number: 3TM-KP-SS-151-02

Terminal Depth of Boring: 6 inches bgs

Sampling Method: Hand Auger

Sample Depth: 6 inches bgs

Sample Matrix: Soil

Soil Type: Silty Sand

Sample Color: Brown

Sample Odor: None

Field Measurements: None

Equipment: Hand Auger

Sample Analysis: PAHs / Dioxin Analysis

Analytical Laboratory: Xenco / AXYS

Sample Container: Clear Glass

Number of Samples: 2

Sample Quantity Collected: 16 oz.

Preservative Used: Ice

Weather: Partly Cloudy

Ambient Temperature: Approx. 78° F

Site Conditions: Not Applicable

Photograph Taken: Yes

GPS Latitude: N 33°43.837'

GPS Longitude: W 089°47.901'

Field Supervisor: Danny Vasentine

Signature / Date: Danny Vasentine 14Nov03

Field Observations / Remarks:

Xenco - One sample for SVOA's by 8270
AXYS - One sample for Dioxin Analysis by 1613B

Sample was collected near the rear of the home.

SOIL SAMPLE COLLECTION LOG

3TM INTERNATIONAL
Houston, Texas

Project Name: Koppers Creosote Case

Site Name: Koppers Creosote Facility

Date of Sampling: 11Nov03

Time of Sampling: 1035

Sample Location: 107 Lula Road Apt.16

Sample ID: 3TM-KP-SS-107-01

Boring Number: 3TM-KP-SS-107-01

Terminal Depth of Boring: 6 inches bgs

Sampling Method: Hand Auger

Sample Depth: 6 inches bgs

Sample Matrix: Soil

Soil Type: Silty Clay

Sample Color: Brownish / Red

Sample Odor: None

Field Measurements: None

Equipment: Hand Auger

Sample Analysis: PAHs / Dioxin Analysis

Analytical Laboratory: Xenco / AXYS

Sample Container: Clear Glass

Number of Samples: 2

Sample Quantity Collected: 16 oz.

Preservative Used: Ice

Weather: Clear & Sunny

Ambient Temperature: Approx. 75° F

Site Conditions: Not Applicable

Photograph Taken: Yes

GPS Latitude: N 33°43.754'

GPS Longitude: W 089°48.189'

Field Supervisor: Danny Vasentine

Signature / Date: Danny Vasentine 14Nov03

Field Observations / Remarks:

Xenco - One sample for SVOA's by 8270
AXYS - One sample for Dioxin Analysis by 1613B

Sample was collected in the front of the home in a depression that seemed to seasonally retain water.

SOIL SAMPLE COLLECTION LOG

3TM INTERNATIONAL
Houston, Texas

Project Name: Koppers Creosote Case

Site Name: Koppers Creosote Facility

Date of Sampling: 11Nov03

Time of Sampling: 1055

Sample Location: 107 Lula Road Apt.16

Sample ID: 3TM-KP-SS-107-02

Boring Number: 3TM-KP-SS-107-02

Terminal Depth of Boring: 6 inches bgs

Sampling Method: Hand Auger

Sample Depth: 6 inches bgs

Sample Matrix: Soil

Soil Type: Silty Sand

Sample Color: Brown

Sample Odor: None

Field Measurements: None

Equipment: Hand Auger

Sample Analysis: PAHs / Dioxin Analysis

Analytical Laboratory: Xenco / AXYS

Sample Container: Clear Glass

Number of Samples: 2

Sample Quantity Collected: 16 oz.

Preservative Used: Ice

Weather: Clear & Sunny

Ambient Temperature: Approx. 75° F

Site Conditions: Not Applicable

Photograph Taken: Yes

GPS Latitude: N 33°43.747'

GPS Longitude: W 089°48.180'

Field Supervisor: Danny Vasentine

Signature / Date: Danny Vasentine 14Nov03

Field Observations / Remarks:

Xenco - One sample for SVOA's by 8270
AXYS - One sample for Dioxin Analysis by 1613B

Sample was collected in the corner of the lot where run-off drains.

SOIL SAMPLE COLLECTION LOG

3TM INTERNATIONAL
Houston, Texas

Project Name: Koppers Creosote Case

Site Name: Koppers Creosote Facility

Date of Sampling: 11Nov03

Time of Sampling: 1520

Sample Location: 275 Koppers Drive

Sample ID: 3TM-KP-SS-275-01

Boring Number: 3TM-KP-SS-275-01

Terminal Depth of Boring: 6 inches bgs

Sampling Method: Hand Auger

Sample Depth: 6 inches bgs

Sample Matrix: Soil

Soil Type: Silty Clay

Sample Color: Brown

Sample Odor: None

Field Measurements: None

Equipment: Hand Auger

Sample Analysis: PAHs / Dioxin Analysis

Analytical Laboratory: Xenco / AXYS

Sample Container: Clear Glass

Number of Samples: 2

Sample Quantity Collected: 16 oz.

Preservative Used: Ice

Weather: Clear & Sunny

Ambient Temperature: Approx. 75° F

Site Conditions: Not Applicable

Photograph Taken: Yes

GPS Latitude: N 33°43.948'

GPS Longitude: W 089°47.429'

Field Supervisor: Danny Vasentine

Signature / Date: Danny Vasentine 14Nov03

Field Observations / Remarks:

Xenco - One sample for SVOA's by 8270
AXYS - One sample for Dioxin Analysis by 1613B

Sample was collected in the front of the home in a depression in that seemed to seasonally retain water.

SOIL SAMPLE COLLECTION LOG

3TM INTERNATIONAL
Houston, Texas

Project Name: Koppers Creosote Case

Site Name: Koppers Creosote Facility

Date of Sampling: 11Nov03

Time of Sampling: 1600

Sample Location: 275 Koppers Drive

Sample ID: 3TM-KP-SS-275-02

Boring Number: 3TM-KP-SS-275-02

Terminal Depth of Boring: 6 inches bgs

Sampling Method: Hand Auger

Sample Depth: 6 inches bgs

Sample Matrix: Soil

Soil Type: Silty Clay

Sample Color: Brownish / Red

Sample Odor: None

Field Measurements: None

Equipment: Hand Auger

Sample Analysis: PAHs / Dioxin Analysis

Analytical Laboratory: Xenco / AXYS

Sample Container: Clear Glass

Number of Samples: 2

Sample Quantity Collected: 16 oz.

Preservative Used: Ice

Weather: Clear & Sunny

Ambient Temperature: Approx. 75° F

Site Conditions: Not Applicable

Photograph Taken: Yes

GPS Latitude: N 33°43.924'

GPS Longitude: W 089°47.415'

Field Supervisor: Danny Vasentine

Signature / Date: Danny Vasentine 14Nov 03

Field Observations / Remarks:

Xenco - One sample for SVOA's by 8270
AXYS - One sample for Dioxin Analysis by 1613B

Sample was collected in the rear of the home in a depression in the yard that appeared to seasonally retain water.

SOIL SAMPLE COLLECTION LOG

3TM INTERNATIONAL
Houston, Texas

Project Name: Koppers Creosote Case

Site Name: Koppers Creosote Facility

Date of Sampling: 12Nov03

Time of Sampling: 1130

Sample Location: 3 Dr. Martin Luther King Jr. Blvd

Sample ID: 3TM-KP-SS-3-01

Boring Number: 3TM-KP-SS-3-01

Terminal Depth of Boring: 6 inches bgs

Sampling Method: Hand Auger

Sample Depth: 6 inches bgs

Sample Matrix: Soil

Soil Type: Coarse Gravelly Silty Clay

Sample Color: Brownish / Red

Sample Odor: None

Field Measurements: None

Equipment: Hand Auger

Sample Analysis: PAHs / Dioxin Analysis

Analytical Laboratory: Xenco / AXYS

Sample Container: Clear Glass

Number of Samples: 2

Sample Quantity Collected: 16 oz.

Preservative Used: Ice

Weather: Cloudy & Threatening

Ambient Temperature: Approx. 79° F

Site Conditions: Not Applicable

Photograph Taken: Yes

GPS Latitude: N 33°47.177'

GPS Longitude: W 089°48.604'

Field Supervisor: Danny Vasentine

Signature / Date: Danny Vasentine 14Nov 03

Field Observations / Remarks: **QA/QC Sample Duplicate-1 collected at this location**

Xenco - One sample for SVOA's by 8270
AXYS - One sample for Dioxin Analysis by 1613B

Sample was collected in the north side of the house under the eve of the home.

SOIL SAMPLE COLLECTION LOG

3TM INTERNATIONAL
Houston, Texas

Project Name: Koppers Creosote Case

Site Name: Koppers Creosote Facility

Date of Sampling: 12Nov03

Time of Sampling: 1150

Sample Location: 3 Dr. Martin Luther King Jr. Blvd

Sample ID: 3TM-KP-SS-3-02

Boring Number: 3TM-KP-SS-3-02

Terminal Depth of Boring: 6 inches bgs

Sampling Method: Hand Auger

Sample Depth: 6 inches bgs

Sample Matrix: Soil

Soil Type: Silty Clayey Coarse Sand w/ Large Gravel

Sample Color: Blackish / Brown

Sample Odor: None

Field Measurements: None

Equipment: Hand Auger

Sample Analysis: PAHs / Dioxin Analysis

Analytical Laboratory: Xenco / AXYS

Sample Container: Clear Glass

Number of Samples: 2

Sample Quantity Collected: 16 oz.

Preservative Used: Ice

Weather: Cloudy & Threatening

Ambient Temperature: Approx. 79° F

Site Conditions: Not Applicable

Photograph Taken: Yes

GPS Latitude: N 33°47.178'

GPS Longitude: W 089°48.611'

Field Supervisor: Danny Vasentine

Signature / Date: Danny Vasentine 14Nov03

Field Observations / Remarks:

Xenco - One sample for SVOA's by 8270
AXYS - One sample for Dioxin Analysis by 1613B

Sample was collected on the west side of the house under the eve of the home.

SOIL SAMPLE COLLECTION LOG

3TM INTERNATIONAL
Houston, Texas

Project Name: Koppers Creosote Case

Site Name: Koppers Creosote Facility

Date of Sampling: 10Nov03

Time of Sampling: 1210

Sample Location: 369 Carver Circle

Sample ID: 3TM-KP-SS-369-01

Boring Number: 3TM-KP-SS-369-01

Terminal Depth of Boring: 6 inches bgs

Sampling Method: Hand Auger

Sample Depth: 6 inches bgs

Sample Matrix: Soil

Soil Type: Silty Fine Sand

Sample Color: Brown

Sample Odor: None

Field Measurements: None

Equipment: Hand Auger

Sample Analysis: PAHs / Dioxin Analysis

Analytical Laboratory: Xenco / AXYS

Sample Container: Clear Glass

Number of Samples: 2

Sample Quantity Collected: 16 oz.

Preservative Used: Ice

Weather: Partly Cloudy

Ambient Temperature: Approx.,78° F

Site Conditions: Not Applicable

Photograph Taken: Yes

GPS Latitude: N 33°44.351'

GPS Longitude: W 089°46.962'

Field Supervisor: Danny Vasentine

Signature / Date: Danny Vasentine 14Nov03

Field Observations / Remarks:

Xenco - One sample for SVOA's by 8270
AXYS - One sample for Dioxin Analysis by 1613B

Sample was collected near the rear of the home.

SOIL SAMPLE COLLECTION LOG

3TM INTERNATIONAL
Houston, Texas

Project Name: Koppers Creosote Case

Site Name: Koppers Creosote Facility

Date of Sampling: 10Nov03

Time of Sampling: 1240

Sample Location: 369 Carver Circle

Sample ID: 3TM-KP-SS-369-02

Boring Number: 3TM-KP-SS-369-02

Terminal Depth of Boring: 6 inches bgs

Sampling Method: Hand Auger

Sample Depth: 6 inches bgs

Sample Matrix: Soil

Soil Type: Clayey Silt

Sample Color: Brown / Gray

Sample Odor: None

Field Measurements: None

Equipment: Hand Auger

Sample Analysis: PAHs / Dioxin Analysis

Analytical Laboratory: Xenco / AXYS

Sample Container: Clear Glass

Number of Samples: 2

Sample Quantity Collected: 16 oz.

Preservative Used: Ice

Weather: Partly Cloudy

Ambient Temperature: Approx. 78° F

Site Conditions: Not Applicable

Photograph Taken: Yes

GPS Latitude: N 33°44.357'

GPS Longitude: W 089°46.985'

Field Supervisor: Danny Vasentine

Signature / Date: Danny Vasentine 14Nov03

Field Observations / Remarks: **QA/QC Sample 3TM-KP-SS-369-02 MS/MSD Collected at this location**

Xenco - One sample for SVOA's by 8270
AXYS - One sample for Dioxin Analysis by 1613B

Sample was collected near the front of the home near the ditch, in the northwest corner of the property.

SOIL SAMPLE COLLECTION LOG

3TM INTERNATIONAL
Houston, Texas

Project Name: Koppers Creosote Case

Site Name: Koppers Creosote Facility

Date of Sampling: 10Nov03

Time of Sampling: 1435

Sample Location: 33 Widows Drive

Sample ID: 3TM-KP-SS-33-01

Boring Number: 3TM-KP-SS-33-01

Terminal Depth of Boring: 6 inches bgs

Sampling Method: Hand Auger

Sample Depth: 6 inches bgs

Sample Matrix: Soil

Soil Type: Clayey Silty Fine Sand

Sample Color: Brown

Sample Odor: None

Field Measurements: None

Equipment: Hand Auger

Sample Analysis: PAHs / Dioxin Analysis

Analytical Laboratory: Xenco / AXYS

Sample Container: Clear Glass

Number of Samples: 2

Sample Quantity Collected: 16 oz.

Preservative Used: Ice

Weather: Partly Cloudy

Ambient Temperature: Approx. 78° F

Site Conditions: Not Applicable

Photograph Taken: Yes

GPS Latitude: N 33°44.571'

GPS Longitude: W 089°47.115'

Field Supervisor: Danny Vasentine

Signature / Date: Danny Vasentine 14Nov03

Field Observations / Remarks:

Xenco - One sample for SVOA's by 8270
AXYS - One sample for Dioxin Analysis by 1613B

The sample was collected near the southwest corner of the lot near the fence line.

SOIL SAMPLE COLLECTION LOG

3TM INTERNATIONAL
Houston, Texas

Project Name: Koppers Creosote Case

Site Name: Koppers Creosote Facility

Date of Sampling: 10Nov03

Time of Sampling: 1455

Sample Location: 33 Widows Drive

Sample ID: 3TM-KP-SS-33-02

Boring Number: 3TM-KP-SS-33-02

Terminal Depth of Boring: 6 inches bgs

Sampling Method: Hand Auger

Sample Depth: 6 inches bgs

Sample Matrix: Soil

Soil Type: Silty Clay

Sample Color: Brown

Sample Odor: None

Field Measurements: None

Equipment: Hand Auger

Sample Analysis: PAHs / Dioxin Analysis

Analytical Laboratory: Xenco / AXYS

Sample Container: Clear Glass

Number of Samples: 2

Sample Quantity Collected: 16 oz.

Preservative Used: Ice

Weather: Partly Cloudy

Ambient Temperature: Approx. 78° F

Site Conditions: Not Applicable

Photograph Taken: Yes

GPS Latitude: N 33°44.567'

GPS Longitude: W 089°47.118'

Field Supervisor: Danny Vasentine

Signature / Date: Danny Vasentine 14Nov03

Field Observations / Remarks:

Xenco - One sample for SVOA's by 8270
AXYS - One sample for Dioxin Analysis by 1613B

SOIL SAMPLE COLLECTION LOG

3TM INTERNATIONAL
Houston, Texas

Project Name: Koppers Creosote Case

Site Name: Koppers Creosote Facility

Date of Sampling: 10Nov03

Time of Sampling: 1745

Sample Location: 151 Mondy Road

Sample ID: 3TM-KP-SS-151-01

Boring Number: 3TM-KP-SS-151-01

Terminal Depth of Boring: 6 inches bgs

Sampling Method: Hand Auger

Sample Depth: 6 inches bgs

Sample Matrix: Soil

Soil Type: Coarse Sandy Clay

Sample Color: Red / Brown

Sample Odor: None

Field Measurements: None

Equipment: Hand Auger

Sample Analysis: PAHs / Dioxin Analysis

Analytical Laboratory: Xenco / AXYS

Sample Container: Clear Glass

Number of Samples: 2

Sample Quantity Collected: 16 oz.

Preservative Used: Ice

Weather: Partly Cloudy

Ambient Temperature: Approx. 78° F

Site Conditions: Not Applicable

Photograph Taken: Yes

GPS Latitude: N 33°43.847'

GPS Longitude: W 089°47.897'

Field Supervisor: Danny Vasentine

Signature / Date: Danny Vasentine 14Nov 03

Field Observations / Remarks:

Xenco - One sample for SVOA's by 8270
AXYS - One sample for Dioxin Analysis by 1613B

The sample was collected near the front of the house in a low-lying area that seemed to seasonally retain water.

SOIL SAMPLE COLLECTION LOG

3TM INTERNATIONAL
Houston, Texas

Project Name: Koppers Creosote Case

Site Name: Koppers Creosote Facility

Date of Sampling: 10Nov03

Time of Sampling: 1800

Sample Location: 151 Mondy Road

Sample ID: 3TM-KP-SS-151-02

Boring Number: 3TM-KP-SS-151-02

Terminal Depth of Boring: 6 inches bgs

Sampling Method: Hand Auger

Sample Depth: 6 inches bgs

Sample Matrix: Soil

Soil Type: Silty Sand

Sample Color: Brown

Sample Odor: None

Field Measurements: None

Equipment: Hand Auger

Sample Analysis: PAHs / Dioxin Analysis

Analytical Laboratory: Xenco / AXYS

Sample Container: Clear Glass

Number of Samples: 2

Sample Quantity Collected: 16 oz.

Preservative Used: Ice

Weather: Partly Cloudy

Ambient Temperature: Approx. 78° F

Site Conditions: Not Applicable

Photograph Taken: Yes

GPS Latitude: N 33°43.837'

GPS Longitude: W 089°47.901'

Field Supervisor: Danny Vasentine

Signature / Date: Danny Vasentine 14Nov03

Field Observations / Remarks:

Xenco - One sample for SVOA's by 8270
AXYS - One sample for Dioxin Analysis by 1613B

Sample was collected near the rear of the home.

SOIL SAMPLE COLLECTION LOG

3TM INTERNATIONAL
Houston, Texas

Project Name: Koppers Creosote Case

Site Name: Koppers Creosote Facility

Date of Sampling: 11Nov03

Time of Sampling: 1035

Sample Location: 107 Lula Road Apt.16

Sample ID: 3TM-KP-SS-107-01

Boring Number: 3TM-KP-SS-107-01

Terminal Depth of Boring: 6 inches bgs

Sampling Method: Hand Auger

Sample Depth: 6 inches bgs

Sample Matrix: Soil

Soil Type: Silty Clay

Sample Color: Brownish / Red

Sample Odor: None

Field Measurements: None

Equipment: Hand Auger

Sample Analysis: PAHs / Dioxin Analysis

Analytical Laboratory: Xenco / AXYS

Sample Container: Clear Glass

Number of Samples: 2

Sample Quantity Collected: 16 oz.

Preservative Used: Ice

Weather: Clear & Sunny

Ambient Temperature: Approx. 75° F

Site Conditions: Not Applicable

Photograph Taken: Yes

GPS Latitude: N 33°43.754'

GPS Longitude: W 089°48.189'

Field Supervisor: Danny Vasentine

Signature / Date: Danny Vasentine 14Nov03

Field Observations / Remarks:

Xenco - One sample for SVOA's by 8270
AXYS - One sample for Dioxin Analysis by 1613B

Sample was collected in the front of the home in a depression that seemed to seasonally retain water.

SOIL SAMPLE COLLECTION LOG

3TM INTERNATIONAL
Houston, Texas

Project Name: Koppers Creosote Case

Site Name: Koppers Creosote Facility

Date of Sampling: 11Nov03

Time of Sampling: 1055

Sample Location: 107 Lula Road Apt.16

Sample ID: 3TM-KP-SS-107-02

Boring Number: 3TM-KP-SS-107-02

Terminal Depth of Boring: 6 inches bgs

Sampling Method: Hand Auger

Sample Depth: 6 inches bgs

Sample Matrix: Soil

Soil Type: Silty Sand

Sample Color: Brown

Sample Odor: None

Field Measurements: None

Equipment: Hand Auger

Sample Analysis: PAHs / Dioxin Analysis

Analytical Laboratory: Xenco / AXYS

Sample Container: Clear Glass

Number of Samples: 2

Sample Quantity Collected: 16 oz.

Preservative Used: Ice

Weather: Clear & Sunny

Ambient Temperature: Approx. 75° F

Site Conditions: Not Applicable

Photograph Taken: Yes

GPS Latitude: N 33°43.747'

GPS Longitude: W 089°48.180'

Field Supervisor: Danny Vasentine

Signature / Date: Danny Vasentine 14Nov 03

Field Observations / Remarks:

Xenco - One sample for SVOA's by 8270
AXYS - One sample for Dioxin Analysis by 1613B

Sample was collected in the corner of the lot where run-off drains.

SOIL SAMPLE COLLECTION LOG

3TM INTERNATIONAL
Houston, Texas

Project Name: Koppers Creosote Case

Site Name: Koppers Creosote Facility

Date of Sampling: 11Nov03

Time of Sampling: 1520

Sample Location: 275 Koppers Drive

Sample ID: 3TM-KP-SS-275-01

Boring Number: 3TM-KP-SS-275-01

Terminal Depth of Boring: 6 inches bgs

Sampling Method: Hand Auger

Sample Depth: 6 inches bgs

Sample Matrix: Soil

Soil Type: Silty Clay

Sample Color: Brown

Sample Odor: None

Field Measurements: None

Equipment: Hand Auger

Sample Analysis: PAHs / Dioxin Analysis

Analytical Laboratory: Xenco / AXYS

Sample Container: Clear Glass

Number of Samples: 2

Sample Quantity Collected: 16 oz.

Preservative Used: Ice

Weather: Clear & Sunny

Ambient Temperature: Approx. 75° F

Site Conditions: Not Applicable

Photograph Taken: Yes

GPS Latitude: N 33°43.948'

GPS Longitude: W 089°47.429'

Field Supervisor: Danny Vasentine

Signature / Date: Danny Vasentine 14Nov03

Field Observations / Remarks:

Xenco - One sample for SVOA's by 8270
AXYS - One sample for Dioxin Analysis by 1613B

Sample was collected in the front of the home in a depression in that seemed to seasonally retain water.

SOIL SAMPLE COLLECTION LOG

3TM INTERNATIONAL
Houston, Texas

Project Name: Koppers Creosote Case

Site Name: Koppers Creosote Facility

Date of Sampling: 11Nov03

Time of Sampling: 1600

Sample Location: 275 Koppers Drive

Sample ID: 3TM-KP-SS-275-02

Boring Number: 3TM-KP-SS-275-02

Terminal Depth of Boring: 6 inches bgs

Sampling Method: Hand Auger

Sample Depth: 6 inches bgs

Sample Matrix: Soil

Soil Type: Silty Clay

Sample Color: Brownish / Red

Sample Odor: None

Field Measurements: None

Equipment: Hand Auger

Sample Analysis: PAHs / Dioxin Analysis

Analytical Laboratory: Xenco / AXYS

Sample Container: Clear Glass

Number of Samples: 2

Sample Quantity Collected: 16 oz.

Preservative Used: Ice

Weather: Clear & Sunny

Ambient Temperature: Approx. 75° F

Site Conditions: Not Applicable

Photograph Taken: Yes

GPS Latitude: N 33°43.924'

GPS Longitude: W 089°47.415'

Field Supervisor: Danny Vasentine

Signature / Date: Danny Vasentine 14Nov 03

Field Observations / Remarks:

Xenco - One sample for SVOA's by 8270
AXYS - One sample for Dioxin Analysis by 1613B

Sample was collected in the rear of the home in a depression in the yard that appeared to seasonally retain water.

SOIL SAMPLE COLLECTION LOG

3TM INTERNATIONAL
Houston, Texas

Project Name: Koppers Creosote Case

Site Name: Koppers Creosote Facility

Date of Sampling: 12Nov03

Time of Sampling: 1130

Sample Location: 3 Dr. Martin Luther King Jr. Blvd

Sample ID: 3TM-KP-SS-3-01

Boring Number: 3TM-KP-SS-3-01

Terminal Depth of Boring: 6 inches bgs

Sampling Method: Hand Auger

Sample Depth: 6 inches bgs

Sample Matrix: Soil

Soil Type: Coarse Gravelly Silty Clay

Sample Color: Brownish / Red

Sample Odor: None

Field Measurements: None

Equipment: Hand Auger

Sample Analysis: PAHs / Dioxin Analysis

Analytical Laboratory: Xenco / AXYS

Sample Container: Clear Glass

Number of Samples: 2

Sample Quantity Collected: 16 oz.

Preservative Used: Ice

Weather: Cloudy & Threatening

Ambient Temperature: Approx. 79° F

Site Conditions: Not Applicable

Photograph Taken: Yes

GPS Latitude: N 33°47.177'

GPS Longitude: W 089°48.604'

Field Supervisor: Danny Vasentine

Signature / Date: Danny Vat 14Nov 03

Field Observations / Remarks: **QA/QC Sample Duplicate-1 collected at this location**

Xenco - One sample for SVOA's by 8270
AXYS - One sample for Dioxin Analysis by 1613B

Sample was collected in the north side of the house under the eve of the home.

SOIL SAMPLE COLLECTION LOG

3TM INTERNATIONAL
Houston, Texas

Project Name: Koppers Creosote Case

Site Name: Koppers Creosote Facility

Date of Sampling: 12Nov03

Time of Sampling: 1150

Sample Location: 3 Dr. Martin Luther King Jr. Blvd

Sample ID: 3TM-KP-SS-3-02

Boring Number: 3TM-KP-SS-3-02

Terminal Depth of Boring: 6 Inches bgs

Sampling Method: Hand Auger

Sample Depth: 6 inches bgs

Sample Matrix: Soil

Soil Type: Silty Clayey Coarse Sand w/ Large Gravel

Sample Color: Blackish / Brown

Sample Odor: None

Field Measurements: None

Equipment: Hand Auger

Sample Analysis: PAHs / Dioxin Analysis

Analytical Laboratory: Xenco / AXYS

Sample Container: Clear Glass

Number of Samples: 2

Sample Quantity Collected: 16 oz.

Preservative Used: Ice

Weather: Cloudy & Threatening

Ambient Temperature: Approx. 79° F

Site Conditions: Not Applicable

Photograph Taken: Yes

GPS Latitude: N 33°47.178'

GPS Longitude: W 089°48.611'

Field Supervisor: Danny Vasentine

Signature / Date: Danny Vasentine 14Nov03

Field Observations / Remarks:

Xenco - One sample for SVOA's by 8270
AXYS - One sample for Dioxin Analysis by 1613B

Sample was collected on the west side of the house under the eve of the home.

SOIL SAMPLE COLLECTION LOG

3TM INTERNATIONAL
Houston, Texas

Project Name: Koppers Creosote Case

Site Name: Koppers Creosote Facility

Date of Sampling: 10Nov03

Time of Sampling: 1210

Sample Location: 369 Carver Circle

Sample ID: 3TM-KP-SS-369-01

Boring Number: 3TM-KP-SS-369-01

Terminal Depth of Boring: 6 inches bgs

Sampling Method: Hand Auger

Sample Depth: 6 inches bgs

Sample Matrix: Soil

Soil Type: Silty Fine Sand

Sample Color: Brown

Sample Odor: None

Field Measurements: None

Equipment: Hand Auger

Sample Analysis: PAHs / Dioxin Analysis

Analytical Laboratory: Xenco / AXYS

Sample Container: Clear Glass

Number of Samples: 2

Sample Quantity Collected: 16 oz.

Preservative Used: Ice

Weather: Partly Cloudy

Ambient Temperature: Approx. 78° F

Site Conditions: Not Applicable

Photograph Taken: Yes

GPS Latitude: N 33°44.351'

GPS Longitude: W 089°46.962'

Field Supervisor: Danny Vasentine

Signature / Date: Danny Vasentine 19Nov03

Field Observations / Remarks:

Xenco - One sample for SVOA's by 8270
AXYS - One sample for Dioxin Analysis by 1613B

Sample was collected near the rear of the home.

SOIL SAMPLE COLLECTION LOG

3TM INTERNATIONAL
Houston, Texas

Project Name: Koppers Creosote Case

Site Name: Koppers Creosote Facility

Date of Sampling: 10Nov03

Time of Sampling: 1240

Sample Location: 369 Carver Circle

Sample ID: 3TM-KP-SS-369-02

Boring Number: 3TM-KP-SS-369-02

Terminal Depth of Boring: 6 inches bgs

Sampling Method: Hand Auger

Sample Depth: 6 inches bgs

Sample Matrix: Soil

Soil Type: Clayey Silt

Sample Color: Brown / Gray

Sample Odor: None

Field Measurements: None

Equipment: Hand Auger

Sample Analysis: PAHs / Dioxin Analysis

Analytical Laboratory: Xenco / AXYS

Sample Container: Clear Glass

Number of Samples: 2

Sample Quantity Collected: 16 oz.

Preservative Used: Ice

Weather: Partly Cloudy

Ambient Temperature: Approx. 78° F

Site Conditions: Not Applicable

Photograph Taken: Yes

GPS Latitude: N 33°44.357'

GPS Longitude: W 089°46.985'

Field Supervisor: Danny Vasentine

Signature / Date: Danny Vasentine 19Nov03

Field Observations / Remarks: **QA/QC Sample 3TM-KP-SS-369-02 MS/MSD Collected at this location**

Xenco - One sample for SVOA's by 8270
AXYS - One sample for Dioxin Analysis by 1613B

Sample was collected near the front of the home near the ditch, in the northwest corner of the property.

SOIL SAMPLE COLLECTION LOG

3TM INTERNATIONAL
Houston, Texas

Project Name: Koppers Creosote Case

Site Name: Koppers Creosote Facility

Date of Sampling: 10Nov03

Time of Sampling: 1435

Sample Location: 33 Widows Drive

Sample ID: 3TM-KP-SS-33-01

Boring Number: 3TM-KP-SS-33-01

Terminal Depth of Boring: 6 inches bgs

Sampling Method: Hand Auger

Sample Depth: 6 inches bgs

Sample Matrix: Soil

Soil Type: Clayey Silty Fine Sand

Sample Color: Brown

Sample Odor: None

Field Measurements: None

Equipment: Hand Auger

Sample Analysis: PAHs / Dioxin Analysis

Analytical Laboratory: Xenco / AXYS

Sample Container: Clear Glass

Number of Samples: 2

Sample Quantity Collected: 16 oz.

Preservative Used: Ice

Weather: Partly Cloudy

Ambient Temperature: Approx. 78° F

Site Conditions: Not Applicable

Photograph Taken: Yes

GPS Latitude: N 33°44.571'

GPS Longitude: W 089°47.115'

Field Supervisor: Danny Vasentine

Signature / Date: Danny Vasentine 19Nov03

Field Observations / Remarks:

Xenco - One sample for SVOA's by 8270
AXYS - One sample for Dioxin Analysis by 1613B

The sample was collected near the southwest corner of the lot near the fence line.

SOIL SAMPLE COLLECTION LOG

3TM INTERNATIONAL
Houston, Texas

Project Name: Koppers Creosote Case

Site Name: Koppers Creosote Facility

Date of Sampling: 10Nov03

Time of Sampling: 1455

Sample Location: 33 Widows Drive

Sample ID: 3TM-KP-SS-33-02

Boring Number: 3TM-KP-SS-33-02

Terminal Depth of Boring: 6 inches bgs

Sampling Method: Hand Auger

Sample Depth: 6 inches bgs

Sample Matrix: Soil

Soil Type: Silty Clayey

Sample Color: Brown

Sample Odor: None

Field Measurements: None

Equipment: Hand Auger

Sample Analysis: PAHs / Dioxin Analysis

Analytical Laboratory: Xenco / AXYS

Sample Container: Clear Glass

Number of Samples: 2

Sample Quantity Collected: 16 oz.

Preservative Used: Ice

Weather: Partly Cloudy

Ambient Temperature: Approx. 78° F

Site Conditions: Not Applicable

Photograph Taken: Yes

GPS Latitude: N 33°44.567'

GPS Longitude: W 089°47.118'

Field Supervisor: Danny Vasentine

Signature / Date: Danny Vasentine 19Nov03

Field Observations / Remarks:

Xenco - One sample for SVOA's by 8270
AXYS - One sample for Dioxin Analysis by 1613B

SOIL SAMPLE COLLECTION LOG

3TM INTERNATIONAL
Houston, Texas

Project Name: Koppers Creosote Case

Site Name: Koppers Creosote Facility

Date of Sampling: 10Nov03

Time of Sampling: 1745

Sample Location: 151 Mondy Road

Sample ID: 3TM-KP-SS-151-01

Boring Number: 3TM-KP-SS-151-01

Terminal Depth of Boring: 6 inches bgs

Sampling Method: Hand Auger

Sample Depth: 6 inches bgs

Sample Matrix: Soil

Soil Type: Coarse Sandy Clay

Sample Color: Red / Brown

Sample Odor: None

Field Measurements: None

Equipment: Hand Auger

Sample Analysis: PAHs / Dioxin Analysis

Analytical Laboratory: Xenco / AXYS

Sample Container: Clear Glass

Number of Samples: 2

Sample Quantity Collected: 16 oz.

Preservative Used: Ice

Weather: Partly Cloudy

Ambient Temperature: Approx. 78° F

Site Conditions: Not Applicable

Photograph Taken: Yes

GPS Latitude: N 33°43.847'

GPS Longitude: W 089°47.897'

Field Supervisor: Danny Vasentine

Signature / Date: Danny Vasentine 17Nov03

Field Observations / Remarks:

Xenco - One sample for SVOA's by 8270
AXYS - One sample for Dioxin Analysis by 1613B

The sample was collected near the front of the house in a low-lying area that seemed to seasonally retain water.

SOIL SAMPLE COLLECTION LOG

3TM INTERNATIONAL
Houston, Texas

Project Name: Koppers Creosote Case

Site Name: Koppers Creosote Facility

Date of Sampling: 10Nov03

Time of Sampling: 1800

Sample Location: 151 Mondy Road

Sample ID: 3TM-KP-SS-151-02

Boring Number: 3TM-KP-SS-151-02

Terminal Depth of Boring: 6 inches bgs

Sampling Method: Hand Auger

Sample Depth: 6 inches bgs

Sample Matrix: Soil

Soil Type: Silty Sand

Sample Color: Brown

Sample Odor: None

Field Measurements: None

Equipment: Hand Auger

Sample Analysis: PAHs / Dioxin Analysis

Analytical Laboratory: Xenco / AXYS

Sample Container: Clear Glass

Number of Samples: 2

Sample Quantity Collected: 16 oz.

Preservative Used: Ice

Weather: Partly Cloudy

Ambient Temperature: Approx. 78° F

Site Conditions: Not Applicable

Photograph Taken: Yes

GPS Latitude: N 33°43.837'

GPS Longitude: W 089°47.901'

Field Supervisor: Danny Vasentine

Signature / Date: Danny Vasentine 19Nov03

Field Observations / Remarks:

Xenco - One sample for SVOA's by 8270
AXYS - One sample for Dioxin Analysis by 1613B

Sample was collected near the rear of the home.

SOIL SAMPLE COLLECTION LOG

3TM INTERNATIONAL
Houston, Texas

Project Name: Koppers Creosote Case

Site Name: Koppers Creosote Facility

Date of Sampling: 11Nov03

Time of Sampling: 1035

Sample Location: 107 Lula Road Apt.16

Sample ID: 3TM-KP-SS-107-01

Boring Number: 3TM-KP-SS-107-01

Terminal Depth of Boring: 6 inches bgs

Sampling Method: Hand Auger

Sample Depth: 6 inches bgs

Sample Matrix: Soil

Soil Type: Silty Clayey

Sample Color: Brownish / Red

Sample Odor: None

Field Measurements: None

Equipment: Hand Auger

Sample Analysis: PAHs / Dioxin Analysis

Analytical Laboratory: Xenco / AXYS

Sample Container: Clear Glass

Number of Samples: 2

Sample Quantity Collected: 16 oz.

Preservative Used: Ice

Weather: Clear & Sunny

Ambient Temperature: Approx. 75° F

Site Conditions: Not Applicable

Photograph Taken: Yes

GPS Latitude: N 33°43.754'

GPS Longitude: W 089°48.189'

Field Supervisor: Danny Vasentine

Signature / Date: Danny Vasentine 19Nov03

Field Observations / Remarks:

Xenco - One sample for SVOA's by 8270
AXYS - One sample for Dioxin Analysis by 1613B

Sample was collected in the front of the home in a depression that seemed to seasonally retain water.

SOIL SAMPLE COLLECTION LOG

3TM INTERNATIONAL
Houston, Texas

Project Name: Koppers Creosote Case

Site Name: Koppers Creosote Facility

Date of Sampling: 11Nov03

Time of Sampling: 1055

Sample Location: 107 Lula Road Apt.16

Sample ID: 3TM-KP-SS-107-02

Boring Number: 3TM-KP-SS-107-02

Terminal Depth of Boring: 6 inches bgs

Sampling Method: Hand Auger

Sample Depth: 6 inches bgs

Sample Matrix: Soil

Soil Type: Silty Sand

Sample Color: Brown

Sample Odor: None

Field Measurements: None

Equipment: Hand Auger

Sample Analysis: PAHs / Dioxin Analysis

Analytical Laboratory: Xenco / AXYS

Sample Container: Clear Glass

Number of Samples: 2

Sample Quantity Collected: 16 oz.

Preservative Used: Ice

Weather: Clear & Sunny

Ambient Temperature: Approx. 75° F

Site Conditions: Not Applicable

Photograph Taken: Yes

GPS Latitude: N 33°43.747'

GPS Longitude: W 089°48.180'

Field Supervisor: Danny Vasentine

Signature / Date: Danny Vasentine 19Nov03

Field Observations / Remarks:

Xenco - One sample for SVOA's by 8270
AXYS - One sample for Dioxin Analysis by 1613B

Sample was collected in the corner of the lot where run-off drains.

SOIL SAMPLE COLLECTION LOG

3TM INTERNATIONAL
Houston, Texas

Project Name: Koppers Creosote Case

Site Name: Koppers Creosote Facility

Date of Sampling: 11Nov03

Time of Sampling: 1520

Sample Location: 275 Koppers Drive

Sample ID: 3TM-KP-SS-275-01

Boring Number: 3TM-KP-SS-275-01

Terminal Depth of Boring: 6 inches bgs

Sampling Method: Hand Auger

Sample Depth: 6 inches bgs

Sample Matrix: Soil

Soil Type: Silty Clay

Sample Color: Brown

Sample Odor: None

Field Measurements: None

Equipment: Hand Auger

Sample Analysis: PAHs / Dioxin Analysis

Analytical Laboratory: Xenco / AXYS

Sample Container: Clear Glass

Number of Samples: 2

Sample Quantity Collected: 16 oz.

Preservative Used: Ice

Weather: Clear & Sunny

Ambient Temperature: Approx. 75° F

Site Conditions: Not Applicable

Photograph Taken: Yes

GPS Latitude: N 33°43.948'

GPS Longitude: W 089°47.429'

Field Supervisor: Danny Vasentine

Signature / Date: Danny Vasentine 19Nov03

Field Observations / Remarks:

Xenco - One sample for SVOA's by 8270
AXYS - One sample for Dioxin Analysis by 1613B

Sample was collected in the front of the home in a depression in that seemed to seasonally retain water.

SOIL SAMPLE COLLECTION LOG

3TM INTERNATIONAL
Houston, Texas

Project Name: Koppers Creosote Case

Site Name: Koppers Creosote Facility

Date of Sampling: 11Nov03

Time of Sampling: 1600

Sample Location: 275 Koppers Drive

Sample ID: 3TM-KP-SS-275-02

Boring Number: 3TM-KP-SS-275-02

Terminal Depth of Boring: 6 inches bgs

Sampling Method: Hand Auger

Sample Depth: 6 inches bgs

Sample Matrix: Soil

Soil Type: Silty Clay

Sample Color: Brownish / Red

Sample Odor: None

Field Measurements: None

Equipment: Hand Auger

Sample Analysis: PAHs / Dioxin Analysis

Analytical Laboratory: Xenco / AXYS

Sample Container: Clear Glass

Number of Samples: 2

Sample Quantity Collected: 16 oz.

Preservative Used: Ice

Weather: Clear & Sunny

Ambient Temperature: Approx. 75° F

Site Conditions: Not Applicable

Photograph Taken: Yes

GPS Latitude: N 33°43.924'

GPS Longitude: W 089°47.415'

Field Supervisor: Danny Vasentine

Signature / Date: Danny Vasentine 19Nov03

Field Observations / Remarks:

Xenco - One sample for SVOA's by 8270
AXYS - One sample for Dioxin Analysis by 1613B

Sample was collected in the rear of the home in a depression in the yard that appeared to seasonally retain water.

SOIL SAMPLE COLLECTION LOG

3TM INTERNATIONAL
Houston, Texas

Project Name: Koppers Creosote Case

Site Name: Koppers Creosote Facility

Date of Sampling: 12Nov03

Time of Sampling: 1130

Sample Location: 3 Dr. Martin Luther King Jr. Blvd

Sample ID: 3TM-KP-SS-3-01

Boring Number: 3TM-KP-SS-3-01

Terminal Depth of Boring: 6 inches bgs

Sampling Method: Hand Auger

Sample Depth: 6 inches bgs

Sample Matrix: Soil

Soil Type: Coarse Gravelly Silty Clay

Sample Color: Brownish / Red

Sample Odor: None

Field Measurements: None

Equipment: Hand Auger

Sample Analysis: PAHs / Dioxin Analysis

Analytical Laboratory: Xenco / AXYS

Sample Container: Clear Glass

Number of Samples: 2

Sample Quantity Collected: 16 oz.

Preservative Used: Ice

Weather: Cloudy & Threatening

Ambient Temperature: Approx. 79° F

Site Conditions: Not Applicable

Photograph Taken: Yes

GPS Latitude: N 33°47.177'

GPS Longitude: W 089°48.604'

Field Supervisor: Danny Vasentine

Signature / Date: Danny Vasentine 19Nov03

Field Observations / Remarks: **QA/QC Sample Duplicate-1 collected at this location**

Xenco - One sample for SVOA's by 8270
AXYS - One sample for Dioxin Analysis by 1613B

Sample was collected in the north side of the house under the eve of the home.

SOIL SAMPLE COLLECTION LOG

3TM INTERNATIONAL
Houston, Texas

Project Name: Koppers Creosote Case

Site Name: Koppers Creosote Facility

Date of Sampling: 12Nov03

Time of Sampling: 1150

Sample Location: 3 Dr. Martin Luther King Jr. Blvd

Sample ID: 3TM-KP-SS-3-02

Boring Number: 3TM-KP-SS-3-02

Terminal Depth of Boring: 6 inches bgs

Sampling Method: Hand Auger

Sample Depth: 6 inches bgs

Sample Matrix: Soil

Soil Type: Silty Clayey Coarse Sand w/ Large Gravel

Sample Color: Blackish / Brown

Sample Odor: None

Field Measurements: None

Equipment: Hand Auger

Sample Analysis: PAHs / Dioxin Analysis

Analytical Laboratory: Xenco / AXYS

Sample Container: Clear Glass

Number of Samples: 2

Sample Quantity Collected: 16 oz.

Preservative Used: Ice

Weather: Cloudy & Threatening

Ambient Temperature: Approx. 79° F

Site Conditions: Not Applicable

Photograph Taken: Yes

GPS Latitude: N 33°47.178'

GPS Longitude: W 089°48.611'

Field Supervisor: Danny Vasentine

Signature / Date: Danny Vasentine 12Nov03

Field Observations / Remarks:

Xenco - One sample for SVOA's by 8270
AXYS - One sample for Dioxin Analysis by 1613B

Sample was collected on the west side of the house under the eve of the home.

SOIL SAMPLE COLLECTION LOG

3TM INTERNATIONAL
Houston, Texas

Project Name: Koppers Creosote Case

Site Name: Koppers Creosote Facility

Date of Sampling: 09Jan04

Time of Sampling: 0900

Sample Location: Batupan Bogue Creek

Sample ID: 3TM-KP-DS-BB-11A (0-1')

Boring Number: 3TM-KP-DS-BB-11A

Terminal Depth of Boring: 3 feet bgs

Sampling Method: Macro-Core® Soil Sampler

Sample Depth: 0-1 foot bgs

Sample Matrix: Ditch Sediment

Soil Type: Saturated Clayey Coarse Sand

Sample Color: Brown

Sample Odor: Faint Creosote Odor

Field Measurements: None

Equipment: Macro-Core® Soil Sampler

Sample Analysis: Samples on Hold

Analytical Laboratory: Xenco

Sample Container: Clear Glass

Number of Samples: 1

Sample Quantity Collected: 8 oz.

Preservative Used: Ice

Weather: Cloudy

Ambient Temperature: Approx. 35° F

Site Conditions: Not Applicable

Photograph Taken: Yes

GPS Latitude: N 33°44.306'

GPS Longitude: W 089°46.554'

Field Supervisor: Danny Vasentine

Signature / Date: Danny Vasentine 11Feb04

Field Observations / Remarks:

This sample was collected in the Central Ditch

SOIL SAMPLE COLLECTION LOG

3TM INTERNATIONAL
Houston, Texas

Project Name: Koppers Creosote Case

Site Name: Koppers Creosote Facility

Date of Sampling: 09Jan04

Time of Sampling: 0910

Sample Location: Batupan Bogue Creek

Sample ID: 3TM-KP-DS-BB-11A (1-2')

Boring Number: 3TM-KP-DS-BB-11A

Terminal Depth of Boring: 3 feet bgs

Sampling Method: Macro-Core® Soil Sampler

Sample Depth: 1-2 foot bgs

Sample Matrix: Ditch Sediment

Soil Type: Saturated Clayey Sand

Sample Color: Brown

Sample Odor: Faint Creosote Odor

Field Measurements: None

Equipment: Macro-Core® Soil Sampler

Sample Analysis: Samples on Hold

Analytical Laboratory: Xenco

Sample Container: Clear Glass

Number of Samples: 1

Sample Quantity Collected: 8 oz.

Preservative Used: Ice

Weather: Cloudy

Ambient Temperature: Approx. 35° F

Site Conditions: Not Applicable

Photograph Taken: Yes

GPS Latitude: N 33°44.306'

GPS Longitude: W 089°46.554'

Field Supervisor: Danny Vasentine

Signature / Date: Danny Vasentine 11Feb04

Field Observations / Remarks:

This sample was collected in the Central Ditch

SOIL SAMPLE COLLECTION LOG

3TM INTERNATIONAL
Houston, Texas

Project Name: Koppers Creosote Case

Site Name: Koppers Creosote Facility

Date of Sampling: 09Jan04

Time of Sampling: 0915

Sample Location: Batupan Bogue Creek

Sample ID: 3TM-KP-DS-BB-11A (2-3')

Boring Number: 3TM-KP-DS-BB-11A

Terminal Depth of Boring: 3 feet bgs

Sampling Method: Macro-Core® Soil Sampler

Sample Depth: 2-3 foot bgs

Sample Matrix: Ditch Sediment

Soil Type: Saturated Clayey Sand

Sample Color: Brown

Sample Odor: None

Field Measurements: None

Equipment: Macro-Core® Soil Sampler

Sample Analysis: Samples on Hold

Analytical Laboratory: Xenco

Sample Container: Clear Glass

Number of Samples: 1

Sample Quantity Collected: 8 oz.

Preservative Used: Ice

Weather: Cloudy

Ambient Temperature: Approx. 35° F

Site Conditions: Not Applicable

Photograph Taken: Yes

GPS Latitude: N 33°44.306'

GPS Longitude: W 089°46.554'

Field Supervisor: Danny Vasentine

Signature / Date: Danny Vasentine 11Feb04

Field Observations / Remarks:

This sample was collected in the Central Ditch

SOIL SAMPLE COLLECTION LOG

3TM INTERNATIONAL
Houston, Texas

Project Name: Koppers Creosote Case

Site Name: Koppers Creosote Facility

Date of Sampling: 09Jan04

Time of Sampling: 0930

Sample Location: Batupan Bogue Creek

Sample ID: 3TM-KP-DS-BB-11A (0-3')

Boring Number: 3TM-KP-DS-BB-11A

Terminal Depth of Boring: 3 feet bgs

Sampling Method: Macro-Core® Soil Sampler

Sample Depth: 0-3 foot bgs

Sample Matrix: Ditch Sediment

Soil Type: Saturated Clayey Sand

Sample Color: Brown

Sample Odor: None

Field Measurements: None

Equipment: Macro-Core® Soil Sampler

Sample Analysis: SVOAs by 8270

Analytical Laboratory: Xenco

Sample Container: Clear Glass

Number of Samples: 1

Sample Quantity Collected: 8 oz.

Preservative Used: Ice

Weather: Cloudy

Ambient Temperature: Approx. 35° F

Site Conditions: Not Applicable

Photograph Taken: Yes

GPS Latitude: N 33°44.306'

GPS Longitude: W 089°46.554'

Field Supervisor: Danny Vasentine

Signature / Date: Danny Vasentine 11Feb04

Field Observations / Remarks:

This sample was collected in the Central Ditch

SOIL SAMPLE COLLECTION LOG

3TM INTERNATIONAL
Houston, Texas

Project Name: Koppers Creosote Case

Site Name: Koppers Creosote Facility

Date of Sampling: 10Jan04

Time of Sampling: 0900

Sample Location: Batupan Bogue Creek

Sample ID: 3TM-KP-DS-BB-11B (0-1')

Boring Number: 3TM-KP-DS-BB-11B

Terminal Depth of Boring: 3 feet bgs

Sampling Method: Macro-Core® Soil Sampler

Sample Depth: 0-1 foot bgs

Sample Matrix: Ditch Sediment

Soil Type: Moist Clayey Coarse Sand

Sample Color: Brown

Sample Odor: Moderate Creosote Odor

Field Measurements: None

Equipment: Macro-Core® Soil Sampler

Sample Analysis: Samples on Hold

Analytical Laboratory: Xenco

Sample Container: Clear Glass

Number of Samples: 1

Sample Quantity Collected: 8 oz.

Preservative Used: Ice

Weather: Cloudy

Ambient Temperature: Approx. 30° F

Site Conditions: Not Applicable

Photograph Taken: Yes

GPS Latitude: N 33°44.275'

GPS Longitude: W 089°46.603'

Field Supervisor: Danny Vasentine

Signature / Date: Danny Vasentine 11Feb04

Field Observations / Remarks:

This sample was collected in the Central Ditch

SOIL SAMPLE COLLECTION LOG

3TM INTERNATIONAL
Houston, Texas

Project Name: Koppers Creosote Case

Site Name: Koppers Creosote Facility

Date of Sampling: 10Jan04

Time of Sampling: 0915

Sample Location: Batupan Bogue Creek

Sample ID: 3TM-KP-DS-BB-11B (1-2')

Boring Number: 3TM-KP-DS-BB-11B

Terminal Depth of Boring: 3 feet bgs

Sampling Method: Macro-Core® Soil Sampler

Sample Depth: 1-2 foot bgs

Sample Matrix: Ditch Sediment

Soil Type: Moist Clayey Sand

Sample Color: Brown

Sample Odor: Faint Creosote Odor

Field Measurements: None

Equipment: Macro-Core® Soil Sampler

Sample Analysis: Samples on Hold

Analytical Laboratory: Xenco

Sample Container: Clear Glass

Number of Samples: 1

Sample Quantity Collected: 8 oz.

Preservative Used: Ice

Weather: Cloudy

Ambient Temperature: Approx. 30° F

Site Conditions: Not Applicable

Photograph Taken: Yes

GPS Latitude: N 33°44.275'

GPS Longitude: W 089°46.603'

Field Supervisor: Danny Vasentine

Signature / Date: Danny Vasentine 11Feb04

Field Observations / Remarks:

This sample was collected in the Central Ditch

SOIL SAMPLE COLLECTION LOG

3TM INTERNATIONAL
Houston, Texas

Project Name: Koppers Creosote Case

Site Name: Koppers Creosote Facility

Date of Sampling: 10Jan04

Time of Sampling: 0930

Sample Location: Batupan Bogue Creek

Sample ID: 3TM-KP-DS-BB-11B (2-3')

Boring Number: 3TM-KP-DS-BB-11B

Terminal Depth of Boring: 3 feet bgs

Sampling Method: Macro-Core® Soil Sampler

Sample Depth: 2-3 foot bgs

Sample Matrix: Ditch Sediment

Soil Type: Moist Clayey Sand

Sample Color: Brown

Sample Odor: Faint Creosote Odor

Field Measurements: None

Equipment: Macro-Core® Soil Sampler

Sample Analysis: Samples on Hold

Analytical Laboratory: Xenco

Sample Container: Clear Glass

Number of Samples: 1

Sample Quantity Collected: 8 oz.

Preservative Used: Ice

Weather: Cloudy

Ambient Temperature: Approx. 30° F

Site Conditions: Not Applicable

Photograph Taken: Yes

GPS Latitude: N 33°44.275'

GPS Longitude: W 089°46.603'

Field Supervisor: Danny Vasentine

Signature / Date: Danny Vasentine 11Feb04

Field Observations / Remarks:

This sample was collected in the Central Ditch

SOIL SAMPLE COLLECTION LOG

3TM INTERNATIONAL
Houston, Texas

Project Name: Koppers Creosote Case

Date of Sampling: 10Jan04

Sample Location: Batupan Bogue Creek

Boring Number: 3TM-KP-DS-BB-11B

Sampling Method: Macro-Core® Soil Sampler

Sample Matrix: Ditch Sediment

Sample Color: Brown

Field Measurements: None

Sample Analysis: SVOAs by 8270

Sample Container: Clear Glass

Sample Quantity Collected: 8 oz.

Weather: Cloudy

Site Conditions: Not Applicable

GPS Latitude: N 33°44.275'

Field Supervisor: Danny Vasentine

Site Name: Koppers Creosote Facility

Time of Sampling: 0950

Sample ID: 3TM-KP-DS-BB-11B (0-3')

Terminal Depth of Boring: 3 feet bgs

Sample Depth: 0-3 foot bgs

Soil Type: Moist Clayey Coarse Sand

Sample Odor: Moderate Creosote Odor

Equipment: Macro-Core® Soil Sampler

Analytical Laboratory: Xenco

Number of Samples: 1

Preservative Used: Ice

Ambient Temperature: Approx. 30° F

Photograph Taken: Yes

GPS Longitude: W 089°46.603'

Signature / Date: Danny Vasentine 11Feb04

Field Observations / Remarks:

This sample was collected in the Central Ditch

SOIL SAMPLE COLLECTION LOG

3TM INTERNATIONAL
Houston, Texas

Project Name: Koppers Creosote Case

Site Name: Koppers Creosote Facility

Date of Sampling: 10Jan04

Time of Sampling: 1010

Sample Location: Batupan Bogue Creek

Sample ID: 3TM-KP-DS-BB-11C (0-1')

Boring Number: 3TM-KP-DS-BB-11C

Terminal Depth of Boring: 3 feet bgs

Sampling Method: Macro-Core® Soil Sampler

Sample Depth: 0-1 foot bgs

Sample Matrix: Ditch Sediment

Soil Type: Moist Clayey Sand

Sample Color: Brown

Sample Odor: Moderate Creosote Odor

Field Measurements: None

Equipment: Macro-Core® Soil Sampler

Sample Analysis: Samples on Hold

Analytical Laboratory: Xenco

Sample Container: Clear Glass

Number of Samples: 1

Sample Quantity Collected: 8 oz.

Preservative Used: Ice

Weather: Cloudy

Ambient Temperature: Approx. 30° F

Site Conditions: Not Applicable

Photograph Taken: Yes

GPS Latitude: N 33°44.245'

GPS Longitude: W 089°46.656'

Field Supervisor: Danny Vasentine

Signature / Date: Danny Vasentine 11Feb04

Field Observations / Remarks:

This sample was collected in the Central Ditch

SOIL SAMPLE COLLECTION LOG

3TM INTERNATIONAL
Houston, Texas

Project Name: Koppers Creosote Case

Site Name: Koppers Creosote Facility

Date of Sampling: 10Jan04

Time of Sampling: 1020

Sample Location: Batupan Bogue Creek

Sample ID: 3TM-KP-DS-BB-11C (1-2')

Boring Number: 3TM-KP-DS-BB-11C

Terminal Depth of Boring: 3 feet bgs

Sampling Method: Macro-Core® Soil Sampler

Sample Depth: 1-2 foot bgs

Sample Matrix: Ditch Sediment

Soil Type: Moist Clayey Sand

Sample Color: Grey

Sample Odor: Strong Creosote Odor

Field Measurements: None

Equipment: Macro-Core® Soil Sampler

Sample Analysis: Samples on Hold

Analytical Laboratory: Xenco

Sample Container: Clear Glass

Number of Samples: 1

Sample Quantity Collected: 8 oz.

Preservative Used: Ice

Weather: Cloudy

Ambient Temperature: Approx. 30° F

Site Conditions: Not Applicable

Photograph Taken: Yes

GPS Latitude: N 33°44.245'

GPS Longitude: W 089°46.656'

Field Supervisor: Danny Vasentine

Signature / Date: Tony Vasentine 11Feb04

Field Observations / Remarks:

This sample was collected in the Central Ditch

SOIL SAMPLE COLLECTION LOG

3TM INTERNATIONAL
Houston, Texas

Project Name: Koppers Creosote Case

Site Name: Koppers Creosote Facility

Date of Sampling: 10Jan04

Time of Sampling: 1030

Sample Location: Batupan Bogue Creek

Sample ID: 3TM-KP-DS-BB-11C (2-3')

Boring Number: 3TM-KP-DS-BB-11C

Terminal Depth of Boring: 3 feet bgs

Sampling Method: Macro-Core® Soil Sampler

Sample Depth: 2-3 foot bgs

Sample Matrix: Ditch Sediment

Soil Type: Moist Clayey Sand

Sample Color: Grey

Sample Odor: Faint Creosote Odor

Field Measurements: None

Equipment: Macro-Core® Soil Sampler

Sample Analysis: Samples on Hold

Analytical Laboratory: Xenco

Sample Container: Clear Glass

Number of Samples: 1

Sample Quantity Collected: 8 oz.

Preservative Used: Ice

Weather: Cloudy

Ambient Temperature: Approx. 30° F

Site Conditions: Not Applicable

Photograph Taken: Yes

GPS Latitude: N 33°44.245'

GPS Longitude: W 089°46.656'

Field Supervisor: Danny Vasentine

Signature / Date: Danny Vasentine 11Feb04

Field Observations / Remarks:

This sample was collected in the Central Ditch

SOIL SAMPLE COLLECTION LOG

3TM INTERNATIONAL
Houston, Texas

Project Name: Koppers Creosote Case

Site Name: Koppers Creosote Facility

Date of Sampling: 10Jan04

Time of Sampling: 1040

Sample Location: Batupan Bogue Creek

Sample ID: 3TM-KP-DS-BB-11C (0-3')

Boring Number: 3TM-KP-DS-BB-11C

Terminal Depth of Boring: 3 feet bgs

Sampling Method: Macro-Core® Soil Sampler

Sample Depth: 0-3 foot bgs

Sample Matrix: Ditch Sediment

Soil Type: Moist Clayey Coarse Sand

Sample Color: Grey

Sample Odor: Moderate Creosote Odor

Field Measurements: None

Equipment: Macro-Core® Soil Sampler

Sample Analysis: SVOAs by 8270

Analytical Laboratory: Xenco

Sample Container: Clear Glass

Number of Samples: 1

Sample Quantity Collected: 8 oz.

Preservative Used: Ice

Weather: Cloudy

Ambient Temperature: Approx. 30° F

Site Conditions: Not Applicable

Photograph Taken: Yes

GPS Latitude: N 33°44.245'

GPS Longitude: W 089°46.656'

Field Supervisor: Danny Vasentine

Signature / Date: Danny Vasentine 11Feb04

Field Observations / Remarks:

This sample was collected in the Central Ditch

SOIL SAMPLE COLLECTION LOG

3TM INTERNATIONAL
Houston, Texas

Project Name: Koppers Creosote Case

Site Name: Koppers Creosote Facility

Date of Sampling: 10Jan04

Time of Sampling: 1050

Sample Location: Batupan Bogue Creek

Sample ID: 3TM-KP-DS-BB-11C (1")

Boring Number: Not Applicable

Terminal Depth of Boring: 1" bgs

Sampling Method: Grab

Sample Depth: 1 inch bgs

Sample Matrix: Ditch Sediment

Soil Type: Coarse Sand

Sample Color: Black

Sample Odor: Strong Creosote Odor

Field Measurements: None

Equipment: Not Applicable

Sample Analysis: PAHs by 8270

Analytical Laboratory: AXYS

Sample Container: Clear Glass

Number of Samples: 1

Sample Quantity Collected: 8 oz.

Preservative Used: Ice

Weather: Cloudy

Ambient Temperature: Approx. 30° F

Site Conditions: Not Applicable

Photograph Taken: Yes

GPS Latitude: N 33°44.245'

GPS Longitude: W 089°46.656'

Field Supervisor: Danny Vasentine

Signature / Date: Danny Vasentine 11Feb04

Field Observations / Remarks:

This sample was collected in the Central Ditch

SOIL SAMPLE COLLECTION LOG

3TM INTERNATIONAL
Houston, Texas

Project Name: Koppers Creosote Case

Site Name: Koppers Creosote Facility

Date of Sampling: 10Jan04

Time of Sampling: 1140

Sample Location: Batupan Bogue Creek

Sample ID: 3TM-KP-DS-BB-2A (0-1')

Boring Number: 3TM-KP-DS-BB-2A

Terminal Depth of Boring: 3 feet bgs

Sampling Method: Macro-Core® Soil Sampler

Sample Depth: 0-1 foot bgs

Sample Matrix: Ditch Sediment

Soil Type: Saturated Coarse Sand

Sample Color: Brown

Sample Odor: None

Field Measurements: None

Equipment: Macro-Core® Soil Sampler

Sample Analysis: Samples on Hold

Analytical Laboratory: Xenco

Sample Container: Clear Glass

Number of Samples: 1

Sample Quantity Collected: 8 oz.

Preservative Used: Ice

Weather: Cloudy

Ambient Temperature: Approx. 30° F

Site Conditions: Not Applicable

Photograph Taken: Yes

GPS Latitude: N 33°44.945'

GPS Longitude: W 089°47.070'

Field Supervisor: Danny Vasentine

Signature / Date: Danny Vasentine 11Feb04

Field Observations / Remarks:

SOIL SAMPLE COLLECTION LOG

3TM INTERNATIONAL
Houston, Texas

Project Name: Koppers Creosote Case

Site Name: Koppers Creosote Facility

Date of Sampling: 10Jan04

Time of Sampling: 1150

Sample Location: Batupan Bogue Creek

Sample ID: 3TM-KP-DS-BB-2A (1-2')

Boring Number: 3TM-KP-DS-BB-2A

Terminal Depth of Boring: 3 feet bgs

Sampling Method: Macro-Core® Soil Sampler

Sample Depth: 1-2 foot bgs

Sample Matrix: Ditch Sediment

Soil Type: Saturated Coarse Sand

Sample Color: Brown

Sample Odor: None

Field Measurements: None

Equipment: Macro-Core® Soil Sampler

Sample Analysis: Samples on Hold

Analytical Laboratory: Xenco

Sample Container: Clear Glass

Number of Samples: 1

Sample Quantity Collected: 8 oz.

Preservative Used: Ice

Weather: Cloudy

Ambient Temperature: Approx. 30° F

Site Conditions: Not Applicable

Photograph Taken: Yes

GPS Latitude: N 33°44.945'

GPS Longitude: W 089°47.070'

Field Supervisor: Danny Vasentine

Signature / Date: Danny Vasentine 11Feb04

Field Observations / Remarks:

SOIL SAMPLE COLLECTION LOG

3TM INTERNATIONAL
Houston, Texas

Project Name: Koppers Creosote Case

Site Name: Koppers Creosote Facility

Date of Sampling: 10Jan04

Time of Sampling: 1200

Sample Location: Batupan Bogue Creek

Sample ID: 3TM-KP-DS-BB-2A (2-3')

Boring Number: 3TM-KP-DS-BB-2A

Terminal Depth of Boring: 3 feet bgs

Sampling Method: Macro-Core® Soil Sampler

Sample Depth: 2-3 foot bgs

Sample Matrix: Ditch Sediment

Soil Type: Saturated Coarse Sand

Sample Color: Brown

Sample Odor: None

Field Measurements: None

Equipment: Macro-Core® Soil Sampler

Sample Analysis: Samples on Hold

Analytical Laboratory: Xenco

Sample Container: Clear Glass

Number of Samples: 1

Sample Quantity Collected: 8 oz.

Preservative Used: Ice

Weather: Cloudy

Ambient Temperature: Approx. 30° F

Site Conditions: Not Applicable

Photograph Taken: Yes

GPS Latitude: N 33°44.945'

GPS Longitude: W 089°47.070'

Field Supervisor: Danny Vasentine

Signature / Date: Danny Vasentine 11Feb04

Field Observations / Remarks:

SOIL SAMPLE COLLECTION LOG

3TM INTERNATIONAL
Houston, Texas

Project Name: Koppers Creosote Case

Site Name: Koppers Creosote Facility

Date of Sampling: 10Jan04

Time of Sampling: 1210

Sample Location: Batupan Bogue Creek

Sample ID: 3TM-KP-DS-BB-2A (0-3')

Boring Number: 3TM-KP-DS-BB-2A

Terminal Depth of Boring: 3 feet bgs

Sampling Method: Macro-Core® Soil Sampler

Sample Depth: 0-3 foot bgs

Sample Matrix: Ditch Sediment

Soil Type: Saturated Coarse Sand

Sample Color: Brown

Sample Odor: None

Field Measurements: None

Equipment: Macro-Core® Soil Sampler

Sample Analysis: SVOAs by 8270

Analytical Laboratory: Xenco

Sample Container: Clear Glass

Number of Samples: 1

Sample Quantity Collected: 8 oz.

Preservative Used: Ice

Weather: Cloudy

Ambient Temperature: Approx. 30° F

Site Conditions: Not Applicable

Photograph Taken: Yes

GPS Latitude: N 33°44.945'

GPS Longitude: W 089°47.070'

Field Supervisor: Danny Vasentine

Signature / Date: Danny Vasentine 11Feb04

Field Observations / Remarks:

SOIL SAMPLE COLLECTION LOG

3TM INTERNATIONAL
Houston, Texas

Project Name: Koppers Creosote Case

Site Name: Koppers Creosote Facility

Date of Sampling: 10Jan04

Time of Sampling: 1230

Sample Location: Batupan Bogue Creek

Sample ID: 3TM-KP-DS-BB-2B (0-1')

Boring Number: 3TM-KP-DS-BB-2B

Terminal Depth of Boring: 3 feet bgs

Sampling Method: Macro-Core® Soil Sampler

Sample Depth: 0-1 foot bgs

Sample Matrix: Ditch Sediment

Soil Type: Saturated Clayey Sand

Sample Color: Brown

Sample Odor: None

Field Measurements: None

Equipment: Macro-Core® Soil Sampler

Sample Analysis: Samples on Hold

Analytical Laboratory: Xenco

Sample Container: Clear Glass

Number of Samples: 1

Sample Quantity Collected: 8 oz.

Preservative Used: Ice

Weather: Cloudy

Ambient Temperature: Approx. 30° F

Site Conditions: Not Applicable

Photograph Taken: Yes

GPS Latitude: N 33°44.940'

GPS Longitude: W 089°47.068'

Field Supervisor: Danny Vasentine

Signature / Date: Danny Vasentine 11Feb04

Field Observations / Remarks:

SOIL SAMPLE COLLECTION LOG

3TM INTERNATIONAL
Houston, Texas

Project Name: Koppers Creosote Case

Site Name: Koppers Creosote Facility

Date of Sampling: 10Jan04

Time of Sampling: 1240

Sample Location: Batupan Bogue Creek

Sample ID: 3TM-KP-DS-BB-2B (1-2')

Boring Number: 3TM-KP-DS-BB-2B

Terminal Depth of Boring: 3 feet bgs

Sampling Method: Macro-Core® Soil Sampler

Sample Depth: 1-2 foot bgs

Sample Matrix: Ditch Sediment

Soil Type: Saturated Coarse Sand

Sample Color: Brown

Sample Odor: None

Field Measurements: None

Equipment: Macro-Core® Soil Sampler

Sample Analysis: Samples on Hold

Analytical Laboratory: Xenco

Sample Container: Clear Glass

Number of Samples: 1

Sample Quantity Collected: 8 oz.

Preservative Used: Ice

Weather: Cloudy

Ambient Temperature: Approx. 30° F

Site Conditions: Not Applicable

Photograph Taken: Yes

GPS Latitude: N 33°44.940'

GPS Longitude: W 089°47.068'

Field Supervisor: Danny Vasentine

Signature / Date: Danny Vasentine 11Feb04

Field Observations / Remarks:

SOIL SAMPLE COLLECTION LOG

3TM INTERNATIONAL
Houston, Texas

Project Name: Koppers Creosote Case

Site Name: Koppers Creosote Facility

Date of Sampling: 10Jan04

Time of Sampling: 1250

Sample Location: Batupan Bogue Creek

Sample ID: 3TM-KP-DS-BB-2B (2-3')

Boring Number: 3TM-KP-DS-BB-2B

Terminal Depth of Boring: 3 feet bgs

Sampling Method: Macro-Core® Soil Sampler

Sample Depth: 2-3 foot bgs

Sample Matrix: Ditch Sediment

Soil Type: Saturated Coarse Sand

Sample Color: Brown

Sample Odor: None

Field Measurements: None

Equipment: Macro-Core® Soil Sampler

Sample Analysis: Samples on Hold

Analytical Laboratory: Xenco

Sample Container: Clear Glass

Number of Samples: 1

Sample Quantity Collected: 8 oz.

Preservative Used: Ice

Weather: Cloudy

Ambient Temperature: Approx. 30° F

Site Conditions: Not Applicable

Photograph Taken: Yes

GPS Latitude: N 33°44.940'

GPS Longitude: W 089°47.068'

Field Supervisor: Danny Vasentine

Signature / Date: Danny Vasentine 11Feb04

Field Observations / Remarks:

SOIL SAMPLE COLLECTION LOG

3TM INTERNATIONAL
Houston, Texas

Project Name: Koppers Creosote Case

Site Name: Koppers Creosote Facility

Date of Sampling: 10Jan04

Time of Sampling: 1300

Sample Location: Batupan Bogue Creek

Sample ID: 3TM-KP-DS-BB-2B (0-3')

Boring Number: 3TM-KP-DS-BB-2B

Terminal Depth of Boring: 3 feet bgs

Sampling Method: Macro-Core® Soil Sampler

Sample Depth: 0-3 foot bgs

Sample Matrix: Ditch Sediment

Soil Type: Saturated Coarse Sand

Sample Color: Brown

Sample Odor: None

Field Measurements: None

Equipment: Macro-Core® Soil Sampler

Sample Analysis: SVOAs by 8270

Analytical Laboratory: Xenco

Sample Container: Clear Glass

Number of Samples: 1

Sample Quantity Collected: 8 oz.

Preservative Used: Ice

Weather: Cloudy

Ambient Temperature: Approx. 30° F

Site Conditions: Not Applicable

Photograph Taken: Yes

GPS Latitude: N 33°44.940'

GPS Longitude: W 089°47.068'

Field Supervisor: Danny Vasentine

Signature / Date: Danny Vasentine 11Feb04

Field Observations / Remarks:

SOIL SAMPLE COLLECTION LOG

3TM INTERNATIONAL
Houston, Texas

Project Name: Koppers Creosote Case

Site Name: Koppers Creosote Facility

Date of Sampling: 10Jan04

Time of Sampling: 1330

Sample Location: Batupan Bogue Creek

Sample ID: 3TM-KP-DS-BB-2C (0-1')

Boring Number: 3TM-KP-DS-BB-2C

Terminal Depth of Boring: 3 feet bgs

Sampling Method: Macro-Core® Soil Sampler

Sample Depth: 0-1 foot bgs

Sample Matrix: Ditch Sediment

Soil Type: Saturated Clayey Sand

Sample Color: Brown

Sample Odor: None

Field Measurements: None

Equipment: Macro-Core® Soil Sampler

Sample Analysis: Samples on Hold

Analytical Laboratory: Xenco

Sample Container: Clear Glass

Number of Samples: 1

Sample Quantity Collected: 8 oz.

Preservative Used: Ice

Weather: Cloudy

Ambient Temperature: Approx. 35° F

Site Conditions: Not Applicable

Photograph Taken: Yes

GPS Latitude: N 33°44.935'

GPS Longitude: W 089°47.070'

Field Supervisor: Danny Vasentine

Signature / Date: Danny Vasentine 11Feb04

Field Observations / Remarks:

SOIL SAMPLE COLLECTION LOG

3TM INTERNATIONAL
Houston, Texas

Project Name: Koppers Creosote Case

Site Name: Koppers Creosote Facility

Date of Sampling: 10Jan04

Time of Sampling: 1340

Sample Location: Batupan Bogue Creek

Sample ID: 3TM-KP-DS-BB-2C (1-2')

Boring Number: 3TM-KP-DS-BB-2C

Terminal Depth of Boring: 3 feet bgs

Sampling Method: Macro-Core® Soil Sampler

Sample Depth: 1-2 foot bgs

Sample Matrix: Ditch Sediment

Soil Type: Saturated Coarse Sand

Sample Color: Brown

Sample Odor: None

Field Measurements: None

Equipment: Macro-Core® Soil Sampler

Sample Analysis: Samples on Hold

Analytical Laboratory: Xenco

Sample Container: Clear Glass

Number of Samples: 1

Sample Quantity Collected: 8 oz.

Preservative Used: Ice

Weather: Cloudy

Ambient Temperature: Approx. 35° F

Site Conditions: Not Applicable

Photograph Taken: Yes

GPS Latitude: N 33°44.935'

GPS Longitude: W 089°47.070'

Field Supervisor: Danny Vasentine

Signature / Date: Danny Vasentine 11Feb04

Field Observations / Remarks:

SOIL SAMPLE COLLECTION LOG

3TM INTERNATIONAL
Houston, Texas

Project Name: Koppers Creosote Case

Site Name: Koppers Creosote Facility

Date of Sampling: 10Jan04

Time of Sampling: 1350

Sample Location: Batupan Bogue Creek

Sample ID: 3TM-KP-DS-BB-2C (2-3')

Boring Number: 3TM-KP-DS-BB-2C

Terminal Depth of Boring: 3 feet bgs

Sampling Method: Macro-Core® Soil Sampler

Sample Depth: 2-3 foot bgs

Sample Matrix: Ditch Sediment

Soil Type: Saturated Coarse Sand

Sample Color: Brown

Sample Odor: None

Field Measurements: None

Equipment: Macro-Core® Soil Sampler

Sample Analysis: Samples on Hold

Analytical Laboratory: Xenco

Sample Container: Clear Glass

Number of Samples: 1

Sample Quantity Collected: 8 oz.

Preservative Used: Ice

Weather: Cloudy

Ambient Temperature: Approx. 35° F

Site Conditions: Not Applicable

Photograph Taken: Yes

GPS Latitude: N 33°44.935'

GPS Longitude: W 089°47.070'

Field Supervisor: Danny Vasentine

Signature / Date: Danny Vasentine 11Feb04

Field Observations / Remarks:

SOIL SAMPLE COLLECTION LOG

3TM INTERNATIONAL
Houston, Texas

Project Name: Koppers Creosote Case

Site Name: Koppers Creosote Facility

Date of Sampling: 10Jan04

Time of Sampling: 1400

Sample Location: Batupan Bogue Creek

Sample ID: 3TM-KP-DS-BB-2C (0-3')

Boring Number: 3TM-KP-DS-BB-2C

Terminal Depth of Boring: 3 feet bgs

Sampling Method: Macro-Core® Soil Sampler

Sample Depth: 0-3 foot bgs

Sample Matrix: Ditch Sediment

Soil Type: Saturated Coarse Sand

Sample Color: Brown

Sample Odor: None

Field Measurements: None

Equipment: Macro-Core® Soil Sampler

Sample Analysis: SVOAs by 8270

Analytical Laboratory: Xenco

Sample Container: Clear Glass

Number of Samples: 1

Sample Quantity Collected: 8 oz.

Preservative Used: Ice

Weather: Cloudy

Ambient Temperature: Approx. 35° F

Site Conditions: Not Applicable

Photograph Taken: Yes

GPS Latitude: N 33°44.935'

GPS Longitude: W 089°47.070'

Field Supervisor: Danny Vasentine

Signature / Date: 11Feb04

Field Observations / Remarks:

SOIL SAMPLE COLLECTION LOG

3TM INTERNATIONAL
Houston, Texas

Project Name: Koppers Creosote Case

Site Name: Koppers Creosote Facility

Date of Sampling: 10Jan04

Time of Sampling: 1500

Sample Location: Batupan Bogue Creek

Sample ID: 3TM-KP-DS-BB-1A (0-1')

Boring Number: 3TM-KP-DS-BB-1A

Terminal Depth of Boring: 3 feet bgs

Sampling Method: Macro-Core® Soil Sampler

Sample Depth: 0-1 foot bgs

Sample Matrix: Ditch Sediment

Soil Type: Saturated Coarse Sand

Sample Color: Dark Brown

Sample Odor: None

Field Measurements: None

Equipment: Macro-Core® Soil Sampler

Sample Analysis: Samples on Hold

Analytical Laboratory: Xenco

Sample Container: Clear Glass

Number of Samples: 1

Sample Quantity Collected: 8 oz.

Preservative Used: Ice

Weather: Cloudy

Ambient Temperature: Approx. 45° F

Site Conditions: Not Applicable

Photograph Taken: Yes

GPS Latitude: N 33°44.649'

GPS Longitude: W 089°46.767'

Field Supervisor: Danny Vasentine

Signature / Date: Danny Vasentine 11Feb04

Field Observations / Remarks:

SOIL SAMPLE COLLECTION LOG

3TM INTERNATIONAL
Houston, Texas

Project Name: Koppers Creosote Case

Site Name: Koppers Creosote Facility

Date of Sampling: 10Jan04

Time of Sampling: 1510

Sample Location: Batupan Bogue Creek

Sample ID: 3TM-KP-DS-BB-1A (1-2')

Boring Number: 3TM-KP-DS-BB-1A

Terminal Depth of Boring: 3 feet bgs

Sampling Method: Macro-Core® Soil Sampler

Sample Depth: 1-2 foot bgs

Sample Matrix: Ditch Sediment

Soil Type: Saturated Coarse Sand

Sample Color: Brown

Sample Odor: None

Field Measurements: None

Equipment: Macro-Core® Soil Sampler

Sample Analysis: Samples on Hold

Analytical Laboratory: Xenco

Sample Container: Clear Glass

Number of Samples: 1

Sample Quantity Collected: 8 oz.

Preservative Used: Ice

Weather: Cloudy

Ambient Temperature: Approx. 45° F

Site Conditions: Not Applicable

Photograph Taken: Yes

GPS Latitude: N 33°44.649'

GPS Longitude: W 089°46.767'

Field Supervisor: Danny Vasentine

Signature / Date: Danny Vasentine 11Feb04

Field Observations / Remarks:

SOIL SAMPLE COLLECTION LOG

3TM INTERNATIONAL
Houston, Texas

Project Name: Koppers Creosote Case

Site Name: Koppers Creosote Facility

Date of Sampling: 10Jan04

Time of Sampling: 1520

Sample Location: Batupan Bogue Creek

Sample ID: 3TM-KP-DS-BB-1A (2-3')

Boring Number: 3TM-KP-DS-BB-1A

Terminal Depth of Boring: 3 feet bgs

Sampling Method: Macro-Core® Soil Sampler

Sample Depth: 2-3 foot bgs

Sample Matrix: Ditch Sediment

Soil Type: Saturated Coarse Sand

Sample Color: Brown

Sample Odor: None

Field Measurements: None

Equipment: Macro-Core® Soil Sampler

Sample Analysis: Samples on Hold

Analytical Laboratory: Xenco

Sample Container: Clear Glass

Number of Samples: 1

Sample Quantity Collected: 8 oz.

Preservative Used: Ice

Weather: Cloudy

Ambient Temperature: Approx. 45° F

Site Conditions: Not Applicable

Photograph Taken: Yes

GPS Latitude: N 33°44.649'

GPS Longitude: W 089°46.767'

Field Supervisor: Danny Vasentine

Signature / Date: Danny Vasentine 11Feb04

Field Observations / Remarks:

SOIL SAMPLE COLLECTION LOG

3TM INTERNATIONAL
Houston, Texas

Project Name: Koppers Creosote Case

Site Name: Koppers Creosote Facility

Date of Sampling: 10Jan04

Time of Sampling: 1530

Sample Location: Batupan Bogue Creek

Sample ID: 3TM-KP-DS-BB-1A (0-3')

Boring Number: 3TM-KP-DS-BB-1A

Terminal Depth of Boring: 3 feet bgs

Sampling Method: Macro-Core® Soil Sampler

Sample Depth: 0-3 foot bgs

Sample Matrix: Ditch Sediment

Soil Type: Saturated Coarse Sand

Sample Color: Brown

Sample Odor: None

Field Measurements: None

Equipment: Macro-Core® Soil Sampler

Sample Analysis: SVOAs by 8270

Analytical Laboratory: Xenco

Sample Container: Clear Glass

Number of Samples: 1

Sample Quantity Collected: 8 oz.

Preservative Used: Ice

Weather: Cloudy

Ambient Temperature: Approx. 45° F

Site Conditions: Not Applicable

Photograph Taken: Yes

GPS Latitude: N 33°44.649'

GPS Longitude: W 089°46.767'

Field Supervisor: Danny Vasentine

Signature / Date: Danny Vasentine 11Feb04

Field Observations / Remarks:

SOIL SAMPLE COLLECTION LOG

3TM INTERNATIONAL
Houston, Texas

Project Name: Koppers Creosote Case

Site Name: Koppers Creosote Facility

Date of Sampling: 10Jan04

Time of Sampling: 1550

Sample Location: Batupan Bogue Creek

Sample ID: 3TM-KP-DS-BB-1B (0-1')

Boring Number: 3TM-KP-DS-BB-1B

Terminal Depth of Boring: 3 feet bgs

Sampling Method: Macro-Core® Soil Sampler

Sample Depth: 0-1 foot bgs

Sample Matrix: Ditch Sediment

Soil Type: Saturated Coarse Sand

Sample Color: Brown

Sample Odor: None

Field Measurements: None

Equipment: Macro-Core® Soil Sampler

Sample Analysis: Samples on Hold

Analytical Laboratory: Xenco

Sample Container: Clear Glass

Number of Samples: 1

Sample Quantity Collected: 8 oz.

Preservative Used: Ice

Weather: Cloudy

Ambient Temperature: Approx. 45° F

Site Conditions: Not Applicable

Photograph Taken: Yes

GPS Latitude: N 33°44.656'

GPS Longitude: W 089°46.774'

Field Supervisor: Danny Vasentine

Signature / Date: Danny Vasentine 11Feb04

Field Observations / Remarks:

SOIL SAMPLE COLLECTION LOG

3TM INTERNATIONAL
Houston, Texas

Project Name: Koppers Creosote Case

Site Name: Koppers Creosote Facility

Date of Sampling: 10Jan04

Time of Sampling: 1600

Sample Location: Batupan Bogue Creek

Sample ID: 3TM-KP-DS-BB-1B (1-2')

Boring Number: 3TM-KP-DS-BB-1B

Terminal Depth of Boring: 3 feet bgs

Sampling Method: Macro-Core® Soil Sampler

Sample Depth: 1-2 foot bgs

Sample Matrix: Ditch Sediment

Soil Type: Saturated Coarse Sand

Sample Color: Brown

Sample Odor: None

Field Measurements: None

Equipment: Macro-Core® Soil Sampler

Sample Analysis: Samples on Hold

Analytical Laboratory: Xenco

Sample Container: Clear Glass

Number of Samples: 1

Sample Quantity Collected: 8 oz.

Preservative Used: Ice

Weather: Cloudy

Ambient Temperature: Approx. 45° F

Site Conditions: Not Applicable

Photograph Taken: Yes

GPS Latitude: N 33°44.656'

GPS Longitude: W 089°46.774'

Field Supervisor: Danny Vasentine

Signature / Date: Danny Vasentine 11Feb04

Field Observations / Remarks:

SOIL SAMPLE COLLECTION LOG

3TM INTERNATIONAL
Houston, Texas

Project Name: Koppers Creosote Case

Site Name: Koppers Creosote Facility

Date of Sampling: 10Jan04

Time of Sampling: 1610

Sample Location: Batupan Bogue Creek

Sample ID: 3TM-KP-DS-BB-1B (2-3')

Boring Number: 3TM-KP-DS-BB-1B

Terminal Depth of Boring: 3 feet bgs

Sampling Method: Macro-Core® Soil Sampler

Sample Depth: 2-3 foot bgs

Sample Matrix: Ditch Sediment

Soil Type: Saturated Coarse Sand

Sample Color: Brown

Sample Odor: None

Field Measurements: None

Equipment: Macro-Core® Soil Sampler

Sample Analysis: Samples on Hold

Analytical Laboratory: Xenco

Sample Container: Clear Glass

Number of Samples: 1

Sample Quantity Collected: 8 oz.

Preservative Used: Ice

Weather: Cloudy

Ambient Temperature: Approx. 45° F

Site Conditions: Not Applicable

Photograph Taken: Yes

GPS Latitude: N 33°44.656'

GPS Longitude: W 089°46.774'

Field Supervisor: Danny Vasentine

Signature / Date: Danny Vasentine 11Feb04

Field Observations / Remarks:

SOIL SAMPLE COLLECTION LOG

3TM INTERNATIONAL
Houston, Texas

Project Name: Koppers Creosote Case

Site Name: Koppers Creosote Facility

Date of Sampling: 10Jan04

Time of Sampling: 1620

Sample Location: Batupan Bogue Creek

Sample ID: 3TM-KP-DS-BB-1B (0-3')

Boring Number: 3TM-KP-DS-BB-1B

Terminal Depth of Boring: 3 feet bgs

Sampling Method: Macro-Core® Soil Sampler

Sample Depth: 0-3 foot bgs

Sample Matrix: Ditch Sediment

Soil Type: Saturated Coarse Sand

Sample Color: Brown

Sample Odor: None

Field Measurements: None

Equipment: Macro-Core® Soil Sampler

Sample Analysis: SVOAs by 8270

Analytical Laboratory: Xenco

Sample Container: Clear Glass

Number of Samples: 1

Sample Quantity Collected: 8 oz.

Preservative Used: Ice

Weather: Cloudy

Ambient Temperature: Approx. 45° F

Site Conditions: Not Applicable

Photograph Taken: Yes

GPS Latitude: N 33°44.656'

GPS Longitude: W 089°46.774'

Field Supervisor: Danny Vasentine

Signature / Date: Danny Vasentine

Field Observations / Remarks:

Duplicate 1 was collected at this location

SOIL SAMPLE COLLECTION LOG

3TM INTERNATIONAL
Houston, Texas

Project Name: Koppers Creosote Case

Site Name: Koppers Creosote Facility

Date of Sampling: 10Jan04

Time of Sampling: 1640

Sample Location: Batupan Bogue Creek

Sample ID: 3TM-KP-DS-BB-1C (0-1')

Boring Number: 3TM-KP-DS-BB-1C

Terminal Depth of Boring: 3 feet bgs

Sampling Method: Macro-Core® Soil Sampler

Sample Depth: 0-1 foot bgs

Sample Matrix: Ditch Sediment

Soil Type: Saturated Coarse Sand

Sample Color: Brown

Sample Odor: None

Field Measurements: None

Equipment: Macro-Core® Soil Sampler

Sample Analysis: Samples on Hold

Analytical Laboratory: Xenco

Sample Container: Clear Glass

Number of Samples: 1

Sample Quantity Collected: 8 oz.

Preservative Used: Ice

Weather: Cloudy

Ambient Temperature: Approx. 45° F

Site Conditions: Not Applicable

Photograph Taken: Yes

GPS Latitude: N 33°44.652'

GPS Longitude: W 089°46.781'

Field Supervisor: Danny Vasentine

Signature / Date: Danny Vasentine 11Feb04

Field Observations / Remarks:

SOIL SAMPLE COLLECTION LOG

3TM INTERNATIONAL
Houston, Texas

Project Name: Koppers Creosote Case

Site Name: Koppers Creosote Facility

Date of Sampling: 10Jan04

Time of Sampling: 1650

Sample Location: Batupan Bogue Creek

Sample ID: 3TM-KP-DS-BB-1C (1-2')

Boring Number: 3TM-KP-DS-BB-1C

Terminal Depth of Boring: 3 feet bgs

Sampling Method: Macro-Core® Soil Sampler

Sample Depth: 1-2 foot bgs

Sample Matrix: Ditch Sediment

Soil Type: Saturated Coarse Sand

Sample Color: Brown

Sample Odor: None

Field Measurements: None

Equipment: Macro-Core® Soil Sampler

Sample Analysis: Samples on Hold

Analytical Laboratory: Xenco

Sample Container: Clear Glass

Number of Samples: 1

Sample Quantity Collected: 8 oz.

Preservative Used: Ice

Weather: Cloudy

Ambient Temperature: Approx. 45° F

Site Conditions: Not Applicable

Photograph Taken: Yes

GPS Latitude: N 33°44.652'

GPS Longitude: W 089°46.781'

Field Supervisor: Danny Vasentine

Signature / Date: Danny Vasentine 11Feb04

Field Observations / Remarks:

SOIL SAMPLE COLLECTION LOG

3TM INTERNATIONAL
Houston, Texas

Project Name: Koppers Creosote Case

Site Name: Koppers Creosote Facility

Date of Sampling: 10Jan04

Time of Sampling: 1700

Sample Location: Batupan Bogue Creek

Sample ID: 3TM-KP-DS-BB-1C (2-3')

Boring Number: 3TM-KP-DS-BB-1C

Terminal Depth of Boring: 3 feet bgs

Sampling Method: Macro-Core® Soil Sampler

Sample Depth: 2-3 foot bgs

Sample Matrix: Ditch Sediment

Soil Type: Saturated Coarse Sand

Sample Color: Brown

Sample Odor: None

Field Measurements: None

Equipment: Macro-Core® Soil Sampler

Sample Analysis: Samples on Hold

Analytical Laboratory: Xenco

Sample Container: Clear Glass

Number of Samples: 1

Sample Quantity Collected: 8 oz.

Preservative Used: Ice

Weather: Cloudy

Ambient Temperature: Approx. 45° F

Site Conditions: Not Applicable

Photograph Taken: Yes

GPS Latitude: N 33°44.652'

GPS Longitude: W 089°46.781'

Field Supervisor: Danny Vasentine

Signature / Date: Danny Vasentine 11Feb04

Field Observations / Remarks:

SOIL SAMPLE COLLECTION LOG

3TM INTERNATIONAL
Houston, Texas

Project Name: Koppers Creosote Case

Site Name: Koppers Creosote Facility

Date of Sampling: 11Jan04

Time of Sampling: 1710

Sample Location: Batupan Bogue Creek

Sample ID: 3TM-KP-DS-BB-1C (0-3')

Boring Number: 3TM-KP-DS-BB-1C

Terminal Depth of Boring: 3 feet bgs

Sampling Method: Macro-Core® Soil Sampler

Sample Depth: 0-3 foot bgs

Sample Matrix: Ditch Sediment

Soil Type: Saturated Coarse Sand

Sample Color: Brown

Sample Odor: None

Field Measurements: None

Equipment: Macro-Core® Soil Sampler

Sample Analysis: SVOAs by 8270

Analytical Laboratory: Xenco

Sample Container: Clear Glass

Number of Samples: 1

Sample Quantity Collected: 8 oz.

Preservative Used: Ice

Weather: Cloudy

Ambient Temperature: Approx. 45° F

Site Conditions: Not Applicable

Photograph Taken: Yes

GPS Latitude: N 33°44.652'

GPS Longitude: W 089°46.781'

Field Supervisor: Danny Vasentine

Signature / Date: Danny Vasentine 11Feb04

Field Observations / Remarks:

SOIL SAMPLE COLLECTION LOG

3TM INTERNATIONAL
Houston, Texas

Project Name: Koppers Creosote Case

Site Name: Koppers Creosote Facility

Date of Sampling: 11Jan04

Time of Sampling: 0920

Sample Location: Batupan Bogue Creek

Sample ID: 3TM-KP-DS-BB-3A (0-1')

Boring Number: 3TM-KP-DS-BB-3A

Terminal Depth of Boring: 3 feet bgs

Sampling Method: Macro-Core® Soil Sampler

Sample Depth: 0-1 foot bgs

Sample Matrix: Ditch Sediment

Soil Type: Moist Coarse Sand

Sample Color: Brown

Sample Odor: None

Field Measurements: None

Equipment: Macro-Core® Soil Sampler

Sample Analysis: Samples on Hold

Analytical Laboratory: Xenco

Sample Container: Clear Glass

Number of Samples: 1

Sample Quantity Collected: 8 oz.

Preservative Used: Ice

Weather: Clear & Sunny

Ambient Temperature: Approx. 35° F

Site Conditions: Not Applicable

Photograph Taken: Yes

GPS Latitude: N 33°45.427'

GPS Longitude: W 089°46.913'

Field Supervisor: Danny Vasentine

Signature / Date: Danny Vasentine 11Feb04

Field Observations / Remarks:

SOIL SAMPLE COLLECTION LOG

3TM INTERNATIONAL
Houston, Texas

Project Name: Koppers Creosote Case

Site Name: Koppers Creosote Facility

Date of Sampling: 11Jan04

Time of Sampling: 0930

Sample Location: Batupan Bogue Creek

Sample ID: 3TM-KP-DS-BB-3A (1-2')

Boring Number: 3TM-KP-DS-BB-3A

Terminal Depth of Boring: 3 feet bgs

Sampling Method: Macro-Core® Soil Sampler

Sample Depth: 1-2 foot bgs

Sample Matrix: Ditch Sediment

Soil Type: Moist Coarse Sand

Sample Color: Brown

Sample Odor: None

Field Measurements: None

Equipment: Macro-Core® Soil Sampler

Sample Analysis: Samples on Hold

Analytical Laboratory: Xenco

Sample Container: Clear Glass

Number of Samples: 1

Sample Quantity Collected: 8 oz.

Preservative Used: Ice

Weather: Clear & Sunny

Ambient Temperature: Approx. 35° F

Site Conditions: Not Applicable

Photograph Taken: Yes

GPS Latitude: N 33°45.427'

GPS Longitude: W 089°46.913'

Field Supervisor: Danny Vasentine

Signature / Date: Danny Vasentine 11Feb04

Field Observations / Remarks:

SOIL SAMPLE COLLECTION LOG

3TM INTERNATIONAL
Houston, Texas

Project Name: Koppers Creosote Case

Site Name: Koppers Creosote Facility

Date of Sampling: 11Jan04

Time of Sampling: 0940

Sample Location: Batupan Bogue Creek

Sample ID: 3TM-KP-DS-BB-3A (2-3')

Boring Number: 3TM-KP-DS-BB-3A

Terminal Depth of Boring: 3 feet bgs

Sampling Method: Macro-Core® Soil Sampler

Sample Depth: 2-3 foot bgs

Sample Matrix: Ditch Sediment

Soil Type: Moist Coarse Sand

Sample Color: Red

Sample Odor: None

Field Measurements: None

Equipment: Macro-Core® Soil Sampler

Sample Analysis: Samples on Hold

Analytical Laboratory: Xenco

Sample Container: Clear Glass

Number of Samples: 1

Sample Quantity Collected: 8 oz.

Preservative Used: Ice

Weather: Clear & Sunny

Ambient Temperature: Approx. 35° F

Site Conditions: Not Applicable

Photograph Taken: Yes

GPS Latitude: N 33°45.427'

GPS Longitude: W 089°46.913'

Field Supervisor: Danny Vasentine

Signature / Date: Danny Vasentine 11Feb04

Field Observations / Remarks:

SOIL SAMPLE COLLECTION LOG

3TM INTERNATIONAL
Houston, Texas

Project Name: Koppers Creosote Case

Site Name: Koppers Creosote Facility

Date of Sampling: 11Jan04

Time of Sampling: 0950

Sample Location: Batupan Bogue Creek

Sample ID: 3TM-KP-DS-BB-3A (0-3')

Boring Number: 3TM-KP-DS-BB-3A

Terminal Depth of Boring: 3 feet bgs

Sampling Method: Macro-Core® Soil Sampler

Sample Depth: 0-3 foot bgs

Sample Matrix: Ditch Sediment

Soil Type: Moist Coarse Sand

Sample Color: Red

Sample Odor: None

Field Measurements: None

Equipment: Macro-Core® Soil Sampler

Sample Analysis: SVOAs by 8270

Analytical Laboratory: Xenco

Sample Container: Clear Glass

Number of Samples: 1

Sample Quantity Collected: 8 oz.

Preservative Used: Ice

Weather: Clear & Sunny

Ambient Temperature: Approx. 35° F

Site Conditions: Not Applicable

Photograph Taken: Yes

GPS Latitude: N 33°45.427'

GPS Longitude: W 089°46.913'

Field Supervisor: Danny Vasentine

Signature / Date: Danny Vasentine 11Feb04

Field Observations / Remarks:

A MS/MSD was collected at this location

SOIL SAMPLE COLLECTION LOG

3TM INTERNATIONAL
Houston, Texas

Project Name: Koppers Creosote Case

Site Name: Koppers Creosote Facility

Date of Sampling: 11Jan04

Time of Sampling: 1015

Sample Location: Batupan Bogue Creek

Sample ID: 3TM-KP-DS-BB-3B (0-1')

Boring Number: 3TM-KP-DS-BB-3B

Terminal Depth of Boring: 3 feet bgs

Sampling Method: Macro-Core® Soil Sampler

Sample Depth: 0-1 foot bgs

Sample Matrix: Ditch Sediment

Soil Type: Moist Coarse Sand

Sample Color: Brown

Sample Odor: None

Field Measurements: None

Equipment: Macro-Core® Soil Sampler

Sample Analysis: Samples on Hold

Analytical Laboratory: Xenco

Sample Container: Clear Glass

Number of Samples: 1

Sample Quantity Collected: 8 oz.

Preservative Used: Ice

Weather: Clear & Sunny

Ambient Temperature: Approx. 35° F

Site Conditions: Not Applicable

Photograph Taken: Yes

GPS Latitude: N 33°45.428'

GPS Longitude: W 089°46.916'

Field Supervisor: Danny Vasentine

Signature / Date: Danny Vasentine 11Feb04

Field Observations / Remarks:

SOIL SAMPLE COLLECTION LOG

3TM INTERNATIONAL
Houston, Texas

Project Name: Koppers Creosote Case

Site Name: Koppers Creosote Facility

Date of Sampling: 11Jan04

Time of Sampling: 1025

Sample Location: Batupan Bogue Creek

Sample ID: 3TM-KP-DS-BB-3B (1-2')

Boring Number: 3TM-KP-DS-BB-3B

Terminal Depth of Boring: 3 feet bgs

Sampling Method: Macro-Core® Soil Sampler

Sample Depth: 1-2 foot bgs

Sample Matrix: Ditch Sediment

Soil Type: Moist Coarse Sand

Sample Color: Brown

Sample Odor: None

Field Measurements: None

Equipment: Macro-Core® Soil Sampler

Sample Analysis: Samples on Hold

Analytical Laboratory: Xenco

Sample Container: Clear Glass

Number of Samples: 1

Sample Quantity Collected: 8 oz.

Preservative Used: Ice

Weather: Clear & Sunny

Ambient Temperature: Approx. 35° F

Site Conditions: Not Applicable

Photograph Taken: Yes

GPS Latitude: N 33°45.428'

GPS Longitude: W 089°46.916'

Field Supervisor: Danny Vasentine

Signature / Date: Danny Vasentine 11Feb04

Field Observations / Remarks:

SOIL SAMPLE COLLECTION LOG

3TM INTERNATIONAL
Houston, Texas

Project Name: Koppers Creosote Case

Site Name: Koppers Creosote Facility

Date of Sampling: 11Jan04

Time of Sampling: 1035

Sample Location: Batupan Bogue Creek

Sample ID: 3TM-KP-DS-BB-3B (2-3')

Boring Number: 3TM-KP-DS-BB-3B

Terminal Depth of Boring: 3 feet bgs

Sampling Method: Macro-Core® Soil Sampler

Sample Depth: 2-3 foot bgs

Sample Matrix: Ditch Sediment

Soil Type: Moist Coarse Sand

Sample Color: Brown

Sample Odor: None

Field Measurements: None

Equipment: Macro-Core® Soil Sampler

Sample Analysis: Samples on Hold

Analytical Laboratory: Xenco

Sample Container: Clear Glass

Number of Samples: 1

Sample Quantity Collected: 8 oz.

Preservative Used: Ice

Weather: Clear & Sunny

Ambient Temperature: Approx. 35° F

Site Conditions: Not Applicable

Photograph Taken: Yes

GPS Latitude: N 33°45.428'

GPS Longitude: W 089°46.916'

Field Supervisor: Danny Vasentine

Signature / Date: Danny Vasentine 11Feb04

Field Observations / Remarks:

SOIL SAMPLE COLLECTION LOG

3TM INTERNATIONAL
Houston, Texas

Project Name: Koppers Creosote Case

Site Name: Koppers Creosote Facility

Date of Sampling: 11Jan04

Time of Sampling: 1045

Sample Location: Batupan Bogue Creek

Sample ID: 3TM-KP-DS-BB-3B (0-3')

Boring Number: 3TM-KP-DS-BB-3B

Terminal Depth of Boring: 3 feet bgs

Sampling Method: Macro-Core® Soil Sampler

Sample Depth: 0-3 foot bgs

Sample Matrix: Ditch Sediment

Soil Type: Moist Coarse Sand

Sample Color: Brown

Sample Odor: None

Field Measurements: None

Equipment: Macro-Core® Soil Sampler

Sample Analysis: SVOAs by 8270

Analytical Laboratory: Xenco

Sample Container: Clear Glass

Number of Samples: 1

Sample Quantity Collected: 8 oz.

Preservative Used: Ice

Weather: Clear & Sunny

Ambient Temperature: Approx. 35° F

Site Conditions: Not Applicable

Photograph Taken: Yes

GPS Latitude: N 33°45.428'

GPS Longitude: W 089°46.916'

Field Supervisor: Danny Vasentine

Signature / Date: Danny Vasentine 11Feb04

Field Observations / Remarks:

SOIL SAMPLE COLLECTION LOG

3TM INTERNATIONAL
Houston, Texas

Project Name: Koppers Creosote Case

Site Name: Koppers Creosote Facility

Date of Sampling: 11Jan04

Time of Sampling: 1100

Sample Location: Batupan Bogue Creek

Sample ID: 3TM-KP-DS-BB-3C (0-1')

Boring Number: 3TM-KP-DS-BB-3C

Terminal Depth of Boring: 3 feet bgs

Sampling Method: Macro-Core® Soil Sampler

Sample Depth: 0-1 foot bgs

Sample Matrix: Ditch Sediment

Soil Type: Moist Coarse Sand

Sample Color: Brown

Sample Odor: None

Field Measurements: None

Equipment: Macro-Core® Soil Sampler

Sample Analysis: Samples on Hold

Analytical Laboratory: Xenco

Sample Container: Clear Glass

Number of Samples: 1

Sample Quantity Collected: 8 oz.

Preservative Used: Ice

Weather: Clear & Sunny

Ambient Temperature: Approx. 35° F

Site Conditions: Not Applicable

Photograph Taken: Yes

GPS Latitude: N 33°45.437'

GPS Longitude: W 089°46.923'

Field Supervisor: Danny Vasentine

Signature / Date: Danny Vasentine 11Feb04

Field Observations / Remarks:

SOIL SAMPLE COLLECTION LOG

3TM INTERNATIONAL
Houston, Texas

Project Name: Koppers Creosote Case

Site Name: Koppers Creosote Facility

Date of Sampling: 11Jan04

Time of Sampling: 1110

Sample Location: Batupan Bogue Creek

Sample ID: 3TM-KP-DS-BB-3C (1-2')

Boring Number: 3TM-KP-DS-BB-3C

Terminal Depth of Boring: 3 feet bgs

Sampling Method: Macro-Core® Soil Sampler

Sample Depth: 1-2 foot bgs

Sample Matrix: Ditch Sediment

Soil Type: Moist Coarse Sand

Sample Color: Brown

Sample Odor: None

Field Measurements: None

Equipment: Macro-Core® Soil Sampler

Sample Analysis: Samples on Hold

Analytical Laboratory: Xenco

Sample Container: Clear Glass

Number of Samples: 1

Sample Quantity Collected: 8 oz.

Preservative Used: Ice

Weather: Clear & Sunny

Ambient Temperature: Approx. 35° F

Site Conditions: Not Applicable

Photograph Taken: Yes

GPS Latitude: N 33°45.437'

GPS Longitude: W 089°46.923'

Field Supervisor: Danny Vasentine

Signature / Date: Danny Vasentine 11Feb04

Field Observations / Remarks:

SOIL SAMPLE COLLECTION LOG

3TM INTERNATIONAL
Houston, Texas

Project Name: Koppers Creosote Case

Site Name: Koppers Creosote Facility

Date of Sampling: 11Jan04

Time of Sampling: 1120

Sample Location: Batupan Bogue Creek

Sample ID: 3TM-KP-DS-BB-3C (2-3')

Boring Number: 3TM-KP-DS-BB-3C

Terminal Depth of Boring: 3 feet bgs

Sampling Method: Macro-Core® Soil Sampler

Sample Depth: 2-3 foot bgs

Sample Matrix: Ditch Sediment

Soil Type: Moist Coarse Sand

Sample Color: Brown

Sample Odor: None

Field Measurements: None

Equipment: Macro-Core® Soil Sampler

Sample Analysis: Samples on Hold

Analytical Laboratory: Xenco

Sample Container: Clear Glass

Number of Samples: 1

Sample Quantity Collected: 8 oz.

Preservative Used: Ice

Weather: Clear & Sunny

Ambient Temperature: Approx. 35° F

Site Conditions: Not Applicable

Photograph Taken: Yes

GPS Latitude: N 33°45.437'

GPS Longitude: W 089°46.923'

Field Supervisor: Danny Vasentine

Signature / Date: Danny Vasentine 11Feb04

Field Observations / Remarks:

SOIL SAMPLE COLLECTION LOG

3TM INTERNATIONAL
Houston, Texas

Project Name: Koppers Creosote Case

Site Name: Koppers Creosote Facility

Date of Sampling: 09Jan04

Time of Sampling: 0900

Sample Location: Batupan Bogue Creek

Sample ID: 3TM-KP-DS-BB-11A (0-1')

Boring Number: 3TM-KP-DS-BB-11A

Terminal Depth of Boring: 3 feet bgs

Sampling Method: Macro-Core® Soil Sampler

Sample Depth: 0-1 foot bgs

Sample Matrix: Ditch Sediment

Soil Type: Saturated Clayey Coarse Sand

Sample Color: Brown

Sample Odor: Faint Creosote Odor

Field Measurements: None

Equipment: Macro-Core® Soil Sampler

Sample Analysis: Samples on Hold

Analytical Laboratory: Xenco

Sample Container: Clear Glass

Number of Samples: 1

Sample Quantity Collected: 8 oz.

Preservative Used: Ice

Weather: Cloudy

Ambient Temperature: Approx. 35° F

Site Conditions: Not Applicable

Photograph Taken: Yes

GPS Latitude: N 33°44.306'

GPS Longitude: W 089°46.554'

Field Supervisor: Danny Vasentine

Signature / Date: Danny Vasentine 11Feb04

Field Observations / Remarks:

This sample was collected in the Central Ditch

SOIL SAMPLE COLLECTION LOG

3TM INTERNATIONAL
Houston, Texas

Project Name: Koppers Creosote Case

Site Name: Koppers Creosote Facility

Date of Sampling: 09Jan04

Time of Sampling: 0910

Sample Location: Batupan Bogue Creek

Sample ID: 3TM-KP-DS-BB-11A (1-2')

Boring Number: 3TM-KP-DS-BB-11A

Terminal Depth of Boring: 3 feet bgs

Sampling Method: Macro-Core® Soil Sampler

Sample Depth: 1-2 foot bgs

Sample Matrix: Ditch Sediment

Soil Type: Saturated Clayey Sand

Sample Color: Brown

Sample Odor: Faint Creosote Odor

Field Measurements: None

Equipment: Macro-Core® Soil Sampler

Sample Analysis: Samples on Hold

Analytical Laboratory: Xenco

Sample Container: Clear Glass

Number of Samples: 1

Sample Quantity Collected: 8 oz.

Preservative Used: Ice

Weather: Cloudy

Ambient Temperature: Approx. 35° F

Site Conditions: Not Applicable

Photograph Taken: Yes

GPS Latitude: N 33°44.306'

GPS Longitude: W 089°46.554'

Field Supervisor: Danny Vasentine

Signature / Date: Danny Vasentine 11Feb04

Field Observations / Remarks:

This sample was collected in the Central Ditch

SOIL SAMPLE COLLECTION LOG

3TM INTERNATIONAL
Houston, Texas

Project Name: Koppers Creosote Case

Date of Sampling: 09Jan04

Sample Location: Batupan Bogue Creek

Boring Number: 3TM-KP-DS-BB-11A

Sampling Method: Macro-Core® Soil Sampler

Sample Matrix: Ditch Sediment

Sample Color: Brown

Field Measurements: None

Sample Analysis: Samples on Hold

Sample Container: Clear Glass

Sample Quantity Collected: 8 oz.

Weather: Cloudy

Site Conditions: Not Applicable

GPS Latitude: N 33°44.306'

Field Supervisor: Danny Vasentine

Site Name: Koppers Creosote Facility

Time of Sampling: 0915

Sample ID: 3TM-KP-DS-BB-11A (2-3')

Terminal Depth of Boring: 3 feet bgs

Sample Depth: 2-3 foot bgs

Soil Type: Saturated Clayey Sand

Sample Odor: None

Equipment: Macro-Core® Soil Sampler

Analytical Laboratory: Xenco

Number of Samples: 1

Preservative Used: Ice

Ambient Temperature: Approx. 35° F

Photograph Taken: Yes

GPS Longitude: W 089°46.554'

Signature / Date: Danny Vasentine 11Feb04

Field Observations / Remarks:

This sample was collected in the Central Ditch

SOIL SAMPLE COLLECTION LOG

3TM INTERNATIONAL
Houston, Texas

Project Name: Koppers Creosote Case

Site Name: Koppers Creosote Facility

Date of Sampling: 09Jan04

Time of Sampling: 0930

Sample Location: Batupan Bogue Creek

Sample ID: 3TM-KP-DS-BB-11A (0-3')

Boring Number: 3TM-KP-DS-BB-11A

Terminal Depth of Boring: 3 feet bgs

Sampling Method: Macro-Core® Soil Sampler

Sample Depth: 0-3 foot bgs

Sample Matrix: Ditch Sediment

Soil Type: Saturated Clayey Sand

Sample Color: Brown

Sample Odor: None

Field Measurements: None

Equipment: Macro-Core® Soil Sampler

Sample Analysis: SVOAs by 8270

Analytical Laboratory: Xenco

Sample Container: Clear Glass

Number of Samples: 1

Sample Quantity Collected: 8 oz.

Preservative Used: Ice

Weather: Cloudy

Ambient Temperature: Approx. 35° F

Site Conditions: Not Applicable

Photograph Taken: Yes

GPS Latitude: N 33°44.306'

GPS Longitude: W 089°46.554'

Field Supervisor: Danny Vasentine

Signature / Date: Danny Vasentine 11Feb04

Field Observations / Remarks:

This sample was collected in the Central Ditch

SOIL SAMPLE COLLECTION LOG

3TM INTERNATIONAL
Houston, Texas

Project Name: Koppers Creosote Case

Site Name: Koppers Creosote Facility

Date of Sampling: 10Jan04

Time of Sampling: 0900

Sample Location: Batupan Bogue Creek

Sample ID: 3TM-KP-DS-BB-11B (0-1')

Boring Number: 3TM-KP-DS-BB-11B

Terminal Depth of Boring: 3 feet bgs

Sampling Method: Macro-Core® Soil Sampler

Sample Depth: 0-1 foot bgs

Sample Matrix: Ditch Sediment

Soil Type: Moist Clayey Coarse Sand

Sample Color: Brown

Sample Odor: Moderate Creosote Odor

Field Measurements: None

Equipment: Macro-Core® Soil Sampler

Sample Analysis: Samples on Hold

Analytical Laboratory: Xenco

Sample Container: Clear Glass

Number of Samples: 1

Sample Quantity Collected: 8 oz.

Preservative Used: Ice

Weather: Cloudy

Ambient Temperature: Approx. 30° F

Site Conditions: Not Applicable

Photograph Taken: Yes

GPS Latitude: N 33°44.275'

GPS Longitude: W 089°46.603'

Field Supervisor: Danny Vasentine

Signature / Date: Danny Vasentine 11Feb04

Field Observations / Remarks:

This sample was collected in the Central Ditch

SOIL SAMPLE COLLECTION LOG

3TM INTERNATIONAL
Houston, Texas

Project Name: Koppers Creosote Case

Site Name: Koppers Creosote Facility

Date of Sampling: 10Jan04

Time of Sampling: 0915

Sample Location: Batupan Bogue Creek

Sample ID: 3TM-KP-DS-BB-11B (1-2')

Boring Number: 3TM-KP-DS-BB-11B

Terminal Depth of Boring: 3 feet bgs

Sampling Method: Macro-Core® Soil Sampler

Sample Depth: 1-2 foot bgs

Sample Matrix: Ditch Sediment

Soil Type: Moist Clayey Sand

Sample Color: Brown

Sample Odor: Faint Creosote Odor

Field Measurements: None

Equipment: Macro-Core® Soil Sampler

Sample Analysis: Samples on Hold

Analytical Laboratory: Xenco

Sample Container: Clear Glass

Number of Samples: 1

Sample Quantity Collected: 8 oz.

Preservative Used: Ice

Weather: Cloudy

Ambient Temperature: Approx. 30° F

Site Conditions: Not Applicable

Photograph Taken: Yes

GPS Latitude: N 33°44.275'

GPS Longitude: W 089°46.603'

Field Supervisor: Danny Vasentine

Signature / Date: Danny Vasentine 11Feb04

Field Observations / Remarks:

This sample was collected in the Central Ditch

SOIL SAMPLE COLLECTION LOG

3TM INTERNATIONAL
Houston, Texas

Project Name: Koppers Creosote Case

Site Name: Koppers Creosote Facility

Date of Sampling: 10Jan04

Time of Sampling: 0930

Sample Location: Batupan Bogue Creek

Sample ID: 3TM-KP-DS-BB-11B (2-3')

Boring Number: 3TM-KP-DS-BB-11B

Terminal Depth of Boring: 3 feet bgs

Sampling Method: Macro-Core® Soil Sampler

Sample Depth: 2-3 foot bgs

Sample Matrix: Ditch Sediment

Soil Type: Moist Clayey Sand

Sample Color: Brown

Sample Odor: Faint Creosote Odor

Field Measurements: None

Equipment: Macro-Core® Soil Sampler

Sample Analysis: Samples on Hold

Analytical Laboratory: Xenco

Sample Container: Clear Glass

Number of Samples: 1

Sample Quantity Collected: 8 oz.

Preservative Used: Ice

Weather: Cloudy

Ambient Temperature: Approx. 30° F

Site Conditions: Not Applicable

Photograph Taken: Yes

GPS Latitude: N 33°44.275'

GPS Longitude: W 089°46.603'

Field Supervisor: Danny Vasentine

Signature / Date: Danny Vasentine 11Feb04

Field Observations / Remarks:

This sample was collected in the Central Ditch

SOIL SAMPLE COLLECTION LOG

3TM INTERNATIONAL
Houston, Texas

Project Name: Koppers Creosote Case

Site Name: Koppers Creosote Facility

Date of Sampling: 10Jan04

Time of Sampling: 0950

Sample Location: Batupan Bogue Creek

Sample ID: 3TM-KP-DS-BB-11B (0-3')

Boring Number: 3TM-KP-DS-BB-11B

Terminal Depth of Boring: 3 feet bgs

Sampling Method: Macro-Core® Soil Sampler

Sample Depth: 0-3 foot bgs

Sample Matrix: Ditch Sediment

Soil Type: Moist Clayey Coarse Sand

Sample Color: Brown

Sample Odor: Moderate Creosote Odor

Field Measurements: None

Equipment: Macro-Core® Soil Sampler

Sample Analysis: SVOAs by 8270

Analytical Laboratory: Xenco

Sample Container: Clear Glass

Number of Samples: 1

Sample Quantity Collected: 8 oz.

Preservative Used: Ice

Weather: Cloudy

Ambient Temperature: Approx. 30° F

Site Conditions: Not Applicable

Photograph Taken: Yes

GPS Latitude: N 33°44.275'

GPS Longitude: W 089°46.603'

Field Supervisor: Danny Vasentine

Signature / Date: Danny Vasentine 11Feb04

Field Observations / Remarks:

This sample was collected in the Central Ditch

SOIL SAMPLE COLLECTION LOG

3TM INTERNATIONAL
Houston, Texas

Project Name: Koppers Creosote Case

Date of Sampling: 10Jan04

Sample Location: Batupan Bogue Creek

Boring Number: 3TM-KP-DS-BB-11C

Sampling Method: Macro-Core® Soil Sampler

Sample Matrix: Ditch Sediment

Sample Color: Brown

Field Measurements: None

Sample Analysis: Samples on Hold

Sample Container: Clear Glass

Sample Quantity Collected: 8 oz.

Weather: Cloudy

Site Conditions: Not Applicable

GPS Latitude: N 33°44.245'

Field Supervisor: Danny Vasentine

Site Name: Koppers Creosote Facility

Time of Sampling: 1010

Sample ID: 3TM-KP-DS-BB-11C (0-1')

Terminal Depth of Boring: 3 feet bgs

Sample Depth: 0-1 foot bgs

Soil Type: Moist Clayey Sand

Sample Odor: Moderate Creosote Odor

Equipment: Macro-Core® Soil Sampler

Analytical Laboratory: Xenco

Number of Samples: 1

Preservative Used: Ice

Ambient Temperature: Approx. 30° F

Photograph Taken: Yes

GPS Longitude: W 089°46.656'

Signature / Date: Danny Vasentine 11Feb04

Field Observations / Remarks:

This sample was collected in the Central Ditch

SOIL SAMPLE COLLECTION LOG

3TM INTERNATIONAL
Houston, Texas

Project Name: Koppers Creosote Case

Site Name: Koppers Creosote Facility

Date of Sampling: 10Jan04

Time of Sampling: 1020

Sample Location: Batupan Bogue Creek

Sample ID: 3TM-KP-DS-BB-11C (1-2')

Boring Number: 3TM-KP-DS-BB-11C

Terminal Depth of Boring: 3 feet bgs

Sampling Method: Macro-Core® Soil Sampler

Sample Depth: 1-2 foot bgs

Sample Matrix: Ditch Sediment

Soil Type: Moist Clayey Sand

Sample Color: Grey

Sample Odor: Strong Creosote Odor

Field Measurements: None

Equipment: Macro-Core® Soil Sampler

Sample Analysis: Samples on Hold

Analytical Laboratory: Xenco

Sample Container: Clear Glass

Number of Samples: 1

Sample Quantity Collected: 8 oz.

Preservative Used: Ice

Weather: Cloudy

Ambient Temperature: Approx. 30° F

Site Conditions: Not Applicable

Photograph Taken: Yes

GPS Latitude: N 33°44.245'

GPS Longitude: W 089°46.656'

Field Supervisor: Danny Vasentine

Signature / Date: Danny Vasentine 11Feb04

Field Observations / Remarks:

This sample was collected in the Central Ditch

SOIL SAMPLE COLLECTION LOG

3TM INTERNATIONAL
Houston, Texas

Project Name: Koppers Creosote Case

Site Name: Koppers Creosote Facility

Date of Sampling: 10Jan04

Time of Sampling: 1030

Sample Location: Batupan Bogue Creek

Sample ID: 3TM-KP-DS-BB-11C (2-3')

Boring Number: 3TM-KP-DS-BB-11C

Terminal Depth of Boring: 3 feet bgs

Sampling Method: Macro-Core® Soil Sampler

Sample Depth: 2-3 foot bgs

Sample Matrix: Ditch Sediment

Soil Type: Moist Clayey Sand

Sample Color: Grey

Sample Odor: Faint Creosote Odor

Field Measurements: None

Equipment: Macro-Core® Soil Sampler

Sample Analysis: Samples on Hold

Analytical Laboratory: Xenco

Sample Container: Clear Glass

Number of Samples: 1

Sample Quantity Collected: 8 oz.

Preservative Used: Ice

Weather: Cloudy

Ambient Temperature: Approx. 30° F

Site Conditions: Not Applicable

Photograph Taken: Yes

GPS Latitude: N 33°44.245'

GPS Longitude: W 089°46.656'

Field Supervisor: Danny Vasentine

Signature / Date: Danny Vasentine 11Feb04

Field Observations / Remarks:

This sample was collected in the Central Ditch

SOIL SAMPLE COLLECTION LOG

3TM INTERNATIONAL
Houston, Texas

Project Name: Koppers Creosote Case

Site Name: Koppers Creosote Facility

Date of Sampling: 10Jan04

Time of Sampling: 1040

Sample Location: Batupan Bogue Creek

Sample ID: 3TM-KP-DS-BB-11C (0-3')

Boring Number: 3TM-KP-DS-BB-11C

Terminal Depth of Boring: 3 feet bgs

Sampling Method: Macro-Core® Soil Sampler

Sample Depth: 0-3 foot bgs

Sample Matrix: Ditch Sediment

Soil Type: Moist Clayey Coarse Sand

Sample Color: Grey

Sample Odor: Moderate Creosote Odor

Field Measurements: None

Equipment: Macro-Core® Soil Sampler

Sample Analysis: SVOAs by 8270

Analytical Laboratory: Xenco

Sample Container: Clear Glass

Number of Samples: 1

Sample Quantity Collected: 8 oz.

Preservative Used: Ice

Weather: Cloudy

Ambient Temperature: Approx. 30° F

Site Conditions: Not Applicable

Photograph Taken: Yes

GPS Latitude: N 33°44.245'

GPS Longitude: W 089°46.656'

Field Supervisor: Danny Vasentine

Signature / Date: Danny Vasentine 11Feb04

Field Observations / Remarks:

This sample was collected in the Central Ditch

SOIL SAMPLE COLLECTION LOG

3TM INTERNATIONAL
Houston, Texas

Project Name: Koppers Creosote Case

Site Name: Koppers Creosote Facility

Date of Sampling: 10Jan04

Time of Sampling: 1050

Sample Location: Batupan Bogue Creek

Sample ID: 3TM-KP-DS-BB-11C (1")

Boring Number: Not Applicable

Terminal Depth of Boring: 1" bgs

Sampling Method: Grab

Sample Depth: 1 inch bgs

Sample Matrix: Ditch Sediment

Soil Type: Coarse Sand

Sample Color: Black

Sample Odor: Strong Creosote Odor

Field Measurements: None

Equipment: Not Applicable

Sample Analysis: PAHs by 8270

Analytical Laboratory: AXYS

Sample Container: Clear Glass

Number of Samples: 1

Sample Quantity Collected: 8 oz.

Preservative Used: Ice

Weather: Cloudy

Ambient Temperature: Approx. 30° F

Site Conditions: Not Applicable

Photograph Taken: Yes

GPS Latitude: N 33°44.245'

GPS Longitude: W 089°46.656'

Field Supervisor: Danny Vasentine

Signature / Date: Danny Vasentine 11Feb04

Field Observations / Remarks:

This sample was collected in the Central Ditch

SOIL SAMPLE COLLECTION LOG

3TM INTERNATIONAL
Houston, Texas

Project Name: Koppers Creosote Case

Site Name: Koppers Creosote Facility

Date of Sampling: 10Jan04

Time of Sampling: 1140

Sample Location: Batupan Bogue Creek

Sample ID: 3TM-KP-DS-BB-2A (0-1')

Boring Number: 3TM-KP-DS-BB-2A

Terminal Depth of Boring: 3 feet bgs

Sampling Method: Macro-Core® Soil Sampler

Sample Depth: 0-1 foot bgs

Sample Matrix: Ditch Sediment

Soil Type: Saturated Coarse Sand

Sample Color: Brown

Sample Odor: None

Field Measurements: None

Equipment: Macro-Core® Soil Sampler

Sample Analysis: Samples on Hold

Analytical Laboratory: Xenco

Sample Container: Clear Glass

Number of Samples: 1

Sample Quantity Collected: 8 oz.

Preservative Used: Ice

Weather: Cloudy

Ambient Temperature: Approx. 30° F

Site Conditions: Not Applicable

Photograph Taken: Yes

GPS Latitude: N 33°44.945'

GPS Longitude: W 089°47.070'

Field Supervisor: Danny Vasentine

Signature / Date: Danny Vasentine 11Feb04

Field Observations / Remarks:

SOIL SAMPLE COLLECTION LOG

3TM INTERNATIONAL
Houston, Texas

Project Name: Koppers Creosote Case

Site Name: Koppers Creosote Facility

Date of Sampling: 10Jan04

Time of Sampling: 1150

Sample Location: Batupan Bogue Creek

Sample ID: 3TM-KP-DS-BB-2A (1-2')

Boring Number: 3TM-KP-DS-BB-2A

Terminal Depth of Boring: 3 feet bgs

Sampling Method: Macro-Core® Soil Sampler

Sample Depth: 1-2 foot bgs

Sample Matrix: Ditch Sediment

Soil Type: Saturated Coarse Sand

Sample Color: Brown

Sample Odor: None

Field Measurements: None

Equipment: Macro-Core® Soil Sampler

Sample Analysis: Samples on Hold

Analytical Laboratory: Xenco

Sample Container: Clear Glass

Number of Samples: 1

Sample Quantity Collected: 8 oz.

Preservative Used: Ice

Weather: Cloudy

Ambient Temperature: Approx. 30° F

Site Conditions: Not Applicable

Photograph Taken: Yes

GPS Latitude: N 33°44.945'

GPS Longitude: W 089°47.070'

Field Supervisor: Danny Vasentine

Signature / Date: Danny Vasentine 11Feb04

Field Observations / Remarks:

SOIL SAMPLE COLLECTION LOG

3TM INTERNATIONAL
Houston, Texas

Project Name: Koppers Creosote Case

Site Name: Koppers Creosote Facility

Date of Sampling: 10Jan04

Time of Sampling: 1200

Sample Location: Batupan Bogue Creek

Sample ID: 3TM-KP-DS-BB-2A (2-3')

Boring Number: 3TM-KP-DS-BB-2A

Terminal Depth of Boring: 3 feet bgs

Sampling Method: Macro-Core® Soil Sampler

Sample Depth: 2-3 foot bgs

Sample Matrix: Ditch Sediment

Soil Type: Saturated Coarse Sand

Sample Color: Brown

Sample Odor: None

Field Measurements: None

Equipment: Macro-Core® Soil Sampler

Sample Analysis: Samples on Hold

Analytical Laboratory: Xenco

Sample Container: Clear Glass

Number of Samples: 1

Sample Quantity Collected: 8 oz.

Preservative Used: Ice

Weather: Cloudy

Ambient Temperature: Approx. 30° F

Site Conditions: Not Applicable

Photograph Taken: Yes

GPS Latitude: N 33°44.945'

GPS Longitude: W 089°47.070'

Field Supervisor: Danny Vasentine

Signature / Date: Danny Vasentine 11Feb04

Field Observations / Remarks:

SOIL SAMPLE COLLECTION LOG

3TM INTERNATIONAL
Houston, Texas

Project Name: Koppers Creosote Case

Site Name: Koppers Creosote Facility

Date of Sampling: 10Jan04

Time of Sampling: 1210

Sample Location: Batupan Bogue Creek

Sample ID: 3TM-KP-DS-BB-2A (0-3')

Boring Number: 3TM-KP-DS-BB-2A

Terminal Depth of Boring: 3 feet bgs

Sampling Method: Macro-Core® Soil Sampler

Sample Depth: 0-3 foot bgs

Sample Matrix: Ditch Sediment

Soil Type: Saturated Coarse Sand

Sample Color: Brown

Sample Odor: None

Field Measurements: None

Equipment: Macro-Core® Soil Sampler

Sample Analysis: SVOAs by 8270

Analytical Laboratory: Xenco

Sample Container: Clear Glass

Number of Samples: 1

Sample Quantity Collected: 8 oz.

Preservative Used: Ice

Weather: Cloudy

Ambient Temperature: Approx. 30° F

Site Conditions: Not Applicable

Photograph Taken: Yes

GPS Latitude: N 33°44.945'

GPS Longitude: W 089°47.070'

Field Supervisor: Danny Vasentine

Signature / Date: Danny Vasentine 11Feb04

Field Observations / Remarks:

SOIL SAMPLE COLLECTION LOG

3TM INTERNATIONAL
Houston, Texas

Project Name: Koppers Creosote Case

Site Name: Koppers Creosote Facility

Date of Sampling: 10Jan04

Time of Sampling: 1230

Sample Location: Batupan Bogue Creek

Sample ID: 3TM-KP-DS-BB-2B (0-1')

Boring Number: 3TM-KP-DS-BB-2B

Terminal Depth of Boring: 3 feet bgs

Sampling Method: Macro-Core® Soil Sampler

Sample Depth: 0-1 foot bgs

Sample Matrix: Ditch Sediment

Soil Type: Saturated Clayey Sand

Sample Color: Brown

Sample Odor: None

Field Measurements: None

Equipment: Macro-Core® Soil Sampler

Sample Analysis: Samples on Hold

Analytical Laboratory: Xenco

Sample Container: Clear Glass

Number of Samples: 1

Sample Quantity Collected: 8 oz.

Preservative Used: Ice

Weather: Cloudy

Ambient Temperature: Approx. 30° F

Site Conditions: Not Applicable

Photograph Taken: Yes

GPS Latitude: N 33°44.940'

GPS Longitude: W 089°47.068'

Field Supervisor: Danny Vasentine

Signature / Date: Danny Vasentine 11Feb04

Field Observations / Remarks:

SOIL SAMPLE COLLECTION LOG

3TM INTERNATIONAL
Houston, Texas

Project Name: Koppers Creosote Case

Site Name: Koppers Creosote Facility

Date of Sampling: 10Jan04

Time of Sampling: 1240

Sample Location: Batupan Bogue Creek

Sample ID: 3TM-KP-DS-BB-2B (1-2')

Boring Number: 3TM-KP-DS-BB-2B

Terminal Depth of Boring: 3 feet bgs

Sampling Method: Macro-Core® Soil Sampler

Sample Depth: 1-2 foot bgs

Sample Matrix: Ditch Sediment

Soil Type: Saturated Coarse Sand

Sample Color: Brown

Sample Odor: None

Field Measurements: None

Equipment: Macro-Core® Soil Sampler

Sample Analysis: Samples on Hold

Analytical Laboratory: Xenco

Sample Container: Clear Glass

Number of Samples: 1

Sample Quantity Collected: 8 oz.

Preservative Used: Ice

Weather: Cloudy

Ambient Temperature: Approx. 30° F

Site Conditions: Not Applicable

Photograph Taken: Yes

GPS Latitude: N 33°44.940'

GPS Longitude: W 089°47.068'

Field Supervisor: Danny Vasentine

Signature / Date: Danny Vasentine 11Feb04

Field Observations / Remarks:

SOIL SAMPLE COLLECTION LOG

3TM INTERNATIONAL
Houston, Texas

Project Name: Koppers Creosote Case

Site Name: Koppers Creosote Facility

Date of Sampling: 10Jan04

Time of Sampling: 1250

Sample Location: Batupan Bogue Creek

Sample ID: 3TM-KP-DS-BB-2B (2-3')

Boring Number: 3TM-KP-DS-BB-2B

Terminal Depth of Boring: 3 feet bgs

Sampling Method: Macro-Core® Soil Sampler

Sample Depth: 2-3 foot bgs

Sample Matrix: Ditch Sediment

Soil Type: Saturated Coarse Sand

Sample Color: Brown

Sample Odor: None

Field Measurements: None

Equipment: Macro-Core® Soil Sampler

Sample Analysis: Samples on Hold

Analytical Laboratory: Xenco

Sample Container: Clear Glass

Number of Samples: 1

Sample Quantity Collected: 8 oz.

Preservative Used: Ice

Weather: Cloudy

Ambient Temperature: Approx. 30° F

Site Conditions: Not Applicable

Photograph Taken: Yes

GPS Latitude: N 33°44.940'

GPS Longitude: W 089°47.068'

Field Supervisor: Danny Vasentine

Signature / Date: Danny Vasentine 11Feb04

Field Observations / Remarks:

SOIL SAMPLE COLLECTION LOG

3TM INTERNATIONAL
Houston, Texas

Project Name: Koppers Creosote Case

Site Name: Koppers Creosote Facility

Date of Sampling: 10Jan04

Time of Sampling: 1300

Sample Location: Batupan Bogue Creek

Sample ID: 3TM-KP-DS-BB-2B (0-3')

Boring Number: 3TM-KP-DS-BB-2B

Terminal Depth of Boring: 3 feet bgs

Sampling Method: Macro-Core® Soil Sampler

Sample Depth: 0-3 foot bgs

Sample Matrix: Ditch Sediment

Soil Type: Saturated Coarse Sand

Sample Color: Brown

Sample Odor: None

Field Measurements: None

Equipment: Macro-Core® Soil Sampler

Sample Analysis: SVOAs by 8270

Analytical Laboratory: Xenco

Sample Container: Clear Glass

Number of Samples: 1

Sample Quantity Collected: 8 oz.

Preservative Used: Ice

Weather: Cloudy

Ambient Temperature: Approx. 30° F

Site Conditions: Not Applicable

Photograph Taken: Yes

GPS Latitude: N 33°44.940'

GPS Longitude: W 089°47.068'

Field Supervisor: Danny Vasentine

Signature / Date: Danny Vasentine 11Feb04

Field Observations / Remarks:

SOIL SAMPLE COLLECTION LOG

3TM INTERNATIONAL
Houston, Texas

Project Name: Koppers Creosote Case

Site Name: Koppers Creosote Facility

Date of Sampling: 10Jan04

Time of Sampling: 1330

Sample Location: Batupan Bogue Creek

Sample ID: 3TM-KP-DS-BB-2C (0-1')

Boring Number: 3TM-KP-DS-BB-2C

Terminal Depth of Boring: 3 feet bgs

Sampling Method: Macro-Core® Soil Sampler

Sample Depth: 0-1 foot bgs

Sample Matrix: Ditch Sediment

Soil Type: Saturated Clayey Sand

Sample Color: Brown

Sample Odor: None

Field Measurements: None

Equipment: Macro-Core® Soil Sampler

Sample Analysis: Samples on Hold

Analytical Laboratory: Xenco

Sample Container: Clear Glass

Number of Samples: 1

Sample Quantity Collected: 8 oz.

Preservative Used: Ice

Weather: Cloudy

Ambient Temperature: Approx. 35° F

Site Conditions: Not Applicable

Photograph Taken: Yes

GPS Latitude: N 33°44.935'

GPS Longitude: W 089°47.070'

Field Supervisor: Danny Vasentine

Signature / Date: Danny Vasentine 11Feb04

Field Observations / Remarks:

SOIL SAMPLE COLLECTION LOG

3TM INTERNATIONAL
Houston, Texas

Project Name: Koppers Creosote Case

Site Name: Koppers Creosote Facility

Date of Sampling: 10Jan04

Time of Sampling: 1340

Sample Location: Batupan Bogue Creek

Sample ID: 3TM-KP-DS-BB-2C (1-2')

Boring Number: 3TM-KP-DS-BB-2C

Terminal Depth of Boring: 3 feet bgs

Sampling Method: Macro-Core® Soil Sampler

Sample Depth: 1-2 foot bgs

Sample Matrix: Ditch Sediment

Soil Type: Saturated Coarse Sand

Sample Color: Brown

Sample Odor: None

Field Measurements: None

Equipment: Macro-Core® Soil Sampler

Sample Analysis: Samples on Hold

Analytical Laboratory: Xenco

Sample Container: Clear Glass

Number of Samples: 1

Sample Quantity Collected: 8 oz.

Preservative Used: Ice

Weather: Cloudy

Ambient Temperature: Approx. 35° F

Site Conditions: Not Applicable

Photograph Taken: Yes

GPS Latitude: N 33°44.935'

GPS Longitude: W 089°47.070'

Field Supervisor: Danny Vasentine

Signature / Date: Danny Vasentine 11Feb04

Field Observations / Remarks:

SOIL SAMPLE COLLECTION LOG

3TM INTERNATIONAL
Houston, Texas

Project Name: Koppers Creosote Case

Site Name: Koppers Creosote Facility

Date of Sampling: 10Jan04

Time of Sampling: 1350

Sample Location: Batupan Bogue Creek

Sample ID: 3TM-KP-DS-BB-2C (2-3')

Boring Number: 3TM-KP-DS-BB-2C

Terminal Depth of Boring: 3 feet bgs

Sampling Method: Macro-Core® Soil Sampler

Sample Depth: 2-3 foot bgs

Sample Matrix: Ditch Sediment

Soil Type: Saturated Coarse Sand

Sample Color: Brown

Sample Odor: None

Field Measurements: None

Equipment: Macro-Core® Soil Sampler

Sample Analysis: Samples on Hold

Analytical Laboratory: Xenco

Sample Container: Clear Glass

Number of Samples: 1

Sample Quantity Collected: 8 oz.

Preservative Used: Ice

Weather: Cloudy

Ambient Temperature: Approx. 35° F

Site Conditions: Not Applicable

Photograph Taken: Yes

GPS Latitude: N 33°44.935'

GPS Longitude: W 089°47.070'

Field Supervisor: Danny Vasentine

Signature / Date: Danny Vasentine 11Feb04

Field Observations / Remarks:

SOIL SAMPLE COLLECTION LOG

3TM INTERNATIONAL
Houston, Texas

Project Name: Koppers Creosote Case

Site Name: Koppers Creosote Facility

Date of Sampling: 10Jan04

Time of Sampling: 1400

Sample Location: Batupan Bogue Creek

Sample ID: 3TM-KP-DS-BB-2C (0-3')

Boring Number: 3TM-KP-DS-BB-2C

Terminal Depth of Boring: 3 feet bgs

Sampling Method: Macro-Core® Soil Sampler

Sample Depth: 0-3 foot bgs

Sample Matrix: Ditch Sediment

Soil Type: Saturated Coarse Sand

Sample Color: Brown

Sample Odor: None

Field Measurements: None

Equipment: Macro-Core® Soil Sampler

Sample Analysis: SVOAs by 8270

Analytical Laboratory: Xenco

Sample Container: Clear Glass

Number of Samples: 1

Sample Quantity Collected: 8 oz.

Preservative Used: Ice

Weather: Cloudy

Ambient Temperature: Approx. 35° F

Site Conditions: Not Applicable

Photograph Taken: Yes

GPS Latitude: N 33°44.935'

GPS Longitude: W 089°47.070'

Field Supervisor: Danny Vasentine

Signature / Date: 11Feb04

Field Observations / Remarks:

SOIL SAMPLE COLLECTION LOG

3TM INTERNATIONAL
Houston, Texas

Project Name: Koppers Creosote Case

Site Name: Koppers Creosote Facility

Date of Sampling: 10Jan04

Time of Sampling: 1500

Sample Location: Batupan Bogue Creek

Sample ID: 3TM-KP-DS-BB-1A (0-1')

Boring Number: 3TM-KP-DS-BB-1A

Terminal Depth of Boring: 3 feet bgs

Sampling Method: Macro-Core® Soil Sampler

Sample Depth: 0-1 foot bgs

Sample Matrix: Ditch Sediment

Soil Type: Saturated Coarse Sand

Sample Color: Dark Brown

Sample Odor: None

Field Measurements: None

Equipment: Macro-Core® Soil Sampler

Sample Analysis: Samples on Hold

Analytical Laboratory: Xenco

Sample Container: Clear Glass

Number of Samples: 1

Sample Quantity Collected: 8 oz.

Preservative Used: Ice

Weather: Cloudy

Ambient Temperature: Approx. 45° F

Site Conditions: Not Applicable

Photograph Taken: Yes

GPS Latitude: N 33°44.649'

GPS Longitude: W 089°46.767'

Field Supervisor: Danny Vasentine

Signature / Date: Danny Vasentine 11Feb04

Field Observations / Remarks:

SOIL SAMPLE COLLECTION LOG

3TM INTERNATIONAL
Houston, Texas

Project Name: Koppers Creosote Case

Site Name: Koppers Creosote Facility

Date of Sampling: 10Jan04

Time of Sampling: 1510

Sample Location: Batupan Bogue Creek

Sample ID: 3TM-KP-DS-BB-1A (1-2')

Boring Number: 3TM-KP-DS-BB-1A

Terminal Depth of Boring: 3 feet bgs

Sampling Method: Macro-Core® Soil Sampler

Sample Depth: 1-2 foot bgs

Sample Matrix: Ditch Sediment

Soil Type: Saturated Coarse Sand

Sample Color: Brown

Sample Odor: None

Field Measurements: None

Equipment: Macro-Core® Soil Sampler

Sample Analysis: Samples on Hold

Analytical Laboratory: Xenco

Sample Container: Clear Glass

Number of Samples: 1

Sample Quantity Collected: 8 oz.

Preservative Used: Ice

Weather: Cloudy

Ambient Temperature: Approx. 45° F

Site Conditions: Not Applicable

Photograph Taken: Yes

GPS Latitude: N 33°44.649'

GPS Longitude: W 089°46.767'

Field Supervisor: Danny Vasentine

Signature / Date: Danny Vasentine 11Feb04

Field Observations / Remarks:

SOIL SAMPLE COLLECTION LOG

3TM INTERNATIONAL
Houston, Texas

Project Name: Koppers Creosote Case

Site Name: Koppers Creosote Facility

Date of Sampling: 10Jan04

Time of Sampling: 1520

Sample Location: Batupan Bogue Creek

Sample ID: 3TM-KP-DS-BB-1A (2-3')

Boring Number: 3TM-KP-DS-BB-1A

Terminal Depth of Boring: 3 feet bgs

Sampling Method: Macro-Core® Soil Sampler

Sample Depth: 2-3 foot bgs

Sample Matrix: Ditch Sediment

Soil Type: Saturated Coarse Sand

Sample Color: Brown

Sample Odor: None

Field Measurements: None

Equipment: Macro-Core® Soil Sampler

Sample Analysis: Samples on Hold

Analytical Laboratory: Xenco

Sample Container: Clear Glass

Number of Samples: 1

Sample Quantity Collected: 8 oz.

Preservative Used: Ice

Weather: Cloudy

Ambient Temperature: Approx. 45° F

Site Conditions: Not Applicable

Photograph Taken: Yes

GPS Latitude: N 33°44.649'

GPS Longitude: W 089°46.767'

Field Supervisor: Danny Vasentine

Signature / Date: Danny Vasentine 11Feb04

Field Observations / Remarks:

SOIL SAMPLE COLLECTION LOG

3TM INTERNATIONAL
Houston, Texas

Project Name: Koppers Creosote Case

Site Name: Koppers Creosote Facility

Date of Sampling: 10Jan04

Time of Sampling: 1530

Sample Location: Batupan Bogue Creek

Sample ID: 3TM-KP-DS-BB-1A (0-3')

Boring Number: 3TM-KP-DS-BB-1A

Terminal Depth of Boring: 3 feet bgs

Sampling Method: Macro-Core® Soil Sampler

Sample Depth: 0-3 foot bgs

Sample Matrix: Ditch Sediment

Soil Type: Saturated Coarse Sand

Sample Color: Brown

Sample Odor: None

Field Measurements: None

Equipment: Macro-Core® Soil Sampler

Sample Analysis: SVOAs by 8270

Analytical Laboratory: Xenco

Sample Container: Clear Glass

Number of Samples: 1

Sample Quantity Collected: 8 oz.

Preservative Used: Ice

Weather: Cloudy

Ambient Temperature: Approx. 45° F

Site Conditions: Not Applicable

Photograph Taken: Yes

GPS Latitude: N 33°44.649'

GPS Longitude: W 089°46.767'

Field Supervisor: Danny Vasentine

Signature / Date: Danny Vasentine 11Feb04

Field Observations / Remarks:

SOIL SAMPLE COLLECTION LOG

3TM INTERNATIONAL
Houston, Texas

Project Name: Koppers Creosote Case

Site Name: Koppers Creosote Facility

Date of Sampling: 10Jan04

Time of Sampling: 1550

Sample Location: Batupan Bogue Creek

Sample ID: 3TM-KP-DS-BB-1B (0-1')

Boring Number: 3TM-KP-DS-BB-1B

Terminal Depth of Boring: 3 feet bgs

Sampling Method: Macro-Core® Soil Sampler

Sample Depth: 0-1 foot bgs

Sample Matrix: Ditch Sediment

Soil Type: Saturated Coarse Sand

Sample Color: Brown

Sample Odor: None

Field Measurements: None

Equipment: Macro-Core® Soil Sampler

Sample Analysis: Samples on Hold

Analytical Laboratory: Xenco

Sample Container: Clear Glass

Number of Samples: 1

Sample Quantity Collected: 8 oz.

Preservative Used: Ice

Weather: Cloudy

Ambient Temperature: Approx. 45° F

Site Conditions: Not Applicable

Photograph Taken: Yes

GPS Latitude: N 33°44.656'

GPS Longitude: W 089°46.774'

Field Supervisor: Danny Vasentine

Signature / Date: Danny Vasentine 11Feb04

Field Observations / Remarks:

SOIL SAMPLE COLLECTION LOG

3TM INTERNATIONAL
Houston, Texas

Project Name: Koppers Creosote Case

Site Name: Koppers Creosote Facility

Date of Sampling: 10Jan04

Time of Sampling: 1600

Sample Location: Batupan Bogue Creek

Sample ID: 3TM-KP-DS-BB-1B (1-2')

Boring Number: 3TM-KP-DS-BB-1B

Terminal Depth of Boring: 3 feet bgs

Sampling Method: Macro-Core® Soil Sampler

Sample Depth: 1-2 foot bgs

Sample Matrix: Ditch Sediment

Soil Type: Saturated Coarse Sand

Sample Color: Brown

Sample Odor: None

Field Measurements: None

Equipment: Macro-Core® Soil Sampler

Sample Analysis: Samples on Hold

Analytical Laboratory: Xenco

Sample Container: Clear Glass

Number of Samples: 1

Sample Quantity Collected: 8 oz.

Preservative Used: Ice

Weather: Cloudy

Ambient Temperature: Approx. 45° F

Site Conditions: Not Applicable

Photograph Taken: Yes

GPS Latitude: N 33°44.656'

GPS Longitude: W 089°46.774'

Field Supervisor: Danny Vasentine

Signature / Date: Danny Vasentine 11Feb04

Field Observations / Remarks:

SOIL SAMPLE COLLECTION LOG

3TM INTERNATIONAL
Houston, Texas

Project Name: Koppers Creosote Case

Site Name: Koppers Creosote Facility

Date of Sampling: 10Jan04

Time of Sampling: 1610

Sample Location: Batupan Bogue Creek

Sample ID: 3TM-KP-DS-BB-1B (2-3')

Boring Number: 3TM-KP-DS-BB-1B

Terminal Depth of Boring: 3 feet bgs

Sampling Method: Macro-Core® Soil Sampler

Sample Depth: 2-3 foot bgs

Sample Matrix: Ditch Sediment

Soil Type: Saturated Coarse Sand

Sample Color: Brown

Sample Odor: None

Field Measurements: None

Equipment: Macro-Core® Soil Sampler

Sample Analysis: Samples on Hold

Analytical Laboratory: Xenco

Sample Container: Clear Glass

Number of Samples: 1

Sample Quantity Collected: 8 oz.

Preservative Used: Ice

Weather: Cloudy

Ambient Temperature: Approx. 45° F

Site Conditions: Not Applicable

Photograph Taken: Yes

GPS Latitude: N 33°44.656'

GPS Longitude: W 089°46.774'

Field Supervisor: Danny Vasentine

Signature / Date: Danny Vasentine 11Feb04

Field Observations / Remarks:

SOIL SAMPLE COLLECTION LOG

3TM INTERNATIONAL
Houston, Texas

Project Name: Koppers Creosote Case

Date of Sampling: 10Jan04

Sample Location: Batupan Bogue Creek

Boring Number: 3TM-KP-DS-BB-1B

Sampling Method: Macro-Core® Soil Sampler

Sample Matrix: Ditch Sediment

Sample Color: Brown

Field Measurements: None

Sample Analysis: SVOAs by 8270

Sample Container: Clear Glass

Sample Quantity Collected: 8 oz.

Weather: Cloudy

Site Conditions: Not Applicable

GPS Latitude: N 33°44.656'

Field Supervisor: Danny Vasentine

Site Name: Koppers Creosote Facility

Time of Sampling: 1620

Sample ID: 3TM-KP-DS-BB-1B (0-3')

Terminal Depth of Boring: 3 feet bgs

Sample Depth: 0-3 foot bgs

Soil Type: Saturated Coarse Sand

Sample Odor: None

Equipment: Macro-Core® Soil Sampler

Analytical Laboratory: Xenco

Number of Samples: 1

Preservative Used: Ice

Ambient Temperature: Approx. 45° F

Photograph Taken: Yes

GPS Longitude: W 089°46.774'

Signature / Date: Danny Vasentine

Field Observations / Remarks:

Duplicate 1 was collected at this location

SOIL SAMPLE COLLECTION LOG

3TM INTERNATIONAL
Houston, Texas

Project Name: Koppers Creosote Case

Site Name: Koppers Creosote Facility

Date of Sampling: 10Jan04

Time of Sampling: 1640

Sample Location: Batupan Bogue Creek

Sample ID: 3TM-KP-DS-BB-1C (0-1')

Boring Number: 3TM-KP-DS-BB-1C

Terminal Depth of Boring: 3 feet bgs

Sampling Method: Macro-Core® Soil Sampler

Sample Depth: 0-1 foot bgs

Sample Matrix: Ditch Sediment

Soil Type: Saturated Coarse Sand

Sample Color: Brown

Sample Odor: None

Field Measurements: None

Equipment: Macro-Core® Soil Sampler

Sample Analysis: Samples on Hold

Analytical Laboratory: Xenco

Sample Container: Clear Glass

Number of Samples: 1

Sample Quantity Collected: 8 oz.

Preservative Used: Ice

Weather: Cloudy

Ambient Temperature: Approx. 45° F

Site Conditions: Not Applicable

Photograph Taken: Yes

GPS Latitude: N 33°44.652'

GPS Longitude: W 089°46.781'

Field Supervisor: Danny Vasentine

Signature / Date: Danny Vasentine 11Feb04

Field Observations / Remarks:

SOIL SAMPLE COLLECTION LOG

3TM INTERNATIONAL
Houston, Texas

Project Name: Koppers Creosote Case

Site Name: Koppers Creosote Facility

Date of Sampling: 10Jan04

Time of Sampling: 1650

Sample Location: Batupan Bogue Creek

Sample ID: 3TM-KP-DS-BB-1C (1-2')

Boring Number: 3TM-KP-DS-BB-1C

Terminal Depth of Boring: 3 feet bgs

Sampling Method: Macro-Core® Soil Sampler

Sample Depth: 1-2 foot bgs

Sample Matrix: Ditch Sediment

Soil Type: Saturated Coarse Sand

Sample Color: Brown

Sample Odor: None

Field Measurements: None

Equipment: Macro-Core® Soil Sampler

Sample Analysis: Samples on Hold

Analytical Laboratory: Xenco

Sample Container: Clear Glass

Number of Samples: 1

Sample Quantity Collected: 8 oz.

Preservative Used: Ice

Weather: Cloudy

Ambient Temperature: Approx. 45° F

Site Conditions: Not Applicable

Photograph Taken: Yes

GPS Latitude: N 33°44.652'

GPS Longitude: W 089°46.781'

Field Supervisor: Danny Vasentine

Signature / Date: Danny Vasentine 11Feb04

Field Observations / Remarks:

SOIL SAMPLE COLLECTION LOG

3TM INTERNATIONAL
Houston, Texas

Project Name: Koppers Creosote Case

Site Name: Koppers Creosote Facility

Date of Sampling: 10Jan04

Time of Sampling: 1700

Sample Location: Batupan Bogue Creek

Sample ID: 3TM-KP-DS-BB-1C (2-3')

Boring Number: 3TM-KP-DS-BB-1C

Terminal Depth of Boring: 3 feet bgs

Sampling Method: Macro-Core® Soil Sampler

Sample Depth: 2-3 foot bgs

Sample Matrix: Ditch Sediment

Soil Type: Saturated Coarse Sand

Sample Color: Brown

Sample Odor: None

Field Measurements: None

Equipment: Macro-Core® Soil Sampler

Sample Analysis: Samples on Hold

Analytical Laboratory: Xenco

Sample Container: Clear Glass

Number of Samples: 1

Sample Quantity Collected: 8 oz.

Preservative Used: Ice

Weather: Cloudy

Ambient Temperature: Approx. 45° F

Site Conditions: Not Applicable

Photograph Taken: Yes

GPS Latitude: N 33°44.652'

GPS Longitude: W 089°46.781'

Field Supervisor: Danny Vasentine

Signature / Date: Danny Vasentine 11Feb04

Field Observations / Remarks:

SOIL SAMPLE COLLECTION LOG

3TM INTERNATIONAL
Houston, Texas

Project Name: Koppers Creosote Case

Site Name: Koppers Creosote Facility

Date of Sampling: 11Jan04

Time of Sampling: 1710

Sample Location: Batupan Bogue Creek

Sample ID: 3TM-KP-DS-BB-1C (0-3')

Boring Number: 3TM-KP-DS-BB-1C

Terminal Depth of Boring: 3 feet bgs

Sampling Method: Macro-Core® Soil Sampler

Sample Depth: 0-3 foot bgs

Sample Matrix: Ditch Sediment

Soil Type: Saturated Coarse Sand

Sample Color: Brown

Sample Odor: None

Field Measurements: None

Equipment: Macro-Core® Soil Sampler

Sample Analysis: SVOAs by 8270

Analytical Laboratory: Xenco

Sample Container: Clear Glass

Number of Samples: 1

Sample Quantity Collected: 8 oz.

Preservative Used: Ice

Weather: Cloudy

Ambient Temperature: Approx. 45° F

Site Conditions: Not Applicable

Photograph Taken: Yes

GPS Latitude: N 33°44.652'

GPS Longitude: W 089°46.781'

Field Supervisor: Danny Vasentine

Signature / Date: Danny Vasentine 11Feb04

Field Observations / Remarks:

SOIL SAMPLE COLLECTION LOG

3TM INTERNATIONAL
Houston, Texas

Project Name: Koppers Creosote Case

Site Name: Koppers Creosote Facility

Date of Sampling: 11Jan04

Time of Sampling: 0920

Sample Location: Batupan Bogue Creek

Sample ID: 3TM-KP-DS-BB-3A (0-1')

Boring Number: 3TM-KP-DS-BB-3A

Terminal Depth of Boring: 3 feet bgs

Sampling Method: Macro-Core® Soil Sampler

Sample Depth: 0-1 foot bgs

Sample Matrix: Ditch Sediment

Soil Type: Moist Coarse Sand

Sample Color: Brown

Sample Odor: None

Field Measurements: None

Equipment: Macro-Core® Soil Sampler

Sample Analysis: Samples on Hold

Analytical Laboratory: Xenco

Sample Container: Clear Glass

Number of Samples: 1

Sample Quantity Collected: 8 oz.

Preservative Used: Ice

Weather: Clear & Sunny

Ambient Temperature: Approx. 35° F

Site Conditions: Not Applicable

Photograph Taken: Yes

GPS Latitude: N 33°45.427'

GPS Longitude: W 089°46.913'

Field Supervisor: Danny Vasentine

Signature / Date: Danny Vasentine 11Feb04

Field Observations / Remarks:

SOIL SAMPLE COLLECTION LOG

3TM INTERNATIONAL
Houston, Texas

Project Name: Koppers Creosote Case

Site Name: Koppers Creosote Facility

Date of Sampling: 11Jan04

Time of Sampling: 0930

Sample Location: Batupan Bogue Creek

Sample ID: 3TM-KP-DS-BB-3A (1-2')

Boring Number: 3TM-KP-DS-BB-3A

Terminal Depth of Boring: 3 feet bgs

Sampling Method: Macro-Core® Soil Sampler

Sample Depth: 1-2 foot bgs

Sample Matrix: Ditch Sediment

Soil Type: Moist Coarse Sand

Sample Color: Brown

Sample Odor: None

Field Measurements: None

Equipment: Macro-Core® Soil Sampler

Sample Analysis: Samples on Hold

Analytical Laboratory: Xenco

Sample Container: Clear Glass

Number of Samples: 1

Sample Quantity Collected: 8 oz.

Preservative Used: Ice

Weather: Clear & Sunny

Ambient Temperature: Approx. 35° F

Site Conditions: Not Applicable

Photograph Taken: Yes

GPS Latitude: N 33°45.427'

GPS Longitude: W 089°46.913'

Field Supervisor: Danny Vasentine

Signature / Date: Danny Vasentine 11Feb04

Field Observations / Remarks:

SOIL SAMPLE COLLECTION LOG

3TM INTERNATIONAL
Houston, Texas

Project Name: Koppers Creosote Case

Site Name: Koppers Creosote Facility

Date of Sampling: 11Jan04

Time of Sampling: 0940

Sample Location: Batupan Bogue Creek

Sample ID: 3TM-KP-DS-BB-3A (2-3')

Boring Number: 3TM-KP-DS-BB-3A

Terminal Depth of Boring: 3 feet bgs

Sampling Method: Macro-Core® Soil Sampler

Sample Depth: 2-3 foot bgs

Sample Matrix: Ditch Sediment

Soil Type: Moist Coarse Sand

Sample Color: Red

Sample Odor: None

Field Measurements: None

Equipment: Macro-Core® Soil Sampler

Sample Analysis: Samples on Hold

Analytical Laboratory: Xenco

Sample Container: Clear Glass

Number of Samples: 1

Sample Quantity Collected: 8 oz.

Preservative Used: Ice

Weather: Clear & Sunny

Ambient Temperature: Approx. 35° F

Site Conditions: Not Applicable

Photograph Taken: Yes

GPS Latitude: N 33°45.427'

GPS Longitude: W 089°46.913'

Field Supervisor: Danny Vasentine

Signature / Date: Danny Vasentine 11Feb04

Field Observations / Remarks:

SOIL SAMPLE COLLECTION LOG

3TM INTERNATIONAL
Houston, Texas

Project Name: Koppers Creosote Case

Site Name: Koppers Creosote Facility

Date of Sampling: 11Jan04

Time of Sampling: 0950

Sample Location: Batupan Bogue Creek

Sample ID: 3TM-KP-DS-BB-3A (0-3')

Boring Number: 3TM-KP-DS-BB-3A

Terminal Depth of Boring: 3 feet bgs

Sampling Method: Macro-Core® Soil Sampler

Sample Depth: 0-3 foot bgs

Sample Matrix: Ditch Sediment

Soil Type: Moist Coarse Sand

Sample Color: Red

Sample Odor: None

Field Measurements: None

Equipment: Macro-Core® Soil Sampler

Sample Analysis: SVOAs by 8270

Analytical Laboratory: Xenco

Sample Container: Clear Glass

Number of Samples: 1

Sample Quantity Collected: 8 oz.

Preservative Used: Ice

Weather: Clear & Sunny

Ambient Temperature: Approx. 35° F

Site Conditions: Not Applicable

Photograph Taken: Yes

GPS Latitude: N 33°45.427'

GPS Longitude: W 089°46.913'

Field Supervisor: Danny Vasentine

Signature / Date: Danny Vasentine 11Feb04

Field Observations / Remarks:

A MS/MSD was collected at this location

SOIL SAMPLE COLLECTION LOG

3TM INTERNATIONAL
Houston, Texas

Project Name: Koppers Creosote Case

Site Name: Koppers Creosote Facility

Date of Sampling: 11Jan04

Time of Sampling: 1015

Sample Location: Batupan Bogue Creek

Sample ID: 3TM-KP-DS-BB-3B (0-1')

Boring Number: 3TM-KP-DS-BB-3B

Terminal Depth of Boring: 3 feet bgs

Sampling Method: Macro-Core® Soil Sampler

Sample Depth: 0-1 foot bgs

Sample Matrix: Ditch Sediment

Soil Type: Moist Coarse Sand

Sample Color: Brown

Sample Odor: None

Field Measurements: None

Equipment: Macro-Core® Soil Sampler

Sample Analysis: Samples on Hold

Analytical Laboratory: Xenco

Sample Container: Clear Glass

Number of Samples: 1

Sample Quantity Collected: 8 oz.

Preservative Used: Ice

Weather: Clear & Sunny

Ambient Temperature: Approx. 35° F

Site Conditions: Not Applicable

Photograph Taken: Yes

GPS Latitude: N 33°45.428'

GPS Longitude: W 089°46.916'

Field Supervisor: Danny Vasentine

Signature / Date: Danny Vasentine 11Feb04

Field Observations / Remarks:

SOIL SAMPLE COLLECTION LOG

3TM INTERNATIONAL
Houston, Texas

Project Name: Koppers Creosote Case

Site Name: Koppers Creosote Facility

Date of Sampling: 11Jan04

Time of Sampling: 1025

Sample Location: Batupan Bogue Creek

Sample ID: 3TM-KP-DS-BB-3B (1-2')

Boring Number: 3TM-KP-DS-BB-3B

Terminal Depth of Boring: 3 feet bgs

Sampling Method: Macro-Core® Soil Sampler

Sample Depth: 1-2 foot bgs

Sample Matrix: Ditch Sediment

Soil Type: Moist Coarse Sand

Sample Color: Brown

Sample Odor: None

Field Measurements: None

Equipment: Macro-Core® Soil Sampler

Sample Analysis: Samples on Hold

Analytical Laboratory: Xenco

Sample Container: Clear Glass

Number of Samples: 1

Sample Quantity Collected: 8 oz.

Preservative Used: Ice

Weather: Clear & Sunny

Ambient Temperature: Approx. 35° F

Site Conditions: Not Applicable

Photograph Taken: Yes

GPS Latitude: N 33°45.428'

GPS Longitude: W 089°46.916'

Field Supervisor: Danny Vasentine

Signature / Date: Danny Vasentine 11Feb04

Field Observations / Remarks:

SOIL SAMPLE COLLECTION LOG

3TM INTERNATIONAL
Houston, Texas

Project Name: Koppers Creosote Case

Site Name: Koppers Creosote Facility

Date of Sampling: 11Jan04

Time of Sampling: 1035

Sample Location: Batupan Bogue Creek

Sample ID: 3TM-KP-DS-BB-3B (2-3')

Boring Number: 3TM-KP-DS-BB-3B

Terminal Depth of Boring: 3 feet bgs

Sampling Method: Macro-Core® Soil Sampler

Sample Depth: 2-3 foot bgs

Sample Matrix: Ditch Sediment

Soil Type: Moist Coarse Sand

Sample Color: Brown

Sample Odor: None

Field Measurements: None

Equipment: Macro-Core® Soil Sampler

Sample Analysis: Samples on Hold

Analytical Laboratory: Xenco

Sample Container: Clear Glass

Number of Samples: 1

Sample Quantity Collected: 8 oz.

Preservative Used: Ice

Weather: Clear & Sunny

Ambient Temperature: Approx. 35° F

Site Conditions: Not Applicable

Photograph Taken: Yes

GPS Latitude: N 33°45.428'

GPS Longitude: W 089°46.916'

Field Supervisor: Danny Vasentine

Signature / Date: Danny Vasentine 11Feb04

Field Observations / Remarks:

SOIL SAMPLE COLLECTION LOG

3TM INTERNATIONAL
Houston, Texas

Project Name: Koppers Creosote Case

Site Name: Koppers Creosote Facility

Date of Sampling: 11Jan04

Time of Sampling: 1045

Sample Location: Batupan Bogue Creek

Sample ID: 3TM-KP-DS-BB-3B (0-3')

Boring Number: 3TM-KP-DS-BB-3B

Terminal Depth of Boring: 3 feet bgs

Sampling Method: Macro-Core® Soil Sampler

Sample Depth: 0-3 foot bgs

Sample Matrix: Ditch Sediment

Soil Type: Moist Coarse Sand

Sample Color: Brown

Sample Odor: None

Field Measurements: None

Equipment: Macro-Core® Soil Sampler

Sample Analysis: SVOAs by 8270

Analytical Laboratory: Xenco

Sample Container: Clear Glass

Number of Samples: 1

Sample Quantity Collected: 8 oz.

Preservative Used: Ice

Weather: Clear & Sunny

Ambient Temperature: Approx. 35° F

Site Conditions: Not Applicable

Photograph Taken: Yes

GPS Latitude: N 33°45.428'

GPS Longitude: W 089°46.916'

Field Supervisor: Danny Vasentine

Signature / Date: Danny Vasentine 11Feb04

Field Observations / Remarks:

SOIL SAMPLE COLLECTION LOG

3TM INTERNATIONAL
Houston, Texas

Project Name: Koppers Creosote Case

Site Name: Koppers Creosote Facility

Date of Sampling: 11Jan04

Time of Sampling: 1100

Sample Location: Batupan Bogue Creek

Sample ID: 3TM-KP-DS-BB-3C (0-1')

Boring Number: 3TM-KP-DS-BB-3C

Terminal Depth of Boring: 3 feet bgs

Sampling Method: Macro-Core® Soil Sampler

Sample Depth: 0-1 foot bgs

Sample Matrix: Ditch Sediment

Soil Type: Moist Coarse Sand

Sample Color: Brown

Sample Odor: None

Field Measurements: None

Equipment: Macro-Core® Soil Sampler

Sample Analysis: Samples on Hold

Analytical Laboratory: Xenco

Sample Container: Clear Glass

Number of Samples: 1

Sample Quantity Collected: 8 oz.

Preservative Used: Ice

Weather: Clear & Sunny

Ambient Temperature: Approx. 35° F

Site Conditions: Not Applicable

Photograph Taken: Yes

GPS Latitude: N 33°45.437'

GPS Longitude: W 089°46.923'

Field Supervisor: Danny Vasentine

Signature / Date: Danny Vasentine 11Feb04

Field Observations / Remarks:

SOIL SAMPLE COLLECTION LOG

3TM INTERNATIONAL
Houston, Texas

Project Name: Koppers Creosote Case

Site Name: Koppers Creosote Facility

Date of Sampling: 11Jan04

Time of Sampling: 1110

Sample Location: Batupan Bogue Creek

Sample ID: 3TM-KP-DS-BB-3C (1-2')

Boring Number: 3TM-KP-DS-BB-3C

Terminal Depth of Boring: 3 feet bgs

Sampling Method: Macro-Core® Soil Sampler

Sample Depth: 1-2 foot bgs

Sample Matrix: Ditch Sediment

Soil Type: Moist Coarse Sand

Sample Color: Brown

Sample Odor: None

Field Measurements: None

Equipment: Macro-Core® Soil Sampler

Sample Analysis: Samples on Hold

Analytical Laboratory: Xenco

Sample Container: Clear Glass

Number of Samples: 1

Sample Quantity Collected: 8 oz.

Preservative Used: Ice

Weather: Clear & Sunny

Ambient Temperature: Approx. 35° F

Site Conditions: Not Applicable

Photograph Taken: Yes

GPS Latitude: N 33°45.437'

GPS Longitude: W 089°46.923'

Field Supervisor: Danny Vasentine

Signature / Date: Danny Vasentine 11Feb04

Field Observations / Remarks:

SOIL SAMPLE COLLECTION LOG

3TM INTERNATIONAL
Houston, Texas

Project Name: Koppers Creosote Case

Site Name: Koppers Creosote Facility

Date of Sampling: 11Jan04

Time of Sampling: 1120

Sample Location: Batupan Bogue Creek

Sample ID: 3TM-KP-DS-BB-3C (2-3')

Boring Number: 3TM-KP-DS-BB-3C

Terminal Depth of Boring: 3 feet bgs

Sampling Method: Macro-Core® Soil Sampler

Sample Depth: 2-3 foot bgs

Sample Matrix: Ditch Sediment

Soil Type: Moist Coarse Sand

Sample Color: Brown

Sample Odor: None

Field Measurements: None

Equipment: Macro-Core® Soil Sampler

Sample Analysis: Samples on Hold

Analytical Laboratory: Xenco

Sample Container: Clear Glass

Number of Samples: 1

Sample Quantity Collected: 8 oz.

Preservative Used: Ice

Weather: Clear & Sunny

Ambient Temperature: Approx. 35° F

Site Conditions: Not Applicable

Photograph Taken: Yes

GPS Latitude: N 33°45.437'

GPS Longitude: W 089°46.923'

Field Supervisor: Danny Vasentine

Signature / Date: Danny Vasentine 11Feb04

Field Observations / Remarks:

SOIL SAMPLE COLLECTION LOG

3TM INTERNATIONAL
Houston, Texas

Project Name: Koppers Creosote Case

Site Name: Koppers Creosote Facility

Date of Sampling: 11Jan04

Time of Sampling: 1135

Sample Location: Batupan Bogue Creek

Sample ID: 3TM-KP-DS-BB-3C (0-3')

Boring Number: 3TM-KP-DS-BB-3C

Terminal Depth of Boring: 3 feet bgs

Sampling Method: Macro-Core® Soil Sampler

Sample Depth: 0-3 foot bgs

Sample Matrix: Ditch Sediment

Soil Type: Moist Coarse Sand

Sample Color: Brown

Sample Odor: None

Field Measurements: None

Equipment: Macro-Core® Soil Sampler

Sample Analysis: SVOAs by 8270

Analytical Laboratory: Xenco

Sample Container: Clear Glass

Number of Samples: 1

Sample Quantity Collected: 8 oz.

Preservative Used: Ice

Weather: Clear & Sunny

Ambient Temperature: Approx. 35° F

Site Conditions: Not Applicable

Photograph Taken: Yes

GPS Latitude: N 33°45.437'

GPS Longitude: W 089°46.923'

Field Supervisor: Danny Vasentine

Signature / Date: Danny Vasentine 11Feb04

Field Observations / Remarks:

SOIL SAMPLE COLLECTION LOG

3TM INTERNATIONAL
Houston, Texas

Project Name: Koppers Creosote Case

Site Name: Koppers Creosote Facility

Date of Sampling: 11Jan04

Time of Sampling: 1240

Sample Location: Batupan Bogue Creek

Sample ID: 3TM-KP-DS-BB-4A (0-1')

Boring Number: 3TM-KP-DS-BB-4A

Terminal Depth of Boring: 3 feet bgs

Sampling Method: Macro-Core® Soil Sampler

Sample Depth: 0-1 foot bgs

Sample Matrix: Ditch Sediment

Soil Type: Moist Coarse Sand

Sample Color: Brown

Sample Odor: None

Field Measurements: None

Equipment: Macro-Core® Soil Sampler

Sample Analysis: Samples on Hold

Analytical Laboratory: Xenco

Sample Container: Clear Glass

Number of Samples: 1

Sample Quantity Collected: 8 oz.

Preservative Used: Ice

Weather: Clear & Sunny

Ambient Temperature: Approx. 45° F

Site Conditions: Not Applicable

Photograph Taken: Yes

GPS Latitude: N 33°45.804'

GPS Longitude: W 089°47.101'

Field Supervisor: Danny Vasentine

Signature / Date: Danny Vasentine 11Feb04

Field Observations / Remarks:

SOIL SAMPLE COLLECTION LOG

3TM INTERNATIONAL
Houston, Texas

Project Name: Koppers Creosote Case

Site Name: Koppers Creosote Facility

Date of Sampling: 11Jan04

Time of Sampling: 1250

Sample Location: Batupan Bogue Creek

Sample ID: 3TM-KP-DS-BB-4A (1-2')

Boring Number: 3TM-KP-DS-BB-4A

Terminal Depth of Boring: 3 feet bgs

Sampling Method: Macro-Core® Soil Sampler

Sample Depth: 1-2 foot bgs

Sample Matrix: Ditch Sediment

Soil Type: Moist Coarse Sand

Sample Color: Brown

Sample Odor: None

Field Measurements: None

Equipment: Macro-Core® Soil Sampler

Sample Analysis: Samples on Hold

Analytical Laboratory: Xenco

Sample Container: Clear Glass

Number of Samples: 1

Sample Quantity Collected: 8 oz.

Preservative Used: Ice

Weather: Clear & Sunny

Ambient Temperature: Approx. 45° F

Site Conditions: Not Applicable

Photograph Taken: Yes

GPS Latitude: N 33°45.804'

GPS Longitude: W 089°47.101'

Field Supervisor: Danny Vasentine

Signature / Date: Danny Vasentine 11Feb04

Field Observations / Remarks:

SOIL SAMPLE COLLECTION LOG

3TM INTERNATIONAL
Houston, Texas

Project Name: Koppers Creosote Case

Site Name: Koppers Creosote Facility

Date of Sampling: 11Jan04

Time of Sampling: 1300

Sample Location: Batupan Bogue Creek

Sample ID: 3TM-KP-DS-BB-4A (2-3')

Boring Number: 3TM-KP-DS-BB-4A

Terminal Depth of Boring: 3 feet bgs

Sampling Method: Macro-Core® Soil Sampler

Sample Depth: 2-3 foot bgs

Sample Matrix: Ditch Sediment

Soil Type: Moist Coarse Sand

Sample Color: Brown

Sample Odor: None

Field Measurements: None

Equipment: Macro-Core® Soil Sampler

Sample Analysis: Samples on Hold

Analytical Laboratory: Xenco

Sample Container: Clear Glass

Number of Samples: 1

Sample Quantity Collected: 8 oz.

Preservative Used: Ice

Weather: Clear & Sunny

Ambient Temperature: Approx. 45° F

Site Conditions: Not Applicable

Photograph Taken: Yes

GPS Latitude: N 33°45.804'

GPS Longitude: W 089°47.101'

Field Supervisor: Danny Vasentine

Signature / Date: Danny Vasentine 11Feb04

Field Observations / Remarks:

SOIL SAMPLE COLLECTION LOG

3TM INTERNATIONAL
Houston, Texas

Project Name: Koppers Creosote Case

Site Name: Koppers Creosote Facility

Date of Sampling: 11Jan04

Time of Sampling: 1310

Sample Location: Batupan Bogue Creek

Sample ID: 3TM-KP-DS-BB-4A (0-3')

Boring Number: 3TM-KP-DS-BB-4A

Terminal Depth of Boring: 3 feet bgs

Sampling Method: Macro-Core® Soil Sampler

Sample Depth: 0-3 foot bgs

Sample Matrix: Ditch Sediment

Soil Type: Moist Coarse Sand

Sample Color: Brown

Sample Odor: None

Field Measurements: None

Equipment: Macro-Core® Soil Sampler

Sample Analysis: SVOAs by 8270

Analytical Laboratory: Xenco

Sample Container: Clear Glass

Number of Samples: 1

Sample Quantity Collected: 8 oz.

Preservative Used: Ice

Weather: Clear & Sunny

Ambient Temperature: Approx. 45° F

Site Conditions: Not Applicable

Photograph Taken: Yes

GPS Latitude: N 33°45.804'

GPS Longitude: W 089°47.101'

Field Supervisor: Danny Vasentine

Signature / Date: Danny Vasentine 11Feb04

Field Observations / Remarks:

SOIL SAMPLE COLLECTION LOG

3TM INTERNATIONAL
Houston, Texas

Project Name: Koppers Creosote Case

Site Name: Koppers Creosote Facility

Date of Sampling: 11Jan04

Time of Sampling: 1345

Sample Location: Batupan Bogue Creek

Sample ID: 3TM-KP-DS-BB-4B (0-1')

Boring Number: 3TM-KP-DS-BB-4B

Terminal Depth of Boring: 3 feet bgs

Sampling Method: Macro-Core® Soil Sampler

Sample Depth: 0-1 foot bgs

Sample Matrix: Ditch Sediment

Soil Type: Moist Coarse Sand

Sample Color: Brown

Sample Odor: None

Field Measurements: None

Equipment: Macro-Core® Soil Sampler

Sample Analysis: Samples on Hold

Analytical Laboratory: Xenco

Sample Container: Clear Glass

Number of Samples: 1

Sample Quantity Collected: 8 oz.

Preservative Used: Ice

Weather: Clear & Sunny

Ambient Temperature: Approx. 45° F

Site Conditions: Not Applicable

Photograph Taken: Yes

GPS Latitude: N 33°45.797'

GPS Longitude: W 089°47.107'

Field Supervisor: Danny Vasentine

Signature / Date: Danny Vasentine 11Feb04

Field Observations / Remarks:

SOIL SAMPLE COLLECTION LOG

3TM INTERNATIONAL
Houston, Texas

Project Name: Koppers Creosote Case

Site Name: Koppers Creosote Facility

Date of Sampling: 11Jan04

Time of Sampling: 1355

Sample Location: Batupan Bogue Creek

Sample ID: 3TM-KP-DS-BB-4B (1-2')

Boring Number: 3TM-KP-DS-BB-4B

Terminal Depth of Boring: 3 feet bgs

Sampling Method: Macro-Core® Soil Sampler

Sample Depth: 1-2 foot bgs

Sample Matrix: Ditch Sediment

Soil Type: Moist Coarse Sand

Sample Color: Brown

Sample Odor: None

Field Measurements: None

Equipment: Macro-Core® Soil Sampler

Sample Analysis: Samples on Hold

Analytical Laboratory: Xenco

Sample Container: Clear Glass

Number of Samples: 1

Sample Quantity Collected: 8 oz.

Preservative Used: Ice

Weather: Clear & Sunny

Ambient Temperature: Approx. 45° F

Site Conditions: Not Applicable

Photograph Taken: Yes

GPS Latitude: N 33°45.797'

GPS Longitude: W 089°47.107'

Field Supervisor: Danny Vasentine

Signature / Date: Danny Vasentine 11Feb04

Field Observations / Remarks:

SOIL SAMPLE COLLECTION LOG

3TM INTERNATIONAL
Houston, Texas

Project Name: Koppers Creosote Case

Site Name: Koppers Creosote Facility

Date of Sampling: 11Jan04

Time of Sampling: 1405

Sample Location: Batupan Bogue Creek

Sample ID: 3TM-KP-DS-BB-4B (2-3')

Boring Number: 3TM-KP-DS-BB-4B

Terminal Depth of Boring: 3 feet bgs

Sampling Method: Macro-Core® Soil Sampler

Sample Depth: 2-3 foot bgs

Sample Matrix: Ditch Sediment

Soil Type: Moist Coarse Sand

Sample Color: Brown

Sample Odor: None

Field Measurements: None

Equipment: Macro-Core® Soil Sampler

Sample Analysis: Samples on Hold

Analytical Laboratory: Xenco

Sample Container: Clear Glass

Number of Samples: 1

Sample Quantity Collected: 8 oz.

Preservative Used: Ice

Weather: Clear & Sunny

Ambient Temperature: Approx. 45° F

Site Conditions: Not Applicable

Photograph Taken: Yes

GPS Latitude: N 33°45.797'

GPS Longitude: W 089°47.107'

Field Supervisor: Danny Vasentine

Signature / Date: Danny Vasentine 11Feb04

Field Observations / Remarks:

SOIL SAMPLE COLLECTION LOG

3TM INTERNATIONAL
Houston, Texas

Project Name: Koppers Creosote Case

Site Name: Koppers Creosote Facility

Date of Sampling: 11Jan04

Time of Sampling: 1415

Sample Location: Batupan Bogue Creek

Sample ID: 3TM-KP-DS-BB-4B (0-3')

Boring Number: 3TM-KP-DS-BB-4B

Terminal Depth of Boring: 3 feet bgs

Sampling Method: Macro-Core® Soil Sampler

Sample Depth: 0-3 foot bgs

Sample Matrix: Ditch Sediment

Soil Type: Moist Coarse Sand

Sample Color: Brown

Sample Odor: None

Field Measurements: None

Equipment: Macro-Core® Soil Sampler

Sample Analysis: SVOAs by 8270

Analytical Laboratory: Xenco

Sample Container: Clear Glass

Number of Samples: 1

Sample Quantity Collected: 8 oz.

Preservative Used: Ice

Weather: Clear & Sunny

Ambient Temperature: Approx. 45° F

Site Conditions: Not Applicable

Photograph Taken: Yes

GPS Latitude: N 33°45.797'

GPS Longitude: W 089°47.107'

Field Supervisor: Danny Vasentine

Signature / Date: Danny Vasentine 11Feb04

Field Observations / Remarks:

SOIL SAMPLE COLLECTION LOG

3TM INTERNATIONAL
Houston, Texas

Project Name: Koppers Creosote Case

Site Name: Koppers Creosote Facility

Date of Sampling: 11Jan04

Time of Sampling: 1440

Sample Location: Batupan Bogue Creek

Sample ID: 3TM-KP-DS-BB-4C (0-1')

Boring Number: 3TM-KP-DS-BB-4C

Terminal Depth of Boring: 3 feet bgs

Sampling Method: Macro-Core® Soil Sampler

Sample Depth: 0-1 foot bgs

Sample Matrix: Ditch Sediment

Soil Type: Moist Coarse Sand

Sample Color: Brown

Sample Odor: None

Field Measurements: None

Equipment: Macro-Core® Soil Sampler

Sample Analysis: Samples on Hold

Analytical Laboratory: Xenco

Sample Container: Clear Glass

Number of Samples: 1

Sample Quantity Collected: 8 oz.

Preservative Used: Ice

Weather: Clear & Sunny

Ambient Temperature: Approx. 45° F

Site Conditions: Not Applicable

Photograph Taken: Yes

GPS Latitude: N 33°45.802'

GPS Longitude: W 089°47.108'

Field Supervisor: Danny Vasentine

Signature / Date: Danny Vasentine 11Feb04

Field Observations / Remarks:

SOIL SAMPLE COLLECTION LOG

3TM INTERNATIONAL
Houston, Texas

Project Name: Koppers Creosote Case

Date of Sampling: 11Jan04

Sample Location: Batupan Bogue Creek

Boring Number: 3TM-KP-DS-BB-4C

Sampling Method: Macro-Core® Soil Sampler

Sample Matrix: Ditch Sediment

Sample Color: Brown

Field Measurements: None

Sample Analysis: Samples on Hold

Sample Container: Clear Glass

Sample Quantity Collected: 8 oz.

Weather: Clear & Sunny

Site Conditions: Not Applicable

GPS Latitude: N 33°45.802'

Field Supervisor: Danny Vasentine

Site Name: Koppers Creosote Facility

Time of Sampling: 1445

Sample ID: 3TM-KP-DS-BB-4C (1-2')

Terminal Depth of Boring: 3 feet bgs

Sample Depth: 1-2 foot bgs

Soil Type: Moist Coarse Sand

Sample Odor: None

Equipment: Macro-Core® Soil Sampler

Analytical Laboratory: Xenco

Number of Samples: 1

Preservative Used: Ice

Ambient Temperature: Approx. 45° F

Photograph Taken: Yes

GPS Longitude: W 089°47.108'

Signature / Date: Danny Vasentine 11Feb04

Field Observations / Remarks:

SOIL SAMPLE COLLECTION LOG

3TM INTERNATIONAL
Houston, Texas

Project Name: Koppers Creosote Case

Site Name: Koppers Creosote Facility

Date of Sampling: 11Jan04

Time of Sampling: 1455

Sample Location: Batupan Bogue Creek

Sample ID: 3TM-KP-DS-BB-4C (2-3')

Boring Number: 3TM-KP-DS-BB-4C

Terminal Depth of Boring: 3 feet bgs

Sampling Method: Macro-Core® Soil Sampler

Sample Depth: 2-3 foot bgs

Sample Matrix: Ditch Sediment

Soil Type: Moist Coarse Sand

Sample Color: Brown

Sample Odor: None

Field Measurements: None

Equipment: Macro-Core® Soil Sampler

Sample Analysis: Samples on Hold

Analytical Laboratory: Xenco

Sample Container: Clear Glass

Number of Samples: 1

Sample Quantity Collected: 8 oz.

Preservative Used: Ice

Weather: Clear & Sunny

Ambient Temperature: Approx. 45° F

Site Conditions: Not Applicable

Photograph Taken: Yes

GPS Latitude: N 33°45.802'

GPS Longitude: W 089°47.108'

Field Supervisor: Danny Vasentine

Signature / Date: Danny Vasentine 11Feb04

Field Observations / Remarks:

SOIL SAMPLE COLLECTION LOG

3TM INTERNATIONAL
Houston, Texas

Project Name: Koppers Creosote Case

Site Name: Koppers Creosote Facility

Date of Sampling: 11Jan04

Time of Sampling: 1505

Sample Location: Batupan Bogue Creek

Sample ID: 3TM-KP-DS-BB-4C (0-3')

Boring Number: 3TM-KP-DS-BB-4C

Terminal Depth of Boring: 3 feet bgs

Sampling Method: Macro-Core® Soil Sampler

Sample Depth: 0-3 foot bgs

Sample Matrix: Ditch Sediment

Soil Type: Moist Coarse Sand

Sample Color: Brown

Sample Odor: None

Field Measurements: None

Equipment: Macro-Core® Soil Sampler

Sample Analysis: SVOAs by 8270

Analytical Laboratory: Xenco

Sample Container: Clear Glass

Number of Samples: 1

Sample Quantity Collected: 8 oz.

Preservative Used: Ice

Weather: Clear & Sunny

Ambient Temperature: Approx. 45° F

Site Conditions: Not Applicable

Photograph Taken: Yes

GPS Latitude: N 33°45.802'

GPS Longitude: W 089°47.108'

Field Supervisor: Danny Vasentine

Signature / Date: Danny Vasentine 11Feb04

Field Observations / Remarks:

SOIL SAMPLE COLLECTION LOG

3TM INTERNATIONAL
Houston, Texas

Project Name: Koppers Creosote Case

Site Name: Koppers Creosote Facility

Date of Sampling: 11Jan04

Time of Sampling: 1705

Sample Location: Batupan Bogue Creek

Sample ID: 3TM-KP-DS-BB-5A (0-1')

Boring Number: 3TM-KP-DS-BB-5A

Terminal Depth of Boring: 3 feet bgs

Sampling Method: Macro-Core® Soil Sampler

Sample Depth: 0-1 foot bgs

Sample Matrix: Ditch Sediment

Soil Type: Moist Coarse Sand

Sample Color: Brown

Sample Odor: None

Field Measurements: None

Equipment: Macro-Core® Soil Sampler

Sample Analysis: Samples on Hold

Analytical Laboratory: Xenco

Sample Container: Clear Glass

Number of Samples: 1

Sample Quantity Collected: 8 oz.

Preservative Used: Ice

Weather: Clear & Sunny

Ambient Temperature: Approx. 52° F

Site Conditions: Not Applicable

Photograph Taken: Yes

GPS Latitude: N 33°46.301'

GPS Longitude: W 089°46.893'

Field Supervisor: Danny Vasentine

Signature / Date: Danny Vasentine 11Feb04

Field Observations / Remarks:

SOIL SAMPLE COLLECTION LOG

3TM INTERNATIONAL
Houston, Texas

Project Name: Koppers Creosote Case

Site Name: Koppers Creosote Facility

Date of Sampling: 11Jan04

Time of Sampling: 1710

Sample Location: Batupan Bogue Creek

Sample ID: 3TM-KP-DS-BB-5A (1-2')

Boring Number: 3TM-KP-DS-BB-5A

Terminal Depth of Boring: 3 feet bgs

Sampling Method: Macro-Core® Soil Sampler

Sample Depth: 1-2 foot bgs

Sample Matrix: Ditch Sediment

Soil Type: Moist Coarse Sand

Sample Color: Brown

Sample Odor: None

Field Measurements: None

Equipment: Macro-Core® Soil Sampler

Sample Analysis: Samples on Hold

Analytical Laboratory: Xenco

Sample Container: Clear Glass

Number of Samples: 1

Sample Quantity Collected: 8 oz.

Preservative Used: Ice

Weather: Clear & Sunny

Ambient Temperature: Approx. 52° F

Site Conditions: Not Applicable

Photograph Taken: Yes

GPS Latitude: N 33°46.301'

GPS Longitude: W 089°46.893'

Field Supervisor: Danny Vasentine

Signature / Date: Danny Vasentine 11Feb04

Field Observations / Remarks:

SOIL SAMPLE COLLECTION LOG

3TM INTERNATIONAL
Houston, Texas

Project Name: Koppers Creosote Case

Site Name: Koppers Creosote Facility

Date of Sampling: 11Jan04

Time of Sampling: 1715

Sample Location: Batupan Bogue Creek

Sample ID: 3TM-KP-DS-BB-5A (2-3')

Boring Number: 3TM-KP-DS-BB-5A

Terminal Depth of Boring: 3 feet bgs

Sampling Method: Macro-Core® Soil Sampler

Sample Depth: 2-3 foot bgs

Sample Matrix: Ditch Sediment

Soil Type: Moist Coarse Sand

Sample Color: Brown

Sample Odor: None

Field Measurements: None

Equipment: Macro-Core® Soil Sampler

Sample Analysis: Samples on Hold

Analytical Laboratory: Xenco

Sample Container: Clear Glass

Number of Samples: 1

Sample Quantity Collected: 8 oz.

Preservative Used: Ice

Weather: Clear & Sunny

Ambient Temperature: Approx. 52° F

Site Conditions: Not Applicable

Photograph Taken: Yes

GPS Latitude: N 33°46.301'

GPS Longitude: W 089°46.893'

Field Supervisor: Danny Vasentine

Signature / Date: Danny Vasentine 11Feb04

Field Observations / Remarks:

SOIL SAMPLE COLLECTION LOG

3TM INTERNATIONAL
Houston, Texas

Project Name: Koppers Creosote Case

Site Name: Koppers Creosote Facility

Date of Sampling: 11Jan04

Time of Sampling: 1720

Sample Location: Batupan Bogue Creek

Sample ID: 3TM-KP-DS-BB-5A (0-3')

Boring Number: 3TM-KP-DS-BB-5A

Terminal Depth of Boring: 3 feet bgs

Sampling Method: Macro-Core® Soil Sampler

Sample Depth: 0-3 foot bgs

Sample Matrix: Ditch Sediment

Soil Type: Moist Coarse Sand

Sample Color: Brown

Sample Odor: None

Field Measurements: None

Equipment: Macro-Core® Soil Sampler

Sample Analysis: SVOAs by 8270

Analytical Laboratory: Xenco

Sample Container: Clear Glass

Number of Samples: 1

Sample Quantity Collected: 8 oz.

Preservative Used: Ice

Weather: Clear & Sunny

Ambient Temperature: Approx. 52° F

Site Conditions: Not Applicable

Photograph Taken: Yes

GPS Latitude: N 33°46.301'

GPS Longitude: W 089°46.893'

Field Supervisor: Danny Vasentine

Signature / Date: Danny Vasentine 11Feb04

Field Observations / Remarks:

SOIL SAMPLE COLLECTION LOG

3TM INTERNATIONAL
Houston, Texas

Project Name: Koppers Creosote Case

Site Name: Koppers Creosote Facility

Date of Sampling: 11Jan04

Time of Sampling: 1800

Sample Location: Batupan Bogue Creek

Sample ID: 3TM-KP-DS-BB-5C (0-1')

Boring Number: 3TM-KP-DS-BB-5C

Terminal Depth of Boring: 3 feet bgs

Sampling Method: Macro-Core® Soil Sampler

Sample Depth: 0-1 foot bgs

Sample Matrix: Ditch Sediment

Soil Type: Moist Coarse Sand

Sample Color: Brown

Sample Odor: None

Field Measurements: None

Equipment: Macro-Core® Soil Sampler

Sample Analysis: Samples on Hold

Analytical Laboratory: Xenco

Sample Container: Clear Glass

Number of Samples: 1

Sample Quantity Collected: 8 oz.

Preservative Used: Ice

Weather: Clear & Sunny

Ambient Temperature: Approx. 52° F

Site Conditions: Not Applicable

Photograph Taken: Yes

GPS Latitude: N 33°46.302'

GPS Longitude: W 089°46.894'

Field Supervisor: Danny Vasentine

Signature / Date: Danny Vasentine 11Feb04

Field Observations / Remarks:

SOIL SAMPLE COLLECTION LOG

3TM INTERNATIONAL
Houston, Texas

Project Name: Koppers Creosote Case

Site Name: Koppers Creosote Facility

Date of Sampling: 11Jan04

Time of Sampling: 1810

Sample Location: Batupan Bogue Creek

Sample ID: 3TM-KP-DS-BB-5C (1-2')

Boring Number: 3TM-KP-DS-BB-5C

Terminal Depth of Boring: 3 feet bgs

Sampling Method: Macro-Core® Soil Sampler

Sample Depth: 1-2 foot bgs

Sample Matrix: Ditch Sediment

Soil Type: Moist Coarse Sand

Sample Color: Brown

Sample Odor: None

Field Measurements: None

Equipment: Macro-Core® Soil Sampler

Sample Analysis: Samples on Hold

Analytical Laboratory: Xenco

Sample Container: Clear Glass

Number of Samples: 1

Sample Quantity Collected: 8 oz.

Preservative Used: Ice

Weather: Clear & Sunny

Ambient Temperature: Approx. 52° F

Site Conditions: Not Applicable

Photograph Taken: Yes

GPS Latitude: N 33°46.302'

GPS Longitude: W 089°46.894'

Field Supervisor: Danny Vasentine

Signature / Date: Danny Vasentine 11Feb04

Field Observations / Remarks:

SOIL SAMPLE COLLECTION LOG

3TM INTERNATIONAL
Houston, Texas

Project Name: Koppers Creosote Case

Site Name: Koppers Creosote Facility

Date of Sampling: 11Jan04

Time of Sampling: 1820

Sample Location: Batupan Bogue Creek

Sample ID: 3TM-KP-DS-BB-5C (2-3')

Boring Number: 3TM-KP-DS-BB-5C

Terminal Depth of Boring: 3 feet bgs

Sampling Method: Macro-Core® Soil Sampler

Sample Depth: 2-3 foot bgs

Sample Matrix: Ditch Sediment

Soil Type: Moist Coarse Sand

Sample Color: Brown

Sample Odor: None

Field Measurements: None

Equipment: Macro-Core® Soil Sampler

Sample Analysis: Samples on Hold

Analytical Laboratory: Xenco

Sample Container: Clear Glass

Number of Samples: 1

Sample Quantity Collected: 8 oz.

Preservative Used: Ice

Weather: Clear & Sunny

Ambient Temperature: Approx. 52° F

Site Conditions: Not Applicable

Photograph Taken: Yes

GPS Latitude: N 33°46.302'

GPS Longitude: W 089°46.894'

Field Supervisor: Danny Vasentine

Signature / Date: Danny Vasentine 11Feb04

Field Observations / Remarks:

SOIL SAMPLE COLLECTION LOG

3TM INTERNATIONAL
Houston, Texas

Project Name: Koppers Creosote Case

Site Name: Koppers Creosote Facility

Date of Sampling: 11Jan04

Time of Sampling: 1830

Sample Location: Batupan Bogue Creek

Sample ID: 3TM-KP-DS-BB-5C (0-3')

Boring Number: 3TM-KP-DS-BB-5C

Terminal Depth of Boring: 3 feet bgs

Sampling Method: Macro-Core® Soil Sampler

Sample Depth: 0-3 foot bgs

Sample Matrix: Ditch Sediment

Soil Type: Moist Coarse Sand

Sample Color: Brown

Sample Odor: None

Field Measurements: None

Equipment: Macro-Core® Soil Sampler

Sample Analysis: SVOAs by 8270

Analytical Laboratory: Xenco

Sample Container: Clear Glass

Number of Samples: 1

Sample Quantity Collected: 8 oz.

Preservative Used: Ice

Weather: Clear & Sunny

Ambient Temperature: Approx. 52° F

Site Conditions: Not Applicable

Photograph Taken: Yes

GPS Latitude: N 33°46.302'

GPS Longitude: W 089°46.894'

Field Supervisor: Danny Vasentine

Signature / Date: Danny Vasentine 11Feb04

Field Observations / Remarks:

SOIL SAMPLE COLLECTION LOG

3TM INTERNATIONAL
Houston, Texas

Project Name: Koppers Creosote Case

Date of Sampling: 12Jan04

Sample Location: Batupan Bogue Creek

Boring Number: 3TM-KP-DS-BB-6B

Sampling Method: Macro-Core® Soil Sampler

Sample Matrix: Ditch Sediment

Sample Color: Brown

Field Measurements: None

Sample Analysis: Samples on Hold

Sample Container: Clear Glass

Sample Quantity Collected: 8 oz.

Weather: Clear & Sunny

Site Conditions: Not Applicable

GPS Latitude: N 33°46.555'

Field Supervisor: Danny Vasentine

Site Name: Koppers Creosote Facility

Time of Sampling: 0925

Sample ID: 3TM-KP-DS-BB-6B (0-1')

Terminal Depth of Boring: 3 feet bgs

Sample Depth: 0-1 foot bgs

Soil Type: Moist Coarse Sand

Sample Odor: None

Equipment: Macro-Core® Soil Sampler

Analytical Laboratory: Xenco

Number of Samples: 1

Preservative Used: Ice

Ambient Temperature: Approx. 45° F

Photograph Taken: Yes

GPS Longitude: W 089°47.545'

Signature / Date: Danny Vasentine 11Feb04

Field Observations / Remarks:

SOIL SAMPLE COLLECTION LOG

3TM INTERNATIONAL
Houston, Texas

Project Name: Koppers Creosote Case

Site Name: Koppers Creosote Facility

Date of Sampling: 12Jan04

Time of Sampling: 0930

Sample Location: Batupan Bogue Creek

Sample ID: 3TM-KP-DS-BB-6B (1-2')

Boring Number: 3TM-KP-DS-BB-6B

Terminal Depth of Boring: 3 feet bgs

Sampling Method: Macro-Core® Soil Sampler

Sample Depth: 1-2 foot bgs

Sample Matrix: Ditch Sediment

Soil Type: Moist Coarse Sand

Sample Color: Brown

Sample Odor: None

Field Measurements: None

Equipment: Macro-Core® Soil Sampler

Sample Analysis: Samples on Hold

Analytical Laboratory: Xenco

Sample Container: Clear Glass

Number of Samples: 1

Sample Quantity Collected: 8 oz.

Preservative Used: Ice

Weather: Clear & Sunny

Ambient Temperature: Approx. 45° F

Site Conditions: Not Applicable

Photograph Taken: Yes

GPS Latitude: N 33°46.555'

GPS Longitude: W 089°47.545'

Field Supervisor: Danny Vasentine

Signature / Date: Danny Vasentine 11Feb04

Field Observations / Remarks:

SOIL SAMPLE COLLECTION LOG

3TM INTERNATIONAL
Houston, Texas

Project Name: Koppers Creosote Case

Site Name: Koppers Creosote Facility

Date of Sampling: 12Jan04

Time of Sampling: 0935

Sample Location: Batupan Bogue Creek

Sample ID: 3TM-KP-DS-BB-6B (2-3')

Boring Number: 3TM-KP-DS-BB-6B

Terminal Depth of Boring: 3 feet bgs

Sampling Method: Macro-Core® Soil Sampler

Sample Depth: 2-3 foot bgs

Sample Matrix: Ditch Sediment

Soil Type: Moist Coarse Sand

Sample Color: Brown

Sample Odor: None

Field Measurements: None

Equipment: Macro-Core® Soil Sampler

Sample Analysis: Samples on Hold

Analytical Laboratory: Xenco

Sample Container: Clear Glass

Number of Samples: 1

Sample Quantity Collected: 8 oz.

Preservative Used: Ice

Weather: Clear & Sunny

Ambient Temperature: Approx. 45° F

Site Conditions: Not Applicable

Photograph Taken: Yes

GPS Latitude: N 33°46.555'

GPS Longitude: W 089°47.545'

Field Supervisor: Danny Vasentine

Signature / Date: Danny Vasentine 11Feb04

Field Observations / Remarks:

SOIL SAMPLE COLLECTION LOG

3TM INTERNATIONAL
Houston, Texas

Project Name: Koppers Creosote Case

Site Name: Koppers Creosote Facility

Date of Sampling: 12Jan04

Time of Sampling: 0945

Sample Location: Batupan Bogue Creek

Sample ID: 3TM-KP-DS-BB-6B (0-3')

Boring Number: 3TM-KP-DS-BB-6B

Terminal Depth of Boring: 3 feet bgs

Sampling Method: Macro-Core® Soil Sampler

Sample Depth: 0-3 foot bgs

Sample Matrix: Ditch Sediment

Soil Type: Moist Coarse Sand

Sample Color: Brown

Sample Odor: None

Field Measurements: None

Equipment: Macro-Core® Soil Sampler

Sample Analysis: SVOAs by 8270

Analytical Laboratory: Xenco

Sample Container: Clear Glass

Number of Samples: 1

Sample Quantity Collected: 8 oz.

Preservative Used: Ice

Weather: Clear & Sunny

Ambient Temperature: Approx. 45° F

Site Conditions: Not Applicable

Photograph Taken: Yes

GPS Latitude: N 33°46.555'

GPS Longitude: W 089°47.545'

Field Supervisor: Danny Vasentine

Signature / Date: Danny Vasentine 11Feb04

Field Observations / Remarks:

SOIL SAMPLE COLLECTION LOG

3TM INTERNATIONAL
Houston, Texas

Project Name: Koppers Creosote Case

Site Name: Koppers Creosote Facility

Date of Sampling: 12Jan04

Time of Sampling: 1005

Sample Location: Batupan Bogue Creek

Sample ID: 3TM-KP-DS-BB-6C (0-1')

Boring Number: 3TM-KP-DS-BB-6C

Terminal Depth of Boring: 3 feet bgs

Sampling Method: Macro-Core® Soil Sampler

Sample Depth: 0-1 foot bgs

Sample Matrix: Ditch Sediment

Soil Type: Moist Coarse Sand

Sample Color: Brown

Sample Odor: None

Field Measurements: None

Equipment: Macro-Core® Soil Sampler

Sample Analysis: Samples on Hold

Analytical Laboratory: Xenco

Sample Container: Clear Glass

Number of Samples: 1

Sample Quantity Collected: 8 oz.

Preservative Used: Ice

Weather: Clear & Sunny

Ambient Temperature: Approx. 45° F

Site Conditions: Not Applicable

Photograph Taken: Yes

GPS Latitude: N 33°46.547'

GPS Longitude: W 089°47.543'

Field Supervisor: Danny Vasentine

Signature / Date: Danny Vasentine 11Feb04

Field Observations / Remarks:

SOIL SAMPLE COLLECTION LOG

3TM INTERNATIONAL
Houston, Texas

Project Name: Koppers Creosote Case

Site Name: Koppers Creosote Facility

Date of Sampling: 12Jan04

Time of Sampling: 1010

Sample Location: Batupan Bogue Creek

Sample ID: 3TM-KP-DS-BB-6C (1-2')

Boring Number: 3TM-KP-DS-BB-6C

Terminal Depth of Boring: 3 feet bgs

Sampling Method: Macro-Core® Soil Sampler

Sample Depth: 1-2 foot bgs

Sample Matrix: Ditch Sediment

Soil Type: Moist Coarse Sand

Sample Color: Brown

Sample Odor: None

Field Measurements: None

Equipment: Macro-Core® Soil Sampler

Sample Analysis: Samples on Hold

Analytical Laboratory: Xenco

Sample Container: Clear Glass

Number of Samples: 1

Sample Quantity Collected: 8 oz.

Preservative Used: Ice

Weather: Clear & Sunny

Ambient Temperature: Approx. 45° F

Site Conditions: Not Applicable

Photograph Taken: Yes

GPS Latitude: N 33°46.547'

GPS Longitude: W 089°47.543'

Field Supervisor: Danny Vasentine

Signature / Date: Danny Vasentine 11Feb04

Field Observations / Remarks:

SOIL SAMPLE COLLECTION LOG

3TM INTERNATIONAL
Houston, Texas

Project Name: Koppers Creosote Case

Site Name: Koppers Creosote Facility

Date of Sampling: 12Jan04

Time of Sampling: 1015

Sample Location: Batupan Bogue Creek

Sample ID: 3TM-KP-DS-BB-6C (2-3')

Boring Number: 3TM-KP-DS-BB-6C

Terminal Depth of Boring: 3 feet bgs

Sampling Method: Macro-Core® Soil Sampler

Sample Depth: 2-3 foot bgs

Sample Matrix: Ditch Sediment

Soil Type: Moist Coarse Sand

Sample Color: Brown

Sample Odor: None

Field Measurements: None

Equipment: Macro-Core® Soil Sampler

Sample Analysis: Samples on Hold

Analytical Laboratory: Xenco

Sample Container: Clear Glass

Number of Samples: 1

Sample Quantity Collected: 8 oz.

Preservative Used: Ice

Weather: Clear & Sunny

Ambient Temperature: Approx. 45° F

Site Conditions: Not Applicable

Photograph Taken: Yes

GPS Latitude: N 33°46.547'

GPS Longitude: W 089°47.543'

Field Supervisor: Danny Vasentine

Signature / Date: Danny Vasentine 11Feb04

Field Observations / Remarks:

SOIL SAMPLE COLLECTION LOG

3TM INTERNATIONAL
Houston, Texas

Project Name: Koppers Creosote Case

Site Name: Koppers Creosote Facility

Date of Sampling: 12Jan04

Time of Sampling: 1025

Sample Location: Batupan Bogue Creek

Sample ID: 3TM-KP-DS-BB-6C (0-3')

Boring Number: 3TM-KP-DS-BB-6C

Terminal Depth of Boring: 3 feet bgs

Sampling Method: Macro-Core® Soil Sampler

Sample Depth: 0-3 foot bgs

Sample Matrix: Ditch Sediment

Soil Type: Moist Coarse Sand

Sample Color: Brown

Sample Odor: None

Field Measurements: None

Equipment: Macro-Core® Soil Sampler

Sample Analysis: SVOAs by 8270

Analytical Laboratory: Xenco

Sample Container: Clear Glass

Number of Samples: 1

Sample Quantity Collected: 8 oz.

Preservative Used: Ice

Weather: Clear & Sunny

Ambient Temperature: Approx. 45° F

Site Conditions: Not Applicable

Photograph Taken: Yes

GPS Latitude: N 33°46.547'

GPS Longitude: W 089°47.543'

Field Supervisor: Danny Vasentine

Signature / Date: Danny Vasentine 11Feb04

Field Observations / Remarks:

SOIL SAMPLE COLLECTION LOG

3TM INTERNATIONAL
Houston, Texas

Project Name: Koppers Creosote Case

Site Name: Koppers Creosote Facility

Date of Sampling: 12Jan04

Time of Sampling: 1230

Sample Location: Batupan Bogue Creek

Sample ID: 3TM-KP-DS-BB-8A (0-1')

Boring Number: 3TM-KP-DS-BB-8A

Terminal Depth of Boring: 3 feet bgs

Sampling Method: Macro-Core® Soil Sampler

Sample Depth: 0-1 foot bgs

Sample Matrix: Ditch Sediment

Soil Type: Saturated Coarse Sand

Sample Color: Brown

Sample Odor: None

Field Measurements: None

Equipment: Macro-Core® Soil Sampler

Sample Analysis: Samples on Hold

Analytical Laboratory: Xenco

Sample Container: Clear Glass

Number of Samples: 1

Sample Quantity Collected: 8 oz.

Preservative Used: Ice

Weather: Clear & Sunny

Ambient Temperature: Approx. 48° F

Site Conditions: Not Applicable

Photograph Taken: Yes

GPS Latitude: N 33°47.217'

GPS Longitude: W 089°47.613'

Field Supervisor: Danny Vasentine

Signature / Date: Danny Vasentine 11Feb04

Field Observations / Remarks:

SOIL SAMPLE COLLECTION LOG

3TM INTERNATIONAL
Houston, Texas

Project Name: Koppers Creosote Case

Site Name: Koppers Creosote Facility

Date of Sampling: 12Jan04

Time of Sampling: 1235

Sample Location: Batupan Bogue Creek

Sample ID: 3TM-KP-DS-BB-8A (1-2')

Boring Number: 3TM-KP-DS-BB-8A

Terminal Depth of Boring: 3 feet bgs

Sampling Method: Macro-Core® Soil Sampler

Sample Depth: 1-2 foot bgs

Sample Matrix: Ditch Sediment

Soil Type: Moist Coarse Sand

Sample Color: Brown

Sample Odor: None

Field Measurements: None

Equipment: Macro-Core® Soil Sampler

Sample Analysis: Samples on Hold

Analytical Laboratory: Xenco

Sample Container: Clear Glass

Number of Samples: 1

Sample Quantity Collected: 8 oz.

Preservative Used: Ice

Weather: Clear & Sunny

Ambient Temperature: Approx. 48° F

Site Conditions: Not Applicable

Photograph Taken: Yes

GPS Latitude: N 33°47.217'

GPS Longitude: W 089°47.613'

Field Supervisor: Danny Vasentine

Signature / Date: Danny Vasentine 11Feb04

Field Observations / Remarks:

SOIL SAMPLE COLLECTION LOG

3TM INTERNATIONAL
Houston, Texas

Project Name: Koppers Creosote Case

Site Name: Koppers Creosote Facility

Date of Sampling: 12Jan04

Time of Sampling: 1240

Sample Location: Batupan Bogue Creek

Sample ID: 3TM-KP-DS-BB-8A (2-3')

Boring Number: 3TM-KP-DS-BB-8A

Terminal Depth of Boring: 3 feet bgs

Sampling Method: Macro-Core® Soil Sampler

Sample Depth: 2-3 foot bgs

Sample Matrix: Ditch Sediment

Soil Type: Moist Coarse Sand

Sample Color: Brown

Sample Odor: None

Field Measurements: None

Equipment: Macro-Core® Soil Sampler

Sample Analysis: Samples on Hold

Analytical Laboratory: Xenco

Sample Container: Clear Glass

Number of Samples: 1

Sample Quantity Collected: 8 oz.

Preservative Used: Ice

Weather: Clear & Sunny

Ambient Temperature: Approx. 48° F

Site Conditions: Not Applicable

Photograph Taken: Yes

GPS Latitude: N 33°47.217'

GPS Longitude: W 089°47.613'

Field Supervisor: Danny Vasentine

Signature / Date: Danny Vasentine 11Feb04

Field Observations / Remarks:

SOIL SAMPLE COLLECTION LOG

3TM INTERNATIONAL
Houston, Texas

Project Name: Koppers Creosote Case

Site Name: Koppers Creosote Facility

Date of Sampling: 12Jan04

Time of Sampling: 1245

Sample Location: Batupan Bogue Creek

Sample ID: 3TM-KP-DS-BB-8A (0-3')

Boring Number: 3TM-KP-DS-BB-8A

Terminal Depth of Boring: 3 feet bgs

Sampling Method: Macro-Core® Soil Sampler

Sample Depth: 0-3 foot bgs

Sample Matrix: Ditch Sediment

Soil Type: Saturated Coarse Sand

Sample Color: Brown

Sample Odor: None

Field Measurements: None

Equipment: Macro-Core® Soil Sampler

Sample Analysis: SVOAs by 8270

Analytical Laboratory: Xenco

Sample Container: Clear Glass

Number of Samples: 1

Sample Quantity Collected: 8 oz.

Preservative Used: Ice

Weather: Clear & Sunny

Ambient Temperature: Approx. 48° F

Site Conditions: Not Applicable

Photograph Taken: Yes

GPS Latitude: N 33°47.217'

GPS Longitude: W 089°47.613'

Field Supervisor: Danny Vasentine

Signature / Date: Danny Vasentine 11Feb04

Field Observations / Remarks:

SOIL SAMPLE COLLECTION LOG

3TM INTERNATIONAL
Houston, Texas

Project Name: Koppers Creosote Case

Site Name: Koppers Creosote Facility

Date of Sampling: 12Jan04

Time of Sampling: 1300

Sample Location: Batupan Bogue Creek

Sample ID: 3TM-KP-DS-BB-8B (0-1')

Boring Number: 3TM-KP-DS-BB-8B

Terminal Depth of Boring: 3 feet bgs

Sampling Method: Macro-Core® Soil Sampler

Sample Depth: 0-1 foot bgs

Sample Matrix: Ditch Sediment

Soil Type: Saturated Coarse Sand

Sample Color: Brown

Sample Odor: None

Field Measurements: None

Equipment: Macro-Core® Soil Sampler

Sample Analysis: Samples on Hold

Analytical Laboratory: Xenco

Sample Container: Clear Glass

Number of Samples: 1

Sample Quantity Collected: 8 oz.

Preservative Used: Ice

Weather: Clear & Sunny

Ambient Temperature: Approx. 48° F

Site Conditions: Not Applicable

Photograph Taken: Yes

GPS Latitude: N 33°47.213'

GPS Longitude: W 089°47.617'

Field Supervisor: Danny Vasentine

Signature / Date: Danny Vasentine 11Feb04

Field Observations / Remarks:

SOIL SAMPLE COLLECTION LOG

3TM INTERNATIONAL
Houston, Texas

Project Name: Koppers Creosote Case

Site Name: Koppers Creosote Facility

Date of Sampling: 12Jan04

Time of Sampling: 1305

Sample Location: Batupan Bogue Creek

Sample ID: 3TM-KP-DS-BB-8B (1-2')

Boring Number: 3TM-KP-DS-BB-8B

Terminal Depth of Boring: 3 feet bgs

Sampling Method: Macro-Core® Soil Sampler

Sample Depth: 1-2 foot bgs

Sample Matrix: Ditch Sediment

Soil Type: Moist Coarse Sand

Sample Color: Brown

Sample Odor: None

Field Measurements: None

Equipment: Macro-Core® Soil Sampler

Sample Analysis: Samples on Hold

Analytical Laboratory: Xenco

Sample Container: Clear Glass

Number of Samples: 1

Sample Quantity Collected: 8 oz.

Preservative Used: Ice

Weather: Clear & Sunny

Ambient Temperature: Approx. 48° F

Site Conditions: Not Applicable

Photograph Taken: Yes

GPS Latitude: N 33°47.213'

GPS Longitude: W 089°47.617'

Field Supervisor: Danny Vasentine

Signature / Date: Danny Vasentine 11Feb04

Field Observations / Remarks:

SOIL SAMPLE COLLECTION LOG

3TM INTERNATIONAL
Houston, Texas

Project Name: Koppers Creosote Case

Site Name: Koppers Creosote Facility

Date of Sampling: 12Jan04

Time of Sampling: 1310

Sample Location: Batupan Bogue Creek

Sample ID: 3TM-KP-DS-BB-8B (2-3')

Boring Number: 3TM-KP-DS-BB-8B

Terminal Depth of Boring: 3 feet bgs

Sampling Method: Macro-Core® Soil Sampler

Sample Depth: 2-3 foot bgs

Sample Matrix: Ditch Sediment

Soil Type: Moist Coarse Sand

Sample Color: Brown

Sample Odor: None

Field Measurements: None

Equipment: Macro-Core® Soil Sampler

Sample Analysis: Samples on Hold

Analytical Laboratory: Xenco

Sample Container: Clear Glass

Number of Samples: 1

Sample Quantity Collected: 8 oz.

Preservative Used: Ice

Weather: Clear & Sunny

Ambient Temperature: Approx. 48° F

Site Conditions: Not Applicable

Photograph Taken: Yes

GPS Latitude: N 33°47.213'

GPS Longitude: W 089°47.617'

Field Supervisor: Danny Vasentine

Signature / Date: Danny Vasentine 11Feb04

Field Observations / Remarks:

SOIL SAMPLE COLLECTION LOG

3TM INTERNATIONAL
Houston, Texas

Project Name: Koppers Creosote Case

Site Name: Koppers Creosote Facility

Date of Sampling: 12Jan04

Time of Sampling: 1315

Sample Location: Batupan Bogue Creek

Sample ID: 3TM-KP-DS-BB-8B (0-3')

Boring Number: 3TM-KP-DS-BB-8B

Terminal Depth of Boring: 3 feet bgs

Sampling Method: Macro-Core® Soil Sampler

Sample Depth: 0-3 foot bgs

Sample Matrix: Ditch Sediment

Soil Type: Saturated Coarse Sand

Sample Color: Brown

Sample Odor: None

Field Measurements: None

Equipment: Macro-Core® Soil Sampler

Sample Analysis: SVOAs by 8270

Analytical Laboratory: Xenco

Sample Container: Clear Glass

Number of Samples: 1

Sample Quantity Collected: 8 oz.

Preservative Used: Ice

Weather: Clear & Sunny

Ambient Temperature: Approx. 48° F

Site Conditions: Not Applicable

Photograph Taken: Yes

GPS Latitude: N 33°47.213'

GPS Longitude: W 089°47.617'

Field Supervisor: Danny Vasentine

Signature / Date: Danny Vasentine 11Feb04

Field Observations / Remarks:

SOIL SAMPLE COLLECTION LOG

3TM INTERNATIONAL
Houston, Texas

Project Name: Koppers Creosote Case

Site Name: Koppers Creosote Facility

Date of Sampling: 12Jan04

Time of Sampling: 1330

Sample Location: Batupan Bogue Creek

Sample ID: 3TM-KP-DS-BB-8B (0-1')

Boring Number: 3TM-KP-DS-BB-8B

Terminal Depth of Boring: 3 feet bgs

Sampling Method: Macro-Core® Soil Sampler

Sample Depth: 0-1 foot bgs

Sample Matrix: Ditch Sediment

Soil Type: Saturated Coarse Sand

Sample Color: Brown

Sample Odor: None

Field Measurements: None

Equipment: Macro-Core® Soil Sampler

Sample Analysis: Samples on Hold

Analytical Laboratory: Xenco

Sample Container: Clear Glass

Number of Samples: 1

Sample Quantity Collected: 8 oz.

Preservative Used: Ice

Weather: Clear & Sunny

Ambient Temperature: Approx. 48° F

Site Conditions: Not Applicable

Photograph Taken: Yes

GPS Latitude: N 33°47.206'

GPS Longitude: W 089°47.626'

Field Supervisor: Danny Vasentine

Signature / Date: Danny Vasentine 11Feb04

Field Observations / Remarks:

SOIL SAMPLE COLLECTION LOG

3TM INTERNATIONAL
Houston, Texas

Project Name: Koppers Creosote Case

Site Name: Koppers Creosote Facility

Date of Sampling: 12Jan04

Time of Sampling: 1335

Sample Location: Batupan Bogue Creek

Sample ID: 3TM-KP-DS-BB-8C (1-2')

Boring Number: 3TM-KP-DS-BB-8C

Terminal Depth of Boring: 3 feet bgs

Sampling Method: Macro-Core® Soil Sampler

Sample Depth: 1-2 foot bgs

Sample Matrix: Ditch Sediment

Soil Type: Moist Coarse Sand

Sample Color: Brown

Sample Odor: None

Field Measurements: None

Equipment: Macro-Core® Soil Sampler

Sample Analysis: Samples on Hold

Analytical Laboratory: Xenco

Sample Container: Clear Glass

Number of Samples: 1

Sample Quantity Collected: 8 oz.

Preservative Used: Ice

Weather: Clear & Sunny

Ambient Temperature: Approx. 48° F

Site Conditions: Not Applicable

Photograph Taken: Yes

GPS Latitude: N 33°47.206'

GPS Longitude: W 089°47.626'

Field Supervisor: Danny Vasentine

Signature / Date: Danny Vasentine 11Feb04

Field Observations / Remarks:

SOIL SAMPLE COLLECTION LOG

3TM INTERNATIONAL
Houston, Texas

Project Name: Koppers Creosote Case

Date of Sampling: 12Jan04

Sample Location: Batupan Bogue Creek

Boring Number: 3TM-KP-DS-BB-8C

Sampling Method: Macro-Core® Soil Sampler

Sample Matrix: Ditch Sediment

Sample Color: Brown

Field Measurements: None

Sample Analysis: Samples on Hold

Sample Container: Clear Glass

Sample Quantity Collected: 8 oz.

Weather: Clear & Sunny

Site Conditions: Not Applicable

GPS Latitude: N 33°47.206'

Field Supervisor: Danny Vasentine

Site Name: Koppers Creosote Facility

Time of Sampling: 1340

Sample ID: 3TM-KP-DS-BB-8C (2-3')

Terminal Depth of Boring: 3 feet bgs

Sample Depth: 2-3 foot bgs

Soil Type: Moist Coarse Sand

Sample Odor: None

Equipment: Macro-Core® Soil Sampler

Analytical Laboratory: Xenco

Number of Samples: 1

Preservative Used: Ice

Ambient Temperature: Approx. 48° F

Photograph Taken: Yes

GPS Longitude: W 089°47.626'

Signature / Date: Danny Vasentine 11Feb04

Field Observations / Remarks:

SOIL SAMPLE COLLECTION LOG

3TM INTERNATIONAL
Houston, Texas

Project Name: Koppers Creosote Case

Site Name: Koppers Creosote Facility

Date of Sampling: 12Jan04

Time of Sampling: 1345

Sample Location: Batupan Bogue Creek

Sample ID: 3TM-KP-DS-BB-8C (0-3')

Boring Number: 3TM-KP-DS-BB-8C

Terminal Depth of Boring: 3 feet bgs

Sampling Method: Macro-Core® Soil Sampler

Sample Depth: 0-3 foot bgs

Sample Matrix: Ditch Sediment

Soil Type: Saturated Coarse Sand

Sample Color: Brown

Sample Odor: None

Field Measurements: None

Equipment: Macro-Core® Soil Sampler

Sample Analysis: SVOAs by 8270

Analytical Laboratory: Xenco

Sample Container: Clear Glass

Number of Samples: 1

Sample Quantity Collected: 8 oz.

Preservative Used: Ice

Weather: Clear & Sunny

Ambient Temperature: Approx. 48° F

Site Conditions: Not Applicable

Photograph Taken: Yes

GPS Latitude: N 33°47.206'

GPS Longitude: W 089°47.626'

Field Supervisor: Danny Vasentine

Signature / Date: Danny Vasentine 11Feb04

Field Observations / Remarks:

SOIL SAMPLE COLLECTION LOG

3TM INTERNATIONAL
Houston, Texas

Project Name: Koppers Creosote Case

Site Name: Koppers Creosote Facility

Date of Sampling: 12Jan04

Time of Sampling: 1500

Sample Location: Batupan Bogue Creek

Sample ID: 3TM-KP-DS-BB-1A (0-1')

Boring Number: 3TM-KP-DS-BB-1A

Terminal Depth of Boring: 3 feet bgs

Sampling Method: Macro-Core® Soil Sampler

Sample Depth: 0-1 foot bgs

Sample Matrix: Ditch Sediment

Soil Type: Saturated Coarse Sand

Sample Color: Dark Brown

Sample Odor: None

Field Measurements: None

Equipment: Macro-Core® Soil Sampler

Sample Analysis: Samples on Hold

Analytical Laboratory: Xenco

Sample Container: Clear Glass

Number of Samples: 1

Sample Quantity Collected: 8 oz.

Preservative Used: Ice

Weather: Cloudy

Ambient Temperature: Approx. 45° F

Site Conditions: Not Applicable

Photograph Taken: Yes

GPS Latitude: N 33°44.649'

GPS Longitude: W 089°46.767'

Field Supervisor: Danny Vasentine

Signature / Date: Danny Vasentine 11Feb09

Field Observations / Remarks:

SOIL SAMPLE COLLECTION LOG

3TM INTERNATIONAL
Houston, Texas

Project Name: Koppers Creosote Case

Site Name: Koppers Creosote Facility

Date of Sampling: 12Jan04

Time of Sampling: 1510

Sample Location: Batupan Bogue Creek

Sample ID: 3TM-KP-DS-BB-1A (1-2')

Boring Number: 3TM-KP-DS-BB-1A

Terminal Depth of Boring: 3 feet bgs

Sampling Method: Macro-Core® Soil Sampler

Sample Depth: 1-2 foot bgs

Sample Matrix: Ditch Sediment

Soil Type: Saturated Coarse Sand

Sample Color: Brown

Sample Odor: None

Field Measurements: None

Equipment: Macro-Core® Soil Sampler

Sample Analysis: Samples on Hold

Analytical Laboratory: Xenco

Sample Container: Clear Glass

Number of Samples: 1

Sample Quantity Collected: 8 oz.

Preservative Used: Ice

Weather: Cloudy

Ambient Temperature: Approx. 45° F

Site Conditions: Not Applicable

Photograph Taken: Yes

GPS Latitude: N 33°44.649'

GPS Longitude: W 089°46.767'

Field Supervisor: Danny Vasentine

Signature / Date: Danny Vasentine 11Feb04

Field Observations / Remarks:

SOIL SAMPLE COLLECTION LOG

3TM INTERNATIONAL
Houston, Texas

Project Name: Koppers Creosote Case

Site Name: Koppers Creosote Facility

Date of Sampling: 12Jan04

Time of Sampling: 1520

Sample Location: Batupan Bogue Creek

Sample ID: 3TM-KP-DS-BB-1A (2-3')

Boring Number: 3TM-KP-DS-BB-1A

Terminal Depth of Boring: 3 feet bgs

Sampling Method: Macro-Core® Soil Sampler

Sample Depth: 2-3 foot bgs

Sample Matrix: Ditch Sediment

Soil Type: Saturated Coarse Sand

Sample Color: Brown

Sample Odor: None

Field Measurements: None

Equipment: Macro-Core® Soil Sampler

Sample Analysis: Samples on Hold

Analytical Laboratory: Xenco

Sample Container: Clear Glass

Number of Samples: 1

Sample Quantity Collected: 8 oz.

Preservative Used: Ice

Weather: Cloudy

Ambient Temperature: Approx. 45° F

Site Conditions: Not Applicable

Photograph Taken: Yes

GPS Latitude: N 33°44.649'

GPS Longitude: W 089°46.767'

Field Supervisor: Danny Vasentine

Signature / Date: Danny Vasentine 11Feb04

Field Observations / Remarks:

SOIL SAMPLE COLLECTION LOG

3TM INTERNATIONAL
Houston, Texas

Project Name: Koppers Creosote Case

Site Name: Koppers Creosote Facility

Date of Sampling: 12Jan04

Time of Sampling: 1530

Sample Location: Batupan Bogue Creek

Sample ID: 3TM-KP-DS-BB-1A (0-3')

Boring Number: 3TM-KP-DS-BB-1A

Terminal Depth of Boring: 3 feet bgs

Sampling Method: Macro-Core® Soil Sampler

Sample Depth: 0-3 foot bgs

Sample Matrix: Ditch Sediment

Soil Type: Saturated Coarse Sand

Sample Color: Brown

Sample Odor: None

Field Measurements: None

Equipment: Macro-Core® Soil Sampler

Sample Analysis: SVOAs by 8270

Analytical Laboratory: Xenco

Sample Container: Clear Glass

Number of Samples: 1

Sample Quantity Collected: 8 oz.

Preservative Used: Ice

Weather: Cloudy

Ambient Temperature: Approx. 45° F

Site Conditions: Not Applicable

Photograph Taken: Yes

GPS Latitude: N 33°44.649'

GPS Longitude: W 089°46.767'

Field Supervisor: Danny Vasentine

Signature / Date: Danny Vasentine 11Feb04

Field Observations / Remarks:

Duplicate 2 was collected at this location

SOIL SAMPLE COLLECTION LOG

3TM INTERNATIONAL
Houston, Texas

Project Name: Koppers Creosote Case

Site Name: Koppers Creosote Facility

Date of Sampling: 12Jan04

Time of Sampling: 1545

Sample Location: Batupan Bogue Creek

Sample ID: 3TM-KP-DS-BB-9A (0-1')

Boring Number: 3TM-KP-DS-BB-9A

Terminal Depth of Boring: 3 feet bgs

Sampling Method: Macro-Core® Soil Sampler

Sample Depth: 0-1 foot bgs

Sample Matrix: Ditch Sediment

Soil Type: Moist Coarse Sand

Sample Color: Brown

Sample Odor: None

Field Measurements: None

Equipment: Macro-Core® Soil Sampler

Sample Analysis: Samples on Hold

Analytical Laboratory: Xenco

Sample Container: Clear Glass

Number of Samples: 1

Sample Quantity Collected: 8 oz.

Preservative Used: Ice

Weather: Clear & Sunny

Ambient Temperature: Approx. 50° F

Site Conditions: Not Applicable

Photograph Taken: Yes

GPS Latitude: N 33°47.305'

GPS Longitude: W 089°47.752'

Field Supervisor: Danny Vasentine

Signature / Date: Danny Vasentine 11Feb04

Field Observations / Remarks:

SOIL SAMPLE COLLECTION LOG

3TM INTERNATIONAL
Houston, Texas

Project Name: Koppers Creosote Case

Site Name: Koppers Creosote Facility

Date of Sampling: 12Jan04

Time of Sampling: 1550

Sample Location: Batupan Bogue Creek

Sample ID: 3TM-KP-DS-BB-9A (1-2')

Boring Number: 3TM-KP-DS-BB-9A

Terminal Depth of Boring: 3 feet bgs

Sampling Method: Macro-Core® Soil Sampler

Sample Depth: 1-2 foot bgs

Sample Matrix: Ditch Sediment

Soil Type: Moist Coarse Sand

Sample Color: Brown

Sample Odor: None

Field Measurements: None

Equipment: Macro-Core® Soil Sampler

Sample Analysis: Samples on Hold

Analytical Laboratory: Xenco

Sample Container: Clear Glass

Number of Samples: 1

Sample Quantity Collected: 8 oz.

Preservative Used: Ice

Weather: Clear & Sunny

Ambient Temperature: Approx. 50° F

Site Conditions: Not Applicable

Photograph Taken: Yes

GPS Latitude: N 33°47.305'

GPS Longitude: W 089°47.752'

Field Supervisor: Danny Vasentine

Signature / Date: Danny Vasentine 11Feb04

Field Observations / Remarks:

SOIL SAMPLE COLLECTION LOG

3TM INTERNATIONAL
Houston, Texas

Project Name: Koppers Creosote Case

Site Name: Koppers Creosote Facility

Date of Sampling: 12Jan04

Time of Sampling: 1555

Sample Location: Batupan Bogue Creek

Sample ID: 3TM-KP-DS-BB-9A (2-3')

Boring Number: 3TM-KP-DS-BB-9A

Terminal Depth of Boring: 3 feet bgs

Sampling Method: Macro-Core® Soil Sampler

Sample Depth: 2-3 foot bgs

Sample Matrix: Ditch Sediment

Soil Type: Moist Silty Sand

Sample Color: Grey

Sample Odor: None

Field Measurements: None

Equipment: Macro-Core® Soil Sampler

Sample Analysis: Samples on Hold

Analytical Laboratory: Xenco

Sample Container: Clear Glass

Number of Samples: 1

Sample Quantity Collected: 8 oz.

Preservative Used: Ice

Weather: Clear & Sunny

Ambient Temperature: Approx. 50° F

Site Conditions: Not Applicable

Photograph Taken: Yes

GPS Latitude: N 33°47.305'

GPS Longitude: W 089°47.752'

Field Supervisor: Danny Vasentine

Signature / Date: Danny Vasentine 11Feb04

Field Observations / Remarks:

SOIL SAMPLE COLLECTION LOG

3TM INTERNATIONAL
Houston, Texas

Project Name: Koppers Creosote Case

Site Name: Koppers Creosote Facility

Date of Sampling: 12Jan04

Time of Sampling: 1600

Sample Location: Batupan Bogue Creek

Sample ID: 3TM-KP-DS-BB-9A (0-3')

Boring Number: 3TM-KP-DS-BB-9A

Terminal Depth of Boring: 3 feet bgs

Sampling Method: Macro-Core® Soil Sampler

Sample Depth: 0-3 foot bgs

Sample Matrix: Ditch Sediment

Soil Type: Coarse Silty Sand

Sample Color: Grey

Sample Odor: None

Field Measurements: None

Equipment: Macro-Core® Soil Sampler

Sample Analysis: SVOAs by 8270

Analytical Laboratory: Xenco

Sample Container: Clear Glass

Number of Samples: 1

Sample Quantity Collected: 8 oz.

Preservative Used: Ice

Weather: Clear & Sunny

Ambient Temperature: Approx. 50° F

Site Conditions: Not Applicable

Photograph Taken: Yes

GPS Latitude: N 33°47.305'

GPS Longitude: W 089°47.752'

Field Supervisor: Danny Vasentine

Signature / Date: Danny Vasentine 11Feb04

Field Observations / Remarks:

SOIL SAMPLE COLLECTION LOG

3TM INTERNATIONAL
Houston, Texas

Project Name: Koppers Creosote Case

Site Name: Koppers Creosote Facility

Date of Sampling: 12Jan04

Time of Sampling: 1620

Sample Location: Batupan Bogue Creek

Sample ID: 3TM-KP-DS-BB-9B (0-1')

Boring Number: 3TM-KP-DS-BB-9B

Terminal Depth of Boring: 3 feet bgs

Sampling Method: Macro-Core® Soil Sampler

Sample Depth: 0-1 foot bgs

Sample Matrix: Ditch Sediment

Soil Type: Moist Coarse Sand

Sample Color: Brown

Sample Odor: None

Field Measurements: None

Equipment: Macro-Core® Soil Sampler

Sample Analysis: Samples on Hold

Analytical Laboratory: Xenco

Sample Container: Clear Glass

Number of Samples: 1

Sample Quantity Collected: 8 oz.

Preservative Used: Ice

Weather: Clear & Sunny

Ambient Temperature: Approx. 50° F

Site Conditions: Not Applicable

Photograph Taken: Yes

GPS Latitude: N 33°47.288'

GPS Longitude: W 089°47.752'

Field Supervisor: Danny Vasentine

Signature / Date: Danny Vasentine 11Feb04

Field Observations / Remarks:

SOIL SAMPLE COLLECTION LOG

3TM INTERNATIONAL
Houston, Texas

Project Name: Koppers Creosote Case

Site Name: Koppers Creosote Facility

Date of Sampling: 12Jan04

Time of Sampling: 1625

Sample Location: Batupan Bogue Creek

Sample ID: 3TM-KP-DS-BB-9B (1-2')

Boring Number: 3TM-KP-DS-BB-9B

Terminal Depth of Boring: 3 feet bgs

Sampling Method: Macro-Core® Soil Sampler

Sample Depth: 1-2 foot bgs

Sample Matrix: Ditch Sediment

Soil Type: Moist Coarse Sand

Sample Color: Brown

Sample Odor: None

Field Measurements: None

Equipment: Macro-Core® Soil Sampler

Sample Analysis: Samples on Hold

Analytical Laboratory: Xenco

Sample Container: Clear Glass

Number of Samples: 1

Sample Quantity Collected: 8 oz.

Preservative Used: Ice

Weather: Clear & Sunny

Ambient Temperature: Approx. 50° F

Site Conditions: Not Applicable

Photograph Taken: Yes

GPS Latitude: N 33°47.288'

GPS Longitude: W 089°47.752'

Field Supervisor: Danny Vasentine

Signature / Date: Danny Vasentine 11Feb04

Field Observations / Remarks:

SOIL SAMPLE COLLECTION LOG

3TM INTERNATIONAL
Houston, Texas

Project Name: Koppers Creosote Case

Site Name: Koppers Creosote Facility

Date of Sampling: 12Jan04

Time of Sampling: 1630

Sample Location: Batupan Bogue Creek

Sample ID: 3TM-KP-DS-BB-9B (2-3')

Boring Number: 3TM-KP-DS-BB-9B

Terminal Depth of Boring: 3 feet bgs

Sampling Method: Macro-Core® Soil Sampler

Sample Depth: 2-3 foot bgs

Sample Matrix: Ditch Sediment

Soil Type: Moist Coarse Sand

Sample Color: Brown

Sample Odor: None

Field Measurements: None

Equipment: Macro-Core® Soil Sampler

Sample Analysis: Samples on Hold

Analytical Laboratory: Xenco

Sample Container: Clear Glass

Number of Samples: 1

Sample Quantity Collected: 8 oz.

Preservative Used: Ice

Weather: Clear & Sunny

Ambient Temperature: Approx. 50° F

Site Conditions: Not Applicable

Photograph Taken: Yes

GPS Latitude: N 33°47.288'

GPS Longitude: W 089°47.752'

Field Supervisor: Danny Vasentine

Signature / Date: Danny Vasentine 11Feb04

Field Observations / Remarks:

SOIL SAMPLE COLLECTION LOG

3TM INTERNATIONAL
Houston, Texas

Project Name: Koppers Creosote Case

Site Name: Koppers Creosote Facility

Date of Sampling: 12Jan04

Time of Sampling: 1640

Sample Location: Batupan Bogue Creek

Sample ID: 3TM-KP-DS-BB-9B (0-3')

Boring Number: 3TM-KP-DS-BB-9B

Terminal Depth of Boring: 3 feet bgs

Sampling Method: Macro-Core® Soil Sampler

Sample Depth: 0-3 foot bgs

Sample Matrix: Ditch Sediment

Soil Type: Moist Coarse Sand

Sample Color: Brown

Sample Odor: None

Field Measurements: None

Equipment: Macro-Core® Soil Sampler

Sample Analysis: SVOAs by 8270

Analytical Laboratory: Xenco

Sample Container: Clear Glass

Number of Samples: 1

Sample Quantity Collected: 8 oz.

Preservative Used: Ice

Weather: Clear & Sunny

Ambient Temperature: Approx. 50° F

Site Conditions: Not Applicable

Photograph Taken: Yes

GPS Latitude: N 33°47.288'

GPS Longitude: W 089°47.752'

Field Supervisor: Danny Vasentine

Signature / Date: Danny Vasentine 11Feb04

Field Observations / Remarks:

SOIL SAMPLE COLLECTION LOG

3TM INTERNATIONAL
Houston, Texas

Project Name: Koppers Creosote Case

Site Name: Koppers Creosote Facility

Date of Sampling: 12Jan04

Time of Sampling: 1700

Sample Location: Batupan Bogue Creek

Sample ID: 3TM-KP-DS-BB-9C (0-1')

Boring Number: 3TM-KP-DS-BB-9C

Terminal Depth of Boring: 3 feet bgs

Sampling Method: Macro-Core® Soil Sampler

Sample Depth: 0-1 foot bgs

Sample Matrix: Ditch Sediment

Soil Type: Moist Coarse Sand

Sample Color: Brown

Sample Odor: None

Field Measurements: None

Equipment: Macro-Core® Soil Sampler

Sample Analysis: Samples on Hold

Analytical Laboratory: Xenco

Sample Container: Clear Glass

Number of Samples: 1

Sample Quantity Collected: 8 oz.

Preservative Used: Ice

Weather: Clear & Sunny

Ambient Temperature: Approx. 50° F

Site Conditions: Not Applicable

Photograph Taken: Yes

GPS Latitude: N 33°47.272

GPS Longitude: W 089°47.750'

Field Supervisor: Danny Vasentine

Signature / Date: Danny Vasentine 11Feb04

Field Observations / Remarks:

SOIL SAMPLE COLLECTION LOG

3TM INTERNATIONAL
Houston, Texas

Project Name: Koppers Creosote Case

Site Name: Koppers Creosote Facility

Date of Sampling: 12Jan04

Time of Sampling: 1705

Sample Location: Batupan Bogue Creek

Sample ID: 3TM-KP-DS-BB-9C (1-2')

Boring Number: 3TM-KP-DS-BB-9C

Terminal Depth of Boring: 3 feet bgs

Sampling Method: Macro-Core® Soil Sampler

Sample Depth: 1-2 foot bgs

Sample Matrix: Ditch Sediment

Soil Type: Moist Coarse Sand

Sample Color: Brown

Sample Odor: None

Field Measurements: None

Equipment: Macro-Core® Soil Sampler

Sample Analysis: Samples on Hold

Analytical Laboratory: Xenco

Sample Container: Clear Glass

Number of Samples: 1

Sample Quantity Collected: 8 oz.

Preservative Used: Ice

Weather: Clear & Sunny

Ambient Temperature: Approx. 50° F

Site Conditions: Not Applicable

Photograph Taken: Yes

GPS Latitude: N 33°47.272

GPS Longitude: W 089°47.750'

Field Supervisor: Danny Vasentine

Signature / Date: Danny Vasentine 11Feb04

Field Observations / Remarks:

SOIL SAMPLE COLLECTION LOG

3TM INTERNATIONAL
Houston, Texas

Project Name: Koppers Creosote Case

Site Name: Koppers Creosote Facility

Date of Sampling: 12Jan04

Time of Sampling: 1710

Sample Location: Batupan Bogue Creek

Sample ID: 3TM-KP-DS-BB-9C (2-3')

Boring Number: 3TM-KP-DS-BB-9C

Terminal Depth of Boring: 3 feet bgs

Sampling Method: Macro-Core® Soil Sampler

Sample Depth: 2-3 foot bgs

Sample Matrix: Ditch Sediment

Soil Type: Moist Coarse Sand

Sample Color: Grey

Sample Odor: None

Field Measurements: None

Equipment: Macro-Core® Soil Sampler

Sample Analysis: Samples on Hold

Analytical Laboratory: Xenco

Sample Container: Clear Glass

Number of Samples: 1

Sample Quantity Collected: 8 oz.

Preservative Used: Ice

Weather: Clear & Sunny

Ambient Temperature: Approx. 50° F

Site Conditions: Not Applicable

Photograph Taken: Yes

GPS Latitude: N 33°47.272

GPS Longitude: W 089°47.750'

Field Supervisor: Danny Vasentine

Signature / Date: Danny Vasentine 11Feb04

Field Observations / Remarks:

SOIL SAMPLE COLLECTION LOG

3TM INTERNATIONAL
Houston, Texas

Project Name: Koppers Creosote Case

Date of Sampling: 12Jan04

Sample Location: Batupan Bogue Creek

Boring Number: 3TM-KP-DS-BB-9C

Sampling Method: Macro-Core® Soil Sampler

Sample Matrix: Ditch Sediment

Sample Color: Grey

Field Measurements: None

Sample Analysis: SVOAs by 8270

Sample Container: Clear Glass

Sample Quantity Collected: 8 oz.

Weather: Clear & Sunny

Site Conditions: Not Applicable

GPS Latitude: N 33°47.272

Field Supervisor: Danny Vasentine

Site Name: Koppers Creosote Facility

Time of Sampling: 1720

Sample ID: 3TM-KP-DS-BB-9C (0-3')

Terminal Depth of Boring: 3 feet bgs

Sample Depth: 0-3 foot bgs

Soil Type: Moist Coarse Sand

Sample Odor: None

Equipment: Macro-Core® Soil Sampler

Analytical Laboratory: Xenco

Number of Samples: 1

Preservative Used: Ice

Ambient Temperature: Approx. 50° F

Photograph Taken: Yes

GPS Longitude: W 089°47.750'

Signature / Date: Danny Vasentine 11Feb04

Field Observations / Remarks:

SOIL SAMPLE COLLECTION LOG

3TM INTERNATIONAL
Houston, Texas

Project Name: Koppers Creosote Case

Site Name: Koppers Creosote Facility

Date of Sampling: 13Jan04

Time of Sampling: 1000

Sample Location: Batupan Bogue Creek

Sample ID: 3TM-KP-DS-BB-7A (0-1')

Boring Number: 3TM-KP-DS-BB-7A

Terminal Depth of Boring: 3 feet bgs

Sampling Method: Macro-Core® Soil Sampler

Sample Depth: 0-1 foot bgs

Sample Matrix: Ditch Sediment

Soil Type: Saturated Coarse Sand

Sample Color: Brown

Sample Odor: None

Field Measurements: None

Equipment: Macro-Core® Soil Sampler

Sample Analysis: Samples on Hold

Analytical Laboratory: Xenco

Sample Container: Clear Glass

Number of Samples: 1

Sample Quantity Collected: 8 oz.

Preservative Used: Ice

Weather: Clear & Sunny

Ambient Temperature: Approx. 50° F

Site Conditions: Not Applicable

Photograph Taken: Yes

GPS Latitude: N 33°46.959'

GPS Longitude: W 089°47.504'

Field Supervisor: Danny Vasentine

Signature / Date: Danny Vasentine 11Feb04

Field Observations / Remarks:

SOIL SAMPLE COLLECTION LOG

3TM INTERNATIONAL
Houston, Texas

Project Name: Koppers Creosote Case

Site Name: Koppers Creosote Facility

Date of Sampling: 13Jan04

Time of Sampling: 1005

Sample Location: Batupan Bogue Creek

Sample ID: 3TM-KP-DS-BB-7A (1-2')

Boring Number: 3TM-KP-DS-BB-7A

Terminal Depth of Boring: 3 feet bgs

Sampling Method: Macro-Core® Soil Sampler

Sample Depth: 1-2 foot bgs

Sample Matrix: Ditch Sediment

Soil Type: Saturated Coarse Sand

Sample Color: Brown

Sample Odor: None

Field Measurements: None

Equipment: Macro-Core® Soil Sampler

Sample Analysis: Samples on Hold

Analytical Laboratory: Xenco

Sample Container: Clear Glass

Number of Samples: 1

Sample Quantity Collected: 8 oz.

Preservative Used: Ice

Weather: Clear & Sunny

Ambient Temperature: Approx. 50° F

Site Conditions: Not Applicable

Photograph Taken: Yes

GPS Latitude: N 33°46.959'

GPS Longitude: W 089°47.504'

Field Supervisor: Danny Vasentine

Signature / Date: Danny Vasentine 11Feb04

Field Observations / Remarks:

SOIL SAMPLE COLLECTION LOG

3TM INTERNATIONAL
Houston, Texas

Project Name: Koppers Creosote Case

Site Name: Koppers Creosote Facility

Date of Sampling: 13Jan04

Time of Sampling: 1010

Sample Location: Batupan Bogue Creek

Sample ID: 3TM-KP-DS-BB-7A (2-3')

Boring Number: 3TM-KP-DS-BB-7A

Terminal Depth of Boring: 3 feet bgs

Sampling Method: Macro-Core® Soil Sampler

Sample Depth: 2-3 foot bgs

Sample Matrix: Ditch Sediment

Soil Type: Saturated Coarse Sand

Sample Color: Brown

Sample Odor: None

Field Measurements: None

Equipment: Macro-Core® Soil Sampler

Sample Analysis: Samples on Hold

Analytical Laboratory: Xenco

Sample Container: Clear Glass

Number of Samples: 1

Sample Quantity Collected: 8 oz.

Preservative Used: Ice

Weather: Clear & Sunny

Ambient Temperature: Approx. 50° F

Site Conditions: Not Applicable

Photograph Taken: Yes

GPS Latitude: N 33°46.959'

GPS Longitude: W 089°47.504'

Field Supervisor: Danny Vasentine

Signature / Date: Danny Vasentine 11Feb04

Field Observations / Remarks:

SOIL SAMPLE COLLECTION LOG

3TM INTERNATIONAL
Houston, Texas

Project Name: Koppers Creosote Case

Site Name: Koppers Creosote Facility

Date of Sampling: 13Jan04

Time of Sampling: 1020

Sample Location: Batupan Bogue Creek

Sample ID: 3TM-KP-DS-BB-7A (0-3')

Boring Number: 3TM-KP-DS-BB-7A

Terminal Depth of Boring: 3 feet bgs

Sampling Method: Macro-Core® Soil Sampler

Sample Depth: 0-3 foot bgs

Sample Matrix: Ditch Sediment

Soil Type: Saturated Coarse Sand

Sample Color: Brown

Sample Odor: None

Field Measurements: None

Equipment: Macro-Core® Soil Sampler

Sample Analysis: SVOAs by 8270

Analytical Laboratory: Xenco

Sample Container: Clear Glass

Number of Samples: 1

Sample Quantity Collected: 8 oz.

Preservative Used: Ice

Weather: Clear & Sunny

Ambient Temperature: Approx. 50° F

Site Conditions: Not Applicable

Photograph Taken: Yes

GPS Latitude: N 33°46.959'

GPS Longitude: W 089°47.504'

Field Supervisor: Danny Vasentine

Signature / Date: Danny Vasentine 11Feb04

Field Observations / Remarks:

MS/MSD was collected at this location

SOIL SAMPLE COLLECTION LOG

3TM INTERNATIONAL
Houston, Texas

Project Name: Koppers Creosote Case

Site Name: Koppers Creosote Facility

Date of Sampling: 13Jan04

Time of Sampling: 1040

Sample Location: Batupan Bogue Creek

Sample ID: 3TM-KP-DS-BB-7B (0-1')

Boring Number: 3TM-KP-DS-BB-7B

Terminal Depth of Boring: 3 feet bgs

Sampling Method: Macro-Core® Soil Sampler

Sample Depth: 0-1 foot bgs

Sample Matrix: Ditch Sediment

Soil Type: Saturated Coarse Sand

Sample Color: Brown

Sample Odor: None

Field Measurements: None

Equipment: Macro-Core® Soil Sampler

Sample Analysis: Samples on Hold

Analytical Laboratory: Xenco

Sample Container: Clear Glass

Number of Samples: 1

Sample Quantity Collected: 8 oz.

Preservative Used: Ice

Weather: Clear & Sunny

Ambient Temperature: Approx. 50° F

Site Conditions: Not Applicable

Photograph Taken: Yes

GPS Latitude: N 33°46.953'

GPS Longitude: W 089°47.505'

Field Supervisor: Danny Vasentine

Signature / Date: Danny Vasentine 11Feb04

Field Observations / Remarks:

SOIL SAMPLE COLLECTION LOG

3TM INTERNATIONAL
Houston, Texas

Project Name: Koppers Creosote Case

Site Name: Koppers Creosote Facility

Date of Sampling: 13Jan04

Time of Sampling: 1045

Sample Location: Batupan Bogue Creek

Sample ID: 3TM-KP-DS-BB-7B (1-2')

Boring Number: 3TM-KP-DS-BB-7B

Terminal Depth of Boring: 3 feet bgs

Sampling Method: Macro-Core® Soil Sampler

Sample Depth: 1-2 foot bgs

Sample Matrix: Ditch Sediment

Soil Type: Saturated Silty Coarse Sand

Sample Color: Brown

Sample Odor: None

Field Measurements: None

Equipment: Macro-Core® Soil Sampler

Sample Analysis: Samples on Hold

Analytical Laboratory: Xenco

Sample Container: Clear Glass

Number of Samples: 1

Sample Quantity Collected: 8 oz.

Preservative Used: Ice

Weather: Clear & Sunny

Ambient Temperature: Approx. 50° F

Site Conditions: Not Applicable

Photograph Taken: Yes

GPS Latitude: N 33°46.953'

GPS Longitude: W 089°47.505'

Field Supervisor: Danny Vasentine

Signature / Date: Danny Vasentine 11Feb04

Field Observations / Remarks:

SOIL SAMPLE COLLECTION LOG

3TM INTERNATIONAL
Houston, Texas

Project Name: Koppers Creosote Case

Site Name: Koppers Creosote Facility

Date of Sampling: 13Jan04

Time of Sampling: 1050

Sample Location: Batupan Bogue Creek

Sample ID: 3TM-KP-DS-BB-7B (2-3')

Boring Number: 3TM-KP-DS-BB-7B

Terminal Depth of Boring: 3 feet bgs

Sampling Method: Macro-Core® Soil Sampler

Sample Depth: 2-3 foot bgs

Sample Matrix: Ditch Sediment

Soil Type: Saturated Coarse Sand

Sample Color: Brown

Sample Odor: None

Field Measurements: None

Equipment: Macro-Core® Soil Sampler

Sample Analysis: Samples on Hold

Analytical Laboratory: Xenco

Sample Container: Clear Glass

Number of Samples: 1

Sample Quantity Collected: 8 oz.

Preservative Used: Ice

Weather: Clear & Sunny

Ambient Temperature: Approx. 50° F

Site Conditions: Not Applicable

Photograph Taken: Yes

GPS Latitude: N 33°46.953'

GPS Longitude: W 089°47.505'

Field Supervisor: Danny Vasentine

Signature / Date: Danny Vasentine 11Feb04

Field Observations / Remarks:

SOIL SAMPLE COLLECTION LOG

3TM INTERNATIONAL
Houston, Texas

Project Name: Koppers Creosote Case

Site Name: Koppers Creosote Facility

Date of Sampling: 13Jan04

Time of Sampling: 1100

Sample Location: Batupan Bogue Creek

Sample ID: 3TM-KP-DS-BB-7B (0-3')

Boring Number: 3TM-KP-DS-BB-7B

Terminal Depth of Boring: 3 feet bgs

Sampling Method: Macro-Core® Soil Sampler

Sample Depth: 0-3 foot bgs

Sample Matrix: Ditch Sediment

Soil Type: Saturated Silty Coarse Sand

Sample Color: Brown

Sample Odor: None

Field Measurements: None

Equipment: Macro-Core® Soil Sampler

Sample Analysis: SVOAs by 8270

Analytical Laboratory: Xenco

Sample Container: Clear Glass

Number of Samples: 1

Sample Quantity Collected: 8 oz.

Preservative Used: Ice

Weather: Clear & Sunny

Ambient Temperature: Approx. 50° F

Site Conditions: Not Applicable

Photograph Taken: Yes

GPS Latitude: N 33°46.953'

GPS Longitude: W 089°47.505'

Field Supervisor: Danny Vasentine

Signature / Date: Danny Vasentine 11Feb04

Field Observations / Remarks:

MS/MSD was collected at this location

SOIL SAMPLE COLLECTION LOG

3TM INTERNATIONAL
Houston, Texas

Project Name: Koppers Creosote Case

Site Name: Koppers Creosote Facility

Date of Sampling: 13Jan04

Time of Sampling: 1120

Sample Location: Batupan Bogue Creek

Sample ID: 3TM-KP-DS-BB-7C (0-1')

Boring Number: 3TM-KP-DS-BB-7C

Terminal Depth of Boring: 3 feet bgs

Sampling Method: Macro-Core® Soil Sampler

Sample Depth: 0-1 foot bgs

Sample Matrix: Ditch Sediment

Soil Type: Saturated Silty Coarse Sand

Sample Color: Brown

Sample Odor: None

Field Measurements: None

Equipment: Macro-Core® Soil Sampler

Sample Analysis: Samples on Hold

Analytical Laboratory: Xenco

Sample Container: Clear Glass

Number of Samples: 1

Sample Quantity Collected: 8 oz.

Preservative Used: Ice

Weather: Clear & Sunny

Ambient Temperature: Approx. 50° F

Site Conditions: Not Applicable

Photograph Taken: Yes

GPS Latitude: N 33°46.943'

GPS Longitude: W 089°47.509'

Field Supervisor: Danny Vasentine

Signature / Date: Danny Vasentine 11Feb04

Field Observations / Remarks:

SOIL SAMPLE COLLECTION LOG

3TM INTERNATIONAL
Houston, Texas

Project Name: Koppers Creosote Case

Site Name: Koppers Creosote Facility

Date of Sampling: 13Jan04

Time of Sampling: 1125

Sample Location: Batupan Bogue Creek

Sample ID: 3TM-KP-DS-BB-7C (1-2')

Boring Number: 3TM-KP-DS-BB-7C

Terminal Depth of Boring: 3 feet bgs

Sampling Method: Macro-Core® Soil Sampler

Sample Depth: 1-2 foot bgs

Sample Matrix: Ditch Sediment

Soil Type: Saturated Silty Coarse Sand

Sample Color: Brown

Sample Odor: None

Field Measurements: None

Equipment: Macro-Core® Soil Sampler

Sample Analysis: Samples on Hold

Analytical Laboratory: Xenco

Sample Container: Clear Glass

Number of Samples: 1

Sample Quantity Collected: 8 oz.

Preservative Used: Ice

Weather: Clear & Sunny

Ambient Temperature: Approx. 50° F

Site Conditions: Not Applicable

Photograph Taken: Yes

GPS Latitude: N 33°46.943'

GPS Longitude: W 089°47.509'

Field Supervisor: Danny Vasentine

Signature / Date: Danny Vasentine 11Feb04

Field Observations / Remarks:

SOIL SAMPLE COLLECTION LOG

3TM INTERNATIONAL
Houston, Texas

Project Name: Koppers Creosote Case

Site Name: Koppers Creosote Facility

Date of Sampling: 13Jan04

Time of Sampling: 1130

Sample Location: Batupan Bogue Creek

Sample ID: 3TM-KP-DS-BB-7C (2-3')

Boring Number: 3TM-KP-DS-BB-7C

Terminal Depth of Boring: 3 feet bgs

Sampling Method: Macro-Core® Soil Sampler

Sample Depth: 2-3 foot bgs

Sample Matrix: Ditch Sediment

Soil Type: Saturated Silty Coarse Sand

Sample Color: Brown

Sample Odor: None

Field Measurements: None

Equipment: Macro-Core® Soil Sampler

Sample Analysis: Samples on Hold

Analytical Laboratory: Xenco

Sample Container: Clear Glass

Number of Samples: 1

Sample Quantity Collected: 8 oz.

Preservative Used: Ice

Weather: Clear & Sunny

Ambient Temperature: Approx. 50° F

Site Conditions: Not Applicable

Photograph Taken: Yes

GPS Latitude: N 33°46.943'

GPS Longitude: W 089°47.509'

Field Supervisor: Danny Vasentine

Signature / Date: Danny Vasentine 11Feb04

Field Observations / Remarks:

SOIL SAMPLE COLLECTION LOG

3TM INTERNATIONAL
Houston, Texas

Project Name: Koppers Creosote Case

Site Name: Koppers Creosote Facility

Date of Sampling: 13Jan04

Time of Sampling: 1140

Sample Location: Batupan Bogue Creek

Sample ID: 3TM-KP-DS-BB-7C (0-3')

Boring Number: 3TM-KP-DS-BB-7C

Terminal Depth of Boring: 3 feet bgs

Sampling Method: Macro-Core® Soil Sampler

Sample Depth: 0-3 foot bgs

Sample Matrix: Ditch Sediment

Soil Type: Saturated Silty Coarse Sand

Sample Color: Brown

Sample Odor: None

Field Measurements: None

Equipment: Macro-Core® Soil Sampler

Sample Analysis: SVOAs by 8270

Analytical Laboratory: Xenco

Sample Container: Clear Glass

Number of Samples: 1

Sample Quantity Collected: 8 oz.

Preservative Used: Ice

Weather: Clear & Sunny

Ambient Temperature: Approx. 50° F

Site Conditions: Not Applicable

Photograph Taken: Yes

GPS Latitude: N 33°46.943'

GPS Longitude: W 089°47.509'

Field Supervisor: Danny Vasentine

Signature / Date: Danny Vasentine 11Feb04

Field Observations / Remarks:

MS/MSD was collected at this location

SOIL SAMPLE COLLECTION LOG

3TM INTERNATIONAL
Houston, Texas

Project Name: Koppers Creosote Case

Site Name: Koppers Creosote Facility

Date of Sampling: 13Jan04

Time of Sampling: 1330

Sample Location: Batupan Bogue Creek

Sample ID: 3TM-KP-DS-BB-11D (0-1')

Boring Number: 3TM-KP-DS-BB-11D

Terminal Depth of Boring: 3 feet bgs

Sampling Method: Macro-Core® Soil Sampler

Sample Depth: 0-1 foot bgs

Sample Matrix: Ditch Sediment

Soil Type: Moist Silty Coarse Sand

Sample Color: Gray

Sample Odor: Strong Creosote Odor

Field Measurements: None

Equipment: Macro-Core® Soil Sampler

Sample Analysis: SVOAs by 8270 / PAHs by 8270

Analytical Laboratory: Xenco / AXYS

Sample Container: Clear Glass

Number of Samples: 2

Sample Quantity Collected: 8 oz.

Preservative Used: Ice

Weather: Cloudy

Ambient Temperature: Approx. 55° F

Site Conditions: Not Applicable

Photograph Taken: Yes

GPS Latitude: N 33°44.211'

GPS Longitude: W 089°46.687'

Field Supervisor: Danny Vasentine

Signature / Date: Danny Vasentine 11Feb04

Field Observations / Remarks:

This sample was collected in the Central Ditch

SOIL SAMPLE COLLECTION LOG

3TM INTERNATIONAL
Houston, Texas

Project Name: Koppers Creosote Case

Site Name: Koppers Creosote Facility

Date of Sampling: 13Jan04

Time of Sampling: 1335

Sample Location: Batupan Bogue Creek

Sample ID: 3TM-KP-DS-BB-11D (1-2')

Boring Number: 3TM-KP-DS-BB-11D

Terminal Depth of Boring: 3 feet bgs

Sampling Method: Macro-Core® Soil Sampler

Sample Depth: 1-2 foot bgs

Sample Matrix: Ditch Sediment

Soil Type: Moist Silty Coarse Sand

Sample Color: Gray

Sample Odor: Strong Creosote Odor

Field Measurements: None

Equipment: Macro-Core® Soil Sampler

Sample Analysis: SVOAs by 8270 / PAHs by 8270

Analytical Laboratory: Xenco / AXYS

Sample Container: Clear Glass

Number of Samples: 2

Sample Quantity Collected: 8 oz.

Preservative Used: Ice

Weather: Cloudy

Ambient Temperature: Approx. 55° F

Site Conditions: Not Applicable

Photograph Taken: Yes

GPS Latitude: N 33°44.211'

GPS Longitude: W 089°46.687'

Field Supervisor: Danny Vasentine

Signature / Date: Danny Vasentine 11Feb04

Field Observations / Remarks:

This sample was collected in the Central Ditch

SOIL SAMPLE COLLECTION LOG

3TM INTERNATIONAL
Houston, Texas

Project Name: Koppers Creosote Case

Site Name: Koppers Creosote Facility

Date of Sampling: 13Jan04

Time of Sampling: 1340

Sample Location: Batupan Bogue Creek

Sample ID: 3TM-KP-DS-BB-11D (2-3')

Boring Number: 3TM-KP-DS-BB-11D

Terminal Depth of Boring: 3 feet bgs

Sampling Method: Macro-Core® Soil Sampler

Sample Depth: 2-3 foot bgs

Sample Matrix: Ditch Sediment

Soil Type: Moist Silty Coarse Sand

Sample Color: Gray

Sample Odor: Strong Creosote Odor

Field Measurements: None

Equipment: Macro-Core® Soil Sampler

Sample Analysis: SVOAs by 8270 / PAHs by 8270

Analytical Laboratory: Xenco / AXYS

Sample Container: Clear Glass

Number of Samples: 2

Sample Quantity Collected: 8 oz.

Preservative Used: Ice

Weather: Cloudy

Ambient Temperature: Approx. 55° F

Site Conditions: Not Applicable

Photograph Taken: Yes

GPS Latitude: N 33°44.211'

GPS Longitude: W 089°46.687'

Field Supervisor: Danny Vasentine

Signature / Date: Danny Vasentine 11Feb04

Field Observations / Remarks:

This sample was collected in the Central Ditch

SOIL SAMPLE COLLECTION LOG

3TM INTERNATIONAL
Houston, Texas

Project Name: Koppers Creosote Case

Site Name: Koppers Creosote Facility

Date of Sampling: 13Jan04

Time of Sampling: 1350

Sample Location: Batupan Bogue Creek

Sample ID: 3TM-KP-DS-BB-11D (0-3')

Boring Number: 3TM-KP-DS-BB-11D

Terminal Depth of Boring: 3 feet bgs

Sampling Method: Macro-Core® Soil Sampler

Sample Depth: 0-3 foot bgs

Sample Matrix: Ditch Sediment

Soil Type: Moist Silty Coarse Sand

Sample Color: Gray

Sample Odor: Strong Creosote Odor

Field Measurements: None

Equipment: Macro-Core® Soil Sampler

Sample Analysis: SVOAs by 8270 / PAHs by 8270

Analytical Laboratory: Xenco / AXYS

Sample Container: Clear Glass

Number of Samples: 2

Sample Quantity Collected: 8 oz.

Preservative Used: Ice

Weather: Cloudy

Ambient Temperature: Approx. 55° F

Site Conditions: Not Applicable

Photograph Taken: Yes

GPS Latitude: N 33°44.211'

GPS Longitude: W 089°46.687'

Field Supervisor: Danny Vasentine

Signature / Date: Danny Vasentine 11Feb04

Field Observations / Remarks:

This sample was collected in the Central Ditch

FIELD BLANK COLLECTION LOG

3TM INTERNATIONAL
Houston, Texas

Project Name: Koppers Creosote Case

Site Name: Koppers Creosote Facility

Date of Sampling: 11Jan04

Time of Sampling: 1555

Sample Location: Batupan Bogue Creek

Sample ID: Field Blank

Sample Color: Clear

Sample Odor: None

Field Measurements: None

Sample Analysis: SVOAs by 8270

Analytical Laboratory: Xenco

Sample Container: Clear Glass

Number of Samples: 1

Sample Quantity Collected: 8 oz.

Preservative Used: Ice

Weather: Clear & Sunny

Ambient Temperature: Approx. 45° F

Field Supervisor: Danny Vasentine

Signature / Date: Danny Vasentine 11Feb 04

Field Observations / Remarks:

EQUIPMENT RINSATE COLLECTION LOG

3TM INTERNATIONAL
Houston, Texas

Project Name: Koppers Creosote Case

Site Name: Koppers Creosote Facility

Date of Sampling: 11Jan04

Time of Sampling: 1200

Sample Location: Batupan Bogue Creek

Sample ID: Equipment Rinsate

Sample Color: Clear

Sample Odor: None

Field Measurements: None

Sample Analysis: SVOAs by 8270

Analytical Laboratory: Xenco

Sample Container: Clear Glass

Number of Samples: 1

Sample Quantity Collected: 8 oz.

Preservative Used: Ice

Weather: Clear & Sunny

Ambient Temperature: Approx. 35° F

Field Supervisor: Danny Vasentine

Signature / Date: Danny Vasentine 11Feb04

Field Observations / Remarks:

SOIL SAMPLE COLLECTION LOG

3TM INTERNATIONAL
Houston, Texas

Project Name: Koppers Creosote Case

Site Name: Koppers Creosote Facility

Date of Sampling: 11Jan04

Time of Sampling: 1135

Sample Location: Batupan Bogue Creek

Sample ID: 3TM-KP-DS-BB-3C (0-3')

Boring Number: 3TM-KP-DS-BB-3C

Terminal Depth of Boring: 3 feet bgs

Sampling Method: Macro-Core® Soil Sampler

Sample Depth: 0-3 foot bgs

Sample Matrix: Ditch Sediment

Soil Type: Moist Coarse Sand

Sample Color: Brown

Sample Odor: None

Field Measurements: None

Equipment: Macro-Core® Soil Sampler

Sample Analysis: SVOAs by 8270

Analytical Laboratory: Xenco

Sample Container: Clear Glass

Number of Samples: 1

Sample Quantity Collected: 8 oz.

Preservative Used: Ice

Weather: Clear & Sunny

Ambient Temperature: Approx. 35° F

Site Conditions: Not Applicable

Photograph Taken: Yes

GPS Latitude: N 33°45.437'

GPS Longitude: W 089°46.923'

Field Supervisor: Danny Vasentine

Signature / Date: Danny Vasentine 11Feb04

Field Observations / Remarks:

SOIL SAMPLE COLLECTION LOG

3TM INTERNATIONAL
Houston, Texas

Project Name: Koppers Creosote Case

Site Name: Koppers Creosote Facility

Date of Sampling: 11Jan04

Time of Sampling: 1240

Sample Location: Batupan Bogue Creek

Sample ID: 3TM-KP-DS-BB-4A (0-1')

Boring Number: 3TM-KP-DS-BB-4A

Terminal Depth of Boring: 3 feet bgs

Sampling Method: Macro-Core® Soil Sampler

Sample Depth: 0-1 foot bgs

Sample Matrix: Ditch Sediment

Soil Type: Moist Coarse Sand

Sample Color: Brown

Sample Odor: None

Field Measurements: None

Equipment: Macro-Core® Soil Sampler

Sample Analysis: Samples on Hold

Analytical Laboratory: Xenco

Sample Container: Clear Glass

Number of Samples: 1

Sample Quantity Collected: 8 oz.

Preservative Used: Ice

Weather: Clear & Sunny

Ambient Temperature: Approx. 45° F

Site Conditions: Not Applicable

Photograph Taken: Yes

GPS Latitude: N 33°45.804'

GPS Longitude: W 089°47.101'

Field Supervisor: Danny Vasentine

Signature / Date: Danny Vasentine 11Feb04

Field Observations / Remarks:

SOIL SAMPLE COLLECTION LOG

3TM INTERNATIONAL
Houston, Texas

Project Name: Koppers Creosote Case

Site Name: Koppers Creosote Facility

Date of Sampling: 11Jan04

Time of Sampling: 1250

Sample Location: Batupan Bogue Creek

Sample ID: 3TM-KP-DS-BB-4A (1-2')

Boring Number: 3TM-KP-DS-BB-4A

Terminal Depth of Boring: 3 feet bgs

Sampling Method: Macro-Core® Soil Sampler

Sample Depth: 1-2 foot bgs

Sample Matrix: Ditch Sediment

Soil Type: Moist Coarse Sand

Sample Color: Brown

Sample Odor: None

Field Measurements: None

Equipment: Macro-Core® Soil Sampler

Sample Analysis: Samples on Hold

Analytical Laboratory: Xenco

Sample Container: Clear Glass

Number of Samples: 1

Sample Quantity Collected: 8 oz.

Preservative Used: Ice

Weather: Clear & Sunny

Ambient Temperature: Approx. 45° F

Site Conditions: Not Applicable

Photograph Taken: Yes

GPS Latitude: N 33°45.804'

GPS Longitude: W 089°47.101'

Field Supervisor: Danny Vasentine

Signature / Date: Danny Vasentine 11Feb04

Field Observations / Remarks:

SOIL SAMPLE COLLECTION LOG

3TM INTERNATIONAL
Houston, Texas

Project Name: Koppers Creosote Case

Site Name: Koppers Creosote Facility

Date of Sampling: 11Jan04

Time of Sampling: 1310

Sample Location: Batupan Bogue Creek

Sample ID: 3TM-KP-DS-BB-4A (0-3')

Boring Number: 3TM-KP-DS-BB-4A

Terminal Depth of Boring: 3 feet bgs

Sampling Method: Macro-Core® Soil Sampler

Sample Depth: 0-3 foot bgs

Sample Matrix: Ditch Sediment

Soil Type: Moist Coarse Sand

Sample Color: Brown

Sample Odor: None

Field Measurements: None

Equipment: Macro-Core® Soil Sampler

Sample Analysis: SVOAs by 8270

Analytical Laboratory: Xenco

Sample Container: Clear Glass

Number of Samples: 1

Sample Quantity Collected: 8 oz.

Preservative Used: Ice

Weather: Clear & Sunny

Ambient Temperature: Approx. 45° F

Site Conditions: Not Applicable

Photograph Taken: Yes

GPS Latitude: N 33°45.804'

GPS Longitude: W 089°47.101'

Field Supervisor: Danny Vasentine

Signature / Date: Danny Vasentine 11Feb04

Field Observations / Remarks:

SOIL SAMPLE COLLECTION LOG

3TM INTERNATIONAL
Houston, Texas

Project Name: Koppers Creosote Case

Site Name: Koppers Creosote Facility

Date of Sampling: 11Jan04

Time of Sampling: 1345

Sample Location: Batupan Bogue Creek

Sample ID: 3TM-KP-DS-BB-4B (0-1')

Boring Number: 3TM-KP-DS-BB-4B

Terminal Depth of Boring: 3 feet bgs

Sampling Method: Macro-Core® Soil Sampler

Sample Depth: 0-1 foot bgs

Sample Matrix: Ditch Sediment

Soil Type: Moist Coarse Sand

Sample Color: Brown

Sample Odor: None

Field Measurements: None

Equipment: Macro-Core® Soil Sampler

Sample Analysis: Samples on Hold

Analytical Laboratory: Xenco

Sample Container: Clear Glass

Number of Samples: 1

Sample Quantity Collected: 8 oz.

Preservative Used: Ice

Weather: Clear & Sunny

Ambient Temperature: Approx. 45° F

Site Conditions: Not Applicable

Photograph Taken: Yes

GPS Latitude: N 33°45.797'

GPS Longitude: W 089°47.107'

Field Supervisor: Danny Vasentine

Signature / Date: Danny Vasentine 11Feb04

Field Observations / Remarks:

SOIL SAMPLE COLLECTION LOG

3TM INTERNATIONAL
Houston, Texas

Project Name: Koppers Creosote Case

Site Name: Koppers Creosote Facility

Date of Sampling: 11Jan04

Time of Sampling: 1300

Sample Location: Batupan Bogue Creek

Sample ID: 3TM-KP-DS-BB-4A (2-3')

Boring Number: 3TM-KP-DS-BB-4A

Terminal Depth of Boring: 3 feet bgs

Sampling Method: Macro-Core® Soil Sampler

Sample Depth: 2-3 foot bgs

Sample Matrix: Ditch Sediment

Soil Type: Moist Coarse Sand

Sample Color: Brown

Sample Odor: None

Field Measurements: None

Equipment: Macro-Core® Soil Sampler

Sample Analysis: Samples on Hold

Analytical Laboratory: Xenco

Sample Container: Clear Glass

Number of Samples: 1

Sample Quantity Collected: 8 oz.

Preservative Used: Ice

Weather: Clear & Sunny

Ambient Temperature: Approx. 45° F

Site Conditions: Not Applicable

Photograph Taken: Yes

GPS Latitude: N 33°45.804'

GPS Longitude: W 089°47.101'

Field Supervisor: Danny Vasentine

Signature / Date: Danny Vasentine 11Feb04

Field Observations / Remarks:

SOIL SAMPLE COLLECTION LOG

3TM INTERNATIONAL
Houston, Texas

Project Name: Koppers Creosote Case

Site Name: Koppers Creosote Facility

Date of Sampling: 11Jan04

Time of Sampling: 1355

Sample Location: Batupan Bogue Creek

Sample ID: 3TM-KP-DS-BB-4B (1-2')

Boring Number: 3TM-KP-DS-BB-4B

Terminal Depth of Boring: 3 feet bgs

Sampling Method: Macro-Core® Soil Sampler

Sample Depth: 1-2 foot bgs

Sample Matrix: Ditch Sediment

Soil Type: Moist Coarse Sand

Sample Color: Brown

Sample Odor: None

Field Measurements: None

Equipment: Macro-Core® Soil Sampler

Sample Analysis: Samples on Hold

Analytical Laboratory: Xenco

Sample Container: Clear Glass

Number of Samples: 1

Sample Quantity Collected: 8 oz.

Preservative Used: Ice

Weather: Clear & Sunny

Ambient Temperature: Approx. 45° F

Site Conditions: Not Applicable

Photograph Taken: Yes

GPS Latitude: N 33°45.797'

GPS Longitude: W 089°47.107'

Field Supervisor: Danny Vasentine

Signature / Date: Danny Vasentine 11Feb04

Field Observations / Remarks:

SOIL SAMPLE COLLECTION LOG

3TM INTERNATIONAL
Houston, Texas

Project Name: Koppers Creosote Case

Site Name: Koppers Creosote Facility

Date of Sampling: 11Jan04

Time of Sampling: 1405

Sample Location: Batupan Bogue Creek

Sample ID: 3TM-KP-DS-BB-4B (2-3')

Boring Number: 3TM-KP-DS-BB-4B

Terminal Depth of Boring: 3 feet bgs

Sampling Method: Macro-Core® Soil Sampler

Sample Depth: 2-3 foot bgs

Sample Matrix: Ditch Sediment

Soil Type: Moist Coarse Sand

Sample Color: Brown

Sample Odor: None

Field Measurements: None

Equipment: Macro-Core® Soil Sampler

Sample Analysis: Samples on Hold

Analytical Laboratory: Xenco

Sample Container: Clear Glass

Number of Samples: 1

Sample Quantity Collected: 8 oz.

Preservative Used: Ice

Weather: Clear & Sunny

Ambient Temperature: Approx. 45° F

Site Conditions: Not Applicable

Photograph Taken: Yes

GPS Latitude: N 33°45.797'

GPS Longitude: W 089°47.107'

Field Supervisor: Danny Vasentine

Signature / Date: Danny Vasentine 11Feb04

Field Observations / Remarks:

SOIL SAMPLE COLLECTION LOG

3TM INTERNATIONAL
Houston, Texas

Project Name: Koppers Creosote Case

Site Name: Koppers Creosote Facility

Date of Sampling: 11Jan04

Time of Sampling: 1415

Sample Location: Batupan Bogue Creek

Sample ID: 3TM-KP-DS-BB-4B (0-3')

Boring Number: 3TM-KP-DS-BB-4B

Terminal Depth of Boring: 3 feet bgs

Sampling Method: Macro-Core® Soil Sampler

Sample Depth: 0-3 foot bgs

Sample Matrix: Ditch Sediment

Soil Type: Moist Coarse Sand

Sample Color: Brown

Sample Odor: None

Field Measurements: None

Equipment: Macro-Core® Soil Sampler

Sample Analysis: SVOAs by 8270

Analytical Laboratory: Xenco

Sample Container: Clear Glass

Number of Samples: 1

Sample Quantity Collected: 8 oz.

Preservative Used: Ice

Weather: Clear & Sunny

Ambient Temperature: Approx. 45° F

Site Conditions: Not Applicable

Photograph Taken: Yes

GPS Latitude: N 33°45.797'

GPS Longitude: W 089°47.107'

Field Supervisor: Danny Vasentine

Signature / Date: Danny Vasentine 11Feb04

Field Observations / Remarks:

SOIL SAMPLE COLLECTION LOG

3TM INTERNATIONAL
Houston, Texas

Project Name: Koppers Creosote Case

Site Name: Koppers Creosote Facility

Date of Sampling: 11Jan04

Time of Sampling: 1440

Sample Location: Batupan Bogue Creek

Sample ID: 3TM-KP-DS-BB-4C (0-1')

Boring Number: 3TM-KP-DS-BB-4C

Terminal Depth of Boring: 3 feet bgs

Sampling Method: Macro-Core® Soil Sampler

Sample Depth: 0-1 foot bgs

Sample Matrix: Ditch Sediment

Soil Type: Moist Coarse Sand

Sample Color: Brown

Sample Odor: None

Field Measurements: None

Equipment: Macro-Core® Soil Sampler

Sample Analysis: Samples on Hold

Analytical Laboratory: Xenco

Sample Container: Clear Glass

Number of Samples: 1

Sample Quantity Collected: 8 oz.

Preservative Used: Ice

Weather: Clear & Sunny

Ambient Temperature: Approx. 45° F

Site Conditions: Not Applicable

Photograph Taken: Yes

GPS Latitude: N 33°45.802'

GPS Longitude: W 089°47.108'

Field Supervisor: Danny Vasentine

Signature / Date: Danny Vasentine 11Feb04

Field Observations / Remarks:

SOIL SAMPLE COLLECTION LOG

3TM INTERNATIONAL
Houston, Texas

Project Name: Koppers Creosote Case

Site Name: Koppers Creosote Facility

Date of Sampling: 11Jan04

Time of Sampling: 1445

Sample Location: Batupan Bogue Creek

Sample ID: 3TM-KP-DS-BB-4C (1-2')

Boring Number: 3TM-KP-DS-BB-4C

Terminal Depth of Boring: 3 feet bgs

Sampling Method: Macro-Core® Soil Sampler

Sample Depth: 1-2 foot bgs

Sample Matrix: Ditch Sediment

Soil Type: Moist Coarse Sand

Sample Color: Brown

Sample Odor: None

Field Measurements: None

Equipment: Macro-Core® Soil Sampler

Sample Analysis: Samples on Hold

Analytical Laboratory: Xenco

Sample Container: Clear Glass

Number of Samples: 1

Sample Quantity Collected: 8 oz.

Preservative Used: Ice

Weather: Clear & Sunny

Ambient Temperature: Approx. 45° F

Site Conditions: Not Applicable

Photograph Taken: Yes

GPS Latitude: N 33°45.802'

GPS Longitude: W 089°47.108'

Field Supervisor: Danny Vasentine

Signature / Date: Danny Vasentine 11Feb04

Field Observations / Remarks:

SOIL SAMPLE COLLECTION LOG

3TM INTERNATIONAL
Houston, Texas

Project Name: Koppers Creosote Case

Site Name: Koppers Creosote Facility

Date of Sampling: 11Jan04

Time of Sampling: 1455

Sample Location: Batupan Bogue Creek

Sample ID: 3TM-KP-DS-BB-4C (2-3')

Boring Number: 3TM-KP-DS-BB-4C

Terminal Depth of Boring: 3 feet bgs

Sampling Method: Macro-Core® Soil Sampler

Sample Depth: 2-3 foot bgs

Sample Matrix: Ditch Sediment

Soil Type: Moist Coarse Sand

Sample Color: Brown

Sample Odor: None

Field Measurements: None

Equipment: Macro-Core® Soil Sampler

Sample Analysis: Samples on Hold

Analytical Laboratory: Xenco

Sample Container: Clear Glass

Number of Samples: 1

Sample Quantity Collected: 8 oz.

Preservative Used: Ice

Weather: Clear & Sunny

Ambient Temperature: Approx. 45° F

Site Conditions: Not Applicable

Photograph Taken: Yes

GPS Latitude: N 33°45.802'

GPS Longitude: W 089°47.108'

Field Supervisor: Danny Vasentine

Signature / Date: Danny Vasentine 11Feb04

Field Observations / Remarks:

SOIL SAMPLE COLLECTION LOG

3TM INTERNATIONAL
Houston, Texas

Project Name: Koppers Creosote Case

Site Name: Koppers Creosote Facility

Date of Sampling: 11Jan04

Time of Sampling: 1505

Sample Location: Batupan Bogue Creek

Sample ID: 3TM-KP-DS-BB-4C (0-3')

Boring Number: 3TM-KP-DS-BB-4C

Terminal Depth of Boring: 3 feet bgs

Sampling Method: Macro-Core® Soil Sampler

Sample Depth: 0-3 foot bgs

Sample Matrix: Ditch Sediment

Soil Type: Moist Coarse Sand

Sample Color: Brown

Sample Odor: None

Field Measurements: None

Equipment: Macro-Core® Soil Sampler

Sample Analysis: SVOAs by 8270

Analytical Laboratory: Xenco

Sample Container: Clear Glass

Number of Samples: 1

Sample Quantity Collected: 8 oz.

Preservative Used: Ice

Weather: Clear & Sunny

Ambient Temperature: Approx. 45° F

Site Conditions: Not Applicable

Photograph Taken: Yes

GPS Latitude: N 33°45.802'

GPS Longitude: W 089°47.108'

Field Supervisor: Danny Vasentine

Signature / Date: Danny Vasentine 11Feb04

Field Observations / Remarks:

SOIL SAMPLE COLLECTION LOG

3TM INTERNATIONAL
Houston, Texas

Project Name: Koppers Creosote Case

Site Name: Koppers Creosote Facility

Date of Sampling: 11Jan04

Time of Sampling: 1705

Sample Location: Batupan Bogue Creek

Sample ID: 3TM-KP-DS-BB-5A (0-1')

Boring Number: 3TM-KP-DS-BB-5A

Terminal Depth of Boring: 3 feet bgs

Sampling Method: Macro-Core® Soil Sampler

Sample Depth: 0-1 foot bgs

Sample Matrix: Ditch Sediment

Soil Type: Moist Coarse Sand

Sample Color: Brown

Sample Odor: None

Field Measurements: None

Equipment: Macro-Core® Soil Sampler

Sample Analysis: Samples on Hold

Analytical Laboratory: Xenco

Sample Container: Clear Glass

Number of Samples: 1

Sample Quantity Collected: 8 oz.

Preservative Used: Ice

Weather: Clear & Sunny

Ambient Temperature: Approx. 52° F

Site Conditions: Not Applicable

Photograph Taken: Yes

GPS Latitude: N 33°46.301'

GPS Longitude: W 089°46.893'

Field Supervisor: Danny Vasentine

Signature / Date: Danny Vasentine 11Feb04

Field Observations / Remarks:

SOIL SAMPLE COLLECTION LOG

3TM INTERNATIONAL
Houston, Texas

Project Name: Koppers Creosote Case

Site Name: Koppers Creosote Facility

Date of Sampling: 11Jan04

Time of Sampling: 1710

Sample Location: Batupan Bogue Creek

Sample ID: 3TM-KP-DS-BB-5A (1-2')

Boring Number: 3TM-KP-DS-BB-5A

Terminal Depth of Boring: 3 feet bgs

Sampling Method: Macro-Core® Soil Sampler

Sample Depth: 1-2 foot bgs

Sample Matrix: Ditch Sediment

Soil Type: Moist Coarse Sand

Sample Color: Brown

Sample Odor: None

Field Measurements: None

Equipment: Macro-Core® Soil Sampler

Sample Analysis: Samples on Hold

Analytical Laboratory: Xenco

Sample Container: Clear Glass

Number of Samples: 1

Sample Quantity Collected: 8 oz.

Preservative Used: Ice

Weather: Clear & Sunny

Ambient Temperature: Approx. 52° F

Site Conditions: Not Applicable

Photograph Taken: Yes

GPS Latitude: N 33°46.301'

GPS Longitude: W 089°46.893'

Field Supervisor: Danny Vasentine

Signature / Date: Danny Vasentine 11Feb04

Field Observations / Remarks:

SOIL SAMPLE COLLECTION LOG

3TM INTERNATIONAL
Houston, Texas

Project Name: Koppers Creosote Case

Site Name: Koppers Creosote Facility

Date of Sampling: 11Jan04

Time of Sampling: 1715

Sample Location: Batupan Bogue Creek

Sample ID: 3TM-KP-DS-BB-5A (2-3')

Boring Number: 3TM-KP-DS-BB-5A

Terminal Depth of Boring: 3 feet bgs

Sampling Method: Macro-Core® Soil Sampler

Sample Depth: 2-3 foot bgs

Sample Matrix: Ditch Sediment

Soil Type: Moist Coarse Sand

Sample Color: Brown

Sample Odor: None

Field Measurements: None

Equipment: Macro-Core® Soil Sampler

Sample Analysis: Samples on Hold

Analytical Laboratory: Xenco

Sample Container: Clear Glass

Number of Samples: 1

Sample Quantity Collected: 8 oz.

Preservative Used: Ice

Weather: Clear & Sunny

Ambient Temperature: Approx. 52° F

Site Conditions: Not Applicable

Photograph Taken: Yes

GPS Latitude: N 33°46.301'

GPS Longitude: W 089°46.893'

Field Supervisor: Danny Vasentine

Signature / Date: Danny Vasentine 11Feb04

Field Observations / Remarks:

SOIL SAMPLE COLLECTION LOG

3TM INTERNATIONAL
Houston, Texas

Project Name: Koppers Creosote Case

Site Name: Koppers Creosote Facility

Date of Sampling: 11Jan04

Time of Sampling: 1720

Sample Location: Batupan Bogue Creek

Sample ID: 3TM-KP-DS-BB-5A (0-3')

Boring Number: 3TM-KP-DS-BB-5A

Terminal Depth of Boring: 3 feet bgs

Sampling Method: Macro-Core® Soil Sampler

Sample Depth: 0-3 foot bgs

Sample Matrix: Ditch Sediment

Soil Type: Moist Coarse Sand

Sample Color: Brown

Sample Odor: None

Field Measurements: None

Equipment: Macro-Core® Soil Sampler

Sample Analysis: SVOAs by 8270

Analytical Laboratory: Xenco

Sample Container: Clear Glass

Number of Samples: 1

Sample Quantity Collected: 8 oz.

Preservative Used: Ice

Weather: Clear & Sunny

Ambient Temperature: Approx. 52° F

Site Conditions: Not Applicable

Photograph Taken: Yes

GPS Latitude: N 33°46.301'

GPS Longitude: W 089°46.893'

Field Supervisor: Danny Vasentine

Signature / Date: Danny Vasentine 11Feb04

Field Observations / Remarks:

SOIL SAMPLE COLLECTION LOG

3TM INTERNATIONAL
Houston, Texas

Project Name: Koppers Creosote Case

Site Name: Koppers Creosote Facility

Date of Sampling: 11Jan04

Time of Sampling: 1800

Sample Location: Batupan Bogue Creek

Sample ID: 3TM-KP-DS-BB-5C (0-1')

Boring Number: 3TM-KP-DS-BB-5C

Terminal Depth of Boring: 3 feet bgs

Sampling Method: Macro-Core® Soil Sampler

Sample Depth: 0-1 foot bgs

Sample Matrix: Ditch Sediment

Soil Type: Moist Coarse Sand

Sample Color: Brown

Sample Odor: None

Field Measurements: None

Equipment: Macro-Core® Soil Sampler

Sample Analysis: Samples on Hold

Analytical Laboratory: Xenco

Sample Container: Clear Glass

Number of Samples: 1

Sample Quantity Collected: 8 oz.

Preservative Used: Ice

Weather: Clear & Sunny

Ambient Temperature: Approx. 52° F

Site Conditions: Not Applicable

Photograph Taken: Yes

GPS Latitude: N 33°46.302'

GPS Longitude: W 089°46.894'

Field Supervisor: Danny Vasentine

Signature / Date: Danny Vasentine 11Feb04

Field Observations / Remarks:

SOIL SAMPLE COLLECTION LOG

3TM INTERNATIONAL
Houston, Texas

Project Name: Koppers Creosote Case

Site Name: Koppers Creosote Facility

Date of Sampling: 11Jan04

Time of Sampling: 1810

Sample Location: Batupan Bogue Creek

Sample ID: 3TM-KP-DS-BB-5C (1-2')

Boring Number: 3TM-KP-DS-BB-5C

Terminal Depth of Boring: 3 feet bgs

Sampling Method: Macro-Core® Soil Sampler

Sample Depth: 1-2 foot bgs

Sample Matrix: Ditch Sediment

Soil Type: Moist Coarse Sand

Sample Color: Brown

Sample Odor: None

Field Measurements: None

Equipment: Macro-Core® Soil Sampler

Sample Analysis: Samples on Hold

Analytical Laboratory: Xenco

Sample Container: Clear Glass

Number of Samples: 1

Sample Quantity Collected: 8 oz.

Preservative Used: Ice

Weather: Clear & Sunny

Ambient Temperature: Approx. 52° F

Site Conditions: Not Applicable

Photograph Taken: Yes

GPS Latitude: N 33°46.302'

GPS Longitude: W 089°46.894'

Field Supervisor: Danny Vasentine

Signature / Date: Danny Vasentine 11Feb04

Field Observations / Remarks:

SOIL SAMPLE COLLECTION LOG

3TM INTERNATIONAL
Houston, Texas

Project Name: Koppers Creosote Case

Site Name: Koppers Creosote Facility

Date of Sampling: 11Jan04

Time of Sampling: 1820

Sample Location: Batupan Bogue Creek

Sample ID: 3TM-KP-DS-BB-5C (2-3')

Boring Number: 3TM-KP-DS-BB-5C

Terminal Depth of Boring: 3 feet bgs

Sampling Method: Macro-Core® Soil Sampler

Sample Depth: 2-3 foot bgs

Sample Matrix: Ditch Sediment

Soil Type: Moist Coarse Sand

Sample Color: Brown

Sample Odor: None

Field Measurements: None

Equipment: Macro-Core® Soil Sampler

Sample Analysis: Samples on Hold

Analytical Laboratory: Xenco

Sample Container: Clear Glass

Number of Samples: 1

Sample Quantity Collected: 8 oz.

Preservative Used: Ice

Weather: Clear & Sunny

Ambient Temperature: Approx. 52° F

Site Conditions: Not Applicable

Photograph Taken: Yes

GPS Latitude: N 33°46.302'

GPS Longitude: W 089°46.894'

Field Supervisor: Danny Vasentine

Signature / Date: Danny Vasentine 11Feb04

Field Observations / Remarks:

SOIL SAMPLE COLLECTION LOG

3TM INTERNATIONAL
Houston, Texas

Project Name: Koppers Creosote Case

Site Name: Koppers Creosote Facility

Date of Sampling: 11Jan04

Time of Sampling: 1830

Sample Location: Batupan Bogue Creek

Sample ID: 3TM-KP-DS-BB-5C (0-3')

Boring Number: 3TM-KP-DS-BB-5C

Terminal Depth of Boring: 3 feet bgs

Sampling Method: Macro-Core® Soil Sampler

Sample Depth: 0-3 foot bgs

Sample Matrix: Ditch Sediment

Soil Type: Moist Coarse Sand

Sample Color: Brown

Sample Odor: None

Field Measurements: None

Equipment: Macro-Core® Soil Sampler

Sample Analysis: SVOAs by 8270

Analytical Laboratory: Xenco

Sample Container: Clear Glass

Number of Samples: 1

Sample Quantity Collected: 8 oz.

Preservative Used: Ice

Weather: Clear & Sunny

Ambient Temperature: Approx. 52° F

Site Conditions: Not Applicable

Photograph Taken: Yes

GPS Latitude: N 33°46.302'

GPS Longitude: W 089°46.894'

Field Supervisor: Danny Vasentine

Signature / Date: Danny Vasentine 11Feb04

Field Observations / Remarks:

SOIL SAMPLE COLLECTION LOG

3TM INTERNATIONAL
Houston, Texas

Project Name: Koppers Creosote Case

Site Name: Koppers Creosote Facility

Date of Sampling: 12Jan04

Time of Sampling: 0925

Sample Location: Batupan Bogue Creek

Sample ID: 3TM-KP-DS-BB-6B (0-1')

Boring Number: 3TM-KP-DS-BB-6B

Terminal Depth of Boring: 3 feet bgs

Sampling Method: Macro-Core® Soil Sampler

Sample Depth: 0-1 foot bgs

Sample Matrix: Ditch Sediment

Soil Type: Moist Coarse Sand

Sample Color: Brown

Sample Odor: None

Field Measurements: None

Equipment: Macro-Core® Soil Sampler

Sample Analysis: Samples on Hold

Analytical Laboratory: Xenco

Sample Container: Clear Glass

Number of Samples: 1

Sample Quantity Collected: 8 oz.

Preservative Used: Ice

Weather: Clear & Sunny

Ambient Temperature: Approx. 45° F

Site Conditions: Not Applicable

Photograph Taken: Yes

GPS Latitude: N 33°46.555'

GPS Longitude: W 089°47.545'

Field Supervisor: Danny Vasentine

Signature / Date: Danny Vasentine 11Feb04

Field Observations / Remarks:

SOIL SAMPLE COLLECTION LOG

3TM INTERNATIONAL
Houston, Texas

Project Name: Koppers Creosote Case

Site Name: Koppers Creosote Facility

Date of Sampling: 12Jan04

Time of Sampling: 0930

Sample Location: Batupan Bogue Creek

Sample ID: 3TM-KP-DS-BB-6B (1-2')

Boring Number: 3TM-KP-DS-BB-6B

Terminal Depth of Boring: 3 feet bgs

Sampling Method: Macro-Core® Soil Sampler

Sample Depth: 1-2 foot bgs

Sample Matrix: Ditch Sediment

Soil Type: Moist Coarse Sand

Sample Color: Brown

Sample Odor: None

Field Measurements: None

Equipment: Macro-Core® Soil Sampler

Sample Analysis: Samples on Hold

Analytical Laboratory: Xenco

Sample Container: Clear Glass

Number of Samples: 1

Sample Quantity Collected: 8 oz.

Preservative Used: Ice

Weather: Clear & Sunny

Ambient Temperature: Approx. 45° F

Site Conditions: Not Applicable

Photograph Taken: Yes

GPS Latitude: N 33°46.555'

GPS Longitude: W 089°47.545'

Field Supervisor: Danny Vasentine

Signature / Date: Danny Vasentine 11Feb04

Field Observations / Remarks:

SOIL SAMPLE COLLECTION LOG

3TM INTERNATIONAL
Houston, Texas

Project Name: Koppers Creosote Case

Site Name: Koppers Creosote Facility

Date of Sampling: 12Jan04

Time of Sampling: 0935

Sample Location: Batupan Bogue Creek

Sample ID: 3TM-KP-DS-BB-6B (2-3')

Boring Number: 3TM-KP-DS-BB-6B

Terminal Depth of Boring: 3 feet bgs

Sampling Method: Macro-Core® Soil Sampler

Sample Depth: 2-3 foot bgs

Sample Matrix: Ditch Sediment

Soil Type: Moist Coarse Sand

Sample Color: Brown

Sample Odor: None

Field Measurements: None

Equipment: Macro-Core® Soil Sampler

Sample Analysis: Samples on Hold

Analytical Laboratory: Xenco

Sample Container: Clear Glass

Number of Samples: 1

Sample Quantity Collected: 8 oz.

Preservative Used: Ice

Weather: Clear & Sunny

Ambient Temperature: Approx. 45° F

Site Conditions: Not Applicable

Photograph Taken: Yes

GPS Latitude: N 33°46.555'

GPS Longitude: W 089°47.545'

Field Supervisor: Danny Vasentine

Signature / Date: Danny Vasentine 11Feb04

Field Observations / Remarks:

SOIL SAMPLE COLLECTION LOG

3TM INTERNATIONAL
Houston, Texas

Project Name: Koppers Creosote Case

Site Name: Koppers Creosote Facility

Date of Sampling: 12Jan04

Time of Sampling: 0945

Sample Location: Batupan Bogue Creek

Sample ID: 3TM-KP-DS-BB-6B (0-3')

Boring Number: 3TM-KP-DS-BB-6B

Terminal Depth of Boring: 3 feet bgs

Sampling Method: Macro-Core® Soil Sampler

Sample Depth: 0-3 foot bgs

Sample Matrix: Ditch Sediment

Soil Type: Moist Coarse Sand

Sample Color: Brown

Sample Odor: None

Field Measurements: None

Equipment: Macro-Core® Soil Sampler

Sample Analysis: SVOAs by 8270

Analytical Laboratory: Xenco

Sample Container: Clear Glass

Number of Samples: 1

Sample Quantity Collected: 8 oz.

Preservative Used: Ice

Weather: Clear & Sunny

Ambient Temperature: Approx. 45° F

Site Conditions: Not Applicable

Photograph Taken: Yes

GPS Latitude: N 33°46.555'

GPS Longitude: W 089°47.545'

Field Supervisor: Danny Vasentine

Signature / Date: Danny Vasentine 11Feb04

Field Observations / Remarks:

SOIL SAMPLE COLLECTION LOG

3TM INTERNATIONAL
Houston, Texas

Project Name: Koppers Creosote Case

Site Name: Koppers Creosote Facility

Date of Sampling: 12Jan04

Time of Sampling: 1005

Sample Location: Batupan Bogue Creek

Sample ID: 3TM-KP-DS-BB-6C (0-1')

Boring Number: 3TM-KP-DS-BB-6C

Terminal Depth of Boring: 3 feet bgs

Sampling Method: Macro-Core® Soil Sampler

Sample Depth: 0-1 foot bgs

Sample Matrix: Ditch Sediment

Soil Type: Moist Coarse Sand

Sample Color: Brown

Sample Odor: None

Field Measurements: None

Equipment: Macro-Core® Soil Sampler

Sample Analysis: Samples on Hold

Analytical Laboratory: Xenco

Sample Container: Clear Glass

Number of Samples: 1

Sample Quantity Collected: 8 oz.

Preservative Used: Ice

Weather: Clear & Sunny

Ambient Temperature: Approx. 45° F

Site Conditions: Not Applicable

Photograph Taken: Yes

GPS Latitude: N 33°46.547'

GPS Longitude: W 089°47.543'

Field Supervisor: Danny Vasentine

Signature / Date: Danny Vasentine 11Feb04

Field Observations / Remarks:

SOIL SAMPLE COLLECTION LOG

3TM INTERNATIONAL
Houston, Texas

Project Name: Koppers Creosote Case

Site Name: Koppers Creosote Facility

Date of Sampling: 12Jan04

Time of Sampling: 1010

Sample Location: Batupan Bogue Creek

Sample ID: 3TM-KP-DS-BB-6C (1-2')

Boring Number: 3TM-KP-DS-BB-6C

Terminal Depth of Boring: 3 feet bgs

Sampling Method: Macro-Core® Soil Sampler

Sample Depth: 1-2 foot bgs

Sample Matrix: Ditch Sediment

Soil Type: Moist Coarse Sand

Sample Color: Brown

Sample Odor: None

Field Measurements: None

Equipment: Macro-Core® Soil Sampler

Sample Analysis: Samples on Hold

Analytical Laboratory: Xenco

Sample Container: Clear Glass

Number of Samples: 1

Sample Quantity Collected: 8 oz.

Preservative Used: Ice

Weather: Clear & Sunny

Ambient Temperature: Approx. 45° F

Site Conditions: Not Applicable

Photograph Taken: Yes

GPS Latitude: N 33°46.547'

GPS Longitude: W 089°47.543'

Field Supervisor: Danny Vasentine

Signature / Date: Danny Vasentine 11Feb04

Field Observations / Remarks:

SOIL SAMPLE COLLECTION LOG

3TM INTERNATIONAL
Houston, Texas

Project Name: Koppers Creosote Case

Site Name: Koppers Creosote Facility

Date of Sampling: 12Jan04

Time of Sampling: 1015

Sample Location: Batupan Bogue Creek

Sample ID: 3TM-KP-DS-BB-6C (2-3')

Boring Number: 3TM-KP-DS-BB-6C

Terminal Depth of Boring: 3 feet bgs

Sampling Method: Macro-Core® Soil Sampler

Sample Depth: 2-3 foot bgs

Sample Matrix: Ditch Sediment

Soil Type: Moist Coarse Sand

Sample Color: Brown

Sample Odor: None

Field Measurements: None

Equipment: Macro-Core® Soil Sampler

Sample Analysis: Samples on Hold

Analytical Laboratory: Xenco

Sample Container: Clear Glass

Number of Samples: 1

Sample Quantity Collected: 8 oz.

Preservative Used: Ice

Weather: Clear & Sunny

Ambient Temperature: Approx. 45° F

Site Conditions: Not Applicable

Photograph Taken: Yes

GPS Latitude: N 33°46.547'

GPS Longitude: W 089°47.543'

Field Supervisor: Danny Vasentine

Signature / Date: Danny Vasentine 11Feb04

Field Observations / Remarks:

SOIL SAMPLE COLLECTION LOG

3TM INTERNATIONAL
Houston, Texas

Project Name: Koppers Creosote Case

Site Name: Koppers Creosote Facility

Date of Sampling: 12Jan04

Time of Sampling: 1025

Sample Location: Batupan Bogue Creek

Sample ID: 3TM-KP-DS-BB-6C (0-3')

Boring Number: 3TM-KP-DS-BB-6C

Terminal Depth of Boring: 3 feet bgs

Sampling Method: Macro-Core® Soil Sampler

Sample Depth: 0-3 foot bgs

Sample Matrix: Ditch Sediment

Soil Type: Moist Coarse Sand

Sample Color: Brown

Sample Odor: None

Field Measurements: None

Equipment: Macro-Core® Soil Sampler

Sample Analysis: SVOAs by 8270

Analytical Laboratory: Xenco

Sample Container: Clear Glass

Number of Samples: 1

Sample Quantity Collected: 8 oz.

Preservative Used: Ice

Weather: Clear & Sunny

Ambient Temperature: Approx. 45° F

Site Conditions: Not Applicable

Photograph Taken: Yes

GPS Latitude: N 33°46.547'

GPS Longitude: W 089°47.543'

Field Supervisor: Danny Vasentine

Signature / Date: Danny Vasentine 11Feb04

Field Observations / Remarks:

SOIL SAMPLE COLLECTION LOG

3TM INTERNATIONAL
Houston, Texas

Project Name: Koppers Creosote Case

Site Name: Koppers Creosote Facility

Date of Sampling: 12Jan04

Time of Sampling: 1230

Sample Location: Batupan Bogue Creek

Sample ID: 3TM-KP-DS-BB-8A (0-1')

Boring Number: 3TM-KP-DS-BB-8A

Terminal Depth of Boring: 3 feet bgs

Sampling Method: Macro-Core® Soil Sampler

Sample Depth: 0-1 foot bgs

Sample Matrix: Ditch Sediment

Soil Type: Saturated Coarse Sand

Sample Color: Brown

Sample Odor: None

Field Measurements: None

Equipment: Macro-Core® Soil Sampler

Sample Analysis: Samples on Hold

Analytical Laboratory: Xenco

Sample Container: Clear Glass

Number of Samples: 1

Sample Quantity Collected: 8 oz.

Preservative Used: Ice

Weather: Clear & Sunny

Ambient Temperature: Approx. 48° F

Site Conditions: Not Applicable

Photograph Taken: Yes

GPS Latitude: N 33°47.217'

GPS Longitude: W 089°47.613'

Field Supervisor: Danny Vasentine

Signature / Date: Danny Vasentine 11Feb04

Field Observations / Remarks:

SOIL SAMPLE COLLECTION LOG

3TM INTERNATIONAL
Houston, Texas

Project Name: Koppers Creosote Case

Site Name: Koppers Creosote Facility

Date of Sampling: 12Jan04

Time of Sampling: 1235

Sample Location: Batupan Bogue Creek

Sample ID: 3TM-KP-DS-BB-8A (1-2')

Boring Number: 3TM-KP-DS-BB-8A

Terminal Depth of Boring: 3 feet bgs

Sampling Method: Macro-Core® Soil Sampler

Sample Depth: 1-2 foot bgs

Sample Matrix: Ditch Sediment

Soil Type: Moist Coarse Sand

Sample Color: Brown

Sample Odor: None

Field Measurements: None

Equipment: Macro-Core® Soil Sampler

Sample Analysis: Samples on Hold

Analytical Laboratory: Xenco

Sample Container: Clear Glass

Number of Samples: 1

Sample Quantity Collected: 8 oz.

Preservative Used: Ice

Weather: Clear & Sunny

Ambient Temperature: Approx. 48° F

Site Conditions: Not Applicable

Photograph Taken: Yes

GPS Latitude: N 33°47.217'

GPS Longitude: W 089°47.613'

Field Supervisor: Danny Vasentine

Signature / Date: Danny Vasentine 11Feb04

Field Observations / Remarks:

SOIL SAMPLE COLLECTION LOG

3TM INTERNATIONAL
Houston, Texas

Project Name: Koppers Creosote Case

Site Name: Koppers Creosote Facility

Date of Sampling: 12Jan04

Time of Sampling: 1240

Sample Location: Batupan Bogue Creek

Sample ID: 3TM-KP-DS-BB-8A (2-3')

Boring Number: 3TM-KP-DS-BB-8A

Terminal Depth of Boring: 3 feet bgs

Sampling Method: Macro-Core® Soil Sampler

Sample Depth: 2-3 foot bgs

Sample Matrix: Ditch Sediment

Soil Type: Moist Coarse Sand

Sample Color: Brown

Sample Odor: None

Field Measurements: None

Equipment: Macro-Core® Soil Sampler

Sample Analysis: Samples on Hold

Analytical Laboratory: Xenco

Sample Container: Clear Glass

Number of Samples: 1

Sample Quantity Collected: 8 oz.

Preservative Used: Ice

Weather: Clear & Sunny

Ambient Temperature: Approx. 48° F

Site Conditions: Not Applicable

Photograph Taken: Yes

GPS Latitude: N 33°47.217'

GPS Longitude: W 089°47.613'

Field Supervisor: Danny Vasentine

Signature / Date: Danny Vasentine 11Feb04

Field Observations / Remarks:

SOIL SAMPLE COLLECTION LOG

3TM INTERNATIONAL
Houston, Texas

Project Name: Koppers Creosote Case

Site Name: Koppers Creosote Facility

Date of Sampling: 12Jan04

Time of Sampling: 1245

Sample Location: Batupan Bogue Creek

Sample ID: 3TM-KP-DS-BB-8A (0-3')

Boring Number: 3TM-KP-DS-BB-8A

Terminal Depth of Boring: 3 feet bgs

Sampling Method: Macro-Core® Soil Sampler

Sample Depth: 0-3 foot bgs

Sample Matrix: Ditch Sediment

Soil Type: Saturated Coarse Sand

Sample Color: Brown

Sample Odor: None

Field Measurements: None

Equipment: Macro-Core® Soil Sampler

Sample Analysis: SVOAs by 8270

Analytical Laboratory: Xenco

Sample Container: Clear Glass

Number of Samples: 1

Sample Quantity Collected: 8 oz.

Preservative Used: Ice

Weather: Clear & Sunny

Ambient Temperature: Approx. 48° F

Site Conditions: Not Applicable

Photograph Taken: Yes

GPS Latitude: N 33°47.217'

GPS Longitude: W 089°47.613'

Field Supervisor: Danny Vasentine

Signature / Date: Danny Vasentine 11Feb04

Field Observations / Remarks:

SOIL SAMPLE COLLECTION LOG

3TM INTERNATIONAL
Houston, Texas

Project Name: Koppers Creosote Case

Site Name: Koppers Creosote Facility

Date of Sampling: 12Jan04

Time of Sampling: 1300

Sample Location: Batupan Bogue Creek

Sample ID: 3TM-KP-DS-BB-8B (0-1')

Boring Number: 3TM-KP-DS-BB-8B

Terminal Depth of Boring: 3 feet bgs

Sampling Method: Macro-Core® Soil Sampler

Sample Depth: 0-1 foot bgs

Sample Matrix: Ditch Sediment

Soil Type: Saturated Coarse Sand

Sample Color: Brown

Sample Odor: None

Field Measurements: None

Equipment: Macro-Core® Soil Sampler

Sample Analysis: Samples on Hold

Analytical Laboratory: Xenco

Sample Container: Clear Glass

Number of Samples: 1

Sample Quantity Collected: 8 oz.

Preservative Used: Ice

Weather: Clear & Sunny

Ambient Temperature: Approx. 48° F

Site Conditions: Not Applicable

Photograph Taken: Yes

GPS Latitude: N 33°47.213'

GPS Longitude: W 089°47.617'

Field Supervisor: Danny Vasentine

Signature / Date: Danny Vasentine 11Feb04

Field Observations / Remarks:

SOIL SAMPLE COLLECTION LOG

3TM INTERNATIONAL
Houston, Texas

Project Name: Koppers Creosote Case

Site Name: Koppers Creosote Facility

Date of Sampling: 12Jan04

Time of Sampling: 1305

Sample Location: Batupan Bogue Creek

Sample ID: 3TM-KP-DS-BB-8B (1-2')

Boring Number: 3TM-KP-DS-BB-8B

Terminal Depth of Boring: 3 feet bgs

Sampling Method: Macro-Core® Soil Sampler

Sample Depth: 1-2 foot bgs

Sample Matrix: Ditch Sediment

Soil Type: Moist Coarse Sand

Sample Color: Brown

Sample Odor: None

Field Measurements: None

Equipment: Macro-Core® Soil Sampler

Sample Analysis: Samples on Hold

Analytical Laboratory: Xenco

Sample Container: Clear Glass

Number of Samples: 1

Sample Quantity Collected: 8 oz.

Preservative Used: Ice

Weather: Clear & Sunny

Ambient Temperature: Approx. 48° F

Site Conditions: Not Applicable

Photograph Taken: Yes

GPS Latitude: N 33°47.213'

GPS Longitude: W 089°47.617'

Field Supervisor: Danny Vasentine

Signature / Date: Danny Vasentine 11Feb04

Field Observations / Remarks:

SOIL SAMPLE COLLECTION LOG

3TM INTERNATIONAL
Houston, Texas

Project Name: Koppers Creosote Case

Site Name: Koppers Creosote Facility

Date of Sampling: 12Jan04

Time of Sampling: 1310

Sample Location: Batupan Bogue Creek

Sample ID: 3TM-KP-DS-BB-8B (2-3')

Boring Number: 3TM-KP-DS-BB-8B

Terminal Depth of Boring: 3 feet bgs

Sampling Method: Macro-Core® Soil Sampler

Sample Depth: 2-3 foot bgs

Sample Matrix: Ditch Sediment

Soil Type: Moist Coarse Sand

Sample Color: Brown

Sample Odor: None

Field Measurements: None

Equipment: Macro-Core® Soil Sampler

Sample Analysis: Samples on Hold

Analytical Laboratory: Xenco

Sample Container: Clear Glass

Number of Samples: 1

Sample Quantity Collected: 8 oz.

Preservative Used: Ice

Weather: Clear & Sunny

Ambient Temperature: Approx. 48° F

Site Conditions: Not Applicable

Photograph Taken: Yes

GPS Latitude: N 33°47.213'

GPS Longitude: W 089°47.617'

Field Supervisor: Danny Vasentine

Signature / Date: Danny Vasentine 11Feb04

Field Observations / Remarks:

SOIL SAMPLE COLLECTION LOG

3TM INTERNATIONAL
Houston, Texas

Project Name: Koppers Creosote Case

Site Name: Koppers Creosote Facility

Date of Sampling: 12Jan04

Time of Sampling: 1315

Sample Location: Batupan Bogue Creek

Sample ID: 3TM-KP-DS-BB-8B (0-3')

Boring Number: 3TM-KP-DS-BB-8B

Terminal Depth of Boring: 3 feet bgs

Sampling Method: Macro-Core® Soil Sampler

Sample Depth: 0-3 foot bgs

Sample Matrix: Ditch Sediment

Soil Type: Saturated Coarse Sand

Sample Color: Brown

Sample Odor: None

Field Measurements: None

Equipment: Macro-Core® Soil Sampler

Sample Analysis: SVOAs by 8270

Analytical Laboratory: Xenco

Sample Container: Clear Glass

Number of Samples: 1

Sample Quantity Collected: 8 oz.

Preservative Used: Ice

Weather: Clear & Sunny

Ambient Temperature: Approx. 48° F

Site Conditions: Not Applicable

Photograph Taken: Yes

GPS Latitude: N 33°47.213'

GPS Longitude: W 089°47.617'

Field Supervisor: Danny Vasentine

Signature / Date: Danny Vasentine 11Feb04

Field Observations / Remarks:

SOIL SAMPLE COLLECTION LOG

3TM INTERNATIONAL
Houston, Texas

Project Name: Koppers Creosote Case

Site Name: Koppers Creosote Facility

Date of Sampling: 12Jan04

Time of Sampling: 1330

Sample Location: Batupan Bogue Creek

Sample ID: 3TM-KP-DS-BB-8B (0-1')

Boring Number: 3TM-KP-DS-BB-8B

Terminal Depth of Boring: 3 feet bgs

Sampling Method: Macro-Core® Soil Sampler

Sample Depth: 0-1 foot bgs

Sample Matrix: Ditch Sediment

Soil Type: Saturated Coarse Sand

Sample Color: Brown

Sample Odor: None

Field Measurements: None

Equipment: Macro-Core® Soil Sampler

Sample Analysis: Samples on Hold

Analytical Laboratory: Xenco

Sample Container: Clear Glass

Number of Samples: 1

Sample Quantity Collected: 8 oz.

Preservative Used: Ice

Weather: Clear & Sunny

Ambient Temperature: Approx. 48° F

Site Conditions: Not Applicable

Photograph Taken: Yes

GPS Latitude: N 33°47.206'

GPS Longitude: W 089°47.626'

Field Supervisor: Danny Vasentine

Signature / Date: Danny Vasentine 11Feb04

Field Observations / Remarks:

SOIL SAMPLE COLLECTION LOG

3TM INTERNATIONAL
Houston, Texas

Project Name: Koppers Creosote Case

Site Name: Koppers Creosote Facility

Date of Sampling: 12Jan04

Time of Sampling: 1335

Sample Location: Batupan Bogue Creek

Sample ID: 3TM-KP-DS-BB-8C (1-2')

Boring Number: 3TM-KP-DS-BB-8C

Terminal Depth of Boring: 3 feet bgs

Sampling Method: Macro-Core® Soil Sampler

Sample Depth: 1-2 foot bgs

Sample Matrix: Ditch Sediment

Soil Type: Moist Coarse Sand

Sample Color: Brown

Sample Odor: None

Field Measurements: None

Equipment: Macro-Core® Soil Sampler

Sample Analysis: Samples on Hold

Analytical Laboratory: Xenco

Sample Container: Clear Glass

Number of Samples: 1

Sample Quantity Collected: 8 oz.

Preservative Used: Ice

Weather: Clear & Sunny

Ambient Temperature: Approx. 48° F

Site Conditions: Not Applicable

Photograph Taken: Yes

GPS Latitude: N 33°47.206'

GPS Longitude: W 089°47.626'

Field Supervisor: Danny Vasentine

Signature / Date: Danny Vasentine 11Feb04

Field Observations / Remarks:

SOIL SAMPLE COLLECTION LOG

3TM INTERNATIONAL
Houston, Texas

Project Name: Koppers Creosote Case

Site Name: Koppers Creosote Facility

Date of Sampling: 12Jan04

Time of Sampling: 1340

Sample Location: Batupan Bogue Creek

Sample ID: 3TM-KP-DS-BB-8C (2-3')

Boring Number: 3TM-KP-DS-BB-8C

Terminal Depth of Boring: 3 feet bgs

Sampling Method: Macro-Core® Soil Sampler

Sample Depth: 2-3 foot bgs

Sample Matrix: Ditch Sediment

Soil Type: Moist Coarse Sand

Sample Color: Brown

Sample Odor: None

Field Measurements: None

Equipment: Macro-Core® Soil Sampler

Sample Analysis: Samples on Hold

Analytical Laboratory: Xenco

Sample Container: Clear Glass

Number of Samples: 1

Sample Quantity Collected: 8 oz.

Preservative Used: Ice

Weather: Clear & Sunny

Ambient Temperature: Approx. 48° F

Site Conditions: Not Applicable

Photograph Taken: Yes

GPS Latitude: N 33°47.206'

GPS Longitude: W 089°47.626'

Field Supervisor: Danny Vasentine

Signature / Date: Danny Vasentine 11Feb04

Field Observations / Remarks:

SOIL SAMPLE COLLECTION LOG

3TM INTERNATIONAL
Houston, Texas

Project Name: Koppers Creosote Case

Site Name: Koppers Creosote Facility

Date of Sampling: 12Jan04

Time of Sampling: 1345

Sample Location: Batupan Bogue Creek

Sample ID: 3TM-KP-DS-BB-8C (0-3')

Boring Number: 3TM-KP-DS-BB-8C

Terminal Depth of Boring: 3 feet bgs

Sampling Method: Macro-Core® Soil Sampler

Sample Depth: 0-3 foot bgs

Sample Matrix: Ditch Sediment

Soil Type: Saturated Coarse Sand

Sample Color: Brown

Sample Odor: None

Field Measurements: None

Equipment: Macro-Core® Soil Sampler

Sample Analysis: SVOAs by 8270

Analytical Laboratory: Xenco

Sample Container: Clear Glass

Number of Samples: 1

Sample Quantity Collected: 8 oz.

Preservative Used: Ice

Weather: Clear & Sunny

Ambient Temperature: Approx. 48° F

Site Conditions: Not Applicable

Photograph Taken: Yes

GPS Latitude: N 33°47.206'

GPS Longitude: W 089°47.626'

Field Supervisor: Danny Vasentine

Signature / Date: Danny Vasentine 11Feb04

Field Observations / Remarks:

SOIL SAMPLE COLLECTION LOG

3TM INTERNATIONAL
Houston, Texas

Project Name: Koppers Creosote Case

Site Name: Koppers Creosote Facility

Date of Sampling: 12Jan04

Time of Sampling: 1500

Sample Location: Batupan Bogue Creek

Sample ID: 3TM-KP-DS-BB-1A (0-1')

Boring Number: 3TM-KP-DS-BB-1A

Terminal Depth of Boring: 3 feet bgs

Sampling Method: Macro-Core® Soil Sampler

Sample Depth: 0-1 foot bgs

Sample Matrix: Ditch Sediment

Soil Type: Saturated Coarse Sand

Sample Color: Dark Brown

Sample Odor: None

Field Measurements: None

Equipment: Macro-Core® Soil Sampler

Sample Analysis: Samples on Hold

Analytical Laboratory: Xenco

Sample Container: Clear Glass

Number of Samples: 1

Sample Quantity Collected: 8 oz.

Preservative Used: Ice

Weather: Cloudy

Ambient Temperature: Approx. 45° F

Site Conditions: Not Applicable

Photograph Taken: Yes

GPS Latitude: N 33°44.649'

GPS Longitude: W 089°46.767'

Field Supervisor: Danny Vasentine

Signature / Date: Danny Vasentine 11Feb04

Field Observations / Remarks:

SOIL SAMPLE COLLECTION LOG

3TM INTERNATIONAL
Houston, Texas

Project Name: Koppers Creosote Case

Site Name: Koppers Creosote Facility

Date of Sampling: 12Jan04

Time of Sampling: 1510

Sample Location: Batupan Bogue Creek

Sample ID: 3TM-KP-DS-BB-1A (1-2')

Boring Number: 3TM-KP-DS-BB-1A

Terminal Depth of Boring: 3 feet bgs

Sampling Method: Macro-Core® Soil Sampler

Sample Depth: 1-2 foot bgs

Sample Matrix: Ditch Sediment

Soil Type: Saturated Coarse Sand

Sample Color: Brown

Sample Odor: None

Field Measurements: None

Equipment: Macro-Core® Soil Sampler

Sample Analysis: Samples on Hold

Analytical Laboratory: Xenco

Sample Container: Clear Glass

Number of Samples: 1

Sample Quantity Collected: 8 oz.

Preservative Used: Ice

Weather: Cloudy

Ambient Temperature: Approx. 45° F

Site Conditions: Not Applicable

Photograph Taken: Yes

GPS Latitude: N 33°44.649'

GPS Longitude: W 089°46.767'

Field Supervisor: Danny Vasentine

Signature / Date: Danny Vasentine 11Feb04

Field Observations / Remarks:

SOIL SAMPLE COLLECTION LOG

3TM INTERNATIONAL
Houston, Texas

Project Name: Koppers Creosote Case

Site Name: Koppers Creosote Facility

Date of Sampling: 12Jan04

Time of Sampling: 1520

Sample Location: Batupan Bogue Creek

Sample ID: 3TM-KP-DS-BB-1A (2-3')

Boring Number: 3TM-KP-DS-BB-1A

Terminal Depth of Boring: 3 feet bgs

Sampling Method: Macro-Core® Soil Sampler

Sample Depth: 2-3 foot bgs

Sample Matrix: Ditch Sediment

Soil Type: Saturated Coarse Sand

Sample Color: Brown

Sample Odor: None

Field Measurements: None

Equipment: Macro-Core® Soil Sampler

Sample Analysis: Samples on Hold

Analytical Laboratory: Xenco

Sample Container: Clear Glass

Number of Samples: 1

Sample Quantity Collected: 8 oz.

Preservative Used: Ice

Weather: Cloudy

Ambient Temperature: Approx. 45° F

Site Conditions: Not Applicable

Photograph Taken: Yes

GPS Latitude: N 33°44.649'

GPS Longitude: W 089°46.767'

Field Supervisor: Danny Vasentine

Signature / Date: Danny Vasentine 11Feb04

Field Observations / Remarks:

SOIL SAMPLE COLLECTION LOG

3TM INTERNATIONAL
Houston, Texas

Project Name: Koppers Creosote Case

Site Name: Koppers Creosote Facility

Date of Sampling: 12Jan04

Time of Sampling: 1530

Sample Location: Batupan Bogue Creek

Sample ID: 3TM-KP-DS-BB-1A (0-3')

Boring Number: 3TM-KP-DS-BB-1A

Terminal Depth of Boring: 3 feet bgs

Sampling Method: Macro-Core® Soil Sampler

Sample Depth: 0-3 foot bgs

Sample Matrix: Ditch Sediment

Soil Type: Saturated Coarse Sand

Sample Color: Brown

Sample Odor: None

Field Measurements: None

Equipment: Macro-Core® Soil Sampler

Sample Analysis: SVOAs by 8270

Analytical Laboratory: Xenco

Sample Container: Clear Glass

Number of Samples: 1

Sample Quantity Collected: 8 oz.

Preservative Used: Ice

Weather: Cloudy

Ambient Temperature: Approx. 45° F

Site Conditions: Not Applicable

Photograph Taken: Yes

GPS Latitude: N 33°44.649'

GPS Longitude: W 089°46.767'

Field Supervisor: Danny Vasentine

Signature / Date: Danny Vasentine 11Feb04

Field Observations / Remarks:

Duplicate 2 was collected at this location

SOIL SAMPLE COLLECTION LOG

3TM INTERNATIONAL
Houston, Texas

Project Name: Koppers Creosote Case

Site Name: Koppers Creosote Facility

Date of Sampling: 12Jan04

Time of Sampling: 1545

Sample Location: Batupan Bogue Creek

Sample ID: 3TM-KP-DS-BB-9A (0-1')

Boring Number: 3TM-KP-DS-BB-9A

Terminal Depth of Boring: 3 feet bgs

Sampling Method: Macro-Core® Soil Sampler

Sample Depth: 0-1 foot bgs

Sample Matrix: Ditch Sediment

Soil Type: Moist Coarse Sand

Sample Color: Brown

Sample Odor: None

Field Measurements: None

Equipment: Macro-Core® Soil Sampler

Sample Analysis: Samples on Hold

Analytical Laboratory: Xenco

Sample Container: Clear Glass

Number of Samples: 1

Sample Quantity Collected: 8 oz.

Preservative Used: Ice

Weather: Clear & Sunny

Ambient Temperature: Approx. 50° F

Site Conditions: Not Applicable

Photograph Taken: Yes

GPS Latitude: N 33°47.305'

GPS Longitude: W 089°47.752'

Field Supervisor: Danny Vasentine

Signature / Date: Danny Vasentine 11Feb04

Field Observations / Remarks:

SOIL SAMPLE COLLECTION LOG

3TM INTERNATIONAL
Houston, Texas

Project Name: Koppers Creosote Case

Site Name: Koppers Creosote Facility

Date of Sampling: 12Jan04

Time of Sampling: 1550

Sample Location: Batupan Bogue Creek

Sample ID: 3TM-KP-DS-BB-9A (1-2')

Boring Number: 3TM-KP-DS-BB-9A

Terminal Depth of Boring: 3 feet bgs

Sampling Method: Macro-Core® Soil Sampler

Sample Depth: 1-2 foot bgs

Sample Matrix: Ditch Sediment

Soil Type: Moist Coarse Sand

Sample Color: Brown

Sample Odor: None

Field Measurements: None

Equipment: Macro-Core® Soil Sampler

Sample Analysis: Samples on Hold

Analytical Laboratory: Xenco

Sample Container: Clear Glass

Number of Samples: 1

Sample Quantity Collected: 8 oz.

Preservative Used: Ice

Weather: Clear & Sunny

Ambient Temperature: Approx. 50° F

Site Conditions: Not Applicable

Photograph Taken: Yes

GPS Latitude: N 33°47.305'

GPS Longitude: W 089°47.752'

Field Supervisor: Danny Vasentine

Signature / Date: Danny Vasentine 11Feb04

Field Observations / Remarks:

SOIL SAMPLE COLLECTION LOG

3TM INTERNATIONAL
Houston, Texas

Project Name: Koppers Creosote Case

Site Name: Koppers Creosote Facility

Date of Sampling: 12Jan04

Time of Sampling: 1555

Sample Location: Batupan Bogue Creek

Sample ID: 3TM-KP-DS-BB-9A (2-3')

Boring Number: 3TM-KP-DS-BB-9A

Terminal Depth of Boring: 3 feet bgs

Sampling Method: Macro-Core® Soil Sampler

Sample Depth: 2-3 foot bgs

Sample Matrix: Ditch Sediment

Soil Type: Moist Silty Sand

Sample Color: Grey

Sample Odor: None

Field Measurements: None

Equipment: Macro-Core® Soil Sampler

Sample Analysis: Samples on Hold

Analytical Laboratory: Xenco

Sample Container: Clear Glass

Number of Samples: 1

Sample Quantity Collected: 8 oz.

Preservative Used: Ice

Weather: Clear & Sunny

Ambient Temperature: Approx. 50° F

Site Conditions: Not Applicable

Photograph Taken: Yes

GPS Latitude: N 33°47.305'

GPS Longitude: W 089°47.752'

Field Supervisor: Danny Vasentine

Signature / Date: Danny Vasentine 11Feb04

Field Observations / Remarks:

SOIL SAMPLE COLLECTION LOG

3TM INTERNATIONAL
Houston, Texas

Project Name: Koppers Creosote Case

Site Name: Koppers Creosote Facility

Date of Sampling: 12Jan04

Time of Sampling: 1600

Sample Location: Batupan Bogue Creek

Sample ID: 3TM-KP-DS-BB-9A (0-3')

Boring Number: 3TM-KP-DS-BB-9A

Terminal Depth of Boring: 3 feet bgs

Sampling Method: Macro-Core® Soil Sampler

Sample Depth: 0-3 foot bgs

Sample Matrix: Ditch Sediment

Soil Type: Coarse Silty Sand

Sample Color: Grey

Sample Odor: None

Field Measurements: None

Equipment: Macro-Core® Soil Sampler

Sample Analysis: SVOAs by 8270

Analytical Laboratory: Xenco

Sample Container: Clear Glass

Number of Samples: 1

Sample Quantity Collected: 8 oz.

Preservative Used: Ice

Weather: Clear & Sunny

Ambient Temperature: Approx. 50° F

Site Conditions: Not Applicable

Photograph Taken: Yes

GPS Latitude: N 33°47.305'

GPS Longitude: W 089°47.752'

Field Supervisor: Danny Vasentine

Signature / Date: Danny Vasentine 11Feb04

Field Observations / Remarks:

SOIL SAMPLE COLLECTION LOG

3TM INTERNATIONAL
Houston, Texas

Project Name: Koppers Creosote Case

Site Name: Koppers Creosote Facility

Date of Sampling: 12Jan04

Time of Sampling: 1620

Sample Location: Batupan Bogue Creek

Sample ID: 3TM-KP-DS-BB-9B (0-1')

Boring Number: 3TM-KP-DS-BB-9B

Terminal Depth of Boring: 3 feet bgs

Sampling Method: Macro-Core® Soil Sampler

Sample Depth: 0-1 foot bgs

Sample Matrix: Ditch Sediment

Soil Type: Moist Coarse Sand

Sample Color: Brown

Sample Odor: None

Field Measurements: None

Equipment: Macro-Core® Soil Sampler

Sample Analysis: Samples on Hold

Analytical Laboratory: Xenco

Sample Container: Clear Glass

Number of Samples: 1

Sample Quantity Collected: 8 oz.

Preservative Used: Ice

Weather: Clear & Sunny

Ambient Temperature: Approx. 50° F

Site Conditions: Not Applicable

Photograph Taken: Yes

GPS Latitude: N 33°47.288'

GPS Longitude: W 089°47.752'

Field Supervisor: Danny Vasentine

Signature / Date: Danny Vasentine 11Feb04

Field Observations / Remarks:

SOIL SAMPLE COLLECTION LOG

3TM INTERNATIONAL
Houston, Texas

Project Name: Koppers Creosote Case

Site Name: Koppers Creosote Facility

Date of Sampling: 12Jan04

Time of Sampling: 1625

Sample Location: Batupan Bogue Creek

Sample ID: 3TM-KP-DS-BB-9B (1-2')

Boring Number: 3TM-KP-DS-BB-9B

Terminal Depth of Boring: 3 feet bgs

Sampling Method: Macro-Core® Soil Sampler

Sample Depth: 1-2 foot bgs

Sample Matrix: Ditch Sediment

Soil Type: Moist Coarse Sand

Sample Color: Brown

Sample Odor: None

Field Measurements: None

Equipment: Macro-Core® Soil Sampler

Sample Analysis: Samples on Hold

Analytical Laboratory: Xenco

Sample Container: Clear Glass

Number of Samples: 1

Sample Quantity Collected: 8 oz.

Preservative Used: Ice

Weather: Clear & Sunny

Ambient Temperature: Approx. 50° F

Site Conditions: Not Applicable

Photograph Taken: Yes

GPS Latitude: N 33°47.288'

GPS Longitude: W 089°47.752'

Field Supervisor: Danny Vasentine

Signature / Date: Danny Vasentine 11Feb04

Field Observations / Remarks:

SOIL SAMPLE COLLECTION LOG

3TM INTERNATIONAL
Houston, Texas

Project Name: Koppers Creosote Case

Site Name: Koppers Creosote Facility

Date of Sampling: 12Jan04

Time of Sampling: 1630

Sample Location: Batupan Bogue Creek

Sample ID: 3TM-KP-DS-BB-9B (2-3')

Boring Number: 3TM-KP-DS-BB-9B

Terminal Depth of Boring: 3 feet bgs

Sampling Method: Macro-Core® Soil Sampler

Sample Depth: 2-3 foot bgs

Sample Matrix: Ditch Sediment

Soil Type: Moist Coarse Sand

Sample Color: Brown

Sample Odor: None

Field Measurements: None

Equipment: Macro-Core® Soil Sampler

Sample Analysis: Samples on Hold

Analytical Laboratory: Xenco

Sample Container: Clear Glass

Number of Samples: 1

Sample Quantity Collected: 8 oz.

Preservative Used: Ice

Weather: Clear & Sunny

Ambient Temperature: Approx. 50° F

Site Conditions: Not Applicable

Photograph Taken: Yes

GPS Latitude: N 33°47.288'

GPS Longitude: W 089°47.752'

Field Supervisor: Danny Vasentine

Signature / Date: Danny Vasentine 11Feb04

Field Observations / Remarks:

SOIL SAMPLE COLLECTION LOG

3TM INTERNATIONAL
Houston, Texas

Project Name: Koppers Creosote Case

Site Name: Koppers Creosote Facility

Date of Sampling: 12Jan04

Time of Sampling: 1640

Sample Location: Batupan Bogue Creek

Sample ID: 3TM-KP-DS-BB-9B (0-3')

Boring Number: 3TM-KP-DS-BB-9B

Terminal Depth of Boring: 3 feet bgs

Sampling Method: Macro-Core® Soil Sampler

Sample Depth: 0-3 foot bgs

Sample Matrix: Ditch Sediment

Soil Type: Moist Coarse Sand

Sample Color: Brown

Sample Odor: None

Field Measurements: None

Equipment: Macro-Core® Soil Sampler

Sample Analysis: SVOAs by 8270

Analytical Laboratory: Xenco

Sample Container: Clear Glass

Number of Samples: 1

Sample Quantity Collected: 8 oz.

Preservative Used: Ice

Weather: Clear & Sunny

Ambient Temperature: Approx. 50° F

Site Conditions: Not Applicable

Photograph Taken: Yes

GPS Latitude: N 33°47.288'

GPS Longitude: W 089°47.752'

Field Supervisor: Danny Vasentine

Signature / Date: Danny Vasentine 11Feb04

Field Observations / Remarks:

SOIL SAMPLE COLLECTION LOG

3TM INTERNATIONAL
Houston, Texas

Project Name: Koppers Creosote Case

Site Name: Koppers Creosote Facility

Date of Sampling: 12Jan04

Time of Sampling: 1700

Sample Location: Batupan Bogue Creek

Sample ID: 3TM-KP-DS-BB-9C (0-1')

Boring Number: 3TM-KP-DS-BB-9C

Terminal Depth of Boring: 3 feet bgs

Sampling Method: Macro-Core® Soil Sampler

Sample Depth: 0-1 foot bgs

Sample Matrix: Ditch Sediment

Soil Type: Moist Coarse Sand

Sample Color: Brown

Sample Odor: None

Field Measurements: None

Equipment: Macro-Core® Soil Sampler

Sample Analysis: Samples on Hold

Analytical Laboratory: Xenco

Sample Container: Clear Glass

Number of Samples: 1

Sample Quantity Collected: 8 oz.

Preservative Used: Ice

Weather: Clear & Sunny

Ambient Temperature: Approx. 50° F

Site Conditions: Not Applicable

Photograph Taken: Yes

GPS Latitude: N 33°47.272

GPS Longitude: W 089°47.750'

Field Supervisor: Danny Vasentine

Signature / Date: Danny Vasentine 11Feb04

Field Observations / Remarks:

SOIL SAMPLE COLLECTION LOG

3TM INTERNATIONAL
Houston, Texas

Project Name: Koppers Creosote Case

Site Name: Koppers Creosote Facility

Date of Sampling: 12Jan04

Time of Sampling: 1705

Sample Location: Batupan Bogue Creek

Sample ID: 3TM-KP-DS-BB-9C (1-2')

Boring Number: 3TM-KP-DS-BB-9C

Terminal Depth of Boring: 3 feet bgs

Sampling Method: Macro-Core® Soil Sampler

Sample Depth: 1-2 foot bgs

Sample Matrix: Ditch Sediment

Soil Type: Moist Coarse Sand

Sample Color: Brown

Sample Odor: None

Field Measurements: None

Equipment: Macro-Core® Soil Sampler

Sample Analysis: Samples on Hold

Analytical Laboratory: Xenco

Sample Container: Clear Glass

Number of Samples: 1

Sample Quantity Collected: 8 oz.

Preservative Used: Ice

Weather: Clear & Sunny

Ambient Temperature: Approx. 50° F

Site Conditions: Not Applicable

Photograph Taken: Yes

GPS Latitude: N 33°47.272

GPS Longitude: W 089°47.750'

Field Supervisor: Danny Vasentine

Signature / Date: Danny Vasentine 11Feb04

Field Observations / Remarks:

SOIL SAMPLE COLLECTION LOG

3TM INTERNATIONAL
Houston, Texas

Project Name: Koppers Creosote Case

Site Name: Koppers Creosote Facility

Date of Sampling: 12Jan04

Time of Sampling: 1710

Sample Location: Batupan Bogue Creek

Sample ID: 3TM-KP-DS-BB-9C (2-3')

Boring Number: 3TM-KP-DS-BB-9C

Terminal Depth of Boring: 3 feet bgs

Sampling Method: Macro-Core® Soil Sampler

Sample Depth: 2-3 foot bgs

Sample Matrix: Ditch Sediment

Soil Type: Moist Coarse Sand

Sample Color: Grey

Sample Odor: None

Field Measurements: None

Equipment: Macro-Core® Soil Sampler

Sample Analysis: Samples on Hold

Analytical Laboratory: Xenco

Sample Container: Clear Glass

Number of Samples: 1

Sample Quantity Collected: 8 oz.

Preservative Used: Ice

Weather: Clear & Sunny

Ambient Temperature: Approx. 50° F

Site Conditions: Not Applicable

Photograph Taken: Yes

GPS Latitude: N 33°47.272

GPS Longitude: W 089°47.750'

Field Supervisor: Danny Vasentine

Signature / Date: Danny Vasentine 11Feb04

Field Observations / Remarks:

SOIL SAMPLE COLLECTION LOG

3TM INTERNATIONAL
Houston, Texas

Project Name: Koppers Creosote Case

Site Name: Koppers Creosote Facility

Date of Sampling: 12Jan04

Time of Sampling: 1720

Sample Location: Batupan Bogue Creek

Sample ID: 3TM-KP-DS-BB-9C (0-3')

Boring Number: 3TM-KP-DS-BB-9C

Terminal Depth of Boring: 3 feet bgs

Sampling Method: Macro-Core® Soil Sampler

Sample Depth: 0-3 foot bgs

Sample Matrix: Ditch Sediment

Soil Type: Moist Coarse Sand

Sample Color: Grey

Sample Odor: None

Field Measurements: None

Equipment: Macro-Core® Soil Sampler

Sample Analysis: SVOAs by 8270

Analytical Laboratory: Xenco

Sample Container: Clear Glass

Number of Samples: 1

Sample Quantity Collected: 8 oz.

Preservative Used: Ice

Weather: Clear & Sunny

Ambient Temperature: Approx. 50° F

Site Conditions: Not Applicable

Photograph Taken: Yes

GPS Latitude: N 33°47.272

GPS Longitude: W 089°47.750'

Field Supervisor: Danny Vasentine

Signature / Date: Danny Vasentine 11Feb04

Field Observations / Remarks:

SOIL SAMPLE COLLECTION LOG

3TM INTERNATIONAL
Houston, Texas

Project Name: Koppers Creosote Case

Site Name: Koppers Creosote Facility

Date of Sampling: 13Jan04

Time of Sampling: 1000

Sample Location: Batupan Bogue Creek

Sample ID: 3TM-KP-DS-BB-7A (0-1')

Boring Number: 3TM-KP-DS-BB-7A

Terminal Depth of Boring: 3 feet bgs

Sampling Method: Macro-Core® Soil Sampler

Sample Depth: 0-1 foot bgs

Sample Matrix: Ditch Sediment

Soil Type: Saturated Coarse Sand

Sample Color: Brown

Sample Odor: None

Field Measurements: None

Equipment: Macro-Core® Soil Sampler

Sample Analysis: Samples on Hold

Analytical Laboratory: Xenco

Sample Container: Clear Glass

Number of Samples: 1

Sample Quantity Collected: 8 oz.

Preservative Used: Ice

Weather: Clear & Sunny

Ambient Temperature: Approx. 50° F

Site Conditions: Not Applicable

Photograph Taken: Yes

GPS Latitude: N 33°46.959'

GPS Longitude: W 089°47.504'

Field Supervisor: Danny Vasentine

Signature / Date: Danny Vasentine 11Feb04

Field Observations / Remarks:

SOIL SAMPLE COLLECTION LOG

3TM INTERNATIONAL
Houston, Texas

Project Name: Koppers Creosote Case

Site Name: Koppers Creosote Facility

Date of Sampling: 13Jan04

Time of Sampling: 1005

Sample Location: Batupan Bogue Creek

Sample ID: 3TM-KP-DS-BB-7A (1-2')

Boring Number: 3TM-KP-DS-BB-7A

Terminal Depth of Boring: 3 feet bgs

Sampling Method: Macro-Core® Soil Sampler

Sample Depth: 1-2 foot bgs

Sample Matrix: Ditch Sediment

Soil Type: Saturated Coarse Sand

Sample Color: Brown

Sample Odor: None

Field Measurements: None

Equipment: Macro-Core® Soil Sampler

Sample Analysis: Samples on Hold

Analytical Laboratory: Xenco

Sample Container: Clear Glass

Number of Samples: 1

Sample Quantity Collected: 8 oz.

Preservative Used: Ice

Weather: Clear & Sunny

Ambient Temperature: Approx. 50° F

Site Conditions: Not Applicable

Photograph Taken: Yes

GPS Latitude: N 33°46.959'

GPS Longitude: W 089°47.504'

Field Supervisor: Danny Vasentine

Signature / Date: Danny Vasentine 11Feb04

Field Observations / Remarks:

SOIL SAMPLE COLLECTION LOG

3TM INTERNATIONAL
Houston, Texas

Project Name: Koppers Creosote Case

Site Name: Koppers Creosote Facility

Date of Sampling: 13Jan04

Time of Sampling: 1010

Sample Location: Batupan Bogue Creek

Sample ID: 3TM-KP-DS-BB-7A (2-3')

Boring Number: 3TM-KP-DS-BB-7A

Terminal Depth of Boring: 3 feet bgs

Sampling Method: Macro-Core® Soil Sampler

Sample Depth: 2-3 foot bgs

Sample Matrix: Ditch Sediment

Soil Type: Saturated Coarse Sand

Sample Color: Brown

Sample Odor: None

Field Measurements: None

Equipment: Macro-Core® Soil Sampler

Sample Analysis: Samples on Hold

Analytical Laboratory: Xenco

Sample Container: Clear Glass

Number of Samples: 1

Sample Quantity Collected: 8 oz.

Preservative Used: Ice

Weather: Clear & Sunny

Ambient Temperature: Approx. 50° F

Site Conditions: Not Applicable

Photograph Taken: Yes

GPS Latitude: N 33°46.959'

GPS Longitude: W 089°47.504'

Field Supervisor: Danny Vasentine

Signature / Date: Danny Vasentine 11Feb04

Field Observations / Remarks:

SOIL SAMPLE COLLECTION LOG

3TM INTERNATIONAL
Houston, Texas

Project Name: Koppers Creosote Case

Site Name: Koppers Creosote Facility

Date of Sampling: 13Jan04

Time of Sampling: 1020

Sample Location: Batupan Bogue Creek

Sample ID: 3TM-KP-DS-BB-7A (0-3')

Boring Number: 3TM-KP-DS-BB-7A

Terminal Depth of Boring: 3 feet bgs

Sampling Method: Macro-Core® Soil Sampler

Sample Depth: 0-3 foot bgs

Sample Matrix: Ditch Sediment

Soil Type: Saturated Coarse Sand

Sample Color: Brown

Sample Odor: None

Field Measurements: None

Equipment: Macro-Core® Soil Sampler

Sample Analysis: SVOAs by 8270

Analytical Laboratory: Xenco

Sample Container: Clear Glass

Number of Samples: 1

Sample Quantity Collected: 8 oz.

Preservative Used: Ice

Weather: Clear & Sunny

Ambient Temperature: Approx. 50° F

Site Conditions: Not Applicable

Photograph Taken: Yes

GPS Latitude: N 33°46.959'

GPS Longitude: W 089°47.504'

Field Supervisor: Danny Vasentine

Signature / Date: Danny Vasentine 11Feb04

Field Observations / Remarks:

MS/MSD was collected at this location

SOIL SAMPLE COLLECTION LOG

3TM INTERNATIONAL
Houston, Texas

Project Name: Koppers Creosote Case

Site Name: Koppers Creosote Facility

Date of Sampling: 13Jan04

Time of Sampling: 1040

Sample Location: Batupan Bogue Creek

Sample ID: 3TM-KP-DS-BB-7B (0-1')

Boring Number: 3TM-KP-DS-BB-7B

Terminal Depth of Boring: 3 feet bgs

Sampling Method: Macro-Core® Soil Sampler

Sample Depth: 0-1 foot bgs

Sample Matrix: Ditch Sediment

Soil Type: Saturated Coarse Sand

Sample Color: Brown

Sample Odor: None

Field Measurements: None

Equipment: Macro-Core® Soil Sampler

Sample Analysis: Samples on Hold

Analytical Laboratory: Xenco

Sample Container: Clear Glass

Number of Samples: 1

Sample Quantity Collected: 8 oz.

Preservative Used: Ice

Weather: Clear & Sunny

Ambient Temperature: Approx. 50° F

Site Conditions: Not Applicable

Photograph Taken: Yes

GPS Latitude: N 33°46.953'

GPS Longitude: W 089°47.505'

Field Supervisor: Danny Vasentine

Signature / Date: Danny Vasentine 11Feb04

Field Observations / Remarks:

SOIL SAMPLE COLLECTION LOG

3TM INTERNATIONAL
Houston, Texas

Project Name: Koppers Creosote Case

Site Name: Koppers Creosote Facility

Date of Sampling: 13Jan04

Time of Sampling: 1045

Sample Location: Batupan Bogue Creek

Sample ID: 3TM-KP-DS-BB-7B (1-2')

Boring Number: 3TM-KP-DS-BB-7B

Terminal Depth of Boring: 3 feet bgs

Sampling Method: Macro-Core® Soil Sampler

Sample Depth: 1-2 foot bgs

Sample Matrix: Ditch Sediment

Soil Type: Saturated Silty Coarse Sand

Sample Color: Brown

Sample Odor: None

Field Measurements: None

Equipment: Macro-Core® Soil Sampler

Sample Analysis: Samples on Hold

Analytical Laboratory: Xenco

Sample Container: Clear Glass

Number of Samples: 1

Sample Quantity Collected: 8 oz.

Preservative Used: Ice

Weather: Clear & Sunny

Ambient Temperature: Approx. 50° F

Site Conditions: Not Applicable

Photograph Taken: Yes

GPS Latitude: N 33°46.953'

GPS Longitude: W 089°47.505'

Field Supervisor: Danny Vasentine

Signature / Date: Danny Vasentine 11Feb04

Field Observations / Remarks:

SOIL SAMPLE COLLECTION LOG

3TM INTERNATIONAL
Houston, Texas

Project Name: Koppers Creosote Case

Site Name: Koppers Creosote Facility

Date of Sampling: 13Jan04

Time of Sampling: 1050

Sample Location: Batupan Bogue Creek

Sample ID: 3TM-KP-DS-BB-7B (2-3')

Boring Number: 3TM-KP-DS-BB-7B

Terminal Depth of Boring: 3 feet bgs

Sampling Method: Macro-Core® Soil Sampler

Sample Depth: 2-3 foot bgs

Sample Matrix: Ditch Sediment

Soil Type: Saturated Coarse Sand

Sample Color: Brown

Sample Odor: None

Field Measurements: None

Equipment: Macro-Core® Soil Sampler

Sample Analysis: Samples on Hold

Analytical Laboratory: Xenco

Sample Container: Clear Glass

Number of Samples: 1

Sample Quantity Collected: 8 oz.

Preservative Used: Ice

Weather: Clear & Sunny

Ambient Temperature: Approx. 50° F

Site Conditions: Not Applicable

Photograph Taken: Yes

GPS Latitude: N 33°46.953'

GPS Longitude: W 089°47.505'

Field Supervisor: Danny Vasentine

Signature / Date: Danny Vasentine 11Feb04

Field Observations / Remarks:

SOIL SAMPLE COLLECTION LOG

3TM INTERNATIONAL
Houston, Texas

Project Name: Koppers Creosote Case

Site Name: Koppers Creosote Facility

Date of Sampling: 13Jan04

Time of Sampling: 1100

Sample Location: Batupan Bogue Creek

Sample ID: 3TM-KP-DS-BB-7B (0-3')

Boring Number: 3TM-KP-DS-BB-7B

Terminal Depth of Boring: 3 feet bgs

Sampling Method: Macro-Core® Soil Sampler

Sample Depth: 0-3 foot bgs

Sample Matrix: Ditch Sediment

Soil Type: Saturated Silty Coarse Sand

Sample Color: Brown

Sample Odor: None

Field Measurements: None

Equipment: Macro-Core® Soil Sampler

Sample Analysis: SVOAs by 8270

Analytical Laboratory: Xenco

Sample Container: Clear Glass

Number of Samples: 1

Sample Quantity Collected: 8 oz.

Preservative Used: Ice

Weather: Clear & Sunny

Ambient Temperature: Approx. 50° F

Site Conditions: Not Applicable

Photograph Taken: Yes

GPS Latitude: N 33°46.953'

GPS Longitude: W 089°47.505'

Field Supervisor: Danny Vasentine

Signature / Date: Danny Vasentine 11Feb04

Field Observations / Remarks:

MS/MSD was collected at this location

SOIL SAMPLE COLLECTION LOG

3TM INTERNATIONAL
Houston, Texas

Project Name: Koppers Creosote Case

Site Name: Koppers Creosote Facility

Date of Sampling: 13Jan04

Time of Sampling: 1120

Sample Location: Batupan Bogue Creek

Sample ID: 3TM-KP-DS-BB-7C (0-1')

Boring Number: 3TM-KP-DS-BB-7C

Terminal Depth of Boring: 3 feet bgs

Sampling Method: Macro-Core® Soil Sampler

Sample Depth: 0-1 foot bgs

Sample Matrix: Ditch Sediment

Soil Type: Saturated Silty Coarse Sand

Sample Color: Brown

Sample Odor: None

Field Measurements: None

Equipment: Macro-Core® Soil Sampler

Sample Analysis: Samples on Hold

Analytical Laboratory: Xenco

Sample Container: Clear Glass

Number of Samples: 1

Sample Quantity Collected: 8 oz.

Preservative Used: Ice

Weather: Clear & Sunny

Ambient Temperature: Approx. 50° F

Site Conditions: Not Applicable

Photograph Taken: Yes

GPS Latitude: N 33°46.943'

GPS Longitude: W 089°47.509'

Field Supervisor: Danny Vasentine

Signature / Date: Danny Vasentine 11Feb04

Field Observations / Remarks:

SOIL SAMPLE COLLECTION LOG

3TM INTERNATIONAL
Houston, Texas

Project Name: Koppers Creosote Case

Site Name: Koppers Creosote Facility

Date of Sampling: 13Jan04

Time of Sampling: 1125

Sample Location: Batupan Bogue Creek

Sample ID: 3TM-KP-DS-BB-7C (1-2')

Boring Number: 3TM-KP-DS-BB-7C

Terminal Depth of Boring: 3 feet bgs

Sampling Method: Macro-Core® Soil Sampler

Sample Depth: 1-2 foot bgs

Sample Matrix: Ditch Sediment

Soil Type: Saturated Silty Coarse Sand

Sample Color: Brown

Sample Odor: None

Field Measurements: None

Equipment: Macro-Core® Soil Sampler

Sample Analysis: Samples on Hold

Analytical Laboratory: Xenco

Sample Container: Clear Glass

Number of Samples: 1

Sample Quantity Collected: 8 oz.

Preservative Used: Ice

Weather: Clear & Sunny

Ambient Temperature: Approx. 50° F

Site Conditions: Not Applicable

Photograph Taken: Yes

GPS Latitude: N 33°46.943'

GPS Longitude: W 089°47.509'

Field Supervisor: Danny Vasentine

Signature / Date: Danny Vasentine 11Feb04

Field Observations / Remarks:

SOIL SAMPLE COLLECTION LOG

3TM INTERNATIONAL
Houston, Texas

Project Name: Koppers Creosote Case

Site Name: Koppers Creosote Facility

Date of Sampling: 13Jan04

Time of Sampling: 1130

Sample Location: Batupan Bogue Creek

Sample ID: 3TM-KP-DS-BB-7C (2-3')

Boring Number: 3TM-KP-DS-BB-7C

Terminal Depth of Boring: 3 feet bgs

Sampling Method: Macro-Core® Soil Sampler

Sample Depth: 2-3 foot bgs

Sample Matrix: Ditch Sediment

Soil Type: Saturated Silty Coarse Sand

Sample Color: Brown

Sample Odor: None

Field Measurements: None

Equipment: Macro-Core® Soil Sampler

Sample Analysis: Samples on Hold

Analytical Laboratory: Xenco

Sample Container: Clear Glass

Number of Samples: 1

Sample Quantity Collected: 8 oz.

Preservative Used: Ice

Weather: Clear & Sunny

Ambient Temperature: Approx. 50° F

Site Conditions: Not Applicable

Photograph Taken: Yes

GPS Latitude: N 33°46.943'

GPS Longitude: W 089°47.509'

Field Supervisor: Danny Vasentine

Signature / Date: Danny Vasentine 11Feb04

Field Observations / Remarks:

SOIL SAMPLE COLLECTION LOG

3TM INTERNATIONAL
Houston, Texas

Project Name: Koppers Creosote Case

Site Name: Koppers Creosote Facility

Date of Sampling: 13Jan04

Time of Sampling: 1140

Sample Location: Batupan Bogue Creek

Sample ID: 3TM-KP-DS-BB-7C (0-3')

Boring Number: 3TM-KP-DS-BB-7C

Terminal Depth of Boring: 3 feet bgs

Sampling Method: Macro-Core® Soil Sampler

Sample Depth: 0-3 foot bgs

Sample Matrix: Ditch Sediment

Soil Type: Saturated Silty Coarse Sand

Sample Color: Brown

Sample Odor: None

Field Measurements: None

Equipment: Macro-Core® Soil Sampler

Sample Analysis: SVOAs by 8270

Analytical Laboratory: Xenco

Sample Container: Clear Glass

Number of Samples: 1

Sample Quantity Collected: 8 oz.

Preservative Used: Ice

Weather: Clear & Sunny

Ambient Temperature: Approx. 50° F

Site Conditions: Not Applicable

Photograph Taken: Yes

GPS Latitude: N 33°46.943'

GPS Longitude: W 089°47.509'

Field Supervisor: Danny Vasentine

Signature / Date: Danny Vasentine 11Feb04

Field Observations / Remarks:

MS/MSD was collected at this location

SOIL SAMPLE COLLECTION LOG

3TM INTERNATIONAL
Houston, Texas

Project Name: Koppers Creosote Case

Site Name: Koppers Creosote Facility

Date of Sampling: 13Jan04

Time of Sampling: 1330

Sample Location: Batupan Bogue Creek

Sample ID: 3TM-KP-DS-BB-11D (0-1')

Boring Number: 3TM-KP-DS-BB-11D

Terminal Depth of Boring: 3 feet bgs

Sampling Method: Macro-Core® Soil Sampler

Sample Depth: 0-1 foot bgs

Sample Matrix: Ditch Sediment

Soil Type: Moist Silty Coarse Sand

Sample Color: Gray

Sample Odor: Strong Creosote Odor

Field Measurements: None

Equipment: Macro-Core® Soil Sampler

Sample Analysis: SVOAs by 8270 / PAHs by 8270

Analytical Laboratory: Xenco / AXYS

Sample Container: Clear Glass

Number of Samples: 2

Sample Quantity Collected: 8 oz.

Preservative Used: Ice

Weather: Cloudy

Ambient Temperature: Approx. 55° F

Site Conditions: Not Applicable

Photograph Taken: Yes

GPS Latitude: N 33°44.211'

GPS Longitude: W 089°46.687'

Field Supervisor: Danny Vasentine

Signature / Date: Danny Vasentine 11Feb04

Field Observations / Remarks:

This sample was collected in the Central Ditch

SOIL SAMPLE COLLECTION LOG

3TM INTERNATIONAL
Houston, Texas

Project Name: Koppers Creosote Case

Site Name: Koppers Creosote Facility

Date of Sampling: 13Jan04

Time of Sampling: 1335

Sample Location: Batupan Bogue Creek

Sample ID: 3TM-KP-DS-BB-11D (1-2')

Boring Number: 3TM-KP-DS-BB-11D

Terminal Depth of Boring: 3 feet bgs

Sampling Method: Macro-Core® Soil Sampler

Sample Depth: 1-2 foot bgs

Sample Matrix: Ditch Sediment

Soil Type: Moist Silty Coarse Sand

Sample Color: Gray

Sample Odor: Strong Creosote Odor

Field Measurements: None

Equipment: Macro-Core® Soil Sampler

Sample Analysis: SVOAs by 8270 / PAHs by 8270

Analytical Laboratory: Xenco / AXYS

Sample Container: Clear Glass

Number of Samples: 2

Sample Quantity Collected: 8 oz.

Preservative Used: Ice

Weather: Cloudy

Ambient Temperature: Approx. 55° F

Site Conditions: Not Applicable

Photograph Taken: Yes

GPS Latitude: N 33°44.211'

GPS Longitude: W 089°46.687'

Field Supervisor: Danny Vasentine

Signature / Date: Danny Vasentine 11Feb04

Field Observations / Remarks:

This sample was collected in the Central Ditch

SOIL SAMPLE COLLECTION LOG

3TM INTERNATIONAL
Houston, Texas

Project Name: Koppers Creosote Case

Site Name: Koppers Creosote Facility

Date of Sampling: 13Jan04

Time of Sampling: 1340

Sample Location: Batupan Bogue Creek

Sample ID: 3TM-KP-DS-BB-11D (2-3')

Boring Number: 3TM-KP-DS-BB-11D

Terminal Depth of Boring: 3 feet bgs

Sampling Method: Macro-Core® Soil Sampler

Sample Depth: 2-3 foot bgs

Sample Matrix: Ditch Sediment

Soil Type: Moist Silty Coarse Sand

Sample Color: Gray

Sample Odor: Strong Creosote Odor

Field Measurements: None

Equipment: Macro-Core® Soil Sampler

Sample Analysis: SVOAs by 8270 / PAHs by 8270

Analytical Laboratory: Xenco / AXYS

Sample Container: Clear Glass

Number of Samples: 2

Sample Quantity Collected: 8 oz.

Preservative Used: Ice

Weather: Cloudy

Ambient Temperature: Approx. 55° F

Site Conditions: Not Applicable

Photograph Taken: Yes

GPS Latitude: N 33°44.211'

GPS Longitude: W 089°46.687'

Field Supervisor: Danny Vasentine

Signature / Date: Danny Vasentine 11Feb04

Field Observations / Remarks:

This sample was collected in the Central Ditch

SOIL SAMPLE COLLECTION LOG

3TM INTERNATIONAL
Houston, Texas

Project Name: Koppers Creosote Case

Site Name: Koppers Creosote Facility

Date of Sampling: 13Jan04

Time of Sampling: 1350

Sample Location: Batupan Bogue Creek

Sample ID: 3TM-KP-DS-BB-11D (0-3')

Boring Number: 3TM-KP-DS-BB-11D

Terminal Depth of Boring: 3 feet bgs

Sampling Method: Macro-Core® Soil Sampler

Sample Depth: 0-3 foot bgs

Sample Matrix: Ditch Sediment

Soil Type: Moist Silty Coarse Sand

Sample Color: Gray

Sample Odor: Strong Creosote Odor

Field Measurements: None

Equipment: Macro-Core® Soil Sampler

Sample Analysis: SVOAs by 8270 / PAHs by 8270

Analytical Laboratory: Xenco / AXYS

Sample Container: Clear Glass

Number of Samples: 2

Sample Quantity Collected: 8 oz.

Preservative Used: Ice

Weather: Cloudy

Ambient Temperature: Approx. 55° F

Site Conditions: Not Applicable

Photograph Taken: Yes

GPS Latitude: N 33°44.211'

GPS Longitude: W 089°46.687'

Field Supervisor: Danny Vasentine

Signature / Date: Danny Vasentine 11Feb04

Field Observations / Remarks:

This sample was collected in the Central Ditch

FIELD BLANK COLLECTION LOG

3TM INTERNATIONAL
Houston, Texas

Project Name: Koppers Creosote Case

Site Name: Koppers Creosote Facility

Date of Sampling: 11Jan04

Time of Sampling: 1555

Sample Location: Batupan Bogue Creek

Sample ID: Field Blank

Sample Color: Clear

Sample Odor: None

Field Measurements: None

Sample Analysis: SVOAs by 8270

Analytical Laboratory: Xenco

Sample Container: Clear Glass

Number of Samples: 1

Sample Quantity Collected: 8 oz.

Preservative Used: Ice

Weather: Clear & Sunny

Ambient Temperature: Approx. 45° F

Field Supervisor: Danny Vasentine

Signature / Date: Danny Vasentine 11Feb 04

Field Observations / Remarks:

EQUIPMENT RINSATE COLLECTION LOG

3TM INTERNATIONAL
Houston, Texas

Project Name: Koppers Creosote Case

Site Name: Koppers Creosote Facility

Date of Sampling: 11Jan04

Time of Sampling: 1200

Sample Location: Batupan Bogue Creek

Sample ID: Equipment Rinsate

Sample Color: Clear

Sample Odor: None

Field Measurements: None

Sample Analysis: SVOAs by 8270

Analytical Laboratory: Xenco

Sample Container: Clear Glass

Number of Samples: 1

Sample Quantity Collected: 8 oz.

Preservative Used: Ice

Weather: Clear & Sunny

Ambient Temperature: Approx. 35° F

Field Supervisor: Danny Vasentine

Signature / Date: Danny Vasentine 11Feb04

Field Observations / Remarks:

SOIL SAMPLE COLLECTION LOG

3TM INTERNATIONAL
Houston, Texas

Project Name: Koppers Creosote Case

Site Name: Koppers Creosote Facility

Date of Sampling: 09Jan04

Time of Sampling: 0900

Sample Location: Batupan Bogue Creek

Sample ID: 3TM-KP-DS-BB-11A (0-1')

Boring Number: 3TM-KP-DS-BB-11A

Terminal Depth of Boring: 3 feet bgs

Sampling Method: Macro-Core® Soil Sampler

Sample Depth: 0-1 foot bgs

Sample Matrix: Ditch Sediment

Soil Type: Saturated Clayey Coarse Sand

Sample Color: Brown

Sample Odor: Faint Creosote Odor

Field Measurements: None

Equipment: Macro-Core® Soil Sampler

Sample Analysis: Samples on Hold

Analytical Laboratory: Xenco

Sample Container: Clear Glass

Number of Samples: 1

Sample Quantity Collected: 8 oz.

Preservative Used: Ice

Weather: Cloudy

Ambient Temperature: Approx. 35° F

Site Conditions: Not Applicable

Photograph Taken: Yes

GPS Latitude: N 33°44.306'

GPS Longitude: W 089°46.554'

Field Supervisor: Danny Vasentine

Signature / Date: Danny Vasentine 11Feb04

Field Observations / Remarks:

This sample was collected in the Central Ditch

SOIL SAMPLE COLLECTION LOG

3TM INTERNATIONAL
Houston, Texas

Project Name: Koppers Creosote Case

Site Name: Koppers Creosote Facility

Date of Sampling: 09Jan04

Time of Sampling: 0910

Sample Location: Batupan Bogue Creek

Sample ID: 3TM-KP-DS-BB-11A (1-2')

Boring Number: 3TM-KP-DS-BB-11A

Terminal Depth of Boring: 3 feet bgs

Sampling Method: Macro-Core® Soil Sampler

Sample Depth: 1-2 foot bgs

Sample Matrix: Ditch Sediment

Soil Type: Saturated Clayey Sand

Sample Color: Brown

Sample Odor: Faint Creosote Odor

Field Measurements: None

Equipment: Macro-Core® Soil Sampler

Sample Analysis: Samples on Hold

Analytical Laboratory: Xenco

Sample Container: Clear Glass

Number of Samples: 1

Sample Quantity Collected: 8 oz.

Preservative Used: Ice

Weather: Cloudy

Ambient Temperature: Approx. 35° F

Site Conditions: Not Applicable

Photograph Taken: Yes

GPS Latitude: N 33°44.306'

GPS Longitude: W 089°46.554'

Field Supervisor: Danny Vasentine

Signature / Date: Danny Vasentine 11Feb04

Field Observations / Remarks:

This sample was collected in the Central Ditch

SOIL SAMPLE COLLECTION LOG

3TM INTERNATIONAL
Houston, Texas

Project Name: Koppers Creosote Case

Site Name: Koppers Creosote Facility

Date of Sampling: 09Jan04

Time of Sampling: 0915

Sample Location: Batupan Bogue Creek

Sample ID: 3TM-KP-DS-BB-11A (2-3')

Boring Number: 3TM-KP-DS-BB-11A

Terminal Depth of Boring: 3 feet bgs

Sampling Method: Macro-Core® Soil Sampler

Sample Depth: 2-3 foot bgs

Sample Matrix: Ditch Sediment

Soil Type: Saturated Clayey Sand

Sample Color: Brown

Sample Odor: None

Field Measurements: None

Equipment: Macro-Core® Soil Sampler

Sample Analysis: Samples on Hold

Analytical Laboratory: Xenco

Sample Container: Clear Glass

Number of Samples: 1

Sample Quantity Collected: 8 oz.

Preservative Used: Ice

Weather: Cloudy

Ambient Temperature: Approx. 35° F

Site Conditions: Not Applicable

Photograph Taken: Yes

GPS Latitude: N 33°44.306'

GPS Longitude: W 089°46.554'

Field Supervisor: Danny Vasentine

Signature / Date: Danny Vasentine 11Feb04

Field Observations / Remarks:

This sample was collected in the Central Ditch

SOIL SAMPLE COLLECTION LOG

3TM INTERNATIONAL
Houston, Texas

Project Name: Koppers Creosote Case

Site Name: Koppers Creosote Facility

Date of Sampling: 09Jan04

Time of Sampling: 0930

Sample Location: Batupan Bogue Creek

Sample ID: 3TM-KP-DS-BB-11A (0-3')

Boring Number: 3TM-KP-DS-BB-11A

Terminal Depth of Boring: 3 feet bgs

Sampling Method: Macro-Core® Soil Sampler

Sample Depth: 0-3 foot bgs

Sample Matrix: Ditch Sediment

Soil Type: Saturated Clayey Sand

Sample Color: Brown

Sample Odor: None

Field Measurements: None

Equipment: Macro-Core® Soil Sampler

Sample Analysis: SVOAs by 8270

Analytical Laboratory: Xenco

Sample Container: Clear Glass

Number of Samples: 1

Sample Quantity Collected: 8 oz.

Preservative Used: Ice

Weather: Cloudy

Ambient Temperature: Approx. 35° F

Site Conditions: Not Applicable

Photograph Taken: Yes

GPS Latitude: N 33°44.306'

GPS Longitude: W 089°46.554'

Field Supervisor: Danny Vasentine

Signature / Date: Danny Vasentine 11Feb04

Field Observations / Remarks:

This sample was collected in the Central Ditch

SOIL SAMPLE COLLECTION LOG

3TM INTERNATIONAL
Houston, Texas

Project Name: Koppers Creosote Case

Site Name: Koppers Creosote Facility

Date of Sampling: 10Jan04

Time of Sampling: 0900

Sample Location: Batupan Bogue Creek

Sample ID: 3TM-KP-DS-BB-11B (0-1')

Boring Number: 3TM-KP-DS-BB-11B

Terminal Depth of Boring: 3 feet bgs

Sampling Method: Macro-Core® Soil Sampler

Sample Depth: 0-1 foot bgs

Sample Matrix: Ditch Sediment

Soil Type: Moist Clayey Coarse Sand

Sample Color: Brown

Sample Odor: Moderate Creosote Odor

Field Measurements: None

Equipment: Macro-Core® Soil Sampler

Sample Analysis: Samples on Hold

Analytical Laboratory: Xenco

Sample Container: Clear Glass

Number of Samples: 1

Sample Quantity Collected: 8 oz.

Preservative Used: Ice

Weather: Cloudy

Ambient Temperature: Approx. 30° F

Site Conditions: Not Applicable

Photograph Taken: Yes

GPS Latitude: N 33°44.275'

GPS Longitude: W 089°46.603'

Field Supervisor: Danny Vasentine

Signature / Date: Danny Vasentine 11Feb04

Field Observations / Remarks:

This sample was collected in the Central Ditch

SOIL SAMPLE COLLECTION LOG

3TM INTERNATIONAL
Houston, Texas

Project Name: Koppers Creosote Case

Site Name: Koppers Creosote Facility

Date of Sampling: 10Jan04

Time of Sampling: 0915

Sample Location: Batupan Bogue Creek

Sample ID: 3TM-KP-DS-BB-11B (1-2')

Boring Number: 3TM-KP-DS-BB-11B

Terminal Depth of Boring: 3 feet bgs

Sampling Method: Macro-Core® Soil Sampler

Sample Depth: 1-2 foot bgs

Sample Matrix: Ditch Sediment

Soil Type: Moist Clayey Sand

Sample Color: Brown

Sample Odor: Faint Creosote Odor

Field Measurements: None

Equipment: Macro-Core® Soil Sampler

Sample Analysis: Samples on Hold

Analytical Laboratory: Xenco

Sample Container: Clear Glass

Number of Samples: 1

Sample Quantity Collected: 8 oz.

Preservative Used: Ice

Weather: Cloudy

Ambient Temperature: Approx. 30° F

Site Conditions: Not Applicable

Photograph Taken: Yes

GPS Latitude: N 33°44.275'

GPS Longitude: W 089°46.603'

Field Supervisor: Danny Vasentine

Signature / Date: Danny Vasentine 11Feb04

Field Observations / Remarks:

This sample was collected in the Central Ditch

SOIL SAMPLE COLLECTION LOG

3TM INTERNATIONAL
Houston, Texas

Project Name: Koppers Creosote Case

Site Name: Koppers Creosote Facility

Date of Sampling: 10Jan04

Time of Sampling: 0930

Sample Location: Batupan Bogue Creek

Sample ID: 3TM-KP-DS-BB-11B (2-3')

Boring Number: 3TM-KP-DS-BB-11B

Terminal Depth of Boring: 3 feet bgs

Sampling Method: Macro-Core® Soil Sampler

Sample Depth: 2-3 foot bgs

Sample Matrix: Ditch Sediment

Soil Type: Moist Clayey Sand

Sample Color: Brown

Sample Odor: Faint Creosote Odor

Field Measurements: None

Equipment: Macro-Core® Soil Sampler

Sample Analysis: Samples on Hold

Analytical Laboratory: Xenco

Sample Container: Clear Glass

Number of Samples: 1

Sample Quantity Collected: 8 oz.

Preservative Used: Ice

Weather: Cloudy

Ambient Temperature: Approx. 30° F

Site Conditions: Not Applicable

Photograph Taken: Yes

GPS Latitude: N 33°44.275'

GPS Longitude: W 089°46.603'

Field Supervisor: Danny Vasentine

Signature / Date: Danny Vasentine 11Feb04

Field Observations / Remarks:

This sample was collected in the Central Ditch

SOIL SAMPLE COLLECTION LOG

3TM INTERNATIONAL
Houston, Texas

Project Name: Koppers Creosote Case

Site Name: Koppers Creosote Facility

Date of Sampling: 10Jan04

Time of Sampling: 0950

Sample Location: Batupan Bogue Creek

Sample ID: 3TM-KP-DS-BB-11B (0-3')

Boring Number: 3TM-KP-DS-BB-11B

Terminal Depth of Boring: 3 feet bgs

Sampling Method: Macro-Core® Soil Sampler

Sample Depth: 0-3 foot bgs

Sample Matrix: Ditch Sediment

Soil Type: Moist Clayey Coarse Sand

Sample Color: Brown

Sample Odor: Moderate Creosote Odor

Field Measurements: None

Equipment: Macro-Core® Soil Sampler

Sample Analysis: SVOAs by 8270

Analytical Laboratory: Xenco

Sample Container: Clear Glass

Number of Samples: 1

Sample Quantity Collected: 8 oz.

Preservative Used: Ice

Weather: Cloudy

Ambient Temperature: Approx. 30° F

Site Conditions: Not Applicable

Photograph Taken: Yes

GPS Latitude: N 33°44.275'

GPS Longitude: W 089°46.603'

Field Supervisor: Danny Vasentine

Signature / Date: Danny Vasentine 11Feb04

Field Observations / Remarks:

This sample was collected in the Central Ditch

SOIL SAMPLE COLLECTION LOG

3TM INTERNATIONAL
Houston, Texas

Project Name: Koppers Creosote Case

Site Name: Koppers Creosote Facility

Date of Sampling: 10Jan04

Time of Sampling: 1010

Sample Location: Batupan Bogue Creek

Sample ID: 3TM-KP-DS-BB-11C (0-1')

Boring Number: 3TM-KP-DS-BB-11C

Terminal Depth of Boring: 3 feet bgs

Sampling Method: Macro-Core® Soil Sampler

Sample Depth: 0-1 foot bgs

Sample Matrix: Ditch Sediment

Soil Type: Moist Clayey Sand

Sample Color: Brown

Sample Odor: Moderate Creosote Odor

Field Measurements: None

Equipment: Macro-Core® Soil Sampler

Sample Analysis: Samples on Hold

Analytical Laboratory: Xenco

Sample Container: Clear Glass

Number of Samples: 1

Sample Quantity Collected: 8 oz.

Preservative Used: Ice

Weather: Cloudy

Ambient Temperature: Approx. 30° F

Site Conditions: Not Applicable

Photograph Taken: Yes

GPS Latitude: N 33°44.245'

GPS Longitude: W 089°46.656'

Field Supervisor: Danny Vasentine

Signature / Date: Danny Vasentine 11Feb04

Field Observations / Remarks:

This sample was collected in the Central Ditch

SOIL SAMPLE COLLECTION LOG

3TM INTERNATIONAL
Houston, Texas

Project Name: Koppers Creosote Case

Site Name: Koppers Creosote Facility

Date of Sampling: 10Jan04

Time of Sampling: 1020

Sample Location: Batupan Bogue Creek

Sample ID: 3TM-KP-DS-BB-11C (1-2')

Boring Number: 3TM-KP-DS-BB-11C

Terminal Depth of Boring: 3 feet bgs

Sampling Method: Macro-Core® Soil Sampler

Sample Depth: 1-2 foot bgs

Sample Matrix: Ditch Sediment

Soil Type: Moist Clayey Sand

Sample Color: Grey

Sample Odor: Strong Creosote Odor

Field Measurements: None

Equipment: Macro-Core® Soil Sampler

Sample Analysis: Samples on Hold

Analytical Laboratory: Xenco

Sample Container: Clear Glass

Number of Samples: 1

Sample Quantity Collected: 8 oz.

Preservative Used: Ice

Weather: Cloudy

Ambient Temperature: Approx. 30° F

Site Conditions: Not Applicable

Photograph Taken: Yes

GPS Latitude: N 33°44.245'

GPS Longitude: W 089°46.656'

Field Supervisor: Danny Vasentine

Signature / Date: Danny Vasentine 11Feb04

Field Observations / Remarks:

This sample was collected in the Central Ditch

SOIL SAMPLE COLLECTION LOG

3TM INTERNATIONAL
Houston, Texas

Project Name: Koppers Creosote Case

Site Name: Koppers Creosote Facility

Date of Sampling: 10Jan04

Time of Sampling: 1030

Sample Location: Batupan Bogue Creek

Sample ID: 3TM-KP-DS-BB-11C (2-3')

Boring Number: 3TM-KP-DS-BB-11C

Terminal Depth of Boring: 3 feet bgs

Sampling Method: Macro-Core® Soil Sampler

Sample Depth: 2-3 foot bgs

Sample Matrix: Ditch Sediment

Soil Type: Moist Clayey Sand

Sample Color: Grey

Sample Odor: Faint Creosote Odor

Field Measurements: None

Equipment: Macro-Core® Soil Sampler

Sample Analysis: Samples on Hold

Analytical Laboratory: Xenco

Sample Container: Clear Glass

Number of Samples: 1

Sample Quantity Collected: 8 oz.

Preservative Used: Ice

Weather: Cloudy

Ambient Temperature: Approx. 30° F

Site Conditions: Not Applicable

Photograph Taken: Yes

GPS Latitude: N 33°44.245'

GPS Longitude: W 089°46.656'

Field Supervisor: Danny Vasentine

Signature / Date: Danny Vasentine 11Feb04

Field Observations / Remarks:

This sample was collected in the Central Ditch

SOIL SAMPLE COLLECTION LOG

3TM INTERNATIONAL
Houston, Texas

Project Name: Koppers Creosote Case

Site Name: Koppers Creosote Facility

Date of Sampling: 10Jan04

Time of Sampling: 1040

Sample Location: Batupan Bogue Creek

Sample ID: 3TM-KP-DS-BB-11C (0-3')

Boring Number: 3TM-KP-DS-BB-11C

Terminal Depth of Boring: 3 feet bgs

Sampling Method: Macro-Core® Soil Sampler

Sample Depth: 0-3 foot bgs

Sample Matrix: Ditch Sediment

Soil Type: Moist Clayey Coarse Sand

Sample Color: Grey

Sample Odor: Moderate Creosote Odor

Field Measurements: None

Equipment: Macro-Core® Soil Sampler

Sample Analysis: SVOAs by 8270

Analytical Laboratory: Xenco

Sample Container: Clear Glass

Number of Samples: 1

Sample Quantity Collected: 8 oz.

Preservative Used: Ice

Weather: Cloudy

Ambient Temperature: Approx. 30° F

Site Conditions: Not Applicable

Photograph Taken: Yes

GPS Latitude: N 33°44.245'

GPS Longitude: W 089°46.656'

Field Supervisor: Danny Vasentine

Signature / Date: Danny Vasentine 11Feb04

Field Observations / Remarks:

This sample was collected in the Central Ditch

SOIL SAMPLE COLLECTION LOG

3TM INTERNATIONAL
Houston, Texas

Project Name: Koppers Creosote Case

Site Name: Koppers Creosote Facility

Date of Sampling: 10Jan04

Time of Sampling: 1050

Sample Location: Batupan Bogue Creek

Sample ID: 3TM-KP-DS-BB-11C (1")

Boring Number: Not Applicable

Terminal Depth of Boring: 1" bgs

Sampling Method: Grab

Sample Depth: 1 inch bgs

Sample Matrix: Ditch Sediment

Soil Type: Coarse Sand

Sample Color: Black

Sample Odor: Strong Creosote Odor

Field Measurements: None

Equipment: Not Applicable

Sample Analysis: PAHs by 8270

Analytical Laboratory: AXYS

Sample Container: Clear Glass

Number of Samples: 1

Sample Quantity Collected: 8 oz.

Preservative Used: Ice

Weather: Cloudy

Ambient Temperature: Approx. 30° F

Site Conditions: Not Applicable

Photograph Taken: Yes

GPS Latitude: N 33°44.245'

GPS Longitude: W 089°46.656'

Field Supervisor: Danny Vasentine

Signature / Date: Danny Vasentine 11Feb04

Field Observations / Remarks:

This sample was collected in the Central Ditch

SOIL SAMPLE COLLECTION LOG

3TM INTERNATIONAL
Houston, Texas

Project Name: Koppers Creosote Case

Site Name: Koppers Creosote Facility

Date of Sampling: 10Jan04

Time of Sampling: 1140

Sample Location: Batupan Bogue Creek

Sample ID: 3TM-KP-DS-BB-2A (0-1')

Boring Number: 3TM-KP-DS-BB-2A

Terminal Depth of Boring: 3 feet bgs

Sampling Method: Macro-Core® Soil Sampler

Sample Depth: 0-1 foot bgs

Sample Matrix: Ditch Sediment

Soil Type: Saturated Coarse Sand

Sample Color: Brown

Sample Odor: None

Field Measurements: None

Equipment: Macro-Core® Soil Sampler

Sample Analysis: Samples on Hold

Analytical Laboratory: Xenco

Sample Container: Clear Glass

Number of Samples: 1

Sample Quantity Collected: 8 oz.

Preservative Used: Ice

Weather: Cloudy

Ambient Temperature: Approx. 30° F

Site Conditions: Not Applicable

Photograph Taken: Yes

GPS Latitude: N 33°44.945'

GPS Longitude: W 089°47.070'

Field Supervisor: Danny Vasentine

Signature / Date: Danny Vasentine 11Feb04

Field Observations / Remarks:

SOIL SAMPLE COLLECTION LOG

3TM INTERNATIONAL
Houston, Texas

Project Name: Koppers Creosote Case

Site Name: Koppers Creosote Facility

Date of Sampling: 10Jan04

Time of Sampling: 1150

Sample Location: Batupan Bogue Creek

Sample ID: 3TM-KP-DS-BB-2A (1-2')

Boring Number: 3TM-KP-DS-BB-2A

Terminal Depth of Boring: 3 feet bgs

Sampling Method: Macro-Core® Soil Sampler

Sample Depth: 1-2 foot bgs

Sample Matrix: Ditch Sediment

Soil Type: Saturated Coarse Sand

Sample Color: Brown

Sample Odor: None

Field Measurements: None

Equipment: Macro-Core® Soil Sampler

Sample Analysis: Samples on Hold

Analytical Laboratory: Xenco

Sample Container: Clear Glass

Number of Samples: 1

Sample Quantity Collected: 8 oz.

Preservative Used: Ice

Weather: Cloudy

Ambient Temperature: Approx. 30° F

Site Conditions: Not Applicable

Photograph Taken: Yes

GPS Latitude: N 33°44.945'

GPS Longitude: W 089°47.070'

Field Supervisor: Danny Vasentine

Signature / Date: Danny Vasentine 11Feb04

Field Observations / Remarks:

SOIL SAMPLE COLLECTION LOG

3TM INTERNATIONAL
Houston, Texas

Project Name: Koppers Creosote Case

Site Name: Koppers Creosote Facility

Date of Sampling: 10Jan04

Time of Sampling: 1200

Sample Location: Batupan Bogue Creek

Sample ID: 3TM-KP-DS-BB-2A (2-3')

Boring Number: 3TM-KP-DS-BB-2A

Terminal Depth of Boring: 3 feet bgs

Sampling Method: Macro-Core® Soil Sampler

Sample Depth: 2-3 foot bgs

Sample Matrix: Ditch Sediment

Soil Type: Saturated Coarse Sand

Sample Color: Brown

Sample Odor: None

Field Measurements: None

Equipment: Macro-Core® Soil Sampler

Sample Analysis: Samples on Hold

Analytical Laboratory: Xenco

Sample Container: Clear Glass

Number of Samples: 1

Sample Quantity Collected: 8 oz.

Preservative Used: Ice

Weather: Cloudy

Ambient Temperature: Approx. 30° F

Site Conditions: Not Applicable

Photograph Taken: Yes

GPS Latitude: N 33°44.945'

GPS Longitude: W 089°47.070'

Field Supervisor: Danny Vasentine

Signature / Date: Danny Vasentine 11Feb04

Field Observations / Remarks:

SOIL SAMPLE COLLECTION LOG

3TM INTERNATIONAL
Houston, Texas

Project Name: Koppers Creosote Case

Site Name: Koppers Creosote Facility

Date of Sampling: 10Jan04

Time of Sampling: 1210

Sample Location: Batupan Bogue Creek

Sample ID: 3TM-KP-DS-BB-2A (0-3')

Boring Number: 3TM-KP-DS-BB-2A

Terminal Depth of Boring: 3 feet bgs

Sampling Method: Macro-Core® Soil Sampler

Sample Depth: 0-3 foot bgs

Sample Matrix: Ditch Sediment

Soil Type: Saturated Coarse Sand

Sample Color: Brown

Sample Odor: None

Field Measurements: None

Equipment: Macro-Core® Soil Sampler

Sample Analysis: SVOAs by 8270

Analytical Laboratory: Xenco

Sample Container: Clear Glass

Number of Samples: 1

Sample Quantity Collected: 8 oz.

Preservative Used: Ice

Weather: Cloudy

Ambient Temperature: Approx. 30° F

Site Conditions: Not Applicable

Photograph Taken: Yes

GPS Latitude: N 33°44.945'

GPS Longitude: W 089°47.070'

Field Supervisor: Danny Vasentine

Signature / Date: Danny Vasentine 11Feb04

Field Observations / Remarks:

SOIL SAMPLE COLLECTION LOG

3TM INTERNATIONAL
Houston, Texas

Project Name: Koppers Creosote Case

Site Name: Koppers Creosote Facility

Date of Sampling: 10Jan04

Time of Sampling: 1230

Sample Location: Batupan Bogue Creek

Sample ID: 3TM-KP-DS-BB-2B (0-1')

Boring Number: 3TM-KP-DS-BB-2B

Terminal Depth of Boring: 3 feet bgs

Sampling Method: Macro-Core® Soil Sampler

Sample Depth: 0-1 foot bgs

Sample Matrix: Ditch Sediment

Soil Type: Saturated Clayey Sand

Sample Color: Brown

Sample Odor: None

Field Measurements: None

Equipment: Macro-Core® Soil Sampler

Sample Analysis: Samples on Hold

Analytical Laboratory: Xenco

Sample Container: Clear Glass

Number of Samples: 1

Sample Quantity Collected: 8 oz.

Preservative Used: Ice

Weather: Cloudy

Ambient Temperature: Approx. 30° F

Site Conditions: Not Applicable

Photograph Taken: Yes

GPS Latitude: N 33°44.940'

GPS Longitude: W 089°47.068'

Field Supervisor: Danny Vasentine

Signature / Date: Danny Vasentine 11Feb04

Field Observations / Remarks:

SOIL SAMPLE COLLECTION LOG

3TM INTERNATIONAL
Houston, Texas

Project Name: Koppers Creosote Case

Site Name: Koppers Creosote Facility

Date of Sampling: 10Jan04

Time of Sampling: 1240

Sample Location: Batupan Bogue Creek

Sample ID: 3TM-KP-DS-BB-2B (1-2')

Boring Number: 3TM-KP-DS-BB-2B

Terminal Depth of Boring: 3 feet bgs

Sampling Method: Macro-Core® Soil Sampler

Sample Depth: 1-2 foot bgs

Sample Matrix: Ditch Sediment

Soil Type: Saturated Coarse Sand

Sample Color: Brown

Sample Odor: None

Field Measurements: None

Equipment: Macro-Core® Soil Sampler

Sample Analysis: Samples on Hold

Analytical Laboratory: Xenco

Sample Container: Clear Glass

Number of Samples: 1

Sample Quantity Collected: 8 oz.

Preservative Used: Ice

Weather: Cloudy

Ambient Temperature: Approx. 30° F

Site Conditions: Not Applicable

Photograph Taken: Yes

GPS Latitude: N 33°44.940'

GPS Longitude: W 089°47.068'

Field Supervisor: Danny Vasentine

Signature / Date: Danny Vasentine 11Feb04

Field Observations / Remarks:

SOIL SAMPLE COLLECTION LOG

3TM INTERNATIONAL
Houston, Texas

Project Name: Koppers Creosote Case

Site Name: Koppers Creosote Facility

Date of Sampling: 10Jan04

Time of Sampling: 1250

Sample Location: Batupan Bogue Creek

Sample ID: 3TM-KP-DS-BB-2B (2-3')

Boring Number: 3TM-KP-DS-BB-2B

Terminal Depth of Boring: 3 feet bgs

Sampling Method: Macro-Core® Soil Sampler

Sample Depth: 2-3 foot bgs

Sample Matrix: Ditch Sediment

Soil Type: Saturated Coarse Sand

Sample Color: Brown

Sample Odor: None

Field Measurements: None

Equipment: Macro-Core® Soil Sampler

Sample Analysis: Samples on Hold

Analytical Laboratory: Xenco

Sample Container: Clear Glass

Number of Samples: 1

Sample Quantity Collected: 8 oz.

Preservative Used: Ice

Weather: Cloudy

Ambient Temperature: Approx. 30° F

Site Conditions: Not Applicable

Photograph Taken: Yes

GPS Latitude: N 33°44.940'

GPS Longitude: W 089°47.068'

Field Supervisor: Danny Vasentine

Signature / Date: Danny Vasentine 11Feb04

Field Observations / Remarks:

SOIL SAMPLE COLLECTION LOG

3TM INTERNATIONAL
Houston, Texas

Project Name: Koppers Creosote Case

Site Name: Koppers Creosote Facility

Date of Sampling: 10Jan04

Time of Sampling: 1300

Sample Location: Batupan Bogue Creek

Sample ID: 3TM-KP-DS-BB-2B (0-3')

Boring Number: 3TM-KP-DS-BB-2B

Terminal Depth of Boring: 3 feet bgs

Sampling Method: Macro-Core® Soil Sampler

Sample Depth: 0-3 foot bgs

Sample Matrix: Ditch Sediment

Soil Type: Saturated Coarse Sand

Sample Color: Brown

Sample Odor: None

Field Measurements: None

Equipment: Macro-Core® Soil Sampler

Sample Analysis: SVOAs by 8270

Analytical Laboratory: Xenco

Sample Container: Clear Glass

Number of Samples: 1

Sample Quantity Collected: 8 oz.

Preservative Used: Ice

Weather: Cloudy

Ambient Temperature: Approx. 30° F

Site Conditions: Not Applicable

Photograph Taken: Yes

GPS Latitude: N 33°44.940'

GPS Longitude: W 089°47.068'

Field Supervisor: Danny Vasentine

Signature / Date: Danny Vasentine 11Feb04

Field Observations / Remarks:

SOIL SAMPLE COLLECTION LOG

3TM INTERNATIONAL
Houston, Texas

Project Name: Koppers Creosote Case

Site Name: Koppers Creosote Facility

Date of Sampling: 10Jan04

Time of Sampling: 1330

Sample Location: Batupan Bogue Creek

Sample ID: 3TM-KP-DS-BB-2C (0-1')

Boring Number: 3TM-KP-DS-BB-2C

Terminal Depth of Boring: 3 feet bgs

Sampling Method: Macro-Core® Soil Sampler

Sample Depth: 0-1 foot bgs

Sample Matrix: Ditch Sediment

Soil Type: Saturated Clayey Sand

Sample Color: Brown

Sample Odor: None

Field Measurements: None

Equipment: Macro-Core® Soil Sampler

Sample Analysis: Samples on Hold

Analytical Laboratory: Xenco

Sample Container: Clear Glass

Number of Samples: 1

Sample Quantity Collected: 8 oz.

Preservative Used: Ice

Weather: Cloudy

Ambient Temperature: Approx. 35° F

Site Conditions: Not Applicable

Photograph Taken: Yes

GPS Latitude: N 33°44.935'

GPS Longitude: W 089°47.070'

Field Supervisor: Danny Vasentine

Signature / Date: [signature] 11Feb04

Field Observations / Remarks:

SOIL SAMPLE COLLECTION LOG

3TM INTERNATIONAL
Houston, Texas

Project Name: Koppers Creosote Case

Site Name: Koppers Creosote Facility

Date of Sampling: 10Jan04

Time of Sampling: 1340

Sample Location: Batupan Bogue Creek

Sample ID: 3TM-KP-DS-BB-2C (1-2')

Boring Number: 3TM-KP-DS-BB-2C

Terminal Depth of Boring: 3 feet bgs

Sampling Method: Macro-Core® Soil Sampler

Sample Depth: 1-2 foot bgs

Sample Matrix: Ditch Sediment

Soil Type: Saturated Coarse Sand

Sample Color: Brown

Sample Odor: None

Field Measurements: None

Equipment: Macro-Core® Soil Sampler

Sample Analysis: Samples on Hold

Analytical Laboratory: Xenco

Sample Container: Clear Glass

Number of Samples: 1

Sample Quantity Collected: 8 oz.

Preservative Used: Ice

Weather: Cloudy

Ambient Temperature: Approx. 35° F

Site Conditions: Not Applicable

Photograph Taken: Yes

GPS Latitude: N 33°44.935'

GPS Longitude: W 089°47.070'

Field Supervisor: Danny Vasentine

Signature / Date: [signature] 11Feb04

Field Observations / Remarks:

SOIL SAMPLE COLLECTION LOG

3TM INTERNATIONAL
Houston, Texas

Project Name: Koppers Creosote Case

Site Name: Koppers Creosote Facility

Date of Sampling: 10Jan04

Time of Sampling: 1350

Sample Location: Batupan Bogue Creek

Sample ID: 3TM-KP-DS-BB-2C (2-3')

Boring Number: 3TM-KP-DS-BB-2C

Terminal Depth of Boring: 3 feet bgs

Sampling Method: Macro-Core® Soil Sampler

Sample Depth: 2-3 foot bgs

Sample Matrix: Ditch Sediment

Soil Type: Saturated Coarse Sand

Sample Color: Brown

Sample Odor: None

Field Measurements: None

Equipment: Macro-Core® Soil Sampler

Sample Analysis: Samples on Hold

Analytical Laboratory: Xenco

Sample Container: Clear Glass

Number of Samples: 1

Sample Quantity Collected: 8 oz.

Preservative Used: Ice

Weather: Cloudy

Ambient Temperature: Approx. 35° F

Site Conditions: Not Applicable

Photograph Taken: Yes

GPS Latitude: N 33°44.935'

GPS Longitude: W 089°47.070'

Field Supervisor: Danny Vasentine

Signature / Date: Danny Vasentine 11Feb04

Field Observations / Remarks:

SOIL SAMPLE COLLECTION LOG

3TM INTERNATIONAL
Houston, Texas

Project Name: Koppers Creosote Case

Site Name: Koppers Creosote Facility

Date of Sampling: 10Jan04

Time of Sampling: 1400

Sample Location: Batupan Bogue Creek

Sample ID: 3TM-KP-DS-BB-2C (0-3')

Boring Number: 3TM-KP-DS-BB-2C

Terminal Depth of Boring: 3 feet bgs

Sampling Method: Macro-Core® Soil Sampler

Sample Depth: 0-3 foot bgs

Sample Matrix: Ditch Sediment

Soil Type: Saturated Coarse Sand

Sample Color: Brown

Sample Odor: None

Field Measurements: None

Equipment: Macro-Core® Soil Sampler

Sample Analysis: SVOAs by 8270

Analytical Laboratory: Xenco

Sample Container: Clear Glass

Number of Samples: 1

Sample Quantity Collected: 8 oz.

Preservative Used: Ice

Weather: Cloudy

Ambient Temperature: Approx. 35° F

Site Conditions: Not Applicable

Photograph Taken: Yes

GPS Latitude: N 33°44.935'

GPS Longitude: W 089°47.070'

Field Supervisor: Danny Vasentine

Signature / Date: 11Feb04

Field Observations / Remarks:

SOIL SAMPLE COLLECTION LOG

3TM INTERNATIONAL
Houston, Texas

Project Name: Koppers Creosote Case

Site Name: Koppers Creosote Facility

Date of Sampling: 10Jan04

Time of Sampling: 1500

Sample Location: Batupan Bogue Creek

Sample ID: 3TM-KP-DS-BB-1A (0-1')

Boring Number: 3TM-KP-DS-BB-1A

Terminal Depth of Boring: 3 feet bgs

Sampling Method: Macro-Core® Soil Sampler

Sample Depth: 0-1 foot bgs

Sample Matrix: Ditch Sediment

Soil Type: Saturated Coarse Sand

Sample Color: Dark Brown

Sample Odor: None

Field Measurements: None

Equipment: Macro-Core® Soil Sampler

Sample Analysis: Samples on Hold

Analytical Laboratory: Xenco

Sample Container: Clear Glass

Number of Samples: 1

Sample Quantity Collected: 8 oz.

Preservative Used: Ice

Weather: Cloudy

Ambient Temperature: Approx. 45° F

Site Conditions: Not Applicable

Photograph Taken: Yes

GPS Latitude: N 33°44.649'

GPS Longitude: W 089°46.767'

Field Supervisor: Danny Vasentine

Signature / Date: Danny Vasentine 11Feb04

Field Observations / Remarks:

SOIL SAMPLE COLLECTION LOG

3TM INTERNATIONAL
Houston, Texas

Project Name: Koppers Creosote Case

Site Name: Koppers Creosote Facility

Date of Sampling: 10Jan04

Time of Sampling: 1510

Sample Location: Batupan Bogue Creek

Sample ID: 3TM-KP-DS-BB-1A (1-2')

Boring Number: 3TM-KP-DS-BB-1A

Terminal Depth of Boring: 3 feet bgs

Sampling Method: Macro-Core® Soil Sampler

Sample Depth: 1-2 foot bgs

Sample Matrix: Ditch Sediment

Soil Type: Saturated Coarse Sand

Sample Color: Brown

Sample Odor: None

Field Measurements: None

Equipment: Macro-Core® Soil Sampler

Sample Analysis: Samples on Hold

Analytical Laboratory: Xenco

Sample Container: Clear Glass

Number of Samples: 1

Sample Quantity Collected: 8 oz.

Preservative Used: Ice

Weather: Cloudy

Ambient Temperature: Approx. 45° F

Site Conditions: Not Applicable

Photograph Taken: Yes

GPS Latitude: N 33°44.649'

GPS Longitude: W 089°46.767'

Field Supervisor: Danny Vasentine

Signature / Date: Danny Vasentine 11Feb04

Field Observations / Remarks:

SOIL SAMPLE COLLECTION LOG

3TM INTERNATIONAL
Houston, Texas

Project Name: Koppers Creosote Case

Site Name: Koppers Creosote Facility

Date of Sampling: 10Jan04

Time of Sampling: 1520

Sample Location: Batupan Bogue Creek

Sample ID: 3TM-KP-DS-BB-1A (2-3')

Boring Number: 3TM-KP-DS-BB-1A

Terminal Depth of Boring: 3 feet bgs

Sampling Method: Macro-Core® Soil Sampler

Sample Depth: 2-3 foot bgs

Sample Matrix: Ditch Sediment

Soil Type: Saturated Coarse Sand

Sample Color: Brown

Sample Odor: None

Field Measurements: None

Equipment: Macro-Core® Soil Sampler

Sample Analysis: Samples on Hold

Analytical Laboratory: Xenco

Sample Container: Clear Glass

Number of Samples: 1

Sample Quantity Collected: 8 oz.

Preservative Used: Ice

Weather: Cloudy

Ambient Temperature: Approx. 45° F

Site Conditions: Not Applicable

Photograph Taken: Yes

GPS Latitude: N 33°44.649'

GPS Longitude: W 089°46.767'

Field Supervisor: Danny Vasentine

Signature / Date: Danny Vasentine 11Feb04

Field Observations / Remarks:

SOIL SAMPLE COLLECTION LOG

3TM INTERNATIONAL
Houston, Texas

Project Name: Koppers Creosote Case

Site Name: Koppers Creosote Facility

Date of Sampling: 10Jan04

Time of Sampling: 1530

Sample Location: Batupan Bogue Creek

Sample ID: 3TM-KP-DS-BB-1A (0-3')

Boring Number: 3TM-KP-DS-BB-1A

Terminal Depth of Boring: 3 feet bgs

Sampling Method: Macro-Core® Soil Sampler

Sample Depth: 0-3 foot bgs

Sample Matrix: Ditch Sediment

Soil Type: Saturated Coarse Sand

Sample Color: Brown

Sample Odor: None

Field Measurements: None

Equipment: Macro-Core® Soil Sampler

Sample Analysis: SVOAs by 8270

Analytical Laboratory: Xenco

Sample Container: Clear Glass

Number of Samples: 1

Sample Quantity Collected: 8 oz.

Preservative Used: Ice

Weather: Cloudy

Ambient Temperature: Approx. 45° F

Site Conditions: Not Applicable

Photograph Taken: Yes

GPS Latitude: N 33°44.649'

GPS Longitude: W 089°46.767'

Field Supervisor: Danny Vasentine

Signature / Date: Danny Vasentine 11Feb04

Field Observations / Remarks:

SOIL SAMPLE COLLECTION LOG

3TM INTERNATIONAL
Houston, Texas

Project Name: Koppers Creosote Case

Site Name: Koppers Creosote Facility

Date of Sampling: 10Jan04

Time of Sampling: 1550

Sample Location: Batupan Bogue Creek

Sample ID: 3TM-KP-DS-BB-1B (0-1')

Boring Number: 3TM-KP-DS-BB-1B

Terminal Depth of Boring: 3 feet bgs

Sampling Method: Macro-Core® Soil Sampler

Sample Depth: 0-1 foot bgs

Sample Matrix: Ditch Sediment

Soil Type: Saturated Coarse Sand

Sample Color: Brown

Sample Odor: None

Field Measurements: None

Equipment: Macro-Core® Soil Sampler

Sample Analysis: Samples on Hold

Analytical Laboratory: Xenco

Sample Container: Clear Glass

Number of Samples: 1

Sample Quantity Collected: 8 oz.

Preservative Used: Ice

Weather: Cloudy

Ambient Temperature: Approx. 45° F

Site Conditions: Not Applicable

Photograph Taken: Yes

GPS Latitude: N 33°44.656'

GPS Longitude: W 089°46.774'

Field Supervisor: Danny Vasentine

Signature / Date: Danny Vasentine 11Feb04

Field Observations / Remarks:

SOIL SAMPLE COLLECTION LOG

3TM INTERNATIONAL
Houston, Texas

Project Name: Koppers Creosote Case

Site Name: Koppers Creosote Facility

Date of Sampling: 10Jan04

Time of Sampling: 1600

Sample Location: Batupan Bogue Creek

Sample ID: 3TM-KP-DS-BB-1B (1-2')

Boring Number: 3TM-KP-DS-BB-1B

Terminal Depth of Boring: 3 feet bgs

Sampling Method: Macro-Core® Soil Sampler

Sample Depth: 1-2 foot bgs

Sample Matrix: Ditch Sediment

Soil Type: Saturated Coarse Sand

Sample Color: Brown

Sample Odor: None

Field Measurements: None

Equipment: Macro-Core® Soil Sampler

Sample Analysis: Samples on Hold

Analytical Laboratory: Xenco

Sample Container: Clear Glass

Number of Samples: 1

Sample Quantity Collected: 8 oz.

Preservative Used: Ice

Weather: Cloudy

Ambient Temperature: Approx. 45° F

Site Conditions: Not Applicable

Photograph Taken: Yes

GPS Latitude: N 33°44.656'

GPS Longitude: W 089°46.774'

Field Supervisor: Danny Vasentine

Signature / Date: Danny Vasentine 11Feb04

Field Observations / Remarks:

SOIL SAMPLE COLLECTION LOG

3TM INTERNATIONAL
Houston, Texas

Project Name: Koppers Creosote Case

Site Name: Koppers Creosote Facility

Date of Sampling: 10Jan04

Time of Sampling: 1610

Sample Location: Batupan Bogue Creek

Sample ID: 3TM-KP-DS-BB-1B (2-3')

Boring Number: 3TM-KP-DS-BB-1B

Terminal Depth of Boring: 3 feet bgs

Sampling Method: Macro-Core® Soil Sampler

Sample Depth: 2-3 foot bgs

Sample Matrix: Ditch Sediment

Soil Type: Saturated Coarse Sand

Sample Color: Brown

Sample Odor: None

Field Measurements: None

Equipment: Macro-Core® Soil Sampler

Sample Analysis: Samples on Hold

Analytical Laboratory: Xenco

Sample Container: Clear Glass

Number of Samples: 1

Sample Quantity Collected: 8 oz.

Preservative Used: Ice

Weather: Cloudy

Ambient Temperature: Approx. 45° F

Site Conditions: Not Applicable

Photograph Taken: Yes

GPS Latitude: N 33°44.656'

GPS Longitude: W 089°46.774'

Field Supervisor: Danny Vasentine

Signature / Date: Danny Vasentine 11Feb04

Field Observations / Remarks:

SOIL SAMPLE COLLECTION LOG

3TM INTERNATIONAL
Houston, Texas

Project Name: Koppers Creosote Case

Site Name: Koppers Creosote Facility

Date of Sampling: 10Jan04

Time of Sampling: 1620

Sample Location: Batupan Bogue Creek

Sample ID: 3TM-KP-DS-BB-1B (0-3')

Boring Number: 3TM-KP-DS-BB-1B

Terminal Depth of Boring: 3 feet bgs

Sampling Method: Macro-Core® Soil Sampler

Sample Depth: 0-3 foot bgs

Sample Matrix: Ditch Sediment

Soil Type: Saturated Coarse Sand

Sample Color: Brown

Sample Odor: None

Field Measurements: None

Equipment: Macro-Core® Soil Sampler

Sample Analysis: SVOAs by 8270

Analytical Laboratory: Xenco

Sample Container: Clear Glass

Number of Samples: 1

Sample Quantity Collected: 8 oz.

Preservative Used: Ice

Weather: Cloudy

Ambient Temperature: Approx. 45° F

Site Conditions: Not Applicable

Photograph Taken: Yes

GPS Latitude: N 33°44.656'

GPS Longitude: W 089°46.774'

Field Supervisor: Danny Vasentine

Signature / Date: Danny Vasentine

Field Observations / Remarks:

Duplicate 1 was collected at this location

SOIL SAMPLE COLLECTION LOG

3TM INTERNATIONAL
Houston, Texas

Project Name: Koppers Creosote Case

Date of Sampling: 10Jan04

Sample Location: Batupan Bogue Creek

Boring Number: 3TM-KP-DS-BB-1C

Sampling Method: Macro-Core® Soil Sampler

Sample Matrix: Ditch Sediment

Sample Color: Brown

Field Measurements: None

Sample Analysis: Samples on Hold

Sample Container: Clear Glass

Sample Quantity Collected: 8 oz.

Weather: Cloudy

Site Conditions: Not Applicable

GPS Latitude: N 33°44.652'

Field Supervisor: Danny Vasentine

Site Name: Koppers Creosote Facility

Time of Sampling: 1640

Sample ID: 3TM-KP-DS-BB-1C (0-1')

Terminal Depth of Boring: 3 feet bgs

Sample Depth: 0-1 foot bgs

Soil Type: Saturated Coarse Sand

Sample Odor: None

Equipment: Macro-Core® Soil Sampler

Analytical Laboratory: Xenco

Number of Samples: 1

Preservative Used: Ice

Ambient Temperature: Approx. 45° F

Photograph Taken: Yes

GPS Longitude: W 089°46.781'

Signature / Date: Danny Vasentine 11Feb04

Field Observations / Remarks:

SOIL SAMPLE COLLECTION LOG

3TM INTERNATIONAL
Houston, Texas

Project Name: Koppers Creosote Case

Site Name: Koppers Creosote Facility

Date of Sampling: 10Jan04

Time of Sampling: 1650

Sample Location: Batupan Bogue Creek

Sample ID: 3TM-KP-DS-BB-1C (1-2')

Boring Number: 3TM-KP-DS-BB-1C

Terminal Depth of Boring: 3 feet bgs

Sampling Method: Macro-Core® Soil Sampler

Sample Depth: 1-2 foot bgs

Sample Matrix: Ditch Sediment

Soil Type: Saturated Coarse Sand

Sample Color: Brown

Sample Odor: None

Field Measurements: None

Equipment: Macro-Core® Soil Sampler

Sample Analysis: Samples on Hold

Analytical Laboratory: Xenco

Sample Container: Clear Glass

Number of Samples: 1

Sample Quantity Collected: 8 oz.

Preservative Used: Ice

Weather: Cloudy

Ambient Temperature: Approx. 45° F

Site Conditions: Not Applicable

Photograph Taken: Yes

GPS Latitude: N 33°44.652'

GPS Longitude: W 089°46.781'

Field Supervisor: Danny Vasentine

Signature / Date: Danny Vasentine 11Feb04

Field Observations / Remarks:

SOIL SAMPLE COLLECTION LOG

3TM INTERNATIONAL
Houston, Texas

Project Name: Koppers Creosote Case

Site Name: Koppers Creosote Facility

Date of Sampling: 10Jan04

Time of Sampling: 1700

Sample Location: Batupan Bogue Creek

Sample ID: 3TM-KP-DS-BB-1C (2-3')

Boring Number: 3TM-KP-DS-BB-1C

Terminal Depth of Boring: 3 feet bgs

Sampling Method: Macro-Core® Soil Sampler

Sample Depth: 2-3 foot bgs

Sample Matrix: Ditch Sediment

Soil Type: Saturated Coarse Sand

Sample Color: Brown

Sample Odor: None

Field Measurements: None

Equipment: Macro-Core® Soil Sampler

Sample Analysis: Samples on Hold

Analytical Laboratory: Xenco

Sample Container: Clear Glass

Number of Samples: 1

Sample Quantity Collected: 8 oz.

Preservative Used: Ice

Weather: Cloudy

Ambient Temperature: Approx. 45° F

Site Conditions: Not Applicable

Photograph Taken: Yes

GPS Latitude: N 33°44.652'

GPS Longitude: W 089°46.781'

Field Supervisor: Danny Vasentine

Signature / Date: Danny Vasentine 11Feb04

Field Observations / Remarks:

SOIL SAMPLE COLLECTION LOG

3TM INTERNATIONAL
Houston, Texas

Project Name: Koppers Creosote Case

Site Name: Koppers Creosote Facility

Date of Sampling: 11Jan04

Time of Sampling: 1710

Sample Location: Batupan Bogue Creek

Sample ID: 3TM-KP-DS-BB-1C (0-3')

Boring Number: 3TM-KP-DS-BB-1C

Terminal Depth of Boring: 3 feet bgs

Sampling Method: Macro-Core® Soil Sampler

Sample Depth: 0-3 foot bgs

Sample Matrix: Ditch Sediment

Soil Type: Saturated Coarse Sand

Sample Color: Brown

Sample Odor: None

Field Measurements: None

Equipment: Macro-Core® Soil Sampler

Sample Analysis: SVOAs by 8270

Analytical Laboratory: Xenco

Sample Container: Clear Glass

Number of Samples: 1

Sample Quantity Collected: 8 oz.

Preservative Used: Ice

Weather: Cloudy

Ambient Temperature: Approx. 45° F

Site Conditions: Not Applicable

Photograph Taken: Yes

GPS Latitude: N 33°44.652'

GPS Longitude: W 089°46.781'

Field Supervisor: Danny Vasentine

Signature / Date: Danny Vasentine 11Feb04

Field Observations / Remarks:

SOIL SAMPLE COLLECTION LOG

3TM INTERNATIONAL
Houston, Texas

Project Name: Koppers Creosote Case

Site Name: Koppers Creosote Facility

Date of Sampling: 11Jan04

Time of Sampling: 0920

Sample Location: Batupan Bogue Creek

Sample ID: 3TM-KP-DS-BB-3A (0-1')

Boring Number: 3TM-KP-DS-BB-3A

Terminal Depth of Boring: 3 feet bgs

Sampling Method: Macro-Core® Soil Sampler

Sample Depth: 0-1 foot bgs

Sample Matrix: Ditch Sediment

Soil Type: Moist Coarse Sand

Sample Color: Brown

Sample Odor: None

Field Measurements: None

Equipment: Macro-Core® Soil Sampler

Sample Analysis: Samples on Hold

Analytical Laboratory: Xenco

Sample Container: Clear Glass

Number of Samples: 1

Sample Quantity Collected: 8 oz.

Preservative Used: Ice

Weather: Clear & Sunny

Ambient Temperature: Approx. 35° F

Site Conditions: Not Applicable

Photograph Taken: Yes

GPS Latitude: N 33°45.427'

GPS Longitude: W 089°46.913'

Field Supervisor: Danny Vasentine

Signature / Date: Danny Vasentine 11Feb04

Field Observations / Remarks:

SOIL SAMPLE COLLECTION LOG

3TM INTERNATIONAL
Houston, Texas

Project Name: Koppers Creosote Case

Site Name: Koppers Creosote Facility

Date of Sampling: 11Jan04

Time of Sampling: 0930

Sample Location: Batupan Bogue Creek

Sample ID: 3TM-KP-DS-BB-3A (1-2')

Boring Number: 3TM-KP-DS-BB-3A

Terminal Depth of Boring: 3 feet bgs

Sampling Method: Macro-Core® Soil Sampler

Sample Depth: 1-2 foot bgs

Sample Matrix: Ditch Sediment

Soil Type: Moist Coarse Sand

Sample Color: Brown

Sample Odor: None

Field Measurements: None

Equipment: Macro-Core® Soil Sampler

Sample Analysis: Samples on Hold

Analytical Laboratory: Xenco

Sample Container: Clear Glass

Number of Samples: 1

Sample Quantity Collected: 8 oz.

Preservative Used: Ice

Weather: Clear & Sunny

Ambient Temperature: Approx. 35° F

Site Conditions: Not Applicable

Photograph Taken: Yes

GPS Latitude: N 33°45.427'

GPS Longitude: W 089°46.913'

Field Supervisor: Danny Vasentine

Signature / Date: Danny Vasentine 11Feb04

Field Observations / Remarks:

SOIL SAMPLE COLLECTION LOG

3TM INTERNATIONAL
Houston, Texas

Project Name: Koppers Creosote Case

Site Name: Koppers Creosote Facility

Date of Sampling: 11Jan04

Time of Sampling: 0940

Sample Location: Batupan Bogue Creek

Sample ID: 3TM-KP-DS-BB-3A (2-3')

Boring Number: 3TM-KP-DS-BB-3A

Terminal Depth of Boring: 3 feet bgs

Sampling Method: Macro-Core® Soil Sampler

Sample Depth: 2-3 foot bgs

Sample Matrix: Ditch Sediment

Soil Type: Moist Coarse Sand

Sample Color: Red

Sample Odor: None

Field Measurements: None

Equipment: Macro-Core® Soil Sampler

Sample Analysis: Samples on Hold

Analytical Laboratory: Xenco

Sample Container: Clear Glass

Number of Samples: 1

Sample Quantity Collected: 8 oz.

Preservative Used: Ice

Weather: Clear & Sunny

Ambient Temperature: Approx. 35° F

Site Conditions: Not Applicable

Photograph Taken: Yes

GPS Latitude: N 33°45.427'

GPS Longitude: W 089°46.913'

Field Supervisor: Danny Vasentine

Signature / Date: Danny Vasentine 11Feb04

Field Observations / Remarks:

SOIL SAMPLE COLLECTION LOG

3TM INTERNATIONAL
Houston, Texas

Project Name: Koppers Creosote Case

Site Name: Koppers Creosote Facility

Date of Sampling: 11Jan04

Time of Sampling: 0950

Sample Location: Batupan Bogue Creek

Sample ID: 3TM-KP-DS-BB-3A (0-3')

Boring Number: 3TM-KP-DS-BB-3A

Terminal Depth of Boring: 3 feet bgs

Sampling Method: Macro-Core® Soil Sampler

Sample Depth: 0-3 foot bgs

Sample Matrix: Ditch Sediment

Soil Type: Moist Coarse Sand

Sample Color: Red

Sample Odor: None

Field Measurements: None

Equipment: Macro-Core® Soil Sampler

Sample Analysis: SVOAs by 8270

Analytical Laboratory: Xenco

Sample Container: Clear Glass

Number of Samples: 1

Sample Quantity Collected: 8 oz.

Preservative Used: Ice

Weather: Clear & Sunny

Ambient Temperature: Approx. 35° F

Site Conditions: Not Applicable

Photograph Taken: Yes

GPS Latitude: N 33°45.427'

GPS Longitude: W 089°46.913'

Field Supervisor: Danny Vasentine

Signature / Date: Danny Vasentine 11Feb04

Field Observations / Remarks:

A MS/MSD was collected at this location

SOIL SAMPLE COLLECTION LOG

3TM INTERNATIONAL
Houston, Texas

Project Name: Koppers Creosote Case

Site Name: Koppers Creosote Facility

Date of Sampling: 11Jan04

Time of Sampling: 1015

Sample Location: Batupan Bogue Creek

Sample ID: 3TM-KP-DS-BB-3B (0-1')

Boring Number: 3TM-KP-DS-BB-3B

Terminal Depth of Boring: 3 feet bgs

Sampling Method: Macro-Core® Soil Sampler

Sample Depth: 0-1 foot bgs

Sample Matrix: Ditch Sediment

Soil Type: Moist Coarse Sand

Sample Color: Brown

Sample Odor: None

Field Measurements: None

Equipment: Macro-Core® Soil Sampler

Sample Analysis: Samples on Hold

Analytical Laboratory: Xenco

Sample Container: Clear Glass

Number of Samples: 1

Sample Quantity Collected: 8 oz.

Preservative Used: Ice

Weather: Clear & Sunny

Ambient Temperature: Approx. 35° F

Site Conditions: Not Applicable

Photograph Taken: Yes

GPS Latitude: N 33°45.428'

GPS Longitude: W 089°46.916'

Field Supervisor: Danny Vasentine

Signature / Date: Danny Vasentine 11Feb04

Field Observations / Remarks:

SOIL SAMPLE COLLECTION LOG

3TM INTERNATIONAL
Houston, Texas

Project Name: Koppers Creosote Case

Site Name: Koppers Creosote Facility

Date of Sampling: 11Jan04

Time of Sampling: 1025

Sample Location: Batupan Bogue Creek

Sample ID: 3TM-KP-DS-BB-3B (1-2')

Boring Number: 3TM-KP-DS-BB-3B

Terminal Depth of Boring: 3 feet bgs

Sampling Method: Macro-Core® Soil Sampler

Sample Depth: 1-2 foot bgs

Sample Matrix: Ditch Sediment

Soil Type: Moist Coarse Sand

Sample Color: Brown

Sample Odor: None

Field Measurements: None

Equipment: Macro-Core® Soil Sampler

Sample Analysis: Samples on Hold

Analytical Laboratory: Xenco

Sample Container: Clear Glass

Number of Samples: 1

Sample Quantity Collected: 8 oz.

Preservative Used: Ice

Weather: Clear & Sunny

Ambient Temperature: Approx. 35° F

Site Conditions: Not Applicable

Photograph Taken: Yes

GPS Latitude: N 33°45.428'

GPS Longitude: W 089°46.916'

Field Supervisor: Danny Vasentine

Signature / Date: Danny Vasentine 11Feb04

Field Observations / Remarks:

SOIL SAMPLE COLLECTION LOG

3TM INTERNATIONAL
Houston, Texas

Project Name: Koppers Creosote Case

Site Name: Koppers Creosote Facility

Date of Sampling: 11Jan04

Time of Sampling: 1035

Sample Location: Batupan Bogue Creek

Sample ID: 3TM-KP-DS-BB-3B (2-3')

Boring Number: 3TM-KP-DS-BB-3B

Terminal Depth of Boring: 3 feet bgs

Sampling Method: Macro-Core® Soil Sampler

Sample Depth: 2-3 foot bgs

Sample Matrix: Ditch Sediment

Soil Type: Moist Coarse Sand

Sample Color: Brown

Sample Odor: None

Field Measurements: None

Equipment: Macro-Core® Soil Sampler

Sample Analysis: Samples on Hold

Analytical Laboratory: Xenco

Sample Container: Clear Glass

Number of Samples: 1

Sample Quantity Collected: 8 oz.

Preservative Used: Ice

Weather: Clear & Sunny

Ambient Temperature: Approx. 35° F

Site Conditions: Not Applicable

Photograph Taken: Yes

GPS Latitude: N 33°45.428'

GPS Longitude: W 089°46.916'

Field Supervisor: Danny Vasentine

Signature / Date: Danny Vasentine 11Feb04

Field Observations / Remarks:

SOIL SAMPLE COLLECTION LOG

3TM INTERNATIONAL
Houston, Texas

Project Name: Koppers Creosote Case

Site Name: Koppers Creosote Facility

Date of Sampling: 11Jan04

Time of Sampling: 1045

Sample Location: Batupan Bogue Creek

Sample ID: 3TM-KP-DS-BB-3B (0-3')

Boring Number: 3TM-KP-DS-BB-3B

Terminal Depth of Boring: 3 feet bgs

Sampling Method: Macro-Core® Soil Sampler

Sample Depth: 0-3 foot bgs

Sample Matrix: Ditch Sediment

Soil Type: Moist Coarse Sand

Sample Color: Brown

Sample Odor: None

Field Measurements: None

Equipment: Macro-Core® Soil Sampler

Sample Analysis: SVOAs by 8270

Analytical Laboratory: Xenco

Sample Container: Clear Glass

Number of Samples: 1

Sample Quantity Collected: 8 oz.

Preservative Used: Ice

Weather: Clear & Sunny

Ambient Temperature: Approx. 35° F

Site Conditions: Not Applicable

Photograph Taken: Yes

GPS Latitude: N 33°45.428'

GPS Longitude: W 089°46.916'

Field Supervisor: Danny Vasentine

Signature / Date: Danny Vasentine 11Feb04

Field Observations / Remarks:

SOIL SAMPLE COLLECTION LOG

3TM INTERNATIONAL
Houston, Texas

Project Name: Koppers Creosote Case

Site Name: Koppers Creosote Facility

Date of Sampling: 11Jan04

Time of Sampling: 1100

Sample Location: Batupan Bogue Creek

Sample ID: 3TM-KP-DS-BB-3C (0-1')

Boring Number: 3TM-KP-DS-BB-3C

Terminal Depth of Boring: 3 feet bgs

Sampling Method: Macro-Core® Soil Sampler

Sample Depth: 0-1 foot bgs

Sample Matrix: Ditch Sediment

Soil Type: Moist Coarse Sand

Sample Color: Brown

Sample Odor: None

Field Measurements: None

Equipment: Macro-Core® Soil Sampler

Sample Analysis: Samples on Hold

Analytical Laboratory: Xenco

Sample Container: Clear Glass

Number of Samples: 1

Sample Quantity Collected: 8 oz.

Preservative Used: Ice

Weather: Clear & Sunny

Ambient Temperature: Approx. 35° F

Site Conditions: Not Applicable

Photograph Taken: Yes

GPS Latitude: N 33°45.437'

GPS Longitude: W 089°46.923'

Field Supervisor: Danny Vasentine

Signature / Date: Danny Vasentine 11Feb04

Field Observations / Remarks:

SOIL SAMPLE COLLECTION LOG

3TM INTERNATIONAL
Houston, Texas

Project Name: Koppers Creosote Case

Site Name: Koppers Creosote Facility

Date of Sampling: 11Jan04

Time of Sampling: 1110

Sample Location: Batupan Bogue Creek

Sample ID: 3TM-KP-DS-BB-3C (1-2')

Boring Number: 3TM-KP-DS-BB-3C

Terminal Depth of Boring: 3 feet bgs

Sampling Method: Macro-Core® Soil Sampler

Sample Depth: 1-2 foot bgs

Sample Matrix: Ditch Sediment

Soil Type: Moist Coarse Sand

Sample Color: Brown

Sample Odor: None

Field Measurements: None

Equipment: Macro-Core® Soil Sampler

Sample Analysis: Samples on Hold

Analytical Laboratory: Xenco

Sample Container: Clear Glass

Number of Samples: 1

Sample Quantity Collected: 8 oz.

Preservative Used: Ice

Weather: Clear & Sunny

Ambient Temperature: Approx. 35° F

Site Conditions: Not Applicable

Photograph Taken: Yes

GPS Latitude: N 33°45.437'

GPS Longitude: W 089°46.923'

Field Supervisor: Danny Vasentine

Signature / Date: Danny Vasentine 11Feb04

Field Observations / Remarks:

SOIL SAMPLE COLLECTION LOG

3TM INTERNATIONAL
Houston, Texas

Project Name: Koppers Creosote Case

Site Name: Koppers Creosote Facility

Date of Sampling: 11Jan04

Time of Sampling: 1120

Sample Location: Batupan Bogue Creek

Sample ID: 3TM-KP-DS-BB-3C (2-3')

Boring Number: 3TM-KP-DS-BB-3C

Terminal Depth of Boring: 3 feet bgs

Sampling Method: Macro-Core® Soil Sampler

Sample Depth: 2-3 foot bgs

Sample Matrix: Ditch Sediment

Soil Type: Moist Coarse Sand

Sample Color: Brown

Sample Odor: None

Field Measurements: None

Equipment: Macro-Core® Soil Sampler

Sample Analysis: Samples on Hold

Analytical Laboratory: Xenco

Sample Container: Clear Glass

Number of Samples: 1

Sample Quantity Collected: 8 oz.

Preservative Used: Ice

Weather: Clear & Sunny

Ambient Temperature: Approx. 35° F

Site Conditions: Not Applicable

Photograph Taken: Yes

GPS Latitude: N 33°45.437'

GPS Longitude: W 089°46.923'

Field Supervisor: Danny Vasentine

Signature / Date: Danny Vasentine 11Feb04

Field Observations / Remarks:

SOIL SAMPLE COLLECTION LOG

3TM INTERNATIONAL
Houston, Texas

Project Name: Koppers Creosote Case

Site Name: Koppers Creosote Facility

Date of Sampling: 11Jan04

Time of Sampling: 1135

Sample Location: Batupan Bogue Creek

Sample ID: 3TM-KP-DS-BB-3C (0-3')

Boring Number: 3TM-KP-DS-BB-3C

Terminal Depth of Boring: 3 feet bgs

Sampling Method: Macro-Core® Soil Sampler

Sample Depth: 0-3 foot bgs

Sample Matrix: Ditch Sediment

Soil Type: Moist Coarse Sand

Sample Color: Brown

Sample Odor: None

Field Measurements: None

Equipment: Macro-Core® Soil Sampler

Sample Analysis: SVOAs by 8270

Analytical Laboratory: Xenco

Sample Container: Clear Glass

Number of Samples: 1

Sample Quantity Collected: 8 oz.

Preservative Used: Ice

Weather: Clear & Sunny

Ambient Temperature: Approx. 35° F

Site Conditions: Not Applicable

Photograph Taken: Yes

GPS Latitude: N 33°45.437'

GPS Longitude: W 089°46.923'

Field Supervisor: Danny Vasentine

Signature / Date: Danny Vasentine 11Feb04

Field Observations / Remarks:

SOIL SAMPLE COLLECTION LOG

3TM INTERNATIONAL
Houston, Texas

Project Name: Koppers Creosote Case

Site Name: Koppers Creosote Facility

Date of Sampling: 11Jan04

Time of Sampling: 1240

Sample Location: Batupan Bogue Creek

Sample ID: 3TM-KP-DS-BB-4A (0-1')

Boring Number: 3TM-KP-DS-BB-4A

Terminal Depth of Boring: 3 feet bgs

Sampling Method: Macro-Core® Soil Sampler

Sample Depth: 0-1 foot bgs

Sample Matrix: Ditch Sediment

Soil Type: Moist Coarse Sand

Sample Color: Brown

Sample Odor: None

Field Measurements: None

Equipment: Macro-Core® Soil Sampler

Sample Analysis: Samples on Hold

Analytical Laboratory: Xenco

Sample Container: Clear Glass

Number of Samples: 1

Sample Quantity Collected: 8 oz.

Preservative Used: Ice

Weather: Clear & Sunny

Ambient Temperature: Approx. 45° F

Site Conditions: Not Applicable

Photograph Taken: Yes

GPS Latitude: N 33°45.804'

GPS Longitude: W 089°47.101'

Field Supervisor: Danny Vasentine

Signature / Date: Danny Vasentine 11Feb04

Field Observations / Remarks:

SOIL SAMPLE COLLECTION LOG

3TM INTERNATIONAL
Houston, Texas

Project Name: Koppers Creosote Case

Site Name: Koppers Creosote Facility

Date of Sampling: 11Jan04

Time of Sampling: 1250

Sample Location: Batupan Bogue Creek

Sample ID: 3TM-KP-DS-BB-4A (1-2')

Boring Number: 3TM-KP-DS-BB-4A

Terminal Depth of Boring: 3 feet bgs

Sampling Method: Macro-Core® Soil Sampler

Sample Depth: 1-2 foot bgs

Sample Matrix: Ditch Sediment

Soil Type: Moist Coarse Sand

Sample Color: Brown

Sample Odor: None

Field Measurements: None

Equipment: Macro-Core® Soil Sampler

Sample Analysis: Samples on Hold

Analytical Laboratory: Xenco

Sample Container: Clear Glass

Number of Samples: 1

Sample Quantity Collected: 8 oz.

Preservative Used: Ice

Weather: Clear & Sunny

Ambient Temperature: Approx. 45° F

Site Conditions: Not Applicable

Photograph Taken: Yes

GPS Latitude: N 33°45.804'

GPS Longitude: W 089°47.101'

Field Supervisor: Danny Vasentine

Signature / Date: Danny Vasentine 11Feb04

Field Observations / Remarks:

SOIL SAMPLE COLLECTION LOG

3TM INTERNATIONAL
Houston, Texas

Project Name: Koppers Creosote Case

Site Name: Koppers Creosote Facility

Date of Sampling: 11Jan04

Time of Sampling: 1300

Sample Location: Batupan Bogue Creek

Sample ID: 3TM-KP-DS-BB-4A (2-3')

Boring Number: 3TM-KP-DS-BB-4A

Terminal Depth of Boring: 3 feet bgs

Sampling Method: Macro-Core® Soil Sampler

Sample Depth: 2-3 foot bgs

Sample Matrix: Ditch Sediment

Soil Type: Moist Coarse Sand

Sample Color: Brown

Sample Odor: None

Field Measurements: None

Equipment: Macro-Core® Soil Sampler

Sample Analysis: Samples on Hold

Analytical Laboratory: Xenco

Sample Container: Clear Glass

Number of Samples: 1

Sample Quantity Collected: 8 oz.

Preservative Used: Ice

Weather: Clear & Sunny

Ambient Temperature: Approx. 45° F

Site Conditions: Not Applicable

Photograph Taken: Yes

GPS Latitude: N 33°45.804'

GPS Longitude: W 089°47.101'

Field Supervisor: Danny Vasentine

Signature / Date: Danny Vasentine 11Feb04

Field Observations / Remarks:

SOIL SAMPLE COLLECTION LOG

3TM INTERNATIONAL
Houston, Texas

Project Name: Koppers Creosote Case

Site Name: Koppers Creosote Facility

Date of Sampling: 11Jan04

Time of Sampling: 1310

Sample Location: Batupan Bogue Creek

Sample ID: 3TM-KP-DS-BB-4A (0-3')

Boring Number: 3TM-KP-DS-BB-4A

Terminal Depth of Boring: 3 feet bgs

Sampling Method: Macro-Core® Soil Sampler

Sample Depth: 0-3 foot bgs

Sample Matrix: Ditch Sediment

Soil Type: Moist Coarse Sand

Sample Color: Brown

Sample Odor: None

Field Measurements: None

Equipment: Macro-Core® Soil Sampler

Sample Analysis: SVOAs by 8270

Analytical Laboratory: Xenco

Sample Container: Clear Glass

Number of Samples: 1

Sample Quantity Collected: 8 oz.

Preservative Used: Ice

Weather: Clear & Sunny

Ambient Temperature: Approx. 45° F

Site Conditions: Not Applicable

Photograph Taken: Yes

GPS Latitude: N 33°45.804'

GPS Longitude: W 089°47.101'

Field Supervisor: Danny Vasentine

Signature / Date: Danny Vasentine 11Feb04

Field Observations / Remarks:

SOIL SAMPLE COLLECTION LOG

3TM INTERNATIONAL
Houston, Texas

Project Name: Koppers Creosote Case

Site Name: Koppers Creosote Facility

Date of Sampling: 11Jan04

Time of Sampling: 1345

Sample Location: Batupan Bogue Creek

Sample ID: 3TM-KP-DS-BB-4B (0-1')

Boring Number: 3TM-KP-DS-BB-4B

Terminal Depth of Boring: 3 feet bgs

Sampling Method: Macro-Core® Soil Sampler

Sample Depth: 0-1 foot bgs

Sample Matrix: Ditch Sediment

Soil Type: Moist Coarse Sand

Sample Color: Brown

Sample Odor: None

Field Measurements: None

Equipment: Macro-Core® Soil Sampler

Sample Analysis: Samples on Hold

Analytical Laboratory: Xenco

Sample Container: Clear Glass

Number of Samples: 1

Sample Quantity Collected: 8 oz.

Preservative Used: Ice

Weather: Clear & Sunny

Ambient Temperature: Approx. 45° F

Site Conditions: Not Applicable

Photograph Taken: Yes

GPS Latitude: N 33°45.797'

GPS Longitude: W 089°47.107'

Field Supervisor: Danny Vasentine

Signature / Date: Danny Vasentine 11Feb04

Field Observations / Remarks:

SOIL SAMPLE COLLECTION LOG

3TM INTERNATIONAL
Houston, Texas

Project Name: Koppers Creosote Case

Site Name: Koppers Creosote Facility

Date of Sampling: 11Jan04

Time of Sampling: 1355

Sample Location: Batupan Bogue Creek

Sample ID: 3TM-KP-DS-BB-4B (1-2')

Boring Number: 3TM-KP-DS-BB-4B

Terminal Depth of Boring: 3 feet bgs

Sampling Method: Macro-Core® Soil Sampler

Sample Depth: 1-2 foot bgs

Sample Matrix: Ditch Sediment

Soil Type: Moist Coarse Sand

Sample Color: Brown

Sample Odor: None

Field Measurements: None

Equipment: Macro-Core® Soil Sampler

Sample Analysis: Samples on Hold

Analytical Laboratory: Xenco

Sample Container: Clear Glass

Number of Samples: 1

Sample Quantity Collected: 8 oz.

Preservative Used: Ice

Weather: Clear & Sunny

Ambient Temperature: Approx. 45° F

Site Conditions: Not Applicable

Photograph Taken: Yes

GPS Latitude: N 33°45.797'

GPS Longitude: W 089°47.107'

Field Supervisor: Danny Vasentine

Signature / Date: Danny Vasentine 11Feb04

Field Observations / Remarks:

SOIL SAMPLE COLLECTION LOG

3TM INTERNATIONAL
Houston, Texas

Project Name: Koppers Creosote Case

Site Name: Koppers Creosote Facility

Date of Sampling: 11Jan04

Time of Sampling: 1405

Sample Location: Batupan Bogue Creek

Sample ID: 3TM-KP-DS-BB-4B (2-3')

Boring Number: 3TM-KP-DS-BB-4B

Terminal Depth of Boring: 3 feet bgs

Sampling Method: Macro-Core® Soil Sampler

Sample Depth: 2-3 foot bgs

Sample Matrix: Ditch Sediment

Soil Type: Moist Coarse Sand

Sample Color: Brown

Sample Odor: None

Field Measurements: None

Equipment: Macro-Core® Soil Sampler

Sample Analysis: Samples on Hold

Analytical Laboratory: Xenco

Sample Container: Clear Glass

Number of Samples: 1

Sample Quantity Collected: 8 oz.

Preservative Used: Ice

Weather: Clear & Sunny

Ambient Temperature: Approx. 45° F

Site Conditions: Not Applicable

Photograph Taken: Yes

GPS Latitude: N 33°45.797'

GPS Longitude: W 089°47.107'

Field Supervisor: Danny Vasentine

Signature / Date: Danny Vasentine 11Feb04

Field Observations / Remarks:

SOIL SAMPLE COLLECTION LOG

3TM INTERNATIONAL
Houston, Texas

Project Name: Koppers Creosote Case

Site Name: Koppers Creosote Facility

Date of Sampling: 11Jan04

Time of Sampling: 1415

Sample Location: Batupan Bogue Creek

Sample ID: 3TM-KP-DS-BB-4B (0-3')

Boring Number: 3TM-KP-DS-BB-4B

Terminal Depth of Boring: 3 feet bgs

Sampling Method: Macro-Core® Soil Sampler

Sample Depth: 0-3 foot bgs

Sample Matrix: Ditch Sediment

Soil Type: Moist Coarse Sand

Sample Color: Brown

Sample Odor: None

Field Measurements: None

Equipment: Macro-Core® Soil Sampler

Sample Analysis: SVOAs by 8270

Analytical Laboratory: Xenco

Sample Container: Clear Glass

Number of Samples: 1

Sample Quantity Collected: 8 oz.

Preservative Used: Ice

Weather: Clear & Sunny

Ambient Temperature: Approx. 45° F

Site Conditions: Not Applicable

Photograph Taken: Yes

GPS Latitude: N 33°45.797'

GPS Longitude: W 089°47.107'

Field Supervisor: Danny Vasentine

Signature / Date: Danny Vasentine 11Feb04

Field Observations / Remarks:

SOIL SAMPLE COLLECTION LOG

3TM INTERNATIONAL
Houston, Texas

Project Name: Koppers Creosote Case

Site Name: Koppers Creosote Facility

Date of Sampling: 11Jan04

Time of Sampling: 1440

Sample Location: Batupan Bogue Creek

Sample ID: 3TM-KP-DS-BB-4C (0-1')

Boring Number: 3TM-KP-DS-BB-4C

Terminal Depth of Boring: 3 feet bgs

Sampling Method: Macro-Core® Soil Sampler

Sample Depth: 0-1 foot bgs

Sample Matrix: Ditch Sediment

Soil Type: Moist Coarse Sand

Sample Color: Brown

Sample Odor: None

Field Measurements: None

Equipment: Macro-Core® Soil Sampler

Sample Analysis: Samples on Hold

Analytical Laboratory: Xenco

Sample Container: Clear Glass

Number of Samples: 1

Sample Quantity Collected: 8 oz.

Preservative Used: Ice

Weather: Clear & Sunny

Ambient Temperature: Approx. 45° F

Site Conditions: Not Applicable

Photograph Taken: Yes

GPS Latitude: N 33°45.802'

GPS Longitude: W 089°47.108'

Field Supervisor: Danny Vasentine

Signature / Date: Danny Vasentine 11Feb04

Field Observations / Remarks:

SOIL SAMPLE COLLECTION LOG

3TM INTERNATIONAL
Houston, Texas

Project Name: Koppers Creosote Case

Site Name: Koppers Creosote Facility

Date of Sampling: 11Jan04

Time of Sampling: 1445

Sample Location: Batupan Bogue Creek

Sample ID: 3TM-KP-DS-BB-4C (1-2')

Boring Number: 3TM-KP-DS-BB-4C

Terminal Depth of Boring: 3 feet bgs

Sampling Method: Macro-Core® Soil Sampler

Sample Depth: 1-2 foot bgs

Sample Matrix: Ditch Sediment

Soil Type: Moist Coarse Sand

Sample Color: Brown

Sample Odor: None

Field Measurements: None

Equipment: Macro-Core® Soil Sampler

Sample Analysis: Samples on Hold

Analytical Laboratory: Xenco

Sample Container: Clear Glass

Number of Samples: 1

Sample Quantity Collected: 8 oz.

Preservative Used: Ice

Weather: Clear & Sunny

Ambient Temperature: Approx. 45° F

Site Conditions: Not Applicable

Photograph Taken: Yes

GPS Latitude: N 33°45.802'

GPS Longitude: W 089°47.108'

Field Supervisor: Danny Vasentine

Signature / Date: Danny Vasentine 11Feb04

Field Observations / Remarks:

SOIL SAMPLE COLLECTION LOG

3TM INTERNATIONAL
Houston, Texas

Project Name: Koppers Creosote Case

Site Name: Koppers Creosote Facility

Date of Sampling: 11Jan04

Time of Sampling: 1455

Sample Location: Batupan Bogue Creek

Sample ID: 3TM-KP-DS-BB-4C (2-3')

Boring Number: 3TM-KP-DS-BB-4C

Terminal Depth of Boring: 3 feet bgs

Sampling Method: Macro-Core® Soil Sampler

Sample Depth: 2-3 foot bgs

Sample Matrix: Ditch Sediment

Soil Type: Moist Coarse Sand

Sample Color: Brown

Sample Odor: None

Field Measurements: None

Equipment: Macro-Core® Soil Sampler

Sample Analysis: Samples on Hold

Analytical Laboratory: Xenco

Sample Container: Clear Glass

Number of Samples: 1

Sample Quantity Collected: 8 oz.

Preservative Used: Ice

Weather: Clear & Sunny

Ambient Temperature: Approx. 45° F

Site Conditions: Not Applicable

Photograph Taken: Yes

GPS Latitude: N 33°45.802'

GPS Longitude: W 089°47.108'

Field Supervisor: Danny Vasentine

Signature / Date: Danny Vasentine 11Feb04

Field Observations / Remarks:

SOIL SAMPLE COLLECTION LOG

3TM INTERNATIONAL
Houston, Texas

Project Name: Koppers Creosote Case

Site Name: Koppers Creosote Facility

Date of Sampling: 11Jan04

Time of Sampling: 1505

Sample Location: Batupan Bogue Creek

Sample ID: 3TM-KP-DS-BB-4C (0-3')

Boring Number: 3TM-KP-DS-BB-4C

Terminal Depth of Boring: 3 feet bgs

Sampling Method: Macro-Core® Soil Sampler

Sample Depth: 0-3 foot bgs

Sample Matrix: Ditch Sediment

Soil Type: Moist Coarse Sand

Sample Color: Brown

Sample Odor: None

Field Measurements: None

Equipment: Macro-Core® Soil Sampler

Sample Analysis: SVOAs by 8270

Analytical Laboratory: Xenco

Sample Container: Clear Glass

Number of Samples: 1

Sample Quantity Collected: 8 oz.

Preservative Used: Ice

Weather: Clear & Sunny

Ambient Temperature: Approx. 45° F

Site Conditions: Not Applicable

Photograph Taken: Yes

GPS Latitude: N 33°45.802'

GPS Longitude: W 089°47.108'

Field Supervisor: Danny Vasentine

Signature / Date: Danny Vasentine 11Feb04

Field Observations / Remarks:

SOIL SAMPLE COLLECTION LOG

3TM INTERNATIONAL
Houston, Texas

Project Name: Koppers Creosote Case

Site Name: Koppers Creosote Facility

Date of Sampling: 11Jan04

Time of Sampling: 1705

Sample Location: Batupan Bogue Creek

Sample ID: 3TM-KP-DS-BB-5A (0-1')

Boring Number: 3TM-KP-DS-BB-5A

Terminal Depth of Boring: 3 feet bgs

Sampling Method: Macro-Core® Soil Sampler

Sample Depth: 0-1 foot bgs

Sample Matrix: Ditch Sediment

Soil Type: Moist Coarse Sand

Sample Color: Brown

Sample Odor: None

Field Measurements: None

Equipment: Macro-Core® Soil Sampler

Sample Analysis: Samples on Hold

Analytical Laboratory: Xenco

Sample Container: Clear Glass

Number of Samples: 1

Sample Quantity Collected: 8 oz.

Preservative Used: Ice

Weather: Clear & Sunny

Ambient Temperature: Approx. 52° F

Site Conditions: Not Applicable

Photograph Taken: Yes

GPS Latitude: N 33°46.301'

GPS Longitude: W 089°46.893'

Field Supervisor: Danny Vasentine

Signature / Date: Danny Vasentine 11Feb04

Field Observations / Remarks:

SOIL SAMPLE COLLECTION LOG

3TM INTERNATIONAL
Houston, Texas

Project Name: Koppers Creosote Case

Site Name: Koppers Creosote Facility

Date of Sampling: 11Jan04

Time of Sampling: 1710

Sample Location: Batupan Bogue Creek

Sample ID: 3TM-KP-DS-BB-5A (1-2')

Boring Number: 3TM-KP-DS-BB-5A

Terminal Depth of Boring: 3 feet bgs

Sampling Method: Macro-Core® Soil Sampler

Sample Depth: 1-2 foot bgs

Sample Matrix: Ditch Sediment

Soil Type: Moist Coarse Sand

Sample Color: Brown

Sample Odor: None

Field Measurements: None

Equipment: Macro-Core® Soil Sampler

Sample Analysis: Samples on Hold

Analytical Laboratory: Xenco

Sample Container: Clear Glass

Number of Samples: 1

Sample Quantity Collected: 8 oz.

Preservative Used: Ice

Weather: Clear & Sunny

Ambient Temperature: Approx. 52° F

Site Conditions: Not Applicable

Photograph Taken: Yes

GPS Latitude: N 33°46.301'

GPS Longitude: W 089°46.893'

Field Supervisor: Danny Vasentine

Signature / Date: Danny Vasentine 11Feb04

Field Observations / Remarks:

SOIL SAMPLE COLLECTION LOG

3TM INTERNATIONAL
Houston, Texas

Project Name: Koppers Creosote Case

Site Name: Koppers Creosote Facility

Date of Sampling: 11Jan04

Time of Sampling: 1715

Sample Location: Batupan Bogue Creek

Sample ID: 3TM-KP-DS-BB-5A (2-3')

Boring Number: 3TM-KP-DS-BB-5A

Terminal Depth of Boring: 3 feet bgs

Sampling Method: Macro-Core® Soil Sampler

Sample Depth: 2-3 foot bgs

Sample Matrix: Ditch Sediment

Soil Type: Moist Coarse Sand

Sample Color: Brown

Sample Odor: None

Field Measurements: None

Equipment: Macro-Core® Soil Sampler

Sample Analysis: Samples on Hold

Analytical Laboratory: Xenco

Sample Container: Clear Glass

Number of Samples: 1

Sample Quantity Collected: 8 oz.

Preservative Used: Ice

Weather: Clear & Sunny

Ambient Temperature: Approx. 52° F

Site Conditions: Not Applicable

Photograph Taken: Yes

GPS Latitude: N 33°46.301'

GPS Longitude: W 089°46.893'

Field Supervisor: Danny Vasentine

Signature / Date: Danny Vasentine 11Feb04

Field Observations / Remarks:

SOIL SAMPLE COLLECTION LOG

3TM INTERNATIONAL
Houston, Texas

Project Name: Koppers Creosote Case

Site Name: Koppers Creosote Facility

Date of Sampling: 11Jan04

Time of Sampling: 1720

Sample Location: Batupan Bogue Creek

Sample ID: 3TM-KP-DS-BB-5A (0-3')

Boring Number: 3TM-KP-DS-BB-5A

Terminal Depth of Boring: 3 feet bgs

Sampling Method: Macro-Core® Soil Sampler

Sample Depth: 0-3 foot bgs

Sample Matrix: Ditch Sediment

Soil Type: Moist Coarse Sand

Sample Color: Brown

Sample Odor: None

Field Measurements: None

Equipment: Macro-Core® Soil Sampler

Sample Analysis: SVOAs by 8270

Analytical Laboratory: Xenco

Sample Container: Clear Glass

Number of Samples: 1

Sample Quantity Collected: 8 oz.

Preservative Used: Ice

Weather: Clear & Sunny

Ambient Temperature: Approx. 52° F

Site Conditions: Not Applicable

Photograph Taken: Yes

GPS Latitude: N 33°46.301'

GPS Longitude: W 089°46.893'

Field Supervisor: Danny Vasentine

Signature / Date: Danny Vasentine 11Feb04

Field Observations / Remarks:

SOIL SAMPLE COLLECTION LOG

3TM INTERNATIONAL
Houston, Texas

Project Name: Koppers Creosote Case

Site Name: Koppers Creosote Facility

Date of Sampling: 11Jan04

Time of Sampling: 1800

Sample Location: Batupan Bogue Creek

Sample ID: 3TM-KP-DS-BB-5C (0-1')

Boring Number: 3TM-KP-DS-BB-5C

Terminal Depth of Boring: 3 feet bgs

Sampling Method: Macro-Core® Soil Sampler

Sample Depth: 0-1 foot bgs

Sample Matrix: Ditch Sediment

Soil Type: Moist Coarse Sand

Sample Color: Brown

Sample Odor: None

Field Measurements: None

Equipment: Macro-Core® Soil Sampler

Sample Analysis: Samples on Hold

Analytical Laboratory: Xenco

Sample Container: Clear Glass

Number of Samples: 1

Sample Quantity Collected: 8 oz.

Preservative Used: Ice

Weather: Clear & Sunny

Ambient Temperature: Approx. 52° F

Site Conditions: Not Applicable

Photograph Taken: Yes

GPS Latitude: N 33°46.302'

GPS Longitude: W 089°46.894'

Field Supervisor: Danny Vasentine

Signature / Date: Danny Vasentine 11Feb04

Field Observations / Remarks:

SOIL SAMPLE COLLECTION LOG

3TM INTERNATIONAL
Houston, Texas

Project Name: Koppers Creosote Case

Site Name: Koppers Creosote Facility

Date of Sampling: 11Jan04

Time of Sampling: 1810

Sample Location: Batupan Bogue Creek

Sample ID: 3TM-KP-DS-BB-5C (1-2')

Boring Number: 3TM-KP-DS-BB-5C

Terminal Depth of Boring: 3 feet bgs

Sampling Method: Macro-Core® Soil Sampler

Sample Depth: 1-2 foot bgs

Sample Matrix: Ditch Sediment

Soil Type: Moist Coarse Sand

Sample Color: Brown

Sample Odor: None

Field Measurements: None

Equipment: Macro-Core® Soil Sampler

Sample Analysis: Samples on Hold

Analytical Laboratory: Xenco

Sample Container: Clear Glass

Number of Samples: 1

Sample Quantity Collected: 8 oz.

Preservative Used: Ice

Weather: Clear & Sunny

Ambient Temperature: Approx. 52° F

Site Conditions: Not Applicable

Photograph Taken: Yes

GPS Latitude: N 33°46.302'

GPS Longitude: W 089°46.894'

Field Supervisor: Danny Vasentine

Signature / Date: Danny Vasentine 11Feb04

Field Observations / Remarks:

SOIL SAMPLE COLLECTION LOG

3TM INTERNATIONAL
Houston, Texas

Project Name: Koppers Creosote Case

Site Name: Koppers Creosote Facility

Date of Sampling: 11Jan04

Time of Sampling: 1820

Sample Location: Batupan Bogue Creek

Sample ID: 3TM-KP-DS-BB-5C (2-3')

Boring Number: 3TM-KP-DS-BB-5C

Terminal Depth of Boring: 3 feet bgs

Sampling Method: Macro-Core® Soil Sampler

Sample Depth: 2-3 foot bgs

Sample Matrix: Ditch Sediment

Soil Type: Moist Coarse Sand

Sample Color: Brown

Sample Odor: None

Field Measurements: None

Equipment: Macro-Core® Soil Sampler

Sample Analysis: Samples on Hold

Analytical Laboratory: Xenco

Sample Container: Clear Glass

Number of Samples: 1

Sample Quantity Collected: 8 oz.

Preservative Used: Ice

Weather: Clear & Sunny

Ambient Temperature: Approx. 52° F

Site Conditions: Not Applicable

Photograph Taken: Yes

GPS Latitude: N 33°46.302'

GPS Longitude: W 089°46.894'

Field Supervisor: Danny Vasentine

Signature / Date: Danny Vasentine 11Feb04

Field Observations / Remarks:

SOIL SAMPLE COLLECTION LOG

3TM INTERNATIONAL
Houston, Texas

Project Name: Koppers Creosote Case

Site Name: Koppers Creosote Facility

Date of Sampling: 11Jan04

Time of Sampling: 1830

Sample Location: Batupan Bogue Creek

Sample ID: 3TM-KP-DS-BB-5C (0-3')

Boring Number: 3TM-KP-DS-BB-5C

Terminal Depth of Boring: 3 feet bgs

Sampling Method: Macro-Core® Soil Sampler

Sample Depth: 0-3 foot bgs

Sample Matrix: Ditch Sediment

Soil Type: Moist Coarse Sand

Sample Color: Brown

Sample Odor: None

Field Measurements: None

Equipment: Macro-Core® Soil Sampler

Sample Analysis: SVOAs by 8270

Analytical Laboratory: Xenco

Sample Container: Clear Glass

Number of Samples: 1

Sample Quantity Collected: 8 oz.

Preservative Used: Ice

Weather: Clear & Sunny

Ambient Temperature: Approx. 52° F

Site Conditions: Not Applicable

Photograph Taken: Yes

GPS Latitude: N 33°46.302'

GPS Longitude: W 089°46.894'

Field Supervisor: Danny Vasentine

Signature / Date: Danny Vasentine 11Feb04

Field Observations / Remarks:

SOIL SAMPLE COLLECTION LOG

3TM INTERNATIONAL
Houston, Texas

Project Name: Koppers Creosote Case

Site Name: Koppers Creosote Facility

Date of Sampling: 12Jan04

Time of Sampling: 0925

Sample Location: Batupan Bogue Creek

Sample ID: 3TM-KP-DS-BB-6B (0-1')

Boring Number: 3TM-KP-DS-BB-6B

Terminal Depth of Boring: 3 feet bgs

Sampling Method: Macro-Core® Soil Sampler

Sample Depth: 0-1 foot bgs

Sample Matrix: Ditch Sediment

Soil Type: Moist Coarse Sand

Sample Color: Brown

Sample Odor: None

Field Measurements: None

Equipment: Macro-Core® Soil Sampler

Sample Analysis: Samples on Hold

Analytical Laboratory: Xenco

Sample Container: Clear Glass

Number of Samples: 1

Sample Quantity Collected: 8 oz.

Preservative Used: Ice

Weather: Clear & Sunny

Ambient Temperature: Approx. 45° F

Site Conditions: Not Applicable

Photograph Taken: Yes

GPS Latitude: N 33°46.555'

GPS Longitude: W 089°47.545'

Field Supervisor: Danny Vasentine

Signature / Date: Danny Vasentine 11Feb04

Field Observations / Remarks:

SOIL SAMPLE COLLECTION LOG

3TM INTERNATIONAL
Houston, Texas

Project Name: Koppers Creosote Case

Site Name: Koppers Creosote Facility

Date of Sampling: 12Jan04

Time of Sampling: 0930

Sample Location: Batupan Bogue Creek

Sample ID: 3TM-KP-DS-BB-6B (1-2')

Boring Number: 3TM-KP-DS-BB-6B

Terminal Depth of Boring: 3 feet bgs

Sampling Method: Macro-Core® Soil Sampler

Sample Depth: 1-2 foot bgs

Sample Matrix: Ditch Sediment

Soil Type: Moist Coarse Sand

Sample Color: Brown

Sample Odor: None

Field Measurements: None

Equipment: Macro-Core® Soil Sampler

Sample Analysis: Samples on Hold

Analytical Laboratory: Xenco

Sample Container: Clear Glass

Number of Samples: 1

Sample Quantity Collected: 8 oz.

Preservative Used: Ice

Weather: Clear & Sunny

Ambient Temperature: Approx. 45° F

Site Conditions: Not Applicable

Photograph Taken: Yes

GPS Latitude: N 33°46.555'

GPS Longitude: W 089°47.545'

Field Supervisor: Danny Vasentine

Signature / Date: Danny Vasentine 11Feb04

Field Observations / Remarks:

SOIL SAMPLE COLLECTION LOG

3TM INTERNATIONAL
Houston, Texas

Project Name: Koppers Creosote Case

Site Name: Koppers Creosote Facility

Date of Sampling: 12Jan04

Time of Sampling: 0935

Sample Location: Batupan Bogue Creek

Sample ID: 3TM-KP-DS-BB-6B (2-3')

Boring Number: 3TM-KP-DS-BB-6B

Terminal Depth of Boring: 3 feet bgs

Sampling Method: Macro-Core® Soil Sampler

Sample Depth: 2-3 foot bgs

Sample Matrix: Ditch Sediment

Soil Type: Moist Coarse Sand

Sample Color: Brown

Sample Odor: None

Field Measurements: None

Equipment: Macro-Core® Soil Sampler

Sample Analysis: Samples on Hold

Analytical Laboratory: Xenco

Sample Container: Clear Glass

Number of Samples: 1

Sample Quantity Collected: 8 oz.

Preservative Used: Ice

Weather: Clear & Sunny

Ambient Temperature: Approx. 45° F

Site Conditions: Not Applicable

Photograph Taken: Yes

GPS Latitude: N 33°46.555'

GPS Longitude: W 089°47.545'

Field Supervisor: Danny Vasentine

Signature / Date: Danny Vasentine 11Feb04

Field Observations / Remarks:

SOIL SAMPLE COLLECTION LOG

3TM INTERNATIONAL
Houston, Texas

Project Name: Koppers Creosote Case

Site Name: Koppers Creosote Facility

Date of Sampling: 12Jan04

Time of Sampling: 0945

Sample Location: Batupan Bogue Creek

Sample ID: 3TM-KP-DS-BB-6B (0-3')

Boring Number: 3TM-KP-DS-BB-6B

Terminal Depth of Boring: 3 feet bgs

Sampling Method: Macro-Core® Soil Sampler

Sample Depth: 0-3 foot bgs

Sample Matrix: Ditch Sediment

Soil Type: Moist Coarse Sand

Sample Color: Brown

Sample Odor: None

Field Measurements: None

Equipment: Macro-Core® Soil Sampler

Sample Analysis: SVOAs by 8270

Analytical Laboratory: Xenco

Sample Container: Clear Glass

Number of Samples: 1

Sample Quantity Collected: 8 oz.

Preservative Used: Ice

Weather: Clear & Sunny

Ambient Temperature: Approx. 45° F

Site Conditions: Not Applicable

Photograph Taken: Yes

GPS Latitude: N 33°46.555'

GPS Longitude: W 089°47.545'

Field Supervisor: Danny Vasentine

Signature / Date: Danny Vasentine 11Feb04

Field Observations / Remarks:

SOIL SAMPLE COLLECTION LOG

3TM INTERNATIONAL
Houston, Texas

Project Name: Koppers Creosote Case

Site Name: Koppers Creosote Facility

Date of Sampling: 12Jan04

Time of Sampling: 1005

Sample Location: Batupan Bogue Creek

Sample ID: 3TM-KP-DS-BB-6C (0-1')

Boring Number: 3TM-KP-DS-BB-6C

Terminal Depth of Boring: 3 feet bgs

Sampling Method: Macro-Core® Soil Sampler

Sample Depth: 0-1 foot bgs

Sample Matrix: Ditch Sediment

Soil Type: Moist Coarse Sand

Sample Color: Brown

Sample Odor: None

Field Measurements: None

Equipment: Macro-Core® Soil Sampler

Sample Analysis: Samples on Hold

Analytical Laboratory: Xenco

Sample Container: Clear Glass

Number of Samples: 1

Sample Quantity Collected: 8 oz.

Preservative Used: Ice

Weather: Clear & Sunny

Ambient Temperature: Approx. 45° F

Site Conditions: Not Applicable

Photograph Taken: Yes

GPS Latitude: N 33°46.547'

GPS Longitude: W 089°47.543'

Field Supervisor: Danny Vasentine

Signature / Date: Danny Vasentine 11Feb04

Field Observations / Remarks:

SOIL SAMPLE COLLECTION LOG

3TM INTERNATIONAL
Houston, Texas

Project Name: Koppers Creosote Case

Site Name: Koppers Creosote Facility

Date of Sampling: 12Jan04

Time of Sampling: 1010

Sample Location: Batupan Bogue Creek

Sample ID: 3TM-KP-DS-BB-6C (1-2')

Boring Number: 3TM-KP-DS-BB-6C

Terminal Depth of Boring: 3 feet bgs

Sampling Method: Macro-Core® Soil Sampler

Sample Depth: 1-2 foot bgs

Sample Matrix: Ditch Sediment

Soil Type: Moist Coarse Sand

Sample Color: Brown

Sample Odor: None

Field Measurements: None

Equipment: Macro-Core® Soil Sampler

Sample Analysis: Samples on Hold

Analytical Laboratory: Xenco

Sample Container: Clear Glass

Number of Samples: 1

Sample Quantity Collected: 8 oz.

Preservative Used: Ice

Weather: Clear & Sunny

Ambient Temperature: Approx. 45° F

Site Conditions: Not Applicable

Photograph Taken: Yes

GPS Latitude: N 33°46.547'

GPS Longitude: W 089°47.543'

Field Supervisor: Danny Vasentine

Signature / Date: Danny Vasentine 11Feb04

Field Observations / Remarks:

SOIL SAMPLE COLLECTION LOG

3TM INTERNATIONAL
Houston, Texas

Project Name: Koppers Creosote Case

Site Name: Koppers Creosote Facility

Date of Sampling: 12Jan04

Time of Sampling: 1015

Sample Location: Batupan Bogue Creek

Sample ID: 3TM-KP-DS-BB-6C (2-3')

Boring Number: 3TM-KP-DS-BB-6C

Terminal Depth of Boring: 3 feet bgs

Sampling Method: Macro-Core® Soil Sampler

Sample Depth: 2-3 foot bgs

Sample Matrix: Ditch Sediment

Soil Type: Moist Coarse Sand

Sample Color: Brown

Sample Odor: None

Field Measurements: None

Equipment: Macro-Core® Soil Sampler

Sample Analysis: Samples on Hold

Analytical Laboratory: Xenco

Sample Container: Clear Glass

Number of Samples: 1

Sample Quantity Collected: 8 oz.

Preservative Used: Ice

Weather: Clear & Sunny

Ambient Temperature: Approx. 45° F

Site Conditions: Not Applicable

Photograph Taken: Yes

GPS Latitude: N 33°46.547'

GPS Longitude: W 089°47.543'

Field Supervisor: Danny Vasentine

Signature / Date: Danny Vasentine 11Feb04

Field Observations / Remarks:

SOIL SAMPLE COLLECTION LOG

3TM INTERNATIONAL
Houston, Texas

Project Name: Koppers Creosote Case

Site Name: Koppers Creosote Facility

Date of Sampling: 12Jan04

Time of Sampling: 1025

Sample Location: Batupan Bogue Creek

Sample ID: 3TM-KP-DS-BB-6C (0-3')

Boring Number: 3TM-KP-DS-BB-6C

Terminal Depth of Boring: 3 feet bgs

Sampling Method: Macro-Core® Soil Sampler

Sample Depth: 0-3 foot bgs

Sample Matrix: Ditch Sediment

Soil Type: Moist Coarse Sand

Sample Color: Brown

Sample Odor: None

Field Measurements: None

Equipment: Macro-Core® Soil Sampler

Sample Analysis: SVOAs by 8270

Analytical Laboratory: Xenco

Sample Container: Clear Glass

Number of Samples: 1

Sample Quantity Collected: 8 oz.

Preservative Used: Ice

Weather: Clear & Sunny

Ambient Temperature: Approx. 45° F

Site Conditions: Not Applicable

Photograph Taken: Yes

GPS Latitude: N 33°46.547'

GPS Longitude: W 089°47.543'

Field Supervisor: Danny Vasentine

Signature / Date: Danny Vasentine 11Feb04

Field Observations / Remarks:

SOIL SAMPLE COLLECTION LOG

3TM INTERNATIONAL
Houston, Texas

Project Name: Koppers Creosote Case

Site Name: Koppers Creosote Facility

Date of Sampling: 12Jan04

Time of Sampling: 1230

Sample Location: Batupan Bogue Creek

Sample ID: 3TM-KP-DS-BB-8A (0-1')

Boring Number: 3TM-KP-DS-BB-8A

Terminal Depth of Boring: 3 feet bgs

Sampling Method: Macro-Core® Soil Sampler

Sample Depth: 0-1 foot bgs

Sample Matrix: Ditch Sediment

Soil Type: Saturated Coarse Sand

Sample Color: Brown

Sample Odor: None

Field Measurements: None

Equipment: Macro-Core® Soil Sampler

Sample Analysis: Samples on Hold

Analytical Laboratory: Xenco

Sample Container: Clear Glass

Number of Samples: 1

Sample Quantity Collected: 8 oz.

Preservative Used: Ice

Weather: Clear & Sunny

Ambient Temperature: Approx. 48° F

Site Conditions: Not Applicable

Photograph Taken: Yes

GPS Latitude: N 33°47.217'

GPS Longitude: W 089°47.613'

Field Supervisor: Danny Vasentine

Signature / Date: Danny Vasentine 11Feb04

Field Observations / Remarks:

SOIL SAMPLE COLLECTION LOG

3TM INTERNATIONAL
Houston, Texas

Project Name: Koppers Creosote Case

Site Name: Koppers Creosote Facility

Date of Sampling: 12Jan04

Time of Sampling: 1235

Sample Location: Batupan Bogue Creek

Sample ID: 3TM-KP-DS-BB-8A (1-2')

Boring Number: 3TM-KP-DS-BB-8A

Terminal Depth of Boring: 3 feet bgs

Sampling Method: Macro-Core® Soil Sampler

Sample Depth: 1-2 foot bgs

Sample Matrix: Ditch Sediment

Soil Type: Moist Coarse Sand

Sample Color: Brown

Sample Odor: None

Field Measurements: None

Equipment: Macro-Core® Soil Sampler

Sample Analysis: Samples on Hold

Analytical Laboratory: Xenco

Sample Container: Clear Glass

Number of Samples: 1

Sample Quantity Collected: 8 oz.

Preservative Used: Ice

Weather: Clear & Sunny

Ambient Temperature: Approx. 48° F

Site Conditions: Not Applicable

Photograph Taken: Yes

GPS Latitude: N 33°47.217'

GPS Longitude: W 089°47.613'

Field Supervisor: Danny Vasentine

Signature / Date: Danny Vasentine 11Feb04

Field Observations / Remarks:

SOIL SAMPLE COLLECTION LOG

3TM INTERNATIONAL
Houston, Texas

Project Name: Koppers Creosote Case

Site Name: Koppers Creosote Facility

Date of Sampling: 12Jan04

Time of Sampling: 1240

Sample Location: Batupan Bogue Creek

Sample ID: 3TM-KP-DS-BB-8A (2-3')

Boring Number: 3TM-KP-DS-BB-8A

Terminal Depth of Boring: 3 feet bgs

Sampling Method: Macro-Core® Soil Sampler

Sample Depth: 2-3 foot bgs

Sample Matrix: Ditch Sediment

Soil Type: Moist Coarse Sand

Sample Color: Brown

Sample Odor: None

Field Measurements: None

Equipment: Macro-Core® Soil Sampler

Sample Analysis: Samples on Hold

Analytical Laboratory: Xenco

Sample Container: Clear Glass

Number of Samples: 1

Sample Quantity Collected: 8 oz.

Preservative Used: Ice

Weather: Clear & Sunny

Ambient Temperature: Approx. 48° F

Site Conditions: Not Applicable

Photograph Taken: Yes

GPS Latitude: N 33°47.217'

GPS Longitude: W 089°47.613'

Field Supervisor: Danny Vasentine

Signature / Date: Danny Vasentine 11Feb04

Field Observations / Remarks:

SOIL SAMPLE COLLECTION LOG

3TM INTERNATIONAL
Houston, Texas

Project Name: Koppers Creosote Case

Site Name: Koppers Creosote Facility

Date of Sampling: 12Jan04

Time of Sampling: 1245

Sample Location: Batupan Bogue Creek

Sample ID: 3TM-KP-DS-BB-8A (0-3')

Boring Number: 3TM-KP-DS-BB-8A

Terminal Depth of Boring: 3 feet bgs

Sampling Method: Macro-Core® Soil Sampler

Sample Depth: 0-3 foot bgs

Sample Matrix: Ditch Sediment

Soil Type: Saturated Coarse Sand

Sample Color: Brown

Sample Odor: None

Field Measurements: None

Equipment: Macro-Core® Soil Sampler

Sample Analysis: SVOAs by 8270

Analytical Laboratory: Xenco

Sample Container: Clear Glass

Number of Samples: 1

Sample Quantity Collected: 8 oz.

Preservative Used: Ice

Weather: Clear & Sunny

Ambient Temperature: Approx. 48° F

Site Conditions: Not Applicable

Photograph Taken: Yes

GPS Latitude: N 33°47.217'

GPS Longitude: W 089°47.613'

Field Supervisor: Danny Vasentine

Signature / Date: Danny Vasentine 11Feb04

Field Observations / Remarks:

SOIL SAMPLE COLLECTION LOG

3TM INTERNATIONAL
Houston, Texas

Project Name: Koppers Creosote Case

Site Name: Koppers Creosote Facility

Date of Sampling: 12Jan04

Time of Sampling: 1300

Sample Location: Batupan Bogue Creek

Sample ID: 3TM-KP-DS-BB-8B (0-1')

Boring Number: 3TM-KP-DS-BB-8B

Terminal Depth of Boring: 3 feet bgs

Sampling Method: Macro-Core® Soil Sampler

Sample Depth: 0-1 foot bgs

Sample Matrix: Ditch Sediment

Soil Type: Saturated Coarse Sand

Sample Color: Brown

Sample Odor: None

Field Measurements: None

Equipment: Macro-Core® Soil Sampler

Sample Analysis: Samples on Hold

Analytical Laboratory: Xenco

Sample Container: Clear Glass

Number of Samples: 1

Sample Quantity Collected: 8 oz.

Preservative Used: Ice

Weather: Clear & Sunny

Ambient Temperature: Approx. 48° F

Site Conditions: Not Applicable

Photograph Taken: Yes

GPS Latitude: N 33°47.213'

GPS Longitude: W 089°47.617'

Field Supervisor: Danny Vasentine

Signature / Date: Danny Vasentine 11Feb04

Field Observations / Remarks:

SOIL SAMPLE COLLECTION LOG

3TM INTERNATIONAL
Houston, Texas

Project Name: Koppers Creosote Case

Site Name: Koppers Creosote Facility

Date of Sampling: 12Jan04

Time of Sampling: 1305

Sample Location: Batupan Bogue Creek

Sample ID: 3TM-KP-DS-BB-8B (1-2')

Boring Number: 3TM-KP-DS-BB-8B

Terminal Depth of Boring: 3 feet bgs

Sampling Method: Macro-Core® Soil Sampler

Sample Depth: 1-2 foot bgs

Sample Matrix: Ditch Sediment

Soil Type: Moist Coarse Sand

Sample Color: Brown

Sample Odor: None

Field Measurements: None

Equipment: Macro-Core® Soil Sampler

Sample Analysis: Samples on Hold

Analytical Laboratory: Xenco

Sample Container: Clear Glass

Number of Samples: 1

Sample Quantity Collected: 8 oz.

Preservative Used: Ice

Weather: Clear & Sunny

Ambient Temperature: Approx. 48° F

Site Conditions: Not Applicable

Photograph Taken: Yes

GPS Latitude: N 33°47.213'

GPS Longitude: W 089°47.617'

Field Supervisor: Danny Vasentine

Signature / Date: Danny Vasentine 11Feb04

Field Observations / Remarks:

SOIL SAMPLE COLLECTION LOG

3TM INTERNATIONAL
Houston, Texas

Project Name: Koppers Creosote Case

Site Name: Koppers Creosote Facility

Date of Sampling: 12Jan04

Time of Sampling: 1310

Sample Location: Batupan Bogue Creek

Sample ID: 3TM-KP-DS-BB-8B (2-3')

Boring Number: 3TM-KP-DS-BB-8B

Terminal Depth of Boring: 3 feet bgs

Sampling Method: Macro-Core® Soil Sampler

Sample Depth: 2-3 foot bgs

Sample Matrix: Ditch Sediment

Soil Type: Moist Coarse Sand

Sample Color: Brown

Sample Odor: None

Field Measurements: None

Equipment: Macro-Core® Soil Sampler

Sample Analysis: Samples on Hold

Analytical Laboratory: Xenco

Sample Container: Clear Glass

Number of Samples: 1

Sample Quantity Collected: 8 oz.

Preservative Used: Ice

Weather: Clear & Sunny

Ambient Temperature: Approx. 48° F

Site Conditions: Not Applicable

Photograph Taken: Yes

GPS Latitude: N 33°47.213'

GPS Longitude: W 089°47.617'

Field Supervisor: Danny Vasentine

Signature / Date: Danny Vasentine 11Feb04

Field Observations / Remarks:

SOIL SAMPLE COLLECTION LOG

3TM INTERNATIONAL
Houston, Texas

Project Name: Koppers Creosote Case

Site Name: Koppers Creosote Facility

Date of Sampling: 12Jan04

Time of Sampling: 1315

Sample Location: Batupan Bogue Creek

Sample ID: 3TM-KP-DS-BB-8B (0-3')

Boring Number: 3TM-KP-DS-BB-8B

Terminal Depth of Boring: 3 feet bgs

Sampling Method: Macro-Core® Soil Sampler

Sample Depth: 0-3 foot bgs

Sample Matrix: Ditch Sediment

Soil Type: Saturated Coarse Sand

Sample Color: Brown

Sample Odor: None

Field Measurements: None

Equipment: Macro-Core® Soil Sampler

Sample Analysis: SVOAs by 8270

Analytical Laboratory: Xenco

Sample Container: Clear Glass

Number of Samples: 1

Sample Quantity Collected: 8 oz.

Preservative Used: Ice

Weather: Clear & Sunny

Ambient Temperature: Approx. 48° F

Site Conditions: Not Applicable

Photograph Taken: Yes

GPS Latitude: N 33°47.213'

GPS Longitude: W 089°47.617'

Field Supervisor: Danny Vasentine

Signature / Date: Danny Vasentine 11Feb04

Field Observations / Remarks:

SOIL SAMPLE COLLECTION LOG

3TM INTERNATIONAL
Houston, Texas

Project Name: Koppers Creosote Case

Site Name: Koppers Creosote Facility

Date of Sampling: 12Jan04

Time of Sampling: 1330

Sample Location: Batupan Bogue Creek

Sample ID: 3TM-KP-DS-BB-8B (0-1')

Boring Number: 3TM-KP-DS-BB-8B

Terminal Depth of Boring: 3 feet bgs

Sampling Method: Macro-Core® Soil Sampler

Sample Depth: 0-1 foot bgs

Sample Matrix: Ditch Sediment

Soil Type: Saturated Coarse Sand

Sample Color: Brown

Sample Odor: None

Field Measurements: None

Equipment: Macro-Core® Soil Sampler

Sample Analysis: Samples on Hold

Analytical Laboratory: Xenco

Sample Container: Clear Glass

Number of Samples: 1

Sample Quantity Collected: 8 oz.

Preservative Used: Ice

Weather: Clear & Sunny

Ambient Temperature: Approx. 48° F

Site Conditions: Not Applicable

Photograph Taken: Yes

GPS Latitude: N 33°47.206'

GPS Longitude: W 089°47.626'

Field Supervisor: Danny Vasentine

Signature / Date: Danny Vasentine 11Feb04

Field Observations / Remarks:

SOIL SAMPLE COLLECTION LOG

3TM INTERNATIONAL
Houston, Texas

Project Name: Koppers Creosote Case

Site Name: Koppers Creosote Facility

Date of Sampling: 12Jan04

Time of Sampling: 1335

Sample Location: Batupan Bogue Creek

Sample ID: 3TM-KP-DS-BB-8C (1-2')

Boring Number: 3TM-KP-DS-BB-8C

Terminal Depth of Boring: 3 feet bgs

Sampling Method: Macro-Core® Soil Sampler

Sample Depth: 1-2 foot bgs

Sample Matrix: Ditch Sediment

Soil Type: Moist Coarse Sand

Sample Color: Brown

Sample Odor: None

Field Measurements: None

Equipment: Macro-Core® Soil Sampler

Sample Analysis: Samples on Hold

Analytical Laboratory: Xenco

Sample Container: Clear Glass

Number of Samples: 1

Sample Quantity Collected: 8 oz.

Preservative Used: Ice

Weather: Clear & Sunny

Ambient Temperature: Approx. 48° F

Site Conditions: Not Applicable

Photograph Taken: Yes

GPS Latitude: N 33°47.206'

GPS Longitude: W 089°47.626'

Field Supervisor: Danny Vasentine

Signature / Date: Danny Vasentine 11Feb04

Field Observations / Remarks:

SOIL SAMPLE COLLECTION LOG

3TM INTERNATIONAL
Houston, Texas

Project Name: Koppers Creosote Case

Site Name: Koppers Creosote Facility

Date of Sampling: 12Jan04

Time of Sampling: 1340

Sample Location: Batupan Bogue Creek

Sample ID: 3TM-KP-DS-BB-8C (2-3')

Boring Number: 3TM-KP-DS-BB-8C

Terminal Depth of Boring: 3 feet bgs

Sampling Method: Macro-Core® Soil Sampler

Sample Depth: 2-3 foot bgs

Sample Matrix: Ditch Sediment

Soil Type: Moist Coarse Sand

Sample Color: Brown

Sample Odor: None

Field Measurements: None

Equipment: Macro-Core® Soil Sampler

Sample Analysis: Samples on Hold

Analytical Laboratory: Xenco

Sample Container: Clear Glass

Number of Samples: 1

Sample Quantity Collected: 8 oz.

Preservative Used: Ice

Weather: Clear & Sunny

Ambient Temperature: Approx. 48° F

Site Conditions: Not Applicable

Photograph Taken: Yes

GPS Latitude: N 33°47.206'

GPS Longitude: W 089°47.626'

Field Supervisor: Danny Vasentine

Signature / Date: Danny Vasentine 11Feb04

Field Observations / Remarks:

SOIL SAMPLE COLLECTION LOG

3TM INTERNATIONAL
Houston, Texas

Project Name: Koppers Creosote Case

Site Name: Koppers Creosote Facility

Date of Sampling: 12Jan04

Time of Sampling: 1345

Sample Location: Batupan Bogue Creek

Sample ID: 3TM-KP-DS-BB-8C (0-3')

Boring Number: 3TM-KP-DS-BB-8C

Terminal Depth of Boring: 3 feet bgs

Sampling Method: Macro-Core® Soil Sampler

Sample Depth: 0-3 foot bgs

Sample Matrix: Ditch Sediment

Soil Type: Saturated Coarse Sand

Sample Color: Brown

Sample Odor: None

Field Measurements: None

Equipment: Macro-Core® Soil Sampler

Sample Analysis: SVOAs by 8270

Analytical Laboratory: Xenco

Sample Container: Clear Glass

Number of Samples: 1

Sample Quantity Collected: 8 oz.

Preservative Used: Ice

Weather: Clear & Sunny

Ambient Temperature: Approx. 48° F

Site Conditions: Not Applicable

Photograph Taken: Yes

GPS Latitude: N 33°47.206'

GPS Longitude: W 089°47.626'

Field Supervisor: Danny Vasentine

Signature / Date: Danny Vasentine 11Feb04

Field Observations / Remarks:

SOIL SAMPLE COLLECTION LOG

3TM INTERNATIONAL
Houston, Texas

Project Name: Koppers Creosote Case

Site Name: Koppers Creosote Facility

Date of Sampling: 12Jan04

Time of Sampling: 1500

Sample Location: Batupan Bogue Creek

Sample ID: 3TM-KP-DS-BB-1A (0-1')

Boring Number: 3TM-KP-DS-BB-1A

Terminal Depth of Boring: 3 feet bgs

Sampling Method: Macro-Core® Soil Sampler

Sample Depth: 0-1 foot bgs

Sample Matrix: Ditch Sediment

Soil Type: Saturated Coarse Sand

Sample Color: Dark Brown

Sample Odor: None

Field Measurements: None

Equipment: Macro-Core® Soil Sampler

Sample Analysis: Samples on Hold

Analytical Laboratory: Xenco

Sample Container: Clear Glass

Number of Samples: 1

Sample Quantity Collected: 8 oz.

Preservative Used: Ice

Weather: Cloudy

Ambient Temperature: Approx. 45° F

Site Conditions: Not Applicable

Photograph Taken: Yes

GPS Latitude: N 33°44.649'

GPS Longitude: W 089°46.767'

Field Supervisor: Danny Vasentine

Signature / Date: Danny Vasentine 11Feb04

Field Observations / Remarks:

SOIL SAMPLE COLLECTION LOG

3TM INTERNATIONAL
Houston, Texas

Project Name: Koppers Creosote Case

Site Name: Koppers Creosote Facility

Date of Sampling: 12Jan04

Time of Sampling: 1510

Sample Location: Batupan Bogue Creek

Sample ID: 3TM-KP-DS-BB-1A (1-2')

Boring Number: 3TM-KP-DS-BB-1A

Terminal Depth of Boring: 3 feet bgs

Sampling Method: Macro-Core® Soil Sampler

Sample Depth: 1-2 foot bgs

Sample Matrix: Ditch Sediment

Soil Type: Saturated Coarse Sand

Sample Color: Brown

Sample Odor: None

Field Measurements: None

Equipment: Macro-Core® Soil Sampler

Sample Analysis: Samples on Hold

Analytical Laboratory: Xenco

Sample Container: Clear Glass

Number of Samples: 1

Sample Quantity Collected: 8 oz.

Preservative Used: Ice

Weather: Cloudy

Ambient Temperature: Approx. 45° F

Site Conditions: Not Applicable

Photograph Taken: Yes

GPS Latitude: N 33°44.649'

GPS Longitude: W 089°46.767'

Field Supervisor: Danny Vasentine

Signature / Date: Danny Vasentine 11Feb04

Field Observations / Remarks:

SOIL SAMPLE COLLECTION LOG

3TM INTERNATIONAL
Houston, Texas

Project Name: Koppers Creosote Case

Site Name: Koppers Creosote Facility

Date of Sampling: 12Jan04

Time of Sampling: 1520

Sample Location: Batupan Bogue Creek

Sample ID: 3TM-KP-DS-BB-1A (2-3')

Boring Number: 3TM-KP-DS-BB-1A

Terminal Depth of Boring: 3 feet bgs

Sampling Method: Macro-Core® Soil Sampler

Sample Depth: 2-3 foot bgs

Sample Matrix: Ditch Sediment

Soil Type: Saturated Coarse Sand

Sample Color: Brown

Sample Odor: None

Field Measurements: None

Equipment: Macro-Core® Soil Sampler

Sample Analysis: Samples on Hold

Analytical Laboratory: Xenco

Sample Container: Clear Glass

Number of Samples: 1

Sample Quantity Collected: 8 oz.

Preservative Used: Ice

Weather: Cloudy

Ambient Temperature: Approx. 45° F

Site Conditions: Not Applicable

Photograph Taken: Yes

GPS Latitude: N 33°44.649'

GPS Longitude: W 089°46.767'

Field Supervisor: Danny Vasentine

Signature / Date: Danny Vasentine 11Feb04

Field Observations / Remarks:

SOIL SAMPLE COLLECTION LOG

3TM INTERNATIONAL
Houston, Texas

Project Name: Koppers Creosote Case

Site Name: Koppers Creosote Facility

Date of Sampling: 12Jan04

Time of Sampling: 1530

Sample Location: Batupan Bogue Creek

Sample ID: 3TM-KP-DS-BB-1A (0-3')

Boring Number: 3TM-KP-DS-BB-1A

Terminal Depth of Boring: 3 feet bgs

Sampling Method: Macro-Core® Soil Sampler

Sample Depth: 0-3 foot bgs

Sample Matrix: Ditch Sediment

Soil Type: Saturated Coarse Sand

Sample Color: Brown

Sample Odor: None

Field Measurements: None

Equipment: Macro-Core® Soil Sampler

Sample Analysis: SVOAs by 8270

Analytical Laboratory: Xenco

Sample Container: Clear Glass

Number of Samples: 1

Sample Quantity Collected: 8 oz.

Preservative Used: Ice

Weather: Cloudy

Ambient Temperature: Approx. 45° F

Site Conditions: Not Applicable

Photograph Taken: Yes

GPS Latitude: N 33°44.649'

GPS Longitude: W 089°46.767'

Field Supervisor: Danny Vasentine

Signature / Date: Danny Vasentine 11Feb04

Field Observations / Remarks:

Duplicate 2 was collected at this location

SOIL SAMPLE COLLECTION LOG

3TM INTERNATIONAL
Houston, Texas

Project Name: Koppers Creosote Case

Site Name: Koppers Creosote Facility

Date of Sampling: 12Jan04

Time of Sampling: 1545

Sample Location: Batupan Bogue Creek

Sample ID: 3TM-KP-DS-BB-9A (0-1')

Boring Number: 3TM-KP-DS-BB-9A

Terminal Depth of Boring: 3 feet bgs

Sampling Method: Macro-Core® Soil Sampler

Sample Depth: 0-1 foot bgs

Sample Matrix: Ditch Sediment

Soil Type: Moist Coarse Sand

Sample Color: Brown

Sample Odor: None

Field Measurements: None

Equipment: Macro-Core® Soil Sampler

Sample Analysis: Samples on Hold

Analytical Laboratory: Xenco

Sample Container: Clear Glass

Number of Samples: 1

Sample Quantity Collected: 8 oz.

Preservative Used: Ice

Weather: Clear & Sunny

Ambient Temperature: Approx. 50° F

Site Conditions: Not Applicable

Photograph Taken: Yes

GPS Latitude: N 33°47.305'

GPS Longitude: W 089°47.752'

Field Supervisor: Danny Vasentine

Signature / Date: Danny Vasentine 11Feb04

Field Observations / Remarks:

SOIL SAMPLE COLLECTION LOG

3TM INTERNATIONAL
Houston, Texas

Project Name: Koppers Creosote Case

Site Name: Koppers Creosote Facility

Date of Sampling: 12Jan04

Time of Sampling: 1550

Sample Location: Batupan Bogue Creek

Sample ID: 3TM-KP-DS-BB-9A (1-2')

Boring Number: 3TM-KP-DS-BB-9A

Terminal Depth of Boring: 3 feet bgs

Sampling Method: Macro-Core® Soil Sampler

Sample Depth: 1-2 foot bgs

Sample Matrix: Ditch Sediment

Soil Type: Moist Coarse Sand

Sample Color: Brown

Sample Odor: None

Field Measurements: None

Equipment: Macro-Core® Soil Sampler

Sample Analysis: Samples on Hold

Analytical Laboratory: Xenco

Sample Container: Clear Glass

Number of Samples: 1

Sample Quantity Collected: 8 oz.

Preservative Used: Ice

Weather: Clear & Sunny

Ambient Temperature: Approx. 50° F

Site Conditions: Not Applicable

Photograph Taken: Yes

GPS Latitude: N 33°47.305'

GPS Longitude: W 089°47.752'

Field Supervisor: Danny Vasentine

Signature / Date: Danny Vasentine 11Feb04

Field Observations / Remarks:

SOIL SAMPLE COLLECTION LOG

3TM INTERNATIONAL
Houston, Texas

Project Name: Koppers Creosote Case

Site Name: Koppers Creosote Facility

Date of Sampling: 12Jan04

Time of Sampling: 1555

Sample Location: Batupan Bogue Creek

Sample ID: 3TM-KP-DS-BB-9A (2-3')

Boring Number: 3TM-KP-DS-BB-9A

Terminal Depth of Boring: 3 feet bgs

Sampling Method: Macro-Core® Soil Sampler

Sample Depth: 2-3 foot bgs

Sample Matrix: Ditch Sediment

Soil Type: Moist Silty Sand

Sample Color: Grey

Sample Odor: None

Field Measurements: None

Equipment: Macro-Core® Soil Sampler

Sample Analysis: Samples on Hold

Analytical Laboratory: Xenco

Sample Container: Clear Glass

Number of Samples: 1

Sample Quantity Collected: 8 oz.

Preservative Used: Ice

Weather: Clear & Sunny

Ambient Temperature: Approx. 50° F

Site Conditions: Not Applicable

Photograph Taken: Yes

GPS Latitude: N 33°47.305'

GPS Longitude: W 089°47.752'

Field Supervisor: Danny Vasentine

Signature / Date: Danny Vasentine 11Feb04

Field Observations / Remarks:

SOIL SAMPLE COLLECTION LOG

3TM INTERNATIONAL
Houston, Texas

Project Name: Koppers Creosote Case

Site Name: Koppers Creosote Facility

Date of Sampling: 12Jan04

Time of Sampling: 1600

Sample Location: Batupan Bogue Creek

Sample ID: 3TM-KP-DS-BB-9A (0-3')

Boring Number: 3TM-KP-DS-BB-9A

Terminal Depth of Boring: 3 feet bgs

Sampling Method: Macro-Core® Soil Sampler

Sample Depth: 0-3 foot bgs

Sample Matrix: Ditch Sediment

Soil Type: Coarse Silty Sand

Sample Color: Grey

Sample Odor: None

Field Measurements: None

Equipment: Macro-Core® Soil Sampler

Sample Analysis: SVOAs by 8270

Analytical Laboratory: Xenco

Sample Container: Clear Glass

Number of Samples: 1

Sample Quantity Collected: 8 oz.

Preservative Used: Ice

Weather: Clear & Sunny

Ambient Temperature: Approx. 50° F

Site Conditions: Not Applicable

Photograph Taken: Yes

GPS Latitude: N 33°47.305'

GPS Longitude: W 089°47.752'

Field Supervisor: Danny Vasentine

Signature / Date: Danny Vasentine 11Feb04

Field Observations / Remarks:

SOIL SAMPLE COLLECTION LOG

3TM INTERNATIONAL
Houston, Texas

Project Name: Koppers Creosote Case

Site Name: Koppers Creosote Facility

Date of Sampling: 12Jan04

Time of Sampling: 1620

Sample Location: Batupan Bogue Creek

Sample ID: 3TM-KP-DS-BB-9B (0-1')

Boring Number: 3TM-KP-DS-BB-9B

Terminal Depth of Boring: 3 feet bgs

Sampling Method: Macro-Core® Soil Sampler

Sample Depth: 0-1 foot bgs

Sample Matrix: Ditch Sediment

Soil Type: Moist Coarse Sand

Sample Color: Brown

Sample Odor: None

Field Measurements: None

Equipment: Macro-Core® Soil Sampler

Sample Analysis: Samples on Hold

Analytical Laboratory: Xenco

Sample Container: Clear Glass

Number of Samples: 1

Sample Quantity Collected: 8 oz.

Preservative Used: Ice

Weather: Clear & Sunny

Ambient Temperature: Approx. 50° F

Site Conditions: Not Applicable

Photograph Taken: Yes

GPS Latitude: N 33°47.288'

GPS Longitude: W 089°47.752'

Field Supervisor: Danny Vasentine

Signature / Date: Danny Vasentine 11Feb04

Field Observations / Remarks:

SOIL SAMPLE COLLECTION LOG

3TM INTERNATIONAL
Houston, Texas

Project Name: Koppers Creosote Case

Site Name: Koppers Creosote Facility

Date of Sampling: 12Jan04

Time of Sampling: 1625

Sample Location: Batupan Bogue Creek

Sample ID: 3TM-KP-DS-BB-9B (1-2')

Boring Number: 3TM-KP-DS-BB-9B

Terminal Depth of Boring: 3 feet bgs

Sampling Method: Macro-Core® Soil Sampler

Sample Depth: 1-2 foot bgs

Sample Matrix: Ditch Sediment

Soil Type: Moist Coarse Sand

Sample Color: Brown

Sample Odor: None

Field Measurements: None

Equipment: Macro-Core® Soil Sampler

Sample Analysis: Samples on Hold

Analytical Laboratory: Xenco

Sample Container: Clear Glass

Number of Samples: 1

Sample Quantity Collected: 8 oz.

Preservative Used: Ice

Weather: Clear & Sunny

Ambient Temperature: Approx. 50° F

Site Conditions: Not Applicable

Photograph Taken: Yes

GPS Latitude: N 33°47.288'

GPS Longitude: W 089°47.752'

Field Supervisor: Danny Vasentine

Signature / Date: Danny Vasentine 11Feb04

Field Observations / Remarks:

SOIL SAMPLE COLLECTION LOG

3TM INTERNATIONAL
Houston, Texas

Project Name: Koppers Creosote Case

Site Name: Koppers Creosote Facility

Date of Sampling: 12Jan04

Time of Sampling: 1630

Sample Location: Batupan Bogue Creek

Sample ID: 3TM-KP-DS-BB-9B (2-3')

Boring Number: 3TM-KP-DS-BB-9B

Terminal Depth of Boring: 3 feet bgs

Sampling Method: Macro-Core® Soil Sampler

Sample Depth: 2-3 foot bgs

Sample Matrix: Ditch Sediment

Soil Type: Moist Coarse Sand

Sample Color: Brown

Sample Odor: None

Field Measurements: None

Equipment: Macro-Core® Soil Sampler

Sample Analysis: Samples on Hold

Analytical Laboratory: Xenco

Sample Container: Clear Glass

Number of Samples: 1

Sample Quantity Collected: 8 oz.

Preservative Used: Ice

Weather: Clear & Sunny

Ambient Temperature: Approx. 50° F

Site Conditions: Not Applicable

Photograph Taken: Yes

GPS Latitude: N 33°47.288'

GPS Longitude: W 089°47.752'

Field Supervisor: Danny Vasentine

Signature / Date: Danny Vasentine 11Feb04

Field Observations / Remarks:

SOIL SAMPLE COLLECTION LOG

3TM INTERNATIONAL
Houston, Texas

Project Name: Koppers Creosote Case

Site Name: Koppers Creosote Facility

Date of Sampling: 12Jan04

Time of Sampling: 1640

Sample Location: Batupan Bogue Creek

Sample ID: 3TM-KP-DS-BB-9B (0-3')

Boring Number: 3TM-KP-DS-BB-9B

Terminal Depth of Boring: 3 feet bgs

Sampling Method: Macro-Core® Soil Sampler

Sample Depth: 0-3 foot bgs

Sample Matrix: Ditch Sediment

Soil Type: Moist Coarse Sand

Sample Color: Brown

Sample Odor: None

Field Measurements: None

Equipment: Macro-Core® Soil Sampler

Sample Analysis: SVOAs by 8270

Analytical Laboratory: Xenco

Sample Container: Clear Glass

Number of Samples: 1

Sample Quantity Collected: 8 oz.

Preservative Used: Ice

Weather: Clear & Sunny

Ambient Temperature: Approx. 50° F

Site Conditions: Not Applicable

Photograph Taken: Yes

GPS Latitude: N 33°47.288'

GPS Longitude: W 089°47.752'

Field Supervisor: Danny Vasentine

Signature / Date: Danny Vasentine 11Feb04

Field Observations / Remarks:

SOIL SAMPLE COLLECTION LOG

3TM INTERNATIONAL
Houston, Texas

Project Name: Koppers Creosote Case

Site Name: Koppers Creosote Facility

Date of Sampling: 12Jan04

Time of Sampling: 1700

Sample Location: Batupan Bogue Creek

Sample ID: 3TM-KP-DS-BB-9C (0-1')

Boring Number: 3TM-KP-DS-BB-9C

Terminal Depth of Boring: 3 feet bgs

Sampling Method: Macro-Core® Soil Sampler

Sample Depth: 0-1 foot bgs

Sample Matrix: Ditch Sediment

Soil Type: Moist Coarse Sand

Sample Color: Brown

Sample Odor: None

Field Measurements: None

Equipment: Macro-Core® Soil Sampler

Sample Analysis: Samples on Hold

Analytical Laboratory: Xenco

Sample Container: Clear Glass

Number of Samples: 1

Sample Quantity Collected: 8 oz.

Preservative Used: Ice

Weather: Clear & Sunny

Ambient Temperature: Approx. 50° F

Site Conditions: Not Applicable

Photograph Taken: Yes

GPS Latitude: N 33°47.272

GPS Longitude: W 089°47.750'

Field Supervisor: Danny Vasentine

Signature / Date: Danny Vasentine 11Feb04

Field Observations / Remarks:

SOIL SAMPLE COLLECTION LOG

3TM INTERNATIONAL
Houston, Texas

Project Name: Koppers Creosote Case

Site Name: Koppers Creosote Facility

Date of Sampling: 12Jan04

Time of Sampling: 1705

Sample Location: Batupan Bogue Creek

Sample ID: 3TM-KP-DS-BB-9C (1-2')

Boring Number: 3TM-KP-DS-BB-9C

Terminal Depth of Boring: 3 feet bgs

Sampling Method: Macro-Core® Soil Sampler

Sample Depth: 1-2 foot bgs

Sample Matrix: Ditch Sediment

Soil Type: Moist Coarse Sand

Sample Color: Brown

Sample Odor: None

Field Measurements: None

Equipment: Macro-Core® Soil Sampler

Sample Analysis: Samples on Hold

Analytical Laboratory: Xenco

Sample Container: Clear Glass

Number of Samples: 1

Sample Quantity Collected: 8 oz.

Preservative Used: Ice

Weather: Clear & Sunny

Ambient Temperature: Approx. 50° F

Site Conditions: Not Applicable

Photograph Taken: Yes

GPS Latitude: N 33°47.272

GPS Longitude: W 089°47.750'

Field Supervisor: Danny Vasentine

Signature / Date: Danny Vasentine 11Feb04

Field Observations / Remarks:

SOIL SAMPLE COLLECTION LOG

3TM INTERNATIONAL
Houston, Texas

Project Name: Koppers Creosote Case

Site Name: Koppers Creosote Facility

Date of Sampling: 12Jan04

Time of Sampling: 1710

Sample Location: Batupan Bogue Creek

Sample ID: 3TM-KP-DS-BB-9C (2-3')

Boring Number: 3TM-KP-DS-BB-9C

Terminal Depth of Boring: 3 feet bgs

Sampling Method: Macro-Core® Soil Sampler

Sample Depth: 2-3 foot bgs

Sample Matrix: Ditch Sediment

Soil Type: Moist Coarse Sand

Sample Color: Grey

Sample Odor: None

Field Measurements: None

Equipment: Macro-Core® Soil Sampler

Sample Analysis: Samples on Hold

Analytical Laboratory: Xenco

Sample Container: Clear Glass

Number of Samples: 1

Sample Quantity Collected: 8 oz.

Preservative Used: Ice

Weather: Clear & Sunny

Ambient Temperature: Approx. 50° F

Site Conditions: Not Applicable

Photograph Taken: Yes

GPS Latitude: N 33°47.272

GPS Longitude: W 089°47.750'

Field Supervisor: Danny Vasentine

Signature / Date: Danny Vasentine 11Feb04

Field Observations / Remarks:

SOIL SAMPLE COLLECTION LOG

3TM INTERNATIONAL
Houston, Texas

Project Name: Koppers Creosote Case

Site Name: Koppers Creosote Facility

Date of Sampling: 12Jan04

Time of Sampling: 1720

Sample Location: Batupan Bogue Creek

Sample ID: 3TM-KP-DS-BB-9C (0-3')

Boring Number: 3TM-KP-DS-BB-9C

Terminal Depth of Boring: 3 feet bgs

Sampling Method: Macro-Core® Soil Sampler

Sample Depth: 0-3 foot bgs

Sample Matrix: Ditch Sediment

Soil Type: Moist Coarse Sand

Sample Color: Grey

Sample Odor: None

Field Measurements: None

Equipment: Macro-Core® Soil Sampler

Sample Analysis: SVOAs by 8270

Analytical Laboratory: Xenco

Sample Container: Clear Glass

Number of Samples: 1

Sample Quantity Collected: 8 oz.

Preservative Used: Ice

Weather: Clear & Sunny

Ambient Temperature: Approx. 50° F

Site Conditions: Not Applicable

Photograph Taken: Yes

GPS Latitude: N 33°47.272

GPS Longitude: W 089°47.750'

Field Supervisor: Danny Vasentine

Signature / Date: Danny Vasentine 11Feb04

Field Observations / Remarks:

SOIL SAMPLE COLLECTION LOG

3TM INTERNATIONAL
Houston, Texas

Project Name: Koppers Creosote Case

Site Name: Koppers Creosote Facility

Date of Sampling: 13Jan04

Time of Sampling: 1000

Sample Location: Batupan Bogue Creek

Sample ID: 3TM-KP-DS-BB-7A (0-1')

Boring Number: 3TM-KP-DS-BB-7A

Terminal Depth of Boring: 3 feet bgs

Sampling Method: Macro-Core® Soil Sampler

Sample Depth: 0-1 foot bgs

Sample Matrix: Ditch Sediment

Soil Type: Saturated Coarse Sand

Sample Color: Brown

Sample Odor: None

Field Measurements: None

Equipment: Macro-Core® Soil Sampler

Sample Analysis: Samples on Hold

Analytical Laboratory: Xenco

Sample Container: Clear Glass

Number of Samples: 1

Sample Quantity Collected: 8 oz.

Preservative Used: Ice

Weather: Clear & Sunny

Ambient Temperature: Approx. 50° F

Site Conditions: Not Applicable

Photograph Taken: Yes

GPS Latitude: N 33°46.959'

GPS Longitude: W 089°47.504'

Field Supervisor: Danny Vasentine

Signature / Date: Danny Vasentine 11Feb04

Field Observations / Remarks:

SOIL SAMPLE COLLECTION LOG

3TM INTERNATIONAL
Houston, Texas

Project Name: Koppers Creosote Case

Site Name: Koppers Creosote Facility

Date of Sampling: 13Jan04

Time of Sampling: 1005

Sample Location: Batupan Bogue Creek

Sample ID: 3TM-KP-DS-BB-7A (1-2')

Boring Number: 3TM-KP-DS-BB-7A

Terminal Depth of Boring: 3 feet bgs

Sampling Method: Macro-Core® Soil Sampler

Sample Depth: 1-2 foot bgs

Sample Matrix: Ditch Sediment

Soil Type: Saturated Coarse Sand

Sample Color: Brown

Sample Odor: None

Field Measurements: None

Equipment: Macro-Core® Soil Sampler

Sample Analysis: Samples on Hold

Analytical Laboratory: Xenco

Sample Container: Clear Glass

Number of Samples: 1

Sample Quantity Collected: 8 oz.

Preservative Used: Ice

Weather: Clear & Sunny

Ambient Temperature: Approx. 50° F

Site Conditions: Not Applicable

Photograph Taken: Yes

GPS Latitude: N 33°46.959'

GPS Longitude: W 089°47.504'

Field Supervisor: Danny Vasentine

Signature / Date: Danny Vasentine 11Feb04

Field Observations / Remarks:

SOIL SAMPLE COLLECTION LOG

3TM INTERNATIONAL
Houston, Texas

Project Name: Koppers Creosote Case

Site Name: Koppers Creosote Facility

Date of Sampling: 13Jan04

Time of Sampling: 1010

Sample Location: Batupan Bogue Creek

Sample ID: 3TM-KP-DS-BB-7A (2-3')

Boring Number: 3TM-KP-DS-BB-7A

Terminal Depth of Boring: 3 feet bgs

Sampling Method: Macro-Core® Soil Sampler

Sample Depth: 2-3 foot bgs

Sample Matrix: Ditch Sediment

Soil Type: Saturated Coarse Sand

Sample Color: Brown

Sample Odor: None

Field Measurements: None

Equipment: Macro-Core® Soil Sampler

Sample Analysis: Samples on Hold

Analytical Laboratory: Xenco

Sample Container: Clear Glass

Number of Samples: 1

Sample Quantity Collected: 8 oz.

Preservative Used: Ice

Weather: Clear & Sunny

Ambient Temperature: Approx. 50° F

Site Conditions: Not Applicable

Photograph Taken: Yes

GPS Latitude: N 33°46.959'

GPS Longitude: W 089°47.504'

Field Supervisor: Danny Vasentine

Signature / Date: Danny Vasentine 11Feb04

Field Observations / Remarks:

SOIL SAMPLE COLLECTION LOG

3TM INTERNATIONAL
Houston, Texas

Project Name: Koppers Creosote Case

Site Name: Koppers Creosote Facility

Date of Sampling: 13Jan04

Time of Sampling: 1020

Sample Location: Batupan Bogue Creek

Sample ID: 3TM-KP-DS-BB-7A (0-3')

Boring Number: 3TM-KP-DS-BB-7A

Terminal Depth of Boring: 3 feet bgs

Sampling Method: Macro-Core® Soil Sampler

Sample Depth: 0-3 foot bgs

Sample Matrix: Ditch Sediment

Soil Type: Saturated Coarse Sand

Sample Color: Brown

Sample Odor: None

Field Measurements: None

Equipment: Macro-Core® Soil Sampler

Sample Analysis: SVOAs by 8270

Analytical Laboratory: Xenco

Sample Container: Clear Glass

Number of Samples: 1

Sample Quantity Collected: 8 oz.

Preservative Used: Ice

Weather: Clear & Sunny

Ambient Temperature: Approx. 50° F

Site Conditions: Not Applicable

Photograph Taken: Yes

GPS Latitude: N 33°46.959'

GPS Longitude: W 089°47.504'

Field Supervisor: Danny Vasentine

Signature / Date: Danny Vasentine 11Feb04

Field Observations / Remarks:

MS/MSD was collected at this location

SOIL SAMPLE COLLECTION LOG

3TM INTERNATIONAL
Houston, Texas

Project Name: Koppers Creosote Case

Site Name: Koppers Creosote Facility

Date of Sampling: 13Jan04

Time of Sampling: 1040

Sample Location: Batupan Bogue Creek

Sample ID: 3TM-KP-DS-BB-7B (0-1')

Boring Number: 3TM-KP-DS-BB-7B

Terminal Depth of Boring: 3 feet bgs

Sampling Method: Macro-Core® Soil Sampler

Sample Depth: 0-1 foot bgs

Sample Matrix: Ditch Sediment

Soil Type: Saturated Coarse Sand

Sample Color: Brown

Sample Odor: None

Field Measurements: None

Equipment: Macro-Core® Soil Sampler

Sample Analysis: Samples on Hold

Analytical Laboratory: Xenco

Sample Container: Clear Glass

Number of Samples: 1

Sample Quantity Collected: 8 oz.

Preservative Used: Ice

Weather: Clear & Sunny

Ambient Temperature: Approx. 50° F

Site Conditions: Not Applicable

Photograph Taken: Yes

GPS Latitude: N 33°46.953'

GPS Longitude: W 089°47.505'

Field Supervisor: Danny Vasentine

Signature / Date: Danny Vasentine 11Feb04

Field Observations / Remarks:

SOIL SAMPLE COLLECTION LOG

3TM INTERNATIONAL
Houston, Texas

Project Name: Koppers Creosote Case

Site Name: Koppers Creosote Facility

Date of Sampling: 13Jan04

Time of Sampling: 1045

Sample Location: Batupan Bogue Creek

Sample ID: 3TM-KP-DS-BB-7B (1-2')

Boring Number: 3TM-KP-DS-BB-7B

Terminal Depth of Boring: 3 feet bgs

Sampling Method: Macro-Core® Soil Sampler

Sample Depth: 1-2 foot bgs

Sample Matrix: Ditch Sediment

Soil Type: Saturated Silty Coarse Sand

Sample Color: Brown

Sample Odor: None

Field Measurements: None

Equipment: Macro-Core® Soil Sampler

Sample Analysis: Samples on Hold

Analytical Laboratory: Xenco

Sample Container: Clear Glass

Number of Samples: 1

Sample Quantity Collected: 8 oz.

Preservative Used: Ice

Weather: Clear & Sunny

Ambient Temperature: Approx. 50° F

Site Conditions: Not Applicable

Photograph Taken: Yes

GPS Latitude: N 33°46.953'

GPS Longitude: W 089°47.505'

Field Supervisor: Danny Vasentine

Signature / Date: Danny Vasentine 11Feb04

Field Observations / Remarks:

SOIL SAMPLE COLLECTION LOG

3TM INTERNATIONAL
Houston, Texas

Project Name: Koppers Creosote Case

Site Name: Koppers Creosote Facility

Date of Sampling: 13Jan04

Time of Sampling: 1050

Sample Location: Batupan Bogue Creek

Sample ID: 3TM-KP-DS-BB-7B (2-3')

Boring Number: 3TM-KP-DS-BB-7B

Terminal Depth of Boring: 3 feet bgs

Sampling Method: Macro-Core® Soil Sampler

Sample Depth: 2-3 foot bgs

Sample Matrix: Ditch Sediment

Soil Type: Saturated Coarse Sand

Sample Color: Brown

Sample Odor: None

Field Measurements: None

Equipment: Macro-Core® Soil Sampler

Sample Analysis: Samples on Hold

Analytical Laboratory: Xenco

Sample Container: Clear Glass

Number of Samples: 1

Sample Quantity Collected: 8 oz.

Preservative Used: Ice

Weather: Clear & Sunny

Ambient Temperature: Approx. 50° F

Site Conditions: Not Applicable

Photograph Taken: Yes

GPS Latitude: N 33°46.953'

GPS Longitude: W 089°47.505'

Field Supervisor: Danny Vasentine

Signature / Date: Danny Vasentine 11Feb04

Field Observations / Remarks:

SOIL SAMPLE COLLECTION LOG

3TM INTERNATIONAL
Houston, Texas

Project Name: Koppers Creosote Case

Site Name: Koppers Creosote Facility

Date of Sampling: 13Jan04

Time of Sampling: 1100

Sample Location: Batupan Bogue Creek

Sample ID: 3TM-KP-DS-BB-7B (0-3')

Boring Number: 3TM-KP-DS-BB-7B

Terminal Depth of Boring: 3 feet bgs

Sampling Method: Macro-Core® Soil Sampler

Sample Depth: 0-3 foot bgs

Sample Matrix: Ditch Sediment

Soil Type: Saturated Silty Coarse Sand

Sample Color: Brown

Sample Odor: None

Field Measurements: None

Equipment: Macro-Core® Soil Sampler

Sample Analysis: SVOAs by 8270

Analytical Laboratory: Xenco

Sample Container: Clear Glass

Number of Samples: 1

Sample Quantity Collected: 8 oz.

Preservative Used: Ice

Weather: Clear & Sunny

Ambient Temperature: Approx. 50° F

Site Conditions: Not Applicable

Photograph Taken: Yes

GPS Latitude: N 33°46.953'

GPS Longitude: W 089°47.505'

Field Supervisor: Danny Vasentine

Signature / Date: Danny Vasentine 11Feb04

Field Observations / Remarks:

MS/MSD was collected at this location

SOIL SAMPLE COLLECTION LOG

3TM INTERNATIONAL
Houston, Texas

Project Name: Koppers Creosote Case

Site Name: Koppers Creosote Facility

Date of Sampling: 13Jan04

Time of Sampling: 1120

Sample Location: Batupan Bogue Creek

Sample ID: 3TM-KP-DS-BB-7C (0-1')

Boring Number: 3TM-KP-DS-BB-7C

Terminal Depth of Boring: 3 feet bgs

Sampling Method: Macro-Core® Soil Sampler

Sample Depth: 0-1 foot bgs

Sample Matrix: Ditch Sediment

Soil Type: Saturated Silty Coarse Sand

Sample Color: Brown

Sample Odor: None

Field Measurements: None

Equipment: Macro-Core® Soil Sampler

Sample Analysis: Samples on Hold

Analytical Laboratory: Xenco

Sample Container: Clear Glass

Number of Samples: 1

Sample Quantity Collected: 8 oz.

Preservative Used: Ice

Weather: Clear & Sunny

Ambient Temperature: Approx. 50° F

Site Conditions: Not Applicable

Photograph Taken: Yes

GPS Latitude: N 33°46.943'

GPS Longitude: W 089°47.509'

Field Supervisor: Danny Vasentine

Signature / Date: Danny Vasentine 11Feb04

Field Observations / Remarks:

SOIL SAMPLE COLLECTION LOG

3TM INTERNATIONAL
Houston, Texas

Project Name: Koppers Creosote Case

Date of Sampling: 13Jan04

Sample Location: Batupan Bogue Creek

Boring Number: 3TM-KP-DS-BB-7C

Sampling Method: Macro-Core® Soil Sampler

Sample Matrix: Ditch Sediment

Sample Color: Brown

Field Measurements: None

Sample Analysis: Samples on Hold

Sample Container: Clear Glass

Sample Quantity Collected: 8 oz.

Weather: Clear & Sunny

Site Conditions: Not Applicable

GPS Latitude: N 33°46.943'

Field Supervisor: Danny Vasentine

Site Name: Koppers Creosote Facility

Time of Sampling: 1125

Sample ID: 3TM-KP-DS-BB-7C (1-2')

Terminal Depth of Boring: 3 feet bgs

Sample Depth: 1-2 foot bgs

Soil Type: Saturated Silty Coarse Sand

Sample Odor: None

Equipment: Macro-Core® Soil Sampler

Analytical Laboratory: Xenco

Number of Samples: 1

Preservative Used: Ice

Ambient Temperature: Approx. 50° F

Photograph Taken: Yes

GPS Longitude: W 089°47.509'

Signature / Date: Danny Vasentine 11Feb04

Field Observations / Remarks:

SOIL SAMPLE COLLECTION LOG

3TM INTERNATIONAL
Houston, Texas

Project Name: Koppers Creosote Case

Site Name: Koppers Creosote Facility

Date of Sampling: 13Jan04

Time of Sampling: 1130

Sample Location: Batupan Bogue Creek

Sample ID: 3TM-KP-DS-BB-7C (2-3')

Boring Number: 3TM-KP-DS-BB-7C

Terminal Depth of Boring: 3 feet bgs

Sampling Method: Macro-Core® Soil Sampler

Sample Depth: 2-3 foot bgs

Sample Matrix: Ditch Sediment

Soil Type: Saturated Silty Coarse Sand

Sample Color: Brown

Sample Odor: None

Field Measurements: None

Equipment: Macro-Core® Soil Sampler

Sample Analysis: Samples on Hold

Analytical Laboratory: Xenco

Sample Container: Clear Glass

Number of Samples: 1

Sample Quantity Collected: 8 oz.

Preservative Used: Ice

Weather: Clear & Sunny

Ambient Temperature: Approx. 50° F

Site Conditions: Not Applicable

Photograph Taken: Yes

GPS Latitude: N 33°46.943'

GPS Longitude: W 089°47.509'

Field Supervisor: Danny Vasentine

Signature / Date: Danny Vasentine 11Feb04

Field Observations / Remarks:

SOIL SAMPLE COLLECTION LOG

3TM INTERNATIONAL
Houston, Texas

Project Name: Koppers Creosote Case

Site Name: Koppers Creosote Facility

Date of Sampling: 13Jan04

Time of Sampling: 1140

Sample Location: Batupan Bogue Creek

Sample ID: 3TM-KP-DS-BB-7C (0-3')

Boring Number: 3TM-KP-DS-BB-7C

Terminal Depth of Boring: 3 feet bgs

Sampling Method: Macro-Core® Soil Sampler

Sample Depth: 0-3 foot bgs

Sample Matrix: Ditch Sediment

Soil Type: Saturated Silty Coarse Sand

Sample Color: Brown

Sample Odor: None

Field Measurements: None

Equipment: Macro-Core® Soil Sampler

Sample Analysis: SVOAs by 8270

Analytical Laboratory: Xenco

Sample Container: Clear Glass

Number of Samples: 1

Sample Quantity Collected: 8 oz.

Preservative Used: Ice

Weather: Clear & Sunny

Ambient Temperature: Approx. 50° F

Site Conditions: Not Applicable

Photograph Taken: Yes

GPS Latitude: N 33°46.943'

GPS Longitude: W 089°47.509'

Field Supervisor: Danny Vasentine

Signature / Date: Danny Vasentine 11Feb04

Field Observations / Remarks:

MS/MSD was collected at this location

SOIL SAMPLE COLLECTION LOG

3TM INTERNATIONAL
Houston, Texas

Project Name: Koppers Creosote Case

Date of Sampling: 13Jan04

Sample Location: Batupan Bogue Creek

Boring Number: 3TM-KP-DS-BB-11D

Sampling Method: Macro-Core® Soil Sampler

Sample Matrix: Ditch Sediment

Sample Color: Gray

Field Measurements: None

Sample Analysis: SVOAs by 8270 / PAHs by 8270

Sample Container: Clear Glass

Sample Quantity Collected: 8 oz.

Weather: Cloudy

Site Conditions: Not Applicable

GPS Latitude: N 33°44.211'

Field Supervisor: Danny Vasentine

Site Name: Koppers Creosote Facility

Time of Sampling: 1330

Sample ID: 3TM-KP-DS-BB-11D (0-1')

Terminal Depth of Boring: 3 feet bgs

Sample Depth: 0-1 foot bgs

Soil Type: Moist Silty Coarse Sand

Sample Odor: Strong Creosote Odor

Equipment: Macro-Core® Soil Sampler

Analytical Laboratory: Xenco / AXYS

Number of Samples: 2

Preservative Used: Ice

Ambient Temperature: Approx. 55° F

Photograph Taken: Yes

GPS Longitude: W 089°46.687'

Signature / Date: Danny Vasentine 11Feb04

Field Observations / Remarks:

This sample was collected in the Central Ditch

SOIL SAMPLE COLLECTION LOG

3TM INTERNATIONAL
Houston, Texas

Project Name: Koppers Creosote Case

Site Name: Koppers Creosote Facility

Date of Sampling: 13Jan04

Time of Sampling: 1335

Sample Location: Batupan Bogue Creek

Sample ID: 3TM-KP-DS-BB-11D (1-2')

Boring Number: 3TM-KP-DS-BB-11D

Terminal Depth of Boring: 3 feet bgs

Sampling Method: Macro-Core® Soil Sampler

Sample Depth: 1-2 foot bgs

Sample Matrix: Ditch Sediment

Soil Type: Moist Silty Coarse Sand

Sample Color: Gray

Sample Odor: Strong Creosote Odor

Field Measurements: None

Equipment: Macro-Core® Soil Sampler

Sample Analysis: SVOAs by 8270 / PAHs by 8270

Analytical Laboratory: Xenco / AXYS

Sample Container: Clear Glass

Number of Samples: 2

Sample Quantity Collected: 8 oz.

Preservative Used: Ice

Weather: Cloudy

Ambient Temperature: Approx. 55° F

Site Conditions: Not Applicable

Photograph Taken: Yes

GPS Latitude: N 33°44.211'

GPS Longitude: W 089°46.687'

Field Supervisor: Danny Vasentine

Signature / Date: Danny Vasentine 11Feb04

Field Observations / Remarks:

This sample was collected in the Central Ditch

SOIL SAMPLE COLLECTION LOG

3TM INTERNATIONAL
Houston, Texas

Project Name: Koppers Creosote Case

Date of Sampling: 13Jan04

Sample Location: Batupan Bogue Creek

Boring Number: 3TM-KP-DS-BB-11D

Sampling Method: Macro-Core® Soil Sampler

Sample Matrix: Ditch Sediment

Sample Color: Gray

Field Measurements: None

Sample Analysis: SVOAs by 8270 / PAHs by 8270

Sample Container: Clear Glass

Sample Quantity Collected: 8 oz.

Weather: Cloudy

Site Conditions: Not Applicable

GPS Latitude: N 33°44.211'

Field Supervisor: Danny Vasentine

Site Name: Koppers Creosote Facility

Time of Sampling: 1340

Sample ID: 3TM-KP-DS-BB-11D (2-3')

Terminal Depth of Boring: 3 feet bgs

Sample Depth: 2-3 foot bgs

Soil Type: Moist Silty Coarse Sand

Sample Odor: Strong Creosote Odor

Equipment: Macro-Core® Soil Sampler

Analytical Laboratory: Xenco / AXYS

Number of Samples: 2

Preservative Used: Ice

Ambient Temperature: Approx. 55° F

Photograph Taken: Yes

GPS Longitude: W 089°46.687'

Signature / Date: Danny Vasentine 11Feb04

Field Observations / Remarks:

This sample was collected in the Central Ditch

SOIL SAMPLE COLLECTION LOG

3TM INTERNATIONAL
Houston, Texas

Project Name: Koppers Creosote Case

Date of Sampling: 13Jan04

Sample Location: Batupan Bogue Creek

Boring Number: 3TM-KP-DS-BB-11D

Sampling Method: Macro-Core® Soil Sampler

Sample Matrix: Ditch Sediment

Sample Color: Gray

Field Measurements: None

Sample Analysis: SVOAs by 8270 / PAHs by 8270

Sample Container: Clear Glass

Sample Quantity Collected: 8 oz.

Weather: Cloudy

Site Conditions: Not Applicable

GPS Latitude: N 33°44.211'

Field Supervisor: Danny Vasentine

Site Name: Koppers Creosote Facility

Time of Sampling: 1350

Sample ID: 3TM-KP-DS-BB-11D (0-3')

Terminal Depth of Boring: 3 feet bgs

Sample Depth: 0-3 foot bgs

Soil Type: Moist Silty Coarse Sand

Sample Odor: Strong Creosote Odor

Equipment: Macro-Core® Soil Sampler

Analytical Laboratory: Xenco / AXYS

Number of Samples: 2

Preservative Used: Ice

Ambient Temperature: Approx. 55° F

Photograph Taken: Yes

GPS Longitude: W 089°46.687'

Signature / Date: Danny Vasentine 11Feb04

Field Observations / Remarks:

This sample was collected in the Central Ditch

FIELD BLANK COLLECTION LOG

3TM INTERNATIONAL
Houston, Texas

Project Name: Koppers Creosote Case

Site Name: Koppers Creosote Facility

Date of Sampling: 11Jan04

Time of Sampling: 1555

Sample Location: Batupan Bogue Creek

Sample ID: Field Blank

Sample Color: Clear

Sample Odor: None

Field Measurements: None

Sample Analysis: SVOAs by 8270

Analytical Laboratory: Xenco

Sample Container: Clear Glass

Number of Samples: 1

Sample Quantity Collected: 8 oz.

Preservative Used: Ice

Weather: Clear & Sunny

Ambient Temperature: Approx. 45° F

Field Supervisor: Danny Vasentine

Signature / Date: Danny Vasentine 11Feb 04

Field Observations / Remarks:

EQUIPMENT RINSATE COLLECTION LOG

3TM INTERNATIONAL
Houston, Texas

Project Name: Koppers Creosote Case

Site Name: Koppers Creosote Facility

Date of Sampling: 11Jan04

Time of Sampling: 1200

Sample Location: Batupan Bogue Creek

Sample ID: Equipment Rinsate

Sample Color: Clear

Sample Odor: None

Field Measurements: None

Sample Analysis: SVOAs by 8270

Analytical Laboratory: Xenco

Sample Container: Clear Glass

Number of Samples: 1

Sample Quantity Collected: 8 oz.

Preservative Used: Ice

Weather: Clear & Sunny

Ambient Temperature: Approx. 35° F

Field Supervisor: Danny Vasentine

Signature / Date: Danny Vasentine 11Feb04

Field Observations / Remarks:

SOIL SAMPLE COLLECTION LOG

3TM INTERNATIONAL
Houston, Texas

Project Name: Koppers Creosote Case

Site Name: Koppers Creosote Facility

Date of Sampling: 7/21/03

Time of Sampling: 1030

Sample Location: 43 Carver Circle

Sample ID: 3TM-KP-SS-43-01

Boring Number: 3TM-KP-SS-43-01

Terminal Depth of Boring: 2 feet bgs

Sampling Method: Hand Auger

Sample Depth: 2 feet bgs

Sample Matrix: Soil

Soil Type: Moist Gravelly Clayey Silt

Sample Color: Dark Gray

Sample Odor: Faint Creosote Odor

Field Measurements: Field Test = Approx. 1 ppm

Equipment: H.E.L.P, Inc. Environmental Kit & Auger

Sample Analysis:PAHs by EPA Method 8270

Analytical Laboratory: Xenco

Sample Container: Clear Glass

Number of Samples: 1

Sample Quantity Collected: 8 oz.

Preservative Used: Ice

Weather: Clear & Hot

Ambient Temperature: Approx. 95° F

Site Conditions: Not Applicable

Photograph Taken: Yes

GPS Latitude: N 33°44.416'

GPS Longitude: W 089°47.196'

Field Supervisor: T. J. Dunnahoe

Signature / Date: 2/11/04

Field Observations / Remarks:

Sample was collected on the western side of a berm located in the rear of 43 Carver Circle. The area was a low lying area that appeared to frequently retain water.

SOIL SAMPLE COLLECTION LOG

3TM INTERNATIONAL
Houston, Texas

Project Name: Koppers Creosote Case

Site Name: Koppers Creosote Facility

Date of Sampling: 7/21/03

Time of Sampling: 1040

Sample Location: 43 Carver Circle

Sample ID: 3TM-KP-SS-43-02

Boring Number: 3TM-KP-SS-43-02

Terminal Depth of Boring: 2 feet bgs

Sampling Method: Hand Auger

Sample Depth: 2 feet bgs

Sample Matrix: Soil

Soil Type: Moist Clayey Silt

Sample Color: Dark Gray

Sample Odor: Faint Creosote Odor

Field Measurements: Field Test = Approx. 1 ppm

Equipment: H.E.L.P, Inc. Environmental Kit & Auger

Sample Analysis:PAHs by EPA Method 8270

Analytical Laboratory: Xenco

Sample Container: Clear Glass

Number of Samples: 1

Sample Quantity Collected: 8 oz.

Preservative Used: Ice

Weather: Clear & Hot

Ambient Temperature: Approx. 95° F

Site Conditions: Not Applicable

Photograph Taken: Yes

GPS Latitude: N 33°44.409'

GPS Longitude: W 089°47.196'

Field Supervisor: T. J. Dunnahoe

Signature / Date: 2/11/04

Field Observations / Remarks:

Sample was collected on the western side of a berm located in the rear of 43 Carver Circle. The area was a low lying area that appeared to frequently retain water.

SOIL SAMPLE COLLECTION LOG

3TM INTERNATIONAL
Houston, Texas

Project Name: Koppers Creosote Case

Site Name: Koppers Creosote Facility

Date of Sampling: 7/21/03

Time of Sampling: 1155

Sample Location: Batupan Bogue Creek

Sample ID: 3TM-KP-SS-BB-01

Boring Number: 3TM-KP-SS-BB-01

Terminal Depth of Boring: 1 feet bgs

Sampling Method: Hand Auger

Sample Depth: 1 feet bgs

Sample Matrix: Sediment

Soil Type: Saturated Sand (creek sediment)

Sample Color: Red/Gray

Sample Odor: Faint Creosote Odor

Field Measurements: None

Equipment: Hand Auger

Sample Analysis: PAHs by EPA Method 8270

Analytical Laboratory: Xenco

Sample Container: Clear Glass

Number of Samples: 1

Sample Quantity Collected: 8 oz.

Preservative Used: Ice

Weather: Clear & Hot

Ambient Temperature: Approx. 95° F

Site Conditions: Not Applicable

Photograph Taken: Yes

GPS Latitude: N 33°44.385'

GPS Longitude: W 089°46.482'

Field Supervisor: T. J. Dunnahoe

Signature / Date: 2/11/04

Field Observations / Remarks:

Sample was collected in Batupan Bogue Creek on the western side, approximately 200 feet south of the bridge at Tie Plant Road.

SOIL SAMPLE COLLECTION LOG

3TM INTERNATIONAL
Houston, Texas

Project Name: Koppers Creosote Case

Site Name: Koppers Creosote Facility

Date of Sampling: 7/21/03

Time of Sampling: 1235

Sample Location: Batupan Bogue Creek

Sample ID: 3TM-KP-SS-BB-02

Boring Number: 3TM-KP-SS-BB-02

Terminal Depth of Boring: 3 inches bgs

Sampling Method: Hand Auger

Sample Depth: 0 - 3 inches bgs

Sample Matrix: Sediment

Soil Type: Saturated Sand (creek sediment)

Sample Color: Red/Gray

Sample Odor: Strong Creosote Odor

Field Measurements: None

Equipment: Hand Auger

Sample Analysis:PAHs by EPA Method 8270

Analytical Laboratory: Xenco

Sample Container: Clear Glass

Number of Samples: 1

Sample Quantity Collected: 8 oz.

Preservative Used: Ice

Weather: Clear & Hot

Ambient Temperature: Approx. 95° F

Site Conditions: Not Applicable

Photograph Taken: Yes

GPS Latitude: N 33°44.354'

GPS Longitude: W 089°46.490'

Field Supervisor: T. J. Dunnahoe

Signature / Date: 2/11/04

Field Observations / Remarks:

Sample was collected in Batupan Bogue Creek at an inlet from an unknown creek. This creek enters from the western side of Batupan Bogue Creek approximately 300 feet south of the Tie Plant Road crossing.

SOIL SAMPLE COLLECTION LOG

3TM INTERNATIONAL
Houston, Texas

Project Name: Koppers Creosote Case

Site Name: Koppers Creosote Facility

Date of Sampling: 7/21/03

Time of Sampling: 1245

Sample Location: Batupan Bogue Creek

Sample ID: 3TM-KP-SS-BB-03

Boring Number: 3TM-KP-SS-BB-03

Terminal Depth of Boring: 3 inches bgs

Sampling Method: Hand Auger

Sample Depth: 0 - 3 inches bgs

Sample Matrix: Sediment

Soil Type: Saturated Sand (creek sediment)

Sample Color: Red/Gray

Sample Odor: Strong Creosote Odor

Field Measurements: Field Test = Approx. 200-400 ppm

Equipment: H.E.L.P., Inc. Environmental Kit & Auger

Sample Analysis:PAHs by EPA Method 8270

Analytical Laboratory: Xenco

Sample Container: Clear Glass

Number of Samples: 1

Sample Quantity Collected: 8 oz.

Preservative Used: Ice

Weather: Clear & Hot

Ambient Temperature: Approx. 95° F

Site Conditions: Not Applicable

Photograph Taken: Yes

GPS Latitude: N 33°44.353'

GPS Longitude: W 089°46.500'

Field Supervisor: T. J. Dunnahoe

Signature / Date: [signature] 2/11/04

Field Observations / Remarks:

Sample was collected in Batupan Bogue Creek at an inlet from an unknown creek. This creek enters from the western side of Batupan Bogue Creek approximately 300 feet south of the Tie Plant Road crossing. This sample was collected approximately 20 feet west of sample 3TM-KP-SS-BB-02. An area surrounding this sample location had what appeared to be creosote oil floating on the surface water. A sample of this material and the surface water was collected (3TM-KP-SW-BB-01).

SURFACE WATER SAMPLE COLLECTION LOG

3TM INTERNATIONAL, INC.
Houston, Texas

Project Name: Koppers Creosote Case

Site Name: Koppers Creosote Facility

Date of Sampling: 7/21/03

Time of Sampling: 1255

Sample Location: Central Ditch Inflow Area

Sample ID: 3TM-KP-SW-BB-01

Collection Method: Grab

Quantity Collected: 1 Liter

Field Measurements: N/A

Equipment: None

Sample Color: Clear water with Oily substance

Sample Odor: Strong Creosote Odor

Sample Analysis: PAHs by 8270

Analytical Laboratory: Xenco

Sample Container: Amber Glass

Number of Samples: 1

Sample Quantity Collected: 1 Liter

Preservative Used: Ice

Weather: Hot & Sunny

Ambient Temperature: Approx. 95°F

Site Conditions: N/A

Photograph Taken: Yes

GPS Latitude: N 33°44.353'

GPS Longitude: W 089°46.500'

Field Technician: T. J. Dunnahoe

Signature / Date: 2/11/04

Field Observations / Remarks:

This sample was collected from the surface water pooled at soil sample location 3TM-KP-SS-BB-03. A dark oily substance was floating on the surface of the water. Therefore, this substance and the surrounding water was collected for analysis.

SOIL SAMPLE COLLECTION LOG

3TM INTERNATIONAL
Houston, Texas

Project Name: Koppers Creosote Case

Site Name: Koppers Creosote Facility

Date of Sampling: 7/22/03

Time of Sampling: 0815

Sample Location: 7 Carver Circle

Sample ID: 3TM-KP-SS-7-01

Boring Number: 3TM-KP-SS-7-01

Terminal Depth of Boring: 6 inches bgs

Sampling Method: Hand Auger

Sample Depth: 6 inches bgs

Sample Matrix: Soil

Soil Type: Gravelly Clayey Silt

Sample Color: Dark Brown

Sample Odor: None

Field Measurements: None

Equipment: Hand Auger

Sample Analysis: PAHs by EPA Method 8270

Analytical Laboratory: Xenco

Sample Container: Clear Glass

Number of Samples: 1

Sample Quantity Collected: 8 oz.

Preservative Used: Ice

Weather: Cloudy & Occasional Rain

Ambient Temperature: Approx. 85° F

Site Conditions: Not Applicable

Photograph Taken: Yes

GPS Latitude: N 33°44.490'

GPS Longitude: W 089°47.193'

Field Supervisor: T. J. Dunnahoe

Signature / Date: 2/11/04

Field Observations / Remarks:

Sample was collected in the inlet to a stormwater drain in the front yard of this residence. Residents indicate that run-off from the Koppers Facility frequently pools in their front yard.

SOIL SAMPLE COLLECTION LOG

3TM INTERNATIONAL
Houston, Texas

Project Name: Koppers Creosote Case

Site Name: Koppers Creosote Facility

Date of Sampling: 7/22/03

Time of Sampling: 0825

Sample Location: 7 Carver Circle

Sample ID: 3TM-KP-SS-7-02

Boring Number: 3TM-KP-SS-7-02

Terminal Depth of Boring: 6 inches bgs

Sampling Method: Hand Auger

Sample Depth: 6 inches bgs

Sample Matrix: Soil

Soil Type: Gravelly Clayey Silt

Sample Color: Dark Brown

Sample Odor: None

Field Measurements: None

Equipment: Hand Auger

Sample Analysis: PAHs by EPA Method 8270

Analytical Laboratory: Xenco

Sample Container: Clear Glass

Number of Samples: 1

Sample Quantity Collected: 8 oz.

Preservative Used: Ice

Weather: Cloudy & Occasional Rain

Ambient Temperature: Approx. 85° F

Site Conditions: Not Applicable

Photograph Taken: Yes

GPS Latitude: N 33°44.492'

GPS Longitude: W 089°47.186'

Field Supervisor: T. J. Dunnahoe

Signature / Date: [signature] 2/11/04

Field Observations / Remarks:

Sample was collected in a low lying area of the front yard of this residence. Residents indicate that run-off from the Koppers Facility frequently pools in their front yard.

SOIL SAMPLE COLLECTION LOG

3TM INTERNATIONAL
Houston, Texas

Project Name: Koppers Creosote Case

Site Name: Koppers Creosote Facility

Date of Sampling: 7/22/03

Time of Sampling: 1205

Sample Location: 303 Carver Circle

Sample ID: 3TM-KP-SS-303-01

Boring Number: 3TM-KP-SS-303-01

Terminal Depth of Boring: 6 inches bgs

Sampling Method: Hand Auger

Sample Depth: 6 inches bgs

Sample Matrix: Soil

Soil Type: Gravelly Clayey Silt

Sample Color: Red/Brown

Sample Odor: None

Field Measurements: None

Equipment: Hand Auger

Sample Analysis: PAHs by EPA Method 8270

Analytical Laboratory: Xenco

Sample Container: Clear Glass

Number of Samples: 1

Sample Quantity Collected: 8 oz.

Preservative Used: Ice

Weather: Cloudy & Occasional Rain

Ambient Temperature: Approx. 85° F

Site Conditions: Not Applicable

Photograph Taken: Yes

GPS Latitude: N 33°44.245'

GPS Longitude: W 089°46.976'

Field Supervisor: T. J. Dunnahoe

Signature / Date: 2/11/04

Field Observations / Remarks:

Sample was collected in the rear of the residence, near a fence and tree-line on the southwestern side of the home.

SOIL SAMPLE COLLECTION LOG

3TM INTERNATIONAL
Houston, Texas

Project Name: Koppers Creosote Case

Site Name: Koppers Creosote Facility

Date of Sampling: 7/22/03

Time of Sampling: 1215

Sample Location: 303 Carver Circle

Sample ID: 3TM-KP-SS-303-02

Boring Number: 3TM-KP-SS-303-02

Terminal Depth of Boring: 6 inches bgs

Sampling Method: Hand Auger

Sample Depth: 6 inches bgs

Sample Matrix: Soil

Soil Type: Gravelly Clayey Silt

Sample Color: Red/Brown

Sample Odor: None

Field Measurements: None

Equipment: Hand Auger

Sample Analysis: PAHs by EPA Method 8270

Analytical Laboratory: Xenco

Sample Container: Clear Glass

Number of Samples: 1

Sample Quantity Collected: 8 oz.

Preservative Used: Ice

Weather: Cloudy & Occasional Rain

Ambient Temperature: Approx. 85° F

Site Conditions: Not Applicable

Photograph Taken: Yes

GPS Latitude: N 33°44.256'

GPS Longitude: W 089°46.993'

Field Supervisor: T. J. Dunnahoe

Signature / Date: [signature] 2/11/04

Field Observations / Remarks:

Sample was collected in the rear of the residence, near the southwestern corner of a storage building.

SOIL SAMPLE COLLECTION LOG

3TM INTERNATIONAL
Houston, Texas

Project Name: Koppers Creosote Case

Site Name: Koppers Creosote Facility

Date of Sampling: 7/23/03

Time of Sampling: 950

Sample Location: 690 Mondy Road

Sample ID: 3TM-KP-SS-690-01

Boring Number: 3TM-KP-SS-690-01

Terminal Depth of Boring: 1 foot bgs

Sampling Method: Hand Auger

Sample Depth: 1 foot bgs

Sample Matrix: Soil

Soil Type: Clayey Silt

Sample Color: Red/Brown

Sample Odor: None

Field Measurements: None

Equipment: Hand Auger

Sample Analysis: PAHs by EPA Method 8270

Analytical Laboratory: Xenco

Sample Container: Clear Glass

Number of Samples: 1

Sample Quantity Collected: 8 oz.

Preservative Used: Ice

Weather: Hot & Sunny

Ambient Temperature: Approx. 95° F

Site Conditions: Not Applicable

Photograph Taken: Yes

GPS Latitude: N 33°43.871'

GPS Longitude: W 089°48.457'

Field Supervisor: T. J. Dunnahoe

Signature / Date: [signature] 2/11/04

Field Observations / Remarks:

Sample was collected in the rear of the residence, near the tree-line. This position was down hill from the residence.

QA/QC Sample 3TM-KP-SS-690-01-MS/MSD was also collected at this location.

SOIL SAMPLE COLLECTION LOG

3TM INTERNATIONAL
Houston, Texas

Project Name: Koppers Creosote Case

Site Name: Koppers Creosote Facility

Date of Sampling: 7/23/03

Time of Sampling: 1005

Sample Location: 690 Mondy Road

Sample ID: 3TM-KP-SS-690-02

Boring Number: 3TM-KP-SS-690-02

Terminal Depth of Boring: 1 foot bgs

Sampling Method: Hand Auger

Sample Depth: 1 foot bgs

Sample Matrix: Soil

Soil Type: Sandy Silt

Sample Color: Brown

Sample Odor: None

Field Measurements: None

Equipment: Hand Auger

Sample Analysis: PAHs by EPA Method 8270

Analytical Laboratory: Xenco

Sample Container: Clear Glass

Number of Samples: 1

Sample Quantity Collected: 8 oz.

Preservative Used: Ice

Weather: Hot & Sunny

Ambient Temperature: Approx. 95° F

Site Conditions: Not Applicable

Photograph Taken: Yes

GPS Latitude: N 33°43.873'

GPS Longitude: W 089°48.442'

Field Supervisor: T. J. Dunnahoe

Signature / Date: [signature] 2/11/04

Field Observations / Remarks:

Sample was collected in the garden located northeast of the residence. This garden is positioned uphill from the residence.

SOIL SAMPLE COLLECTION LOG

3TM INTERNATIONAL
Houston, Texas

Project Name: Koppers Creosote Case

Site Name: Koppers Creosote Facility

Date of Sampling: 7/23/03

Time of Sampling: 1450

Sample Location: 1137 Eastview Drive

Sample ID: 3TM-KP-SS-1137-02

Boring Number: 3TM-KP-SS-1137-02

Terminal Depth of Boring: 6 inches bgs

Sampling Method: Hand Auger

Sample Depth: 6 inches bgs

Sample Matrix: Soil

Soil Type: Silty Sand

Sample Color: Brown

Sample Odor: None

Field Measurements: None

Equipment: Hand Auger

Sample Analysis: PAHs by EPA Method 8270

Analytical Laboratory: Xenco

Sample Container: Clear Glass

Number of Samples: 1

Sample Quantity Collected: 8 oz.

Preservative Used: Ice

Weather: Hot & Sunny

Ambient Temperature: Approx. 95° F

Site Conditions: Not Applicable

Photograph Taken: Yes

GPS Latitude: N 33°46.120'

GPS Longitude: W 089°447.341'

Field Supervisor: T. J. Dunnahoe

Signature / Date: [signature] 2/11/04

Field Observations / Remarks:

Sample was collected in the rear of the residence in an area that was identified by the resident as submersed during previous floodings. Additionally, the resident stated that the area was previously used as a garden.

SOIL SAMPLE COLLECTION LOG

3TM INTERNATIONAL
Houston, Texas

Project Name: Koppers Creosote Case

Site Name: Koppers Creosote Facility

Date of Sampling: 7/23/03

Time of Sampling: 1650

Sample Location: 688 Townes Avenue

Sample ID: 3TM-KP-SS-688-01

Boring Number: 3TM-KP-SS-688-01

Terminal Depth of Boring: 6 Inches bgs

Sampling Method: Hand Auger

Sample Depth: 6 inches bgs

Sample Matrix: Soil

Soil Type: Gravelly Clayey Silt

Sample Color: Brown

Sample Odor: None

Field Measurements: None

Equipment: Hand Auger

Sample Analysis: PAHs by EPA Method 8270

Analytical Laboratory: Xenco

Sample Container: Clear Glass

Number of Samples: 1

Sample Quantity Collected: 8 oz.

Preservative Used: Ice

Weather: Hot & Sunny

Ambient Temperature: Approx. 95° F

Site Conditions: Not Applicable

Photograph Taken: Yes

GPS Latitude: N 33°45.250'

GPS Longitude: W 089°47.311'

Field Supervisor: T. J. Dunnahoe

Signature / Date: 2/11/04

Field Observations / Remarks:

Sample was collected in the southeast corner of the yard near the corner of a storage building.

SOIL SAMPLE COLLECTION LOG

3TM INTERNATIONAL
Houston, Texas

Project Name: Koppers Creosote Case

Site Name: Koppers Creosote Facility

Date of Sampling: 7/23/03

Time of Sampling: 1700

Sample Location: 688 Townes Avenue

Sample ID: 3TM-KP-SS-688-02

Boring Number: 3TM-KP-SS-688-02

Terminal Depth of Boring: 6 inches bgs

Sampling Method: Hand Auger

Sample Depth: 6 inches bgs

Sample Matrix: Soil

Soil Type: Gravelly Clayey Silt

Sample Color: Brown

Sample Odor: None

Field Measurements: None

Equipment: Hand Auger

Sample Analysis: PAHs by EPA Method 8270

Analytical Laboratory: Xenco

Sample Container: Clear Glass

Number of Samples: 1

Sample Quantity Collected: 8 oz.

Preservative Used: Ice

Weather: Hot & Sunny

Ambient Temperature: Approx. 95° F

Site Conditions: Not Applicable

Photograph Taken: Yes

GPS Latitude: N 33°45.235'

GPS Longitude: W 089°47.320'

Field Supervisor: T. J. Dunnahoe

Signature / Date: [illegible] 2/11/04

Field Observations / Remarks:

Sample was collected in the southwest corner of the yard near the corner of a storage building.

SOIL SAMPLE COLLECTION LOG

3TM INTERNATIONAL
Houston, Texas

Project Name: Koppers Creosote Case

Site Name: Koppers Creosote Facility

Date of Sampling: 7/24/03

Time of Sampling: 0950

Sample Location: 5 Sycamore Circle

Sample ID: 3TM-KP-SS-5-01

Boring Number: 3TM-KP-SS-5-01

Terminal Depth of Boring: 6 inches bgs

Sampling Method: Hand Auger

Sample Depth: 6 inches bgs

Sample Matrix: Soil

Soil Type: Silty Sand

Sample Color: Tan/Brown

Sample Odor: None

Field Measurements: None

Equipment: Hand Auger

Sample Analysis: PAHs by EPA Method 8270

Analytical Laboratory: Xenco

Sample Container: Clear Glass

Number of Samples: 1

Sample Quantity Collected: 8 oz.

Preservative Used: Ice

Weather: Hot & Sunny

Ambient Temperature: Approx. 95° F

Site Conditions: Not Applicable

Photograph Taken: Yes

GPS Latitude: N 33°46.936'

GPS Longitude: W 089°47.202'

Field Supervisor: T. J. Dunnahoe

Signature / Date: 2/11/04

Field Observations / Remarks:

Sample was collected in the southeast corner of the yard near the corner of a storage building on the eastern side of a storage building.

SOIL SAMPLE COLLECTION LOG

3TM INTERNATIONAL
Houston, Texas

Project Name: Koppers Creosote Case

Site Name: Koppers Creosote Facility

Date of Sampling: 7/24/03

Time of Sampling: 1000

Sample Location: 5 Sycamore Circle

Sample ID: 3TM-KP-SS-5-02

Boring Number: 3TM-KP-SS-5-02

Terminal Depth of Boring: 6 inches bgs

Sampling Method: Hand Auger

Sample Depth: 6 inches bgs

Sample Matrix: Soil

Soil Type: Silty Sand

Sample Color: Tan/Brown

Sample Odor: None

Field Measurements: None

Equipment: Hand Auger

Sample Analysis: PAHs by EPA Method 8270

Analytical Laboratory: Xenco

Sample Container: Clear Glass

Number of Samples: 1

Sample Quantity Collected: 8 oz.

Preservative Used: Ice

Weather: Hot & Sunny

Ambient Temperature: Approx. 95° F

Site Conditions: Not Applicable

Photograph Taken: Yes

GPS Latitude: N 33°46.936'

GPS Longitude: W 089°47.209'

Field Supervisor: T. J. Dunnahoe

Signature / Date: 2/11/04

Field Observations / Remarks:

Sample was collected in the center of the yard near the corner of a storage building on the western side of a storage building.

SOIL SAMPLE COLLECTION LOG

3TM INTERNATIONAL
Houston, Texas

Project Name: Koppers Creosote Case

Site Name: Koppers Creosote Facility

Date of Sampling: 7/24/03

Time of Sampling: 1015

Sample Location: 5 Sycamore Circle

Sample ID: 3TM-KP-SS-5-03

Boring Number: 3TM-KP-SS-5-03

Terminal Depth of Boring: 6 inches bgs

Sampling Method: Hand Auger

Sample Depth: 6 inches bgs

Sample Matrix: Soil

Soil Type: Silty Sand

Sample Color: Tan/Brown

Sample Odor: None

Field Measurements: None

Equipment: Hand Auger

Sample Analysis: PAHs by EPA Method 8270

Analytical Laboratory: Xenco

Sample Container: Clear Glass

Number of Samples: 1

Sample Quantity Collected: 8 oz.

Preservative Used: Ice

Weather: Hot & Sunny

Ambient Temperature: Approx. 95° F

Site Conditions: Not Applicable

Photograph Taken: Yes

GPS Latitude: N 33°46.938'

GPS Longitude: W 089°47.217'

Field Supervisor: T. J. Dunnahoe

Signature / Date: 2/11/04

Field Observations / Remarks:

Sample was collected in the southwestern corner of the yard.

INDOOR DUST/WIPE SAMPLING LOG

3TM INTERNATIONAL, INC.

Houston, Texas

Project Name: Koppers Creosote Case

Site Name: Koppers Creosote Facility

Date of Sampling: 7/24/03

Time of Sampling: 1020

Sample Location: 5 Sycamore Circle

Sample ID: 3TM-KP-G-5-01

Sample Method: Grab

Sample Matrix: Wall Paneling

Field Measurements: None

Equipment: None

Sample Analysis: PAHs by EPA Method 8270

Analytical Laboratory: Xenco

Sample Container: Clear Glass

Number of Samples: 1

Sample Quantity Collected: 8 oz.

Preservative Used: Ice

Weather: Hot & Sunny

Ambient Temperature: Approx. 95° F

Site Conditions: Not Applicable

Photograph Taken: Yes

Field Supervisor: T. J. Dunnahoe

Signature / Date: 2/11/04

Remarks:

Sample consisted of wall paneling removed from the base of the wall in the main hallway. This paneling is the original paneling that was in the house and has experienced flood waters on several occasions.

SOIL SAMPLE COLLECTION LOG

3TM INTERNATIONAL
Houston, Texas

Project Name: Koppers Creosote Case

Site Name: Koppers Creosote Facility

Date of Sampling: 7/24/03

Time of Sampling: 1035

Sample Location: 44 Sycamore Circle

Sample ID: 3TM-KP-SS-44-01

Boring Number: 3TM-KP-SS-44-01

Terminal Depth of Boring: 6 inches bgs

Sampling Method: Hand Auger

Sample Depth: 6 inches bgs

Sample Matrix: Soil

Soil Type: Silty Clay

Sample Color: Red/Brown

Sample Odor: None

Field Measurements: None

Equipment: Hand Auger

Sample Analysis: PAHs by EPA Method 8270

Analytical Laboratory: Xenco

Sample Container: Clear Glass

Number of Samples: 1

Sample Quantity Collected: 8 oz.

Preservative Used: Ice

Weather: Hot & Sunny

Ambient Temperature: Approx. 95° F

Site Conditions: Not Applicable

Photograph Taken: Yes

GPS Latitude: N 33°46.939'

GPS Longitude: W 089°47.312'

Field Supervisor: T. J. Dunnahoe

Signature / Date: [signature] 2/11/04

Field Observations / Remarks:

This residential property was an abandoned lot that had no home on site. This sample was collected near a pear tree that was present.

SOIL SAMPLE COLLECTION LOG

3TM INTERNATIONAL
Houston, Texas

Project Name: Koppers Creosote Case

Site Name: Koppers Creosote Facility

Date of Sampling: 7/24/03

Time of Sampling: 1045

Sample Location: 44 Sycamore Circle

Sample ID: 3TM-KP-SS-44-02

Boring Number: 3TM-KP-SS-44-02

Terminal Depth of Boring: 6 inches bgs

Sampling Method: Hand Auger

Sample Depth: 6 inches bgs

Sample Matrix: Soil

Soil Type: Silty Clay

Sample Color: Red/Brown

Sample Odor: None

Field Measurements: None

Equipment: Hand Auger

Sample Analysis: PAHs by EPA Method 8270

Analytical Laboratory: Xenco

Sample Container: Clear Glass

Number of Samples: 1

Sample Quantity Collected: 8 oz.

Preservative Used: Ice

Weather: Hot & Sunny

Ambient Temperature: Approx. 95° F

Site Conditions: Not Applicable

Photograph Taken: Yes

GPS Latitude: N 33°46.938'

GPS Longitude: W 089°47.317'

Field Supervisor: T. J. Dunnahoe

Signature / Date: 2/11/04

Field Observations / Remarks:

This residential property was an abandoned lot that had no home on site. This sample was collected approximately 20 feet south of the pear tree that was present.

SOIL SAMPLE COLLECTION LOG

3TM INTERNATIONAL
Houston, Texas

Project Name: Koppers Creosote Case

Site Name: Koppers Creosote Facility

Date of Sampling: 7/21/03

Time of Sampling: 1030

Sample Location: 43 Carver Circle

Sample ID: 3TM-KP-SS-43-01

Boring Number: 3TM-KP-SS-43-01

Terminal Depth of Boring: 2 feet bgs

Sampling Method: Hand Auger

Sample Depth: 2 feet bgs

Sample Matrix: Soil

Soil Type: Moist Gravelly Clayey Silt

Sample Color: Dark Gray

Sample Odor: Faint Creosote Odor

Field Measurements: Field Test = Approx. 1 ppm

Equipment: H.E.L.P, Inc. Environmental Kit & Auger

Sample Analysis:PAHs by EPA Method 8270

Analytical Laboratory: Xenco

Sample Container: Clear Glass

Number of Samples: 1

Sample Quantity Collected: 8 oz.

Preservative Used: Ice

Weather: Clear & Hot

Ambient Temperature: Approx. 95° F

Site Conditions: Not Applicable

Photograph Taken: Yes

GPS Latitude: N 33°44.416'

GPS Longitude: W 089°47.196'

Field Supervisor: T. J. Dunnahoe

Signature / Date: 2/11/04

Field Observations / Remarks:

Sample was collected on the western side of a berm located in the rear of 43 Carver Circle. The area was a low lying area that appeared to frequently retain water.

SOIL SAMPLE COLLECTION LOG

3TM INTERNATIONAL
Houston, Texas

Project Name: Koppers Creosote Case

Site Name: Koppers Creosote Facility

Date of Sampling: 7/21/03

Time of Sampling: 1040

Sample Location: 43 Carver Circle

Sample ID: 3TM-KP-SS-43-02

Boring Number: 3TM-KP-SS-43-02

Terminal Depth of Boring: 2 feet bgs

Sampling Method: Hand Auger

Sample Depth: 2 feet bgs

Sample Matrix: Soil

Soil Type: Moist Clayey Silt

Sample Color: Dark Gray

Sample Odor: Faint Creosote Odor

Field Measurements: Field Test = Approx. 1 ppm

Equipment: H.E.L.P, Inc. Environmental Kit & Auger

Sample Analysis:PAHs by EPA Method 8270

Analytical Laboratory: Xenco

Sample Container: Clear Glass

Number of Samples: 1

Sample Quantity Collected: 8 oz.

Preservative Used: Ice

Weather: Clear & Hot

Ambient Temperature: Approx. 95° F

Site Conditions: Not Applicable

Photograph Taken: Yes

GPS Latitude: N 33°44.409'

GPS Longitude: W 089°47.196'

Field Supervisor: T. J. Dunnahoe

Signature / Date: 2/11/04

Field Observations / Remarks:

Sample was collected on the western side of a berm located in the rear of 43 Carver Circle. The area was a low lying area that appeared to frequently retain water.

SOIL SAMPLE COLLECTION LOG

3TM INTERNATIONAL
Houston, Texas

Project Name: Koppers Creosote Case

Site Name: Koppers Creosote Facility

Date of Sampling: 7/21/03

Time of Sampling: 1155

Sample Location: Batupan Bogue Creek

Sample ID: 3TM-KP-SS-BB-01

Boring Number: 3TM-KP-SS-BB-01

Terminal Depth of Boring: 1 feet bgs

Sampling Method: Hand Auger

Sample Depth: 1 feet bgs

Sample Matrix: Sediment

Soil Type: Saturated Sand (creek sediment)

Sample Color: Red/Gray

Sample Odor: Faint Creosote Odor

Field Measurements: None

Equipment: Hand Auger

Sample Analysis: PAHs by EPA Method 8270

Analytical Laboratory: Xenco

Sample Container: Clear Glass

Number of Samples: 1

Sample Quantity Collected: 8 oz.

Preservative Used: Ice

Weather: Clear & Hot

Ambient Temperature: Approx. 95° F

Site Conditions: Not Applicable

Photograph Taken: Yes

GPS Latitude: N 33°44.385'

GPS Longitude: W 089°46.482'

Field Supervisor: T. J. Dunnahoe

Signature / Date: 2/11/04

Field Observations / Remarks:

Sample was collected in Batupan Bogue Creek on the western side, approximately 200 feet south of the bridge at Tie Plant Road.

SOIL SAMPLE COLLECTION LOG

3TM INTERNATIONAL
Houston, Texas

Project Name: Koppers Creosote Case

Site Name: Koppers Creosote Facility

Date of Sampling: 7/21/03

Time of Sampling: 1235

Sample Location: Batupan Bogue Creek

Sample ID: 3TM-KP-SS-BB-02

Boring Number: 3TM-KP-SS-BB-02

Terminal Depth of Boring: 3 inches bgs

Sampling Method: Hand Auger

Sample Depth: 0 - 3 inches bgs

Sample Matrix: Sediment

Soil Type: Saturated Sand (creek sediment)

Sample Color: Red/Gray

Sample Odor: Strong Creosote Odor

Field Measurements: None

Equipment: Hand Auger

Sample Analysis:PAHs by EPA Method 8270

Analytical Laboratory: Xenco

Sample Container: Clear Glass

Number of Samples: 1

Sample Quantity Collected: 8 oz.

Preservative Used: Ice

Weather: Clear & Hot

Ambient Temperature: Approx. 95° F

Site Conditions: Not Applicable

Photograph Taken: Yes

GPS Latitude: N 33°44.354'

GPS Longitude: W 089°46.490'

Field Supervisor: T. J. Dunnahoe

Signature / Date: 2/14/04

Field Observations / Remarks:

Sample was collected in Batupan Bogue Creek at an inlet from an unknown creek. This creek enters from the western side of Batupan Bogue Creek approximately 300 feet south of the Tie Plant Road crossing.

SOIL SAMPLE COLLECTION LOG

3TM INTERNATIONAL
Houston, Texas

Project Name: Koppers Creosote Case

Site Name: Koppers Creosote Facility

Date of Sampling: 7/21/03

Time of Sampling: 1245

Sample Location: Batupan Bogue Creek

Sample ID: 3TM-KP-SS-BB-03

Boring Number: 3TM-KP-SS-BB-03

Terminal Depth of Boring: 3 inches bgs

Sampling Method: Hand Auger

Sample Depth: 0 - 3 inches bgs

Sample Matrix: Sediment

Soil Type: Saturated Sand (creek sediment)

Sample Color: Red/Gray

Sample Odor: Strong Creosote Odor

Field Measurements: Field Test = Approx. 200-400 ppm

Equipment: H.E.L.P., Inc. Environmental Kit & Auger

Sample Analysis:PAHs by EPA Method 8270

Analytical Laboratory: Xenco

Sample Container: Clear Glass

Number of Samples: 1

Sample Quantity Collected: 8 oz.

Preservative Used: Ice

Weather: Clear & Hot

Ambient Temperature: Approx. 95° F

Site Conditions: Not Applicable

Photograph Taken: Yes

GPS Latitude: N 33°44.353'

GPS Longitude: W 089°46.500'

Field Supervisor: T. J. Dunnahoe

Signature / Date: [signature] 2/11/04

Field Observations / Remarks:

Sample was collected in Batupan Bogue Creek at an inlet from an unknown creek. This creek enters from the western side of Batupan Bogue Creek approximately 300 feet south of the Tie Plant Road crossing. This sample was collected approximately 20 feet west of sample 3TM-KP-SS-BB-02. An area surrounding this sample location had what appeared to be creosote oil floating on the surface water. A sample of this material and the surface water was collected (3TM-KP-SW-BB-01).

SURFACE WATER SAMPLE COLLECTION LOG

3TM INTERNATIONAL, INC.
Houston, Texas

Project Name: Koppers Creosote Case

Site Name: Koppers Creosote Facility

Date of Sampling: 7/21/03

Time of Sampling: 1255

Sample Location: Central Ditch Inflow Area

Sample ID: 3TM-KP-SW-BB-01

Collection Method: Grab

Quantity Collected: 1 Liter

Field Measurements: N/A

Equipment: None

Sample Color: Clear water with Oily substance

Sample Odor: Strong Creosote Odor

Sample Analysis: PAHs by 8270

Analytical Laboratory: Xenco

Sample Container: Amber Glass

Number of Samples: 1

Sample Quantity Collected: 1 Liter

Preservative Used: Ice

Weather: Hot & Sunny

Ambient Temperature: Approx. 95°F

Site Conditions: N/A

Photograph Taken: Yes

GPS Latitude: N 33°44.353'

GPS Longitude: W 089°46.500'

Field Technician: T. J. Dunnahoe

Signature / Date: 2/11/04

Field Observations / Remarks:

This sample was collected from the surface water pooled at soil sample location 3TM-KP-SS-BB-03. A dark oily substance was floating on the surface of the water. Therefore, this substance and the surrounding water was collected for analysis.

SOIL SAMPLE COLLECTION LOG

3TM INTERNATIONAL
Houston, Texas

Project Name: Koppers Creosote Case

Site Name: Koppers Creosote Facility

Date of Sampling: 7/22/03

Time of Sampling: 0815

Sample Location: 7 Carver Circle

Sample ID: 3TM-KP-SS-7-01

Boring Number: 3TM-KP-SS-7-01

Terminal Depth of Boring: 6 inches bgs

Sampling Method: Hand Auger

Sample Depth: 6 inches bgs

Sample Matrix: Soil

Soil Type: Gravelly Clayey Silt

Sample Color: Dark Brown

Sample Odor: None

Field Measurements: None

Equipment: Hand Auger

Sample Analysis: PAHs by EPA Method 8270

Analytical Laboratory: Xenco

Sample Container: Clear Glass

Number of Samples: 1

Sample Quantity Collected: 8 oz.

Preservative Used: Ice

Weather: Cloudy & Occasional Rain

Ambient Temperature: Approx. 85° F

Site Conditions: Not Applicable

Photograph Taken: Yes

GPS Latitude: N 33°44.490'

GPS Longitude: W 089°47.193'

Field Supervisor: T. J. Dunnahoe

Signature / Date: 2/11/04

Field Observations / Remarks:

Sample was collected in the inlet to a stormwater drain in the front yard of this residence. Residents indicate that run-off from the Koppers Facility frequently pools in their front yard.

SOIL SAMPLE COLLECTION LOG

3TM INTERNATIONAL
Houston, Texas

Project Name: Koppers Creosote Case

Site Name: Koppers Creosote Facility

Date of Sampling: 7/22/03

Time of Sampling: 0825

Sample Location: 7 Carver Circle

Sample ID: 3TM-KP-SS-7-02

Boring Number: 3TM-KP-SS-7-02

Terminal Depth of Boring: 6 inches bgs

Sampling Method: Hand Auger

Sample Depth: 6 inches bgs

Sample Matrix: Soil

Soil Type: Gravelly Clayey Silt

Sample Color: Dark Brown

Sample Odor: None

Field Measurements: None

Equipment: Hand Auger

Sample Analysis: PAHs by EPA Method 8270

Analytical Laboratory: Xenco

Sample Container: Clear Glass

Number of Samples: 1

Sample Quantity Collected: 8 oz.

Preservative Used: Ice

Weather: Cloudy & Occasional Rain

Ambient Temperature: Approx. 85° F

Site Conditions: Not Applicable

Photograph Taken: Yes

GPS Latitude: N 33°44.492'

GPS Longitude: W 089°47.186'

Field Supervisor: T. J. Dunnahoe

Signature / Date: 2/11/04

Field Observations / Remarks:

Sample was collected in a low lying area of the front yard of this residence. Residents indicate that run-off from the Koppers Facility frequently pools in their front yard.

SOIL SAMPLE COLLECTION LOG

3TM INTERNATIONAL
Houston, Texas

Project Name: Koppers Creosote Case

Site Name: Koppers Creosote Facility

Date of Sampling: 7/22/03

Time of Sampling: 1205

Sample Location: 303 Carver Circle

Sample ID: 3TM-KP-SS-303-01

Boring Number: 3TM-KP-SS-303-01

Terminal Depth of Boring: 6 inches bgs

Sampling Method: Hand Auger

Sample Depth: 6 inches bgs

Sample Matrix: Soil

Soil Type: Gravelly Clayey Silt

Sample Color: Red/Brown

Sample Odor: None

Field Measurements: None

Equipment: Hand Auger

Sample Analysis: PAHs by EPA Method 8270

Analytical Laboratory: Xenco

Sample Container: Clear Glass

Number of Samples: 1

Sample Quantity Collected: 8 oz.

Preservative Used: Ice

Weather: Cloudy & Occasional Rain

Ambient Temperature: Approx. 85° F

Site Conditions: Not Applicable

Photograph Taken: Yes

GPS Latitude: N 33°44.245'

GPS Longitude: W 089°46.976'

Field Supervisor: T. J. Dunnahoe

Signature / Date: 2/11/04

Field Observations / Remarks:

Sample was collected in the rear of the residence, near a fence and tree-line on the southwestern side of the home.

SOIL SAMPLE COLLECTION LOG

3TM INTERNATIONAL
Houston, Texas

Project Name: Koppers Creosote Case

Site Name: Koppers Creosote Facility

Date of Sampling: 7/22/03

Time of Sampling: 1215

Sample Location: 303 Carver Circle

Sample ID: 3TM-KP-SS-303-02

Boring Number: 3TM-KP-SS-303-02

Terminal Depth of Boring: 6 inches bgs

Sampling Method: Hand Auger

Sample Depth: 6 inches bgs

Sample Matrix: Soil

Soil Type: Gravelly Clayey Silt

Sample Color: Red/Brown

Sample Odor: None

Field Measurements: None

Equipment: Hand Auger

Sample Analysis: PAHs by EPA Method 8270

Analytical Laboratory: Xenco

Sample Container: Clear Glass

Number of Samples: 1

Sample Quantity Collected: 8 oz.

Preservative Used: Ice

Weather: Cloudy & Occasional Rain

Ambient Temperature: Approx. 85° F

Site Conditions: Not Applicable

Photograph Taken: Yes

GPS Latitude: N 33°44.256'

GPS Longitude: W 089°46.993'

Field Supervisor: T. J. Dunnahoe

Signature / Date: [illegible] 2/11/04

Field Observations / Remarks:

Sample was collected in the rear of the residence, near the southwestern corner of a storage building.

SOIL SAMPLE COLLECTION LOG

3TM INTERNATIONAL
Houston, Texas

Project Name: Koppers Creosote Case

Site Name: Koppers Creosote Facility

Date of Sampling: 7/23/03

Time of Sampling: 950

Sample Location: 690 Mondy Road

Sample ID: 3TM-KP-SS-690-01

Boring Number: 3TM-KP-SS-690-01

Terminal Depth of Boring: 1 foot bgs

Sampling Method: Hand Auger

Sample Depth: 1 foot bgs

Sample Matrix: Soil

Soil Type: Clayey Silt

Sample Color: Red/Brown

Sample Odor: None

Field Measurements: None

Equipment: Hand Auger

Sample Analysis: PAHs by EPA Method 8270

Analytical Laboratory: Xenco

Sample Container: Clear Glass

Number of Samples: 1

Sample Quantity Collected: 8 oz.

Preservative Used: Ice

Weather: Hot & Sunny

Ambient Temperature: Approx. 95° F

Site Conditions: Not Applicable

Photograph Taken: Yes

GPS Latitude: N 33°43.871'

GPS Longitude: W 089°48.457'

Field Supervisor: T. J. Dunnahoe

Signature / Date: 2/11/04

Field Observations / Remarks:

Sample was collected in the rear of the residence, near the tree-line. This position was down hill from the residence.

QA/QC Sample 3TM-KP-SS-690-01-MS/MSD was also collected at this location.

SOIL SAMPLE COLLECTION LOG

3TM INTERNATIONAL
Houston, Texas

Project Name: Koppers Creosote Case

Site Name: Koppers Creosote Facility

Date of Sampling: 7/23/03

Time of Sampling: 1005

Sample Location: 690 Mondy Road

Sample ID: 3TM-KP-SS-690-02

Boring Number: 3TM-KP-SS-690-02

Terminal Depth of Boring: 1 foot bgs

Sampling Method: Hand Auger

Sample Depth: 1 foot bgs

Sample Matrix: Soil

Soil Type: Sandy Silt

Sample Color: Brown

Sample Odor: None

Field Measurements: None

Equipment: Hand Auger

Sample Analysis: PAHs by EPA Method 8270

Analytical Laboratory: Xenco

Sample Container: Clear Glass

Number of Samples: 1

Sample Quantity Collected: 8 oz.

Preservative Used: Ice

Weather: Hot & Sunny

Ambient Temperature: Approx. 95° F

Site Conditions: Not Applicable

Photograph Taken: Yes

GPS Latitude: N 33°43.873'

GPS Longitude: W 089°48.442'

Field Supervisor: T. J. Dunnahoe

Signature / Date: 2/11/04

Field Observations / Remarks:

Sample was collected in the garden located northeast of the residence. This garden is positioned uphill from the residence.

SOIL SAMPLE COLLECTION LOG

3TM INTERNATIONAL
Houston, Texas

Project Name: Koppers Creosote Case

Site Name: Koppers Creosote Facility

Date of Sampling: 7/23/03

Time of Sampling: 1450

Sample Location: 1137 Eastview Drive

Sample ID: 3TM-KP-SS-1137-02

Boring Number: 3TM-KP-SS-1137-02

Terminal Depth of Boring: 6 inches bgs

Sampling Method: Hand Auger

Sample Depth: 6 inches bgs

Sample Matrix: Soil

Soil Type: Silty Sand

Sample Color: Brown

Sample Odor: None

Field Measurements: None

Equipment: Hand Auger

Sample Analysis: PAHs by EPA Method 8270

Analytical Laboratory: Xenco

Sample Container: Clear Glass

Number of Samples: 1

Sample Quantity Collected: 8 oz.

Preservative Used: Ice

Weather: Hot & Sunny

Ambient Temperature: Approx. 95° F

Site Conditions: Not Applicable

Photograph Taken: Yes

GPS Latitude: N 33°46.120'

GPS Longitude: W 089°447.341'

Field Supervisor: T. J. Dunnahoe

Signature / Date: 2/11/04

Field Observations / Remarks:

Sample was collected in the rear of the residence in an area that was identified by the resident as submersed during previous floodings. Additionally, the resident stated that the area was previously used as a garden.

SOIL SAMPLE COLLECTION LOG

3TM INTERNATIONAL
Houston, Texas

Project Name: Koppers Creosote Case

Site Name: Koppers Creosote Facility

Date of Sampling: 7/23/03

Time of Sampling: 1650

Sample Location: 688 Townes Avenue

Sample ID: 3TM-KP-SS-688-01

Boring Number: 3TM-KP-SS-688-01

Terminal Depth of Boring: 6 inches bgs

Sampling Method: Hand Auger

Sample Depth: 6 inches bgs

Sample Matrix: Soil

Soil Type: Gravelly Clayey Silt

Sample Color: Brown

Sample Odor: None

Field Measurements: None

Equipment: Hand Auger

Sample Analysis: PAHs by EPA Method 8270

Analytical Laboratory: Xenco

Sample Container: Clear Glass

Number of Samples: 1

Sample Quantity Collected: 8 oz.

Preservative Used: Ice

Weather: Hot & Sunny

Ambient Temperature: Approx. 95° F

Site Conditions: Not Applicable

Photograph Taken: Yes

GPS Latitude: N 33°45.250'

GPS Longitude: W 089°47.311'

Field Supervisor: T. J. Dunnahoe

Signature / Date: 2/11/04

Field Observations / Remarks:

Sample was collected in the southeast corner of the yard near the corner of a storage building.

SOIL SAMPLE COLLECTION LOG

3TM INTERNATIONAL
Houston, Texas

Project Name: Koppers Creosote Case

Site Name: Koppers Creosote Facility

Date of Sampling: 7/23/03

Time of Sampling: 1700

Sample Location: 688 Townes Avenue

Sample ID: 3TM-KP-SS-688-02

Boring Number: 3TM-KP-SS-688-02

Terminal Depth of Boring: 6 inches bgs

Sampling Method: Hand Auger

Sample Depth: 6 inches bgs

Sample Matrix: Soil

Soil Type: Gravelly Clayey Silt

Sample Color: Brown

Sample Odor: None

Field Measurements: None

Equipment: Hand Auger

Sample Analysis: PAHs by EPA Method 8270

Analytical Laboratory: Xenco

Sample Container: Clear Glass

Number of Samples: 1

Sample Quantity Collected: 8 oz.

Preservative Used: Ice

Weather: Hot & Sunny

Ambient Temperature: Approx. 95° F

Site Conditions: Not Applicable

Photograph Taken: Yes

GPS Latitude: N 33°45.235'

GPS Longitude: W 089°47.320'

Field Supervisor: T. J. Dunnahoe

Signature / Date: [illegible] 2/11/04

Field Observations / Remarks:

Sample was collected in the southwest corner of the yard near the corner of a storage building.

SOIL SAMPLE COLLECTION LOG

3TM INTERNATIONAL
Houston, Texas

Project Name: Koppers Creosote Case

Site Name: Koppers Creosote Facility

Date of Sampling: 7/24/03

Time of Sampling: 0950

Sample Location: 5 Sycamore Circle

Sample ID: 3TM-KP-SS-5-01

Boring Number: 3TM-KP-SS-5-01

Terminal Depth of Boring: 6 inches bgs

Sampling Method: Hand Auger

Sample Depth: 6 inches bgs

Sample Matrix: Soil

Soil Type: Silty Sand

Sample Color: Tan/Brown

Sample Odor: None

Field Measurements: None

Equipment: Hand Auger

Sample Analysis: PAHs by EPA Method 8270

Analytical Laboratory: Xenco

Sample Container: Clear Glass

Number of Samples: 1

Sample Quantity Collected: 8 oz.

Preservative Used: Ice

Weather: Hot & Sunny

Ambient Temperature: Approx. 95° F

Site Conditions: Not Applicable

Photograph Taken: Yes

GPS Latitude: N 33°46.936'

GPS Longitude: W 089°47.202'

Field Supervisor: T. J. Dunnahoe

Signature / Date: 2/11/04

Field Observations / Remarks:

Sample was collected in the southeast corner of the yard near the corner of a storage building on the eastern side of a storage building.

SOIL SAMPLE COLLECTION LOG

3TM INTERNATIONAL
Houston, Texas

Project Name: Koppers Creosote Case

Site Name: Koppers Creosote Facility

Date of Sampling: 7/24/03

Time of Sampling: 1000

Sample Location: 5 Sycamore Circle

Sample ID: 3TM-KP-SS-5-02

Boring Number: 3TM-KP-SS-5-02

Terminal Depth of Boring: 6 inches bgs

Sampling Method: Hand Auger

Sample Depth: 6 inches bgs

Sample Matrix: Soil

Soil Type: Silty Sand

Sample Color: Tan/Brown

Sample Odor: None

Field Measurements: None

Equipment: Hand Auger

Sample Analysis: PAHs by EPA Method 8270

Analytical Laboratory: Xenco

Sample Container: Clear Glass

Number of Samples: 1

Sample Quantity Collected: 8 oz.

Preservative Used: Ice

Weather: Hot & Sunny

Ambient Temperature: Approx. 95° F

Site Conditions: Not Applicable

Photograph Taken: Yes

GPS Latitude: N 33°46.936'

GPS Longitude: W 089°47.209'

Field Supervisor: T. J. Dunnahoe

Signature / Date: 2/14/04

Field Observations / Remarks:

Sample was collected in the center of the yard near the corner of a storage building on the western side of a storage building.

SOIL SAMPLE COLLECTION LOG

3TM INTERNATIONAL
Houston, Texas

Project Name: Koppers Creosote Case

Site Name: Koppers Creosote Facility

Date of Sampling: 7/24/03

Time of Sampling: 1015

Sample Location: 5 Sycamore Circle

Sample ID: 3TM-KP-SS-5-03

Boring Number: 3TM-KP-SS-5-03

Terminal Depth of Boring: 6 inches bgs

Sampling Method: Hand Auger

Sample Depth: 6 inches bgs

Sample Matrix: Soil

Soil Type: Silty Sand

Sample Color: Tan/Brown

Sample Odor: None

Field Measurements: None

Equipment: Hand Auger

Sample Analysis: PAHs by EPA Method 8270

Analytical Laboratory: Xenco

Sample Container: Clear Glass

Number of Samples: 1

Sample Quantity Collected: 8 oz.

Preservative Used: Ice

Weather: Hot & Sunny

Ambient Temperature: Approx. 95° F

Site Conditions: Not Applicable

Photograph Taken: Yes

GPS Latitude: N 33°46.938'

GPS Longitude: W 089°47.217'

Field Supervisor: T. J. Dunnahoe

Signature / Date: 2/11/04

Field Observations / Remarks:

Sample was collected in the southwestern corner of the yard.

INDOOR DUST/WIPE SAMPLING LOG

3TM INTERNATIONAL, INC.

Houston, Texas

Project Name: Koppers Creosote Case

Site Name: Koppers Creosote Facility

Date of Sampling: 7/24/03

Time of Sampling: 1020

Sample Location: 5 Sycamore Circle

Sample ID: 3TM-KP-G-5-01

Sample Method: Grab

Sample Matrix: Wall Paneling

Field Measurements: None

Equipment: None

Sample Analysis: PAHs by EPA Method 8270

Analytical Laboratory: Xenco

Sample Container: Clear Glass

Number of Samples: 1

Sample Quantity Collected: 8 oz.

Preservative Used: Ice

Weather: Hot & Sunny

Ambient Temperature: Approx. 95° F

Site Conditions: Not Applicable

Photograph Taken: Yes

Field Supervisor: T. J. Dunnahoe

Signature / Date: 2/11/04

Remarks:

Sample consisted of wall paneling removed from the base of the wall in the main hallway. This paneling is the original paneling that was in the house and has experienced flood waters on several occasions.

SOIL SAMPLE COLLECTION LOG

3TM INTERNATIONAL
Houston, Texas

Project Name: Koppers Creosote Case

Site Name: Koppers Creosote Facility

Date of Sampling: 7/24/03

Time of Sampling: 1035

Sample Location: 44 Sycamore Circle

Sample ID: 3TM-KP-SS-44-01

Boring Number: 3TM-KP-SS-44-01

Terminal Depth of Boring: 6 inches bgs

Sampling Method: Hand Auger

Sample Depth: 6 inches bgs

Sample Matrix: Soil

Soil Type: Silty Clay

Sample Color: Red/Brown

Sample Odor: None

Field Measurements: None

Equipment: Hand Auger

Sample Analysis: PAHs by EPA Method 8270

Analytical Laboratory: Xenco

Sample Container: Clear Glass

Number of Samples: 1

Sample Quantity Collected: 8 oz.

Preservative Used: Ice

Weather: Hot & Sunny

Ambient Temperature: Approx. 95° F

Site Conditions: Not Applicable

Photograph Taken: Yes

GPS Latitude: N 33°46.939'

GPS Longitude: W 089°47.312'

Field Supervisor: T. J. Dunnahoe

Signature / Date: [signature] 2/11/04

Field Observations / Remarks:

This residential property was an abandoned lot that had no home on site. This sample was collected near a pear tree that was present.

SOIL SAMPLE COLLECTION LOG

3TM INTERNATIONAL
Houston, Texas

Project Name: Koppers Creosote Case

Site Name: Koppers Creosote Facility

Date of Sampling: 7/24/03

Time of Sampling: 1045

Sample Location: 44 Sycamore Circle

Sample ID: 3TM-KP-SS-44-02

Boring Number: 3TM-KP-SS-44-02

Terminal Depth of Boring: 6 inches bgs

Sampling Method: Hand Auger

Sample Depth: 6 inches bgs

Sample Matrix: Soil

Soil Type: Silty Clay

Sample Color: Red/Brown

Sample Odor: None

Field Measurements: None

Equipment: Hand Auger

Sample Analysis: PAHs by EPA Method 8270

Analytical Laboratory: Xenco

Sample Container: Clear Glass

Number of Samples: 1

Sample Quantity Collected: 8 oz.

Preservative Used: Ice

Weather: Hot & Sunny

Ambient Temperature: Approx. 95° F

Site Conditions: Not Applicable

Photograph Taken: Yes

GPS Latitude: N 33°46.938'

GPS Longitude: W 089°47.317'

Field Supervisor: T. J. Dunnahoe

Signature / Date: 2/11/04

Field Observations / Remarks:

This residential property was an abandoned lot that had no home on site. This sample was collected approximately 20 feet south of the pear tree that was present.

SOIL SAMPLE COLLECTION LOG

3TM INTERNATIONAL
Houston, Texas

Project Name: Koppers Creosote Case

Site Name: Koppers Creosote Facility

Date of Sampling: 7/21/03

Time of Sampling: 1030

Sample Location: 43 Carver Circle

Sample ID: 3TM-KP-SS-43-01

Boring Number: 3TM-KP-SS-43-01

Terminal Depth of Boring: 2 feet bgs

Sampling Method: Hand Auger

Sample Depth: 2 feet bgs

Sample Matrix: Soil

Soil Type: Moist Gravelly Clayey Silt

Sample Color: Dark Gray

Sample Odor: Faint Creosote Odor

Field Measurements: Field Test = Approx. 1 ppm

Equipment: H.E.L.P, Inc. Environmental Kit & Auger

Sample Analysis:PAHs by EPA Method 8270

Analytical Laboratory: Xenco

Sample Container: Clear Glass

Number of Samples: 1

Sample Quantity Collected: 8 oz.

Preservative Used: Ice

Weather: Clear & Hot

Ambient Temperature: Approx. 95° F

Site Conditions: Not Applicable

Photograph Taken: Yes

GPS Latitude: N 33°44.416'

GPS Longitude: W 089°47.196'

Field Supervisor: T. J. Dunnahoe

Signature / Date: 2/11/04

Field Observations / Remarks:

Sample was collected on the western side of a berm located in the rear of 43 Carver Circle. The area was a low lying area that appeared to frequently retain water.

SOIL SAMPLE COLLECTION LOG

3TM INTERNATIONAL
Houston, Texas

Project Name: Koppers Creosote Case

Site Name: Koppers Creosote Facility

Date of Sampling: 7/21/03

Time of Sampling: 1040

Sample Location: 43 Carver Circle

Sample ID: 3TM-KP-SS-43-02

Boring Number: 3TM-KP-SS-43-02

Terminal Depth of Boring: 2 feet bgs

Sampling Method: Hand Auger

Sample Depth: 2 feet bgs

Sample Matrix: Soil

Soil Type: Moist Clayey Silt

Sample Color: Dark Gray

Sample Odor: Faint Creosote Odor

Field Measurements: Field Test = Approx. 1 ppm

Equipment: H.E.L.P, Inc. Environmental Kit & Auger

Sample Analysis:PAHs by EPA Method 8270

Analytical Laboratory: Xenco

Sample Container: Clear Glass

Number of Samples: 1

Sample Quantity Collected: 8 oz.

Preservative Used: Ice

Weather: Clear & Hot

Ambient Temperature: Approx. 95° F

Site Conditions: Not Applicable

Photograph Taken: Yes

GPS Latitude: N 33°44.409'

GPS Longitude: W 089°47.196'

Field Supervisor: T. J. Dunnahoe

Signature / Date: [signature] 2/11/04

Field Observations / Remarks:

Sample was collected on the western side of a berm located in the rear of 43 Carver Circle. The area was a low lying area that appeared to frequently retain water.

SOIL SAMPLE COLLECTION LOG

3TM INTERNATIONAL
Houston, Texas

Project Name: Koppers Creosote Case

Site Name: Koppers Creosote Facility

Date of Sampling: 7/21/03

Time of Sampling: 1155

Sample Location: Batupan Bogue Creek

Sample ID: 3TM-KP-SS-BB-01

Boring Number: 3TM-KP-SS-BB-01

Terminal Depth of Boring: 1 feet bgs

Sampling Method: Hand Auger

Sample Depth: 1 feet bgs

Sample Matrix: Sediment

Soil Type: Saturated Sand (creek sediment)

Sample Color: Red/Gray

Sample Odor: Faint Creosote Odor

Field Measurements: None

Equipment: Hand Auger

Sample Analysis: PAHs by EPA Method 8270

Analytical Laboratory: Xenco

Sample Container: Clear Glass

Number of Samples: 1

Sample Quantity Collected: 8 oz.

Preservative Used: Ice

Weather: Clear & Hot

Ambient Temperature: Approx. 95° F

Site Conditions: Not Applicable

Photograph Taken: Yes

GPS Latitude: N 33°44.385'

GPS Longitude: W 089°46.482'

Field Supervisor: T. J. Dunnahoe

Signature / Date: 2/11/04

Field Observations / Remarks:

Sample was collected in Batupan Bogue Creek on the western side, approximately 200 feet south of the bridge at Tie Plant Road.

SOIL SAMPLE COLLECTION LOG

3TM INTERNATIONAL
Houston, Texas

Project Name: Koppers Creosote Case

Site Name: Koppers Creosote Facility

Date of Sampling: 7/21/03

Time of Sampling: 1235

Sample Location: Batupan Bogue Creek

Sample ID: 3TM-KP-SS-BB-02

Boring Number: 3TM-KP-SS-BB-02

Terminal Depth of Boring: 3 inches bgs

Sampling Method: Hand Auger

Sample Depth: 0 - 3 inches bgs

Sample Matrix: Sediment

Soil Type: Saturated Sand (creek sediment)

Sample Color: Red/Gray

Sample Odor: Strong Creosote Odor

Field Measurements: None

Equipment: Hand Auger

Sample Analysis:PAHs by EPA Method 8270

Analytical Laboratory: Xenco

Sample Container: Clear Glass

Number of Samples: 1

Sample Quantity Collected: 8 oz.

Preservative Used: Ice

Weather: Clear & Hot

Ambient Temperature: Approx. 95° F

Site Conditions: Not Applicable

Photograph Taken: Yes

GPS Latitude: N 33°44.354'

GPS Longitude: W 089°46.490'

Field Supervisor: T. J. Dunnahoe

Signature / Date: 2/4/04

Field Observations / Remarks:

Sample was collected in Batupan Bogue Creek at an inlet from an unknown creek. This creek enters from the western side of Batupan Bogue Creek approximately 300 feet south of the Tie Plant Road crossing.

SOIL SAMPLE COLLECTION LOG

3TM INTERNATIONAL
Houston, Texas

Project Name: Koppers Creosote Case

Site Name: Koppers Creosote Facility

Date of Sampling: 7/21/03

Time of Sampling: 1245

Sample Location: Batupan Bogue Creek

Sample ID: 3TM-KP-SS-BB-03

Boring Number: 3TM-KP-SS-BB-03

Terminal Depth of Boring: 3 inches bgs

Sampling Method: Hand Auger

Sample Depth: 0 - 3 inches bgs

Sample Matrix: Sediment

Soil Type: Saturated Sand (creek sediment)

Sample Color: Red/Gray

Sample Odor: Strong Creosote Odor

Field Measurements: Field Test = Approx. 200-400 ppm

Equipment: H.E.L.P., Inc. Environmental Kit & Auger

Sample Analysis:PAHs by EPA Method 8270

Analytical Laboratory: Xenco

Sample Container: Clear Glass

Number of Samples: 1

Sample Quantity Collected: 8 oz.

Preservative Used: Ice

Weather: Clear & Hot

Ambient Temperature: Approx. 95° F

Site Conditions: Not Applicable

Photograph Taken: Yes

GPS Latitude: N 33°44.353'

GPS Longitude: W 089°46.500'

Field Supervisor: T. J. Dunnahoe

Signature / Date: 2/11/04

Field Observations / Remarks:

Sample was collected in Batupan Bogue Creek at an inlet from an unknown creek. This creek enters from the western side of Batupan Bogue Creek approximately 300 feet south of the Tie Plant Road crossing. This sample was collected approximately 20 feet west of sample 3TM-KP-SS-BB-02. An area surrounding this sample location had what appeared to be creosote oil floating on the surface water. A sample of this material and the surface water was collected (3TM-KP-SW-BB-01).

SURFACE WATER SAMPLE COLLECTION LOG

3TM INTERNATIONAL, INC.
Houston, Texas

Project Name: Koppers Creosote Case

Site Name: Koppers Creosote Facility

Date of Sampling: 7/21/03

Time of Sampling: 1255

Sample Location: Central Ditch Inflow Area

Sample ID: 3TM-KP-SW-BB-01

Collection Method: Grab

Quantity Collected: 1 Liter

Field Measurements: N/A

Equipment: None

Sample Color: Clear water with Oily substance

Sample Odor: Strong Creosote Odor

Sample Analysis: PAHs by 8270

Analytical Laboratory: Xenco

Sample Container: Amber Glass

Number of Samples: 1

Sample Quantity Collected: 1 Liter

Preservative Used: Ice

Weather: Hot & Sunny

Ambient Temperature: Approx. 95°F

Site Conditions: N/A

Photograph Taken: Yes

GPS Latitude: N 33°44.353'

GPS Longitude: W 089°46.500'

Field Technician: T. J. Dunnahoe

Signature / Date: [signature] 2/11/04

Field Observations / Remarks:

This sample was collected from the surface water pooled at soil sample location 3TM-KP-SS-BB-03. A dark oily substance was floating on the surface of the water. Therefore, this substance and the surrounding water was collected for analysis.

SOIL SAMPLE COLLECTION LOG

3TM INTERNATIONAL
Houston, Texas

Project Name: Koppers Creosote Case

Site Name: Koppers Creosote Facility

Date of Sampling: 7/22/03

Time of Sampling: 0815

Sample Location: 7 Carver Circle

Sample ID: 3TM-KP-SS-7-01

Boring Number: 3TM-KP-SS-7-01

Terminal Depth of Boring: 6 Inches bgs

Sampling Method: Hand Auger

Sample Depth: 6 Inches bgs

Sample Matrix: Soil

Soil Type: Gravelly Clayey Silt

Sample Color: Dark Brown

Sample Odor: None

Field Measurements: None

Equipment: Hand Auger

Sample Analysis: PAHs by EPA Method 8270

Analytical Laboratory: Xenco

Sample Container: Clear Glass

Number of Samples: 1

Sample Quantity Collected: 8 oz.

Preservative Used: Ice

Weather: Cloudy & Occasional Rain

Ambient Temperature: Approx. 85° F

Site Conditions: Not Applicable

Photograph Taken: Yes

GPS Latitude: N 33°44.490'

GPS Longitude: W 089°47.193'

Field Supervisor: T. J. Dunnahoe

Signature / Date: 2/11/04

Field Observations / Remarks:

Sample was collected in the inlet to a stormwater drain in the front yard of this residence. Residents indicate that run-off from the Koppers Facility frequently pools in their front yard.

SOIL SAMPLE COLLECTION LOG

3TM INTERNATIONAL
Houston, Texas

Project Name: Koppers Creosote Case

Site Name: Koppers Creosote Facility

Date of Sampling: 7/22/03

Time of Sampling: 0825

Sample Location: 7 Carver Circle

Sample ID: 3TM-KP-SS-7-02

Boring Number: 3TM-KP-SS-7-02

Terminal Depth of Boring: 6 inches bgs

Sampling Method: Hand Auger

Sample Depth: 6 inches bgs

Sample Matrix: Soil

Soil Type: Gravelly Clayey Silt

Sample Color: Dark Brown

Sample Odor: None

Field Measurements: None

Equipment: Hand Auger

Sample Analysis: PAHs by EPA Method 8270

Analytical Laboratory: Xenco

Sample Container: Clear Glass

Number of Samples: 1

Sample Quantity Collected: 8 oz.

Preservative Used: Ice

Weather: Cloudy & Occasional Rain

Ambient Temperature: Approx. 85° F

Site Conditions: Not Applicable

Photograph Taken: Yes

GPS Latitude: N 33°44.492'

GPS Longitude: W 089°47.186'

Field Supervisor: T. J. Dunnahoe

Signature / Date: 2/11/04

Field Observations / Remarks:

Sample was collected in a low lying area of the front yard of this residence. Residents indicate that run-off from the Koppers Facility frequently pools in their front yard.

SOIL SAMPLE COLLECTION LOG

3TM INTERNATIONAL
Houston, Texas

Project Name: Koppers Creosote Case

Site Name: Koppers Creosote Facility

Date of Sampling: 7/22/03

Time of Sampling: 1205

Sample Location: 303 Carver Circle

Sample ID: 3TM-KP-SS-303-01

Boring Number: 3TM-KP-SS-303-01

Terminal Depth of Boring: 6 inches bgs

Sampling Method: Hand Auger

Sample Depth: 6 inches bgs

Sample Matrix: Soil

Soil Type: Gravelly Clayey Silt

Sample Color: Red/Brown

Sample Odor: None

Field Measurements: None

Equipment: Hand Auger

Sample Analysis: PAHs by EPA Method 8270

Analytical Laboratory: Xenco

Sample Container: Clear Glass

Number of Samples: 1

Sample Quantity Collected: 8 oz.

Preservative Used: Ice

Weather: Cloudy & Occasional Rain

Ambient Temperature: Approx. 85° F

Site Conditions: Not Applicable

Photograph Taken: Yes

GPS Latitude: N 33°44.245'

GPS Longitude: W 089°46.976'

Field Supervisor: T. J. Dunnahoe

Signature / Date: 2/11/04

Field Observations / Remarks:

Sample was collected in the rear of the residence, near a fence and tree-line on the southwestern side of the home.

SOIL SAMPLE COLLECTION LOG

3TM INTERNATIONAL
Houston, Texas

Project Name: Koppers Creosote Case

Site Name: Koppers Creosote Facility

Date of Sampling: 7/22/03

Time of Sampling: 1215

Sample Location: 303 Carver Circle

Sample ID: 3TM-KP-SS-303-02

Boring Number: 3TM-KP-SS-303-02

Terminal Depth of Boring: 6 inches bgs

Sampling Method: Hand Auger

Sample Depth: 6 inches bgs

Sample Matrix: Soil

Soil Type: Gravelly Clayey Silt

Sample Color: Red/Brown

Sample Odor: None

Field Measurements: None

Equipment: Hand Auger

Sample Analysis: PAHs by EPA Method 8270

Analytical Laboratory: Xenco

Sample Container: Clear Glass

Number of Samples: 1

Sample Quantity Collected: 8 oz.

Preservative Used: Ice

Weather: Cloudy & Occasional Rain

Ambient Temperature: Approx. 85° F

Site Conditions: Not Applicable

Photograph Taken: Yes

GPS Latitude: N 33°44.256'

GPS Longitude: W 089°46.993'

Field Supervisor: T. J. Dunnahoe

Signature / Date: 2/11/04

Field Observations / Remarks:

Sample was collected in the rear of the residence, near the southwestern corner of a storage building.

SOIL SAMPLE COLLECTION LOG

3TM INTERNATIONAL
Houston, Texas

Project Name: Koppers Creosote Case

Site Name: Koppers Creosote Facility

Date of Sampling: 7/23/03

Time of Sampling: 950

Sample Location: 690 Mondy Road

Sample ID: 3TM-KP-SS-690-01

Boring Number: 3TM-KP-SS-690-01

Terminal Depth of Boring: 1 foot bgs

Sampling Method: Hand Auger

Sample Depth: 1 foot bgs

Sample Matrix: Soil

Soil Type: Clayey Silt

Sample Color: Red/Brown

Sample Odor: None

Field Measurements: None

Equipment: Hand Auger

Sample Analysis: PAHs by EPA Method 8270

Analytical Laboratory: Xenco

Sample Container: Clear Glass

Number of Samples: 1

Sample Quantity Collected: 8 oz.

Preservative Used: Ice

Weather: Hot & Sunny

Ambient Temperature: Approx. 95° F

Site Conditions: Not Applicable

Photograph Taken: Yes

GPS Latitude: N 33°43.871'

GPS Longitude: W 089°48.457'

Field Supervisor: T. J. Dunnahoe

Signature / Date: 2/11/04

Field Observations / Remarks:

Sample was collected in the rear of the residence, near the tree-line. This position was down hill from the residence.

QA/QC Sample 3TM-KP-SS-690-01-MS/MSD was also collected at this location.

SOIL SAMPLE COLLECTION LOG

3TM INTERNATIONAL
Houston, Texas

Project Name: Koppers Creosote Case

Site Name: Koppers Creosote Facility

Date of Sampling: 7/23/03

Time of Sampling: 1005

Sample Location: 690 Mondy Road

Sample ID: 3TM-KP-SS-690-02

Boring Number: 3TM-KP-SS-690-02

Terminal Depth of Boring: 1 foot bgs

Sampling Method: Hand Auger

Sample Depth: 1 foot bgs

Sample Matrix: Soil

Soil Type: Sandy Silt

Sample Color: Brown

Sample Odor: None

Field Measurements: None

Equipment: Hand Auger

Sample Analysis: PAHs by EPA Method 8270

Analytical Laboratory: Xenco

Sample Container: Clear Glass

Number of Samples: 1

Sample Quantity Collected: 8 oz.

Preservative Used: Ice

Weather: Hot & Sunny

Ambient Temperature: Approx. 95° F

Site Conditions: Not Applicable

Photograph Taken: Yes

GPS Latitude: N 33°43.873'

GPS Longitude: W 089°48.442'

Field Supervisor: T. J. Dunnahoe

Signature / Date: 2/11/04

Field Observations / Remarks:

Sample was collected in the garden located northeast of the residence. This garden is positioned uphill from the residence.

SOIL SAMPLE COLLECTION LOG

3TM INTERNATIONAL
Houston, Texas

Project Name: Koppers Creosote Case

Site Name: Koppers Creosote Facility

Date of Sampling: 7/23/03

Time of Sampling: 1450

Sample Location: 1137 Eastview Drive

Sample ID: 3TM-KP-SS-1137-02

Boring Number: 3TM-KP-SS-1137-02

Terminal Depth of Boring: 6 inches bgs

Sampling Method: Hand Auger

Sample Depth: 6 inches bgs

Sample Matrix: Soil

Soil Type: Silty Sand

Sample Color: Brown

Sample Odor: None

Field Measurements: None

Equipment: Hand Auger

Sample Analysis: PAHs by EPA Method 8270

Analytical Laboratory: Xenco

Sample Container: Clear Glass

Number of Samples: 1

Sample Quantity Collected: 8 oz.

Preservative Used: Ice

Weather: Hot & Sunny

Ambient Temperature: Approx. 95° F

Site Conditions: Not Applicable

Photograph Taken: Yes

GPS Latitude: N 33°46.120'

GPS Longitude: W 089°447.341'

Field Supervisor: T. J. Dunnahoe

Signature / Date: [signature] 2/11/04

Field Observations / Remarks:

Sample was collected in the rear of the residence in an area that was identified by the resident as submersed during previous floodings. Additionally, the resident stated that the area was previously used as a garden.

SOIL SAMPLE COLLECTION LOG

3TM INTERNATIONAL
Houston, Texas

Project Name: Koppers Creosote Case

Site Name: Koppers Creosote Facility

Date of Sampling: 7/23/03

Time of Sampling: 1650

Sample Location: 688 Townes Avenue

Sample ID: 3TM-KP-SS-688-01

Boring Number: 3TM-KP-SS-688-01

Terminal Depth of Boring: 6 inches bgs

Sampling Method: Hand Auger

Sample Depth: 6 inches bgs

Sample Matrix: Soil

Soil Type: Gravelly Clayey Silt

Sample Color: Brown

Sample Odor: None

Field Measurements: None

Equipment: Hand Auger

Sample Analysis: PAHs by EPA Method 8270

Analytical Laboratory: Xenco

Sample Container: Clear Glass

Number of Samples: 1

Sample Quantity Collected: 8 oz.

Preservative Used: Ice

Weather: Hot & Sunny

Ambient Temperature: Approx. 95° F

Site Conditions: Not Applicable

Photograph Taken: Yes

GPS Latitude: N 33°45.250'

GPS Longitude: W 089°47.311'

Field Supervisor: T. J. Dunnahoe

Signature / Date: 2/11/04

Field Observations / Remarks:

Sample was collected in the southeast corner of the yard near the corner of a storage building.

SOIL SAMPLE COLLECTION LOG

3TM INTERNATIONAL
Houston, Texas

Project Name: Koppers Creosote Case

Site Name: Koppers Creosote Facility

Date of Sampling: 7/23/03

Time of Sampling: 1700

Sample Location: 688 Townes Avenue

Sample ID: 3TM-KP-SS-688-02

Boring Number: 3TM-KP-SS-688-02

Terminal Depth of Boring: 6 Inches bgs

Sampling Method: Hand Auger

Sample Depth: 6 Inches bgs

Sample Matrix: Soil

Soil Type: Gravelly Clayey Silt

Sample Color: Brown

Sample Odor: None

Field Measurements: None

Equipment: Hand Auger

Sample Analysis: PAHs by EPA Method 8270

Analytical Laboratory: Xenco

Sample Container: Clear Glass

Number of Samples: 1

Sample Quantity Collected: 8 oz.

Preservative Used: Ice

Weather: Hot & Sunny

Ambient Temperature: Approx. 95° F

Site Conditions: Not Applicable

Photograph Taken: Yes

GPS Latitude: N 33°45.235'

GPS Longitude: W 089°47.320'

Field Supervisor: T. J. Dunnahoe

Signature / Date: [illegible] 2/11/04

Field Observations / Remarks:

Sample was collected in the southwest corner of the yard near the corner of a storage building.

SOIL SAMPLE COLLECTION LOG

3TM INTERNATIONAL
Houston, Texas

Project Name: Koppers Creosote Case

Site Name: Koppers Creosote Facility

Date of Sampling: 7/24/03

Time of Sampling: 0950

Sample Location: 5 Sycamore Circle

Sample ID: 3TM-KP-SS-5-01

Boring Number: 3TM-KP-SS-5-01

Terminal Depth of Boring: 6 inches bgs

Sampling Method: Hand Auger

Sample Depth: 6 inches bgs

Sample Matrix: Soil

Soil Type: Silty Sand

Sample Color: Tan/Brown

Sample Odor: None

Field Measurements: None

Equipment: Hand Auger

Sample Analysis: PAHs by EPA Method 8270

Analytical Laboratory: Xenco

Sample Container: Clear Glass

Number of Samples: 1

Sample Quantity Collected: 8 oz.

Preservative Used: ice

Weather: Hot & Sunny

Ambient Temperature: Approx. 95° F

Site Conditions: Not Applicable

Photograph Taken: Yes

GPS Latitude: N 33°46.936'

GPS Longitude: W 089°47.202'

Field Supervisor: T. J. Dunnahoe

Signature / Date: 2/11/04

Field Observations / Remarks:

Sample was collected in the southeast corner of the yard near the corner of a storage building on the eastern side of a storage building.

SOIL SAMPLE COLLECTION LOG

3TM INTERNATIONAL
Houston, Texas

Project Name: Koppers Creosote Case

Site Name: Koppers Creosote Facility

Date of Sampling: 7/24/03

Time of Sampling: 1000

Sample Location: 5 Sycamore Circle

Sample ID: 3TM-KP-SS-5-02

Boring Number: 3TM-KP-SS-5-02

Terminal Depth of Boring: 6 inches bgs

Sampling Method: Hand Auger

Sample Depth: 6 inches bgs

Sample Matrix: Soil

Soil Type: Silty Sand

Sample Color: Tan/Brown

Sample Odor: None

Field Measurements: None

Equipment: Hand Auger

Sample Analysis: PAHs by EPA Method 8270

Analytical Laboratory: Xenco

Sample Container: Clear Glass

Number of Samples: 1

Sample Quantity Collected: 8 oz.

Preservative Used: Ice

Weather: Hot & Sunny

Ambient Temperature: Approx. 95° F

Site Conditions: Not Applicable

Photograph Taken: Yes

GPS Latitude: N 33°46.936'

GPS Longitude: W 089°47.209'

Field Supervisor: T. J. Dunnahoe

Signature / Date: 2/11/04

Field Observations / Remarks:

Sample was collected in the center of the yard near the corner of a storage building on the western side of a storage building.

SOIL SAMPLE COLLECTION LOG

3TM INTERNATIONAL
Houston, Texas

Project Name: Koppers Creosote Case

Site Name: Koppers Creosote Facility

Date of Sampling: 7/24/03

Time of Sampling: 1015

Sample Location: 5 Sycamore Circle

Sample ID: 3TM-KP-SS-5-03

Boring Number: 3TM-KP-SS-5-03

Terminal Depth of Boring: 6 inches bgs

Sampling Method: Hand Auger

Sample Depth: 6 inches bgs

Sample Matrix: Soil

Soil Type: Silty Sand

Sample Color: Tan/Brown

Sample Odor: None

Field Measurements: None

Equipment: Hand Auger

Sample Analysis: PAHs by EPA Method 8270

Analytical Laboratory: Xenco

Sample Container: Clear Glass

Number of Samples: 1

Sample Quantity Collected: 8 oz.

Preservative Used: Ice

Weather: Hot & Sunny

Ambient Temperature: Approx. 95° F

Site Conditions: Not Applicable

Photograph Taken: Yes

GPS Latitude: N 33°46.938'

GPS Longitude: W 089°47.217'

Field Supervisor: T. J. Dunnahoe

Signature / Date: [signature] 2/11/04

Field Observations / Remarks:

Sample was collected in the southwestern corner of the yard.

INDOOR DUST/WIPE SAMPLING LOG

3TM INTERNATIONAL, INC.

Houston, Texas

Project Name: Koppers Creosote Case

Site Name: Koppers Creosote Facility

Date of Sampling: 7/24/03

Time of Sampling: 1020

Sample Location: 5 Sycamore Circle

Sample ID: 3TM-KP-G-5-01

Sample Method: Grab

Sample Matrix: Wall Paneling

Field Measurements: None

Equipment: None

Sample Analysis: PAHs by EPA Method 8270

Analytical Laboratory: Xenco

Sample Container: Clear Glass

Number of Samples: 1

Sample Quantity Collected: 8 oz.

Preservative Used: Ice

Weather: Hot & Sunny

Ambient Temperature: Approx. 95° F

Site Conditions: Not Applicable

Photograph Taken: Yes

Field Supervisor: T. J. Dunnahoe

Signature / Date: 2/11/04

Remarks:

Sample consisted of wall paneling removed from the base of the wall in the main hallway. This paneling is the original paneling that was in the house and has experienced flood waters on several occasions.

SOIL SAMPLE COLLECTION LOG

3TM INTERNATIONAL
Houston, Texas

Project Name: Koppers Creosote Case

Site Name: Koppers Creosote Facility

Date of Sampling: 7/24/03

Time of Sampling: 1035

Sample Location: 44 Sycamore Circle

Sample ID: 3TM-KP-SS-44-01

Boring Number: 3TM-KP-SS-44-01

Terminal Depth of Boring: 6 inches bgs

Sampling Method: Hand Auger

Sample Depth: 6 inches bgs

Sample Matrix: Soil

Soil Type: Silty Clay

Sample Color: Red/Brown

Sample Odor: None

Field Measurements: None

Equipment: Hand Auger

Sample Analysis: PAHs by EPA Method 8270

Analytical Laboratory: Xenco

Sample Container: Clear Glass

Number of Samples: 1

Sample Quantity Collected: 8 oz.

Preservative Used: Ice

Weather: Hot & Sunny

Ambient Temperature: Approx. 95° F

Site Conditions: Not Applicable

Photograph Taken: Yes

GPS Latitude: N 33°46.939'

GPS Longitude: W 089°47.312'

Field Supervisor: T. J. Dunnahoe

Signature / Date: [signature] 2/11/04

Field Observations / Remarks:

This residential property was an abandoned lot that had no home on site. This sample was collected near a pear tree that was present.

SOIL SAMPLE COLLECTION LOG

3TM INTERNATIONAL
Houston, Texas

Project Name: Koppers Creosote Case

Site Name: Koppers Creosote Facility

Date of Sampling: 7/24/03

Time of Sampling: 1045

Sample Location: 44 Sycamore Circle

Sample ID: 3TM-KP-SS-44-02

Boring Number: 3TM-KP-SS-44-02

Terminal Depth of Boring: 6 inches bgs

Sampling Method: Hand Auger

Sample Depth: 6 Inches bgs

Sample Matrix: Soil

Soil Type: Silty Clay

Sample Color: Red/Brown

Sample Odor: None

Field Measurements: None

Equipment: Hand Auger

Sample Analysis: PAHs by EPA Method 8270

Analytical Laboratory: Xenco

Sample Container: Clear Glass

Number of Samples: 1

Sample Quantity Collected: 8 oz.

Preservative Used: Ice

Weather: Hot & Sunny

Ambient Temperature: Approx. 95° F

Site Conditions: Not Applicable

Photograph Taken: Yes

GPS Latitude: N 33°46.938'

GPS Longitude: W 089°47.317'

Field Supervisor: T. J. Dunnahoe

Signature / Date: 2/11/04

Field Observations / Remarks:

This residential property was an abandoned lot that had no home on site. This sample was collected approximately 20 feet south of the pear tree that was present.