


ATTACHMENT 3

PUBLIC HEARING 11/07/03 EXHIBIT

DEMONSTRATION OF NEED SUPPLEMENT
MUNICIPAL SOLID WASTE PERMIT APPLICATION REPORT
NORTH COUNTY LINE LANDFILL

Solid Waste Plan Amendment

Public Hearing
November 7, 2003



DEQ Guidelines

- In October 2000 DEQ adopted specific guidelines for the amendment of Local Solid Waste Management Plans. The guidelines provide:
 - “The local government may update and/or modify the approved plan for solid waste management in order to ensure adequate disposal capacity for existing or new waste sources”

Public Notice

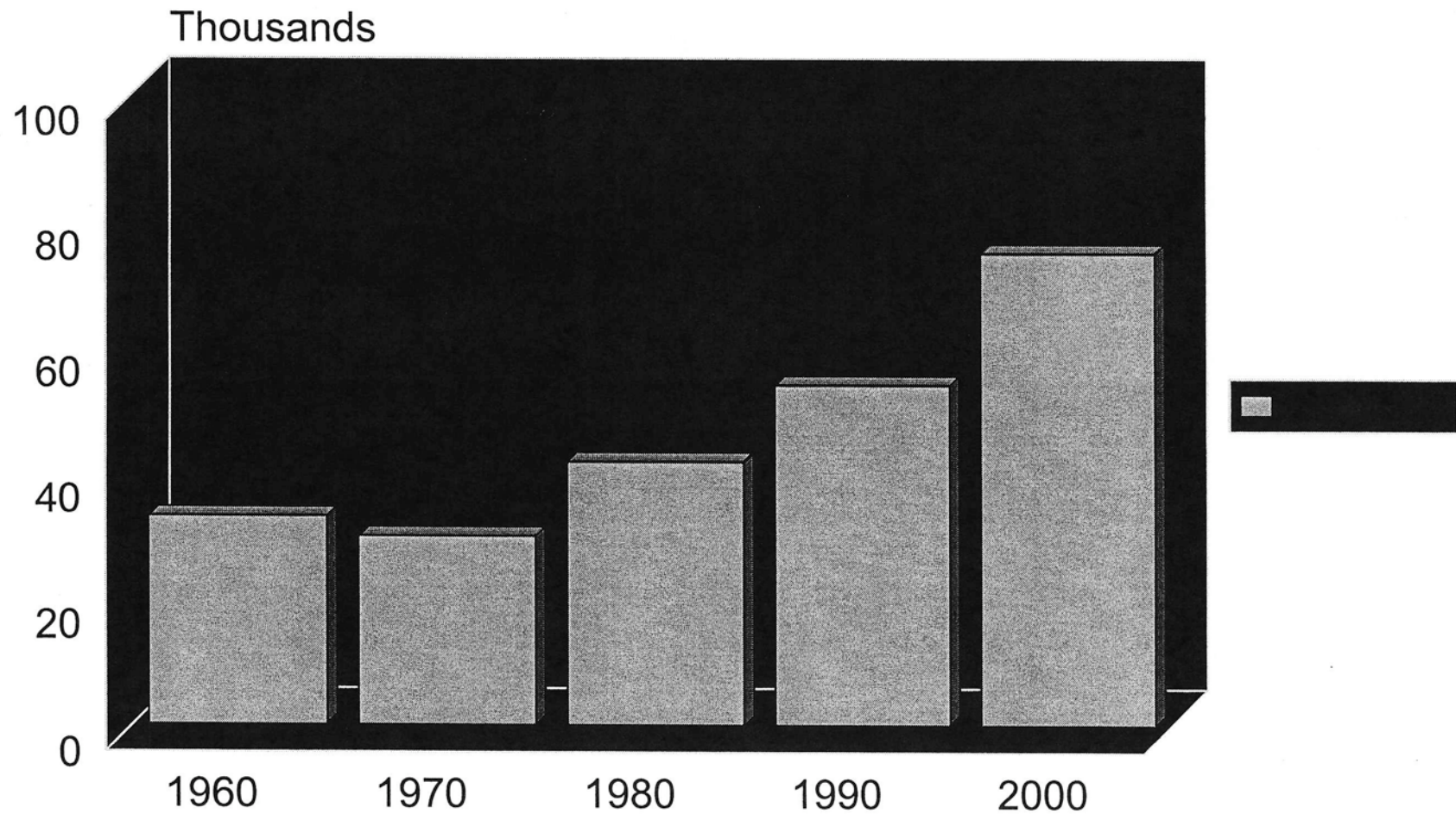
- The DEQ Guidelines Require Public Notice. By Publication (See Exhibit 1)
 - Copy of Publication Provided to DEQ
 - Notification to Boards of Supervisors in Adjacent Counties (See Exhibit 2)
 - 30 Day Comment Period
 - These requirements have been fully complied with for this hearing.

Permitting Process

- Amendment of a modification of the Plan does not permit a landfill
- Stringent DEQ requirements
 - Environmental Issues
 - Engineering
 - Design
 - Specification

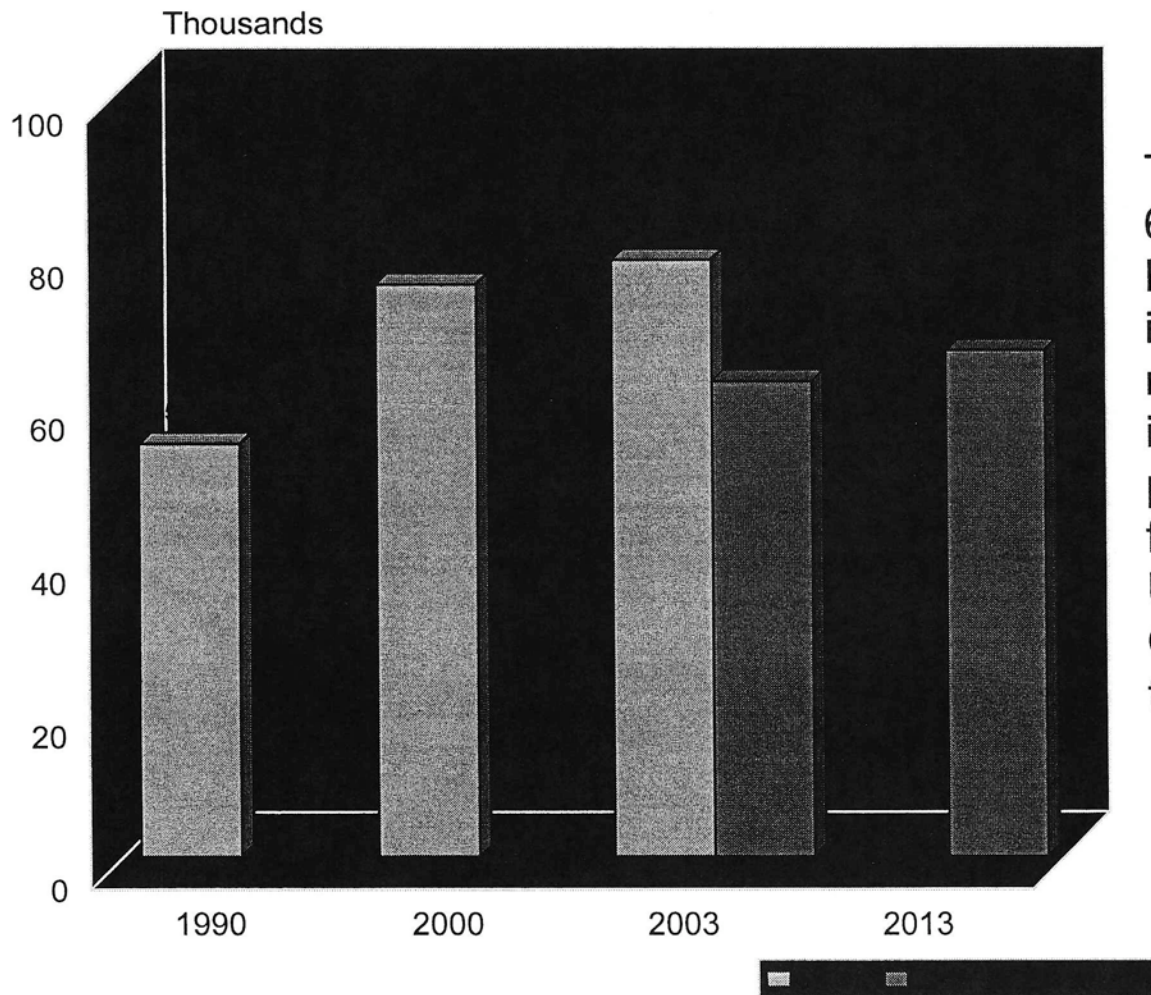
Need

Madison County Population



Sources: Exhibit 1-1, Existing Plan, United States Census


Madison County Poulation



The Current Plan projected 61,918 persons residing in Madison County in 2003. This is 12,756 persons fewer than resided in Madison County in 2000. The projected population in the plan 15,954 fewer persons than the United States Bureau of Census estimates to reside in the County today.

Sources: Exhibit 1-1, United States Census

Population Underestimate



Sources: Exhibit 1-1, US Census

Population Growth Madison County

	Plan Proj.	Census	Difference
Madison County	61918	77,872	15,954
Canton city	11579	12,955	1,376
Flora town	1703	1,545	-158
Jackson city (pt.)	904	536	-368
Madison city	8600	15,418	6,818
Ridgeland city	13486	20,693	7,207
Balance of Madison County	25646	26,725	1,079

Population Impact on Need

- Exhibit 1-2 estimates waste generation of 2.9 pounds per person per day.
- The population underestimate for 2003 is 15,594
- Based on 2.9 pounds per person this amounts to a need for an additional 23.133 tons per day

Study of Need

- Environmental Business Services, LLC and Copeland, Cook, Taylor & Bush P. A. Study

“To encourage competition, the negotiating committee recommends that Madison County amend its Solid Waste Management Plan to include the 166 acres . . . known as the Bilberry Property” (Exhibit 6)

Status Report

STATE OF MISSISSIPPI

STATUS REPORT ON SOLID WASTE DISPOSAL FACILITIES

CALENDAR YEAR 2002

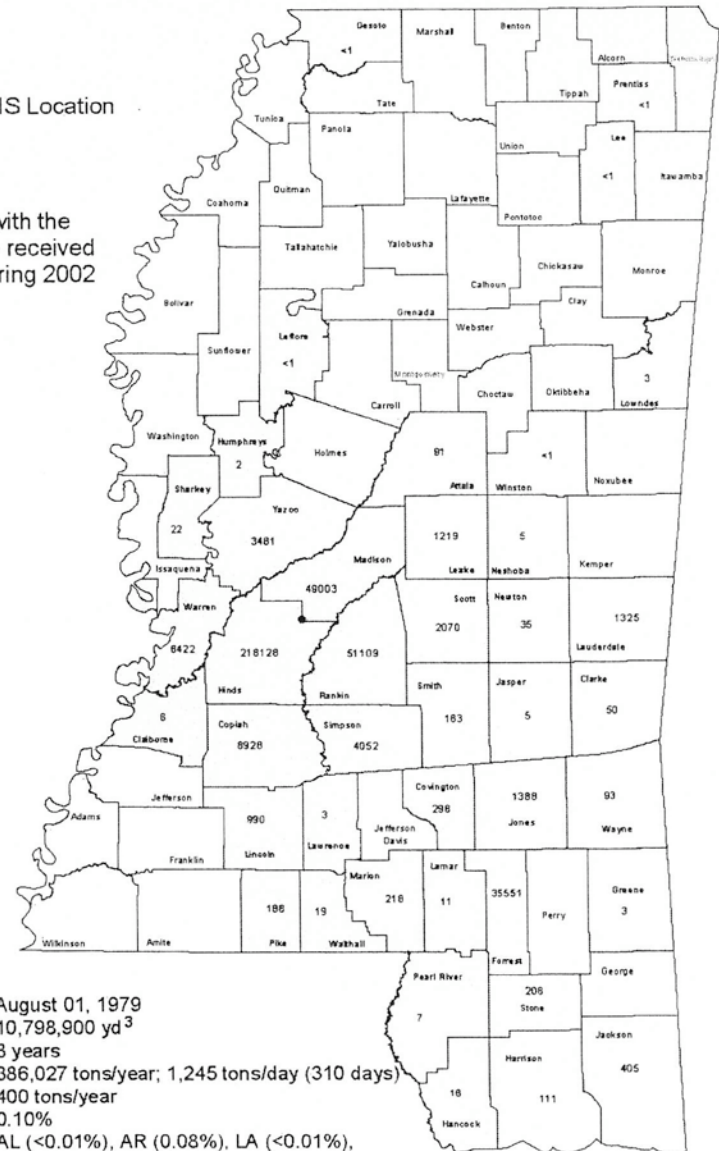


PREPARED BY:

SOLID WASTE MANAGEMENT BRANCH
OFFICE OF POLLUTION CONTROL
MISSISSIPPI DEPARTMENT OF ENVIRONMENTAL QUALITY

The 2002
Status Report
Estimates
Remaining Life
Of 8 years

- Active Landfill GIS Location
32° 24' 31.6" N
90° 14' 35.7" W
- ☐ Areas serviced with the amount of waste received (in tons/year) during 2002



Permit Issuance Date: August 01, 1979
 Permitted Airspace: 10,798,900 yd³
 Remaining Life: 8 years
 Waste: 386,027 tons/year; 1,245 tons/day (310 days)
 Out-of-State Waste: 400 tons/year
 % Out-of-State Waste: 0.10%
 States Served: AL (<0.01%), AR (0.08%), LA (<0.01%),
 TN (<0.01%), TX (0.02%)

Canton

In 2002 this facility had an Estimated remaining life of 8 years

