TRIANGLE LAB DATA

Analytical Results
Dioxin/Furan

Crystal Springs, Mississippi

BOOK V

July 17, 2002 Revised Report
Revised Project # 57752C

July 18, 2002 Report
Project # 57840

GeoEnvironmental Associates, LLC | MARTIN & SLAGLE

TRIANGLE LAB
Sample Analysis - Dioxin/Furan
July 17, 2002
Crystal Springs, MS
Book V

Revised Project # 57752C

Dates of Samples/ COC	Sample #	Pages	Depth
	Case Narrative	**1-6**	
	Amended Document Data	**535-537**	
	Sample Data	**538-665**	
	DF-DP-692	542-547	0-0.5'
	DF-DP-676	548-553	0-0.5'
	DF-DP-209	554-563	0-0.5'
	DF-DP-642	564-577	0-0.5'
	DF-DP-642 (tetra only)	578-586	0-0.5'
	DF-DP-82	587-597	0-0.5'
	DF-DP-126	598-615	0.5'
	DF-DP-126 (tetra only)	616-624	0.5'
	DF-DP-104	625-646	0.5'
	DF-DP-104 (tetra only)	647-654	0.5'
	DF-DP-209	655-665	0.5'
	Calibration Data	**666-677**	

RECEIVED
JUL 24 2002

CASE NARRATIVE

Analysis of Samples for the Presence of

Polychlorinated Dibenzo-*p*-Dioxins and Dibenzofurans by

High-Resolution Chromatography / High-Resolution Mass Spectrometry

Method 1613B (9/97)

Date:	July 17, 2002 (Revised July 19, 2002)
Client ID:	Martin & Slagle
P.O. Number:	
TLI Project Number:	57752C

This report should only be reproduced in full. Any partial reproduction of this report requires written permission from Triangle Laboratories, Inc.

Overview

The samples and associated QC samples were extracted and analyzed according to procedures described in EPA Method 1613B (September 1997). Any particular difficulties encountered during the sample handling by Triangle Laboratories will be discussed in the QC Remarks section below. This report contains results from only the 1613 dioxin/furan analyses of ten soil samples.

Quality Control Samples

A laboratory method blank and an ongoing precision and recovery (OPR) sample are extracted and analyzed with each batch of samples.

Quality Control Remarks

This analytical data has been released after being subjected to a series of inspections. General deviations from acceptable QC requirements are identified below. Specific QC issues associated with this particular project are:

Sample receipt: Thirty-five soil samples were received from Martin & Slagle in good condition on June 28, 2002 at 4.0°C and stored in a refrigerator at 4°C. The sample identifications on the sample labels did not exactly match those on the client's chain of custody. The sample identifications on the sample labels were used for all reports and paperwork.

Sample Preparation Laboratory: None

Mass Spectrometry: None

Data Review: The analysis of some of the samples exhibit the presence of saturated analyte signals (signals outside the dynamic range of the instrument). The effected analytes are flagged "S" on the quantitation report. The results for these analytes should be considered minimum estimates of the actual concentrations present in the sample. In addition, several of the field samples exhibit the presence of analytes that exceed the calibration range of the instrument. The effected analytes are flagged "E" on the quantitation report. These samples were diluted and reanalyzed. Only the results from the analytes that were above the upper calibration limits are reported from the diluted analyses.

An interference in the TCDD and PeCDD analyte channels of some samples was flagged "E" on the original DB-5 analyses due to a software problem. Dilutions were not done for this interference. The original reports will be corrected due to the problem.

Revised page 2

The ion abundance ratios for some of the standards in the field sample are outside method criteria. In addition, the recovery of the 12378-PeCDF internal standard in sample DF-DP-104-0.5 is below QC limits. These effects are due to the presence of interferences in these samples. The high analyte levels in these samples are also contributing to this effect in this sample. Since the QC samples do not exhibit this effect, the issue is considered matrix related, and the results are released without further comment.

The OCDD analyte is detected in the blank at the level of 10.0 pg/g. The OCDD analyte found in the field samples is more than 20 times that found in the associated blank. The results of the samples are not affected with this problem.

General Comments: No 2,3,7,8-substituted target analytes were detected in the method blank above the target detection limit (TDL) except as noted above.

The detection limits in some samples may be above the Target Detection Limit due to Method 1613B reporting format which requires that GC peaks which do not meet QC criteria for ion-abundance ratio be reported in the detection limit.

The analytical data presented in this report are consistent with the guidelines of Method 1613B. Any exceptions have been discussed in the QC Remarks section of this case narrative with emphasis on their effect on the data. Should Martin & Slagle have any questions or comments regarding this data package, please feel free to contact one of our Project Scientists at (919) 544-5729.

For Triangle Laboratories, Inc.,

Released by,

Jim Wiethaas

Report Preparation Chemist

The total number of pages in the data package is: _____ .

Revised page 3

Method 1613 Sample Calculations:

Analyte Concentration

The concentration or amount of any analyte is calculated using the following expression.

$$Amt_{(\sigma)} = \frac{A_\sigma * Q_\beta}{A_\beta * RRF_{(\sigma)} * W}$$

Where:

$Amt_{(\sigma)}$	=	amount of a given analyte, expressed in nanograms (ng) or picograms (pg).
A_σ	=	integrated current for the characteristic ions of the analyte
A_β	=	integrated current of the characteristic ions of the corresponding internal standard
Q_β	=	amount of internal standard added to the sample before extraction
$RRF_{(\sigma)}$	=	mean analyte relative response factor from the initial calibration
W	=	sample weight or volume (W = 1.0 for Method 23 samples)

Detection Limits

The detection limit reported for a target analyte that is not detected or presents an analyte response that is less than 2.5 times the background level is calculated by using the following expression. The area of the analyte is replaced by the noise level measured in a region of the chromatogram clear of genuine GC signals. The detection limits represent the maximum possible concentration of a target analyte that could be present without being detected.

$$DL_{(\sigma)} = \frac{2.5 * H * Q_\beta}{H_\beta * RRF_{(\sigma)} * W}$$

Where:

$DL_{(\sigma)}$	=	estimated detection limit for a target analyte, expressed in ng or pg
2.5	=	minimum response required for a GC signal
H	=	sum of the height of the noise level
H_β	=	sum of the height of the characteristic ions of the corresponding internal standard
Q_β	=	amount of internal standard added to the sample before extraction
$RRF_{(\sigma)}$	=	mean analyte relative response factor from the initial calibration
W	=	sample weight or volume

Revised page 4

Data Flags

In order to assist with data interpretation, data qualifier flags are used on the final reports. Please note that all data qualifier flags are subjective and are applied as consistently as possible. Each flag has been reviewed by two independent Chemists and the impact of the data qualifier flag on the quality of the data discussed above. The most commonly used flags are:

A **'B'** flag is used to indicate that an analyte has been detected in the laboratory method blank as well as in an associated field sample. The 'B' flag is used only when the concentration of analyte found in the sample is less than 20 times that found in the associated blank. This flag denotes possible contribution of background laboratory contamination to the concentration or amount of that analyte detected in the field sample.

An **'E'** flag is used to indicate a concentration based on an analyte to internal standard ratio which exceeds the range of the calibration curve. Values which are outside the calibration curve are estimates only.

An **'I'** flag is used to indicate labeled standards have been interfered with on the GC column by coeluting, interferent peaks. The interference may have caused the standard's area to be overestimated. All quantitations relative to this standard, therefore, may be underestimated.

A **'J'** flag is used to indicate a concentration based on an analyte to internal standard ratio which is below the calibration curve. Values which are outside the calibration curve are estimates only.

A **'PR'** flag is used to indicate that a GC peak is poorly resolved. This resolution problem may be seen as two closely eluting peaks without a reasonable valley between the peak tops, overly broad peaks, or peaks whose shapes vary greatly from a normal distribution. The concentrations or amounts reported for such peaks are most likely overestimated.

A **'Q'** flag is used to indicate the presence of QC ion instabilities caused by quantitative interferences.

An **'RO'** flag is used to indicate that a labeled standard has an ion abundance ratio that is outside of the acceptable QC limits, most likely due to a coeluting interference. This may have caused the percent recovery of the standard to be overestimated. All quantitations versus this standard, therefore, may be underestimated.

An **'S'** flag indicates that the response of a specific PCDD/PCDF isomer has exceeded the normal dynamic range of the mass spectrometer detection system. The corresponding signal is saturated and the reported analyte concentration is a 'minimum estimate'. When

Revised page 5

the 'S' qualifier is used in the reporting of 'totals', there is saturation of one (not necessarily from a specific isomer) or more saturated signals for a given class of compounds. Results for saturated analytes are reported as greater than the upper calibration limit.

A **'U'** flag is used to indicate that a specific isomer cannot be resolved from a large, co-eluting interferent GC peak. The specific isomer is reported as not detected as a valid concentration cannot be determined. The calculated detection limit, therefore, should be considered an underestimated value.

A **'V'** flag is used to indicate that, although the percent recovery of a labeled standard may be below a specific QC limit, the signal-to-noise ratio of the peak is greater than ten-to-one. The standard is considered reliably quantifiable. All quantitations derived from the standard are considered valid as well.

An **'X'** flag is used to indicate that a polychlorodibenzofuran (PCDF) peak has eluted at the same time as the associated diphenyl ether (DPE) and that the DPE peak intensity is at least ten percent of the total PCDF peak intensity. Total PCDF values are flagged 'X' if the total DPE contribution to the total PCDF value is greater than ten percent. All PCDF peaks that are significantly influenced by the presence of DPE peaks are either reported as "estimated maximum possible concentration (EMPC) values without regard to the isotopic abundance ratio, or are included in the detection limit value depending on the analytical method.

Revised page 6

THIS IS AN ADDENDUM TO THE ORIGINAL DATA PACKAGE

2445 S. Alston Ave. • Durham, NC 27713 • (919) 544-5729 • FAX (919) 544-5491
www.trianglelabs.com

Please find the added pages 535 to 677 for the TLI project 57752-C

Triangle Laboratories, Inc.

Run Log

Instrument ID	Column Type	Column ID	Plot Name	Inj. Vol.	Acquisition	G/C
70W-97	DB-5	219414G	TOX	2.0µ	NDB048	NDB048

Signature _____ Date 7/18/02

Filename	Date*	Time*	Project #	Sample#	No.	Client Sample ID	Syr	332	Operator/Date	Comments**
W108408	7/18/02	10:42	57852	330-43-1A	2	ABI	Auto	2.5 E7	7/18/02	
09		11:30	57859	330-46-1	2	AS 99875		3.1 E7		
10		1218	57847	OPK	0	OPK		1.8E7	7/18/02	
11		1306		TLR Blk	1	TLR Blk		1.6 E7		
12		1354		330-34-1	2	219094-01		3.2E7		
13		1443	57847	330-34-2	3	219094-02		3.6E7		
W108409	7/18/02	1531	57855	330-42-1A	2	L82770-01	Auto	1.3E7	7/18/02	
W021085	7/18/02	16:36	—	7/18/02 8/36B	-	RTCHK	AUTO	14%	7/18/02	
W021086	7/18/02	17:37	—	8217	—	8240/1613 Concal 10	Auto	1.9 E7	conc 7/18/02	
W108701		19:03	—	8237D	—	RS-100	Auto	1.7 E7	conc 7/18/02	7/19/02
02		19:51	57752A	329-38-18	2	DF-DP-643 0-0.5		9.7 E6		10x
03		20:39	57752A	329-38-3	4	DF-DP-702 1.5-2		9.5 E6		10x
W108704	7/19/02	21:27	57863	330-50-1A	2	02a112374	Auto	2.3 E7	conc 7/18/02	

Transcribed from chromatographic data
Dated initials required

ConCal Due: _____
ConCal Due: _____

1/qa/forms/hrrunlog.doc (02/05/97)

535

Triangle Laboratories, Inc.

R[illegible]og

Instrument ID	Column Type	Column ID	Plot Name	Inj. Vol.	Acquisition	G/C
HOW-97	DB5	2194146	TO2	2.0 µL	NDB5US	NDB5US

Signature

7/18/02
Date

Filename	Date*	Time*	Project #	Sample#	No.	Client Sample ID	Syr	332	Operator/Date	Comments**
W108705	7/18/02	22:15	577526	329-38-1	2	DF-DP-695 0-0.5	Auto	9.3 CG	CGH 7/18/02	10X
06		23:14		329-38-2	3	DF-DP-692 0-0.5		1.5 CG		10X
07		23:52		329-38-5	4	DF-DP-676 0-0.5		1.2 CG		10X
08	7/19/02	00:40		329-38-8	5	DF-DP-209 0-0.5		1.9 CG		10X
09		01:28		329-38-19	6	DF-DP-675 0-0.5		9.5 CG		10X
10		02:17		329-38-21	7	DF-DP-642 0-0.5		1.3 CG		10X
11		03:05		329-38-27	8	DF-DP-82-0.5		1.1 CG		10X
12		03:53		329-38-28	9	DF-DP-126-0.5		1.5 CG		10X
13		04:41		329-38-30	10	DF-DP-104-0.5		5.3 CG		100X
W108714	7/19/02	05:29	577526	329-38-34	11	DF-DP-209-0.5	Auto	9.9 CG	CGH 7/18/02	10X

Transcribed from chromatographic data
Dated initials required

ConCal Due: _____
ConCal Due: _____

1/qa/forms/hrrunlog.doc (02/05/97)

36

Triangle Laboratories, Inc.
Run Log

Instrument ID	Column Type	Column ID	Plot Name	Inj. Vol.	Acquisition	G/C
70P-38	DB225	2218646	TTI	2.0µL	DB225	DB225

Johna Gibson
Signature

7/19/02
Date

Filename	Date*	Time*	Project #	Sample#	No.	Client Sample ID	Syr	332	Operator/Date	Comments**
P022585	7/19/02	17:48	57858	330-45-2A	3	TITTA 02-3A	Auto	2.4 ES	JBH 7/19/02	HDL VSC 7/19/02
P022586	7/19/02	20:22	—	8136B	—	RTCHK	Auto	16/0	7/19/02	
P022587	7/19/02	21:07	—	8217	—	8290/1613 Concal 10	Auto	4.3 ES		good for ALL methods
P022588	7/19/02	22:20	—		—	RS-100	Auto	7.1 ES	VSC 7/19/02	clean. case 7/20/02
P022589		23:05	57858	330-45-1A	2	TITTA 02-3		4.1 ES		1613B
P022590	7/19/02 7/20/02	23:50	57858	330-45-2A	3	TITTA 02-3A		3.9 ES		↓
P022591	7/20/02	00:36	57825	330-12-1	1	3-105 WEEKS		6.6 ES		8290
P022592		01:21	57752C	329-38-21	7	DF-DP-642 0-0.5		2.8 ES		
P022593		02:06	57752C	329-38-28	9	DF-DP-126-0-5		2.0 ES		
P022594		02:51	57752C	329-38-30	10	DF-DP-104-0.5		1.1 ES		
P022595	7/20/02	03:37	—	8219	—	Tetra Concal	↓	4.0 ES	↓	Good All Methods. F/B Used Ending Only. case 7/20/02 NC.
P022596	7/20/02	17:37	—	8217	—	8290/1613 Concal 10	Auto	5.7 ES	case 7/20/02	
P022597	7/20/02	18:42	—	8217	—	8290/1613 Concal 10	Auto	5.4 ES	case 7/20/02	Good All Methods F/B - case 7/20/02

Transcribed from chromatographic data
Dated initials required

ConCal Due: _____
ConCal Due: _____

vr1/qa/forms/hrrunlog.doc (02/05/97)

537

SAMPLE DATA

2445 S. Alston Ave. • Durham, NC 27713 • (919) 544-5729 • FAX (919) 544-5491
www.trianglelabs.com

Data File	W108706	W108707	W108708	W108710
Sample ID	DF-DP-692 0-0.5	DF-DP-676 0-0.5	DF-DP-209 0-0.5	DF-DP-642 0-0.5
Units	pg/g	pg/g	pg/g	pg/g
Extraction Date	07/05/2002	07/05/2002	07/05/2002	07/05/2002
Analysis Date	07/18/2002	07/18/2002	07/19/2002	07/19/2002
Instrument	W	W	W	W
Matrix	SOLID	SOLID	SOLID	SOLID
Extraction Type				
Analytes				
2378-TCDF	802			847
123478-HxCDF				2280
1234678-HpCDF			7110	2740
OCDF			1900	6320
TOTAL TCDF	2320	612		3120
TOTAL PeCDF				3690
TOTAL HxCDF			3970	5060
TOTAL HpCDF			11900	6650
Internal Standards Percent Recovery Summary (% Rec)				
13C12-OCDD			116	130
13C12-2378-TCDF	80.1	81.6		70.5
13C12-PeCDF 123				89.6
13C12-PeCDF 234				87.6
13C12-HxCDF 478			94.7	85.4
13C12-HxCDF 678			91.9	82.4
13C12-HxCDF 234			91.9	85.8
13C12-HxCDF 789			90.1	89.0
13C12-HpCDF 678			89.8	82.2
13C12-HpCDF 789			84.9	93.7

Data File	W108711	W108712	W108713	W108714
Sample ID	DF-DP-82-0.5	DF-DP-126-0.5	DF-DP-104-0.5	DF-DP-209-0.5
Units	pg/g	pg/g	pg/g	pg/g
Extraction Date	07/05/2002	07/05/2002	07/05/2002	07/05/2002
Analysis Date	07/19/2002	07/19/2002	07/19/2002	07/19/2002
Instrument	W	W	W	W
Matrix	SOLID	SOLID	SOLID	SOLID
Extraction Type				
Analytes				
1234678-HpCDD		1640		
OCDD		5810	4100	
2378-TCDF		677	(519)	
123478-HxCDF		1070	2100	
1234678-HpCDF	2950	7850	6270	4770
1234789-HpCDF			1110	
OCDF		2850	9380	2690
TOTAL HpCDD		2410		
TOTAL TCDF	854	2850	1030	980
TOTAL PeCDF	2890	4370	4970	
TOTAL HxCDF		6620	4720	
TOTAL HpCDF	4770	15100	12560	8390
Internal Standards Percent Recovery Summary (% Rec)				
13C12-HpCDD 678		100		
13C12-OCDD		125	123	114
13C12-2378-TCDF	80.6	79.9	80.8	75.8
13C12-PeCDF 123	114	97.9	104	
13C12-PeCDF 234	104	92.8	98.8	
13C12-HxCDF 478		89.8	95.5	
13C12-HxCDF 678		86.7	93.5	
13C12-HxCDF 234		89.2	98.0	
13C12-HxCDF 789		90.8	93.0	
13C12-HpCDF 678	87.8	90.9	89.4	85.8
13C12-HpCDF 789	92.0	88.7	100	89.7

(Concentration of GC peaks out of theoretical isotopic abundance ratio range expressed as a detection limit).
Minimum levels are reported for non-detected GC peaks.
***** = INTERFERENCE
This report is in accordance with Method 1613B requirements and may not exactly match the sample topsheets.

Data File	P022592	P022593	P022594
Sample ID	DF-DP-642 0-0.5	DF-DP-126-0.5	DF-DP-104-0.5
Units	pg/g	pg/g	pg/g
Extraction Date	07/05/2002	07/05/2002	07/05/2002
Analysis Date	07/20/2002	07/20/2002	07/20/2002
Instrument	P	P	P
Matrix	SOIL	SOIL	SOIL
Extraction Type			
Analytes			
2378-TCDF	735	457	451
Internal Standards Percent Recovery Summary (% Rec)			
13C12-2378-TCDF	85.9	95.5	95.1

(Concentration of GC peaks out of theoretical isotopic abundance ratio range expressed as a detection limit).
Minimum levels are reported for non-detected GC peaks.
***** = INTERFERENCE



Martin & Slagle

TLI Project: 57752C — 1613, Revision B PCDD/PCDF Analysis (c)
Client Sample: DF-DP-692 0-0.5 — Analysis File: W108706

Client Project:	Mississippi Project				
Sample Matrix:	SOLID	Date Received:	06/28/2002	Spike File:	SP161B10
TLI ID:	329-38-2	Date Extracted:	07/05/2002	ICal:	WF5614B
		Date Analyzed:	07/18/2002	ConCal:	WB21086
Sample Size:	13.500 g	Dilution Factor:	10	% Moisture:	10.1
Dry Weight:	12.137 g	Blank File:	W105902	% Lipid:	n/a
GC Column:	DB-5	Analyst:	CGK	% Solids:	89.9

Analytes	Conc. (pg/g)	DL	Ratio	RT	RRT	Flags
2,3,7,8-TCDF	802		0.76	26:36	1.001	—

Totals	Conc. (pg/g)	Number	DL	Flags
Total TCDF	2320	12		—

Internal Standard	Conc. (pg/g)	% Recovery	QC Limits	Ratio	RT	RRT	Flags
$^{13}C_{12}$-2,3,7,8-TCDF	1450	80.1	24%-169%	0.74	26:35	0.981	—

Recovery Standard	Ratio	RT	Flags
$^{13}C_{12}$-1,2,3,4-TCDD	0.81	27:06	—

Data Reviewer: _____ 07/19/2002

161B_PSR v2.04, LARS 6.25.05

Triangle Laboratories, Inc.®
2445 S. Alston Ave. • Durham, North Carolina 27713
Phone: (919) 544-5729 • Fax: (919) 544-5491

Printed: 14:17 07/19/2002

Initial ....Date...

Data Review By: GSM 7/19/02

Channel specific noise levels computed from 'NL' heights.

Page No. 1 Listing of W108706B.dbf
07/19/2002 Matched GC Peaks / Ratio / Ret. Time

Compound/ M_Z....	QC.Log	Omit	Why	..RT.	OK	Ratio	Total.Area/Ht	Area/Ht.Peak1	Area/Ht.Peak2	Rel.RT	Compound.Name..	ID..	Flags.
TCDF						0.65-0.89				0.879-1.070			
304-306	DC	NL				Height	15.01	11.20	3.81				
	DC	SN		23:28		0.69	55.59			0.883			
				24:02		0.74	184.97	78.45	106.52	0.904			
				24:16		0.69	175.48	71.38	104.10	0.913			
				24:39		0.73	979.02	414.14	564.88	0.927			
				24:58		0.76	1,988.94	856.30	1,132.64	0.939			
				25:20		0.74	2,554.04	1,087.81	1,466.23	0.953			
				25:36		0.76	1,387.87	599.23	788.64	0.963			
				26:13		0.76	2,146.12	926.70	1,219.42	0.986			
				26:25		0.75	483.40	206.87	276.53	0.994			
				26:36		0.76	6,530.41	2,820.15	3,710.26	1.001	2378-TCDF		AN
				27:02		0.76	2,043.85	880.53	1,163.32	1.017			
				27:14		0.80	205.10	91.40	113.70	1.024			
	DC	SN		27:24	RO	0.53	51.47			1.031			
	DC	SN		27:38	RO	0.47	22.67			1.039			
				27:47		0.73	194.12	81.87	112.25	1.045			
	DC	SN		27:59	RO	1.43	47.94			1.053			
304-306			12	Peaks			18,873.32						
13C12-TCDF						0.65-0.89				0.944-1.132			
316-318	DC	NL				Height	5.46	2.65	2.81				
				25:52		0.68	28.05	11.33	16.72	0.973			
				26:12		0.89	113.62	53.54	60.08	0.986			
				26:35		0.74	12,901.03	5,489.09	7,411.94	1.000	13C12-2378-TCDF		IS0
						Height	3,638.14	1,563.44	2,074.70				
	DC	SN		27:18	RO	0.35	16.25			1.027			
	DC	SN		27:23	RO	0.36	11.80			1.030			
	DC	SN		28:46	RO	0.54	28.01			1.082			
316-318			3	Peaks			13,042.70						
---------- Above: TCDF / TCDD Follows ----------													
13C12-TCDD						0.65-0.89				0.920-1.067			
332-334	DC	NL				Height	19.20	14.23	4.97				
				27:06		0.81	10,123.04	4,516.77	5,606.27	0.993	13C12-1234-TCDD		RS1
				27:17		0.78	11,253.91	4,946.42	6,307.49	1.000	13C12-2378-TCDD		IS1
						Height	3,302.01	1,495.64	1,806.37				
332-334			2	Peaks			21,376.95						

Compound/
M_Z.... QC.Log Omit Why ..RT. OK Ratio Total.Area/Ht Area/Ht.Peak1 Area/Ht.Peak2 Rel.RT Compound.Name.. ID.. Flags.

Column Description.....	"Why" Code Description.....	QC Log Desc.....
M_Z -Nominal Ion Mass(es)	WL-Below Retention Time Window	A-Peak Added
..RT. -Retention Time (mm:ss)	WH-Above Retention Time Window	K-Peak Kept
Rat.1 -Ratio of M/M+2 Ions	SN-Below Signal to Noise Level	D-Peak Deleted
OK -RO=Ratio Outside Limits	<M-Below Method Detection Limit	T-Time Changed
Rel.RT-Relative Retention Time	NL-Channel Specific Noise Level	M-Peak Area Changed
		N-Name Changed
		X-Ether Interference

*** End of Report ***

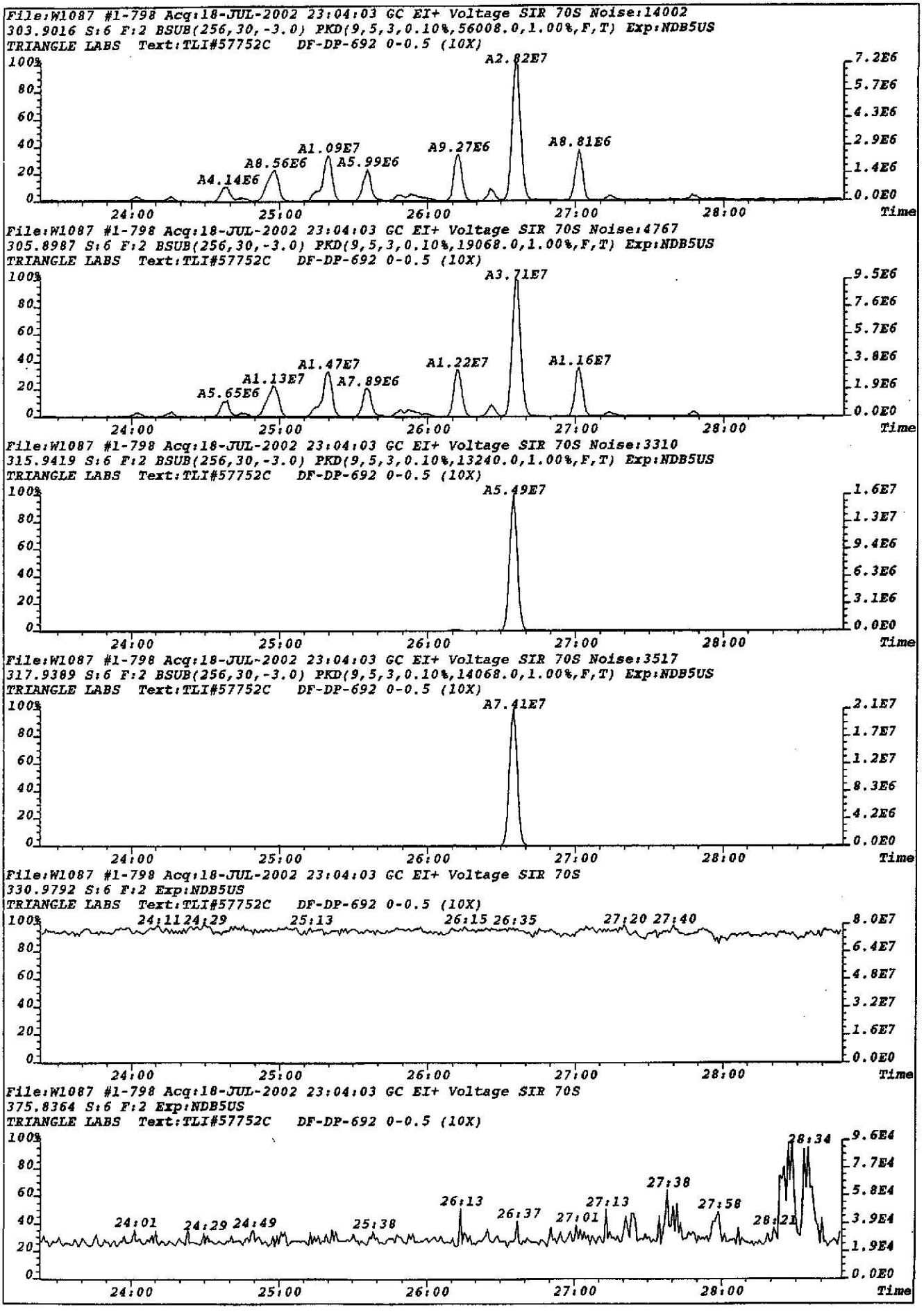
File:W1087 #1-798 Acq:18-JUL-2002 23:04:03 GC EI+ Voltage SIR 70S Noise:14002
303.9016 S:6 F:2 BSUB(256,30,-3.0) PKD(9,5,3,0.10%,56008.0,1.00%,F,T) Exp:NDB5US
TRIANGLE LABS Text:TLI#57752C DF-DP-692 0-0.5 (10X)
A2.82E7
A1.09E7
A9.27E6
A8.81E6
A8.56E6
A5.99E6
A4.14E6
File:W1087 #1-798 Acq:18-JUL-2002 23:04:03 GC EI+ Voltage SIR 70S Noise:4767
305.8987 S:6 F:2 BSUB(256,30,-3.0) PKD(9,5,3,0.10%,19068.0,1.00%,F,T) Exp:NDB5US
TRIANGLE LABS Text:TLI#57752C DF-DP-692 0-0.5 (10X)
A3.71E7
A1.47E7
A1.22E7
A1.16E7
A1.13E7
A7.89E6
A5.65E6
File:W1087 #1-798 Acq:18-JUL-2002 23:04:03 GC EI+ Voltage SIR 70S Noise:3310
315.9419 S:6 F:2 BSUB(256,30,-3.0) PKD(9,5,3,0.10%,13240.0,1.00%,F,T) Exp:NDB5US
TRIANGLE LABS Text:TLI#57752C DF-DP-692 0-0.5 (10X)
A5.49E7
File:W1087 #1-798 Acq:18-JUL-2002 23:04:03 GC EI+ Voltage SIR 70S Noise:3517
317.9389 S:6 F:2 BSUB(256,30,-3.0) PKD(9,5,3,0.10%,14068.0,1.00%,F,T) Exp:NDB5US
TRIANGLE LABS Text:TLI#57752C DF-DP-692 0-0.5 (10X)
A7.41E7
File:W1087 #1-798 Acq:18-JUL-2002 23:04:03 GC EI+ Voltage SIR 70S
330.9792 S:6 F:2 Exp:NDB5US
TRIANGLE LABS Text:TLI#57752C DF-DP-692 0-0.5 (10X)
24:11 24:29 25:13 26:15 26:35 27:20 27:40
File:W1087 #1-798 Acq:18-JUL-2002 23:04:03 GC EI+ Voltage SIR 70S
375.8364 S:6 F:2 Exp:NDB5US
TRIANGLE LABS Text:TLI#57752C DF-DP-692 0-0.5 (10X)
28:34
27:38
26:13
27:13
27:58
26:37
27:01
24:01
24:29
24:49
25:38
28:21
24:00
25:00
26:00
27:00
28:00
Time

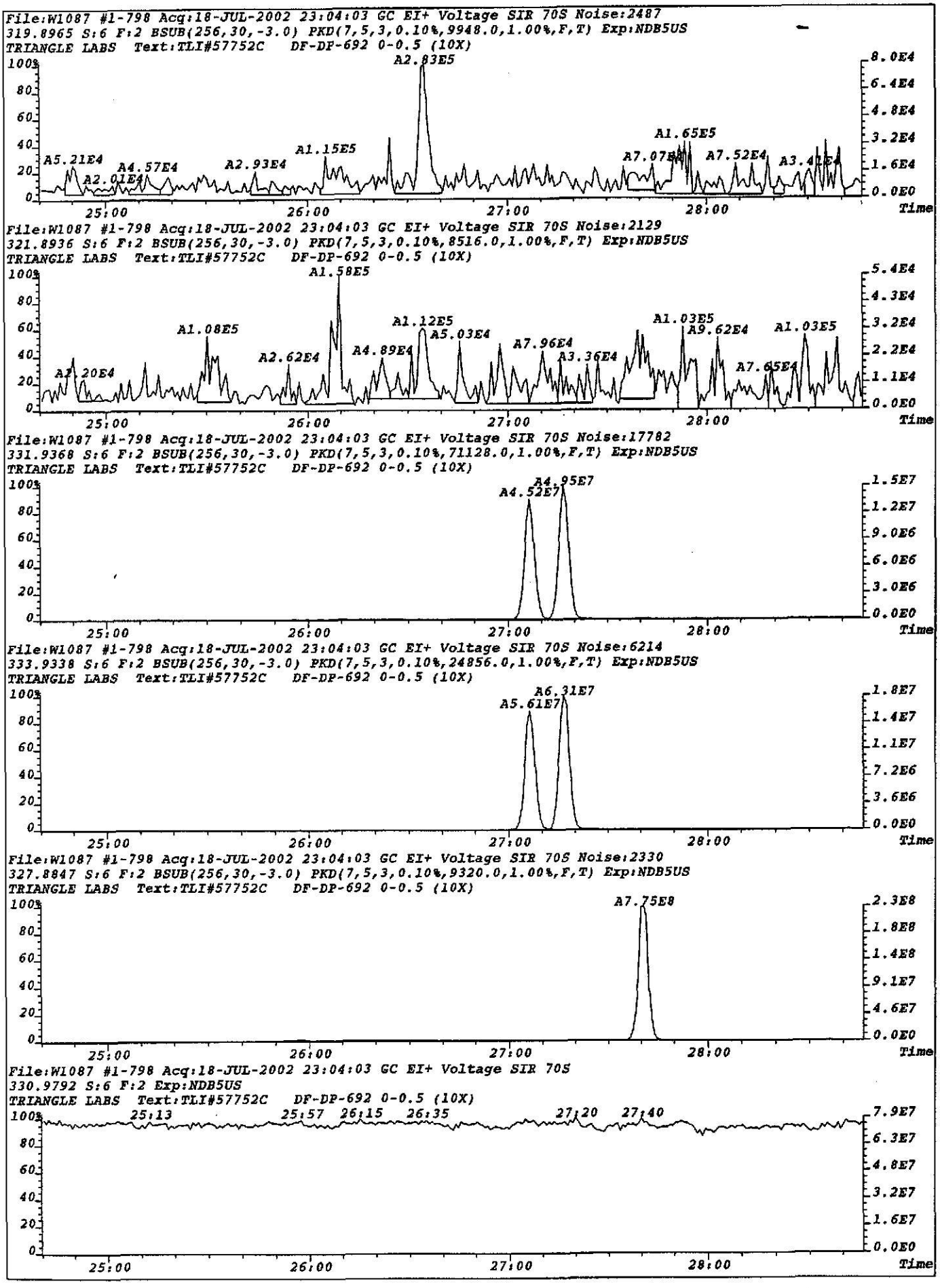
File:W1087 #1-798 Acq:18-JUL-2002 23:04:03 GC EI+ Voltage SIR 70S Noise:2487
319.8965 S:6 F:2 BSUB(256,30,-3.0) PKD(7,5,3,0.10%,9948.0,1.00%,F,T) Exp:NDB5US
TRIANGLE LABS Text:TLI#57752C DF-DP-692 0-0.5 (10X)
A2.83E5
A1.65E5
A1.15E5
A5.21E4
A4.57E4
A2.93E4
A2.01E4
A7.07E4
A7.52E4
A3.41E4
File:W1087 #1-798 Acq:18-JUL-2002 23:04:03 GC EI+ Voltage SIR 70S Noise:2129
321.8936 S:6 F:2 BSUB(256,30,-3.0) PKD(7,5,3,0.10%,8516.0,1.00%,F,T) Exp:NDB5US
TRIANGLE LABS Text:TLI#57752C DF-DP-692 0-0.5 (10X)
A1.58E5
A1.08E5
A1.12E5
A5.03E4
A2.62E4
A4.89E4
A7.96E4
A3.36E4
A1.03E5
A9.62E4
A1.03E5
A7.65E4
A2.20E4
File:W1087 #1-798 Acq:18-JUL-2002 23:04:03 GC EI+ Voltage SIR 70S Noise:17782
331.9368 S:6 F:2 BSUB(256,30,-3.0) PKD(7,5,3,0.10%,71128.0,1.00%,F,T) Exp:NDB5US
TRIANGLE LABS Text:TLI#57752C DF-DP-692 0-0.5 (10X)
A4.95E7
A4.52E7
File:W1087 #1-798 Acq:18-JUL-2002 23:04:03 GC EI+ Voltage SIR 70S Noise:6214
333.9338 S:6 F:2 BSUB(256,30,-3.0) PKD(7,5,3,0.10%,24856.0,1.00%,F,T) Exp:NDB5US
TRIANGLE LABS Text:TLI#57752C DF-DP-692 0-0.5 (10X)
A6.31E7
A5.61E7
File:W1087 #1-798 Acq:18-JUL-2002 23:04:03 GC EI+ Voltage SIR 70S Noise:2330
327.8847 S:6 F:2 BSUB(256,30,-3.0) PKD(7,5,3,0.10%,9320.0,1.00%,F,T) Exp:NDB5US
TRIANGLE LABS Text:TLI#57752C DF-DP-692 0-0.5 (10X)
A7.75E8
File:W1087 #1-798 Acq:18-JUL-2002 23:04:03 GC EI+ Voltage SIR 70S
330.9792 S:6 F:2 Exp:NDB5US
TRIANGLE LABS Text:TLI#57752C DF-DP-692 0-0.5 (10X)
25:13
25:57
26:15
26:35
27:20
27:40
Time

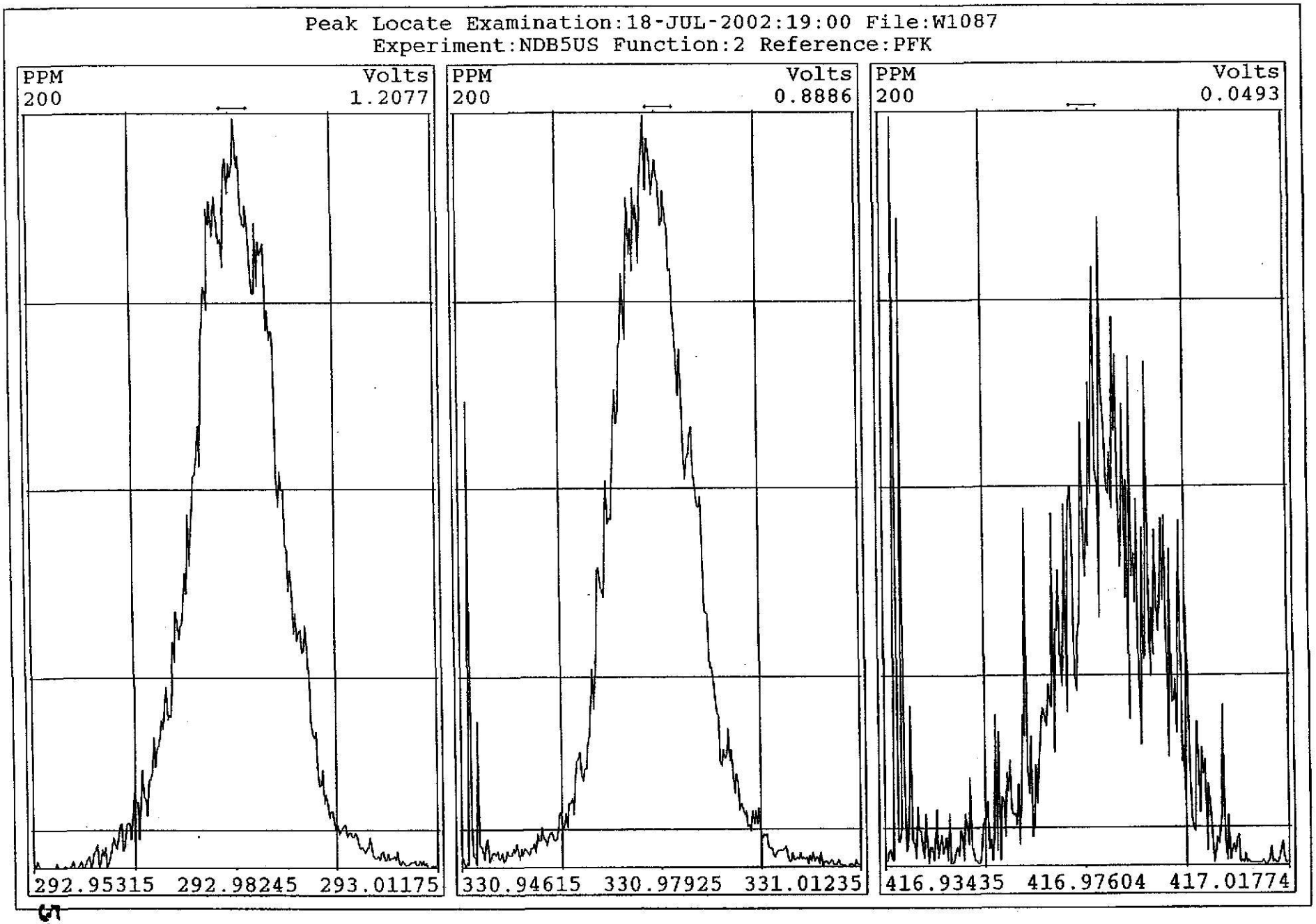
Peak Locate Examination:18-JUL-2002:19:00 File:W1087
Experiment:NDB5US Function:2 Reference:PFK
PPM
200
Volts
1.2077
292.95315 292.98245 293.01175
PPM
200
Volts
0.8886
330.94615 330.97925 331.01235
PPM
200
Volts
0.0493
416.93435 416.97604 417.01774

547



Martin & Slagle

TLI Project: 57752C — 1613, Revision B PCDD/PCDF Analysis (c)
Client Sample: **DF-DP-676 0-0.5** — Analysis File: **W108707**

Client Project:	**Mississippi Project**				
Sample Matrix:	**SOLID**	Date Received:	**06/28/2002**	Spike File:	**SP161B10**
TLI ID:	**329-38-5**	Date Extracted:	**07/05/2002**	ICal:	**WF5614B**
		Date Analyzed:	**07/18/2002**	ConCal:	**WB21086**
Sample Size:	**13.500 g**	Dilution Factor:	**10**	% Moisture:	**8.1**
Dry Weight:	**12.407 g**	Blank File:	**W105902**	% Lipid:	**n/a**
GC Column:	**DB-5**	Analyst:	**CGK**	% Solids:	**91.9**

Analytes	Conc. (pg/g)	DL	Ratio	RT	RRT	Flags

Totals	Conc. (pg/g)	Number	DL	Flags
Total TCDF	612	10		—

Internal Standard	Conc. (pg/g)	% Recovery	QC Limits	Ratio	RT	RRT	Flags
$^{13}C_{12}$-2,3,7,8-TCDF	1450	81.6	24%-169%	0.75	26:34	0.980	—

Recovery Standard	Ratio	RT	Flags
$^{13}C_{12}$-1,2,3,4-TCDD	0.79	27:06	—

Data Reviewer: KW 07/19/2002

Triangle Laboratories, Inc.®
2445 S. Alston Ave. • Durham, North Carolina 27713
Phone: (919) 544-5729 • Fax: (919) 544-5491

Printed: 17:24 07/19/2002

Initial ....Date...

Data Review By: QBM 7/19/02

Channel specific noise levels computed from 'NL' heights.

Page No. 1 Listing of W108707B.dbf
07/19/2002 Matched GC Peaks / Ratio / Ret. Time

Compound/ M_Z....	QC.Log	Omit	Why	..RT.	OK	Ratio	Total.Area/Ht	Area/Ht.Peak1	Area/Ht.Peak2	Rel.RT	Compound.Name..	ID..	Flags.
TCDF				0.65-0.89					0.879-1.070				
304-306		DC	NL			Height	10.57	6.79	3.78				
	D	D	WL	23:26	RO	0.92	61.90			0.882			
	A			24:02		0.78	46.70	20.40	26.30	0.905			J
	A			24:15		0.65	38.00	14.90	23.10	0.913			J
				24:37	RO	0.58	115.82	42.34	73.48	0.927			
				24:57		0.75	643.84	275.88	367.96	0.939			
				25:19		0.75	550.98	236.81	314.17	0.953			
				25:35		0.82	272.28	122.85	149.43	0.963			
	A			25:50		0.79	168.40	74.40	94.00	0.972			
				26:12		0.74	284.63	120.70	163.93	0.986			
				26:26		0.78	87.31	38.26	49.05	0.995			
				26:35		0.71	1,417.56	590.89	826.67	1.001	2378-TCDF	AN	
				27:01		0.75	701.40	300.24	401.16	1.017			
		DC	SN	27:12		0.68	53.56			1.024			
				27:47	RO	0.90	146.26	69.45	76.81	1.046			
304-306			12	Peaks			4,473.18						
13C12-TCDF				0.65-0.89					0.944-1.132				
316-318		DC	NL			Height	4.31	1.70	2.61				
				25:52	RO	0.60	32.26	12.15	20.11	0.974			
				26:10		0.75	84.49	36.29	48.20	0.985			
				26:34		0.75	10,670.77	4,567.55	6,103.22	1.000	13C12-2378-TCDF	IS0	
						Height	2,878.34	1,227.86	1,650.48				
				27:06	RO	0.60	20.27	7.61	12.66	1.020			
316-318			4	Peaks			10,807.79						
---------- Above: TCDF / TCDD Follows ----------													
13C12-TCDD				0.65-0.89					0.920-1.067				
332-334		DC	NL			Height	9.10	6.42	2.68				
				27:06		0.79	8,213.60	3,635.36	4,578.24	0.994	13C12-1234-TCDD	RS1	
				27:16		0.79	9,484.01	4,193.63	5,290.38	1.000	13C12-2378-TCDD	IS1	
						Height	2,634.04	1,157.01	1,477.03				
332-334			2	Peaks			17,697.61						

Column Description.....	"Why" Code Description.....	QC Log Desc.....
M_Z -Nominal Ion Mass(es)	WL-Below Retention Time Window	A-Peak Added
..RT. -Retention Time (mm:ss)	WH-Above Retention Time Window	K-Peak Kept
Rat.1 -Ratio of M/M+2 Ions	SN-Below Signal to Noise Level	D-Peak Deleted
OK -RO=Ratio Outside Limits	<M-Below Method Detection Limit	T-Time Changed
Rel.RT-Relative Retention Time	NL-Channel Specific Noise Level	M-Peak Area Changed
		N-Name Changed
		X-Ether Interference

*** End of Report ***

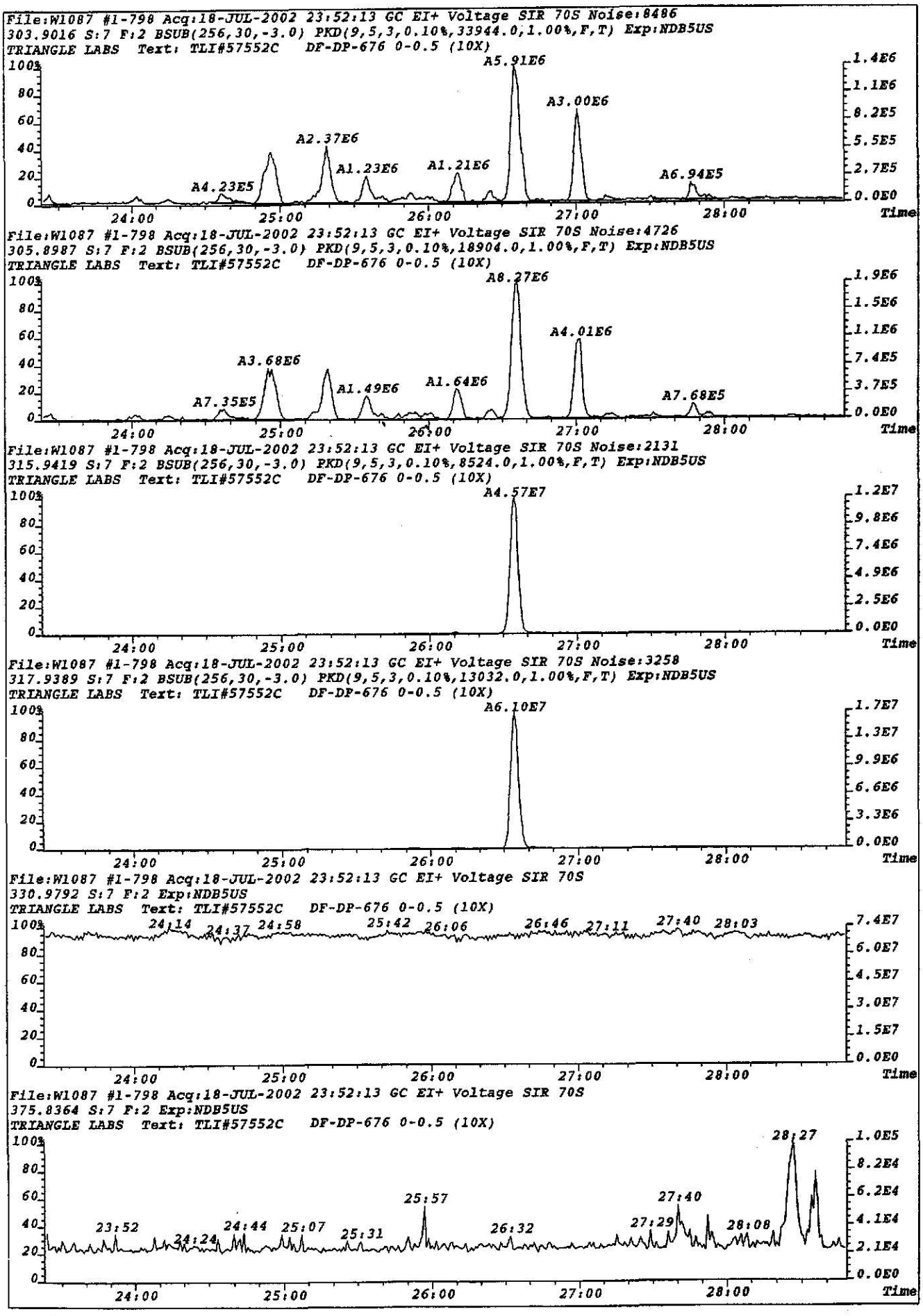
File:W1087 #1-798 Acq:18-JUL-2002 23:52:13 GC EI+ Voltage SIR 70S Noise:8486
303.9016 S:7 F:2 BSUB(256,30,-3.0) PKD(9,5,3,0.10%,33944.0,1.00%,F,T) Exp:NDB5US
TRIANGLE LABS Text: TLI#57552C DF-DP-676 0-0.5 (10X)
A5.91E6
A3.00E6
A2.37E6
A1.23E6
A1.21E6
A4.23E5
A6.94E5
File:W1087 #1-798 Acq:18-JUL-2002 23:52:13 GC EI+ Voltage SIR 70S Noise:4726
305.8987 S:7 F:2 BSUB(256,30,-3.0) PKD(9,5,3,0.10%,18904.0,1.00%,F,T) Exp:NDB5US
TRIANGLE LABS Text: TLI#57552C DF-DP-676 0-0.5 (10X)
A8.27E6
A4.01E6
A3.68E6
A1.49E6
A1.64E6
A7.35E5
A7.68E5
File:W1087 #1-798 Acq:18-JUL-2002 23:52:13 GC EI+ Voltage SIR 70S Noise:2131
315.9419 S:7 F:2 BSUB(256,30,-3.0) PKD(9,5,3,0.10%,8524.0,1.00%,F,T) Exp:NDB5US
TRIANGLE LABS Text: TLI#57552C DF-DP-676 0-0.5 (10X)
A4.57E7
File:W1087 #1-798 Acq:18-JUL-2002 23:52:13 GC EI+ Voltage SIR 70S Noise:3258
317.9389 S:7 F:2 BSUB(256,30,-3.0) PKD(9,5,3,0.10%,13032.0,1.00%,F,T) Exp:NDB5US
TRIANGLE LABS Text: TLI#57552C DF-DP-676 0-0.5 (10X)
A6.10E7
File:W1087 #1-798 Acq:18-JUL-2002 23:52:13 GC EI+ Voltage SIR 70S
330.9792 S:7 F:2 Exp:NDB5US
TRIANGLE LABS Text: TLI#57552C DF-DP-676 0-0.5 (10X)
24:14
24:37
24:58
25:42
26:06
26:46
27:11
27:40
28:03
File:W1087 #1-798 Acq:18-JUL-2002 23:52:13 GC EI+ Voltage SIR 70S
375.8364 S:7 F:2 Exp:NDB5US
TRIANGLE LABS Text: TLI#57552C DF-DP-676 0-0.5 (10X)
28:27
25:57
27:40
23:52
24:24
24:44
25:07
25:31
26:32
27:29
28:08
Time

File:W1087 #1-798 Acq:18-JUL-2002 23:52:13 GC EI+ Voltage SIR 70S Noise:2048
319.8965 S:7 F:2 BSUB(256,30,-3.0) PKD(7,5,3,0.10%,8192.0,1.00%,F,T) Exp:NDB5US
TRIANGLE LABS Text: TLI#57552C DF-DP-676 0-0.5 (10X)

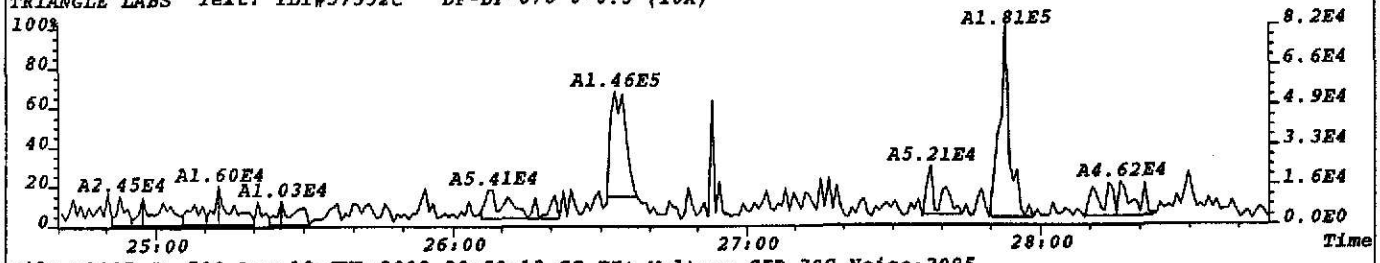

File:W1087 #1-798 Acq:18-JUL-2002 23:52:13 GC EI+ Voltage SIR 70S Noise:2095
321.8936 S:7 F:2 BSUB(256,30,-3.0) PKD(7,5,3,0.10%,8380.0,1.00%,F,T) Exp:NDB5US
TRIANGLE LABS Text: TLI#57552C DF-DP-676 0-0.5 (10X)

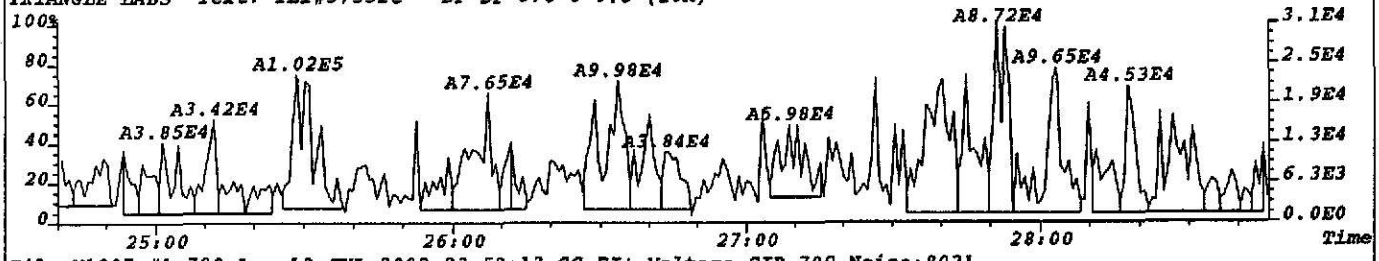

File:W1087 #1-798 Acq:18-JUL-2002 23:52:13 GC EI+ Voltage SIR 70S Noise:8021
331.9368 S:7 F:2 BSUB(256,30,-3.0) PKD(7,5,3,0.10%,32084.0,1.00%,F,T) Exp:NDB5US
TRIANGLE LABS Text: TLI#57552C DF-DP-676 0-0.5 (10X)

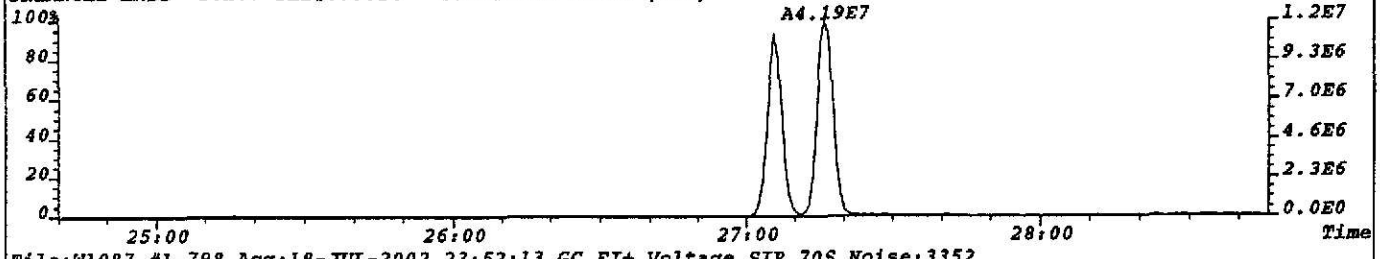

File:W1087 #1-798 Acq:18-JUL-2002 23:52:13 GC EI+ Voltage SIR 70S Noise:3352
333.9338 S:7 F:2 BSUB(256,30,-3.0) PKD(7,5,3,0.10%,13408.0,1.00%,F,T) Exp:NDB5US
TRIANGLE LABS Text: TLI#57552C DF-DP-676 0-0.5 (10X)

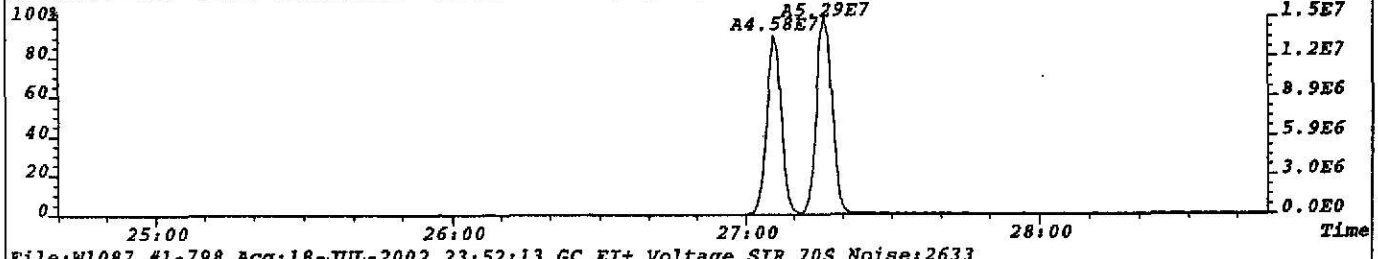

File:W1087 #1-798 Acq:18-JUL-2002 23:52:13 GC EI+ Voltage SIR 70S Noise:2633
327.8847 S:7 F:2 BSUB(256,30,-3.0) PKD(7,5,3,0.10%,10532.0,1.00%,F,T) Exp:NDB5US
TRIANGLE LABS Text: TLI#57552C DF-DP-676 0-0.5 (10X)



File:W1087 #1-798 Acq:18-JUL-2002 23:52:13 GC EI+ Voltage SIR 70S
330.9792 S:7 F:2 Exp:NDB5US
TRIANGLE LABS Text: TLI#57552C DF-DP-676 0-0.5 (10X)

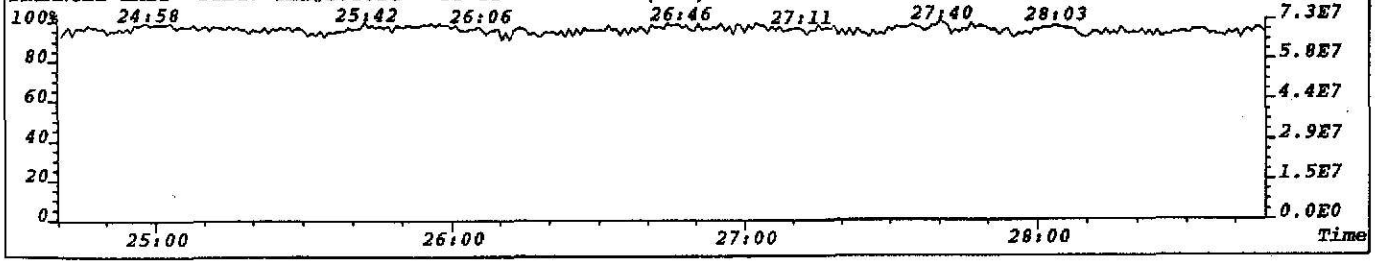

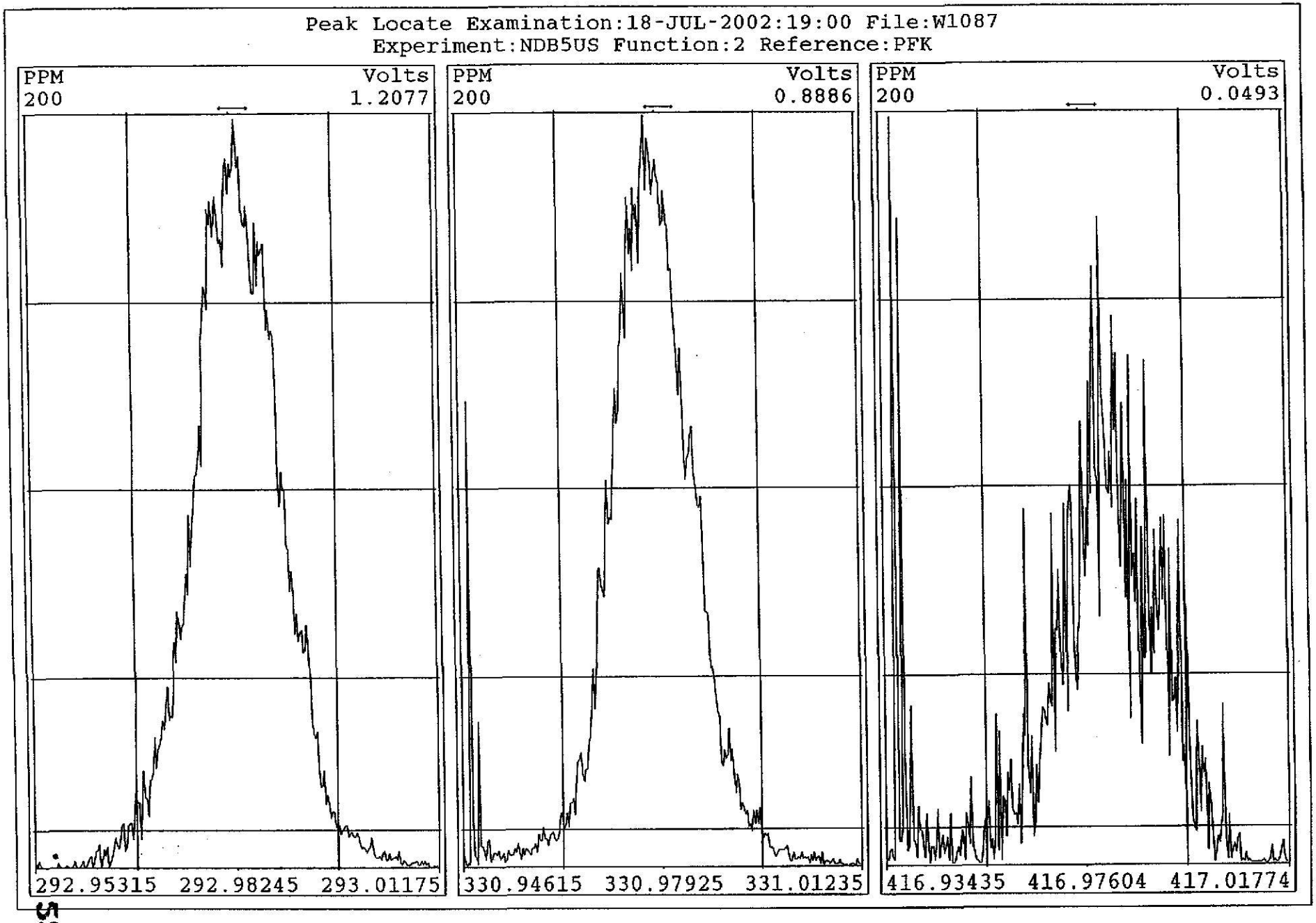
Peak Locate Examination:18-JUL-2002:19:00 File:W1087
Experiment:NDB5US Function:2 Reference:PFK
PPM
200
Volts
1.2077
292.95315 292.98245 293.01175
PPM
200
Volts
0.8886
330.94615 330.97925 331.01235
PPM
200
Volts
0.0493
416.93435 416.97604 417.01774

552

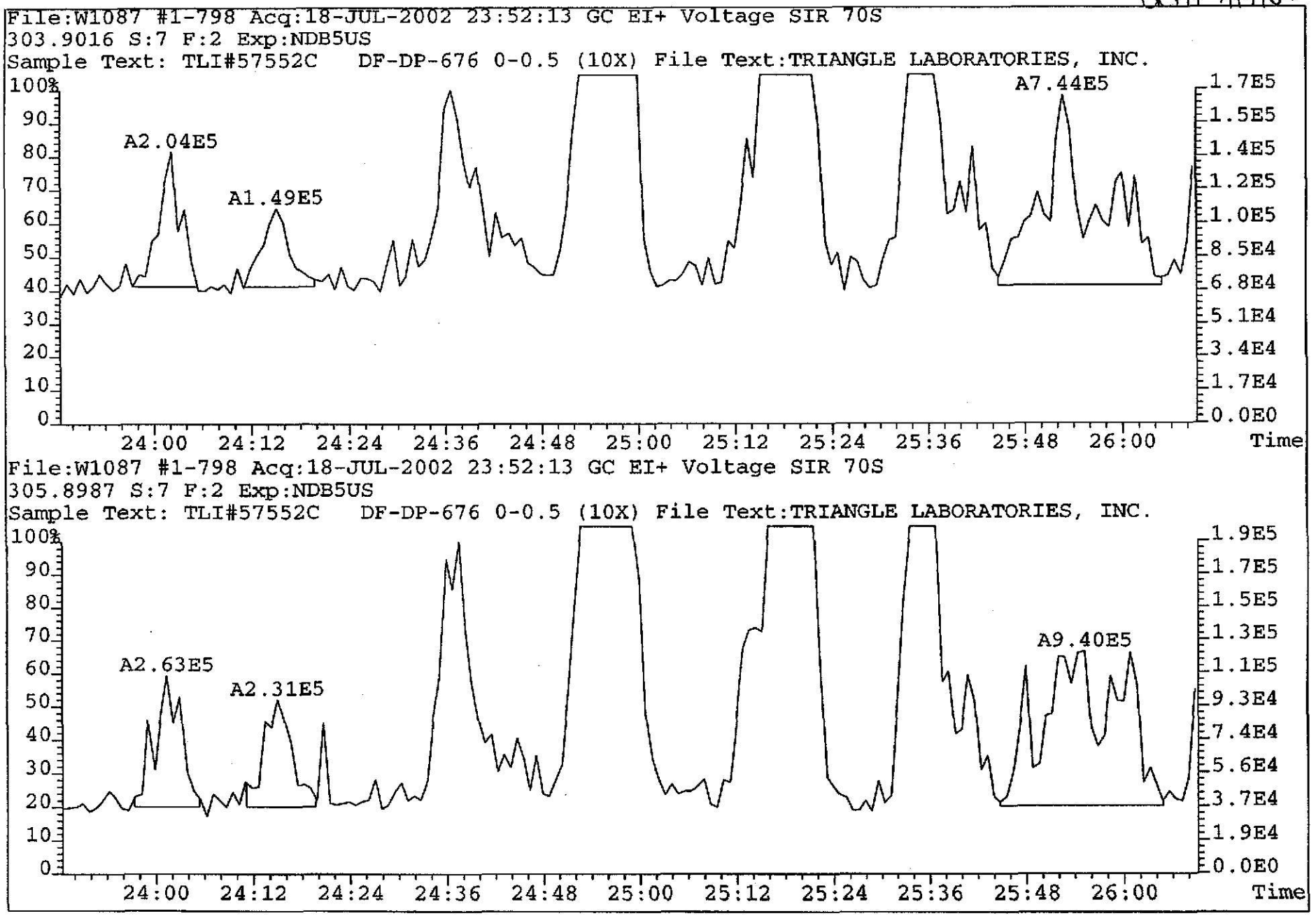
File:W1087 #1-798 Acq:18-JUL-2002 23:52:13 GC EI+ Voltage SIR 70S
303.9016 S:7 F:2 Exp:NDB5US
Sample Text: TLI#57552C DF-DP-676 0-0.5 (10X) File Text:TRIANGLE LABORATORIES, INC.
A2.04E5
A1.49E5
A7.44E5
Time
File:W1087 #1-798 Acq:18-JUL-2002 23:52:13 GC EI+ Voltage SIR 70S
305.8987 S:7 F:2 Exp:NDB5US
Sample Text: TLI#57552C DF-DP-676 0-0.5 (10X) File Text:TRIANGLE LABORATORIES, INC.
A2.63E5
A2.31E5
A9.40E5
Time



Martin & Slagle

TLI Project: 57752C — 1613, Revision B PCDD/PCDF Analysis (c)
Client Sample: DF-DP-209 0-0.5 — Analysis File: W108708

Client Project:	Mississippi Project				
Sample Matrix:	SOLID	Date Received:	06/28/2002	Spike File:	SP161B10
TLI ID:	329-38-8	Date Extracted:	07/05/2002	ICal:	WF5614B
		Date Analyzed:	07/19/2002	ConCal:	WB21086
Sample Size:	13.500 g	Dilution Factor:	10	% Moisture:	16.0
Dry Weight:	11.340 g	Blank File:	W105902	% Lipid:	n/a
GC Column:	DB-5	Analyst:	CGK	% Solids:	84.0

Analytes	Conc. (pg/g)	DL	Ratio	RT	RRT	Flags
1,2,3,4,6,7,8-HpCDF	7110		1.06	36:57	1.000	
1,2,3,4,6,7,8,9-OCDF	1900		0.87	41:58	1.006	

Totals	Conc. (pg/g)	Number	DL	Flags
Total HxCDF	3970	9		
Total HpCDF	11900	3		

Internal Standards	Conc. (pg/g)	% Recovery	QC Limits	Ratio	RT	RRT	Flags
$^{13}C_{12}$-1,2,3,4,6,7,8,9-OCDD	4500	116	17%-157%	0.85	41:44	1.193	
$^{13}C_{12}$-1,2,3,4,7,8-HxCDF	1840	94.7	26%-152%	0.51	33:52	0.968	
$^{13}C_{12}$-1,2,3,6,7,8-HxCDF	1780	91.9	26%-123%	0.51	33:58	0.971	
$^{13}C_{12}$-2,3,4,6,7,8-HxCDF	1780	91.9	28%-136%	0.51	34:28	0.985	
$^{13}C_{12}$-1,2,3,7,8,9-HxCDF	1750	90.1	29%-147%	0.51	35:16	1.008	
$^{13}C_{12}$-1,2,3,4,6,7,8-HpCDF	1740	89.8	28%-143%	0.45	36:56	1.056	
$^{13}C_{12}$-1,2,3,4,7,8,9-HpCDF	1650	84.9	26%-138%	0.43	38:31	1.101	

Recovery Standard	Ratio	RT	Flags
$^{13}C_{12}$-1,2,3,7,8,9-HxCDD	1.23	34:59	

Data Reviewer: GSM 07/19/2002

161B_PSR v2.04, LARS 6.25.05

Triangle Laboratories, Inc.®
2445 S. Alston Ave. • Durham, North Carolina 27713
Phone: (919) 544-5729 • Fax: (919) 544-5491

Printed: 14:29 07/19/2002

Initial ....Date...

Data Review By: CBM 7/19/02

Channel specific noise levels computed from 'NL' heights.

Page No. 1 Listing of W108708B.dbf
07/19/2002 Matched GC Peaks / Ratio / Ret. Time

Compound/ M_Z....	QC.Log	Omit	Why	..RT.	OK	Ratio	Total.Area/Ht	Area/Ht.Peak1	Area/Ht.Peak2	Rel.RT	Compound.Name..	ID..	Flags.
HxCDF				1.05-1.43						0.929-1.007			
374-376	DC	NL		Height			5.59	2.89	2.70				
				32:55		1.22	2,706.74	1,489.97	1,216.77	0.933			
				33:04		1.25	7,650.48	4,245.23	3,405.25	0.938			
				33:13	RO	1.53	32.21	19.49	12.72	0.942			
				33:21		1.32	92.57	52.72	39.85	0.946			J
				33:30		1.26	9,509.93	5,308.91	4,201.02	0.950			
	DC	SN		33:40	RO	2.03	14.41			0.955			
				33:53		1.24	2,447.79	1,355.63	1,092.16	1.000	123478-HxCDF	AN	
				33:59		1.27	961.04	537.54	423.50	1.000	123678-HxCDF	AN	
				34:06	RO	1.99	34.00	22.61	11.39	0.967			
				34:15		1.19	83.29	45.25	38.04	0.971			J
				34:28		1.20	792.29	431.92	360.37	1.000	234678-HxCDF	AN	
	DC	SN		34:40	RO	1.80	11.58			0.983			
				35:20		1.13	177.79	94.47	83.32	1.002			J
	DC	WH		35:48	RO	0.95	18.95			1.015			
374-376			11	Peaks			24,488.13						
13C12-HxCDF				0.43-0.59						0.879-1.105			
384-386	DC	NL		Height			6.12	2.39	3.73				
				32:56		0.49	24.38	8.02	16.36	0.934			
				33:06		0.50	38.73	12.98	25.75	0.939			
				33:52		0.51	10,137.14	3,428.09	6,709.05	1.000	13C12-HxCDF 478	IS5	
						Height	3,503.44	1,179.75	2,323.69				
				33:58		0.51	10,094.64	3,406.20	6,688.44	1.000	13C12-HxCDF 678	IS6	
						Height	3,403.85	1,154.75	2,249.10				
	DC	SN		34:18	RO	2.05	24.06			0.973			
				34:28		0.51	9,540.64	3,234.44	6,306.20	1.000	13C12-HxCDF 234	IS7	
						Height	3,250.85	1,113.33	2,137.52				
	DC	SN		34:43	RO	1.40	22.24			0.984			
	DC	SN		34:53	RO	1.37	8.83			0.989			
				35:16		0.51	8,129.52	2,735.74	5,393.78	1.000	13C12-HxCDF 789	IS8	
						Height	2,505.43	857.57	1,647.86				
	DC	SN		35:33	RO	0.10	11.60			1.008			
	DC	SN		35:37	RO	0.64	18.82			1.010			
	DC	SN		35:43	RO	0.32	12.69			1.013			
384-386			6	Peaks			37,965.05						

---------- Above: HxCDF / HxCDD Follows ----------

13C12-HxCDD				1.05-1.43						0.983-1.040			
402-404	DC	NL		Height			7.38	4.79	2.59				
				34:03	RO	1.44	33.38	19.70	13.68	0.985			
	DC	SN		34:11	RO	0.52	19.97			0.988			
				34:35		1.22	7,168.23	3,944.89	3,223.34	1.000	13C12-HxCDD 478	IS9	
						Height	2,403.13	1,324.20	1,078.93				
				34:40		1.20	7,257.91	3,964.44	3,293.47	1.000	13C12-HxCDD 678	IS10	
						Height	2,382.56	1,291.37	1,091.19				

Compound/ M_Z....	QC.Log	Omit	Why	..RT.	OK	Ratio	Total.Area/Ht	Area/Ht.Peak1	Area/Ht.Peak2	Rel.RT	Compound.Name..	ID..	Flags.
	DC	SN		34:48	RO	1.59	17.05			1.006			
				34:59		1.23	7,406.15	4,083.39	3,322.76	1.012	13C12-HxCDD 789		RS2
	DC	SN		35:15	RO	0.80	8.46			1.019			
	DC	SN		35:28		1.19	12.11			1.026			
402-404			4 Peaks				21,865.67						
---------- Above: HxCDD / HpCDF Follows ----------													
HpCDF						0.88-1.20				0.955-1.005			
408-410	DC	NL				Height	5.24	2.74	2.50				
				36:57		1.06	38,596.30	19,830.60	18,765.70	1.000	1234678-HpCDF		AN
				37:22		1.06	22,057.70	11,330.20	10,727.50	0.970			
				38:31		1.14	566.98	301.83	265.15	1.000	1234789-HpCDF		AN
408-410			3 Peaks				61,220.98						
13C12-HpCDF						0.37-0.51				0.856-1.142			
418-420	DC	NL				Height	3.60	1.55	2.05				
				36:56		0.45	7,063.44	2,200.60	4,862.84	1.000	13C12-HpCDF 678		IS11
						Height	2,126.50	657.51	1,468.99				
	DC	SN		37:09	RO	1.00	8.70			0.965			
				38:31		0.43	5,285.33	1,598.39	3,686.94	1.000	13C12-HpCDF 789		IS12
						Height	1,354.54	413.34	941.20				
				38:50	RO	1.38	19.19	11.12	8.07	1.008			
418-420			3 Peaks				12,367.96						
---------- Above: HpCDF / Octa-CDD and CDF Follows ----------													
OCDF						0.76-1.02				0.952-1.048			
442-444	DC	NL				Height	3.02	1.70	1.32				
	DC	WL		37:31	RO	3.06	4.91			0.899			
	DC	SN		40:10	RO	1.21	6.41			0.962			
				41:58		0.87	7,835.64	3,650.05	4,185.59	1.006	OCDF		AN
	DC	SN		43:33	RO	0.53	6.20			1.044			
	DC	SN		43:43	RO	1.29	4.97			1.048			
	DC	WH		43:56	RO	0.25	7.64			1.053			
	DC	WH		44:19	RO	1.06	7.06			1.062			
	DC	WH		44:30	RO	0.29	5.94			1.066			
442-444			1 Peak				7,835.64						
13C12-OCDD						0.76-1.02				0.996-1.004			
470-472	DC	NL				Height	4.93	2.72	2.21				
				41:44		0.85	12,058.87	5,536.94	6,521.93	1.000	13C12-OCDD		IS14
						Height	2,715.78	1,266.79	1,448.99				
470-472			1 Peak				12,058.87						

Compound/
M_Z.... QC.Log Omit Why ..RT. OK Ratio Total.Area/Ht Area/Ht.Peak1 Area/Ht.Peak2 Rel.RT Compound:Name.. ID.. Flags.

Column Description.....	"Why" Code Description.....	QC Log Desc.....
M_Z -Nominal Ion Mass(es)	WL-Below Retention Time Window	A-Peak Added
..RT. -Retention Time (mm:ss)	WH-Above Retention Time Window	K-Peak Kept
Rat.1 -Ratio of M/M+2 Ions	SN-Below Signal to Noise Level	D-Peak Deleted
OK -RO=Ratio Outside Limits	<M-Below Method Detection Limit	T-Time Changed
Rel.RT-Relative Retention Time	NL-Channel Specific Noise Level	M-Peak Area Changed
		N-Name Changed
		X-Ether Interference

*** End of Report ***

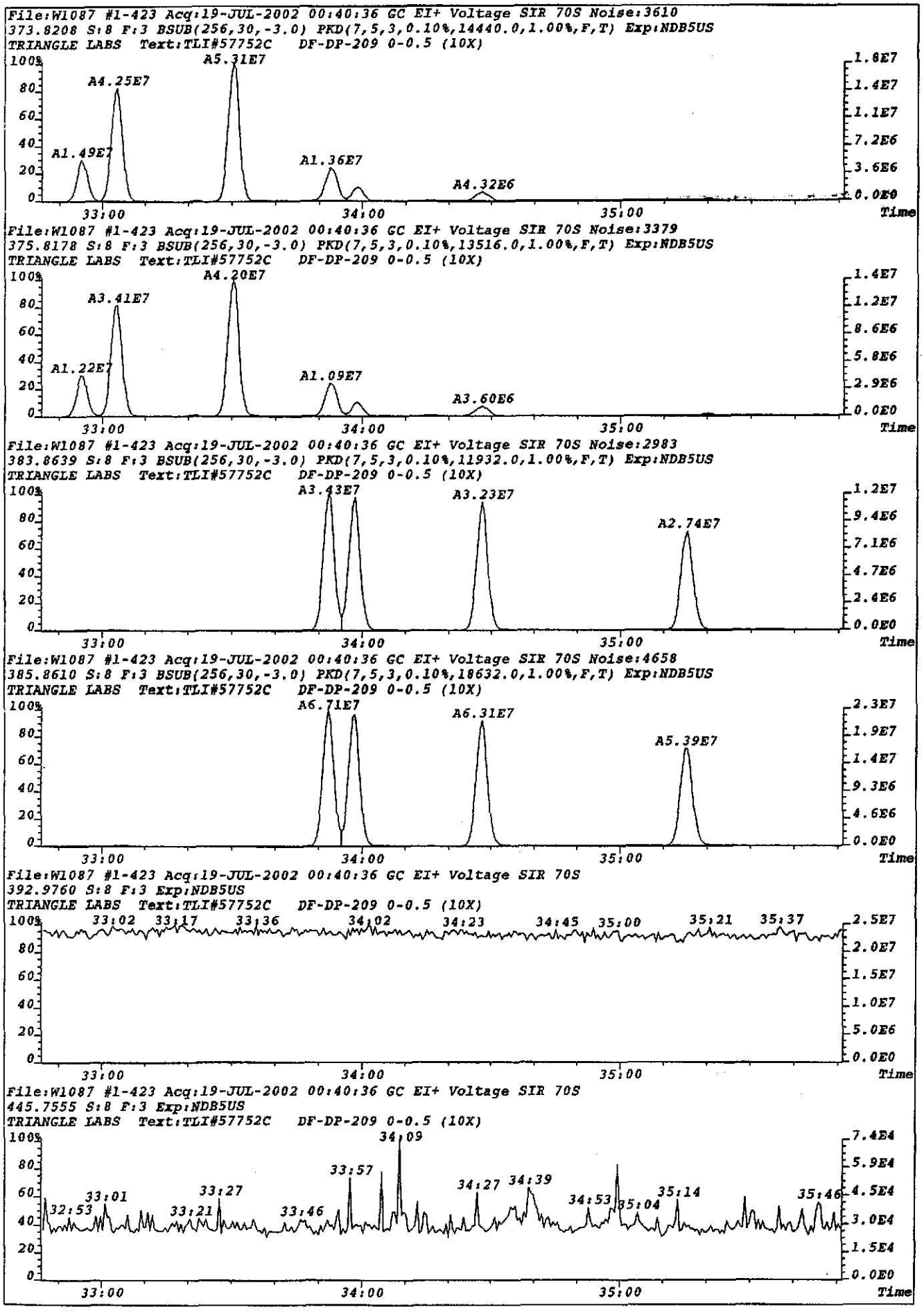
File:W1087 #1-423 Acq:19-JUL-2002 00:40:36 GC EI+ Voltage SIR 70S Noise:3610
373.8208 S:8 F:3 BSUB(256,30,-3.0) PKD(7,5,3,0.10%,14440.0,1.00%,F,T) Exp:NDB5US
TRIANGLE LABS Text:TLI#57752C DF-DP-209 0-0.5 (10X)
A1.49E7
A4.25E7
A5.31E7
A1.36E7
A4.32E6
File:W1087 #1-423 Acq:19-JUL-2002 00:40:36 GC EI+ Voltage SIR 70S Noise:3379
375.8178 S:8 F:3 BSUB(256,30,-3.0) PKD(7,5,3,0.10%,13516.0,1.00%,F,T) Exp:NDB5US
TRIANGLE LABS Text:TLI#57752C DF-DP-209 0-0.5 (10X)
A1.22E7
A3.41E7
A4.20E7
A1.09E7
A3.60E6
File:W1087 #1-423 Acq:19-JUL-2002 00:40:36 GC EI+ Voltage SIR 70S Noise:2983
383.8639 S:8 F:3 BSUB(256,30,-3.0) PKD(7,5,3,0.10%,11932.0,1.00%,F,T) Exp:NDB5US
TRIANGLE LABS Text:TLI#57752C DF-DP-209 0-0.5 (10X)
A3.43E7
A3.23E7
A2.74E7
File:W1087 #1-423 Acq:19-JUL-2002 00:40:36 GC EI+ Voltage SIR 70S Noise:4658
385.8610 S:8 F:3 BSUB(256,30,-3.0) PKD(7,5,3,0.10%,18632.0,1.00%,F,T) Exp:NDB5US
TRIANGLE LABS Text:TLI#57752C DF-DP-209 0-0.5 (10X)
A6.71E7
A6.31E7
A5.39E7
File:W1087 #1-423 Acq:19-JUL-2002 00:40:36 GC EI+ Voltage SIR 70S
392.9760 S:8 F:3 Exp:NDB5US
TRIANGLE LABS Text:TLI#57752C DF-DP-209 0-0.5 (10X)
33:02 33:17 33:36 34:02 34:23 34:45 35:00 35:21 35:37
File:W1087 #1-423 Acq:19-JUL-2002 00:40:36 GC EI+ Voltage SIR 70S
445.7555 S:8 F:3 Exp:NDB5US
TRIANGLE LABS Text:TLI#57752C DF-DP-209 0-0.5 (10X)
32:53 33:01 33:21 33:27 33:46 33:57 34:09 34:27 34:39 34:53 35:04 35:14 35:46
33:00
34:00
35:00
Time

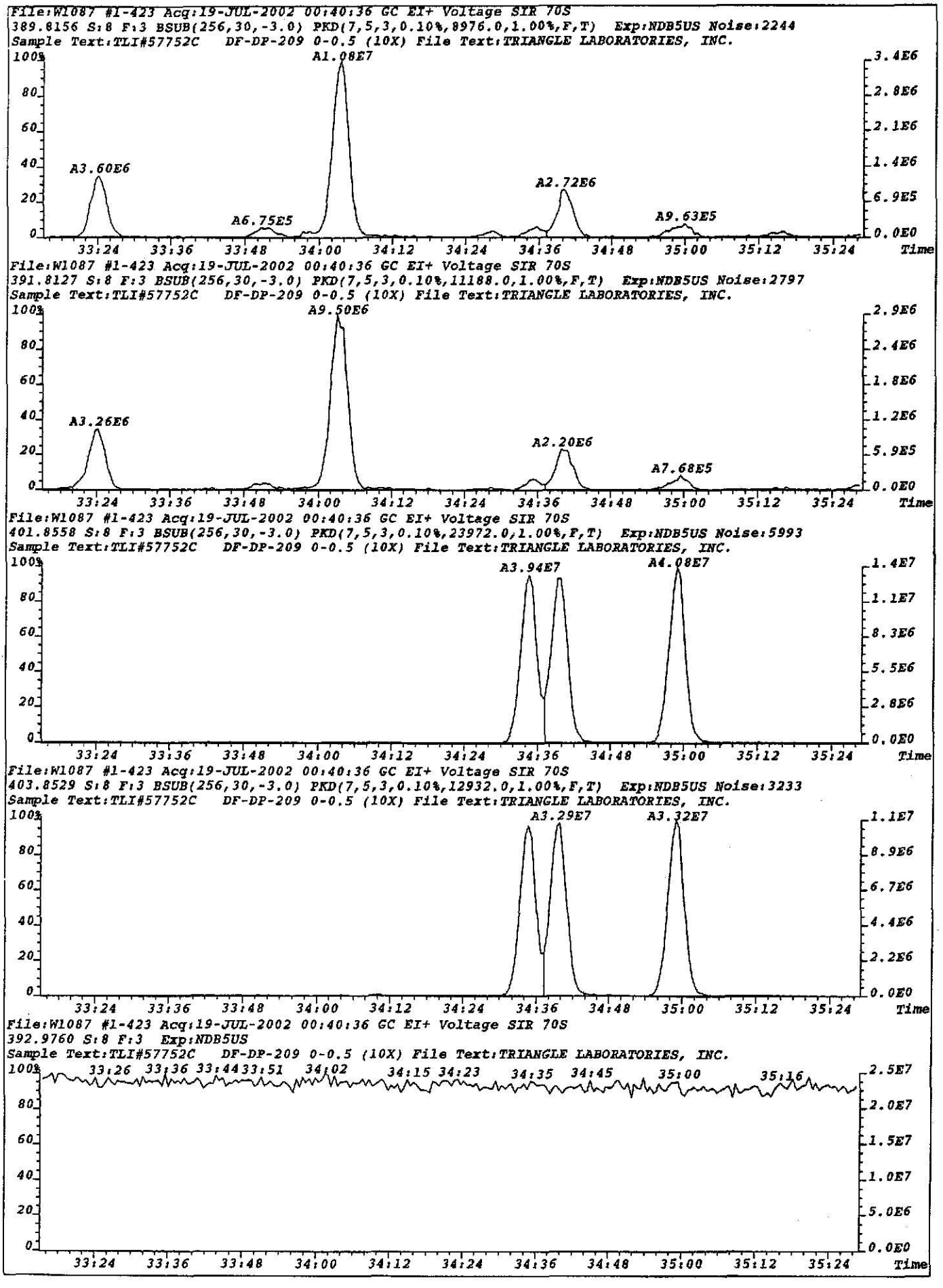
File:W1087 #1-423 Acq:19-JUL-2002 00:40:36 GC EI+ Voltage SIR 70S
389.8156 S:8 F:3 BSUB(256,30,-3.0) PKD(7,5,3,0.10%,8976.0,1.00%,F,T) Exp:NDB5US Noise:2244
Sample Text:TLI#57752C DF-DP-209 0-0.5 (10X) File Text:TRIANGLE LABORATORIES, INC.
A1.08E7
A3.60E6
A6.75E5
A2.72E6
A9.63E5
File:W1087 #1-423 Acq:19-JUL-2002 00:40:36 GC EI+ Voltage SIR 70S
391.8127 S:8 F:3 BSUB(256,30,-3.0) PKD(7,5,3,0.10%,11188.0,1.00%,F,T) Exp:NDB5US Noise:2797
Sample Text:TLI#57752C DF-DP-209 0-0.5 (10X) File Text:TRIANGLE LABORATORIES, INC.
A9.50E6
A3.26E6
A2.20E6
A7.68E5
File:W1087 #1-423 Acq:19-JUL-2002 00:40:36 GC EI+ Voltage SIR 70S
401.8558 S:8 F:3 BSUB(256,30,-3.0) PKD(7,5,3,0.10%,23972.0,1.00%,F,T) Exp:NDB5US Noise:5993
Sample Text:TLI#57752C DF-DP-209 0-0.5 (10X) File Text:TRIANGLE LABORATORIES, INC.
A3.94E7
A4.08E7
File:W1087 #1-423 Acq:19-JUL-2002 00:40:36 GC EI+ Voltage SIR 70S
403.8529 S:8 F:3 BSUB(256,30,-3.0) PKD(7,5,3,0.10%,12932.0,1.00%,F,T) Exp:NDB5US Noise:3233
Sample Text:TLI#57752C DF-DP-209 0-0.5 (10X) File Text:TRIANGLE LABORATORIES, INC.
A3.29E7
A3.32E7
File:W1087 #1-423 Acq:19-JUL-2002 00:40:36 GC EI+ Voltage SIR 70S
392.9760 S:8 F:3 Exp:NDB5US
Sample Text:TLI#57752C DF-DP-209 0-0.5 (10X) File Text:TRIANGLE LABORATORIES, INC.
Time

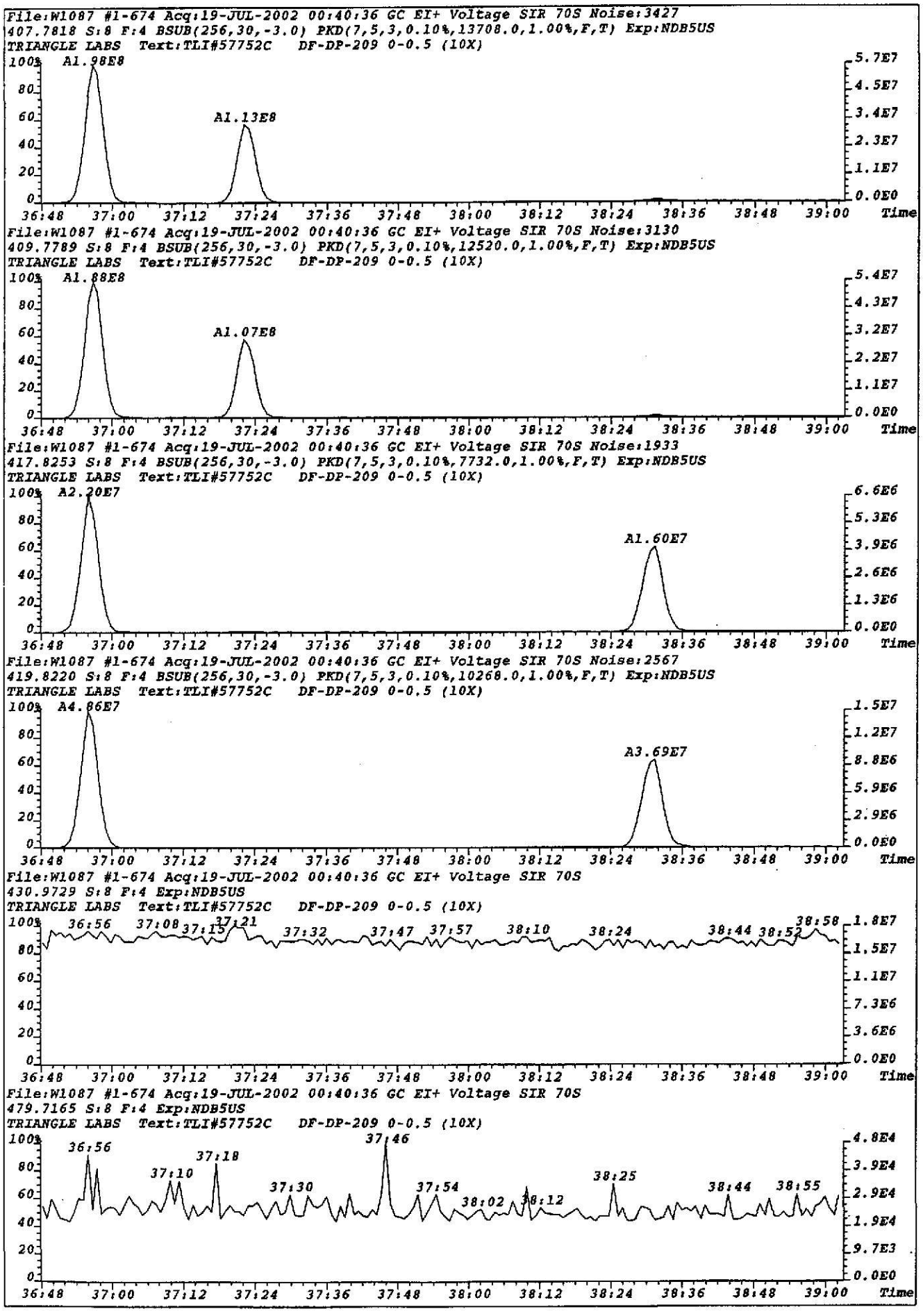
File:W1087 #1-674 Acq:19-JUL-2002 00:40:36 GC EI+ Voltage SIR 70S Noise:3427
407.7818 S:8 F:4 BSUB(256,30,-3.0) PKD(7,5,3,0.10%,13708.0,1.00%,F,T) Exp:NDB5US
TRIANGLE LABS Text:TLI#57752C DF-DP-209 0-0.5 (10X)
A1.98E8
A1.13E8
File:W1087 #1-674 Acq:19-JUL-2002 00:40:36 GC EI+ Voltage SIR 70S Noise:3130
409.7789 S:8 F:4 BSUB(256,30,-3.0) PKD(7,5,3,0.10%,12520.0,1.00%,F,T) Exp:NDB5US
TRIANGLE LABS Text:TLI#57752C DF-DP-209 0-0.5 (10X)
A1.88E8
A1.07E8
File:W1087 #1-674 Acq:19-JUL-2002 00:40:36 GC EI+ Voltage SIR 70S Noise:1933
417.8253 S:8 F:4 BSUB(256,30,-3.0) PKD(7,5,3,0.10%,7732.0,1.00%,F,T) Exp:NDB5US
TRIANGLE LABS Text:TLI#57752C DF-DP-209 0-0.5 (10X)
A2.20E7
A1.60E7
File:W1087 #1-674 Acq:19-JUL-2002 00:40:36 GC EI+ Voltage SIR 70S Noise:2567
419.8220 S:8 F:4 BSUB(256,30,-3.0) PKD(7,5,3,0.10%,10268.0,1.00%,F,T) Exp:NDB5US
TRIANGLE LABS Text:TLI#57752C DF-DP-209 0-0.5 (10X)
A4.86E7
A3.69E7
File:W1087 #1-674 Acq:19-JUL-2002 00:40:36 GC EI+ Voltage SIR 70S
430.9729 S:8 F:4 Exp:NDB5US
TRIANGLE LABS Text:TLI#57752C DF-DP-209 0-0.5 (10X)
File:W1087 #1-674 Acq:19-JUL-2002 00:40:36 GC EI+ Voltage SIR 70S
479.7165 S:8 F:4 Exp:NDB5US
TRIANGLE LABS Text:TLI#57752C DF-DP-209 0-0.5 (10X)
Time

File:W1087 #1-674 Acq:19-JUL-2002 00:40:36 GC EI+ Voltage SIR 70S Noise:2127
441.7428 S:8 F:4 BSUB(256,30,-3.0) PKD(7,5,3,0.10%,8508.0,1.00%,F,T) Exp:NDB5US
Sample Text:TLI#57752C DF-DP-209 0-0.5 (10X) File Text:TRIANGLE LABORATORIES, INC.

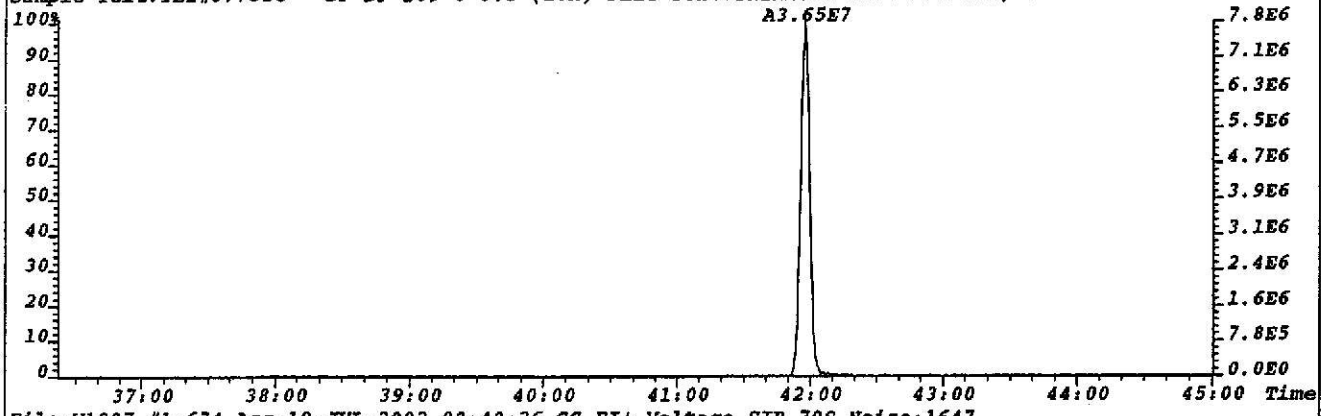

File:W1087 #1-674 Acq:19-JUL-2002 00:40:36 GC EI+ Voltage SIR 70S Noise:1647
443.7399 S:8 F:4 BSUB(256,30,-3.0) PKD(7,5,3,0.10%,6588.0,1.00%,F,T) Exp:NDB5US
Sample Text:TLI#57752C DF-DP-209 0-0.5 (10X) File Text:TRIANGLE LABORATORIES, INC.

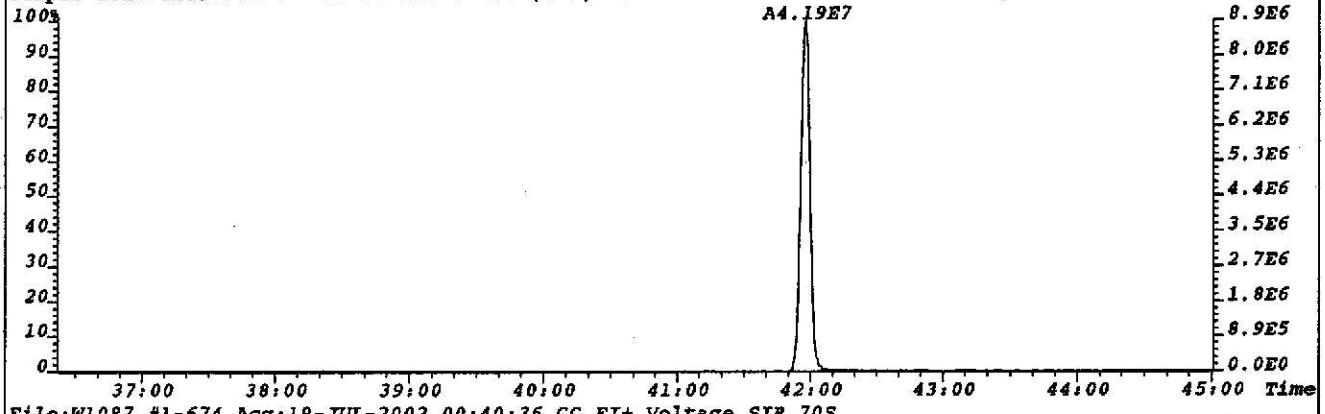

File:W1087 #1-674 Acq:19-JUL-2002 00:40:36 GC EI+ Voltage SIR 70S
430.9729 S:8 F:4 Exp:NDB5US
Sample Text:TLI#57752C DF-DP-209 0-0.5 (10X) File Text:TRIANGLE LABORATORIES, INC.

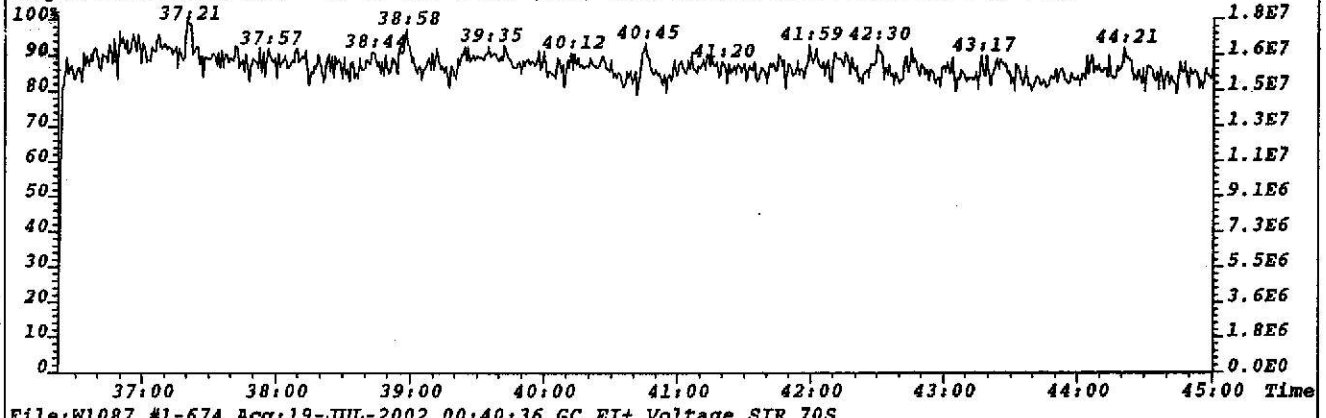

File:W1087 #1-674 Acq:19-JUL-2002 00:40:36 GC EI+ Voltage SIR 70S
513.6775 S:8 F:4 Exp:NDB5US
Sample Text:TLI#57752C DF-DP-209 0-0.5 (10X) File Text:TRIANGLE LABORATORIES, INC.

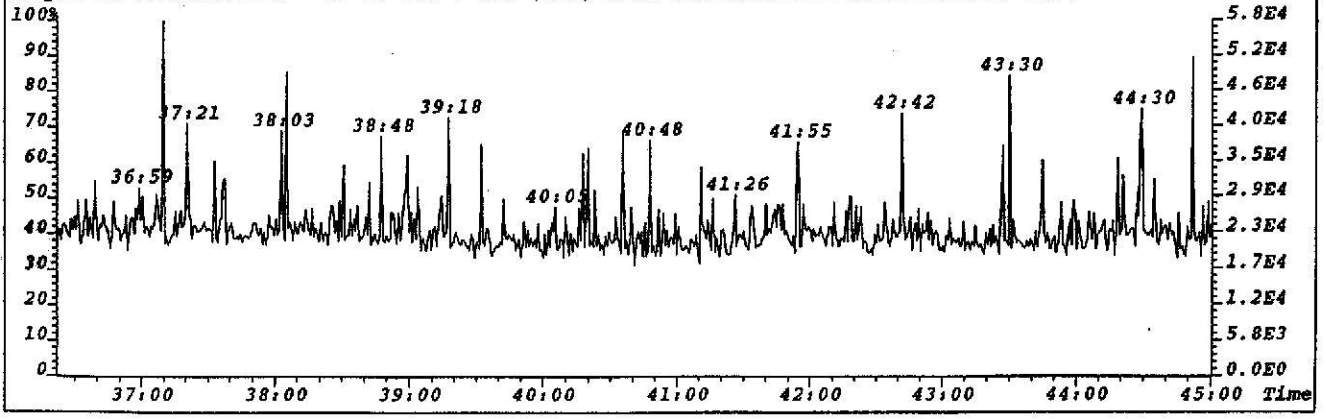

File:W1087 #1-674 Acq:19-JUL-2002 00:40:36 GC EI+ Voltage SIR 70S
457.7377 S:8 F:4 BSUB(256,30,-3.0) PKD(7,5,3,0.10%,6812.0,1.00%,F,T) Exp:NDB5US Noise:1703
Sample Text:TLI#57752C DF-DP-209 0-0.5 (10X) File Text:TRIANGLE LABORATORIES, INC.

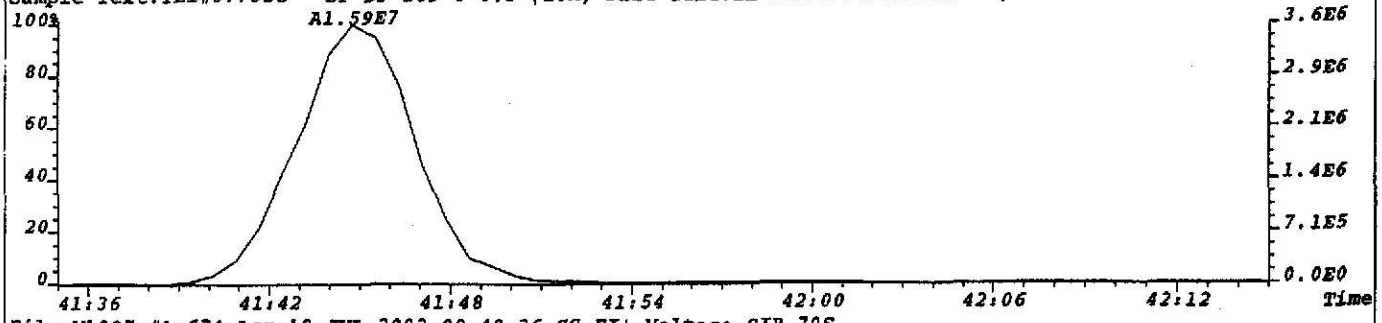

File:W1087 #1-674 Acq:19-JUL-2002 00:40:36 GC EI+ Voltage SIR 70S
459.7348 S:8 F:4 BSUB(256,30,-3.0) PKD(7,5,3,0.10%,4812.0,1.00%,F,T) Exp:NDB5US Noise:1203
Sample Text:TLI#57752C DF-DP-209 0-0.5 (10X) File Text:TRIANGLE LABORATORIES, INC.



File:W1087 #1-674 Acq:19-JUL-2002 00:40:36 GC EI+ Voltage SIR 70S
469.7779 S:8 F:4 BSUB(256,30,-3.0) PKD(7,5,3,0.10%,13600.0,1.00%,F,T) Exp:NDB5US Noise:3400
Sample Text:TLI#57752C DF-DP-209 0-0.5 (10X) File Text:TRIANGLE LABORATORIES, INC.



File:W1087 #1-674 Acq:19-JUL-2002 00:40:36 GC EI+ Voltage SIR 70S
471.7750 S:8 F:4 BSUB(256,30,-3.0) PKD(7,5,3,0.10%,11048.0,1.00%,F,T) Exp:NDB5US Noise:2762
Sample Text:TLI#57752C DF-DP-209 0-0.5 (10X) File Text:TRIANGLE LABORATORIES, INC.

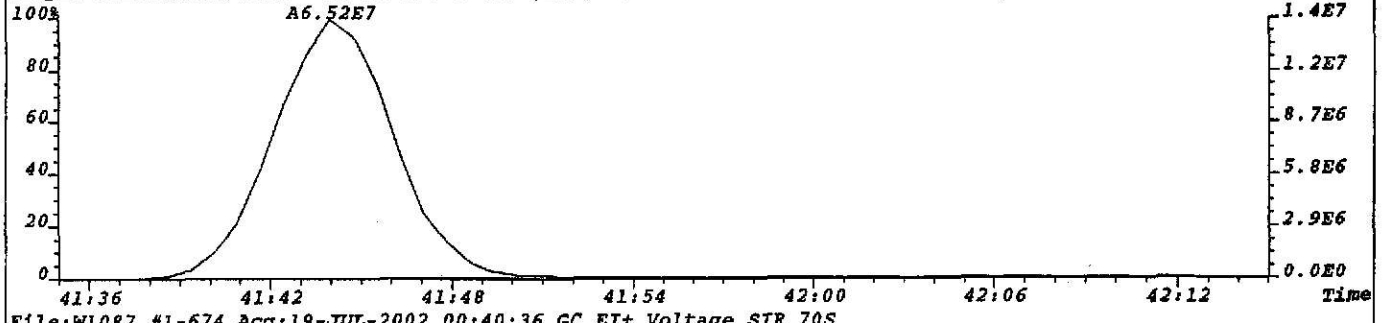

File:W1087 #1-674 Acq:19-JUL-2002 00:40:36 GC EI+ Voltage SIR 70S
430.9729 S:8 F:4 Exp:NDB5US
Sample Text:TLI#57752C DF-DP-209 0-0.5 (10X) File Text:TRIANGLE LABORATORIES, INC.

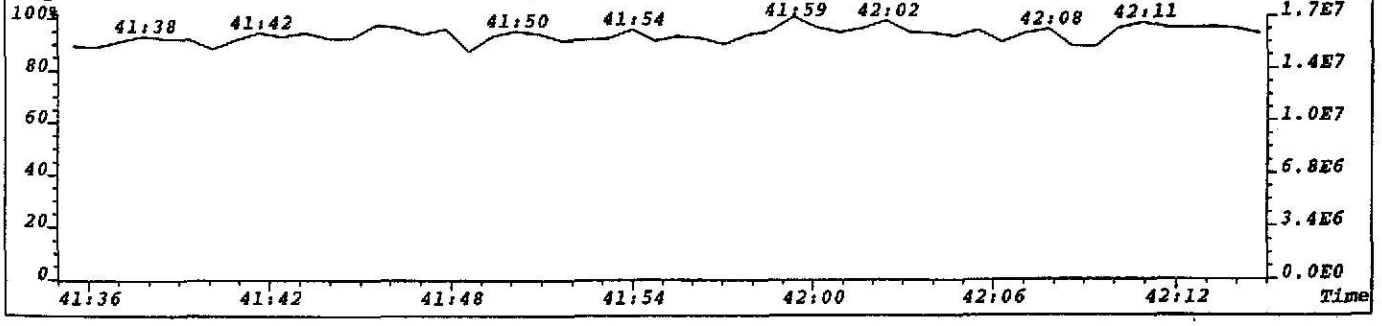

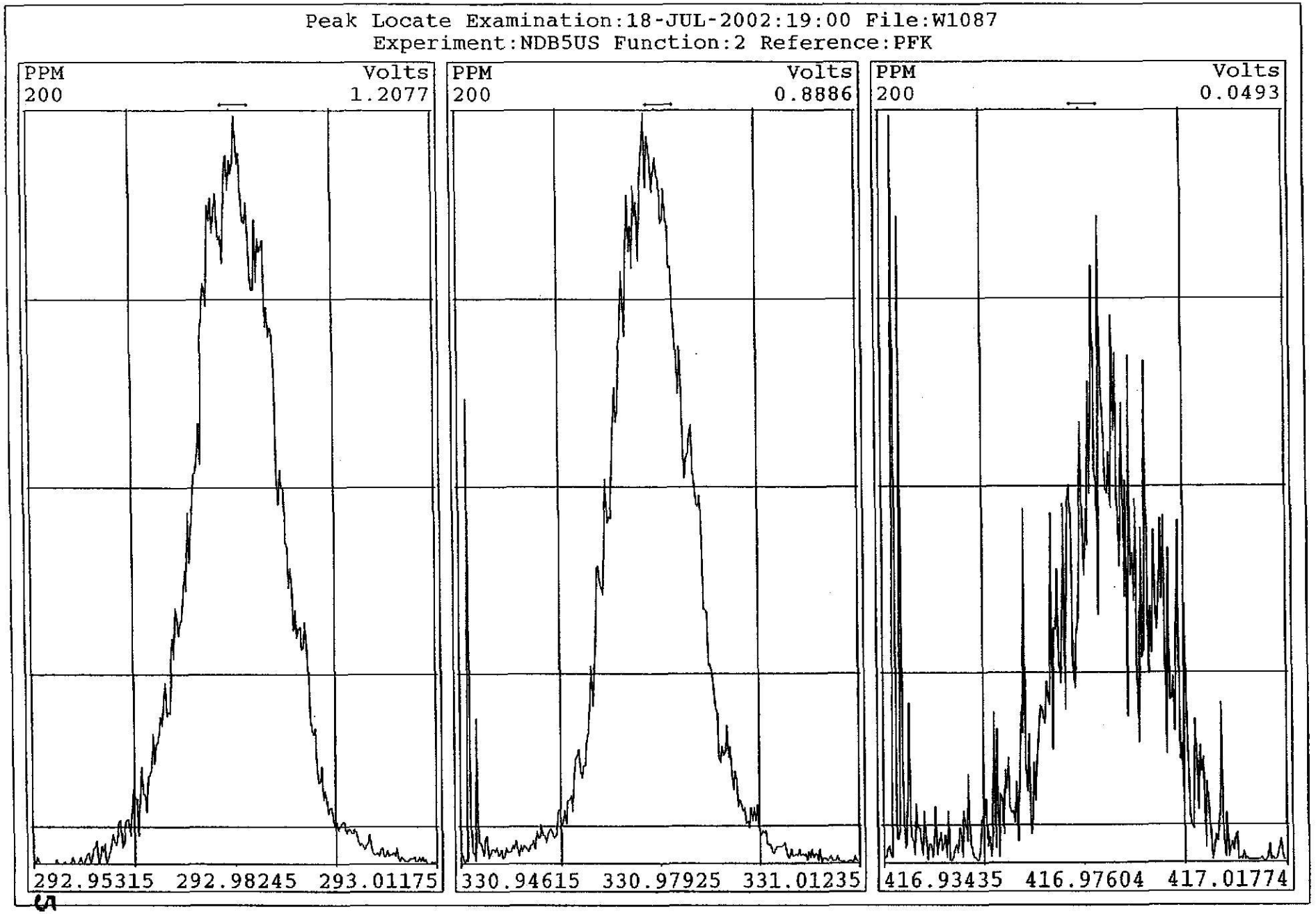
Peak Locate Examination:18-JUL-2002:19:00 File:W1087
Experiment:NDB5US Function:2 Reference:PFK
PPM
200
Volts
1.2077
292.95315 292.98245 293.01175
PPM
200
Volts
0.8886
330.94615 330.97925 331.01235
PPM
200
Volts
0.0493
416.93435 416.97604 417.01774

Martin & Slagle

TLI Project: 57752C — 1613, Revision B PCDD/PCDF Analysis (c)
Client Sample: DF-DP-642 0-0.5 — Analysis File: W108710

Client Project:	Mississippi Project				
Sample Matrix:	SOLID	Date Received:	06/28/2002	Spike File:	SP161B10
TLI ID:	329-38-21	Date Extracted:	07/05/2002	ICal:	WF5614B
		Date Analyzed:	07/19/2002	ConCal:	WB21086
Sample Size:	13.500 g	Dilution Factor:	10	% Moisture:	9.4
Dry Weight:	12.231 g	Blank File:	W105902	% Lipid:	n/a
GC Column:	DB-5	Analyst:	CGK	% Solids:	90.6

Analytes	Conc. (pg/g)	DL	Ratio	RT	RRT	Flags
2,3,7,8-TCDF	847		0.75	26:38	1.001	—
1,2,3,4,7,8-HxCDF	2280		1.25	33:53	1.000	—
1,2,3,4,6,7,8-HpCDF	2740		1.05	36:57	1.000	—
1,2,3,4,6,7,8,9-OCDF	6320		0.89	41:58	1.005	—

Totals	Conc. (pg/g)	Number	DL	Flags
Total TCDF	3120	11		—
Total PeCDF	3690	14		—
Total HxCDF	5060	9		—
Total HpCDF	6650	4		—

Internal Standards	Conc. (pg/g)	% Recovery	QC Limits	Ratio	RT	RRT	Flags
$^{13}C_{12}$-1,2,3,4,6,7,8,9-OCDD	4680	130	17%-157%	0.85	41:45	1.193	—
$^{13}C_{12}$-2,3,7,8-TCDF	1270	70.5	24%-169%	0.73	26:37	0.981	—
$^{13}C_{12}$-1,2,3,7,8-PeCDF	1610	89.6	24%-185%	1.49	30:28	1.123	—
$^{13}C_{12}$-2,3,4,7,8-PeCDF	1580	87.6	21%-178%	1.47	31:08	1.147	—
$^{13}C_{12}$-1,2,3,4,7,8-HxCDF	1540	85.4	26%-152%	0.51	33:53	0.968	—
$^{13}C_{12}$-1,2,3,6,7,8-HxCDF	1480	82.4	26%-123%	0.52	33:59	0.971	—
$^{13}C_{12}$-2,3,4,6,7,8-HxCDF	1540	85.8	28%-136%	0.51	34:29	0.985	—
$^{13}C_{12}$-1,2,3,7,8,9-HxCDF	1600	89.0	29%-147%	0.52	35:16	1.008	—
$^{13}C_{12}$-1,2,3,4,6,7,8-HpCDF	1480	82.2	28%-143%	0.45	36:57	1.056	—
$^{13}C_{12}$-1,2,3,4,7,8,9-HpCDF	1690	93.7	26%-138%	0.44	38:32	1.101	—

Recovery Standards	Ratio	RT	Flags
$^{13}C_{12}$-1,2,3,4-TCDD	0.81	27:08	—
$^{13}C_{12}$-1,2,3,7,8,9-HxCDD	1.18	35:00	—

Data Reviewer: _____ 07/19/2002

Triangle Laboratories, Inc.®
2445 S. Alston Ave. • Durham, North Carolina 27713
Phone: (919) 544-5729 • Fax: (919) 544-5491

Printed: 14:54 07/19/2002

Initial ....Date...

Data Review By: CBM 71902

Channel specific noise levels computed from 'NL' heights.

Page No. 1 Listing of W108710B.dbf
07/19/2002 Matched GC Peaks / Ratio / Ret. Time

Compound/ M_Z....	QC.Log	Omit	Why	..RT.	OK	Ratio	Total.Area/Ht	Area/Ht.Peak1	Area/Ht.Peak2	Rel.RT	Compound.Name..	ID..	Flags.
TCDF				0.65-0.89						0.879-1.070			
304-306	DC	NL			Height		7.37	5.00	2.37				
	DC	SN		23:28		0.72	28.84			0.882			
				24:05		0.74	508.03	215.90	292.13	0.905			
				24:18		0.76	358.92	154.81	204.11	0.913			
				24:41		0.74	1,372.07	581.53	790.54	0.927			
				25:01		0.74	2,708.02	1,151.61	1,556.41	0.940			
				25:21		0.73	2,848.80	1,201.76	1,647.04	0.952			
				25:37		0.73	1,873.35	791.56	1,081.79	0.962			
				25:55		0.77	1,244.49	542.65	701.84	0.974			
				26:14		0.75	2,547.49	1,094.38	1,453.11	0.986			
				26:28		0.73	675.97	285.33	390.64	0.994			
				26:38		0.75	6,121.92	2,613.68	3,508.24	1.001	2378-TCDF		AN
				27:03		0.74	2,286.92	974.72	1,312.20	1.016			
			RO	27:15		0.62	197.80	75.78	122.02	1.024			
			RO	27:25		1.15	90.48	48.30	42.18	1.030			
			RO	27:48		0.52	121.78	41.41	80.37	1.044			
			RO	28:18		1.19	90.14	48.91	41.23	1.063			
304-306		15	Peaks				23,046.18						
13C12-TCDF				0.65-0.89						0.944-1.132			
316-318	DC	NL			Height		4.74	2.02	2.72				
				25:53		0.88	33.07	15.51	17.56	0.972			
			RO	26:12		0.59	103.67	38.48	65.19	0.984			
				26:37		0.73	11,367.08	4,780.40	6,586.68	1.000	13C12-2378-TCDF		IS0
					Height		3,406.32	1,424.35	1,981.97				
				26:48		0.69	22.34	9.13	13.21	1.007			
			RO	27:15		0.95	25.61	12.50	13.11	1.024			
			RO	28:09		1.15	21.95	11.76	10.19	1.058			
316-318		6	Peaks				11,573.72						
---------- Above: TCDF / TCDD Follows ----------													
13C12-TCDD				0.65-0.89						0.920-1.067			
332-334	DC	NL			Height		8.21	6.08	2.13				
	DC	SN	RO	26:12		0.93	24.63			0.960			
				27:08		0.81	10,127.06	4,516.78	5,610.28	0.994	13C12-1234-TCDD		RS1
				27:18		0.79	10,009.26	4,405.94	5,603.32	1.000	13C12-2378-TCDD		IS1
					Height		3,020.87	1,328.78	1,692.09				
			RO	27:43		1.66	48.66	30.38	18.28	1.015			
332-334		3	Peaks				20,184.98						
---------- Above: TCDD / PeCDF Follows ----------													
PeCDF				1.32-1.78						0.910-1.036			
340-342	DC	NL			Height		3.75	1.99	1.76				
				28:32		1.50	392.51	235.76	156.75	0.916			

Compound/ M_Z....	QC.Log	Omit	Why	RT.	OK	Ratio	Total.Area/Ht	Area/Ht.Peak1	Area/Ht.Peak2	Rel.RT	Compound.Name..	ID..	Flags.
				28:49		1.51	72.36	43.51	28.85	0.926			J
				29:14		1.52	55.15	33.24	21.91	0.939			J
				29:39		1.48	10,705.79	6,381.92	4,323.87	0.952			
				29:48		1.56	1,400.26	852.78	547.48	0.957			
				30:00		1.72	384.45	243.22	141.23	0.964			
				30:06		1.44	410.36	242.09	168.27	0.967			
				30:12		1.56	810.37	493.41	316.96	0.970			
				30:24		1.48	4,968.78	2,967.67	2,001.11	0.998	12378-PeCDF	AN	
				30:38		1.50	674.45	404.68	269.77	0.984			
				30:45		1.40	1,813.35	1,057.74	755.61	0.988			
				31:09		1.52	5,489.87	3,308.86	2,181.01	1.001	23478-PeCDF	AN	
				31:18		1.52	1,543.39	932.13	611.26	1.005			
				31:31	RO	1.28	36.68	20.58	16.10	1.012			
				31:38	RO	2.92	121.47	90.46	31.01	1.016			
				32:07		1.38	69.01	40.05	28.96	1.032			J
	DC	WH		32:22	RO	2.68	52.03			1.040			
340-342		16	Peaks				28,948.25						
13C12-PeCDF				1.32-1.78						0.806-1.127			
352-354	DC	NL		Height			3.04	1.41	1.63				
				28:18		1.50	60.05	36.07	23.98	0.909			
				28:24	RO	0.40	23.31	6.65	16.66	0.912			
				29:38	RO	0.85	91.63	42.14	49.49	0.952			
				30:04	RO	2.05	28.62	19.24	9.38	0.966			
				30:11	RO	0.87	20.99	9.79	11.20	0.969			
				30:28		1.49	11,792.27	7,056.03	4,736.24	1.000	13C12-PeCDF 123	IS2	
				Height			3,578.40	2,150.89	1,427.51				
				30:45	RO	1.04	144.22	73.66	70.56	0.988			
				31:08		1.47	11,550.59	6,876.26	4,674.33	1.000	13C12-PeCDF 234	IS3	
				Height			3,720.93	2,226.80	1,494.13				
				31:30		1.78	157.69	101.04	56.65	1.012			
				32:07		1.41	242.71	142.05	100.66	1.032			
				32:15	RO	2.42	34.20	24.19	10.01	1.036			
				32:36	RO	0.87	17.50	8.13	9.37	1.047			
352-354		12	Peaks				24,163.78						
---------- Above: PeCDF / HxCDF Follows ----------													
HxCDF				1.05-1.43						0.929-1.007			
374-376	DC	NL		Height			13.15	7.89	5.26				
				32:57		1.25	827.74	459.24	368.50	0.934			
				33:04		1.23	6,423.02	3,548.63	2,874.39	0.938			
				33:15	RO	1.45	84.85	50.18	34.67	0.943			
				33:22		1.15	220.21	117.59	102.62	0.946			J
				33:32		1.29	2,234.99	1,258.47	976.52	0.951			
				33:53		1.25	11,656.71	6,478.28	5,178.43	1.000	123478-HxCDF	AN	
				34:00		1.23	1,580.34	872.32	708.02	1.000	123678-HxCDF	AN	
				34:07	RO	0.99	63.86	31.69	32.17	0.967			
				34:17		1.26	585.52	326.96	258.56	0.972			
				34:29		1.19	1,383.73	752.32	631.41	1.000	234678-HxCDF	AN	
				34:58	RO	2.54	228.01	163.67	64.34	0.991			
	DC	SN		35:05	RO	0.62	11.25			0.995			

Compound/ M_Z....	QC.Log	Omit	Why	..RT.	OK	Ratio	Total.Area/Ht	Area/Ht.Peak1	Area/Ht.Peak2	Rel.RT	Compound.Name..	ID..	Flags.
				35:21		1.24	535.04	296.47	238.57	1.002			
	DC	WH		35:51	RO	2.38	70.18			1.017			
374-376		12	Peaks				25,824.02						
13C12-HxCDF				0.43-0.59						0.879-1.105			
384-386	DC	NL				Height	11.87	5.12	6.75				
				32:50		0.49	87.60	28.98	58.62	0.931			
				32:57		0.47	73.53	23.56	49.97	0.934			
				33:05	RO	0.71	206.24	85.45	120.79	0.938			
				33:15	RO	0.36	82.11	21.77	60.34	0.943			
				33:20	RO	0.70	40.55	16.64	23.91	0.945			
				33:53		0.51	7,393.01	2,485.29	4,907.72	1.000	13C12-HxCDF	478	IS5
						Height	2,510.12	849.29	1,660.83				
				33:59		0.52	7,319.40	2,497.30	4,822.10	1.000	13C12-HxCDF	678	IS6
						Height	2,402.90	815.86	1,587.04				
				34:12	RO	1.39	130.49	75.83	54.66	0.970			
				34:17	RO	0.61	34.15	12.94	21.21	0.972			
				34:20		0.48	53.99	17.39	36.60	0.974			
				34:29		0.51	7,203.57	2,434.10	4,769.47	1.000	13C12-HxCDF	234	IS7
						Height	2,424.16	800.56	1,623.60				
				34:38	RO	1.02	107.56	54.42	53.14	0.982			
				34:46	RO	0.39	44.05	12.39	31.66	0.986			
	DC	SN		34:51	RO	1.41	22.86			0.988			
				35:16		0.52	6,493.86	2,216.56	4,277.30	1.000	13C12-HxCDF	789	IS8
						Height	2,079.09	732.23	1,346.86				
				35:37	RO	1.43	82.84	48.72	34.12	1.010			
384-386		15	Peaks				29,352.95						
---------- Above: HxCDF / HxCDD Follows ----------													
13C12-HxCDD				1.05-1.43						0.983-1.040			
402-404	DC	NL				Height	11.87	6.90	4.97				
	DC	SN		34:18	RO	0.54	27.75			0.992			
	DC	SN		34:25	RO	3.00	21.66			0.995			
				34:35		1.21	5,348.49	2,933.80	2,414.69	1.000	13C12-HxCDD	478	IS9
						Height	1,749.99	966.23	783.76				
				34:41		1.20	5,536.13	3,021.25	2,514.88	1.000	13C12-HxCDD	678	IS10
						Height	1,861.47	1,005.88	855.59				
				35:00		1.18	5,992.37	3,242.10	2,750.27	1.012	13C12-HxCDD	789	RS2
				35:16	RO	1.70	20.71	13.04	7.67	1.020			
	DC	SN		35:24	RO	8.43	39.69			1.024			
402-404		4	Peaks				16,897.70						
---------- Above: HxCDD / HpCDF Follows ----------													
HpCDF				0.88-1.20						0.955-1.005			
408-410	DC	NL				Height	8.36	4.92	3.44				
				36:57		1.05	11,897.04	6,092.16	5,804.88	1.000	1234678-HpCDF		AN
				37:14		0.97	641.39	316.27	325.12	0.966			
				37:23		1.05	12,031.38	6,175.86	5,855.52	0.970			
	DC	SN		37:39	RO	0.48	51.28			0.977			
	DC	SN		37:53	RO	0.85	7.73			0.983			

Compound/ M_Z....	QC.Log	Omit	Why	..RT.	OK	Ratio	Total.Area/Ht	Area/Ht.Peak1	Area/Ht.Peak2	Rel.RT	Compound.Name..	ID..	Flags.
				38:33		1.09	3,271.88	1,705.87	1,566.01	1.000	1234789-HpCDF		AN
		DC	WH	38:58		0.93	35.90			1.011			
408-410			4	Peaks			27,841.69						
13C12-HpCDF						0.37-0.51				0.856-1.142			
418-420		DC	NL			Height	10.77	4.88	5.89				
				36:57		0.45	5,233.35	1,612.59	3,620.76	1.000	13C12-HpCDF 678		IS11
						Height	1,503.38	477.03	1,026.35				
				37:17	RO	1.45	44.99	26.64	18.35	0.968			
				37:23	RO	1.60	78.92	48.55	30.37	0.970			
				38:00	RO	1.19	146.71	79.67	67.04	0.986			
		DC	SN	38:17	RO	2.46	32.15			0.994			
				38:32		0.44	4,720.55	1,440.65	3,279.90	1.000	13C12-HpCDF 789		IS12
						Height	1,208.27	369.72	838.55				
				38:50	RO	0.79	81.01	35.75	45.26	1.008			
418-420			6	Peaks			10,305.53						
---------- Above: HpCDF / Octa-CDD and CDF Follows ----------													
OCDF						0.76-1.02				0.952-1.048			
442-444		DC	NL			Height	2.89	1.32	1.57				
		DC	WL	37:14	RO	1.05	17.81			0.892			
				41:58		0.89	25,493.10	11,992.90	13,500.20	1.005	OCDF		AN
				42:52	RO	1.50	38.52	23.11	15.41	1.027			
442-444			2	Peaks			25,531.62						
13C12-OCDD						0.76-1.02				0.996-1.004			
470-472		DC	NL			Height	13.53	7.02	6.51				
				41:34	RO	1.14	123.72	65.97	57.75	0.996			
				41:45		0.85	10,950.13	5,045.66	5,904.47	1.000	13C12-OCDD		IS14
						Height	2,437.44	1,094.79	1,342.65				
		DC	WH	42:11	RO	1.60	746.17			1.010			
470-472			2	Peaks			11,073.85						

Column Description.....	"Why" Code Description.....	QC Log Desc.....
M_Z -Nominal Ion Mass(es)	WL-Below Retention Time Window	A-Peak Added
..RT. -Retention Time (mm:ss)	WH-Above Retention Time Window	K-Peak Kept
Rat.1 -Ratio of M/M+2 Ions	SN-Below Signal to Noise Level	D-Peak Deleted
OK -RO=Ratio Outside Limits	<M-Below Method Detection Limit	T-Time Changed
Rel.RT-Relative Retention Time	NL-Channel Specific Noise Level	M-Peak Area Changed
		N-Name Changed
		X-Ether Interference

*** End of Report ***

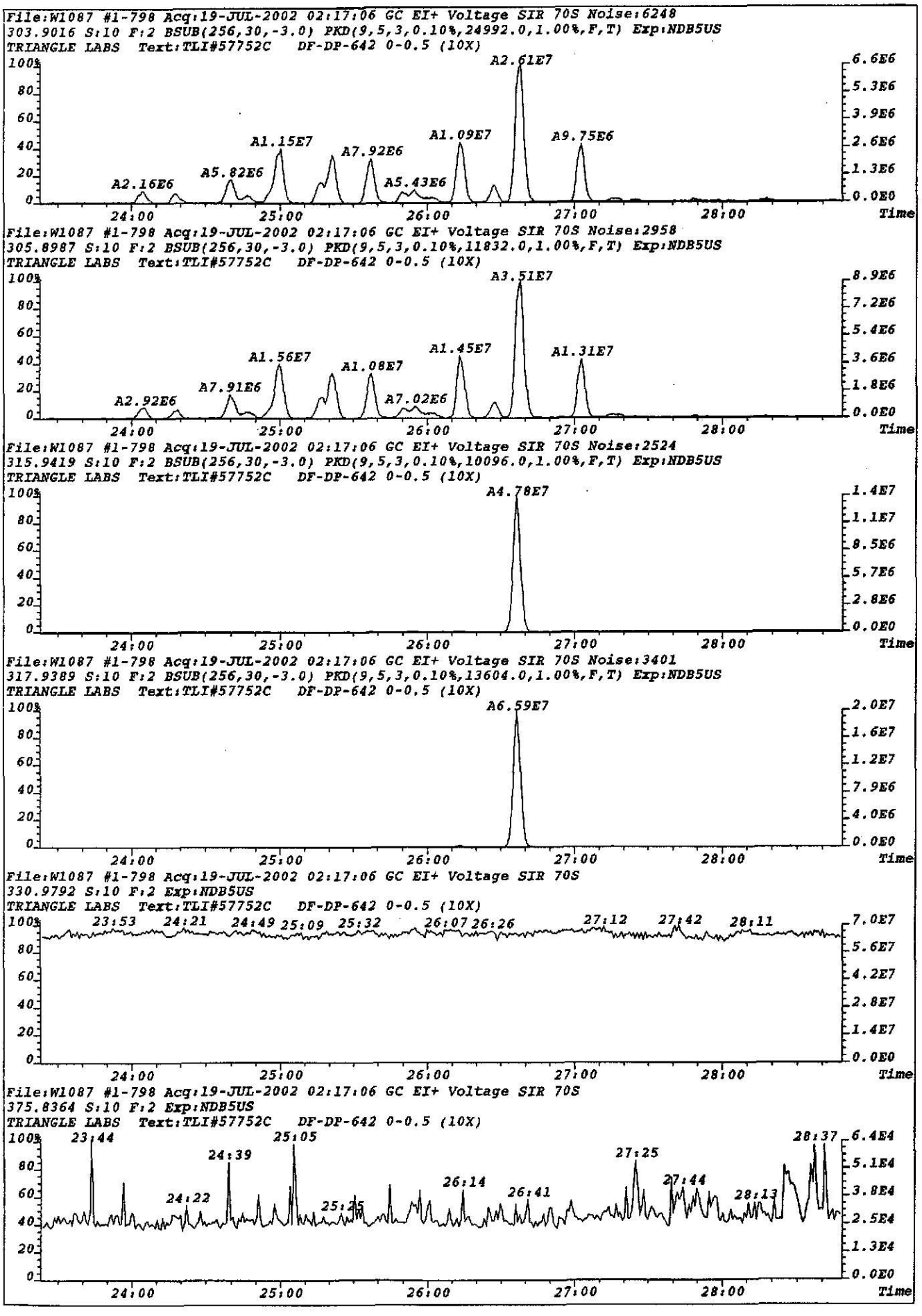
File:W1087 #1-798 Acq:19-JUL-2002 02:17:06 GC EI+ Voltage SIR 70S Noise:6248
303.9016 S:10 F:2 BSUB(256,30,-3.0) PKD(9,5,3,0.10%,24992.0,1.00%,F,T) Exp:NDB5US
TRIANGLE LABS Text:TLI#57752C DF-DP-642 0-0.5 (10X)
A2.16E6
A5.82E6
A1.15E7
A7.92E6
A5.43E6
A1.09E7
A2.61E7
A9.75E6
File:W1087 #1-798 Acq:19-JUL-2002 02:17:06 GC EI+ Voltage SIR 70S Noise:2958
305.8987 S:10 F:2 BSUB(256,30,-3.0) PKD(9,5,3,0.10%,11832.0,1.00%,F,T) Exp:NDB5US
TRIANGLE LABS Text:TLI#57752C DF-DP-642 0-0.5 (10X)
A2.92E6
A7.91E6
A1.56E7
A1.08E7
A7.02E6
A1.45E7
A3.51E7
A1.31E7
File:W1087 #1-798 Acq:19-JUL-2002 02:17:06 GC EI+ Voltage SIR 70S Noise:2524
315.9419 S:10 F:2 BSUB(256,30,-3.0) PKD(9,5,3,0.10%,10096.0,1.00%,F,T) Exp:NDB5US
TRIANGLE LABS Text:TLI#57752C DF-DP-642 0-0.5 (10X)
A4.78E7
File:W1087 #1-798 Acq:19-JUL-2002 02:17:06 GC EI+ Voltage SIR 70S Noise:3401
317.9389 S:10 F:2 BSUB(256,30,-3.0) PKD(9,5,3,0.10%,13604.0,1.00%,F,T) Exp:NDB5US
TRIANGLE LABS Text:TLI#57752C DF-DP-642 0-0.5 (10X)
A6.59E7
File:W1087 #1-798 Acq:19-JUL-2002 02:17:06 GC EI+ Voltage SIR 70S
330.9792 S:10 F:2 Exp:NDB5US
TRIANGLE LABS Text:TLI#57752C DF-DP-642 0-0.5 (10X)
23:53
24:21
24:49
25:09
25:32
26:07
26:26
27:12
27:42
28:11
File:W1087 #1-798 Acq:19-JUL-2002 02:17:06 GC EI+ Voltage SIR 70S
375.8364 S:10 F:2 Exp:NDB5US
TRIANGLE LABS Text:TLI#57752C DF-DP-642 0-0.5 (10X)
23:44
24:22
24:39
25:05
25:35
26:14
26:41
27:25
27:44
28:13
28:37
100%
80
60
40
20
0
24:00
25:00
26:00
27:00
28:00
Time
6.6E6
5.3E6
3.9E6
2.6E6
1.3E6
0.0E0
8.9E6
7.2E6
5.4E6
3.6E6
1.8E6
1.4E7
1.1E7
8.5E6
5.7E6
2.8E6
2.0E7
1.6E7
1.2E7
7.9E6
4.0E6
7.0E7
5.6E7
4.2E7
2.8E7
1.4E7
6.4E4
5.1E4
3.8E4
2.5E4
1.3E4

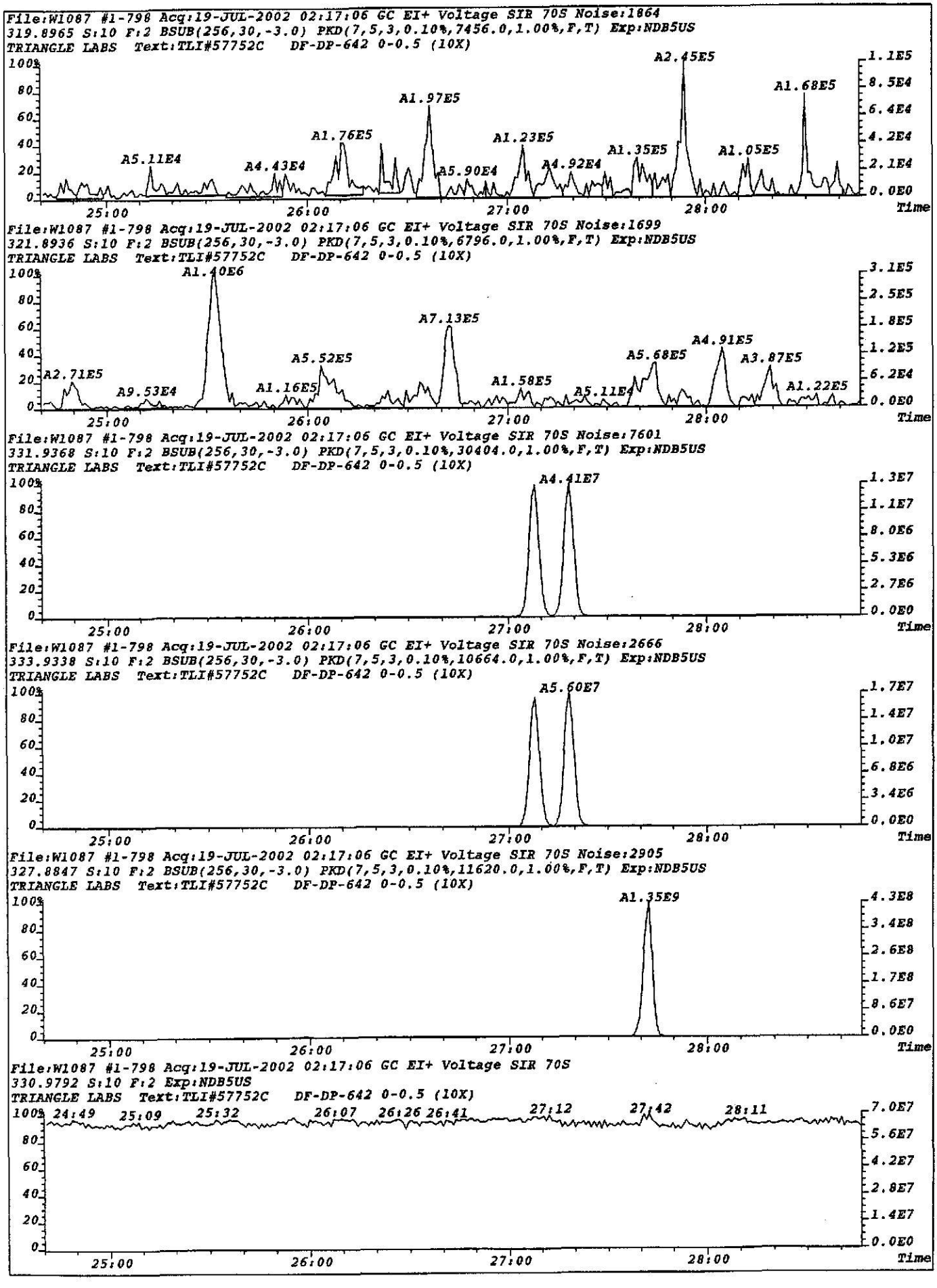
File:W1087 #1-798 Acq:19-JUL-2002 02:17:06 GC EI+ Voltage SIR 70S Noise:1864
319.8965 S:10 F:2 BSUB(256,30,-3.0) PKD(7,5,3,0.10%,7456.0,1.00%,F,T) Exp:NDB5US
TRIANGLE LABS Text:TLI#57752C DF-DP-642 0-0.5 (10X)
A5.11E4
A4.43E4
A1.76E5
A1.97E5
A5.90E4
A1.23E5
A4.92E4
A1.35E5
A2.45E5
A1.05E5
A1.68E5
File:W1087 #1-798 Acq:19-JUL-2002 02:17:06 GC EI+ Voltage SIR 70S Noise:1699
321.8936 S:10 F:2 BSUB(256,30,-3.0) PKD(7,5,3,0.10%,6796.0,1.00%,F,T) Exp:NDB5US
TRIANGLE LABS Text:TLI#57752C DF-DP-642 0-0.5 (10X)
A2.71E5
A9.53E4
A1.40E6
A1.16E5
A5.52E5
A7.13E5
A1.58E5
A5.11E4
A5.68E5
A4.91E5
A3.87E5
A1.22E5
File:W1087 #1-798 Acq:19-JUL-2002 02:17:06 GC EI+ Voltage SIR 70S Noise:7601
331.9368 S:10 F:2 BSUB(256,30,-3.0) PKD(7,5,3,0.10%,30404.0,1.00%,F,T) Exp:NDB5US
TRIANGLE LABS Text:TLI#57752C DF-DP-642 0-0.5 (10X)
A4.41E7
File:W1087 #1-798 Acq:19-JUL-2002 02:17:06 GC EI+ Voltage SIR 70S Noise:2666
333.9338 S:10 F:2 BSUB(256,30,-3.0) PKD(7,5,3,0.10%,10664.0,1.00%,F,T) Exp:NDB5US
TRIANGLE LABS Text:TLI#57752C DF-DP-642 0-0.5 (10X)
A5.60E7
File:W1087 #1-798 Acq:19-JUL-2002 02:17:06 GC EI+ Voltage SIR 70S Noise:2905
327.8847 S:10 F:2 BSUB(256,30,-3.0) PKD(7,5,3,0.10%,11620.0,1.00%,F,T) Exp:NDB5US
TRIANGLE LABS Text:TLI#57752C DF-DP-642 0-0.5 (10X)
A1.35E9
File:W1087 #1-798 Acq:19-JUL-2002 02:17:06 GC EI+ Voltage SIR 70S
330.9792 S:10 F:2 Exp:NDB5US
TRIANGLE LABS Text:TLI#57752C DF-DP-642 0-0.5 (10X)
24:49
25:09
25:32
26:07
26:26
26:41
27:12
27:42
28:11
25:00
26:00
27:00
28:00
Time

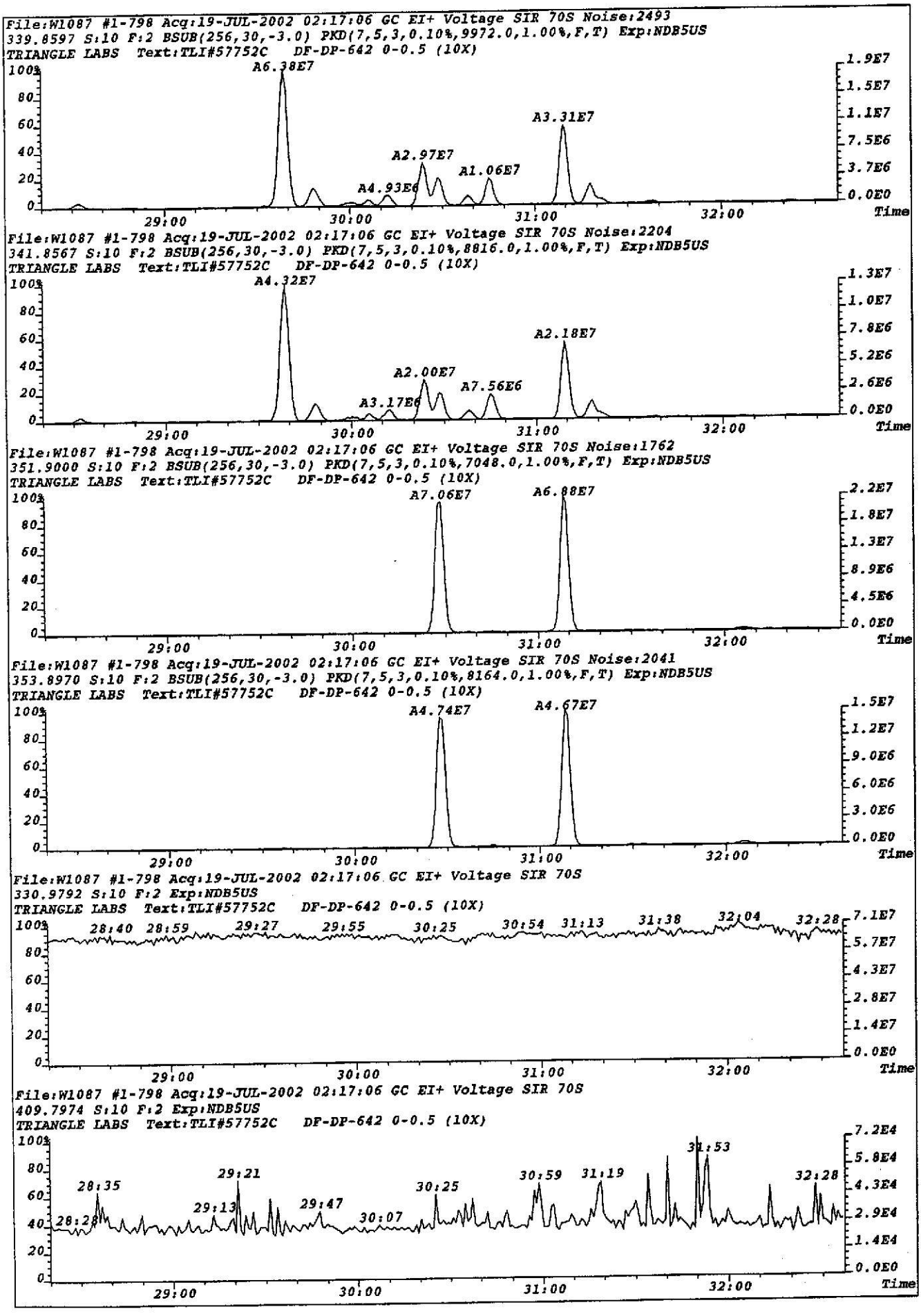
File:W1087 #1-798 Acq:19-JUL-2002 02:17:06 GC EI+ Voltage SIR 70S Noise:2493
339.8597 S:10 F:2 BSUB(256,30,-3.0) PKD(7,5,3,0.10%,9972.0,1.00%,F,T) Exp:NDB5US
TRIANGLE LABS Text:TLI#57752C DF-DP-642 0-0.5 (10X)
A6.38E7
A3.31E7
A2.97E7
A1.06E7
A4.93E6
File:W1087 #1-798 Acq:19-JUL-2002 02:17:06 GC EI+ Voltage SIR 70S Noise:2204
341.8567 S:10 F:2 BSUB(256,30,-3.0) PKD(7,5,3,0.10%,8816.0,1.00%,F,T) Exp:NDB5US
TRIANGLE LABS Text:TLI#57752C DF-DP-642 0-0.5 (10X)
A4.32E7
A2.18E7
A2.00E7
A7.56E6
A3.17E6
File:W1087 #1-798 Acq:19-JUL-2002 02:17:06 GC EI+ Voltage SIR 70S Noise:1762
351.9000 S:10 F:2 BSUB(256,30,-3.0) PKD(7,5,3,0.10%,7048.0,1.00%,F,T) Exp:NDB5US
TRIANGLE LABS Text:TLI#57752C DF-DP-642 0-0.5 (10X)
A7.06E7
A6.88E7
File:W1087 #1-798 Acq:19-JUL-2002 02:17:06 GC EI+ Voltage SIR 70S Noise:2041
353.8970 S:10 F:2 BSUB(256,30,-3.0) PKD(7,5,3,0.10%,8164.0,1.00%,F,T) Exp:NDB5US
TRIANGLE LABS Text:TLI#57752C DF-DP-642 0-0.5 (10X)
A4.74E7
A4.67E7
File:W1087 #1-798 Acq:19-JUL-2002 02:17:06 GC EI+ Voltage SIR 70S
330.9792 S:10 F:2 Exp:NDB5US
TRIANGLE LABS Text:TLI#57752C DF-DP-642 0-0.5 (10X)
28:40
28:59
29:27
29:55
30:25
30:54
31:13
31:38
32:04
32:28
File:W1087 #1-798 Acq:19-JUL-2002 02:17:06 GC EI+ Voltage SIR 70S
409.7974 S:10 F:2 Exp:NDB5US
TRIANGLE LABS Text:TLI#57752C DF-DP-642 0-0.5 (10X)
28:35
28:28
29:21
29:13
29:47
30:07
30:25
30:59
31:19
31:53
32:28
Time

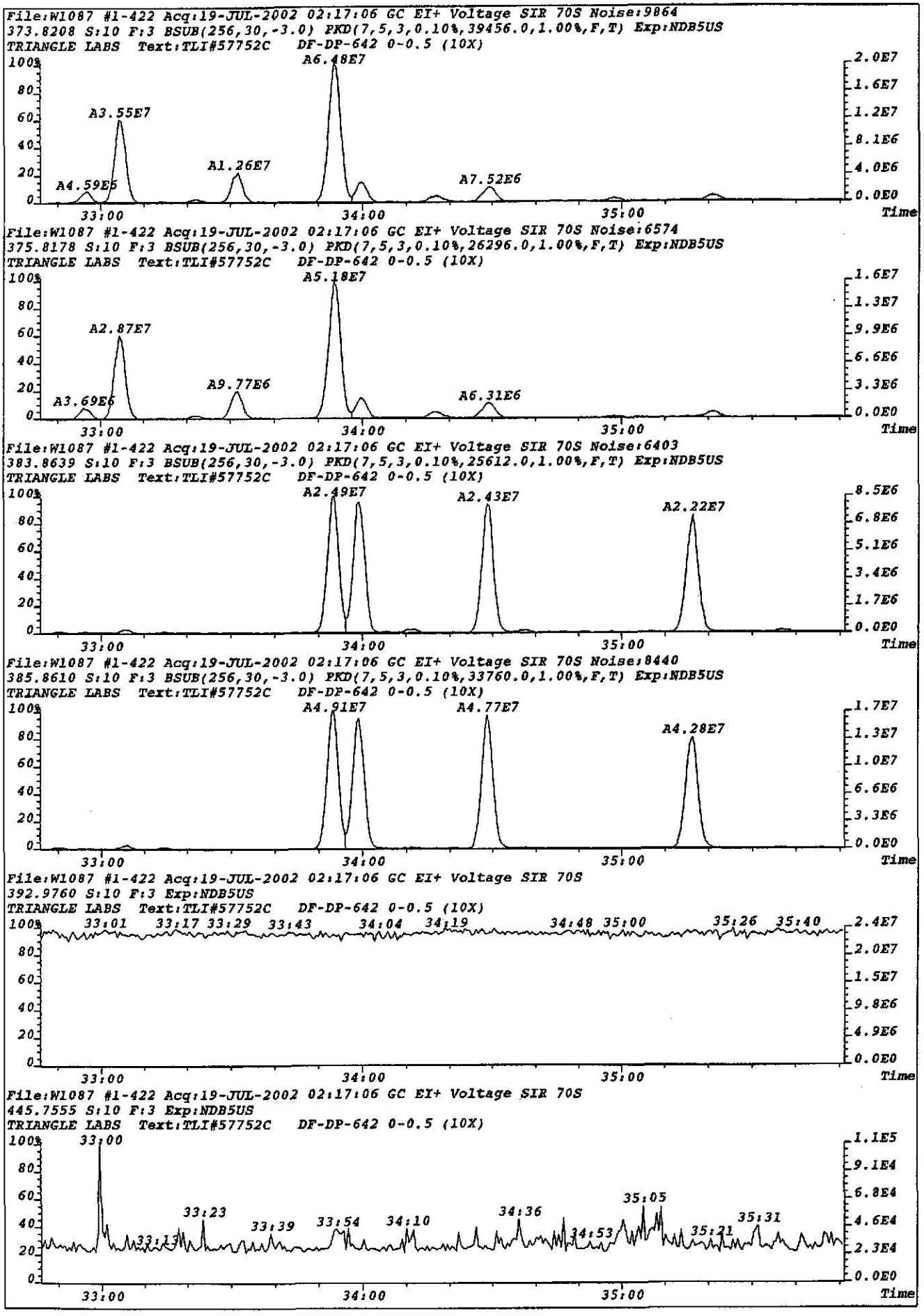
File:W1087 #1-422 Acq:19-JUL-2002 02:17:06 GC EI+ Voltage SIR 70S Noise:9864
373.8208 S:10 F:3 BSUB(256,30,-3.0) PKD(7,5,3,0.10%,39456.0,1.00%,F,T) Exp:NDB5US
TRIANGLE LABS Text:TLI#57752C DF-DP-642 0-0.5 (10X)
A6.48E7
A3.55E7
A1.26E7
A4.59E6
A7.52E6
File:W1087 #1-422 Acq:19-JUL-2002 02:17:06 GC EI+ Voltage SIR 70S Noise:6574
375.8178 S:10 F:3 BSUB(256,30,-3.0) PKD(7,5,3,0.10%,26296.0,1.00%,F,T) Exp:NDB5US
TRIANGLE LABS Text:TLI#57752C DF-DP-642 0-0.5 (10X)
A5.18E7
A2.87E7
A9.77E6
A3.69E6
A6.31E6
File:W1087 #1-422 Acq:19-JUL-2002 02:17:06 GC EI+ Voltage SIR 70S Noise:6403
383.8639 S:10 F:3 BSUB(256,30,-3.0) PKD(7,5,3,0.10%,25612.0,1.00%,F,T) Exp:NDB5US
TRIANGLE LABS Text:TLI#57752C DF-DP-642 0-0.5 (10X)
A2.49E7
A2.43E7
A2.22E7
File:W1087 #1-422 Acq:19-JUL-2002 02:17:06 GC EI+ Voltage SIR 70S Noise:8440
385.8610 S:10 F:3 BSUB(256,30,-3.0) PKD(7,5,3,0.10%,33760.0,1.00%,F,T) Exp:NDB5US
TRIANGLE LABS Text:TLI#57752C DF-DP-642 0-0.5 (10X)
A4.91E7
A4.77E7
A4.28E7
File:W1087 #1-422 Acq:19-JUL-2002 02:17:06 GC EI+ Voltage SIR 70S
392.9760 S:10 F:3 Exp:NDB5US
TRIANGLE LABS Text:TLI#57752C DF-DP-642 0-0.5 (10X)
File:W1087 #1-422 Acq:19-JUL-2002 02:17:06 GC EI+ Voltage SIR 70S
445.7555 S:10 F:3 Exp:NDB5US
TRIANGLE LABS Text:TLI#57752C DF-DP-642 0-0.5 (10X)
Time

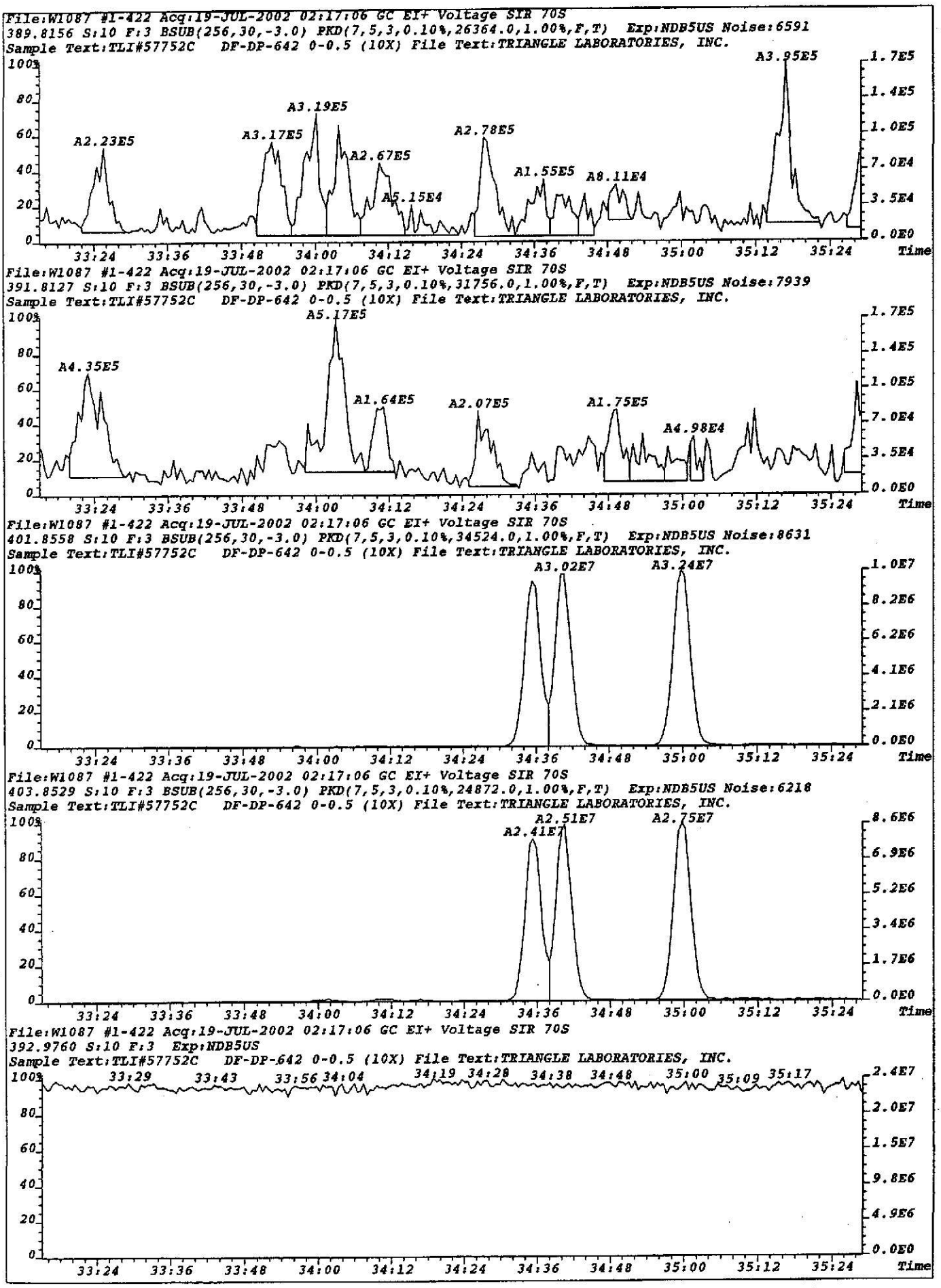
File:W1087 #1-422 Acq:19-JUL-2002 02:17:06 GC EI+ Voltage SIR 70S
389.8156 S:10 F:3 BSUB(256,30,-3.0) PKD(7,5,3,0.10%,26364.0,1.00%,F,T) Exp:NDB5US Noise:6591
Sample Text:TLI#57752C DF-DP-642 0-0.5 (10X) File Text:TRIANGLE LABORATORIES, INC.
A2.23E5
A3.17E5
A3.19E5
A2.67E5
A5.15E4
A2.78E5
A1.55E5
A8.11E4
A3.95E5
File:W1087 #1-422 Acq:19-JUL-2002 02:17:06 GC EI+ Voltage SIR 70S
391.8127 S:10 F:3 BSUB(256,30,-3.0) PKD(7,5,3,0.10%,31756.0,1.00%,F,T) Exp:NDB5US Noise:7939
Sample Text:TLI#57752C DF-DP-642 0-0.5 (10X) File Text:TRIANGLE LABORATORIES, INC.
A4.35E5
A5.17E5
A1.64E5
A2.07E5
A1.75E5
A4.98E4
File:W1087 #1-422 Acq:19-JUL-2002 02:17:06 GC EI+ Voltage SIR 70S
401.8558 S:10 F:3 BSUB(256,30,-3.0) PKD(7,5,3,0.10%,34524.0,1.00%,F,T) Exp:NDB5US Noise:8631
Sample Text:TLI#57752C DF-DP-642 0-0.5 (10X) File Text:TRIANGLE LABORATORIES, INC.
A3.02E7
A3.24E7
File:W1087 #1-422 Acq:19-JUL-2002 02:17:06 GC EI+ Voltage SIR 70S
403.8529 S:10 F:3 BSUB(256,30,-3.0) PKD(7,5,3,0.10%,24872.0,1.00%,F,T) Exp:NDB5US Noise:6218
Sample Text:TLI#57752C DF-DP-642 0-0.5 (10X) File Text:TRIANGLE LABORATORIES, INC.
A2.41E7
A2.51E7
A2.75E7
File:W1087 #1-422 Acq:19-JUL-2002 02:17:06 GC EI+ Voltage SIR 70S
392.9760 S:10 F:3 Exp:NDB5US
Sample Text:TLI#57752C DF-DP-642 0-0.5 (10X) File Text:TRIANGLE LABORATORIES, INC.
Time

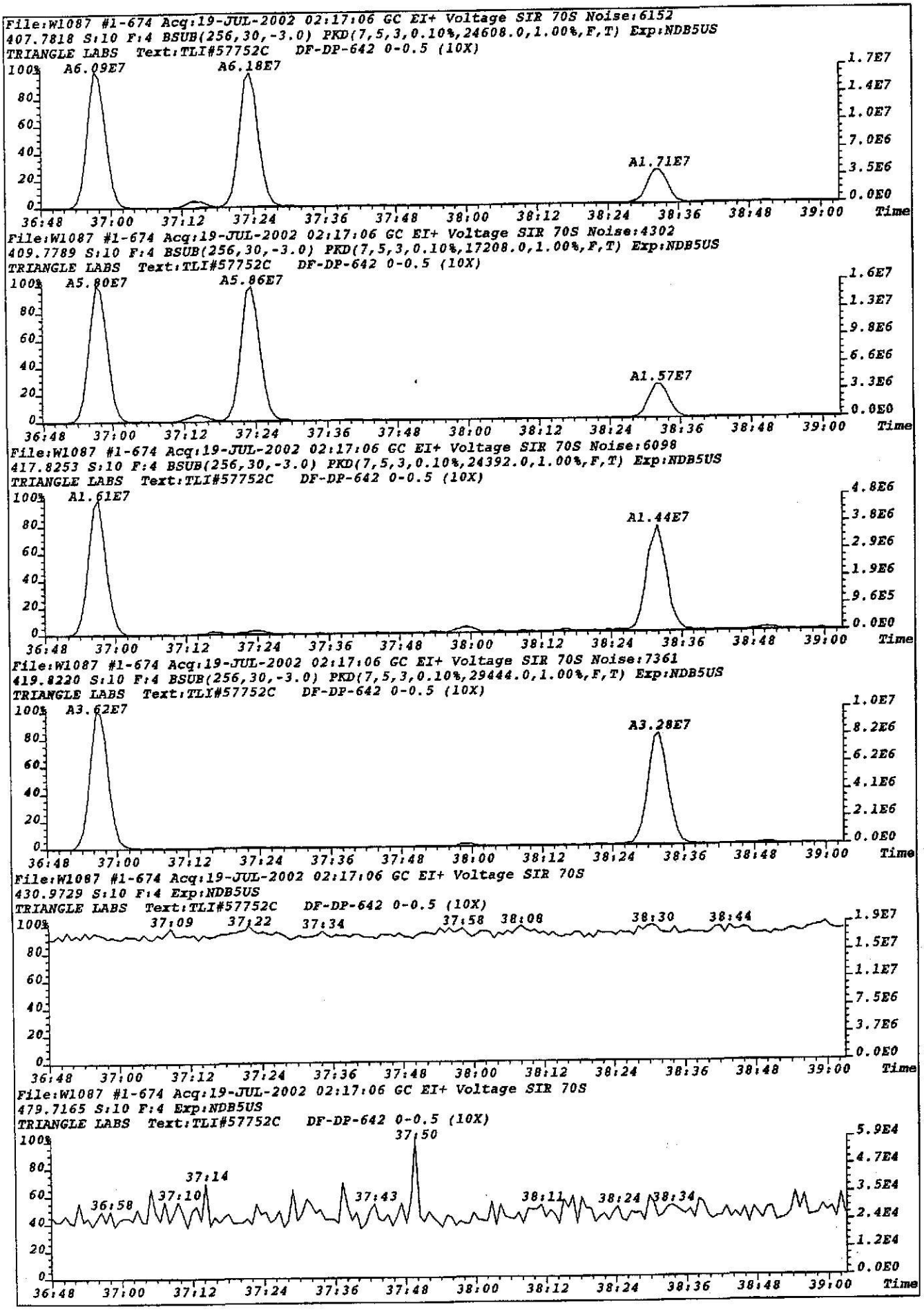
File:W1087 #1-674 Acq:19-JUL-2002 02:17:06 GC EI+ Voltage SIR 70S Noise:6152
407.7818 S:10 F:4 BSUB(256,30,-3.0) PKD(7,5,3,0.10%,24608.0,1.00%,F,T) Exp:NDB5US
TRIANGLE LABS Text:TLI#57752C DF-DP-642 0-0.5 (10X)
A6.09E7
A6.18E7
A1.71E7
File:W1087 #1-674 Acq:19-JUL-2002 02:17:06 GC EI+ Voltage SIR 70S Noise:4302
409.7789 S:10 F:4 BSUB(256,30,-3.0) PKD(7,5,3,0.10%,17208.0,1.00%,F,T) Exp:NDB5US
TRIANGLE LABS Text:TLI#57752C DF-DP-642 0-0.5 (10X)
A5.80E7
A5.86E7
A1.57E7
File:W1087 #1-674 Acq:19-JUL-2002 02:17:06 GC EI+ Voltage SIR 70S Noise:6098
417.8253 S:10 F:4 BSUB(256,30,-3.0) PKD(7,5,3,0.10%,24392.0,1.00%,F,T) Exp:NDB5US
TRIANGLE LABS Text:TLI#57752C DF-DP-642 0-0.5 (10X)
A1.61E7
A1.44E7
File:W1087 #1-674 Acq:19-JUL-2002 02:17:06 GC EI+ Voltage SIR 70S Noise:7361
419.8220 S:10 F:4 BSUB(256,30,-3.0) PKD(7,5,3,0.10%,29444.0,1.00%,F,T) Exp:NDB5US
TRIANGLE LABS Text:TLI#57752C DF-DP-642 0-0.5 (10X)
A3.62E7
A3.28E7
File:W1087 #1-674 Acq:19-JUL-2002 02:17:06 GC EI+ Voltage SIR 70S
430.9729 S:10 F:4 Exp:NDB5US
TRIANGLE LABS Text:TLI#57752C DF-DP-642 0-0.5 (10X)
File:W1087 #1-674 Acq:19-JUL-2002 02:17:06 GC EI+ Voltage SIR 70S
479.7165 S:10 F:4 Exp:NDB5US
TRIANGLE LABS Text:TLI#57752C DF-DP-642 0-0.5 (10X)
Time

File:W1087 #1-674 Acq:19-JUL-2002 02:17:06 GC EI+ Voltage SIR 70S Noise:1647
441.7428 S:10 F:4 BSUB(256,30,-3.0) PKD(7,5,3,0.10%,6588.0,1.00%,F,T) Exp:NDB5US
Sample Text:TLI#57752C DF-DP-642 0-0.5 (10X) File Text:TRIANGLE LABORATORIES, INC.

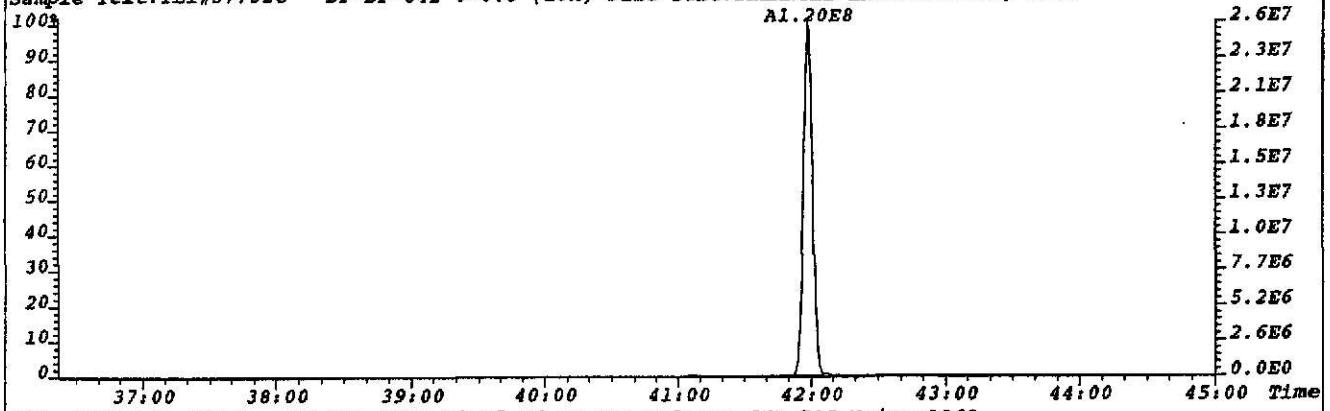

File:W1087 #1-674 Acq:19-JUL-2002 02:17:06 GC EI+ Voltage SIR 70S Noise:1968
443.7399 S:10 F:4 BSUB(256,30,-3.0) PKD(7,5,3,0.10%,7872.0,1.00%,F,T) Exp:NDB5US
Sample Text:TLI#57752C DF-DP-642 0-0.5 (10X) File Text:TRIANGLE LABORATORIES, INC.

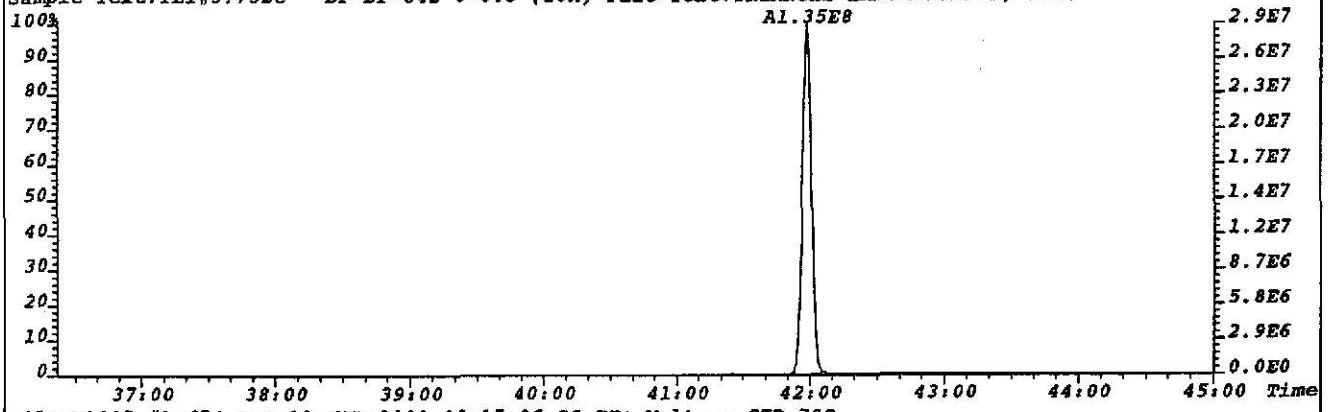

File:W1087 #1-674 Acq:19-JUL-2002 02:17:06 GC EI+ Voltage SIR 70S
430.9729 S:10 F:4 Exp:NDB5US
Sample Text:TLI#57752C DF-DP-642 0-0.5 (10X) File Text:TRIANGLE LABORATORIES, INC.

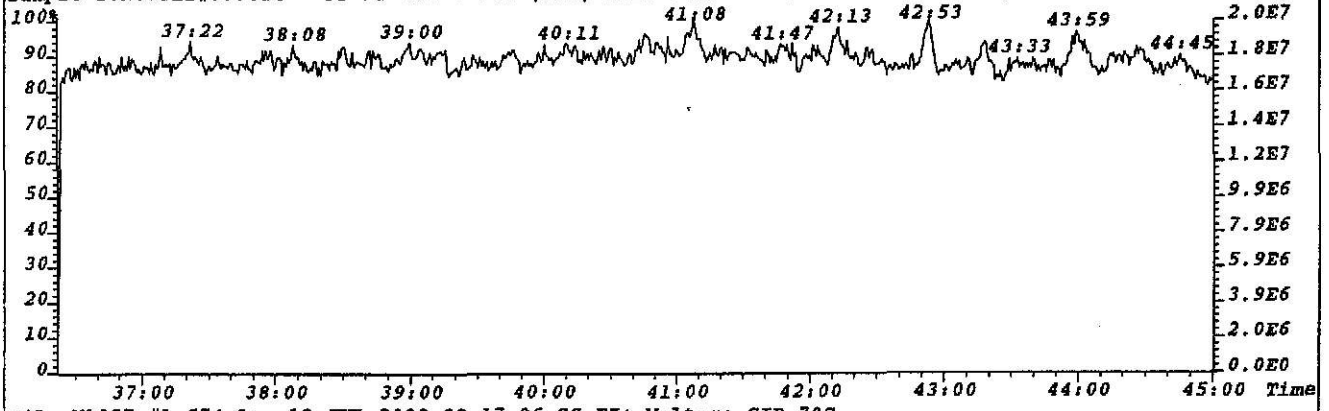

File:W1087 #1-674 Acq:19-JUL-2002 02:17:06 GC EI+ Voltage SIR 70S
513.6775 S:10 F:4 Exp:NDB5US
Sample Text:TLI#57752C DF-DP-642 0-0.5 (10X) File Text:TRIANGLE LABORATORIES, INC.

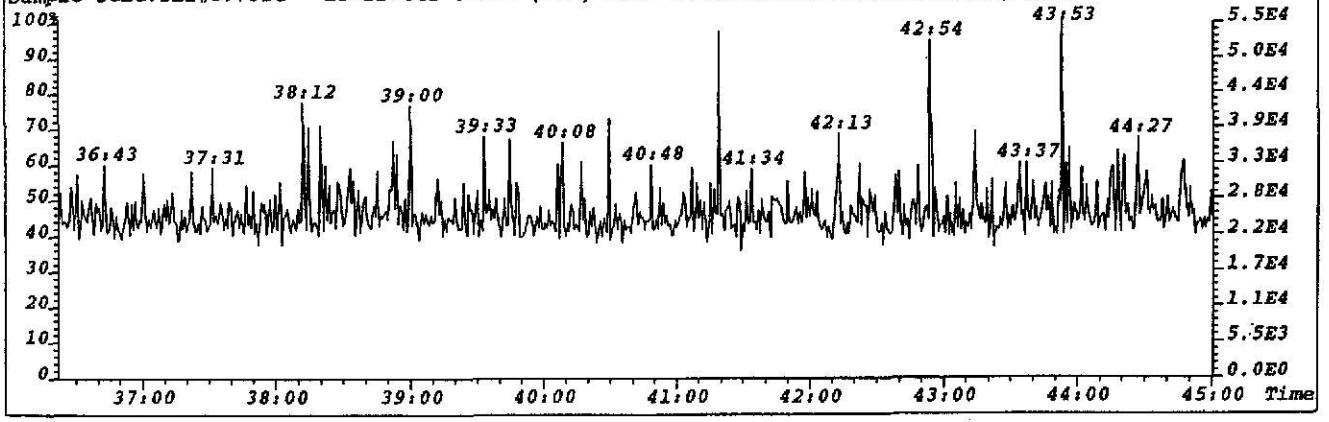

File:W1087 #1-674 Acq:19-JUL-2002 02:17:06 GC EI+ Voltage SIR 70S
457.7377 S:10 F:4 BSUB(256,30,-3.0) PKD(7,5,3,0.10%,6964.0,1.00%,F,T) Exp:NDB5US Noise:1741
Sample Text:TLI#57752C DF-DP-642 0-0.5 (10X) File Text:TRIANGLE LABORATORIES, INC.

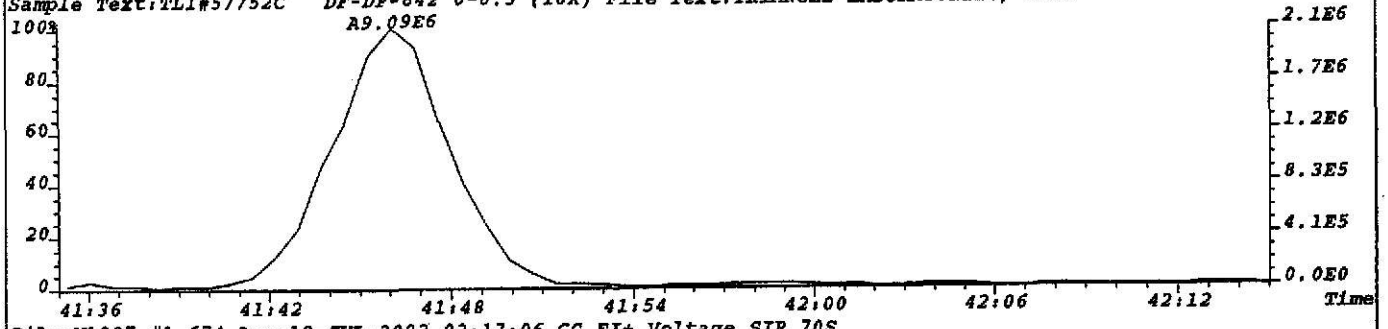

File:W1087 #1-674 Acq:19-JUL-2002 02:17:06 GC EI+ Voltage SIR 70S
459.7348 S:10 F:4 BSUB(256,30,-3.0) PKD(7,5,3,0.10%,5548.0,1.00%,F,T) Exp:NDB5US Noise:1387
Sample Text:TLI#57752C DF-DP-642 0-0.5 (10X) File Text:TRIANGLE LABORATORIES, INC.



File:W1087 #1-674 Acq:19-JUL-2002 02:17:06 GC EI+ Voltage SIR 70S
469.7779 S:10 F:4 BSUB(256,30,-3.0) PKD(7,5,3,0.10%,35084.0,1.00%,F,T) Exp:NDB5US Noise:8771
Sample Text:TLI#57752C DF-DP-642 0-0.5 (10X) File Text:TRIANGLE LABORATORIES, INC.

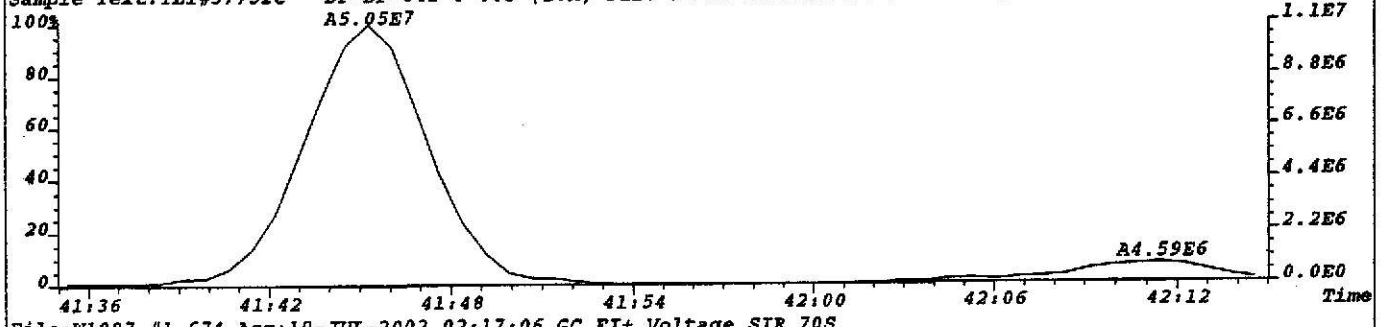

File:W1087 #1-674 Acq:19-JUL-2002 02:17:06 GC EI+ Voltage SIR 70S
471.7750 S:10 F:4 BSUB(256,30,-3.0) PKD(7,5,3,0.10%,32552.0,1.00%,F,T) Exp:NDB5US Noise:8138
Sample Text:TLI#57752C DF-DP-642 0-0.5 (10X) File Text:TRIANGLE LABORATORIES, INC.

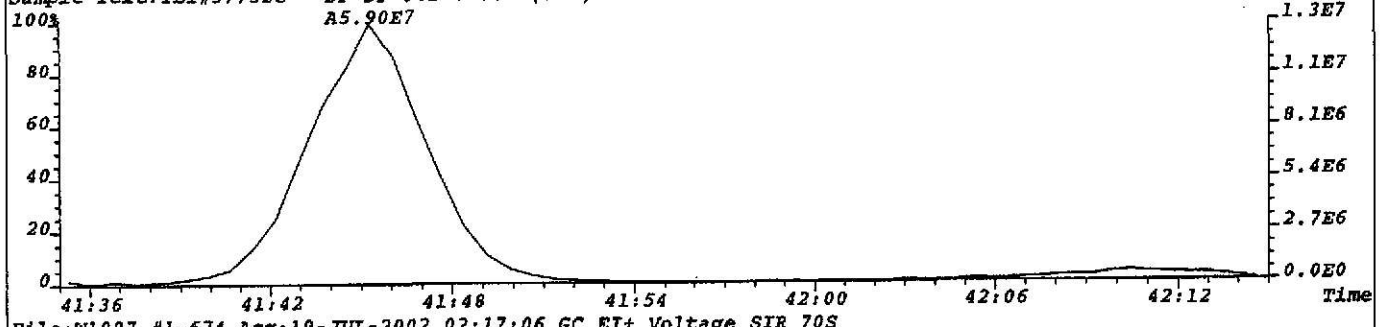

File:W1087 #1-674 Acq:19-JUL-2002 02:17:06 GC EI+ Voltage SIR 70S
430.9729 S:10 F:4 Exp:NDB5US
Sample Text:TLI#57752C DF-DP-642 0-0.5 (10X) File Text:TRIANGLE LABORATORIES, INC.

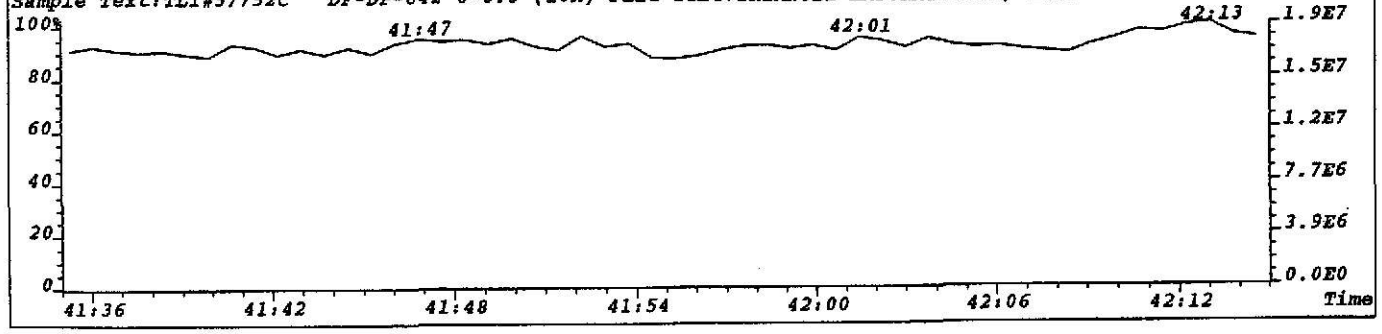

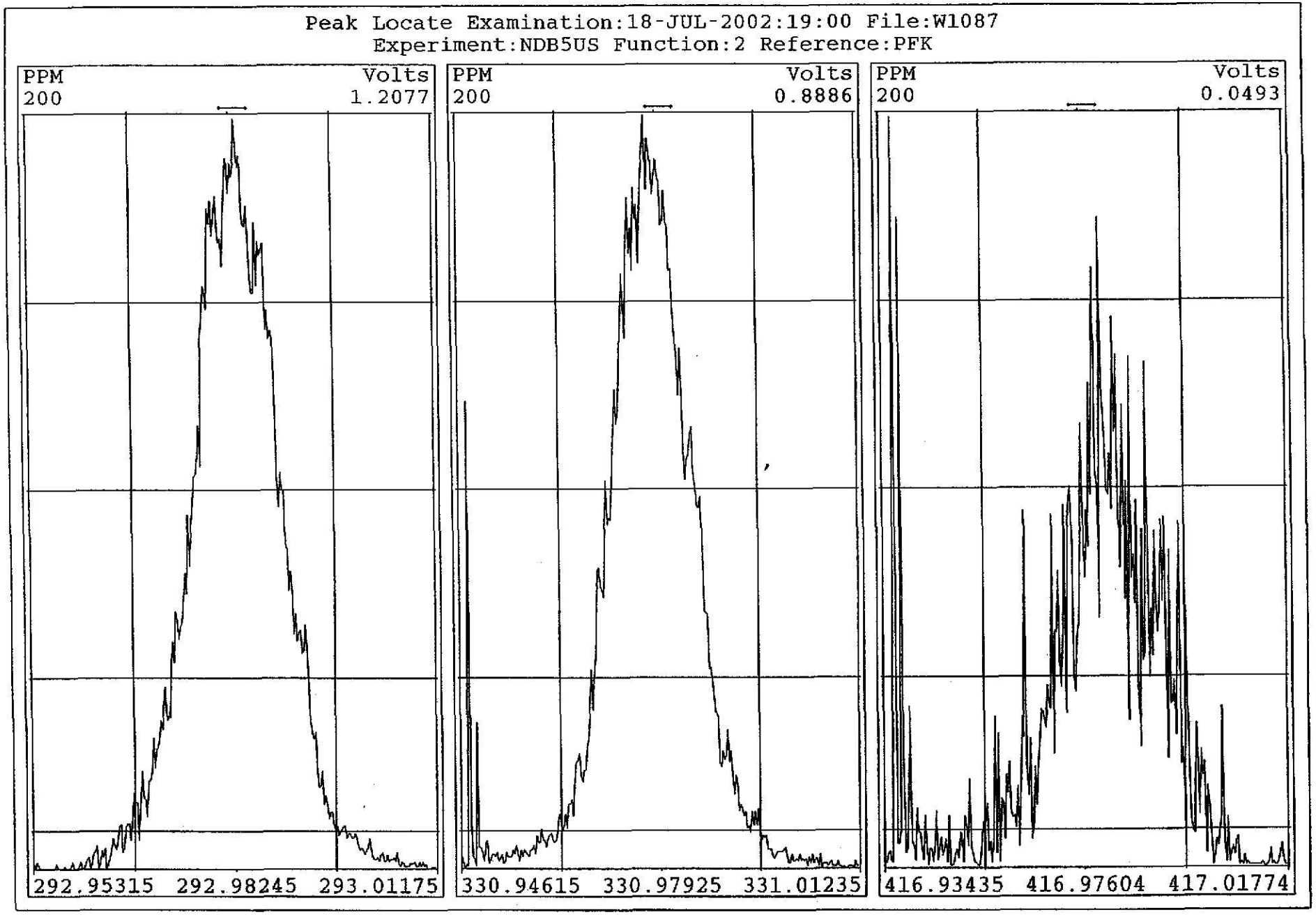
Peak Locate Examination:18-JUL-2002:19:00 File:W1087
Experiment:NDB5US Function:2 Reference:PFK
PPM
200
Volts
1.2077
292.95315 292.98245 293.01175
PPM
200
Volts
0.8886
330.94615 330.97925 331.01235
PPM
200
Volts
0.0493
416.93435 416.97604 417.01774

Martin & Slagle

TLI Project: 57752C 1613, Revision B, Tetra Only PCDD/PCDF Analysis (c)
Client Sample: **DF-DP-642 0-0.5** Analysis File: **P022592**

Client Project:	**Mississippi Project**				
Sample Matrix:	**SOIL**	Date Received:	**06/28/2002**	Spike File:	**SPCONB10**
TLI ID:	**329-38-21**	Date Extracted:	**07/05/2002**	ICal:	**PF56152**
		Date Analyzed:	**07/20/2002**	ConCal:	**P022587**
Sample Size:	**13.500 g**	Dilution Factor:	**10**	% Moisture:	**9.4**
Dry Weight:	**12.231 g**	Blank File:	**W105902**	% Lipid:	**n/a**
GC Column:	**DB-225**	Analyst:	**VSC**	% Solids:	**90.6**

Analytes	Conc. (pg/g)	DL	Ratio	RT	RRT	Flags
2,3,7,8-TCDF	735		0.77	23:38	1.001	___

Internal Standard	Conc. (pg/g)	% Recovery	QC Limits	Ratio	RT	RRT	Flags
$^{13}C_{12}$-2,3,7,8-TCDF	1550	85.9	29%-140%	0.79	23:37	1.052	___

Recovery Standard	Ratio	RT	Flags
$^{13}C_{12}$-1,2,3,4-TCDD	0.83	22:27	___

Data Reviewer: _____ 07/21/2002

CONB_PSR v1.00, LARS 6.25.05

Triangle Laboratories, Inc.®
2445 S. Alston Ave. • Durham, North Carolina 27713
Phone: (919) 544-5729 • Fax: (919) 544-5491

Printed: 06:21 07/21/2002

Initial ....Date...

Data Review By: JJC 7/21/02

Channel specific noise levels computed from 'NL' heights.

Page No. 1 Listing of P022592B.dbf
07/21/2002 Matched GC Peaks / Ratio / Ret. Time

Compound/ M_Z....	QC.Log	Omit	Why	RT.	OK	Ratio	Total.Area/Ht	Area/Ht.Peak1	Area/Ht.Peak2	Rel.RT	Compound.Name..	ID..	Flags.
TCDF				0.65-0.89					0.794-1.107				
304-306	DC	NL		Height			0.22	0.09	0.13				
				18:54	RO	3.83	2.27	1.80	0.47	0.800			
				19:00	RO	6.21	10.46	9.01	1.45	0.805			
	DC	SN		19:11	RO	1.46	0.32			0.812			
	DC	SN		19:22	RO	0.22	0.22			0.820			
	DC	SN		19:30	RO	0.16	0.66			0.826			
				19:56		0.75	15.07	6.48	8.59	0.844			
				20:03		0.77	3.89	1.69	2.20	0.849			
				20:11		0.72	30.87	12.90	17.97	0.855			
				20:22		0.79	4.54	2.01	2.53	0.862			
				20:28	RO	0.62	0.42	0.16	0.26	0.867			J
				20:38		0.68	13.77	5.57	8.20	0.874			
				20:49		0.78	70.72	31.02	39.70	0.881			
				20:57		0.84	8.19	3.73	4.46	0.887			
				21:07		0.77	87.75	38.06	49.69	0.894			
				21:16		0.72	13.79	5.78	8.01	0.900			
				21:38		0.81	37.55	16.85	20.70	0.916			
	DC	SN		22:01	RO	1.41	0.82			0.932			
				22:08		0.72	83.36	34.99	48.37	0.937			
				22:24		0.72	56.13	23.59	32.54	0.948			
				22:39		0.74	26.08	11.13	14.95	0.959			
				22:54	RO	0.55	0.90	0.32	0.58	0.970			J
				23:05		0.83	14.24	6.47	7.77	0.977			
	DC	SN		23:13	RO	1.03	0.65			0.983			
				23:31		0.77	7.31	3.17	4.14	0.996			
				23:38		0.77	166.45	72.26	94.19	1.001	2378-TCDF	AN	
				23:51		0.77	30.78	13.36	17.42	1.010			
				24:09		0.88	5.44	2.55	2.89	1.023			
				24:18		0.76	79.82	34.35	45.47	1.029			
				24:27	RO	0.64	0.74	0.29	0.45	1.035			J
				24:32		0.74	1.46	0.62	0.84	1.039			J
	DC	SN		24:51	RO	0.48	0.34			1.052			
				25:08		0.66	4.54	1.80	2.74	1.064			
				25:19		0.68	0.74	0.30	0.44	1.072			J
	DC	SN		25:25	RO	1.63	0.21			1.076			
	DC	SN		25:35	RO	0.23	0.37			1.083			
				25:54	RO	0.55	2.34	0.83	1.51	1.097			
	DC	WH		26:09	RO	0.93	5.88			1.107			
	DC	WH		26:22		0.77	0.46			1.116			
304-306			28	Peaks			779.62						
13C12-TCDF				0.65-0.89					0.958-1.042				
316-318	DC	NL		Height			0.30	0.12	0.18				
	DC	WL		18:47		0.86	0.91			0.795			
	DC	WL		18:52	RO	1.39	0.86			0.799			
	DC	WL		18:58	RO	0.54	0.37			0.803			

Compound/ M_Z....	QC.Log	Omit	Why	RT.	OK	Ratio	Total.Area/Ht	Area/Ht.Peak1	Area/Ht.Peak2	Rel.RT	Compound.Name..	ID..	Flags.
	DC	WL		19:22	RO	1.08	0.25			0.820			
	DC	WL		20:22	RO	0.53	1.56			0.862			
	DC	WL		20:35	RO	0.47	0.63			0.872			
	DC	WL		20:59	RO	1.91	0.32			0.888			
	DC	WL		21:18		0.67	0.50			0.902			
	DC	WL		21:55	RO	1.83	0.51			0.928			
	DC	WL		22:00	RO	3.86	0.34			0.932			
	DC	WL		22:06	RO	1.10	3.03			0.936			
				23:12	RO	1.52	0.68	0.41	0.27	0.982			
	DC	SN		23:19	RO	1.09	0.48			0.987			
				23:26	RO	0.59	0.54	0.20	0.34	0.992			
				23:37		0.79	363.50	160.22	203.28	1.000	13C12-2378-TCDF	IS0	
						Height	93.84	41.54	52.30				
	DC	SN		24:31	RO	1.37	0.90			1.038			
	DC	WH		24:48	RO	0.32	0.41			1.050			
	DC	WH		25:01	RO	1.41	1.06			1.059			
	DC	WH		25:19	RO	1.17	0.13			1.072			
	DC	WH		25:31	RO	0.34	0.39			1.080			
	DC	WH		25:45	RO	1.46	0.32			1.090			
	DC	WH		25:50	RO	1.20	1.67			1.094			
	DC	WH		26:02	RO	1.00	0.36			1.102			
	DC	WH		26:05		0.71	0.53			1.104			
	DC	WH		26:07	RO	0.30	0.30			1.106			
	DC	WH		26:29		0.69	1.03			1.121			
316-318		3	Peaks				364.72						

---------- Above: TCDF / TCDD Follows ----------

13C12-TCDD				0.65-0.89						0.910-1.090			
332-334	DC	NL				Height	0.40	0.31	0.09				
	DC	WL		19:37	RO	1.00	0.36			0.886			
	DC	WL		19:41	RO	3.00	0.48			0.889			
	DC	SN		20:27	RO	1.16	0.41			0.923			
	DC	SN		20:32		0.84	0.57			0.927			
	DC	SN		21:25	RO	1.83	0.65			0.967			
				22:09		0.77	273.07	118.60	154.47	1.000	13C12-2378-TCDD	IS1	
						Height	66.15	28.39	37.76				
				22:27		0.83	253.27	115.01	138.26	1.014	13C12-1234-TCDD	RS1	
	DC	SN		23:08	RO	3.39	1.45			1.044			
	DC	SN		23:26	RO	1.44	0.39			1.058			
	DC	WH		24:49	RO	2.04	0.85			1.120			
	DC	WH		25:06	RO	1.00	0.50			1.133			
	DC	WH		25:33	RO	6.63	0.61			1.153			
332-334		2	Peaks				526.34						

Compound/
M_Z.... QC.Log Omit Why ..RT. OK Ratio Total.Area/Ht Area/Ht.Peak1 Area/Ht.Peak2 Rel.RT Compound.Name.. ID.. Flags.

Column Description.....	"Why" Code Description.....	QC Log Desc.....
M_Z -Nominal Ion Mass(es)	WL-Below Retention Time Window	A-Peak Added
..RT. -Retention Time (mm:ss)	WH-Above Retention Time Window	K-Peak Kept
Rat.1 -Ratio of M/M+2 Ions	SN-Below Signal to Noise Level	D-Peak Deleted
OK -RO=Ratio Outside Limits	<M-Below Method Detection Limit	T-Time Changed
Rel.RT-Relative Retention Time	NL-Channel Specific Noise Level	M-Peak Area Changed
		N-Name Changed
		X-Ether Interference

*** End of Report ***

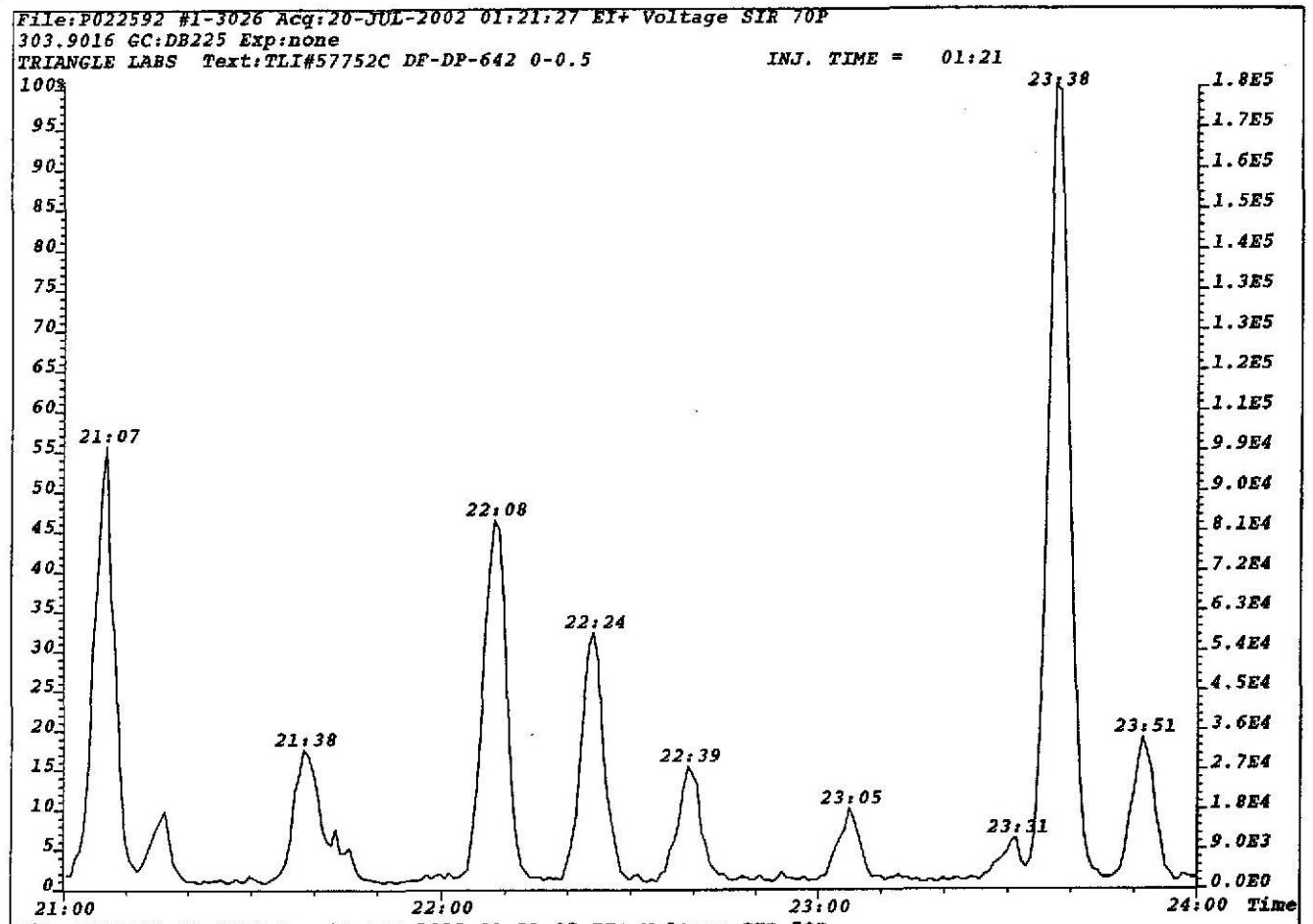
File:P022592 #1-3026 Acq:20-JUL-2002 01:21:27 EI+ Voltage SIR 70P
303.9016 GC:DB225 Exp:none
TRIANGLE LABS Text:TLI#57752C DF-DP-642 0-0.5
INJ. TIME = 01:21
21:07
21:38
22:08
22:24
22:39
23:05
23:31
23:38
23:51
Time

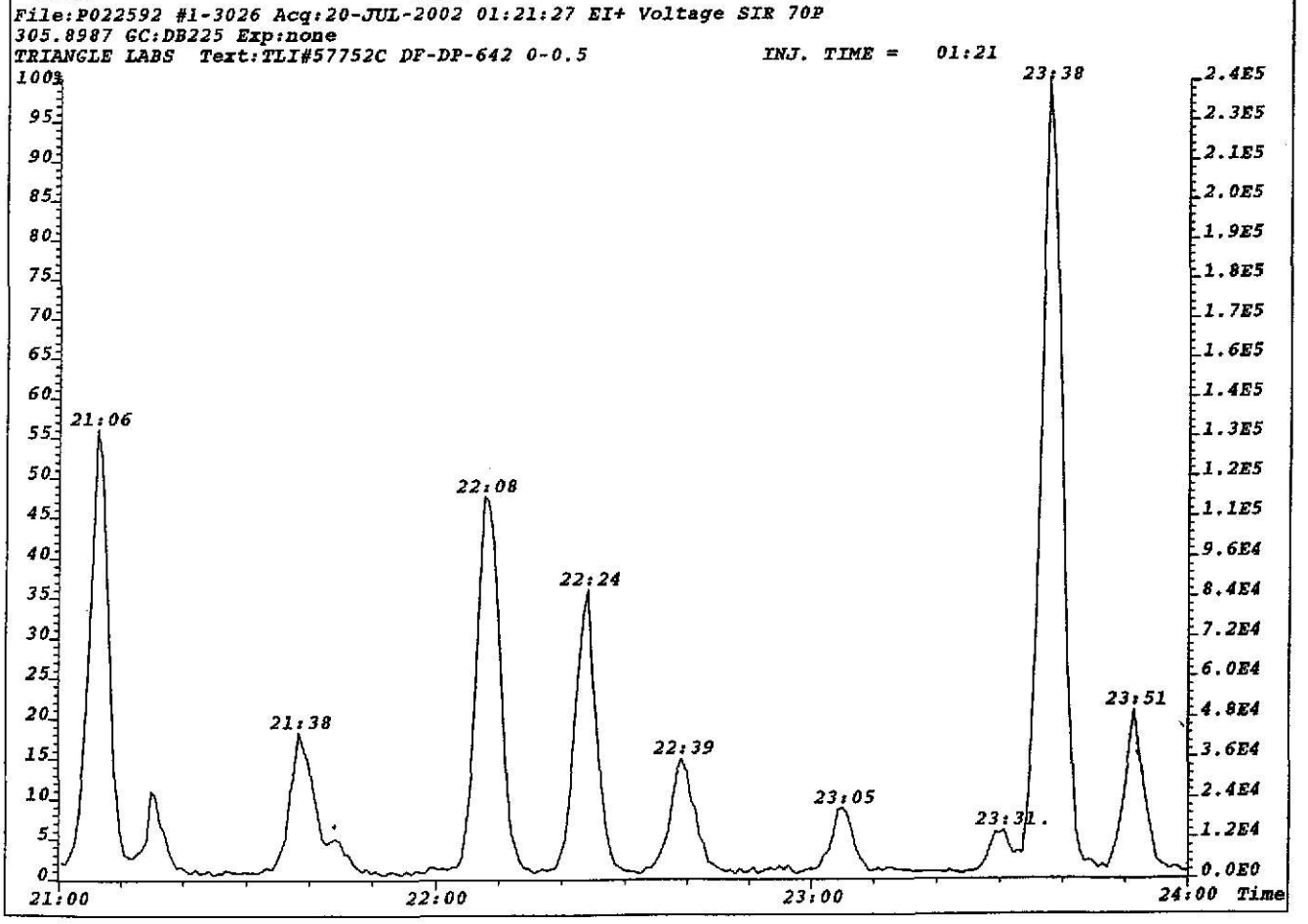
File:P022592 #1-3026 Acq:20-JUL-2002 01:21:27 EI+ Voltage SIR 70P
305.8987 GC:DB225 Exp:none
TRIANGLE LABS Text:TLI#57752C DF-DP-642 0-0.5
INJ. TIME = 01:21
21:06
21:38
22:08
22:24
22:39
23:05
23:31
23:38
23:51
Time

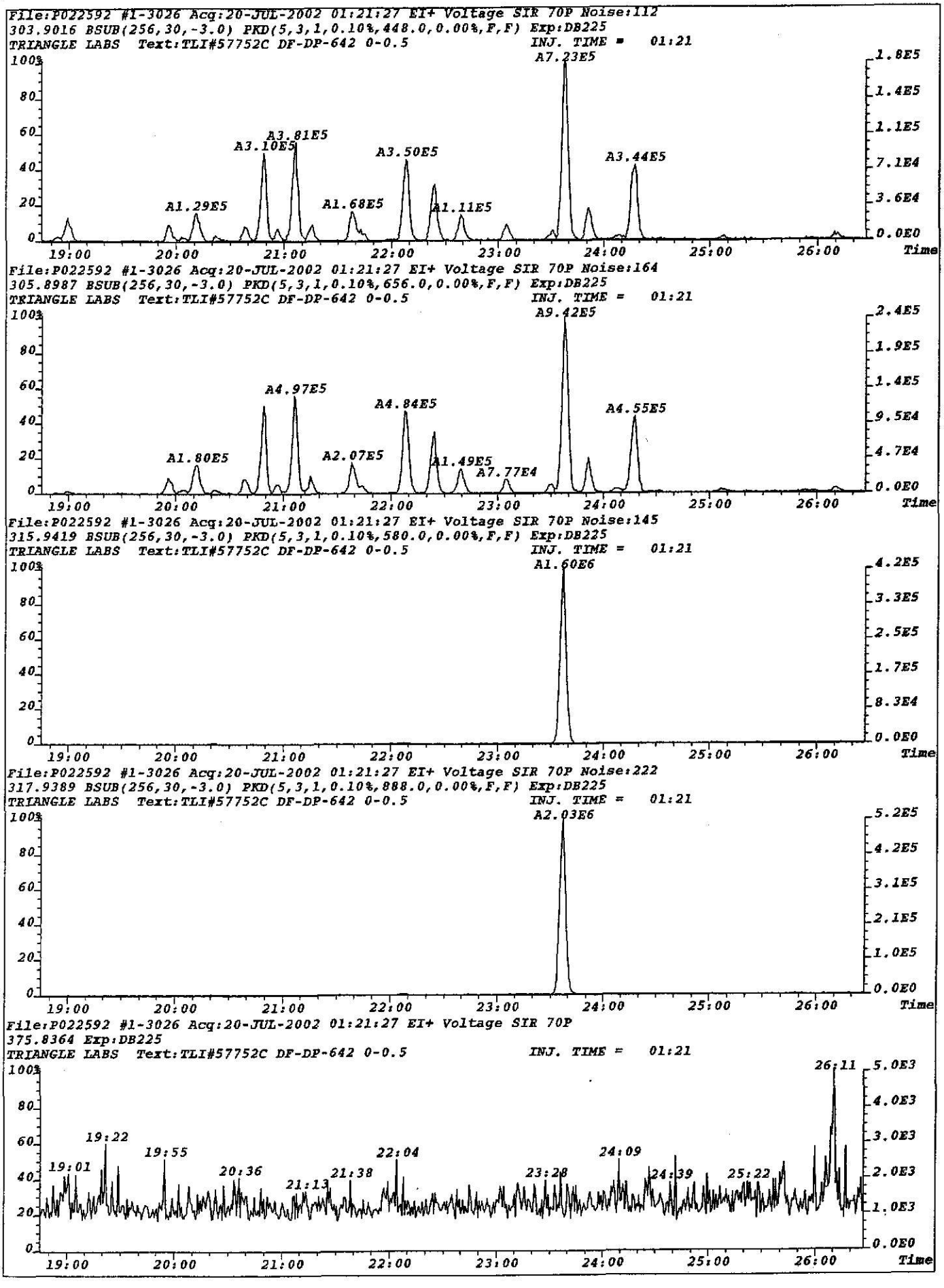
File:P022592 #1-3026 Acq:20-JUL-2002 01:21:27 EI+ Voltage SIR 70P Noise:112
303.9016 BSUB(256,30,-3.0) PKD(5,3,1,0.10%,448.0,0.00%,F,F) Exp:DB225
TRIANGLE LABS Text:TLI#57752C DF-DP-642 0-0.5
INJ. TIME = 01:21
A7.23E5
A3.81E5
A3.10E5
A3.50E5
A3.44E5
A1.29E5
A1.68E5
A1.11E5
File:P022592 #1-3026 Acq:20-JUL-2002 01:21:27 EI+ Voltage SIR 70P Noise:164
305.8987 BSUB(256,30,-3.0) PKD(5,3,1,0.10%,656.0,0.00%,F,F) Exp:DB225
TRIANGLE LABS Text:TLI#57752C DF-DP-642 0-0.5
INJ. TIME = 01:21
A9.42E5
A4.97E5
A4.84E5
A4.55E5
A1.80E5
A2.07E5
A1.49E5
A7.77E4
File:P022592 #1-3026 Acq:20-JUL-2002 01:21:27 EI+ Voltage SIR 70P Noise:145
315.9419 BSUB(256,30,-3.0) PKD(5,3,1,0.10%,580.0,0.00%,F,F) Exp:DB225
TRIANGLE LABS Text:TLI#57752C DF-DP-642 0-0.5
INJ. TIME = 01:21
A1.60E6
File:P022592 #1-3026 Acq:20-JUL-2002 01:21:27 EI+ Voltage SIR 70P Noise:222
317.9389 BSUB(256,30,-3.0) PKD(5,3,1,0.10%,888.0,0.00%,F,F) Exp:DB225
TRIANGLE LABS Text:TLI#57752C DF-DP-642 0-0.5
INJ. TIME = 01:21
A2.03E6
File:P022592 #1-3026 Acq:20-JUL-2002 01:21:27 EI+ Voltage SIR 70P
375.8364 Exp:DB225
TRIANGLE LABS Text:TLI#57752C DF-DP-642 0-0.5
INJ. TIME = 01:21
26:11
19:22
19:55
22:04
24:09
19:01
20:36
21:13
21:38
23:28
24:39
25:22
Time

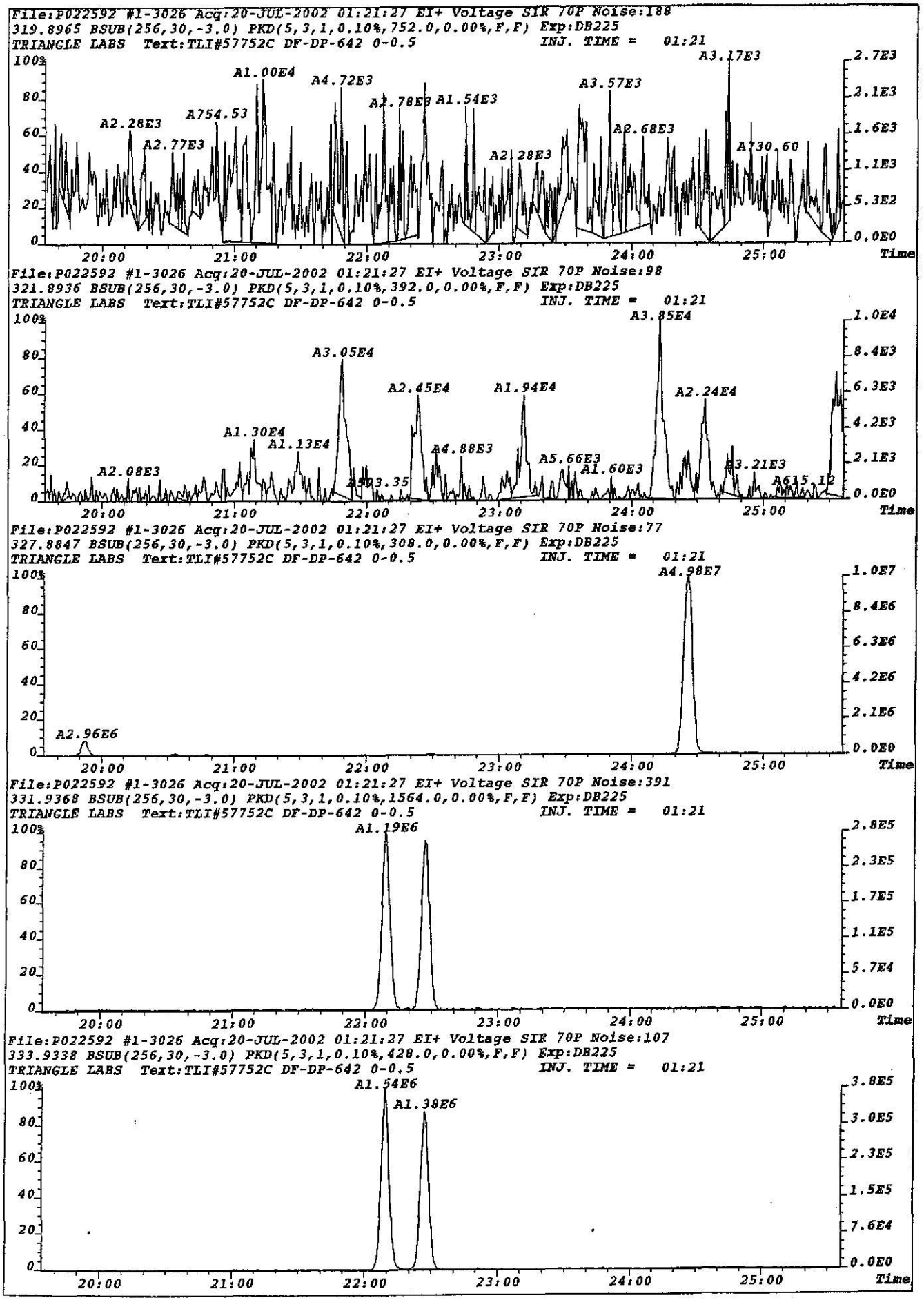
File:P022592 #1-3026 Acq:20-JUL-2002 01:21:27 EI+ Voltage SIR 70P Noise:188
319.8965 BSUB(256,30,-3.0) PKD(5,3,1,0.10%,752.0,0.00%,F,F) Exp:DB225
TRIANGLE LABS Text:TLI#57752C DF-DP-642 0-0.5
INJ. TIME = 01:21
A1.00E4
A4.72E3
A3.17E3
A3.57E3
A2.78E3
A1.54E3
A2.28E3
A754.53
A2.77E3
A2.68E3
A730.60
A2.28E3
File:P022592 #1-3026 Acq:20-JUL-2002 01:21:27 EI+ Voltage SIR 70P Noise:98
321.8936 BSUB(256,30,-3.0) PKD(5,3,1,0.10%,392.0,0.00%,F,F) Exp:DB225
TRIANGLE LABS Text:TLI#57752C DF-DP-642 0-0.5
INJ. TIME = 01:21
A3.85E4
A3.05E4
A2.45E4
A1.94E4
A2.24E4
A1.30E4
A1.13E4
A4.88E3
A5.66E3
A1.60E3
A2.08E3
A3.21E3
A615.12
File:P022592 #1-3026 Acq:20-JUL-2002 01:21:27 EI+ Voltage SIR 70P Noise:77
327.8847 BSUB(256,30,-3.0) PKD(5,3,1,0.10%,308.0,0.00%,F,F) Exp:DB225
TRIANGLE LABS Text:TLI#57752C DF-DP-642 0-0.5
INJ. TIME = 01:21
A4.98E7
A2.96E6
File:P022592 #1-3026 Acq:20-JUL-2002 01:21:27 EI+ Voltage SIR 70P Noise:391
331.9368 BSUB(256,30,-3.0) PKD(5,3,1,0.10%,1564.0,0.00%,F,F) Exp:DB225
TRIANGLE LABS Text:TLI#57752C DF-DP-642 0-0.5
INJ. TIME = 01:21
A1.19E6
File:P022592 #1-3026 Acq:20-JUL-2002 01:21:27 EI+ Voltage SIR 70P Noise:107
333.9338 BSUB(256,30,-3.0) PKD(5,3,1,0.10%,428.0,0.00%,F,F) Exp:DB225
TRIANGLE LABS Text:TLI#57752C DF-DP-642 0-0.5
INJ. TIME = 01:21
A1.54E6
A1.38E6
Time

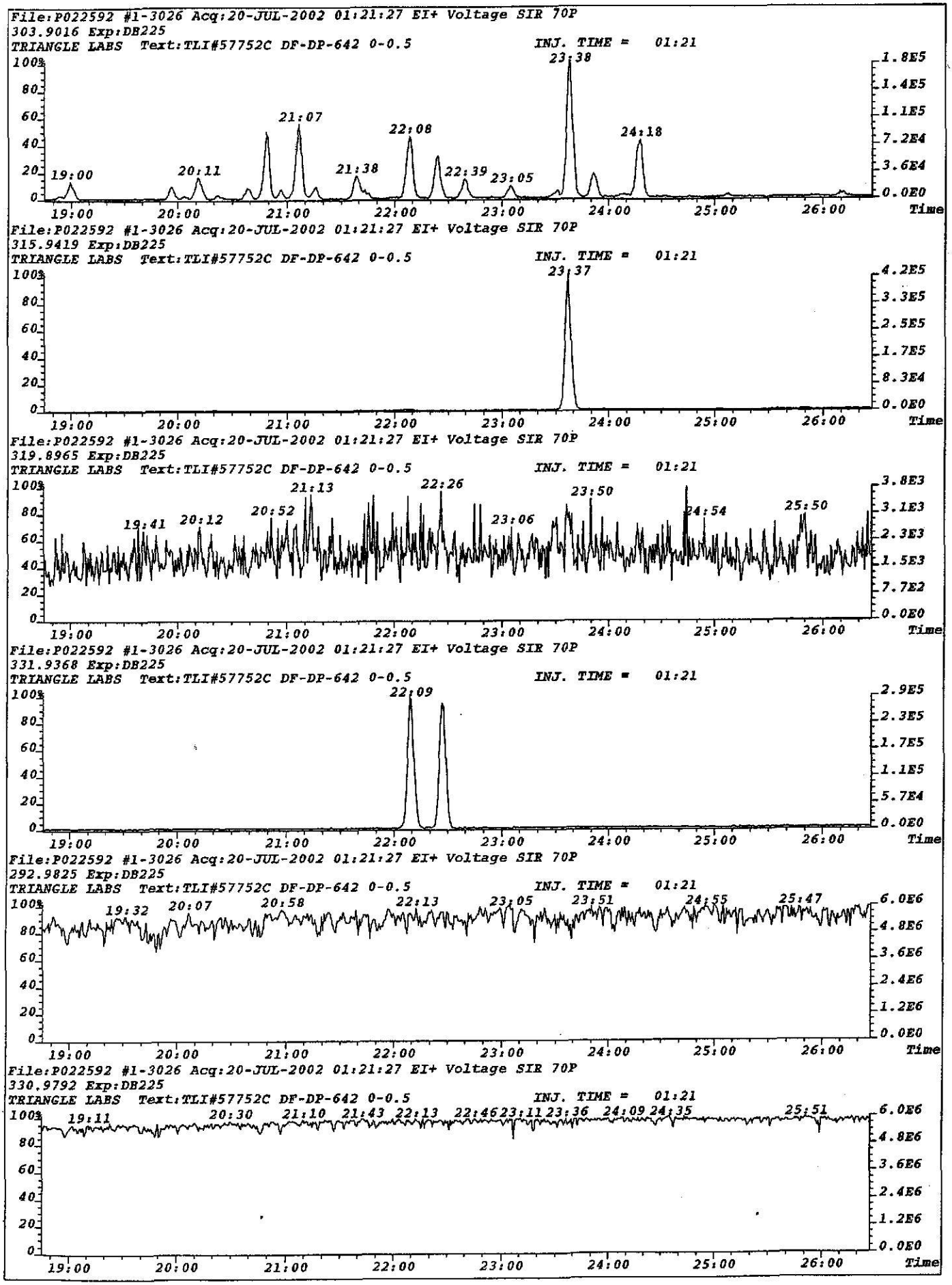
File:P022592 #1-3026 Acq:20-JUL-2002 01:21:27 EI+ Voltage SIR 70P
303.9016 Exp:DB225
TRIANGLE LABS Text:TLI#57752C DF-DP-642 0-0.5
INJ. TIME = 01:21
19:00 20:11 21:07 21:38 22:08 22:39 23:05 23:38 24:18
File:P022592 #1-3026 Acq:20-JUL-2002 01:21:27 EI+ Voltage SIR 70P
315.9419 Exp:DB225
TRIANGLE LABS Text:TLI#57752C DF-DP-642 0-0.5
INJ. TIME = 01:21
23:37
File:P022592 #1-3026 Acq:20-JUL-2002 01:21:27 EI+ Voltage SIR 70P
319.8965 Exp:DB225
TRIANGLE LABS Text:TLI#57752C DF-DP-642 0-0.5
INJ. TIME = 01:21
19:41 20:12 20:52 21:13 22:26 23:06 23:50 24:54 25:50
File:P022592 #1-3026 Acq:20-JUL-2002 01:21:27 EI+ Voltage SIR 70P
331.9368 Exp:DB225
TRIANGLE LABS Text:TLI#57752C DF-DP-642 0-0.5
INJ. TIME = 01:21
22:09
File:P022592 #1-3026 Acq:20-JUL-2002 01:21:27 EI+ Voltage SIR 70P
292.9825 Exp:DB225
TRIANGLE LABS Text:TLI#57752C DF-DP-642 0-0.5
INJ. TIME = 01:21
19:32 20:07 20:58 22:13 23:05 23:51 24:55 25:47
File:P022592 #1-3026 Acq:20-JUL-2002 01:21:27 EI+ Voltage SIR 70P
330.9792 Exp:DB225
TRIANGLE LABS Text:TLI#57752C DF-DP-642 0-0.5
INJ. TIME = 01:21
19:11 20:30 21:10 21:43 22:13 22:46 23:11 23:36 24:09 24:35 25:51
Time

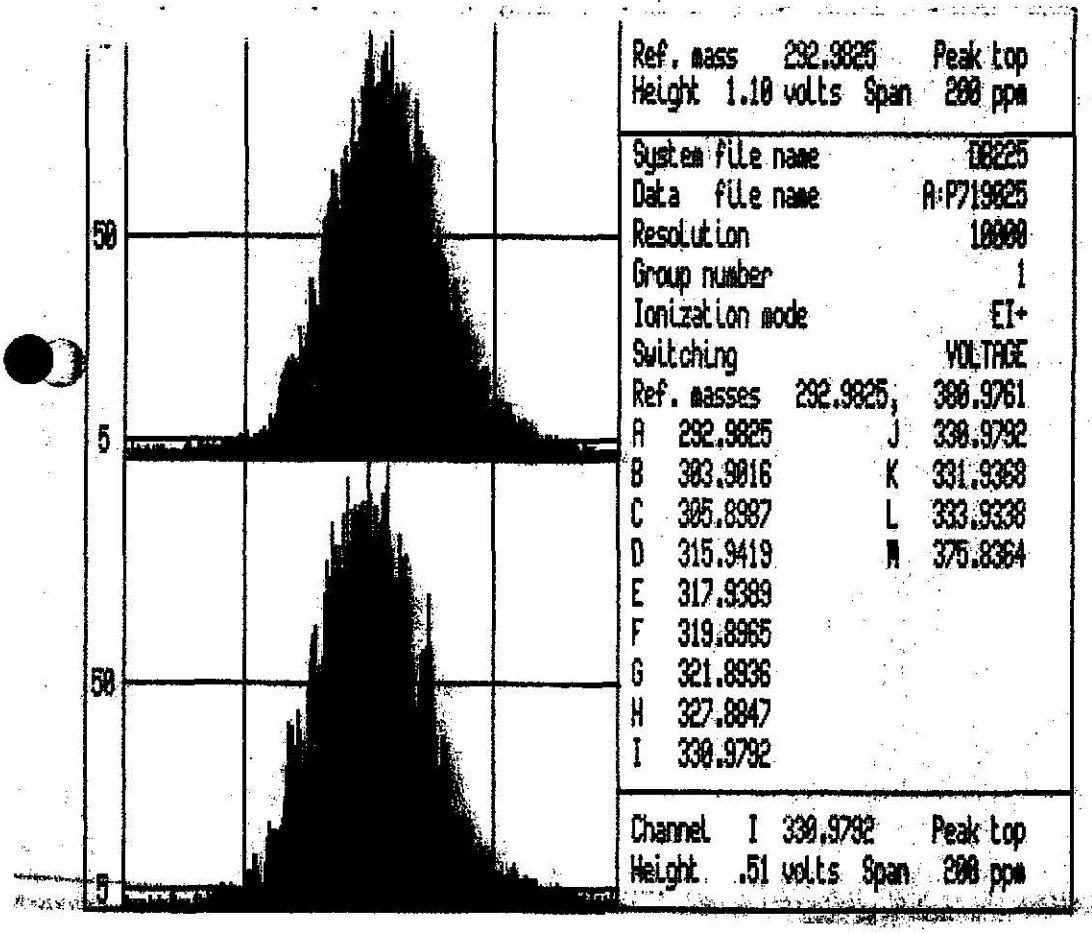

Ref. mass	292.9825	Peak top	
Height	1.10 volts	Span	200 ppm

System file name	EB225
Data file name	A:P719825
Resolution	10000
Group number	1
Ionization mode	EI+
Switching	VOLTAGE
Ref. masses	292.9825, 380.9761

A	292.9825	J	330.9792
B	303.9016	K	331.9368
C	305.8987	L	333.9338
D	315.9419	M	375.8364
E	317.9389		
F	319.8965		
G	321.8936		
H	327.8847		
I	330.9792		

Channel	I 330.9792	Peak top	
Height	.51 volts	Span	200 ppm

Martin & Slagle

TLI Project: 57752C — 1613, Revision B PCDD/PCDF Analysis (c)
Client Sample: DF-DP-82-0.5 — Analysis File: W108711

Client Project:	Mississippi Project				
Sample Matrix:	SOLID	Date Received:	06/28/2002	Spike File:	SP161B10
TLI ID:	329-38-27	Date Extracted:	07/05/2002	ICal:	WF5614B
		Date Analyzed:	07/19/2002	ConCal:	WB21086
Sample Size:	13.500 g	Dilution Factor:	10	% Moisture:	12.3
Dry Weight:	11.840 g	Blank File:	W105902	% Lipid:	n/a
GC Column:	DB-5	Analyst:	CGK	% Solids:	87.7

Analytes	Conc. (pg/g)	DL	Ratio	RT	RRT	Flags
1,2,3,4,6,7,8-HpCDF	2950		1.06	36:57	1.000	

Totals	Conc. (pg/g)	Number	DL	Flags
Total TCDF	854	11		
Total PeCDF	2890	12		
Total HpCDF	4770	3		

Internal Standards	Conc. (pg/g)	% Recovery	QC Limits	Ratio	RT	RRT	Flags
$^{13}C_{12}$-2,3,7,8-TCDF	1500	80.6	24%-169%	0.75	26:35	0.980	
$^{13}C_{12}$-1,2,3,7,8-PeCDF	2120	114	24%-185%	1.43	30:27	1.123	
$^{13}C_{12}$-2,3,4,7,8-PeCDF	1940	104	21%-178%	1.50	31:08	1.148	
$^{13}C_{12}$-1,2,3,4,6,7,8-HpCDF	1630	87.8	28%-143%	0.45	36:57	1.056	
$^{13}C_{12}$-1,2,3,4,7,8,9-HpCDF	1710	92.0	26%-138%	0.43	38:31	1.101	

Recovery Standards	Ratio	RT	Flags
$^{13}C_{12}$-1,2,3,4-TCDD	0.83	27:07	
$^{13}C_{12}$-1,2,3,7,8,9-HxCDD	1.20	34:59	

Data Reviewer: CGM 07/19/2002

Triangle Laboratories, Inc.®
2445 S. Alston Ave. • Durham, North Carolina 27713
Phone: (919) 544-5729 • Fax: (919) 544-5491

Printed: 15:05 07/19/2002

Initial ....Date...

Data Review By: CBM 7/19/02

Channel specific noise levels computed from 'NL' heights.

Listing of W108711B.dbf
07/19/2002 Matched QC Peaks / Ratio / Ret. Time

Compound/ M_Z....	QC.Log	Omit	Why	..RT.	OK	Ratio	Total.Area/Ht	Area/Ht.Peak1	Area/Ht.Peak2	Rel.RT	Compound.Name..	ID..	Flags.
TCDF						0.65-0.89				0.879-1.070			
304-306		DC	NL			Height	6.66	4.26	2.40				
	D	D	WL	23:26		0.76	300.83			0.882			
				24:30	RO	0.50	57.44	19.04	38.40	0.922			
				24:38	RO	1.38	27.83	16.15	11.68	0.927			
		DC	SN	24:44		0.86	21.05			0.930			
				24:58	RO	0.57	122.35	44.18	78.17	0.939			
				25:07		0.79	103.92	45.79	58.13	0.945			
				25:19		0.66	153.24	60.87	92.37	0.952			
	M			25:40		0.73	247.00	104.00	143.00	0.966			
				26:01		0.69	184.64	75.23	109.41	0.979			
				26:12		0.79	322.88	142.07	180.81	0.986			
				26:22		0.80	202.11	89.76	112.35	0.992			
				26:36		0.80	486.19	215.56	270.63	1.001	2378-TCDF	AN	
				26:50	RO	1.22	39.50	21.72	17.78	1.009			
				27:02		0.86	175.71	81.04	94.67	1.017			
				27:15	RO	1.24	60.04	33.25	26.79	1.025			
				27:28		0.82	380.33	170.80	209.53	1.033			
				27:48		0.76	2,943.75	1,274.12	1,669.63	1.046			
				28:12		0.82	45.68	20.55	25.13	1.061			J
		DC	WH	28:28		0.81	29.14			1.071			
		DC	WH	28:36	RO	1.26	20.93			1.076			
		DC	WH	28:48		0.88	27.77			1.083			
304-306			16	Peaks			5,552.61						
13C12-TCDF						0.65-0.89				0.944-1.132			
316-318		DC	NL			Height	15.81	7.76	8.05				
				26:11		0.78	76.17	33.39	42.78	0.985			
				26:35		0.75	9,981.27	4,263.45	5,717.82	1.000	13C12-2378-TCDF	IS0	
						Height	2,866.37	1,257.30	1,609.07				
				26:56	RO	0.62	804.57	306.87	497.70	1.013			
316-318			3	Peaks			10,862.01						
---------- Above: TCDF / TCDD Follows ----------													
13C12-TCDD						0.65-0.89				0.920-1.067			
332-334		DC	NL			Height	23.67	21.92	1.75				
				27:07		0.83	7,780.04	3,526.66	4,253.38	0.994	13C12-1234-TCDD	RS1	
				27:16		0.81	9,212.74	4,114.53	5,098.21	1.000	13C12-2378-TCDD	IS1	
						Height	2,534.13	1,144.13	1,390.00				
		DC	SN	28:00	RO	10.53	96.60			1.027			
332-334			2	Peaks			16,992.78						
---------- Above: TCDD / PeCDF Follows ----------													
PeCDF						1.32-1.78				0.910-1.036			
340-342		DC	NL			Height	3.65	1.75	1.90				

Compound/ M_Z....	QC.Log	Omit	Why	..RT.	OK	Ratio	Total.Area/Ht	Area/Ht.Peak1	Area/Ht.Peak2	Rel.RT	Compound.Name..	ID..	Flags.
	DC		WL	28:17	RO	1.27	77.85			0.908			
				28:25	RO	1.22	431.37	236.86	194.51	0.913			
				28:35		1.50	469.32	281.93	187.39	0.918			
				28:48		1.38	910.67	527.53	383.14	0.925			
				29:01	RO	1.15	152.70	81.59	71.11	0.932			
				29:12		1.42	419.34	246.12	173.22	0.938			
				29:24	RO	1.06	99.79	51.34	48.45	0.944			
				29:37		1.45	1,699.17	1,005.14	694.03	0.951			
				29:48		1.44	5,010.99	2,955.32	2,055.67	0.957			
				30:00		1.46	1,721.80	1,020.56	701.24	0.964			
				30:22		1.46	8,307.29	4,931.40	3,375.89	0.997	12378-PeCDF	AN	
				30:40	RO	1.24	235.86	130.73	105.13	0.985			
				30:45	RO	1.26	286.32	159.75	126.57	0.988			
				31:09		1.33	581.26	332.00	249.26	1.001	23478-PeCDF	AN	
				31:21		1.51	533.99	321.17	212.82	1.007			
		X		31:29		1.46	184.93	109.80	75.13	1.011			J
				31:45		1.44	298.92	176.42	122.50	1.020			J
				31:59		1.52	939.50	567.02	372.48	1.027			
	DC		WH	32:35	RO	1.01	39.53			1.047			
340-342		17	Peaks				22,283.22						
13C12-PeCDF				1.32-1.78						0.806-1.127			
352-354	DC		NL		Height		3.19	1.47	1.72				
				28:33	RO	1.19	13.68	7.42	6.26	0.917			
				28:44	RO	1.10	22.33	11.71	10.62	0.923			
				29:37	RO	0.50	98.13	32.67	65.46	0.951			
				30:03	RO	0.16	65.43	8.93	56.50	0.965			
				30:27		1.43	11,550.51	6,806.49	4,744.02	1.000	13C12-PeCDF 123	IS2	
					Height		3,601.72	2,136.17	1,465.55				
				31:08		1.50	10,569.32	6,334.10	4,235.22	1.000	13C12-PeCDF 234	IS3	
					Height		3,436.63	2,072.77	1,363.86				
				31:29	RO	1.18	41.85	22.64	19.21	1.011			
				31:36	RO	1.04	32.57	16.63	15.94	1.015			
				31:46	RO	0.80	87.21	38.88	48.33	1.020			
				32:05	RO	1.20	176.11	95.94	80.17	1.031			
	DC		SN	32:21		1.39	10.51			1.039			
352-354		10	Peaks				22,657.14						

---------- Above: PeCDF / HxCDD Follows ----------

13C12-HxCDD				1.05-1.43						0.983-1.040			
402-404	DC		NL		Height		22.62	13.81	8.81				
	DC		WL	33:10	RO	9.83	253.01			0.959			
				34:11	RO	3.10	394.14	297.90	96.24	0.988			
	DC		SN	34:26	RO	5.87	179.87			0.996			
				34:35		1.24	4,853.04	2,689.47	2,163.57	1.000	13C12-HxCDD 478	IS9	
					Height		1,606.34	894.95	711.39				
				34:40		1.22	5,206.56	2,859.65	2,346.91	1.000	13C12-HxCDD 678	IS10	
					Height		1,686.13	912.80	773.33				
				34:59		1.20	5,245.93	2,863.56	2,382.37	1.012	13C12-HxCDD 789	RS2	
402-404		4	Peaks				15,699.67						

Compound/ M_Z....	QC.Log	Omit	Why	..RT.	OK	Ratio	Total.Area/Ht	Area/Ht.Peak1	Area/Ht.Peak2	Rel.RT	Compound.Name..	ID..	Flags.
---------- Above: HxCDD / HpCDF Follows ----------													
HpCDF						0.88-1.20				0.955-1.005			
408-410	DC	NL				Height	4.09	2.08	2.01				
				36:57		1.06	11,606.52	5,958.77	5,647.75	1.000	1234678-HpCDF		AN
				37:14	RO	1.27	86.16	48.15	38.01	0.967			
				37:23		1.05	5,948.70	3,043.89	2,904.81	0.971			
				38:32		1.07	505.18	261.31	243.87	1.000	1234789-HpCDF		AN
408-410			4 Peaks				18,146.56						
13C12-HpCDF						0.37-0.51				0.856-1.142			
418-420	DC	NL				Height	4.05	1.91	2.14				
				36:57		0.45	4,892.67	1,509.88	3,382.79	1.000	13C12-HpCDF 678		IS11
						Height	1,452.24	460.00	992.24				
	DC	SN		37:11	RO	1.13	7.28			0.965			
	DC	SN		37:22	RO	0.26	11.87			0.970			
				38:31		0.43	4,055.18	1,224.73	2,830.45	1.000	13C12-HpCDF 789		IS12
						Height	1,010.66	311.65	699.01				
418-420			2 Peaks				8,947.85						

Column Description.....	"Why" Code Description.....	QC Log Desc.....
M_Z -Nominal Ion Mass(es)	WL-Below Retention Time Window	A-Peak Added
..RT. -Retention Time (mm:ss)	WH-Above Retention Time Window	K-Peak Kept
Rat.1 -Ratio of M/M+2 Ions	SN-Below Signal to Noise Level	D-Peak Deleted
OK -RO=Ratio Outside Limits	<M-Below Method Detection Limit	T-Time Changed
Rel.RT-Relative Retention Time	NL-Channel Specific Noise Level	M-Peak Area Changed
		N-Name Changed
		X-Ether Interference

*** End of Report ***

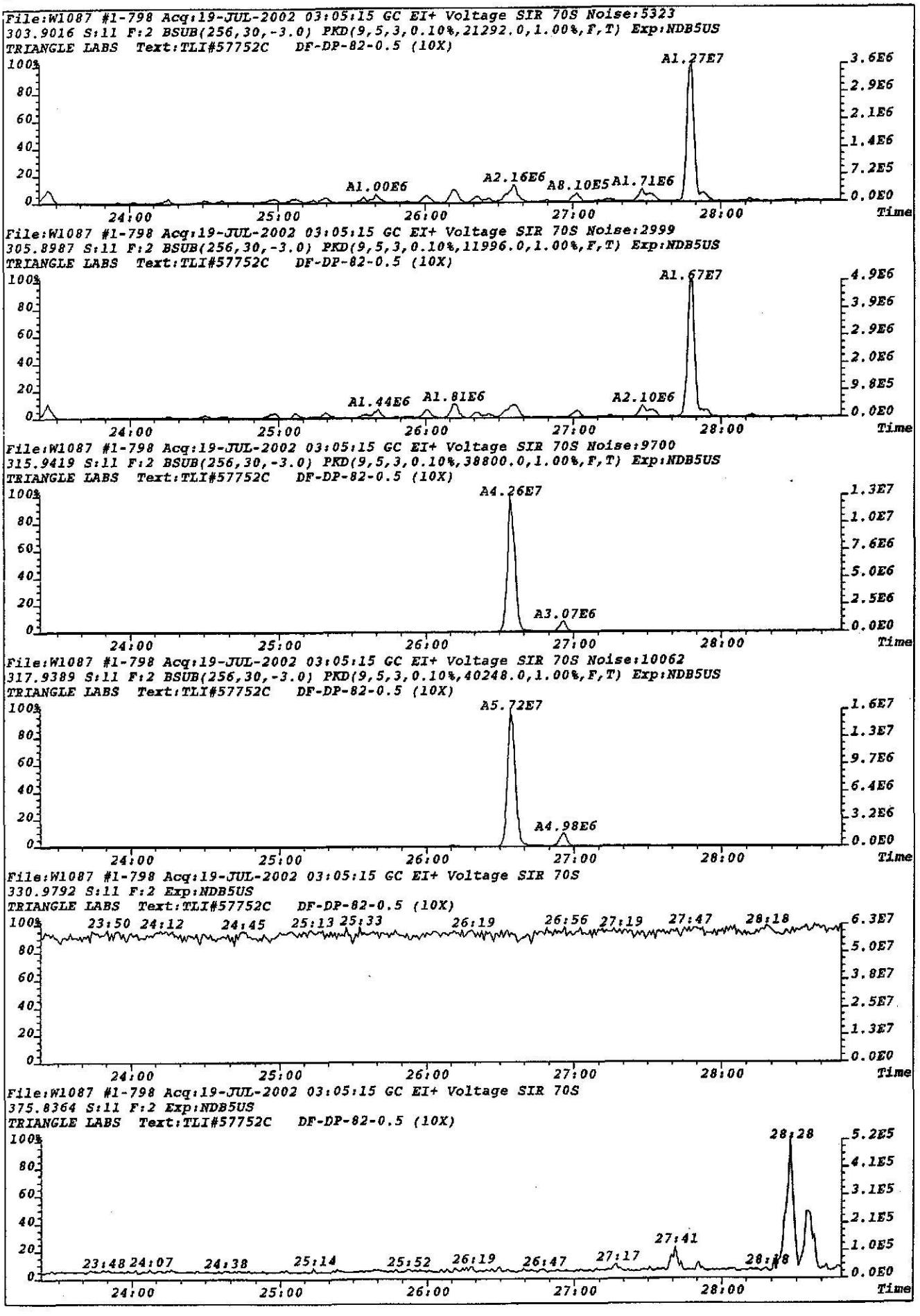
File:W1087 #1-798 Acq:19-JUL-2002 03:05:15 GC EI+ Voltage SIR 70S Noise:5323
303.9016 S:11 F:2 BSUB(256,30,-3.0) PKD(9,5,3,0.10%,21292.0,1.00%,F,T) Exp:NDB5US
TRIANGLE LABS Text:TLI#57752C DF-DP-82-0.5 (10X)
A1.27E7
A1.00E6
A2.16E6
A8.10E5
A1.71E6
File:W1087 #1-798 Acq:19-JUL-2002 03:05:15 GC EI+ Voltage SIR 70S Noise:2999
305.8987 S:11 F:2 BSUB(256,30,-3.0) PKD(9,5,3,0.10%,11996.0,1.00%,F,T) Exp:NDB5US
TRIANGLE LABS Text:TLI#57752C DF-DP-82-0.5 (10X)
A1.67E7
A1.44E6
A1.81E6
A2.10E6
File:W1087 #1-798 Acq:19-JUL-2002 03:05:15 GC EI+ Voltage SIR 70S Noise:9700
315.9419 S:11 F:2 BSUB(256,30,-3.0) PKD(9,5,3,0.10%,38800.0,1.00%,F,T) Exp:NDB5US
TRIANGLE LABS Text:TLI#57752C DF-DP-82-0.5 (10X)
A4.26E7
A3.07E6
File:W1087 #1-798 Acq:19-JUL-2002 03:05:15 GC EI+ Voltage SIR 70S Noise:10062
317.9389 S:11 F:2 BSUB(256,30,-3.0) PKD(9,5,3,0.10%,40248.0,1.00%,F,T) Exp:NDB5US
TRIANGLE LABS Text:TLI#57752C DF-DP-82-0.5 (10X)
A5.72E7
A4.98E6
File:W1087 #1-798 Acq:19-JUL-2002 03:05:15 GC EI+ Voltage SIR 70S
330.9792 S:11 F:2 Exp:NDB5US
TRIANGLE LABS Text:TLI#57752C DF-DP-82-0.5 (10X)
23:50 24:12 24:45 25:13 25:33 26:19 26:56 27:19 27:47 28:18
File:W1087 #1-798 Acq:19-JUL-2002 03:05:15 GC EI+ Voltage SIR 70S
375.8364 S:11 F:2 Exp:NDB5US
TRIANGLE LABS Text:TLI#57752C DF-DP-82-0.5 (10X)
28:28
27:41
23:48 24:07 24:38 25:14 25:52 26:19 26:47 27:17 28:18
24:00 25:00 26:00 27:00 28:00 Time

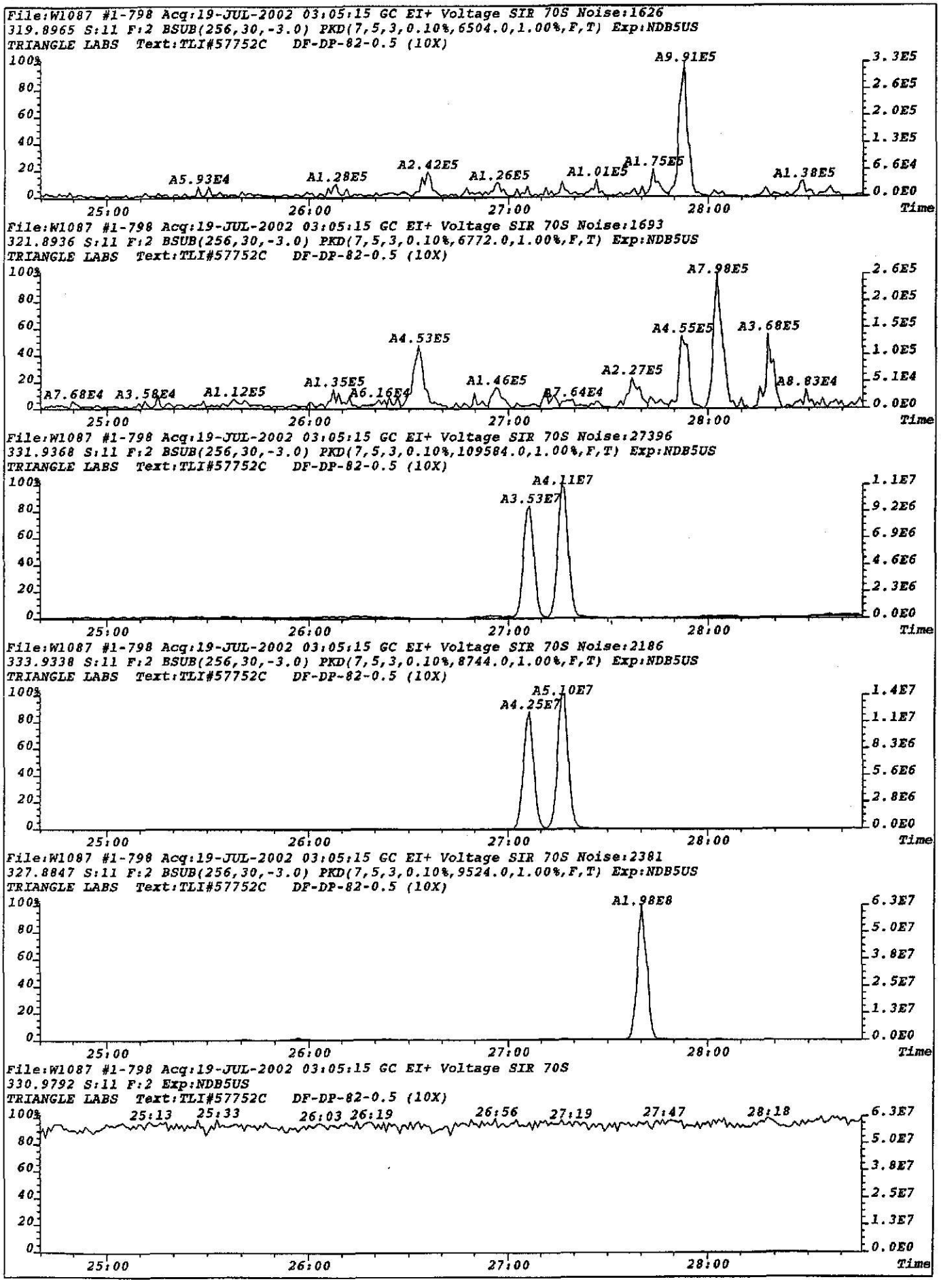
File:W1087 #1-798 Acq:19-JUL-2002 03:05:15 GC EI+ Voltage SIR 70S Noise:1626
319.8965 S:11 F:2 BSUB(256,30,-3.0) PKD(7,5,3,0.10%,6504.0,1.00%,F,T) Exp:NDB5US
TRIANGLE LABS Text:TLI#57752C DF-DP-82-0.5 (10X)
A9.91E5
A5.93E4
A1.28E5
A2.42E5
A1.26E5
A1.01E5
A1.75E5
A1.38E5
File:W1087 #1-798 Acq:19-JUL-2002 03:05:15 GC EI+ Voltage SIR 70S Noise:1693
321.8936 S:11 F:2 BSUB(256,30,-3.0) PKD(7,5,3,0.10%,6772.0,1.00%,F,T) Exp:NDB5US
TRIANGLE LABS Text:TLI#57752C DF-DP-82-0.5 (10X)
A7.98E5
A4.55E5
A3.68E5
A4.53E5
A2.27E5
A1.35E5
A1.46E5
A8.83E4
A7.68E4
A3.58E4
A1.12E5
A6.16E4
A7.64E4
File:W1087 #1-798 Acq:19-JUL-2002 03:05:15 GC EI+ Voltage SIR 70S Noise:27396
331.9368 S:11 F:2 BSUB(256,30,-3.0) PKD(7,5,3,0.10%,109584.0,1.00%,F,T) Exp:NDB5US
TRIANGLE LABS Text:TLI#57752C DF-DP-82-0.5 (10X)
A4.11E7
A3.53E7
File:W1087 #1-798 Acq:19-JUL-2002 03:05:15 GC EI+ Voltage SIR 70S Noise:2186
333.9338 S:11 F:2 BSUB(256,30,-3.0) PKD(7,5,3,0.10%,8744.0,1.00%,F,T) Exp:NDB5US
TRIANGLE LABS Text:TLI#57752C DF-DP-82-0.5 (10X)
A5.10E7
A4.25E7
File:W1087 #1-798 Acq:19-JUL-2002 03:05:15 GC EI+ Voltage SIR 70S Noise:2381
327.8847 S:11 F:2 BSUB(256,30,-3.0) PKD(7,5,3,0.10%,9524.0,1.00%,F,T) Exp:NDB5US
TRIANGLE LABS Text:TLI#57752C DF-DP-82-0.5 (10X)
A1.98E8
File:W1087 #1-798 Acq:19-JUL-2002 03:05:15 GC EI+ Voltage SIR 70S
330.9792 S:11 F:2 Exp:NDB5US
TRIANGLE LABS Text:TLI#57752C DF-DP-82-0.5 (10X)
25:13
25:33
26:03
26:19
26:56
27:19
27:47
28:18
25:00
26:00
27:00
28:00
Time

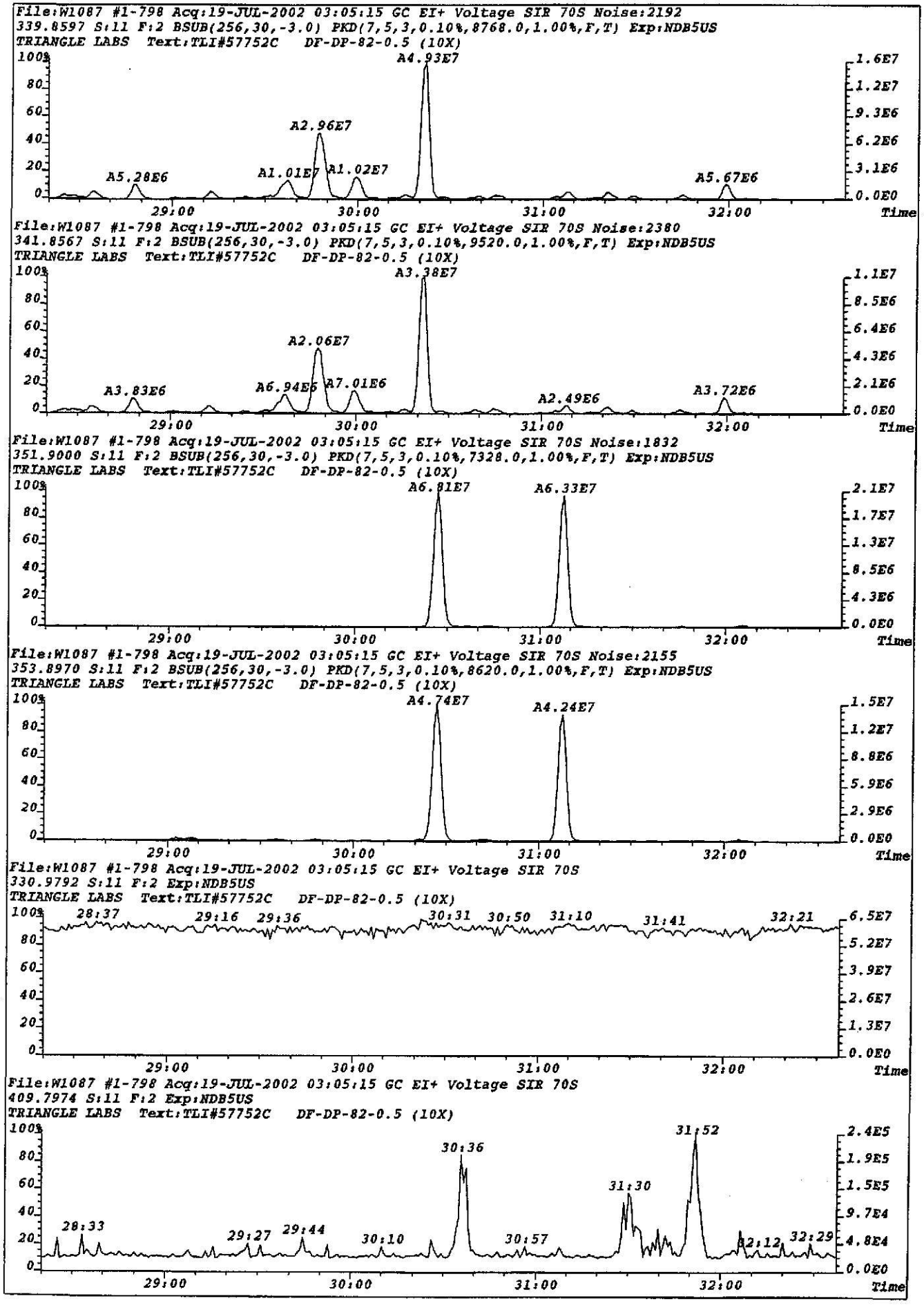
File:W1087 #1-798 Acq:19-JUL-2002 03:05:15 GC EI+ Voltage SIR 70S Noise:2192
339.8597 S:11 F:2 BSUB(256,30,-3.0) PKD(7,5,3,0.10%,8768.0,1.00%,F,T) Exp:NDB5US
TRIANGLE LABS Text:TLI#57752C DF-DP-82-0.5 (10X)
A4.93E7
A2.96E7
A5.28E6
A1.01E7
A1.02E7
A5.67E6
File:W1087 #1-798 Acq:19-JUL-2002 03:05:15 GC EI+ Voltage SIR 70S Noise:2380
341.8567 S:11 F:2 BSUB(256,30,-3.0) PKD(7,5,3,0.10%,9520.0,1.00%,F,T) Exp:NDB5US
TRIANGLE LABS Text:TLI#57752C DF-DP-82-0.5 (10X)
A3.38E7
A2.06E7
A3.83E6
A6.94E6
A7.01E6
A2.49E6
A3.72E6
File:W1087 #1-798 Acq:19-JUL-2002 03:05:15 GC EI+ Voltage SIR 70S Noise:1832
351.9000 S:11 F:2 BSUB(256,30,-3.0) PKD(7,5,3,0.10%,7328.0,1.00%,F,T) Exp:NDB5US
TRIANGLE LABS Text:TLI#57752C DF-DP-82-0.5 (10X)
A6.81E7
A6.33E7
File:W1087 #1-798 Acq:19-JUL-2002 03:05:15 GC EI+ Voltage SIR 70S Noise:2155
353.8970 S:11 F:2 BSUB(256,30,-3.0) PKD(7,5,3,0.10%,8620.0,1.00%,F,T) Exp:NDB5US
TRIANGLE LABS Text:TLI#57752C DF-DP-82-0.5 (10X)
A4.74E7
A4.24E7
File:W1087 #1-798 Acq:19-JUL-2002 03:05:15 GC EI+ Voltage SIR 70S
330.9792 S:11 F:2 Exp:NDB5US
TRIANGLE LABS Text:TLI#57752C DF-DP-82-0.5 (10X)
28:37
29:16
29:36
30:31
30:50
31:10
31:41
32:21
File:W1087 #1-798 Acq:19-JUL-2002 03:05:15 GC EI+ Voltage SIR 70S
409.7974 S:11 F:2 Exp:NDB5US
TRIANGLE LABS Text:TLI#57752C DF-DP-82-0.5 (10X)
30:36
31:52
31:30
28:33
29:27
29:44
30:10
30:57
32:12
32:29
29:00
30:00
31:00
32:00
Time

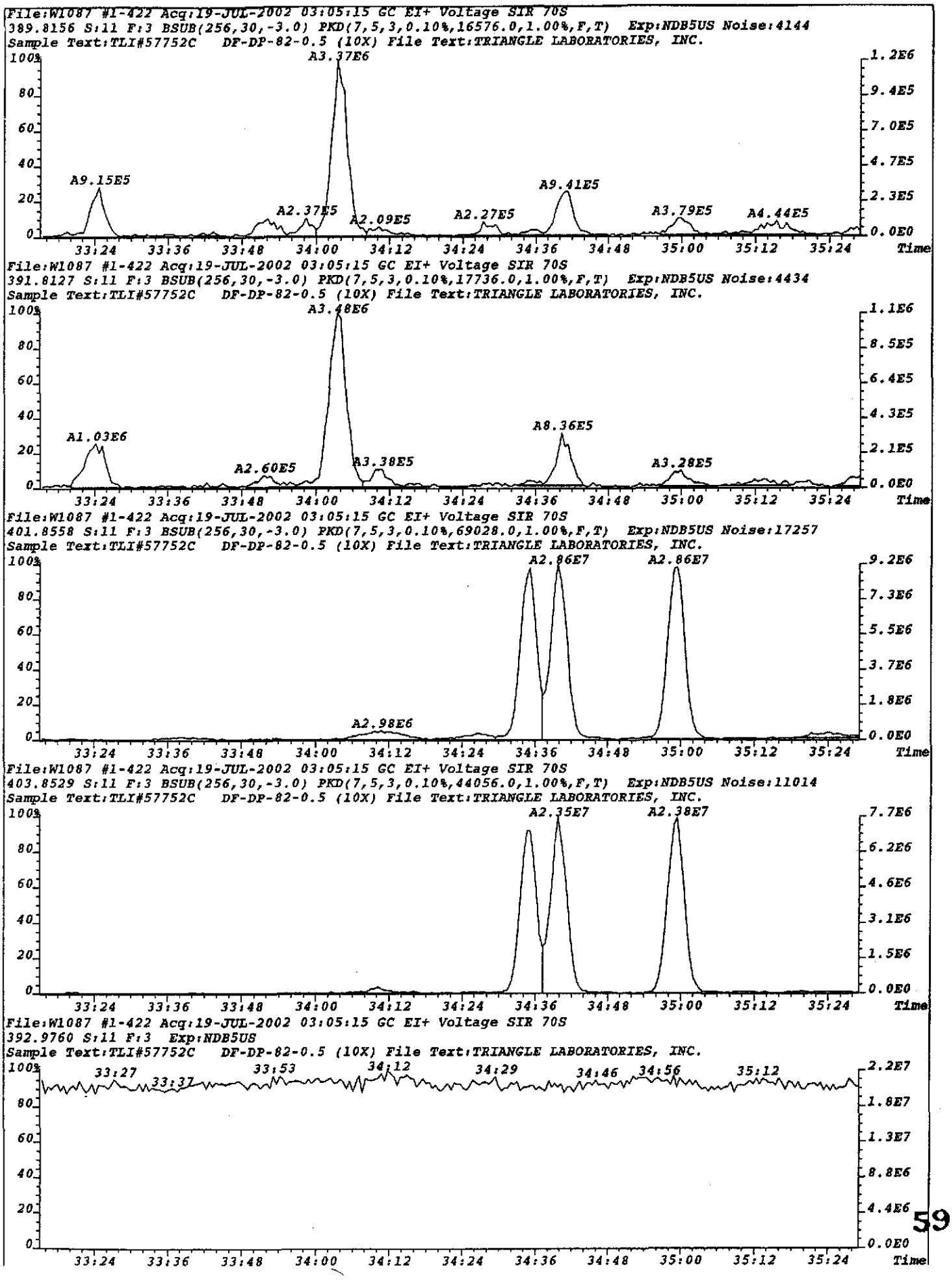
File:W1087 #1-422 Acq:19-JUL-2002 03:05:15 GC EI+ Voltage SIR 70S
389.8156 S:11 F:3 BSUB(256,30,-3.0) PKD(7,5,3,0.10%,16576.0,1.00%,F,T) Exp:NDB5US Noise:4144
Sample Text:TLI#57752C DF-DP-82-0.5 (10X) File Text:TRIANGLE LABORATORIES, INC.
A3.37E6
A9.15E5
A2.37E5
A2.09E5
A2.27E5
A9.41E5
A3.79E5
A4.44E5
File:W1087 #1-422 Acq:19-JUL-2002 03:05:15 GC EI+ Voltage SIR 70S
391.8127 S:11 F:3 BSUB(256,30,-3.0) PKD(7,5,3,0.10%,17736.0,1.00%,F,T) Exp:NDB5US Noise:4434
Sample Text:TLI#57752C DF-DP-82-0.5 (10X) File Text:TRIANGLE LABORATORIES, INC.
A3.48E6
A1.03E6
A2.60E5
A3.38E5
A8.36E5
A3.28E5
File:W1087 #1-422 Acq:19-JUL-2002 03:05:15 GC EI+ Voltage SIR 70S
401.8558 S:11 F:3 BSUB(256,30,-3.0) PKD(7,5,3,0.10%,69028.0,1.00%,F,T) Exp:NDB5US Noise:17257
Sample Text:TLI#57752C DF-DP-82-0.5 (10X) File Text:TRIANGLE LABORATORIES, INC.
A2.86E7
A2.86E7
A2.98E6
File:W1087 #1-422 Acq:19-JUL-2002 03:05:15 GC EI+ Voltage SIR 70S
403.8529 S:11 F:3 BSUB(256,30,-3.0) PKD(7,5,3,0.10%,44056.0,1.00%,F,T) Exp:NDB5US Noise:11014
Sample Text:TLI#57752C DF-DP-82-0.5 (10X) File Text:TRIANGLE LABORATORIES, INC.
A2.35E7
A2.38E7
File:W1087 #1-422 Acq:19-JUL-2002 03:05:15 GC EI+ Voltage SIR 70S
392.9760 S:11 F:3 Exp:NDB5US
Sample Text:TLI#57752C DF-DP-82-0.5 (10X) File Text:TRIANGLE LABORATORIES, INC.
33:27
33:37
33:53
34:12
34:29
34:46
34:56
35:12
33:24
33:36
33:48
34:00
34:12
34:24
34:36
34:48
35:00
35:12
35:24
Time

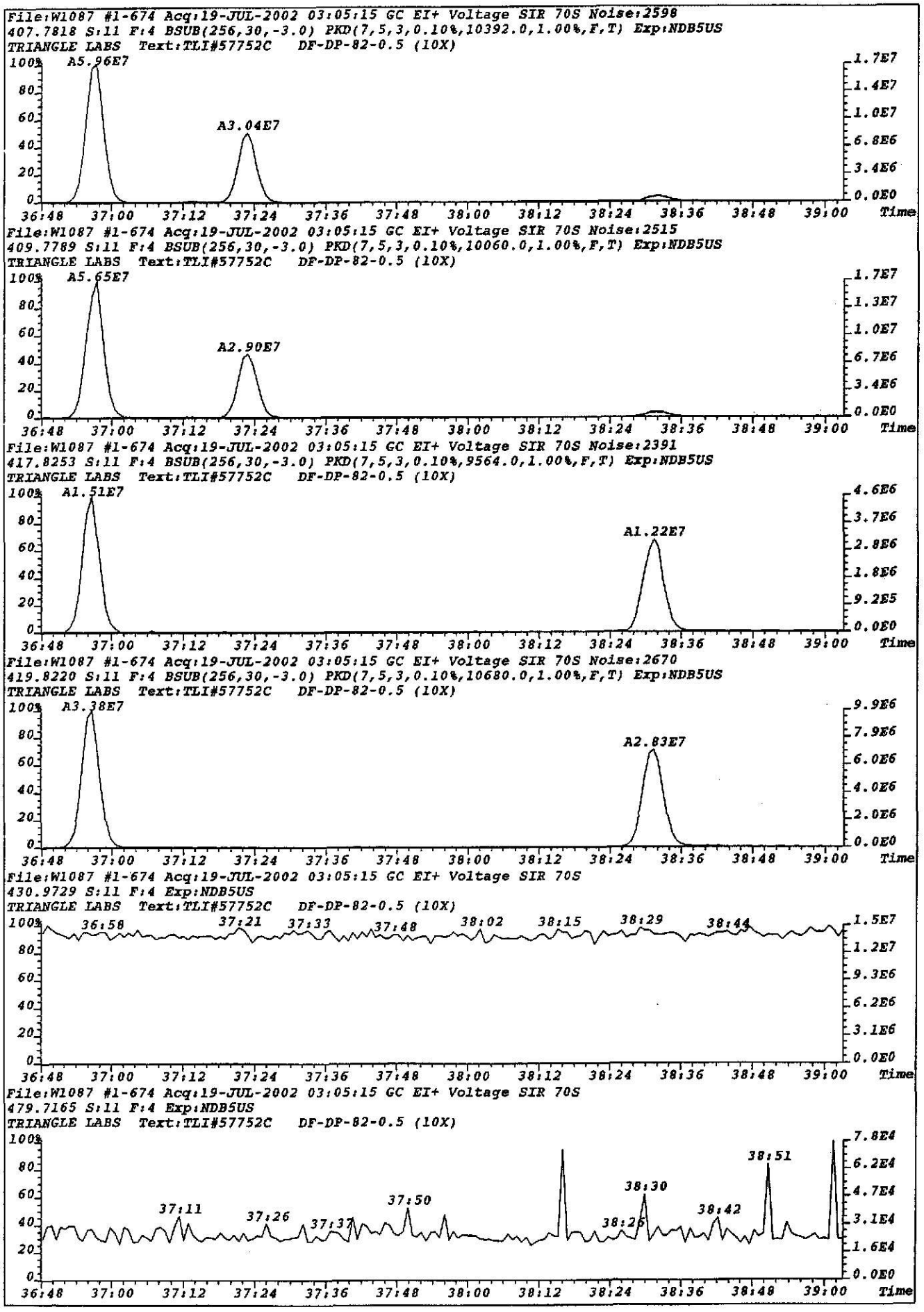
File:W1087 #1-674 Acq:19-JUL-2002 03:05:15 GC EI+ Voltage SIR 70S Noise:2598
407.7818 S:11 F:4 BSUB(256,30,-3.0) PKD(7,5,3,0.10%,10392.0,1.00%,F,T) Exp:NDB5US
TRIANGLE LABS Text:TLI#57752C DF-DP-82-0.5 (10X)
A5.96E7
A3.04E7
File:W1087 #1-674 Acq:19-JUL-2002 03:05:15 GC EI+ Voltage SIR 70S Noise:2515
409.7789 S:11 F:4 BSUB(256,30,-3.0) PKD(7,5,3,0.10%,10060.0,1.00%,F,T) Exp:NDB5US
TRIANGLE LABS Text:TLI#57752C DF-DP-82-0.5 (10X)
A5.65E7
A2.90E7
File:W1087 #1-674 Acq:19-JUL-2002 03:05:15 GC EI+ Voltage SIR 70S Noise:2391
417.8253 S:11 F:4 BSUB(256,30,-3.0) PKD(7,5,3,0.10%,9564.0,1.00%,F,T) Exp:NDB5US
TRIANGLE LABS Text:TLI#57752C DF-DP-82-0.5 (10X)
A1.51E7
A1.22E7
File:W1087 #1-674 Acq:19-JUL-2002 03:05:15 GC EI+ Voltage SIR 70S Noise:2670
419.8220 S:11 F:4 BSUB(256,30,-3.0) PKD(7,5,3,0.10%,10680.0,1.00%,F,T) Exp:NDB5US
TRIANGLE LABS Text:TLI#57752C DF-DP-82-0.5 (10X)
A3.38E7
A2.83E7
File:W1087 #1-674 Acq:19-JUL-2002 03:05:15 GC EI+ Voltage SIR 70S
430.9729 S:11 F:4 Exp:NDB5US
TRIANGLE LABS Text:TLI#57752C DF-DP-82-0.5 (10X)
File:W1087 #1-674 Acq:19-JUL-2002 03:05:15 GC EI+ Voltage SIR 70S
479.7165 S:11 F:4 Exp:NDB5US
TRIANGLE LABS Text:TLI#57752C DF-DP-82-0.5 (10X)
37:11
37:26
37:37
37:50
38:26
38:30
38:42
38:51
Time

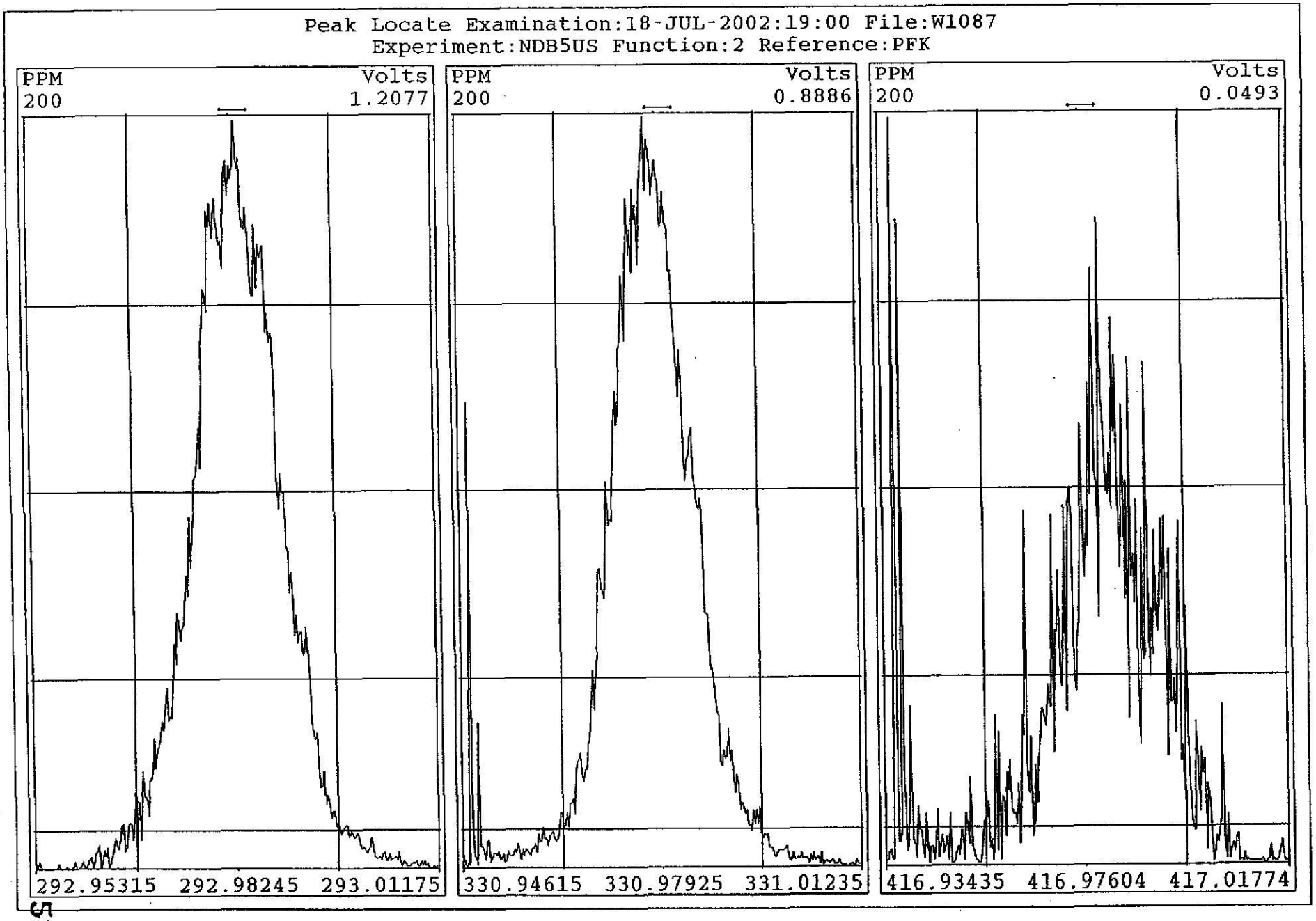
Peak Locate Examination:18-JUL-2002:19:00 File:W1087
Experiment:NDB5US Function:2 Reference:PFK
PPM
200
Volts
1.2077
292.95315 292.98245 293.01175
PPM
200
Volts
0.8886
330.94615 330.97925 331.01235
PPM
200
Volts
0.0493
416.93435 416.97604 417.01774

596

OEM 7119102

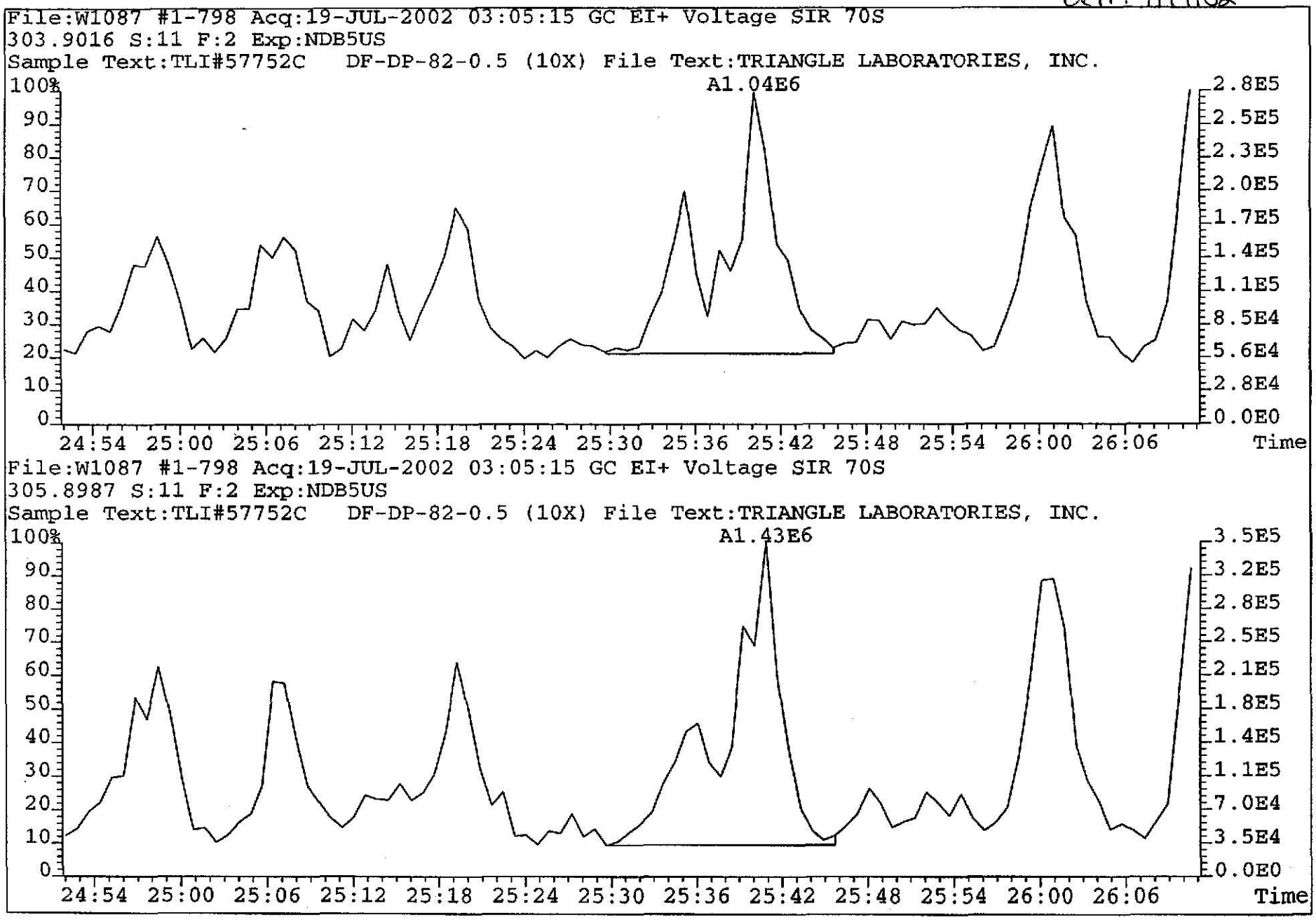

597

Martin & Slagle

TLI Project: **57752C** 1613, Revision B PCDD/PCDF Analysis (c)
Client Sample: **DF-DP-126-0.5** Analysis File: **W108712**

Client Project:	**Mississippi Project**				
Sample Matrix:	**SOLID**	Date Received:	**06/28/2002**	Spike File:	**SP161B10**
TLI ID:	**329-38-28**	Date Extracted:	**07/05/2002**	ICal:	**WF5614B**
		Date Analyzed:	**07/19/2002**	ConCal:	**WB21086**
Sample Size:	**13.500 g**	Dilution Factor:	**10**	% Moisture:	**15.1**
Dry Weight:	**11.462 g**	Blank File:	**W105902**	% Lipid:	**n/a**
GC Column:	**DB-5**	Analyst:	**CGK**	% Solids:	**84.9**

Analytes	Conc. (pg/g)	DL	Ratio	RT	RRT	Flags
1,2,3,4,6,7,8-HpCDD	1640		1.01	38:00	1.000	
1,2,3,4,6,7,8,9-OCDD	5810		0.84	41:45	1.000	
2,3,7,8-TCDF	677		0.75	26:35	1.000	
1,2,3,4,7,8-HxCDF	1070		1.28	33:53	1.000	
1,2,3,4,6,7,8-HpCDF	7850		1.03	36:57	1.000	
1,2,3,4,6,7,8,9-OCDF	2850		0.88	41:58	1.005	

Totals	Conc. (pg/g)	Number	DL	Flags
Total HpCDD	2410	2		
Total TCDF	2850	16		
Total PeCDF	4370	15		
Total HxCDF	6620	11		
Total HpCDF	15100	4		

Internal Standards	Conc. (pg/g)	% Recovery	QC Limits	Ratio	RT	RRT	Flags
$^{13}C_{12}$-1,2,3,4,6,7,8-HpCDD	1930	100	23%-140%	0.99	38:00	1.086	
$^{13}C_{12}$-1,2,3,4,6,7,8,9-OCDD	4800	125	17%-157%	0.86	41:45	1.193	
$^{13}C_{12}$-2,3,7,8-TCDF	1530	79.9	24%-169%	0.74	26:35	0.981	
$^{13}C_{12}$-1,2,3,7,8-PeCDF	1880	97.9	24%-185%	1.45	30:26	1.123	
$^{13}C_{12}$-2,3,4,7,8-PeCDF	1780	92.8	21%-178%	1.48	31:08	1.149	
$^{13}C_{12}$-1,2,3,4,7,8-HxCDF	1720	89.8	26%-152%	0.51	33:52	0.968	
$^{13}C_{12}$-1,2,3,6,7,8-HxCDF	1660	86.7	26%-123%	0.51	33:59	0.971	
$^{13}C_{12}$-2,3,4,6,7,8-HxCDF	1710	89.2	28%-136%	0.50	34:28	0.985	
$^{13}C_{12}$-1,2,3,7,8,9-HxCDF	1740	90.8	29%-147%	0.50	35:16	1.008	
$^{13}C_{12}$-1,2,3,4,6,7,8-HpCDF	1750	90.9	28%-143%	0.45	36:57	1.056	
$^{13}C_{12}$-1,2,3,4,7,8,9-HpCDF	1700	88.7	26%-138%	0.44	38:31	1.101	

Triangle Laboratories, Inc.®
2445 S. Alston Ave. • Durham, North Carolina 27713
Phone: (919) 544-5729 • Fax: (919) 544-5491

Printed: 15:21 07/19/2002

TLI Project: **57752C** 1613, Revision B PCDD/PCDF Analysis (c)
Client Sample: **DF-DP-126-0.5** Analysis File: **W108712**

Recovery Standards	Ratio	RT	Flags
$^{13}C_{12}$-1,2,3,4-TCDD	0.80	27:06	—
$^{13}C_{12}$-1,2,3,7,8,9-HxCDD	1.24	34:59	—

Data Reviewer: _____ 07/19/2002

Triangle Laboratories, Inc.®
2445 S. Alston Ave. • Durham, North Carolina 27713
Phone: (919) 544-5729 • Fax: (919) 544-5491

Printed: 15:21 07/19/2002

Initial ....Date...

Data Review By: QM 7/19/02

Channel specific noise levels computed from 'NL' heights.

Page No. 1 Listing of W108712B.dbf
07/19/2002 Matched GC Peaks / Ratio / Ret. Time

Compound/ M_Z....	QC.Log	Omit	Why	..RT.	OK	Ratio	Total.Area/Ht	Area/Ht.Peak1	Area/Ht.Peak2	Rel.RT	Compound.Name..	ID..	Flags.
TCDF						0.65-0.89				0.879-1.070			
304-306		DC	NL			Height	10.37	6.60	3.77				
	D	D	WL	23:26		0.78	643.12			0.882			
	A			23:56		0.74	413.00	175.00	238.00	0.900			
				24:14		0.82	198.50	89.35	109.15	0.912			
				24:37		0.78	883.84	387.64	496.20	0.926			
				24:57		0.74	1,177.00	498.81	678.19	0.939			
				25:07		0.74	835.10	354.05	481.05	0.945			
				25:19		0.76	1,504.34	650.18	854.16	0.952			
				25:35		0.72	1,476.22	617.17	859.05	0.962			
				25:52	RO	0.62	420.66	161.34	259.32	0.973			
				26:01		0.80	533.29	237.60	295.69	0.979			
				26:11		0.75	1,596.85	686.54	910.31	0.985			
				26:25		0.78	806.50	352.32	454.18	0.994			
				26:35		0.75	5,712.06	2,442.79	3,269.27	1.000	2378-TCDF		AN
				26:48		0.78	302.19	132.35	169.84	1.008			
				27:01		0.73	2,457.67	1,034.78	1,422.89	1.016			
				27:13		0.77	355.15	153.99	201.16	1.024			
				27:28		0.85	774.93	355.59	419.34	1.033			
				27:48		0.72	5,018.10	2,108.71	2,909.39	1.046			
				28:08	RO	0.56	121.41	43.82	77.59	1.058			
304-306			18	Peaks			24,586.81						
13C12-TCDF						0.65-0.89				0.944-1.132			
316-318		DC	NL			Height	3.35	1.38	1.97				
				25:53	RO	1.01	27.05	13.61	13.44	0.974			
				26:10		0.75	118.22	50.59	67.63	0.984			
				26:35		0.74	14,162.41	6,028.59	8,133.82	1.000	13C12-2378-TCDF		IS0
						Height	3,977.00	1,676.48	2,300.52				
				27:24	RO	1.03	23.66	11.98	11.68	1.031			
				28:07	RO	0.46	20.34	6.43	13.91	1.058			
				28:44	RO	0.60	47.16	17.76	29.40	1.081			
316-318			6	Peaks			14,398.84						
---------- Above: TCDF / TCDD Follows ----------													
13C12-TCDD						0.65-0.89				0.920-1.067			
332-334		DC	NL			Height	7.00	5.03	1.97				
				27:06		0.80	11,140.41	4,962.32	6,178.09	0.994	13C12-1234-TCDD		RS1
				27:16		0.80	12,359.47	5,485.56	6,873.91	1.000	13C12-2378-TCDD		IS1
						Height	3,398.20	1,525.25	1,872.95				
				27:40	RO	3.07	63.94	48.22	15.72	1.015			
332-334			3	Peaks			23,563.82						
---------- Above: TCDD / PeCDF Follows ----------													

Compound/ M_Z....	QC.Log	Omit	Why	RT.	OK	Ratio	Total.Area/Ht	Area/Ht.Peak1	Area/Ht.Peak2	Rel.RT	Compound.Name..	ID..	Flags.
PeCDF				1.32-1.78						0.910-1.036			
340-342	DC	NL		Height			3.59	1.89	1.70				
	DC	WL		28:17	RO	1.21	88.60			0.908			
A				28:30		1.43	2,361.00	1,390.00	971.00	0.915			
				28:48		1.46	850.97	505.36	345.61	0.925			
				29:01		1.48	200.65	119.87	80.78	0.932			J
				29:13		1.40	655.28	381.82	273.46	0.938			
				29:37		1.52	8,115.52	4,889.69	3,225.83	0.951			
				29:48		1.48	5,752.50	3,429.71	2,322.79	0.957			
				30:00		1.46	2,423.27	1,438.71	984.56	0.964			
				30:11		1.48	841.80	502.03	339.77	0.969			
				30:21		1.49	8,420.38	5,034.11	3,386.27	0.997	12378-PeCDF	AN	
		X		30:37		1.36	466.71	268.76	197.95	0.983			
				30:45		1.57	1,302.48	794.71	507.77	0.988			
				31:08		1.56	3,171.53	1,934.14	1,237.39	1.000	23478-PeCDF	AN	
				31:21		1.45	1,986.46	1,175.36	811.10	1.007			
		X		31:29		1.40	351.94	205.52	146.42	1.011			J
				31:46	RO	2.76	307.16	225.50	81.66	1.020			
				31:59		1.47	1,046.10	621.77	424.33	1.027			
				32:14	RO	1.89	58.22	38.04	20.18	1.035			
	DC	WH		32:35	RO	1.29	171.88			1.047			
340-342			17	Peaks			38,311.97						
13C12-PeCDF				1.32-1.78						0.806-1.127			
352-354	DC	NL		Height			2.57	1.40	1.17				
				29:36	RO	0.15	270.17	35.05	235.12	0.951			
				30:26		1.45	14,169.41	8,387.24	5,782.17	1.000	13C12-PeCDF 123	IS2	
				Height			4,355.94	2,589.89	1,766.05				
				30:44	RO	0.51	275.79	93.21	182.58	0.987			
				31:08		1.48	13,453.25	8,019.30	5,433.95	1.000	13C12-PeCDF 234	IS3	
				Height			4,321.28	2,571.65	1,749.63				
				31:20	RO	0.77	42.81	18.68	24.13	1.006			
				31:28	RO	1.15	79.33	42.39	36.94	1.011			
				31:47	RO	0.75	77.69	33.33	44.36	1.021			
				31:50	RO	1.93	20.11	13.25	6.86	1.022			
				32:05		1.54	233.54	141.76	91.78	1.031			
				32:22	RO	1.07	17.16	8.88	8.28	1.040			
352-354			10	Peaks			28,639.26						
---------- Above: PeCDF / HxCDF Follows ----------													
HxCDF				1.05-1.43						0.929-1.007			
374-376	DC	NL		Height			18.94	13.83	5.11				
	DC	SN		32:49	RO	0.83	25.82			0.931			
				32:56		1.24	2,449.48	1,356.61	1,092.87	0.934			
				33:04		1.26	11,129.06	6,202.06	4,927.00	0.938			
				33:14		1.14	379.96	202.45	177.51	0.942			
				33:21		1.32	305.01	173.63	131.38	0.946			
				33:31		1.23	12,888.19	7,119.92	5,768.27	0.950			
				33:44		1.14	90.96	48.48	42.48	0.957			J
				33:53		1.28	6,272.95	3,517.84	2,755.11	1.000	123478-HxCDF	AN	
				33:59		1.21	1,677.98	917.15	760.83	1.000	123678-HxCDF	AN	

Compound/ M_Z....	QC.Log	Omit	Why	..RT.	OK	Ratio	Total.Area/Ht	Area/Ht.Peak1	Area/Ht.Peak2	Rel.RT	Compound.Name..	ID..	Flags.
	DC	SN		34:05	RO	2.22	72.64			0.966			
				34:16		1.34	249.53	142.92	106.61	0.972			J
				34:28		1.30	1,466.44	829.48	636.96	1.000	234678-HxCDF	AN	
				35:21		1.19	717.64	390.45	327.19	1.002			
374-376			11	Peaks			37,627.20						
13C12-HxCDF				0.43-0.59						0.879-1.105			
384-386	DC	NL				Height	6.07	2.78	3.29				
				32:55	RO	0.89	27.53	12.93	14.60	0.933			
				33:03	RO	1.24	25.49	14.10	11.39	0.937			
				33:52		0.51	9,089.75	3,083.60	6,006.15	1.000	13C12-HxCDF 478	IS5	
						Height	3,107.27	1,030.75	2,076.52				
				33:59		0.51	9,003.72	3,032.68	5,971.04	1.000	13C12-HxCDF 678	IS6	
						Height	2,999.49	1,013.93	1,985.56				
	DC	SN		34:10	RO	0.73	9.37			0.969			
				34:14	RO	0.88	10.81	5.05	5.76	0.971			
	DC	SN		34:17	RO	0.19	12.03			0.972			
				34:28		0.50	8,750.49	2,934.02	5,816.47	1.000	13C12-HxCDF 234	IS7	
						Height	2,779.25	924.93	1,854.32				
	DC	SN		34:46	RO	0.33	14.97			0.986			
				35:16		0.50	7,738.39	2,573.57	5,164.82	1.000	13C12-HxCDF 789	IS8	
						Height	2,314.49	771.14	1,543.35				
				35:33	RO	1.33	20.76	11.84	8.92	1.008			
384-386			8	Peaks			34,666.94						

---------- Above: HxCDF / HxCDD Follows ----------

13C12-HxCDD				1.05-1.43						0.983-1.040			
402-404	DC	NL				Height	9.31	4.27	5.04				
	DC	WL		33:20	RO	0.78	14.35			0.964			
	DC	SN		34:02	RO	0.90	28.87			0.984			
	DC	SN		34:09	RO	0.20	32.20			0.987			
				34:35		1.27	6,574.23	3,673.57	2,900.66	1.000	13C12-HxCDD 478	IS9	
						Height	2,232.59	1,225.62	1,006.97				
				34:40		1.19	6,584.35	3,578.82	3,005.53	1.000	13C12-HxCDD 678	IS10	
						Height	2,164.50	1,187.47	977.03				
				34:59		1.24	7,000.20	3,881.77	3,118.43	1.012	13C12-HxCDD 789	RS2	
				35:09	RO	0.62	47.49	18.16	29.33	1.016			
	DC	SN		35:27		1.09	11.73			1.025			
	DC	SN		35:30	RO	0.77	9.91			1.027			
402-404			4	Peaks			20,206.27						

---------- Above: HxCDD / HpCDF Follows ----------

HpCDF				0.88-1.20						0.955-1.005			
408-410	DC	NL				Height	5.75	2.66	3.09				
				36:57		1.03	41,298.10	20,998.00	20,300.10	1.000	1234678-HpCDF	AN	
				37:13		1.06	198.52	102.07	96.45	0.966			J
				37:23		1.04	32,496.40	16,531.10	15,965.30	0.971			
				38:31		1.06	866.42	446.71	419.71	1.000	1234789-HpCDF	AN	
408-410			4	Peaks			74,859.44						

Compound/ M_Z....	QC.Log	Omit	Why	..RT.	OK	Ratio	Total.Area/Ht	Area/Ht.Peak1	Area/Ht.Peak2	Rel.RT	Compound.Name..	ID..	Flags.
13C12-HpCDF				0.37-0.51						0.856-1.142			
418-420	DC	NL		Height			2.52	1.35	1.17				
				36:57		0.45	6,764.91	2,093.95	4,670.96	1.000	13C12-HpCDF 678	IS11	
				Height			2,005.35	633.31	1,372.04				
				37:23	RO	1.58	35.64	21.83	13.81	0.971			
				38:31		0.44	5,219.75	1,588.73	3,631.02	1.000	13C12-HpCDF 789	IS12	
				Height			1,448.95	451.73	997.22				
418-420			3 Peaks				12,020.30						
---------- Above: HpCDF / HpCDD Follows ----------													
HpCDD				0.88-1.20						0.975-1.005			
424-426	DC	NL		Height			4.41	2.48	1.93				
				37:14		1.05	2,479.54	1,272.31	1,207.23	0.980			
				38:00		1.01	5,312.18	2,670.16	2,642.02	1.000	1234678-HpCDD	AN	
	DC	WH		38:32	RO	2.24	63.69			1.014			
424-426			2 Peaks				7,791.72						
13C12-HpCDD				0.88-1.20						0.868-1.078			
436-438	DC	NL		Height			7.85	4.86	2.99				
				37:07	RO	1.72	43.22	27.31	15.91	0.977			
				38:00		0.99	6,147.60	3,052.57	3,095.03	1.000	13C12-HpCDD 678	IS13	
				Height			1,656.19	836.43	819.76				
436-438			2 Peaks				6,190.82						
---------- Above: HpCDD / Octa-CDD and CDF Follows ----------													
OCDF				0.76-1.02						0.952-1.048			
442-444	DC	NL		Height			2.96	1.43	1.53				
	DC	WL		36:40		0.92	16.63			0.878			
				41:58		0.88	12,103.44	5,660.47	6,442.97	1.005	OCDF	AN	
442-444			1 Peak				12,103.44						
OCDD				0.76-1.02						0.952-1.048			
458-460	DC	NL		Height			2.18	1.06	1.12				
				41:45		0.84	19,517.60	8,933.80	10,583.80	1.000	OCDD	AN	
				41:58	RO	1.38	54.04	31.36	22.68	1.005			
458-460			2 Peaks				19,571.64						
13C12-OCDD				0.76-1.02						0.996-1.004			
470-472	DC	NL		Height			3.59	1.69	1.90				
				41:45		0.86	12,277.40	5,671.39	6,606.01	1.000	13C12-OCDD	IS14	
				Height			2,933.51	1,335.79	1,597.72				
470-472			1 Peak				12,277.40						

Compound/
M_Z.... QC.Log Omit Why ..RT. OK Ratio Total.Area/Ht Area/Ht.Peak1 Area/Ht.Peak2 Rel.RT Compound.Name.. ID.. Flags.

Column Description.....	"Why" Code Description.....	QC Log Desc.....
M_Z -Nominal Ion Mass(es)	WL-Below Retention Time Window	A-Peak Added
..RT. -Retention Time (mm:ss)	WH-Above Retention Time Window	K-Peak Kept
Rat.1 -Ratio of M/M+2 Ions	SN-Below Signal to Noise Level	D-Peak Deleted
OK -RO=Ratio Outside Limits	<M-Below Method Detection Limit	T-Time Changed
Rel.RT-Relative Retention Time	NL-Channel Specific Noise Level	M-Peak Area Changed
		N-Name Changed
		X-Ether Interference

*** End of Report ***

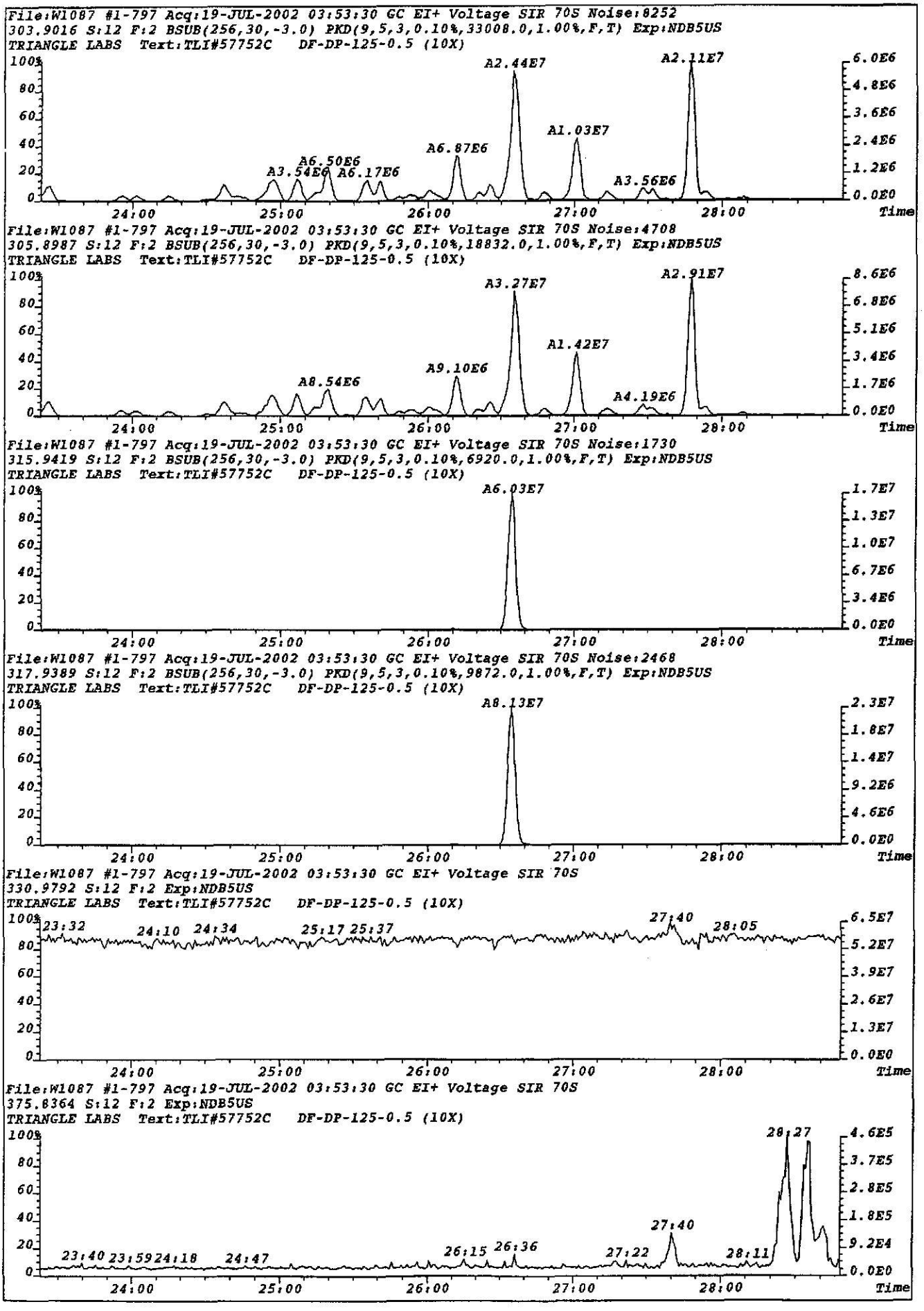
File:W1087 #1-797 Acq:19-JUL-2002 03:53:30 GC EI+ Voltage SIR 70S Noise:8252
303.9016 S:12 F:2 BSUB(256,30,-3.0) PKD(9,5,3,0.10%,33008.0,1.00%,F,T) Exp:NDB5US
TRIANGLE LABS Text:TLI#57752C DF-DP-125-0.5 (10X)
A2.44E7
A2.11E7
A1.03E7
A6.87E6
A6.50E6
A3.54E6
A6.17E6
A3.56E6
File:W1087 #1-797 Acq:19-JUL-2002 03:53:30 GC EI+ Voltage SIR 70S Noise:4708
305.8987 S:12 F:2 BSUB(256,30,-3.0) PKD(9,5,3,0.10%,18832.0,1.00%,F,T) Exp:NDB5US
TRIANGLE LABS Text:TLI#57752C DF-DP-125-0.5 (10X)
A3.27E7
A2.91E7
A1.42E7
A9.10E6
A8.54E6
A4.19E6
File:W1087 #1-797 Acq:19-JUL-2002 03:53:30 GC EI+ Voltage SIR 70S Noise:1730
315.9419 S:12 F:2 BSUB(256,30,-3.0) PKD(9,5,3,0.10%,6920.0,1.00%,F,T) Exp:NDB5US
TRIANGLE LABS Text:TLI#57752C DF-DP-125-0.5 (10X)
A6.03E7
File:W1087 #1-797 Acq:19-JUL-2002 03:53:30 GC EI+ Voltage SIR 70S Noise:2468
317.9389 S:12 F:2 BSUB(256,30,-3.0) PKD(9,5,3,0.10%,9872.0,1.00%,F,T) Exp:NDB5US
TRIANGLE LABS Text:TLI#57752C DF-DP-125-0.5 (10X)
A8.13E7
File:W1087 #1-797 Acq:19-JUL-2002 03:53:30 GC EI+ Voltage SIR 70S
330.9792 S:12 F:2 Exp:NDB5US
TRIANGLE LABS Text:TLI#57752C DF-DP-125-0.5 (10X)
23:32
24:10
24:34
25:17
25:37
27:40
28:05
File:W1087 #1-797 Acq:19-JUL-2002 03:53:30 GC EI+ Voltage SIR 70S
375.8364 S:12 F:2 Exp:NDB5US
TRIANGLE LABS Text:TLI#57752C DF-DP-125-0.5 (10X)
28:27
27:40
23:40
23:59
24:18
24:47
26:15
26:36
27:22
28:11
Time

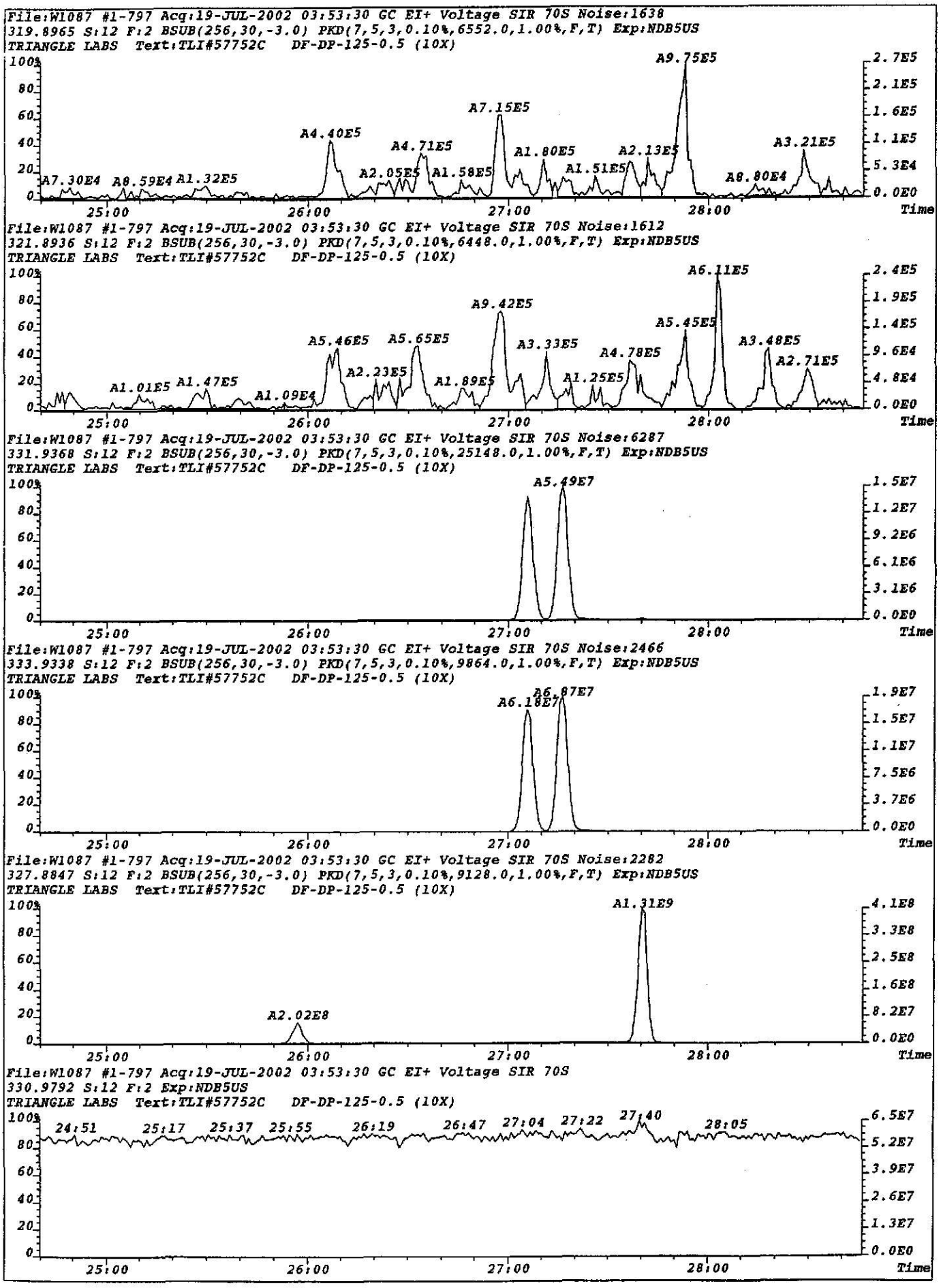
File:W1087 #1-797 Acq:19-JUL-2002 03:53:30 GC EI+ Voltage SIR 70S Noise:1638
319.8965 S:12 F:2 BSUB(256,30,-3.0) PKD(7,5,3,0.10%,6552.0,1.00%,F,T) Exp:NDB5US
TRIANGLE LABS Text:TLI#57752C DF-DP-125-0.5 (10X)
A7.30E4 A8.59E4 A1.32E5 A4.40E5 A2.05E5 A4.71E5 A1.58E5 A7.15E5 A1.80E5 A1.51E5 A2.13E5 A9.75E5 A8.80E4 A3.21E5
File:W1087 #1-797 Acq:19-JUL-2002 03:53:30 GC EI+ Voltage SIR 70S Noise:1612
321.8936 S:12 F:2 BSUB(256,30,-3.0) PKD(7,5,3,0.10%,6448.0,1.00%,F,T) Exp:NDB5US
TRIANGLE LABS Text:TLI#57752C DF-DP-125-0.5 (10X)
A1.01E5 A1.47E5 A1.09E4 A5.46E5 A5.65E5 A2.23E5 A1.89E5 A9.42E5 A3.33E5 A1.25E5 A4.78E5 A5.45E5 A6.11E5 A3.48E5 A2.71E5
File:W1087 #1-797 Acq:19-JUL-2002 03:53:30 GC EI+ Voltage SIR 70S Noise:6287
331.9368 S:12 F:2 BSUB(256,30,-3.0) PKD(7,5,3,0.10%,25148.0,1.00%,F,T) Exp:NDB5US
TRIANGLE LABS Text:TLI#57752C DF-DP-125-0.5 (10X)
A5.49E7
File:W1087 #1-797 Acq:19-JUL-2002 03:53:30 GC EI+ Voltage SIR 70S Noise:2466
333.9338 S:12 F:2 BSUB(256,30,-3.0) PKD(7,5,3,0.10%,9864.0,1.00%,F,T) Exp:NDB5US
TRIANGLE LABS Text:TLI#57752C DF-DP-125-0.5 (10X)
A6.18E7 A6.87E7
File:W1087 #1-797 Acq:19-JUL-2002 03:53:30 GC EI+ Voltage SIR 70S Noise:2282
327.8847 S:12 F:2 BSUB(256,30,-3.0) PKD(7,5,3,0.10%,9128.0,1.00%,F,T) Exp:NDB5US
TRIANGLE LABS Text:TLI#57752C DF-DP-125-0.5 (10X)
A2.02E8 A1.31E9
File:W1087 #1-797 Acq:19-JUL-2002 03:53:30 GC EI+ Voltage SIR 70S
330.9792 S:12 F:2 Exp:NDB5US
TRIANGLE LABS Text:TLI#57752C DF-DP-125-0.5 (10X)
24:51 25:17 25:37 25:55 26:19 26:47 27:04 27:22 27:40 28:05
Time

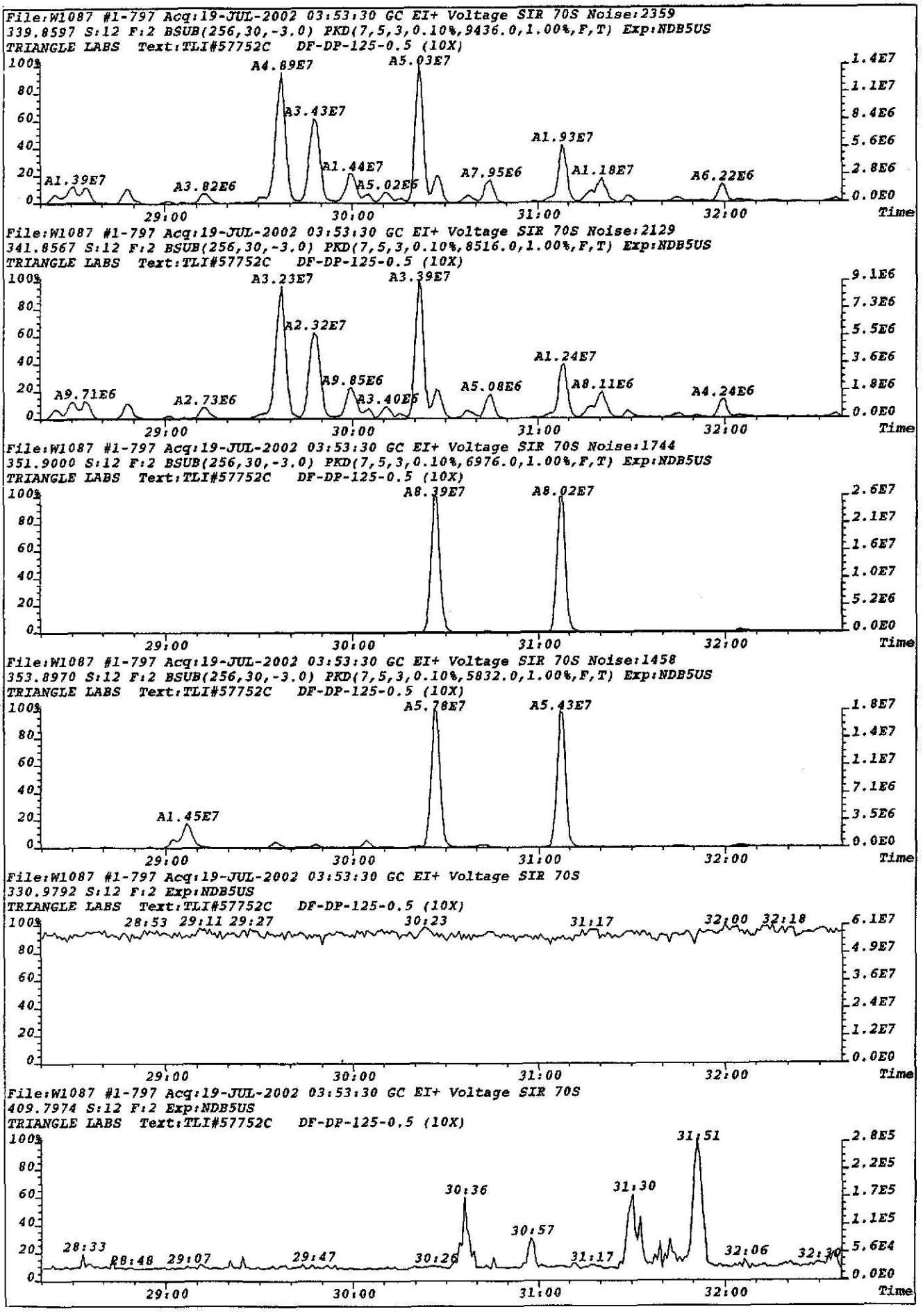
File:W1087 #1-797 Acq:19-JUL-2002 03:53:30 GC EI+ Voltage SIR 70S Noise:2359
339.8597 S:12 F:2 BSUB(256,30,-3.0) PKD(7,5,3,0.10%,9436.0,1.00%,F,T) Exp:NDB5US
TRIANGLE LABS Text:TLI#57752C DF-DP-125-0.5 (10X)
A4.89E7
A5.03E7
A3.43E7
A1.93E7
A1.44E7
A1.39E7
A3.82E6
A5.02E6
A7.95E6
A1.18E7
A6.22E6
File:W1087 #1-797 Acq:19-JUL-2002 03:53:30 GC EI+ Voltage SIR 70S Noise:2129
341.8567 S:12 F:2 BSUB(256,30,-3.0) PKD(7,5,3,0.10%,8516.0,1.00%,F,T) Exp:NDB5US
TRIANGLE LABS Text:TLI#57752C DF-DP-125-0.5 (10X)
A3.23E7
A3.39E7
A2.32E7
A1.24E7
A9.85E6
A9.71E6
A2.73E6
A3.40E6
A5.08E6
A8.11E6
A4.24E6
File:W1087 #1-797 Acq:19-JUL-2002 03:53:30 GC EI+ Voltage SIR 70S Noise:1744
351.9000 S:12 F:2 BSUB(256,30,-3.0) PKD(7,5,3,0.10%,6976.0,1.00%,F,T) Exp:NDB5US
TRIANGLE LABS Text:TLI#57752C DF-DP-125-0.5 (10X)
A8.39E7
A8.02E7
File:W1087 #1-797 Acq:19-JUL-2002 03:53:30 GC EI+ Voltage SIR 70S Noise:1458
353.8970 S:12 F:2 BSUB(256,30,-3.0) PKD(7,5,3,0.10%,5832.0,1.00%,F,T) Exp:NDB5US
TRIANGLE LABS Text:TLI#57752C DF-DP-125-0.5 (10X)
A5.78E7
A5.43E7
A1.45E7
File:W1087 #1-797 Acq:19-JUL-2002 03:53:30 GC EI+ Voltage SIR 70S
330.9792 S:12 F:2 Exp:NDB5US
TRIANGLE LABS Text:TLI#57752C DF-DP-125-0.5 (10X)
28:53 29:11 29:27
30:23
31:17
32:00 32:18
File:W1087 #1-797 Acq:19-JUL-2002 03:53:30 GC EI+ Voltage SIR 70S
409.7974 S:12 F:2 Exp:NDB5US
TRIANGLE LABS Text:TLI#57752C DF-DP-125-0.5 (10X)
31:51
30:36
31:30
30:57
28:33
28:48 29:07
29:47
30:26
31:17
32:06
32:30
29:00
30:00
31:00
32:00
Time

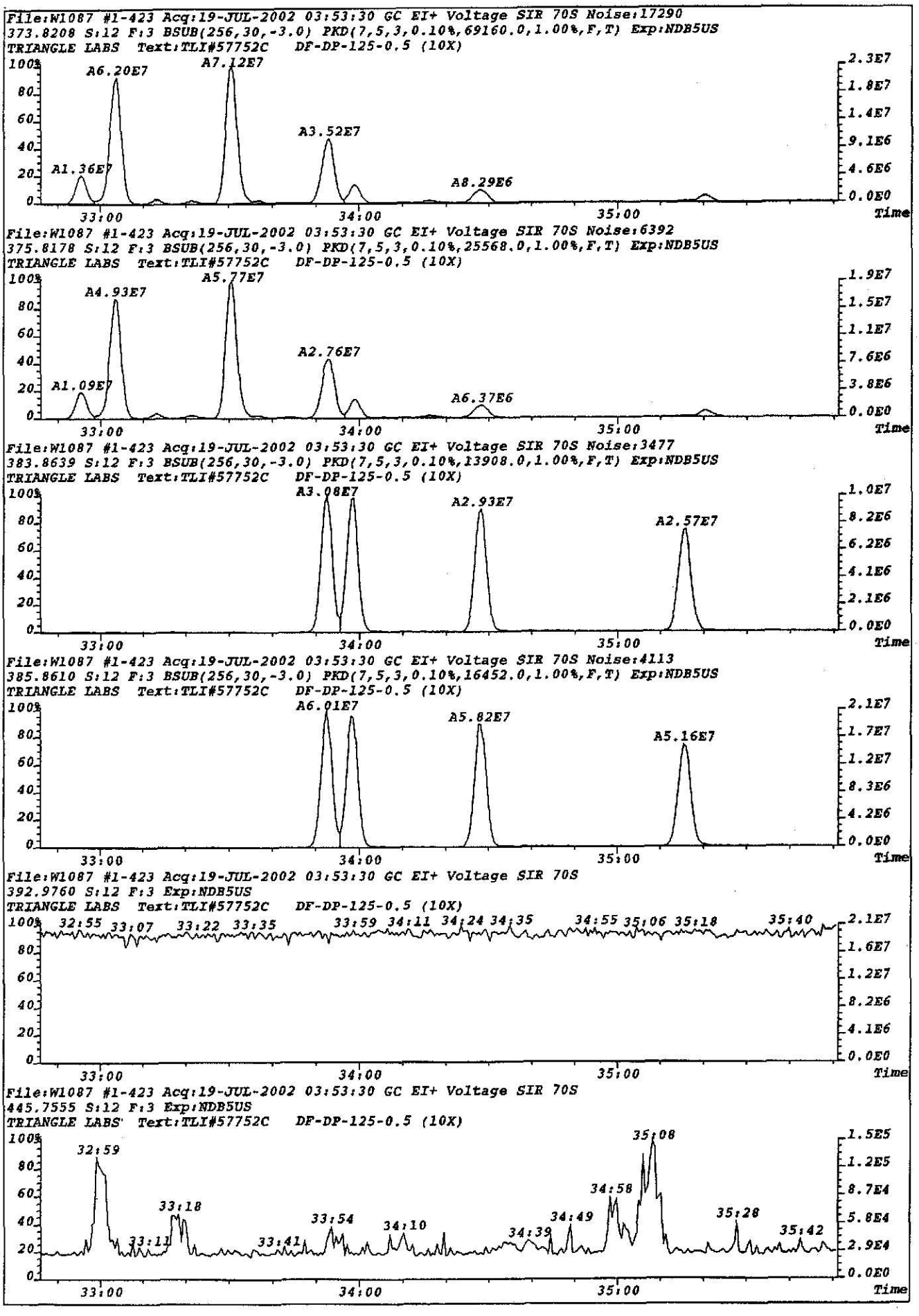
File:W1087 #1-423 Acq:19-JUL-2002 03:53:30 GC EI+ Voltage SIR 70S Noise:17290
373.8208 S:12 F:3 BSUB(256,30,-3.0) PKD(7,5,3,0.10%,69160.0,1.00%,F,T) Exp:NDB5US
TRIANGLE LABS Text:TLI#57752C DF-DP-125-0.5 (10X)
A6.20E7
A7.12E7
A3.52E7
A1.36E7
A8.29E6
File:W1087 #1-423 Acq:19-JUL-2002 03:53:30 GC EI+ Voltage SIR 70S Noise:6392
375.8178 S:12 F:3 BSUB(256,30,-3.0) PKD(7,5,3,0.10%,25568.0,1.00%,F,T) Exp:NDB5US
TRIANGLE LABS Text:TLI#57752C DF-DP-125-0.5 (10X)
A4.93E7
A5.77E7
A2.76E7
A1.09E7
A6.37E6
File:W1087 #1-423 Acq:19-JUL-2002 03:53:30 GC EI+ Voltage SIR 70S Noise:3477
383.8639 S:12 F:3 BSUB(256,30,-3.0) PKD(7,5,3,0.10%,13908.0,1.00%,F,T) Exp:NDB5US
TRIANGLE LABS Text:TLI#57752C DF-DP-125-0.5 (10X)
A3.08E7
A2.93E7
A2.57E7
File:W1087 #1-423 Acq:19-JUL-2002 03:53:30 GC EI+ Voltage SIR 70S Noise:4113
385.8610 S:12 F:3 BSUB(256,30,-3.0) PKD(7,5,3,0.10%,16452.0,1.00%,F,T) Exp:NDB5US
TRIANGLE LABS Text:TLI#57752C DF-DP-125-0.5 (10X)
A6.01E7
A5.82E7
A5.16E7
File:W1087 #1-423 Acq:19-JUL-2002 03:53:30 GC EI+ Voltage SIR 70S
392.9760 S:12 F:3 Exp:NDB5US
TRIANGLE LABS Text:TLI#57752C DF-DP-125-0.5 (10X)
File:W1087 #1-423 Acq:19-JUL-2002 03:53:30 GC EI+ Voltage SIR 70S
445.7555 S:12 F:3 Exp:NDB5US
TRIANGLE LABS Text:TLI#57752C DF-DP-125-0.5 (10X)
32:59
33:18
33:11
33:41
33:54
34:10
34:39
34:49
34:58
35:08
35:28
35:42
33:00
34:00
35:00
Time

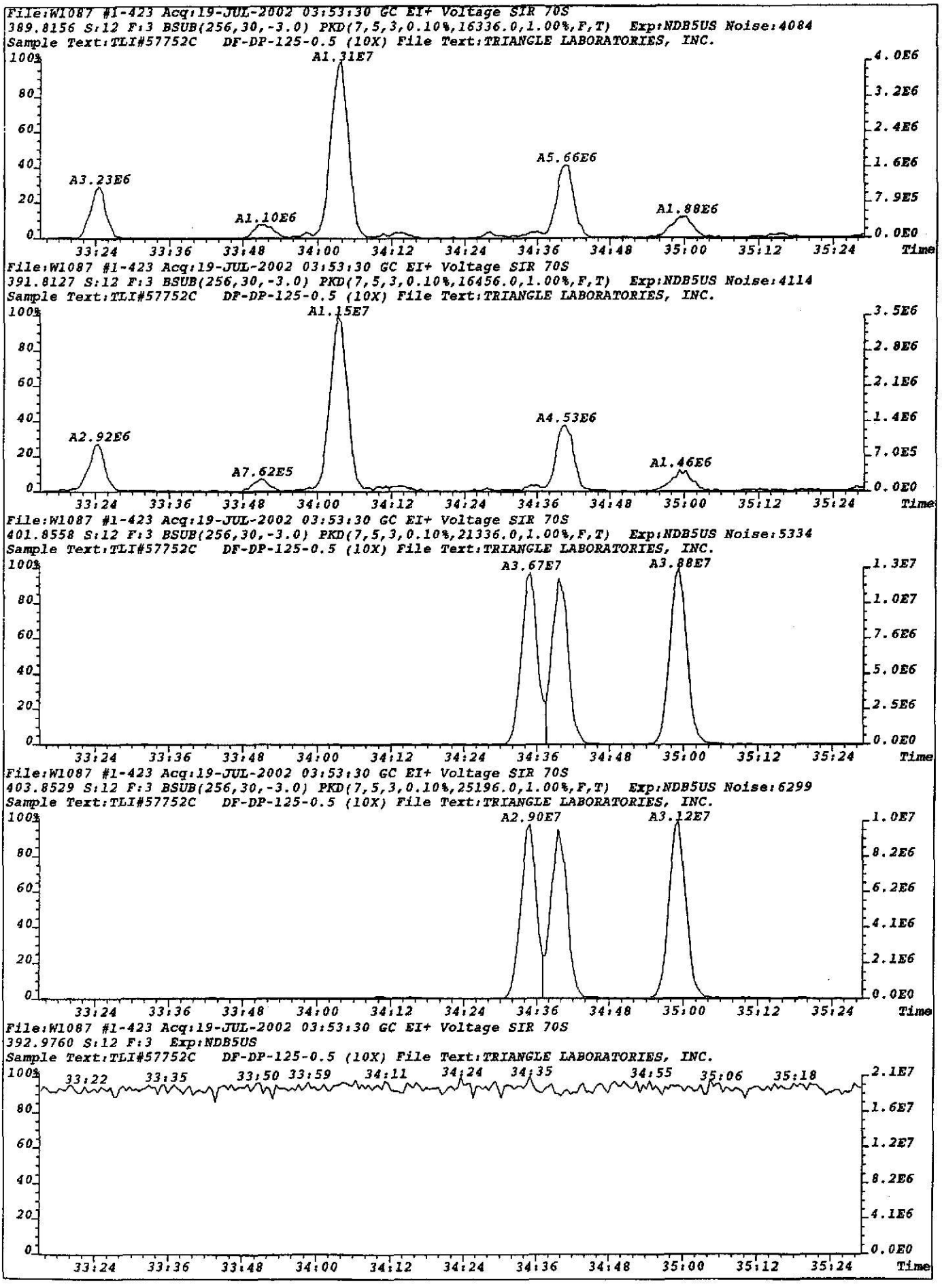
File:W1087 #1-423 Acq:19-JUL-2002 03:53:30 GC EI+ Voltage SIR 70S
389.8156 S:12 F:3 BSUB(256,30,-3.0) PKD(7,5,3,0.10%,16336.0,1.00%,F,T) Exp:NDB5US Noise:4084
Sample Text:TLI#57752C DF-DP-125-0.5 (10X) File Text:TRIANGLE LABORATORIES, INC.
A3.23E6
A1.10E6
A1.31E7
A5.66E6
A1.88E6
File:W1087 #1-423 Acq:19-JUL-2002 03:53:30 GC EI+ Voltage SIR 70S
391.8127 S:12 F:3 BSUB(256,30,-3.0) PKD(7,5,3,0.10%,16456.0,1.00%,F,T) Exp:NDB5US Noise:4114
Sample Text:TLI#57752C DF-DP-125-0.5 (10X) File Text:TRIANGLE LABORATORIES, INC.
A2.92E6
A7.62E5
A1.15E7
A4.53E6
A1.46E6
File:W1087 #1-423 Acq:19-JUL-2002 03:53:30 GC EI+ Voltage SIR 70S
401.8558 S:12 F:3 BSUB(256,30,-3.0) PKD(7,5,3,0.10%,21336.0,1.00%,F,T) Exp:NDB5US Noise:5334
Sample Text:TLI#57752C DF-DP-125-0.5 (10X) File Text:TRIANGLE LABORATORIES, INC.
A3.67E7
A3.88E7
File:W1087 #1-423 Acq:19-JUL-2002 03:53:30 GC EI+ Voltage SIR 70S
403.8529 S:12 F:3 BSUB(256,30,-3.0) PKD(7,5,3,0.10%,25196.0,1.00%,F,T) Exp:NDB5US Noise:6299
Sample Text:TLI#57752C DF-DP-125-0.5 (10X) File Text:TRIANGLE LABORATORIES, INC.
A2.90E7
A3.12E7
File:W1087 #1-423 Acq:19-JUL-2002 03:53:30 GC EI+ Voltage SIR 70S
392.9760 S:12 F:3 Exp:NDB5US
Sample Text:TLI#57752C DF-DP-125-0.5 (10X) File Text:TRIANGLE LABORATORIES, INC.
Time

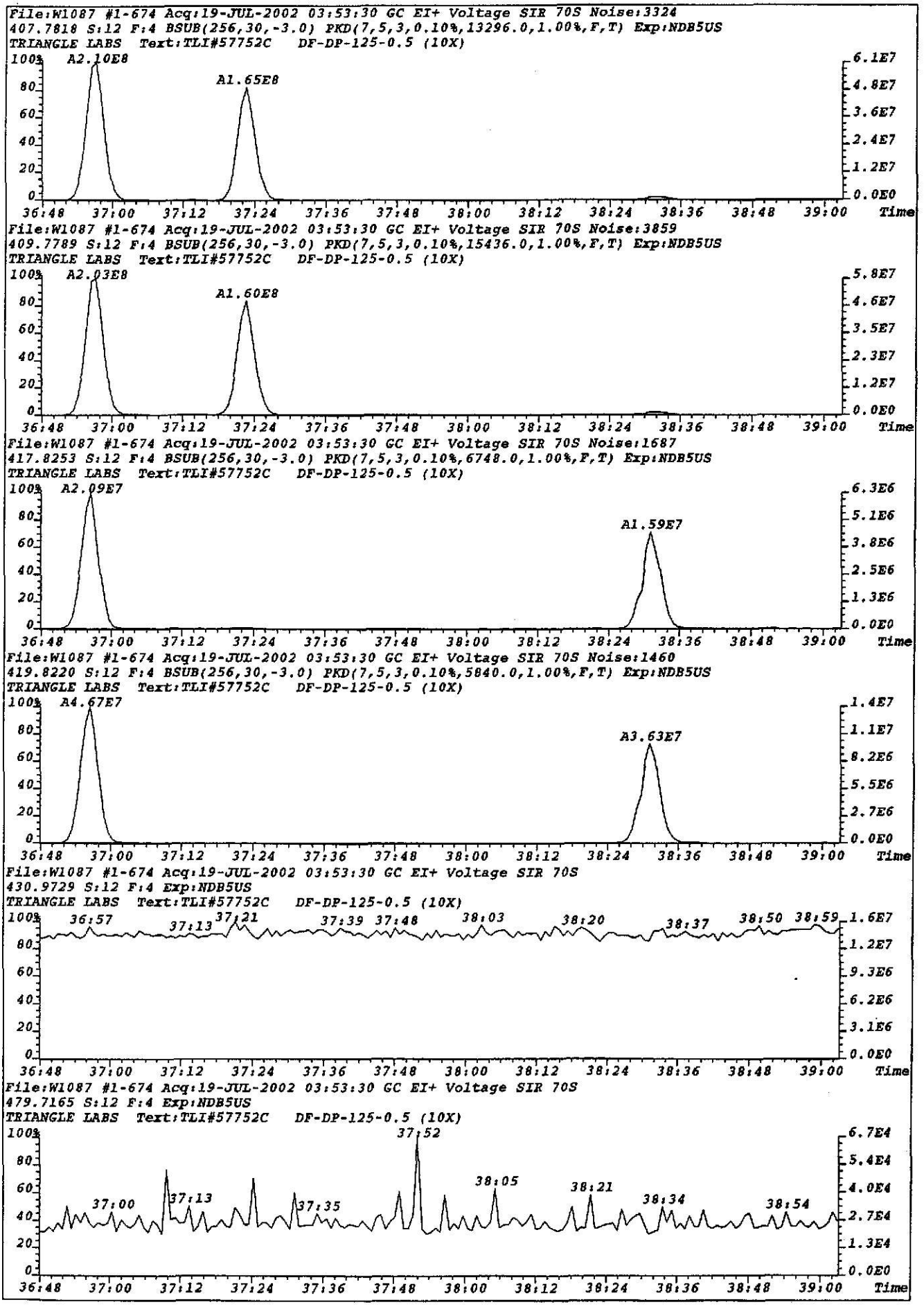
File:W1087 #1-674 Acq:19-JUL-2002 03:53:30 GC EI+ Voltage SIR 70S Noise:3324
407.7818 S:12 F:4 BSUB(256,30,-3.0) PKD(7,5,3,0.10%,13296.0,1.00%,F,T) Exp:NDB5US
TRIANGLE LABS Text:TLI#57752C DF-DP-125-0.5 (10X)
A2.10E8
A1.65E8
File:W1087 #1-674 Acq:19-JUL-2002 03:53:30 GC EI+ Voltage SIR 70S Noise:3859
409.7789 S:12 F:4 BSUB(256,30,-3.0) PKD(7,5,3,0.10%,15436.0,1.00%,F,T) Exp:NDB5US
TRIANGLE LABS Text:TLI#57752C DF-DP-125-0.5 (10X)
A2.03E8
A1.60E8
File:W1087 #1-674 Acq:19-JUL-2002 03:53:30 GC EI+ Voltage SIR 70S Noise:1687
417.8253 S:12 F:4 BSUB(256,30,-3.0) PKD(7,5,3,0.10%,6748.0,1.00%,F,T) Exp:NDB5US
TRIANGLE LABS Text:TLI#57752C DF-DP-125-0.5 (10X)
A2.09E7
A1.59E7
File:W1087 #1-674 Acq:19-JUL-2002 03:53:30 GC EI+ Voltage SIR 70S Noise:1460
419.8220 S:12 F:4 BSUB(256,30,-3.0) PKD(7,5,3,0.10%,5840.0,1.00%,F,T) Exp:NDB5US
TRIANGLE LABS Text:TLI#57752C DF-DP-125-0.5 (10X)
A4.67E7
A3.63E7
File:W1087 #1-674 Acq:19-JUL-2002 03:53:30 GC EI+ Voltage SIR 70S
430.9729 S:12 F:4 Exp:NDB5US
TRIANGLE LABS Text:TLI#57752C DF-DP-125-0.5 (10X)
36:57
37:13
37:21
37:39
37:48
38:03
38:20
38:37
38:50
38:59
File:W1087 #1-674 Acq:19-JUL-2002 03:53:30 GC EI+ Voltage SIR 70S
479.7165 S:12 F:4 Exp:NDB5US
TRIANGLE LABS Text:TLI#57752C DF-DP-125-0.5 (10X)
37:52
37:00
37:13
37:35
38:05
38:21
38:34
38:54
Time

File:W1087 #1-674 Acq:19-JUL-2002 03:53:30 GC EI+ Voltage SIR 70S
423.7766 S:12 F:4 BSUB(256,30,-3.0) PKD(7,5,3,0.10%,12416.0,1.00%,F,T) Exp:NDB5US Noise:3104
Sample Text:TLI#57752C DF-DP-125-0.5 (10X) File Text:TRIANGLE LABORATORIES, INC.

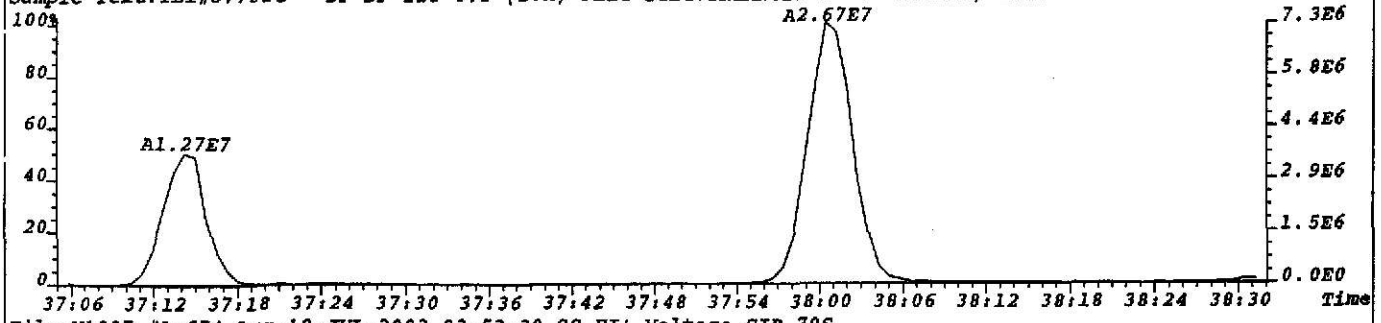

File:W1087 #1-674 Acq:19-JUL-2002 03:53:30 GC EI+ Voltage SIR 70S
425.7737 S:12 F:4 BSUB(256,30,-3.0) PKD(7,5,3,0.10%,9660.0,1.00%,F,T) Exp:NDB5US Noise:2415
Sample Text:TLI#57752C DF-DP-125-0.5 (10X) File Text:TRIANGLE LABORATORIES, INC.

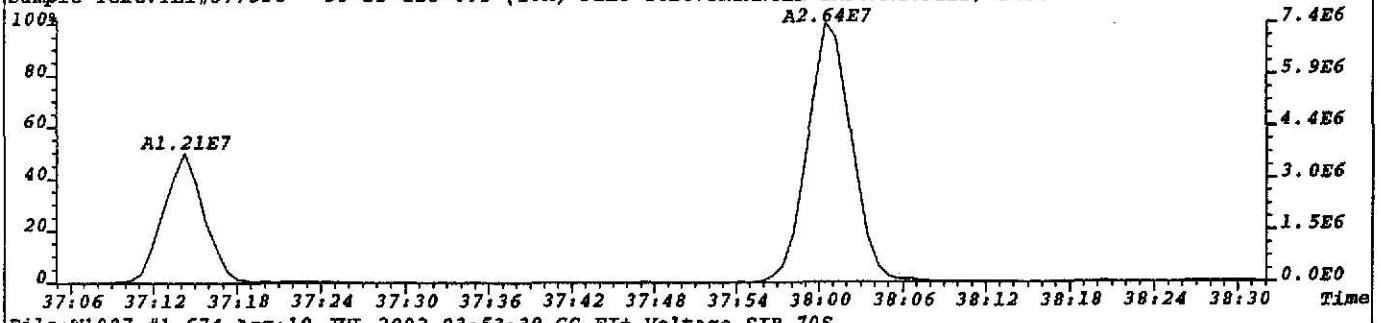

File:W1087 #1-674 Acq:19-JUL-2002 03:53:30 GC EI+ Voltage SIR 70S
435.8169 S:12 F:4 BSUB(256,30,-3.0) PKD(7,5,3,0.10%,24300.0,1.00%,F,T) Exp:NDB5US Noise:6075
Sample Text:TLI#57752C DF-DP-125-0.5 (10X) File Text:TRIANGLE LABORATORIES, INC.

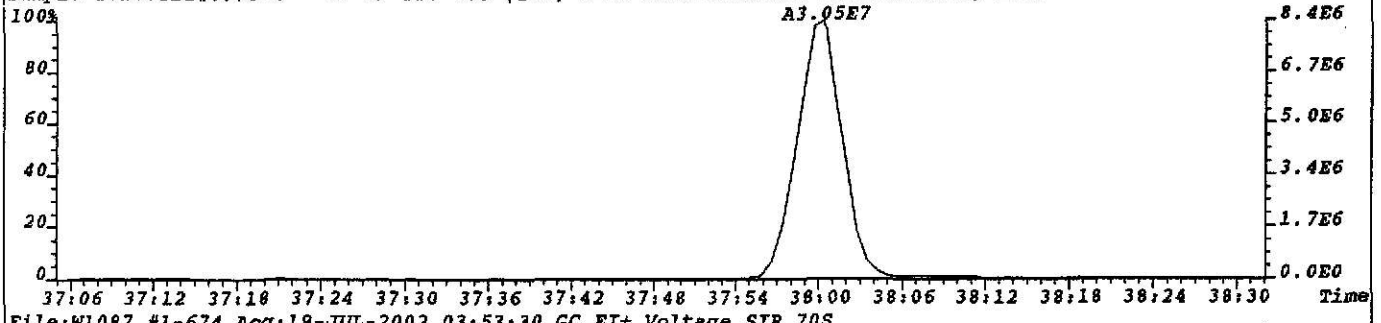

File:W1087 #1-674 Acq:19-JUL-2002 03:53:30 GC EI+ Voltage SIR 70S
437.8140 S:12 F:4 BSUB(256,30,-3.0) PKD(7,5,3,0.10%,14932.0,1.00%,F,T) Exp:NDB5US Noise:3733
Sample Text:TLI#57752C DF-DP-125-0.5 (10X) File Text:TRIANGLE LABORATORIES, INC.

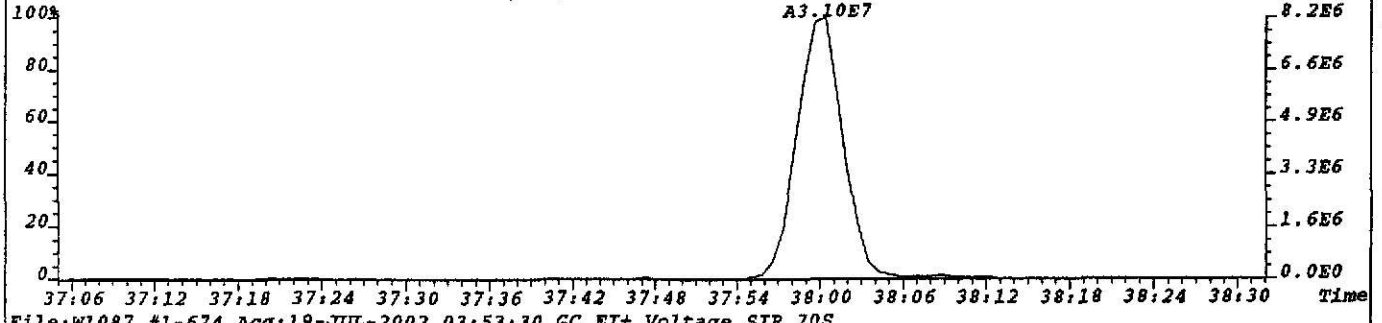

File:W1087 #1-674 Acq:19-JUL-2002 03:53:30 GC EI+ Voltage SIR 70S
430.9729 S:12 F:4 Exp:NDB5US
Sample Text:TLI#57752C DF-DP-125-0.5 (10X) File Text:TRIANGLE LABORATORIES, INC.

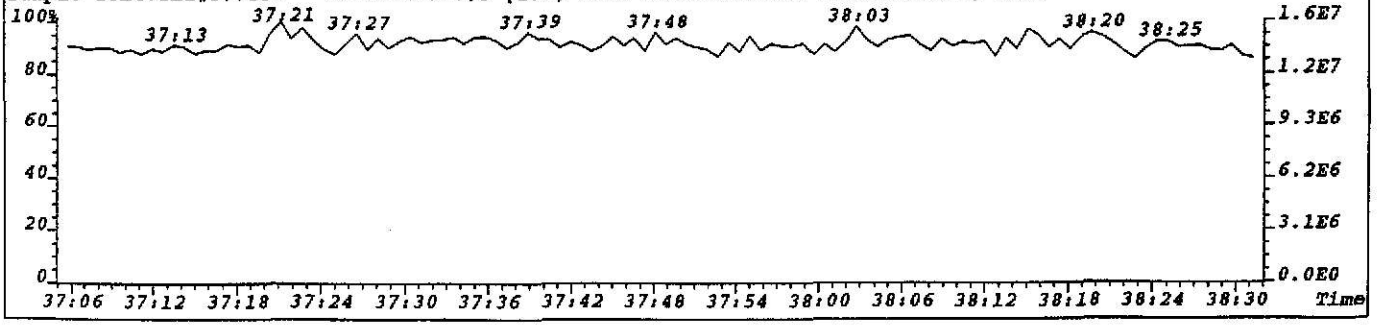

File:W1087 #1-674 Acq:19-JUL-2002 03:53:30 GC EI+ Voltage SIR 70S Noise:1787
441.7428 S:12 F:4 BSUB(256,30,-3.0) PKD(7,5,3,0.10%,7148.0,1.00%,F,T) Exp:NDB5US
Sample Text:TLI#57752C DF-DP-125-0.5 (10X) File Text:TRIANGLE LABORATORIES, INC.

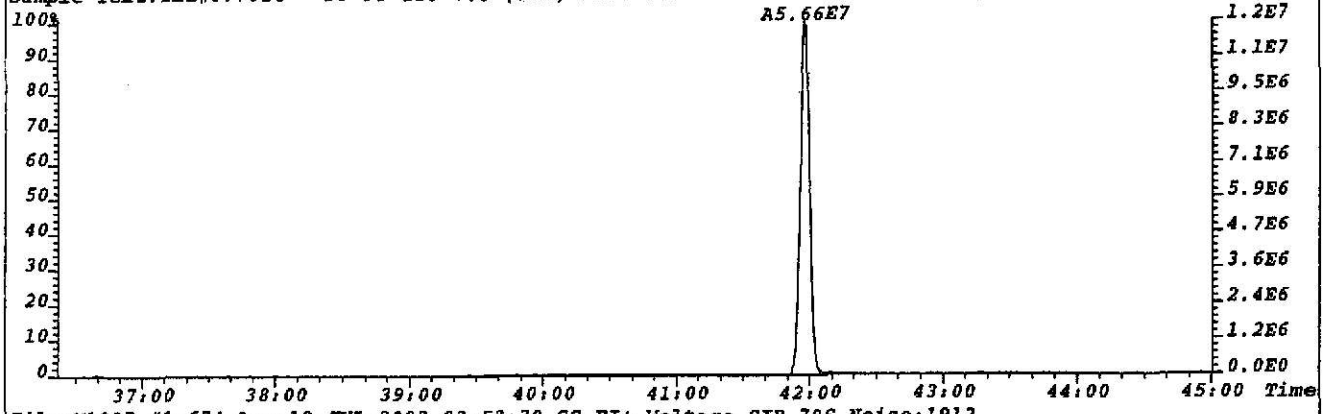

File:W1087 #1-674 Acq:19-JUL-2002 03:53:30 GC EI+ Voltage SIR 70S Noise:1912
443.7399 S:12 F:4 BSUB(256,30,-3.0) PKD(7,5,3,0.10%,7648.0,1.00%,F,T) Exp:NDB5US
Sample Text:TLI#57752C DF-DP-125-0.5 (10X) File Text:TRIANGLE LABORATORIES, INC.

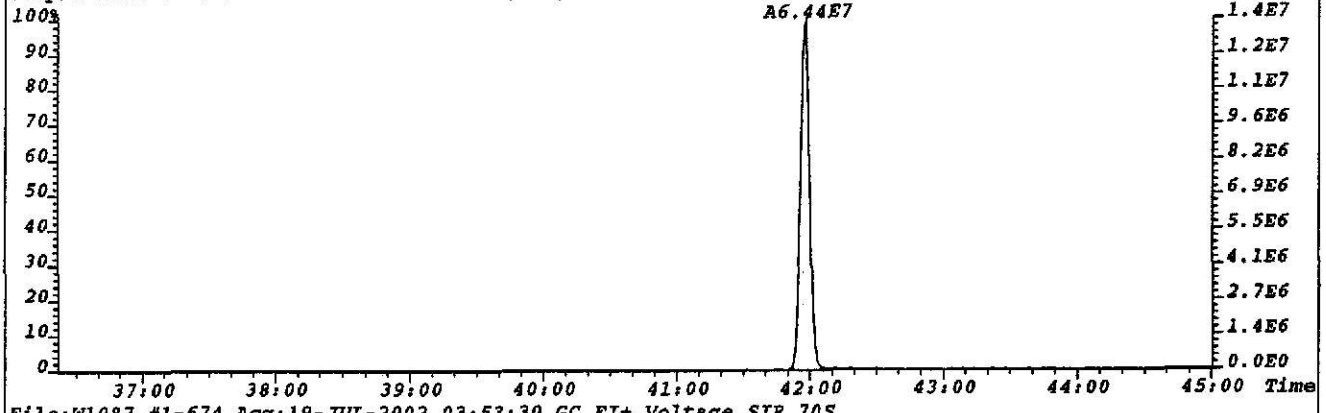

File:W1087 #1-674 Acq:19-JUL-2002 03:53:30 GC EI+ Voltage SIR 70S
430.9729 S:12 F:4 Exp:NDB5US
Sample Text:TLI#57752C DF-DP-125-0.5 (10X) File Text:TRIANGLE LABORATORIES, INC.

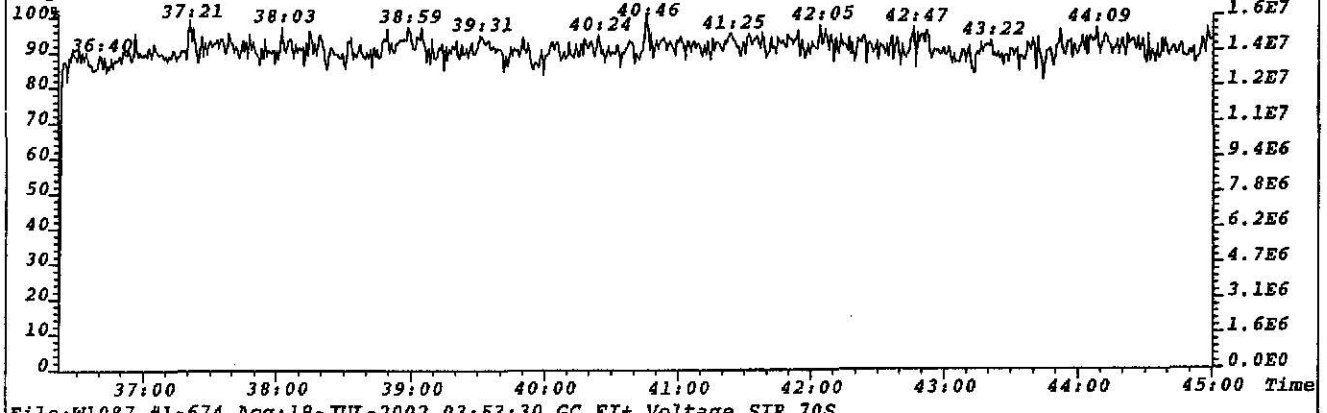

File:W1087 #1-674 Acq:19-JUL-2002 03:53:30 GC EI+ Voltage SIR 70S
513.6775 S:12 F:4 Exp:NDB5US
Sample Text:TLI#57752C DF-DP-125-0.5 (10X) File Text:TRIANGLE LABORATORIES, INC.

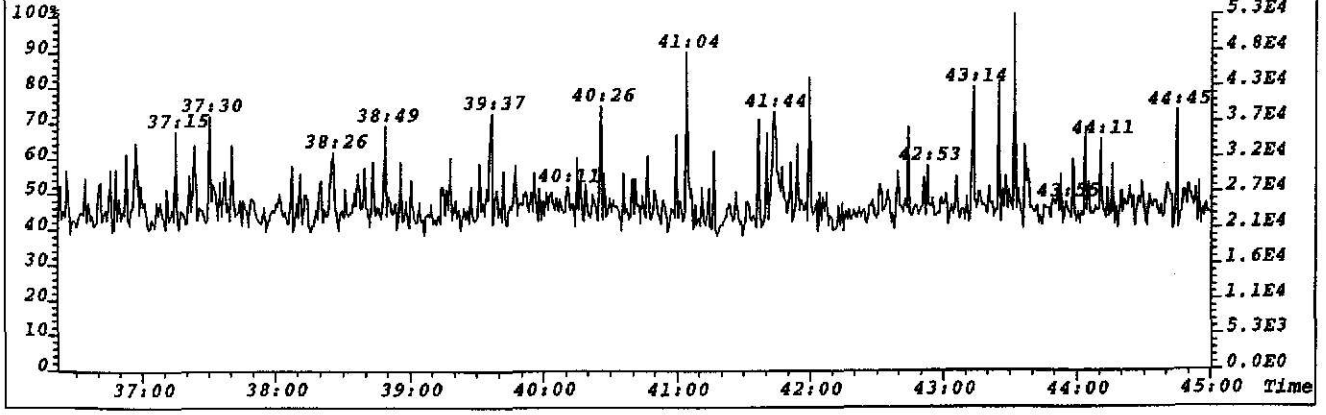

File:W1087 #1-674 Acq:19-JUL-2002 03:53:30 GC EI+ Voltage SIR 70S
457.7377 S:12 F:4 BSUB(256,30,-3.0) PKD(7,5,3,0.10%,5312.0,1.00%,F,T) Exp:NDB5US Noise:1328
Sample Text:TLI#57752C DF-DP-125-0.5 (10X) File Text:TRIANGLE LABORATORIES, INC.

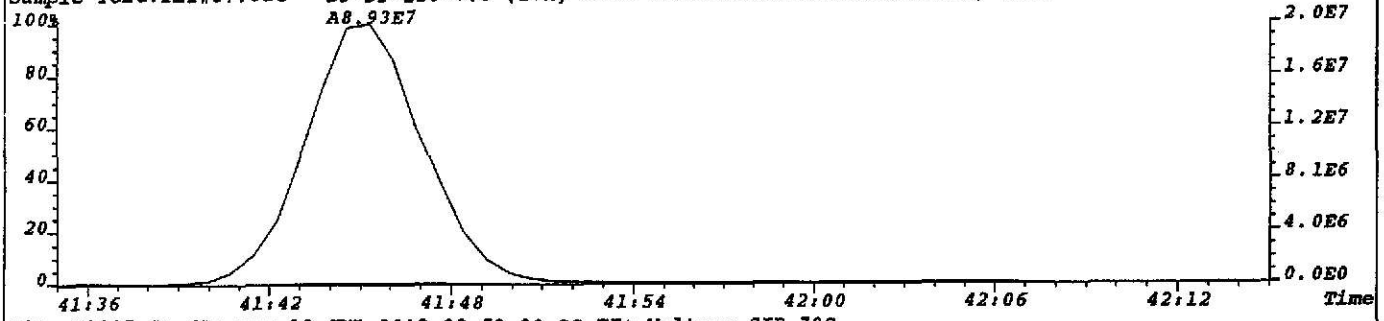

File:W1087 #1-674 Acq:19-JUL-2002 03:53:30 GC EI+ Voltage SIR 70S
459.7348 S:12 F:4 BSUB(256,30,-3.0) PKD(7,5,3,0.10%,5596.0,1.00%,F,T) Exp:NDB5US Noise:1399
Sample Text:TLI#57752C DF-DP-125-0.5 (10X) File Text:TRIANGLE LABORATORIES, INC.

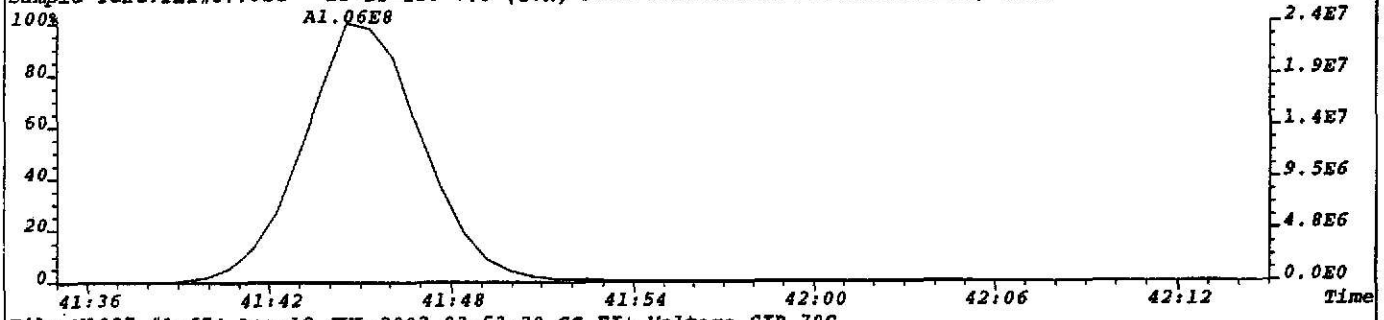

File:W1087 #1-674 Acq:19-JUL-2002 03:53:30 GC EI+ Voltage SIR 70S
469.7779 S:12 F:4 BSUB(256,30,-3.0) PKD(7,5,3,0.10%,8440.0,1.00%,F,T) Exp:NDB5US Noise:2110
Sample Text:TLI#57752C DF-DP-125-0.5 (10X) File Text:TRIANGLE LABORATORIES, INC.

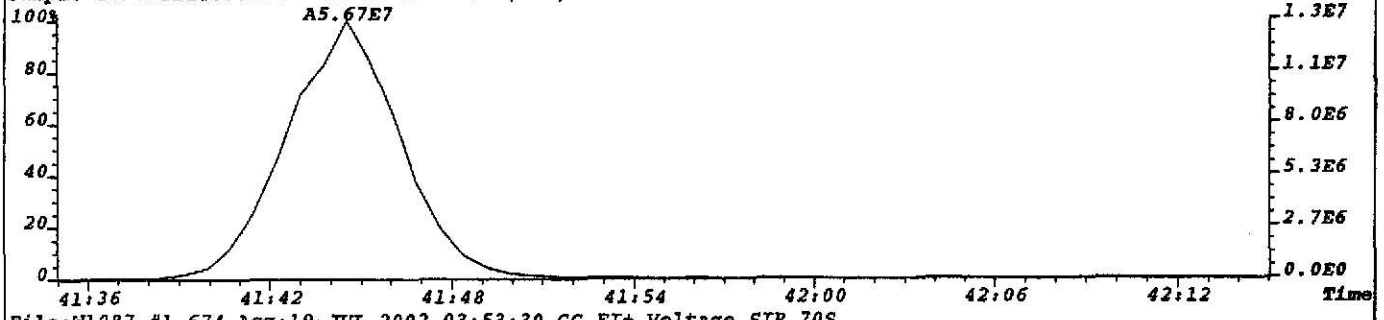

File:W1087 #1-674 Acq:19-JUL-2002 03:53:30 GC EI+ Voltage SIR 70S
471.7750 S:12 F:4 BSUB(256,30,-3.0) PKD(7,5,3,0.10%,9504.0,1.00%,F,T) Exp:NDB5US Noise:2376
Sample Text:TLI#57752C DF-DP-125-0.5 (10X) File Text:TRIANGLE LABORATORIES, INC.



File:W1087 #1-674 Acq:19-JUL-2002 03:53:30 GC EI+ Voltage SIR 70S
430.9729 S:12 F:4 Exp:NDB5US
Sample Text:TLI#57752C DF-DP-125-0.5 (10X) File Text:TRIANGLE LABORATORIES, INC.

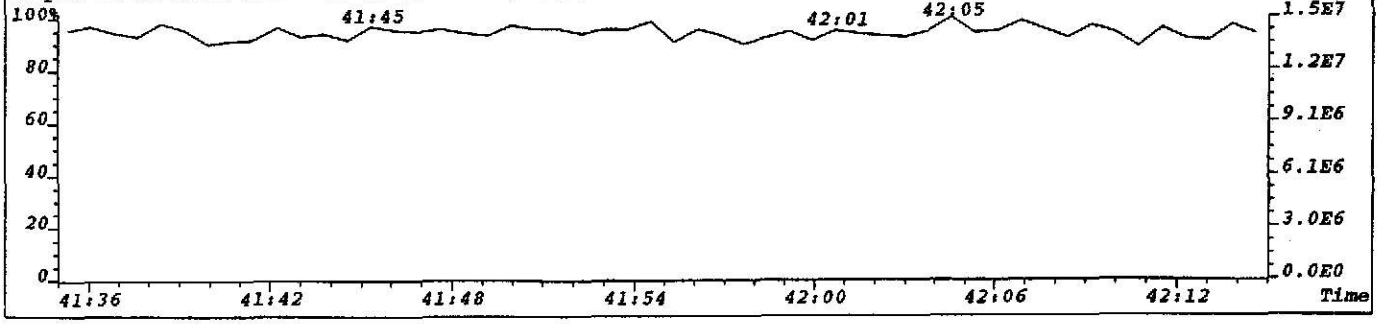

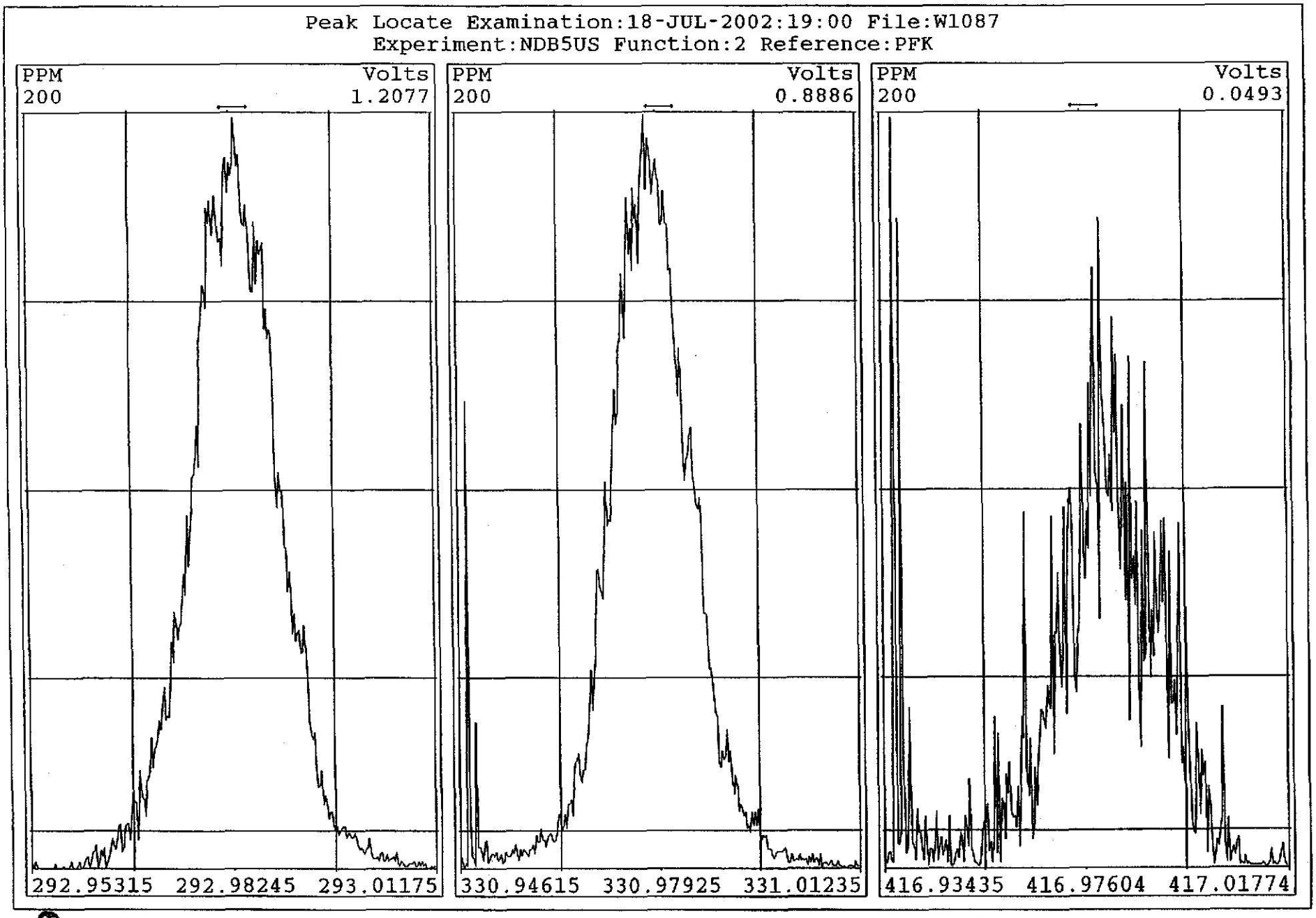
Peak Locate Examination:18-JUL-2002:19:00 File:W1087
Experiment:NDB5US Function:2 Reference:PFK
PPM
200
Volts
1.2077
292.95315 292.98245 293.01175
PPM
200
Volts
0.8886
330.94615 330.97925 331.01235
PPM
200
Volts
0.0493
416.93435 416.97604 417.01774

614

QEM 7/19/02

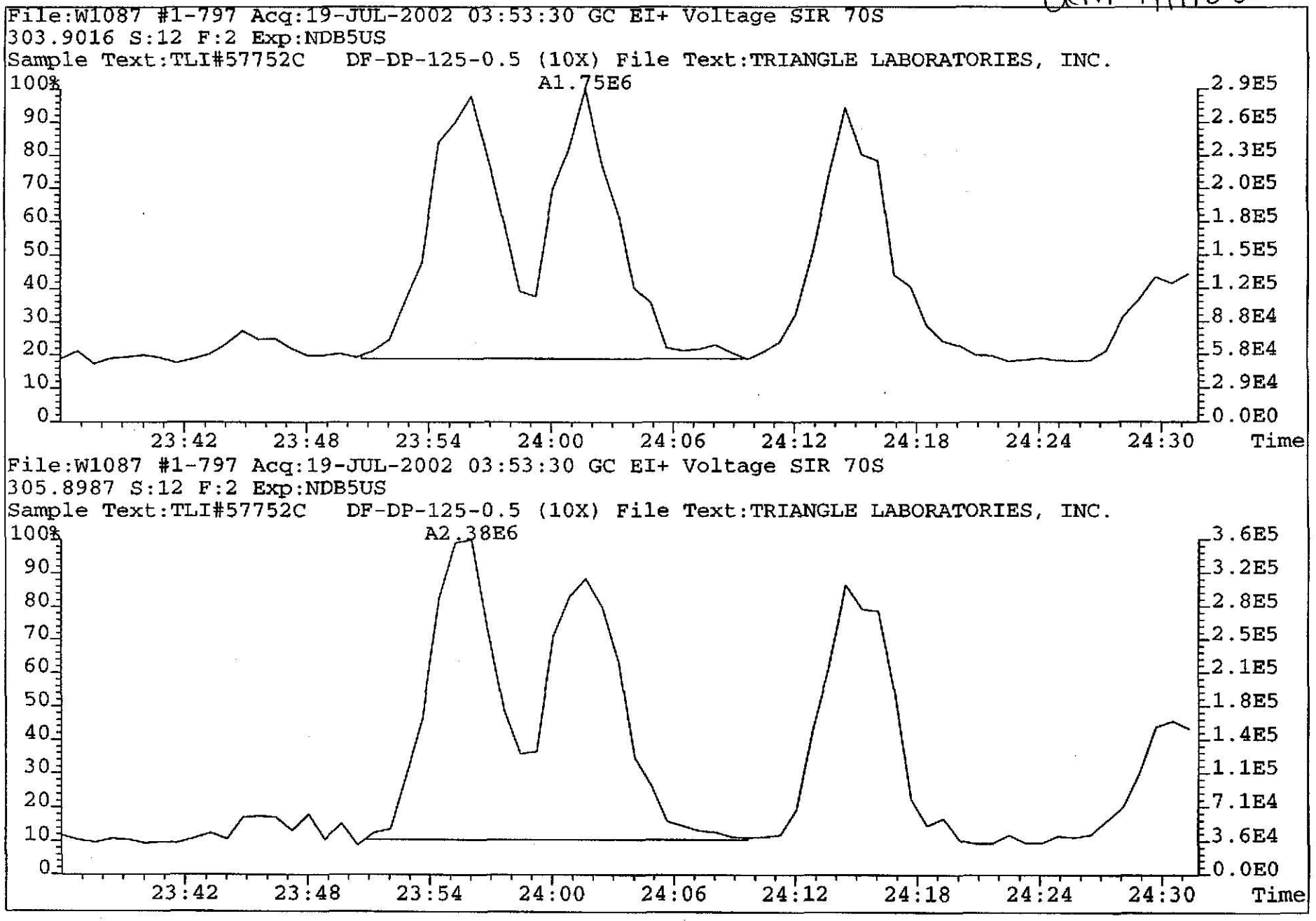

615



TLI Project: 57752C 1613, Revision B, Tetra Only PCDD/PCDF Analysis (c)
Client Sample: DF-DP-126-0.5 Analysis File: P022593

Client Project:	Mississippi Project				
Sample Matrix:	SOIL	Date Received:	06/28/2002	Spike File:	SPCONB10
TLI ID:	329-38-28	Date Extracted:	07/05/2002	ICal:	PF56152
		Date Analyzed:	07/20/2002	ConCal:	P022587
Sample Size:	13.500 g	Dilution Factor:	10	% Moisture:	15.1
Dry Weight:	11.462 g	Blank File:	W105902	% Lipid:	n/a
GC Column:	DB-225	Analyst:	VSC	% Solids:	84.9

Analytes	Conc. (pg/g)	DL	Ratio	RT	RRT	Flags
2,3,7,8-TCDF	457		0.86	23:37	1.001	___

Internal Standard	Conc. (pg/g)	% Recovery	QC Limits	Ratio	RT	RRT	Flags
$^{13}C_{12}$-2,3,7,8-TCDF	1830	95.5	29%-140%	0.77	23:36	1.052	___

Recovery Standard	Ratio	RT	Flags
$^{13}C_{12}$-1,2,3,4-TCDD	0.81	22:26	___

Data Reviewer: _____ 07/21/2002

CONB_PSR v1.00, LARS 6.25.05

Triangle Laboratories, Inc.®
2445 S. Alston Ave. • Durham, North Carolina 27713
Phone: (919) 544-5729 • Fax: (919) 544-5491

Printed: 11:34 07/21/2002

Initial ....Date...

Data Review By: VS 7/22/02

Channel specific noise levels computed from 'NL' heights.

Listing of P022593B.dbf
07/21/2002
Matched GC Peaks / Ratio / Ret. Time

Compound/ M_Z....	QC.Log	Omit	Why	..RT.	OK	Ratio	Total.Area/Ht	Area/Ht.Peak1	Area/Ht.Peak2	Rel.RT	Compound.Name..	ID..	Flags.
TCDF						0.65-0.89				0.794-1.107			
304-306	DC	NL				Height	0.21	0.08	0.13				
	DC	SN		18:58	RO	2.46	0.45			0.804			
	DC	SN		19:09	RO	0.52	0.50			0.811			
	DC	SN		19:27	RO	1.14	0.47			0.824			
				19:34	RO	1.07	1.39	0.72	0.67	0.829			J
				19:41		0.76	11.98	5.19	6.79	0.834			
				19:55		0.71	10.44	4.34	6.10	0.844			
				20:02		0.73	5.16	2.18	2.98	0.849			
				20:09		0.70	7.34	3.03	4.31	0.854			
				20:20	RO	1.13	1.83	0.97	0.86	0.862			
				20:37	RO	0.57	6.45	2.35	4.10	0.874			
				20:47		0.73	21.52	9.06	12.46	0.881			
				20:55	RO	0.58	3.23	1.19	2.04	0.886			
				21:05		0.74	30.56	12.96	17.60	0.893			
				21:14		0.76	20.61	8.93	11.68	0.900			
				21:37		0.74	11.55	4.93	6.62	0.916			
				21:43		0.72	16.93	7.09	9.84	0.920			
				21:58		0.75	18.66	8.01	10.65	0.931			
				22:07		0.78	20.96	9.17	11.79	0.937			
				22:22	RO	1.43	22.07	12.97	9.10	0.948			
				22:38	RO	0.31	5.74	1.35	4.39	0.959			
				23:03		0.75	3.49	1.49	2.00	0.977			
				23:16		0.72	7.33	3.08	4.25	0.986			
				23:28		0.71	11.42	4.74	6.68	0.994			
				23:37		0.86	80.31	37.16	43.15	1.001	2378-TCDF	AN	
				23:51	RO	0.63	14.24	5.53	8.71	1.011			
				23:57		0.86	10.00	4.61	5.39	1.015			
				24:14		0.76	154.62	66.67	87.95	1.027			
				24:32		0.67	4.65	1.87	2.78	1.040			
				24:36		0.86	2.60	1.20	1.40	1.042			
				24:46	RO	1.00	0.44	0.22	0.22	1.049			J
	DC	SN		24:50	RO	2.33	0.20			1.052			
				25:06		0.69	7.65	3.11	4.54	1.064			
				25:23	RO	0.40	2.33	0.67	1.66	1.076			
				25:36		0.84	21.87	9.98	11.89	1.085			
	DC	SN		25:42	RO	3.00	0.48			1.089			
	DC	WH		26:11		0.73	13.49			1.109			
	DC	WH		26:22	RO	0.43	0.20			1.117			
	DC	WH		26:29	RO	1.49	0.97			1.122			
304-306			30	Peaks			537.37						
13C12-TCDF						0.65-0.89				0.958-1.042			
316-318	DC	NL				Height	0.30	0.09	0.21				
	DC	WL		19:10	RO	0.60	0.75			0.812			
	DC	WL		19:17	RO	1.09	0.23			0.817			
	DC	WL		19:26	RO	0.24	0.56			0.823			

Compound/ M_Z....	QC.Log	Omit	Why	..RT.	OK	Ratio	Total.Area/Ht	Area/Ht.Peak1	Area/Ht.Peak2	Rel.RT	Compound.Name..	ID..	Flags.
	DC	WL		19:46	RO	1.25	0.18			0.838			
	DC	WL		20:39	RO	0.50	0.24			0.875			
	DC	WL		22:07	RO	1.68	2.17			0.937			
	DC	WL		22:15	RO	0.43	0.30			0.943			
	DC	WL		22:35	RO	1.45	0.27			0.957			
	DC	SN		22:41		0.72	0.91			0.961			
	DC	SN		22:46	RO	1.76	0.47			0.965			
	DC	SN		23:02	RO	0.53	0.66			0.976			
	DC	SN		23:06		0.70	0.17			0.979			
				23:36		0.77	300.87	130.98	169.89	1.000	13C12-2378-TCDF	IS0	
					Height		71.08	30.10	40.98				
	DC	SN		23:53	RO	0.56	0.53			1.012			
	DC	SN		24:06	RO	1.04	0.57			1.021			
	DC	SN		24:11	RO	0.28	0.50			1.025			
	DC	SN		24:24	RO	0.17	0.81			1.034			
	DC	SN		24:29	RO	1.19	0.68			1.037			
	DC	WH		24:53	RO	1.24	0.38			1.054			
	DC	WH		25:01	RO	1.47	1.11			1.060			
	DC	WH		25:06		0.76	0.30			1.064			
	DC	WH		25:24	RO	0.55	0.51			1.076			
	DC	WH		25:49	RO	2.97	1.39			1.094			
	DC	WH		25:56	RO	0.35	0.46			1.099			
316-318		1	Peak				300.87						

---------- Above: TCDF / TCDD Follows ----------

13C12-TCDD				0.65-0.89						0.910-1.090			
332-334	DC	NL			Height		0.39	0.29	0.10				
	DC	WL		19:52	RO	2.89	0.70			0.898			
	DC	SN		20:55	RO	0.59	0.43			0.945			
				22:08		0.78	201.53	88.37	113.16	1.000	13C12-2378-TCDD	IS1	
					Height		43.92	19.17	24.75				
				22:26		0.81	188.54	84.65	103.89	1.014	13C12-1234-TCDD	RS1	
	DC	SN		22:36	RO	0.94	0.70			1.021			
	DC	SN		23:18	RO	4.20	0.52			1.053			
	DC	SN		23:43	RO	2.47	0.59			1.072			
	DC	SN		24:03	RO	0.43	0.43			1.087			
	DC	WH		24:09	RO	3.43	0.31			1.091			
	DC	WH		24:11	RO	2.50	0.28			1.093			
	DC	WH		24:21		0.87	0.28			1.100			
	DC	WH		24:28	RO	3.70	1.41			1.105			
	DC	WH		24:37	RO	2.61	0.83			1.112			
	DC	WH		25:09	RO	1.50	0.20			1.136			
332-334		2	Peaks				390.07						

Compound/
M_Z.... QC.Log Omit Why ..RT. OK Ratio Total.Area/Ht Area/Ht.Peak1 Area/Ht.Peak2 Rel.RT Compound.Name.. ID.. Flags.

Column Description.....	"Why" Code Description.....	QC Log Desc.....
M_Z -Nominal Ion Mass(es)	WL-Below Retention Time Window	A-Peak Added
..RT. -Retention Time (mm:ss)	WH-Above Retention Time Window	K-Peak Kept
Rat.1 -Ratio of M/M+2 Ions	SN-Below Signal to Noise Level	D-Peak Deleted
OK -RO=Ratio Outside Limits	<M-Below Method Detection Limit	T-Time Changed
Rel.RT-Relative Retention Time	NL-Channel Specific Noise Level	M-Peak Area Changed
		N-Name Changed
		X-Ether Interference

*** End of Report ***

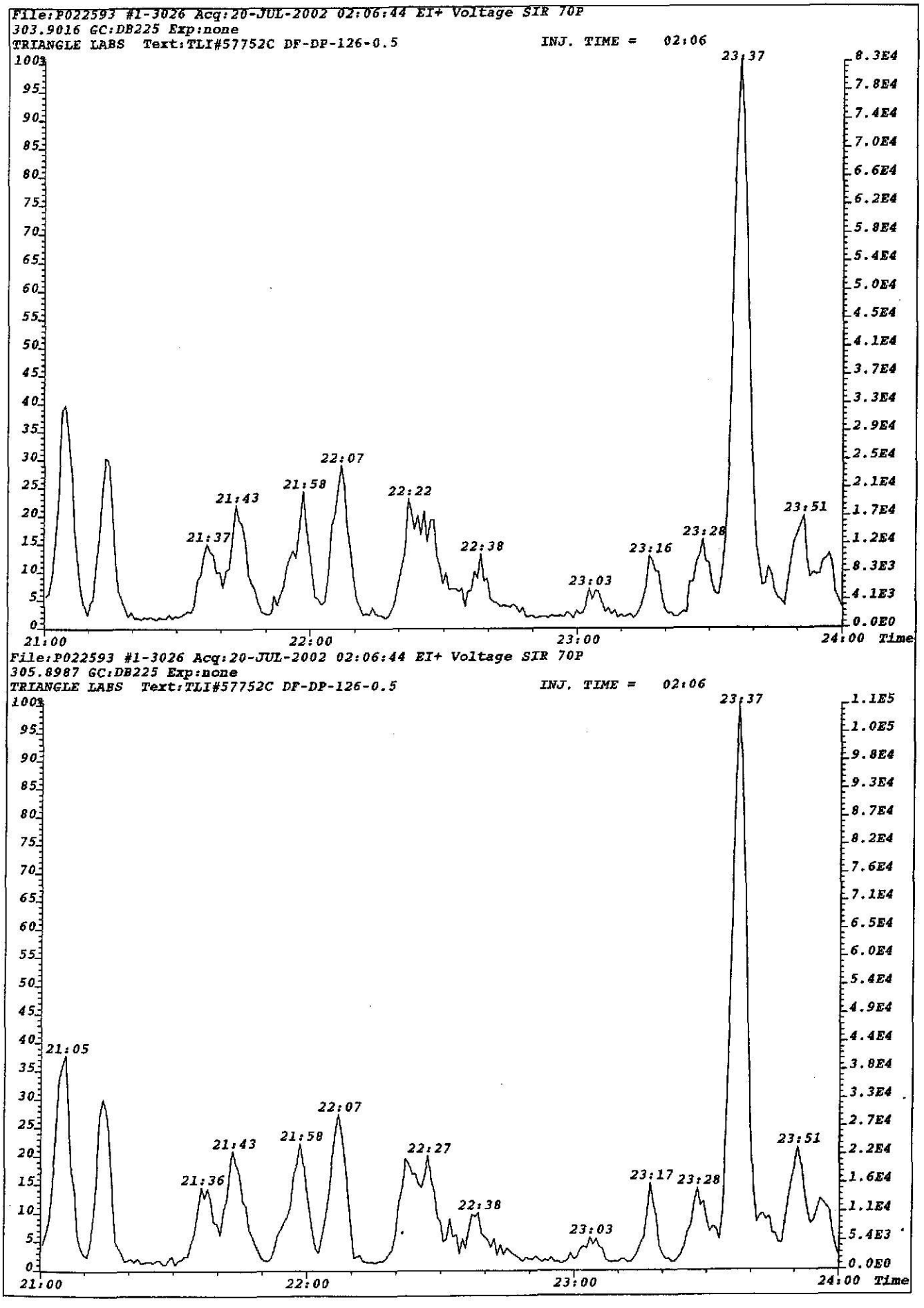
File:P022593 #1-3026 Acq:20-JUL-2002 02:06:44 EI+ Voltage SIR 70P
303.9016 GC:DB225 Exp:none
TRIANGLE LABS Text:TLI#57752C DF-DP-126-0.5
INJ. TIME = 02:06
23:37
22:07
21:58
21:43
22:22
21:37
22:38
23:03
23:16
23:28
23:51
21:00
22:00
23:00
24:00 Time
File:P022593 #1-3026 Acq:20-JUL-2002 02:06:44 EI+ Voltage SIR 70P
305.8987 GC:DB225 Exp:none
TRIANGLE LABS Text:TLI#57752C DF-DP-126-0.5
INJ. TIME = 02:06
23:37
21:05
22:07
21:58
21:43
22:27
21:36
22:38
23:03
23:17
23:28
23:51
21:00
22:00
23:00
24:00 Time


File:P022593 #1-3026 Acq:20-JUL-2002 02:06:44 EI+ Voltage SIR 70P Noise:106
303.9016 BSUB(256,30,-3.0) PKD(5,3,1,0.10%,424.0,0.00%,F,F) Exp:DB225
TRIANGLE LABS Text:TLI#57752C DF-DP-126-0.5
INJ. TIME = 02:06
A6.67E5
A3.72E5
A1.30E5
A9.06E4
A9.17E4
A5.19E4
A1.35E4
A4.61E4
A3.11E4
A9.98E4
Time
File:P022593 #1-3026 Acq:20-JUL-2002 02:06:44 EI+ Voltage SIR 70P Noise:157
305.8987 BSUB(256,30,-3.0) PKD(5,3,1,0.10%,628.0,0.00%,F,F) Exp:DB225
TRIANGLE LABS Text:TLI#57752C DF-DP-126-0.5
INJ. TIME = 02:06
A8.80E5
A4.31E5
A1.76E5
A1.25E5
A1.18E5
A6.79E4
A4.39E4
A4.25E4
A5.39E4
A1.19E5
A7.80E4
Time
File:P022593 #1-3026 Acq:20-JUL-2002 02:06:44 EI+ Voltage SIR 70P Noise:117
315.9419 BSUB(256,30,-3.0) PKD(5,3,1,0.10%,468.0,0.00%,F,F) Exp:DB225
TRIANGLE LABS Text:TLI#57752C DF-DP-126-0.5
INJ. TIME = 02:06
A1.31E6
Time
File:P022593 #1-3026 Acq:20-JUL-2002 02:06:44 EI+ Voltage SIR 70P Noise:262
317.9389 BSUB(256,30,-3.0) PKD(5,3,1,0.10%,1048.0,0.00%,F,F) Exp:DB225
TRIANGLE LABS Text:TLI#57752C DF-DP-126-0.5
INJ. TIME = 02:06
A1.70E6
Time
File:P022593 #1-3026 Acq:20-JUL-2002 02:06:44 EI+ Voltage SIR 70P
375.8364 Exp:DB225
TRIANGLE LABS Text:TLI#57752C DF-DP-126-0.5
INJ. TIME = 02:06
25:21
26:09
24:03
19:19
19:58
20:27
21:08
21:35
21:58
22:24
23:01
23:40
24:30
25:04
25:53
Time

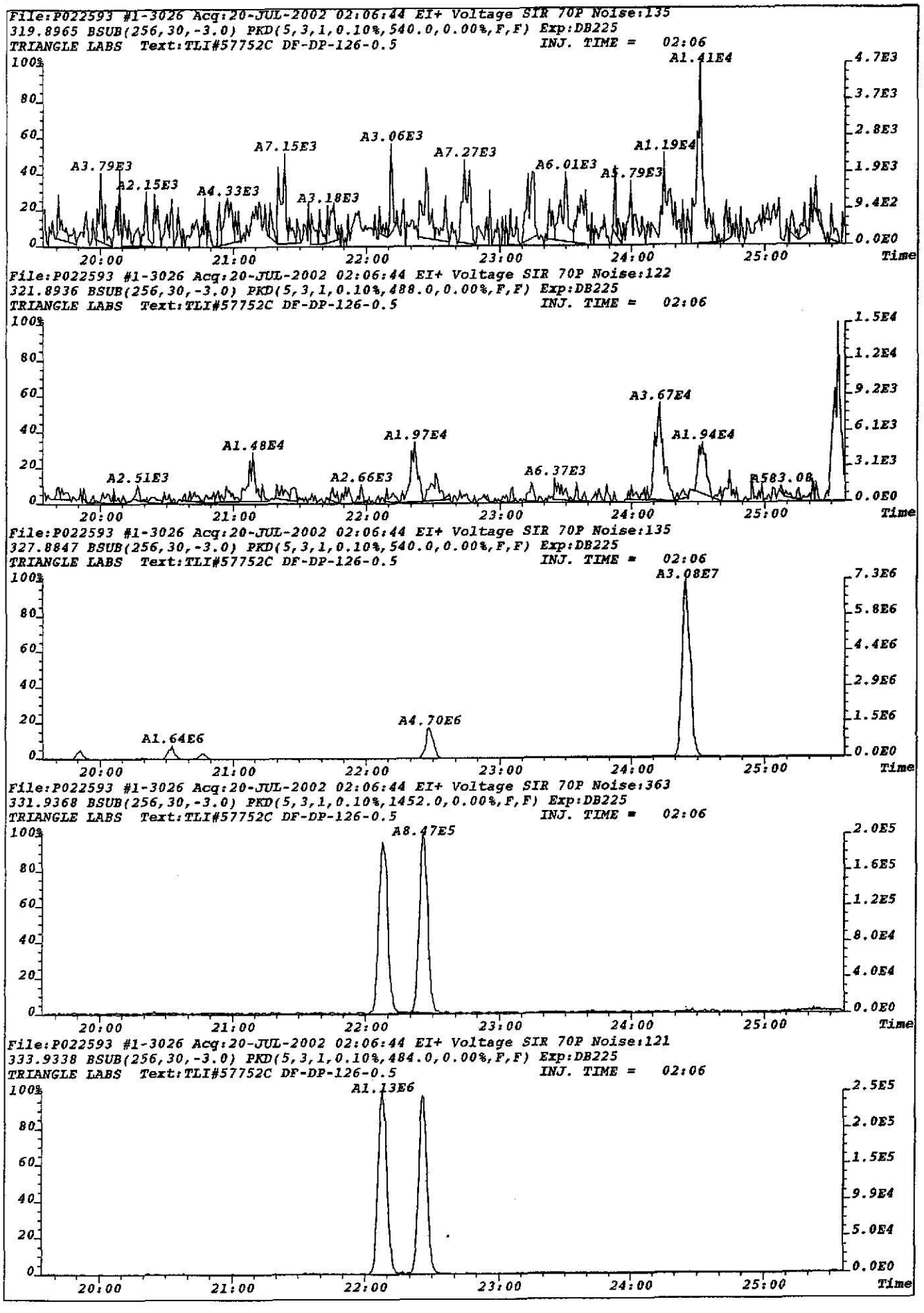
File:P022593 #1-3026 Acq:20-JUL-2002 02:06:44 EI+ Voltage SIR 70P Noise:135
319.8965 BSUB(256,30,-3.0) PKD(5,3,1,0.10%,540.0,0.00%,F,F) Exp:DB225
TRIANGLE LABS Text:TLI#57752C DF-DP-126-0.5
INJ. TIME = 02:06
A1.41E4
A3.79E3
A2.15E3
A4.33E3
A7.15E3
A3.18E3
A3.06E3
A7.27E3
A6.01E3
A1.19E4
A1.79E3
Time
File:P022593 #1-3026 Acq:20-JUL-2002 02:06:44 EI+ Voltage SIR 70P Noise:122
321.8936 BSUB(256,30,-3.0) PKD(5,3,1,0.10%,488.0,0.00%,F,F) Exp:DB225
TRIANGLE LABS Text:TLI#57752C DF-DP-126-0.5
INJ. TIME = 02:06
A3.67E4
A1.48E4
A1.97E4
A1.94E4
A2.51E3
A2.66E3
A6.37E3
A583.08
Time
File:P022593 #1-3026 Acq:20-JUL-2002 02:06:44 EI+ Voltage SIR 70P Noise:135
327.8847 BSUB(256,30,-3.0) PKD(5,3,1,0.10%,540.0,0.00%,F,F) Exp:DB225
TRIANGLE LABS Text:TLI#57752C DF-DP-126-0.5
INJ. TIME = 02:06
A3.08E7
A4.70E6
A1.64E6
Time
File:P022593 #1-3026 Acq:20-JUL-2002 02:06:44 EI+ Voltage SIR 70P Noise:363
331.9368 BSUB(256,30,-3.0) PKD(5,3,1,0.10%,1452.0,0.00%,F,F) Exp:DB225
TRIANGLE LABS Text:TLI#57752C DF-DP-126-0.5
INJ. TIME = 02:06
A8.47E5
Time
File:P022593 #1-3026 Acq:20-JUL-2002 02:06:44 EI+ Voltage SIR 70P Noise:121
333.9338 BSUB(256,30,-3.0) PKD(5,3,1,0.10%,484.0,0.00%,F,F) Exp:DB225
TRIANGLE LABS Text:TLI#57752C DF-DP-126-0.5
INJ. TIME = 02:06
A1.13E6
Time

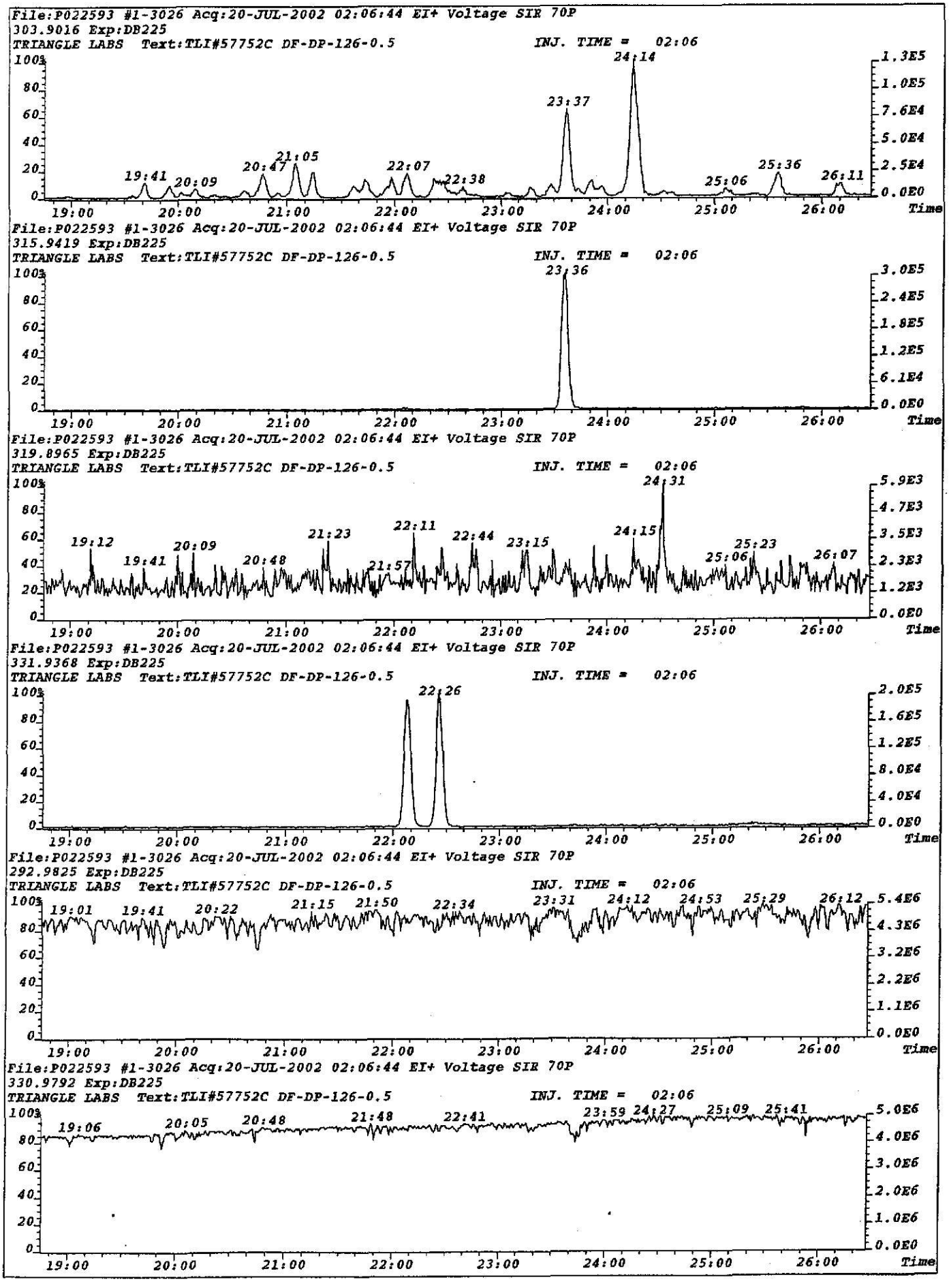
File:P022593 #1-3026 Acq:20-JUL-2002 02:06:44 EI+ Voltage SIR 70P
303.9016 Exp:DB225
TRIANGLE LABS Text:TLI#57752C DF-DP-126-0.5
INJ. TIME = 02:06
19:41 20:09 20:47 21:05 22:07 22:38 23:37 24:14 25:06 25:36 26:11
File:P022593 #1-3026 Acq:20-JUL-2002 02:06:44 EI+ Voltage SIR 70P
315.9419 Exp:DB225
TRIANGLE LABS Text:TLI#57752C DF-DP-126-0.5
INJ. TIME = 02:06
23:36
File:P022593 #1-3026 Acq:20-JUL-2002 02:06:44 EI+ Voltage SIR 70P
319.8965 Exp:DB225
TRIANGLE LABS Text:TLI#57752C DF-DP-126-0.5
INJ. TIME = 02:06
19:12 19:41 20:09 20:48 21:23 21:57 22:11 22:44 23:15 24:15 24:31 25:06 25:23 26:07
File:P022593 #1-3026 Acq:20-JUL-2002 02:06:44 EI+ Voltage SIR 70P
331.9368 Exp:DB225
TRIANGLE LABS Text:TLI#57752C DF-DP-126-0.5
INJ. TIME = 02:06
22:26
File:P022593 #1-3026 Acq:20-JUL-2002 02:06:44 EI+ Voltage SIR 70P
292.9825 Exp:DB225
TRIANGLE LABS Text:TLI#57752C DF-DP-126-0.5
INJ. TIME = 02:06
19:01 19:41 20:22 21:15 21:50 22:34 23:31 24:12 24:53 25:29 26:12
File:P022593 #1-3026 Acq:20-JUL-2002 02:06:44 EI+ Voltage SIR 70P
330.9792 Exp:DB225
TRIANGLE LABS Text:TLI#57752C DF-DP-126-0.5
INJ. TIME = 02:06
19:06 20:05 20:48 21:48 22:41 23:59 24:27 25:09 25:41
Time

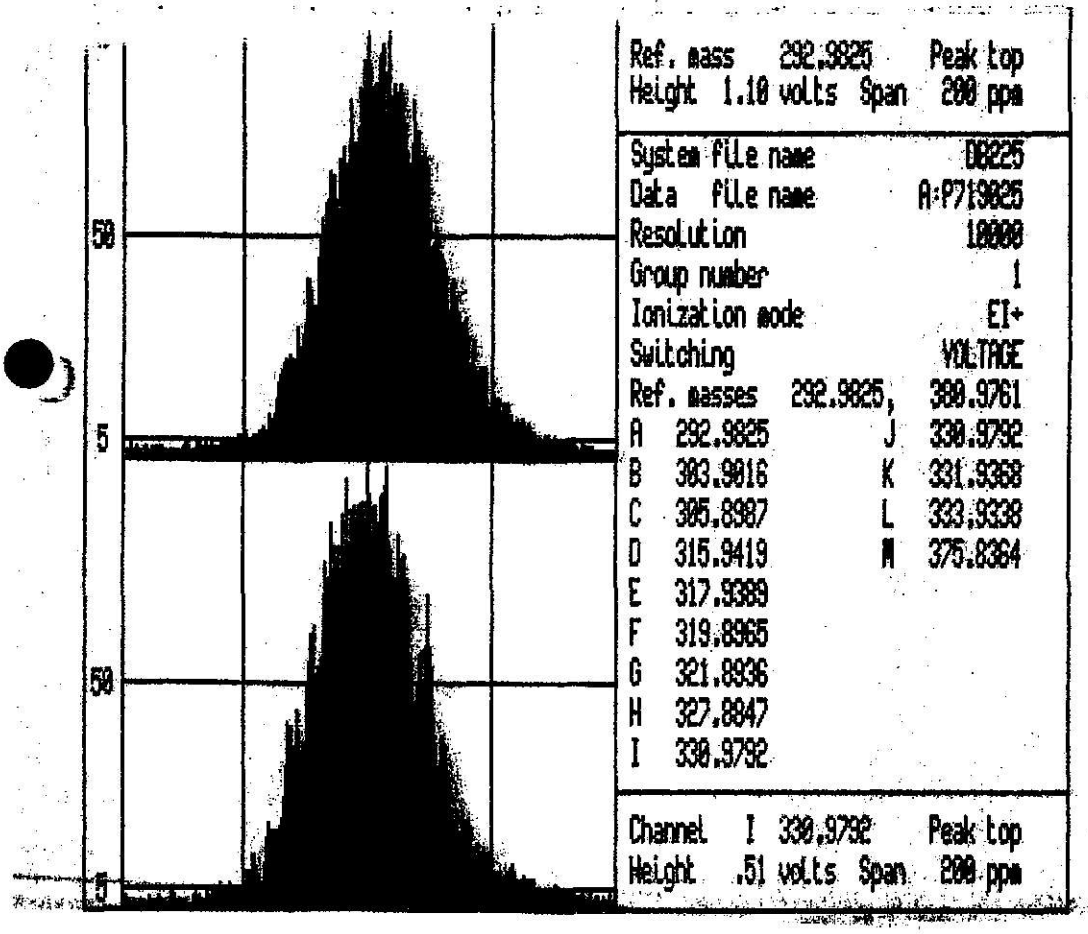

Ref. mass	292.9825	Peak top	
Height	1.10 volts	Span	200 ppm

System file name	DB225
Data file name	A:P719825
Resolution	10000
Group number	1
Ionization mode	EI+
Switching	VOLTAGE
Ref. masses	292.9825, 380.9761

A	292.9825	J	330.9792
B	303.9016	K	331.9368
C	305.8987	L	333.9338
D	315.9419	M	375.8364
E	317.9389		
F	319.8965		
G	321.8936		
H	327.8847		
I	330.9792		

Channel	I 330.9792	Peak top	
Height	.51 volts	Span	200 ppm



TLI Project: 57752C — 1613, Revision B PCDD/PCDF Analysis (c)
Client Sample: **DF-DP-104-0.5** — Analysis File: **W108713**

Client Project:	**Mississippi Project**				
Sample Matrix:	**SOLID**	Date Received:	**06/28/2002**	Spike File:	**SP161B00**
TLI ID:	**329-38-30**	Date Extracted:	**07/05/2002**	ICal:	**WF5614B**
		Date Analyzed:	**07/19/2002**	ConCal:	**WB21086**
Sample Size:	**13.500 g**	Dilution Factor:	**100**	% Moisture:	**8.2**
Dry Weight:	**12.393 g**	Blank File:	**W105902**	% Lipid:	**n/a**
GC Column:	**DB-5**	Analyst:	**CGK**	% Solids:	**91.8**

Analytes	Conc. (pg/g)	DL	Ratio	RT	RRT	Flags
1,2,3,4,6,7,8,9-OCDD	4100		0.84	41:46	1.001	
2,3,7,8-TCDF	ND	519				
1,2,3,4,7,8-HxCDF	2100		1.37	33:53	1.000	
1,2,3,4,6,7,8-HpCDF	6270		1.07	36:57	1.000	
1,2,3,4,7,8,9-HpCDF	1110		0.91	38:32	1.000	
1,2,3,4,6,7,8,9-OCDF	9380		0.87	41:58	1.006	

Totals	Conc. (pg/g)	Number	DL	Flags
Total TCDF	1030	3		
Total PeCDF	4970	7		
Total HxCDF	4720	5		
Total HpCDF	12560	4		

Internal Standards	Conc. (pg/g)	% Recovery	QC Limits	Ratio	RT	RRT	Flags
$^{13}C_{12}$-1,2,3,4,6,7,8,9-OCDD	39940	123	17%-157%	0.86	41:44	1.193	
$^{13}C_{12}$-2,3,7,8-TCDF	13170	80.8	24%-169%	0.75	26:35	0.981	
$^{13}C_{12}$-1,2,3,7,8-PeCDF	17030	104	24%-185%	1.48	30:27	1.124	
$^{13}C_{12}$-2,3,4,7,8-PeCDF	16100	98.8	21%-178%	1.46	31:07	1.148	
$^{13}C_{12}$-1,2,3,4,7,8-HxCDF	15570	95.5	26%-152%	0.51	33:52	0.968	
$^{13}C_{12}$-1,2,3,6,7,8-HxCDF	15250	93.5	26%-123%	0.51	33:59	0.971	
$^{13}C_{12}$-2,3,4,6,7,8-HxCDF	15980	98.0	28%-136%	0.50	34:28	0.985	
$^{13}C_{12}$-1,2,3,7,8,9-HxCDF	15150	93.0	29%-147%	0.52	35:15	1.008	
$^{13}C_{12}$-1,2,3,4,6,7,8-HpCDF	14570	89.4	28%-143%	0.42	36:56	1.056	
$^{13}C_{12}$-1,2,3,4,7,8,9-HpCDF	16370	100	26%-138%	0.44	38:32	1.101	

Triangle Laboratories, Inc.®
2445 S. Alston Ave. • Durham, North Carolina 27713
Phone: (919) 544-5729 • Fax: (919) 544-5491

Printed: 15:48 07/19/2002

TLI Project: **57752C** 1613, Revision B PCDD/PCDF Analysis (c)
Client Sample: **DF-DP-104-0.5** Analysis File: **W108713**

Recovery Standards	Ratio	RT	Flags
$^{13}C_{12}$-1,2,3,4-TCDD	0.82	27:06	___
$^{13}C_{12}$-1,2,3,7,8,9-HxCDD	1.17	34:59	___

Data Reviewer: _____ 07/19/2002

Triangle Laboratories, Inc.®
2445 S. Alston Ave. • Durham, North Carolina 27713
Phone: (919) 544-5729 • Fax: (919) 544-5491

Initial ....Date...

Data Review By: GRM 7/19/02

Channel specific noise levels computed from 'NL' heights.

Page No. 1 Listing of W108713B.dbf
07/19/2002 Matched GC Peaks / Ratio / Ret. Time

Compound/ M_Z....	QC.Log	Omit	Why	..RT.	OK	Ratio	Total.Area/Ht	Area/Ht.Peak1	Area/Ht.Peak2	Rel.RT	Compound.Name..	ID..	Flags.
TCDF						0.65-0.89				0.879-1.070			
304-306	DC	NL				Height	5.46	3.49	1.97				
K				23:27	RO	1.23	28.26	15.60	12.66	0.882			
				24:59	RO	0.61	49.34	18.76	30.58	0.940			
	DC	SN		25:07		0.68	17.75			0.945			
				25:19		0.69	73.36	29.86	43.50	0.952			
				25:37	RO	0.60	42.03	15.81	26.22	0.964			
A				26:10		0.68	43.00	17.40	25.60	0.984			
M				26:37	RO	0.63	179.70	69.70	110.00	1.001	2378-TCDF		AN
				27:02	RO	0.63	74.18	28.65	45.53	1.017			
				27:48		0.73	241.62	101.92	139.70	1.046			
304-306			8	Peaks			731.49						
13C12-TCDF						0.65-0.89				0.944-1.132			
316-318	DC	NL				Height	2.47	1.11	1.36				
	DC	WL		23:46	RO	1.47	2.77			0.894			
	DC	WL		24:26	RO	1.02	17.08			0.919			
	DC	WL		24:33	RO	0.45	8.54			0.924			
	DC	WL		24:42	RO	1.56	12.13			0.929			
				26:11	RO	0.64	49.94	19.55	30.39	0.985			
				26:35		0.75	4,936.52	2,115.42	2,821.10	1.000	13C12-2378-TCDF		IS0
						Height	1,281.95	545.00	736.95				
				27:01	RO	1.70	16.99	10.69	6.30	1.016			
	DC	SN		27:20	RO	0.26	10.13			1.028			
				27:32	RO	1.28	8.77	4.92	3.85	1.036			
	DC	SN		27:39		0.77	12.74			1.040			
	DC	SN		27:44	RO	1.03	9.34			1.043			
				27:52	RO	0.92	18.49	8.88	9.61	1.048			
316-318			5	Peaks			5,030.71						

---------- Above: TCDF / TCDD Follows ----------

13C12-TCDD						0.65-0.89				0.920-1.067			
332-334	DC	NL				Height	5.04	3.38	1.66				
	DC	SN		26:07	RO	2.69	17.76			0.957			
	DC	SN		26:39	RO	3.50	15.45			0.977			
				27:06		0.82	4,180.00	1,882.64	2,297.36	0.993	13C12-1234-TCDD		RS1
				27:17		0.81	4,699.01	2,102.30	2,596.71	1.000	13C12-2378-TCDD		IS1
						Height	1,295.21	585.82	709.39				
				27:30		0.85	35.31	16.27	19.04	1.008			
				27:40	RO	1.79	28.82	18.48	10.34	1.014			
	DC	SN		28:24	RO	1.40	10.60			1.041			
	DC	SN		28:36	RO	2.99	15.27			1.048			
332-334			4	Peaks			8,943.14						

---------- Above: TCDD / PeCDF Follows ----------

Compound/ M_Z....	QC.Log	Omit	Why	..RT.	OK	Ratio	Total.Area/Ht	Area/Ht.Peak1	Area/Ht.Peak2	Rel.RT	Compound.Name..	ID..	Flags.
PeCDF				1.32-1.78						0.910-1.036			
340-342		DC	NL			Height	2.84	1.38	1.46				
		DC	WL	28:16		1.67	19.15			0.908			
	D	D	SN	28:35	RO	4.34	39.23			0.919			
				28:49		1.65	77.43	48.18	29.25	0.926			J
	D	D	SN	28:59		1.78	31.55			0.931			
				29:12	RO	1.14	139.98	74.50	65.48	0.938			
	D	D	SN	29:24		1.34	14.28			0.945			
	M			29:37		1.43	275.00	162.00	113.00	0.952			
				29:48		1.62	286.93	177.60	109.33	0.958			
				29:59		1.52	172.51	104.05	68.46	0.964			
				30:22		1.48	808.36	482.14	326.22	0.997	12378-PeCDF	AN	
	D	D	SN	30:39	RO	0.80	37.68			0.985			
	D	D	SN	30:44	RO	0.87	47.82			0.988			
				31:08		1.57	181.97	111.24	70.73	1.001	23478-PeCDF	AN	
	D	D	SN	31:31	RO	1.05	29.45			1.013			
	D	D	SN	31:48	RO	3.36	26.29			1.022			
				32:00		1.71	80.53	50.86	29.67	1.028			J
	D	D	SN	32:09	RO	0.92	12.17			1.033			
		DC	WH	32:24	RO	0.13	7.53			1.041			
340-342			8	Peaks			2,022.71						
13C12-PeCDF				1.32-1.78						0.806-1.127			
352-354		DC	NL			Height	2.63	1.09	1.54				
				29:07	RO	0.23	19.08	3.54	15.54	0.936			
				29:38	RO	0.75	38.70	16.55	22.15	0.952			
				29:45	RO	0.16	17.56	2.48	15.08	0.956			
				30:27		1.48	5,208.66	3,110.24	2,098.42	1.000	13C12-PeCDF 123	IS2	
						Height	1,631.26	981.97	649.29				
				30:52	RO	0.59	11.02	4.08	6.94	0.992			
				31:07		1.46	4,934.51	2,925.71	2,008.80	1.000	13C12-PeCDF 234	IS3	
						Height	1,640.74	969.60	671.14				
				31:34	RO	2.37	15.29	10.75	4.54	1.014			
				31:45	RO	0.53	14.87	5.17	9.70	1.020			
				32:05		1.47	76.79	45.64	31.15	1.031			
352-354			9	Peaks			10,336.48						

---------- Above: PeCDF / HxCDF Follows ----------

HxCDF				1.05-1.43						0.929-1.007			
374-376		DC	NL			Height	5.33	2.83	2.50				
				32:56	RO	1.46	71.39	42.37	29.02	0.934			
				33:04		1.22	265.46	145.79	119.67	0.938			
				33:12	RO	1.44	28.69	16.93	11.76	0.942			
	M			33:31		1.30	241.00	136.00	105.00	0.951			
				33:53		1.37	524.48	303.07	221.41	1.000	123478-HxCDF	AN	
				33:59		1.17	56.89	30.65	26.24	1.000	123678-HxCDF	AN	J
		DC	SN	34:07	RO	0.80	6.80			0.968			
		DC	SN	34:16	RO	1.67	16.88			0.972			
				34:28	RO	0.83	41.40	18.83	22.57	1.000	234678-HxCDF	AN	
	M			35:20		1.16	70.70	38.00	32.70	1.002			J
374-376			8	Peaks			1,300.01						

Compound/ M_Z....	QC.Log	Omit	Why	RT.	OK	Ratio	Total.Area/Ht	Area/Ht.Peak1	Area/Ht.Peak2	Rel.RT	Compound.Name..	ID..	Flags.
13C12-HxCDF				0.43-0.59						0.879-1.105			
384-386	DC	NL				Height	3.40	1.58	1.82				
	DC	SN	32:54	RO	0.61		9.02			0.933			
			33:03	RO	1.19		6.95	3.77	3.18	0.938			
			33:52		0.51		3,276.56	1,104.64	2,171.92	1.000	13C12-HxCDF 478	IS5	
						Height	1,098.77	366.76	732.01				
			33:59		0.51		3,291.92	1,109.66	2,182.26	1.000	13C12-HxCDF 678	IS6	
						Height	1,052.57	340.23	712.34				
			34:16	RO	1.20		14.72	8.03	6.69	0.972			
			34:28		0.50		3,260.48	1,081.05	2,179.43	1.000	13C12-HxCDF 234	IS7	
						Height	1,057.03	334.93	722.10				
			34:43		0.51		8.24	2.78	5.46	0.985			
	DC	SN	34:49	RO	0.31		6.59			0.988			
	DC	SN	34:51		0.54		1.62			0.989			
	DC	SN	34:53	RO	0.21		7.42			0.990			
	DC	SN	34:58	RO	0.41		2.35			0.992			
	DC	SN	35:04	RO	0.31		6.46			0.995			
			35:15		0.52		2,686.94	916.40	1,770.54	1.000	13C12-HxCDF 789	IS8	
						Height	809.15	269.64	539.51				
			35:35	RO	2.28		8.67	6.03	2.64	1.009			
			35:42		0.59		13.20	4.89	8.31	1.013			
	DC	SN	35:50	RO	0.31		6.67			1.017			
384-386			9 Peaks				12,567.68						
---------- Above: HxCDF / HxCDD Follows ----------													
13C12-HxCDD				1.05-1.43						0.983-1.040			
402-404	DC	NL				Height	4.60	2.78	1.82				
	DC	SN	34:03	RO	0.36		12.43			0.985			
	DC	SN	34:11	RO	1.70		3.64			0.988			
	DC	SN	34:16	RO	0.67		5.37			0.991			
			34:35		1.22		2,374.50	1,303.08	1,071.42	1.000	13C12-HxCDD 478	IS9	
						Height	777.75	430.33	347.42				
			34:39		1.18		2,492.67	1,350.78	1,141.89	1.000	13C12-HxCDD 678	IS10	
						Height	790.82	432.15	358.67				
			34:59		1.17		2,585.03	1,396.44	1,188.59	1.012	13C12-HxCDD 789	RS2	
	DC	SN	35:15	RO	0.67		11.44			1.019			
	DC	SN	35:27	RO	2.72		11.34			1.025			
402-404			3 Peaks				7,452.20						
---------- Above: HxCDD / HpCDF Follows ----------													
HpCDF				0.88-1.20						0.955-1.005			
408-410	DC	NL				Height	2.96	1.31	1.65				
			36:57		1.07		1,294.99	669.88	625.11	1.000	1234678-HpCDF	AN	
			37:12		1.16		30.96	16.62	14.34	0.965			J
			37:23		1.05		975.61	500.68	474.93	0.970			
D	D	NH	37:32	RO	1.33		13.19			0.974			
	DC	SN	37:39	RO	3.32		6.31			0.977			
	DC	SN	37:45	RO	1.57		2.36			0.980			
	DC	SN	37:53	RO	3.45		13.80			0.983			
	DC	SN	38:10	RO	0.12		7.80			0.990			

Compound/ M_Z....	QC.Log	Omit	Why	..RT.	OK	Ratio	Total.Area/Ht	Area/Ht.Peak1	Area/Ht.Peak2	Rel.RT	Compound.Name..	ID.	Flags.
	DC	SN		38:21	RO	1.43	3.84			0.995			
				38:32		0.91	203.48	97.20	106.28	1.000	1234789-HpCDF		AN
408-410		4	Peaks				2,505.04						
13C12-HpCDF				0.37-0.51						0.856-1.142			
418-420	DC	NL				Height	2.63	1.52	1.11				
				36:56		0.42	2,254.60	668.99	1,585.61	1.000	13C12-HpCDF 678		IS11
						Height	651.00	199.22	451.78				
				37:13	RO	0.98	11.06	5.47	5.59	0.966			
	DC	SN		37:32	RO	0.59	8.96			0.974			
	DC	SN		38:10	RO	0.14	3.01			0.990			
				38:32		0.44	2,003.36	612.39	1,390.97	1.000	13C12-HpCDF 789		IS12
						Height	513.71	153.43	360.28				
	DC	SN		38:51	RO	0.78	8.85			1.008			
418-420		3	Peaks				4,269.02						

---------- Above: HpCDF / Octa-CDD and CDF Follows ----------

OCDF				0.76-1.02						0.952-1.048			
442-444	DC	NL				Height	2.11	0.93	1.18				
	DC	WL		36:35	RO	8.14	3.29			0.877			
	DC	WL		37:17	RO	0.20	6.16			0.893			
	DC	WL		38:19	RO	0.50	4.02			0.918			
	DC	WL		38:45	RO	0.14	5.55			0.929			
	DC	WL		38:49		1.00	2.58			0.930			
	DC	SN		40:22	RO	0.45	2.71			0.967			
	DC	SN		40:39	RO	1.66	4.29			0.974			
	DC	SN		40:46	RO	0.53	3.82			0.977			
	DC	SN		40:51	RO	1.75	1.84			0.979			
	DC	SN		41:11	RO	0.63	4.95			0.987			
	DC	SN		41:19	RO	0.16	6.04			0.990			
	DC	SN		41:40	RO	0.15	4.81			0.998			
				41:58		0.87	1,556.82	723.54	833.28	1.006	OCDF		AN
	DC	SN		42:21	RO	1.34	5.05			1.015			
	DC	SN		42:32		0.78	7.31			1.019			
	DC	SN		43:33		0.97	3.14			1.044			
	DC	WH		43:50	RO	0.70	5.95			1.050			
442-444		1	Peak				1,556.82						
OCDD				0.76-1.02						0.952-1.048			
458-460	DC	NL				Height	1.96	0.99	0.97				
				41:46		0.84	539.38	246.59	292.79	1.001	OCDD		AN
	DC	SN		42:11	RO	0.58	6.01			1.011			
458-460		1	Peak				539.38						
13C12-OCDD				0.76-1.02						0.996-1.004			
470-472	DC	NL				Height	2.22	1.18	1.04				
				41:44		0.86	4,081.92	1,888.38	2,193.54	1.000	13C12-OCDD		IS14
						Height	871.45	396.23	475.22				
	DC	WH		42:03		0.85	11.48			1.008			
	DC	WH		42:09	RO	4.45	7.90			1.010			
470-472		1	Peak				4,081.92						

Compound/
M_Z.... QC.Log Omit Why ..RT. OK Ratio Total.Area/Ht Area/Ht.Peak1 Area/Ht.Peak2 Rel.RT Compound.Name.. ID.. Flags.

Column Description.....	"Why" Code Description.....	QC Log Desc.....
M_Z -Nominal Ion Mass(es)	WL-Below Retention Time Window	A-Peak Added
..RT. -Retention Time (mm:ss)	WH-Above Retention Time Window	K-Peak Kept
Rat.1 -Ratio of M/M+2 Ions	SN-Below Signal to Noise Level	D-Peak Deleted
OK -RO=Ratio Outside Limits	<M-Below Method Detection Limit	T-Time Changed
Rel.RT-Relative Retention Time	NL-Channel Specific Noise Level	M-Peak Area Changed
		N-Name Changed
		X-Ether Interference

*** End of Report ***

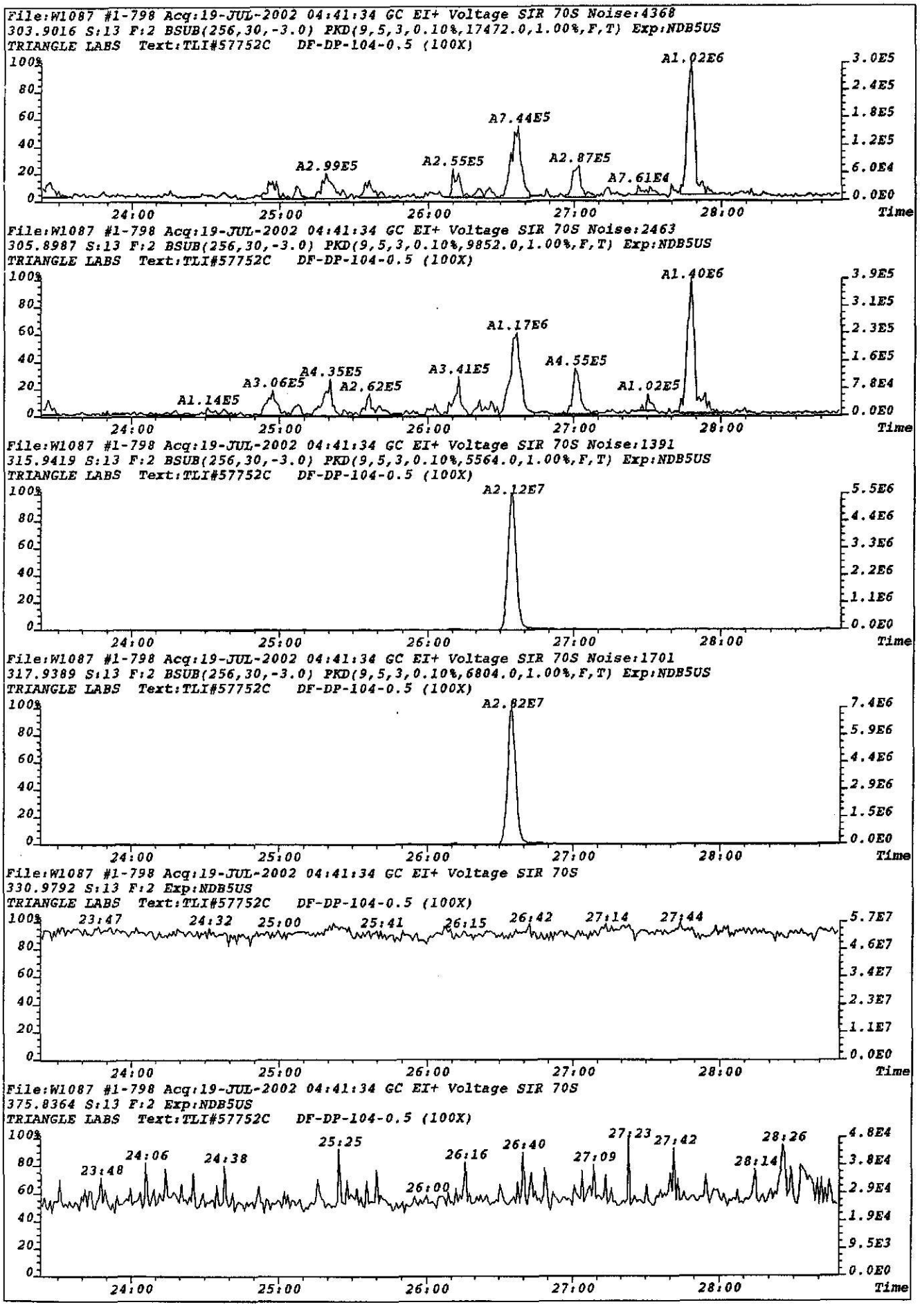
File:W1087 #1-798 Acq:19-JUL-2002 04:41:34 GC EI+ Voltage SIR 70S Noise:4368
303.9016 S:13 F:2 BSUB(256,30,-3.0) PKD(9,5,3,0.10%,17472.0,1.00%,F,T) Exp:NDB5US
TRIANGLE LABS Text:TLI#57752C DF-DP-104-0.5 (100X)
A1.02E6
A7.44E5
A2.99E5
A2.55E5
A2.87E5
A7.61E4
File:W1087 #1-798 Acq:19-JUL-2002 04:41:34 GC EI+ Voltage SIR 70S Noise:2463
305.8987 S:13 F:2 BSUB(256,30,-3.0) PKD(9,5,3,0.10%,9852.0,1.00%,F,T) Exp:NDB5US
TRIANGLE LABS Text:TLI#57752C DF-DP-104-0.5 (100X)
A1.40E6
A1.17E6
A4.35E5
A3.06E5
A3.41E5
A4.55E5
A2.62E5
A1.14E5
A1.02E5
File:W1087 #1-798 Acq:19-JUL-2002 04:41:34 GC EI+ Voltage SIR 70S Noise:1391
315.9419 S:13 F:2 BSUB(256,30,-3.0) PKD(9,5,3,0.10%,5564.0,1.00%,F,T) Exp:NDB5US
TRIANGLE LABS Text:TLI#57752C DF-DP-104-0.5 (100X)
A2.12E7
File:W1087 #1-798 Acq:19-JUL-2002 04:41:34 GC EI+ Voltage SIR 70S Noise:1701
317.9389 S:13 F:2 BSUB(256,30,-3.0) PKD(9,5,3,0.10%,6804.0,1.00%,F,T) Exp:NDB5US
TRIANGLE LABS Text:TLI#57752C DF-DP-104-0.5 (100X)
A2.82E7
File:W1087 #1-798 Acq:19-JUL-2002 04:41:34 GC EI+ Voltage SIR 70S
330.9792 S:13 F:2 Exp:NDB5US
TRIANGLE LABS Text:TLI#57752C DF-DP-104-0.5 (100X)
23:47
24:32
25:00
25:41
26:15
26:42
27:14
27:44
File:W1087 #1-798 Acq:19-JUL-2002 04:41:34 GC EI+ Voltage SIR 70S
375.8364 S:13 F:2 Exp:NDB5US
TRIANGLE LABS Text:TLI#57752C DF-DP-104-0.5 (100X)
23:48
24:06
24:38
25:25
26:00
26:16
26:40
27:09
27:23
27:42
28:14
28:26
24:00
25:00
26:00
27:00
28:00
Time

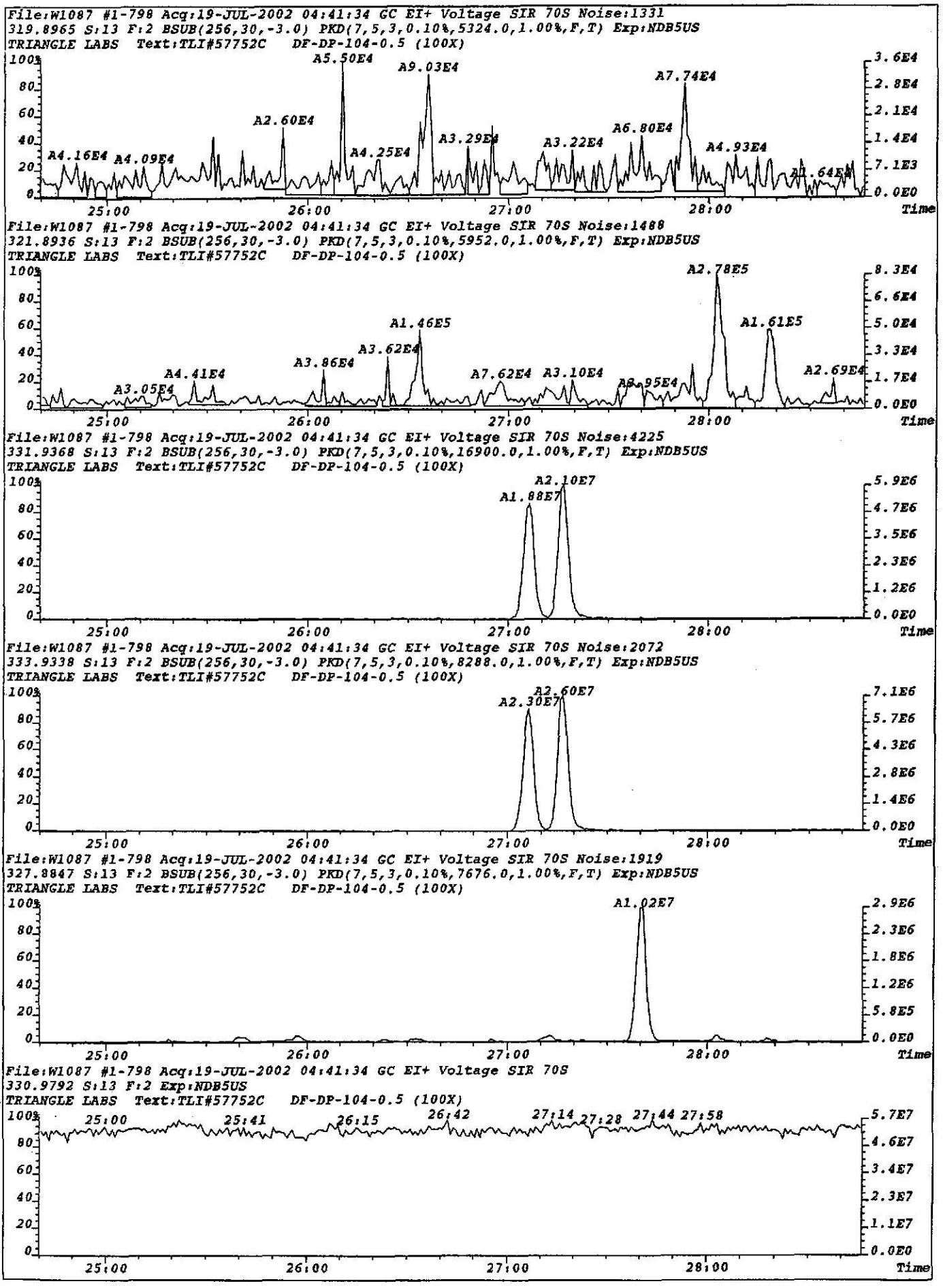
File:W1087 #1-798 Acq:19-JUL-2002 04:41:34 GC EI+ Voltage SIR 70S Noise:1331
319.8965 S:13 F:2 BSUB(256,30,-3.0) PKD(7,5,3,0.10%,5324.0,1.00%,F,T) Exp:NDB5US
TRIANGLE LABS Text:TLI#57752C DF-DP-104-0.5 (100X)
A4.16E4 A4.09E4 A2.60E4 A5.50E4 A4.25E4 A9.03E4 A3.29E4 A3.22E4 A6.80E4 A7.74E4 A4.93E4
File:W1087 #1-798 Acq:19-JUL-2002 04:41:34 GC EI+ Voltage SIR 70S Noise:1488
321.8936 S:13 F:2 BSUB(256,30,-3.0) PKD(7,5,3,0.10%,5952.0,1.00%,F,T) Exp:NDB5US
TRIANGLE LABS Text:TLI#57752C DF-DP-104-0.5 (100X)
A3.05E4 A4.41E4 A3.86E4 A3.62E4 A1.46E5 A7.62E4 A3.10E4 A2.78E5 A1.61E5 A2.69E4
File:W1087 #1-798 Acq:19-JUL-2002 04:41:34 GC EI+ Voltage SIR 70S Noise:4225
331.9368 S:13 F:2 BSUB(256,30,-3.0) PKD(7,5,3,0.10%,16900.0,1.00%,F,T) Exp:NDB5US
TRIANGLE LABS Text:TLI#57752C DF-DP-104-0.5 (100X)
A1.88E7 A2.10E7
File:W1087 #1-798 Acq:19-JUL-2002 04:41:34 GC EI+ Voltage SIR 70S Noise:2072
333.9338 S:13 F:2 BSUB(256,30,-3.0) PKD(7,5,3,0.10%,8288.0,1.00%,F,T) Exp:NDB5US
TRIANGLE LABS Text:TLI#57752C DF-DP-104-0.5 (100X)
A2.30E7 A2.60E7
File:W1087 #1-798 Acq:19-JUL-2002 04:41:34 GC EI+ Voltage SIR 70S Noise:1919
327.8847 S:13 F:2 BSUB(256,30,-3.0) PKD(7,5,3,0.10%,7676.0,1.00%,F,T) Exp:NDB5US
TRIANGLE LABS Text:TLI#57752C DF-DP-104-0.5 (100X)
A1.02E7
File:W1087 #1-798 Acq:19-JUL-2002 04:41:34 GC EI+ Voltage SIR 70S
330.9792 S:13 F:2 Exp:NDB5US
TRIANGLE LABS Text:TLI#57752C DF-DP-104-0.5 (100X)
25:00 25:41 26:15 26:42 27:14 27:28 27:44 27:58
Time

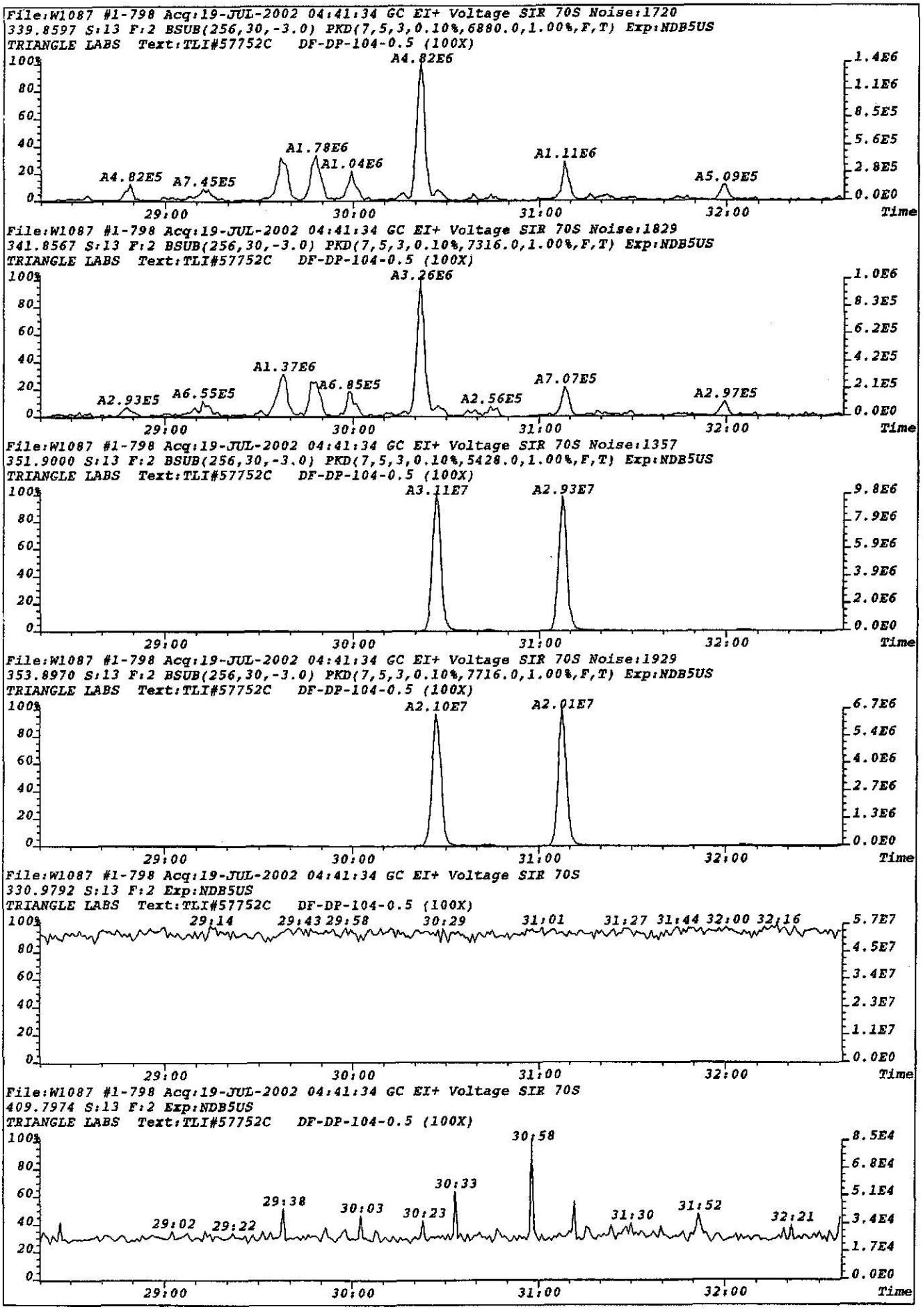
File:W1087 #1-798 Acq:19-JUL-2002 04:41:34 GC EI+ Voltage SIR 70S Noise:1720
339.8597 S:13 F:2 BSUB(256,30,-3.0) PKD(7,5,3,0.10%,6880.0,1.00%,F,T) Exp:NDB5US
TRIANGLE LABS Text:TLI#57752C DF-DP-104-0.5 (100X)
A4.82E6
A1.78E6
A1.04E6
A1.11E6
A4.82E5
A7.45E5
A5.09E5
File:W1087 #1-798 Acq:19-JUL-2002 04:41:34 GC EI+ Voltage SIR 70S Noise:1829
341.8567 S:13 F:2 BSUB(256,30,-3.0) PKD(7,5,3,0.10%,7316.0,1.00%,F,T) Exp:NDB5US
TRIANGLE LABS Text:TLI#57752C DF-DP-104-0.5 (100X)
A3.26E6
A1.37E6
A6.85E5
A7.07E5
A2.93E5
A6.55E5
A2.56E5
A2.97E5
File:W1087 #1-798 Acq:19-JUL-2002 04:41:34 GC EI+ Voltage SIR 70S Noise:1357
351.9000 S:13 F:2 BSUB(256,30,-3.0) PKD(7,5,3,0.10%,5428.0,1.00%,F,T) Exp:NDB5US
TRIANGLE LABS Text:TLI#57752C DF-DP-104-0.5 (100X)
A3.11E7
A2.93E7
File:W1087 #1-798 Acq:19-JUL-2002 04:41:34 GC EI+ Voltage SIR 70S Noise:1929
353.8970 S:13 F:2 BSUB(256,30,-3.0) PKD(7,5,3,0.10%,7716.0,1.00%,F,T) Exp:NDB5US
TRIANGLE LABS Text:TLI#57752C DF-DP-104-0.5 (100X)
A2.10E7
A2.01E7
File:W1087 #1-798 Acq:19-JUL-2002 04:41:34 GC EI+ Voltage SIR 70S
330.9792 S:13 F:2 Exp:NDB5US
TRIANGLE LABS Text:TLI#57752C DF-DP-104-0.5 (100X)
29:14
29:43
29:58
30:29
31:01
31:27
31:44
32:00
32:16
File:W1087 #1-798 Acq:19-JUL-2002 04:41:34 GC EI+ Voltage SIR 70S
409.7974 S:13 F:2 Exp:NDB5US
TRIANGLE LABS Text:TLI#57752C DF-DP-104-0.5 (100X)
30:58
30:33
29:38
30:03
30:23
31:30
31:52
32:21
29:02
29:22
29:00
30:00
31:00
32:00
Time

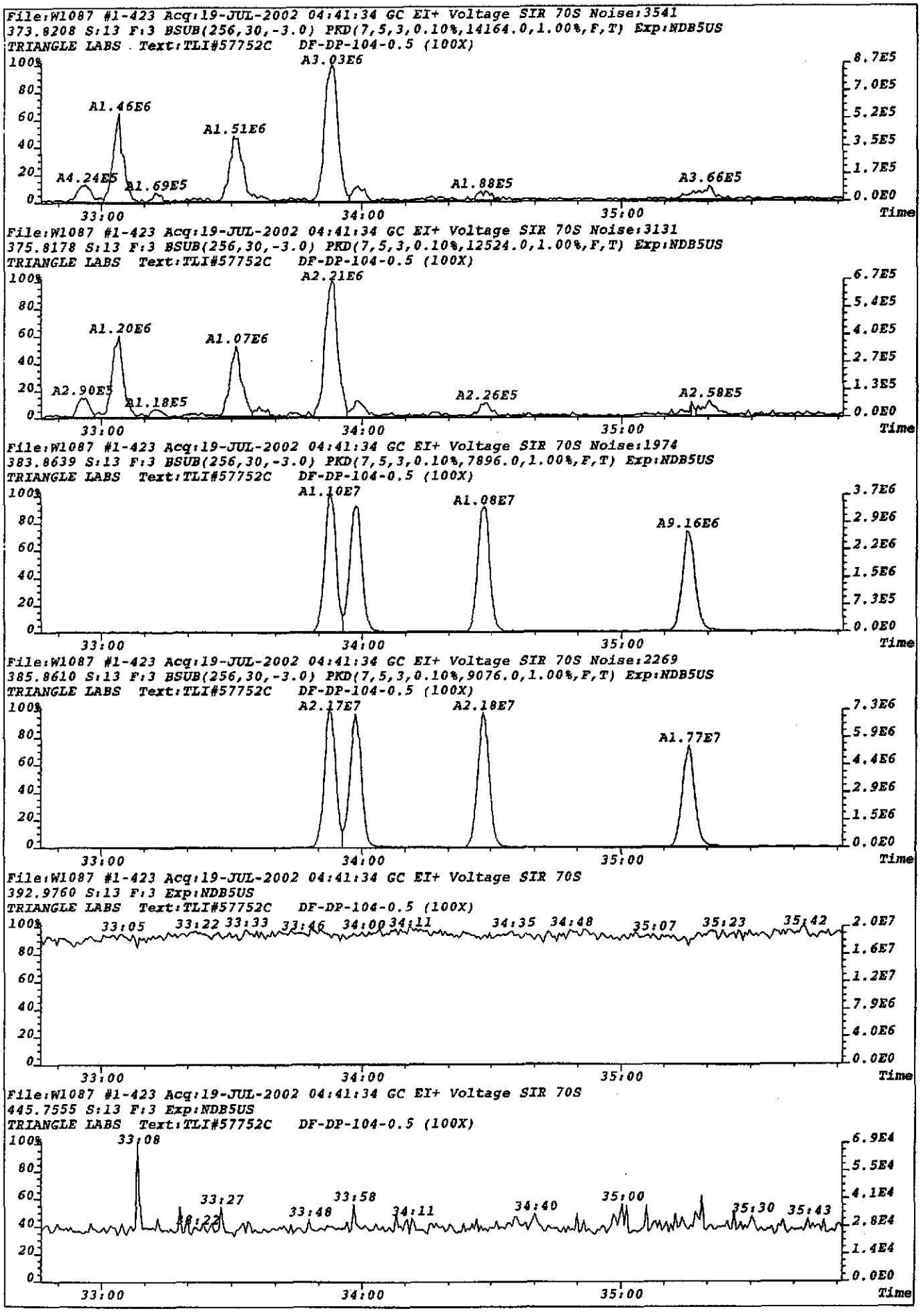
File:W1087 #1-423 Acq:19-JUL-2002 04:41:34 GC EI+ Voltage SIR 70S Noise:3541
373.8208 S:13 F:3 BSUB(256,30,-3.0) PKD(7,5,3,0.10%,14164.0,1.00%,F,T) Exp:NDB5US
TRIANGLE LABS Text:TLI#57752C DF-DP-104-0.5 (100X)
A3.03E6
A1.46E6
A1.51E6
A4.24E5
A1.69E5
A1.88E5
A3.66E5
File:W1087 #1-423 Acq:19-JUL-2002 04:41:34 GC EI+ Voltage SIR 70S Noise:3131
375.8178 S:13 F:3 BSUB(256,30,-3.0) PKD(7,5,3,0.10%,12524.0,1.00%,F,T) Exp:NDB5US
TRIANGLE LABS Text:TLI#57752C DF-DP-104-0.5 (100X)
A2.21E6
A1.20E6
A1.07E6
A2.90E5
A1.18E5
A2.26E5
A2.58E5
File:W1087 #1-423 Acq:19-JUL-2002 04:41:34 GC EI+ Voltage SIR 70S Noise:1974
383.8639 S:13 F:3 BSUB(256,30,-3.0) PKD(7,5,3,0.10%,7896.0,1.00%,F,T) Exp:NDB5US
TRIANGLE LABS Text:TLI#57752C DF-DP-104-0.5 (100X)
A1.10E7
A1.08E7
A9.16E6
File:W1087 #1-423 Acq:19-JUL-2002 04:41:34 GC EI+ Voltage SIR 70S Noise:2269
385.8610 S:13 F:3 BSUB(256,30,-3.0) PKD(7,5,3,0.10%,9076.0,1.00%,F,T) Exp:NDB5US
TRIANGLE LABS Text:TLI#57752C DF-DP-104-0.5 (100X)
A2.17E7
A2.18E7
A1.77E7
File:W1087 #1-423 Acq:19-JUL-2002 04:41:34 GC EI+ Voltage SIR 70S
392.9760 S:13 F:3 Exp:NDB5US
TRIANGLE LABS Text:TLI#57752C DF-DP-104-0.5 (100X)
File:W1087 #1-423 Acq:19-JUL-2002 04:41:34 GC EI+ Voltage SIR 70S
445.7555 S:13 F:3 Exp:NDB5US
TRIANGLE LABS Text:TLI#57752C DF-DP-104-0.5 (100X)
33:08
33:27
33:58
Time

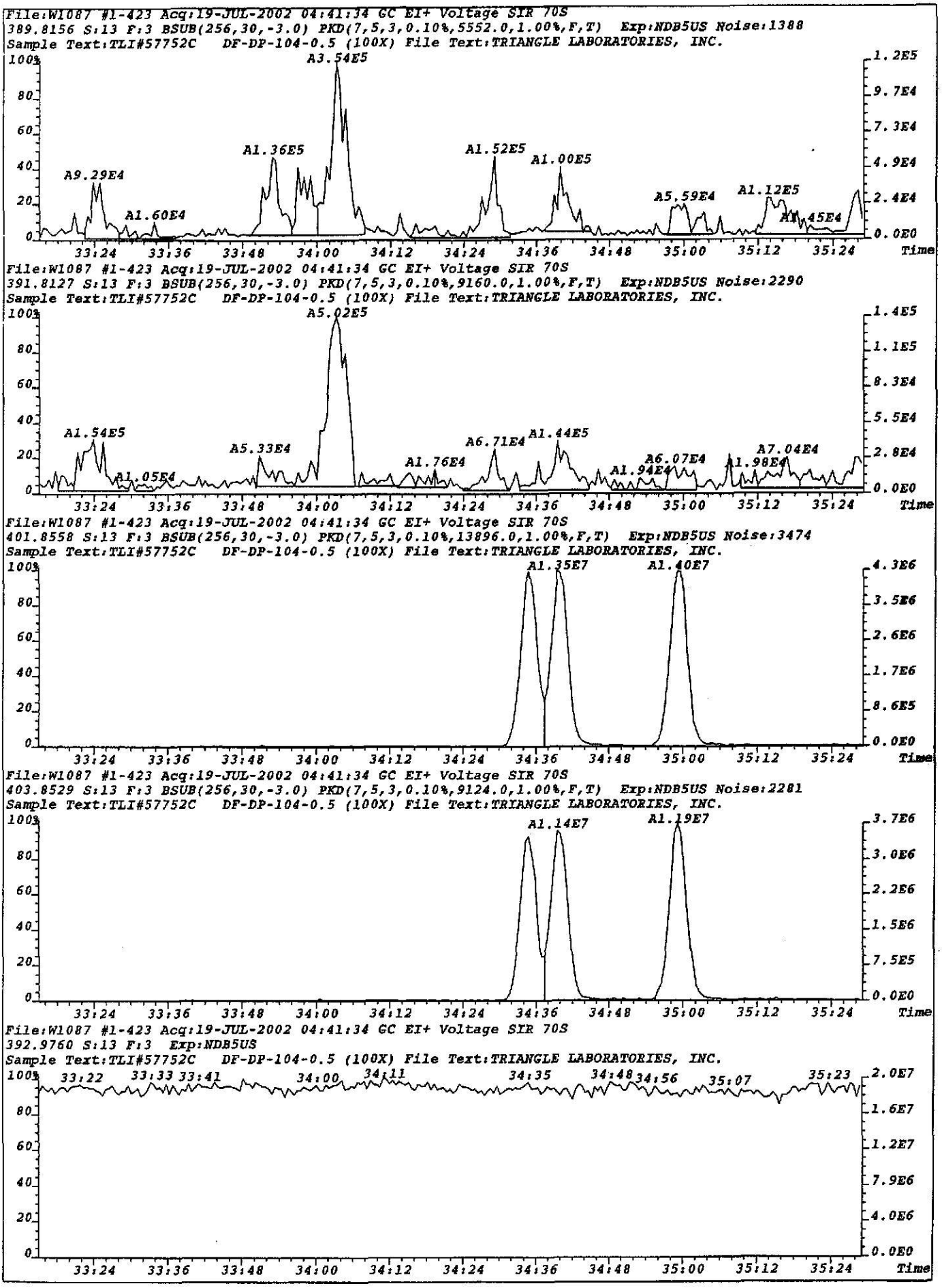
File:W1087 #1-423 Acq:19-JUL-2002 04:41:34 GC EI+ Voltage SIR 70S
389.8156 S:13 F:3 BSUB(256,30,-3.0) PKD(7,5,3,0.10%,5552.0,1.00%,F,T) Exp:NDB5US Noise:1388
Sample Text:TLI#57752C DF-DP-104-0.5 (100X) File Text:TRIANGLE LABORATORIES, INC.
A3.54E5
A1.36E5
A1.52E5
A1.00E5
A9.29E4
A1.60E4
A5.59E4
A1.12E5
A1.45E4
File:W1087 #1-423 Acq:19-JUL-2002 04:41:34 GC EI+ Voltage SIR 70S
391.8127 S:13 F:3 BSUB(256,30,-3.0) PKD(7,5,3,0.10%,9160.0,1.00%,F,T) Exp:NDB5US Noise:2290
Sample Text:TLI#57752C DF-DP-104-0.5 (100X) File Text:TRIANGLE LABORATORIES, INC.
A5.02E5
A1.54E5
A5.33E4
A6.71E4
A1.44E5
A1.76E4
A1.05E4
A1.94E4
A6.07E4
A7.04E4
A1.98E4
File:W1087 #1-423 Acq:19-JUL-2002 04:41:34 GC EI+ Voltage SIR 70S
401.8558 S:13 F:3 BSUB(256,30,-3.0) PKD(7,5,3,0.10%,13896.0,1.00%,F,T) Exp:NDB5US Noise:3474
Sample Text:TLI#57752C DF-DP-104-0.5 (100X) File Text:TRIANGLE LABORATORIES, INC.
A1.35E7
A1.40E7
File:W1087 #1-423 Acq:19-JUL-2002 04:41:34 GC EI+ Voltage SIR 70S
403.8529 S:13 F:3 BSUB(256,30,-3.0) PKD(7,5,3,0.10%,9124.0,1.00%,F,T) Exp:NDB5US Noise:2281
Sample Text:TLI#57752C DF-DP-104-0.5 (100X) File Text:TRIANGLE LABORATORIES, INC.
A1.14E7
A1.19E7
File:W1087 #1-423 Acq:19-JUL-2002 04:41:34 GC EI+ Voltage SIR 70S
392.9760 S:13 F:3 Exp:NDB5US
Sample Text:TLI#57752C DF-DP-104-0.5 (100X) File Text:TRIANGLE LABORATORIES, INC.
33:22
33:33
33:41
34:00
34:11
34:35
34:48
34:56
35:07
35:23
33:24
33:36
33:48
34:00
34:12
34:24
34:36
34:48
35:00
35:12
35:24
Time

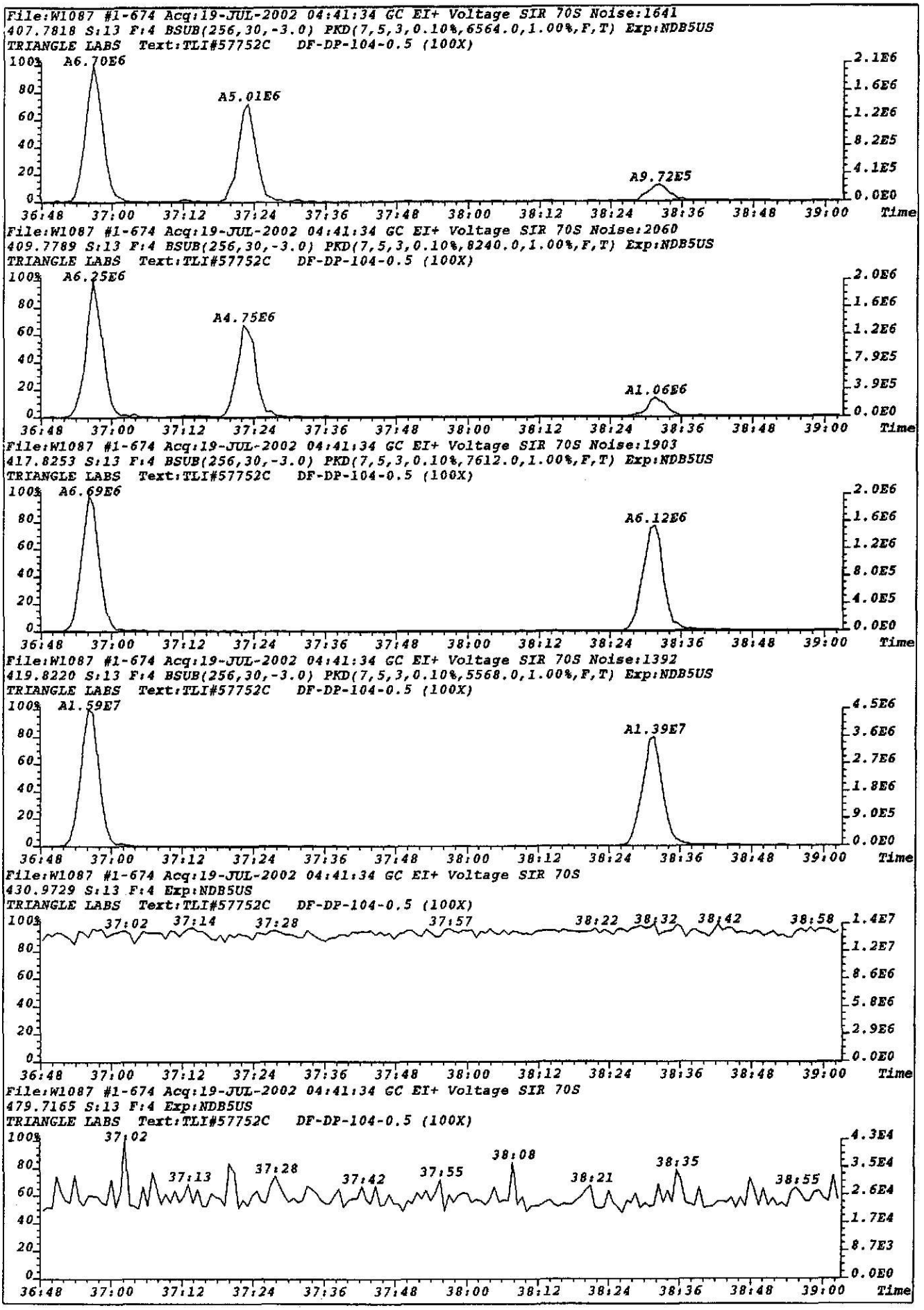
File:W1087 #1-674 Acq:19-JUL-2002 04:41:34 GC EI+ Voltage SIR 70S Noise:1641
407.7818 S:13 F:4 BSUB(256,30,-3.0) PKD(7,5,3,0.10%,6564.0,1.00%,F,T) Exp:NDB5US
TRIANGLE LABS Text:TLI#57752C DF-DP-104-0.5 (100X)
A6.70E6
A5.01E6
A9.72E5
File:W1087 #1-674 Acq:19-JUL-2002 04:41:34 GC EI+ Voltage SIR 70S Noise:2060
409.7789 S:13 F:4 BSUB(256,30,-3.0) PKD(7,5,3,0.10%,8240.0,1.00%,F,T) Exp:NDB5US
TRIANGLE LABS Text:TLI#57752C DF-DP-104-0.5 (100X)
A6.25E6
A4.75E6
A1.06E6
File:W1087 #1-674 Acq:19-JUL-2002 04:41:34 GC EI+ Voltage SIR 70S Noise:1903
417.8253 S:13 F:4 BSUB(256,30,-3.0) PKD(7,5,3,0.10%,7612.0,1.00%,F,T) Exp:NDB5US
TRIANGLE LABS Text:TLI#57752C DF-DP-104-0.5 (100X)
A6.69E6
A6.12E6
File:W1087 #1-674 Acq:19-JUL-2002 04:41:34 GC EI+ Voltage SIR 70S Noise:1392
419.8220 S:13 F:4 BSUB(256,30,-3.0) PKD(7,5,3,0.10%,5568.0,1.00%,F,T) Exp:NDB5US
TRIANGLE LABS Text:TLI#57752C DF-DP-104-0.5 (100X)
A1.59E7
A1.39E7
File:W1087 #1-674 Acq:19-JUL-2002 04:41:34 GC EI+ Voltage SIR 70S
430.9729 S:13 F:4 Exp:NDB5US
TRIANGLE LABS Text:TLI#57752C DF-DP-104-0.5 (100X)
File:W1087 #1-674 Acq:19-JUL-2002 04:41:34 GC EI+ Voltage SIR 70S
479.7165 S:13 F:4 Exp:NDB5US
TRIANGLE LABS Text:TLI#57752C DF-DP-104-0.5 (100X)
Time

File:W1087 #1-674 Acq:19-JUL-2002 04:41:34 GC EI+ Voltage SIR 70S Noise:1162
441.7428 S:13 F:4 BSUB(256,30,-3.0) PKD(7,5,3,0.10%,4648.0,1.00%,F,T) Exp:NDB5US
Sample Text:TLI#57752C DF-DP-104-0.5 (100X) File Text:TRIANGLE LABORATORIES, INC.

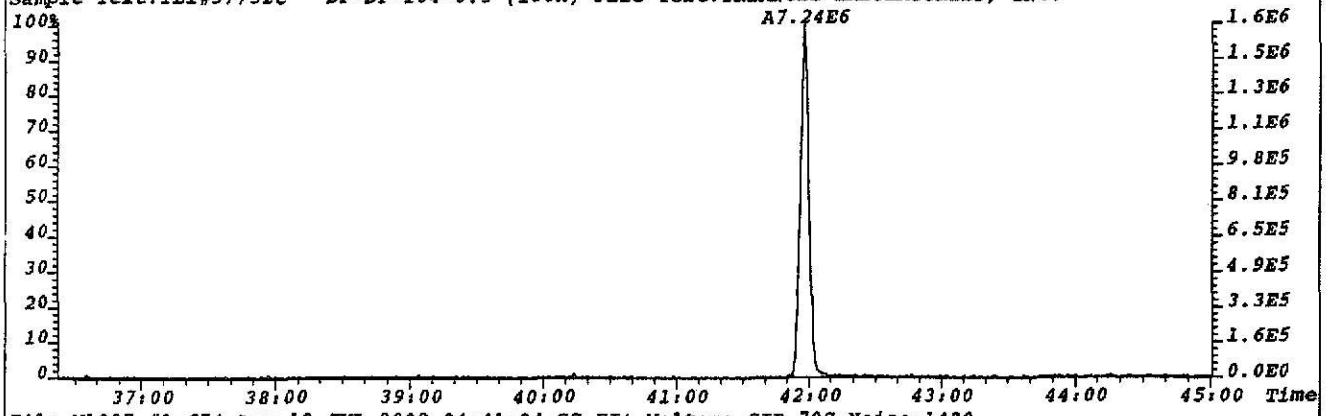

File:W1087 #1-674 Acq:19-JUL-2002 04:41:34 GC EI+ Voltage SIR 70S Noise:1480
443.7399 S:13 F:4 BSUB(256,30,-3.0) PKD(7,5,3,0.10%,5920.0,1.00%,F,T) Exp:NDB5US
Sample Text:TLI#57752C DF-DP-104-0.5 (100X) File Text:TRIANGLE LABORATORIES, INC.

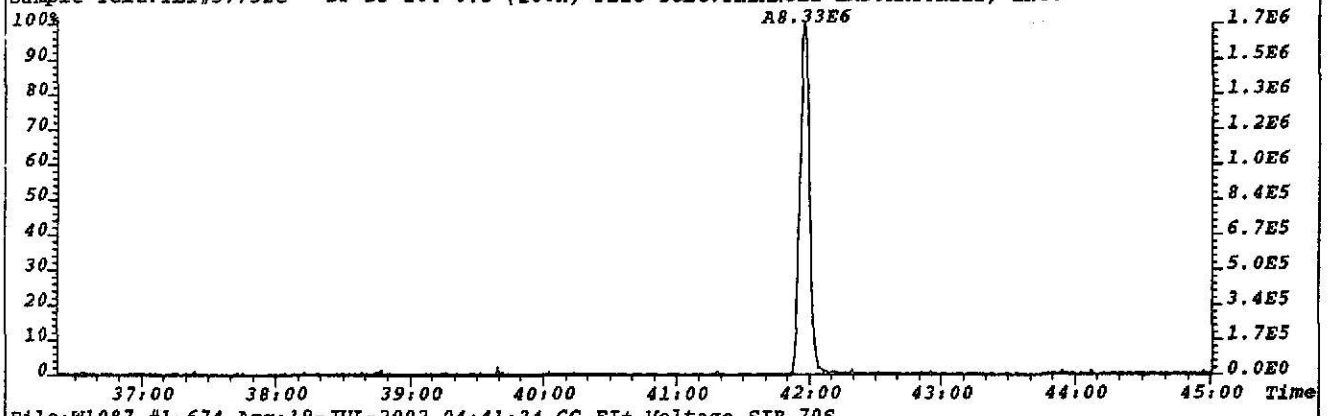

File:W1087 #1-674 Acq:19-JUL-2002 04:41:34 GC EI+ Voltage SIR 70S
430.9729 S:13 F:4 Exp:NDB5US
Sample Text:TLI#57752C DF-DP-104-0.5 (100X) File Text:TRIANGLE LABORATORIES, INC.

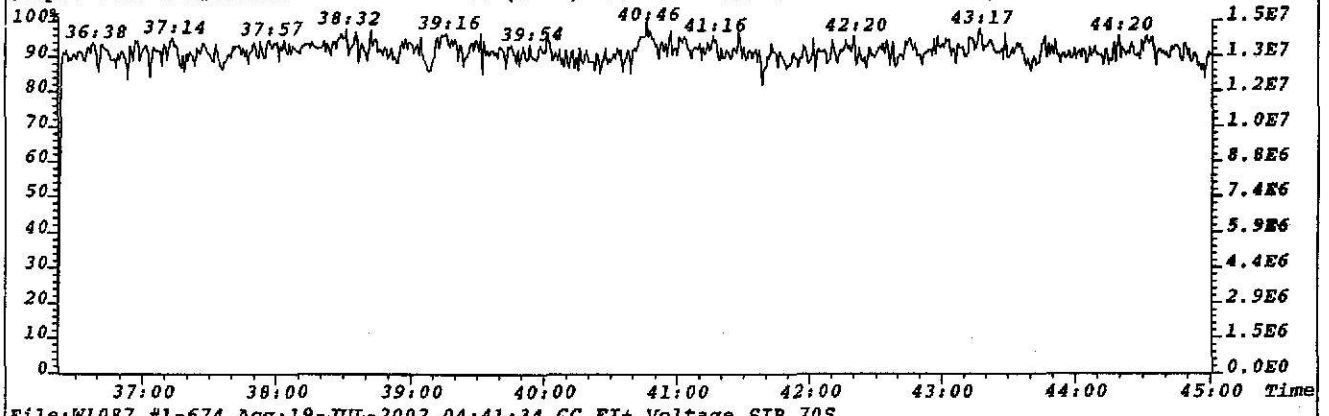

File:W1087 #1-674 Acq:19-JUL-2002 04:41:34 GC EI+ Voltage SIR 70S
513.6775 S:13 F:4 Exp:NDB5US
Sample Text:TLI#57752C DF-DP-104-0.5 (100X) File Text:TRIANGLE LABORATORIES, INC.

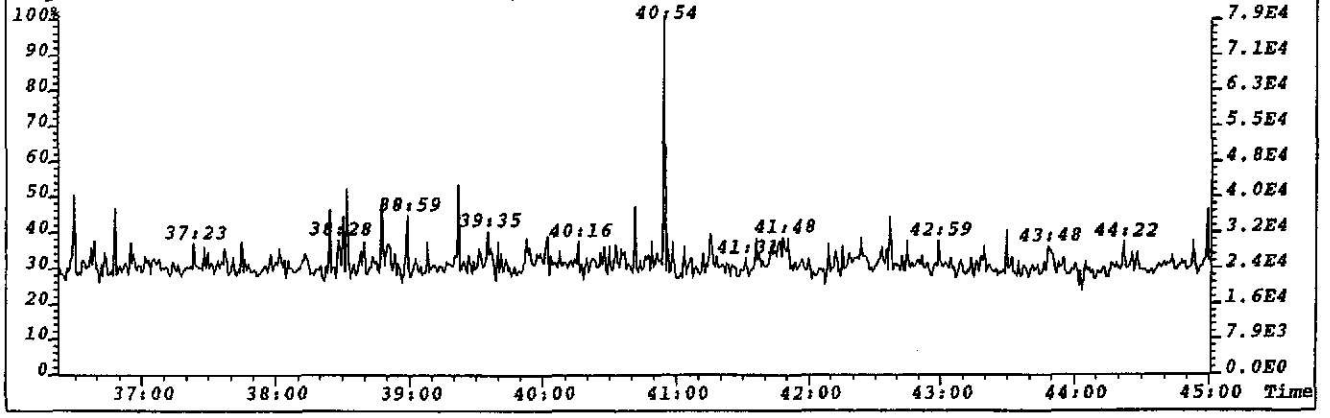

File:W1087 #1-674 Acq:19-JUL-2002 04:41:34 GC EI+ Voltage SIR 70S
457.7377 S:13 F:4 BSUB(256,30,-3.0) PKD(7,5,3,0.10%,4960.0,1.00%,F,T) Exp:NDB5US Noise:1240
Sample Text:TLI#57752C DF-DP-104-0.5 (100X) File Text:TRIANGLE LABORATORIES, INC.

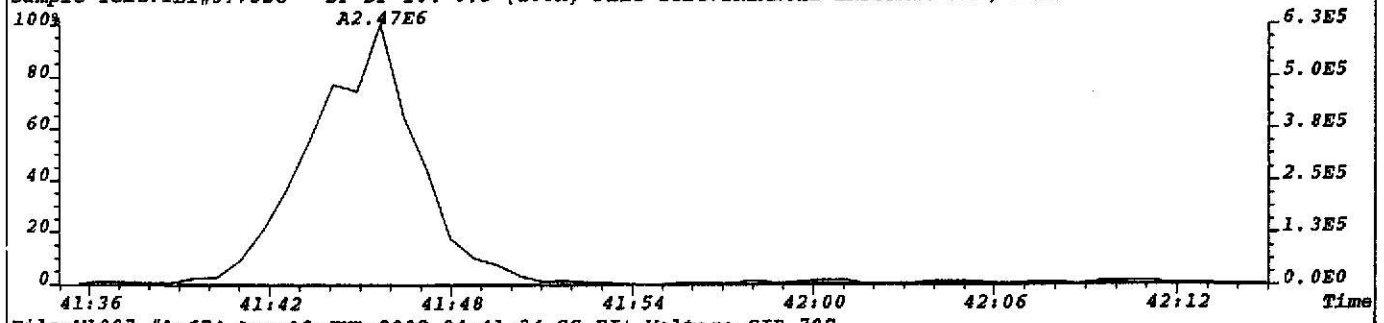

File:W1087 #1-674 Acq:19-JUL-2002 04:41:34 GC EI+ Voltage SIR 70S
459.7348 S:13 F:4 BSUB(256,30,-3.0) PKD(7,5,3,0.10%,4836.0,1.00%,F,T) Exp:NDB5US Noise:1209
Sample Text:TLI#57752C DF-DP-104-0.5 (100X) File Text:TRIANGLE LABORATORIES, INC.



File:W1087 #1-674 Acq:19-JUL-2002 04:41:34 GC EI+ Voltage SIR 70S
469.7779 S:13 F:4 BSUB(256,30,-3.0) PKD(7,5,3,0.10%,5916.0,1.00%,F,T) Exp:NDB5US Noise:1479
Sample Text:TLI#57752C DF-DP-104-0.5 (100X) File Text:TRIANGLE LABORATORIES, INC.



File:W1087 #1-674 Acq:19-JUL-2002 04:41:34 GC EI+ Voltage SIR 70S
471.7750 S:13 F:4 BSUB(256,30,-3.0) PKD(7,5,3,0.10%,5208.0,1.00%,F,T) Exp:NDB5US Noise:1302
Sample Text:TLI#57752C DF-DP-104-0.5 (100X) File Text:TRIANGLE LABORATORIES, INC.



File:W1087 #1-674 Acq:19-JUL-2002 04:41:34 GC EI+ Voltage SIR 70S
430.9729 S:13 F:4 Exp:NDB5US
Sample Text:TLI#57752C DF-DP-104-0.5 (100X) File Text:TRIANGLE LABORATORIES, INC.

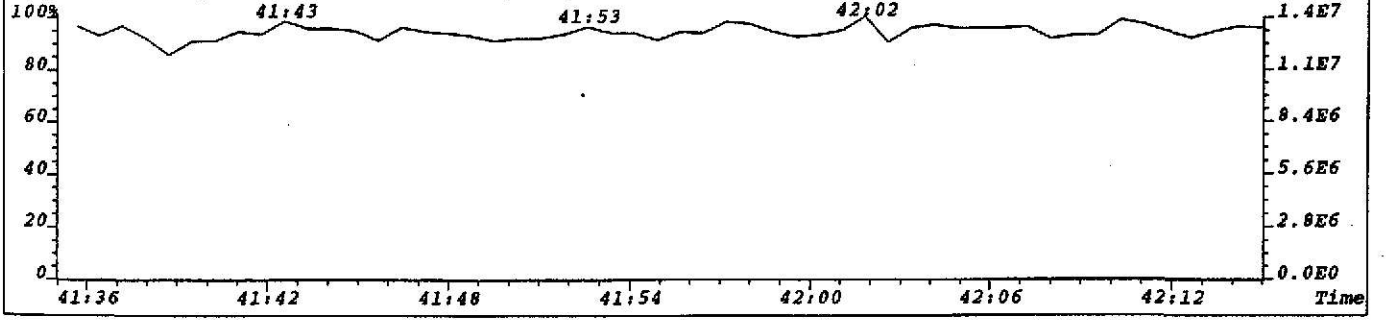

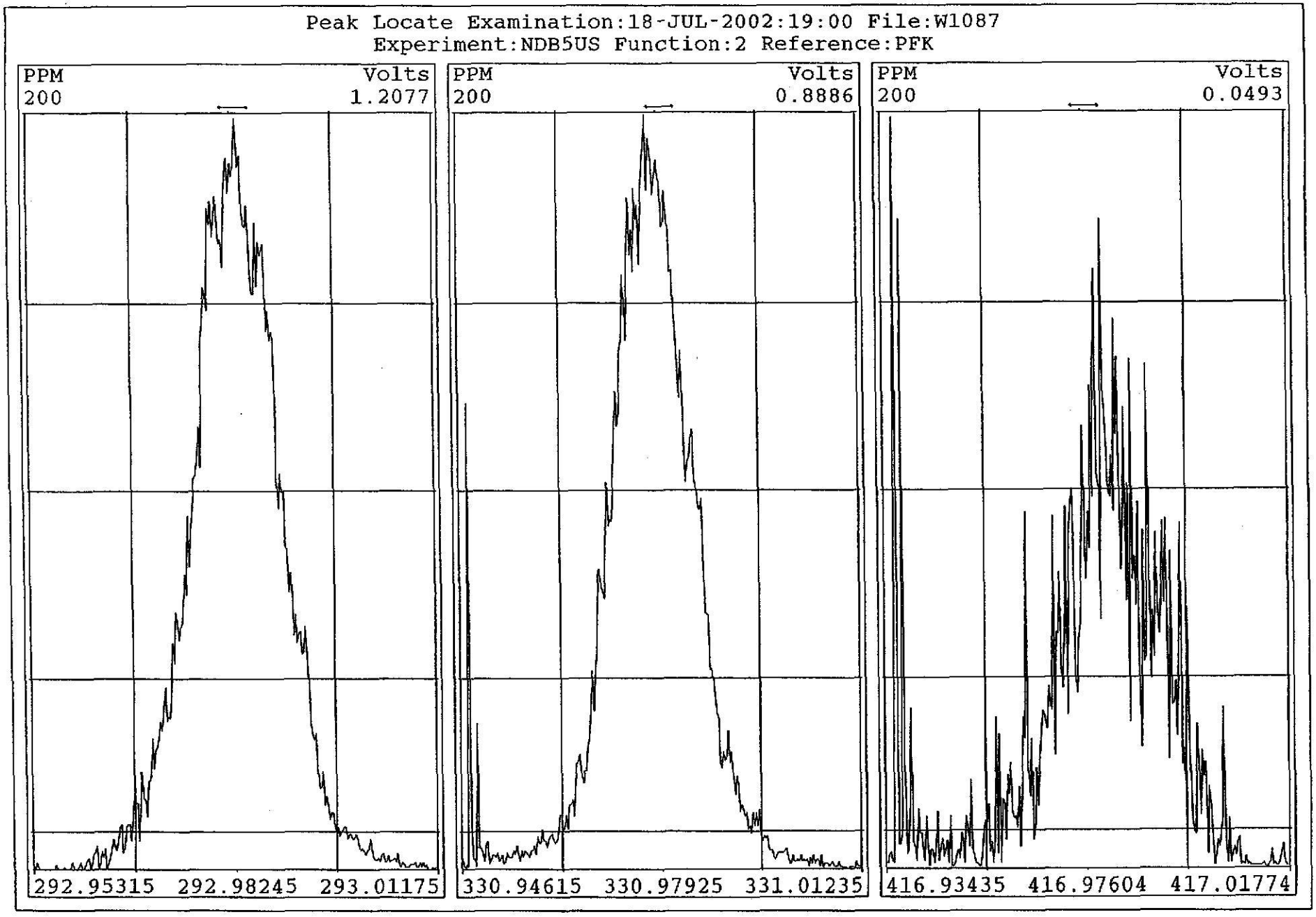
Peak Locate Examination:18-JUL-2002:19:00 File:W1087
Experiment:NDB5US Function:2 Reference:PFK
PPM
200
Volts
1.2077
292.95315 292.98245 293.01175
PPM
200
Volts
0.8886
330.94615 330.97925 331.01235
PPM
200
Volts
0.0493
416.93435 416.97604 417.01774

QEM 7/19/02

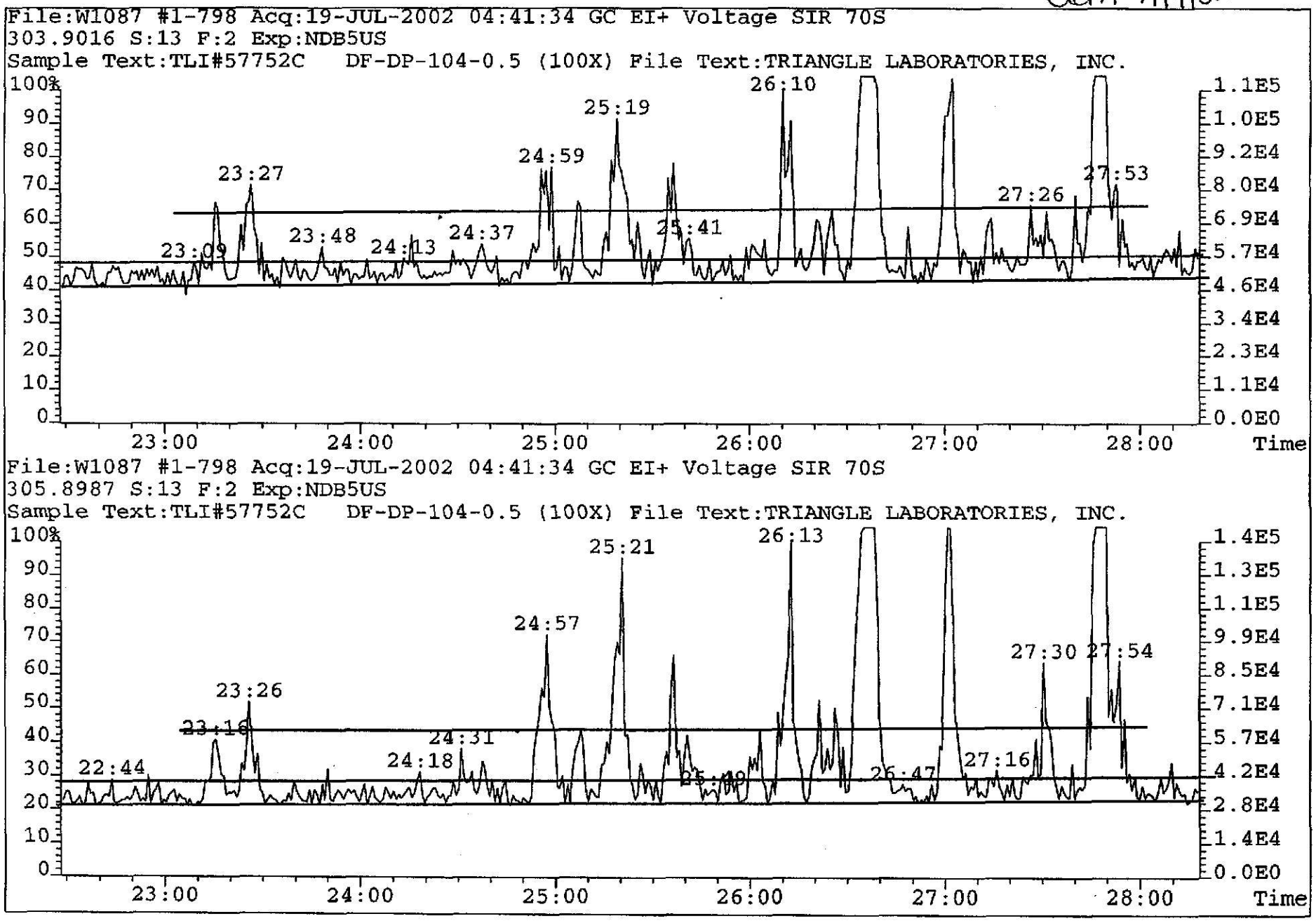

641

QSM 7/19/02

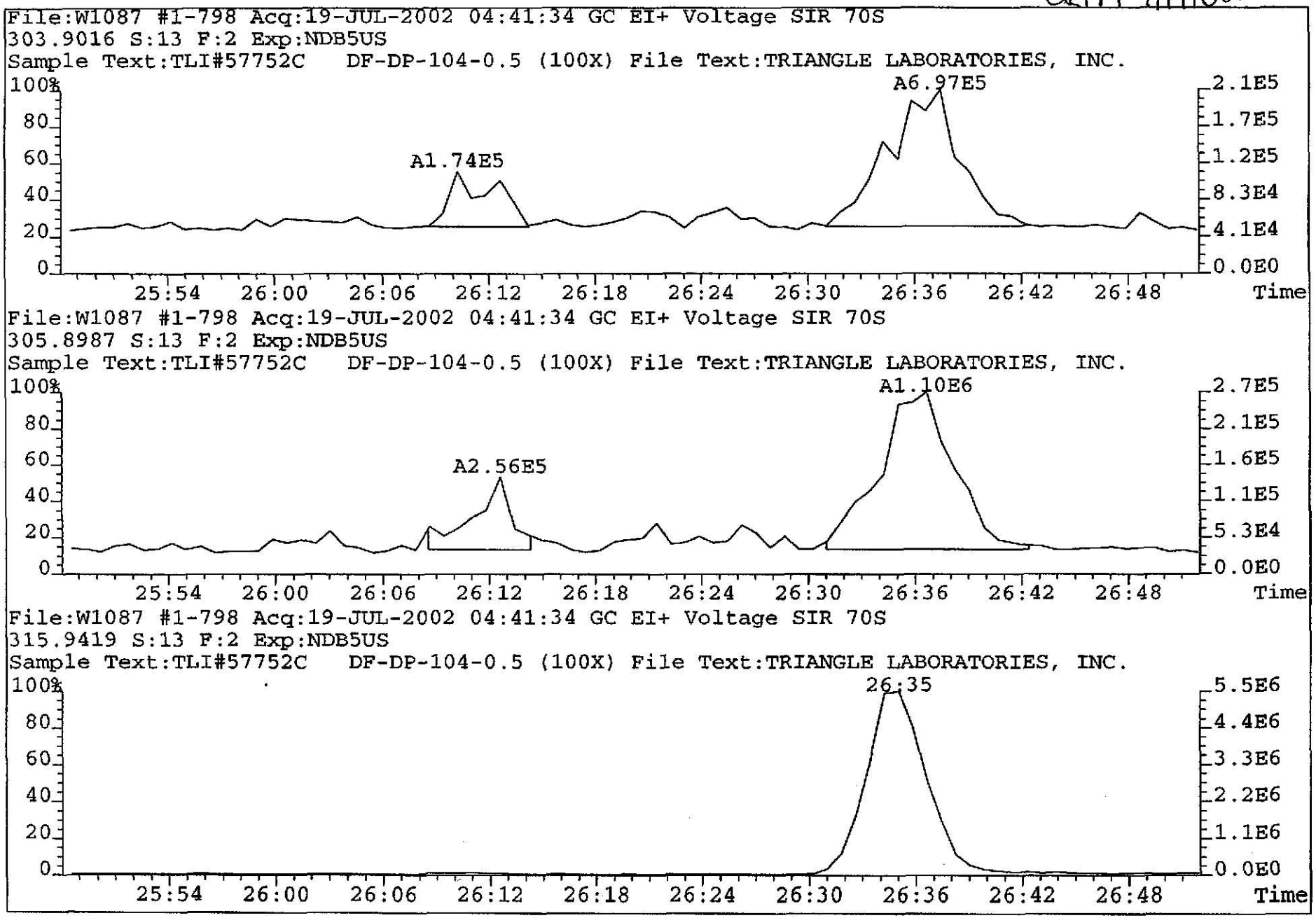

642

aem 7/19/02

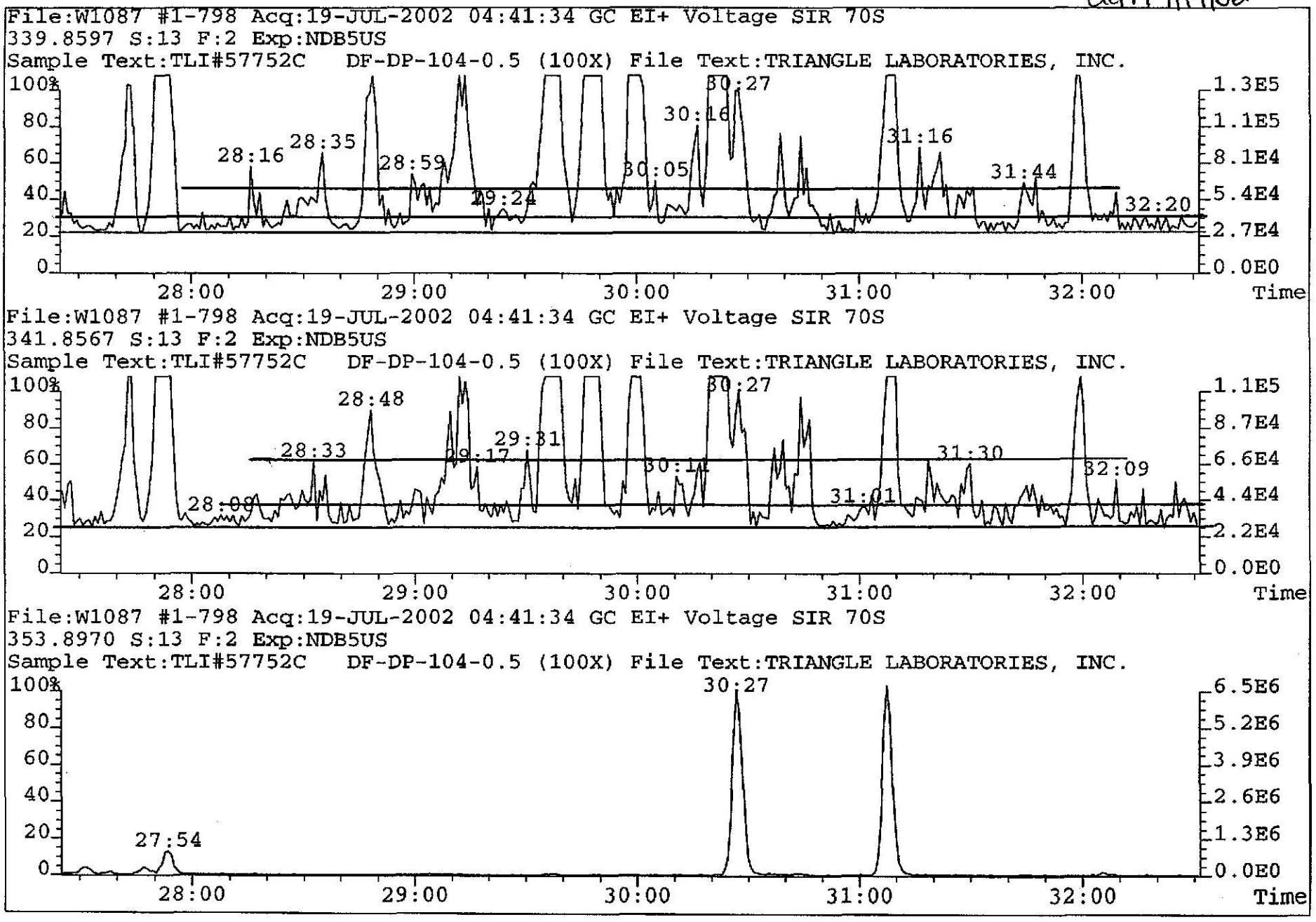
File:W1087 #1-798 Acq:19-JUL-2002 04:41:34 GC EI+ Voltage SIR 70S
339.8597 S:13 F:2 Exp:NDB5US
Sample Text:TLI#57752C DF-DP-104-0.5 (100X) File Text:TRIANGLE LABORATORIES, INC.
28:16
28:35
28:59
29:24
30:05
30:16
30:27
31:16
31:44
32:20
1.3E5
1.1E5
8.1E4
5.4E4
2.7E4
0.0E0
28:00
29:00
30:00
31:00
32:00
Time
File:W1087 #1-798 Acq:19-JUL-2002 04:41:34 GC EI+ Voltage SIR 70S
341.8567 S:13 F:2 Exp:NDB5US
Sample Text:TLI#57752C DF-DP-104-0.5 (100X) File Text:TRIANGLE LABORATORIES, INC.
28:09
28:33
28:48
29:17
29:31
30:14
30:27
31:01
31:30
32:09
1.1E5
8.7E4
6.6E4
4.4E4
2.2E4
0.0E0
28:00
29:00
30:00
31:00
32:00
Time
File:W1087 #1-798 Acq:19-JUL-2002 04:41:34 GC EI+ Voltage SIR 70S
353.8970 S:13 F:2 Exp:NDB5US
Sample Text:TLI#57752C DF-DP-104-0.5 (100X) File Text:TRIANGLE LABORATORIES, INC.
27:54
30:27
6.5E6
5.2E6
3.9E6
2.6E6
1.3E6
0.0E0
28:00
29:00
30:00
31:00
32:00
Time

GEM 7/19/02

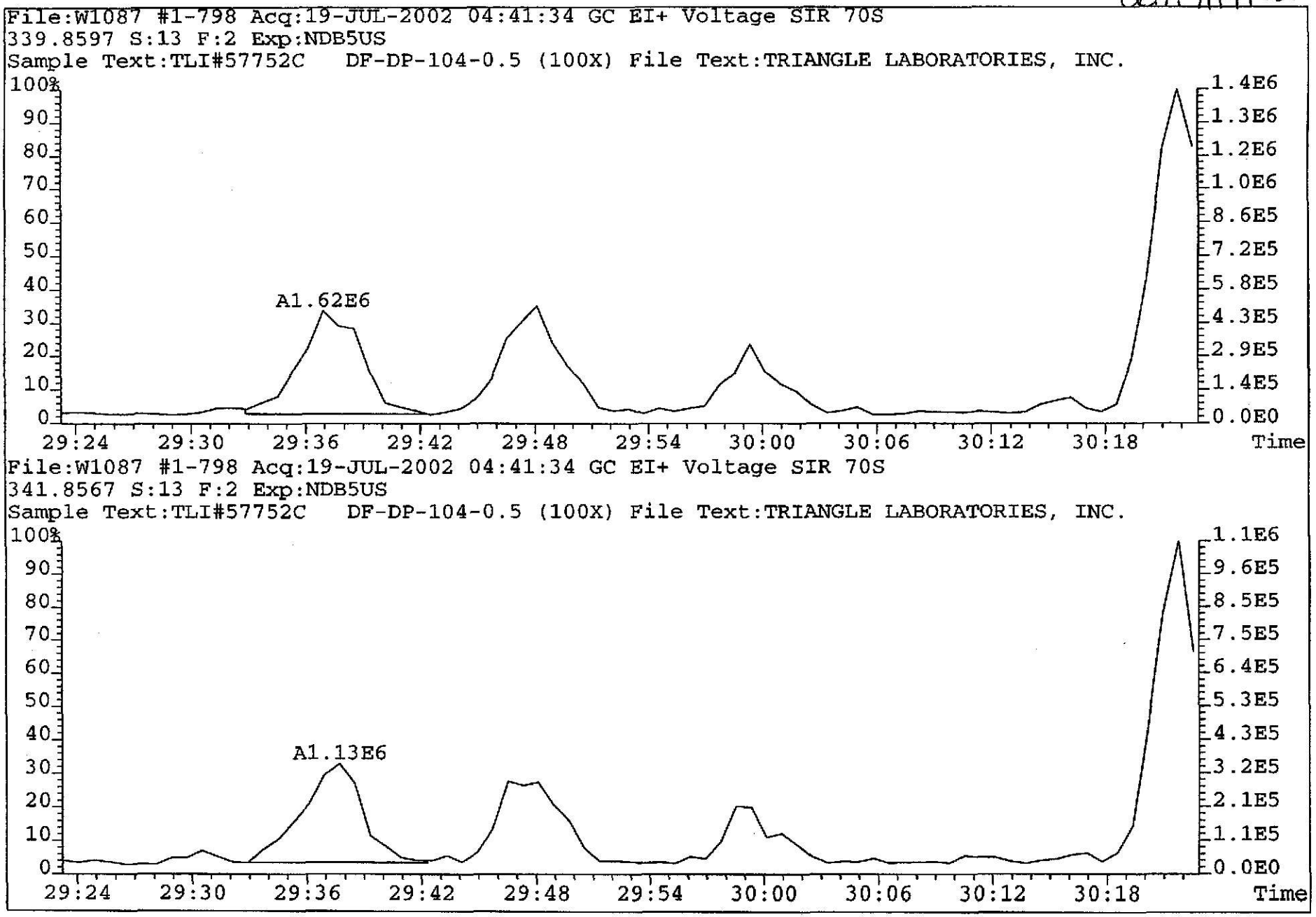
File:W1087 #1-798 Acq:19-JUL-2002 04:41:34 GC EI+ Voltage SIR 70S
339.8597 S:13 F:2 Exp:NDB5US
Sample Text:TLI#57752C DF-DP-104-0.5 (100X) File Text:TRIANGLE LABORATORIES, INC.
100%
90
80
70
60
50
40
30
20
10
0
A1.62E6
1.4E6
1.3E6
1.2E6
1.0E6
8.6E5
7.2E5
5.8E5
4.3E5
2.9E5
1.4E5
0.0E0
29:24
29:30
29:36
29:42
29:48
29:54
30:00
30:06
30:12
30:18
Time
File:W1087 #1-798 Acq:19-JUL-2002 04:41:34 GC EI+ Voltage SIR 70S
341.8567 S:13 F:2 Exp:NDB5US
Sample Text:TLI#57752C DF-DP-104-0.5 (100X) File Text:TRIANGLE LABORATORIES, INC.
100%
90
80
70
60
50
40
30
20
10
0
A1.13E6
1.1E6
9.6E5
8.5E5
7.5E5
6.4E5
5.3E5
4.3E5
3.2E5
2.1E5
1.1E5
0.0E0
29:24
29:30
29:36
29:42
29:48
29:54
30:00
30:06
30:12
30:18
Time

CEM 7/19/02

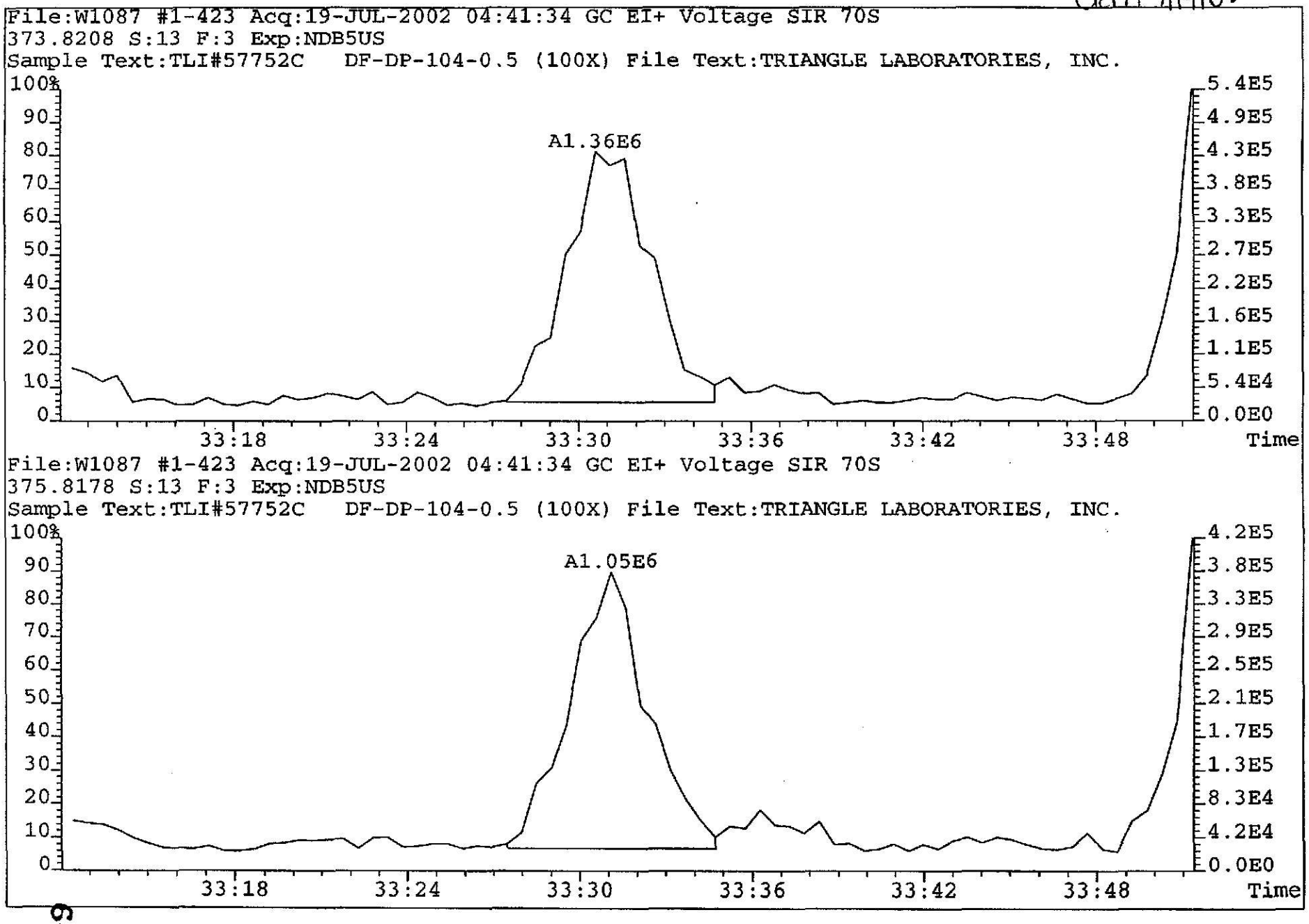

645

Gem 7/19/02

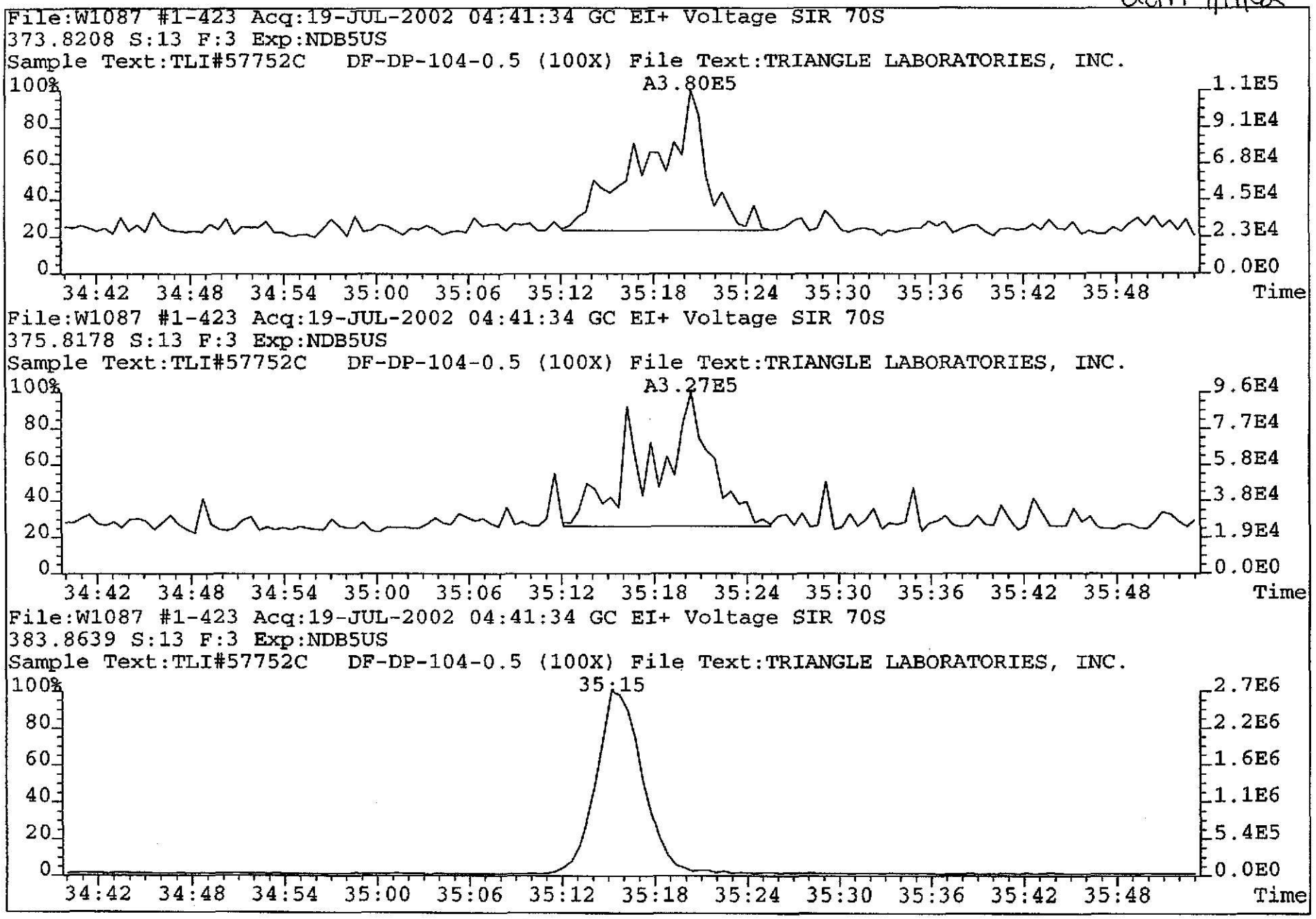

646



Martin & Slagle

TLI Project: 57752C 1613, Revision B, Tetra Only PCDD/PCDF Analysis (c)
Client Sample: DF-DP-104-0.5 Analysis File: P022594

Client Project:	Mississippi Project				
Sample Matrix:	SOIL	Date Received:	06/28/2002	Spike File:	SPCONB00
TLI ID:	329-38-30	Date Extracted:	07/05/2002	ICal:	PF56152
		Date Analyzed:	07/20/2002	ConCal:	P022587
Sample Size:	13.500 g	Dilution Factor:	100	% Moisture:	8.2
Dry Weight:	12.393 g	Blank File:	W105902	% Lipid:	n/a
GC Column:	DB-225	Analyst:	VSC	% Solids:	91.8

Analytes	Conc. (pg/g)	DL	Ratio	RT	RRT	Flags
2,3,7,8-TCDF	451		0.70	23:37	1.001	___

Internal Standard	Conc. (pg/g)	% Recovery	QC Limits	Ratio	RT	RRT	Flags
$^{13}C_{12}$-2,3,7,8-TCDF	15500	95.1	29%-140%	0.81	23:36	1.052	___

Recovery Standard	Ratio	RT	Flags
$^{13}C_{12}$-1,2,3,4-TCDD	0.83	22:26	___

Data Reviewer: VSC 07/21/2002

CONB_PSR v1.00, LARS 6.25.05

Triangle Laboratories, Inc.®
2445 S. Alston Ave. • Durham, North Carolina 27713
Phone: (919) 544-5729 • Fax: (919) 544-5491

Printed: 06:21 07/21/2002

Initial ....Date...

Data Review By: VEL 7/21/02

Channel specific noise levels computed from 'NL' heights.

Listing of P022594B.dbf

07/21/2002

Matched GC Peaks / Ratio / Ret. Time

Compound/ M_Z....	QC.Log	Omit	Why	..RT.	OK	Ratio	Total.Area/Ht	Area/Ht.Peak1	Area/Ht.Peak2	Rel.RT	Compound.Name..	ID..	Flags.
TCDF				0.65-0.89					0.794-1.107				
304-306	DC	NL		Height			0.18	0.09	0.09				
	DC	SN	19:26		RO	0.64	0.18			0.823			
			19:42		RO	1.44	0.78	0.46	0.32	0.835			J
	DC	SN	19:54		RO	0.45	0.45			0.843			
	DC	SN	19:59		RO	0.07	0.49			0.847			
	DC	SN	20:10			0.68	0.42			0.855			
			20:46		RO	1.02	1.01	0.51	0.50	0.880			
			21:04			0.73	1.68	0.71	0.97	0.893			
			21:13		RO	1.04	0.53	0.27	0.26	0.899			J
	DC	SN	21:19		RO	0.54	0.20			0.903			
	DC	SN	21:23		RO	0.58	0.19			0.906			
	DC	SN	21:38		RO	0.26	0.34			0.917			
	DC	SN	21:44		RO	0.36	0.60			0.921			
	DC	SN	21:55		RO	0.33	0.24			0.929			
			22:06		RO	1.54	0.71	0.43	0.28	0.936			J
			22:23		RO	0.15	0.92	0.12	0.80	0.948			J
			22:27		RO	0.41	0.58	0.17	0.41	0.951			J
	DC	SN	22:43		RO	3.00	0.20			0.963			
	DC	SN	23:11			0.67	0.15			0.982			
	DC	SN	23:18		RO	1.71	0.19			0.987			
			23:37			0.70	5.14	2.11	3.03	1.001	2378-TCDF	AN	
			23:51		RO	1.09	1.36	0.71	0.65	1.011			
	DC	SN	23:55		RO	0.63	0.44			1.013			
			24:14			0.66	9.56	3.81	5.75	1.027			
			24:53		RO	1.79	0.39	0.25	0.14	1.054			J
	DC	SN	25:01		RO	0.58	0.19			1.060			
	DC	SN	25:28		RO	2.45	0.38			1.079			
	DC	SN	25:46		RO	0.53	0.29			1.092			
	DC	SN	25:52			0.70	0.17			1.096			
	DC	SN	26:07		RO	0.91	0.21			1.107			
	DC	WH	26:24		RO	2.20	0.16			1.119			
304-306		11	Peaks				22.66						
13C12-TCDF				0.65-0.89					0.958-1.042				
316-318	DC	NL		Height			0.26	0.08	0.18				
	DC	WL	19:18		RO	0.35	0.74			0.818			
	DC	WL	20:02			0.83	0.42			0.849			
	DC	WL	20:59		RO	1.21	0.31			0.889			
	DC	WL	21:02		RO	2.25	0.26			0.891			
	DC	WL	22:03		RO	1.34	1.57			0.934			
	DC	WL	22:19		RO	0.35	0.42			0.946			
	DC	WL	22:24		RO	0.50	0.39			0.949			
	DC	SN	23:02			0.73	0.45			0.976			
	DC	SN	23:21		RO	0.16	0.44			0.989			
			23:36			0.81	165.81	73.98	91.83	1.000	13C12-2378-TCDF	IS0	
				Height			42.25	18.19	24.06				

Compound/ M_Z....	QC.Log	Omit	Why	..RT.	OK	Ratio	Total.Area/Ht	Area/Ht.Peak1	Area/Ht.Peak2	Rel.RT	Compound.Name..	ID..	Flags.
	DC	WH		25:19	RO	0.59	0.51			1.073			
	DC	WH		25:44	RO	1.58	0.31			1.090			
	DC	WH		25:49	RO	1.89	0.81			1.094			
	DC	WH		26:14		0.67	0.35			1.112			
	DC	WH		26:19	RO	1.38	0.19			1.115			
316-318		1	Peak				165.81						
---------- Above: TCDF / TCDD Follows ----------													
13C12-TCDD				0.65-0.89						0.910-1.090			
332-334	DC	NL				Height	0.38	0.30	0.08				
	DC	SN		21:44	RO	1.21	0.53			0.982			
	DC	SN		21:55	RO	4.60	0.28			0.990			
				22:08		0.82	114.50	51.56	62.94	1.000	13C12-2378-TCDD	IS1	
						Height	25.31	11.22	14.09				
				22:26		0.83	113.65	51.40	62.25	1.014	13C12-1234-TCDD	RS1	
	DC	SN		22:43	RO	2.53	0.60			1.026			
	DC	WH		24:11		0.69	0.54			1.093			
	DC	WH		24:47	RO	3.55	0.50			1.120			
	DC	WH		25:18	RO	3.75	0.38			1.143			
	DC	WH		25:24	RO	10.00	0.22			1.148			
332-334		2	Peaks				228.15						

Column Description.....	"Why" Code Description.....	QC Log Desc.....
M_Z -Nominal Ion Mass(es)	WL-Below Retention Time Window	A-Peak Added
..RT. -Retention Time (mm:ss)	WH-Above Retention Time Window	K-Peak Kept
Rat.1 -Ratio of M/M+2 Ions	SN-Below Signal to Noise Level	D-Peak Deleted
OK -RO=Ratio Outside Limits	<M-Below Method Detection Limit	T-Time Changed
Rel.RT-Relative Retention Time	NL-Channel Specific Noise Level	M-Peak Area Changed
		N-Name Changed
		X-Ether Interference

*** End of Report ***

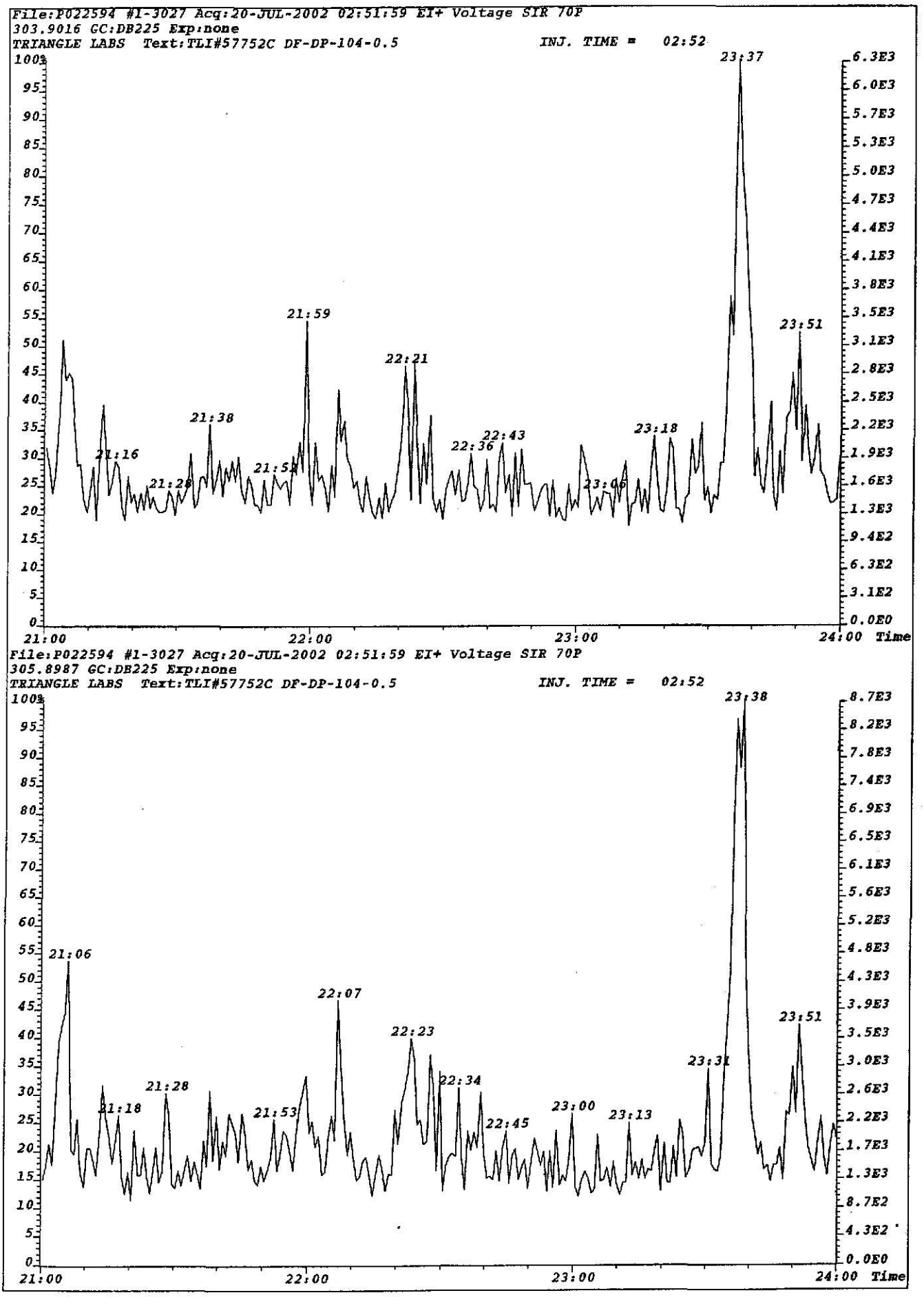
File:P022594 #1-3027 Acq:20-JUL-2002 02:51:59 EI+ Voltage SIR 70P
303.9016 GC:DB225 Exp:none
TRIANGLE LABS Text:TLI#57752C DF-DP-104-0.5
INJ. TIME = 02:52
21:16
21:28
21:38
21:53
21:59
22:21
22:36
22:43
23:06
23:18
23:37
23:51
21:00
22:00
23:00
24:00 Time
File:P022594 #1-3027 Acq:20-JUL-2002 02:51:59 EI+ Voltage SIR 70P
305.8987 GC:DB225 Exp:none
TRIANGLE LABS Text:TLI#57752C DF-DP-104-0.5
INJ. TIME = 02:52
21:06
21:18
21:28
21:53
22:07
22:23
22:34
22:45
23:00
23:13
23:31
23:38
23:51
21:00
22:00
23:00
24:00 Time

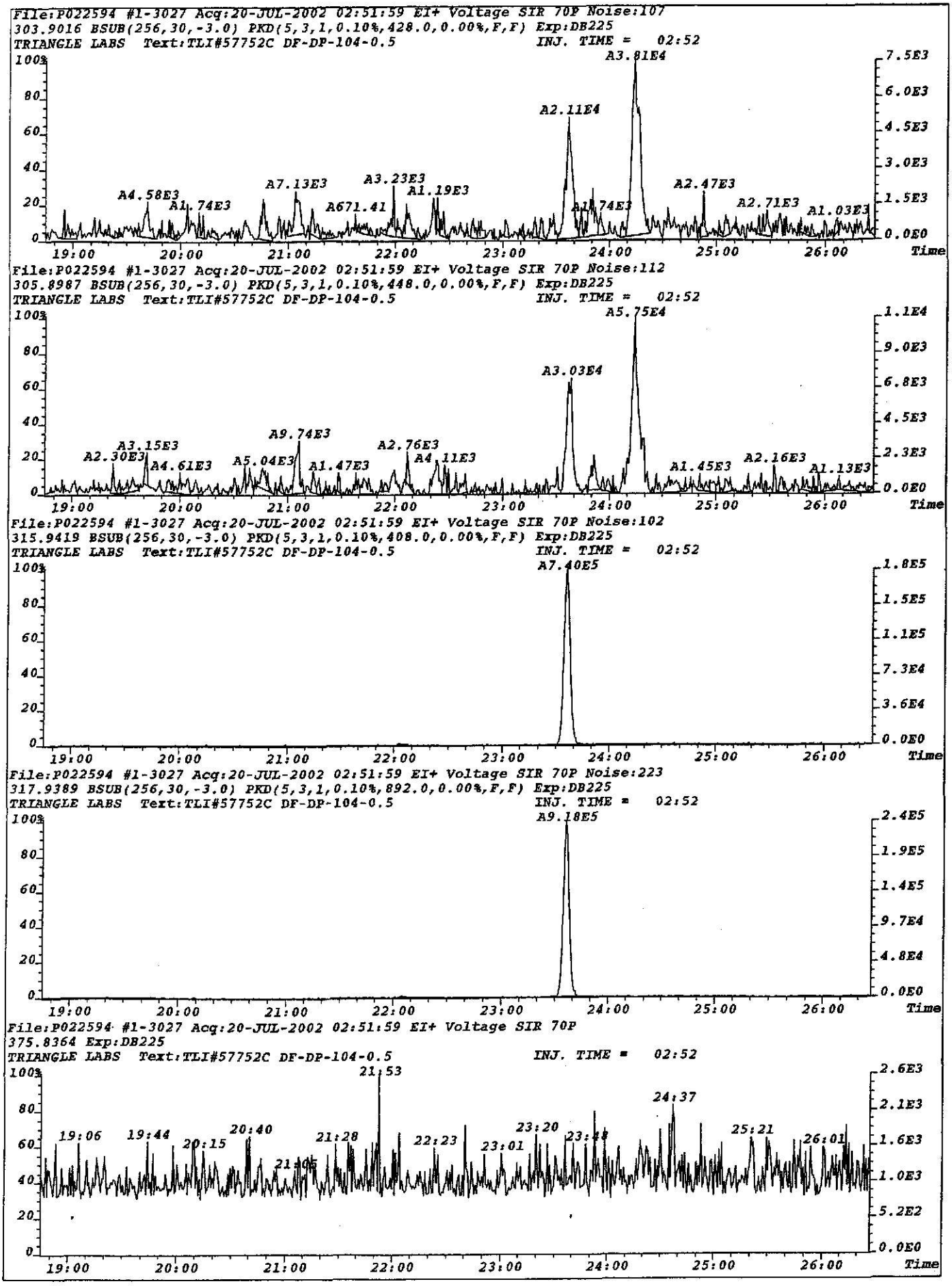
File:P022594 #1-3027 Acq:20-JUL-2002 02:51:59 EI+ Voltage SIR 70P Noise:107
303.9016 BSUB(256,30,-3.0) PKD(5,3,1,0.10%,428.0,0.00%,F,F) Exp:DB225
TRIANGLE LABS Text:TLI#57752C DF-DP-104-0.5
INJ. TIME = 02:52
A3.81E4
A2.11E4
A7.13E3
A3.23E3
A4.58E3
A1.74E3
A1.19E3
A671.41
A1.74E3
A2.47E3
A2.71E3
A1.03E3
File:P022594 #1-3027 Acq:20-JUL-2002 02:51:59 EI+ Voltage SIR 70P Noise:112
305.8987 BSUB(256,30,-3.0) PKD(5,3,1,0.10%,448.0,0.00%,F,F) Exp:DB225
TRIANGLE LABS Text:TLI#57752C DF-DP-104-0.5
INJ. TIME = 02:52
A5.75E4
A3.03E4
A9.74E3
A3.15E3
A2.30E3
A4.61E3
A5.04E3
A1.47E3
A2.76E3
A4.11E3
A1.45E3
A2.16E3
A1.13E3
File:P022594 #1-3027 Acq:20-JUL-2002 02:51:59 EI+ Voltage SIR 70P Noise:102
315.9419 BSUB(256,30,-3.0) PKD(5,3,1,0.10%,408.0,0.00%,F,F) Exp:DB225
TRIANGLE LABS Text:TLI#57752C DF-DP-104-0.5
INJ. TIME = 02:52
A7.40E5
File:P022594 #1-3027 Acq:20-JUL-2002 02:51:59 EI+ Voltage SIR 70P Noise:223
317.9389 BSUB(256,30,-3.0) PKD(5,3,1,0.10%,892.0,0.00%,F,F) Exp:DB225
TRIANGLE LABS Text:TLI#57752C DF-DP-104-0.5
INJ. TIME = 02:52
A9.18E5
File:P022594 #1-3027 Acq:20-JUL-2002 02:51:59 EI+ Voltage SIR 70P
375.8364 Exp:DB225
TRIANGLE LABS Text:TLI#57752C DF-DP-104-0.5
INJ. TIME = 02:52
21:53
24:37
19:06
19:44
20:15
20:40
21:28
21:05
22:23
23:01
23:20
23:48
25:21
26:01
Time

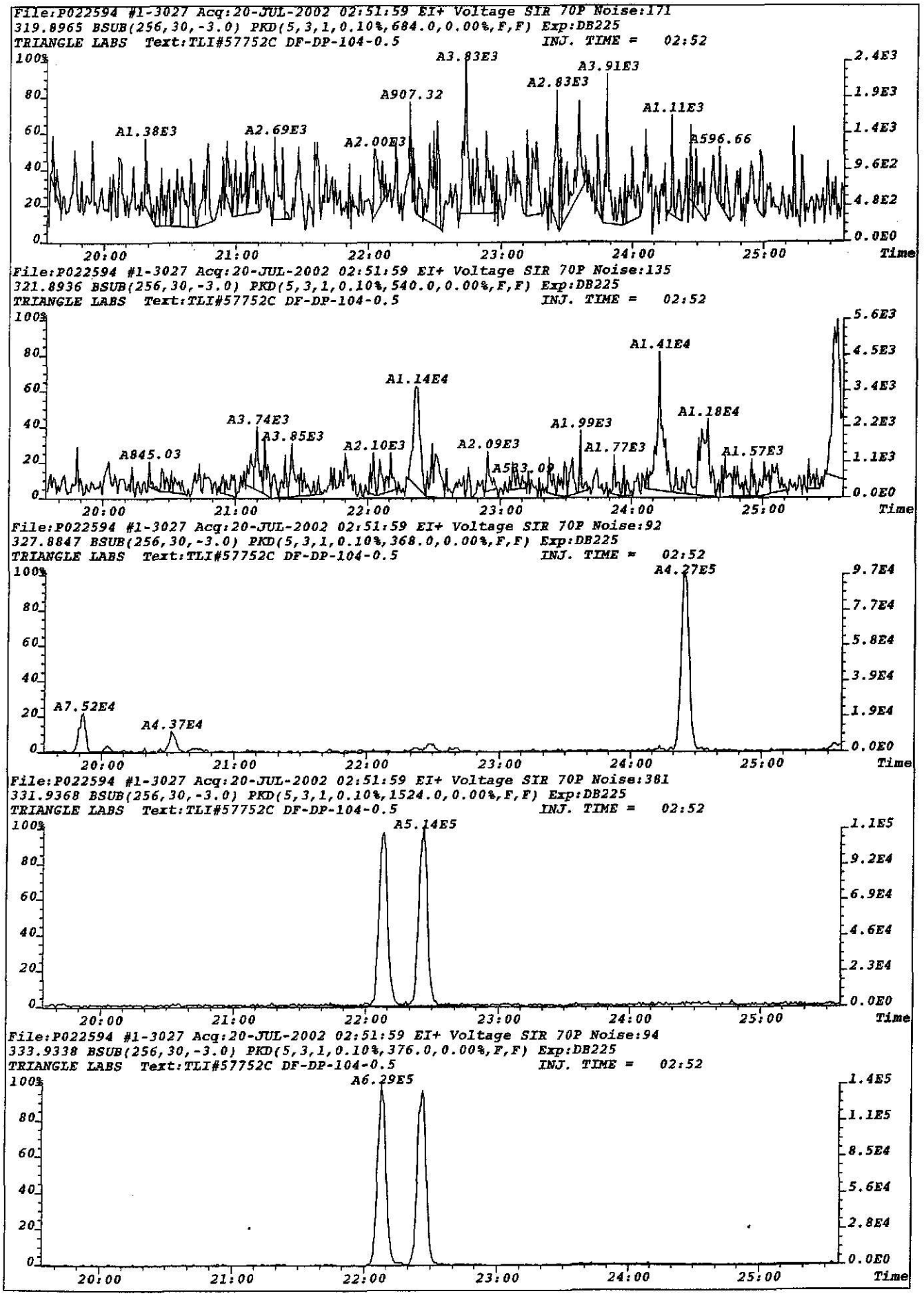
File:P022594 #1-3027 Acq:20-JUL-2002 02:51:59 EI+ Voltage SIR 70P Noise:171
319.8965 BSUB(256,30,-3.0) PKD(5,3,1,0.10%,684.0,0.00%,F,F) Exp:DB225
TRIANGLE LABS Text:TLI#57752C DF-DP-104-0.5
INJ. TIME = 02:52
A1.38E3
A2.69E3
A2.00E3
A907.32
A3.83E3
A2.83E3
A3.91E3
A1.11E3
A596.66
File:P022594 #1-3027 Acq:20-JUL-2002 02:51:59 EI+ Voltage SIR 70P Noise:135
321.8936 BSUB(256,30,-3.0) PKD(5,3,1,0.10%,540.0,0.00%,F,F) Exp:DB225
TRIANGLE LABS Text:TLI#57752C DF-DP-104-0.5
INJ. TIME = 02:52
A845.03
A3.74E3
A3.85E3
A2.10E3
A1.14E4
A2.09E3
A1.99E3
A1.77E3
A1.41E4
A1.18E4
A1.57E3
File:P022594 #1-3027 Acq:20-JUL-2002 02:51:59 EI+ Voltage SIR 70P Noise:92
327.8847 BSUB(256,30,-3.0) PKD(5,3,1,0.10%,368.0,0.00%,F,F) Exp:DB225
TRIANGLE LABS Text:TLI#57752C DF-DP-104-0.5
INJ. TIME = 02:52
A7.52E4
A4.37E4
A4.27E5
File:P022594 #1-3027 Acq:20-JUL-2002 02:51:59 EI+ Voltage SIR 70P Noise:381
331.9368 BSUB(256,30,-3.0) PKD(5,3,1,0.10%,1524.0,0.00%,F,F) Exp:DB225
TRIANGLE LABS Text:TLI#57752C DF-DP-104-0.5
INJ. TIME = 02:52
A5.14E5
File:P022594 #1-3027 Acq:20-JUL-2002 02:51:59 EI+ Voltage SIR 70P Noise:94
333.9338 BSUB(256,30,-3.0) PKD(5,3,1,0.10%,376.0,0.00%,F,F) Exp:DB225
TRIANGLE LABS Text:TLI#57752C DF-DP-104-0.5
INJ. TIME = 02:52
A6.29E5
Time

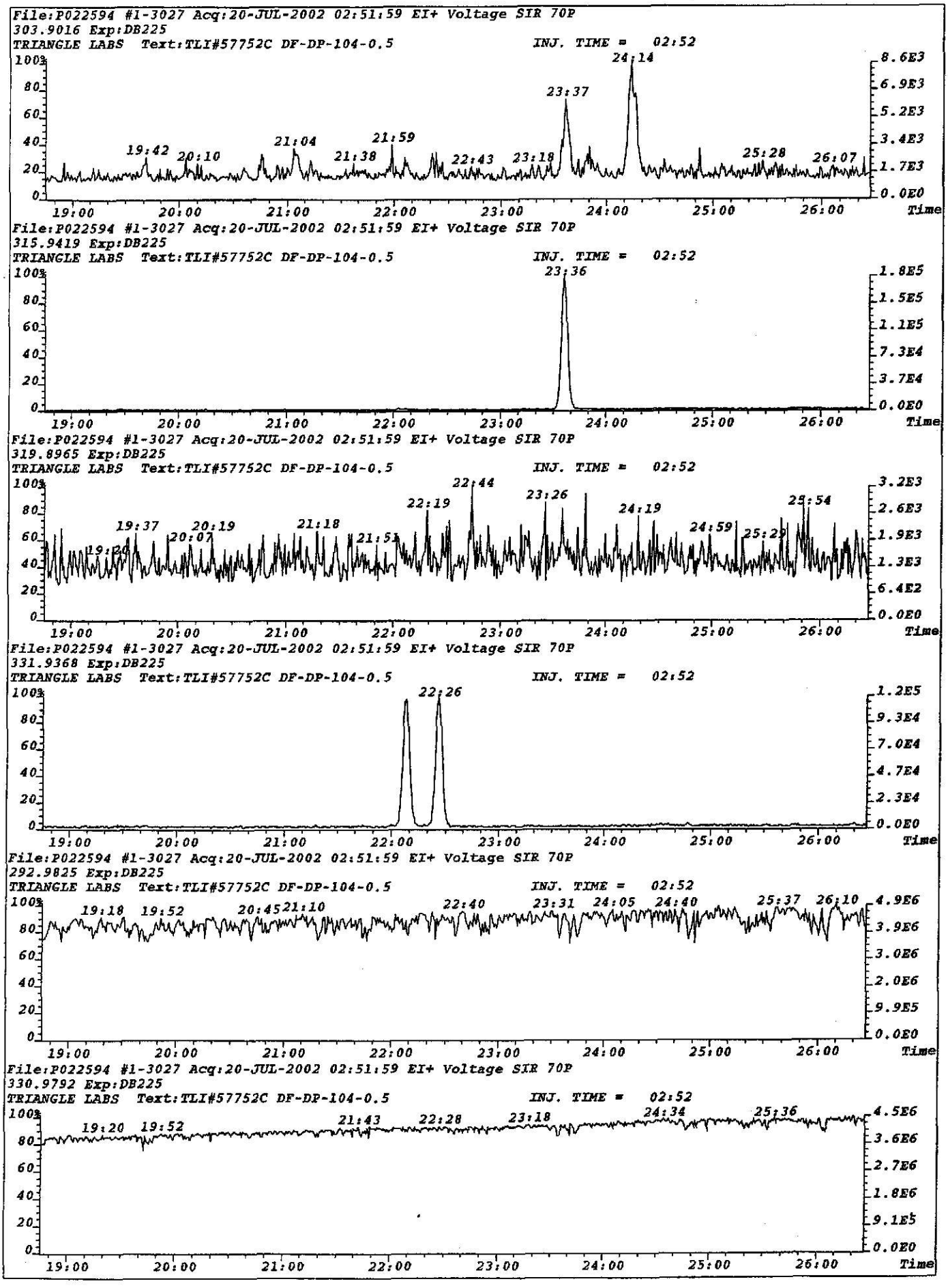
File:P022594 #1-3027 Acq:20-JUL-2002 02:51:59 EI+ Voltage SIR 70P
303.9016 Exp:DB225
TRIANGLE LABS Text:TLI#57752C DF-DP-104-0.5
INJ. TIME = 02:52
19:42 20:10 21:04 21:38 21:59 22:43 23:18 23:37 24:14 25:28 26:07
File:P022594 #1-3027 Acq:20-JUL-2002 02:51:59 EI+ Voltage SIR 70P
315.9419 Exp:DB225
TRIANGLE LABS Text:TLI#57752C DF-DP-104-0.5
INJ. TIME = 02:52
23:36
File:P022594 #1-3027 Acq:20-JUL-2002 02:51:59 EI+ Voltage SIR 70P
319.8965 Exp:DB225
TRIANGLE LABS Text:TLI#57752C DF-DP-104-0.5
INJ. TIME = 02:52
19:37 20:19 20:07 21:18 21:51 22:19 22:44 23:26 24:19 24:59 25:29 25:54
File:P022594 #1-3027 Acq:20-JUL-2002 02:51:59 EI+ Voltage SIR 70P
331.9368 Exp:DB225
TRIANGLE LABS Text:TLI#57752C DF-DP-104-0.5
INJ. TIME = 02:52
22:26
File:P022594 #1-3027 Acq:20-JUL-2002 02:51:59 EI+ Voltage SIR 70P
292.9825 Exp:DB225
TRIANGLE LABS Text:TLI#57752C DF-DP-104-0.5
INJ. TIME = 02:52
19:18 19:52 20:45 21:10 22:40 23:31 24:05 24:40 25:37 26:10
File:P022594 #1-3027 Acq:20-JUL-2002 02:51:59 EI+ Voltage SIR 70P
330.9792 Exp:DB225
TRIANGLE LABS Text:TLI#57752C DF-DP-104-0.5
INJ. TIME = 02:52
19:20 19:52 21:43 22:28 23:18 24:34 25:36
19:00 20:00 21:00 22:00 23:00 24:00 25:00 26:00 Time

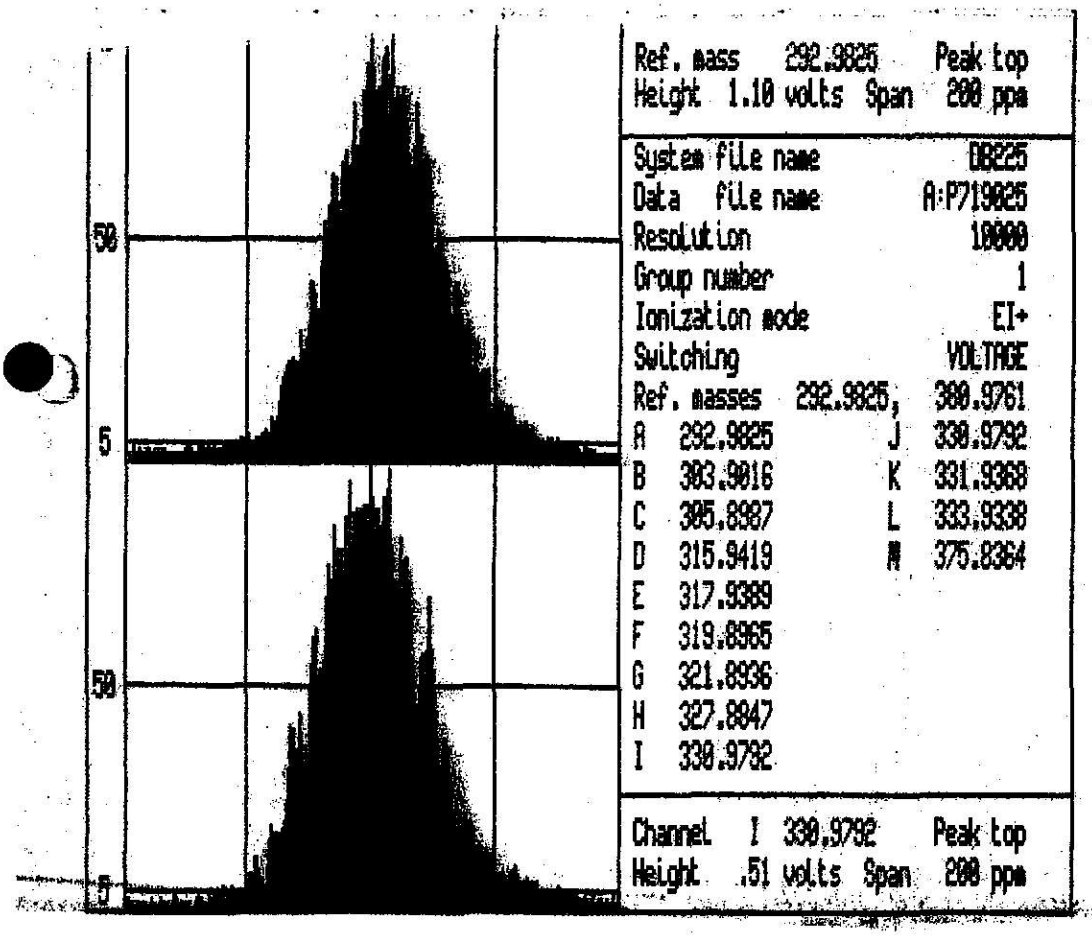

Ref. mass	292.9825	Peak top	
Height	1.10 volts	Span	200 ppm

System file name	DB225
Data file name	A:P719025
Resolution	10000
Group number	1
Ionization mode	EI+
Switching	VOLTAGE

Ref. masses	292.9825,		380.9761
A	292.9825	J	330.9792
B	303.9016	K	331.9368
C	305.8987	L	333.9338
D	315.9419	M	375.8364
E	317.9389		
F	319.8965		
G	321.8936		
H	327.8847		
I	330.9792		

Channel	I	330.9792	Peak top
Height	.51 volts	Span	200 ppm

[redacted]

Martin & Slagle

TLI Project: **57752C** — 1613, Revision B PCDD/PCDF Analysis (c)
Client Sample: **DF-DP-209-0.5** — Analysis File: **W108714**

Client Project:	**Mississippi Project**				
Sample Matrix:	**SOLID**	Date Received:	**06/28/2002**	Spike File:	**SP161B10**
TLI ID:	**329-38-34**	Date Extracted:	**07/05/2002**	ICal:	**WF5614B**
		Date Analyzed:	**07/19/2002**	ConCal:	**WB21086**
Sample Size:	**13.500 g**	Dilution Factor:	**10**	% Moisture:	**14.1**
Dry Weight:	**11.597 g**	Blank File:	**W105902**	% Lipid:	**n/a**
GC Column:	**DB-5**	Analyst:	**CGK**	% Solids:	**85.9**

Analytes	Conc. (pg/g)	DL	Ratio	RT	RRT	Flags
1,2,3,4,6,7,8-HpCDF	4770		1.07	36:57	1.000	
1,2,3,4,6,7,8,9-OCDF	2690		0.87	41:58	1.006	

Totals	Conc. (pg/g)	Number	DL	Flags
Total TCDF	980	14		
Total HpCDF	8390	4		

Internal Standards	Conc. (pg/g)	% Recovery	QC Limits	Ratio	RT	RRT	Flags
$^{13}C_{12}$-1,2,3,4,6,7,8,9-OCDD	4320	114	17%-157%	0.85	41:44	1.193	
$^{13}C_{12}$-2,3,7,8-TCDF	1440	75.8	24%-169%	0.73	26:35	0.980	
$^{13}C_{12}$-1,2,3,4,6,7,8-HpCDF	1630	85.8	28%-143%	0.44	36:57	1.056	
$^{13}C_{12}$-1,2,3,4,7,8,9-HpCDF	1700	89.7	26%-138%	0.43	38:31	1.101	

Recovery Standards	Ratio	RT	Flags
$^{13}C_{12}$-1,2,3,4-TCDD	0.80	27:07	
$^{13}C_{12}$-1,2,3,7,8,9-HxCDD	1.20	34:59	

Data Reviewer: _____ 07/19/2002

Triangle Laboratories, Inc.®
2445 S. Alston Ave. • Durham, North Carolina 27713
Phone: (919) 544-5729 • Fax: (919) 544-5491

Printed: 17:24 07/19/2002

Initial ....Date...

Data Review By: AEM 7/19/02

Channel specific noise levels computed from 'NL' heights.

Page No. 1 Listing of W108714B.dbf
07/19/2002 Matched GC Peaks / Ratio / Ret. Time

Compound/ M_Z....	QC.Log	Omit	Why	..RT.	OK	Ratio	Total.Area/Ht	Area/Ht.Peak1	Area/Ht.Peak2	Rel.RT	Compound.Name..	ID..	Flags.
TCDF						0.65-0.89				0.879-1.070			
304-306		DC	NL			Height	6.07	3.66	2.41				
	D	D	WL	23:26		0.77	209.55			0.882			
				24:03	RO	0.60	68.81	25.93	42.88	0.905			
				24:16		0.75	69.00	29.59	39.41	0.913			
				24:38	RO	0.61	187.67	70.77	116.90	0.927			
				24:57		0.75	310.60	133.34	177.26	0.939			
				25:06		0.73	95.12	39.98	55.14	0.944			
				25:19		0.76	388.57	167.72	220.85	0.952			
				25:35		0.77	310.12	134.78	175.34	0.962			
				25:54		0.71	156.64	64.84	91.80	0.974			
				26:01		0.72	113.66	47.47	66.19	0.979			
				26:12		0.74	481.47	204.20	277.27	0.986			
				26:26	RO	0.93	260.20	125.17	135.03	0.994			
				26:36		0.74	1,121.77	475.49	646.28	1.001	2378-TCDF		AN
				26:48		0.84	50.27	22.97	27.30	1.008			
				27:02		0.72	373.94	156.21	217.73	1.017			
				27:14		0.68	79.44	32.25	47.19	1.024			
				27:27		0.68	204.29	82.76	121.53	1.033			
				27:47		0.73	1,307.95	551.98	755.97	1.045			
		DC	WH	28:49		0.76	13.36			1.084			
304-306			17	Peaks			5,579.52						
13C12-TCDF						0.65-0.89				0.944-1.132			
316-318		DC	NL			Height	3.55	1.59	1.96				
				25:52	RO	0.53	17.02	5.93	11.09	0.973			
				26:11	RO	0.56	73.85	26.41	47.44	0.985			
				26:35		0.73	8,562.84	3,609.95	4,952.89	1.000	13C12-2378-TCDF		IS0
						Height	2,306.18	993.38	1,312.80				
				26:56	RO	0.41	20.27	5.92	14.35	1.013			
				27:12		0.74	10.37	4.40	5.97	1.023			
				27:15	RO	1.05	11.69	6.00	5.69	1.025			
				27:46	RO	1.18	13.13	7.11	6.02	1.045			
		DC	SN	28:17	RO	0.64	8.79			1.064			
316-318			7	Peaks			8,709.17						
---------- Above: TCDF / TCDD Follows ----------													
13C12-TCDD						0.65-0.89				0.920-1.067			
332-334		DC	NL			Height	5.91	4.11	1.80				
		DC	SN	26:08	RO	2.91	28.88			0.958			
				27:07		0.80	7,094.25	3,153.55	3,940.70	0.994	13C12-1234-TCDD		RS1
				27:17		0.79	7,935.69	3,496.23	4,439.46	1.000	13C12-2378-TCDD		IS1
						Height	2,212.15	984.43	1,227.72				
		DC	SN	27:50	RO	2.38	25.10			1.020			
332-334			2	Peaks			15,029.94						

Compound/ M_Z....	QC.Log	Omit	Why	..RT.	OK	Ratio	Total.Area/Ht	Area/Ht.Peak1	Area/Ht.Peak2	Rel.RT	Compound.Name..	ID..	Flags.
---------- Above: TCDD / HxCDD Follows ----------													
13C12-HxCDD				1.05-1.43						0.983-1.040			
402-404	DC	NL				Height	4.21	1.95	2.26				
	DC	WL	33:48	RO	5.45		5.87			0.977			
	DC	WL	33:56		1.25		8.06			0.981			
			34:03		1.14		25.43	13.56	11.87	0.985			
	DC	SN	34:12	RO	0.20		25.43			0.989			
	DC	SN	34:24	RO	1.49		10.27			0.995			
	DC	SN	34:28		1.17		6.61			0.997			
			34:35		1.21		3,896.79	2,136.90	1,759.89	1.000	13C12-HxCDD 478	IS9	
						Height	1,354.01	743.75	610.26				
			34:40		1.18		4,222.70	2,289.10	1,933.60	1.000	13C12-HxCDD 678	IS10	
						Height	1,365.04	742.10	622.94				
			34:48		1.24		23.45	12.96	10.49	1.006			
			34:59		1.20		4,586.66	2,499.84	2,086.82	1.012	13C12-HxCDD 789	RS2	
			35:11	RO	0.17		54.56	7.75	46.81	1.017			
			35:28	RO	1.97		11.87	7.88	3.99	1.026			
402-404			7 Peaks				12,821.46						
---------- Above: HxCDD / HpCDF Follows ----------													
HpCDF				0.88-1.20						0.955-1.005			
408-410	DC	NL				Height	4.43	1.95	2.48				
			36:57		1.07		15,671.24	8,117.97	7,553.27	1.000	1234678-HpCDF	AN	
			37:14		0.98		128.60	63.56	65.04	0.967			J
			37:23		1.05		9,942.31	5,087.60	4,854.71	0.971			
			38:31		1.08		720.21	374.02	346.19	1.000	1234789-HpCDF	AN	
408-410			4 Peaks				26,462.36						
13C12-HpCDF				0.37-0.51						0.856-1.142			
418-420	DC	NL				Height	4.39	2.34	2.05				
			36:57		0.44		4,180.07	1,284.42	2,895.65	1.000	13C12-HpCDF 678	IS11	
						Height	1,217.36	384.37	832.99				
			37:22	RO	0.90		26.23	12.43	13.80	0.970			
	DC	SN	37:37	RO	0.63		20.03			0.977			
			38:31		0.43		3,458.69	1,037.95	2,420.74	1.000	13C12-HpCDF 789	IS12	
						Height	913.27	266.97	646.30				
			38:50	RO	0.71		46.14	19.08	27.06	1.008			
			38:58	RO	0.87		18.79	8.73	10.06	1.012			
418-420			5 Peaks				7,729.92						
---------- Above: HpCDF / Octa-CDD and CDF Follows ----------													
OCDF				0.76-1.02						0.952-1.048			
442-444	DC	NL				Height	2.69	1.52	1.17				
	DC	WL	36:40	RO	1.07		15.68			0.879			
			40:54		0.79		11.27	4.97	6.30	0.980			
	DC	SN	40:58		0.81		6.82			0.982			
	DC	SN	41:06	RO	3.14		11.85			0.985			
			41:58		0.87		6,891.19	3,210.35	3,680.84	1.006	OCDF	AN	
			42:52	RO	2.24		15.11	10.44	4.67	1.027			

Compound/ M_Z....	QC.Log	Omit	Why	..RT.	OK	Ratio	Total.Area/Ht	Area/Ht.Peak1	Area/Ht.Peak2	Rel.RT	Compound.Name..	ID..	Flags.
				43:02	RO	1.06	9.34	4.81	4.53	1.031			
	DC	SN		43:17	RO	1.35	5.29			1.037			
	DC	WH		43:59	RO	2.46	13.04			1.054			
442-444			4 Peaks				6,926.91						
13C12-OCDD				0.76-1.02						0.996-1.004			
470-472	DC	NL		Height			5.20	2.49	2.71				
				41:44		0.85	7,325.13	3,368.40	3,956.73	1.000	13C12-OCDD		IS14
				Height			1,631.27	750.07	881.20				
	DC	WH		42:10	RO	1.51	248.06			1.010			
470-472			1 Peak				7,325.13						

Column Description.....	"Why" Code Description.....	QC Log Desc.....
M_Z -Nominal Ion Mass(es)	WL-Below Retention Time Window	A-Peak Added
..RT. -Retention Time (mm:ss)	WH-Above Retention Time Window	K-Peak Kept
Rat.1 -Ratio of M/M+2 Ions	SN-Below Signal to Noise Level	D-Peak Deleted
OK -RO=Ratio Outside Limits	<M-Below Method Detection Limit	T-Time Changed
Rel.RT-Relative Retention Time	NL-Channel Specific Noise Level	M-Peak Area Changed
		N-Name Changed
		X-Ether Interference

*** End of Report ***

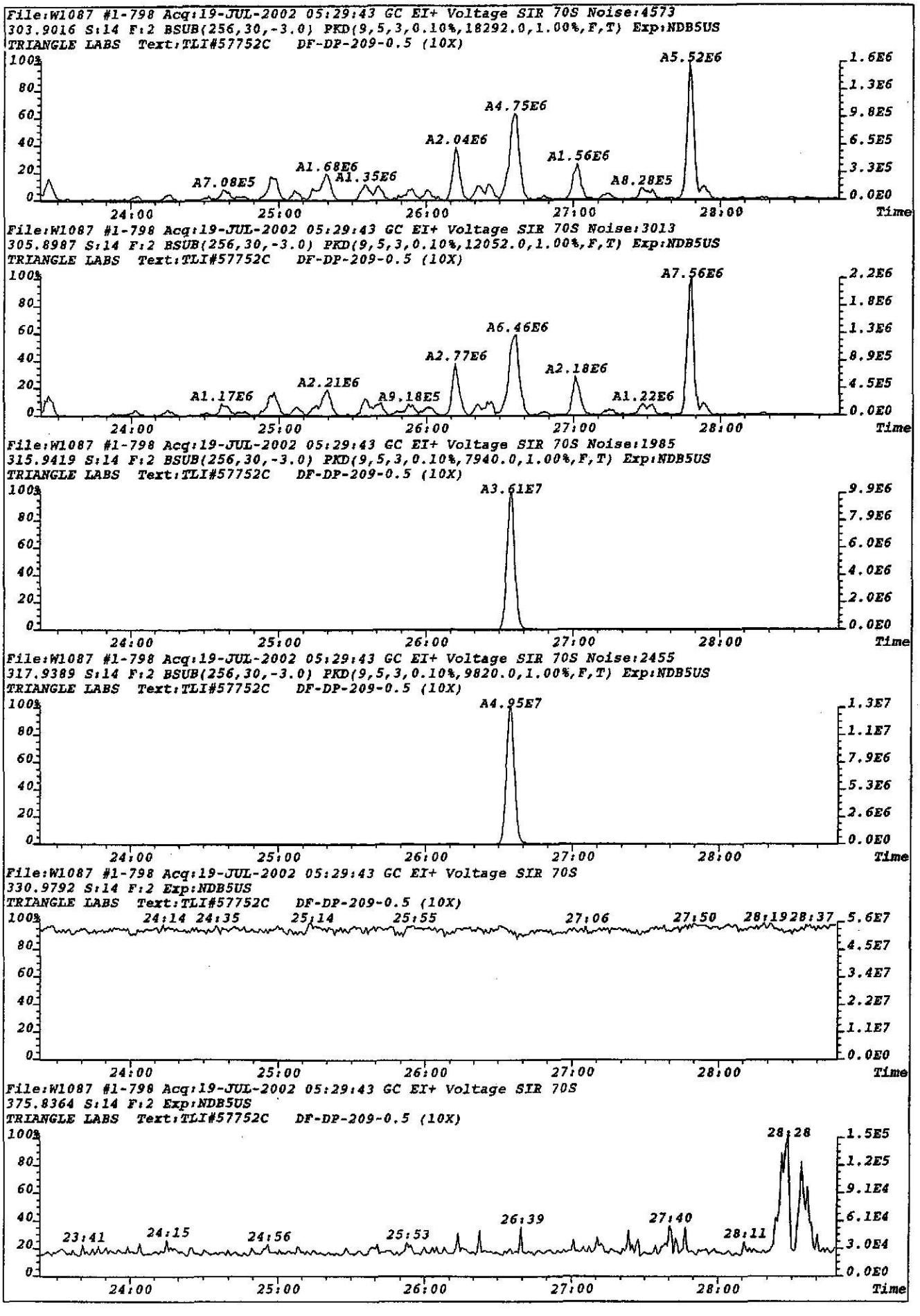
File:W1087 #1-798 Acq:19-JUL-2002 05:29:43 GC EI+ Voltage SIR 70S Noise:4573
303.9016 S:14 F:2 BSUB(256,30,-3.0) PKD(9,5,3,0.10%,18292.0,1.00%,F,T) Exp:NDB5US
TRIANGLE LABS Text:TLI#57752C DF-DP-209-0.5 (10X)
A7.08E5
A1.68E6
A1.35E6
A2.04E6
A4.75E6
A1.56E6
A8.28E5
A5.52E6
File:W1087 #1-798 Acq:19-JUL-2002 05:29:43 GC EI+ Voltage SIR 70S Noise:3013
305.8987 S:14 F:2 BSUB(256,30,-3.0) PKD(9,5,3,0.10%,12052.0,1.00%,F,T) Exp:NDB5US
TRIANGLE LABS Text:TLI#57752C DF-DP-209-0.5 (10X)
A1.17E6
A2.21E6
A9.18E5
A2.77E6
A6.46E6
A2.18E6
A1.22E6
A7.56E6
File:W1087 #1-798 Acq:19-JUL-2002 05:29:43 GC EI+ Voltage SIR 70S Noise:1985
315.9419 S:14 F:2 BSUB(256,30,-3.0) PKD(9,5,3,0.10%,7940.0,1.00%,F,T) Exp:NDB5US
TRIANGLE LABS Text:TLI#57752C DF-DP-209-0.5 (10X)
A3.61E7
File:W1087 #1-798 Acq:19-JUL-2002 05:29:43 GC EI+ Voltage SIR 70S Noise:2455
317.9389 S:14 F:2 BSUB(256,30,-3.0) PKD(9,5,3,0.10%,9820.0,1.00%,F,T) Exp:NDB5US
TRIANGLE LABS Text:TLI#57752C DF-DP-209-0.5 (10X)
A4.95E7
File:W1087 #1-798 Acq:19-JUL-2002 05:29:43 GC EI+ Voltage SIR 70S
330.9792 S:14 F:2 Exp:NDB5US
TRIANGLE LABS Text:TLI#57752C DF-DP-209-0.5 (10X)
24:14 24:35 25:14 25:55 27:06 27:50 28:19 28:37
File:W1087 #1-798 Acq:19-JUL-2002 05:29:43 GC EI+ Voltage SIR 70S
375.8364 S:14 F:2 Exp:NDB5US
TRIANGLE LABS Text:TLI#57752C DF-DP-209-0.5 (10X)
23:41 24:15 24:56 25:53 26:39 27:40 28:11 28:28
24:00 25:00 26:00 27:00 28:00
Time

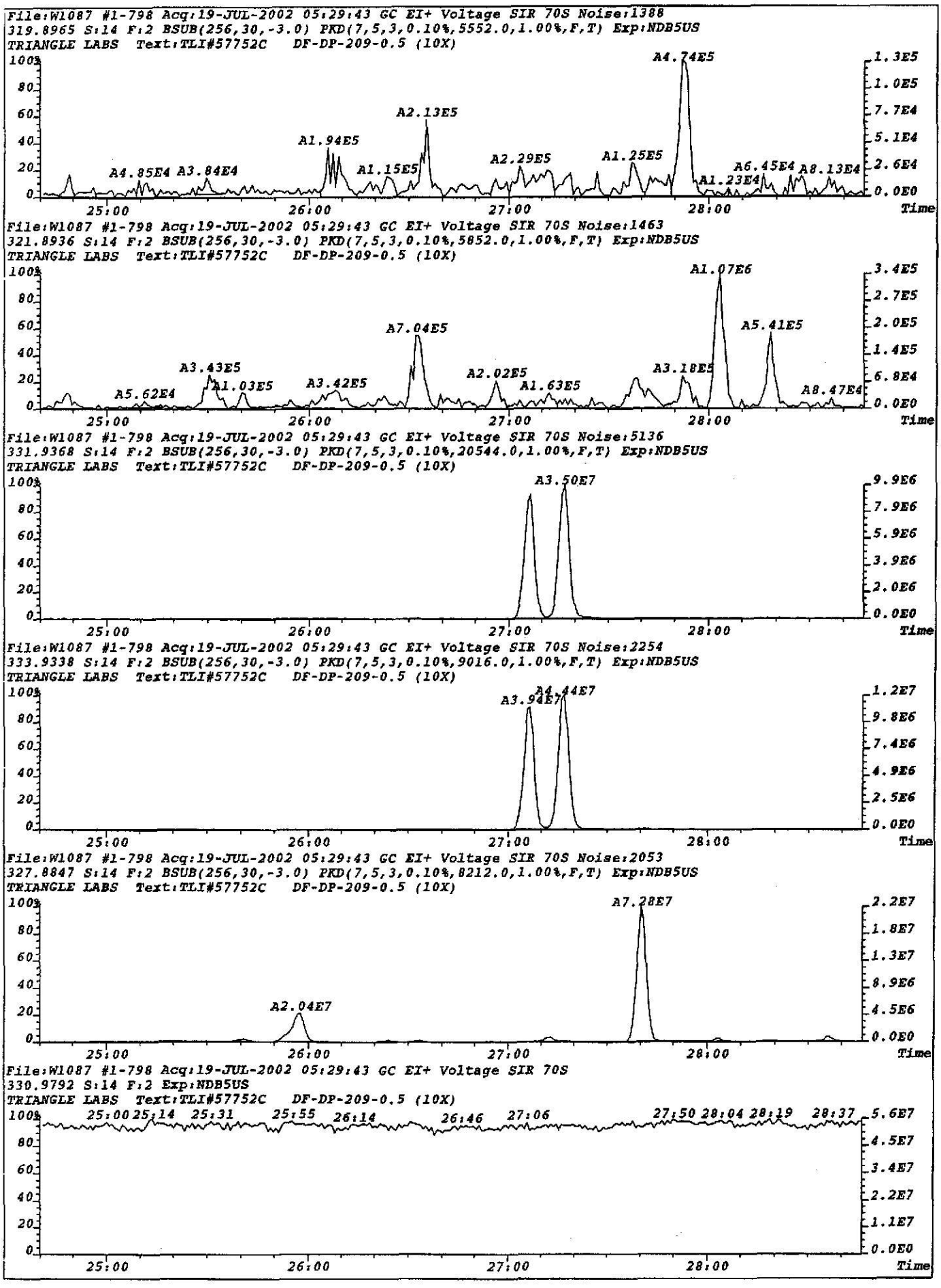
File:W1087 #1-798 Acq:19-JUL-2002 05:29:43 GC EI+ Voltage SIR 70S Noise:1388
319.8965 S:14 F:2 BSUB(256,30,-3.0) PKD(7,5,3,0.10%,5552.0,1.00%,F,T) Exp:NDB5US
TRIANGLE LABS Text:TLI#57752C DF-DP-209-0.5 (10X)
A4.74E5
A2.13E5
A1.94E5
A4.85E4 A3.84E4
A1.15E5
A2.29E5
A1.25E5
A6.45E4 A8.13E4
A1.23E4
25:00 26:00 27:00 28:00 Time
File:W1087 #1-798 Acq:19-JUL-2002 05:29:43 GC EI+ Voltage SIR 70S Noise:1463
321.8936 S:14 F:2 BSUB(256,30,-3.0) PKD(7,5,3,0.10%,5852.0,1.00%,F,T) Exp:NDB5US
TRIANGLE LABS Text:TLI#57752C DF-DP-209-0.5 (10X)
A1.07E6
A7.04E5
A5.41E5
A3.43E5
A1.03E5
A3.42E5
A2.02E5
A1.63E5
A3.18E5
A5.62E4
A8.47E4
25:00 26:00 27:00 28:00 Time
File:W1087 #1-798 Acq:19-JUL-2002 05:29:43 GC EI+ Voltage SIR 70S Noise:5136
331.9368 S:14 F:2 BSUB(256,30,-3.0) PKD(7,5,3,0.10%,20544.0,1.00%,F,T) Exp:NDB5US
TRIANGLE LABS Text:TLI#57752C DF-DP-209-0.5 (10X)
A3.50E7
25:00 26:00 27:00 28:00 Time
File:W1087 #1-798 Acq:19-JUL-2002 05:29:43 GC EI+ Voltage SIR 70S Noise:2254
333.9338 S:14 F:2 BSUB(256,30,-3.0) PKD(7,5,3,0.10%,9016.0,1.00%,F,T) Exp:NDB5US
TRIANGLE LABS Text:TLI#57752C DF-DP-209-0.5 (10X)
A4.44E7
A3.94E7
25:00 26:00 27:00 28:00 Time
File:W1087 #1-798 Acq:19-JUL-2002 05:29:43 GC EI+ Voltage SIR 70S Noise:2053
327.8847 S:14 F:2 BSUB(256,30,-3.0) PKD(7,5,3,0.10%,8212.0,1.00%,F,T) Exp:NDB5US
TRIANGLE LABS Text:TLI#57752C DF-DP-209-0.5 (10X)
A7.28E7
A2.04E7
25:00 26:00 27:00 28:00 Time
File:W1087 #1-798 Acq:19-JUL-2002 05:29:43 GC EI+ Voltage SIR 70S
330.9792 S:14 F:2 Exp:NDB5US
TRIANGLE LABS Text:TLI#57752C DF-DP-209-0.5 (10X)
25:00 25:14 25:31 25:55 26:14 26:46 27:06 27:50 28:04 28:19 28:37
25:00 26:00 27:00 28:00 Time

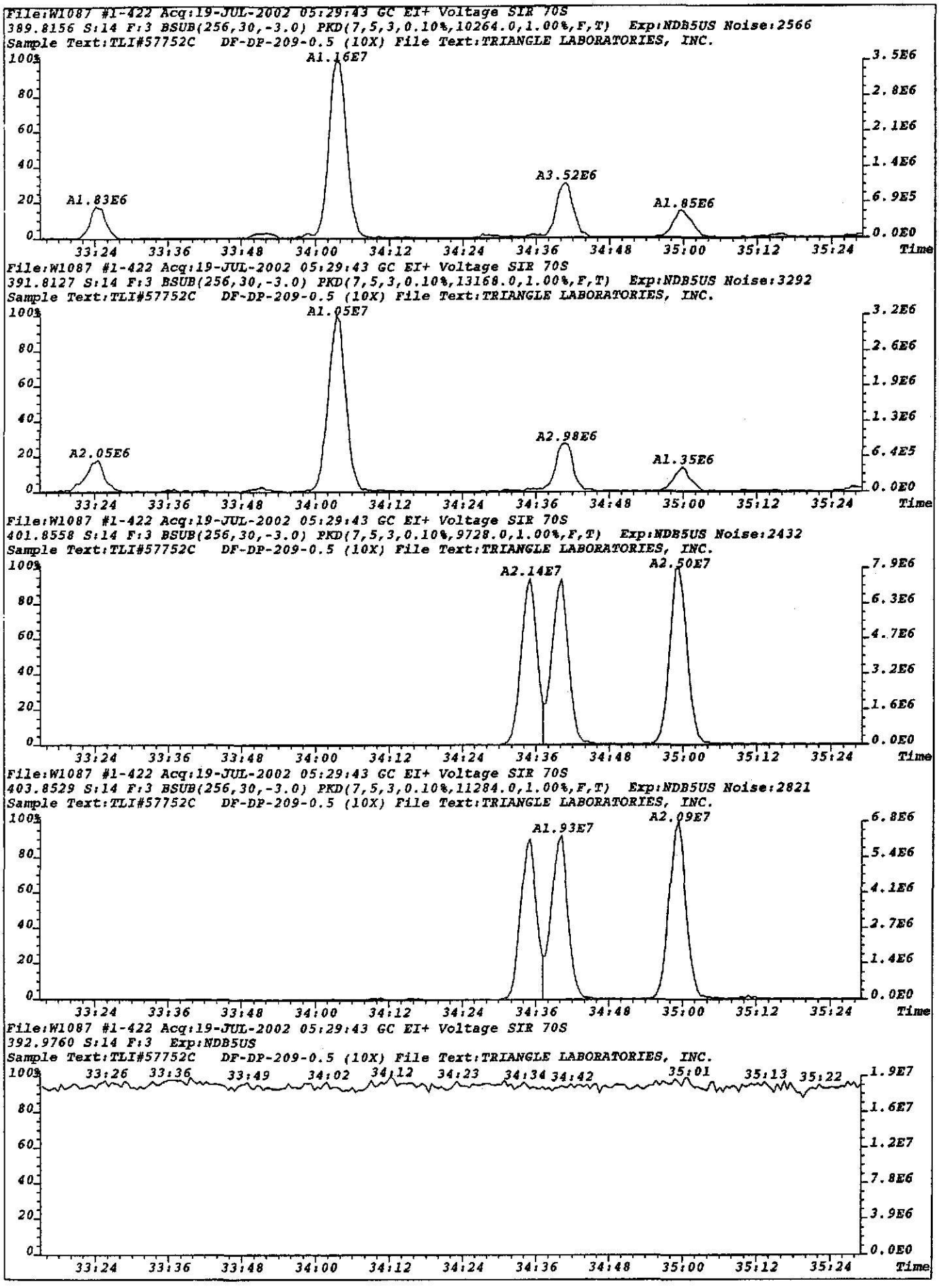
File:W1087 #1-422 Acq:19-JUL-2002 05:29:43 GC EI+ Voltage SIR 70S
389.8156 S:14 F:3 BSUB(256,30,-3.0) PKD(7,5,3,0.10%,10264.0,1.00%,F,T) Exp:NDB5US Noise:2566
Sample Text:TLI#57752C DF-DP-209-0.5 (10X) File Text:TRIANGLE LABORATORIES, INC.
A1.16E7
A1.83E6
A3.52E6
A1.85E6
File:W1087 #1-422 Acq:19-JUL-2002 05:29:43 GC EI+ Voltage SIR 70S
391.8127 S:14 F:3 BSUB(256,30,-3.0) PKD(7,5,3,0.10%,13168.0,1.00%,F,T) Exp:NDB5US Noise:3292
Sample Text:TLI#57752C DF-DP-209-0.5 (10X) File Text:TRIANGLE LABORATORIES, INC.
A1.05E7
A2.05E6
A2.98E6
A1.35E6
File:W1087 #1-422 Acq:19-JUL-2002 05:29:43 GC EI+ Voltage SIR 70S
401.8558 S:14 F:3 BSUB(256,30,-3.0) PKD(7,5,3,0.10%,9728.0,1.00%,F,T) Exp:NDB5US Noise:2432
Sample Text:TLI#57752C DF-DP-209-0.5 (10X) File Text:TRIANGLE LABORATORIES, INC.
A2.14E7
A2.50E7
File:W1087 #1-422 Acq:19-JUL-2002 05:29:43 GC EI+ Voltage SIR 70S
403.8529 S:14 F:3 BSUB(256,30,-3.0) PKD(7,5,3,0.10%,11284.0,1.00%,F,T) Exp:NDB5US Noise:2821
Sample Text:TLI#57752C DF-DP-209-0.5 (10X) File Text:TRIANGLE LABORATORIES, INC.
A1.93E7
A2.09E7
File:W1087 #1-422 Acq:19-JUL-2002 05:29:43 GC EI+ Voltage SIR 70S
392.9760 S:14 F:3 Exp:NDB5US
Sample Text:TLI#57752C DF-DP-209-0.5 (10X) File Text:TRIANGLE LABORATORIES, INC.
Time

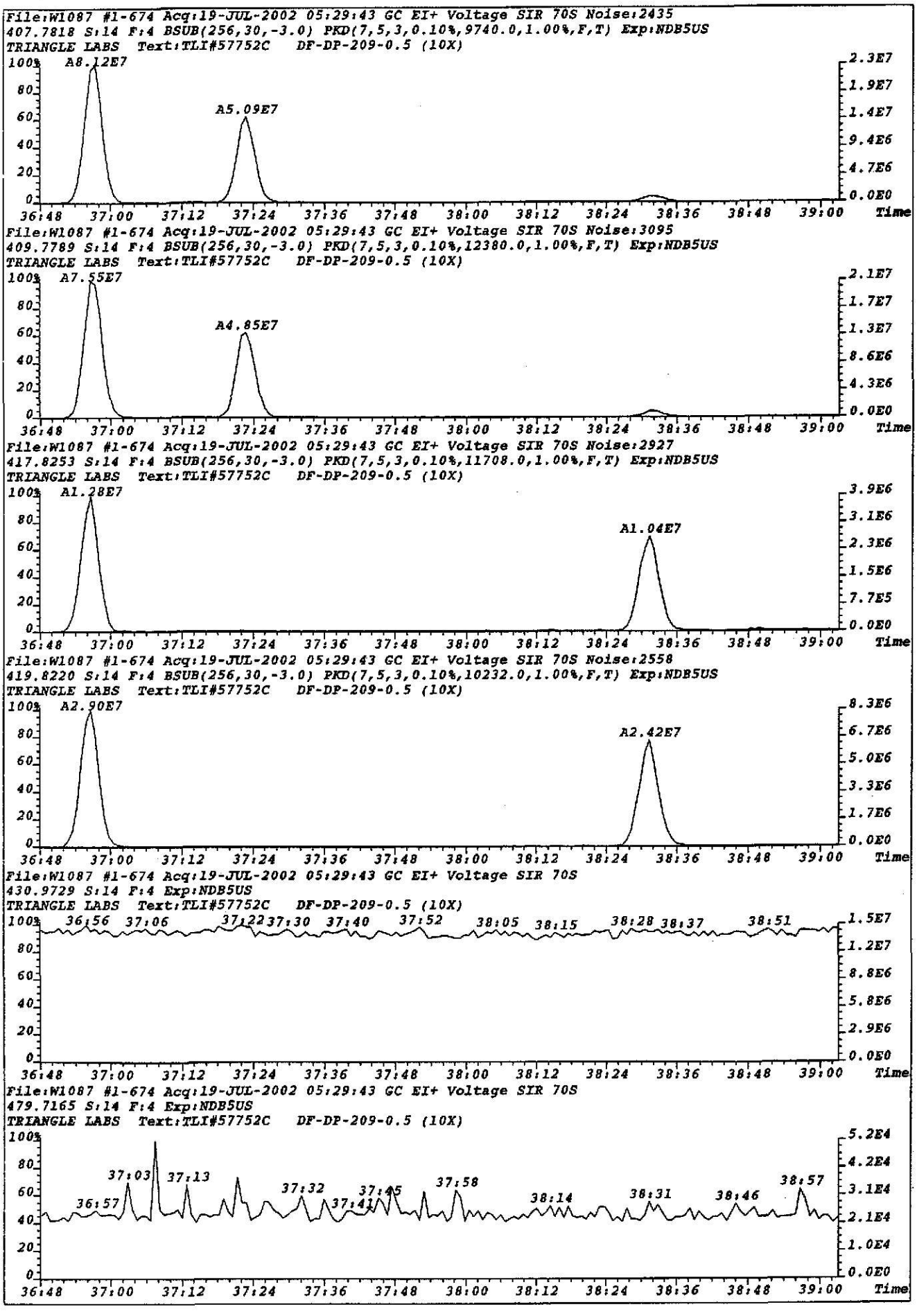
File:W1087 #1-674 Acq:19-JUL-2002 05:29:43 GC EI+ Voltage SIR 70S Noise:2435
407.7818 S:14 F:4 BSUB(256,30,-3.0) PKD(7,5,3,0.10%,9740.0,1.00%,F,T) Exp:NDB5US
TRIANGLE LABS Text:TLI#57752C DF-DP-209-0.5 (10X)
A8.12E7
A5.09E7
File:W1087 #1-674 Acq:19-JUL-2002 05:29:43 GC EI+ Voltage SIR 70S Noise:3095
409.7789 S:14 F:4 BSUB(256,30,-3.0) PKD(7,5,3,0.10%,12380.0,1.00%,F,T) Exp:NDB5US
TRIANGLE LABS Text:TLI#57752C DF-DP-209-0.5 (10X)
A7.55E7
A4.85E7
File:W1087 #1-674 Acq:19-JUL-2002 05:29:43 GC EI+ Voltage SIR 70S Noise:2927
417.8253 S:14 F:4 BSUB(256,30,-3.0) PKD(7,5,3,0.10%,11708.0,1.00%,F,T) Exp:NDB5US
TRIANGLE LABS Text:TLI#57752C DF-DP-209-0.5 (10X)
A1.28E7
A1.04E7
File:W1087 #1-674 Acq:19-JUL-2002 05:29:43 GC EI+ Voltage SIR 70S Noise:2558
419.8220 S:14 F:4 BSUB(256,30,-3.0) PKD(7,5,3,0.10%,10232.0,1.00%,F,T) Exp:NDB5US
TRIANGLE LABS Text:TLI#57752C DF-DP-209-0.5 (10X)
A2.90E7
A2.42E7
File:W1087 #1-674 Acq:19-JUL-2002 05:29:43 GC EI+ Voltage SIR 70S
430.9729 S:14 F:4 Exp:NDB5US
TRIANGLE LABS Text:TLI#57752C DF-DP-209-0.5 (10X)
36:56 37:06 37:22 37:30 37:40 37:52 38:05 38:15 38:28 38:37 38:51
File:W1087 #1-674 Acq:19-JUL-2002 05:29:43 GC EI+ Voltage SIR 70S
479.7165 S:14 F:4 Exp:NDB5US
TRIANGLE LABS Text:TLI#57752C DF-DP-209-0.5 (10X)
36:57 37:03 37:13 37:32 37:41 37:45 37:58 38:14 38:31 38:46 38:57
36:48 37:00 37:12 37:24 37:36 37:48 38:00 38:12 38:24 38:36 38:48 39:00 Time

File:W1087 #1-674 Acq:19-JUL-2002 05:29:43 GC EI+ Voltage SIR 70S Noise:1895
441.7428 S:14 F:4 BSUB(256,30,-3.0) PKD(7,5,3,0.10%,7580.0,1.00%,F,T) Exp:NDB5US
Sample Text:TLI#57752C DF-DP-209-0.5 (10X) File Text:TRIANGLE LABORATORIES, INC.

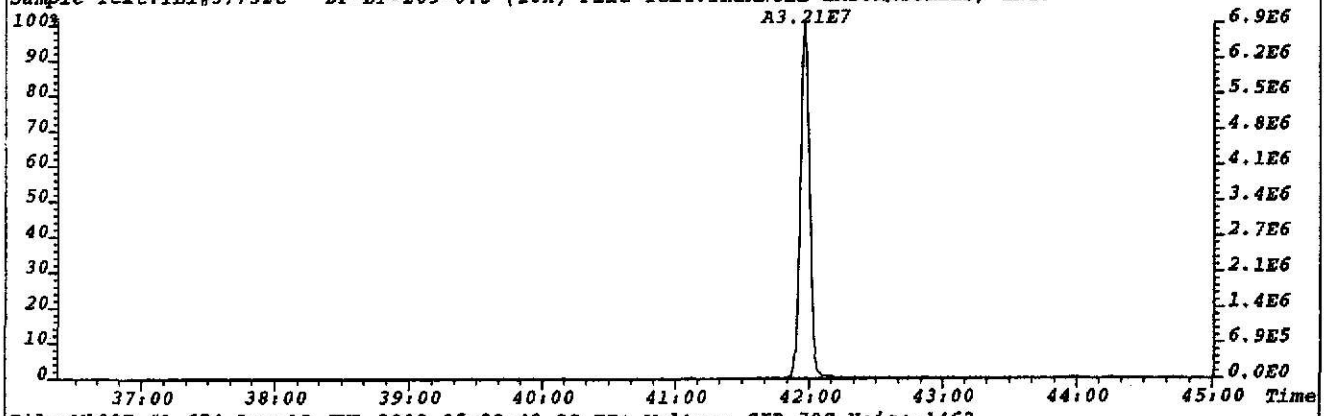

File:W1087 #1-674 Acq:19-JUL-2002 05:29:43 GC EI+ Voltage SIR 70S Noise:1462
443.7399 S:14 F:4 BSUB(256,30,-3.0) PKD(7,5,3,0.10%,5848.0,1.00%,F,T) Exp:NDB5US
Sample Text:TLI#57752C DF-DP-209-0.5 (10X) File Text:TRIANGLE LABORATORIES, INC.

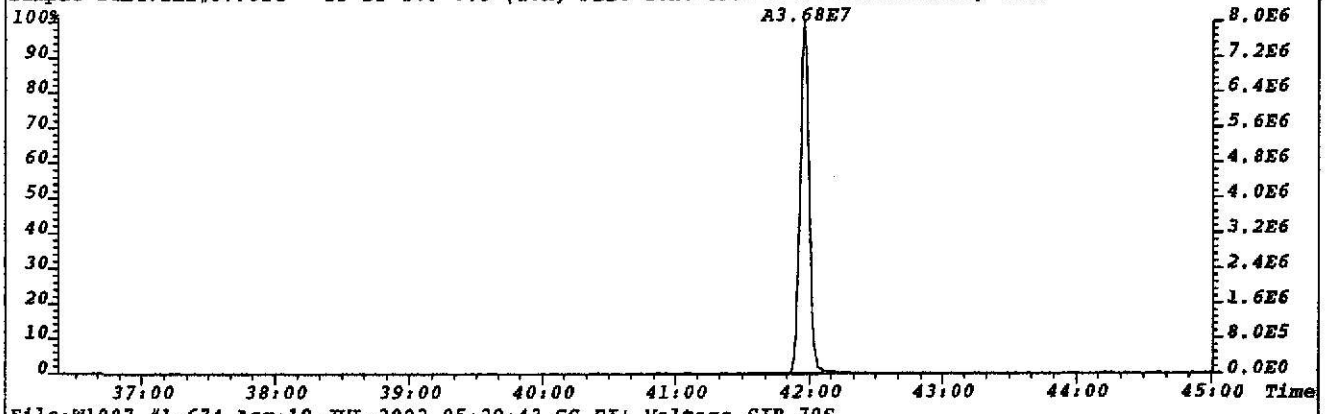

File:W1087 #1-674 Acq:19-JUL-2002 05:29:43 GC EI+ Voltage SIR 70S
430.9729 S:14 F:4 Exp:NDB5US
Sample Text:TLI#57752C DF-DP-209-0.5 (10X) File Text:TRIANGLE LABORATORIES, INC.

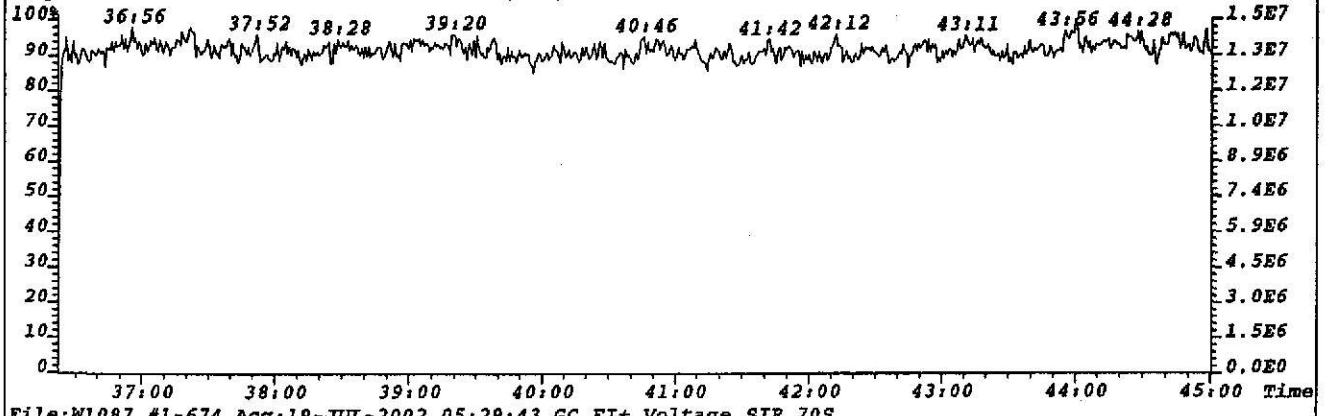

File:W1087 #1-674 Acq:19-JUL-2002 05:29:43 GC EI+ Voltage SIR 70S
513.6775 S:14 F:4 Exp:NDB5US
Sample Text:TLI#57752C DF-DP-209-0.5 (10X) File Text:TRIANGLE LABORATORIES, INC.

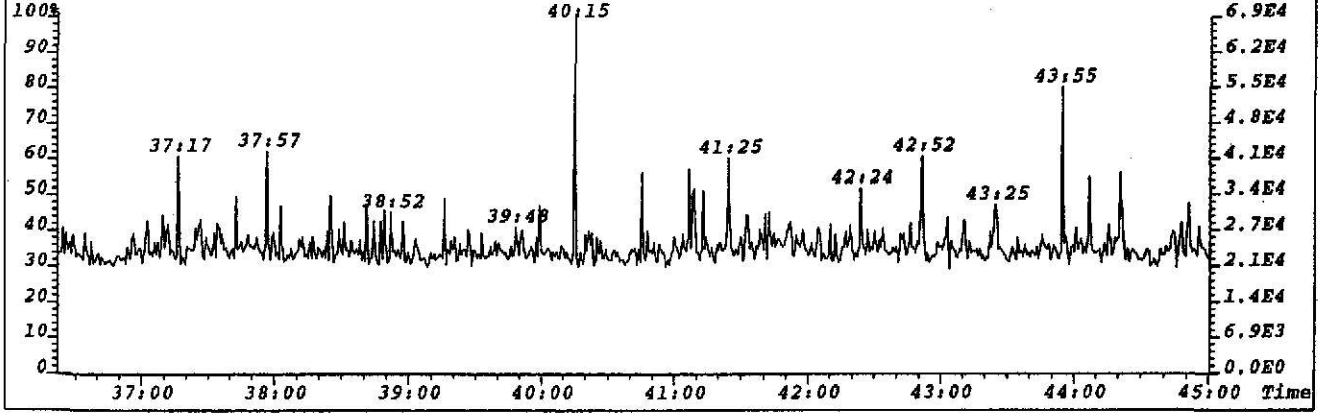

File:W1087 #1-674 Acq:19-JUL-2002 05:29:43 GC EI+ Voltage SIR 70S
457.7377 S:14 F:4 BSUB(256,30,-3.0) PKD(7,5,3,0.10%,4540.0,1.00%,F,T) Exp:NDB5US Noise:1135
Sample Text:TLI#57752C DF-DP-209-0.5 (10X) File Text:TRIANGLE LABORATORIES, INC.

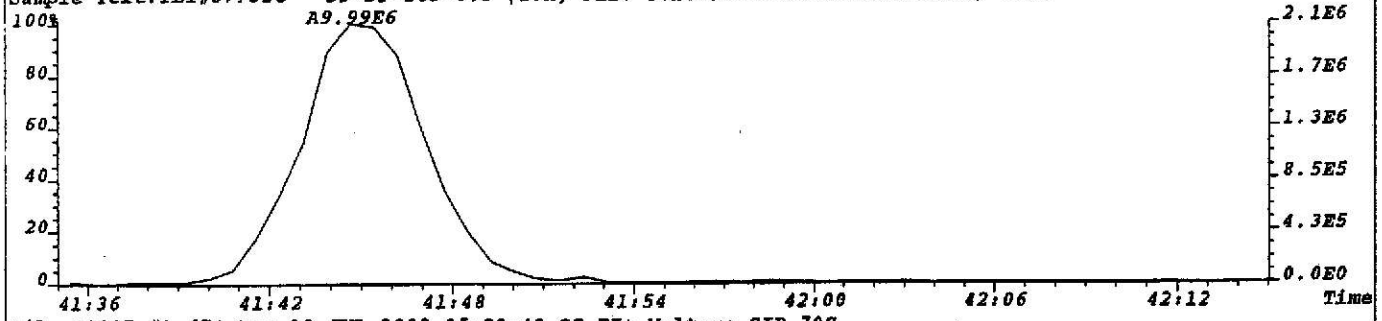

File:W1087 #1-674 Acq:19-JUL-2002 05:29:43 GC EI+ Voltage SIR 70S
459.7348 S:14 F:4 BSUB(256,30,-3.0) PKD(7,5,3,0.10%,5064.0,1.00%,F,T) Exp:NDB5US Noise:1266
Sample Text:TLI#57752C DF-DP-209-0.5 (10X) File Text:TRIANGLE LABORATORIES, INC.

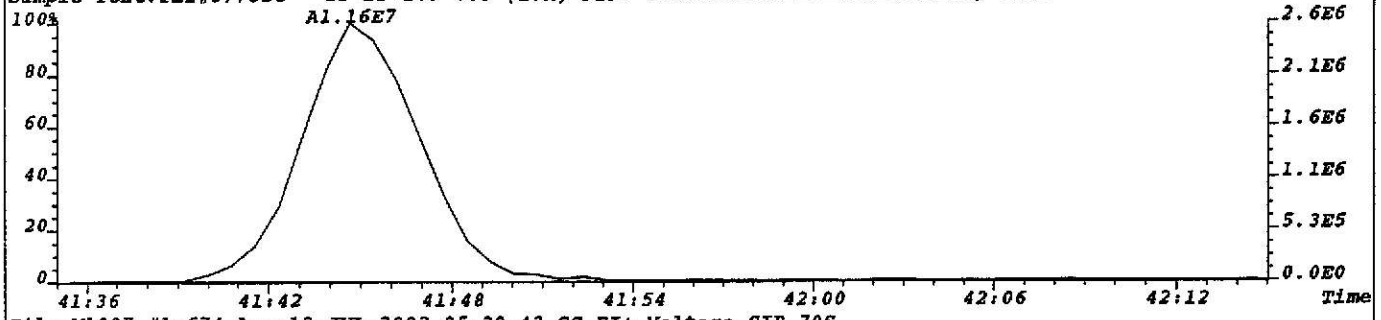

File:W1087 #1-674 Acq:19-JUL-2002 05:29:43 GC EI+ Voltage SIR 70S
469.7779 S:14 F:4 BSUB(256,30,-3.0) PKD(7,5,3,0.10%,12464.0,1.00%,F,T) Exp:NDB5US Noise:3116
Sample Text:TLI#57752C DF-DP-209-0.5 (10X) File Text:TRIANGLE LABORATORIES, INC.

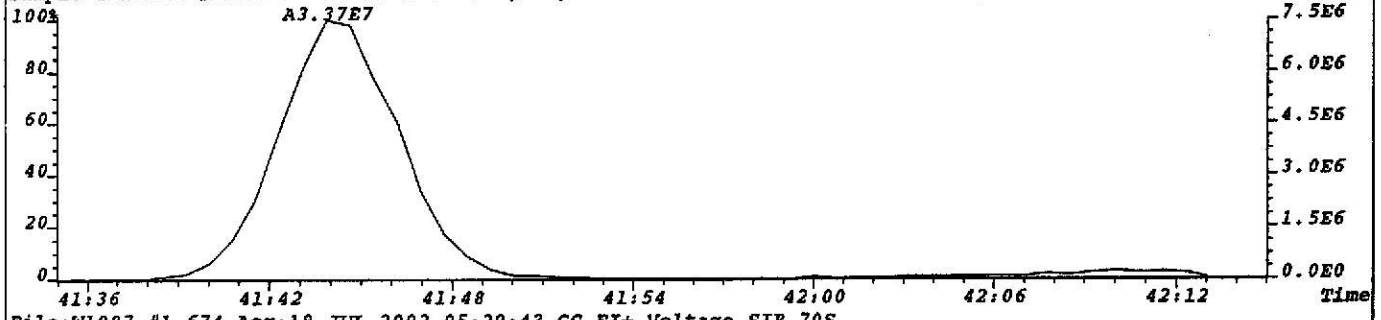

File:W1087 #1-674 Acq:19-JUL-2002 05:29:43 GC EI+ Voltage SIR 70S
471.7750 S:14 F:4 BSUB(256,30,-3.0) PKD(7,5,3,0.10%,13560.0,1.00%,F,T) Exp:NDB5US Noise:3390
Sample Text:TLI#57752C DF-DP-209-0.5 (10X) File Text:TRIANGLE LABORATORIES, INC.

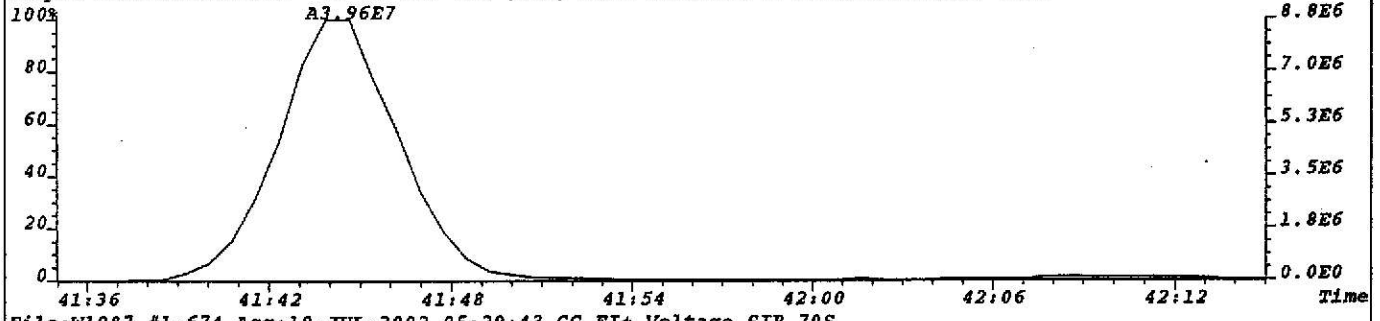

File:W1087 #1-674 Acq:19-JUL-2002 05:29:43 GC EI+ Voltage SIR 70S
430.9729 S:14 F:4 Exp:NDB5US
Sample Text:TLI#57752C DF-DP-209-0.5 (10X) File Text:TRIANGLE LABORATORIES, INC.

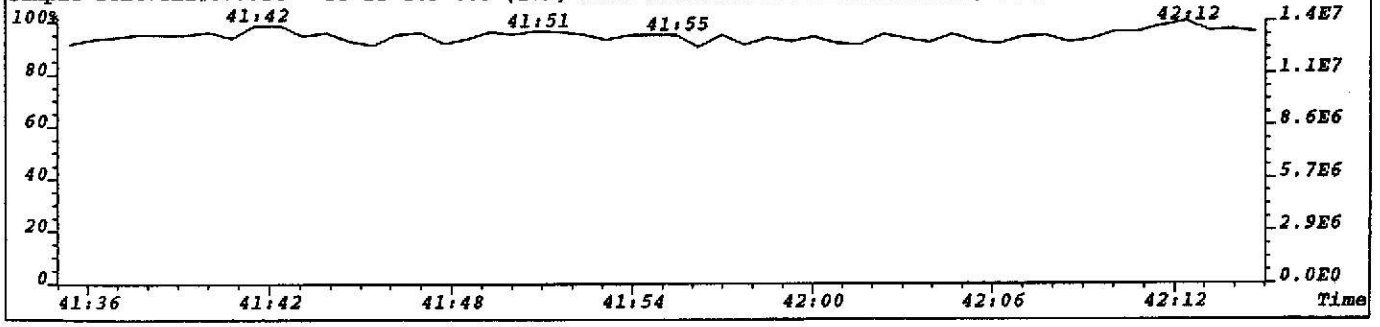

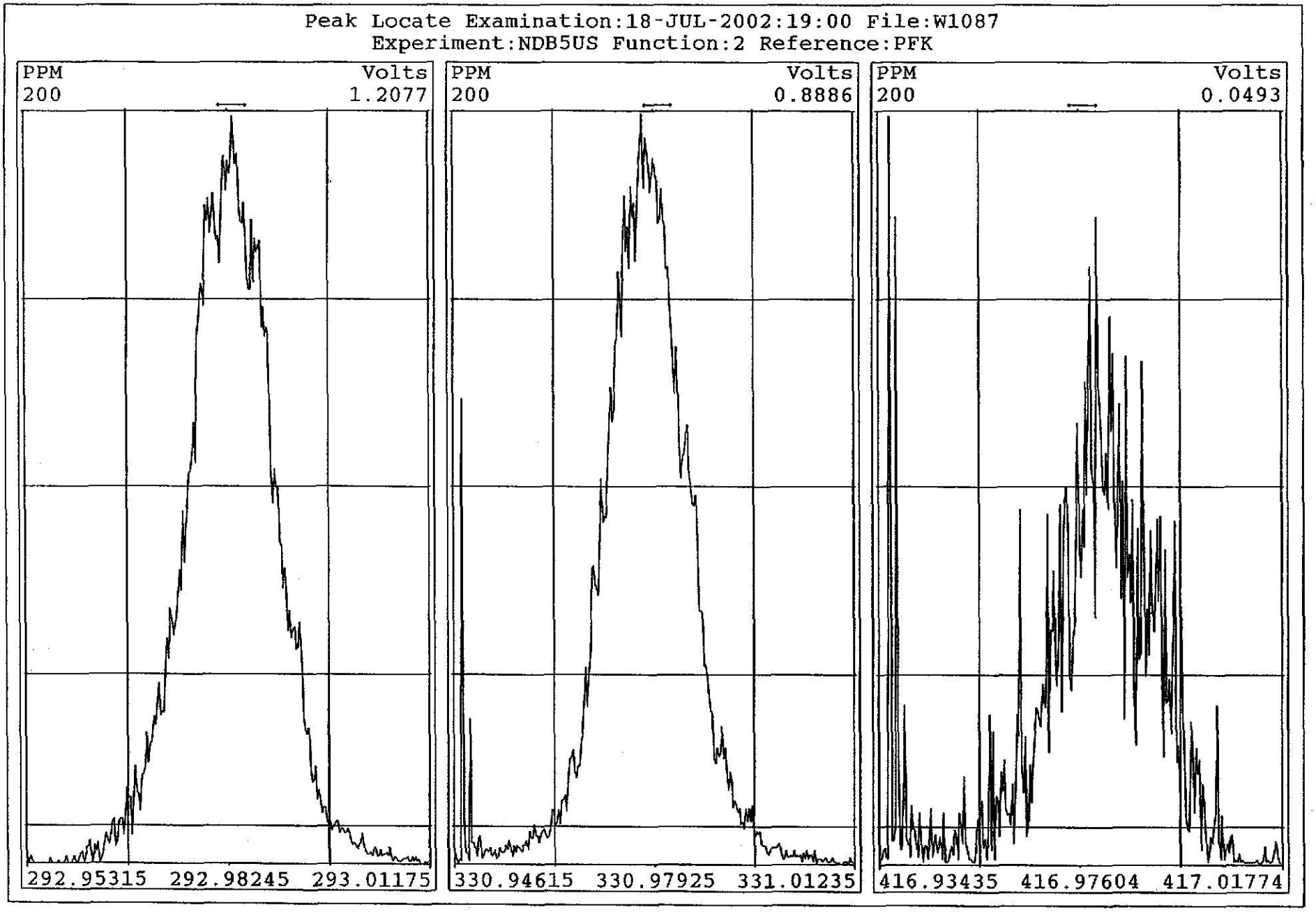
Peak Locate Examination:18-JUL-2002:19:00 File:W1087
Experiment:NDB5US Function:2 Reference:PFK
PPM
200
Volts
1.2077
292.95315 292.98245 293.01175
PPM
200
Volts
0.8886
330.94615 330.97925 331.01235
PPM
200
Volts
0.0493
416.93435 416.97604 417.01774



CALIBRATION DATA

2445 S. Alston Ave. • Durham, NC 27713 • (919) 544-5729 • FAX (919) 544-5491
www.trianglelabs.com

TRIANGLE LABORATORIES, INC. Date: 06/14/2002

Initial Calibration Summary for WF5614B

Analysis Date....: 06/14/2002 Method.....: 161B
Instrument.....: W GC Column...: DB-5
GC Column ID: 1467344

Analytes	RF	SD	%RSD	RT	RT/LO	RT/HI	Ratio1	Ratio2	N
Total TriCDF	0.000	0.000	100%		15:55	22:55			0
1368-TCDF	1.144	0.050	4%	21:32	20:55	27:55	0.751		6
2378-TCDF	1.144	0.050	4%	24:56			0.751		6
TOTAL TCDF	1.144	0.050	4%				0.751		6
1368-TCDD	1.103	0.029	3%	23:00	21:40	28:40	0.764		6
1379-TCDD	1.103	0.029	3%	23:25			0.774		6
2378-TCDD	1.103	0.029	3%	25:41			0.794		6
TOTAL TCDD	1.103	0.029	3%				0.779		6
12378-PeCDF	1.215	0.019	2%	29:02	25:02	33:02	1.522		6
23478-PeCDF	1.188	0.023	2%	29:46			1.519		6
TOTAL PeCDF	1.202	0.019	2%				1.521		6
12378-PeCDD	1.266	0.021	2%	30:07	26:06	34:06	1.587		6
TOTAL PeCDD	1.266	0.021	2%				1.587		6
123478-HxCDF	1.242	0.035	3%	32:36	30:36	36:36	1.265		6
123678-HxCDF	1.292	0.032	2%	32:42			1.257		6
234678-HxCDF	1.204	0.027	2%	33:11			1.270		6
123789-HxCDF	1.264	0.036	3%	33:55			1.262		6
TOTAL HxCDF	1.250	0.030	2%				1.263		6
123478-HxCDD	1.164	0.025	2%	33:18	29:18	37:18	1.241		6
123678-HxCDD	1.092	0.040	4%	33:23			1.235		6
123789-HxCDD	1.158	0.055	5%	33:41			1.228		6
TOTAL HxCDD	1.138	0.029	3%				1.234		6
1234678-HpCDF	1.492	0.039	3%	35:30	33:30	38:30	1.052		6
1234789-HpCDF	1.488	0.048	3%	36:57			1.044		6
TOTAL HpCDF	1.490	0.041	3%				1.048		6
1234678-HpCDD	1.009	0.030	3%	36:30	34:29	39:29	1.036		6
TOTAL HpCDD	1.009	0.030	3%				1.036		6
OCDF	1.326	0.074	6%	40:04	37:53	41:53	0.891		6
OCDD	1.051	0.028	3%	39:53	37:53	41:53	0.843		6

Other Standards	RF	SD	%RSD	RT	RT/LO	RT/HI	Ratio1	Ratio2	N
37Cl-TCDD	1.207	0.069	6%	25:41	23:40	27:40			6

Internal Standards	RF	SD	%RSD	RT	RT/LO	RT/HI	Ratio1	Ratio2	N
13C12-2378-TCDF	1.447	0.095	7%	24:55	22:55	27:55	0.753		6
13C12-2378-TCDD	1.184	0.076	6%	25:40	23:40	27:40	0.803		6
13C12-PeCDF 123	1.181	0.175	15%	29:02	27:02	37:02	1.516		6
13C12-PeCDF 234	1.183	0.160	14%	29:45			1.500		6
13C12-PeCDD 123	0.707	0.106	15%	30:06	26:06	36:06	1.532		6
13C12-HxCDF 478	1.314	0.111	8%	32:36	28:36	36:36	0.514		6
13C12-HxCDF 678	1.348	0.109	8%	32:41			0.517		6
13C12-HxCDF 234	1.274	0.039	3%	33:11			0.517		6
13C12-HxCDF 789	1.107	0.028	3%	33:54			0.514		6
13C12-HxCDD 478	0.910	0.044	5%	33:18	32:18	34:18	1.228		6
13C12-HxCDD 678	0.975	0.032	3%	33:22			1.205		6

Triangle Laboratories, Inc.®
2445 S. Alston Ave. • Durham, North Carolina 27713
Phone: (919) 544-5729 • Fax: (919) 544-5491

Initial Calibration Summary for WF5614B

13C12-HpCDF 678	0.966	0.043	4%	35:30	33:30	44:30	0.445		6
13C12-HpCDF 789	0.764	0.045	6%	36:57			0.435		6
13C12-HpCDD 678	0.796	0.043	5%	36:29	34:29	42:29	1.026		6
13C12-OCDD	0.638	0.055	9%	39:53	39:53	51:53	0.860		6
Recovery Standards	RF	SD	%RSD	RT	RT/LO	RT/HI	Ratio1	Ratio2	N
13C12-1234-TCDD	1.000	0.000	0%	25:29			0.806		6
13C12-HxCDD 789	1.000	0.000	0%	33:40			1.212		6

*** End of Report ***

Triangle Laboratories, Inc.®
2445 S. Alston Ave. • Durham, North Carolina 27713
Phone: (919) 544-5729 • Fax: (919) 544-5491

TRIANGLE LABORATORIES, INC. Date: 06/15/2002

Initial Calibration Summary for PF56152

Analysis Date....: 06/15/2002 Method.....: C2NF

Instrument.....: P GC Column...: DB-225

Analytes	RF	SD	%RSD	RT	RT/LO	RT/HI	Ratio1	Ratio2	N
2378-TCDF	1.120	0.033	3%	22:41	15:41	26:41	0.778		6
TOTAL TCDF	1.120	0.033	3%				0.778		6
2378-TCDD	1.131	0.028	2%	21:18	17:17	25:17	0.780		6
TOTAL TCDD	1.131	0.028	2%				0.780		6
Other Standards	**RF**	**SD**	**%RSD**	**RT**	**RT/LO**	**RT/HI**	**Ratio1**	**Ratio2**	**N**
37Cl-TCDD	1.037	0.029	3%	21:18	19:17	23:17			6
Internal Standards	**RF**	**SD**	**%RSD**	**RT**	**RT/LO**	**RT/HI**	**Ratio1**	**Ratio2**	**N**
13C12-2378-TCDF	1.519	0.052	3%	22:41	21:41	23:41	0.802		6
13C12-2378-TCDD	1.075	0.057	5%	21:17	19:17	23:17	0.788		6
Recovery Standards	**RF**	**SD**	**%RSD**	**RT**	**RT/LO**	**RT/HI**	**Ratio1**	**Ratio2**	**N**
13C12-1234-TCDD	1.000	0.000	0%	21:33			0.813		6

*** End of Report ***

Triangle Laboratories, Inc.®
2445 S. Alston Ave. • Durham, North Carolina 27713
Phone: (919) 544-5729 • Fax: (919) 544-5491

TRIANGLE LABORATORIES, INC. Date: 07/18/2002
VER WB21086

Analysis Date....: 07/18/2002 Method.....: 161B
Operator.....: CGK Instrument..: W
Init Calibration.: WF5614B Std.Conc....: 10.00
ICal Date.....: 06/14/2002 GC Column...: DB-5
GC Column ID:2194146

Analyte Summary

Name	Ratio 1&2	RT Lo/Hi	RT	Rel. RT	ICal RF	Conc	Conc Range
Total TriCDF		17:36 24:36			0.000		
1368-TCDF	0.735	23:23 28:28	23:34	0.8861	1.144		
2378-TCDF	0.729		26:38	1.0011	1.144	9.24	8.60 - 11.60
TOTAL TCDF	0.740				1.144		
1368-TCDD	0.792	24:40 28:26	24:50	0.9095	1.103		
1379-TCDD	0.783		25:14	0.9242	1.103		
2378-TCDD	0.788		27:19	1.0007	1.103	9.30	8.20 - 12.30
TOTAL TCDD	0.788				1.103		
12378-PeCDF	1.481	28:20 32:17	30:29	1.0003	1.215	45.89	41.00 - 60.00
23478-PeCDF	1.467		31:09	1.0000	1.188	45.90	41.00 - 61.00
TOTAL PeCDF	1.474				1.202		
12378-PeCDD	1.607	29:33 32:06	31:29	1.0003	1.266	46.55	39.00 - 65.00
TOTAL PeCDD	1.607				1.266		
123478-HxCDF	1.281	32:46 35:31	33:54	1.0000	1.242	48.48	45.00 - 56.00
123678-HxCDF	1.274		34:00	1.0006	1.292	49.35	44.00 - 57.00
234678-HxCDF	1.257		34:30	1.0006	1.204	49.27	44.00 - 57.00
123789-HxCDF	1.266		35:17	1.0000	1.264	49.01	45.00 - 56.00
TOTAL HxCDF	1.270				1.250		
123478-HxCDD	1.289	33:15 35:09	34:36	1.0000	1.164	47.11	39.00 - 64.00
123678-HxCDD	1.193		34:41	1.0003	1.092	47.71	39.00 - 64.00
123789-HxCDD	1.237		35:01	1.0101	1.158	48.71	41.00 - 61.00
TOTAL HxCDD	1.240				1.138		

Triangle Laboratories, Inc.®
2445 S. Alston Ave. • Durham, North Carolina 27713
Phone: (919) 544-5729 • Fax: (919) 544-5491

1234678-HpCDF	1.064	36:48 38:43	36:58	1.0005	1.492	49.50	45.00 - 55.00
1234789-HpCDF	1.051		38:32	1.0000	1.488	47.63	43.00 - 58.00
TOTAL HpCDF	1.058				1.490		
1234678-HpCDD	1.025	37:05 38:12	38:01	1.0000	1.009	47.17	43.00 - 58.00
TOTAL HpCDD	1.025				1.009		
OCDF	0.906	39:46 43:46	41:59	1.0050	1.326	85.87	63.00 -159.00
OCDD	0.860	39:46 43:46	41:46	1.0000	1.051	95.47	79.00 -126.00

Other Standard Summary

Name	Ratio 1&2	RT Lo/Hi	RT	Rel. RT	ICal RF	Conc	Conc Range
37Cl-TCDD		25:18 29:18	27:19	1.0007	1.207	8.91	8.30 - 12.10

Internal Standard Summary

Name	Ratio 1&2	RT Lo/Hi	RT	Rel. RT	ICal RF	Conc	Conc Range
13C12-2378-TCDF	0.754	25:07 30:07	26:36	0.9808	1.447	89.99	76.00 -131.00
13C12-2378-TCDD	0.812	25:07 29:07	27:18	1.0066	1.184	92.92	85.00 -117.00
13C12-PeCDF 123	1.466	25:07 35:07	30:28	1.1235	1.181	88.08	76.00 -130.00
13C12-PeCDF 234	1.454		31:09	1.1486	1.183	88.77	77.00 -130.00
13C12-PeCDD 123	1.524	23:07 33:07	31:28	1.1604	0.707	92.02	62.00 -160.00
13C12-HxCDF 478	0.510	31:00 39:00	33:54	0.9686	1.314	93.00	76.00 -131.00
13C12-HxCDF 678	0.520		33:59	0.9709	1.348	87.54	70.00 -143.00
13C12-HxCDF 234	0.515		34:29	0.9851	1.274	96.00	73.00 -137.00
13C12-HxCDF 789	0.502		35:17	1.0080	1.107	92.83	74.00 -135.00
13C12-HxCDD 478	1.185	34:00 36:00	34:36	0.9886	0.910	98.07	85.00 -117.00
13C12-HxCDD 678	1.204		34:40	0.9906	0.975	93.48	85.00 -118.00
13C12-HpCDF 678	0.437	33:00 44:00	36:57	1.0557	0.966	85.46	78.00 -129.00
13C12-HpCDF 789	0.425		38:32	1.1009	0.764	96.28	77.00 -129.00
13C12-HpCDD 678	1.049	33:00 41:00	38:01	1.0863	0.796	94.58	72.00 -138.00

Triangle Laboratories, Inc.®
2445 S. Alston Ave. • Durham, North Carolina 27713
Phone: (919) 544-5729 • Fax: (919) 544-5491

13C12-OCDD	0.854	41:35 41:55	41:46	1.1934	0.638	218.23	96.00	-415.00

Recovery Standard Summary

Name	Ratio 1&2	RT Lo/Hi	RT	Rel. RT	ICal RF	Conc	Conc	Range
13C12-1234-TCDD	0.800	25:07 29:07	27:07	0.9934	1.000			
13C12-HxCDD 789	1.209	34:00 36:00	35:00	1.0116	1.000			

Triangle Laboratories, Inc.®
2445 S. Alston Ave. • Durham, North Carolina 27713
Phone: (919) 544-5729 • Fax: (919) 544-5491

Compound/ _Z....	..RT.	OK	Ratio	Total.Area...	Area.Peak.1..	Area.Peak.2..	Rel.RT	Compound.Name..	ID..
TCDF		0.65-0.89							
304-306	23:34		0.73	2,268.39	960.80	1,307.59	0.886	1368-TCDF	AN
	26:38		0.73	1,906.08	803.41	1,102.67	1.001	2378-TCDF	AN
304-306		2 Peaks							
13C12-TCDF		0.65-0.89							
316-318	26:36		0.75	18,034.67	7,750.97	10,283.70	0.981	13C12-2378-TCDF	IS0
316-318		1 Peak							
---------- Above: TCDF / TCDD Follows ----------									
TCDD		0.65-0.89							
320-322	24:50		0.79	1,557.12	688.18	868.94	0.910	1368-TCDD	AN
	25:14		0.78	1,389.30	610.08	779.22	0.924	1379-TCDD	AN
	27:19		0.79	1,562.19	688.25	873.94	1.001	2378-TCDD	AN
320		3 Peaks							
37Cl-TCDD									
328	27:19			1,488.61	1,488.61		1.001	37Cl-TCDD	CLS
328-330		1 Peak							
13C12-TCDD		0.65-0.89							
332-334	27:07		0.80	13,849.46	6,155.87	7,693.59	0.993	13C12-1234-TCDD	RS1
	27:18		0.81	15,237.22	6,829.77	8,407.45	1.007	13C12-2378-TCDD	IS1
332-334		2 Peaks							
---------- Above: TCDD / PeCDF Follows ----------									
PeCDF		1.32-1.78							
340-342	30:29		1.48	8,031.78	4,793.83	3,237.95	1.000	12378-PeCDF	AN
	31:09		1.47	7,930.94	4,716.17	3,214.77	1.000	23478-PeCDF	AN
340-342		2 Peaks							
13C12-PeCDF		1.32-1.78							
352-354	30:28		1.47	14,405.96	8,562.97	5,842.99	1.124	13C12-PeCDF 123	IS2
	31:09		1.45	14,543.14	8,616.15	5,926.99	1.149	13C12-PeCDF 234	IS3
352-354		2 Peaks							
---------- Above: PeCDF / PeCDD Follows ----------									
PeCDD		1.32-1.78							
356-358	31:29		1.61	5,310.03	3,272.94	2,037.09	1.000	12378-PeCDD	AN
356-358		1 Peak							
13C12-PeCDD		1.32-1.78							
368-370	31:28		1.52	9,010.64	5,439.95	3,570.69	1.160	13C12-PeCDD 123	IS4
368-370		1 Peak							
---------- Above: PeCDD / HxCDF Follows ----------									
HxCDF		1.05-1.43							
374-376	33:54		1.28	6,043.28	3,393.61	2,649.67	1.000	123478-HxCDF	AN

Compound/ I_Z....	..RT.	OK	Ratio	Total.Area...	Area.Peak.1..	Area.Peak.2..	Rel.RT	Compound.Name..	ID..
	34:00		1.27	6,179.63	3,461.57	2,718.06	1.001	123678-HxCDF	AN
	34:30		1.26	5,959.23	3,318.74	2,640.49	1.001	234678-HxCDF	AN
	35:17		1.27	5,228.85	2,921.63	2,307.22	1.000	123789-HxCDF	AN
374-376		4 Peaks							
13C12-HxCDF		0.43-0.59							
384-386	33:54		0.51	10,036.75	3,388.43	6,648.32	0.969	13C12-HxCDF 478	IS5
	33:59		0.52	9,691.89	3,314.83	6,377.06	0.971	13C12-HxCDF 678	IS6
	34:29		0.52	10,045.65	3,416.92	6,628.73	0.985	13C12-HxCDF 234	IS7
	35:17		0.50	8,440.62	2,821.73	5,618.89	1.008	13C12-HxCDF 789	IS8
384-386		4 Peaks							
---------- Above: HxCDF / HxCDD Follows ----------									
HxCDD		1.05-1.43							
390-392	34:36		1.29	4,019.51	2,263.54	1,755.97	1.000	123478-HxCDD	AN
	34:41		1.19	3,899.69	2,121.84	1,777.85	1.000	123678-HxCDD	AN
	35:01		1.24	4,178.49	2,310.69	1,867.80	1.010	123789-HxCDD	AN
390-392		3 Peaks							
13C12-HxCDD		1.05-1.43							
402-404	34:36		1.18	7,329.54	3,974.53	3,355.01	0.989	13C12-HxCDD 478	IS9
	34:40		1.20	7,485.85	4,089.99	3,395.86	0.991	13C12-HxCDD 678	IS10
	35:00		1.21	8,213.41	4,494.82	3,718.59	1.012	13C12-HxCDD 789	RS2
402-404		3 Peaks							
---------- Above: HxCDD / HpCDF Follows ----------									
HpCDF		0.88-1.20							
408-410	36:58		1.06	5,008.11	2,582.14	2,425.97	1.001	1234678-HpCDF	AN
	38:32		1.05	4,281.87	2,194.40	2,087.47	1.000	1234789-HpCDF	AN
408-410		2 Peaks							
13C12-HpCDF		0.37-0.51							
418-420	36:57		0.44	6,780.67	2,060.88	4,719.79	1.056	13C12-HpCDF 678	IS11
	38:32		0.42	6,041.47	1,800.50	4,240.97	1.101	13C12-HpCDF 789	IS12
418-420		2 Peaks							
---------- Above: HpCDF / HpCDD Follows ----------									
HpCDD		0.88-1.20							
424-426	38:01		1.03	2,942.87	1,489.69	1,453.18	1.000	1234678-HpCDD	AN
424-426		1 Peak							
13C12-HpCDD		0.88-1.20							
436-438	38:01		1.05	6,183.60	3,166.19	3,017.41	1.086	13C12-HpCDD 678	IS13
436-438		1 Peak							
---------- Above: HpCDD / Octa-CDD and CDF Follows ----									
OCDF		0.76-1.02							
442-444	41:59		0.91	6,510.44	3,095.27	3,415.17	1.005	OCDF	AN

Compound/ M_Z....	..RT.	OK	Ratio	Total.Area...	Area.Peak.1..	Area.Peak.2..	Rel.RT	Compound.Name..	ID..
442-444	1 Peak								
OCDD	0.76-1.02								
458-460	41:46		0.86	5,737.05	2,653.30	3,083.75	1.000	OCDD	AN
458-460	1 Peak								
13C12-OCDD	0.76-1.02								
470-472	41:46		0.85	11,435.81	5,268.88	6,166.93	1.193	13C12-OCDD	IS14
470	1 Peak								

Column Description.....

M_Z - Nominal Ion Mass(es)
..RT. - Retention Time (mm:ss)
Rat.1 - Ratio of M/M+2 Ions
OK - RO=Ratio Outside Limits
Rel.RT - Relative Retention Time

*** End of Report ***

Date: 07/19/2002 TRIANGLE LABORATORIES, INC.

Continuing Calibration for P022587

Analysis Date....: 07/19/2002 Method.....: C2NF
Operator.....: JWL Instrument..: P
Init Calibration.: PF56152 Std.Conc....: 10.00
ICal Date.....: 06/15/2002
Analysis Time....: 21:07 GC Column...: DB-225

Analyte Summary

Name	RF	Ratio 1&2	RT Lo/High	RT	Rel. RT	ICal RF	Delta RF	%D
2378-TCDF	1.068	0.76	18:45 26:07	23:36	1.0000	1.120	-0.052	-4.6%
TOTAL TCDF	1.068	0.76				1.120	-0.052	-4.6%
2378-TCDD	1.121	0.79	19:34 25:16	22:09	1.0009	1.131	-0.010	-0.9%
TOTAL TCDD	1.121	0.79				1.131	-0.010	-0.9%

Other Standard Summary

Name	RF	Ratio 1&2	RT Lo/High	RT	Rel. RT	ICal RF	Delta RF	%D
37Cl-TCDD	0.991		20:08 24:08	22:09	1.0009	1.037	-0.046	-4.4%

Internal Standard Summary

Name	RF	Ratio 1&2	RT Lo/High	RT	Rel. RT	ICal RF	Delta RF	%D
13C12-2378-TCDF	1.527	0.76	22:36 24:36	23:36	1.0000	1.519	0.008	0.5%
13C12-2378-TCDD	1.047	0.81	20:08 24:08	22:08	1.0000	1.075	-0.028	-2.6%

Recovery Standard Summary

Name	RF	Ratio 1&2	RT Lo/High	RT	Rel. RT	ICal RF	Delta RF	%D
13C12-1234-TCDD	1.000	0.83		22:26	1.0136	1.000	0.000	0.0%

Triangle Laboratories, Inc.®
2445 S. Alston Ave. • Durham, North Carolina 27713
Phone: (919) 544-5729 • Fax: (919) 544-5491

Compound/ M_Z....	..RT.	OK	Ratio	Total.Area...	Area.Peak.1..	Area.Peak.2..	Rel.RT	Compound.Name..	ID..
TCDF		0.65-0.89							
304-306	23:36		0.76	62.48	26.88	35.60	1.000	2378-TCDF	AN
304-306		1 Peak							
13C12-TCDF		0.65-0.89							
316-318	23:36		0.76	584.93	253.52	331.41	1.000	13C12-2378-TCDF	IS0
316-318		1 Peak							
---------- Above: TCDF / TCDD Follows ----------									
TCDD		0.65-0.89							
320-322	22:09		0.79	45.00	19.79	25.21	1.001	2378-TCDD	AN
320		1 Peak							
37Cl-TCDD									
328	22:09			39.78	39.78		1.001	37Cl-TCDD	SUR1
328-330		1 Peak							
13C12-TCDD		0.65-0.89							
332-334	22:08		0.81	401.29	179.50	221.79	1.000	13C12-2378-TCDD	IS1
	22:26		0.83	383.11	173.26	209.85	1.014	13C12-1234-TCDD	RS1
332		2 Peaks							

Column Description.....

M_Z - Nominal Ion Mass(es)
..RT. - Retention Time (mm:ss)
Rat.1 - Ratio of M/M+2 Ions
OK - RO=Ratio Outside Limits
Rel.RT - Relative Retention Time

*** End of Report ***

TRIANGLE LAB
Sample Analysis - Dioxin/Furan
July 18, 2002
Crystal Springs, MS
Book V

Project # 57840

Dates of Samples/ COC	Sample #	Pages	Depth
	Case Narrative	**1-11**	
	Document Control (COC)	**12-35**	
	Sample Data	**36-576**	
	OPR	49-66	
	TLI Blank	67-87	
7/9/02	DF-DP-179	88-111	0-2'
	DF-DP-65	112-139	0-2'
	DF-DP-65 (tetra only)	140-148	0-2'
	DF-DP-143	149-172	0-2'
	DF-DP-143 (tetra only)	173-180	0-2'
	DF-DP-137	181-211	0-2'
	DF-DP-137 (tetra only)	212-220	0-2'
	DF-DP-82	221-251	0-2'
	DF-DP-82 (tetra only)	252-261	0-2'
	DF-DP-39	262-288	0-2'
	DF-DP-39 (tetra only)	289-297	0-2'
	DF-DP-104	298-333	0-2'
	DF-DP-104 (tetra only)	334-343	0-2'
	DF-DP-163	344-371	0-2'
	DF-DP-163 (tetra only)	372-380	0-2'
(Continued in Book VI)			

RECEIVED
JUL 24 2002

CASE NARRATIVE

Analysis of Samples for the Presence of

Polychlorinated Dibenzo-*p*-Dioxins and Dibenzofurans by

High-Resolution Chromatography / High-Resolution Mass Spectrometry

Method 1613B (9/97)

Date:	July 18, 2002
Client ID:	Martin & Slagle
P.O. Number:	
TLI Project Number:	57840

This report should only be reproduced in full. Any partial reproduction of this report requires written permission from Triangle Laboratories, Inc.

Overview

The samples and associated QC samples were extracted and analyzed according to procedures described in EPA Method 1613B (September 1997). Any particular difficulties encountered during the sample handling by Triangle Laboratories will be discussed in the QC Remarks section below. This report contains results from only the 1613 dioxin/furan analyses of the soil samples.

Quality Control Samples

A laboratory method blank and an ongoing precision and recovery (OPR) sample are extracted and analyzed with each batch of samples.

A clean-up blank was processed along with the sample to prove that contamination was not introduced during the cleanup procedures. The results of this clean-up blank are included with the data package.

Quality Control Remarks

This analytical data has been released after being subjected to a series of inspections. General deviations from acceptable QC requirements are identified below. Specific QC issues associated with this particular project are:

Sample receipt: Thirteen soil samples were received from Martin & Slagle in good condition on July 11, 2002 at 4.0°C and stored in a refrigerator at 4°C.

Sample Preparation Laboratory: None

Mass Spectrometry: None

Data Review: The analysis of some of the samples exhibit the presence of saturated analyte signals (signals outside the dynamic range of the instrument). The effected analytes are flagged "S" on the quantitation report. The results for these analytes should be considered minimum estimates of the actual concentrations present in the sample. In addition, several of the field samples exhibit the presence of analytes that exceed the calibration range of the instrument. The effected analytes are flagged "E" on the quantitation report. These samples will be diluted, and the diluted analyses will be forwarded upon completion.

The ion abundance ratios for some of the standards in some of the samples are outside of method criteria. In addition, the recoveries of the some of the internal standards are also above QC limits. These effects are due to the presence of interferences in these samples. The high analyte levels in samples contributing factor to these effects in the samples.

Since the QC samples do not exhibit this effect, the issue is considered matrix related, and the results are released without further comment.

The recovery of 2378-TCDD cleanup standard in the sample DF-DP-104 0-2' above the QC criteria. Since this standard is not used for any analyte quantitations, the results of the sample are affected.

General Comments: No 2,3,7,8-substituted target analytes were detected in the method blank above the target detection limit (TDL).

The detection limits in some samples may be above the Target Detection Limit due to Method 1613B reporting format which requires that GC peaks which do not meet QC criteria for ion-abundance ratio be reported in the detection limit.

The analytical data presented in this report are consistent with the guidelines of Method 1613B. Any exceptions have been discussed in the QC Remarks section of this case narrative with emphasis on their effect on the data. Should Martin & Slagle have any questions or comments regarding this data package, please feel free to contact one of our Project Scientists at (919) 544-5729.

For Triangle Laboratories, Inc.,

Released by,

Vijay S. Chhatre

Report Preparation Chemist

The total number of pages in the data package is: 617.

Method 1613 Sample Calculations:

Analyte Concentration

The concentration or amount of any analyte is calculated using the following expression.

$$Amt_{(\sigma)} = \frac{A_\sigma * Q_\beta}{A_\beta * RRF_{(\sigma)} * W}$$

Where:

$Amt_{(\sigma)}$	=	amount of a given analyte, expressed in nanograms (ng) or picograms (pg).
A_σ	=	integrated current for the characteristic ions of the analyte
A_β	=	integrated current of the characteristic ions of the corresponding internal standard
Q_β	=	amount of internal standard added to the sample before extraction
$RRF_{(\sigma)}$	=	mean analyte relative response factor from the initial calibration
W	=	sample weight or volume (W = 1.0 for Method 23 samples)

Detection Limits

The detection limit reported for a target analyte that is not detected or presents an analyte response that is less than 2.5 times the background level is calculated by using the following expression. The area of the analyte is replaced by the noise level measured in a region of the chromatogram clear of genuine GC signals. The detection limits represent the maximum possible concentration of a target analyte that could be present without being detected.

$$DL_{(\sigma)} = \frac{2.5 * H * Q_\beta}{H_\beta * RRF_{(\sigma)} * W}$$

Where:

$DL_{(\sigma)}$	=	estimated detection limit for a target analyte, expressed in ng or pg
2.5	=	minimum response required for a GC signal
H	=	sum of the height of the noise level
H_β	=	sum of the height of the characteristic ions of the corresponding internal standard
Q_β	=	amount of internal standard added to the sample before extraction
$RRF_{(\sigma)}$	=	mean analyte relative response factor from the initial calibration
W	=	sample weight or volume

Data Flags

In order to assist with data interpretation, data qualifier flags are used on the final reports. Please note that all data qualifier flags are subjective and are applied as consistently as possible. Each flag has been reviewed by two independent Chemists and the impact of the data qualifier flag on the quality of the data discussed above. The most commonly used flags are:

A **'B'** flag is used to indicate that an analyte has been detected in the laboratory method blank as well as in an associated field sample. The 'B' flag is used only when the concentration of analyte found in the sample is less than 20 times that found in the associated blank. This flag denotes possible contribution of background laboratory contamination to the concentration or amount of that analyte detected in the field sample.

An **'E'** flag is used to indicate a concentration based on an analyte to internal standard ratio which exceeds the range of the calibration curve. Values which are outside the calibration curve are estimates only.

An **'I'** flag is used to indicate labeled standards have been interfered with on the GC column by coeluting, interferent peaks. The interference may have caused the standard's area to be overestimated. All quantitations relative to this standard, therefore, may be underestimated.

A **'J'** flag is used to indicate a concentration based on an analyte to internal standard ratio which is below the calibration curve. Values which are outside the calibration curve are estimates only.

A **'PR'** flag is used to indicate that a GC peak is poorly resolved. This resolution problem may be seen as two closely eluting peaks without a reasonable valley between the peak tops, overly broad peaks, or peaks whose shapes vary greatly from a normal distribution. The concentrations or amounts reported for such peaks are most likely overestimated.

A **'Q'** flag is used to indicate the presence of QC ion instabilities caused by quantitative interferences.

An **'RO'** flag is used to indicate that a labeled standard has an ion abundance ratio that is outside of the acceptable QC limits, most likely due to a coeluting interference. This may have caused the percent recovery of the standard to be overestimated. All quantitations versus this standard, therefore, may be underestimated.

An **'S'** flag indicates that the response of a specific PCDD/PCDF isomer has exceeded the normal dynamic range of the mass spectrometer detection system. The corresponding signal is saturated and the reported analyte concentration is a 'minimum estimate'. When the 'S' qualifier is used in the reporting of 'totals', there is saturation of one (not

necessarily from a specific isomer) or more saturated signals for a given class of compounds. Results for saturated analytes are reported as greater than the upper calibration limit.

A **'U'** flag is used to indicate that a specific isomer cannot be resolved from a large, co-eluting interferent GC peak. The specific isomer is reported as not detected as a valid concentration cannot be determined. The calculated detection limit, therefore, should be considered an underestimated value.

A **'V'** flag is used to indicate that, although the percent recovery of a labeled standard may be below a specific QC limit, the signal-to-noise ratio of the peak is greater than ten-to-one. The standard is considered reliably quantifiable. All quantitations derived from the standard are considered valid as well.

An **'X'** flag is used to indicate that a polychlorodibenzofuran (PCDF) peak has eluted at the same time as the associated diphenyl ether (DPE) and that the DPE peak intensity is at least ten percent of the total PCDF peak intensity. Total PCDF values are flagged 'X' if the total DPE contribution to the total PCDF value is greater than ten percent. All PCDF peaks that are significantly influenced by the presence of DPE peaks are either reported as "estimated maximum possible concentration (EMPC) values without regard to the isotopic abundance ratio, or are included in the detection limit value depending on the analytical method.

ACCREDITED IN ACCORDANCE WITH nelac

TRIANGLE LABORATORIES, INC.

LIST OF CERTIFICATIONS AND ACCREDITATIONS

ENVIRONMENTAL

Primary NELAC Certificate: **Florida Department of Health, #E87769; SDWA**, Method 1613, 2,3,7,8-TCDD for Dioxin in Drinking Water; **CWA**, Method 613, 2,3,7,8-TCDD AND Method 1613, PCDD/PCDF & totals; **RCRA/CERCLA**, Methods 8280/8290, PCDD/PCDF & totals; **CAA**, TO-9A, all dioxins/furans AND TO-13A, semi-volatiles. Expires June 30, 2003.

Primary NELAC Certificate: **State of New Jersey, Department of Environmental Protection.** ID #NC851. **CAA**, Methods 0023A and MM5 (Sampling Train). **Secondary NELAC Certificate**: **SDWA**, Method 1613, 2,3,7,8-TCDD for Dioxin in Drinking Water; **CWA**, Method 1613, PCDD/PCDF & totals; **RCRA/CERCLA**, Method 8290, PCDD/PCDF & totals. Expires August 16, 2002.

State of Alabama, Department of Environmental Management. Laboratory ID # 40950. 2,3,7,8 TCDD (Dioxin) in drinking water. Expires 31 July 2002.

State of Alaska, Department of Environmental Conservation. Lab ID #NC-06-00. Certificate number NC00140. 2,3,7,8- TCDD (Dioxin) in drinking water. Expires December 21, 2002.

State of Arizona, Department of Health Services. Certificate #AZ0423. Drinking Water for Dioxin, Dioxins in Waste Water and Solid or Hazardous Waste. Expires May 25, 2003.

State of Arkansas, Department of Environmental Quality. Pulp/paper, soil, water, and Hazardous Waste for Dioxin/Furans. Expires 8 January 2003.

Secondary NELAC Certificate: **State of California, Department of Health Services, Certificate No. 01167CA. SDWA**, Method 1613, 2,3,7,8-TCDD for Dioxin in Drinking Water; **CWA**, Method 613, 2,3,7,8-TCDD AND Method 1613, PCDD/PCDF & totals; **RCRA/CERCLA**, Methods 8280/8290, PCDD/PCDF & totals; **CAA**, TO-9A, all dioxins/furans AND TO-13A, semi-volatiles. Expires October 31, 2002.

State of Colorado, Department of Public Health and Environment. SDWA, Dioxin by EPA 1613. Expires April 30, 2003.

State of Connecticut, Department of Health Services. Registration # PH-0117. **SDWA**, Method 1613, 2,3,7,8-TCDD for Dioxin in Drinking Water; **CWA**, Method 1613, PCDD/PCDF & totals; **RCRA/CERCLA**, Methods 8280/8290, PCDD/PCDF & totals. Expires September 30, 2003.

2445 S. Alston Ave. - Durham, NC 27713 - (919) 544-5729 - FAX (919) 544-5491
www.trianglelabs.com

Delaware Health and Social Services. Dioxin Certification waived for out-of-state laboratories; accept home-state Certifications.

Primary NELAC Certificates: **Florida Department of Health, #E87769; SDWA**, Method 1613, 2,3,7,8-TCDD for Dioxin in Drinking Water; **CWA**, Method 613, 2,3,7,8-TCDD AND Method 1613, PCDD/PCDF & totals; **RCRA/CERCLA**, Methods 8280/8290, PCDD/PCDF & totals; **CAA**, TO-9A, all dioxins/furans AND TO-13A, semi-volatiles. Expires June 30, 2003.

Georgia Department of Environmental Quality. Chemical Certification of Drinking Water for Dioxins, method 1613, reciprocity based on North Carolina Certification. **SDWA**, Method 1613, 2,3,7,8-TCDD for Dioxin in Drinking Water; **CWA**, Method 613, 2,3,7,8-TCDD AND Method 1613, PCDD/PCDF & totals; **RCRA/CERCLA**, Methods 8280/8290, PCDD/PCDF & totals; **CAA**, TO-9A, all dioxins/furans AND TO-13A, semi-volatiles; reciprocity based on **FL-DOH NELAC Certificates**. Certificate # 953, expires June 30, 2002.

Hawaii Department of Health. Certified for Dioxin under the Safe Drinking Water Act. "Accepted" status for regulatory purposes. Expires June 30, 2002.

Idaho Department of Health and Welfare. Dioxin in drinking water, EPA Method 1613. Expires December 31, 2002.

Secondary NELAC Certificate: **Illinois Environmental Protection Agency.** Accreditation Number #200007, Certificate #000468; **Drinking Water**, Method 1613, 2,3,7,8-TCDD; **Wastewater, Organic**, Methods 1613 and 613; **Hazardous and Solid Waste, Organic**, Methods 8280A and 8290. Expires 30 September 2002.

Indiana Department of Health. Dioxin in drinking water, EPA method 1613. Lab ID # C-NC-01. Expires July 31, 2002.

Secondary NELAC Certificate: **State of Kansas, Department of Health and Environment**. Cert. # E-10215. **SDWA**, Method 1613, 2,3,7,8-TCDD for Dioxin in Drinking Water; **CWA**, Method 1613, PCDD/PCDF; **RCRA/CERCLA**, Methods 8280/8290, PCDD/PCDF & totals. Expires 31 January 2003.

Commonwealth of Kentucky, Department for Environmental Protection. Lab ID #90060. 2,3,7,8 TCDD (Dioxin) in drinking water. Expires December 31, 2002.

Secondary NELAC Certificate: **State of Louisiana Department of Environmental Quality.** Certificate # 01979. **CAA**, TO-9A and TO-13A; **CWA**, Method 613 2,3,7,8-TCDD and Method 1613 PCDDs/PCDFs; **Solid and Hazardous Waste** Methods 8280A & 8290 PCDDs/PCDFs; **Misc**. Methods 1613, 8280A & 8290. Expires 30 June 2003.

Secondary NELAC Certificate: **State of Louisiana Department of Health & Hospitals.** Dioxin (2,3,7,8-TCDD) in Drinking Water. Certificate # LA020003. Expires December 31, 2002.

Maine Department of Human Services. Certification #: NC140. **SDWA**, Method 1613, 2,3,7,8-TCDD for Dioxin in Drinking Water; **CWA**, Method 1613, PCDD/PCDF. Expires May 30, 2004.

Maryland Department of Health and Mental Hygiene. Certification # 235, SOC 2 (Dioxin). Expires September 30, 2002.

Commonwealth of Massachusetts, Department of Environmental Protection, does not require Certification for Drinking Water Dioxin/Furan analysis.

State of Michigan, Department of Environmental Quality. 2,3,7,8 TCDD by Method 1613. Expires April 1, 2001. **Renewal pending.*

Minnesota Department of Health. The certification program in MN does not include dioxins/furans for CWA, SDWA of RCRA/CERCLA. See **U.S. EPA Region V.**

Mississippi State Department of Health. Dioxin in drinking water. No expiration date.

Montana Department of Health and Environmental Services. CERT0019. Dioxin in drinking water. Expires December 31, 2002.

State of Nebraska Department of Health. Reciprocal certification through the North Carolina Department of Health and Human services and Florida DOH NELAC Certification. **SDWA,** Method 1613, 2,3,7,8-TCDD for Dioxin in Drinking Water; **CWA**, Method 613, 2,3,7,8-TCDD AND Method 1613, PCDD/PCDF & totals; **RCRA/CERCLA**, Methods 8280/8290, PCDD/PCDF & totals; **CAA**, TO-9A, all dioxins/furans AND TO-13A, semi-volatiles. Expires July 31, 2002.

State of Nevada, Department of Conservation and Natural Resources. Lab Certificate No. NC-00140-2002-73, expires July 31, 2002. **CWA**, Method 1613, PCDD/PCDF & totals, expires July 31, 2002.

State of Nevada, Department of Human Resources. Lab Certificate No. NC-00140-2002-73, expires July 31, 2002. **SDWA,** Method 1613, 2,3,7,8-TCDD for Dioxin in Drinking Water, expires July 31, 2002.

Primary NELAC Certificate: **State of New Jersey, Department of Environmental Protection.** ID #NC851. **CAA**, Methods 0023A and MM5 (Sampling Train). **Secondary NELAC Certificate**: **SDWA**, Method 1613, 2,3,7,8-TCDD for Dioxin in Drinking Water; **CWA**, Method 1613, PCDD/PCDF & totals; **RCRA/CERCLA**, Method 8290, PCDD/PCDF & totals. Expires August 16, 2002.

State of New Mexico, Environment Department. Safe Drinking Water Act; 2,3,7,8-TCDD by Method 1613. Expires 30 June 2002.

Secondary NELAC Certificate: **New York State Department of Health, LAB ID #11026.** Potable Water, 2,3,7,8-TCDD, EPA 1613, Serial # 14199; Non-Potable Water, 2,3,7,8-TCDD, EPA 613, Serial # 14200. Valid through 15 June 2002.

State of North Carolina, Department of Health and Human Services. Certificate # 37751. Dioxin in drinking water. Expires July 31, 2002.

North Dakota State Department of Health and Consolidated Laboratories. Certificate # R-076. Dioxin in drinking water. Expires June 30, 2002.

Ohio EPA. Ohio does not offer out-of-state lab certifications; certification by EPA Region 5 is honored.

Oklahoma Department of Environmental Quality. Laboratory #9612. 2,3,7,8 TCDD (Dioxin). Expires August 31, 2002.

Secondary NELAC Certificate: **Oregon Environmental Laboratory Accreditation Program.** Certificate No:-911918452. **SDWA**, Method 1613, 2,3,7,8-TCDD for Dioxin in Drinking Water; **CWA**, Method 613, 2,3,7,8-TCDD AND Method 1613, PCDD/PCDF & totals; **RCRA/CERCLA**, Methods 8280/8290, PCDD/PCDF & totals; **CAA**, TO-9A, all dioxins/furans AND TO-13A, semi-volatiles. Expires January 31, 2003.

State of South Carolina, Department of Health and Environmental Control. Certificate number #99040001 (Other parameters). Dioxin/Furans by method 1613B - Safe Drinking Water Act; 2,3,7,8-TCDD for Drinking Water, and Organic extractables for Solid and Hazardous Waste. Reciprocal certification with New York. Expires June 03, 2001. Certificate # 99040002 Solid Hazardous Waste- Dioxins/Furans by 8280A and 8290. Expires August 31, 2001. **Renewal pending.*

State of Tennessee. Department of Environment and Conservation. ID #02992. Dioxin in Drinking water. Expires February 20, 2005.

Texas Natural Resource Conservation Commission. Certification Number: TX264-2002A. **SDWA:** Chemistry, Dioxin (2378-TCDD), EPA 1613. Expires January 31, 2004.

U.S. Army Corps of Engineers. Validated to perform EPA SW-846, Method 8290, water and solids. Validation expires May 2, 2004.

Department of the Navy, Naval Facilities Engineering Service Center (NFESC). Letter of Acceptance for analysis of water and solids by Methods 8280 and 8290.
Expires June 30, 2002.

U.S. EPA Region V. 2,3,7,8 TCDD (Dioxin) in drinking water by method 1613B.
Expires January 19, 2003. [Illinois, Indiana, Michigan, Minnesota, Ohio and Wisconsin]

U.S. EPA Region VIII, for the State of Wyoming. EPA Method 1613 for Dioxin in drinking water. Expires December 30, 2002.

Secondary NELAC Certificate: **State of Utah, Department of Health.** ID # TRIA, Account # 9195445729 **SDWA**, Method 1613, 2,3,7,8-TCDD for Dioxin in Drinking Water; **CWA**, Method 1613, PCDD/PCDF & totals; **RCRA/CERCLA**, Methods 8280/8290, PCDD/PCDF & totals. Expires June 30, 2002.

Commonwealth of Virginia, Department of General Services, Division of Consolidated Laboratory Services. ID # 00341. 2,3,7,8-TCDD (Dioxin) in drinking water, EPA Method 1613B. Expires June 30, 2003.

State of Washington, Department of Ecology. Lab Accreditation Number C067. Scope of Accreditation applies to Dioxins (PCDDs/PCDFs) by EPA methods 613, 1613, 8280, and 8290 in potable and non-potable water. Expires September 11, 2002.

State of Washington, Department of Health. Dioxin by 1613 in drinking water. Lab ID 129. Expires April 30, 2003.

State of West Virginia, Department of Health. Certificate No. 9923(C). 2,3,7,8-TCDD (Dioxin) in drinking water, SOC III. Expires December 31, 2002.

State of Wisconsin, Department of Natural Resources. Laboratory ID Number 999869530. Certified for 2,3,7,8-TCDD (Dioxin) in drinking water and for PCDD/PCDF. Expires August 31, 2002.

State of Wyoming, see **U.S. EPA Region VIII** above.

PHARMACEUTICAL

Drug Enforcement Agency (DEA). Registration number RT0195835. Controlled substance registration for schedules 1,2,3,3N,4,5. Expires November 30, 2002.

N.C. Department of Human Resources. Registration number NC-PT 0000 0031. North Carolina controlled substances registration for schedules 1, 2, 2N, 3, 3N, 4, 5, 6. Expires October 31, 2002.

Food & Drug Administration (FDA) Registration. ID #'s 001500 1053481(ATL). Annual registration of drug establishment. Current for 2002.

OTHER

Clinical Laboratory Improvement Amendments (CLIA) Registration. ID # 34D0705123. Department of Health & Human Services, Health Care Financing Administration. Certificate for the Acceptance of Human Specimens for the purposes of performing laboratory examinations or procedures - Chemistry, Toxicology, HCFA. Expires May 30, 2003.

U.S. Department of Agriculture Soil Permit. Permit No. S-56724. Under the authority of the Federal Plant Pest Act, permission is granted to receive foreign soil samples for use in laboratory analysis. Expires March 31, 2007.

U.S. EPA Large Quantity Hazardous Waste Generator. EPA ID #NCR000137232. Permit indicates that the laboratory is a large generator of hazardous waste. No expiration date.

U.S. Fish and Wildlife Permit. Number LE027890-1. Authorization to import/export wildlife and/or wildlife products. Expires April 30, 2003.

DOCUMENT CONTROL

2445 S. Alston Ave. • Durham, NC 27713 • (919) 544-5729 • FAX (919) 544-5491
www.trianglelabs.com

Environmental Chemistry Consulting Services, Inc.

2525 Advance Road, Madison, WI 53718
Phone 608-221-8700 FAX 608-221-4889

CHAIN OF CUSTODY

No. 003103 *

Page 1 of 2

Project Number:	Mail Report To: ROBERT MARTIN	Turn Around (circle one) Normal Rush
Project Name:	Company: MARTIN + SLAGLE	Report Due:
Project Location:	Address: P.O. BOX 1023	Invoice To:
Sampled By (Print): CMP/JJK	BLACK MOUNTAIN NC 28711	Company:
		Address:
		P.O. No.: Quote No.: 02649

Sample Description	Collection Date	Collection Time	Matrix	Total Bottles	Preserv*	Analysis Requested	Method Comments	Laboratory Number
DF-DP-179 0-2'	09JL02	0845	S	1	A	Dioxin + furan (ALL)	1613B	
DF-DP-65 0-2'	09JL02	0910	S	1	A	Dioxin + furan (ALL)	1613B	
DF-DP-143 0-2'	09JL02	0940	S	1	A	Dioxin + furan (ALL)	1613B	
DF-DP-137 0-2'	09JL02	1005	S	1	A	Dioxin + furan (ALL)	1613B	
DF-DP-82 0-2'	09JL02	1025	S	1	A	Dioxin + furan (ALL)	1613B	
DF-DP-39 0-2'	09JL02	1050	S	1	A	Dioxin + furan (ALL)	1613B	
DF-DP-104 0-2	09JL02	1110	S	1	A	Dioxin + furan (ALL)	1613B	
DF-DP-163 0-2	09JL02	1140	S	1	A	Dioxin + furan (ALL)	1613B	
DF-DP-27 0-2'	09JL02	1310	S	1	A	Dioxin + furan (ALL)	1613B	
DF-DP-209 0-2' offset	09JL02	1350	S	1	A	Dioxin + furan (ALL)	1613B	
DF-DP-176 0-2'	09JL02	1440	S	1	A	Dioxin + furan (ALL)	1613B	
DF-DP-642 0-2'	09JL02	1450	S	1	A	Dioxin + furan (ALL)	1613B	

*Preservation Code A=None B=HCL C=H2SO4 D=HNO3 E=EnCore F=Methanol G=NaOH O=Other(Indicate)	Relinquished By:	Date/Time: 10JL02 13:00	Received By:	Date/Time: 7/10/02 09:00
	Relinquished By:	Date/Time:	Received By:	Date/Time:
Custody Seal: Present/Absent	Intact/Not Intact	Seal #'s	Receipt Temp:	
Shipped Via:			Temp Blank Y N	

WHITE - REPORT COPY YELLOW - LABORATORY COPY PINK - SAMPLER/SUBMITTER

Environmental Chemistry Consulting Services, Inc.

2525 Advance Road, Madison, WI 53718
Phone 608-221-8700 FAX 608-221-4889

CHAIN OF CUSTODY

No. 003104 *

Page 2 of 2

Project Number:	Mail Report To: ROBERT MARTIN
Project Name:	Company: MARTIN + SLAGLE
Project Location:	Address: P.O. Box 1023
Sampled By (Print):	BLACK MOUNTAIN NC 28711

Turn Around (circle one) Normal / Rush
Report Due:
Invoice To:
Company:
Address:
P.O. No.: Quote No.: 02649

Sample Description	Collection Date	Collection Time	Matrix	Total Bottles	Preserv*	Analysis Requested	Method Comments	Laboratory Number
DUPLICATE	09JL02	—	S	1	A	Dioxin + Furan (All)	1613B	

*Preservation Code
A=None B=HCL C=H2SO4
D=HNO3 E=EnCore F=Methanol
G=NaOH O=Other(Indicate)

Relinquished By:	Date/Time: 10JL02 13:00	Received By:	Date/Time: 7/11/02 8:00
Relinquished By:	Date/Time:	Received By:	Date/Time:

Custody Seal: Present/Absent Intact/Not Intact Seal #'s
Shipped Via:
Receipt Temp:
Temp Blank Y N

WHITE - REPORT COPY YELLOW - LABORATORY COPY PINK - SAMPLER/SUBMITTER

TRIANGLE LABORATORIES, INC. -- LOG IN RECORD/CHAIN OF CUSTODY

Custody Seal : Absent
Chain of Custody : Present
Sample Tags : Absent
Sample Tag Numbers: Not Listed on Chain of Custody
SMO Forms : N/A

Sample Seals: Present
Container...: Intact

TLI Project Number 57840
Client: MAS07 - Martin & Slagle

Book 330

Date Received 07/11/02

Page 27

Carrier and Number FED EX

Ice Chest ICE Temp 4.0 C

TLI Number.. mR/H:CPM.	Client Sample ID..... Client COC ID.....*	Location.....	Matrix	To LAB Date/Init	To STORAGE Date/Init	To LAB Date/Init	To STORAGE Date/Init	To LAB Date/Init	To STORAGE Date/Init	To LAB Date/Init	To STORAGE Date/Init	DISPOSED Date/Init
330-27-1	DF-DP-179 0-2' DF-DP-179 0-2'	C01	SOLID	SPW 7-12-02	SPW 7-12-02							
330-27-2	DF-DP-65 0-2' DF-DP-65 0-2'	C01	SOLID									
330-27-3	DF-DP-143 0-2' DF-DP-143 0-2'	C01	SOLID									
330-27-4	DF-DP-137 0-2' DF-DP-137 0-2'	C01	SOLID									
330-27-5	DF-DP-82 0-2' DF-DP-82 0-2'	C01	SOLID									
330-27-6	DF-DP-39 0-2' DF-DP-39 0-2'	C01	SOLID									
330-27-7	DF-DP-104 0-2' DF-DP-104 0-2'	C01	SOLID									
330-27-8	DF-DP-163 0-2' DF-DP-163 0-2'	C01	SOLID									
330-27-9	DF-DP-27 0-2' DF-DP-27 0-2'	C01	SOLID									
330-27-10	DF-DP-209 0-2'OFFSET DF-DP-209 0-2'OFFSET	C01	SOLID									
330-27-11	DF-DP-676 0-2' DF-DP-676 0-2'	C01	SOLID									
330-27-12	DF-DP-642 0-2' DF-DP-642 0-2'	C01	SOLID									
330-27-13	DUPLICATE DUPLICATE	C01	SOLID									

Receiving Remarks:

Archive Remarks:

TRIANGLE LABORATORIES, INC.
SAMPLE TRACKING AND PROJECT MANAGEMENT FORM

----------ADMINISTRATIVE INFORMATION----------

TLI Proj#: 57840-	Samples: 13	TurnAround.: 18 Day(s)
Prod Code: D70011	Matrix.: SOIL	Hold Time..: 365 Day(s)
DetectLim: 1 ppt	Type...: C	Start Date.: 07/11/02
	Recvd..: 07/11/02	Ship By....: 07/27/02
		DWL Due Dt.: 07/17/02

Analyte List.: Tetra - Octa

Method.....: 1613B Tetra-Octa		
Client Proj..: Dioxin/Furan Analysis		
Client.....: Martin & Slagle (MAS07)		
P.O. No.....:	Collect Dt/Tm:	07/09/02
Contact.....: Robert Martin	Phone.....:	828-669-3929
Proj. Mgr....:	Fax.....:	828-669-5289
	Sample Origin:	

----------SPECIAL INSTRUCTIONS / QA REQUIREMENTS----------

TEF.....: EPA	Prespike Standard:	n/a
	Extraction Exp...:	07/09/03

----------REPORTING REQUIREMENTS----------

Reporting Format: Report Option II

See MILES for Instructions/Communications.

Completed by: AC / C. Peel DATE: 07-11-02

Reviewed by: SM / [signature] DATE: 07/11/02 (PMGT0197

TRIANGLE LABORATORIES, INC.
Percent Moisture/Solid Calculations
Project: 57840

Sample crd R	Empty Vial.Wt	Wet Vial Weight...	Dry Vial Weight...	Entered.By.....	Date....	Time....	%Moist	%Solid	Valid Weight From.....-To.....	Target Weight...
002	14.5369	22.4354	20.8655	RAGSDALEC	07/12/02	10:31:07				
	14.5369	22.4354	20.8631	RAGSDALEC	07/12/02	09:28:57	19.9	80.1		
	14.5369	22.4354	0.0000	RAGSDALEC	07/11/02	14:00:11				
	14.5369	0.0000	0.0000	RAGSDALEC	07/11/02	13:02:22			11.9850-12.9838	12.4844
003	14.3616	21.5180	20.4827	RAGSDALEC	07/12/02	10:31:07				
	14.3616	21.5180	20.4802	RAGSDALEC	07/12/02	09:28:57	14.5	85.5		
	14.3616	21.5180	0.0000	RAGSDALEC	07/11/02	14:00:11				
	14.3616	0.0000	0.0000	RAGSDALEC	07/11/02	13:02:22			11.2281-12.1637	11.6959
004	14.4067	21.4722	20.2269	RAGSDALEC	07/12/02	10:31:07				
	14.4067	21.4722	20.2251	RAGSDALEC	07/12/02	09:28:57	17.7	82.3		
	14.4067	21.4722	0.0000	RAGSDALEC	07/11/02	14:00:12				
	14.4067	0.0000	0.0000	RAGSDALEC	07/11/02	13:02:22			11.6646-12.6367	12.1507
005	14.5182	22.9198	21.7360	RAGSDALEC	07/12/02	10:31:07				
	14.5182	22.9198	21.7339	RAGSDALEC	07/12/02	09:28:57	14.1	85.9		
	14.5182	22.9198	0.0000	RAGSDALEC	07/11/02	14:00:12				
	14.5182	0.0000	0.0000	RAGSDALEC	07/11/02	13:02:22			11.1758-12.1071	11.6414
006	14.5441	22.0951	21.0927	RAGSDALEC	07/12/02	10:31:07				
	14.5441	22.0951	21.0908	RAGSDALEC	07/12/02	09:28:57	13.3	86.7		
	14.5441	22.0951	0.0000	RAGSDALEC	07/11/02	14:00:12				
	14.5441	0.0000	0.0000	RAGSDALEC	07/11/02	13:02:22			11.0727-11.9954	11.5340
007	14.5455	20.6169	19.8932	RAGSDALEC	07/12/02	10:31:08				
	14.5455	20.6169	19.8916	RAGSDALEC	07/12/02	09:28:57	11.9	88.1		
	14.5455	20.6169	0.0000	RAGSDALEC	07/11/02	14:00:12				
	14.5455	0.0000	0.0000	RAGSDALEC	07/11/02	13:02:22			10.8967-11.8048	11.3507
008	14.3529	23.2825	22.1063	RAGSDALEC	07/12/02	10:31:08				
	14.3529	23.2825	22.1038	RAGSDALEC	07/12/02	09:28:57	13.2	86.8		
	14.3529	23.2825	0.0000	RAGSDALEC	07/11/02	14:00:12				
	14.3529	0.0000	0.0000	RAGSDALEC	07/11/02	13:02:22			11.0599-11.9816	11.5207
009	14.4740	20.6480	19.5343	RAGSDALEC	07/12/02	10:31:08				
	14.4740	20.6480	19.5325	RAGSDALEC	07/12/02	09:28:57	18.1	81.9		
	14.4740	20.6480	0.0000	RAGSDALEC	07/11/02	14:00:12				
	14.4740	0.0000	0.0000	RAGSDALEC	07/11/02	13:02:22			11.7216-12.6984	12.2100
010	14.3945	22.2407	21.0393	RAGSDALEC	07/12/02	10:31:08				
	14.3945	22.2407	21.0368	RAGSDALEC	07/12/02	09:28:57	15.3	84.7		
	14.3945	22.2407	0.0000	RAGSDALEC	07/11/02	14:00:12				
	14.3945	0.0000	0.0000	RAGSDALEC	07/11/02	13:02:22			11.3341-12.2786	11.8064
011	14.4137	22.7808	21.4067	RAGSDALEC	07/12/02	10:31:08				
	14.4137	22.7808	21.4050	RAGSDALEC	07/12/02	09:28:57	16.4	83.6		
	14.4137	22.7808	0.0000	RAGSDALEC	07/11/02	14:00:12				
	14.4137	0.0000	0.0000	RAGSDALEC	07/11/02	13:02:22			11.4833-12.4402	11.9617

Sample crd R	Empty Vial.Wt	Wet Vial Weight...	Dry Vial Weight...	Entered.By.....	Date....	Time....	%Moist	%Solid	Valid Weight From.....-To.....	Target Weight...
012	14.5231	22.2561	21.3957	RAGSDALEC	07/12/02	10:31:08				
	14.5231	22.2561	21.3944	RAGSDALEC	07/12/02	09:28:57	11.1	88.9		
	14.5231	22.2561	0.0000	RAGSDALEC	07/11/02	14:00:12				
	14.5231	0.0000	0.0000	RAGSDALEC	07/11/02	13:02:22			10.7987-11.6985	11.2486
013	14.4251	22.3605	21.2560	RAGSDALEC	07/12/02	10:31:08				
	14.4251	22.3605	21.2547	RAGSDALEC	07/12/02	09:28:57	13.9	86.1		
	14.4251	22.3605	0.0000	RAGSDALEC	07/11/02	14:00:12				
	14.4251	0.0000	0.0000	RAGSDALEC	07/11/02	13:02:22			11.1498-12.0790	11.6144
014	14.5322	21.8192	20.5764	RAGSDALEC	07/12/02	10:31:08				
	14.5322	21.8192	20.5737	RAGSDALEC	07/12/02	09:28:57	17.1	82.9		
	14.5322	21.8192	0.0000	RAGSDALEC	07/11/02	14:00:12				
	14.5322	0.0000	0.0000	RAGSDALEC	07/11/02	13:02:23			11.5802-12.5452	12.0627

Percent Moisture/Solid Summary

TLI.MILES.ID....	TLI.Number..	Client.Id.Number.....	%Moist	%Solid	ExtrctWt	DryWtEqu	RPD..
57840- -002	330-27-1	DF-DP-179 0-2'	19.9	80.1			
57840- -003	330-27-2	DF-DP-65 0-2'	14.5	85.5			
57840- -004	330-27-3	DF-DP-143 0-2'	17.7	82.3			
57840- -005	330-27-4	DF-DP-137 0-2'	14.1	85.9			
57840- -006	330-27-5	DF-DP-82 0-2'	13.3	86.7			
57840- -007	330-27-6	DF-DP-39 0-2'	11.9	88.1			
57840- -008	330-27-7	DF-DP-104 0-2'	13.2	86.8			
57840- -009	330-27-8	DF-DP-163 0-2'	18.1	81.9			
57840- -010	330-27-9	DF-DP-27 0-2'	15.3	84.7			
57840- -011	330-27-10	DF-DP-209 0-2'OFFSET	16.4	83.6			
57840- -012	330-27-11	DF-DP-676 0-2'	11.1	88.9			
57840- -013	330-27-12	DF-DP-642 0-2'	13.9	86.1			
57840- -014	330-27-13	DUPLICATE	17.1	82.9			

*** End of Report ***

TRIANGLE LABORATORIES, INC.
Sample Size and Extraction Date/Time
Project: 57840

Sample crd	Sample Weight...	Unit	Extract Date....	Extr. Time.	Adjusted Weight...
000	10.0000	G	07/12/02	17:00	0.0000
001	10.0000	G	07/12/02	17:00	0.0000
002	12.5000	G	07/12/02	17:00	10.0130
003	11.7000	G	07/12/02	17:00	10.0030
004	12.2000	G	07/12/02	17:00	10.0410
005	11.7000	G	07/12/02	17:00	10.0500
006	11.6000	G	07/12/02	17:00	10.0570
007	11.4000	G	07/12/02	17:00	10.0430
008	11.6000	G	07/12/02	17:00	10.0690
009	12.3000	G	07/12/02	17:00	10.0740
010	11.9000	G	07/12/02	17:00	10.0790
011	12.0000	G	07/12/02	17:00	10.0320
012	11.3000	G	07/12/02	17:00	10.0460
013	11.7000	G	07/12/02	17:00	10.0740
014	12.1000	G	07/12/02	17:00	10.0310

*** End of Report ***

TRIANGLE LABORATORIES, INC.
Wet Lab Extraction and Observations
Project: 57840

Sample #	crd	TLI_Number..	Customer.Sample.Id.....	Init. pH...	NaOH Adj. mL..	NaOH Adj. pH.1.	H2SO4 Adj. mL...	H2SO4 Adj. pH.2.	Appearance.	Color.....	Odor...	Vol.	Entered.By.....	Date....	Time....	S
000		TLI Blank	TLI Blank	n/a	n/a	n/a	n/a	n/a	SAND	TAN	NONE	0	white	07/12/02	17:44:03	F
001		OPR	OPR	n/a	n/a	n/a	n/a	n/a	SAND	TAN	NONE	0	white	07/12/02	17:44:03	F
002		330-27-1	DF-DP-179 0-2'	n/a	n/a	n/a	n/a	n/a	SOIL	GRAY	NONE	0	WHITE	07/12/02	17:52:14	F
003		330-27-2	DF-DP-65 0-2'	n/a	n/a	n/a	n/a	n/a	SOIL	BROWN	NONE	0	white	07/12/02	17:45:31	F
004		330-27-3	DF-DP-143 0-2'	n/a	n/a	n/a	n/a	n/a	SOIL	BROWN	NONE	0	white	07/12/02	17:45:31	F
005		330-27-4	DF-DP-137 0-2'	n/a	n/a	n/a	n/a	n/a	SOIL	BROWN	NONE	0	white	07/12/02	17:45:31	F
006		330-27-5	DF-DP-82 0-2'	n/a	n/a	n/a	n/a	n/a	SOIL	BROWN	NONE	0	white	07/12/02	17:45:31	F
007		330-27-6	DF-DP-39 0-2'	n/a	n/a	n/a	n/a	n/a	SOIL	BROWN	NONE	0	white	07/12/02	17:45:31	F
008		330-27-7	DF-DP-104 0-2'	n/a	n/a	n/a	n/a	n/a	SOIL	BROWN	NONE	0	white	07/12/02	17:45:31	F
009		330-27-8	DF-DP-163 0-2'	n/a	n/a	n/a	n/a	n/a	SOIL	GRAY	NONE	0	white	07/12/02	17:44:49	F
010		330-27-9	DF-DP-27 0-2'	n/a	n/a	n/a	n/a	n/a	SOIL	BROWN	NONE	0	white	07/12/02	17:45:31	F
011		330-27-10	DF-DP-209 0-2'OFFSET	n/a	n/a	n/a	n/a	n/a	SOIL	GRAY	NONE	0	white	07/12/02	17:44:49	F
012		330-27-11	DF-DP-676 0-2'	n/a	n/a	n/a	n/a	n/a	SOIL	BROWN	NONE	0	white	07/12/02	17:45:31	F
013		330-27-12	DF-DP-642 0-2'	n/a	n/a	n/a	n/a	n/a	SOIL	GRAY	NONE	0	white	07/12/02	17:44:49	F
014		330-27-13	DUPLICATE	n/a	n/a	n/a	n/a	n/a	SOIL	BROWN	NONE	0	white	07/12/02	17:45:31	F

*** End of Report ***

Extraction

Type: Soxhlet / Jar / Sep Funnel / Steam Dist / Cont LL / (ASE) / Waste Dilution / Solid Phase

S.O.P: 261A Version: 1

Solvents/Acids	Lot Numbers
3:1 Toluene: Acetone	HSPL-01-93-02

Time On: /
Time Off: /

Comments / Observations: Blank/OPR are Sand (Lot#33-8-55G). 57840-002, 009, 011, 013 - Soil, gray, no odor; 003-008, 010, 012, 14 - Soil, brown, no odor; ~~013 - Soil,~~ SEW 7-12-02

Concentration

Type: (Rotovap) / KD / Speedvac

S.O.P: 124 Version: 17 C.H. 7/14/02 } Same for after DSP 280. CS 7/15/02

Solvent Exchange	Lot Number
Heptane	021381
Iso - Octane	N/A

Tridecane Lot # FT-1-35-36K

Division: 20%/80% 50%/50% 5ml/20ml Other N/A

Comments / Observations: It was filtered through glass wool (020159) and sodium sulfate (GW02-693 CC)

Cleanup

S.O.P: DSP 280 Version: 4 MK 7/15/02
S.O.P: DSP 260 Version: 14 HCL 7/11/02
S.O.P: ______ Version: ______

MeCl2/Hept	ID
1.5%	CCSPL-18-46-2
20%	CCSPL-18-46-1
6%	
Heptane	021381

Comments / Observations: * Used 50g of acid coated silica gel lot# SGA 796-E for 006, 007, 008, 015 and 100g for 012, 013. Color went all the way through silica gel for 012 and 013. MK 7/15/02

Transfers

S.O.P: 272 Version: 9

Solvents	Lot Numbers
Heptane	021381

Division: N/A

Comments: J. Thorpe 7/15/02

*** Indicate the portion of any division that is processed or relinquished to mass spec.

Method: 1613
Matrix: Soil
Ext. Date: 7-12-02
Analyst: S. White

Project-Sample ID / TLI ID			Gross Weight Before (g)	Gross Weight After (g)	Sample Size g / mL	SPW 8234C USF-A15 6/19/03 7/12/02 17:00 0.1 ug/mL 20 uL	SPW 8259B USF-MX 4/29/03 7/12/02 17:00 0.01 ug/mL 20 uL	Lewis 8522 USFC 4/11/03 7/14/02 13:15 0.01 ug/mL 20 uL	/ / : ug/mL uL	Chemist Spike # Spike ID " Exp. " Date " Time Concen. Volume	Any Left ~~Yes / No~~
57840	0	TLI Blank	\	\	10.0	SPW		Lewis			
57840	1	OPR	\	\	10.0		SPW	Lewis			~~Yes / No~~
57840	2	330-27-1	637.4	624.8	12.5			Lewis			(Yes) / No
57840	3	330-27-2	562.6	550.8	11.7			Lewis			(Yes) / No
57840	4	330-27-3	561.3	549.1	12.2			Lewis			(Yes) / No
57840	5	330-27-4	579.0	567.1	11.7			Lewis			(Yes) / No
57840	6	330-27-5	562.8	551.1	11.6			Lewis			(Yes) / No
57840	7	330-27-6	570.3	558.9	11.4			Lewis			(Yes) / No
57840	8	330-27-7	570.9	559.2	11.6			Lewis			(Yes) / No
57840	9	330-27-8	626.1	613.6	12.3			Lewis			(Yes) / No
57840	10	330-27-9	569.7	557.7	11.9			Lewis			(Yes) / No
57840	11	330-27-10	602.7	590.6	12.0			Lewis			(Yes) / No
57840	12	330-27-11	614.6	602.7	11.3			Lewis			(Yes) / No
57840	13	330-27-12	571.6	559.9	11.7	SPW		Lewis			(Yes) / No

Method: 1613
Matrix: Soil
Ext. Date: 7-12-02
Analyst: S. White

Project-Sample ID / TLI ID	Gross Weight Before	Gross Weight After	Sample Size (g) / mL					
				SPW	J. Lewis			Chemist
				8234G	8152Z			Spike #
				USF-AIS	USF-C			Spike ID
				6/19/03	4/11/03	/ /	/ /	" Exp.
				7/12/02	7/14/02	/ /	/ /	" Date
				17:00	13:15	:	:	" Time
				0.1 ug/mL	0.01 ug/mL	ug/mL	ug/mL	Concen.
				20 uL	20 uL	uL	uL	Volume
57840 14 330-27-13	548.3g	536.1g	12.1	SPW	J. Lewis			Yes / No
57840-015 [redacted] TLI Client-ID				8234Z USF-AIS exp. 6/19/03	8152Z USF-C exp. 4/11/03			Yes / No
				9:20 0.1 ug/mL 20 µL MK	9:20 0.01 ug/mL 20 µL MK			Yes / No
								Yes / No
								Yes / No
								Yes / No
								Yes / No
								Yes / No
								Yes / No
								Yes / No
								Yes / No
								Yes / No
								Yes / No

Project-Sample ID / TLI ID			1	2	3	4	7	8A	3/4	8B	9
57840	0	TLI Blank	SAW 7-12-02	7/14/02 JL	7/14/02 C+	7/14/02 C+	7/14/02 C+	N/A	N/A	KQ 7/15/02	JJ 7/15/02
57840	1	OPR									
57840	2	330-27-1									
57840	3	330-27-2									
57840	4	330-27-3									
57840	5	330-27-4						N/A	N/A CSC 7/15/02		
57840	6	330-27-5						MK 7/15/02	CSC		
57840	7	330-27-6									
57840	8	330-27-7						MK 7/15/02	7/15/02		
57840	9	330-27-8						N/A	N/A		
57840	10	330-27-9									
57840	11	330-27-10						N/A	N/A CSC 7/15/02		
57840	12	330-27-11						MK 7/15/02	CSC		
57840	13	330-27-12	SAW 7-12-02	7/14/02 JL	7/14/02 C+	7/14/02 C+	7/14/02 C+	MC 7/15/02	7/15/02	KQ 7/15/02	JJ 7/15/02

(1) Extraction (2) Spike after extraction (3) Add Tridecane (4) Concentrate {40mL / 10 mL / Tridecane} 5) Combine

6) Divide / Lipid Determ. (7) Solvent Exchange 8) Cleanup {DSP260 / DSP280 / _____} 9) Transfer ( ) Other:

8B 8A

Project-Sample ID / TLI ID	1	2	3	4	7	8A	3/4	8B	9			
57840 14 330-27-13	Sam 7-12-02	7/14/02 JL.				N/A	NA 7/15/02	KC 7/15/02	JJ 7/15/02			
57840-015 [redacted] TLI Client ID	NA	MK 7/15/02	NA	NA	NA	MK 7/15/02	CSC 7/15/02	KC 7/15/02	JJ 7/15/02			

(1) Extraction (2) Spike after extraction (3) Add Tridecane (4) Concentrate {40mL / 10 mL / Tridecane} 5) Combine

6) Divide / Lipid Determ. (7) Solvent Exchange 8) Cleanup {DSP260 / DSP280 / _____} 9) Transfer ( ) Other:

8B 8A

TRIANGLE LABORATORIES, INC.
Transfer Chain-of-Custody Form
Project 57840

Transfer From: DWLH5 To: DMS5

	Initials..	Date.....	Time...
Released by:	JJ	7/15/02	23:55
Accepted by:	[illegible]	7/16/02	2:55

MILES.ID.....		TLI_No.....	Cust.Id.....
57840-	-000	TLI Blank	TLI Blank
57840-	-001	OPR	OPR
57840-	-002	330-27-1	DF-DP-179 0-2'
57840-	-003	330-27-2	DF-DP-65 0-2'
57840-	-004	330-27-3	DF-DP-143 0-2'
57840-	-005	330-27-4	DF-DP-137 0-2'
57840-	-006	330-27-5	DF-DP-82 0-2'
57840-	-007	330-27-6	DF-DP-39 0-2'
57840-	-008	330-27-7	DF-DP-104 0-2'
57840-	-009	330-27-8	DF-DP-163 0-2'
57840-	-010	330-27-9	DF-DP-27 0-2'
57840-	-011	330-27-10	DF-DP-209 0-2'OFFSET
57840-	-012	330-27-11	DF-DP-676 0-2'
57840-	-013	330-27-12	DF-DP-642 0-2'
57840-	-014	330-27-13	DUPLICATE
57840-	-015	TLI Clean-Up	CleanUp Blk

XfrCOC (Rev 11/01/94)

Additional comments or instructions:

TRIANGLE LABORATORIES, INC.
HR GC/HRMS ANALYSIS

Method: 1613B Tetra-Octa
Required Detection Limit: 1 ppt

PROJECT: 57840

SAMPLE INFORMATION

RS Conc 20 µl @ 0.1 NG/µl

S#.crd	TLI / SAMPLE ID / CLIENT / SAMPLE ID	1ST COLUMN GC/MS FILENAME COLUMN: DB5	CONFIRM	2ND COLUMN CONFIRM FILENAME COLUMN: DB225	USF-RS VOLUME / SOLN ID	USF-RS INIT. / DATE	ANALYSIS COMMENTS
000	TLI Blank / TLI Blank	W108202	-		20ul 82376	h 7/16/96	
001	OPR / OPR	W108201	-				
002	330-27-1 / DF-DP-179 0-2'	W108203	Y	P022544			
003	330-27-2 / DF-DP-65 0-2'	W108204	Y	P022545			
004	330-27-3 / DF-DP-143 0-2'	W108205	Y	P022546			
005	330-27-4 / DF-DP-137 0-2'	W108206	Y	P022547			
006	330-27-5 / DF-DP-82 0-2'	W108207	Y	P022555			
007	330-27-6 / DF-DP-39 0-2'	W108208	Y	P022556			
008	330-27-7 / DF-DP-104 0-2'	W108209	Y	P022557			
009	330-27-8 / DF-DP-163 0-2'	W108210	Y	P022558			
010	330-27-9 / DF-DP-27 0-2'	W108211	Y	P022559			
011	330-27-10 / DF-DP-209 0-2'OFFSET	W108212	Y	P022560	20ul 82376	h 7/16/96	

Comments: _____

Type: C Analysis Order: OPR, Blank, then Samples.

Spike File: SP161B2S

Amt of Extract: 100%

REV 03/07/95 (PSTMF 6)

TRIANGLE LABORATORIES, INC.
HR GC/HRMS ANALYSIS

Method: 1613B Tetra-Octa
Required Detection Limit: 1 ppt

PROJECT: 57840

SAMPLE INFORMATION

RS Conc 20 µl @ 0.1 NG/µl

S#.crd	TLI / SAMPLE ID / CLIENT SAMPLE ID	1ST COLUMN GC/MS FILENAME COLUMN: DB5	CONFIRM	2ND COLUMN CONFIRM FILENAME COLUMN: DB225	USF-RS VOLUME SOLN ID	USF-RS INIT. DATE	ANALYSIS COMMENTS
012	330-27-11 DF-DP-676 0-2'	W108213	Y	P022561	20ul 82376	7/16/96	
013	330-27-12 DF-DP-642 0-2'	W108214	Y	P022562			
014	330-27-13 DUPLICATE	T023575	Y	P022566			
015	TLI Clean-Up CleanUp Blk	T023584 T023574			20ul 82376	7/16/96	

Comments: _____

Type: C Analysis Order: OPR, Blank, then Samples.

Spike File: SP161B2S

Amt of Extract: 100%

REV 03/07/95 (PSTMF 6)

Instrument ID	Column Type	Column ID	Plot Name	Inj. Vol.	Acquisition	G/C
70W-97	DB5	2194146	T02	2.0µL	NDB5US	NDB5US

Jennifer L Demeter
Signature

17JUL02
Date

Filename	Date*	Time*	Project #	Sample#	No.	Client Sample ID	Syr	332	Operator/Date	Comments**
W021079	7/17/02					MASS CALIBRATION			JLD 7/17/02	
W021080	7/17/02	1259	–	8136B	–	RTCHK	AUTO	12%	JLD 7/17/02	
W021081	7/17/02	1431	–	8217	–	8290/1613 CONCAL 10	AUTO	2.0E7	JLD 7/17/02	Good 8290, 1613BT→0 JLD 7/17/02
W108201		1552	57840	OPR	0	OPR		1.9E7		
02		16:40		TLI BLANK	1	TLI BLANK		1.9 E7		
03		17:28		330-27-1	2	DF-DP-179 0-2'		2.0 E7		
04		18:16		-2	3	DF-DP-65		1.7 E7		
05		19:04		-3	4	DF-DP-143		2.3 E7		
06		19:53		-4	5	DF-DP-137		1.9 E7		
07		20:41		-5	6	DF-DP-82		1.7 E7		
08		21:29		-6	7	DF-DP-39		2.0 E7		
09		22:17		-7	8	DF-DP-104		2.5 E7		
W108210	7/17/02	23:05	57840	330-27-8	9	DF-DP-163 0-2'	AUTO	2.0 E7	JLD 7/17/02	

Transcribed from chromatographic data
Dated initials required

ConCal Due: _____
ConCal Due: _____

1/qa/forms/hrrunlog.doc (02/05/97)

Run Log

Instrument ID	Column Type	Column ID	Plot Name	Inj. Vol.	Acquisition	GC
70W-97	DB5	2194146	T02	2.0µL	NDB5US	NDB5US

Jennifer L Dinetz
Signature

17 JUL 02
Date

Filename	Date*	Time*	Project #	Sample#	No.	Client Sample ID	Syr	332	Operator/Date	Comments**
W108211	7/17/02	23:53	57840	330-27-9	10	DF-DP-27 0-2'	AUTO	2.3 E7	7/17/02	
12	7/18/02	00:41		-10	11	DF-DP-209 0-2' OFFSET		2.5 E7		
13		01:29		-11	12	DF-DP-676 0-2'		2.3 E7		
W108214		02:17	57840	330-27-12	13	DF-DP-642 0-2	AUTO	2.3 E7	7/17/02	
W108301	7/18/02	03:13	—	8136 D	—	RTCHK		1.5 E7	7/18/02	
02		04:01	—	8217	—	8270/1413 Concal 10		2.4 E7		Cross-over & Retention
W108401		05:05	57843	OPR	0	OPR		1.5 E7	7/18/02	
02		05:53		TG Blue	1	TG Blue		2.3 E7		
03		06:41		330-32-1A	2	07-0239		2.4 E7		
04		0729	57843	330-32-2	3	07-0240		2.4E7		
05		0817	57845A	330-32-1	2	07875-1A		2.5E7		
06			57852	330-39-1A	2	0207431-01				
W108407			57854	330-41-1	2	182972-01			7/18/02	

* Transcribed from chromatographic data
** Dated initials required

ConCal Due: 02:31
ConCal Due: _____

Triangle Laboratories, Inc.
Run Log

Instrument ID	Column Type	Column ID	Plot Name	Inj. Vol.	Acquisition	G/C
70T-102	DB-5	2213772	TO2	2.0 µl	NDB5US	NDB5US

Signature

7/17/02
Date

Filename	Date*	Time*	Project #	Sample#	No.	Client Sample ID	Syr	332	Operator/Date	Comments**
TO23563	7/17/02	11:11	57865	TLL LCSD	5	TLL LCSD	Auto	7.8 ES	7/17/02	Clean 7/17/02
TO23564		11:58	—	8237D	—	RS-100		9.3 ES		
TO23565		12:46	57812A	329-98-12	13	KARC-LT-012B		8.5 ES		
TO23566		13:34		329-98-13	14	KARC-LT-013B		7.5 ES		
TO23567		14:22		329-98-13MS	15	KARC-LT-013B MS		8.7 ES		
TO23568		15:09		329-98-13MSD	16	KARC-LT-013D MSD		7.1 ES		
TO23569		15:57		TLL LCS	17	TLL LCS		6.4 ES		
TO23570	7/17/02	16:45	57812A	TLL LCSD	18	TLL LCSD	Auto	7.0 ES	7/17/02	
TO23571	7/17/02	17:35	—	8217	—	8290/1613 Cmpd Co	Auto	4.6 ES	CLH 7/17/02	Good 8270 T-O FIB. 1613B T-O. CLH 7/17
TO23572	7/17/02	18:35	—	8136B	—	Rtnbk	Auto	17%	CLH 7/17/02	
TO23573		19:43	* 57840	~~FLI Clean Up 8237D 57840 K~~	~~15~~	RS-100 ~~Clean Up Blk~~	Auto	7.5 ES	CLH 7/17/02	Clean 7/17
TO23574		20:31	57840	~~TLL Clean Up 27+3 ST K~~	15 14	Clean Up Blk ~~Duplicate~~		—		Washout, autosol dry 7/17
TO23575	7/17/02	21:19	~~K57840 57799A~~	330-22-13	14 ~~15~~	Duplicate	Auto	1-1 ES	CLH 7/17/02	

* Transcribed from chromatographic data
** Dated initials required

* CLH 7/17/02

ConCal Due: _____
ConCal Due: _____

Triangle Laboratories, Inc.
Run Log

Instrument ID	Column Type	Column ID	Plot Name	Inj. Vol.	Acquisition	G/C
70T-103	DB-5	2213722	TO2	2.0 µL	NDB5us	NDB5us

Signature

7/17/02
Date

Filename	Date*	Time*	Project #	Sample#	No.	Client Sample ID	Syr	332	Operator/Date	Comments**
TO23576	7/17/02	22:07	57799A	329-85-15A	15 16	DO6715A	Auto	6.8	Cou 7/17/02	
TO23577		22:55		329-85-16	16 18	DO6716		8.5		
TO23578		23:42		329-85-18	18 19	DO6718		9.5		
TO23579	7/18/02	00:30	57799A	329-85-19	19	DO6719		4.3		
TO23580		01:16	57478B4	326-62-30	13	TI CBL 2-3		4.7		10x dilution
TO23581		02:00	57752B	329-38-24	2	DF-DP-143 0-0.5		1.9		100x
TO23582		02:53		329-38-25	3	DF-DP-65 0-0.5		2.5		10x
TO23583	7/18/02	03:41	57752B	329-38-26	4	DF-DP-137 0-0.5	Auto	4.0	Cou 7/17/02	10x
TO23584	7/18/02	04:29	57840	TI Clay	15	Clay Blk	Auto	1.2	7/18/02	
TO23585			—	8217	—	8240/1613 Check	Auto		7/18/02	

NO Transcribed from chromatographic data
** Dated initials required

* Cou 7/17/02

ConCal Due: 05:35
ConCal Due:

Instrument ID	Column Type	Column ID	Plot Name	Inj. Vol.	Acquisition	GC
70P	DB-225	2218046	TTI	2.2µL	DB225	DB225

Signature

7/17/02
Date

Filename	Date*	Time*	Project #	Sample#	No.	Client Sample ID	Syr	332	Operator/Date	Comments**
P022533	7/17/02	05:55	57521A	3275-1	2	L789770A/12 9/910	Auto	3.8 E5	7/17/02	
P022534		06:45	57723 ~~57729A~~	329-79-1	2	C-229		3.8 E5		
P022535		—	57729A	329-15-3	4	KARC-CB-003W		—		Injected wrong sample. JSH 7/17/02
P022536		08:15	—	8217	—	8290/11613 Conc10	Auto	4.7 E5	7/17/02	Good all methods. JSH 7/17/02
37		11:37	—	8136B	—	Rtchk		12%	JSH 7/17/02	
38		12:22	—	8237F	—	RS-100		3.4 E5		clean. JSH 7/17/02
39		13:07	57729A	329-15-3	4	KARC-CB-003W		4.0 E5		
P022540	7/17/02	13:52	57729A	329-15-4	5	KARC-CB-004W	Auto	5.1 E5	JSH 7/17/02	
P022541	7/17/02	14:56	—	8217	—	8290 11613 Concal 10	Auto	3.6 E5	JSH 7/17/02	Good All methods FIB. cont 7/17/02
P022542	7/17/02	18:05	—	8136B	—	Rtchk	Auto	14%	cont 7/17/02	~~Clean 7/18/02~~ JSH 7/18/02
P022543		21:46	—	8237F	—	RS-100	Auto	4.1 E5	cont 7/17/02	Clean 7/18/02
P022544		22:31	57840	330-27-1	2	DF-DP-179-0-2		3.9 E5		
P022545	7/17/02	23:16	57840	330-27-2	3	DF-DP-65 0-2	Auto	3.4 E5	cont 7/17/02	

Transcribed from chromatographic data

Dated initials required

ConCal Due: _____

ConCal Due: _____

Instrument ID	Column Type	Column ID	Plot Name	Inj. Vol.	Acquisition	GC
70P-37	DB-225	2218646	TTI	2.0µL	DB225	DB225

Signature

7/17/02
Date

Filename	Date*	Time*	Project #	Sample#	No.	Client Sample ID	Syr	332	Operator/Date	Comments**
P022546	7/18/02	00:01	57840	330-27-3	4	DF-DP-143 0-2	Auto	4.2 E5	cow 7/17/02	
P022547	↓	00:46	57840	330-27-4	5	DF-DP-137-02	Auto	4.4 E5	cow 7/17/02	
P022548	7/18/02		—	8136B	—	Rbchk	Auto	15?	7/18/02	
P022549	7/18/02	03:20	—	8217	-	8236/1013 Cal 10	Aut	2.7 ER	7/18/02	Cowd All methods
P022550	7/18/02	04:42	—	8234B/8237F	—	MS/MS Blk	Aut	4.1 ER	7/18/02	
P022551		05:26	57799A	329-85-16B	2	D06715B		3.1 ER		
P022552		06:11	↓	329-85-16	16	D06716		3.1 ER		
P022553		0656	57799A	↓ -17A	17	D06717		3.5E5		
P022554		0742	57799A	329-15-2	3	KARC-CB-002W		4.5E5		
P022555		0827	57840	330-27-5	6	DF-DP-82 0-2'		4.0E5		
P022556		0912		↓ -6	7	DF-DP-39-0-2'		3.9E5		
P022557	↓	0957	↓	↓ -7	8	DF-DP-164 0-2'	↓	4.3E5	↓	
P022558	7/18/02	10:43	57840	330-27-8	9	DF-DP-163 0-2'	Aut	3.7 E5	7/18/02	

Transcribed from chromatographic data
Dated initials required

ConCal Due: 02:56
ConCal Due: _____

Run Log

Instrument ID	Column Type	Column ID	Plot Name	Inj. Vol.	Acquisition	G/C
7DP-37	DB-225	22862	TP1	2.0µl	DB225	DB225

Signature

7/18/02
Date

Filename	Date*	Time*	Project #	Sample#	No.	Client Sample ID	Syr	332	Operator/Date	Comments**
D022559	7/18/02	11:28	57840	330-27-9	10	DF-DP-27-0-2'	Aut	3.3 ES	7/18/02	
D022560	7/18/02	12:13	↓	↓ -10	11	DF-DP-29 0-2' offset	↓	3.8 ES	↓	
D022561	7/18/02	12:58	↓	↓ -11	12	DF-DP-676 0-2'	↓	28 ES	↓	
D022562	7/18/02	13:44	57840	330-27-12	13	DP-DP-642 0-2'	Aut	4.4 ES	7/18/02	
D022563	7/18/02	14:34	—	8217	-	8270/1613 Conal 10	Auto	3.7 ES	conc 7/18/02	Good All Methods FIB. conc 7/18/02
D022564	↓	15:43	—	8136B	-	Rinse	Auto	15%	conc 7/18/02	
D022565		16:29	—	8234E1 8237F	-	AIS/RS Blank	↓	1.6 ES	↓	Clean
D022566	7/18/02	17:15	57840	330-27-13	14	Duplicate		3.6 ES		
D022567		18:00	57739A	329-25-1A	2	AD73490		4.3 ES		
D022568		18:45	57799A	329-85-2	3	D06702		4.4 ES		
D022569				329-85-3	4	D06703				
D022570				329-85-4	5	D06704				
D022571			57799A	329-85-5	6	D06705	Auto		conc 7/18/02	

Transcribed from chromatographic data
Dated initials required

ConCal Due: 15:26 7/18/02
ConCal Due: _____

SAMPLE DATA

2445 S. Alston Ave. • Durham, NC 27713 • (919) 544-5729 • FAX (919) 544-5491
www.trianglelabs.com

TRIANGLE LABORATORIES, INC.
Ongoing Precision and Recovery - Sample Results

Project: 57840
Matrix: SOLID
Method: 161B

File: W108201
SAS#:
Contract#: n/a

Extraction Date: 07/12/02
Analysis Date: 07/17/02
Analysis Time: 15:52

NOTE: Concentrations are concentrations in the final extract.
3rd Revision Table 7 Performance Specifications.

ISOMER	SPIKED. (ng/mL)	OBSERVED (ng/mL)	Perf.Specs.... from	to	%Recovery
2378-TCDD	10.0	11.9	6.7	15.8	119
2378-TCDF	10.0	10.1	7.5	15.8	101
12378-PeCDD	50.0	50.6	35.0	71.0	101
12378-PeCDF	50.0	53.1	40.0	67.0	106
23478-PeCDF	50.0	53.6	34.0	80.0	107
123478-HxCDD	50.0	46.2	35.0	82.0	92.5
123678-HxCDD	50.0	48.0	38.0	67.0	95.9
123789-HxCDD	50.0	49.8	32.0	81.0	99.7
123478-HxCDF	50.0	51.7	36.0	67.0	103
123678-HxCDF	50.0	51.5	42.0	65.0	103
234678-HxCDF	50.0	50.8	35.0	78.0	102
123789-HxCDF	50.0	51.4	39.0	65.0	103
1234678-HpCDD	50.0	46.6	35.0	70.0	93.2
1234678-HpCDF	50.0	52.9	41.0	61.0	106
1234789-HpCDF	50.0	51.8	39.0	69.0	104
OCDD	100.0	89.6	78.0	144.0	89.6
OCDF	100.0	81.8	63.0	170.0	81.8

Labeled Compound	SPIKED. (ng/mL)	OBSERVED (ng/mL)	Perf.Specs.... from	to	%Recovery
13C12-2378-TCDD	100.0	74.6	20.0	175.0	74.6
13C12-2378-TCDF	100.0	69.9	22.0	152.0	69.9
13C12-12378-PeCDD	100.0	113	21.0	227.0	113
13C12-12378-PeCDF	100.0	84.1	21.0	192.0	84.1
13C12-23478-PeCDF	100.0	90.6	13.0	328.0	90.6
13C12-123478-HxCDD	100.0	92.1	21.0	193.0	92.1
13C12-123678-HxCDD	100.0	90.4	25.0	163.0	90.4
13C12-123478-HxCDF	100.0	76.3	19.0	202.0	76.3
13C12-123678-HxCDF	100.0	81.4	21.0	159.0	81.4
13C12-234678-HxCDF	100.0	84.1	22.0	176.0	84.1
13C12-123789-HxCDF	100.0	86.9	17.0	205.0	86.9
13C12-1234678-HpCDD	100.0	95.6	26.0	166.0	95.6
13C12-1234678-HpCDF	100.0	80.5	21.0	158.0	80.5
13C12-1234789-HpCDF	100.0	80.8	20.0	186.0	80.8
13C12-OCDD	200.0	212	26.0	397.0	106
37Cl-2378-TCDD	10.0	7.4	3.1	19.1	74.4

MILES 4.22.16
GRY_PSUM v1.11

Processed By: _____ Date: 07/18/02

TRIANGLE LABORATORIES, INC.
Sample Results for Project 57840
Method 1613B Full Screen Analyses (DB-5)

Data File	W108201	W108202	W108203	W108204	
Sample ID	OPR	TLI Blank	DF-DP-179 0-2'	DF-DP-65 0-2'	
Units	pg/g	pg/g	pg/g	pg/g	
Extraction Date	07/12/2002	07/12/2002	07/12/2002	07/12/2002	
Analysis Date	07/17/2002	07/17/2002	07/17/2002	07/17/2002	
Instrument	W	W	W	W	
Matrix	SOLID	SOLID	SOLID	SOLID	
Extraction Type					
Analytes					
2378-TCDD	23.7	< 1.0	< 1.0	(1.4)	
12378-PeCDD	101	< 5.0	< 5.0	6.0	
123478-HxCDD	92.5	< 5.0	< 5.0	8.1	
123678-HxCDD	95.9	< 5.0	< 5.0	89.7	
123789-HxCDD	99.7	< 5.0	< 5.0	21.7	
1234678-HpCDD	93.2	< 5.0	10.5	315	
OCDD	179	< 10	246	6850	E
2378-TCDF	20.3	< 1.0	< 1.0	16.9	
12378-PeCDF	106	< 5.0	< 5.0	9.9	
23478-PeCDF	107	< 5.0	< 5.0	56.1	
123478-HxCDF	103	< 5.0	< 5.0	454	
123678-HxCDF	103	< 5.0	< 5.0	151	
234678-HxCDF	102	< 5.0	< 5.0	176	
123789-HxCDF	103	< 5.0	< 5.0	< 5.0	
1234678-HpCDF	106	< 5.0	28.7	8270	E
1234789-HpCDF	104	< 5.0	< 5.0	95.1	
OCDF	164	< 10	< 10	1470	
TOTAL TCDD		< 1.0	< 1.0	16.2	
TOTAL PeCDD		< 5.0	< 5.0	26.7	
TOTAL HxCDD		< 5.0	7.9	528	
TOTAL HpCDD		< 5.0	21.6	536	
TOTAL TCDF		< 1.0	2.1	245	
TOTAL PeCDF		< 5.0	< 5.0	897	
TOTAL HxCDF		< 5.0	9.4	4230	
TOTAL HpCDF		< 5.0	42.2	13230	E
Other Standards Percent Recovery Summary (% Rec)					
37Cl-TCDD	74.4	69.4	68.2	63.4	
Internal Standards Percent Recovery Summary (% Rec)					
13C12-2378-TCDD	74.6	64.6	68.3	61.2	
13C12-PeCDD 123	113	100	102	90.8	
13C12-HxCDD 478	92.1	76.5	83.5	85.8	
13C12-HxCDD 678	90.4	77.6	87.7	81.6	
13C12-HpCDD 678	95.6	80.5	88.0	86.0	
13C12-OCDD	106	88.1	116	119	
13C12-2378-TCDF	69.9	62.5	64.5	67.2	
13C12-PeCDF 123	84.1	81.0	83.7	79.0	
13C12-PeCDF 234	90.6	85.1	87.7	80.2	
13C12-HxCDF 478	76.3	71.8	73.3	74.9	
13C12-HxCDF 678	81.4	68.9	74.0	70.9	
13C12-HxCDF 234	84.1	73.3	82.4	85.4	

Data File	W108201	W108202	W108203	W108204
Sample ID	OPR	TLI Blank	DF-DP-179 0-2'	DF-DP-65 0-2'
Units	pg/g	pg/g	pg/g	pg/g
Extraction Date	07/12/2002	07/12/2002	07/12/2002	07/12/2002
Analysis Date	07/17/2002	07/17/2002	07/17/2002	07/17/2002
Instrument	W	W	W	W
Matrix	SOLID	SOLID	SOLID	SOLID
Extraction Type				
Internal Standards Percent Recovery Summary (% Rec)				
13C12-HxCDF 789	86.9	73.7	82.5	84.3
13C12-HpCDF 678	80.5	68.0	73.3	89.0
13C12-HpCDF 789	80.8	71.9	80.6	74.4

Data File	W108205		W108206		W108207		W108208	
Sample ID	DF-DP-143 0-2'		DF-DP-137 0-2'		DF-DP-82 0-2'		DF-DP-39 0-2'	
Units	pg/g		pg/g		pg/g		pg/g	
Extraction Date	07/12/2002		07/12/2002		07/12/2002		07/12/2002	
Analysis Date	07/17/2002		07/17/2002		07/17/2002		07/17/2002	
Instrument	W		W		W		W	
Matrix	SOLID		SOLID		SOLID		SOLID	
Extraction Type								
Analytes								
2378-TCDD	18.7		< 1.0		(2.1)		(3.3)	
12378-PeCDD	305		6.7		(11.5)		(17.3)	
123478-HxCDD	151		6.8		6.6		8.5	
123678-HxCDD	3440	E	60.3		90.5		< 5.0	
123789-HxCDD	1540		26.6		37.9		47.2	
1234678-HpCDD	5480	E	188		433		263	
OCDD	7580	E	13030	E	6300	E	6680	E
2378-TCDF	120		9.0		62.6		182	
12378-PeCDF	71.2		< 5.0		12.0		(18.8)	
23478-PeCDF	739		24.0		46.4		94.2	
123478-HxCDF	4880	E	156		594		599	
123678-HxCDF	1810		64.0		65.8		109	
234678-HxCDF	1930		71.0		67.9		96.8	
123789-HxCDF	42.4		< 5.0		6.3		(11.5)	
1234678-HpCDF	13230	SXE	2520	E	2470	E	3000	E
1234789-HpCDF	1670	Q	41.2		96.8		95.1	
OCDF	29930	SQE	441		1060		833	
TOTAL TCDD	676		10.8		4.4		11.4	
TOTAL PeCDD	6040		30.7		30.7	Q	21.6	
TOTAL HxCDD	26970	QSE	399		604		764	
TOTAL HpCDD	8550	E	332		751		528	
TOTAL TCDF	1240	E	139		1890	E	1560	E
TOTAL PeCDF	6350		781		6190		6780	
TOTAL HxCDF	44260	SE	1560		3010		3380	
TOTAL HpCDF	32100	SXE	3980	E	4480	E	5010	E
Other Standards Percent Recovery Summary (% Rec)								
37Cl-TCDD	70.5		77.8		74.8		59.7	
Internal Standards Percent Recovery Summary (% Rec)								
13C12-2378-TCDD	52.1		72.9		78.7		64.7	
13C12-PeCDD 123	81.8		104		107		85.7	
13C12-HxCDD 478	63.9		85.4		83.2		69.0	
13C12-HxCDD 678	67.6		86.5		82.7		68.0	
13C12-HpCDD 678	83.7		94.6		101		68.0	
13C12-OCDD	101		141		115		83.8	
13C12-2378-TCDF	52.8		80.3		77.3		63.0	
13C12-PeCDF 123	75.6		92.2		96.4	RO	68.8	RO
13C12-PeCDF 234	81.4		88.9		93.7		69.9	
13C12-HxCDF 478	71.2		88.4		78.8		73.7	
13C12-HxCDF 678	64.1		87.9		75.0		71.2	
13C12-HxCDF 234	66.4		83.4		72.7		67.9	

Data File	W108205		W108206	W108207	W108208
Sample ID	DF-DP-143 0-2'		DF-DP-137 0-2'	DF-DP-82 0-2'	DF-DP-39 0-2'
Units	pg/g		pg/g	pg/g	pg/g
Extraction Date	07/12/2002		07/12/2002	07/12/2002	07/12/2002
Analysis Date	07/17/2002		07/17/2002	07/17/2002	07/17/2002
Instrument	W		W	W	W
Matrix	SOLID		SOLID	SOLID	SOLID
Extraction Type					
Internal Standards	Percent Recovery		Summary (% Rec)		
13C12-HxCDF 789	61.2		90.3	81.5	73.1
13C12-HpCDF 678	203	***QRO	95.7	92.8	66.1
13C12-HpCDF 789	65.2		86.8	90.0	60.0

Data File	W108209		W108210		W108211		W108212	
Sample ID	DF-DP-104 0-2'		DF-DP-163 0-2'		DF-DP-27 0-2'		DF-DP-209 0-2'O FFSET	
Units	pg/g		pg/g		pg/g		pg/g	
Extraction Date	07/12/2002		07/12/2002		07/12/2002		07/12/2002	
Analysis Date	07/17/2002		07/17/2002		07/17/2002		07/18/2002	
Instrument	W		W		W		W	
Matrix	SOLID		SOLID		SOLID		SOLID	
Extraction Type								
Analytes								
2378-TCDD	(2.4)		< 0.99		2.6		2.9	
12378-PeCDD	(16.3)		< 5.0		15.9		11.5	
123478-HxCDD	6.4		< 5.0		19.4		13.0	
123678-HxCDD	85.2		< 5.0		349		86.9	
123789-HxCDD	38.5		< 5.0		64.6		41.5	
1234678-HpCDD	246		37.3		1030		142	
OCDD	8000	E	687		3860		1090	
2378-TCDF	433	E	7.3		51.8		135	
12378-PeCDF	163		< 5.0		37.5		41.1	
23478-PeCDF	236		5.4		163		142	
123478-HxCDF	5110	E	73.9		1590		530	
123678-HxCDF	303		8.4		543		102	
234678-HxCDF	254		9.0		652		115	
123789-HxCDF	23.9		< 5.0		28.9		6.4	
1234678-HpCDF	8910	SE	346		11610	SE	3610	E
1234789-HpCDF	4310	SE	8.1		524	Q	189	
OCDF	31810	SE	77.0		19090	SE	1630	
TOTAL TCDD	23.5		(3.9)		34.3		14.0	
TOTAL PeCDD	28.2		(15.7)		80.3		40.5	
TOTAL HxCDD	130		29.0		2020		531	
TOTAL HpCDD	447		69.1		1540		268	
TOTAL TCDF	3600	E	240		928		608	
TOTAL PeCDF	8550	E	523		4630		1360	
TOTAL HxCDF	9320	E	292		22690	SE	2450	
TOTAL HpCDF	25410	SE	562		25730	SE	6010	E
Other Standards Percent Recovery Summary (% Rec)								
37Cl-TCDD	85.9		68.3		90.6		78.0	
Internal Standards Percent Recovery Summary (% Rec)								
13C12-2378-TCDD	67.6		61.5		72.3		53.4	
13C12-PeCDD 123	106		108		122		76.4	
13C12-HxCDD 478	82.3		74.7		95.4		59.7	
13C12-HxCDD 678	82.9		73.0		94.4		58.8	
13C12-HpCDD 678	81.2		74.3		98.3		64.4	
13C12-OCDD	84.7		80.8		115		70.3	
13C12-2378-TCDF	64.5		56.6		66.6		49.8	
13C12-PeCDF 123	91.3	RO	75.6		89.0		65.1	
13C12-PeCDF 234	83.4		79.2		92.3		58.8	
13C12-HxCDF 478	79.8		65.8		95.9		56.2	
13C12-HxCDF 678	72.5		65.2		87.2		54.8	
13C12-HxCDF 234	74.9		70.2		94.3		54.9	

Data File	W108209	W108210	W108211		W108212
Sample ID	DF-DP-104 0-2'	DF-DP-163 0-2'	DF-DP-27 0-2'		DF-DP-209 0-2'O FFSET
Units	pg/g	pg/g	pg/g		pg/g
Extraction Date	07/12/2002	07/12/2002	07/12/2002		07/12/2002
Analysis Date	07/17/2002	07/17/2002	07/17/2002		07/18/2002
Instrument	W	W	W		W
Matrix	SOLID	SOLID	SOLID		SOLID
Extraction Type					
Internal Standards	Percent Recovery	Summary (% Rec)			
13C12-HxCDF 789	78.6	72.7	85.3		56.6
13C12-HpCDF 678	78.6	66.6	197	***QRO	54.1
13C12-HpCDF 789	75.1	61.5	85.0		54.6

Data File	W108213		W108214		T023575		T023584
Sample ID	DF-DP-676 0-2'		DF-DP-642 0-2'		DUPLICATE		CleanUp Blk
Units	pg/g		pg/g		pg/g		pg/g
Extraction Date	07/12/2002		07/12/2002		07/12/2002		07/12/2002
Analysis Date	07/18/2002		07/18/2002		07/17/2002		07/18/2002
Instrument	W		W		T		T
Matrix	SOLID		SOLID		SOLID		SOLID
Extraction Type							
Analytes							
2378-TCDD	< 1.0		(7.9)		134		< 1.0
12378-PeCDD	< 5.0		< 5.0		1500		< 5.0
123478-HxCDD	< 5.0		< 5.0		429		< 5.0
123678-HxCDD	7.1		(13.4)		10980	SE	< 5.0
123789-HxCDD	< 5.0		(7.2)		6200	E	< 5.0
1234678-HpCDD	49.6		(63.0)		17970	SE	< 5.0
OCDD	2020		3150		36400	SE	< 10
2378-TCDF	134		598	E	773	E	< 1.0
12378-PeCDF	137		206		452		< 5.0
23478-PeCDF	124		588		3320	XE	< 5.0
123478-HxCDF	492		1680		10500	SE	< 5.0
123678-HxCDF	58.3		219		5500	E	< 5.0
234678-HxCDF	44.7		239		6080	E	< 5.0
123789-HxCDF	< 5.0		6.2		124		< 5.0
1234678-HpCDF	453		2600	E	15680	SE	< 5.0
1234789-HpCDF	70.2		480		4790	E	< 5.0
OCDF	402		3520		47450	SE	< 10
TOTAL TCDD	(10.3)		10.8		4270	E	< 1.0
TOTAL PeCDD	8.0		(5890)	E	24640	E	< 5.0
TOTAL HxCDD	17.4		< 5.0		50090	QSE	< 5.0
TOTAL HpCDD	112		60.9		31200	SE	< 5.0
TOTAL TCDF	450		2140	E	6210	E	< 1.0
TOTAL PeCDF	1160		3510		25730	XE	< 5.0
TOTAL HxCDF	984		4060		38770	SE	< 5.0
TOTAL HpCDF	837		5320	E	39030	SE	< 5.0
Other Standards Percent Recovery Summary (% Rec)							
37Cl-TCDD	77.7		57.6		81.6		69.7
Internal Standards Percent Recovery Summary (% Rec)							
13C12-2378-TCDD	76.6		51.6		78.6		70.5
13C12-PeCDD 123	104		34.8		86.2		77.1
13C12-HxCDD 478	90.9		58.9		86.5		82.7
13C12-HxCDD 678	86.2		54.2		90.8		85.2
13C12-HpCDD 678	66.1		50.5	RO	97.1		93.2
13C12-OCDD	56.2		32.5		87.0		68.2
13C12-2378-TCDF	75.7		51.3		98.5		78.9
13C12-PeCDF 123	91.1		52.9		92.3		74.6
13C12-PeCDF 234	81.8		49.7		94.8		76.9
13C12-HxCDF 478	84.6		59.2		99.7		82.5
13C12-HxCDF 678	84.5		58.8		98.0		90.1
13C12-HxCDF 234	81.0		53.2		104		94.6

Data File	W108213	W108214	T023575		T023584
Sample ID	DF-DP-676 0-2'	DF-DP-642 0-2'	DUPLICATE		CleanUp Blk
Units	pg/g	pg/g	pg/g		pg/g
Extraction Date	07/12/2002	07/12/2002	07/12/2002		07/12/2002
Analysis Date	07/18/2002	07/18/2002	07/17/2002		07/18/2002
Instrument	W	W	T		T
Matrix	SOLID	SOLID	SOLID		SOLID
Extraction Type					
Internal Standards	Percent Recovery	Summary (% Rec)			
13C12-HxCDF 789	77.0	57.9	RO	99.9	102
13C12-HpCDF 678	59.6	29.0		314 ***SQR	89.2
13C12-HpCDF 789	55.1	39.0	RO	112	96.6

(Concentration of GC peaks out of theoretical isotopic
abundance ratio range expressed as a detection limit).
Minimum levels are reported for non-detected GC peaks.
***** = INTERFERENCE
This report is in accordance with Method 1613B requirements and may not
exactly match the sample topsheets.

TRIANGLE LABORATORIES OF RTP, INC.
Sample Results for Project 57840
Method 1613B TCDD/TCDF Analysis (DB-225)

Data File	P022545	P022546	P022547	P022555
Sample ID	DF-DP-65 0-2'	DF-DP-143 0-2'	DF-DP-137 0-2'	DF-DP-82 0-2'
Units	pg/g	pg/g	pg/g	pg/g
Extraction Date	07/12/2002	07/12/2002	07/12/2002	07/12/2002
Analysis Date	07/17/2002	07/18/2002	07/18/2002	07/18/2002
Instrument	P	P	P	P
Matrix	SOLID	SOLID	SOLID	SOLID
Extraction Type				
Analytes				
2378-TCDF	7.4	16.6	6.7	77.6
Internal Standards Percent Recovery Summary (% Rec)				
13C12-2378-TCDF	76.0	62.6	82.2	77.0

Data File	P022556	P022557	P022558	P022559
Sample ID	DF-DP-39 0-2'	DF-DP-104 0-2'	DF-DP-163 0-2'	DF-DP-27 0-2'
Units	pg/g	pg/g	pg/g	pg/g
Extraction Date	07/12/2002	07/12/2002	07/12/2002	07/12/2002
Analysis Date	07/18/2002	07/18/2002	07/18/2002	07/18/2002
Instrument	P	P	P	P
Matrix	SOLID	SOLID	SOLID	SOLID
Extraction Type				
Analytes				
2378-TCDF	94.4	353	3.7	36.7
Internal Standards Percent Recovery Summary (% Rec)				
13C12-2378-TCDF	69.2	72.8	65.6	78.9

Data File	P022560	P022561	P022562		P022566
Sample ID	DF-DP-209 0-2'O FFSET	DF-DP-676 0-2'	DF-DP-642 0-2'		DUPLICATE
Units	pg/g	pg/g	pg/g		pg/g
Extraction Date	07/12/2002	07/12/2002	07/12/2002		07/12/2002
Analysis Date	07/18/2002	07/18/2002	07/18/2002		07/18/2002
Instrument	P	P	P		P
Matrix	SOLID	SOLID	SOLID		SOLID
Extraction Type					
Analytes					
2378-TCDF	110	125	519	E	93.1
Internal Standards Percent Recovery Summary (% Rec)					
13C12-2378-TCDF	53.0	89.1	51.9		82.4

(Concentration of GC peaks out of theoretical isotopic abundance ratio range expressed as a detection limit).
Minimum levels are reported for non-detected GC peaks.
***** = INTERFERENCE

TLI Project: 57840
Client Sample: OPR

1613, Revision B PCDD/PCDF Analysis (c)

Analysis File: **W108201**

Client Project:	**Dioxin/Furan Analysis**				
Sample Matrix:	**SOLID**	Date Received:	/ /	Spike File:	**SP161B2S**
TLI ID:	**OPR**	Date Extracted:	**07/12/2002**	ICal:	**WF5614B**
		Date Analyzed:	**07/17/2002**	ConCal:	**WB21081**
Sample Size:	**10.000 g**	Dilution Factor:	**n/a**	% Moisture:	**n/a**
Dry Weight:	**n/a**	Blank File:	**W108202**	% Lipid:	**n/a**
GC Column:	**DB-5**	Analyst:	**JLD**	% Solids:	**n/a**

Analytes	Conc. (pg/g)	DL	Ratio	RT	RRT	Flags
2,3,7,8-TCDD	23.7		0.78	27:13	1.001	—
1,2,3,7,8-PeCDD	101		1.56	31:23	1.000	—
1,2,3,4,7,8-HxCDD	92.5		1.19	34:31	1.000	—
1,2,3,6,7,8-HxCDD	95.9		1.23	34:36	1.000	—
1,2,3,7,8,9-HxCDD	99.7		1.22	34:55	1.010	—
1,2,3,4,6,7,8-HpCDD	93.2		1.03	37:55	1.000	—
1,2,3,4,6,7,8,9-OCDD	179		0.85	41:38	1.000	—
2,3,7,8-TCDF	20.3		0.74	26:31	1.001	—
1,2,3,7,8-PeCDF	106		1.48	30:22	1.000	—
2,3,4,7,8-PeCDF	107		1.46	31:04	1.001	—
1,2,3,4,7,8-HxCDF	103		1.29	33:49	1.000	—
1,2,3,6,7,8-HxCDF	103		1.22	33:54	1.000	—
2,3,4,6,7,8-HxCDF	102		1.25	34:24	1.000	—
1,2,3,7,8,9-HxCDF	103		1.26	35:11	1.000	—
1,2,3,4,6,7,8-HpCDF	106		1.05	36:51	1.000	—
1,2,3,4,7,8,9-HpCDF	104		1.06	38:26	1.000	—
1,2,3,4,6,7,8,9-OCDF	164		0.87	41:51	1.006	—

Triangle Laboratories, Inc.®
2445 S. Alston Ave. • Durham, North Carolina 27713
Phone: (919) 544-5729 • Fax: (919) 544-5491

Printed: 10:53 07/18/2002

TLI Project: **57840** 1613, Revision B PCDD/PCDF Analysis (c)
Client Sample: **OPR** Analysis File: **W108201**

Internal Standards	Conc. (pg/g)	% Recovery	QC Limits	Ratio	RT	RRT	Flags
$^{13}C_{12}$-2,3,7,8-TCDD	149	74.6	20%-175%	0.80	27:12	1.007	___
$^{13}C_{12}$-1,2,3,7,8-PeCDD	226	113	21%-227%	1.50	31:23	1.162	___
$^{13}C_{12}$-1,2,3,4,7,8-HxCDD	184	92.1	21%-193%	1.21	34:30	0.989	___
$^{13}C_{12}$-1,2,3,6,7,8-HxCDD	181	90.4	25%-163%	1.18	34:35	0.991	___
$^{13}C_{12}$-1,2,3,4,6,7,8-HpCDD	191	95.6	26%-166%	1.03	37:55	1.086	___
$^{13}C_{12}$-1,2,3,4,6,7,8,9-OCDD	425	106	13%-199%	0.85	41:37	1.192	___
$^{13}C_{12}$-2,3,7,8-TCDF	140	69.9	22%-152%	0.72	26:30	0.981	___
$^{13}C_{12}$-1,2,3,7,8-PeCDF	168	84.1	21%-192%	1.47	30:22	1.124	___
$^{13}C_{12}$-2,3,4,7,8-PeCDF	181	90.6	13%-328%	1.45	31:03	1.149	___
$^{13}C_{12}$-1,2,3,4,7,8-HxCDF	153	76.3	19%-202%	0.52	33:48	0.968	___
$^{13}C_{12}$-1,2,3,6,7,8-HxCDF	163	81.4	21%-159%	0.51	33:54	0.971	___
$^{13}C_{12}$-2,3,4,6,7,8-HxCDF	168	84.1	22%-176%	0.51	34:23	0.985	___
$^{13}C_{12}$-1,2,3,7,8,9-HxCDF	174	86.9	17%-205%	0.51	35:10	1.008	___
$^{13}C_{12}$-1,2,3,4,6,7,8-HpCDF	161	80.5	21%-158%	0.44	36:51	1.056	___
$^{13}C_{12}$-1,2,3,4,7,8,9-HpCDF	162	80.8	20%-186%	0.44	38:25	1.101	___

Cleanup Standard	Conc. (pg/g)	% Recovery	QC Limits	RT	RRT	Flags
$^{37}Cl_4$-2,3,7,8-TCDD	14.9	74.4	31%-191%	27:13	1.007	___

Recovery Standards	Ratio	RT	Flags
$^{13}C_{12}$-1,2,3,4-TCDD	0.81	27:01	___
$^{13}C_{12}$-1,2,3,7,8,9-HxCDD	1.21	34:54	___

Data Reviewer: _____ 07/18/2002

Triangle Laboratories, Inc.®
2445 S. Alston Ave. • Durham, North Carolina 27713
Phone: (919) 544-5729 • Fax: (919) 544-5491

Printed: 10:53 07/18/2002

Initial ....Date...

Data Review By: [illegible] 7/18/02

Channel specific noise levels computed from 'NL' heights.

Page No. 1 Listing of W108201B.dbf
07/17/2002 Matched GC Peaks / Ratio / Ret. Time

Compound/ M_Z....	QC	Log	Omit	Why	..RT.	OK	Ratio	Total.Area/Ht	Area/Ht.Peak1	Area/Ht.Peak2	Rel.RT	Compound.Name..	ID..	Flags.
TCDF							0.65-0.89				0.877-1.070			
304-306	DC	NL					Height	12.57	8.95	3.62				
	DC	SN			26:08		0.86	64.51			0.986			
					26:31		0.74	1,846.81	784.12	1,062.69	1.001	2378-TCDF		AN
	DC	SN			26:40	RO	0.90	25.94			1.006			
304-306			1	Peak				1,846.81						
13C12-TCDF							0.65-0.89				0.944-1.133			
316-318	DC	NL					Height	5.56	3.02	2.54				
					25:47		0.66	39.06	15.55	23.51	0.973			
					26:06	RO	0.61	139.10	52.45	86.65	0.985			
					26:30		0.72	15,921.36	6,690.39	9,230.97	1.000	13C12-2378-TCDF		IS0
							Height	4,497.42	1,861.84	2,635.58				
					27:02	RO	1.51	25.03	15.04	9.99	1.020			
316-318			4	Peaks				16,124.55						

---------- Above: TCDF / TCDD Follows ----------

TCDD							0.65-0.89				0.903-1.042			
320-322	DC	NL					Height	4.09	2.17	1.92				
	DC	SN			24:34	RO	0.35	19.10			0.903			
	DC	SN			24:42	RO	0.32	10.93			0.908			
	DC	SN			24:49	RO	0.46	9.48			0.912			
	DC	SN			26:03	RO	4.22	6.58			0.958			
	DC	SN			26:29	RO	14.90	16.54			0.974			
					27:13		0.78	1,821.03	797.04	1,023.99	1.001	2378-TCDD		AN
320-322			1	Peak				1,821.03						
37Cl-TCDD											0.926-1.074			
328	DC	NL					Height	2.07	2.07					
	DC	WL			24:35			3.33			0.904			
	DC	WL			24:41			3.30			0.907			
	DC	SN			25:26			6.05			0.935			
					25:38			8.96	8.96		0.942			
					25:44			5.17	5.17		0.946			
					25:48			6.74	6.74		0.949			
	DC	SN			25:58			3.01			0.955			
	DC	SN			26:05			2.05			0.959			
	DC	SN			26:07			1.59			0.960			
	DC	SN			26:11			2.30			0.963			
	DC	SN			26:23			5.41			0.970			
	DC	SN			26:31			6.38			0.975			
	DC	SN			26:49			2.96			0.986			
	DC	SN			27:01			4.90			0.993			
					27:13			1,413.96	1,413.96		1.001	37Cl-TCDD		CLS
					27:25			8.25	8.25		1.008			
					27:36			15.05	15.05		1.015			

Compound/ M_Z....	QC.Log	Omit	Why	..RT.	OK	Ratio	Total.Area/Ht	Area/Ht.Peak1	Area/Ht.Peak2	Rel.RT	Compound.Name..	ID..	Flags.
	DC	SN		28:01			3.67			1.030			
	DC	SN		28:13			2.30			1.037			
	DC	SN		28:21			1.88			1.042			
328			6 Peaks				1,458.13						
13C12-TCDD							0.65-0.89			0.920-1.067			
332-334	DC	NL					Height	13.24	9.69	3.55			
				27:01			0.81	15,736.68	7,026.82	8,709.86	0.993	13C12-1234-TCDD	RS1
				27:12			0.80	13,906.14	6,174.65	7,731.49	1.000	13C12-2378-TCDD	IS1
							Height	3,616.27	1,606.05	2,010.22			
	DC	SN		27:30			0.85	21.45		1.011			
332-334			2 Peaks					29,642.82					
---------- Above: TCDD / PeCDF Follows ----------													
PeCDF							1.32-1.78			0.909-1.036			
340-342	DC	NL					Height	5.42	2.54	2.88			
				29:31			1.68	33.19	20.79	12.40	0.951		J
				30:22			1.48	10,085.53	6,016.16	4,069.37	1.000	12378-PeCDF	AN
				30:39	RO		1.09	139.93	73.06	66.87	0.987		
				31:04			1.46	10,747.61	6,383.16	4,364.45	1.001	23478-PeCDF	AN
				32:00	RO		0.63	42.25	16.31	25.94	1.031		
340-342			5 Peaks					21,048.51					
13C12-PeCDF							1.32-1.78			0.806-1.128			
352-354	DC	NL					Height	4.17	2.00	2.17			
				29:32			1.50	62.56	37.57	24.99	0.951		
				30:22			1.47	15,632.67	9,299.39	6,333.28	1.000	13C12-PeCDF 123	IS2
							Height	4,961.89	2,916.80	2,045.09			
				30:39			1.37	176.09	101.88	74.21	0.987		
				31:03			1.45	16,872.63	9,992.30	6,880.33	1.000	13C12-PeCDF 234	IS3
							Height	5,384.68	3,178.43	2,206.25			
				31:23	RO		0.67	51.82	20.78	31.04	1.011		
				32:01			1.41	192.06	112.47	79.59	1.031		
352-354			6 Peaks					32,987.83					
---------- Above: PeCDF / PeCDD Follows ----------													
PeCDD							1.32-1.78			0.939-1.021			
356-358	DC	NL					Height	3.85	2.37	1.48			
				30:30	RO		0.82	21.33	9.62	11.71	0.972		
	DC	SN		30:39	RO		0.67	21.47			0.977		
				31:03	RO		2.80	29.60	21.82	7.78	0.989		
				31:23			1.56	8,058.22	4,915.76	3,142.46	1.000	12378-PeCDD	AN
				31:40	RO		2.48	17.17	12.23	4.94	1.009		
				32:00	RO		3.02	13.51	10.15	3.36	1.020		
356-358			5 Peaks					8,139.83					
13C12-PeCDD							1.32-1.78			0.734-1.053			
368-370	DC	NL					Height	3.64	2.04	1.60			
				30:21			1.47	28.38	16.90	11.48	0.967		
				30:27	RO		1.27	57.44	32.14	25.30	0.970		

Compound/ M_Z....	QC.Log	Omit	Why	RT.	OK	Ratio	Total.Area/Ht	Area/Ht.Peak1	Area/Ht.Peak2	Rel.RT	Compound.Name..	ID..	Flags.
	DC	SN		30:39		1.71	19.35			0.977			
				31:23		1.50	12,574.22	7,537.35	5,036.87	1.000	13C12-PeCDD 123	IS4	
						Height	4,309.11	2,579.21	1,729.90				
368-370			3 Peaks				12,660.04						
---------- Above: PeCDD / HxCDF Follows ----------													
HxCDF						1.05-1.43				0.929-1.007			
374-376	DC	NL				Height	10.29	4.13	6.16				
				33:49		1.29	6,910.32	3,894.08	3,016.24	1.000	123478-HxCDF	AN	
				33:54		1.22	7,836.39	4,307.12	3,529.27	1.000	123678-HxCDF	AN	
				34:24		1.25	7,029.02	3,910.13	3,118.89	1.000	234678-HxCDF	AN	
				34:31		1.42	38.38	22.51	15.87	0.982			J
				35:11		1.26	6,703.30	3,732.56	2,970.74	1.000	123789-HxCDF	AN	
	DC	SN		35:22	RO	0.65	21.52			1.006			
374-376			5 Peaks				28,517.41						
13C12-HxCDF						0.43-0.59				0.879-1.106			
384-386	DC	NL				Height	5.67	2.99	2.68				
				33:48		0.52	10,752.05	3,696.65	7,055.40	1.000	13C12-HxCDF 478	IS5	
						Height	3,657.47	1,293.52	2,363.95				
				33:54		0.51	11,774.33	3,987.20	7,787.13	1.000	13C12-HxCDF 678	IS6	
						Height	4,280.39	1,421.70	2,858.69				
				34:11		0.57	25.25	9.21	16.04	0.972			
				34:23		0.51	11,487.33	3,900.09	7,587.24	1.000	13C12-HxCDF 234	IS7	
						Height	3,876.44	1,254.82	2,621.62				
				34:34	RO	1.02	30.83	15.56	15.27	0.983			
				35:10		0.51	10,315.81	3,491.64	6,824.17	1.000	13C12-HxCDF 789	IS8	
						Height	3,253.36	1,074.15	2,179.21				
384-386			6 Peaks				44,385.60						
---------- Above: HxCDF / HxCDD Follows ----------													
HxCDD						1.05-1.43				0.959-1.013			
390-392	DC	NL				Height	3.76	1.28	2.48				
				33:48	RO	2.28	32.87	22.84	10.03	0.977			
				33:54	RO	3.16	37.10	28.18	8.92	0.980			
				34:23	RO	4.89	27.20	22.58	4.62	0.994			
				34:31		1.19	4,836.97	2,630.23	2,206.74	1.000	123478-HxCDD	AN	
				34:36		1.23	4,952.05	2,734.90	2,217.15	1.000	123678-HxCDD	AN	
				34:55		1.22	5,321.80	2,923.15	2,398.65	1.010	123789-HxCDD	AN	
390-392			6 Peaks				15,207.99						
13C12-HxCDD						1.05-1.43				0.983-1.041			
402-404	DC	NL				Height	5.11	2.54	2.57				
				33:59		1.09	43.26	22.58	20.68	0.985			
				34:30		1.21	8,985.33	4,921.61	4,063.72	1.000	13C12-HxCDD 478	IS9	
						Height	2,970.78	1,654.46	1,316.32				
				34:35		1.18	9,456.06	5,123.84	4,332.22	1.000	13C12-HxCDD 678	IS10	
						Height	3,297.57	1,783.44	1,514.13				
				34:54		1.21	10,724.10	5,874.55	4,849.55	1.012	13C12-HxCDD 789	RS2	
402-404			4 Peaks				29,208.75						

Compound/ M_Z....	QC.Log	Omit	Why	..RT.	OK	Ratio	Total.Area/Ht	Area/Ht.Peak1	Area/Ht.Peak2	Rel.RT	Compound.Name..	ID..	Flags.
---------- Above: HxCDD / HpCDF Follows ----------													
HpCDF						0.88-1.20				0.955-1.004			
408-410	DC	NL				Height	4.67	2.95	1.72				
				36:51		1.05	6,582.64	3,377.83	3,204.81	1.000	1234678-HpCDF	AN	
				37:17	RO	0.69	33.00	13.49	19.51	0.970			
				38:26		1.06	5,101.11	2,627.08	2,474.03	1.000	1234789-HpCDF	AN	
408-410			3 Peaks				11,716.75						
13C12-HpCDF						0.37-0.51				0.856-1.143			
418-420	DC	NL				Height	3.94	1.74	2.20				
				36:51		0.44	8,340.15	2,534.90	5,805.25	1.000	13C12-HpCDF 678	IS11	
						Height	2,561.82	761.13	1,800.69				
	DC	SN		37:10	RO	0.25	11.84			0.967			
	DC	SN		37:51	RO	0.36	14.55			0.985			
				38:25		0.44	6,621.29	2,035.10	4,586.19	1.000	13C12-HpCDF 789	IS12	
						Height	1,760.32	550.16	1,210.16				
418-420			2 Peaks				14,961.44						
---------- Above: HpCDF / HpCDD Follows ----------													
HpCDD						0.88-1.20				0.975-1.005			
424-426	DC	NL				Height	3.56	1.88	1.68				
				37:08		1.12	15.57	8.24	7.33	0.979			J
				37:55		1.03	3,834.79	1,942.44	1,892.35	1.000	1234678-HpCDD	AN	
				38:04	RO	4.15	25.23	20.33	4.90	1.004			
	DC	WH		38:25	RO	1.80	44.28			1.013			
424-426			3 Peaks				3,875.59						
13C12-HpCDD						0.88-1.20				0.868-1.079			
436-438	DC	NL				Height	5.15	2.97	2.18				
				37:55		1.03	8,159.24	4,138.20	4,021.04	1.000	13C12-HpCDD 678	IS13	
						Height	2,275.94	1,162.53	1,113.41				
	DC	SN		38:18	RO	2.08	14.83			1.010			
436-438			1 Peak				8,159.24						
---------- Above: HpCDD / Octa-CDD and CDF Follows ----------													
OCDF						0.76-1.02				0.952-1.048			
442-444	DC	NL				Height	3.57	1.67	1.90				
	DC	WL		38:55	RO	0.63	9.65			0.935			
	DC	WL		39:18	RO	0.09	10.25			0.944			
				41:51		0.87	7,879.80	3,667.02	4,212.78	1.006	OCDF	AN	
	DC	SN		42:33		0.82	12.37			1.022			
	DC	SN		43:25	RO	1.86	6.00			1.043			
	DC	SN		43:34	RO	0.45	14.50			1.047			
	DC	WH		43:42	RO	1.27	7.37			1.050			
	DC	WH		44:03	RO	0.58	7.78			1.058			
	DC	WH		44:41	RO	1.14	8.14			1.074			
442-444			1 Peak				7,879.80						

Compound/ M_Z....	QC.Log	Omit	Why	..RT.	OK	Ratio	Total.Area/Ht	Area/Ht.Peak1	Area/Ht.Peak2	Rel.RT	Compound.Name..	ID..	Flags.
OCDD						0.76-1.02				0.952-1.048			
458-460	DC	NL				Height	2.44	1.18	1.26				
				41:38		0.85	6,839.34	3,144.93	3,694.41	1.000	OCDD		AN
				42:01	RO	0.60	15.41	5.75	9.66	1.010			
458-460			2 Peaks				6,854.75						
13C12-OCDD						0.76-1.02				0.996-1.004			
470-472	DC	NL				Height	2.84	1.32	1.52				
				41:37		0.85	14,527.52	6,675.98	7,851.54	1.000	13C12-OCDD		IS14
						Height	3,366.09	1,550.75	1,815.34				
	DC	WH		41:51	RO	2.22	27.40			1.006			
	DC	WH		41:58	RO	0.55	16.66			1.008			
470-472			1 Peak				14,527.52						

Column Description.....	"Why" Code Description.....	QC Log Desc.....
M_Z -Nominal Ion Mass(es)	WL-Below Retention Time Window	A-Peak Added
..RT. -Retention Time (mm:ss)	WH-Above Retention Time Window	K-Peak Kept
Rat.1 -Ratio of M/M+2 Ions	SN-Below Signal to Noise Level	D-Peak Deleted
OK -RO=Ratio Outside Limits	<M-Below Method Detection Limit	T-Time Changed
Rel.RT-Relative Retention Time	NL-Channel Specific Noise Level	M-Peak Area Changed
		N-Name Changed
		X-Ether Interference

*** End of Report ***

File:W1082 #1-797 Acq:17-JUL-2002 15:52:06 GC EI+ Voltage SIR 70S Noise:11184
303.9016 F:2 BSUB(256,30,-3.0) PKD(9,5,3,0.10%,44736.0,1.00%,F,T) Exp:NDB5US
TRIANGLE LABS Text:TLI#57840 OPR

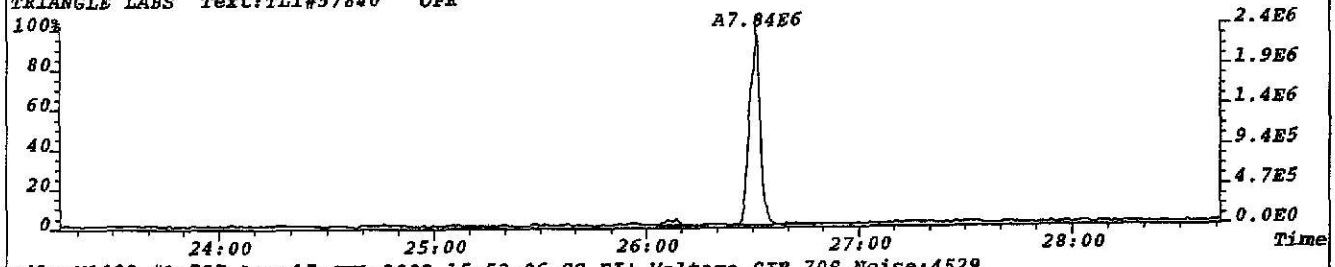

File:W1082 #1-797 Acq:17-JUL-2002 15:52:06 GC EI+ Voltage SIR 70S Noise:4529
305.8987 F:2 BSUB(256,30,-3.0) PKD(9,5,3,0.10%,18116.0,1.00%,F,T) Exp:NDB5US
TRIANGLE LABS Text:TLI#57840 OPR

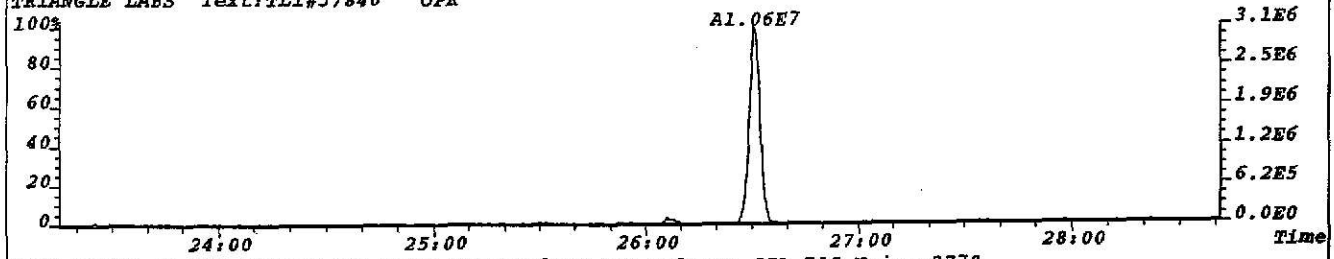

File:W1082 #1-797 Acq:17-JUL-2002 15:52:06 GC EI+ Voltage SIR 70S Noise:3770
315.9419 F:2 BSUB(256,30,-3.0) PKD(9,5,3,0.10%,15080.0,1.00%,F,T) Exp:NDB5US
TRIANGLE LABS Text:TLI#57840 OPR

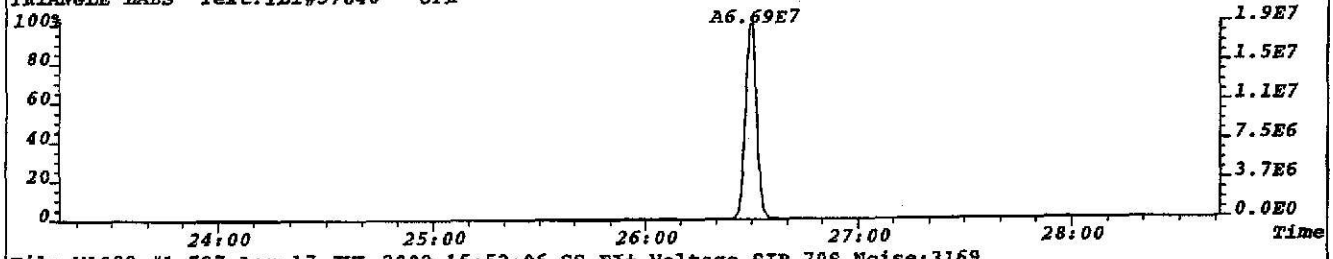

File:W1082 #1-797 Acq:17-JUL-2002 15:52:06 GC EI+ Voltage SIR 70S Noise:3169
317.9389 F:2 BSUB(256,30,-3.0) PKD(9,5,3,0.10%,12676.0,1.00%,F,T) Exp:NDB5US
TRIANGLE LABS Text:TLI#57840 OPR

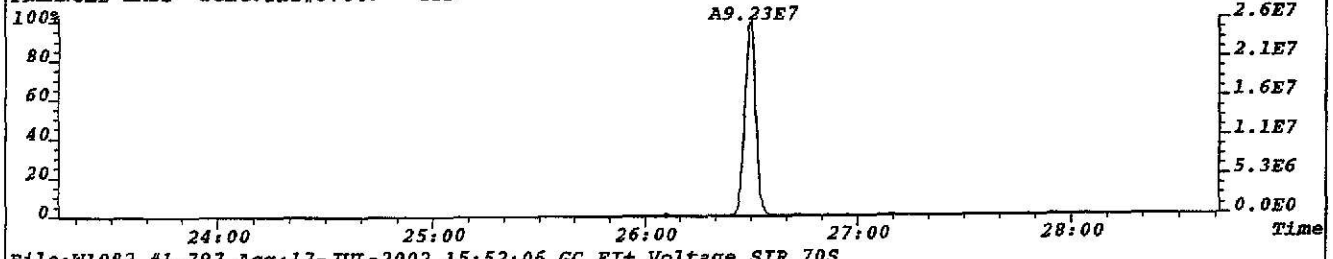

File:W1082 #1-797 Acq:17-JUL-2002 15:52:06 GC EI+ Voltage SIR 70S
330.9792 F:2 Exp:NDB5US
TRIANGLE LABS Text:TLI#57840 OPR

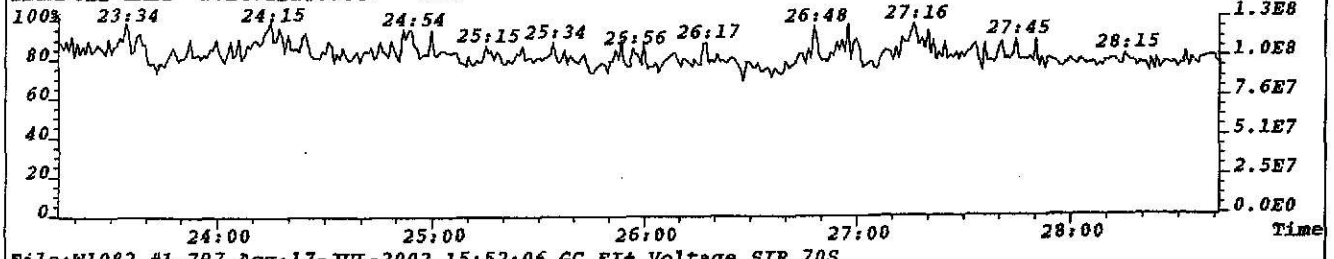

File:W1082 #1-797 Acq:17-JUL-2002 15:52:06 GC EI+ Voltage SIR 70S
375.8364 F:2 Exp:NDB5US
TRIANGLE LABS Text:TLI#57840 OPR

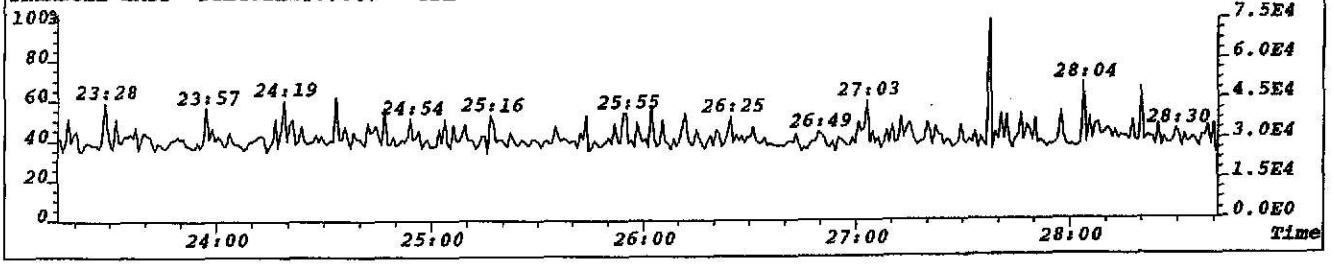

File:W1082 #1-797 Acq:17-JUL-2002 15:52:06 GC EI+ Voltage SIR 70S Noise:2709
319.8965 F:2 BSUB(256,30,-3.0) PKD(7,5,3,0.10%,10836.0,1.00%,F,T) Exp:NDB5US
TRIANGLE LABS Text:TLI#57840 OPR

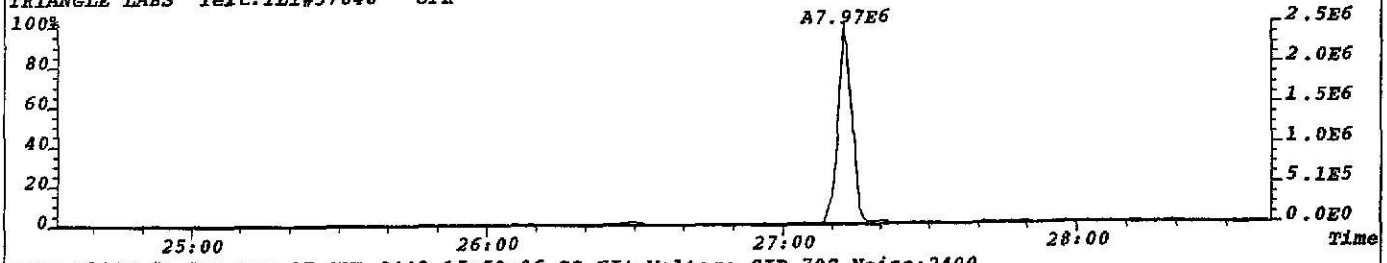

File:W1082 #1-797 Acq:17-JUL-2002 15:52:06 GC EI+ Voltage SIR 70S Noise:2400
321.8936 F:2 BSUB(256,30,-3.0) PKD(7,5,3,0.10%,9600.0,1.00%,F,T) Exp:NDB5US
TRIANGLE LABS Text:TLI#57840 OPR



File:W1082 #1-797 Acq:17-JUL-2002 15:52:06 GC EI+ Voltage SIR 70S Noise:12115
331.9368 F:2 BSUB(256,30,-3.0) PKD(7,5,3,0.10%,48460.0,1.00%,F,T) Exp:NDB5US
TRIANGLE LABS Text:TLI#57840 OPR

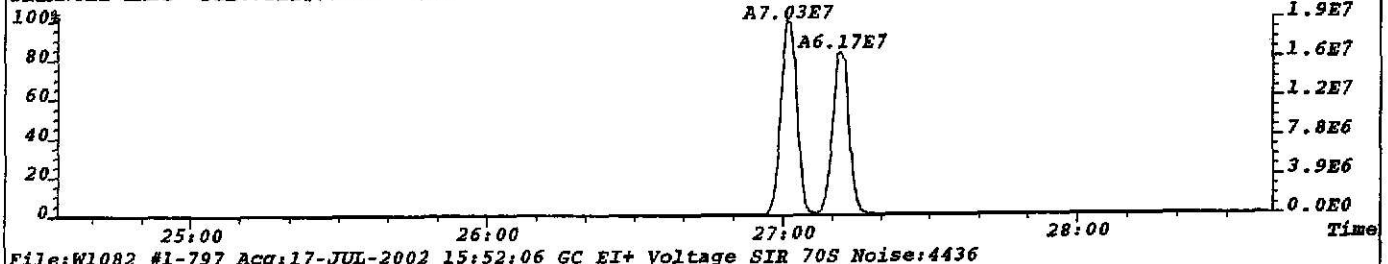

File:W1082 #1-797 Acq:17-JUL-2002 15:52:06 GC EI+ Voltage SIR 70S Noise:4436
333.9338 F:2 BSUB(256,30,-3.0) PKD(7,5,3,0.10%,17744.0,1.00%,F,T) Exp:NDB5US
TRIANGLE LABS Text:TLI#57840 OPR

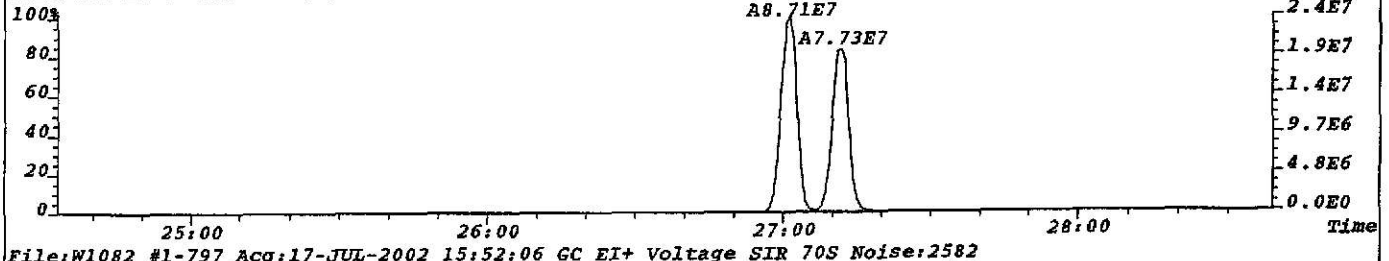

File:W1082 #1-797 Acq:17-JUL-2002 15:52:06 GC EI+ Voltage SIR 70S Noise:2582
327.8847 F:2 BSUB(256,30,-3.0) PKD(7,5,3,0.10%,10328.0,1.00%,F,T) Exp:NDB5US
TRIANGLE LABS Text:TLI#57840 OPR

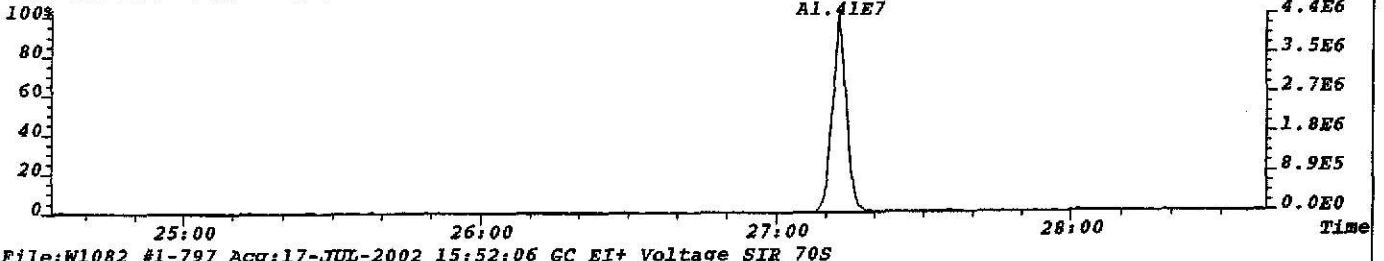

File:W1082 #1-797 Acq:17-JUL-2002 15:52:06 GC EI+ Voltage SIR 70S
330.9792 F:2 Exp:NDB5US
TRIANGLE LABS Text:TLI#57840 OPR

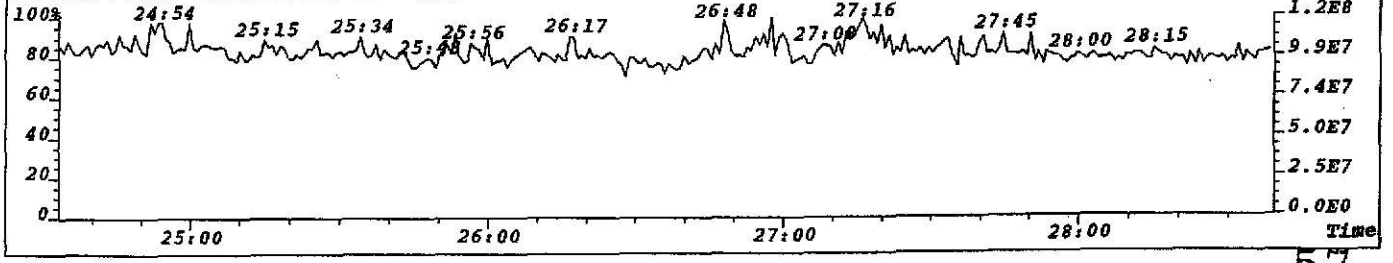

File:W1082 #1-797 Acq:17-JUL-2002 15:52:06 GC EI+ Voltage SIR 70S Noise:3179
339.8597 F:2 BSUB(256,30,-3.0) PKD(7,5,3,0.10%,12716.0,1.00%,F,T) Exp:NDB5US
TRIANGLE LABS Text:TLI#57840 OPR

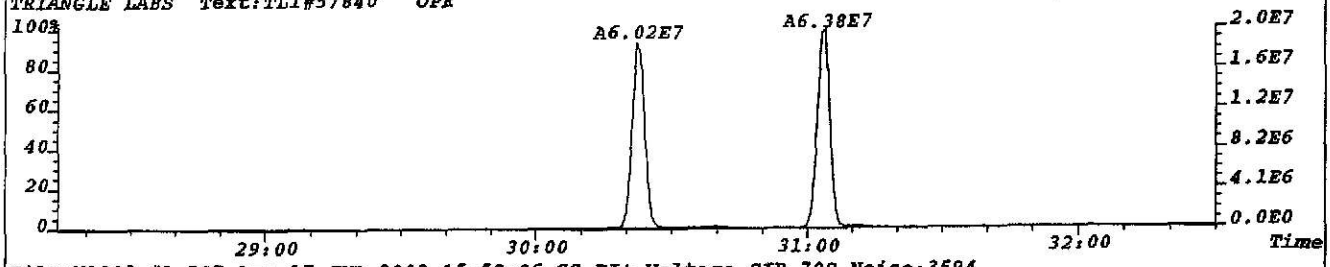

File:W1082 #1-797 Acq:17-JUL-2002 15:52:06 GC EI+ Voltage SIR 70S Noise:3594
341.8567 F:2 BSUB(256,30,-3.0) PKD(7,5,3,0.10%,14376.0,1.00%,F,T) Exp:NDB5US
TRIANGLE LABS Text:TLI#57840 OPR

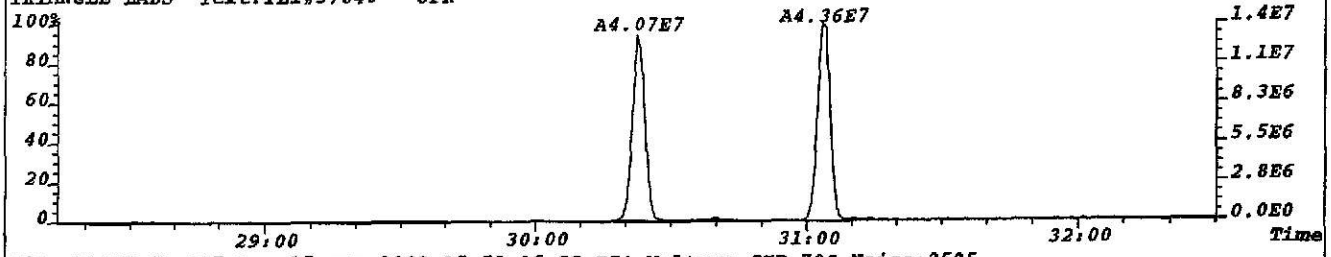

File:W1082 #1-797 Acq:17-JUL-2002 15:52:06 GC EI+ Voltage SIR 70S Noise:2505
351.9000 F:2 BSUB(256,30,-3.0) PKD(7,5,3,0.10%,10020.0,1.00%,F,T) Exp:NDB5US
TRIANGLE LABS Text:TLI#57840 OPR

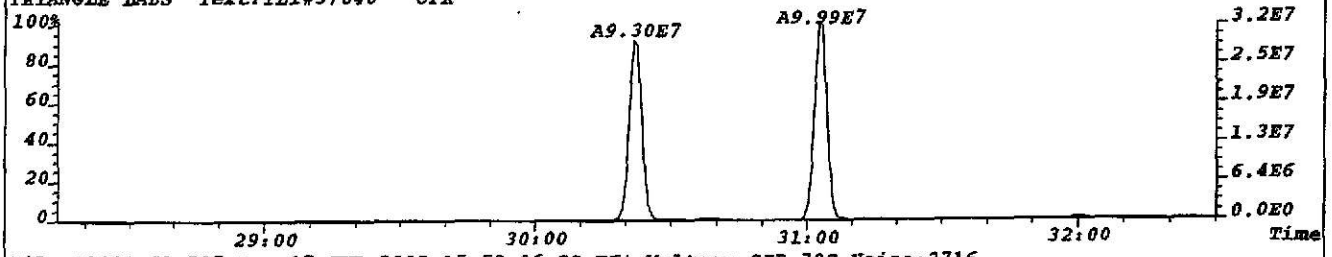

File:W1082 #1-797 Acq:17-JUL-2002 15:52:06 GC EI+ Voltage SIR 70S Noise:2716
353.8970 F:2 BSUB(256,30,-3.0) PKD(7,5,3,0.10%,10864.0,1.00%,F,T) Exp:NDB5US
TRIANGLE LABS Text:TLI#57840 OPR

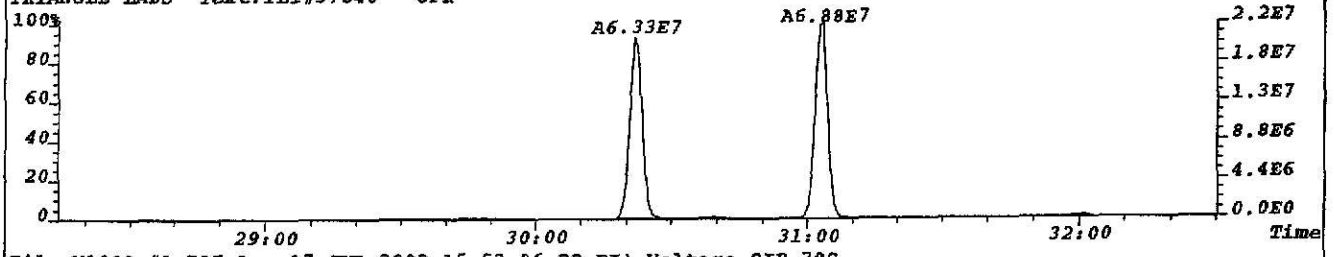

File:W1082 #1-797 Acq:17-JUL-2002 15:52:06 GC EI+ Voltage SIR 70S
330.9792 F:2 Exp:NDB5US
TRIANGLE LABS Text:TLI#57840 OPR

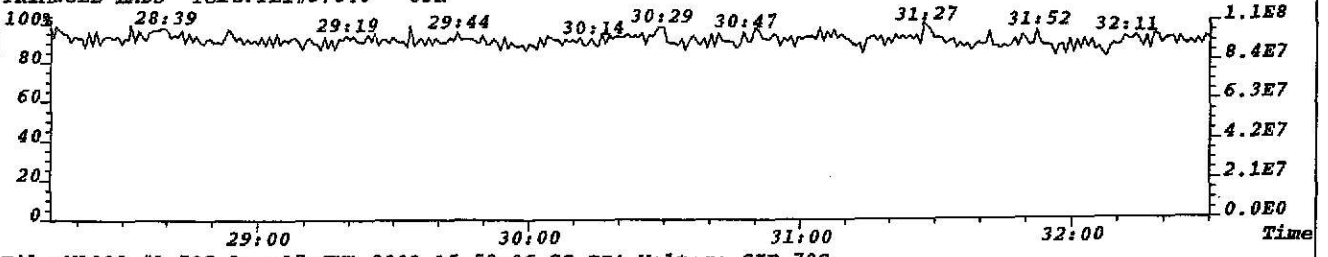

File:W1082 #1-797 Acq:17-JUL-2002 15:52:06 GC EI+ Voltage SIR 70S
409.7974 F:2 Exp:NDB5US
TRIANGLE LABS Text:TLI#57840 OPR

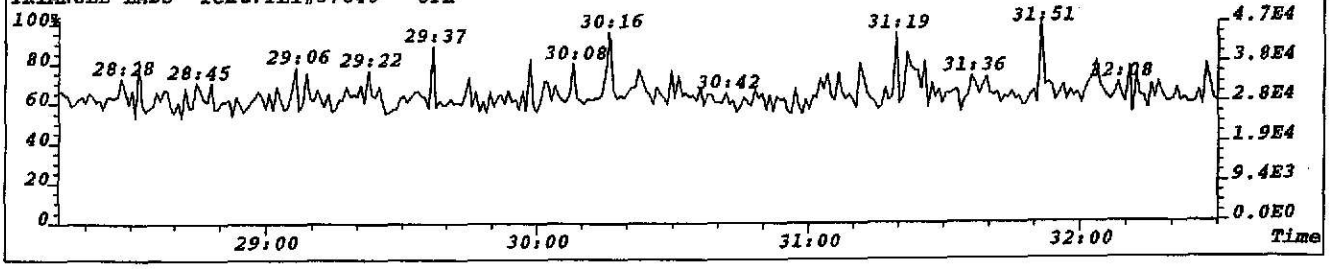

File:W1082 #1-797 Acq:17-JUL-2002 15:52:06 GC EI+ Voltage SIR 70S
355.8546 F:2 BSUB(256,30,-3.0) PKD(5,5,3,0.05%,11840.0,1.00%,F,T) Exp:NDB5US Noise:2960
Sample Text:TLI#57840 OPR File Text:TRIANGLE LABORATORIES, INC.

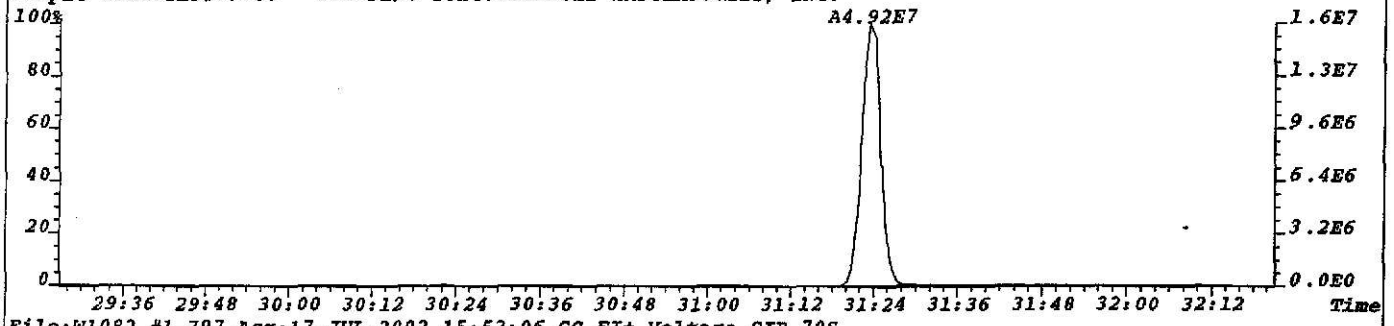

File:W1082 #1-797 Acq:17-JUL-2002 15:52:06 GC EI+ Voltage SIR 70S
357.8516 F:2 BSUB(256,30,-3.0) PKD(5,5,3,0.05%,7392.0,1.00%,F,T) Exp:NDB5US Noise:1848
Sample Text:TLI#57840 OPR File Text:TRIANGLE LABORATORIES, INC.

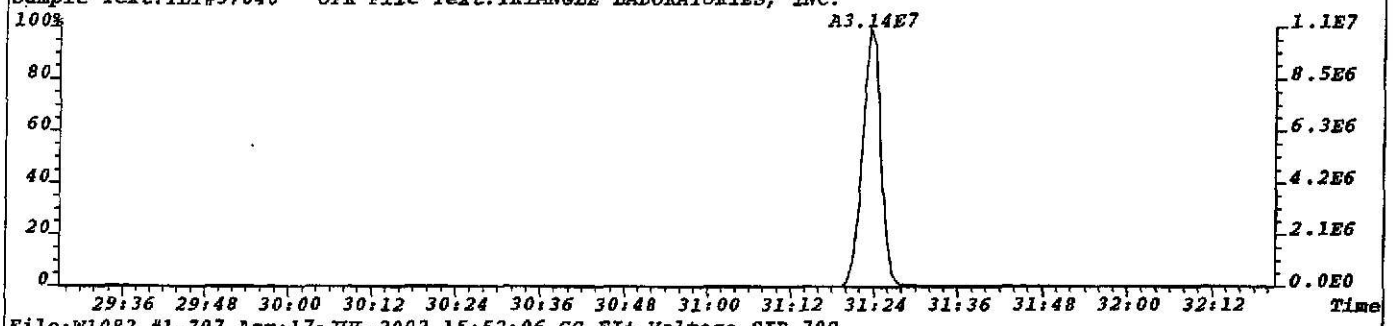

File:W1082 #1-797 Acq:17-JUL-2002 15:52:06 GC EI+ Voltage SIR 70S
367.8949 F:2 BSUB(256,30,-3.0) PKD(5,5,3,0.05%,10188.0,1.00%,F,T) Exp:NDB5US Noise:2547
Sample Text:TLI#57840 OPR File Text:TRIANGLE LABORATORIES, INC.

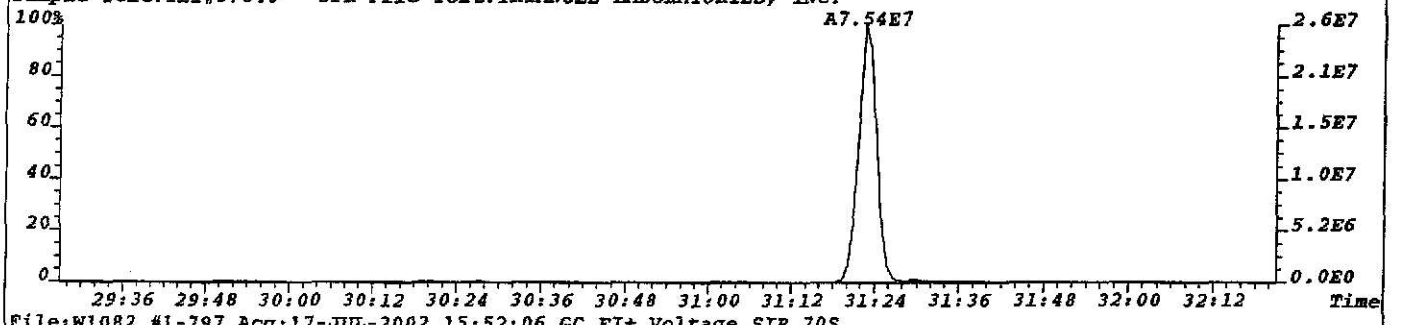

File:W1082 #1-797 Acq:17-JUL-2002 15:52:06 GC EI+ Voltage SIR 70S
369.8919 F:2 BSUB(256,30,-3.0) PKD(5,5,3,0.05%,7980.0,1.00%,F,T) Exp:NDB5US Noise:1995
Sample Text:TLI#57840 OPR File Text:TRIANGLE LABORATORIES, INC.

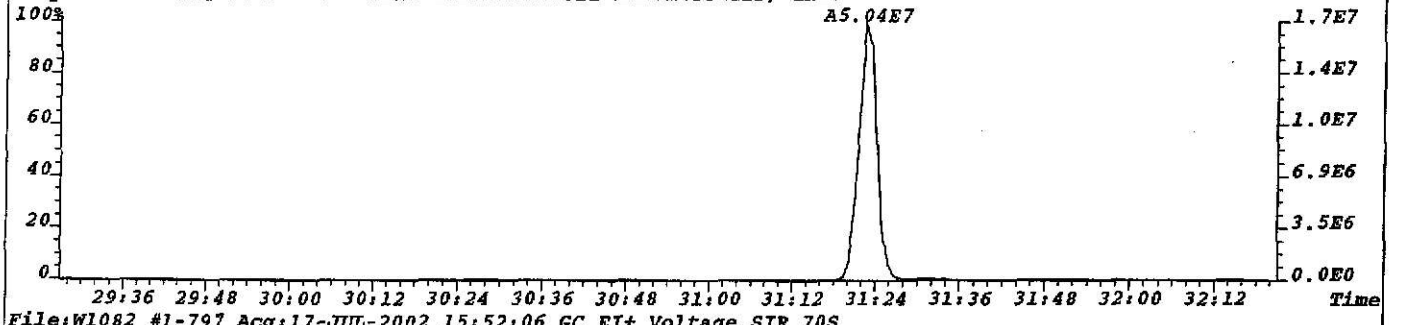

File:W1082 #1-797 Acq:17-JUL-2002 15:52:06 GC EI+ Voltage SIR 70S
330.9792 F:2 Exp:NDB5US
Sample Text:TLI#57840 OPR File Text:TRIANGLE LABORATORIES, INC.

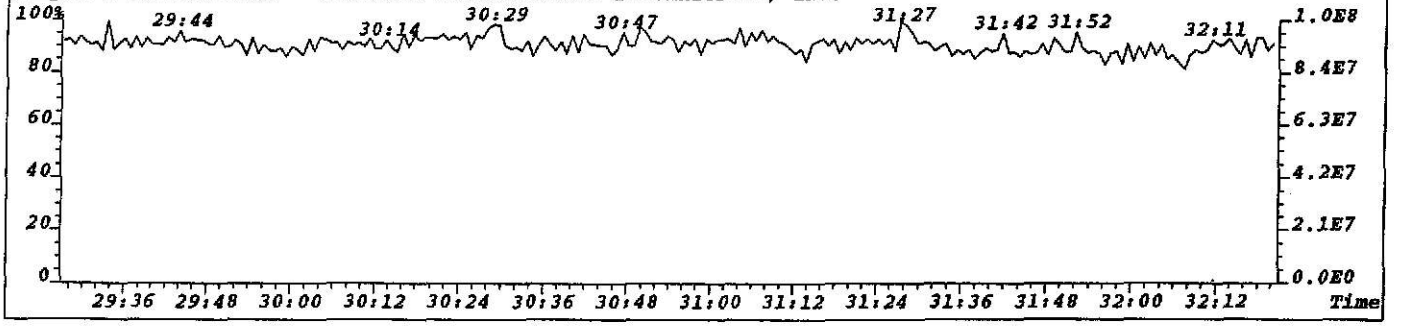

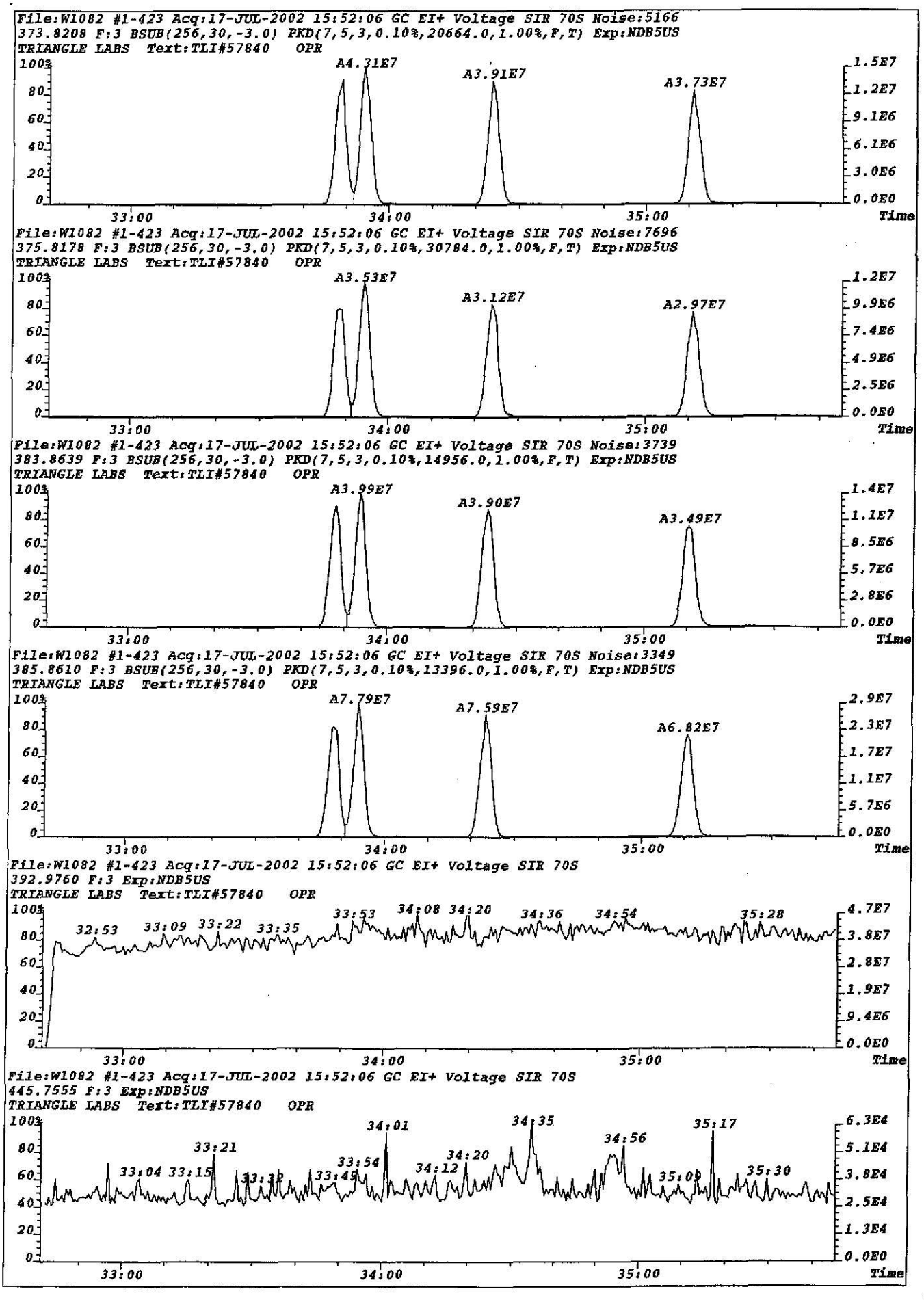
File:W1082 #1-423 Acq:17-JUL-2002 15:52:06 GC EI+ Voltage SIR 70S Noise:5166
373.8208 F:3 BSUB(256,30,-3.0) PKD(7,5,3,0.10%,20664.0,1.00%,F,T) Exp:NDB5US
TRIANGLE LABS Text:TLI#57840 OPR
A4.31E7
A3.91E7
A3.73E7
File:W1082 #1-423 Acq:17-JUL-2002 15:52:06 GC EI+ Voltage SIR 70S Noise:7696
375.8178 F:3 BSUB(256,30,-3.0) PKD(7,5,3,0.10%,30784.0,1.00%,F,T) Exp:NDB5US
TRIANGLE LABS Text:TLI#57840 OPR
A3.53E7
A3.12E7
A2.97E7
File:W1082 #1-423 Acq:17-JUL-2002 15:52:06 GC EI+ Voltage SIR 70S Noise:3739
383.8639 F:3 BSUB(256,30,-3.0) PKD(7,5,3,0.10%,14956.0,1.00%,F,T) Exp:NDB5US
TRIANGLE LABS Text:TLI#57840 OPR
A3.99E7
A3.90E7
A3.49E7
File:W1082 #1-423 Acq:17-JUL-2002 15:52:06 GC EI+ Voltage SIR 70S Noise:3349
385.8610 F:3 BSUB(256,30,-3.0) PKD(7,5,3,0.10%,13396.0,1.00%,F,T) Exp:NDB5US
TRIANGLE LABS Text:TLI#57840 OPR
A7.79E7
A7.59E7
A6.82E7
File:W1082 #1-423 Acq:17-JUL-2002 15:52:06 GC EI+ Voltage SIR 70S
392.9760 F:3 Exp:NDB5US
TRIANGLE LABS Text:TLI#57840 OPR
32:53
33:09
33:22
33:35
33:53
34:08
34:20
34:36
34:54
35:28
File:W1082 #1-423 Acq:17-JUL-2002 15:52:06 GC EI+ Voltage SIR 70S
445.7555 F:3 Exp:NDB5US
TRIANGLE LABS Text:TLI#57840 OPR
33:04
33:15
33:21
33:30
33:49
33:54
34:01
34:12
34:20
34:35
34:56
35:05
35:17
35:30
33:00
34:00
35:00
Time

File:W1082 #1-423 Acq:17-JUL-2002 15:52:06 GC EI+ Voltage SIR 70S
389.8156 F:3 BSUB(256,30,-3.0) PKD(7,5,3,0.10%,6392.0,1.00%,F,T) Exp:NDB5US Noise:1598
Sample Text:TLI#57840 OPR File Text:TRIANGLE LABORATORIES, INC.

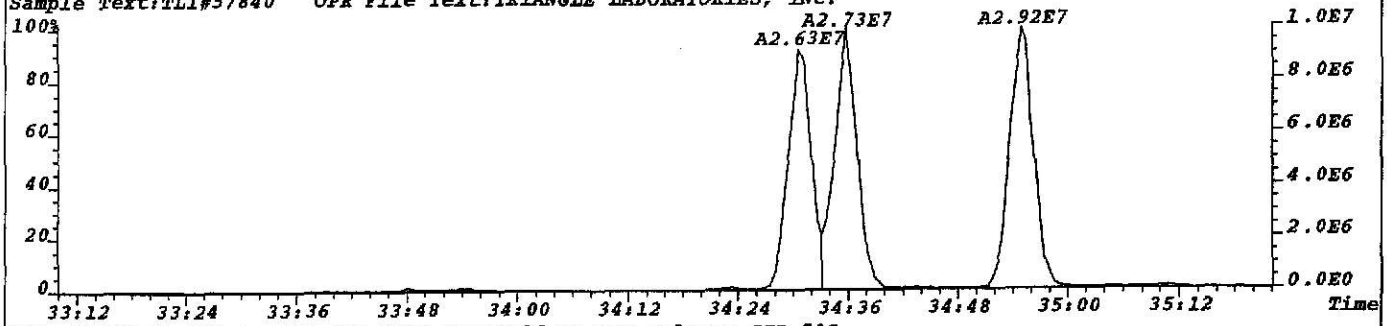

File:W1082 #1-423 Acq:17-JUL-2002 15:52:06 GC EI+ Voltage SIR 70S
391.8127 F:3 BSUB(256,30,-3.0) PKD(7,5,3,0.10%,12388.0,1.00%,F,T) Exp:NDB5US Noise:3097
Sample Text:TLI#57840 OPR File Text:TRIANGLE LABORATORIES, INC.

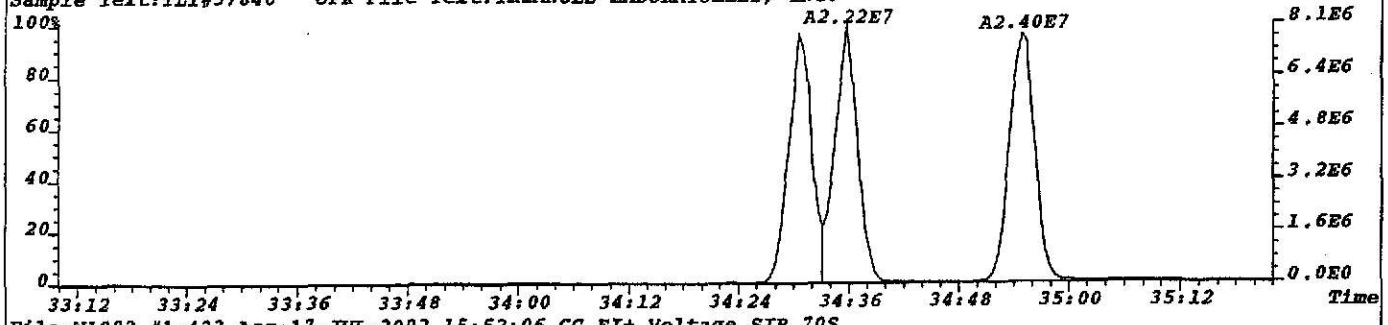

File:W1082 #1-423 Acq:17-JUL-2002 15:52:06 GC EI+ Voltage SIR 70S
401.8558 F:3 BSUB(256,30,-3.0) PKD(7,5,3,0.10%,12692.0,1.00%,F,T) Exp:NDB5US Noise:3173
Sample Text:TLI#57840 OPR File Text:TRIANGLE LABORATORIES, INC.

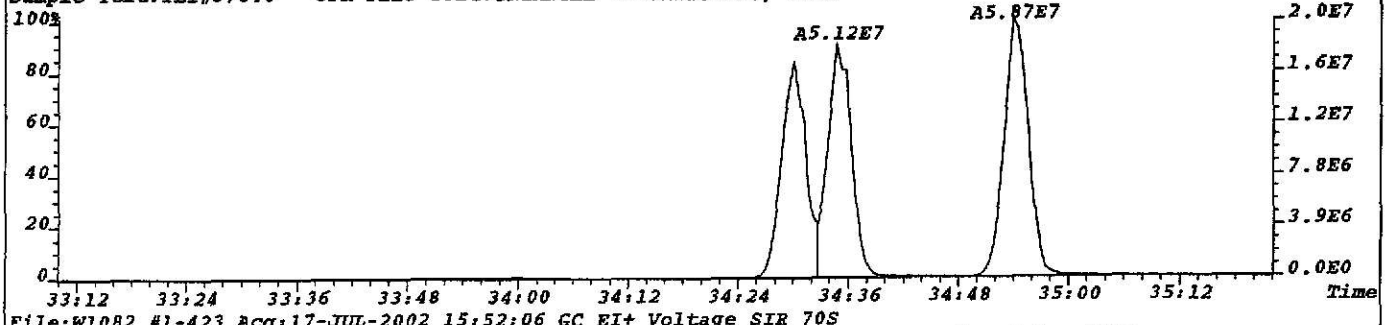

File:W1082 #1-423 Acq:17-JUL-2002 15:52:06 GC EI+ Voltage SIR 70S
403.8529 F:3 BSUB(256,30,-3.0) PKD(7,5,3,0.10%,12828.0,1.00%,F,T) Exp:NDB5US Noise:3207
Sample Text:TLI#57840 OPR File Text:TRIANGLE LABORATORIES, INC.

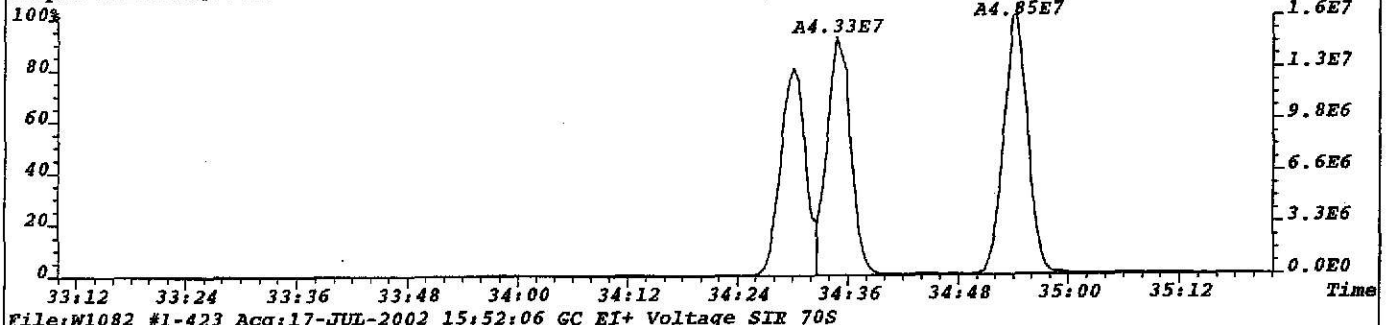

File:W1082 #1-423 Acq:17-JUL-2002 15:52:06 GC EI+ Voltage SIR 70S
392.9760 F:3 Exp:NDB5US
Sample Text:TLI#57840 OPR File Text:TRIANGLE LABORATORIES, INC.

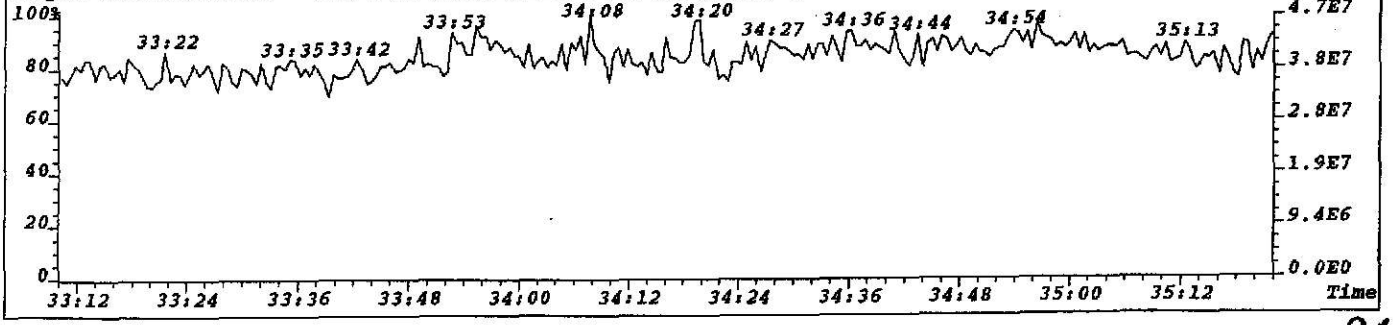

File:W1082 #1-674 Acq:17-JUL-2002 15:52:06 GC EI+ Voltage SIR 70S Noise:3684
407.7818 F:4 BSUB(256,30,-3.0) PKD(7,5,3,0.10%,14736.0,1.00%,F,T) Exp:NDB5US
TRIANGLE LABS Text:TLI#57840 OPR



File:W1082 #1-674 Acq:17-JUL-2002 15:52:06 GC EI+ Voltage SIR 70S Noise:2152
409.7789 F:4 BSUB(256,30,-3.0) PKD(7,5,3,0.10%,8608.0,1.00%,F,T) Exp:NDB5US
TRIANGLE LABS Text:TLI#57840 OPR

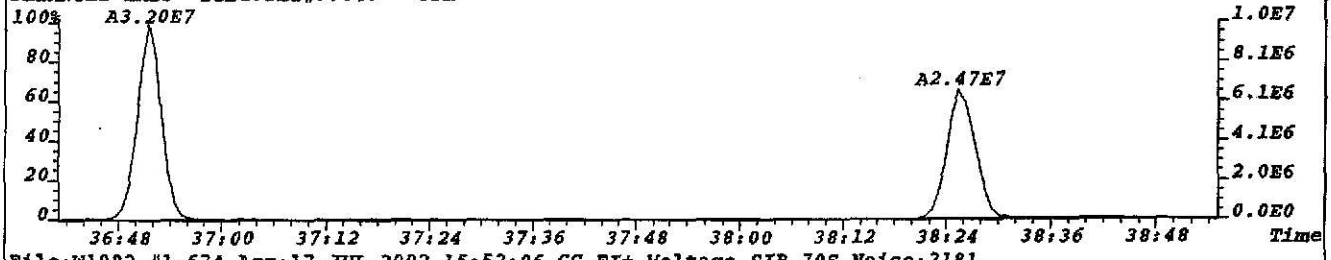

File:W1082 #1-674 Acq:17-JUL-2002 15:52:06 GC EI+ Voltage SIR 70S Noise:2181
417.8253 F:4 BSUB(256,30,-3.0) PKD(7,5,3,0.10%,8724.0,1.00%,F,T) Exp:NDB5US
TRIANGLE LABS Text:TLI#57840 OPR



File:W1082 #1-674 Acq:17-JUL-2002 15:52:06 GC EI+ Voltage SIR 70S Noise:2745
419.8220 F:4 BSUB(256,30,-3.0) PKD(7,5,3,0.10%,10980.0,1.00%,F,T) Exp:NDB5US
TRIANGLE LABS Text:TLI#57840 OPR

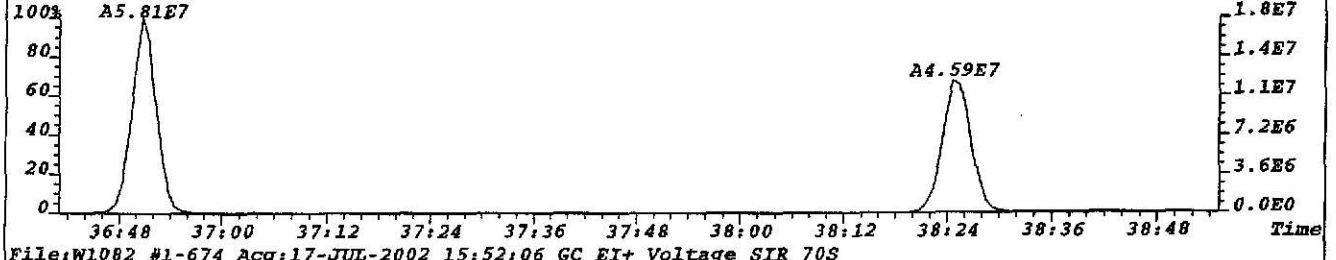

File:W1082 #1-674 Acq:17-JUL-2002 15:52:06 GC EI+ Voltage SIR 70S
430.9729 F:4 Exp:NDB5US
TRIANGLE LABS Text:TLI#57840 OPR

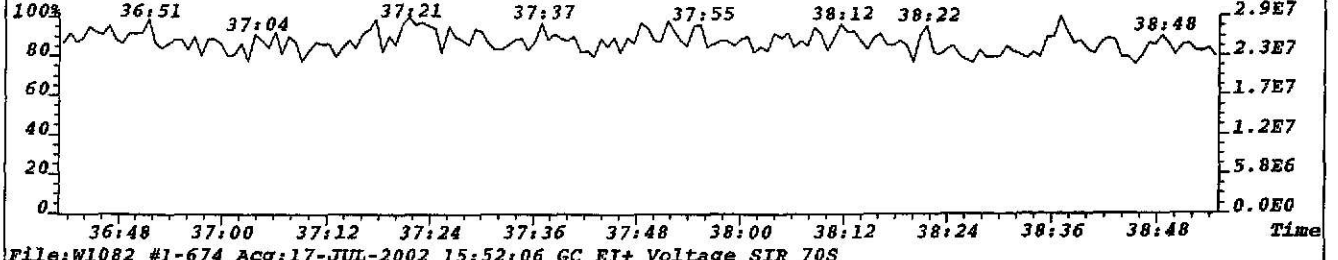

File:W1082 #1-674 Acq:17-JUL-2002 15:52:06 GC EI+ Voltage SIR 70S
479.7165 F:4 Exp:NDB5US
TRIANGLE LABS Text:TLI#57840 OPR

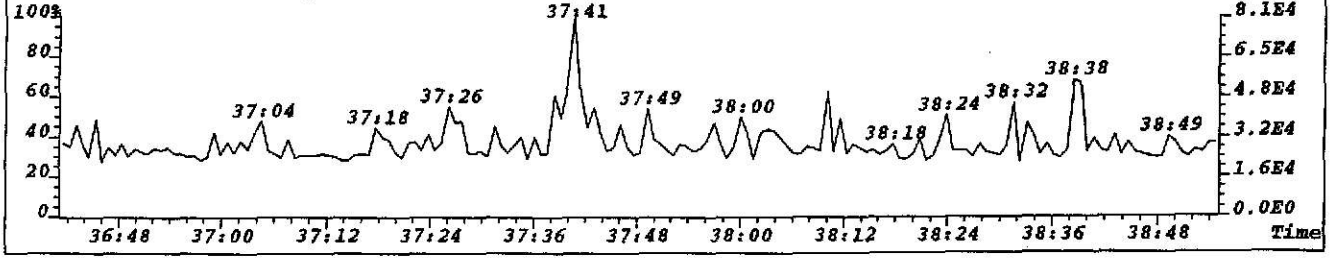

File:W1082 #1-674 Acq:17-JUL-2002 15:52:06 GC EI+ Voltage SIR 70S
423.7766 F:4 BSUB(256,30,-3.0) PKD(7,5,3,0.10%,9392.0,1.00%,F,T) Exp:NDB5US Noise:2348
Sample Text:TLI#57840 OPR File Text:TRIANGLE LABORATORIES, INC.

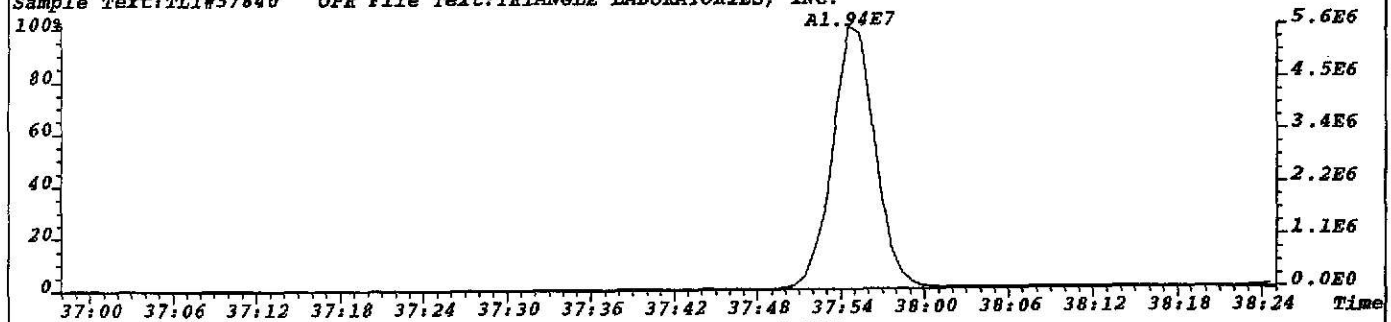

File:W1082 #1-674 Acq:17-JUL-2002 15:52:06 GC EI+ Voltage SIR 70S
425.7737 F:4 BSUB(256,30,-3.0) PKD(7,5,3,0.10%,8380.0,1.00%,F,T) Exp:NDB5US Noise:2095
Sample Text:TLI#57840 OPR File Text:TRIANGLE LABORATORIES, INC.

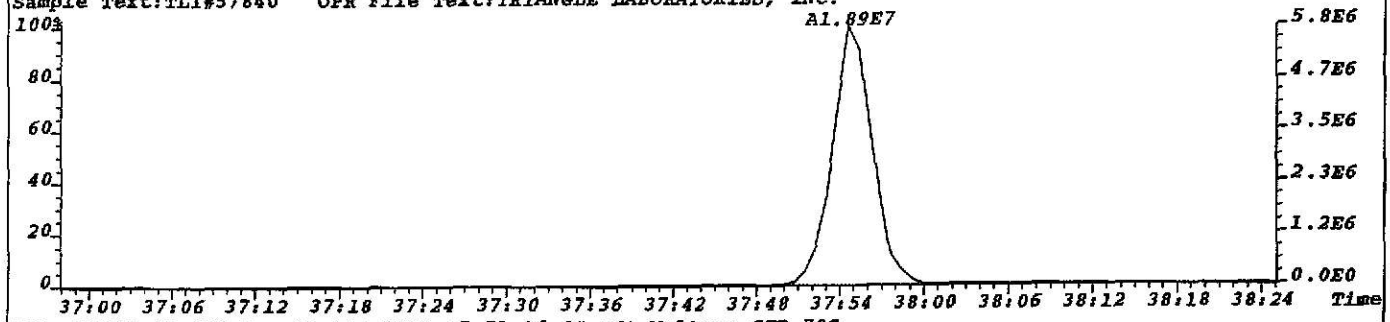

File:W1082 #1-674 Acq:17-JUL-2002 15:52:06 GC EI+ Voltage SIR 70S
435.8169 F:4 BSUB(256,30,-3.0) PKD(7,5,3,0.10%,14828.0,1.00%,F,T) Exp:NDB5US Noise:3707
Sample Text:TLI#57840 OPR File Text:TRIANGLE LABORATORIES, INC.

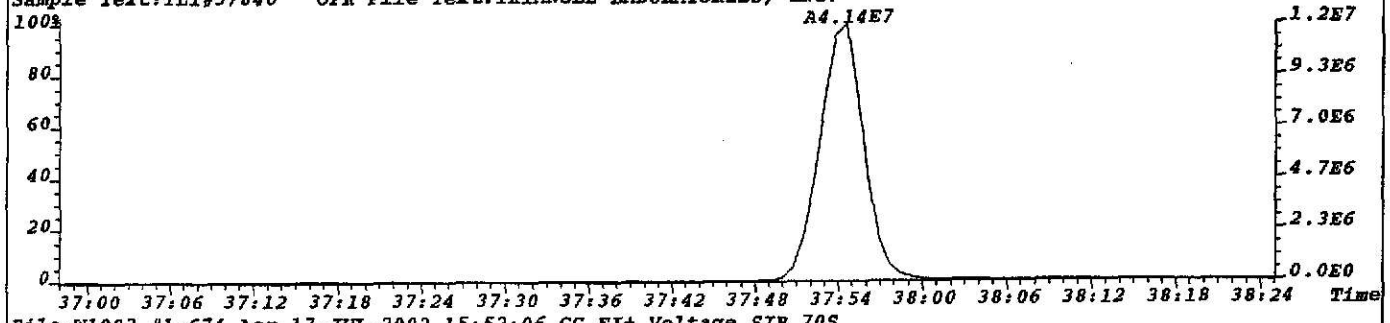

File:W1082 #1-674 Acq:17-JUL-2002 15:52:06 GC EI+ Voltage SIR 70S
437.8140 F:4 BSUB(256,30,-3.0) PKD(7,5,3,0.10%,10920.0,1.00%,F,T) Exp:NDB5US Noise:2730
Sample Text:TLI#57840 OPR File Text:TRIANGLE LABORATORIES, INC.

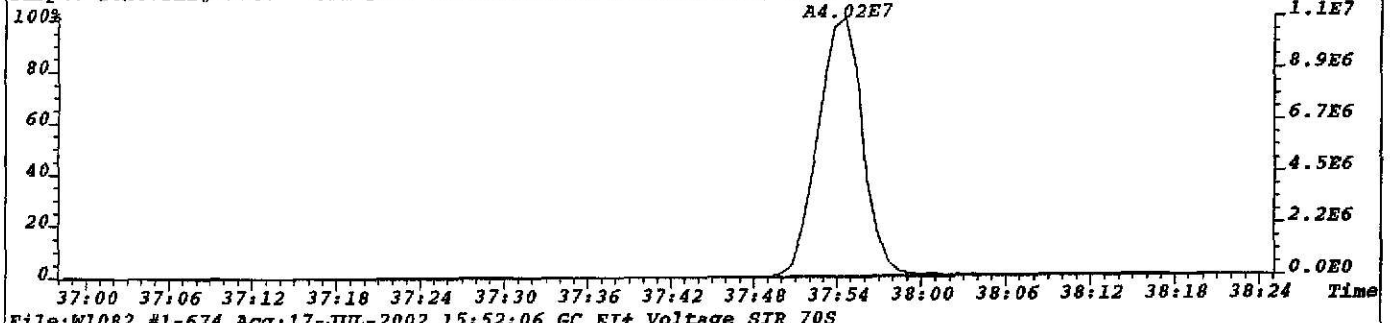

File:W1082 #1-674 Acq:17-JUL-2002 15:52:06 GC EI+ Voltage SIR 70S
430.9729 F:4 Exp:NDB5US
Sample Text:TLI#57840 OPR File Text:TRIANGLE LABORATORIES, INC.

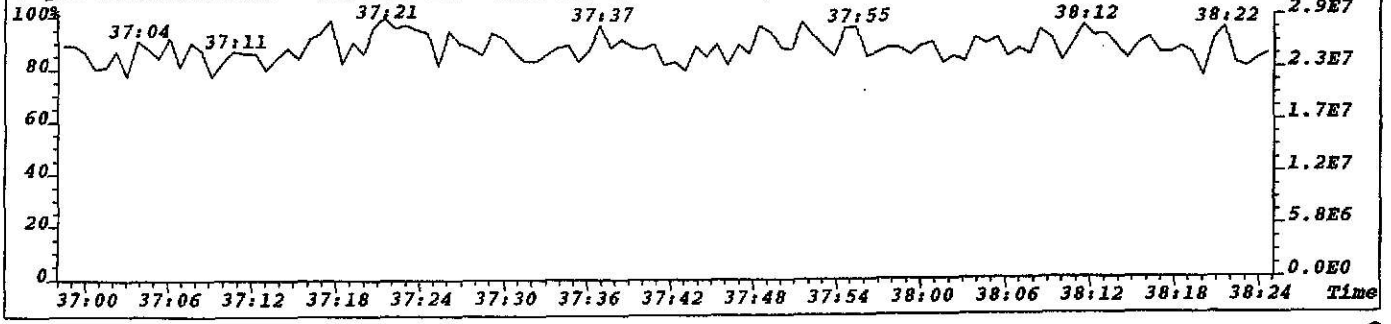

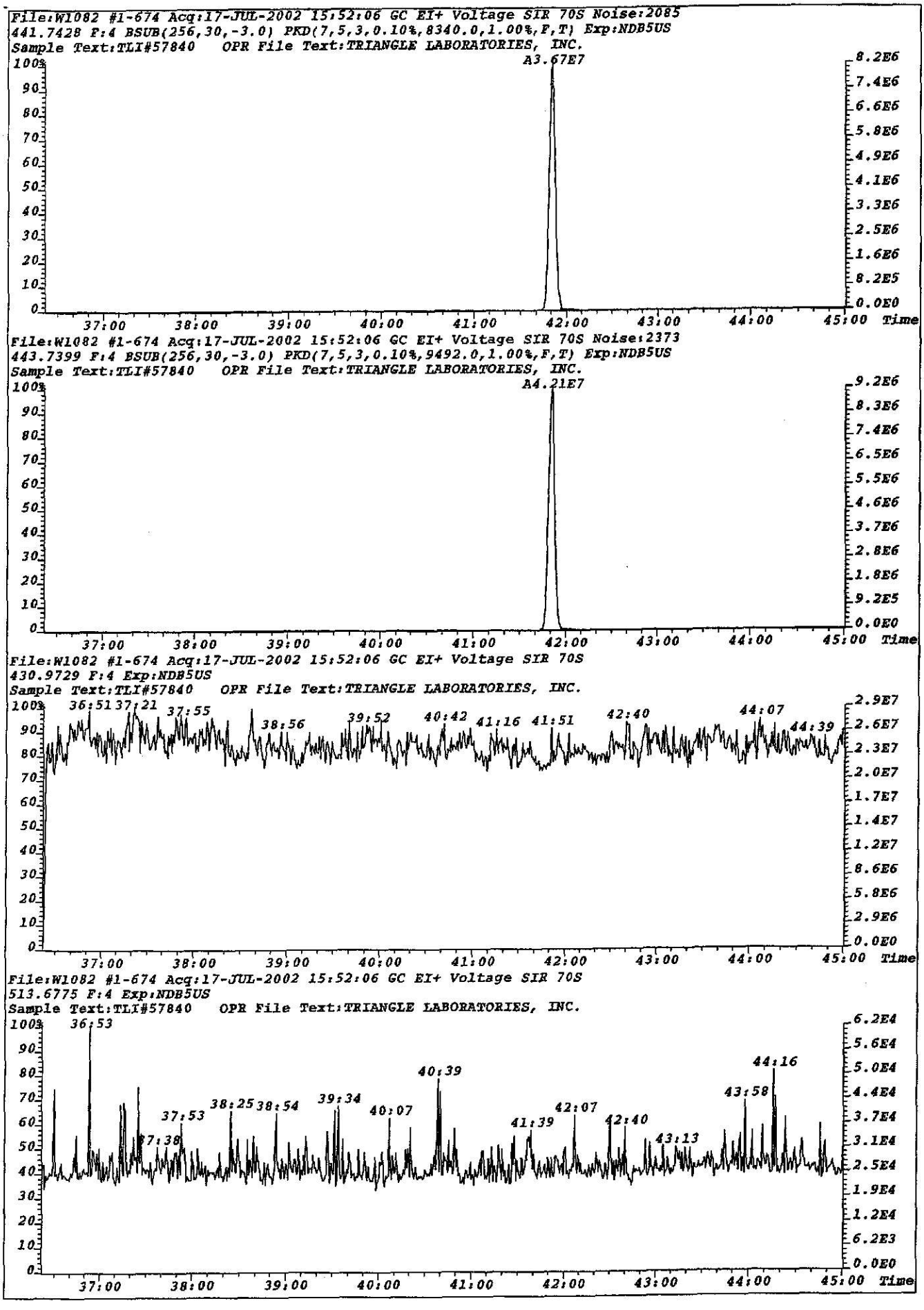
File:W1082 #1-674 Acq:17-JUL-2002 15:52:06 GC EI+ Voltage SIR 70S Noise:2085
441.7428 F:4 BSUB(256,30,-3.0) PKD(7,5,3,0.10%,8340.0,1.00%,F,T) Exp:NDB5US
Sample Text:TLI#57840 OPR File Text:TRIANGLE LABORATORIES, INC.
A3.67E7
File:W1082 #1-674 Acq:17-JUL-2002 15:52:06 GC EI+ Voltage SIR 70S Noise:2373
443.7399 F:4 BSUB(256,30,-3.0) PKD(7,5,3,0.10%,9492.0,1.00%,F,T) Exp:NDB5US
Sample Text:TLI#57840 OPR File Text:TRIANGLE LABORATORIES, INC.
A4.21E7
File:W1082 #1-674 Acq:17-JUL-2002 15:52:06 GC EI+ Voltage SIR 70S
430.9729 F:4 Exp:NDB5US
Sample Text:TLI#57840 OPR File Text:TRIANGLE LABORATORIES, INC.
36:51 37:21 37:55 38:56 39:52 40:42 41:16 41:51 42:40 44:07 44:39
File:W1082 #1-674 Acq:17-JUL-2002 15:52:06 GC EI+ Voltage SIR 70S
513.6775 F:4 Exp:NDB5US
Sample Text:TLI#57840 OPR File Text:TRIANGLE LABORATORIES, INC.
36:53 37:38 37:53 38:25 38:54 39:34 40:07 40:39 41:39 42:07 42:40 43:13 43:58 44:16
Time

File:W1082 #1-674 Acq:17-JUL-2002 15:52:06 GC EI+ Voltage SIR 70S
457.7377 F:4 BSUB(256,30,-3.0) PKD(7,5,3,0.10%,5896.0,1.00%,F,T) Exp:NDB5US Noise:1474
Sample Text:TLI#57840 OPR File Text:TRIANGLE LABORATORIES, INC.

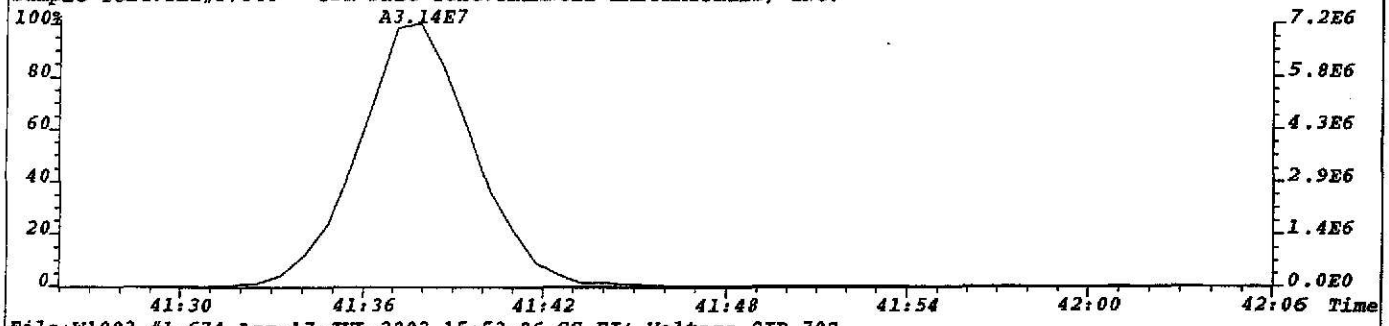

File:W1082 #1-674 Acq:17-JUL-2002 15:52:06 GC EI+ Voltage SIR 70S
459.7348 F:4 BSUB(256,30,-3.0) PKD(7,5,3,0.10%,6284.0,1.00%,F,T) Exp:NDB5US Noise:1571
Sample Text:TLI#57840 OPR File Text:TRIANGLE LABORATORIES, INC.

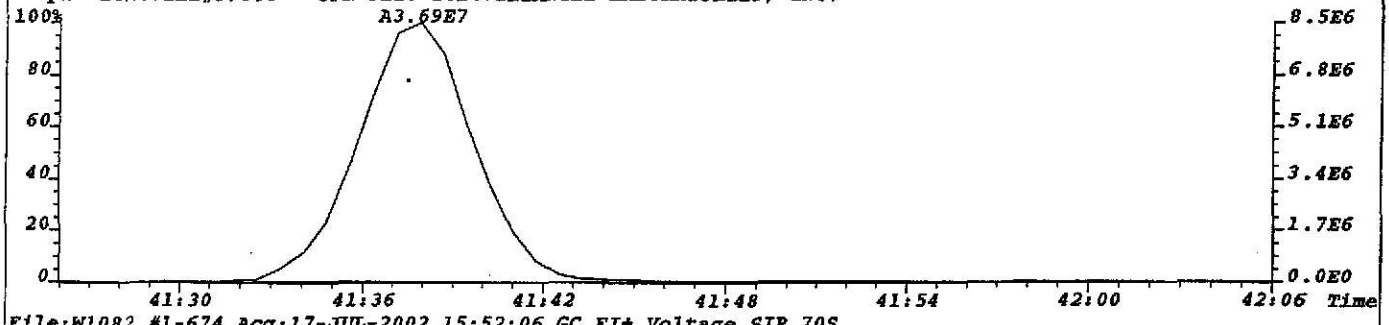

File:W1082 #1-674 Acq:17-JUL-2002 15:52:06 GC EI+ Voltage SIR 70S
469.7779 F:4 BSUB(256,30,-3.0) PKD(7,5,3,0.10%,6604.0,1.00%,F,T) Exp:NDB5US Noise:1651
Sample Text:TLI#57840 OPR File Text:TRIANGLE LABORATORIES, INC.

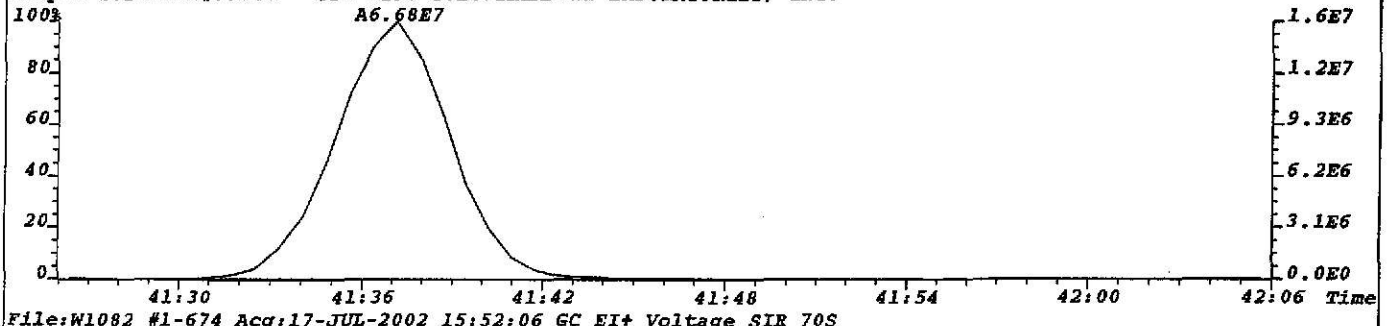

File:W1082 #1-674 Acq:17-JUL-2002 15:52:06 GC EI+ Voltage SIR 70S
471.7750 F:4 BSUB(256,30,-3.0) PKD(7,5,3,0.10%,7596.0,1.00%,F,T) Exp:NDB5US Noise:1899
Sample Text:TLI#57840 OPR File Text:TRIANGLE LABORATORIES, INC.

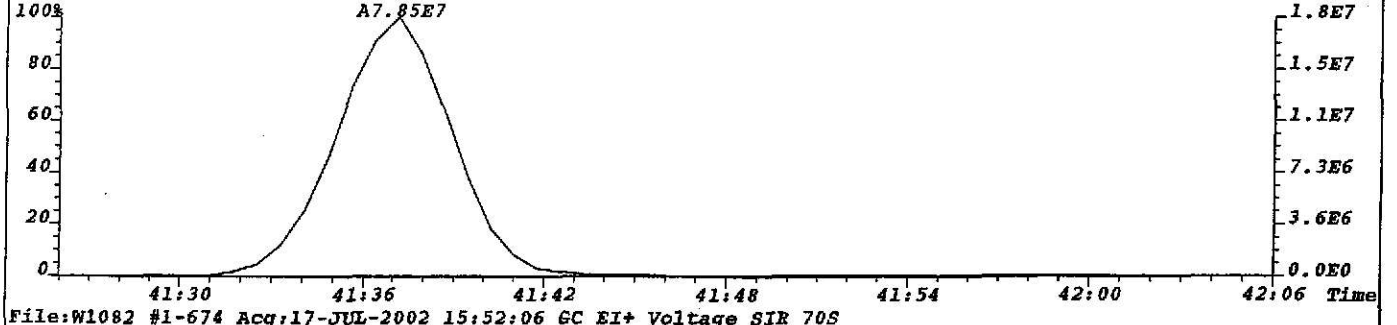

File:W1082 #1-674 Acq:17-JUL-2002 15:52:06 GC EI+ Voltage SIR 70S
430.9729 F:4 Exp:NDB5US
Sample Text:TLI#57840 OPR File Text:TRIANGLE LABORATORIES, INC.

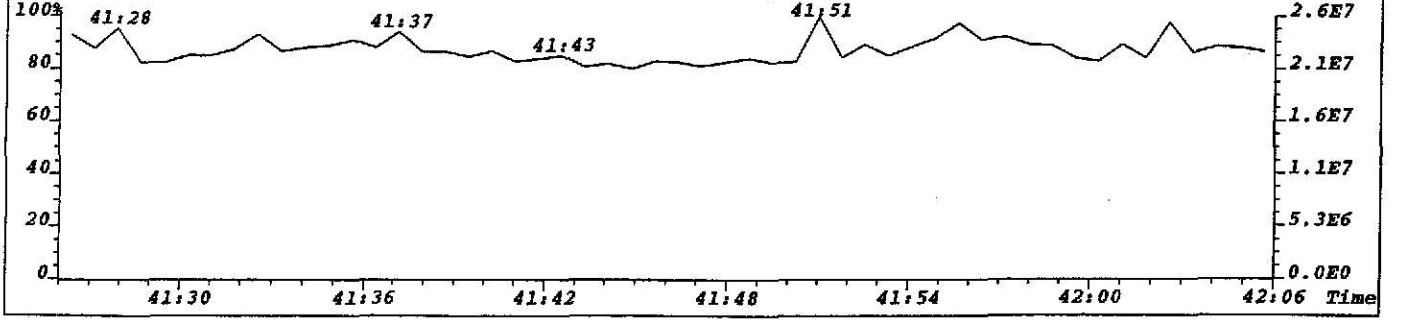

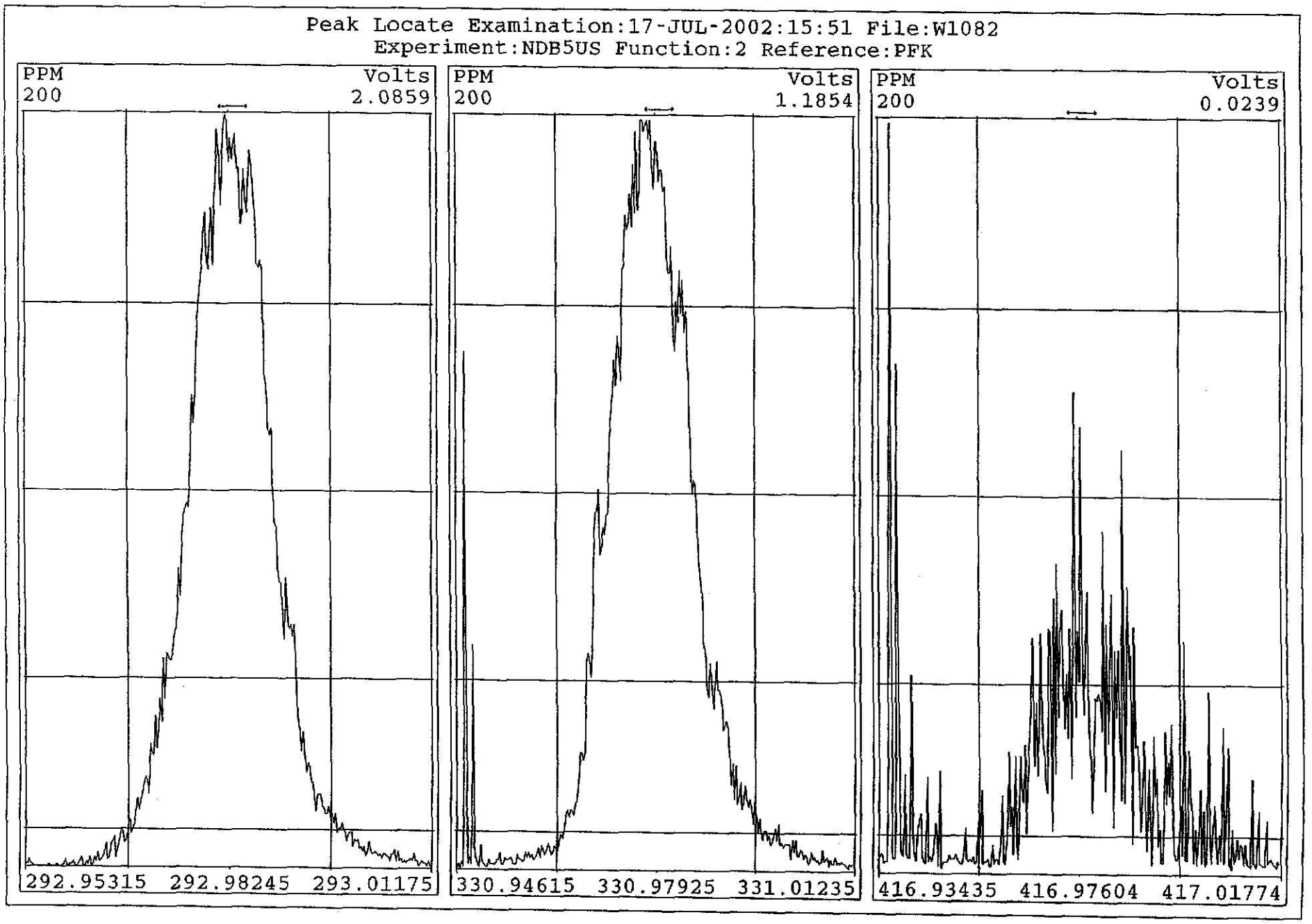
Peak Locate Examination:17-JUL-2002:15:51 File:W1082
Experiment:NDB5US Function:2 Reference:PFK
PPM
200
Volts
2.0859
292.95315 292.98245 293.01175
PPM
200
Volts
1.1854
330.94615 330.97925 331.01235
PPM
200
Volts
0.0239
416.93435 416.97604 417.01774



TLI Project: **57840** 1613, Revision B PCDD/PCDF Analysis (c)
Client Sample: **TLI Blank** Analysis File: **W108202**

Client Project:	**Dioxin/Furan Analysis**				
Sample Matrix:	**SOLID**	Date Received:	/ /	Spike File:	**SP161B2S**
TLI ID:	**TLI Blank**	Date Extracted:	**07/12/2002**	ICal:	**WF5614B**
		Date Analyzed:	**07/17/2002**	ConCal:	**WB21081**
Sample Size:	**10.000 g**	Dilution Factor:	**n/a**	% Moisture:	**n/a**
Dry Weight:	**n/a**	Blank File:	**W108202**	% Lipid:	**n/a**
GC Column:	**DB-5**	Analyst:	**JLD**	% Solids:	**n/a**

Analytes	Conc. (pg/g)	DL	Ratio	RT	RRT	Flags
2,3,7,8-TCDD	ND	0.2				—
1,2,3,7,8-PeCDD	ND	0.2				—
1,2,3,4,7,8-HxCDD	ND	0.3				—
1,2,3,6,7,8-HxCDD	ND	0.3				—
1,2,3,7,8,9-HxCDD	ND	0.3				—
1,2,3,4,6,7,8-HpCDD	ND	0.4				—
1,2,3,4,6,7,8,9-OCDD	ND	2.1				—
2,3,7,8-TCDF	ND	0.2				—
1,2,3,7,8-PeCDF	ND	0.1				—
2,3,4,7,8-PeCDF	ND	0.1				—
1,2,3,4,7,8-HxCDF	ND	0.2				—
1,2,3,6,7,8-HxCDF	ND	0.2				—
2,3,4,6,7,8-HxCDF	ND	0.2				—
1,2,3,7,8,9-HxCDF	ND	0.2				—
1,2,3,4,6,7,8-HpCDF	ND	0.3				—
1,2,3,4,7,8,9-HpCDF	ND	0.4				—
1,2,3,4,6,7,8,9-OCDF	ND	0.5				—

Totals	Conc. (pg/g)	Number	DL	Flags
Total TCDD	ND		0.2	—
Total PeCDD	ND		0.2	—
Total HxCDD	ND		0.3	—
Total HpCDD	ND		0.4	—
Total TCDF	ND		0.2	—
Total PeCDF	ND		0.1	—
Total HxCDF	ND		0.2	—
Total HpCDF	ND		0.3	—

Triangle Laboratories, Inc.®
2445 S. Alston Ave. • Durham, North Carolina 27713
Phone: (919) 544-5729 • Fax: (919) 544-5491

Printed: 10:53 07/18/2002

TLI Project: **57840** 1613, Revision B PCDD/PCDF Analysis (c)
Client Sample: **TLI Blank** Analysis File: **W108202**

Internal Standards	Conc. (pg/g)	% Recovery	QC Limits	Ratio	RT	RRT	Flags
$^{13}C_{12}$-2,3,7,8-TCDD	129	64.6	25%-164%	0.78	27:10	1.006	
$^{13}C_{12}$-1,2,3,7,8-PeCDD	201	100	25%-181%	1.57	31:22	1.162	
$^{13}C_{12}$-1,2,3,4,7,8-HxCDD	153	76.5	32%-141%	1.19	34:29	0.988	
$^{13}C_{12}$-1,2,3,6,7,8-HxCDD	155	77.6	28%-130%	1.22	34:34	0.990	
$^{13}C_{12}$-1,2,3,4,6,7,8-HpCDD	161	80.5	23%-140%	1.04	37:54	1.086	
$^{13}C_{12}$-1,2,3,4,6,7,8,9-OCDD	353	88.1	17%-157%	0.85	41:36	1.192	
$^{13}C_{12}$-2,3,7,8-TCDF	125	62.5	24%-169%	0.76	26:28	0.980	
$^{13}C_{12}$-1,2,3,7,8-PeCDF	162	81.0	24%-185%	1.45	30:21	1.124	
$^{13}C_{12}$-2,3,4,7,8-PeCDF	170	85.1	21%-178%	1.46	31:02	1.149	
$^{13}C_{12}$-1,2,3,4,7,8-HxCDF	144	71.8	26%-152%	0.50	33:47	0.968	
$^{13}C_{12}$-1,2,3,6,7,8-HxCDF	138	68.9	26%-123%	0.51	33:53	0.971	
$^{13}C_{12}$-2,3,4,6,7,8-HxCDF	147	73.3	28%-136%	0.51	34:22	0.985	
$^{13}C_{12}$-1,2,3,7,8,9-HxCDF	147	73.7	29%-147%	0.51	35:10	1.008	
$^{13}C_{12}$-1,2,3,4,6,7,8-HpCDF	136	68.0	28%-143%	0.43	36:50	1.055	
$^{13}C_{12}$-1,2,3,4,7,8,9-HpCDF	144	71.9	26%-138%	0.44	38:24	1.100	

Cleanup Standard	Conc. (pg/g)	% Recovery	QC Limits	RT	RRT	Flags
$^{37}Cl_4$-2,3,7,8-TCDD	13.9	69.4	35%-197%	27:11	1.007	

Recovery Standards	Ratio	RT	Flags
$^{13}C_{12}$-1,2,3,4-TCDD	0.80	27:00	
$^{13}C_{12}$-1,2,3,7,8,9-HxCDD	1.19	34:54	

Data Reviewer: _____ 07/18/2002

Triangle Laboratories, Inc.®
2445 S. Alston Ave. • Durham, North Carolina 27713
Phone: (919) 544-5729 • Fax: (919) 544-5491

Printed: 10:53 07/18/2002

TLI Project: **57840**
Client Sample: **TLI Blank**

Toxicity Equivalents Report
Analysis File: **W108202**

Client Project:	**Dioxin/Furan Analysis**				
Sample Matrix:	**SOLID**	Date Received:	**07/11/02**	Spike File:	**SP161B2S**
TLI ID:	**TLI Blank**	Date Extracted:	**07/12/02**	ICal:	**WF5614B**
		Date Analyzed:	**07/17/02**	ConCal:	**WB21081**
Sample Size:	**10.000 g**	Dilution Factor:	**1**	% Moisture:	**n/a**
Dry Weight:	**n/a**	Blank File:	**W108202**	% Lipid:	**n/a**
GC Column:	**DB-5**	Analyst:	**JLD**	% Solids:	**n/a**

Analytes	Conc. (pg/g)		TEF		Equivalent
2,3,7,8-TCDD	{0.2}	x	1.	=	0.2
1,2,3,7,8-PeCDD	{0.2}	x	0.5	=	0.1
1,2,3,4,7,8-HxCDD	{0.3}	x	0.1	=	0.03
1,2,3,6,7,8-HxCDD	{0.3}	x	0.1	=	0.03
1,2,3,7,8,9-HxCDD	{0.3}	x	0.1	=	0.03
1,2,3,4,6,7,8-HpCDD	{0.4}	x	0.01	=	0.004
1,2,3,4,6,7,8,9-OCDD	{2.1}	x	0.001	=	0.0021
TOTAL PCDD					0.4
2,3,7,8-TCDF	{0.2}	x	0.1	=	0.02
1,2,3,7,8-PeCDF	{0.1}	x	0.05	=	0.005
2,3,4,7,8-PeCDF	{0.1}	x	0.5	=	0.05
1,2,3,4,7,8-HxCDF	{0.2}	x	0.1	=	0.02
1,2,3,6,7,8-HxCDF	{0.2}	x	0.1	=	0.02
2,3,4,6,7,8-HxCDF	{0.2}	x	0.1	=	0.02
1,2,3,7,8,9-HxCDF	{0.2}	x	0.1	=	0.02
1,2,3,4,6,7,8-HpCDF	{0.3}	x	0.01	=	0.003
1,2,3,4,7,8,9-HpCDF	{0.4}	x	0.01	=	0.004
1,2,3,4,6,7,8,9-OCDF	{0.5}	x	0.001	=	0.0005
TOTAL PCDF					0.16

Total EPA TEFs, 1989a: 0.6 pg/g

{...} indicates that the value is that of a Detection Limit.

GRY_TEF v1.08, MILES 4.22.16

Triangle Laboratories, Inc.®
2445 S. Alston Ave. • Durham, North Carolina 27713
Phone: (919) 544-5729 • Fax: (919) 544-5491

Printed: 20:42 07/18/02

Initial ....Date...

Data Review By: [signature] 7/18/02

Calculated Noise Height: 1.51

Page No. 1 Listing of W108202B.dbf
07/18/2002 Matched GC Peaks / Ratio / Ret. Time

Compound/ M_Z....	QC.Log	Omit	Why	RT.	OK	Ratio	Total.Area/Ht	Area/Ht.Peak1	Area/Ht.Peak2	Rel.RT	Compound.Name..	ID..	Flags.
13C12-TCDF						0.65-0.89			0.944-1.133				
316-318	DC	NL				Height	4.84	2.34	2.50				
				25:28		0.86	27.19	12.61	14.58	0.962			
				25:46	RO	0.50	42.78	14.34	28.44	0.974			
				26:05		0.65	125.63	49.54	76.09	0.986			
				26:28		0.76	13,165.51	5,677.96	7,487.55	1.000	13C12-2378-TCDF	IS0	
						Height	3,694.45	1,585.97	2,108.48				
				26:53	RO	0.09	32.21	2.74	29.47	1.016			
316-318			5	Peaks			13,393.32						
---------- Above: TCDF / TCDD Follows ----------													
TCDD						0.65-0.89			0.903-1.042				
320-322	DC	NL				Height	3.71	1.88	1.83				
	DC	SN		26:02		0.69	7.01			0.958			
D	D	SN		26:29	RO	1.32	25.18			0.975			
	DC	SN		26:38		0.70	8.07			0.980			
	DC	SN		27:12	RO	0.61	14.08			1.001	2378-TCDD		AN
	DC	SN		27:18	RO	4.07	11.11			1.005			
	DC	SN		27:35	RO	1.24	3.90			1.015			
	DC	SN		28:06	RO	0.43	7.60			1.034			
	DC	SN		28:14	RO	0.39	6.19			1.039			
320-322			0	Peaks			0.00						
37Cl-TCDD									0.926-1.074				
328	DC	NL				Height	2.12	2.12					
	DC	WL		24:34			4.36			0.904			
	DC	WL		24:41			6.11			0.909			
	DC	WL		24:50			2.73			0.914			
	DC	WL		24:53			6.61			0.916			
	DC	WL		25:03			2.82			0.922			
	DC	SN		25:52			1.98			0.952			
				26:00			3.16	3.16		0.957			
	DC	SN		26:06			7.39			0.961			
	DC	SN		26:29			6.49			0.975			
				27:11			1,218.68	1,218.68		1.001	37Cl-TCDD		CLS
				27:33			13.36	13.36		1.014			
	DC	SN		27:46			4.28			1.022			
				28:22			7.14	7.14		1.044			
	DC	SN		28:32			1.18			1.050			
				28:41			4.68	4.68		1.056			
328			5	Peaks			1,247.02						
13C12-TCDD						0.65-0.89			0.920-1.067				
332-334	DC	NL				Height	12.21	8.93	3.28				
				27:00		0.80	14,547.49	6,473.68	8,073.81	0.994	13C12-1234-TCDD	RS1	
				27:10		0.78	11,120.19	4,875.49	6,244.70	1.000	13C12-2378-TCDD	IS1	
						Height	3,245.49	1,411.23	1,834.26				

Compound/ M_Z....	QC.Log	Omit	Why	..RT.	OK	Ratio	Total.Area/Ht	Area/Ht.Peak1	Area/Ht.Peak2	Rel.RT	Compound.Name..	ID..	Flags.
				27:22	RO	0.34	32.92	8.41	24.51	1.007			
332-334			3 Peaks				25,700.60						
---------- Above: TCDD / PeCDF Follows ----------													
PeCDF						1.32-1.78				0.909-1.036			
340-342		DC	NL			Height	5.01	2.20	2.81				
		DC	SN	28:33	RO	0.23	11.35			0.920			
		DC	SN	28:53		1.53	8.07			0.931			
		DC	SN	29:13	RO	0.27	8.64			0.941			
		DC	SN	29:49	RO	0.71	11.62			0.961			
		DC	SN	29:55	RO	0.90	8.63			0.964			
	D	D	SN	30:22	RO	1.30	22.70			1.001	12378-PeCDF		AN
		DC	SN	30:43	RO	0.66	16.76			0.990			
		DC	SN	30:52	RO	0.24	9.94			0.995			
		DC	SN	30:56	RO	0.32	10.94			0.997			
	D	D	SN	31:03	RO	0.51	28.83			1.001	23478-PeCDF		AN
		DC	SN	31:26		1.49	14.00			1.013			
	D	D	SN	31:54	RO	0.91	14.97			1.028			
		DC	WH	32:31	RO	0.64	12.33			1.048			
340-342			0 Peaks				0.00						
13C12-PeCDF						1.32-1.78				0.806-1.128			
352-354		DC	NL			Height	3.86	1.77	2.09				
				29:30		1.37	86.82	50.11	36.71	0.951			
				29:57		1.68	30.08	18.85	11.23	0.965			
				30:21		1.45	13,911.28	8,242.38	5,668.90	1.000	13C12-PeCDF 123		IS2
						Height	4,429.12	2,650.11	1,779.01				
				30:38		1.35	177.66	102.20	75.46	0.987			
				31:02		1.46	14,640.89	8,683.69	5,957.20	1.000	13C12-PeCDF 234		IS3
						Height	4,828.81	2,829.54	1,999.27				
				31:22		1.59	25.20	15.47	9.73	1.011			
				32:00		1.58	170.35	104.26	66.09	1.031			
352-354			7 Peaks				29,042.28						
---------- Above: PeCDF / PeCDD Follows ----------													
PeCDD						1.32-1.78				0.939-1.021			
356-358		DC	NL			Height	4.44	2.54	1.90				
	D	D	SN	30:27	RO	0.87	13.61			0.971			
		DC	SN	30:43	RO	1.10	5.49			0.979			
		DC	SN	30:57	RO	0.28	7.14			0.987			
	D	D	SN	31:02	RO	2.10	26.47			0.989			
		DC	SN	31:18	RO	2.79	7.77			0.998			
		DC	SN	31:23	RO	2.41	10.80			1.001	12378-PeCDD		AN
		DC	SN	31:38	RO	1.19	7.97			1.009			
356-358			0 Peaks				0.00						
13C12-PeCDD						1.32-1.78				0.734-1.053			
368-370		DC	NL			Height	3.41	1.85	1.56				
		DC	SN	29:41	RO	1.26	6.45			0.946			
				30:18	RO	1.92	31.66	20.83	10.83	0.966			

Compound/ M_Z....	QC.Log	Omit	Why	RT.	OK	Ratio	Total.Area/Ht	Area/Ht.Peak1	Area/Ht.Peak2	Rel.RT	Compound.Name..	ID..	Flags.
				30:26	RO	1.25	55.88	30.99	24.89	0.970			
	DC	SN		31:11	RO	0.83	8.28			0.994			
				31:22		1.57	10,313.20	6,307.83	4,005.37	1.000	13C12-PeCDD 123	IS4	
						Height	3,428.05	2,103.81	1,324.24				
				31:30	RO	1.05	104.95	53.63	51.32	1.004			
				31:37	RO	0.77	30.94	13.48	17.46	1.008			
	DC	SN		32:10	RO	1.06	8.07			1.026			
	DC	SN		32:24	RO	1.26	7.62			1.033			
368-370			5	Peaks			10,536.63						
---------- Above: PeCDD / HxCDF Follows ----------													
HxCDF						1.05-1.43				0.929-1.007			
374-376	DC	NL				Height	8.18	2.62	5.56				
	DC	SN		34:03	RO	0.29	9.96			0.968			
	DC	SN		34:11	RO	0.14	20.98			0.972			
	DC	SN		34:24	RO	0.81	21.88			1.001	234678-HxCDF		AN
	DC	SN		34:56		1.43	3.89			0.993			
	DC	SN		35:01	RO	2.34	5.61			0.996			
D	D	SN		35:10	RO	0.47	18.37			1.000	123789-HxCDF		AN
	DC	WH		35:27	RO	0.12	7.45			1.008			
374-376			0	Peaks			0.00						
13C12-HxCDF						0.43-0.59				0.879-1.106			
384-386	DC	NL				Height	5.14	2.20	2.94				
				32:50	RO	0.82	18.61	8.36	10.25	0.934			
				32:58	RO	0.78	23.43	10.27	13.16	0.937			
				33:47		0.50	8,847.02	2,967.92	5,879.10	1.000	13C12-HxCDF 478	IS5	
						Height	3,046.85	1,051.21	1,995.64				
				33:53		0.51	8,702.48	2,937.08	5,765.40	1.000	13C12-HxCDF 678	IS6	
						Height	3,116.01	1,012.28	2,103.73				
				34:06	RO	2.57	11.78	8.48	3.30	0.970			
				34:14		0.53	14.27	4.97	9.30	0.973			
				34:22		0.51	8,750.14	2,965.79	5,784.35	1.000	13C12-HxCDF 234	IS7	
						Height	2,841.09	962.61	1,878.48				
				35:10		0.51	7,645.54	2,567.36	5,078.18	1.000	13C12-HxCDF 789	IS8	
						Height	2,400.99	829.39	1,571.60				
				35:25	RO	0.37	16.26	4.38	11.88	1.007			
384-386			9	Peaks			34,029.53						
---------- Above: HxCDF / HxCDD Follows ----------													
HxCDD						1.05-1.43				0.959-1.013			
390-392	DC	NL				Height	3.03	1.12	1.91				
D	D	SN		33:46	RO	2.71	28.95			0.977			
D	D	SN		33:53	RO	3.13	27.29			0.980			
	DC	SN		34:14		1.30	4.32			0.990			
D	D	SN		34:23	RO	1.90	30.01			0.997	123478-HxCDD		AN
	DC	SN		34:35	RO	0.98	6.48			1.000	123678-HxCDD		AN
	DC	SN		34:41	RO	0.65	3.56			1.003			
	DC	SN		34:44	RO	0.23	2.54			1.005			
D	D	SN		34:55		1.29	12.73			1.010	123789-HxCDD		AN

Compound/ M_Z....	QC.Log	Omit	Why	..RT.	OK	Ratio	Total.Area/Ht	Area/Ht.Peak1	Area/Ht.Peak2	Rel.RT	Compound.Name..	ID..	Flags.
	DC	WH		35:05	RO	0.22	5.05			1.015			
	DC	WH		35:10	RO	2.20	26.91			1.017			
	DC	WH		35:16	RO	0.63	4.22			1.020			
	DC	WH		35:20	RO	0.33	3.36			1.022			
390-392		0	Peaks				0.00						
13C12-HxCDD				1.05-1.43						0.983-1.041			
402-404	DC	NL				Height	5.02	3.12	1.90				
				33:57	RO	0.96	28.24	13.86	14.38	0.985			
				34:29		1.19	6,524.36	3,542.48	2,981.88	1.000	13C12-HxCDD 478	IS9	
						Height	2,274.50	1,225.36	1,049.14				
				34:34		1.22	7,094.48	3,892.86	3,201.62	1.000	13C12-HxCDD 678	IS10	
						Height	2,366.21	1,325.68	1,040.53				
				34:54		1.19	9,373.95	5,099.99	4,273.96	1.012	13C12-HxCDD 789	RS2	
				35:05	RO	0.49	20.60	6.79	13.81	1.017			
				35:09	RO	3.07	17.33	13.07	4.26	1.019			
402-404		6	Peaks				23,058.96						
---------- Above: HxCDD / HpCDF Follows ----------													
HpCDF				0.88-1.20						0.955-1.004			
408-410	DC	NL				Height	2.85	1.52	1.33				
	DC	SN		36:44	RO	5.43	14.33			0.957			
D	D	SN		36:51		1.12	13.47			1.000	1234678-HpCDF		AN
	DC	SN		37:01	RO	1.84	5.57			0.964			
	DC	SN		37:33	RO	0.59	10.26			0.978			
	DC	SN		38:01	RO	0.74	6.31			0.990			
	DC	SN		38:09	RO	0.55	5.80			0.993			
D	D	SN		38:25	RO	1.36	17.68			1.000	1234789-HpCDF		AN
	DC	WH		38:45	RO	0.26	6.70			1.009			
408-410		0	Peaks				0.00						
13C12-HpCDF				0.37-0.51						0.856-1.143			
418-420	DC	NL				Height	3.19	1.64	1.55				
				36:50		0.43	6,158.21	1,861.77	4,296.44	1.000	13C12-HpCDF 678	IS11	
						Height	1,768.31	542.68	1,225.63				
				38:24		0.44	5,148.29	1,584.74	3,563.55	1.000	13C12-HpCDF 789	IS12	
						Height	1,316.95	418.14	898.81				
	DC	SN		38:47	RO	1.11	11.95			1.010			
418-420		2	Peaks				11,306.50						
---------- Above: HpCDF / HpCDD Follows ----------													
HpCDD				0.88-1.20						0.975-1.005			
424-426	DC	NL				Height	2.83	1.54	1.29				
	DC	WH		38:09	RO	1.96	5.90			1.007			
	DC	WH		38:24	RO	2.75	48.98			1.013			
424-426		0	Peaks				0.00						
13C12-HpCDD				0.88-1.20						0.868-1.079			
436-438	DC	NL				Height	5.17	2.75	2.42				
				37:07		1.06	25.65	13.20	12.45	0.979			

Compound/ M_Z....	QC.Log	Omit	Why	..RT.	OK	Ratio	Total.Area/Ht	Area/Ht.Peak1	Area/Ht.Peak2	Rel.RT	Compound.Name..	ID..	Flags.
	DC	SN		37:17		0.94	5.14			0.984			
				37:54		1.04	6,006.90	3,058.60	2,948.30	1.000	13C12-HpCDD 678	IS13	
						Height	1,689.47	862.36	827.11				
				38:14	RO	0.46	12.45	3.93	8.52	1.009			
	DC	SN		38:23	RO	0.17	14.16			1.013			
436-438			3 Peaks				6,045.00						
---------- Above: HpCDD / Octa-CDD and CDF Follows ----------													
OCDF						0.76-1.02				0.952-1.048			
442-444	DC	NL				Height	3.27	1.39	1.88				
	DC	WL		37:14	RO	0.28	14.57			0.895			
	DC	SN		39:39	RO	2.00	13.76			0.953			
	DC	SN		40:00		0.79	12.19			0.962			
	DC	SN		40:14	RO	0.54	4.45			0.967			
	DC	SN		40:31	RO	2.23	10.41			0.974			
				40:48	RO	2.81	8.15	6.01	2.14	0.981			
	DC	SN		40:54	RO	1.83	7.61			0.983			
	DC	SN		41:05	RO	0.45	7.72			0.988			
	DC	SN		41:19	RO	2.11	12.00			0.993			
	DC	SN		41:34	RO	0.41	17.53			0.999			
D	D	SN		41:51	RO	1.47	22.78			1.006	OCDF		AN
	DC	SN		42:05		0.76	5.77			1.012			
				43:16	RO	0.45	13.99	4.35	9.64	1.040			
	DC	WH		43:43		0.97	4.36			1.051			
	DC	WH		43:49	RO	1.87	5.63			1.053			
	DC	WH		44:13	RO	2.10	17.04			1.063			
	DC	WH		44:16	RO	0.66	8.60			1.064			
	DC	WH		44:30	RO	0.53	11.23			1.070			
	DC	WH		44:36	RO	2.07	3.41			1.072			
	DC	WH		44:45	RO	3.34	6.86			1.076			
	DC	WH		44:56		1.02	5.19			1.080			
442-444			2 Peaks				22.14						
OCDD						0.76-1.02				0.952-1.048			
458-460	DC	NL				Height	2.45	1.18	1.27				
M				41:38	RO	1.25	57.50	31.90	25.60	1.001	OCDD		AN
	DC	SN		41:53	RO	3.72	4.06			1.007			
	DC	SN		42:02		0.84	9.16			1.010			
458-460			1 Peak				57.50						
13C12-OCDD						0.76-1.02				0.996-1.004			
470-472	DC	NL				Height	2.97	1.64	1.33				
				41:36		0.85	10,542.32	4,829.16	5,713.16	1.000	13C12-OCDD		IS14
						Height	2,350.36	1,118.08	1,232.28				
	DC	WH		41:59	RO	0.50	19.24			1.009			
470-472			1 Peak				10,542.32						

Compound/
M_Z.... QC.Log Omit Why ..RT. OK Ratio Total.Area/Ht Area/Ht.Peak1 Area/Ht.Peak2 Rel.RT Compound.Name.. ID.. Flags.

Column Description.....	"Why" Code Description.....	QC Log Desc.....
M_Z -Nominal Ion Mass(es)	WL-Below Retention Time Window	A-Peak Added
..RT. -Retention Time (mm:ss)	WH-Above Retention Time Window	K-Peak Kept
Rat.1 -Ratio of M/M+2 Ions	SN-Below Signal to Noise Level	D-Peak Deleted
OK -RO=Ratio Outside Limits	<M-Below Method Detection Limit	T-Time Changed
Rel.RT-Relative Retention Time	NL-Channel Specific Noise Level	M-Peak Area Changed
		N-Name Changed
		X-Ether Interference

*** End of Report ***

File:W1082 #1-797 Acq:17-JUL-2002 16:40:12 GC EI+ Voltage SIR 70S Noise:8415
303.9016 S:2 F:2 BSUB(256,30,-3.0) PKD(9,5,3,0.10%,33660.0,1.00%,F,T) Exp:NDB5US
TRIANGLE LABS Text:TLI#57840 TLI BLANK

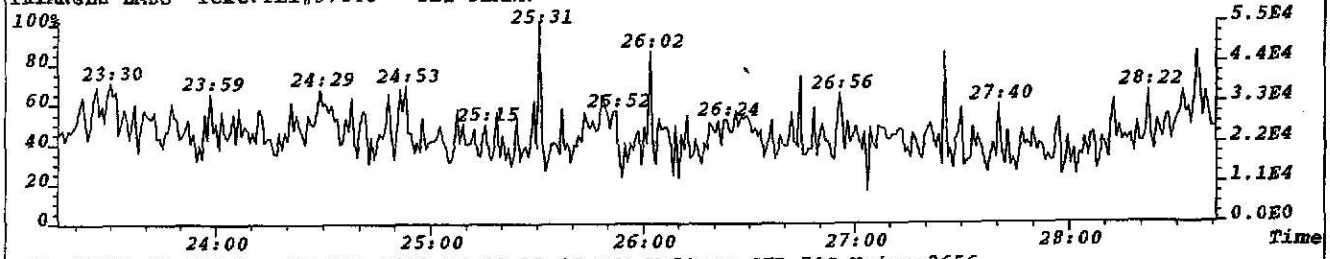

File:W1082 #1-797 Acq:17-JUL-2002 16:40:12 GC EI+ Voltage SIR 70S Noise:3656
305.8987 S:2 F:2 BSUB(256,30,-3.0) PKD(9,5,3,0.10%,14624.0,1.00%,F,T) Exp:NDB5US
TRIANGLE LABS Text:TLI#57840 TLI BLANK

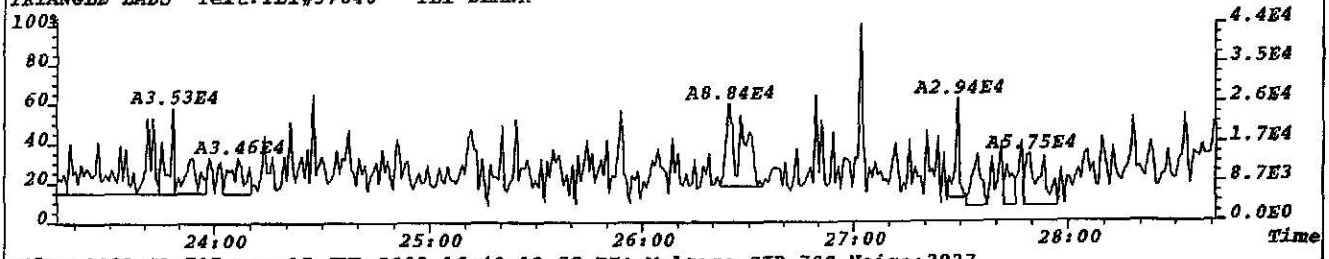

File:W1082 #1-797 Acq:17-JUL-2002 16:40:12 GC EI+ Voltage SIR 70S Noise:2927
315.9419 S:2 F:2 BSUB(256,30,-3.0) PKD(9,5,3,0.10%,11708.0,1.00%,F,T) Exp:NDB5US
TRIANGLE LABS Text:TLI#57840 TLI BLANK

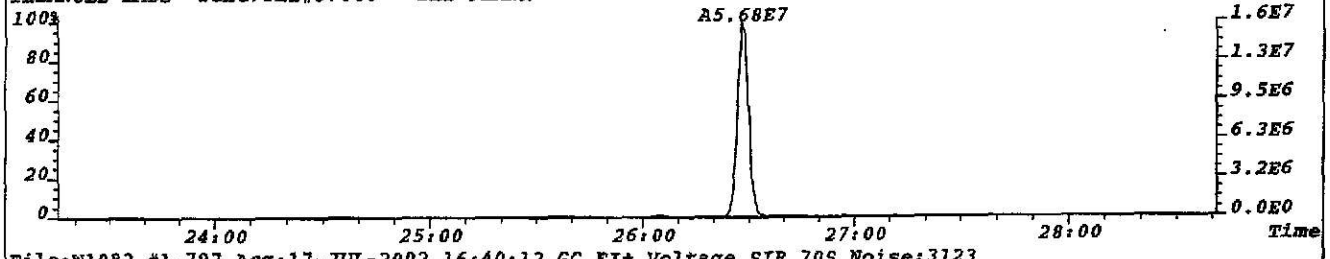

File:W1082 #1-797 Acq:17-JUL-2002 16:40:12 GC EI+ Voltage SIR 70S Noise:3123
317.9389 S:2 F:2 BSUB(256,30,-3.0) PKD(9,5,3,0.10%,12492.0,1.00%,F,T) Exp:NDB5US
TRIANGLE LABS Text:TLI#57840 TLI BLANK

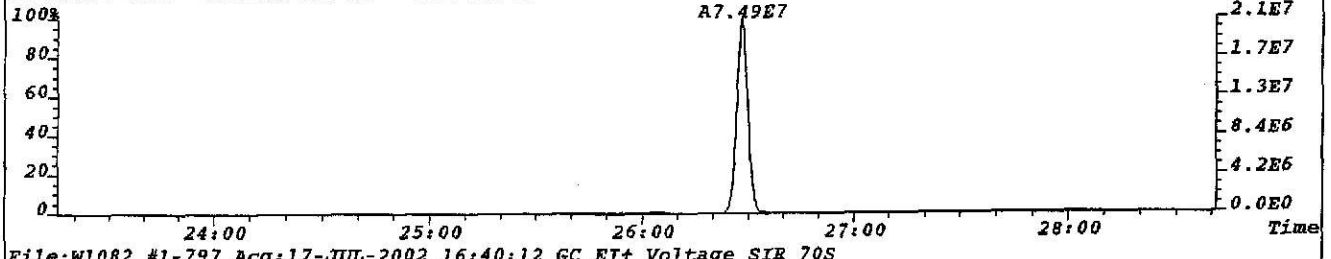

File:W1082 #1-797 Acq:17-JUL-2002 16:40:12 GC EI+ Voltage SIR 70S
330.9792 S:2 F:2 Exp:NDB5US
TRIANGLE LABS Text:TLI#57840 TLI BLANK

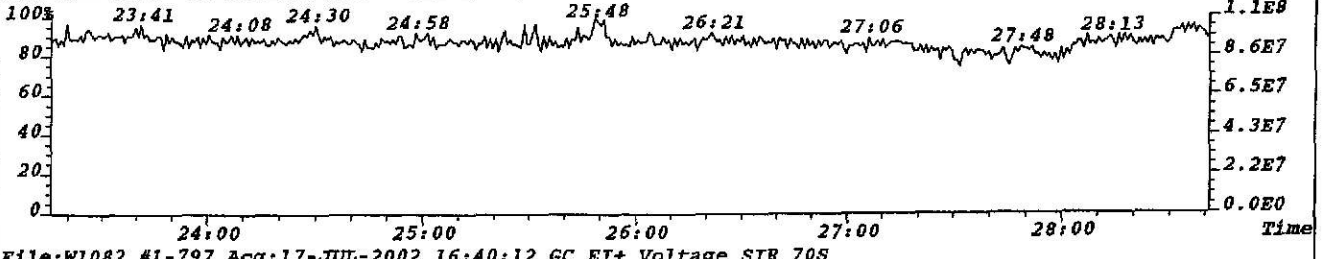

File:W1082 #1-797 Acq:17-JUL-2002 16:40:12 GC EI+ Voltage SIR 70S
375.8364 S:2 F:2 Exp:NDB5US
TRIANGLE LABS Text:TLI#57840 TLI BLANK

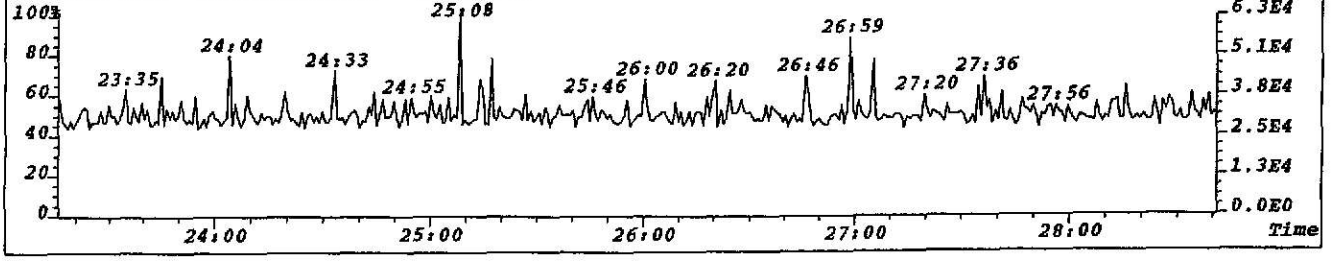

N = 0.74 + 0.77 = 1.51

OPM 7118102

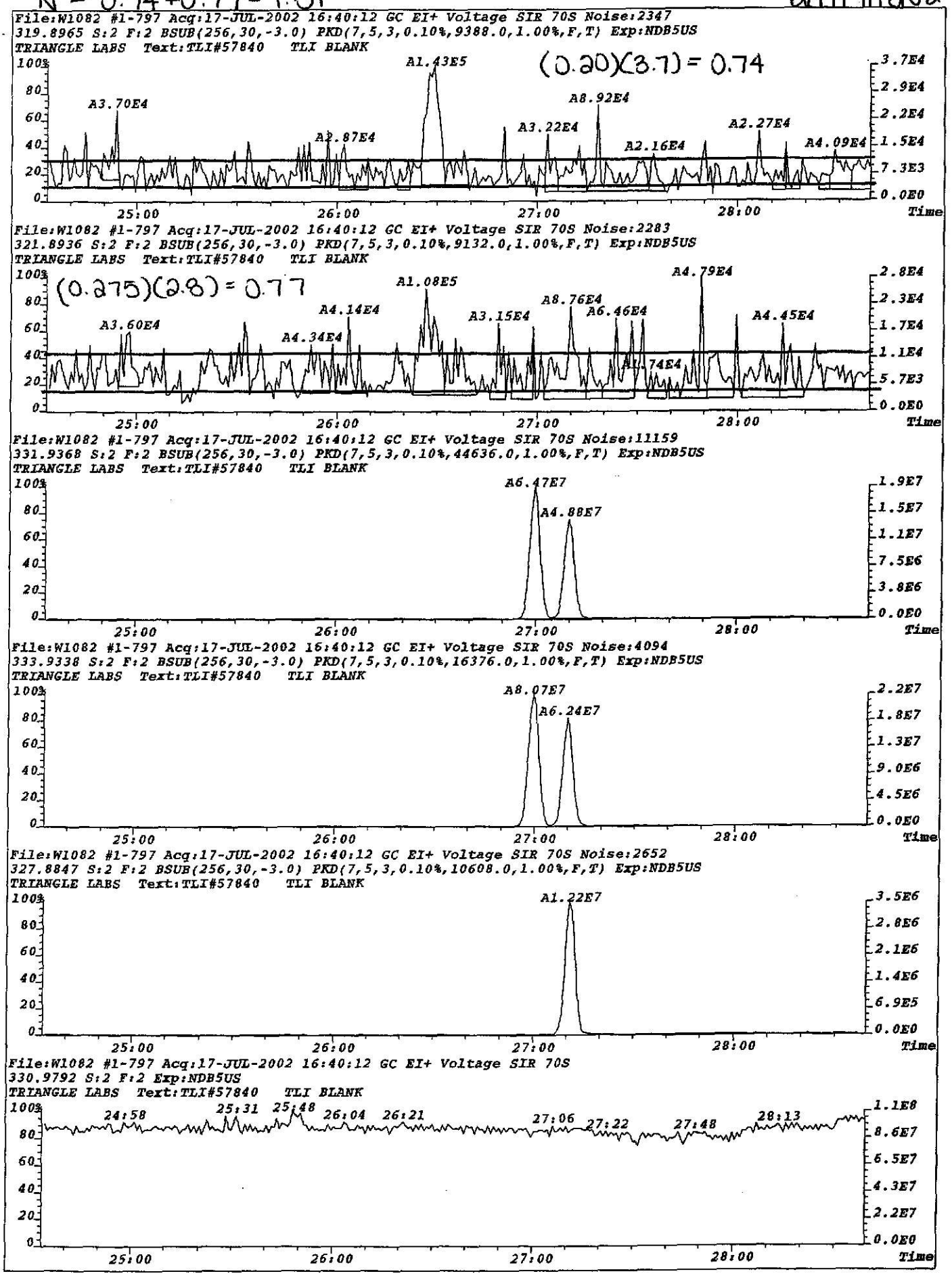

File:W1082 #1-797 Acq:17-JUL-2002 16:40:12 GC EI+ Voltage SIR 70S Noise:2753
339.8597 S:2 F:2 BSUB(256,30,-3.0) PKD(7,5,3,0.10%,11012.0,1.00%,F,T) Exp:NDB5US
TRIANGLE LABS Text:TLI#57840 TLI BLANK

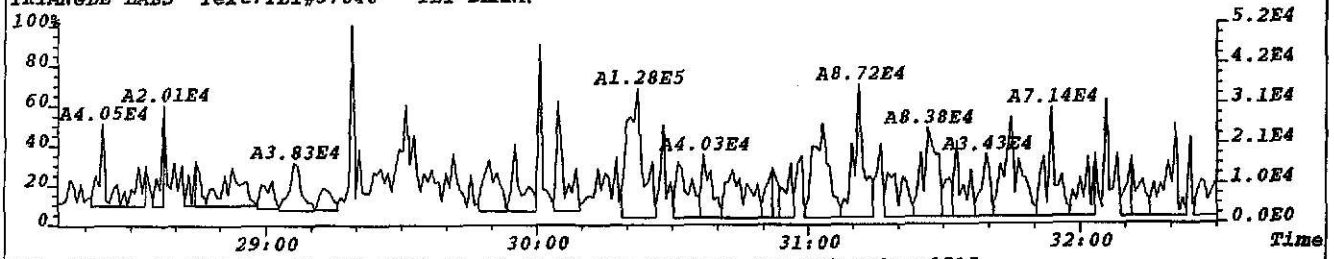

File:W1082 #1-797 Acq:17-JUL-2002 16:40:12 GC EI+ Voltage SIR 70S Noise:3515
341.8567 S:2 F:2 BSUB(256,30,-3.0) PKD(7,5,3,0.10%,14060.0,1.00%,F,T) Exp:NDB5US
TRIANGLE LABS Text:TLI#57840 TLI BLANK

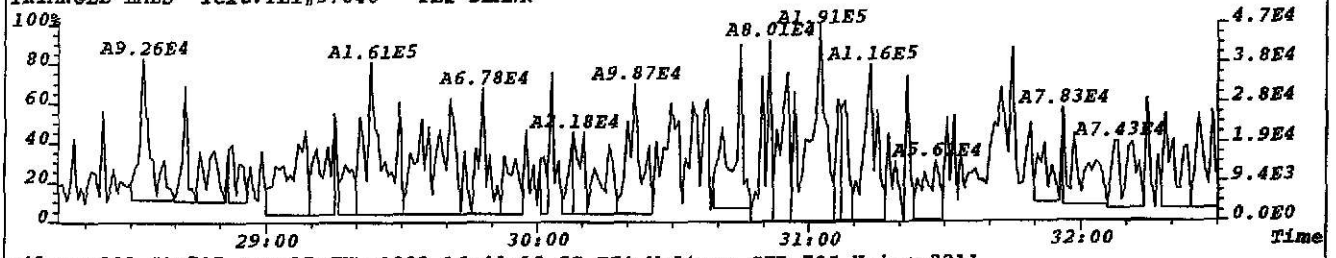

File:W1082 #1-797 Acq:17-JUL-2002 16:40:12 GC EI+ Voltage SIR 70S Noise:2211
351.9000 S:2 F:2 BSUB(256,30,-3.0) PKD(7,5,3,0.10%,8844.0,1.00%,F,T) Exp:NDB5US
TRIANGLE LABS Text:TLI#57840 TLI BLANK

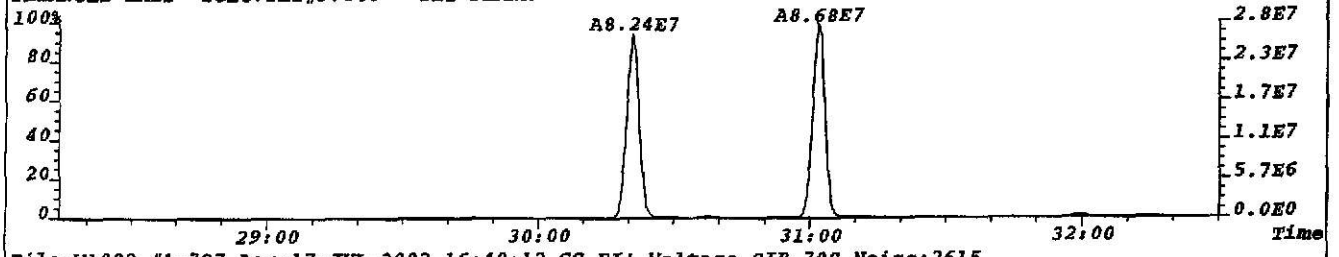

File:W1082 #1-797 Acq:17-JUL-2002 16:40:12 GC EI+ Voltage SIR 70S Noise:2615
353.8970 S:2 F:2 BSUB(256,30,-3.0) PKD(7,5,3,0.10%,10460.0,1.00%,F,T) Exp:NDB5US
TRIANGLE LABS Text:TLI#57840 TLI BLANK

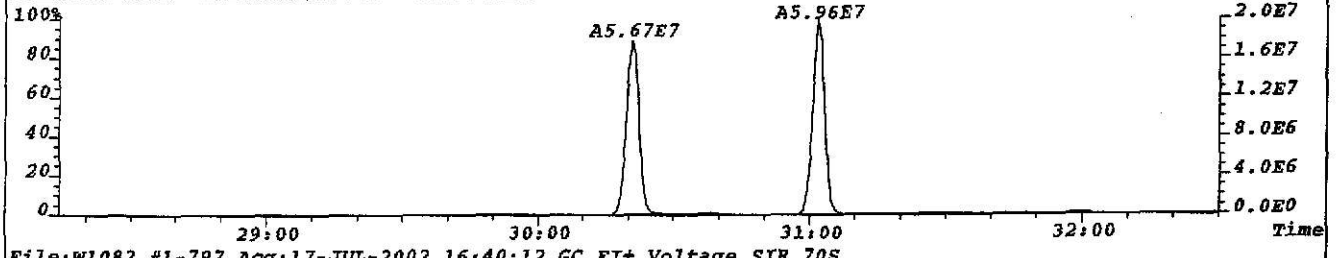

File:W1082 #1-797 Acq:17-JUL-2002 16:40:12 GC EI+ Voltage SIR 70S
330.9792 S:2 F:2 Exp:NDB5US
TRIANGLE LABS Text:TLI#57840 TLI BLANK

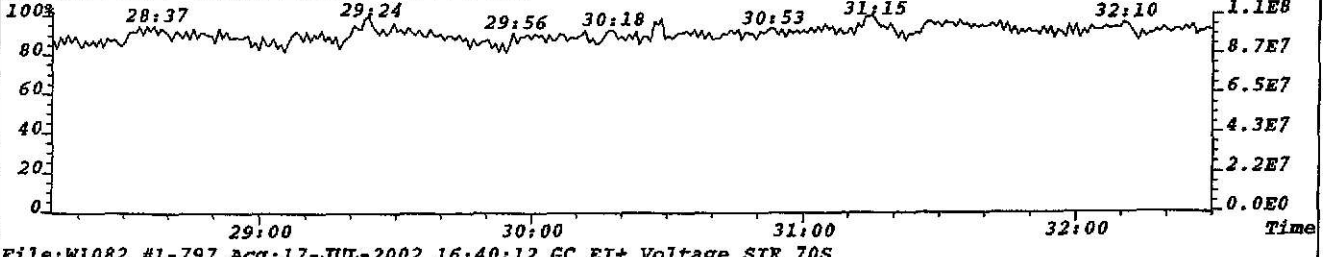

File:W1082 #1-797 Acq:17-JUL-2002 16:40:12 GC EI+ Voltage SIR 70S
409.7974 S:2 F:2 Exp:NDB5US
TRIANGLE LABS Text:TLI#57840 TLI BLANK

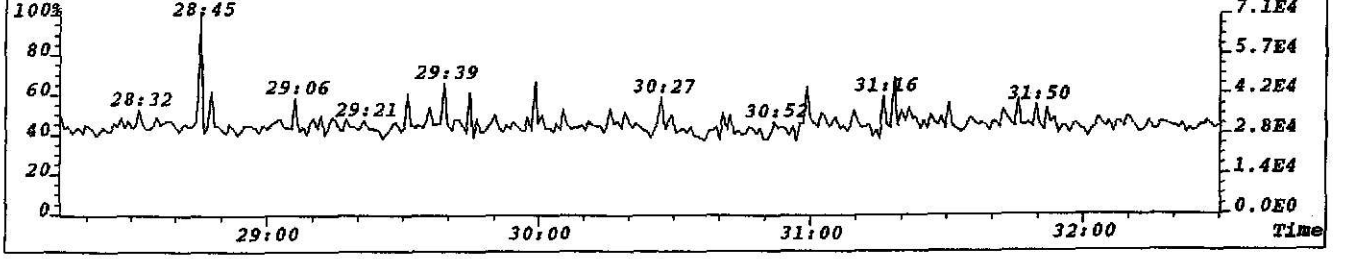

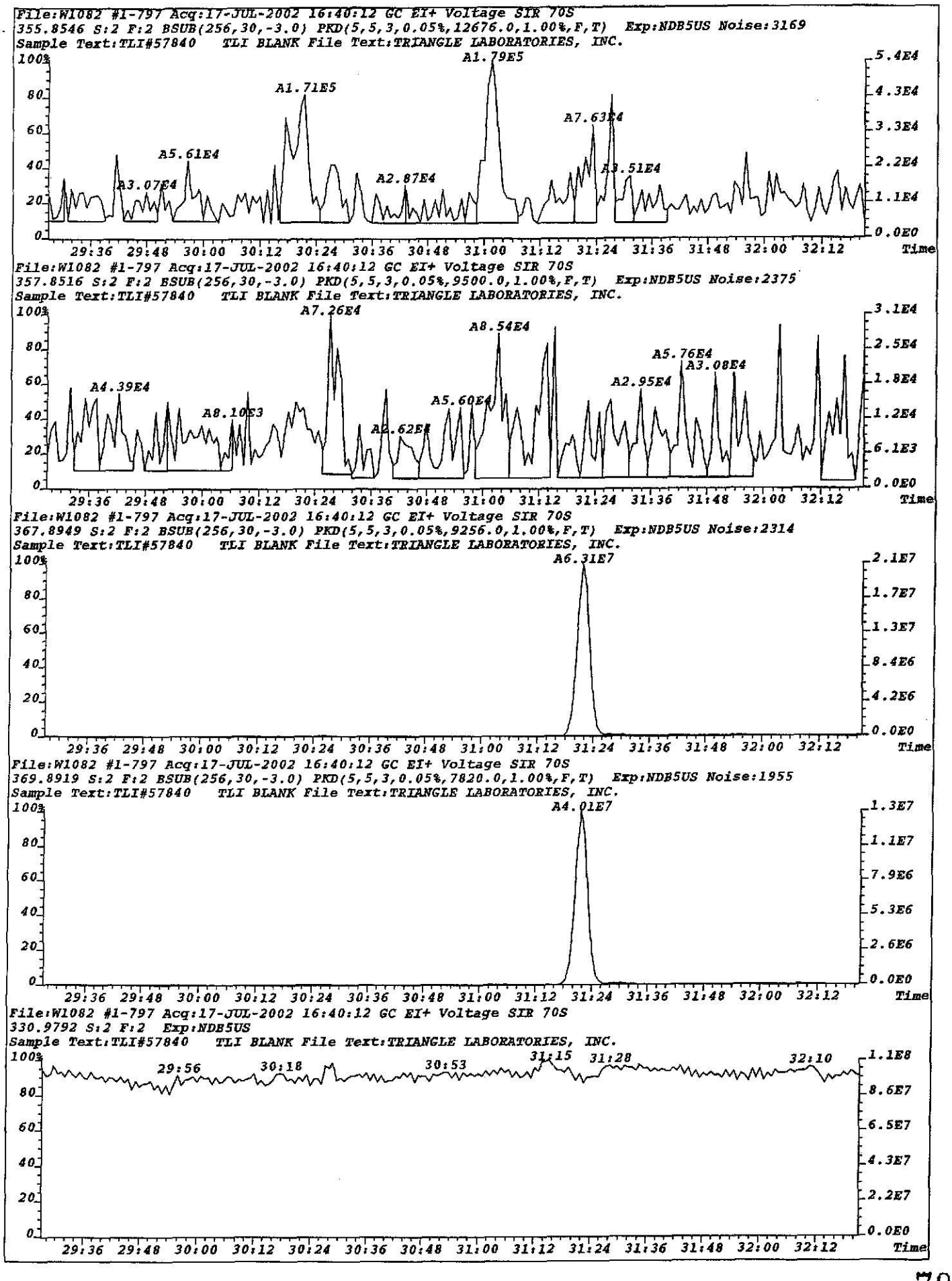
File:W1082 #1-797 Acq:17-JUL-2002 16:40:12 GC EI+ Voltage SIR 70S
355.8546 S:2 F:2 BSUB(256,30,-3.0) PKD(5,5,3,0.05%,12676.0,1.00%,F,T) Exp:NDB5US Noise:3169
Sample Text:TLI#57840 TLI BLANK File Text:TRIANGLE LABORATORIES, INC.
A1.79E5
A1.71E5
A7.63E4
A5.61E4
A3.07E4
A2.87E4
A3.51E4
File:W1082 #1-797 Acq:17-JUL-2002 16:40:12 GC EI+ Voltage SIR 70S
357.8516 S:2 F:2 BSUB(256,30,-3.0) PKD(5,5,3,0.05%,9500.0,1.00%,F,T) Exp:NDB5US Noise:2375
Sample Text:TLI#57840 TLI BLANK File Text:TRIANGLE LABORATORIES, INC.
A7.26E4
A8.54E4
A5.76E4
A3.08E4
A4.39E4
A2.95E4
A8.10E3
A5.60E4
A2.62E4
File:W1082 #1-797 Acq:17-JUL-2002 16:40:12 GC EI+ Voltage SIR 70S
367.8949 S:2 F:2 BSUB(256,30,-3.0) PKD(5,5,3,0.05%,9256.0,1.00%,F,T) Exp:NDB5US Noise:2314
Sample Text:TLI#57840 TLI BLANK File Text:TRIANGLE LABORATORIES, INC.
A6.31E7
File:W1082 #1-797 Acq:17-JUL-2002 16:40:12 GC EI+ Voltage SIR 70S
369.8919 S:2 F:2 BSUB(256,30,-3.0) PKD(5,5,3,0.05%,7820.0,1.00%,F,T) Exp:NDB5US Noise:1955
Sample Text:TLI#57840 TLI BLANK File Text:TRIANGLE LABORATORIES, INC.
A4.01E7
File:W1082 #1-797 Acq:17-JUL-2002 16:40:12 GC EI+ Voltage SIR 70S
330.9792 S:2 F:2 Exp:NDB5US
Sample Text:TLI#57840 TLI BLANK File Text:TRIANGLE LABORATORIES, INC.
29:56
30:18
30:53
31:15
31:28
32:10
Time

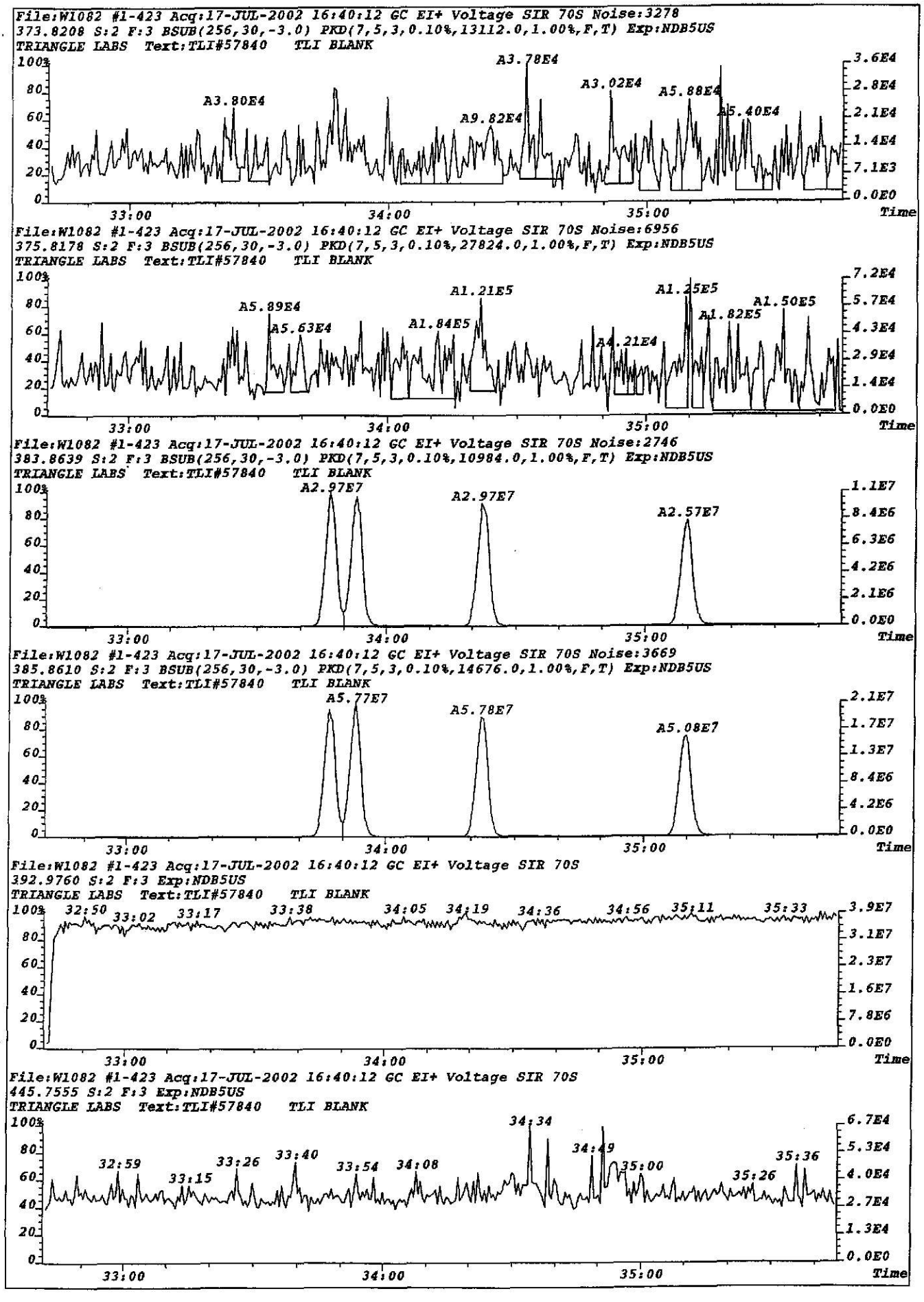
File:W1082 #1-423 Acq:17-JUL-2002 16:40:12 GC EI+ Voltage SIR 70S Noise:3278
373.8208 S:2 F:3 BSUB(256,30,-3.0) PKD(7,5,3,0.10%,13112.0,1.00%,F,T) Exp:NDB5US
TRIANGLE LABS Text:TLI#57840 TLI BLANK
A3.80E4
A3.78E4
A9.82E4
A3.02E4
A5.88E4
A5.40E4
Time
File:W1082 #1-423 Acq:17-JUL-2002 16:40:12 GC EI+ Voltage SIR 70S Noise:6956
375.8178 S:2 F:3 BSUB(256,30,-3.0) PKD(7,5,3,0.10%,27824.0,1.00%,F,T) Exp:NDB5US
TRIANGLE LABS Text:TLI#57840 TLI BLANK
A5.89E4
A5.63E4
A1.21E5
A1.84E5
A4.21E4
A1.25E5
A1.82E5
A1.50E5
Time
File:W1082 #1-423 Acq:17-JUL-2002 16:40:12 GC EI+ Voltage SIR 70S Noise:2746
383.8639 S:2 F:3 BSUB(256,30,-3.0) PKD(7,5,3,0.10%,10984.0,1.00%,F,T) Exp:NDB5US
TRIANGLE LABS Text:TLI#57840 TLI BLANK
A2.97E7
A2.97E7
A2.57E7
Time
File:W1082 #1-423 Acq:17-JUL-2002 16:40:12 GC EI+ Voltage SIR 70S Noise:3669
385.8610 S:2 F:3 BSUB(256,30,-3.0) PKD(7,5,3,0.10%,14676.0,1.00%,F,T) Exp:NDB5US
TRIANGLE LABS Text:TLI#57840 TLI BLANK
A5.77E7
A5.78E7
A5.08E7
Time
File:W1082 #1-423 Acq:17-JUL-2002 16:40:12 GC EI+ Voltage SIR 70S
392.9760 S:2 F:3 Exp:NDB5US
TRIANGLE LABS Text:TLI#57840 TLI BLANK
32:50
33:02
33:17
33:38
34:05
34:19
34:36
34:56
35:11
35:33
Time
File:W1082 #1-423 Acq:17-JUL-2002 16:40:12 GC EI+ Voltage SIR 70S
445.7555 S:2 F:3 Exp:NDB5US
TRIANGLE LABS Text:TLI#57840 TLI BLANK
32:59
33:15
33:26
33:40
33:54
34:08
34:34
34:49
35:00
35:26
35:36
Time

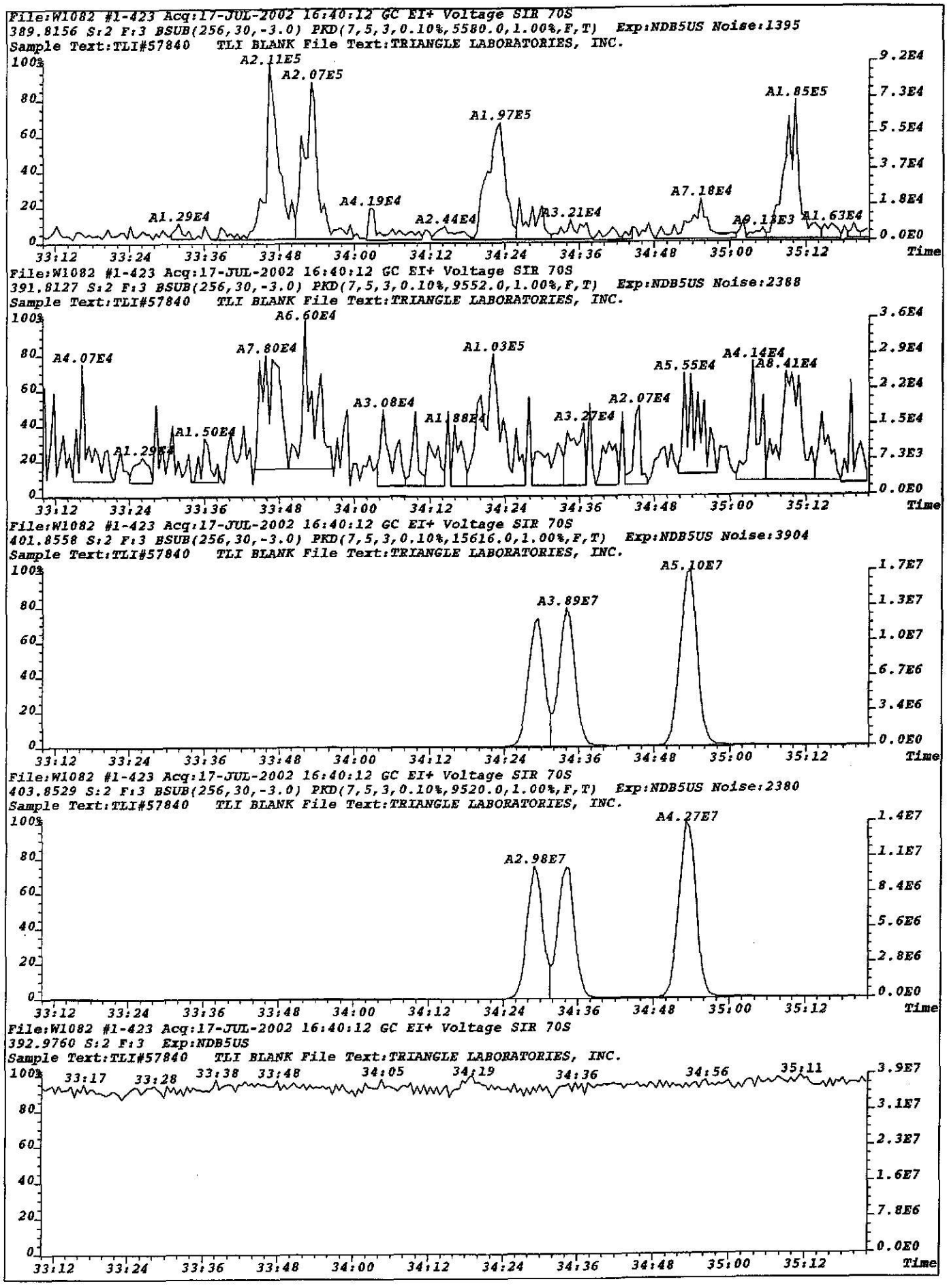
File:W1082 #1-423 Acq:17-JUL-2002 16:40:12 GC EI+ Voltage SIR 70S
389.8156 S:2 F:3 BSUB(256,30,-3.0) PKD(7,5,3,0.10%,5580.0,1.00%,F,T) Exp:NDB5US Noise:1395
Sample Text:TLI#57840 TLI BLANK File Text:TRIANGLE LABORATORIES, INC.
A2.11E5
A2.07E5
A1.97E5
A1.85E5
A7.18E4
A4.19E4
A1.29E4
A2.44E4
A3.21E4
A9.13E3
A1.63E4
File:W1082 #1-423 Acq:17-JUL-2002 16:40:12 GC EI+ Voltage SIR 70S
391.8127 S:2 F:3 BSUB(256,30,-3.0) PKD(7,5,3,0.10%,9552.0,1.00%,F,T) Exp:NDB5US Noise:2388
Sample Text:TLI#57840 TLI BLANK File Text:TRIANGLE LABORATORIES, INC.
A6.60E4
A4.07E4
A7.80E4
A1.03E5
A5.55E4
A4.14E4
A8.41E4
A3.08E4
A2.07E4
A1.50E4
A1.88E4
A3.27E4
A1.29E4
File:W1082 #1-423 Acq:17-JUL-2002 16:40:12 GC EI+ Voltage SIR 70S
401.8558 S:2 F:3 BSUB(256,30,-3.0) PKD(7,5,3,0.10%,15616.0,1.00%,F,T) Exp:NDB5US Noise:3904
Sample Text:TLI#57840 TLI BLANK File Text:TRIANGLE LABORATORIES, INC.
A5.10E7
A3.89E7
File:W1082 #1-423 Acq:17-JUL-2002 16:40:12 GC EI+ Voltage SIR 70S
403.8529 S:2 F:3 BSUB(256,30,-3.0) PKD(7,5,3,0.10%,9520.0,1.00%,F,T) Exp:NDB5US Noise:2380
Sample Text:TLI#57840 TLI BLANK File Text:TRIANGLE LABORATORIES, INC.
A4.27E7
A2.98E7
File:W1082 #1-423 Acq:17-JUL-2002 16:40:12 GC EI+ Voltage SIR 70S
392.9760 S:2 F:3 Exp:NDB5US
Sample Text:TLI#57840 TLI BLANK File Text:TRIANGLE LABORATORIES, INC.
33:17
33:28
33:38
33:48
34:05
34:19
34:36
34:56
35:11
Time

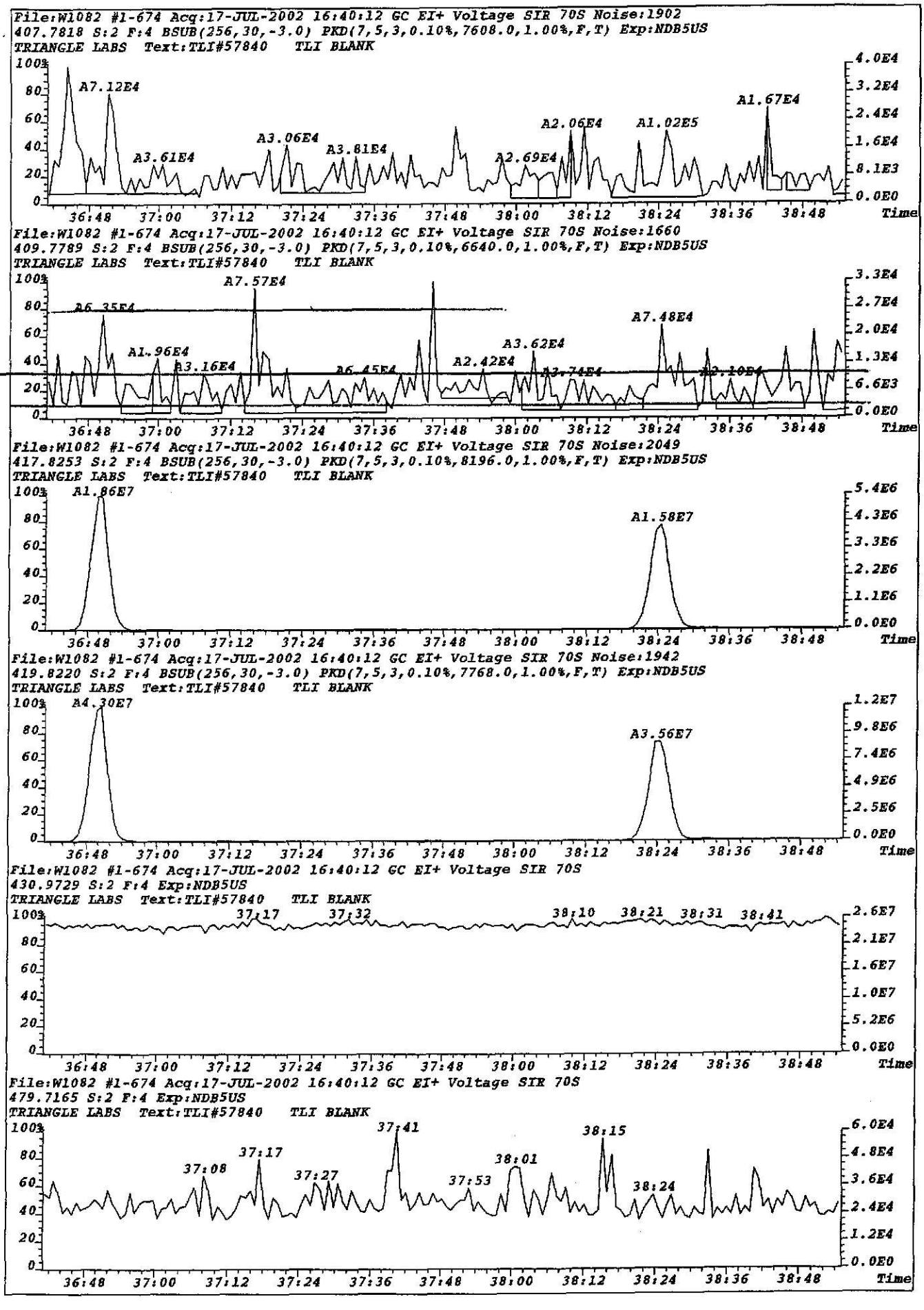
File:W1082 #1-674 Acq:17-JUL-2002 16:40:12 GC EI+ Voltage SIR 70S Noise:1902
407.7818 S:2 F:4 BSUB(256,30,-3.0) PKD(7,5,3,0.10%,7608.0,1.00%,F,T) Exp:NDB5US
TRIANGLE LABS Text:TLI#57840 TLI BLANK
A7.12E4
A3.61E4
A3.06E4
A3.81E4
A2.69E4
A2.06E4
A1.02E5
A1.67E4
File:W1082 #1-674 Acq:17-JUL-2002 16:40:12 GC EI+ Voltage SIR 70S Noise:1660
409.7789 S:2 F:4 BSUB(256,30,-3.0) PKD(7,5,3,0.10%,6640.0,1.00%,F,T) Exp:NDB5US
TRIANGLE LABS Text:TLI#57840 TLI BLANK
A6.35E4
A7.57E4
A1.96E4
A3.16E4
A6.45E4
A2.42E4
A3.62E4
A3.74E4
A7.48E4
File:W1082 #1-674 Acq:17-JUL-2002 16:40:12 GC EI+ Voltage SIR 70S Noise:2049
417.8253 S:2 F:4 BSUB(256,30,-3.0) PKD(7,5,3,0.10%,8196.0,1.00%,F,T) Exp:NDB5US
TRIANGLE LABS Text:TLI#57840 TLI BLANK
A1.86E7
A1.58E7
File:W1082 #1-674 Acq:17-JUL-2002 16:40:12 GC EI+ Voltage SIR 70S Noise:1942
419.8220 S:2 F:4 BSUB(256,30,-3.0) PKD(7,5,3,0.10%,7768.0,1.00%,F,T) Exp:NDB5US
TRIANGLE LABS Text:TLI#57840 TLI BLANK
A4.30E7
A3.56E7
File:W1082 #1-674 Acq:17-JUL-2002 16:40:12 GC EI+ Voltage SIR 70S
430.9729 S:2 F:4 Exp:NDB5US
TRIANGLE LABS Text:TLI#57840 TLI BLANK
37:17
37:32
38:10
38:21
38:31
38:41
File:W1082 #1-674 Acq:17-JUL-2002 16:40:12 GC EI+ Voltage SIR 70S
479.7165 S:2 F:4 Exp:NDB5US
TRIANGLE LABS Text:TLI#57840 TLI BLANK
37:08
37:17
37:27
37:41
37:53
38:01
38:15
38:24
36:48
37:00
37:12
37:24
37:36
37:48
38:00
38:12
38:24
38:36
38:48
Time

File:W1082 #1-674 Acq:17-JUL-2002 16:40:12 GC EI+ Voltage SIR 70S
423.7766 S:2 F:4 BSUB(256,30,-3.0) PKD(7,5,3,0.10%,7688.0,1.00%,F,T) Exp:NDB5US Noise:1922
Sample Text:TLI#57840 TLI BLANK File Text:TRIANGLE LABORATORIES, INC.

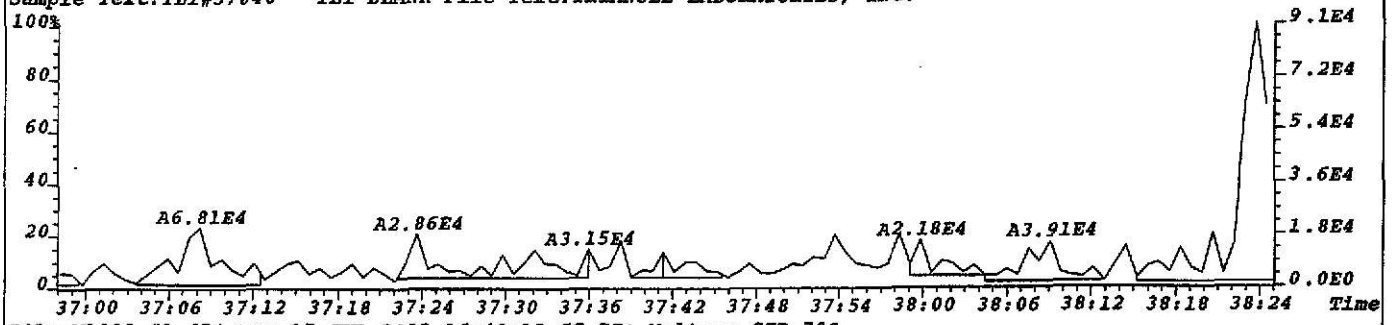

File:W1082 #1-674 Acq:17-JUL-2002 16:40:12 GC EI+ Voltage SIR 70S
425.7737 S:2 F:4 BSUB(256,30,-3.0) PKD(7,5,3,0.10%,6428.0,1.00%,F,T) Exp:NDB5US Noise:1607
Sample Text:TLI#57840 TLI BLANK File Text:TRIANGLE LABORATORIES, INC.

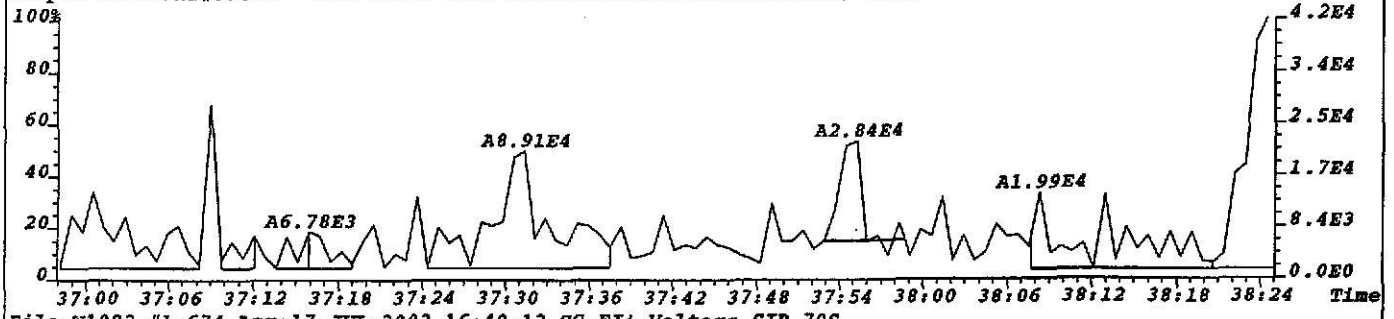

File:W1082 #1-674 Acq:17-JUL-2002 16:40:12 GC EI+ Voltage SIR 70S
435.8169 S:2 F:4 BSUB(256,30,-3.0) PKD(7,5,3,0.10%,13760.0,1.00%,F,T) Exp:NDB5US Noise:3440
Sample Text:TLI#57840 TLI BLANK File Text:TRIANGLE LABORATORIES, INC.

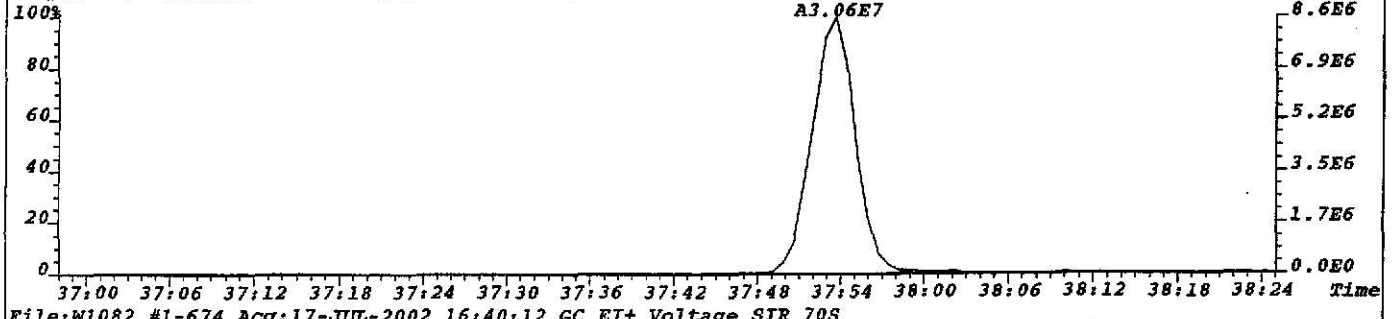

File:W1082 #1-674 Acq:17-JUL-2002 16:40:12 GC EI+ Voltage SIR 70S
437.8140 S:2 F:4 BSUB(256,30,-3.0) PKD(7,5,3,0.10%,12108.0,1.00%,F,T) Exp:NDB5US Noise:3027
Sample Text:TLI#57840 TLI BLANK File Text:TRIANGLE LABORATORIES, INC.

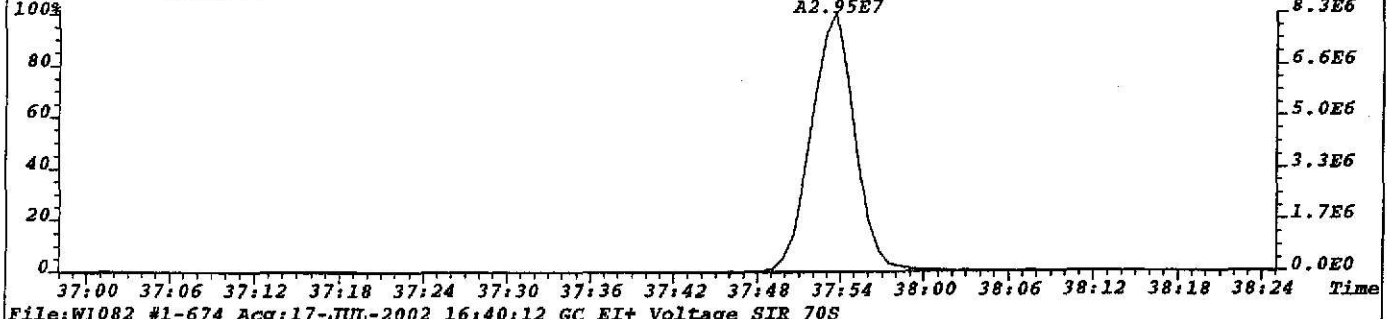

File:W1082 #1-674 Acq:17-JUL-2002 16:40:12 GC EI+ Voltage SIR 70S
430.9729 S:2 F:4 Exp:NDB5US
Sample Text:TLI#57840 TLI BLANK File Text:TRIANGLE LABORATORIES, INC.

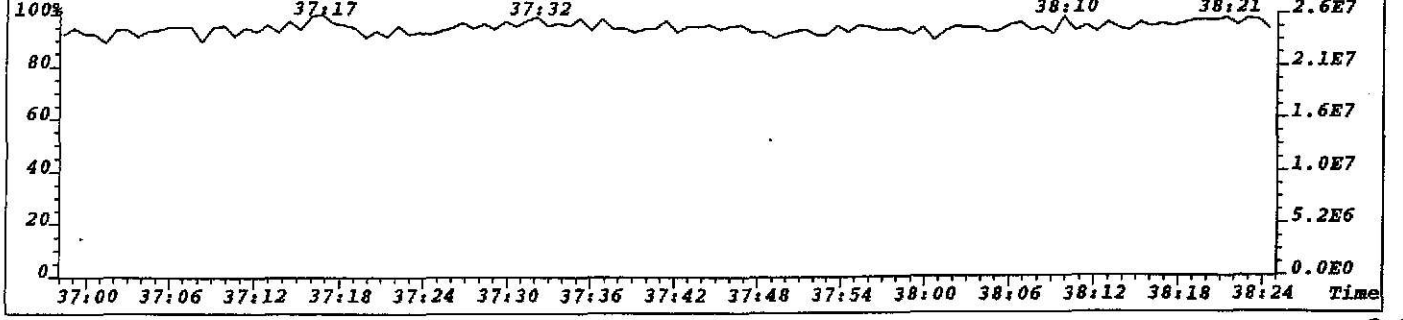

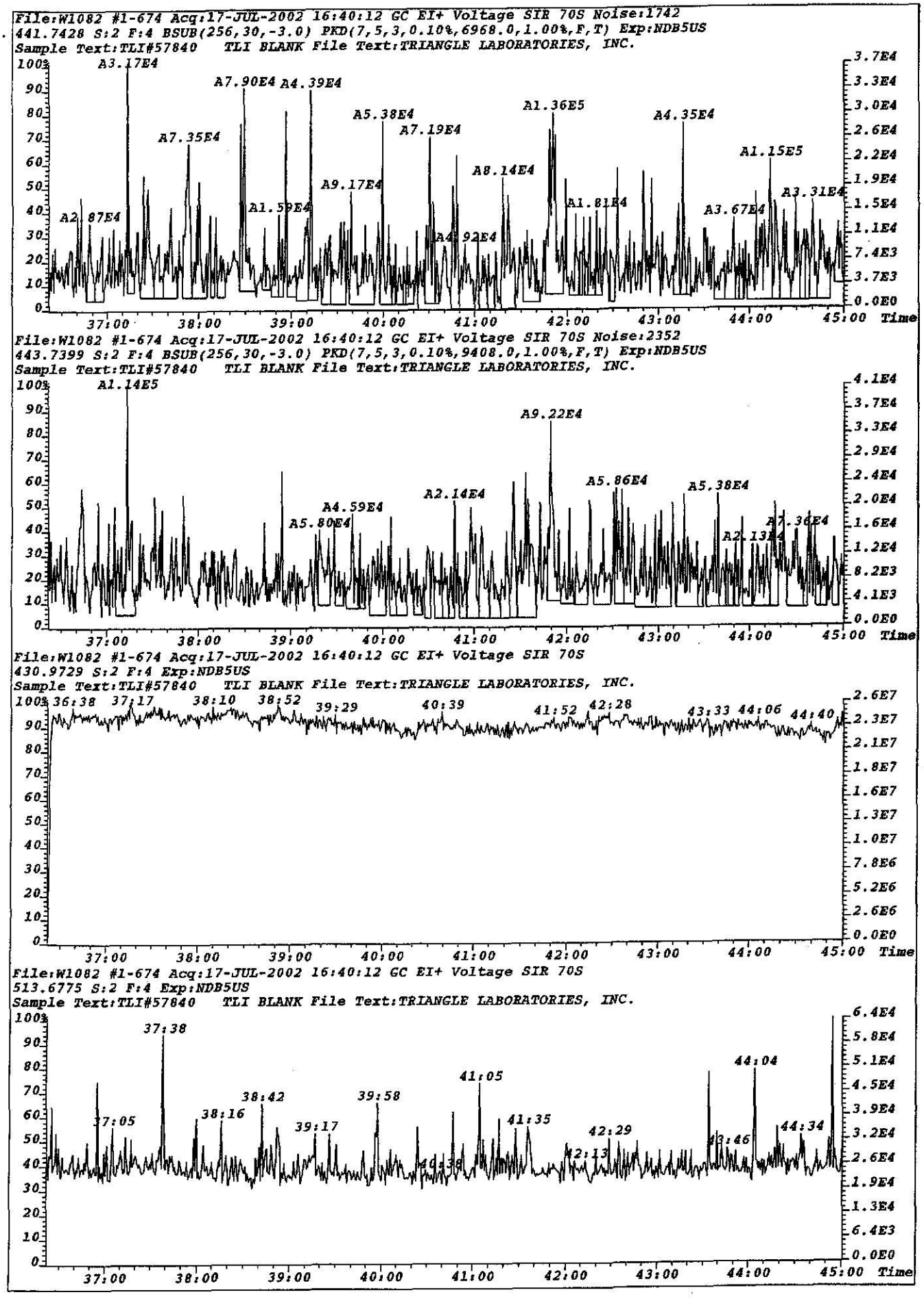
File:W1082 #1-674 Acq:17-JUL-2002 16:40:12 GC EI+ Voltage SIR 70S Noise:1742
441.7428 S:2 F:4 BSUB(256,30,-3.0) PKD(7,5,3,0.10%,6968.0,1.00%,F,T) Exp:NDB5US
Sample Text:TLI#57840 TLI BLANK File Text:TRIANGLE LABORATORIES, INC.
A3.17E4
A7.90E4
A4.39E4
A5.38E4
A7.19E4
A1.36E5
A4.35E4
A7.35E4
A1.15E5
A8.14E4
A9.17E4
A3.31E4
A2.87E4
A1.59E4
A1.81E4
A3.67E4
A4.92E4
Time
File:W1082 #1-674 Acq:17-JUL-2002 16:40:12 GC EI+ Voltage SIR 70S Noise:2352
443.7399 S:2 F:4 BSUB(256,30,-3.0) PKD(7,5,3,0.10%,9408.0,1.00%,F,T) Exp:NDB5US
Sample Text:TLI#57840 TLI BLANK File Text:TRIANGLE LABORATORIES, INC.
A1.14E5
A9.22E4
A5.86E4
A5.38E4
A2.14E4
A4.59E4
A5.80E4
A7.36E4
A2.13E4
Time
File:W1082 #1-674 Acq:17-JUL-2002 16:40:12 GC EI+ Voltage SIR 70S
430.9729 S:2 F:4 Exp:NDB5US
Sample Text:TLI#57840 TLI BLANK File Text:TRIANGLE LABORATORIES, INC.
36:38
37:17
38:10
38:52
39:29
40:39
41:52
42:28
43:33
44:06
44:40
Time
File:W1082 #1-674 Acq:17-JUL-2002 16:40:12 GC EI+ Voltage SIR 70S
513.6775 S:2 F:4 Exp:NDB5US
Sample Text:TLI#57840 TLI BLANK File Text:TRIANGLE LABORATORIES, INC.
37:38
37:05
38:16
38:42
39:17
39:58
41:05
41:35
42:29
44:04
44:34
Time

File:W1082 #1-674 Acq:17-JUL-2002 16:40:12 GC EI+ Voltage SIR 70S
457.7377 S:2 F:4 BSUB(256,30,-3.0) PKD(7,5,3,0.10%,5900.0,1.00%,F,T) Exp:NDB5US Noise:1475
Sample Text:TLI#57840 TLI BLANK File Text:TRIANGLE LABORATORIES, INC.

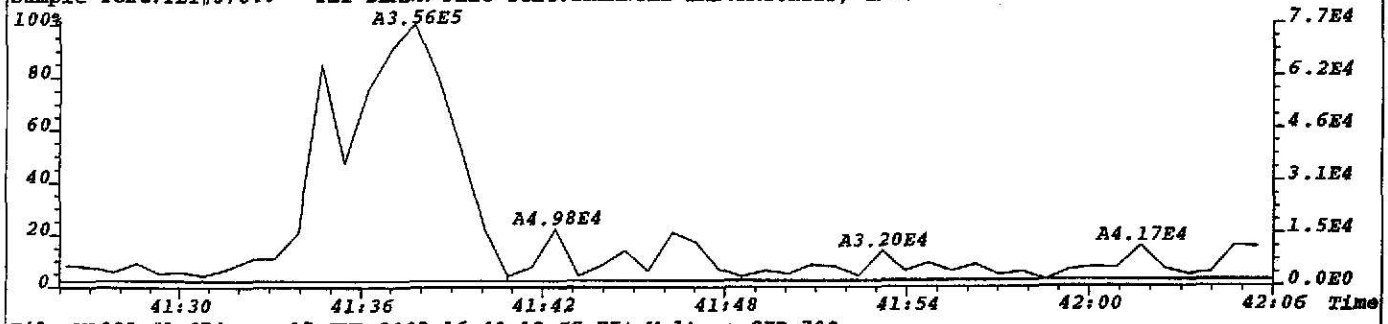

File:W1082 #1-674 Acq:17-JUL-2002 16:40:12 GC EI+ Voltage SIR 70S
459.7348 S:2 F:4 BSUB(256,30,-3.0) PKD(7,5,3,0.10%,6368.0,1.00%,F,T) Exp:NDB5US Noise:1592
Sample Text:TLI#57840 TLI BLANK File Text:TRIANGLE LABORATORIES, INC.

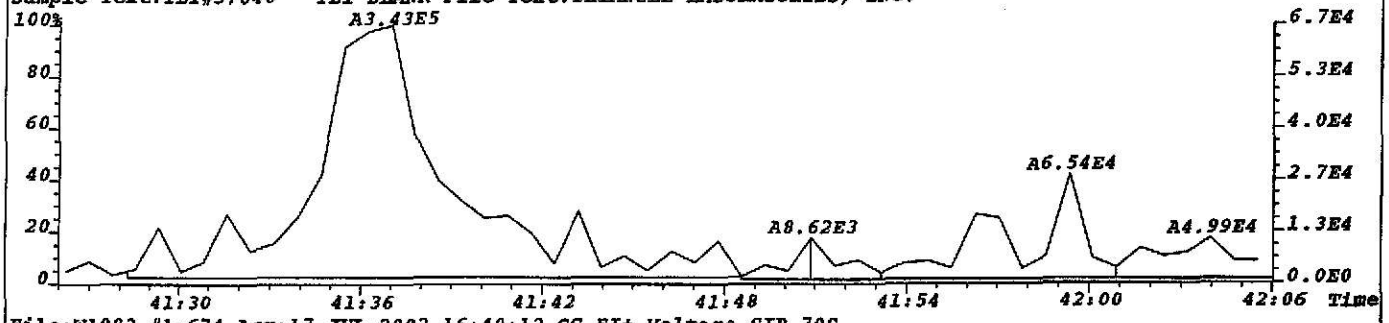

File:W1082 #1-674 Acq:17-JUL-2002 16:40:12 GC EI+ Voltage SIR 70S
469.7779 S:2 F:4 BSUB(256,30,-3.0) PKD(7,5,3,0.10%,8212.0,1.00%,F,T) Exp:NDB5US Noise:2053
Sample Text:TLI#57840 TLI BLANK File Text:TRIANGLE LABORATORIES, INC.



File:W1082 #1-674 Acq:17-JUL-2002 16:40:12 GC EI+ Voltage SIR 70S
471.7750 S:2 F:4 BSUB(256,30,-3.0) PKD(7,5,3,0.10%,6636.0,1.00%,F,T) Exp:NDB5US Noise:1659
Sample Text:TLI#57840 TLI BLANK File Text:TRIANGLE LABORATORIES, INC.

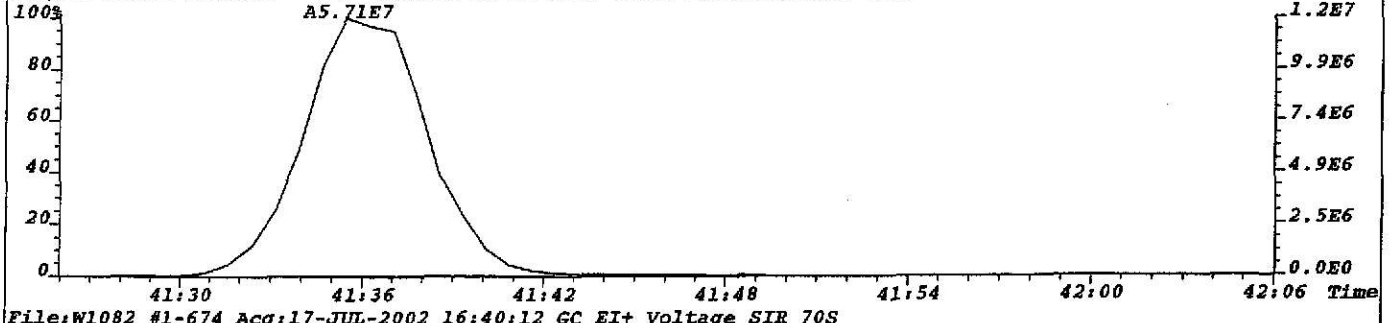

File:W1082 #1-674 Acq:17-JUL-2002 16:40:12 GC EI+ Voltage SIR 70S
430.9729 S:2 F:4 Exp:NDB5US
Sample Text:TLI#57840 TLI BLANK File Text:TRIANGLE LABORATORIES, INC.

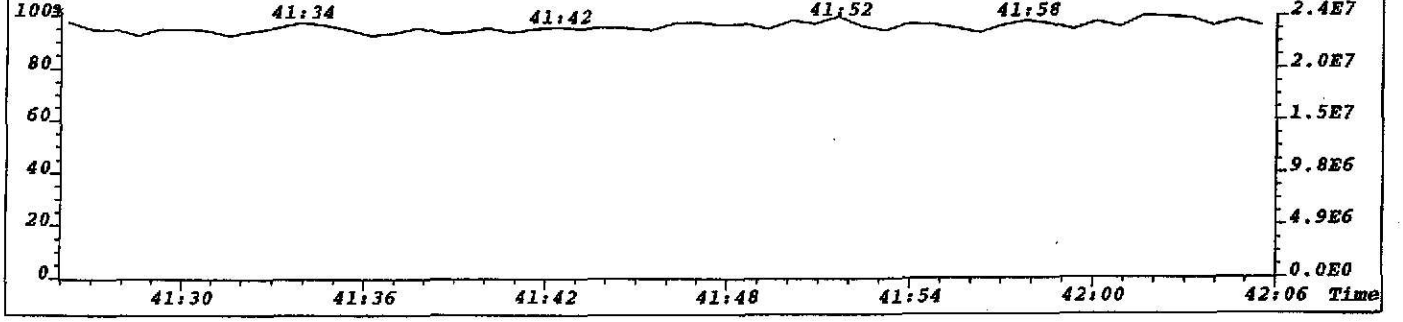

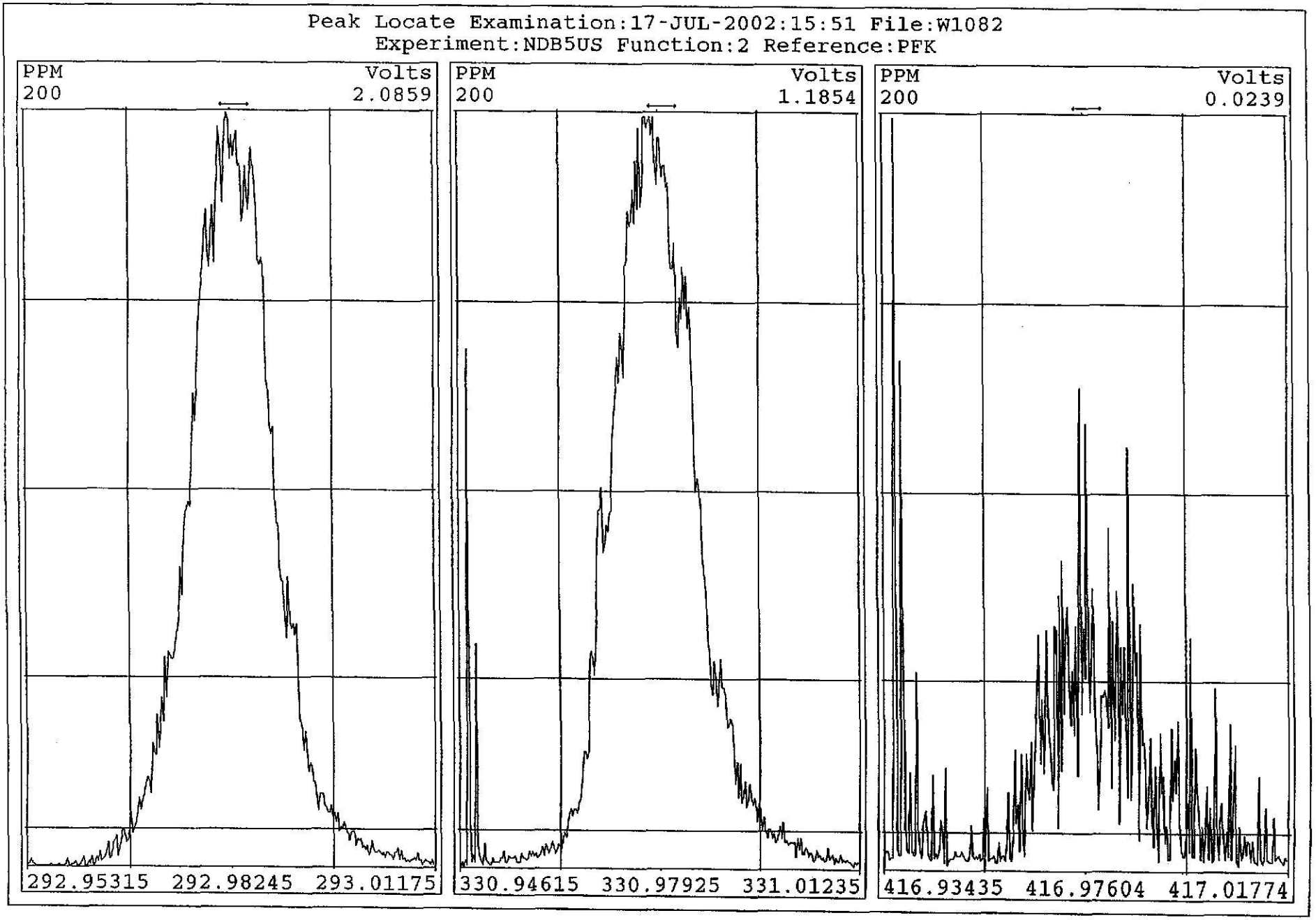
Peak Locate Examination:17-JUL-2002:15:51 File:W1082
Experiment:NDB5US Function:2 Reference:PFK
PPM
200
Volts
2.0859
292.95315 292.98245 293.01175
PPM
200
Volts
1.1854
330.94615 330.97925 331.01235
PPM
200
Volts
0.0239
416.93435 416.97604 417.01774

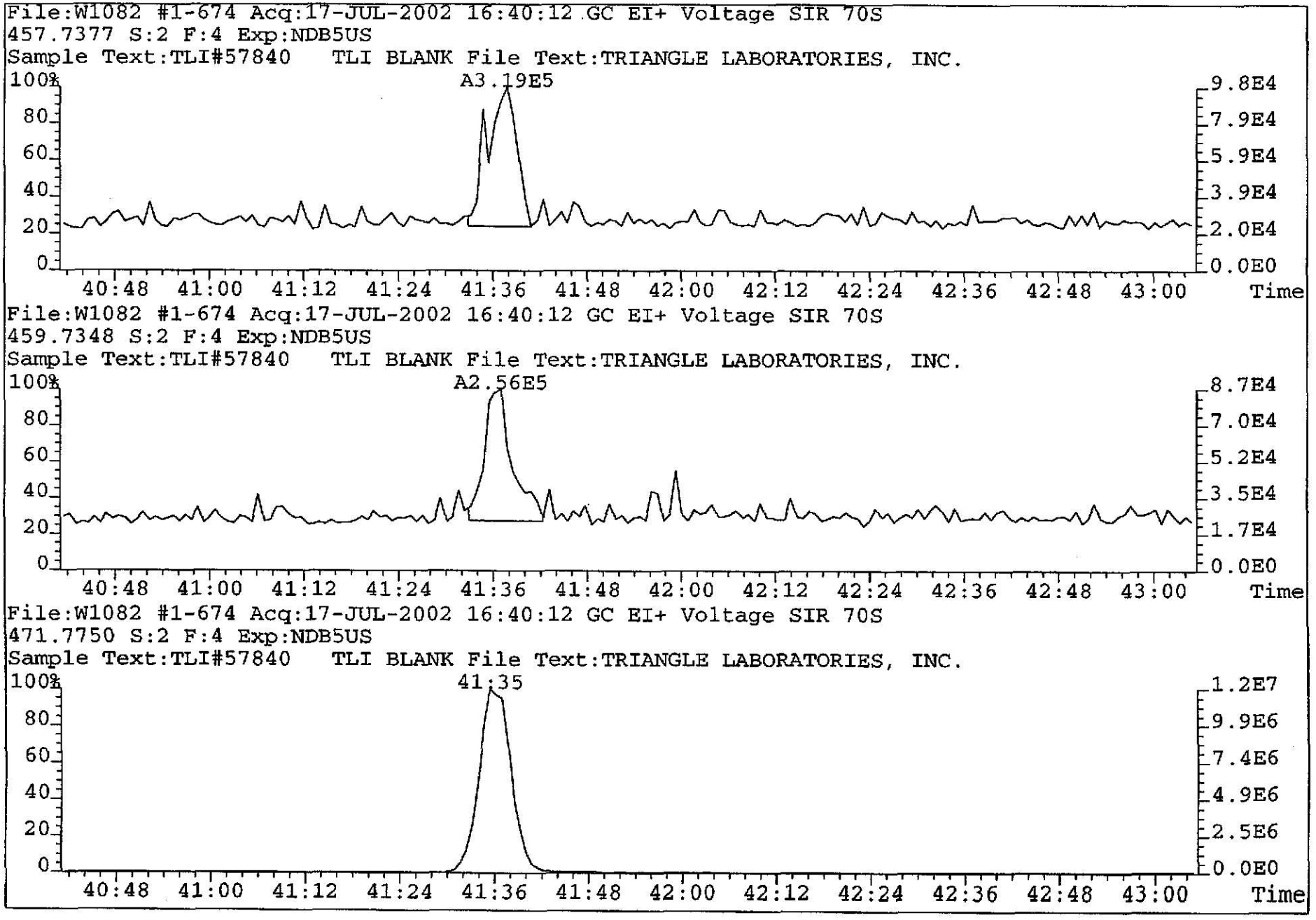
File:W1082 #1-674 Acq:17-JUL-2002 16:40:12 GC EI+ Voltage SIR 70S
457.7377 S:2 F:4 Exp:NDB5US
Sample Text:TLI#57840 TLI BLANK File Text:TRIANGLE LABORATORIES, INC.
A3.19E5
100%
80
60
40
20
0
9.8E4
7.9E4
5.9E4
3.9E4
2.0E4
0.0E0
40:48 41:00 41:12 41:24 41:36 41:48 42:00 42:12 42:24 42:36 42:48 43:00
Time
File:W1082 #1-674 Acq:17-JUL-2002 16:40:12 GC EI+ Voltage SIR 70S
459.7348 S:2 F:4 Exp:NDB5US
Sample Text:TLI#57840 TLI BLANK File Text:TRIANGLE LABORATORIES, INC.
A2.56E5
100%
80
60
40
20
0
8.7E4
7.0E4
5.2E4
3.5E4
1.7E4
0.0E0
40:48 41:00 41:12 41:24 41:36 41:48 42:00 42:12 42:24 42:36 42:48 43:00
Time
File:W1082 #1-674 Acq:17-JUL-2002 16:40:12 GC EI+ Voltage SIR 70S
471.7750 S:2 F:4 Exp:NDB5US
Sample Text:TLI#57840 TLI BLANK File Text:TRIANGLE LABORATORIES, INC.
41:35
100%
80
60
40
20
0
1.2E7
9.9E6
7.4E6
4.9E6
2.5E6
0.0E0
40:48 41:00 41:12 41:24 41:36 41:48 42:00 42:12 42:24 42:36 42:48 43:00
Time

Martin & Slagle

TLI Project: 57840 — 1613, Revision B PCDD/PCDF Analysis (c)
Client Sample: DF-DP-179 0-2′ — Analysis File: W108203

Client Project:	Dioxin/Furan Analysis				
Sample Matrix:	SOLID	Date Received:	07/11/2002	Spike File:	SP161B2S
TLI ID:	330-27-1	Date Extracted:	07/12/2002	ICal:	WF5614B
		Date Analyzed:	07/17/2002	ConCal:	WB21081
Sample Size:	12.500 g	Dilution Factor:	n/a	% Moisture:	19.9
Dry Weight:	10.013 g	Blank File:	W108202	% Lipid:	n/a
GC Column:	DB-5	Analyst:	JLD	% Solids:	80.1

Analytes	Conc. (pg/g)	DL	Ratio	RT	RRT	Flags
2,3,7,8-TCDD	ND	0.2				—
1,2,3,7,8-PeCDD	ND	0.2				—
1,2,3,4,7,8-HxCDD	0.62		1.17	34:29	1.000	J
1,2,3,6,7,8-HxCDD	1.0		1.37	34:34	1.000	J
1,2,3,7,8,9-HxCDD	1.1		1.38	34:55	1.010	J
1,2,3,4,6,7,8-HpCDD	10.5		1.06	37:54	1.000	—
1,2,3,4,6,7,8,9-OCDD	246		0.84	41:37	1.000	—
2,3,7,8-TCDF	ND	0.2				—
1,2,3,7,8-PeCDF	ND	0.1				—
2,3,4,7,8-PeCDF	ND	0.1				—
1,2,3,4,7,8-HxCDF	ND	2.9				—
1,2,3,6,7,8-HxCDF	ND	0.2				—
2,3,4,6,7,8-HxCDF	ND	0.2				—
1,2,3,7,8,9-HxCDF	ND	0.2				—
1,2,3,4,6,7,8-HpCDF	28.7		1.07	36:51	1.000	—
1,2,3,4,7,8,9-HpCDF	0.65		1.00	38:24	1.000	J
1,2,3,4,6,7,8,9-OCDF	6.7		0.91	41:49	1.005	J

Totals	Conc. (pg/g)	Number	DL	Flags
Total TCDD	ND		0.2	—
Total PeCDD	ND		0.2	—
Total HxCDD	7.9	5		—
Total HpCDD	21.6	2		—
Total TCDF	2.1	2		—
Total PeCDF	4.7	3		—
Total HxCDF	9.4	2		—
Total HpCDF	42.2	3		—

Triangle Laboratories, Inc.®
2445 S. Alston Ave. • Durham, North Carolina 27713
Phone: (919) 544-5729 • Fax: (919) 544-5491

Printed: 11:01 07/18/2002

TLI Project: **57840** 1613, Revision B PCDD/PCDF Analysis (c)
Client Sample: **DF-DP-179 0-2'** Analysis File: **W108203**

Internal Standards	Conc. (pg/g)	% Recovery	QC Limits	Ratio	RT	RRT	Flags
$^{13}C_{12}$-2,3,7,8-TCDD	136	68.3	25%-164%	0.77	27:10	1.006	—
$^{13}C_{12}$-1,2,3,7,8-PeCDD	204	102	25%-181%	1.52	31:21	1.161	—
$^{13}C_{12}$-1,2,3,4,7,8-HxCDD	167	83.5	32%-141%	1.17	34:29	0.988	—
$^{13}C_{12}$-1,2,3,6,7,8-HxCDD	175	87.7	28%-130%	1.20	34:34	0.990	—
$^{13}C_{12}$-1,2,3,4,6,7,8-HpCDD	176	88.0	23%-140%	1.05	37:54	1.086	—
$^{13}C_{12}$-1,2,3,4,6,7,8,9-OCDD	464	116	17%-157%	0.86	41:36	1.192	—
$^{13}C_{12}$-2,3,7,8-TCDF	129	64.5	24%-169%	0.74	26:28	0.980	—
$^{13}C_{12}$-1,2,3,7,8-PeCDF	167	83.7	24%-185%	1.44	30:21	1.124	—
$^{13}C_{12}$-2,3,4,7,8-PeCDF	175	87.7	21%-178%	1.46	31:02	1.149	—
$^{13}C_{12}$-1,2,3,4,7,8-HxCDF	147	73.3	26%-152%	0.51	33:47	0.968	—
$^{13}C_{12}$-1,2,3,6,7,8-HxCDF	148	74.0	26%-123%	0.50	33:53	0.971	—
$^{13}C_{12}$-2,3,4,6,7,8-HxCDF	165	82.4	28%-136%	0.51	34:22	0.985	—
$^{13}C_{12}$-1,2,3,7,8,9-HxCDF	165	82.5	29%-147%	0.51	35:10	1.008	—
$^{13}C_{12}$-1,2,3,4,6,7,8-HpCDF	146	73.3	28%-143%	0.44	36:50	1.055	—
$^{13}C_{12}$-1,2,3,4,7,8,9-HpCDF	161	80.6	26%-138%	0.44	38:24	1.100	—

Cleanup Standard	Conc. (pg/g)	% Recovery	QC Limits	RT	RRT	Flags
$^{37}Cl_4$-2,3,7,8-TCDD	13.6	68.2	35%-197%	27:11	1.007	—

Recovery Standards	Ratio	RT	Flags
$^{13}C_{12}$-1,2,3,4-TCDD	0.79	27:00	—
$^{13}C_{12}$-1,2,3,7,8,9-HxCDD	1.18	34:54	—

Data Reviewer: AEM 07/18/2002

Triangle Laboratories, Inc.®
2445 S. Alston Ave. • Durham, North Carolina 27713
Phone: (919) 544-5729 • Fax: (919) 544-5491

Printed: 11:01 07/18/2002

Martin & Slagle

TLI Project: **57840**
Client Sample: **DF-DP-179 0-2'**

Toxicity Equivalents Report
Analysis File: **W108203**

Client Project:	**Dioxin/Furan Analysis**				
Sample Matrix:	**SOLID**	Date Received:	**07/11/02**	Spike File:	**SP161B2S**
TLI ID:	**330-27-1**	Date Extracted:	**07/12/02**	ICal:	**WF5614B**
		Date Analyzed:	**07/17/02**	ConCal:	**WB21081**
Sample Size:	**12.500 g**	Dilution Factor:	**1**	% Moisture:	**19.9**
Dry Weight:	**10.013 g**	Blank File:	**W108202**	% Lipid:	**n/a**
GC Column:	**DB-5**	Analyst:	**JLD**	% Solids:	**80.1**

Analytes	Conc. (pg/g)		TEF		Equivalent
2,3,7,8-TCDD	{0.2}	x	1.	=	0.2
1,2,3,7,8-PeCDD	{0.2}	x	0.5	=	0.1
1,2,3,4,7,8-HxCDD	0.62	x	0.1	=	0.062
1,2,3,6,7,8-HxCDD	1.0	x	0.1	=	0.10
1,2,3,7,8,9-HxCDD	1.1	x	0.1	=	0.11
1,2,3,4,6,7,8-HpCDD	10.5	x	0.01	=	0.105
1,2,3,4,6,7,8,9-OCDD	246	x	0.001	=	0.246
TOTAL PCDD					0.9
2,3,7,8-TCDF	{0.2}	x	0.1	=	0.02
1,2,3,7,8-PeCDF	{0.1}	x	0.05	=	0.005
2,3,4,7,8-PeCDF	{0.1}	x	0.5	=	0.05
1,2,3,4,7,8-HxCDF	{2.9}	x	0.1	=	0.29
1,2,3,6,7,8-HxCDF	{0.2}	x	0.1	=	0.02
2,3,4,6,7,8-HxCDF	{0.2}	x	0.1	=	0.02
1,2,3,7,8,9-HxCDF	{0.2}	x	0.1	=	0.02
1,2,3,4,6,7,8-HpCDF	28.7	x	0.01	=	0.287
1,2,3,4,7,8,9-HpCDF	0.65	x	0.01	=	0.0065
1,2,3,4,6,7,8,9-OCDF	6.7	x	0.001	=	0.0067
TOTAL PCDF					0.73

Total EPA TEFs, 1989a: 1.6 pg/g

{...} indicates that the value is that of a Detection Limit.

GRY_TEP v1.08, MILES 4.22.16

Triangle Laboratories, Inc.®
2445 S. Alston Ave. • Durham, North Carolina 27713
Phone: (919) 544-5729 • Fax: (919) 544-5491

Printed: 20:42 07/18/02

Initial ....Date...

Data Review By: CEM 7/18/02

Calculated Noise Height: 1.56

Page No. 1 Listing of W108203B.dbf
07/18/2002 Matched GC Peaks / Ratio / Ret. Time

Compound/ M_Z....	QC.Log	Omit	Why	..RT.	OK	Ratio	Total.Area/Ht	Area/Ht.Peak1	Area/Ht.Peak2	Rel.RT	Compound.Name..	ID..	Flags.
TCDF						0.65-0.89				0.877-1.070			
304-306	DC	NL				Height	9.89	6.99	2.90				
				24:08		0.83	38.48	17.43	21.05	0.912			J
				27:42		0.87	138.18	64.45	73.73	1.047			
304-306			2	Peaks			176.66						
13C12-TCDF						0.65-0.89				0.944-1.133			
316-318	DC	NL				Height	4.92	2.46	2.46				
				25:29		0.65	27.11	10.70	16.41	0.963			
				26:05		0.81	115.08	51.62	63.46	0.986			
				26:28		0.74	14,672.91	6,223.74	8,449.17	1.000	13C12-2378-TCDF	IS0	
						Height	4,053.63	1,723.76	2,329.87				
316-318			3	Peaks			14,815.10						
---------- Above: TCDF / TCDD Follows ----------													
TCDD						0.65-0.89				0.903-1.042			
320-322	DC	NL				Height	3.58	1.83	1.75				
	DC	SN		24:45	RO	3.72	11.24			0.911	1368-TCDD		AN
	DC	SN		26:18		0.66	9.72			0.968			
D	D	SN		26:29	RO	2.05	29.09			0.975			
D	D	SN		26:56	RO	0.46	10.81			0.991			
D	D	SN		27:12		0.88	22.65			1.001	2378-TCDD		AN
320-322			0	Peaks			0.00						
37Cl-TCDD										0.926-1.074			
328	DC	NL				Height	1.78	1.78					
	DC	SN		25:28			3.75			0.937			
				25:50			6.14	6.14		0.951			
	DC	SN		26:30			2.45			0.975			
	DC	SN		26:39			0.84			0.981			
				27:11			1,294.46	1,294.46		1.001	37Cl-TCDD		CLS
				27:25			6.45	6.45		1.009			
				27:34			178.55	178.55		1.015			
	DC	SN		27:48			4.99			1.023			
	DC	SN		28:08			3.43			1.036			
				28:11			6.43	6.43		1.037			
				28:27			6.00	6.00		1.047			
				28:29			4.51	4.51		1.048			
328			7	Peaks			1,502.54						
13C12-TCDD						0.65-0.89				0.920-1.067			
332-334	DC	NL				Height	7.64	5.26	2.38				
				26:00	RO	2.62	30.21	21.87	8.34	0.957			
				27:00		0.79	15,723.71	6,948.85	8,774.86	0.994	13C12-1234-TCDD	RS1	
				27:10		0.77	12,721.12	5,546.47	7,174.65	1.000	13C12-2378-TCDD	IS1	
						Height	3,546.16	1,545.58	2,000.58				

Compound/ M_Z....	QC.Log	Omit	Why	..RT.	OK	Ratio	Total.Area/Ht	Area/Ht.Peak1	Area/Ht.Peak2	Rel.RT	Compound.Name..	ID..	Flags.
				27:29	RO	1.28	29.59	16.60	12.99	1.012			
332-334			4 Peaks				28,504.63						
---------- Above: TCDD / PeCDF Follows ----------													
PeCDF						1.32-1.78				0.909-1.036			
340-342		DC	NL			Height	5.06	2.08	2.98				
	D	D	SN	28:26	RO	0.69	30.80			0.916			
	D	D	SN	28:42	RO	1.10	17.38			0.925			
		DC	SN	28:49	RO	0.36	11.66			0.929			
	D	D	SN	29:13	RO	0.85	45.92			0.941			
	D	D	SN	29:18	RO	0.74	15.74			0.944			
	D	D	SN	29:31		1.38	73.50			0.951			
				29:41		1.48	125.06	74.54	50.52	0.956			J
				29:53		1.38	242.80	140.95	101.85	0.963			J
	D	D	SN	30:07		1.63	13.46			0.970			
	MN			30:16		1.45	80.70	47.80	32.90	0.997			J
	D	D	SN	31:03		1.36	45.58			1.001	23478-PeCDF	AN	
	D	D	SN	31:16	RO	1.94	39.18			1.008			
	D	D	SN	31:24	RO	0.38	10.42			1.012			
	D	D	SN	31:29	RO	0.63	7.84			1.015			
	D	D	SN	31:38	RO	1.09	15.91			1.019			
	D	D	SN	31:46	RO	1.00	17.80			1.024			
				31:54	RO	1.24	137.17	76.02	61.15	1.028			
		DC	WH	32:29	RO	0.79	26.38			1.047			
340-342			4 Peaks				585.73						
13C12-PeCDF						1.32-1.78				0.806-1.128			
352-354		DC	NL			Height	3.16	1.73	1.43				
				29:31		1.50	73.26	43.95	29.31	0.951			
				30:03		1.32	27.59	15.71	11.88	0.968			
				30:21		1.44	15,541.57	9,168.68	6,372.89	1.000	13C12-PeCDF 123	IS2	
						Height	5,048.58	2,995.38	2,053.20				
				30:37	RO	1.15	193.95	103.64	90.31	0.987			
				31:02		1.46	16,311.42	9,686.36	6,625.06	1.000	13C12-PeCDF 234	IS3	
						Height	5,336.08	3,144.50	2,191.58				
				31:21	RO	0.72	27.26	11.39	15.87	1.010			
				32:00		1.32	197.01	111.95	85.06	1.031			
352-354			7 Peaks				32,372.06						
---------- Above: PeCDF / PeCDD Follows ----------													
PeCDD						1.32-1.78				0.939-1.021			
356-358		DC	NL			Height	4.26	2.34	1.92				
		DC	SN	29:47	RO	0.55	8.56			0.950			
		DC	SN	29:58	RO	5.90	16.43			0.956			
	D	D	SN	30:20	RO	1.88	40.26			0.968			
	D	D	SN	30:27	RO	0.78	29.41			0.971			
	D	D	SN	30:38	RO	1.05	12.34			0.977			
	D	D	SN	30:52	RO	0.84	18.48			0.985			
	D	D	SN	31:02	RO	2.29	22.47			0.990			
	D	D	SN	31:12	RO	0.09	62.29			0.995			

Compound/ M_Z....	QC.Log	Omit	Why	..RT.	OK	Ratio	Total.Area/Ht	Area/Ht.Peak1	Area/Ht.Peak2	Rel.RT	Compound.Name..	ID..	Flags.
	D	D	SN	31:23	RO	2.07	35.76			1.001	12378-PeCDD	AN	
		DC	WH	32:15	RO	0.84	20.52			1.029			
356-358			0 Peaks				0.00						
13C12-PeCDD				1.32-1.78						0.734-1.053			
368-370		DC	NL			Height	3.65	2.03	1.62				
				30:18	RO	1.18	40.25	21.81	18.44	0.967			
				30:28	RO	2.03	53.14	35.61	17.53	0.972			
				30:36		1.46	19.36	11.49	7.87	0.976			
				31:12	RO	0.36	13.20	3.52	9.68	0.995			
				31:21		1.52	11,344.75	6,849.88	4,494.87	1.000	13C12-PeCDD 123	IS4	
						Height	3,634.44	2,219.00	1,415.44				
				31:37		1.46	20.04	11.90	8.14	1.009			
				31:42	RO	0.57	15.57	5.63	9.94	1.011			
				32:00		1.58	10.08	6.18	3.90	1.021			
368-370			8 Peaks				11,516.39						
---------- Above: PeCDD / HxCDF Follows ----------													
HxCDF				1.05-1.43						0.929-1.007			
374-376		DC	NL			Height	8.92	2.94	5.98				
	D	D	SN	32:50	RO	0.99	69.44			0.934			
				32:58		1.17	268.32	144.77	123.55	0.937			J
				33:25		1.21	284.67	155.91	128.76	0.950			J
	D	D	SN	33:31	RO	1.81	32.50			0.953			
				33:46	RO	1.02	166.88	84.30	82.58	1.000	123478-HxCDF	AN	
	D	D	SN	33:53		1.17	64.03			1.000	123678-HxCDF	AN	
	D	D	SN	34:23		1.27	67.87			1.000	234678-HxCDF	AN	
	D	D	SN	34:29	RO	0.46	10.50			0.981			
	D	D	SN	34:33	RO	0.68	10.75			0.982			
		DC	SN	34:38	RO	0.10	7.36			0.985			
	D	D	SN	34:44	RO	1.51	6.43			0.988			
		DC	SN	34:48	RO	0.59	10.72			0.990			
	D	D	SN	35:10	RO	0.74	23.09			1.000	123789-HxCDF	AN	
374-376			3 Peaks				719.87						
13C12-HxCDF				0.43-0.59						0.879-1.106			
384-386		DC	NL			Height	4.81	2.32	2.49				
				32:58	RO	0.95	13.68	6.66	7.02	0.937			
				33:47		0.51	9,244.93	3,135.38	6,109.55	1.000	13C12-HxCDF 478	IS5	
						Height	3,242.80	1,075.99	2,166.81				
				33:53		0.50	9,573.75	3,198.66	6,375.09	1.000	13C12-HxCDF 678	IS6	
						Height	3,405.34	1,117.33	2,288.01				
				34:22		0.51	10,066.66	3,416.34	6,650.32	1.000	13C12-HxCDF 234	IS7	
						Height	3,428.20	1,159.88	2,268.32				
				34:33	RO	0.37	20.22	5.42	14.80	0.982			
				35:10		0.51	8,763.59	2,976.03	5,787.56	1.000	13C12-HxCDF 789	IS8	
						Height	2,732.53	902.38	1,830.15				
384-386			6 Peaks				37,682.83						
---------- Above: HxCDF / HxCDD Follows ----------													

Compound/ M_Z....	QC.Log	Omit	Why	..RT.	OK	Ratio	Total.Area/Ht	Area/Ht.Peak1	Area/Ht.Peak2	Rel.RT	Compound.Name..	ID..	Flags.
HxCDD				1.05-1.43					0.959-1.013				
390-392	DC	NL		Height			3.20	1.58	1.62				
				33:19		1.15	72.02	38.54	33.48	0.964			J
D	D	SN		33:47	RO	3.37	34.89			0.977			
M				33:58		1.40	153.90	89.90	64.00	0.983			J
	DC	SN		34:08	RO	2.39	4.78			0.987			
D	D	SN		34:23	RO	2.46	31.94			0.995			
				34:29		1.17	26.29	14.20	12.09	1.000	123478-HxCDD	AN	J
				34:34		1.37	46.23	26.71	19.52	1.000	123678-HxCDD	AN	J
	DC	SN		34:42		1.23	1.63			1.004			
M				34:55		1.38	48.80	28.30	20.50	1.010	123789-HxCDD	AN	J
	DC	WH		35:07	RO	0.61	163.16			1.016			
390-392		5	Peaks				347.24						
13C12-HxCDD				1.05-1.43					0.983-1.041				
402-404	DC	NL		Height			4.99	2.48	2.51				
				33:57		1.07	37.66	19.44	18.22	0.985			
				34:29		1.17	7,286.05	3,932.25	3,353.80	1.000	13C12-HxCDD 478	IS9	
					Height		2,574.94	1,408.14	1,166.80				
				34:34		1.20	8,204.07	4,469.21	3,734.86	1.000	13C12-HxCDD 678	IS10	
					Height		2,722.77	1,482.67	1,240.10				
				34:54		1.18	9,592.07	5,201.39	4,390.68	1.012	13C12-HxCDD 789	RS2	
402-404		4	Peaks				25,119.85						
---------- Above: HxCDD / HpCDF Follows ----------													
HpCDF				0.88-1.20					0.955-1.004				
408-410	DC	NL		Height			3.13	1.54	1.59				
				36:51		1.07	1,454.76	753.54	701.22	1.000	1234678-HpCDF	AN	
				37:16		1.02	612.36	309.72	302.64	0.970			
				38:24		1.00	28.79	14.37	14.42	1.000	1234789-HpCDF	AN	J
	DC	WH		38:54	RO	0.77	3.83			1.013			
408-410		3	Peaks				2,095.91						
13C12-HpCDF				0.37-0.51					0.856-1.143				
418-420	DC	NL		Height			4.94	2.67	2.27				
				36:50		0.44	6,795.25	2,082.86	4,712.39	1.000	13C12-HpCDF 678	IS11	
					Height		1,937.68	577.04	1,360.64				
				37:15	RO	0.60	15.93	6.00	9.93	0.970			
				38:24		0.44	5,904.89	1,790.63	4,114.26	1.000	13C12-HpCDF 789	IS12	
					Height		1,493.20	457.46	1,035.74				
				38:54	RO	0.87	9.18	4.28	4.90	1.013			
418-420		4	Peaks				12,725.25						
---------- Above: HpCDF / HpCDD Follows ----------													
HpCDD				0.88-1.20					0.975-1.005				
424-426	DC	NL		Height			3.00	1.56	1.44				
	DC	WL		36:50	RO	2.03	48.93			0.972			
				37:07		0.98	375.24	185.42	189.82	0.979			
	DC	SN		37:19		0.90	7.89			0.985			
	DC	SN		37:27	RO	0.68	4.81			0.988			

Listing of W108203B.dbf
Matched GC Peaks / Ratio / Ret. Time

Compound/ M_Z....	QC.Log	Omit	Why	RT.	OK	Ratio	Total.Area/Ht	Area/Ht.Peak1	Area/Ht.Peak2	Rel.RT	Compound.Name..	ID..	Flags.
				37:54		1.06	357.53	183.95	173.58	1.000	1234678-HpCDD	AN	
	DC	WH		38:10	RO	1.69	6.80			1.007			
	DC	WH		38:24	RO	3.69	45.51			1.013			
424-426			2 Peaks				732.77						
13C12-HpCDD				0.88-1.20					0.868-1.079				
436-438	DC	NL		Height			5.08	3.30	1.78				
				37:07	RO	0.63	27.27	10.53	16.74	0.979			
				37:13	RO	2.15	7.80	5.32	2.48	0.982			
				37:54		1.05	6,716.77	3,436.95	3,279.82	1.000	13C12-HpCDD 678	IS13	
				Height			1,894.62	980.86	913.76				
				38:11	RO	0.45	13.47	4.15	9.32	1.007			
436-438			4 Peaks				6,765.31						
---------- Above: HpCDD / Octa-CDD and CDF Follows ----------													
OCDF				0.76-1.02					0.952-1.048				
442-444	DC	NL		Height			3.55	1.64	1.91				
	DC	WL		36:45	RO	1.59	6.02			0.883			
	DC	WL		36:51	RO	1.28	9.98			0.886			
	DC	WL		38:36	RO	0.32	5.41			0.928			
	DC	WL		39:17	RO	0.58	6.93			0.944			
	DC	WL		39:31	RO	3.83	4.06			0.950			
	DC	SN		39:39	RO	0.45	4.10			0.953			
	DC	SN		40:36	RO	1.63	4.74			0.976			
				41:49		0.91	315.21	150.22	164.99	1.005	OCDF	AN	J
	DC	SN		42:22	RO	0.28	16.55			1.018			
	DC	SN		42:35	RO	2.06	7.44			1.024			
				43:19	RO	1.62	14.63	9.05	5.58	1.041			
	DC	WH		43:43	RO	3.04	11.39			1.051			
	DC	WH		44:02	RO	0.45	7.52			1.058			
442-444			2 Peaks				329.84						
OCDD				0.76-1.02					0.952-1.048				
458-460	DC	NL		Height			3.13	1.59	1.54				
				41:37		0.84	9,219.19	4,212.12	5,007.07	1.000	OCDD	AN	
458-460			1 Peak				9,219.19						
13C12-OCDD				0.76-1.02					0.996-1.004				
470-472	DC	NL		Height			3.18	1.82	1.36				
				41:36		0.86	14,222.81	6,556.94	7,665.87	1.000	13C12-OCDD	IS14	
				Height			3,305.20	1,527.02	1,778.18				
	DC	WH		41:51	RO	0.75	58.01			1.006			
470-472			1 Peak				14,222.81						

Compound/
M_Z.... QC.Log Omit Why ..RT. OK Ratio Total.Area/Ht Area/Ht.Peak1 Area/Ht.Peak2 Rel.RT Compound.Name.. ID.. Flags.

Column Description.....	"Why" Code Description.....	QC Log Desc.....
M_Z -Nominal Ion Mass(es)	WL-Below Retention Time Window	A-Peak Added
..RT. -Retention Time (mm:ss)	WH-Above Retention Time Window	K-Peak Kept
Rat.1 -Ratio of M/M+2 Ions	SN-Below Signal to Noise Level	D-Peak Deleted
OK -RO=Ratio Outside Limits	<M-Below Method Detection Limit	T-Time Changed
Rel.RT-Relative Retention Time	NL-Channel Specific Noise Level	M-Peak Area Changed
		N-Name Changed
		X-Ether Interference

*** End of Report ***

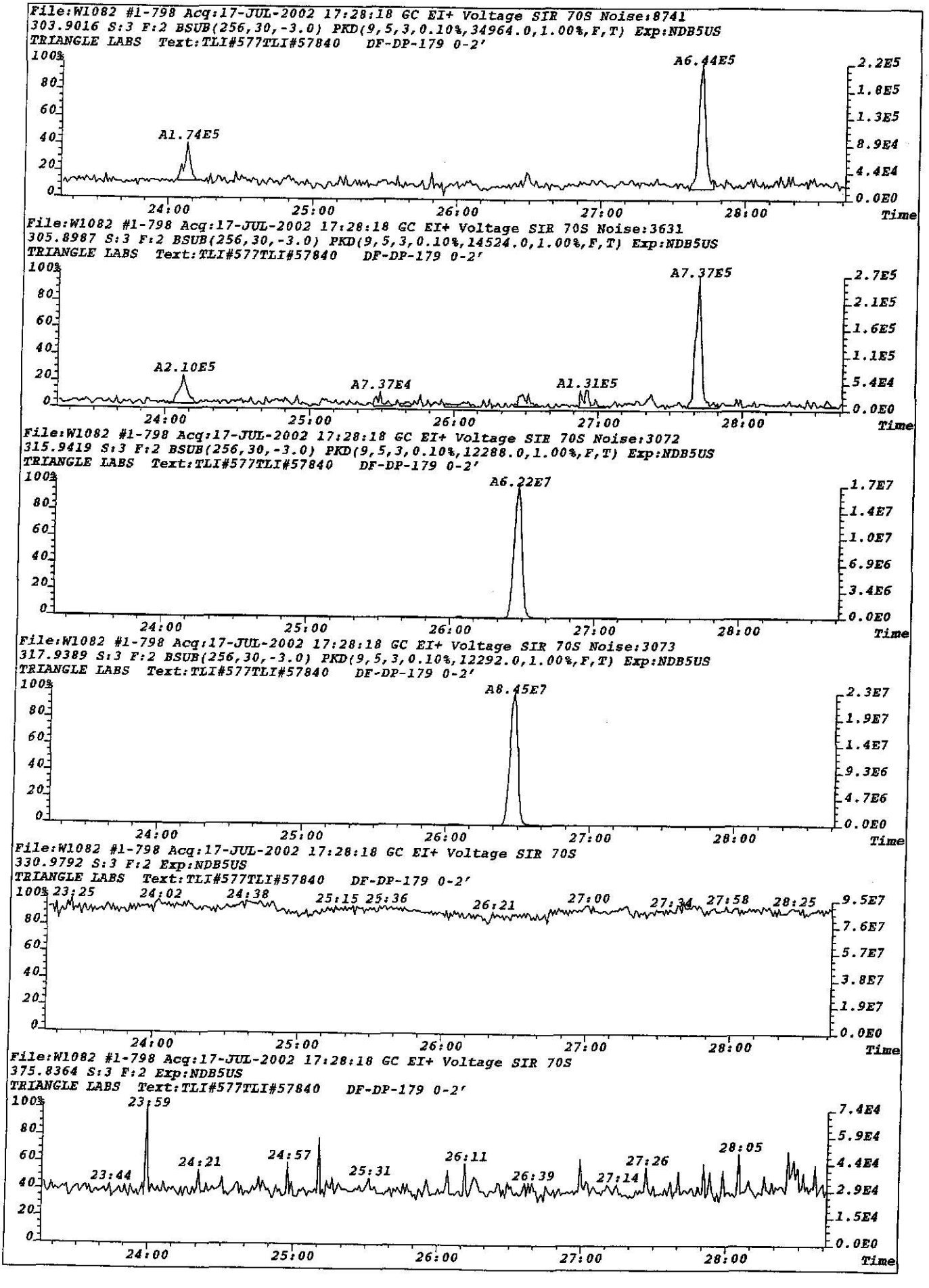
File:W1082 #1-798 Acq:17-JUL-2002 17:28:18 GC EI+ Voltage SIR 70S Noise:8741
303.9016 S:3 F:2 BSUB(256,30,-3.0) PKD(9,5,3,0.10%,34964.0,1.00%,F,T) Exp:NDB5US
TRIANGLE LABS Text:TLI#577TLI#57840 DF-DP-179 0-2'
A6.44E5
A1.74E5
File:W1082 #1-798 Acq:17-JUL-2002 17:28:18 GC EI+ Voltage SIR 70S Noise:3631
305.8987 S:3 F:2 BSUB(256,30,-3.0) PKD(9,5,3,0.10%,14524.0,1.00%,F,T) Exp:NDB5US
TRIANGLE LABS Text:TLI#577TLI#57840 DF-DP-179 0-2'
A7.37E5
A2.10E5
A7.37E4
A1.31E5
File:W1082 #1-798 Acq:17-JUL-2002 17:28:18 GC EI+ Voltage SIR 70S Noise:3072
315.9419 S:3 F:2 BSUB(256,30,-3.0) PKD(9,5,3,0.10%,12288.0,1.00%,F,T) Exp:NDB5US
TRIANGLE LABS Text:TLI#577TLI#57840 DF-DP-179 0-2'
A6.22E7
File:W1082 #1-798 Acq:17-JUL-2002 17:28:18 GC EI+ Voltage SIR 70S Noise:3073
317.9389 S:3 F:2 BSUB(256,30,-3.0) PKD(9,5,3,0.10%,12292.0,1.00%,F,T) Exp:NDB5US
TRIANGLE LABS Text:TLI#577TLI#57840 DF-DP-179 0-2'
A8.45E7
File:W1082 #1-798 Acq:17-JUL-2002 17:28:18 GC EI+ Voltage SIR 70S
330.9792 S:3 F:2 Exp:NDB5US
TRIANGLE LABS Text:TLI#577TLI#57840 DF-DP-179 0-2'
File:W1082 #1-798 Acq:17-JUL-2002 17:28:18 GC EI+ Voltage SIR 70S
375.8364 S:3 F:2 Exp:NDB5US
TRIANGLE LABS Text:TLI#577TLI#57840 DF-DP-179 0-2'
Time

N = 0.78 + 0.78 = 1.56

OSM 7118102

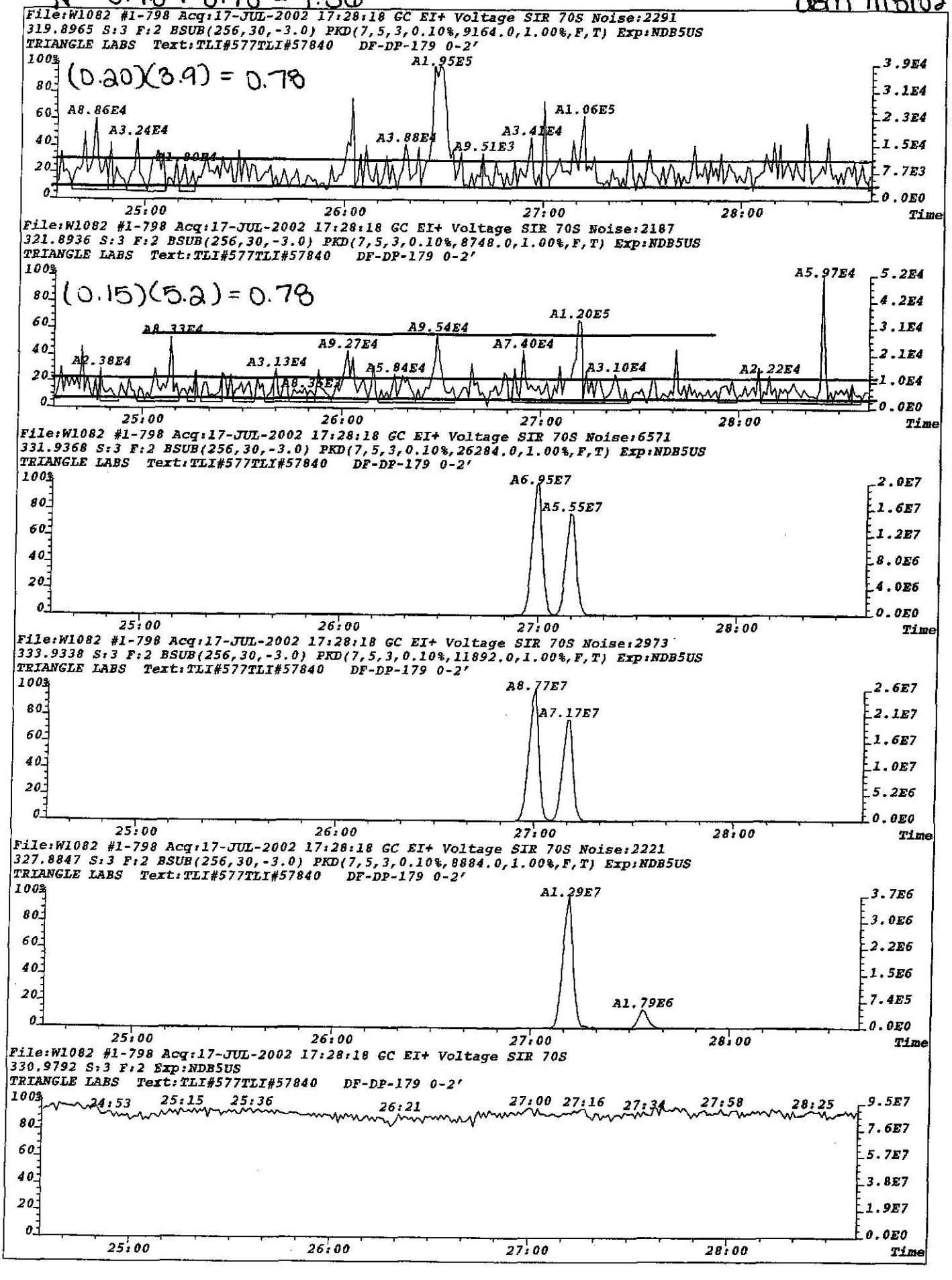

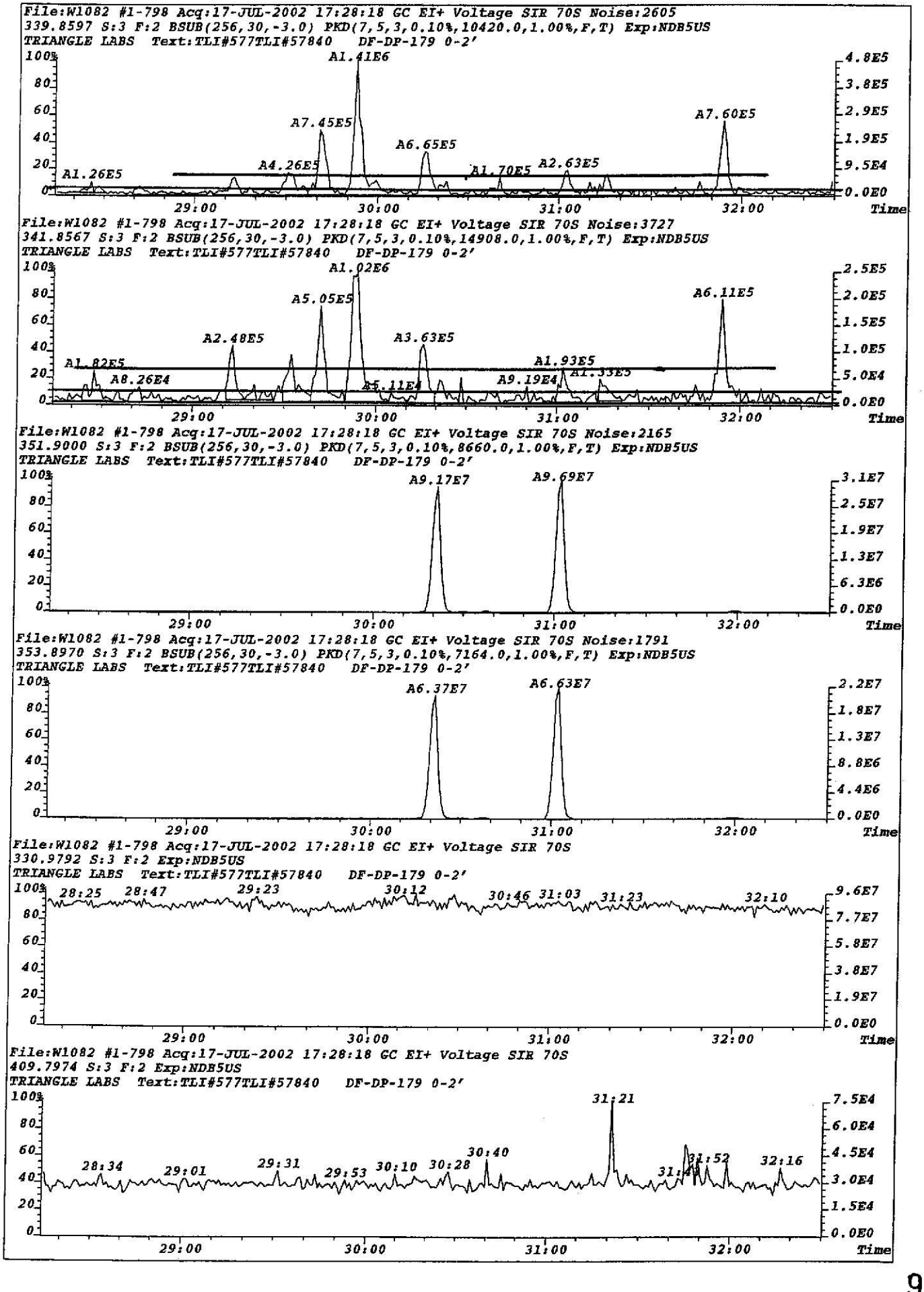
File:W1082 #1-798 Acq:17-JUL-2002 17:28:18 GC EI+ Voltage SIR 70S Noise:2605
339.8597 S:3 F:2 BSUB(256,30,-3.0) PKD(7,5,3,0.10%,10420.0,1.00%,F,T) Exp:NDB5US
TRIANGLE LABS Text:TLI#577TLI#57840 DF-DP-179 0-2'
A1.41E6
A7.45E5
A6.65E5
A7.60E5
A4.26E5
A1.26E5
A1.70E5
A2.63E5
29:00
30:00
31:00
32:00
Time
File:W1082 #1-798 Acq:17-JUL-2002 17:28:18 GC EI+ Voltage SIR 70S Noise:3727
341.8567 S:3 F:2 BSUB(256,30,-3.0) PKD(7,5,3,0.10%,14908.0,1.00%,F,T) Exp:NDB5US
TRIANGLE LABS Text:TLI#577TLI#57840 DF-DP-179 0-2'
A1.02E6
A5.05E5
A6.11E5
A2.48E5
A3.63E5
A1.82E5
A8.26E4
A1.93E5
A9.19E4
29:00
30:00
31:00
32:00
Time
File:W1082 #1-798 Acq:17-JUL-2002 17:28:18 GC EI+ Voltage SIR 70S Noise:2165
351.9000 S:3 F:2 BSUB(256,30,-3.0) PKD(7,5,3,0.10%,8660.0,1.00%,F,T) Exp:NDB5US
TRIANGLE LABS Text:TLI#577TLI#57840 DF-DP-179 0-2'
A9.17E7
A9.69E7
29:00
30:00
31:00
32:00
Time
File:W1082 #1-798 Acq:17-JUL-2002 17:28:18 GC EI+ Voltage SIR 70S Noise:1791
353.8970 S:3 F:2 BSUB(256,30,-3.0) PKD(7,5,3,0.10%,7164.0,1.00%,F,T) Exp:NDB5US
TRIANGLE LABS Text:TLI#577TLI#57840 DF-DP-179 0-2'
A6.37E7
A6.63E7
29:00
30:00
31:00
32:00
Time
File:W1082 #1-798 Acq:17-JUL-2002 17:28:18 GC EI+ Voltage SIR 70S
330.9792 S:3 F:2 Exp:NDB5US
TRIANGLE LABS Text:TLI#577TLI#57840 DF-DP-179 0-2'
28:25
28:47
29:23
30:12
30:46
31:03
31:23
32:10
29:00
30:00
31:00
32:00
Time
File:W1082 #1-798 Acq:17-JUL-2002 17:28:18 GC EI+ Voltage SIR 70S
409.7974 S:3 F:2 Exp:NDB5US
TRIANGLE LABS Text:TLI#577TLI#57840 DF-DP-179 0-2'
31:21
28:34
29:01
29:31
29:53
30:10
30:28
30:40
31:52
32:16
29:00
30:00
31:00
32:00
Time

File:W1082 #1-798 Acq:17-JUL-2002 17:28:18 GC EI+ Voltage SIR 70S
355.8546 S:3 F:2 BSUB(256,30,-3.0) PKD(5,5,3,0.05%,11708.0,1.00%,F,T) Exp:NDB5US Noise:2927
Sample Text:TLI#577TLI#57840 DF-DP-179 0-2' File Text:TRIANGLE LABORATORIES, INC.

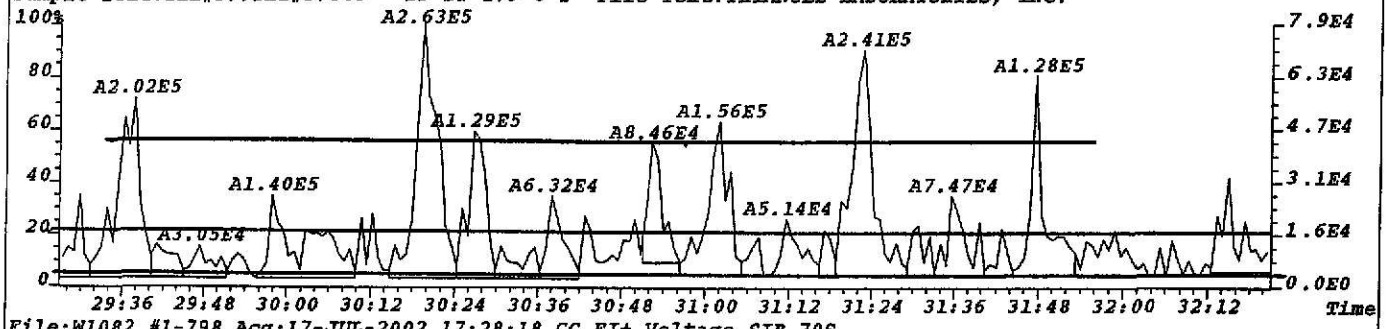

File:W1082 #1-798 Acq:17-JUL-2002 17:28:18 GC EI+ Voltage SIR 70S
357.8516 S:3 F:2 BSUB(256,30,-3.0) PKD(5,5,3,0.05%,9624.0,1.00%,F,T) Exp:NDB5US Noise:2406
Sample Text:TLI#577TLI#57840 DF-DP-179 0-2' File Text:TRIANGLE LABORATORIES, INC.

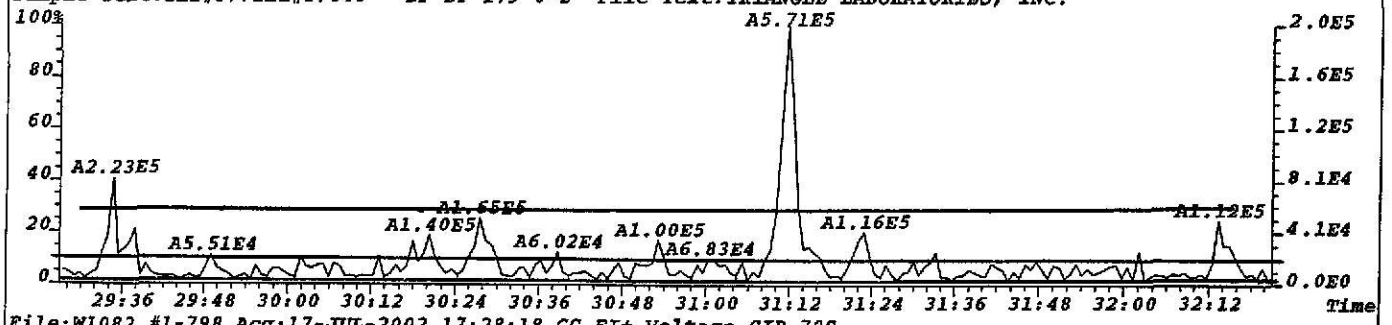

File:W1082 #1-798 Acq:17-JUL-2002 17:28:18 GC EI+ Voltage SIR 70S
367.8949 S:3 F:2 BSUB(256,30,-3.0) PKD(5,5,3,0.05%,10136.0,1.00%,F,T) Exp:NDB5US Noise:2534
Sample Text:TLI#577TLI#57840 DF-DP-179 0-2' File Text:TRIANGLE LABORATORIES, INC.

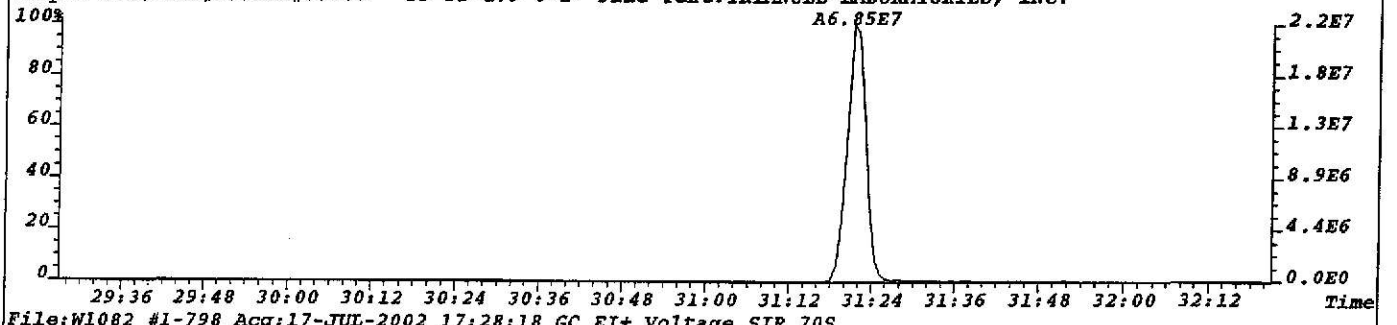

File:W1082 #1-798 Acq:17-JUL-2002 17:28:18 GC EI+ Voltage SIR 70S
369.8919 S:3 F:2 BSUB(256,30,-3.0) PKD(5,5,3,0.05%,8116.0,1.00%,F,T) Exp:NDB5US Noise:2029
Sample Text:TLI#577TLI#57840 DF-DP-179 0-2' File Text:TRIANGLE LABORATORIES, INC.

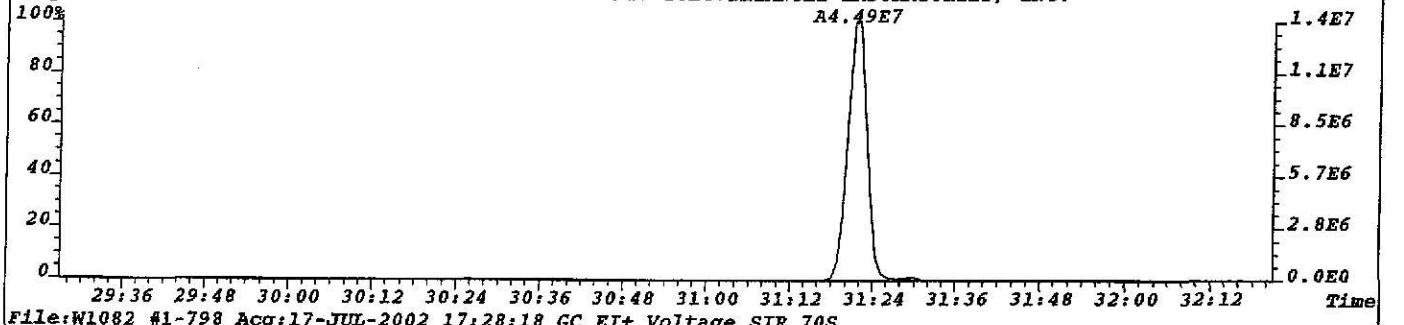

File:W1082 #1-798 Acq:17-JUL-2002 17:28:18 GC EI+ Voltage SIR 70S
330.9792 S:3 F:2 Exp:NDB5US
Sample Text:TLI#577TLI#57840 DF-DP-179 0-2' File Text:TRIANGLE LABORATORIES, INC.

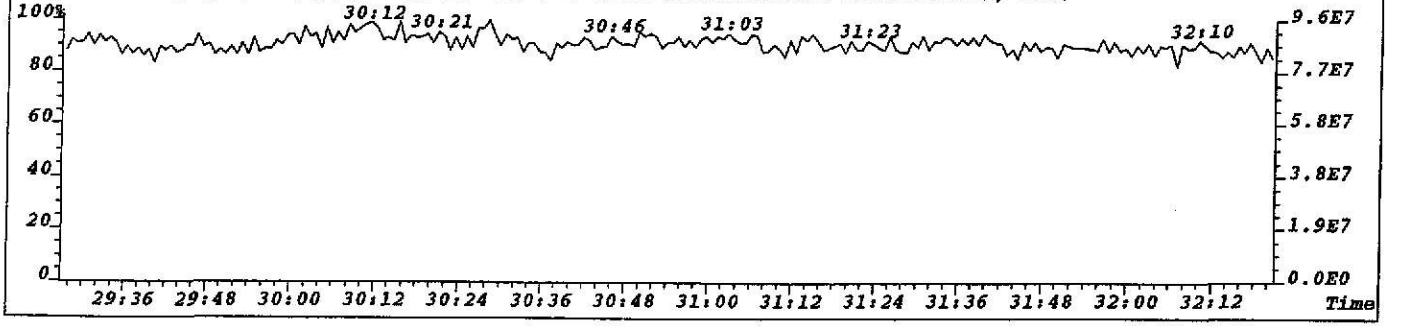

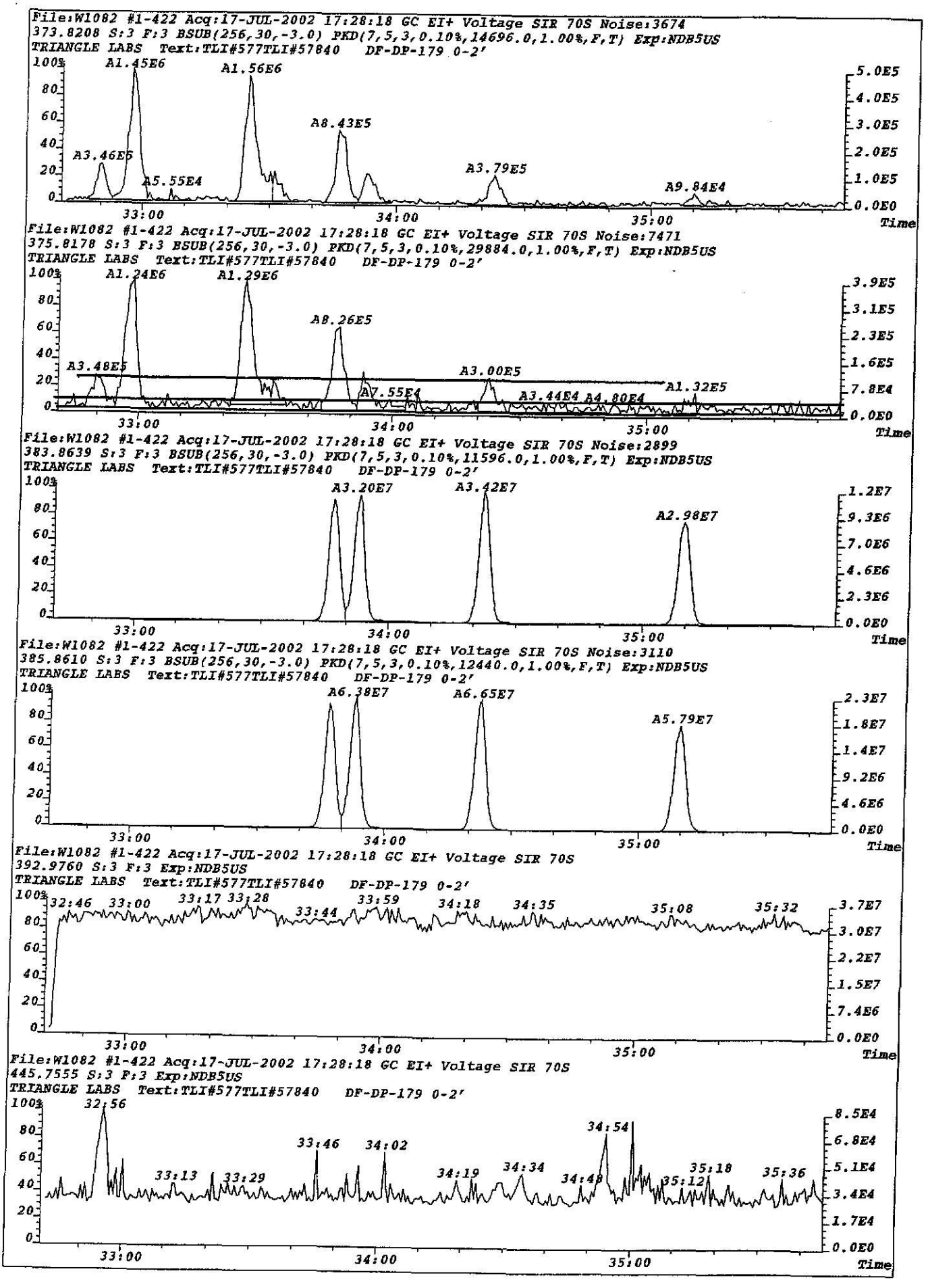
File:W1082 #1-422 Acq:17-JUL-2002 17:28:18 GC EI+ Voltage SIR 70S Noise:3674
373.8208 S:3 F:3 BSUB(256,30,-3.0) PKD(7,5,3,0.10%,14696.0,1.00%,F,T) Exp:NDB5US
TRIANGLE LABS Text:TLI#577TLI#57840 DF-DP-179 0-2'
A1.45E6
A1.56E6
A8.43E5
A3.46E5
A5.55E4
A3.79E5
A9.84E4
File:W1082 #1-422 Acq:17-JUL-2002 17:28:18 GC EI+ Voltage SIR 70S Noise:7471
375.8178 S:3 F:3 BSUB(256,30,-3.0) PKD(7,5,3,0.10%,29884.0,1.00%,F,T) Exp:NDB5US
TRIANGLE LABS Text:TLI#577TLI#57840 DF-DP-179 0-2'
A1.24E6
A1.29E6
A8.26E5
A3.48E5
A3.00E5
A7.55E4
A1.32E5
A3.44E4
A4.80E4
File:W1082 #1-422 Acq:17-JUL-2002 17:28:18 GC EI+ Voltage SIR 70S Noise:2899
383.8639 S:3 F:3 BSUB(256,30,-3.0) PKD(7,5,3,0.10%,11596.0,1.00%,F,T) Exp:NDB5US
TRIANGLE LABS Text:TLI#577TLI#57840 DF-DP-179 0-2'
A3.20E7
A3.42E7
A2.98E7
File:W1082 #1-422 Acq:17-JUL-2002 17:28:18 GC EI+ Voltage SIR 70S Noise:3110
385.8610 S:3 F:3 BSUB(256,30,-3.0) PKD(7,5,3,0.10%,12440.0,1.00%,F,T) Exp:NDB5US
TRIANGLE LABS Text:TLI#577TLI#57840 DF-DP-179 0-2'
A6.38E7
A6.65E7
A5.79E7
File:W1082 #1-422 Acq:17-JUL-2002 17:28:18 GC EI+ Voltage SIR 70S
392.9760 S:3 F:3 Exp:NDB5US
TRIANGLE LABS Text:TLI#577TLI#57840 DF-DP-179 0-2'
File:W1082 #1-422 Acq:17-JUL-2002 17:28:18 GC EI+ Voltage SIR 70S
445.7555 S:3 F:3 Exp:NDB5US
TRIANGLE LABS Text:TLI#577TLI#57840 DF-DP-179 0-2'
Time

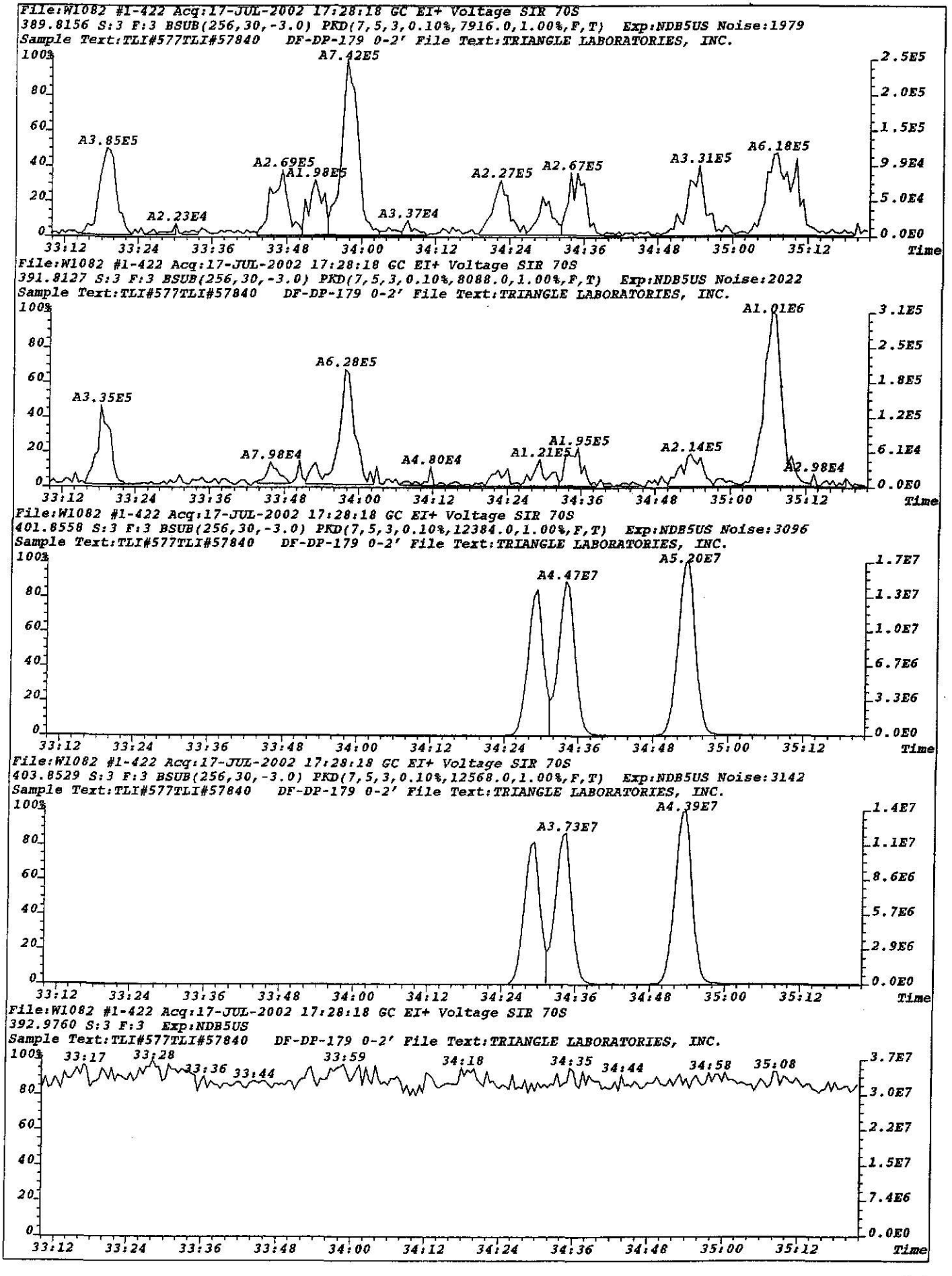
File:W1082 #1-422 Acq:17-JUL-2002 17:28:18 GC EI+ Voltage SIR 70S
389.8156 S:3 F:3 BSUB(256,30,-3.0) PKD(7,5,3,0.10%,7916.0,1.00%,F,T) Exp:NDB5US Noise:1979
Sample Text:TLI#577TLI#57840 DF-DP-179 0-2' File Text:TRIANGLE LABORATORIES, INC.
A7.42E5
A3.85E5
A2.69E5
A1.98E5
A2.23E4
A3.37E4
A2.27E5
A2.67E5
A3.31E5
A6.18E5
Time
File:W1082 #1-422 Acq:17-JUL-2002 17:28:18 GC EI+ Voltage SIR 70S
391.8127 S:3 F:3 BSUB(256,30,-3.0) PKD(7,5,3,0.10%,8088.0,1.00%,F,T) Exp:NDB5US Noise:2022
Sample Text:TLI#577TLI#57840 DF-DP-179 0-2' File Text:TRIANGLE LABORATORIES, INC.
A1.01E6
A6.28E5
A3.35E5
A7.98E4
A4.80E4
A1.21E5
A1.95E5
A2.14E5
A2.98E4
Time
File:W1082 #1-422 Acq:17-JUL-2002 17:28:18 GC EI+ Voltage SIR 70S
401.8558 S:3 F:3 BSUB(256,30,-3.0) PKD(7,5,3,0.10%,12384.0,1.00%,F,T) Exp:NDB5US Noise:3096
Sample Text:TLI#577TLI#57840 DF-DP-179 0-2' File Text:TRIANGLE LABORATORIES, INC.
A5.20E7
A4.47E7
Time
File:W1082 #1-422 Acq:17-JUL-2002 17:28:18 GC EI+ Voltage SIR 70S
403.8529 S:3 F:3 BSUB(256,30,-3.0) PKD(7,5,3,0.10%,12568.0,1.00%,F,T) Exp:NDB5US Noise:3142
Sample Text:TLI#577TLI#57840 DF-DP-179 0-2' File Text:TRIANGLE LABORATORIES, INC.
A4.39E7
A3.73E7
Time
File:W1082 #1-422 Acq:17-JUL-2002 17:28:18 GC EI+ Voltage SIR 70S
392.9760 S:3 F:3 Exp:NDB5US
Sample Text:TLI#577TLI#57840 DF-DP-179 0-2' File Text:TRIANGLE LABORATORIES, INC.
33:17
33:28
33:36
33:44
33:59
34:18
34:35
34:44
34:58
35:08
Time

File:W1082 #1-674 Acq:17-JUL-2002 17:28:18 GC EI+ Voltage SIR 70S Noise:1922
407.7818 S:3 F:4 BSUB(256,30,-3.0) PKD(7,5,3,0.10%,7688.0,1.00%,F,T) Exp:NDB5US
TRIANGLE LABS Text:TLI#577TLI#57840 DF-DP-179 0-2'

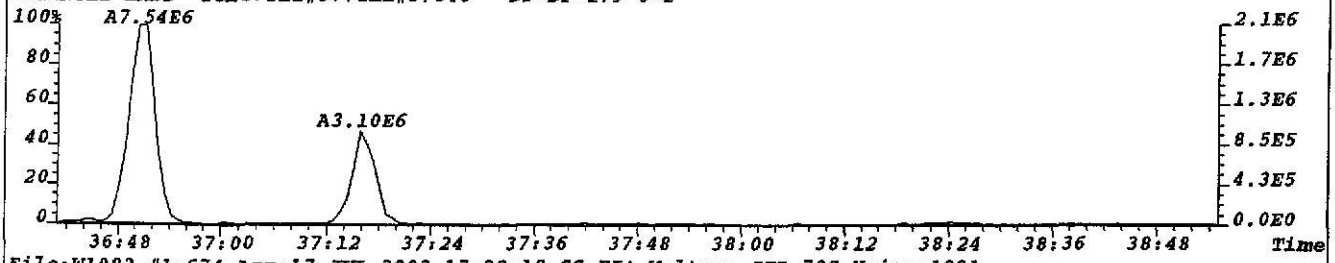

File:W1082 #1-674 Acq:17-JUL-2002 17:28:18 GC EI+ Voltage SIR 70S Noise:1991
409.7789 S:3 F:4 BSUB(256,30,-3.0) PKD(7,5,3,0.10%,7964.0,1.00%,F,T) Exp:NDB5US
TRIANGLE LABS Text:TLI#577TLI#57840 DF-DP-179 0-2'

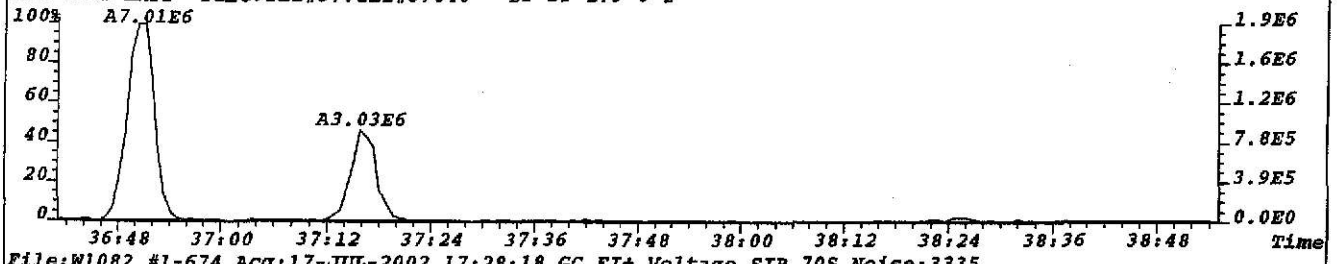

File:W1082 #1-674 Acq:17-JUL-2002 17:28:18 GC EI+ Voltage SIR 70S Noise:3335
417.8253 S:3 F:4 BSUB(256,30,-3.0) PKD(7,5,3,0.10%,13340.0,1.00%,F,T) Exp:NDB5US
TRIANGLE LABS Text:TLI#577TLI#57840 DF-DP-179 0-2'

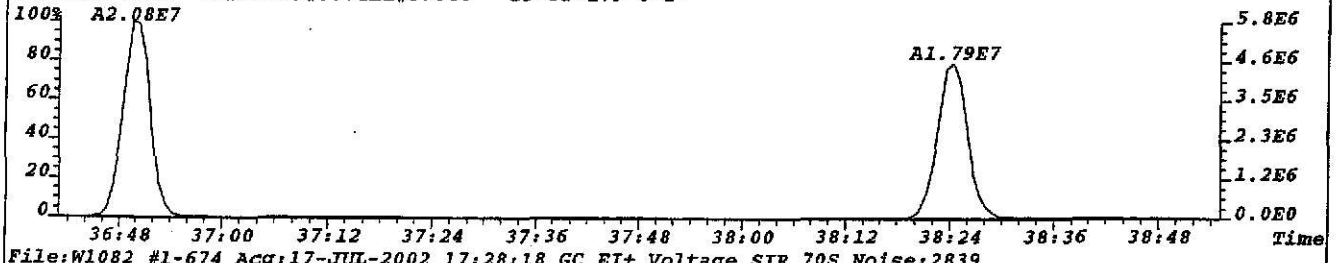

File:W1082 #1-674 Acq:17-JUL-2002 17:28:18 GC EI+ Voltage SIR 70S Noise:2839
419.8220 S:3 F:4 BSUB(256,30,-3.0) PKD(7,5,3,0.10%,11356.0,1.00%,F,T) Exp:NDB5US
TRIANGLE LABS Text:TLI#577TLI#57840 DF-DP-179 0-2'



File:W1082 #1-674 Acq:17-JUL-2002 17:28:18 GC EI+ Voltage SIR 70S
430.9729 S:3 F:4 Exp:NDB5US
TRIANGLE LABS Text:TLI#577TLI#57840 DF-DP-179 0-2'

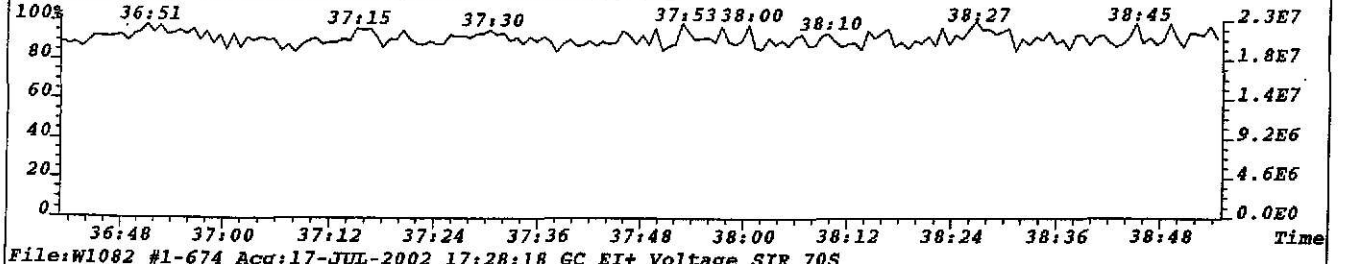

File:W1082 #1-674 Acq:17-JUL-2002 17:28:18 GC EI+ Voltage SIR 70S
479.7165 S:3 F:4 Exp:NDB5US
TRIANGLE LABS Text:TLI#577TLI#57840 DF-DP-179 0-2'

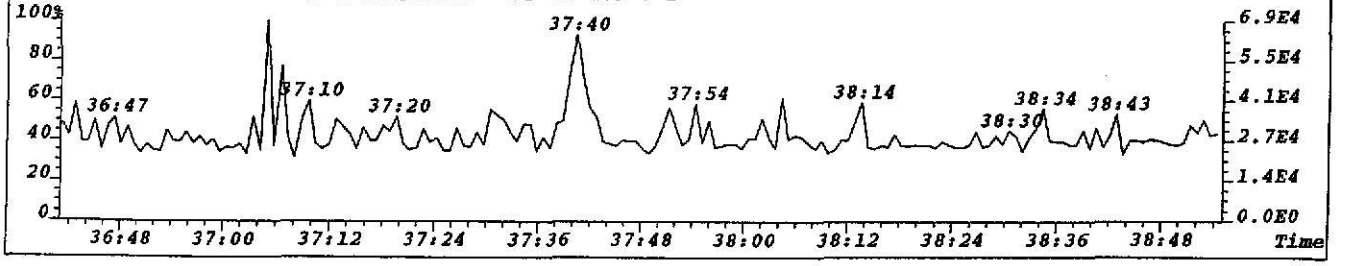

File:W1082 #1-674 Acq:17-JUL-2002 17:28:18 GC EI+ Voltage SIR 70S
423.7766 S:3 F:4 BSUB(256,30,-3.0) PKD(7,5,3,0.10%,7808.0,1.00%,F,T) Exp:NDB5US Noise:1952
Sample Text:TLI#577TLI#57840 DF-DP-179 0-2' File Text:TRIANGLE LABORATORIES, INC.

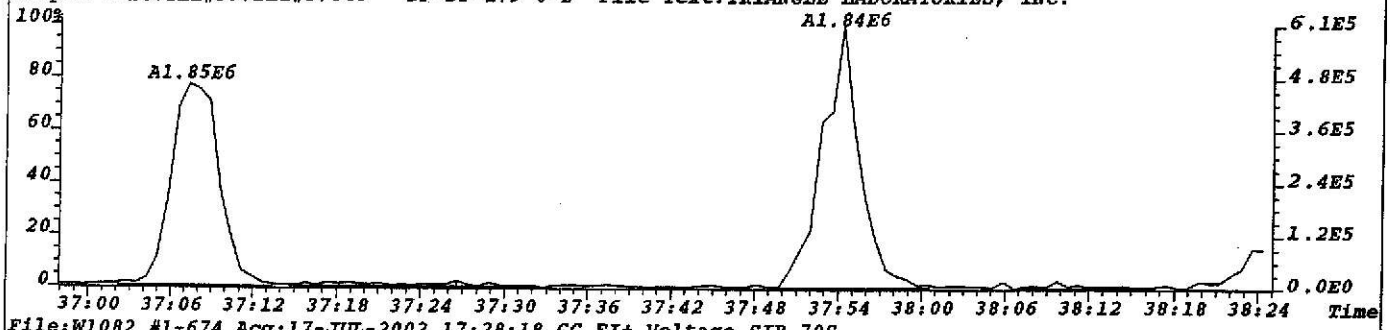

File:W1082 #1-674 Acq:17-JUL-2002 17:28:18 GC EI+ Voltage SIR 70S
425.7737 S:3 F:4 BSUB(256,30,-3.0) PKD(7,5,3,0.10%,7192.0,1.00%,F,T) Exp:NDB5US Noise:1798
Sample Text:TLI#577TLI#57840 DF-DP-179 0-2' File Text:TRIANGLE LABORATORIES, INC.

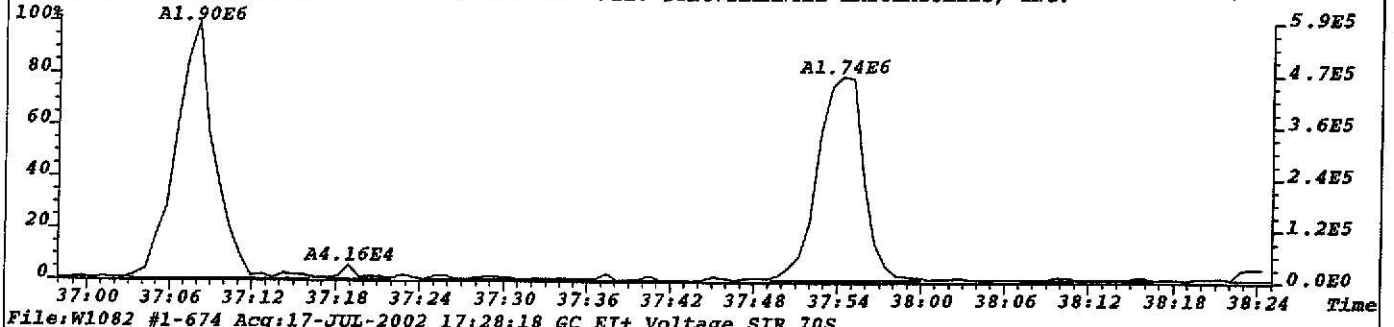

File:W1082 #1-674 Acq:17-JUL-2002 17:28:18 GC EI+ Voltage SIR 70S
435.8169 S:3 F:4 BSUB(256,30,-3.0) PKD(7,5,3,0.10%,16508.0,1.00%,F,T) Exp:NDB5US Noise:4127
Sample Text:TLI#577TLI#57840 DF-DP-179 0-2' File Text:TRIANGLE LABORATORIES, INC.

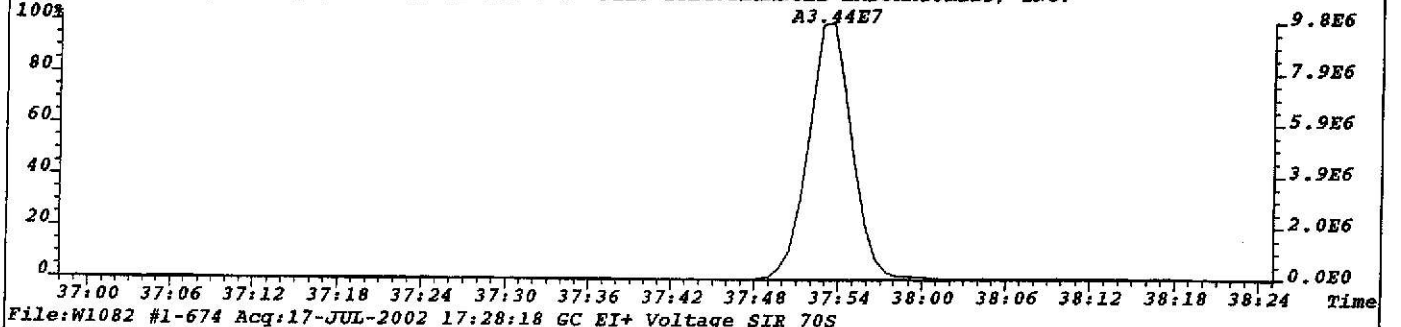

File:W1082 #1-674 Acq:17-JUL-2002 17:28:18 GC EI+ Voltage SIR 70S
437.8140 S:3 F:4 BSUB(256,30,-3.0) PKD(7,5,3,0.10%,8880.0,1.00%,F,T) Exp:NDB5US Noise:2220
Sample Text:TLI#577TLI#57840 DF-DP-179 0-2' File Text:TRIANGLE LABORATORIES, INC.

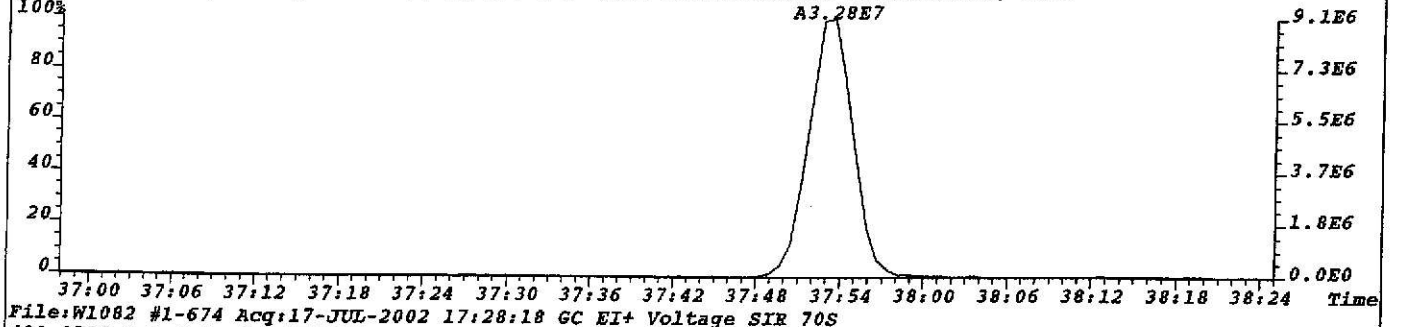

File:W1082 #1-674 Acq:17-JUL-2002 17:28:18 GC EI+ Voltage SIR 70S
430.9729 S:3 F:4 Exp:NDB5US
Sample Text:TLI#577TLI#57840 DF-DP-179 0-2' File Text:TRIANGLE LABORATORIES, INC.

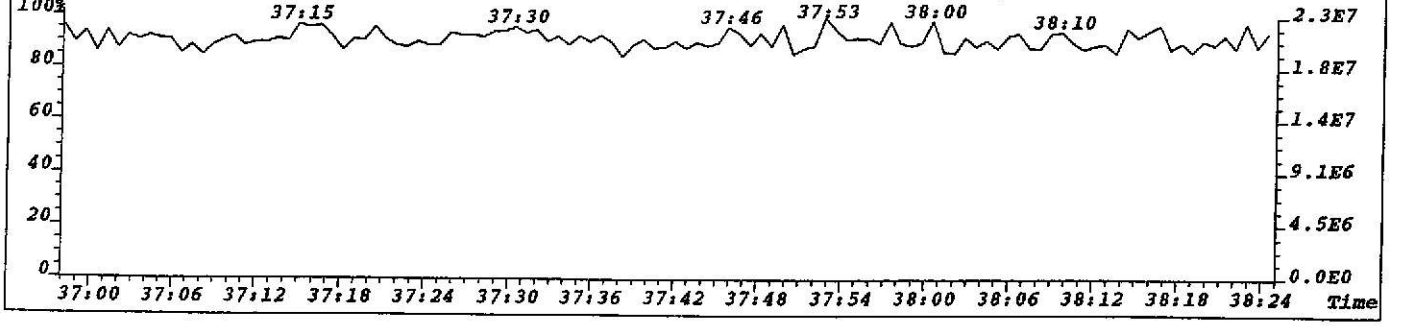

File:W1082 #1-674 Acq:17-JUL-2002 17:28:18 GC EI+ Voltage SIR 70S Noise:2054
441.7428 S:3 F:4 BSUB(256,30,-3.0) PKD(7,5,3,0.10%,8216.0,1.00%,F,T) Exp:NDB5US
Sample Text:TLI#577TLI#57840 DF-DP-179 0-2' File Text:TRIANGLE LABORATORIES, INC.

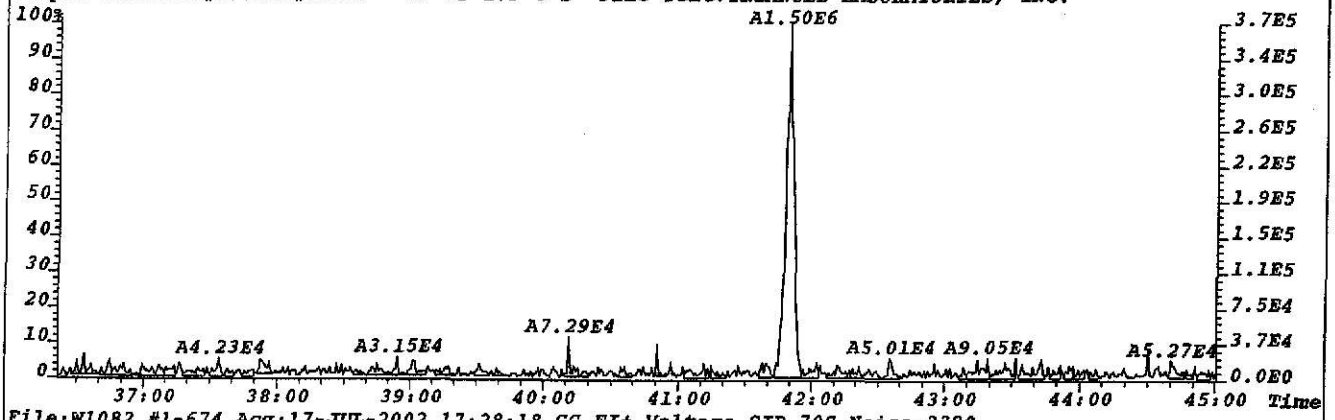

File:W1082 #1-674 Acq:17-JUL-2002 17:28:18 GC EI+ Voltage SIR 70S Noise:2390
443.7399 S:3 F:4 BSUB(256,30,-3.0) PKD(7,5,3,0.10%,9560.0,1.00%,F,T) Exp:NDB5US
Sample Text:TLI#577TLI#57840 DF-DP-179 0-2' File Text:TRIANGLE LABORATORIES, INC.

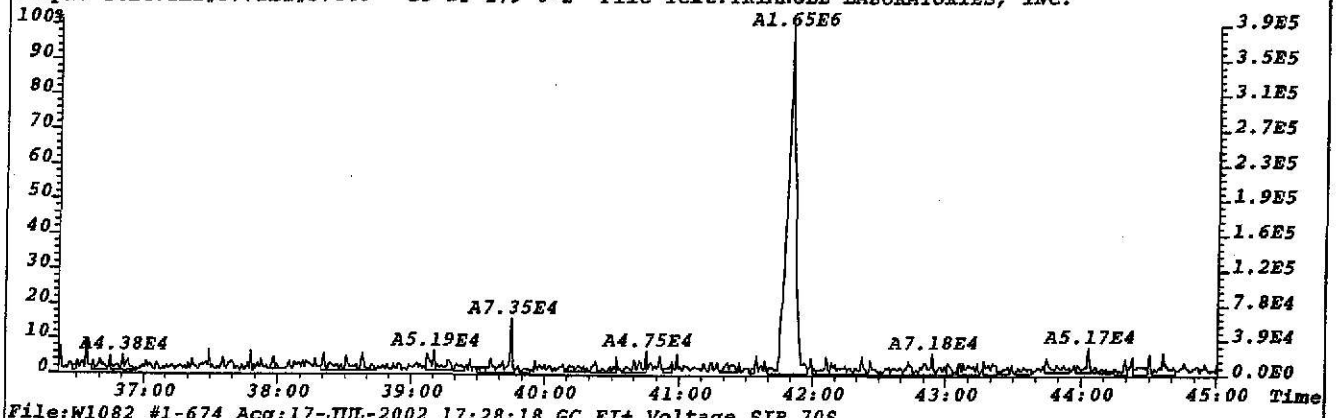

File:W1082 #1-674 Acq:17-JUL-2002 17:28:18 GC EI+ Voltage SIR 70S
430.9729 S:3 F:4 Exp:NDB5US
Sample Text:TLI#577TLI#57840 DF-DP-179 0-2' File Text:TRIANGLE LABORATORIES, INC.

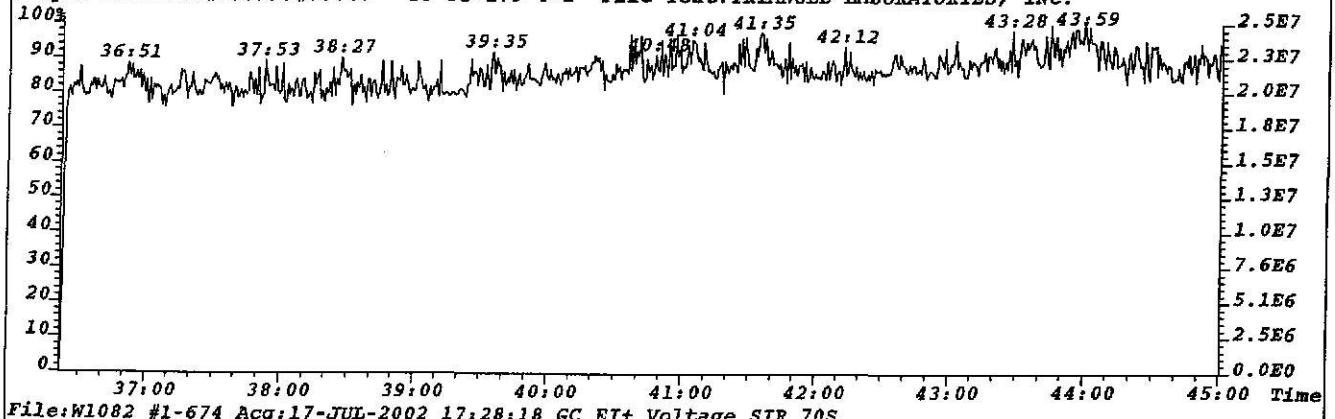

File:W1082 #1-674 Acq:17-JUL-2002 17:28:18 GC EI+ Voltage SIR 70S
513.6775 S:3 F:4 Exp:NDB5US
Sample Text:TLI#577TLI#57840 DF-DP-179 0-2' File Text:TRIANGLE LABORATORIES, INC.

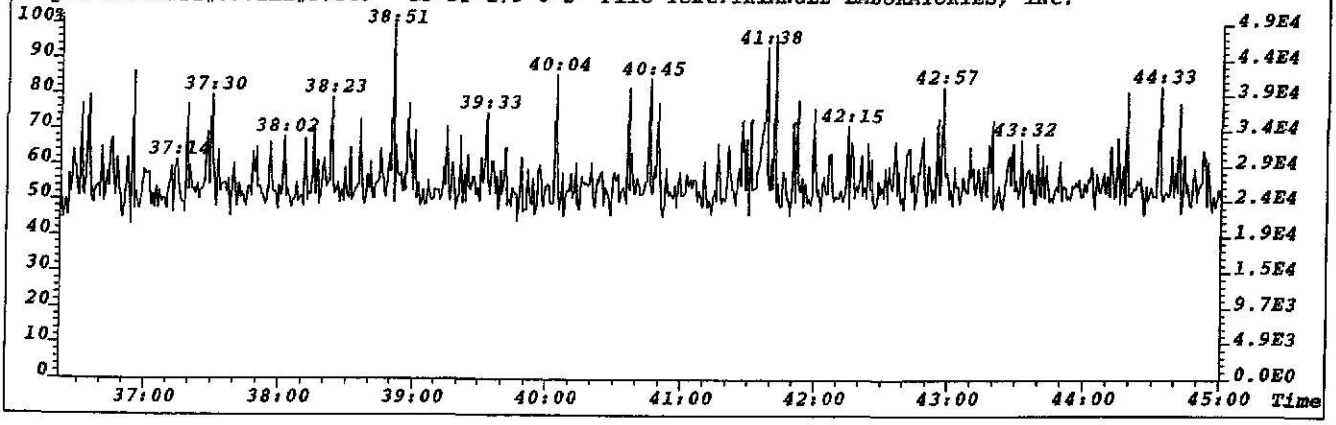

File:W1082 #1-674 Acq:17-JUL-2002 17:28:18 GC EI+ Voltage SIR 70S
457.7377 S:3 F:4 BSUB(256,30,-3.0) PKD(7,5,3,0.10%,7964.0,1.00%,F,T) Exp:NDB5US Noise:1991
Sample Text:TLI#577TLI#57840 DF-DP-179 0-2' File Text:TRIANGLE LABORATORIES, INC.

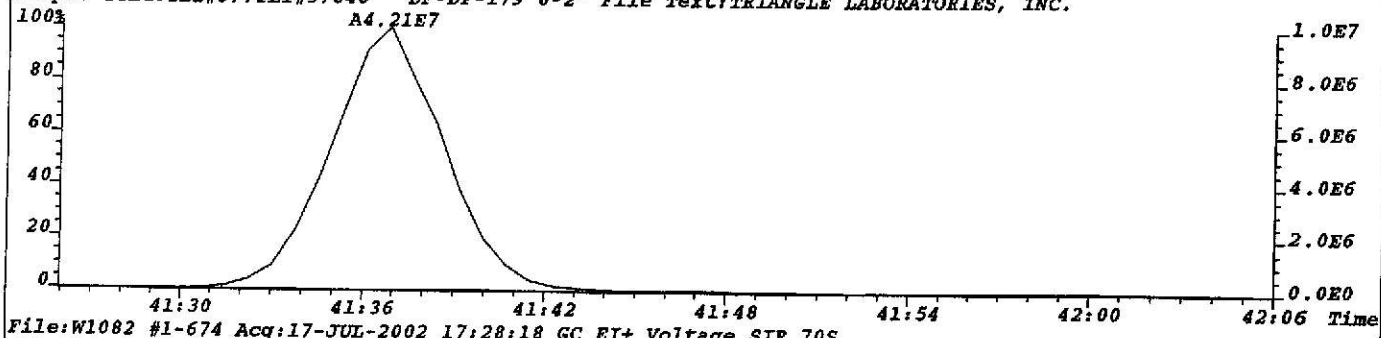

File:W1082 #1-674 Acq:17-JUL-2002 17:28:18 GC EI+ Voltage SIR 70S
459.7348 S:3 F:4 BSUB(256,30,-3.0) PKD(7,5,3,0.10%,7716.0,1.00%,F,T) Exp:NDB5US Noise:1929
Sample Text:TLI#577TLI#57840 DF-DP-179 0-2' File Text:TRIANGLE LABORATORIES, INC.

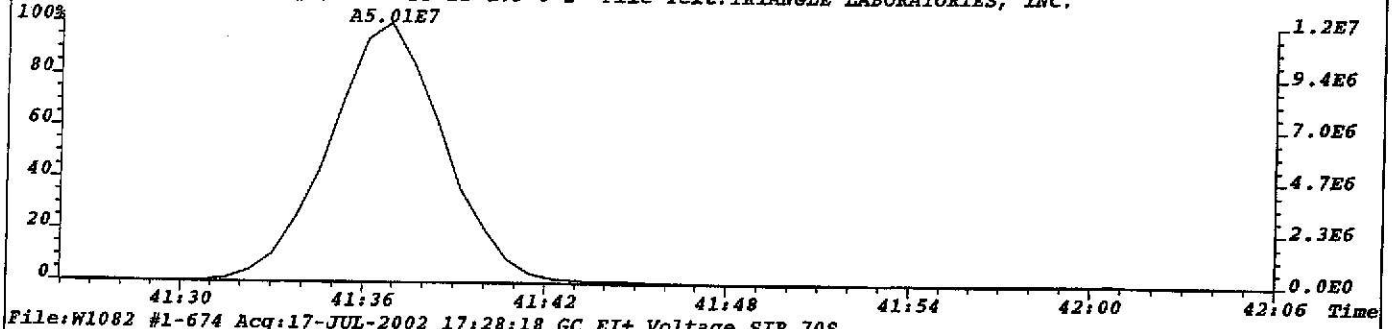

File:W1082 #1-674 Acq:17-JUL-2002 17:28:18 GC EI+ Voltage SIR 70S
469.7779 S:3 F:4 BSUB(256,30,-3.0) PKD(7,5,3,0.10%,9100.0,1.00%,F,T) Exp:NDB5US Noise:2275
Sample Text:TLI#577TLI#57840 DF-DP-179 0-2' File Text:TRIANGLE LABORATORIES, INC.

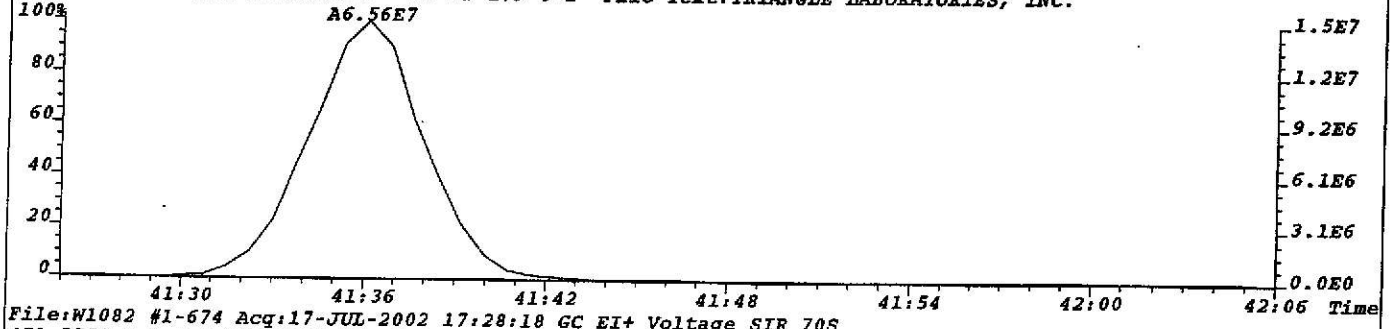

File:W1082 #1-674 Acq:17-JUL-2002 17:28:18 GC EI+ Voltage SIR 70S
471.7750 S:3 F:4 BSUB(256,30,-3.0) PKD(7,5,3,0.10%,6808.0,1.00%,F,T) Exp:NDB5US Noise:1702
Sample Text:TLI#577TLI#57840 DF-DP-179 0-2' File Text:TRIANGLE LABORATORIES, INC.



File:W1082 #1-674 Acq:17-JUL-2002 17:28:18 GC EI+ Voltage SIR 70S
430.9729 S:3 F:4 Exp:NDB5US
Sample Text:TLI#577TLI#57840 DF-DP-179 0-2' File Text:TRIANGLE LABORATORIES, INC.

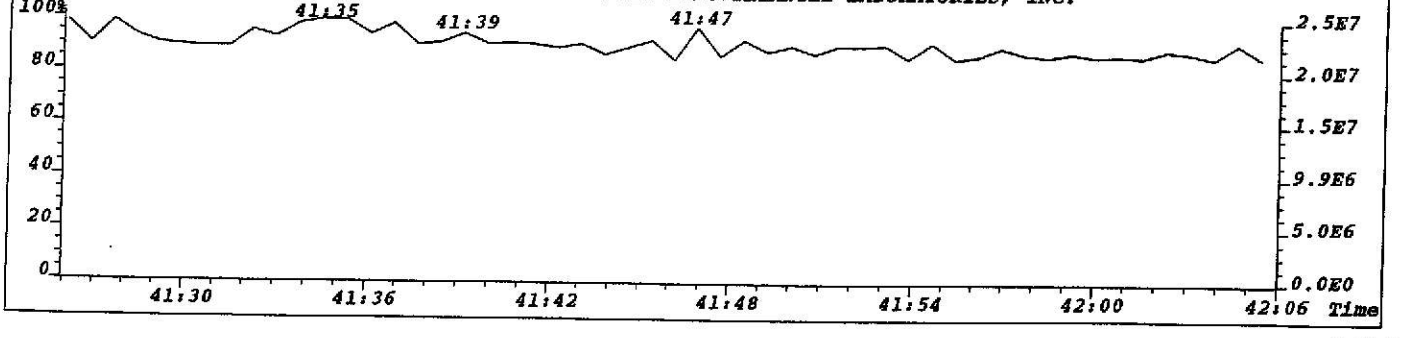

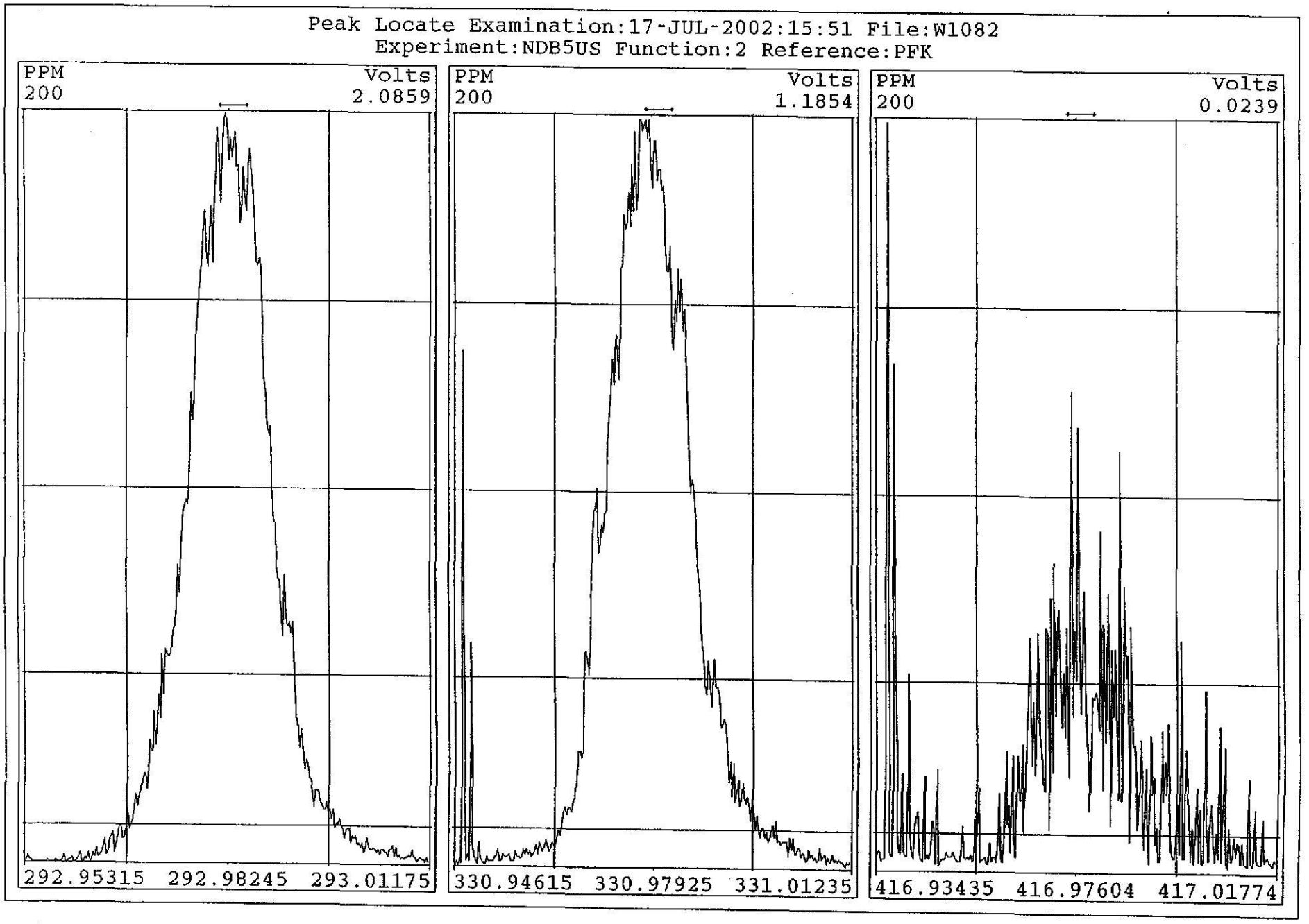
Peak Locate Examination:17-JUL-2002:15:51 File:W1082
Experiment:NDB5US Function:2 Reference:PFK
PPM
200
Volts
2.0859
292.95315 292.98245 293.01175
PPM
200
Volts
1.1854
330.94615 330.97925 331.01235
PPM
200
Volts
0.0239
416.93435 416.97604 417.01774

QSM 7.1 8.10.2

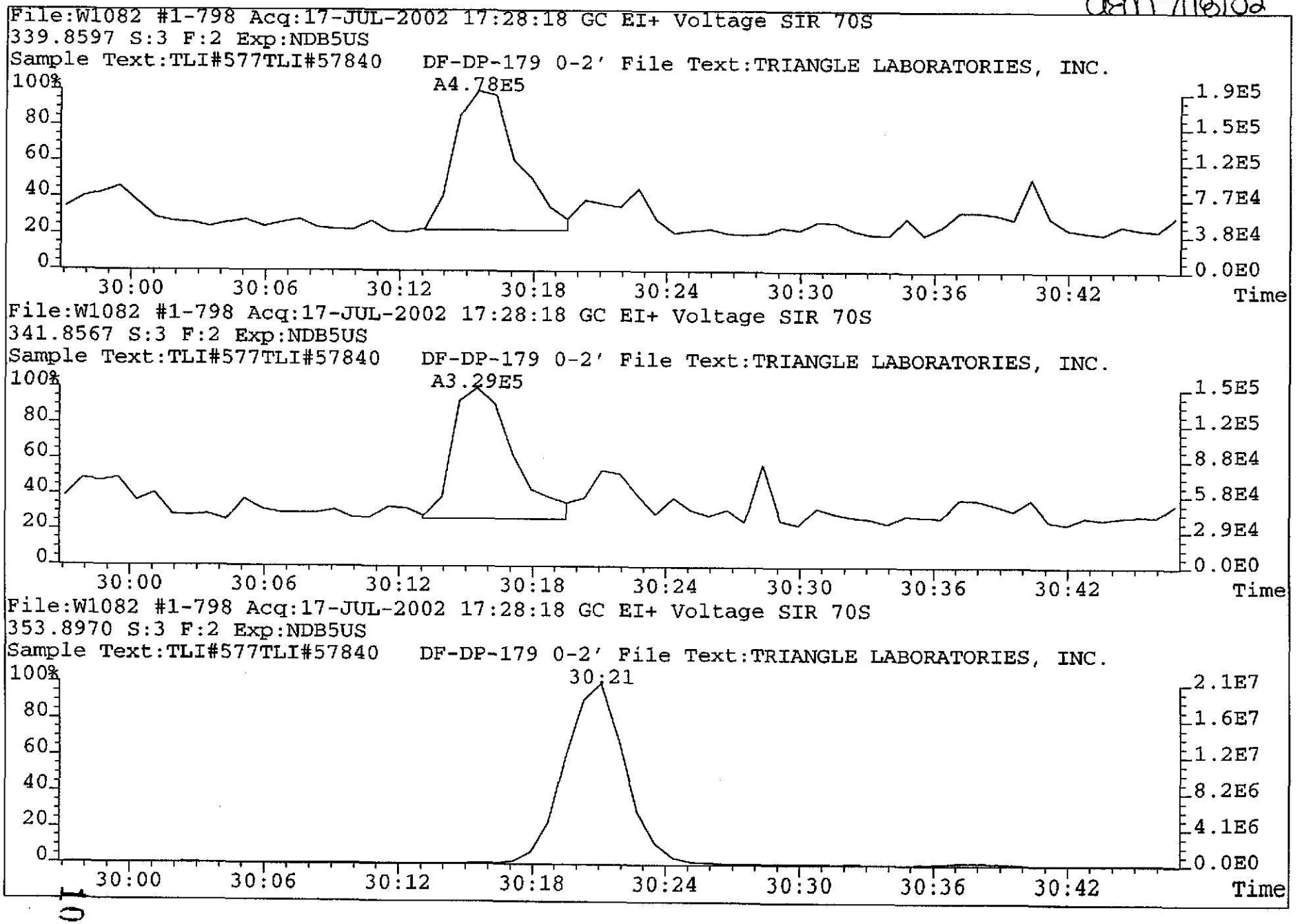

80

QSM 7/19/02

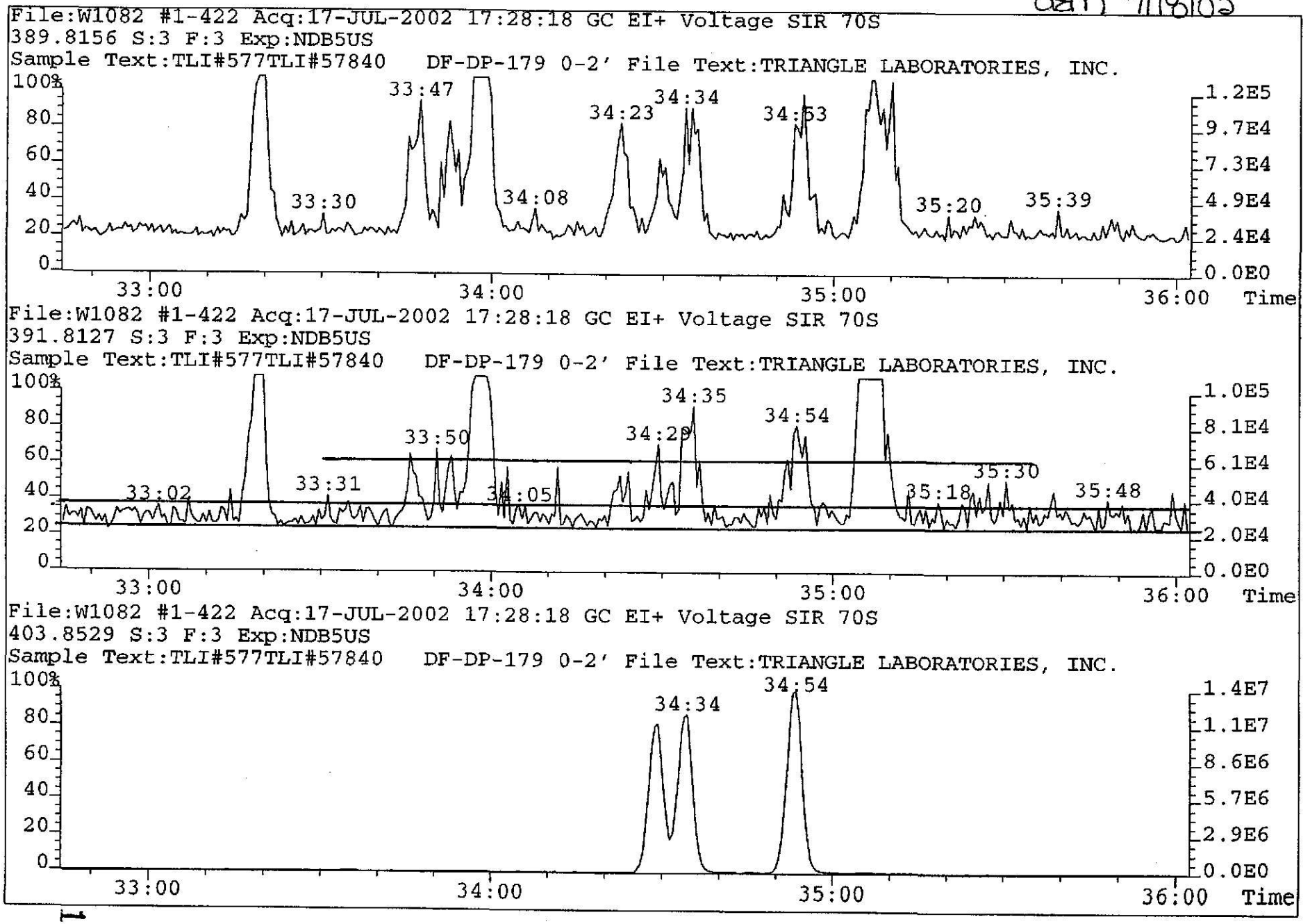
File:W1082 #1-422 Acq:17-JUL-2002 17:28:18 GC EI+ Voltage SIR 70S
389.8156 S:3 F:3 Exp:NDB5US
Sample Text:TLI#577TLI#57840 DF-DP-179 0-2' File Text:TRIANGLE LABORATORIES, INC.
33:47
34:23
34:34
34:53
33:30
34:08
35:20
35:39
1.2E5
9.7E4
7.3E4
4.9E4
2.4E4
0.0E0
33:00
34:00
35:00
36:00
Time
File:W1082 #1-422 Acq:17-JUL-2002 17:28:18 GC EI+ Voltage SIR 70S
391.8127 S:3 F:3 Exp:NDB5US
Sample Text:TLI#577TLI#57840 DF-DP-179 0-2' File Text:TRIANGLE LABORATORIES, INC.
34:35
34:54
33:50
34:29
33:02
33:31
34:05
35:30
35:18
35:48
1.0E5
8.1E4
6.1E4
4.0E4
2.0E4
0.0E0
33:00
34:00
35:00
36:00
Time
File:W1082 #1-422 Acq:17-JUL-2002 17:28:18 GC EI+ Voltage SIR 70S
403.8529 S:3 F:3 Exp:NDB5US
Sample Text:TLI#577TLI#57840 DF-DP-179 0-2' File Text:TRIANGLE LABORATORIES, INC.
34:54
34:34
1.4E7
1.1E7
8.6E6
5.7E6
2.9E6
0.0E0
33:00
34:00
35:00
36:00
Time

QEM 7118102

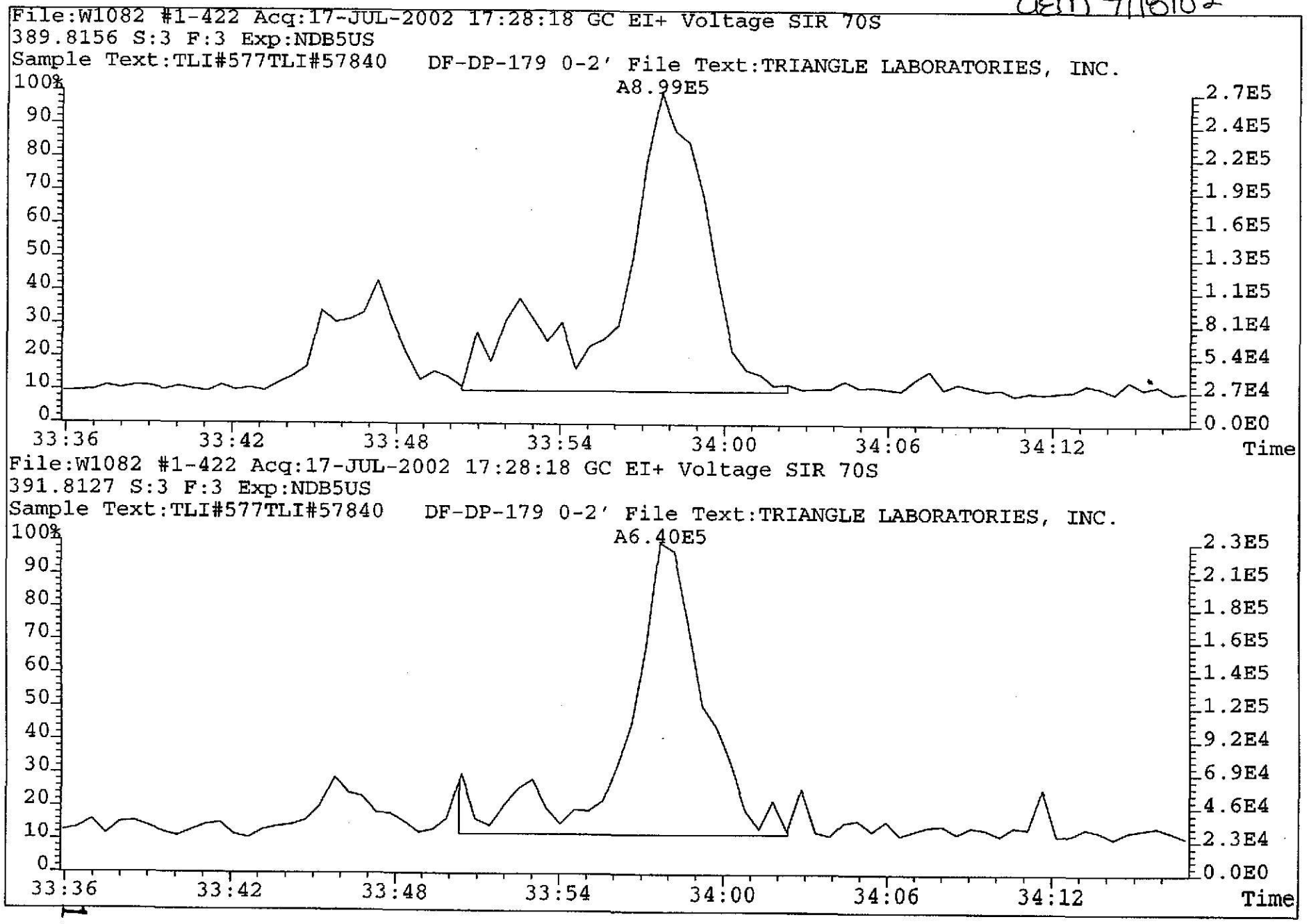

110

OEM 7/18/02

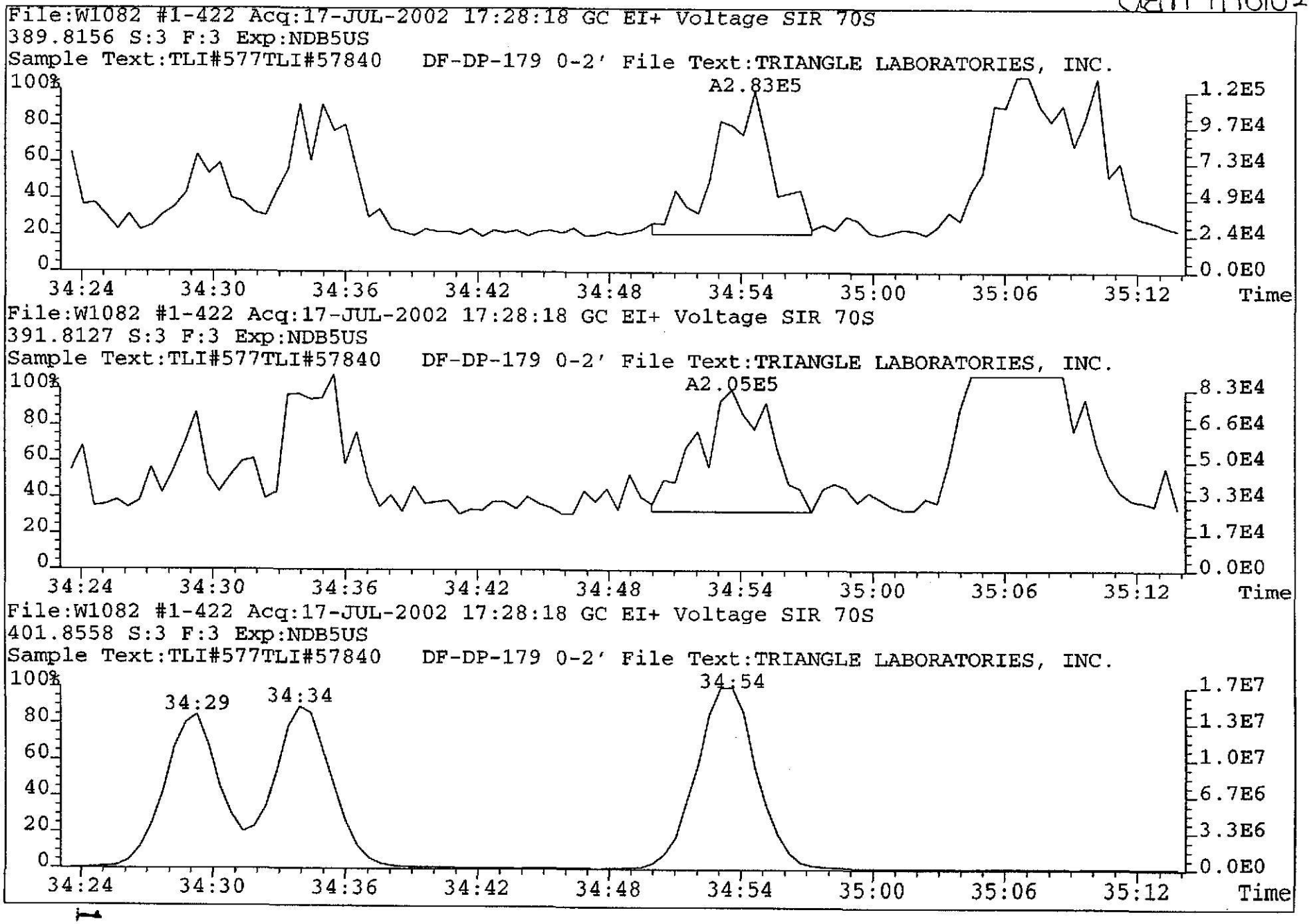
File:W1082 #1-422 Acq:17-JUL-2002 17:28:18 GC EI+ Voltage SIR 70S
389.8156 S:3 F:3 Exp:NDB5US
Sample Text:TLI#577TLI#57840 DF-DP-179 0-2' File Text:TRIANGLE LABORATORIES, INC.
A2.83E5
1.2E5
9.7E4
7.3E4
4.9E4
2.4E4
0.0E0
34:24 34:30 34:36 34:42 34:48 34:54 35:00 35:06 35:12 Time
File:W1082 #1-422 Acq:17-JUL-2002 17:28:18 GC EI+ Voltage SIR 70S
391.8127 S:3 F:3 Exp:NDB5US
Sample Text:TLI#577TLI#57840 DF-DP-179 0-2' File Text:TRIANGLE LABORATORIES, INC.
A2.05E5
8.3E4
6.6E4
5.0E4
3.3E4
1.7E4
0.0E0
34:24 34:30 34:36 34:42 34:48 34:54 35:00 35:06 35:12 Time
File:W1082 #1-422 Acq:17-JUL-2002 17:28:18 GC EI+ Voltage SIR 70S
401.8558 S:3 F:3 Exp:NDB5US
Sample Text:TLI#577TLI#57840 DF-DP-179 0-2' File Text:TRIANGLE LABORATORIES, INC.
34:29
34:34
34:54
1.7E7
1.3E7
1.0E7
6.7E6
3.3E6
0.0E0
34:24 34:30 34:36 34:42 34:48 34:54 35:00 35:06 35:12 Time



Martin & Slagle

TLI Project: **57840** — 1613, Revision B PCDD/PCDF Analysis (c)
Client Sample: **DF-DP-65 0-2'** — Analysis File: **W108204**

Client Project:	**Dioxin/Furan Analysis**				
Sample Matrix:	**SOLID**	Date Received:	**07/11/2002**	Spike File:	**SP161B2S**
TLI ID:	**330-27-2**	Date Extracted:	**07/12/2002**	ICal:	**WF5614B**
		Date Analyzed:	**07/17/2002**	ConCal:	**WB21081**
Sample Size:	**11.700 g**	Dilution Factor:	**n/a**	% Moisture:	**14.5**
Dry Weight:	**10.003 g**	Blank File:	**W108202**	% Lipid:	**n/a**
GC Column:	**DB-5**	Analyst:	**JLD**	% Solids:	**85.5**

Analytes	Conc. (pg/g)	DL	Ratio	RT	RRT	Flags
2,3,7,8-TCDD	ND	1.4				
1,2,3,7,8-PeCDD	6.0		1.40	31:23	1.001	
1,2,3,4,7,8-HxCDD	8.1		1.18	34:30	1.000	
1,2,3,6,7,8-HxCDD	89.7		1.20	34:35	1.000	
1,2,3,7,8,9-HxCDD	21.7		1.33	34:54	1.010	
1,2,3,4,6,7,8-HpCDD	315		1.03	37:54	1.000	
1,2,3,4,6,7,8,9-OCDD	6850		0.85	41:38	1.000	E
2,3,7,8-TCDF	16.9		0.78	26:30	1.001	
1,2,3,7,8-PeCDF	9.9		1.42	30:22	1.001	
2,3,4,7,8-PeCDF	56.1		1.44	31:03	1.001	
1,2,3,4,7,8-HxCDF	454		1.28	33:47	1.000	
1,2,3,6,7,8-HxCDF	151		1.30	33:54	1.000	
2,3,4,6,7,8-HxCDF	176		1.26	34:23	1.000	
1,2,3,7,8,9-HxCDF	3.8		1.18	35:10	1.000	J
1,2,3,4,6,7,8-HpCDF	8270		1.07	36:51	1.000	E
1,2,3,4,7,8,9-HpCDF	95.1		1.06	38:25	1.000	
1,2,3,4,6,7,8,9-OCDF	1470		0.89	41:50	1.005	

Totals	Conc. (pg/g)	Number	DL	Flags
Total TCDD	16.2	6		
Total PeCDD	26.7	5		
Total HxCDD	528	7		
Total HpCDD	536	2		
Total TCDF	245	13		
Total PeCDF	897	17		
Total HxCDF	4230	12		
Total HpCDF	13230	3		E

Triangle Laboratories, Inc.®
2445 S. Alston Ave. • Durham, North Carolina 27713
Phone: (919) 544-5729 • Fax: (919) 544-5491

Printed: 12:30 07/18/2002

TLI Project: 57840
Client Sample: DF-DP-65 0-2′

1613, Revision B PCDD/PCDF Analysis (c)
Analysis File: **W108204**

Internal Standards	Conc. (pg/g)	% Recovery	QC Limits	Ratio	RT	RRT	Flags
$^{13}C_{12}$-2,3,7,8-TCDD	122	61.2	25%-164%	0.79	27:10	1.006	—
$^{13}C_{12}$-1,2,3,7,8-PeCDD	181	90.8	25%-181%	1.56	31:22	1.162	—
$^{13}C_{12}$-1,2,3,4,7,8-HxCDD	172	85.8	32%-141%	1.20	34:29	0.989	—
$^{13}C_{12}$-1,2,3,6,7,8-HxCDD	163	81.6	28%-130%	1.19	34:34	0.991	—
$^{13}C_{12}$-1,2,3,4,6,7,8-HpCDD	172	86.0	23%-140%	1.04	37:54	1.086	—
$^{13}C_{12}$-1,2,3,4,6,7,8,9-OCDD	474	119	17%-157%	0.85	41:38	1.194	—
$^{13}C_{12}$-2,3,7,8-TCDF	134	67.2	24%-169%	0.75	26:28	0.980	—
$^{13}C_{12}$-1,2,3,7,8-PeCDF	158	79.0	24%-185%	1.44	30:21	1.124	—
$^{13}C_{12}$-2,3,4,7,8-PeCDF	160	80.2	21%-178%	1.43	31:02	1.149	—
$^{13}C_{12}$-1,2,3,4,7,8-HxCDF	150	74.9	26%-152%	0.52	33:47	0.968	—
$^{13}C_{12}$-1,2,3,6,7,8-HxCDF	142	70.9	26%-123%	0.52	33:53	0.971	—
$^{13}C_{12}$-2,3,4,6,7,8-HxCDF	171	85.4	28%-136%	0.52	34:22	0.985	—
$^{13}C_{12}$-1,2,3,7,8,9-HxCDF	169	84.3	29%-147%	0.51	35:10	1.008	—
$^{13}C_{12}$-1,2,3,4,6,7,8-HpCDF	178	89.0	28%-143%	0.49	36:51	1.056	—
$^{13}C_{12}$-1,2,3,4,7,8,9-HpCDF	149	74.4	26%-138%	0.44	38:24	1.101	—

Cleanup Standard	Conc. (pg/g)	% Recovery	QC Limits	RT	RRT	Flags
$^{37}Cl_4$-2,3,7,8-TCDD	12.7	63.4	35%-197%	27:11	1.007	—

Recovery Standards	Ratio	RT	Flags
$^{13}C_{12}$-1,2,3,4-TCDD	0.79	27:00	—
$^{13}C_{12}$-1,2,3,7,8,9-HxCDD	1.20	34:53	—

Data Reviewer: _____ 07/18/2002

Triangle Laboratories, Inc.®
2445 S. Alston Ave. • Durham, North Carolina 27713
Phone: (919) 544-5729 • Fax: (919) 544-5491

Printed: 12:30 07/18/2002

TLI Project: **57840**
Client Sample: **DF-DP-65 0-2'**

Toxicity Equivalents Report
Analysis File: **W108204**

Client Project:	**Dioxin/Furan Analysis**				
Sample Matrix:	**SOLID**	Date Received:	**07/11/02**	Spike File:	**SP161B2S**
TLI ID:	**330-27-2**	Date Extracted:	**07/12/02**	ICal:	**WF5614B**
		Date Analyzed:	**07/17/02**	ConCal:	**WB21081**
Sample Size:	**11.700 g**	Dilution Factor:	**1**	% Moisture:	**14.5**
Dry Weight:	**10.003 g**	Blank File:	**W108202**	% Lipid:	**n/a**
GC Column:	**DB-5**	Analyst:	**JLD**	% Solids:	**85.5**

Analytes	Conc. (pg/g)		TEF		Equivalent
2,3,7,8-TCDD	{1.4}	x	1.	=	1.4
1,2,3,7,8-PeCDD	6.0	x	0.5	=	3.0
1,2,3,4,7,8-HxCDD	8.1	x	0.1	=	0.81
1,2,3,6,7,8-HxCDD	89.7	x	0.1	=	8.97
1,2,3,7,8,9-HxCDD	21.7	x	0.1	=	2.17
1,2,3,4,6,7,8-HpCDD	315	x	0.01	=	3.15
1,2,3,4,6,7,8,9-OCDD	6850	x	0.001	=	6.850
TOTAL PCDD					26.4
2,3,7,8-TCDF	7.4	x	0.1	=	0.74
1,2,3,7,8-PeCDF	9.9	x	0.05	=	0.50
2,3,4,7,8-PeCDF	56.1	x	0.5	=	28.1
1,2,3,4,7,8-HxCDF	454	x	0.1	=	45.4
1,2,3,6,7,8-HxCDF	151	x	0.1	=	15.1
2,3,4,6,7,8-HxCDF	176	x	0.1	=	17.6
1,2,3,7,8,9-HxCDF	3.8	x	0.1	=	0.38
1,2,3,4,6,7,8-HpCDF	8270	x	0.01	=	82.70
1,2,3,4,7,8,9-HpCDF	95.1	x	0.01	=	0.951
1,2,3,4,6,7,8,9-OCDF	1470	x	0.001	=	1.470
TOTAL PCDF					192.9

Total EPA TEFs, 1989a: 219.3 pg/g

{...} indicates that the value is that of a Detection Limit.

GRY_TEF v1.08, MILES 4.22.16

Triangle Laboratories, Inc.®
2445 S. Alston Ave. • Durham, North Carolina 27713
Phone: (919) 544-5729 • Fax: (919) 544-5491

Printed: 20:42 07/18/02

Initial ....Date...

Data Review By: GEM 7/18/02

Channel specific noise levels computed from 'NL' heights.

Page No. 1 Listing of W108204B.dbf
07/18/2002 Matched GC Peaks / Ratio / Ret. Time

Compound/ M_Z....	QC.Log	Omit	Why	..RT.	OK	Ratio	Total.Area/Ht	Area/Ht.Peak1	Area/Ht.Peak2	Rel.RT	Compound.Name..	ID..	Flags.
TCDF						0.65-0.89				0.877-1.070			
304-306		DC	NL			Height	22.77	15.09	7.68				
D		D	WL	23:19		0.71	494.86			0.881			
				23:55	RO	0.48	286.73	93.52	193.21	0.904			
				24:09		0.77	1,236.36	536.73	699.63	0.912			
				24:24		0.74	361.48	153.92	207.56	0.922			
A				24:38		0.78	435.00	191.00	244.00	0.931			
				24:51		0.70	1,355.38	559.26	796.12	0.939			
				25:08		0.76	1,013.23	437.73	575.50	0.950			
				25:29		0.66	910.13	362.27	547.86	0.963			
				25:41		0.72	247.52	103.89	143.63	0.970			
				25:55		0.72	893.35	375.45	517.90	0.979			
				26:06		0.77	1,068.44	465.92	602.52	0.986			
				26:19		0.80	235.90	104.94	130.96	0.994			
				26:30		0.78	1,323.53	580.10	743.43	1.001	2378-TCDF	AN	
				26:54	RO	0.90	193.63	91.65	101.98	1.016			
				27:22		0.68	604.97	244.41	360.56	1.034			
				27:42		0.74	9,502.75	4,051.80	5,450.95	1.047			
304-306			15	Peaks			19,668.40						
13C12-TCDF						0.65-0.89				0.944-1.133			
316-318		DC	NL			Height	7.06	3.75	3.31				
		DC	WL	23:27	RO	0.28	24.70			0.886			
				25:48	RO	0.99	27.16	13.48	13.68	0.975			
				26:05		0.77	117.69	51.38	66.31	0.986			
				26:28		0.75	13,667.18	5,876.26	7,790.92	1.000	13C12-2378-TCDF	IS0	
						Height	3,979.80	1,703.87	2,275.93				
				26:49	RO	0.62	257.94	99.03	158.91	1.013			
		DC	SN	27:00		0.67	27.34			1.020			
		DC	SN	27:11	RO	0.59	29.40			1.027			
316-318			4	Peaks			14,069.97						

---------- Above: TCDF / TCDD Follows ----------

TCDD						0.65-0.89				0.903-1.042			
320-322		DC	NL			Height	4.12	1.96	2.16				
A				24:42		0.68	49.90	20.20	29.70	0.909			J
				25:05		0.88	36.43	17.06	19.37	0.923	1379-TCDD	AN	J
				25:21	RO	0.90	49.91	23.70	26.21	0.933			
				26:01		0.85	365.80	167.81	197.99	0.958			
M				26:21	RO	0.59	158.60	58.60	100.00	0.970			
				26:40		0.69	49.66	20.19	29.47	0.982			J
				26:50	RO	0.58	23.87	8.72	15.15	0.988			
A				27:01		0.73	251.00	106.00	145.00	0.994			
				27:10	RO	0.91	80.72	38.44	42.28	1.000	2378-TCDD	AN	
				27:21	RO	1.09	24.93	12.99	11.94	1.007			
				27:30		0.82	158.54	71.32	87.22	1.012			

Triangle Laboratories, Inc.®
2445 S. Alston Ave. • Durham, North Carolina 27713
Phone: (919) 544-5729 • Fax: (919) 544-5491

Printed: 12:30 07/18/2002

Compound/ M_Z....	QC.Log	Omit	Why	RT.	OK	Ratio	Total.Area/Ht	Area/Ht.Peak1	Area/Ht.Peak2	Rel.RT	Compound.Name..	ID..	Flags.
				27:38	RO	1.89	91.90	60.09	31.81	1.017			
				27:46	RO	1.48	154.25	92.00	62.25	1.022			
	M			28:10	RO	0.63	49.60	19.20	30.40	1.037			
320-322			14 Peaks				1,545.11						
37Cl-TCDD										0.926-1.074			
328		DC	NL			Height	1.96	1.96					
				25:33			27.89	27.89		0.940			
				25:50			428.00	428.00		0.951			
				26:17			28.33	28.33		0.967			
				26:26			22.68	22.68		0.973			
				27:11			1,076.02	1,076.02		1.001	37Cl-TCDD	CLS	
				27:34			14,144.00	14,144.00		1.015			
				27:46			29.14	29.14		1.022			
				27:58			18.04	18.04		1.029			
				28:30			85.25	85.25		1.049			
328			9 Peaks				15,859.35						
13C12-TCDD						0.65-0.89				0.920-1.067			
332-334		DC	NL			Height	10.07	7.23	2.84				
				27:00		0.79	14,052.22	6,181.84	7,870.38	0.994	13C12-1234-TCDD	RS1	
				27:10		0.79	10,187.44	4,510.67	5,676.77	1.000	13C12-2378-TCDD	IS1	
						Height	2,882.97	1,250.50	1,632.47				
332-334			2 Peaks				24,239.66						
---------- Above: TCDD / PeCDF Follows ----------													
PeCDF						1.32-1.78				0.909-1.036			
340-342		DC	NL			Height	4.98	2.51	2.47				
		DC	WL	28:11		1.52	309.59			0.908			
				28:24		1.49	4,067.97	2,432.07	1,635.90	0.915			
				28:43		1.41	1,567.46	916.73	650.73	0.925			
				28:55		1.32	293.02	166.63	126.39	0.932			J
				29:07		1.45	686.27	405.99	280.28	0.938			
				29:19		1.36	461.17	265.45	195.72	0.945			
				29:31		1.48	12,973.12	7,738.79	5,234.33	0.951			
				29:42		1.47	8,199.45	4,875.86	3,323.59	0.957			
				29:54		1.48	10,966.12	6,548.81	4,417.31	0.963			
				30:06		1.52	1,558.21	938.90	619.31	0.970			
	NM			30:16		1.48	15,890.00	9,480.00	6,410.00	0.997			
	AN			30:22		1.42	792.00	465.00	327.00	1.001	12378-PeCDF	AN	
				30:39		1.43	2,251.47	1,325.26	926.21	0.988			
				31:03		1.44	4,444.02	2,623.94	1,820.08	1.001	23478-PeCDF	AN	
				31:15		1.49	2,567.59	1,538.02	1,029.57	1.007			
			X	31:24		1.57	341.00	208.23	132.77	1.012			J
				31:32	RO	1.23	71.53	39.42	32.11	1.016			
				31:40		1.55	789.43	479.54	309.89	1.020			
				31:54		1.51	3,449.64	2,073.57	1,376.07	1.028			
		DC	WH	32:16		1.75	44.84			1.040			
		DC	WH	32:29		1.53	928.40			1.047			
340-342			18 Peaks				71,369.47						

Compound/ M_Z....	QC.Log	Omit	Why	..RT.	OK	Ratio	Total.Area/Ht	Area/Ht.Peak1	Area/Ht.Peak2	Rel.RT	Compound.Name..	ID..	Flags.
13C12-PeCDF				1.32-1.78					0.806-1.128				
352-354	DC	NL		Height			4.83	1.96	2.87				
				29:30	RO	0.37	143.89	38.58	105.31	0.951			
				29:43	RO	0.20	90.44	14.92	75.52	0.958			
				30:21		1.44	13,115.86	7,734.46	5,381.40	1.000	13C12-PeCDF 123	IS2	
				Height			4,115.05	2,422.62	1,692.43				
				30:38	RO	0.24	481.60	92.83	388.77	0.987			
				31:02		1.43	13,335.59	7,853.24	5,482.35	1.000	13C12-PeCDF 234	IS3	
				Height			4,394.71	2,622.02	1,772.69				
				31:24	RO	1.14	37.79	20.13	17.66	1.012			
				31:32	RO	0.82	65.56	29.58	35.98	1.016			
				31:40	RO	0.70	148.95	61.12	87.83	1.020			
				31:59	RO	1.03	343.05	173.89	169.16	1.031			
352-354			9	Peaks			27,762.73						

---------- Above: PeCDF / PeCDD Follows ----------

PeCDD				1.32-1.78					0.939-1.021				
356-358	DC	NL		Height			4.69	2.42	2.27				
				29:37	RO	0.82	1,218.53	549.18	669.35	0.944			
				29:53	RO	0.17	68.35	9.93	58.42	0.953			
				30:04	RO	1.24	85.75	47.46	38.29	0.959			
				30:19	RO	1.23	919.93	506.64	413.29	0.967			
				30:28		1.35	599.57	344.14	255.43	0.971			
				30:38		1.39	168.33	97.78	70.55	0.977			J
				30:52	RO	1.30	455.82	257.72	198.10	0.984			
				31:05		1.51	311.74	187.41	124.33	0.991			
D	D	SN		31:13	RO	0.01	2,857.55			0.995			
				31:23		1.40	342.17	199.80	142.37	1.001	12378-PeCDD	AN	
				31:40		1.78	104.90	67.19	37.71	1.010			J
				31:50	RO	0.92	228.59	109.64	118.95	1.015			
	DC	WH		32:08	RO	0.34	43.86			1.024			
356-358			11	Peaks			4,503.68						
13C12-PeCDD				1.32-1.78					0.734-1.053				
368-370	DC	NL		Height			3.74	2.00	1.74				
	DC	SN		29:57	RO	0.77	15.89			0.955			
	DC	SN		30:10	RO	1.26	12.92			0.962			
				30:18		1.41	36.87	21.58	15.29	0.966			
				30:28		1.71	39.15	24.68	14.47	0.971			
				30:38	RO	0.88	18.62	8.73	9.89	0.977			
				31:22		1.56	9,016.64	5,499.84	3,516.80	1.000	13C12-PeCDD 123	IS4	
				Height			2,936.14	1,791.82	1,144.32				
	DC	SN		31:52	RO	3.77	17.11			1.016			
				32:00	RO	2.06	25.13	16.92	8.21	1.020			
	DC	SN		32:09	RO	0.50	11.57			1.025			
	DC	SN		32:15	RO	1.31	9.50			1.028			
368-370			5	Peaks			9,136.41						

---------- Above: PeCDD / HxCDF Follows ----------

Compound/ M_Z....	QC.Log	Omit	Why	RT.	OK	Ratio	Total.Area/Ht	Area/Ht.Peak1	Area/Ht.Peak2	Rel.RT	Compound.Name..	ID..	Flags.
HxCDF				1.05-1.43					0.929-1.007				
374-376		DC	NL			Height	42.28	19.15	23.13				
				32:50		1.26	17,287.56	9,635.83	7,651.73	0.934			
				32:58		1.28	74,349.40	41,761.80	32,587.60	0.937			
				33:07		1.31	1,119.19	634.10	485.09	0.942			
				33:16		1.24	899.95	498.00	401.95	0.946			
				33:25		1.27	93,492.00	52,254.90	41,237.10	0.950			
				33:40		1.23	456.31	251.80	204.51	0.957			
				33:47		1.28	24,671.90	13,828.40	10,843.50	1.000	123478-HxCDF	AN	
				33:54		1.30	8,257.11	4,665.04	3,592.07	1.000	123678-HxCDF	AN	
				34:01	RO	2.07	303.75	204.80	98.95	0.967			
				34:11		1.14	288.55	153.70	134.85	0.972			
				34:23		1.26	10,260.37	5,715.23	4,545.14	1.000	234678-HxCDF	AN	
	AN			35:10		1.18	199.30	108.00	91.30	1.000	123789-HxCDF	AN	J
	M			35:14		1.34	1,273.00	730.00	543.00	1.002			
374-376			13	Peaks			232,858.39						
13C12-HxCDF				0.43-0.59					0.879-1.106				
384-386		DC	NL			Height	6.93	2.77	4.16				
		DC	SN	32:50	RO	0.85	24.73			0.934			
				32:58	RO	1.36	72.59	41.78	30.81	0.937			
				33:25	RO	2.22	72.08	49.68	22.40	0.950			
				33:47		0.52	8,741.17	2,980.84	5,760.33	1.000	13C12-HxCDF 478	IS5	
						Height	3,192.56	1,094.25	2,098.31				
				33:53		0.52	8,483.71	2,919.86	5,563.85	1.000	13C12-HxCDF 678	IS6	
						Height	2,892.68	1,020.51	1,872.17				
				34:00		0.55	25.58	9.09	16.49	0.967			
		DC	SN	34:05	RO	1.89	9.01			0.969			
				34:11	RO	1.09	21.83	11.39	10.44	0.972			
				34:22		0.52	9,661.57	3,305.51	6,356.06	1.000	13C12-HxCDF 234	IS7	
						Height	3,270.51	1,116.72	2,153.79				
		DC	SN	34:33	RO	0.61	17.05			0.982			
				34:55	RO	1.67	18.93	11.83	7.10	0.993			
				35:10		0.51	8,285.00	2,804.96	5,480.04	1.000	13C12-HxCDF 789	IS8	
						Height	2,622.14	871.95	1,750.19				
		DC	SN	35:26	RO	0.69	17.72			1.008			
		DC	SN	35:32	RO	1.74	12.44			1.010			
		DC	SN	35:37		0.55	8.94			1.013			
384-386			9	Peaks			35,382.46						

---------- Above: HxCDF / HxCDD Follows ----------

HxCDD				1.05-1.43					0.959-1.013				
390-392		DC	NL			Height	12.85	5.12	7.73				
				33:19		1.24	3,207.40	1,772.67	1,434.73	0.964			
		DC	SN	33:23	RO	1.90	35.70			0.966			
				33:46		1.26	445.01	248.22	196.79	0.977			
				33:58		1.24	12,440.18	6,876.94	5,563.24	0.983			
	A			34:26		1.42	169.90	99.70	70.20	0.996			J
	AN			34:30		1.18	327.00	177.00	150.00	1.000	123478-HxCDD	AN	
	M			34:35		1.20	3,460.00	1,890.00	1,570.00	1.000	123678-HxCDD	AN	
				34:54		1.33	878.00	501.36	376.64	1.010	123789-HxCDD	AN	

Compound/ M_Z....	QC.Log	Omit	Why	..RT.	OK	Ratio	Total.Area/Ht	Area/Ht.Peak1	Area/Ht.Peak2	Rel.RT	Compound.Name..	ID..	Flags
	DC	WH		35:08		1.41	209.28			1.016			
390-392			7 Peaks				20,927.49						
13C12-HxCDD				1.05-1.43						0.983-1.041			
402-404	DC	NL			Height		8.39	4.85	3.54				
	DC	WL		33:26	RO	1.55	16.91			0.970			
				33:57		1.22	46.26	25.38	20.88	0.985			
	DC	SN		34:03	RO	0.03	86.21			0.987			
	DC	SN		34:12	RO	0.24	33.99			0.992			
				34:29		1.20	6,930.47	3,777.71	3,152.76	1.000	13C12-HxCDD 478	IS9	
					Height		2,512.77	1,370.44	1,142.33				
				34:34		1.19	7,061.45	3,836.21	3,225.24	1.000	13C12-HxCDD 678	IS10	
					Height		2,352.14	1,274.95	1,077.19				
				34:53		1.20	8,877.84	4,850.40	4,027.44	1.012	13C12-HxCDD 789	RS2	
				35:06	RO	0.19	45.70	7.39	38.31	1.018			
402-404			5 Peaks				22,961.72						
---------- Above: HxCDD / HpCDF Follows ----------													
HpCDF				0.88-1.20						0.955-1.004			
408-410	DC	NL			Height		16.25	8.44	7.81				
				36:51		1.07	470,944.00	242,917.00	228,027.00	1.000	1234678-HpCDF	AN	E
				37:17		1.05	229,846.00	117,492.00	112,354.00	0.971			E
				38:25		1.06	3,570.19	1,833.21	1,736.98	1.000	1234789-HpCDF	AN	
408-410			3 Peaks				704,360.19						
13C12-HpCDF				0.37-0.51						0.856-1.143			
418-420	DC	NL			Height		4.78	2.53	2.25				
				36:51		0.49	7,633.38	2,510.33	5,123.05	1.000	13C12-HpCDF 678	IS11	
					Height		2,152.68	715.91	1,436.77				
				37:17	RO	2.79	179.53	132.16	47.37	0.971			
				38:24		0.44	5,045.14	1,546.30	3,498.84	1.000	13C12-HpCDF 789	IS12	
					Height		1,261.77	401.78	859.99				
418-420			3 Peaks				12,858.05						
---------- Above: HpCDF / HpCDD Follows ----------													
HpCDD				0.88-1.20						0.975-1.005			
424-426	DC	NL			Height		13.82	7.16	6.66				
				37:08		1.03	6,766.28	3,434.04	3,332.24	0.980			
D	D	NH		37:28		0.95	59.05			0.989			
				37:54		1.03	9,672.11	4,896.63	4,775.48	1.000	1234678-HpCDD	AN	
424-426			2 Peaks				16,438.39						
13C12-HpCDD				0.88-1.20						0.868-1.079			
436-438	DC	NL			Height		9.96	6.44	3.52				
	DC	SN		37:07	RO	1.88	27.08			0.979			
	DC	SN		37:17	RO	2.64	43.99			0.984			
				37:54		1.04	6,077.48	3,091.09	2,986.39	1.000	13C12-HpCDD 678	IS13	
					Height		1,677.92	856.90	821.02				
436-438			1 Peak				6,077.48						

Compound/ M_Z....	QC.Log	Omit	Why	..RT.	OK	Ratio	Total.Area/Ht	Area/Ht.Peak1	Area/Ht.Peak2	Rel.RT	Compound.Name..	ID..	Flags.
---------- Above: HpCDD / Octa-CDD and CDF Follows ----------													
OCDF						0.76-1.02				0.952-1.048			
442-444	DC	NL				Height	4.55	2.36	2.19				
N				41:50		0.89	65,526.30	30,775.90	34,750.40	1.005	OCDF	AN	
442-444			1	Peak			65,526.30						
OCDD						0.76-1.02				0.952-1.048			
458-460	DC	NL				Height	2.40	1.20	1.20				
				41:38		0.85	241,856.00	111,140.00	130,716.00	1.000	OCDD	AN	E
458-460			1	Peak			241,856.00						
13C12-OCDD						0.76-1.02				0.996-1.004			
470-472	DC	NL				Height	4.69	2.00	2.69				
				41:38		0.85	13,438.45	6,184.25	7,254.20	1.000	13C12-OCDD	IS14	
						Height	2,951.85	1,339.16	1,612.69				
	DC	WH		41:49		0.85	39.60			1.004			
	DC	WH		42:03	RO	1.19	14.49			1.010			
470-472			1	Peak			13,438.45						

Column Description.....	"Why" Code Description.....	QC Log Desc.....
M_Z -Nominal Ion Mass(es)	WL-Below Retention Time Window	A-Peak Added
..RT. -Retention Time (mm:ss)	WH-Above Retention Time Window	K-Peak Kept
Rat.1 -Ratio of M/M+2 Ions	SN-Below Signal to Noise Level	D-Peak Deleted
OK -RO=Ratio Outside Limits	<M-Below Method Detection Limit	T-Time Changed
Rel.RT-Relative Retention Time	NL-Channel Specific Noise Level	M-Peak Area Changed
		N-Name Changed
		X-Ether Interference

*** End of Report ***

File:W1082 #1-798 Acq:17-JUL-2002 18:16:23 GC EI+ Voltage SIR 70S Noise:18866
303.9016 S:4 F:2 BSUB(256,30,-3.0) PKD(9,5,3,0.10%,75464.0,1.00%,F,T) Exp:NDB5US
TRIANGLE LABS Text:TLI#57840 DF-DP-65 0-2'

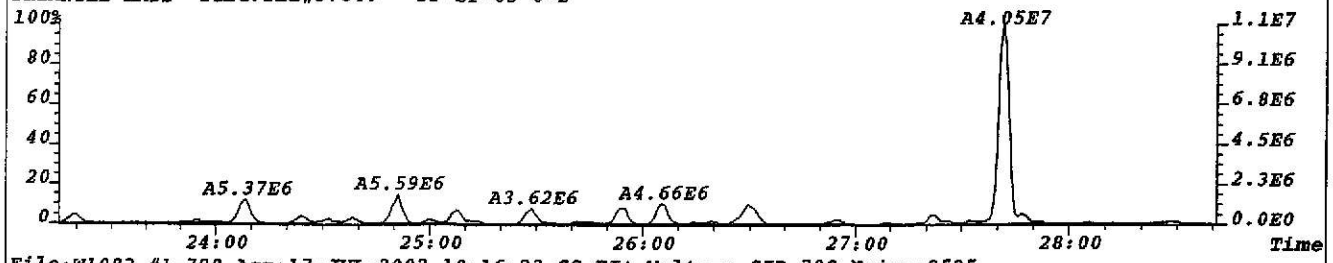

File:W1082 #1-798 Acq:17-JUL-2002 18:16:23 GC EI+ Voltage SIR 70S Noise:9595
305.8987 S:4 F:2 BSUB(256,30,-3.0) PKD(9,5,3,0.10%,38380.0,1.00%,F,T) Exp:NDB5US
TRIANGLE LABS Text:TLI#57840 DF-DP-65 0-2'

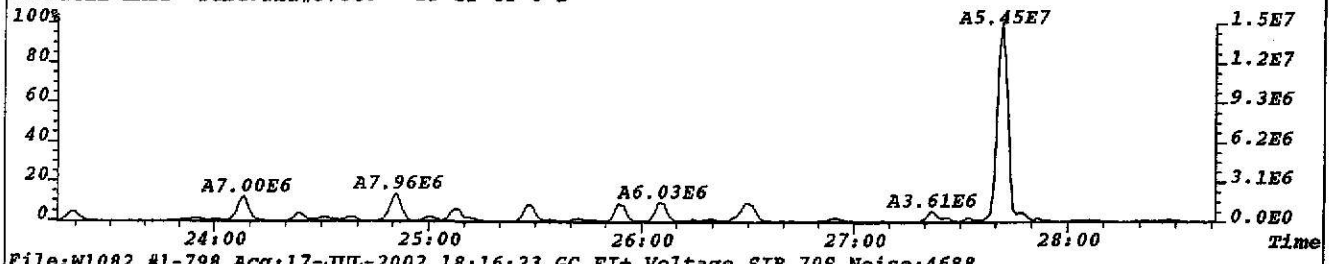

File:W1082 #1-798 Acq:17-JUL-2002 18:16:23 GC EI+ Voltage SIR 70S Noise:4688
315.9419 S:4 F:2 BSUB(256,30,-3.0) PKD(9,5,3,0.10%,18752.0,1.00%,F,T) Exp:NDB5US
TRIANGLE LABS Text:TLI#57840 DF-DP-65 0-2'

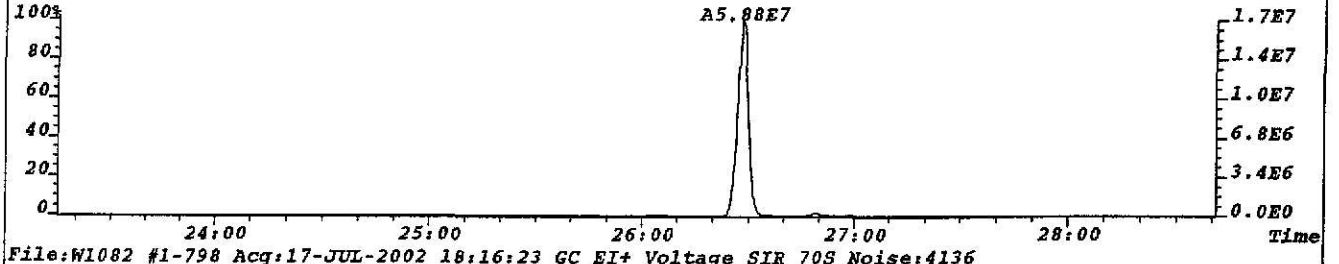

File:W1082 #1-798 Acq:17-JUL-2002 18:16:23 GC EI+ Voltage SIR 70S Noise:4136
317.9389 S:4 F:2 BSUB(256,30,-3.0) PKD(9,5,3,0.10%,16544.0,1.00%,F,T) Exp:NDB5US
TRIANGLE LABS Text:TLI#57840 DF-DP-65 0-2'

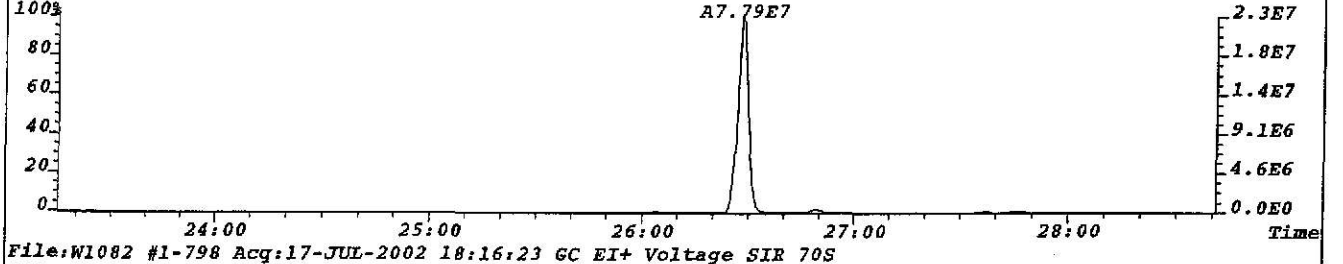

File:W1082 #1-798 Acq:17-JUL-2002 18:16:23 GC EI+ Voltage SIR 70S
330.9792 S:4 F:2 Exp:NDB5US
TRIANGLE LABS Text:TLI#57840 DF-DP-65 0-2'

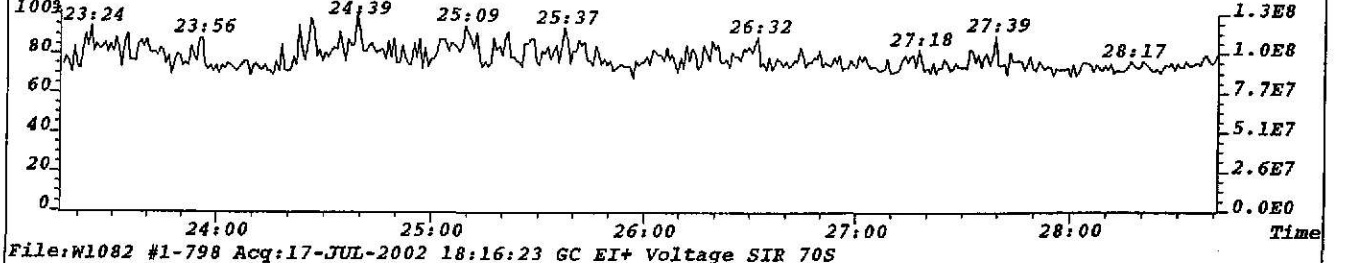

File:W1082 #1-798 Acq:17-JUL-2002 18:16:23 GC EI+ Voltage SIR 70S
375.8364 S:4 F:2 Exp:NDB5US
TRIANGLE LABS Text:TLI#57840 DF-DP-65 0-2'

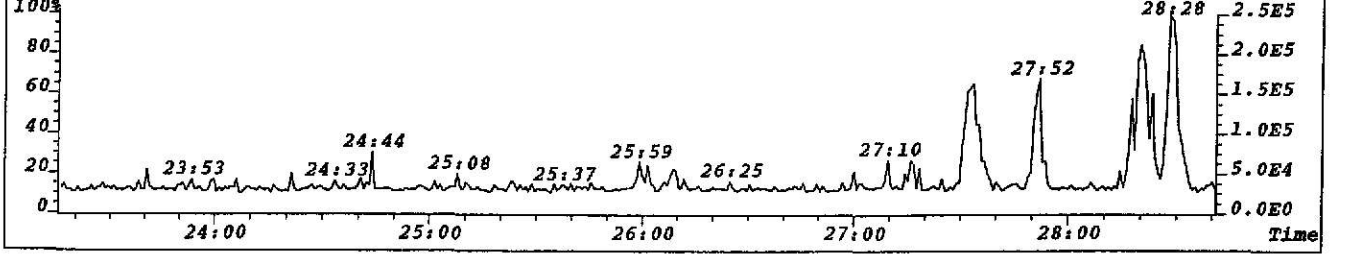

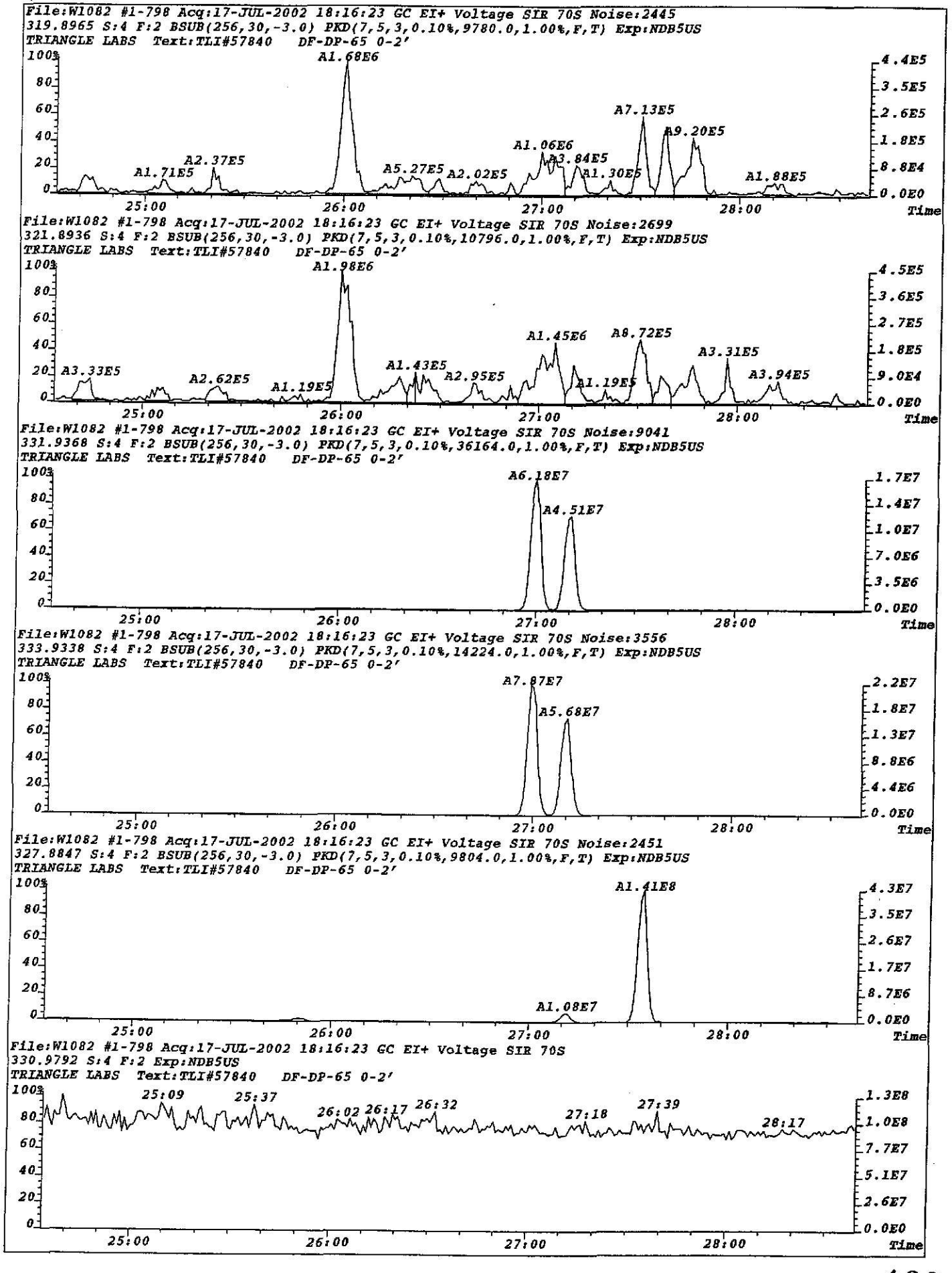
File:W1082 #1-798 Acq:17-JUL-2002 18:16:23 GC EI+ Voltage SIR 70S Noise:2445
319.8965 S:4 F:2 BSUB(256,30,-3.0) PKD(7,5,3,0.10%,9780.0,1.00%,F,T) Exp:NDB5US
TRIANGLE LABS Text:TLI#57840 DF-DP-65 0-2'
A1.68E6
A7.13E5
A9.20E5
A1.06E6
A3.84E5
A2.37E5
A1.71E5
A5.27E5
A2.02E5
A1.30E5
A1.88E5
File:W1082 #1-798 Acq:17-JUL-2002 18:16:23 GC EI+ Voltage SIR 70S Noise:2699
321.8936 S:4 F:2 BSUB(256,30,-3.0) PKD(7,5,3,0.10%,10796.0,1.00%,F,T) Exp:NDB5US
TRIANGLE LABS Text:TLI#57840 DF-DP-65 0-2'
A1.98E6
A1.45E6
A8.72E5
A3.31E5
A3.33E5
A2.62E5
A1.19E5
A1.43E5
A2.95E5
A1.19E5
A3.94E5
File:W1082 #1-798 Acq:17-JUL-2002 18:16:23 GC EI+ Voltage SIR 70S Noise:9041
331.9368 S:4 F:2 BSUB(256,30,-3.0) PKD(7,5,3,0.10%,36164.0,1.00%,F,T) Exp:NDB5US
TRIANGLE LABS Text:TLI#57840 DF-DP-65 0-2'
A6.18E7
A4.51E7
File:W1082 #1-798 Acq:17-JUL-2002 18:16:23 GC EI+ Voltage SIR 70S Noise:3556
333.9338 S:4 F:2 BSUB(256,30,-3.0) PKD(7,5,3,0.10%,14224.0,1.00%,F,T) Exp:NDB5US
TRIANGLE LABS Text:TLI#57840 DF-DP-65 0-2'
A7.87E7
A5.68E7
File:W1082 #1-798 Acq:17-JUL-2002 18:16:23 GC EI+ Voltage SIR 70S Noise:2451
327.8847 S:4 F:2 BSUB(256,30,-3.0) PKD(7,5,3,0.10%,9804.0,1.00%,F,T) Exp:NDB5US
TRIANGLE LABS Text:TLI#57840 DF-DP-65 0-2'
A1.41E8
A1.08E7
File:W1082 #1-798 Acq:17-JUL-2002 18:16:23 GC EI+ Voltage SIR 70S
330.9792 S:4 F:2 Exp:NDB5US
TRIANGLE LABS Text:TLI#57840 DF-DP-65 0-2'
25:09
25:37
26:02
26:17
26:32
27:18
27:39
28:17
Time

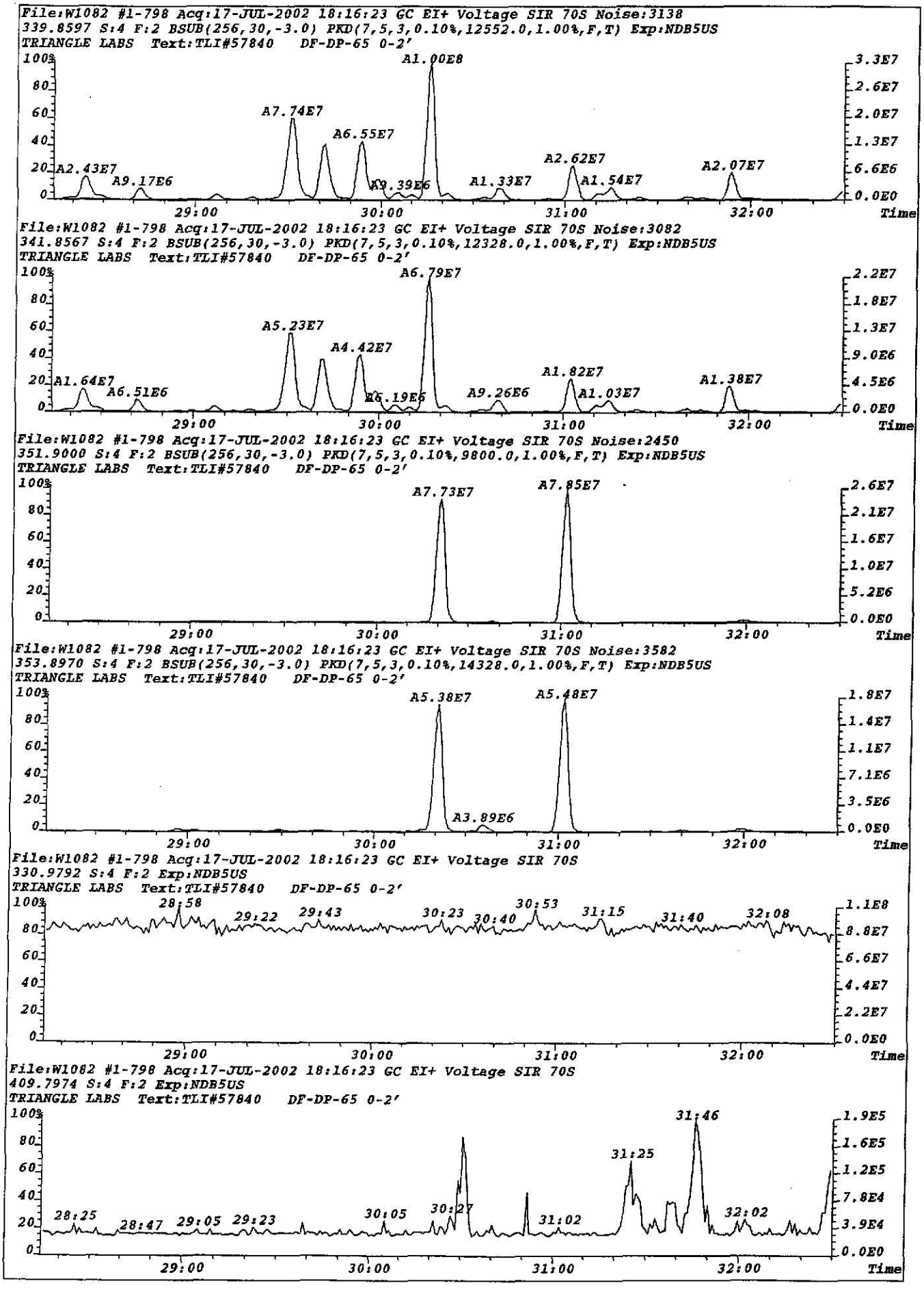
File:W1082 #1-798 Acq:17-JUL-2002 18:16:23 GC EI+ Voltage SIR 70S Noise:3138
339.8597 S:4 F:2 BSUB(256,30,-3.0) PKD(7,5,3,0.10%,12552.0,1.00%,F,T) Exp:NDB5US
TRIANGLE LABS Text:TLI#57840 DF-DP-65 0-2'
A1.00E8
A7.74E7
A6.55E7
A2.43E7
A9.17E6
A9.39E6
A1.33E7
A2.62E7
A1.54E7
A2.07E7
File:W1082 #1-798 Acq:17-JUL-2002 18:16:23 GC EI+ Voltage SIR 70S Noise:3082
341.8567 S:4 F:2 BSUB(256,30,-3.0) PKD(7,5,3,0.10%,12328.0,1.00%,F,T) Exp:NDB5US
TRIANGLE LABS Text:TLI#57840 DF-DP-65 0-2'
A6.79E7
A5.23E7
A4.42E7
A1.64E7
A6.51E6
A6.19E6
A9.26E6
A1.82E7
A1.03E7
A1.38E7
File:W1082 #1-798 Acq:17-JUL-2002 18:16:23 GC EI+ Voltage SIR 70S Noise:2450
351.9000 S:4 F:2 BSUB(256,30,-3.0) PKD(7,5,3,0.10%,9800.0,1.00%,F,T) Exp:NDB5US
TRIANGLE LABS Text:TLI#57840 DF-DP-65 0-2'
A7.73E7
A7.85E7
File:W1082 #1-798 Acq:17-JUL-2002 18:16:23 GC EI+ Voltage SIR 70S Noise:3582
353.8970 S:4 F:2 BSUB(256,30,-3.0) PKD(7,5,3,0.10%,14328.0,1.00%,F,T) Exp:NDB5US
TRIANGLE LABS Text:TLI#57840 DF-DP-65 0-2'
A5.38E7
A5.48E7
A3.89E6
File:W1082 #1-798 Acq:17-JUL-2002 18:16:23 GC EI+ Voltage SIR 70S
330.9792 S:4 F:2 Exp:NDB5US
TRIANGLE LABS Text:TLI#57840 DF-DP-65 0-2'
28:58
29:22
29:43
30:23
30:40
30:53
31:15
31:40
32:08
File:W1082 #1-798 Acq:17-JUL-2002 18:16:23 GC EI+ Voltage SIR 70S
409.7974 S:4 F:2 Exp:NDB5US
TRIANGLE LABS Text:TLI#57840 DF-DP-65 0-2'
31:46
31:25
28:25
28:47
29:05
29:23
30:05
30:27
31:02
32:02
29:00
30:00
31:00
32:00
Time

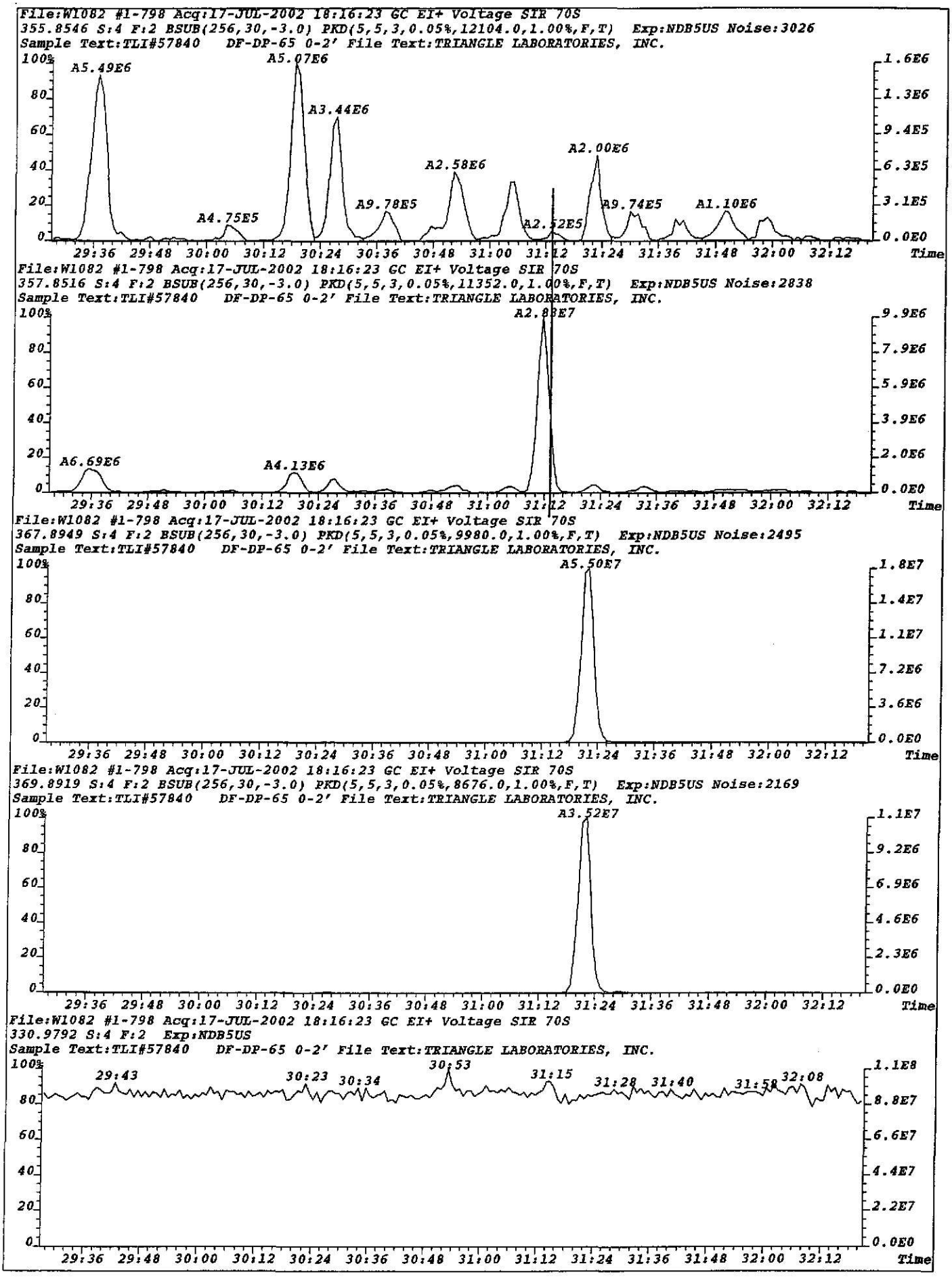
File:W1082 #1-798 Acq:17-JUL-2002 18:16:23 GC EI+ Voltage SIR 70S
355.8546 S:4 F:2 BSUB(256,30,-3.0) PKD(5,5,3,0.05%,12104.0,1.00%,F,T) Exp:NDB5US Noise:3026
Sample Text:TLI#57840 DF-DP-65 0-2' File Text:TRIANGLE LABORATORIES, INC.
A5.49E6
A5.07E6
A3.44E6
A4.75E5
A9.78E5
A2.58E6
A2.52E5
A2.00E6
A9.74E5
A1.10E6
File:W1082 #1-798 Acq:17-JUL-2002 18:16:23 GC EI+ Voltage SIR 70S
357.8516 S:4 F:2 BSUB(256,30,-3.0) PKD(5,5,3,0.05%,11352.0,1.00%,F,T) Exp:NDB5US Noise:2838
Sample Text:TLI#57840 DF-DP-65 0-2' File Text:TRIANGLE LABORATORIES, INC.
A2.83E7
A6.69E6
A4.13E6
File:W1082 #1-798 Acq:17-JUL-2002 18:16:23 GC EI+ Voltage SIR 70S
367.8949 S:4 F:2 BSUB(256,30,-3.0) PKD(5,5,3,0.05%,9980.0,1.00%,F,T) Exp:NDB5US Noise:2495
Sample Text:TLI#57840 DF-DP-65 0-2' File Text:TRIANGLE LABORATORIES, INC.
A5.50E7
File:W1082 #1-798 Acq:17-JUL-2002 18:16:23 GC EI+ Voltage SIR 70S
369.8919 S:4 F:2 BSUB(256,30,-3.0) PKD(5,5,3,0.05%,8676.0,1.00%,F,T) Exp:NDB5US Noise:2169
Sample Text:TLI#57840 DF-DP-65 0-2' File Text:TRIANGLE LABORATORIES, INC.
A3.52E7
File:W1082 #1-798 Acq:17-JUL-2002 18:16:23 GC EI+ Voltage SIR 70S
330.9792 S:4 F:2 Exp:NDB5US
Sample Text:TLI#57840 DF-DP-65 0-2' File Text:TRIANGLE LABORATORIES, INC.
29:43
30:23
30:34
30:53
31:15
31:28
31:40
31:58
32:08
29:36 29:48 30:00 30:12 30:24 30:36 30:48 31:00 31:12 31:24 31:36 31:48 32:00 32:12
Time

File:W1082 #1-422 Acq:17-JUL-2002 18:16:23 GC EI+ Voltage SIR 70S Noise:23932
373.8208 S:4 F:3 BSUB(256,30,-3.0) PKD(7,5,3,0.10%,95728.0,1.00%,F,T) Exp:NDB5US
TRIANGLE LABS Text:TLI#57840 DF-DP-65 0-2'



File:W1082 #1-422 Acq:17-JUL-2002 18:16:23 GC EI+ Voltage SIR 70S Noise:28913
375.8178 S:4 F:3 BSUB(256,30,-3.0) PKD(7,5,3,0.10%,115652.0,1.00%,F,T) Exp:NDB5US
TRIANGLE LABS Text:TLI#57840 DF-DP-65 0-2'



File:W1082 #1-422 Acq:17-JUL-2002 18:16:23 GC EI+ Voltage SIR 70S Noise:3465
383.8639 S:4 F:3 BSUB(256,30,-3.0) PKD(7,5,3,0.10%,13860.0,1.00%,F,T) Exp:NDB5US
TRIANGLE LABS Text:TLI#57840 DF-DP-65 0-2'

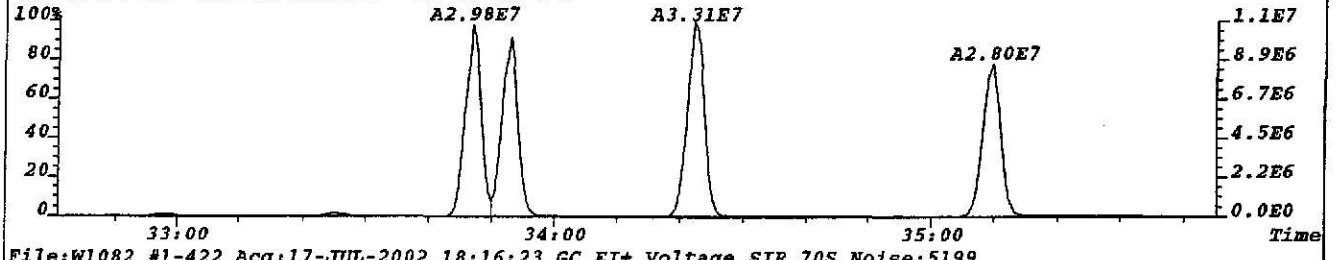

File:W1082 #1-422 Acq:17-JUL-2002 18:16:23 GC EI+ Voltage SIR 70S Noise:5199
385.8610 S:4 F:3 BSUB(256,30,-3.0) PKD(7,5,3,0.10%,20796.0,1.00%,F,T) Exp:NDB5US
TRIANGLE LABS Text:TLI#57840 DF-DP-65 0-2'

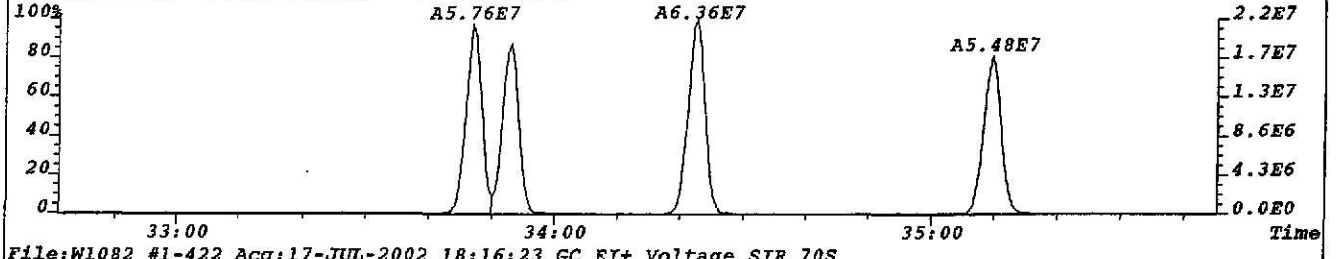

File:W1082 #1-422 Acq:17-JUL-2002 18:16:23 GC EI+ Voltage SIR 70S
392.9760 S:4 F:3 Exp:NDB5US
TRIANGLE LABS Text:TLI#57840 DF-DP-65 0-2'

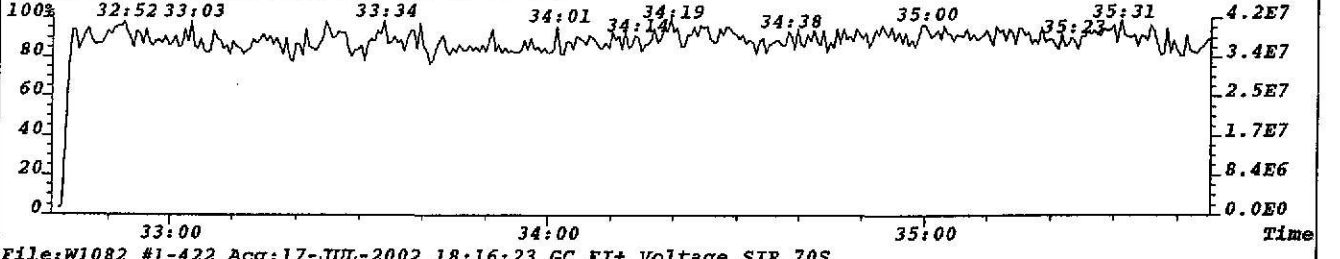

File:W1082 #1-422 Acq:17-JUL-2002 18:16:23 GC EI+ Voltage SIR 70S
445.7555 S:4 F:3 Exp:NDB5US
TRIANGLE LABS Text:TLI#57840 DF-DP-65 0-2'

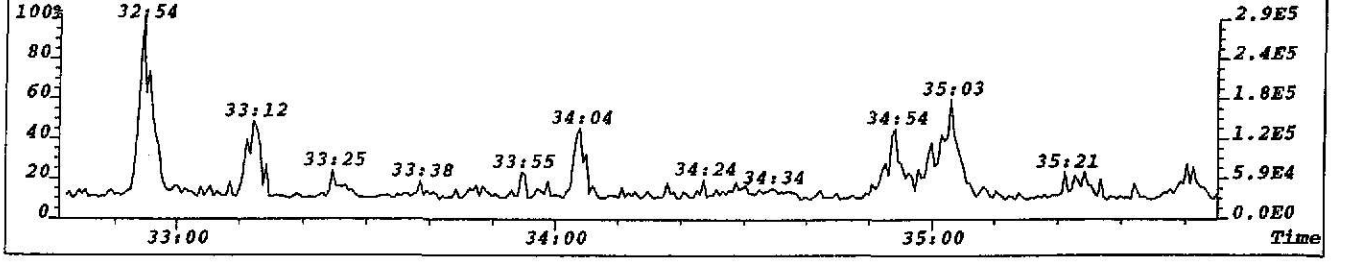

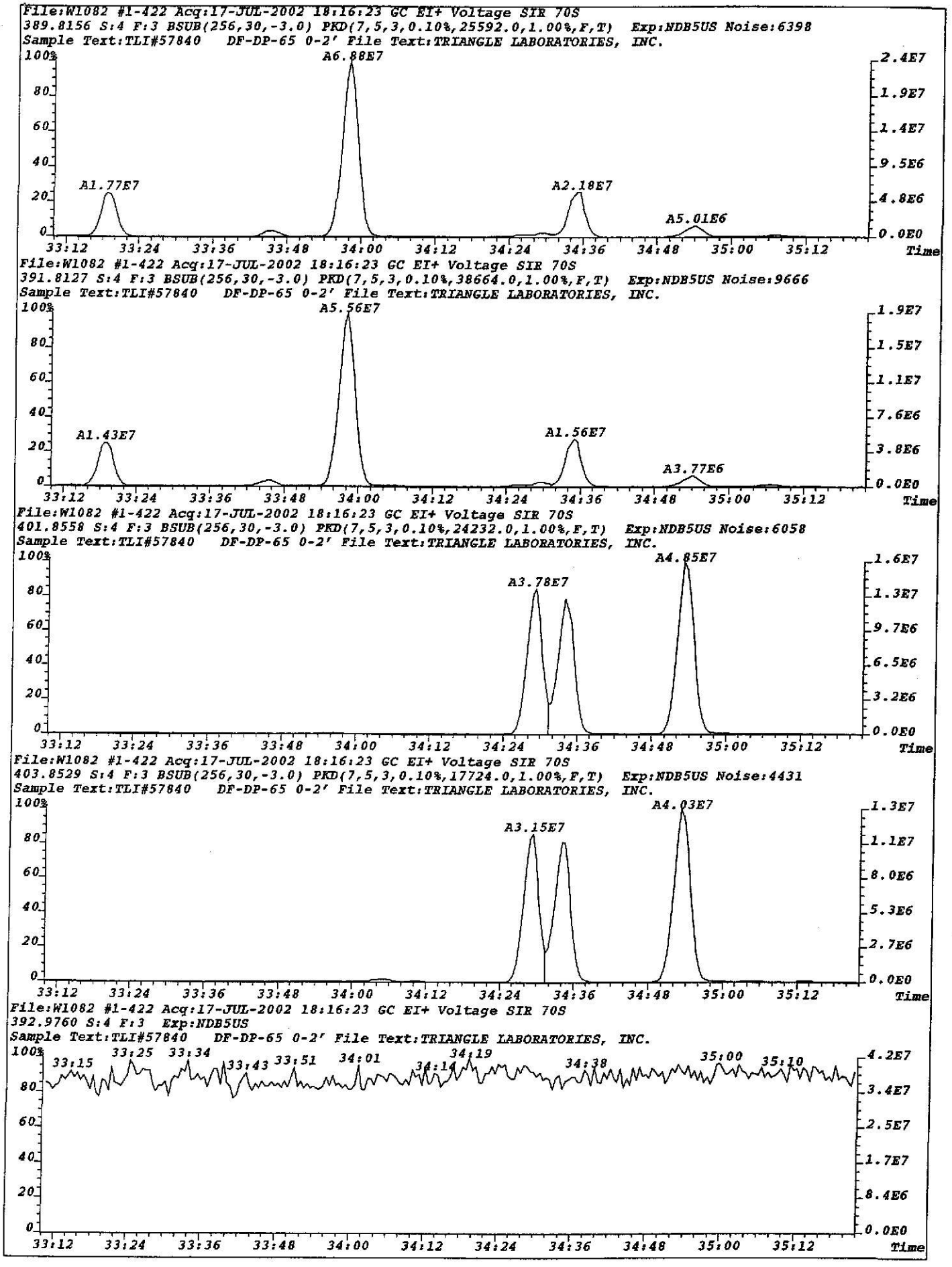
File:W1082 #1-422 Acq:17-JUL-2002 18:16:23 GC EI+ Voltage SIR 70S
389.8156 S:4 F:3 BSUB(256,30,-3.0) PKD(7,5,3,0.10%,25592.0,1.00%,F,T) Exp:NDB5US Noise:6398
Sample Text:TLI#57840 DF-DP-65 0-2' File Text:TRIANGLE LABORATORIES, INC.
A6.88E7
A1.77E7
A2.18E7
A5.01E6
File:W1082 #1-422 Acq:17-JUL-2002 18:16:23 GC EI+ Voltage SIR 70S
391.8127 S:4 F:3 BSUB(256,30,-3.0) PKD(7,5,3,0.10%,38664.0,1.00%,F,T) Exp:NDB5US Noise:9666
Sample Text:TLI#57840 DF-DP-65 0-2' File Text:TRIANGLE LABORATORIES, INC.
A5.56E7
A1.43E7
A1.56E7
A3.77E6
File:W1082 #1-422 Acq:17-JUL-2002 18:16:23 GC EI+ Voltage SIR 70S
401.8558 S:4 F:3 BSUB(256,30,-3.0) PKD(7,5,3,0.10%,24232.0,1.00%,F,T) Exp:NDB5US Noise:6058
Sample Text:TLI#57840 DF-DP-65 0-2' File Text:TRIANGLE LABORATORIES, INC.
A4.85E7
A3.78E7
File:W1082 #1-422 Acq:17-JUL-2002 18:16:23 GC EI+ Voltage SIR 70S
403.8529 S:4 F:3 BSUB(256,30,-3.0) PKD(7,5,3,0.10%,17724.0,1.00%,F,T) Exp:NDB5US Noise:4431
Sample Text:TLI#57840 DF-DP-65 0-2' File Text:TRIANGLE LABORATORIES, INC.
A4.03E7
A3.15E7
File:W1082 #1-422 Acq:17-JUL-2002 18:16:23 GC EI+ Voltage SIR 70S
392.9760 S:4 F:3 Exp:NDB5US
Sample Text:TLI#57840 DF-DP-65 0-2' File Text:TRIANGLE LABORATORIES, INC.
Time

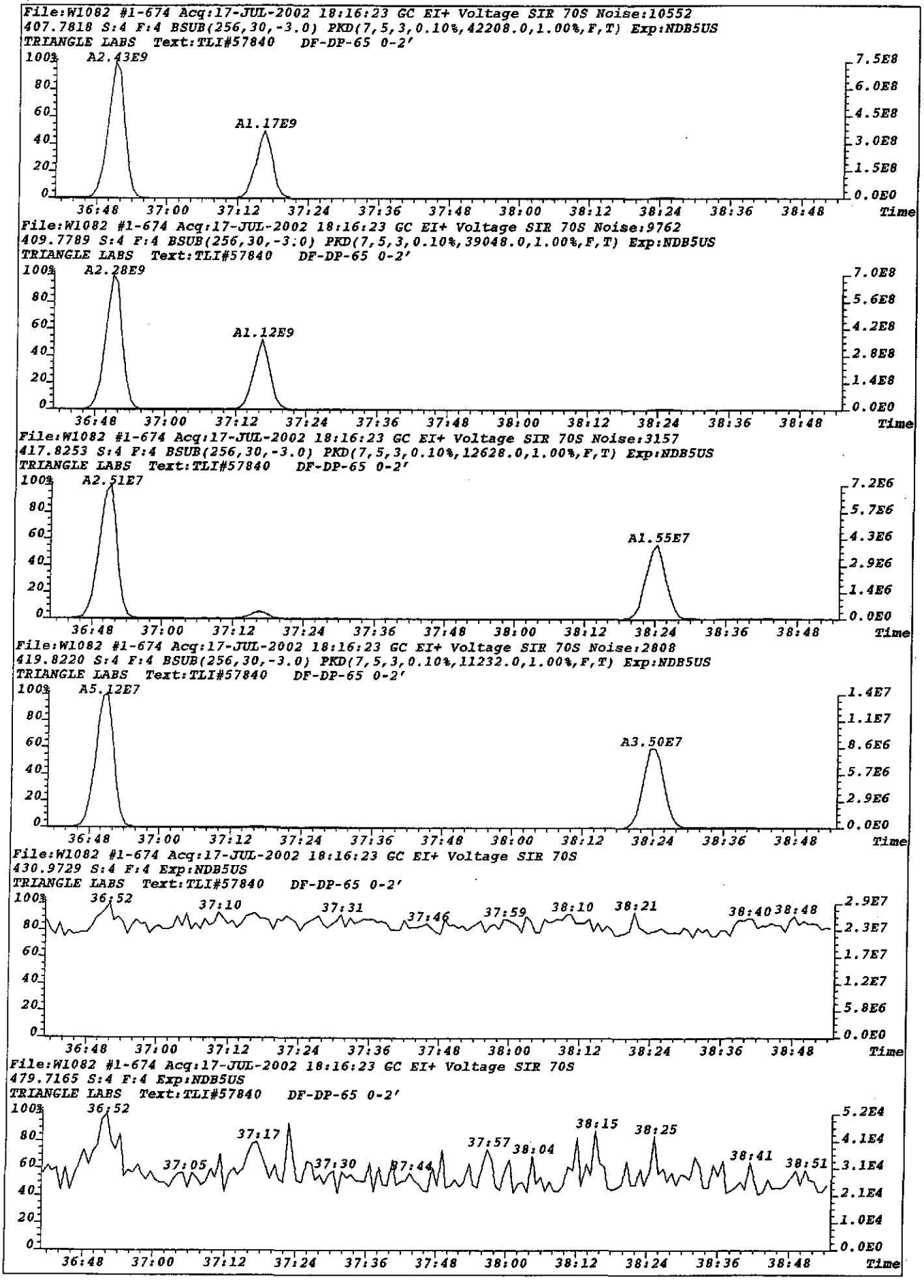
File:W1082 #1-674 Acq:17-JUL-2002 18:16:23 GC EI+ Voltage SIR 70S Noise:10552
407.7818 S:4 F:4 BSUB(256,30,-3.0) PKD(7,5,3,0.10%,42208.0,1.00%,F,T) Exp:NDB5US
TRIANGLE LABS Text:TLI#57840 DF-DP-65 0-2'
A2.43E9
A1.17E9
File:W1082 #1-674 Acq:17-JUL-2002 18:16:23 GC EI+ Voltage SIR 70S Noise:9762
409.7789 S:4 F:4 BSUB(256,30,-3.0) PKD(7,5,3,0.10%,39048.0,1.00%,F,T) Exp:NDB5US
TRIANGLE LABS Text:TLI#57840 DF-DP-65 0-2'
A2.28E9
A1.12E9
File:W1082 #1-674 Acq:17-JUL-2002 18:16:23 GC EI+ Voltage SIR 70S Noise:3157
417.8253 S:4 F:4 BSUB(256,30,-3.0) PKD(7,5,3,0.10%,12628.0,1.00%,F,T) Exp:NDB5US
TRIANGLE LABS Text:TLI#57840 DF-DP-65 0-2'
A2.51E7
A1.55E7
File:W1082 #1-674 Acq:17-JUL-2002 18:16:23 GC EI+ Voltage SIR 70S Noise:2808
419.8220 S:4 F:4 BSUB(256,30,-3.0) PKD(7,5,3,0.10%,11232.0,1.00%,F,T) Exp:NDB5US
TRIANGLE LABS Text:TLI#57840 DF-DP-65 0-2'
A5.12E7
A3.50E7
File:W1082 #1-674 Acq:17-JUL-2002 18:16:23 GC EI+ Voltage SIR 70S
430.9729 S:4 F:4 Exp:NDB5US
TRIANGLE LABS Text:TLI#57840 DF-DP-65 0-2'
File:W1082 #1-674 Acq:17-JUL-2002 18:16:23 GC EI+ Voltage SIR 70S
479.7165 S:4 F:4 Exp:NDB5US
TRIANGLE LABS Text:TLI#57840 DF-DP-65 0-2'
Time

File:W1082 #1-674 Acq:17-JUL-2002 18:16:23 GC EI+ Voltage SIR 70S
423.7766 S:4 F:4 BSUB(256,30,-3.0) PKD(7,5,3,0.10%,35796.0,1.00%,F,T) Exp:NDB5US Noise:8949
Sample Text:TLI#57840 DF-DP-65 0-2' File Text:TRIANGLE LABORATORIES, INC.

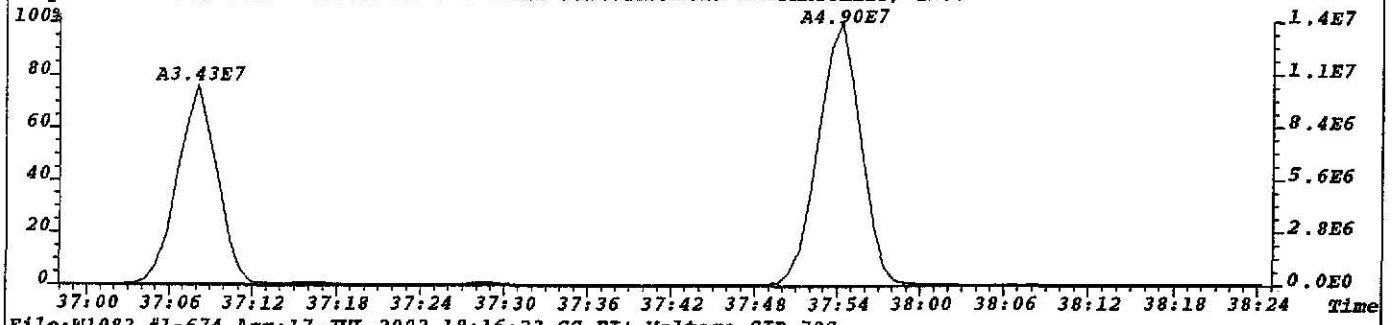

File:W1082 #1-674 Acq:17-JUL-2002 18:16:23 GC EI+ Voltage SIR 70S
425.7737 S:4 F:4 BSUB(256,30,-3.0) PKD(7,5,3,0.10%,33312.0,1.00%,F,T) Exp:NDB5US Noise:8328
Sample Text:TLI#57840 DF-DP-65 0-2' File Text:TRIANGLE LABORATORIES, INC.

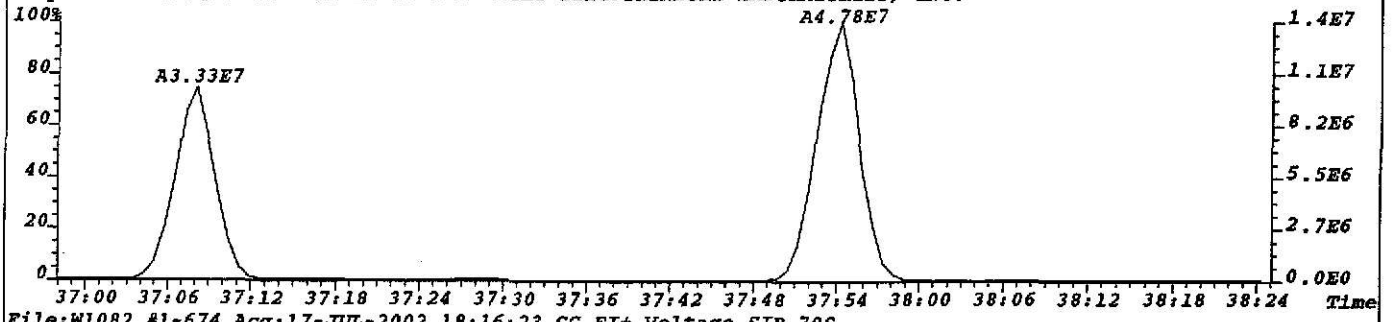

File:W1082 #1-674 Acq:17-JUL-2002 18:16:23 GC EI+ Voltage SIR 70S
435.8169 S:4 F:4 BSUB(256,30,-3.0) PKD(7,5,3,0.10%,32180.0,1.00%,F,T) Exp:NDB5US Noise:8045
Sample Text:TLI#57840 DF-DP-65 0-2' File Text:TRIANGLE LABORATORIES, INC.

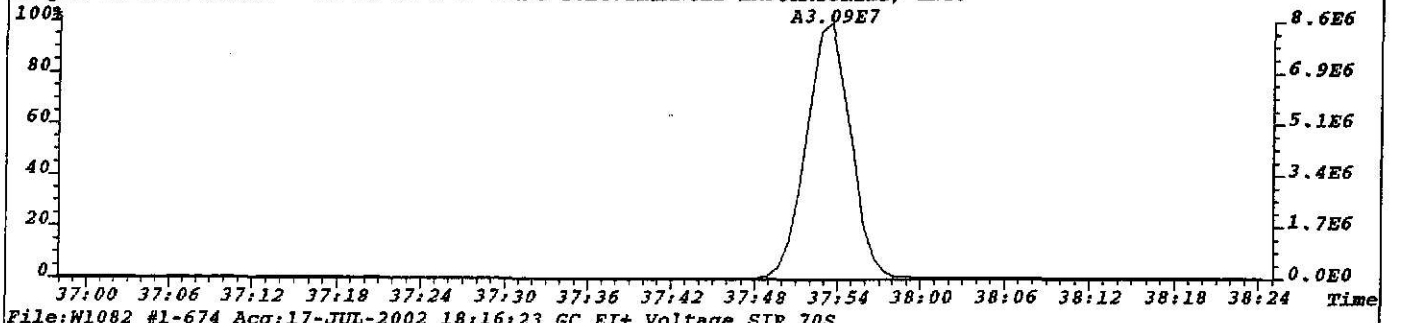

File:W1082 #1-674 Acq:17-JUL-2002 18:16:23 GC EI+ Voltage SIR 70S
437.8140 S:4 F:4 BSUB(256,30,-3.0) PKD(7,5,3,0.10%,17620.0,1.00%,F,T) Exp:NDB5US Noise:4405
Sample Text:TLI#57840 DF-DP-65 0-2' File Text:TRIANGLE LABORATORIES, INC.

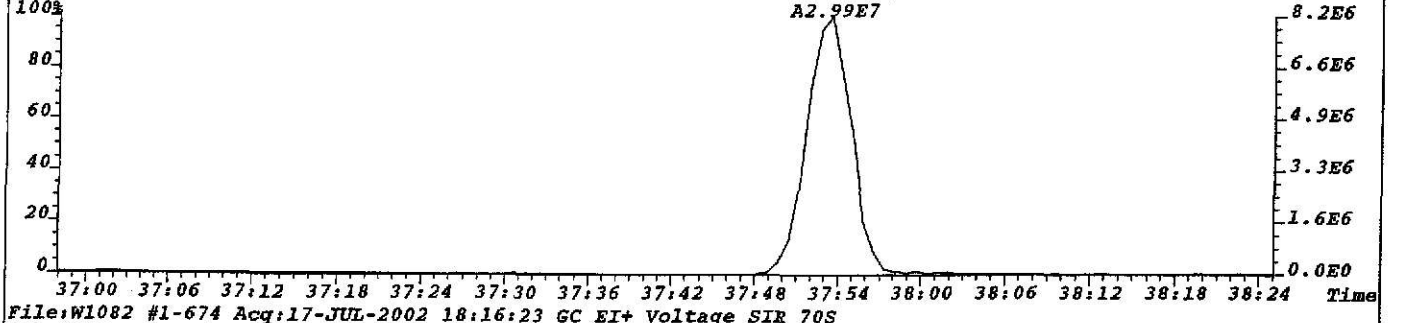

File:W1082 #1-674 Acq:17-JUL-2002 18:16:23 GC EI+ Voltage SIR 70S
430.9729 S:4 F:4 Exp:NDB5US
Sample Text:TLI#57840 DF-DP-65 0-2' File Text:TRIANGLE LABORATORIES, INC.

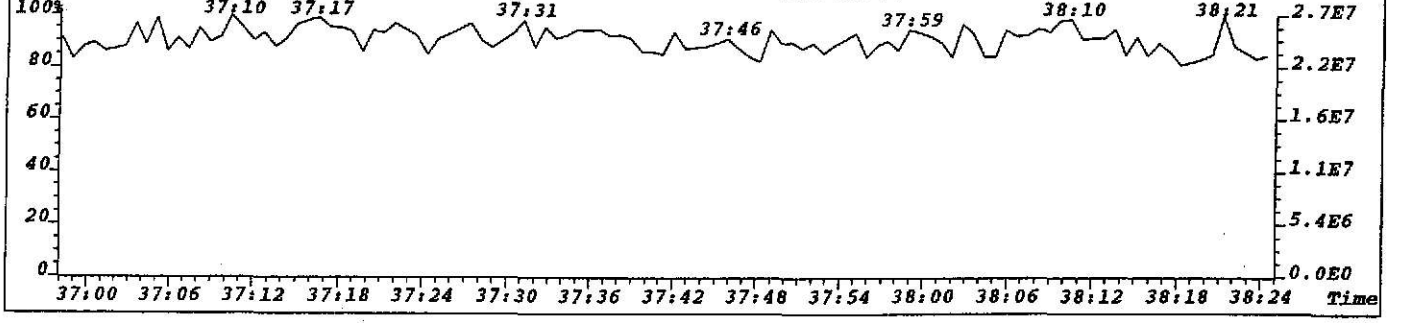

File:W1082 #1-674 Acq:17-JUL-2002 18:16:23 GC EI+ Voltage SIR 70S Noise:2946
441.7428 S:4 F:4 BSUB(256,30,-3.0) PKD(7,5,3,0.10%,11784.0,1.00%,F,T) Exp:NDB5US
Sample Text:TLI#57840 DF-DP-65 0-2' File Text:TRIANGLE LABORATORIES, INC.

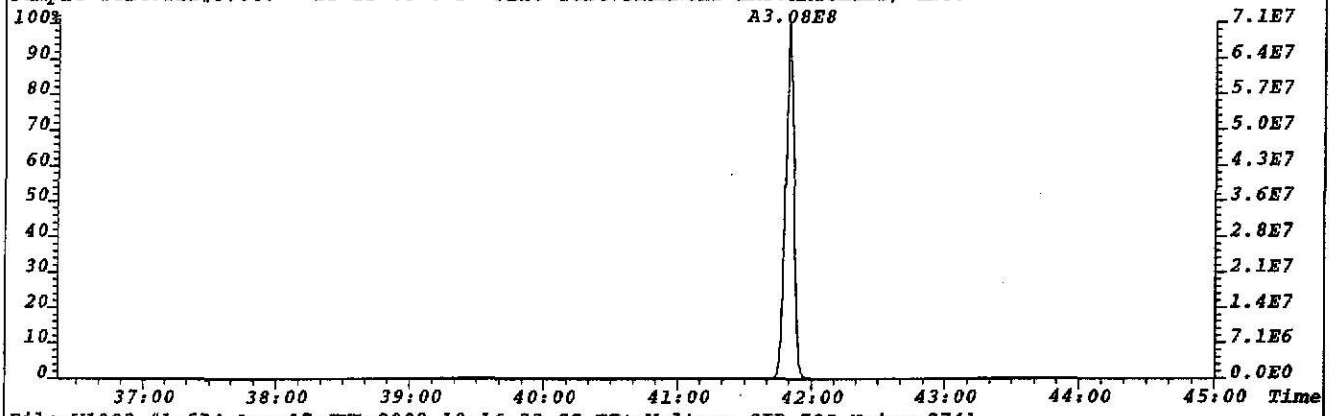

File:W1082 #1-674 Acq:17-JUL-2002 18:16:23 GC EI+ Voltage SIR 70S Noise:2741
443.7399 S:4 F:4 BSUB(256,30,-3.0) PKD(7,5,3,0.10%,10964.0,1.00%,F,T) Exp:NDB5US
Sample Text:TLI#57840 DF-DP-65 0-2' File Text:TRIANGLE LABORATORIES, INC.

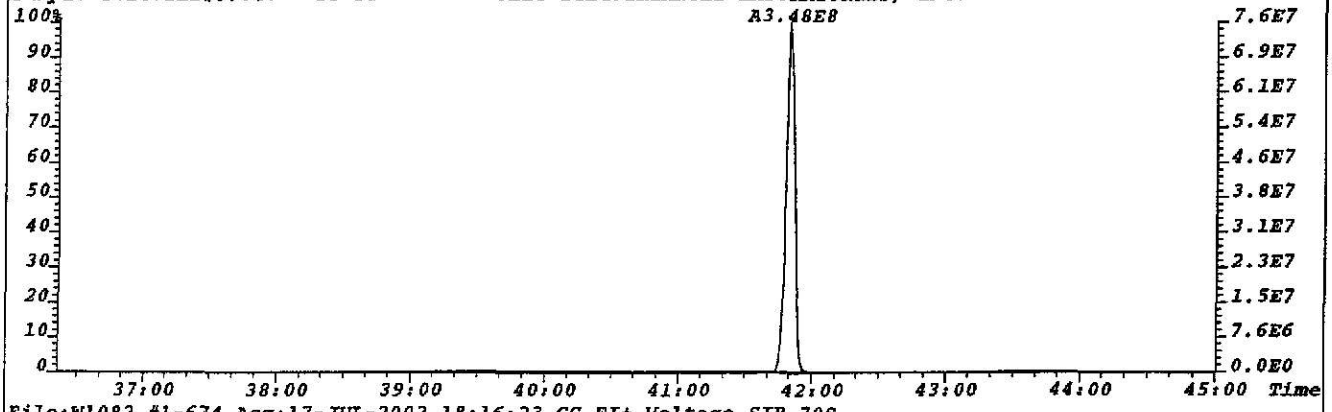

File:W1082 #1-674 Acq:17-JUL-2002 18:16:23 GC EI+ Voltage SIR 70S
430.9729 S:4 F:4 Exp:NDB5US
Sample Text:TLI#57840 DF-DP-65 0-2' File Text:TRIANGLE LABORATORIES, INC.

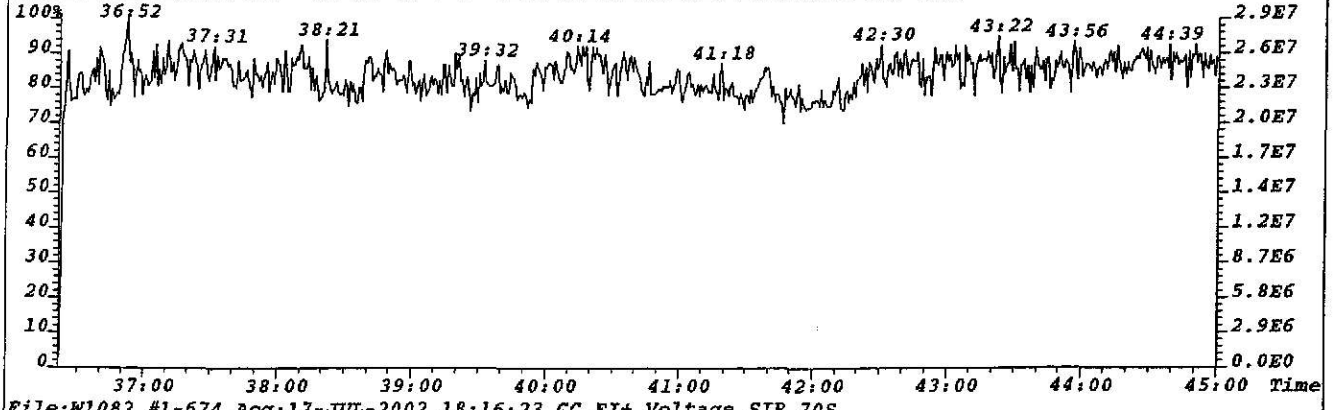

File:W1082 #1-674 Acq:17-JUL-2002 18:16:23 GC EI+ Voltage SIR 70S
513.6775 S:4 F:4 Exp:NDB5US
Sample Text:TLI#57840 DF-DP-65 0-2' File Text:TRIANGLE LABORATORIES, INC.

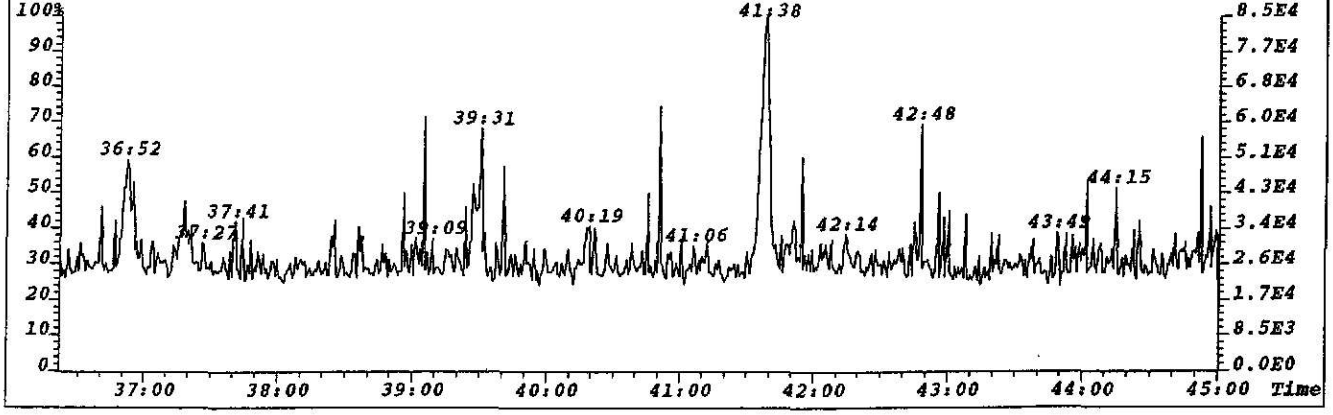

File:W1082 #1-674 Acq:17-JUL-2002 18:16:23 GC EI+ Voltage SIR 70S
457.7377 S:4 F:4 BSUB(256,30,-3.0) PKD(7,5,3,0.10%,5984.0,1.00%,F,T) Exp:NDB5US Noise:1496
Sample Text:TLI#57840 DF-DP-65 0-2' File Text:TRIANGLE LABORATORIES, INC.

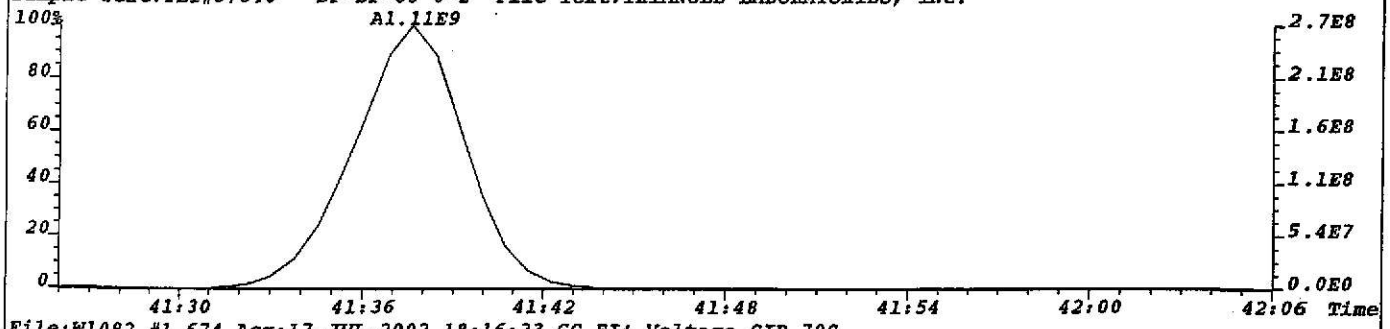

File:W1082 #1-674 Acq:17-JUL-2002 18:16:23 GC EI+ Voltage SIR 70S
459.7348 S:4 F:4 BSUB(256,30,-3.0) PKD(7,5,3,0.10%,6020.0,1.00%,F,T) Exp:NDB5US Noise:1505
Sample Text:TLI#57840 DF-DP-65 0-2' File Text:TRIANGLE LABORATORIES, INC.

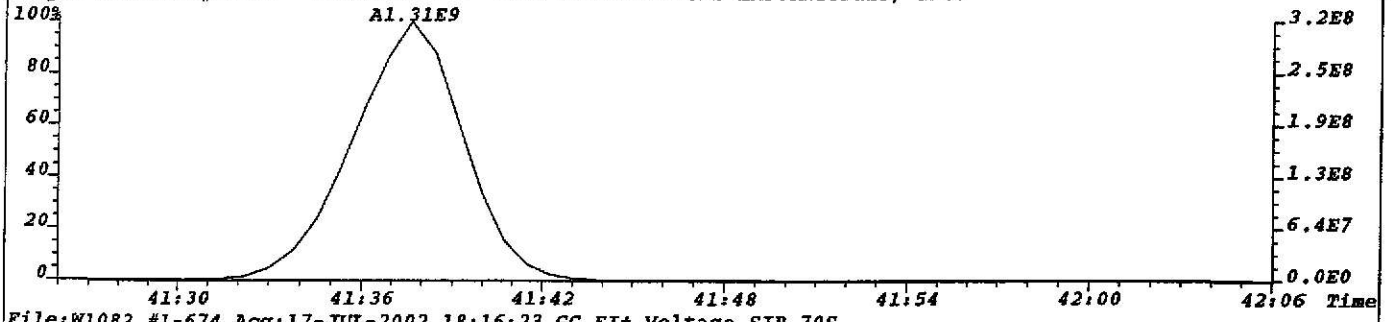

File:W1082 #1-674 Acq:17-JUL-2002 18:16:23 GC EI+ Voltage SIR 70S
469.7779 S:4 F:4 BSUB(256,30,-3.0) PKD(7,5,3,0.10%,10004.0,1.00%,F,T) Exp:NDB5US Noise:2501
Sample Text:TLI#57840 DF-DP-65 0-2' File Text:TRIANGLE LABORATORIES, INC.

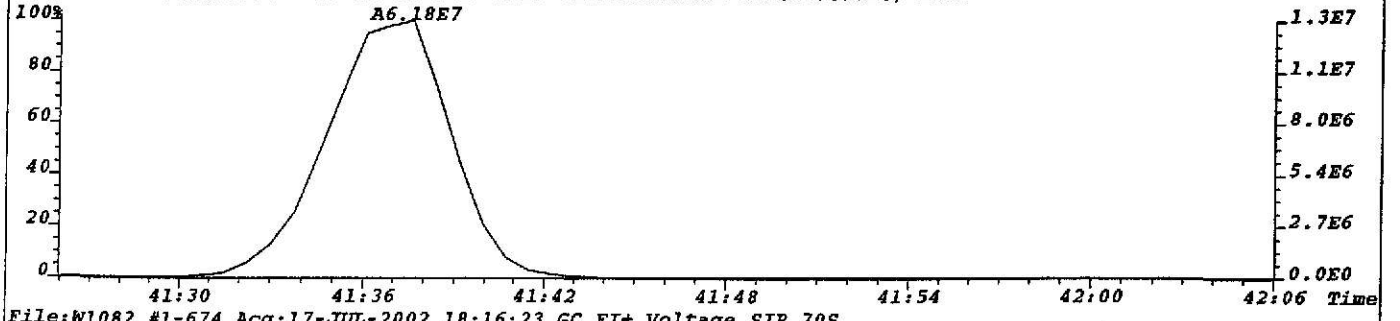

File:W1082 #1-674 Acq:17-JUL-2002 18:16:23 GC EI+ Voltage SIR 70S
471.7750 S:4 F:4 BSUB(256,30,-3.0) PKD(7,5,3,0.10%,13456.0,1.00%,F,T) Exp:NDB5US Noise:3364
Sample Text:TLI#57840 DF-DP-65 0-2' File Text:TRIANGLE LABORATORIES, INC.

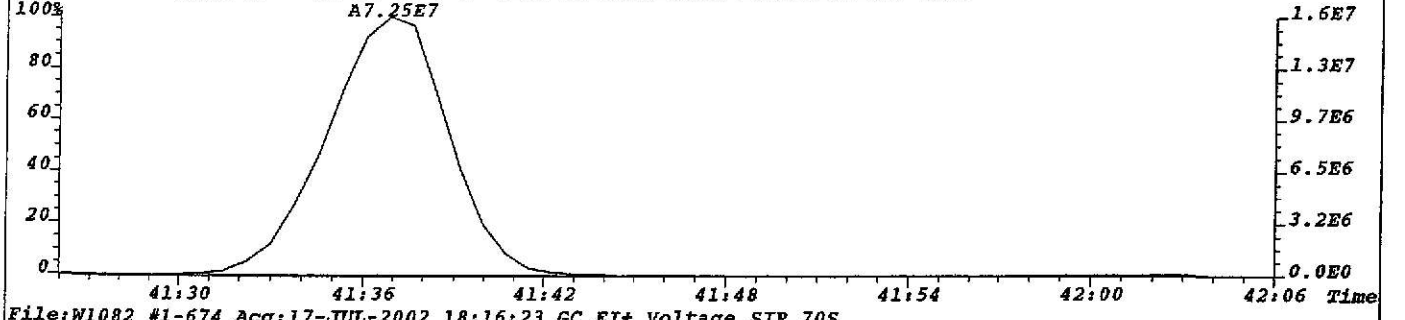

File:W1082 #1-674 Acq:17-JUL-2002 18:16:23 GC EI+ Voltage SIR 70S
430.9729 S:4 F:4 Exp:NDB5US
Sample Text:TLI#57840 DF-DP-65 0-2' File Text:TRIANGLE LABORATORIES, INC.

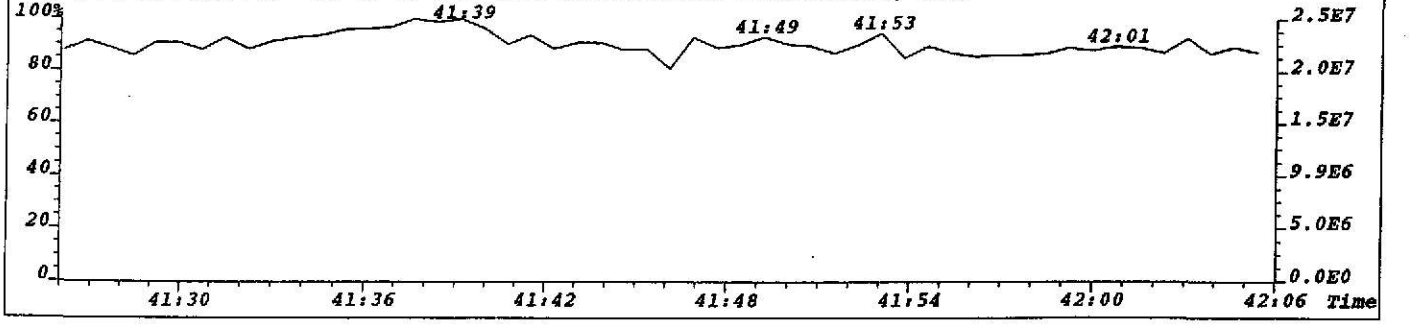

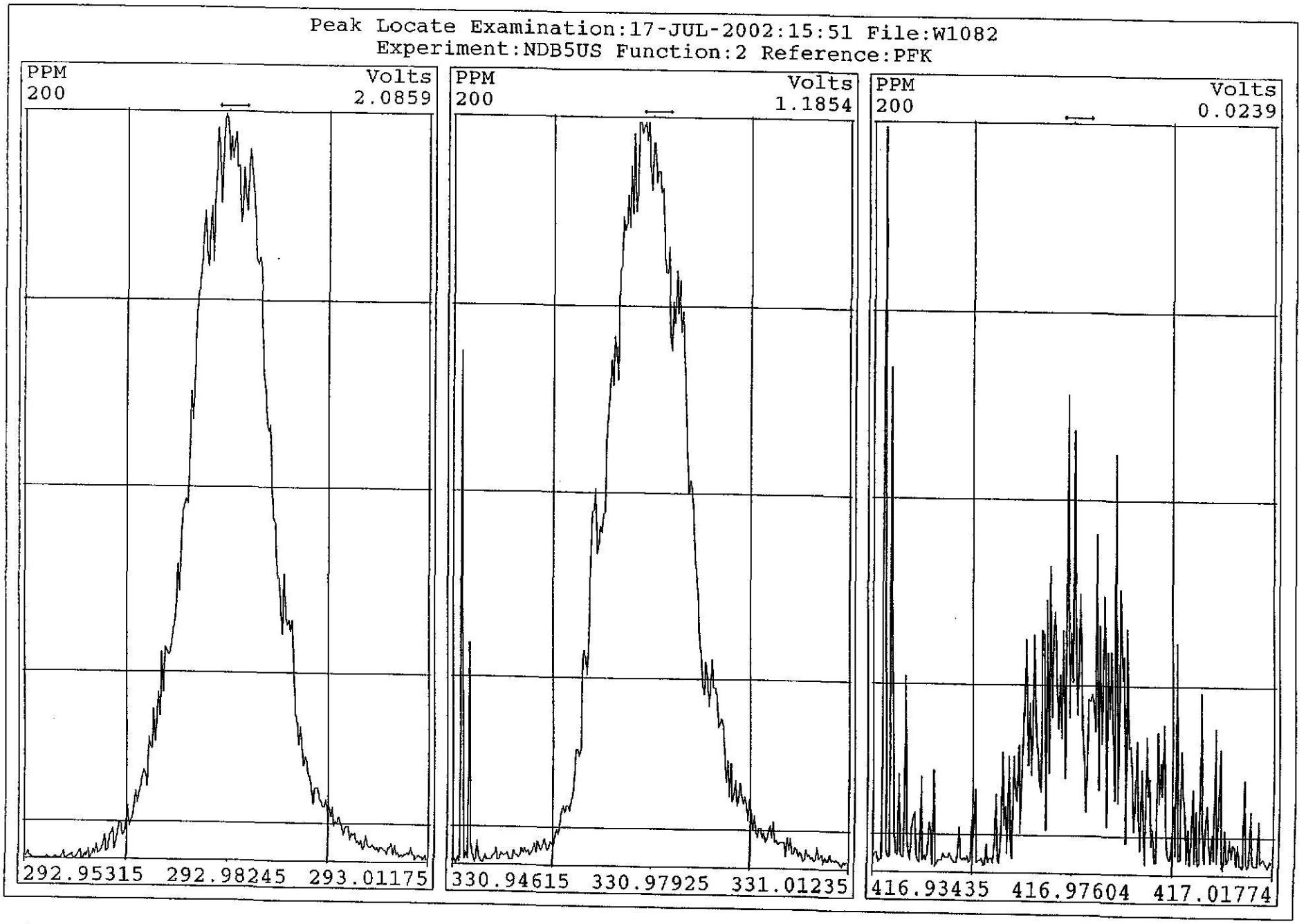
Peak Locate Examination:17-JUL-2002:15:51 File:W1082
Experiment:NDB5US Function:2 Reference:PFK
PPM
200
Volts
2.0859
292.95315 292.98245 293.01175
PPM
200
Volts
1.1854
330.94615 330.97925 331.01235
PPM
200
Volts
0.0239
416.93435 416.97604 417.01774

GEM 7118102

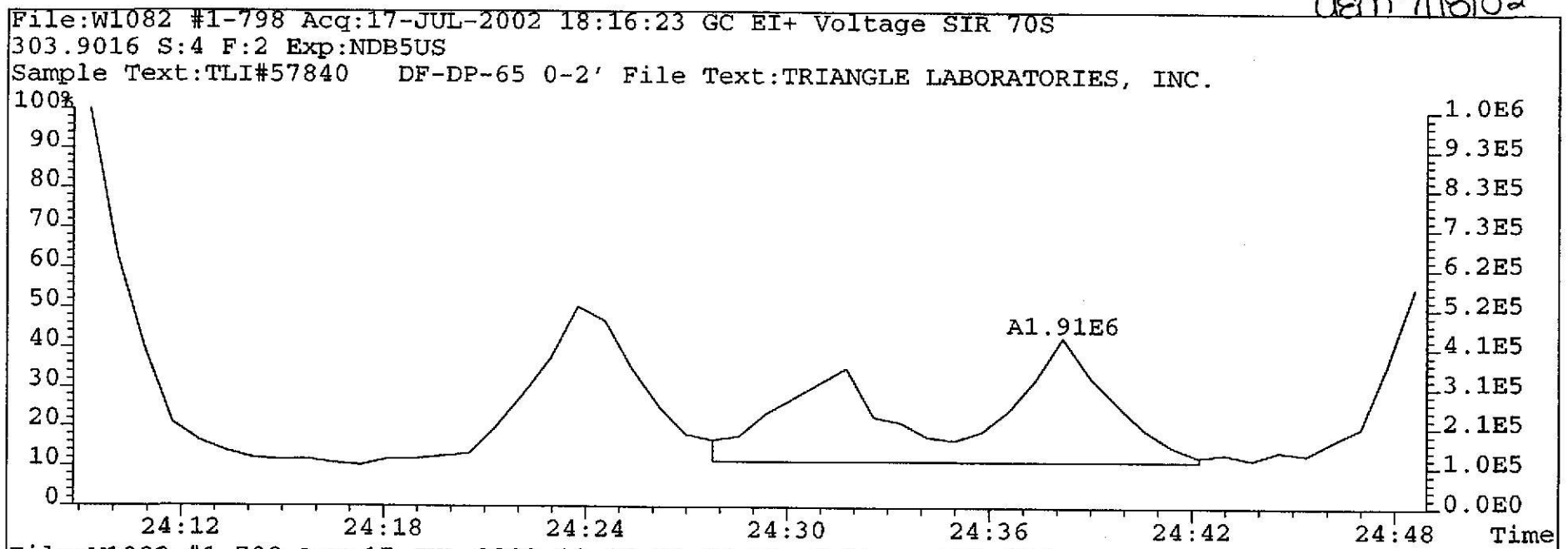
File:W1082 #1-798 Acq:17-JUL-2002 18:16:23 GC EI+ Voltage SIR 70S
303.9016 S:4 F:2 Exp:NDB5US
Sample Text:TLI#57840 DF-DP-65 0-2' File Text:TRIANGLE LABORATORIES, INC.
100%
90
80
70
60
50
40
30
20
10
0
1.0E6
9.3E5
8.3E5
7.3E5
6.2E5
5.2E5
4.1E5
3.1E5
2.1E5
1.0E5
0.0E0
A1.91E6
24:12
24:18
24:24
24:30
24:36
24:42
24:48
Time

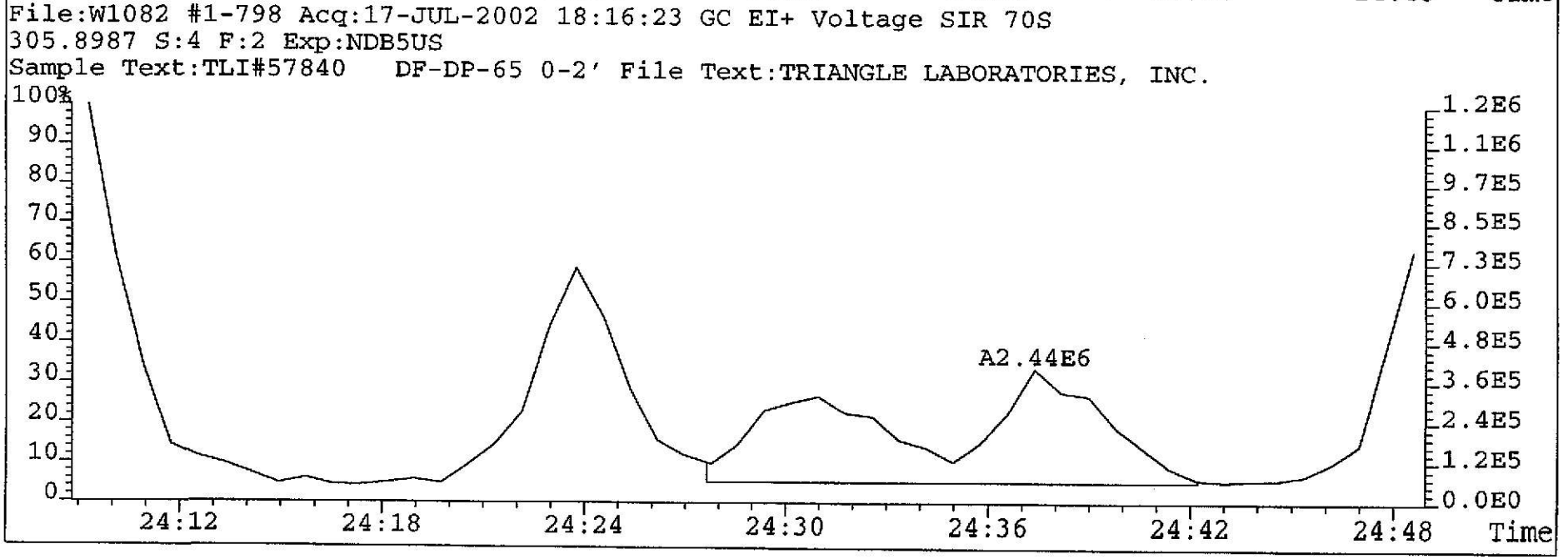
File:W1082 #1-798 Acq:17-JUL-2002 18:16:23 GC EI+ Voltage SIR 70S
305.8987 S:4 F:2 Exp:NDB5US
Sample Text:TLI#57840 DF-DP-65 0-2' File Text:TRIANGLE LABORATORIES, INC.
100%
90
80
70
60
50
40
30
20
10
0
1.2E6
1.1E6
9.7E5
8.5E5
7.3E5
6.0E5
4.8E5
3.6E5
2.4E5
1.2E5
0.0E0
A2.44E6
24:12
24:18
24:24
24:30
24:36
24:42
24:48
Time

CAM 7/18/02

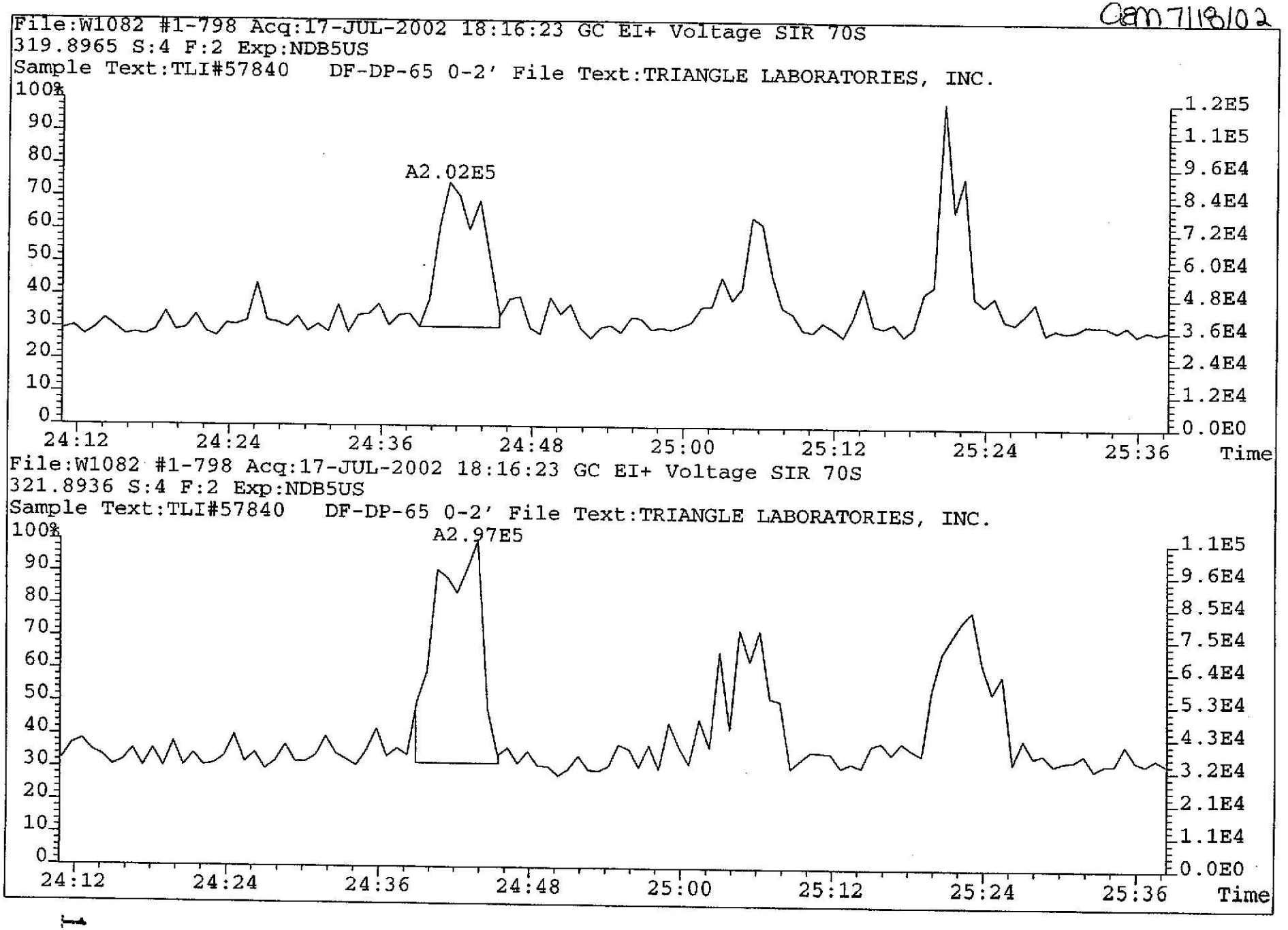
File:W1082 #1-798 Acq:17-JUL-2002 18:16:23 GC EI+ Voltage SIR 70S
319.8965 S:4 F:2 Exp:NDB5US
Sample Text:TLI#57840 DF-DP-65 0-2' File Text:TRIANGLE LABORATORIES, INC.
A2.02E5
Time
File:W1082 #1-798 Acq:17-JUL-2002 18:16:23 GC EI+ Voltage SIR 70S
321.8936 S:4 F:2 Exp:NDB5US
Sample Text:TLI#57840 DF-DP-65 0-2' File Text:TRIANGLE LABORATORIES, INC.
A2.97E5
Time

QBM 7/18/02

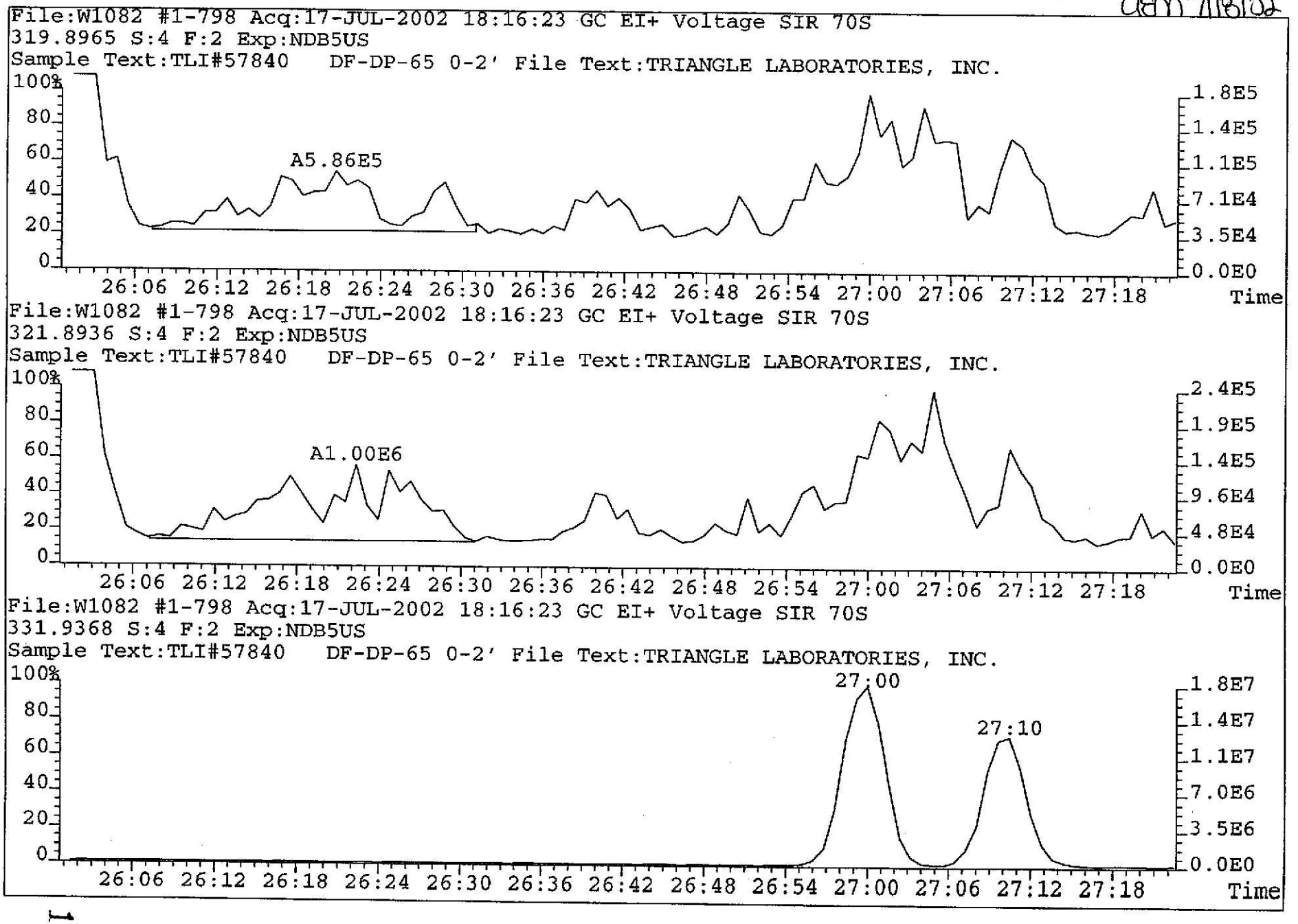
File:W1082 #1-798 Acq:17-JUL-2002 18:16:23 GC EI+ Voltage SIR 70S
319.8965 S:4 F:2 Exp:NDB5US
Sample Text:TLI#57840 DF-DP-65 0-2' File Text:TRIANGLE LABORATORIES, INC.
A5.86E5
1.8E5
1.4E5
1.1E5
7.1E4
3.5E4
0.0E0
26:06 26:12 26:18 26:24 26:30 26:36 26:42 26:48 26:54 27:00 27:06 27:12 27:18
Time
File:W1082 #1-798 Acq:17-JUL-2002 18:16:23 GC EI+ Voltage SIR 70S
321.8936 S:4 F:2 Exp:NDB5US
Sample Text:TLI#57840 DF-DP-65 0-2' File Text:TRIANGLE LABORATORIES, INC.
A1.00E6
2.4E5
1.9E5
1.4E5
9.6E4
4.8E4
0.0E0
26:06 26:12 26:18 26:24 26:30 26:36 26:42 26:48 26:54 27:00 27:06 27:12 27:18
Time
File:W1082 #1-798 Acq:17-JUL-2002 18:16:23 GC EI+ Voltage SIR 70S
331.9368 S:4 F:2 Exp:NDB5US
Sample Text:TLI#57840 DF-DP-65 0-2' File Text:TRIANGLE LABORATORIES, INC.
27:00
27:10
1.8E7
1.4E7
1.1E7
7.0E6
3.5E6
0.0E0
26:06 26:12 26:18 26:24 26:30 26:36 26:42 26:48 26:54 27:00 27:06 27:12 27:18
Time

qam 7/18/02

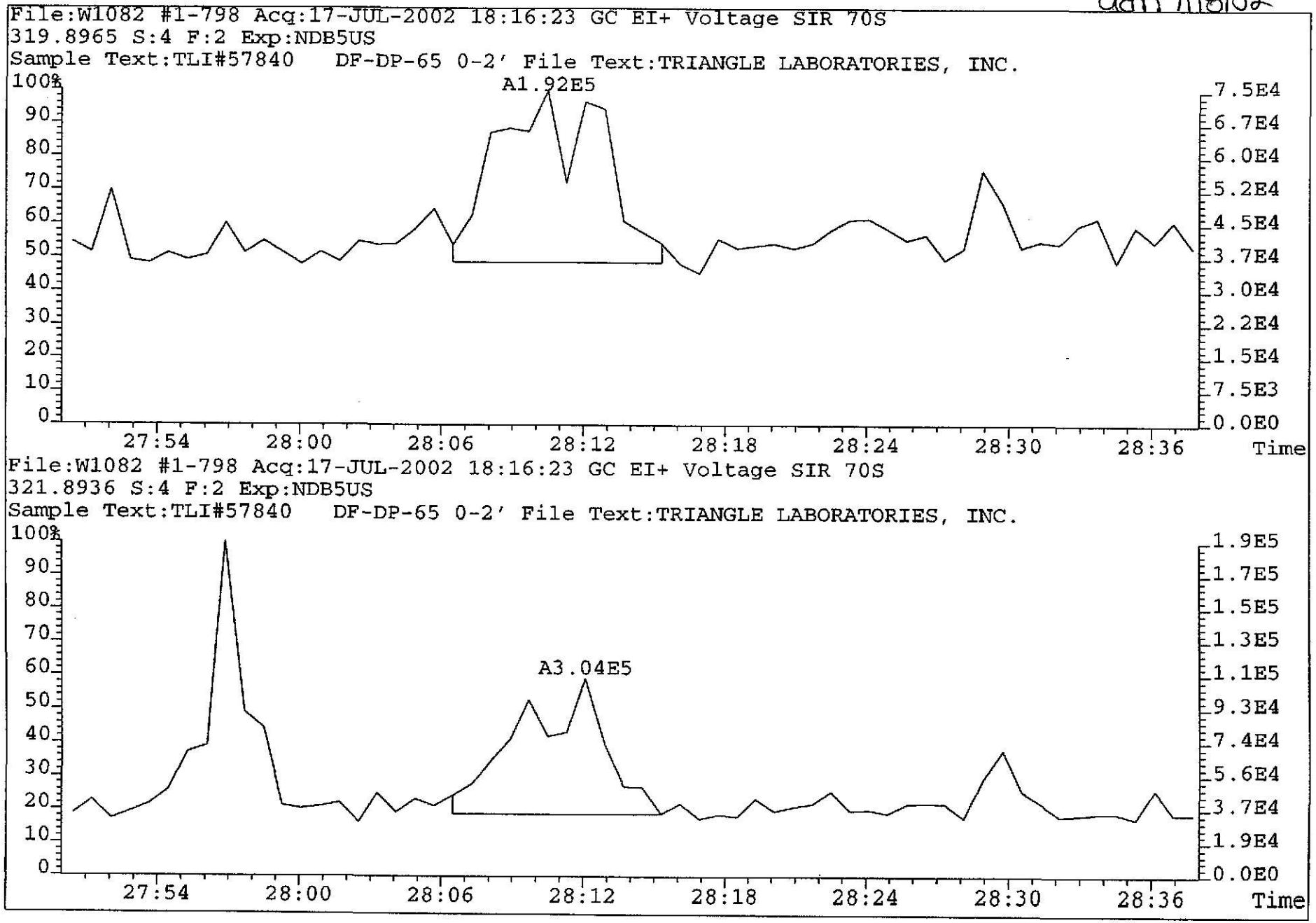
File:W1082 #1-798 Acq:17-JUL-2002 18:16:23 GC EI+ Voltage SIR 70S
319.8965 S:4 F:2 Exp:NDB5US
Sample Text:TLI#57840 DF-DP-65 0-2' File Text:TRIANGLE LABORATORIES, INC.
A1.92E5
100%
90
80
70
60
50
40
30
20
10
0
7.5E4
6.7E4
6.0E4
5.2E4
4.5E4
3.7E4
3.0E4
2.2E4
1.5E4
7.5E3
0.0E0
27:54
28:00
28:06
28:12
28:18
28:24
28:30
28:36
Time
File:W1082 #1-798 Acq:17-JUL-2002 18:16:23 GC EI+ Voltage SIR 70S
321.8936 S:4 F:2 Exp:NDB5US
Sample Text:TLI#57840 DF-DP-65 0-2' File Text:TRIANGLE LABORATORIES, INC.
A3.04E5
100%
90
80
70
60
50
40
30
20
10
0
1.9E5
1.7E5
1.5E5
1.3E5
1.1E5
9.3E4
7.4E4
5.6E4
3.7E4
1.9E4
0.0E0
27:54
28:00
28:06
28:12
28:18
28:24
28:30
28:36
Time

AEM 7/18/02

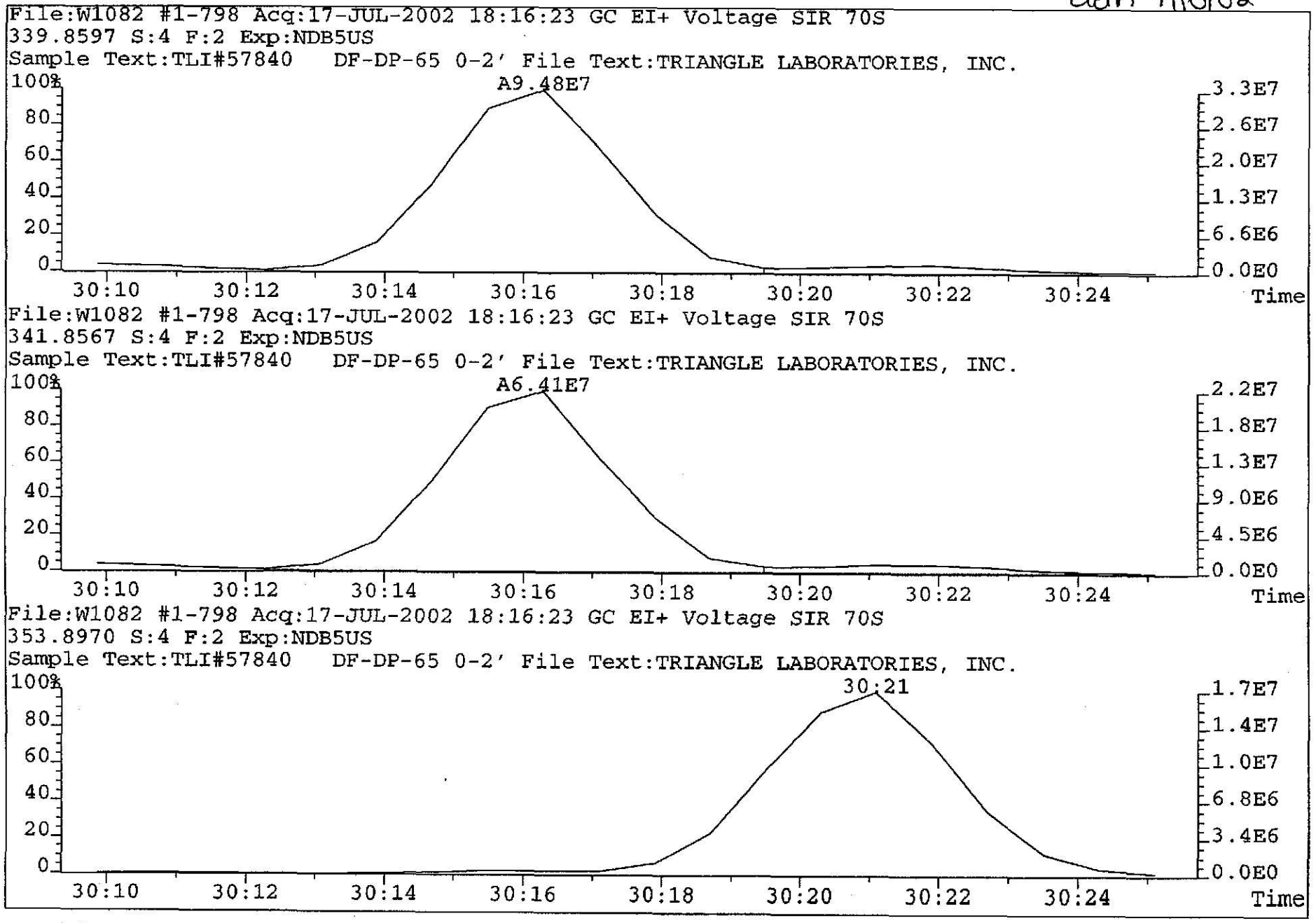
File:W1082 #1-798 Acq:17-JUL-2002 18:16:23 GC EI+ Voltage SIR 70S
339.8597 S:4 F:2 Exp:NDB5US
Sample Text:TLI#57840 DF-DP-65 0-2' File Text:TRIANGLE LABORATORIES, INC.
A9.48E7
100%
80
60
40
20
0
3.3E7
2.6E7
2.0E7
1.3E7
6.6E6
0.0E0
30:10
30:12
30:14
30:16
30:18
30:20
30:22
30:24
Time
File:W1082 #1-798 Acq:17-JUL-2002 18:16:23 GC EI+ Voltage SIR 70S
341.8567 S:4 F:2 Exp:NDB5US
Sample Text:TLI#57840 DF-DP-65 0-2' File Text:TRIANGLE LABORATORIES, INC.
A6.41E7
2.2E7
1.8E7
1.3E7
9.0E6
4.5E6
0.0E0
File:W1082 #1-798 Acq:17-JUL-2002 18:16:23 GC EI+ Voltage SIR 70S
353.8970 S:4 F:2 Exp:NDB5US
Sample Text:TLI#57840 DF-DP-65 0-2' File Text:TRIANGLE LABORATORIES, INC.
30:21
1.7E7
1.4E7
1.0E7
6.8E6
3.4E6
0.0E0

OEM7118102

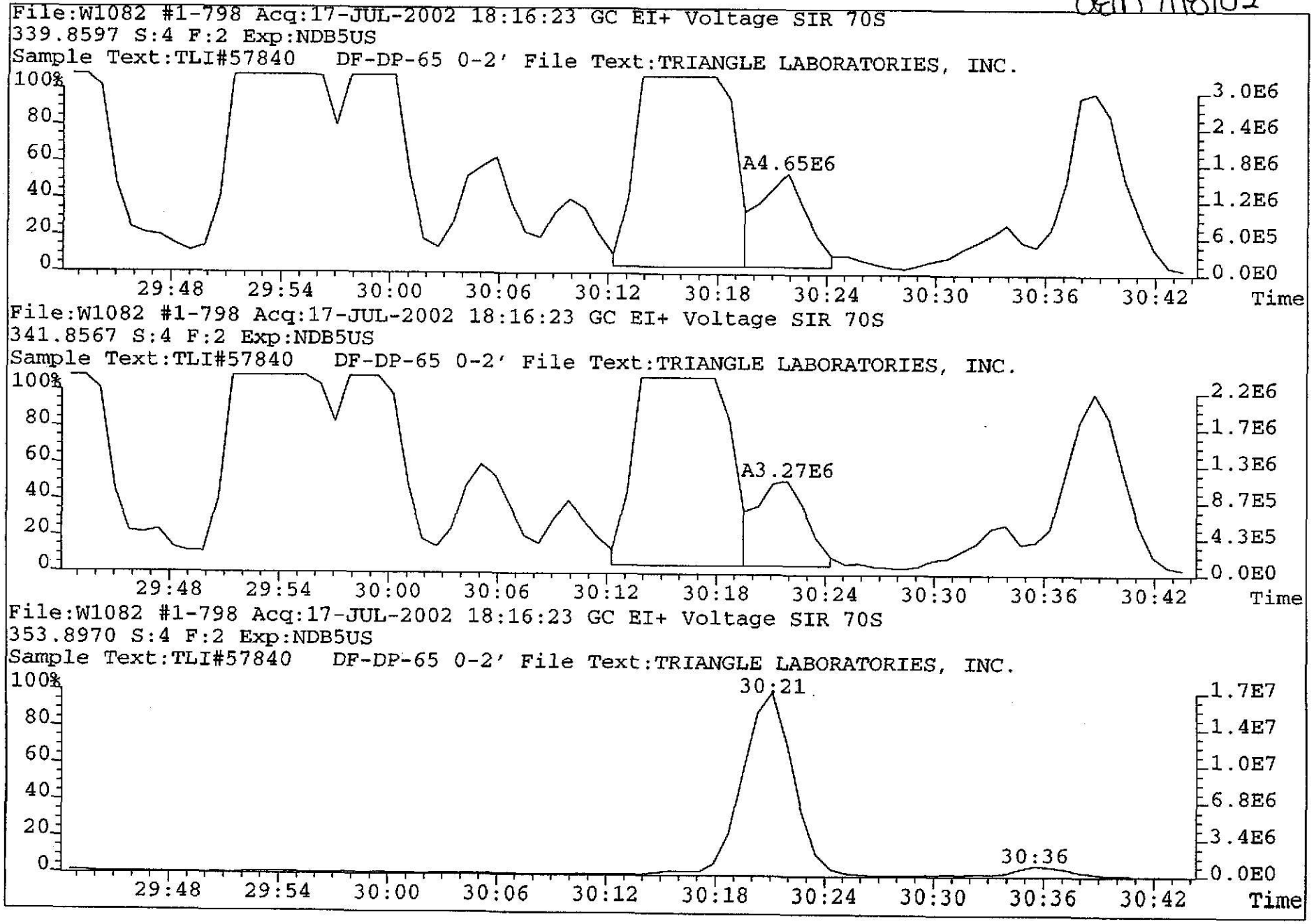
File:W1082 #1-798 Acq:17-JUL-2002 18:16:23 GC EI+ Voltage SIR 70S
339.8597 S:4 F:2 Exp:NDB5US
Sample Text:TLI#57840 DF-DP-65 0-2' File Text:TRIANGLE LABORATORIES, INC.
100%
80
60
40
20
0
A4.65E6
3.0E6
2.4E6
1.8E6
1.2E6
6.0E5
0.0E0
29:48 29:54 30:00 30:06 30:12 30:18 30:24 30:30 30:36 30:42
Time
File:W1082 #1-798 Acq:17-JUL-2002 18:16:23 GC EI+ Voltage SIR 70S
341.8567 S:4 F:2 Exp:NDB5US
Sample Text:TLI#57840 DF-DP-65 0-2' File Text:TRIANGLE LABORATORIES, INC.
100%
80
60
40
20
0
A3.27E6
2.2E6
1.7E6
1.3E6
8.7E5
4.3E5
0.0E0
29:48 29:54 30:00 30:06 30:12 30:18 30:24 30:30 30:36 30:42
Time
File:W1082 #1-798 Acq:17-JUL-2002 18:16:23 GC EI+ Voltage SIR 70S
353.8970 S:4 F:2 Exp:NDB5US
Sample Text:TLI#57840 DF-DP-65 0-2' File Text:TRIANGLE LABORATORIES, INC.
100%
80
60
40
20
0
30:21
30:36
1.7E7
1.4E7
1.0E7
6.8E6
3.4E6
0.0E0
29:48 29:54 30:00 30:06 30:12 30:18 30:24 30:30 30:36 30:42
Time

QEM 7/18/02

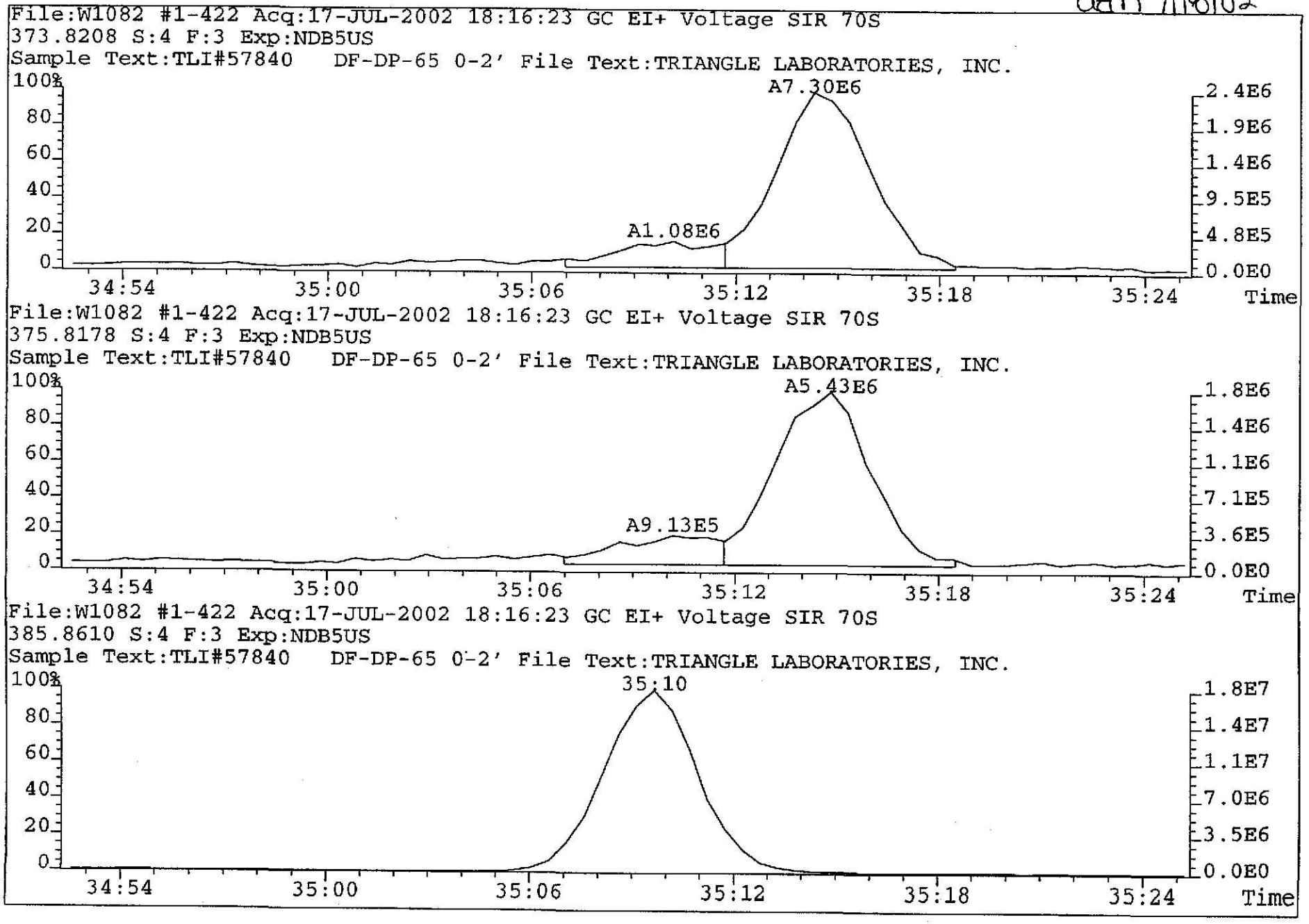
File:W1082 #1-422 Acq:17-JUL-2002 18:16:23 GC EI+ Voltage SIR 70S
373.8208 S:4 F:3 Exp:NDB5US
Sample Text:TLI#57840 DF-DP-65 0-2' File Text:TRIANGLE LABORATORIES, INC.
A7.30E6
A1.08E6
File:W1082 #1-422 Acq:17-JUL-2002 18:16:23 GC EI+ Voltage SIR 70S
375.8178 S:4 F:3 Exp:NDB5US
Sample Text:TLI#57840 DF-DP-65 0-2' File Text:TRIANGLE LABORATORIES, INC.
A5.43E6
A9.13E5
File:W1082 #1-422 Acq:17-JUL-2002 18:16:23 GC EI+ Voltage SIR 70S
385.8610 S:4 F:3 Exp:NDB5US
Sample Text:TLI#57840 DF-DP-65 0-2' File Text:TRIANGLE LABORATORIES, INC.
35:10
100%
80
60
40
20
0
34:54
35:00
35:06
35:12
35:18
35:24
Time
2.4E6
1.9E6
1.4E6
9.5E5
4.8E5
0.0E0
1.8E6
1.4E6
1.1E6
7.1E5
3.6E5
0.0E0
1.8E7
1.4E7
1.1E7
7.0E6
3.5E6
0.0E0

QBM 7118102

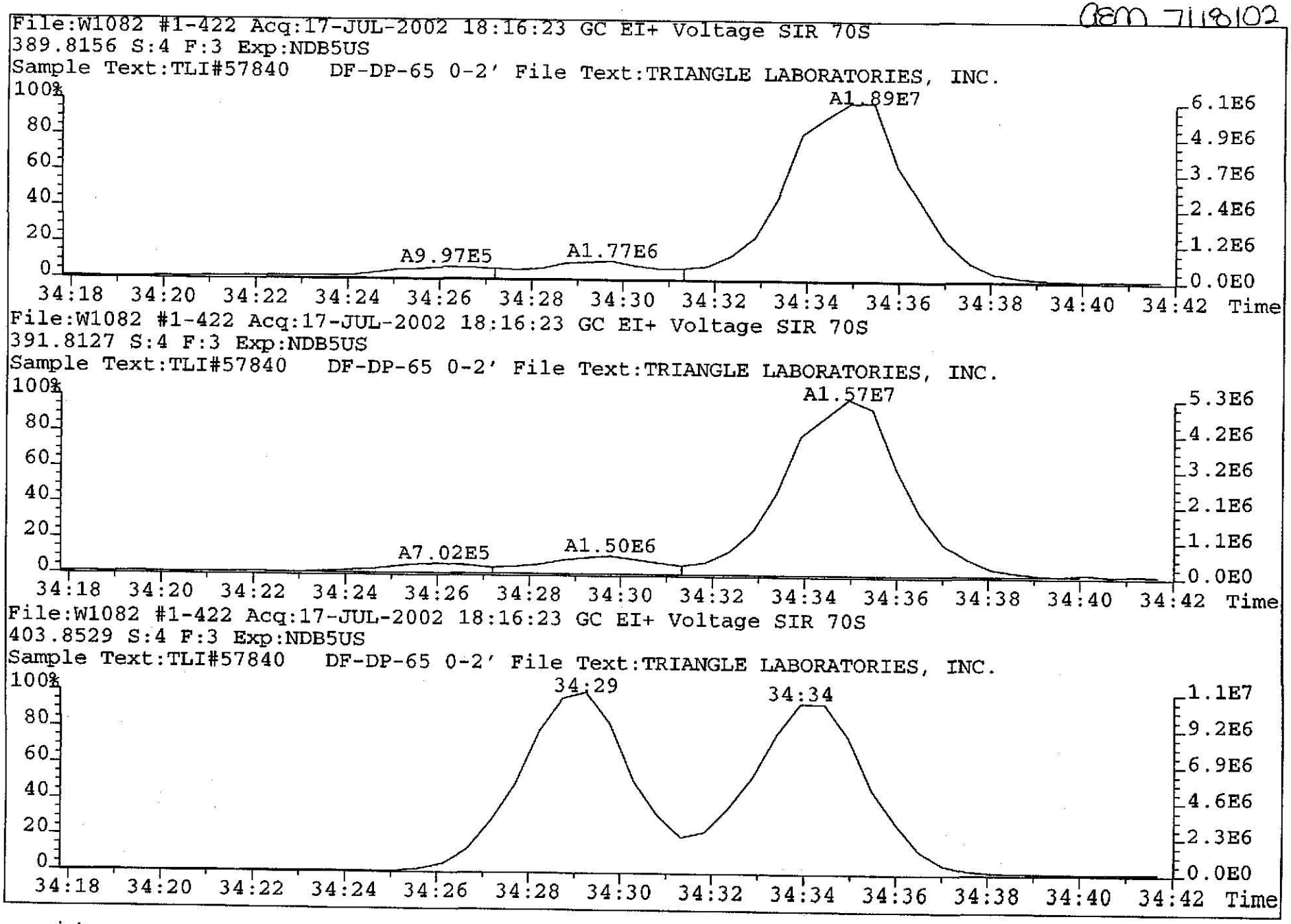
File:W1082 #1-422 Acq:17-JUL-2002 18:16:23 GC EI+ Voltage SIR 70S
389.8156 S:4 F:3 Exp:NDB5US
Sample Text:TLI#57840 DF-DP-65 0-2' File Text:TRIANGLE LABORATORIES, INC.
A1.89E7
A9.97E5
A1.77E6
6.1E6
4.9E6
3.7E6
2.4E6
1.2E6
0.0E0
34:18 34:20 34:22 34:24 34:26 34:28 34:30 34:32 34:34 34:36 34:38 34:40 34:42 Time
File:W1082 #1-422 Acq:17-JUL-2002 18:16:23 GC EI+ Voltage SIR 70S
391.8127 S:4 F:3 Exp:NDB5US
Sample Text:TLI#57840 DF-DP-65 0-2' File Text:TRIANGLE LABORATORIES, INC.
A1.57E7
A7.02E5
A1.50E6
5.3E6
4.2E6
3.2E6
2.1E6
1.1E6
0.0E0
34:18 34:20 34:22 34:24 34:26 34:28 34:30 34:32 34:34 34:36 34:38 34:40 34:42 Time
File:W1082 #1-422 Acq:17-JUL-2002 18:16:23 GC EI+ Voltage SIR 70S
403.8529 S:4 F:3 Exp:NDB5US
Sample Text:TLI#57840 DF-DP-65 0-2' File Text:TRIANGLE LABORATORIES, INC.
34:29
34:34
1.1E7
9.2E6
6.9E6
4.6E6
2.3E6
0.0E0
34:18 34:20 34:22 34:24 34:26 34:28 34:30 34:32 34:34 34:36 34:38 34:40 34:42 Time

Martin & Slagle

TLI Project: **57840** 1613, Revision B, Tetra Only PCDD/PCDF Analysis (c)
Client Sample: **DF-DP-65 0-2'** Analysis File: **P022545**

Client Project:	**Dioxin/Furan Analysis**				
Sample Matrix:	**SOLID**	Date Received:	**07/11/2002**	Spike File:	**SPCONB2S**
TLI ID:	**330-27-2**	Date Extracted:	**07/12/2002**	ICal:	**PF56152**
		Date Analyzed:	**07/17/2002**	ConCal:	**P022541**
Sample Size:	**11.700 g**	Dilution Factor:	**n/a**	% Moisture:	**14.5**
Dry Weight:	**10.003 g**	Blank File:	**W108202**	% Lipid:	**n/a**
GC Column:	**DB-225**	Analyst:	**CGK**	% Solids:	**85.5**

Analytes	Conc. (pg/g)	DL	Ratio	RT	RRT	Flags
2,3,7,8-TCDF	7.4		0.81	23:38	1.001	___

Internal Standard	Conc. (pg/g)	% Recovery	QC Limits	Ratio	RT	RRT	Flags
$^{13}C_{12}$-2,3,7,8-TCDF	152	76.0	29%-140%	0.79	23:36	1.052	___

Recovery Standard	Ratio	RT	Flags
$^{13}C_{12}$-1,2,3,4-TCDD	0.82	22:26	___

Data Reviewer: _____ 07/18/2002

CONB_PSR v1.00, LARS 6.25.05

Triangle Laboratories, Inc.®
2445 S. Alston Ave. • Durham, North Carolina 27713
Phone: (919) 544-5729 • Fax: (919) 544-5491

Printed: 16:24 07/18/2002

Initial ....Date...

Data Review By: [signature] 7/18/02

Channel specific noise levels computed from 'NL' heights.

Page No. 1 Listing of P022545B.dbf
07/18/2002 Matched GC Peaks / Ratio / Ret. Time

Compound/ M_Z....	QC.Log	Omit	Why	..RT.	OK	Ratio	Total.Area/Ht	Area/Ht.Peak1	Area/Ht.Peak2	Rel.RT	Compound.Name..	ID..	Flags.
TCDF						0.65-0.89				0.703-1.169			
304-306	DC	NL				Height	0.13	0.06	0.07				
	DC	SN		19:04	RO	6.00	0.14			0.808			
	DC	SN		19:28		0.73	0.26			0.825			
				19:35		0.77	2.93	1.27	1.66	0.830			
				19:41		0.76	20.19	8.74	11.45	0.834			
				19:47		0.72	1.81	0.76	1.05	0.838			J
				19:55		0.84	1.77	0.81	0.96	0.844			J
				20:05		0.82	7.32	3.30	4.02	0.851			
				20:10		0.71	6.21	2.57	3.64	0.855			
				20:22	RO	0.44	0.85	0.26	0.59	0.863			J
				20:35	RO	0.39	1.06	*0.30*	*0.76*	0.872			J
				20:47		0.75	33.26	14.28	18.98	0.881			
				20:55		0.74	4.81	2.04	2.77	0.886			
				21:04		0.78	17.01	7.43	9.58	0.893			
				21:14		0.78	36.07	15.80	20.27	0.900			
				21:43		0.76	4.20	1.81	2.39	0.920			
				21:56		0.82	32.87	14.82	18.05	0.929			
				22:08		0.75	8.18	3.50	4.68	0.938			
				22:23		0.74	21.48	9.17	12.31	0.948			
				22:33	RO	0.93	3.03	1.46	1.57	0.956			
				22:46	RO	1.62	5.61	3.47	2.14	0.965			
	DC	SN		22:54	RO	0.47	0.25			0.970			
				23:04		0.71	5.98	2.49	3.49	0.977			
				23:12		0.70	3.60	1.48	2.12	0.983			
				23:19		0.75	1.42	0.61	0.81	0.988			J
				23:28		0.75	9.64	4.14	5.50	0.994			
				23:38		0.81	14.69	6.59	8.10	1.001	2378-TCDF	AN	
				23:51		0.79	7.74	3.41	4.33	1.011			
				23:57		0.75	11.50	4.91	6.59	1.015			
				24:15		0.76	222.46	96.14	126.32	1.028			
				24:30		0.70	4.65	1.91	2.74	1.038			
				24:37	RO	0.57	2.03	0.74	1.29	1.043			
				24:49	RO	0.10	0.91	0.08	0.83	1.052			J
				25:06		0.70	10.40	4.27	6.13	1.064			
				25:17	RO	0.30	0.69	0.16	0.53	1.071			J
				25:24		0.82	1.78	*0.80*	*0.98*	1.076			J
				25:36		0.65	3.53	1.39	2.14	1.085			
				25:43		0.86	1.28	0.59	0.69	1.090			J
	DC	SN		25:51	RO	1.14	0.15			1.095			
	DC	SN		25:57	RO	0.20	0.53			1.100			
				26:11		0.75	127.09	54.63	72.46	1.109			
				26:21	RO	0.44	1.43	0.44	0.99	1.117			J
304-306		36	Peaks				639.48						
13C12-TCDF						0.65-0.89				0.958-1.042			
316-318	DC	NL				Height	0.20	0.08	0.12				

Triangle Laboratories, Inc.®
2445 S. Alston Ave. • Durham, North Carolina 27713
Phone: (919) 544-5729 • Fax: (919) 544-5491

Compound/ M_Z....	QC.Log	Omit	Why	RT.	OK	Ratio	Total.Area/Ht	Area/Ht.Peak1	Area/Ht.Peak2	Rel.RT	Compound.Name..	ID..	Flags.
	DC	WL		19:10		0.72	6.98			0.812			
	DC	WL		19:22	RO	1.04	0.51			0.821			
	DC	WL		19:37	RO	0.59	0.35			0.831			
	DC	WL		19:54	RO	1.16	0.41			0.843			
	DC	WL		19:58		0.69	0.88			0.846			
	DC	WL		20:10	RO	0.38	0.40			0.855			
	DC	WL		20:14	RO	0.62	0.34			0.857			
	DC	WL		20:22	RO	1.56	0.69			0.863			
	DC	WL		20:26	RO	1.03	0.81			0.866			
	DC	WL		20:36	RO	1.29	0.32			0.873			
	DC	WL		20:40	RO	1.24	0.38			0.876			
	DC	WL		20:58		0.81	0.47			0.888			
	DC	WL		21:05	RO	0.48	0.71			0.893			
	DC	WL		21:09	RO	1.17	0.52			0.896			
	DC	WL		21:15	RO	1.00	0.22			0.900			
	DC	WL		21:18	RO	0.42	1.18			0.903			
	DC	WL		21:30	RO	1.29	0.39			0.911			
	DC	WL		21:36	RO	0.64	1.41			0.915			
	DC	WL		21:43	RO	0.42	0.54			0.920			
	DC	WL		21:50	RO	1.38	0.19			0.925			
	DC	WL		21:54	RO	1.38	0.31			0.928			
	DC	WL		22:05		0.66	3.18			0.936			
	DC	WL		22:12	RO	2.92	0.51			0.941			
	DC	WL		22:32	RO	0.28	1.29			0.955			
				22:38	RO	1.59	1.01	0.62	0.39	0.959			
				22:45	RO	0.47	1.71	0.55	1.16	0.964			
				22:51	RO	2.87	0.89	0.66	0.23	0.968			
				23:00	RO	3.51	1.58	1.23	0.35	0.975			
				23:11	RO	2.28	3.25	2.26	0.99	0.982			
				23:24	RO	0.51	3.34	1.13	2.21	0.992			
				23:36		0.79	356.26	156.82	199.44	1.000	13C12-2378-TCDF	IS0	
					Height		87.64	37.20	50.44				
				23:53	RO	0.93	7.23	3.49	3.74	1.012			
				24:09	RO	1.00	11.40	5.69	5.71	1.023			
				24:17		0.72	41.45	17.36	24.09	1.029			
	DC	WH		24:51		0.83	0.22			1.053			
	DC	WH		25:22		0.78	0.41			1.075			
	DC	WH		25:36	RO	2.07	0.46			1.085			
	DC	WH		25:41	RO	0.51	0.53			1.088			
	DC	WH		25:44	RO	0.36	0.45			1.090			
	DC	WH		25:48	RO	1.80	1.96			1.093			
	DC	WH		26:01	RO	1.32	0.51			1.102			
	DC	WH		26:11	RO	0.55	0.48			1.109			
	DC	WH		26:17	RO	0.59	0.86			1.114			
	DC	WH		26:21	RO	0.31	0.47			1.117			
316-318		10	Peaks				428.12						
---------- Above: TCDF / TCDD Follows ----------													
13C12-TCDD						0.65-0.89				0.910-1.090			
332-334	DC	NL				Height	0.33	0.25	0.08				
	DC	SN		20:24		0.75	0.28			0.922			

Compound/ M_Z....	QC.Log	Omit	Why	..RT.	OK	Ratio	Total.Area/Ht	Area/Ht.Peak1	Area/Ht.Peak2	Rel.RT	Compound.Name..	ID..	Flags.
		DC	SN	20:40	RO	2.13	0.50			0.934			
		DC	SN	21:24	RO	4.30	0.53			0.968			
		DC	SN	21:28	RO	3.14	0.29			0.971			
				22:07		0.80	220.77	98.22	122.55	1.000	13C12-2378-TCDD	IS1	
						Height	52.29	23.48	28.81				
				22:15	RO	2.38	0.98	0.69	0.29	1.006			
				22:26		0.82	308.65	138.98	169.67	1.014	13C12-1234-TCDD	RS1	
		DC	SN	22:38		0.77	0.46			1.023			
		DC	SN	24:03	RO	0.46	0.41			1.087			
		DC	WH	24:16	RO	1.70	0.27			1.097			
332-334			3	Peaks			530.40						

Column Description.....	"Why" Code Description.....	QC Log Desc.....
M_Z -Nominal Ion Mass(es)	WL-Below Retention Time Window	A-Peak Added
..RT. -Retention Time (mm:ss)	WH-Above Retention Time Window	K-Peak Kept
Rat.1 -Ratio of M/M+2 Ions	SN-Below Signal to Noise Level	D-Peak Deleted
OK -RO=Ratio Outside Limits	<M-Below Method Detection Limit	T-Time Changed
Rel.RT-Relative Retention Time	NL-Channel Specific Noise Level	M-Peak Area Changed
		N-Name Changed
		X-Ether Interference

*** End of Report ***

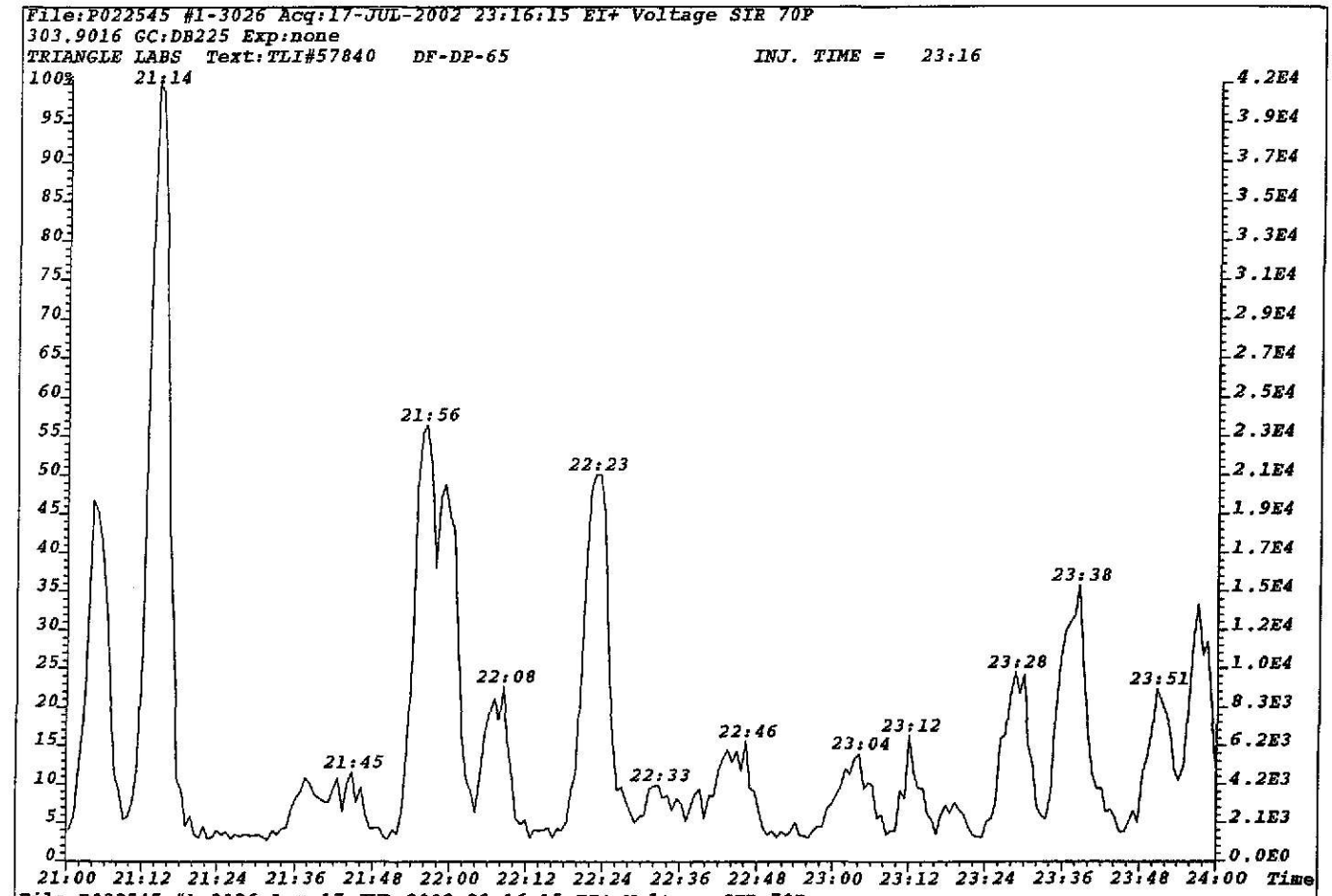
File:P022545 #1-3026 Acq:17-JUL-2002 23:16:15 EI+ Voltage SIR 70P
303.9016 GC:DB225 Exp:none
TRIANGLE LABS Text:TLI#57840 DF-DP-65 INJ. TIME = 23:16
21:14
21:56
22:23
23:38
22:08
23:28
23:51
21:45
22:46
23:04
23:12
22:33
Time

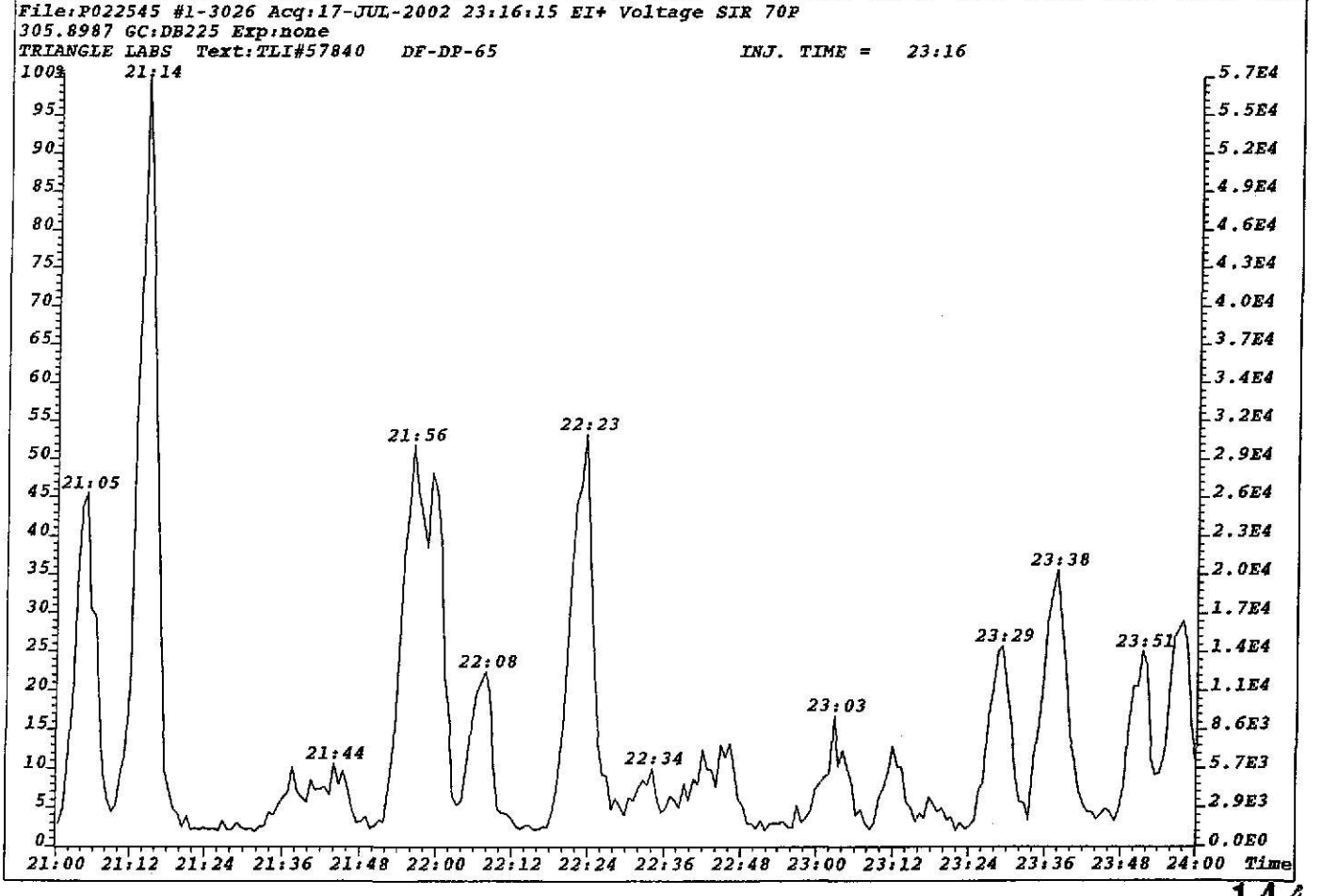
File:P022545 #1-3026 Acq:17-JUL-2002 23:16:15 EI+ Voltage SIR 70P
305.8987 GC:DB225 Exp:none
TRIANGLE LABS Text:TLI#57840 DF-DP-65 INJ. TIME = 23:16
21:14
21:05
21:56
22:23
23:38
22:08
23:29
23:51
21:44
23:03
22:34
Time


File:P022545 #1-3026 Acq:17-JUL-2002 23:16:15 EI+ Voltage SIR 70P Noise:76
303.9016 BSUB(256,30,-3.0) PKD(5,3,1,0.10%,304.0,0.00%,F,F) Exp:DB225
TRIANGLE LABS Text:TLI#57840 DF-DP-65
INJ. TIME = 23:16
A9.61E5
A1.43E5
A8.74E4
A1.48E5
A6.59E4
File:P022545 #1-3026 Acq:17-JUL-2002 23:16:15 EI+ Voltage SIR 70P Noise:86
305.8987 BSUB(256,30,-3.0) PKD(5,3,1,0.10%,344.0,0.00%,F,F) Exp:DB225
TRIANGLE LABS Text:TLI#57840 DF-DP-65
INJ. TIME = 23:16
A1.26E6
A1.90E5
A1.15E5
A9.58E4
A1.23E5
A8.10E4
File:P022545 #1-3026 Acq:17-JUL-2002 23:16:15 EI+ Voltage SIR 70P Noise:96
315.9419 BSUB(256,30,-3.0) PKD(5,3,1,0.10%,384.0,0.00%,F,F) Exp:DB225
TRIANGLE LABS Text:TLI#57840 DF-DP-65
INJ. TIME = 23:16
A1.57E6
A1.74E5
File:P022545 #1-3026 Acq:17-JUL-2002 23:16:15 EI+ Voltage SIR 70P Noise:153
317.9389 BSUB(256,30,-3.0) PKD(5,3,1,0.10%,612.0,0.00%,F,F) Exp:DB225
TRIANGLE LABS Text:TLI#57840 DF-DP-65
INJ. TIME = 23:16
A1.99E6
A2.41E5
File:P022545 #1-3026 Acq:17-JUL-2002 23:16:15 EI+ Voltage SIR 70P
375.8364 Exp:DB225
TRIANGLE LABS Text:TLI#57840 DF-DP-65
INJ. TIME = 23:16
26:11
19:18
23:29
24:05
24:32
25:04
Time

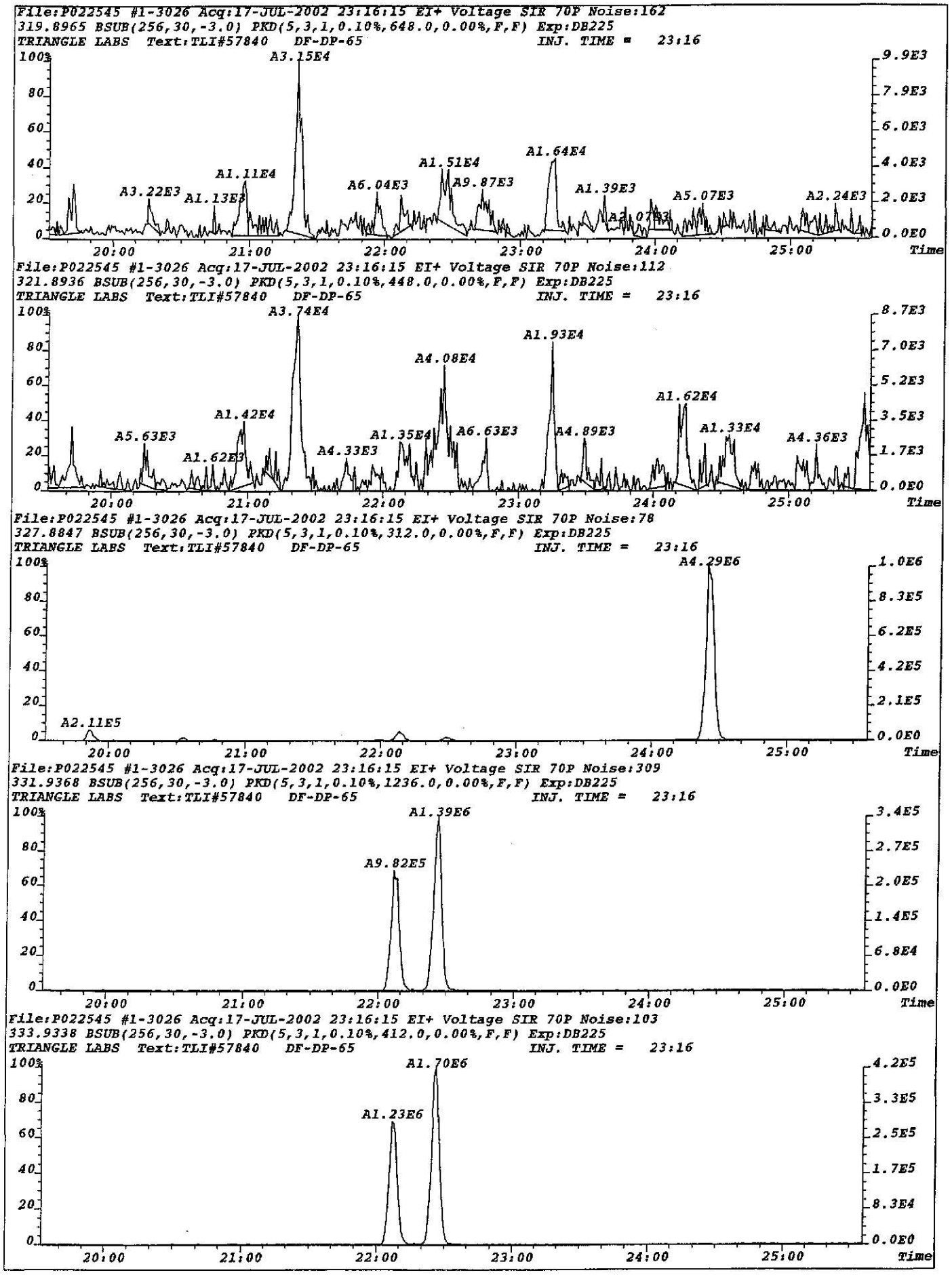
File:P022545 #1-3026 Acq:17-JUL-2002 23:16:15 EI+ Voltage SIR 70P Noise:162
319.8965 BSUB(256,30,-3.0) PKD(5,3,1,0.10%,648.0,0.00%,F,F) Exp:DB225
TRIANGLE LABS Text:TLI#57840 DF-DP-65 INJ. TIME = 23:16
A3.15E4
A1.64E4
A1.51E4
A1.11E4
A6.04E3
A9.87E3
A1.39E3
A3.22E3
A1.13E3
A5.07E3
A2.24E3
File:P022545 #1-3026 Acq:17-JUL-2002 23:16:15 EI+ Voltage SIR 70P Noise:112
321.8936 BSUB(256,30,-3.0) PKD(5,3,1,0.10%,448.0,0.00%,F,F) Exp:DB225
TRIANGLE LABS Text:TLI#57840 DF-DP-65 INJ. TIME = 23:16
A3.74E4
A1.93E4
A4.08E4
A1.62E4
A1.42E4
A1.35E4
A6.63E3
A4.89E3
A1.33E4
A5.63E3
A1.62E3
A4.33E3
A4.36E3
File:P022545 #1-3026 Acq:17-JUL-2002 23:16:15 EI+ Voltage SIR 70P Noise:78
327.8847 BSUB(256,30,-3.0) PKD(5,3,1,0.10%,312.0,0.00%,F,F) Exp:DB225
TRIANGLE LABS Text:TLI#57840 DF-DP-65 INJ. TIME = 23:16
A4.29E6
A2.11E5
File:P022545 #1-3026 Acq:17-JUL-2002 23:16:15 EI+ Voltage SIR 70P Noise:309
331.9368 BSUB(256,30,-3.0) PKD(5,3,1,0.10%,1236.0,0.00%,F,F) Exp:DB225
TRIANGLE LABS Text:TLI#57840 DF-DP-65 INJ. TIME = 23:16
A1.39E6
A9.82E5
File:P022545 #1-3026 Acq:17-JUL-2002 23:16:15 EI+ Voltage SIR 70P Noise:103
333.9338 BSUB(256,30,-3.0) PKD(5,3,1,0.10%,412.0,0.00%,F,F) Exp:DB225
TRIANGLE LABS Text:TLI#57840 DF-DP-65 INJ. TIME = 23:16
A1.70E6
A1.23E6
20:00
21:00
22:00
23:00
24:00
25:00
Time

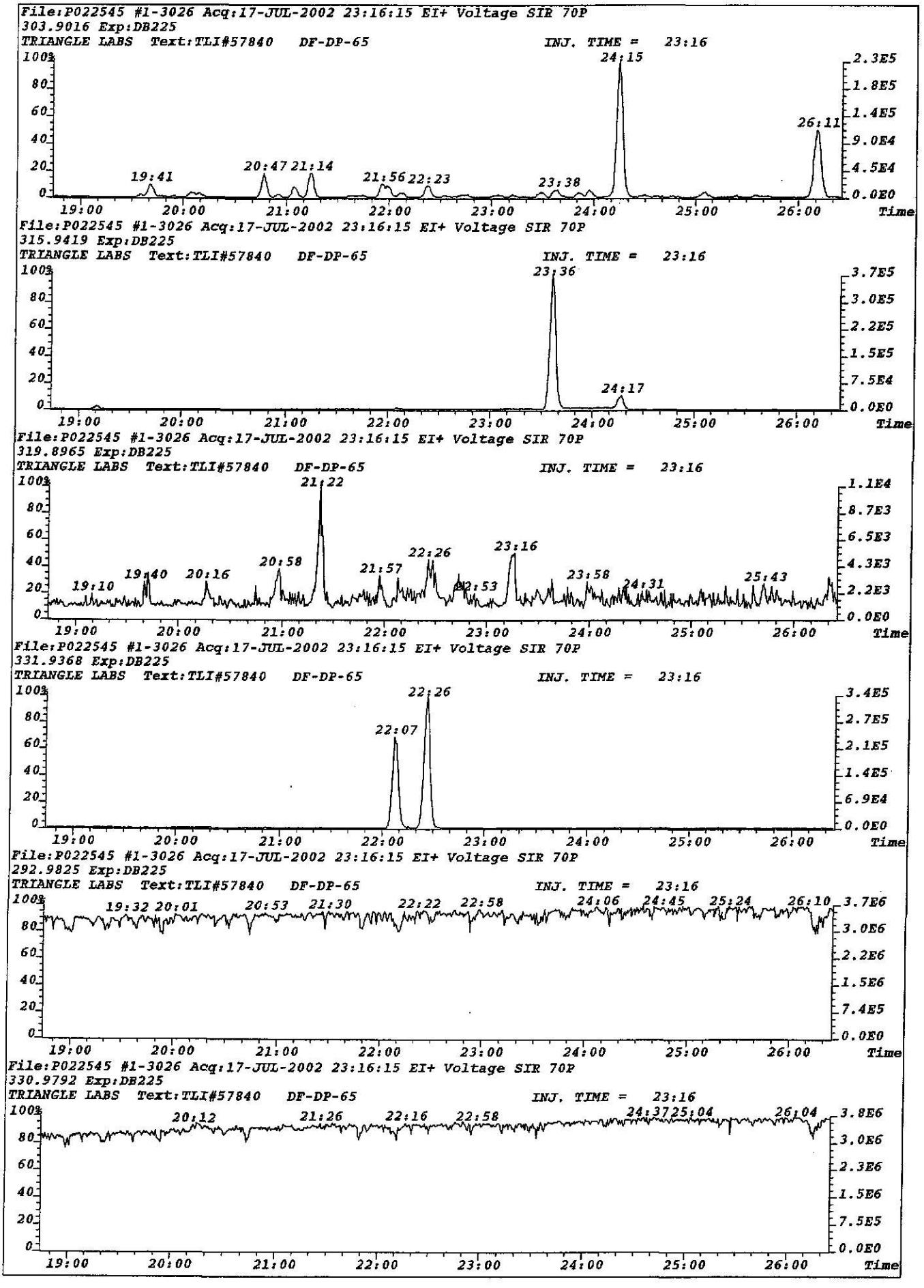
File:P022545 #1-3026 Acq:17-JUL-2002 23:16:15 EI+ Voltage SIR 70P
303.9016 Exp:DB225
TRIANGLE LABS Text:TLI#57840 DF-DP-65
INJ. TIME = 23:16
24:15
26:11
20:47 21:14
19:41
21:56 22:23
23:38
Time
File:P022545 #1-3026 Acq:17-JUL-2002 23:16:15 EI+ Voltage SIR 70P
315.9419 Exp:DB225
TRIANGLE LABS Text:TLI#57840 DF-DP-65
INJ. TIME = 23:16
23:36
24:17
Time
File:P022545 #1-3026 Acq:17-JUL-2002 23:16:15 EI+ Voltage SIR 70P
319.8965 Exp:DB225
TRIANGLE LABS Text:TLI#57840 DF-DP-65
INJ. TIME = 23:16
21:22
22:26
23:16
20:58
19:40
20:16
21:57
19:10
23:58
24:31
25:43
Time
File:P022545 #1-3026 Acq:17-JUL-2002 23:16:15 EI+ Voltage SIR 70P
331.9368 Exp:DB225
TRIANGLE LABS Text:TLI#57840 DF-DP-65
INJ. TIME = 23:16
22:26
22:07
Time
File:P022545 #1-3026 Acq:17-JUL-2002 23:16:15 EI+ Voltage SIR 70P
292.9825 Exp:DB225
TRIANGLE LABS Text:TLI#57840 DF-DP-65
INJ. TIME = 23:16
19:32 20:01
20:53
21:30
22:22
22:58
24:06
24:45
25:24
26:10
Time
File:P022545 #1-3026 Acq:17-JUL-2002 23:16:15 EI+ Voltage SIR 70P
330.9792 Exp:DB225
TRIANGLE LABS Text:TLI#57840 DF-DP-65
INJ. TIME = 23:16
20:12
21:26
22:16
22:58
24:37
25:04
26:04
Time

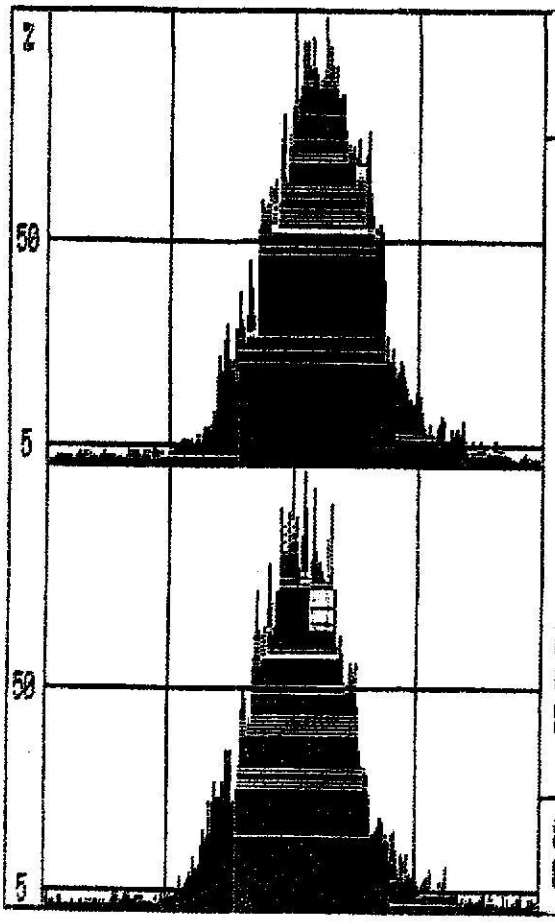

Channel 1 330.9792 Peak top
Height .88 volts Span 200 ppm

System file name	08225
Data file name	A:P717024
Resolution	10000
Group number	1
Ionization mode	EI+
Switching	VOLTAGE
Ref. masses	292.9825, 330.9761

A	292.9825	J	330.9792
B	303.9016	K	331.9368
C	305.8987	L	333.9338
D	315.9419	M	375.8364
E	317.9389		
F	319.8965		
G	321.8936		
H	327.8847		
I	330.9792		

Ref. mass 330.9761 Peak top
Height .43 volts Span 200 ppm

TLI Project: **57840** 1613, Revision B PCDD/PCDF Analysis (c)
Client Sample: **DF-DP-143 0-2'** Analysis File: **W108205**

Client Project:	**Dioxin/Furan Analysis**				
Sample Matrix:	**SOLID**	Date Received:	**07/11/2002**	Spike File:	**SP161B2S**
TLI ID:	**330-27-3**	Date Extracted:	**07/12/2002**	ICal:	**WF5614B**
		Date Analyzed:	**07/17/2002**	ConCal:	**WB21081**
Sample Size:	**12.200 g**	Dilution Factor:	**n/a**	% Moisture:	**17.7**
Dry Weight:	**10.041 g**	Blank File:	**W108202**	% Lipid:	**n/a**
GC Column:	**DB-5**	Analyst:	**JLD**	% Solids:	**82.3**

Analytes	Conc. (pg/g)	DL	Ratio	RT	RRT	Flags
2,3,7,8-TCDD	18.7		0.84	27:11	1.001	___
1,2,3,7,8-PeCDD	305		1.56	31:22	1.000	___
1,2,3,4,7,8-HxCDD	151		1.22	34:26	0.999	___
1,2,3,6,7,8-HxCDD	3440		1.24	34:36	1.001	E__
1,2,3,7,8,9-HxCDD	1540		1.23	34:54	1.010	___
1,2,3,4,6,7,8-HpCDD	5480		1.02	37:55	1.000	E__
1,2,3,4,6,7,8,9-OCDD	7580		0.85	41:40	1.000	E__
2,3,7,8-TCDF	120		0.75	26:31	1.002	___
1,2,3,7,8-PeCDF	71.2		1.53	30:22	1.001	___
2,3,4,7,8-PeCDF	739		1.50	31:03	1.001	___
1,2,3,4,7,8-HxCDF	4880		1.28	33:48	1.000	E__
1,2,3,6,7,8-HxCDF	1810		1.29	33:54	1.000	___
2,3,4,6,7,8-HxCDF	1930		1.26	34:23	1.000	___
1,2,3,7,8,9-HxCDF	42.4		1.22	35:10	1.000	___
1,2,3,4,6,7,8-HpCDF	13230		1.01	37:00	1.001	SXE
1,2,3,4,7,8,9-HpCDF	1670		1.05	38:26	1.000	Q__
1,2,3,4,6,7,8,9-OCDF	29930		0.95	41:54	1.006	SQE

Totals	Conc. (pg/g)	Number	DL	Flags
Total TCDD	676	12		___
Total PeCDD	6040	12		___
Total HxCDD	26970	8		QSE
Total HpCDD	8550	2		E__
Total TCDF	1240	17		E__
Total PeCDF	6350	18		___
Total HxCDF	44260	12		SE_
Total HpCDF	32100	4		SXE

Triangle Laboratories, Inc.®
2445 S. Alston Ave. • Durham, North Carolina 27713
Phone: (919) 544-5729 • Fax: (919) 544-5491

Printed: 16:06 07/18/2002

TLI Project: **57840** 1613, Revision B PCDD/PCDF Analysis (c)
Client Sample: **DF-DP-143 0-2'** Analysis File: **W108205**

Internal Standards	Conc. (pg/g)	% Recovery	QC Limits	Ratio	RT	RRT	Flags
$^{13}C_{12}$-2,3,7,8-TCDD	104	52.1	25%-164%	0.79	27:10	1.006	—
$^{13}C_{12}$-1,2,3,7,8-PeCDD	163	81.8	25%-181%	1.54	31:22	1.162	—
$^{13}C_{12}$-1,2,3,4,7,8-HxCDD	127	63.9	32%-141%	1.19	34:29	0.988	—
$^{13}C_{12}$-1,2,3,6,7,8-HxCDD	135	67.6	28%-130%	1.21	34:34	0.990	—
$^{13}C_{12}$-1,2,3,4,6,7,8-HpCDD	167	83.7	23%-140%	1.02	37:54	1.086	—
$^{13}C_{12}$-1,2,3,4,6,7,8,9-OCDD	404	101	17%-157%	0.87	41:39	1.193	—
$^{13}C_{12}$-2,3,7,8-TCDF	105	52.8	24%-169%	0.75	26:28	0.980	—
$^{13}C_{12}$-1,2,3,7,8-PeCDF	150	75.6	24%-185%	1.41	30:21	1.124	—
$^{13}C_{12}$-2,3,4,7,8-PeCDF	162	81.4	21%-178%	1.42	31:02	1.149	—
$^{13}C_{12}$-1,2,3,4,7,8-HxCDF	142	71.2	26%-152%	0.53	33:48	0.968	—
$^{13}C_{12}$-1,2,3,6,7,8-HxCDF	128	64.1	26%-123%	0.53	33:54	0.971	—
$^{13}C_{12}$-2,3,4,6,7,8-HxCDF	132	66.4	28%-136%	0.52	34:23	0.985	—
$^{13}C_{12}$-1,2,3,7,8,9-HxCDF	122	61.2	29%-147%	0.50	35:10	1.008	—
$^{13}C_{12}$-1,2,3,4,6,7,8-HpCDF	405	203	28%-143%	1.17	36:57	1.059	***QRO
$^{13}C_{12}$-1,2,3,4,7,8,9-HpCDF	130	65.2	26%-138%	0.43	38:25	1.101	—

Cleanup Standard	Conc. (pg/g)	% Recovery	QC Limits	RT	RRT	Flags
$^{37}Cl_4$-2,3,7,8-TCDD	14.0	70.5	35%-197%	27:11	1.007	—

Recovery Standards	Ratio	RT	Flags
$^{13}C_{12}$-1,2,3,4-TCDD	0.80	27:00	—
$^{13}C_{12}$-1,2,3,7,8,9-HxCDD	1.21	34:54	—

Data Reviewer: _____ 07/18/2002

Triangle Laboratories, Inc.®
2445 S. Alston Ave. • Durham, North Carolina 27713
Phone: (919) 544-5729 • Fax: (919) 544-5491

Printed: 16:06 07/18/2002

Martin & Slagle

TLI Project: **57840**
Client Sample: **DF-DP-143 0-2′**

Toxicity Equivalents Report
Analysis File: **W108205**

Client Project:	**Dioxin/Furan Analysis**				
Sample Matrix:	**SOLID**	Date Received:	**07/11/02**	Spike File:	**SP161B2S**
TLI ID:	**330-27-3**	Date Extracted:	**07/12/02**	ICal:	**WF5614B**
		Date Analyzed:	**07/17/02**	ConCal:	**WB21081**
Sample Size:	**12.200 g**	Dilution Factor:	**1**	% Moisture:	**17.7**
Dry Weight:	**10.041 g**	Blank File:	**W108202**	% Lipid:	**n/a**
GC Column:	**DB-5**	Analyst:	**JLD**	% Solids:	**82.3**

Analytes	Conc. (pg/g)		TEF		Equivalent
2,3,7,8-TCDD	18.7	x	1.	=	18.7
1,2,3,7,8-PeCDD	305	x	0.5	=	153
1,2,3,4,7,8-HxCDD	151	x	0.1	=	15.1
1,2,3,6,7,8-HxCDD	3440	x	0.1	=	344.0
1,2,3,7,8,9-HxCDD	1540	x	0.1	=	154.0
1,2,3,4,6,7,8-HpCDD	5480	x	0.01	=	54.80
1,2,3,4,6,7,8,9-OCDD	7580	x	0.001	=	7.580
TOTAL PCDD					747
2,3,7,8-TCDF	16.6	x	0.1	=	1.66
1,2,3,7,8-PeCDF	71.2	x	0.05	=	3.56
2,3,4,7,8-PeCDF	739	x	0.5	=	370
1,2,3,4,7,8-HxCDF	4880	x	0.1	=	488.0
1,2,3,6,7,8-HxCDF	1810	x	0.1	=	181.0
2,3,4,6,7,8-HxCDF	1930	x	0.1	=	193.0
1,2,3,7,8,9-HxCDF	42.4	x	0.1	=	4.24
1,2,3,4,6,7,8-HpCDF	13230	x	0.01	=	132.30
1,2,3,4,7,8,9-HpCDF	1670	x	0.01	=	16.70
1,2,3,4,6,7,8,9-OCDF	29930	x	0.001	=	29.930
TOTAL PCDF					1420

Total EPA TEFs, 1989a: 2168 pg/g

GRY_TEF v1.08, MILES 4.22.16

Triangle Laboratories, Inc.®
2445 S. Alston Ave. • Durham, North Carolina 27713
Phone: (919) 544-5729 • Fax: (919) 544-5491

Printed: 20:42 07/18/02

Initial ....Date...

Data Review By: KW 7/18/02

Channel specific noise levels computed from 'NL' heights.

Page No. 1 Listing of W108205B.dbf
07/18/2002 Matched GC Peaks / Ratio / Ret. Time

Compound/ M_Z....	QC.Log	Omit	Why	..RT.	OK	Ratio	Total.Area/Ht	Area/Ht.Peak1	Area/Ht.Peak2	Rel.RT	Compound.Name..	ID..	Flags.
TCDF						0.65-0.89				0.877-1.070			
304-306		DC	NL			Height	17.17	11.26	5.91				
	D	D	WL	23:18		0.74	301.21			0.880			
				23:54		0.75	3,027.25	1,298.81	1,728.44	0.903			
				24:08		0.74	5,323.49	2,266.54	3,056.95	0.912			
				24:38		0.76	8,304.37	3,576.55	4,727.82	0.931			
				24:51		0.74	32,803.90	13,943.60	18,860.30	0.939			E
				25:07		0.76	5,608.71	2,422.87	3,185.84	0.949			
				25:28		0.73	3,608.09	1,519.14	2,088.95	0.962			
	M			25:42		0.80	1,543.00	688.00	855.00	0.971			
	M			25:54		0.74	7,240.00	3,090.00	4,150.00	0.979			
				26:07		0.73	3,607.33	1,527.57	2,079.76	0.987			
				26:19		0.75	1,374.22	587.13	787.09	0.994			
				26:31		0.75	8,960.36	3,828.49	5,131.87	1.002	2378-TCDF		AN
		DC	SN	26:41	RO	1.11	86.03			1.008			
				26:55		0.78	566.56	247.85	318.71	1.017			
				27:10		0.75	533.03	228.04	304.99	1.026			
			X	27:17		0.72	1,334.58	560.31	774.27	1.031			
			X	27:33		0.76	3,344.57	1,449.52	1,895.05	1.041			
				27:41		0.73	2,029.16	853.74	1,175.42	1.046			
			X	27:52		0.76	3,702.06	1,594.40	2,107.66	1.053			
		DC	WH	28:28		0.79	2,551.18			1.076			
		DC	WH	28:43		0.79	1,100.19			1.085			
304-306			17	Peaks			92,910.68						
13C12-TCDF						0.65-0.89				0.944-1.133			
316-318		DC	NL			Height	5.81	2.97	2.84				
		DC	WL	24:50	RO	2.67	31.82			0.938			
				25:45	RO	0.93	29.01	13.96	15.05	0.973			
				26:04		0.72	115.84	48.33	67.51	0.985			
				26:28		0.75	13,021.72	5,572.48	7,449.24	1.000	13C12-2378-TCDF		IS0
						Height	3,492.64	1,505.51	1,987.13				
				26:48		0.88	49.96	23.35	26.61	1.013			
316-318			4	Peaks			13,216.53						

---------- Above: TCDF / TCDD Follows ----------

TCDD						0.65-0.89				0.903-1.042			
320-322		DC	NL			Height	4.95	2.46	2.49				
				24:43		0.79	1,775.27	785.71	989.56	0.910	1368-TCDD		AN
				25:04		0.77	1,777.74	771.18	1,006.56	0.923	1379-TCDD		AN
				25:22		0.77	2,360.33	1,028.76	1,331.57	0.934			
				26:01		0.79	10,783.97	4,759.15	6,024.82	0.958			
				26:17		0.78	7,417.93	3,252.94	4,164.99	0.967			
				26:40		0.80	2,507.02	1,110.51	1,396.51	0.982			
				26:57		0.79	3,033.70	1,340.69	1,693.01	0.992			
	NM			27:04		0.79	3,600.00	1,590.00	2,010.00	0.996			

Compound/ M_Z....	QC.Log	Omit	Why	..RT.	OK	Ratio	Total.Area/Ht	Area/Ht.Peak1	Area/Ht.Peak2	Rel.RT	Compound.Name..	ID..	Flags.
AN				27:11		0.84	1,091.00	497.00	594.00	1.001	2378-TCDD	AN	
				27:21		0.78	935.01	408.84	526.17	1.007			
				27:30		0.76	2,409.53	1,041.54	1,367.99	1.012			
				27:43	RO	1.02	1,214.03	612.12	601.91	1.020			
	DC	SN		27:52	RO	1.32	16.12			1.026			
				28:09		0.77	1,634.98	709.02	925.96	1.036			
	DC	WH		28:19		0.85	36.81			1.042			
	DC	WH		28:43	RO	1.85	657.55			1.057			
320-322			13 Peaks				40,540.51						
37Cl-TCDD										0.926-1.074			
328	DC	NL				Height	2.65	2.65					
	DC	WL		24:34			3.56			0.904			
	DC	WL		24:41			15.07			0.909			
	DC	WL		24:52			6.12			0.915			
	DC	WL		25:03			16.22			0.922			
				25:22			13.96	13.96		0.934			
	DC	SN		25:27			4.47			0.937			
	DC	SN		25:35			4.20			0.942			
	DC	SN		25:40			3.74			0.945			
				25:50			476.88	476.88		0.951			
				26:02			64.70	64.70		0.958			
				26:15			51.77	51.77		0.966			
	DC	SN		26:26			3.12			0.973			
	DC	SN		26:27			4.64			0.974			
				26:39			22.41	22.41		0.981			
	DC	SN		26:47			3.24			0.986			
				26:58			15.24	15.24		0.993			
				27:11			1,451.38	1,451.38		1.001	37Cl-TCDD	CLS	
				27:20			16.15	16.15		1.006			
				27:34			985.54	985.54		1.015			
				27:46			10.61	10.61		1.022			
				28:08			14.61	14.61		1.036			
	DC	SN		28:19			2.38			1.042			
				28:26			30.52	30.52		1.047			
				28:42			30.60	30.60		1.056			
328			13 Peaks				3,184.37						
13C12-TCDD						0.65-0.89				0.920-1.067			
332-334	DC	NL				Height	8.66	6.02	2.64				
				27:00		0.80	17,047.88	7,560.84	9,487.04	0.994	13C12-1234-TCDD	RS1	
				27:10		0.79	10,509.65	4,636.31	5,873.34	1.000	13C12-2378-TCDD	IS1	
						Height	2,979.28	1,302.04	1,677.24				
332-334			2 Peaks				27,557.53						

---------- Above: TCDD / PeCDF Follows ----------

PeCDF						1.32-1.78				0.909-1.036			
340-342	DC	NL				Height	5.67	2.74	2.93				
				28:24		1.45	21,819.05	12,897.60	8,921.45	0.915			
				28:42		1.46	50,966.10	30,225.60	20,740.50	0.925			
				29:05		1.46	17,357.53	10,314.10	7,043.43	0.937			

Compound/ M_Z....	QC.Log	Omit	Why	..RT.	OK	Ratio	Total.Area/Ht	Area/Ht.Peak1	Area/Ht.Peak2	Rel.RT	Compound.Name..	ID..	Flags.
				29:31		1.48	171,936.30	102,508.00	69,428.30	0.951			
				29:41		1.42	56,483.20	33,138.50	23,344.70	0.956			
				29:53		1.52	70,079.60	42,277.50	27,802.10	0.963			
				30:05		1.47	52,296.80	31,109.10	21,187.70	0.969			
NM				30:17		1.46	10,680.00	6,330.00	4,350.00	0.998			
AN				30:22		1.53	6,610.00	4,000.00	2,610.00	1.001	12378-PeCDF	AN	
A				30:25		1.42	1,498.00	860.00	618.00	0.980			
				30:38		1.47	24,092.22	14,335.70	9,756.52	0.987			
				31:03		1.50	72,342.10	43,391.40	28,950.70	1.001	23478-PeCDF	AN	
				31:11		1.49	44,697.70	26,768.10	17,929.60	1.005			
				31:24		1.52	402.87	242.81	160.06	1.012			J
				31:31		1.48	448.32	267.69	180.63	1.016			J
				31:38		1.64	599.59	372.60	226.99	1.019			
				31:45		1.52	3,440.37	2,074.82	1,365.55	1.023			
				31:59		1.45	2,071.79	1,225.61	846.18	1.031			
	DC	WH		32:30		1.47	20,603.10			1.047			
340-342			18	Peaks			607,821.54						
13C12-PeCDF				1.32-1.78						0.806-1.128			
352-354	DC	NL		Height			4.55	1.81	2.74				
				28:42	RO	0.15	317.36	40.64	276.72	0.925			
				29:31	RO	0.74	468.34	199.54	268.80	0.951			
				30:21		1.41	15,212.04	8,911.87	6,300.17	1.000	13C12-PeCDF 123	IS2	
				Height			4,625.53	2,744.09	1,881.44				
				30:38	RO	0.85	256.29	117.88	138.41	0.987			
				31:02		1.42	16,413.10	9,633.15	6,779.95	1.000	13C12-PeCDF 234	IS3	
				Height			5,090.62	3,058.29	2,032.33				
				31:14	RO	0.49	62.43	20.60	41.83	1.006			
				31:32	RO	0.72	283.38	118.86	164.52	1.016			
				31:38	RO	1.07	206.28	106.45	99.83	1.019			
				31:48	RO	0.75	197.13	84.43	112.70	1.025			
				31:59	RO	1.02	1,068.08	538.38	529.70	1.031			
352-354			10	Peaks			34,484.43						
---------- Above: PeCDF / PeCDD Follows ----------													
PeCDD				1.32-1.78						0.939-1.021			
356-358	DC	NL		Height			4.51	2.29	2.22				
D	D	WL		29:28		1.55	436.93			0.939			
				29:37		1.53	101,853.90	61,624.10	40,229.80	0.944			
				30:05		1.53	13,069.34	7,909.10	5,160.24	0.959			
				30:19		1.51	45,334.30	27,260.50	18,073.80	0.967			
				30:27		1.55	43,116.00	26,177.70	16,938.30	0.971			
				30:38		1.55	23,308.21	14,175.30	9,132.91	0.977			
				30:48		1.54	9,893.41	6,001.72	3,891.69	0.982			
				30:54		1.54	74,708.60	45,273.60	29,435.00	0.985			
				31:05		1.75	3,707.37	2,357.74	1,349.63	0.991			
				31:14		1.46	4,993.45	2,962.01	2,031.44	0.996			
				31:22		1.56	19,110.73	11,639.80	7,470.93	1.000	12378-PeCDD	AN	
				31:30		1.54	24,812.73	15,049.80	9,762.93	1.004			
				31:50		1.50	14,111.83	8,476.50	5,635.33	1.015			
				31:58	RO	2.49	783.05	558.58	224.47	1.019			

Compound/ M_Z....	QC.Log	Omit	Why	..RT.	OK	Ratio	Total.Area/Ht	Area/Ht.Peak1	Area/Ht.Peak2	Rel.RT	Compound.Name..	ID..	Flags.
356-358			13 Peaks				378,802.92						
13C12-PeCDD				1.32-1.78						0.734-1.053			
368-370	DC	NL		Height			3.87	2.22	1.65				
			29:37			1.65	92.46	57.52	34.94	0.944			
	DC	SN	29:54		RO	0.90	13.27			0.953			
			30:04		RO	1.14	29.06	15.46	13.60	0.959			
			30:19			1.53	53.85	32.59	21.26	0.967			
			30:27			1.56	86.55	52.73	33.82	0.971			
			30:38			1.33	35.21	20.09	15.12	0.977			
	DC	SN	30:46		RO	0.83	5.97			0.981			
			30:53		RO	2.16	55.69	38.05	17.64	0.985			
			31:22			1.54	9,853.62	5,976.75	3,876.87	1.000	13C12-PeCDD 123	IS4	
				Height			3,198.67	1,929.40	1,269.27				
			31:30			1.50	88.01	52.85	35.16	1.004			
	DC	SN	31:36		RO	0.58	14.14			1.007			
			31:51			1.44	39.60	23.37	16.23	1.015			
368-370			9 Peaks				10,334.05						
---------- Above: PeCDD / HxCDF Follows ----------													
HxCDF				1.05-1.43						0.929-1.007			
374-376	DC	NL		Height			346.31	203.56	142.75				
AND	D	SN	25:10			1.22	2,057.00			0.716			
			32:51			1.28	197,011.80	110,465.00	86,546.80	0.934			E
			33:00			1.09	812,517.00	424,387.00	388,130.00	0.938			SE
			33:08			1.26	29,767.00	16,619.80	13,147.20	0.942			
			33:16			1.24	10,967.99	6,079.48	4,888.51	0.946			
			33:28			1.08	1,007,666.00	523,123.00	484,543.00	0.952			SE
			33:48			1.28	321,343.00	180,220.00	141,123.00	1.000	123478-HxCDF	AN	E
			33:54			1.29	114,506.10	64,524.70	49,981.40	1.000	123678-HxCDF	AN	
		X	34:04			1.26	6,758.93	3,764.25	2,994.68	0.969			
			34:11			1.27	11,621.28	6,494.57	5,126.71	0.972			
			34:23			1.26	111,617.80	62,214.80	49,403.00	1.000	234678-HxCDF	AN	
AN			35:10			1.22	2,057.00	1,130.00	927.00	1.000	123789-HxCDF	AN	
M			35:15			1.29	18,280.00	10,300.00	7,980.00	1.002			
	DC	WH	35:41			1.34	1,358.83			1.015			
374-376			12 Peaks				2,644,113.90						
13C12-HxCDF				0.43-0.59						0.879-1.106			
384-386	DC	NL		Height			14.33	6.24	8.09				
			32:51		RO	2.28	146.22	101.58	44.64	0.934			
			32:59		RO	2.36	1,012.33	710.76	301.57	0.938			
			33:27		RO	2.35	2,028.80	1,423.80	605.00	0.951			
			33:36		RO	0.34	55.75	14.16	41.59	0.955			
			33:48			0.53	10,560.03	3,635.63	6,924.40	1.000	13C12-HxCDF 478	IS5	
				Height			3,597.94	1,226.76	2,371.18				
			33:54			0.53	9,755.24	3,372.04	6,383.20	1.000	13C12-HxCDF 678	IS6	
				Height			3,267.41	1,152.63	2,114.78				
			34:23			0.52	9,552.98	3,285.71	6,267.27	1.000	13C12-HxCDF 234	IS7	
				Height			3,433.42	1,191.02	2,242.40				
			35:10			0.50	7,641.75	2,551.29	5,090.46	1.000	13C12-HxCDF 789	IS8	
				Height			2,453.35	831.32	1,622.03				

Compound/ M_Z....	QC.Log	Omit	Why	..RT.	OK	Ratio	Total.Area/Ht	Area/Ht.Peak1	Area/Ht.Peak2	Rel.RT	Compound.Name..	ID..	Flags.
384-386			8 Peaks				40,753.10						
---------- Above: HxCDF / HxCDD Follows ----------													
HxCDD						1.05-1.43				0.959-1.013			
390-392	DC	NL				Height	56.06	29.68	26.38				
				33:20		1.23	128,179.80	70,695.70	57,484.10	0.964			
				33:27		1.24	1,164.72	644.20	520.52	0.968			
				33:49		1.24	84,548.40	46,806.00	37,742.40	0.978			
				33:59		1.16	656,164.00	351,958.00	304,206.00	0.983			SQE
				34:09		1.29	2,788.05	1,567.98	1,220.07	0.988			
				34:26		1.22	5,792.42	3,186.36	2,606.06	0.999	123478-HxCDD	AN	
				34:36		1.24	140,233.40	77,498.70	62,734.70	1.001	123678-HxCDD	AN	E
				34:54		1.23	62,738.20	34,621.80	28,116.40	1.010	123789-HxCDD	AN	
390-392			8 Peaks				1,081,608.99						
13C12-HxCDD						1.05-1.43				0.983-1.041			
402-404	DC	NL				Height	15.46	7.52	7.94				
	DC	WL		33:28		1.07	272.20			0.971			
	DC	WL		33:48	RO	0.43	162.57			0.980			
				33:59		1.37	247.45	143.17	104.28	0.986			
				34:29		1.19	6,557.24	3,563.25	2,993.99	1.000	13C12-HxCDD 478	IS9	
						Height	2,250.96	1,216.60	1,034.36				
				34:34		1.21	7,435.60	4,068.01	3,367.59	1.000	13C12-HxCDD 678	IS10	
						Height	2,563.06	1,376.75	1,186.31				
				34:54		1.21	11,285.40	6,187.77	5,097.63	1.012	13C12-HxCDD 789	RS2	
402-404			4 Peaks				25,525.69						
---------- Above: HxCDD / HpCDF Follows ----------													
HpCDF						0.88-1.20				0.955-1.004			
408-410	DC	NL				Height	71.21	38.86	32.35				
		X		37:00		1.01	2,197,670.00	1,102,470.00	1,095,200.00	1.001	1234678-HpCDF	AN	SE
				37:10		1.03	13,154.40	6,688.95	6,465.45	0.967			Q
		X		37:18		1.01	1,775,995.00	892,562.00	883,433.00	0.971			SE
				38:26		1.05	70,299.30	36,032.60	34,266.70	1.000	1234789-HpCDF	AN	Q
408-410			4 Peaks				4,057,118.70						
13C12-HpCDF						0.37-0.51				0.856-1.143			
418-420	DC	NL				Height	4.74	3.24	1.50				
				36:57	RO	1.17	22,183.20	11,941.70	10,241.50	1.000	13C12-HpCDF 678	IS11	Q
						Height	3,826.38	2,174.59	1,651.79				
				37:23	RO	2.90	6,947.22	5,167.90	1,779.32	0.973			
	DC	SN		37:42	RO	1.80	15.26			0.981			
				37:57	RO	1.01	43.43	21.77	21.66	0.988			
				38:25		0.43	5,624.47	1,702.05	3,922.42	1.000	13C12-HpCDF 789	IS12	
						Height	1,506.78	435.01	1,071.77				
				38:39	RO	2.28	29.59	20.58	9.01	1.006			
418-420			5 Peaks				34,827.91						
---------- Above: HpCDF / HpCDD Follows ----------													

Compound/ M_Z....	QC.Log	Omit	Why	..RT.	OK	Ratio	Total.Area/Ht	Area/Ht.Peak1	Area/Ht.Peak2	Rel.RT	Compound.Name..	ID..	Flags.
HpCDD						0.88-1.20				0.975-1.005			
424-426		DC	NL			Height	18.49	8.66	9.83				
		DC	WL	36:57	RO	1.54	3,181.40			0.975			
				37:13		1.03	117,041.60	59,518.10	57,523.50	0.982			E
	D	D	NH	37:23	RO	1.40	1,868.62			0.986			
	D	D	NH	37:29		1.02	539.40			0.989			
				37:55		1.02	208,511.00	105,218.00	103,293.00	1.000	1234678-HpCDD	AN	E
424-426			2	Peaks			325,552.60						
13C12-HpCDD						0.88-1.20				0.868-1.079			
436-438		DC	NL			Height	9.59	6.20	3.39				
				36:58		1.03	1,205.69	612.07	593.62	0.975			
		DC	SN	37:13	RO	0.60	32.21			0.982			
				37:23		1.05	711.75	364.79	346.96	0.986			
				37:54		1.02	7,517.90	3,796.75	3,721.15	1.000	13C12-HpCDD 678	IS13	
						Height	2,105.45	1,069.86	1,035.59				
		DC	SN	38:06		0.93	8.08			1.005			
436-438			3	Peaks			9,435.34						

---------- Above: HpCDD / Octa-CDD and CDF Follows ----------

OCDF						0.76-1.02				0.952-1.048			
442-444		DC	NL			Height	5.73	2.47	3.26				
		DC	WL	39:31	RO	1.13	1,432.36			0.949			
				41:54		0.95	1,453,641.00	707,023.00	746,618.00	1.006	OCDF	AN	SQE
442-444			1	Peak			1,453,641.00						
OCDD						0.76-1.02				0.952-1.048			
458-460		DC	NL			Height	4.22	2.51	1.71				
				41:40		0.85	291,716.00	133,606.00	158,110.00	1.000	OCDD	AN	E
				41:54	RO	1.93	2,381.84	1,569.27	812.57	1.006			
458-460			2	Peaks			294,097.84						
13C12-OCDD						0.76-1.02				0.996-1.004			
470-472		DC	NL			Height	8.68	3.53	5.15				
				41:39		0.87	14,589.49	6,802.56	7,786.93	1.000	13C12-OCDD	IS14	
						Height	2,925.44	1,362.30	1,563.14				
		DC	WH	41:54	RO	1.44	503.07			1.006			
470-472			1	Peak			14,589.49						

Column Description.....	"Why" Code Description.....	QC Log Desc.....
M_Z -Nominal Ion Mass(es)	WL-Below Retention Time Window	A-Peak Added
..RT. -Retention Time (mm:ss)	WH-Above Retention Time Window	K-Peak Kept
Rat.1 -Ratio of M/M+2 Ions	SN-Below Signal to Noise Level	D-Peak Deleted
OK -RO=Ratio Outside Limits	<M-Below Method Detection Limit	T-Time Changed
Rel.RT-Relative Retention Time	NL-Channel Specific Noise Level	M-Peak Area Changed
		N-Name Changed
		X-Ether Interference

*** End of Report ***

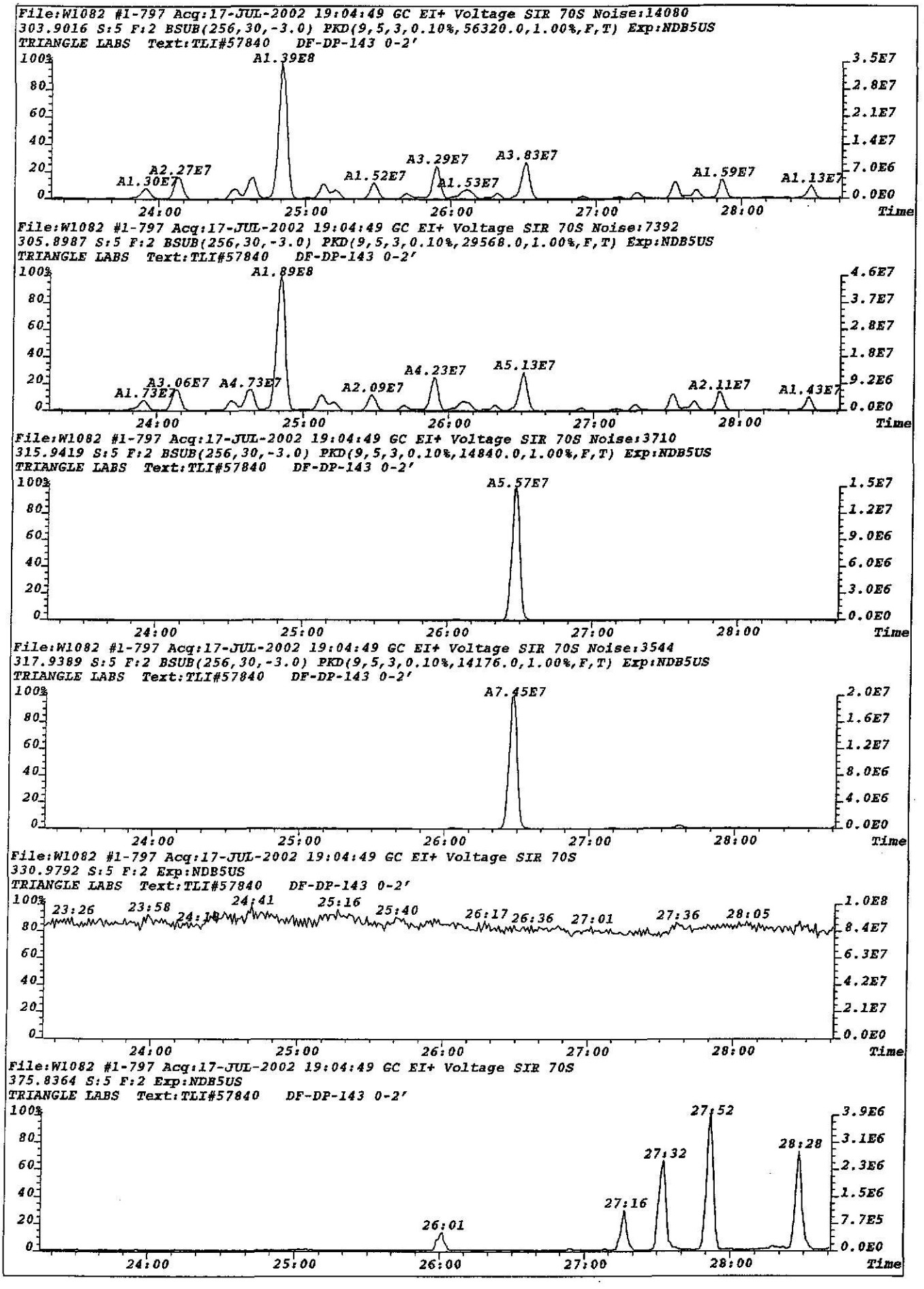
File:W1082 #1-797 Acq:17-JUL-2002 19:04:49 GC EI+ Voltage SIR 70S Noise:14080
303.9016 S:5 F:2 BSUB(256,30,-3.0) PKD(9,5,3,0.10%,56320.0,1.00%,F,T) Exp:NDB5US
TRIANGLE LABS Text:TLI#57840 DF-DP-143 0-2'
A1.39E8
A2.27E7
A1.30E7
A1.52E7
A3.29E7
A1.53E7
A3.83E7
A1.59E7
A1.13E7
File:W1082 #1-797 Acq:17-JUL-2002 19:04:49 GC EI+ Voltage SIR 70S Noise:7392
305.8987 S:5 F:2 BSUB(256,30,-3.0) PKD(9,5,3,0.10%,29568.0,1.00%,F,T) Exp:NDB5US
TRIANGLE LABS Text:TLI#57840 DF-DP-143 0-2'
A1.89E8
A3.06E7
A4.73E7
A1.73E7
A2.09E7
A4.23E7
A5.13E7
A2.11E7
A1.43E7
File:W1082 #1-797 Acq:17-JUL-2002 19:04:49 GC EI+ Voltage SIR 70S Noise:3710
315.9419 S:5 F:2 BSUB(256,30,-3.0) PKD(9,5,3,0.10%,14840.0,1.00%,F,T) Exp:NDB5US
TRIANGLE LABS Text:TLI#57840 DF-DP-143 0-2'
A5.57E7
File:W1082 #1-797 Acq:17-JUL-2002 19:04:49 GC EI+ Voltage SIR 70S Noise:3544
317.9389 S:5 F:2 BSUB(256,30,-3.0) PKD(9,5,3,0.10%,14176.0,1.00%,F,T) Exp:NDB5US
TRIANGLE LABS Text:TLI#57840 DF-DP-143 0-2'
A7.45E7
File:W1082 #1-797 Acq:17-JUL-2002 19:04:49 GC EI+ Voltage SIR 70S
330.9792 S:5 F:2 Exp:NDB5US
TRIANGLE LABS Text:TLI#57840 DF-DP-143 0-2'
23:26
23:58
24:41
25:16
25:40
26:17
26:36
27:01
27:36
28:05
File:W1082 #1-797 Acq:17-JUL-2002 19:04:49 GC EI+ Voltage SIR 70S
375.8364 S:5 F:2 Exp:NDB5US
TRIANGLE LABS Text:TLI#57840 DF-DP-143 0-2'
26:01
27:16
27:32
27:52
28:28
24:00
25:00
26:00
27:00
28:00
Time

File:W1082 #1-797 Acq:17-JUL-2002 19:04:49 GC EI+ Voltage SIR 70S Noise:3077
319.8965 S:5 F:2 BSUB(256,30,-3.0) PKD(7,5,3,0.10%,12308.0,1.00%,F,T) Exp:NDB5US
TRIANGLE LABS Text:TLI#57840 DF-DP-143 0-2'

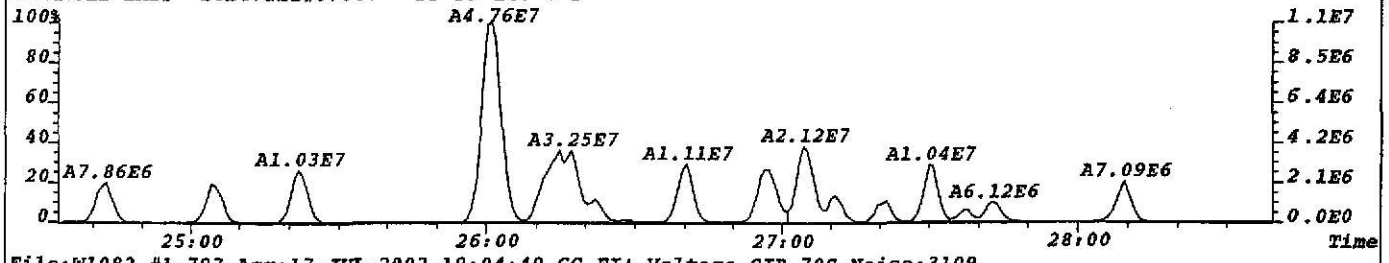

File:W1082 #1-797 Acq:17-JUL-2002 19:04:49 GC EI+ Voltage SIR 70S Noise:3109
321.8936 S:5 F:2 BSUB(256,30,-3.0) PKD(7,5,3,0.10%,12436.0,1.00%,F,T) Exp:NDB5US
TRIANGLE LABS Text:TLI#57840 DF-DP-143 0-2'

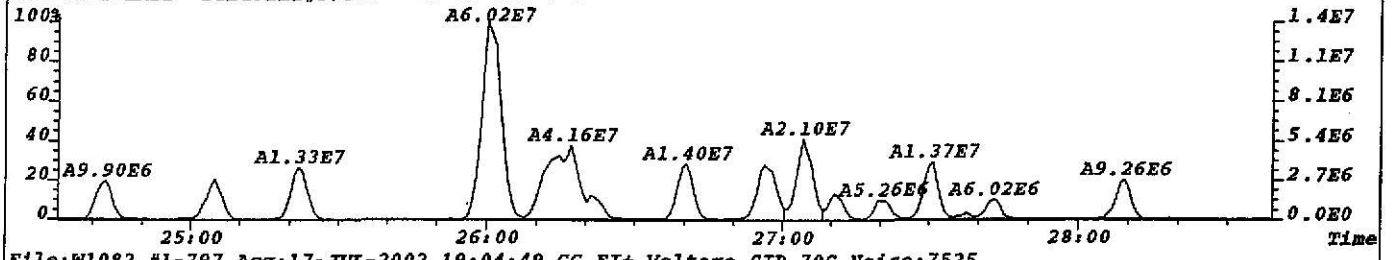

File:W1082 #1-797 Acq:17-JUL-2002 19:04:49 GC EI+ Voltage SIR 70S Noise:7525
331.9368 S:5 F:2 BSUB(256,30,-3.0) PKD(7,5,3,0.10%,30100.0,1.00%,F,T) Exp:NDB5US
TRIANGLE LABS Text:TLI#57840 DF-DP-143 0-2'

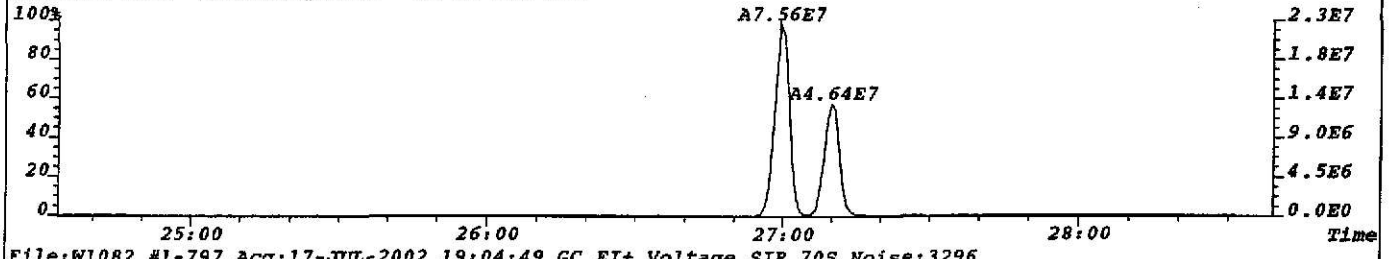

File:W1082 #1-797 Acq:17-JUL-2002 19:04:49 GC EI+ Voltage SIR 70S Noise:3296
333.9338 S:5 F:2 BSUB(256,30,-3.0) PKD(7,5,3,0.10%,13184.0,1.00%,F,T) Exp:NDB5US
TRIANGLE LABS Text:TLI#57840 DF-DP-143 0-2'

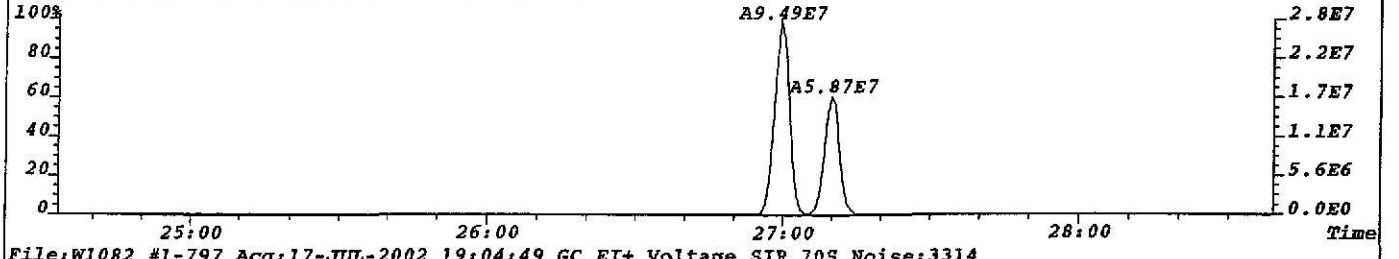

File:W1082 #1-797 Acq:17-JUL-2002 19:04:49 GC EI+ Voltage SIR 70S Noise:3314
327.8847 S:5 F:2 BSUB(256,30,-3.0) PKD(7,5,3,0.10%,13256.0,1.00%,F,T) Exp:NDB5US
TRIANGLE LABS Text:TLI#57840 DF-DP-143 0-2'

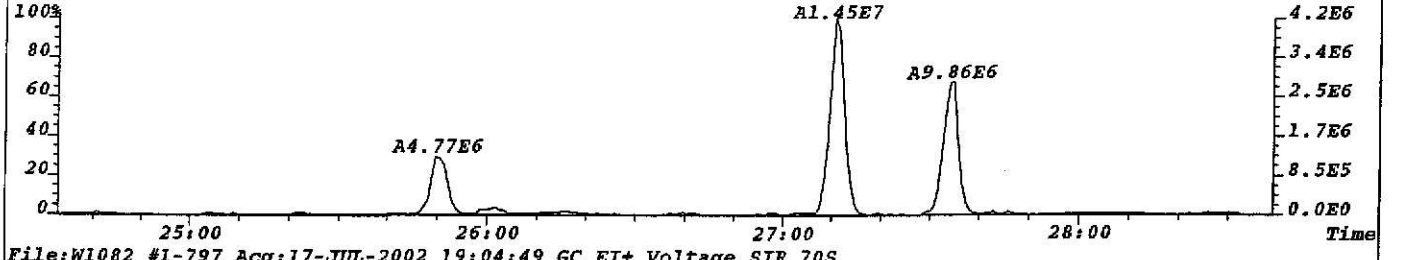

File:W1082 #1-797 Acq:17-JUL-2002 19:04:49 GC EI+ Voltage SIR 70S
330.9792 S:5 F:2 Exp:NDB5US
TRIANGLE LABS Text:TLI#57840 DF-DP-143 0-2'

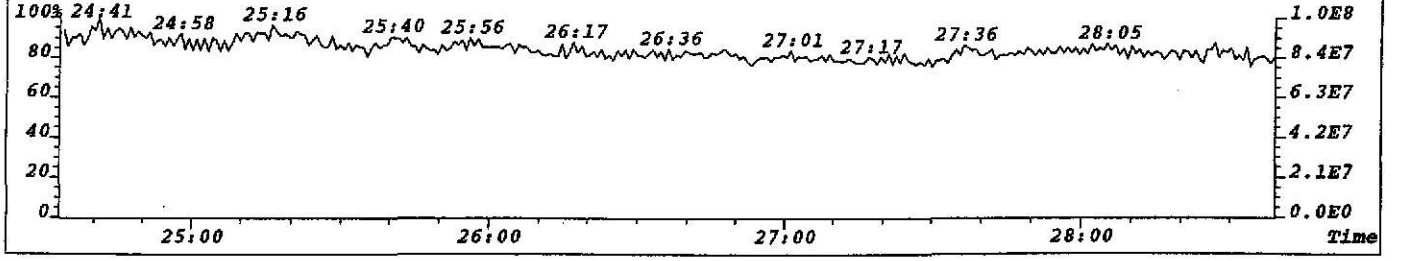

File:W1082 #1-797 Acq:17-JUL-2002 19:04:49 GC EI+ Voltage SIR 70S Noise:3426
339.8597 S:5 F:2 BSUB(256,30,-3.0) PKD(7,5,3,0.10%,13704.0,1.00%,F,T) Exp:NDB5US
TRIANGLE LABS Text:TLI#57840 DF-DP-143 0-2'

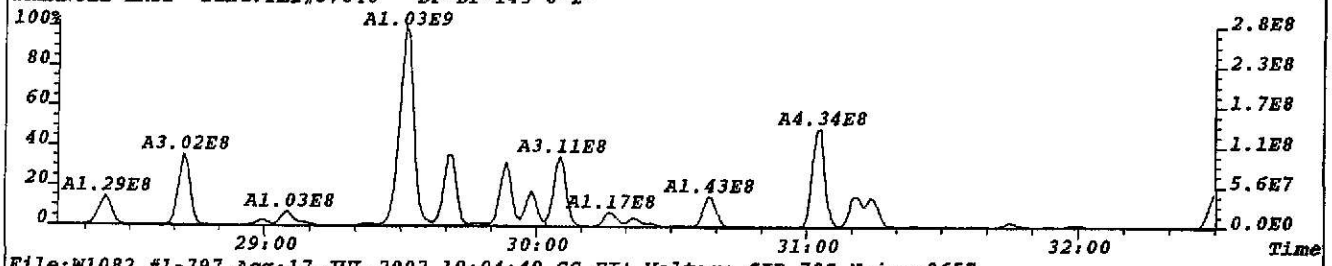

File:W1082 #1-797 Acq:17-JUL-2002 19:04:49 GC EI+ Voltage SIR 70S Noise:3657
341.8567 S:5 F:2 BSUB(256,30,-3.0) PKD(7,5,3,0.10%,14628.0,1.00%,F,T) Exp:NDB5US
TRIANGLE LABS Text:TLI#57840 DF-DP-143 0-2'

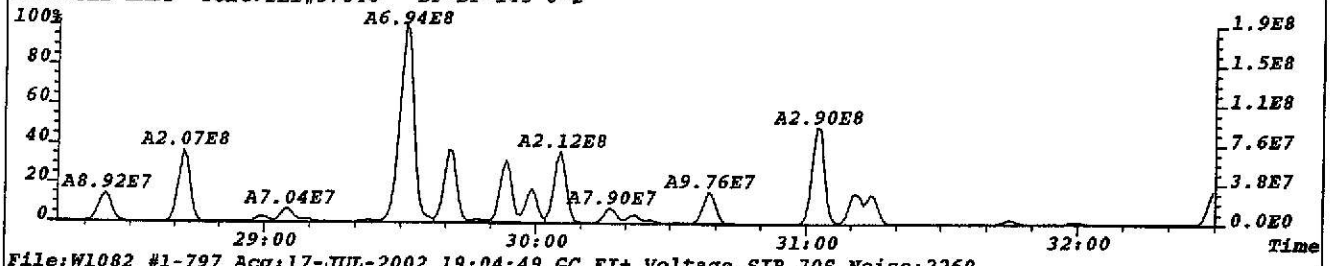

File:W1082 #1-797 Acq:17-JUL-2002 19:04:49 GC EI+ Voltage SIR 70S Noise:2260
351.9000 S:5 F:2 BSUB(256,30,-3.0) PKD(7,5,3,0.10%,9040.0,1.00%,F,T) Exp:NDB5US
TRIANGLE LABS Text:TLI#57840 DF-DP-143 0-2'

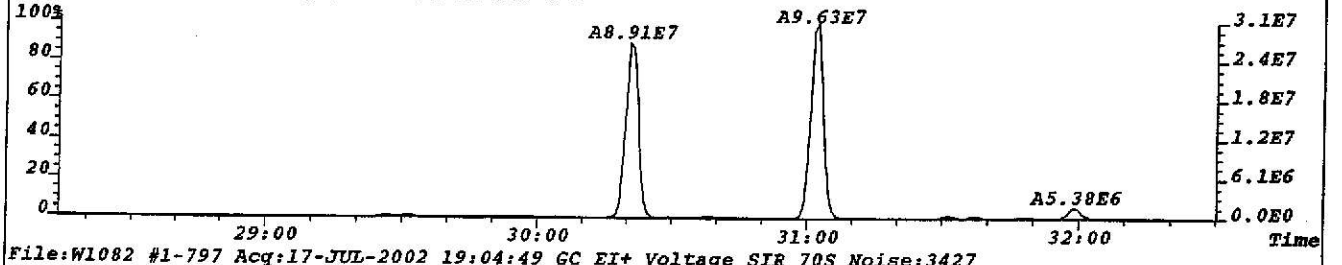

File:W1082 #1-797 Acq:17-JUL-2002 19:04:49 GC EI+ Voltage SIR 70S Noise:3427
353.8970 S:5 F:2 BSUB(256,30,-3.0) PKD(7,5,3,0.10%,13708.0,1.00%,F,T) Exp:NDB5US
TRIANGLE LABS Text:TLI#57840 DF-DP-143 0-2'

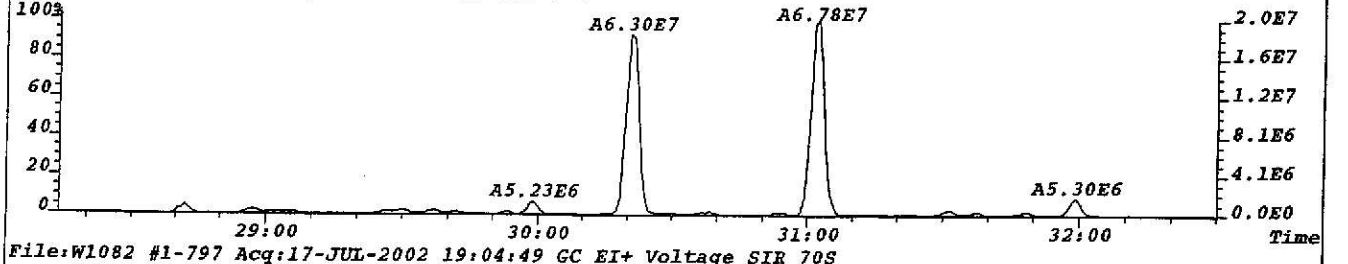

File:W1082 #1-797 Acq:17-JUL-2002 19:04:49 GC EI+ Voltage SIR 70S
330.9792 S:5 F:2 Exp:NDB5US
TRIANGLE LABS Text:TLI#57840 DF-DP-143 0-2'

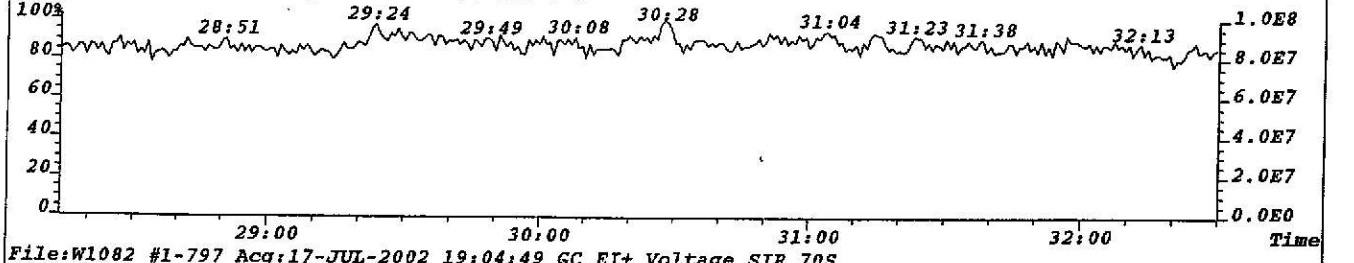

File:W1082 #1-797 Acq:17-JUL-2002 19:04:49 GC EI+ Voltage SIR 70S
409.7974 S:5 F:2 Exp:NDB5US
TRIANGLE LABS Text:TLI#57840 DF-DP-143 0-2'

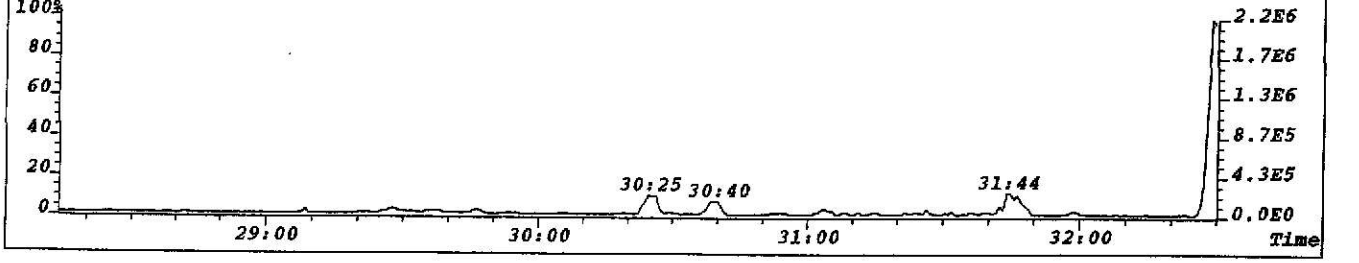

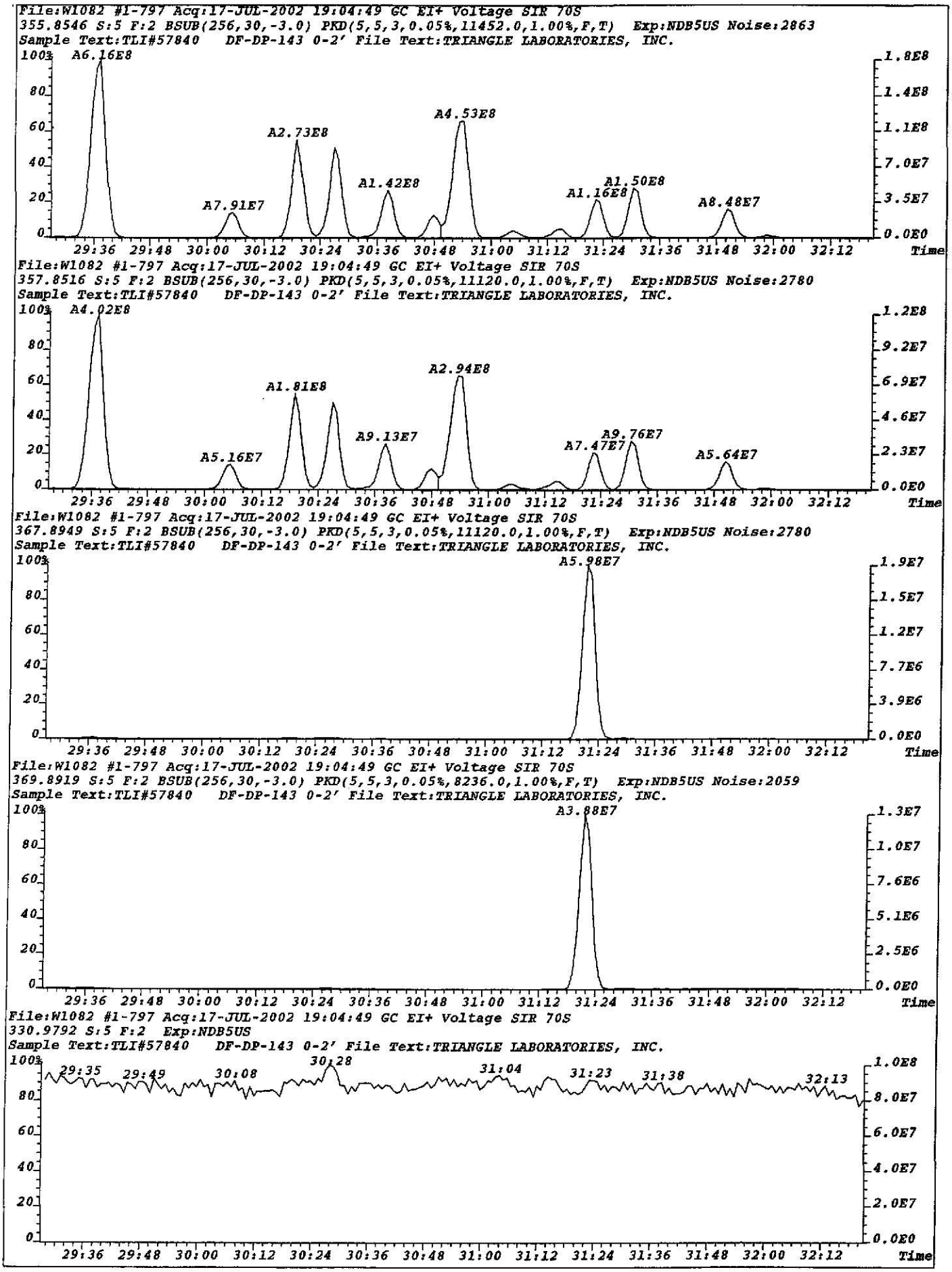
File:W1082 #1-797 Acq:17-JUL-2002 19:04:49 GC EI+ Voltage SIR 70S
355.8546 S:5 F:2 BSUB(256,30,-3.0) PKD(5,5,3,0.05%,11452.0,1.00%,F,T) Exp:NDB5US Noise:2863
Sample Text:TLI#57840 DF-DP-143 0-2' File Text:TRIANGLE LABORATORIES, INC.
A6.16E8
A2.73E8
A4.53E8
A1.42E8
A7.91E7
A1.16E8
A1.50E8
A8.48E7
File:W1082 #1-797 Acq:17-JUL-2002 19:04:49 GC EI+ Voltage SIR 70S
357.8516 S:5 F:2 BSUB(256,30,-3.0) PKD(5,5,3,0.05%,11120.0,1.00%,F,T) Exp:NDB5US Noise:2780
Sample Text:TLI#57840 DF-DP-143 0-2' File Text:TRIANGLE LABORATORIES, INC.
A4.02E8
A1.81E8
A2.94E8
A9.13E7
A5.16E7
A7.47E7
A9.76E7
A5.64E7
File:W1082 #1-797 Acq:17-JUL-2002 19:04:49 GC EI+ Voltage SIR 70S
367.8949 S:5 F:2 BSUB(256,30,-3.0) PKD(5,5,3,0.05%,11120.0,1.00%,F,T) Exp:NDB5US Noise:2780
Sample Text:TLI#57840 DF-DP-143 0-2' File Text:TRIANGLE LABORATORIES, INC.
A5.98E7
File:W1082 #1-797 Acq:17-JUL-2002 19:04:49 GC EI+ Voltage SIR 70S
369.8919 S:5 F:2 BSUB(256,30,-3.0) PKD(5,5,3,0.05%,8236.0,1.00%,F,T) Exp:NDB5US Noise:2059
Sample Text:TLI#57840 DF-DP-143 0-2' File Text:TRIANGLE LABORATORIES, INC.
A3.88E7
File:W1082 #1-797 Acq:17-JUL-2002 19:04:49 GC EI+ Voltage SIR 70S
330.9792 S:5 F:2 Exp:NDB5US
Sample Text:TLI#57840 DF-DP-143 0-2' File Text:TRIANGLE LABORATORIES, INC.
29:35
29:49
30:08
30:28
31:04
31:23
31:38
32:13
Time

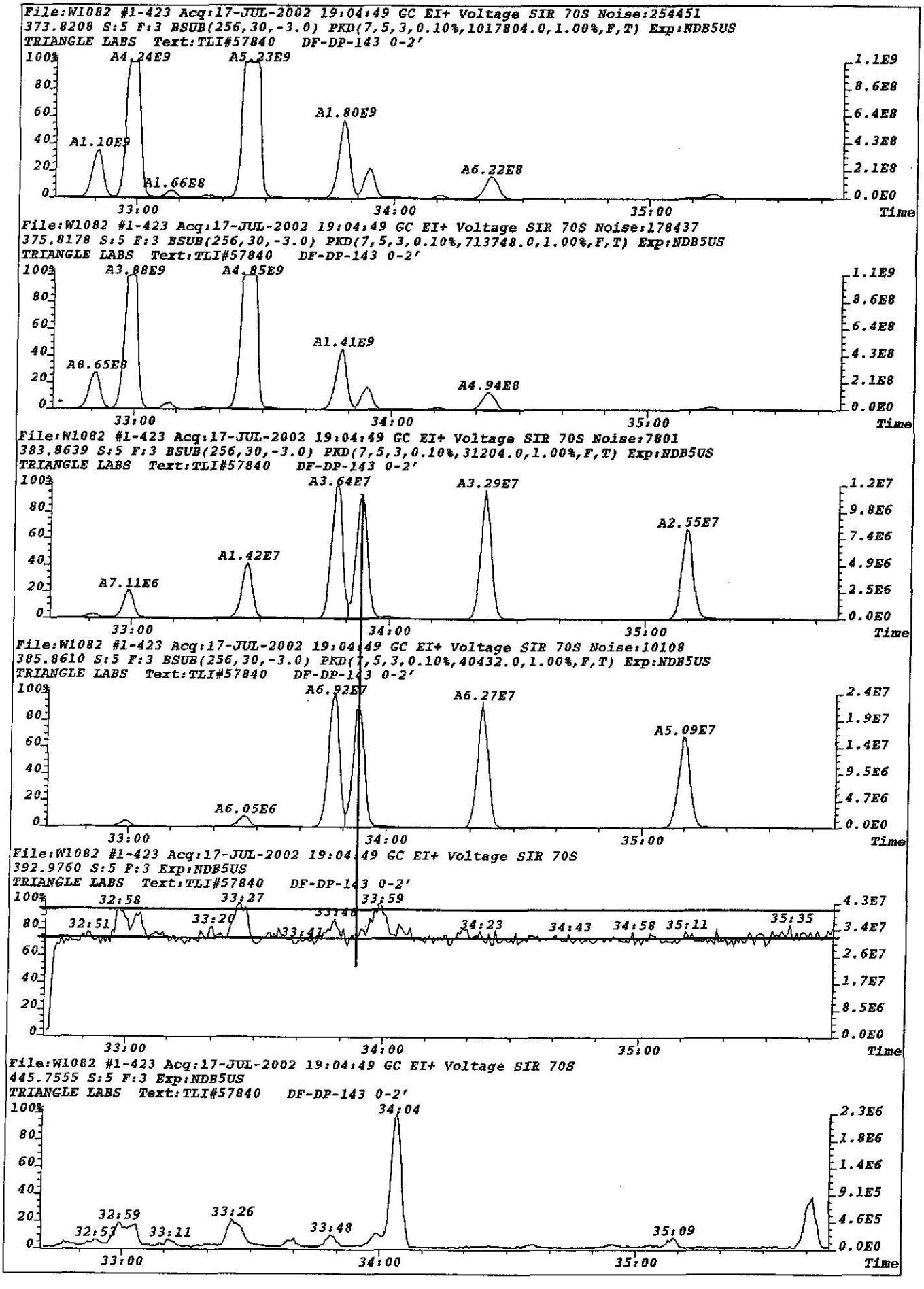
File:W1082 #1-423 Acq:17-JUL-2002 19:04:49 GC EI+ Voltage SIR 70S Noise:254451
373.8208 S:5 F:3 BSUB(256,30,-3.0) PKD(7,5,3,0.10%,1017804.0,1.00%,F,T) Exp:NDB5US
TRIANGLE LABS Text:TLI#57840 DF-DP-143 0-2'
A4.24E9
A5.23E9
A1.80E9
A1.10E9
A1.66E8
A6.22E8
File:W1082 #1-423 Acq:17-JUL-2002 19:04:49 GC EI+ Voltage SIR 70S Noise:178437
375.8178 S:5 F:3 BSUB(256,30,-3.0) PKD(7,5,3,0.10%,713748.0,1.00%,F,T) Exp:NDB5US
TRIANGLE LABS Text:TLI#57840 DF-DP-143 0-2'
A3.88E9
A4.85E9
A1.41E9
A8.65E8
A4.94E8
File:W1082 #1-423 Acq:17-JUL-2002 19:04:49 GC EI+ Voltage SIR 70S Noise:7801
383.8639 S:5 F:3 BSUB(256,30,-3.0) PKD(7,5,3,0.10%,31204.0,1.00%,F,T) Exp:NDB5US
TRIANGLE LABS Text:TLI#57840 DF-DP-143 0-2'
A3.64E7
A3.29E7
A2.55E7
A1.42E7
A7.11E6
File:W1082 #1-423 Acq:17-JUL-2002 19:04:49 GC EI+ Voltage SIR 70S Noise:10108
385.8610 S:5 F:3 BSUB(256,30,-3.0) PKD(7,5,3,0.10%,40432.0,1.00%,F,T) Exp:NDB5US
TRIANGLE LABS Text:TLI#57840 DF-DP-143 0-2'
A6.92E7
A6.27E7
A5.09E7
A6.05E6
File:W1082 #1-423 Acq:17-JUL-2002 19:04:49 GC EI+ Voltage SIR 70S
392.9760 S:5 F:3 Exp:NDB5US
TRIANGLE LABS Text:TLI#57840 DF-DP-143 0-2'
32:58
33:27
33:59
32:51
33:20
33:41
34:23
34:43
34:58
35:11
35:35
File:W1082 #1-423 Acq:17-JUL-2002 19:04:49 GC EI+ Voltage SIR 70S
445.7555 S:5 F:3 Exp:NDB5US
TRIANGLE LABS Text:TLI#57840 DF-DP-143 0-2'
34:04
32:59
33:26
32:53
33:11
33:48
35:09
33:00
34:00
35:00
Time

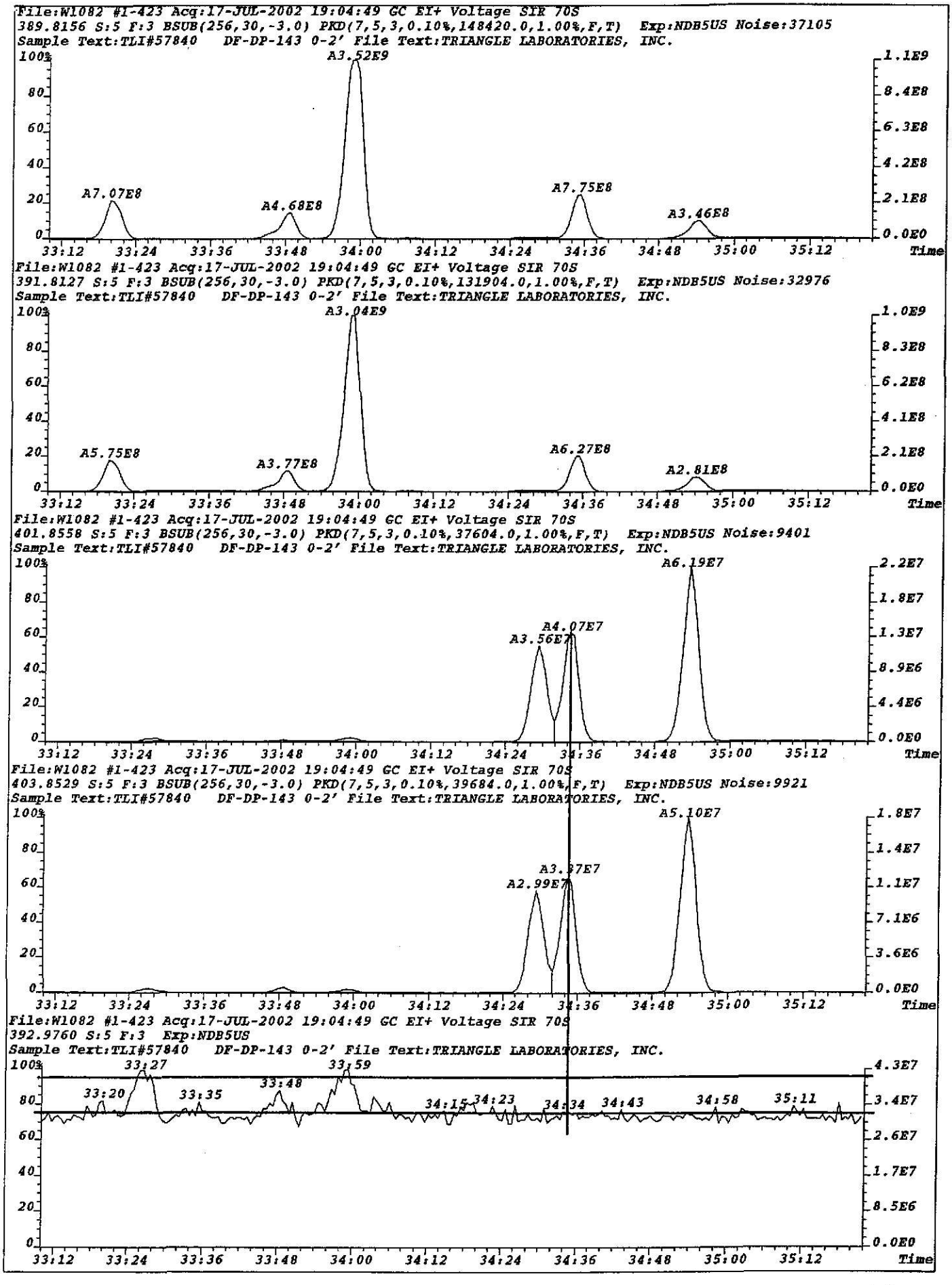
File:W1082 #1-423 Acq:17-JUL-2002 19:04:49 GC EI+ Voltage SIR 70S
389.8156 S:5 F:3 BSUB(256,30,-3.0) PKD(7,5,3,0.10%,148420.0,1.00%,F,T) Exp:NDB5US Noise:37105
Sample Text:TLI#57840 DF-DP-143 0-2' File Text:TRIANGLE LABORATORIES, INC.
A3.52E9
A7.07E8
A4.68E8
A7.75E8
A3.46E8
File:W1082 #1-423 Acq:17-JUL-2002 19:04:49 GC EI+ Voltage SIR 70S
391.8127 S:5 F:3 BSUB(256,30,-3.0) PKD(7,5,3,0.10%,131904.0,1.00%,F,T) Exp:NDB5US Noise:32976
Sample Text:TLI#57840 DF-DP-143 0-2' File Text:TRIANGLE LABORATORIES, INC.
A3.04E9
A5.75E8
A3.77E8
A6.27E8
A2.81E8
File:W1082 #1-423 Acq:17-JUL-2002 19:04:49 GC EI+ Voltage SIR 70S
401.8558 S:5 F:3 BSUB(256,30,-3.0) PKD(7,5,3,0.10%,37604.0,1.00%,F,T) Exp:NDB5US Noise:9401
Sample Text:TLI#57840 DF-DP-143 0-2' File Text:TRIANGLE LABORATORIES, INC.
A6.19E7
A4.07E7
A3.56E7
File:W1082 #1-423 Acq:17-JUL-2002 19:04:49 GC EI+ Voltage SIR 70S
403.8529 S:5 F:3 BSUB(256,30,-3.0) PKD(7,5,3,0.10%,39684.0,1.00%,F,T) Exp:NDB5US Noise:9921
Sample Text:TLI#57840 DF-DP-143 0-2' File Text:TRIANGLE LABORATORIES, INC.
A5.10E7
A3.37E7
A2.99E7
File:W1082 #1-423 Acq:17-JUL-2002 19:04:49 GC EI+ Voltage SIR 70S
392.9760 S:5 F:3 Exp:NDB5US
Sample Text:TLI#57840 DF-DP-143 0-2' File Text:TRIANGLE LABORATORIES, INC.
33:27
33:59
33:20
33:35
33:48
34:15
34:23
34:34
34:43
34:58
35:11
Time

File:W1082 #1-674 Acq:17-JUL-2002 19:04:49 GC EI+ Voltage SIR 70S Noise:48576
407.7818 S:5 F:4 BSUB(256,30,-3.0) PKD(7,5,3,0.10%,194304.0,1.00%,F,T) Exp:NDB5US
TRIANGLE LABS Text:TLI#57840 DF-DP-143 0-2'



File:W1082 #1-674 Acq:17-JUL-2002 19:04:49 GC EI+ Voltage SIR 70S Noise:40436
409.7789 S:5 F:4 BSUB(256,30,-3.0) PKD(7,5,3,0.10%,161744.0,1.00%,F,T) Exp:NDB5US
TRIANGLE LABS Text:TLI#57840 DF-DP-143 0-2'

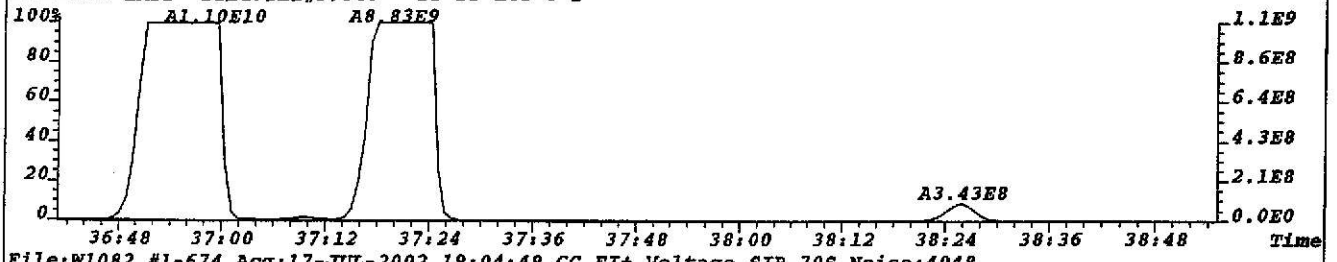

File:W1082 #1-674 Acq:17-JUL-2002 19:04:49 GC EI+ Voltage SIR 70S Noise:4048
417.8253 S:5 F:4 BSUB(256,30,-3.0) PKD(7,5,3,0.10%,16192.0,1.00%,F,T) Exp:NDB5US
TRIANGLE LABS Text:TLI#57840 DF-DP-143 0-2'

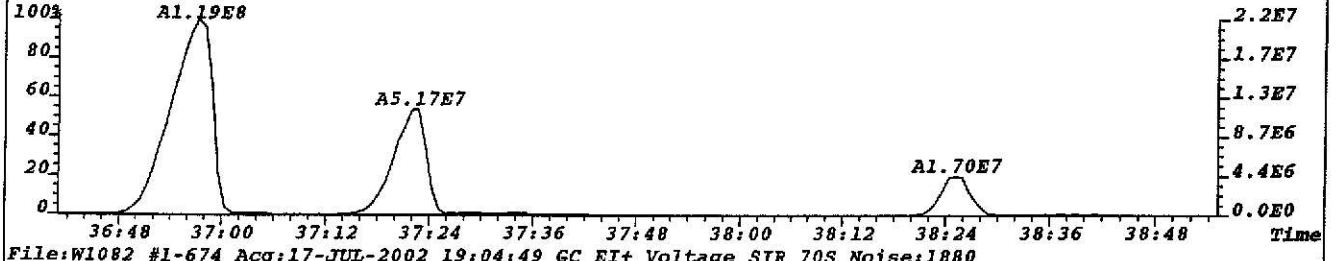

File:W1082 #1-674 Acq:17-JUL-2002 19:04:49 GC EI+ Voltage SIR 70S Noise:1880
419.8220 S:5 F:4 BSUB(256,30,-3.0) PKD(7,5,3,0.10%,7520.0,1.00%,F,T) Exp:NDB5US
TRIANGLE LABS Text:TLI#57840 DF-DP-143 0-2'

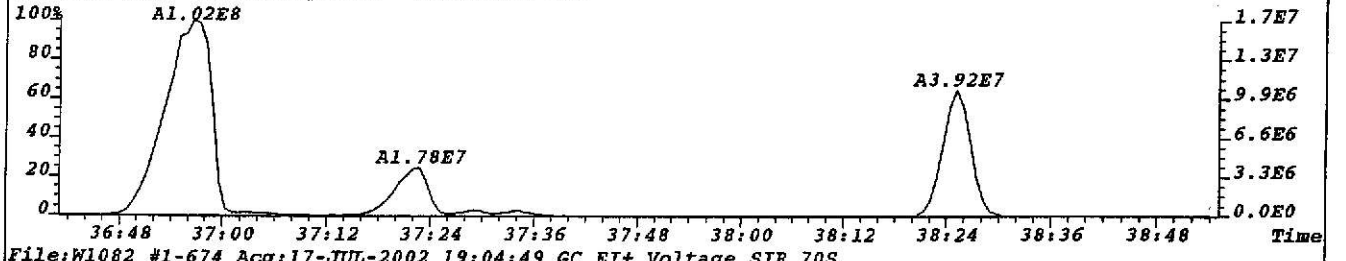

File:W1082 #1-674 Acq:17-JUL-2002 19:04:49 GC EI+ Voltage SIR 70S
430.9729 S:5 F:4 Exp:NDB5US
TRIANGLE LABS Text:TLI#57840 DF-DP-143 0-2'

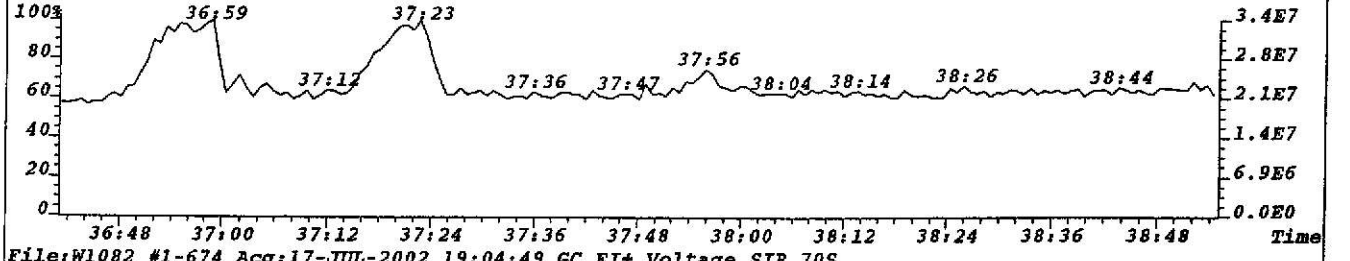

File:W1082 #1-674 Acq:17-JUL-2002 19:04:49 GC EI+ Voltage SIR 70S
479.7165 S:5 F:4 Exp:NDB5US
TRIANGLE LABS Text:TLI#57840 DF-DP-143 0-2'

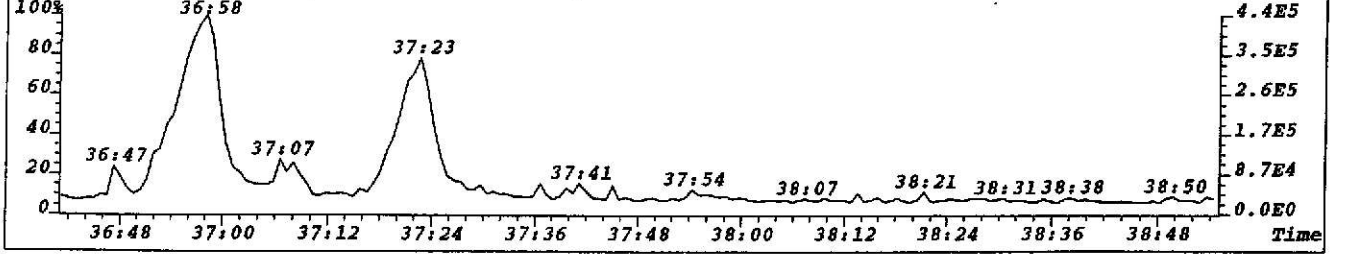

File:W1082 #1-674 Acq:17-JUL-2002 19:04:49 GC EI+ Voltage SIR 70S
423.7766 S:5 F:4 BSUB(256,30,-3.0) PKD(7,5,3,0.10%,43304.0,1.00%,F,T) Exp:NDB5US Noise:10826
Sample Text:TLI#57840 DF-DP-143 0-2' File Text:TRIANGLE LABORATORIES, INC.

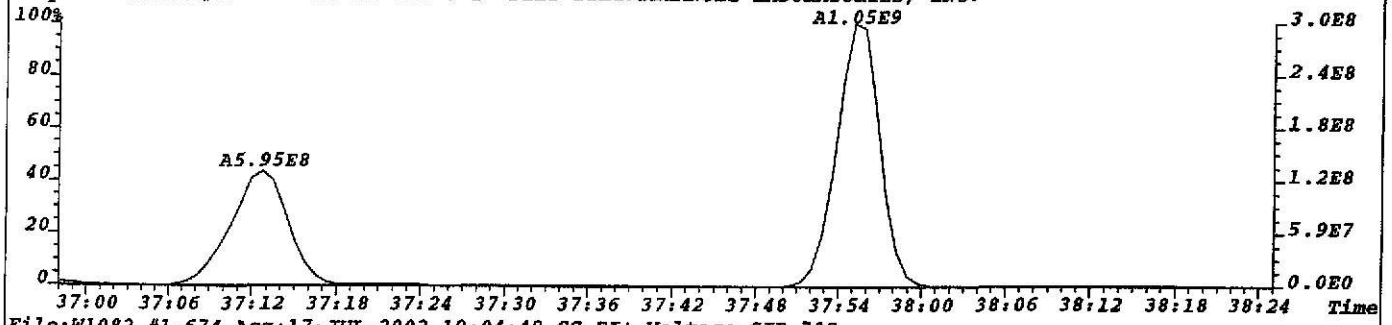

File:W1082 #1-674 Acq:17-JUL-2002 19:04:49 GC EI+ Voltage SIR 70S
425.7737 S:5 F:4 BSUB(256,30,-3.0) PKD(7,5,3,0.10%,49136.0,1.00%,F,T) Exp:NDB5US Noise:12284
Sample Text:TLI#57840 DF-DP-143 0-2' File Text:TRIANGLE LABORATORIES, INC.

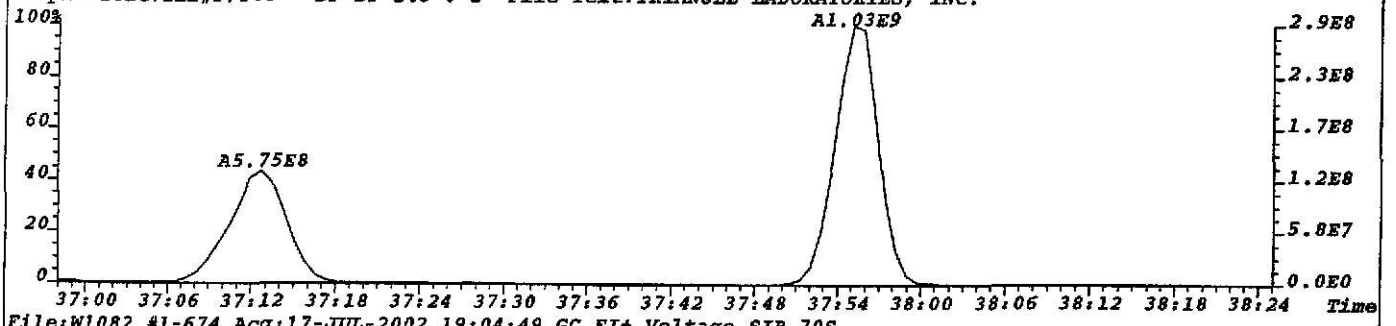

File:W1082 #1-674 Acq:17-JUL-2002 19:04:49 GC EI+ Voltage SIR 70S
435.8169 S:5 F:4 BSUB(256,30,-3.0) PKD(7,5,3,0.10%,31008.0,1.00%,F,T) Exp:NDB5US Noise:7752
Sample Text:TLI#57840 DF-DP-143 0-2' File Text:TRIANGLE LABORATORIES, INC.

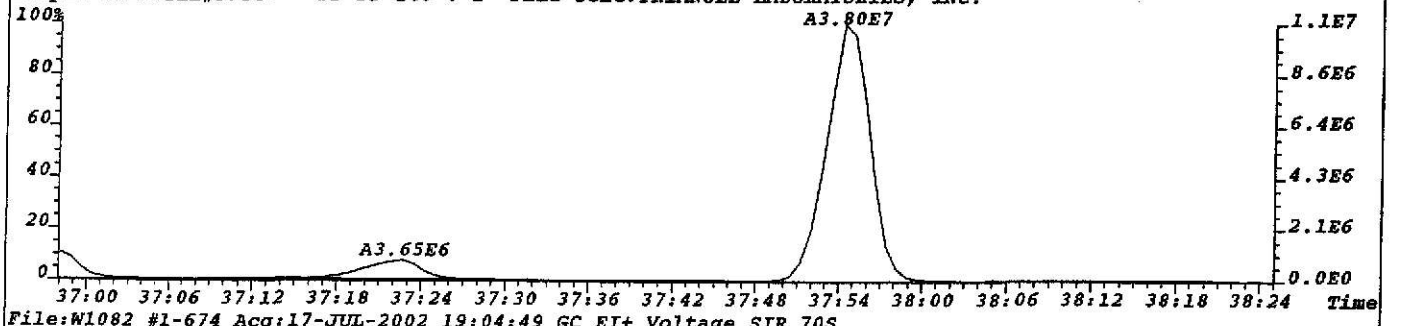

File:W1082 #1-674 Acq:17-JUL-2002 19:04:49 GC EI+ Voltage SIR 70S
437.8140 S:5 F:4 BSUB(256,30,-3.0) PKD(7,5,3,0.10%,16932.0,1.00%,F,T) Exp:NDB5US Noise:4233
Sample Text:TLI#57840 DF-DP-143 0-2' File Text:TRIANGLE LABORATORIES, INC.

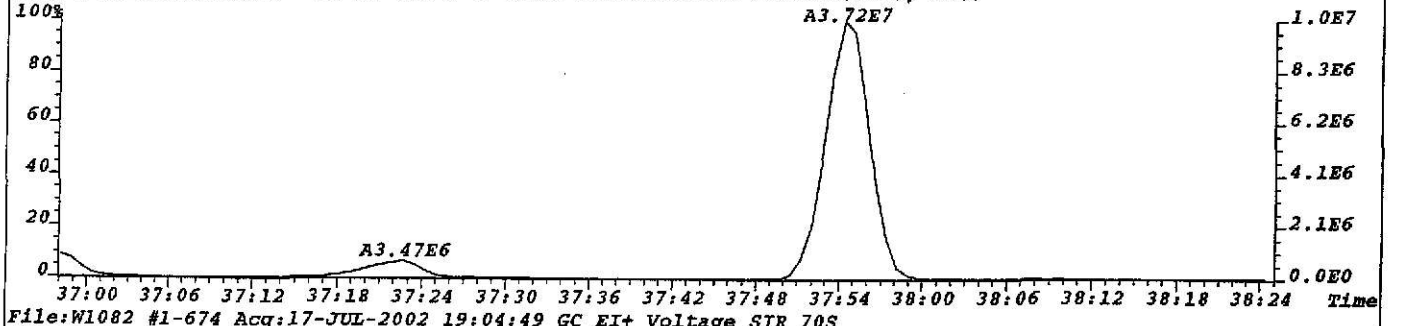

File:W1082 #1-674 Acq:17-JUL-2002 19:04:49 GC EI+ Voltage SIR 70S
430.9729 S:5 F:4 Exp:NDB5US
Sample Text:TLI#57840 DF-DP-143 0-2' File Text:TRIANGLE LABORATORIES, INC.

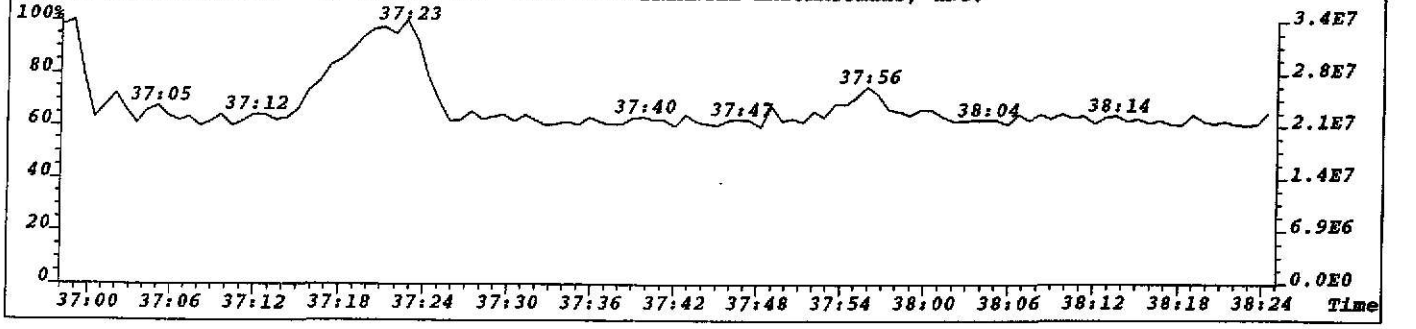

File:W1082 #1-674 Acq:17-JUL-2002 19:04:49 GC EI+ Voltage SIR 70S Noise:3082
441.7428 S:5 F:4 BSUB(256,30,-3.0) PKD(7,5,3,0.10%,12328.0,1.00%,F,T) Exp:NDB5US
Sample Text:TLI#57840 DF-DP-143 0-2' File Text:TRIANGLE LABORATORIES, INC.

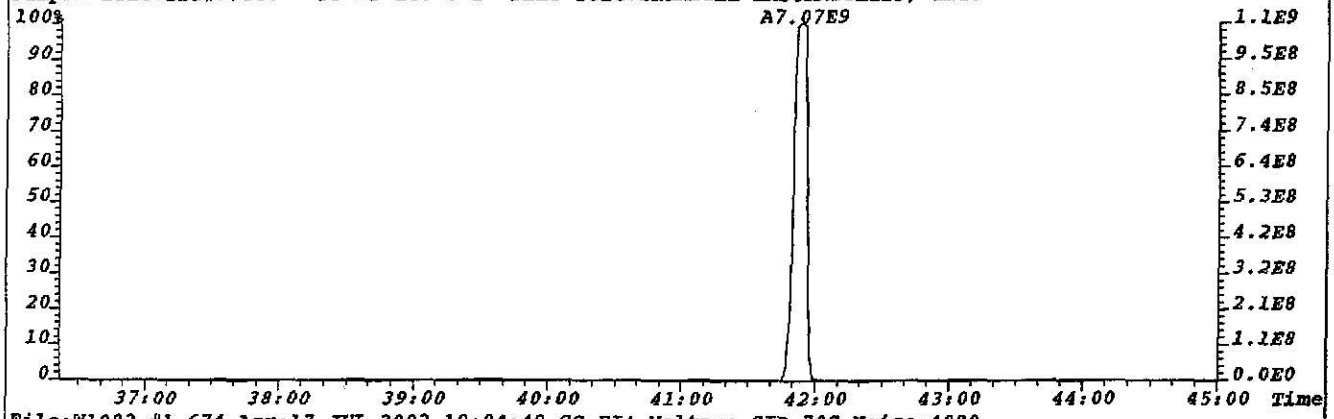

File:W1082 #1-674 Acq:17-JUL-2002 19:04:49 GC EI+ Voltage SIR 70S Noise:4080
443.7399 S:5 F:4 BSUB(256,30,-3.0) PKD(7,5,3,0.10%,16320.0,1.00%,F,T) Exp:NDB5US
Sample Text:TLI#57840 DF-DP-143 0-2' File Text:TRIANGLE LABORATORIES, INC.

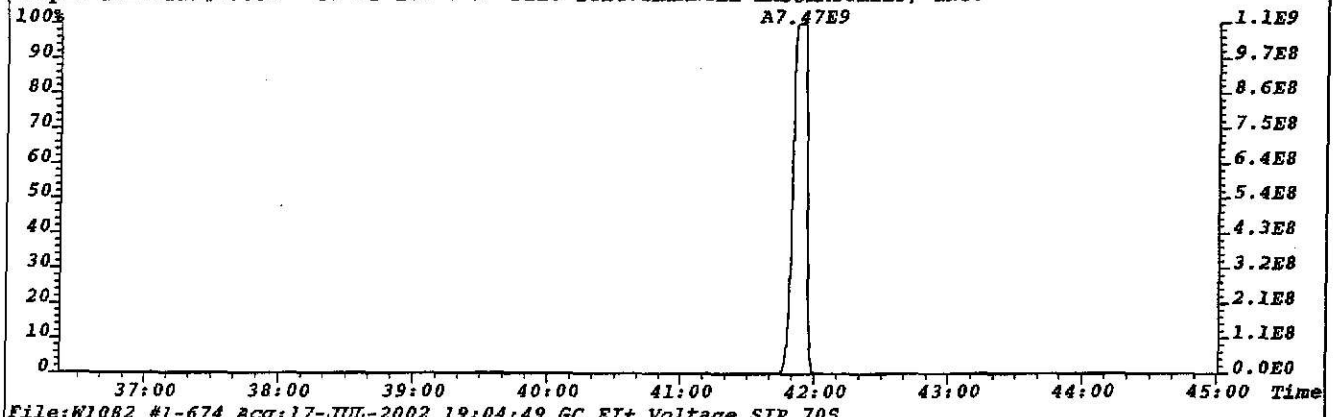

File:W1082 #1-674 Acq:17-JUL-2002 19:04:49 GC EI+ Voltage SIR 70S
430.9729 S:5 F:4 Exp:NDB5US
Sample Text:TLI#57840 DF-DP-143 0-2' File Text:TRIANGLE LABORATORIES, INC.

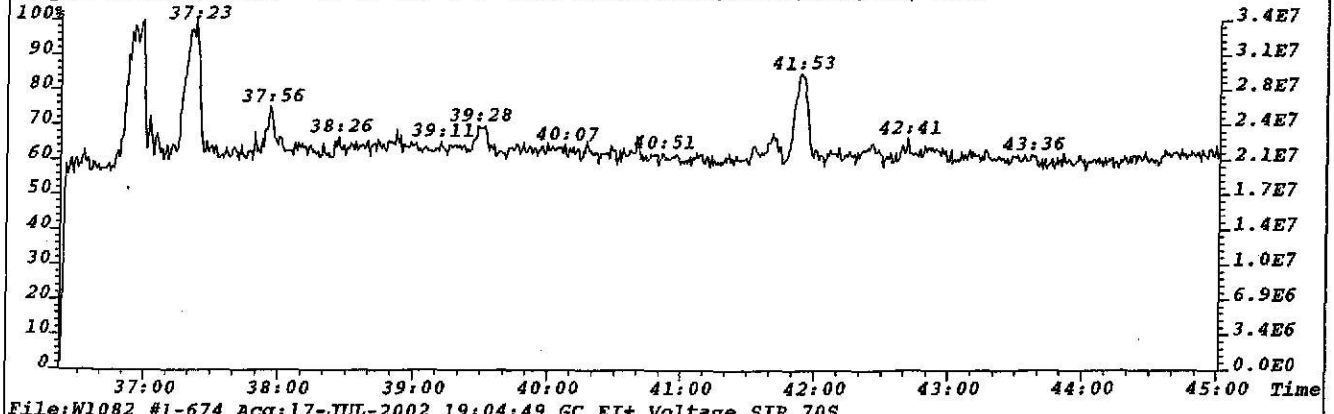

File:W1082 #1-674 Acq:17-JUL-2002 19:04:49 GC EI+ Voltage SIR 70S
513.6775 S:5 F:4 Exp:NDB5US
Sample Text:TLI#57840 DF-DP-143 0-2' File Text:TRIANGLE LABORATORIES, INC.

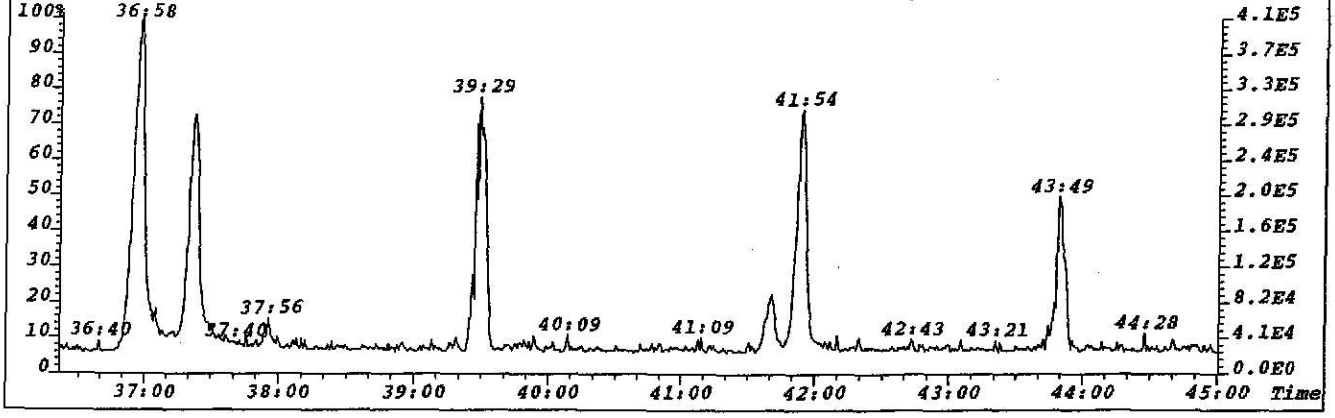

File:W1082 #1-674 Acq:17-JUL-2002 19:04:49 GC EI+ Voltage SIR 70S
457.7377 S:5 F:4 BSUB(256,30,-3.0) PKD(7,5,3,0.10%,12552.0,1.00%,F,T) Exp:NDB5US Noise:3138
Sample Text:TLI#57840 DF-DP-143 0-2' File Text:TRIANGLE LABORATORIES, INC.

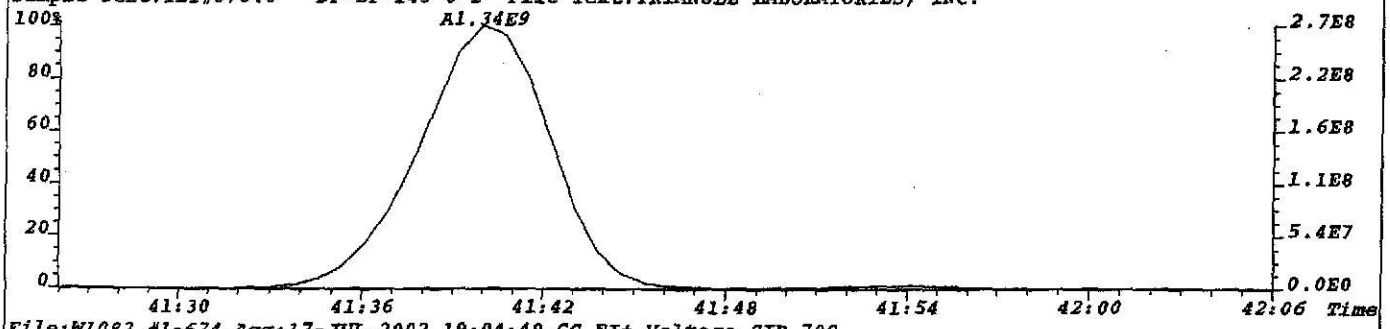

File:W1082 #1-674 Acq:17-JUL-2002 19:04:49 GC EI+ Voltage SIR 70S
459.7348 S:5 F:4 BSUB(256,30,-3.0) PKD(7,5,3,0.10%,8560.0,1.00%,F,T) Exp:NDB5US Noise:2140
Sample Text:TLI#57840 DF-DP-143 0-2' File Text:TRIANGLE LABORATORIES, INC.

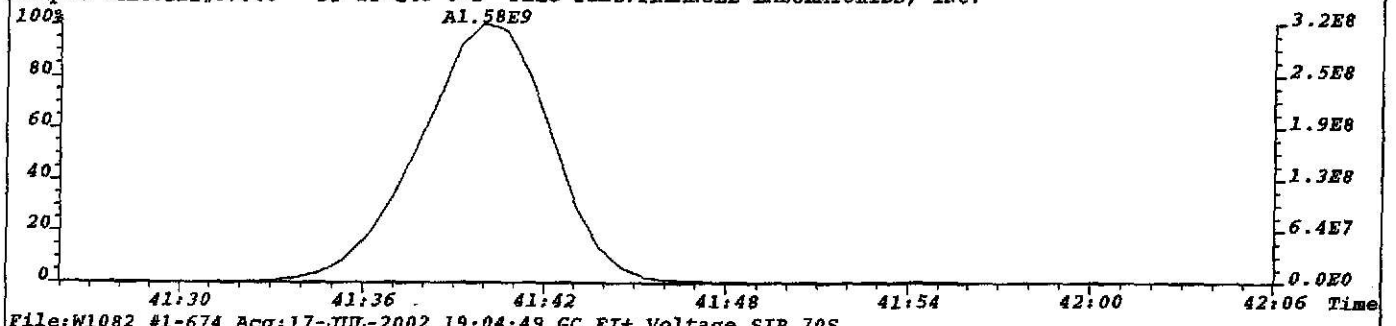

File:W1082 #1-674 Acq:17-JUL-2002 19:04:49 GC EI+ Voltage SIR 70S
469.7779 S:5 F:4 BSUB(256,30,-3.0) PKD(7,5,3,0.10%,17640.0,1.00%,F,T) Exp:NDB5US Noise:4410
Sample Text:TLI#57840 DF-DP-143 0-2' File Text:TRIANGLE LABORATORIES, INC.

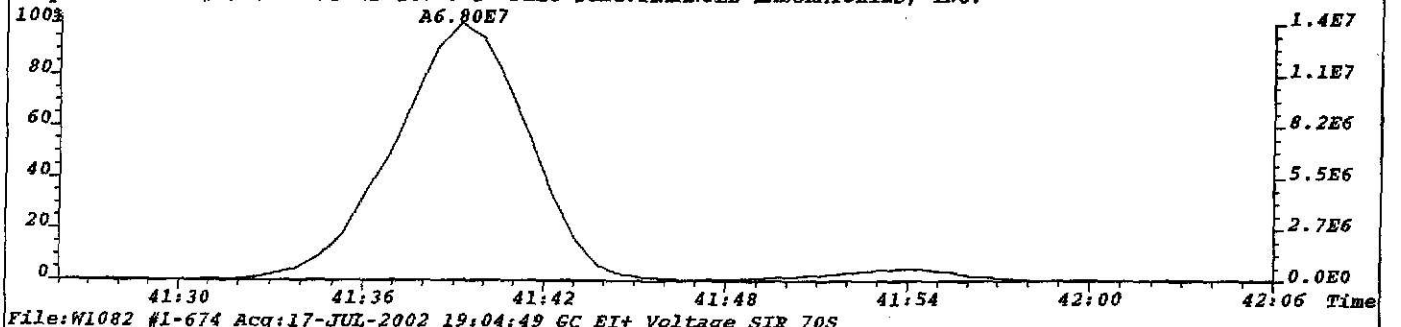

File:W1082 #1-674 Acq:17-JUL-2002 19:04:49 GC EI+ Voltage SIR 70S
471.7750 S:5 F:4 BSUB(256,30,-3.0) PKD(7,5,3,0.10%,25740.0,1.00%,F,T) Exp:NDB5US Noise:6435
Sample Text:TLI#57840 DF-DP-143 0-2' File Text:TRIANGLE LABORATORIES, INC.

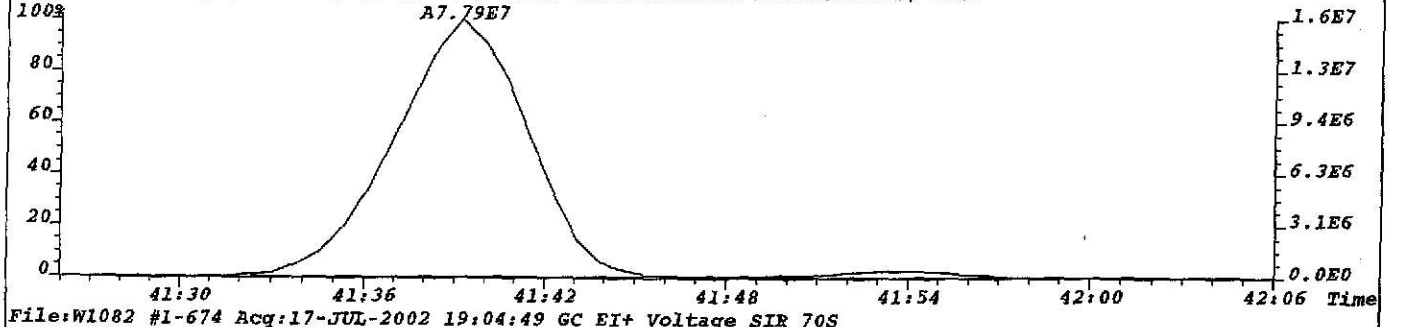

File:W1082 #1-674 Acq:17-JUL-2002 19:04:49 GC EI+ Voltage SIR 70S
430.9729 S:5 F:4 Exp:NDB5US
Sample Text:TLI#57840 DF-DP-143 0-2' File Text:TRIANGLE LABORATORIES, INC.

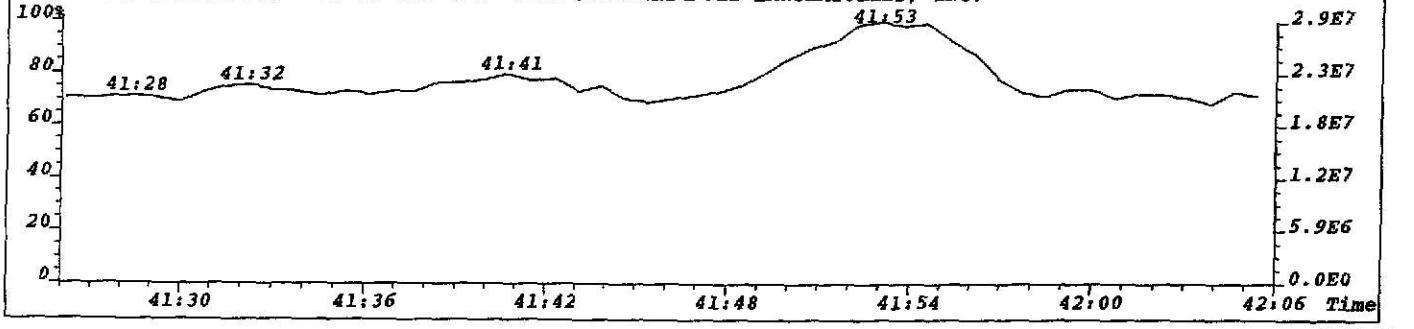

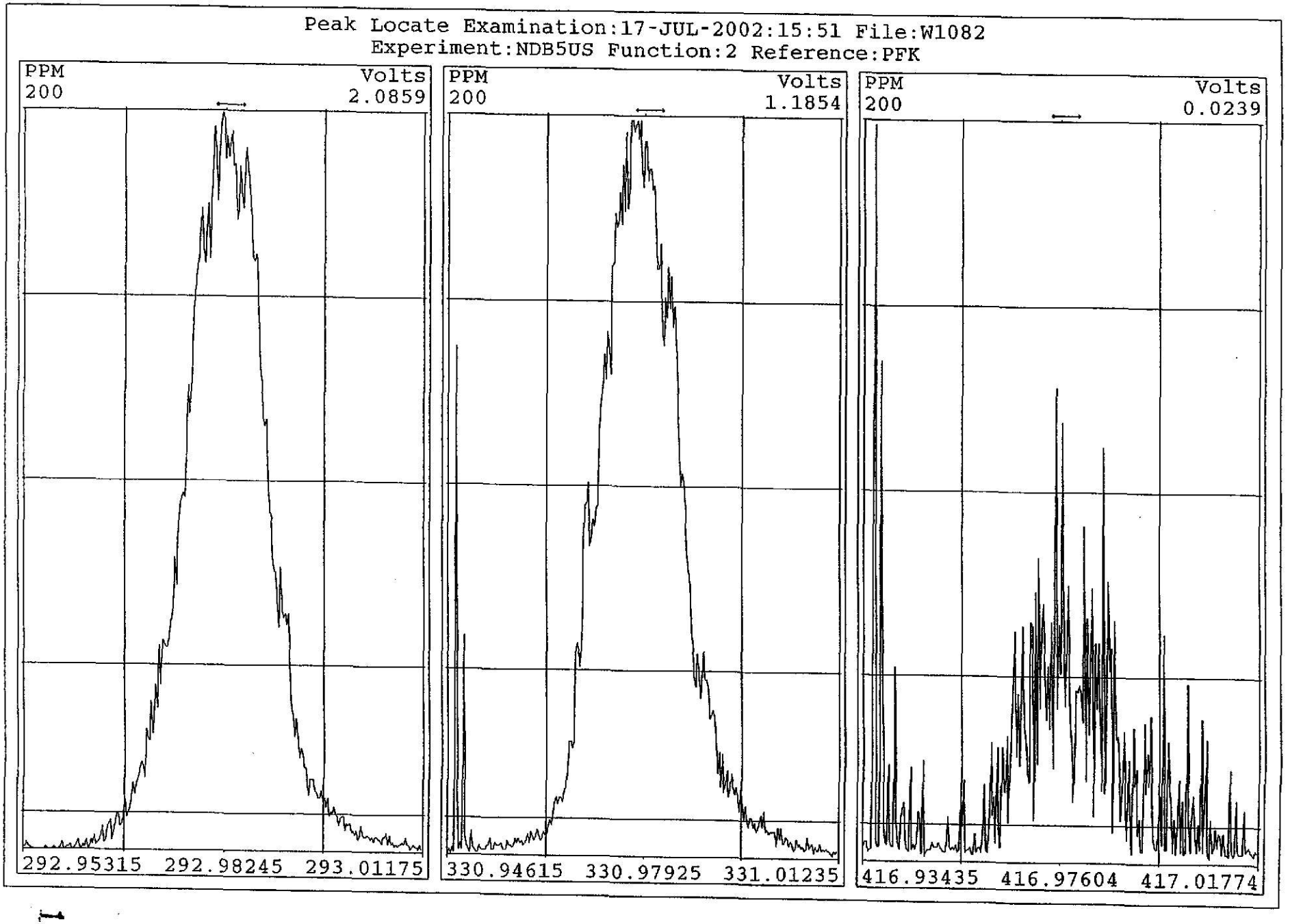
Peak Locate Examination:17-JUL-2002:15:51 File:W1082
Experiment:NDB5US Function:2 Reference:PFK
PPM
200
Volts
2.0859
292.95315 292.98245 293.01175
PPM
200
Volts
1.1854
330.94615 330.97925 331.01235
PPM
200
Volts
0.0239
416.93435 416.97604 417.01774

QAM 7118102

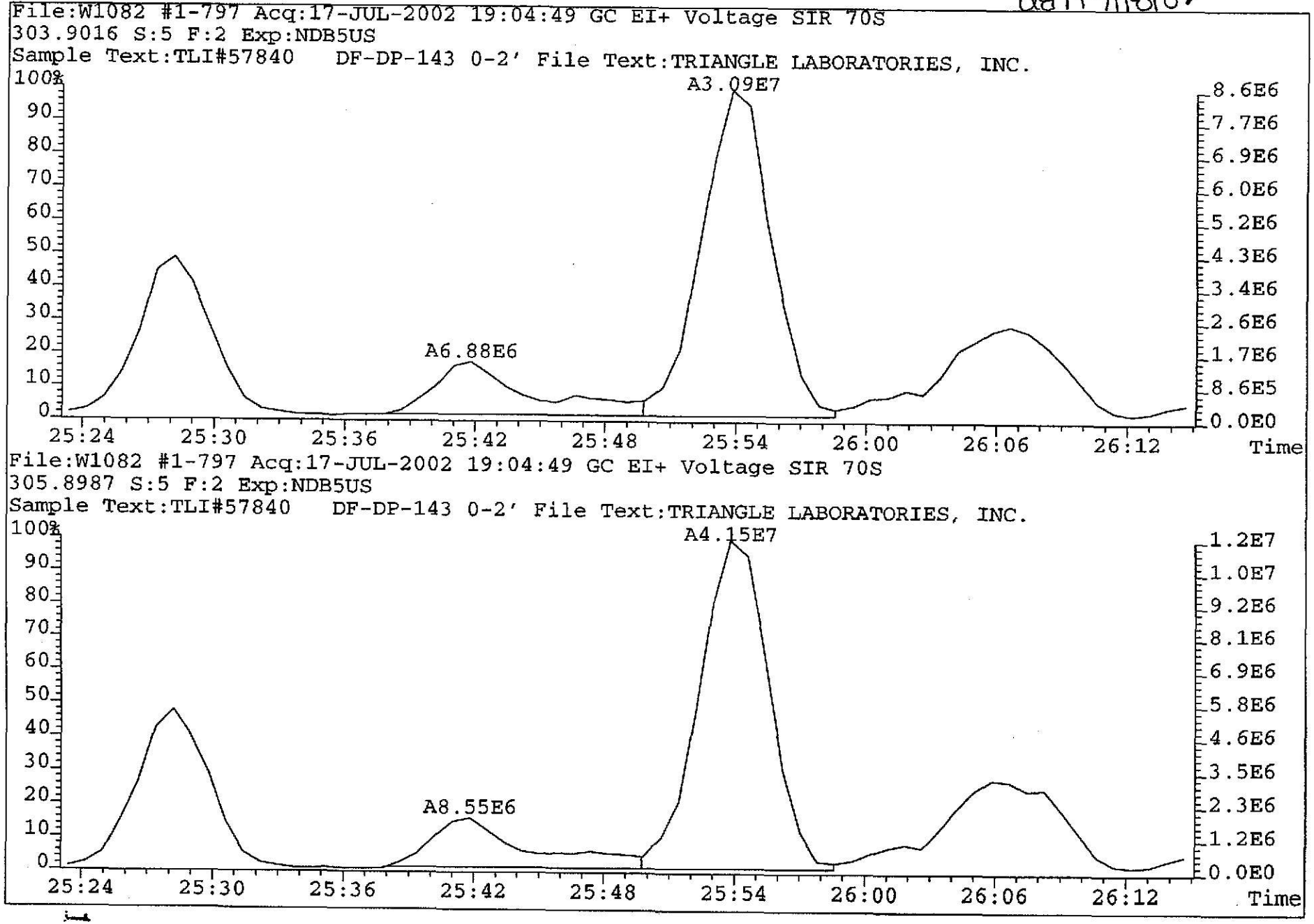
File:W1082 #1-797 Acq:17-JUL-2002 19:04:49 GC EI+ Voltage SIR 70S
303.9016 S:5 F:2 Exp:NDB5US
Sample Text:TLI#57840 DF-DP-143 0-2' File Text:TRIANGLE LABORATORIES, INC.
100%
90
80
70
60
50
40
30
20
10
0
A3.09E7
A6.88E6
8.6E6
7.7E6
6.9E6
6.0E6
5.2E6
4.3E6
3.4E6
2.6E6
1.7E6
8.6E5
0.0E0
25:24
25:30
25:36
25:42
25:48
25:54
26:00
26:06
26:12
Time
File:W1082 #1-797 Acq:17-JUL-2002 19:04:49 GC EI+ Voltage SIR 70S
305.8987 S:5 F:2 Exp:NDB5US
Sample Text:TLI#57840 DF-DP-143 0-2' File Text:TRIANGLE LABORATORIES, INC.
100%
90
80
70
60
50
40
30
20
10
0
A4.15E7
A8.55E6
1.2E7
1.0E7
9.2E6
8.1E6
6.9E6
5.8E6
4.6E6
3.5E6
2.3E6
1.2E6
0.0E0
25:24
25:30
25:36
25:42
25:48
25:54
26:00
26:06
26:12
Time

AEM 7/18/02

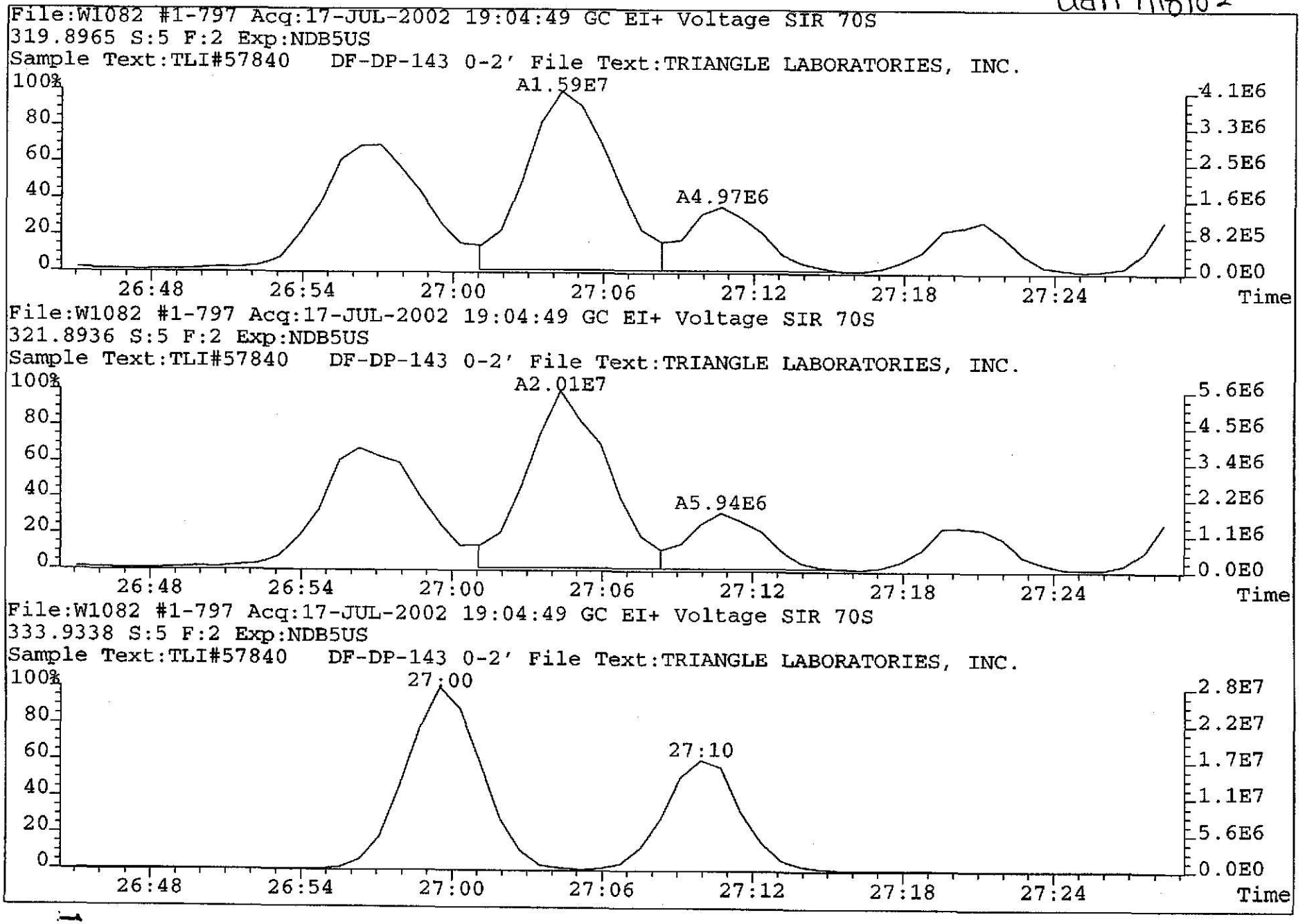
File:W1082 #1-797 Acq:17-JUL-2002 19:04:49 GC EI+ Voltage SIR 70S
319.8965 S:5 F:2 Exp:NDB5US
Sample Text:TLI#57840 DF-DP-143 0-2' File Text:TRIANGLE LABORATORIES, INC.
A1.59E7
A4.97E6
100%
80
60
40
20
0
4.1E6
3.3E6
2.5E6
1.6E6
8.2E5
0.0E0
26:48
26:54
27:00
27:06
27:12
27:18
27:24
Time
File:W1082 #1-797 Acq:17-JUL-2002 19:04:49 GC EI+ Voltage SIR 70S
321.8936 S:5 F:2 Exp:NDB5US
Sample Text:TLI#57840 DF-DP-143 0-2' File Text:TRIANGLE LABORATORIES, INC.
A2.01E7
A5.94E6
5.6E6
4.5E6
3.4E6
2.2E6
1.1E6
0.0E0
File:W1082 #1-797 Acq:17-JUL-2002 19:04:49 GC EI+ Voltage SIR 70S
333.9338 S:5 F:2 Exp:NDB5US
Sample Text:TLI#57840 DF-DP-143 0-2' File Text:TRIANGLE LABORATORIES, INC.
27:00
27:10
2.8E7
2.2E7
1.7E7
1.1E7
5.6E6
0.0E0

QBM7118102

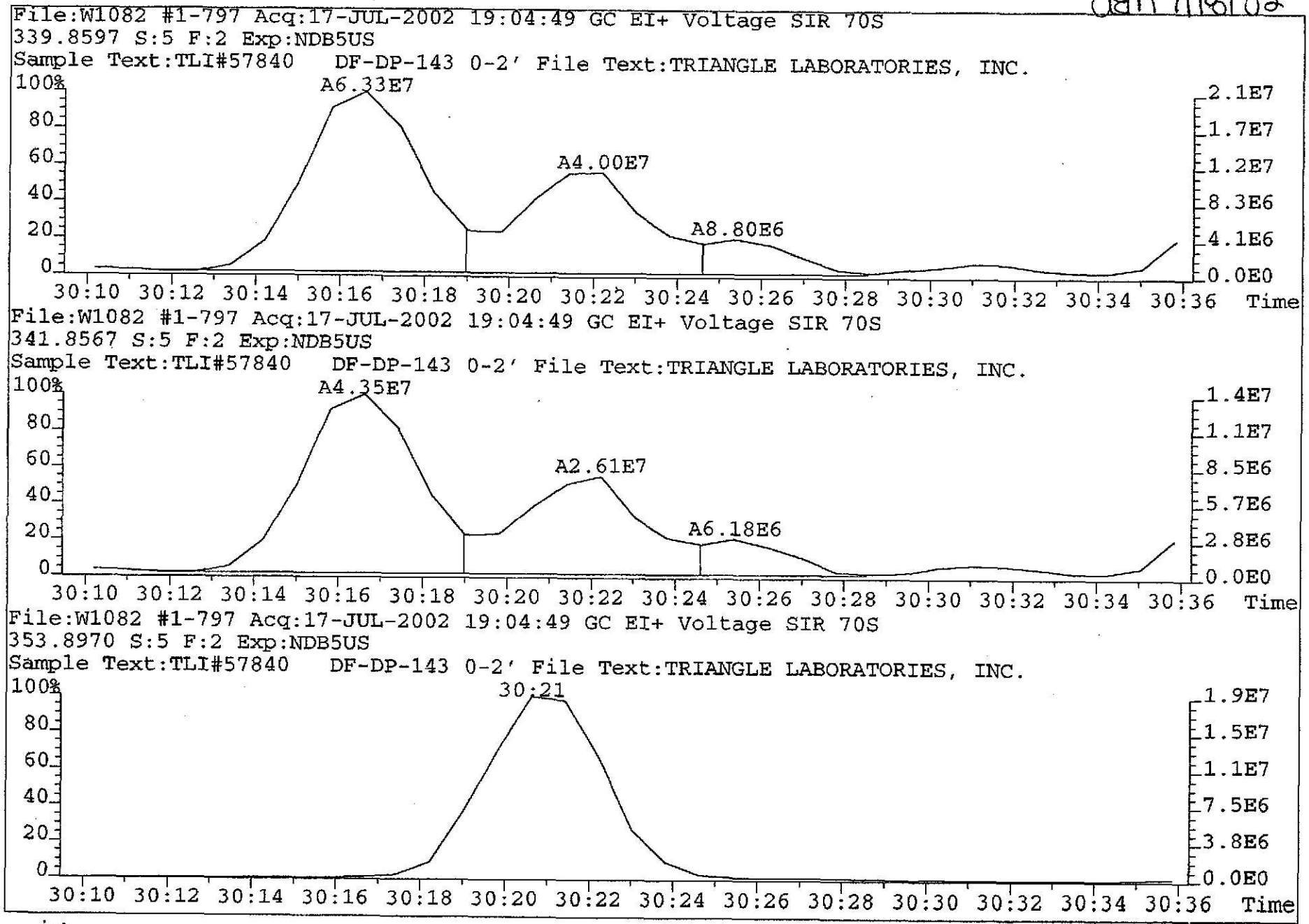

171

GBM 7/18/02

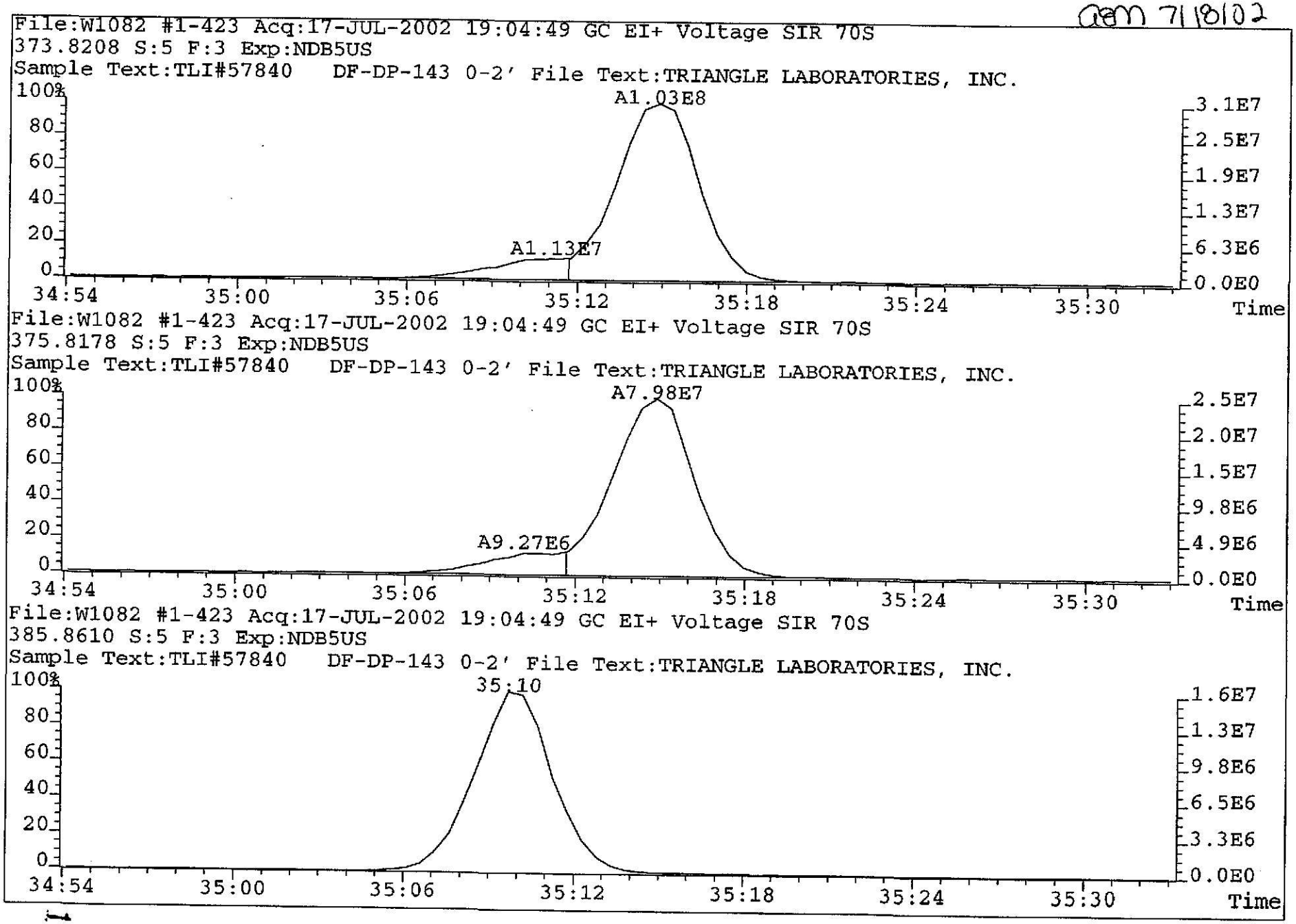
File:W1082 #1-423 Acq:17-JUL-2002 19:04:49 GC EI+ Voltage SIR 70S
373.8208 S:5 F:3 Exp:NDB5US
Sample Text:TLI#57840 DF-DP-143 0-2' File Text:TRIANGLE LABORATORIES, INC.
A1.03E8
A1.13E7
3.1E7
2.5E7
1.9E7
1.3E7
6.3E6
0.0E0
34:54
35:00
35:06
35:12
35:18
35:24
35:30
Time
File:W1082 #1-423 Acq:17-JUL-2002 19:04:49 GC EI+ Voltage SIR 70S
375.8178 S:5 F:3 Exp:NDB5US
Sample Text:TLI#57840 DF-DP-143 0-2' File Text:TRIANGLE LABORATORIES, INC.
A7.98E7
A9.27E6
2.5E7
2.0E7
1.5E7
9.8E6
4.9E6
0.0E0
Time
File:W1082 #1-423 Acq:17-JUL-2002 19:04:49 GC EI+ Voltage SIR 70S
385.8610 S:5 F:3 Exp:NDB5US
Sample Text:TLI#57840 DF-DP-143 0-2' File Text:TRIANGLE LABORATORIES, INC.
35:10
1.6E7
1.3E7
9.8E6
6.5E6
3.3E6
0.0E0
Time



TLI Project: 57840 1613, Revision B, Tetra Only PCDD/PCDF Analysis (c)
Client Sample: DF-DP-143 0-2' Analysis File: P022546

Client Project:	Dioxin/Furan Analysis				
Sample Matrix:	SOLID	Date Received:	07/11/2002	Spike File:	SPCONB2S
TLI ID:	330-27-3	Date Extracted:	07/12/2002	ICal:	PF56152
		Date Analyzed:	07/18/2002	ConCal:	P022541
Sample Size:	12.200 g	Dilution Factor:	n/a	% Moisture:	17.7
Dry Weight:	10.041 g	Blank File:	W108202	% Lipid:	n/a
GC Column:	DB-225	Analyst:	CGK	% Solids:	82.3

Analytes	Conc. (pg/g)	DL	Ratio	RT	RRT	Flags
2,3,7,8-TCDF	16.6		0.74	23:37	1.001	___

Internal Standard	Conc. (pg/g)	% Recovery	QC Limits	Ratio	RT	RRT	Flags
$^{13}C_{12}$-2,3,7,8-TCDF	125	62.6	29%-140%	0.76	23:36	1.052	___

Recovery Standard	Ratio	RT	Flags
$^{13}C_{12}$-1,2,3,4-TCDD	0.83	22:26	___

Data Reviewer: _____ 07/18/2002

CONB_PSR v1.00, LARS 6.25.05

Triangle Laboratories, Inc.®
2445 S. Alston Ave. • Durham, North Carolina 27713
Phone: (919) 544-5729 • Fax: (919) 544-5491

Printed: 16:24 07/18/2002

Initial ....Date...

Data Review By: [signature] 7/18/02

Channel specific noise levels computed from 'NL' heights.

Page No. 1 Listing of P022546B.dbf
07/18/2002 Matched GC Peaks / Ratio / Ret. Time

Compound/ M_Z....	QC.Log	Omit	Why	..RT.	OK	Ratio	Total.Area/Ht	Area/Ht.Peak1	Area/Ht.Peak2	Rel.RT	Compound.Name..	ID..	Flags.
TCDF						0.65-0.89				0.703-1.169			
304-306	DC	NL				Height	0.14	0.06	0.08				
				19:41		0.78	184.58	80.92	103.66	0.834			
				19:55		0.79	21.83	9.66	12.17	0.844			
				20:09		0.77	96.04	41.82	54.22	0.854			
				20:20		0.78	14.30	6.28	8.02	0.862			
				20:37		0.86	9.09	4.20	4.89	0.874			
				20:47		0.76	839.19	361.61	477.58	0.881			E
				20:55		0.76	128.60	55.44	73.16	0.886			
				21:05		0.77	132.40	57.48	74.92	0.893			
				21:14		0.78	149.64	65.79	83.85	0.900			
				21:38		0.83	29.18	13.20	15.98	0.917			
				21:43	RO	0.55	17.17	6.09	11.08	0.920			
				21:56		0.77	154.08	66.90	87.18	0.929			
				22:06		0.79	49.54	21.83	27.71	0.936			
				22:23		0.80	92.43	41.02	51.41	0.948			
				22:39		0.86	27.10	12.51	14.59	0.960			
				22:53	RO	0.56	6.77	2.43	4.34	0.970			
				23:03		0.76	92.03	39.84	52.19	0.977			
				23:12		0.77	77.09	33.62	43.47	0.983			
				23:18		0.73	5.04	2.13	2.91	0.987			
				23:28		0.77	134.70	58.78	75.92	0.994			
				23:37		0.74	33.52	14.22	19.30	1.001	2378-TCDF		AN
				23:51		0.81	150.69	67.49	83.20	1.011			
				24:09	RO	0.44	34.72	10.69	24.03	1.023			
				24:16		0.89	55.79	26.32	29.47	1.028			
				24:22	RO	0.64	24.39	9.53	14.86	1.032			
				24:28		0.71	71.34	29.66	41.68	1.037			
				25:05		0.77	148.72	64.90	83.82	1.063			
				25:19	RO	0.40	8.75	2.51	6.24	1.073			
				25:36	RO	0.63	4.07	1.58	2.49	1.085			
				25:43		0.81	11.23	5.02	6.21	1.090			
				26:11		0.77	2,403.53	1,044.84	1,358.69	1.109			E
304-306			31 Peaks				5,207.55						
13C12-TCDF						0.65-0.89				0.958-1.042			
316-318	DC	NL				Height	0.19	0.04	0.15				
	DC	WL		18:45		0.65	0.28			0.794			
	DC	WL		20:30		0.67	0.20			0.869			
	DC	WL		20:33	RO	0.50	0.27			0.871			
	DC	WL		20:44	RO	0.39	0.25			0.879			
	DC	WL		22:06	RO	0.43	3.46			0.936			
	DC	WL		22:24	RO	0.20	0.59			0.949			
	DC	SN		22:56	RO	0.35	0.23			0.972			
				22:58		0.66	0.48	0.19	0.29	0.973			
				23:20	RO	0.64	0.77	0.30	0.47	0.989			
	DC	SN		23:27		0.89	0.87			0.994			

Compound/ M_Z....	QC.Log	Omit	Why	..RT.	OK	Ratio	Total.Area/Ht	Area/Ht.Peak1	Area/Ht.Peak2	Rel.RT	Compound.Name..	ID..	Flags.
				23:36		0.76	360.14	155.75	204.39	1.000	13C12-2378-TCDF	IS0	
						Height	91.25	39.94	51.31				
				23:50	RO	2.05	1.16	0.78	0.38	1.010			
	DC	SN		23:56	RO	1.53	0.91			1.014			
	DC	SN		23:59	RO	1.67	0.56			1.016			
				24:03		0.72	0.98	0.41	0.57	1.019			
				24:17	RO	0.95	4.81	2.34	2.47	1.029			
				24:23	RO	0.02	3.48	0.07	3.41	1.033			
	DC	WH		24:38		0.75	0.28			1.044			
	DC	WH		24:47	RO	1.00	0.54			1.050			
	DC	WH		24:54	RO	2.11	0.28			1.055			
	DC	WH		25:17	RO	0.33	0.72			1.071			
	DC	WH		25:51	RO	9.21	1.43			1.095			
316-318			7 Peaks				371.82						

---------- Above: TCDF / TCDD Follows ----------

13C12-TCDD				0.65-0.89						0.910-1.090			
332-334	DC	NL				Height	0.31	0.25	0.06				
	DC	SN		20:55	RO	2.14	0.91			0.945			
	DC	SN		21:11	RO	2.00	0.57			0.957			
	DC	SN		21:45	RO	5.00	0.30			0.983			
				22:08		0.78	238.94	105.00	133.94	1.000	13C12-2378-TCDD	IS1	
						Height	56.63	24.32	32.31				
				22:26		0.83	378.68	171.73	206.95	1.014	13C12-1234-TCDD	RS1	
	DC	SN		22:50	RO	2.13	0.25			1.032			
	DC	SN		24:04	RO	0.02	8.06			1.087			
	DC	WH		24:58	RO	0.41	0.31			1.128			
332-334			2 Peaks				617.62						

Column Description.....	"Why" Code Description.....	QC Log Desc.....
M_Z -Nominal Ion Mass(es)	WL-Below Retention Time Window	A-Peak Added
..RT. -Retention Time (mm:ss)	WH-Above Retention Time Window	K-Peak Kept
Rat.1 -Ratio of M/M+2 Ions	SN-Below Signal to Noise Level	D-Peak Deleted
OK -RO=Ratio Outside Limits	<M-Below Method Detection Limit	T-Time Changed
Rel.RT-Relative Retention Time	NL-Channel Specific Noise Level	M-Peak Area Changed
		N-Name Changed
		X-Ether Interference

*** End of Report ***

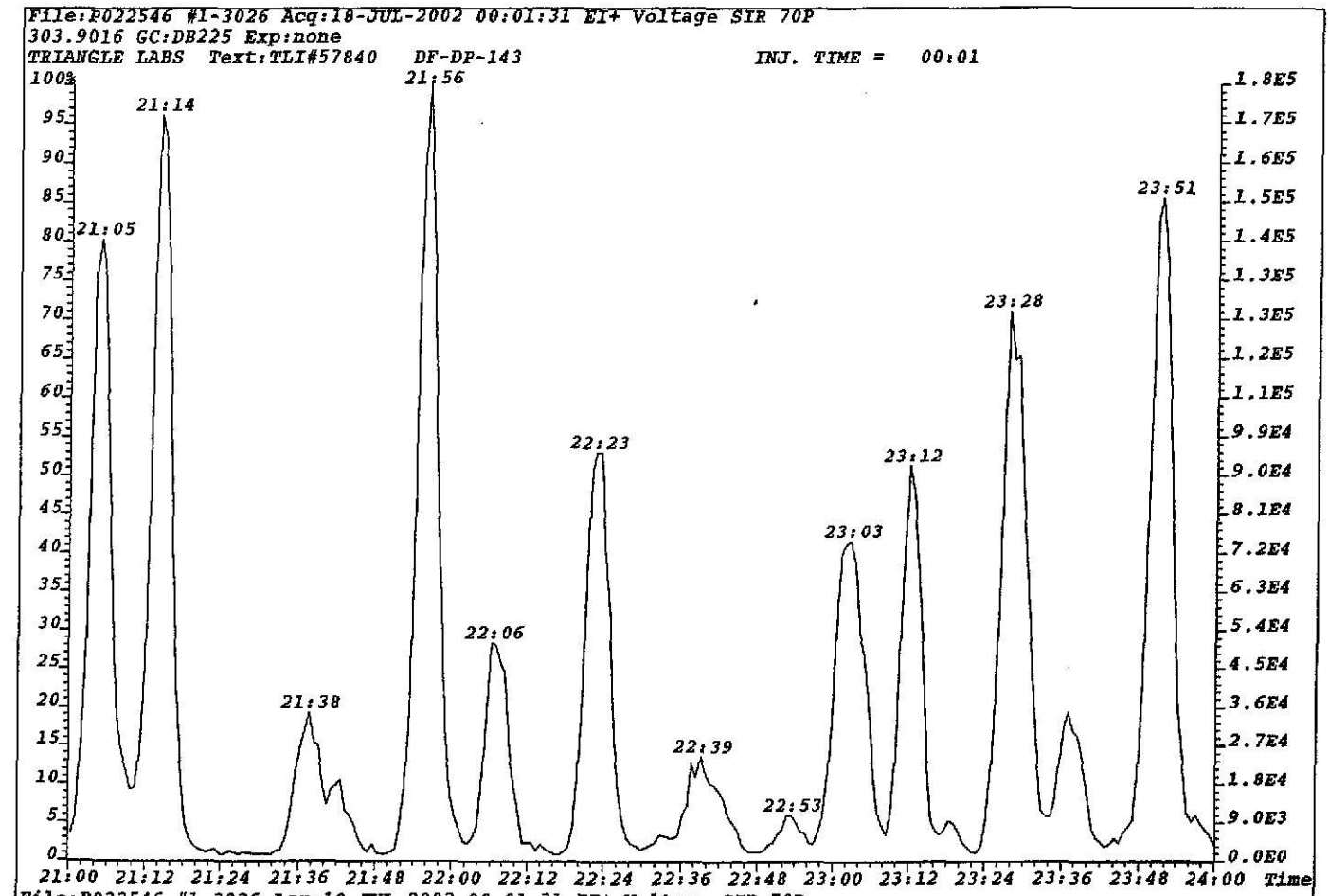
File:P022546 #1-3026 Acq:18-JUL-2002 00:01:31 EI+ Voltage SIR 70P
303.9016 GC:DB225 Exp:none
TRIANGLE LABS Text:TLI#57840 DF-DP-143
INJ. TIME = 00:01
21:05
21:14
21:38
21:56
22:06
22:23
22:39
22:53
23:03
23:12
23:28
23:51
Time

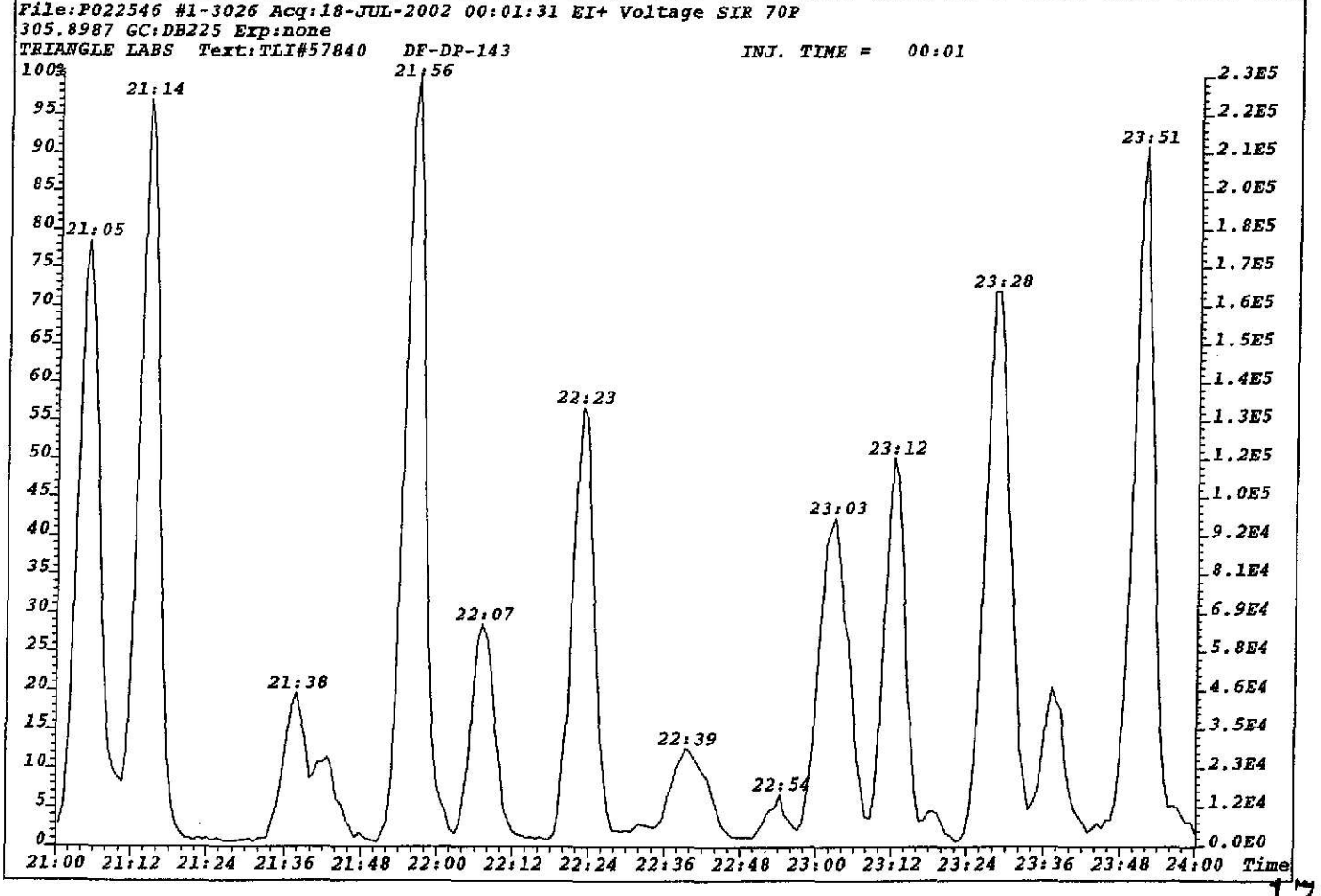
File:P022546 #1-3026 Acq:18-JUL-2002 00:01:31 EI+ Voltage SIR 70P
305.8987 GC:DB225 Exp:none
TRIANGLE LABS Text:TLI#57840 DF-DP-143
INJ. TIME = 00:01
21:05
21:14
21:38
21:56
22:07
22:23
22:39
22:54
23:03
23:12
23:28
23:51
Time

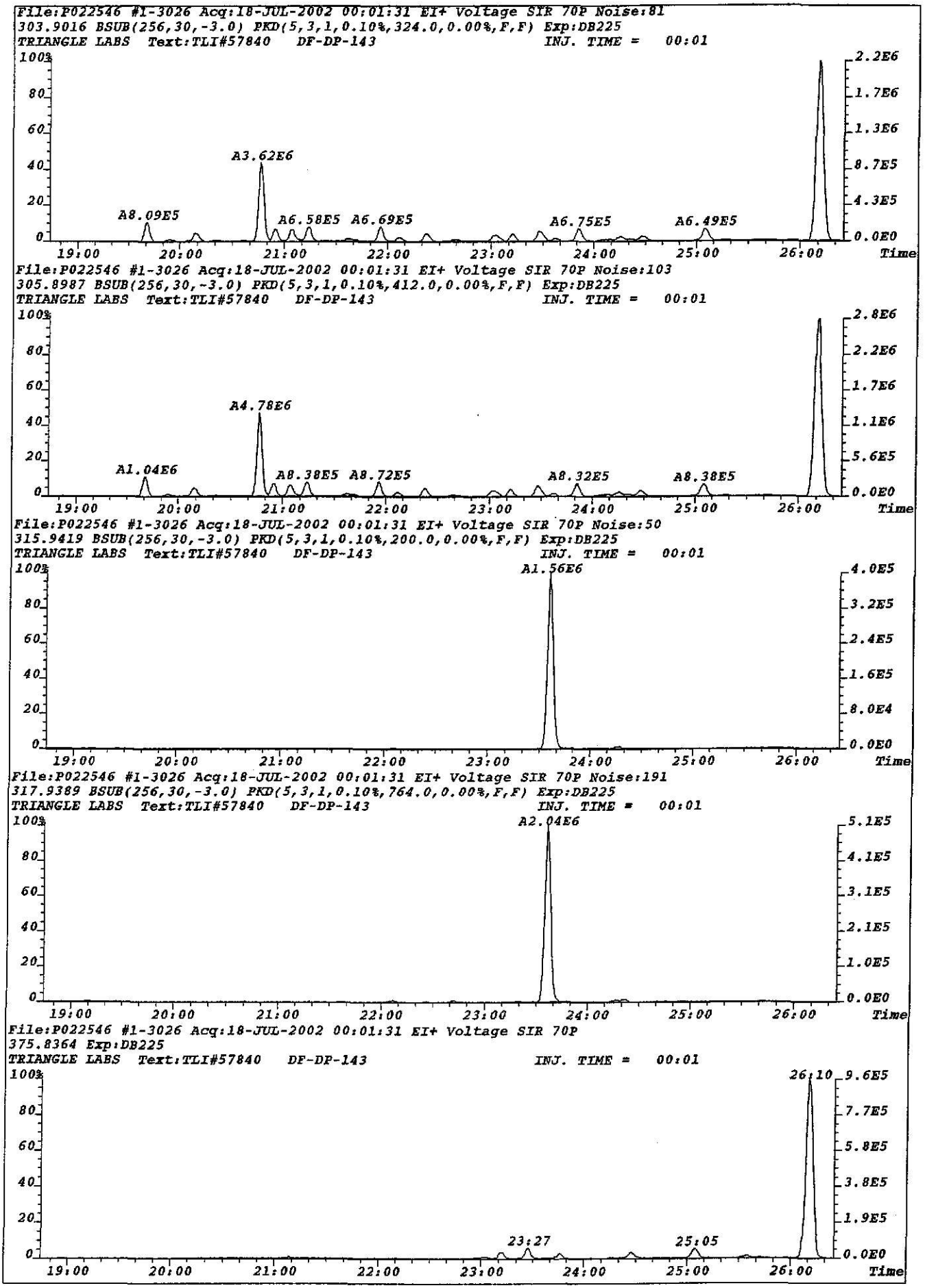
File:P022546 #1-3026 Acq:18-JUL-2002 00:01:31 EI+ Voltage SIR 70P Noise:81
303.9016 BSUB(256,30,-3.0) PKD(5,3,1,0.10%,324.0,0.00%,F,F) Exp:DB225
TRIANGLE LABS Text:TLI#57840 DF-DP-143 INJ. TIME = 00:01
A3.62E6
A8.09E5
A6.58E5 A6.69E5
A6.75E5
A6.49E5
File:P022546 #1-3026 Acq:18-JUL-2002 00:01:31 EI+ Voltage SIR 70P Noise:103
305.8987 BSUB(256,30,-3.0) PKD(5,3,1,0.10%,412.0,0.00%,F,F) Exp:DB225
TRIANGLE LABS Text:TLI#57840 DF-DP-143 INJ. TIME = 00:01
A4.78E6
A1.04E6
A8.38E5 A8.72E5
A8.32E5
A8.38E5
File:P022546 #1-3026 Acq:18-JUL-2002 00:01:31 EI+ Voltage SIR 70P Noise:50
315.9419 BSUB(256,30,-3.0) PKD(5,3,1,0.10%,200.0,0.00%,F,F) Exp:DB225
TRIANGLE LABS Text:TLI#57840 DF-DP-143 INJ. TIME = 00:01
A1.56E6
File:P022546 #1-3026 Acq:18-JUL-2002 00:01:31 EI+ Voltage SIR 70P Noise:191
317.9389 BSUB(256,30,-3.0) PKD(5,3,1,0.10%,764.0,0.00%,F,F) Exp:DB225
TRIANGLE LABS Text:TLI#57840 DF-DP-143 INJ. TIME = 00:01
A2.04E6
File:P022546 #1-3026 Acq:18-JUL-2002 00:01:31 EI+ Voltage SIR 70P
375.8364 Exp:DB225
TRIANGLE LABS Text:TLI#57840 DF-DP-143 INJ. TIME = 00:01
26.10
23:27
25:05
Time

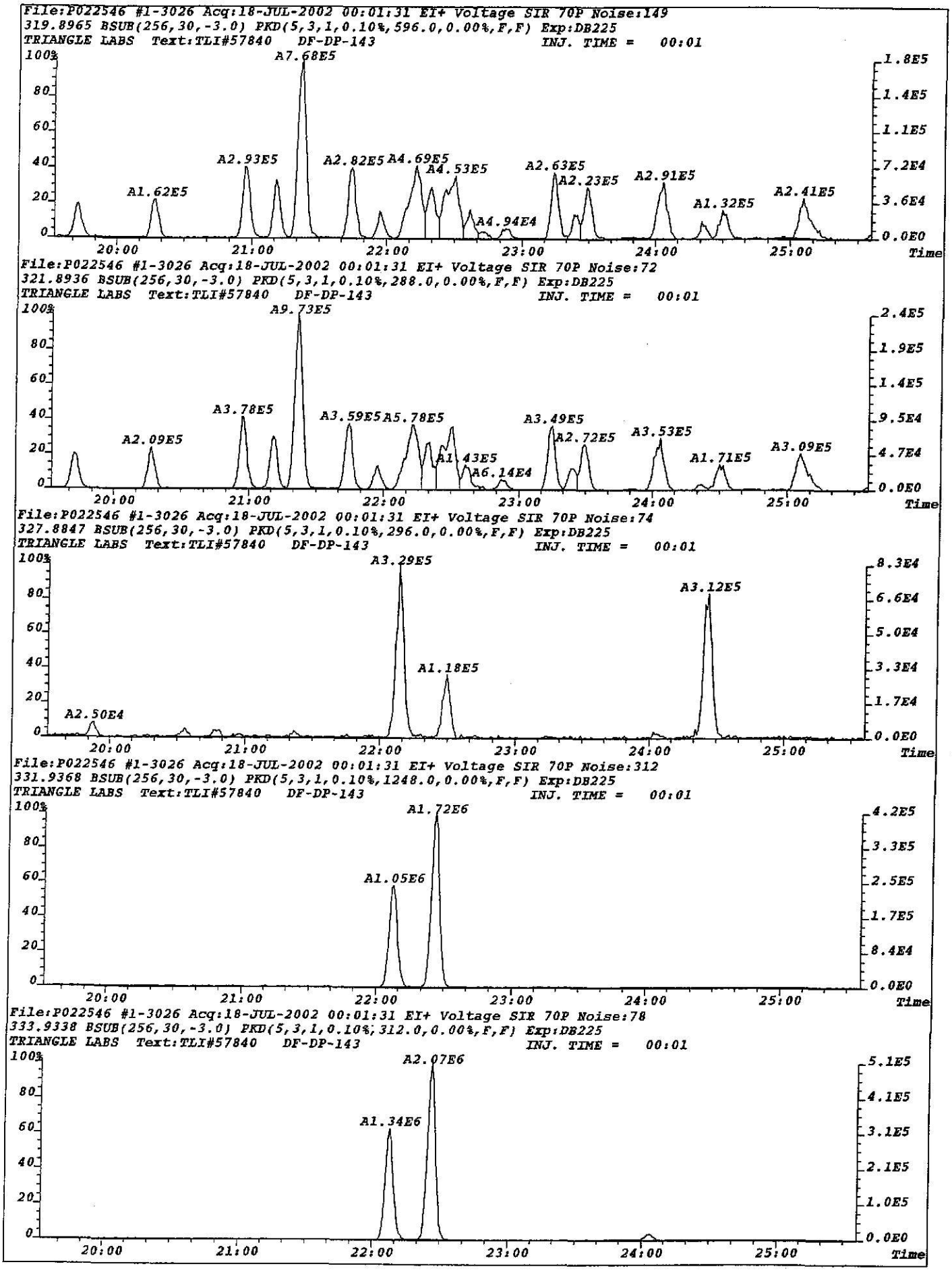
File:P022546 #1-3026 Acq:18-JUL-2002 00:01:31 EI+ Voltage SIR 70P Noise:149
319.8965 BSUB(256,30,-3.0) PKD(5,3,1,0.10%,596.0,0.00%,F,F) Exp:DB225
TRIANGLE LABS Text:TLI#57840 DF-DP-143 INJ. TIME = 00:01
A7.68E5
A2.93E5
A2.82E5
A4.69E5
A4.53E5
A2.63E5
A2.23E5
A2.91E5
A1.62E5
A1.32E5
A2.41E5
A4.94E4
File:P022546 #1-3026 Acq:18-JUL-2002 00:01:31 EI+ Voltage SIR 70P Noise:72
321.8936 BSUB(256,30,-3.0) PKD(5,3,1,0.10%,288.0,0.00%,F,F) Exp:DB225
TRIANGLE LABS Text:TLI#57840 DF-DP-143 INJ. TIME = 00:01
A9.73E5
A3.78E5
A3.59E5
A5.78E5
A3.49E5
A2.72E5
A3.53E5
A2.09E5
A1.43E5
A1.71E5
A3.09E5
A6.14E4
File:P022546 #1-3026 Acq:18-JUL-2002 00:01:31 EI+ Voltage SIR 70P Noise:74
327.8847 BSUB(256,30,-3.0) PKD(5,3,1,0.10%,296.0,0.00%,F,F) Exp:DB225
TRIANGLE LABS Text:TLI#57840 DF-DP-143 INJ. TIME = 00:01
A3.29E5
A3.12E5
A1.18E5
A2.50E4
File:P022546 #1-3026 Acq:18-JUL-2002 00:01:31 EI+ Voltage SIR 70P Noise:312
331.9368 BSUB(256,30,-3.0) PKD(5,3,1,0.10%,1248.0,0.00%,F,F) Exp:DB225
TRIANGLE LABS Text:TLI#57840 DF-DP-143 INJ. TIME = 00:01
A1.72E6
A1.05E6
File:P022546 #1-3026 Acq:18-JUL-2002 00:01:31 EI+ Voltage SIR 70P Noise:78
333.9338 BSUB(256,30,-3.0) PKD(5,3,1,0.10%,312.0,0.00%,F,F) Exp:DB225
TRIANGLE LABS Text:TLI#57840 DF-DP-143 INJ. TIME = 00:01
A2.07E6
A1.34E6
20:00
21:00
22:00
23:00
24:00
25:00
Time

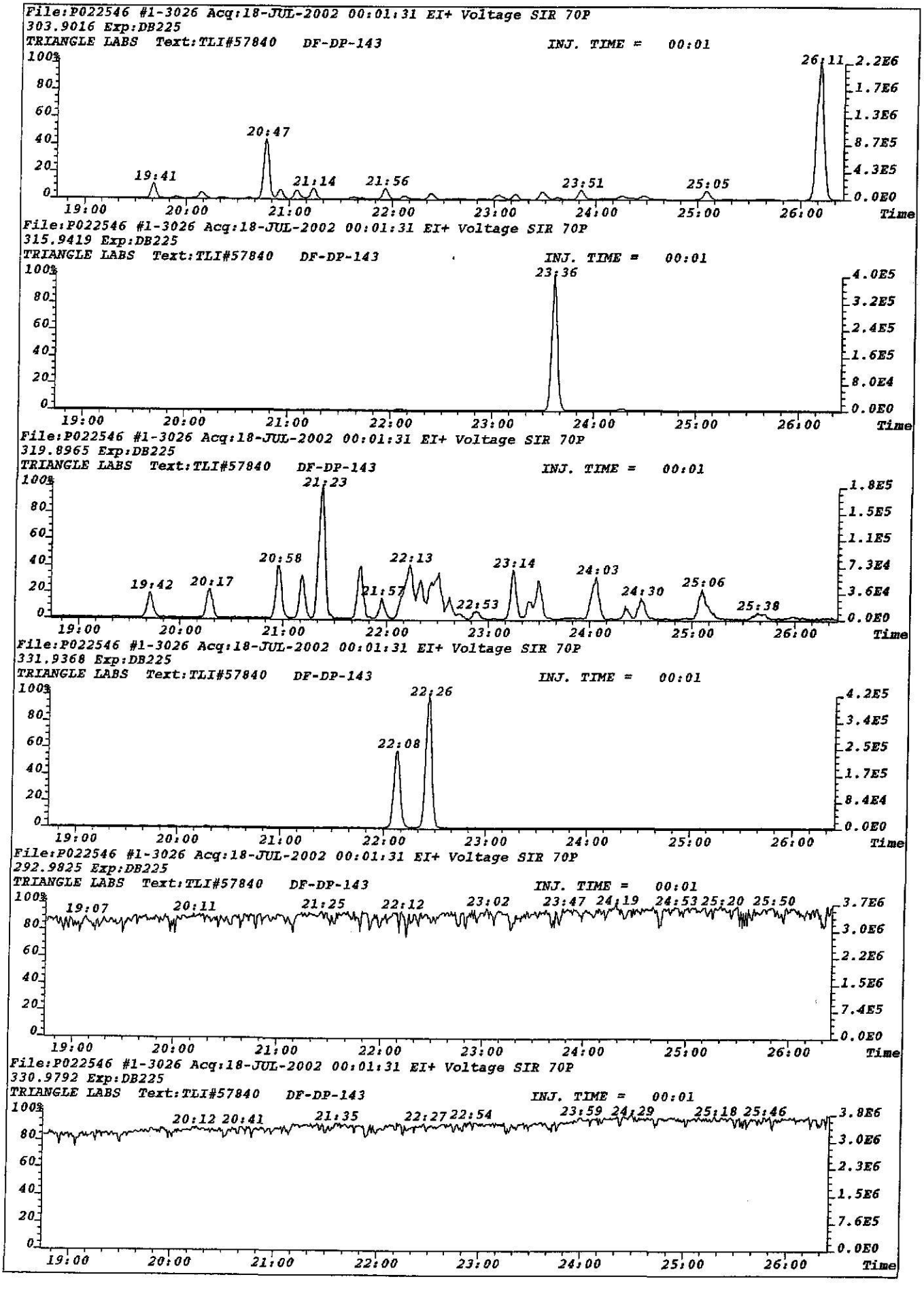
File:P022546 #1-3026 Acq:18-JUL-2002 00:01:31 EI+ Voltage SIR 70P
303.9016 Exp:DB225
TRIANGLE LABS Text:TLI#57840 DF-DP-143 INJ. TIME = 00:01
19:41
20:47
21:14
21:56
23:51
25:05
26:11
File:P022546 #1-3026 Acq:18-JUL-2002 00:01:31 EI+ Voltage SIR 70P
315.9419 Exp:DB225
TRIANGLE LABS Text:TLI#57840 DF-DP-143 INJ. TIME = 00:01
23:36
File:P022546 #1-3026 Acq:18-JUL-2002 00:01:31 EI+ Voltage SIR 70P
319.8965 Exp:DB225
TRIANGLE LABS Text:TLI#57840 DF-DP-143 INJ. TIME = 00:01
19:42
20:17
20:58
21:23
21:57
22:13
22:53
23:14
24:03
24:30
25:06
25:38
File:P022546 #1-3026 Acq:18-JUL-2002 00:01:31 EI+ Voltage SIR 70P
331.9368 Exp:DB225
TRIANGLE LABS Text:TLI#57840 DF-DP-143 INJ. TIME = 00:01
22:08
22:26
File:P022546 #1-3026 Acq:18-JUL-2002 00:01:31 EI+ Voltage SIR 70P
292.9825 Exp:DB225
TRIANGLE LABS Text:TLI#57840 DF-DP-143 INJ. TIME = 00:01
19:07
20:11
21:25
22:12
23:02
23:47
24:19
24:53
25:20
25:50
File:P022546 #1-3026 Acq:18-JUL-2002 00:01:31 EI+ Voltage SIR 70P
330.9792 Exp:DB225
TRIANGLE LABS Text:TLI#57840 DF-DP-143 INJ. TIME = 00:01
20:12
20:41
21:35
22:27
22:54
23:59
24:29
25:18
25:46
Time

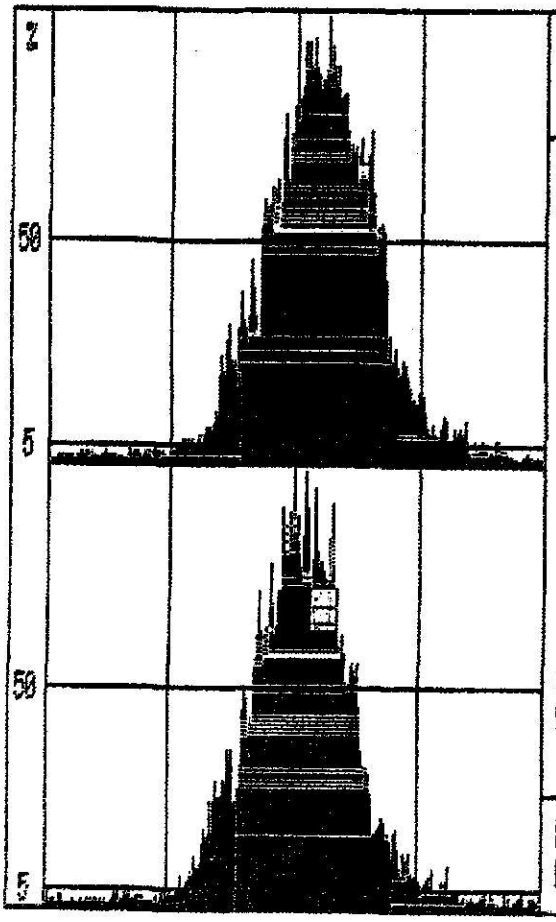

Channel I 330.9792 Peak top
Height .68 volts Span 200 ppm

System file name	DB225
Data file name	A:P717024
Resolution	10000
Group number	1
Ionization mode	EI+
Switching	VOLTAGE
Ref. masses	292.9825, 380.9761

A	292.9825	J	330.9792
B	303.9016	K	331.9368
C	305.8987	L	333.9338
D	315.9419	M	375.8364
E	317.9389		
F	319.8965		
G	321.8936		
H	327.8847		
I	330.9792		

Ref. mass 380.9761 Peak top
Height .43 volts Span 200 ppm

TLI Project: **57840** 1613, Revision B PCDD/PCDF Analysis (c)
Client Sample: **DF-DP-137 0-2'** Analysis File: **W108206**

Client Project:	**Dioxin/Furan Analysis**				
Sample Matrix:	**SOLID**	Date Received:	**07/11/2002**	Spike File:	**SP161B2S**
TLI ID:	**330-27-4**	Date Extracted:	**07/12/2002**	ICal:	**WF5614B**
		Date Analyzed:	**07/17/2002**	ConCal:	**WB21081**
Sample Size:	**11.700 g**	Dilution Factor:	**n/a**	% Moisture:	**14.1**
Dry Weight:	**10.050 g**	Blank File:	**W108202**	% Lipid:	**n/a**
GC Column:	**DB-5**	Analyst:	**JLD**	% Solids:	**85.9**

Analytes	Conc. (pg/g)	DL	Ratio	RT	RRT	Flags
2,3,7,8-TCDD	0.83		0.78	27:10	0.999	J
1,2,3,7,8-PeCDD	6.7		1.45	31:23	1.001	
1,2,3,4,7,8-HxCDD	6.8		1.23	34:30	1.000	
1,2,3,6,7,8-HxCDD	60.3		1.24	34:35	1.000	
1,2,3,7,8,9-HxCDD	26.6		1.18	34:55	1.010	
1,2,3,4,6,7,8-HpCDD	188		1.02	37:54	1.000	
1,2,3,4,6,7,8,9-OCDD	13030		0.84	41:39	1.000	E
2,3,7,8-TCDF	9.0		0.73	26:30	1.001	
1,2,3,7,8-PeCDF	ND	3.9				
2,3,4,7,8-PeCDF	24.0		1.50	31:03	1.001	
1,2,3,4,7,8-HxCDF	156		1.27	33:48	1.000	
1,2,3,6,7,8-HxCDF	64.0		1.28	33:54	1.000	
2,3,4,6,7,8-HxCDF	71.0		1.29	34:23	1.000	
1,2,3,7,8,9-HxCDF	3.0		1.27	35:09	1.000	J
1,2,3,4,6,7,8-HpCDF	2520		1.08	36:51	1.000	E
1,2,3,4,7,8,9-HpCDF	41.2		1.08	38:25	1.000	
1,2,3,4,6,7,8,9-OCDF	441		0.88	41:51	1.005	

Totals	Conc. (pg/g)	Number	DL	Flags
Total TCDD	10.8	5		
Total PeCDD	30.7	4		
Total HxCDD	399	9		
Total HpCDD	332	2		
Total TCDF	139	12		
Total PeCDF	781	15		
Total HxCDF	1560	13		
Total HpCDF	3980	4		E

Triangle Laboratories, Inc.®
2445 S. Alston Ave. • Durham, North Carolina 27713
Phone: (919) 544-5729 • Fax: (919) 544-5491

Printed: 12:30 07/18/2002

TLI Project: **57840** 1613, Revision B PCDD/PCDF Analysis (c)
Client Sample: **DF-DP-137 0-2'** Analysis File: **W108206**

Internal Standards	Conc. (pg/g)	% Recovery	QC Limits	Ratio	RT	RRT	Flags
$^{13}C_{12}$-2,3,7,8-TCDD	145	72.9	25%-164%	0.81	27:11	1.007	
$^{13}C_{12}$-1,2,3,7,8-PeCDD	207	104	25%-181%	1.56	31:22	1.162	
$^{13}C_{12}$-1,2,3,4,7,8-HxCDD	170	85.4	32%-141%	1.23	34:29	0.989	
$^{13}C_{12}$-1,2,3,6,7,8-HxCDD	172	86.5	28%-130%	1.22	34:35	0.991	
$^{13}C_{12}$-1,2,3,4,6,7,8-HpCDD	188	94.6	23%-140%	1.02	37:54	1.086	
$^{13}C_{12}$-1,2,3,4,6,7,8,9-OCDD	560	141	17%-157%	0.88	41:39	1.194	
$^{13}C_{12}$-2,3,7,8-TCDF	160	80.3	24%-169%	0.72	26:28	0.980	
$^{13}C_{12}$-1,2,3,7,8-PeCDF	183	92.2	24%-185%	1.48	30:21	1.124	
$^{13}C_{12}$-2,3,4,7,8-PeCDF	177	88.9	21%-178%	1.45	31:02	1.149	
$^{13}C_{12}$-1,2,3,4,7,8-HxCDF	176	88.4	26%-152%	0.51	33:47	0.968	
$^{13}C_{12}$-1,2,3,6,7,8-HxCDF	175	87.9	26%-123%	0.50	33:53	0.971	
$^{13}C_{12}$-2,3,4,6,7,8-HxCDF	166	83.4	28%-136%	0.51	34:23	0.986	
$^{13}C_{12}$-1,2,3,7,8,9-HxCDF	180	90.3	29%-147%	0.51	35:10	1.008	
$^{13}C_{12}$-1,2,3,4,6,7,8-HpCDF	190	95.7	28%-143%	0.46	36:50	1.056	
$^{13}C_{12}$-1,2,3,4,7,8,9-HpCDF	173	86.8	26%-138%	0.43	38:24	1.101	

Cleanup Standard	Conc. (pg/g)	% Recovery	QC Limits	RT	RRT	Flags
$^{37}Cl_4$-2,3,7,8-TCDD	15.5	77.8	35%-197%	27:12	1.007	

Recovery Standards	Ratio	RT	Flags
$^{13}C_{12}$-1,2,3,4-TCDD	0.81	27:00	
$^{13}C_{12}$-1,2,3,7,8,9-HxCDD	1.20	34:53	

Data Reviewer: _____ 07/18/2002

Triangle Laboratories, Inc.®
2445 S. Alston Ave. • Durham, North Carolina 27713
Phone: (919) 544-5729 • Fax: (919) 544-5491

Printed: 12:30 07/18/2002

Martin & Slagle

TLI Project: **57840**
Client Sample: **DF-DP-137 0-2'**

Toxicity Equivalents Report
Analysis File: **W108206**

Client Project:	**Dioxin/Furan Analysis**				
Sample Matrix:	**SOLID**	Date Received:	**07/11/02**	Spike File:	**SP161B2S**
TLI ID:	**330-27-4**	Date Extracted:	**07/12/02**	ICal:	**WF5614B**
		Date Analyzed:	**07/17/02**	ConCal:	**WB21081**
Sample Size:	**11.700 g**	Dilution Factor:	**1**	% Moisture:	**14.1**
Dry Weight:	**10.050 g**	Blank File:	**W108202**	% Lipid:	**n/a**
GC Column:	**DB-5**	Analyst:	**JLD**	% Solids:	**85.9**

Analytes	Conc. (pg/g)		TEF		Equivalent
2,3,7,8-TCDD	0.83	x	1.	=	0.83
1,2,3,7,8-PeCDD	6.7	x	0.5	=	3.4
1,2,3,4,7,8-HxCDD	6.8	x	0.1	=	0.68
1,2,3,6,7,8-HxCDD	60.3	x	0.1	=	6.03
1,2,3,7,8,9-HxCDD	26.6	x	0.1	=	2.66
1,2,3,4,6,7,8-HpCDD	188	x	0.01	=	1.88
1,2,3,4,6,7,8,9-OCDD	13030	x	0.001	=	13.030
TOTAL PCDD					28.5
2,3,7,8-TCDF	6.7	x	0.1	=	0.67
1,2,3,7,8-PeCDF	{3.9}	x	0.05	=	0.20
2,3,4,7,8-PeCDF	24.0	x	0.5	=	12.0
1,2,3,4,7,8-HxCDF	156	x	0.1	=	15.6
1,2,3,6,7,8-HxCDF	64.0	x	0.1	=	6.40
2,3,4,6,7,8-HxCDF	71.0	x	0.1	=	7.10
1,2,3,7,8,9-HxCDF	3.0	x	0.1	=	0.30
1,2,3,4,6,7,8-HpCDF	2520	x	0.01	=	25.20
1,2,3,4,7,8,9-HpCDF	41.2	x	0.01	=	0.412
1,2,3,4,6,7,8,9-OCDF	441	x	0.001	=	0.441
TOTAL PCDF					68.3

Total EPA TEFs, 1989a: 96.8 pg/g

{...} indicates that the value is that of a Detection Limit.

GRY_TEF v1.08, MILES 4.22.16

Triangle Laboratories, Inc.®
2445 S. Alston Ave. • Durham, North Carolina 27713
Phone: (919) 544-5729 • Fax: (919) 544-5491

Printed: 20:42 07/18/02

Initial ....Date...

Data Review By: CRM 7/18/02

Calculated Noise Height: 2.38

Page No. 1 Listing of W108206B.dbf
07/18/2002 Matched GC Peaks / Ratio / Ret. Time

Compound/ M_Z....	QC.Log	Omit	Why	..RT.	OK	Ratio	Total.Area/Ht	Area/Ht.Peak1	Area/Ht.Peak2	Rel.RT	Compound.Name..	ID..	Flags.
TCDF				0.65-0.89						0.877-1.070			
304-306	DC	NL		Height			29.39	21.06	8.33				
D	D	WL		23:19		0.75	1,242.19			0.881			
				24:09		0.67	489.42	196.92	292.50	0.912			
M				24:24		0.74	577.00	245.00	332.00	0.922			
				24:51		0.71	720.56	298.60	421.96	0.939			
				25:07	RO	0.48	504.53	164.11	340.42	0.949			
				25:35		0.79	1,471.97	651.45	820.52	0.967			
M				25:55		0.73	1,796.00	756.00	1,040.00	0.979			
				26:06		0.69	994.47	407.10	587.37	0.986			
				26:20		0.71	492.06	204.34	287.72	0.995			
A				26:28		0.65	530.00	208.00	322.00	1.000			
M				26:30		0.73	931.00	393.00	538.00	1.001	2378-TCDF		AN
				26:54	RO	0.64	358.67	139.81	218.86	1.016			
				27:08		0.66	363.94	145.03	218.91	1.025			
M				27:26		0.72	1,059.00	442.00	617.00	1.037			
M				27:42		0.72	4,990.00	2,090.00	2,900.00	1.047			
	DC	WH		28:29	RO	0.53	341.72			1.076			
	DC	WH		28:41	RO	0.49	332.73			1.084			
304-306			14	Peaks			15,278.62						
13C12-TCDF				0.65-0.89						0.944-1.133			
316-318	DC	NL		Height			5.12	2.16	2.96				
				25:47	RO	1.07	30.21	15.59	14.62	0.974			
				26:04	RO	0.63	134.21	51.81	82.40	0.985			
				26:28		0.72	18,052.32	7,563.92	10,488.40	1.000	13C12-2378-TCDF		ISO
				Height			5,035.68	2,064.34	2,971.34				
				26:49		0.81	167.05	74.97	92.08	1.013			
				27:11	RO	0.36	35.71	9.46	26.25	1.027			
				27:48	RO	0.36	92.61	24.59	68.02	1.050			
316-318			6	Peaks			18,512.11						

---------- Above: TCDF / TCDD Follows ----------

TCDD				0.65-0.89						0.903-1.042			
320-322	DC	NL		Height			4.26	2.05	2.21				
				24:43	RO	1.07	41.25	21.32	19.93	0.909	1368-TCDD		AN
D	D	SN		25:05		0.71	30.30			0.923	1379-TCDD		AN
D	D	SN		25:21		0.81	34.10			0.933			
	DC	SN		25:34	RO	0.40	7.60			0.941			
				26:01		0.81	300.14	134.37	165.77	0.957			
M				26:17		0.78	97.30	42.60	54.70	0.967			
A				26:27	RO	0.51	86.20	29.20	57.00	0.973			
D	D	SN		26:40		0.73	52.78			0.981			
D	D	CO		26:57	RO	0.56	82.83			0.991			
M				27:05		0.69	187.60	76.60	111.00	0.996			
M				27:10		0.78	61.50	27.00	34.50	0.999	2378-TCDD		AN J

Compound/ M_Z....	QC.Log	Omit	Why	RT.	OK	Ratio	Total.Area/Ht	Area/Ht.Peak1	Area/Ht.Peak2	Rel.RT	Compound.Name..	ID..	Flags.
	D	D	SN	27:22	RO	1.47	30.68			1.007			
	M			27:31		0.71	158.70	66.00	92.70	1.012			
				27:48	RO	1.61	205.06	126.43	78.63	1.023			
		DC	WH	28:22	RO	0.95	60.51			1.044			
		DC	WH	28:29	RO	0.59	38.15			1.048			
		DC	WH	28:43	RO	0.91	127.52			1.056			
320-322			8	Peaks			1,137.75						
37Cl-TCDD										0.926-1.074			
328		DC	NL			Height	3.15	3.15					
				25:32			40.41	40.41		0.939			
				25:51			4,594.79	4,594.79		0.951			
				26:18			44.10	44.10		0.968			
				26:27			35.19	35.19		0.973			
				26:48			23.61	23.61		0.986			
				27:12			1,457.96	1,457.96		1.001	37Cl-TCDD		CLS
				27:35			22,892.30	22,892.30		1.015			
				27:48			69.55	69.55		1.023			
				27:57			44.80	44.80		1.028			
				28:13			19.77	19.77		1.038			
				28:30			759.09	759.09		1.048			
328			11	Peaks			29,981.57						
13C12-TCDD						0.65-0.89				0.920-1.067			
332-334		DC	NL			Height	9.35	6.64	2.71				
				27:00		0.81	15,528.40	6,936.38	8,592.02	0.993	13C12-1234-TCDD		RS1
				27:11		0.81	13,409.04	5,996.98	7,412.06	1.000	13C12-2378-TCDD		IS1
						Height	3,765.79	1,694.44	2,071.35				
		DC	SN	27:43	RO	2.80	27.34			1.020			
		DC	SN	28:05	RO	0.92	12.47			1.033			
332-334			2	Peaks			28,937.44						

---------- Above: TCDD / PeCDF Follows ----------

PeCDF						1.32-1.78				0.909-1.036			
340-342		DC	NL			Height	9.98	4.88	5.10				
		DC	WL	28:12		1.46	256.84			0.909			
				28:25		1.50	8,283.80	4,975.20	3,308.60	0.916			
				28:43		1.48	15,913.83	9,509.13	6,404.70	0.925			
				29:07		1.47	2,216.57	1,320.92	895.65	0.938			
				29:31		1.48	9,299.62	5,546.80	3,752.82	0.951			
				29:43		1.47	12,778.30	7,599.92	5,178.38	0.958			
				29:53		1.53	8,808.36	5,321.51	3,486.85	0.963			
	NM			30:16		1.46	9,240.00	5,490.00	3,750.00	0.997			
	AN			30:22	RO	1.29	407.00	229.00	178.00	1.001	12378-PeCDF		AN
				30:39		1.56	1,971.61	1,201.24	770.37	0.988			
	A			30:59		1.49	1,388.00	831.00	557.00	0.998			
	M			31:03		1.50	2,335.00	1,400.00	935.00	1.001	23478-PeCDF		AN
				31:16		1.43	3,368.91	1,983.13	1,385.78	1.008			
			X	31:24		1.50	300.20	180.35	119.85	1.012			J
				31:40		1.60	533.54	328.07	205.47	1.020			
			X	31:45		1.49	507.34	303.53	203.81	1.023			

Compound/ M_Z....	QC.Log	Omit	Why	..RT.	OK	Ratio	Total.Area/Ht	Area/Ht.Peak1	Area/Ht.Peak2	Rel.RT	Compound.Name..	ID..	Flags.
				31:54		1.51	1,313.99	790.07	523.92	1.028			
	DC	WH		32:11		1.68	520.68			1.037			
	DC	WH		32:30		1.47	1,673.99			1.047			
340-342			16	Peaks			78,666.07						
13C12-PeCDF				1.32-1.78					0.806-1.128				
352-354	DC	NL		Height			4.04	1.72	2.32				
				29:30	RO	0.46	158.63	50.03	108.60	0.951			
				29:43	RO	0.04	849.77	30.52	819.25	0.958			
				30:21		1.48	16,902.01	10,080.70	6,821.31	1.000	13C12-PeCDF 123	IS2	
				Height			5,477.60	3,311.27	2,166.33				
				30:38	RO	0.40	372.05	106.22	265.83	0.987			
				31:02		1.45	16,326.61	9,670.49	6,656.12	1.000	13C12-PeCDF 234	IS3	
				Height			5,161.44	3,051.55	2,109.89				
				31:40	RO	0.65	106.35	41.89	64.46	1.020			
				31:46		1.37	61.78	35.74	26.04	1.024			
				31:59	RO	1.22	315.26	173.50	141.76	1.031			
352-354			8	Peaks			35,092.46						
---------- Above: PeCDF / PeCDD Follows ----------													
PeCDD				1.32-1.78					0.939-1.021				
356-358	DC	NL		Height			6.05	3.80	2.25				
D	D	SN		29:37	RO	0.46	1,821.77			0.944			
				30:05	RO	2.15	110.76	75.63	35.13	0.959			
				30:20	RO	1.17	771.26	416.63	354.63	0.967			
				30:28		1.45	860.49	509.68	350.81	0.971			
				30:39	RO	1.28	257.85	144.85	113.00	0.977			
				30:54		1.44	806.84	476.20	330.64	0.985			
				31:05	RO	1.93	217.46	143.24	74.22	0.991			
D	D	SN		31:14	RO	0.01	5,921.26			0.996			
				31:23		1.45	488.56	289.07	199.49	1.001	12378-PeCDD	AN	
				31:41		1.57	76.18	46.55	29.63	1.010			J
				31:50	RO	1.03	349.13	177.38	171.75	1.015			
				31:59	RO	2.97	73.13	54.72	18.41	1.020			
	DC	WH		32:08	RO	0.37	94.54			1.024			
356-358			10	Peaks			4,011.66						
13C12-PeCDD				1.32-1.78					0.734-1.053				
368-370	DC	NL		Height			3.85	2.25	1.60				
	DC	SN		30:01	RO	2.28	5.70			0.957			
	DC	SN		30:09		1.61	8.01			0.961			
				30:19	RO	0.97	24.57	12.11	12.46	0.967			
				30:28	RO	1.83	60.75	39.29	21.46	0.971			
				30:38	RO	0.67	22.84	9.18	13.66	0.977			
	DC	SN		30:49	RO	1.10	11.50			0.982			
				31:03		1.40	16.24	9.48	6.76	0.990			
				31:22		1.56	11,436.05	6,974.00	4,462.05	1.000	13C12-PeCDD 123	IS4	
				Height			3,825.06	2,352.12	1,472.94				
				31:58	RO	3.71	25.97	20.46	5.51	1.019			
368-370			6	Peaks			11,586.42						

Compound/ M_Z....	QC.Log	Omit	Why	..RT.	OK	Ratio	Total.Area/Ht	Area/Ht.Peak1	Area/Ht.Peak2	Rel.RT	Compound.Name..	ID..	Flags.
---------- Above: PeCDD / HxCDF Follows ----------													
HxCDF						1.05-1.43				0.929-1.007			
374-376	DC	NL				Height	71.11	39.83	31.28				
				32:50		1.27	11,250.25	6,300.91	4,949.34	0.934			
				32:59		1.25	33,921.80	18,847.90	15,073.90	0.938			
				33:08		1.26	1,408.33	784.35	623.98	0.942			
				33:16	RO	0.99	543.64	270.68	272.96	0.946			
				33:25		1.29	38,497.10	21,656.70	16,840.40	0.950			
				33:40		1.36	476.03	274.42	201.61	0.957			
				33:48		1.27	11,531.99	6,447.41	5,084.58	1.000	123478-HxCDF	AN	
				33:54		1.28	5,025.49	2,820.82	2,204.67	1.000	123678-HxCDF	AN	
				34:04		1.30	713.57	403.52	310.05	0.969			
				34:11		1.07	254.19	131.63	122.56	0.972			J
				34:23		1.29	4,661.79	2,628.41	2,033.38	1.000	234678-HxCDF	AN	
	M		X	35:04		1.23	2,480.00	1,370.00	1,110.00	0.997			
	AN			35:09		1.27	193.10	108.00	85.10	1.000	123789-HxCDF	AN	J
	M			35:15		1.26	774.00	431.00	343.00	1.002			
374-376			14	Peaks			111,731.28						
13C12-HxCDF						0.43-0.59				0.879-1.106			
384-386	DC	NL				Height	10.28	4.11	6.17				
				32:59	RO	1.38	39.88	23.13	16.75	0.938			
				33:47		0.51	11,873.76	4,002.31	7,871.45	1.000	13C12-HxCDF 478	IS5	
						Height	4,160.66	1,406.23	2,754.43				
				33:53		0.50	12,101.07	4,038.42	8,062.65	1.000	13C12-HxCDF 678	IS6	
						Height	4,140.50	1,332.06	2,808.44				
				34:01	RO	0.61	31.00	11.75	19.25	0.967			
	DC	SN		34:12	RO	1.26	15.45			0.973			
				34:23		0.51	10,859.58	3,664.10	7,195.48	1.000	13C12-HxCDF 234	IS7	
						Height	3,672.08	1,186.09	2,485.99				
				34:56		0.44	45.19	13.73	31.46	0.993			
				35:10		0.51	10,219.54	3,466.81	6,752.73	1.000	13C12-HxCDF 789	IS8	
						Height	3,120.42	1,066.22	2,054.20				
	DC	SN		35:19	RO	4.01	8.96			1.004			
	DC	SN		35:22	RO	3.75	21.82			1.006			
384-386			7	Peaks			45,170.02						
---------- Above: HxCDF / HxCDD Follows ----------													
HxCDD						1.05-1.43				0.959-1.013			
390-392	DC	NL				Height	18.46	10.22	8.24				
				33:19		1.20	2,436.64	1,326.81	1,109.83	0.963			
	DC	SN		33:27	RO	0.96	34.44			0.967			
				33:37		1.19	75.01	40.73	34.28	0.972			J
				33:49		1.24	1,145.25	634.47	510.78	0.978			
				33:58		1.22	10,570.89	5,805.36	4,765.53	0.982			
				34:08		1.32	89.74	51.12	38.62	0.987			J
	A			34:26		1.10	114.40	60.00	54.40	0.996			J
	AN			34:30		1.23	314.00	173.00	141.00	1.000	123478-HxCDD	AN	
	M			34:35		1.24	2,850.00	1,580.00	1,270.00	1.000	123678-HxCDD	AN	
				34:55		1.18	1,281.59	692.51	589.08	1.010	123789-HxCDD	AN	

Compound/ M_Z....	QC.Log	Omit	Why	..RT.	OK	Ratio	Total.Area/Ht	Area/Ht.Peak1	Area/Ht.Peak2	Rel.RT	Compound.Name..	ID..	Flags.
	DC	WH		35:07	RO	0.94	492.92			1.015			
390-392		9	Peaks				18,877.52						
13C12-HxCDD				1.05-1.43						0.983-1.041			
402-404	DC	NL				Height	10.62	5.96	4.66				
	DC	SN		33:57	RO	0.58	44.83			0.985			
				34:29		1.23	7,939.67	4,384.18	3,555.49	1.000	13C12-HxCDD 478	IS9	
						Height	2,744.76	1,484.45	1,260.31				
				34:35		1.22	8,616.42	4,727.68	3,888.74	1.000	13C12-HxCDD 678	IS10	
						Height	2,958.47	1,613.42	1,345.05				
				34:53		1.20	10,218.51	5,583.53	4,634.98	1.012	13C12-HxCDD 789	RS2	
402-404		3	Peaks				26,774.60						
---------- Above: HxCDD / HpCDF Follows ----------													
HpCDF				0.88-1.20						0.955-1.004			
408-410	DC	NL				Height	17.23	8.34	8.89				
				36:51		1.08	178,644.80	92,658.40	85,986.40	1.000	1234678-HpCDF	AN	E
				37:07		1.09	552.41	287.49	264.92	0.967			J
				37:17		1.07	85,310.20	44,039.00	41,271.20	0.971			
				38:25		1.08	2,089.07	1,086.53	1,002.54	1.000	1234789-HpCDF	AN	
408-410		4	Peaks				266,596.48						
13C12-HpCDF				0.37-0.51						0.856-1.143			
418-420	DC	NL				Height	5.88	3.07	2.81				
				36:50		0.46	9,448.27	2,971.36	6,476.91	1.000	13C12-HpCDF 678	IS11	
						Height	2,937.79	937.60	2,000.19				
				37:17	RO	2.10	80.00	54.22	25.78	0.971			
	DC	SN		37:28	RO	0.26	15.46			0.976			
				38:24		0.43	6,775.69	2,052.24	4,723.45	1.000	13C12-HpCDF 789	IS12	
						Height	1,807.45	530.98	1,276.47				
418-420		3	Peaks				16,303.96						
---------- Above: HpCDF / HpCDD Follows ----------													
HpCDD				0.88-1.20						0.975-1.005			
424-426	DC	NL				Height	18.55	13.92	4.63				
				37:08		1.04	5,617.09	2,857.98	2,759.11	0.980			
				37:54		1.02	7,331.09	3,698.30	3,632.79	1.000	1234678-HpCDD	AN	
	DC	WH		38:24	RO	1.93	52.19			1.013			
424-426		2	Peaks				12,948.18						
13C12-HpCDD				0.88-1.20						0.868-1.079			
436-438	DC	NL				Height	12.14	7.31	4.83				
	DC	SN		37:09	RO	3.40	46.36			0.980			
				37:54		1.02	7,692.37	3,876.30	3,816.07	1.000	13C12-HpCDD 678	IS13	
						Height	2,034.09	994.25	1,039.84				
436-438		1	Peak				7,692.37						
---------- Above: HpCDD / Octa-CDD and CDF Follows ----------													

Compound/ M_Z....	QC.Log	Omit	Why	..RT.	OK	Ratio	Total.Area/Ht	Area/Ht.Peak1	Area/Ht.Peak2	Rel.RT	Compound.Name..	ID..	Flags.
OCDF						0.76-1.02				0.952-1.048			
442-444		DC	NL			Height	4.37	2.13	2.24				
		DC	WL	36:34		0.79	30.73			0.878			
				41:39		0.87	255.04	118.48	136.56	1.000			
	N			41:51		0.88	26,972.60	12,589.20	14,383.40	1.005	OCDF	AN	
442-444			2	Peaks			27,227.64						
OCDD						0.76-1.02				0.952-1.048			
458-460		DC	NL			Height	3.12	1.42	1.70				
				41:39		0.84	631,522.00	287,690.00	343,832.00	1.000	OCDD	AN	E
458-460			1	Peak			631,522.00						
13C12-OCDD						0.76-1.02				0.996-1.004			
470-472		DC	NL			Height	5.66	3.25	2.41				
				41:39		0.88	18,356.24	8,600.75	9,755.49	1.000	13C12-OCDD	IS14	
						Height	3,867.99	1,862.04	2,005.95				
		DC	WH	42:01	RO	1.33	34.17			1.009			
470-472			1	Peak			18,356.24						

Column Description.....	"Why" Code Description.....	QC Log Desc.....
M_Z -Nominal Ion Mass(es)	WL-Below Retention Time Window	A-Peak Added
..RT. -Retention Time (mm:ss)	WH-Above Retention Time Window	K-Peak Kept
Rat.1 -Ratio of M/M+2 Ions	SN-Below Signal to Noise Level	D-Peak Deleted
OK -RO=Ratio Outside Limits	<M-Below Method Detection Limit	T-Time Changed
Rel.RT-Relative Retention Time	NL-Channel Specific Noise Level	M-Peak Area Changed
		N-Name Changed
		X-Ether Interference

*** End of Report ***

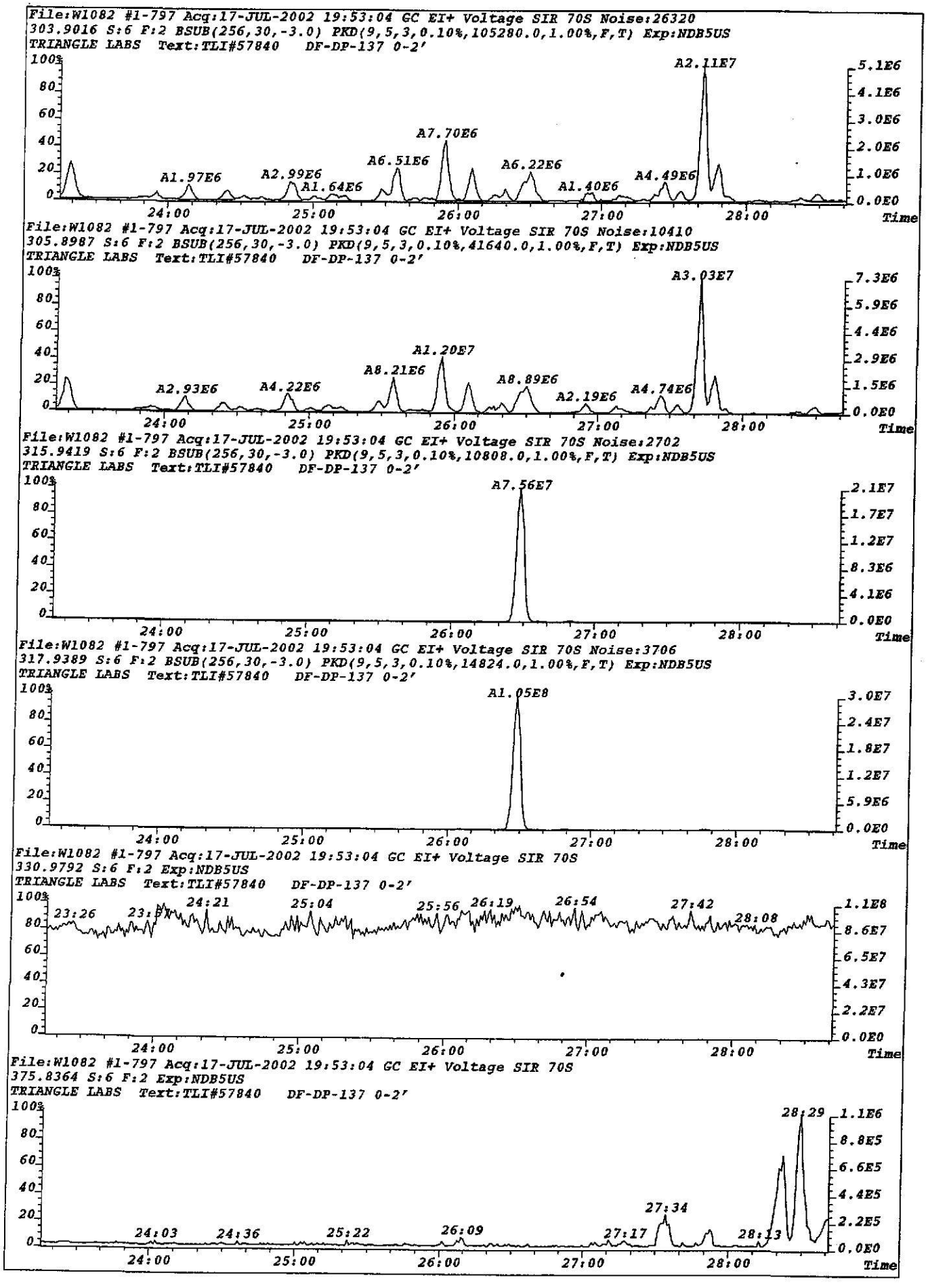
File:W1082 #1-797 Acq:17-JUL-2002 19:53:04 GC EI+ Voltage SIR 70S Noise:26320
303.9016 S:6 F:2 BSUB(256,30,-3.0) PKD(9,5,3,0.10%,105280.0,1.00%,F,T) Exp:NDB5US
TRIANGLE LABS Text:TLI#57840 DF-DP-137 0-2'
A1.97E6
A2.99E6
A1.64E6
A6.51E6
A7.70E6
A6.22E6
A1.40E6
A4.49E6
A2.11E7
File:W1082 #1-797 Acq:17-JUL-2002 19:53:04 GC EI+ Voltage SIR 70S Noise:10410
305.8987 S:6 F:2 BSUB(256,30,-3.0) PKD(9,5,3,0.10%,41640.0,1.00%,F,T) Exp:NDB5US
TRIANGLE LABS Text:TLI#57840 DF-DP-137 0-2'
A2.93E6
A4.22E6
A8.21E6
A1.20E7
A8.89E6
A2.19E6
A4.74E6
A3.03E7
File:W1082 #1-797 Acq:17-JUL-2002 19:53:04 GC EI+ Voltage SIR 70S Noise:2702
315.9419 S:6 F:2 BSUB(256,30,-3.0) PKD(9,5,3,0.10%,10808.0,1.00%,F,T) Exp:NDB5US
TRIANGLE LABS Text:TLI#57840 DF-DP-137 0-2'
A7.56E7
File:W1082 #1-797 Acq:17-JUL-2002 19:53:04 GC EI+ Voltage SIR 70S Noise:3706
317.9389 S:6 F:2 BSUB(256,30,-3.0) PKD(9,5,3,0.10%,14824.0,1.00%,F,T) Exp:NDB5US
TRIANGLE LABS Text:TLI#57840 DF-DP-137 0-2'
A1.05E8
File:W1082 #1-797 Acq:17-JUL-2002 19:53:04 GC EI+ Voltage SIR 70S
330.9792 S:6 F:2 Exp:NDB5US
TRIANGLE LABS Text:TLI#57840 DF-DP-137 0-2'
23:26
24:21
25:04
25:56
26:19
26:54
27:42
28:08
File:W1082 #1-797 Acq:17-JUL-2002 19:53:04 GC EI+ Voltage SIR 70S
375.8364 S:6 F:2 Exp:NDB5US
TRIANGLE LABS Text:TLI#57840 DF-DP-137 0-2'
24:03
24:36
25:22
26:09
27:17
27:34
28:13
28:29
Time

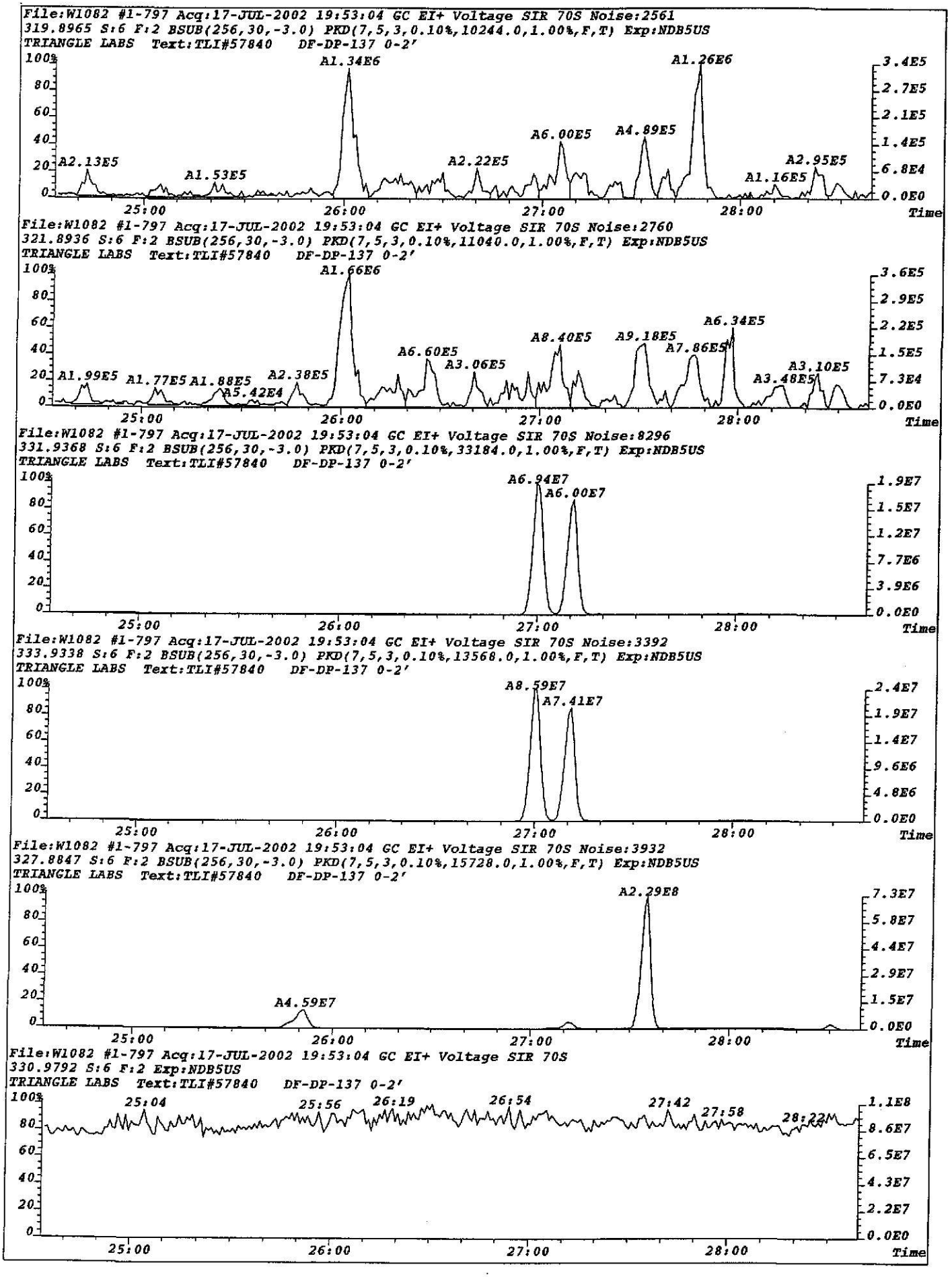
File:W1082 #1-797 Acq:17-JUL-2002 19:53:04 GC EI+ Voltage SIR 70S Noise:2561
319.8965 S:6 F:2 BSUB(256,30,-3.0) PKD(7,5,3,0.10%,10244.0,1.00%,F,T) Exp:NDB5US
TRIANGLE LABS Text:TLI#57840 DF-DP-137 0-2'
A1.34E6
A1.26E6
A6.00E5
A4.89E5
A2.13E5
A1.53E5
A2.22E5
A2.95E5
A1.16E5
File:W1082 #1-797 Acq:17-JUL-2002 19:53:04 GC EI+ Voltage SIR 70S Noise:2760
321.8936 S:6 F:2 BSUB(256,30,-3.0) PKD(7,5,3,0.10%,11040.0,1.00%,F,T) Exp:NDB5US
TRIANGLE LABS Text:TLI#57840 DF-DP-137 0-2'
A1.66E6
A6.34E5
A8.40E5
A9.18E5
A7.86E5
A6.60E5
A3.06E5
A1.99E5
A1.77E5
A1.88E5
A5.42E4
A2.38E5
A3.10E5
A3.48E5
File:W1082 #1-797 Acq:17-JUL-2002 19:53:04 GC EI+ Voltage SIR 70S Noise:8296
331.9368 S:6 F:2 BSUB(256,30,-3.0) PKD(7,5,3,0.10%,33184.0,1.00%,F,T) Exp:NDB5US
TRIANGLE LABS Text:TLI#57840 DF-DP-137 0-2'
A6.94E7
A6.00E7
File:W1082 #1-797 Acq:17-JUL-2002 19:53:04 GC EI+ Voltage SIR 70S Noise:3392
333.9338 S:6 F:2 BSUB(256,30,-3.0) PKD(7,5,3,0.10%,13568.0,1.00%,F,T) Exp:NDB5US
TRIANGLE LABS Text:TLI#57840 DF-DP-137 0-2'
A8.59E7
A7.41E7
File:W1082 #1-797 Acq:17-JUL-2002 19:53:04 GC EI+ Voltage SIR 70S Noise:3932
327.8847 S:6 F:2 BSUB(256,30,-3.0) PKD(7,5,3,0.10%,15728.0,1.00%,F,T) Exp:NDB5US
TRIANGLE LABS Text:TLI#57840 DF-DP-137 0-2'
A2.29E8
A4.59E7
File:W1082 #1-797 Acq:17-JUL-2002 19:53:04 GC EI+ Voltage SIR 70S
330.9792 S:6 F:2 Exp:NDB5US
TRIANGLE LABS Text:TLI#57840 DF-DP-137 0-2'
25:04
25:56
26:19
26:54
27:42
27:58
28:22
25:00
26:00
27:00
28:00
Time

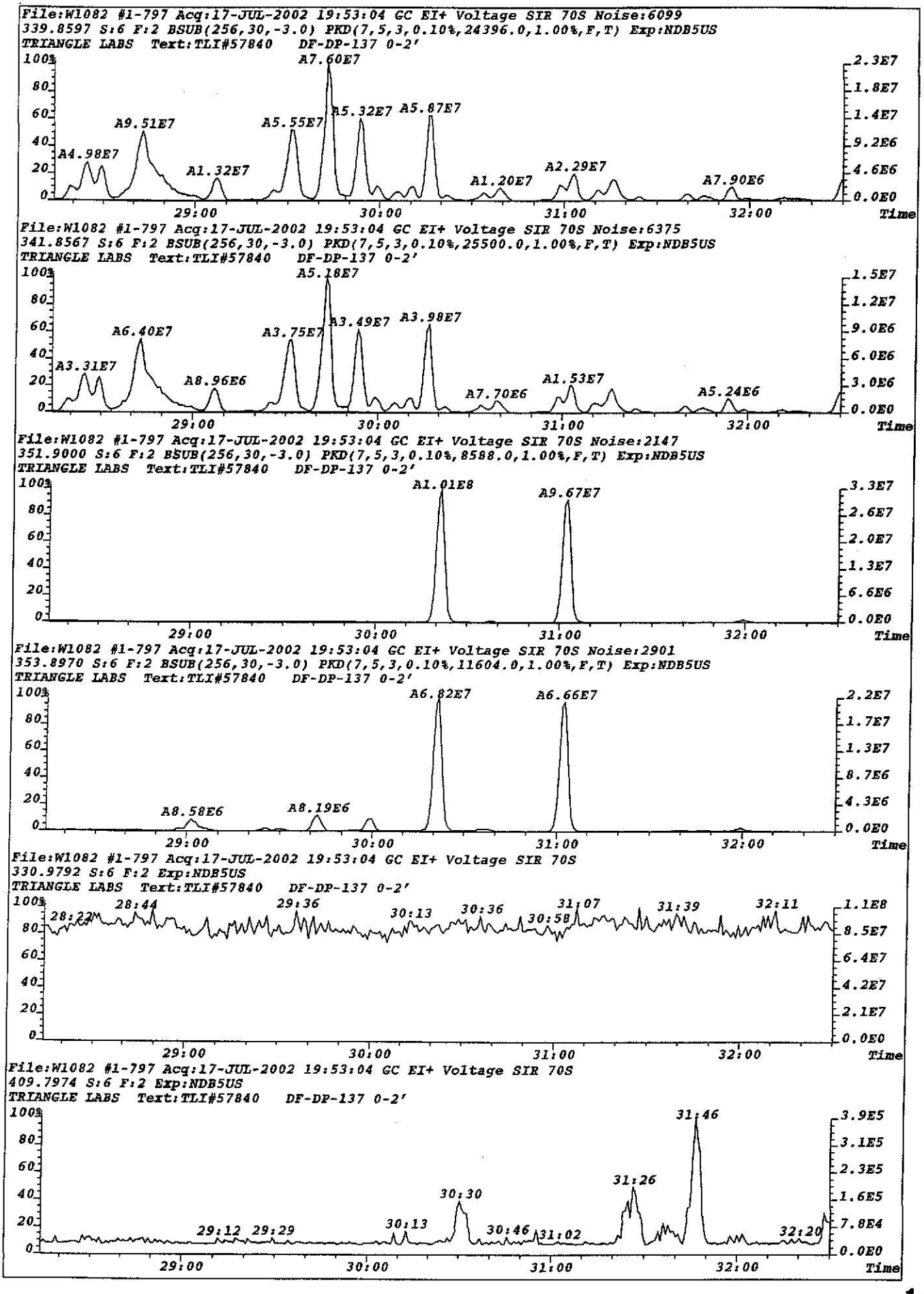
File:W1082 #1-797 Acq:17-JUL-2002 19:53:04 GC EI+ Voltage SIR 70S Noise:6099
339.8597 S:6 F:2 BSUB(256,30,-3.0) PKD(7,5,3,0.10%,24396.0,1.00%,F,T) Exp:NDB5US
TRIANGLE LABS Text:TLI#57840 DF-DP-137 0-2'
A4.98E7
A9.51E7
A1.32E7
A5.55E7
A7.60E7
A5.32E7
A5.87E7
A1.20E7
A2.29E7
A7.90E6
File:W1082 #1-797 Acq:17-JUL-2002 19:53:04 GC EI+ Voltage SIR 70S Noise:6375
341.8567 S:6 F:2 BSUB(256,30,-3.0) PKD(7,5,3,0.10%,25500.0,1.00%,F,T) Exp:NDB5US
TRIANGLE LABS Text:TLI#57840 DF-DP-137 0-2'
A3.31E7
A6.40E7
A8.96E6
A3.75E7
A5.18E7
A3.49E7
A3.98E7
A7.70E6
A1.53E7
A5.24E6
File:W1082 #1-797 Acq:17-JUL-2002 19:53:04 GC EI+ Voltage SIR 70S Noise:2147
351.9000 S:6 F:2 BSUB(256,30,-3.0) PKD(7,5,3,0.10%,8588.0,1.00%,F,T) Exp:NDB5US
TRIANGLE LABS Text:TLI#57840 DF-DP-137 0-2'
A1.01E8
A9.67E7
File:W1082 #1-797 Acq:17-JUL-2002 19:53:04 GC EI+ Voltage SIR 70S Noise:2901
353.8970 S:6 F:2 BSUB(256,30,-3.0) PKD(7,5,3,0.10%,11604.0,1.00%,F,T) Exp:NDB5US
TRIANGLE LABS Text:TLI#57840 DF-DP-137 0-2'
A8.58E6
A8.19E6
A6.82E7
A6.66E7
File:W1082 #1-797 Acq:17-JUL-2002 19:53:04 GC EI+ Voltage SIR 70S
330.9792 S:6 F:2 Exp:NDB5US
TRIANGLE LABS Text:TLI#57840 DF-DP-137 0-2'
28:22
28:44
29:36
30:13
30:36
30:58
31:07
31:39
32:11
File:W1082 #1-797 Acq:17-JUL-2002 19:53:04 GC EI+ Voltage SIR 70S
409.7974 S:6 F:2 Exp:NDB5US
TRIANGLE LABS Text:TLI#57840 DF-DP-137 0-2'
29:12
29:29
30:13
30:30
30:46
31:02
31:26
31:46
32:20
29:00
30:00
31:00
32:00
Time

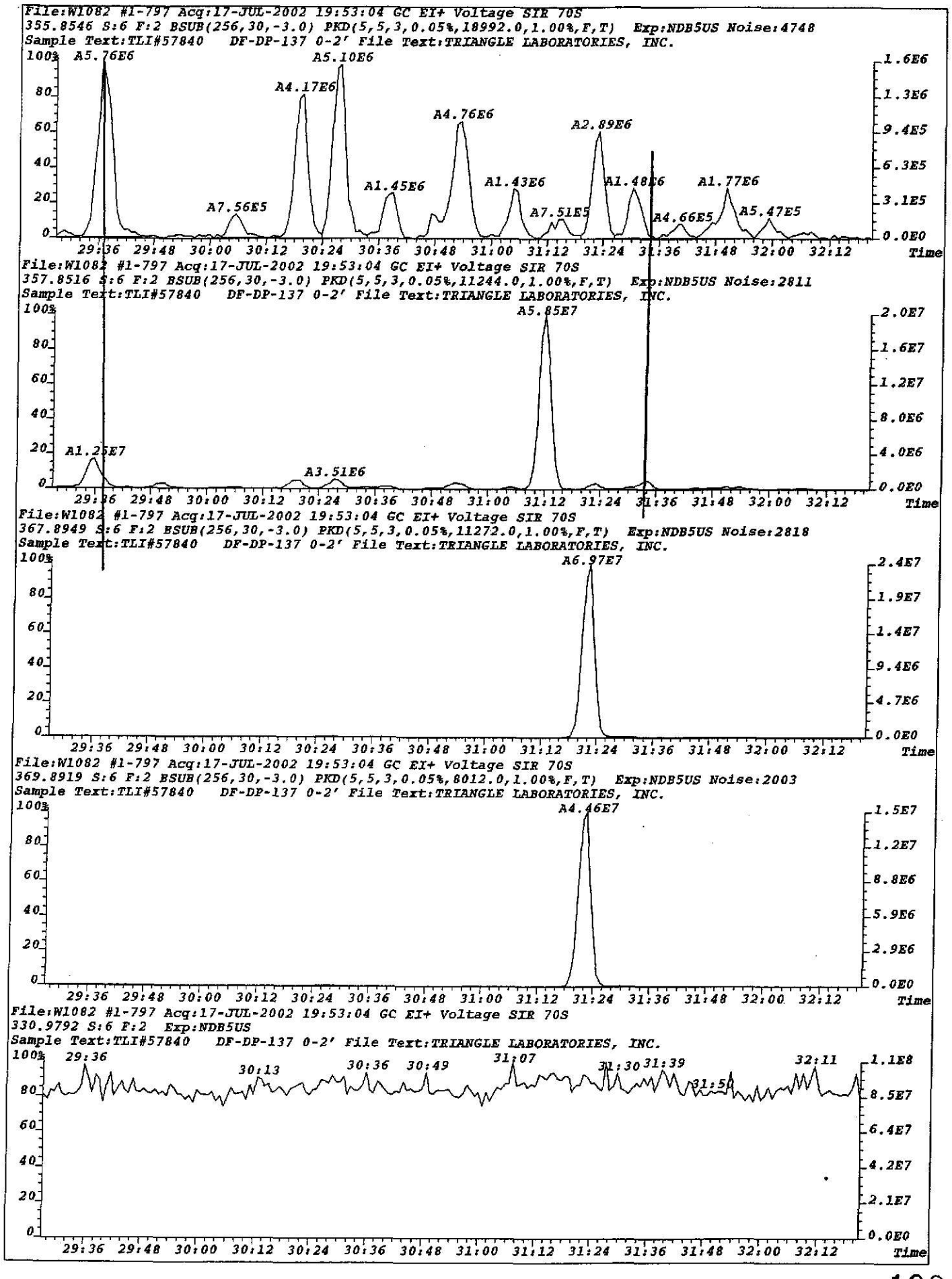
File:W1082 #1-797 Acq:17-JUL-2002 19:53:04 GC EI+ Voltage SIR 70S
355.8546 S:6 F:2 BSUB(256,30,-3.0) PKD(5,5,3,0.05%,18992.0,1.00%,F,T) Exp:NDB5US Noise:4748
Sample Text:TLI#57840 DF-DP-137 0-2' File Text:TRIANGLE LABORATORIES, INC.
A5.76E6
A5.10E6
A4.17E6
A4.76E6
A2.89E6
A1.45E6
A1.43E6
A1.48E6
A1.77E6
A7.56E5
A7.51E5
A4.66E5
A5.47E5
File:W1082 #1-797 Acq:17-JUL-2002 19:53:04 GC EI+ Voltage SIR 70S
357.8516 S:6 F:2 BSUB(256,30,-3.0) PKD(5,5,3,0.05%,11244.0,1.00%,F,T) Exp:NDB5US Noise:2811
Sample Text:TLI#57840 DF-DP-137 0-2' File Text:TRIANGLE LABORATORIES, INC.
A5.85E7
A1.25E7
A3.51E6
File:W1082 #1-797 Acq:17-JUL-2002 19:53:04 GC EI+ Voltage SIR 70S
367.8949 S:6 F:2 BSUB(256,30,-3.0) PKD(5,5,3,0.05%,11272.0,1.00%,F,T) Exp:NDB5US Noise:2818
Sample Text:TLI#57840 DF-DP-137 0-2' File Text:TRIANGLE LABORATORIES, INC.
A6.97E7
File:W1082 #1-797 Acq:17-JUL-2002 19:53:04 GC EI+ Voltage SIR 70S
369.8919 S:6 F:2 BSUB(256,30,-3.0) PKD(5,5,3,0.05%,8012.0,1.00%,F,T) Exp:NDB5US Noise:2003
Sample Text:TLI#57840 DF-DP-137 0-2' File Text:TRIANGLE LABORATORIES, INC.
A4.46E7
File:W1082 #1-797 Acq:17-JUL-2002 19:53:04 GC EI+ Voltage SIR 70S
330.9792 S:6 F:2 Exp:NDB5US
Sample Text:TLI#57840 DF-DP-137 0-2' File Text:TRIANGLE LABORATORIES, INC.
29:36
30:13
30:36
30:49
31:07
31:30
31:39
31:50
32:11
Time

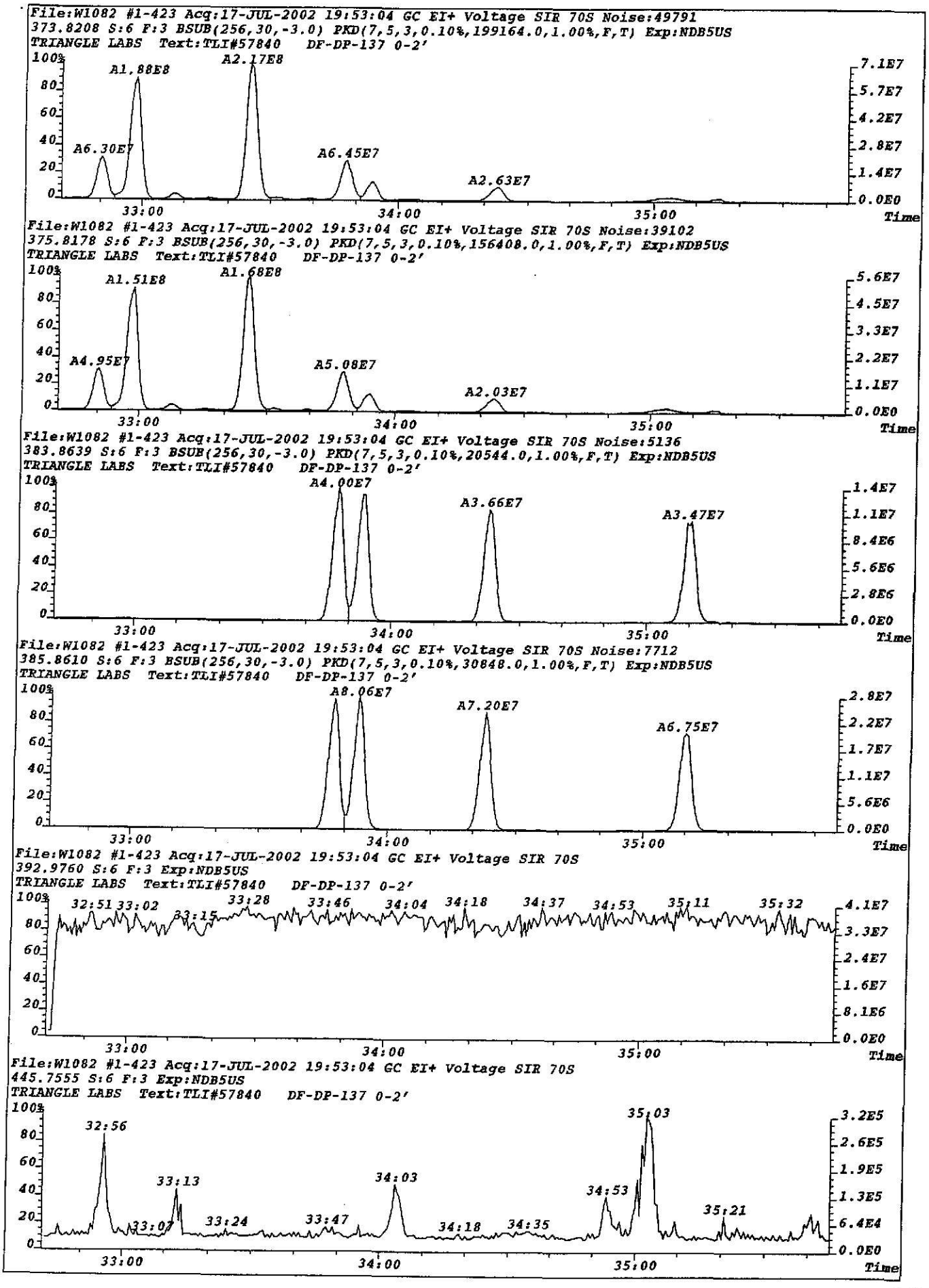
File:W1082 #1-423 Acq:17-JUL-2002 19:53:04 GC EI+ Voltage SIR 70S Noise:49791
373.8208 S:6 F:3 BSUB(256,30,-3.0) PKD(7,5,3,0.10%,199164.0,1.00%,F,T) Exp:NDB5US
TRIANGLE LABS Text:TLI#57840 DF-DP-137 0-2'
A1.88E8
A2.17E8
A6.30E7
A6.45E7
A2.63E7
File:W1082 #1-423 Acq:17-JUL-2002 19:53:04 GC EI+ Voltage SIR 70S Noise:39102
375.8178 S:6 F:3 BSUB(256,30,-3.0) PKD(7,5,3,0.10%,156408.0,1.00%,F,T) Exp:NDB5US
TRIANGLE LABS Text:TLI#57840 DF-DP-137 0-2'
A1.51E8
A1.68E8
A4.95E7
A5.08E7
A2.03E7
File:W1082 #1-423 Acq:17-JUL-2002 19:53:04 GC EI+ Voltage SIR 70S Noise:5136
383.8639 S:6 F:3 BSUB(256,30,-3.0) PKD(7,5,3,0.10%,20544.0,1.00%,F,T) Exp:NDB5US
TRIANGLE LABS Text:TLI#57840 DF-DP-137 0-2'
A4.00E7
A3.66E7
A3.47E7
File:W1082 #1-423 Acq:17-JUL-2002 19:53:04 GC EI+ Voltage SIR 70S Noise:7712
385.8610 S:6 F:3 BSUB(256,30,-3.0) PKD(7,5,3,0.10%,30848.0,1.00%,F,T) Exp:NDB5US
TRIANGLE LABS Text:TLI#57840 DF-DP-137 0-2'
A8.06E7
A7.20E7
A6.75E7
File:W1082 #1-423 Acq:17-JUL-2002 19:53:04 GC EI+ Voltage SIR 70S
392.9760 S:6 F:3 Exp:NDB5US
TRIANGLE LABS Text:TLI#57840 DF-DP-137 0-2'
File:W1082 #1-423 Acq:17-JUL-2002 19:53:04 GC EI+ Voltage SIR 70S
445.7555 S:6 F:3 Exp:NDB5US
TRIANGLE LABS Text:TLI#57840 DF-DP-137 0-2'
Time

File:W1082 #1-423 Acq:17-JUL-2002 19:53:04 GC EI+ Voltage SIR 70S
389.8156 S:6 F:3 BSUB(256,30,-3.0) PKD(7,5,3,0.10%,51088.0,1.00%,F,T) Exp:NDB5US Noise:12772
Sample Text:TLI#57840 DF-DP-137 0-2' File Text:TRIANGLE LABORATORIES, INC.

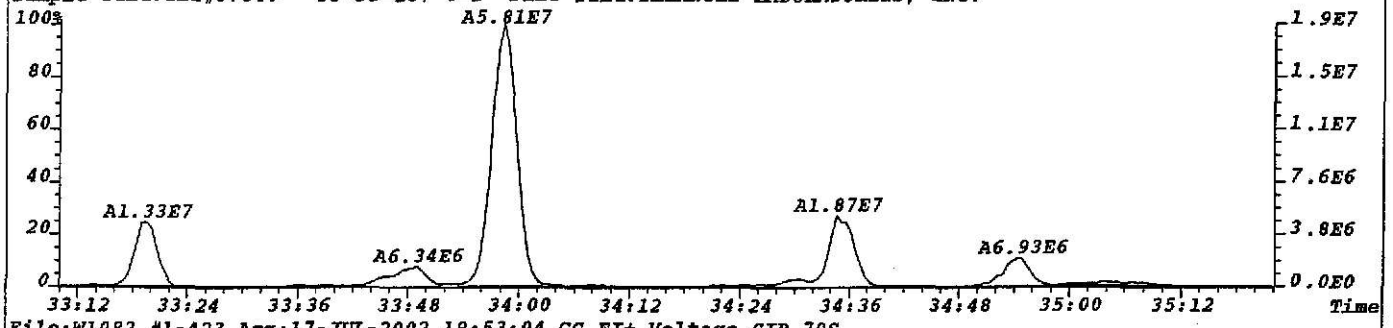

File:W1082 #1-423 Acq:17-JUL-2002 19:53:04 GC EI+ Voltage SIR 70S
391.8127 S:6 F:3 BSUB(256,30,-3.0) PKD(7,5,3,0.10%,41212.0,1.00%,F,T) Exp:NDB5US Noise:10303
Sample Text:TLI#57840 DF-DP-137 0-2' File Text:TRIANGLE LABORATORIES, INC.

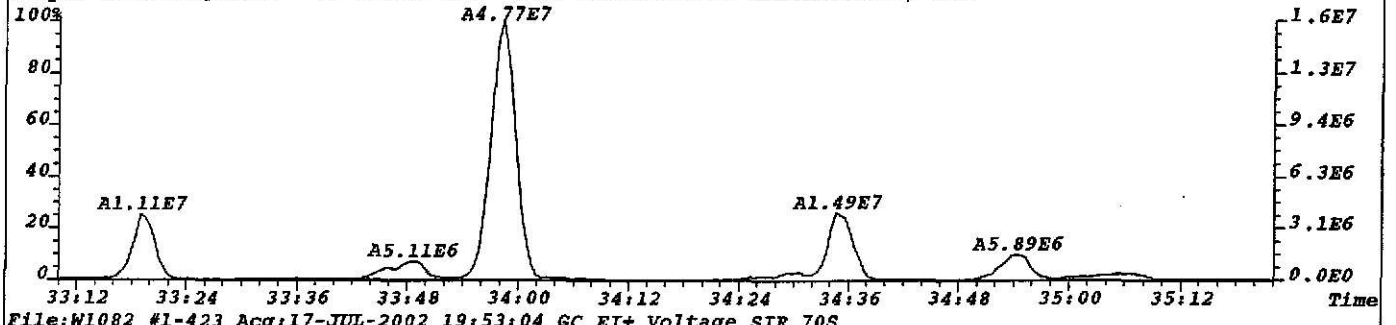

File:W1082 #1-423 Acq:17-JUL-2002 19:53:04 GC EI+ Voltage SIR 70S
401.8558 S:6 F:3 BSUB(256,30,-3.0) PKD(7,5,3,0.10%,29780.0,1.00%,F,T) Exp:NDB5US Noise:7445
Sample Text:TLI#57840 DF-DP-137 0-2' File Text:TRIANGLE LABORATORIES, INC.

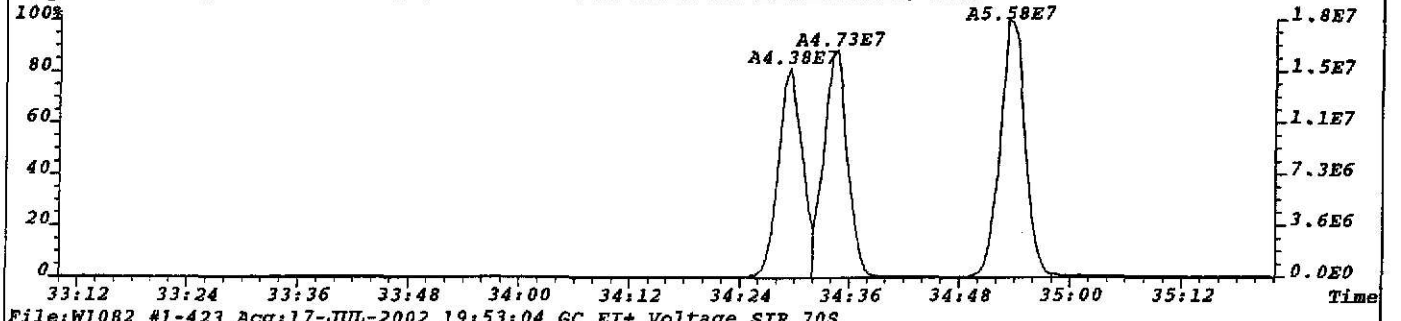

File:W1082 #1-423 Acq:17-JUL-2002 19:53:04 GC EI+ Voltage SIR 70S
403.8529 S:6 F:3 BSUB(256,30,-3.0) PKD(7,5,3,0.10%,23304.0,1.00%,F,T) Exp:NDB5US Noise:5826
Sample Text:TLI#57840 DF-DP-137 0-2' File Text:TRIANGLE LABORATORIES, INC.

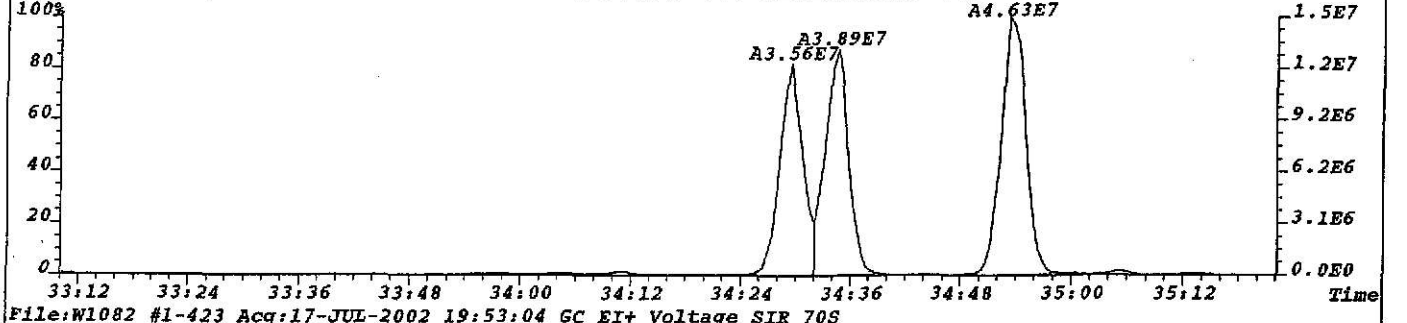

File:W1082 #1-423 Acq:17-JUL-2002 19:53:04 GC EI+ Voltage SIR 70S
392.9760 S:6 F:3 Exp:NDB5US
Sample Text:TLI#57840 DF-DP-137 0-2' File Text:TRIANGLE LABORATORIES, INC.

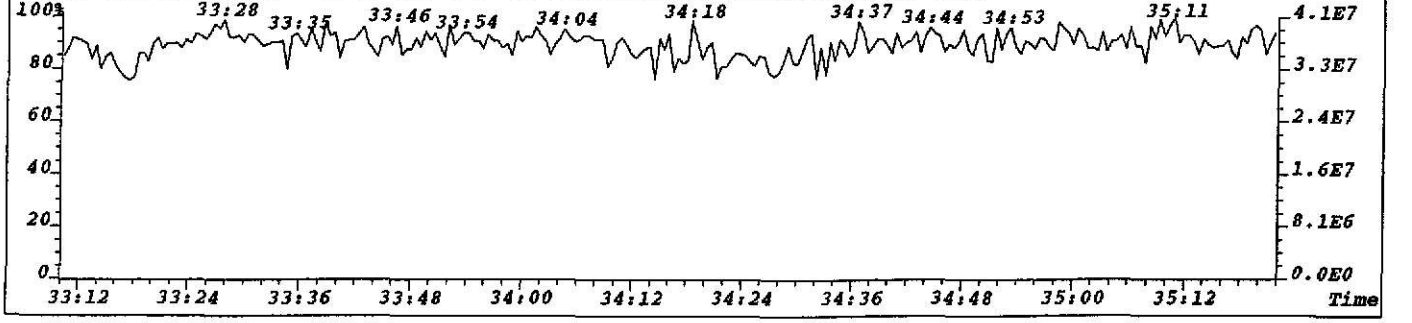

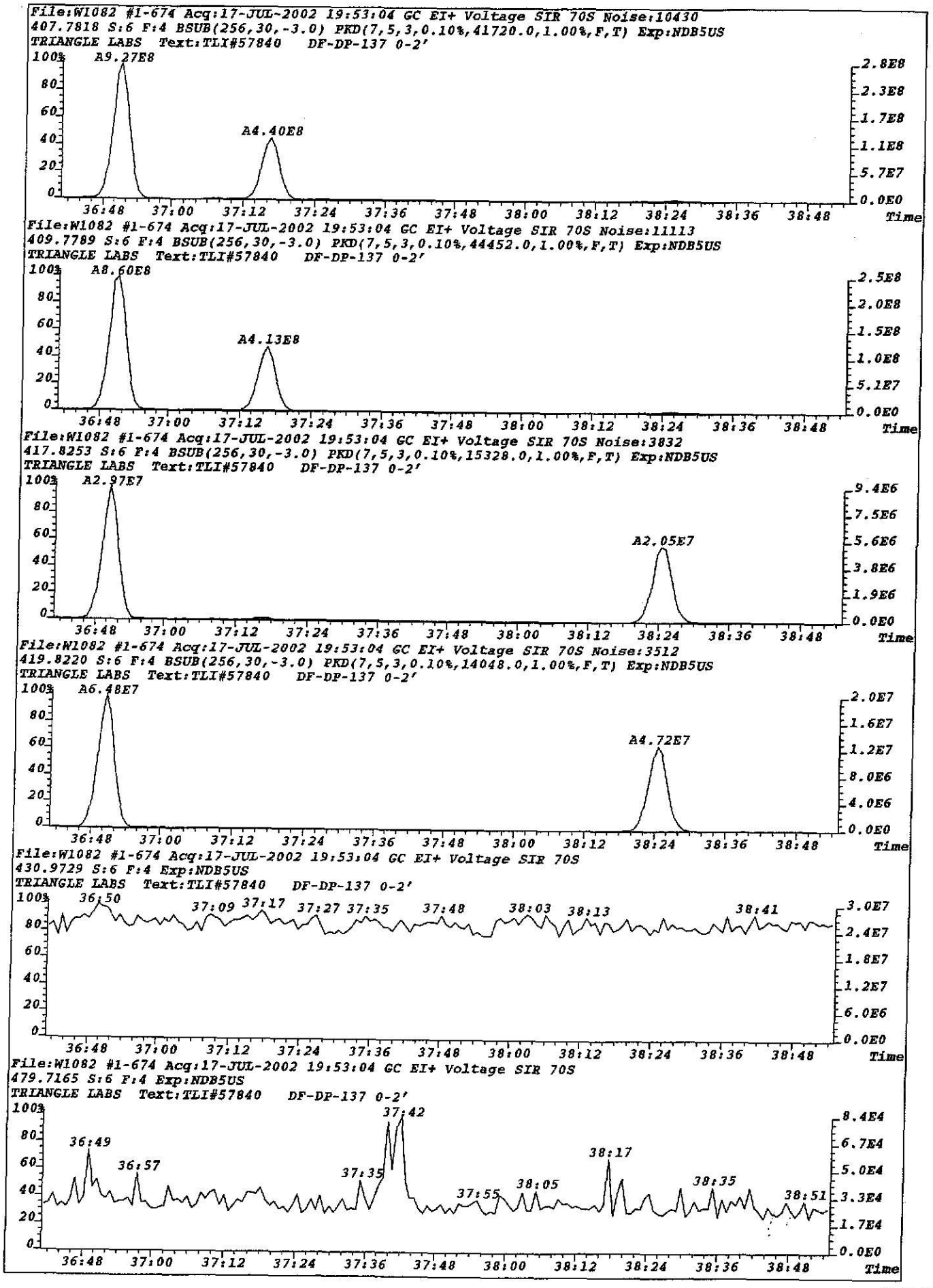
File:W1082 #1-674 Acq:17-JUL-2002 19:53:04 GC EI+ Voltage SIR 70S Noise:10430
407.7818 S:6 F:4 BSUB(256,30,-3.0) PKD(7,5,3,0.10%,41720.0,1.00%,F,T) Exp:NDB5US
TRIANGLE LABS Text:TLI#57840 DF-DP-137 0-2'
A9.27E8
A4.40E8
File:W1082 #1-674 Acq:17-JUL-2002 19:53:04 GC EI+ Voltage SIR 70S Noise:11113
409.7789 S:6 F:4 BSUB(256,30,-3.0) PKD(7,5,3,0.10%,44452.0,1.00%,F,T) Exp:NDB5US
TRIANGLE LABS Text:TLI#57840 DF-DP-137 0-2'
A8.60E8
A4.13E8
File:W1082 #1-674 Acq:17-JUL-2002 19:53:04 GC EI+ Voltage SIR 70S Noise:3832
417.8253 S:6 F:4 BSUB(256,30,-3.0) PKD(7,5,3,0.10%,15328.0,1.00%,F,T) Exp:NDB5US
TRIANGLE LABS Text:TLI#57840 DF-DP-137 0-2'
A2.97E7
A2.05E7
File:W1082 #1-674 Acq:17-JUL-2002 19:53:04 GC EI+ Voltage SIR 70S Noise:3512
419.8220 S:6 F:4 BSUB(256,30,-3.0) PKD(7,5,3,0.10%,14048.0,1.00%,F,T) Exp:NDB5US
TRIANGLE LABS Text:TLI#57840 DF-DP-137 0-2'
A6.48E7
A4.72E7
File:W1082 #1-674 Acq:17-JUL-2002 19:53:04 GC EI+ Voltage SIR 70S
430.9729 S:6 F:4 Exp:NDB5US
TRIANGLE LABS Text:TLI#57840 DF-DP-137 0-2'
File:W1082 #1-674 Acq:17-JUL-2002 19:53:04 GC EI+ Voltage SIR 70S
479.7165 S:6 F:4 Exp:NDB5US
TRIANGLE LABS Text:TLI#57840 DF-DP-137 0-2'
Time

File:W1082 #1-674 Acq:17-JUL-2002 19:53:04 GC EI+ Voltage SIR 70S
423.7766 S:6 F:4 BSUB(256,30,-3.0) PKD(7,5,3,0.10%,69612.0,1.00%,F,T) Exp:NDB5US Noise:17403
Sample Text:TLI#57840 DF-DP-137 0-2' File Text:TRIANGLE LABORATORIES, INC.

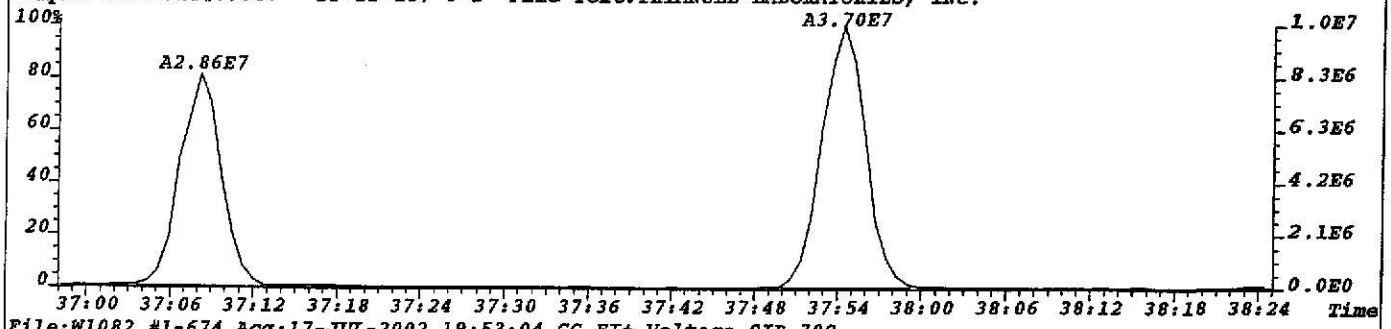

File:W1082 #1-674 Acq:17-JUL-2002 19:53:04 GC EI+ Voltage SIR 70S
425.7737 S:6 F:4 BSUB(256,30,-3.0) PKD(7,5,3,0.10%,23132.0,1.00%,F,T) Exp:NDB5US Noise:5783
Sample Text:TLI#57840 DF-DP-137 0-2' File Text:TRIANGLE LABORATORIES, INC.

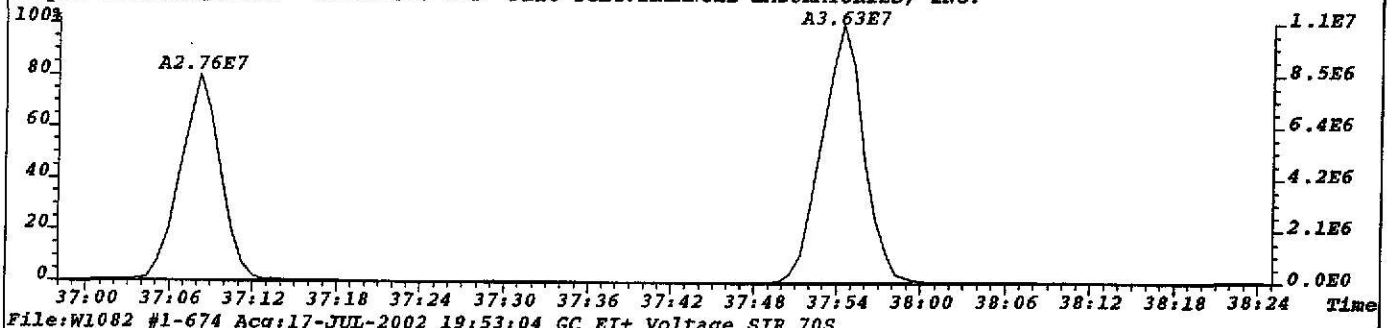

File:W1082 #1-674 Acq:17-JUL-2002 19:53:04 GC EI+ Voltage SIR 70S
435.8169 S:6 F:4 BSUB(256,30,-3.0) PKD(7,5,3,0.10%,36548.0,1.00%,F,T) Exp:NDB5US Noise:9137
Sample Text:TLI#57840 DF-DP-137 0-2' File Text:TRIANGLE LABORATORIES, INC.

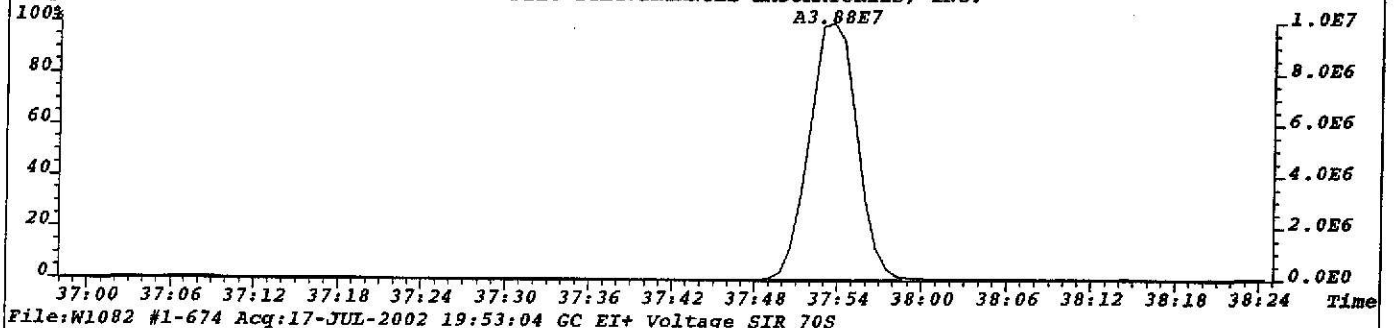

File:W1082 #1-674 Acq:17-JUL-2002 19:53:04 GC EI+ Voltage SIR 70S
437.8140 S:6 F:4 BSUB(256,30,-3.0) PKD(7,5,3,0.10%,24152.0,1.00%,F,T) Exp:NDB5US Noise:6038
Sample Text:TLI#57840 DF-DP-137 0-2' File Text:TRIANGLE LABORATORIES, INC.

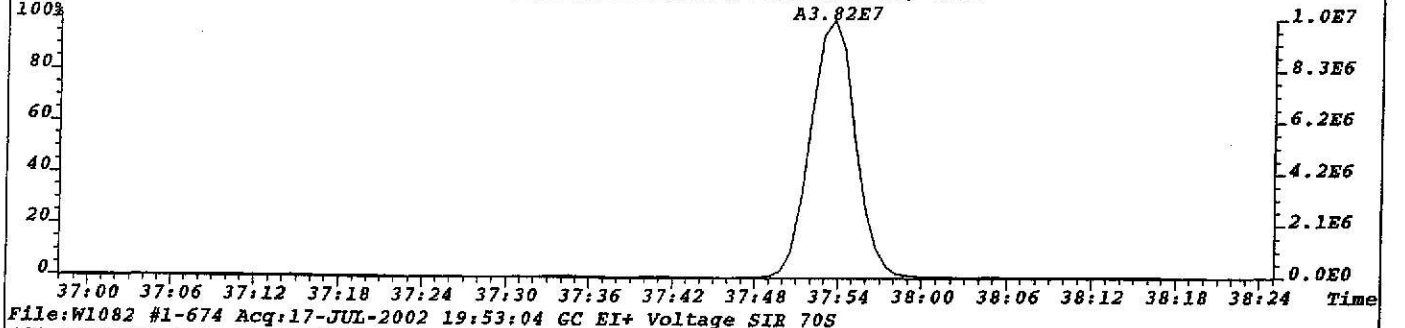

File:W1082 #1-674 Acq:17-JUL-2002 19:53:04 GC EI+ Voltage SIR 70S
430.9729 S:6 F:4 Exp:NDB5US
Sample Text:TLI#57840 DF-DP-137 0-2' File Text:TRIANGLE LABORATORIES, INC.

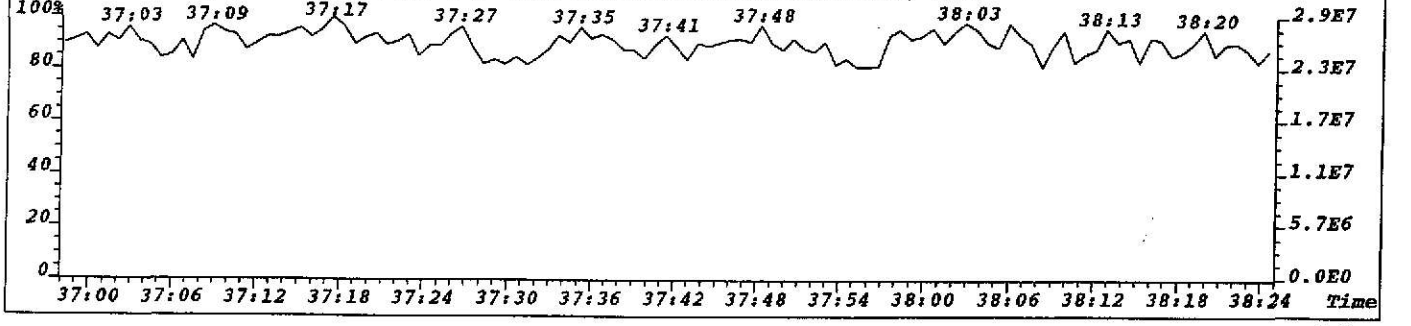

File:W1082 #1-674 Acq:17-JUL-2002 19:53:04 GC EI+ Voltage SIR 70S Noise:2664
441.7428 S:6 F:4 BSUB(256,30,-3.0) PKD(7,5,3,0.10%,10656.0,1.00%,F,T) Exp:NDB5US
Sample Text:TLI#57840 DF-DP-137 0-2' File Text:TRIANGLE LABORATORIES, INC.

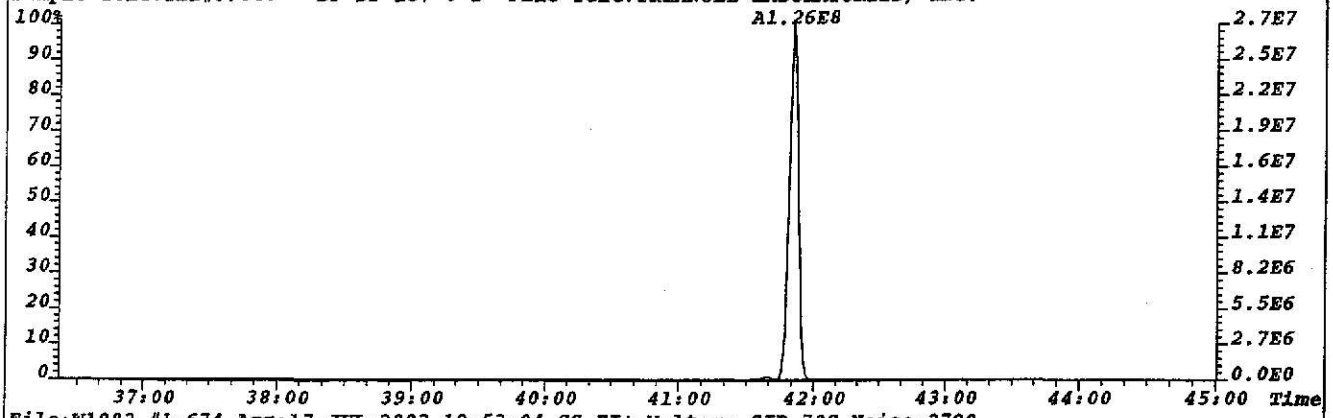

File:W1082 #1-674 Acq:17-JUL-2002 19:53:04 GC EI+ Voltage SIR 70S Noise:2798
443.7399 S:6 F:4 BSUB(256,30,-3.0) PKD(7,5,3,0.10%,11192.0,1.00%,F,T) Exp:NDB5US
Sample Text:TLI#57840 DF-DP-137 0-2' File Text:TRIANGLE LABORATORIES, INC.

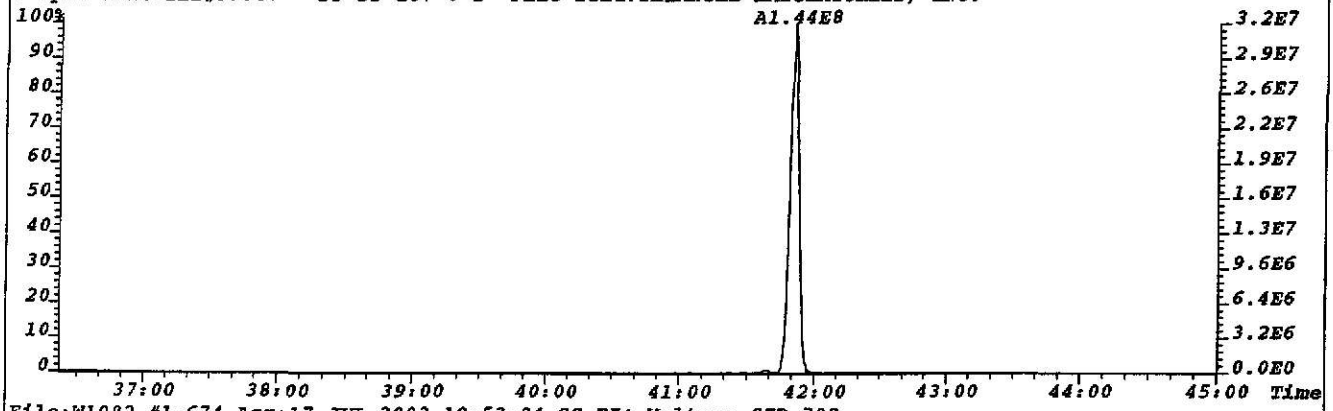

File:W1082 #1-674 Acq:17-JUL-2002 19:53:04 GC EI+ Voltage SIR 70S
430.9729 S:6 F:4 Exp:NDB5US
Sample Text:TLI#57840 DF-DP-137 0-2' File Text:TRIANGLE LABORATORIES, INC.

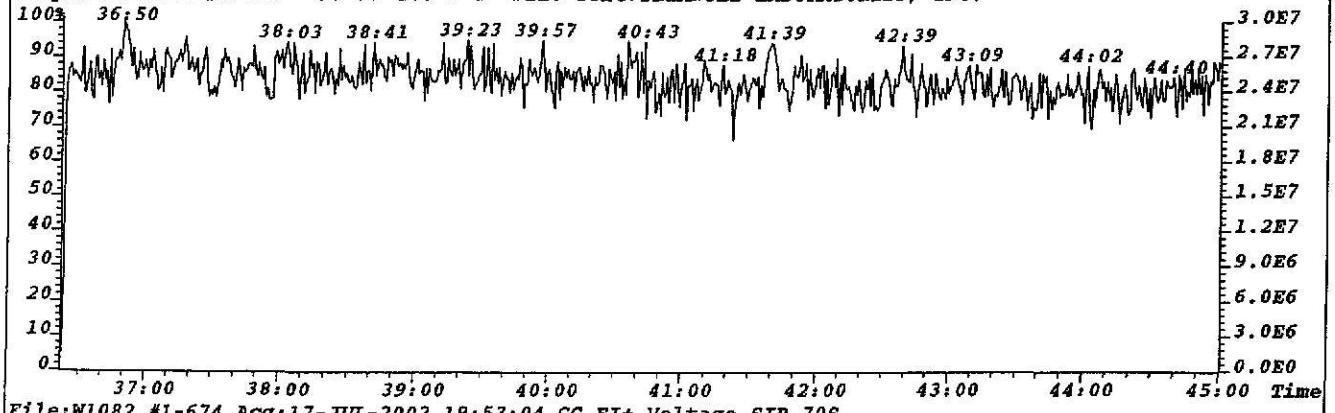

File:W1082 #1-674 Acq:17-JUL-2002 19:53:04 GC EI+ Voltage SIR 70S
513.6775 S:6 F:4 Exp:NDB5US
Sample Text:TLI#57840 DF-DP-137 0-2' File Text:TRIANGLE LABORATORIES, INC.

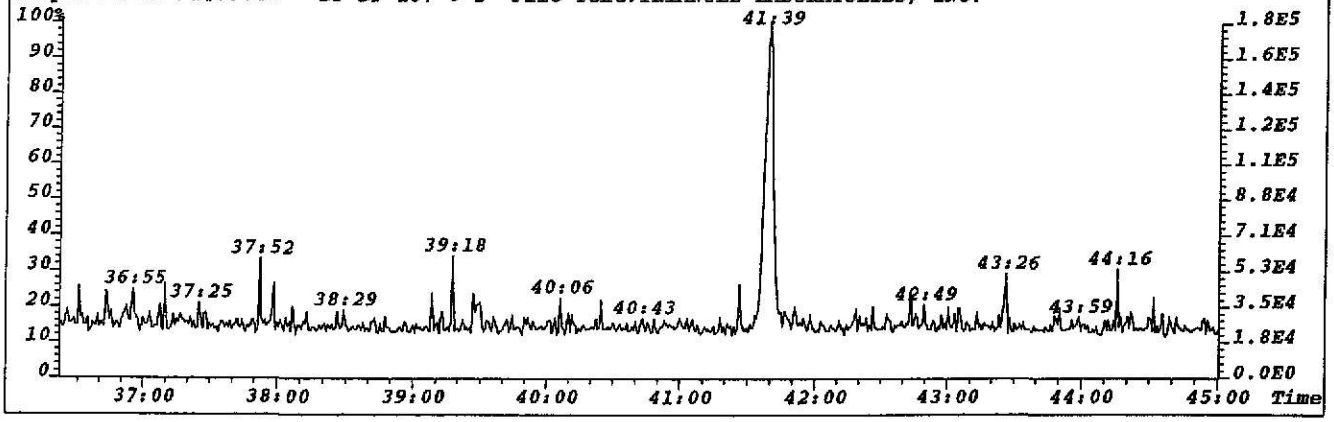

File:W1082 #1-674 Acq:17-JUL-2002 19:53:04 GC EI+ Voltage SIR 70S
457.7377 S:6 F:4 BSUB(256,30,-3.0) PKD(7,5,3,0.10%,7076.0,1.00%,F,T) Exp:NDB5US Noise:1769
Sample Text:TLI#57840 DF-DP-137 0-2' File Text:TRIANGLE LABORATORIES, INC.

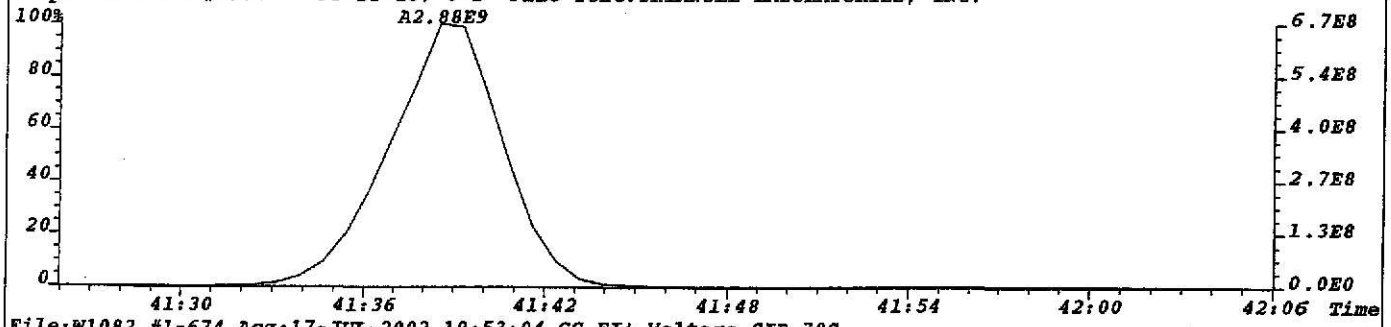

File:W1082 #1-674 Acq:17-JUL-2002 19:53:04 GC EI+ Voltage SIR 70S
459.7348 S:6 F:4 BSUB(256,30,-3.0) PKD(7,5,3,0.10%,8476.0,1.00%,F,T) Exp:NDB5US Noise:2119
Sample Text:TLI#57840 DF-DP-137 0-2' File Text:TRIANGLE LABORATORIES, INC.

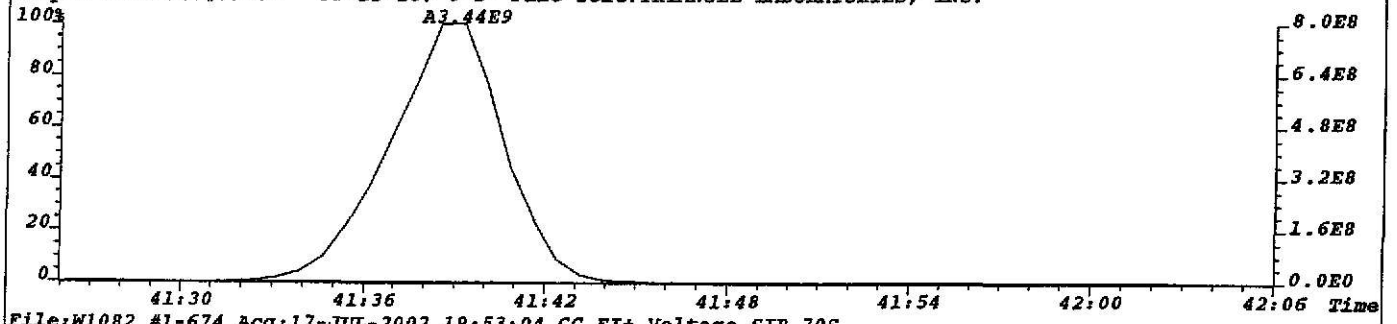

File:W1082 #1-674 Acq:17-JUL-2002 19:53:04 GC EI+ Voltage SIR 70S
469.7779 S:6 F:4 BSUB(256,30,-3.0) PKD(7,5,3,0.10%,16248.0,1.00%,F,T) Exp:NDB5US Noise:4062
Sample Text:TLI#57840 DF-DP-137 0-2' File Text:TRIANGLE LABORATORIES, INC.

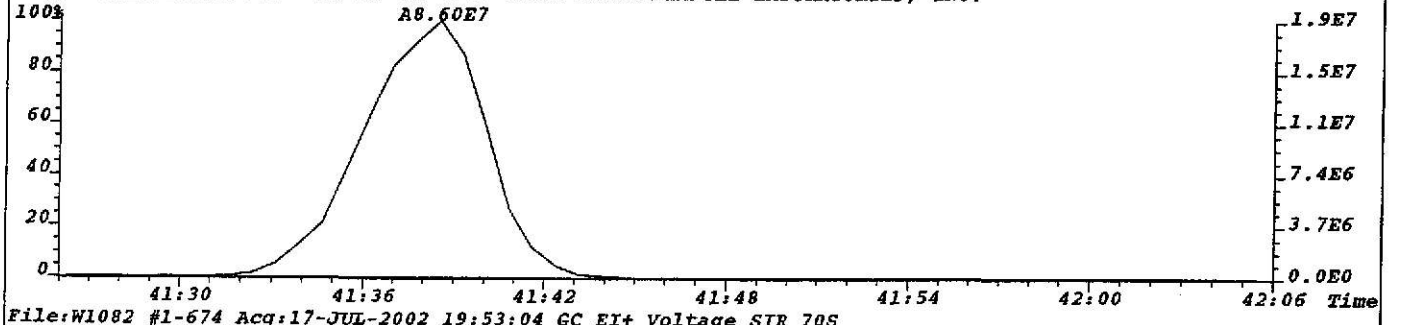

File:W1082 #1-674 Acq:17-JUL-2002 19:53:04 GC EI+ Voltage SIR 70S
471.7750 S:6 F:4 BSUB(256,30,-3.0) PKD(7,5,3,0.10%,12044.0,1.00%,F,T) Exp:NDB5US Noise:3011
Sample Text:TLI#57840 DF-DP-137 0-2' File Text:TRIANGLE LABORATORIES, INC.

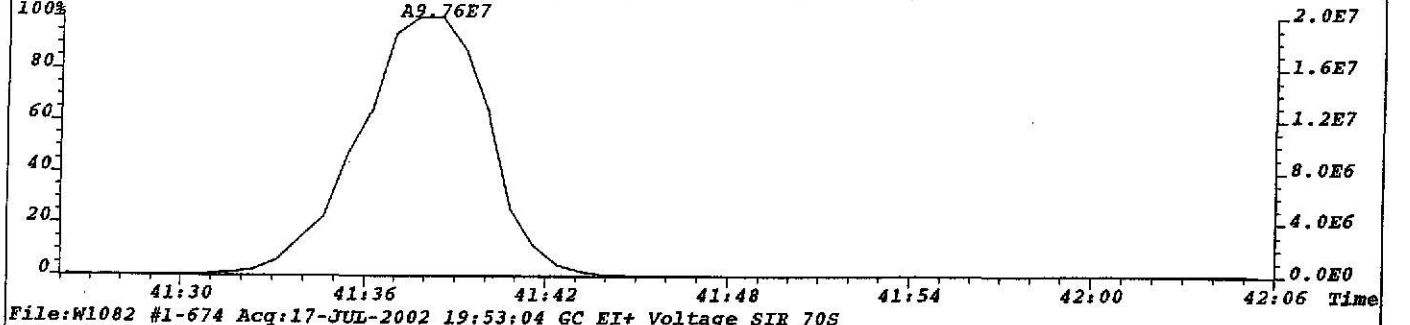

File:W1082 #1-674 Acq:17-JUL-2002 19:53:04 GC EI+ Voltage SIR 70S
430.9729 S:6 F:4 Exp:NDB5US
Sample Text:TLI#57840 DF-DP-137 0-2' File Text:TRIANGLE LABORATORIES, INC.

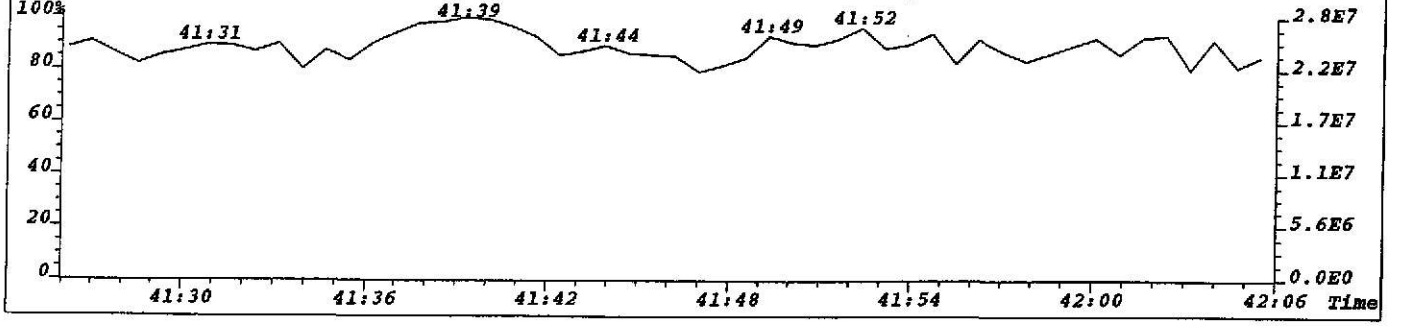

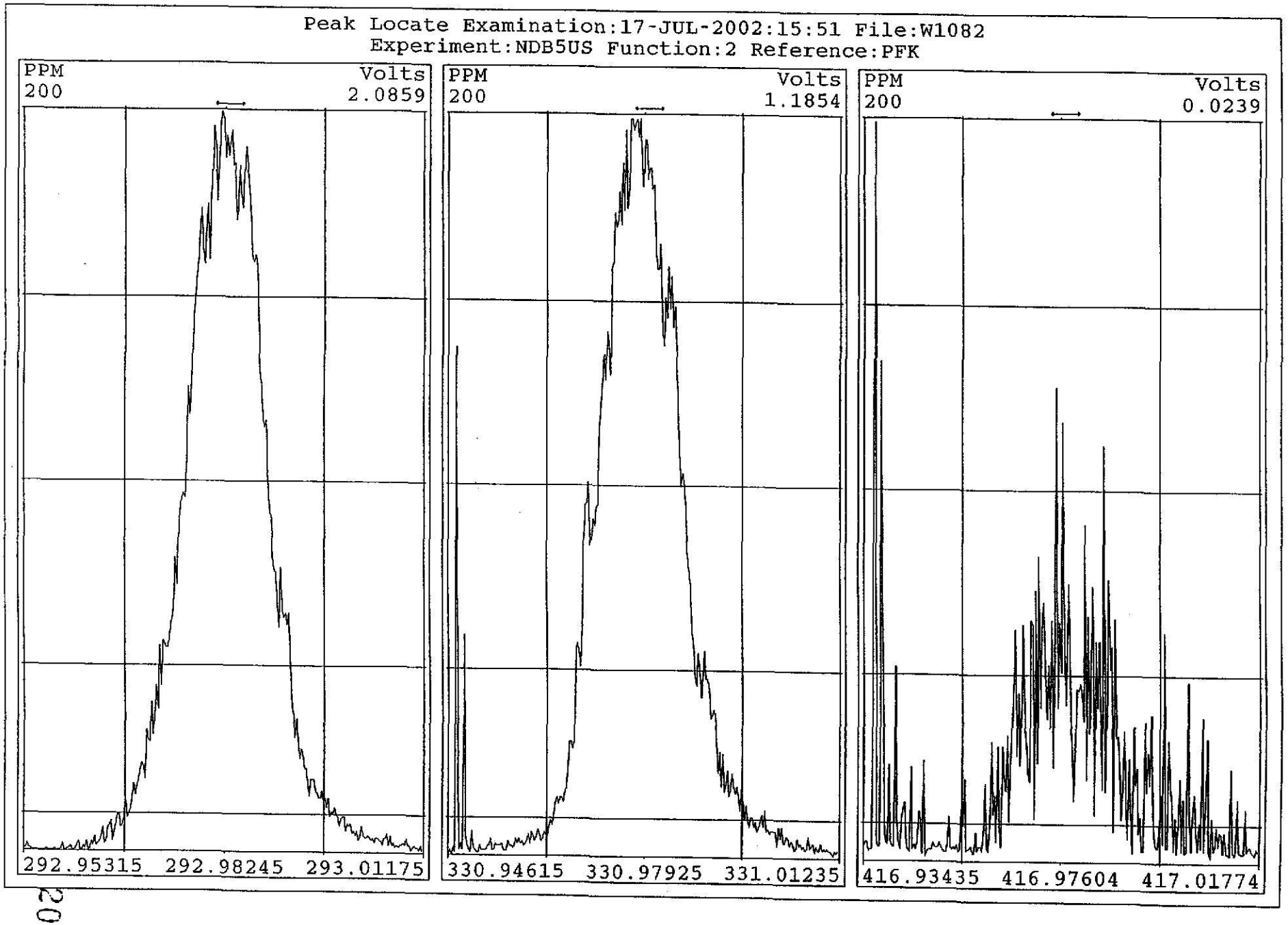
Peak Locate Examination:17-JUL-2002:15:51 File:W1082
Experiment:NDB5US Function:2 Reference:PFK
PPM
200
Volts
2.0859
292.95315 292.98245 293.01175
PPM
200
Volts
1.1854
330.94615 330.97925 331.01235
PPM
200
Volts
0.0239
416.93435 416.97604 417.01774

CEM 7/18/02

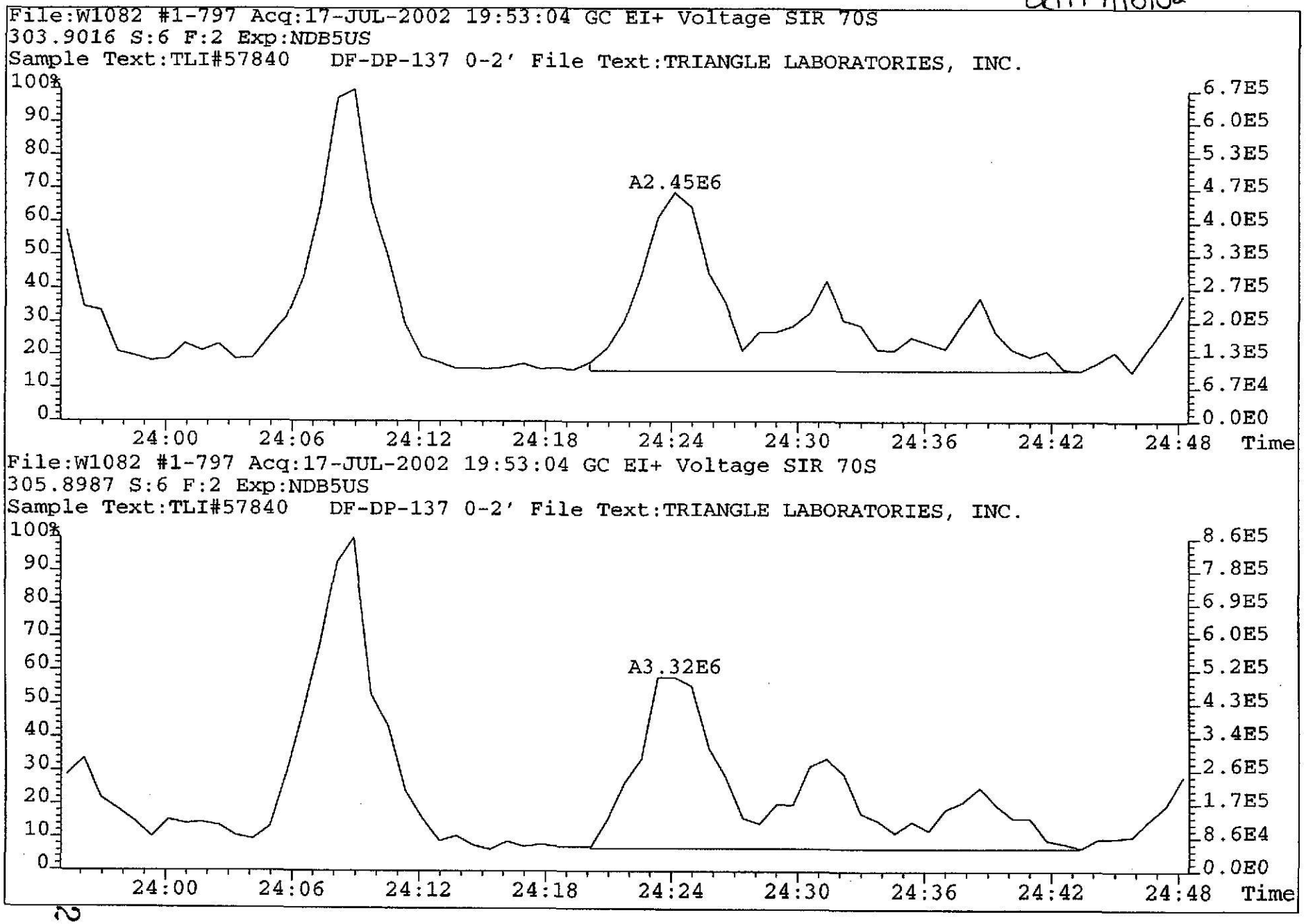

201

Gem 7118102

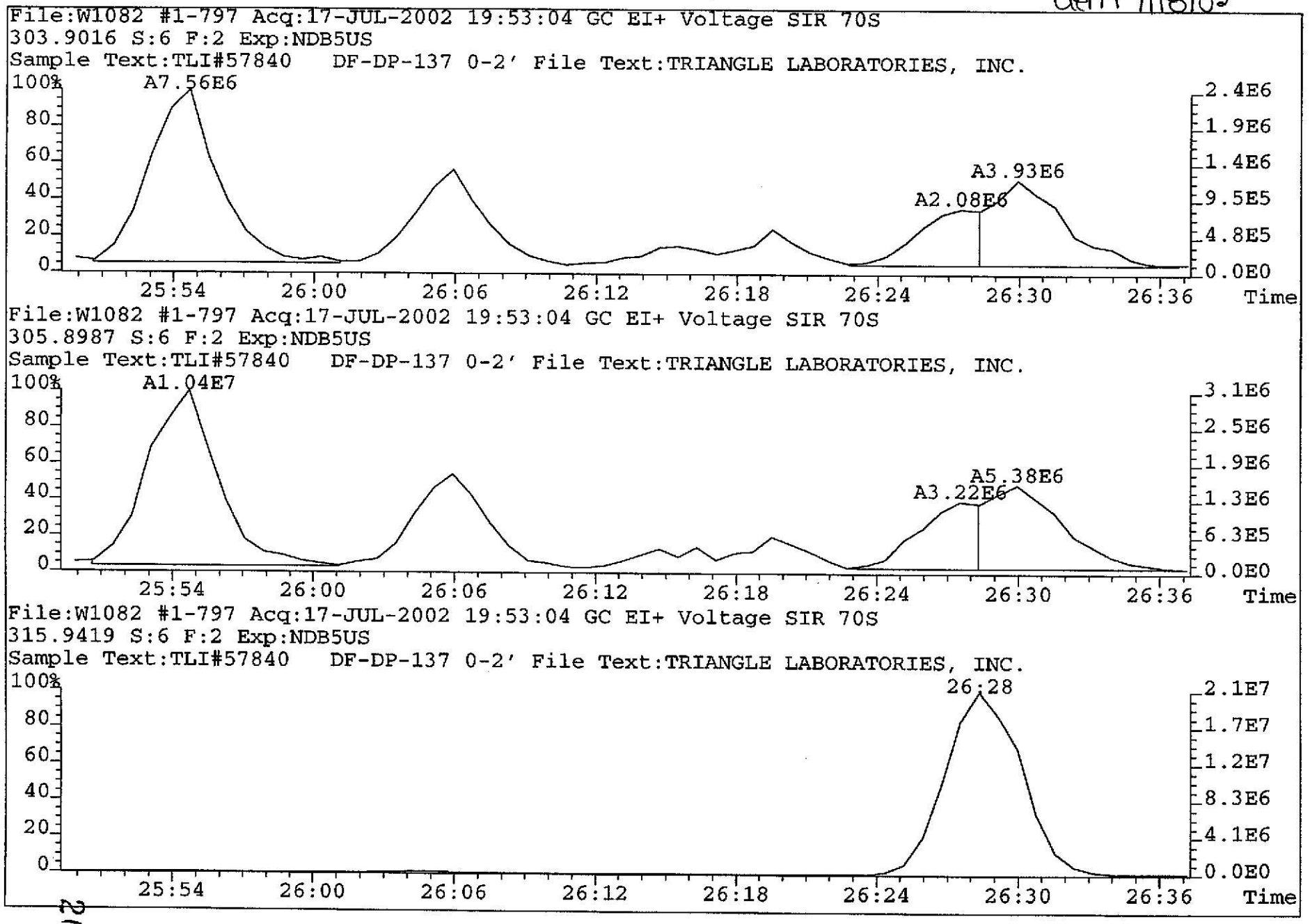
File:W1082 #1-797 Acq:17-JUL-2002 19:53:04 GC EI+ Voltage SIR 70S
303.9016 S:6 F:2 Exp:NDB5US
Sample Text:TLI#57840 DF-DP-137 0-2' File Text:TRIANGLE LABORATORIES, INC.
A7.56E6
A2.08E6
A3.93E6
Time
File:W1082 #1-797 Acq:17-JUL-2002 19:53:04 GC EI+ Voltage SIR 70S
305.8987 S:6 F:2 Exp:NDB5US
Sample Text:TLI#57840 DF-DP-137 0-2' File Text:TRIANGLE LABORATORIES, INC.
A1.04E7
A3.22E6
A5.38E6
Time
File:W1082 #1-797 Acq:17-JUL-2002 19:53:04 GC EI+ Voltage SIR 70S
315.9419 S:6 F:2 Exp:NDB5US
Sample Text:TLI#57840 DF-DP-137 0-2' File Text:TRIANGLE LABORATORIES, INC.
26:28
Time

QEM 7/18/02

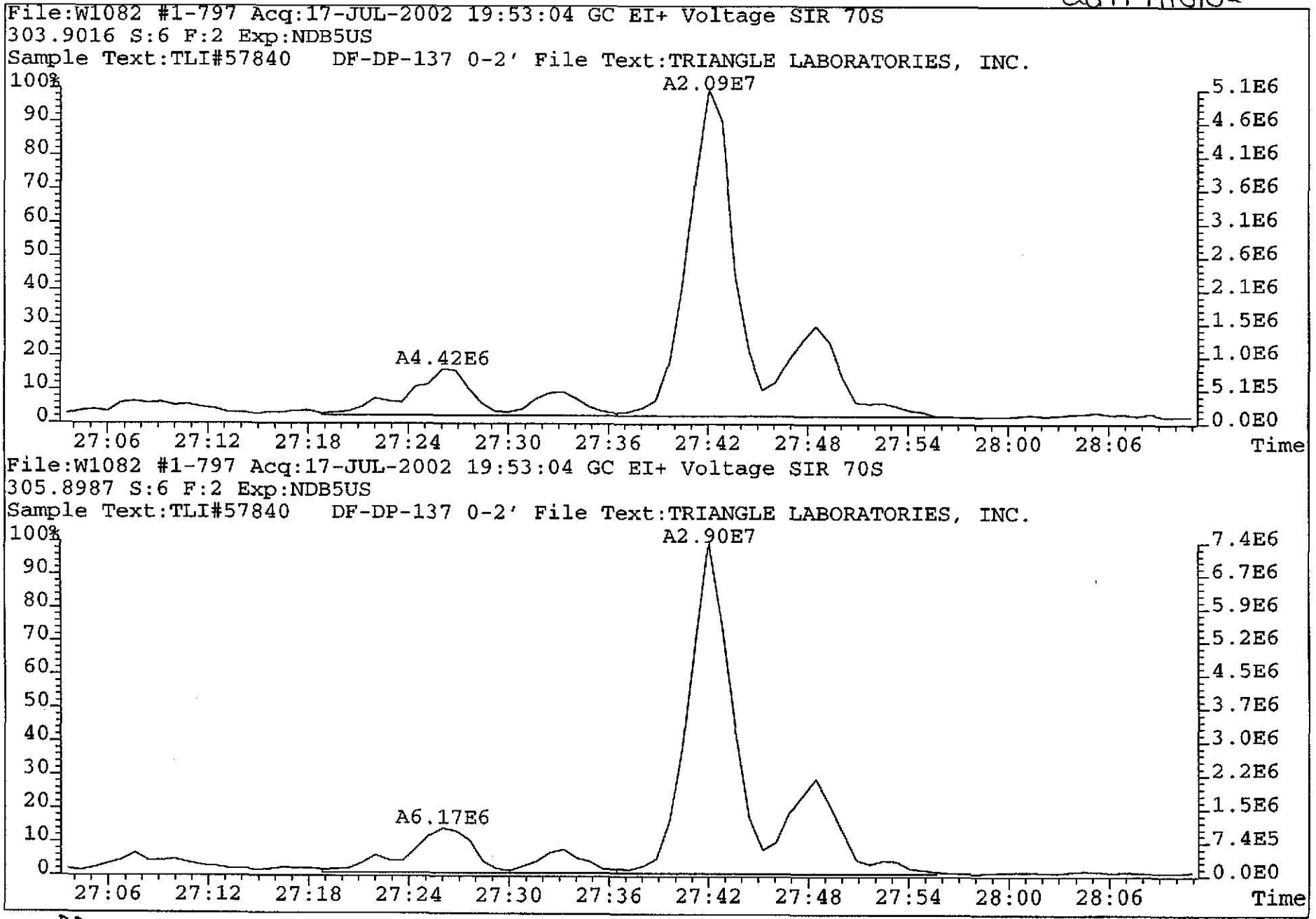
File:W1082 #1-797 Acq:17-JUL-2002 19:53:04 GC EI+ Voltage SIR 70S
303.9016 S:6 F:2 Exp:NDB5US
Sample Text:TLI#57840 DF-DP-137 0-2' File Text:TRIANGLE LABORATORIES, INC.
A2.09E7
A4.42E6
100%
90
80
70
60
50
40
30
20
10
0
5.1E6
4.6E6
4.1E6
3.6E6
3.1E6
2.6E6
2.1E6
1.5E6
1.0E6
5.1E5
0.0E0
27:06 27:12 27:18 27:24 27:30 27:36 27:42 27:48 27:54 28:00 28:06
Time
File:W1082 #1-797 Acq:17-JUL-2002 19:53:04 GC EI+ Voltage SIR 70S
305.8987 S:6 F:2 Exp:NDB5US
Sample Text:TLI#57840 DF-DP-137 0-2' File Text:TRIANGLE LABORATORIES, INC.
A2.90E7
A6.17E6
100%
90
80
70
60
50
40
30
20
10
0
7.4E6
6.7E6
5.9E6
5.2E6
4.5E6
3.7E6
3.0E6
2.2E6
1.5E6
7.4E5
0.0E0
27:06 27:12 27:18 27:24 27:30 27:36 27:42 27:48 27:54 28:00 28:06
Time

N = 1.10 + 1.275 = 2.375

QEM 7118102

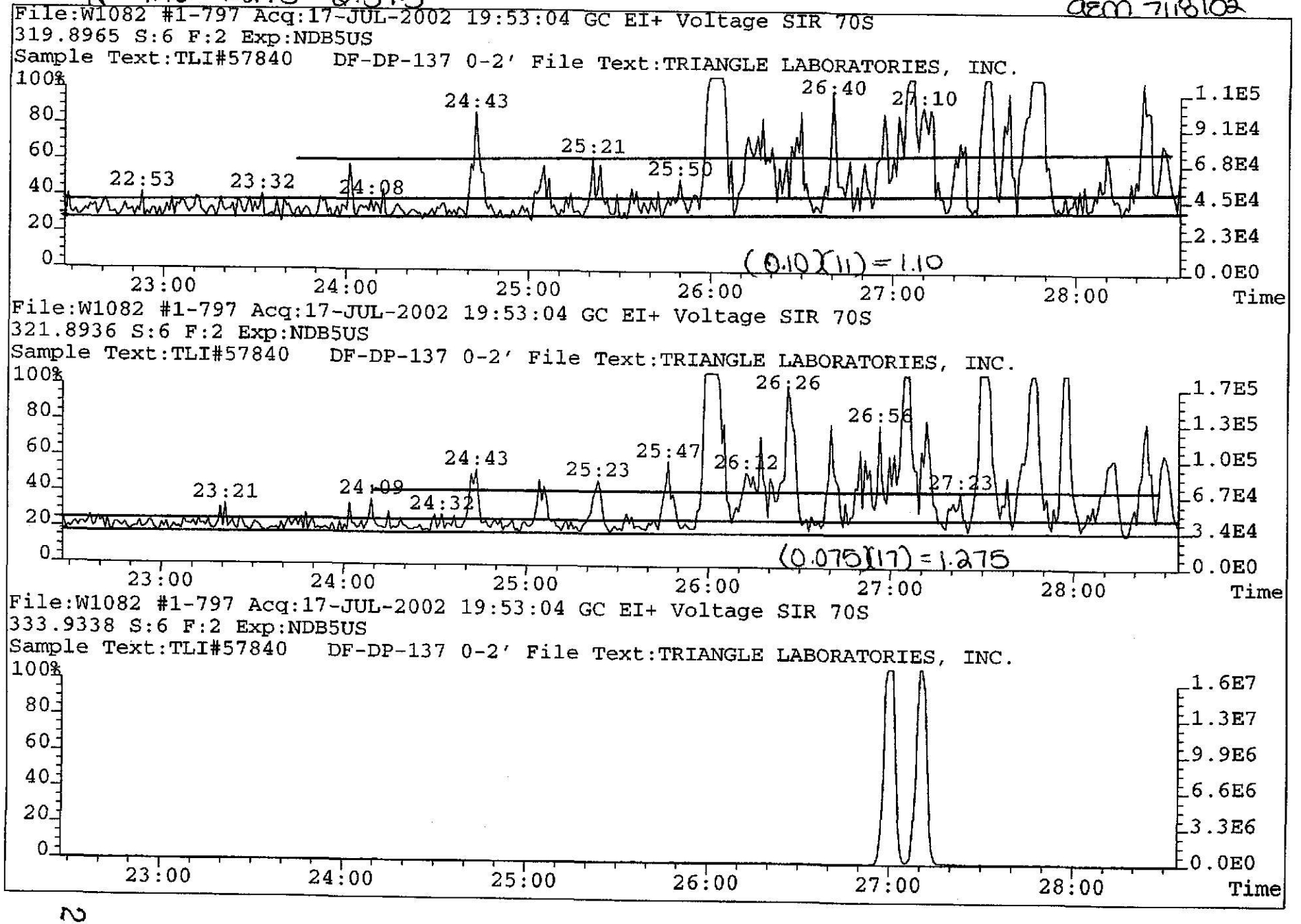

204

OEM 7118102

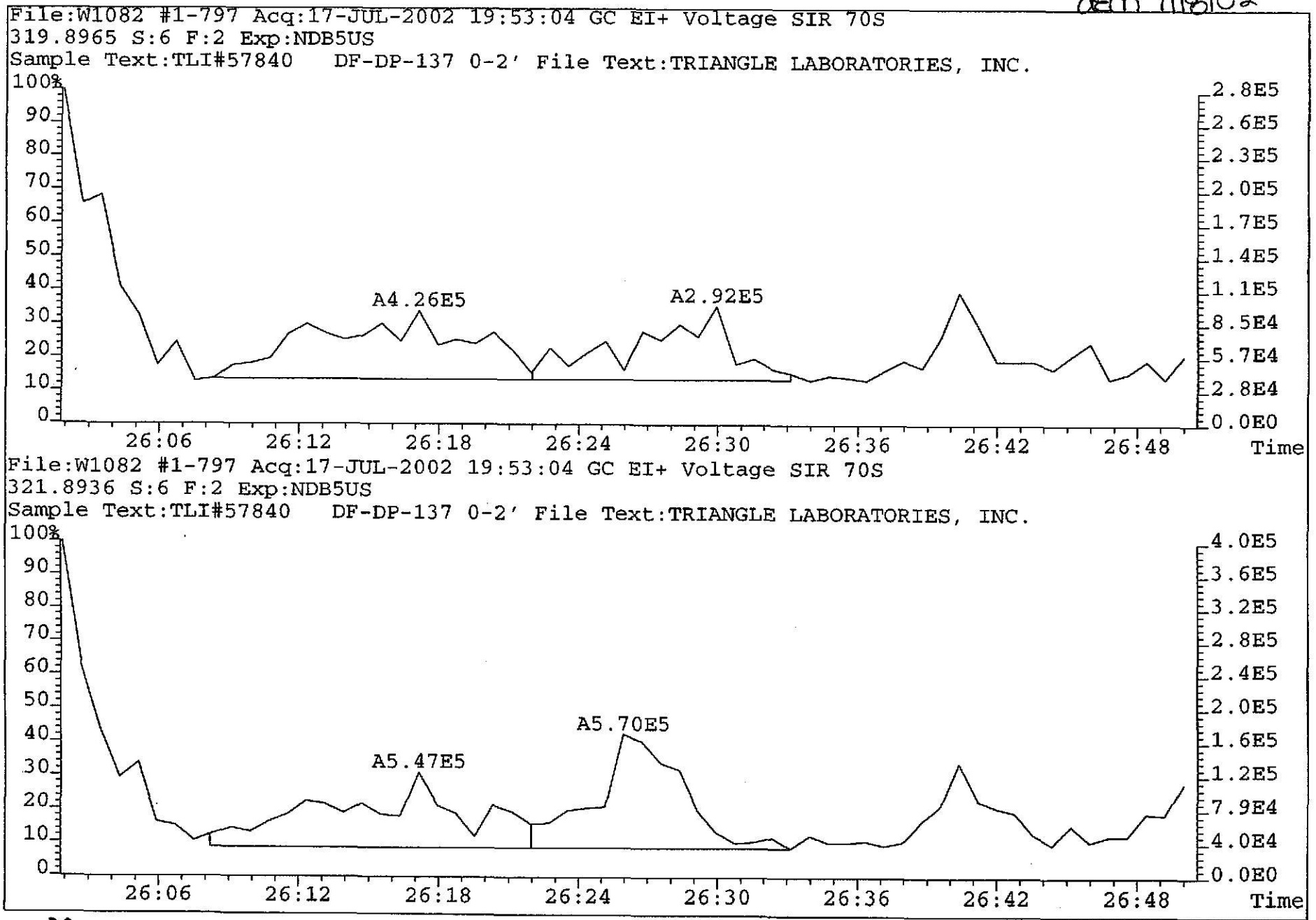

205

OEM 7/18/02

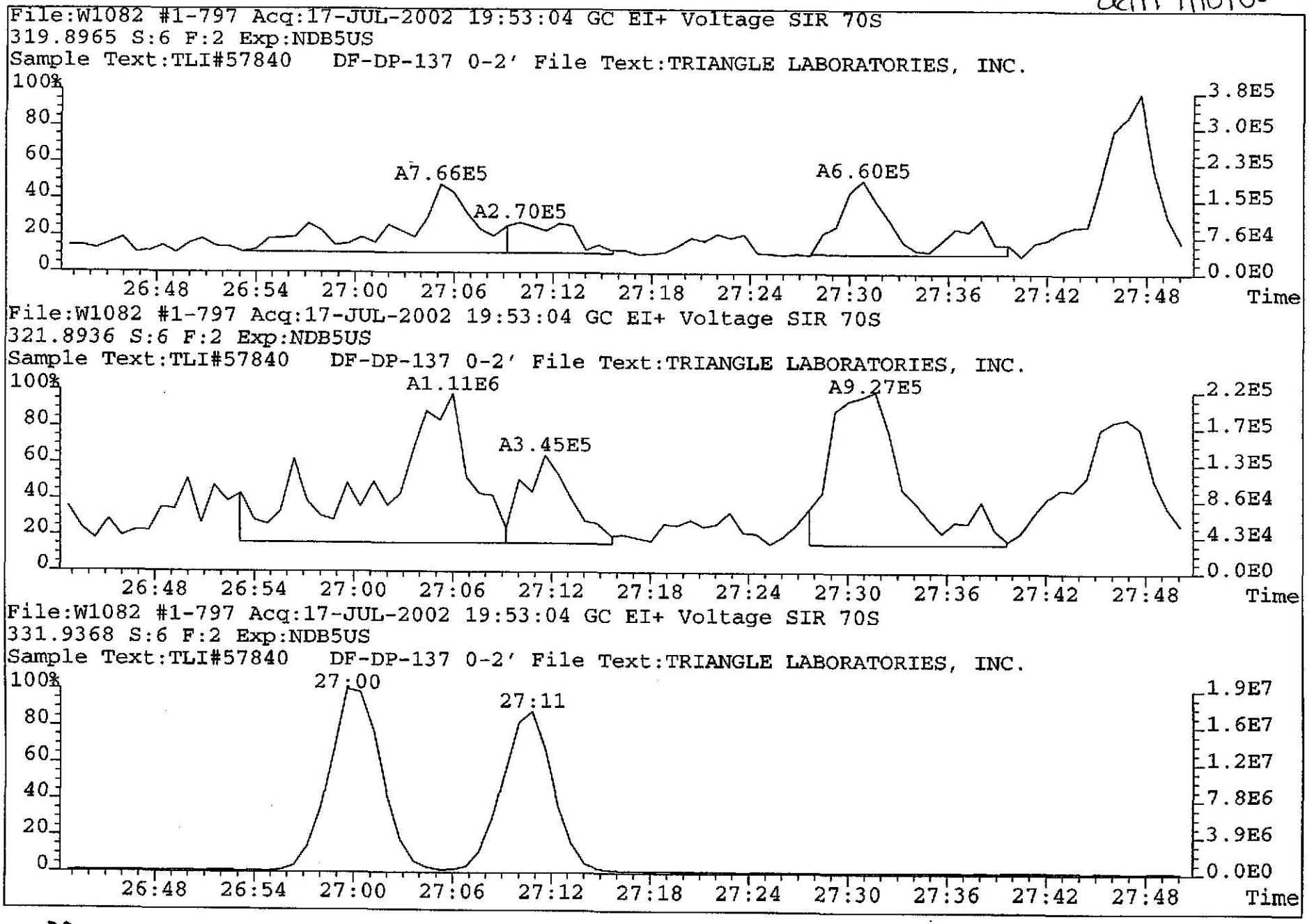

902

QBM 7/18/02

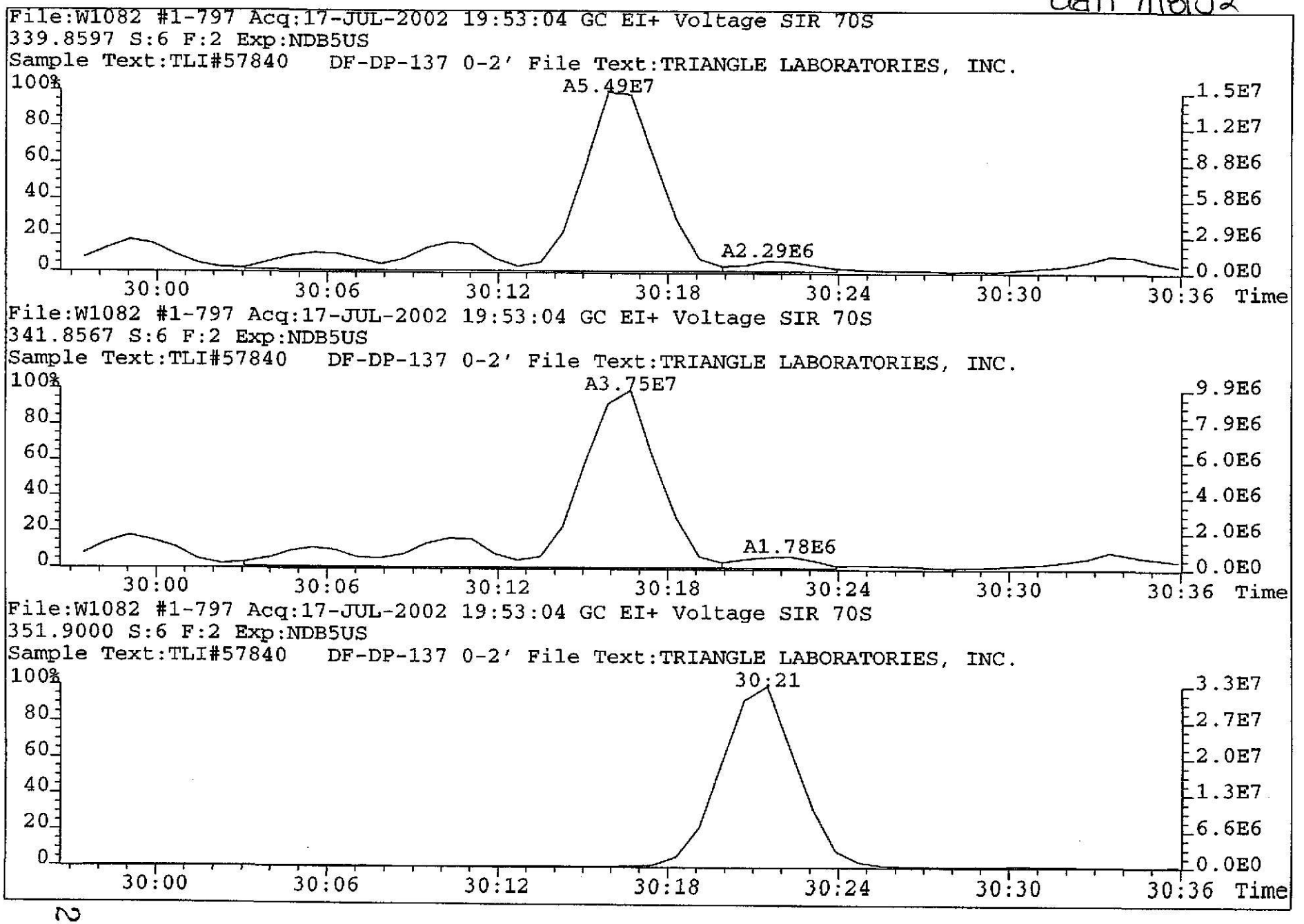

207

QEM 7/18/02

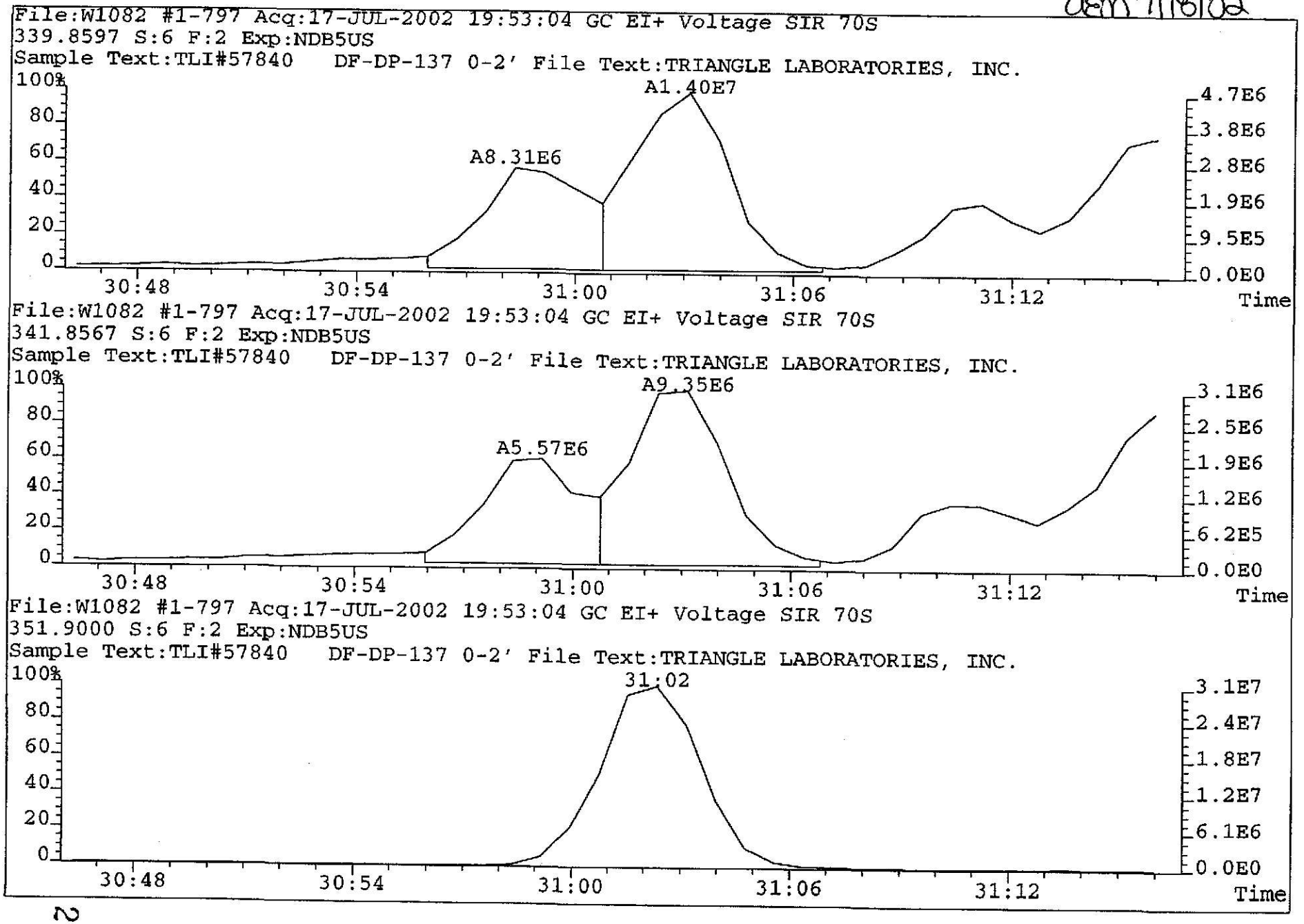
File:W1082 #1-797 Acq:17-JUL-2002 19:53:04 GC EI+ Voltage SIR 70S
339.8597 S:6 F:2 Exp:NDB5US
Sample Text:TLI#57840 DF-DP-137 0-2' File Text:TRIANGLE LABORATORIES, INC.
A1.40E7
A8.31E6
4.7E6
3.8E6
2.8E6
1.9E6
9.5E5
0.0E0
Time
File:W1082 #1-797 Acq:17-JUL-2002 19:53:04 GC EI+ Voltage SIR 70S
341.8567 S:6 F:2 Exp:NDB5US
Sample Text:TLI#57840 DF-DP-137 0-2' File Text:TRIANGLE LABORATORIES, INC.
A9.35E6
A5.57E6
3.1E6
2.5E6
1.9E6
1.2E6
6.2E5
0.0E0
Time
File:W1082 #1-797 Acq:17-JUL-2002 19:53:04 GC EI+ Voltage SIR 70S
351.9000 S:6 F:2 Exp:NDB5US
Sample Text:TLI#57840 DF-DP-137 0-2' File Text:TRIANGLE LABORATORIES, INC.
31:02
3.1E7
2.4E7
1.8E7
1.2E7
6.1E6
0.0E0
Time
100%
80
60
40
20
0
30:48
30:54
31:00
31:06
31:12

OBM 7118102

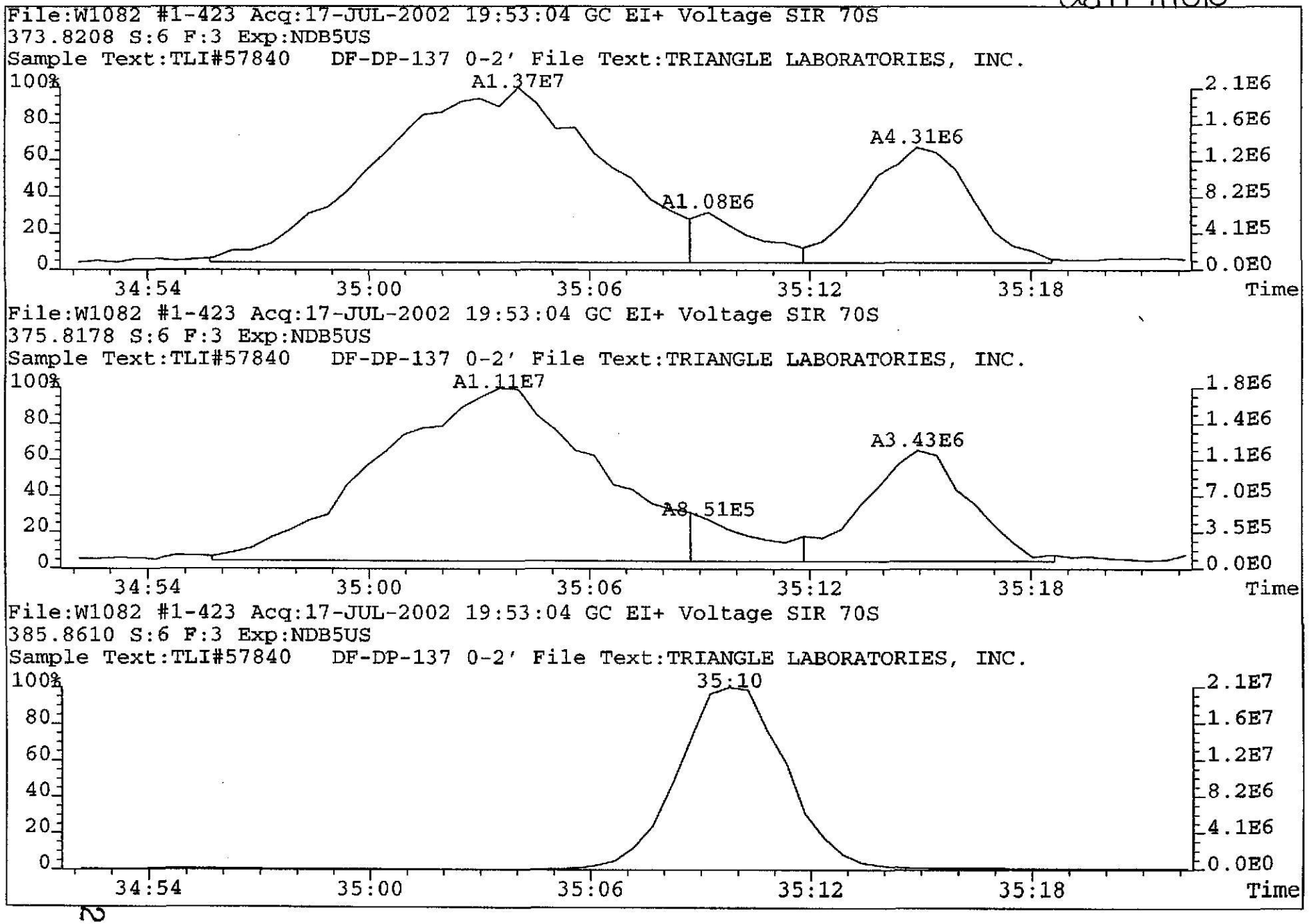

209
602

GEM 7118102

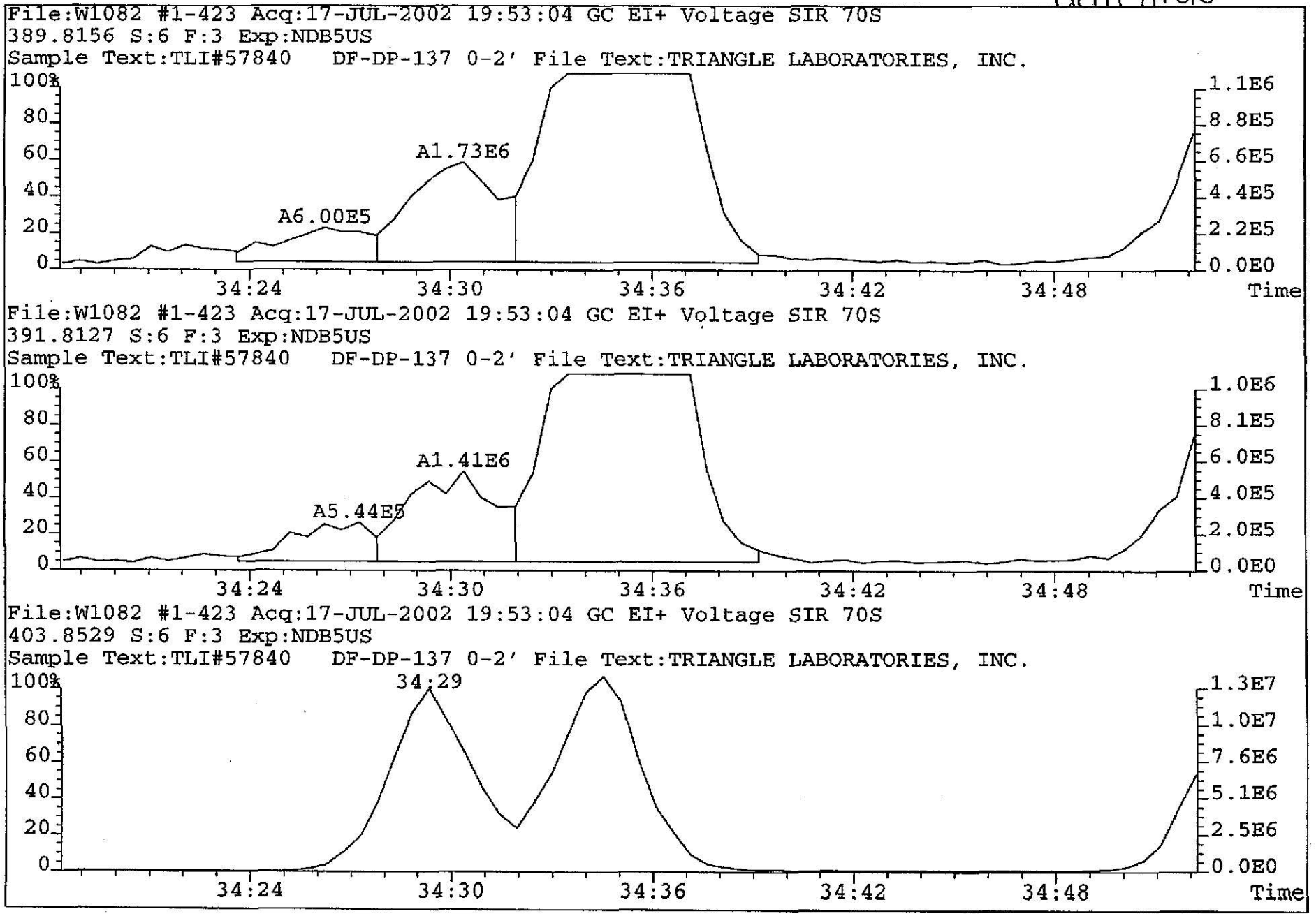
File:W1082 #1-423 Acq:17-JUL-2002 19:53:04 GC EI+ Voltage SIR 70S
389.8156 S:6 F:3 Exp:NDB5US
Sample Text:TLI#57840 DF-DP-137 0-2' File Text:TRIANGLE LABORATORIES, INC.
A6.00E5
A1.73E6
File:W1082 #1-423 Acq:17-JUL-2002 19:53:04 GC EI+ Voltage SIR 70S
391.8127 S:6 F:3 Exp:NDB5US
Sample Text:TLI#57840 DF-DP-137 0-2' File Text:TRIANGLE LABORATORIES, INC.
A5.44E5
A1.41E6
File:W1082 #1-423 Acq:17-JUL-2002 19:53:04 GC EI+ Voltage SIR 70S
403.8529 S:6 F:3 Exp:NDB5US
Sample Text:TLI#57840 DF-DP-137 0-2' File Text:TRIANGLE LABORATORIES, INC.
34:29
34:24
34:30
34:36
34:42
34:48
Time

QEM 71R102

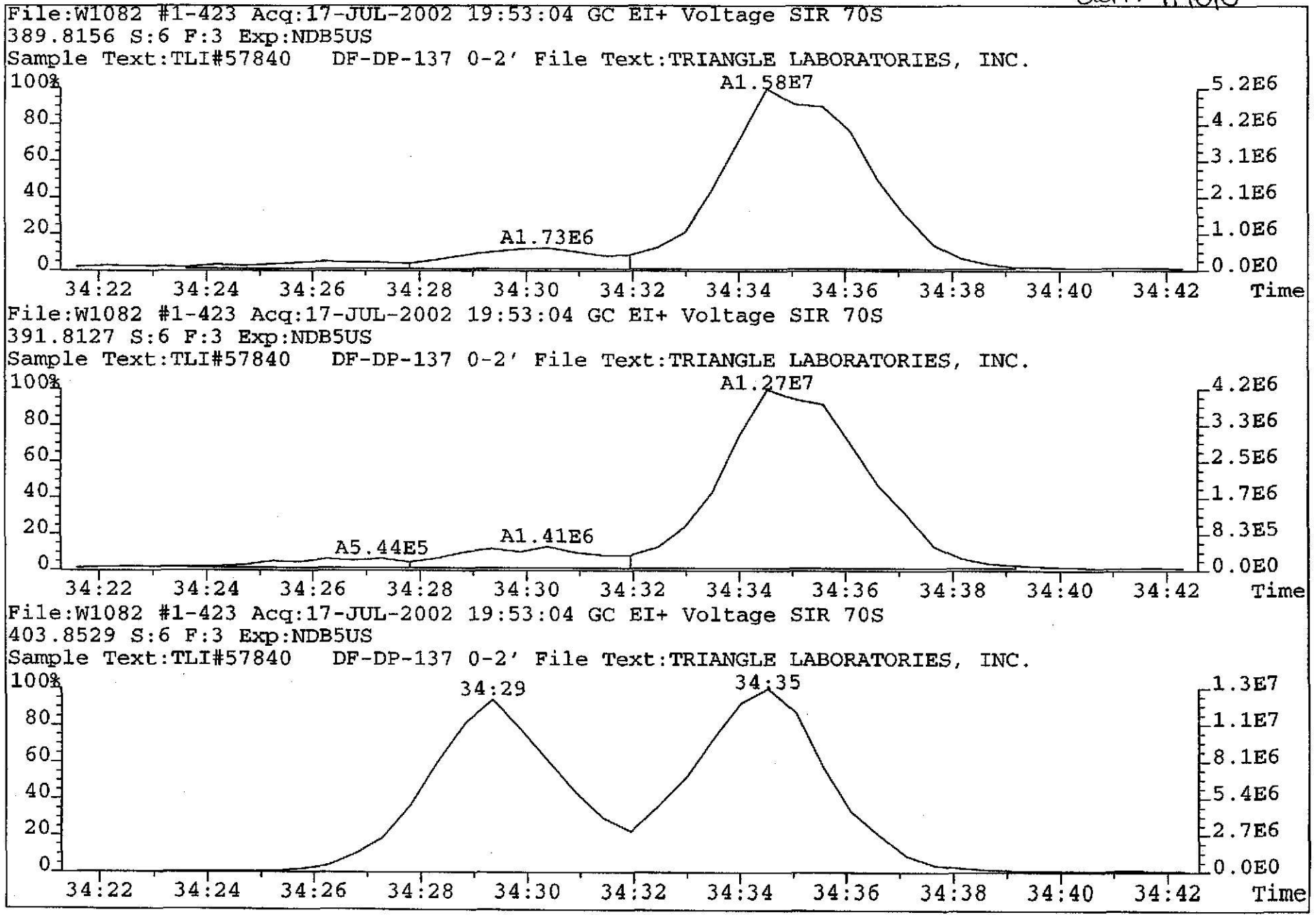
File:W1082 #1-423 Acq:17-JUL-2002 19:53:04 GC EI+ Voltage SIR 70S
389.8156 S:6 F:3 Exp:NDB5US
Sample Text:TLI#57840 DF-DP-137 0-2' File Text:TRIANGLE LABORATORIES, INC.
A1.58E7
A1.73E6
File:W1082 #1-423 Acq:17-JUL-2002 19:53:04 GC EI+ Voltage SIR 70S
391.8127 S:6 F:3 Exp:NDB5US
Sample Text:TLI#57840 DF-DP-137 0-2' File Text:TRIANGLE LABORATORIES, INC.
A1.27E7
A5.44E5
A1.41E6
File:W1082 #1-423 Acq:17-JUL-2002 19:53:04 GC EI+ Voltage SIR 70S
403.8529 S:6 F:3 Exp:NDB5US
Sample Text:TLI#57840 DF-DP-137 0-2' File Text:TRIANGLE LABORATORIES, INC.
34:29
34:35
Time

TLI Project: **57840** 1613, Revision B, Tetra Only PCDD/PCDF Analysis (c)
Client Sample: **DF-DP-137 0-2'** Analysis File: **P022547**

Client Project:	**Dioxin/Furan Analysis**				
Sample Matrix:	**SOLID**	Date Received:	**07/11/2002**	Spike File:	**SPCONB2S**
TLI ID:	**330-27-4**	Date Extracted:	**07/12/2002**	ICal:	**PF56152**
		Date Analyzed:	**07/18/2002**	ConCal:	**P022541**
Sample Size:	**11.700 g**	Dilution Factor:	**n/a**	% Moisture:	**14.1**
Dry Weight:	**10.050 g**	Blank File:	**W108202**	% Lipid:	**n/a**
GC Column:	**DB-225**	Analyst:	**CGK**	% Solids:	**85.9**

Analytes	Conc. (pg/g)	DL	Ratio	RT	RRT	Flags
2,3,7,8-TCDF	6.7		0.80	23:38	1.001	___

Internal Standard	Conc. (pg/g)	% Recovery	QC Limits	Ratio	RT	RRT	Flags
$^{13}C_{12}$-2,3,7,8-TCDF	164	82.2	29%-140%	0.76	23:37	1.053	___

Recovery Standard	Ratio	RT	Flags
$^{13}C_{12}$-1,2,3,4-TCDD	0.82	22:26	___

Data Reviewer: _____ 07/18/2002

CONB_PSR v1.00, LARS 6.25.05

Triangle Laboratories, Inc.®
2445 S. Alston Ave. • Durham, North Carolina 27713
Phone: (919) 544-5729 • Fax: (919) 544-5491

Printed: 16:24 07/18/2002

Initial ....Date...

Data Review By: [signature] 7/18/02

Channel specific noise levels computed from 'NL' heights.

Page No. 1 Listing of P022547B.dbf
07/18/2002 Matched GC Peaks / Ratio / Ret. Time

Compound/ M_Z....	QC.Log	Omit	Why	..RT.	OK	Ratio	Total.Area/Ht	Area/Ht.Peak1	Area/Ht.Peak2	Rel.RT	Compound.Name..	ID..	Flags.
TCDF				0.65-0.89					0.703-1.169				
304-306	DC	NL		Height			0.20	0.10	0.10				
	DC	SN		18:49	RO	0.57	0.33			0.797			
				19:11		0.77	0.85	0.37	0.48	0.812			J
				19:42		0.84	86.54	39.38	47.16	0.834			
				19:56	RO	1.10	4.75	2.49	2.26	0.844			
				20:05	RO	0.99	9.93	4.93	5.00	0.850			
				20:10	RO	0.51	4.83	1.63	3.20	0.854			
				20:21	RO	1.29	1.74	0.98	0.76	0.862			J
	DC	SN		20:30	RO	2.09	0.34			0.868			
				20:35	RO	1.63	1.13	0.70	0.43	0.872			J
				20:47		0.82	19.66	8.84	10.82	0.880			
				20:55		0.67	3.25	1.30	1.95	0.886			
				21:05		0.87	12.09	5.64	6.45	0.893			
				21:15		0.80	17.65	7.85	9.80	0.900			
				21:37		0.82	3.15	1.42	1.73	0.915			
				21:45		0.77	29.50	12.84	16.66	0.921			
				21:56		0.77	59.42	25.79	33.63	0.929			
				22:07	RO	0.99	5.63	2.80	2.83	0.936			
	DC	SN		22:13	RO	0.64	0.74			0.941			
				22:23		0.65	11.01	4.33	6.68	0.948			
				22:28		0.89	5.00	2.35	2.65	0.951			
				22:33		0.69	9.39	3.84	5.55	0.955			
				22:41	RO	0.46	1.68	0.53	1.15	0.960			J
				22:47		0.79	4.99	2.20	2.79	0.965			
				23:06		0.86	3.38	1.56	1.82	0.978			
				23:12		0.83	4.66	2.11	2.55	0.982			
				23:20	RO	0.42	0.92	0.27	0.65	0.988			J
				23:28		0.81	9.55	4.27	5.28	0.994			
				23:38		0.80	18.19	8.06	10.13	1.001	2378-TCDF	AN	
				23:51		0.77	5.86	2.54	3.32	1.010			
				23:59		0.72	7.31	3.06	4.25	1.016			
				24:16		0.76	121.84	52.65	69.19	1.028			
				24:31	RO	0.13	2.73	0.31	2.42	1.038			
				24:37		0.71	24.10	9.98	14.12	1.042			
	DC	SN		24:50	RO	6.00	0.28			1.052			
				25:06	RO	0.59	12.15	4.52	7.63	1.063			
				25:23		0.74	9.56	4.08	5.48	1.075			
				25:36		0.88	18.26	8.54	9.72	1.084			
				26:12		0.81	83.90	37.44	46.46	1.109			
				26:20	RO	0.48	0.37	0.12	0.25	1.115			J
				26:27	RO	3.69	1.69	1.33	0.36	1.120			J
304-306			36	Peaks			616.66						
13C12-TCDF				0.65-0.89					0.958-1.042				
316-318	DC	NL		Height			0.26	0.09	0.17				
	DC	WL		19:11		0.88	7.03			0.812			

Compound/ M_Z....	QC.Log	Omit	Why	RT.	OK	Ratio	Total.Area/Ht	Area/Ht.Peak1	Area/Ht.Peak2	Rel.RT	Compound.Name..	ID..	Flags.
	DC	WL		19:32	RO	1.18	0.24			0.827			
	DC	WL		20:12		0.73	0.85			0.855			
	DC	WL		20:22	RO	4.25	0.42			0.862			
	DC	WL		20:42	RO	1.70	0.54			0.876			
	DC	WL		20:46	RO	0.17	0.84			0.879			
	DC	WL		21:23	RO	0.26	0.68			0.905			
	DC	WL		21:33	RO	0.09	1.78			0.912			
	DC	WL		22:06		0.80	4.60			0.936			
				22:43	RO	0.39	2.62	0.74	1.88	0.962			
				22:54	RO	0.08	1.66	0.13	1.53	0.970			
				23:05	RO	0.50	1.89	0.63	1.26	0.977			
				23:15	RO	0.25	1.14	0.23	0.91	0.984			
				23:18	RO	0.63	0.75	0.29	0.46	0.987			
				23:21	RO	0.54	1.34	0.47	0.87	0.989			
				23:24	RO	1.33	1.28	0.73	0.55	0.991			
				23:37		0.76	485.17	208.74	276.43	1.000	13C12-2378-TCDF	IS0	
						Height	118.66	51.58	67.08				
				23:48	RO	0.53	4.13	1.43	2.70	1.008			
				23:56	RO	0.64	4.79	1.87	2.92	1.013			
				24:03	RO	0.60	2.92	1.10	1.82	1.018			
				24:09	RO	1.06	3.19	1.64	1.55	1.023			
				24:17		0.69	24.87	10.15	14.72	1.028			
	DC	SN		24:36		0.71	0.58			1.042			
	DC	WH		25:00		0.76	0.44			1.059			
	DC	WH		25:05	RO	0.50	0.78			1.062			
	DC	WH		25:23	RO	0.35	0.65			1.075			
	DC	WH		25:42	RO	0.92	0.69			1.088			
	DC	WH		25:51	RO	3.64	1.16			1.095			
	DC	WH		26:02	RO	0.63	0.26			1.102			
316-318			13	Peaks			535.75						

---------- Above: TCDF / TCDD Follows ----------

13C12-TCDD				0.65-0.89					0.910-1.090				
332-334	DC	NL				Height	0.36	0.25	0.11				
				22:08		0.82	330.26	148.58	181.68	1.000	13C12-2378-TCDD	IS1	
						Height	78.83	35.24	43.59				
				22:26		0.82	388.37	175.37	213.00	1.014	13C12-1234-TCDD	RS1	
	DC	SN		22:35	RO	1.33	0.91			1.020			
	DC	SN		22:43		0.73	0.97			1.026			
	DC	SN		23:26	RO	1.52	0.58			1.059			
	DC	SN		23:34	RO	2.64	0.51			1.065			
	DC	SN		23:37		0.69	0.49			1.067			
	DC	SN		23:43	RO	3.18	0.46			1.072			
	DC	SN		23:51	RO	0.60	0.85			1.078			
	DC	SN		23:56	RO	2.00	0.33			1.081			
	DC	SN		24:07		0.67	0.20			1.090			
332-334			2	Peaks			718.63						

Compound/
M_Z.... QC.Log Omit Why ..RT. OK Ratio Total.Area/Ht Area/Ht.Peak1 Area/Ht.Peak2 Rel.RT Compound.Name.. ID.. Flags.

Column Description.....	"Why" Code Description.....	QC Log Desc.....
M_Z -Nominal Ion Mass(es)	WL-Below Retention Time Window	A-Peak Added
..RT. -Retention Time (mm:ss)	WH-Above Retention Time Window	K-Peak Kept
Rat.1 -Ratio of M/M+2 Ions	SN-Below Signal to Noise Level	D-Peak Deleted
OK -RO=Ratio Outside Limits	<M-Below Method Detection Limit	T-Time Changed
Rel.RT-Relative Retention Time	NL-Channel Specific Noise Level	M-Peak Area Changed
		N-Name Changed
		X-Ether Interference

*** End of Report ***

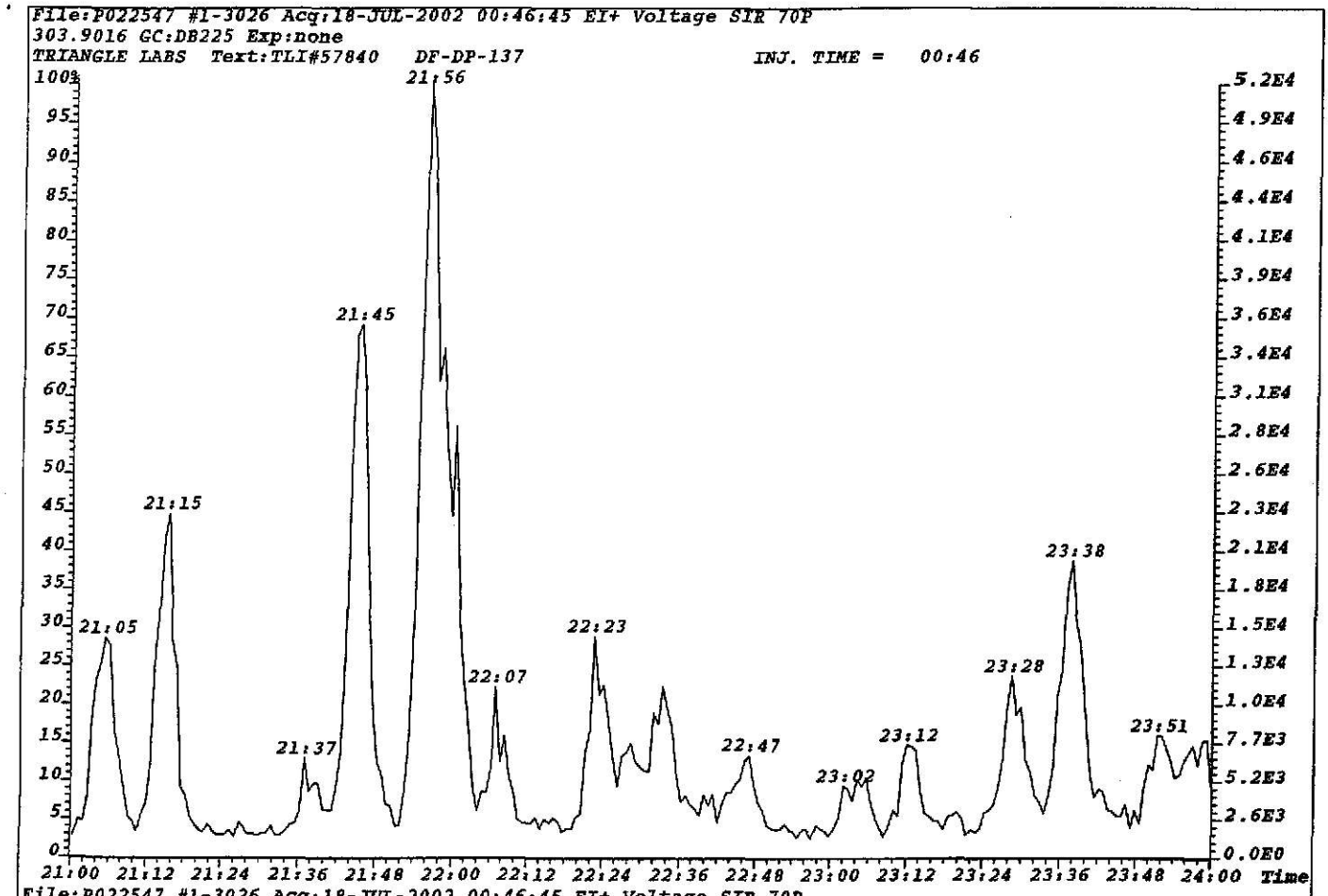
File:P022547 #1-3026 Acq:18-JUL-2002 00:46:45 EI+ Voltage SIR 70P
303.9016 GC:DB225 Exp:none
TRIANGLE LABS Text:TLI#57840 DF-DP-137
INJ. TIME = 00:46
21:56
21:45
21:15
21:05
21:37
22:07
22:23
22:47
23:02
23:12
23:28
23:38
23:51
Time

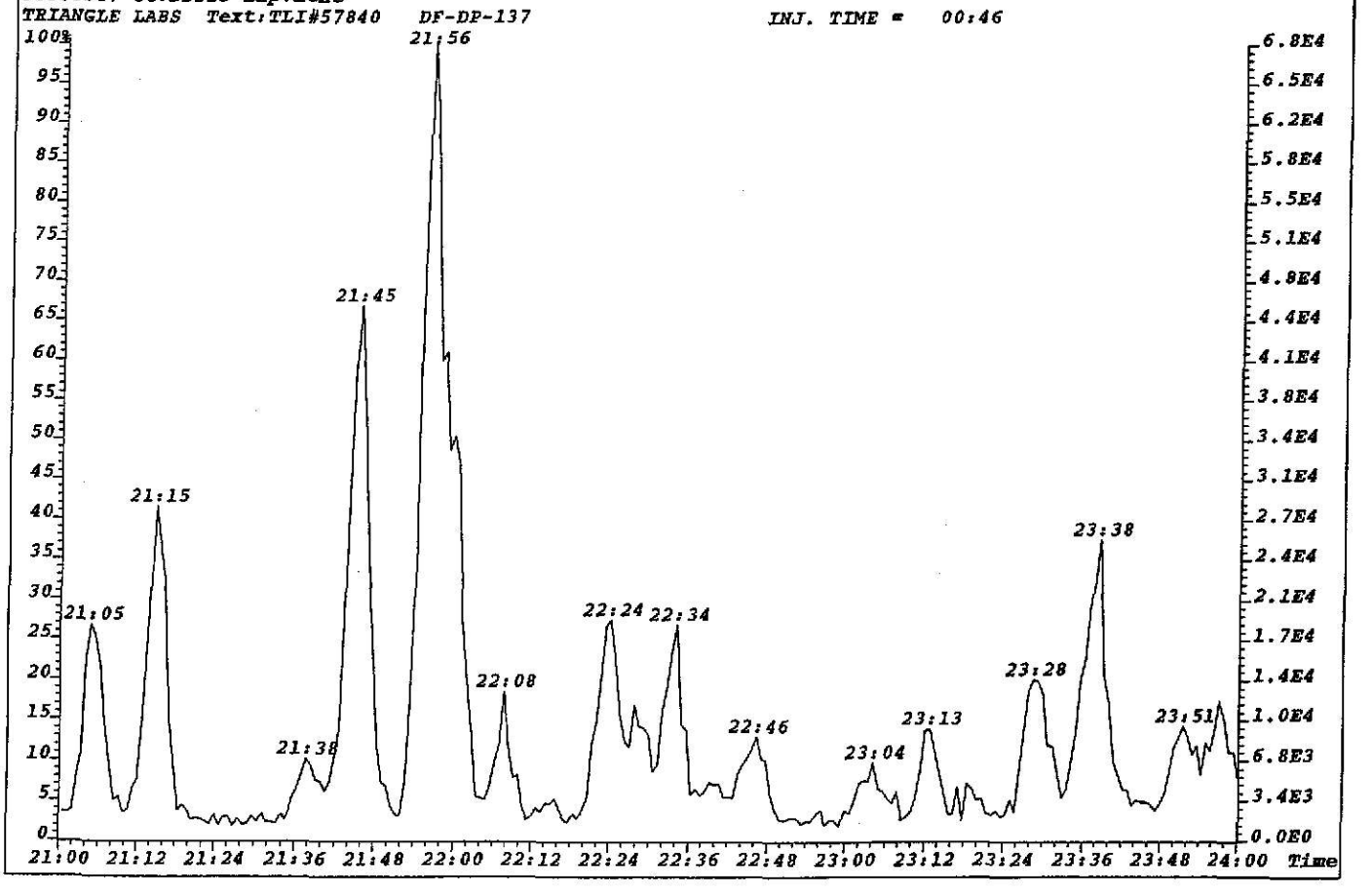
File:P022547 #1-3026 Acq:18-JUL-2002 00:46:45 EI+ Voltage SIR 70P
305.8987 GC:DB225 Exp:none
TRIANGLE LABS Text:TLI#57840 DF-DP-137
INJ. TIME = 00:46
21:56
21:45
21:15
21:05
21:38
22:08
22:24
22:34
22:46
23:04
23:13
23:28
23:38
23:51
Time

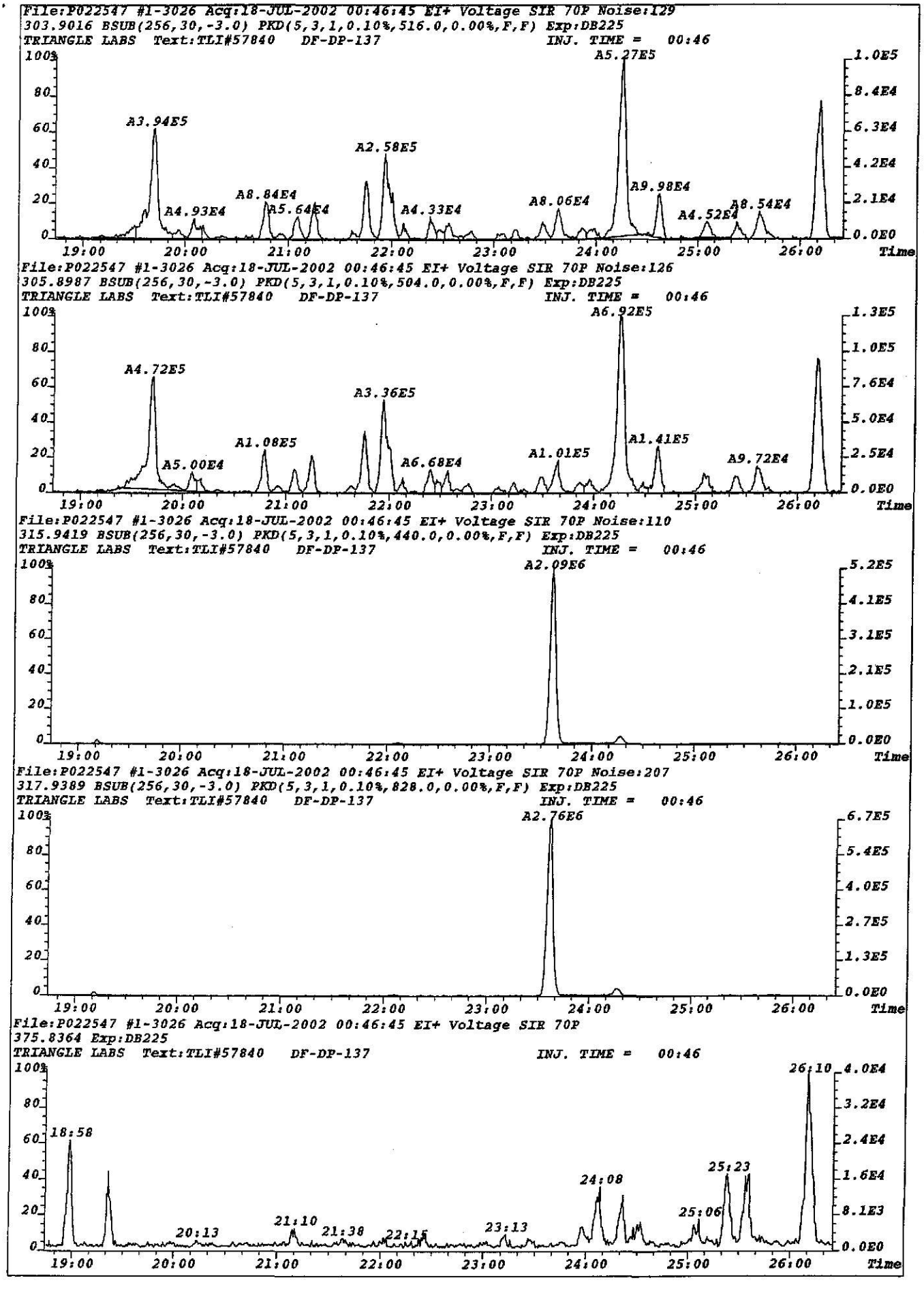
File:P022547 #1-3026 Acq:18-JUL-2002 00:46:45 EI+ Voltage SIR 70P Noise:129
303.9016 BSUB(256,30,-3.0) PKD(5,3,1,0.10%,516.0,0.00%,F,F) Exp:DB225
TRIANGLE LABS Text:TLI#57840 DF-DP-137 INJ. TIME = 00:46
A3.94E5
A4.93E4
A8.84E4
A5.64E4
A2.58E5
A4.33E4
A8.06E4
A5.27E5
A9.98E4
A4.52E4
A8.54E4
File:P022547 #1-3026 Acq:18-JUL-2002 00:46:45 EI+ Voltage SIR 70P Noise:126
305.8987 BSUB(256,30,-3.0) PKD(5,3,1,0.10%,504.0,0.00%,F,F) Exp:DB225
TRIANGLE LABS Text:TLI#57840 DF-DP-137 INJ. TIME = 00:46
A4.72E5
A5.00E4
A1.08E5
A3.36E5
A6.68E4
A1.01E5
A6.92E5
A1.41E5
A9.72E4
File:P022547 #1-3026 Acq:18-JUL-2002 00:46:45 EI+ Voltage SIR 70P Noise:110
315.9419 BSUB(256,30,-3.0) PKD(5,3,1,0.10%,440.0,0.00%,F,F) Exp:DB225
TRIANGLE LABS Text:TLI#57840 DF-DP-137 INJ. TIME = 00:46
A2.09E6
File:P022547 #1-3026 Acq:18-JUL-2002 00:46:45 EI+ Voltage SIR 70P Noise:207
317.9389 BSUB(256,30,-3.0) PKD(5,3,1,0.10%,828.0,0.00%,F,F) Exp:DB225
TRIANGLE LABS Text:TLI#57840 DF-DP-137 INJ. TIME = 00:46
A2.76E6
File:P022547 #1-3026 Acq:18-JUL-2002 00:46:45 EI+ Voltage SIR 70P
375.8364 Exp:DB225
TRIANGLE LABS Text:TLI#57840 DF-DP-137 INJ. TIME = 00:46
18:58
20:13
21:10
21:38
22:15
23:13
24:08
25:06
25:23
26:10
Time

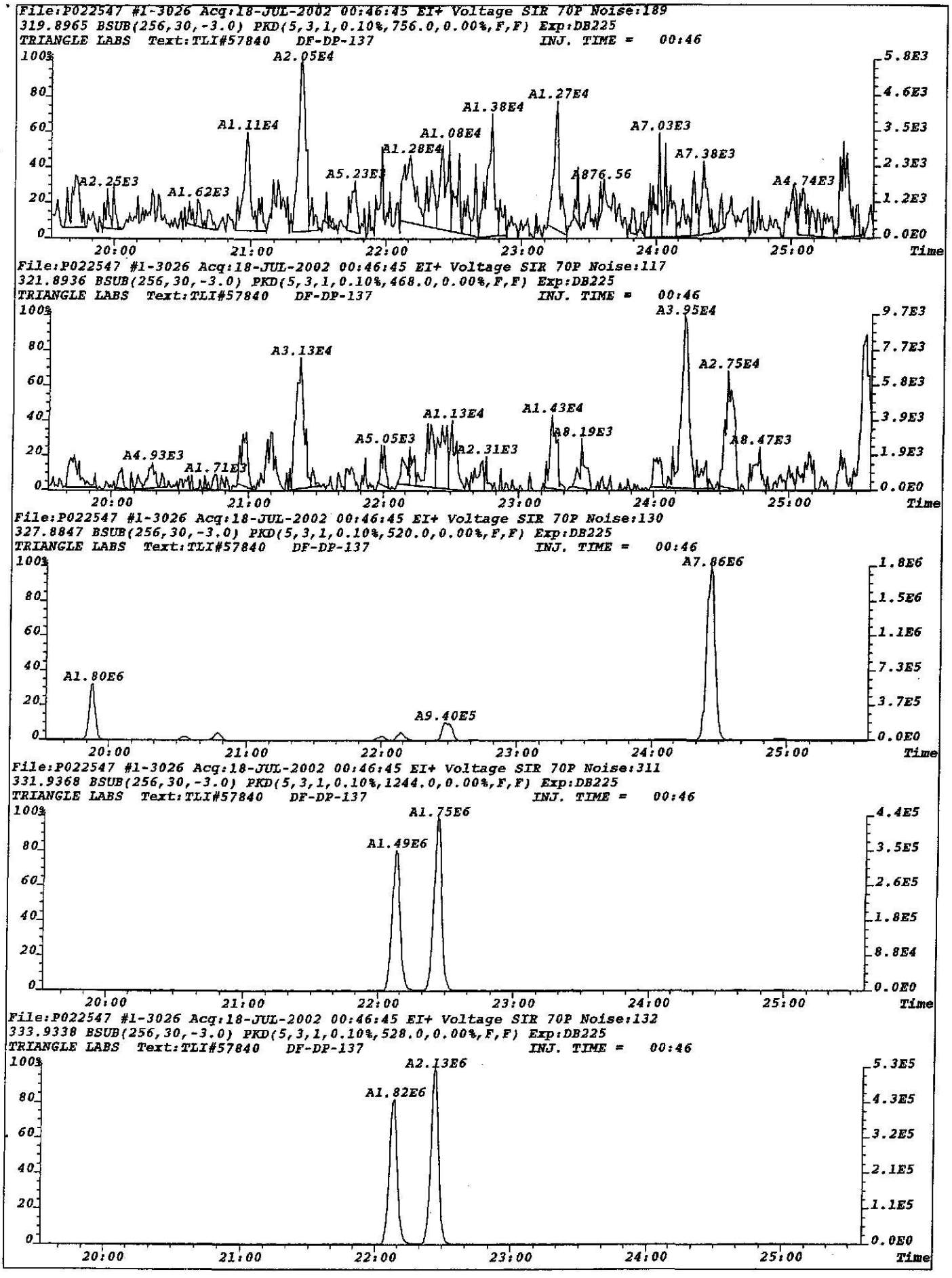
File:P022547 #1-3026 Acq:18-JUL-2002 00:46:45 EI+ Voltage SIR 70P Noise:189
319.8965 BSUB(256,30,-3.0) PKD(5,3,1,0.10%,756.0,0.00%,F,F) Exp:DB225
TRIANGLE LABS Text:TLI#57840 DF-DP-137 INJ. TIME = 00:46
A2.05E4
A1.27E4
A1.38E4
A1.11E4
A1.08E4
A1.28E4
A7.03E3
A7.38E3
A2.25E3
A1.62E3
A5.23E3
A876.56
A4.74E3
Time
File:P022547 #1-3026 Acq:18-JUL-2002 00:46:45 EI+ Voltage SIR 70P Noise:117
321.8936 BSUB(256,30,-3.0) PKD(5,3,1,0.10%,468.0,0.00%,F,F) Exp:DB225
TRIANGLE LABS Text:TLI#57840 DF-DP-137 INJ. TIME = 00:46
A3.95E4
A3.13E4
A2.75E4
A1.13E4
A1.43E4
A8.19E3
A5.05E3
A8.47E3
A4.93E3
A2.31E3
A1.71E3
Time
File:P022547 #1-3026 Acq:18-JUL-2002 00:46:45 EI+ Voltage SIR 70P Noise:130
327.8847 BSUB(256,30,-3.0) PKD(5,3,1,0.10%,520.0,0.00%,F,F) Exp:DB225
TRIANGLE LABS Text:TLI#57840 DF-DP-137 INJ. TIME = 00:46
A7.86E6
A1.80E6
A9.40E5
Time
File:P022547 #1-3026 Acq:18-JUL-2002 00:46:45 EI+ Voltage SIR 70P Noise:311
331.9368 BSUB(256,30,-3.0) PKD(5,3,1,0.10%,1244.0,0.00%,F,F) Exp:DB225
TRIANGLE LABS Text:TLI#57840 DF-DP-137 INJ. TIME = 00:46
A1.75E6
A1.49E6
Time
File:P022547 #1-3026 Acq:18-JUL-2002 00:46:45 EI+ Voltage SIR 70P Noise:132
333.9338 BSUB(256,30,-3.0) PKD(5,3,1,0.10%,528.0,0.00%,F,F) Exp:DB225
TRIANGLE LABS Text:TLI#57840 DF-DP-137 INJ. TIME = 00:46
A2.13E6
A1.82E6
Time

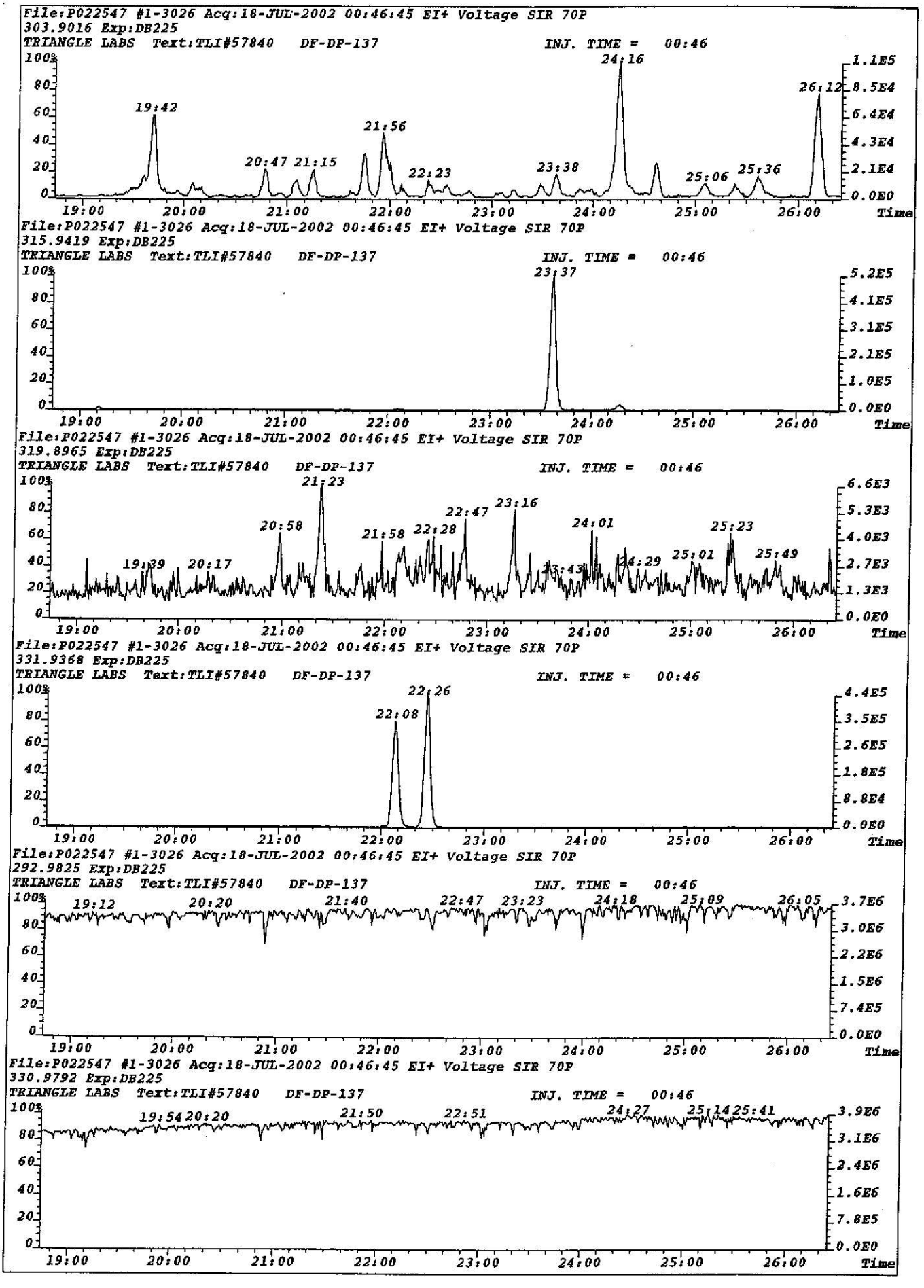
File:P022547 #1-3026 Acq:18-JUL-2002 00:46:45 EI+ Voltage SIR 70P
303.9016 Exp:DB225
TRIANGLE LABS Text:TLI#57840 DF-DP-137
INJ. TIME = 00:46
19:42
20:47
21:15
21:56
22:23
23:38
24:16
25:06
25:36
26:12
File:P022547 #1-3026 Acq:18-JUL-2002 00:46:45 EI+ Voltage SIR 70P
315.9419 Exp:DB225
TRIANGLE LABS Text:TLI#57840 DF-DP-137
INJ. TIME = 00:46
23:37
File:P022547 #1-3026 Acq:18-JUL-2002 00:46:45 EI+ Voltage SIR 70P
319.8965 Exp:DB225
TRIANGLE LABS Text:TLI#57840 DF-DP-137
INJ. TIME = 00:46
19:39
20:17
20:58
21:23
21:58
22:28
22:47
23:16
23:43
24:01
24:29
25:01
25:23
25:49
File:P022547 #1-3026 Acq:18-JUL-2002 00:46:45 EI+ Voltage SIR 70P
331.9368 Exp:DB225
TRIANGLE LABS Text:TLI#57840 DF-DP-137
INJ. TIME = 00:46
22:08
22:26
File:P022547 #1-3026 Acq:18-JUL-2002 00:46:45 EI+ Voltage SIR 70P
292.9825 Exp:DB225
TRIANGLE LABS Text:TLI#57840 DF-DP-137
INJ. TIME = 00:46
19:12
20:20
21:40
22:47
23:23
24:18
25:09
26:05
File:P022547 #1-3026 Acq:18-JUL-2002 00:46:45 EI+ Voltage SIR 70P
330.9792 Exp:DB225
TRIANGLE LABS Text:TLI#57840 DF-DP-137
INJ. TIME = 00:46
19:54
20:20
21:50
22:51
24:27
25:14
25:41
Time

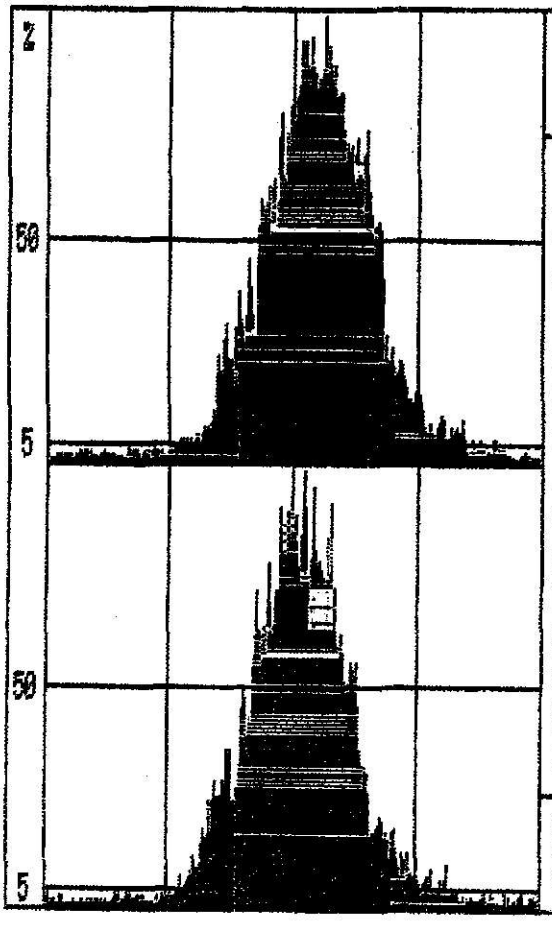

Channel I 330.9792 Peak top
Height .68 volts Span 200 ppm

System file name	08225
Data file name	A:P717024
Resolution	10000
Group number	1
Ionization mode	EI+
Switching	VOLTAGE
Ref. masses	292.9825, 380.9761

A	292.9825	J	330.9792
B	303.9016	K	331.9368
C	305.8987	L	333.9338
D	315.9419	M	375.8364
E	317.9389		
F	319.8965		
G	321.8936		
H	327.8847		
I	330.9792		

Ref. mass 380.9761 Peak top
Height .43 volts Span 200 ppm

TLI Project: 57840 — 1613, Revision B PCDD/PCDF Analysis (c)
Client Sample: DF-DP-82 0-2′ — Analysis File: W108207

Client Project:	Dioxin/Furan Analysis				
Sample Matrix:	SOLID	Date Received:	07/11/2002	Spike File:	SP161B2S
TLI ID:	330-27-5	Date Extracted:	07/12/2002	ICal:	WF5614B
		Date Analyzed:	07/17/2002	ConCal:	WB21081
Sample Size:	11.600 g	Dilution Factor:	n/a	% Moisture:	13.3
Dry Weight:	10.057 g	Blank File:	W108202	% Lipid:	n/a
GC Column:	DB-5	Analyst:	JLD	% Solids:	86.7

Analytes	Conc. (pg/g)	DL	Ratio	RT	RRT	Flags
2,3,7,8-TCDD	ND	2.1				
1,2,3,7,8-PeCDD	ND	11.5				
1,2,3,4,7,8-HxCDD	6.6		1.26	34:30	1.000	
1,2,3,6,7,8-HxCDD	90.5		1.19	34:35	1.000	
1,2,3,7,8,9-HxCDD	37.9		1.17	34:54	1.009	
1,2,3,4,6,7,8-HpCDD	433		1.02	37:54	1.000	
1,2,3,4,6,7,8,9-OCDD	6300		0.84	41:38	1.000	E
2,3,7,8-TCDF	62.6		0.74	26:30	1.001	
1,2,3,7,8-PeCDF	12.0		1.57	30:22	1.000	
2,3,4,7,8-PeCDF	46.4		1.50	31:03	1.001	
1,2,3,4,7,8-HxCDF	594		1.26	33:47	1.000	
1,2,3,6,7,8-HxCDF	65.8		1.24	33:54	1.000	
2,3,4,6,7,8-HxCDF	67.9		1.26	34:23	1.000	
1,2,3,7,8,9-HxCDF	6.3		1.23	35:09	1.000	
1,2,3,4,6,7,8-HpCDF	2470		1.06	36:51	1.000	E
1,2,3,4,7,8,9-HpCDF	96.8		1.03	38:25	1.000	
1,2,3,4,6,7,8,9-OCDF	1060		0.86	41:51	1.006	

Totals	Conc. (pg/g)	Number	DL	Flags
Total TCDD	4.4	2		
Total PeCDD	30.7	2		Q
Total HxCDD	604	7		
Total HpCDD	751	2		
Total TCDF	1890	21		E
Total PeCDF	6190	20		
Total HxCDF	3010	14		
Total HpCDF	4480	3		E

Triangle Laboratories, Inc.®
2445 S. Alston Ave. • Durham, North Carolina 27713
Phone: (919) 544-5729 • Fax: (919) 544-5491

Printed: 15:00.07/18/2002

221

TLI Project: **57840** 1613, Revision B PCDD/PCDF Analysis (c)
Client Sample: **DF-DP-82 0-2'** Analysis File: **W108207**

Internal Standards	Conc. (pg/g)	% Recovery	QC Limits	Ratio	RT	RRT	Flags
$^{13}C_{12}$-2,3,7,8-TCDD	157	78.7	25%-164%	0.79	27:11	1.007	
$^{13}C_{12}$-1,2,3,7,8-PeCDD	213	107	25%-181%	1.56	31:22	1.162	
$^{13}C_{12}$-1,2,3,4,7,8-HxCDD	165	83.2	32%-141%	1.19	34:29	0.989	
$^{13}C_{12}$-1,2,3,6,7,8-HxCDD	164	82.7	28%-130%	1.20	34:35	0.991	
$^{13}C_{12}$-1,2,3,4,6,7,8-HpCDD	200	101	23%-140%	1.02	37:54	1.086	
$^{13}C_{12}$-1,2,3,4,6,7,8,9-OCDD	456	115	17%-157%	0.86	41:37	1.193	
$^{13}C_{12}$-2,3,7,8-TCDF	154	77.3	24%-169%	0.76	26:29	0.981	
$^{13}C_{12}$-1,2,3,7,8-PeCDF	192	96.4	24%-185%	1.31	30:22	1.125	RO
$^{13}C_{12}$-2,3,4,7,8-PeCDF	186	93.7	21%-178%	1.44	31:02	1.149	
$^{13}C_{12}$-1,2,3,4,7,8-HxCDF	157	78.8	26%-152%	0.52	33:48	0.969	
$^{13}C_{12}$-1,2,3,6,7,8-HxCDF	149	75.0	26%-123%	0.53	33:53	0.971	
$^{13}C_{12}$-2,3,4,6,7,8-HxCDF	145	72.7	28%-136%	0.53	34:23	0.986	
$^{13}C_{12}$-1,2,3,7,8,9-HxCDF	162	81.5	29%-147%	0.50	35:09	1.008	
$^{13}C_{12}$-1,2,3,4,6,7,8-HpCDF	185	92.8	28%-143%	0.45	36:51	1.056	
$^{13}C_{12}$-1,2,3,4,7,8,9-HpCDF	179	90.0	26%-138%	0.43	38:25	1.101	

Cleanup Standard	Conc. (pg/g)	% Recovery	QC Limits	RT	RRT	Flags
$^{37}Cl_4$-2,3,7,8-TCDD	14.9	74.8	35%-197%	27:12	1.007	

Recovery Standards	Ratio	RT	Flags
$^{13}C_{12}$-1,2,3,4-TCDD	0.80	27:00	
$^{13}C_{12}$-1,2,3,7,8,9-HxCDD	1.21	34:53	

Data Reviewer: _____ 07/18/2002

Triangle Laboratories, Inc.®
2445 S. Alston Ave. • Durham, North Carolina 27713
Phone: (919) 544-5729 • Fax: (919) 544-5491

Printed: 15:00 07/18/2002

TLI Project: **57840**
Client Sample: **DF-DP-82 0-2'**

Toxicity Equivalents Report
Analysis File: **W108207**

Client Project:	**Dioxin/Furan Analysis**				
Sample Matrix:	**SOLID**	Date Received:	**07/11/02**	Spike File:	**SP161B2S**
TLI ID:	**330-27-5**	Date Extracted:	**07/12/02**	ICal:	**WF5614B**
		Date Analyzed:	**07/17/02**	ConCal:	**WB21081**
Sample Size:	**11.600 g**	Dilution Factor:	**1**	% Moisture:	**13.3**
Dry Weight:	**10.057 g**	Blank File:	**W108202**	% Lipid:	**n/a**
GC Column:	**DB-5**	Analyst:	**JLD**	% Solids:	**86.7**

Analytes	Conc. (pg/g)		TEF		Equivalent
2,3,7,8-TCDD	{2.1}	x	1.	=	2.1
1,2,3,7,8-PeCDD	{11.5}	x	0.5	=	5.75
1,2,3,4,7,8-HxCDD	6.6	x	0.1	=	0.66
1,2,3,6,7,8-HxCDD	90.5	x	0.1	=	9.05
1,2,3,7,8,9-HxCDD	37.9	x	0.1	=	3.79
1,2,3,4,6,7,8-HpCDD	433	x	0.01	=	4.33
1,2,3,4,6,7,8,9-OCDD	6300	x	0.001	=	6.300
TOTAL PCDD					32.0
2,3,7,8-TCDF	77.6	x	0.1	=	7.76
1,2,3,7,8-PeCDF	12.0	x	0.05	=	0.600
2,3,4,7,8-PeCDF	46.4	x	0.5	=	23.2
1,2,3,4,7,8-HxCDF	594	x	0.1	=	59.4
1,2,3,6,7,8-HxCDF	65.8	x	0.1	=	6.58
2,3,4,6,7,8-HxCDF	67.9	x	0.1	=	6.79
1,2,3,7,8,9-HxCDF	6.3	x	0.1	=	0.63
1,2,3,4,6,7,8-HpCDF	2470	x	0.01	=	24.70
1,2,3,4,7,8,9-HpCDF	96.8	x	0.01	=	0.968
1,2,3,4,6,7,8,9-OCDF	1060	x	0.001	=	1.060
TOTAL PCDF					131.7

Total EPA TEFs, 1989a: 163.7 pg/g

{...} indicates that the value is that of a Detection Limit.

GRY_TEF v1.08, MILES 4.22.16

Triangle Laboratories, Inc.®
2445 S. Alston Ave. • Durham, North Carolina 27713
Phone: (919) 544-5729 • Fax: (919) 544-5491

Printed: 20:42 07/18/02

Initial ....Date...

Data Review By: CEM 7/18/02

Channel specific noise levels computed from 'NL' heights.

07/18/2002

Listing of W108207B.dbf
Matched GC Peaks / Ratio / Ret. Time

Compound/ M_Z....	QC.Log	Omit	Why	..RT.	OK	Ratio	Total.Area/Ht	Area/Ht.Peak1	Area/Ht.Peak2	Rel.RT	Compound.Name..	ID..	Flags.
TCDF				0.65-0.89					0.877-1.070				
304-306		DC	NL		Height		31.62	15.60	16.02				
	D	D	WL	23:19		0.72	9,112.17			0.880			
				23:40		0.75	186.19	79.78	106.41	0.894			
				23:50		0.74	1,047.18	444.94	602.24	0.900			
				24:01		0.74	493.36	210.58	282.78	0.907			
				24:08		0.79	531.27	234.79	296.48	0.911			
				24:24		0.76	4,348.75	1,882.64	2,466.11	0.921			
				24:51		0.71	1,500.69	625.53	875.16	0.938			
				25:01		0.74	2,248.62	953.34	1,295.28	0.945			
				25:13		0.77	1,644.43	715.96	928.47	0.952			
				25:35		0.73	7,676.90	3,236.56	4,440.34	0.966			
				25:55		0.73	12,040.27	5,078.36	6,961.91	0.979			
				26:06		0.74	11,611.62	4,946.65	6,664.97	0.986			
				26:16		0.74	14,118.77	6,001.21	8,117.56	0.992			
	NM			26:27		0.75	5,520.00	2,370.00	3,150.00	0.999			
	AN			26:30		0.74	5,380.00	2,290.00	3,090.00	1.001	2378-TCDF	AN	
	AN			26:33		0.74	1,566.00	668.00	898.00	1.003			
				26:43		0.75	1,523.64	650.95	872.69	1.009			
				26:55		0.75	2,743.77	1,179.33	1,564.44	1.016			
				27:09		0.76	3,297.44	1,425.13	1,872.31	1.025			
				27:27		0.76	17,847.72	7,709.72	10,138.00	1.037			
				27:42		0.74	65,584.70	27,889.20	37,695.50	1.046			E
				28:06		0.80	1,422.92	633.44	789.48	1.061			
		DC	WH	28:23		0.75	777.12			1.072			
		DC	WH	28:30		0.79	861.18			1.076			
		DC	WH	28:43		0.86	652.58			1.084			
304-306			21	Peaks			162,334.24						
13C12-TCDF				0.65-0.89					0.944-1.133				
316-318		DC	NL		Height		11.62	4.65	6.97				
		DC	WL	23:33	RO	2.09	43.26			0.889			
		DC	WL	23:41	RO	1.21	32.47			0.894			
		DC	SN	25:46	RO	0.37	71.58			0.973			
				26:05		0.82	123.08	55.54	67.54	0.985			
				26:29		0.76	14,941.18	6,451.28	8,489.90	1.000	13C12-2378-TCDF	IS0	
					Height		4,114.26	1,745.02	2,369.24				
				26:50		0.65	1,655.21	651.43	1,003.78	1.013			
				27:11	RO	0.37	85.90	23.01	62.89	1.026			
				27:49	RO	0.38	801.03	219.16	581.87	1.050			
				28:21	RO	0.20	121.11	20.15	100.96	1.070			
316-318			6	Peaks			17,727.51						

---------- Above: TCDF / TCDD Follows ----------

TCDD				0.65-0.89					0.903-1.042				
320-322		DC	NL		Height		4.45	2.35	2.10				

Compound/ M_Z....	QC.Log	Omit	Why	..RT.	OK	Ratio	Total.Area/Ht	Area/Ht.Peak1	Area/Ht.Peak2	Rel.RT	Compound.Name..	ID..	Flags.
		DC	WL	24:28	RO	0.92	23.73			0.900			
				24:42	RO	0.58	73.61	26.92	46.69	0.909	1368-TCDD	AN	
				25:06		0.67	34.15	13.72	20.43	0.923	1379-TCDD	AN	J
		DC	SN	25:12	RO	0.42	10.51			0.927			
				25:23	RO	0.29	71.12	16.08	55.04	0.934			
				25:35	RO	0.32	54.27	13.23	41.04	0.941			
				25:49	RO	0.34	65.36	16.63	48.73	0.950			
				26:02		0.83	271.16	123.14	148.02	0.958			
				26:17	RO	0.50	104.08	34.71	69.37	0.967			
				26:28	RO	0.04	729.35	28.85	700.50	0.974			
	A			26:45	RO	1.46	126.60	75.20	51.40	0.984			
	M			26:52	RO	0.31	362.90	85.90	277.00	0.988			
	A			27:06	RO	0.51	219.60	74.60	145.00	0.997			
	AN			27:11	RO	1.57	147.40	90.10	57.30	1.000	2378-TCDD	AN	
				27:21	RO	2.70	81.06	59.14	21.92	1.006			
	M			27:31	RO	0.40	331.40	95.40	236.00	1.012			
	A			27:38	RO	1.62	343.00	212.00	131.00	1.017			
				27:48	RO	1.84	1,117.91	724.67	393.24	1.023			
				28:11	RO	0.18	453.48	69.55	383.93	1.037			
		DC	WH	28:23	RO	1.21	347.60			1.044			
		DC	WH	28:29	RO	1.41	246.26			1.048			
320-322			17	Peaks			4,586.45						
37Cl-TCDD										0.926-1.074			
328		DC	NL			Height	5.75	5.75					
				25:35			747.11	747.11		0.941			
				25:51			16,118.60	16,118.60		0.951			
				26:18			605.14	605.14		0.968			
				26:27			506.19	506.19		0.973			
				27:07			1,554.29	1,554.29		0.998			
				27:12			1,206.31	1,206.31		1.001	37Cl-TCDD	CLS	
				27:26			528.85	528.85		1.009			
				27:35			210,709.00	210,709.00		1.015			
				27:49			851.04	851.04		1.023			
				27:58			635.08	635.08		1.029			
				28:13			257.72	257.72		1.038			
				28:30			1,711.27	1,711.27		1.048			
328			12	Peaks			235,430.60						
13C12-TCDD						0.65-0.89				0.920-1.067			
332-334		DC	NL			Height	9.29	6.57	2.72				
				27:00		0.80	13,353.05	5,920.19	7,432.86	0.993	13C12-1234-TCDD	RS1	
				27:11		0.79	12,448.70	5,491.87	6,956.83	1.000	13C12-2378-TCDD	IS1	
						Height	3,560.59	1,581.74	1,978.85				
				27:35	RO	1.84	89.76	58.16	31.60	1.015			
				27:49	RO	1.12	73.42	38.78	34.64	1.023			
		DC	SN	27:57	RO	2.36	38.77			1.028			
		DC	SN	28:19	RO	5.88	26.40			1.042			
332-334			4	Peaks			25,964.93						

---------- Above: TCDD / PeCDF Follows ----------

Compound/ M_Z....	QC.Log	Omit	Why	..RT.	OK	Ratio	Total.Area/Ht	Area/Ht.Peak1	Area/Ht.Peak2	Rel.RT	Compound.Name..	ID..	Flags.
PeCDF				1.32-1.78						0.909-1.036			
340-342		DC	NL			Height	7.66	3.49	4.17				
		DC	WL	28:13		1.54	2,689.90			0.909			
				28:20		1.45	12,255.50	7,259.63	4,995.87	0.913			
				28:29		1.47	24,801.80	14,754.80	10,047.00	0.918			
				28:43		1.49	20,956.62	12,529.20	8,427.42	0.925			
				28:56		1.46	12,298.34	7,304.53	4,993.81	0.932			
				29:07		1.47	15,824.61	9,409.62	6,414.99	0.938			
				29:18		1.46	2,816.15	1,669.89	1,146.26	0.944			
				29:30		1.49	42,263.20	25,320.50	16,942.70	0.951			
				29:43		1.49	110,293.50	65,993.80	44,299.70	0.958			
				29:54		1.48	55,474.40	33,079.30	22,395.10	0.963			
	NM			30:17		1.49	160,500.00	96,000.00	64,500.00	0.997			
	AN			30:22		1.57	1,118.00	683.00	435.00	1.000	12378-PeCDF		AN
				30:34		1.49	19,661.15	11,754.70	7,906.45	0.985			
				30:41		1.51	5,076.38	3,051.80	2,024.58	0.989			
	NM			30:59		1.49	9,750.00	5,830.00	3,920.00	0.998			
	AN			31:03		1.50	4,100.00	2,460.00	1,640.00	1.001	23478-PeCDF		AN
				31:16		1.47	14,544.42	8,650.17	5,894.25	1.008			
				31:24		1.50	8,894.46	5,332.74	3,561.72	1.012			
				31:40		1.52	16,064.11	9,680.61	6,383.50	1.020			
				31:54		1.44	22,808.13	13,461.10	9,347.03	1.028			
				32:03		1.44	1,726.84	1,018.22	708.62	1.033			
		DC	WH	32:11		1.68	448.50			1.037			
		DC	WH	32:18		1.45	1,152.47			1.041			
		DC	WH	32:30		1.37	879.95			1.047			
340-342			20	Peaks			561,227.61						
13C12-PeCDF				1.32-1.78						0.806-1.128			
352-354		DC	NL			Height	4.97	2.24	2.73				
				29:30	RO	0.04	4,458.28	152.75	4,305.53	0.951			
				29:43	RO	0.04	7,259.64	259.09	7,000.55	0.958			
	M			30:22	RO	1.31	15,200.00	8,620.00	6,580.00	1.000	13C12-PeCDF 123		IS2
						Height	4,465.39	2,573.89	1,891.50				
				30:34	RO	0.18	2,804.27	430.40	2,373.87	0.985			
				31:02		1.44	14,803.06	8,747.50	6,055.56	1.000	13C12-PeCDF 234		IS3
						Height	4,970.82	2,991.40	1,979.42				
				31:40	RO	0.44	1,777.39	544.60	1,232.79	1.020			
				31:47	RO	1.28	406.08	228.18	177.90	1.024			
				31:59	RO	0.82	1,852.60	832.07	1,020.53	1.031			
352-354			8	Peaks			48,561.32						

---------- Above: PeCDF / PeCDD Follows ----------

PeCDD				1.32-1.78						0.939-1.021			
356-358		DC	NL			Height	6.30	2.52	3.78				
				29:43	RO	0.66	500.25	198.42	301.83	0.947			
	D	D	SN	29:59	RO	0.25	269.81			0.956			
				30:06	RO	0.78	320.87	141.09	179.78	0.960			
				30:10	RO	0.27	156.78	33.19	123.59	0.962			
				30:19	RO	0.26	2,414.60	495.21	1,919.39	0.967			
				30:28		1.45	932.65	551.51	381.14	0.971			

Compound/ M_Z....	QC.Log	Omit	Why	..RT.	OK	Ratio	Total.Area/Ht	Area/Ht.Peak1	Area/Ht.Peak2	Rel.RT	Compound.Name..	ID..	Flags.
				30:34	RO	0.08	1,949.79	137.92	1,811.87	0.974			Q
				30:54		1.58	1,044.87	640.06	404.81	0.985			
				30:59	RO	0.57	310.54	113.04	197.50	0.988			
				31:23	RO	1.06	740.59	381.61	358.98	1.001	12378-PeCDD	AN	
				31:40	RO	1.10	1,038.48	544.45	494.03	1.010			
				31:55	RO	0.38	1,525.75	420.49	1,105.26	1.018			
	DC	WH		32:02	RO	0.69	1,614.47			1.021			
	DC	WH		32:07	RO	0.56	1,132.24			1.024			
	DC	WH		32:17	RO	0.27	529.99			1.029			
356-358			11	Peaks			10,935.17						
13C12-PeCDD				1.32-1.78						0.734-1.053			
368-370	DC	NL		Height			4.64	2.90	1.74				
				29:34	RO	6.00	27.23	23.34	3.89	0.943			
				29:45		1.65	39.36	24.53	14.83	0.948			
				29:54	RO	1.84	38.66	25.07	13.59	0.953			
	DC	SN		30:11	RO	3.58	19.65			0.962			
				30:18		1.63	64.30	39.89	24.41	0.966			
				30:26	RO	0.85	63.41	29.06	34.35	0.970			
				30:45	RO	0.79	45.43	20.11	25.32	0.980			
				30:59	RO	0.07	217.64	14.10	203.54	0.988			
				31:12	RO	0.65	133.71	52.63	81.08	0.995			
				31:22		1.56	10,123.19	6,166.47	3,956.72	1.000	13C12-PeCDD 123	IS4	
				Height			3,268.46	2,007.53	1,260.93				
				31:31	RO	0.90	71.04	33.66	37.38	1.005			
				32:03	RO	0.65	137.96	54.28	83.68	1.022			
368-370			11	Peaks			10,961.93						
---------- Above: PeCDD / HxCDF Follows ----------													
HxCDF				1.05-1.43						0.929-1.007			
374-376	DC	NL		Height			111.21	68.95	42.26				
				32:51		1.26	6,526.14	3,637.51	2,888.63	0.935			
				32:58		1.27	38,815.10	21,751.90	17,063.20	0.938			
				33:08		1.24	11,512.45	6,381.84	5,130.61	0.943			
				33:19		1.23	4,787.69	2,636.58	2,151.11	0.948			
				33:26		1.25	47,781.90	26,543.00	21,238.90	0.951			
				33:40		1.26	8,755.57	4,889.35	3,866.22	0.958			
				33:47		1.26	34,245.90	19,095.80	15,150.10	1.000	123478-HxCDF	AN	
				33:54		1.24	3,855.86	2,136.34	1,719.52	1.000	123678-HxCDF	AN	
				34:01		1.26	1,866.86	1,041.89	824.97	0.968			
				34:11		1.13	510.55	271.25	239.30	0.972			
				34:23		1.26	3,391.95	1,889.58	1,502.37	1.000	234678-HxCDF	AN	
	DC	SN		34:30	RO	0.84	75.47			0.982			
	DC	SN		34:45		1.30	246.98			0.989			
A				35:04		1.10	376.00	197.00	179.00	0.998			
AN				35:09		1.23	323.00	178.00	145.00	1.000	123789-HxCDF	AN	
M				35:16		1.28	2,800.00	1,570.00	1,230.00	1.003			
	DC	SN		35:23		1.16	70.26			1.007			
374-376			14	Peaks			165,548.97						

Compound/ M_Z....	QC.Log	Omit	Why	..RT.	OK	Ratio	Total.Area/Ht	Area/Ht.Peak1	Area/Ht.Peak2	Rel.RT	Compound.Name..	ID..	Flags.
13C12-HxCDF				0.43-0.59						0.879-1.106			
384-386	DC	NL				Height	20.87	9.26	11.61				
	DC	SN		33:06	RO	0.86	50.74			0.942			
				33:48		0.52	9,233.14	3,145.45	6,087.69	1.000	13C12-HxCDF 478	IS5	
						Height	3,216.07	1,089.34	2,126.73				
				33:53		0.53	9,016.47	3,104.78	5,911.69	1.000	13C12-HxCDF 678	IS6	
						Height	3,032.08	1,050.41	1,981.67				
				34:23		0.53	8,256.77	2,852.98	5,403.79	1.000	13C12-HxCDF 234	IS7	
						Height	2,744.03	955.17	1,788.86				
				35:09		0.50	8,039.60	2,682.47	5,357.13	1.000	13C12-HxCDF 789	IS8	
						Height	2,436.24	807.09	1,629.15				
	DC	SN		35:30	RO	1.83	71.16			1.010			
384-386			4	Peaks			34,545.98						
---------- Above: HxCDF / HxCDD Follows ----------													
HxCDD				1.05-1.43						0.959-1.013			
390-392	DC	NL				Height	37.83	18.44	19.39				
				33:20		1.11	4,013.58	2,115.17	1,898.41	0.964			
	DC	SN		33:28		1.16	66.24			0.968			
	DC	SN		33:37	RO	0.67	142.89			0.972			
				33:46		1.19	682.27	371.19	311.08	0.976			
				33:58		1.13	13,883.79	7,371.46	6,512.33	0.982			
				34:05	RO	0.51	699.33	236.21	463.12	0.986			
A				34:26		1.34	136.50	78.20	58.30	0.996			J
AN				34:30		1.26	262.00	146.00	116.00	1.000	123478-HxCDD	AN	
M				34:35		1.19	3,570.00	1,940.00	1,630.00	1.000	123678-HxCDD	AN	
				34:54		1.17	1,536.80	827.30	709.50	1.009	123789-HxCDD	AN	
	DC	WH		35:08		1.27	1,059.54			1.016			
	DC	WH		35:13	RO	0.27	380.38			1.018			
	DC	WH		35:23	RO	0.71	848.32			1.023			
390-392			8	Peaks			24,784.27						
13C12-HxCDD				1.05-1.43						0.983-1.041			
402-404	DC	NL				Height	44.60	12.75	31.85				
	DC	WL		33:16	RO	2.84	143.47			0.965			
	DC	WL		33:37	RO	0.12	195.49			0.975			
	DC	SN		34:07	RO	0.00	1,175.26			0.989			
				34:29		1.19	6,750.36	3,673.16	3,077.20	1.000	13C12-HxCDD 478	IS9	
						Height	2,281.55	1,236.59	1,044.96				
				34:35		1.20	7,185.57	3,916.41	3,269.16	1.000	13C12-HxCDD 678	IS10	
						Height	2,515.39	1,365.16	1,150.23				
				34:53		1.21	8,914.58	4,886.50	4,028.08	1.012	13C12-HxCDD 789	RS2	
				35:04	RO	0.68	1,092.21	440.76	651.45	1.017			
402-404			4	Peaks			23,942.72						
---------- Above: HxCDD / HpCDF Follows ----------													
HpCDF				0.88-1.20						0.955-1.004			
408-410	DC	NL				Height	22.02	9.86	12.16				
D	D	WL		36:42		1.06	961.08			0.955			
				36:51		1.06	148,288.80	76,468.20	71,820.60	1.000	1234678-HpCDF	AN	E

Compound/ M_Z....	QC.Log	Omit	Why	..RT.	OK	Ratio	Total.Area/Ht	Area/Ht.Peak1	Area/Ht.Peak2	Rel.RT	Compound.Name..	ID..	Flags.
				37:08	RO	1.22	744.24	408.51	335.73	0.967			
				37:17		1.05	101,274.30	51,833.90	49,440.40	0.970			
				38:25		1.03	4,438.69	2,249.24	2,189.45	1.000	1234789-HpCDF	AN	
408-410			4 Peaks				254,746.03						
13C12-HpCDF				0.37-0.51						0.856-1.143			
418-420	DC	NL		Height			14.31	6.19	8.12				
				36:51		0.45	7,992.63	2,469.27	5,523.36	1.000	13C12-HpCDF 678	IS11	
				Height			2,359.41	763.64	1,595.77				
				37:16	RO	1.47	189.53	112.86	76.67	0.970			
	DC	SN		37:55	RO	0.67	50.05			0.987			
	DC	SN		38:10	RO	1.24	55.41			0.993			
				38:25		0.43	6,127.67	1,855.92	4,271.75	1.000	13C12-HpCDF 789	IS12	
				Height			1,713.74	502.73	1,211.01				
				38:43	RO	1.83	80.65	52.19	28.46	1.008			
418-420			4 Peaks				14,390.48						
---------- Above: HpCDF / HpCDD Follows ----------													
HpCDD				0.88-1.20						0.975-1.005			
424-426	DC	NL		Height			23.04	11.29	11.75				
				37:08		1.02	11,552.19	5,841.47	5,710.72	0.980			
				37:54		1.02	15,700.22	7,938.18	7,762.04	1.000	1234678-HpCDD	AN	
424-426			2 Peaks				27,252.41						
13C12-HpCDD				0.88-1.20						0.868-1.079			
436-438	DC	NL		Height			52.35	36.47	15.88				
	DC	SN		37:04	RO	0.20	395.03			0.978			
				37:54		1.02	7,151.17	3,615.41	3,535.76	1.000	13C12-HpCDD 678	IS13	
				Height			1,839.04	920.70	918.34				
				38:02	RO	0.71	972.08	401.95	570.13	1.004			
	DC	SN		38:12	RO	2.37	60.80			1.008			
436-438			2 Peaks				8,123.25						
---------- Above: HpCDD / Octa-CDD and CDF Follows ----------													
OCDF				0.76-1.02						0.952-1.048			
442-444	DC	NL		Height			6.39	3.04	3.35				
	DC	WL		36:34		0.85	245.26			0.879			
				41:39	RO	1.06	69.37	35.63	33.74	1.001			
				41:51		0.86	46,010.50	21,224.40	24,786.10	1.006	OCDF	AN	
442-444			2 Peaks				46,079.87						
OCDD				0.76-1.02						0.952-1.048			
458-460	DC	NL		Height			5.11	2.51	2.60				
				41:38		0.84	217,023.20	99,311.20	117,712.00	1.000	OCDD	AN	E
458-460			1 Peak				217,023.20						
13C12-OCDD				0.76-1.02						0.996-1.004			
470-472	DC	NL		Height			20.54	12.85	7.69				
				41:37		0.86	13,036.93	6,038.18	6,998.75	1.000	13C12-OCDD	IS14	
				Height			3,070.24	1,402.96	1,667.28				

Compound/ M_Z....	QC.Log	Omit	Why	..RT.	OK	Ratio	Total.Area/Ht	Area/Ht.Peak1	Area/Ht.Peak2	Rel.RT	Compound.Name..	ID..	Flags.
	DC	WH		42:03	RO	1.82	424.97			1.010			
470-472				1 Peak			13,036.93						

Column Description.....	"Why" Code Description.....	QC Log Desc.....
M_Z -Nominal Ion Mass(es)	WL-Below Retention Time Window	A-Peak Added
..RT. -Retention Time (mm:ss)	WH-Above Retention Time Window	K-Peak Kept
Rat.1 -Ratio of M/M+2 Ions	SN-Below Signal to Noise Level	D-Peak Deleted
OK -RO=Ratio Outside Limits	<M-Below Method Detection Limit	T-Time Changed
Rel.RT-Relative Retention Time	NL-Channel Specific Noise Level	M-Peak Area Changed
		N-Name Changed
		X-Ether Interference

*** End of Report ***

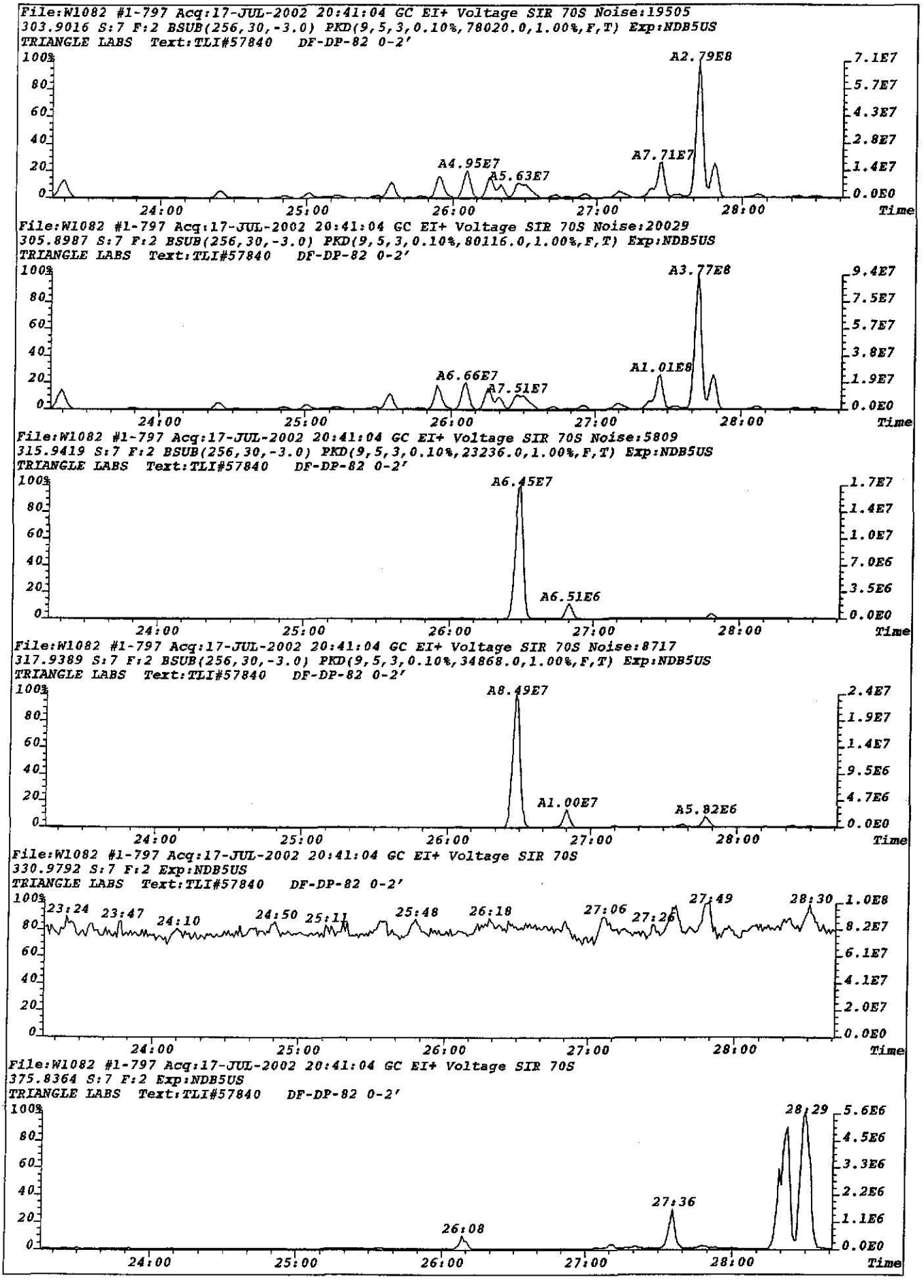
File:W1082 #1-797 Acq:17-JUL-2002 20:41:04 GC EI+ Voltage SIR 70S Noise:19505
303.9016 S:7 F:2 BSUB(256,30,-3.0) PKD(9,5,3,0.10%,78020.0,1.00%,F,T) Exp:NDB5US
TRIANGLE LABS Text:TLI#57840 DF-DP-82 0-2'
A2.79E8
A4.95E7
A5.63E7
A7.71E7
File:W1082 #1-797 Acq:17-JUL-2002 20:41:04 GC EI+ Voltage SIR 70S Noise:20029
305.8987 S:7 F:2 BSUB(256,30,-3.0) PKD(9,5,3,0.10%,80116.0,1.00%,F,T) Exp:NDB5US
TRIANGLE LABS Text:TLI#57840 DF-DP-82 0-2'
A3.77E8
A6.66E7
A7.51E7
A1.01E8
File:W1082 #1-797 Acq:17-JUL-2002 20:41:04 GC EI+ Voltage SIR 70S Noise:5809
315.9419 S:7 F:2 BSUB(256,30,-3.0) PKD(9,5,3,0.10%,23236.0,1.00%,F,T) Exp:NDB5US
TRIANGLE LABS Text:TLI#57840 DF-DP-82 0-2'
A6.45E7
A6.51E6
File:W1082 #1-797 Acq:17-JUL-2002 20:41:04 GC EI+ Voltage SIR 70S Noise:8717
317.9389 S:7 F:2 BSUB(256,30,-3.0) PKD(9,5,3,0.10%,34868.0,1.00%,F,T) Exp:NDB5US
TRIANGLE LABS Text:TLI#57840 DF-DP-82 0-2'
A8.49E7
A1.00E7
A5.82E6
File:W1082 #1-797 Acq:17-JUL-2002 20:41:04 GC EI+ Voltage SIR 70S
330.9792 S:7 F:2 Exp:NDB5US
TRIANGLE LABS Text:TLI#57840 DF-DP-82 0-2'
23:24
23:47
24:10
24:50
25:11
25:48
26:18
27:06
27:26
27:49
28:30
File:W1082 #1-797 Acq:17-JUL-2002 20:41:04 GC EI+ Voltage SIR 70S
375.8364 S:7 F:2 Exp:NDB5US
TRIANGLE LABS Text:TLI#57840 DF-DP-82 0-2'
26:08
27:36
28:29
24:00
25:00
26:00
27:00
28:00
Time

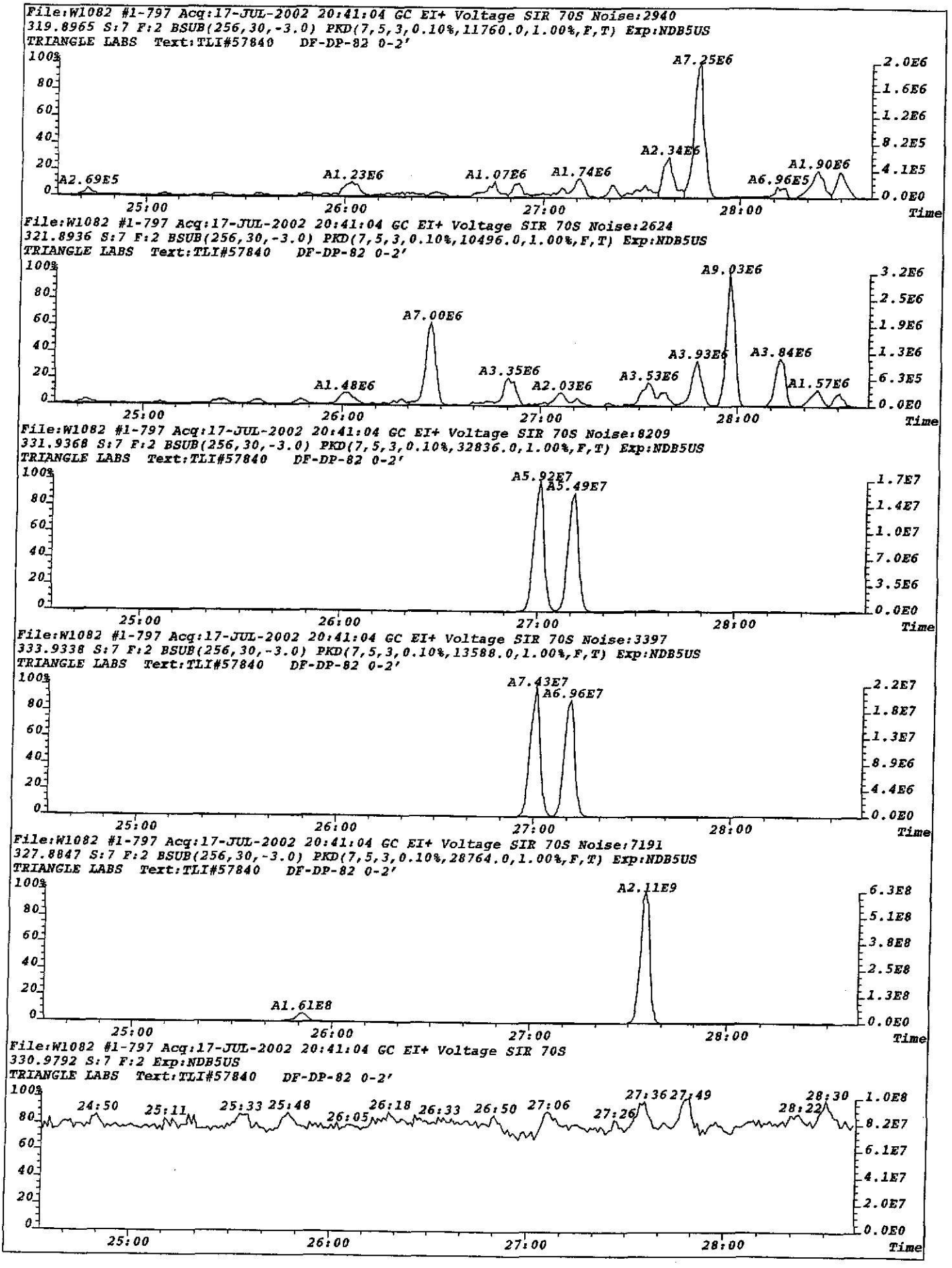
File:W1082 #1-797 Acq:17-JUL-2002 20:41:04 GC EI+ Voltage SIR 70S Noise:2940
319.8965 S:7 F:2 BSUB(256,30,-3.0) PKD(7,5,3,0.10%,11760.0,1.00%,F,T) Exp:NDB5US
TRIANGLE LABS Text:TLI#57840 DF-DP-82 0-2'
A2.69E5
A1.23E6
A1.07E6
A1.74E6
A2.34E6
A7.25E6
A6.96E5
A1.90E6
File:W1082 #1-797 Acq:17-JUL-2002 20:41:04 GC EI+ Voltage SIR 70S Noise:2624
321.8936 S:7 F:2 BSUB(256,30,-3.0) PKD(7,5,3,0.10%,10496.0,1.00%,F,T) Exp:NDB5US
TRIANGLE LABS Text:TLI#57840 DF-DP-82 0-2'
A1.48E6
A7.00E6
A3.35E6
A2.03E6
A3.53E6
A3.93E6
A9.03E6
A3.84E6
A1.57E6
File:W1082 #1-797 Acq:17-JUL-2002 20:41:04 GC EI+ Voltage SIR 70S Noise:8209
331.9368 S:7 F:2 BSUB(256,30,-3.0) PKD(7,5,3,0.10%,32836.0,1.00%,F,T) Exp:NDB5US
TRIANGLE LABS Text:TLI#57840 DF-DP-82 0-2'
A5.92E7
A5.49E7
File:W1082 #1-797 Acq:17-JUL-2002 20:41:04 GC EI+ Voltage SIR 70S Noise:3397
333.9338 S:7 F:2 BSUB(256,30,-3.0) PKD(7,5,3,0.10%,13588.0,1.00%,F,T) Exp:NDB5US
TRIANGLE LABS Text:TLI#57840 DF-DP-82 0-2'
A7.43E7
A6.96E7
File:W1082 #1-797 Acq:17-JUL-2002 20:41:04 GC EI+ Voltage SIR 70S Noise:7191
327.8847 S:7 F:2 BSUB(256,30,-3.0) PKD(7,5,3,0.10%,28764.0,1.00%,F,T) Exp:NDB5US
TRIANGLE LABS Text:TLI#57840 DF-DP-82 0-2'
A1.61E8
A2.11E9
File:W1082 #1-797 Acq:17-JUL-2002 20:41:04 GC EI+ Voltage SIR 70S
330.9792 S:7 F:2 Exp:NDB5US
TRIANGLE LABS Text:TLI#57840 DF-DP-82 0-2'
24:50
25:11
25:33
25:48
26:05
26:18
26:33
26:50
27:06
27:26
27:36
27:49
28:22
28:30
25:00
26:00
27:00
28:00
Time

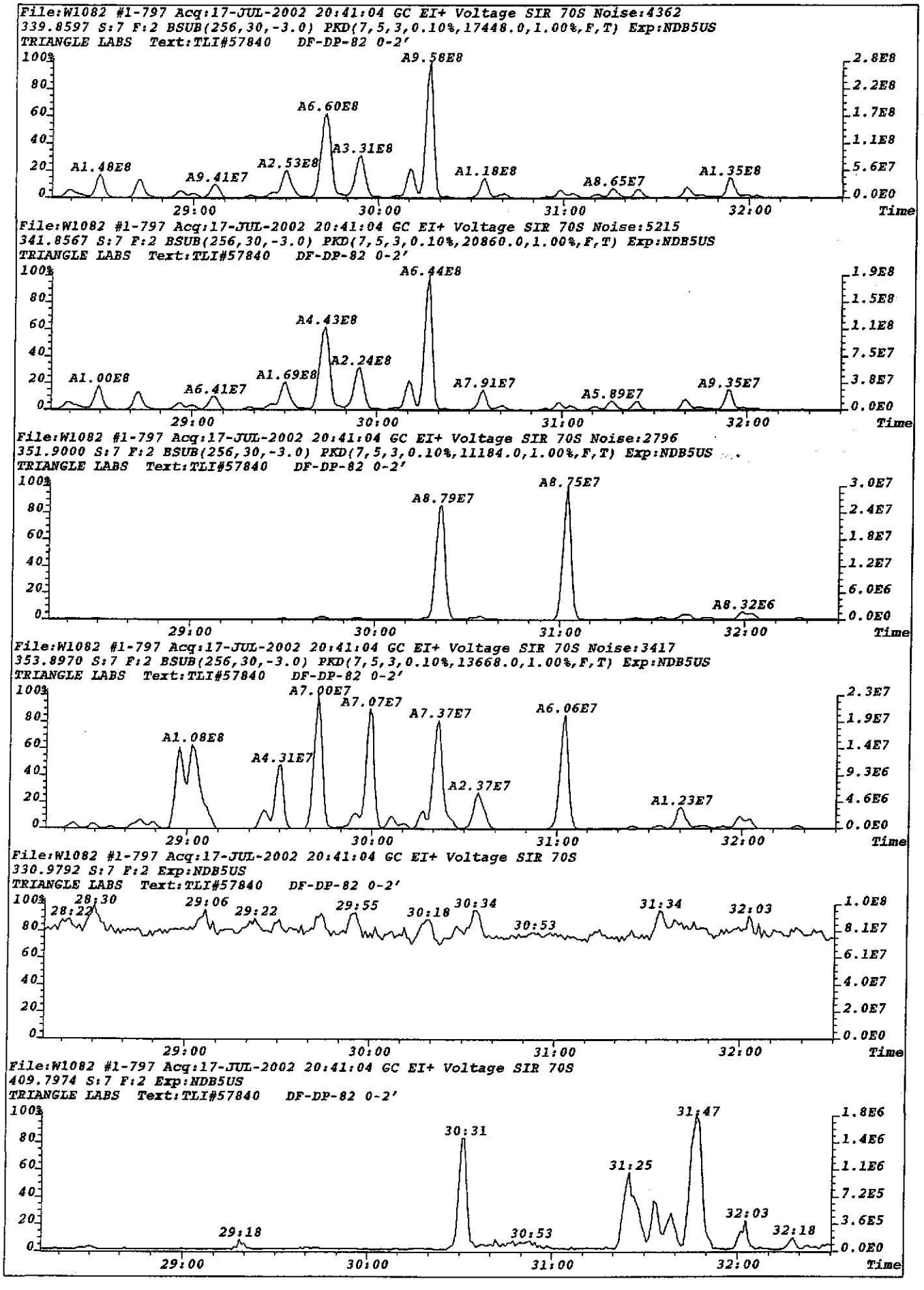
File:W1082 #1-797 Acq:17-JUL-2002 20:41:04 GC EI+ Voltage SIR 70S Noise:4362
339.8597 S:7 F:2 BSUB(256,30,-3.0) PKD(7,5,3,0.10%,17448.0,1.00%,F,T) Exp:NDB5US
TRIANGLE LABS Text:TLI#57840 DF-DP-82 0-2'
A1.48E8
A9.41E7
A2.53E8
A6.60E8
A3.31E8
A9.58E8
A1.18E8
A8.65E7
A1.35E8
File:W1082 #1-797 Acq:17-JUL-2002 20:41:04 GC EI+ Voltage SIR 70S Noise:5215
341.8567 S:7 F:2 BSUB(256,30,-3.0) PKD(7,5,3,0.10%,20860.0,1.00%,F,T) Exp:NDB5US
TRIANGLE LABS Text:TLI#57840 DF-DP-82 0-2'
A1.00E8
A6.41E7
A1.69E8
A4.43E8
A2.24E8
A6.44E8
A7.91E7
A5.89E7
A9.35E7
File:W1082 #1-797 Acq:17-JUL-2002 20:41:04 GC EI+ Voltage SIR 70S Noise:2796
351.9000 S:7 F:2 BSUB(256,30,-3.0) PKD(7,5,3,0.10%,11184.0,1.00%,F,T) Exp:NDB5US
TRIANGLE LABS Text:TLI#57840 DF-DP-82 0-2'
A8.79E7
A8.75E7
A8.32E6
File:W1082 #1-797 Acq:17-JUL-2002 20:41:04 GC EI+ Voltage SIR 70S Noise:3417
353.8970 S:7 F:2 BSUB(256,30,-3.0) PKD(7,5,3,0.10%,13668.0,1.00%,F,T) Exp:NDB5US
TRIANGLE LABS Text:TLI#57840 DF-DP-82 0-2'
A1.08E8
A4.31E7
A7.00E7
A7.07E7
A7.37E7
A2.37E7
A6.06E7
A1.23E7
File:W1082 #1-797 Acq:17-JUL-2002 20:41:04 GC EI+ Voltage SIR 70S
330.9792 S:7 F:2 Exp:NDB5US
TRIANGLE LABS Text:TLI#57840 DF-DP-82 0-2'
28:22
28:30
29:06
29:22
29:55
30:18
30:34
30:53
31:34
32:03
File:W1082 #1-797 Acq:17-JUL-2002 20:41:04 GC EI+ Voltage SIR 70S
409.7974 S:7 F:2 Exp:NDB5US
TRIANGLE LABS Text:TLI#57840 DF-DP-82 0-2'
29:18
30:31
30:53
31:25
31:47
32:03
32:18
29:00
30:00
31:00
32:00
Time

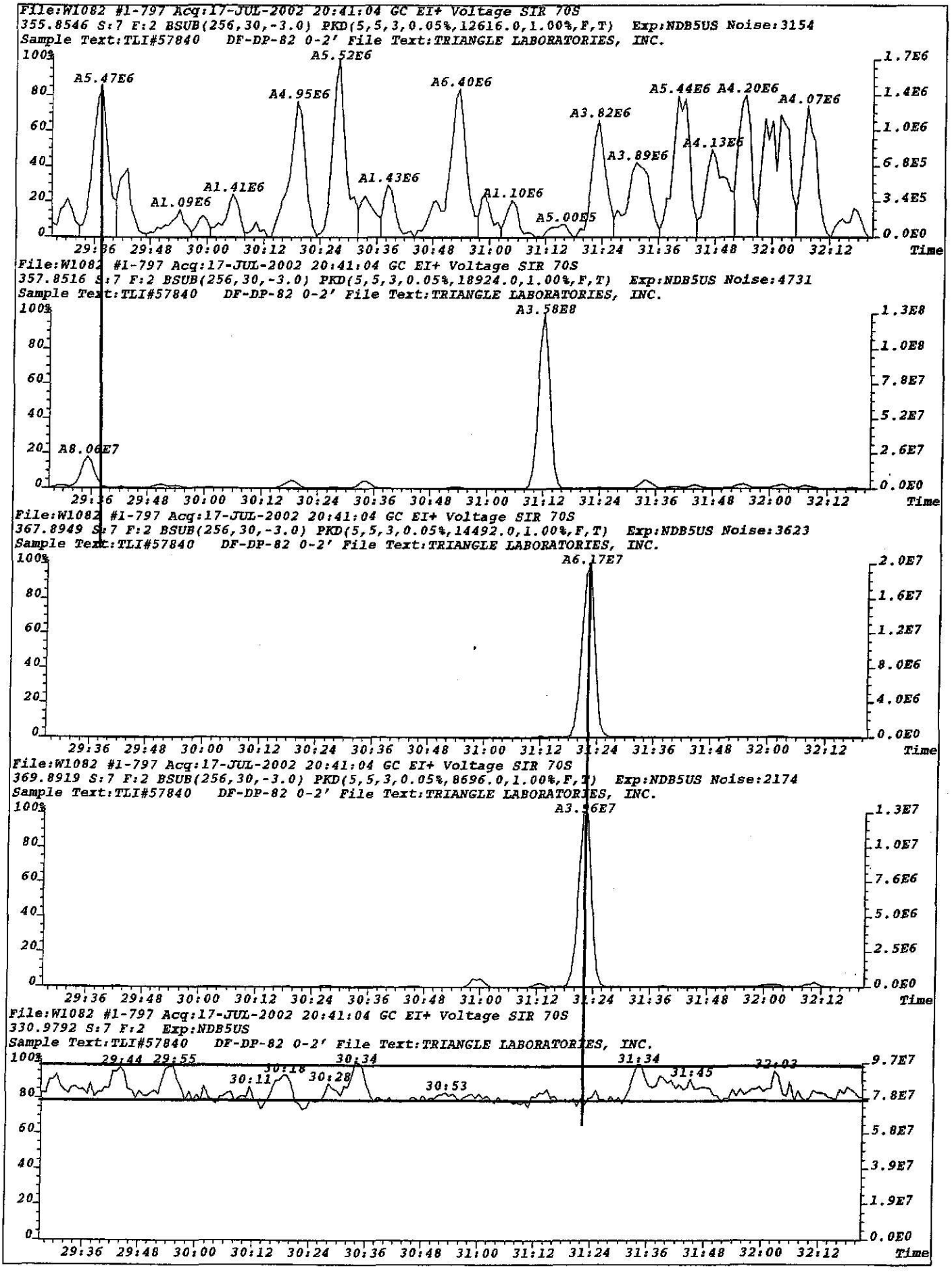
File:W1082 #1-797 Acq:17-JUL-2002 20:41:04 GC EI+ Voltage SIR 70S
355.8546 S:7 F:2 BSUB(256,30,-3.0) PKD(5,5,3,0.05%,12616.0,1.00%,F,T) Exp:NDB5US Noise:3154
Sample Text:TLI#57840 DF-DP-82 0-2' File Text:TRIANGLE LABORATORIES, INC.
A5.47E6
A1.09E6
A1.41E6
A4.95E6
A5.52E6
A1.43E6
A6.40E6
A1.10E6
A5.00E5
A3.82E6
A3.89E6
A4.13E6
A5.44E6
A4.20E6
A4.07E6
Time
File:W1082 #1-797 Acq:17-JUL-2002 20:41:04 GC EI+ Voltage SIR 70S
357.8516 S:7 F:2 BSUB(256,30,-3.0) PKD(5,5,3,0.05%,18924.0,1.00%,F,T) Exp:NDB5US Noise:4731
Sample Text:TLI#57840 DF-DP-82 0-2' File Text:TRIANGLE LABORATORIES, INC.
A3.58E8
A8.06E7
Time
File:W1082 #1-797 Acq:17-JUL-2002 20:41:04 GC EI+ Voltage SIR 70S
367.8949 S:7 F:2 BSUB(256,30,-3.0) PKD(5,5,3,0.05%,14492.0,1.00%,F,T) Exp:NDB5US Noise:3623
Sample Text:TLI#57840 DF-DP-82 0-2' File Text:TRIANGLE LABORATORIES, INC.
A6.17E7
Time
File:W1082 #1-797 Acq:17-JUL-2002 20:41:04 GC EI+ Voltage SIR 70S
369.8919 S:7 F:2 BSUB(256,30,-3.0) PKD(5,5,3,0.05%,8696.0,1.00%,F,T) Exp:NDB5US Noise:2174
Sample Text:TLI#57840 DF-DP-82 0-2' File Text:TRIANGLE LABORATORIES, INC.
A3.96E7
Time
File:W1082 #1-797 Acq:17-JUL-2002 20:41:04 GC EI+ Voltage SIR 70S
330.9792 S:7 F:2 Exp:NDB5US
Sample Text:TLI#57840 DF-DP-82 0-2' File Text:TRIANGLE LABORATORIES, INC.
29:44
29:55
30:11
30:18
30:28
30:34
30:53
31:34
31:45
32:03
Time

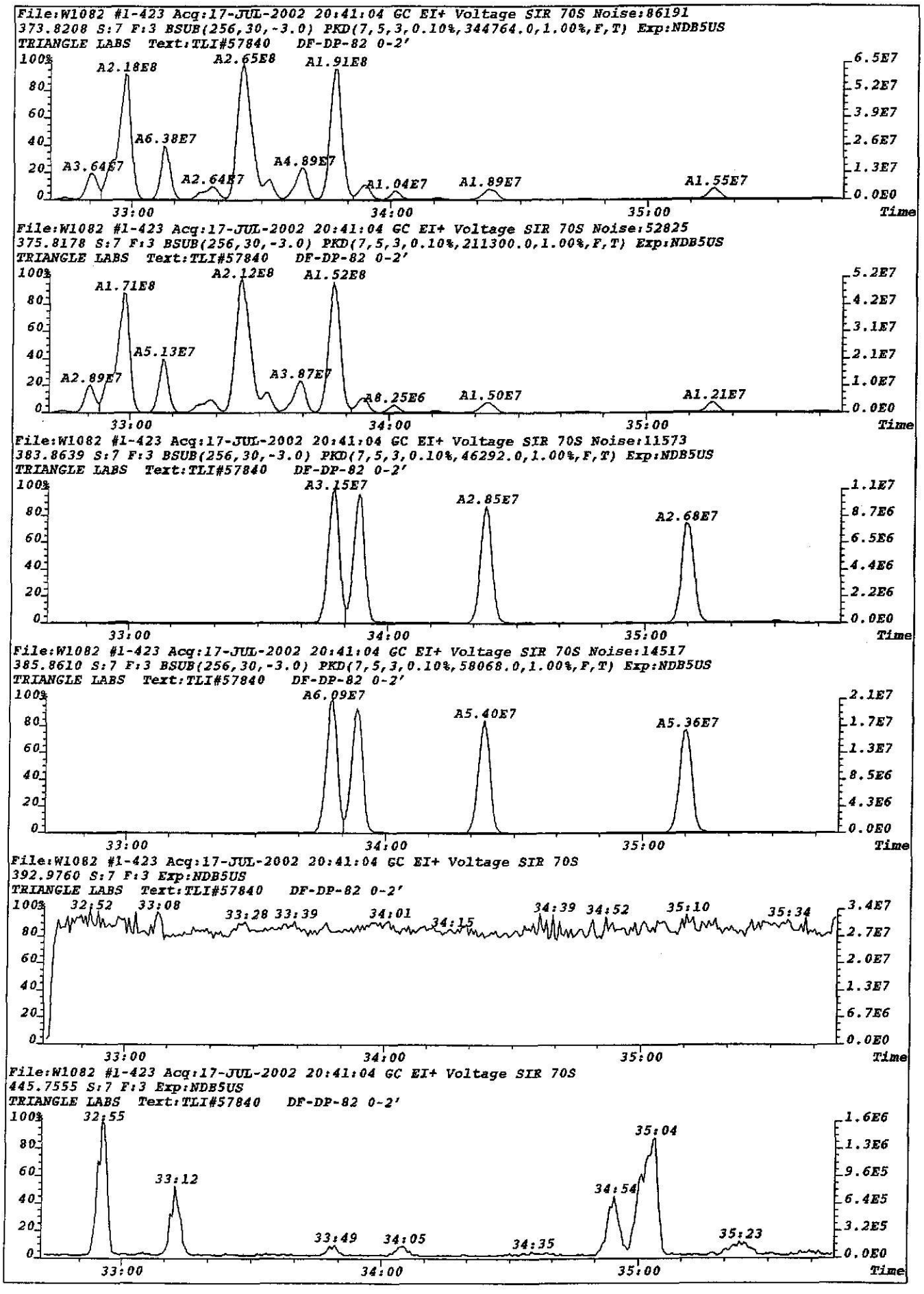
File:W1082 #1-423 Acq:17-JUL-2002 20:41:04 GC EI+ Voltage SIR 70S Noise:86191
373.8208 S:7 F:3 BSUB(256,30,-3.0) PKD(7,5,3,0.10%,344764.0,1.00%,F,T) Exp:NDB5US
TRIANGLE LABS Text:TLI#57840 DF-DP-82 0-2'
A2.18E8
A2.65E8
A1.91E8
A6.38E7
A3.64E7
A2.64E7
A4.89E7
A1.04E7
A1.89E7
A1.55E7
File:W1082 #1-423 Acq:17-JUL-2002 20:41:04 GC EI+ Voltage SIR 70S Noise:52825
375.8178 S:7 F:3 BSUB(256,30,-3.0) PKD(7,5,3,0.10%,211300.0,1.00%,F,T) Exp:NDB5US
TRIANGLE LABS Text:TLI#57840 DF-DP-82 0-2'
A1.71E8
A2.12E8
A1.52E8
A5.13E7
A2.89E7
A3.87E7
A8.25E6
A1.50E7
A1.21E7
File:W1082 #1-423 Acq:17-JUL-2002 20:41:04 GC EI+ Voltage SIR 70S Noise:11573
383.8639 S:7 F:3 BSUB(256,30,-3.0) PKD(7,5,3,0.10%,46292.0,1.00%,F,T) Exp:NDB5US
TRIANGLE LABS Text:TLI#57840 DF-DP-82 0-2'
A3.15E7
A2.85E7
A2.68E7
File:W1082 #1-423 Acq:17-JUL-2002 20:41:04 GC EI+ Voltage SIR 70S Noise:14517
385.8610 S:7 F:3 BSUB(256,30,-3.0) PKD(7,5,3,0.10%,58068.0,1.00%,F,T) Exp:NDB5US
TRIANGLE LABS Text:TLI#57840 DF-DP-82 0-2'
A6.09E7
A5.40E7
A5.36E7
File:W1082 #1-423 Acq:17-JUL-2002 20:41:04 GC EI+ Voltage SIR 70S
392.9760 S:7 F:3 Exp:NDB5US
TRIANGLE LABS Text:TLI#57840 DF-DP-82 0-2'
32:52
33:08
33:28
33:39
34:01
34:15
34:39
34:52
35:10
35:34
File:W1082 #1-423 Acq:17-JUL-2002 20:41:04 GC EI+ Voltage SIR 70S
445.7555 S:7 F:3 Exp:NDB5US
TRIANGLE LABS Text:TLI#57840 DF-DP-82 0-2'
32:55
33:12
33:49
34:05
34:35
34:54
35:04
35:23
33:00
34:00
35:00
Time

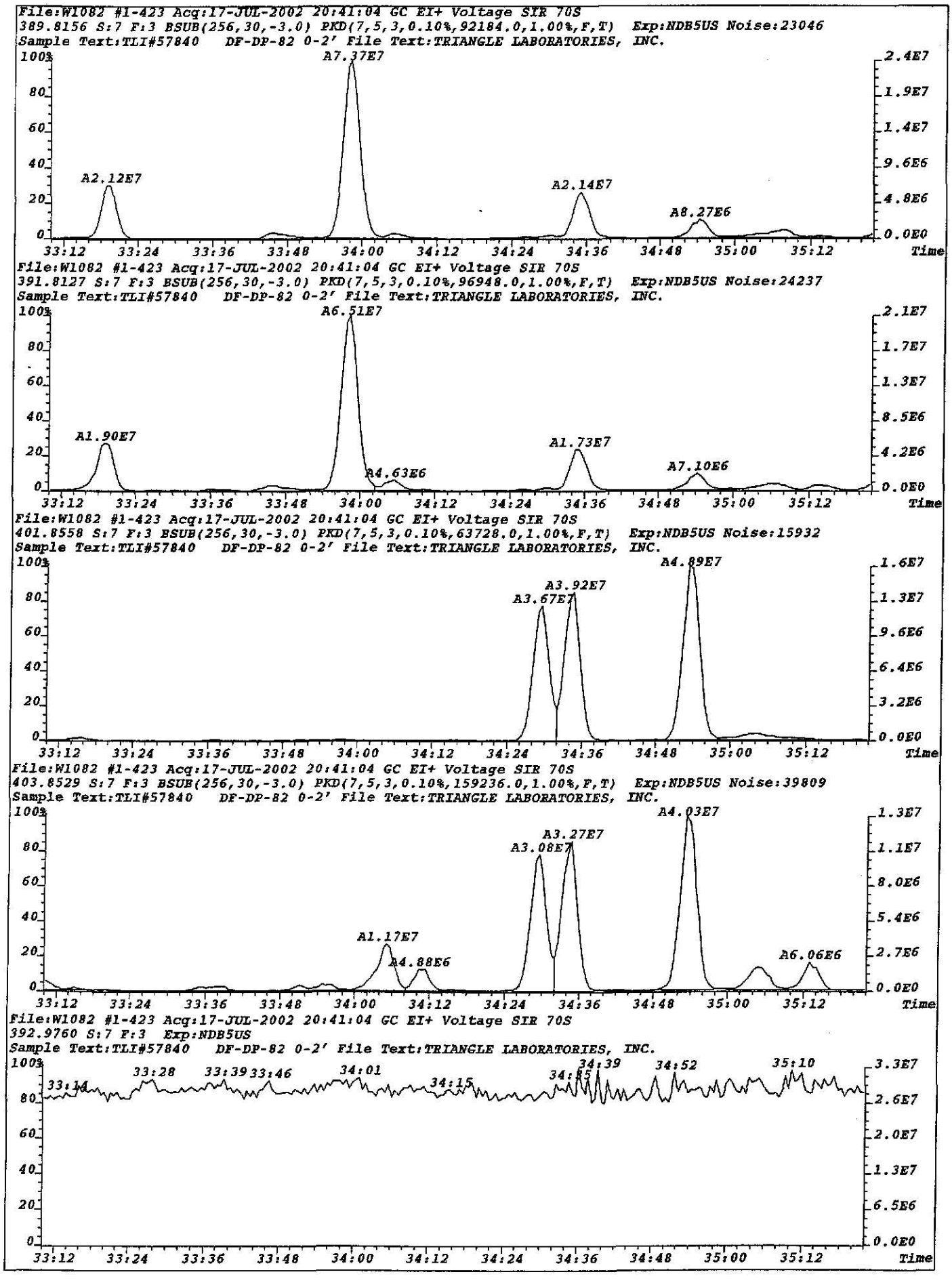
File:W1082 #1-423 Acq:17-JUL-2002 20:41:04 GC EI+ Voltage SIR 70S
389.8156 S:7 F:3 BSUB(256,30,-3.0) PKD(7,5,3,0.10%,92184.0,1.00%,F,T) Exp:NDB5US Noise:23046
Sample Text:TLI#57840 DF-DP-82 0-2' File Text:TRIANGLE LABORATORIES, INC.
A7.37E7
A2.12E7
A2.14E7
A8.27E6
File:W1082 #1-423 Acq:17-JUL-2002 20:41:04 GC EI+ Voltage SIR 70S
391.8127 S:7 F:3 BSUB(256,30,-3.0) PKD(7,5,3,0.10%,96948.0,1.00%,F,T) Exp:NDB5US Noise:24237
Sample Text:TLI#57840 DF-DP-82 0-2' File Text:TRIANGLE LABORATORIES, INC.
A6.51E7
A1.90E7
A4.63E6
A1.73E7
A7.10E6
File:W1082 #1-423 Acq:17-JUL-2002 20:41:04 GC EI+ Voltage SIR 70S
401.8558 S:7 F:3 BSUB(256,30,-3.0) PKD(7,5,3,0.10%,63728.0,1.00%,F,T) Exp:NDB5US Noise:15932
Sample Text:TLI#57840 DF-DP-82 0-2' File Text:TRIANGLE LABORATORIES, INC.
A4.89E7
A3.92E7
A3.67E7
File:W1082 #1-423 Acq:17-JUL-2002 20:41:04 GC EI+ Voltage SIR 70S
403.8529 S:7 F:3 BSUB(256,30,-3.0) PKD(7,5,3,0.10%,159236.0,1.00%,F,T) Exp:NDB5US Noise:39809
Sample Text:TLI#57840 DF-DP-82 0-2' File Text:TRIANGLE LABORATORIES, INC.
A4.03E7
A3.27E7
A3.08E7
A1.17E7
A4.88E6
A6.06E6
File:W1082 #1-423 Acq:17-JUL-2002 20:41:04 GC EI+ Voltage SIR 70S
392.9760 S:7 F:3 Exp:NDB5US
Sample Text:TLI#57840 DF-DP-82 0-2' File Text:TRIANGLE LABORATORIES, INC.
33:14
33:28
33:39
33:46
34:01
34:15
34:39
34:52
35:10
Time

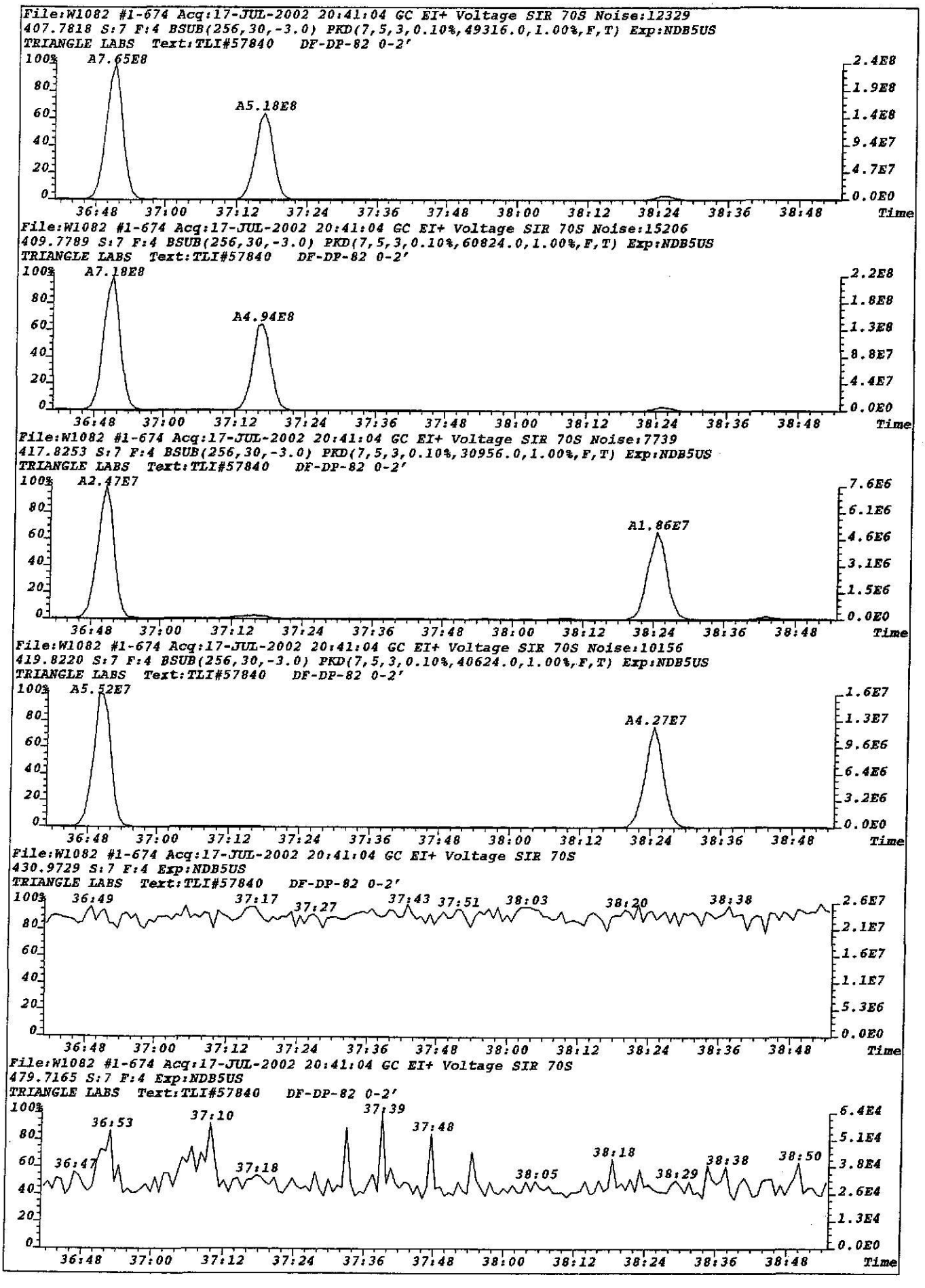
File:W1082 #1-674 Acq:17-JUL-2002 20:41:04 GC EI+ Voltage SIR 70S Noise:12329
407.7818 S:7 F:4 BSUB(256,30,-3.0) PKD(7,5,3,0.10%,49316.0,1.00%,F,T) Exp:NDB5US
TRIANGLE LABS Text:TLI#57840 DF-DP-82 0-2'
A7.65E8
A5.18E8
File:W1082 #1-674 Acq:17-JUL-2002 20:41:04 GC EI+ Voltage SIR 70S Noise:15206
409.7789 S:7 F:4 BSUB(256,30,-3.0) PKD(7,5,3,0.10%,60824.0,1.00%,F,T) Exp:NDB5US
TRIANGLE LABS Text:TLI#57840 DF-DP-82 0-2'
A7.18E8
A4.94E8
File:W1082 #1-674 Acq:17-JUL-2002 20:41:04 GC EI+ Voltage SIR 70S Noise:7739
417.8253 S:7 F:4 BSUB(256,30,-3.0) PKD(7,5,3,0.10%,30956.0,1.00%,F,T) Exp:NDB5US
TRIANGLE LABS Text:TLI#57840 DF-DP-82 0-2'
A2.47E7
A1.86E7
File:W1082 #1-674 Acq:17-JUL-2002 20:41:04 GC EI+ Voltage SIR 70S Noise:10156
419.8220 S:7 F:4 BSUB(256,30,-3.0) PKD(7,5,3,0.10%,40624.0,1.00%,F,T) Exp:NDB5US
TRIANGLE LABS Text:TLI#57840 DF-DP-82 0-2'
A5.52E7
A4.27E7
File:W1082 #1-674 Acq:17-JUL-2002 20:41:04 GC EI+ Voltage SIR 70S
430.9729 S:7 F:4 Exp:NDB5US
TRIANGLE LABS Text:TLI#57840 DF-DP-82 0-2'
File:W1082 #1-674 Acq:17-JUL-2002 20:41:04 GC EI+ Voltage SIR 70S
479.7165 S:7 F:4 Exp:NDB5US
TRIANGLE LABS Text:TLI#57840 DF-DP-82 0-2'
Time

File:W1082 #1-674 Acq:17-JUL-2002 20:41:04 GC EI+ Voltage SIR 70S
423.7766 S:7 F:4 BSUB(256,30,-3.0) PKD(7,5,3,0.10%,56432.0,1.00%,F,T) Exp:NDB5US Noise:14108
Sample Text:TLI#57840 DF-DP-82 0-2' File Text:TRIANGLE LABORATORIES, INC.

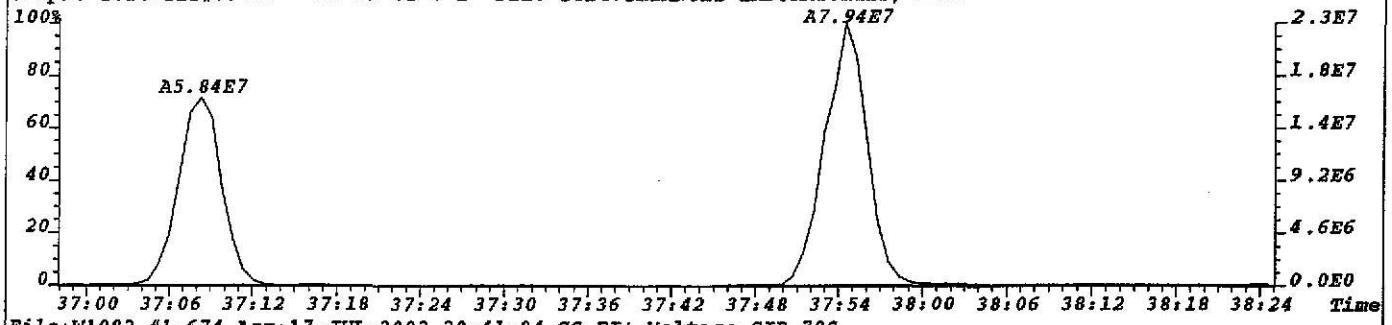

File:W1082 #1-674 Acq:17-JUL-2002 20:41:04 GC EI+ Voltage SIR 70S
425.7737 S:7 F:4 BSUB(256,30,-3.0) PKD(7,5,3,0.10%,58756.0,1.00%,F,T) Exp:NDB5US Noise:14689
Sample Text:TLI#57840 DF-DP-82 0-2' File Text:TRIANGLE LABORATORIES, INC.

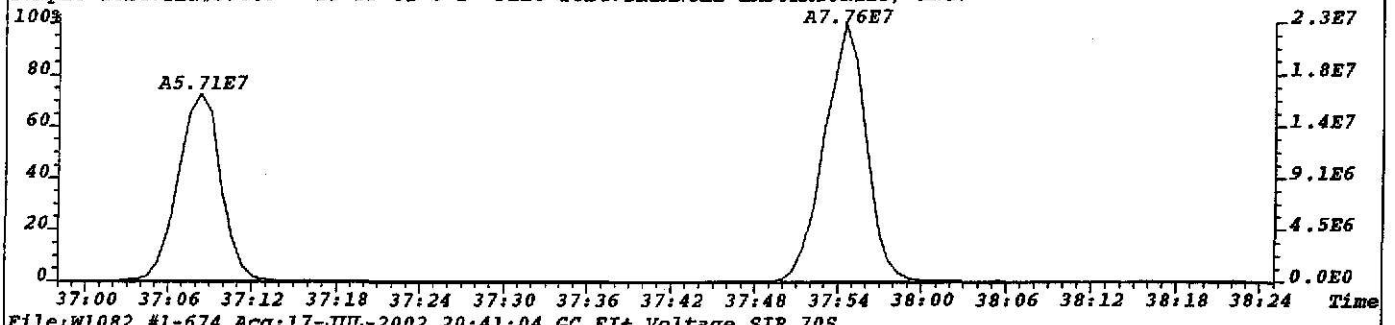

File:W1082 #1-674 Acq:17-JUL-2002 20:41:04 GC EI+ Voltage SIR 70S
435.8169 S:7 F:4 BSUB(256,30,-3.0) PKD(7,5,3,0.10%,182368.0,1.00%,F,T) Exp:NDB5US Noise:45592
Sample Text:TLI#57840 DF-DP-82 0-2' File Text:TRIANGLE LABORATORIES, INC.

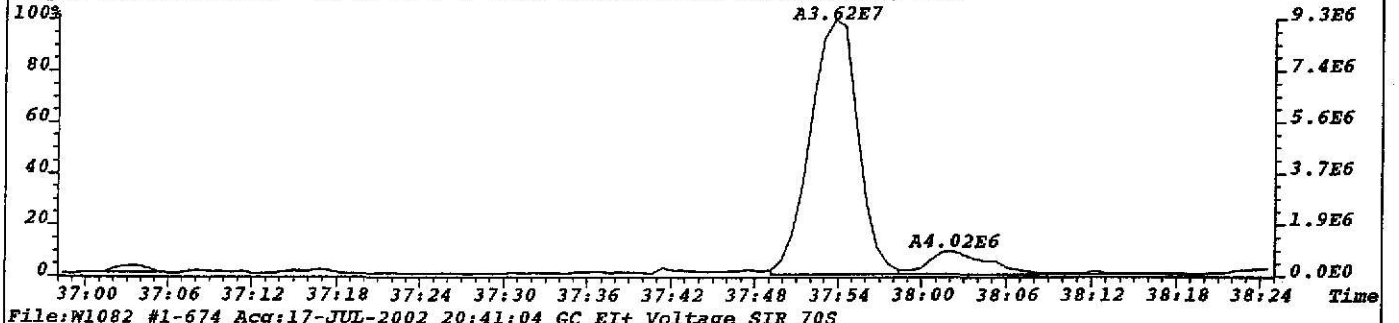

File:W1082 #1-674 Acq:17-JUL-2002 20:41:04 GC EI+ Voltage SIR 70S
437.8140 S:7 F:4 BSUB(256,30,-3.0) PKD(7,5,3,0.10%,79384.0,1.00%,F,T) Exp:NDB5US Noise:19846
Sample Text:TLI#57840 DF-DP-82 0-2' File Text:TRIANGLE LABORATORIES, INC.

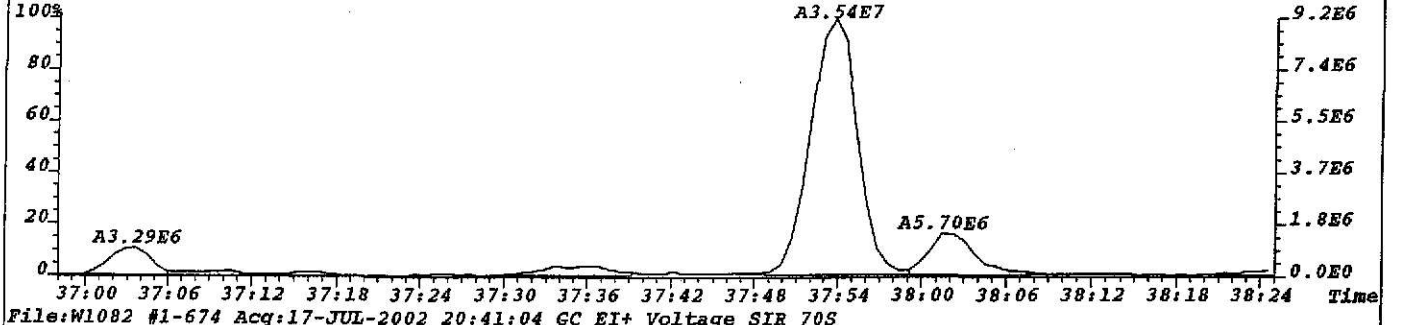

File:W1082 #1-674 Acq:17-JUL-2002 20:41:04 GC EI+ Voltage SIR 70S
430.9729 S:7 F:4 Exp:NDB5US
Sample Text:TLI#57840 DF-DP-82 0-2' File Text:TRIANGLE LABORATORIES, INC.

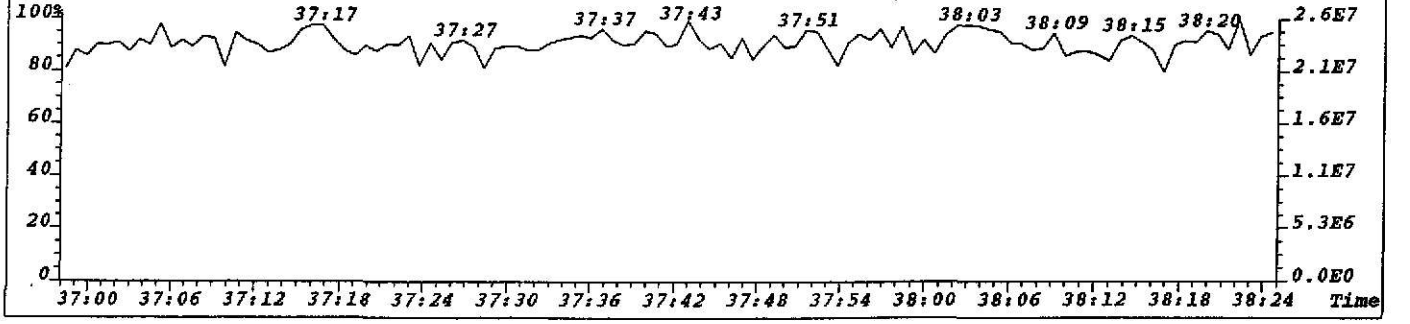

File:W1082 #1-674 Acq:17-JUL-2002 20:41:04 GC EI+ Voltage SIR 70S Noise:3796
441.7428 S:7 F:4 BSUB(256,30,-3.0) PKD(7,5,3,0.10%,15184.0,1.00%,F,T) Exp:NDB5US
Sample Text:TLI#57840 DF-DP-82 0-2' File Text:TRIANGLE LABORATORIES, INC.

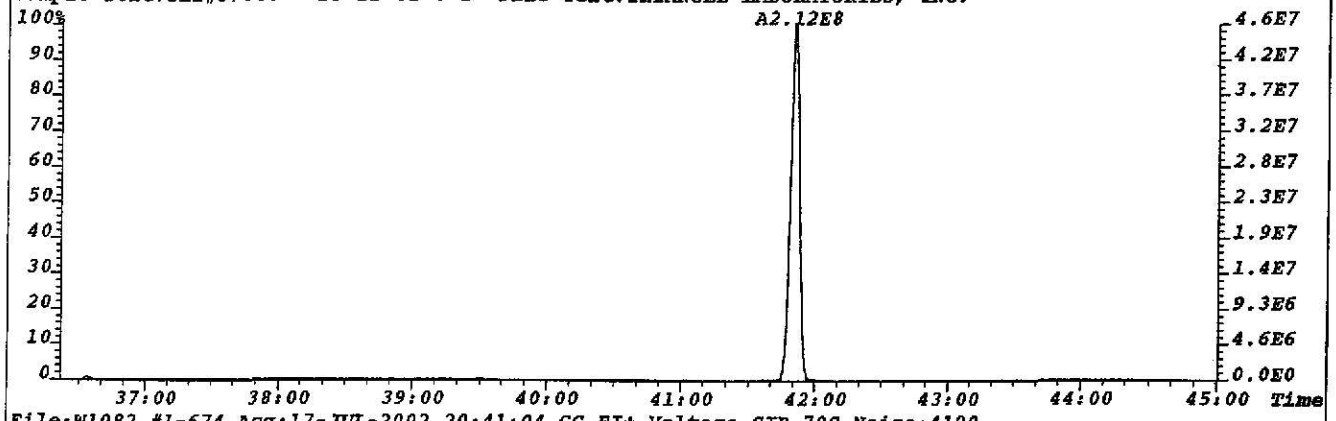

File:W1082 #1-674 Acq:17-JUL-2002 20:41:04 GC EI+ Voltage SIR 70S Noise:4190
443.7399 S:7 F:4 BSUB(256,30,-3.0) PKD(7,5,3,0.10%,16760.0,1.00%,F,T) Exp:NDB5US
Sample Text:TLI#57840 DF-DP-82 0-2' File Text:TRIANGLE LABORATORIES, INC.

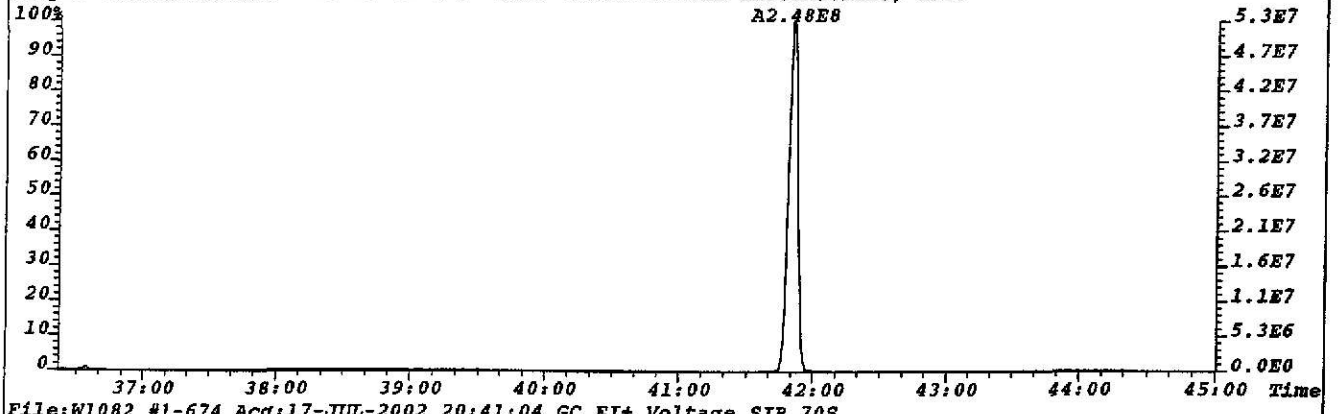

File:W1082 #1-674 Acq:17-JUL-2002 20:41:04 GC EI+ Voltage SIR 70S
430.9729 S:7 F:4 Exp:NDB5US
Sample Text:TLI#57840 DF-DP-82 0-2' File Text:TRIANGLE LABORATORIES, INC.

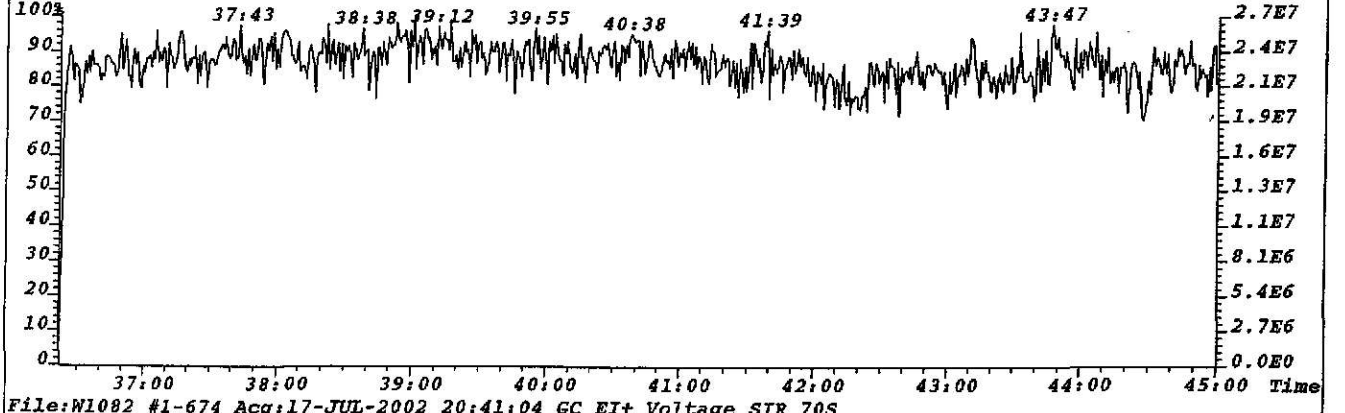

File:W1082 #1-674 Acq:17-JUL-2002 20:41:04 GC EI+ Voltage SIR 70S
513.6775 S:7 F:4 Exp:NDB5US
Sample Text:TLI#57840 DF-DP-82 0-2' File Text:TRIANGLE LABORATORIES, INC.

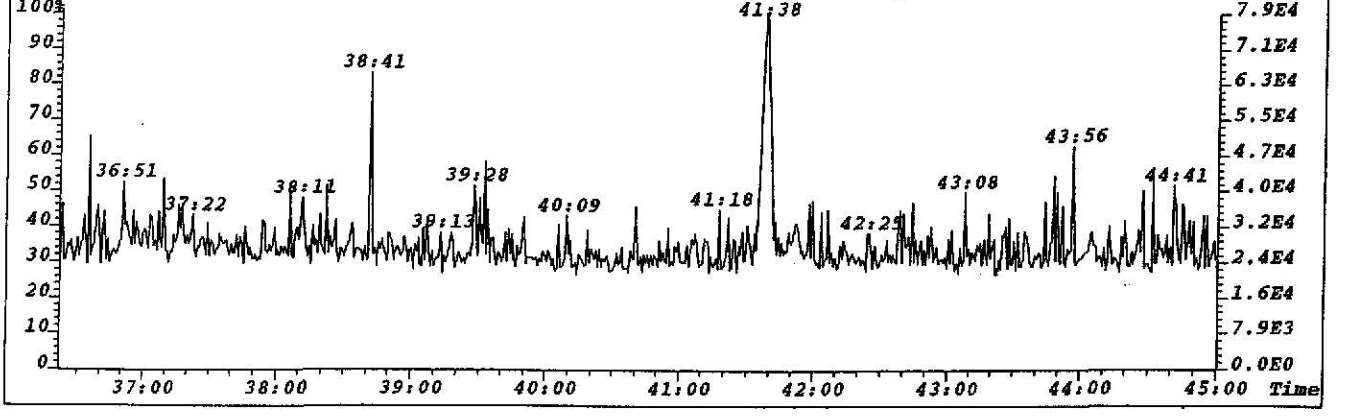

File:W1082 #1-674 Acq:17-JUL-2002 20:41:04 GC EI+ Voltage SIR 70S
457.7377 S:7 F:4 BSUB(256,30,-3.0) PKD(7,5,3,0.10%,12540.0,1.00%,F,T) Exp:NDB5US Noise:3135
Sample Text:TLI#57840 DF-DP-82 0-2' File Text:TRIANGLE LABORATORIES, INC.

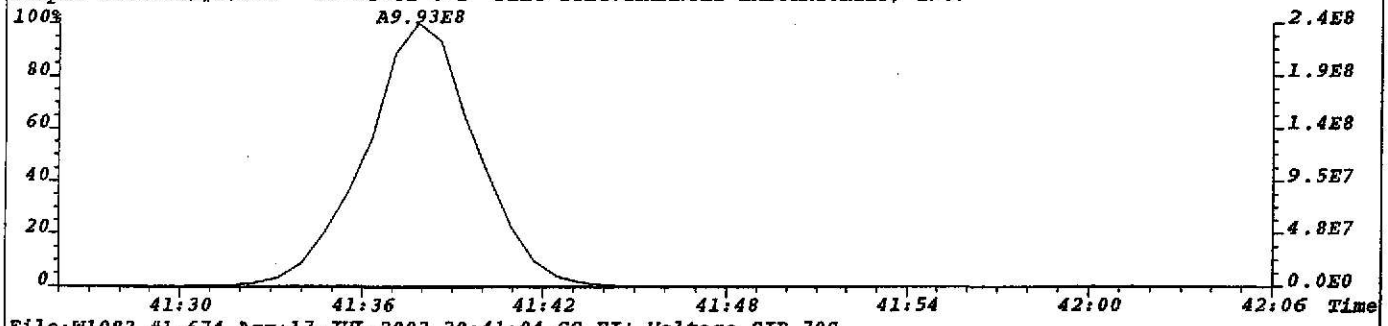

File:W1082 #1-674 Acq:17-JUL-2002 20:41:04 GC EI+ Voltage SIR 70S
459.7348 S:7 F:4 BSUB(256,30,-3.0) PKD(7,5,3,0.10%,12984.0,1.00%,F,T) Exp:NDB5US Noise:3246
Sample Text:TLI#57840 DF-DP-82 0-2' File Text:TRIANGLE LABORATORIES, INC.

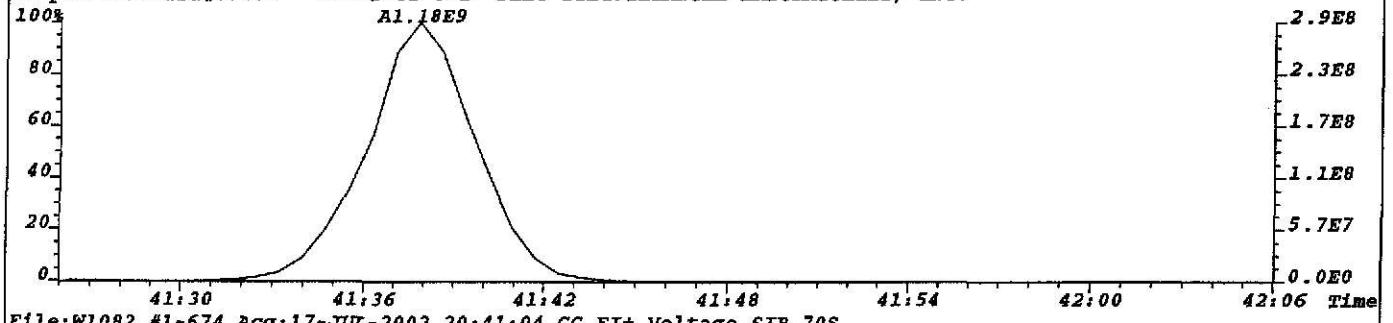

File:W1082 #1-674 Acq:17-JUL-2002 20:41:04 GC EI+ Voltage SIR 70S
469.7779 S:7 F:4 BSUB(256,30,-3.0) PKD(7,5,3,0.10%,64232.0,1.00%,F,T) Exp:NDB5US Noise:16058
Sample Text:TLI#57840 DF-DP-82 0-2' File Text:TRIANGLE LABORATORIES, INC.

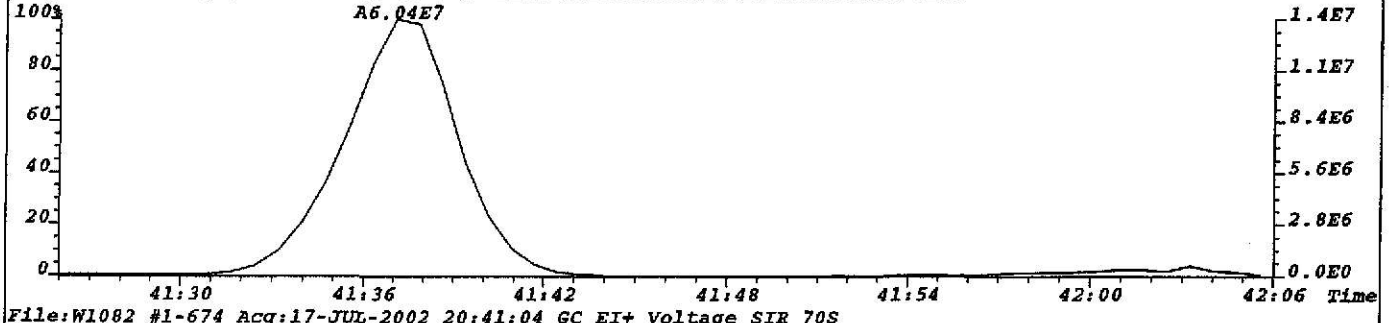

File:W1082 #1-674 Acq:17-JUL-2002 20:41:04 GC EI+ Voltage SIR 70S
471.7750 S:7 F:4 BSUB(256,30,-3.0) PKD(7,5,3,0.10%,38472.0,1.00%,F,T) Exp:NDB5US Noise:9618
Sample Text:TLI#57840 DF-DP-82 0-2' File Text:TRIANGLE LABORATORIES, INC.

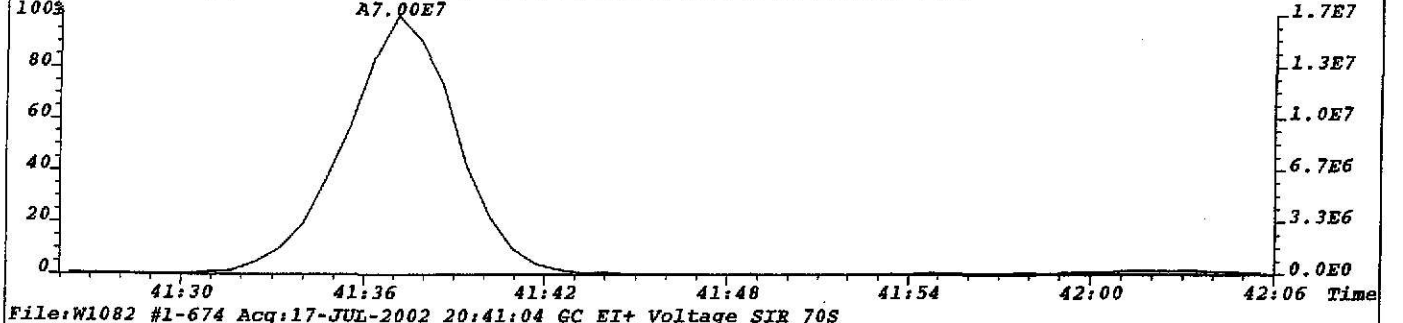

File:W1082 #1-674 Acq:17-JUL-2002 20:41:04 GC EI+ Voltage SIR 70S
430.9729 S:7 F:4 Exp:NDB5US
Sample Text:TLI#57840 DF-DP-82 0-2' File Text:TRIANGLE LABORATORIES, INC.

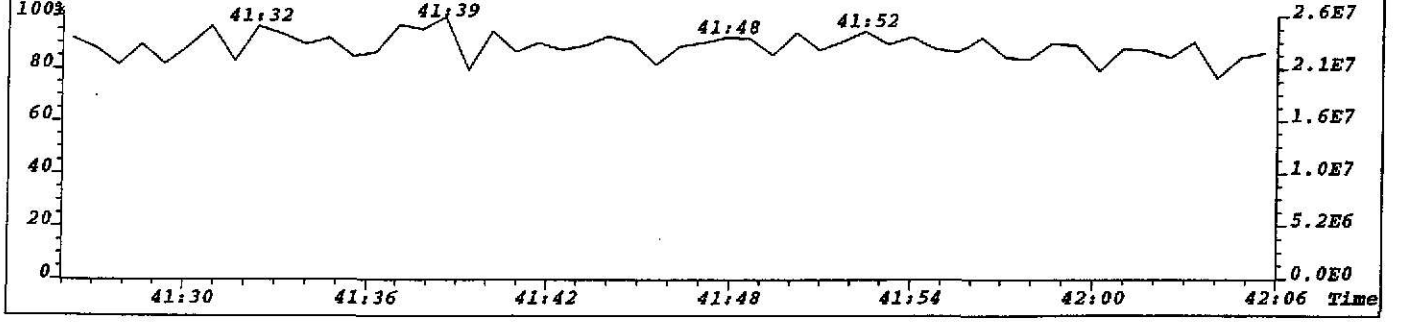

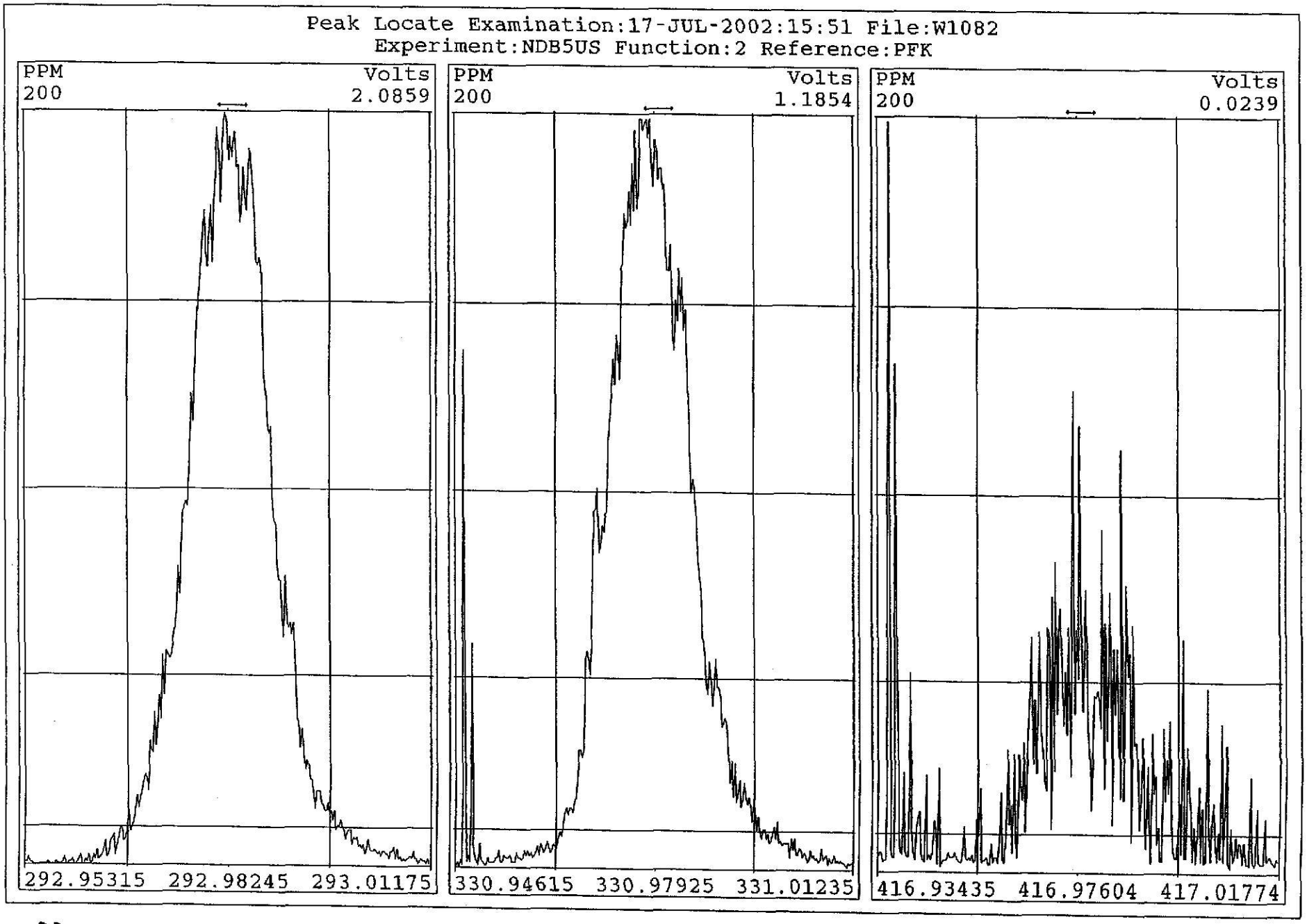
Peak Locate Examination:17-JUL-2002:15:51 File:W1082
Experiment:NDB5US Function:2 Reference:PFK
PPM
200
Volts
2.0859
292.95315 292.98245 293.01175
PPM
200
Volts
1.1854
330.94615 330.97925 331.01235
PPM
200
Volts
0.0239
416.93435 416.97604 417.01774

OEM 7118102

File:W1082 #1-797 Acq:17-JUL-2002 20:41:04 GC EI+ Voltage SIR 70S
303.9016 S:7 F:2 Exp:NDB5US
Sample Text:TLI#57840 DF-DP-82 0-2' File Text:TRIANGLE LABORATORIES, INC.

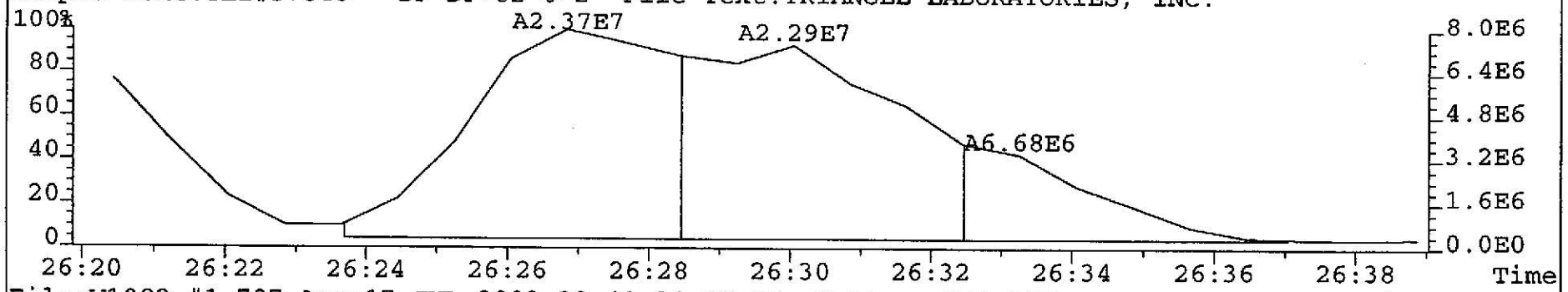

File:W1082 #1-797 Acq:17-JUL-2002 20:41:04 GC EI+ Voltage SIR 70S
305.8987 S:7 F:2 Exp:NDB5US
Sample Text:TLI#57840 DF-DP-82 0-2' File Text:TRIANGLE LABORATORIES, INC.

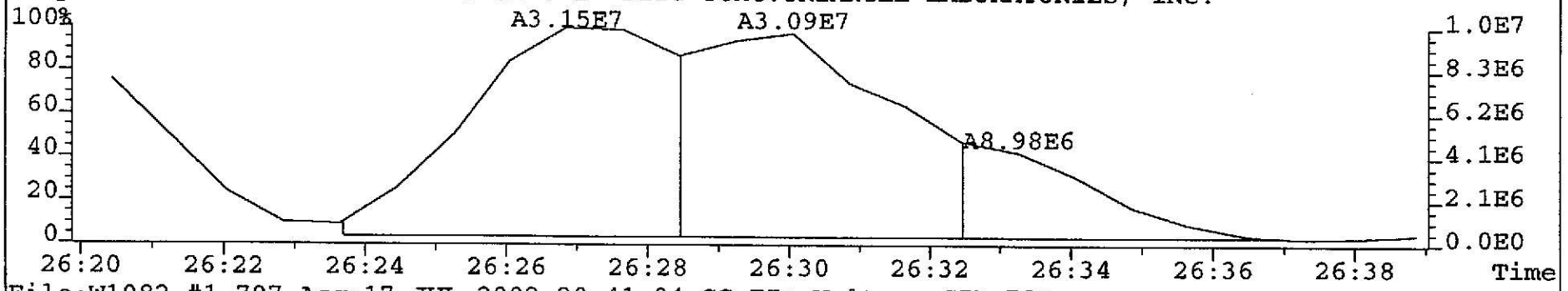

File:W1082 #1-797 Acq:17-JUL-2002 20:41:04 GC EI+ Voltage SIR 70S
317.9389 S:7 F:2 Exp:NDB5US
Sample Text:TLI#57840 DF-DP-82 0-2' File Text:TRIANGLE LABORATORIES, INC.

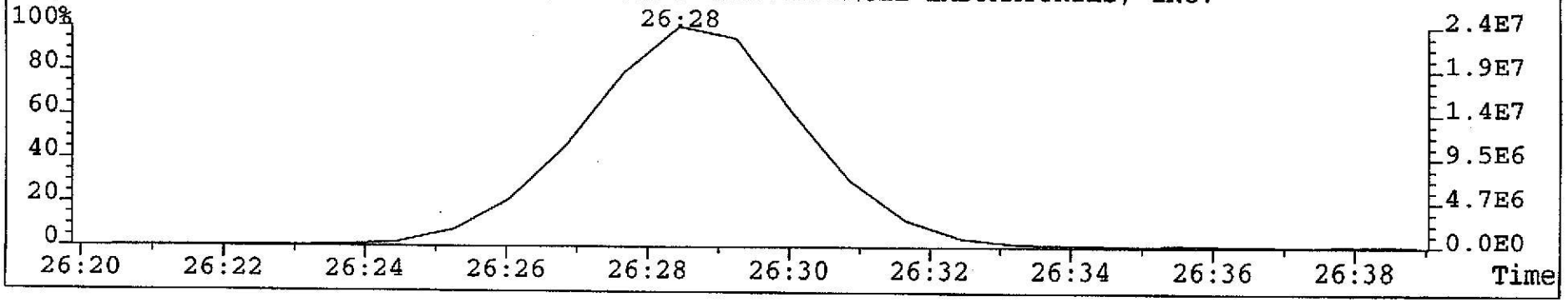

OEM 7118102

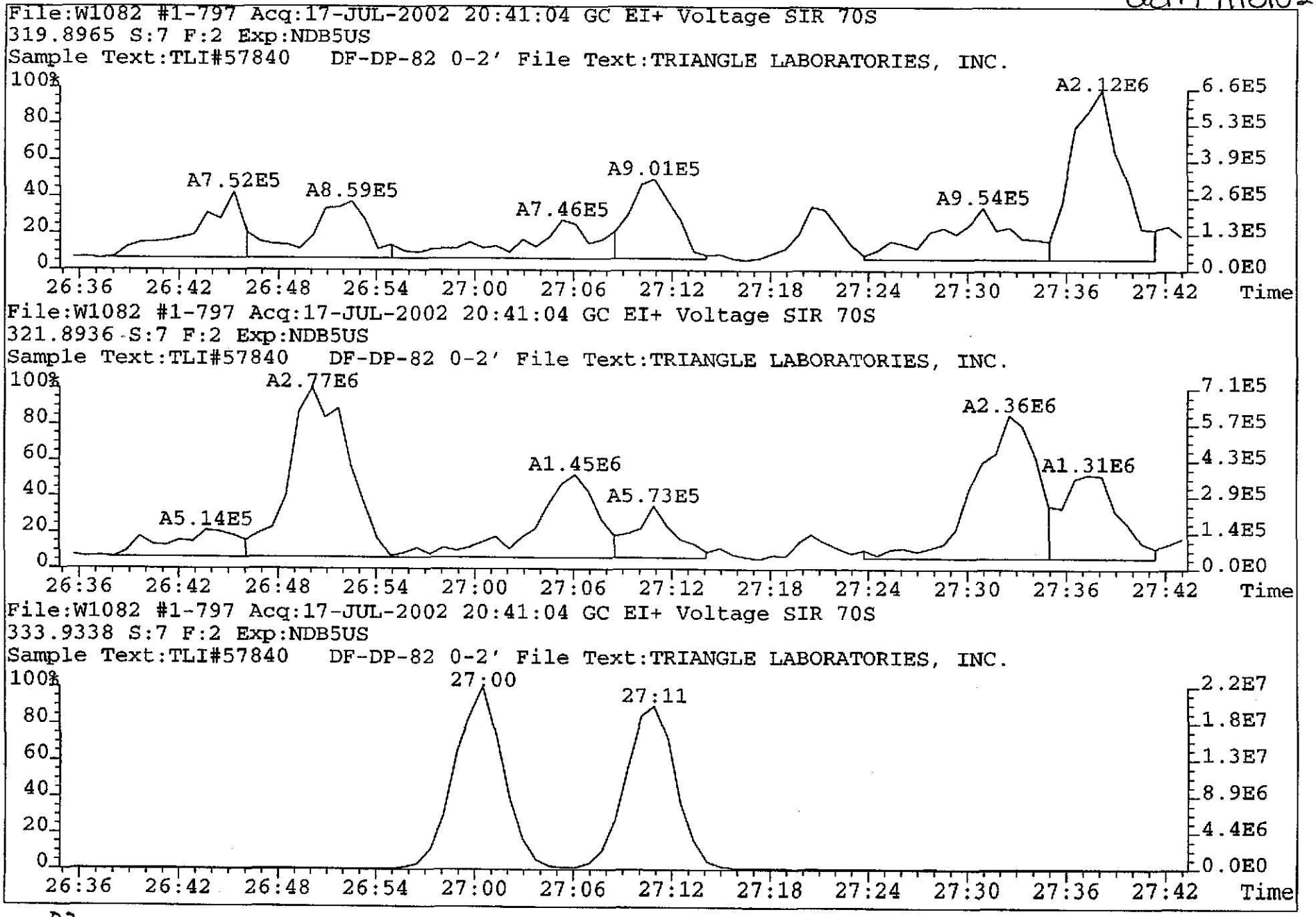
File:W1082 #1-797 Acq:17-JUL-2002 20:41:04 GC EI+ Voltage SIR 70S
319.8965 S:7 F:2 Exp:NDB5US
Sample Text:TLI#57840 DF-DP-82 0-2' File Text:TRIANGLE LABORATORIES, INC.
A7.52E5
A8.59E5
A7.46E5
A9.01E5
A9.54E5
A2.12E6
6.6E5
5.3E5
3.9E5
2.6E5
1.3E5
0.0E0
Time
File:W1082 #1-797 Acq:17-JUL-2002 20:41:04 GC EI+ Voltage SIR 70S
321.8936 S:7 F:2 Exp:NDB5US
Sample Text:TLI#57840 DF-DP-82 0-2' File Text:TRIANGLE LABORATORIES, INC.
A5.14E5
A2.77E6
A1.45E6
A5.73E5
A2.36E6
A1.31E6
7.1E5
5.7E5
4.3E5
2.9E5
1.4E5
0.0E0
Time
File:W1082 #1-797 Acq:17-JUL-2002 20:41:04 GC EI+ Voltage SIR 70S
333.9338 S:7 F:2 Exp:NDB5US
Sample Text:TLI#57840 DF-DP-82 0-2' File Text:TRIANGLE LABORATORIES, INC.
27:00
27:11
2.2E7
1.8E7
1.3E7
8.9E6
4.4E6
0.0E0
Time
100%
80
60
40
20
0
26:36
26:42
26:48
26:54
27:00
27:06
27:12
27:18
27:24
27:30
27:36
27:42

QEM 7118102

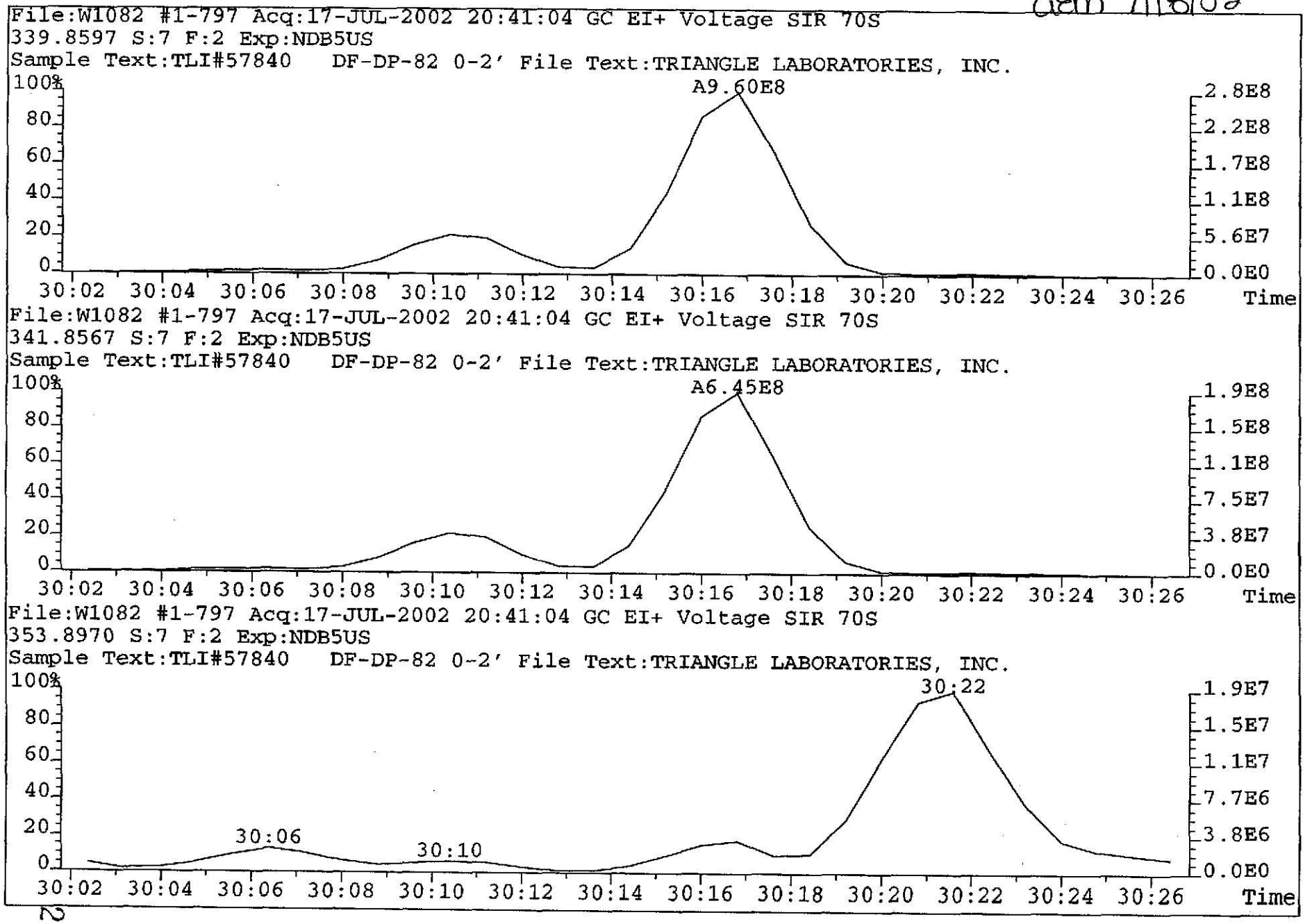
File:W1082 #1-797 Acq:17-JUL-2002 20:41:04 GC EI+ Voltage SIR 70S
339.8597 S:7 F:2 Exp:NDB5US
Sample Text:TLI#57840 DF-DP-82 0-2' File Text:TRIANGLE LABORATORIES, INC.
A9.60E8
2.8E8
2.2E8
1.7E8
1.1E8
5.6E7
0.0E0
100%
80
60
40
20
0
30:02 30:04 30:06 30:08 30:10 30:12 30:14 30:16 30:18 30:20 30:22 30:24 30:26
Time
File:W1082 #1-797 Acq:17-JUL-2002 20:41:04 GC EI+ Voltage SIR 70S
341.8567 S:7 F:2 Exp:NDB5US
Sample Text:TLI#57840 DF-DP-82 0-2' File Text:TRIANGLE LABORATORIES, INC.
A6.45E8
1.9E8
1.5E8
1.1E8
7.5E7
3.8E7
0.0E0
100%
80
60
40
20
0
30:02 30:04 30:06 30:08 30:10 30:12 30:14 30:16 30:18 30:20 30:22 30:24 30:26
Time
File:W1082 #1-797 Acq:17-JUL-2002 20:41:04 GC EI+ Voltage SIR 70S
353.8970 S:7 F:2 Exp:NDB5US
Sample Text:TLI#57840 DF-DP-82 0-2' File Text:TRIANGLE LABORATORIES, INC.
30:22
30:06
30:10
1.9E7
1.5E7
1.1E7
7.7E6
3.8E6
0.0E0
100%
80
60
40
20
0
30:02 30:04 30:06 30:08 30:10 30:12 30:14 30:16 30:18 30:20 30:22 30:24 30:26
Time

dam 7/18/02

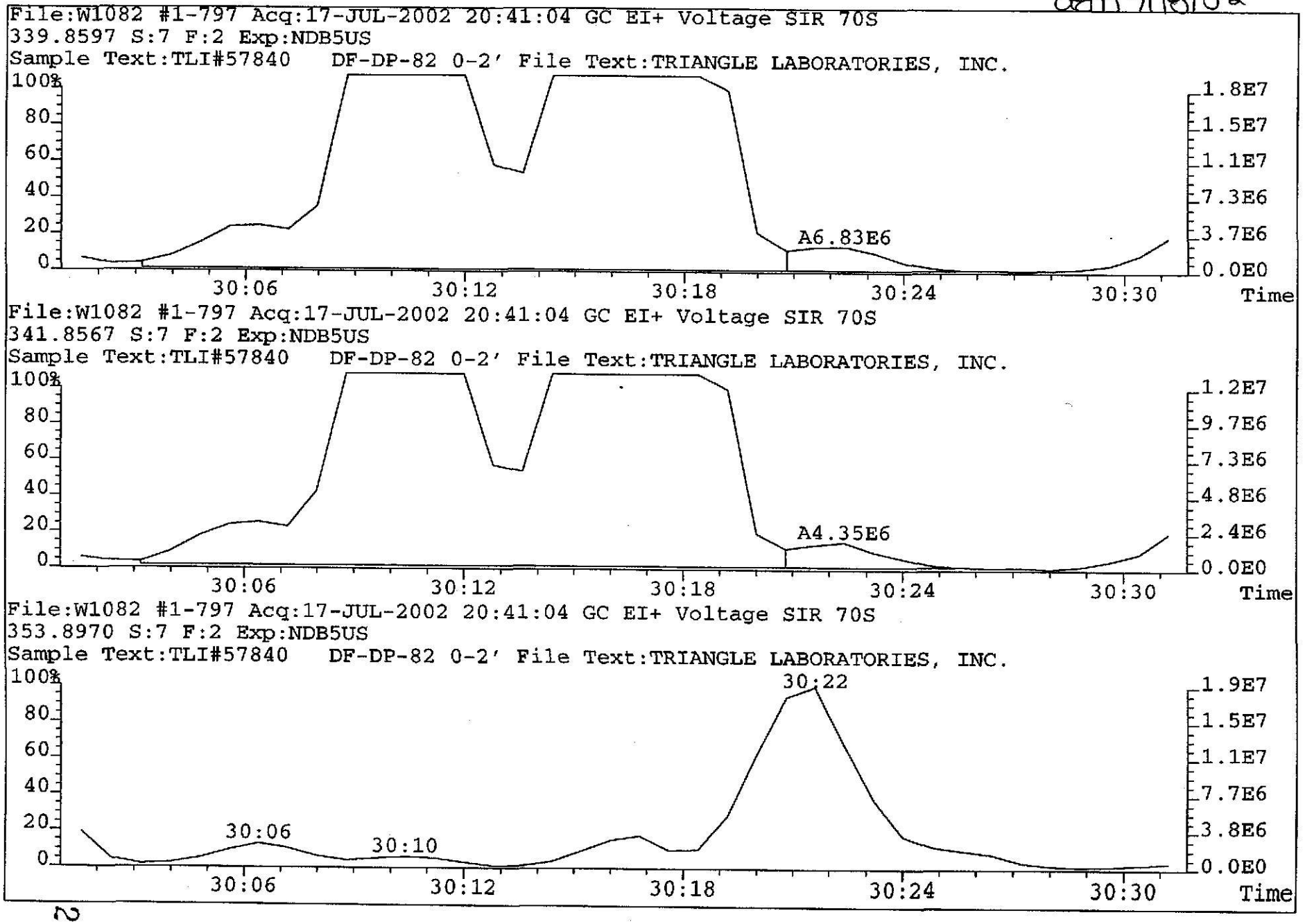
File:W1082 #1-797 Acq:17-JUL-2002 20:41:04 GC EI+ Voltage SIR 70S
339.8597 S:7 F:2 Exp:NDB5US
Sample Text:TLI#57840 DF-DP-82 0-2' File Text:TRIANGLE LABORATORIES, INC.
100%
80
60
40
20
0
1.8E7
1.5E7
1.1E7
7.3E6
3.7E6
0.0E0
A6.83E6
30:06
30:12
30:18
30:24
30:30
Time
File:W1082 #1-797 Acq:17-JUL-2002 20:41:04 GC EI+ Voltage SIR 70S
341.8567 S:7 F:2 Exp:NDB5US
Sample Text:TLI#57840 DF-DP-82 0-2' File Text:TRIANGLE LABORATORIES, INC.
100%
80
60
40
20
0
1.2E7
9.7E6
7.3E6
4.8E6
2.4E6
0.0E0
A4.35E6
30:06
30:12
30:18
30:24
30:30
Time
File:W1082 #1-797 Acq:17-JUL-2002 20:41:04 GC EI+ Voltage SIR 70S
353.8970 S:7 F:2 Exp:NDB5US
Sample Text:TLI#57840 DF-DP-82 0-2' File Text:TRIANGLE LABORATORIES, INC.
100%
80
60
40
20
0
30:22
1.9E7
1.5E7
1.1E7
7.7E6
3.8E6
0.0E0
30:06
30:10
30:06
30:12
30:18
30:24
30:30
Time

QSM 7/18/02

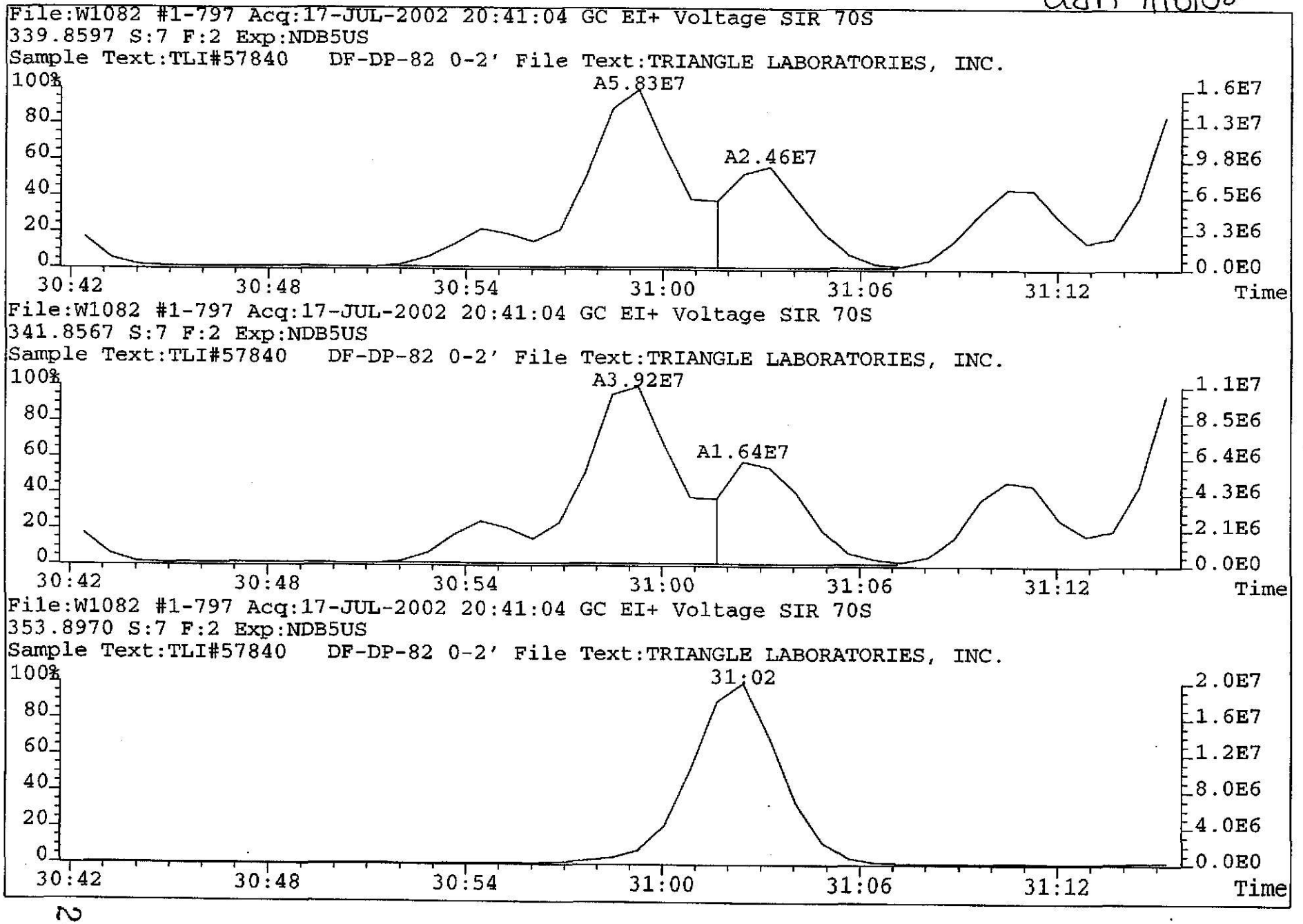
File:W1082 #1-797 Acq:17-JUL-2002 20:41:04 GC EI+ Voltage SIR 70S
339.8597 S:7 F:2 Exp:NDB5US
Sample Text:TLI#57840 DF-DP-82 0-2' File Text:TRIANGLE LABORATORIES, INC.
A5.83E7
A2.46E7
100%
80
60
40
20
0
1.6E7
1.3E7
9.8E6
6.5E6
3.3E6
0.0E0
30:42
30:48
30:54
31:00
31:06
31:12
Time
File:W1082 #1-797 Acq:17-JUL-2002 20:41:04 GC EI+ Voltage SIR 70S
341.8567 S:7 F:2 Exp:NDB5US
Sample Text:TLI#57840 DF-DP-82 0-2' File Text:TRIANGLE LABORATORIES, INC.
A3.92E7
A1.64E7
1.1E7
8.5E6
6.4E6
4.3E6
2.1E6
0.0E0
File:W1082 #1-797 Acq:17-JUL-2002 20:41:04 GC EI+ Voltage SIR 70S
353.8970 S:7 F:2 Exp:NDB5US
Sample Text:TLI#57840 DF-DP-82 0-2' File Text:TRIANGLE LABORATORIES, INC.
31:02
2.0E7
1.6E7
1.2E7
8.0E6
4.0E6
0.0E0

asn 7/18/02

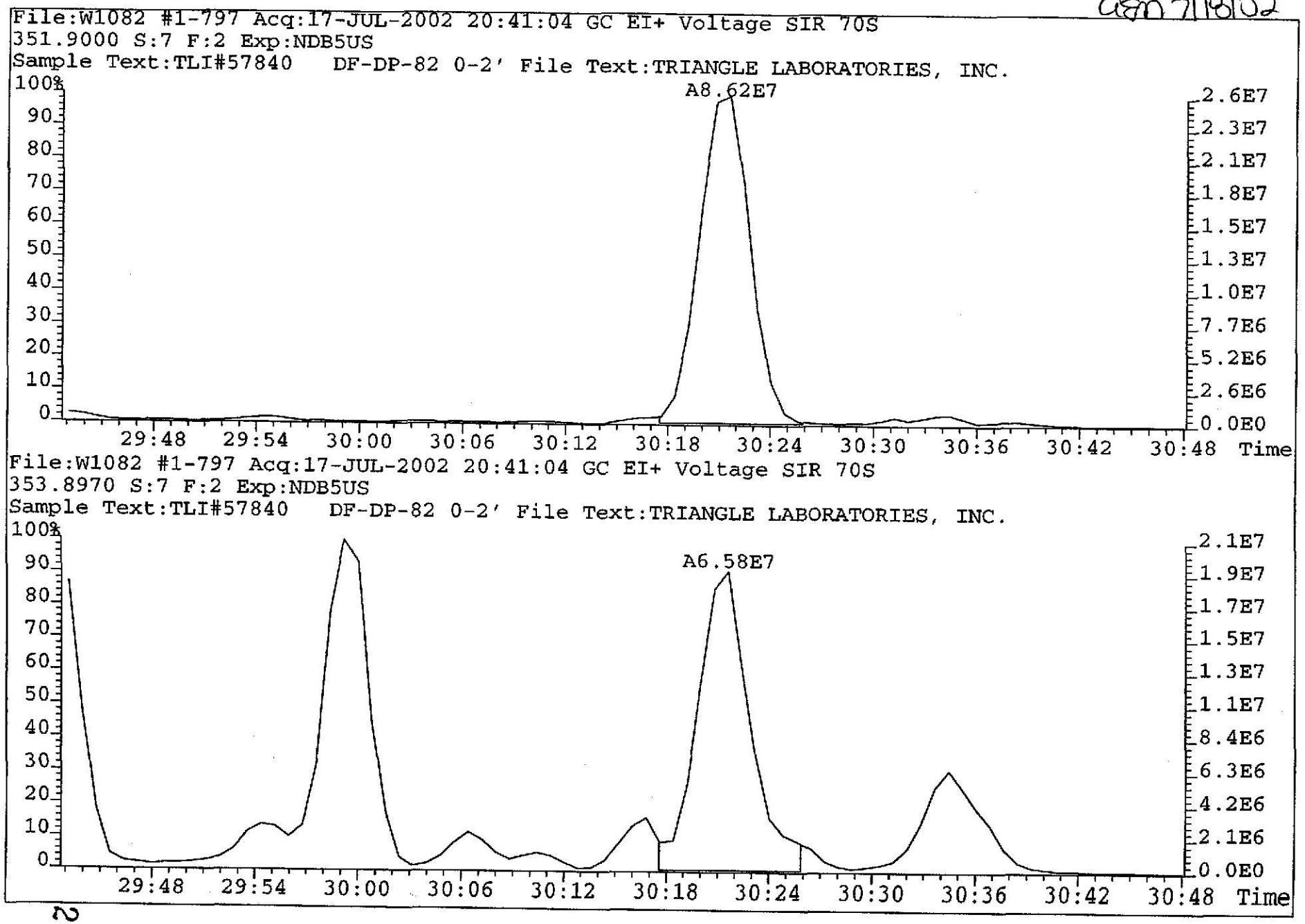

247

QSM 7118102

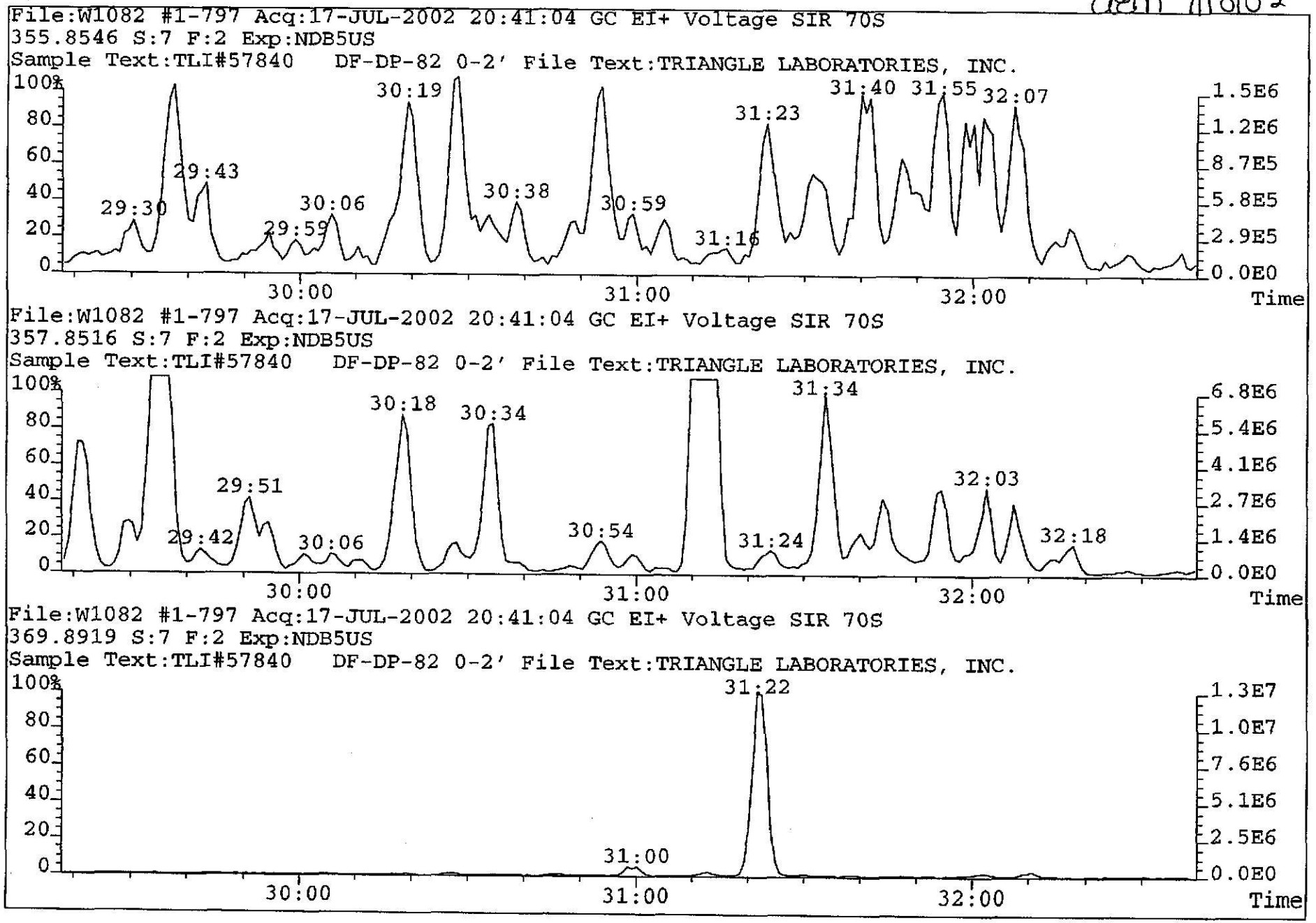
File:W1082 #1-797 Acq:17-JUL-2002 20:41:04 GC EI+ Voltage SIR 70S
355.8546 S:7 F:2 Exp:NDB5US
Sample Text:TLI#57840 DF-DP-82 0-2' File Text:TRIANGLE LABORATORIES, INC.
29:30
29:43
29:59
30:06
30:19
30:38
30:59
31:16
31:23
31:40
31:55
32:07
30:00
31:00
32:00
Time
File:W1082 #1-797 Acq:17-JUL-2002 20:41:04 GC EI+ Voltage SIR 70S
357.8516 S:7 F:2 Exp:NDB5US
Sample Text:TLI#57840 DF-DP-82 0-2' File Text:TRIANGLE LABORATORIES, INC.
29:42
29:51
30:06
30:18
30:34
30:54
31:24
31:34
32:03
32:18
30:00
31:00
32:00
Time
File:W1082 #1-797 Acq:17-JUL-2002 20:41:04 GC EI+ Voltage SIR 70S
369.8919 S:7 F:2 Exp:NDB5US
Sample Text:TLI#57840 DF-DP-82 0-2' File Text:TRIANGLE LABORATORIES, INC.
31:00
31:22
30:00
31:00
32:00
Time

Dem 7118102

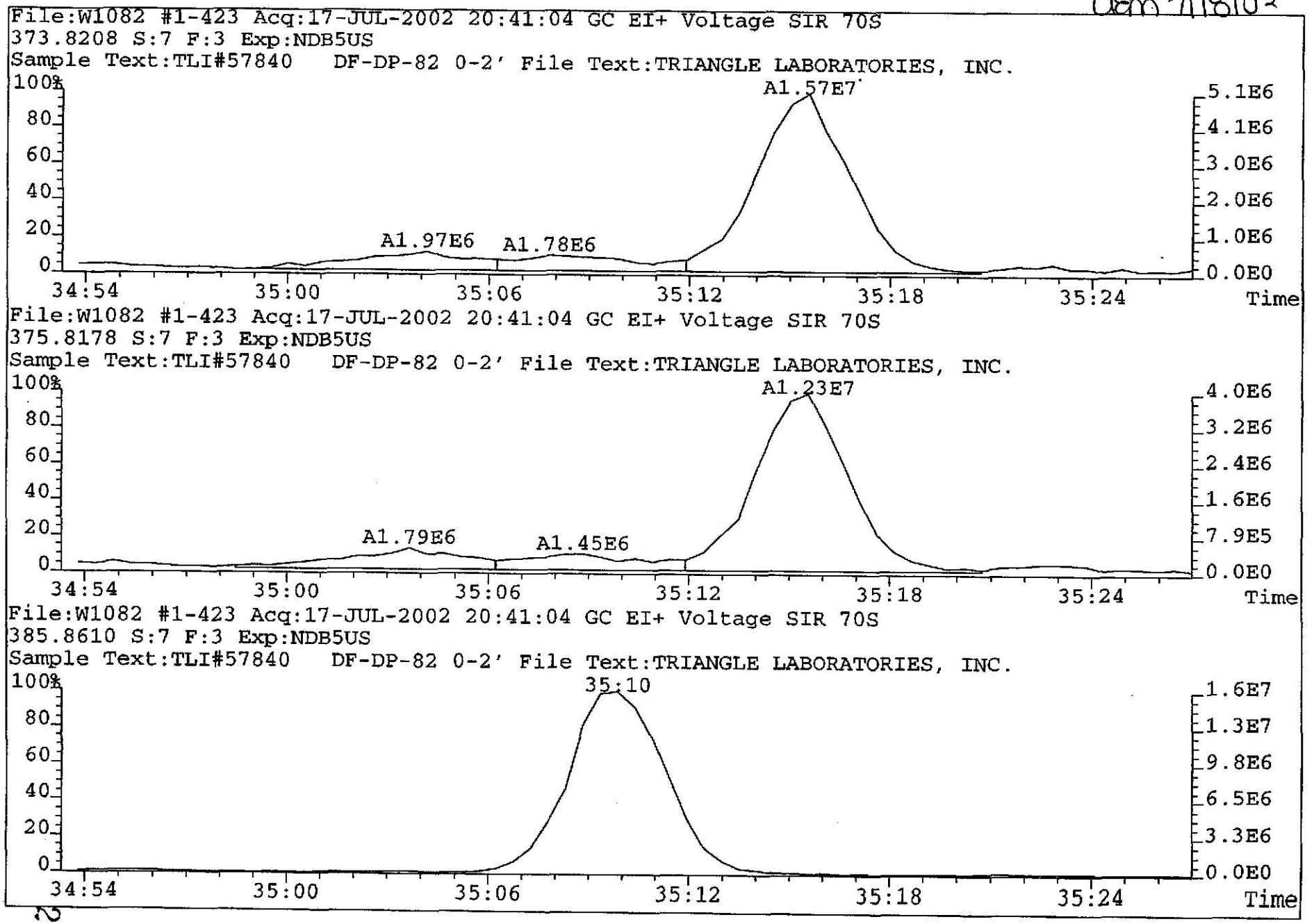
File:W1082 #1-423 Acq:17-JUL-2002 20:41:04 GC EI+ Voltage SIR 70S
373.8208 S:7 F:3 Exp:NDB5US
Sample Text:TLI#57840 DF-DP-82 0-2' File Text:TRIANGLE LABORATORIES, INC.
A1.57E7
A1.97E6
A1.78E6
5.1E6
4.1E6
3.0E6
2.0E6
1.0E6
0.0E0
34:54
35:00
35:06
35:12
35:18
35:24
Time
File:W1082 #1-423 Acq:17-JUL-2002 20:41:04 GC EI+ Voltage SIR 70S
375.8178 S:7 F:3 Exp:NDB5US
Sample Text:TLI#57840 DF-DP-82 0-2' File Text:TRIANGLE LABORATORIES, INC.
A1.23E7
A1.79E6
A1.45E6
4.0E6
3.2E6
2.4E6
1.6E6
7.9E5
0.0E0
File:W1082 #1-423 Acq:17-JUL-2002 20:41:04 GC EI+ Voltage SIR 70S
385.8610 S:7 F:3 Exp:NDB5US
Sample Text:TLI#57840 DF-DP-82 0-2' File Text:TRIANGLE LABORATORIES, INC.
35:10
1.6E7
1.3E7
9.8E6
6.5E6
3.3E6
0.0E0

QEM 7118102

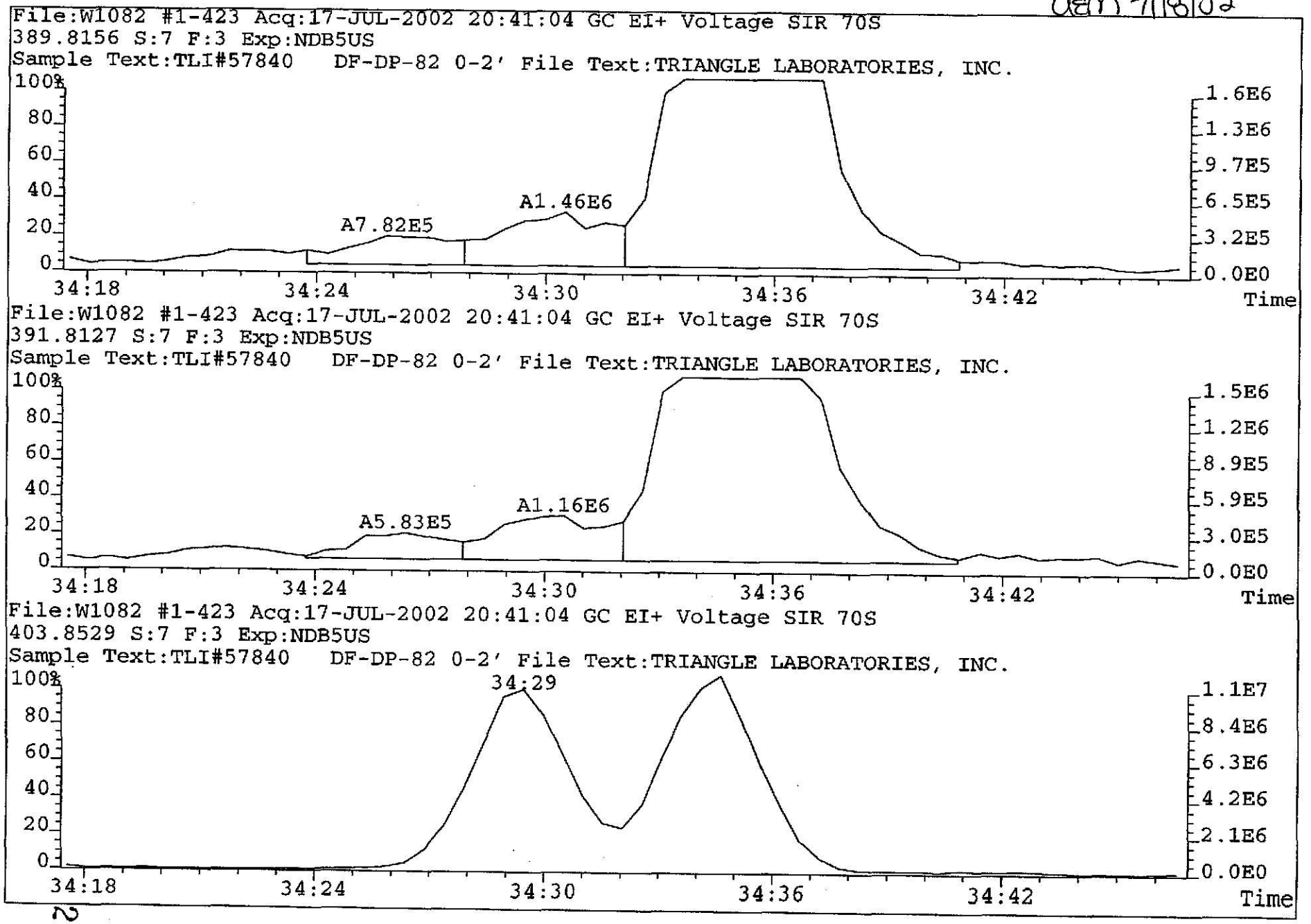

250

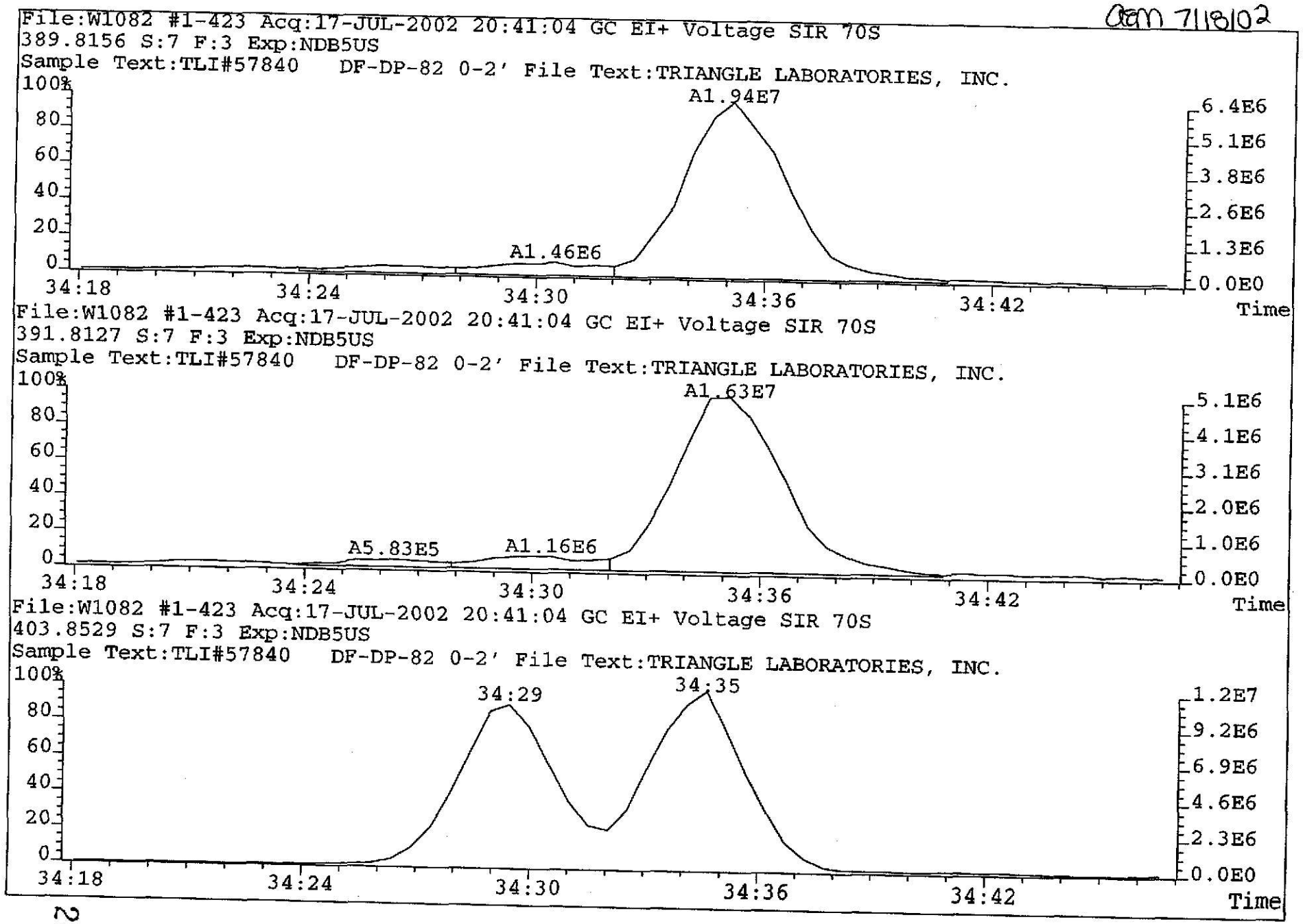

OEM 7/18/02

1 of 2



TLI Project: **57840** 1613, Revision B, Tetra Only PCDD/PCDF Analysis (c)
Client Sample: **DF-DP-82 0-2'** Analysis File: **P022555**

Client Project:	**Dioxin/Furan Analysis**				
Sample Matrix:	**SOLID**	Date Received:	**07/11/2002**	Spike File:	**SPCONB2S**
TLI ID:	**330-27-5**	Date Extracted:	**07/12/2002**	ICal:	**PF56152**
		Date Analyzed:	**07/18/2002**	ConCal:	**P022549**
Sample Size:	**11.600 g**	Dilution Factor:	**n/a**	% Moisture:	**13.3**
Dry Weight:	**10.057 g**	Blank File:	**W108202**	% Lipid:	**n/a**
GC Column:	**DB-225**	Analyst:	**JMM**	% Solids:	**86.7**

Analytes	Conc. (pg/g)	DL	Ratio	RT	RRT	Flags
2,3,7,8-TCDF	77.6		0.76	23:37	1.000	—

Internal Standard	Conc. (pg/g)	% Recovery	QC Limits	Ratio	RT	RRT	Flags
$^{13}C_{12}$-2,3,7,8-TCDF	153	77.0	29%-140%	0.77	23:37	1.053	—

Recovery Standard	Ratio	RT	Flags
$^{13}C_{12}$-1,2,3,4-TCDD	0.82	22:26	—

Data Reviewer: _____ 07/18/2002

CONB_PSR v1.00, LARS 6.25.05

Triangle Laboratories, Inc.®
2445 S. Alston Ave. • Durham, North Carolina 27713
Phone: (919) 544-5729 • Fax: (919) 544-5491

Printed: 16:24 07/18/2002

Initial ....Date...

Data Review By: [signature] 7/18/02

Channel specific noise levels computed from 'NL' heights.

Page No. 1 Listing of P022555B.dbf
07/18/2002 Matched GC Peaks / Ratio / Ret. Time

Compound/ M_Z....	QC.Log	Omit	Why	..RT.	OK	Ratio	Total.Area/Ht	Area/Ht.Peak1	Area/Ht.Peak2	Rel.RT	Compound.Name..	ID..	Flags.
TCDF				0.65-0.89					0.793-1.106				
304-306	DC	NL		Height			0.17	0.08	0.09				
				19:12		0.82	8.80	3.97	4.83	0.813			
				19:30		0.75	9.81	4.21	5.60	0.826			
				19:36		0.71	64.02	26.48	37.54	0.830			
				19:41		0.75	477.31	204.39	272.92	0.833			
				19:56		0.70	25.10	10.34	14.76	0.844			
				20:05		0.73	102.82	43.27	59.55	0.850			
				20:20	RO	0.40	2.19	0.63	1.56	0.861			J
				20:37	RO	0.54	4.70	1.65	3.05	0.873			
				20:47		0.72	44.77	18.78	25.99	0.880			
				20:57	RO	0.64	10.38	4.06	6.32	0.887			
				21:05		0.78	42.84	18.80	24.04	0.893			
				21:15		0.74	76.61	32.47	44.14	0.900			
				21:37		0.76	17.73	7.67	10.06	0.915			
				21:45		0.74	208.73	88.85	119.88	0.921			
				22:00		0.74	539.77	229.54	310.23	0.932			
				22:08	RO	0.62	48.45	18.63	29.82	0.937			
				22:23	RO	0.61	26.18	9.87	16.31	0.948			
				22:28		0.75	46.48	19.91	26.57	0.951			
				22:33	RO	0.61	118.19	44.84	73.35	0.955			
				22:46	RO	0.39	31.18	8.82	22.36	0.964			
				23:06		0.72	6.94	2.90	4.04	0.978			
				23:19		0.75	27.02	11.60	15.42	0.987			
				23:28		0.74	224.50	95.19	129.31	0.994			
	MT			23:37		0.76	179.70	77.70	102.00	1.000	2378-TCDF	AN	
				23:58		0.76	211.38	91.49	119.89	1.015			
				24:16		0.74	1,960.34	832.07	1,128.27	1.028			E
				24:22		0.80	55.32	24.54	30.78	1.032			
				24:37		0.75	294.47	126.20	168.27	1.042			
				24:48		0.78	27.92	12.25	15.67	1.050			
				25:01		0.74	14.25	6.08	8.17	1.059			
				25:07		0.89	10.93	5.15	5.78	1.064			
				25:24		0.83	47.43	21.51	25.92	1.076			
				25:36		0.77	118.29	51.41	66.88	1.084			
	DC	WH		26:11		0.80	61.92			1.109			
	DC	WH		26:22	RO	1.52	9.21			1.116			
	DC	WH		26:29		0.80	43.07			1.121			
304-306		33	Peaks				5,084.55						
13C12-TCDF				0.65-0.89					0.958-1.042				
316-318	DC	NL		Height			0.24	0.09	0.15				
	DC	WL		19:11		0.74	63.28			0.812			
	DC	WL		19:18	RO	2.11	1.09			0.817			
	DC	WL		19:30	RO	1.77	1.30			0.826			
	DC	WL		19:35	RO	0.63	1.01			0.829			
	DC	WL		19:46	RO	3.89	1.81			0.837			

Compound/ M_Z....	QC.Log	Omit	Why	..RT.	OK	Ratio	Total.Area/Ht	Area/Ht.Peak1	Area/Ht.Peak2	Rel.RT	Compound.Name..	ID..	Flags.
		DC	WL	19:51	RO	1.65	2.15			0.841			
		DC	WL	19:56	RO	0.29	1.19			0.844			
		DC	WL	20:08	RO	1.25	1.44			0.853			
		DC	WL	20:14	RO	1.28	1.96			0.857			
		DC	WL	20:18		0.89	2.16			0.860			
		DC	WL	20:25	RO	1.23	1.07			0.865			
		DC	WL	20:52	RO	2.25	1.30			0.884			
		DC	WL	21:03	RO	0.43	1.84			0.891			
		DC	WL	21:08	RO	0.36	0.34			0.895			
		DC	WL	21:31	RO	1.46	1.13			0.911			
		DC	WL	21:37		0.84	0.70			0.915			
		DC	WL	22:02		0.84	2.01			0.933			
		DC	WL	22:06		0.66	2.98			0.936			
		DC	WL	22:15	RO	0.32	1.24			0.942			
		DC	WL	22:32	RO	0.63	1.47			0.954			
		DC	WL	22:36	RO	0.46	2.08			0.957			
				22:54	RO	1.42	5.55	3.26	2.29	0.970			
				23:06	RO	1.12	12.94	6.83	6.11	0.978			
				23:16		0.69	30.71	12.57	18.14	0.985			
				23:26	RO	0.63	18.94	7.35	11.59	0.992			
				23:29	RO	0.34	13.05	3.31	9.74	0.994			
	M			23:37		0.77	411.00	179.00	232.00	1.000	13C12-2378-TCDF	IS0	
					Height		109.48	48.42	61.06				
				23:47	RO	0.35	18.14	4.75	13.39	1.007			
				23:52	RO	1.46	30.78	18.25	12.53	1.011			
				24:03	RO	0.97	53.09	26.17	26.92	1.018			
				24:17	RO	0.62	331.05	127.00	204.05	1.028			
				24:37	RO	1.76	2.57	1.64	0.93	1.042			
		DC	WH	25:18	RO	1.76	0.47			1.071			
		DC	WH	25:25	RO	0.34	3.92			1.076			
		DC	WH	25:36	RO	0.59	0.97			1.084			
		DC	WH	25:42		0.67	1.10			1.088			
		DC	WH	25:49	RO	1.39	2.58			1.093			
		DC	WH	25:56	RO	0.39	0.39			1.098			
		DC	WH	26:04	RO	0.95	0.39			1.104			
		DC	WH	26:21	RO	0.06	5.15			1.116			
		DC	WH	26:29	RO	0.09	6.11			1.121			
316-318			11	Peaks			927.82						
---------- Above: TCDF / TCDD Follows ----------													
13C12-TCDD					0.65-0.89					0.910-1.090			
332-334		DC	NL		Height		0.38	0.29	0.09				
		DC	SN	21:56		0.80	0.54			0.991			
				22:08		0.80	277.83	123.14	154.69	1.000	13C12-2378-TCDD	IS1	
					Height		74.73	33.34	41.39				
		DC	SN	22:17	RO	0.36	0.61			1.007			
				22:26		0.82	351.24	157.98	193.26	1.014	13C12-1234-TCDD	RS1	
		DC	WH	24:39	RO	3.41	0.75			1.114			
		DC	WH	24:49	RO	0.42	0.47			1.121			
		DC	WH	24:59	RO	11.22	1.10			1.129			
		DC	WH	25:14	RO	3.65	0.93			1.140			

Compound/
M_Z.... QC.Log Omit Why ..RT. OK Ratio Total.Area/Ht Area/Ht.Peak1 Area/Ht.Peak2 Rel.RT Compound.Name.. ID.. Flags.

332-334 2 Peaks 629.07

Column Description.....	"Why" Code Description.....	QC Log Desc.....
M_Z -Nominal Ion Mass(es)	WL-Below Retention Time Window	A-Peak Added
..RT. -Retention Time (mm:ss)	WH-Above Retention Time Window	K-Peak Kept
Rat.1 -Ratio of M/M+2 Ions	SN-Below Signal to Noise Level	D-Peak Deleted
OK -RO=Ratio Outside Limits	<M-Below Method Detection Limit	T-Time Changed
Rel.RT-Relative Retention Time	NL-Channel Specific Noise Level	M-Peak Area Changed
		N-Name Changed
		X-Ether Interference

*** End of Report ***

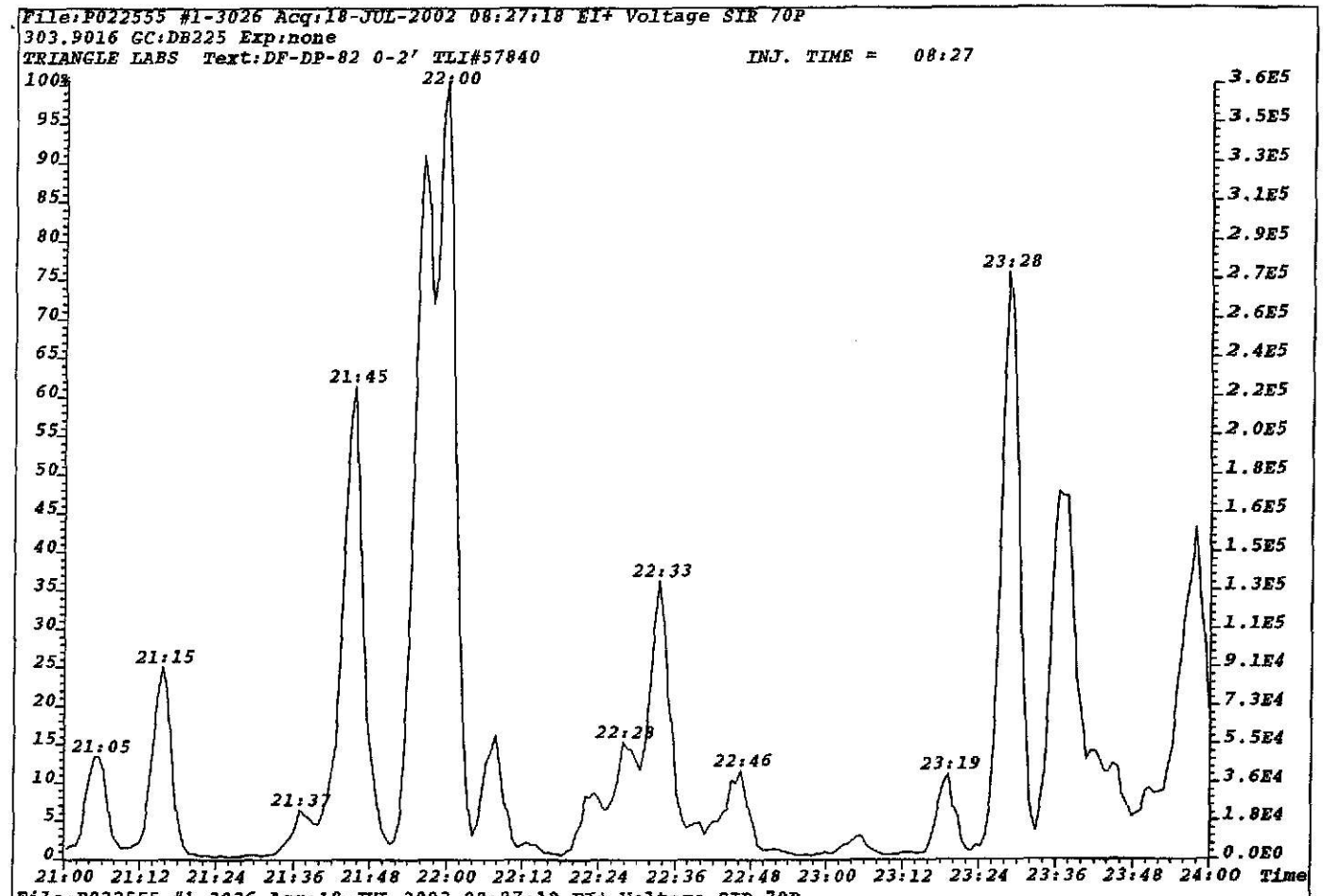
File:P022555 #1-3026 Acq:18-JUL-2002 08:27:18 EI+ Voltage SIR 70P
303.9016 GC:DB225 Exp:none
TRIANGLE LABS Text:DF-DP-82 0-2' TLI#57840
INJ. TIME = 08:27
22:00
23:28
21:45
22:33
21:15
21:05
22:28
22:46
23:19
21:37
Time

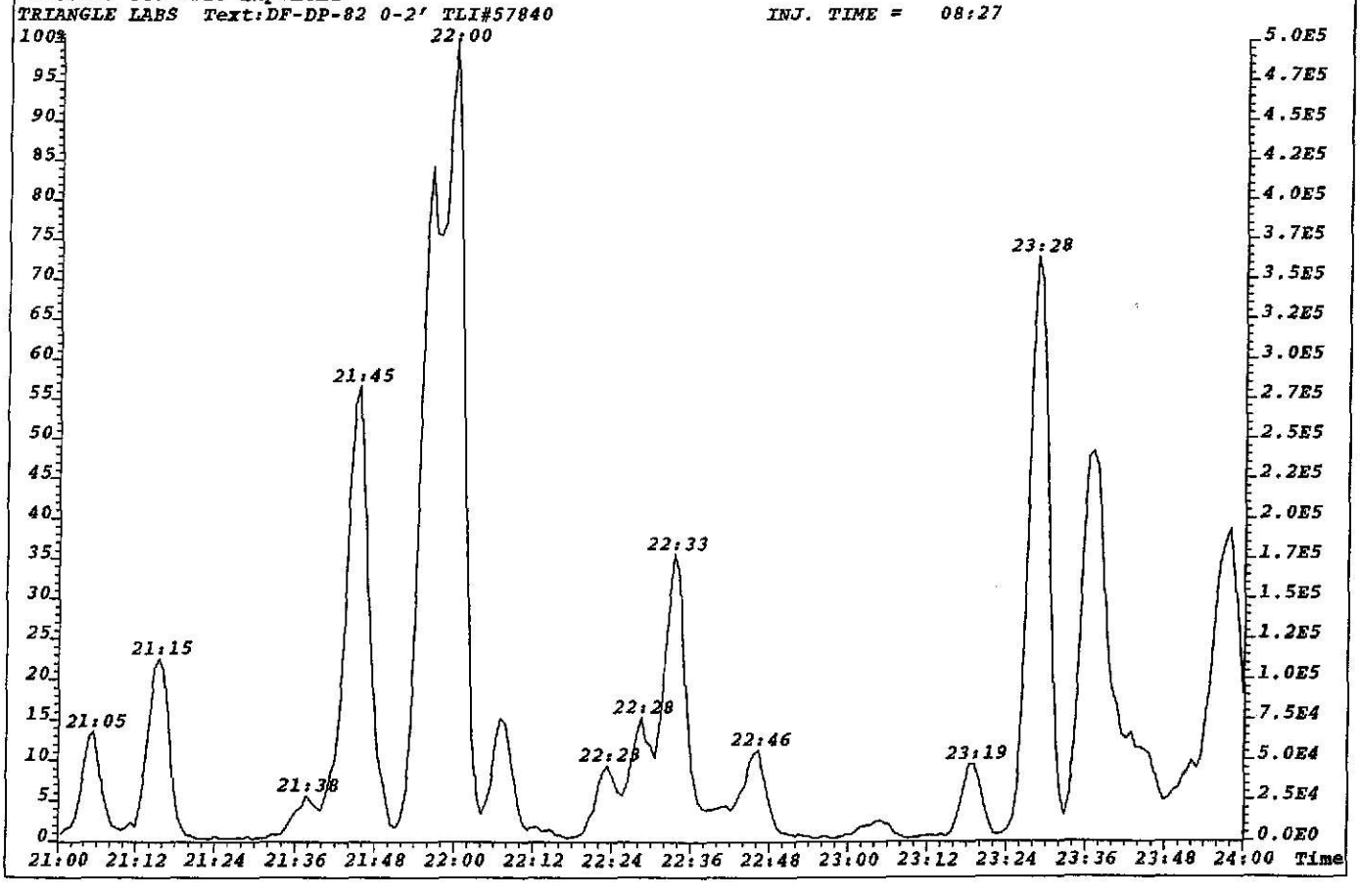
File:P022555 #1-3026 Acq:18-JUL-2002 08:27:18 EI+ Voltage SIR 70P
305.8987 GC:DB225 Exp:none
TRIANGLE LABS Text:DF-DP-82 0-2' TLI#57840
INJ. TIME = 08:27
22:00
23:28
21:45
22:33
21:15
21:05
22:28
22:46
23:19
21:38
Time

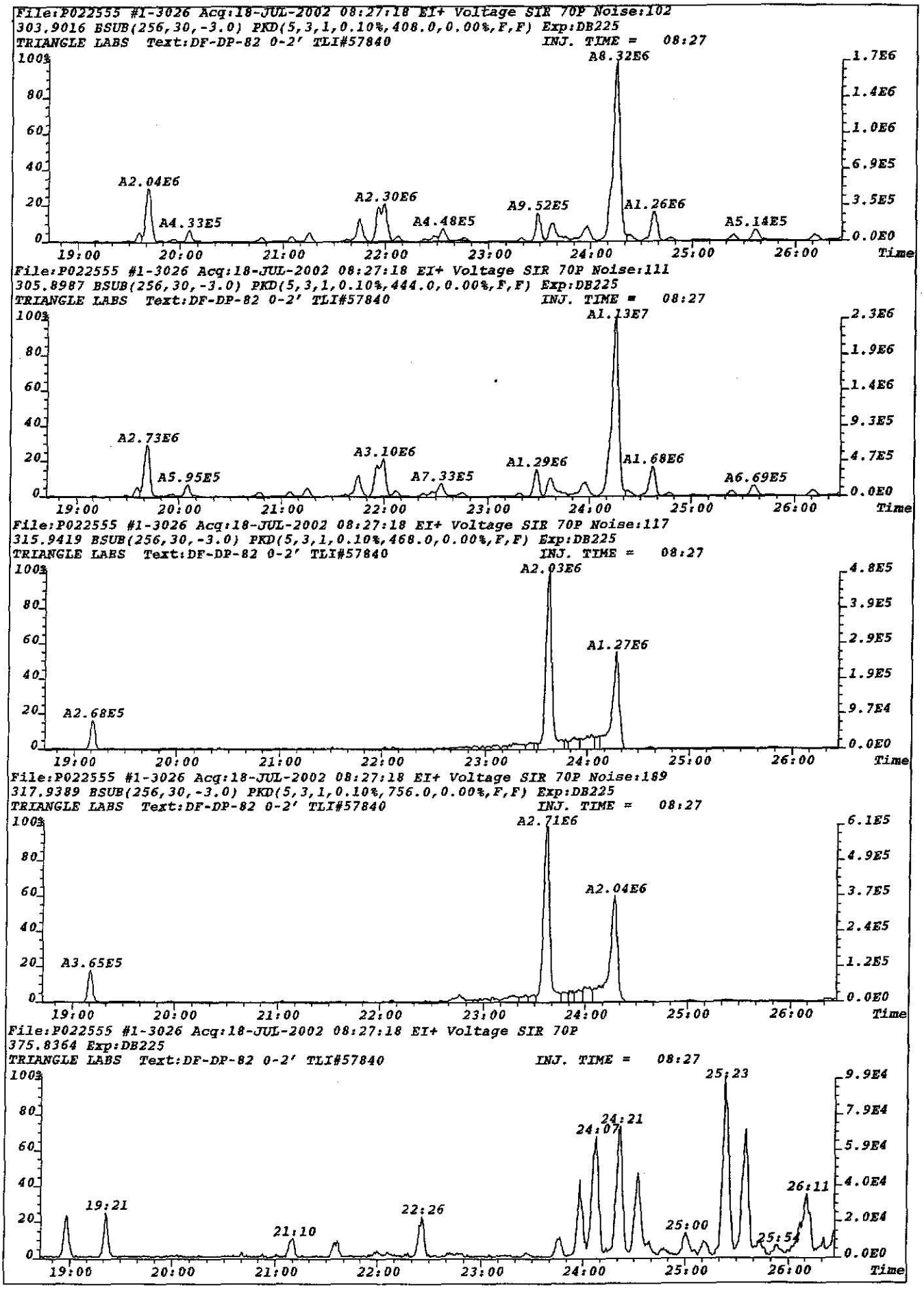
File:P022555 #1-3026 Acq:18-JUL-2002 08:27:18 EI+ Voltage SIR 70P Noise:102
303.9016 BSUB(256,30,-3.0) PKD(5,3,1,0.10%,408.0,0.00%,F,F) Exp:DB225
TRIANGLE LABS Text:DF-DP-82 0-2' TLI#57840
INJ. TIME = 08:27
A8.32E6
A2.04E6
A4.33E5
A2.30E6
A4.48E5
A9.52E5
A1.26E6
A5.14E5
File:P022555 #1-3026 Acq:18-JUL-2002 08:27:18 EI+ Voltage SIR 70P Noise:111
305.8987 BSUB(256,30,-3.0) PKD(5,3,1,0.10%,444.0,0.00%,F,F) Exp:DB225
TRIANGLE LABS Text:DF-DP-82 0-2' TLI#57840
INJ. TIME = 08:27
A1.13E7
A2.73E6
A5.95E5
A3.10E6
A7.33E5
A1.29E6
A1.68E6
A6.69E5
File:P022555 #1-3026 Acq:18-JUL-2002 08:27:18 EI+ Voltage SIR 70P Noise:117
315.9419 BSUB(256,30,-3.0) PKD(5,3,1,0.10%,468.0,0.00%,F,F) Exp:DB225
TRIANGLE LABS Text:DF-DP-82 0-2' TLI#57840
INJ. TIME = 08:27
A2.03E6
A1.27E6
A2.68E5
File:P022555 #1-3026 Acq:18-JUL-2002 08:27:18 EI+ Voltage SIR 70P Noise:189
317.9389 BSUB(256,30,-3.0) PKD(5,3,1,0.10%,756.0,0.00%,F,F) Exp:DB225
TRIANGLE LABS Text:DF-DP-82 0-2' TLI#57840
INJ. TIME = 08:27
A2.71E6
A2.04E6
A3.65E5
File:P022555 #1-3026 Acq:18-JUL-2002 08:27:18 EI+ Voltage SIR 70P
375.8364 Exp:DB225
TRIANGLE LABS Text:DF-DP-82 0-2' TLI#57840
INJ. TIME = 08:27
25:23
24:21
24:07
19:21
22:26
21:10
26:11
25:00
25:54
Time

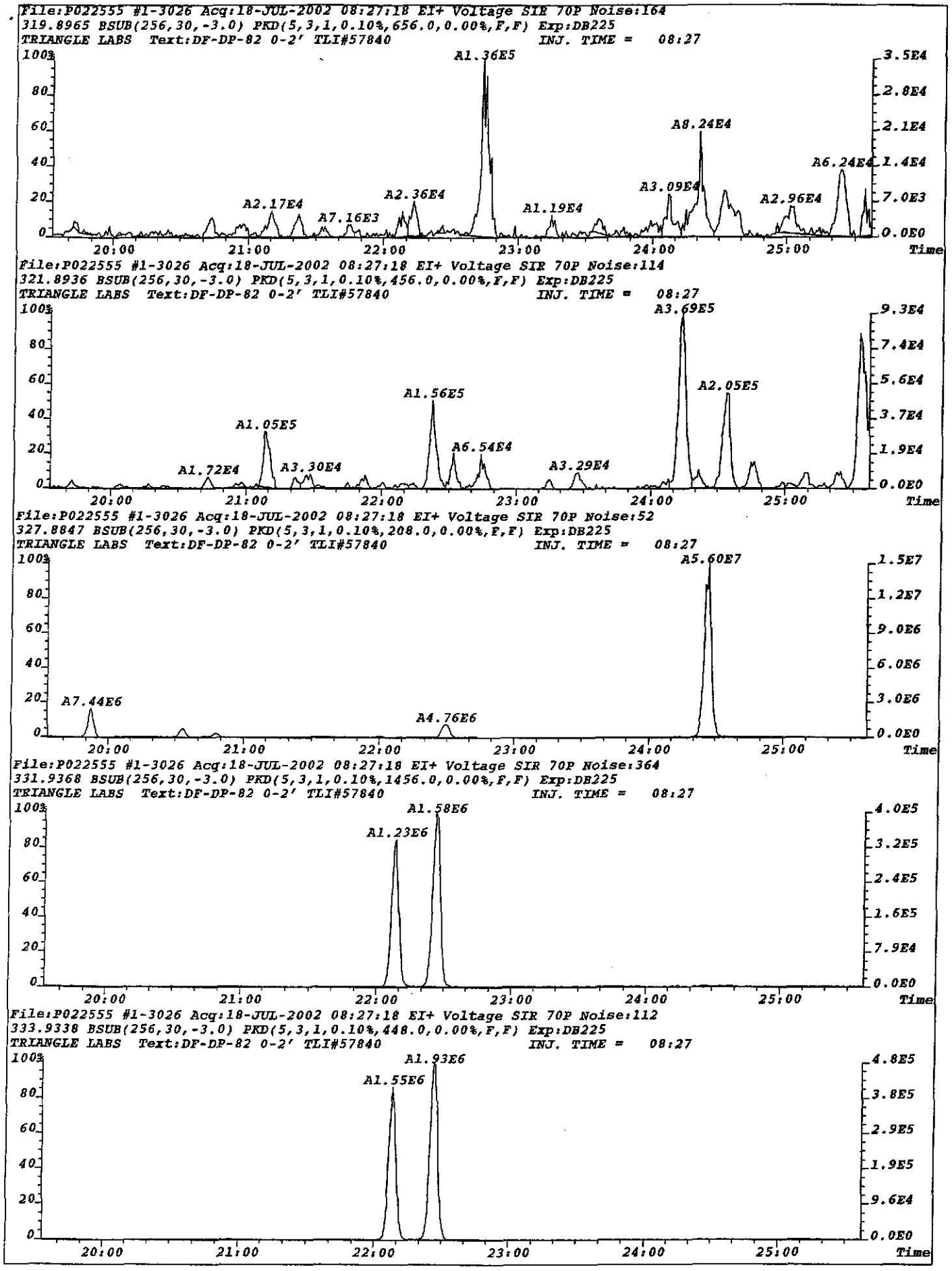
File:P022555 #1-3026 Acq:18-JUL-2002 08:27:18 EI+ Voltage SIR 70P Noise:164
319.8965 BSUB(256,30,-3.0) PKD(5,3,1,0.10%,656.0,0.00%,F,F) Exp:DB225
TRIANGLE LABS Text:DF-DP-82 0-2' TLI#57840 INJ. TIME = 08:27
A1.36E5
A8.24E4
A6.24E4
A3.09E4
A2.96E4
A2.17E4
A2.36E4
A7.16E3
A1.19E4
Time
File:P022555 #1-3026 Acq:18-JUL-2002 08:27:18 EI+ Voltage SIR 70P Noise:114
321.8936 BSUB(256,30,-3.0) PKD(5,3,1,0.10%,456.0,0.00%,F,F) Exp:DB225
TRIANGLE LABS Text:DF-DP-82 0-2' TLI#57840 INJ. TIME = 08:27
A3.69E5
A1.56E5
A2.05E5
A1.05E5
A6.54E4
A1.72E4
A3.30E4
A3.29E4
Time
File:P022555 #1-3026 Acq:18-JUL-2002 08:27:18 EI+ Voltage SIR 70P Noise:52
327.8847 BSUB(256,30,-3.0) PKD(5,3,1,0.10%,208.0,0.00%,F,F) Exp:DB225
TRIANGLE LABS Text:DF-DP-82 0-2' TLI#57840 INJ. TIME = 08:27
A5.60E7
A7.44E6
A4.76E6
Time
File:P022555 #1-3026 Acq:18-JUL-2002 08:27:18 EI+ Voltage SIR 70P Noise:364
331.9368 BSUB(256,30,-3.0) PKD(5,3,1,0.10%,1456.0,0.00%,F,F) Exp:DB225
TRIANGLE LABS Text:DF-DP-82 0-2' TLI#57840 INJ. TIME = 08:27
A1.58E6
A1.23E6
Time
File:P022555 #1-3026 Acq:18-JUL-2002 08:27:18 EI+ Voltage SIR 70P Noise:112
333.9338 BSUB(256,30,-3.0) PKD(5,3,1,0.10%,448.0,0.00%,F,F) Exp:DB225
TRIANGLE LABS Text:DF-DP-82 0-2' TLI#57840 INJ. TIME = 08:27
A1.93E6
A1.55E6
Time

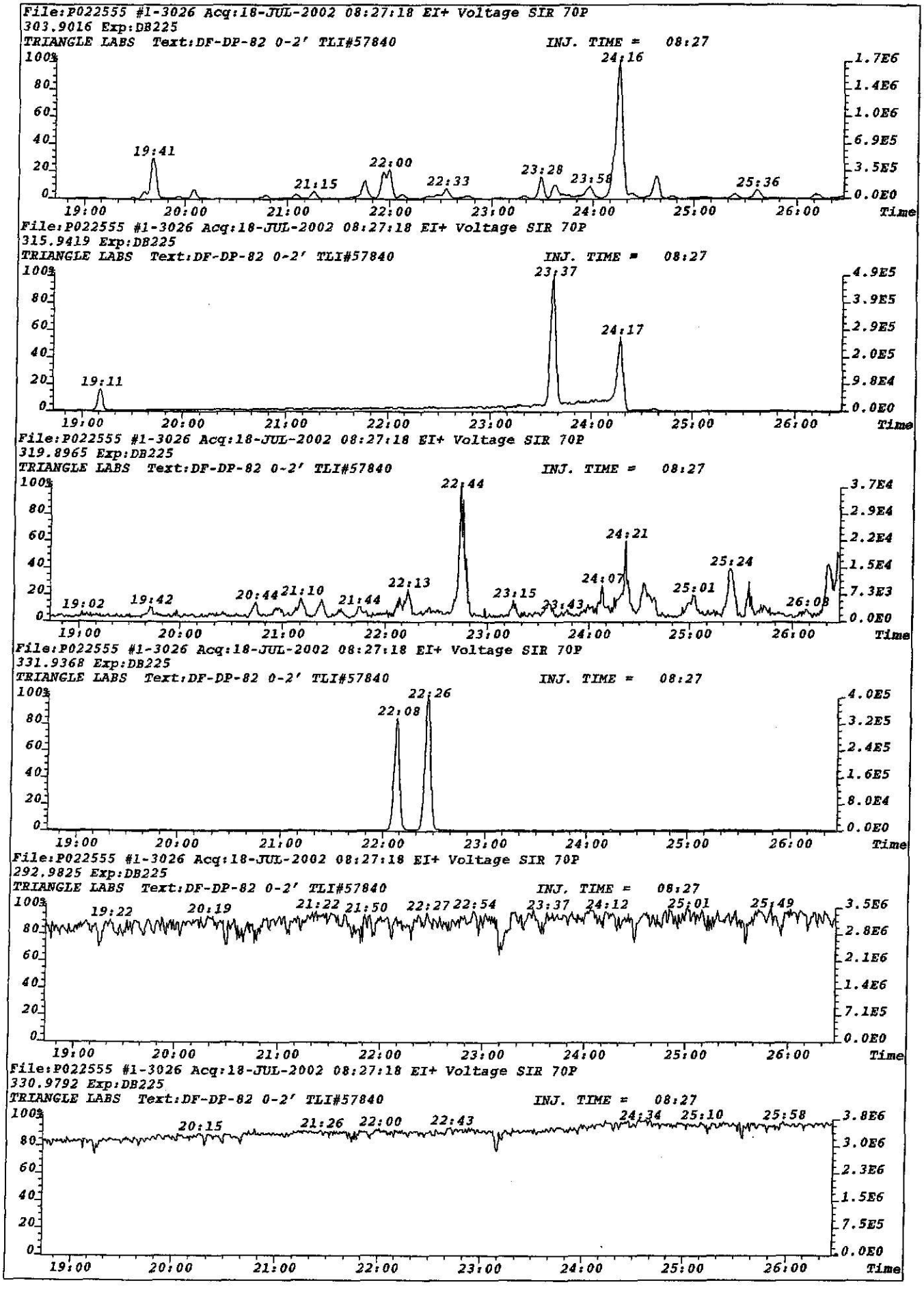
File:P022555 #1-3026 Acq:18-JUL-2002 08:27:18 EI+ Voltage SIR 70P
303.9016 Exp:DB225
TRIANGLE LABS Text:DF-DP-82 0-2' TLI#57840
INJ. TIME = 08:27
19:41
21:15
22:00
22:33
23:28
23:58
24:16
25:36
File:P022555 #1-3026 Acq:18-JUL-2002 08:27:18 EI+ Voltage SIR 70P
315.9419 Exp:DB225
TRIANGLE LABS Text:DF-DP-82 0-2' TLI#57840
INJ. TIME = 08:27
19:11
23:37
24:17
File:P022555 #1-3026 Acq:18-JUL-2002 08:27:18 EI+ Voltage SIR 70P
319.8965 Exp:DB225
TRIANGLE LABS Text:DF-DP-82 0-2' TLI#57840
INJ. TIME = 08:27
19:02
19:42
20:44
21:10
21:44
22:13
22:44
23:15
23:43
24:07
24:21
25:01
25:24
26:08
File:P022555 #1-3026 Acq:18-JUL-2002 08:27:18 EI+ Voltage SIR 70P
331.9368 Exp:DB225
TRIANGLE LABS Text:DF-DP-82 0-2' TLI#57840
INJ. TIME = 08:27
22:08
22:26
File:P022555 #1-3026 Acq:18-JUL-2002 08:27:18 EI+ Voltage SIR 70P
292.9825 Exp:DB225
TRIANGLE LABS Text:DF-DP-82 0-2' TLI#57840
INJ. TIME = 08:27
19:22
20:19
21:22
21:50
22:27
22:54
23:37
24:12
25:01
25:49
File:P022555 #1-3026 Acq:18-JUL-2002 08:27:18 EI+ Voltage SIR 70P
330.9792 Exp:DB225
TRIANGLE LABS Text:DF-DP-82 0-2' TLI#57840
INJ. TIME = 08:27
20:15
21:26
22:00
22:43
24:34
25:10
25:58
Time

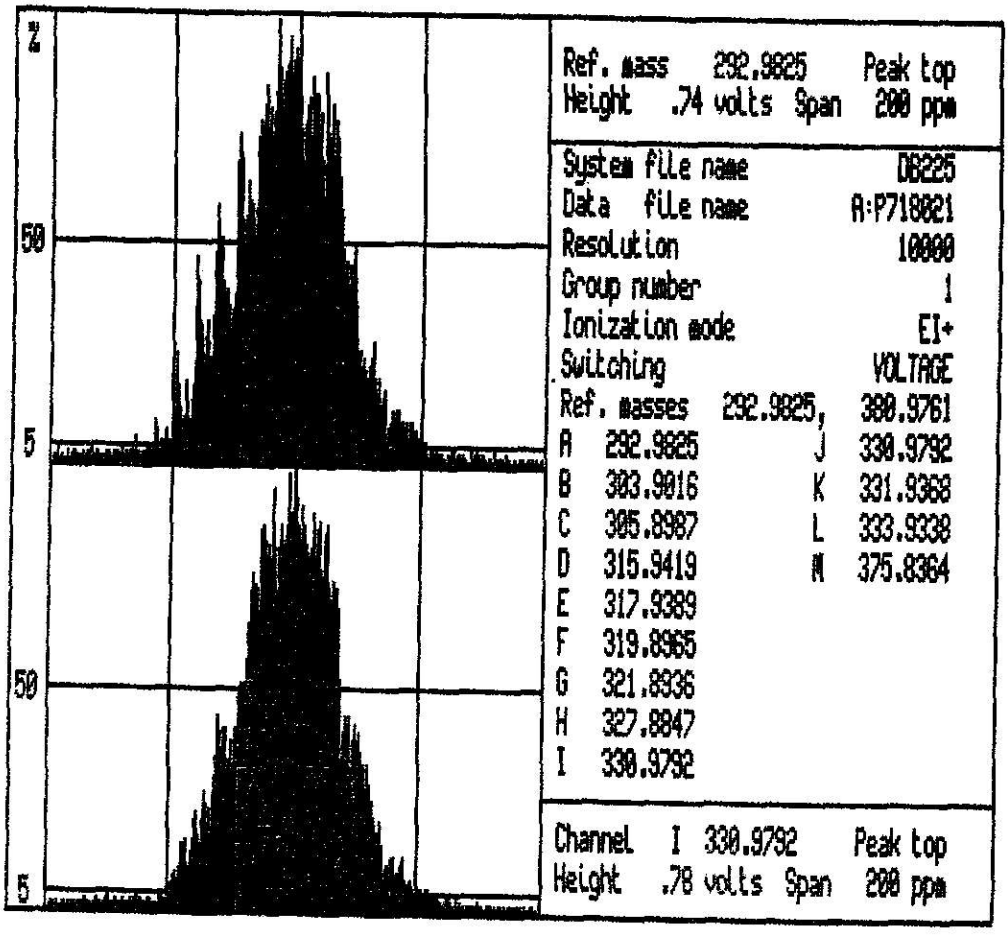
%
50
5
50
5
Ref. mass 292.9825 Peak top
Height .74 volts Span 200 ppm
System file name D6225
Data file name A:P718821
Resolution 10000
Group number 1
Ionization mode EI+
Switching VOLTAGE
Ref. masses 292.9825, 380.9761
A 292.9825
B 303.9816
C 305.8987
D 315.9419
E 317.9389
F 319.8965
G 321.8936
H 327.8847
I 330.9792
J 330.9792
K 331.9368
L 333.9338
M 375.8364
Channel I 330.9792 Peak top
Height .78 volts Span 200 ppm

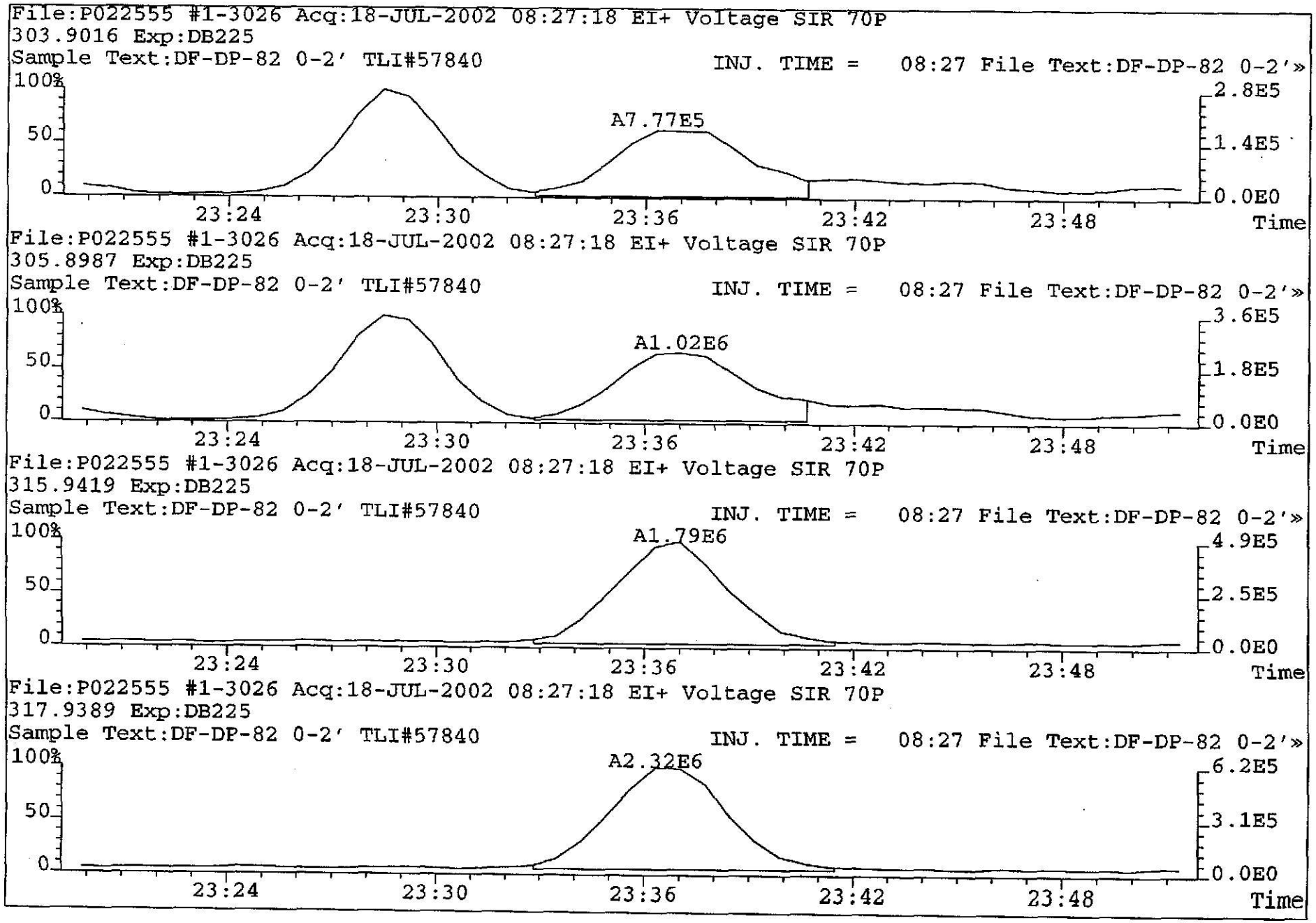
File:P022555 #1-3026 Acq:18-JUL-2002 08:27:18 EI+ Voltage SIR 70P
303.9016 Exp:DB225
Sample Text:DF-DP-82 0-2' TLI#57840
INJ. TIME = 08:27 File Text:DF-DP-82 0-2'»
100%
50
0
A7.77E5
2.8E5
1.4E5
0.0E0
23:24
23:30
23:36
23:42
23:48
Time
File:P022555 #1-3026 Acq:18-JUL-2002 08:27:18 EI+ Voltage SIR 70P
305.8987 Exp:DB225
Sample Text:DF-DP-82 0-2' TLI#57840
INJ. TIME = 08:27 File Text:DF-DP-82 0-2'»
100%
50
0
A1.02E6
3.6E5
1.8E5
0.0E0
23:24
23:30
23:36
23:42
23:48
Time
File:P022555 #1-3026 Acq:18-JUL-2002 08:27:18 EI+ Voltage SIR 70P
315.9419 Exp:DB225
Sample Text:DF-DP-82 0-2' TLI#57840
INJ. TIME = 08:27 File Text:DF-DP-82 0-2'»
100%
50
0
A1.79E6
4.9E5
2.5E5
0.0E0
23:24
23:30
23:36
23:42
23:48
Time
File:P022555 #1-3026 Acq:18-JUL-2002 08:27:18 EI+ Voltage SIR 70P
317.9389 Exp:DB225
Sample Text:DF-DP-82 0-2' TLI#57840
INJ. TIME = 08:27 File Text:DF-DP-82 0-2'»
100%
50
0
A2.32E6
6.2E5
3.1E5
0.0E0
23:24
23:30
23:36
23:42
23:48
Time

TLI Project: **57840** 1613, Revision B PCDD/PCDF Analysis (c)
Client Sample: **DF-DP-39 0-2'** Analysis File: **W108208**

Client Project:	**Dioxin/Furan Analysis**				
Sample Matrix:	**SOLID**	Date Received:	**07/11/2002**	Spike File:	**SP161B2S**
TLI ID:	**330-27-6**	Date Extracted:	**07/12/2002**	ICal:	**WF5614B**
		Date Analyzed:	**07/17/2002**	ConCal:	**WB21081**
Sample Size:	**11.400 g**	Dilution Factor:	**n/a**	% Moisture:	**11.9**
Dry Weight:	**10.043 g**	Blank File:	**W108202**	% Lipid:	**n/a**
GC Column:	**DB-5**	Analyst:	**JLD**	% Solids:	**88.1**

Analytes	Conc. (pg/g)	DL	Ratio	RT	RRT	Flags
2,3,7,8-TCDD	ND	3.3				—
1,2,3,7,8-PeCDD	ND	17.3				—
1,2,3,4,7,8-HxCDD	8.5		1.10	34:30	1.000	—
1,2,3,6,7,8-HxCDD	ND	3.2				—
1,2,3,7,8,9-HxCDD	47.2		1.16	34:54	1.010	—
1,2,3,4,6,7,8-HpCDD	263		1.02	37:54	1.000	—
1,2,3,4,6,7,8,9-OCDD	6680		0.83	41:38	1.000	E
2,3,7,8-TCDF	182		0.73	26:30	1.001	—
1,2,3,7,8-PeCDF	ND	18.8				—
2,3,4,7,8-PeCDF	94.2		1.53	31:03	1.001	—
1,2,3,4,7,8-HxCDF	599		1.26	33:47	1.000	—
1,2,3,6,7,8-HxCDF	109		1.24	33:54	1.000	—
2,3,4,6,7,8-HxCDF	96.8		1.24	34:23	1.000	—
1,2,3,7,8,9-HxCDF	ND	11.5				—
1,2,3,4,6,7,8-HpCDF	3000		1.07	36:51	1.000	E
1,2,3,4,7,8,9-HpCDF	95.1		1.07	38:25	1.000	—
1,2,3,4,6,7,8,9-OCDF	833		0.86	41:50	1.005	—

Totals	Conc. (pg/g)	Number	DL	Flags
Total TCDD	11.4	3		—
Total PeCDD	21.6	2		—
Total HxCDD	764	6		—
Total HpCDD	528	2		—
Total TCDF	1560	17		E
Total PeCDF	6780	19		—
Total HxCDF	3380	12		—
Total HpCDF	5010	4		E

Triangle Laboratories, Inc.®
2445 S. Alston Ave. • Durham, North Carolina 27713
Phone: (919) 544-5729 • Fax: (919) 544-5491

Printed: 15:16 07/18/2002

TLI Project: 57840 — 1613, Revision B PCDD/PCDF Analysis (c)
Client Sample: DF-DP-39 0-2′ — Analysis File: **W108208**

Internal Standards	Conc. (pg/g)	% Recovery	QC Limits	Ratio	RT	RRT	Flags
$^{13}C_{12}$-2,3,7,8-TCDD	129	64.7	25%-164%	0.78	27:11	1.007	
$^{13}C_{12}$-1,2,3,7,8-PeCDD	171	85.7	25%-181%	1.53	31:22	1.162	
$^{13}C_{12}$-1,2,3,4,7,8-HxCDD	137	69.0	32%-141%	1.30	34:30	0.989	
$^{13}C_{12}$-1,2,3,6,7,8-HxCDD	135	68.0	28%-130%	1.17	34:34	0.991	
$^{13}C_{12}$-1,2,3,4,6,7,8-HpCDD	135	68.0	23%-140%	1.03	37:54	1.086	
$^{13}C_{12}$-1,2,3,4,6,7,8,9-OCDD	334	83.8	17%-157%	0.88	41:37	1.193	
$^{13}C_{12}$-2,3,7,8-TCDF	126	63.0	24%-169%	0.74	26:28	0.980	
$^{13}C_{12}$-1,2,3,7,8-PeCDF	137	68.8	24%-185%	0.71	30:22	1.125	RO
$^{13}C_{12}$-2,3,4,7,8-PeCDF	139	69.9	21%-178%	1.44	31:02	1.149	
$^{13}C_{12}$-1,2,3,4,7,8-HxCDF	147	73.7	26%-152%	0.52	33:47	0.968	
$^{13}C_{12}$-1,2,3,6,7,8-HxCDF	142	71.2	26%-123%	0.54	33:54	0.972	
$^{13}C_{12}$-2,3,4,6,7,8-HxCDF	135	67.9	28%-136%	0.52	34:23	0.986	
$^{13}C_{12}$-1,2,3,7,8,9-HxCDF	146	73.1	29%-147%	0.50	35:10	1.008	
$^{13}C_{12}$-1,2,3,4,6,7,8-HpCDF	132	66.1	28%-143%	0.45	36:50	1.056	
$^{13}C_{12}$-1,2,3,4,7,8,9-HpCDF	120	60.0	26%-138%	0.43	38:24	1.101	

Cleanup Standard	Conc. (pg/g)	% Recovery	QC Limits	RT	RRT	Flags
$^{37}Cl_4$-2,3,7,8-TCDD	11.9	59.7	35%-197%	27:12	1.007	

Recovery Standards	Ratio	RT	Flags
$^{13}C_{12}$-1,2,3,4-TCDD	0.78	27:00	
$^{13}C_{12}$-1,2,3,7,8,9-HxCDD	1.19	34:53	

Data Reviewer: _____ 07/18/2002

161B_PSR v2.04, LARS 6.25.05

Triangle Laboratories, Inc.®
2445 S. Alston Ave. • Durham, North Carolina 27713
Phone: (919) 544-5729 • Fax: (919) 544-5491

Printed: 15:16 07/18/2002

TLI Project: 57840
Client Sample: DF-DP-39 0-2′

Toxicity Equivalents Report
Analysis File: **W108208**

Client Project:	**Dioxin/Furan Analysis**				
Sample Matrix:	**SOLID**	Date Received:	**07/11/02**	Spike File:	**SP161B2S**
TLI ID:	**330-27-6**	Date Extracted:	**07/12/02**	ICal:	**WF5614B**
		Date Analyzed:	**07/17/02**	ConCal:	**WB21081**
Sample Size:	**11.400 g**	Dilution Factor:	**1**	% Moisture:	**11.9**
Dry Weight:	**10.043 g**	Blank File:	**W108202**	% Lipid:	**n/a**
GC Column:	**DB-5**	Analyst:	**JLD**	% Solids:	**88.1**

Analytes	Conc. (pg/g)		TEF		Equivalent
2,3,7,8-TCDD	{3.3}	x	1.	=	3.3
1,2,3,7,8-PeCDD	{17.3}	x	0.5	=	8.65
1,2,3,4,7,8-HxCDD	8.5	x	0.1	=	0.85
1,2,3,6,7,8-HxCDD	{3.2}	x	0.1	=	0.32
1,2,3,7,8,9-HxCDD	47.2	x	0.1	=	4.72
1,2,3,4,6,7,8-HpCDD	263	x	0.01	=	2.63
1,2,3,4,6,7,8,9-OCDD	6680	x	0.001	=	6.680
TOTAL PCDD					27.2
2,3,7,8-TCDF	94.4	x	0.1	=	9.44
1,2,3,7,8-PeCDF	{18.8}	x	0.05	=	0.940
2,3,4,7,8-PeCDF	94.2	x	0.5	=	47.1
1,2,3,4,7,8-HxCDF	599	x	0.1	=	59.9
1,2,3,6,7,8-HxCDF	109	x	0.1	=	10.9
2,3,4,6,7,8-HxCDF	96.8	x	0.1	=	9.68
1,2,3,7,8,9-HxCDF	{11.5}	x	0.1	=	1.15
1,2,3,4,6,7,8-HpCDF	3000	x	0.01	=	30.00
1,2,3,4,7,8,9-HpCDF	95.1	x	0.01	=	0.951
1,2,3,4,6,7,8,9-OCDF	833	x	0.001	=	0.833
TOTAL PCDF					170.9

Total EPA TEFs, 1989a: 198.0 pg/g

{...} indicates that the value is that of a Detection Limit.

GRY_TEF v1.08, MILES 4.22.16

Triangle Laboratories, Inc.®
2445 S. Alston Ave. • Durham, North Carolina 27713
Phone: (919) 544-5729 • Fax: (919) 544-5491

Printed: 20:42 07/18/02

Initial ....Date...

Data Review By: 9K 7/18/02

Channel specific noise levels computed from 'NL' heights.

Page No. 1 Listing of W108208B.dbf
07/18/2002 Matched GC Peaks / Ratio / Ret. Time

Compound/ M_Z....	QC.Log	Omit	Why	..RT.	OK	Ratio	Total.Area/Ht	Area/Ht.Peak1	Area/Ht.Peak2	Rel.RT	Compound.Name..	ID..	Flags.
TCDF				0.65-0.89					0.877-1.070				
304-306	DC	NL		Height			28.93	18.99	9.94				
D	D	WL		23:19		0.74	15,506.56			0.881			
				23:55		0.71	1,784.24	738.66	1,045.58	0.904			
				24:09		0.71	1,114.23	463.51	650.72	0.912			
				24:24		0.72	2,055.52	862.94	1,192.58	0.922			
				24:31		0.74	2,164.40	920.57	1,243.83	0.926			
				24:51		0.73	3,152.67	1,327.34	1,825.33	0.939			
				25:01		0.74	1,535.08	653.57	881.51	0.945			
				25:13		0.72	3,728.73	1,565.92	2,162.81	0.953			
				25:35		0.73	14,049.62	5,934.64	8,114.98	0.967			
				25:55		0.75	15,053.63	6,436.08	8,617.55	0.979			
				26:06		0.71	9,475.40	3,935.26	5,540.14	0.986			
				26:20		0.73	4,209.47	1,773.37	2,436.10	0.995			
				26:30		0.73	16,064.72	6,759.56	9,305.16	1.001	2378-TCDF	AN	
				26:55		0.74	4,317.68	1,835.98	2,481.70	1.017			
				27:10		0.73	1,801.14	762.37	1,038.77	1.026			
				27:27		0.73	8,173.67	3,453.06	4,720.61	1.037			
				27:42		0.72	48,329.90	20,211.80	28,118.10	1.047			E
				28:13		0.74	153.54	65.32	88.22	1.066			
	DC	WH		28:23		0.77	1,619.34			1.072			
	DC	WH		28:30		0.78	1,428.59			1.077			
	DC	WH		28:43		0.79	1,074.77			1.085			
304-306			17	Peaks			137,163.64						
13C12-TCDF				0.65-0.89					0.944-1.133				
316-318	DC	NL		Height			8.20	3.98	4.22				
	DC	WL		24:10	RO	0.96	23.32			0.913			
				25:35	RO	1.60	49.09	30.19	18.90	0.967			
				25:47		0.66	126.83	50.47	76.36	0.974			
				26:06	RO	0.60	139.51	52.49	87.02	0.986			
				26:28		0.74	15,328.22	6,513.30	8,814.92	1.000	13C12-2378-TCDF	IS0	
					Height		4,366.25	1,857.72	2,508.53				
				26:50	RO	0.60	607.02	226.83	380.19	1.014			
	DC	SN		27:09	RO	0.21	92.19			1.026			
				27:48	RO	0.16	1,004.52	138.81	865.71	1.050			
				28:31	RO	0.20	148.48	24.84	123.64	1.077			
316-318			7	Peaks			17,403.67						

---------- Above: TCDF / TCDD Follows ----------

TCDD				0.65-0.89					0.903-1.042				
320-322	DC	NL		Height			4.74	2.59	2.15				
AD	D	IE		13:70	RO	0.00	<0.01			0.521			
				24:42		0.72	157.70	65.82	91.88	0.909	1368-TCDD	AN	
	DC	SN		24:49	RO	0.52	10.21			0.913			
				25:05	RO	0.63	86.79	33.48	53.31	0.923	1379-TCDD	AN	

Compound/ M_Z....	QC.Log	Omit	Why	..RT.	OK	Ratio	Total.Area/Ht	Area/Ht.Peak1	Area/Ht.Peak2	Rel.RT	Compound.Name..	ID..	Flags.
				25:23		0.79	78.88	34.89	43.99	0.934			
				25:35	RO	0.52	65.56	22.32	43.24	0.941			
				25:49	RO	0.26	211.64	44.10	167.54	0.950			
				26:02		0.80	576.58	256.40	320.18	0.958			
				26:16	RO	0.94	195.91	94.70	101.21	0.966			
				26:44	RO	1.25	195.23	108.39	86.84	0.983			
				26:52	RO	0.30	316.94	73.48	243.46	0.988			
	MN			27:06	RO	0.55	318.00	113.00	205.00	0.997			
	AN			27:11	RO	1.44	232.20	137.00	95.20	1.000	2378-TCDD		AN
				27:20	RO	1.81	332.03	213.75	118.28	1.006			
				27:31	RO	0.23	524.14	97.34	426.80	1.012			
				27:47	RO	1.78	2,582.91	1,652.59	930.32	1.022			
		DC	SN	27:55	RO	0.01	841.27			1.027			
				28:11	RO	0.21	461.83	80.79	381.04	1.037			
		DC	WH	28:24	RO	1.22	592.67			1.045			
		DC	WH	28:29		0.74	498.29			1.048			
320-322			15	Peaks			6,336.34						
37Cl-TCDD										0.926-1.074			
328		DC	NL			Height	4.72	4.72					
				25:34			697.14	697.14		0.941			
				25:51			34,220.30	34,220.30		0.951			
				26:17			514.64	514.64		0.967			
				26:26			380.87	380.87		0.972			
				27:07			1,698.77	1,698.77		0.998			
				27:12			1,210.89	1,210.89		1.001	37Cl-TCDD		CLS
				27:36			438,123.00	438,123.00		1.015			
				27:48			548.33	548.33		1.023			
				27:57			544.26	544.26		1.028			
				28:31			6,438.47	6,438.47		1.049			
328			10	Peaks			484,376.67						
13C12-TCDD						0.65-0.89				0.920-1.067			
332-334		DC	NL			Height	14.72	11.67	3.05				
				27:00		0.78	16,807.88	7,386.11	9,421.77	0.993	13C12-1234-TCDD		RS1
				27:11		0.78	12,879.02	5,631.21	7,247.81	1.000	13C12-2378-TCDD		IS1
						Height	3,661.65	1,615.15	2,046.50				
		DC	SN	27:22	RO	4.00	41.00			1.007			
				27:36	RO	2.22	233.29	160.95	72.34	1.015			
		DC	SN	27:47	RO	1.58	68.82			1.022			
		DC	SN	28:27	RO	0.25	48.78			1.047			
332-334			3	Peaks			29,920.19						
---------- Above: TCDD / PeCDF Follows ----------													
PeCDF						1.32-1.78				0.909-1.036			
340-342		DC	NL			Height	7.16	3.56	3.60				
		DC	WL	28:12		1.51	3,979.58			0.909			
				28:20		1.49	23,124.94	13,823.50	9,301.44	0.913			
				28:29		1.48	36,071.20	21,502.60	14,568.60	0.918			
				28:42		1.48	38,071.10	22,713.20	15,357.90	0.925			
				28:56		1.53	4,559.24	2,755.39	1,803.85	0.932			

Compound/ M_Z....	QC.Log	Omit	Why	..RT.	OK	Ratio	Total.Area/Ht	Area/Ht.Peak1	Area/Ht.Peak2	Rel.RT	Compound.Name..	ID..	Flags.
				29:07		1.52	18,817.61	11,346.10	7,471.51	0.938			
				29:31		1.49	39,313.80	23,520.80	15,793.00	0.951			
				29:44		1.48	151,901.90	90,688.80	61,213.10	0.958			
				29:54		1.51	50,121.60	30,116.60	20,005.00	0.963			
	MN			30:17		1.46	114,700.00	68,100.00	46,600.00	0.997			
	AN			30:22	RO	1.03	1,569.00	797.00	772.00	1.000	12378-PeCDF	AN	
				30:34		1.49	13,426.13	8,034.55	5,391.58	0.985			
				30:40		1.55	5,202.25	3,160.86	2,041.39	0.988			
	MN			30:59		1.48	9,460.00	5,640.00	3,820.00	0.998			
	AN			31:03		1.53	7,810.00	4,720.00	3,090.00	1.001	23478-PeCDF	AN	
				31:16		1.49	20,082.00	12,021.80	8,060.20	1.008			
		X		31:24		1.60	4,868.57	2,993.37	1,875.20	1.012			
				31:40		1.37	6,476.08	3,745.77	2,730.31	1.020			
		X		31:47		1.48	4,870.40	2,906.81	1,963.59	1.024			
				31:54		1.46	14,254.02	8,456.68	5,797.34	1.028			
				32:10		1.50	1,138.99	684.29	454.70	1.037			
	DC	WH		32:18		1.54	193.49			1.041			
	DC	WH		32:22		1.44	244.12			1.043			
	DC	WH		32:30		1.50	1,743.67			1.047			
340-342			20	Peaks			565,838.83						
13C12-PeCDF						1.32-1.78				0.806-1.128			
352-354	DC	NL				Height	5.29	2.27	3.02				
				28:22	RO	0.21	420.59	73.21	347.38	0.914			
				28:29	RO	0.28	439.05	95.91	343.14	0.918			
				29:43	RO	0.11	5,689.03	574.52	5,114.51	0.958			
	M			30:22	RO	0.71	13,660.00	5,670.00	7,990.00	1.000	13C12-PeCDF 123	IS2	
						Height	4,275.27	2,499.38	1,775.89				
				30:32	RO	0.21	2,067.32	362.31	1,705.01	0.984			
				31:02		1.44	13,903.79	8,211.85	5,691.94	1.000	13C12-PeCDF 234	IS3	
						Height	4,358.20	2,581.12	1,777.08				
				31:40	RO	0.76	1,694.16	730.13	964.03	1.020			
				31:47	RO	0.88	762.19	356.84	405.35	1.024			
				31:59	RO	0.88	1,735.05	814.31	920.74	1.031			
352-354			9	Peaks			40,371.18						
---------- Above: PeCDF / PeCDD Follows ----------													
PeCDD						1.32-1.78				0.939-1.021			
356-358	DC	NL				Height	9.30	2.56	6.74				
	D	D	SN	29:37	RO	0.11	8,930.12			0.944			
				29:42		1.32	1,086.63	619.09	467.54	0.947			
				30:05		1.54	313.40	189.80	123.60	0.959			J
				30:19	RO	0.56	2,410.03	865.87	1,544.16	0.967			
				30:28	RO	1.96	1,567.20	1,038.13	529.07	0.971			
				30:54	RO	1.30	1,061.13	599.24	461.89	0.985			
				31:05	RO	2.94	258.67	192.95	65.72	0.991			
	D	D	SN	31:14	RO	0.00	102,643.30			0.996			
				31:23	RO	1.11	1,117.26	586.86	530.40	1.001	12378-PeCDD	AN	
				31:41	RO	2.17	1,953.41	1,336.71	616.70	1.010			
				31:46	RO	0.90	1,452.17	688.71	763.46	1.013			
				31:54	RO	0.42	1,185.93	348.21	837.72	1.017			

Compound/ M_Z....	QC.Log	Omit	Why	RT.	OK	Ratio	Total.Area/Ht	Area/Ht.Peak1	Area/Ht.Peak2	Rel.RT	Compound.Name..	ID..	Flags.
				31:59	RO	2.03	1,328.55	889.81	438.74	1.020			
	DC	WH		32:07	RO	0.56	824.53			1.024			
356-358		11	Peaks				13,734.38						
13C12-PeCDD				1.32-1.78					0.734-1.053				
368-370	DC	NL		Height			5.70	3.58	2.12				
				29:45	RO	1.06	52.41	26.96	25.45	0.948			
				29:54	RO	2.13	45.92	31.24	14.68	0.953			
				30:05	RO	3.75	59.17	46.72	12.45	0.959			
				30:18		1.41	51.77	30.27	21.50	0.966			
				30:33	RO	0.97	38.19	18.81	19.38	0.974			
				31:12	RO	3.15	200.80	152.46	48.34	0.995			
				31:22		1.53	10,187.90	6,166.90	4,021.00	1.000	13C12-PeCDD 123	IS4	
				Height			3,234.75	1,969.14	1,265.61				
				31:40		1.58	45.67	27.99	17.68	1.010			
				32:02	RO	1.23	127.47	70.42	57.05	1.021			
	DC	SN		32:20	RO	3.86	14.58			1.031			
368-370		9	Peaks				10,809.30						
---------- Above: PeCDD / HxCDF Follows ----------													
HxCDF				1.05-1.43					0.929-1.007				
374-376	DC	NL		Height			119.37	75.21	44.16				
				32:50		1.25	10,182.40	5,649.23	4,533.17	0.934			
				32:58		1.28	50,302.90	28,194.20	22,108.70	0.937			
				33:08		1.27	15,037.30	8,407.33	6,629.97	0.942			
				33:16		1.27	2,842.03	1,589.98	1,252.05	0.946			
				33:26		1.25	62,423.90	34,667.90	27,756.00	0.951			
				33:39		1.29	3,981.78	2,242.29	1,739.49	0.957			
				33:47		1.26	36,851.90	20,578.40	16,273.50	1.000	123478-HxCDF	AN	
				33:54		1.24	6,898.17	3,825.23	3,072.94	1.000	123678-HxCDF	AN	
				34:01		1.14	940.83	501.75	439.08	0.967			
				34:11		1.19	693.66	376.30	317.36	0.972			
				34:23		1.24	5,153.13	2,851.72	2,301.41	1.000	234678-HxCDF	AN	
		X		35:04	RO	1.03	496.06	252.09	243.97	0.997			
				35:08	RO	1.44	601.12	354.79	246.33	0.999	123789-HxCDF	AN	
				35:15		1.34	1,591.05	910.96	680.09	1.002			
374-376		14	Peaks				197,996.23						
13C12-HxCDF				0.43-0.59					0.879-1.106				
384-386	DC	NL		Height			20.58	7.93	12.65				
				32:58	RO	1.13	118.04	62.67	55.37	0.937			
	DC	SN		33:08	RO	0.31	26.95			0.942			
				33:47		0.52	9,859.73	3,384.88	6,474.85	1.000	13C12-HxCDF 478	IS5	
				Height			3,453.65	1,195.44	2,258.21				
				33:54		0.54	9,766.51	3,406.42	6,360.09	1.000	13C12-HxCDF 678	IS6	
				Height			3,164.38	1,117.58	2,046.80				
	DC	SN		34:06	RO	0.96	7.40			0.970			
				34:23		0.52	8,809.12	3,019.21	5,789.91	1.000	13C12-HxCDF 234	IS7	
				Height			2,939.49	995.97	1,943.52				
	DC	SN		34:55	RO	0.69	55.32			0.993			
				35:10		0.50	8,236.64	2,729.44	5,507.20	1.000	13C12-HxCDF 789	IS8	
				Height			2,654.65	888.92	1,765.73				

Compound/ M_Z....	QC.Log	Omit	Why	..RT.	OK	Ratio	Total.Area/Ht	Area/Ht.Peak1	Area/Ht.Peak2	Rel.RT	Compound.Name..	ID..	Flags.
384-386			5 Peaks				36,790.04						
---------- Above: HxCDF / HxCDD Follows ----------													
HxCDD						1.05-1.43				0.959-1.013			
390-392	DC	NL				Height	43.50	31.64	11.86				
				33:19		1.10	4,462.90	2,333.24	2,129.66	0.964			
	DC	SN		33:27	RO	0.90	123.98			0.968			
				33:45		1.17	694.02	374.90	319.12	0.976			
				33:58		1.17	17,263.99	9,303.16	7,960.83	0.983			
	DC	SN		34:06	RO	0.48	166.13			0.986			
AN				34:30		1.10	317.00	166.00	151.00	1.000	123478-HxCDD	AN	
MN				34:35		1.22	4,177.00	2,297.00	1,880.00	1.002			
				34:54		1.16	1,804.50	969.45	835.05	1.010	123789-HxCDD	AN	
	DC	WH		35:07	RO	1.67	1,298.19			1.016			
	DC	WH		35:22	RO	0.67	287.04			1.023			
390-392			6 Peaks				28,719.41						
13C12-HxCDD						1.05-1.43				0.983-1.041			
402-404	DC	NL				Height	37.91	23.09	14.82				
	DC	WL		33:15	RO	0.95	77.49			0.964			
				34:30		1.30	6,393.68	3,608.84	2,784.84	1.000	13C12-HxCDD 478	IS9	
						Height	2,056.15	1,129.57	926.58				
				34:34		1.17	6,745.02	3,638.99	3,106.03	1.000	13C12-HxCDD 678	IS10	
						Height	2,507.33	1,368.60	1,138.73				
				34:53		1.19	10,177.82	5,531.32	4,646.50	1.011	13C12-HxCDD 789	RS2	
	DC	SN		35:04	RO	0.33	167.81			1.016			
402-404			3 Peaks				23,316.52						
---------- Above: HxCDD / HpCDF Follows ----------													
HpCDF						0.88-1.20				0.955-1.004			
408-410	DC	NL				Height	18.80	9.43	9.37				
D	D	NH		36:42		1.11	295.69			0.956			
				36:51		1.07	146,224.80	75,420.20	70,804.60	1.000	1234678-HpCDF	AN	E
				37:07		0.93	717.17	345.71	371.46	0.967			
				37:17		1.06	78,974.80	40,727.10	38,247.70	0.971			
				38:25		1.07	3,316.60	1,715.34	1,601.26	1.000	1234789-HpCDF	AN	
408-410			4 Peaks				229,233.37						
13C12-HpCDF						0.37-0.51				0.856-1.143			
418-420	DC	NL				Height	9.93	4.76	5.17				
				36:50		0.45	6,496.31	2,006.89	4,489.42	1.000	13C12-HpCDF 678	IS11	
						Height	1,940.36	590.62	1,349.74				
				37:16	RO	1.35	107.28	61.69	45.59	0.970			
	DC	SN		38:09		0.45	29.40			0.993			
				38:24		0.43	4,666.16	1,410.98	3,255.18	1.000	13C12-HpCDF 789	IS12	
						Height	1,227.31	359.33	867.98				
418-420			3 Peaks				11,269.75						
---------- Above: HpCDF / HpCDD Follows ----------													

Compound/ M_Z....	QC.Log	Omit	Why	..RT.	OK	Ratio	Total.Area/Ht	Area/Ht.Peak1	Area/Ht.Peak2	Rel.RT	Compound.Name..	ID..	Flags.
HpCDD				0.88-1.20						0.975-1.005			
424-426	DC	NL		Height			13.16	7.09	6.07				
			37:08	1.01			7,371.66	3,709.76	3,661.90	0.980			
			37:54	1.02			7,353.82	3,711.86	3,641.96	1.000	1234678-HpCDD	AN	
424-426		2	Peaks				14,725.48						
13C12-HpCDD				0.88-1.20						0.868-1.079			
436-438	DC	NL		Height			51.61	33.05	18.56				
			37:54	1.03			5,509.34	2,790.88	2,718.46	1.000	13C12-HpCDD 678	IS13	
				Height			1,544.19	775.91	768.28				
436-438		1	Peak				5,509.34						
---------- Above: HpCDD / Octa-CDD and CDF Follows ----------													
OCDF				0.76-1.02						0.952-1.048			
442-444	DC	NL		Height			4.89	2.80	2.09				
	DC	WL	36:34	0.80			322.72			0.879			
	DC	WL	39:31		RO	1.24	56.48			0.950			
			41:38		RO	0.57	37.95	13.75	24.20	1.000			
			41:50	0.86			30,164.00	13,910.50	16,253.50	1.005	OCDF	AN	
442-444		2	Peaks				30,201.95						
OCDD				0.76-1.02						0.952-1.048			
458-460	DC	NL		Height			3.47	2.01	1.46				
			41:38	0.83			191,715.70	87,206.70	104,509.00	1.000	OCDD	AN	E
458-460		1	Peak				191,715.70						
13C12-OCDD				0.76-1.02						0.996-1.004			
470-472	DC	NL		Height			32.83	17.70	15.13				
			41:37	0.88			10,880.14	5,097.09	5,783.05	1.000	13C12-OCDD	IS14	
				Height			2,440.89	1,140.46	1,300.43				
470-472		1	Peak				10,880.14						

Column Description.....	"Why" Code Description.....	QC Log Desc.....
M_Z -Nominal Ion Mass(es)	WL-Below Retention Time Window	A-Peak Added
..RT. -Retention Time (mm:ss)	WH-Above Retention Time Window	K-Peak Kept
Rat.1 -Ratio of M/M+2 Ions	SN-Below Signal to Noise Level	D-Peak Deleted
OK -RO=Ratio Outside Limits	<M-Below Method Detection Limit	T-Time Changed
Rel.RT-Relative Retention Time	NL-Channel Specific Noise Level	M-Peak Area Changed
		N-Name Changed
		X-Ether Interference

*** End of Report ***

File:W1082 #1-797 Acq:17-JUL-2002 21:29:25 GC EI+ Voltage SIR 70S Noise:23733
303.9016 S:8 F:2 BSUB(256,30,-3.0) PKD(9,5,3,0.10%,94932.0,1.00%,F,T) Exp:NDB5US
TRIANGLE LABS Text:TLI#57840 DF-DP-39 0-2'

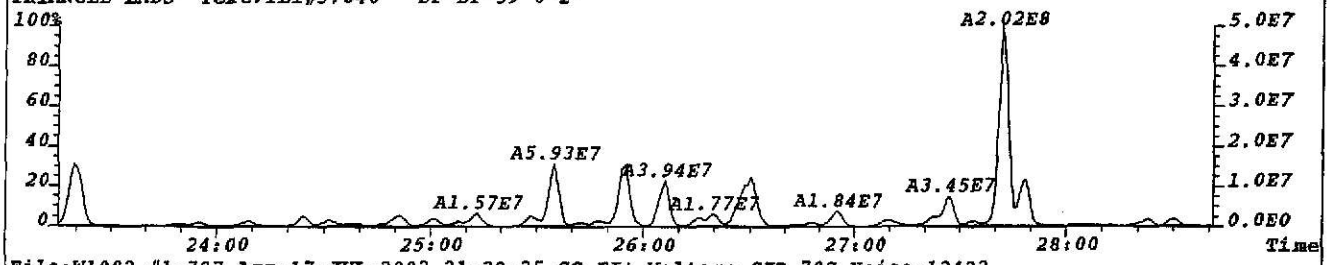

File:W1082 #1-797 Acq:17-JUL-2002 21:29:25 GC EI+ Voltage SIR 70S Noise:12422
305.8987 S:8 F:2 BSUB(256,30,-3.0) PKD(9,5,3,0.10%,49688.0,1.00%,F,T) Exp:NDB5US
TRIANGLE LABS Text:TLI#57840 DF-DP-39 0-2'

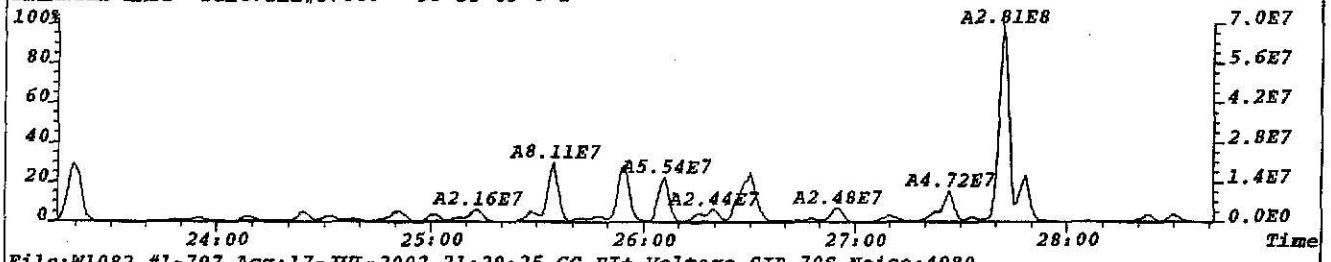

File:W1082 #1-797 Acq:17-JUL-2002 21:29:25 GC EI+ Voltage SIR 70S Noise:4980
315.9419 S:8 F:2 BSUB(256,30,-3.0) PKD(9,5,3,0.10%,19920.0,1.00%,F,T) Exp:NDB5US
TRIANGLE LABS Text:TLI#57840 DF-DP-39 0-2'

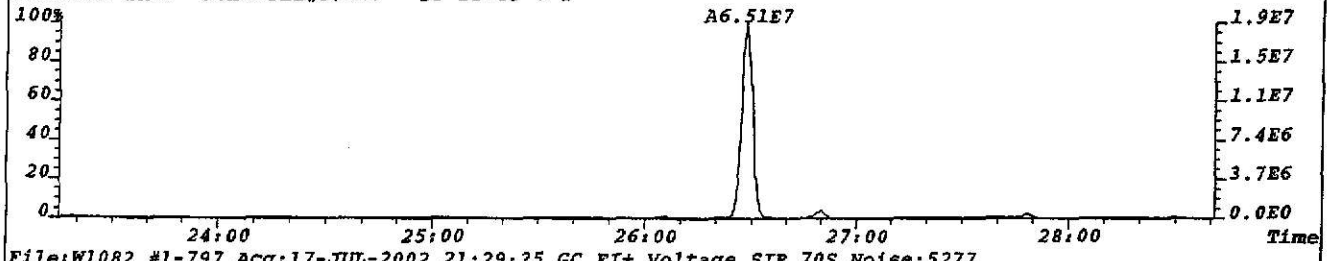

File:W1082 #1-797 Acq:17-JUL-2002 21:29:25 GC EI+ Voltage SIR 70S Noise:5277
317.9389 S:8 F:2 BSUB(256,30,-3.0) PKD(9,5,3,0.10%,21108.0,1.00%,F,T) Exp:NDB5US
TRIANGLE LABS Text:TLI#57840 DF-DP-39 0-2'

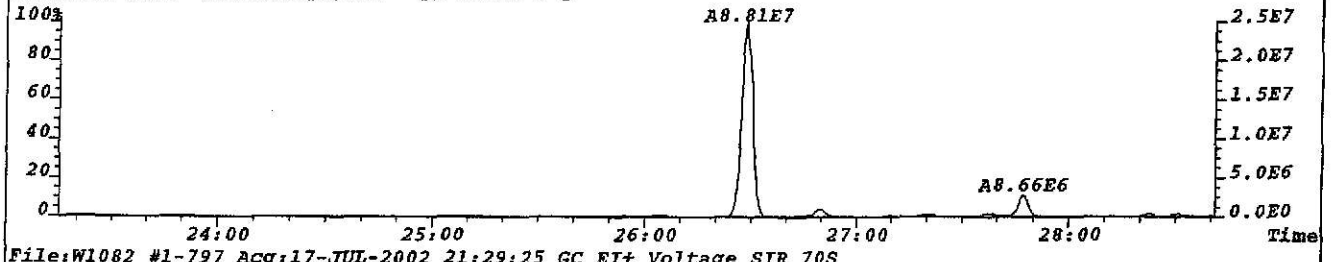

File:W1082 #1-797 Acq:17-JUL-2002 21:29:25 GC EI+ Voltage SIR 70S
330.9792 S:8 F:2 Exp:NDB5US
TRIANGLE LABS Text:TLI#57840 DF-DP-39 0-2'

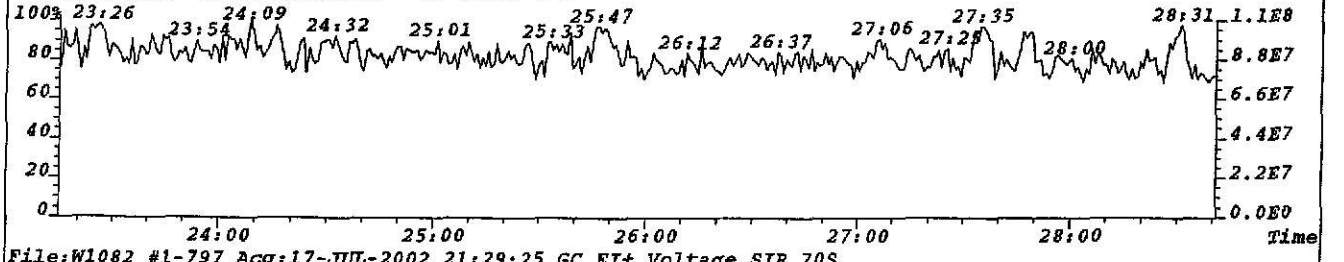

File:W1082 #1-797 Acq:17-JUL-2002 21:29:25 GC EI+ Voltage SIR 70S
375.8364 S:8 F:2 Exp:NDB5US
TRIANGLE LABS Text:TLI#57840 DF-DP-39 0-2'

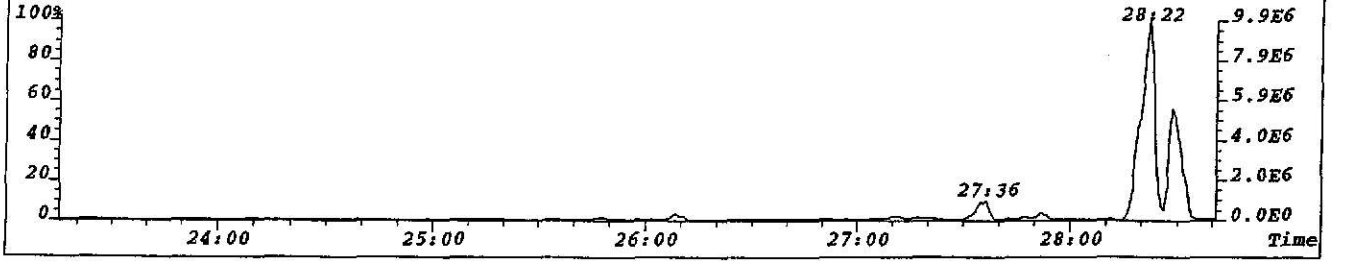

File:W1082 #1-797 Acq:17-JUL-2002 21:29:25 GC EI+ Voltage SIR 70S Noise:3242
319.8965 S:8 F:2 BSUB(256,30,-3.0) PKD(7,5,3,0.10%,12968.0,1.00%,F,T) Exp:NDB5US
TRIANGLE LABS Text:TLI#57840 DF-DP-39 0-2'



File:W1082 #1-797 Acq:17-JUL-2002 21:29:25 GC EI+ Voltage SIR 70S Noise:2691
321.8936 S:8 F:2 BSUB(256,30,-3.0) PKD(7,5,3,0.10%,10764.0,1.00%,F,T) Exp:NDB5US
TRIANGLE LABS Text:TLI#57840 DF-DP-39 0-2'

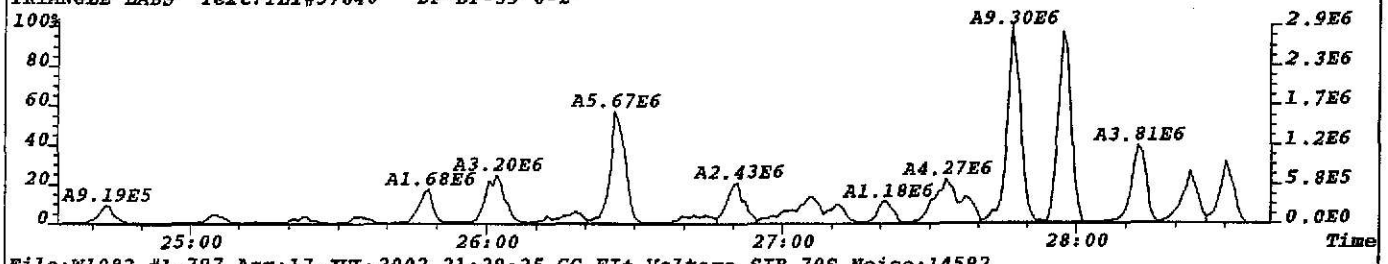

File:W1082 #1-797 Acq:17-JUL-2002 21:29:25 GC EI+ Voltage SIR 70S Noise:14592
331.9368 S:8 F:2 BSUB(256,30,-3.0) PKD(7,5,3,0.10%,58368.0,1.00%,F,T) Exp:NDB5US
TRIANGLE LABS Text:TLI#57840 DF-DP-39 0-2'

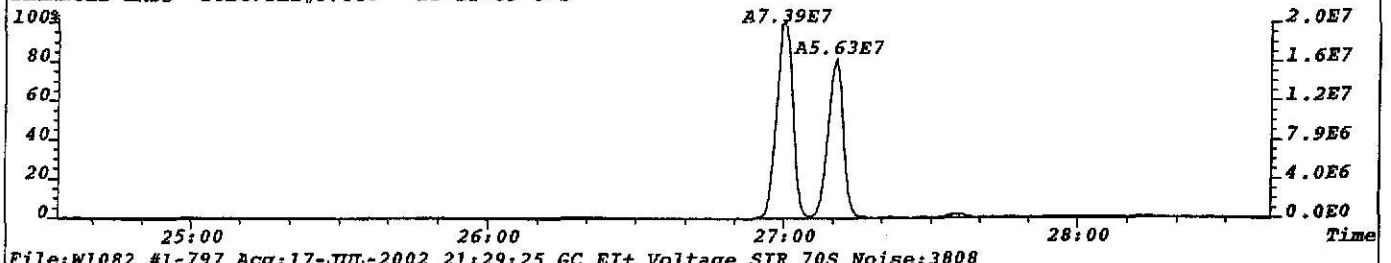

File:W1082 #1-797 Acq:17-JUL-2002 21:29:25 GC EI+ Voltage SIR 70S Noise:3808
333.9338 S:8 F:2 BSUB(256,30,-3.0) PKD(7,5,3,0.10%,15232.0,1.00%,F,T) Exp:NDB5US
TRIANGLE LABS Text:TLI#57840 DF-DP-39 0-2'

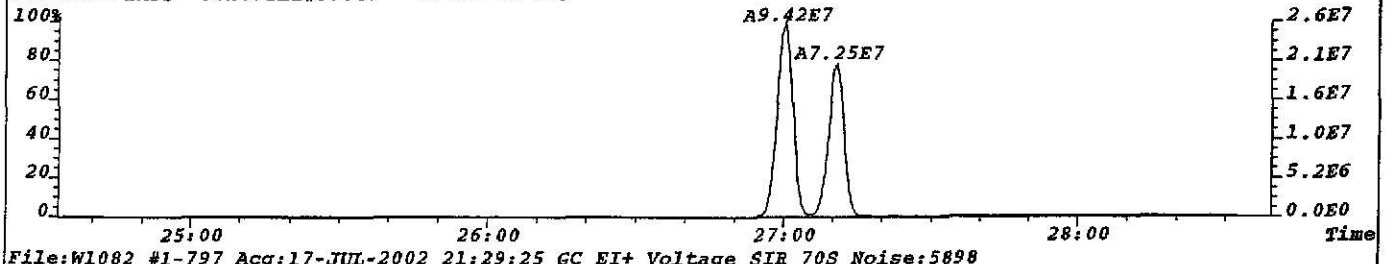

File:W1082 #1-797 Acq:17-JUL-2002 21:29:25 GC EI+ Voltage SIR 70S Noise:5898
327.8847 S:8 F:2 BSUB(256,30,-3.0) PKD(7,5,3,0.10%,23592.0,1.00%,F,T) Exp:NDB5US
TRIANGLE LABS Text:TLI#57840 DF-DP-39 0-2'



File:W1082 #1-797 Acq:17-JUL-2002 21:29:25 GC EI+ Voltage SIR 70S
330.9792 S:8 F:2 Exp:NDB5US
TRIANGLE LABS Text:TLI#57840 DF-DP-39 0-2'

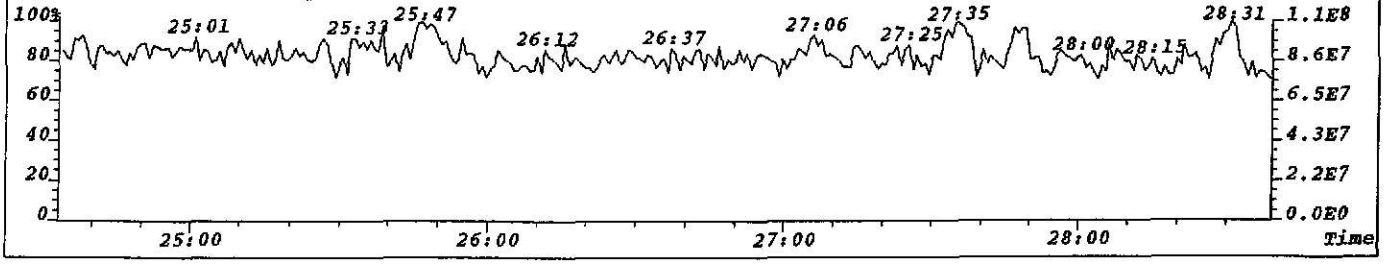

File:W1082 #1-797 Acq:17-JUL-2002 21:29:25 GC EI+ Voltage SIR 70S Noise:4455
339.8597 S:8 F:2 BSUB(256,30,-3.0) PKD(7,5,3,0.10%,17820.0,1.00%,F,T) Exp:NDB5US
TRIANGLE LABS Text:TLI#57840 DF-DP-39 0-2'

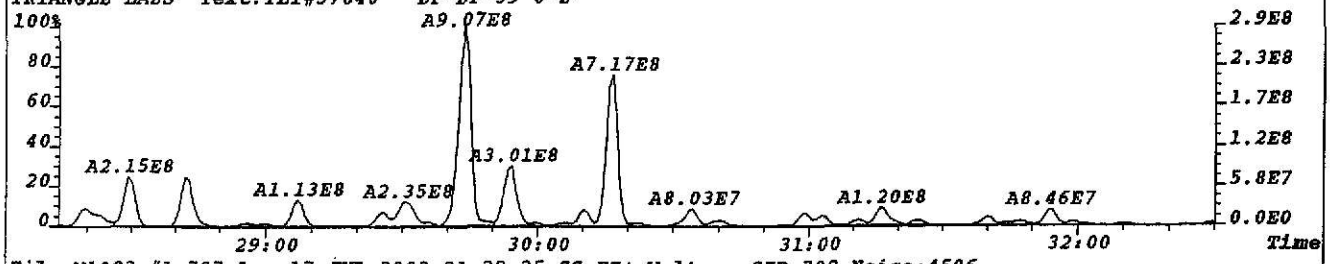

File:W1082 #1-797 Acq:17-JUL-2002 21:29:25 GC EI+ Voltage SIR 70S Noise:4506
341.8567 S:8 F:2 BSUB(256,30,-3.0) PKD(7,5,3,0.10%,18024.0,1.00%,F,T) Exp:NDB5US
TRIANGLE LABS Text:TLI#57840 DF-DP-39 0-2'

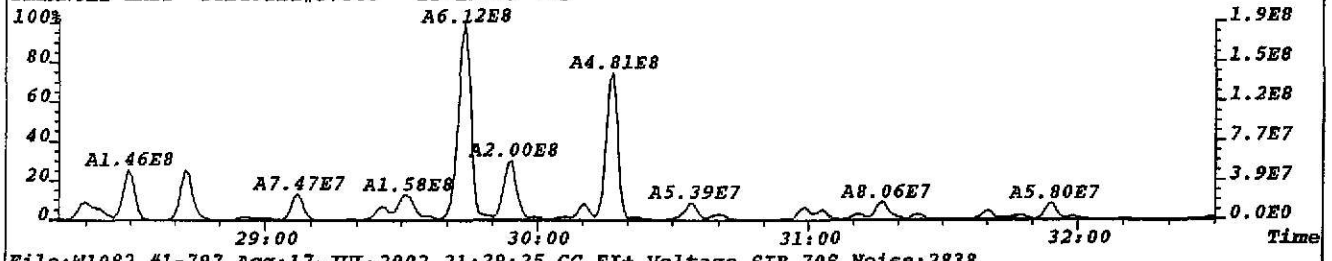

File:W1082 #1-797 Acq:17-JUL-2002 21:29:25 GC EI+ Voltage SIR 70S Noise:2838
351.9000 S:8 F:2 BSUB(256,30,-3.0) PKD(7,5,3,0.10%,11352.0,1.00%,F,T) Exp:NDB5US
TRIANGLE LABS Text:TLI#57840 DF-DP-39 0-2'

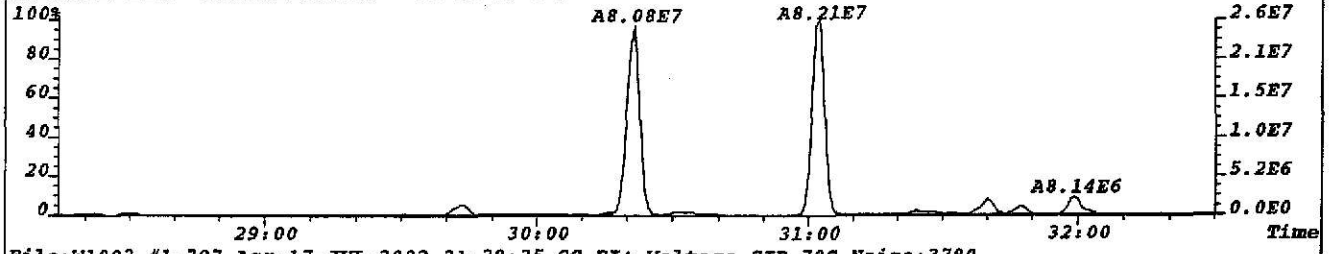

File:W1082 #1-797 Acq:17-JUL-2002 21:29:25 GC EI+ Voltage SIR 70S Noise:3780
353.8970 S:8 F:2 BSUB(256,30,-3.0) PKD(7,5,3,0.10%,15120.0,1.00%,F,T) Exp:NDB5US
TRIANGLE LABS Text:TLI#57840 DF-DP-39 0-2'

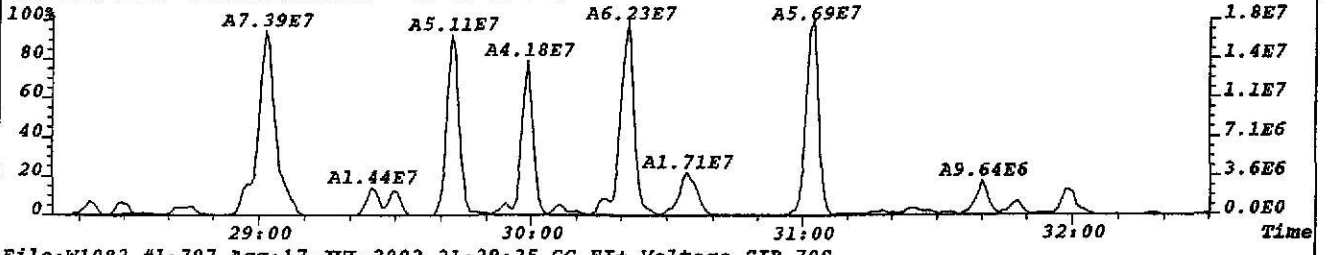

File:W1082 #1-797 Acq:17-JUL-2002 21:29:25 GC EI+ Voltage SIR 70S
330.9792 S:8 F:2 Exp:NDB5US
TRIANGLE LABS Text:TLI#57840 DF-DP-39 0-2'

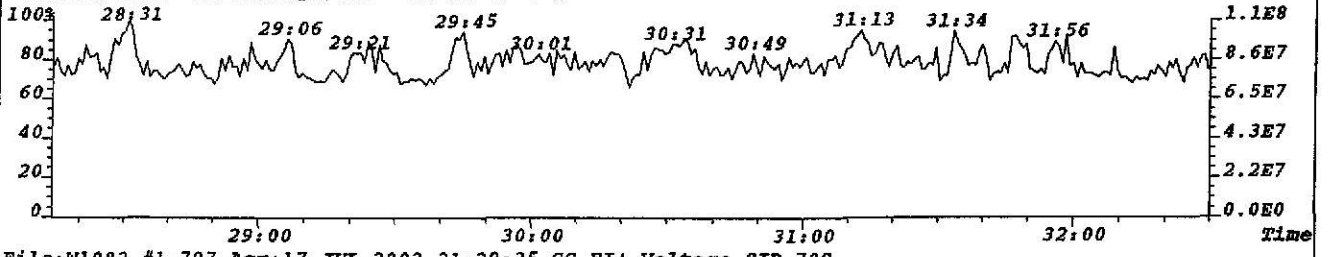

File:W1082 #1-797 Acq:17-JUL-2002 21:29:25 GC EI+ Voltage SIR 70S
409.7974 S:8 F:2 Exp:NDB5US
TRIANGLE LABS Text:TLI#57840 DF-DP-39 0-2'

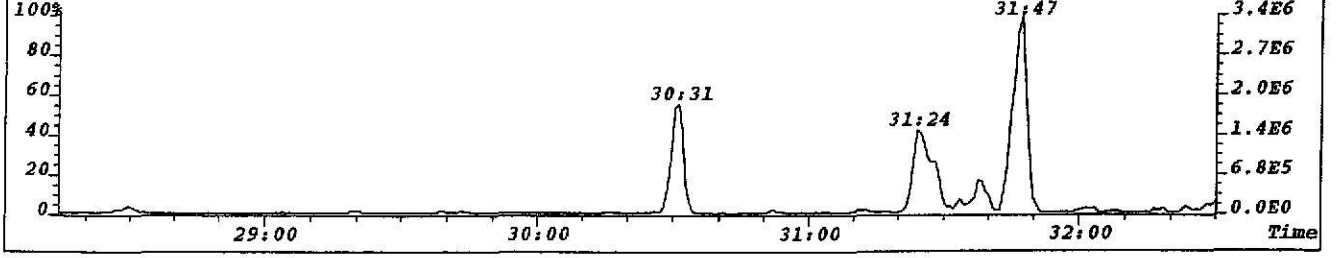

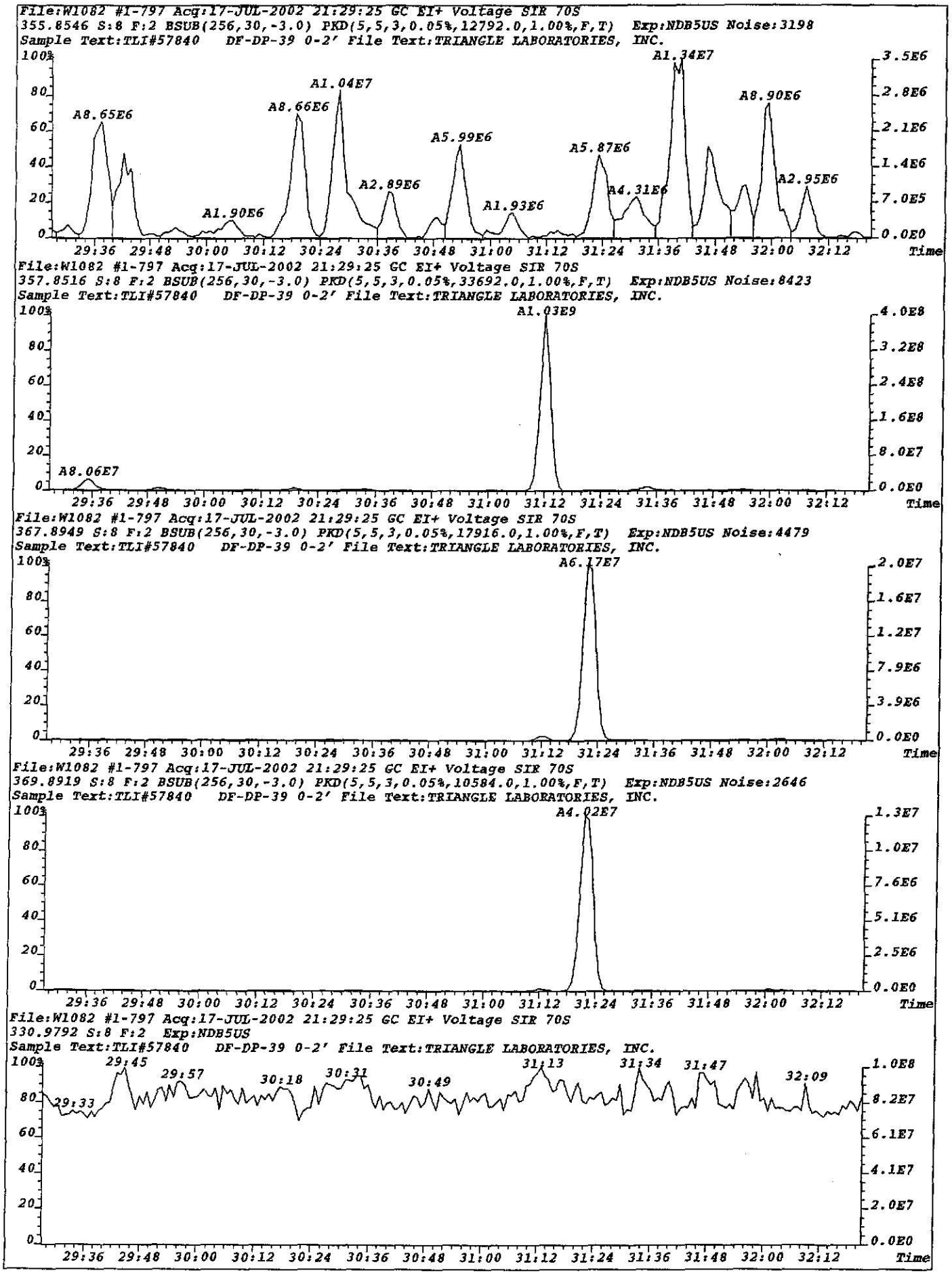
File:W1082 #1-797 Acq:17-JUL-2002 21:29:25 GC EI+ Voltage SIR 70S
355.8546 S:8 F:2 BSUB(256,30,-3.0) PKD(5,5,3,0.05%,12792.0,1.00%,F,T) Exp:NDB5US Noise:3198
Sample Text:TLI#57840 DF-DP-39 0-2' File Text:TRIANGLE LABORATORIES, INC.
A8.65E6
A1.90E6
A8.66E6
A1.04E7
A2.89E6
A5.99E6
A1.93E6
A5.87E6
A4.31E6
A1.34E7
A8.90E6
A2.95E6
Time
File:W1082 #1-797 Acq:17-JUL-2002 21:29:25 GC EI+ Voltage SIR 70S
357.8516 S:8 F:2 BSUB(256,30,-3.0) PKD(5,5,3,0.05%,33692.0,1.00%,F,T) Exp:NDB5US Noise:8423
Sample Text:TLI#57840 DF-DP-39 0-2' File Text:TRIANGLE LABORATORIES, INC.
A8.06E7
A1.03E9
Time
File:W1082 #1-797 Acq:17-JUL-2002 21:29:25 GC EI+ Voltage SIR 70S
367.8949 S:8 F:2 BSUB(256,30,-3.0) PKD(5,5,3,0.05%,17916.0,1.00%,F,T) Exp:NDB5US Noise:4479
Sample Text:TLI#57840 DF-DP-39 0-2' File Text:TRIANGLE LABORATORIES, INC.
A6.17E7
Time
File:W1082 #1-797 Acq:17-JUL-2002 21:29:25 GC EI+ Voltage SIR 70S
369.8919 S:8 F:2 BSUB(256,30,-3.0) PKD(5,5,3,0.05%,10584.0,1.00%,F,T) Exp:NDB5US Noise:2646
Sample Text:TLI#57840 DF-DP-39 0-2' File Text:TRIANGLE LABORATORIES, INC.
A4.02E7
Time
File:W1082 #1-797 Acq:17-JUL-2002 21:29:25 GC EI+ Voltage SIR 70S
330.9792 S:8 F:2 Exp:NDB5US
Sample Text:TLI#57840 DF-DP-39 0-2' File Text:TRIANGLE LABORATORIES, INC.
29:33
29:45
29:57
30:18
30:31
30:49
31:13
31:34
31:47
32:09
Time

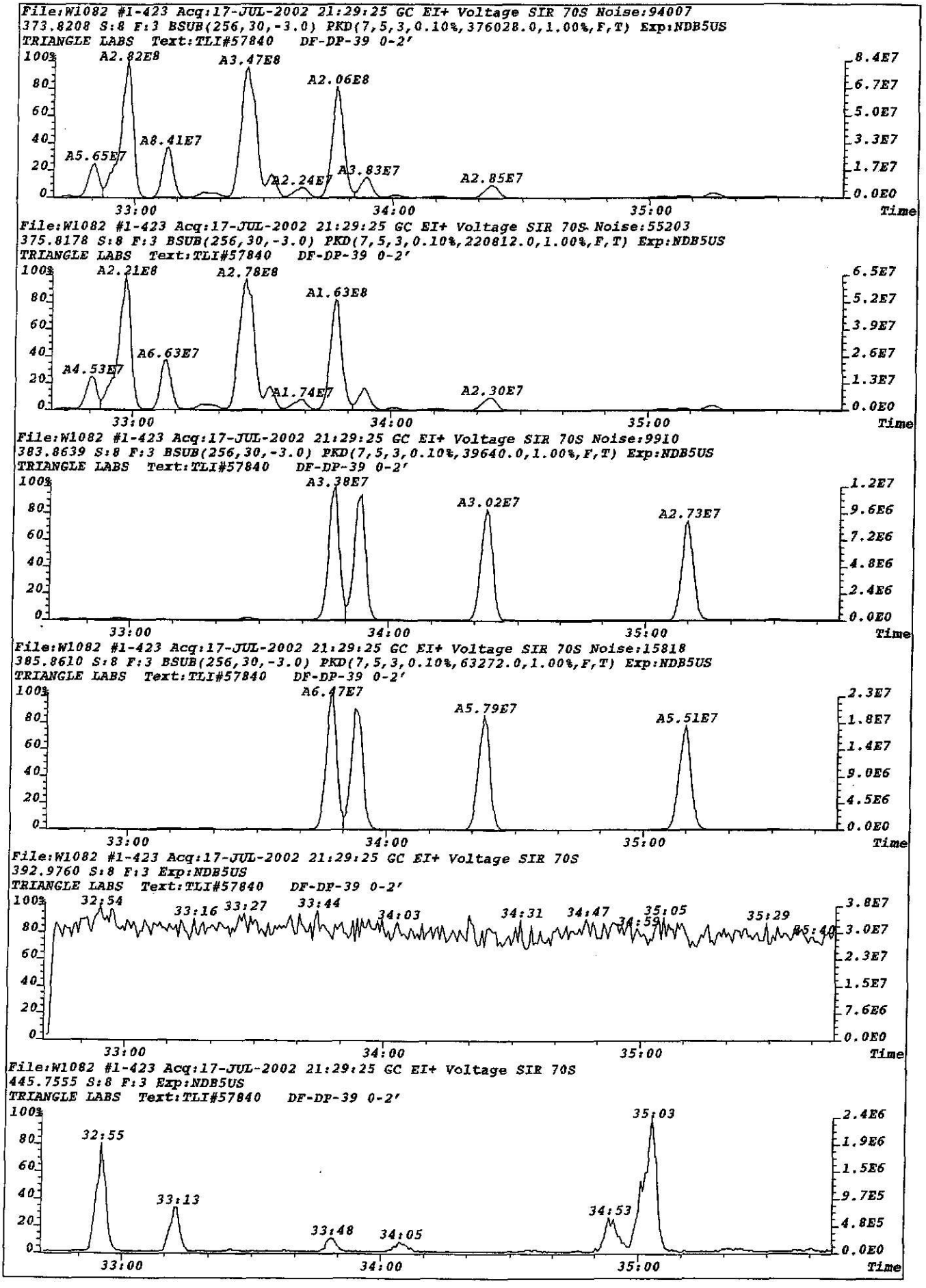
File:W1082 #1-423 Acq:17-JUL-2002 21:29:25 GC EI+ Voltage SIR 70S Noise:94007
373.8208 S:8 F:3 BSUB(256,30,-3.0) PKD(7,5,3,0.10%,376028.0,1.00%,F,T) Exp:NDB5US
TRIANGLE LABS Text:TLI#57840 DF-DP-39 0-2'
A2.82E8
A3.47E8
A2.06E8
A8.41E7
A5.65E7
A2.24E7
A3.83E7
A2.85E7
File:W1082 #1-423 Acq:17-JUL-2002 21:29:25 GC EI+ Voltage SIR 70S Noise:55203
375.8178 S:8 F:3 BSUB(256,30,-3.0) PKD(7,5,3,0.10%,220812.0,1.00%,F,T) Exp:NDB5US
TRIANGLE LABS Text:TLI#57840 DF-DP-39 0-2'
A2.21E8
A2.78E8
A1.63E8
A6.63E7
A4.53E7
A1.74E7
A2.30E7
File:W1082 #1-423 Acq:17-JUL-2002 21:29:25 GC EI+ Voltage SIR 70S Noise:9910
383.8639 S:8 F:3 BSUB(256,30,-3.0) PKD(7,5,3,0.10%,39640.0,1.00%,F,T) Exp:NDB5US
TRIANGLE LABS Text:TLI#57840 DF-DP-39 0-2'
A3.38E7
A3.02E7
A2.73E7
File:W1082 #1-423 Acq:17-JUL-2002 21:29:25 GC EI+ Voltage SIR 70S Noise:15818
385.8610 S:8 F:3 BSUB(256,30,-3.0) PKD(7,5,3,0.10%,63272.0,1.00%,F,T) Exp:NDB5US
TRIANGLE LABS Text:TLI#57840 DF-DP-39 0-2'
A6.47E7
A5.79E7
A5.51E7
File:W1082 #1-423 Acq:17-JUL-2002 21:29:25 GC EI+ Voltage SIR 70S
392.9760 S:8 F:3 Exp:NDB5US
TRIANGLE LABS Text:TLI#57840 DF-DP-39 0-2'
32:54
33:16
33:27
33:44
34:03
34:31
34:47
35:05
35:29
File:W1082 #1-423 Acq:17-JUL-2002 21:29:25 GC EI+ Voltage SIR 70S
445.7555 S:8 F:3 Exp:NDB5US
TRIANGLE LABS Text:TLI#57840 DF-DP-39 0-2'
32:55
33:13
33:48
34:05
34:53
35:03
33:00
34:00
35:00
Time

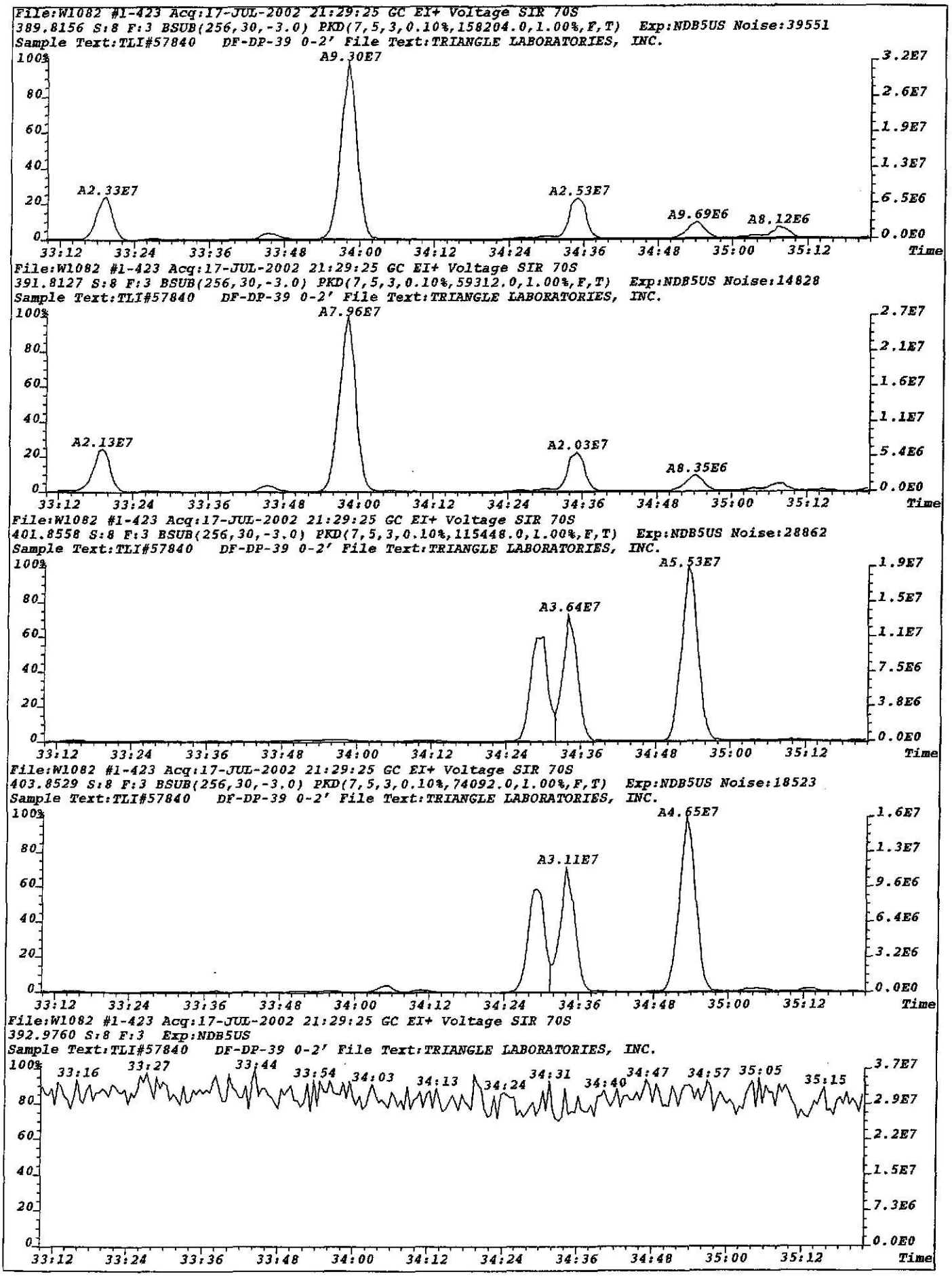
File:W1082 #1-423 Acq:17-JUL-2002 21:29:25 GC EI+ Voltage SIR 70S
389.8156 S:8 F:3 BSUB(256,30,-3.0) PKD(7,5,3,0.10%,158204.0,1.00%,F,T) Exp:NDB5US Noise:39551
Sample Text:TLI#57840 DF-DP-39 0-2' File Text:TRIANGLE LABORATORIES, INC.
A9.30E7
A2.33E7
A2.53E7
A9.69E6
A8.12E6
File:W1082 #1-423 Acq:17-JUL-2002 21:29:25 GC EI+ Voltage SIR 70S
391.8127 S:8 F:3 BSUB(256,30,-3.0) PKD(7,5,3,0.10%,59312.0,1.00%,F,T) Exp:NDB5US Noise:14828
Sample Text:TLI#57840 DF-DP-39 0-2' File Text:TRIANGLE LABORATORIES, INC.
A7.96E7
A2.13E7
A2.03E7
A8.35E6
File:W1082 #1-423 Acq:17-JUL-2002 21:29:25 GC EI+ Voltage SIR 70S
401.8558 S:8 F:3 BSUB(256,30,-3.0) PKD(7,5,3,0.10%,115448.0,1.00%,F,T) Exp:NDB5US Noise:28862
Sample Text:TLI#57840 DF-DP-39 0-2' File Text:TRIANGLE LABORATORIES, INC.
A5.53E7
A3.64E7
File:W1082 #1-423 Acq:17-JUL-2002 21:29:25 GC EI+ Voltage SIR 70S
403.8529 S:8 F:3 BSUB(256,30,-3.0) PKD(7,5,3,0.10%,74092.0,1.00%,F,T) Exp:NDB5US Noise:18523
Sample Text:TLI#57840 DF-DP-39 0-2' File Text:TRIANGLE LABORATORIES, INC.
A4.65E7
A3.11E7
File:W1082 #1-423 Acq:17-JUL-2002 21:29:25 GC EI+ Voltage SIR 70S
392.9760 S:8 F:3 Exp:NDB5US
Sample Text:TLI#57840 DF-DP-39 0-2' File Text:TRIANGLE LABORATORIES, INC.
Time

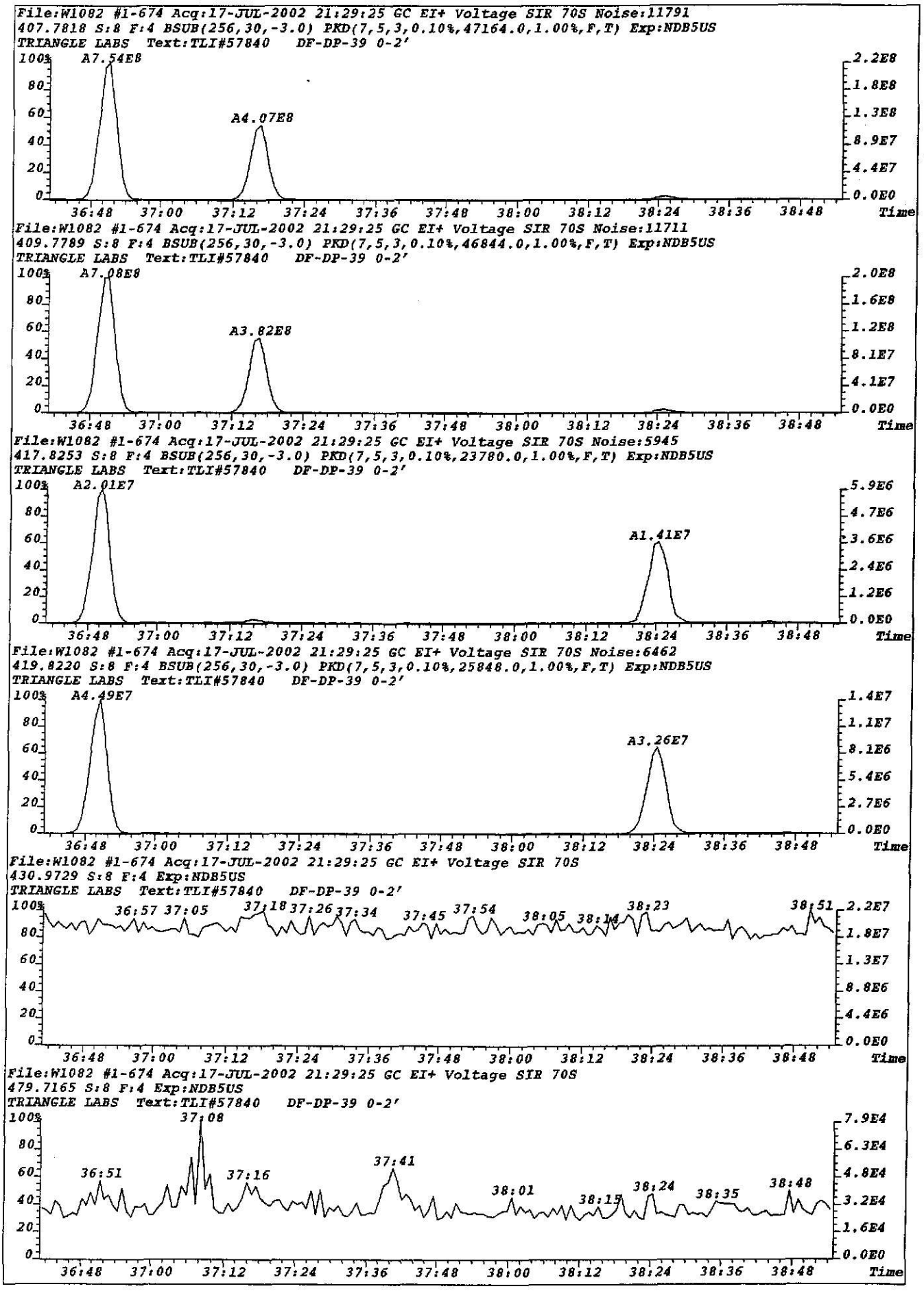
File:W1082 #1-674 Acq:17-JUL-2002 21:29:25 GC EI+ Voltage SIR 70S Noise:11791
407.7818 S:8 F:4 BSUB(256,30,-3.0) PKD(7,5,3,0.10%,47164.0,1.00%,F,T) Exp:NDB5US
TRIANGLE LABS Text:TLI#57840 DF-DP-39 0-2'
A7.54E8
A4.07E8
File:W1082 #1-674 Acq:17-JUL-2002 21:29:25 GC EI+ Voltage SIR 70S Noise:11711
409.7789 S:8 F:4 BSUB(256,30,-3.0) PKD(7,5,3,0.10%,46844.0,1.00%,F,T) Exp:NDB5US
TRIANGLE LABS Text:TLI#57840 DF-DP-39 0-2'
A7.08E8
A3.82E8
File:W1082 #1-674 Acq:17-JUL-2002 21:29:25 GC EI+ Voltage SIR 70S Noise:5945
417.8253 S:8 F:4 BSUB(256,30,-3.0) PKD(7,5,3,0.10%,23780.0,1.00%,F,T) Exp:NDB5US
TRIANGLE LABS Text:TLI#57840 DF-DP-39 0-2'
A2.01E7
A1.41E7
File:W1082 #1-674 Acq:17-JUL-2002 21:29:25 GC EI+ Voltage SIR 70S Noise:6462
419.8220 S:8 F:4 BSUB(256,30,-3.0) PKD(7,5,3,0.10%,25848.0,1.00%,F,T) Exp:NDB5US
TRIANGLE LABS Text:TLI#57840 DF-DP-39 0-2'
A4.49E7
A3.26E7
File:W1082 #1-674 Acq:17-JUL-2002 21:29:25 GC EI+ Voltage SIR 70S
430.9729 S:8 F:4 Exp:NDB5US
TRIANGLE LABS Text:TLI#57840 DF-DP-39 0-2'
36:57 37:05 37:18 37:26 37:34 37:45 37:54 38:05 38:14 38:23 38:51
File:W1082 #1-674 Acq:17-JUL-2002 21:29:25 GC EI+ Voltage SIR 70S
479.7165 S:8 F:4 Exp:NDB5US
TRIANGLE LABS Text:TLI#57840 DF-DP-39 0-2'
37:08
36:51
37:16
37:41
38:01
38:15
38:24
38:35
38:48
36:48 37:00 37:12 37:24 37:36 37:48 38:00 38:12 38:24 38:36 38:48
Time

File:W1082 #1-674 Acq:17-JUL-2002 21:29:25 GC EI+ Voltage SIR 70S
423.7766 S:8 F:4 BSUB(256,30,-3.0) PKD(7,5,3,0.10%,35452.0,1.00%,F,T) Exp:NDB5US Noise:8863
Sample Text:TLI#57840 DF-DP-39 0-2' File Text:TRIANGLE LABORATORIES, INC.

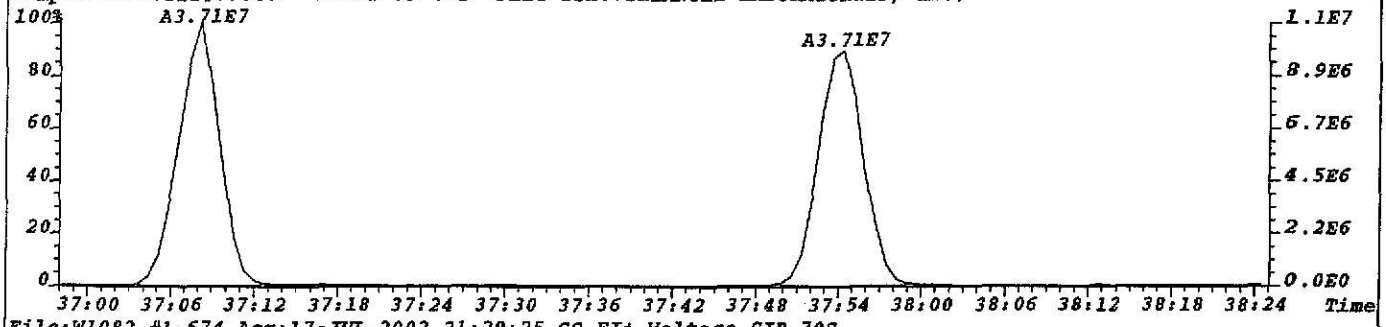

File:W1082 #1-674 Acq:17-JUL-2002 21:29:25 GC EI+ Voltage SIR 70S
425.7737 S:8 F:4 BSUB(256,30,-3.0) PKD(7,5,3,0.10%,30372.0,1.00%,F,T) Exp:NDB5US Noise:7593
Sample Text:TLI#57840 DF-DP-39 0-2' File Text:TRIANGLE LABORATORIES, INC.

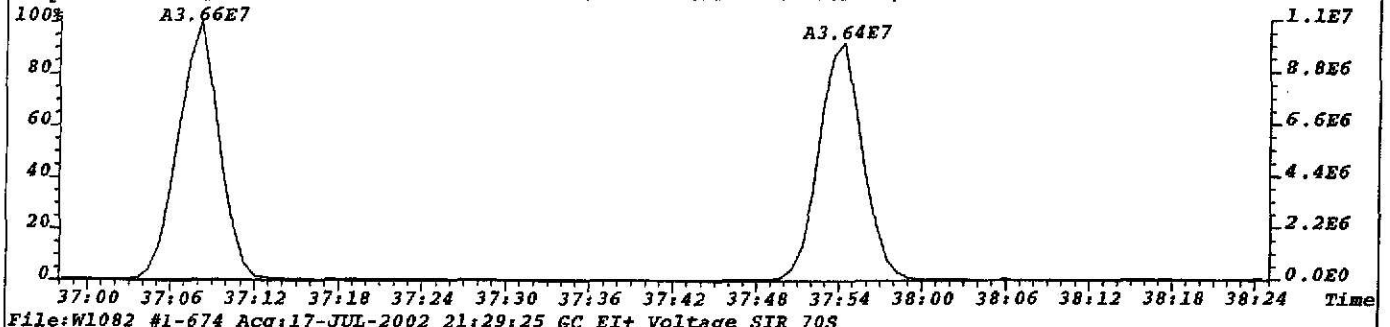

File:W1082 #1-674 Acq:17-JUL-2002 21:29:25 GC EI+ Voltage SIR 70S
435.8169 S:8 F:4 BSUB(256,30,-3.0) PKD(7,5,3,0.10%,165268.0,1.00%,F,T) Exp:NDB5US Noise:41317
Sample Text:TLI#57840 DF-DP-39 0-2' File Text:TRIANGLE LABORATORIES, INC.

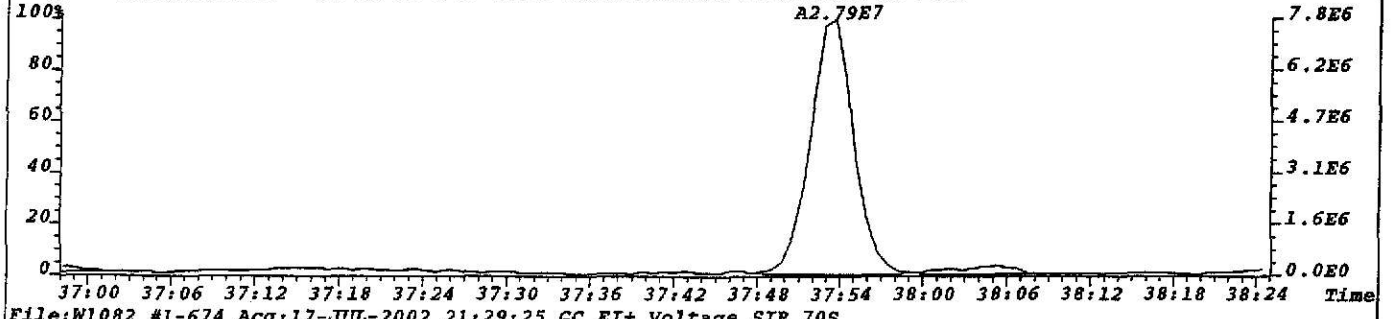

File:W1082 #1-674 Acq:17-JUL-2002 21:29:25 GC EI+ Voltage SIR 70S
437.8140 S:8 F:4 BSUB(256,30,-3.0) PKD(7,5,3,0.10%,92796.0,1.00%,F,T) Exp:NDB5US Noise:23199
Sample Text:TLI#57840 DF-DP-39 0-2' File Text:TRIANGLE LABORATORIES, INC.

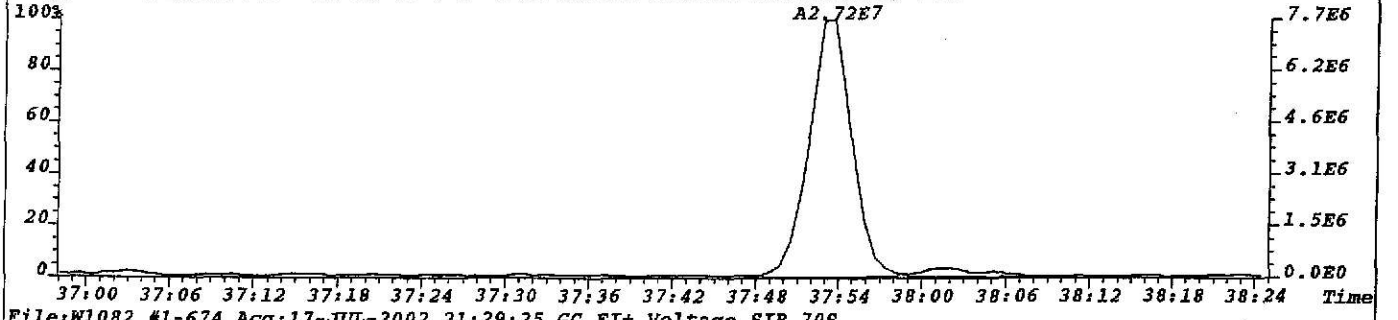

File:W1082 #1-674 Acq:17-JUL-2002 21:29:25 GC EI+ Voltage SIR 70S
430.9729 S:8 F:4 Exp:NDB5US
Sample Text:TLI#57840 DF-DP-39 0-2' File Text:TRIANGLE LABORATORIES, INC.

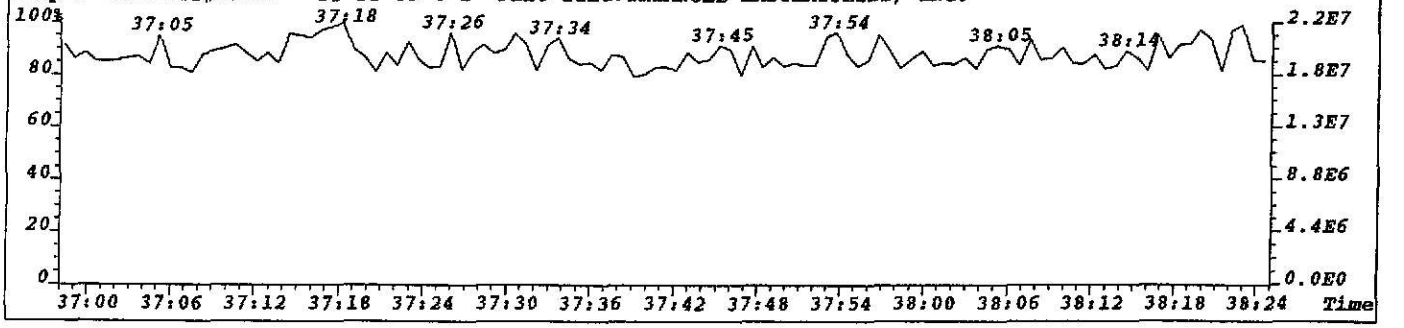

File:W1082 #1-674 Acq:17-JUL-2002 21:29:25 GC EI+ Voltage SIR 70S Noise:3500
441.7428 S:8 F:4 BSUB(256,30,-3.0) PKD(7,5,3,0.10%,14000.0,1.00%,F,T) Exp:NDB5US
Sample Text:TLI#57840 DF-DP-39 0-2' File Text:TRIANGLE LABORATORIES, INC.

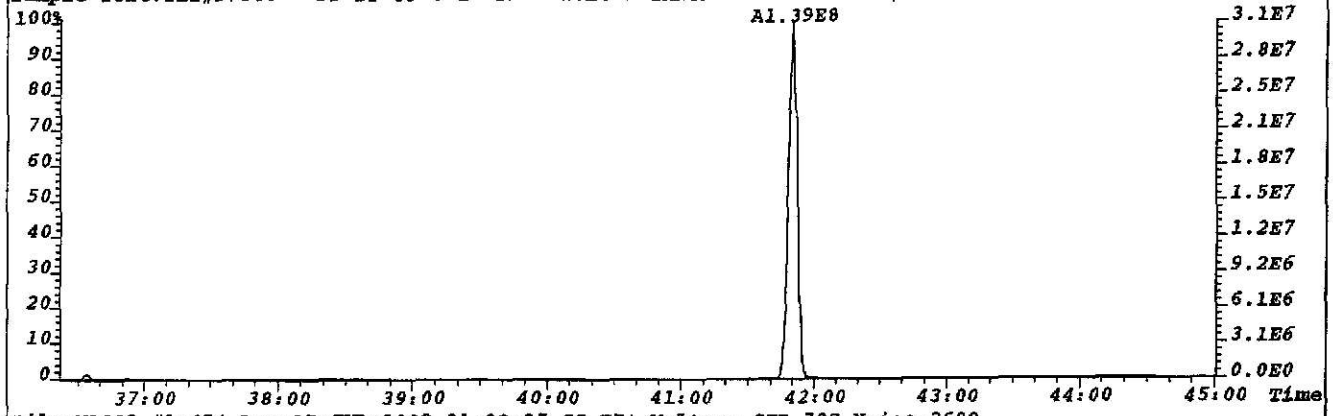

File:W1082 #1-674 Acq:17-JUL-2002 21:29:25 GC EI+ Voltage SIR 70S Noise:2609
443.7399 S:8 F:4 BSUB(256,30,-3.0) PKD(7,5,3,0.10%,10436.0,1.00%,F,T) Exp:NDB5US
Sample Text:TLI#57840 DF-DP-39 0-2' File Text:TRIANGLE LABORATORIES, INC.

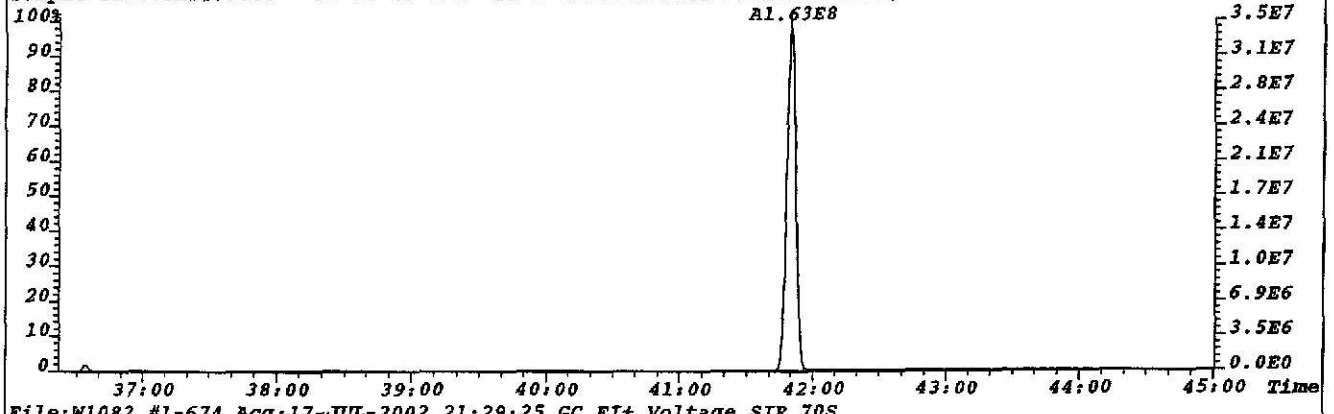

File:W1082 #1-674 Acq:17-JUL-2002 21:29:25 GC EI+ Voltage SIR 70S
430.9729 S:8 F:4 Exp:NDB5US
Sample Text:TLI#57840 DF-DP-39 0-2' File Text:TRIANGLE LABORATORIES, INC.

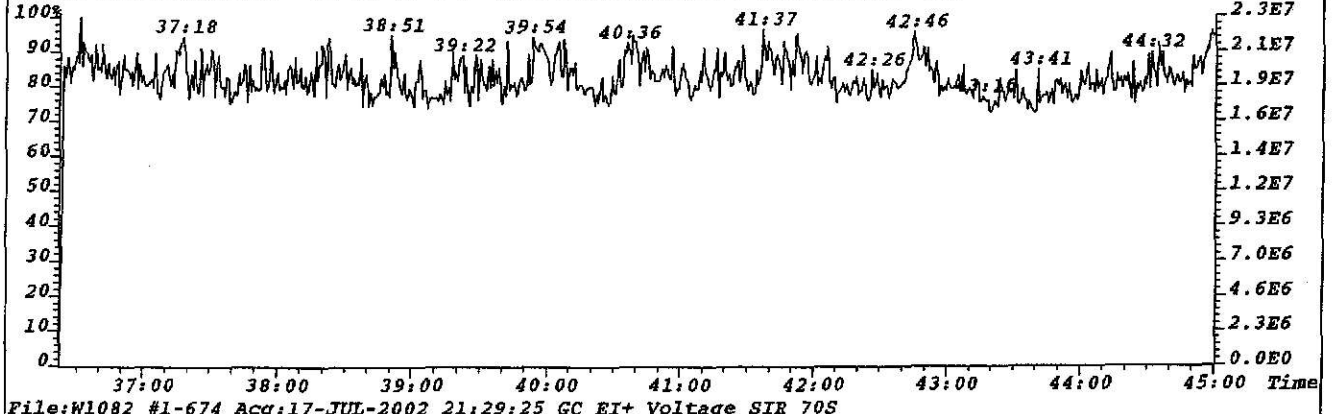

File:W1082 #1-674 Acq:17-JUL-2002 21:29:25 GC EI+ Voltage SIR 70S
513.6775 S:8 F:4 Exp:NDB5US
Sample Text:TLI#57840 DF-DP-39 0-2' File Text:TRIANGLE LABORATORIES, INC.

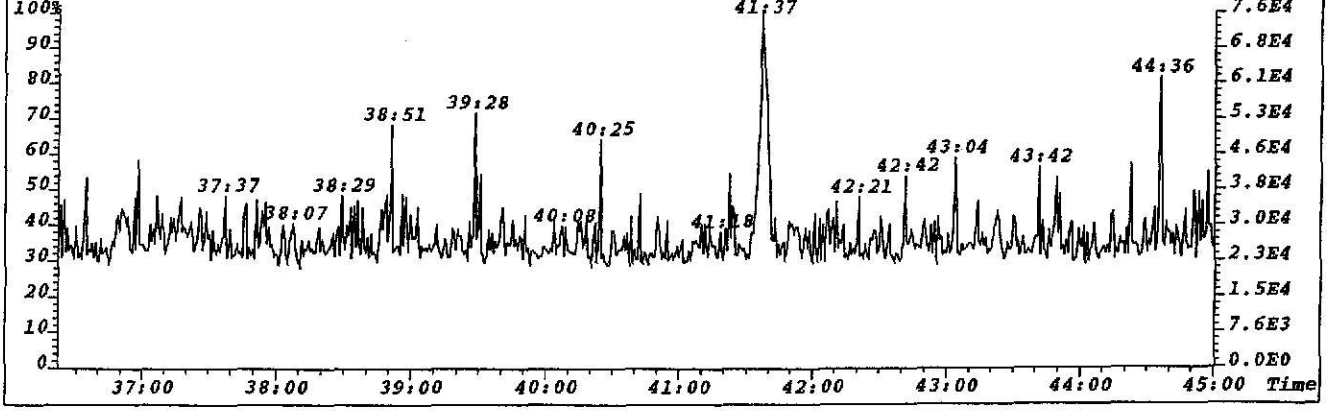

File:W1082 #1-674 Acq:17-JUL-2002 21:29:25 GC EI+ Voltage SIR 70S
457.7377 S:8 F:4 BSUB(256,30,-3.0) PKD(7,5,3,0.10%,10040.0,1.00%,F,T) Exp:NDB5US Noise:2510
Sample Text:TLI#57840 DF-DP-39 0-2' File Text:TRIANGLE LABORATORIES, INC.

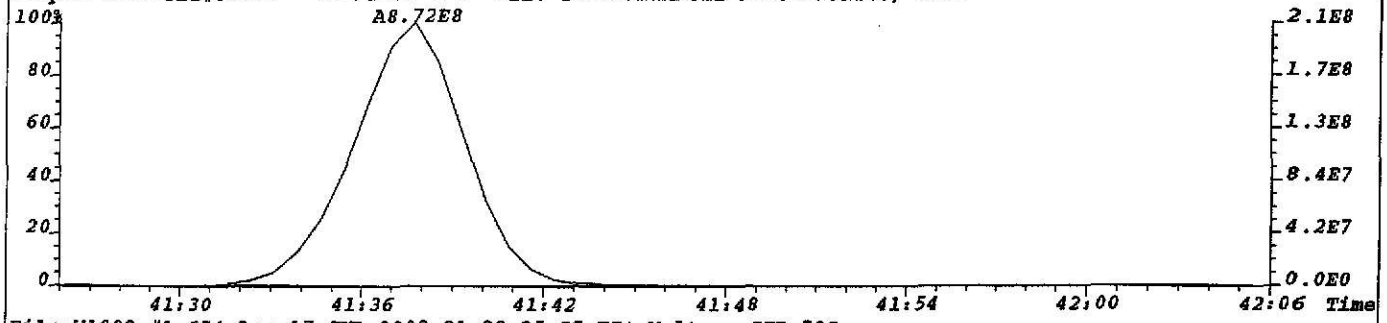

File:W1082 #1-674 Acq:17-JUL-2002 21:29:25 GC EI+ Voltage SIR 70S
459.7348 S:8 F:4 BSUB(256,30,-3.0) PKD(7,5,3,0.10%,7288.0,1.00%,F,T) Exp:NDB5US Noise:1822
Sample Text:TLI#57840 DF-DP-39 0-2' File Text:TRIANGLE LABORATORIES, INC.

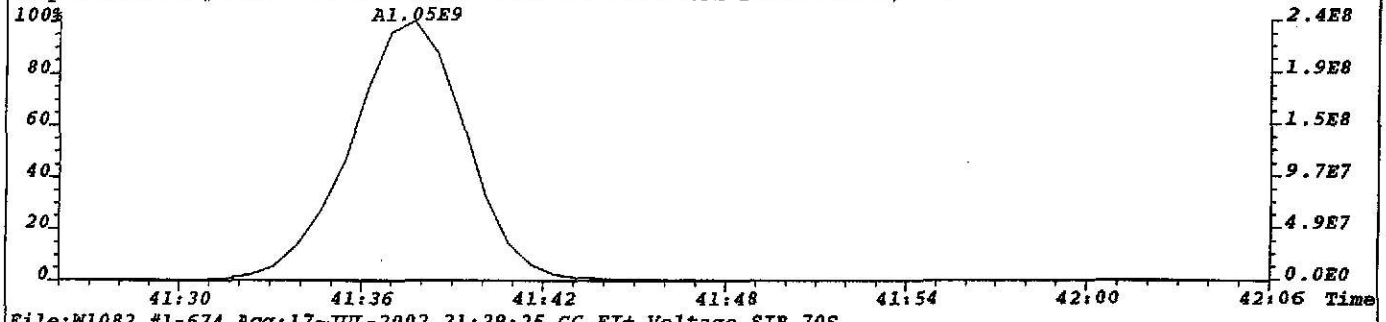

File:W1082 #1-674 Acq:17-JUL-2002 21:29:25 GC EI+ Voltage SIR 70S
469.7779 S:8 F:4 BSUB(256,30,-3.0) PKD(7,5,3,0.10%,88488.0,1.00%,F,T) Exp:NDB5US Noise:22122
Sample Text:TLI#57840 DF-DP-39 0-2' File Text:TRIANGLE LABORATORIES, INC.

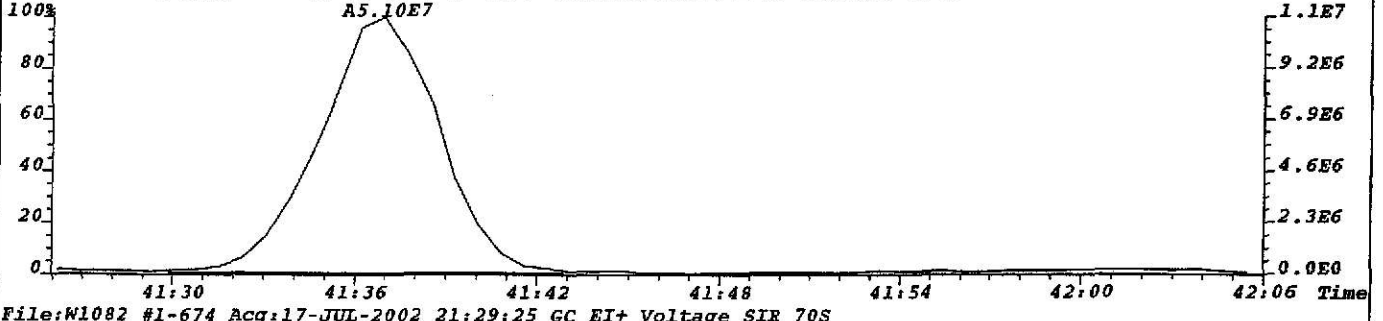

File:W1082 #1-674 Acq:17-JUL-2002 21:29:25 GC EI+ Voltage SIR 70S
471.7750 S:8 F:4 BSUB(256,30,-3.0) PKD(7,5,3,0.10%,75668.0,1.00%,F,T) Exp:NDB5US Noise:18917
Sample Text:TLI#57840 DF-DP-39 0-2' File Text:TRIANGLE LABORATORIES, INC.

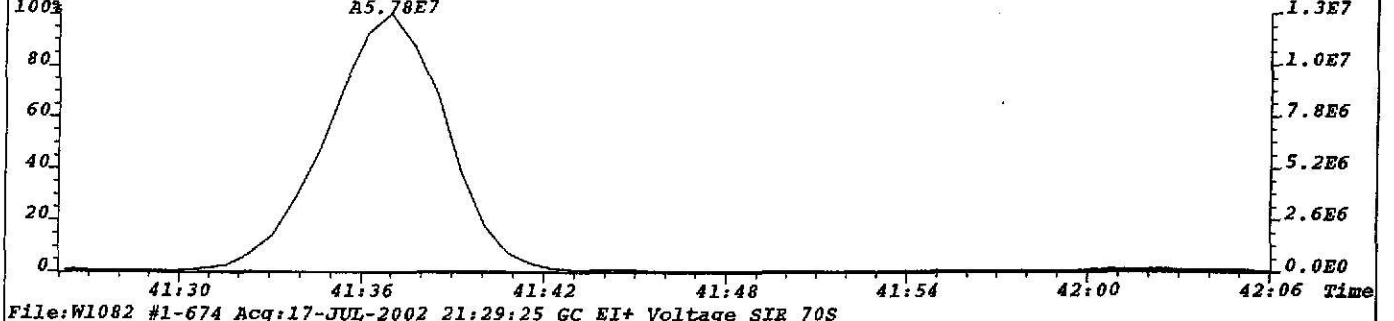

File:W1082 #1-674 Acq:17-JUL-2002 21:29:25 GC EI+ Voltage SIR 70S
430.9729 S:8 F:4 Exp:NDB5US
Sample Text:TLI#57840 DF-DP-39 0-2' File Text:TRIANGLE LABORATORIES, INC.

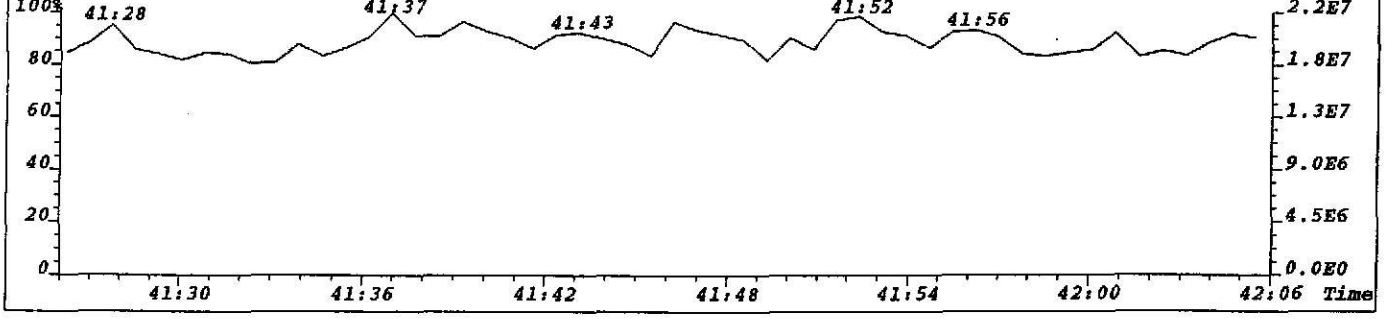

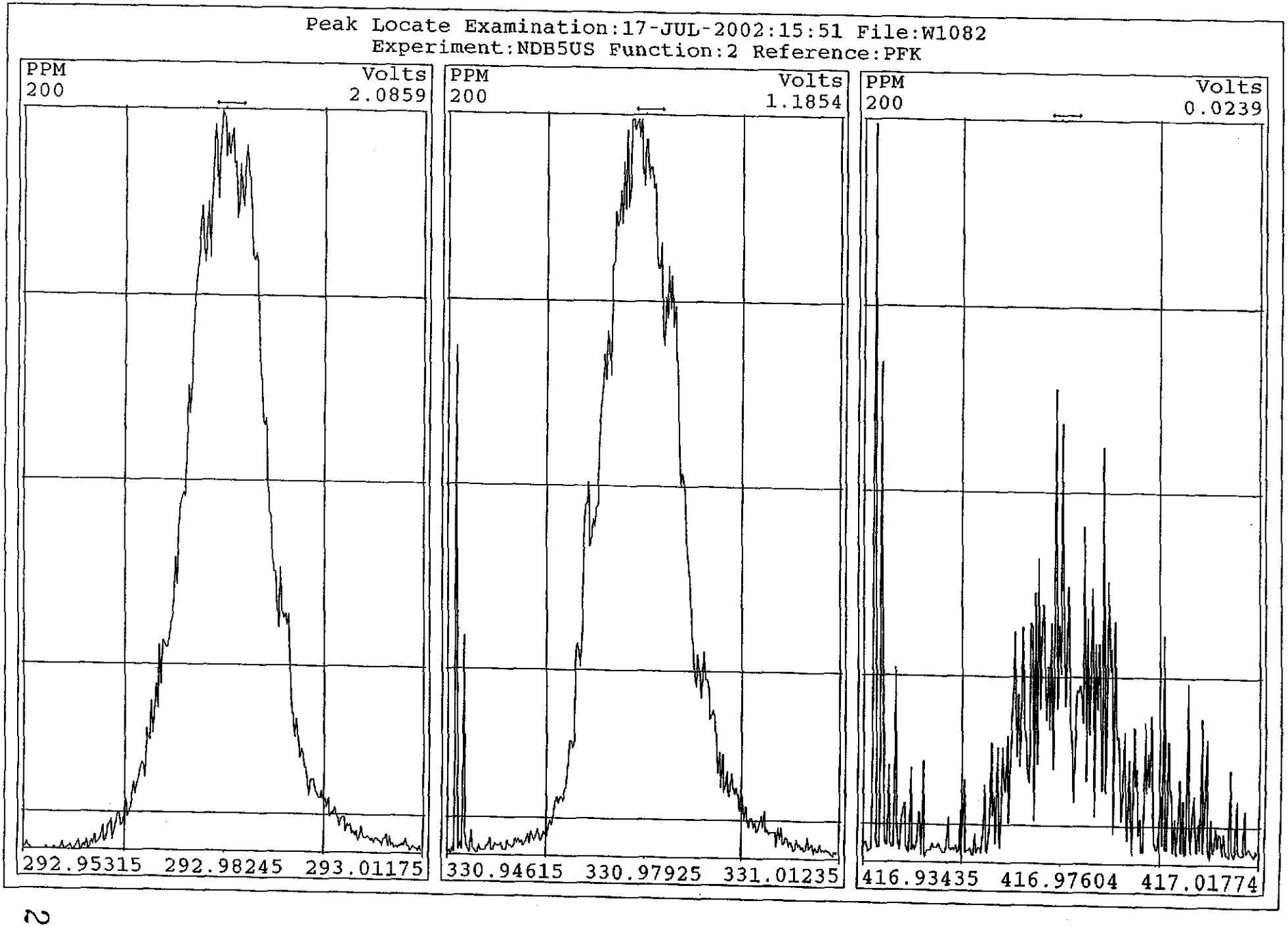
Peak Locate Examination:17-JUL-2002:15:51 File:W1082
Experiment:NDB5US Function:2 Reference:PFK
PPM
200
Volts
2.0859
292.95315 292.98245 293.01175
PPM
200
Volts
1.1854
330.94615 330.97925 331.01235
PPM
200
Volts
0.0239
416.93435 416.97604 417.01774

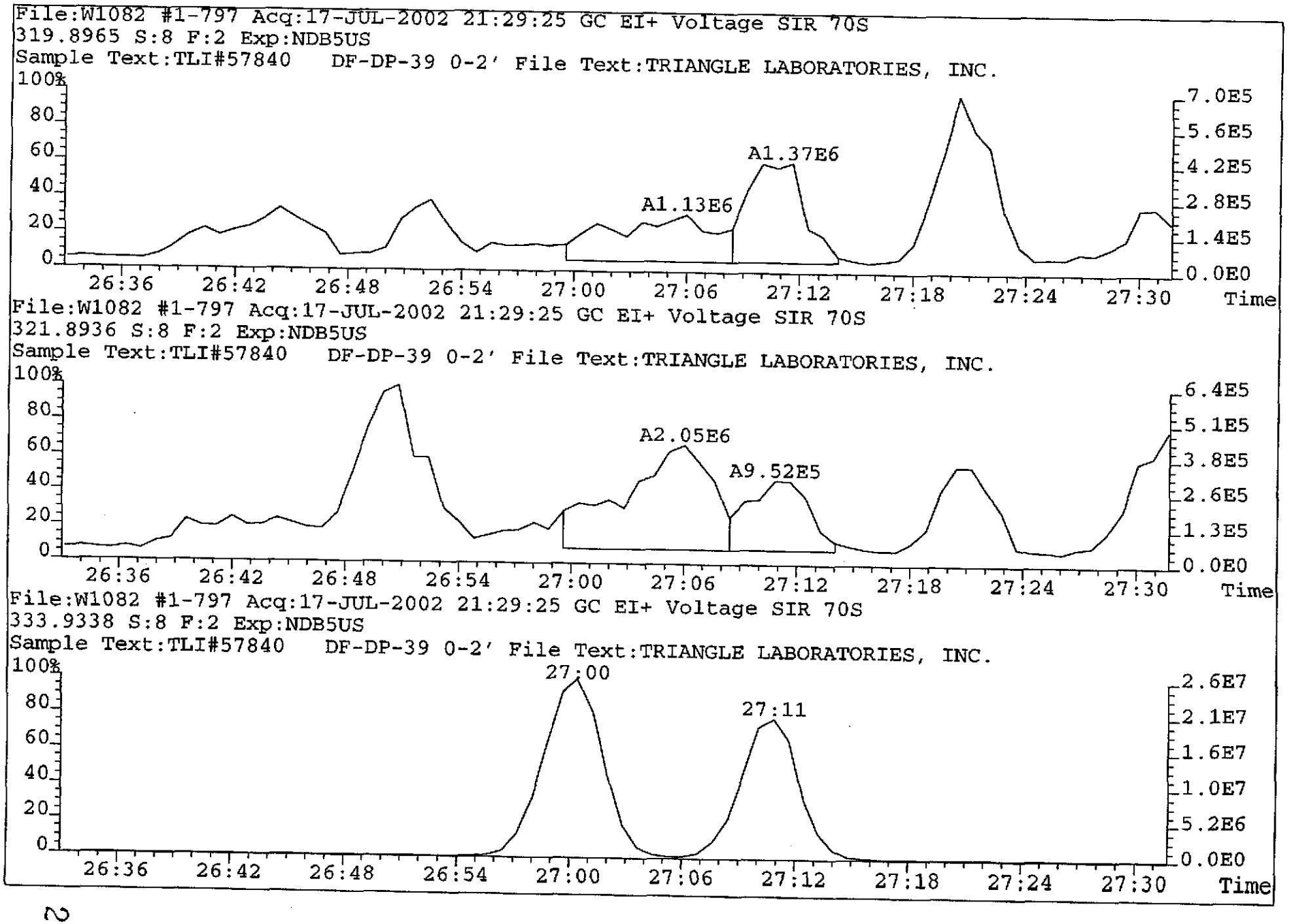
File:W1082 #1-797 Acq:17-JUL-2002 21:29:25 GC EI+ Voltage SIR 70S
319.8965 S:8 F:2 Exp:NDB5US
Sample Text:TLI#57840 DF-DP-39 0-2' File Text:TRIANGLE LABORATORIES, INC.
A1.13E6
A1.37E6
File:W1082 #1-797 Acq:17-JUL-2002 21:29:25 GC EI+ Voltage SIR 70S
321.8936 S:8 F:2 Exp:NDB5US
Sample Text:TLI#57840 DF-DP-39 0-2' File Text:TRIANGLE LABORATORIES, INC.
A2.05E6
A9.52E5
File:W1082 #1-797 Acq:17-JUL-2002 21:29:25 GC EI+ Voltage SIR 70S
333.9338 S:8 F:2 Exp:NDB5US
Sample Text:TLI#57840 DF-DP-39 0-2' File Text:TRIANGLE LABORATORIES, INC.
27:00
27:11
Time

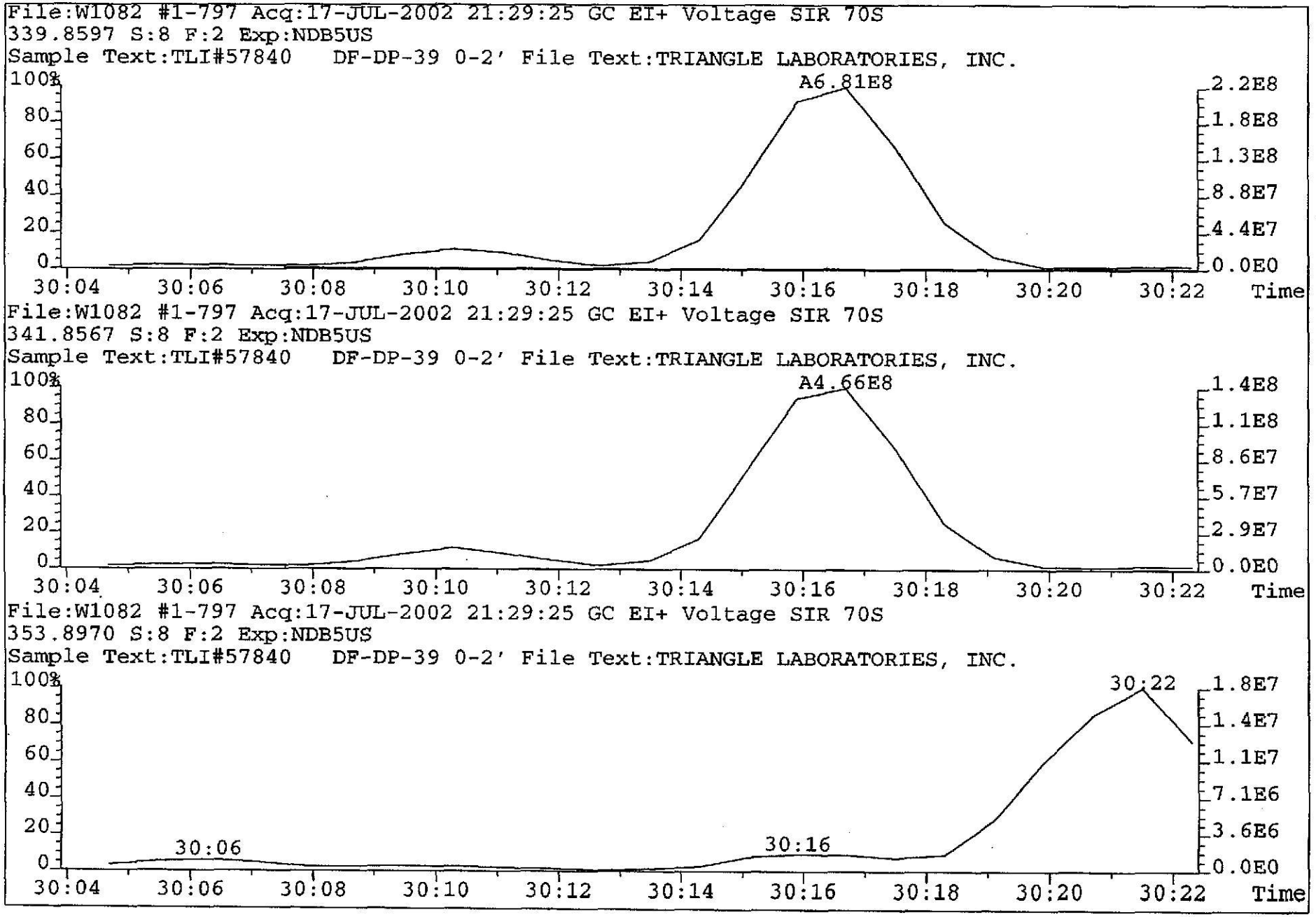
File:W1082 #1-797 Acq:17-JUL-2002 21:29:25 GC EI+ Voltage SIR 70S
339.8597 S:8 F:2 Exp:NDB5US
Sample Text:TLI#57840 DF-DP-39 0-2' File Text:TRIANGLE LABORATORIES, INC.
A6.81E8
2.2E8
1.8E8
1.3E8
8.8E7
4.4E7
0.0E0
Time
File:W1082 #1-797 Acq:17-JUL-2002 21:29:25 GC EI+ Voltage SIR 70S
341.8567 S:8 F:2 Exp:NDB5US
Sample Text:TLI#57840 DF-DP-39 0-2' File Text:TRIANGLE LABORATORIES, INC.
A4.66E8
1.4E8
1.1E8
8.6E7
5.7E7
2.9E7
0.0E0
Time
File:W1082 #1-797 Acq:17-JUL-2002 21:29:25 GC EI+ Voltage SIR 70S
353.8970 S:8 F:2 Exp:NDB5US
Sample Text:TLI#57840 DF-DP-39 0-2' File Text:TRIANGLE LABORATORIES, INC.
30:22
30:06
30:16
1.8E7
1.4E7
1.1E7
7.1E6
3.6E6
0.0E0
Time
100%
80
60
40
20
0
30:04
30:06
30:08
30:10
30:12
30:14
30:16
30:18
30:20
30:22

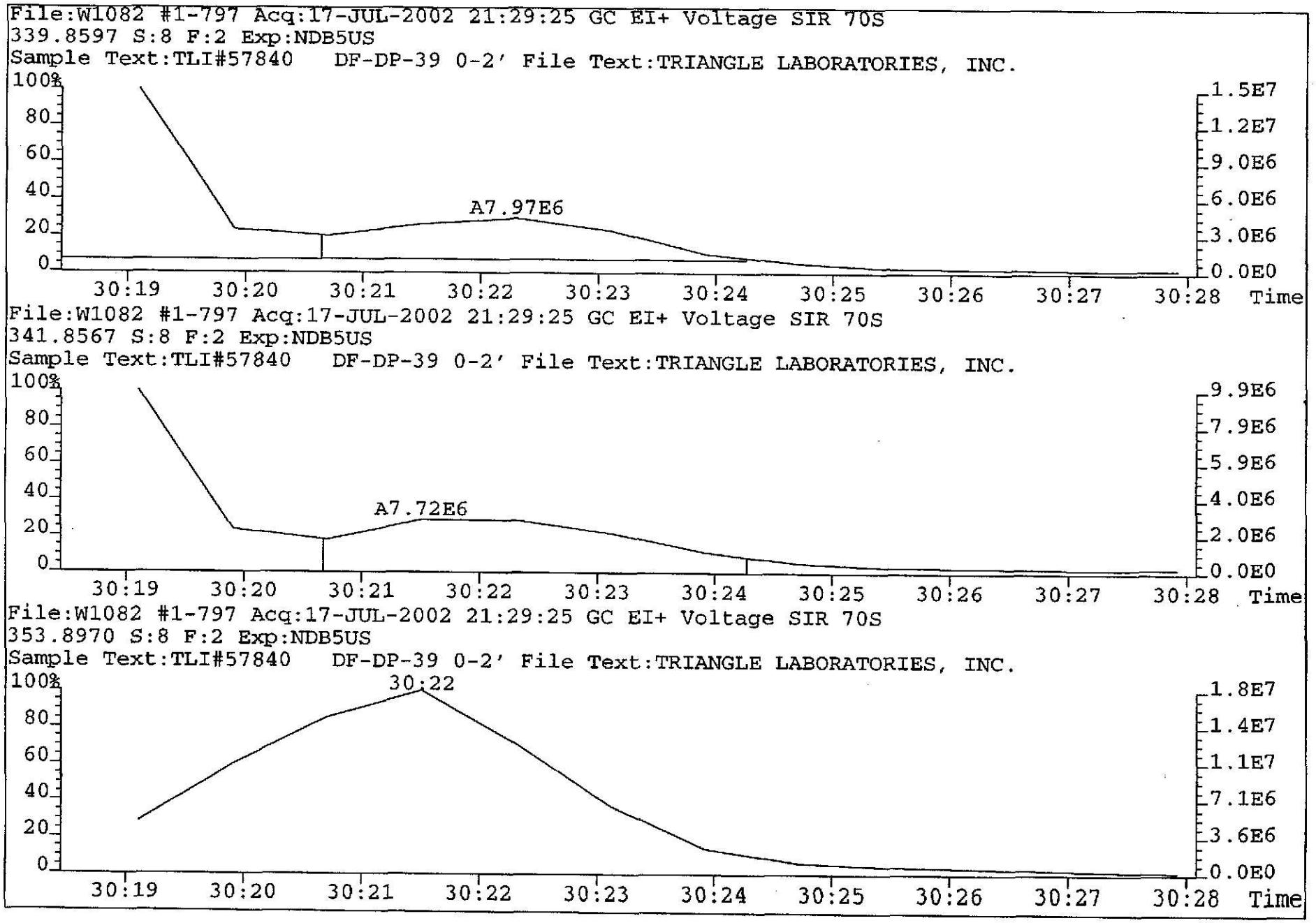
File:W1082 #1-797 Acq:17-JUL-2002 21:29:25 GC EI+ Voltage SIR 70S
339.8597 S:8 F:2 Exp:NDB5US
Sample Text:TLI#57840 DF-DP-39 0-2' File Text:TRIANGLE LABORATORIES, INC.
100%
80
60
40
20
0
A7.97E6
1.5E7
1.2E7
9.0E6
6.0E6
3.0E6
0.0E0
30:19 30:20 30:21 30:22 30:23 30:24 30:25 30:26 30:27 30:28 Time
File:W1082 #1-797 Acq:17-JUL-2002 21:29:25 GC EI+ Voltage SIR 70S
341.8567 S:8 F:2 Exp:NDB5US
Sample Text:TLI#57840 DF-DP-39 0-2' File Text:TRIANGLE LABORATORIES, INC.
100%
80
60
40
20
0
A7.72E6
9.9E6
7.9E6
5.9E6
4.0E6
2.0E6
0.0E0
30:19 30:20 30:21 30:22 30:23 30:24 30:25 30:26 30:27 30:28 Time
File:W1082 #1-797 Acq:17-JUL-2002 21:29:25 GC EI+ Voltage SIR 70S
353.8970 S:8 F:2 Exp:NDB5US
Sample Text:TLI#57840 DF-DP-39 0-2' File Text:TRIANGLE LABORATORIES, INC.
100%
80
60
40
20
0
30:22
1.8E7
1.4E7
1.1E7
7.1E6
3.6E6
0.0E0
30:19 30:20 30:21 30:22 30:23 30:24 30:25 30:26 30:27 30:28 Time

284

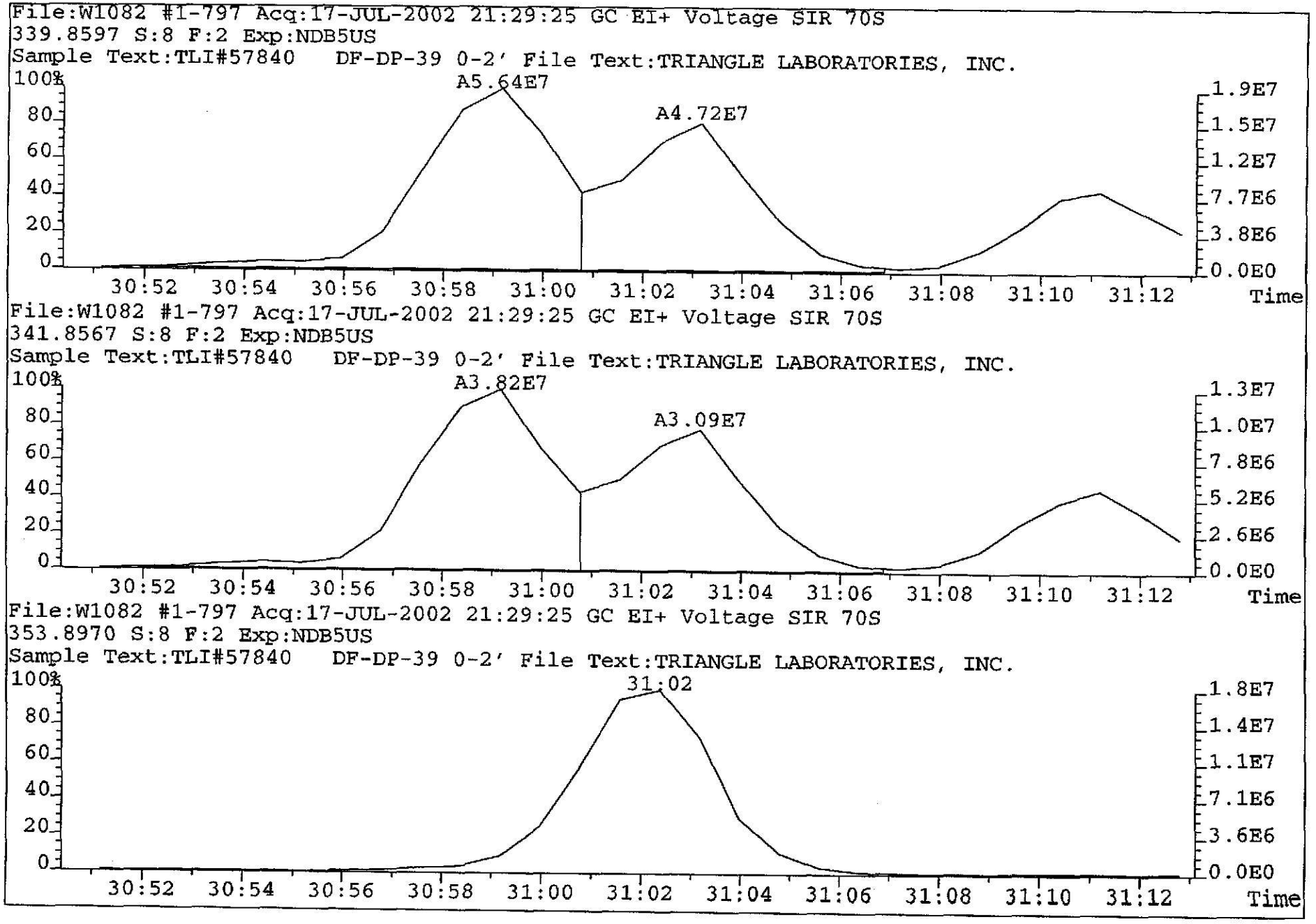
File:W1082 #1-797 Acq:17-JUL-2002 21:29:25 GC EI+ Voltage SIR 70S
339.8597 S:8 F:2 Exp:NDB5US
Sample Text:TLI#57840 DF-DP-39 0-2' File Text:TRIANGLE LABORATORIES, INC.
A5.64E7
A4.72E7
100%
80
60
40
20
0
1.9E7
1.5E7
1.2E7
7.7E6
3.8E6
0.0E0
30:52 30:54 30:56 30:58 31:00 31:02 31:04 31:06 31:08 31:10 31:12
Time
File:W1082 #1-797 Acq:17-JUL-2002 21:29:25 GC EI+ Voltage SIR 70S
341.8567 S:8 F:2 Exp:NDB5US
Sample Text:TLI#57840 DF-DP-39 0-2' File Text:TRIANGLE LABORATORIES, INC.
A3.82E7
A3.09E7
100%
80
60
40
20
0
1.3E7
1.0E7
7.8E6
5.2E6
2.6E6
0.0E0
30:52 30:54 30:56 30:58 31:00 31:02 31:04 31:06 31:08 31:10 31:12
Time
File:W1082 #1-797 Acq:17-JUL-2002 21:29:25 GC EI+ Voltage SIR 70S
353.8970 S:8 F:2 Exp:NDB5US
Sample Text:TLI#57840 DF-DP-39 0-2' File Text:TRIANGLE LABORATORIES, INC.
31:02
100%
80
60
40
20
0
1.8E7
1.4E7
1.1E7
7.1E6
3.6E6
0.0E0
30:52 30:54 30:56 30:58 31:00 31:02 31:04 31:06 31:08 31:10 31:12
Time

2857


File:W1082 #1-797 Acq:17-JUL-2002 21:29:25 GC EI+ Voltage SIR 70S
339.8597 S:8 F:2 Exp:NDB5US
Sample Text:TLI#57840 DF-DP-39 0-2' File Text:TRIANGLE LABORATORIES, INC.
A6.81E8
2.2E8
1.1E8
0.0E0
File:W1082 #1-797 Acq:17-JUL-2002 21:29:25 GC EI+ Voltage SIR 70S
341.8567 S:8 F:2 Exp:NDB5US
Sample Text:TLI#57840 DF-DP-39 0-2' File Text:TRIANGLE LABORATORIES, INC.
A4.66E8
1.4E8
7.2E7
0.0E0
File:W1082 #1-797 Acq:17-JUL-2002 21:29:25 GC EI+ Voltage SIR 70S
353.8970 S:8 F:2 Exp:NDB5US
Sample Text:TLI#57840 DF-DP-39 0-2' File Text:TRIANGLE LABORATORIES, INC.
A5.67E7
1.8E7
8.9E6
0.0E0
File:W1082 #1-797 Acq:17-JUL-2002 21:29:25 GC EI+ Voltage SIR 70S
351.9000 S:8 F:2 Exp:NDB5US
Sample Text:TLI#57840 DF-DP-39 0-2' File Text:TRIANGLE LABORATORIES, INC.
A7.99E7
2.5E7
1.3E7
0.0E0
100%
50
0
30:06
30:12
30:18
30:24
30:30
30:36
30:42
30:48
Time

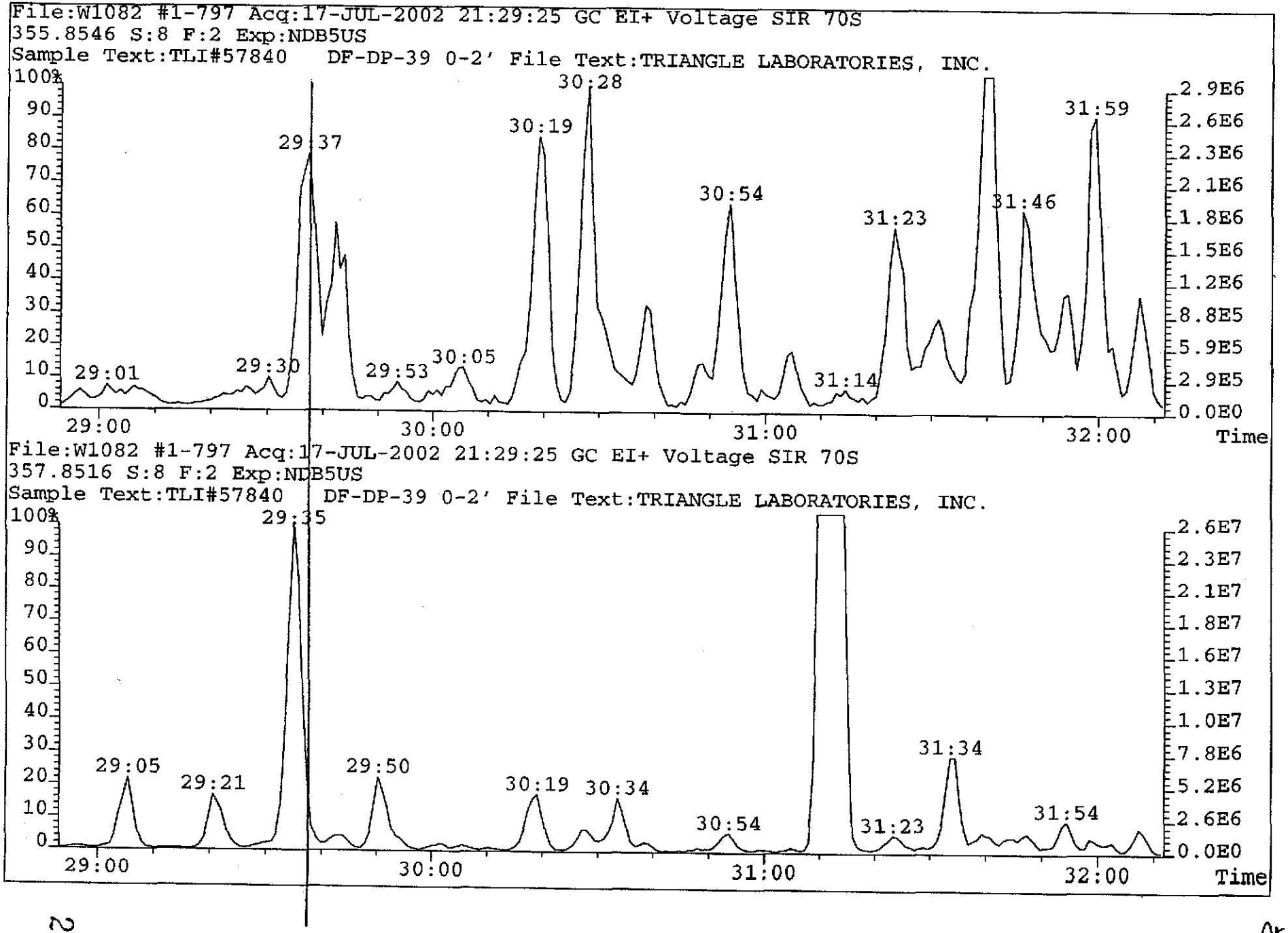
File:W1082 #1-797 Acq:17-JUL-2002 21:29:25 GC EI+ Voltage SIR 70S
355.8546 S:8 F:2 Exp:NDB5US
Sample Text:TLI#57840 DF-DP-39 0-2' File Text:TRIANGLE LABORATORIES, INC.
29:01
29:30
29:37
29:53
30:05
30:19
30:28
30:54
31:14
31:23
31:46
31:59
29:00
30:00
31:00
32:00
Time
File:W1082 #1-797 Acq:17-JUL-2002 21:29:25 GC EI+ Voltage SIR 70S
357.8516 S:8 F:2 Exp:NDB5US
Sample Text:TLI#57840 DF-DP-39 0-2' File Text:TRIANGLE LABORATORIES, INC.
29:05
29:21
29:35
29:50
30:19
30:34
30:54
31:23
31:34
31:54
29:00
30:00
31:00
32:00
Time

282

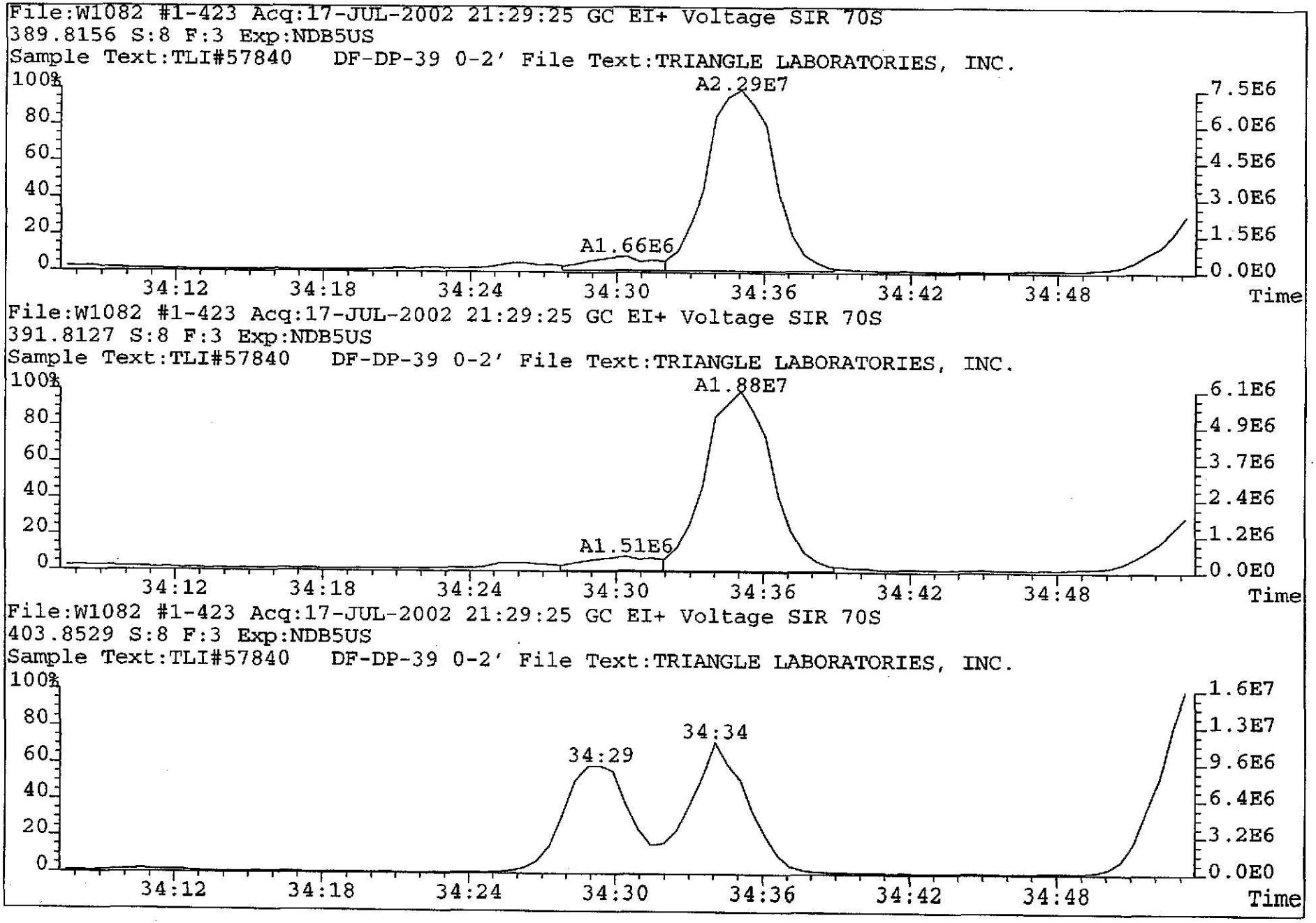
File:W1082 #1-423 Acq:17-JUL-2002 21:29:25 GC EI+ Voltage SIR 70S
389.8156 S:8 F:3 Exp:NDB5US
Sample Text:TLI#57840 DF-DP-39 0-2' File Text:TRIANGLE LABORATORIES, INC.
A2.29E7
A1.66E6
File:W1082 #1-423 Acq:17-JUL-2002 21:29:25 GC EI+ Voltage SIR 70S
391.8127 S:8 F:3 Exp:NDB5US
Sample Text:TLI#57840 DF-DP-39 0-2' File Text:TRIANGLE LABORATORIES, INC.
A1.88E7
A1.51E6
File:W1082 #1-423 Acq:17-JUL-2002 21:29:25 GC EI+ Voltage SIR 70S
403.8529 S:8 F:3 Exp:NDB5US
Sample Text:TLI#57840 DF-DP-39 0-2' File Text:TRIANGLE LABORATORIES, INC.
34:29
34:34
Time

TLI Project: **57840** 1613, Revision B, Tetra Only PCDD/PCDF Analysis (c)
Client Sample: **DF-DP-39 0-2'** Analysis File: **P022556**

Client Project:	**Dioxin/Furan Analysis**				
Sample Matrix:	**SOLID**	Date Received:	**07/11/2002**	Spike File:	**SPCONB2S**
TLI ID:	**330-27-6**	Date Extracted:	**07/12/2002**	ICal:	**PF56152**
		Date Analyzed:	**07/18/2002**	ConCal:	**P022549**
Sample Size:	**11.400 g**	Dilution Factor:	**n/a**	% Moisture:	**11.9**
Dry Weight:	**10.043 g**	Blank File:	**W108202**	% Lipid:	**n/a**
GC Column:	**DB-225**	Analyst:	**JMM**	% Solids:	**88.1**

Analytes	Conc. (pg/g)	DL	Ratio	RT	RRT	Flags
2,3,7,8-TCDF	94.4		0.75	23:37	1.001	___

Internal Standard	Conc. (pg/g)	% Recovery	QC Limits	Ratio	RT	RRT	Flags
$^{13}C_{12}$-2,3,7,8-TCDF	138	69.2	29%-140%	0.75	23:36	1.052	___

Recovery Standard	Ratio	RT	Flags
$^{13}C_{12}$-1,2,3,4-TCDD	0.80	22:26	___

Data Reviewer: _____ 07/18/2002

CONB_PSR v1.00, LARS 6.25.05

Triangle Laboratories, Inc.®
2445 S. Alston Ave. • Durham, North Carolina 27713
Phone: (919) 544-5729 • Fax: (919) 544-5491

Printed: 16:24 07/18/2002

Initial ....Date...

Data Review By: [signature] 7/18/02

Channel specific noise levels computed from 'NL' heights.

Listing of P022556B.dbf
07/18/2002
Matched GC Peaks / Ratio / Ret. Time

Compound/ M_Z....	QC.Log	Omit	Why	..RT.	OK	Ratio	Total.Area/Ht	Area/Ht.Peak1	Area/Ht.Peak2	Rel.RT	Compound.Name..	ID..	Flags.
TCDF						0.65-0.89				0.793-1.106			
304-306	DC	NL				Height	0.19	0.09	0.10				
				19:10		0.79	14.54	6.43	8.11	0.812			
				19:29		0.78	6.19	2.71	3.48	0.826			
				19:35		0.83	35.03	15.90	19.13	0.830			
				19:42		0.75	503.33	215.79	287.54	0.835			
				19:54		0.76	26.67	11.50	15.17	0.843			
				20:05		0.66	51.26	20.45	30.81	0.851			
				20:09		0.86	29.50	13.61	15.89	0.854			
				20:21	RO	0.61	6.02	2.27	3.75	0.862			
				20:36		0.77	13.77	5.97	7.80	0.873			
				20:47		0.75	65.81	28.15	37.66	0.881			
				20:55		0.78	15.04	6.59	8.45	0.886			
				21:05		0.75	82.65	35.32	47.33	0.893			
				21:15		0.72	57.03	23.83	33.20	0.900			
				21:37		0.70	29.36	12.13	17.23	0.916			
				21:45		0.76	264.88	114.13	150.75	0.922			
				21:55		0.75	446.81	192.13	254.68	0.929			
				22:07		0.72	58.17	24.35	33.82	0.937			
				22:13		0.77	9.00	3.91	5.09	0.941			
				22:23		0.82	46.11	20.81	25.30	0.948			
				22:28		0.69	90.28	36.94	53.34	0.952			
				22:33		0.80	86.33	38.27	48.06	0.956			
				22:38		0.73	25.65	10.80	14.85	0.959			
				22:46		0.70	68.95	28.43	40.52	0.965			
				23:03	RO	0.91	15.62	7.44	8.18	0.977			
				23:13		0.89	4.05	1.91	2.14	0.984			
				23:19		0.72	6.73	2.82	3.91	0.988			
				23:28		0.74	48.08	20.49	27.59	0.994			
				23:37		0.75	188.95	81.11	107.84	1.001	2378-TCDF	AN	
				23:50		0.66	33.04	13.16	19.88	1.010			
				23:58		0.81	77.27	34.49	42.78	1.016			
				24:15		0.70	1,107.04	457.25	649.79	1.028			E
				24:36		0.73	136.01	57.34	78.67	1.042			
				24:47	RO	1.13	1.77	0.94	0.83	1.050			J
				25:04	RO	1.23	30.71	16.91	13.80	1.062			
				25:24		0.76	101.03	43.53	57.50	1.076			
				25:36		0.74	154.06	65.43	88.63	1.085			
	DC	WH		26:11		0.76	107.68			1.109			
	DC	WH		26:22		0.82	2.85			1.117			
	DC	WH		26:28	RO	0.44	6.82			1.121			
304-306			36	Peaks			3,936.74						
13C12-TCDF						0.65-0.89				0.958-1.042			
316-318	DC	NL				Height	0.21	0.07	0.14				
	DC	WL		18:41	RO	1.31	0.30			0.792			
	DC	WL		18:52	RO	0.59	0.43			0.799			

Compound/ M_Z....	QC.Log	Omit	Why	..RT.	OK	Ratio	Total.Area/Ht	Area/Ht.Peak1	Area/Ht.Peak2	Rel.RT	Compound.Name..	ID..	Flags.
	DC	WL		18:57	RO	1.88	0.23			0.803			
	DC	WL		19:02		0.88	0.32			0.806			
	DC	WL		19:10		0.70	19.82			0.812			
	DC	WL		19:26	RO	0.34	0.83			0.823			
	DC	WL		19:35	RO	0.57	0.69			0.830			
	DC	WL		19:42	RO	0.13	1.01			0.835			
	DC	WL		19:51	RO	1.16	0.93			0.841			
	DC	WL		19:57	RO	1.00	0.88			0.845			
	DC	WL		20:03	RO	0.26	1.02			0.850			
	DC	WL		20:08	RO	0.92	0.48			0.853			
	DC	WL		20:13	RO	1.68	0.75			0.857			
	DC	WL		20:18		0.84	1.01			0.860			
	DC	WL		20:38	RO	1.22	0.20			0.874			
	DC	WL		20:44	RO	1.35	0.47			0.879			
	DC	WL		20:50	RO	0.45	0.80			0.883			
	DC	WL		20:54	RO	1.21	0.42			0.886			
	DC	WL		21:00	RO	1.22	0.51			0.890			
	DC	WL		21:25	RO	0.30	0.69			0.907			
	DC	WL		21:35	RO	2.47	0.66			0.915			
	DC	WL		21:40	RO	0.29	0.45			0.918			
	DC	WL		21:54	RO	0.31	0.88			0.928			
	DC	WL		22:01		0.68	1.16			0.933			
	DC	WL		22:08	RO	0.42	4.02			0.938			
	DC	WL		22:11	RO	0.11	2.37			0.940			
	DC	WL		22:17	RO	2.22	0.29			0.944			
	DC	WL		22:24	RO	2.16	0.79			0.949			
	DC	WL		22:29	RO	0.45	0.84			0.953			
	DC	WL		22:34	RO	2.05	1.68			0.956			
				22:47	RO	0.07	14.96	0.96	14.00	0.965			
				23:01	RO	1.42	1.60	0.94	0.66	0.975			
				23:06	RO	3.26	4.47	3.42	1.05	0.979			
				23:18	RO	1.67	4.19	2.62	1.57	0.987			
				23:36		0.75	355.95	152.81	203.14	1.000	13C12-2378-TCDF	ISO	
						Height	88.38	37.37	51.01				
				23:53	RO	3.12	4.12	3.12	1.00	1.012			
				23:58	RO	0.93	6.17	2.98	3.19	1.016			
				24:06	RO	0.63	13.08	5.04	8.04	1.021			
				24:16		0.78	83.07	36.37	46.70	1.028			
				24:36	RO	1.69	1.45	0.91	0.54	1.042			
	DC	WH		24:39	RO	0.46	0.35			1.044			
	DC	WH		25:01	RO	0.20	3.00			1.060			
	DC	WH		25:25	RO	0.10	6.49			1.077			
	DC	WH		25:35	RO	0.08	1.56			1.084			
	DC	WH		25:41	RO	0.14	1.51			1.088			
	DC	WH		25:48	RO	1.98	1.28			1.093			
	DC	WH		26:20	RO	0.27	2.19			1.116			
	DC	WH		26:25	RO	0.13	2.00			1.119			
316-318				10 Peaks			489.06						

---------- Above: TCDF / TCDD Follows ----------

Compound/ M_Z....	QC.Log	Omit	Why	..RT.	OK	Ratio	Total.Area/Ht	Area/Ht.Peak1	Area/Ht.Peak2	Rel.RT	Compound.Name..	ID..	Flags.
13C12-TCDD				0.65-0.89						0.910-1.090			
332-334	DC	NL		Height			0.35	0.27	0.08				
				22:08		0.80	242.10	107.50	134.60	1.000	13C12-2378-TCDD	IS1	
				Height			62.61	28.25	34.36				
				22:26		0.80	338.69	150.76	187.93	1.014	13C12-1234-TCDD	RS1	
	DC	SN		22:45	RO	2.09	1.08			1.028			
	DC	SN		22:56	RO	3.67	0.28			1.036			
	DC	SN		23:03	RO	0.24	0.47			1.041			
	DC	SN		23:07	RO	2.27	0.49			1.044			
	DC	SN		23:47	RO	4.18	0.57			1.075			
	DC	WH		24:09	RO	1.27	0.50			1.091			
	DC	WH		24:28	RO	4.12	2.10			1.105			
	DC	WH		24:47	RO	0.50	0.42			1.120			
	DC	WH		25:01	RO	1.25	0.54			1.130			
	DC	WH		25:19	RO	1.43	0.73			1.144			
	DC	WH		25:24	RO	4.65	0.96			1.148			
	DC	WH		25:29	RO	1.41	1.30			1.151			
332-334			2 Peaks				580.79						

Column Description.....	"Why" Code Description.....	QC Log Desc.....
M_Z -Nominal Ion Mass(es)	WL-Below Retention Time Window	A-Peak Added
..RT. -Retention Time (mm:ss)	WH-Above Retention Time Window	K-Peak Kept
Rat.1 -Ratio of M/M+2 Ions	SN-Below Signal to Noise Level	D-Peak Deleted
OK -RO=Ratio Outside Limits	<M-Below Method Detection Limit	T-Time Changed
Rel.RT-Relative Retention Time	NL-Channel Specific Noise Level	M-Peak Area Changed
		N-Name Changed
		X-Ether Interference

*** End of Report ***

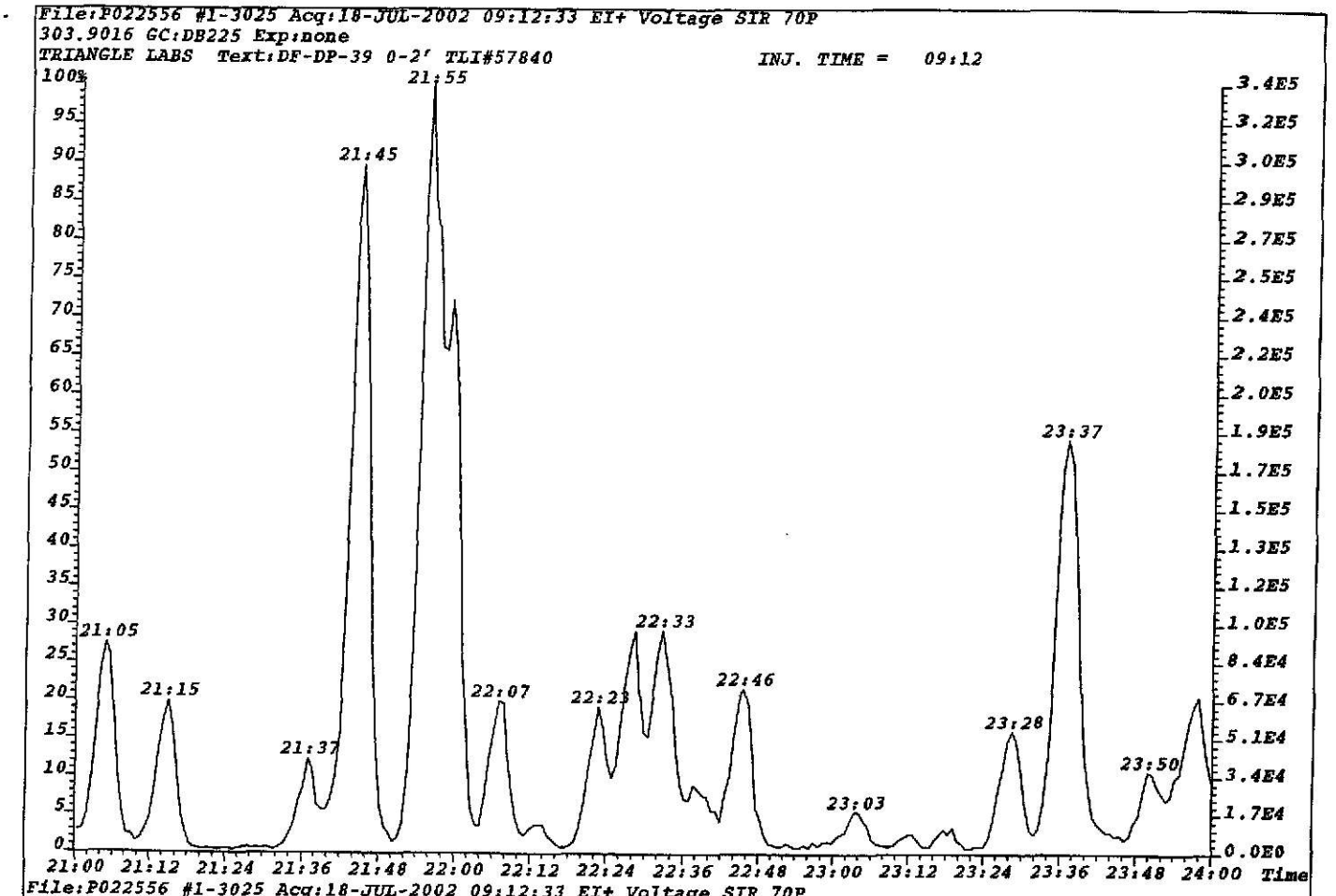
File:P022556 #1-3025 Acq:18-JUL-2002 09:12:33 EI+ Voltage SIR 70P
303.9016 GC:DB225 Exp:none
TRIANGLE LABS Text:DF-DP-39 0-2' TLI#57840
INJ. TIME = 09:12
21:05
21:15
21:37
21:45
21:55
22:07
22:23
22:33
22:46
23:03
23:28
23:37
23:50
Time

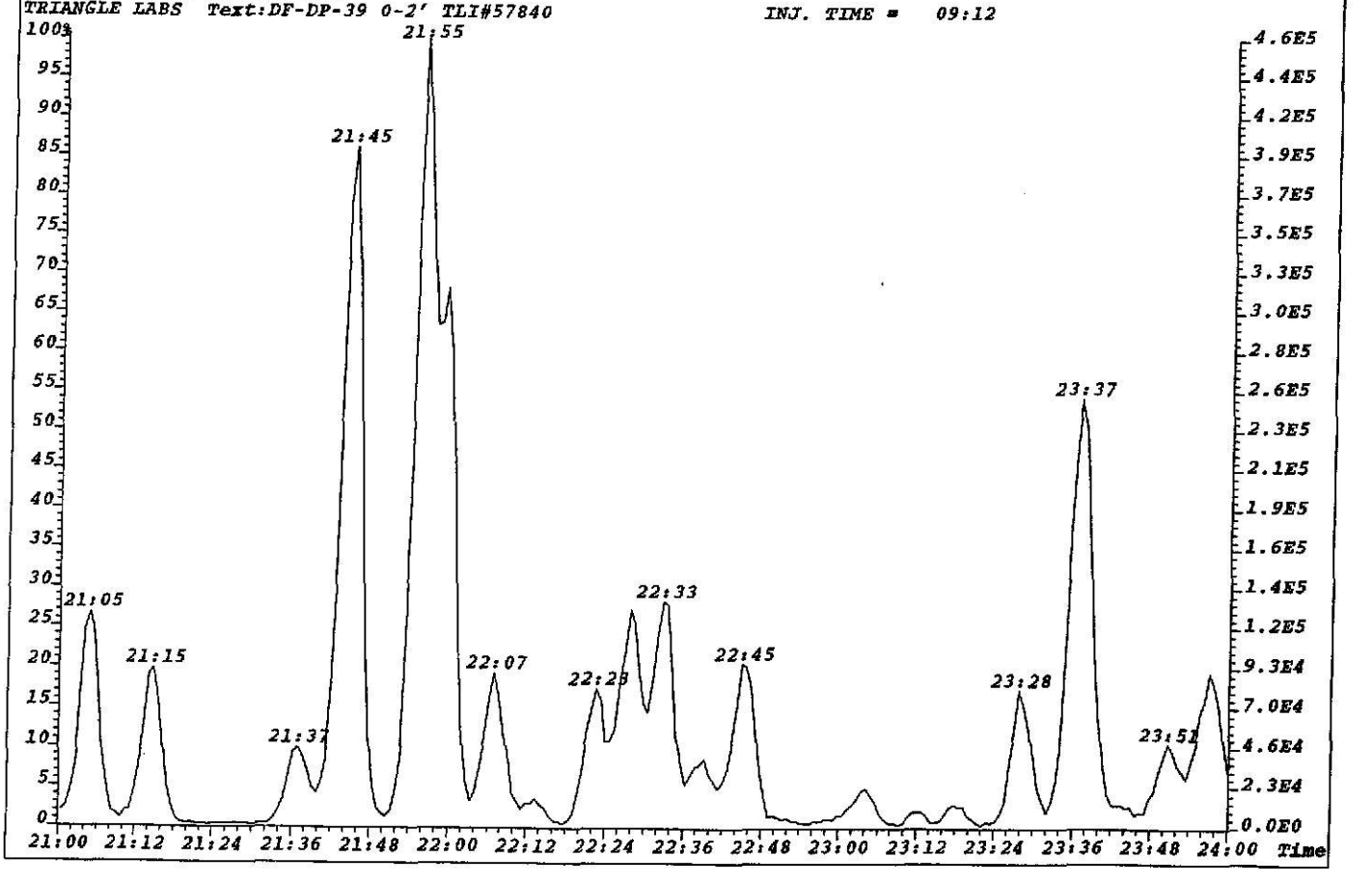
File:P022556 #1-3025 Acq:18-JUL-2002 09:12:33 EI+ Voltage SIR 70P
305.8987 GC:DB225 Exp:none
TRIANGLE LABS Text:DF-DP-39 0-2' TLI#57840
INJ. TIME = 09:12
21:05
21:15
21:37
21:45
21:55
22:07
22:23
22:33
22:45
23:28
23:37
23:51
Time


File:P022556 #1-3025 Acq:18-JUL-2002 09:12:33 EI+ Voltage SIR 70P Noise:108
303.9016 BSUB(256,30,-3.0) PKD(5,3,1,0.10%,432.0,0.00%,F,F) Exp:DB225
TRIANGLE LABS Text:DF-DP-39 0-2' TLI#57840
INJ. TIME = 09:12
A2.16E6
A2.05E5
A3.53E5
A1.92E6
A3.69E5
A8.11E5
A4.57E6
A5.73E5
A6.54E5
File:P022556 #1-3025 Acq:18-JUL-2002 09:12:33 EI+ Voltage SIR 70P Noise:130
305.8987 BSUB(256,30,-3.0) PKD(5,3,1,0.10%,520.0,0.00%,F,F) Exp:DB225
TRIANGLE LABS Text:DF-DP-39 0-2' TLI#57840
INJ. TIME = 09:12
A2.88E6
A3.08E5
A4.73E5
A2.55E6
A4.81E5
A1.08E6
A6.50E6
A7.87E5
A8.86E5
File:P022556 #1-3025 Acq:18-JUL-2002 09:12:33 EI+ Voltage SIR 70P Noise:87
315.9419 BSUB(256,30,-3.0) PKD(5,3,1,0.10%,348.0,0.00%,F,F) Exp:DB225
TRIANGLE LABS Text:DF-DP-39 0-2' TLI#57840
INJ. TIME = 09:12
A8.14E4
A1.53E6
A3.64E5
File:P022556 #1-3025 Acq:18-JUL-2002 09:12:33 EI+ Voltage SIR 70P Noise:180
317.9389 BSUB(256,30,-3.0) PKD(5,3,1,0.10%,720.0,0.00%,F,F) Exp:DB225
TRIANGLE LABS Text:DF-DP-39 0-2' TLI#57840
INJ. TIME = 09:12
A1.17E5
A1.40E5
A2.03E6
A4.67E5
File:P022556 #1-3025 Acq:18-JUL-2002 09:12:33 EI+ Voltage SIR 70P
375.8364 Exp:DB225
TRIANGLE LABS Text:DF-DP-39 0-2' TLI#57840
INJ. TIME = 09:12
18:57
22:24
23:45
24:06
24:59
25:23
26:11
19:00
20:00
21:00
22:00
23:00
24:00
25:00
26:00
Time

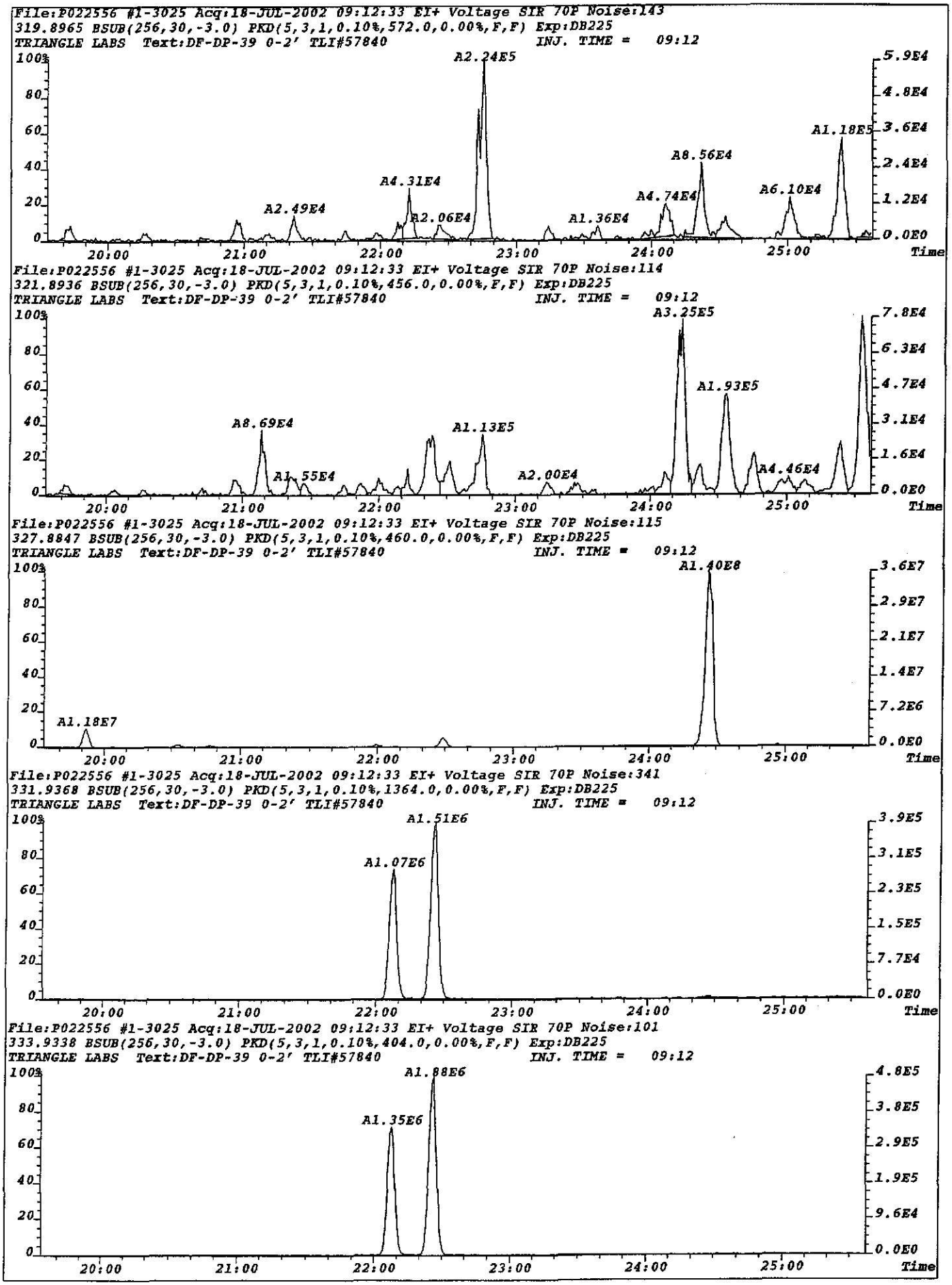
File:P022556 #1-3025 Acq:18-JUL-2002 09:12:33 EI+ Voltage SIR 70P Noise:143
319.8965 BSUB(256,30,-3.0) PKD(5,3,1,0.10%,572.0,0.00%,F,F) Exp:DB225
TRIANGLE LABS Text:DF-DP-39 0-2' TLI#57840
INJ. TIME = 09:12
A2.24E5
A1.18E5
A8.56E4
A4.31E4
A4.74E4
A6.10E4
A2.49E4
A2.06E4
A1.36E4
File:P022556 #1-3025 Acq:18-JUL-2002 09:12:33 EI+ Voltage SIR 70P Noise:114
321.8936 BSUB(256,30,-3.0) PKD(5,3,1,0.10%,456.0,0.00%,F,F) Exp:DB225
TRIANGLE LABS Text:DF-DP-39 0-2' TLI#57840
INJ. TIME = 09:12
A3.25E5
A1.93E5
A8.69E4
A1.13E5
A1.55E4
A2.00E4
A4.46E4
File:P022556 #1-3025 Acq:18-JUL-2002 09:12:33 EI+ Voltage SIR 70P Noise:115
327.8847 BSUB(256,30,-3.0) PKD(5,3,1,0.10%,460.0,0.00%,F,F) Exp:DB225
TRIANGLE LABS Text:DF-DP-39 0-2' TLI#57840
INJ. TIME = 09:12
A1.40E8
A1.18E7
File:P022556 #1-3025 Acq:18-JUL-2002 09:12:33 EI+ Voltage SIR 70P Noise:341
331.9368 BSUB(256,30,-3.0) PKD(5,3,1,0.10%,1364.0,0.00%,F,F) Exp:DB225
TRIANGLE LABS Text:DF-DP-39 0-2' TLI#57840
INJ. TIME = 09:12
A1.51E6
A1.07E6
File:P022556 #1-3025 Acq:18-JUL-2002 09:12:33 EI+ Voltage SIR 70P Noise:101
333.9338 BSUB(256,30,-3.0) PKD(5,3,1,0.10%,404.0,0.00%,F,F) Exp:DB225
TRIANGLE LABS Text:DF-DP-39 0-2' TLI#57840
INJ. TIME = 09:12
A1.88E6
A1.35E6
20:00
21:00
22:00
23:00
24:00
25:00
Time

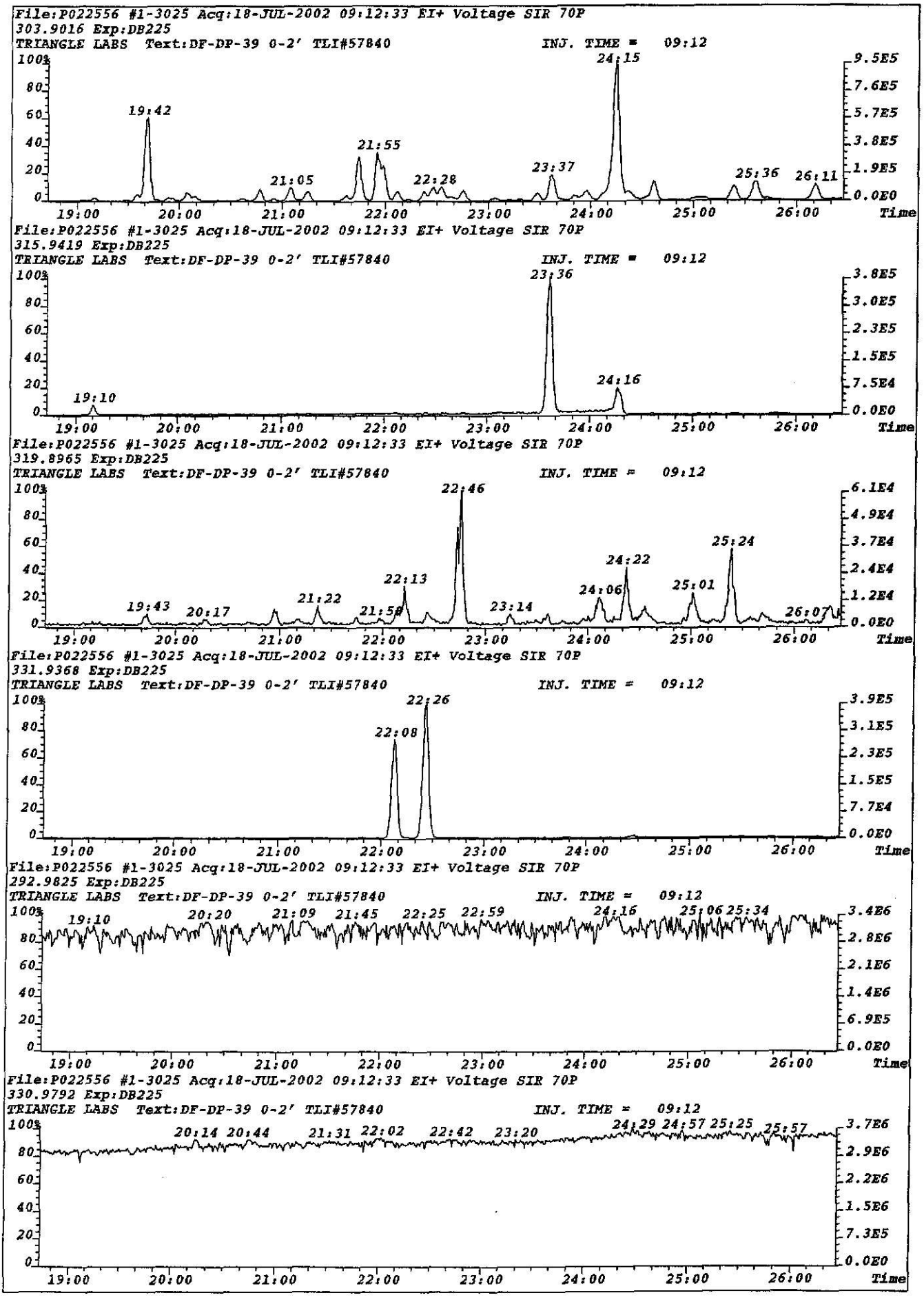
File:P022556 #1-3025 Acq:18-JUL-2002 09:12:33 EI+ Voltage SIR 70P
303.9016 Exp:DB225
TRIANGLE LABS Text:DF-DP-39 0-2' TLI#57840
INJ. TIME = 09:12
19:42
21:05
21:55
22:28
23:37
24:15
25:36
26:11
File:P022556 #1-3025 Acq:18-JUL-2002 09:12:33 EI+ Voltage SIR 70P
315.9419 Exp:DB225
TRIANGLE LABS Text:DF-DP-39 0-2' TLI#57840
INJ. TIME = 09:12
19:10
23:36
24:16
File:P022556 #1-3025 Acq:18-JUL-2002 09:12:33 EI+ Voltage SIR 70P
319.8965 Exp:DB225
TRIANGLE LABS Text:DF-DP-39 0-2' TLI#57840
INJ. TIME = 09:12
19:43
20:17
21:22
22:13
22:46
23:14
24:06
24:22
25:01
25:24
26:07
File:P022556 #1-3025 Acq:18-JUL-2002 09:12:33 EI+ Voltage SIR 70P
331.9368 Exp:DB225
TRIANGLE LABS Text:DF-DP-39 0-2' TLI#57840
INJ. TIME = 09:12
22:08
22:26
File:P022556 #1-3025 Acq:18-JUL-2002 09:12:33 EI+ Voltage SIR 70P
292.9825 Exp:DB225
TRIANGLE LABS Text:DF-DP-39 0-2' TLI#57840
INJ. TIME = 09:12
19:10
20:20
21:09
21:45
22:25
22:59
24:16
25:06
25:34
File:P022556 #1-3025 Acq:18-JUL-2002 09:12:33 EI+ Voltage SIR 70P
330.9792 Exp:DB225
TRIANGLE LABS Text:DF-DP-39 0-2' TLI#57840
INJ. TIME = 09:12
20:14
20:44
21:31
22:02
22:42
23:20
24:29
24:57
25:25
25:57
Time

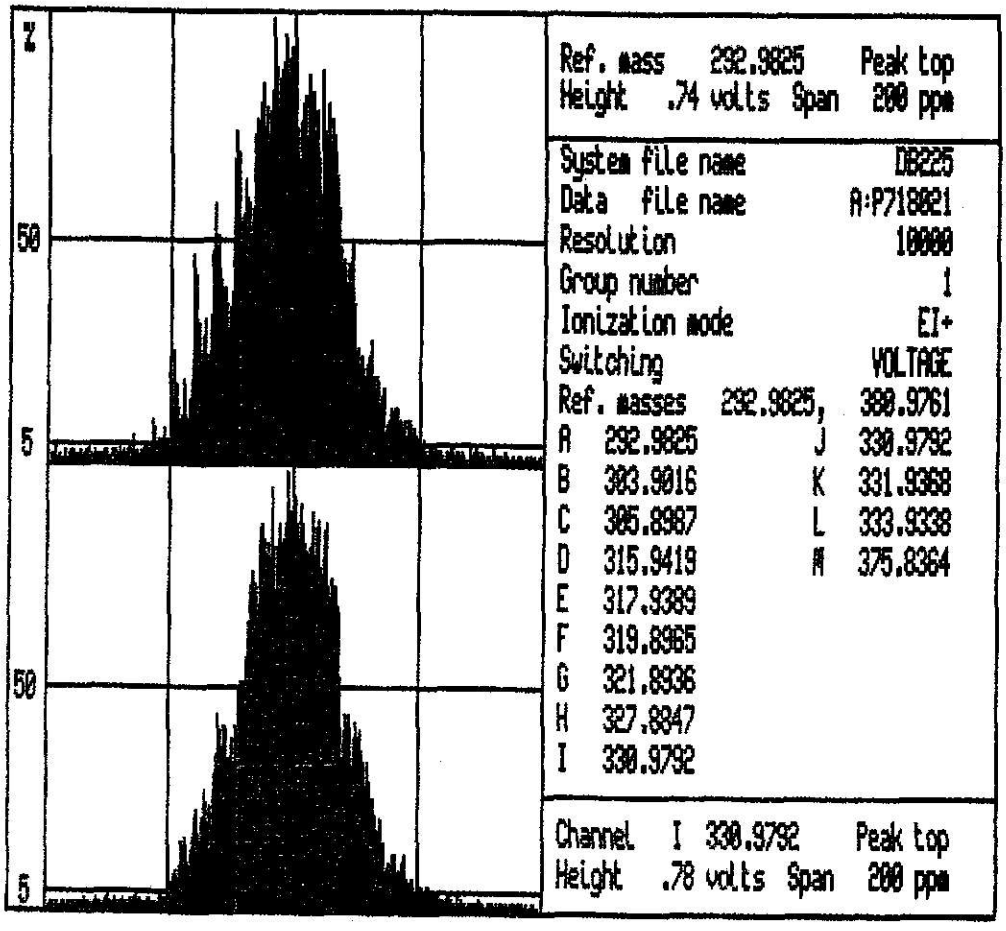
%
50
5
50
5
Ref. mass 292.9825 Peak top
Height .74 volts Span 200 ppm
System file name DB225
Data file name A:P718021
Resolution 10000
Group number 1
Ionization mode EI+
Switching VOLTAGE
Ref. masses 292.9825, 380.9761
A 292.9825
B 303.9016
C 305.8987
D 315.9419
E 317.9389
F 319.8965
G 321.8936
H 327.8847
I 330.9792
J 330.9792
K 331.9368
L 333.9338
M 375.8364
Channel I 330.9792 Peak top
Height .78 volts Span 200 ppm

TLI Project: **57840** — 1613, Revision B PCDD/PCDF Analysis (c)
Client Sample: **DF-DP-104 0-2'** — Analysis File: **W108209**

Client Project:	**Dioxin/Furan Analysis**				
Sample Matrix:	**SOLID**	Date Received:	**07/11/2002**	Spike File:	**SP161B2S**
TLI ID:	**330-27-7**	Date Extracted:	**07/12/2002**	ICal:	**WF5614B**
		Date Analyzed:	**07/17/2002**	ConCal:	**WB21081**
Sample Size:	**11.600 g**	Dilution Factor:	**n/a**	% Moisture:	**13.2**
Dry Weight:	**10.069 g**	Blank File:	**W108202**	% Lipid:	**n/a**
GC Column:	**DB-5**	Analyst:	**JLD**	% Solids:	**86.8**

Analytes	Conc. (pg/g)	DL	Ratio	RT	RRT	Flags
2,3,7,8-TCDD	ND	2.4				—
1,2,3,7,8-PeCDD	ND	16.3				—
1,2,3,4,7,8-HxCDD	6.4		1.29	34:31	1.000	—
1,2,3,6,7,8-HxCDD	85.2		1.21	34:36	1.000	—
1,2,3,7,8,9-HxCDD	38.5		1.17	34:55	1.010	—
1,2,3,4,6,7,8-HpCDD	246		1.06	37:55	1.000	—
1,2,3,4,6,7,8,9-OCDD	8000		0.85	41:41	1.000	E_
2,3,7,8-TCDF	433		0.76	26:32	1.001	E_
1,2,3,7,8-PeCDF	163		1.54	30:22	1.000	—
2,3,4,7,8-PeCDF	236		1.48	31:05	1.001	—
1,2,3,4,7,8-HxCDF	5110		1.26	33:49	1.000	E_
1,2,3,6,7,8-HxCDF	303		1.29	33:55	1.000	—
2,3,4,6,7,8-HxCDF	254		1.27	34:23	1.000	—
1,2,3,7,8,9-HxCDF	23.9		1.23	35:11	1.000	—
1,2,3,4,6,7,8-HpCDF	8910		1.05	36:53	1.000	SE_
1,2,3,4,7,8,9-HpCDF	4310		1.07	38:26	1.000	SE_
1,2,3,4,6,7,8,9-OCDF	31810		0.95	41:55	1.006	SE_

Totals	Conc. (pg/g)	Number	DL	Flags
Total TCDD	23.5	5		—
Total PeCDD	28.2	1		—
Total HxCDD	130	3		—
Total HpCDD	447	2		—
Total TCDF	3600	20		E_
Total PeCDF	8550	18		E_
Total HxCDF	9320	13		E_
Total HpCDF	25410	4		SE_

Triangle Laboratories, Inc.®
2445 S. Alston Ave. • Durham, North Carolina 27713
Phone: (919) 544-5729 • Fax: (919) 544-5491

Printed: 16:43 07/18/2002

TLI Project: **57840** 1613, Revision B PCDD/PCDF Analysis (c)
Client Sample: **DF-DP-104 0-2'** Analysis File: **W108209**

Internal Standards	Conc. (pg/g)	% Recovery	QC Limits	Ratio	RT	RRT	Flags
$^{13}C_{12}$-2,3,7,8-TCDD	134	67.6	25%-164%	0.79	27:14	1.007	___
$^{13}C_{12}$-1,2,3,7,8-PeCDD	210	106	25%-181%	1.50	31:23	1.161	___
$^{13}C_{12}$-1,2,3,4,7,8-HxCDD	163	82.3	32%-141%	1.19	34:31	0.989	___
$^{13}C_{12}$-1,2,3,6,7,8-HxCDD	165	82.9	28%-130%	1.19	34:35	0.991	___
$^{13}C_{12}$-1,2,3,4,6,7,8-HpCDD	161	81.2	23%-140%	1.11	37:54	1.086	___
$^{13}C_{12}$-1,2,3,4,6,7,8,9-OCDD	336	84.7	17%-157%	0.86	41:40	1.194	___
$^{13}C_{12}$-2,3,7,8-TCDF	128	64.5	24%-169%	0.75	26:31	0.981	___
$^{13}C_{12}$-1,2,3,7,8-PeCDF	181	91.3	24%-185%	1.26	30:22	1.123	RO___
$^{13}C_{12}$-2,3,4,7,8-PeCDF	166	83.4	21%-178%	1.41	31:03	1.149	___
$^{13}C_{12}$-1,2,3,4,7,8-HxCDF	159	79.8	26%-152%	0.55	33:49	0.969	___
$^{13}C_{12}$-1,2,3,6,7,8-HxCDF	144	72.5	26%-123%	0.51	33:54	0.971	___
$^{13}C_{12}$-2,3,4,6,7,8-HxCDF	149	74.9	28%-136%	0.52	34:24	0.986	___
$^{13}C_{12}$-1,2,3,7,8,9-HxCDF	156	78.6	29%-147%	0.56	35:11	1.008	___
$^{13}C_{12}$-1,2,3,4,6,7,8-HpCDF	156	78.6	28%-143%	0.49	36:52	1.056	___
$^{13}C_{12}$-1,2,3,4,7,8,9-HpCDF	149	75.1	26%-138%	0.48	38:25	1.101	___

Cleanup Standard	Conc. (pg/g)	% Recovery	QC Limits	RT	RRT	Flags
$^{37}Cl_4$-2,3,7,8-TCDD	111	557	35%-197%	27:10	1.005	***___

Recovery Standards	Ratio	RT	Flags
$^{13}C_{12}$-1,2,3,4-TCDD	0.79	27:02	___
$^{13}C_{12}$-1,2,3,7,8,9-HxCDD	1.19	34:54	___

Data Reviewer: _____ 07/18/2002

Triangle Laboratories, Inc.®
2445 S. Alston Ave. • Durham, North Carolina 27713
Phone: (919) 544-5729 • Fax: (919) 544-5491

Printed: 16:43 07/18/2002

Martin & Slagle

TLI Project: **57840**
Client Sample: **DF-DP-104 0-2'**

Toxicity Equivalents Report
Analysis File: **W108209**

Client Project:	**Dioxin/Furan Analysis**				
Sample Matrix:	**SOLID**	Date Received:	**07/11/02**	Spike File:	**SP161B2S**
TLI ID:	**330-27-7**	Date Extracted:	**07/12/02**	ICal:	**WF5614B**
		Date Analyzed:	**07/17/02**	ConCal:	**WB21081**
Sample Size:	**11.600 g**	Dilution Factor:	**1**	% Moisture:	**13.2**
Dry Weight:	**10.069 g**	Blank File:	**W108202**	% Lipid:	**n/a**
GC Column:	**DB-5**	Analyst:	**JLD**	% Solids:	**86.8**

Analytes	Conc. (pg/g)		TEF		Equivalent
2,3,7,8-TCDD	{2.4}	x	1.	=	2.4
1,2,3,7,8-PeCDD	{16.3}	x	0.5	=	8.15
1,2,3,4,7,8-HxCDD	6.4	x	0.1	=	0.64
1,2,3,6,7,8-HxCDD	85.2	x	0.1	=	8.52
1,2,3,7,8,9-HxCDD	38.5	x	0.1	=	3.85
1,2,3,4,6,7,8-HpCDD	246	x	0.01	=	2.46
1,2,3,4,6,7,8,9-OCDD	8000	x	0.001	=	8.000
TOTAL PCDD					34.0
2,3,7,8-TCDF	353	x	0.1	=	35.3
1,2,3,7,8-PeCDF	163	x	0.05	=	8.15
2,3,4,7,8-PeCDF	236	x	0.5	=	118
1,2,3,4,7,8-HxCDF	5110	x	0.1	=	511.0
1,2,3,6,7,8-HxCDF	303	x	0.1	=	30.3
2,3,4,6,7,8-HxCDF	254	x	0.1	=	25.4
1,2,3,7,8,9-HxCDF	23.9	x	0.1	=	2.39
1,2,3,4,6,7,8-HpCDF	8910	x	0.01	=	89.10
1,2,3,4,7,8,9-HpCDF	4310	x	0.01	=	43.10
1,2,3,4,6,7,8,9-OCDF	31810	x	0.001	=	31.810
TOTAL PCDF					895

Total EPA TEFs, 1989a: 929 pg/g

{...} indicates that the value is that of a Detection Limit.

GRY_TEF v1.08, MILES 4.22.16

Triangle Laboratories, Inc.®
2445 S. Alston Ave. • Durham, North Carolina 27713
Phone: (919) 544-5729 • Fax: (919) 544-5491

Printed: 20:42 07/18/02

Data Review By: Initial ....Date... KW 7/18/02

Calculated Noise Height: 2.74

Page No. 1 Listing of W108209B.dbf
07/18/2002 Matched GC Peaks / Ratio / Ret. Time

Compound/ M_Z....	QC.Log	Omit	Why	..RT.	OK	Ratio	Total.Area/Ht	Area/Ht.Peak1	Area/Ht.Peak2	Rel.RT	Compound.Name..	ID..	Flags.
TCDF				0.65-0.89					0.877-1.070				
304-306	DC	NL		Height			66.63	32.45	34.18				
	DC	WL		23:10		0.73	22,459.47			0.874			
D	D	WL		23:21		0.74	34,891.40			0.881			
				23:43		0.80	369.72	164.32	205.40	0.894			
				23:51		0.78	2,667.91	1,169.02	1,498.89	0.899			
				23:57		0.71	1,516.59	628.96	887.63	0.903			
				24:12		0.77	1,606.52	696.55	909.97	0.913			
				24:25		0.76	4,607.85	1,984.44	2,623.41	0.921			
				24:33		0.74	8,340.88	3,554.75	4,786.13	0.926			
				24:53		0.74	12,753.87	5,438.75	7,315.12	0.938			
				25:02		0.74	7,890.01	3,350.17	4,539.84	0.944			
				25:15		0.75	11,764.74	5,060.01	6,704.73	0.952			
				25:37		0.74	43,374.10	18,508.20	24,865.90	0.966			E
				25:56		0.75	34,026.70	14,601.10	19,425.60	0.978			
				26:08		0.75	24,793.10	10,628.70	14,164.40	0.986			
				26:21		0.75	24,240.70	10,373.40	13,867.30	0.994			
A				26:28		0.74	14,470.00	6,130.00	8,340.00	0.998			
M				26:32		0.76	46,900.00	20,200.00	26,700.00	1.001	2378-TCDF	AN	E
				26:44		0.76	4,897.18	2,114.94	2,782.24	1.008			
				26:57		0.75	17,050.76	7,291.46	9,759.30	1.016			
				27:11		0.77	7,986.48	3,474.89	4,511.59	1.025			
				27:29		0.76	25,597.10	11,016.00	14,581.10	1.036			
				27:44		0.72	94,513.20	39,537.40	54,975.80	1.046			E
				28:05	RO	1.10	1,241.84	649.10	592.74	1.059			
	DC	WH		28:25	RO	0.90	1,897.33			1.072			
	DC	WH		28:32	RO	0.94	1,436.95			1.076			
304-306			21	Peaks			390,609.25						
13C12-TCDF				0.65-0.89					0.944-1.133				
316-318	DC	NL		Height			12.65	5.99	6.66				
	DC	WL		23:27	RO	0.95	54.50			0.884			
	DC	WL		24:13	RO	1.22	88.08			0.913			
				25:37	RO	1.21	181.82	99.64	82.18	0.966			
				25:52		0.65	179.26	70.74	108.52	0.975			
				26:08		0.84	215.10	98.23	116.87	0.986			
				26:31		0.75	18,799.31	8,032.71	10,766.60	1.000	13C12-2378-TCDF	IS0	
				Height			5,045.43	2,161.55	2,883.88				
				26:52	RO	0.57	1,103.38	398.94	704.44	1.013			
				27:10	RO	0.35	196.97	51.56	145.41	1.025			
				27:50	RO	0.25	1,868.93	377.26	1,491.67	1.050			
	DC	SN		28:01	RO	0.44	57.19			1.057			
				28:14	RO	0.45	102.80	32.11	70.69	1.065			
				28:32	RO	0.19	251.44	40.58	210.86	1.076			
				28:42	RO	0.15	449.73	57.52	392.21	1.082			
316-318			10	Peaks			23,348.74						

Compound/ M_Z....	QC.Log	Omit	Why	..RT.	OK	Ratio	Total.Area/Ht	Area/Ht.Peak1	Area/Ht.Peak2	Rel.RT	Compound.Name..	ID..	Flags.
---------- Above: TCDF / TCDD Follows ----------													
TCDD						0.65-0.89				0.903-1.042			
320-322		DC	NL				Height	7.84	4.45	3.39			
				24:44		0.84	163.28	74.58	88.70	0.908			
		DC	SN	24:53	RO	0.34	34.94			0.914			
				25:08		0.85	165.97	76.27	89.70	0.923	1379-TCDD		AN
		DC	SN	25:16	RO	0.30	49.75			0.928			
				25:25	RO	0.61	231.02	87.52	143.50	0.933			
				25:38	RO	0.28	447.83	96.85	350.98	0.941			
				25:51	RO	0.22	688.89	123.95	564.94	0.949			
				26:04		0.76	730.21	314.64	415.57	0.957			
				26:21		0.71	521.69	216.53	305.16	0.968			
	A			26:30	RO	0.02	4,406.00	106.00	4,300.00	0.973			
	A			26:42		0.88	527.00	246.00	281.00	0.980			
				26:53	RO	0.17	1,904.10	278.50	1,625.60	0.987			
	MN			27:11	RO	0.30	1,114.00	260.00	854.00	0.998			
	AN			27:14	RO	0.64	213.80	83.80	130.00	1.000	2378-TCDD		AN
				27:22	RO	1.71	241.27	152.35	88.92	1.005			
				27:33	RO	0.10	1,990.99	181.65	1,809.34	1.012			
				27:48	RO	1.41	3,406.65	1,994.45	1,412.20	1.021			
		DC	SN	27:58	RO	0.00	10,149.58			1.027			
				28:13	RO	0.03	4,712.44	134.22	4,578.22	1.036			
		DC	WH	28:25	RO	0.97	3,782.23			1.043			
320-322				16	Peaks		21,465.14						
37Cl-TCDD										0.926-1.074			
328		DC	NL				Height	25.03	25.03				
		DC	WL	24:52			1,800.75			0.913			
		DC	WL	25:08			459.48			0.923			
				25:15			1,596.57	1,596.57		0.927			
				25:37			7,072.16	7,072.16		0.941			
				25:53			80,065.10	80,065.10		0.950			
				26:20			5,209.13	5,209.13		0.967			
				26:28			2,805.35	2,805.35		0.972			
				26:50			1,737.23	1,737.23		0.985			
	N			27:10			13,539.30	13,539.30		0.998	37Cl-TCDD		CLS
				27:37			322,818.00	322,818.00		1.014			
				27:50			1,287.06	1,287.06		1.022			
				27:59			6,676.94	6,676.94		1.028			
				28:14			3,159.71	3,159.71		1.037			
				28:34			15,507.20	15,507.20		1.049			
328				12	Peaks		461,473.75						
13C12-TCDD						0.65-0.89				0.920-1.067			
332-334		DC	NL				Height	13.37	10.33	3.04			
		DC	SN	25:36	RO	1.27	56.19			0.940			
				25:51	RO	1.68	106.08	66.45	39.63	0.949			
				27:02		0.79	20,153.83	8,869.13	11,284.70	0.993	13C12-1234-TCDD		RS1
				27:14		0.79	16,140.63	7,146.45	8,994.18	1.000	13C12-2378-TCDD		IS1
							Height	5,131.32	2,214.50	2,916.82			
				27:37	RO	1.53	144.56	87.48	57.08	1.014			

Compound/ M_Z....	QC.Log	Omit	Why	..RT.	OK	Ratio	Total.Area/Ht	Area/Ht.Peak1	Area/Ht.Peak2	Rel.RT	Compound.Name..	ID..	Flags.
				27:50	RO	1.22	95.38	52.50	42.88	1.022			
				27:59	RO	2.07	124.73	84.16	40.57	1.028			
				28:15	RO	3.89	96.52	76.79	19.73	1.037			
332-334			7 Peaks				36,861.73						
---------- Above: TCDD / PeCDF Follows ----------													
PeCDF						1.32-1.78				0.909-1.036			
340-342		DC	NL			Height	9.98	6.52	3.46				
		DC	WL	28:13		1.51	5,467.88			0.909			
				28:21		1.47	38,524.90	22,910.70	15,614.20	0.913			
				28:31		1.52	42,876.30	25,838.40	17,037.90	0.918			
				28:44		1.49	67,004.60	40,051.80	26,952.80	0.925			
				28:57		1.49	13,357.00	8,002.63	5,354.37	0.932			
				29:09		1.48	53,813.70	32,102.70	21,711.00	0.939			
				29:34		1.49	88,353.40	52,895.90	35,457.50	0.952			
				29:45		1.48	156,938.10	93,628.30	63,309.80	0.958			
				29:55		1.46	61,254.20	36,340.90	24,913.30	0.963			
	MN			30:18		1.49	331,000.00	198,000.00	133,000.00	0.998			E
	AN			30:22		1.54	21,630.00	13,100.00	8,530.00	1.000	12378-PeCDF	AN	
				30:35		1.52	31,383.20	18,952.90	12,430.30	0.985			
				30:41		1.41	18,071.78	10,579.20	7,492.58	0.988			
	A			31:00		1.47	20,860.00	12,400.00	8,460.00	0.998			
	M			31:05		1.48	28,000.00	16,700.00	11,300.00	1.001	23478-PeCDF	AN	
				31:17		1.47	36,486.10	21,714.30	14,771.80	1.008			
				31:26		1.46	13,912.06	8,265.06	5,647.00	1.012			
				31:41		1.49	16,646.76	9,959.30	6,687.46	1.020			
				31:55		1.48	34,810.70	20,761.60	14,049.10	1.028			
		DC	WH	32:12		1.43	1,057.14			1.037			
		DC	WH	32:31		1.46	1,064.76			1.047			
340-342			18 Peaks				1,074,922.80						
13C12-PeCDF						1.32-1.78				0.806-1.128			
352-354		DC	NL			Height	8.77	2.85	5.92				
				28:13		1.78	902.38	577.52	324.86	0.909			
				29:32	RO	0.03	6,485.41	208.76	6,276.65	0.951			
				29:45	RO	0.03	13,781.51	425.51	13,356.00	0.958			
				30:03	RO	0.00	16,192.72	69.12	16,123.60	0.968			
	M			30:22	RO	1.26	21,720.00	12,100.00	9,620.00	1.000	13C12-PeCDF 123	IS2	
						Height	6,713.56	3,942.24	2,771.32				
				30:35	RO	0.13	3,228.60	383.34	2,845.26	0.985			
				31:03		1.41	19,873.12	11,616.90	8,256.22	1.000	13C12-PeCDF 234	IS3	
						Height	6,106.48	3,620.95	2,485.53				
				31:41	RO	0.48	2,252.99	727.01	1,525.98	1.020			
				31:49	RO	0.81	636.00	284.77	351.23	1.025			
				32:00	RO	0.89	2,776.62	1,304.93	1,471.69	1.031			
352-354			10 Peaks				87,849.35						
---------- Above: PeCDF / PeCDD Follows ----------													
PeCDD						1.32-1.78				0.939-1.021			
356-358		DC	NL			Height	25.77	3.54	22.23				

Compound/ M_Z....	QC.Log	Omit	Why	..RT.	OK	Ratio	Total.Area/Ht	Area/Ht.Peak1	Area/Ht.Peak2	Rel.RT	Compound.Name..	ID..	Flags.
				29:39	RO	0.02	101,924.70	2,150.30	99,774.40	0.945			
				29:54	RO	0.07	8,215.76	533.63	7,682.13	0.953			
				30:01	RO	0.10	1,559.59	139.50	1,420.09	0.956			
M				30:07	RO	0.58	1,347.00	493.00	854.00	0.960			
D	D		SN	30:12	RO	0.40	482.18			0.962			
				30:22	RO	0.18	7,375.37	1,138.65	6,236.72	0.968			
				30:30		1.46	2,707.19	1,604.49	1,102.70	0.972			
M				30:55	RO	0.96	3,450.00	1,690.00	1,760.00	0.985			
				31:00	RO	0.65	745.42	293.16	452.26	0.988			
				31:05	RO	2.62	638.12	461.85	176.27	0.990			
D	D		SN	31:16	RO	0.01	38,731.49			0.996			
M				31:25	RO	1.26	1,568.00	873.00	695.00	1.001	12378-PeCDD	AN	
A				31:33	RO	0.02	3,734.10	64.10	3,670.00	1.005			
				31:48	RO	0.50	1,951.81	647.73	1,304.08	1.013			
				31:55	RO	0.51	9,532.65	3,235.11	6,297.54	1.017			
	DC		WH	32:09	RO	0.52	11,707.16			1.024			
	DC		WH	32:19	RO	0.63	280.75			1.030			
356-358		13	Peaks				144,749.71						
13C12-PeCDD				1.32-1.78						0.734-1.053			
368-370	DC		NL	Height			5.01	3.27	1.74				
				29:37	RO	4.61	185.25	152.22	33.03	0.944			
				29:46		1.33	69.70	39.73	29.97	0.948			
				30:02	RO	3.78	94.98	75.09	19.89	0.957			
	DC		SN	30:13	RO	3.68	14.03			0.963			
				30:18		1.73	96.04	60.82	35.22	0.965			
				30:30	RO	0.08	624.99	47.60	577.39	0.972			
				30:39	RO	0.11	392.58	39.85	352.73	0.977			
	DC		SN	30:46	RO	0.38	34.94			0.980			
				31:06	RO	5.12	69.49	58.14	11.35	0.991			
				31:14	RO	0.17	375.77	53.46	322.31	0.995			
				31:23		1.50	15,057.66	9,031.33	6,026.33	1.000	13C12-PeCDD 123	IS4	
				Height			4,960.62	2,975.78	1,984.84				
				31:31	RO	0.88	96.96	45.27	51.69	1.004			
				31:55	RO	1.96	81.10	53.67	27.43	1.017			
	DC		SN	32:13	RO	0.15	81.80			1.027			
368-370		11	Peaks				17,144.52						
---------- Above: PeCDD / HxCDF Follows ----------													
HxCDF				1.05-1.43						0.929-1.007			
374-376	DC		NL	Height			146.28	77.66	68.62				
				32:52		1.27	14,911.82	8,341.48	6,570.34	0.934			
				33:00		1.27	90,665.90	50,720.10	39,945.80	0.938			
				33:09		1.24	23,334.00	12,927.20	10,406.80	0.942			
				33:17		1.27	5,637.24	3,158.84	2,478.40	0.946			
				33:27		1.25	120,098.30	66,782.30	53,316.00	0.951			
				33:40		1.28	6,075.58	3,413.37	2,662.21	0.957			
				33:49		1.26	436,929.00	243,525.00	193,404.00	1.000	123478-HxCDF	AN	E
				33:55		1.29	25,100.90	14,142.10	10,958.80	1.000	123678-HxCDF	AN	
				34:02		1.31	2,372.64	1,345.11	1,027.53	0.967			
				34:12		1.29	8,230.62	4,643.45	3,587.17	0.972			

Compound/ M_Z....	QC.Log	Omit	Why	..RT.	OK	Ratio	Total.Area/Ht	Area/Ht.Peak1	Area/Ht.Peak2	Rel.RT	Compound.Name..	ID..	Flags.
				34:23		1.27	19,162.44	10,735.70	8,426.74	1.000	234678-HxCDF	AN	
	AN			35:11		1.23	1,725.00	951.00	774.00	1.000	123789-HxCDF	AN	
	M			35:16		1.28	15,750.00	8,850.00	6,900.00	1.002			
374-376			13	Peaks			769,993.44						
13C12-HxCDF				0.43-0.59						0.879-1.106			
384-386		DC	NL			Height	113.54	40.09	73.45				
		DC	SN	32:45		0.46	343.27			0.931			
				32:52		0.51	1,147.53	387.86	759.67	0.934			
				33:01		0.53	3,636.92	1,266.69	2,370.23	0.938			
				33:10		0.58	3,176.17	1,162.12	2,014.05	0.943			
				33:39		0.55	13,678.20	4,870.02	8,808.18	1.000	13C12-HxCDF 478	IS5	
						Height	4,460.60	1,541.25	2,919.35				
				33:54		0.51	12,735.61	4,299.22	8,436.39	1.000	13C12-HxCDF 678	IS6	
						Height	4,286.50	1,410.56	2,875.94				
				34:13	RO	1.28	973.36	545.87	427.49	0.973			
				34:24		0.52	12,448.40	4,259.56	8,188.84	1.000	13C12-HxCDF 234	IS7	
						Height	3,965.64	1,322.24	2,643.40				
				34:33	RO	0.72	618.83	258.92	359.91	0.982			
				35:11		0.56	11,351.68	4,057.60	7,294.08	1.000	13C12-HxCDF 789	IS8	
						Height	3,574.65	1,294.66	2,279.99				
				35:32	RO	1.56	718.82	438.42	280.40	1.010			
		DC	SN	35:39	RO	0.67	191.45			1.013			
384-386			10	Peaks			60,485.52						

---------- Above: HxCDF / HxCDD Follows ----------

HxCDD				1.05-1.43						0.959-1.013			
390-392		DC	NL			Height	160.03	92.83	67.20				
	M			33:20	RO	0.68	6,160.00	2,500.00	3,660.00	0.964			
				33:47	RO	1.00	1,221.44	611.94	609.50	0.977			
				33:59	RO	0.93	19,238.23	9,273.03	9,965.20	0.983			
		DC	SN	34:06	RO	0.33	503.31			0.986			
	AN			34:31		1.29	367.00	207.00	160.00	1.000	123478-HxCDD	AN	
	NM			34:36		1.21	4,940.00	2,700.00	2,240.00	1.002	123678-HxCDD	AN	
				34:55		1.17	2,276.77	1,229.87	1,046.90	1.010	123789-HxCDD	AN	
		DC	WH	35:08		1.09	1,032.04			1.016			
		DC	WH	35:23	RO	0.60	2,347.62			1.023			
390-392			6	Peaks			34,203.44						
13C12-HxCDD				1.05-1.43						0.983-1.041			
402-404		DC	NL			Height	46.81	24.05	22.76				
		DC	WL	33:16		1.07	226.50			0.964			
		DC	WL	33:38	RO	0.06	954.19			0.974			
		DC	WL	33:52	RO	0.40	951.61			0.981			
		DC	SN	34:10	RO	0.03	872.85			0.990			
				34:31		1.19	9,766.54	5,302.95	4,463.59	1.000	13C12-HxCDD 478	IS9	
						Height	3,407.72	1,864.08	1,543.64				
				34:35		1.19	10,540.92	5,732.01	4,808.91	1.000	13C12-HxCDD 678	IS10	
						Height	3,525.81	1,976.15	1,549.66				
				34:54		1.19	13,039.17	7,077.70	5,961.47	1.011	13C12-HxCDD 789	RS2	
		DC	SN	35:07	RO	0.04	439.11			1.017			

Compound/ M_Z....	QC.Log	Omit	Why	..RT.	OK	Ratio	Total.Area/Ht	Area/Ht.Peak1	Area/Ht.Peak2	Rel.RT	Compound.Name..	ID..	Flags.
402-404		3 Peaks					33,346.63						
---------- Above: HxCDD / HpCDF Follows ----------													
HpCDF						0.88-1.20				0.955-1.004			
408-410	DC	NL				Height	129.79	67.78	62.01				
				36:53		1.05	662,238.00	338,554.00	323,684.00	1.000	1234678-HpCDF	AN	SE
				37:08		1.03	26,067.60	13,220.70	12,846.90	0.967			
				37:18		1.04	769,340.00	392,371.00	376,969.00	0.971			SE
				38:26		1.07	241,643.00	124,701.00	116,942.00	1.000	1234789-HpCDF	AN	SE
408-410		4 Peaks					1,699,288.60						
13C12-HpCDF						0.37-0.51				0.856-1.143			
418-420	DC	NL				Height	46.60	23.43	23.17				
				36:41		0.50	429.07	142.20	286.87	0.955			
				36:52		0.49	9,899.06	3,258.84	6,640.22	1.000	13C12-HpCDF 678	IS11	
						Height	3,005.63	992.00	2,013.63				
				37:18	RO	1.22	1,374.64	754.42	620.22	0.971			
				37:48	RO	0.66	271.20	107.47	163.73	0.984			
				37:58	RO	0.97	995.41	489.67	505.74	0.988			
				38:07	RO	1.13	1,188.07	630.37	557.70	0.992			
				38:15	RO	0.57	357.91	129.75	228.16	0.996			
				38:25		0.48	7,485.54	2,418.86	5,066.68	1.000	13C12-HpCDF 789	IS12	
						Height	1,870.43	583.92	1,286.51				
				38:44	RO	0.93	745.86	359.17	386.69	1.008			
418-420		9 Peaks					22,746.76						
---------- Above: HpCDF / HpCDD Follows ----------													
HpCDD						0.88-1.20				0.975-1.005			
424-426	DC	NL				Height	38.43	20.22	18.21				
	DC	WL		36:53	RO	1.67	244.20			0.973			
				37:10		1.01	8,583.00	4,305.53	4,277.47	0.981			
D	D	SN		37:18	RO	1.22	247.76			0.984			
				37:55		1.06	10,546.06	5,430.38	5,115.68	1.000	1234678-HpCDD	AN	
	DC	WH		38:06	RO	4.46	219.44			1.005			
424-426		2 Peaks					19,129.06						
13C12-HpCDD						0.88-1.20				0.868-1.079			
436-438	DC	NL				Height	83.50	43.88	39.62				
				37:54		1.11	8,425.26	4,430.46	3,994.80	1.000	13C12-HpCDD 678	IS13	
						Height	2,163.57	1,074.76	1,088.81				
				38:06	RO	2.10	1,211.42	820.83	390.59	1.005			
436-438		2 Peaks					9,636.68						
---------- Above: HpCDD / Octa-CDD and CDF Follows ----------													
OCDF						0.76-1.02				0.952-1.048			
442-444	DC	NL				Height	5.23	2.53	2.70				
				41:55		0.95	1,495,509.00	727,584.00	767,925.00	1.006	OCDF	AN	SE
442-444		1 Peak					1,495,509.00						

Compound/ M_Z....	QC.Log	Omit	Why	..RT.	OK	Ratio	Total.Area/Ht	Area/Ht.Peak1	Area/Ht.Peak2	Rel.RT	Compound.Name..	ID..	Flags.
OCDD				0.76-1.02						0.952-1.048			
458-460	DC	NL		Height			7.05	3.43	3.62				
				41:41		0.85	298,246.00	137,396.00	160,850.00	1.000	OCDD	AN	E
				41:55	RO	2.50	2,148.99	1,534.76	614.23	1.006			
458-460			2	Peaks			300,394.99						
13C12-OCDD				0.76-1.02						0.996-1.004			
470-472	DC	NL		Height			53.17	33.93	19.24				
				41:40		0.86	14,086.17	6,503.42	7,582.75	1.000	13C12-OCDD	IS14	
				Height			2,807.81	1,273.43	1,534.38				
	DC	WH		41:55	RO	1.11	705.17			1.006			
	DC	WH		42:03	RO	1.69	1,284.36			1.009			
470-472			1	Peak			14,086.17						

Column Description.....	"Why" Code Description.....	QC Log Desc.....
M_Z -Nominal Ion Mass(es)	WL-Below Retention Time Window	A-Peak Added
..RT. -Retention Time (mm:ss)	WH-Above Retention Time Window	K-Peak Kept
Rat.1 -Ratio of M/M+2 Ions	SN-Below Signal to Noise Level	D-Peak Deleted
OK -RO=Ratio Outside Limits	<M-Below Method Detection Limit	T-Time Changed
Rel.RT-Relative Retention Time	NL-Channel Specific Noise Level	M-Peak Area Changed
		N-Name Changed
		X-Ether Interference

*** End of Report ***

File:W1082 #1-797 Acq:17-JUL-2002 22:17:25 GC EI+ Voltage SIR 70S Noise:40564
303.9016 S:9 F:2 BSUB(256,30,-3.0) PKD(9,5,3,0.10%,162256.0,1.00%,F,T) Exp:NDB5US
TRIANGLE LABS Text:TLI#5TLI#57840 DF-DP-104 0-2'

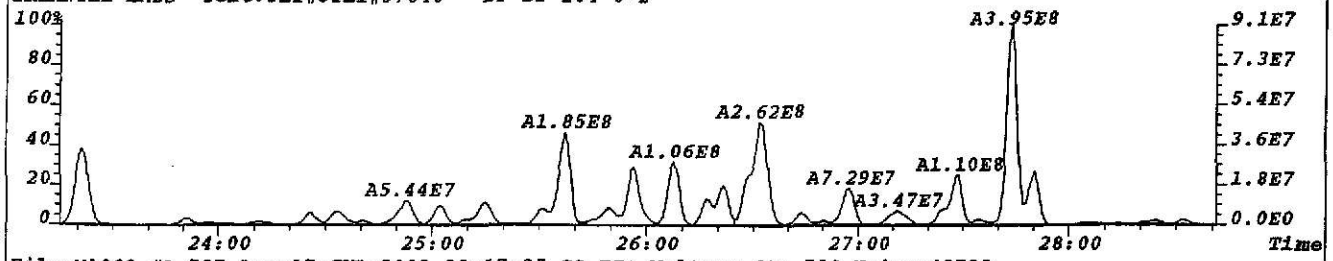

File:W1082 #1-797 Acq:17-JUL-2002 22:17:25 GC EI+ Voltage SIR 70S Noise:42722
305.8987 S:9 F:2 BSUB(256,30,-3.0) PKD(9,5,3,0.10%,170888.0,1.00%,F,T) Exp:NDB5US
TRIANGLE LABS Text:TLI#5TLI#57840 DF-DP-104 0-2'

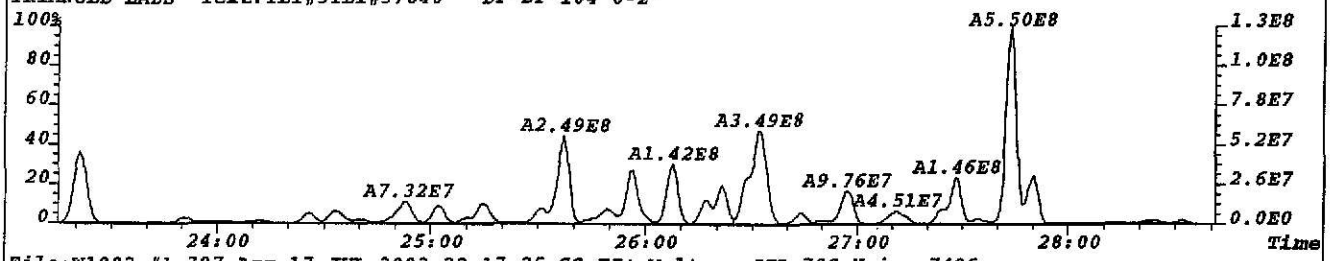

File:W1082 #1-797 Acq:17-JUL-2002 22:17:25 GC EI+ Voltage SIR 70S Noise:7486
315.9419 S:9 F:2 BSUB(256,30,-3.0) PKD(9,5,3,0.10%,29944.0,1.00%,F,T) Exp:NDB5US
TRIANGLE LABS Text:TLI#5TLI#57840 DF-DP-104 0-2'

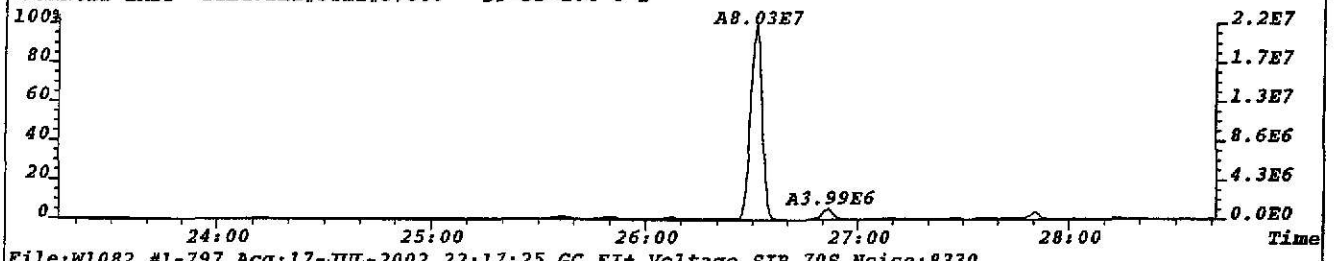

File:W1082 #1-797 Acq:17-JUL-2002 22:17:25 GC EI+ Voltage SIR 70S Noise:8330
317.9389 S:9 F:2 BSUB(256,30,-3.0) PKD(9,5,3,0.10%,33320.0,1.00%,F,T) Exp:NDB5US
TRIANGLE LABS Text:TLI#5TLI#57840 DF-DP-104 0-2'

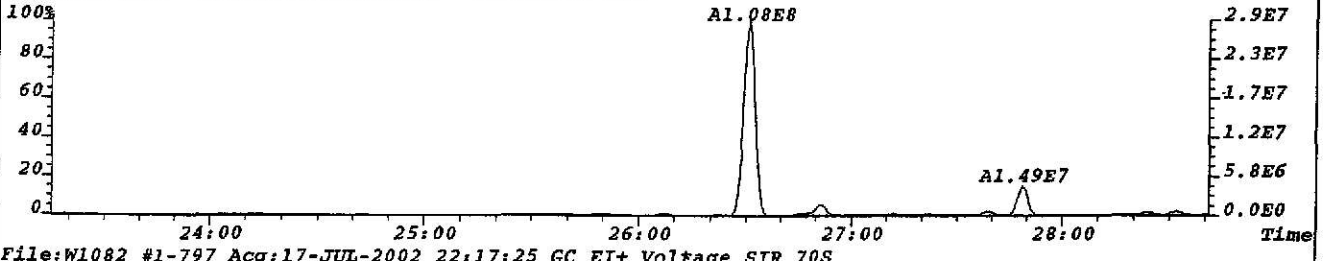

File:W1082 #1-797 Acq:17-JUL-2002 22:17:25 GC EI+ Voltage SIR 70S
330.9792 S:9 F:2 Exp:NDB5US
TRIANGLE LABS Text:TLI#5TLI#57840 DF-DP-104 0-2'

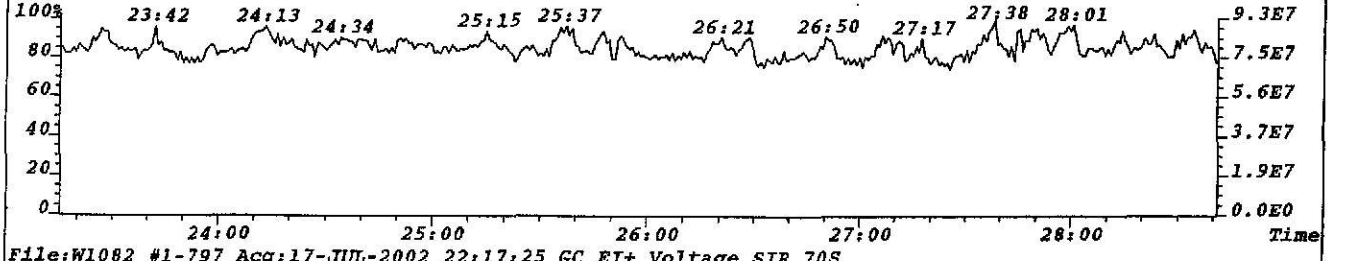

File:W1082 #1-797 Acq:17-JUL-2002 22:17:25 GC EI+ Voltage SIR 70S
375.8364 S:9 F:2 Exp:NDB5US
TRIANGLE LABS Text:TLI#5TLI#57840 DF-DP-104 0-2'

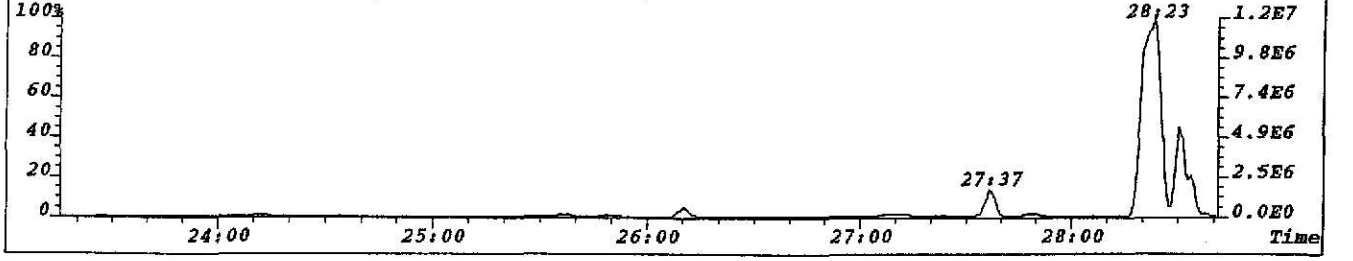

File:W1082 #1-797 Acq:17-JUL-2002 22:17:25 GC EI+ Voltage SIR 70S Noise:5568
319.8965 S:9 F:2 BSUB(256,30,-3.0) PKD(7,5,3,0.10%,22272.0,1.00%,F,T) Exp:NDB5US
TRIANGLE LABS Text:TLI#5TLI#57840 DF-DP-104 0-2'

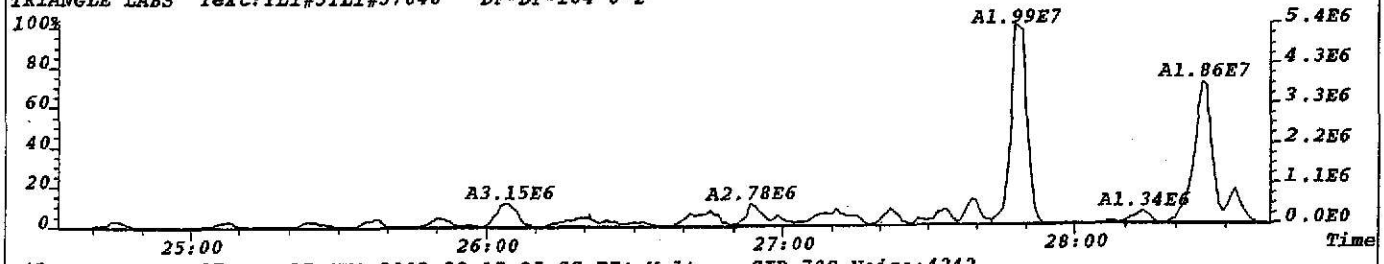

File:W1082 #1-797 Acq:17-JUL-2002 22:17:25 GC EI+ Voltage SIR 70S Noise:4242
321.8936 S:9 F:2 BSUB(256,30,-3.0) PKD(7,5,3,0.10%,16968.0,1.00%,F,T) Exp:NDB5US
TRIANGLE LABS Text:TLI#5TLI#57840 DF-DP-104 0-2'

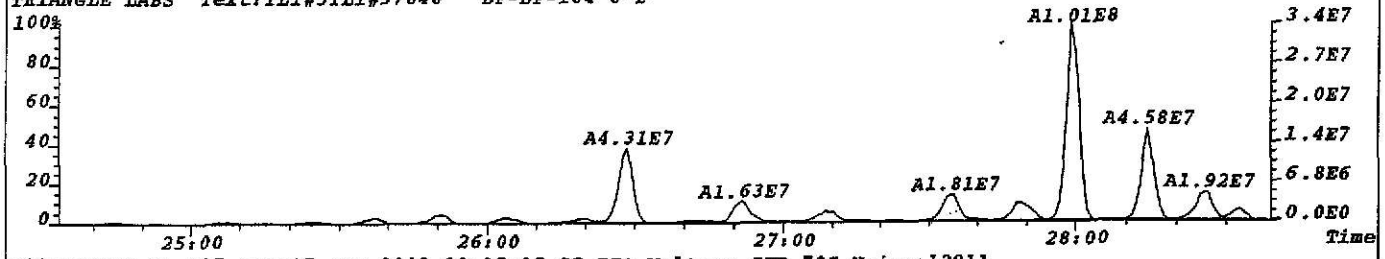

File:W1082 #1-797 Acq:17-JUL-2002 22:17:25 GC EI+ Voltage SIR 70S Noise:12911
331.9368 S:9 F:2 BSUB(256,30,-3.0) PKD(7,5,3,0.10%,51644.0,1.00%,F,T) Exp:NDB5US
TRIANGLE LABS Text:TLI#5TLI#57840 DF-DP-104 0-2'

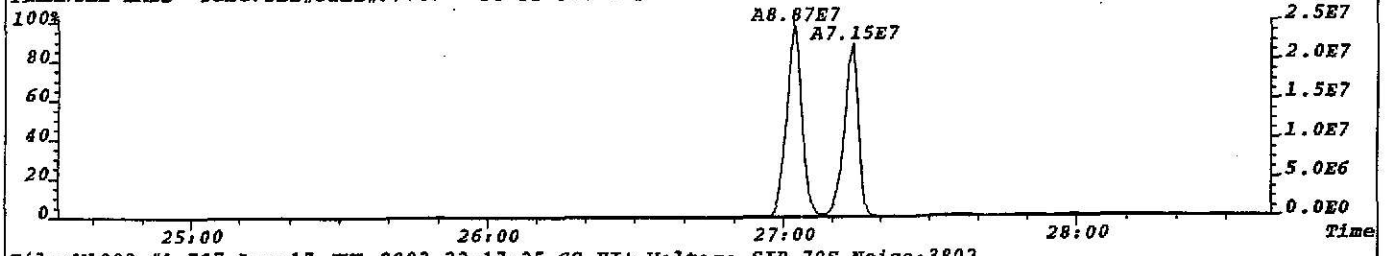

File:W1082 #1-797 Acq:17-JUL-2002 22:17:25 GC EI+ Voltage SIR 70S Noise:3802
333.9338 S:9 F:2 BSUB(256,30,-3.0) PKD(7,5,3,0.10%,15208.0,1.00%,F,T) Exp:NDB5US
TRIANGLE LABS Text:TLI#5TLI#57840 DF-DP-104 0-2'

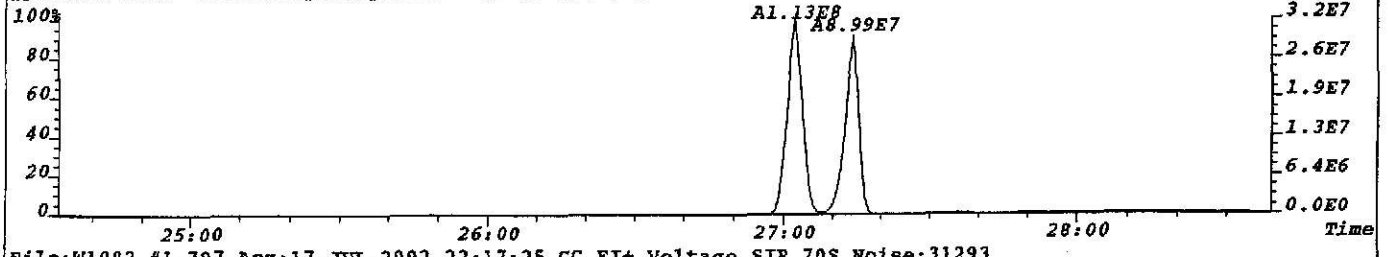

File:W1082 #1-797 Acq:17-JUL-2002 22:17:25 GC EI+ Voltage SIR 70S Noise:31293
327.8847 S:9 F:2 BSUB(256,30,-3.0) PKD(7,5,3,0.10%,125172.0,1.00%,F,T) Exp:NDB5US
TRIANGLE LABS Text:TLI#5TLI#57840 DF-DP-104 0-2'



File:W1082 #1-797 Acq:17-JUL-2002 22:17:25 GC EI+ Voltage SIR 70S
330.9792 S:9 F:2 Exp:NDB5US
TRIANGLE LABS Text:TLI#5TLI#57840 DF-DP-104 0-2'

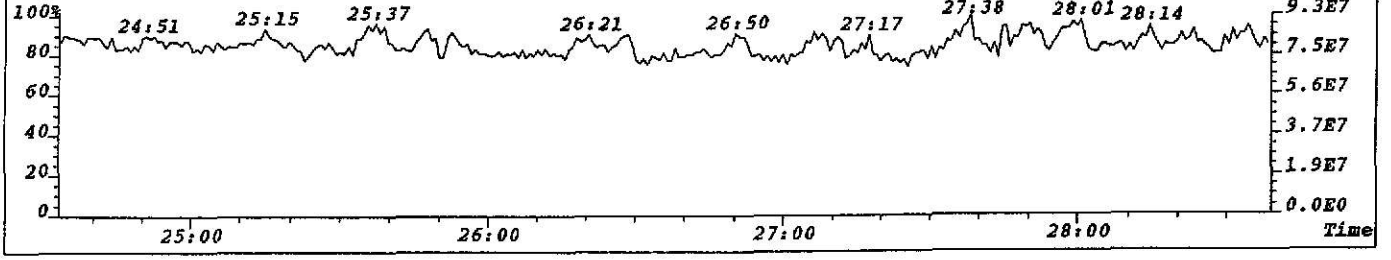

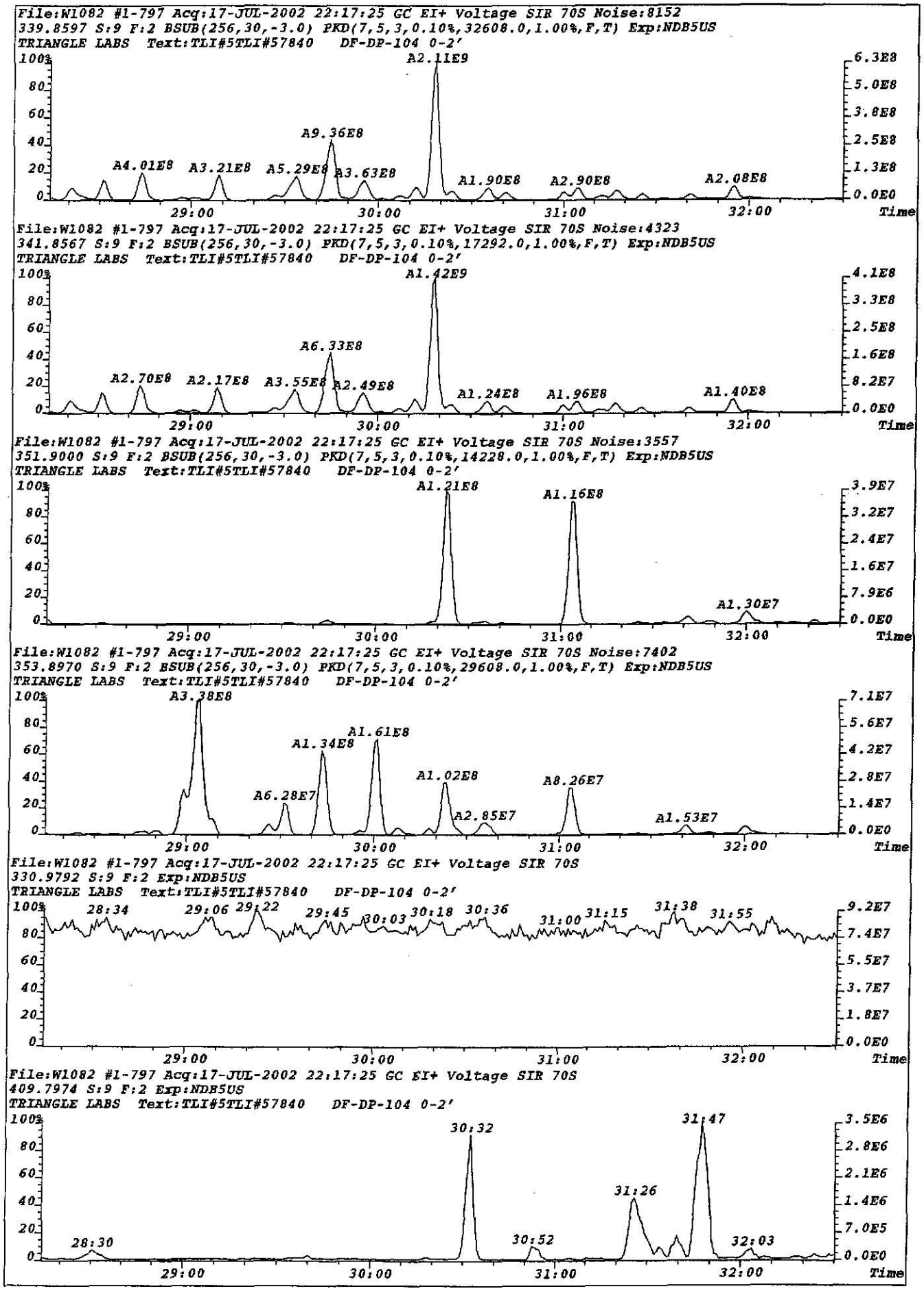
File:W1082 #1-797 Acq:17-JUL-2002 22:17:25 GC EI+ Voltage SIR 70S Noise:8152
339.8597 S:9 F:2 BSUB(256,30,-3.0) PKD(7,5,3,0.10%,32608.0,1.00%,F,T) Exp:NDB5US
TRIANGLE LABS Text:TLI#5TLI#57840 DF-DP-104 0-2'
A2.11E9
A9.36E8
A4.01E8
A3.21E8
A5.29E8
A3.63E8
A1.90E8
A2.90E8
A2.08E8
File:W1082 #1-797 Acq:17-JUL-2002 22:17:25 GC EI+ Voltage SIR 70S Noise:4323
341.8567 S:9 F:2 BSUB(256,30,-3.0) PKD(7,5,3,0.10%,17292.0,1.00%,F,T) Exp:NDB5US
TRIANGLE LABS Text:TLI#5TLI#57840 DF-DP-104 0-2'
A1.42E9
A6.33E8
A2.70E8
A2.17E8
A3.55E8
A2.49E8
A1.24E8
A1.96E8
A1.40E8
File:W1082 #1-797 Acq:17-JUL-2002 22:17:25 GC EI+ Voltage SIR 70S Noise:3557
351.9000 S:9 F:2 BSUB(256,30,-3.0) PKD(7,5,3,0.10%,14228.0,1.00%,F,T) Exp:NDB5US
TRIANGLE LABS Text:TLI#5TLI#57840 DF-DP-104 0-2'
A1.21E8
A1.16E8
A1.30E7
File:W1082 #1-797 Acq:17-JUL-2002 22:17:25 GC EI+ Voltage SIR 70S Noise:7402
353.8970 S:9 F:2 BSUB(256,30,-3.0) PKD(7,5,3,0.10%,29608.0,1.00%,F,T) Exp:NDB5US
TRIANGLE LABS Text:TLI#5TLI#57840 DF-DP-104 0-2'
A3.38E8
A1.61E8
A1.34E8
A1.02E8
A8.26E7
A6.28E7
A2.85E7
A1.53E7
File:W1082 #1-797 Acq:17-JUL-2002 22:17:25 GC EI+ Voltage SIR 70S
330.9792 S:9 F:2 Exp:NDB5US
TRIANGLE LABS Text:TLI#5TLI#57840 DF-DP-104 0-2'
28:34
29:06
29:22
29:45
30:03
30:18
30:36
31:00
31:15
31:38
31:55
File:W1082 #1-797 Acq:17-JUL-2002 22:17:25 GC EI+ Voltage SIR 70S
409.7974 S:9 F:2 Exp:NDB5US
TRIANGLE LABS Text:TLI#5TLI#57840 DF-DP-104 0-2'
30:32
31:47
31:26
28:30
30:52
32:03
29:00
30:00
31:00
32:00
Time

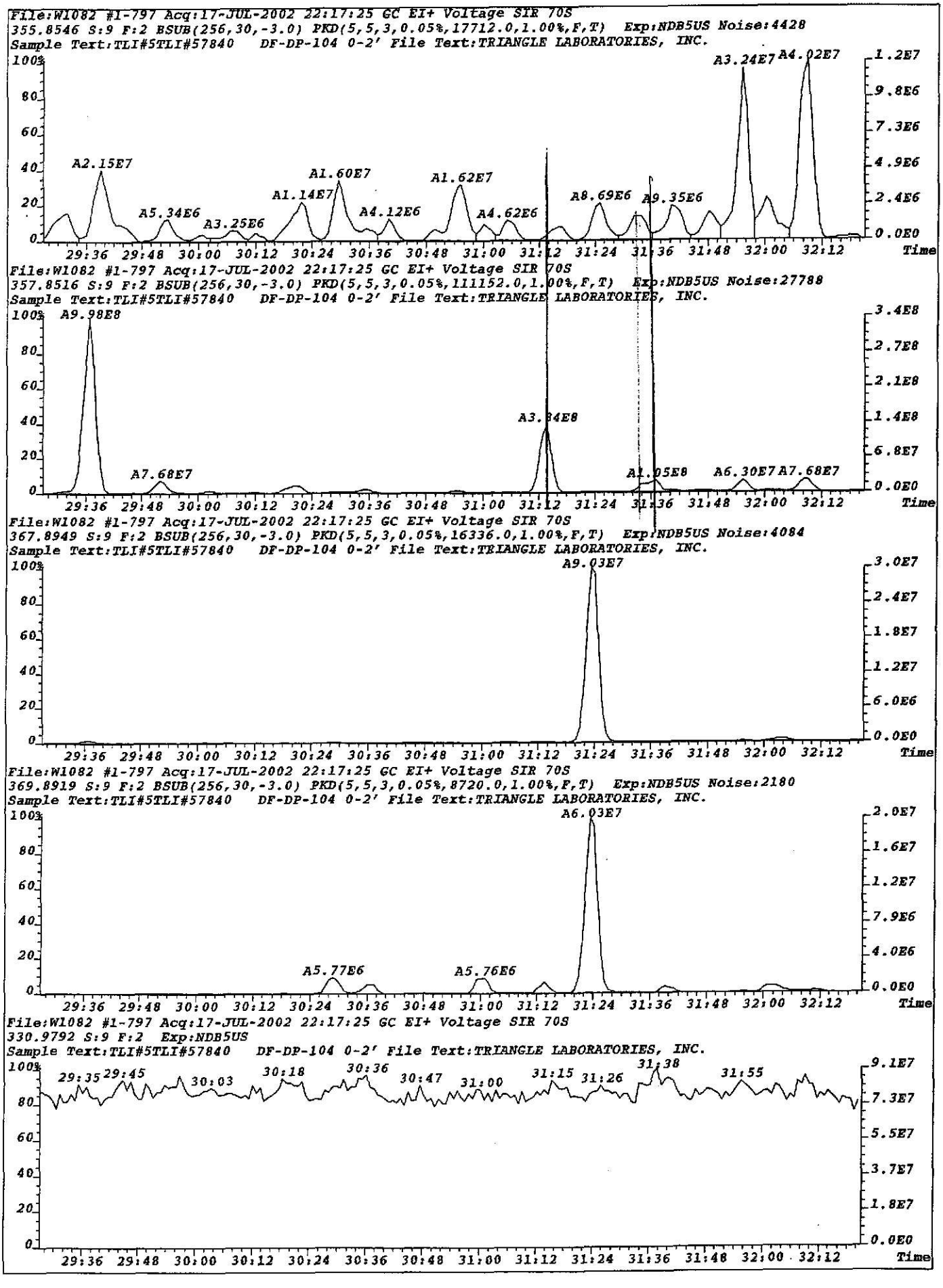
File:W1082 #1-797 Acq:17-JUL-2002 22:17:25 GC EI+ Voltage SIR 70S
355.8546 S:9 F:2 BSUB(256,30,-3.0) PKD(5,5,3,0.05%,17712.0,1.00%,F,T) Exp:NDB5US Noise:4428
Sample Text:TLI#5TLI#57840 DF-DP-104 0-2' File Text:TRIANGLE LABORATORIES, INC.
A2.15E7
A5.34E6
A3.25E6
A1.14E7
A1.60E7
A4.12E6
A1.62E7
A4.62E6
A8.69E6
A9.35E6
A3.24E7
A4.02E7
Time
File:W1082 #1-797 Acq:17-JUL-2002 22:17:25 GC EI+ Voltage SIR 70S
357.8516 S:9 F:2 BSUB(256,30,-3.0) PKD(5,5,3,0.05%,111152.0,1.00%,F,T) Exp:NDB5US Noise:27788
Sample Text:TLI#5TLI#57840 DF-DP-104 0-2' File Text:TRIANGLE LABORATORIES, INC.
A9.98E8
A7.68E7
A3.84E8
A1.05E8
A6.30E7
A7.68E7
Time
File:W1082 #1-797 Acq:17-JUL-2002 22:17:25 GC EI+ Voltage SIR 70S
367.8949 S:9 F:2 BSUB(256,30,-3.0) PKD(5,5,3,0.05%,16336.0,1.00%,F,T) Exp:NDB5US Noise:4084
Sample Text:TLI#5TLI#57840 DF-DP-104 0-2' File Text:TRIANGLE LABORATORIES, INC.
A9.03E7
Time
File:W1082 #1-797 Acq:17-JUL-2002 22:17:25 GC EI+ Voltage SIR 70S
369.8919 S:9 F:2 BSUB(256,30,-3.0) PKD(5,5,3,0.05%,8720.0,1.00%,F,T) Exp:NDB5US Noise:2180
Sample Text:TLI#5TLI#57840 DF-DP-104 0-2' File Text:TRIANGLE LABORATORIES, INC.
A6.03E7
A5.77E6
A5.76E6
Time
File:W1082 #1-797 Acq:17-JUL-2002 22:17:25 GC EI+ Voltage SIR 70S
330.9792 S:9 F:2 Exp:NDB5US
Sample Text:TLI#5TLI#57840 DF-DP-104 0-2' File Text:TRIANGLE LABORATORIES, INC.
29:35
29:45
30:03
30:18
30:36
30:47
31:00
31:15
31:26
31:38
31:55
Time

File:W1082 #1-423 Acq:17-JUL-2002 22:17:25 GC EI+ Voltage SIR 70S Noise:97071
373.8208 S:9 F:3 BSUB(256,30,-3.0) PKD(7,5,3,0.10%,388284.0,1.00%,F,T) Exp:NDB5US
TRIANGLE LABS Text:TLI#5TLI#57840 DF-DP-104 0-2'

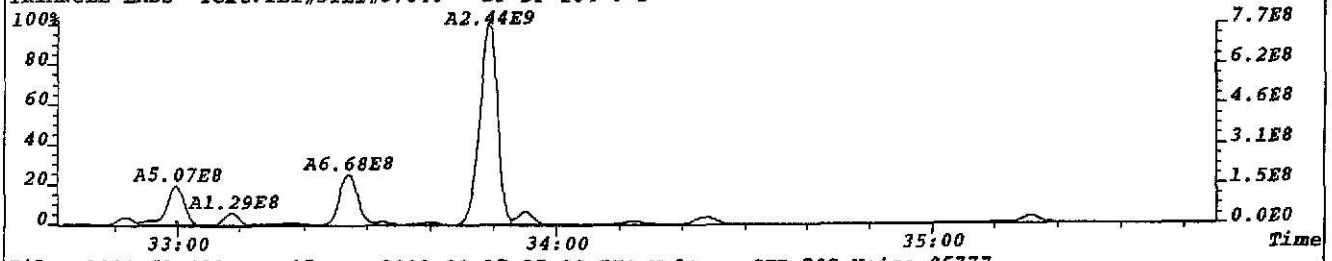

File:W1082 #1-423 Acq:17-JUL-2002 22:17:25 GC EI+ Voltage SIR 70S Noise:85777
375.8178 S:9 F:3 BSUB(256,30,-3.0) PKD(7,5,3,0.10%,343108.0,1.00%,F,T) Exp:NDB5US
TRIANGLE LABS Text:TLI#5TLI#57840 DF-DP-104 0-2'

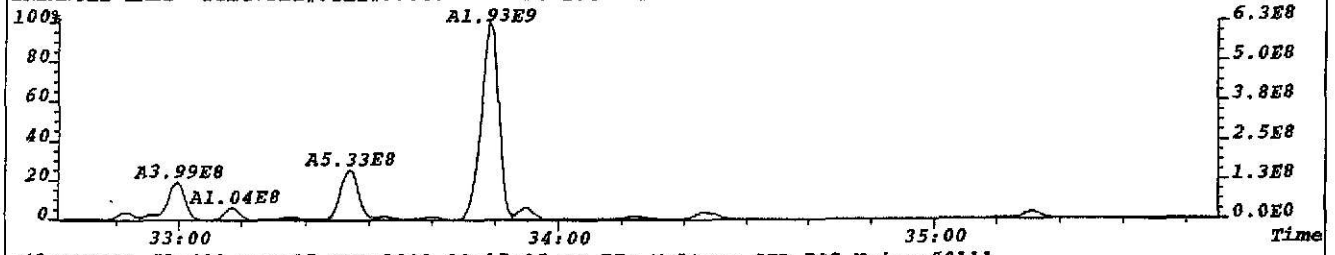

File:W1082 #1-423 Acq:17-JUL-2002 22:17:25 GC EI+ Voltage SIR 70S Noise:50111
383.8639 S:9 F:3 BSUB(256,30,-3.0) PKD(7,5,3,0.10%,200444.0,1.00%,F,T) Exp:NDB5US
TRIANGLE LABS Text:TLI#5TLI#57840 DF-DP-104 0-2'

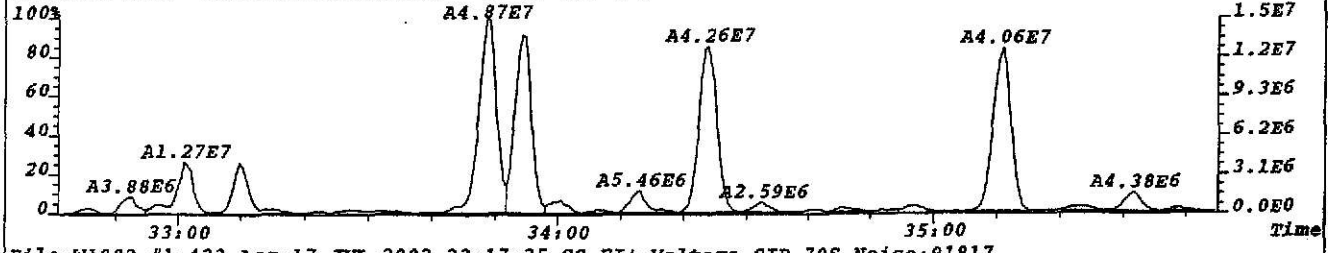

File:W1082 #1-423 Acq:17-JUL-2002 22:17:25 GC EI+ Voltage SIR 70S Noise:91817
385.8610 S:9 F:3 BSUB(256,30,-3.0) PKD(7,5,3,0.10%,367268.0,1.00%,F,T) Exp:NDB5US
TRIANGLE LABS Text:TLI#5TLI#57840 DF-DP-104 0-2'

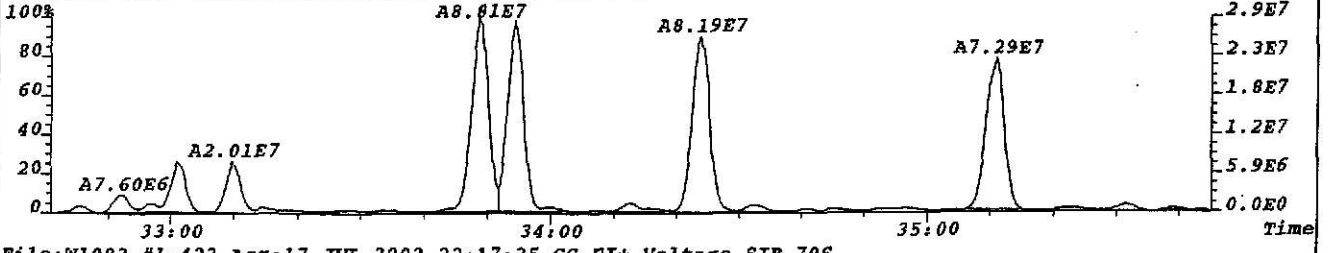

File:W1082 #1-423 Acq:17-JUL-2002 22:17:25 GC EI+ Voltage SIR 70S
392.9760 S:9 F:3 Exp:NDB5US
TRIANGLE LABS Text:TLI#5TLI#57840 DF-DP-104 0-2'

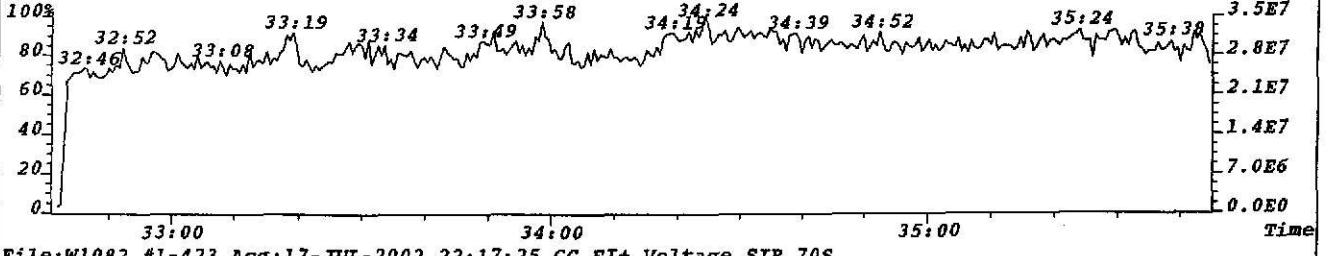

File:W1082 #1-423 Acq:17-JUL-2002 22:17:25 GC EI+ Voltage SIR 70S
445.7555 S:9 F:3 Exp:NDB5US
TRIANGLE LABS Text:TLI#5TLI#57840 DF-DP-104 0-2'

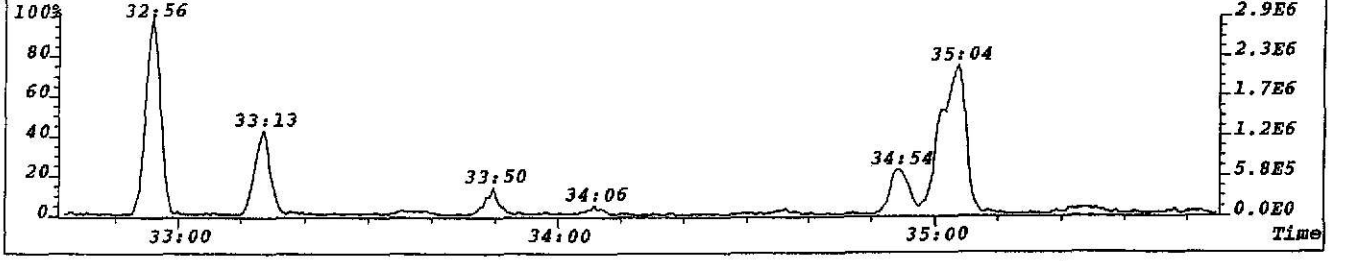

File:W1082 #1-423 Acq:17-JUL-2002 22:17:25 GC EI+ Voltage SIR 70S
389.8156 S:9 F:3 BSUB(256,30,-3.0) PKD(7,5,3,0.10%,464172.0,1.00%,F,T) Exp:NDB5US Noise:116043
Sample Text:TLI#5TLI#57840 DF-DP-104 0-2' File Text:TRIANGLE LABORATORIES, INC.

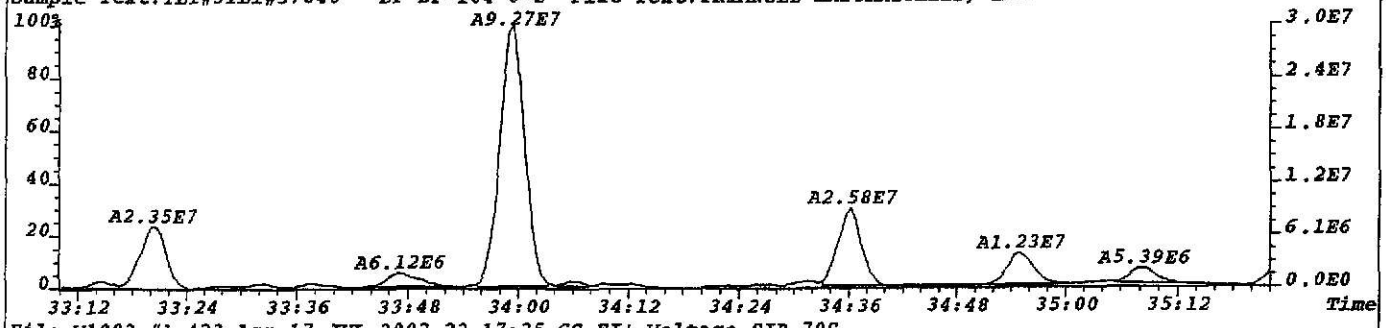

File:W1082 #1-423 Acq:17-JUL-2002 22:17:25 GC EI+ Voltage SIR 70S
391.8127 S:9 F:3 BSUB(256,30,-3.0) PKD(7,5,3,0.10%,336016.0,1.00%,F,T) Exp:NDB5US Noise:84004
Sample Text:TLI#5TLI#57840 DF-DP-104 0-2' File Text:TRIANGLE LABORATORIES, INC.

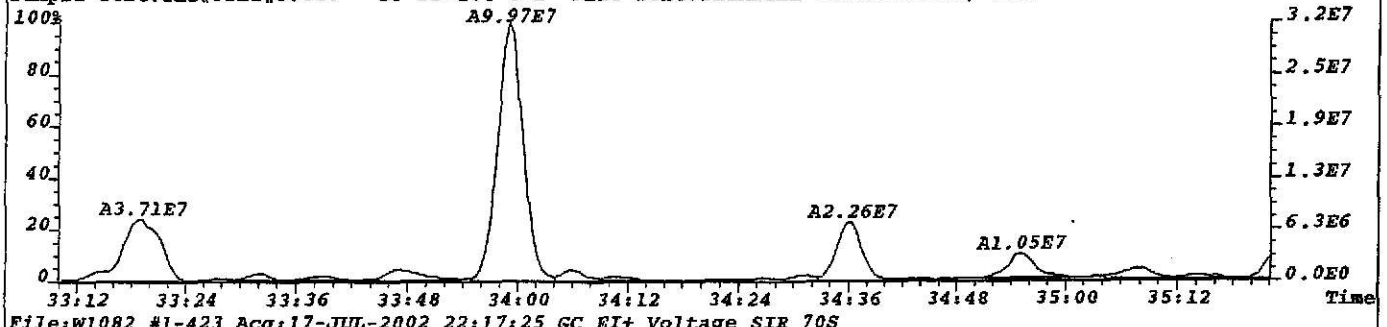

File:W1082 #1-423 Acq:17-JUL-2002 22:17:25 GC EI+ Voltage SIR 70S
401.8558 S:9 F:3 BSUB(256,30,-3.0) PKD(7,5,3,0.10%,120240.0,1.00%,F,T) Exp:NDB5US Noise:30060
Sample Text:TLI#5TLI#57840 DF-DP-104 0-2' File Text:TRIANGLE LABORATORIES, INC.

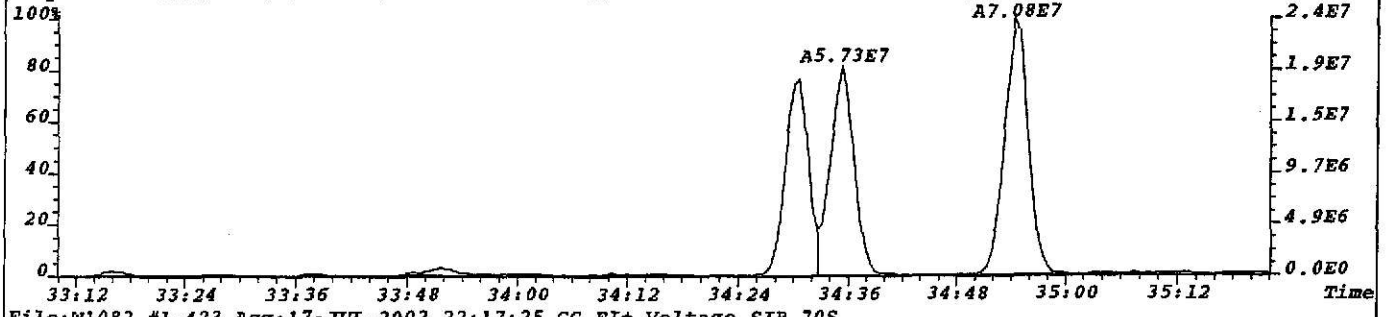

File:W1082 #1-423 Acq:17-JUL-2002 22:17:25 GC EI+ Voltage SIR 70S
403.8529 S:9 F:3 BSUB(256,30,-3.0) PKD(7,5,3,0.10%,113776.0,1.00%,F,T) Exp:NDB5US Noise:28444
Sample Text:TLI#5TLI#57840 DF-DP-104 0-2' File Text:TRIANGLE LABORATORIES, INC.

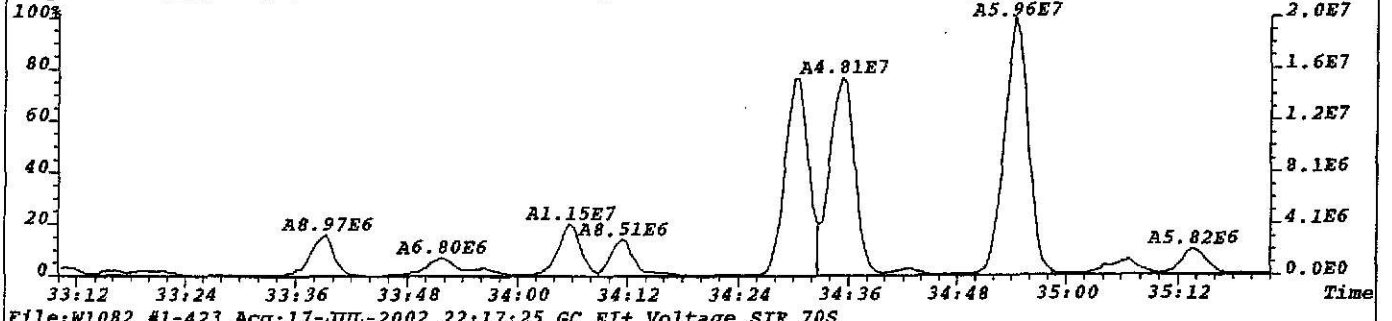

File:W1082 #1-423 Acq:17-JUL-2002 22:17:25 GC EI+ Voltage SIR 70S
392.9760 S:9 F:3 Exp:NDB5US
Sample Text:TLI#5TLI#57840 DF-DP-104 0-2' File Text:TRIANGLE LABORATORIES, INC.

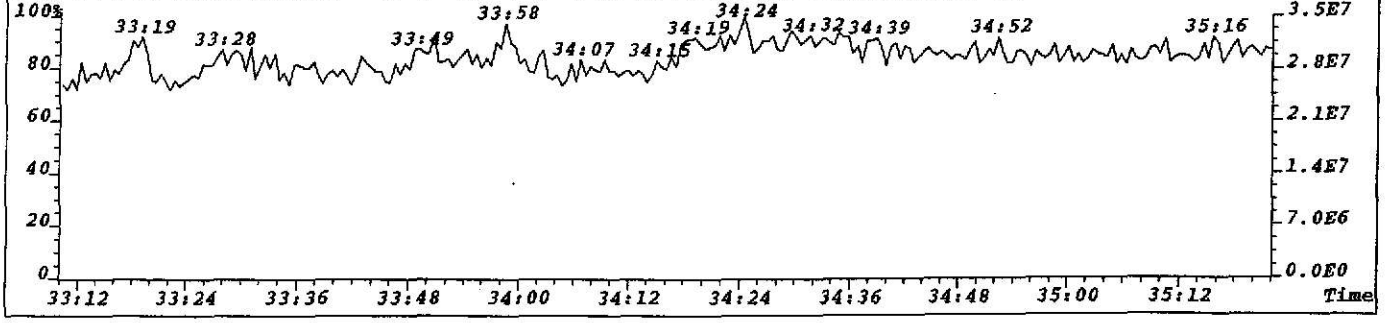

File:W1082 #1-674 Acq:17-JUL-2002 22:17:25 GC EI+ Voltage SIR 70S Noise:84725
407.7818 S:9 F:4 BSUB(256,30,-3.0) PKD(7,5,3,0.10%,338900.0,1.00%,F,T) Exp:NDB5US
TRIANGLE LABS Text:TLI#5TLI#57840 DF-DP-104 0-2'

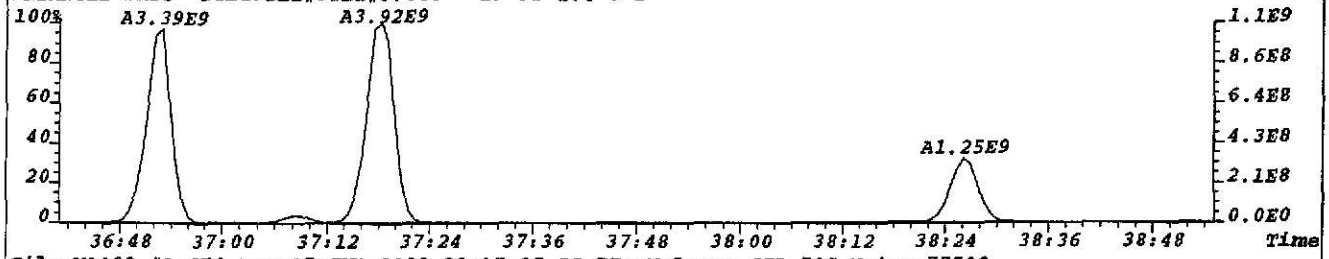

File:W1082 #1-674 Acq:17-JUL-2002 22:17:25 GC EI+ Voltage SIR 70S Noise:77509
409.7789 S:9 F:4 BSUB(256,30,-3.0) PKD(7,5,3,0.10%,310036.0,1.00%,F,T) Exp:NDB5US
TRIANGLE LABS Text:TLI#5TLI#57840 DF-DP-104 0-2'

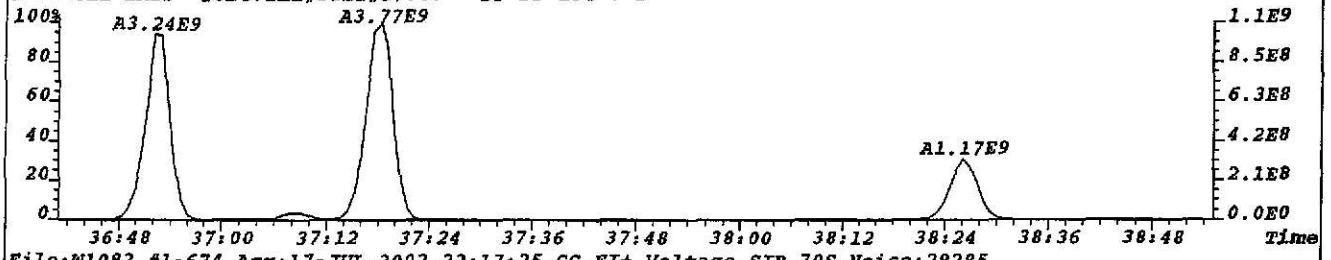

File:W1082 #1-674 Acq:17-JUL-2002 22:17:25 GC EI+ Voltage SIR 70S Noise:29285
417.8253 S:9 F:4 BSUB(256,30,-3.0) PKD(7,5,3,0.10%,117140.0,1.00%,F,T) Exp:NDB5US
TRIANGLE LABS Text:TLI#5TLI#57840 DF-DP-104 0-2'

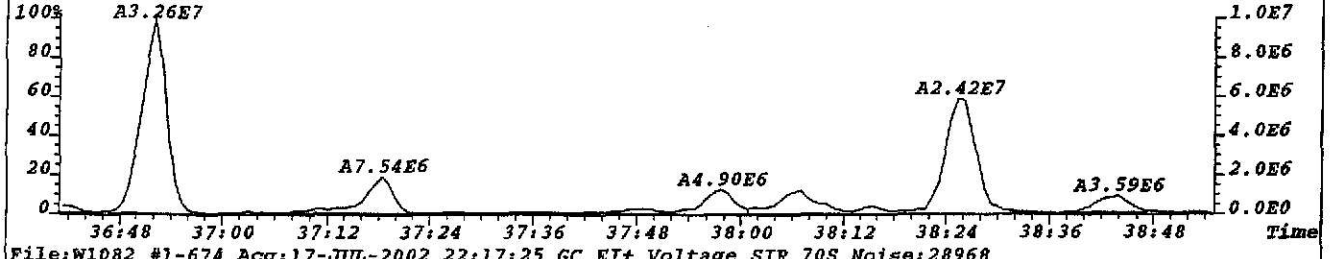

File:W1082 #1-674 Acq:17-JUL-2002 22:17:25 GC EI+ Voltage SIR 70S Noise:28968
419.8220 S:9 F:4 BSUB(256,30,-3.0) PKD(7,5,3,0.10%,115872.0,1.00%,F,T) Exp:NDB5US
TRIANGLE LABS Text:TLI#5TLI#57840 DF-DP-104 0-2'

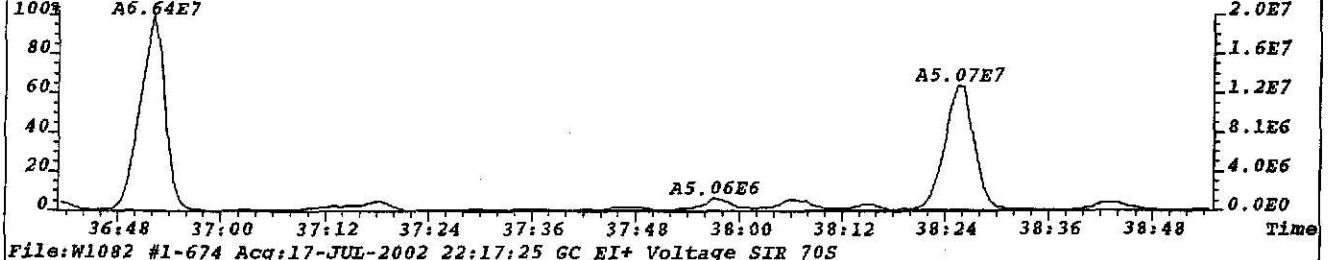

File:W1082 #1-674 Acq:17-JUL-2002 22:17:25 GC EI+ Voltage SIR 70S
430.9729 S:9 F:4 Exp:NDB5US
TRIANGLE LABS Text:TLI#5TLI#57840 DF-DP-104 0-2'

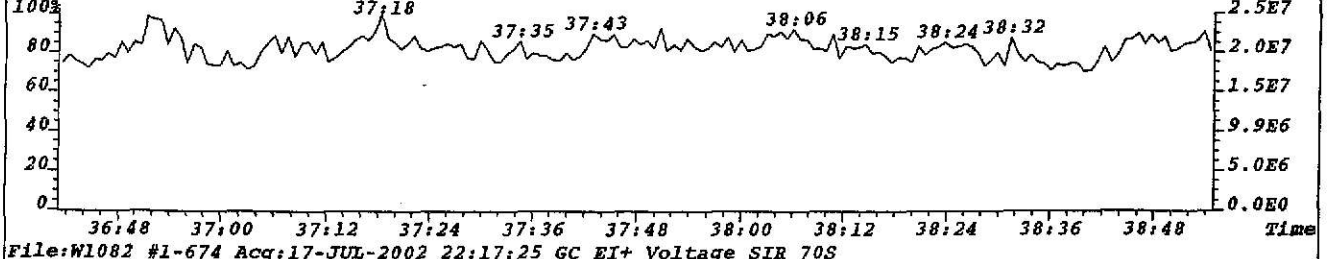

File:W1082 #1-674 Acq:17-JUL-2002 22:17:25 GC EI+ Voltage SIR 70S
479.7165 S:9 F:4 Exp:NDB5US
TRIANGLE LABS Text:TLI#5TLI#57840 DF-DP-104 0-2'

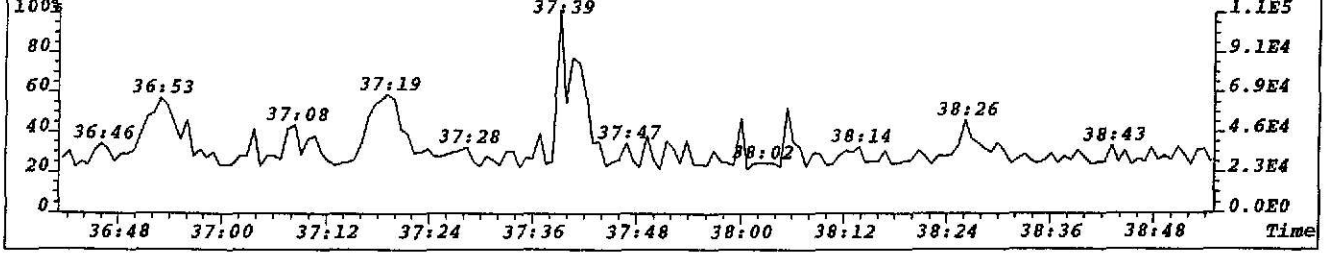

File:W1082 #1-674 Acq:17-JUL-2002 22:17:25 GC EI+ Voltage SIR 70S
423.7766 S:9 F:4 BSUB(256,30,-3.0) PKD(7,5,3,0.10%,101112.0,1.00%,F,T) Exp:NDB5US Noise:25278
Sample Text:TLI#5TLI#57840 DF-DP-104 0-2' File Text:TRIANGLE LABORATORIES, INC.

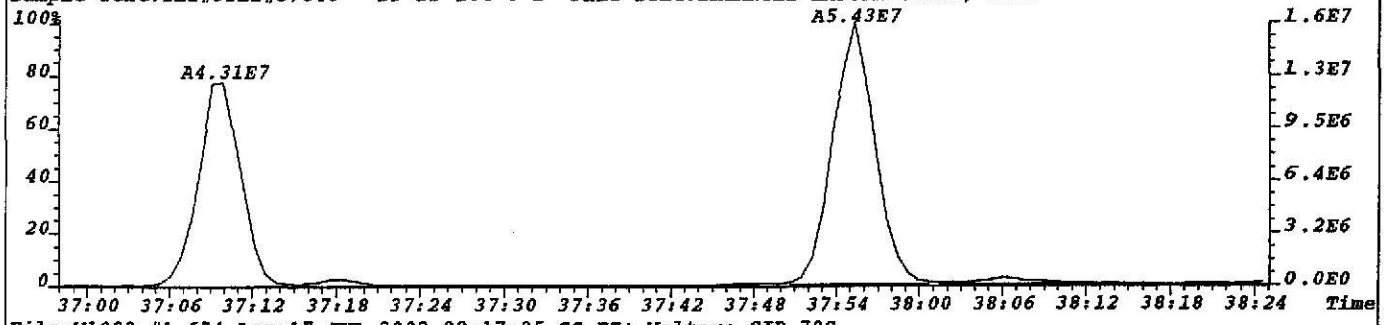

File:W1082 #1-674 Acq:17-JUL-2002 22:17:25 GC EI+ Voltage SIR 70S
425.7737 S:9 F:4 BSUB(256,30,-3.0) PKD(7,5,3,0.10%,91052.0,1.00%,F,T) Exp:NDB5US Noise:22763
Sample Text:TLI#5TLI#57840 DF-DP-104 0-2' File Text:TRIANGLE LABORATORIES, INC.

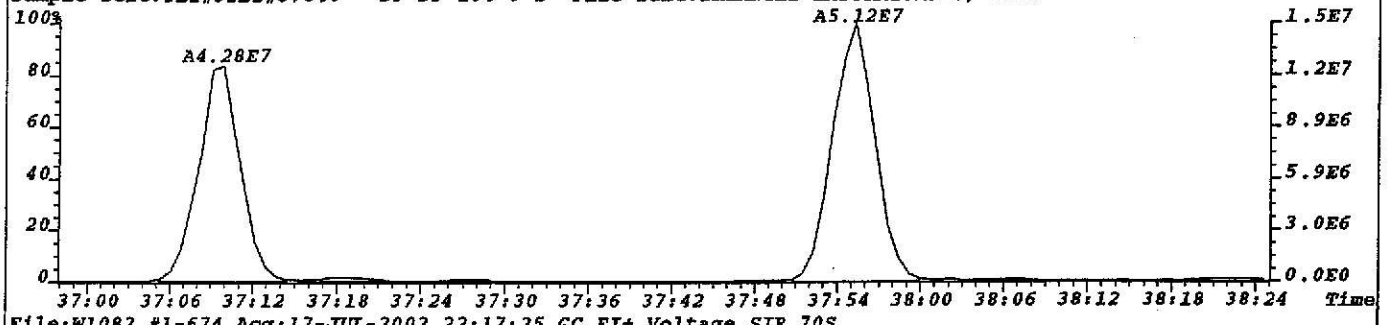

File:W1082 #1-674 Acq:17-JUL-2002 22:17:25 GC EI+ Voltage SIR 70S
435.8169 S:9 F:4 BSUB(256,30,-3.0) PKD(7,5,3,0.10%,219376.0,1.00%,F,T) Exp:NDB5US Noise:54844
Sample Text:TLI#5TLI#57840 DF-DP-104 0-2' File Text:TRIANGLE LABORATORIES, INC.

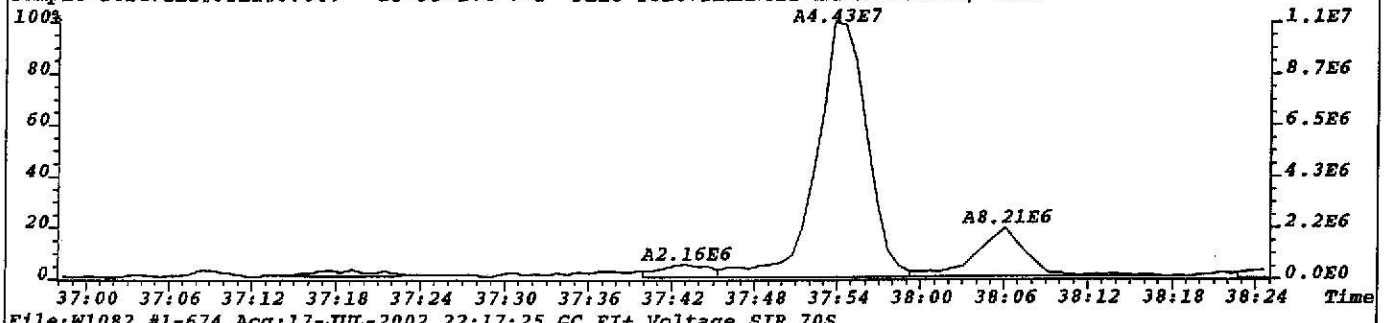

File:W1082 #1-674 Acq:17-JUL-2002 22:17:25 GC EI+ Voltage SIR 70S
437.8140 S:9 F:4 BSUB(256,30,-3.0) PKD(7,5,3,0.10%,198108.0,1.00%,F,T) Exp:NDB5US Noise:49527
Sample Text:TLI#5TLI#57840 DF-DP-104 0-2' File Text:TRIANGLE LABORATORIES, INC.

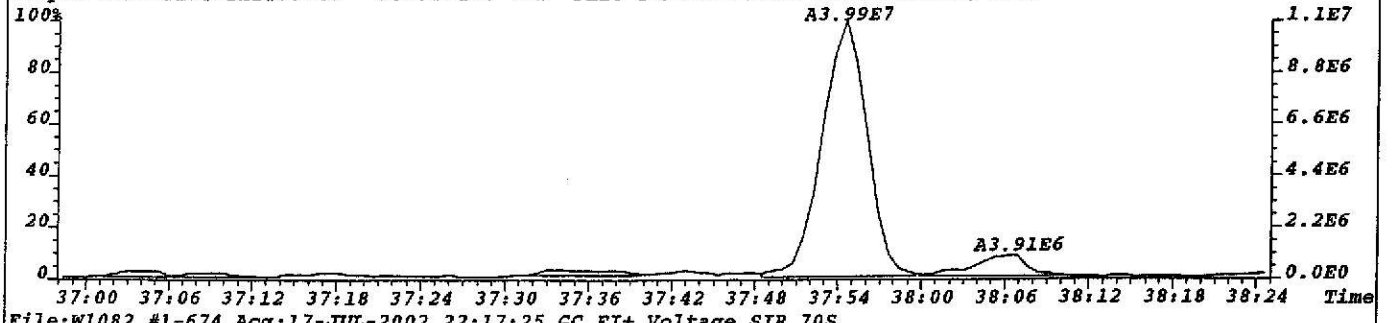

File:W1082 #1-674 Acq:17-JUL-2002 22:17:25 GC EI+ Voltage SIR 70S
430.9729 S:9 F:4 Exp:NDB5US
Sample Text:TLI#5TLI#57840 DF-DP-104 0-2' File Text:TRIANGLE LABORATORIES, INC.

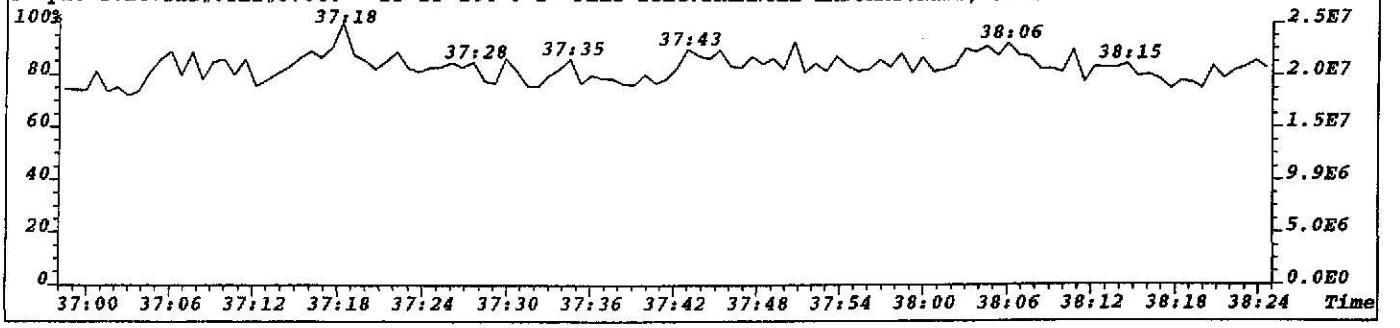

File:W1082 #1-674 Acq:17-JUL-2002 22:17:25 GC EI+ Voltage SIR 70S Noise:3167
441.7428 S:9 F:4 BSUB(256,30,-3.0) PKD(7,5,3,0.10%,12668.0,1.00%,F,T) Exp:NDB5US
Sample Text:TLI#5TLI#57840 DF-DP-104 0-2' File Text:TRIANGLE LABORATORIES, INC.

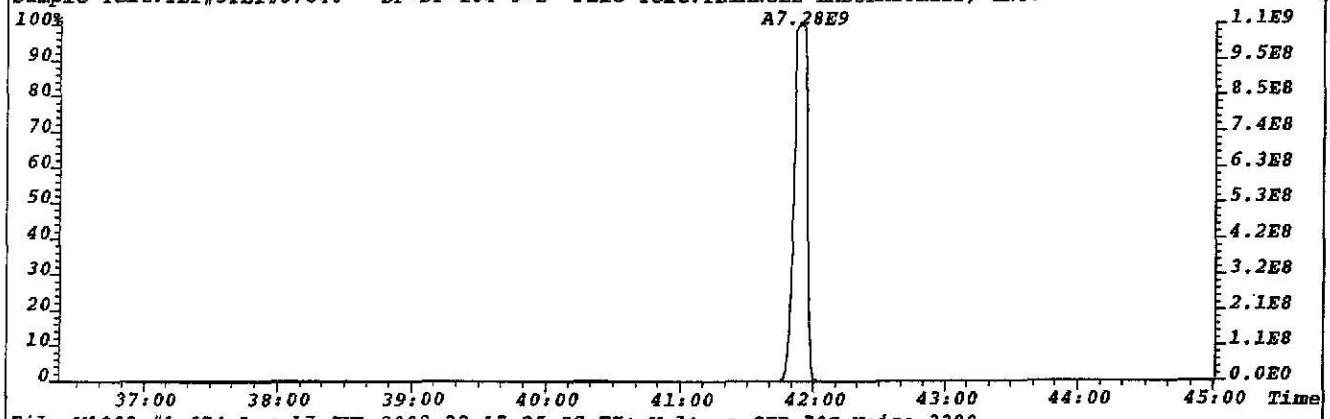

File:W1082 #1-674 Acq:17-JUL-2002 22:17:25 GC EI+ Voltage SIR 70S Noise:3380
443.7399 S:9 F:4 BSUB(256,30,-3.0) PKD(7,5,3,0.10%,13520.0,1.00%,F,T) Exp:NDB5US
Sample Text:TLI#5TLI#57840 DF-DP-104 0-2' File Text:TRIANGLE LABORATORIES, INC.

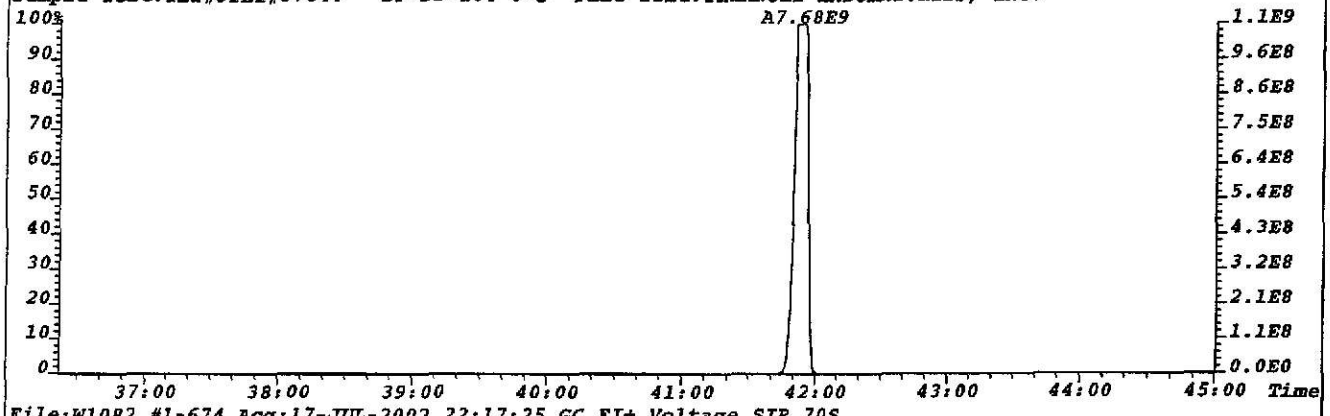

File:W1082 #1-674 Acq:17-JUL-2002 22:17:25 GC EI+ Voltage SIR 70S
430.9729 S:9 F:4 Exp:NDB5US
Sample Text:TLI#5TLI#57840 DF-DP-104 0-2' File Text:TRIANGLE LABORATORIES, INC.

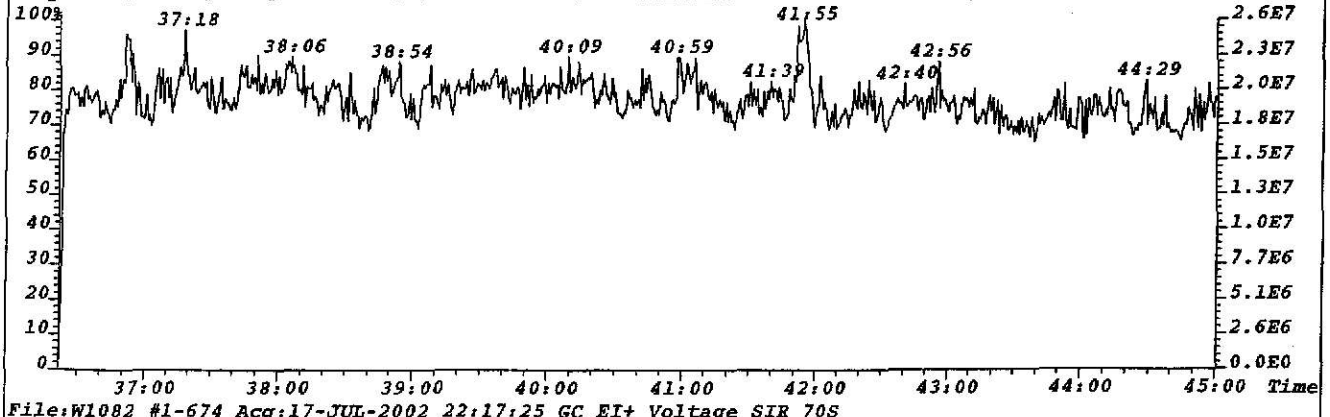

File:W1082 #1-674 Acq:17-JUL-2002 22:17:25 GC EI+ Voltage SIR 70S
513.6775 S:9 F:4 Exp:NDB5US
Sample Text:TLI#5TLI#57840 DF-DP-104 0-2' File Text:TRIANGLE LABORATORIES, INC.

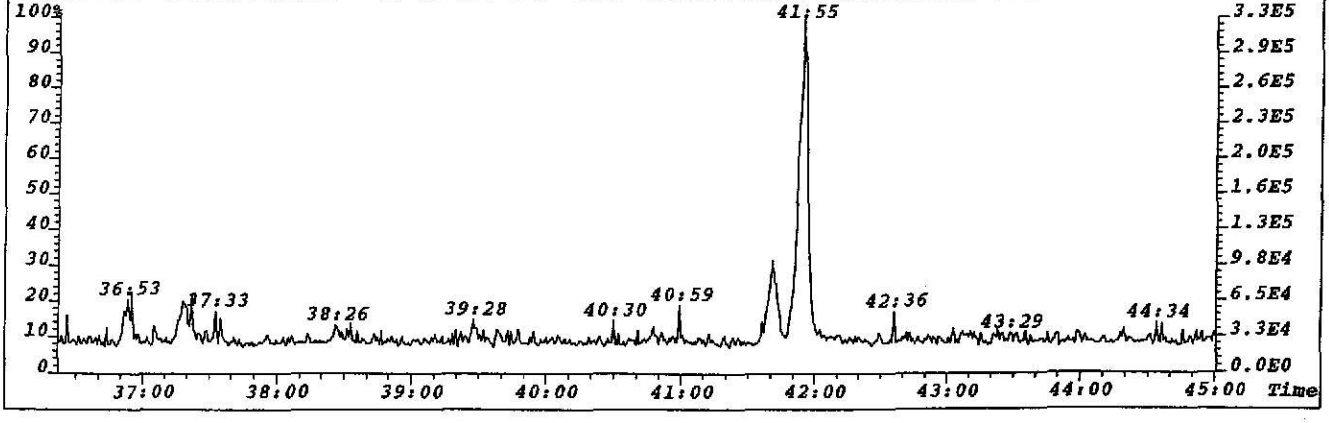

File:W1082 #1-674 Acq:17-JUL-2002 22:17:25 GC EI+ Voltage SIR 70S
457.7377 S:9 F:4 BSUB(256,30,-3.0) PKD(7,5,3,0.10%,17128.0,1.00%,F,T) Exp:NDB5US Noise:4282
Sample Text:TLI#5TLI#57840 DF-DP-104 0-2' File Text:TRIANGLE LABORATORIES, INC.

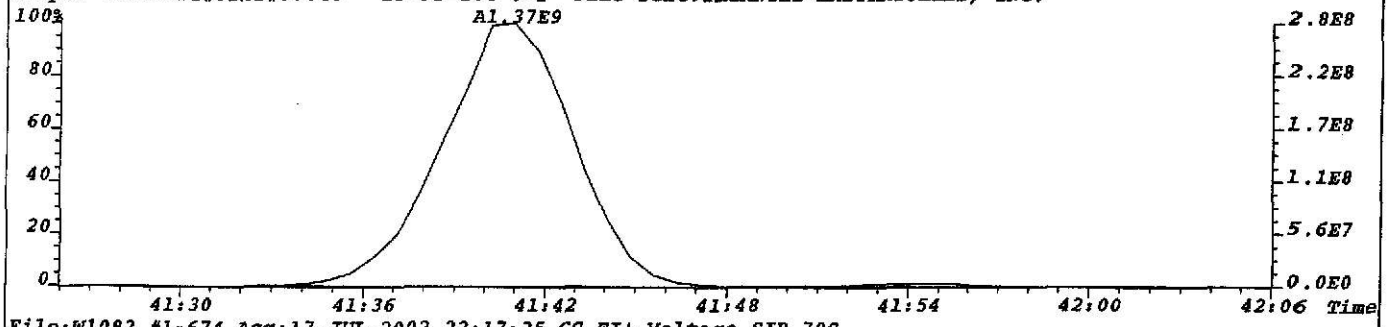

File:W1082 #1-674 Acq:17-JUL-2002 22:17:25 GC EI+ Voltage SIR 70S
459.7348 S:9 F:4 BSUB(256,30,-3.0) PKD(7,5,3,0.10%,18084.0,1.00%,F,T) Exp:NDB5US Noise:4521
Sample Text:TLI#5TLI#57840 DF-DP-104 0-2' File Text:TRIANGLE LABORATORIES, INC.

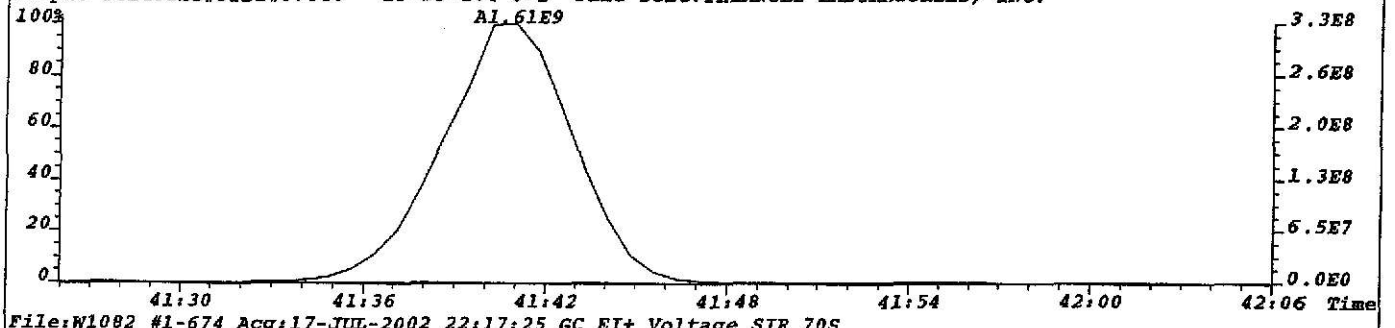

File:W1082 #1-674 Acq:17-JUL-2002 22:17:25 GC EI+ Voltage SIR 70S
469.7779 S:9 F:4 BSUB(256,30,-3.0) PKD(7,5,3,0.10%,169632.0,1.00%,F,T) Exp:NDB5US Noise:42408
Sample Text:TLI#5TLI#57840 DF-DP-104 0-2' File Text:TRIANGLE LABORATORIES, INC.

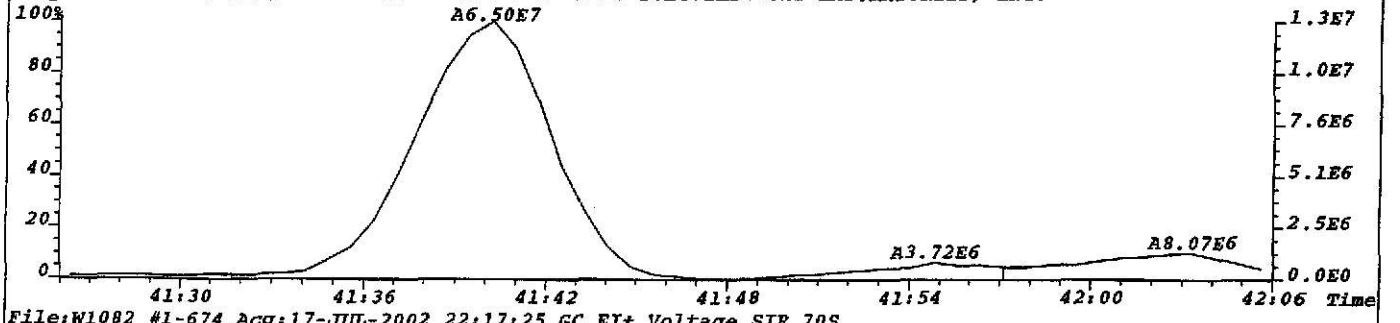

File:W1082 #1-674 Acq:17-JUL-2002 22:17:25 GC EI+ Voltage SIR 70S
471.7750 S:9 F:4 BSUB(256,30,-3.0) PKD(7,5,3,0.10%,96220.0,1.00%,F,T) Exp:NDB5US Noise:24055
Sample Text:TLI#5TLI#57840 DF-DP-104 0-2' File Text:TRIANGLE LABORATORIES, INC.

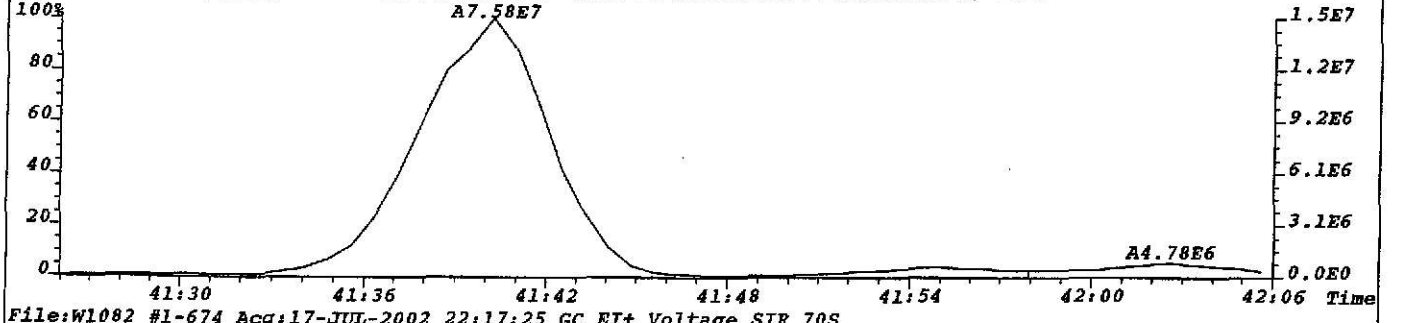

File:W1082 #1-674 Acq:17-JUL-2002 22:17:25 GC EI+ Voltage SIR 70S
430.9729 S:9 F:4 Exp:NDB5US
Sample Text:TLI#5TLI#57840 DF-DP-104 0-2' File Text:TRIANGLE LABORATORIES, INC.

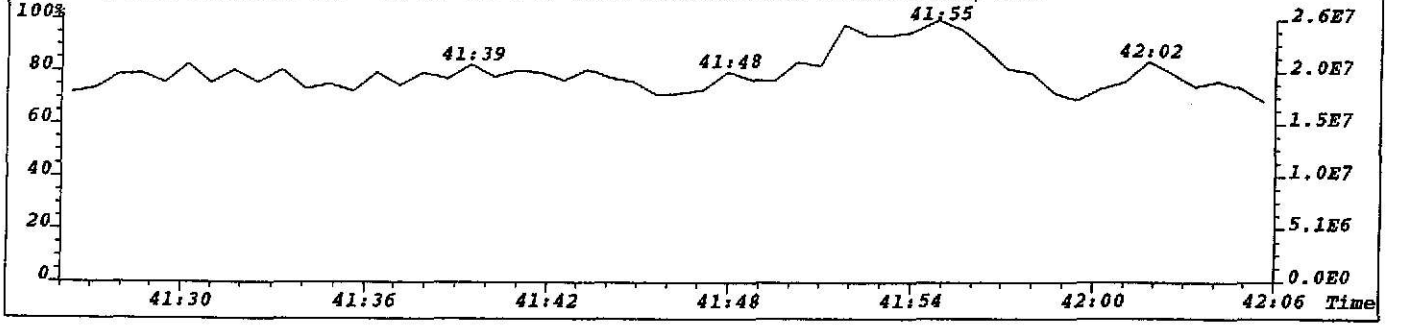

Peak Locate Examination:17-JUL-2002:15:51 File:W1082
Experiment:NDB5US Function:2 Reference:PFK

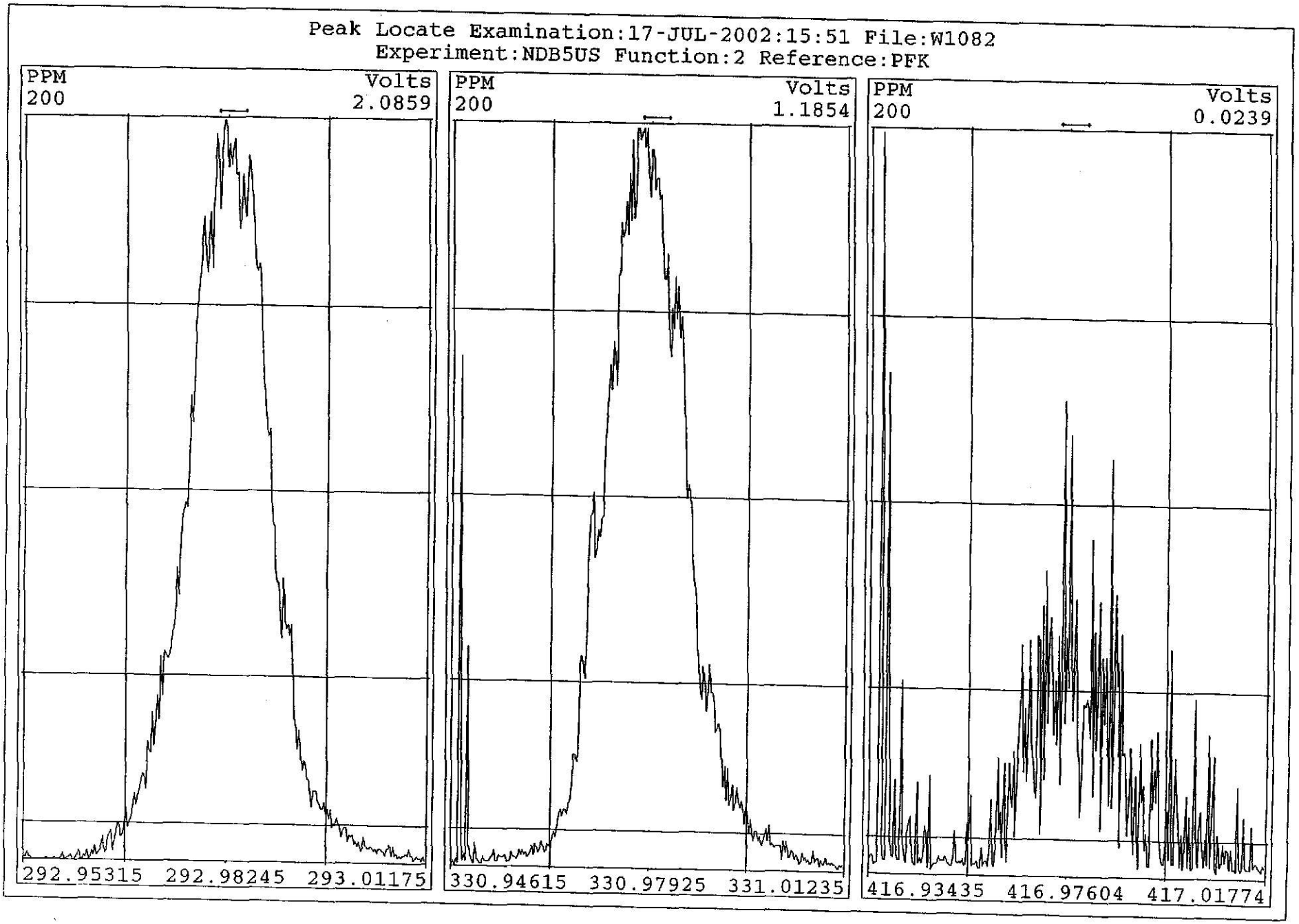

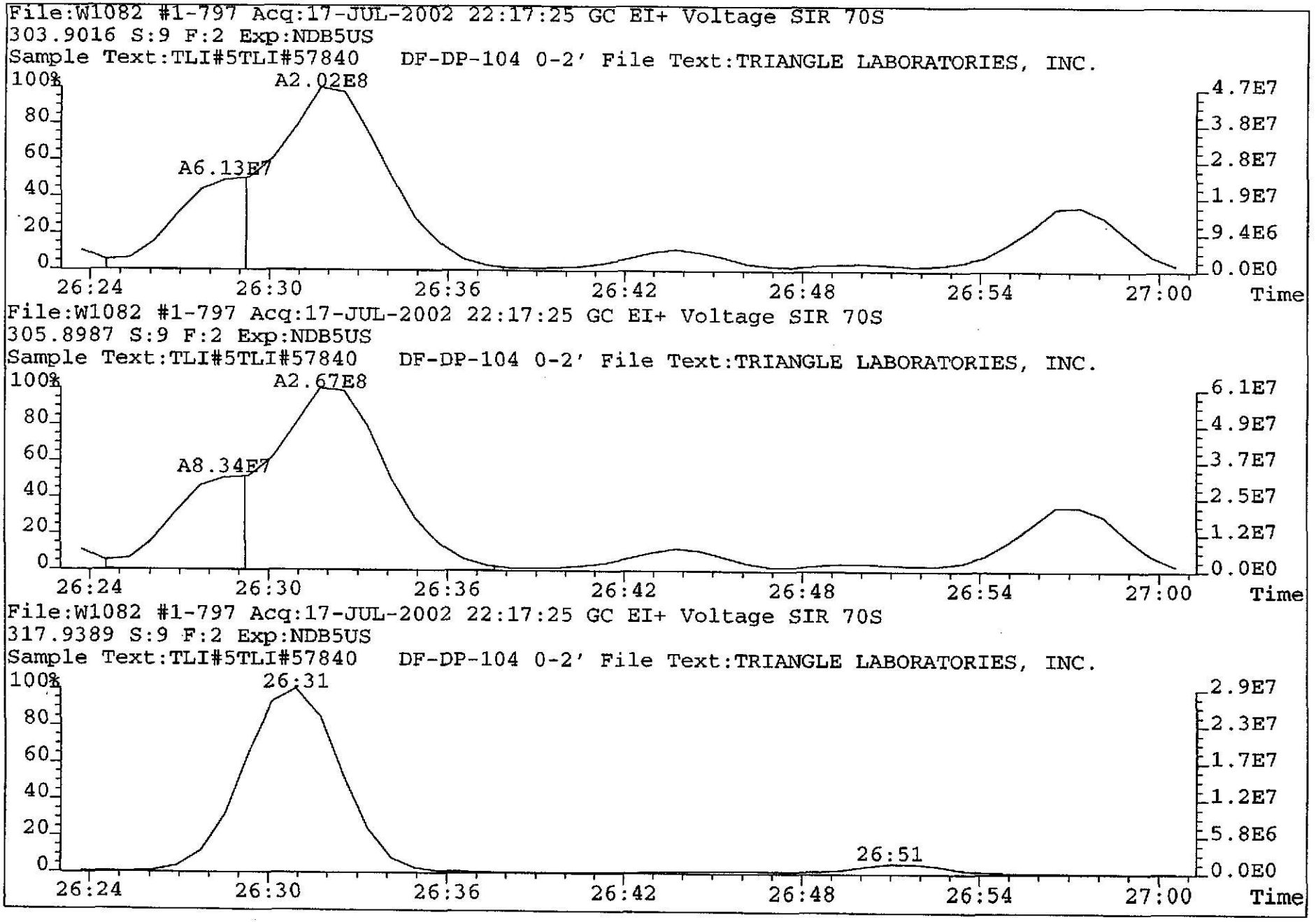
File:W1082 #1-797 Acq:17-JUL-2002 22:17:25 GC EI+ Voltage SIR 70S
303.9016 S:9 F:2 Exp:NDB5US
Sample Text:TLI#5TLI#57840 DF-DP-104 0-2' File Text:TRIANGLE LABORATORIES, INC.
A2.02E8
A6.13E7
4.7E7
3.8E7
2.8E7
1.9E7
9.4E6
0.0E0
26:24
26:30
26:36
26:42
26:48
26:54
27:00
Time
File:W1082 #1-797 Acq:17-JUL-2002 22:17:25 GC EI+ Voltage SIR 70S
305.8987 S:9 F:2 Exp:NDB5US
Sample Text:TLI#5TLI#57840 DF-DP-104 0-2' File Text:TRIANGLE LABORATORIES, INC.
A2.67E8
A8.34E7
6.1E7
4.9E7
3.7E7
2.5E7
1.2E7
0.0E0
Time
File:W1082 #1-797 Acq:17-JUL-2002 22:17:25 GC EI+ Voltage SIR 70S
317.9389 S:9 F:2 Exp:NDB5US
Sample Text:TLI#5TLI#57840 DF-DP-104 0-2' File Text:TRIANGLE LABORATORIES, INC.
26:31
26:51
2.9E7
2.3E7
1.7E7
1.2E7
5.8E6
0.0E0
Time

319

7/18/02

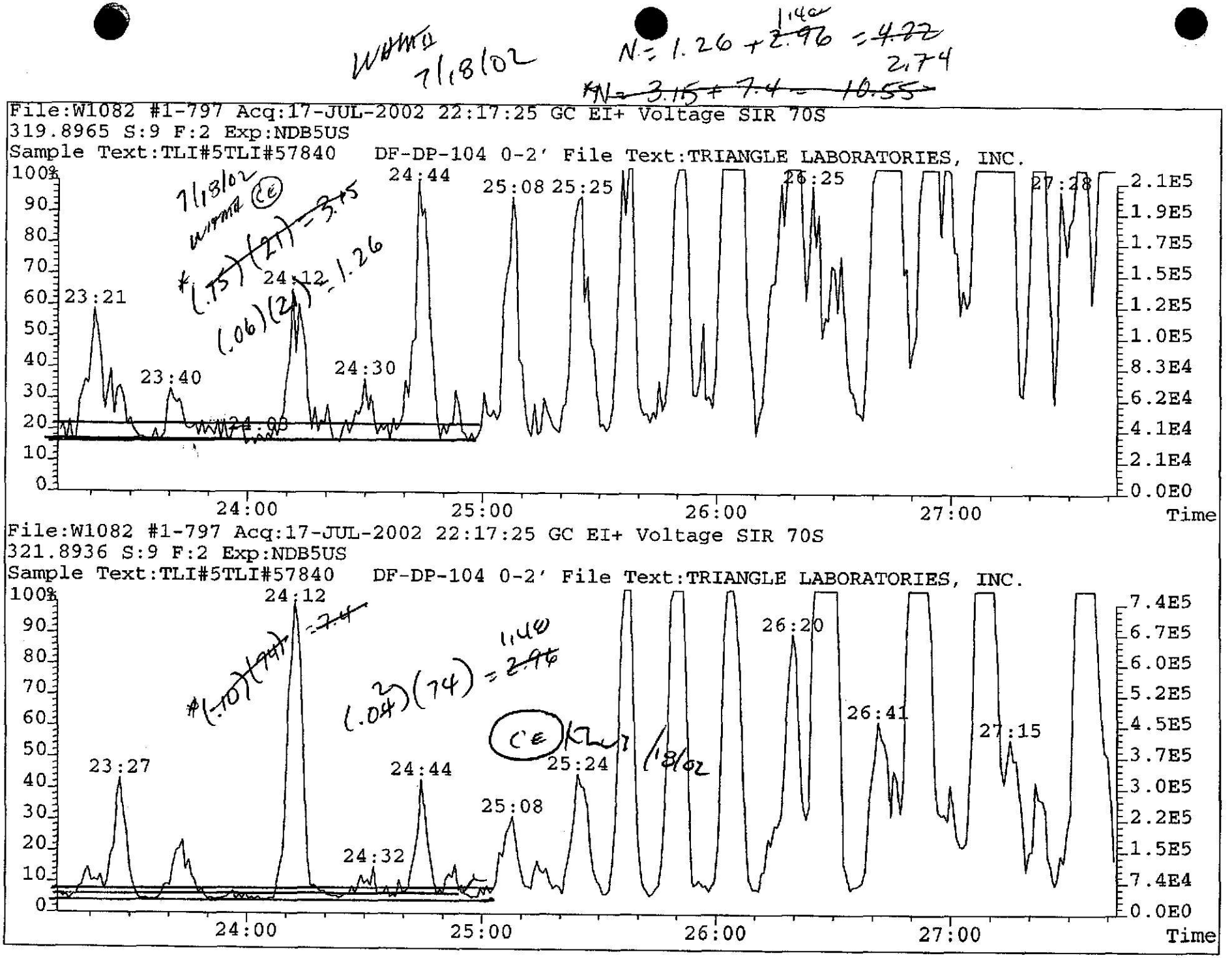
File:W1082 #1-797 Acq:17-JUL-2002 22:17:25 GC EI+ Voltage SIR 70S
319.8965 S:9 F:2 Exp:NDB5US
Sample Text:TLI#5TLI#57840 DF-DP-104 0-2' File Text:TRIANGLE LABORATORIES, INC.
23:21
23:40
24:12
24:30
24:44
25:08
25:25
26:25
27:28
24:00
25:00
26:00
27:00
Time
File:W1082 #1-797 Acq:17-JUL-2002 22:17:25 GC EI+ Voltage SIR 70S
321.8936 S:9 F:2 Exp:NDB5US
Sample Text:TLI#5TLI#57840 DF-DP-104 0-2' File Text:TRIANGLE LABORATORIES, INC.
23:27
24:12
24:32
24:44
25:08
25:24
26:20
26:41
27:15
24:00
25:00
26:00
27:00
Time

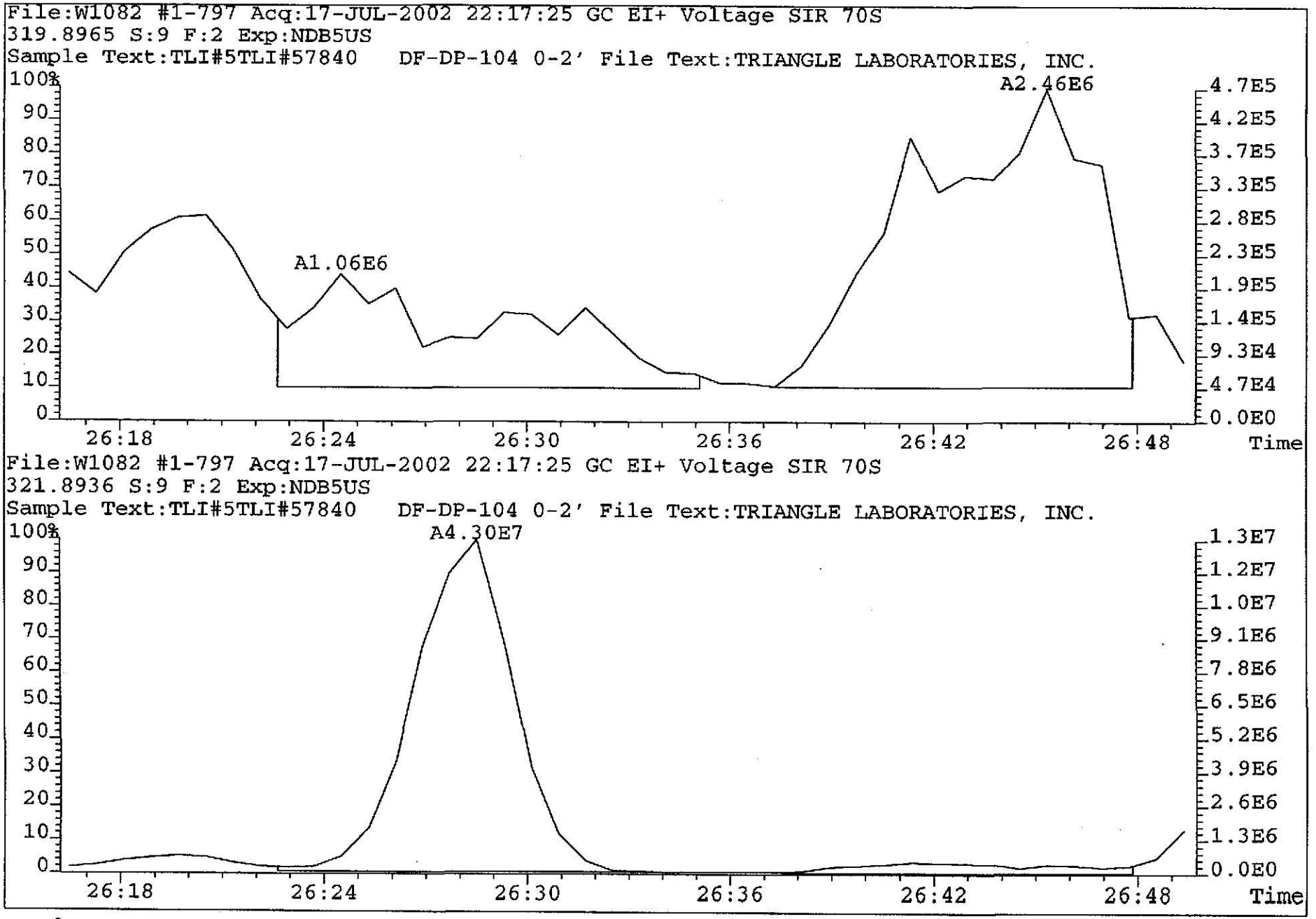
File:W1082 #1-797 Acq:17-JUL-2002 22:17:25 GC EI+ Voltage SIR 70S
319.8965 S:9 F:2 Exp:NDB5US
Sample Text:TLI#5TLI#57840 DF-DP-104 0-2' File Text:TRIANGLE LABORATORIES, INC.
A2.46E6
A1.06E6
Time
File:W1082 #1-797 Acq:17-JUL-2002 22:17:25 GC EI+ Voltage SIR 70S
321.8936 S:9 F:2 Exp:NDB5US
Sample Text:TLI#5TLI#57840 DF-DP-104 0-2' File Text:TRIANGLE LABORATORIES, INC.
A4.30E7
Time

321

7/18/02

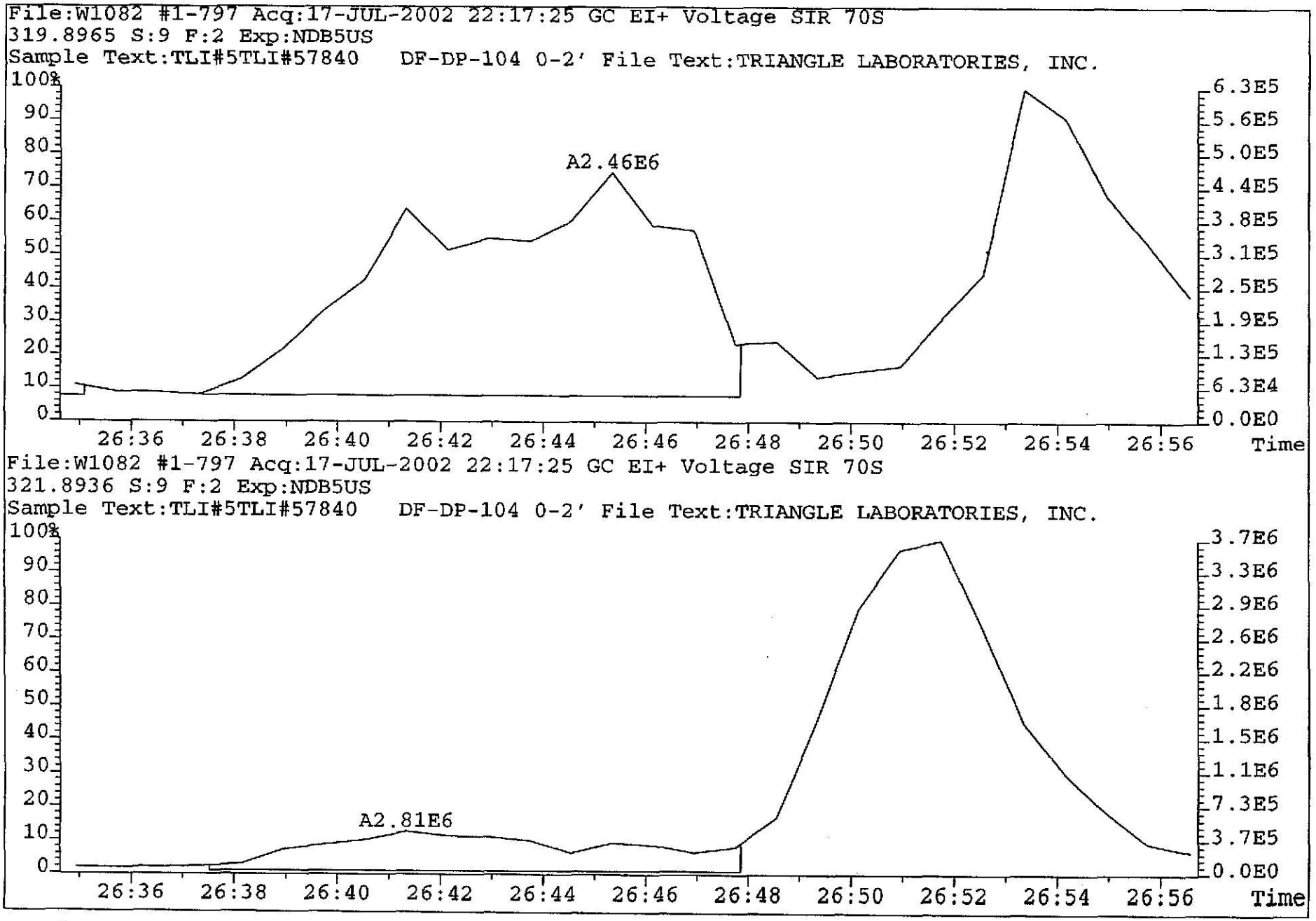

322

MMM 7/19/10~

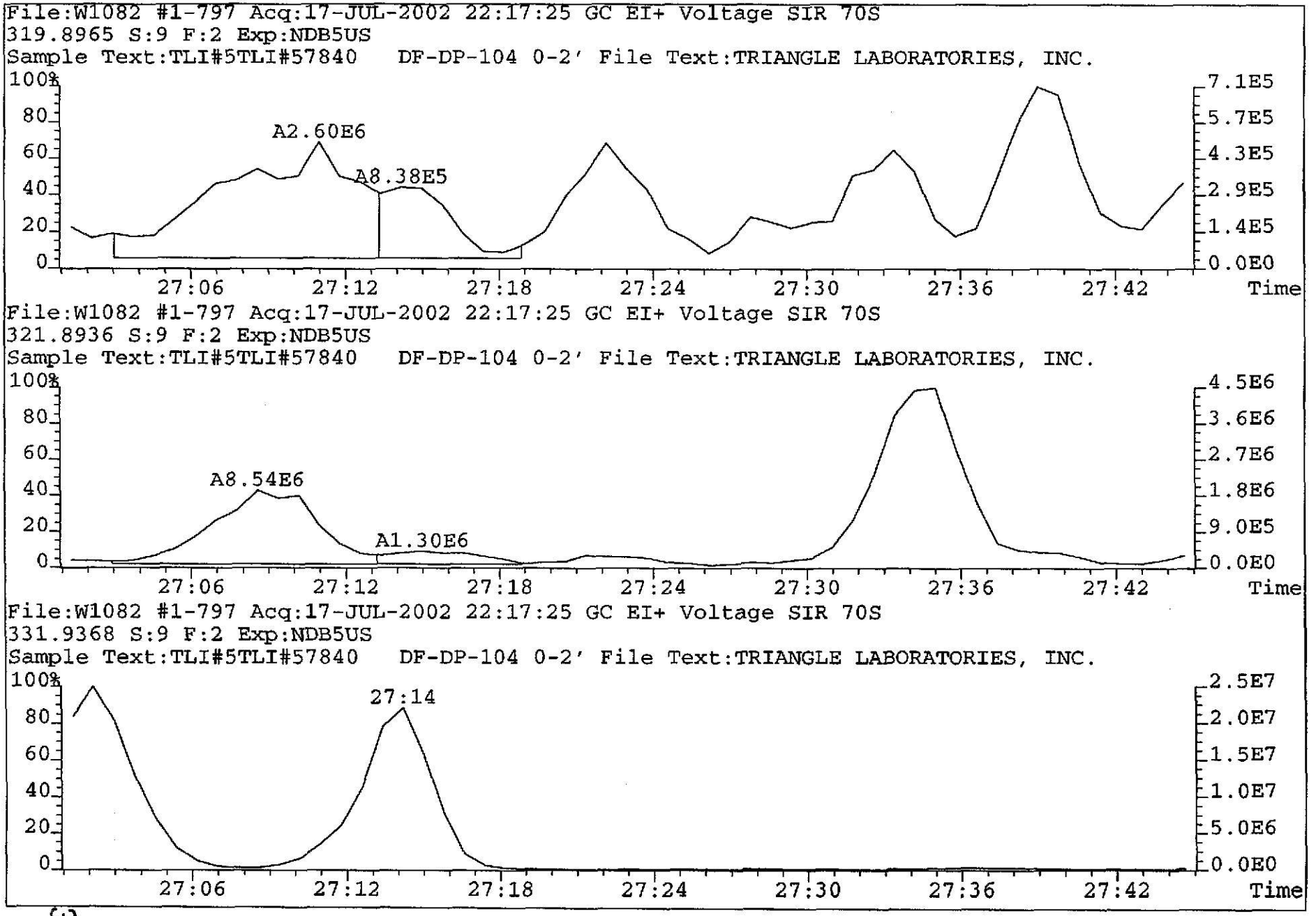

323

WHMJ
7/18/02

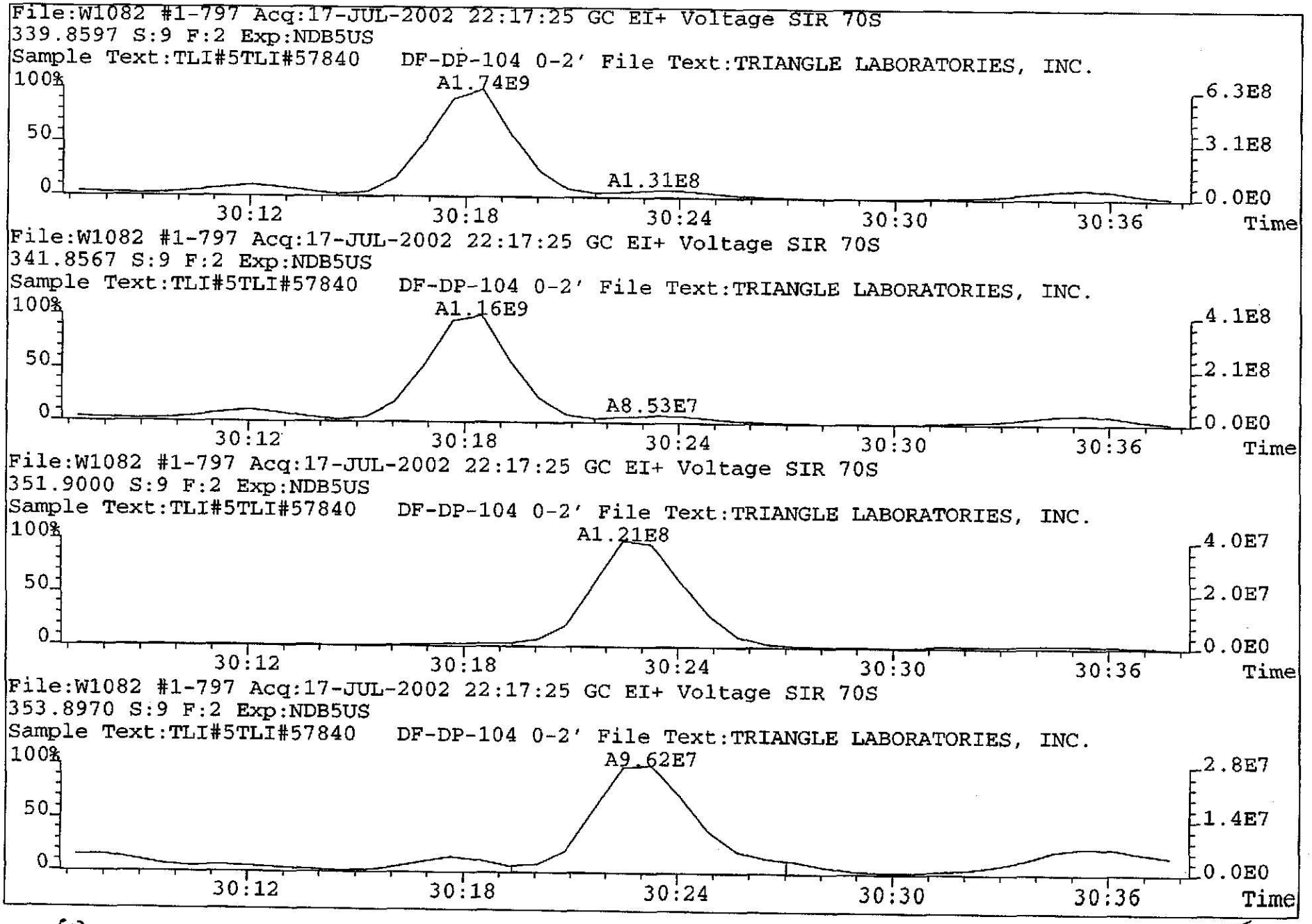

324

VHMT
7/18/02

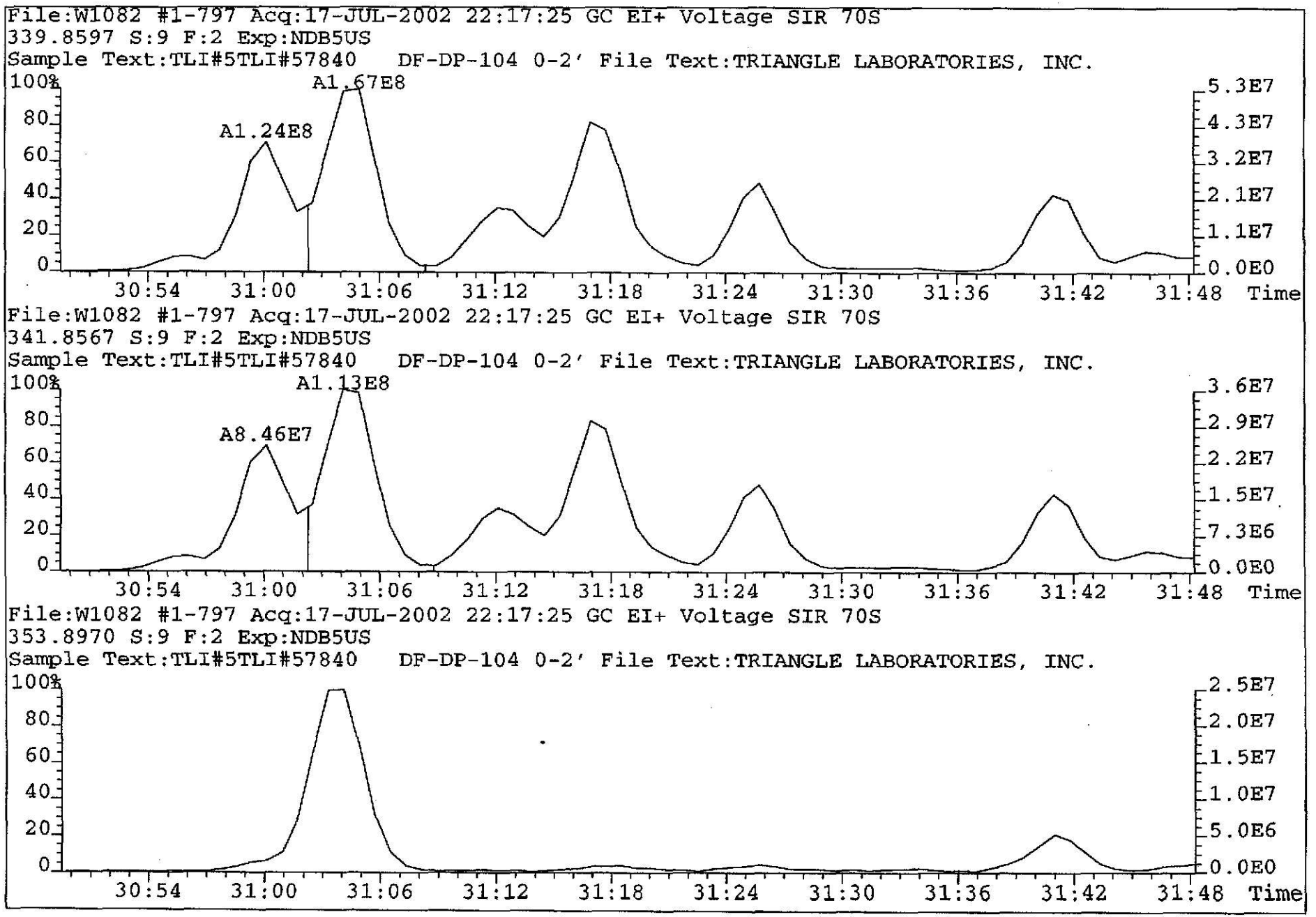
File:W1082 #1-797 Acq:17-JUL-2002 22:17:25 GC EI+ Voltage SIR 70S
339.8597 S:9 F:2 Exp:NDB5US
Sample Text:TLI#5TLI#57840 DF-DP-104 0-2' File Text:TRIANGLE LABORATORIES, INC.
A1.67E8
A1.24E8
100%
80
60
40
20
0
5.3E7
4.3E7
3.2E7
2.1E7
1.1E7
0.0E0
30:54 31:00 31:06 31:12 31:18 31:24 31:30 31:36 31:42 31:48 Time
File:W1082 #1-797 Acq:17-JUL-2002 22:17:25 GC EI+ Voltage SIR 70S
341.8567 S:9 F:2 Exp:NDB5US
Sample Text:TLI#5TLI#57840 DF-DP-104 0-2' File Text:TRIANGLE LABORATORIES, INC.
A1.13E8
A8.46E7
100%
80
60
40
20
0
3.6E7
2.9E7
2.2E7
1.5E7
7.3E6
0.0E0
30:54 31:00 31:06 31:12 31:18 31:24 31:30 31:36 31:42 31:48 Time
File:W1082 #1-797 Acq:17-JUL-2002 22:17:25 GC EI+ Voltage SIR 70S
353.8970 S:9 F:2 Exp:NDB5US
Sample Text:TLI#5TLI#57840 DF-DP-104 0-2' File Text:TRIANGLE LABORATORIES, INC.
100%
80
60
40
20
0
2.5E7
2.0E7
1.5E7
1.0E7
5.0E6
0.0E0
30:54 31:00 31:06 31:12 31:18 31:24 31:30 31:36 31:42 31:48 Time

7/18/02

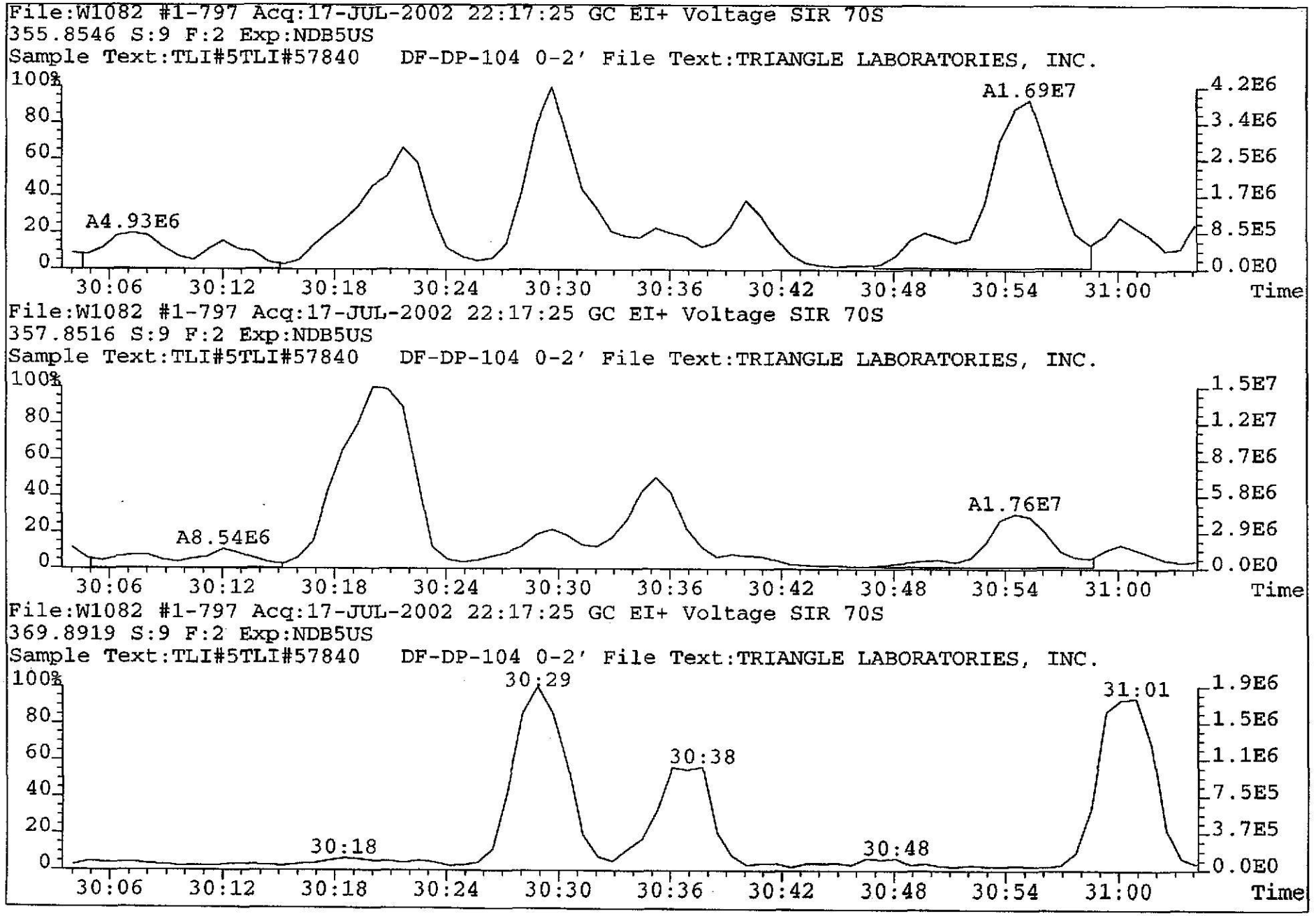

326

WHMTI 7/18/02

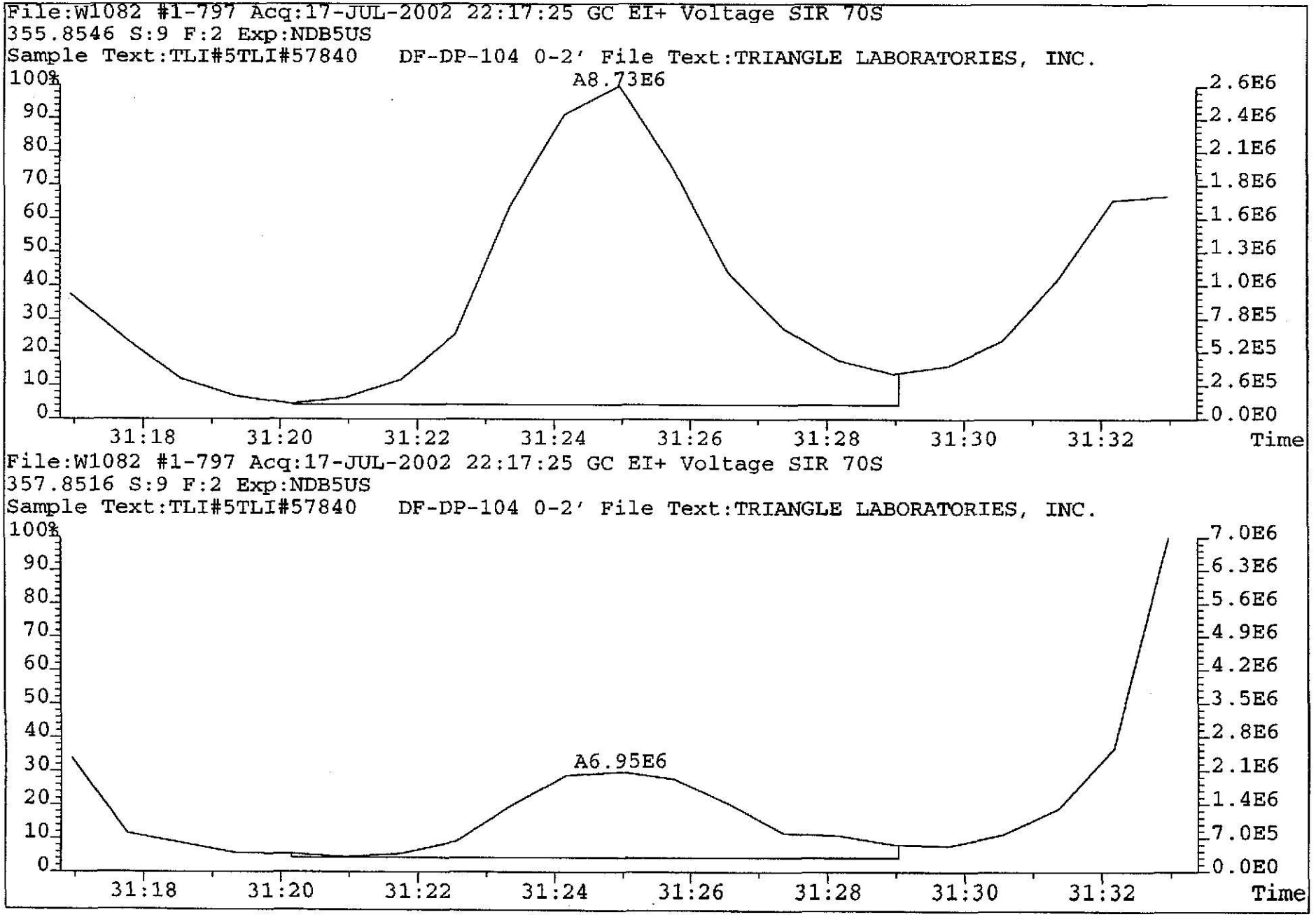

321

WAMTI 7/18/02

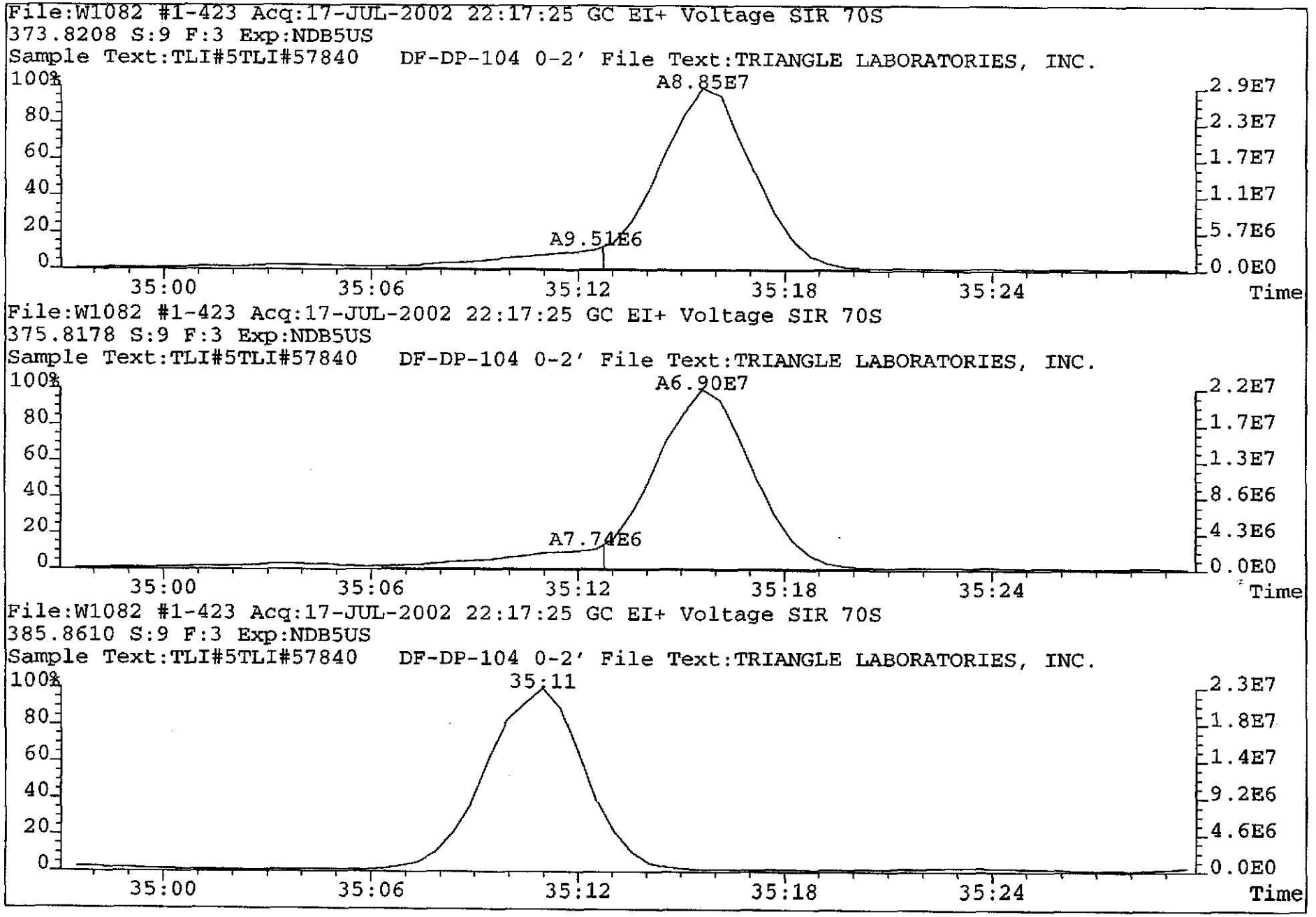

328

WAMTI 7/18/02

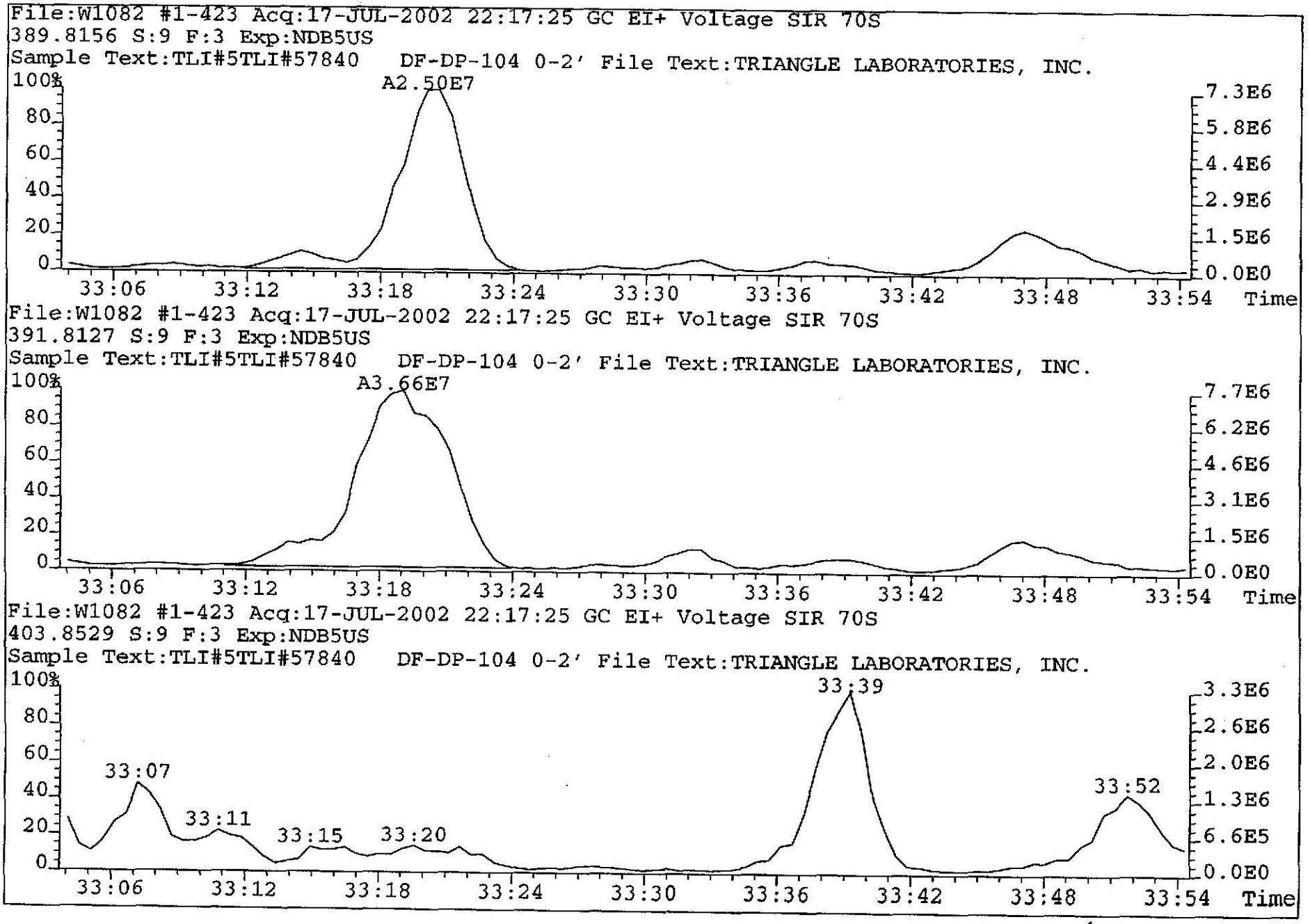
File:W1082 #1-423 Acq:17-JUL-2002 22:17:25 GC EI+ Voltage SIR 70S
389.8156 S:9 F:3 Exp:NDB5US
Sample Text:TLI#5TLI#57840 DF-DP-104 0-2' File Text:TRIANGLE LABORATORIES, INC.
A2.50E7
7.3E6
5.8E6
4.4E6
2.9E6
1.5E6
0.0E0
33:06 33:12 33:18 33:24 33:30 33:36 33:42 33:48 33:54 Time
File:W1082 #1-423 Acq:17-JUL-2002 22:17:25 GC EI+ Voltage SIR 70S
391.8127 S:9 F:3 Exp:NDB5US
Sample Text:TLI#5TLI#57840 DF-DP-104 0-2' File Text:TRIANGLE LABORATORIES, INC.
A3.66E7
7.7E6
6.2E6
4.6E6
3.1E6
1.5E6
0.0E0
33:06 33:12 33:18 33:24 33:30 33:36 33:42 33:48 33:54 Time
File:W1082 #1-423 Acq:17-JUL-2002 22:17:25 GC EI+ Voltage SIR 70S
403.8529 S:9 F:3 Exp:NDB5US
Sample Text:TLI#5TLI#57840 DF-DP-104 0-2' File Text:TRIANGLE LABORATORIES, INC.
33:39
33:07
33:11
33:15
33:20
33:52
3.3E6
2.6E6
2.0E6
1.3E6
6.6E5
0.0E0
33:06 33:12 33:18 33:24 33:30 33:36 33:42 33:48 33:54 Time

329

7/18/02

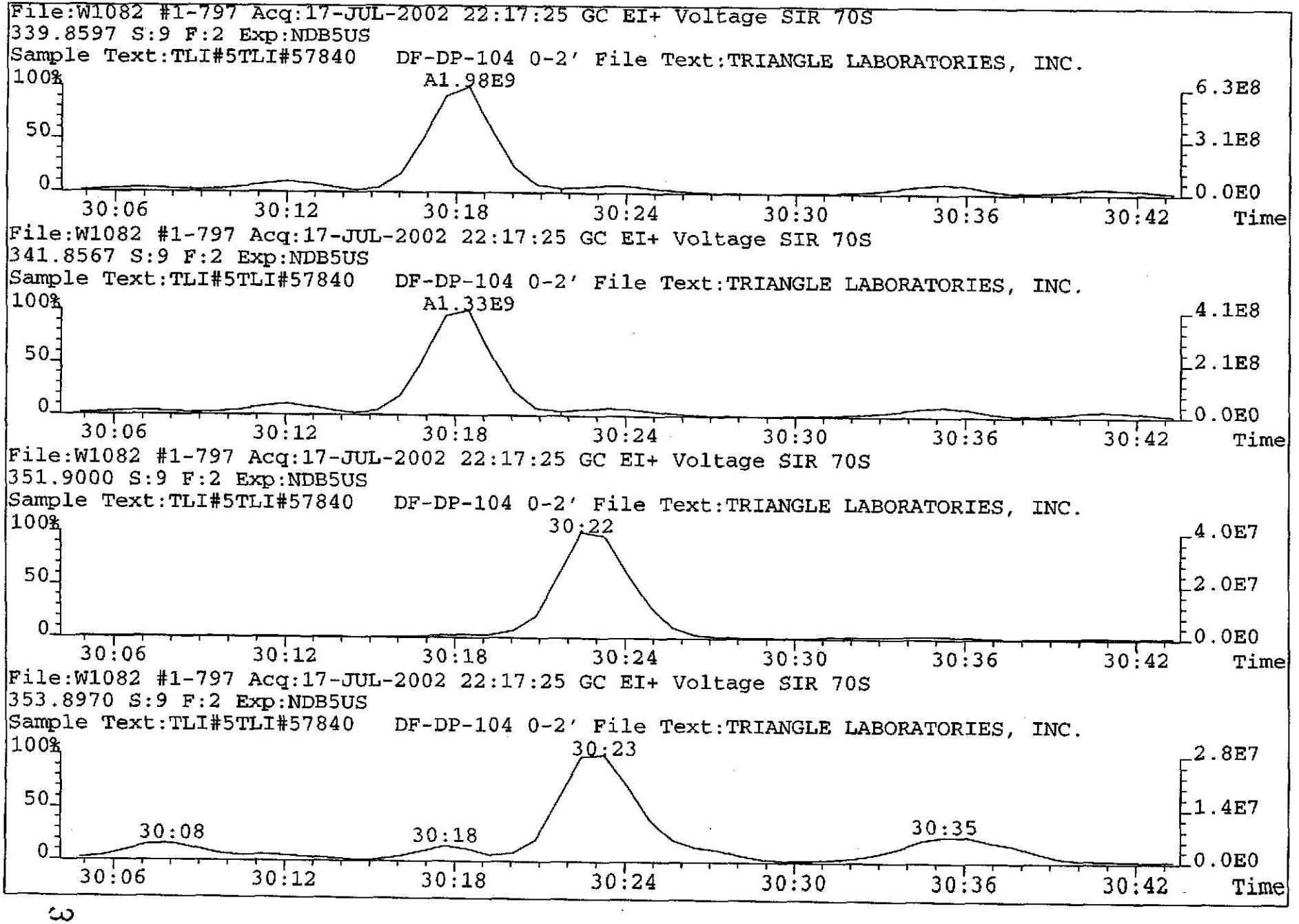
File:W1082 #1-797 Acq:17-JUL-2002 22:17:25 GC EI+ Voltage SIR 70S
339.8597 S:9 F:2 Exp:NDB5US
Sample Text:TLI#5TLI#57840 DF-DP-104 0-2' File Text:TRIANGLE LABORATORIES, INC.
100%
50
0
A1.98E9
6.3E8
3.1E8
0.0E0
30:06
30:12
30:18
30:24
30:30
30:36
30:42
Time
File:W1082 #1-797 Acq:17-JUL-2002 22:17:25 GC EI+ Voltage SIR 70S
341.8567 S:9 F:2 Exp:NDB5US
Sample Text:TLI#5TLI#57840 DF-DP-104 0-2' File Text:TRIANGLE LABORATORIES, INC.
100%
50
0
A1.33E9
4.1E8
2.1E8
0.0E0
30:06
30:12
30:18
30:24
30:30
30:36
30:42
Time
File:W1082 #1-797 Acq:17-JUL-2002 22:17:25 GC EI+ Voltage SIR 70S
351.9000 S:9 F:2 Exp:NDB5US
Sample Text:TLI#5TLI#57840 DF-DP-104 0-2' File Text:TRIANGLE LABORATORIES, INC.
100%
50
0
30:22
4.0E7
2.0E7
0.0E0
30:06
30:12
30:18
30:24
30:30
30:36
30:42
Time
File:W1082 #1-797 Acq:17-JUL-2002 22:17:25 GC EI+ Voltage SIR 70S
353.8970 S:9 F:2 Exp:NDB5US
Sample Text:TLI#5TLI#57840 DF-DP-104 0-2' File Text:TRIANGLE LABORATORIES, INC.
100%
50
0
30:23
30:08
30:18
30:35
2.8E7
1.4E7
0.0E0
30:06
30:12
30:18
30:24
30:30
30:36
30:42
Time

KH 7/18/02

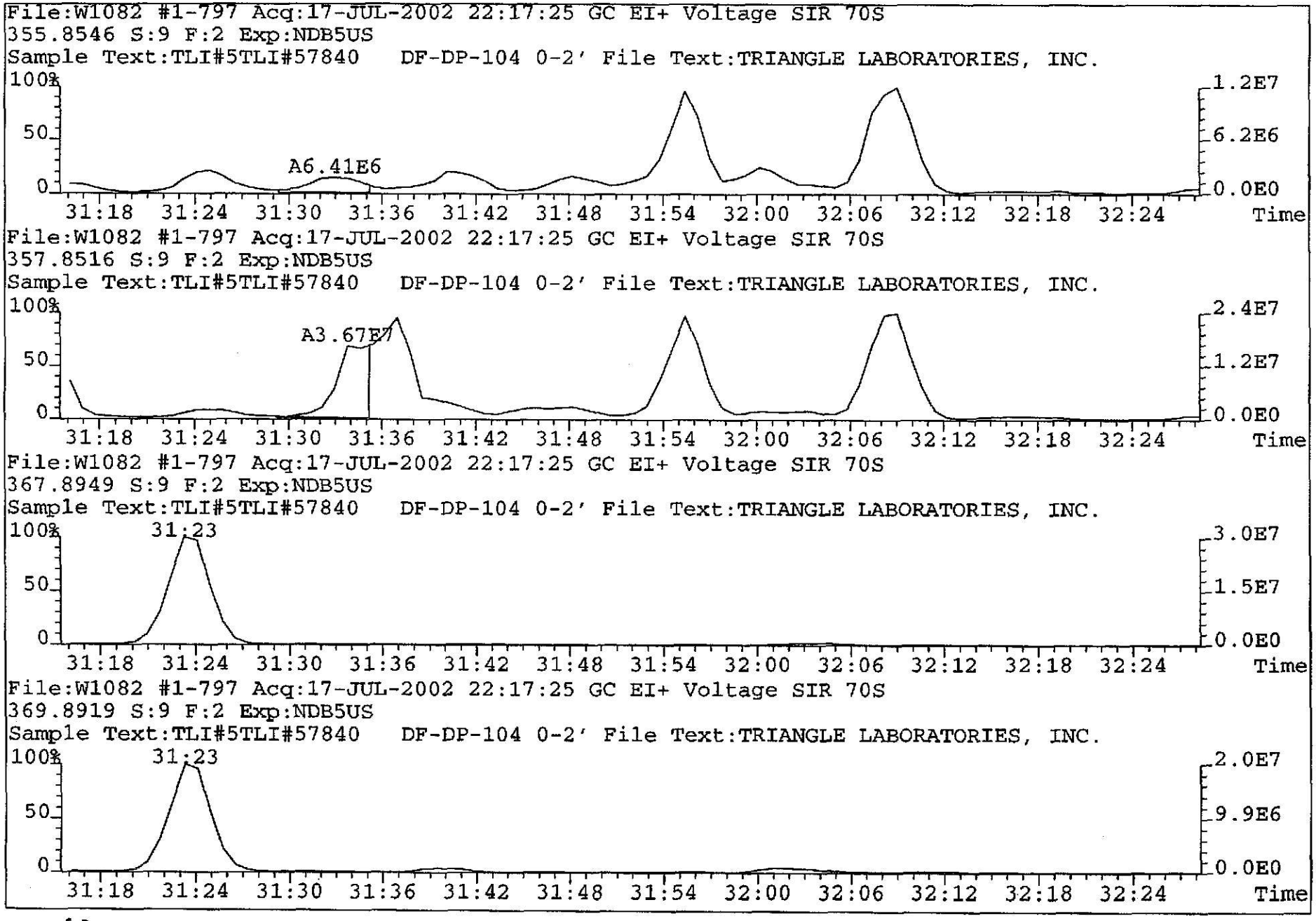
File:W1082 #1-797 Acq:17-JUL-2002 22:17:25 GC EI+ Voltage SIR 70S
355.8546 S:9 F:2 Exp:NDB5US
Sample Text:TLI#5TLI#57840 DF-DP-104 0-2' File Text:TRIANGLE LABORATORIES, INC.
100%
50
0
A6.41E6
1.2E7
6.2E6
0.0E0
31:18 31:24 31:30 31:36 31:42 31:48 31:54 32:00 32:06 32:12 32:18 32:24
Time
File:W1082 #1-797 Acq:17-JUL-2002 22:17:25 GC EI+ Voltage SIR 70S
357.8516 S:9 F:2 Exp:NDB5US
Sample Text:TLI#5TLI#57840 DF-DP-104 0-2' File Text:TRIANGLE LABORATORIES, INC.
100%
50
0
A3.67E7
2.4E7
1.2E7
0.0E0
31:18 31:24 31:30 31:36 31:42 31:48 31:54 32:00 32:06 32:12 32:18 32:24
Time
File:W1082 #1-797 Acq:17-JUL-2002 22:17:25 GC EI+ Voltage SIR 70S
367.8949 S:9 F:2 Exp:NDB5US
Sample Text:TLI#5TLI#57840 DF-DP-104 0-2' File Text:TRIANGLE LABORATORIES, INC.
100%
31:23
50
0
3.0E7
1.5E7
0.0E0
31:18 31:24 31:30 31:36 31:42 31:48 31:54 32:00 32:06 32:12 32:18 32:24
Time
File:W1082 #1-797 Acq:17-JUL-2002 22:17:25 GC EI+ Voltage SIR 70S
369.8919 S:9 F:2 Exp:NDB5US
Sample Text:TLI#5TLI#57840 DF-DP-104 0-2' File Text:TRIANGLE LABORATORIES, INC.
100%
31:23
50
0
2.0E7
9.9E6
0.0E0
31:18 31:24 31:30 31:36 31:42 31:48 31:54 32:00 32:06 32:12 32:18 32:24
Time

331

7/10/02

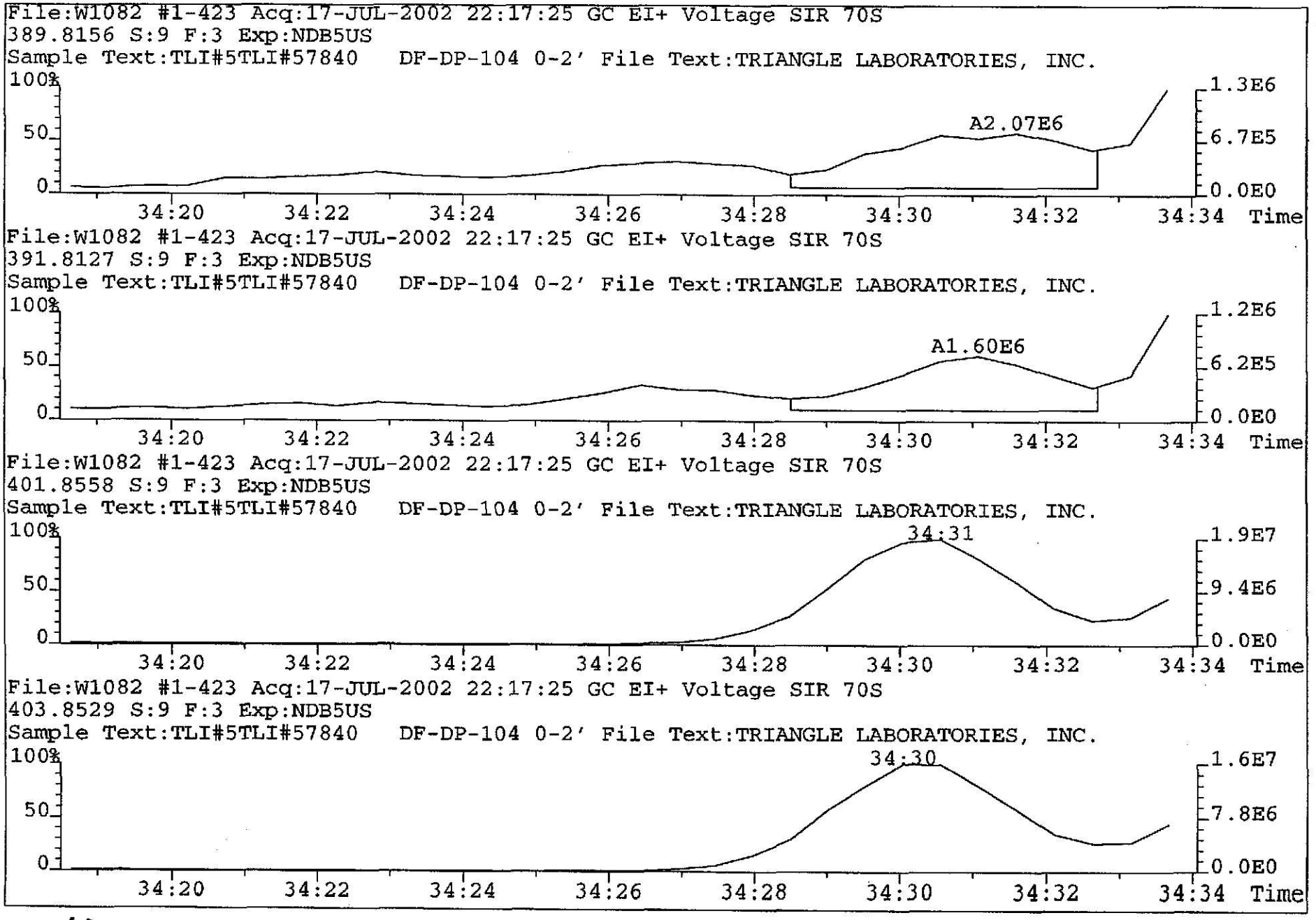
File:W1082 #1-423 Acq:17-JUL-2002 22:17:25 GC EI+ Voltage SIR 70S
389.8156 S:9 F:3 Exp:NDB5US
Sample Text:TLI#5TLI#57840 DF-DP-104 0-2' File Text:TRIANGLE LABORATORIES, INC.
100%
50
0
A2.07E6
1.3E6
6.7E5
0.0E0
34:20 34:22 34:24 34:26 34:28 34:30 34:32 34:34 Time
File:W1082 #1-423 Acq:17-JUL-2002 22:17:25 GC EI+ Voltage SIR 70S
391.8127 S:9 F:3 Exp:NDB5US
Sample Text:TLI#5TLI#57840 DF-DP-104 0-2' File Text:TRIANGLE LABORATORIES, INC.
100%
50
0
A1.60E6
1.2E6
6.2E5
0.0E0
34:20 34:22 34:24 34:26 34:28 34:30 34:32 34:34 Time
File:W1082 #1-423 Acq:17-JUL-2002 22:17:25 GC EI+ Voltage SIR 70S
401.8558 S:9 F:3 Exp:NDB5US
Sample Text:TLI#5TLI#57840 DF-DP-104 0-2' File Text:TRIANGLE LABORATORIES, INC.
100%
50
0
34:31
1.9E7
9.4E6
0.0E0
34:20 34:22 34:24 34:26 34:28 34:30 34:32 34:34 Time
File:W1082 #1-423 Acq:17-JUL-2002 22:17:25 GC EI+ Voltage SIR 70S
403.8529 S:9 F:3 Exp:NDB5US
Sample Text:TLI#5TLI#57840 DF-DP-104 0-2' File Text:TRIANGLE LABORATORIES, INC.
100%
50
0
34:30
1.6E7
7.8E6
0.0E0
34:20 34:22 34:24 34:26 34:28 34:30 34:32 34:34 Time

KHW 7/19/02

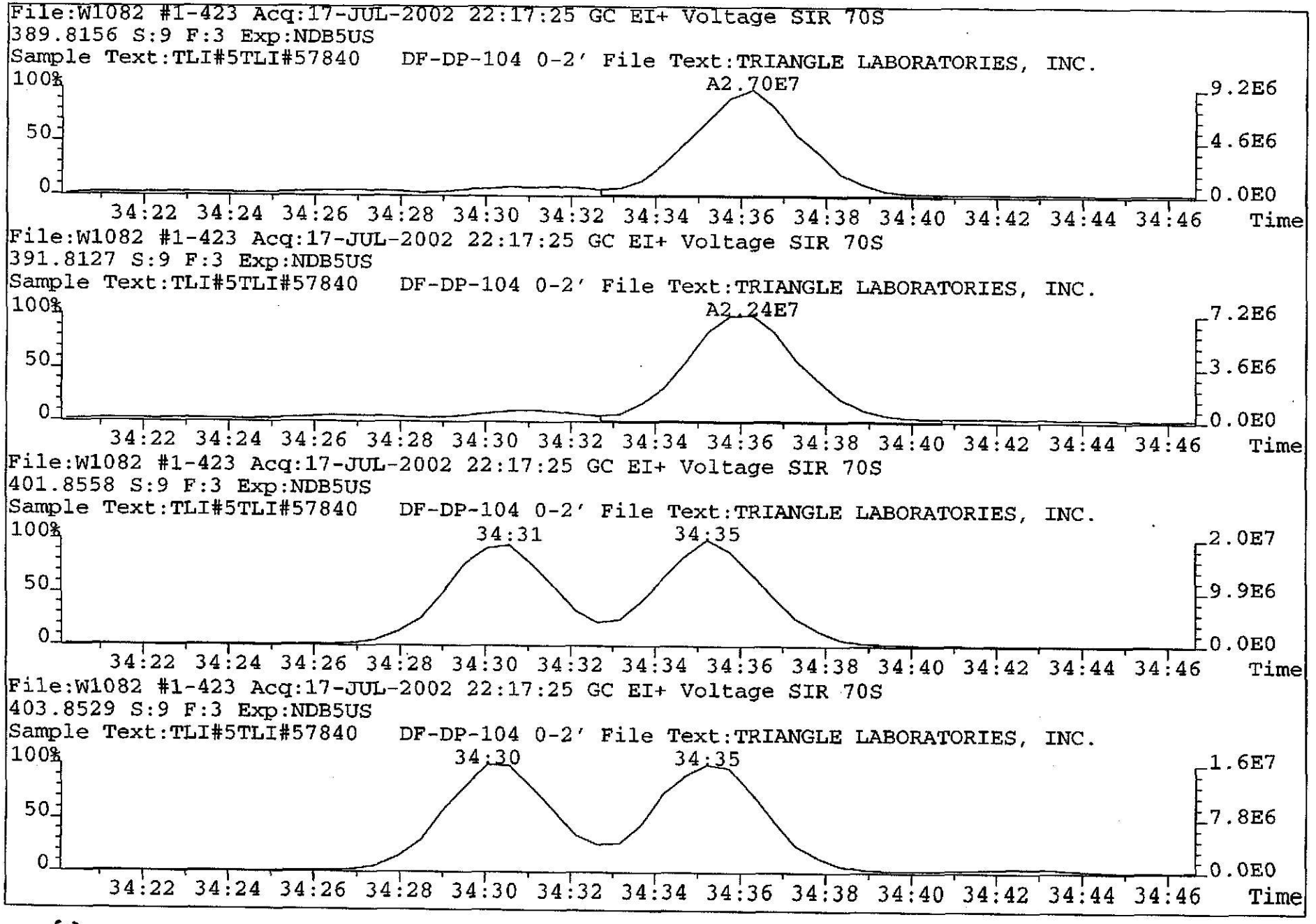
File:W1082 #1-423 Acq:17-JUL-2002 22:17:25 GC EI+ Voltage SIR 70S
389.8156 S:9 F:3 Exp:NDB5US
Sample Text:TLI#5TLI#57840 DF-DP-104 0-2' File Text:TRIANGLE LABORATORIES, INC.
A2.70E7
9.2E6
4.6E6
0.0E0
34:22 34:24 34:26 34:28 34:30 34:32 34:34 34:36 34:38 34:40 34:42 34:44 34:46 Time
File:W1082 #1-423 Acq:17-JUL-2002 22:17:25 GC EI+ Voltage SIR 70S
391.8127 S:9 F:3 Exp:NDB5US
Sample Text:TLI#5TLI#57840 DF-DP-104 0-2' File Text:TRIANGLE LABORATORIES, INC.
A2.24E7
7.2E6
3.6E6
0.0E0
34:22 34:24 34:26 34:28 34:30 34:32 34:34 34:36 34:38 34:40 34:42 34:44 34:46 Time
File:W1082 #1-423 Acq:17-JUL-2002 22:17:25 GC EI+ Voltage SIR 70S
401.8558 S:9 F:3 Exp:NDB5US
Sample Text:TLI#5TLI#57840 DF-DP-104 0-2' File Text:TRIANGLE LABORATORIES, INC.
34:31
34:35
2.0E7
9.9E6
0.0E0
34:22 34:24 34:26 34:28 34:30 34:32 34:34 34:36 34:38 34:40 34:42 34:44 34:46 Time
File:W1082 #1-423 Acq:17-JUL-2002 22:17:25 GC EI+ Voltage SIR 70S
403.8529 S:9 F:3 Exp:NDB5US
Sample Text:TLI#5TLI#57840 DF-DP-104 0-2' File Text:TRIANGLE LABORATORIES, INC.
34:30
34:35
1.6E7
7.8E6
0.0E0
34:22 34:24 34:26 34:28 34:30 34:32 34:34 34:36 34:38 34:40 34:42 34:44 34:46 Time

7/19/02

TLI Project: **57840** 1613, Revision B, Tetra Only PCDD/PCDF Analysis (c)
Client Sample: **DF-DP-104 0-2'** Analysis File: **P022557**

Client Project:	**Dioxin/Furan Analysis**				
Sample Matrix:	**SOLID**	Date Received:	**07/11/2002**	Spike File:	**SPCONB2S**
TLI ID:	**330-27-7**	Date Extracted:	**07/12/2002**	ICal:	**PF56152**
		Date Analyzed:	**07/18/2002**	ConCal:	**P022549**
Sample Size:	**11.600 g**	Dilution Factor:	**n/a**	% Moisture:	**13.2**
Dry Weight:	**10.069 g**	Blank File:	**W108202**	% Lipid:	**n/a**
GC Column:	**DB-225**	Analyst:	**JMM**	% Solids:	**86.8**

Analytes	Conc. (pg/g)	DL	Ratio	RT	RRT	Flags
2,3,7,8-TCDF	353		0.73	23:38	1.001	—

Internal Standard	Conc. (pg/g)	% Recovery	QC Limits	Ratio	RT	RRT	Flags
$^{13}C_{12}$-2,3,7,8-TCDF	145	72.8	29%-140%	0.78	23:37	1.052	—

Recovery Standard	Ratio	RT	Flags
$^{13}C_{12}$-1,2,3,4-TCDD	0.86	22:27	—

Data Reviewer: _____ 07/18/2002

CONB_PSR v1.00, LARS 6.25.05

Triangle Laboratories, Inc.®
2445 S. Alston Ave. • Durham, North Carolina 27713
Phone: (919) 544-5729 • Fax: (919) 544-5491

Printed: 16:24 07/18/2002

Initial ....Date...

Data Review By: [signature] 7/18/02

Channel specific noise levels computed from 'NL' heights.

Listing of P022557B.dbf

07/18/2002

Matched GC Peaks / Ratio / Ret. Time

Compound/ M_Z....	QC.Log	Omit	Why	..RT.	OK	Ratio	Total.Area/Ht	Area/Ht.Peak1	Area/Ht.Peak2	Rel.RT	Compound.Name..	ID..	Flags.
TCDF				0.65-0.89					0.793-1.106				
304-306	DC	NL		Height			0.17	0.08	0.09				
				18:59	RO	15.35	15.21	14.28	0.93	0.804			
				19:11		0.75	18.01	7.71	10.30	0.812			
				19:22	RO	0.19	2.28	0.37	1.91	0.820			
				19:30		0.71	38.42	15.99	22.43	0.826			
				19:36		0.73	134.59	56.87	77.72	0.830			
				19:42		0.75	1,110.60	476.77	633.83	0.834			E
				19:57		0.80	118.35	52.44	65.91	0.845			
				20:05		0.78	113.35	49.79	63.56	0.850			
				20:10		0.66	59.63	23.73	35.90	0.854			
				20:22		0.77	18.00	7.84	10.16	0.862			
				20:38		0.78	52.59	23.11	29.48	0.874			
				20:50		0.76	207.26	89.37	117.89	0.882			
				20:56		0.80	34.42	15.34	19.08	0.886			
				21:06		0.74	251.56	107.39	144.17	0.893			
				21:15		0.75	194.83	83.46	111.37	0.900			
				21:38		0.73	215.79	90.92	124.87	0.916			
				21:45		0.73	803.49	338.30	465.19	0.921			
				21:57		0.75	674.06	289.56	384.50	0.929			
				22:08		0.73	288.75	122.15	166.60	0.937			
				22:24		0.83	100.81	45.61	55.20	0.948			
				22:29		0.80	204.24	90.54	113.70	0.952			
				22:34	RO	0.93	263.37	126.71	136.66	0.956			
				22:46		0.71	78.69	32.56	46.13	0.964			
				23:06		0.73	29.25	12.31	16.94	0.978			
				23:18		0.76	85.77	37.09	48.68	0.987			
				23:28		0.74	276.77	117.65	159.12	0.994			
				23:38		0.73	806.34	339.87	466.47	1.001	2378-TCDF		AN
				23:45	RO	0.94	94.76	46.02	48.74	1.006			
				23:51		0.73	147.33	62.18	85.15	1.010			
				23:58		0.74	238.59	101.75	136.84	1.015			
				24:16		0.75	2,412.16	1,036.00	1,376.16	1.028			E
				24:38		0.75	308.98	132.47	176.51	1.043			
				24:47		0.75	6.98	2.99	3.99	1.049			
				25:02		0.67	29.25	11.70	17.55	1.060			
				25:09		0.76	61.74	26.73	35.01	1.065			
				25:24		0.83	70.84	32.18	38.66	1.076			
				25:38		0.75	286.49	122.45	164.04	1.085			
				25:54	RO	0.26	2.89	0.60	2.29	1.097			
				25:59		0.66	10.23	4.07	6.16	1.100			
	DC	WH		26:12		0.79	46.07			1.109			
	DC	WH		26:23	RO	1.42	3.63			1.117			
	DC	WH		26:28	RO	0.63	19.68			1.121			
304-306			39	Peaks			9,866.67						

Triangle Laboratories, Inc.®
2445 S. Alston Ave. • Durham, North Carolina 27713
Phone: (919) 544-5729 • Fax: (919) 544-5491

Printed: 16:24 07/18/2002

Compound/ M_Z....	QC.Log	Omit	Why	RT.	OK	Ratio	Total.Area/Ht	Area/Ht.Peak1	Area/Ht.Peak2	Rel.RT	Compound.Name..	ID..	Flags.
13C12-TCDF				0.65-0.89						0.958-1.042			
316-318	DC	NL		Height			0.22	0.06	0.16				
	DC	WL		19:11		0.73	27.98			0.812			
	DC	WL		19:22	RO	3.45	1.29			0.820			
	DC	WL		19:34	RO	1.60	0.52			0.829			
	DC	WL		19:47	RO	0.34	0.83			0.838			
	DC	WL		20:05	RO	2.75	0.90			0.850			
	DC	WL		20:13	RO	1.50	1.00			0.856			
	DC	WL		20:22	RO	0.54	4.64			0.862			
	DC	WL		20:27	RO	0.40	0.49			0.866			
	DC	WL		20:45	RO	2.31	0.53			0.879			
	DC	WL		20:53	RO	0.54	0.97			0.884			
	DC	WL		21:00	RO	2.40	0.34			0.889			
	DC	WL		21:19	RO	0.59	0.54			0.903			
	DC	WL		21:34	RO	1.61	1.07			0.913			
	DC	WL		21:39	RO	0.60	0.56			0.917			
	DC	WL		21:44	RO	1.45	1.15			0.920			
	DC	WL		21:50	RO	0.92	0.50			0.924			
	DC	WL		21:55	RO	0.29	1.24			0.928			
	DC	WL		22:02	RO	1.87	1.49			0.933			
	DC	WL		22:07	RO	0.48	3.46			0.936			
	DC	WL		22:17	RO	1.33	1.12			0.944			
	DC	WL		22:20		0.71	1.01			0.946			
	DC	WL		22:25	RO	1.26	0.86			0.949			
	DC	WL		22:33		0.71	1.23			0.955			
				22:47	RO	0.11	18.83	1.81	17.02	0.965			
				22:56	RO	0.94	3.80	1.84	1.96	0.971			
				23:10	RO	0.49	6.69	2.21	4.48	0.981			
				23:17	RO	0.94	11.25	5.44	5.81	0.986			
				23:25		0.80	10.49	4.66	5.83	0.992			
	M			23:37		0.78	405.00	177.00	228.00	1.000	13C12-2378-TCDF	ISO	
					Height		107.03	45.83	61.20				
				23:53		0.70	16.13	6.64	9.49	1.011			
				24:03	RO	1.23	19.32	10.67	8.65	1.018			
				24:17		0.72	122.17	51.15	71.02	1.028			
				24:37		0.84	3.77	1.72	2.05	1.042			
	DC	WH		25:03	RO	0.11	7.71			1.061			
	DC	WH		25:23	RO	0.09	4.42			1.075			
	DC	WH		25:35		0.79	1.25			1.083			
	DC	WH		25:39	RO	1.70	0.54			1.086			
	DC	WH		25:52		0.65	1.57			1.095			
	DC	WH		26:20	RO	0.22	2.92			1.115			
	DC	WH		26:27	RO	0.24	5.00			1.120			
316-318		10	Peaks				617.45						

---------- Above: TCDF / TCDD Follows ----------

13C12-TCDD				0.65-0.89						0.910-1.090			
332-334	DC	NL		Height			0.36	0.27	0.09				
	DC	WL		19:53	RO	5.70	2.48			0.898			
	DC	WL		20:04	RO	0.33	0.56			0.906			
	DC	SN		20:20	RO	1.67	0.56			0.918			

Compound/ M_Z....	QC.Log	Omit	Why	..RT.	OK	Ratio	Total.Area/Ht	Area/Ht.Peak1	Area/Ht.Peak2	Rel.RT	Compound.Name..	ID..	Flags.
	DC	SN		20:23	RO	4.05	1.01			0.920			
	DC	SN		21:18	RO	4.60	0.56			0.962			
	DC	SN		21:25	RO	3.19	0.67			0.967			
				22:09		0.79	292.11	129.30	162.81	1.000	13C12-2378-TCDD	IS1	
					Height		81.13	35.91	45.22				
				22:27		0.86	366.07	169.47	196.60	1.014	13C12-1234-TCDD	RS1	
	DC	SN		22:46	RO	0.91	1.03			1.028			
	DC	SN		23:47	RO	0.33	1.12			1.074			
	DC	SN		23:50	RO	3.14	0.58			1.076			
	DC	WH		24:14	RO	1.88	3.54			1.094			
	DC	WH		24:47		0.73	0.69			1.119			
	DC	WH		25:36	RO	2.46	3.29			1.156			
332-334		2	Peaks				658.18						

Column Description.....	"Why" Code Description.....	QC Log Desc.....
M_Z -Nominal Ion Mass(es)	WL-Below Retention Time Window	A-Peak Added
..RT. -Retention Time (mm:ss)	WH-Above Retention Time Window	K-Peak Kept
Rat.1 -Ratio of M/M+2 Ions	SN-Below Signal to Noise Level	D-Peak Deleted
OK -RO=Ratio Outside Limits	<M-Below Method Detection Limit	T-Time Changed
Rel.RT-Relative Retention Time	NL-Channel Specific Noise Level	M-Peak Area Changed
		N-Name Changed
		X-Ether Interference

*** End of Report ***

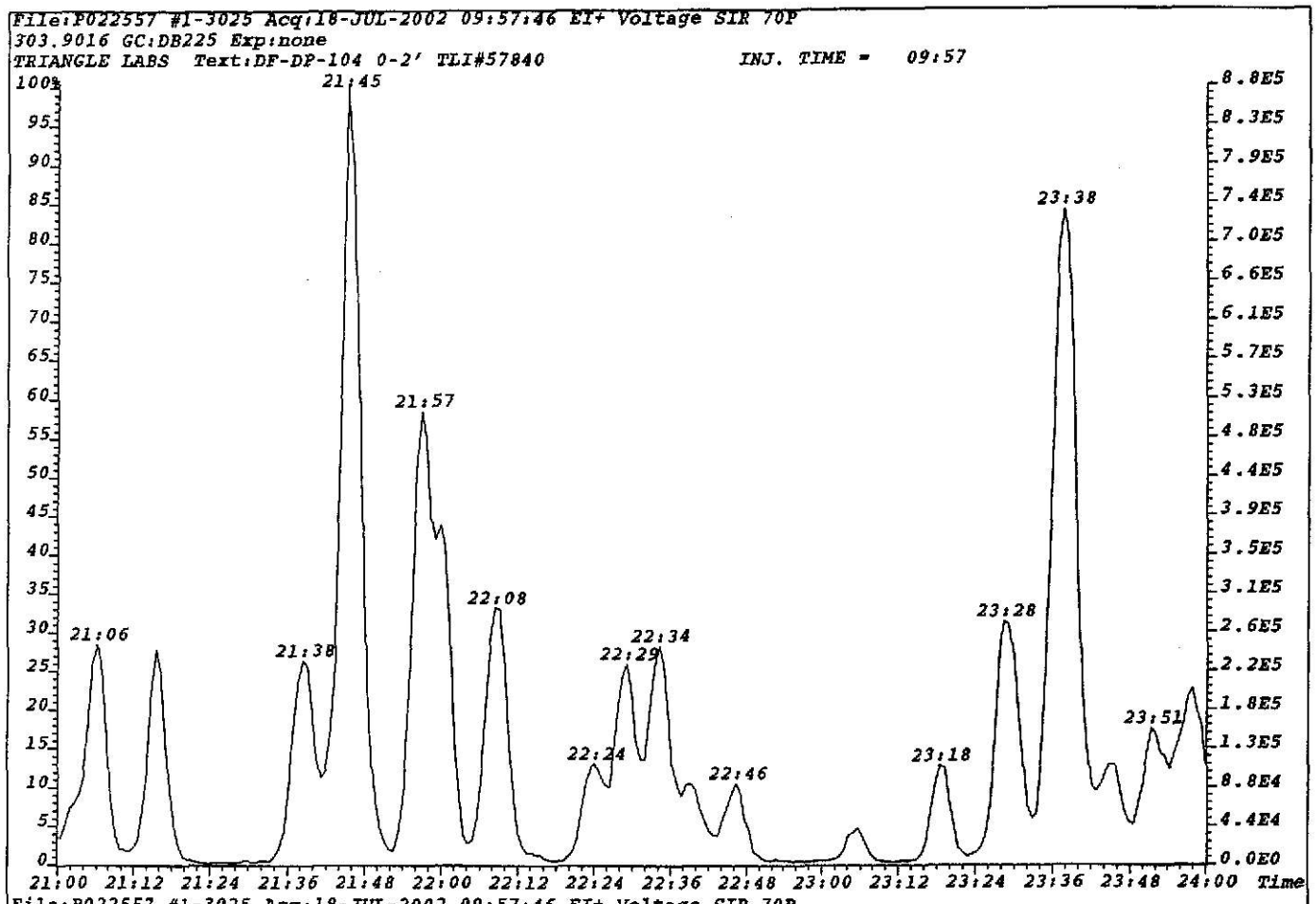
File:P022557 #1-3025 Acq:18-JUL-2002 09:57:46 EI+ Voltage SIR 70P
303.9016 GC:DB225 Exp:none
TRIANGLE LABS Text:DF-DP-104 0-2' TLI#57840
INJ. TIME = 09:57
21:45
21:57
23:38
22:08
21:06
21:38
22:34
22:29
23:28
22:24
22:46
23:18
23:51
Time

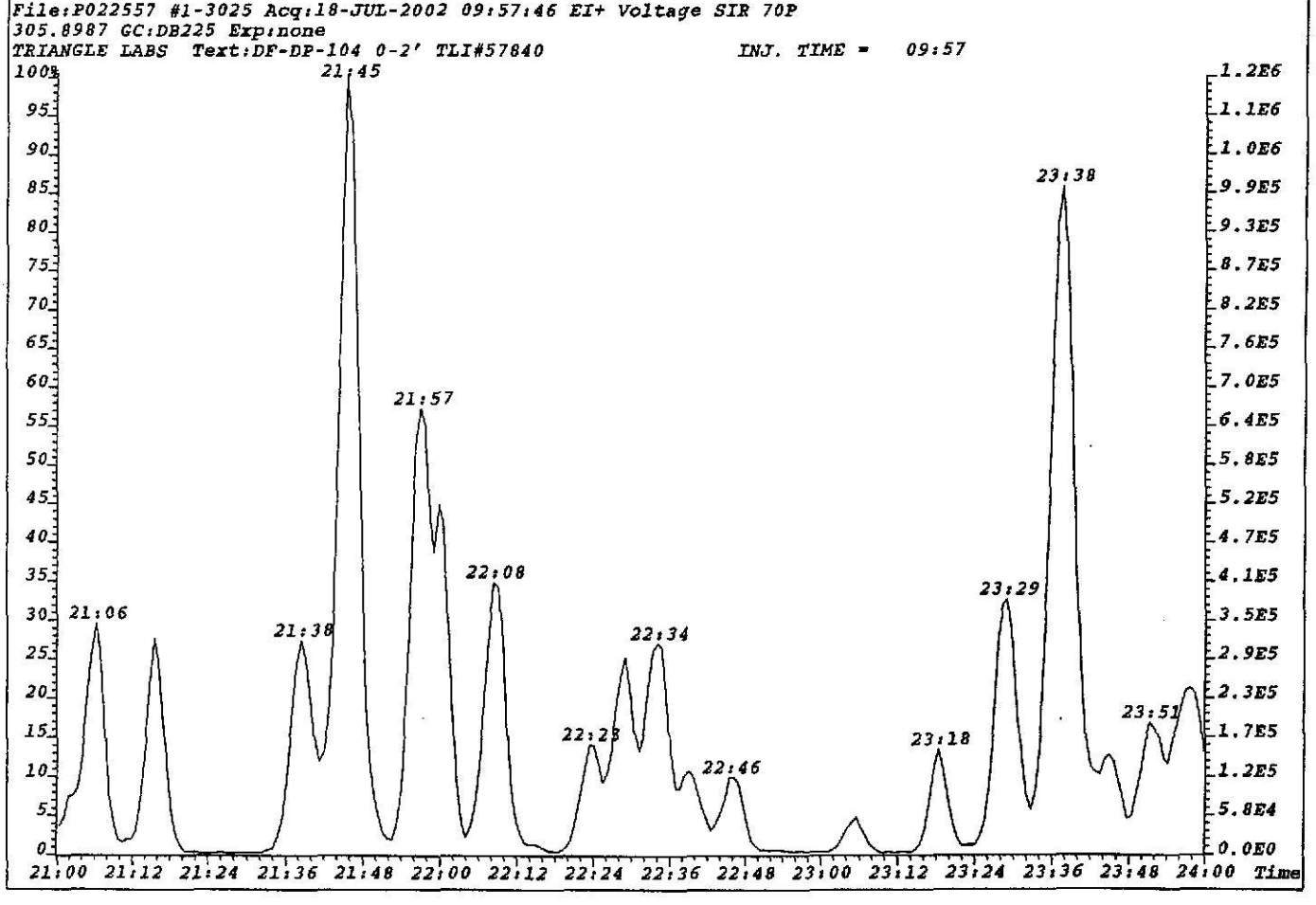
File:P022557 #1-3025 Acq:18-JUL-2002 09:57:46 EI+ Voltage SIR 70P
305.8987 GC:DB225 Exp:none
TRIANGLE LABS Text:DF-DP-104 0-2' TLI#57840
INJ. TIME = 09:57
21:45
21:57
23:38
22:08
21:06
21:38
22:34
23:29
22:23
23:51
22:46
23:18
Time


File:P022557 #1-3025 Acq:18-JUL-2002 09:57:46 EI+ Voltage SIR 70P Noise:106
303.9016 BSUB(256,30,-3.0) PKD(5,3,1,0.10%,424.0,0.00%,F,F) Exp:DB225
TRIANGLE LABS Text:DF-DP-104 0-2' TLI#57840
INJ. TIME = 09:57
A1.04E7
A4.77E6
A3.38E6
A3.40E6
A1.07E6
A1.22E6
A1.32E6
A1.22E6
A4.98E5
File:P022557 #1-3025 Acq:18-JUL-2002 09:57:46 EI+ Voltage SIR 70P Noise:118
305.8987 BSUB(256,30,-3.0) PKD(5,3,1,0.10%,472.0,0.00%,F,F) Exp:DB225
TRIANGLE LABS Text:DF-DP-104 0-2' TLI#57840
INJ. TIME = 09:57
A1.38E7
A6.34E6
A4.65E6
A4.66E6
A1.44E6
A1.67E6
A1.77E6
A1.64E6
A6.36E5
File:P022557 #1-3025 Acq:18-JUL-2002 09:57:46 EI+ Voltage SIR 70P Noise:78
315.9419 BSUB(256,30,-3.0) PKD(5,3,1,0.10%,312.0,0.00%,F,F) Exp:DB225
TRIANGLE LABS Text:DF-DP-104 0-2' TLI#57840
INJ. TIME = 09:57
A1.84E6
A5.12E5
A1.18E5
File:P022557 #1-3025 Acq:18-JUL-2002 09:57:46 EI+ Voltage SIR 70P Noise:203
317.9389 BSUB(256,30,-3.0) PKD(5,3,1,0.10%,812.0,0.00%,F,F) Exp:DB225
TRIANGLE LABS Text:DF-DP-104 0-2' TLI#57840
INJ. TIME = 09:57
A2.48E6
A7.10E5
A1.62E5
A1.70E5
File:P022557 #1-3025 Acq:18-JUL-2002 09:57:46 EI+ Voltage SIR 70P
375.8364 Exp:DB225
TRIANGLE LABS Text:DF-DP-104 0-2' TLI#57840
INJ. TIME = 09:57
24:07
25:24
18:58
21:09
21:35
22:26
25:01
25:53
26:07
Time

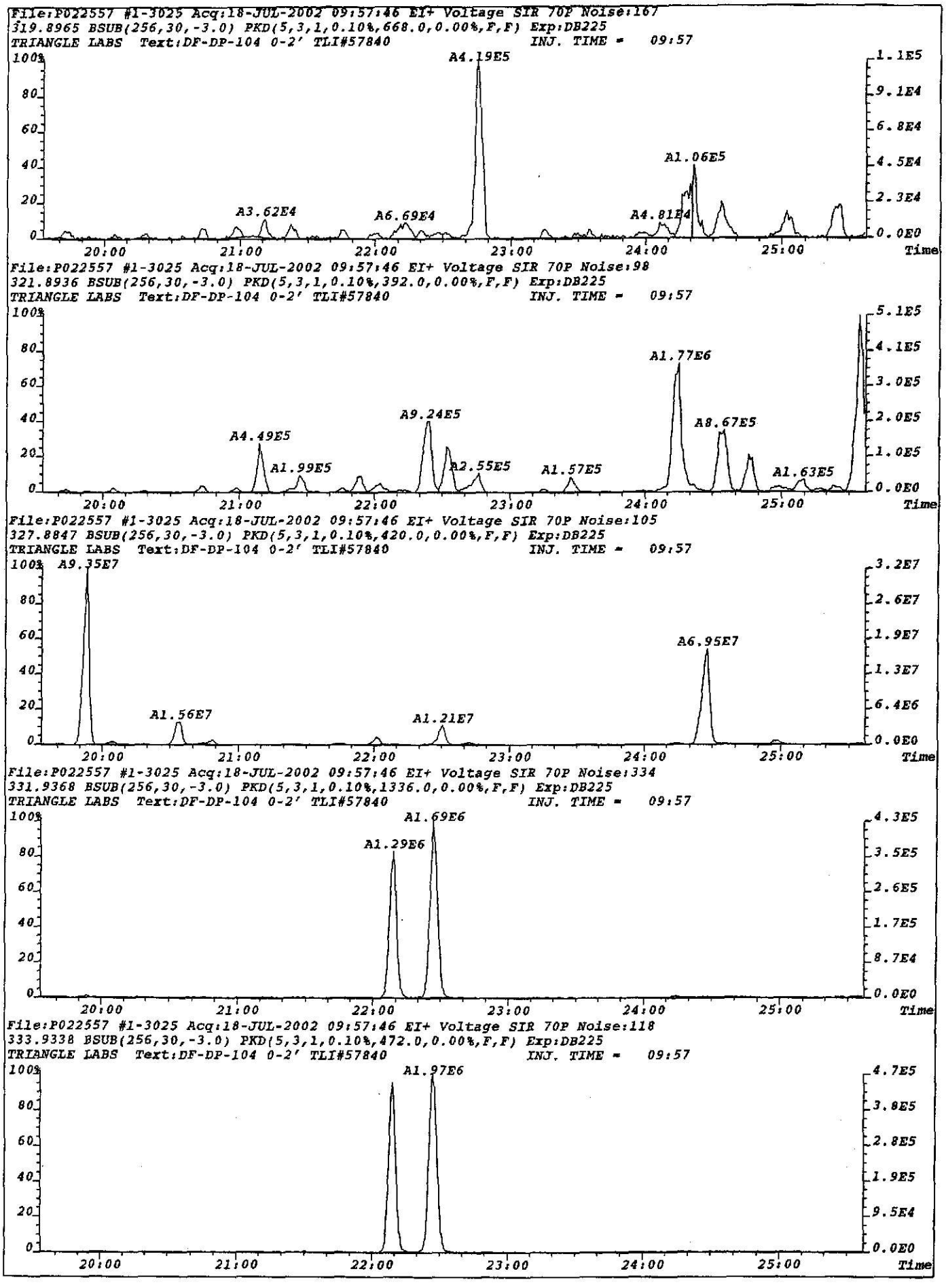
File:P022557 #1-3025 Acq:18-JUL-2002 09:57:46 EI+ Voltage SIR 70P Noise:167
319.8965 BSUB(256,30,-3.0) PKD(5,3,1,0.10%,668.0,0.00%,F,F) Exp:DB225
TRIANGLE LABS Text:DF-DP-104 0-2' TLI#57840 INJ. TIME = 09:57
A4.19E5
A1.06E5
A3.62E4
A6.69E4
A4.81E4
File:P022557 #1-3025 Acq:18-JUL-2002 09:57:46 EI+ Voltage SIR 70P Noise:98
321.8936 BSUB(256,30,-3.0) PKD(5,3,1,0.10%,392.0,0.00%,F,F) Exp:DB225
TRIANGLE LABS Text:DF-DP-104 0-2' TLI#57840 INJ. TIME = 09:57
A1.77E6
A9.24E5
A4.49E5
A8.67E5
A1.99E5
A2.55E5
A1.57E5
A1.63E5
File:P022557 #1-3025 Acq:18-JUL-2002 09:57:46 EI+ Voltage SIR 70P Noise:105
327.8847 BSUB(256,30,-3.0) PKD(5,3,1,0.10%,420.0,0.00%,F,F) Exp:DB225
TRIANGLE LABS Text:DF-DP-104 0-2' TLI#57840 INJ. TIME = 09:57
A9.35E7
A6.95E7
A1.56E7
A1.21E7
File:P022557 #1-3025 Acq:18-JUL-2002 09:57:46 EI+ Voltage SIR 70P Noise:334
331.9368 BSUB(256,30,-3.0) PKD(5,3,1,0.10%,1336.0,0.00%,F,F) Exp:DB225
TRIANGLE LABS Text:DF-DP-104 0-2' TLI#57840 INJ. TIME = 09:57
A1.69E6
A1.29E6
File:P022557 #1-3025 Acq:18-JUL-2002 09:57:46 EI+ Voltage SIR 70P Noise:118
333.9338 BSUB(256,30,-3.0) PKD(5,3,1,0.10%,472.0,0.00%,F,F) Exp:DB225
TRIANGLE LABS Text:DF-DP-104 0-2' TLI#57840 INJ. TIME = 09:57
A1.97E6
20:00
21:00
22:00
23:00
24:00
25:00
Time

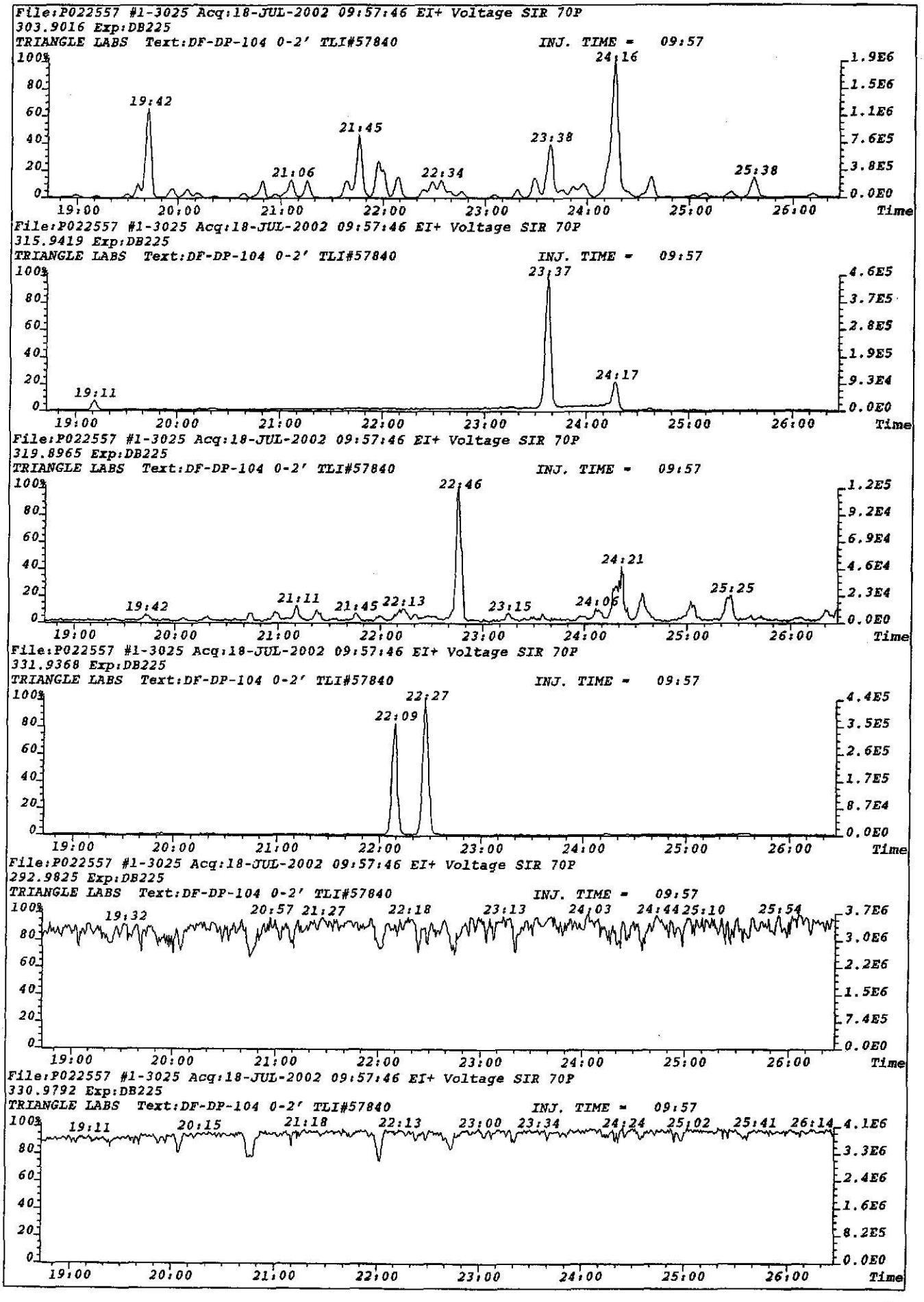
File:P022557 #1-3025 Acq:18-JUL-2002 09:57:46 EI+ Voltage SIR 70P
303.9016 Exp:DB225
TRIANGLE LABS Text:DF-DP-104 0-2' TLI#57840
INJ. TIME = 09:57
19:42
21:06
21:45
22:34
23:38
24:16
25:38
File:P022557 #1-3025 Acq:18-JUL-2002 09:57:46 EI+ Voltage SIR 70P
315.9419 Exp:DB225
TRIANGLE LABS Text:DF-DP-104 0-2' TLI#57840
INJ. TIME = 09:57
19:11
23:37
24:17
File:P022557 #1-3025 Acq:18-JUL-2002 09:57:46 EI+ Voltage SIR 70P
319.8965 Exp:DB225
TRIANGLE LABS Text:DF-DP-104 0-2' TLI#57840
INJ. TIME = 09:57
19:42
21:11
21:45
22:13
22:46
23:15
24:06
24:21
25:25
File:P022557 #1-3025 Acq:18-JUL-2002 09:57:46 EI+ Voltage SIR 70P
331.9368 Exp:DB225
TRIANGLE LABS Text:DF-DP-104 0-2' TLI#57840
INJ. TIME = 09:57
22:09
22:27
File:P022557 #1-3025 Acq:18-JUL-2002 09:57:46 EI+ Voltage SIR 70P
292.9825 Exp:DB225
TRIANGLE LABS Text:DF-DP-104 0-2' TLI#57840
INJ. TIME = 09:57
19:32
20:57
21:27
22:18
23:13
24:03
24:44
25:10
25:54
File:P022557 #1-3025 Acq:18-JUL-2002 09:57:46 EI+ Voltage SIR 70P
330.9792 Exp:DB225
TRIANGLE LABS Text:DF-DP-104 0-2' TLI#57840
INJ. TIME = 09:57
19:11
20:15
21:18
22:13
23:00
23:34
24:24
25:02
25:41
26:14
Time

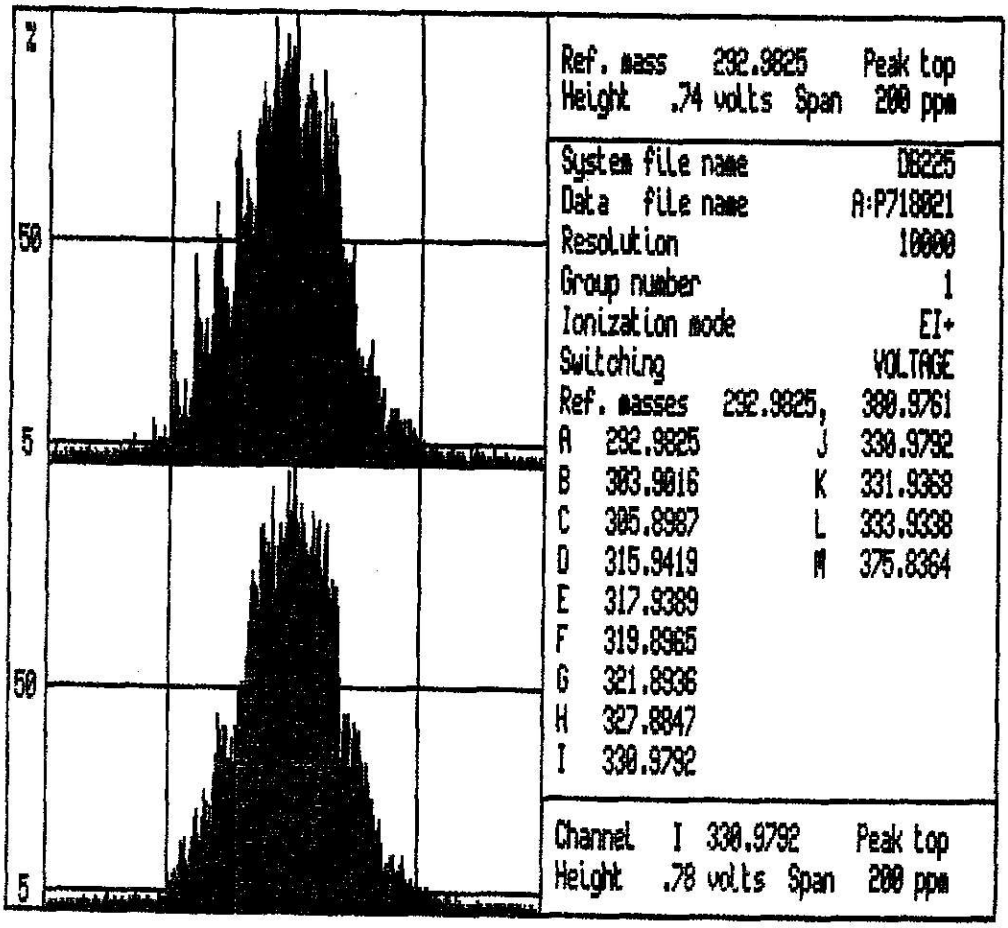

Ref. mass 292.9825 Peak top
Height .74 volts Span 200 ppm

System file name	DB225
Data file name	A:P718021
Resolution	10000
Group number	1
Ionization mode	EI+
Switching	VOLTAGE
Ref. masses	292.9825, 380.9761

A	292.9825	J	330.9792
B	303.9016	K	331.9368
C	305.8987	L	333.9338
D	315.9419	M	375.8364
E	317.9389		
F	319.8965		
G	321.8936		
H	327.8847		
I	330.9792		

Channel I 330.9792 Peak top
Height .78 volts Span 200 ppm

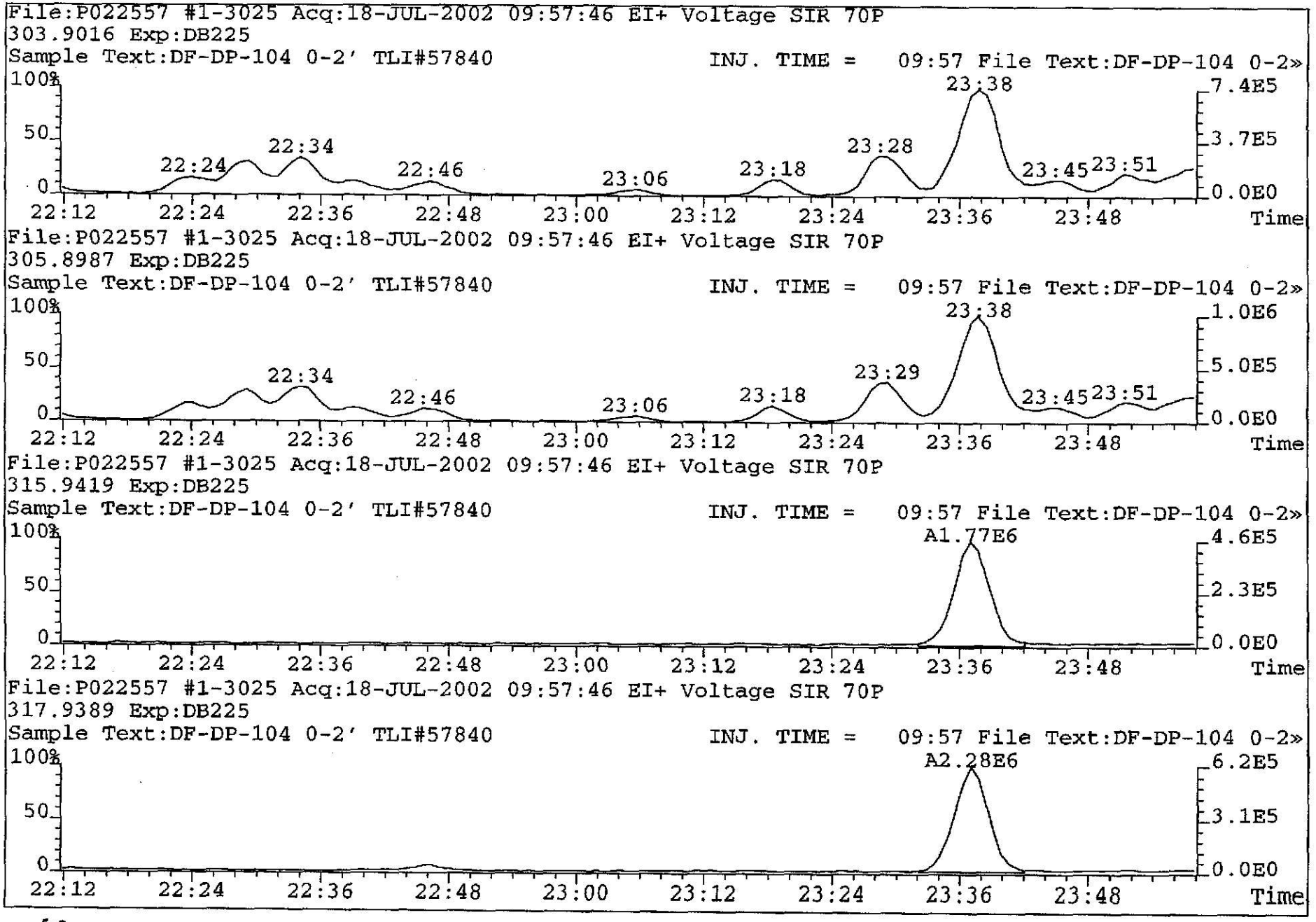
File:P022557 #1-3025 Acq:18-JUL-2002 09:57:46 EI+ Voltage SIR 70P
303.9016 Exp:DB225
Sample Text:DF-DP-104 0-2' TLI#57840
INJ. TIME = 09:57 File Text:DF-DP-104 0-2»
100%
50
0
22:24
22:34
22:46
23:06
23:18
23:28
23:38
23:45
23:51
7.4E5
3.7E5
0.0E0
22:12 22:24 22:36 22:48 23:00 23:12 23:24 23:36 23:48 Time
File:P022557 #1-3025 Acq:18-JUL-2002 09:57:46 EI+ Voltage SIR 70P
305.8987 Exp:DB225
Sample Text:DF-DP-104 0-2' TLI#57840
INJ. TIME = 09:57 File Text:DF-DP-104 0-2»
100%
50
0
22:34
22:46
23:06
23:18
23:29
23:38
23:45
23:51
1.0E6
5.0E5
0.0E0
22:12 22:24 22:36 22:48 23:00 23:12 23:24 23:36 23:48 Time
File:P022557 #1-3025 Acq:18-JUL-2002 09:57:46 EI+ Voltage SIR 70P
315.9419 Exp:DB225
Sample Text:DF-DP-104 0-2' TLI#57840
INJ. TIME = 09:57 File Text:DF-DP-104 0-2»
100%
50
0
A1.77E6
4.6E5
2.3E5
0.0E0
22:12 22:24 22:36 22:48 23:00 23:12 23:24 23:36 23:48 Time
File:P022557 #1-3025 Acq:18-JUL-2002 09:57:46 EI+ Voltage SIR 70P
317.9389 Exp:DB225
Sample Text:DF-DP-104 0-2' TLI#57840
INJ. TIME = 09:57 File Text:DF-DP-104 0-2»
100%
50
0
A2.28E6
6.2E5
3.1E5
0.0E0
22:12 22:24 22:36 22:48 23:00 23:12 23:24 23:36 23:48 Time

TLI Project: **57840** 1613, Revision B PCDD/PCDF Analysis (c)
Client Sample: **DF-DP-163 0-2'** Analysis File: **W108210**

Client Project:	**Dioxin/Furan Analysis**				
Sample Matrix:	**SOLID**	Date Received:	**07/11/2002**	Spike File:	**SP161B2S**
TLI ID:	**330-27-8**	Date Extracted:	**07/12/2002**	ICal:	**WF5614B**
		Date Analyzed:	**07/17/2002**	ConCal:	**WB21081**
Sample Size:	**12.300 g**	Dilution Factor:	**n/a**	% Moisture:	**18.1**
Dry Weight:	**10.074 g**	Blank File:	**W108202**	% Lipid:	**n/a**
GC Column:	**DB-5**	Analyst:	**JLD**	% Solids:	**81.9**

Analytes	Conc. (pg/g)	DL	Ratio	RT	RRT	Flags
2,3,7,8-TCDD	ND	0.7				
1,2,3,7,8-PeCDD	ND	0.6				
1,2,3,4,7,8-HxCDD	ND	0.3				
1,2,3,6,7,8-HxCDD	4.6		1.09	34:36	1.001	J
1,2,3,7,8,9-HxCDD	ND	0.3				
1,2,3,4,6,7,8-HpCDD	37.3		1.03	37:54	1.000	
1,2,3,4,6,7,8,9-OCDD	687		0.85	41:37	1.000	
2,3,7,8-TCDF	7.3		0.84	26:30	1.001	
1,2,3,7,8-PeCDF	1.8		1.34	30:21	1.000	J
2,3,4,7,8-PeCDF	5.4		1.50	31:03	1.001	
1,2,3,4,7,8-HxCDF	73.9		1.28	33:47	1.000	
1,2,3,6,7,8-HxCDF	8.4		1.19	33:53	1.000	
2,3,4,6,7,8-HxCDF	9.0		1.33	34:23	1.000	
1,2,3,7,8,9-HxCDF	ND	0.2				
1,2,3,4,6,7,8-HpCDF	346		1.04	36:51	1.000	
1,2,3,4,7,8,9-HpCDF	8.1		1.15	38:26	1.001	
1,2,3,4,6,7,8,9-OCDF	77.0		0.86	41:49	1.005	

Totals	Conc. (pg/g)	Number	DL	Flags
Total TCDD	ND		3.9	
Total PeCDD	ND		15.7	
Total HxCDD	29.0	3		
Total HpCDD	69.1	2		
Total TCDF	240	14		
Total PeCDF	523	17		
Total HxCDF	292	10		
Total HpCDF	562	4		

Triangle Laboratories, Inc.®
2445 S. Alston Ave. • Durham, North Carolina 27713
Phone: (919) 544-5729 • Fax: (919) 544-5491

Printed: 16:43 07/18/2002

TLI Project: **57840** 1613, Revision B PCDD/PCDF Analysis (c)
Client Sample: **DF-DP-163 0-2'** Analysis File: **W108210**

Internal Standards	Conc. (pg/g)	% Recovery	QC Limits	Ratio	RT	RRT	Flags
$^{13}C_{12}$-2,3,7,8-TCDD	122	61.5	25%-164%	0.79	27:11	1.007	—
$^{13}C_{12}$-1,2,3,7,8-PeCDD	215	108	25%-181%	1.46	31:22	1.162	—
$^{13}C_{12}$-1,2,3,4,7,8-HxCDD	148	74.7	32%-141%	1.14	34:29	0.989	—
$^{13}C_{12}$-1,2,3,6,7,8-HxCDD	145	73.0	28%-130%	1.25	34:34	0.991	—
$^{13}C_{12}$-1,2,3,4,6,7,8-HpCDD	147	74.3	23%-140%	1.02	37:54	1.086	—
$^{13}C_{12}$-1,2,3,4,6,7,8,9-OCDD	321	80.8	17%-157%	0.86	41:36	1.193	—
$^{13}C_{12}$-2,3,7,8-TCDF	112	56.6	24%-169%	0.75	26:28	0.980	—
$^{13}C_{12}$-1,2,3,7,8-PeCDF	150	75.6	24%-185%	1.40	30:21	1.124	—
$^{13}C_{12}$-2,3,4,7,8-PeCDF	157	79.2	21%-178%	1.43	31:02	1.149	—
$^{13}C_{12}$-1,2,3,4,7,8-HxCDF	131	65.8	26%-152%	0.50	33:47	0.968	—
$^{13}C_{12}$-1,2,3,6,7,8-HxCDF	129	65.2	26%-123%	0.50	33:53	0.971	—
$^{13}C_{12}$-2,3,4,6,7,8-HxCDF	139	70.2	28%-136%	0.51	34:23	0.986	—
$^{13}C_{12}$-1,2,3,7,8,9-HxCDF	144	72.7	29%-147%	0.51	35:10	1.008	—
$^{13}C_{12}$-1,2,3,4,6,7,8-HpCDF	132	66.6	28%-143%	0.45	36:51	1.056	—
$^{13}C_{12}$-1,2,3,4,7,8,9-HpCDF	122	61.5	26%-138%	0.43	38:24	1.101	—

Cleanup Standard	Conc. (pg/g)	% Recovery	QC Limits	RT	RRT	Flags
$^{37}Cl_4$-2,3,7,8-TCDD	13.6	68.3	35%-197%	27:11	1.007	—

Recovery Standards	Ratio	RT	Flags
$^{13}C_{12}$-1,2,3,4-TCDD	0.81	27:00	—
$^{13}C_{12}$-1,2,3,7,8,9-HxCDD	1.17	34:53	—

Data Reviewer: _____ 07/18/2002

Triangle Laboratories, Inc.®
2445 S. Alston Ave. • Durham, North Carolina 27713
Phone: (919) 544-5729 • Fax: (919) 544-5491

TLI Project: 57840
Client Sample: DF-DP-163 0-2'

Toxicity Equivalents Report
Analysis File: **W108210**

Client Project:	**Dioxin/Furan Analysis**				
Sample Matrix:	**SOLID**	Date Received:	**07/11/02**	Spike File:	**SP161B2S**
TLI ID:	**330-27-8**	Date Extracted:	**07/12/02**	ICal:	**WF5614B**
		Date Analyzed:	**07/17/02**	ConCal:	**WB21081**
Sample Size:	**12.300 g**	Dilution Factor:	**1**	% Moisture:	**18.1**
Dry Weight:	**10.074 g**	Blank File:	**W108202**	% Lipid:	**n/a**
GC Column:	**DB-5**	Analyst:	**JLD**	% Solids:	**81.9**

Analytes	Conc. (pg/g)		TEF		Equivalent
2,3,7,8-TCDD	{0.7}	x	1.	=	0.7
1,2,3,7,8-PeCDD	{0.6}	x	0.5	=	0.3
1,2,3,4,7,8-HxCDD	{0.3}	x	0.1	=	0.03
1,2,3,6,7,8-HxCDD	4.6	x	0.1	=	0.46
1,2,3,7,8,9-HxCDD	{0.3}	x	0.1	=	0.03
1,2,3,4,6,7,8-HpCDD	37.3	x	0.01	=	0.373
1,2,3,4,6,7,8,9-OCDD	687	x	0.001	=	0.687
TOTAL PCDD					2.6
2,3,7,8-TCDF	3.7	x	0.1	=	0.37
1,2,3,7,8-PeCDF	1.8	x	0.05	=	0.090
2,3,4,7,8-PeCDF	5.4	x	0.5	=	2.7
1,2,3,4,7,8-HxCDF	73.9	x	0.1	=	7.39
1,2,3,6,7,8-HxCDF	8.4	x	0.1	=	0.84
2,3,4,6,7,8-HxCDF	9.0	x	0.1	=	0.90
1,2,3,7,8,9-HxCDF	{0.2}	x	0.1	=	0.02
1,2,3,4,6,7,8-HpCDF	346	x	0.01	=	3.46
1,2,3,4,7,8,9-HpCDF	8.1	x	0.01	=	0.081
1,2,3,4,6,7,8,9-OCDF	77.0	x	0.001	=	0.0770
TOTAL PCDF					15.9

Total EPA TEFs, 1989a: 18.5 pg/g

{...} indicates that the value is that of a Detection Limit.

GRY_TEF v1.08, MILES 4.22.16

Triangle Laboratories, Inc.®
2445 S. Alston Ave. • Durham, North Carolina 27713
Phone: (919) 544-5729 • Fax: (919) 544-5491

Printed: 20:42 07/18/02

Initial ....Date...

Data Review By: KW 7/19/02

Calculated Noise Height: 1.67

Page No. 1 Listing of W108210B.dbf
07/18/2002 Matched GC Peaks / Ratio / Ret. Time

Compound/ M_Z....	QC.Log	Omit	Why	..RT.	OK	Ratio	Total.Area/Ht	Area/Ht.Peak1	Area/Ht.Peak2	Rel.RT	Compound.Name..	ID..	Flags.
TCDF				0.65-0.89						0.877-1.070			
304-306		DC	NL			Height	14.21	8.36	5.85				
	D	D	WL	23:19		0.69	2,341.26			0.881			
				23:50		0.71	849.04	352.40	496.64	0.901			
				24:00		0.80	182.17	80.94	101.23	0.907			
				24:09	RO	0.63	72.79	28.23	44.56	0.912			
				24:23		0.76	557.31	241.52	315.79	0.921			
				24:34		0.78	281.93	123.79	158.14	0.928			
				24:51		0.69	97.66	40.03	57.63	0.939			
				25:00		0.73	3,788.13	1,604.18	2,183.95	0.945			
				25:12	RO	1.82	80.74	52.06	28.68	0.952			
				25:34	RO	0.63	1,229.86	474.37	755.49	0.966			
				25:54		0.84	1,626.90	742.05	884.85	0.979			
				26:06		0.84	925.71	422.46	503.25	0.986			
				26:20		0.75	971.82	415.22	556.60	0.995			
	MN			26:27		0.69	742.00	304.00	438.00	0.999			
	AN			26:30		0.84	539.00	246.00	293.00	1.001	2378-TCDF		AN
		DC	SN	26:42		0.75	59.94			1.009			
				26:55		0.76	156.04	67.53	88.51	1.017			
				27:10	RO	0.61	91.04	34.32	56.72	1.026			
				27:22		0.71	905.37	374.89	530.48	1.034			
				27:42		0.73	6,122.17	2,592.93	3,529.24	1.047			
		DC	WH	28:44	RO	0.35	63.51			1.086			
304-306			18	Peaks			19,219.68						
13C12-TCDF				0.65-0.89						0.944-1.133			
316-318		DC	NL			Height	4.45	1.98	2.47				
				25:46	RO	0.59	26.76	9.90	16.86	0.974			
				26:05	RO	0.53	98.76	34.04	64.72	0.986			
				26:28		0.75	12,849.31	5,518.32	7,330.99	1.000	13C12-2378-TCDF		IS0
						Height	3,505.91	1,495.79	2,010.12				
316-318			3	Peaks			12,974.83						
---------- Above: TCDF / TCDD Follows ----------													
TCDD				0.65-0.89						0.903-1.042			
320-322		DC	NL			Height	3.17	1.50	1.67				
	D	D	SN	24:43	RO	1.18	17.66			0.909	1368-TCDD		AN
		DC	SN	25:16	RO	2.72	8.49			0.929			
		DC	SN	25:34	RO	2.76	10.35			0.941			
		DC	SN	25:48	RO	0.58	15.17			0.949			
		DC	SN	25:55		0.79	8.99			0.953			
	D	D	SN	26:02	RO	0.91	20.02			0.958			
	D	D	SN	26:45	RO	2.24	15.66			0.984			
	D	D	SN	26:52	RO	0.56	23.32			0.988			
				27:10	RO	1.19	41.87	22.75	19.12	0.999	2378-TCDD		AN
	D	D	SN	27:22	RO	1.23	23.27			1.007			

Compound/ M_Z....	QC.Log	Omit	Why	..RT.	OK	Ratio	Total.Area/Ht	Area/Ht.Peak1	Area/Ht.Peak2	Rel.RT	Compound.Name..	ID..	Flags.
				27:37	RO	1.54	67.27	40.76	26.51	1.016			
				27:46	RO	2.03	140.98	94.41	46.57	1.021			
D	D	SN		28:12	RO	0.56	23.70			1.037			
	DC	WH		28:24	RO	1.24	116.58			1.045			
	DC	WH		28:42	RO	1.27	48.40			1.056			
320-322			3 Peaks				250.12						
37Cl-TCDD										0.926-1.074			
328	DC	NL				Height	3.92	3.92					
	DC	WL		25:05			23.01			0.923			
				25:34			16.46	16.46		0.941			
				25:51			1,707.17	1,707.17		0.951			
				26:27			14.30	14.30		0.973			
				27:11			1,293.00	1,293.00		1.000	37Cl-TCDD	CLS	
				27:35			11,434.60	11,434.60		1.015			
				27:47			19.45	19.45		1.022			
				28:30			131.70	131.70		1.048			
328			7 Peaks				14,616.68						
13C12-TCDD						0.65-0.89				0.920-1.067			
332-334	DC	NL				Height	11.58	9.28	2.30				
				27:00		0.81	15,692.04	7,017.30	8,674.74	0.993	13C12-1234-TCDD	RS1	
				27:11		0.79	11,429.21	5,047.89	6,381.32	1.000	13C12-2378-TCDD	IS1	
						Height	3,385.02	1,480.26	1,904.76				
332-334			2 Peaks				27,121.25						
---------- Above: TCDD / PeCDF Follows ----------													
PeCDF						1.32-1.78				0.909-1.036			
340-342	DC	NL				Height	5.21	2.60	2.61				
	DC	WL		28:11	RO	1.31	251.43			0.908			
				28:20		1.43	1,689.82	994.54	695.28	0.913			
				28:29		1.40	2,529.31	1,476.58	1,052.73	0.918			
				28:43		1.49	2,477.47	1,481.87	995.60	0.925			
				28:56		1.47	507.87	302.34	205.53	0.932			
				29:07	RO	1.29	1,326.53	746.08	580.45	0.938			
				29:18		1.46	217.33	129.06	88.27	0.944			J
				29:25		1.45	4,311.40	2,552.94	1,758.46	0.948			
				29:43		1.47	13,214.44	7,859.25	5,355.19	0.958			
				29:53		1.48	5,738.29	3,425.25	2,313.04	0.963			
MN				30:16		1.48	8,940.00	5,330.00	3,610.00	0.997			
AN				30:21		1.34	158.10	90.60	67.50	1.000	12378-PeCDF	AN	J
				30:34		1.67	289.70	181.04	108.66	0.985			J
				30:40		1.39	453.10	263.28	189.82	0.988			
A				30:58		1.49	423.00	253.00	170.00	0.998			J
M				31:03		1.50	478.00	287.00	191.00	1.001	23478-PeCDF	AN	
				31:16		1.50	1,394.98	837.29	557.69	1.008			
				31:25	RO	1.25	403.02	223.94	179.08	1.012			
				31:33	RO	1.30	64.92	36.73	28.19	1.017			
				31:40		1.49	561.01	335.82	225.19	1.020			
				31:54		1.43	2,117.43	1,247.21	870.22	1.028			
	DC	WH		32:10	RO	1.06	67.85			1.037			

Compound/ M_Z....	QC.Log	Omit	Why	..RT.	OK	Ratio	Total.Area/Ht	Area/Ht.Peak1	Area/Ht.Peak2	Rel.RT	Compound.Name..	ID..	Flags.
	DC	WH		32:17	RO	0.65	29.00			1.040			
	DC	WH		32:29	RO	2.32	106.79			1.047			
340-342			20	Peaks			47,295.72						
13C12-PeCDF				1.32-1.78						0.806-1.128			
352-354	DC	NL				Height	4.13	1.88	2.25				
				29:31	RO	0.34	199.01	50.88	148.13	0.951			
				29:43	RO	0.24	172.30	33.82	138.48	0.958			
				30:21		1.40	14,004.22	8,171.93	5,832.29	1.000	13C12-PeCDF 123	IS2	
						Height	4,376.68	2,598.84	1,777.84				
				30:38	RO	0.54	263.40	92.40	171.00	0.987			
				31:02		1.43	14,709.12	8,661.95	6,047.17	1.000	13C12-PeCDF 234	IS3	
						Height	4,931.61	2,925.04	2,006.57				
				31:26	RO	1.25	83.50	46.33	37.17	1.013			
				31:31	RO	0.25	32.29	6.55	25.74	1.016			
				31:41	RO	0.69	164.94	67.40	97.54	1.021			
				31:47	RO	1.13	49.88	26.51	23.37	1.024			
				31:59	RO	1.02	318.38	160.61	157.77	1.031			
352-354			10	Peaks			29,997.04						
---------- Above: PeCDF / PeCDD Follows ----------													
PeCDD				1.32-1.78						0.939-1.021			
356-358	DC	NL				Height	7.29	2.56	4.73				
D	D	SN		29:27	RO	0.30	52.61			0.939			
				29:36	RO	0.09	404.58	34.15	370.43	0.944			
	DC	SN		29:53	RO	0.03	107.92			0.953			
				30:09	RO	0.99	79.52	39.64	39.88	0.961			
				30:19	RO	0.85	83.96	38.66	45.30	0.967			
				30:28	RO	1.21	56.63	31.00	25.63	0.971			
				30:59	RO	0.67	130.03	52.22	77.81	0.988			
				31:23	RO	0.63	44.69	17.21	27.48	1.001	12378-PeCDD		AN
				31:31	RO	0.23	106.93	19.85	87.08	1.005			
				31:41	RO	0.93	127.00	61.27	65.73	1.010			
				31:54	RO	0.65	50.44	19.86	30.58	1.017			
				32:00	RO	1.09	118.58	61.78	56.80	1.020			
	DC	WH		32:10	RO	0.67	76.49			1.026			
356-358			10	Peaks			1,202.36						
13C12-PeCDD				1.32-1.78						0.734-1.053			
368-370	DC	NL				Height	4.43	3.19	1.24				
	DC	SN		29:36		1.37	10.04			0.944			
				29:56		1.37	11.93	6.89	5.04	0.954			
				30:00	RO	5.77	35.45	30.21	5.24	0.956			
				30:08	RO	0.25	83.79	16.66	67.13	0.961			
				30:18	RO	3.26	29.38	22.48	6.90	0.966			
				30:27	RO	0.42	146.04	43.33	102.71	0.971			
	DC	SN		30:43		1.33	19.20			0.979			
				31:22		1.46	12,008.20	7,131.22	4,876.98	1.000	13C12-PeCDD 123	IS4	
						Height	3,901.09	2,326.10	1,574.99				
				31:36	RO	0.67	100.12	40.08	60.04	1.007			
	DC	SN		31:49	RO	0.14	39.58			1.014			

Compound/ M_Z....	QC.Log	Omit	Why	..RT.	OK	Ratio	Total.Area/Ht	Area/Ht.Peak1	Area/Ht.Peak2	Rel.RT	Compound.Name..	ID..	Flags.
	DC	SN		32:02	RO	0.08	93.71			1.021			
				32:11	RO	0.11	97.98	9.55	88.43	1.026			
368-370			8 Peaks				12,512.89						
---------- Above: PeCDD / HxCDF Follows ----------													
HxCDF				1.05-1.43						0.929-1.007			
374-376	DC	NL		Height			21.90	11.20	10.70				
				32:50		1.23	764.54	421.15	343.39	0.934			
				32:58		1.26	3,951.29	2,206.56	1,744.73	0.937			
				33:08		1.25	1,274.97	707.49	567.48	0.942			
				33:17		1.37	254.91	147.37	107.54	0.946			J
				33:26		1.25	5,272.67	2,931.07	2,341.60	0.951			
				33:40		1.19	221.63	120.53	101.10	0.957			J
				33:47		1.28	4,392.92	2,465.29	1,927.63	1.000	123478-HxCDF	AN	
				33:53		1.19	525.31	285.85	239.46	1.000	123678-HxCDF	AN	
	DC	SN		34:00	RO	1.04	66.82			0.967			
	DC	SN		34:11	RO	1.48	81.27			0.972			
				34:23		1.33	535.06	305.55	229.51	1.000	234678-HxCDF	AN	
	DC	SN		35:06	RO	0.76	48.60			0.998			
				35:15		1.36	208.93	120.53	88.40	1.002			J
374-376			10 Peaks				17,402.23						
13C12-HxCDF				0.43-0.59						0.879-1.106			
384-386	DC	NL		Height			10.29	4.65	5.64				
				33:47		0.50	9,498.12	3,151.13	6,346.99	1.000	13C12-HxCDF 478	IS5	
				Height			3,364.86	1,126.20	2,238.66				
				33:53		0.50	9,646.74	3,218.04	6,428.70	1.000	13C12-HxCDF 678	IS6	
				Height			3,275.05	1,111.01	2,164.04				
				34:23		0.51	9,816.22	3,335.89	6,480.33	1.000	13C12-HxCDF 234	IS7	
				Height			3,386.29	1,188.16	2,198.13				
				35:10		0.51	8,838.09	2,995.73	5,842.36	1.000	13C12-HxCDF 789	IS8	
				Height			2,824.73	949.64	1,875.09				
384-386			4 Peaks				37,799.17						
---------- Above: HxCDF / HxCDD Follows ----------													
HxCDD				1.05-1.43						0.959-1.013			
390-392	DC	NL		Height			28.34	11.89	16.45				
				33:19		1.11	264.45	139.17	125.28	0.964			J
	DC	SN		33:36	RO	0.60	52.24			0.972			
M				33:58		1.14	800.00	426.00	374.00	0.983			
				34:05	RO	0.51	302.38	102.23	200.15	0.986			
				34:11	RO	0.62	86.03	32.82	53.21	0.989			
M				34:36		1.09	199.80	104.00	95.80	1.001	123678-HxCDD	AN	J
				34:42	RO	1.00	140.51	70.11	70.40	1.004			
	DC	WH		35:06	RO	0.77	288.78			1.015			
	DC	WH		35:13	RO	0.67	92.48			1.019			
	DC	WH		35:25	RO	0.90	342.41			1.025			
390-392			6 Peaks				1,793.17						

Compound/ M_Z....	QC.Log	Omit	Why	..RT.	OK	Ratio	Total.Area/Ht	Area/Ht.Peak1	Area/Ht.Peak2	Rel.RT	Compound.Name..	ID..	Flags.
13C12-HxCDD				1.05-1.43						0.983-1.041			
402-404	DC	NL		Height			16.21	9.51	6.70				
			33:56	RO		0.36	307.31	80.65	226.66	0.984			
	DC	SN	34:11	RO		0.01	765.64			0.991			
			34:29			1.14	7,458.56	3,972.87	3,485.69	1.000	13C12-HxCDD 478	IS9	
				Height			2,552.38	1,382.52	1,169.86				
			34:34			1.25	7,818.79	4,344.02	3,474.77	1.000	13C12-HxCDD 678	IS10	
				Height			2,504.71	1,382.39	1,122.32				
			34:53			1.17	10,978.95	5,924.06	5,054.89	1.012	13C12-HxCDD 789	RS2	
402-404		4	Peaks				26,563.61						
---------- Above: HxCDD / HpCDF Follows ----------													
HpCDF				0.88-1.20						0.955-1.004			
408-410	DC	NL		Height			8.70	4.87	3.83				
			36:51			1.04	18,363.70	9,382.98	8,980.72	1.000	1234678-HpCDF	AN	
			37:07			1.01	96.85	48.60	48.25	0.967			J
			37:17			1.06	9,433.13	4,859.79	4,573.34	0.971			
			38:26			1.15	311.85	166.82	145.03	1.001	1234789-HpCDF	AN	
408-410		4	Peaks				28,205.53						
13C12-HpCDF				0.37-0.51						0.856-1.143			
418-420	DC	NL		Height			4.97	2.84	2.13				
			36:51			0.45	7,059.60	2,180.06	4,879.54	1.000	13C12-HpCDF 678	IS11	
				Height			2,097.29	647.64	1,449.65				
			38:24			0.43	5,155.10	1,544.39	3,610.71	1.000	13C12-HpCDF 789	IS12	
				Height			1,413.85	416.21	997.64				
	DC	SN	38:41	RO		2.20	18.69			1.007			
418-420		2	Peaks				12,214.70						
---------- Above: HpCDF / HpCDD Follows ----------													
HpCDD				0.88-1.20						0.975-1.005			
424-426	DC	NL		Height			6.05	2.87	3.18				
			37:08			1.02	1,047.40	528.94	518.46	0.980			
			37:54			1.03	1,230.85	624.97	605.88	1.000	1234678-HpCDD	AN	
	DC	WH	38:24	RO		7.80	32.22			1.013			
424-426		2	Peaks				2,278.25						
13C12-HpCDD				0.88-1.20						0.868-1.079			
436-438	DC	NL		Height			14.67	10.91	3.76				
			37:54			1.02	6,490.06	3,278.54	3,211.52	1.000	13C12-HpCDD 678	IS13	
				Height			1,844.63	945.54	899.09				
	DC	SN	38:08	RO		0.71	41.05			1.006			
	DC	SN	38:13	RO		2.52	24.83			1.008			
436-438		1	Peak				6,490.06						
---------- Above: HpCDD / Octa-CDD and CDF Follows ----------													
OCDF				0.76-1.02						0.952-1.048			
442-444	DC	NL		Height			4.37	2.21	2.16				
	DC	WL	36:33			0.78	42.51			0.879			

Compound/ M_Z....	QC.Log	Omit	Why	..RT.	OK	Ratio	Total.Area/Ht	Area/Ht.Peak1	Area/Ht.Peak2	Rel.RT	Compound.Name..	ID..	Flags.
	DC	WL		36:44	RO	1.86	8.59			0.883			
	DC	WL		37:02	RO	1.70	24.95			0.890			
	DC	WL		37:13	RO	2.67	18.83			0.895			
	DC	WL		37:33	RO	2.32	58.65			0.903			
	DC	WL		38:05	RO	2.12	12.93			0.915			
	DC	WL		39:11	RO	0.53	6.64			0.942			
	DC	SN		40:40	RO	0.24	6.55			0.978			
	DC	SN		40:50	RO	1.34	6.25			0.982			
				41:49		0.86	2,908.99	1,342.94	1,566.05	1.005	OCDF		AN
	DC	SN		42:09	RO	2.00	13.89			1.013			
	DC	SN		42:32		0.83	6.41			1.022			
	DC	SN		42:42		0.90	10.37			1.026			
	DC	SN		42:49	RO	1.16	3.52			1.029			
	DC	WH		44:50	RO	0.41	6.51			1.078			
442-444			1 Peak				2,908.99						
OCDD						0.76-1.02				0.952-1.048			
458-460	DC	NL				Height	3.15	1.41	1.74				
				41:37		0.85	20,586.62	9,452.02	11,134.60	1.000	OCDD		AN
458-460			1 Peak				20,586.62						
13C12-OCDD						0.76-1.02				0.996-1.004			
470-472	DC	NL				Height	9.89	5.77	4.12				
				41:36		0.86	11,317.29	5,230.57	6,086.72	1.000	13C12-OCDD		IS14
						Height	2,467.05	1,120.42	1,346.63				
	DC	WH		42:03	RO	0.49	21.99			1.011			
470-472			1 Peak				11,317.29						

Column Description.....	"Why" Code Description.....	QC Log Desc.....
M_Z -Nominal Ion Mass(es)	WL-Below Retention Time Window	A-Peak Added
..RT. -Retention Time (mm:ss)	WH-Above Retention Time Window	K-Peak Kept
Rat.1 -Ratio of M/M+2 Ions	SN-Below Signal to Noise Level	D-Peak Deleted
OK -RO=Ratio Outside Limits	<M-Below Method Detection Limit	T-Time Changed
Rel.RT-Relative Retention Time	NL-Channel Specific Noise Level	M-Peak Area Changed
		N-Name Changed
		X-Ether Interference

*** End of Report ***

File:W1082 #1-798 Acq:17-JUL-2002 23:05:28 GC EI+ Voltage SIR 70S Noise:10445
303.9016 S:10 F:2 BSUB(256,30,-3.0) PKD(9,5,3,0.10%,41780.0,1.00%,F,T) Exp:NDB5US
TRIANGLE LABS Text:TLI#57840 DF-DP-163 0-2'

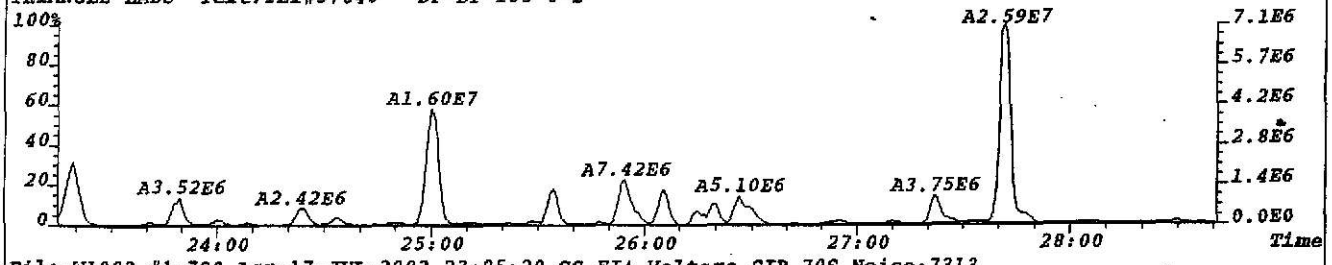

File:W1082 #1-798 Acq:17-JUL-2002 23:05:28 GC EI+ Voltage SIR 70S Noise:7313
305.8987 S:10 F:2 BSUB(256,30,-3.0) PKD(9,5,3,0.10%,29252.0,1.00%,F,T) Exp:NDB5US
TRIANGLE LABS Text:TLI#57840 DF-DP-163 0-2'

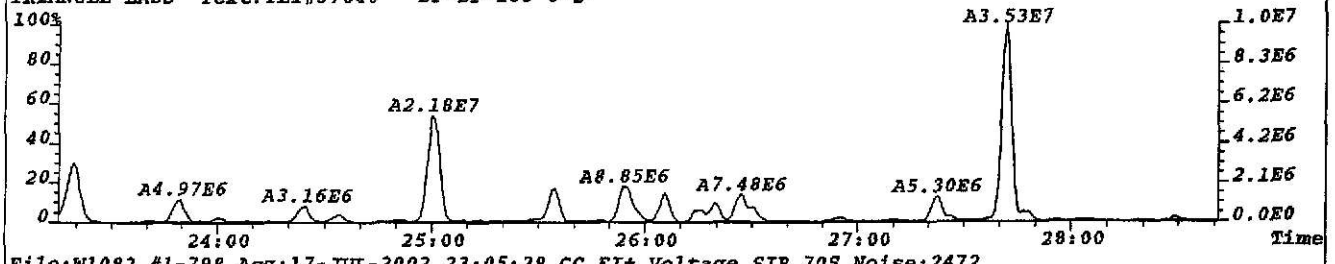

File:W1082 #1-798 Acq:17-JUL-2002 23:05:28 GC EI+ Voltage SIR 70S Noise:2472
315.9419 S:10 F:2 BSUB(256,30,-3.0) PKD(9,5,3,0.10%,9888.0,1.00%,F,T) Exp:NDB5US
TRIANGLE LABS Text:TLI#57840 DF-DP-163 0-2'

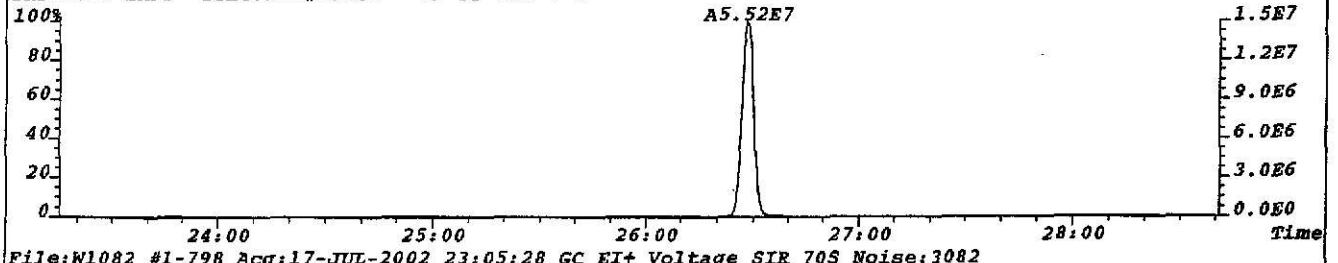

File:W1082 #1-798 Acq:17-JUL-2002 23:05:28 GC EI+ Voltage SIR 70S Noise:3082
317.9389 S:10 F:2 BSUB(256,30,-3.0) PKD(9,5,3,0.10%,12328.0,1.00%,F,T) Exp:NDB5US
TRIANGLE LABS Text:TLI#57840 DF-DP-163 0-2'

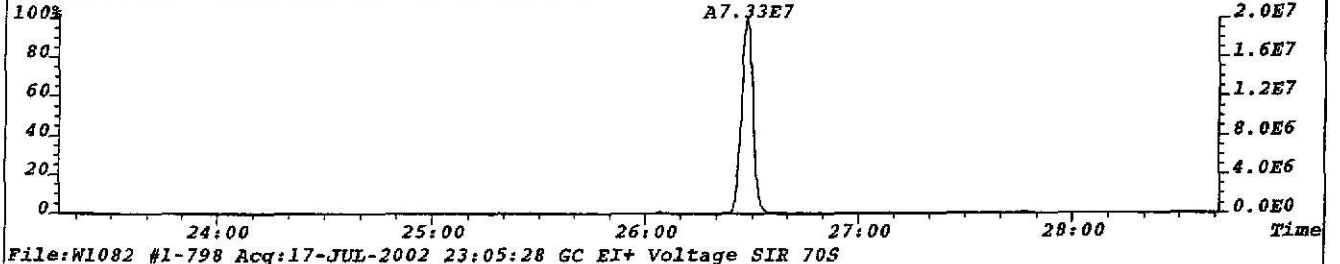

File:W1082 #1-798 Acq:17-JUL-2002 23:05:28 GC EI+ Voltage SIR 70S
330.9792 S:10 F:2 Exp:NDB5US
TRIANGLE LABS Text:TLI#57840 DF-DP-163 0-2'

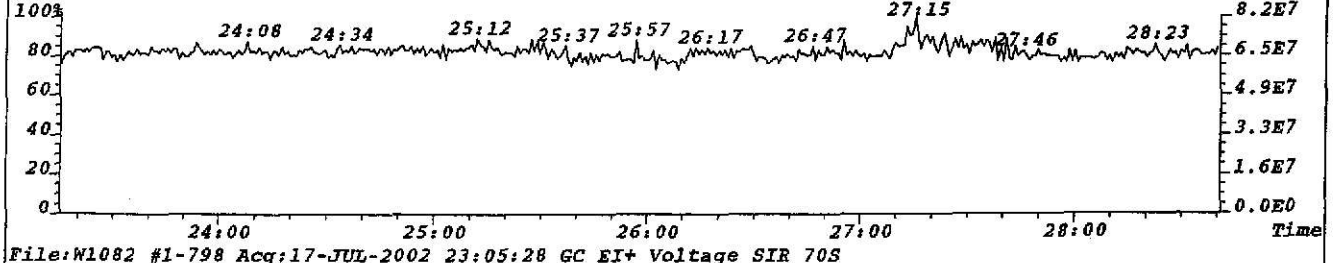

File:W1082 #1-798 Acq:17-JUL-2002 23:05:28 GC EI+ Voltage SIR 70S
375.8364 S:10 F:2 Exp:NDB5US
TRIANGLE LABS Text:TLI#57840 DF-DP-163 0-2'

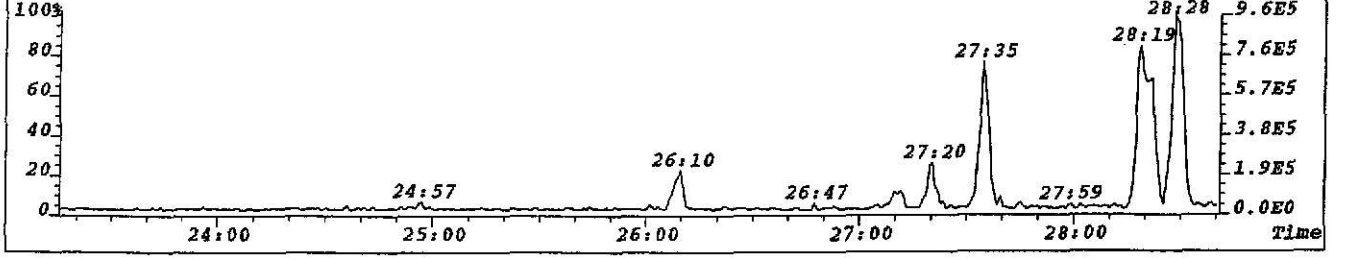

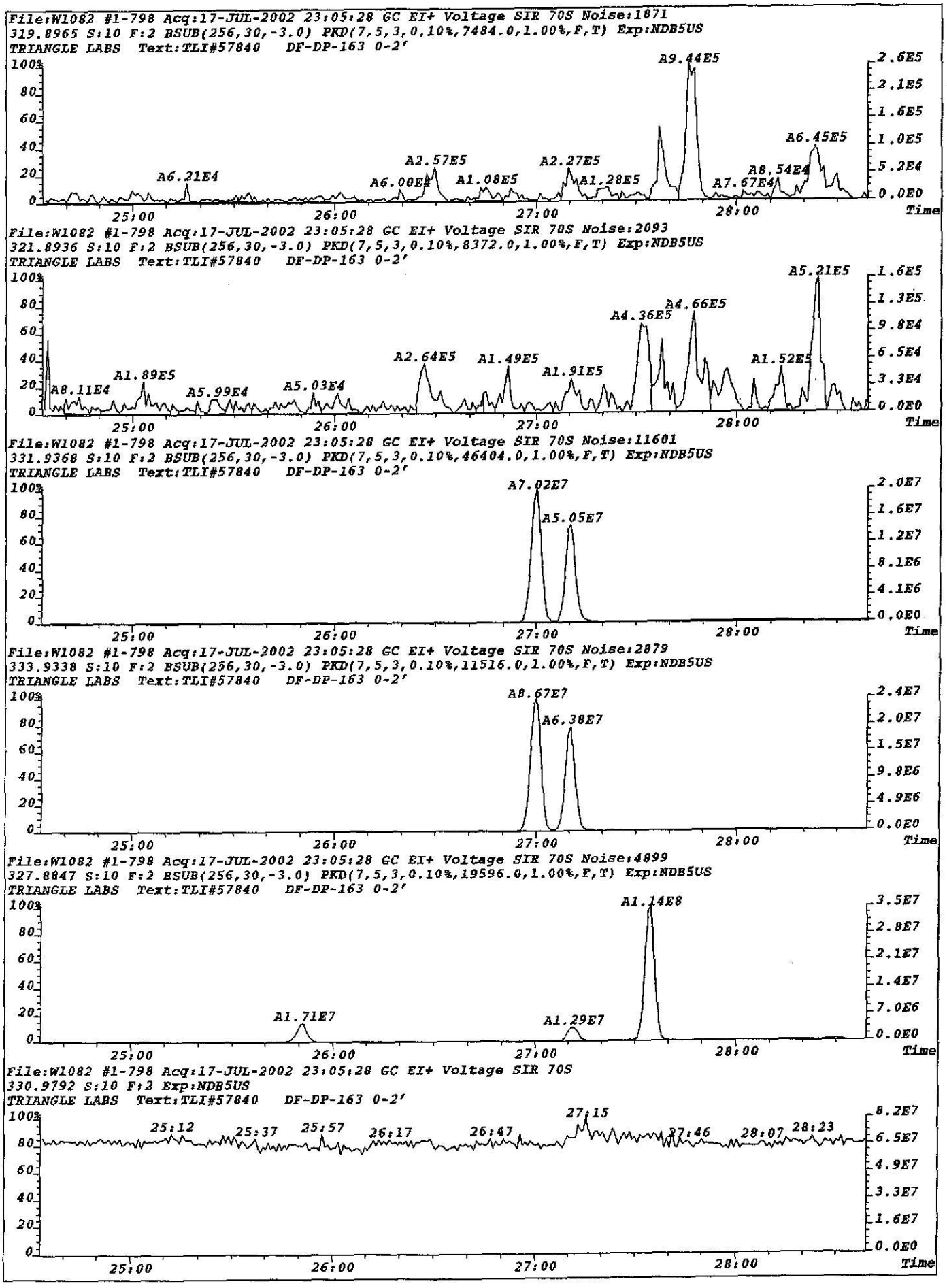
File:W1082 #1-798 Acq:17-JUL-2002 23:05:28 GC EI+ Voltage SIR 70S Noise:1871
319.8965 S:10 F:2 BSUB(256,30,-3.0) PKD(7,5,3,0.10%,7484.0,1.00%,F,T) Exp:NDB5US
TRIANGLE LABS Text:TLI#57840 DF-DP-163 0-2'
A9.44E5
A6.45E5
A2.57E5
A2.27E5
A8.54E4
A6.21E4
A6.00E4
A1.08E5
A1.28E5
A7.67E4
File:W1082 #1-798 Acq:17-JUL-2002 23:05:28 GC EI+ Voltage SIR 70S Noise:2093
321.8936 S:10 F:2 BSUB(256,30,-3.0) PKD(7,5,3,0.10%,8372.0,1.00%,F,T) Exp:NDB5US
TRIANGLE LABS Text:TLI#57840 DF-DP-163 0-2'
A5.21E5
A4.66E5
A4.36E5
A2.64E5
A1.49E5
A1.89E5
A1.91E5
A1.52E5
A8.11E4
A5.99E4
A5.03E4
File:W1082 #1-798 Acq:17-JUL-2002 23:05:28 GC EI+ Voltage SIR 70S Noise:11601
331.9368 S:10 F:2 BSUB(256,30,-3.0) PKD(7,5,3,0.10%,46404.0,1.00%,F,T) Exp:NDB5US
TRIANGLE LABS Text:TLI#57840 DF-DP-163 0-2'
A7.02E7
A5.05E7
File:W1082 #1-798 Acq:17-JUL-2002 23:05:28 GC EI+ Voltage SIR 70S Noise:2879
333.9338 S:10 F:2 BSUB(256,30,-3.0) PKD(7,5,3,0.10%,11516.0,1.00%,F,T) Exp:NDB5US
TRIANGLE LABS Text:TLI#57840 DF-DP-163 0-2'
A8.67E7
A6.38E7
File:W1082 #1-798 Acq:17-JUL-2002 23:05:28 GC EI+ Voltage SIR 70S Noise:4899
327.8847 S:10 F:2 BSUB(256,30,-3.0) PKD(7,5,3,0.10%,19596.0,1.00%,F,T) Exp:NDB5US
TRIANGLE LABS Text:TLI#57840 DF-DP-163 0-2'
A1.14E8
A1.71E7
A1.29E7
File:W1082 #1-798 Acq:17-JUL-2002 23:05:28 GC EI+ Voltage SIR 70S
330.9792 S:10 F:2 Exp:NDB5US
TRIANGLE LABS Text:TLI#57840 DF-DP-163 0-2'
27:15
25:12
25:37
25:57
26:17
26:47
27:46
28:07
28:23
Time

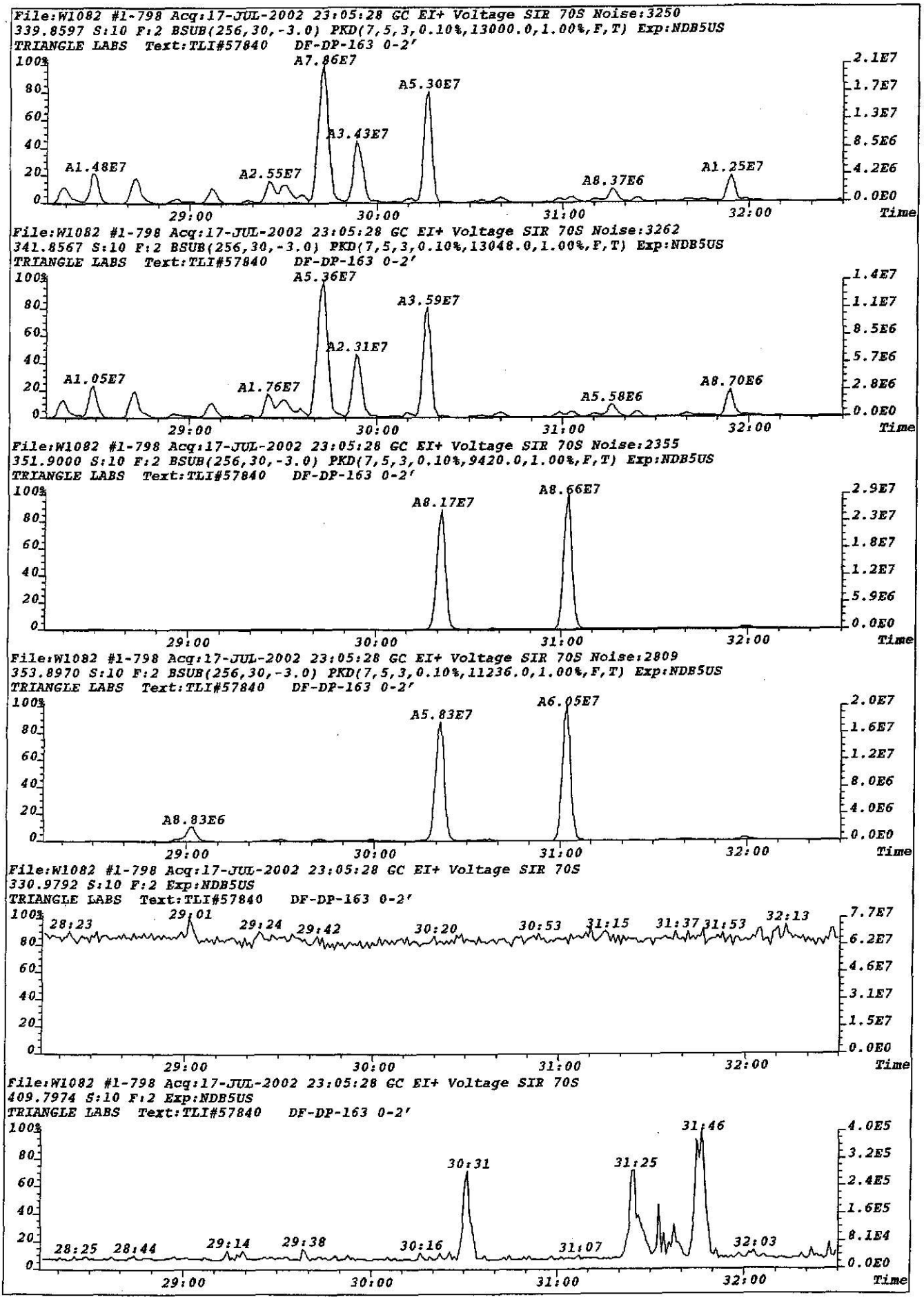
File:W1082 #1-798 Acq:17-JUL-2002 23:05:28 GC EI+ Voltage SIR 70S Noise:3250
339.8597 S:10 F:2 BSUB(256,30,-3.0) PKD(7,5,3,0.10%,13000.0,1.00%,F,T) Exp:NDB5US
TRIANGLE LABS Text:TLI#57840 DF-DP-163 0-2'
A7.86E7
A5.30E7
A3.43E7
A1.48E7
A2.55E7
A8.37E6
A1.25E7
File:W1082 #1-798 Acq:17-JUL-2002 23:05:28 GC EI+ Voltage SIR 70S Noise:3262
341.8567 S:10 F:2 BSUB(256,30,-3.0) PKD(7,5,3,0.10%,13048.0,1.00%,F,T) Exp:NDB5US
TRIANGLE LABS Text:TLI#57840 DF-DP-163 0-2'
A5.36E7
A3.59E7
A2.31E7
A1.05E7
A1.76E7
A5.58E6
A8.70E6
File:W1082 #1-798 Acq:17-JUL-2002 23:05:28 GC EI+ Voltage SIR 70S Noise:2355
351.9000 S:10 F:2 BSUB(256,30,-3.0) PKD(7,5,3,0.10%,9420.0,1.00%,F,T) Exp:NDB5US
TRIANGLE LABS Text:TLI#57840 DF-DP-163 0-2'
A8.66E7
A8.17E7
File:W1082 #1-798 Acq:17-JUL-2002 23:05:28 GC EI+ Voltage SIR 70S Noise:2809
353.8970 S:10 F:2 BSUB(256,30,-3.0) PKD(7,5,3,0.10%,11236.0,1.00%,F,T) Exp:NDB5US
TRIANGLE LABS Text:TLI#57840 DF-DP-163 0-2'
A6.05E7
A5.83E7
A8.83E6
File:W1082 #1-798 Acq:17-JUL-2002 23:05:28 GC EI+ Voltage SIR 70S
330.9792 S:10 F:2 Exp:NDB5US
TRIANGLE LABS Text:TLI#57840 DF-DP-163 0-2'
28:23
29:01
29:24
29:42
30:20
30:53
31:15
31:37
31:53
32:13
File:W1082 #1-798 Acq:17-JUL-2002 23:05:28 GC EI+ Voltage SIR 70S
409.7974 S:10 F:2 Exp:NDB5US
TRIANGLE LABS Text:TLI#57840 DF-DP-163 0-2'
31:46
30:31
31:25
28:25
28:44
29:14
29:38
30:16
31:07
32:03
Time

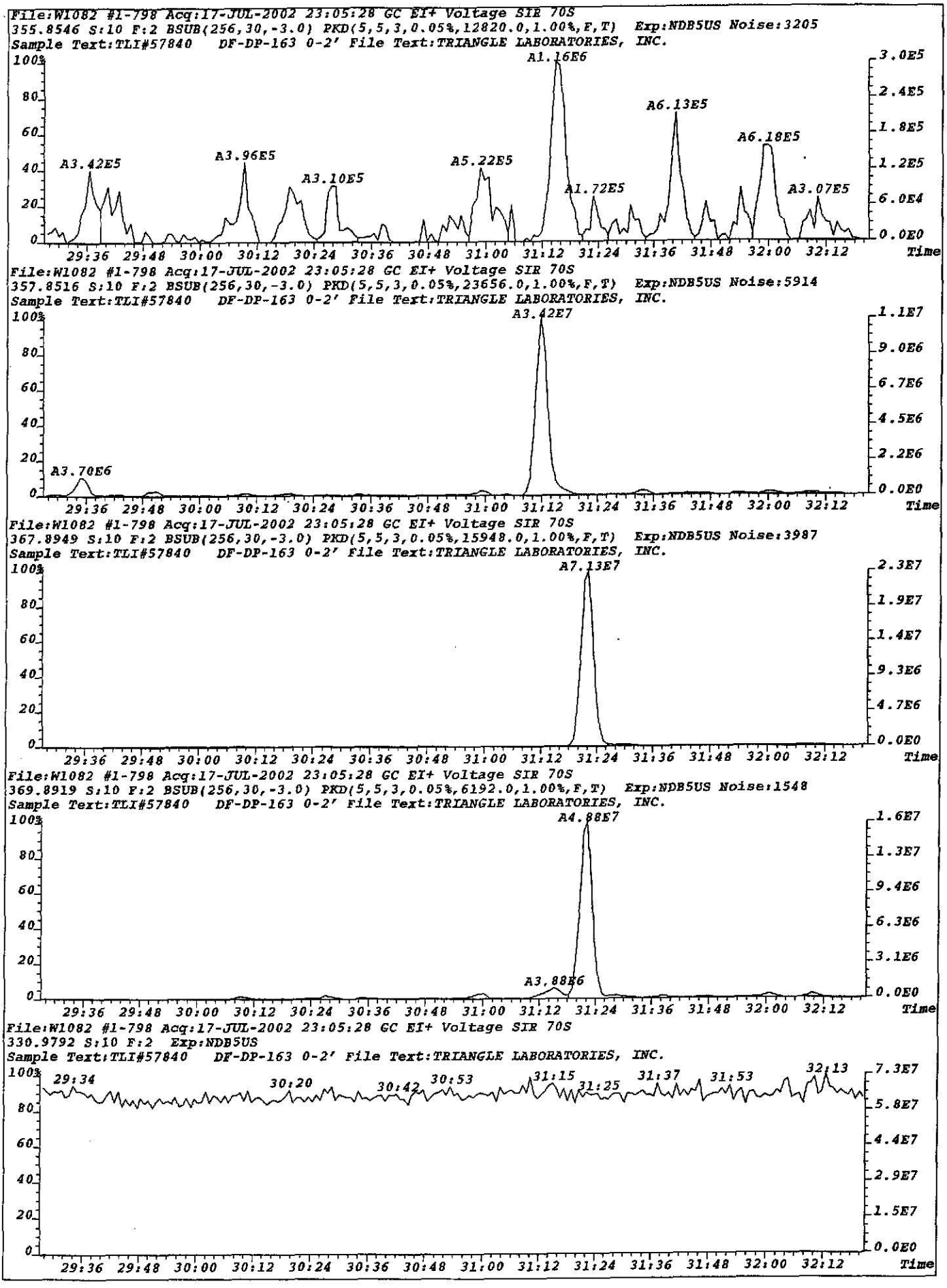
File:W1082 #1-798 Acq:17-JUL-2002 23:05:28 GC EI+ Voltage SIR 70S
355.8546 S:10 F:2 BSUB(256,30,-3.0) PKD(5,5,3,0.05%,12820.0,1.00%,F,T) Exp:NDB5US Noise:3205
Sample Text:TLI#57840 DF-DP-163 0-2' File Text:TRIANGLE LABORATORIES, INC.
A3.42E5
A3.96E5
A3.10E5
A5.22E5
A1.16E6
A1.72E5
A6.13E5
A6.18E5
A3.07E5
File:W1082 #1-798 Acq:17-JUL-2002 23:05:28 GC EI+ Voltage SIR 70S
357.8516 S:10 F:2 BSUB(256,30,-3.0) PKD(5,5,3,0.05%,23656.0,1.00%,F,T) Exp:NDB5US Noise:5914
Sample Text:TLI#57840 DF-DP-163 0-2' File Text:TRIANGLE LABORATORIES, INC.
A3.42E7
A3.70E6
File:W1082 #1-798 Acq:17-JUL-2002 23:05:28 GC EI+ Voltage SIR 70S
367.8949 S:10 F:2 BSUB(256,30,-3.0) PKD(5,5,3,0.05%,15948.0,1.00%,F,T) Exp:NDB5US Noise:3987
Sample Text:TLI#57840 DF-DP-163 0-2' File Text:TRIANGLE LABORATORIES, INC.
A7.13E7
File:W1082 #1-798 Acq:17-JUL-2002 23:05:28 GC EI+ Voltage SIR 70S
369.8919 S:10 F:2 BSUB(256,30,-3.0) PKD(5,5,3,0.05%,6192.0,1.00%,F,T) Exp:NDB5US Noise:1548
Sample Text:TLI#57840 DF-DP-163 0-2' File Text:TRIANGLE LABORATORIES, INC.
A4.88E7
A3.88E6
File:W1082 #1-798 Acq:17-JUL-2002 23:05:28 GC EI+ Voltage SIR 70S
330.9792 S:10 F:2 Exp:NDB5US
Sample Text:TLI#57840 DF-DP-163 0-2' File Text:TRIANGLE LABORATORIES, INC.
29:34
30:20
30:42
30:53
31:15
31:25
31:37
31:53
32:13
29:36 29:48 30:00 30:12 30:24 30:36 30:48 31:00 31:12 31:24 31:36 31:48 32:00 32:12
Time

File:W1082 #1-422 Acq:17-JUL-2002 23:05:28 GC EI+ Voltage SIR 70S Noise:14006
373.8208 S:10 F:3 BSUB(256,30,-3.0) PKD(7,5,3,0.10%,56024.0,1.00%,F,T) Exp:NDB5US
TRIANGLE LABS Text:TLI#57840 DF-DP-163 0-2'



File:W1082 #1-422 Acq:17-JUL-2002 23:05:28 GC EI+ Voltage SIR 70S Noise:13380
375.8178 S:10 F:3 BSUB(256,30,-3.0) PKD(7,5,3,0.10%,53520.0,1.00%,F,T) Exp:NDB5US
TRIANGLE LABS Text:TLI#57840 DF-DP-163 0-2'

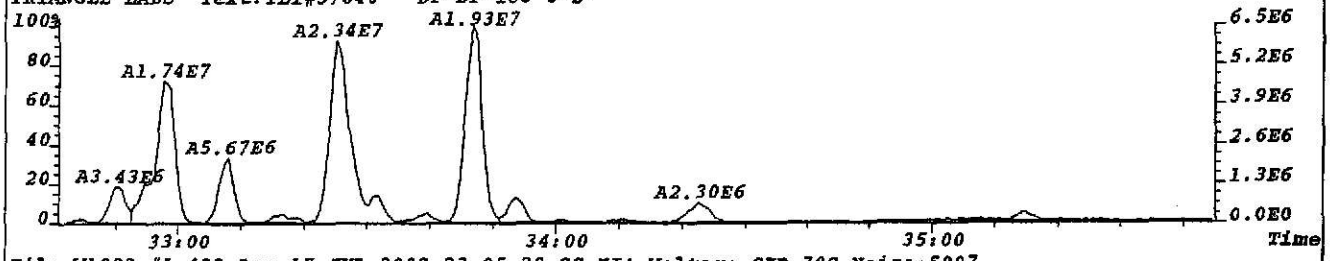

File:W1082 #1-422 Acq:17-JUL-2002 23:05:28 GC EI+ Voltage SIR 70S Noise:5807
383.8639 S:10 F:3 BSUB(256,30,-3.0) PKD(7,5,3,0.10%,23228.0,1.00%,F,T) Exp:NDB5US
TRIANGLE LABS Text:TLI#57840 DF-DP-163 0-2'

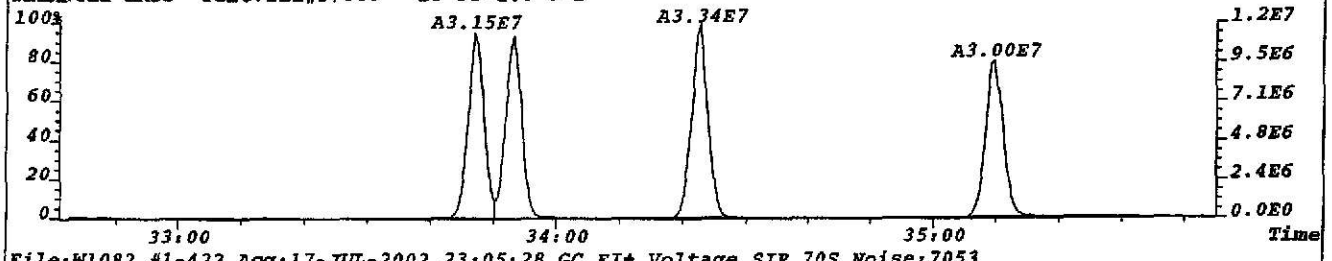

File:W1082 #1-422 Acq:17-JUL-2002 23:05:28 GC EI+ Voltage SIR 70S Noise:7053
385.8610 S:10 F:3 BSUB(256,30,-3.0) PKD(7,5,3,0.10%,28212.0,1.00%,F,T) Exp:NDB5US
TRIANGLE LABS Text:TLI#57840 DF-DP-163 0-2'

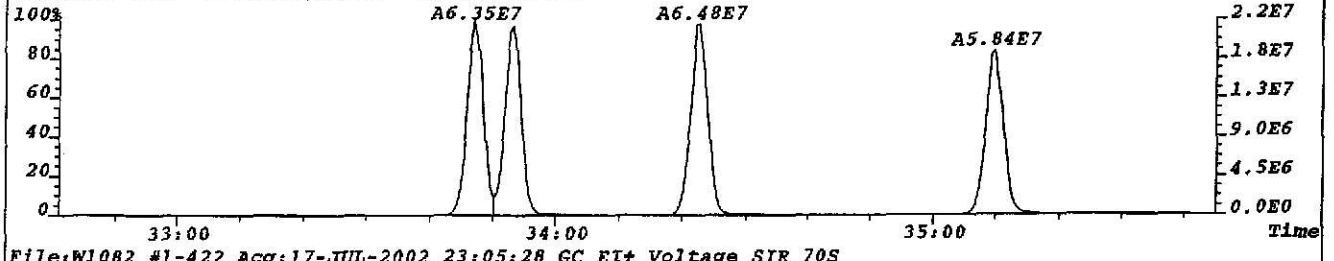

File:W1082 #1-422 Acq:17-JUL-2002 23:05:28 GC EI+ Voltage SIR 70S
392.9760 S:10 F:3 Exp:NDB5US
TRIANGLE LABS Text:TLI#57840 DF-DP-163 0-2'

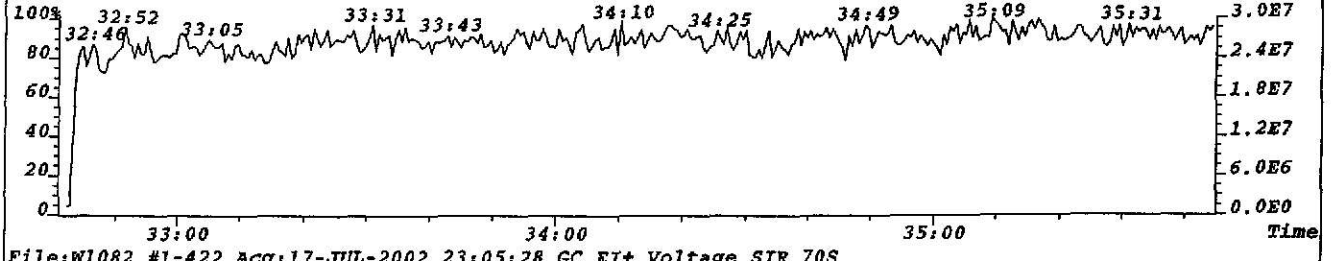

File:W1082 #1-422 Acq:17-JUL-2002 23:05:28 GC EI+ Voltage SIR 70S
445.7555 S:10 F:3 Exp:NDB5US
TRIANGLE LABS Text:TLI#57840 DF-DP-163 0-2'

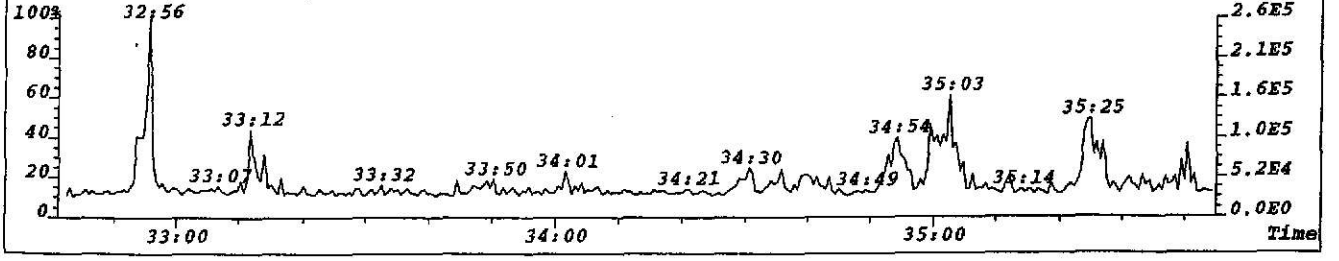

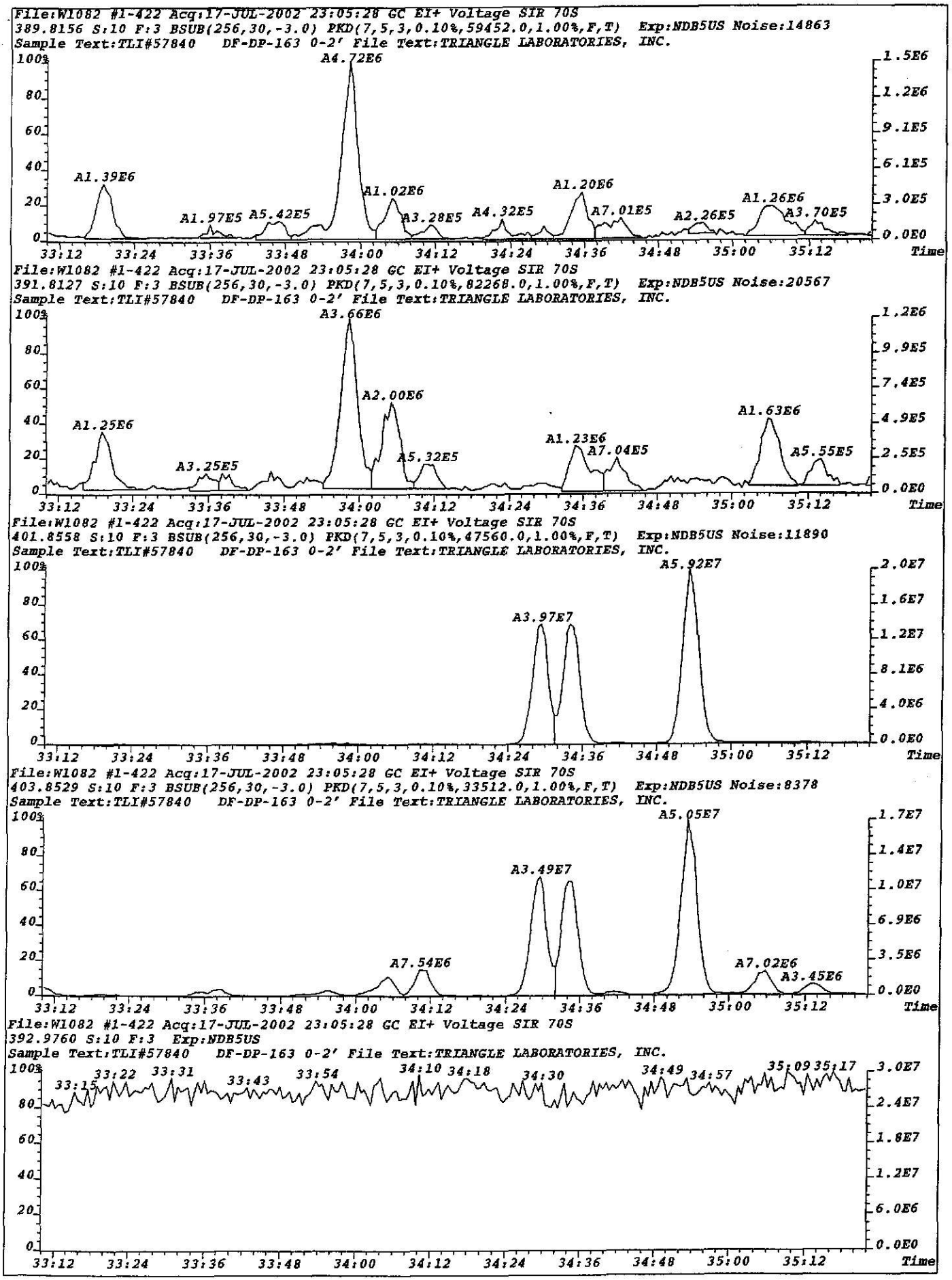
File:W1082 #1-422 Acq:17-JUL-2002 23:05:28 GC EI+ Voltage SIR 70S
389.8156 S:10 F:3 BSUB(256,30,-3.0) PKD(7,5,3,0.10%,59452.0,1.00%,F,T) Exp:NDB5US Noise:14863
Sample Text:TLI#57840 DF-DP-163 0-2' File Text:TRIANGLE LABORATORIES, INC.
A4.72E6
A1.39E6
A1.97E5
A5.42E5
A1.02E6
A3.28E5
A4.32E5
A1.20E6
A7.01E5
A2.26E5
A1.26E6
A3.70E5
File:W1082 #1-422 Acq:17-JUL-2002 23:05:28 GC EI+ Voltage SIR 70S
391.8127 S:10 F:3 BSUB(256,30,-3.0) PKD(7,5,3,0.10%,82268.0,1.00%,F,T) Exp:NDB5US Noise:20567
Sample Text:TLI#57840 DF-DP-163 0-2' File Text:TRIANGLE LABORATORIES, INC.
A3.66E6
A2.00E6
A1.25E6
A3.25E5
A5.32E5
A1.23E6
A7.04E5
A1.63E6
A5.55E5
File:W1082 #1-422 Acq:17-JUL-2002 23:05:28 GC EI+ Voltage SIR 70S
401.8558 S:10 F:3 BSUB(256,30,-3.0) PKD(7,5,3,0.10%,47560.0,1.00%,F,T) Exp:NDB5US Noise:11890
Sample Text:TLI#57840 DF-DP-163 0-2' File Text:TRIANGLE LABORATORIES, INC.
A5.92E7
A3.97E7
File:W1082 #1-422 Acq:17-JUL-2002 23:05:28 GC EI+ Voltage SIR 70S
403.8529 S:10 F:3 BSUB(256,30,-3.0) PKD(7,5,3,0.10%,33512.0,1.00%,F,T) Exp:NDB5US Noise:8378
Sample Text:TLI#57840 DF-DP-163 0-2' File Text:TRIANGLE LABORATORIES, INC.
A5.05E7
A3.49E7
A7.54E6
A7.02E6
A3.45E6
File:W1082 #1-422 Acq:17-JUL-2002 23:05:28 GC EI+ Voltage SIR 70S
392.9760 S:10 F:3 Exp:NDB5US
Sample Text:TLI#57840 DF-DP-163 0-2' File Text:TRIANGLE LABORATORIES, INC.
33:15
33:22
33:31
33:43
33:54
34:10
34:18
34:30
34:49
34:57
35:09
35:17
33:12
33:24
33:36
33:48
34:00
34:12
34:24
34:36
34:48
35:00
35:12
Time

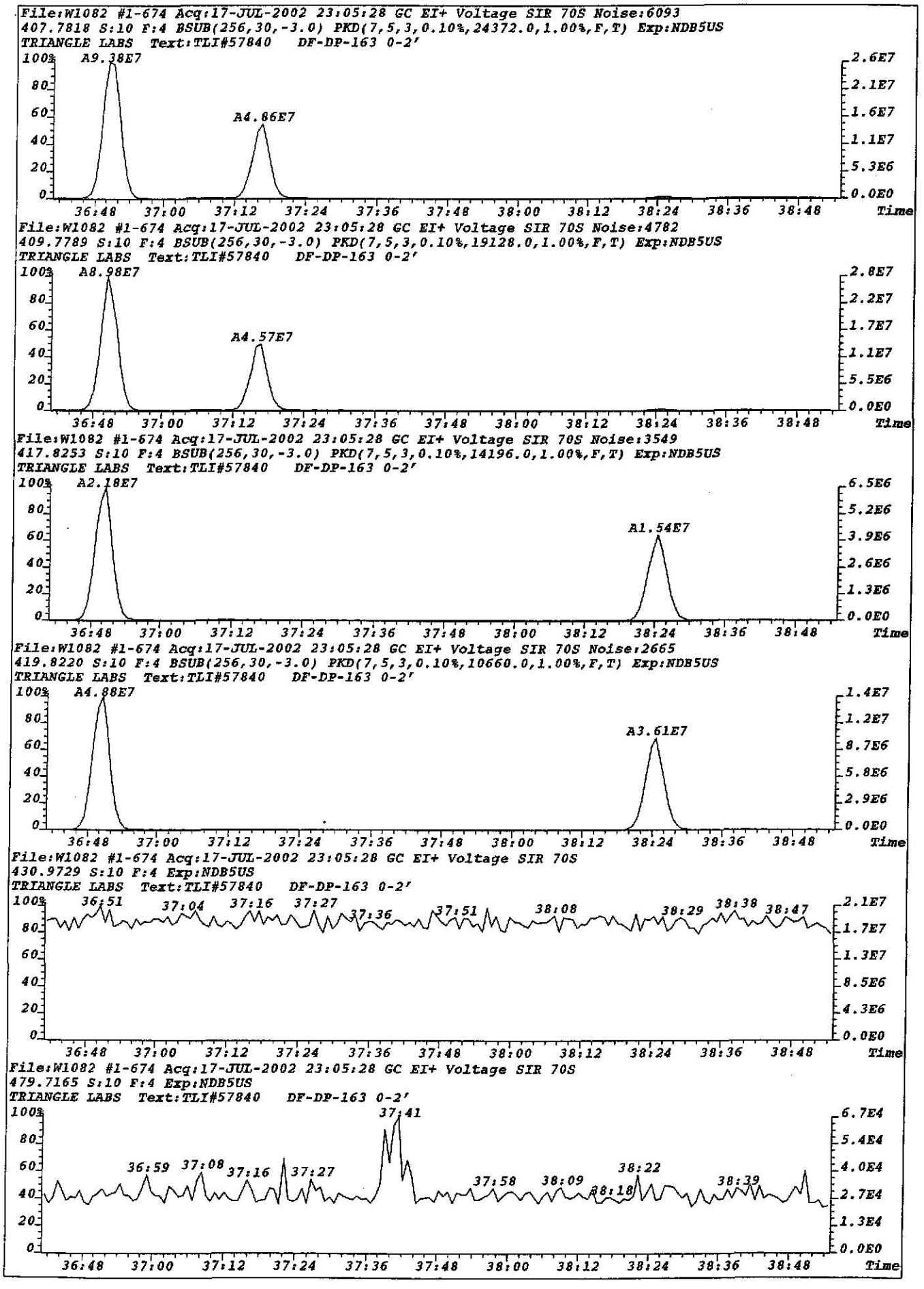
File:W1082 #1-674 Acq:17-JUL-2002 23:05:28 GC EI+ Voltage SIR 70S Noise:6093
407.7818 S:10 F:4 BSUB(256,30,-3.0) PKD(7,5,3,0.10%,24372.0,1.00%,F,T) Exp:NDB5US
TRIANGLE LABS Text:TLI#57840 DF-DP-163 0-2'
A9.38E7
A4.86E7
File:W1082 #1-674 Acq:17-JUL-2002 23:05:28 GC EI+ Voltage SIR 70S Noise:4782
409.7789 S:10 F:4 BSUB(256,30,-3.0) PKD(7,5,3,0.10%,19128.0,1.00%,F,T) Exp:NDB5US
TRIANGLE LABS Text:TLI#57840 DF-DP-163 0-2'
A8.98E7
A4.57E7
File:W1082 #1-674 Acq:17-JUL-2002 23:05:28 GC EI+ Voltage SIR 70S Noise:3549
417.8253 S:10 F:4 BSUB(256,30,-3.0) PKD(7,5,3,0.10%,14196.0,1.00%,F,T) Exp:NDB5US
TRIANGLE LABS Text:TLI#57840 DF-DP-163 0-2'
A2.18E7
A1.54E7
File:W1082 #1-674 Acq:17-JUL-2002 23:05:28 GC EI+ Voltage SIR 70S Noise:2665
419.8220 S:10 F:4 BSUB(256,30,-3.0) PKD(7,5,3,0.10%,10660.0,1.00%,F,T) Exp:NDB5US
TRIANGLE LABS Text:TLI#57840 DF-DP-163 0-2'
A4.88E7
A3.61E7
File:W1082 #1-674 Acq:17-JUL-2002 23:05:28 GC EI+ Voltage SIR 70S
430.9729 S:10 F:4 Exp:NDB5US
TRIANGLE LABS Text:TLI#57840 DF-DP-163 0-2'
File:W1082 #1-674 Acq:17-JUL-2002 23:05:28 GC EI+ Voltage SIR 70S
479.7165 S:10 F:4 Exp:NDB5US
TRIANGLE LABS Text:TLI#57840 DF-DP-163 0-2'
Time

File:W1082 #1-674 Acq:17-JUL-2002 23:05:28 GC EI+ Voltage SIR 70S
423.7766 S:10 F:4 BSUB(256,30,-3.0) PKD(7,5,3,0.10%,14328.0,1.00%,F,T) Exp:NDB5US Noise:3582
Sample Text:TLI#57840 DF-DP-163 0-2' File Text:TRIANGLE LABORATORIES, INC.

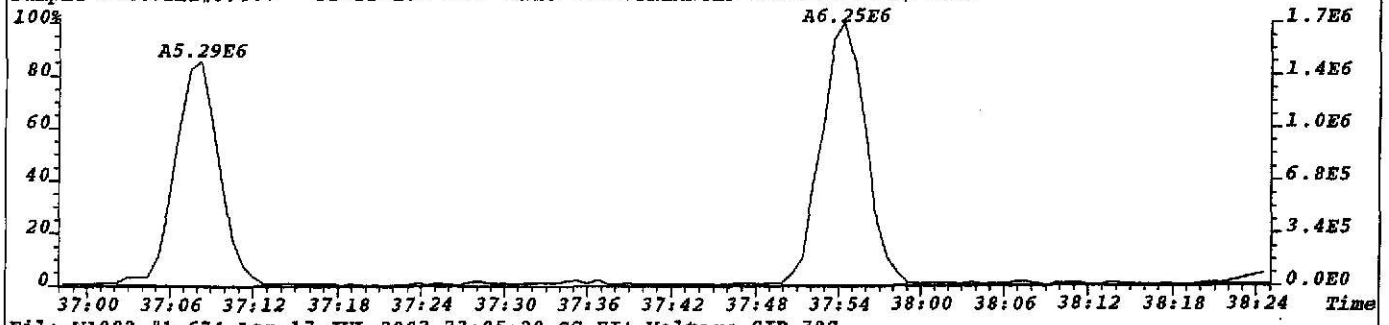

File:W1082 #1-674 Acq:17-JUL-2002 23:05:28 GC EI+ Voltage SIR 70S
425.7737 S:10 F:4 BSUB(256,30,-3.0) PKD(7,5,3,0.10%,15908.0,1.00%,F,T) Exp:NDB5US Noise:3977
Sample Text:TLI#57840 DF-DP-163 0-2' File Text:TRIANGLE LABORATORIES, INC.

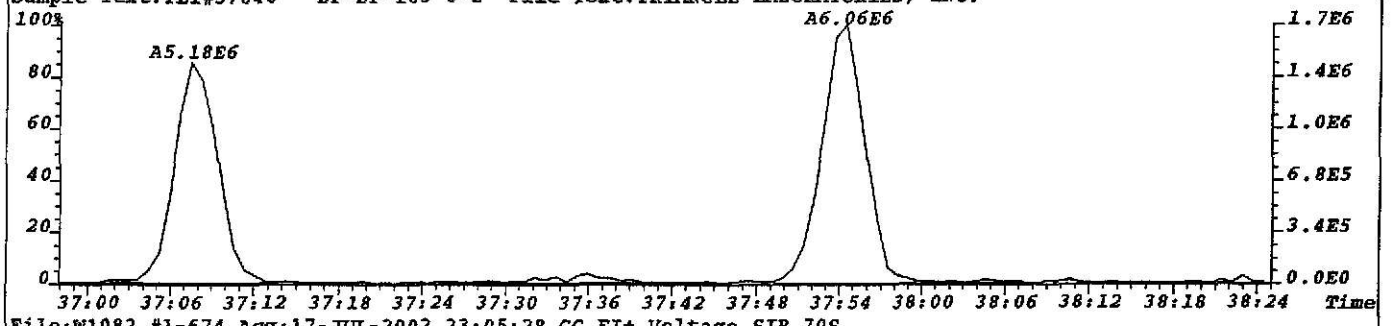

File:W1082 #1-674 Acq:17-JUL-2002 23:05:28 GC EI+ Voltage SIR 70S
435.8169 S:10 F:4 BSUB(256,30,-3.0) PKD(7,5,3,0.10%,54556.0,1.00%,F,T) Exp:NDB5US Noise:13639
Sample Text:TLI#57840 DF-DP-163 0-2' File Text:TRIANGLE LABORATORIES, INC.

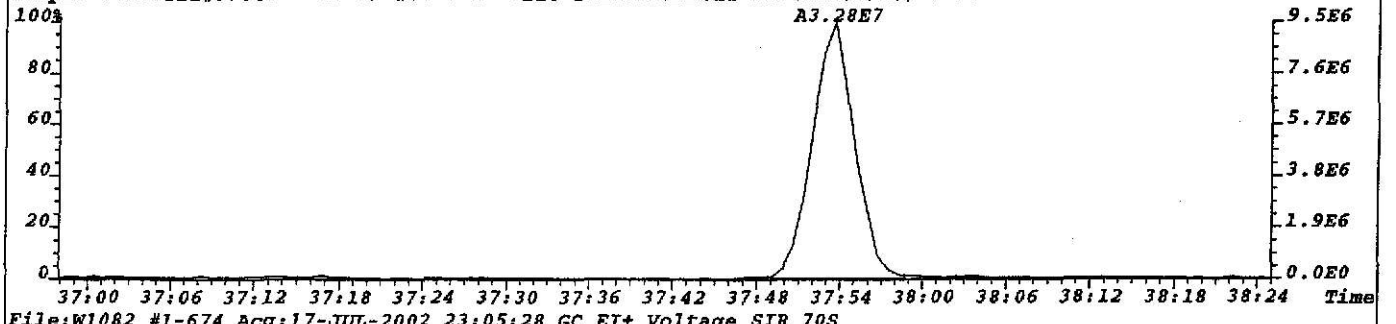

File:W1082 #1-674 Acq:17-JUL-2002 23:05:28 GC EI+ Voltage SIR 70S
437.8140 S:10 F:4 BSUB(256,30,-3.0) PKD(7,5,3,0.10%,18808.0,1.00%,F,T) Exp:NDB5US Noise:4702
Sample Text:TLI#57840 DF-DP-163 0-2' File Text:TRIANGLE LABORATORIES, INC.

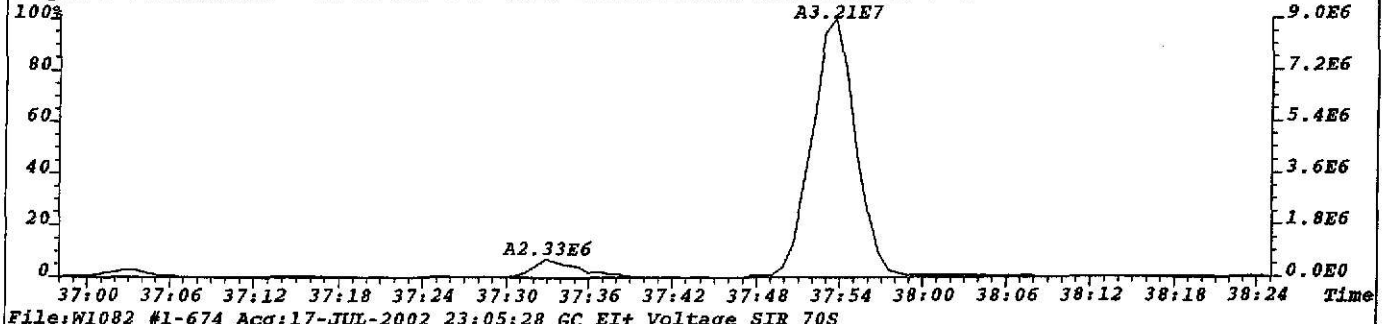

File:W1082 #1-674 Acq:17-JUL-2002 23:05:28 GC EI+ Voltage SIR 70S
430.9729 S:10 F:4 Exp:NDB5US
Sample Text:TLI#57840 DF-DP-163 0-2' File Text:TRIANGLE LABORATORIES, INC.

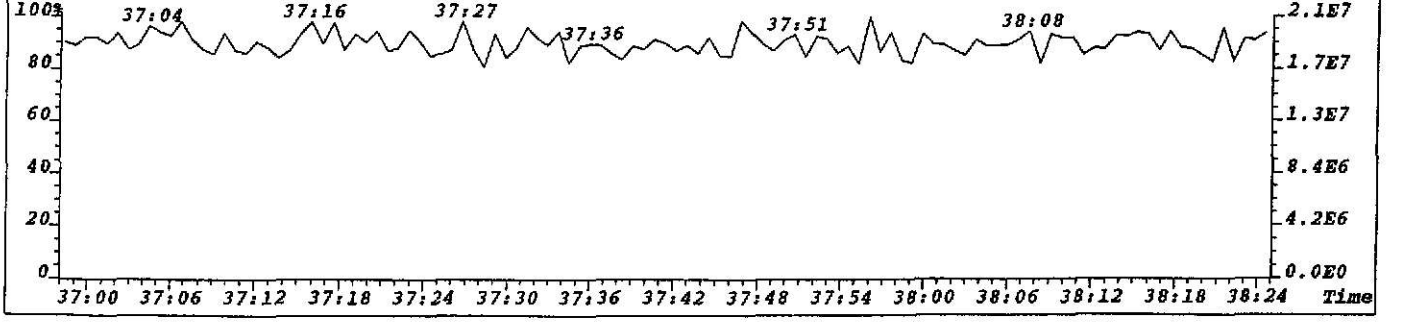

File:W1082 #1-674 Acq:17-JUL-2002 23:05:28 GC EI+ Voltage SIR 70S Noise:2761
441.7428 S:10 F:4 BSUB(256,30,-3.0) PKD(7,5,3,0.10%,11044.0,1.00%,F,T) Exp:NDB5US
Sample Text:TLI#57840 DF-DP-163 0-2' File Text:TRIANGLE LABORATORIES, INC.

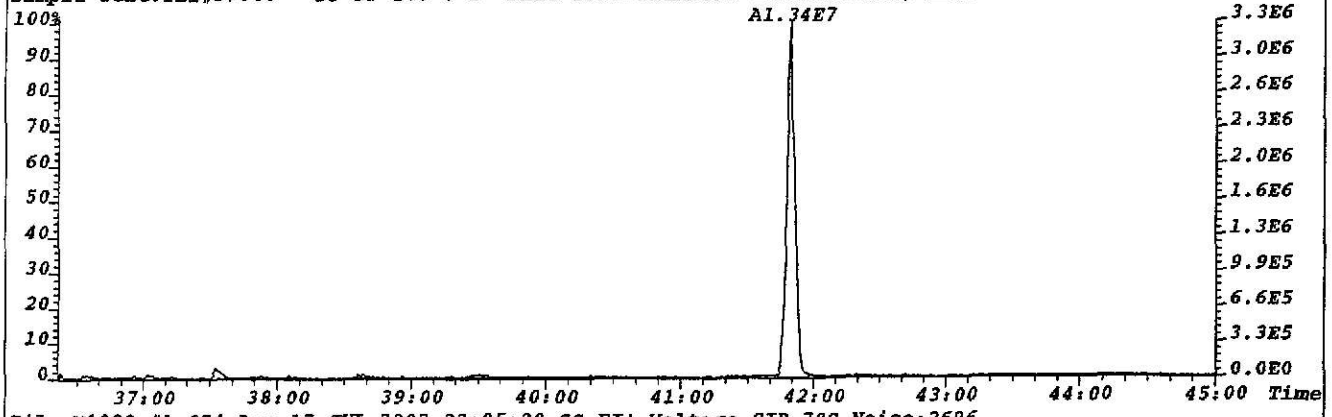

File:W1082 #1-674 Acq:17-JUL-2002 23:05:28 GC EI+ Voltage SIR 70S Noise:2696
443.7399 S:10 F:4 BSUB(256,30,-3.0) PKD(7,5,3,0.10%,10784.0,1.00%,F,T) Exp:NDB5US
Sample Text:TLI#57840 DF-DP-163 0-2' File Text:TRIANGLE LABORATORIES, INC.

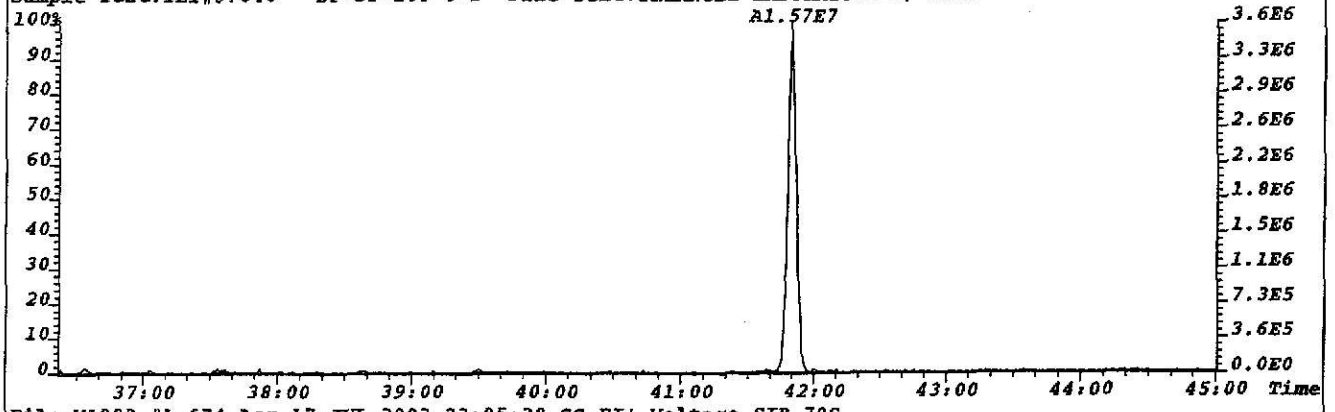

File:W1082 #1-674 Acq:17-JUL-2002 23:05:28 GC EI+ Voltage SIR 70S
430.9729 S:10 F:4 Exp:NDB5US
Sample Text:TLI#57840 DF-DP-163 0-2' File Text:TRIANGLE LABORATORIES, INC.

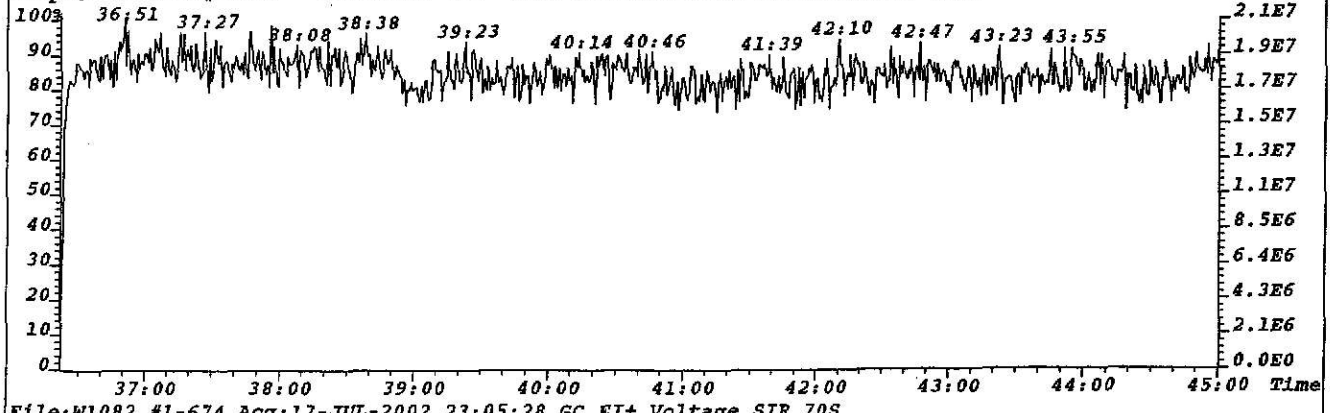

File:W1082 #1-674 Acq:17-JUL-2002 23:05:28 GC EI+ Voltage SIR 70S
513.6775 S:10 F:4 Exp:NDB5US
Sample Text:TLI#57840 DF-DP-163 0-2' File Text:TRIANGLE LABORATORIES, INC.

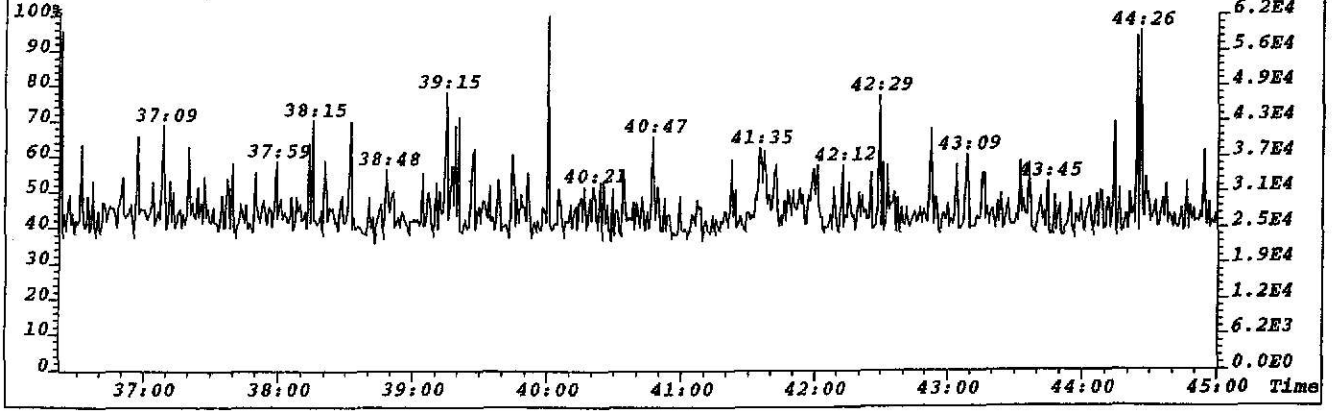

File:W1082 #1-674 Acq:17-JUL-2002 23:05:28 GC EI+ Voltage SIR 70S
457.7377 S:10 F:4 BSUB(256,30,-3.0) PKD(7,5,3,0.10%,7056.0,1.00%,F,T) Exp:NDB5US Noise:1764
Sample Text:TLI#57840 DF-DP-163 0-2' File Text:TRIANGLE LABORATORIES, INC.

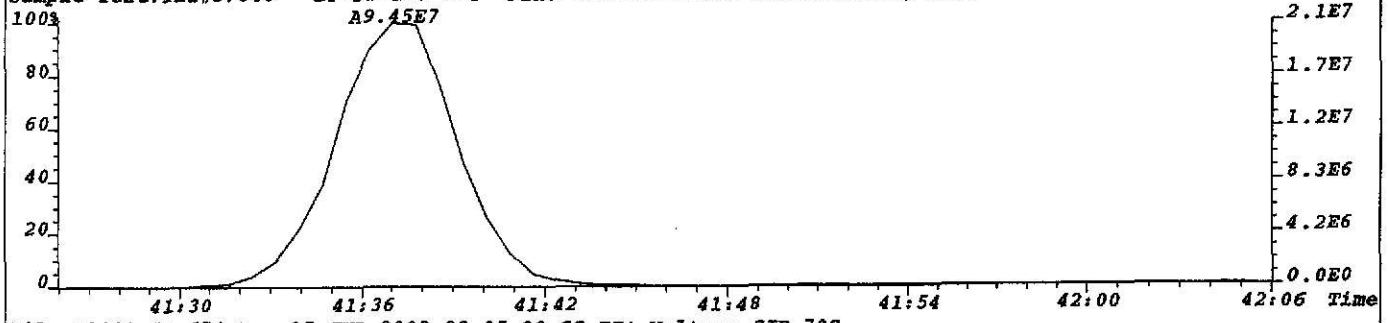

File:W1082 #1-674 Acq:17-JUL-2002 23:05:28 GC EI+ Voltage SIR 70S
459.7348 S:10 F:4 BSUB(256,30,-3.0) PKD(7,5,3,0.10%,8716.0,1.00%,F,T) Exp:NDB5US Noise:2179
Sample Text:TLI#57840 DF-DP-163 0-2' File Text:TRIANGLE LABORATORIES, INC.

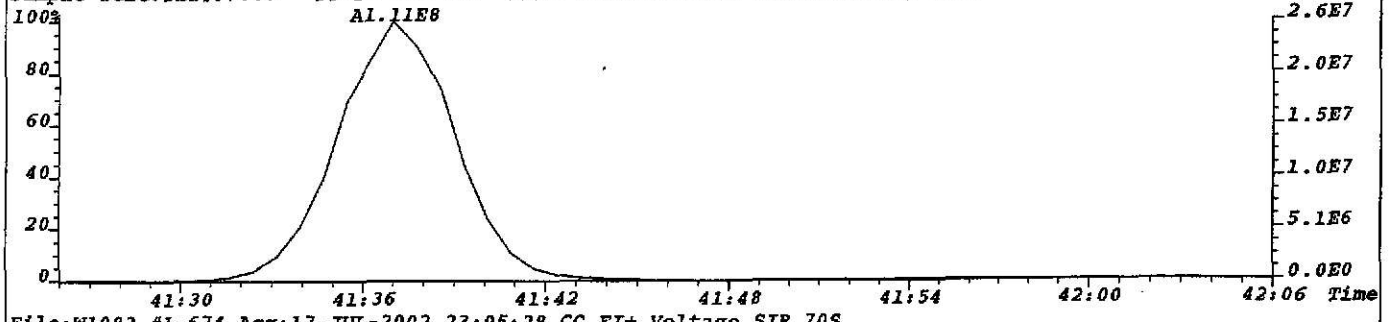

File:W1082 #1-674 Acq:17-JUL-2002 23:05:28 GC EI+ Voltage SIR 70S
469.7779 S:10 F:4 BSUB(256,30,-3.0) PKD(7,5,3,0.10%,28864.0,1.00%,F,T) Exp:NDB5US Noise:7216
Sample Text:TLI#57840 DF-DP-163 0-2' File Text:TRIANGLE LABORATORIES, INC.



File:W1082 #1-674 Acq:17-JUL-2002 23:05:28 GC EI+ Voltage SIR 70S
471.7750 S:10 F:4 BSUB(256,30,-3.0) PKD(7,5,3,0.10%,20584.0,1.00%,F,T) Exp:NDB5US Noise:5146
Sample Text:TLI#57840 DF-DP-163 0-2' File Text:TRIANGLE LABORATORIES, INC.

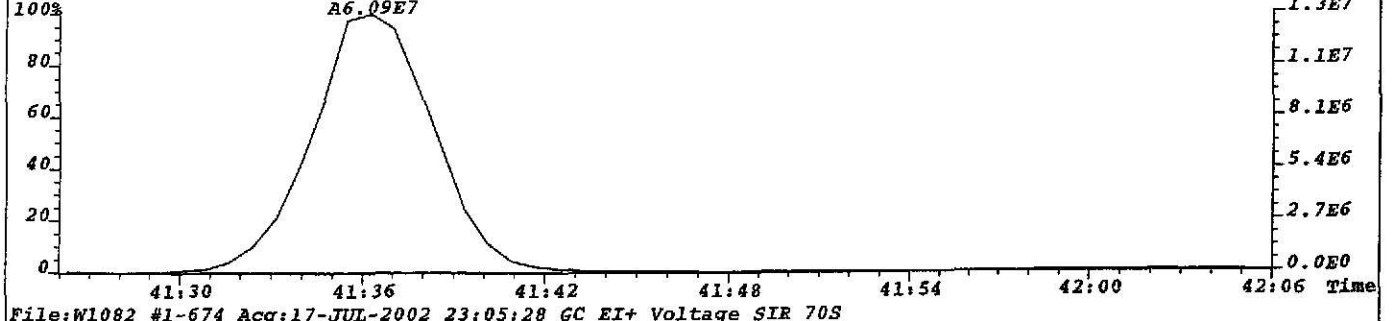

File:W1082 #1-674 Acq:17-JUL-2002 23:05:28 GC EI+ Voltage SIR 70S
430.9729 S:10 F:4 Exp:NDB5US
Sample Text:TLI#57840 DF-DP-163 0-2' File Text:TRIANGLE LABORATORIES, INC.

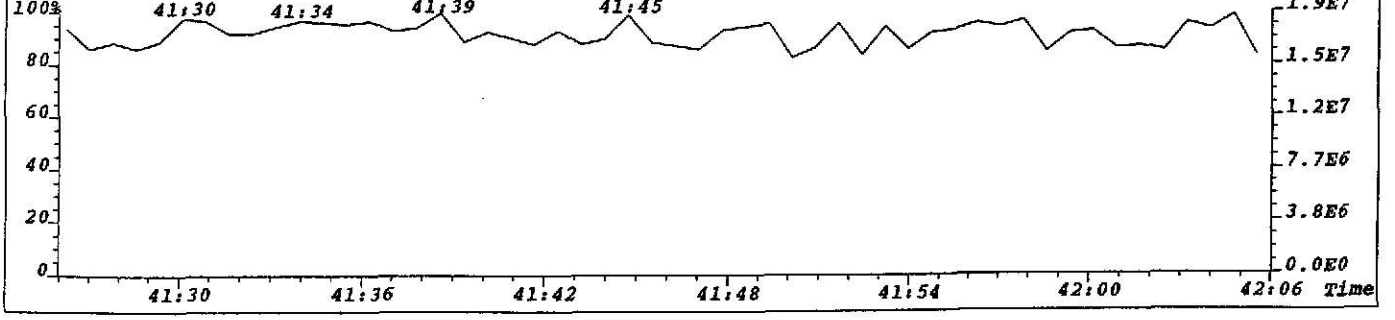

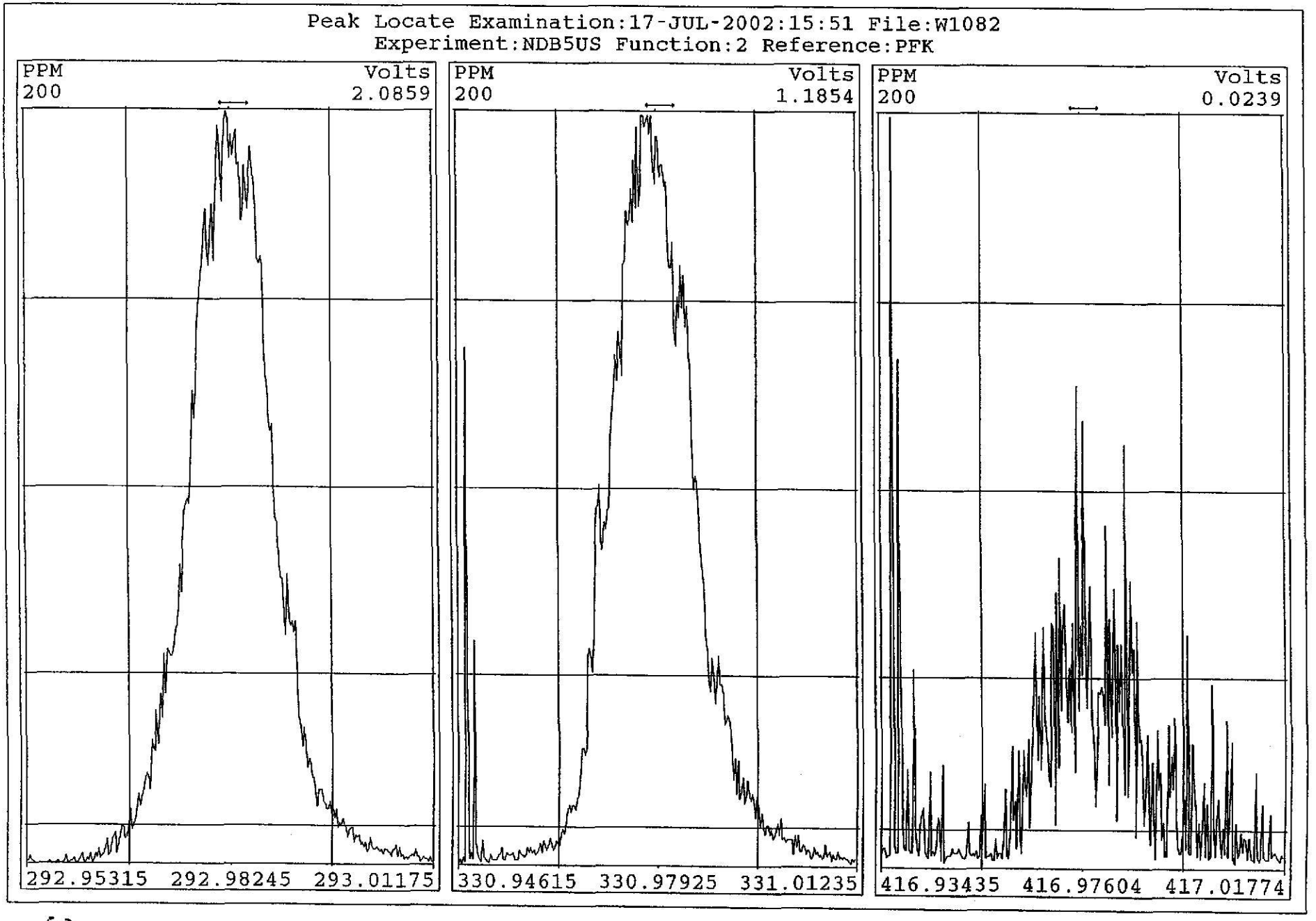
Peak Locate Examination:17-JUL-2002:15:51 File:W1082
Experiment:NDB5US Function:2 Reference:PFK
PPM
200
Volts
2.0859
292.95315 292.98245 293.01175
PPM
200
Volts
1.1854
330.94615 330.97925 331.01235
PPM
200
Volts
0.0239
416.93435 416.97604 417.01774

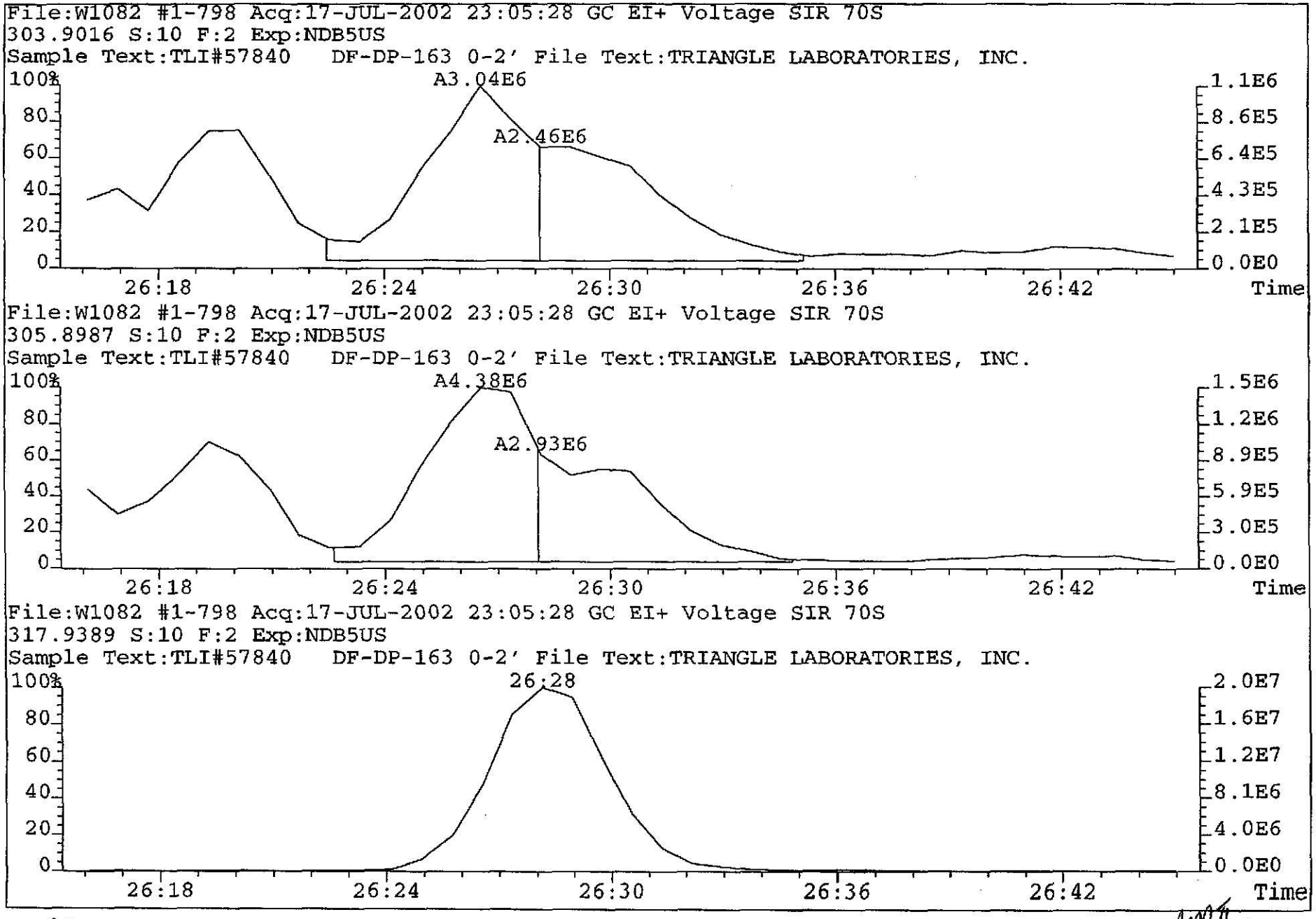

364

WAMTS
7/18/12

WMMTI 7/18/02

N = 0.87 + 0.8 = 1.67

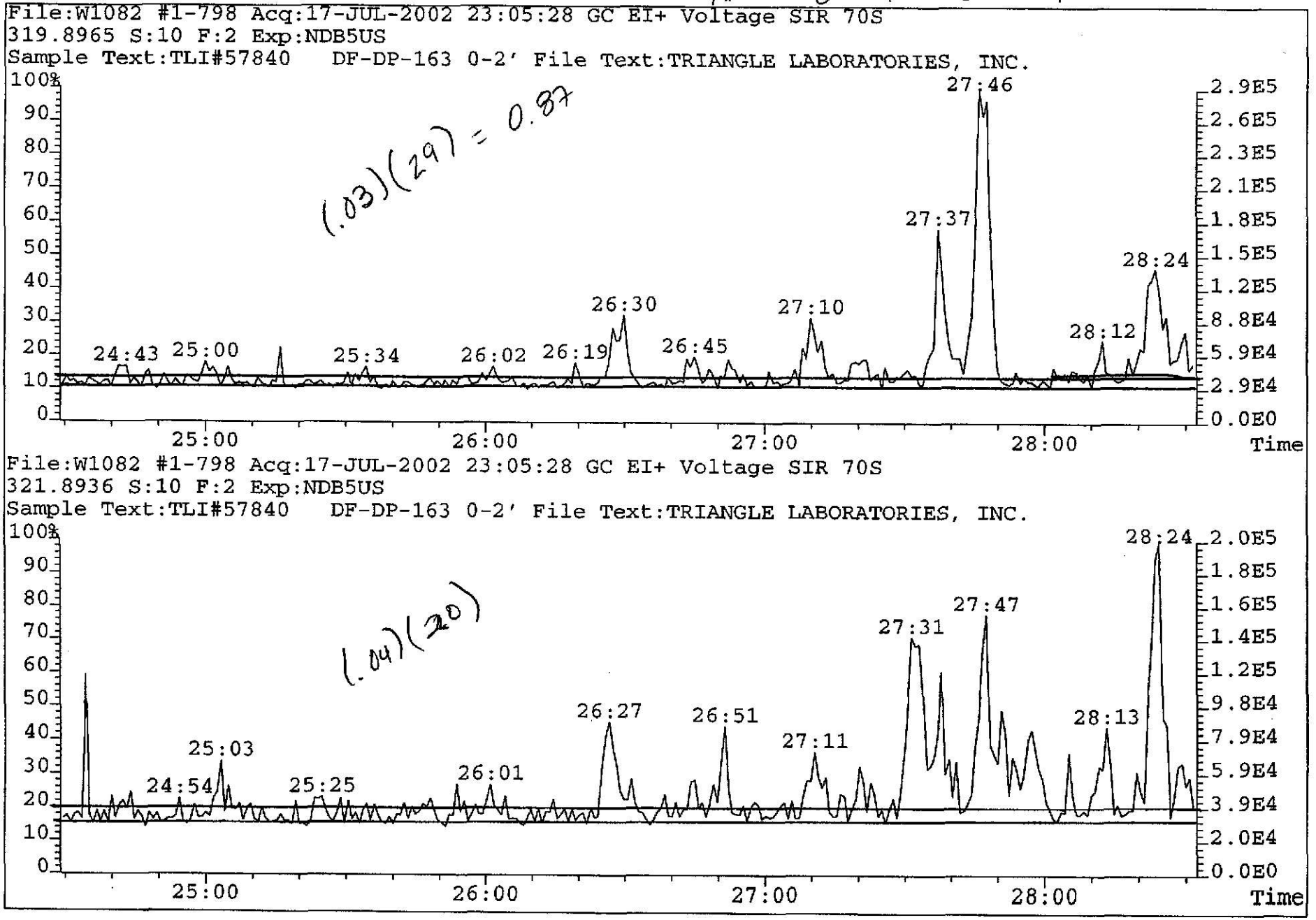

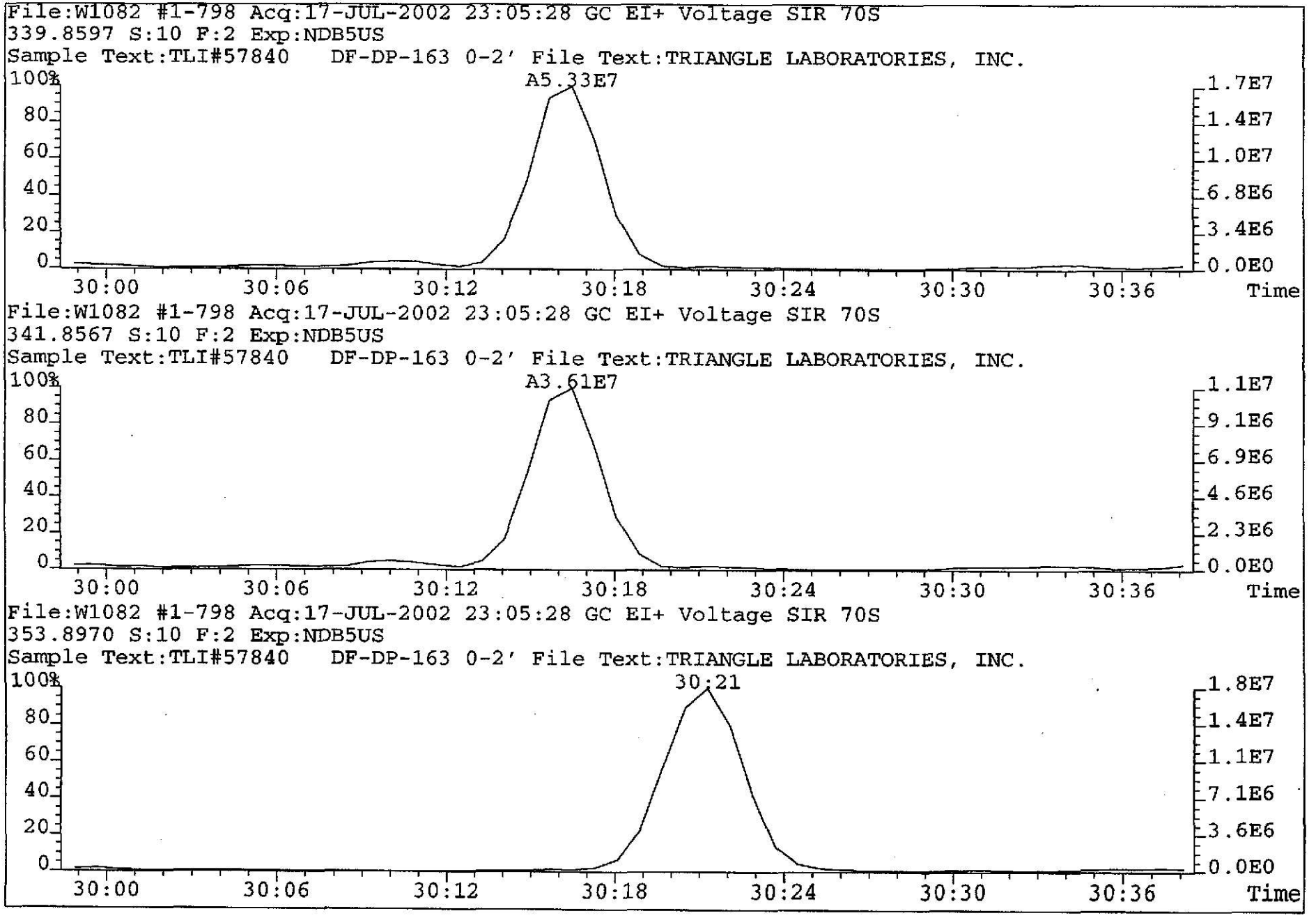

366

WAMTI 7/19/02

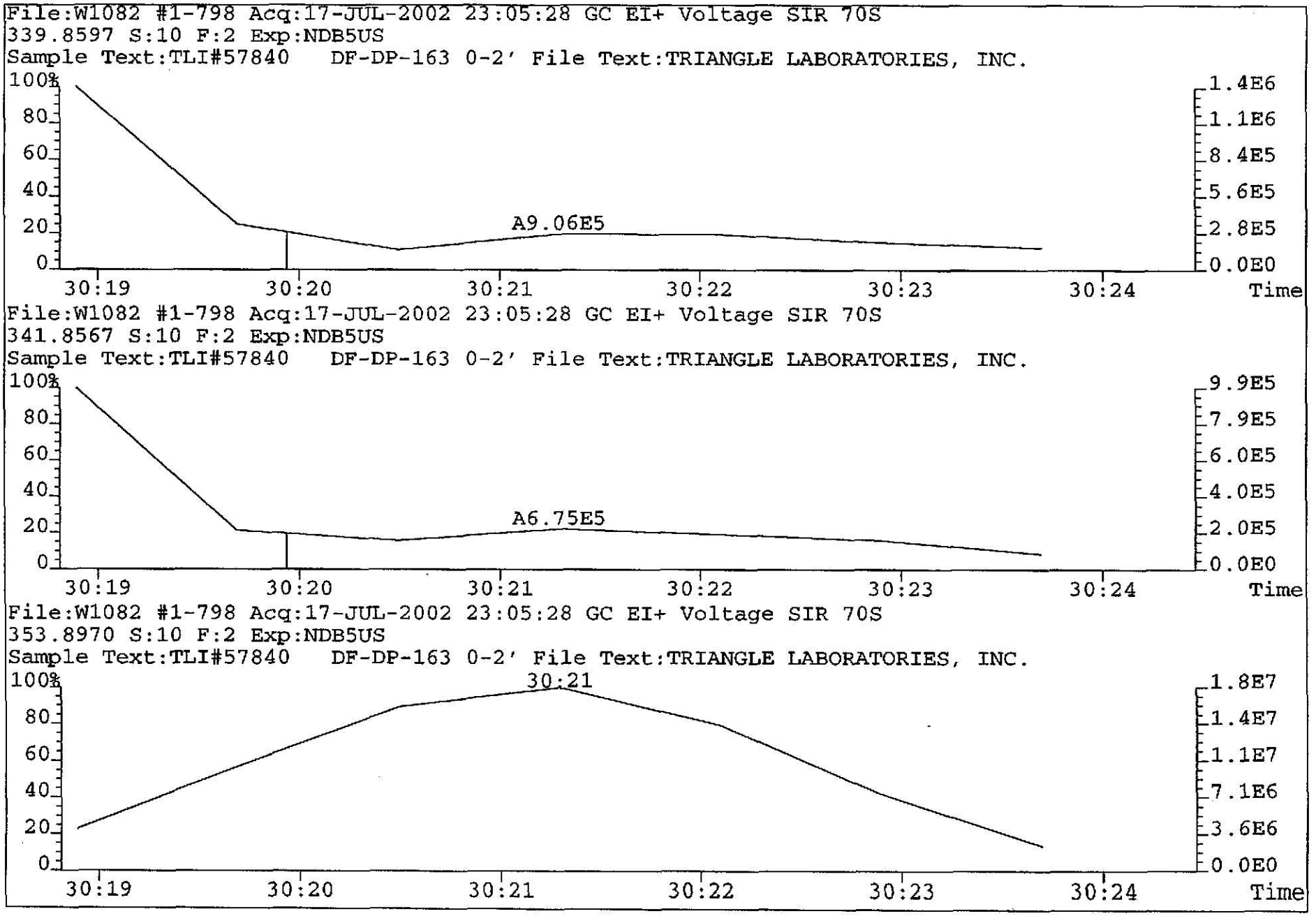

193

WAMTL 7/18/02

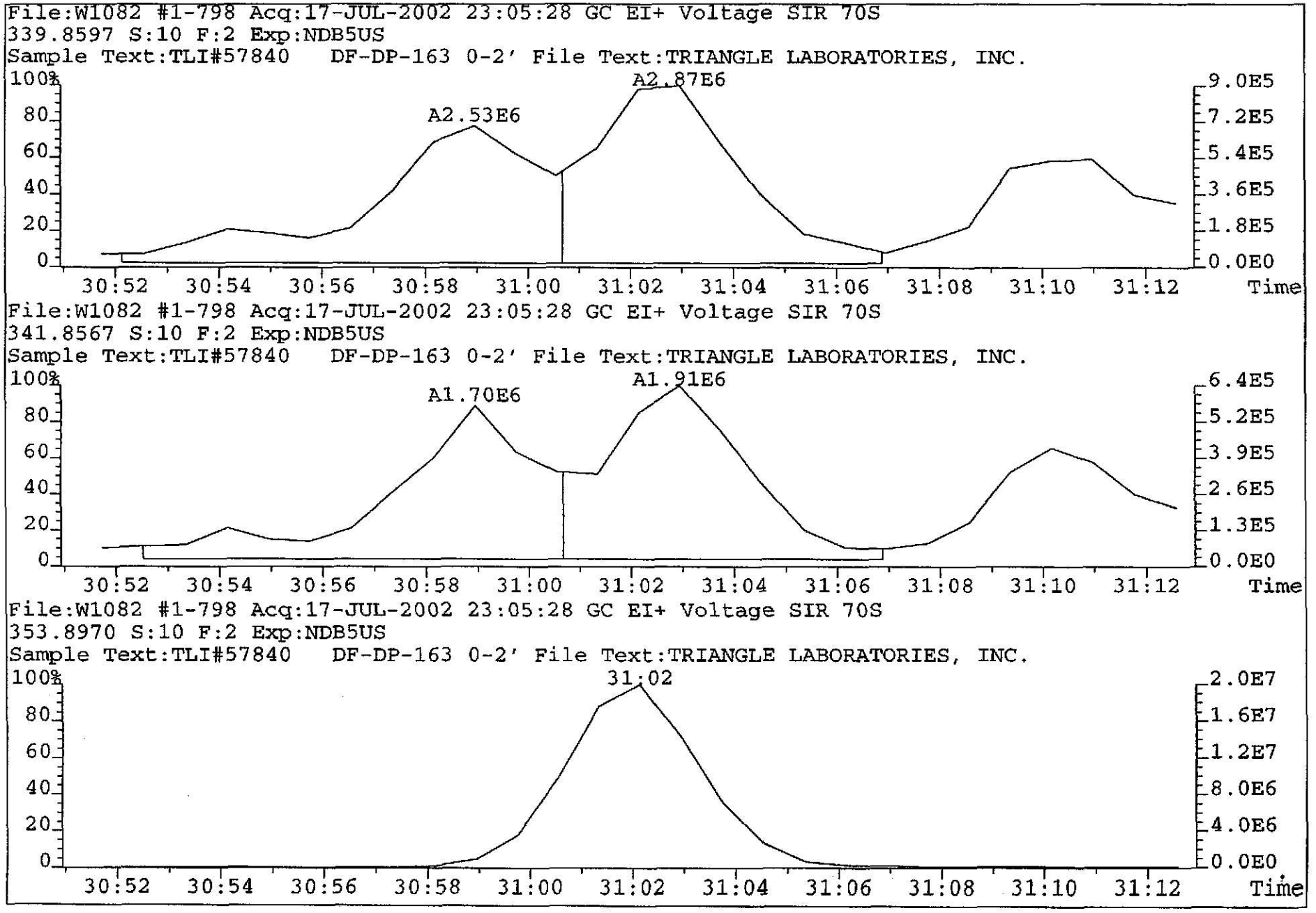
File:W1082 #1-798 Acq:17-JUL-2002 23:05:28 GC EI+ Voltage SIR 70S
339.8597 S:10 F:2 Exp:NDB5US
Sample Text:TLI#57840 DF-DP-163 0-2' File Text:TRIANGLE LABORATORIES, INC.
A2.87E6
A2.53E6
100%
80
60
40
20
0
9.0E5
7.2E5
5.4E5
3.6E5
1.8E5
0.0E0
30:52 30:54 30:56 30:58 31:00 31:02 31:04 31:06 31:08 31:10 31:12 Time
File:W1082 #1-798 Acq:17-JUL-2002 23:05:28 GC EI+ Voltage SIR 70S
341.8567 S:10 F:2 Exp:NDB5US
Sample Text:TLI#57840 DF-DP-163 0-2' File Text:TRIANGLE LABORATORIES, INC.
A1.91E6
A1.70E6
100%
80
60
40
20
0
6.4E5
5.2E5
3.9E5
2.6E5
1.3E5
0.0E0
30:52 30:54 30:56 30:58 31:00 31:02 31:04 31:06 31:08 31:10 31:12 Time
File:W1082 #1-798 Acq:17-JUL-2002 23:05:28 GC EI+ Voltage SIR 70S
353.8970 S:10 F:2 Exp:NDB5US
Sample Text:TLI#57840 DF-DP-163 0-2' File Text:TRIANGLE LABORATORIES, INC.
31:02
100%
80
60
40
20
0
2.0E7
1.6E7
1.2E7
8.0E6
4.0E6
0.0E0
30:52 30:54 30:56 30:58 31:00 31:02 31:04 31:06 31:08 31:10 31:12 Time

368

7/18/02

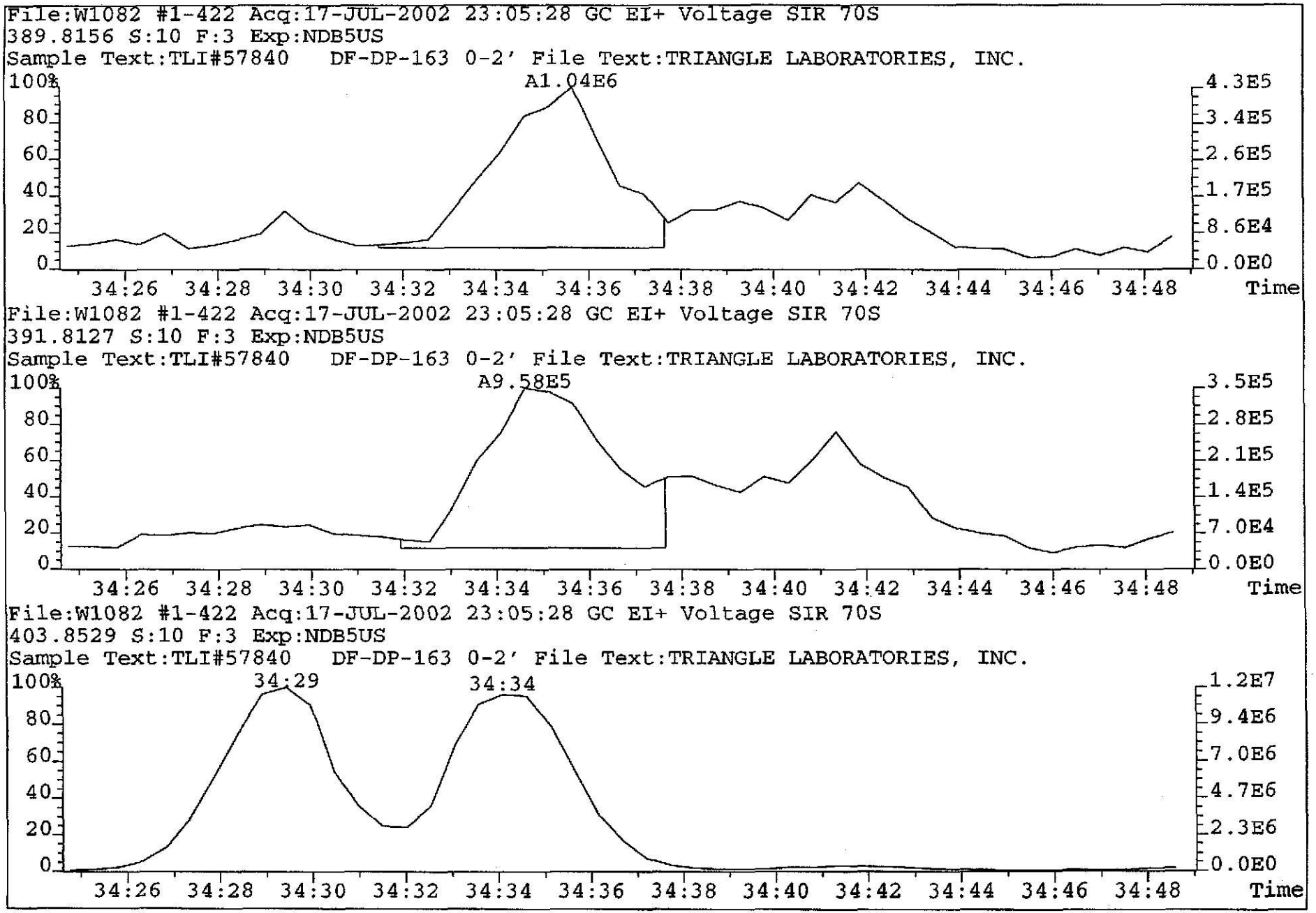

369

WAMTI
7/18/02

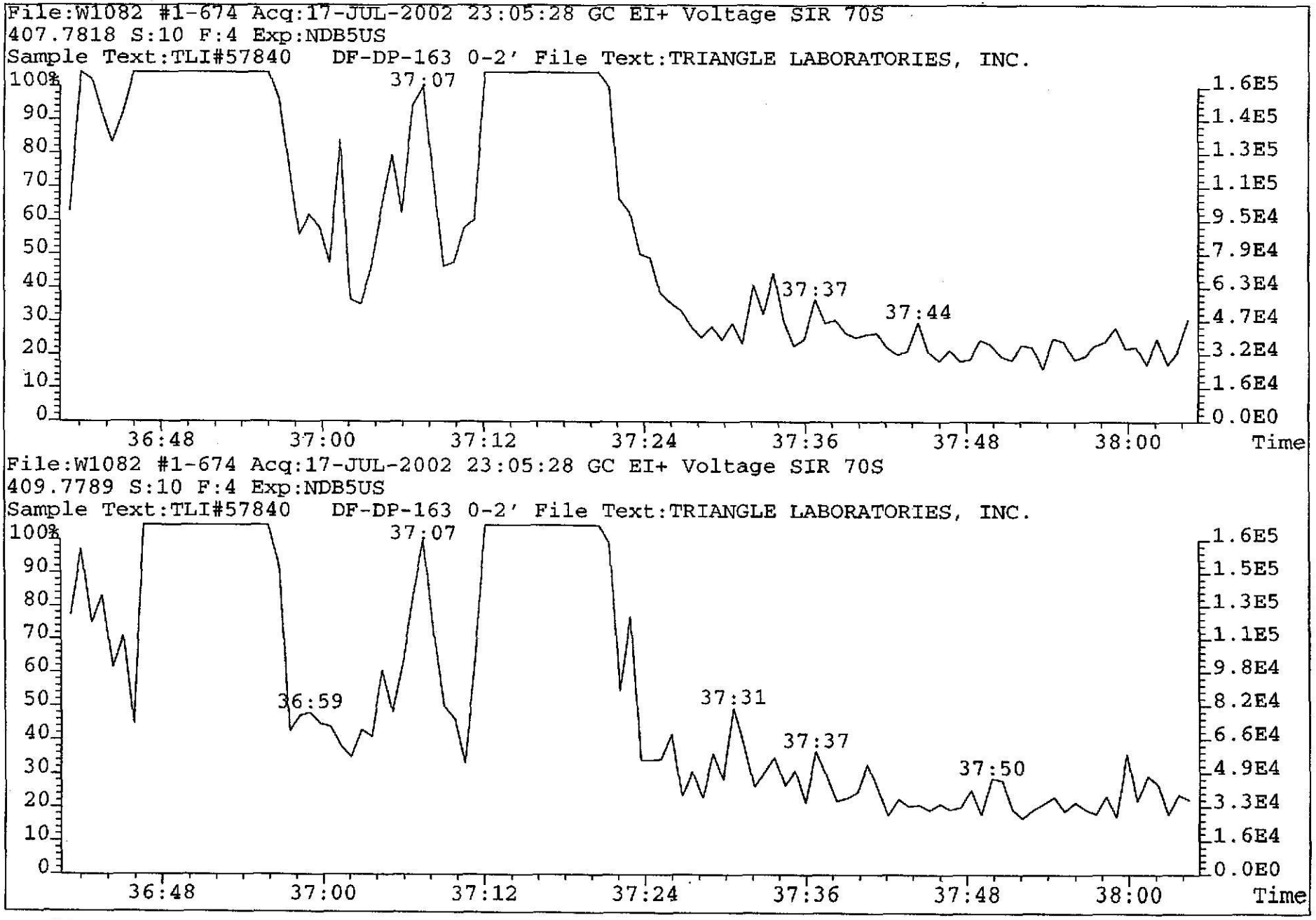

370

WAMTL
7/18/02

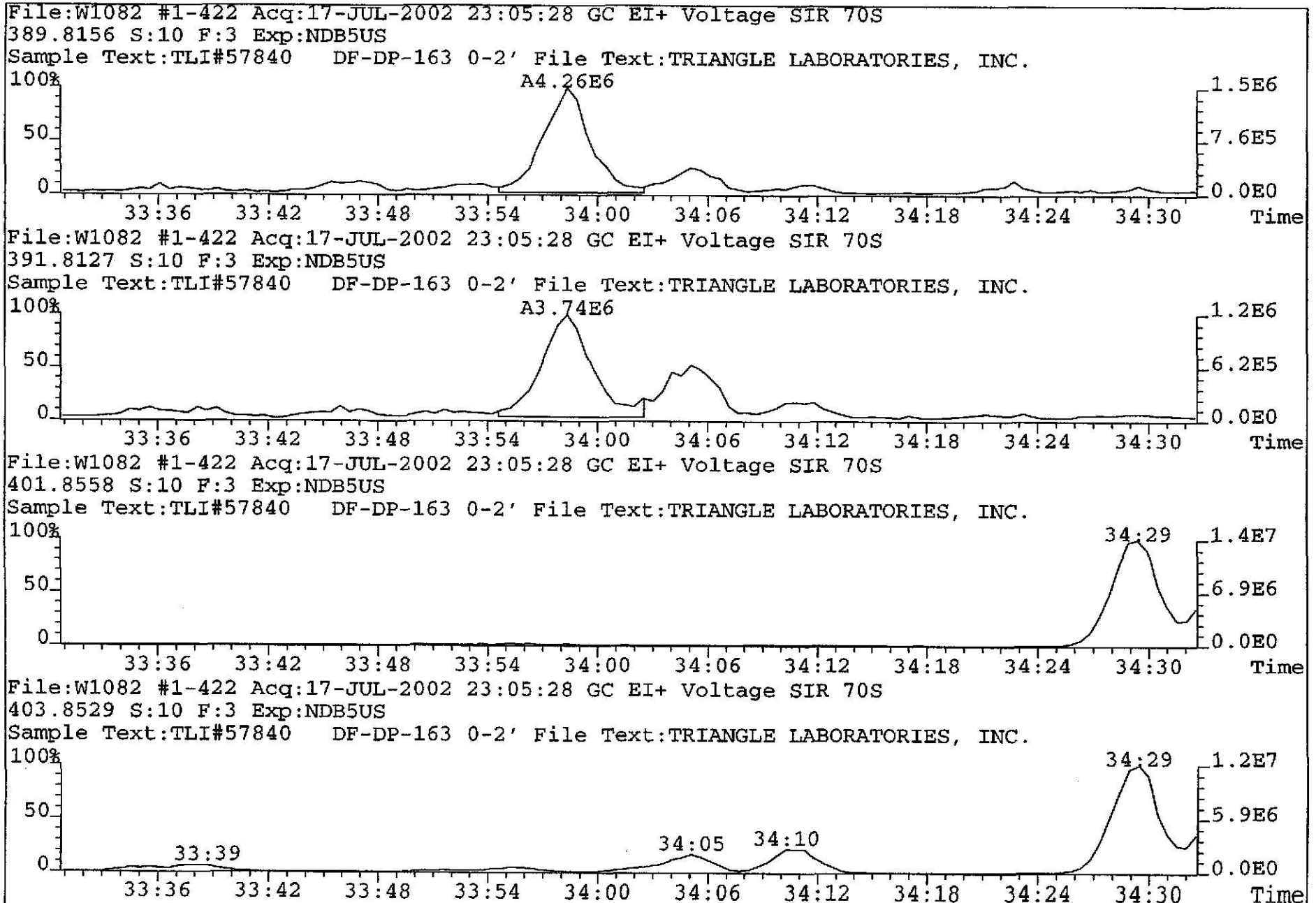
File:W1082 #1-422 Acq:17-JUL-2002 23:05:28 GC EI+ Voltage SIR 70S
389.8156 S:10 F:3 Exp:NDB5US
Sample Text:TLI#57840 DF-DP-163 0-2' File Text:TRIANGLE LABORATORIES, INC.
A4.26E6
1.5E6
7.6E5
0.0E0
33:36 33:42 33:48 33:54 34:00 34:06 34:12 34:18 34:24 34:30 Time
File:W1082 #1-422 Acq:17-JUL-2002 23:05:28 GC EI+ Voltage SIR 70S
391.8127 S:10 F:3 Exp:NDB5US
Sample Text:TLI#57840 DF-DP-163 0-2' File Text:TRIANGLE LABORATORIES, INC.
A3.74E6
1.2E6
6.2E5
0.0E0
33:36 33:42 33:48 33:54 34:00 34:06 34:12 34:18 34:24 34:30 Time
File:W1082 #1-422 Acq:17-JUL-2002 23:05:28 GC EI+ Voltage SIR 70S
401.8558 S:10 F:3 Exp:NDB5US
Sample Text:TLI#57840 DF-DP-163 0-2' File Text:TRIANGLE LABORATORIES, INC.
34:29
1.4E7
6.9E6
0.0E0
33:36 33:42 33:48 33:54 34:00 34:06 34:12 34:18 34:24 34:30 Time
File:W1082 #1-422 Acq:17-JUL-2002 23:05:28 GC EI+ Voltage SIR 70S
403.8529 S:10 F:3 Exp:NDB5US
Sample Text:TLI#57840 DF-DP-163 0-2' File Text:TRIANGLE LABORATORIES, INC.
34:29
33:39
34:05
34:10
1.2E7
5.9E6
0.0E0
33:36 33:42 33:48 33:54 34:00 34:06 34:12 34:18 34:24 34:30 Time

TLI Project: **57840** 1613, Revision B, Tetra Only PCDD/PCDF Analysis (c)
Client Sample: **DF-DP-163 0-2'** Analysis File: **P022558**

Client Project:	**Dioxin/Furan Analysis**				
Sample Matrix:	**SOLID**	Date Received:	**07/11/2002**	Spike File:	**SPCONB2S**
TLI ID:	**330-27-8**	Date Extracted:	**07/12/2002**	ICal:	**PF56152**
		Date Analyzed:	**07/18/2002**	ConCal:	**P022549**
Sample Size:	**12.300 g**	Dilution Factor:	**n/a**	% Moisture:	**18.1**
Dry Weight:	**10.074 g**	Blank File:	**W108202**	% Lipid:	**n/a**
GC Column:	**DB-225**	Analyst:	**JMM**	% Solids:	**81.9**

Analytes	Conc. (pg/g)	DL	Ratio	RT	RRT	Flags
2,3,7,8-TCDF	3.7		0.88	23:38	1.001	___

Internal Standard	Conc. (pg/g)	% Recovery	QC Limits	Ratio	RT	RRT	Flags
$^{13}C_{12}$-2,3,7,8-TCDF	130	65.6	29%-140%	0.75	23:37	1.053	___

Recovery Standard	Ratio	RT	Flags
$^{13}C_{12}$-1,2,3,4-TCDD	0.82	22:26	___

Data Reviewer: _____ 07/18/2002

CONB_PSR v1.00, LARS 6.25.05

Triangle Laboratories, Inc.®
2445 S. Alston Ave. • Durham, North Carolina 27713
Phone: (919) 544-5729 • Fax: (919) 544-5491

Printed: 16:24 07/18/2002

Initial ....Date...

Data Review By: [signature] 7/18/02

Channel specific noise levels computed from 'NL' heights.

Page No. 1 Listing of P022558B.dbf
07/18/2002 Matched GC Peaks / Ratio / Ret. Time

Compound/ M_Z....	QC.Log	Omit	Why	RT.	OK	Ratio	Total.Area/Ht	Area/Ht.Peak1	Area/Ht.Peak2	Rel.RT	Compound.Name..	ID..	Flags.
TCDF				0.65-0.89					0.793-1.106				
304-306	DC	NL		Height			0.20	0.09	0.11				
				18:50	RO	1.00	1.00	0.50	0.50	0.797			J
	DC	SN		18:56	RO	0.41	0.24			0.802			
	DC	SN		19:02		0.86	0.13			0.806			
				19:11		0.70	0.80	0.33	0.47	0.812			J
				19:31		0.69	2.16	0.88	1.28	0.826			
				19:36		0.77	7.39	3.22	4.17	0.830			
				19:42		0.78	51.68	22.72	28.96	0.834			
				19:57		0.72	18.39	7.69	10.70	0.845			
				20:05		0.81	11.12	4.97	6.15	0.850			
	DC	SN		20:12	RO	0.16	0.67			0.855			
				20:45		0.74	12.12	5.14	6.98	0.879			
				20:57		0.74	5.89	2.50	3.39	0.887			
				21:04		0.72	2.48	1.04	1.44	0.892			
				21:15		0.75	85.42	36.53	48.89	0.900			
	DC	SN		21:27	RO	0.43	0.10			0.908			
				21:45		0.74	31.68	13.45	18.23	0.921			
				21:56		0.78	50.12	21.99	28.13	0.929			
				22:08		0.73	13.29	5.63	7.66	0.937			
				22:14		0.67	0.40	0.16	0.24	0.941			J
				22:24	RO	0.94	1.84	0.89	0.95	0.948			
				22:28		0.66	6.45	2.56	3.89	0.951			
				22:34		0.73	12.57	5.30	7.27	0.956			
				22:46	RO	0.94	5.13	2.49	2.64	0.964			
				23:04	RO	1.35	0.80	0.46	0.34	0.977			J
	DC	SN		23:08	RO	1.07	0.29			0.980			
	DC	SN		23:13	RO	8.00	0.36			0.983			
				23:18		0.74	4.06	1.73	2.33	0.987			
				23:28		0.85	8.16	3.75	4.41	0.994			
				23:38		0.88	6.50	3.05	3.45	1.001	2378-TCDF	AN	
				23:46	RO	1.25	1.15	0.64	0.51	1.006			J
				23:58		0.80	17.16	7.64	9.52	1.015			
				24:15		0.78	139.96	61.18	78.78	1.027			
	DC	SN		24:31	RO	6.00	0.42			1.038			
				24:36		0.88	2.93	1.37	1.56	1.042			
				25:01	RO	1.14	2.05	1.09	0.96	1.059			
	DC	SN		25:07	RO	1.05	0.43			1.064			
				25:11	RO	0.91	0.42	0.20	0.22	1.066			J
	DC	SN		25:17	RO	1.15	0.28			1.071			
				25:24		0.76	6.09	2.63	3.46	1.076			
				25:36		0.73	19.87	8.36	11.51	1.084			
	DC	WH		26:11		0.77	5.48			1.109			
	DC	WH		26:22	RO	0.38	0.80			1.116			
	DC	WH		26:25	RO	1.78	1.25			1.119			
304-306				31 Peaks			529.08						

Triangle Laboratories, Inc.®
2445 S. Alston Ave. • Durham, North Carolina 27713
Phone: (919) 544-5729 • Fax: (919) 544-5491

Compound/ M_Z....	QC.Log	Omit	Why	..RT.	OK	Ratio	Total.Area/Ht	Area/Ht.Peak1	Area/Ht.Peak2	Rel.RT	Compound.Name..	ID..	Flags.
13C12-TCDF				0.65-0.89						0.958-1.042			
316-318	DC	NL		Height			0.25	0.10	0.15				
	DC	WL		19:32	RO	0.35	0.84			0.827			
	DC	WL		21:03		0.71	0.29			0.891			
	DC	WL		21:08	RO	1.08	0.27			0.895			
	DC	WL		21:15	RO	1.46	0.59			0.900			
	DC	WL		22:05		0.82	2.38			0.935			
	DC	WL		22:14	RO	0.33	0.48			0.941			
	DC	WL		22:25	RO	0.64	0.82			0.949			
	DC	WL		22:30	RO	1.36	0.33			0.953			
	DC	WL		22:32	RO	0.95	0.37			0.954			
	DC	WL		22:36	RO	1.78	0.25			0.957			
	DC	SN		23:01	RO	2.92	0.47			0.975			
				23:37		0.75	310.78	133.10	177.68	1.000	13C12-2378-TCDF	IS0	
				Height			81.24	34.72	46.52				
				23:57	RO	1.36	0.52	0.30	0.22	1.014			
	DC	SN		24:02	RO	0.32	0.37			1.018			
	DC	SN		24:08	RO	7.70	0.87			1.022			
				24:13	RO	0.59	1.10	0.41	0.69	1.025			
	DC	SN		24:30	RO	0.54	0.40			1.037			
	DC	WH		24:49		0.73	0.38			1.051			
	DC	WH		25:01		0.70	0.63			1.059			
	DC	WH		25:28	RO	3.60	0.46			1.078			
	DC	WH		25:43	RO	4.00	0.20			1.089			
	DC	WH		25:49	RO	1.48	1.44			1.093			
	DC	WH		25:57	RO	1.54	0.66			1.099			
	DC	WH		26:03	RO	0.13	0.34			1.103			
	DC	WH		26:08	RO	0.64	0.23			1.107			
316-318			3	Peaks			312.40						
---------- Above: TCDF / TCDD Follows ----------													
13C12-TCDD				0.65-0.89						0.910-1.090			
332-334	DC	NL		Height			0.33	0.24	0.09				
	DC	WL		19:57	RO	3.20	0.63			0.901			
	DC	SN		20:11	RO	1.78	0.25			0.912			
	DC	SN		20:56	RO	3.56	0.41			0.946			
	DC	SN		21:20	RO	3.00	0.24			0.964			
	DC	SN		21:25	RO	1.85	0.37			0.968			
				22:08		0.82	206.80	93.01	113.79	1.000	13C12-2378-TCDD	IS1	
				Height			53.10	23.62	29.48				
				22:26		0.82	312.02	140.57	171.45	1.014	13C12-1234-TCDD	RS1	
	DC	SN		23:13	RO	10.86	0.83			1.049			
	DC	SN		23:27	RO	12.50	0.81			1.059			
	DC	SN		23:34	RO	0.43	0.33			1.065			
	DC	SN		23:57	RO	1.40	0.24			1.082			
	DC	WH		24:29	RO	6.29	1.24			1.106			
	DC	WH		24:32	RO	2.90	0.78			1.108			
	DC	WH		24:43	RO	2.21	0.77			1.117			
	DC	WH		24:49	RO	0.92	0.23			1.121			
	DC	WH		24:55	RO	3.71	0.66			1.126			
	DC	WH		25:23	RO	1.00	0.28			1.147			

Triangle Laboratories, Inc.®
2445 S. Alston Ave. • Durham, North Carolina 27713
Phone: (919) 544-5729 • Fax: (919) 544-5491

Compound/ M_Z....	QC.Log	Omit	Why	..RT.	OK	Ratio	Total.Area/Ht	Area/Ht.Peak1	Area/Ht.Peak2	Rel.RT	Compound.Name..	ID..	Flags.
	DC	WH		25:27	RO	4.71	0.40			1.150			
332-334			2 Peaks				518.82						

Column Description.....	"Why" Code Description.....	QC Log Desc.....
M_Z -Nominal Ion Mass(es)	WL-Below Retention Time Window	A-Peak Added
..RT. -Retention Time (mm:ss)	WH-Above Retention Time Window	K-Peak Kept
Rat.1 -Ratio of M/M+2 Ions	SN-Below Signal to Noise Level	D-Peak Deleted
OK -RO=Ratio Outside Limits	<M-Below Method Detection Limit	T-Time Changed
Rel.RT-Relative Retention Time	NL-Channel Specific Noise Level	M-Peak Area Changed
		N-Name Changed
		X-Ether Interference

*** End of Report ***

Triangle Laboratories, Inc.®
2445 S. Alston Ave. • Durham, North Carolina 27713
Phone: (919) 544-5729 • Fax: (919) 544-5491

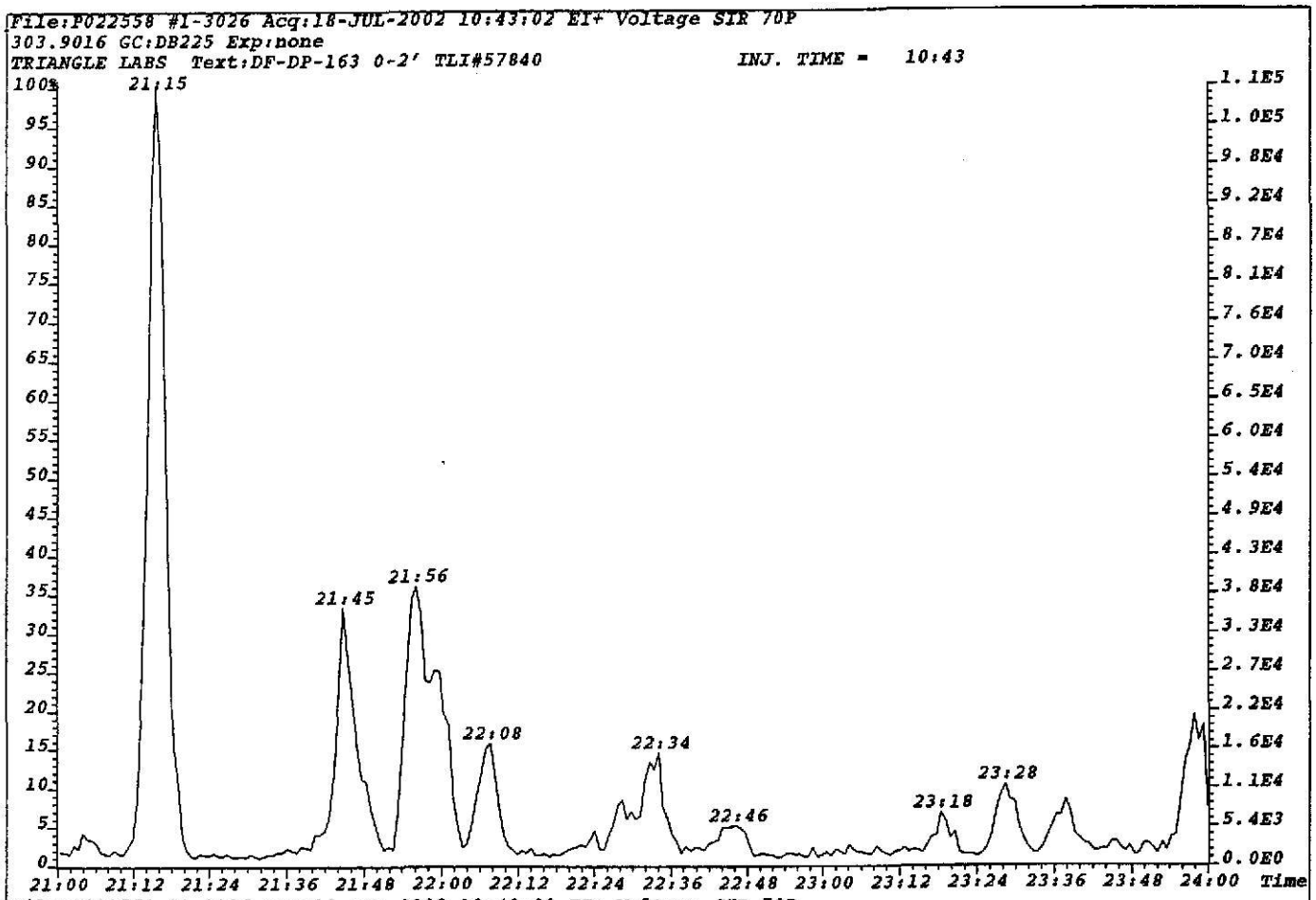
File:P022558 #1-3026 Acq:18-JUL-2002 10:43:02 EI+ Voltage SIR 70P
303.9016 GC:DB225 Exp:none
TRIANGLE LABS Text:DF-DP-163 0-2' TLI#57840
INJ. TIME = 10:43
21:15
21:45
21:56
22:08
22:34
22:46
23:18
23:28
Time

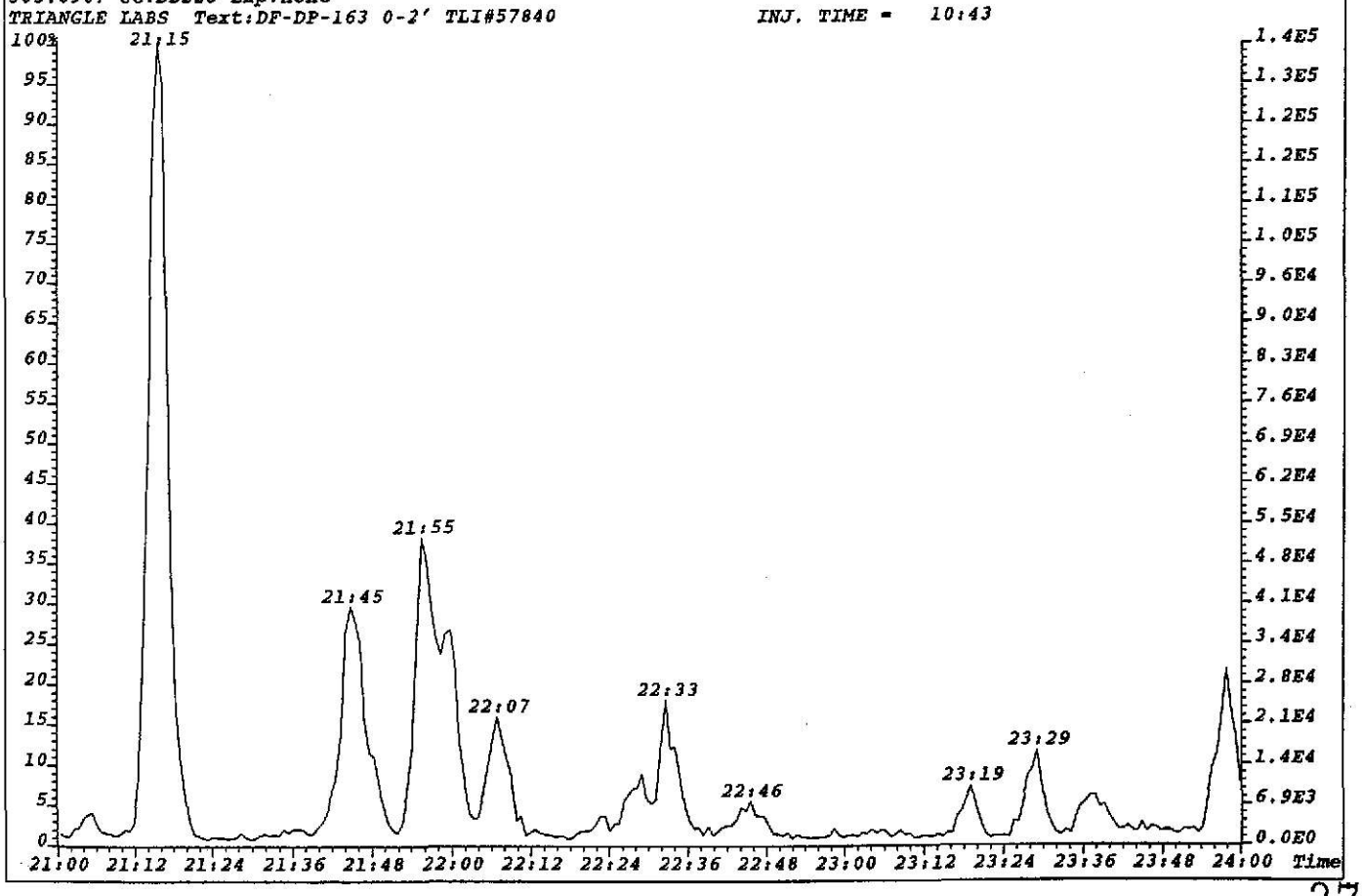
File:P022558 #1-3026 Acq:18-JUL-2002 10:43:02 EI+ Voltage SIR 70P
305.8987 GC:DB225 Exp:none
TRIANGLE LABS Text:DF-DP-163 0-2' TLI#57840
INJ. TIME = 10:43
21:15
21:45
21:55
22:07
22:33
22:46
23:19
23:29
Time

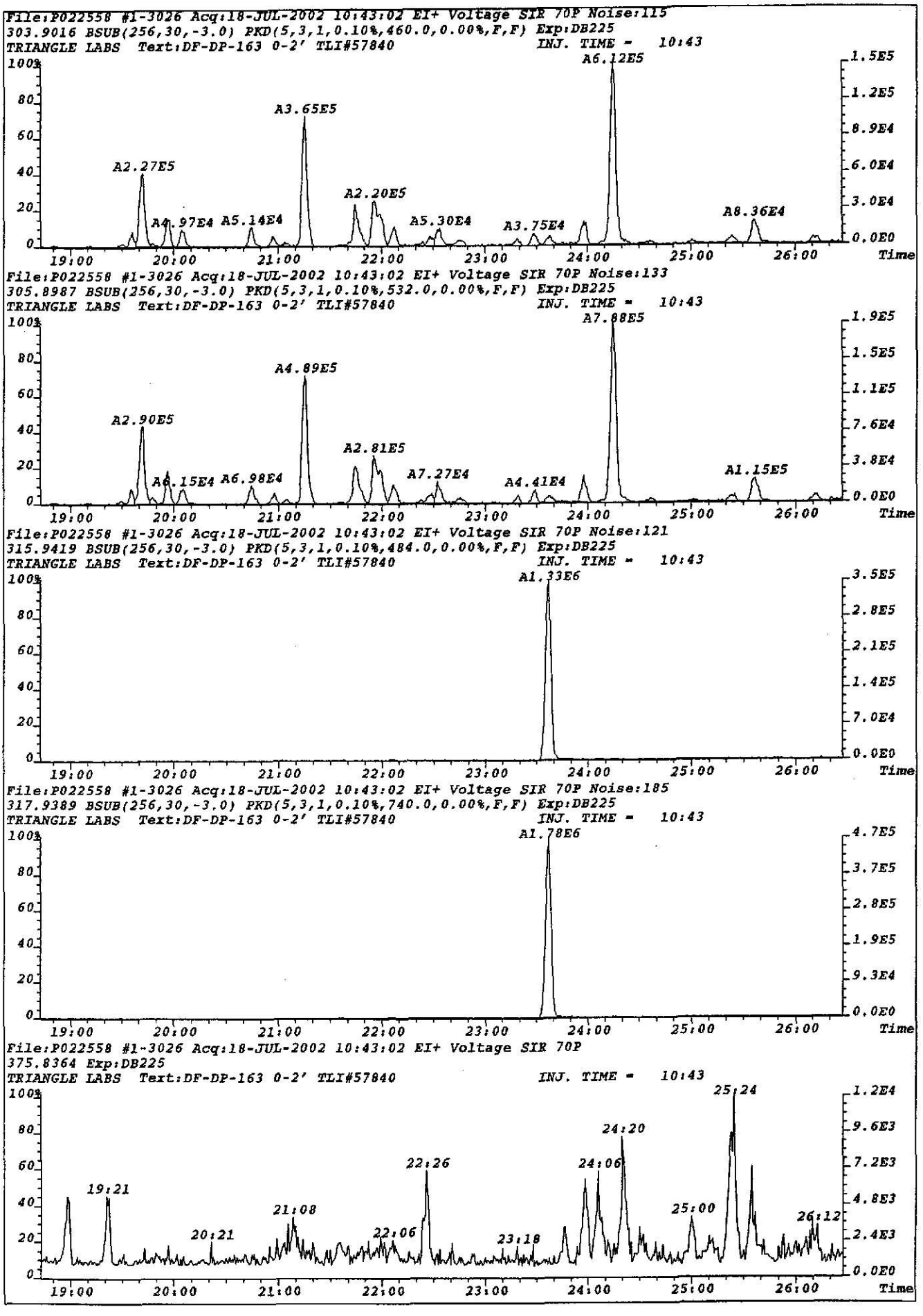
File:P022558 #1-3026 Acq:18-JUL-2002 10:43:02 EI+ Voltage SIR 70P Noise:115
303.9016 BSUB(256,30,-3.0) PKD(5,3,1,0.10%,460.0,0.00%,F,F) Exp:DB225
TRIANGLE LABS Text:DF-DP-163 0-2' TLI#57840
INJ. TIME = 10:43
A6.12E5
A3.65E5
A2.27E5
A2.20E5
A4.97E4
A5.14E4
A5.30E4
A3.75E4
A8.36E4
File:P022558 #1-3026 Acq:18-JUL-2002 10:43:02 EI+ Voltage SIR 70P Noise:133
305.8987 BSUB(256,30,-3.0) PKD(5,3,1,0.10%,532.0,0.00%,F,F) Exp:DB225
TRIANGLE LABS Text:DF-DP-163 0-2' TLI#57840
INJ. TIME = 10:43
A7.88E5
A4.89E5
A2.90E5
A2.81E5
A6.15E4
A6.98E4
A7.27E4
A4.41E4
A1.15E5
File:P022558 #1-3026 Acq:18-JUL-2002 10:43:02 EI+ Voltage SIR 70P Noise:121
315.9419 BSUB(256,30,-3.0) PKD(5,3,1,0.10%,484.0,0.00%,F,F) Exp:DB225
TRIANGLE LABS Text:DF-DP-163 0-2' TLI#57840
INJ. TIME = 10:43
A1.33E6
File:P022558 #1-3026 Acq:18-JUL-2002 10:43:02 EI+ Voltage SIR 70P Noise:185
317.9389 BSUB(256,30,-3.0) PKD(5,3,1,0.10%,740.0,0.00%,F,F) Exp:DB225
TRIANGLE LABS Text:DF-DP-163 0-2' TLI#57840
INJ. TIME = 10:43
A1.78E6
File:P022558 #1-3026 Acq:18-JUL-2002 10:43:02 EI+ Voltage SIR 70P
375.8364 Exp:DB225
TRIANGLE LABS Text:DF-DP-163 0-2' TLI#57840
INJ. TIME = 10:43
25:24
24:20
22:26
24:06
19:21
21:08
20:21
22:06
23:18
25:00
26:12
19:00
20:00
21:00
22:00
23:00
24:00
25:00
26:00
Time

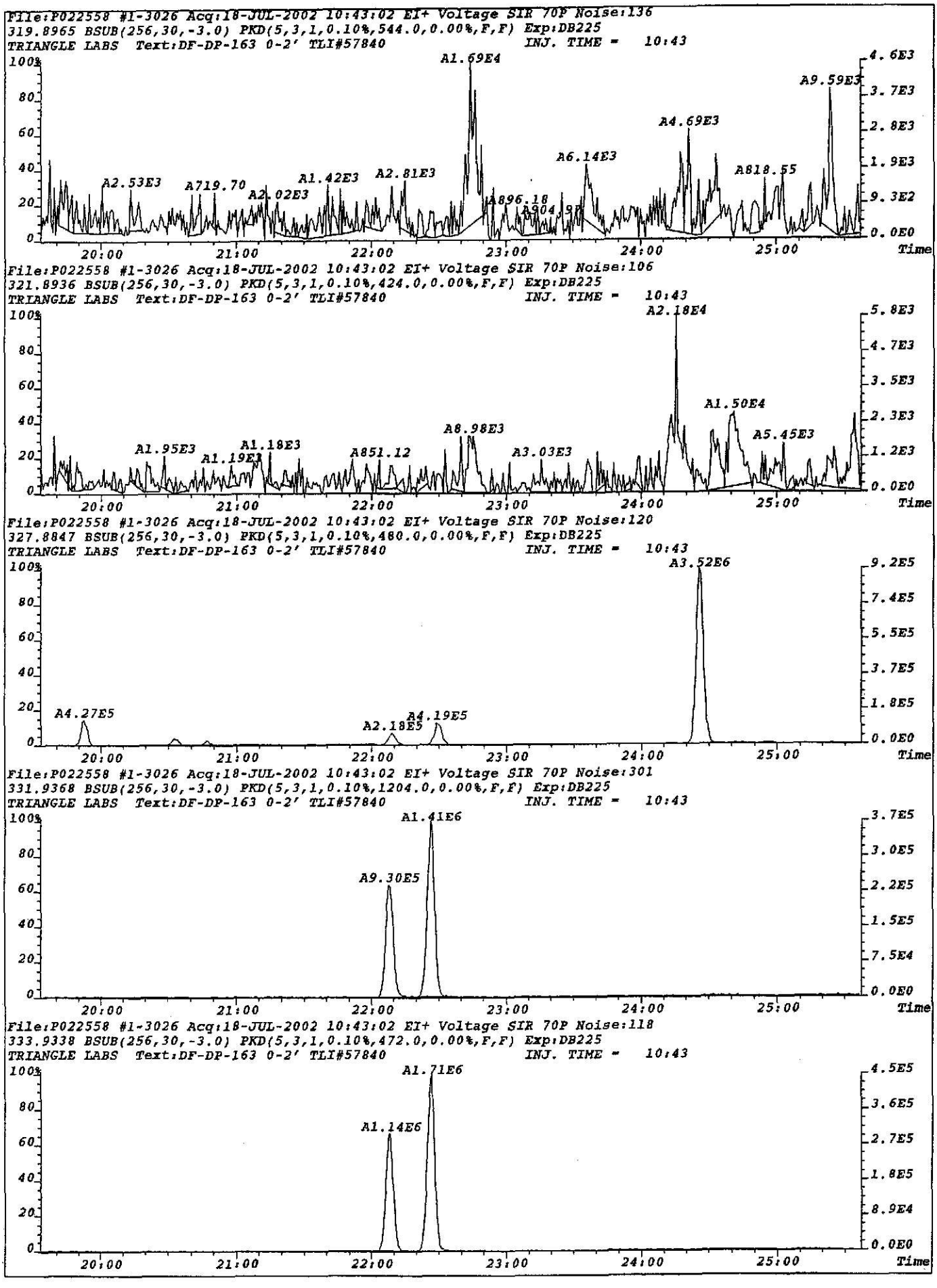
File:P022558 #1-3026 Acq:18-JUL-2002 10:43:02 EI+ Voltage SIR 70P Noise:136
319.8965 BSUB(256,30,-3.0) PKD(5,3,1,0.10%,544.0,0.00%,F,F) Exp:DB225
TRIANGLE LABS Text:DF-DP-163 0-2' TLI#57840 INJ. TIME = 10:43
A1.69E4
A9.59E3
A4.69E3
A6.14E3
A2.53E3
A719.70
A2.02E3
A1.42E3
A2.81E3
A896.18
A904.97
A818.55
Time
File:P022558 #1-3026 Acq:18-JUL-2002 10:43:02 EI+ Voltage SIR 70P Noise:106
321.8936 BSUB(256,30,-3.0) PKD(5,3,1,0.10%,424.0,0.00%,F,F) Exp:DB225
TRIANGLE LABS Text:DF-DP-163 0-2' TLI#57840 INJ. TIME = 10:43
A2.18E4
A1.50E4
A8.98E3
A5.45E3
A1.95E3
A1.19E3
A1.18E3
A851.12
A3.03E3
Time
File:P022558 #1-3026 Acq:18-JUL-2002 10:43:02 EI+ Voltage SIR 70P Noise:120
327.8847 BSUB(256,30,-3.0) PKD(5,3,1,0.10%,480.0,0.00%,F,F) Exp:DB225
TRIANGLE LABS Text:DF-DP-163 0-2' TLI#57840 INJ. TIME = 10:43
A3.52E6
A4.27E5
A2.18E5
A4.19E5
Time
File:P022558 #1-3026 Acq:18-JUL-2002 10:43:02 EI+ Voltage SIR 70P Noise:301
331.9368 BSUB(256,30,-3.0) PKD(5,3,1,0.10%,1204.0,0.00%,F,F) Exp:DB225
TRIANGLE LABS Text:DF-DP-163 0-2' TLI#57840 INJ. TIME = 10:43
A1.41E6
A9.30E5
Time
File:P022558 #1-3026 Acq:18-JUL-2002 10:43:02 EI+ Voltage SIR 70P Noise:118
333.9338 BSUB(256,30,-3.0) PKD(5,3,1,0.10%,472.0,0.00%,F,F) Exp:DB225
TRIANGLE LABS Text:DF-DP-163 0-2' TLI#57840 INJ. TIME = 10:43
A1.71E6
A1.14E6
Time

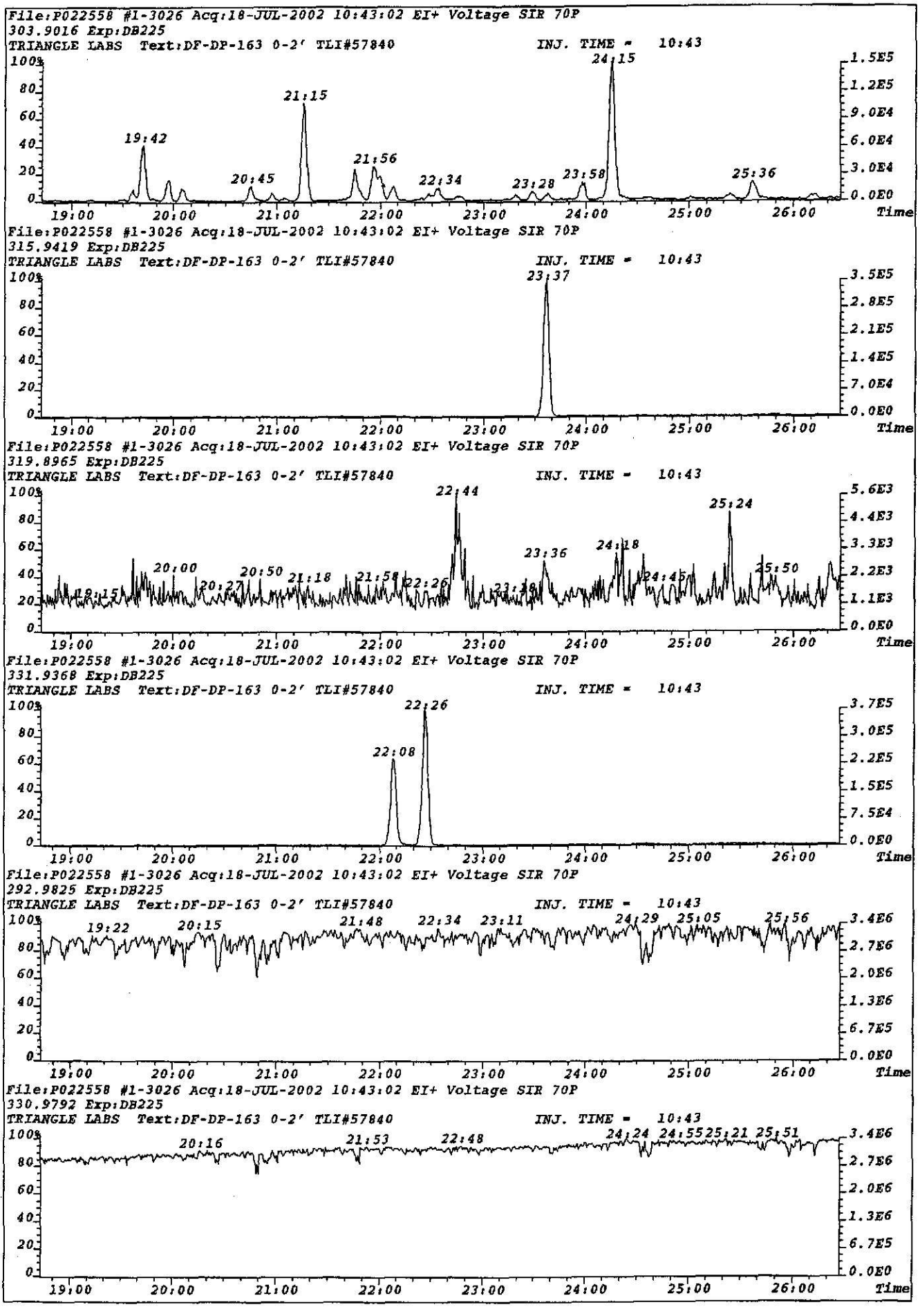
File:P022558 #1-3026 Acq:18-JUL-2002 10:43:02 EI+ Voltage SIR 70P
303.9016 Exp:DB225
TRIANGLE LABS Text:DF-DP-163 0-2' TLI#57840
INJ. TIME = 10:43
19:42
20:45
21:15
21:56
22:34
23:28
23:58
24:15
25:36
Time
File:P022558 #1-3026 Acq:18-JUL-2002 10:43:02 EI+ Voltage SIR 70P
315.9419 Exp:DB225
TRIANGLE LABS Text:DF-DP-163 0-2' TLI#57840
INJ. TIME = 10:43
23:37
Time
File:P022558 #1-3026 Acq:18-JUL-2002 10:43:02 EI+ Voltage SIR 70P
319.8965 Exp:DB225
TRIANGLE LABS Text:DF-DP-163 0-2' TLI#57840
INJ. TIME = 10:43
19:15
20:00
20:27
20:50
21:18
21:58
22:26
22:44
23:18
23:36
24:18
24:45
25:24
25:50
Time
File:P022558 #1-3026 Acq:18-JUL-2002 10:43:02 EI+ Voltage SIR 70P
331.9368 Exp:DB225
TRIANGLE LABS Text:DF-DP-163 0-2' TLI#57840
INJ. TIME = 10:43
22:08
22:26
Time
File:P022558 #1-3026 Acq:18-JUL-2002 10:43:02 EI+ Voltage SIR 70P
292.9825 Exp:DB225
TRIANGLE LABS Text:DF-DP-163 0-2' TLI#57840
INJ. TIME = 10:43
19:22
20:15
21:48
22:34
23:11
24:29
25:05
25:56
Time
File:P022558 #1-3026 Acq:18-JUL-2002 10:43:02 EI+ Voltage SIR 70P
330.9792 Exp:DB225
TRIANGLE LABS Text:DF-DP-163 0-2' TLI#57840
INJ. TIME = 10:43
20:16
21:53
22:48
24:24
24:55
25:21
25:51
Time

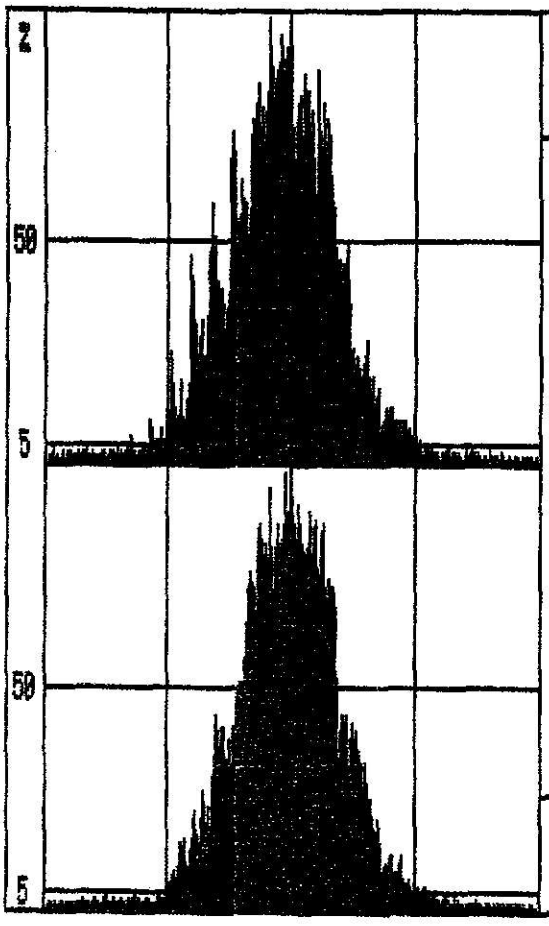

Ref. mass	292.9825	Peak top	
Height	.74 volts	Span	200 ppm

System file name	DB225
Data file name	A:P718021
Resolution	10000
Group number	1
Ionization mode	EI+
Switching	VOLTAGE
Ref. masses	292.9825, 380.9761

A	292.9825	J	330.9792
B	303.9016	K	331.9368
C	305.8987	L	333.9338
D	315.9419	M	375.8364
E	317.9389		
F	319.8965		
G	321.8936		
H	327.8847		
I	330.9792		

Channel	I	330.9792		Peak top	
Height	.78 volts		Span	200 ppm	