TRIANGLE LAB DATA

Analytical Results
Dioxin/Furan

Crystal Springs, Mississippi

BOOK IV

July 17, 2002 Report
Project # 57752C

GeoEnvironmental Associates, LLC | MARTIN & SLAGLE

TRIANGLE LAB
Crystal Springs, MS
Sample Analysis - Dioxin/Furan
July 17,2002 Report

Book IV

Project # 57752C

Dates of Samples/ COC	Sample #	Pages	Depth
	Case Narrative	**1-11**	
	Document Control (COC)	**12-32**	
	Sample Data	**33-522**	
	OPR	44-62	
	TLI Blank	63-86	
6/27/02	DF-DP-695	87-125	0-0.5'
	DF-DP-695 (tetra only)	126-132	0-0.5'
	DF-DP-692	133-166	0-0.5'
	DF-DP-692 (tetra only)	167-173	0-0.5'
	DF-DP-676	174-205	0-0.5'
	DF-DP-676 (tetra only)	206-212	0-0.5
6/26/02	DF-DP-209	213-236	0-0.5'
	DF-DP-209 (tetra only)	237-243	0-0.5'
	DF-DP-675	244-284	0-0.5'
	DF-DP-675 (tetra only)	285-291	0-0.5'
	DF-DP-642	292-337	0-0.5'
	DF-DP-642 (tetra only)	338-345	0-0.5'
6/25/02	DF-DP-82	346-386	0.5'
	DF-DP-82 (tetra only)	387-393	0.5'
	DF-DP-126	394-426	0.5'
	DF-DP-126 (tetra only)	427-433	0.5'
	DF-DP-104	434-472	0.5'
	DF-DP-104 (tetra only)	473-480	0.5'
	DF-DP-209	481-515	0.5'
	DF-DP-209 (tetra only)	516-522	0.5'
	Calibration Data	**523-534**	

RECEIVED
JUL 19 2002

CASE NARRATIVE

Analysis of Samples for the Presence of

Polychlorinated Dibenzo-*p*-Dioxins and Dibenzofurans by

High-Resolution Chromatography / High-Resolution Mass Spectrometry

Method 1613B (9/97)

Date:	July 17, 2002
Client ID:	Martin & Slagle
P.O. Number:	
TLI Project Number:	57752C

This report should only be reproduced in full. Any partial reproduction of this report requires written permission from Triangle Laboratories, Inc.

Rev.11/19/97
WWW.TriangleLabs.com

Overview

The samples and associated QC samples were extracted and analyzed according to procedures described in EPA Method 1613B (September 1997). Any particular difficulties encountered during the sample handling by Triangle Laboratories will be discussed in the QC Remarks section below. This report contains results from only the 1613 dioxin/furan analyses of ten soil samples.

Quality Control Samples

A laboratory method blank and an ongoing precision and recovery (OPR) sample are extracted and analyzed with each batch of samples.

Quality Control Remarks

This analytical data has been released after being subjected to a series of inspections. General deviations from acceptable QC requirements are identified below. Specific QC issues associated with this particular project are:

Sample receipt: Thirty-five soil samples were received from Martin & Slagle in good condition on June 28, 2002 at 4.0°C and stored in a refrigerator at 4°C. The sample identifications on the sample labels did not exactly match those on the client's chain of custody. The sample identifications on the sample labels were used for all reports and paperwork.

Sample Preparation Laboratory: None

Mass Spectrometry: None

Data Review: The analysis of some of the samples exhibit the presence of saturated analyte signals (signals outside the dynamic range of the instrument). The effected analytes are flagged "S" on the quantitation report. The results for these analytes should be considered minimum estimates of the actual concentrations present in the sample. In addition, several of the field samples exhibit the presence of analytes that exceed the calibration range of the instrument. The effected analytes are flagged "E" on the quantitation report. These samples will be diluted, and the diluted analyses will be forwarded upon completion.

The ion abundance ratios for some of the standards in the field sample are outside method criteria. In addition, the recovery of the 12378-PeCDF internal standard in sample DF-DP-104-0.5 is below QC limits. These effects are due to the presence of interferences in these samples. The high analyte levels in these samples are also contributing to this effect in this sample. Since the QC samples do not exhibit this effect,

the issue is considered matrix related, and the results are released without further comment.

The OCDD analyte is detected in the blank at the level of 10.0 pg/g. The OCDD analyte found in the field samples is more than 20 times that found in the associated blank. The results of the samples are not affected with this problem.

General Comments: No 2,3,7,8-substituted target analytes were detected in the method blank above the target detection limit (TDL) except as noted above.

The detection limits in some samples may be above the Target Detection Limit due to Method 1613B reporting format which requires that GC peaks which do not meet QC criteria for ion-abundance ratio be reported in the detection limit.

The analytical data presented in this report are consistent with the guidelines of Method 1613B. Any exceptions have been discussed in the QC Remarks section of this case narrative with emphasis on their effect on the data. Should Martin & Slagle have any questions or comments regarding this data package, please feel free to contact one of our Project Scientists at (919) 544-5729.

For Triangle Laboratories, Inc.,

Released by,

Kenneth Varley

Kenneth Varley

Report Preparation Chemist

The total number of pages in the data package is: 534.

Method 1613 Sample Calculations:

Analyte Concentration

The concentration or amount of any analyte is calculated using the following expression.

$$Amt_{(\sigma)} = \frac{A_\sigma * Q_\beta}{A_\beta * RRF_{(\sigma)} * W}$$

Where:

$Amt_{(\sigma)}$	=	amount of a given analyte, expressed in nanograms (ng) or picograms (pg).
A_σ	=	integrated current for the characteristic ions of the analyte
A_β	=	integrated current of the characteristic ions of the corresponding internal standard
Q_β	=	amount of internal standard added to the sample before extraction
$RRF_{(\sigma)}$	=	mean analyte relative response factor from the initial calibration
W	=	sample weight or volume (W = 1.0 for Method 23 samples)

Detection Limits

The detection limit reported for a target analyte that is not detected or presents an analyte response that is less than 2.5 times the background level is calculated by using the following expression. The area of the analyte is replaced by the noise level measured in a region of the chromatogram clear of genuine GC signals. The detection limits represent the maximum possible concentration of a target analyte that could be present without being detected.

$$DL_{(\sigma)} = \frac{2.5 * H * Q_\beta}{H_\beta * RRF_{(\sigma)} * W}$$

Where:

$DL_{(\sigma)}$	=	estimated detection limit for a target analyte, expressed in ng or pg
2.5	=	minimum response required for a GC signal
H	=	sum of the height of the noise level
H_β	=	sum of the height of the characteristic ions of the corresponding internal standard
Q_β	=	amount of internal standard added to the sample before extraction
$RRF_{(\sigma)}$	=	mean analyte relative response factor from the initial calibration
W	=	sample weight or volume

Data Flags

In order to assist with data interpretation, data qualifier flags are used on the final reports. Please note that all data qualifier flags are subjective and are applied as consistently as possible. Each flag has been reviewed by two independent Chemists and the impact of the data qualifier flag on the quality of the data discussed above. The most commonly used flags are:

A **'B'** flag is used to indicate that an analyte has been detected in the laboratory method blank as well as in an associated field sample. The 'B' flag is used only when the concentration of analyte found in the sample is less than 20 times that found in the associated blank. This flag denotes possible contribution of background laboratory contamination to the concentration or amount of that analyte detected in the field sample.

An **'E'** flag is used to indicate a concentration based on an analyte to internal standard ratio which exceeds the range of the calibration curve. Values which are outside the calibration curve are estimates only.

An **'I'** flag is used to indicate labeled standards have been interfered with on the GC column by coeluting, interferent peaks. The interference may have caused the standard's area to be overestimated. All quantitations relative to this standard, therefore, may be underestimated.

A **'J'** flag is used to indicate a concentration based on an analyte to internal standard ratio which is below the calibration curve. Values which are outside the calibration curve are estimates only.

A **'PR'** flag is used to indicate that a GC peak is poorly resolved. This resolution problem may be seen as two closely eluting peaks without a reasonable valley between the peak tops, overly broad peaks, or peaks whose shapes vary greatly from a normal distribution. The concentrations or amounts reported for such peaks are most likely overestimated.

A **'Q'** flag is used to indicate the presence of QC ion instabilities caused by quantitative interferences.

An **'RO'** flag is used to indicate that a labeled standard has an ion abundance ratio that is outside of the acceptable QC limits, most likely due to a coeluting interference. This may have caused the percent recovery of the standard to be overestimated. All quantitations versus this standard, therefore, may be underestimated.

An **'S'** flag indicates that the response of a specific PCDD/PCDF isomer has exceeded the normal dynamic range of the mass spectrometer detection system. The corresponding signal is saturated and the reported analyte concentration is a 'minimum estimate'. When

the 'S' qualifier is used in the reporting of 'totals', there is saturation of one (not necessarily from a specific isomer) or more saturated signals for a given class of compounds. Results for saturated analytes are reported as greater than the upper calibration limit.

A 'U' flag is used to indicate that a specific isomer cannot be resolved from a large, co-eluting interferent GC peak. The specific isomer is reported as not detected as a valid concentration cannot be determined. The calculated detection limit, therefore, should be considered an underestimated value.

A 'V' flag is used to indicate that, although the percent recovery of a labeled standard may be below a specific QC limit, the signal-to-noise ratio of the peak is greater than ten-to-one. The standard is considered reliably quantifiable. All quantitations derived from the standard are considered valid as well.

An 'X' flag is used to indicate that a polychlorodibenzofuran (PCDF) peak has eluted at the same time as the associated diphenyl ether (DPE) and that the DPE peak intensity is at least ten percent of the total PCDF peak intensity. Total PCDF values are flagged 'X' if the total DPE contribution to the total PCDF value is greater than ten percent. All PCDF peaks that are significantly influenced by the presence of DPE peaks are either reported as "estimated maximum possible concentration (EMPC) values without regard to the isotopic abundance ratio, or are included in the detection limit value depending on the analytical method.

ACCREDITED IN ACCORDANCE WITH nelac

TRIANGLE LABORATORIES, INC.

LIST OF CERTIFICATIONS AND ACCREDITATIONS

ENVIRONMENTAL

Primary NELAC Certificate: **Florida Department of Health, #E87769; SDWA**, Method 1613, 2,3,7,8-TCDD for Dioxin in Drinking Water; **CWA**, Method 613, 2,3,7,8-TCDD AND Method 1613, PCDD/PCDF & totals; **RCRA/CERCLA**, Methods 8280/8290, PCDD/PCDF & totals; **CAA**, TO-9A, all dioxins/furans AND TO-13A, semi-volatiles. Expires June 30, 2003.

Primary NELAC Certificate: **State of New Jersey, Department of Environmental Protection.** ID #NC851. **CAA**, Methods 0023A and MM5 (Sampling Train). **Secondary NELAC Certificate**: **SDWA**, Method 1613, 2,3,7,8-TCDD for Dioxin in Drinking Water; **CWA**, Method 1613, PCDD/PCDF & totals; **RCRA/CERCLA**, Method 8290, PCDD/PCDF & totals. Expires August 16, 2002.

State of Alabama, Department of Environmental Management. Laboratory ID # 40950. 2,3,7,8 TCDD (Dioxin) in drinking water. Expires 31 July 2002.

State of Alaska, Department of Environmental Conservation. Lab ID #NC-06-00. Certificate number NC00140. 2,3,7,8- TCDD (Dioxin) in drinking water. Expires December 21, 2002.

State of Arizona, Department of Health Services. Certificate #AZ0423. Drinking Water for Dioxin, Dioxins in Waste Water and Solid or Hazardous Waste. Expires May 25, 2003.

State of Arkansas, Department of Environmental Quality. Pulp/paper, soil, water, and Hazardous Waste for Dioxin/Furans. Expires 8 January 2003.

Secondary NELAC Certificate: **State of California, Department of Health Services, Certificate No. 01167CA. SDWA**, Method 1613, 2,3,7,8-TCDD for Dioxin in Drinking Water; **CWA**, Method 613, 2,3,7,8-TCDD AND Method 1613, PCDD/PCDF & totals; **RCRA/CERCLA**, Methods 8280/8290, PCDD/PCDF & totals; **CAA**, TO-9A, all dioxins/furans AND TO-13A, semi-volatiles. Expires October 31, 2002.

State of Colorado, Department of Public Health and Environment. SDWA, Dioxin by EPA 1613. Expires April 30, 2003.

State of Connecticut, Department of Health Services. Registration # PH-0117. **SDWA**, Method 1613, 2,3,7,8-TCDD for Dioxin in Drinking Water; **CWA**, Method 1613, PCDD/PCDF & totals; **RCRA/CERCLA**, Methods 8280/8290, PCDD/PCDF & totals. Expires September 30, 2003.

2445 S. Alston Ave. - Durham, NC 27713 - (919) 544-5729 - FAX (919) 544-5491
www.trianglelabs.com

Delaware Health and Social Services. Dioxin Certification waived for out-of-state laboratories; accept home-state Certifications.

Primary NELAC Certificates: **Florida Department of Health, #E87769;** SDWA, Method 1613, 2,3,7,8-TCDD for Dioxin in Drinking Water; CWA, Method 613, 2,3,7,8-TCDD AND Method 1613, PCDD/PCDF & totals; RCRA/CERCLA, Methods 8280/8290, PCDD/PCDF & totals; CAA, TO-9A, all dioxins/furans AND TO-13A, semi-volatiles. Expires June 30, 2003.

Georgia Department of Environmental Quality. Chemical Certification of Drinking Water for Dioxins, method 1613, reciprocity based on North Carolina Certification. SDWA, Method 1613, 2,3,7,8-TCDD for Dioxin in Drinking Water; CWA, Method 613, 2,3,7,8-TCDD AND Method 1613, PCDD/PCDF & totals; RCRA/CERCLA, Methods 8280/8290, PCDD/PCDF & totals; CAA, TO-9A, all dioxins/furans AND TO-13A, semi-volatiles; reciprocity based on **FL-DOH NELAC Certificates**. Certificate # 953, expires June 30, 2002.

Hawaii Department of Health. Certified for Dioxin under the Safe Drinking Water Act. "Accepted" status for regulatory purposes. Expires June 30, 2002.

Idaho Department of Health and Welfare. Dioxin in drinking water, EPA Method 1613. Expires December 31, 2002.

Secondary NELAC Certificate: **Illinois Environmental Protection Agency.** Accreditation Number #200007, Certificate #000468; **Drinking Water**, Method 1613, 2,3,7,8-TCDD; **Wastewater, Organic**, Methods 1613 and 613; **Hazardous and Solid Waste, Organic**, Methods 8280A and 8290. Expires 30 September 2002.

Indiana Department of Health. Dioxin in drinking water, EPA method 1613. Lab ID # C-NC-01. Expires July 31, 2002.

Secondary NELAC Certificate: **State of Kansas, Department of Health and Environment**. Cert. # E-10215. SDWA, Method 1613, 2,3,7,8-TCDD for Dioxin in Drinking Water; CWA, Method 1613, PCDD/PCDF; RCRA/CERCLA, Methods 8280/8290, PCDD/PCDF & totals. Expires 31 January 2003.

Commonwealth of Kentucky, Department for Environmental Protection. Lab ID #90060. 2,3,7,8 TCDD (Dioxin) in drinking water. Expires December 31, 2002.

Secondary NELAC Certificate: **State of Louisiana Department of Environmental Quality.** Certificate # 01979. CAA, TO-9A and TO-13A; CWA, Method 613 2,3,7,8-TCDD and Method 1613 PCDDs/PCDFs; Solid and Hazardous Waste Methods 8280A & 8290 PCDDs/PCDFs; Misc. Methods 1613, 8280A & 8290. Expires 30 June 2003.

Secondary NELAC Certificate: **State of Louisiana Department of Health & Hospitals.** Dioxin (2,3,7,8-TCDD) in Drinking Water. Certificate # LA020003. Expires December 31, 2002.

Maine Department of Human Services. Certification #: NC140. SDWA, Method 1613, 2,3,7,8-TCDD for Dioxin in Drinking Water; CWA, Method 1613, PCDD/PCDF. Expires May 30, 2004.

Maryland Department of Health and Mental Hygiene. Certification # 235, SOC 2 (Dioxin). Expires September 30, 2002.

Commonwealth of Massachusetts, Department of Environmental Protection, does not require Certification for Drinking Water Dioxin/Furan analysis.

State of Michigan, Department of Environmental Quality. 2,3,7,8 TCDD by Method 1613. Expires April 1, 2001. **Renewal pending.*

Minnesota Department of Health. The certification program in MN does not include dioxins/furans for CWA, SDWA of RCRA/CERCLA. See **U.S. EPA Region V.**

Mississippi State Department of Health. Dioxin in drinking water. No expiration date.

Montana Department of Health and Environmental Services. CERT0019. Dioxin in drinking water. Expires December 31, 2002.

State of Nebraska Department of Health. Reciprocal certification through the North Carolina Department of Health and Human services and Florida DOH NELAC Certification. **SDWA**, Method 1613, 2,3,7,8-TCDD for Dioxin in Drinking Water; **CWA**, Method 613, 2,3,7,8-TCDD AND Method 1613, PCDD/PCDF & totals; **RCRA/CERCLA**, Methods 8280/8290, PCDD/PCDF & totals; **CAA**, TO-9A, all dioxins/furans AND TO-13A, semi-volatiles. Expires July 31, 2002.

State of Nevada, Department of Conservation and Natural Resources. Lab Certificate No. NC-00140-2002-73, expires July 31, 2002. **CWA**, Method 1613, PCDD/PCDF & totals, expires July 31, 2002.

State of Nevada, Department of Human Resources. Lab Certificate No. NC-00140-2002-73, expires July 31, 2002. **SDWA**, Method 1613, 2,3,7,8-TCDD for Dioxin in Drinking Water, expires July 31, 2002.

Primary NELAC Certificate: **State of New Jersey, Department of Environmental Protection.** ID #NC851. **CAA**, Methods 0023A and MM5 (Sampling Train). **Secondary NELAC Certificate**: **SDWA**, Method 1613, 2,3,7,8-TCDD for Dioxin in Drinking Water; **CWA**, Method 1613, PCDD/PCDF & totals; **RCRA/CERCLA**, Method 8290, PCDD/PCDF & totals. Expires August 16, 2002.

State of New Mexico, Environment Department. Safe Drinking Water Act; 2,3,7,8-TCDD by Method 1613. Expires 30 June 2002.

Secondary NELAC Certificate: **New York State Department of Health, LAB ID #11026.** Potable Water, 2,3,7,8-TCDD, EPA 1613, Serial # 14199; Non-Potable Water, 2,3,7,8-TCDD, EPA 613, Serial # 14200. Valid through 15 June 2002.

State of North Carolina, Department of Health and Human Services. Certificate # 37751. Dioxin in drinking water. Expires July 31, 2002.

North Dakota State Department of Health and Consolidated Laboratories. Certificate # R-076. Dioxin in drinking water. Expires June 30, 2002.

Ohio EPA. Ohio does not offer out-of-state lab certifications; certification by EPA Region 5 is honored.

Oklahoma Department of Environmental Quality. Laboratory #9612. 2,3,7,8 TCDD (Dioxin). Expires August 31, 2002.

Secondary NELAC Certificate: **Oregon Environmental Laboratory Accreditation Program.** Certificate No:-911918452. SDWA, Method 1613, 2,3,7,8-TCDD for Dioxin in Drinking Water; CWA, Method 613, 2,3,7,8-TCDD AND Method 1613, PCDD/PCDF & totals; RCRA/CERCLA, Methods 8280/8290, PCDD/PCDF & totals; CAA, TO-9A, all dioxins/furans AND TO-13A, semi-volatiles. Expires January 31, 2003.

State of South Carolina, Department of Health and Environmental Control. Certificate number #99040001 (Other parameters). Dioxin/Furans by method 1613B - Safe Drinking Water Act; 2,3,7,8-TCDD for Drinking Water, and Organic extractables for Solid and Hazardous Waste. Reciprocal certification with New York. Expires June 03, 2001. Certificate # 99040002 Solid Hazardous Waste- Dioxins/Furans by 8280A and 8290. Expires August 31, 2001. **Renewal pending.*

State of Tennessee. Department of Environment and Conservation. ID #02992. Dioxin in Drinking water. Expires February 20, 2005.

Texas Natural Resource Conservation Commission. Certification Number: TX264-2002A. **SDWA:** Chemistry, Dioxin (2378-TCDD), EPA 1613. Expires January 31, 2004.

U.S. Army Corps of Engineers. Validated to perform EPA SW-846, Method 8290, water and solids. Validation expires May 2, 2004.

Department of the Navy, Naval Facilities Engineering Service Center (NFESC). Letter of Acceptance for analysis of water and solids by Methods 8280 and 8290.
Expires June 30, 2002.

U.S. EPA Region V. 2,3,7,8 TCDD (Dioxin) in drinking water by method 1613B.
Expires January 19, 2003. [Illinois, Indiana, Michigan, Minnesota, Ohio and Wisconsin]

U.S. EPA Region VIII, for the State of Wyoming. EPA Method 1613 for Dioxin in drinking water. Expires December 30, 2002.

Secondary NELAC Certificate: **State of Utah, Department of Health.** ID # TRIA, Account # 9195445729 SDWA, Method 1613, 2,3,7,8-TCDD for Dioxin in Drinking Water; CWA, Method 1613, PCDD/PCDF & totals; RCRA/CERCLA, Methods 8280/8290, PCDD/PCDF & totals. Expires June 30, 2002.

Commonwealth of Virginia, Department of General Services, Division of Consolidated Laboratory Services. ID # 00341. 2,3,7,8-TCDD (Dioxin) in drinking water, EPA Method 1613B. Expires June 30, 2003.

State of Washington, Department of Ecology. Lab Accreditation Number C067. Scope of Accreditation applies to Dioxins (PCDDs/PCDFs) by EPA methods 613, 1613, 8280, and 8290 in potable and non-potable water. Expires September 11, 2002.

State of Washington, Department of Health. Dioxin by 1613 in drinking water. Lab ID 129. Expires April 30, 2003.

State of West Virginia, Department of Health. Certificate No. 9923(C). 2,3,7,8-TCDD (Dioxin) in drinking water, SOC III. Expires December 31, 2002.

State of Wisconsin, Department of Natural Resources. Laboratory ID Number 999869530. Certified for 2,3,7,8-TCDD (Dioxin) in drinking water and for PCDD/PCDF. Expires August 31, 2002.

State of Wyoming, see **U.S. EPA Region VIII** above.

PHARMACEUTICAL

Drug Enforcement Agency (DEA). Registration number RT0195835. Controlled substance registration for schedules 1,2,3,3N,4,5. Expires November 30, 2002.

N.C. Department of Human Resources. Registration number NC-PT 0000 0031. North Carolina controlled substances registration for schedules 1, 2, 2N, 3, 3N, 4, 5, 6. Expires October 31, 2002.

Food & Drug Administration (FDA) Registration. ID #'s 001500 1053481(ATL). Annual registration of drug establishment. Current for 2002.

OTHER

Clinical Laboratory Improvement Amendments (CLIA) Registration. ID # 34D0705123. Department of Health & Human Services, Health Care Financing Administration. Certificate for the Acceptance of Human Specimens for the purposes of performing laboratory examinations or procedures - Chemistry, Toxicology, HCFA. Expires May 30, 2003.

U.S. Department of Agriculture Soil Permit. Permit No. S-56724. Under the authority of the Federal Plant Pest Act, permission is granted to receive foreign soil samples for use in laboratory analysis. Expires March 31, 2007.

U.S. EPA Large Quantity Hazardous Waste Generator. EPA ID #NCR000137232. Permit indicates that the laboratory is a large generator of hazardous waste. No expiration date.

U.S. Fish and Wildlife Permit. Number LE027890-1. Authorization to import/export wildlife and/or wildlife products. Expires April 30, 2003.

DOCUMENT CONTROL

Environmental Chemistry Consulting Services, Inc.
2525 Advance Road Madison, WI 53718
Phone 608-221-8700 FAX 608-221-4889

CHAIN OF CUSTODY

No. 003940 *

Page 1 of 1

COPY

Turn Around (circle one) Normal Rush
Report Due:
Invoice To:
Company:
Address:
P.O. No.: Quote No.:

Project Number:
Project Name:
Project Location:
Sampled By (Print):

Mail Report To: ROBERT MARTIN
Company: MARTIN + SLACLE
Address: P.O. Box 1023
BLACK MOUNTAIN NC 28711

Sample Description	Collection Date	Collection Time	Matrix	Total Bottles	Preserv*	Analysis Requested	Method Comments	Laboratory Number
F-DP-695 0-0.5'	6/27/02	0956	SOIL	1		Dioxin/furan (ALL)	1613B	
F-DP-692 0-0.5'	6/27/02	1022	SOIL	1		Dioxin/furan (ALL)	1613B	
F-DP-702 1.5-2'	6/27/02	1106	SOIL	1		Dioxin/furan (ALL)	1613B	
DF-DP-210 0-0.5'	6/27/02	1135	SOIL	1		Dioxin/furan (ALL)	1613B	
DF-DP-676 0-0.5'	6/27/02	1152	SOIL	1		Dioxin/furan (ALL)	1613B	
DUPLICATE	6/27/02	—	SOIL	1		Dioxin/furan (ALL)	1613B	

*Preservation Code
A=None B=HCL C=H2SO4
D=HNO3 E=EnCore F=Methanol
G=NaOH O=Other(Indicate)

Custody Seal: Present/Absent
Shipped Via:

Relinquished By: Date/Time:
Received By: Date/Time: 6/28/02 09:00

Relinquished By: Date/Time: 27JUN02 14:35
Received By: Date/Time:

Intact/Not Intact Seal #'s
Receipt Temp:
Temp Blank Y N

WHITE - REPORT COPY YELLOW - LABORATORY COPY PINK - SAMPLER/SUBMITTER

Environmental Chemistry Consulting Services, Inc.
2525 Advance Road Madison, WI 53718
Phone 608-221-8700 FAX 608-221-4889

CHAIN OF CUSTODY

No. 003937 *

Page 1 of 2

Turn Around (circle one) Normal Rush
Report Due:

Project Number:
Project Name:
Project Location:
Sampled By (Print):

Mail Report To: Robert MARTIN
Company: MARTIN & SLAGLE
Address: P.O Box 1023
BLACK MOUNTAIN, NC 28711

Invoice To:
Company:
Address:

P.O. No.: Quote No.:

Sample Description	Collection Date	Collection Time	Matrix	Total Bottles	Preserv*	Analysis Requested	METHOD	Comments Quote	Laboratory Number
DF-DP-3 0.5-1.0'	6/26/02	0910	Soil	1		Dioxin + Furan (all)	1613B	02649	
DF-DP-209 0-0.5'	6/26/02	0930	Soil	1		Dioxin + Furan (ALL)	1613B		
DF-DP-179 0-0.5'	6/26/02	0958	Soil	1		Dioxin + Furan (ALL)	1613B		
DF-DP-160 0-0.5'	6/26/02	1040	Soil	1		Dioxin + Furan (ALL)	1613B		
DF-TR-1 0-0.5'	6/26/02	1110	Soil	1		Dioxin + Furan (ALL)	1613B		
DF-TR-1 0.5-1	6/26/02	1112	Soil	1		Dioxin + Furan (ALL)	1613B		
DF-TR-2 0-0.5'	6/26/02	1253	Soil	1		Dioxin + Furan (ALL)	1613B		
DF-TR-2 0.5-1'	6/26/02	1256	Soil	1		Dioxin + Furan (ALL)	1613B		
DF-DP-163 0-0.5'	6/26/02	1320	Soil	1		Dioxin + Furan (ALL)	1613B		
DF-TR-3 0-0.5'	6/26/02	1347	Soil	1		Dioxin + Furan (ALL)	1613B		
DF-TR-3 0.5-1'	6/26/02	1416	Soil	1		Dioxin + Furan (ALL)	1613B		
DF-DP-643 0-0.5'	6/26/02	1425	Soil	1		Dioxin + Furan (ALL)	1613B		

*Preservation Code
A=None B=HCL C=H2SO4
D=HNO3 E=EnCore F=Methanol
G=NaOH O=Other(Indicate)

Relinquished By: Date/Time: 6/26/02
Received By: Date/Time: 6/28/02 1610

Relinquished By: Date/Time: 27JUN02 14:35
Received By: Date/Time:

Custody Seal: Present/Absent Intact/Not Intact Seal #'s
Shipped Via:
Receipt Temp:
Temp Blank Y N

WHITE - REPORT COPY YELLOW - LABORATORY COPY PINK - SAMPLER/SUBMITTER

Environmental Chemistry Consulting Services, Inc.
2525 Advance Road Madison, WI 53718
Phone 608-221-8700 FAX 608-221-4889

CHAIN OF CUSTODY

COPY

No. 003938 *

Page 2 of 2

Turn Around (circle one) Normal Rush
Report Due:
Invoice To:
Company:
Address:
P.O. No.: Quote No.:

Project Number:
Project Name:
Project Location:
Sampled By (Print):

Mail Report To: ROBERT MARTIN
Company: MARTIN + SLACLIS
Address: P.O. Box 1023
BLACK MOUNTAIN, NC 28711

Sample Description	Collection Date	Collection Time	Matrix	Total Bottles	Preserv*	Analysis Requested	Method	Comments	Quote	Laboratory Number
DF-DP-675 0-0.5'	6/26/02	1645	SOIL	1		Dioxin + furan (ALL)	1613B		02649	
DF-DP-655 0-0.5'	6/26/02	1716	SOIL	1		Dioxin + furan (ALL)	1613B			
DF-DP-642 0-0.5'	6/26/02	1758	SOIL	1		Dioxin + furan (ALL)	1613B			
DUPLICATE	6/26/02	—	SOIL	1		Dioxin + furan (ALL)	1613B			

*Preservation Code
A=None B=HCL C=H2SO4
D=HNO3 E=EnCore F=Methanol
G=NaOH O=Other(Indicate)

Relinquished By: Date/Time:
Received By: Date/Time: 6/28/02

Relinquished By: Date/Time: 27JUN02 14:35
Received By: Date/Time:

Custody Seal: Present/Absent Intact/Not Intact Seal #'s
Shipped Via:
Receipt Temp:
Temp Blank Y N

WHITE - REPORT COPY YELLOW - LABORATORY COPY PINK - SAMPLER/SUBMITTER

5

COPY

Environmental Chemistry Consulting Services, Inc.
2525 Advance Road Madison, WI 53718
Phone 608-221-8700 FAX 608-221-4889

CHAIN OF CUSTODY

DIOXIN SPLS

No. 003927 *

Page 1 of 2

Turn Around (circle one) Normal Rush
Report Due:
Invoice To:
Company:
Address:
P.O. No.: Quote No.:

Project Number:
Project Name:
Project Location:
Sampled By (Print):

Mail Report To: ROBERT MARTIN
Company: MARTIN & SCAGLE
Address: PO Box 1023
BLACK MOUNTAIN N.C
28711

Sample Description	Collection Date	Collection Time	Matrix	Total Bottles	Preserv*	Analysis Requested	METHOD Comments QOOLE#	Laboratory Number
DF-DP-112-0.5	6/25/02	1015	Soil	1		DIOXIN + FURAN ALC ~~161~~	1613B 02649	
DF-DP-143-0.5	6/25/02	1240	Soil	1		Dioxin & Furans (all)	1613B	
DF-DP-~~165~~ 65 RLM -0.5	6/25/02	1255	Soil	1		Dioxin & Furans (all)	1613B	
DF-DP-137-0.5	6/25/02	1345	Soil	1		Dioxin & Furans (all)	1613B	
DF-DP-82-0.5	6/25/02	1402	Soil	1		Dioxin & Furans (all)	1613B	
DF-DP-126-0.5	6/25/02	1415	Soil	1		Dioxin & Furans (all)	1613B	
DF-DP-112-2.0	6/25/02	1055	Soil	1		Dioxin & Furans (all)	1613B	
DF-DP-104-0.5	6/25/02	1455	Soil	1		Dioxin & Furans (all)	1613B	
DF-DP-39-0.5	6/25/02	1504	Soil	1		Dioxin & Furans (all)	1613B	
DF-DP-27-0.5	6/25/02	1540	Soil	1		Dioxin & Furan (all)	1613B	
DF-DP-3-0.5	6/25/02	1547	Soil	1		Dioxin & Furan (all)	1613B	
DF-DP-209-0.5	6/25/02	1632	Soil	1		Dioxin & Furan (all)	1613B	

*Preservation Code
A=None B=HCL C=H2SO4
D=HNO3 E=EnCore F=Methanol
G=NaOH O=Other(Indicate)

Relinquished By: Robert Martin — Date/Time: 6/25/02 1834 — Received By: [signature] — Date/Time: 25JN02 1835

Relinquished By: [signature] — Date/Time: 27JN02 14:35 — Received By: [signature] — Date/Time: 6/28/02 [illegible]

Custody Seal: Present/Absent Intact/Not Intact Seal #'s
Receipt Temp:
Temp Blank Y N
Shipped Via:

WHITE - REPORT COPY YELLOW - LABORATORY COPY PINK - SAMPLER/SUBMITTER

Environmental Chemistry Consulting Services, Inc.
2525 Advance Road Madison, WI 53718
Phone 608-221-8700 FAX 608-221-4889

CHAIN OF CUSTODY

No. 003941 *

Turn Around (circle one) Normal Rush
Report Due:
Invoice To:
Company:
Address:
P.O. No.: Quote No.:

Project Number:
Project Name:
Project Location:
Sampled By (Print):

Mail Report To: RUPERT MARTIN
Company: [illegible] + SLACLC
Address: P.O. Box 1023
BLACK MOUNTAIN NC 28711

Sample Description	Collection Date	Collection Time	Matrix	Total Bottles	Preserv*	Analysis Requested	Comments	Laboratory Number
DUPLICATE	06/25/02	—	S	1		Dioxin / furan (ALL)	method 1613B	

*Preservation Code
A=None B=HCL C=H2SO4
D=HNO3 E=EnCore F=Methanol
G=NaOH O=Other(Indicate)

Relinquished By: [signature] Date/Time:
Received By: [signature] Date/Time: 27JUN02 14:15

Relinquished By: [signature] Date/Time: 27JUN02 14:35
Received By: [signature] Date/Time: 01/28/02/09:0

Custody Seal: Present/Absent Intact/Not Intact Seal #'s
Shipped Via:
Receipt Temp:
Temp Blank / Y N

WHITE - REPORT COPY YELLOW - LABORATORY COPY PINK - SAMPLER/SUBMITTER

TRIANGLE LABORATORIES, INC. -- LOG IN RECORD/CHAIN OF CUSTODY

Custody Seal : Present/Intact
Chain of Custody : Present
Sample Tags : Absent
Sample Tag Numbers: Not Listed on Chain of Custody
SMO Forms : N/A

Sample Seals: Present
Container...: Intact

TLI Project Number 57752
Client: MAS07 - Martin & Slagle
Project: Mississippi Project

Date Received 06/28/02

Carrier and Number FED EX

Book 329

Page 38

Ice Chest ICE Temp 4.0 C

TLI Number.. mR/H:CPM.	Client Sample ID / Client COC ID	Matrix / Location	To LAB Date/Init	To STORAGE Date/Init	To LAB Date/Init	To STORAGE Date/Init	To LAB Date/Init	To STORAGE Date/Init	To LAB Date/Init	To STORAGE Date/Init	DISPOSED Date/Init
329-38-1	DF-DP-695 0-0.5 DF-DP-695 0-0.5' *	SOIL CO2	CGR 6/28/02	CGR 6/28/02	7/3/02	7/3/02	7/5/02	7/5/02			
329-38-2	DF-DP-692 0-0.5 DF-DP-692 0-0.5' *	SOIL CO2									
329-38-3	DF-DP-702 1.5-2 DF-DP-702 1.5-2' *	SOIL CO2									
329-38-4	DF-DP-210 0-0.5 DF-DP-210 0-0.5' *	SOIL CO2									
329-38-5	DF-DP-676 0-0.5 DF-DP-676 0-0.5' *	SOIL CO2									
329-38-6	DUPLICATE (06/27/02) DUPLICATE (06/27/02)	SOIL CO2									
329-38-7	DF-DP-3 0.5-1.0 DF-DP-3 0.5-1.0' *	SOIL CO2									
329-38-8	DF-DP-209 0-0.5 DF-DP-209 0-0.5' *	SOIL CO2									
329-38-9	DF-DP-179 0-0.5 DF-DP-179 0-0.5' *	SOIL CO2									
329-38-10	DF-DP-160 0-0.5 DF-DP-160 0-0.5' *	SOIL CO2									
329-38-11	DF-TR-1 0-0.5 DF-TR-1 0-0.5' *	SOIL CO2									
329-38-12	DF-TR-1 0-5.1 DF-TR-1 0-5.1' *	SOIL CO2									
329-38-13	DF-TR-2 0-0.5 DF-TR-2 0-0.5' *	SOIL CO2									
329-38-14	DF-TR-2 0-5.1 DF-TR-2 0-5.1' *	SOIL CO2	CGR 6/28/02	CGR 6/28/02	7/3/02	7/3/02					

Receiving Remarks:

Archive Remarks:

TRIANGLE LABORATORIES, INC. -- LOG IN RECORD/CHAIN OF CUSTODY

Custody Seal : Present/Intact
Chain of Custody : Present
Sample Tags : Absent
Sample Tag Numbers: Not Listed on Chain of Custody
SMO Forms : N/A

Sample Seals: Present
Container...: Intact

TLI Project Number 57752
Client: MAS07 - Martin & Slagle
Project: Mississippi Project

Date Received 06/28/02 BY

Carrier and Number FED EX

Book 329

Page 38

Ice Chest ICE Temp 4.0 C

TLI Number.. mR/H:CPM.	.....Client Sample ID..... .....Client COC ID.....	*	Location.....	.....Matrix	To LAB Date/Init	To STORAGE Date/Init	To LAB Date/Init	To STORAGE Date/Init	To LAB Date/Init	To STORAGE Date/Init	To LAB Date/Init	To STORAGE Date/Init	DISPOSED Date/Init
329-38-15	DF-DP-163 0-0.5 DF-DP-163 0-0.5'	*	CO2	SOIL	CER 6/28/02	CER 6/28/02	7/3/02	7/3/02	7/5/02	7/5/02			
329-38-16	DF-TR-3 0-0.5 DF-TR-3 0-0.5'	*	CO2	SOIL									
329-38-17	DF-TR-3 0-5.1 DF-TR-3 0-5.1'	*	CO2	SOIL									
329-38-18	DF-DP-643 0-0.5 DF-DP-643 0-0.5'	*	CO2	SOIL									
329-38-19	DF-DP-675 0-0.5 DF-DP-675 0-0.5'	*	CO2	SOIL									
329-38-20	DF-DP-655 0-0.5 DF-DP-655 0-0.5'	*	CO2	SOIL									
329-38-21	DF-DP-642 0-0.5 DF-DP-642 0-0.5'	*	CO2	SOIL									
329-38-22	DUPLICATE (06/26/02) DUPLICATE (06/26/02)		CO2	SOIL									
329-38-23	DF-DP-112-0.5 DF-DP-112-0.5		CO2	SOIL			7/3/02	7/3/02					
329-38-24	DF-DP-143-0.5 DF-DP-143-0.5		CO2	SOIL									
329-38-25	DF-DP-65-0.5 DF-DP-65-0.5		CO2	SOIL									
329-38-26	DF-DP-137-0.5 DF-DP-137-0.5		CO2	SOIL									
329-38-27	DF-DP-82-0.5 DF-DP-82-0.5		CO2	SOIL									
329-38-28	DF-DP-126-0.5 DF-DP-126-0.5		CO2	SOIL	CER 6/28/02	CER 6/28/02							

Receiving Remarks:

Archive Remarks:

TRIANGLE LABORATORIES, INC. -- LOG IN RECORD/CHAIN OF CUSTODY

Custody Seal : Present/Intact
Chain of Custody : Present
Sample Tags : Absent
Sample Tag Numbers: Not Listed on Chain of Custody
SMO Forms : N/A

Sample Seals: Present
Container...: Intact

TLI Project Number 57752
Client: MAS07 - Martin & Slagle
Project: Mississippi Project

Date Received 06/28/02

Carrier and Number FED EX

Book 329

Page 38

Ice Chest ICE Temp 4.0 C

TLI Number.. mR/H:CPM.	Client Sample ID / Client COC ID*	Location	Matrix	To LAB Date/Init	To STORAGE Date/Init	To LAB Date/Init	To STORAGE Date/Init	To LAB Date/Init	To STORAGE Date/Init	To LAB Date/Init	To STORAGE Date/Init	DISPOSED Date/Init
329-38-29	DF-DP-112-2.0 / DF-DP-112-2.0	CO2	SOIL	CGR 6/28/02	CGR 6/28/02	7/5/02	7/5/02					
329-38-30	DF-DP-104-0.5 / DF-DP-104-0.5	CO2	SOIL									
329-38-31	DF-DP-39-0.5 / DF-DP-39-0.5	CO2	SOIL									
329-38-32	DF-DP-27-0.5 / DF-DP-27-0.5	CO2	SOIL									
329-38-33	DF-DP-3-0.5 / DF-DP-3-0.5	CO2	SOIL									
329-38-34	DF-DP-209-0.5 / DF-DP-209-0.5	CO2	SOIL									
329-38-35	DUPLICATE(06/25/02) / DUPLICATE(06/25/02)	CO2	SOIL	CGR 6/28/02	CGR 6/28/02							

Receiving Remarks:

Archive Remarks:

20

TRIANGLE LABORATORIES, INC.
SAMPLE TRACKING AND PROJECT MANAGEMENT FORM

----------ADMINISTRATIVE INFORMATION----------

TLI Proj#: 57752-C	Samples: 10	TurnAround.: 18 Day(s)
Prod Code: D70011	Matrix.: SOIL	Hold Time..: 365 Day(s)
DetectLim: 1 ppt	Type...: C	Start Date.: 07/01/02
	Recvd..: 06/28/02	Ship By....: 07/17/02
		DWL Due Dt.: 07/08/02

Analyte List.: Tetra - Octa

Method.....: 1613B Tetra-Octa
Client Proj..: Mississippi Project
Client.....: Martin & Slagle (MAS07)
P.O. No.....:
Contact.....: Robert Martin
Proj. Mgr....:

Collect Dt/Tm: 06/27/02 09:56
Phone.....: 828-669-3929
Fax.....: 828-669-5289
Sample Origin:

----------SPECIAL INSTRUCTIONS / QA REQUIREMENTS----------

TEF.....: EPA
Prespike Standard: n/a

----------REPORTING REQUIREMENTS----------

Reporting Format: Report Option II

See MILES for Instructions/Communications.

Completed by: Mary McDaniel mem DATE: 7-2-02

Reviewed by: Mary McDaniel mem DATE: 7-2-02 (PMGT01

Date: 07/10/02
Time: 12:38

TRIANGLE LABORATORIES, INC.
Percent Moisture/Solid Calculations
Project: 57752-C

PRDPERC v4.03

ple crd	Empty Vial.Wt	Wet Vial Weight...	Dry Vial Weight...	Entered.By.....	Date....	Time....	%Moist	%Solid	Valid Weight From.....-To.....	Target Weight...
002	14.1682	21.4005	20.9723	HARRISON	07/07/02	11:11:44				
	14.1682	21.4005	20.9678	RAGSDALEC	07/07/02	08:44:10	6.0	94.0		
	14.1682	21.4005	0.0000	RAGSDALEC	07/06/02	11:54:49				
	14.1682	0.0000	0.0000	RAGSDALEC	07/06/02	10:49:02			10.2128-11.0638	10.6383
003	14.2854	20.6634	20.0259	HARRISON	07/07/02	11:11:44				
	14.2854	20.6634	20.0214	RAGSDALEC	07/07/02	08:44:10	10.1	89.9		
	14.2854	20.6634	0.0000	RAGSDALEC	07/06/02	11:54:50				
	14.2854	0.0000	0.0000	RAGSDALEC	07/06/02	10:49:02			10.6785-11.5684	11.1235
004	14.2672	21.0422	20.5004	HARRISON	07/07/02	11:11:44				
	14.2672	21.0422	20.4937	RAGSDALEC	07/07/02	08:44:10	8.1	91.9		
	14.2672	21.0422	0.0000	RAGSDALEC	07/06/02	11:54:50				
	14.2672	0.0000	0.0000	RAGSDALEC	07/06/02	10:49:02			10.4461-11.3166	10.8814
005	14.2672	21.4738	20.3254	HARRISON	07/07/02	11:11:44				
	14.2672	21.4738	20.3189	RAGSDALEC	07/07/02	08:44:10	16.0	84.0		
	14.2672	21.4738	0.0000	RAGSDALEC	07/06/02	11:54:50				
	14.2672	0.0000	0.0000	RAGSDALEC	07/06/02	10:49:02			11.4286-12.3810	11.9048
006	14.3563	22.9694	22.0896	HARRISON	07/07/02	11:11:44				
	14.3563	22.9694	22.0845	RAGSDALEC	07/07/02	08:44:10	10.3	89.7		
	14.3563	22.9694	0.0000	RAGSDALEC	07/06/02	11:54:50				
	14.3563	0.0000	0.0000	RAGSDALEC	07/06/02	10:49:02			10.7023-11.5942	11.1483
007	14.3264	20.1277	19.5857	HARRISON	07/07/02	11:11:44				
	14.3264	20.1277	19.5819	RAGSDALEC	07/07/02	08:44:10	9.4	90.6		
	14.3264	20.1277	0.0000	RAGSDALEC	07/06/02	11:54:50				
	14.3264	0.0000	0.0000	RAGSDALEC	07/06/02	10:49:02			10.5960-11.4790	11.0375
008	14.1152	20.2170	19.4729	HARRISON	07/07/02	11:11:44				
	14.1152	20.2170	19.4671	RAGSDALEC	07/07/02	08:44:10	12.3	87.7		
	14.1152	20.2170	0.0000	RAGSDALEC	07/06/02	11:54:50				
	14.1152	0.0000	0.0000	RAGSDALEC	07/06/02	10:49:02			10.9464-11.8586	11.4025
009	14.1853	18.7405	18.0578	HARRISON	07/07/02	11:11:44				
	14.1853	18.7405	18.0527	RAGSDALEC	07/07/02	08:44:10	15.1	84.9		
	14.1853	18.7405	0.0000	RAGSDALEC	07/06/02	11:54:50				
	14.1853	0.0000	0.0000	RAGSDALEC	07/06/02	10:49:03			11.3074-12.2497	11.7786
010	14.2168	21.3013	20.7271	HARRISON	07/07/02	11:11:45				
	14.2168	21.3013	20.7223	RAGSDALEC	07/07/02	08:44:10	8.2	91.8		
	14.2168	21.3013	0.0000	RAGSDALEC	07/06/02	11:54:50				
	14.2168	0.0000	0.0000	RAGSDALEC	07/06/02	10:49:03			10.4575-11.3290	10.8932
011	14.1889	19.6500	18.8842	HARRISON	07/07/02	11:11:45				
	14.1889	19.6500	18.8798	RAGSDALEC	07/07/02	08:44:10	14.1	85.9		
	14.1889	19.6500	0.0000	RAGSDALEC	07/06/02	11:54:50				
	14.1889	0.0000	0.0000	RAGSDALEC	07/06/02	10:49:03			11.1758-12.1071	11.6414

mple cord	Empty Vial.Wt	Wet Vial Weight...	Dry Vial Weight...	Entered.By.....	Date....	Time....	%Moist	%Solid	Valid Weight From.....-To.....	Target Weight...

Percent Moisture/Solid Summary

TLI.MILES.ID....	TLI.Number..	Client.Id.Number.....	%Moist	%Solid	ExtrctWt	DryWtEqu	RPD..
57752-C -002	329-38-1	DF-DP-695 0-0.5	6.0	94.0	13.500	12.690	
57752-C -003	329-38-2	DF-DP-692 0-0.5	10.1	89.9	13.500	12.137	
57752-C -004	329-38-5	DF-DP-676 0-0.5	8.1	91.9	13.500	12.407	
57752-C -005	329-38-8	DF-DP-209 0-0.5	16.0	84.0	13.500	11.340	
57752-C -006	329-38-19	DF-DP-675 0-0.5	10.3	89.7	13.500	12.110	
57752-C -007	329-38-21	DF-DP-642 0-0.5	9.4	90.6	13.500	12.231	
57752-C -008	329-38-27	DF-DP-82-0.5	12.3	87.7	13.500	11.840	
57752-C -009	329-38-28	DF-DP-126-0.5	15.1	84.9	13.500	11.462	
57752-C -010	329-38-30	DF-DP-104-0.5	8.2	91.8	13.500	12.393	
57752-C -011	329-38-34	DF-DP-209-0.5	14.1	85.9	13.500	11.597	

*** End of Report ***

TRIANGLE LABORATORIES, INC.
Wet Lab Extraction and Observations
Project: 57752-C

Sample #	crd	TLI_Number..	Customer.Sample.Id.....	Init. pH...	NaOH mL..	Adj. pH.1.	H2SO4 mL...	Adj. pH.2.	Appearance.	Color.....	Odor...	Vol.	Entered.By.....	Date....	Time....	S
000		OPR	OPR	n/a	n/a	n/a	n/a	n/a	SAND	TAN	NO	0	WARENDA	07/06/02	07:56:02	F
001		TLI Blank	TLI Blank	n/a	n/a	n/a	n/a	n/a	SAND	TAN	NO	0	WARENDA	07/06/02	07:56:02	F
002		329-38-1	DF-DP-695 0-0.5	n/a	n/a	n/a	n/a	n/a	SOIL	BROWN	NO	0	WARENDA	07/06/02	07:56:21	F
003		329-38-2	DF-DP-692 0-0.5	n/a	n/a	n/a	n/a	n/a	SOIL	BROWN	NO	0	WARENDA	07/06/02	07:56:21	F
004		329-38-5	DF-DP-676 0-0.5	n/a	n/a	n/a	n/a	n/a	SOIL	BROWN	NO	0	WARENDA	07/06/02	07:56:22	F
005		329-38-8	DF-DP-209 0-0.5	n/a	n/a	n/a	n/a	n/a	SOIL	BROWN	NO	0	WARENDA	07/06/02	07:56:22	F
006		329-38-19	DF-DP-675 0-0.5	n/a	n/a	n/a	n/a	n/a	SOIL	BROWN	NO	0	WARENDA	07/06/02	07:56:22	F
007		329-38-21	DF-DP-642 0-0.5	n/a	n/a	n/a	n/a	n/a	SOIL	BROWN	NO	0	WARENDA	07/06/02	07:56:22	F
008		329-38-27	DF-DP-82-0.5	n/a	n/a	n/a	n/a	n/a	SOIL	BROWN	NO	0	WARENDA	07/06/02	07:56:22	F
009		329-38-28	DF-DP-126-0.5	n/a	n/a	n/a	n/a	n/a	SOIL	BROWN	NO	0	WARENDA	07/06/02	07:56:22	F
010		329-38-30	DF-DP-104-0.5	n/a	n/a	n/a	n/a	n/a	SOIL	BROWN	NO	0	WARENDA	07/06/02	07:56:22	F
011		329-38-34	DF-DP-209-0.5	n/a	n/a	n/a	n/a	n/a	SOIL	BROWN	NO	0	WARENDA	07/06/02	07:56:22	F

*** End of Report ***

Extraction

Type: Soxhlet / Jar / Sep Funnel / Steam Dist / Cont LL / (ASE) / Waste Dilution / Solid Phase

S.O.P: 261 A Version: 1

Time On:
Time Off:

Solvents/Acids	Lot Numbers
3:1 Toluene/Acetone	HSPL-01-92-01

Comments / Observations: used sand (53-8-54C) for OPP + Blank 002 011 - moist soil, brown, no odor EJ 7/5/02

Concentration

Type: (Rotovap) / KD / Speedvac

S.O.P: 124 Version: 17

Tridecane Lot # FT-1-25-304A J. Lewis

Solvent Exchange	Lot Number
Heptane	021381
Iso - Octane	N/A

Division: 20%/80% 50%/50% 5ml/20ml Other_____

Comments / Observations: this project was filtered through glasswool (GW02-6 9300) and sodium sulfate (S4115-1) CH

Cleanup

S.O.P: 280 Version: 4
S.O.P: 268 Version: 14 SB 7/8/02
S.O.P: Version: 7/9/02

MeCl2/Hept	ID
1.5%	CUSR-18-36-1
20%	CUSR-18-36-2
6%	
Hept	021381

Comments / Observations: for 280, used 50g silica gel for QC samples and 100g silica gel for customer samples (SGA-796D) RW 7/8/02

Transfers

S.O.P: DSP272 Version: 9

Division: 90:10 ESP 010 v.1 MR 7/10/02

Solvents	Lot Numbers
Heptane	021381
~~N/A~~	~~NA~~

Comments: N/A

HK 7/10/02

*** Indicate the portion of any division that is processed or relinquished to mass spec.

Method: 1613
Matrix: soil
Ext. Date: 7/5/02
Analyst: [illegible]

Project-Sample ID / TLI ID			Gross Weight Before	Gross Weight After	Sample Size g / mL	[illegible]	[illegible]	J Lewis		Chemist
						8234D	8162M	8152FF		Spike #
						USF-AF5	USF-MX	USF-C		Spike ID
						06/19/03	04/29/03	4/1/03	/ /	" Exp.
						07/05/02	07/05/02	7/8/02	/ /	" Date
						14:15	14:15	15:50	:	" Time
						0.1 ug/mL	0.01 ug/mL	0.01 ug/mL	ug/mL	Concen.
						20 uL	20 uL	20 uL	uL	Volume
57752 C	0	OPR	/	/	10.0g	[illegible]	[illegible]	J Lewis		Any Left Yes / No
57752 C	1	TLI Blank	/	/	10.0g			J Lewis		Yes / No
57752 C	2	329-38-1	666.8g	653.2g	13.5g			J Lewis		Yes / No
57752 C	3	329-38-2	635.1g	620.0g	13.5g			J Lewis		Yes / No
57752 C	4	329-38-5	620.4g	606.7g	13.5g			J Lewis		Yes / No
57752 C	5	329-38-8	587.8g	573.9g	13.5g			J Lewis		Yes / No
57752 C	6	329-38-19	660.2g	645.2g	13.5g			J Lewis		Yes / No
57752 C	7	329-38-21	674.6g	660.2g	13.5g			J Lewis		Yes / No
57752 C	8	329-38-27	521.8g	508.2g	13.5g			J Lewis		Yes / No
57752 C	9	329-38-28	533.6g	517.4g	13.5g			J Lewis		Yes / No
57752 C	10	329-38-30	565.1g	551.5g	13.5g			J Lewis		Yes / No
57752 C	11	329-38-34	688.2g	674.1g	13.5g	[illegible]		J Lewis		Yes / No
										Yes / No
										Yes / No

Project-Sample ID / TLI ID			1	2	3	4	7	8A	3/4	8B	6	9		
57752 C	0	OPR	7/5/02	7/8/02 JL.	7/8/02 JL.	7/8/02 JL.	7/8/02 JL.	7/8/02	7/9/02 JL.	7/9/02	N/A	MK 7/10/02		
57752 C	1	TLI Blank									N/A			
57752 C	2	329-38-1									MK 7/10/02			
57752 C	3	329-38-2												
57752 C	4	329-38-5												
57752 C	5	329-38-8												
57752 C	6	329-38-19												
57752 C	7	329-38-21												
57752 C	8	329-38-27				7/8/02 JL.	7/8/02 JL.							
57752 C	9	329-38-28				7/8/02 C.H	7/8/02 C.H							
57752 C	10	329-38-30												
57752 C	11	329-38-34	7/8/02	7/8/02 JL.	7/8/02 JL.	7/8/02 C.H	7/8/02 C.H	7/8/02	7/9/02 JL.	7/9/02	MK 7/10/02	MK 7/10/02		

1) Extraction 2) Spike after extraction 3) Add Tridecane 4) Concentrate {40mL / 10 mL / Tridecane} 5) Combine

6) Divide / Lipid Determ. 7) Solvent Exchange 8) Cleanup {DSP260 / DSP280 / _____} 9) Transfer ( ) Other:

90:10 MK 7/10/02

TLI

TRIANGLE LABORATORIES, INC.
Transfer Chain-of-Custody Form
Project 57752-C

Transfer From: DWLH5 To: DMS5

	Initials..	Date.....	Time...
Released by:	RL	7/10/02	1:15pm
Accepted by:	CAN	7/10/02	15:10

MILES.ID.....		TLI_No.....	Cust.Id.....
57752-C	-000	OPR	OPR
57752-C	-001	TLI Blank	TLI Blank
57752-C	-002	329-38-1	DF-DP-695 0-0.5
57752-C	-003	329-38-2	DF-DP-692 0-0.5
57752-C	-004	329-38-5	DF-DP-676 0-0.5
57752-C	-005	329-38-8	DF-DP-209 0-0.5
57752-C	-006	329-38-19	DF-DP-675 0-0.5
57752-C	-007	329-38-21	DF-DP-642 0-0.5
57752-C	-008	329-38-27	DF-DP-82-0.5
57752-C	-009	329-38-28	DF-DP-126-0.5
57752-C	-010	329-38-30	DF-DP-104-0.5
57752-C	-011	329-38-34	DF-DP-209-0.5

XfrCOC (Rev 11/01/94)

Additional comments or instructions:

Bottle frac
→ MS
MK 7/10

TRIANGLE LABORATORIES, INC.

HR GC/HRMS ANALYSIS

Method: 1613B Tetra-Octa

Required Detection Limit: 1 ppt

PROJECT: 57752C

SAMPLE INFORMATION

RS Conc 20 µl @ 0.1 NG/µl

S#.crd	TLI SAMPLE ID / CLIENT SAMPLE ID	1ST COLUMN GC/MS FILENAME COLUMN: DB5	CONFIRM	2ND COLUMN CONFIRM FILENAME COLUMN: DB225	USF-RS VOLUME SOLN ID	USF-RS INIT. DATE	ANALYSIS COMMENTS
C 000	OPR / OPR	W105901	–	~~P022484~~	20ml 8237E	7/16/02	
C 001	TLI Blank / TLI Blank	W105902	N	~~P022~~			
C 002	329-38-1 / DF-DP-695 0-0.5	W105903	Y	P022484			60% fraction
C 003	329-38-2 / DF-DP-692 0-0.5	W105904	Y	P022485			
C 004	329-38-5 / DF-DP-676 0-0.5	W105905	Y	P022486			
C 005	329-38-8 / DF-DP-209 0-0.5	W105906	Y	P022487			
006	329-38-19 / DF-DP-675 0-0.5	W105907	Y	P022488			
C 007	329-38-21 / DF-DP-642 0-0.5	W105908	Y	P022489			
C 008	329-38-27 / DF-DP-82-0.5	W105909	Y	P022490			
C 009	329-38-28 / DF-DP-126-0.5	W105910	Y	P022491			
C 010	329-38-30 / DF-DP-104-0.5	W105911	Y	P022492			
C 011	329-38-34 / DF-DP-209-0.5	W105912	Y	P022493	20ml 8237E	7/16/02	60% fraction

Comments:

Type: C Analysis Order: OPR, Blank, then Samples.

Spike File: SP161B2S

Amt of Extract: 100%

REV 03/07/95 (PSTMF 6)

Triangle Laboratories, Inc.
Run Log

Instrument ID	Column Type	Column ID	Plot Name	Inj. Vol.	Acquisition	G/C
70W-97	DB5	2194146	T02	2.0µL	NDB5US	NDB5US
				Jennifer L Demeter (Signature)		12JUL02 (Date)

Filename	Date*	Time*	Project #	Sample#	No.	Client Sample ID	Syr	332	Operator/Date	Comments**
W105602	7/12/02	17:50	57657B	TLI BLANK	0	TLI BLANK	AUTO	2.4 E7	JLD 7/12/02	
03		18:38	57752A	329-38-13	14	DF-TR-2 0-0.5		2.9 E7		
04		19:26		-14	15	DF-TR-2-0-5.1		2.7 E7		
05		20:15		-15	16	DF-DP-163 0-0.5		2.4 E7		
06		21:03		-16	17	DF-TR-3 0-0.5		5.3 E7		
07		2151	57752A	329-38-17	18	DF-TR-3 0-5.1		2.7E7		
08		2239	57560C	327-44-3	3	B-39/0-4'		3.8E7		R
09	7/12/02	2327	57777	329-63-1	2	LAB# S0306 ESSROC LOGANSPORT CK		3.0E7		R
10	7/13/02	0015	57657B	328-42-2	2	07194A		2.6E7		
11		0104		TLI LCS	3	TLI LCS		2.0E7		
12		0152	57657B	TLI LCSD	4	TLI LCSD		2.9E7		
W105613	7/13/02	0240	—	8217	—	8290/1613 CONCAL 10	AUTO	2.9E7	JLD 7/12/02	Good 8290 T→C/B JLD Used Ending Only 7/13/02
W021057	7/13/02	1020	—	8136B	—	RTCHK	AUTO	14%	JLD 7/13/02	

Transcribed from chromatographic data
Dated initials required

ConCal Due: _____
ConCal Due: _____

30

Triangle Laboratories, Inc.
Run Log

Instrument ID	Column Type	Column ID	Plot Name	Inj. Vol.	Acquisition	G/C
70W-95	DB5	2194146	T02	2.0µL	NDB5US	NDB5US
				Jennifer L Demeter Signature		13JUL02 Date

Filename	Date*	Time*	Project #	Sample#	No.	Client Sample ID	Syr	332	Operator/Date	Comments**
W021058	7/13/02	1116	–	8217	–	8290/1613 CONCALIO	AUTO	2.4E7	7/13/02	Good 1613BT→0 7/13/02
W105901		1214	57752C	OPR	0	OPR		1.8E7		
02		1303		TLI BLANK	1	TLI BLANK		3.3E7		
03		1351		329-38-1	2	DF-DP-695 0-0.5		4.2E7		
04		1439		-2	3	DF-DP-692		3.2E7		
05		1527		-5	4	DF-DP-676		2.6E7		
06		1615		-8	5	DF-DP-209		4.1E7		
07		1704		-19	6	DF-DP-675		4.4E7		90% fractions 7/13/02
08		1752		-21	7	DF-DP-642 0-0.5		1.9E7	7/14/02	
09		1840		-27	8	DF-DP-82-0.5		3.7E7		
10		1928		-28	9	DF-DP-126-0.5		4.6E7		
11		2016		-30	10	DF-DP-104-0.5		4.4E7		
W105912	7/13/02	2104	57752C	329-38-34	11	DF-DP-209-0.5	AUTO		7/13/02	

Transcribed from chromatographic data
Dated initials required

ConCal Due: _____
ConCal Due: _____

Triangle Laboratories, Inc.

Run Log

Instrument ID	Column Type	Column ID	Plot Name	Inj. Vol.	Acquisition	G/C
70P	DB-225	221864	TT1	2.2	DB225	DB225

Signature: [signature] Date: 7/15/02

Filename	Date*	Time*	Project #	Sample#	No.	Client Sample ID	Syr	332	Operator/Date	Comments**
P022481	7/15/02	00:00	—	81346	-	LTCHK	Aut	8%	[signature] 7/15/02	
P022482	7/15/02	00:53	—	8217	—	8290/1413 Conc 10	Aut	1.0 E6	[signature] 7/15/02	Cond all methods [signature] 7/15/02
P022483	7/15/02	02:34	—	82376	—	KS-1W	Auto	1.2 E4	[signature] 7/15/02	
P022484		03:38	57752C	329-38-1	2	DF-DP-695 0-0.5		1.0 E6		
P022485		04:23		-2	3	-692 0-0.5		7.3 E5		
P022486		0509		-5	4	-676 0-0.5		1.4E6		
P022487		0554		-8	5	-209 0-0.5		1.2E6		
P022488		0639		-19	6	-675 0-0.5		9.8E5		
P022489		0724		-21	7	-642 0-0.5		2.9E5		
P022490		0810		-27	8	-52-0.5		1.1E6		
P022491		08:55		-28	9	-126-0.5		8.9 E5		
P022492		09:40		-30	10	-104-0.5		6.5 E5		
P022493	7/15/02	10:25	57752C	329-38-34	11	-209-0.5	Aut	7.9 E5	[signature] 7/15/02	

* Transcribed from chromatographic data

** Dated initials required

ConCal Due: _____

ConCal Due: _____

srvr1/qa/forms/hrunlog.doc (02/05/97)

32

SAMPLE DATA

TRIANGLE LABORATORIES, INC.
Ongoing Precision and Recovery - Sample Results

Project: 57752 - C
Matrix: SOLID
Method: 161B

File: W105901
SAS#:
Contract#: n/a

Extraction Date: 07/05/02
Analysis Date: 07/13/02
Analysis Time: 12:14

NOTE: Concentrations are concentrations in the final extract.
3rd Revision Table 7 Performance Specifications.

ISOMER	SPIKED. (ng/mL)	OBSERVED (ng/mL)	Perf.Specs.... from	to	%Recovery
2378-TCDD	10.0	8.8	6.7	15.8	88.0
2378-TCDF	10.0	9.0	7.5	15.8	89.5
12378-PeCDD	50.0	41.9	35.0	71.0	83.8
12378-PeCDF	50.0	45.0	40.0	67.0	90.0
23478-PeCDF	50.0	45.0	34.0	80.0	90.0
123478-HxCDD	50.0	50.1	35.0	82.0	100
123678-HxCDD	50.0	48.2	38.0	67.0	96.5
123789-HxCDD	50.0	48.7	32.0	81.0	97.5
123478-HxCDF	50.0	50.7	36.0	67.0	101
123678-HxCDF	50.0	50.7	42.0	65.0	101
234678-HxCDF	50.0	48.8	35.0	78.0	97.7
123789-HxCDF	50.0	50.2	39.0	65.0	100
1234678-HpCDD	50.0	49.3	35.0	70.0	98.6
1234678-HpCDF	50.0	53.6	41.0	61.0	107
1234789-HpCDF	50.0	52.5	39.0	69.0	105
OCDD	100.0	98.6	78.0	144.0	98.6
OCDF	100.0	88.2	63.0	170.0	88.2

Labeled Compound	SPIKED. (ng/mL)	OBSERVED (ng/mL)	Perf.Specs.... from	to	%Recovery
13C12-2378-TCDD	100.0	56.1	20.0	175.0	56.1
13C12-2378-TCDF	100.0	55.4	22.0	152.0	55.4
13C12-12378-PeCDD	100.0	78.8	21.0	227.0	78.8
13C12-12378-PeCDF	100.0	60.7	21.0	192.0	60.7
13C12-23478-PeCDF	100.0	64.8	13.0	328.0	64.8
13C12-123478-HxCDD	100.0	76.9	21.0	193.0	76.9
13C12-123678-HxCDD	100.0	81.4	25.0	163.0	81.4
13C12-123478-HxCDF	100.0	76.3	19.0	202.0	76.3
13C12-123678-HxCDF	100.0	79.7	21.0	159.0	79.7
13C12-234678-HxCDF	100.0	79.5	22.0	176.0	79.5
13C12-123789-HxCDF	100.0	75.8	17.0	205.0	75.8
13C12-1234678-HpCDD	100.0	75.3	26.0	166.0	75.3
13C12-1234678-HpCDF	100.0	74.5	21.0	158.0	74.5
13C12-1234789-HpCDF	100.0	80.2	20.0	186.0	80.2
13C12-OCDD	200.0	138	26.0	397.0	69.1
37Cl-2378-TCDD	10.0	5.0	3.1	19.1	50.2

MILES 4.22.16
GRY_PSUM v1.11

Processed By: _____ Date: 07/14/02

TRIANGLE LABORATORIES, INC.
Sample Results for Project 57752C
Method 1613B Full Screen Analyses (DB-5)

Data File	W105901		W105902		W105903		W105904	
Sample ID	OPR		TLI Blank		DF-DP-695 0-0.5		DF-DP-692 0-0.5	
Units	pg/g		pg/g		pg/g		pg/g	
Extraction Date	07/05/2002		07/05/2002		07/05/2002		07/05/2002	
Analysis Date	07/13/2002		07/13/2002		07/13/2002		07/13/2002	
Instrument	W		W		W		W	
Matrix	SOLID		SOLID		SOLID		SOLID	
Extraction Type								
Analytes								
2378-TCDD	17.6		< 1.0		< 0.79		< 0.82	
12378-PeCDD	83.8		< 5.0		< 3.9		(6.7)	
123478-HxCDD	100		< 5.0		< 3.9		< 4.1	
123678-HxCDD	96.5		< 5.0		< 3.9		30.7	
123789-HxCDD	97.5		< 5.0		< 3.9		14.3	
1234678-HpCDD	98.6		< 5.0		34.2		118	
OCDD	197	B	10.0	J	608		1710	
2378-TCDF	17.9		< 1.0		285		1310	E
12378-PeCDF	90.0		< 5.0		140		426	
23478-PeCDF	90.0		< 5.0		272		623	
123478-HxCDF	101		< 5.0		1030		1290	
123678-HxCDF	101		< 5.0		146		174	
234678-HxCDF	97.7		< 5.0		120		159	
123789-HxCDF	100		< 5.0		< 3.9		< 4.1	
1234678-HpCDF	107		< 5.0		1200		1200	
1234789-HpCDF	105		< 5.0		301		66.4	
OCDF	176		< 10		2090		502	
TOTAL TCDD			< 1.0		(81.3)		9.2	
TOTAL PeCDD			< 5.0		67.7	E	15.8	E
TOTAL HxCDD			< 5.0		< 3.9		187	
TOTAL HpCDD			< 5.0		67.4		226	
TOTAL TCDF			1.1		1170		3670	E
TOTAL PeCDF			< 5.0		2970		3280	
TOTAL HxCDF			< 5.0		2520		2470	
TOTAL HpCDF			6.4		2570		1850	
Other Standards Percent Recovery Summary (% Rec)								
37Cl-TCDD	50.2		58.4		91.9		76.7	
Internal Standards Percent Recovery Summary (% Rec)								
13C12-2378-TCDD	56.1		60.2		69.1		73.2	
13C12-PeCDD 123	78.8		96.7		68.4		87.6	
13C12-HxCDD 478	76.9		88.6		75.2		80.4	
13C12-HxCDD 678	81.4		88.2		83.5		81.4	
13C12-HpCDD 678	75.3		81.6		61.0		70.4	
13C12-OCDD	69.1		93.2		42.8		52.2	
13C12-2378-TCDF	55.4		62.3		56.4		80.4	
13C12-PeCDF 123	60.7		71.8		64.0		88.7	
13C12-PeCDF 234	64.8		74.9		59.4		76.7	
13C12-HxCDF 478	76.3		83.5		85.1		85.8	
13C12-HxCDF 678	79.7		82.8		92.0		89.8	
13C12-HxCDF 234	79.5		91.5		76.6		86.7	

TRIANGLE LABORATORIES, INC.
Sample Results for Project 57752C
Method 1613B Full Screen Analyses (DB-5)

Data File	W105901	W105902	W105903	W105904
Sample ID	OPR	TLI Blank	DF-DP-695 0-0.5	DF-DP-692 0-0.5
Units	pg/g	pg/g	pg/g	pg/g
Extraction Date	07/05/2002	07/05/2002	07/05/2002	07/05/2002
Analysis Date	07/13/2002	07/13/2002	07/13/2002	07/13/2002
Instrument	W	W	W	W
Matrix	SOLID	SOLID	SOLID	SOLID
Extraction Type				

Internal Standards Percent Recovery Summary (% Rec)

13C12-HxCDF 789	75.8	83.3	86.1	88.6
13C12-HpCDF 678	74.5	78.3	75.9	75.9
13C12-HpCDF 789	80.2	73.7	67.6	68.8

TRIANGLE LABORATORIES, INC.
Sample Results for Project 57752C
Method 1613B Full Screen Analyses (DB-5)

Data File	W105905		W105906		W105907		W105908	
Sample ID	DF-DP-676 0-0.5		DF-DP-209 0-0.5		DF-DP-675 0-0.5		DF-DP-642 0-0.5	
Units	pg/g		pg/g		pg/g		pg/g	
Extraction Date	07/05/2002		07/05/2002		07/05/2002		07/05/2002	
Analysis Date	07/13/2002		07/13/2002		07/13/2002		07/13/2002	
Instrument	W		W		W		W	
Matrix	SOLID		SOLID		SOLID		SOLID	
Extraction Type								
Analytes								
2378-TCDD	< 0.81		5.7		< 0.83		(5.3)	
12378-PeCDD	(4.4)		23.7		< 4.1		< 4.1	
123478-HxCDD	< 4.0		36.4		< 4.1		(12.8)	
123678-HxCDD	32.8		198		< 4.1		(18.8)	
123789-HxCDD	11.6		61.0		< 4.1		(9.6)	
1234678-HpCDD	109		456		27.1		(81.0)	
OCDD	1410		1700		432		548	
2378-TCDF	363	E	74.1		251		1380	E
12378-PeCDF	159		34.8		95.6		407	
23478-PeCDF	336		129		278		1150	
123478-HxCDF	1310		581		772		3220	E
123678-HxCDF	140		221		121		414	
234678-HxCDF	109		272		142		449	
123789-HxCDF	4.6		6.6		< 4.1		11.8	
1234678-HpCDF	1570		9130	SE	1240		3960	E
1234789-HpCDF	312		194		255		1070	
OCDF	2340		4270	E	2850		7230	E
TOTAL TCDD	7.3		64.6		3.8		16.7	
TOTAL PeCDD	23.7	E	111		10.8	E	(9880)	E
TOTAL HxCDD	217		1470		6.2		19.6	
TOTAL HpCDD	190		887		55.5		80.0	
TOTAL TCDF	1130	E	377		1020		5320	E
TOTAL PeCDF	2420		1130		1630		6240	E
TOTAL HxCDF	2620		7620	E	2250		7480	E
TOTAL HpCDF	2890		15380	SE	2400		9220	E
Other Standards Percent Recovery Summary (% Rec)								
37Cl-TCDD	66.4		69.0		65.9		96.1	
Internal Standards Percent Recovery Summary (% Rec)								
13C12-2378-TCDD	64.5		62.5		58.8		72.6	
13C12-PeCDD 123	71.2		52.4		51.6		55.9	
13C12-HxCDD 478	76.4		70.2		62.7		78.2	
13C12-HxCDD 678	70.8		73.4		64.5		84.2	
13C12-HpCDD 678	73.6		52.2		48.3		57.5	RO
13C12-OCDD	41.2		29.0		22.5		43.7	RO
13C12-2378-TCDF	70.0		67.6		66.6		74.1	
13C12-PeCDF 123	65.3		49.6		52.5		57.8	
13C12-PeCDF 234	60.7		46.4		43.5		45.4	
13C12-HxCDF 478	95.9		92.8		84.9		100	
13C12-HxCDF 678	90.1		92.0		80.7		102	
13C12-HxCDF 234	77.1		66.0		58.6		85.7	

TRIANGLE LABORATORIES, INC.
Sample Results for Project 57752C
Method 1613B Full Screen Analyses (DB-5)

Data File	W105905	W105906	W105907	W105908	
Sample ID	DF-DP-676 0-0.5	DF-DP-209 0-0.5	DF-DP-675 0-0.5	DF-DP-642 0-0.5	
Units	pg/g	pg/g	pg/g	pg/g	
Extraction Date	07/05/2002	07/05/2002	07/05/2002	07/05/2002	
Analysis Date	07/13/2002	07/13/2002	07/13/2002	07/13/2002	
Instrument	W	W	W	W	
Matrix	SOLID	SOLID	SOLID	SOLID	
Extraction Type					
Internal Standards Percent Recovery Summary (% Rec)					
13C12-HxCDF 789	76.9	69.0	67.7	110	RO
13C12-HpCDF 678	80.6	82.5	60.6	64.7	
13C12-HpCDF 789	77.1	67.4	50.3	60.5	

TRIANGLE LABORATORIES, INC.
Sample Results for Project 57752C
Method 1613B Full Screen Analyses (DB-5)

Data File	W105909		W105910		W105911		W105912	
Sample ID	DF-DP-82-0.5		DF-DP-126-0.5		DF-DP-104-0.5		DF-DP-209-0.5	
Units	pg/g		pg/g		pg/g		pg/g	
Extraction Date	07/05/2002		07/05/2002		07/05/2002		07/05/2002	
Analysis Date	07/13/2002		07/13/2002		07/13/2002		07/13/2002	
Instrument	W		W		W		W	
Matrix	SOLID		SOLID		SOLID		SOLID	
Extraction Type								
Analytes								
2378-TCDD	(3.8)		7.0		(2.5)		(3.2)	
12378-PeCDD	(18.9)		48.2		(31.2)		20.7	
123478-HxCDD	(11.1)		25.4		13.1		15.1	
123678-HxCDD	106		426		200		332	
123789-HxCDD	32.1		158		95.1		166	
1234678-HpCDD	271		3020	E	773		451	
OCDD	3050		11160	E	8430	E	1150	
2378-TCDF	170		1400	E	1730	E	350	E
12378-PeCDF	32.9		288		564		87.4	
23478-PeCDF	145		743		1220	Q	308	
123478-HxCDF	1210		1840	E	4220	E	1090	
123678-HxCDF	155		480		394		170	
234678-HxCDF	156		584		361		210	
123789-HxCDF	< 4.2		27.5		23.6		8.9	
1234678-HpCDF	4760	E	9730	SE	8970	SE	6460	E
1234789-HpCDF	243		363		2000	E	330	
OCDF	1720		6530	E	28530	E	3600	E
TOTAL TCDD	19.8		113		27.3	QE	7.2	
TOTAL PeCDD	69.3		228	E	(3750)	QE	88.5	
TOTAL HxCDD	162		2250		371		1880	
TOTAL HpCDD	575		4620	E	1490		794	Q
TOTAL TCDF	1890	E	5840	E	6730	E	1510	E
TOTAL PeCDF	6740	E	8560	E	19410	QE	3410	
TOTAL HxCDF	4930		14210	E	11760	E	5080	
TOTAL HpCDF	7870	E	20840	SE	20740	SE	11330	E
Other Standards Percent Recovery Summary (% Rec)								
37Cl-TCDD	49.1		69.0		111	Q	71.5	
Internal Standards Percent Recovery Summary (% Rec)								
13C12-2378-TCDD	42.7		52.3		33.2	Q	64.7	
13C12-PeCDD 123	42.2		52.6		37.2		58.6	
13C12-HxCDD 478	57.9		49.8		52.0		75.1	
13C12-HxCDD 678	58.2		61.1		51.3		79.6	
13C12-HpCDD 678	47.6		47.0		36.6		58.3	Q
13C12-OCDD	33.3	RO	21.5		21.5		33.7	
13C12-2378-TCDF	52.4		63.7		39.6		82.8	
13C12-PeCDF 123	46.7		46.4		15.5	***QIR	68.7	
13C12-PeCDF 234	35.7		46.7		34.7		44.8	
13C12-HxCDF 478	85.5		73.1		74.6		97.6	
13C12-HxCDF 678	75.4		65.1		63.8		90.7	
13C12-HxCDF 234	54.6		49.8		50.2		77.4	

TRIANGLE LABORATORIES, INC.
Sample Results for Project 57752C
Method 1613B Full Screen Analyses (DB-5)

Data File	W105909	W105910	W105911	W105912
Sample ID	DF-DP-82-0.5	DF-DP-126-0.5	DF-DP-104-0.5	DF-DP-209-0.5
Units	pg/g	pg/g	pg/g	pg/g
Extraction Date	07/05/2002	07/05/2002	07/05/2002	07/05/2002
Analysis Date	07/13/2002	07/13/2002	07/13/2002	07/13/2002
Instrument	W	W	W	W
Matrix	SOLID	SOLID	SOLID	SOLID
Extraction Type				
Internal Standards Percent Recovery Summary (% Rec)				
13C12-HxCDF 789	64.1	64.0	58.3	91.0
13C12-HpCDF 678	66.0	73.1	66.5	64.8
13C12-HpCDF 789	47.0	45.6	45.0	47.1

(Concentration of GC peaks out of theoretical isotopic abundance ratio range expressed as a detection limit).
Minimum levels are reported for non-detected GC peaks.
***** = INTERFERENCE
This report is in accordance with Method 1613B requirements and may not exactly match the sample topsheets.

TRIANGLE LABORATORIES, INC.
Sample Results for Project 57752C
Method 1613B TCDD/TCDF Analysis (DB-225)

Data File	P022484	P022485	P022486	P022487
Sample ID	DF-DP-695 0-0.5	DF-DP-692 0-0.5	DF-DP-676 0-0.5	DF-DP-209 0-0.5
Units	pg/g	pg/g	pg/g	pg/g
Extraction Date	07/05/2002	07/05/2002	07/05/2002	07/05/2002
Analysis Date	07/15/2002	07/15/2002	07/15/2002	07/15/2002
Instrument	P	P	P	P
Matrix	SOLID	SOLID	SOLID	SOLID
Extraction Type				
Analytes				
2378-TCDF	175	999 E	246	42.0
Internal Standards Percent Recovery Summary (% Rec)				
13C12-2378-TCDF	79.2	89.6	64.8	60.0

TRIANGLE LABORATORIES, INC.
Sample Results for Project 57752C
Method 1613B TCDD/TCDF Analysis (DB-225)

Data File	P022488	P022489	P022490	P022491
Sample ID	DF-DP-675 0-0.5	DF-DP-642 0-0.5	DF-DP-82-0.5	DF-DP-126-0.5
Units	pg/g	pg/g	pg/g	pg/g
Extraction Date	07/05/2002	07/05/2002	07/05/2002	07/05/2002
Analysis Date	07/15/2002	07/15/2002	07/15/2002	07/15/2002
Instrument	P	P	P	P
Matrix	SOLID	SOLID	SOLID	SOLID
Extraction Type				
Analytes				
2378-TCDF	159	1130 E	128	902 E
Internal Standards Percent Recovery Summary (% Rec)				
13C12-2378-TCDF	62.8	79.0	39.0	50.3

TRIANGLE LABORATORIES, INC.
Sample Results for Project 57752C
Method 1613B TCDD/TCDF Analysis (DB-225)

Data File	P022492		P022493
Sample ID	DF-DP-104-0.5		DF-DP-209-0.5
Units	pg/g		pg/g
Extraction Date	07/05/2002		07/05/2002
Analysis Date	07/15/2002		07/15/2002
Instrument	P		P
Matrix	SOLID		SOLID
Extraction Type			
Analytes			
2378-TCDF	1210	E	241
Internal Standards Percent Recovery Summary (% Rec)			
13C12-2378-TCDF	44.7	Q	65.8

(Concentration of GC peaks out of theoretical isotopic abundance ratio range expressed as a detection limit).
Minimum levels are reported for non-detected GC peaks.
***** = INTERFERENCE

Martin & Slagle

TLI Project: **57752C** — 1613, Revision B PCDD/PCDF Analysis (c)

Client Sample: **OPR** — Analysis File: **W105901**

Client Project:	n/a				
Sample Matrix:	SOLID	Date Received:	/ /	Spike File:	SP161B2S
TLI ID:	OPR	Date Extracted:	07/05/2002	ICal:	WF5614B
		Date Analyzed:	07/13/2002	ConCal:	WB21058
Sample Size:	10.000 g	Dilution Factor:	n/a	% Moisture:	n/a
Dry Weight:	n/a	Blank File:	W105902	% Lipid:	n/a
GC Column:	DB-5	Analyst:	JLD	% Solids:	n/a

Analytes	Conc. (pg/g)	DL	Ratio	RT	RRT	Flags
2,3,7,8-TCDD	17.6		0.82	27:17	1.001	___
1,2,3,7,8-PeCDD	83.8		1.57	31:27	1.001	___
1,2,3,4,7,8-HxCDD	100		1.20	34:33	1.000	___
1,2,3,6,7,8-HxCDD	96.5		1.25	34:39	1.000	___
1,2,3,7,8,9-HxCDD	97.5		1.20	34:58	1.010	___
1,2,3,4,6,7,8-HpCDD	98.6		1.03	37:58	1.000	___
1,2,3,4,6,7,8,9-OCDD	197		0.88	41:41	1.000	B__
2,3,7,8-TCDF	17.9		0.74	26:35	1.000	___
1,2,3,7,8-PeCDF	90.0		1.56	30:27	1.001	___
2,3,4,7,8-PeCDF	90.0		1.50	31:07	1.001	___
1,2,3,4,7,8-HxCDF	101		1.27	33:51	1.000	___
1,2,3,6,7,8-HxCDF	101		1.31	33:57	1.000	___
2,3,4,6,7,8-HxCDF	97.7		1.28	34:27	1.000	___
1,2,3,7,8,9-HxCDF	100		1.27	35:14	1.000	___
1,2,3,4,6,7,8-HpCDF	107		1.11	36:54	1.000	___
1,2,3,4,7,8,9-HpCDF	105		1.05	38:28	1.000	___
1,2,3,4,6,7,8,9-OCDF	176		0.94	41:53	1.005	___

Triangle Laboratories, Inc.®
2445 S. Alston Ave. • Durham, North Carolina 27713
Phone: (919) 544-5729 • Fax: (919) 544-5491

Printed: 23:46 07/16/2002

TLI Project: **57752C** 1613, Revision B PCDD/PCDF Analysis (c)

Client Sample: **OPR** Analysis File: **W105901**

Internal Standards	Conc. (pg/g)	% Recovery	QC Limits	Ratio	RT	RRT	Flags
$^{13}C_{12}$-2,3,7,8-TCDD	112	56.1	20%-175%	0.81	27:16	1.006	—
$^{13}C_{12}$-1,2,3,7,8-PeCDD	158	78.8	21%-227%	1.48	31:26	1.160	—
$^{13}C_{12}$-1,2,3,4,7,8-HxCDD	154	76.9	21%-193%	1.18	34:33	0.989	—
$^{13}C_{12}$-1,2,3,6,7,8-HxCDD	163	81.4	25%-163%	1.21	34:38	0.991	—
$^{13}C_{12}$-1,2,3,4,6,7,8-HpCDD	151	75.3	26%-166%	1.09	37:57	1.086	—
$^{13}C_{12}$-1,2,3,4,6,7,8,9-OCDD	277	69.1	13%-199%	0.87	41:40	1.192	—
$^{13}C_{12}$-2,3,7,8-TCDF	111	55.4	22%-152%	0.78	26:35	0.981	—
$^{13}C_{12}$-1,2,3,7,8-PeCDF	121	60.7	21%-192%	1.50	30:25	1.122	—
$^{13}C_{12}$-2,3,4,7,8-PeCDF	130	64.8	13%-328%	1.51	31:06	1.148	—
$^{13}C_{12}$-1,2,3,4,7,8-HxCDF	153	76.3	19%-202%	0.50	33:51	0.969	—
$^{13}C_{12}$-1,2,3,6,7,8-HxCDF	159	79.7	21%-159%	0.51	33:57	0.971	—
$^{13}C_{12}$-2,3,4,6,7,8-HxCDF	159	79.5	22%-176%	0.50	34:26	0.985	—
$^{13}C_{12}$-1,2,3,7,8,9-HxCDF	152	75.8	17%-205%	0.51	35:14	1.008	—
$^{13}C_{12}$-1,2,3,4,6,7,8-HpCDF	149	74.5	21%-158%	0.42	36:54	1.056	—
$^{13}C_{12}$-1,2,3,4,7,8,9-HpCDF	160	80.2	20%-186%	0.43	38:28	1.101	—

Cleanup Standard	Conc. (pg/g)	% Recovery	QC Limits	RT	RRT	Flags
$^{37}Cl_4$-2,3,7,8-TCDD	10.0	50.2	31%-191%	27:17	1.007	—

Recovery Standards	Ratio	RT	Flags
$^{13}C_{12}$-1,2,3,4-TCDD	0.81	27:06	—
$^{13}C_{12}$-1,2,3,7,8,9-HxCDD	1.20	34:57	—

Data Reviewer: VL 07/16/2002

161B_PSR v2.04. LARS 6.25.05

Triangle Laboratories, Inc.®
2445 S. Alston Ave. • Durham, North Carolina 27713
Phone: (919) 544-5729 • Fax: (919) 544-5491

Printed: 23:46 07/16/2002

Initial ....Date...

Data Review By: HL 7/17/02

Channel specific noise levels computed from 'NL' heights.

Page No. 1 Listing of W105901B.dbf
07/14/2002 Matched GC Peaks / Ratio / Ret. Time

Compound/ M_Z....	QC.Log	Omit	Why	..RT.	OK	Ratio	Total.Area/Ht	Area/Ht.Peak1	Area/Ht.Peak2	Rel.RT	Compound.Name..	ID..	Flags.
TCDF				0.65-0.89						0.881-1.072			
304-306	DC	NL				Height	4.92	3.22	1.70				
	DC	SN		25:55	RO	4.15	11.38			0.975			
	DC	SN		26:11	RO	0.61	30.84			0.985			
				26:35		0.74	1,047.72	444.62	603.10	1.000	2378-TCDF		AN
	DC	SN		27:01		0.89	17.84			1.016			
304-306			1	Peak			1,047.72						
13C12-TCDF				0.65-0.89						0.945-1.133			
316-318	DC	NL				Height	3.10	1.28	1.82				
				26:11		0.72	88.80	37.18	51.62	0.985			
				26:35		0.78	10,232.60	4,487.14	5,745.46	1.000	13C12-2378-TCDF		ISO
						Height	2,883.69	1,289.67	1,594.02				
				27:16	RO	1.29	21.50	12.12	9.38	1.026			
	DC	SN		27:26	RO	1.17	13.56			1.032			
316-318			3	Peaks			10,342.90						

---------- Above: TCDF / TCDD Follows ----------

TCDD				0.65-0.89						0.905-1.043			
320-322	DC	NL				Height	2.26	1.18	1.08				
	DC	SN		25:58	RO	0.40	1.94			0.952			
	DC	SN		26:07		0.80	2.41			0.958			
	DC	SN		26:11	RO	0.91	4.09			0.960			
	DC	SN		26:24		0.67	3.45			0.968			
				27:17		0.82	823.29	371.99	451.30	1.001	2378-TCDD		AN
	DC	SN		27:34	RO	0.40	4.69			1.011			
	DC	SN		27:48		0.79	8.07			1.020			
				27:57	RO	1.18	9.65	5.23	4.42	1.025			
	DC	WH		28:38		0.67	7.43			1.050			
	DC	WH		28:48	RO	1.03	7.65			1.056			
320-322			2	Peaks			832.94						
37Cl-TCDD										0.927-1.073			
328	DC	NL				Height	1.28	1.28					
	DC	WL		24:43			0.95			0.906			
	DC	WL		24:59			7.61			0.916			
	DC	WL		25:09			3.37			0.922			
	DC	SN		25:27			7.22			0.933			
	DC	SN		25:30			3.43			0.935			
	DC	SN		25:35			1.81			0.938			
	DC	SN		25:40			3.78			0.941			
				25:59			9.10	9.10		0.953			
	DC	SN		26:10			3.65			0.960			
	DC	SN		26:17			2.29			0.964			
	DC	SN		26:33			2.72			0.974			
	DC	SN		26:38			2.60			0.977			

Compound/ M_Z....	QC.Log	Omit	Why	..RT.	OK	Ratio	Total.Area/Ht	Area/Ht.Peak1	Area/Ht.Peak2	Rel.RT	Compound.Name..	ID..	Flags.
	DC	SN		26:41			1.88			0.979			
	DC	SN		26:47			2.91			0.982			
	DC	SN		27:00			2.99			0.990			
				27:17			774.56	774.56		1.001	37Cl-TCDD		CLS
				27:28			4.48	4.48		1.007			
				27:40			12.52	12.52		1.015			
	DC	SN		27:46			3.82			1.018			
	DC	SN		27:55			1.94			1.024			
	DC	SN		27:59			1.85			1.026			
	DC	SN		28:06			4.47			1.031			
				28:12			4.94	4.94		1.034			
328			5	Peaks			805.60						
13C12-TCDD					0.65-0.89					0.921-1.067			
332-334	DC	NL			Height		6.25	4.67	1.58				
	DC	SN		26:08	RO	1.60	17.54			0.958			
				27:06		0.81	12,771.91	5,730.83	7,041.08	0.994	13C12-1234-TCDD		RS1
				27:16		0.81	8,486.28	3,801.03	4,685.25	1.000	13C12-2378-TCDD		IS1
					Height		2,395.23	1,030.65	1,364.58				
				27:33	RO	0.93	41.20	19.80	21.40	1.010			
	DC	SN		28:17	RO	1.07	17.13			1.037			
332-334			3	Peaks			21,299.39						

---------- Above: TCDD / PeCDF Follows ----------

PeCDF					1.32-1.78					0.912-1.037			
340-342	DC	NL			Height		2.27	1.07	1.20				
				29:38		1.69	18.96	11.90	7.06	0.953			J
				30:05	RO	0.72	25.68	10.71	14.97	0.967			
				30:27		1.56	5,002.15	3,049.94	1,952.21	1.001	12378-PeCDF		AN
				30:43	RO	1.05	88.55	45.43	43.12	0.988			
				31:07		1.50	5,232.50	3,135.66	2,096.84	1.001	23478-PeCDF		AN
				31:41	RO	0.58	11.24	4.14	7.10	1.019			
	DC	SN		31:46	RO	0.82	10.21			1.021			
				32:04	RO	0.81	26.47	11.87	14.60	1.031			
340-342			7	Peaks			10,405.55						
13C12-PeCDF					1.32-1.78					0.807-1.129			
352-354	DC	NL			Height		2.46	1.13	1.33				
				29:35		1.35	35.99	20.68	15.31	0.951			
				30:02	RO	2.20	9.46	6.50	2.96	0.966			
				30:25		1.50	9,150.58	5,487.23	3,663.35	1.000	13C12-PeCDF 123		IS2
					Height		2,862.84	1,712.89	1,149.95				
				30:42	RO	1.16	132.73	71.22	61.51	0.987			
				31:06		1.51	9,791.54	5,883.32	3,908.22	1.000	13C12-PeCDF 234		IS3
					Height		3,124.52	1,896.36	1,228.16				
				31:21	RO	0.95	19.81	9.63	10.18	1.008			
				31:26	RO	0.73	25.85	10.90	14.95	1.011			
				31:43	RO	2.64	14.99	10.87	4.12	1.020			
				31:55		1.74	14.08	8.94	5.14	1.026			
				32:04		1.52	113.62	68.54	45.08	1.031			
352-354			10	Peaks			19,308.65						

```
Compound/
M_Z.... QC.Log Omit Why ..RT. OK Ratio Total.Area/Ht Area/Ht.Peak1 Area/Ht.Peak2 Rel.RT Compound.Name.. ID.. Flags.

                    --------------------- Above: PeCDF / PeCDD Follows --------------------

PeCDD                          1.32-1.78                                  0.940-1.021
356-358          DC  NL          Height          2.19          1.25          0.94
                 DC  SN  30:04 RO  0.31          7.24                              0.957
                 DC  SN  30:13 RO  2.72          6.48                              0.961
                         30:26     1.64         20.26         12.58          7.68  0.968                        J
                 DC  SN  30:33 RO  1.29          3.27                              0.972
                         31:06 RO  3.01         13.94         10.46          3.48  0.989
                         31:27     1.57      3,775.41      2,308.55      1,466.86  1.001 12378-PeCDD      AN
                 DC  WH  32:06     1.73         14.44                              1.021
356-358                3 Peaks               3,809.61

13C12-PeCDD                    1.32-1.78                                  0.734-1.052
368-370          DC  NL          Height          2.13          0.99          1.14
                 DC  SN  29:36 RO  5.10          6.10                              0.942
                 DC  SN  30:02 RO  2.36          4.71                              0.955
                 DC  SN  30:07 RO  1.09          4.69                              0.958
                         30:24     1.55         17.08         10.38          6.70  0.967
                         30:31     1.45         30.78         18.22         12.56  0.971
                         30:43 RO  0.70         16.13          6.64          9.49  0.977
                 DC  SN  30:54 RO  0.91          4.20                              0.983
                 DC  SN  31:09     1.38          4.52                              0.991
                         31:26     1.48      7,117.16      4,247.69      2,869.47  1.000 13C12-PeCDD 123 IS4
                                 Height      2,402.82      1,393.52      1,009.30
                         31:51 RO  1.18         11.66          6.32          5.34  1.013
                         32:11 RO  1.24          8.08          4.48          3.60  1.024
368-370                6 Peaks               7,200.89

                    --------------------- Above: PeCDD / HxCDF Follows --------------------

HxCDF                          1.05-1.43                                  0.930-1.008
374-376          DC  NL          Height          2.90          1.60          1.30
                         33:02     1.31         15.28          8.67          6.61  0.938                        J
                         33:51     1.27      5,261.56      2,941.23      2,320.33  1.000 123478-HxCDF     AN
                         33:57     1.31      5,864.29      3,320.32      2,543.97  1.000 123678-HxCDF     AN
                         34:27     1.28      4,957.09      2,780.82      2,176.27  1.000 234678-HxCDF     AN
                         34:46 RO  0.23         10.67          1.98          8.69  0.987
                         34:57 RO  0.68          8.41          3.41          5.00  0.992
                         35:00     1.42         10.76          6.32          4.44  0.993                        J
                         35:14     1.27      4,437.42      2,485.81      1,951.61  1.000 123789-HxCDF     AN
                         35:23 RO  1.04         22.71         11.59         11.12  1.004
                         35:30 RO  0.80         18.39          8.18         10.21  1.008
374-376               10 Peaks              20,606.58

13C12-HxCDF                    0.43-0.59                                  0.879-1.106
384-386          DC  NL          Height          3.65          1.63          2.02
                         33:51     0.50      8,352.71      2,786.32      5,566.39  1.000 13C12-HxCDF 478 IS5
                                 Height      3,153.83      1,048.88      2,104.95
                         33:57     0.51      8,949.00      3,017.71      5,931.29  1.000 13C12-HxCDF 678 IS6
                                 Height      3,021.07      1,011.18      2,009.89
                         34:06 RO  0.23         41.75          7.80         33.95  0.968
```

Compound/ 1_Z....	QC.Log	Omit	Why	..RT.	OK	Ratio	Total.Area/Ht	Area/Ht.Peak1	Area/Ht.Peak2	Rel.RT	Compound.Name..	ID..	Flags.
				34:12		0.47	13.11	4.17	8.94	0.971			
				34:17	RO	0.30	29.62	6.79	22.83	0.973			
				34:26		0.50	8,428.26	2,825.36	5,602.90	1.000	13C12-HxCDF 234	IS7	
						Height	2,777.98	950.06	1,827.92				
				34:34	RO	0.90	49.29	23.31	25.98	0.981			
				34:43		0.57	29.69	10.79	18.90	0.985			
				34:50	RO	0.23	11.96	2.26	9.70	0.989			
				34:56		0.45	21.98	6.86	15.12	0.991			
				35:14		0.51	6,987.75	2,354.58	4,633.17	1.000	13C12-HxCDF 789	IS8	
						Height	2,191.21	765.77	1,425.44				
				35:22	RO	0.21	45.36	7.84	37.52	1.004			
				35:28	RO	0.37	27.11	7.34	19.77	1.007			
	DC	SN		35:39	RO	0.27	8.48			1.012			
				35:43	RO	0.77	12.30	5.36	6.94	1.014			
384-386			14	Peaks			32,999.89						

---------- Above: HxCDF / HxCDD Follows ----------

HxCDD				1.05-1.43						0.960-1.014			
390-392	DC	NL				Height	1.97	0.80	1.17				
				33:51	RO	2.02	18.07	12.09	5.98	0.977			
				33:57	RO	2.33	19.96	13.96	6.00	0.980			
				34:26	RO	2.14	14.82	10.10	4.72	0.994			
				34:33		1.20	3,396.72	1,854.54	1,542.18	1.000	123478-HxCDD	AN	
				34:39		1.25	3,481.22	1,933.42	1,547.80	1.000	123678-HxCDD	AN	
				34:58		1.20	3,509.45	1,911.65	1,597.80	1.010	123789-HxCDD	AN	
	DC	WH		35:14	RO	3.03	33.63			1.017			
	DC	WH		35:27		1.06	6.05			1.024			
390-392			6	Peaks			10,440.24						
13C12-HxCDD				1.05-1.43						0.983-1.041			
402-404	DC	NL				Height	2.78	1.64	1.14				
				34:01		1.17	22.56	12.16	10.40	0.985			
				34:33		1.18	5,828.50	3,151.13	2,677.37	1.000	13C12-HxCDD 478	IS9	
						Height	2,017.96	1,076.61	941.35				
				34:38		1.21	6,609.42	3,620.02	2,989.40	1.000	13C12-HxCDD 678	IS10	
						Height	2,118.30	1,171.63	946.67				
				34:57		1.20	8,326.18	4,537.90	3,788.28	1.012	13C12-HxCDD 789	RS2	
				35:15	RO	1.69	31.71	19.93	11.78	1.020			
				35:22	RO	2.46	10.21	7.26	2.95	1.024			
402-404			6	Peaks			20,828.58						

---------- Above: HxCDD / HpCDF Follows ----------

HpCDF				0.88-1.20						0.955-1.005			
408-410	DC	NL				Height	3.18	1.86	1.32				
				36:54		1.11	4,791.73	2,517.26	2,274.47	1.000	1234678-HpCDF	AN	
				37:19	RO	0.81	30.09	13.44	16.65	0.970			
				37:31	RO	2.56	8.83	6.35	2.48	0.975			
				38:28		1.05	3,991.22	2,047.50	1,943.72	1.000	1234789-HpCDF	AN	
	DC	WH		38:45		1.15	15.41			1.007			
	DC	WH		38:59	RO	1.99	5.77			1.013			

```
Compound/
M_Z.... QC.Log Omit Why ..RT. OK Ratio Total.Area/Ht Area/Ht.Peak1 Area/Ht.Peak2 Rel.RT Compound.Name.. ID.. Flags.

408-410              4 Peaks              8,821.87

13C12-HpCDF                    0.37-0.51                                    0.857-1.143
418-420         DC  NL          Height          2.15          1.04          1.11
                        36:54     0.42      5,991.28      1,785.54      4,205.74  1.000 13C12-HpCDF 678 IS11
                                Height      1,810.65        526.73      1,283.92
                        37:11 RO  0.20         21.23          3.49         17.74  0.967
                        37:19 RO  0.68          9.41          3.81          5.60  0.970
                    DC  SN  37:34     0.37          3.87                              0.977
                    DC  SN  37:59 RO  0.95         10.43                              0.987
                        38:28     0.43      5,104.65      1,540.39      3,564.26  1.000 13C12-HpCDF 789 IS12
                                Height      1,314.01        399.49        914.52
                        38:40 RO  1.00         38.08         19.08         19.00  1.005
418-420              5 Peaks             11,164.65

                    ---------------------- Above: HpCDF / HpCDD Follows ---------------------

HpCDD                          0.88-1.20                                    0.976-1.005
424-426         DC  NL          Height          1.58          0.66          0.92
                        37:58     1.03      2,482.82      1,258.29      1,224.53  1.000 1234678-HpCDD   AN
                    DC  WH  38:15 RO  1.79         14.21                              1.008
                    DC  WH  38:28 RO  1.90         18.01                              1.014
424-426              1 Peak               2,482.82

13C12-HpCDD                    0.88-1.20                                    0.868-1.079
436-438         DC  NL          Height          3.00          1.67          1.33
                        37:57     1.09      4,990.51      2,603.31      2,387.20  1.000 13C12-HpCDD 678 IS13
                                Height      1,284.35        679.70        604.65
                        38:17 RO  1.74         10.21          6.48          3.73  1.009
436-438              2 Peaks              5,000.72

                    ---------------------- Above: HpCDD / Octa-CDD and CDF Follows ----------

OCDF                           0.76-1.02                                    0.952-1.048
442-444         DC  NL          Height          2.30          1.06          1.24
                    DC  WL  36:51     0.78          5.22                              0.884
                    DC  WL  39:09 RO  1.13          2.45                              0.940
                    DC  SN  40:12 RO  1.67          6.49                              0.965
                        40:18 RO  0.68          6.76          2.73          4.03  0.967
                    DC  SN  40:41 RO  0.28          6.45                              0.976
                    DC  SN  40:58     0.96          3.92                              0.983
                    DC  SN  41:21 RO  1.46          8.64                              0.992
                        41:53     0.94      4,293.69      2,076.60      2,217.09  1.005 OCDF            AN
                        42:33 RO  0.72          9.67          4.06          5.61  1.021
                    DC  SN  42:46 RO  2.10          5.74                              1.026
                    DC  SN  43:12 RO  0.53         13.86                              1.037
                    DC  WH  44:10 RO  1.65          2.89                              1.060
                    DC  WH  44:17 RO  2.53          4.63                              1.063
                    DC  WH  44:26 RO  1.71          6.04                              1.066
442-444              3 Peaks              4,310.12
```

```
Compound/
 _Z.... QC.Log Omit Why ..RT. OK Ratio Total.Area/Ht Area/Ht.Peak1 Area/Ht.Peak2 Rel.RT Compound.Name.. ID.. Flags.

OCDD                          0.76-1.02                                    0.952-1.048
458-460          DC  NL        Height          1.81          0.84          0.97
                        41:41    0.88      3,806.60      1,781.94      2,024.66  1.000 OCDD            AN
                        41:56 RO 1.24         14.39          7.97          6.42  1.006
458-460                2 Peaks              3,820.99

13C12-OCDD                    0.76-1.02                                    0.997-1.005
470-472          DC  NL        Height          1.75          0.91          0.84
                        41:40    0.87      7,344.86      3,422.38      3,922.48  1.000 13C12-OCDD      IS14
                                 Height    1,621.52        788.31        833.21
470-472                1 Peak               7,344.86
```

Column Description.....	"Why" Code Description.....	QC Log Desc.....
M_Z -Nominal Ion Mass(es)	WL-Below Retention Time Window	A-Peak Added
..RT. -Retention Time (mm:ss)	WH-Above Retention Time Window	K-Peak Kept
Rat.1 -Ratio of M/M+2 Ions	SN-Below Signal to Noise Level	D-Peak Deleted
OK -RO=Ratio Outside Limits	<M-Below Method Detection Limit	T-Time Changed
Rel.RT-Relative Retention Time	NL-Channel Specific Noise Level	M-Peak Area Changed
		N-Name Changed
		X-Ether Interference

*** End of Report ***

File:W1059 #1-798 Acq:13-JUL-2002 12:14:59 GC EI+ Voltage SIR 70S Noise:4020
303.9016 F:2 BSUB(256,30,-3.0) PKD(9,5,3,0.10%,16080.0,1.00%,F,T) Exp:NDB5US
TRIANGLE LABS Text:TLI#57752C OPR

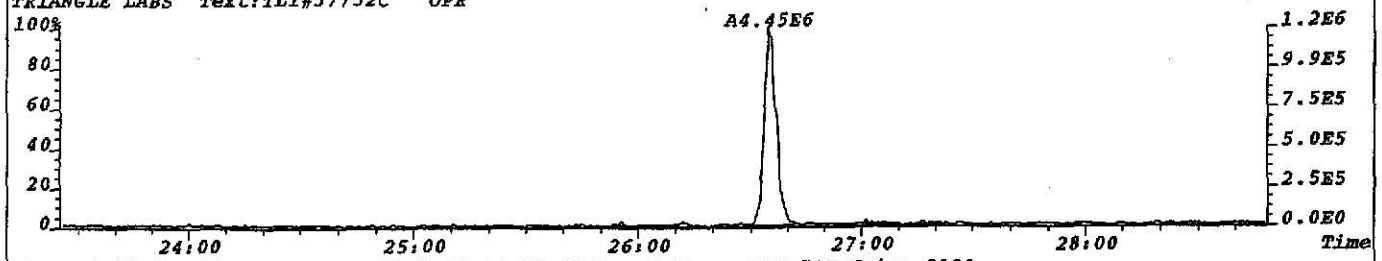

File:W1059 #1-798 Acq:13-JUL-2002 12:14:59 GC EI+ Voltage SIR 70S Noise:2123
305.8987 F:2 BSUB(256,30,-3.0) PKD(9,5,3,0.10%,8492.0,1.00%,F,T) Exp:NDB5US
TRIANGLE LABS Text:TLI#57752C OPR

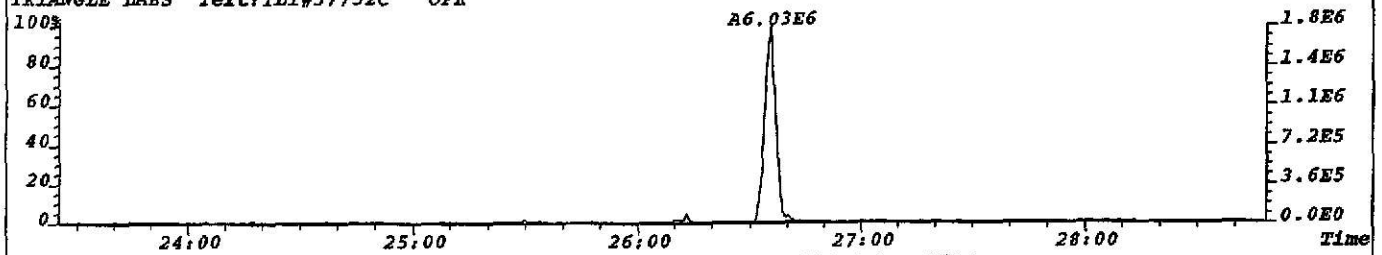

File:W1059 #1-798 Acq:13-JUL-2002 12:14:59 GC EI+ Voltage SIR 70S Noise:1604
315.9419 F:2 BSUB(256,30,-3.0) PKD(9,5,3,0.10%,6416.0,1.00%,F,T) Exp:NDB5US
TRIANGLE LABS Text:TLI#57752C OPR

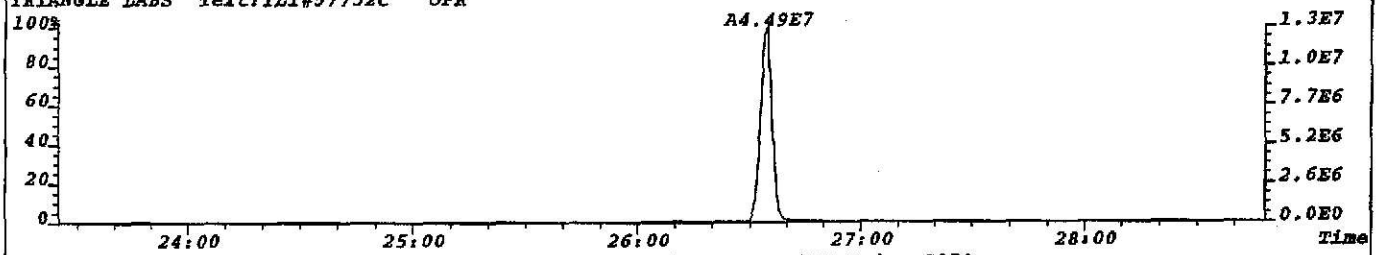

File:W1059 #1-798 Acq:13-JUL-2002 12:14:59 GC EI+ Voltage SIR 70S Noise:2272
317.9389 F:2 BSUB(256,30,-3.0) PKD(9,5,3,0.10%,9088.0,1.00%,F,T) Exp:NDB5US
TRIANGLE LABS Text:TLI#57752C OPR

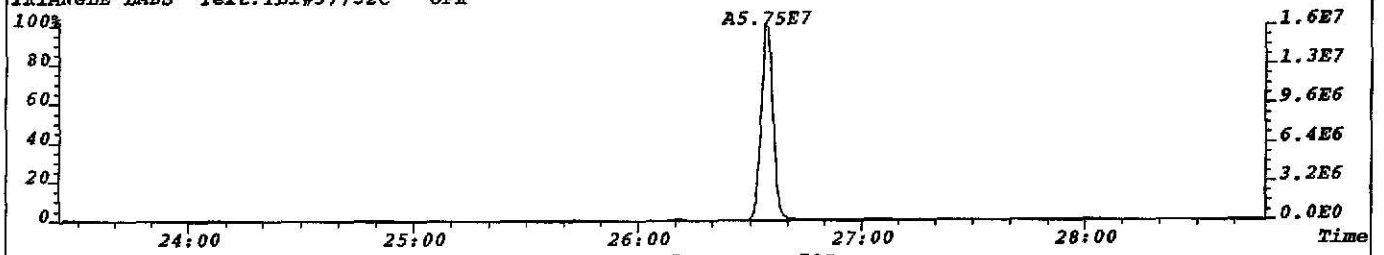

File:W1059 #1-798 Acq:13-JUL-2002 12:14:59 GC EI+ Voltage SIR 70S
330.9792 F:2 Exp:NDB5US
TRIANGLE LABS Text:TLI#57752C OPR

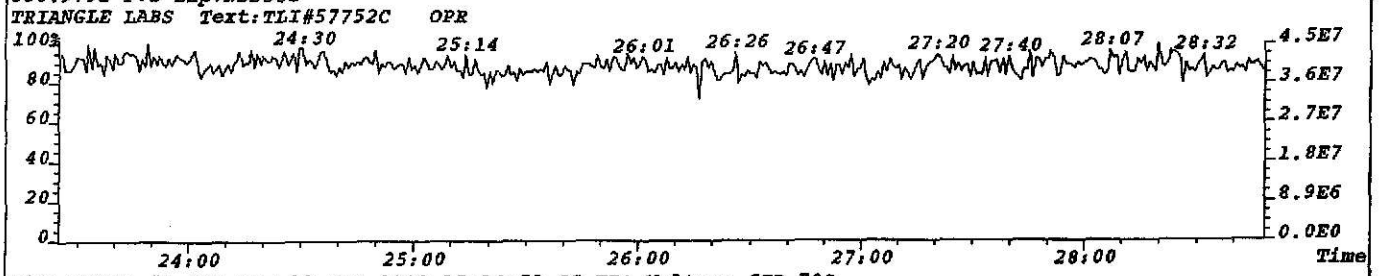

File:W1059 #1-798 Acq:13-JUL-2002 12:14:59 GC EI+ Voltage SIR 70S
375.8364 F:2 Exp:NDB5US
TRIANGLE LABS Text:TLI#57752C OPR

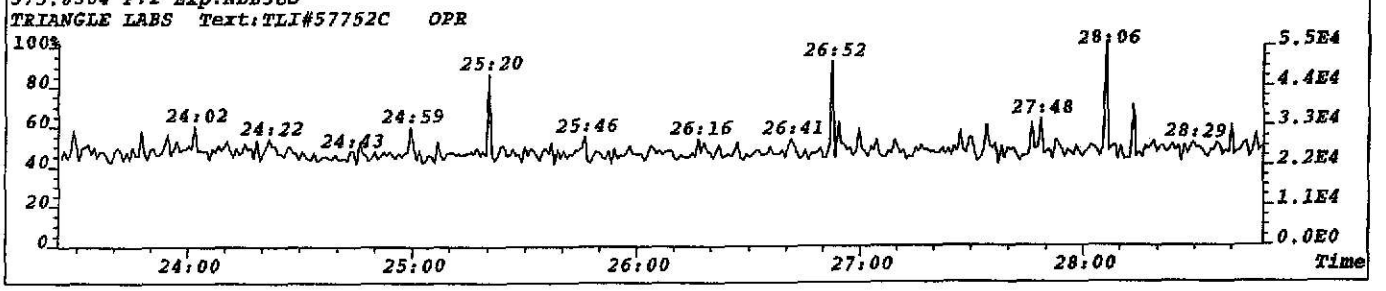

File:W1059 #1-798 Acq:13-JUL-2002 12:14:59 GC EI+ Voltage SIR 70S Noise:1473
319.8965 F:2 BSUB(256,30,-3.0) PKD(7,5,3,0.10%,5892.0,1.00%,F,T) Exp:NDB5US
TRIANGLE LABS Text:TLI#57752C OPR

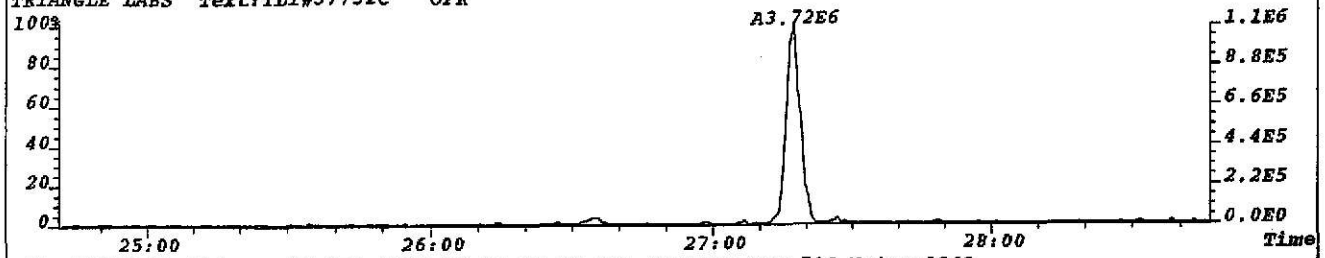

File:W1059 #1-798 Acq:13-JUL-2002 12:14:59 GC EI+ Voltage SIR 70S Noise:1349
321.8936 F:2 BSUB(256,30,-3.0) PKD(7,5,3,0.10%,5396.0,1.00%,F,T) Exp:NDB5US
TRIANGLE LABS Text:TLI#57752C OPR

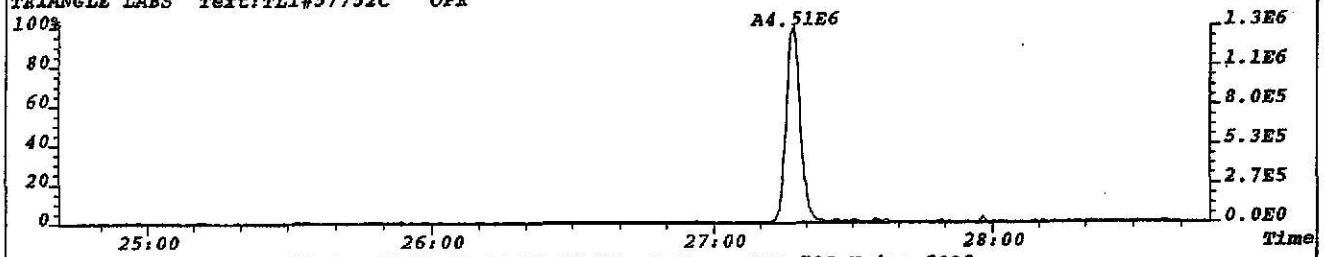

File:W1059 #1-798 Acq:13-JUL-2002 12:14:59 GC EI+ Voltage SIR 70S Noise:5835
331.9368 F:2 BSUB(256,30,-3.0) PKD(7,5,3,0.10%,23340.0,1.00%,F,T) Exp:NDB5US
TRIANGLE LABS Text:TLI#57752C OPR

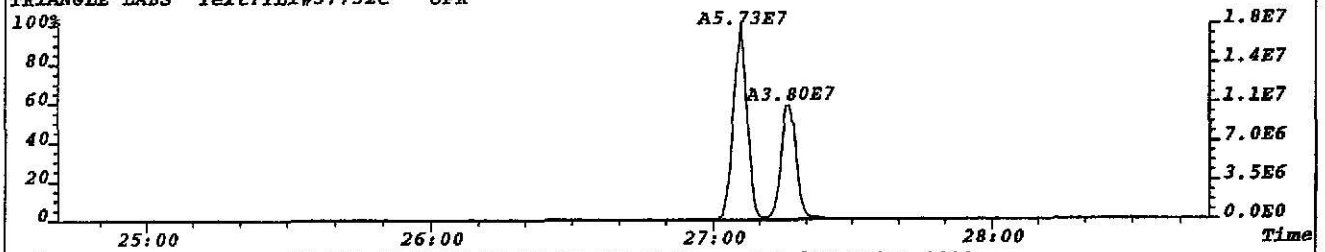

File:W1059 #1-798 Acq:13-JUL-2002 12:14:59 GC EI+ Voltage SIR 70S Noise:1980
333.9338 F:2 BSUB(256,30,-3.0) PKD(7,5,3,0.10%,7920.0,1.00%,F,T) Exp:NDB5US
TRIANGLE LABS Text:TLI#57752C OPR

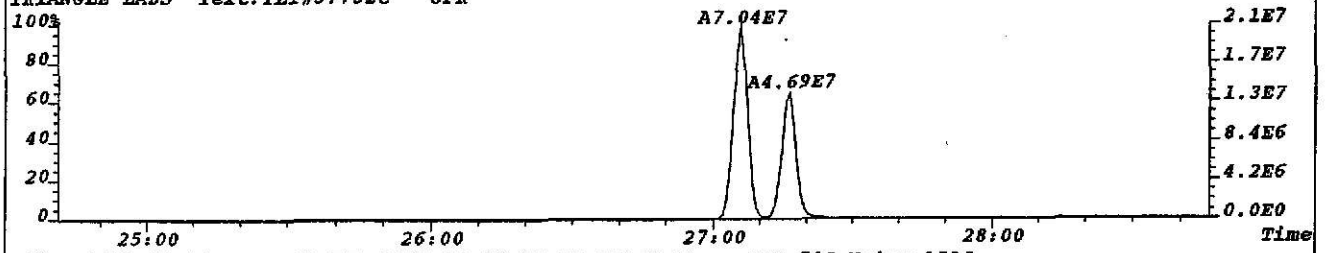

File:W1059 #1-798 Acq:13-JUL-2002 12:14:59 GC EI+ Voltage SIR 70S Noise:1596
327.8847 F:2 BSUB(256,30,-3.0) PKD(7,5,3,0.10%,6384.0,1.00%,F,T) Exp:NDB5US
TRIANGLE LABS Text:TLI#57752C OPR

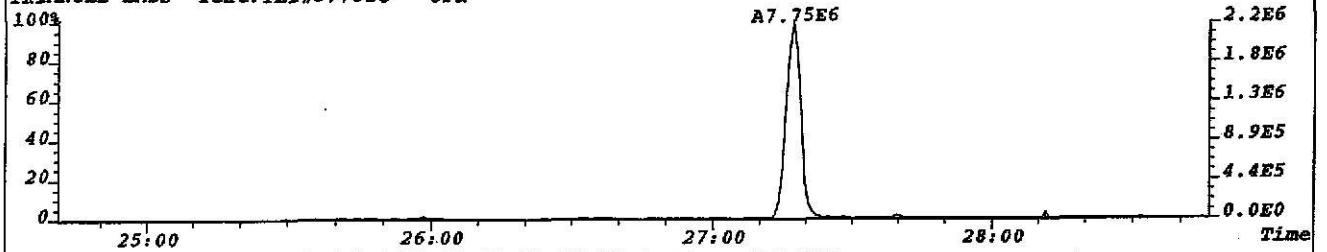

File:W1059 #1-798 Acq:13-JUL-2002 12:14:59 GC EI+ Voltage SIR 70S
330.9792 F:2 Exp:NDB5US
TRIANGLE LABS Text:TLI#57752C OPR

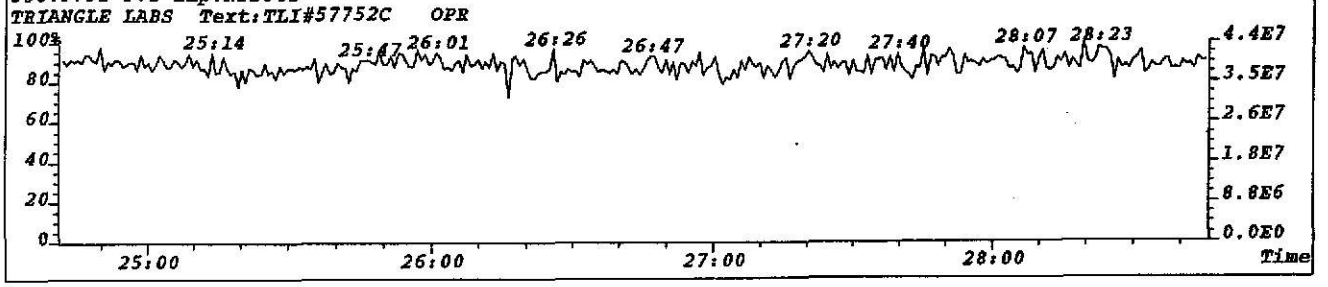

File:W1059 #1-798 Acq:13-JUL-2002 12:14:59 GC EI+ Voltage SIR 70S Noise:1339
339.8597 F:2 BSUB(256,30,-3.0) PKD(7,5,3,0.10%,5356.0,1.00%,F,T) Exp:NDB5US
TRIANGLE LABS Text:TLI#57752C OPR

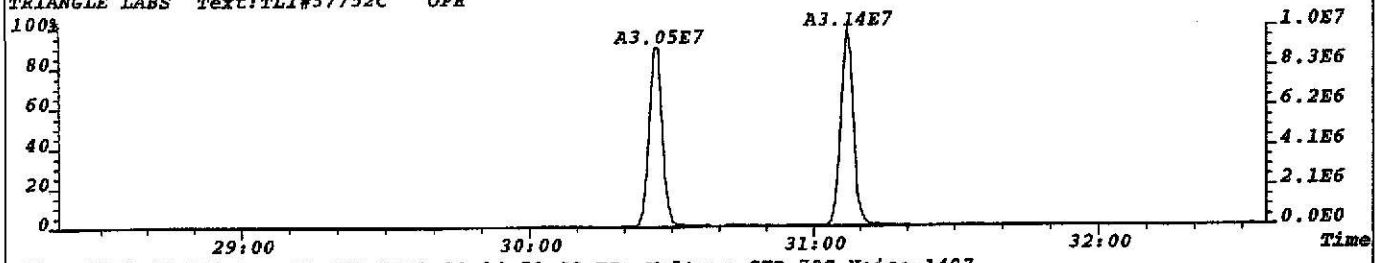

File:W1059 #1-798 Acq:13-JUL-2002 12:14:59 GC EI+ Voltage SIR 70S Noise:1497
341.8567 F:2 BSUB(256,30,-3.0) PKD(7,5,3,0.10%,5988.0,1.00%,F,T) Exp:NDB5US
TRIANGLE LABS Text:TLI#57752C OPR

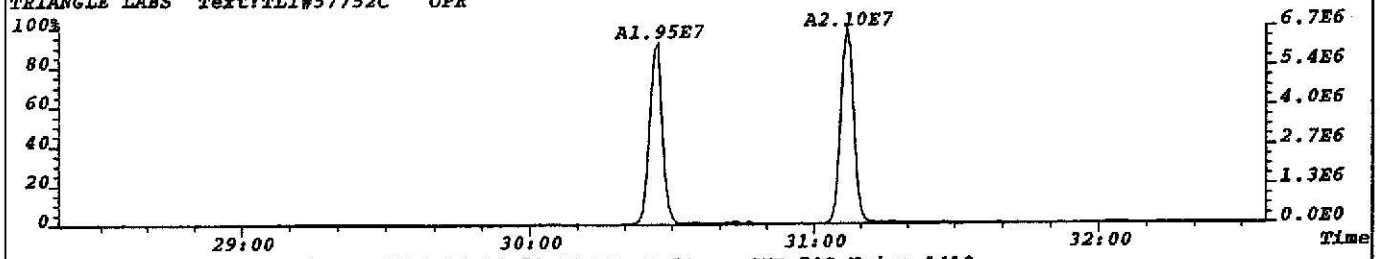

File:W1059 #1-798 Acq:13-JUL-2002 12:14:59 GC EI+ Voltage SIR 70S Noise:1410
351.9000 F:2 BSUB(256,30,-3.0) PKD(7,5,3,0.10%,5640.0,1.00%,F,T) Exp:NDB5US
TRIANGLE LABS Text:TLI#57752C OPR

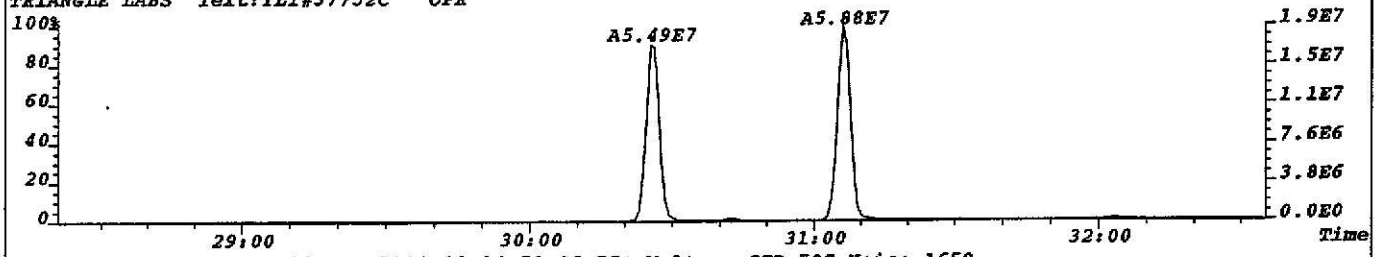

File:W1059 #1-798 Acq:13-JUL-2002 12:14:59 GC EI+ Voltage SIR 70S Noise:1659
353.8970 F:2 BSUB(256,30,-3.0) PKD(7,5,3,0.10%,6636.0,1.00%,F,T) Exp:NDB5US
TRIANGLE LABS Text:TLI#57752C OPR

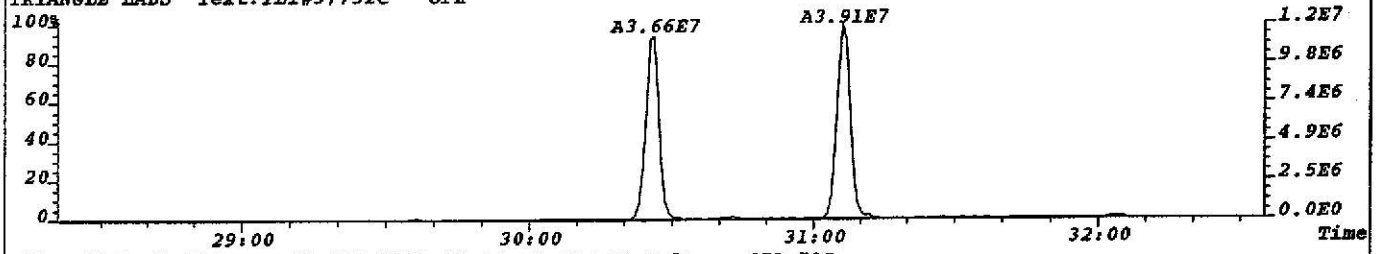

File:W1059 #1-798 Acq:13-JUL-2002 12:14:59 GC EI+ Voltage SIR 70S
330.9792 F:2 Exp:NDB5US
TRIANGLE LABS Text:TLI#57752C OPR

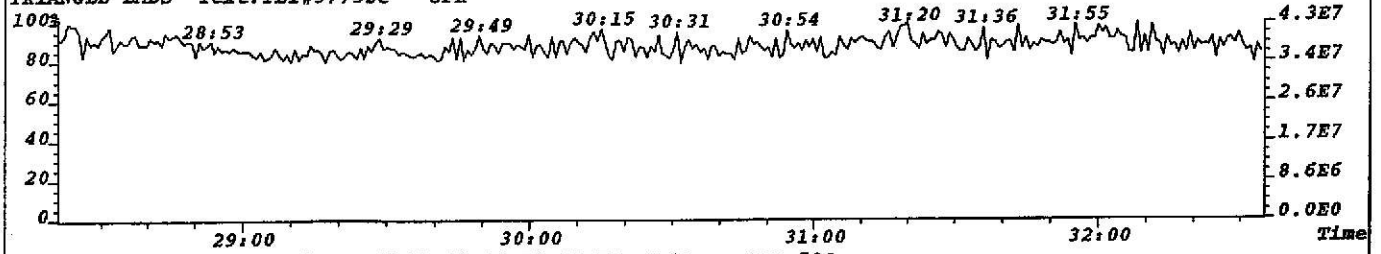

File:W1059 #1-798 Acq:13-JUL-2002 12:14:59 GC EI+ Voltage SIR 70S
409.7974 F:2 Exp:NDB5US
TRIANGLE LABS Text:TLI#57752C OPR

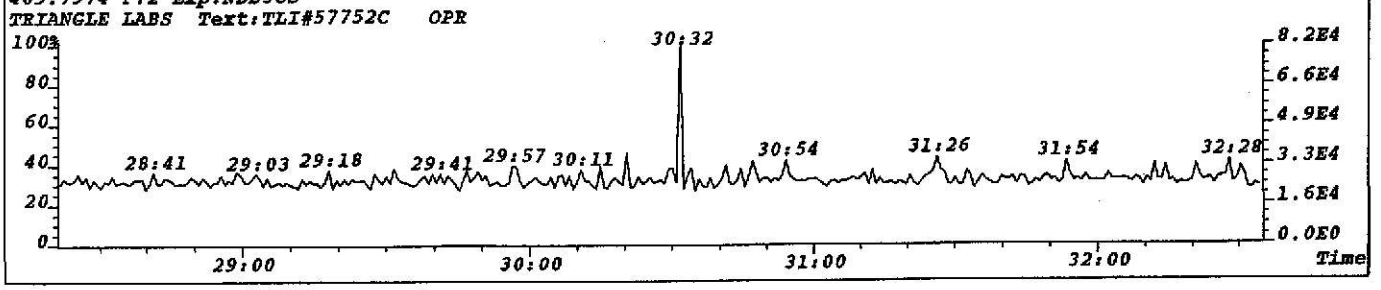

File:W1059 #1-798 Acq:13-JUL-2002 12:14:59 GC EI+ Voltage SIR 70S
355.8546 F:2 BSUB(256,30,-3.0) PKD(5,5,3,0.05%,6236.0,1.00%,F,T) Exp:NDB5US Noise:1559
Sample Text:TLI#57752C OPR File Text:TRIANGLE LABORATORIES, INC.

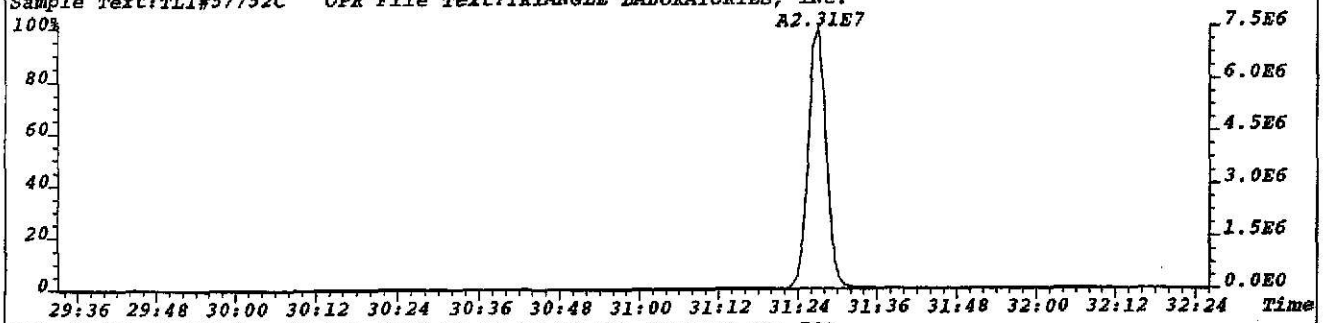

File:W1059 #1-798 Acq:13-JUL-2002 12:14:59 GC EI+ Voltage SIR 70S
357.8516 F:2 BSUB(256,30,-3.0) PKD(5,5,3,0.05%,4676.0,1.00%,F,T) Exp:NDB5US Noise:1169
Sample Text:TLI#57752C OPR File Text:TRIANGLE LABORATORIES, INC.

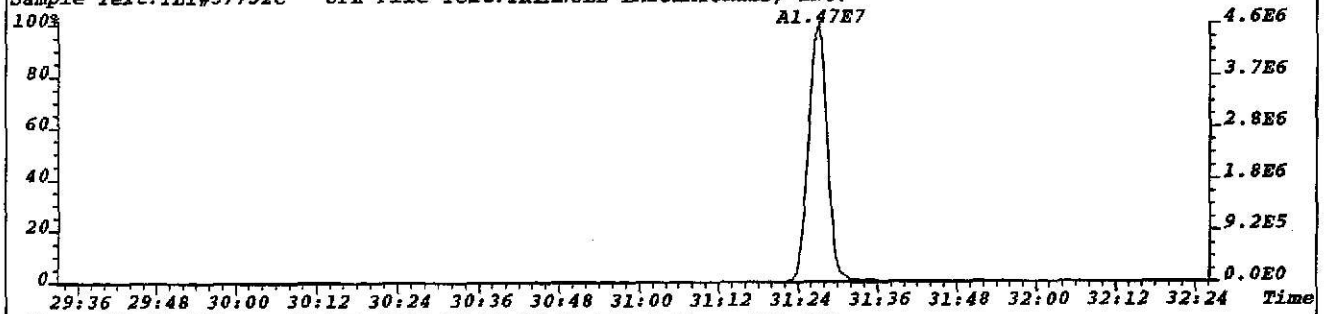

File:W1059 #1-798 Acq:13-JUL-2002 12:14:59 GC EI+ Voltage SIR 70S
367.8949 F:2 BSUB(256,30,-3.0) PKD(5,5,3,0.05%,4952.0,1.00%,F,T) Exp:NDB5US Noise:1238
Sample Text:TLI#57752C OPR File Text:TRIANGLE LABORATORIES, INC.

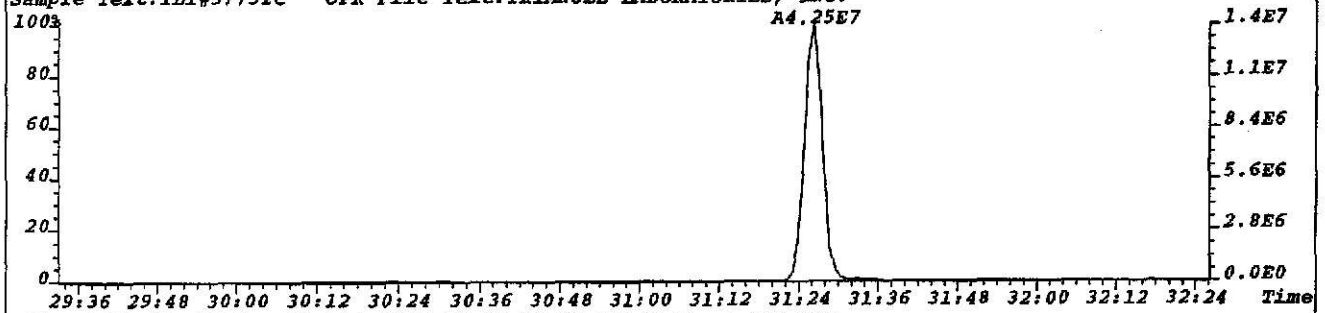

File:W1059 #1-798 Acq:13-JUL-2002 12:14:59 GC EI+ Voltage SIR 70S
369.8919 F:2 BSUB(256,30,-3.0) PKD(5,5,3,0.05%,5700.0,1.00%,F,T) Exp:NDB5US Noise:1425
Sample Text:TLI#57752C OPR File Text:TRIANGLE LABORATORIES, INC.

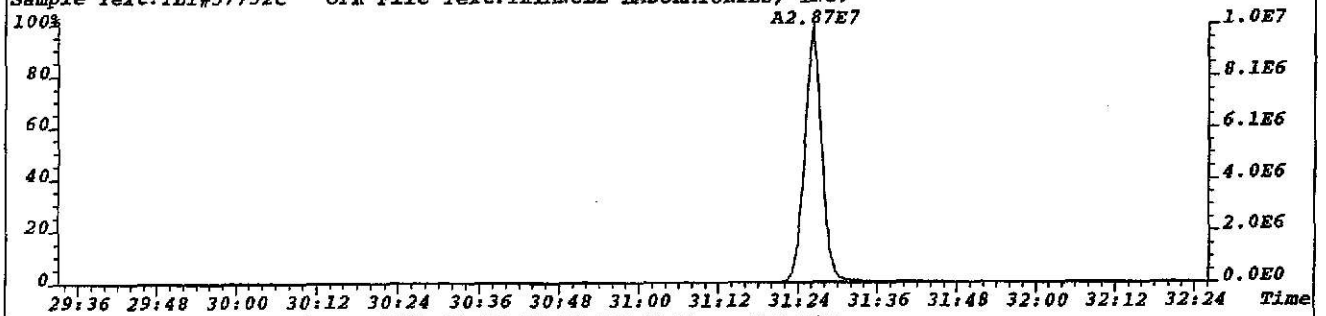

File:W1059 #1-798 Acq:13-JUL-2002 12:14:59 GC EI+ Voltage SIR 70S
330.9792 F:2 Exp:NDB5US
Sample Text:TLI#57752C OPR File Text:TRIANGLE LABORATORIES, INC.

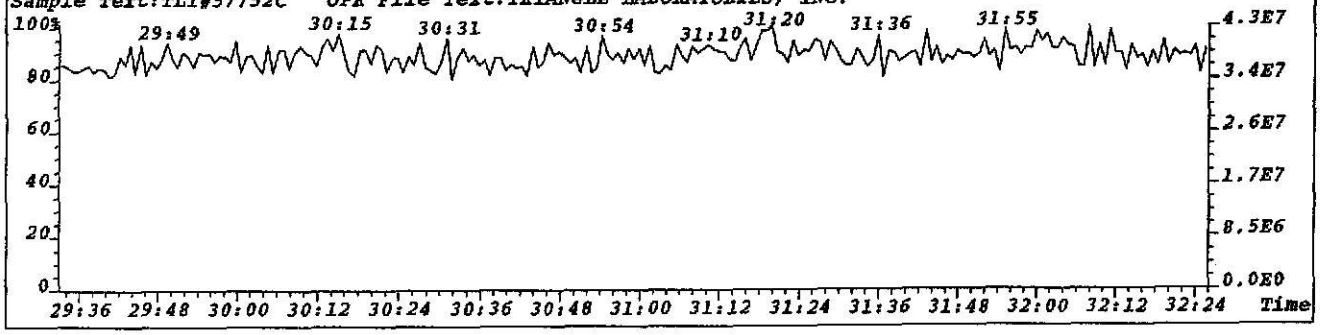

File:W1059 #1-422 Acq:13-JUL-2002 12:14:59 GC EI+ Voltage SIR 70S Noise:2004
373.8208 F:3 BSUB(256,30,-3.0) PKD(7,5,3,0.10%,8016.0,1.00%,F,T) Exp:NDB5US
TRIANGLE LABS Text:TLI#57752C OPR

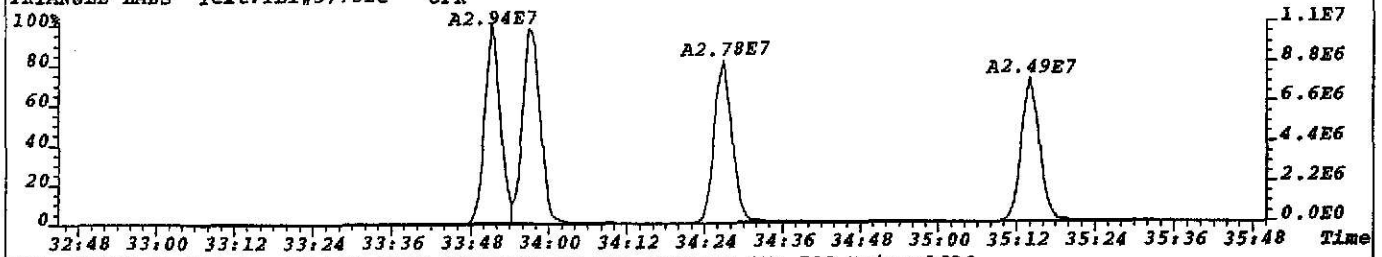

File:W1059 #1-422 Acq:13-JUL-2002 12:14:59 GC EI+ Voltage SIR 70S Noise:1626
375.8178 F:3 BSUB(256,30,-3.0) PKD(7,5,3,0.10%,6504.0,1.00%,F,T) Exp:NDB5US
TRIANGLE LABS Text:TLI#57752C OPR

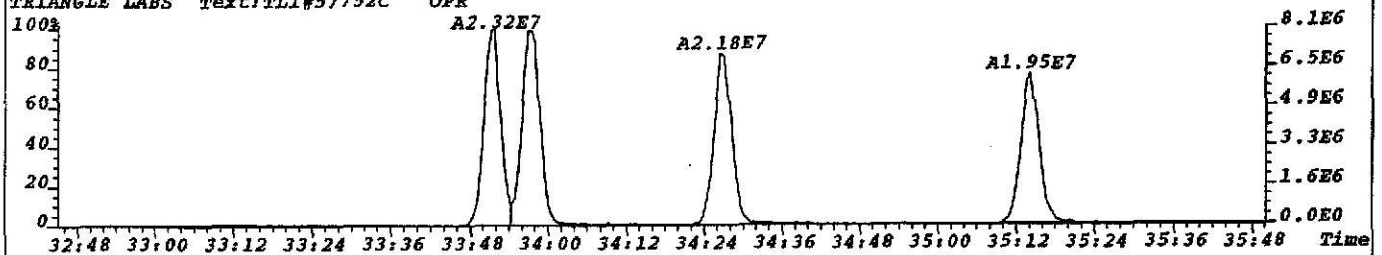

File:W1059 #1-422 Acq:13-JUL-2002 12:14:59 GC EI+ Voltage SIR 70S Noise:2041
383.8639 F:3 BSUB(256,30,-3.0) PKD(7,5,3,0.10%,8164.0,1.00%,F,T) Exp:NDB5US
TRIANGLE LABS Text:TLI#57752C OPR

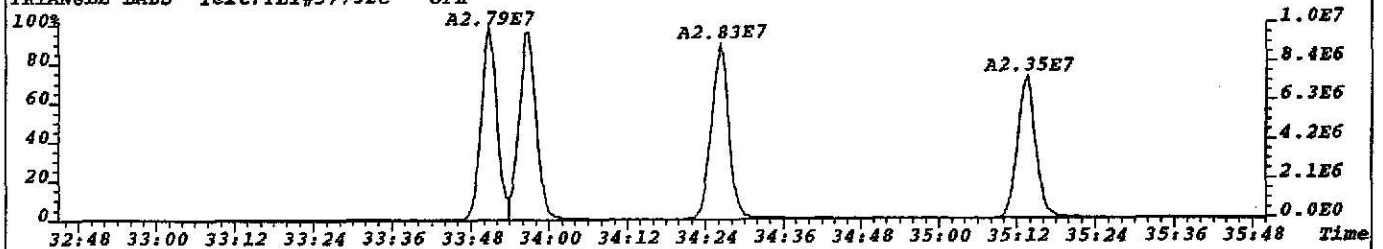

File:W1059 #1-422 Acq:13-JUL-2002 12:14:59 GC EI+ Voltage SIR 70S Noise:2526
385.8610 F:3 BSUB(256,30,-3.0) PKD(7,5,3,0.10%,10104.0,1.00%,F,T) Exp:NDB5US
TRIANGLE LABS Text:TLI#57752C OPR

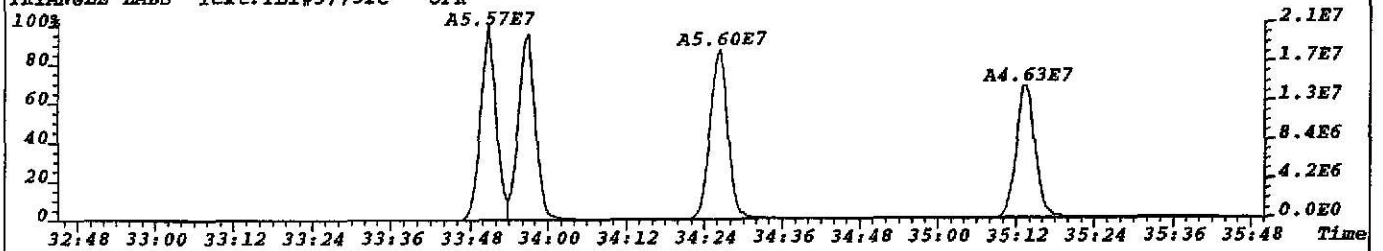

File:W1059 #1-422 Acq:13-JUL-2002 12:14:59 GC EI+ Voltage SIR 70S
392.9760 F:3 Exp:NDB5US
TRIANGLE LABS Text:TLI#57752C OPR

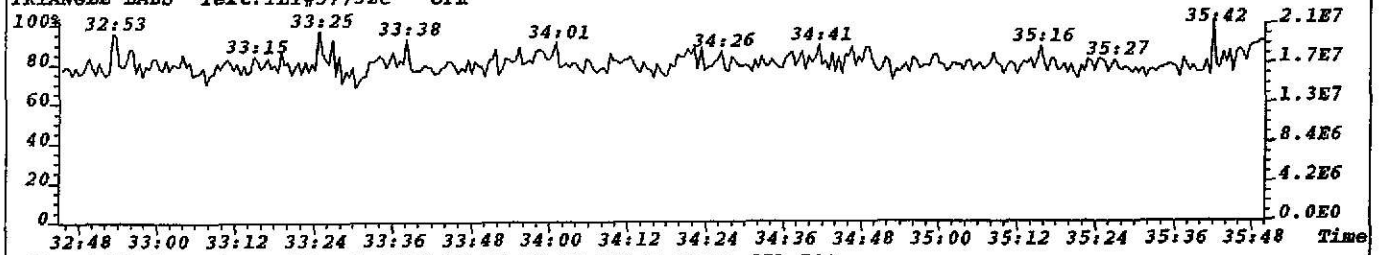

File:W1059 #1-422 Acq:13-JUL-2002 12:14:59 GC EI+ Voltage SIR 70S
445.7555 F:3 Exp:NDB5US
TRIANGLE LABS Text:TLI#57752C OPR

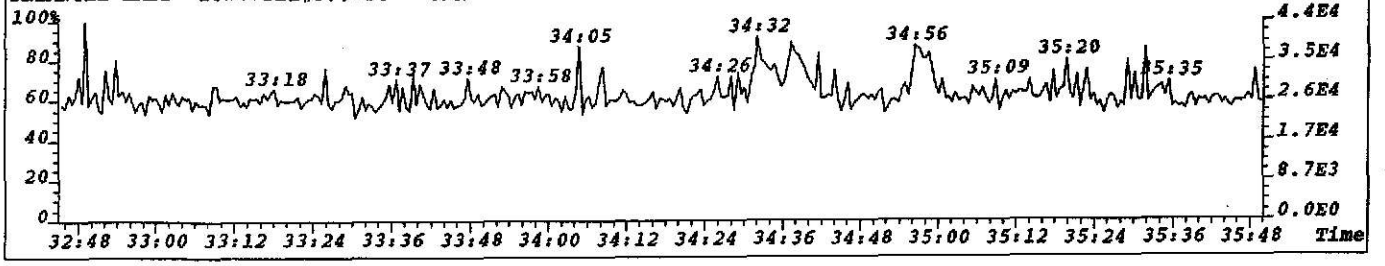

File:W1059 #1-422 Acq:13-JUL-2002 12:14:59 GC EI+ Voltage SIR 70S
389.8156 F:3 BSUB(256,30,-3.0) PKD(7,5,3,0.10%,4016.0,1.00%,F,T) Exp:NDB5US Noise:1004
Sample Text:TLI#57752C OPR File Text:TRIANGLE LABORATORIES, INC.

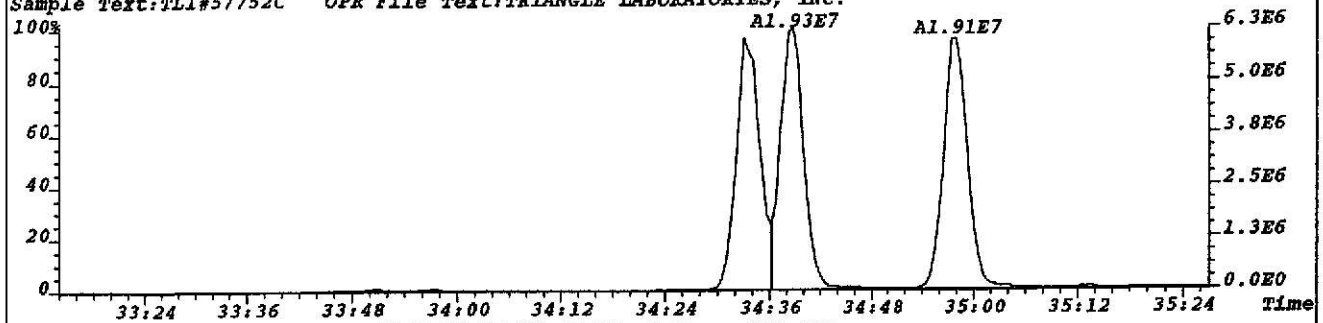

File:W1059 #1-422 Acq:13-JUL-2002 12:14:59 GC EI+ Voltage SIR 70S
391.8127 F:3 BSUB(256,30,-3.0) PKD(7,5,3,0.10%,5872.0,1.00%,F,T) Exp:NDB5US Noise:1468
Sample Text:TLI#57752C OPR File Text:TRIANGLE LABORATORIES, INC.

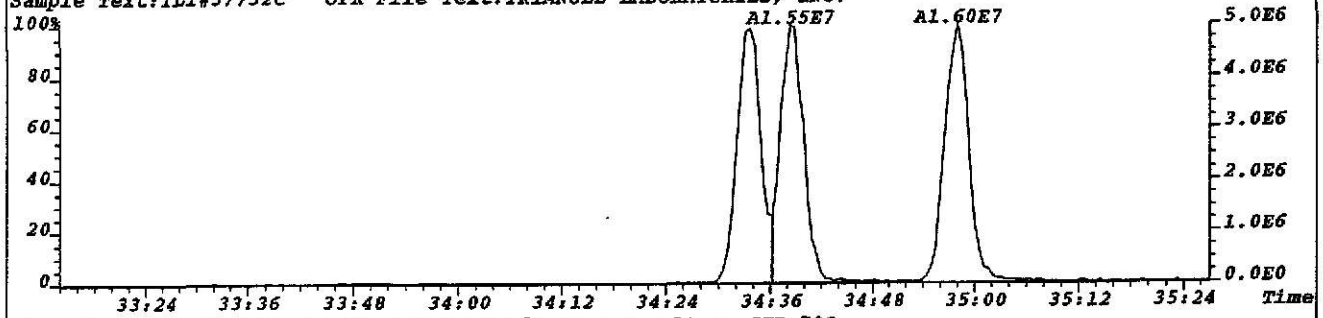

File:W1059 #1-422 Acq:13-JUL-2002 12:14:59 GC EI+ Voltage SIR 70S
401.8558 F:3 BSUB(256,30,-3.0) PKD(7,5,3,0.10%,8216.0,1.00%,F,T) Exp:NDB5US Noise:2054
Sample Text:TLI#57752C OPR File Text:TRIANGLE LABORATORIES, INC.

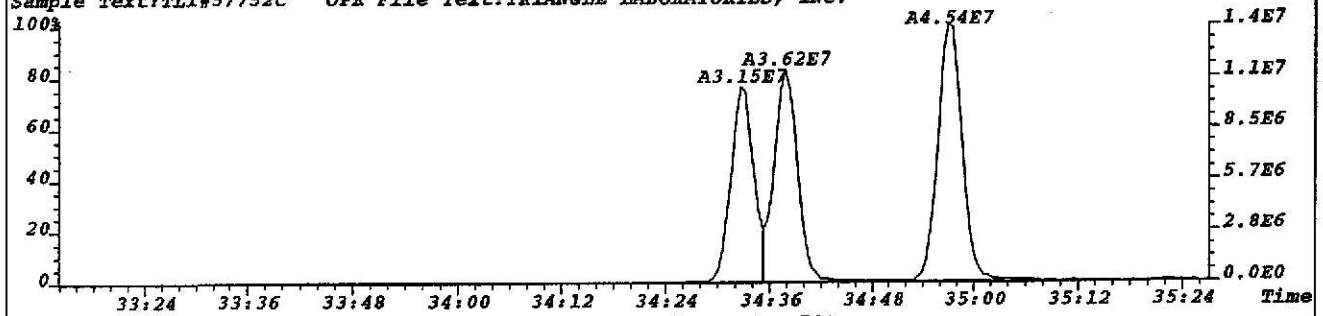

File:W1059 #1-422 Acq:13-JUL-2002 12:14:59 GC EI+ Voltage SIR 70S
403.8529 F:3 BSUB(256,30,-3.0) PKD(7,5,3,0.10%,5684.0,1.00%,F,T) Exp:NDB5US Noise:1421
Sample Text:TLI#57752C OPR File Text:TRIANGLE LABORATORIES, INC.

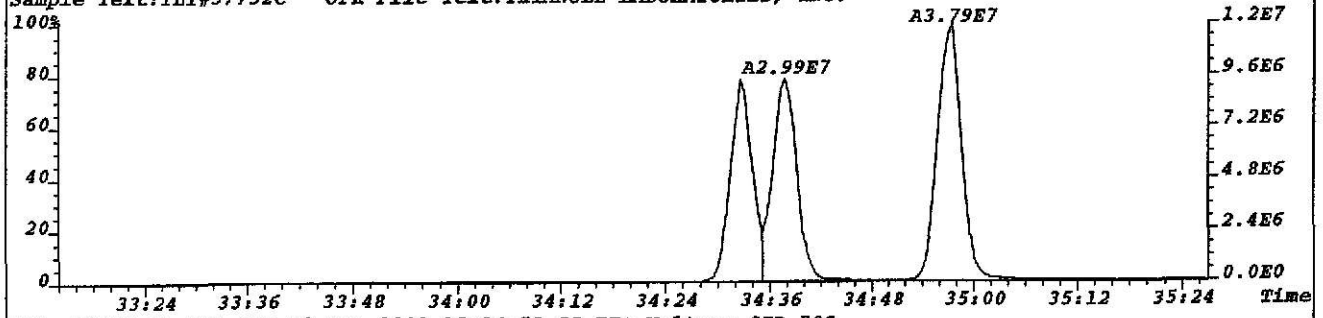

File:W1059 #1-422 Acq:13-JUL-2002 12:14:59 GC EI+ Voltage SIR 70S
392.9760 F:3 Exp:NDB5US
Sample Text:TLI#57752C OPR File Text:TRIANGLE LABORATORIES, INC.

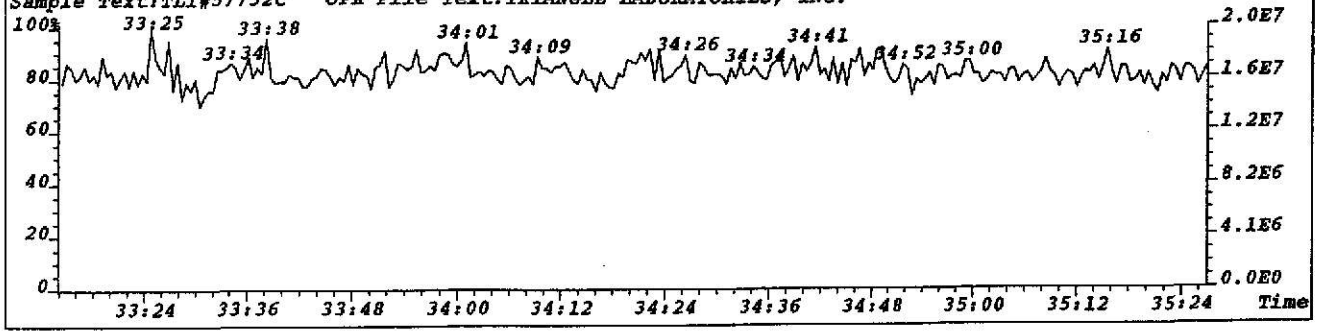

File:W1059 #1-674 Acq:13-JUL-2002 12:14:59 GC EI+ Voltage SIR 70S Noise:2326
407.7818 F:4 BSUB(256,30,-3.0) PKD(7,5,3,0.10%,9304.0,1.00%,F,T) Exp:NDB5US
TRIANGLE LABS Text:TLI#57752C OPR

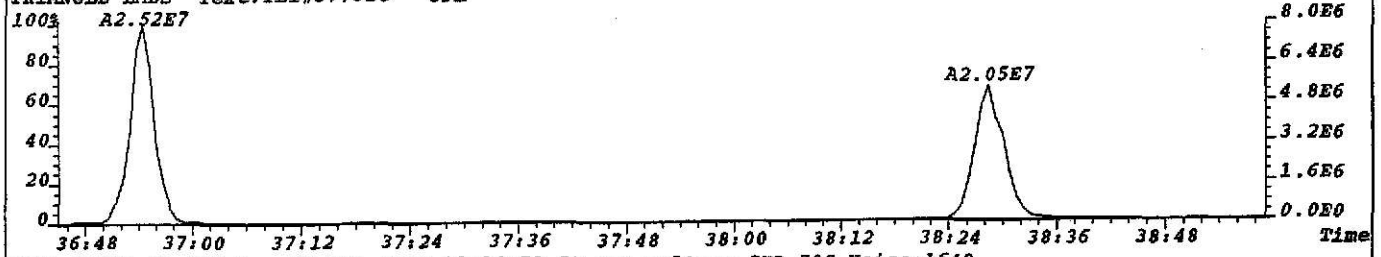

File:W1059 #1-674 Acq:13-JUL-2002 12:14:59 GC EI+ Voltage SIR 70S Noise:1649
409.7789 F:4 BSUB(256,30,-3.0) PKD(7,5,3,0.10%,6596.0,1.00%,F,T) Exp:NDB5US
TRIANGLE LABS Text:TLI#57752C OPR

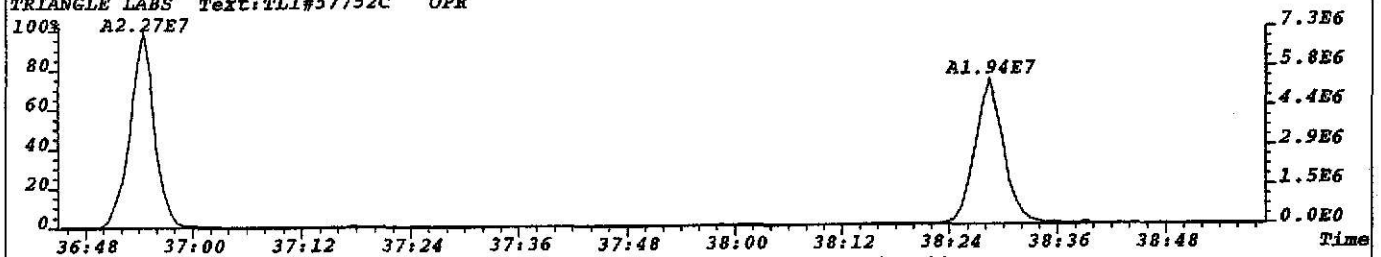

File:W1059 #1-674 Acq:13-JUL-2002 12:14:59 GC EI+ Voltage SIR 70S Noise:1300
417.8253 F:4 BSUB(256,30,-3.0) PKD(7,5,3,0.10%,5200.0,1.00%,F,T) Exp:NDB5US
TRIANGLE LABS Text:TLI#57752C OPR

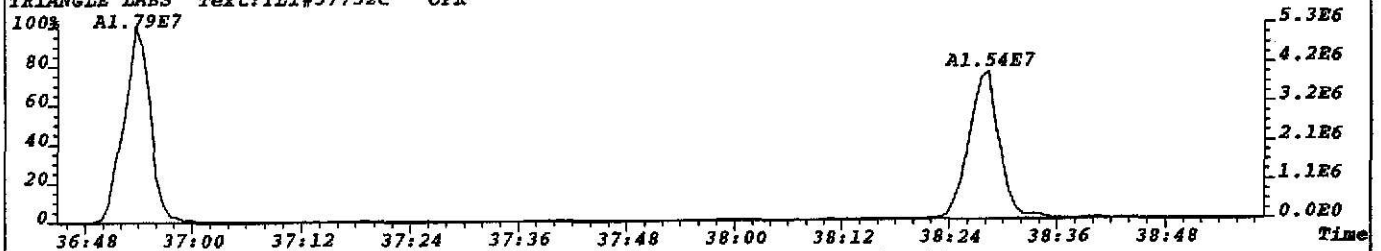

File:W1059 #1-674 Acq:13-JUL-2002 12:14:59 GC EI+ Voltage SIR 70S Noise:1387
419.8220 F:4 BSUB(256,30,-3.0) PKD(7,5,3,0.10%,5548.0,1.00%,F,T) Exp:NDB5US
TRIANGLE LABS Text:TLI#57752C OPR

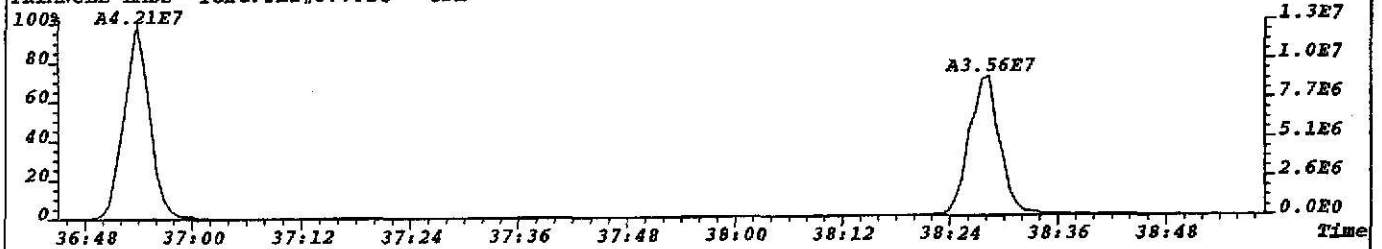

File:W1059 #1-674 Acq:13-JUL-2002 12:14:59 GC EI+ Voltage SIR 70S
430.9729 F:4 Exp:NDB5US
TRIANGLE LABS Text:TLI#57752C OPR

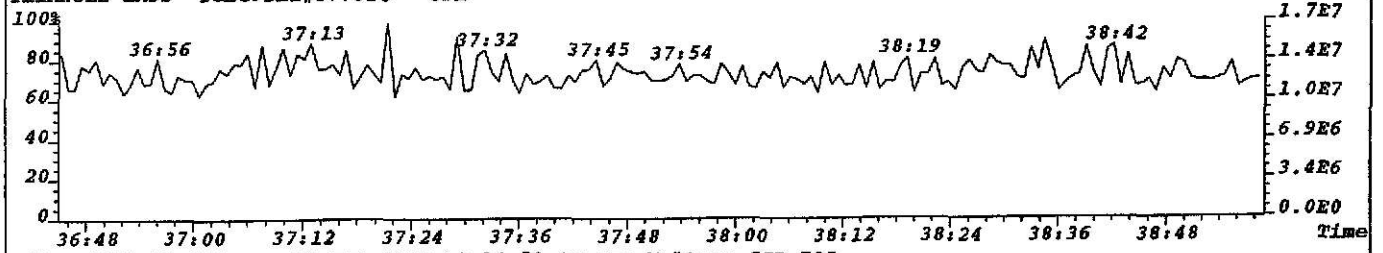

File:W1059 #1-674 Acq:13-JUL-2002 12:14:59 GC EI+ Voltage SIR 70S
479.7165 F:4 Exp:NDB5US
TRIANGLE LABS Text:TLI#57752C OPR

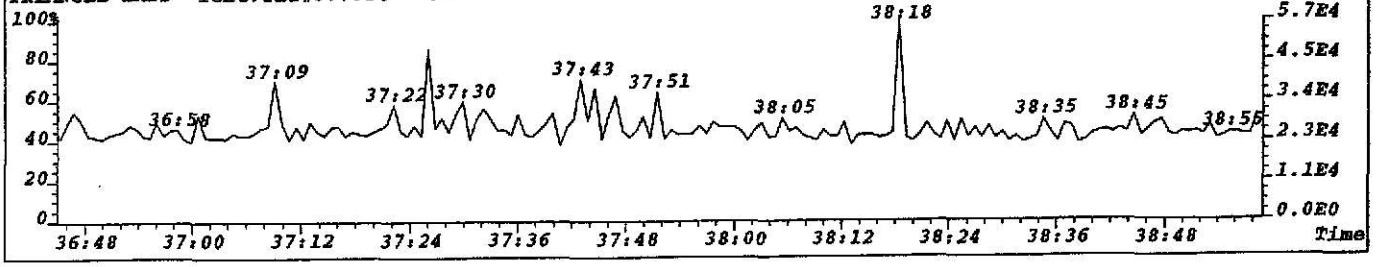

File:W1059 #1-674 Acq:13-JUL-2002 12:14:59 GC EI+ Voltage SIR 70S
423.7766 F:4 BSUB(256,30,-3.0) PKD(7,5,3,0.10%,3276.0,1.00%,F,T) Exp:NDB5US Noise:819
Sample Text:TLI#57752C OPR File Text:TRIANGLE LABORATORIES, INC.

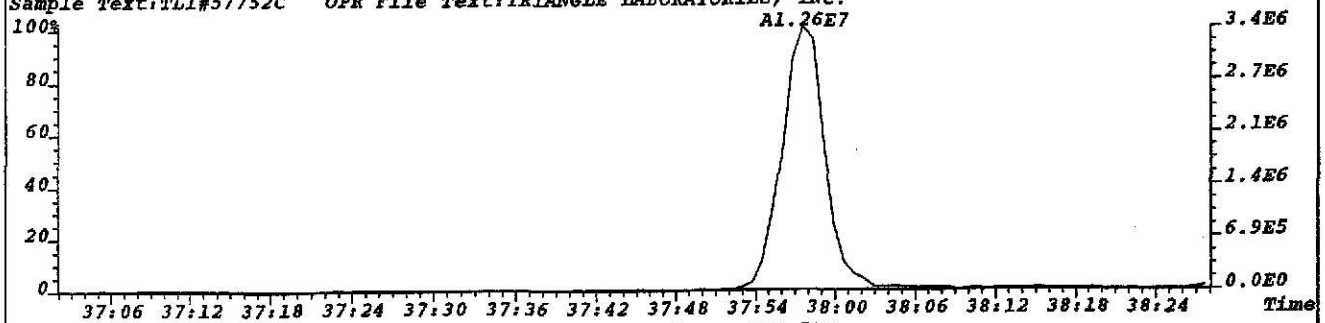

File:W1059 #1-674 Acq:13-JUL-2002 12:14:59 GC EI+ Voltage SIR 70S
425.7737 F:4 BSUB(256,30,-3.0) PKD(7,5,3,0.10%,4596.0,1.00%,F,T) Exp:NDB5US Noise:1149
Sample Text:TLI#57752C OPR File Text:TRIANGLE LABORATORIES, INC.

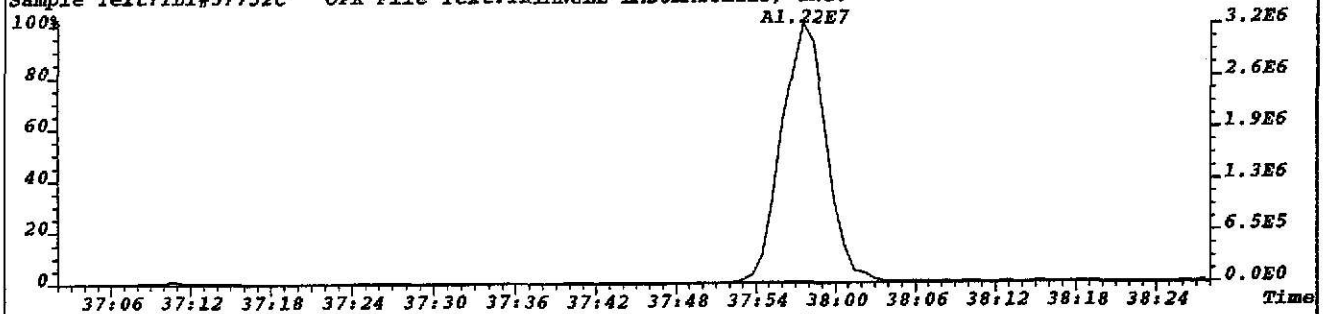

File:W1059 #1-674 Acq:13-JUL-2002 12:14:59 GC EI+ Voltage SIR 70S
435.8169 F:4 BSUB(256,30,-3.0) PKD(7,5,3,0.10%,8360.0,1.00%,F,T) Exp:NDB5US Noise:2090
Sample Text:TLI#57752C OPR File Text:TRIANGLE LABORATORIES, INC.

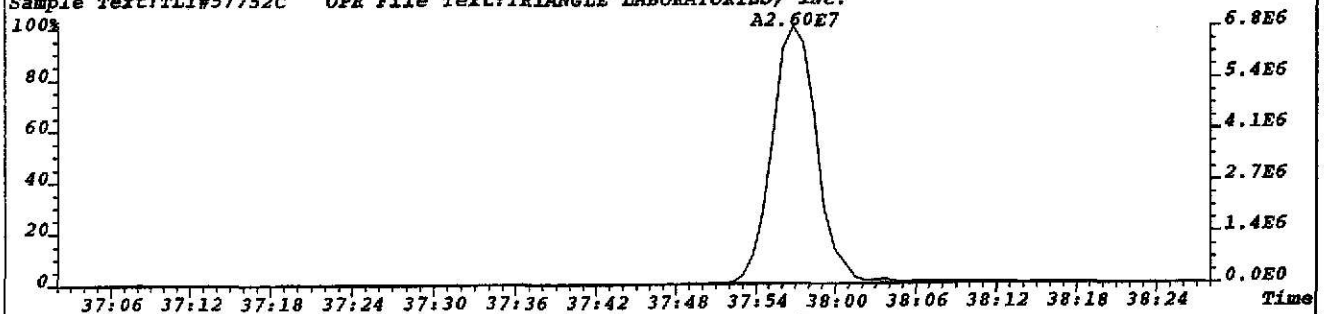

File:W1059 #1-674 Acq:13-JUL-2002 12:14:59 GC EI+ Voltage SIR 70S
437.8140 F:4 BSUB(256,30,-3.0) PKD(7,5,3,0.10%,6636.0,1.00%,F,T) Exp:NDB5US Noise:1659
Sample Text:TLI#57752C OPR File Text:TRIANGLE LABORATORIES, INC.

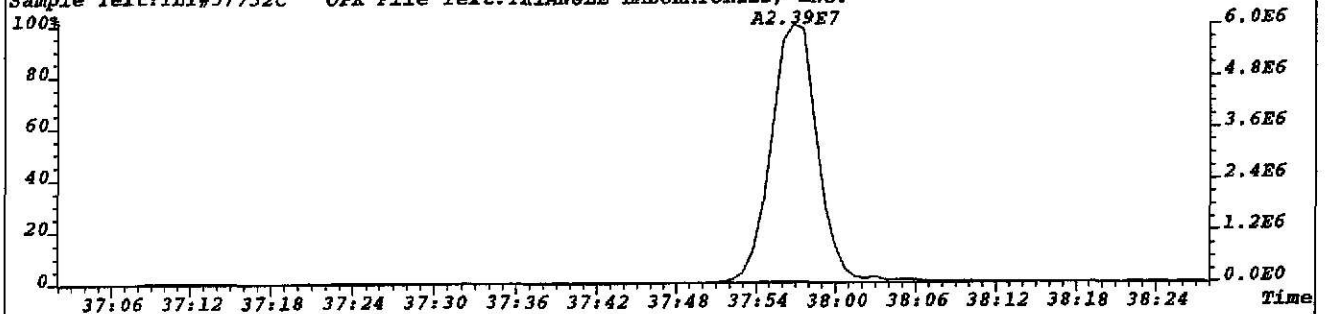

File:W1059 #1-674 Acq:13-JUL-2002 12:14:59 GC EI+ Voltage SIR 70S
430.9729 F:4 Exp:NDB5US
Sample Text:TLI#57752C OPR File Text:TRIANGLE LABORATORIES, INC.

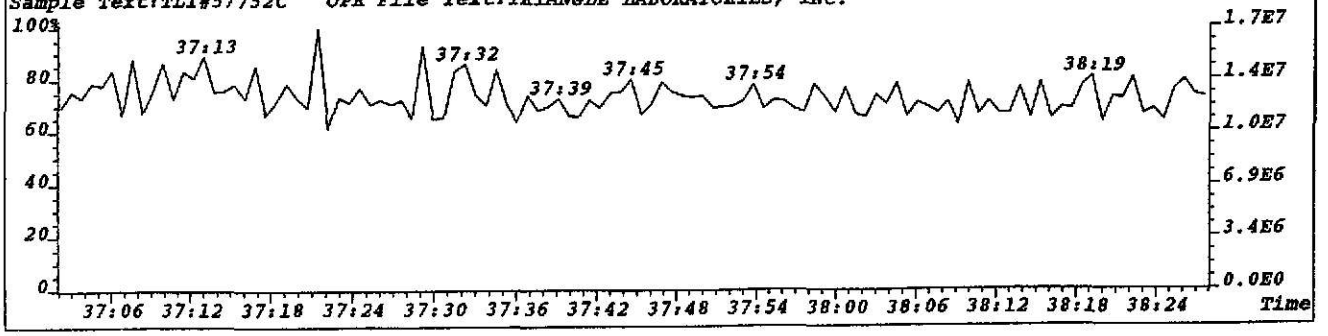

File:W1059 #1-674 Acq:13-JUL-2002 12:14:59 GC EI+ Voltage SIR 70S Noise:1331
441.7428 F:4 BSUB(256,30,-3.0) PKD(7,5,3,0.10%,5324.0,1.00%,F,T) Exp:NDB5US
Sample Text:TLI#57752C OPR File Text:TRIANGLE LABORATORIES, INC.

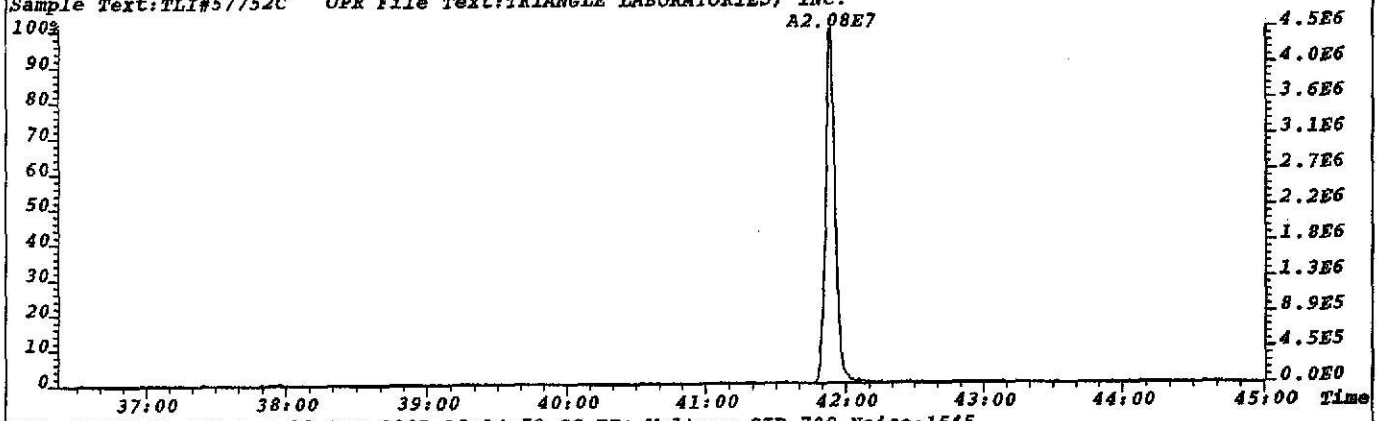

File:W1059 #1-674 Acq:13-JUL-2002 12:14:59 GC EI+ Voltage SIR 70S Noise:1545
443.7399 F:4 BSUB(256,30,-3.0) PKD(7,5,3,0.10%,6180.0,1.00%,F,T) Exp:NDB5US
Sample Text:TLI#57752C OPR File Text:TRIANGLE LABORATORIES, INC.

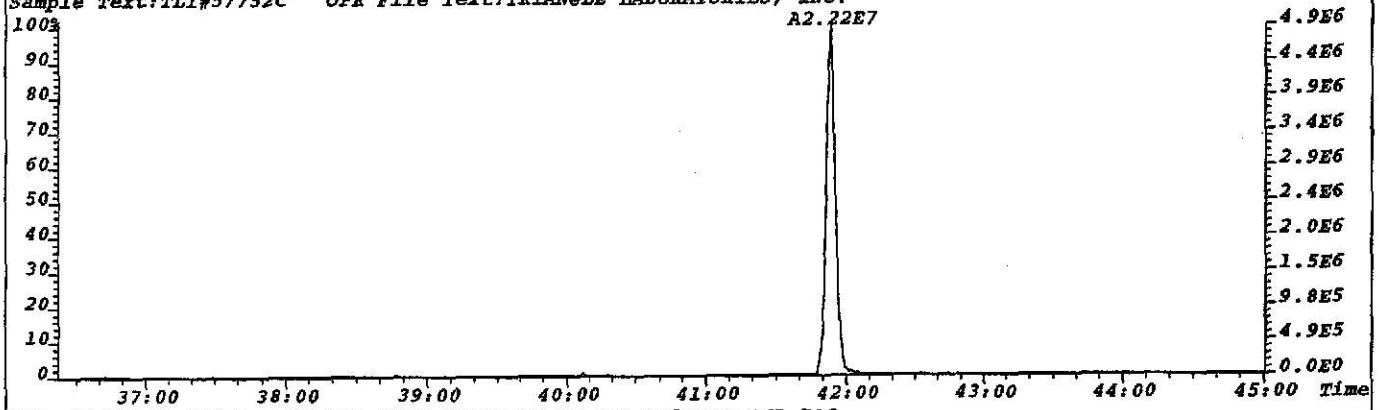

File:W1059 #1-674 Acq:13-JUL-2002 12:14:59 GC EI+ Voltage SIR 70S
430.9729 F:4 Exp:NDB5US
Sample Text:TLI#57752C OPR File Text:TRIANGLE LABORATORIES, INC.

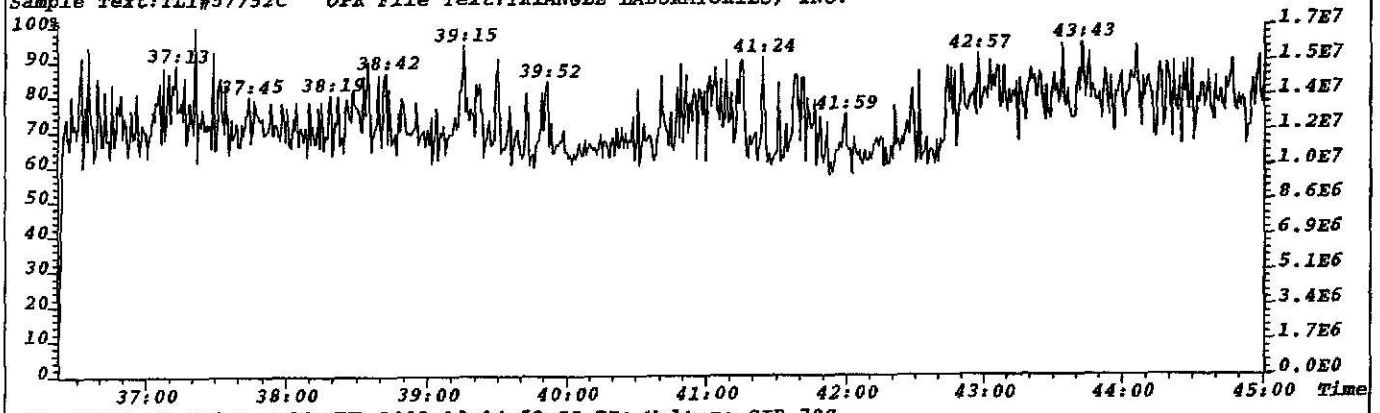

File:W1059 #1-674 Acq:13-JUL-2002 12:14:59 GC EI+ Voltage SIR 70S
513.6775 F:4 Exp:NDB5US
Sample Text:TLI#57752C OPR File Text:TRIANGLE LABORATORIES, INC.

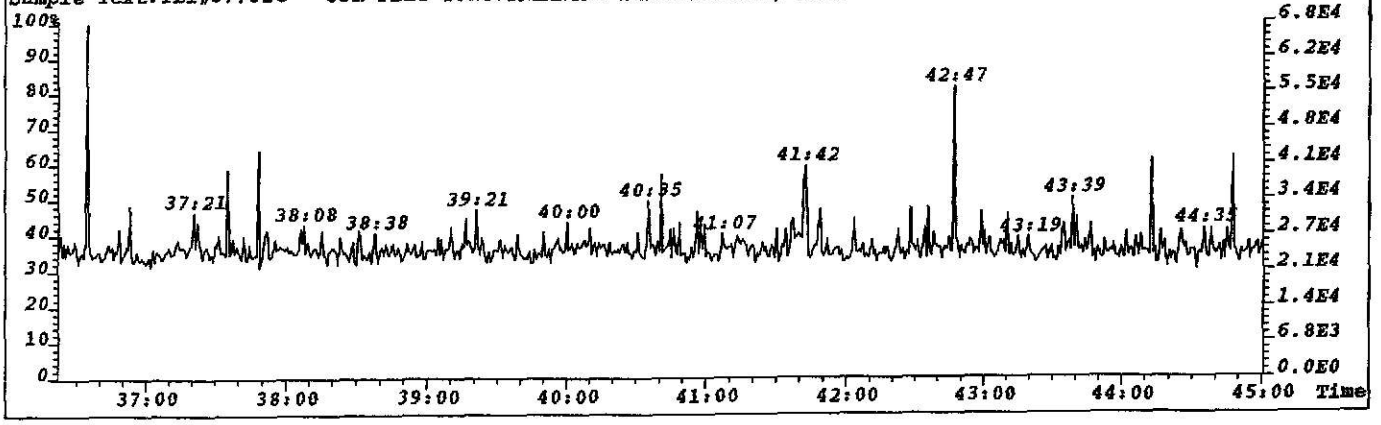

File:W1059 #1-674 Acq:13-JUL-2002 12:14:59 GC EI+ Voltage SIR 70S
457.7377 F:4 BSUB(256,30,-3.0) PKD(7,5,3,0.10%,4216.0,1.00%,F,T) Exp:NDB5US Noise:1054
Sample Text:TLI#57752C OPR File Text:TRIANGLE LABORATORIES, INC.

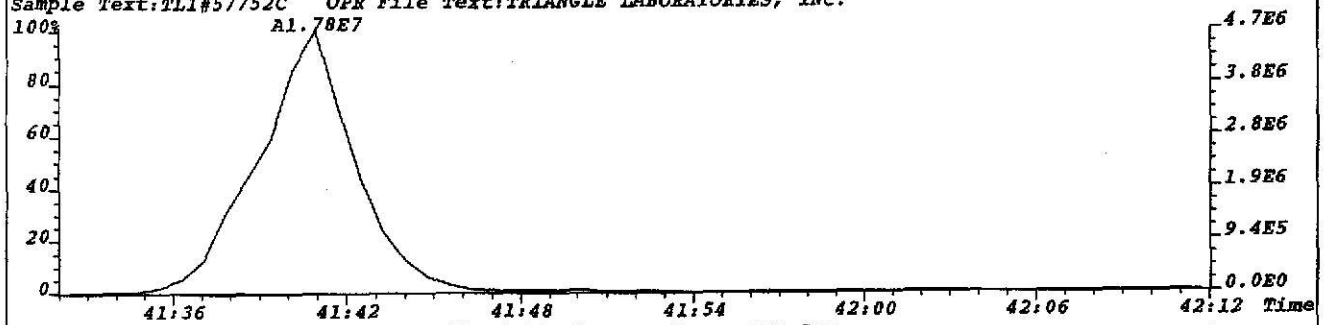

File:W1059 #1-674 Acq:13-JUL-2002 12:14:59 GC EI+ Voltage SIR 70S
459.7348 F:4 BSUB(256,30,-3.0) PKD(7,5,3,0.10%,4856.0,1.00%,F,T) Exp:NDB5US Noise:1214
Sample Text:TLI#57752C OPR File Text:TRIANGLE LABORATORIES, INC.

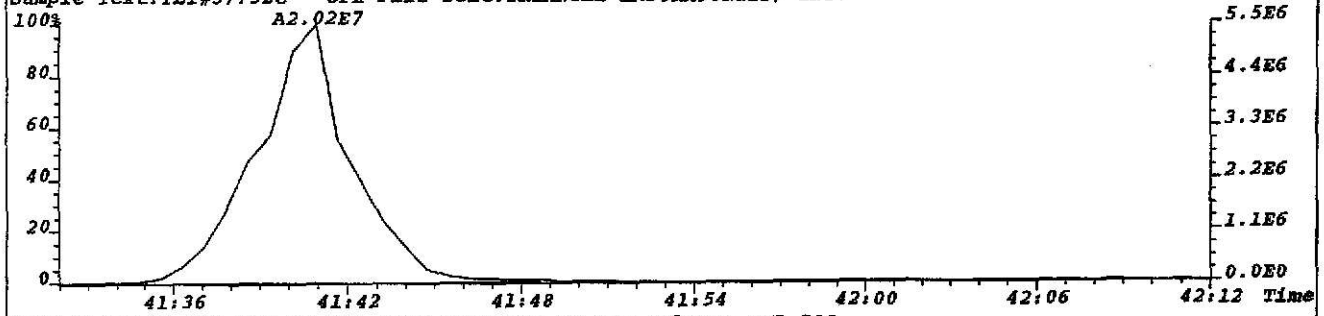

File:W1059 #1-674 Acq:13-JUL-2002 12:14:59 GC EI+ Voltage SIR 70S
469.7779 F:4 BSUB(256,30,-3.0) PKD(7,5,3,0.10%,4560.0,1.00%,F,T) Exp:NDB5US Noise:1140
Sample Text:TLI#57752C OPR File Text:TRIANGLE LABORATORIES, INC.

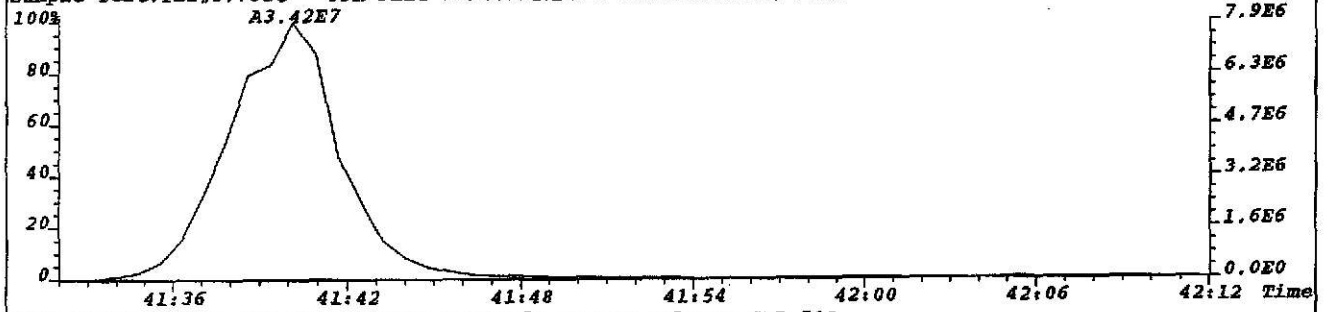

File:W1059 #1-674 Acq:13-JUL-2002 12:14:59 GC EI+ Voltage SIR 70S
471.7750 F:4 BSUB(256,30,-3.0) PKD(7,5,3,0.10%,4184.0,1.00%,F,T) Exp:NDB5US Noise:1046
Sample Text:TLI#57752C OPR File Text:TRIANGLE LABORATORIES, INC.

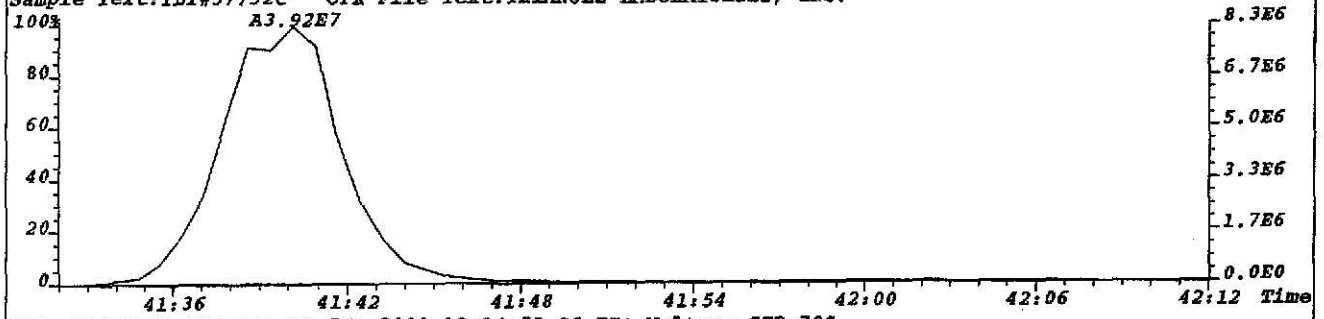

File:W1059 #1-674 Acq:13-JUL-2002 12:14:59 GC EI+ Voltage SIR 70S
430.9729 F:4 Exp:NDB5US
Sample Text:TLI#57752C OPR File Text:TRIANGLE LABORATORIES, INC.

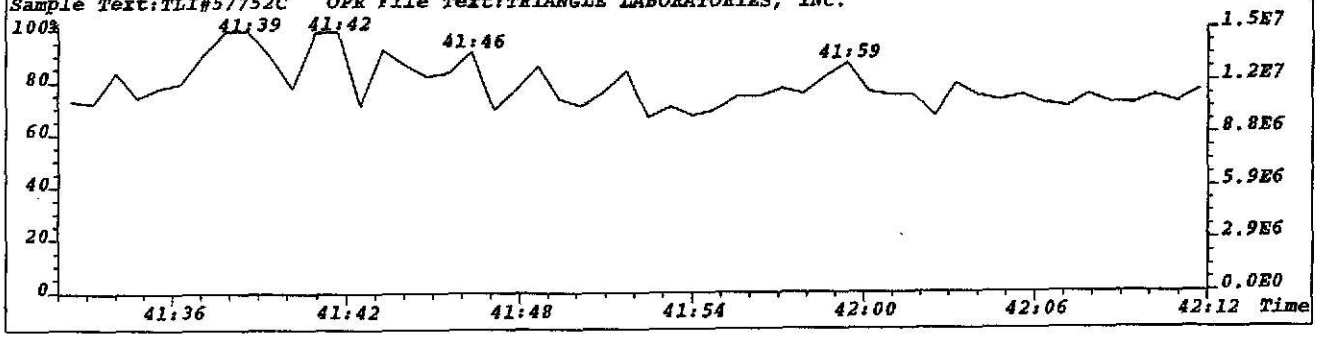

Peak Locate Examination:13-JUL-2002:12:14 File:W1059
Experiment:NDB5US Function:2 Reference:PFK

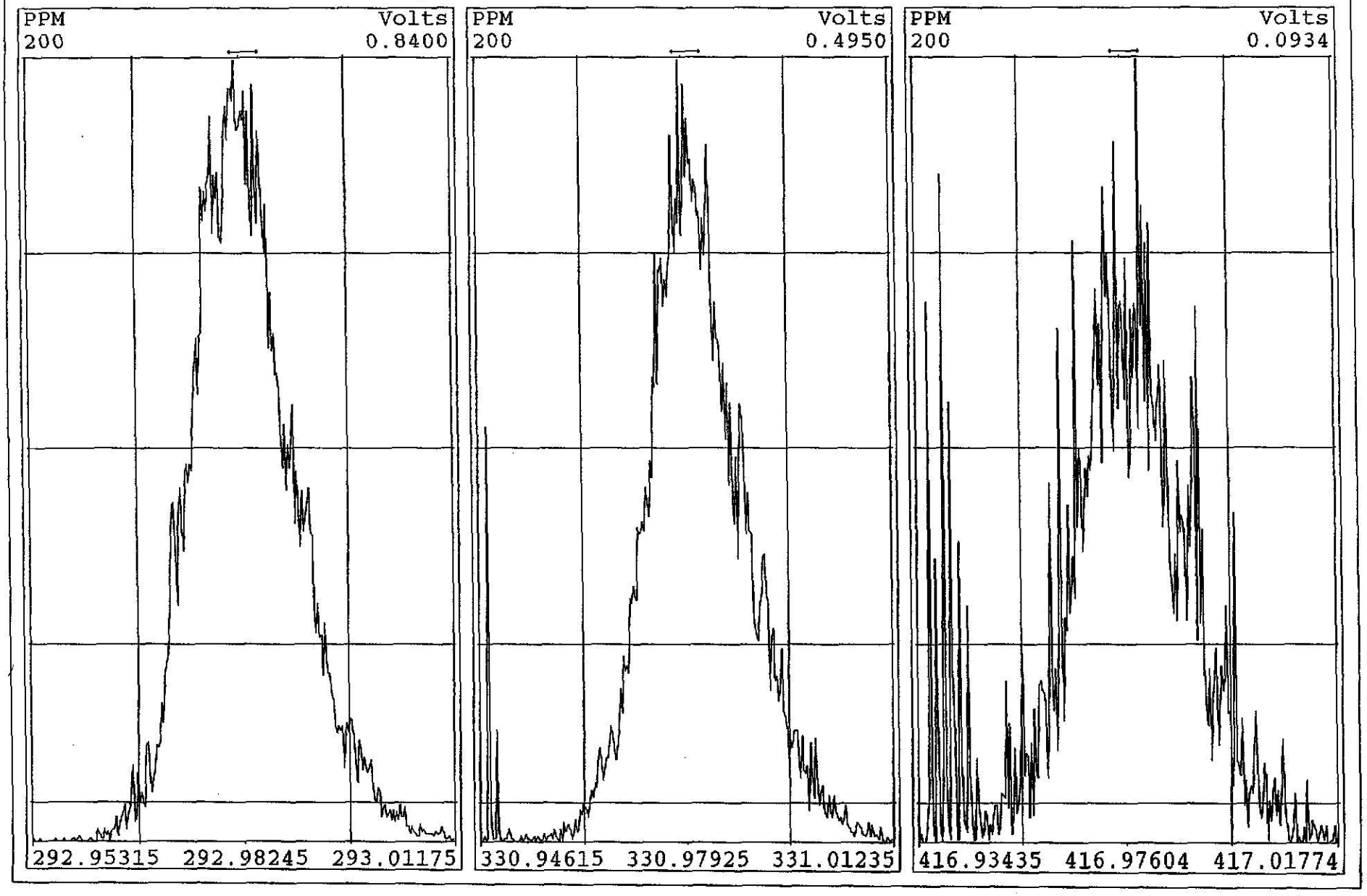

Martin & Slagle

TLI Project: **57752C** — 1613, Revision B PCDD/PCDF Analysis (c)

Client Sample: **TLI Blank** — Analysis File: **W105902**

Client Project:	**Mississippi Project**				
Sample Matrix:	**SOLID**	Date Received:	/ /	Spike File:	**SP161B2S**
TLI ID:	**TLI Blank**	Date Extracted:	**07/05/2002**	ICal:	**WF5614B**
		Date Analyzed:	**07/13/2002**	ConCal:	**WB21058**
Sample Size:	**10.000 g**	Dilution Factor:	**n/a**	% Moisture:	**n/a**
Dry Weight:	**n/a**	Blank File:	**W105902**	% Lipid:	**n/a**
GC Column:	**DB-5**	Analyst:	**JLD**	% Solids:	**n/a**

Analytes	Conc. (pg/g)	DL	Ratio	RT	RRT	Flags
2,3,7,8-TCDD	ND	0.2				__
1,2,3,7,8-PeCDD	ND	0.1				__
1,2,3,4,7,8-HxCDD	ND	0.2				__
1,2,3,6,7,8-HxCDD	ND	0.2				__
1,2,3,7,8,9-HxCDD	ND	0.2				__
1,2,3,4,6,7,8-HpCDD	ND	1.0				__
1,2,3,4,6,7,8,9-OCDD	10.0		0.88	41:40	1.000	J__
2,3,7,8-TCDF	ND	0.1				__
1,2,3,7,8-PeCDF	ND	0.1				__
2,3,4,7,8-PeCDF	ND	0.1				__
1,2,3,4,7,8-HxCDF	0.50		1.30	33:50	1.000	J__
1,2,3,6,7,8-HxCDF	ND	0.1				__
2,3,4,6,7,8-HxCDF	ND	0.1				__
1,2,3,7,8,9-HxCDF	ND	0.2				__
1,2,3,4,6,7,8-HpCDF	3.9		1.10	36:54	1.000	J__
1,2,3,4,7,8,9-HpCDF	ND	0.3				__
1,2,3,4,6,7,8,9-OCDF	1.2		0.93	41:53	1.006	J__

Totals	Conc. (pg/g)	Number	DL	Flags
Total TCDD	ND		0.2	__
Total PeCDD	ND		0.1	__
Total HxCDD	0.63	1		__
Total HpCDD	0.71	1		__
Total TCDF	1.1	1		__
Total PeCDF	1.7	3		__
Total HxCDF	2.3	3		__
Total HpCDF	6.4	2		__

161B_PSR v2.04, LARS 6.25.05

Triangle Laboratories, Inc.®
2445 S. Alston Ave. • Durham, North Carolina 27713
Phone: (919) 544-5729 • Fax: (919) 544-5491

Printed: 23:46 07/16/2002

TLI Project: **57752C** 1613, Revision B PCDD/PCDF Analysis (c)

Client Sample: **TLI Blank** Analysis File: **W105902**

Internal Standards	Conc. (pg/g)	% Recovery	QC Limits	Ratio	RT	RRT	Flags
$^{13}C_{12}$-2,3,7,8-TCDD	120	60.2	25%-164%	0.79	27:15	1.006	___
$^{13}C_{12}$-1,2,3,7,8-PeCDD	193	96.7	25%-181%	1.46	31:25	1.160	___
$^{13}C_{12}$-1,2,3,4,7,8-HxCDD	177	88.6	32%-141%	1.20	34:32	0.988	___
$^{13}C_{12}$-1,2,3,6,7,8-HxCDD	176	88.2	28%-130%	1.20	34:38	0.991	___
$^{13}C_{12}$-1,2,3,4,6,7,8-HpCDD	163	81.6	23%-140%	1.01	37:57	1.086	___
$^{13}C_{12}$-1,2,3,4,6,7,8,9-OCDD	373	93.2	17%-157%	0.85	41:39	1.192	___
$^{13}C_{12}$-2,3,7,8-TCDF	125	62.3	24%-169%	0.76	26:34	0.981	___
$^{13}C_{12}$-1,2,3,7,8-PeCDF	144	71.8	24%-185%	1.44	30:25	1.123	___
$^{13}C_{12}$-2,3,4,7,8-PeCDF	150	74.9	21%-178%	1.48	31:06	1.148	___
$^{13}C_{12}$-1,2,3,4,7,8-HxCDF	167	83.5	26%-152%	0.51	33:50	0.968	___
$^{13}C_{12}$-1,2,3,6,7,8-HxCDF	166	82.8	26%-123%	0.51	33:56	0.971	___
$^{13}C_{12}$-2,3,4,6,7,8-HxCDF	183	91.5	28%-136%	0.51	34:26	0.985	___
$^{13}C_{12}$-1,2,3,7,8,9-HxCDF	167	83.3	29%-147%	0.51	35:13	1.008	___
$^{13}C_{12}$-1,2,3,4,6,7,8-HpCDF	157	78.3	28%-143%	0.43	36:53	1.055	___
$^{13}C_{12}$-1,2,3,4,7,8,9-HpCDF	147	73.7	26%-138%	0.43	38:27	1.100	___

Cleanup Standard	Conc. (pg/g)	% Recovery	QC Limits	RT	RRT	Flags
$^{37}Cl_4$-2,3,7,8-TCDD	11.7	58.4	35%-197%	27:16	1.007	___

Recovery Standards	Ratio	RT	Flags
$^{13}C_{12}$-1,2,3,4-TCDD	0.82	27:05	___
$^{13}C_{12}$-1,2,3,7,8,9-HxCDD	1.20	34:57	___

Data Reviewer: _____ 07/16/2002

161B_PSR v2.04, LARS 6.25.05

Triangle Laboratories, Inc.®
2445 S. Alston Ave. • Durham, North Carolina 27713
Phone: (919) 544-5729 • Fax: (919) 544-5491

Printed: 23:46 07/16/2002

TLI Project: 57752C
Client Sample: TLI Blank

Toxicity Equivalents Report
Analysis File: W105902

Client Project:	Mississippi Project				
Sample Matrix:	SOLID	Date Received:	06/28/02	Spike File:	SP161B2S
TLI ID:	TLI Blank	Date Extracted:	07/05/02	ICal:	WF5614B
		Date Analyzed:	07/13/02	ConCal:	WB21058
Sample Size:	10.000 g	Dilution Factor:	1	% Moisture:	n/a
Dry Weight:	n/a	Blank File:	W105902	% Lipid:	n/a
GC Column:	DB-5	Analyst:	JLD	% Solids:	n/a

Analytes	Conc. (pg/g)		TEF		Equivalent
2,3,7,8-TCDD	{0.2}	x	1.	=	0.2
1,2,3,7,8-PeCDD	{0.1}	x	0.5	=	0.05
1,2,3,4,7,8-HxCDD	{0.2}	x	0.1	=	0.02
1,2,3,6,7,8-HxCDD	{0.2}	x	0.1	=	0.02
1,2,3,7,8,9-HxCDD	{0.2}	x	0.1	=	0.02
1,2,3,4,6,7,8-HpCDD	{1.0}	x	0.01	=	0.010
1,2,3,4,6,7,8,9-OCDD	10.0	x	0.001	=	0.0100
TOTAL PCDD					0.3
2,3,7,8-TCDF	{0.1}	x	0.1	=	0.01
1,2,3,7,8-PeCDF	{0.1}	x	0.05	=	0.005
2,3,4,7,8-PeCDF	{0.1}	x	0.5	=	0.05
1,2,3,4,7,8-HxCDF	0.50	x	0.1	=	0.050
1,2,3,6,7,8-HxCDF	{0.1}	x	0.1	=	0.01
2,3,4,6,7,8-HxCDF	{0.1}	x	0.1	=	0.01
1,2,3,7,8,9-HxCDF	{0.2}	x	0.1	=	0.02
1,2,3,4,6,7,8-HpCDF	3.9	x	0.01	=	0.039
1,2,3,4,7,8,9-HpCDF	{0.3}	x	0.01	=	0.003
1,2,3,4,6,7,8,9-OCDF	1.2	x	0.001	=	0.0012
TOTAL PCDF					0.20

Total EPA TEFs, 1989a: 0.5 pg/g

{...} indicates that the value is that of a Detection Limit.

GRY_TEF v1.08, MILES 4.22.16

Triangle Laboratories, Inc.®
2445 S. Alston Ave. • Durham, North Carolina 27713
Phone: (919) 544-5729 • Fax: (919) 544-5491

Printed: 03:15 07/17/02

Initial ....Date...

Data Review By: 7/17/02

Calculated Noise Height: 1.86

Page No. 1 Listing of W105902B.dbf
07/16/2002 Matched GC Peaks / Ratio / Ret. Time

Compound/ M_Z....	QC.Log	Omit	Why	..RT.	OK	Ratio	Total.Area/Ht	Area/Ht.Peak1	Area/Ht.Peak2	Rel.RT	Compound.Name..	ID..	Flags.
TCDF				0.65-0.89						0.881-1.072			
304-306	DC	NL				Height	5.25	3.43	1.82				
	DC	SN		24:15		0.75	22.32			0.913			
D	D	SN		24:56		0.88	19.04			0.939			
	DC	SN		25:33	RO	2.13	16.16			0.962			
	DC	SN		25:41	RO	1.14	7.16			0.967			
	DC	SN		25:45		0.82	4.39			0.969			
D	D	SN		26:10		0.76	16.38			0.985			
				27:47		0.87	141.06	65.72	75.34	1.046			
304-306			1	Peak			141.06						
13C12-TCDF				0.65-0.89						0.945-1.133			
316-318	DC	NL				Height	3.43	1.24	2.19				
				25:51		0.69	47.37	19.29	28.08	0.973			
				26:10		0.74	179.93	76.54	103.39	0.985			
				26:34		0.76	21,502.94	9,277.14	12,225.80	1.000	13C12-2378-TCDF	ISO	
						Height	6,286.10	2,756.51	3,529.59				
				26:58	RO	0.95	23.25	11.35	11.90	1.015			
316-318			4	Peaks			21,753.49						

---------- Above: TCDF / TCDD Follows ----------

TCDD				0.65-0.89						0.905-1.043			
320-322	DC	NL				Height	2.31	1.22	1.09				
	DC	SN		25:20		0.73	5.65			0.930			
	DC	SN		25:39	RO	1.34	3.06			0.941			
	DC	SN		25:58	RO	0.22	4.94			0.953			
	DC	SN		26:34	RO	1.91	49.34			0.975			
	DC	SN		26:46	RO	1.81	6.62			0.982			
	DC	SN		26:58	RO	0.43	5.47			0.990			
	DC	SN		27:14	RO	2.32	5.44			0.999	2378-TCDD		AN
320-322			0	Peaks			0.00						
37Cl-TCDD										0.927-1.073			
328	DC	NL				Height	1.43	1.43					
	DC	WL		25:05			2.12			0.920			
	DC	SN		25:17			6.35			0.928			
	DC	SN		25:29			2.00			0.935			
	DC	SN		25:39			3.35			0.941			
				25:57			11.26	11.26		0.952			
	DC	SN		26:13			2.56			0.962			
	DC	SN		26:16			3.72			0.964			
	DC	SN		26:23			2.86			0.968			
	DC	SN		26:32			9.85			0.974			
	DC	SN		26:44			1.68			0.981			
	DC	SN		26:51			1.39			0.985			
	DC	SN		26:58			3.73			0.990			

Compound/ M_Z....	QC.Log	Omit	Why	..RT.	OK	Ratio	Total.Area/Ht	Area/Ht.Peak1	Area/Ht.Peak2	Rel.RT	Compound.Name..	ID..	Flags.
				27:06			5.58	5.58		0.994			
				27:16			1,682.04	1,682.04		1.001	37Cl-TCDD	CLS	
	DC		SN	27:30			5.66			1.009			
				27:38			106.13	106.13		1.014			
	DC		SN	27:50			5.09			1.021			
				28:02			5.97	5.97		1.029			
	DC		SN	28:11			1.81			1.034			
	DC		SN	28:34			4.72			1.048			
	DC		SN	28:38			2.51			1.051			
	DC		SN	28:42			3.85			1.053			
328			5	Peaks			1,810.98						
13C12-TCDD						0.65-0.89				0.921-1.067			
332-334	DC		NL			Height	6.15	4.41	1.74				
				27:05		0.82	23,853.30	10,778.30	13,075.00	0.994	13C12-1234-TCDD	RS1	
				27:15		0.79	17,011.25	7,511.22	9,500.03	1.000	13C12-2378-TCDD	IS1	
						Height	5,030.40	2,217.76	2,812.64				
332-334			2	Peaks			40,864.55						
---------- Above: TCDD / PeCDF Follows ----------													
PeCDF						1.32-1.78				0.912-1.037			
340-342	DC		NL			Height	2.42	1.18	1.24				
D	D		SN	28:31	RO	1.28	18.60			0.917			
D	D		SN	28:47		1.76	24.66			0.926			
	DC		SN	28:53	RO	0.41	7.57			0.929			
	DC		SN	29:11	RO	4.51	15.47			0.938			
M				29:35		1.58	49.20	30.10	19.10	0.951			J
				29:46	RO	1.29	107.05	60.40	46.65	0.957			
				29:58		1.40	82.32	48.05	34.27	0.964			J
	DC		SN	30:10	RO	1.03	15.41			0.970			
MN				30:20		1.49	81.00	48.50	32.50	0.997			J
	DC		SN	30:36		1.61	9.44	"		0.984			
D	D		SN	31:19		1.50	26.82			1.007			
	DC		SN	31:27	RO	1.03	10.27			1.011			
	DC		SN	31:42	RO	1.08	5.88			1.019			
D	D		SN	31:58	RO	1.94	22.36			1.028			
	DC		WH	32:33	RO	0.97	14.80			1.047			
340-342			4	Peaks			319.57						
13C12-PeCDF						1.32-1.78				0.807-1.129			
352-354	DC		NL			Height	2.27	1.15	1.12				
				29:35	RO	1.31	83.63	47.38	36.25	0.951			
				30:25		1.44	20,218.87	11,923.00	8,295.87	1.000	13C12-PeCDF 123	IS2	
						Height	6,493.95	3,799.83	2,694.12				
				30:43		1.65	243.22	151.38	91.84	0.988			
				31:06		1.48	21,131.78	12,625.30	8,506.48	1.000	13C12-PeCDF 234	IS3	
						Height	6,842.29	4,117.69	2,724.60				
				31:19		1.43	83.30	48.98	34.32	1.007			
				31:26		1.56	45.81	27.95	17.86	1.011			
				32:04		1.63	269.73	167.19	102.54	1.031			
352-354			7	Peaks			42,076.34						

```
Compound/
M_Z.... QC.Log Omit Why ..RT. OK Ratio Total.Area/Ht Area/Ht.Peak1 Area/Ht.Peak2 Rel.RT Compound.Name.. ID.. Flags.

                    ---------------------- Above: PeCDF / PeCDD Follows --------------------

PeCDD                              1.32-1.78                                    0.940-1.021
356-358             DC  NL          Height          1.95          1.05          0.90
                    DC  SN  29:40     1.42         16.20                             0.944
                    DC  SN  29:50 RO  0.98          6.43                             0.950
                    DC  SN  29:57 RO  0.70          6.27                             0.953
                    DC  SN  30:09 RO  3.64          7.75                             0.960
          D         D   SN  30:25 RO  3.54         36.19                             0.968
                    DC  SN  30:33 RO  1.25         10.26                             0.972
                    DC  SN  30:43     1.76          5.51                             0.978
                    DC  SN  31:06 RO  3.50         27.60                             0.990
                    DC  SN  31:26 RO  1.10          9.62                             1.001 12378-PeCDD     AN
                    DC  SN  31:36 RO  5.05         10.29                             1.006
                    DC  SN  31:44 RO  1.17          8.13                             1.010
                    DC  WH  32:18 RO  1.96         10.67                             1.028
356-358                   0 Peaks                   0.00

13C12-PeCDD                        1.32-1.78                                    0.734-1.052
368-370             DC  NL          Height          2.22          1.13          1.09
                          30:23     1.63         29.40         18.24         11.16  0.967
                          30:31     1.63         66.68         41.35         25.33  0.971
                          30:41 RO  1.88         20.58         13.44          7.14  0.977
                          31:25     1.46     16,304.90      9,684.40      6,620.50  1.000 13C12-PeCDD 123 IS4
                                  Height      5,080.21      2,989.72      2,090.49
                          31:44 RO  0.42         27.32          8.03         19.29  1.010
                    DC  SN  31:50 RO  1.07         11.59                             1.013
368-370                   5 Peaks             16,448.88

                    ---------------------- Above: PeCDD / HxCDF Follows --------------------

HxCDF                              1.05-1.43                                    0.930-1.008
374-376             DC  NL          Height          2.89          1.55          1.34
                          32:53 RO  1.93         28.72         18.91          9.81  0.934
                          33:02     1.34         92.57         53.07         39.50  0.938                      J
                    DC  SN  33:12     1.11         11.60                             0.943
                          33:29     1.41         93.65         54.79         38.86  0.951                      J
                    DC  SN  33:34     1.12          5.51                             0.953
                          33:50     1.30         51.07         28.91         22.16  1.000 123478-HxCDF    AN   J
          D         D   SN  33:58 RO  1.45         21.25                             1.001 123678-HxCDF    AN
          D         D   SN  34:27 RO  0.91         14.06                             1.000 234678-HxCDF    AN
                    DC  SN  34:32 RO  1.91          5.27                             0.981
                    DC  SN  35:14 RO  0.64          8.46                             1.000 123789-HxCDF    AN
374-376                   4 Peaks                 266.01

13C12-HxCDF                        0.43-0.59                                    0.879-1.106
384-386             DC  NL          Height          3.86          1.59          2.27
                          32:53 RO  0.37         22.01          5.89         16.12  0.934
                          33:50     0.51     16,460.17      5,533.07     10,927.10  1.000 13C12-HxCDF 478 IS5
                                  Height      5,969.27      1,971.18      3,998.09
                          33:56     0.51     16,747.15      5,622.85     11,124.30  1.000 13C12-HxCDF 678 IS6
                                  Height      5,447.37      1,847.46      3,599.91
```

Compound/ M_Z....	QC.Log	Omit	Why	..RT.	OK	Ratio	Total.Area/Ht	Area/Ht.Peak1	Area/Ht.Peak2	Rel.RT	Compound.Name..	ID..	Flags.
				34:14	RO	0.42	52.94	15.77	37.17	0.972			
				34:26		0.51	17,491.40	5,902.80	11,588.60	1.000	13C12-HxCDF 234	IS7	
						Height	5,922.10	1,987.66	3,934.44				
				35:13		0.51	13,839.68	4,656.60	9,183.08	1.000	13C12-HxCDF 789	IS8	
						Height	4,322.98	1,467.55	2,855.43				
				35:26	RO	0.66	48.71	19.31	29.40	1.006			
				35:33	RO	3.69	15.47	12.17	3.30	1.009			
384-386			8	Peaks			64,677.53						

---------- Above: HxCDF / HxCDD Follows ----------

HxCDD						1.05-1.43				0.960-1.014			
390-392		DC	NL			Height	2.28	1.08	1.20				
		DC	SN	33:14	RO	0.96	4.30			0.960			
	D	D	SN	33:23	RO	0.70	16.68			0.964			
		DC	SN	33:34	RO	1.49	2.79			0.969			
		DC	SN	33:39	RO	0.90	2.22			0.972			
				33:51	RO	3.03	33.40	25.11	8.29	0.977			
	D	D	SN	33:56	RO	3.30	31.53			0.980			
				34:02		1.14	44.56	23.73	20.83	0.983			J
	D	D	SN	34:26	RO	2.81	34.87			0.997	123478-HxCDD	AN	
	D	D	SN	34:38		1.08	13.71			1.000	123678-HxCDD	AN	
		DC	SN	34:57	RO	1.46	10.03			1.009	123789-HxCDD	AN	
		DC	WH	35:13	RO	1.93	25.91			1.017			
390-392			2	Peaks			77.96						
13C12-HxCDD						1.05-1.43				0.983-1.041			
402-404		DC	NL			Height	3.47	1.90	1.57				
				34:00		1.15	40.35	21.61	18.74	0.985			
				34:32		1.20	12,103.47	6,601.15	5,502.32	1.000	13C12-HxCDD 478	IS9	
						Height	4,051.28	2,192.15	1,859.13				
				34:38		1.20	12,901.78	7,034.73	5,867.05	1.000	13C12-HxCDD 678	IS10	
						Height	4,249.51	2,313.38	1,936.13				
				34:57		1.20	15,004.98	8,174.84	6,830.14	1.012	13C12-HxCDD 789	RS2	
				35:17	RO	0.97	29.00	14.25	14.75	1.022			
				35:24	RO	3.40	23.69	18.30	5.39	1.025			
402-404			6	Peaks			40,103.27						

---------- Above: HxCDD / HpCDF Follows ----------

HpCDF						0.88-1.20				0.955-1.005			
408-410		DC	NL			Height	2.37	1.35	1.02				
	M			36:54		1.10	330.00	173.00	157.00	1.000	1234678-HpCDF	AN	J
				37:20		1.07	183.98	94.90	89.08	0.971			J
		DC	SN	38:27	RO	0.74	9.69			1.000	1234789-HpCDF	AN	
		DC	WH	38:48	RO	2.06	2.45			1.009			
408-410			2	Peaks			513.98						
13C12-HpCDF						0.37-0.51				0.857-1.143			
418-420		DC	NL			Height	3.30	1.46	1.84				
				36:53		0.43	11,353.15	3,418.26	7,934.89	1.000	13C12-HpCDF 678	IS11	
						Height	3,282.26	984.36	2,297.90				

```
Compound/
M_Z.... QC.Log Omit Why ..RT. OK Ratio Total.Area/Ht Area/Ht.Peak1 Area/Ht.Peak2 Rel.RT Compound.Name.. ID.. Flags.

                        38:27     0.43      8,448.00      2,546.12      5,901.88  1.000 13C12-HpCDF 789 IS12
                                Height      2,212.85        669.01      1,543.84
418-420                2 Peaks             19,801.15

                 ---------------------- Above: HpCDF / HpCDD Follows ---------------------

HpCDD                           0.88-1.20                                   0.976-1.005
424-426          DC  NL         Height          1.95          0.96          0.99
                        37:09     1.16         35.02         18.80         16.22  0.979                        J
        M               37:57 RO  0.77         46.80         20.30         26.50  1.000 1234678-HpCDD    AN
                 DC  WH 38:13 RO  0.24          3.33                               1.007
                 DC  WH 38:21 RO  0.31          4.37                               1.011
                 DC  WH 38:27 RO  1.63         32.89                               1.013
424-426                2 Peaks                  81.82

13C12-HpCDD                     0.88-1.20                                   0.868-1.079
436-438          DC  NL         Height          4.11          1.68          2.43
                 DC  SN 37:08 RO  1.34         19.69                               0.978
                        37:57     1.01      9,745.82      4,903.18      4,842.64  1.000 13C12-HpCDD 678 IS13
                                Height      2,786.58      1,392.41      1,394.17
                 DC  SN 38:13 RO  0.54         16.71                               1.007
                 DC  SN 38:19 RO  0.62         17.21                               1.010
436-438                1 Peak                9,745.82

                 ---------------------- Above: HpCDD / Octa-CDD and CDF Follows ----------

OCDF                            0.76-1.02                                   0.952-1.048
442-444          DC  NL         Height          2.09          1.07          1.02
                 DC  WL 37:34 RO  2.66          3.77                               0.902
                 DC  WL 39:00 RO  0.44          9.45                               0.936
                 DC  WL 39:19 RO  1.28          6.85                               0.944
                 DC  SN 39:39 RO  2.52         11.03                               0.952
                 DC  SN 40:38 RO  1.21          6.11                               0.976
                 DC  SN 40:43 RO  0.28          7.03                               0.978
                 DC  SN 40:49 RO  0.70          9.87                               0.980
                        41:53     0.93         70.61         33.96         36.65  1.006 OCDF             AN   J
                 DC  SN 42:41 RO  0.10         12.31                               1.025
                 DC  SN 42:59 RO  0.10          9.74                               1.032
                 DC  SN 43:21 RO  1.03          4.00                               1.041
                 DC  WH 43:42 RO  0.61          5.43                               1.049
                 DC  WH 44:54 RO  1.28          7.10                               1.078
442-444                1 Peak                   70.61

OCDD                            0.76-1.02                                   0.952-1.048
458-460          DC  NL         Height          1.92          0.92          1.00
                        41:40     0.88        466.90        218.49        248.41  1.000 OCDD             AN   J
458-460                1 Peak                  466.90

13C12-OCDD                      0.76-1.02                                   0.997-1.005
470-472          DC  NL         Height          1.97          1.03          0.94
                        41:39     0.85     17,853.87      8,199.97      9,653.90  1.000 13C12-OCDD       IS14
                                Height      3,936.62      1,795.97      2,140.65
```

Compound/ M_Z....	QC.Log	Omit	Why	..RT.	OK	Ratio	Total.Area/Ht	Area/Ht.Peak1	Area/Ht.Peak2	Rel.RT	Compound.Name..	ID..	Flags.
		DC	WH	42:11	RO	0.58	16.25			1.013			
470-472			1	Peak			17,853.87						

Column Description.....	"Why" Code Description.....	QC Log Desc.....
M_Z -Nominal Ion Mass(es)	WL-Below Retention Time Window	A-Peak Added
..RT. -Retention Time (mm:ss)	WH-Above Retention Time Window	K-Peak Kept
Rat.1 -Ratio of M/M+2 Ions	SN-Below Signal to Noise Level	D-Peak Deleted
OK -RO=Ratio Outside Limits	<M-Below Method Detection Limit	T-Time Changed
Rel.RT-Relative Retention Time	NL-Channel Specific Noise Level	M-Peak Area Changed
		N-Name Changed
		X-Ether Interference

*** End of Report ***

File:W1059 #1-798 Acq:13-JUL-2002 13:03:21 GC EI+ Voltage SIR 70S Noise:4283
303.9016 S:2 F:2 BSUB(256,30,-3.0) PKD(9,5,3,0.10%,17132.0,1.00%,F,T) Exp:NDB5US
TRIANGLE LABS Text:TLI#57752C TLI BLANK

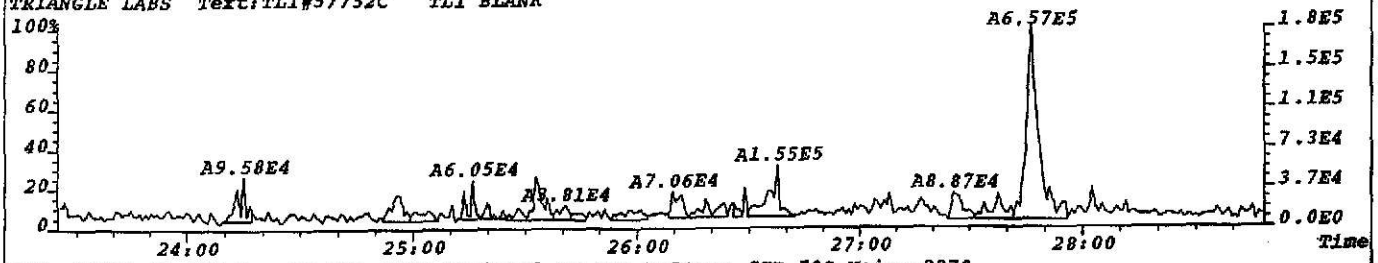

File:W1059 #1-798 Acq:13-JUL-2002 13:03:21 GC EI+ Voltage SIR 70S Noise:2270
305.8987 S:2 F:2 BSUB(256,30,-3.0) PKD(9,5,3,0.10%,9080.0,1.00%,F,T) Exp:NDB5US
TRIANGLE LABS Text:TLI#57752C TLI BLANK



File:W1059 #1-798 Acq:13-JUL-2002 13:03:21 GC EI+ Voltage SIR 70S Noise:1553
315.9419 S:2 F:2 BSUB(256,30,-3.0) PKD(9,5,3,0.10%,6212.0,1.00%,F,T) Exp:NDB5US
TRIANGLE LABS Text:TLI#57752C TLI BLANK

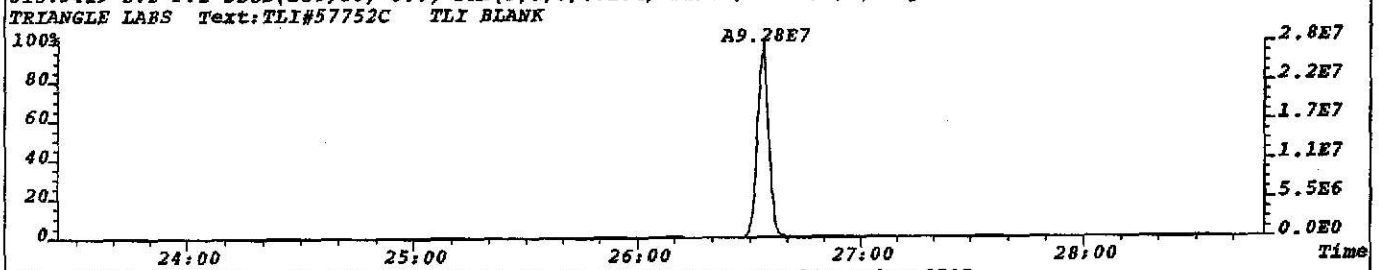

File:W1059 #1-798 Acq:13-JUL-2002 13:03:21 GC EI+ Voltage SIR 70S Noise:2737
317.9389 S:2 F:2 BSUB(256,30,-3.0) PKD(9,5,3,0.10%,10948.0,1.00%,F,T) Exp:NDB5US
TRIANGLE LABS Text:TLI#57752C TLI BLANK

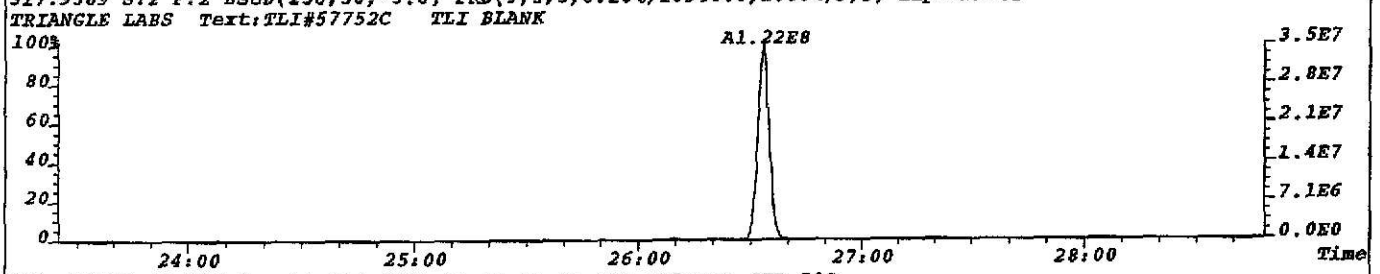

File:W1059 #1-798 Acq:13-JUL-2002 13:03:21 GC EI+ Voltage SIR 70S
330.9792 S:2 F:2 Exp:NDB5US
TRIANGLE LABS Text:TLI#57752C TLI BLANK

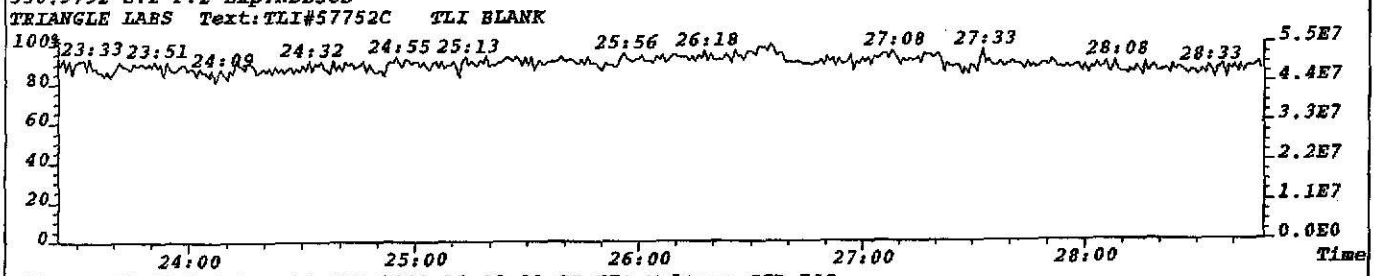

File:W1059 #1-798 Acq:13-JUL-2002 13:03:21 GC EI+ Voltage SIR 70S
375.8364 S:2 F:2 Exp:NDB5US
TRIANGLE LABS Text:TLI#57752C TLI BLANK

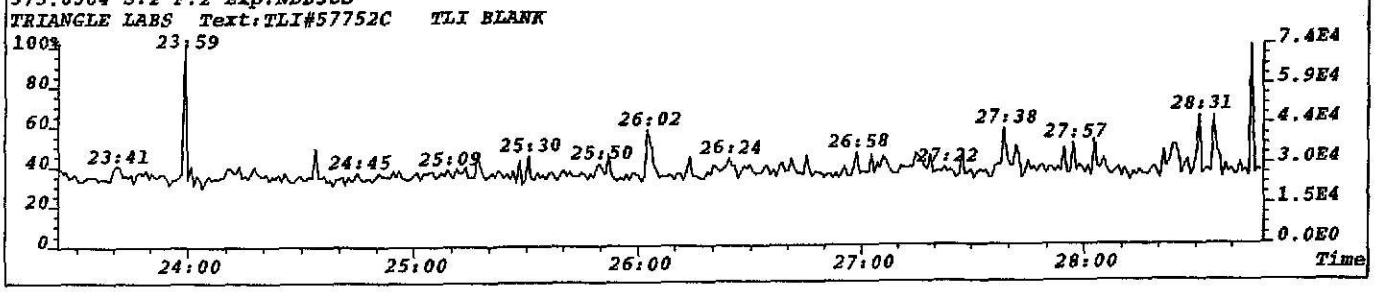

File:W1059 #1-798 Acq:13-JUL-2002 13:03:21 GC EI+ Voltage SIR 70S Noise:1530
319.8965 S:2 F:2 BSUB(256,30,-3.0) PKD(7,5,3,0.10%,6120.0,1.00%,F,T) Exp:NDB5US
TRIANGLE LABS Text:TLI#57752C TLI BLANK

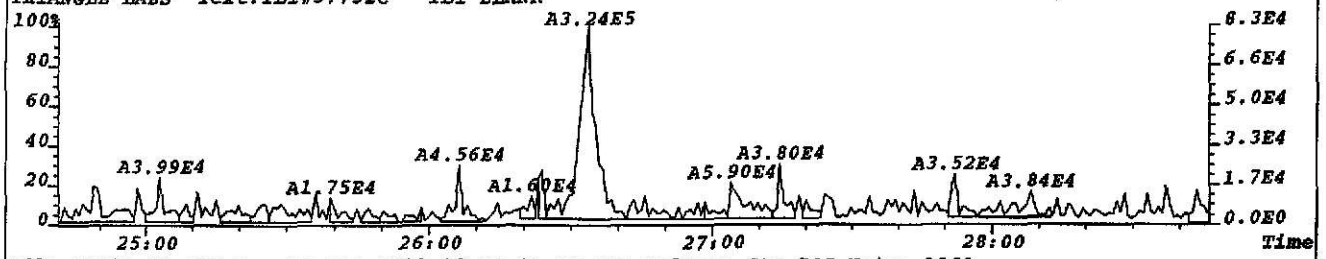

File:W1059 #1-798 Acq:13-JUL-2002 13:03:21 GC EI+ Voltage SIR 70S Noise:1360
321.8936 S:2 F:2 BSUB(256,30,-3.0) PKD(7,5,3,0.10%,5440.0,1.00%,F,T) Exp:NDB5US
TRIANGLE LABS Text:TLI#57752C TLI BLANK

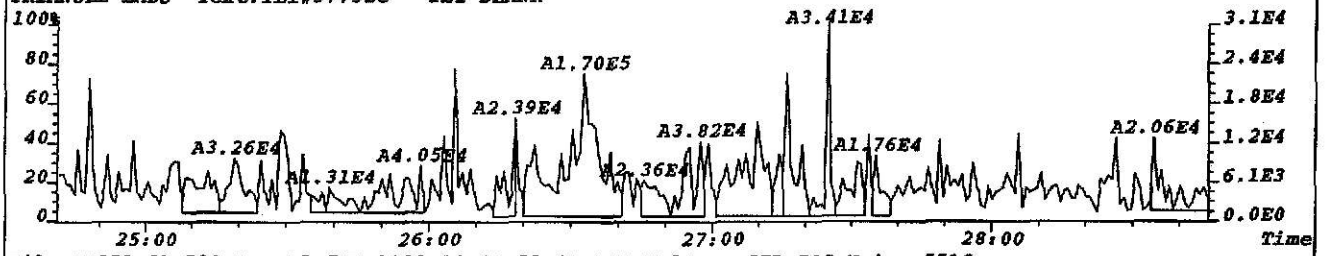

File:W1059 #1-798 Acq:13-JUL-2002 13:03:21 GC EI+ Voltage SIR 70S Noise:5516
331.9368 S:2 F:2 BSUB(256,30,-3.0) PKD(7,5,3,0.10%,22064.0,1.00%,F,T) Exp:NDB5US
TRIANGLE LABS Text:TLI#57752C TLI BLANK

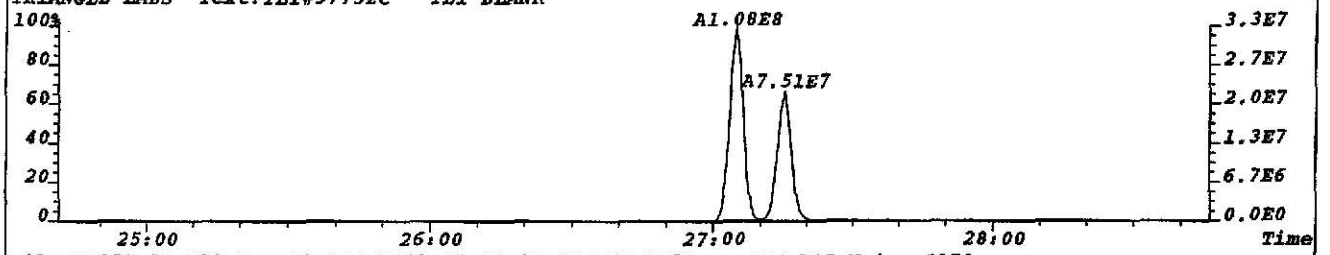

File:W1059 #1-798 Acq:13-JUL-2002 13:03:21 GC EI+ Voltage SIR 70S Noise:2179
333.9338 S:2 F:2 BSUB(256,30,-3.0) PKD(7,5,3,0.10%,8716.0,1.00%,F,T) Exp:NDB5US
TRIANGLE LABS Text:TLI#57752C TLI BLANK

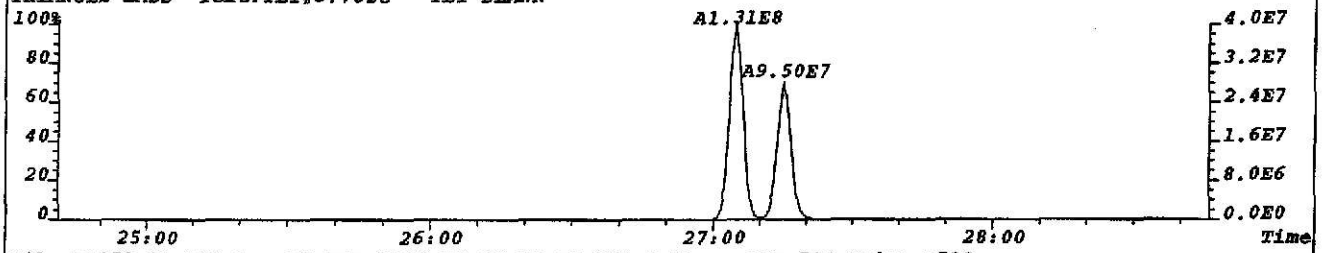

File:W1059 #1-798 Acq:13-JUL-2002 13:03:21 GC EI+ Voltage SIR 70S Noise:1790
327.8847 S:2 F:2 BSUB(256,30,-3.0) PKD(7,5,3,0.10%,7160.0,1.00%,F,T) Exp:NDB5US
TRIANGLE LABS Text:TLI#57752C TLI BLANK

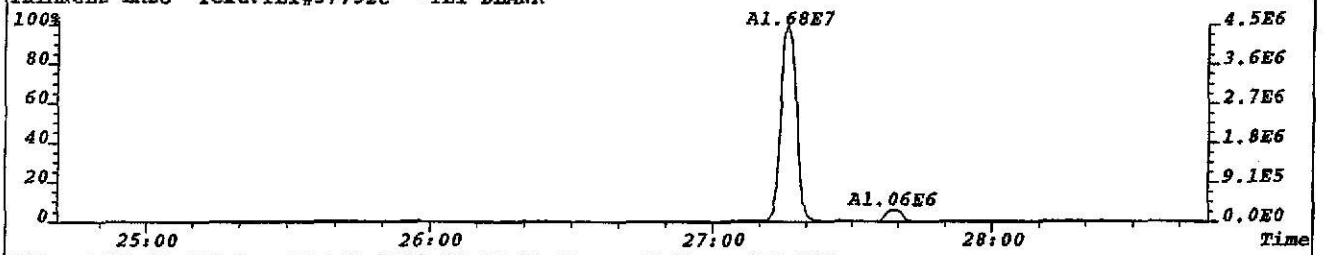

File:W1059 #1-798 Acq:13-JUL-2002 13:03:21 GC EI+ Voltage SIR 70S
330.9792 S:2 F:2 Exp:NDB5US
TRIANGLE LABS Text:TLI#57752C TLI BLANK

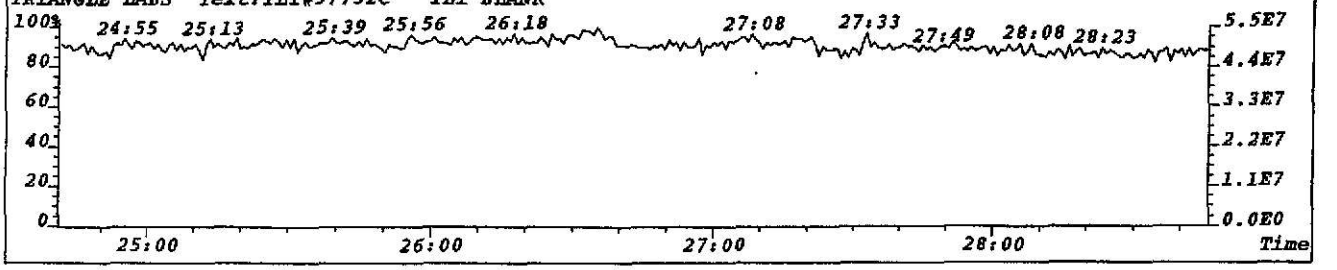

File:W1059 #1-798 Acq:13-JUL-2002 13:03:21 GC EI+ Voltage SIR 70S Noise:1471
339.8597 S:2 F:2 BSUB(256,30,-3.0) PKD(7,5,3,0.10%,5884.0,1.00%,F,T) Exp:NDB5US
TRIANGLE LABS Text:TLI#57752C TLI BLANK

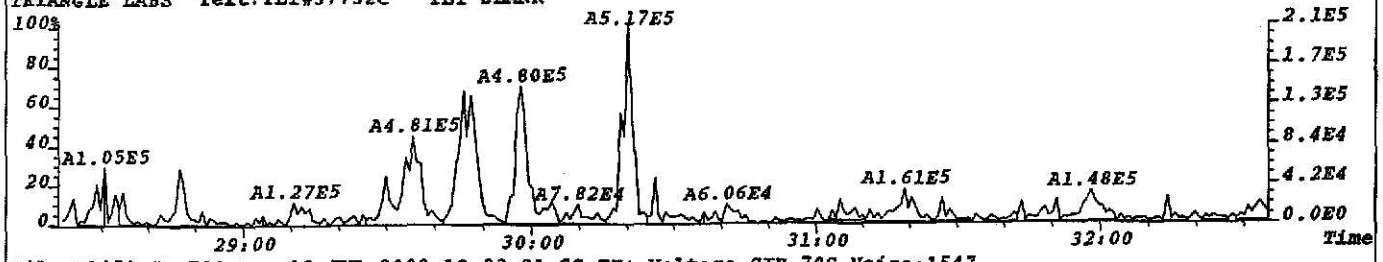

File:W1059 #1-798 Acq:13-JUL-2002 13:03:21 GC EI+ Voltage SIR 70S Noise:1547
341.8567 S:2 F:2 BSUB(256,30,-3.0) PKD(7,5,3,0.10%,6188.0,1.00%,F,T) Exp:NDB5US
TRIANGLE LABS Text:TLI#57752C TLI BLANK

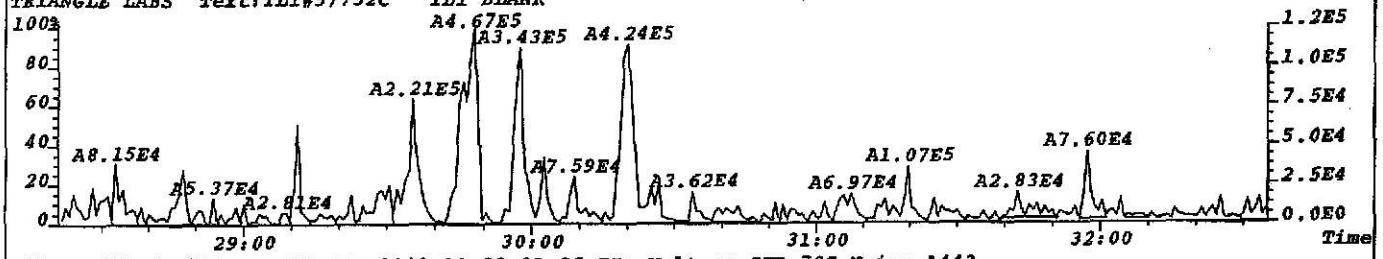

File:W1059 #1-798 Acq:13-JUL-2002 13:03:21 GC EI+ Voltage SIR 70S Noise:1443
351.9000 S:2 F:2 BSUB(256,30,-3.0) PKD(7,5,3,0.10%,5772.0,1.00%,F,T) Exp:NDB5US
TRIANGLE LABS Text:TLI#57752C TLI BLANK

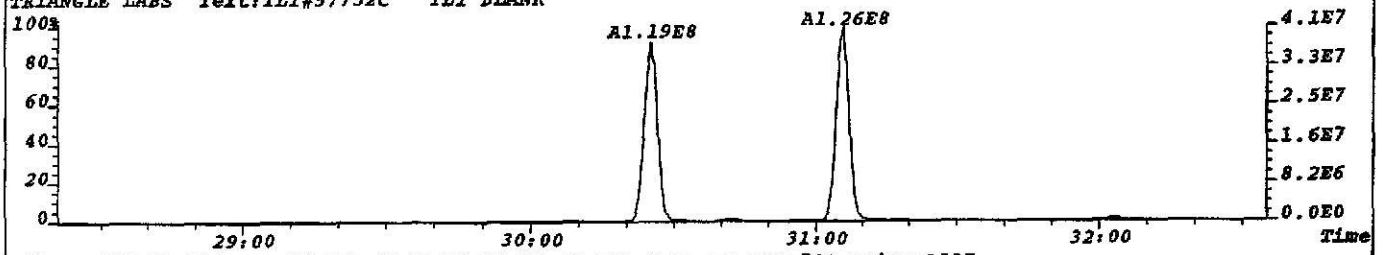

File:W1059 #1-798 Acq:13-JUL-2002 13:03:21 GC EI+ Voltage SIR 70S Noise:1397
353.8970 S:2 F:2 BSUB(256,30,-3.0) PKD(7,5,3,0.10%,5588.0,1.00%,F,T) Exp:NDB5US
TRIANGLE LABS Text:TLI#57752C TLI BLANK

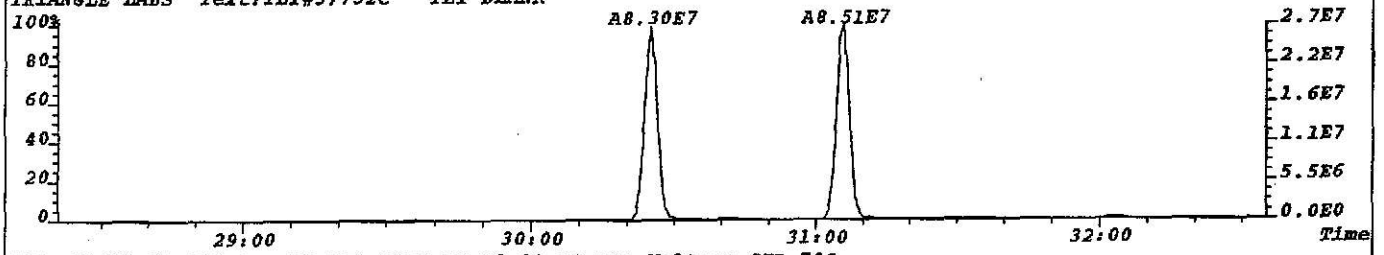

File:W1059 #1-798 Acq:13-JUL-2002 13:03:21 GC EI+ Voltage SIR 70S
330.9792 S:2 F:2 Exp:NDB5US
TRIANGLE LABS Text:TLI#57752C TLI BLANK

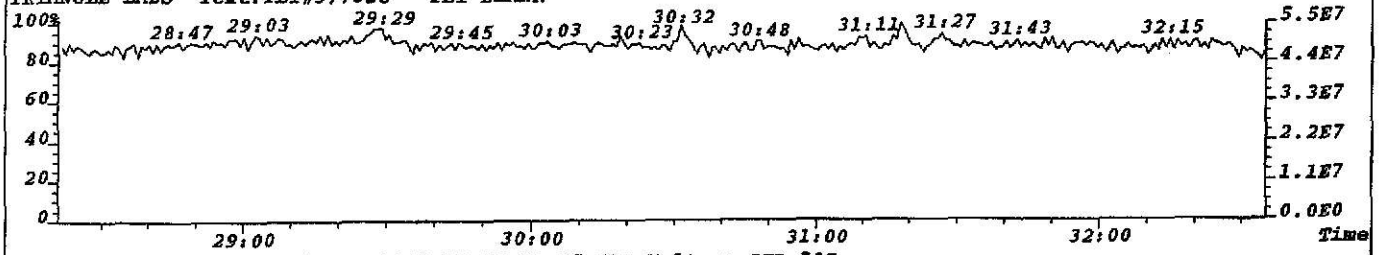

File:W1059 #1-798 Acq:13-JUL-2002 13:03:21 GC EI+ Voltage SIR 70S
409.7974 S:2 F:2 Exp:NDB5US
TRIANGLE LABS Text:TLI#57752C TLI BLANK

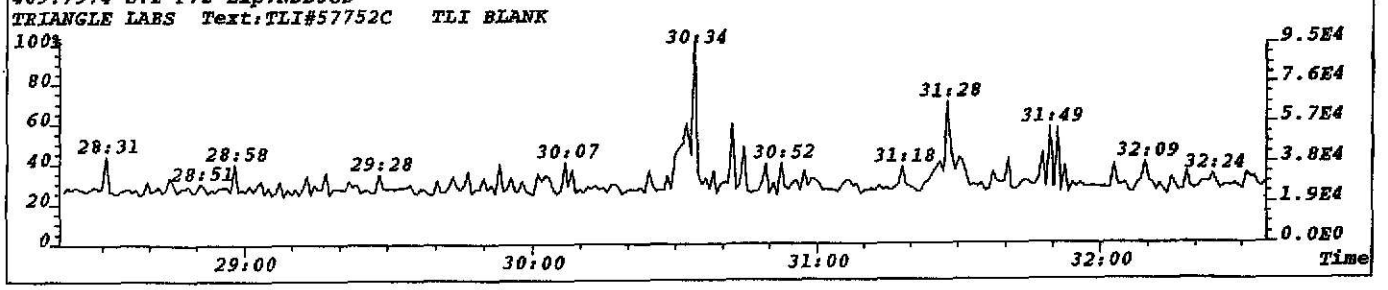

File:W1059 #1-798 Acq:13-JUL-2002 13:03:21 GC EI+ Voltage SIR 70S
355.8546 S:2 F:2 BSUB(256,30,-3.0) PKD(5,5,3,0.05%,5260.0,1.00%,F,T) Exp:NDB5US Noise:1315
Sample Text:TLI#57752C TLI BLANK File Text:TRIANGLE LABORATORIES, INC.

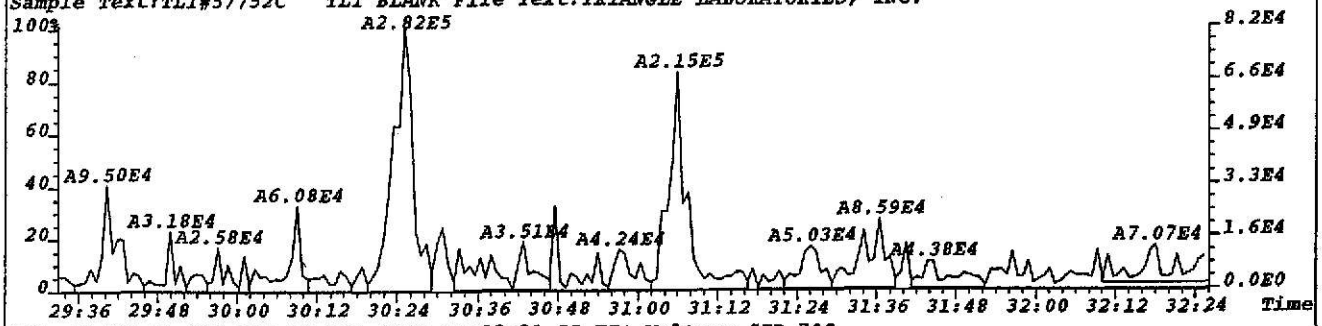

File:W1059 #1-798 Acq:13-JUL-2002 13:03:21 GC EI+ Voltage SIR 70S
357.8516 S:2 F:2 BSUB(256,30,-3.0) PKD(5,5,3,0.05%,4488.0,1.00%,F,T) Exp:NDB5US Noise:1122
Sample Text:TLI#57752C TLI BLANK File Text:TRIANGLE LABORATORIES, INC.

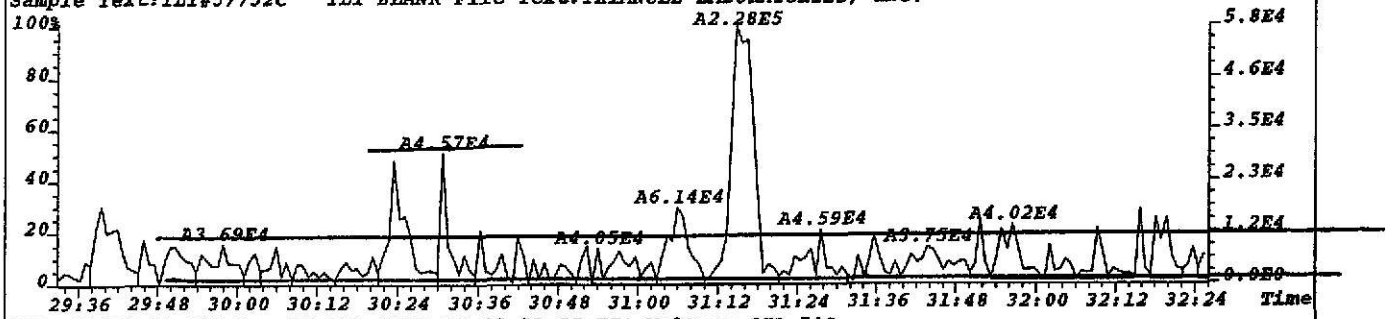

File:W1059 #1-798 Acq:13-JUL-2002 13:03:21 GC EI+ Voltage SIR 70S
367.8949 S:2 F:2 BSUB(256,30,-3.0) PKD(5,5,3,0.05%,5660.0,1.00%,F,T) Exp:NDB5US Noise:1415
Sample Text:TLI#57752C TLI BLANK File Text:TRIANGLE LABORATORIES, INC.

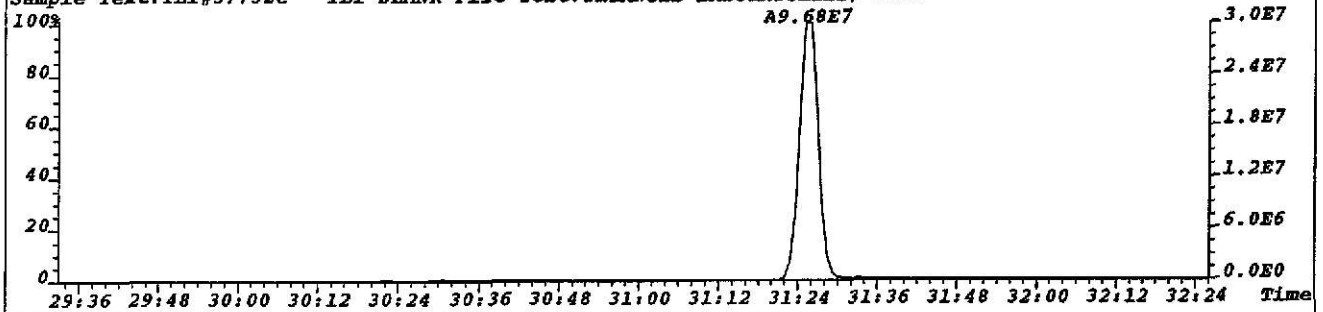

File:W1059 #1-798 Acq:13-JUL-2002 13:03:21 GC EI+ Voltage SIR 70S
369.8919 S:2 F:2 BSUB(256,30,-3.0) PKD(5,5,3,0.05%,5436.0,1.00%,F,T) Exp:NDB5US Noise:1359
Sample Text:TLI#57752C TLI BLANK File Text:TRIANGLE LABORATORIES, INC.

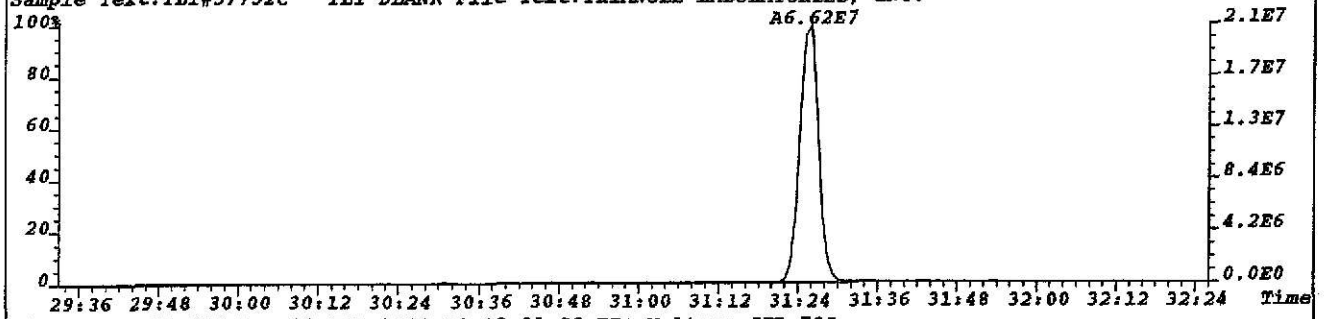

File:W1059 #1-798 Acq:13-JUL-2002 13:03:21 GC EI+ Voltage SIR 70S
330.9792 S:2 F:2 Exp:NDB5US
Sample Text:TLI#57752C TLI BLANK File Text:TRIANGLE LABORATORIES, INC.

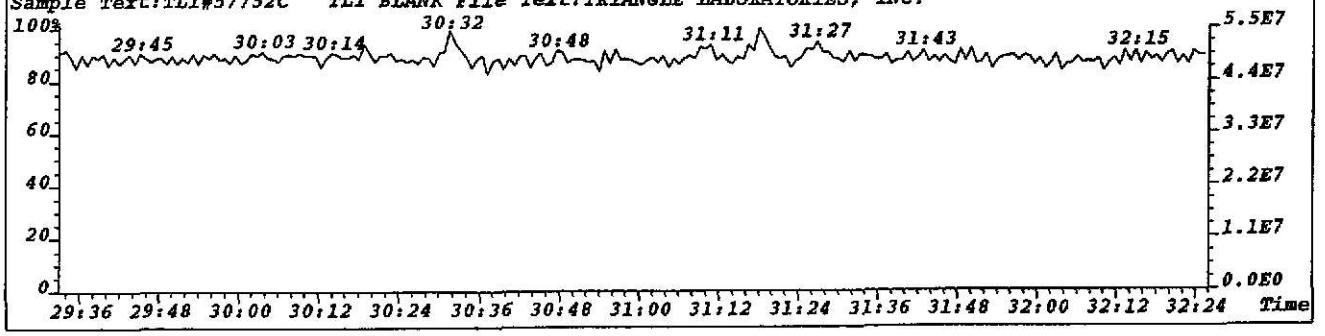

File:W1059 #1-422 Acq:13-JUL-2002 13:03:21 GC EI+ Voltage SIR 70S Noise:1938
373.8208 S:2 F:3 BSUB(256,30,-3.0) PKD(7,5,3,0.10%,7752.0,1.00%,F,T) Exp:NDB5US
TRIANGLE LABS Text:TLI#57752C TLI BLANK

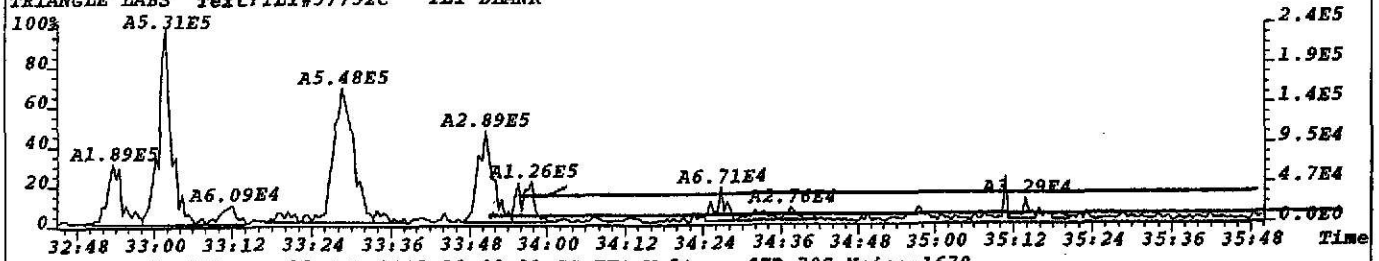

File:W1059 #1-422 Acq:13-JUL-2002 13:03:21 GC EI+ Voltage SIR 70S Noise:1678
375.8178 S:2 F:3 BSUB(256,30,-3.0) PKD(7,5,3,0.10%,6712.0,1.00%,F,T) Exp:NDB5US
TRIANGLE LABS Text:TLI#57752C TLI BLANK

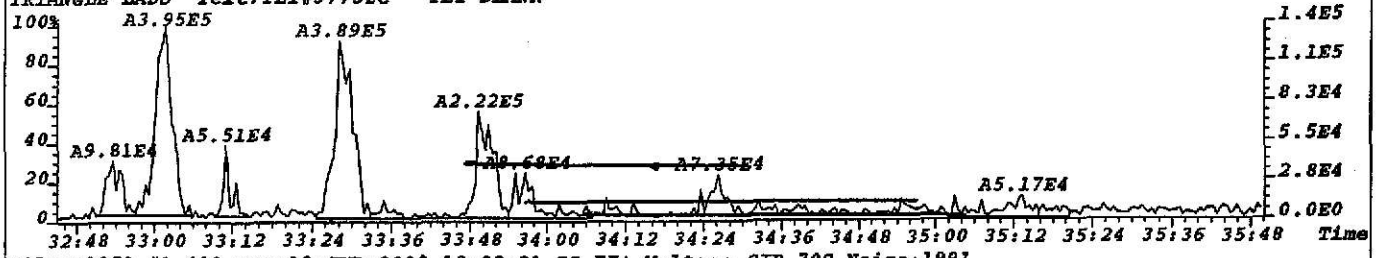

File:W1059 #1-422 Acq:13-JUL-2002 13:03:21 GC EI+ Voltage SIR 70S Noise:1991
383.8639 S:2 F:3 BSUB(256,30,-3.0) PKD(7,5,3,0.10%,7964.0,1.00%,F,T) Exp:NDB5US
TRIANGLE LABS Text:TLI#57752C TLI BLANK

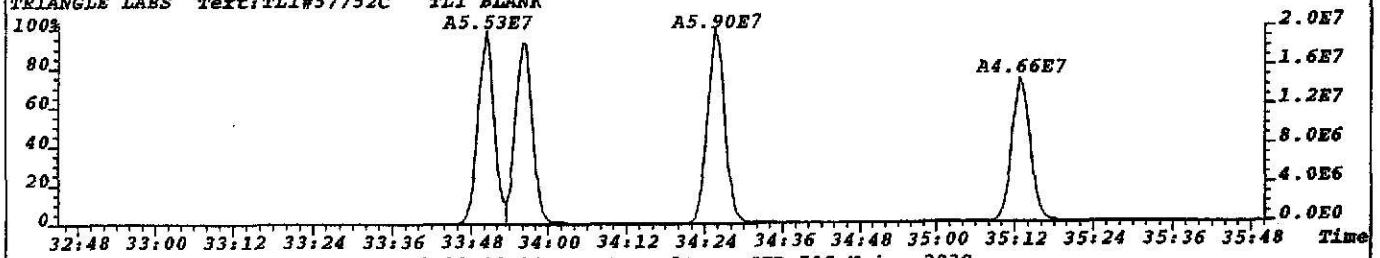

File:W1059 #1-422 Acq:13-JUL-2002 13:03:21 GC EI+ Voltage SIR 70S Noise:2839
385.8610 S:2 F:3 BSUB(256,30,-3.0) PKD(7,5,3,0.10%,11356.0,1.00%,F,T) Exp:NDB5US
TRIANGLE LABS Text:TLI#57752C TLI BLANK

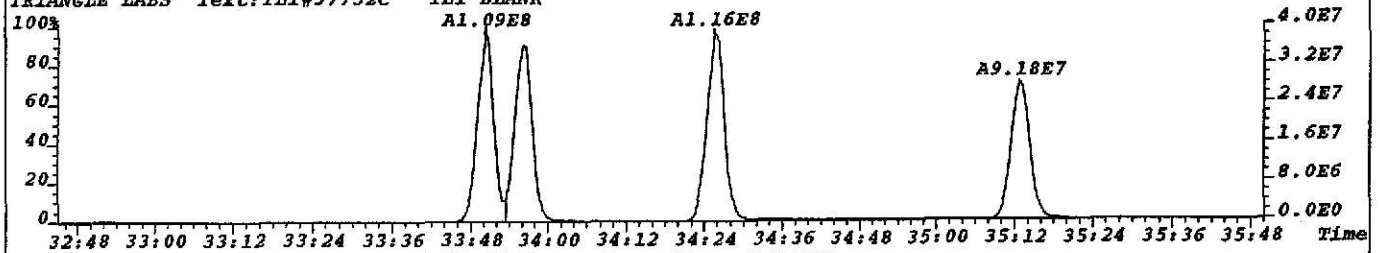

File:W1059 #1-422 Acq:13-JUL-2002 13:03:21 GC EI+ Voltage SIR 70S
392.9760 S:2 F:3 Exp:NDB5US
TRIANGLE LABS Text:TLI#57752C TLI BLANK

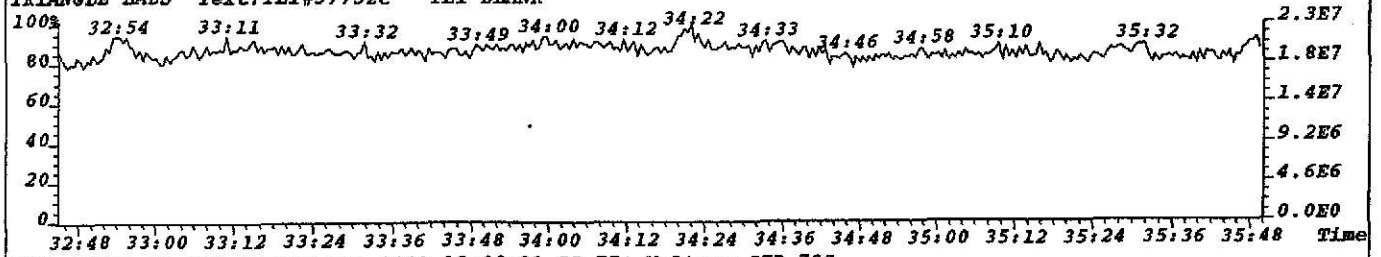

File:W1059 #1-422 Acq:13-JUL-2002 13:03:21 GC EI+ Voltage SIR 70S
445.7555 S:2 F:3 Exp:NDB5US
TRIANGLE LABS Text:TLI#57752C TLI BLANK

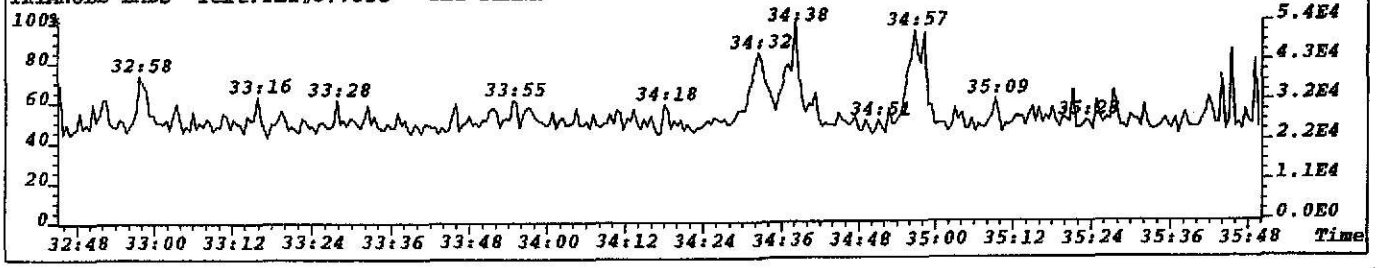

File:W1059 #1-422 Acq:13-JUL-2002 13:03:21 GC EI+ Voltage SIR 70S
389.8156 S:2 F:3 BSUB(256,30,-3.0) PKD(7,5,3,0.10%,5380.0,1.00%,F,T) Exp:NDB5US Noise:1345
Sample Text:TLI#57752C TLI BLANK File Text:TRIANGLE LABORATORIES, INC.

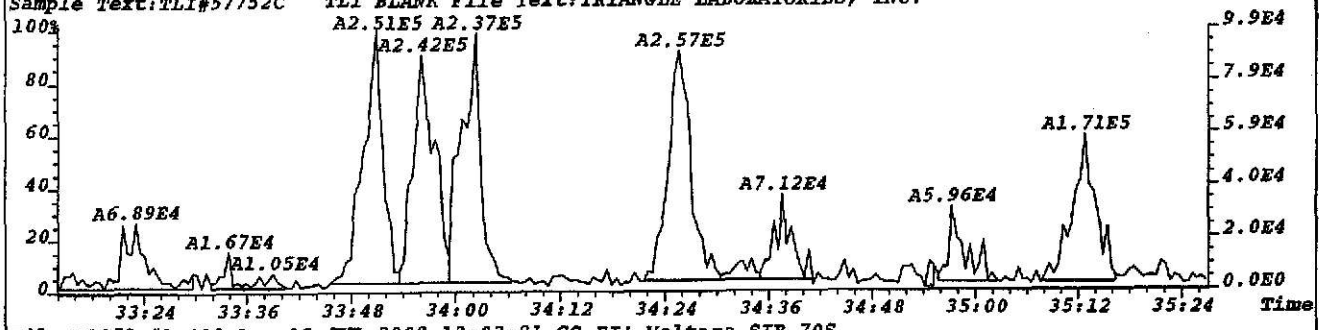

File:W1059 #1-422 Acq:13-JUL-2002 13:03:21 GC EI+ Voltage SIR 70S
391.8127 S:2 F:3 BSUB(256,30,-3.0) PKD(7,5,3,0.10%,5976.0,1.00%,F,T) Exp:NDB5US Noise:1494
Sample Text:TLI#57752C TLI BLANK File Text:TRIANGLE LABORATORIES, INC.

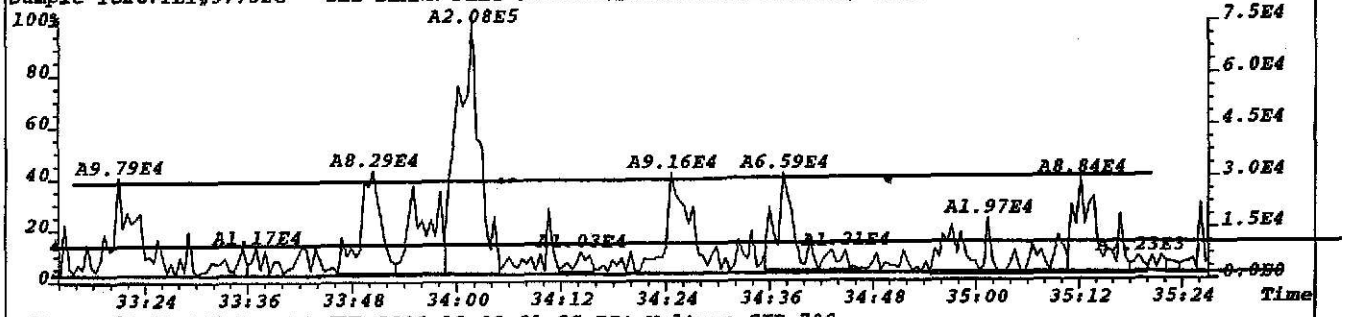

File:W1059 #1-422 Acq:13-JUL-2002 13:03:21 GC EI+ Voltage SIR 70S
401.8558 S:2 F:3 BSUB(256,30,-3.0) PKD(7,5,3,0.10%,9492.0,1.00%,F,T) Exp:NDB5US Noise:2373
Sample Text:TLI#57752C TLI BLANK File Text:TRIANGLE LABORATORIES, INC.

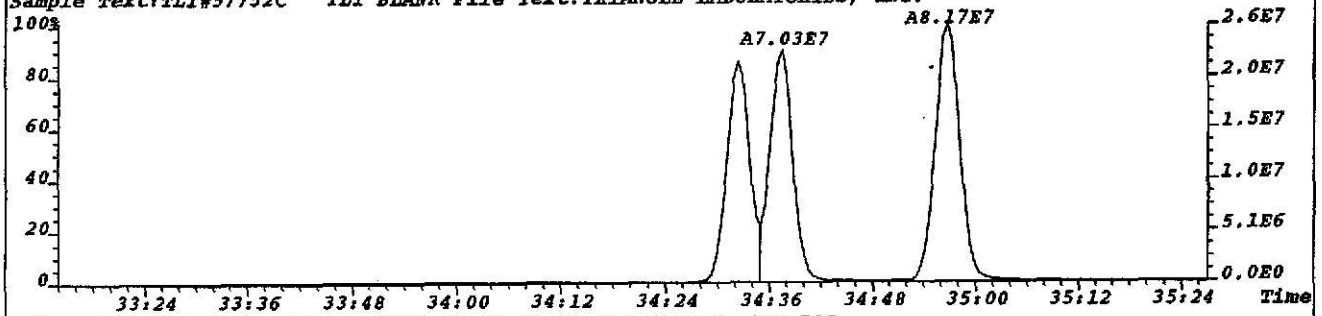

File:W1059 #1-422 Acq:13-JUL-2002 13:03:21 GC EI+ Voltage SIR 70S
403.8529 S:2 F:3 BSUB(256,30,-3.0) PKD(7,5,3,0.10%,7844.0,1.00%,F,T) Exp:NDB5US Noise:1961
Sample Text:TLI#57752C TLI BLANK File Text:TRIANGLE LABORATORIES, INC.

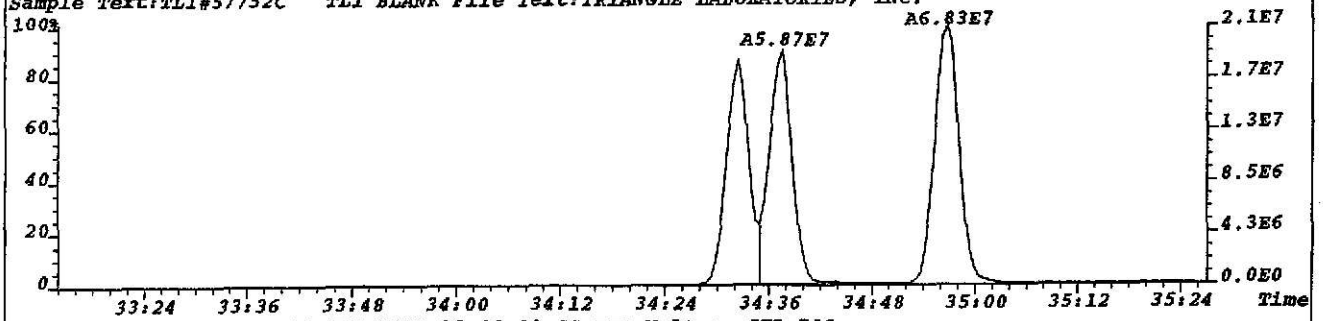

File:W1059 #1-422 Acq:13-JUL-2002 13:03:21 GC EI+ Voltage SIR 70S
392.9760 S:2 F:3 Exp:NDB5US
Sample Text:TLI#57752C TLI BLANK File Text:TRIANGLE LABORATORIES, INC.

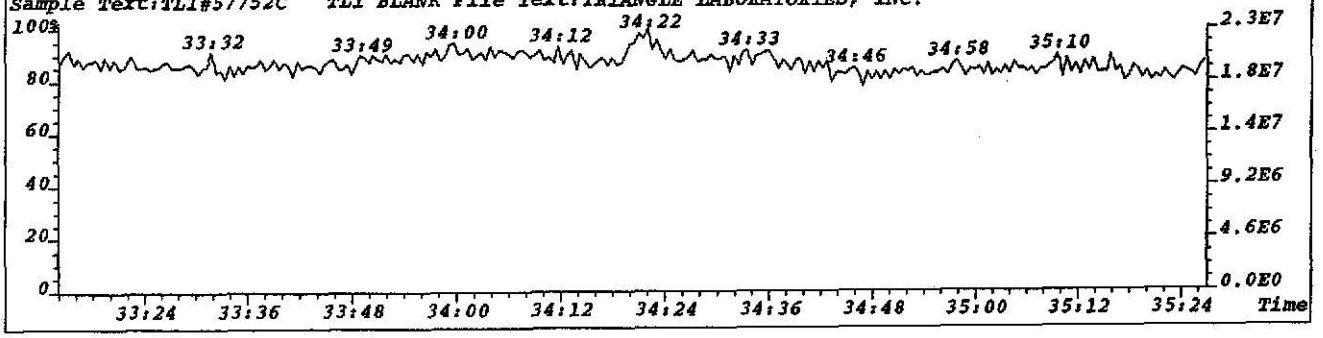

File:W1059 #1-674 Acq:13-JUL-2002 13:03:21 GC EI+ Voltage SIR 70S Noise:1688
407.7818 S:2 F:4 BSUB(256,30,-3.0) PKD(7,5,3,0.10%,6752.0,1.00%,F,T) Exp:NDB5US
TRIANGLE LABS Text:TLI#57752C TLI BLANK

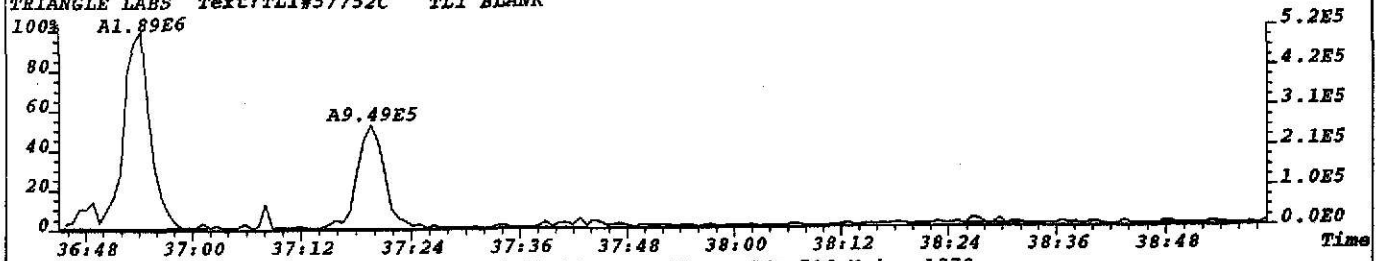

File:W1059 #1-674 Acq:13-JUL-2002 13:03:21 GC EI+ Voltage SIR 70S Noise:1278
409.7789 S:2 F:4 BSUB(256,30,-3.0) PKD(7,5,3,0.10%,5112.0,1.00%,F,T) Exp:NDB5US
TRIANGLE LABS Text:TLI#57752C TLI BLANK



File:W1059 #1-674 Acq:13-JUL-2002 13:03:21 GC EI+ Voltage SIR 70S Noise:1829
417.8253 S:2 F:4 BSUB(256,30,-3.0) PKD(7,5,3,0.10%,7316.0,1.00%,F,T) Exp:NDB5US
TRIANGLE LABS Text:TLI#57752C TLI BLANK



File:W1059 #1-674 Acq:13-JUL-2002 13:03:21 GC EI+ Voltage SIR 70S Noise:2305
419.8220 S:2 F:4 BSUB(256,30,-3.0) PKD(7,5,3,0.10%,9220.0,1.00%,F,T) Exp:NDB5US
TRIANGLE LABS Text:TLI#57752C TLI BLANK

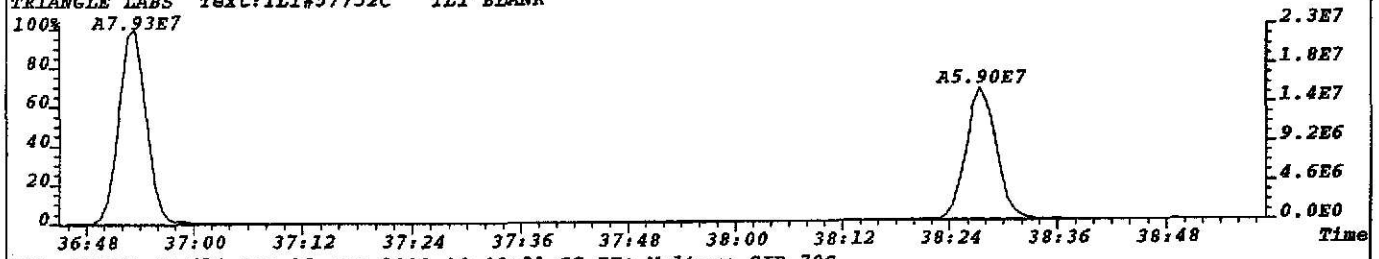

File:W1059 #1-674 Acq:13-JUL-2002 13:03:21 GC EI+ Voltage SIR 70S
430.9729 S:2 F:4 Exp:NDB5US
TRIANGLE LABS Text:TLI#57752C TLI BLANK

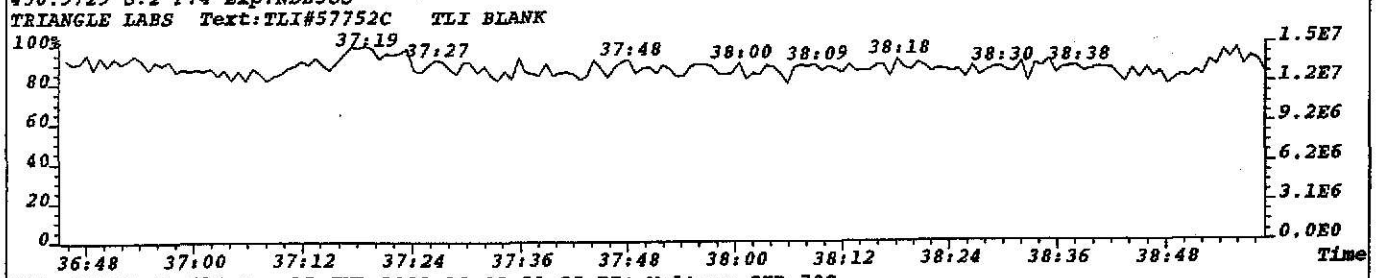

File:W1059 #1-674 Acq:13-JUL-2002 13:03:21 GC EI+ Voltage SIR 70S
479.7165 S:2 F:4 Exp:NDB5US
TRIANGLE LABS Text:TLI#57752C TLI BLANK

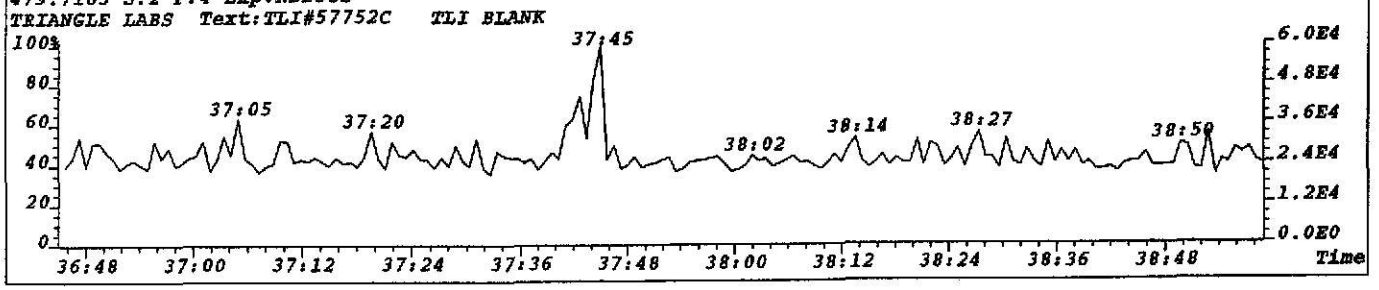

File:W1059 #1-674 Acq:13-JUL-2002 13:03:21 GC EI+ Voltage SIR 70S
423.7766 S:2 F:4 BSUB(256,30,-3.0) PKD(7,5,3,0.10%,4788.0,1.00%,F,T) Exp:NDB5US Noise:1197
Sample Text:TLI#57752C TLI BLANK File Text:TRIANGLE LABORATORIES, INC.

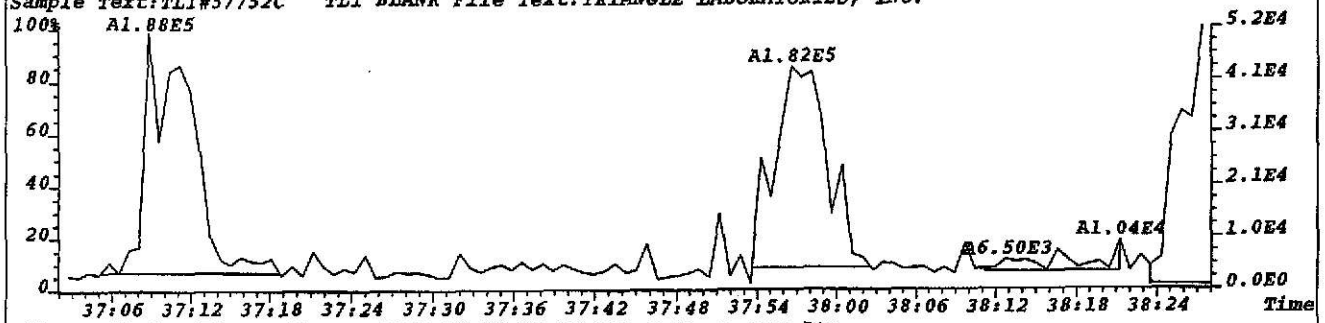

File:W1059 #1-674 Acq:13-JUL-2002 13:03:21 GC EI+ Voltage SIR 70S
425.7737 S:2 F:4 BSUB(256,30,-3.0) PKD(7,5,3,0.10%,4940.0,1.00%,F,T) Exp:NDB5US Noise:1235
Sample Text:TLI#57752C TLI BLANK File Text:TRIANGLE LABORATORIES, INC.

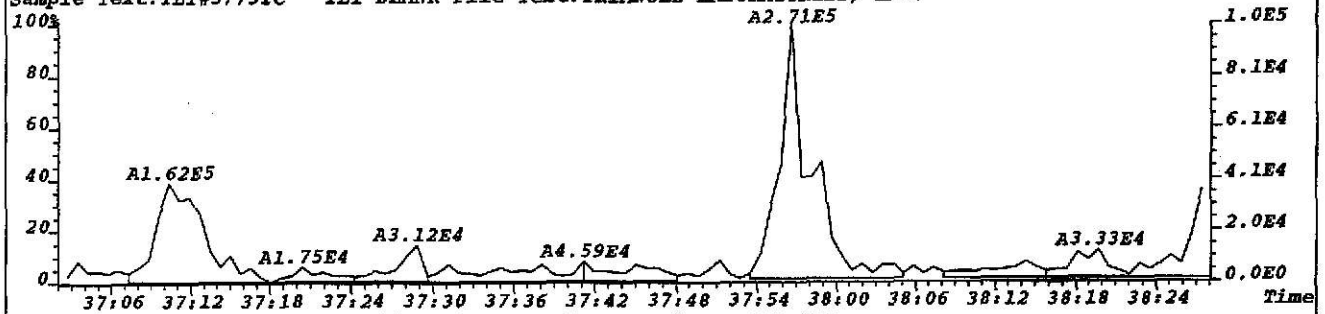

File:W1059 #1-674 Acq:13-JUL-2002 13:03:21 GC EI+ Voltage SIR 70S
435.8169 S:2 F:4 BSUB(256,30,-3.0) PKD(7,5,3,0.10%,8404.0,1.00%,F,T) Exp:NDB5US Noise:2101
Sample Text:TLI#57752C TLI BLANK File Text:TRIANGLE LABORATORIES, INC.

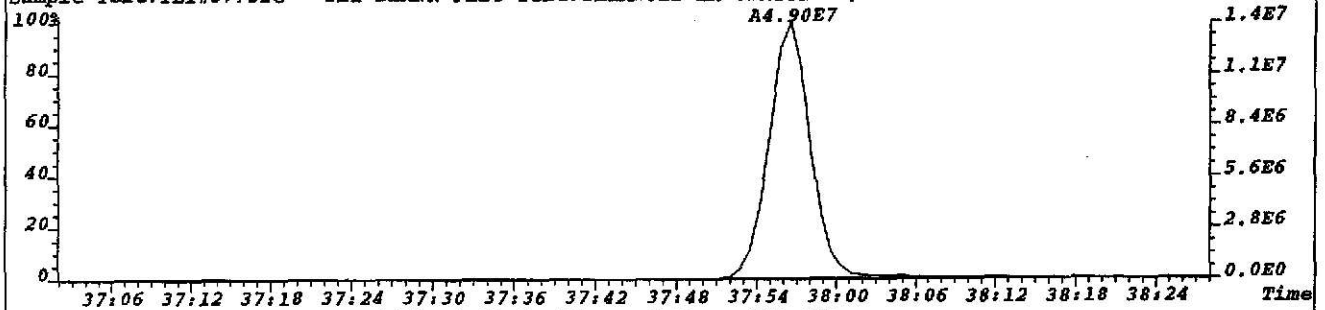

File:W1059 #1-674 Acq:13-JUL-2002 13:03:21 GC EI+ Voltage SIR 70S
437.8140 S:2 F:4 BSUB(256,30,-3.0) PKD(7,5,3,0.10%,12156.0,1.00%,F,T) Exp:NDB5US Noise:3039
Sample Text:TLI#57752C TLI BLANK File Text:TRIANGLE LABORATORIES, INC.

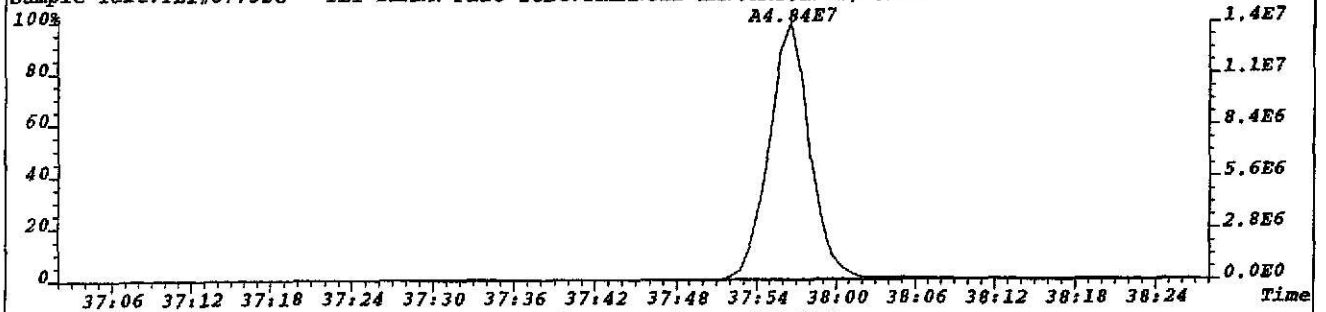

File:W1059 #1-674 Acq:13-JUL-2002 13:03:21 GC EI+ Voltage SIR 70S
430.9729 S:2 F:4 Exp:NDB5US
Sample Text:TLI#57752C TLI BLANK File Text:TRIANGLE LABORATORIES, INC.

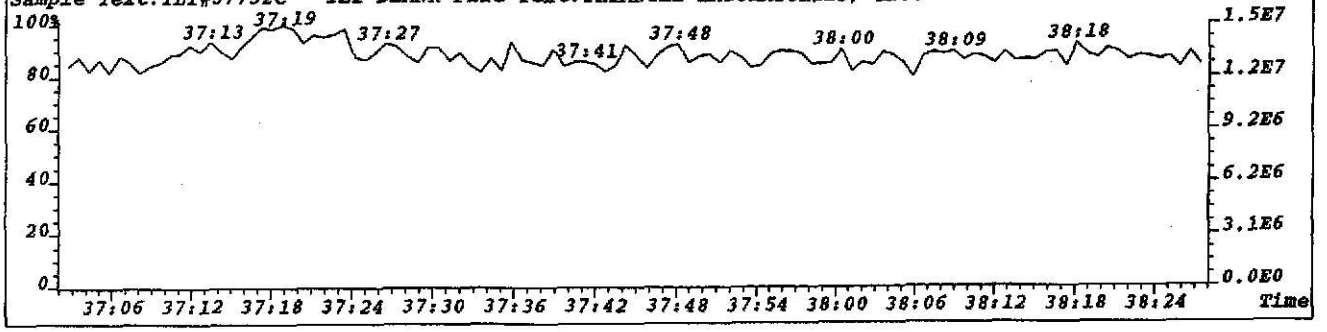

File:W1059 #1-674 Acq:13-JUL-2002 13:03:21 GC EI+ Voltage SIR 70S Noise:1341
441.7428 S:2 F:4 BSUB(256,30,-3.0) PKD(7,5,3,0.10%,5364.0,1.00%,F,T) Exp:NDB5US
Sample Text:TLI#57752C TLI BLANK File Text:TRIANGLE LABORATORIES, INC.

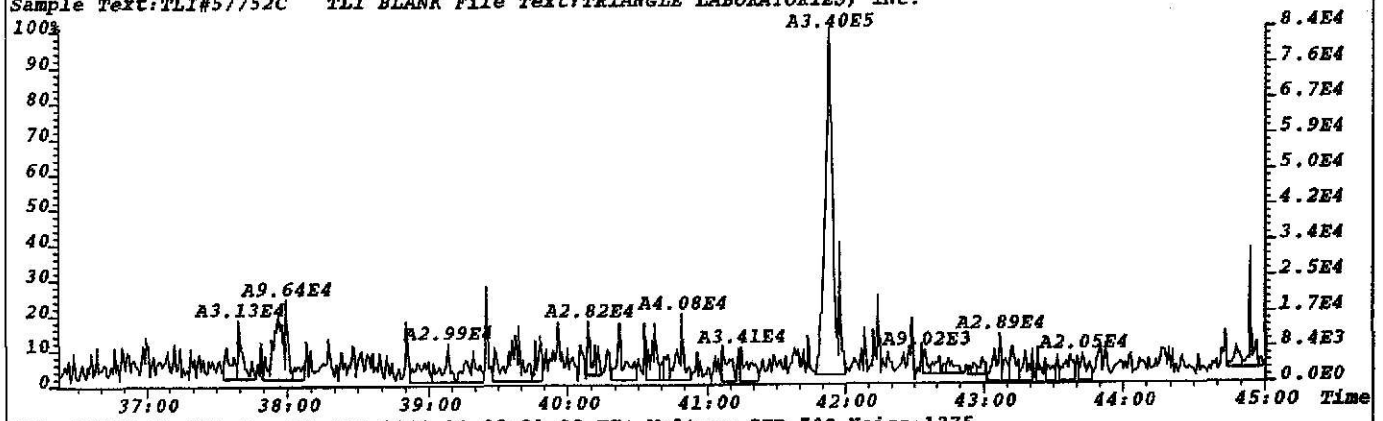

File:W1059 #1-674 Acq:13-JUL-2002 13:03:21 GC EI+ Voltage SIR 70S Noise:1275
443.7399 S:2 F:4 BSUB(256,30,-3.0) PKD(7,5,3,0.10%,5100.0,1.00%,F,T) Exp:NDB5US
Sample Text:TLI#57752C TLI BLANK File Text:TRIANGLE LABORATORIES, INC.

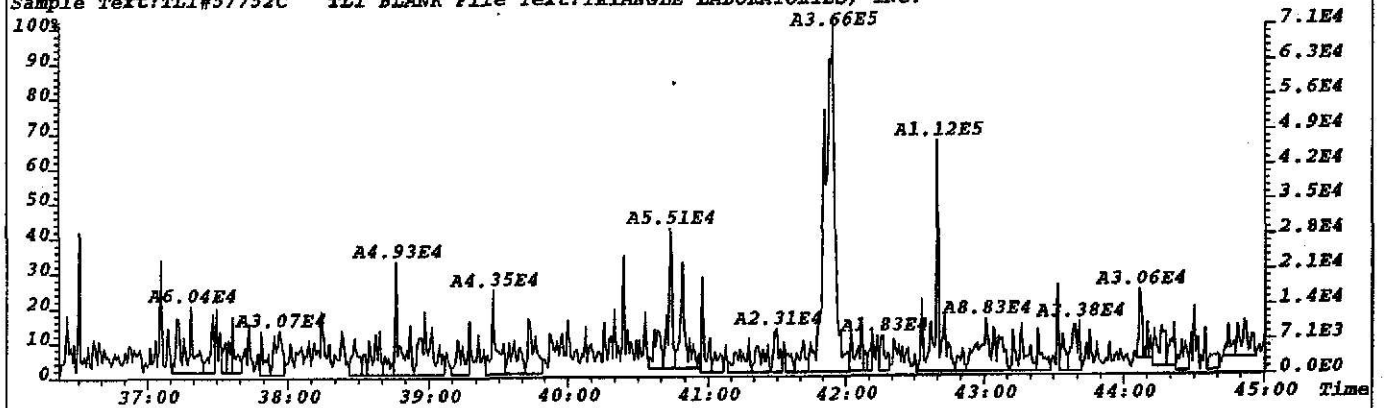

File:W1059 #1-674 Acq:13-JUL-2002 13:03:21 GC EI+ Voltage SIR 70S
430.9729 S:2 F:4 Exp:NDB5US
Sample Text:TLI#57752C TLI BLANK File Text:TRIANGLE LABORATORIES, INC.

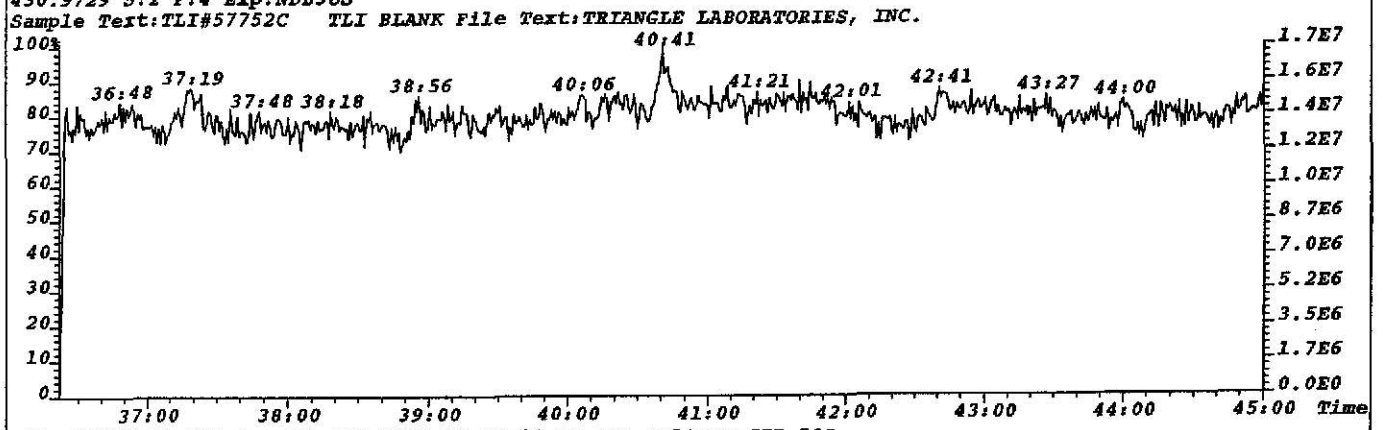

File:W1059 #1-674 Acq:13-JUL-2002 13:03:21 GC EI+ Voltage SIR 70S
513.6775 S:2 F:4 Exp:NDB5US
Sample Text:TLI#57752C TLI BLANK File Text:TRIANGLE LABORATORIES, INC.

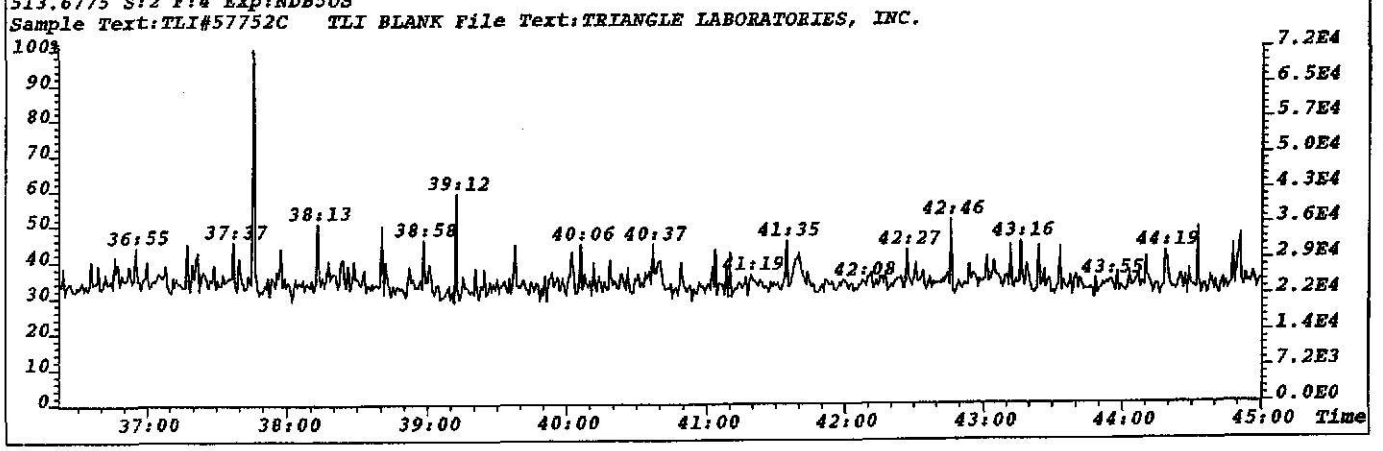

File:W1059 #1-674 Acq:13-JUL-2002 13:03:21 GC EI+ Voltage SIR 70S
457.7377 S:2 F:4 BSUB(256,30,-3.0) PKD(7,5,3,0.10%,4584.0,1.00%,F,T) Exp:NDB5US Noise:1146
Sample Text:TLI#57752C TLI BLANK File Text:TRIANGLE LABORATORIES, INC.

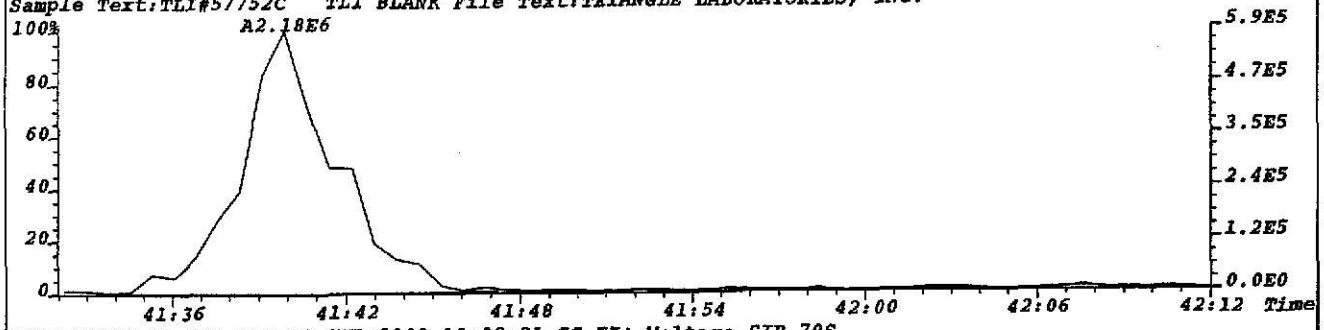

File:W1059 #1-674 Acq:13-JUL-2002 13:03:21 GC EI+ Voltage SIR 70S
459.7348 S:2 F:4 BSUB(256,30,-3.0) PKD(7,5,3,0.10%,4980.0,1.00%,F,T) Exp:NDB5US Noise:1245
Sample Text:TLI#57752C TLI BLANK File Text:TRIANGLE LABORATORIES, INC.



File:W1059 #1-674 Acq:13-JUL-2002 13:03:21 GC EI+ Voltage SIR 70S
469.7779 S:2 F:4 BSUB(256,30,-3.0) PKD(7,5,3,0.10%,5168.0,1.00%,F,T) Exp:NDB5US Noise:1292
Sample Text:TLI#57752C TLI BLANK File Text:TRIANGLE LABORATORIES, INC.

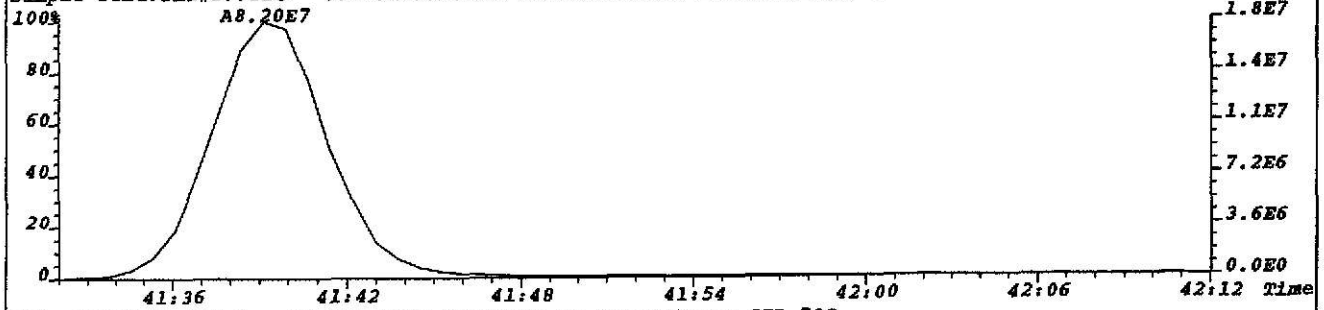

File:W1059 #1-674 Acq:13-JUL-2002 13:03:21 GC EI+ Voltage SIR 70S
471.7750 S:2 F:4 BSUB(256,30,-3.0) PKD(7,5,3,0.10%,4680.0,1.00%,F,T) Exp:NDB5US Noise:1170
Sample Text:TLI#57752C TLI BLANK File Text:TRIANGLE LABORATORIES, INC.

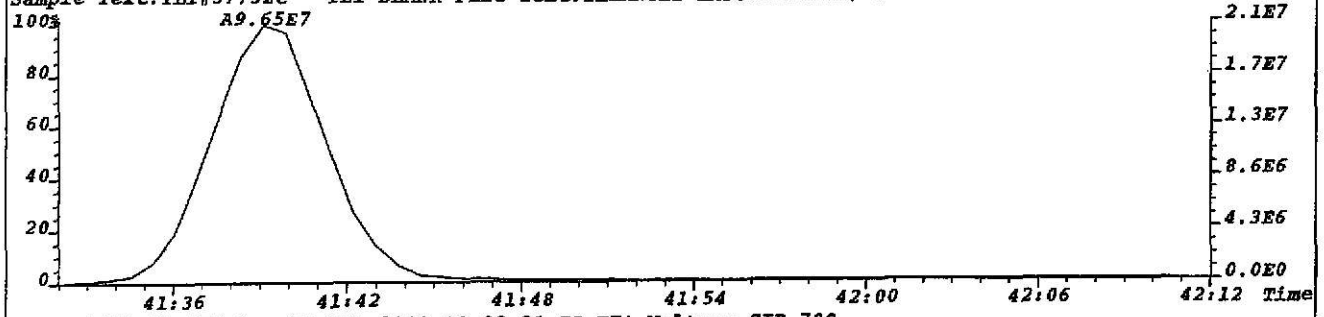

File:W1059 #1-674 Acq:13-JUL-2002 13:03:21 GC EI+ Voltage SIR 70S
430.9729 S:2 F:4 Exp:NDB5US
Sample Text:TLI#57752C TLI BLANK File Text:TRIANGLE LABORATORIES, INC.

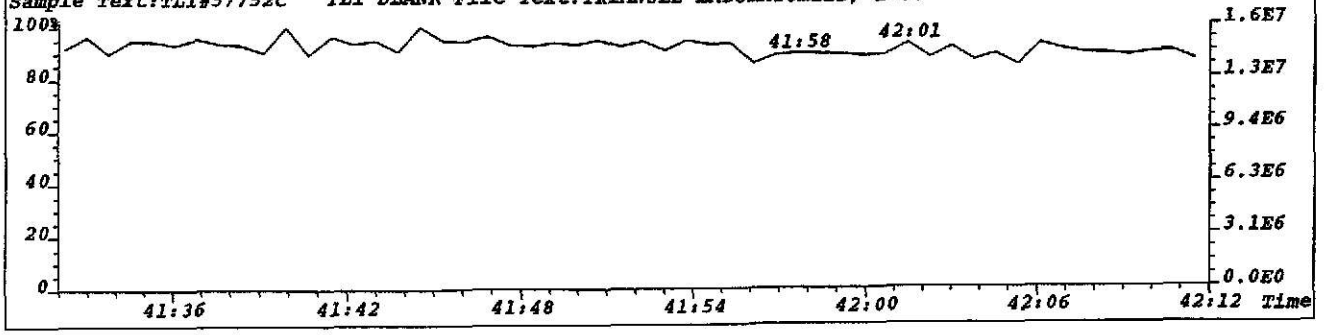

Peak Locate Examination:13-JUL-2002:12:14 File:W1059
Experiment:NDB5US Function:2 Reference:PFK

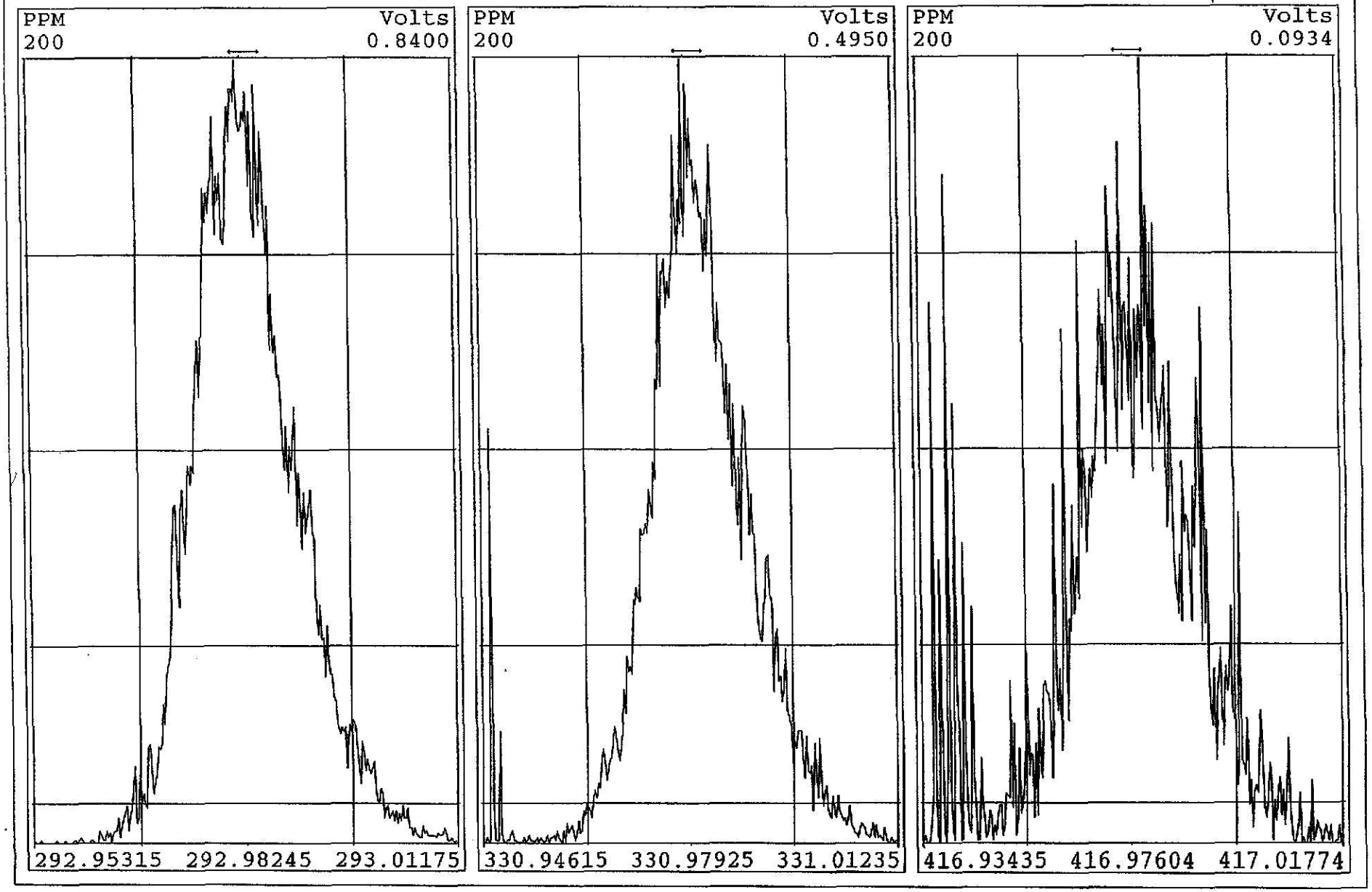

N = 1.856 [illegible] 7/14/02

File:W1059 #1-798 Acq:13-JUL-2002 13:03:21 GC EI+ Voltage SIR 70S
319.8965 S:2 F:2 Exp:NDB5US
Sample Text:TLI#57752C TLI BLANK File Text:TRIANGLE LABORATORIES, INC.

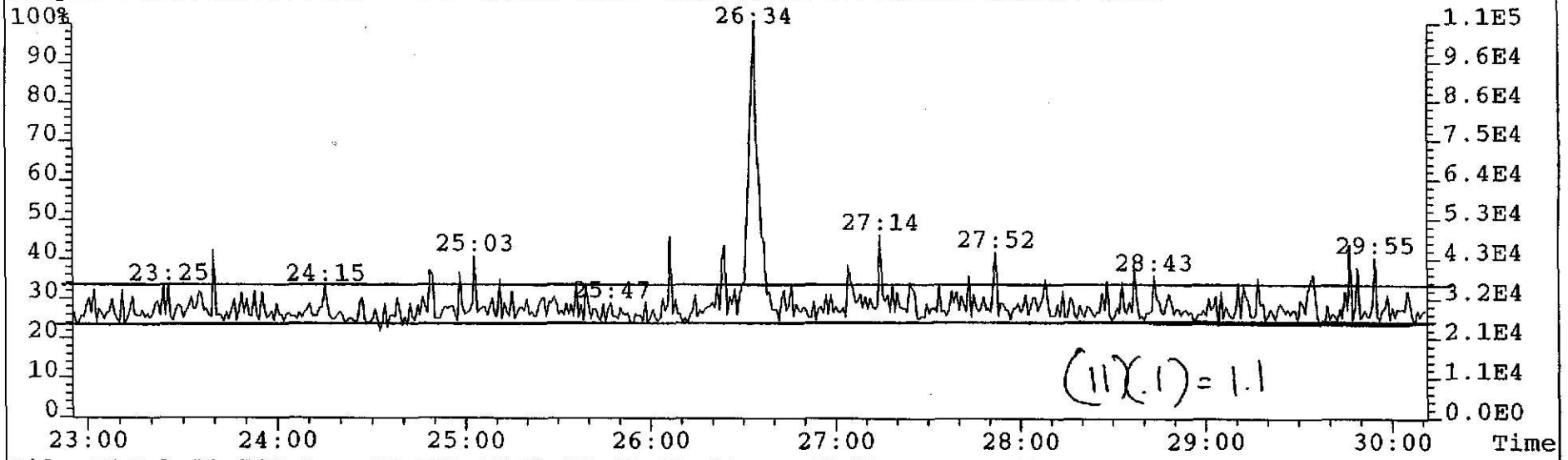

(11)(.1) = 1.1

File:W1059 #1-798 Acq:13-JUL-2002 13:03:21 GC EI+ Voltage SIR 70S
321.8936 S:2 F:2 Exp:NDB5US
Sample Text:TLI#57752C TLI BLANK File Text:TRIANGLE LABORATORIES, INC.

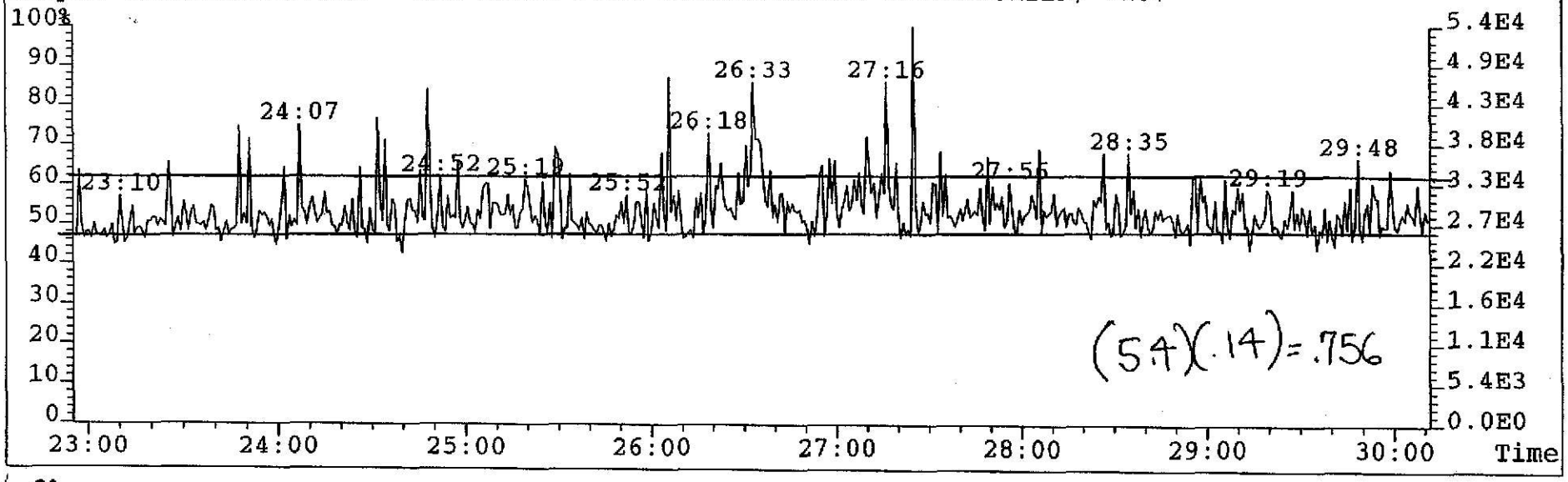

(54)(.14) = .756

83

File:W1059 #1-798 Acq:13-JUL-2002 13:03:21 GC EI+ Voltage SIR 70S
339.8597 S:2 F:2 Exp:NDB5US
Sample Text:TLI#57752C TLI BLANK File Text:TRIANGLE LABORATORIES, INC.

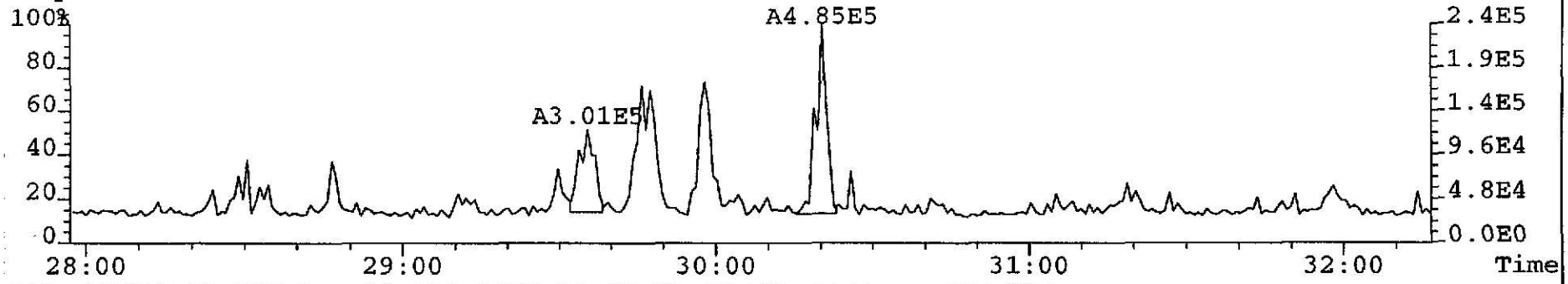

File:W1059 #1-798 Acq:13-JUL-2002 13:03:21 GC EI+ Voltage SIR 70S
341.8567 S:2 F:2 Exp:NDB5US
Sample Text:TLI#57752C TLI BLANK File Text:TRIANGLE LABORATORIES, INC.

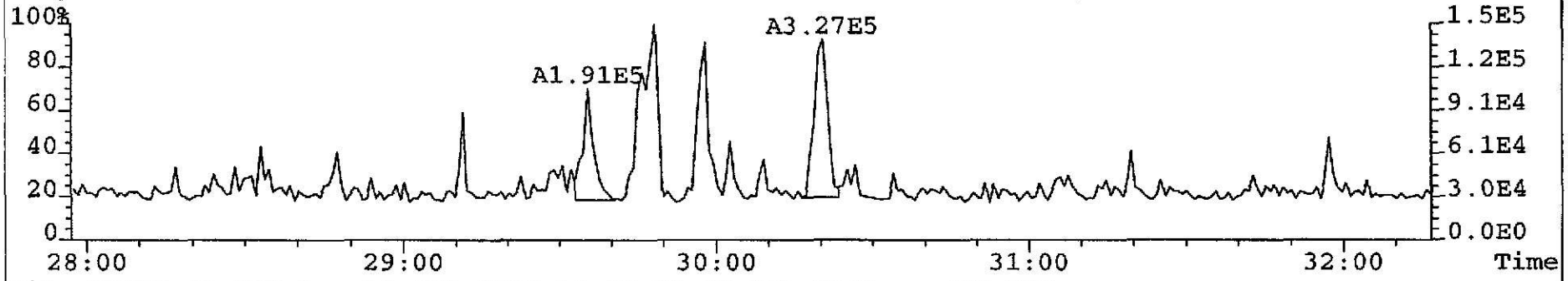

File:W1059 #1-798 Acq:13-JUL-2002 13:03:21 GC EI+ Voltage SIR 70S
353.8970 S:2 F:2 Exp:NDB5US
Sample Text:TLI#57752C TLI BLANK File Text:TRIANGLE LABORATORIES, INC.

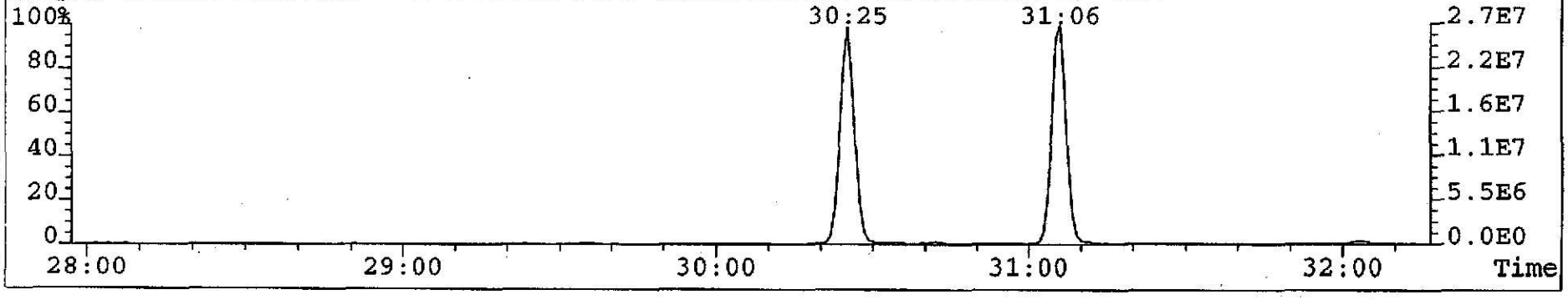

84

VK 7/17/02

File:W1059 #1-674 Acq:13-JUL-2002 13:03:21 GC EI+ Voltage SIR 70S
407.7818 S:2 F:4 Exp:NDB5US
Sample Text:TLI#57752C TLI BLANK File Text:TRIANGLE LABORATORIES, INC.

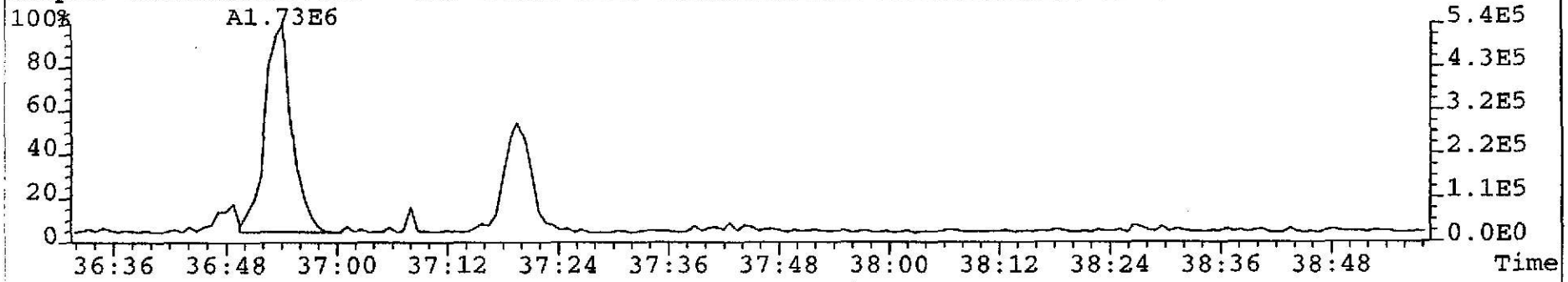

File:W1059 #1-674 Acq:13-JUL-2002 13:03:21 GC EI+ Voltage SIR 70S
409.7789 S:2 F:4 Exp:NDB5US
Sample Text:TLI#57752C TLI BLANK File Text:TRIANGLE LABORATORIES, INC.

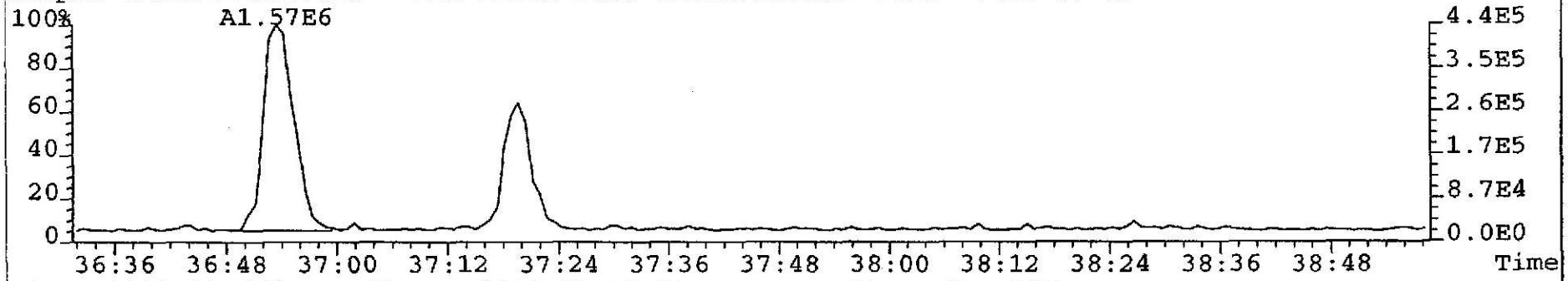

File:W1059 #1-674 Acq:13-JUL-2002 13:03:21 GC EI+ Voltage SIR 70S
419.8220 S:2 F:4 Exp:NDB5US
Sample Text:TLI#57752C TLI BLANK File Text:TRIANGLE LABORATORIES, INC.

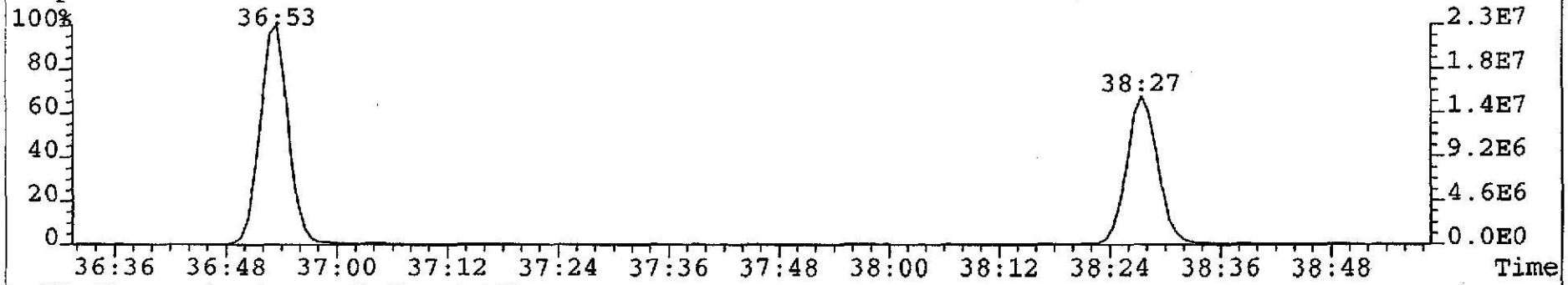

VSC 7/17/02

File:W1059 #1-674 Acq:13-JUL-2002 13:03:21 GC EI+ Voltage SIR 70S
423.7766 S:2 F:4 Exp:NDB5US
Sample Text:TLI#57752C TLI BLANK File Text:TRIANGLE LABORATORIES, INC.

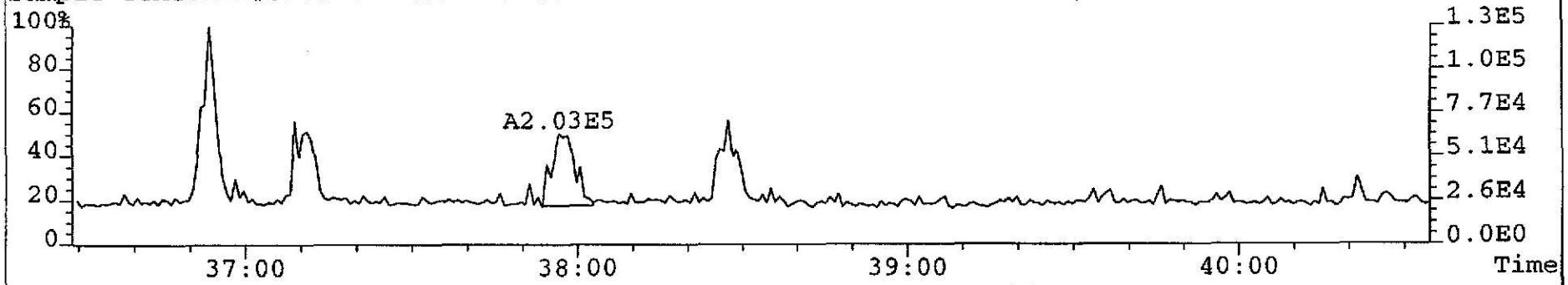

File:W1059 #1-674 Acq:13-JUL-2002 13:03:21 GC EI+ Voltage SIR 70S
425.7737 S:2 F:4 Exp:NDB5US
Sample Text:TLI#57752C TLI BLANK File Text:TRIANGLE LABORATORIES, INC.

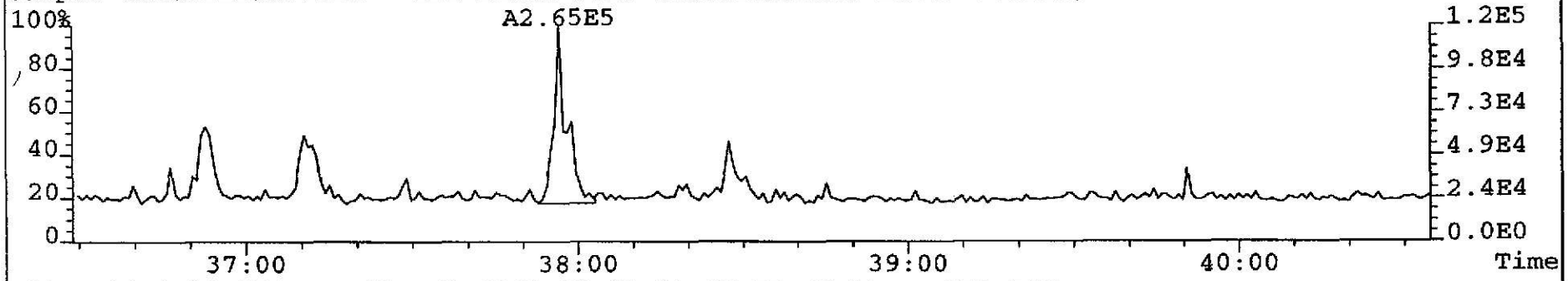

File:W1059 #1-674 Acq:13-JUL-2002 13:03:21 GC EI+ Voltage SIR 70S
437.8140 S:2 F:4 Exp:NDB5US
Sample Text:TLI#57752C TLI BLANK File Text:TRIANGLE LABORATORIES, INC.



VSL 7/17/02

TLI Project: 57752C
Client Sample: DF-DP-695 0-0.5

1613, Revision B PCDD/PCDF Analysis (c)
Analysis File: W105903

Internal Standards	Conc. (pg/g)	% Recovery	QC Limits	Ratio	RT	RRT	Flags
$^{13}C_{12}$-2,3,7,8-TCDD	109	69.1	25%-164%	0.77	27:18	1.007	—
$^{13}C_{12}$-1,2,3,7,8-PeCDD	108	68.4	25%-181%	1.52	31:27	1.160	—
$^{13}C_{12}$-1,2,3,4,7,8-HxCDD	118	75.2	32%-141%	1.24	34:34	0.989	—
$^{13}C_{12}$-1,2,3,6,7,8-HxCDD	132	83.5	28%-130%	1.11	34:39	0.991	—
$^{13}C_{12}$-1,2,3,4,6,7,8-HpCDD	96.1	61.0	23%-140%	1.08	37:58	1.086	—
$^{13}C_{12}$-1,2,3,4,6,7,8,9-OCDD	135	42.8	17%-157%	0.87	41:41	1.192	—
$^{13}C_{12}$-2,3,7,8-TCDF	88.9	56.4	24%-169%	0.73	26:36	0.981	—
$^{13}C_{12}$-1,2,3,7,8-PeCDF	101	64.0	24%-185%	1.38	30:26	1.122	—
$^{13}C_{12}$-2,3,4,7,8-PeCDF	93.6	59.4	21%-178%	1.49	31:08	1.148	—
$^{13}C_{12}$-1,2,3,4,7,8-HxCDF	134	85.1	26%-152%	0.53	33:51	0.968	—
$^{13}C_{12}$-1,2,3,6,7,8-HxCDF	145	92.0	26%-123%	0.54	33:58	0.971	—
$^{13}C_{12}$-2,3,4,6,7,8-HxCDF	121	76.6	28%-136%	0.54	34:27	0.985	—
$^{13}C_{12}$-1,2,3,7,8,9-HxCDF	136	86.1	29%-147%	0.54	35:15	1.008	—
$^{13}C_{12}$-1,2,3,4,6,7,8-HpCDF	120	75.9	28%-143%	0.43	36:55	1.056	—
$^{13}C_{12}$-1,2,3,4,7,8,9-HpCDF	106	67.6	26%-138%	0.45	38:28	1.100	—

Cleanup Standard	Conc. (pg/g)	% Recovery	QC Limits	RT	RRT	Flags
$^{37}Cl_4$-2,3,7,8-TCDD	14.5	91.9	35%-197%	27:20	1.008	—

Recovery Standards	Ratio	RT	Flags
$^{13}C_{12}$-1,2,3,4-TCDD	0.81	27:07	—
$^{13}C_{12}$-1,2,3,7,8,9-HxCDD	1.19	34:58	—

Data Reviewer: KL 07/17/2002

161B_PSR v2.04, LARS 6.25.05

Triangle Laboratories, Inc.®
2445 S. Alston Ave. • Durham, North Carolina 27713
Phone: (919) 544-5729 • Fax: (919) 544-5491

Printed: 11:55 07/17/2002

TLI Project: 57752C
Client Sample: DF-DP-695 0-0.5

Toxicity Equivalents Report
Analysis File: W105903

Client Project:	Mississippi Project				
Sample Matrix:	SOLID	Date Received:	06/28/02	Spike File:	SP161B22
TLI ID:	329-38-1	Date Extracted:	07/05/02	ICal:	WF5614B
		Date Analyzed:	07/13/02	ConCal:	WB21058
Sample Size:	13.500 g	Dilution Factor:	1	% Moisture:	6.0
Dry Weight:	12.690 g	Blank File:	W105902	% Lipid:	n/a
GC Column:	DB-5	Analyst:	JLD	% Solids:	94.0

Analytes	Conc. (pg/g)		TEF		Equivalent
2,3,7,8-TCDD	{0.09}	x	1.	=	0.09
1,2,3,7,8-PeCDD	{0.1}	x	0.5	=	0.05
1,2,3,4,7,8-HxCDD	{3.2}	x	0.1	=	0.32
1,2,3,6,7,8-HxCDD	3.1	x	0.1	=	0.31
1,2,3,7,8,9-HxCDD	{2.6}	x	0.1	=	0.26
1,2,3,4,6,7,8-HpCDD	34.2	x	0.01	=	0.342
1,2,3,4,6,7,8,9-OCDD	608	x	0.001	=	0.608
TOTAL PCDD					1.98
2,3,7,8-TCDF	175	x	0.1	=	17.5
1,2,3,7,8-PeCDF	140	x	0.05	=	7.00
2,3,4,7,8-PeCDF	272	x	0.5	=	136
1,2,3,4,7,8-HxCDF	1030	x	0.1	=	103.0
1,2,3,6,7,8-HxCDF	146	x	0.1	=	14.6
2,3,4,6,7,8-HxCDF	120	x	0.1	=	12.0
1,2,3,7,8,9-HxCDF	{3.0}	x	0.1	=	0.30
1,2,3,4,6,7,8-HpCDF	1200	x	0.01	=	12.00
1,2,3,4,7,8,9-HpCDF	301	x	0.01	=	3.01
1,2,3,4,6,7,8,9-OCDF	2090	x	0.001	=	2.090
TOTAL PCDF					308

Total EPA TEFs, 1989a: 309 pg/g

{...} indicates that the value is that of a Detection Limit.

GRY_TEF v1.08, MILES 4.22.16

Triangle Laboratories, Inc.®
2445 S. Alston Ave. • Durham, North Carolina 27713
Phone: (919) 544-5729 • Fax: (919) 544-5491

Printed: 13:08 07/17/02

Initial ....Date...

Data Review By: KW 7/17/02

Calculated Noise Height: 1.63

Page No. 1 Listing of W105903B.dbf
07/17/2002 Matched GC Peaks / Ratio / Ret. Time

Compound/ M_Z....	QC.Log	Omit	Why	..RT.	OK	Ratio	Total.Area/Ht	Area/Ht.Peak1	Area/Ht.Peak2	Rel.RT	Compound.Name..	ID..	Flags.
TCDF						0.65-0.89				0.881-1.072			
304-306		DC	NL			Height	18.89	10.90	7.99				
	MD	d	wl	23:28		0.77	9,140.00			0.882			
				24:02		0.70	3,434.45	1,413.86	2,020.59	0.904			
				24:15		0.70	1,588.09	654.35	933.74	0.912			
				24:39		0.69	8,860.65	3,618.36	5,242.29	0.927			
				24:59		0.75	16,915.64	7,233.25	9,682.39	0.939			
				25:20		0.67	19,539.10	7,860.70	11,678.40	0.952			
				25:36		0.73	13,873.41	5,855.87	8,017.54	0.962			
	M			25:55		0.71	12,550.00	5,230.00	7,320.00	0.974			
				26:13		0.71	12,948.25	5,376.13	7,572.12	0.986			
				26:27		0.69	4,681.31	1,912.11	2,769.20	0.994			
				26:37		0.73	45,375.50	19,147.50	26,228.00	1.001	2378-TCDF		AN
				26:48	RO	1.18	247.89	133.94	113.95	1.008			
				27:02		0.77	15,503.68	6,752.92	8,750.76	1.016			
				27:16		0.72	2,389.64	997.66	1,391.98	1.025			
				27:34		0.77	9,636.09	4,197.71	5,438.38	1.036			
				27:48		0.73	16,914.99	7,129.62	9,785.37	1.045			
				28:07		0.72	624.87	262.43	362.44	1.057			
				28:18		0.74	451.57	192.12	259.45	1.064			
				28:29		0.71	1,751.39	729.64	1,021.75	1.071			
		DC	WH	28:36		0.80	514.01			1.075			
		DC	WH	28:48		0.81	890.60			1.083			
304-306				18	Peaks		187,286.52						
13C12-TCDF						0.65-0.89				0.945-1.133			
316-318		DC	NL			Height	8.99	3.70	5.29				
		DC	WL	24:18		0.84	80.52			0.914			
		DC	WL	24:59	RO	0.49	41.75			0.939			
				25:43	RO	1.76	84.33	53.74	30.59	0.967			
				25:55		0.89	179.91	84.68	95.23	0.974			
				26:11		0.77	234.34	101.76	132.58	0.984			
		DC	SN	26:25	RO	0.46	26.10			0.993			
				26:36		0.73	21,940.74	9,283.94	12,656.80	1.000	13C12-2378-TCDF		ISO
						Height	6,343.28	2,698.06	3,645.22				
				26:57	RO	0.62	875.18	336.21	538.97	1.013			
				27:13		0.81	138.84	62.10	76.74	1.023			
				27:24	RO	0.34	87.64	22.47	65.17	1.030			
				27:55	RO	0.12	858.37	95.23	763.14	1.049			
				28:19	RO	0.33	29.61	7.29	22.32	1.065			
316-318				9	Peaks		24,428.96						

---------- Above: TCDF / TCDD Follows ----------

TCDD						0.65-0.89				0.905-1.043			
320-322		DC	NL			Height	5.20	2.07	3.13				
	D	D	SN	24:51		0.65	97.99			0.910	1368-TCDD		AN

Compound/ M_Z....	QC.Log	Omit	Why	..RT.	OK	Ratio	Total.Area/Ht	Area/Ht.Peak1	Area/Ht.Peak2	Rel.RT	Compound.Name..	ID..	Flags.
				25:29	RO	0.12	272.07	29.79	242.28	0.933			
				25:43	RO	0.37	260.86	70.97	189.89	0.942			
				25:55	RO	0.27	321.02	68.94	252.08	0.949			
				26:08	RO	0.37	281.82	75.77	206.05	0.957			
				26:25	RO	0.27	129.24	27.72	101.52	0.968			
	D	D	SN	26:59	RO	0.03	861.64			0.988			
	N			27:14	RO	0.24	608.32	116.85	491.47	0.998			
				27:27	RO	1.45	572.73	338.64	234.09	1.005			
				27:52	RO	1.98	7,380.47	4,904.12	2,476.35	1.021			
				28:19	RO	0.04	2,674.17	90.45	2,583.72	1.037			
320-322			9	Peaks			12,500.70						
37Cl-TCDD										0.927-1.073			
328		DC	NL			Height	20.68	20.68					
		DC	WL	24:58			2,078.45			0.915			
		DC	WL	25:13			613.99			0.924			
				25:20			2,245.60	2,245.60		0.928			
				25:42			10,342.30	10,342.30		0.941			
				25:58			227,941.00	227,941.00		0.951			
				26:24			7,211.99	7,211.99		0.967			
				26:33			3,352.26	3,352.26		0.973			
				26:55			1,820.67	1,820.67		0.986			
				27:14			21,401.50	21,401.50		0.998			
				27:20			2,980.73	2,980.73		1.001	37Cl-TCDD		CLS
				27:44			809,968.00	809,968.00		1.016			
				28:04			6,855.17	6,855.17		1.028			
				28:19			3,121.95	3,121.95		1.037			
				28:37			26,574.90	26,574.90		1.048			
				28:52			964.36	964.36		1.057			
328			13	Peaks			1,124,780.43						
13C12-TCDD						0.65-0.89				0.921-1.067			
332-334		DC	NL			Height	9.75	6.88	2.87				
				26:08		0.68	91.01	36.69	54.32	0.957			
				27:07		0.81	29,855.60	13,385.50	16,470.10	0.993	13C12-1234-TCDD		RS1
				27:18		0.77	21,982.05	9,534.35	12,447.70	1.000	13C12-2378-TCDD		IS1
						Height	6,728.92	3,000.00	3,728.92				
				27:44	RO	1.74	862.93	548.25	314.68	1.016			
				27:52	RO	1.12	153.10	80.90	72.20	1.021			
				28:04	RO	1.29	157.18	88.47	68.71	1.028			
				28:20		0.89	321.96	152.04	169.92	1.038			
				28:34	RO	0.97	397.10	195.39	201.71	1.046			
332-334			8	Peaks			53,820.93						

---------- Above: TCDD / PeCDF Follows ----------

PeCDF						1.32-1.78				0.912-1.037			
340-342		DC	NL			Height	7.23	4.79	2.44				
		DC	WL	28:18		1.47	1,202.34			0.909			
				28:25		1.50	18,636.91	11,168.80	7,468.11	0.913			
				28:36		1.51	9,528.26	5,739.47	3,788.79	0.919			
				28:48		1.48	29,147.60	17,390.90	11,756.70	0.925			

Compound/ M_Z....	QC.Log	Omit	Why	..RT.	OK	Ratio	Total.Area/Ht	Area/Ht.Peak1	Area/Ht.Peak2	Rel.RT	Compound.Name..	ID..	Flags.
				29:07	RO	1.82	669.40	431.66	237.74	0.935			
				29:13		1.51	9,854.15	5,932.79	3,921.36	0.938			
				29:38		1.43	80,524.90	47,355.30	33,169.60	0.952			
				29:49		1.51	80,788.70	48,664.00	32,124.70	0.958			
				30:00		1.47	17,946.51	10,694.80	7,251.71	0.964			
				30:12		1.51	11,789.93	7,091.96	4,697.97	0.970			
				30:22		1.48	67,493.10	40,263.10	27,230.00	0.975			
				30:27		1.59	21,857.54	13,431.70	8,425.84	1.001	12378-PeCDF		AN
				30:37		1.47	9,715.45	5,775.95	3,939.50	0.983			
				30:45		1.51	12,964.96	7,795.94	5,169.02	0.988			
				31:08		1.54	38,731.00	23,454.40	15,276.60	1.000	23478-PeCDF		AN
		X		31:21		1.54	22,728.22	13,795.70	8,932.52	1.007			
		X		31:30	RO	1.79	1,703.38	1,091.78	611.60	1.012			
		X		31:34	RO	1.89	1,085.08	710.14	374.94	1.014			
				31:45		1.61	5,247.23	3,237.33	2,009.90	1.020			
		X		31:53	RO	1.85	3,100.88	2,012.96	1,087.92	1.024			
				31:59		1.60	2,681.76	1,650.74	1,031.02	1.027			
				32:04		1.69	3,597.00	2,261.94	1,335.06	1.030			
				32:14	RO	3.26	441.68	337.91	103.77	1.035			
	DC		WH	32:34		1.74	1,398.75			1.046			
340-342			22	Peaks			450,233.64						
13C12-PeCDF				1.32-1.78						0.807-1.129			
352-354	DC	NL		Height			5.83	2.24	3.59				
				28:28	RO	0.14	816.75	97.24	719.51	0.914			
				28:36	RO	0.22	258.27	47.40	210.87	0.919			
				29:37	RO	0.18	618.89	94.25	524.64	0.951			
				29:49	RO	0.14	2,275.05	286.97	1,988.08	0.958			
				30:26		1.38	20,309.26	11,777.80	8,531.46	1.000	13C12-PeCDF 123		IS2
				Height			7,265.04	4,346.01	2,919.03				
				30:37	RO	0.25	1,102.09	220.95	881.14	0.983			
				31:08		1.49	18,876.27	11,308.00	7,568.27	1.000	13C12-PeCDF 234		IS3
				Height			6,235.84	3,805.80	2,430.04				
				31:45	RO	0.71	1,313.71	547.05	766.66	1.020			
				31:53	RO	0.80	812.02	361.93	450.09	1.024			
				32:04	RO	1.11	2,697.09	1,419.16	1,277.93	1.030			
352-354			10	Peaks			49,079.40						

---------- Above: PeCDF / PeCDD Follows ----------

PeCDD				1.32-1.78						0.940-1.021			
356-358	D	7C	NL	Height			20.44	1.77	18.67				
				29:48	RO	1.86	755.76	491.29	264.47	0.948			
				29:57	RO	0.06	5,102.47	286.70	4,815.77	0.952			
				30:08	RO	0.25	1,669.23	332.67	1,336.56	0.958			
				30:25	RO	0.03	12,948.03	320.73	12,627.30	0.967			
				30:58	RO	0.49	1,351.76	445.03	906.73	0.985			
				31:18	RO	0.00	275,761.46	40.46	275,721.00	0.995			E
	D	D	SN	31:30	RO	0.64	791.26			1.002	12378-PeCDD	AN	
	A			31:45		1.72	5,010.00	3,170.00	1,840.00	1.010			
				31:52		1.57	2,060.79	1,258.11	802.68	1.013			
				31:59	RO	0.46	8,140.92	2,560.33	5,580.59	1.017			

Compound/ M_Z....	QC.Log	Omit	Why	..RT.	OK	Ratio	Total.Area/Ht	Area/Ht.Peak1	Area/Ht.Peak2	Rel.RT	Compound.Name..	ID..	Flags.
	DC		WH	32:13	RO	0.51	8,232.35			1.024			
356-358			9 Peaks				312,800.42						
13C12-PeCDD				1.32-1.78						0.734-1.052			
368-370	DC	NL				Height	2.81	1.57	1.24				
				29:40	RO	3.77	98.32	77.70	20.62	0.943			
				29:51		1.43	159.43	93.73	65.70	0.949			
				30:06		1.62	341.46	211.05	130.41	0.957			
				30:11		1.57	448.40	274.04	174.36	0.960			
				30:24	RO	2.74	83.61	61.28	22.33	0.967			
				30:36	RO	1.08	215.07	111.80	103.27	0.973			
				30:42	RO	0.88	41.42	19.42	22.00	0.976			
				30:52	RO	0.70	92.01	37.81	54.20	0.981			
				31:05	RO	0.06	79.78	4.79	74.99	0.988			
				31:17	RO	4.05	425.18	340.96	84.22	0.995			
				31:27		1.52	12,993.86	7,835.43	5,158.43	1.000	13C12-PeCDD 123	IS4	
						Height	4,756.84	2,847.02	1,909.82				
				31:46	RO	2.00	232.02	154.76	77.26	1.010			
				32:01		1.63	349.21	216.40	132.81	1.018			
				32:06		1.51	2,685.57	1,616.59	1,068.98	1.021			
368-370			14 Peaks				18,245.34						
---------- Above: PeCDD / HxCDF Follows ----------													
HxCDF				1.05-1.43						0.930-1.008			
374-376	DC	NL				Height	338.66	192.80	145.86				
				32:49	RO	1.53	1,435.92	867.43	568.49	0.931			
				32:55		1.31	11,051.58	6,268.67	4,782.91	0.934			
				33:04		1.31	81,941.20	46,527.10	35,414.10	0.938			
				33:12		1.28	11,110.82	6,244.86	4,865.96	0.942			
				33:21		1.30	2,923.19	1,651.94	1,271.25	0.946			
				33:31		1.26	41,648.70	23,231.70	18,417.00	0.951			
				33:44		1.31	1,093.20	620.93	472.27	0.957			
				33:52		1.31	143,417.00	81,235.30	62,181.70	1.000	123478-HxCDF		AN
				33:58		1.32	23,368.70	13,289.20	10,079.50	1.000	123678-HxCDF		AN
				34:05		1.42	1,376.12	806.74	569.38	0.967			
				34:15		1.27	6,319.64	3,533.56	2,786.08	0.972			
				34:27		1.27	14,096.46	7,895.76	6,200.70	1.000	234678-HxCDF		AN
	KM		X	35:08		1.29	1,146.00	645.00	501.00	0.997			
	KM			35:12		1.22	799.00	439.00	360.00	0.999			
	AN			35:15	RO	1.03	357.00	181.00	176.00	1.000	123789-HxCDF		AN
	M			35:20		1.31	4,520.00	2,560.00	1,960.00	1.002			
374-376			16 Peaks				346,604.53						
13C12-HxCDF				0.43-0.59						0.879-1.106			
384-386	DC	NL				Height	104.45	32.94	71.51				
				32:49		0.49	421.25	138.03	283.22	0.931			
	DC	SN		33:00	RO	0.19	249.35			0.936			
				33:15		0.55	309.05	109.37	199.68	0.943			
				33:18		0.51	457.44	155.43	302.01	0.945			
				33:51		0.53	17,635.27	6,090.77	11,544.50	1.000	13C12-HxCDF 478	IS5	
						Height	6,252.27	2,096.76	4,155.51				

Compound/ M_Z....	QC.Log	Omit	Why	..RT.	OK	Ratio	Total.Area/Ht	Area/Ht.Peak1	Area/Ht.Peak2	Rel.RT	Compound.Name..	ID..	Flags.
				33:58		0.54	19,556.03	6,898.03	12,658.00	1.000	13C12-HxCDF 678	IS6	
						Height	6,425.54	2,281.50	4,144.04				
				34:27		0.54	15,391.06	5,427.24	9,963.82	1.000	13C12-HxCDF 234	IS7	
						Height	5,299.10	2,026.48	3,272.62				
				35:15		0.54	15,023.06	5,239.74	9,783.32	1.000	13C12-HxCDF 789	IS8	
						Height	4,848.70	1,734.74	3,113.96				
				35:34	RO	1.41	677.99	396.87	281.12	1.009			
		DC	SN	35:42	RO	0.71	259.52			1.013			
384-386				8 Peaks			69,471.15						

---------- Above: HxCDF / HxCDD Follows ----------

HxCDD						1.05-1.43				0.960-1.014			
390-392		DC	NL			Height	109.96	50.53	59.43				
				33:19	RO	0.34	5,113.89	1,284.97	3,828.92	0.962			
	K			33:36	RO	0.54	280.88	98.26	182.62	0.970			
		DC	SN	33:41	RO	1.79	369.64			0.972			
				34:02	RO	0.11	5,535.47	536.74	4,998.73	0.982			
	K			34:19	RO	4.04	278.50	223.22	55.28	0.990			
	A			34:24	RO	2.57	240.40	173.00	67.40	0.993			
	AN			34:34	RO	1.81	254.50	164.00	90.50	1.000	123478-HxCDD	AN	
	AN			34:39		1.36	274.00	158.00	116.00	1.000	123678-HxCDD	AN	J
	MK			34:53	RO	2.12	537.00	365.00	172.00	1.007			
	AN			34:58	RO	1.48	224.30	134.00	90.30	1.009	123789-HxCDD	AN	
		DC	SN	35:08		1.27	392.06			1.014			
		DC	WH	35:12	RO	2.46	886.86			1.016			
		DC	WH	35:26	RO	0.83	2,874.65			1.023			
390-392				9 Peaks			12,738.94						
13C12-HxCDD						1.05-1.43				0.983-1.041			
402-404		DC	NL			Height	56.89	25.29	31.60				
		DC	WL	33:19		1.23	7,858.52			0.964			
		DC	WL	33:42		1.08	2,800.40			0.975			
		DC	WL	33:52		1.14	1,408.96			0.980			
				34:34		1.24	10,784.55	5,968.17	4,816.38	1.000	13C12-HxCDD 478	IS9	
						Height	3,539.70	1,912.15	1,627.55				
				34:39		1.11	12,830.66	6,755.14	6,075.52	1.000	13C12-HxCDD 678	IS10	
						Height	4,147.88	2,239.55	1,908.33				
				34:52		1.08	1,231.89	638.22	593.67	1.009			
				34:58		1.19	17,513.66	9,520.58	7,993.08	1.012	13C12-HxCDD 789	RS2	
		DC	SN	35:16	RO	0.34	125.95			1.020			
				35:25		1.12	924.75	488.32	436.43	1.025			
				35:29		1.20	1,378.45	751.62	626.83	1.027			
402-404				6 Peaks			44,663.96						

---------- Above: HxCDD / HpCDF Follows ----------

HpCDF						0.88-1.20				0.955-1.005			
408-410				36:55		1.08	131,798.20	68,436.80	63,361.40	1.000	1234678-HpCDF	AN	
			X	37:12		1.03	5,086.23	2,583.25	2,502.98	0.967			
				37:21		1.09	93,579.00	48,726.30	44,852.70	0.971			
				38:30		1.09	23,101.60	12,042.40	11,059.20	1.001	1234789-HpCDF	AN	

```
Compound/
M_Z.... QC.Log Omit Why ..RT. OK Ratio Total.Area/Ht Area/Ht.Peak1 Area/Ht.Peak2 Rel.RT Compound.Name.. ID.. Flags.

       T        DC  WH  40:00      1.03         91.35                                  1.040
408-410               4 Peaks               253,565.03

13C12-HpCDF                      0.37-0.51                                     0.857-1.143
418-420          DC  NL           Height         36.99         12.87         24.12
                 DC  SN  36:45      0.37         63.45                                 0.955
                         36:55      0.43     11,555.81      3,483.70      8,072.11  1.000 13C12-HpCDF 678 IS11
                                  Height      3,415.51      1,027.53      2,387.98
                         37:20 RO   0.72        709.57        296.45        413.12  0.971
                 DC  SN  37:30 RO   0.77        147.20                              0.975
                         37:52 RO   0.89        383.16        180.08        203.08  0.984
                         38:00 RO   0.74        180.10         76.73        103.37  0.988
                         38:28      0.45      8,135.39      2,543.51      5,591.88  1.000 13C12-HpCDF 789 IS12
                                  Height      2,024.77        607.50      1,417.27
                         38:47 RO   0.84        499.18        228.03        271.15  1.008
                 DC  SN  38:54 RO   0.57         75.78                              1.011
418-420               6 Peaks               21,463.21

                 ---------------------- Above: HpCDF / HpCDD Follows ---------------------

HpCDD                            0.88-1.20                                     0.976-1.005
424-426          DC  NL           Height         28.73         14.36         14.37
                         37:13      1.05      1,626.62        833.30        793.32  0.980
                 DC  SN  37:20 RO   1.30         43.77                              0.983
                 DC  SN  37:42      1.17         94.08                              0.993
       M                 37:58      0.99      1,675.00        834.00        841.00  1.000 1234678-HpCDD    AN
424-426               2 Peaks                3,301.62

13C12-HpCDD                      0.88-1.20                                     0.868-1.079
436-438          DC  NL           Height         56.19         32.75         23.44
                         37:13      0.96      1,453.81        712.73        741.08  0.980
                 DC  SN  37:19 RO   1.30         94.51                              0.983
                         37:58      1.08      7,648.03      3,978.61      3,669.42  1.000 13C12-HpCDD 678 IS13
                                  Height      2,167.59      1,081.67      1,085.92
                         38:09 RO   2.10        536.58        363.69        172.89  1.005
                 DC  SN  38:27 RO   3.48        210.30                              1.013
436-438               3 Peaks                9,638.42

                 ---------------------- Above: HpCDD / Octa-CDD and CDF Follows ----------

OCDF                             0.76-1.02                                     0.952-1.048
442-444          DC  NL           Height          6.13          3.78          2.35
                 DC  WL  36:38      0.79        373.36                              0.879
                 DC  WL  37:36 RO   0.34        298.29                              0.902
                 DC  WL  39:19 RO   0.30        129.46                              0.943
                         41:05 RO   1.67         84.64         52.89         31.75  0.986
                         41:55      0.94     75,893.60     36,689.60     39,204.00  1.006 OCDF             AN
442-444               2 Peaks               75,978.24

OCDD                             0.76-1.02                                     0.952-1.048
458-460          DC  NL           Height          4.22          2.19          2.03
                         41:42      0.78     17,447.22      7,654.70      9,792.52  1.000 OCDD             AN
```

Listing of W105903B.dbf
Matched GC Peaks / Ratio / Ret. Time

Compound/ M_Z....	QC.Log	Omit	Why	..RT.	OK	Ratio	Total.Area/Ht	Area/Ht.Peak1	Area/Ht.Peak2	Rel.RT	Compound.Name..	ID..	Flags.
				41:54	RO	1.07	140.65	72.68	67.97	1.005			
458-460				2 Peaks			17,587.87						
13C12-OCDD						0.76-1.02				0.997-1.005			
470-472		DC	NL			Height	24.26	16.05	8.21				
				41:41		0.87	8,611.88	4,012.21	4,599.67	1.000	13C12-OCDD	IS14	
						Height	1,797.80	782.01	1,015.79				
		DC	WH	42:08	RO	2.01	983.59			1.011			
470-472				1 Peak			8,611.88						

Column Description.....	"Why" Code Description.....	QC Log Desc.....
M_Z -Nominal Ion Mass(es)	WL-Below Retention Time Window	A-Peak Added
..RT. -Retention Time (mm:ss)	WH-Above Retention Time Window	K-Peak Kept
Rat.1 -Ratio of M/M+2 Ions	SN-Below Signal to Noise Level	D-Peak Deleted
OK -RO=Ratio Outside Limits	<M-Below Method Detection Limit	T-Time Changed
Rel.RT-Relative Retention Time	NL-Channel Specific Noise Level	M-Peak Area Changed
		N-Name Changed
		X-Ether Interference

*** End of Report ***

File:W1059 #1-797 Acq:13-JUL-2002 13:51:27 GC EI+ Voltage SIR 70S Noise:13620
303.9016 S:3 F:2 BSUB(256,30,-3.0) PKD(9,5,3,0.10%,54480.0,1.00%,F,T) Exp:NDB5US
TRIANGLE LABS Text:TTLI#57752C DF-DP-695 0-0.5

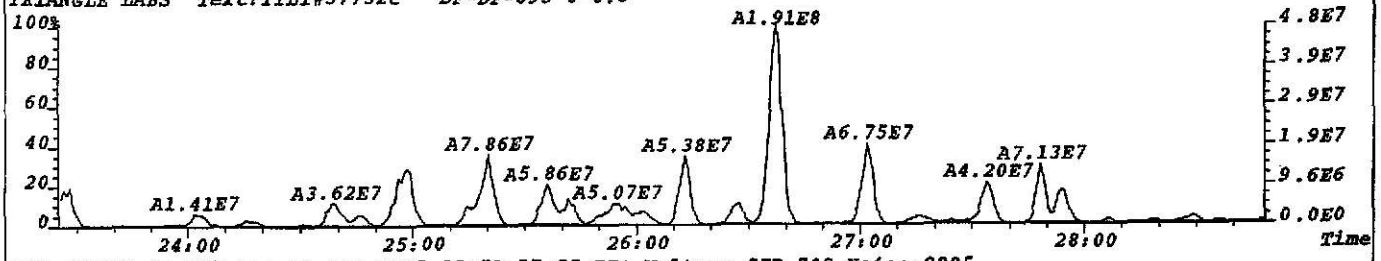

File:W1059 #1-797 Acq:13-JUL-2002 13:51:27 GC EI+ Voltage SIR 70S Noise:9985
305.8987 S:3 F:2 BSUB(256,30,-3.0) PKD(9,5,3,0.10%,39940.0,1.00%,F,T) Exp:NDB5US
TRIANGLE LABS Text:TTLI#57752C DF-DP-695 0-0.5

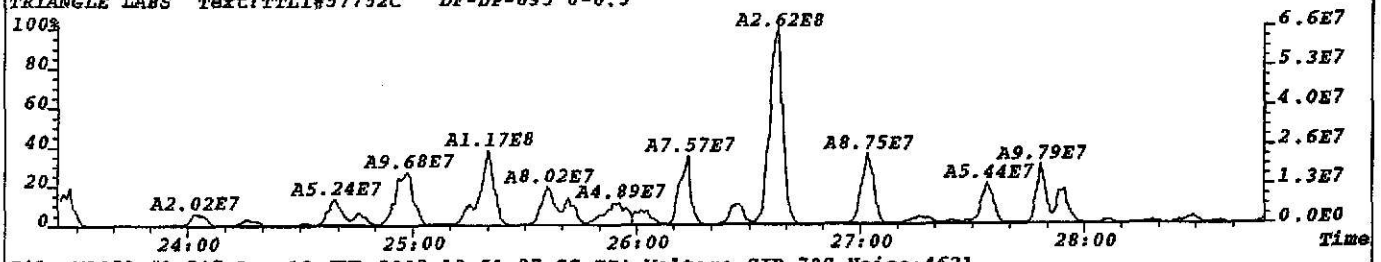

File:W1059 #1-797 Acq:13-JUL-2002 13:51:27 GC EI+ Voltage SIR 70S Noise:4621
315.9419 S:3 F:2 BSUB(256,30,-3.0) PKD(9,5,3,0.10%,18484.0,1.00%,F,T) Exp:NDB5US
TRIANGLE LABS Text:TTLI#57752C DF-DP-695 0-0.5

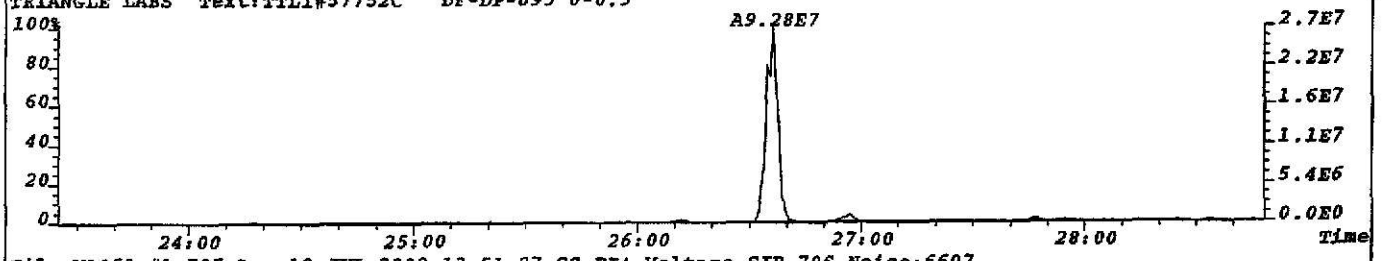

File:W1059 #1-797 Acq:13-JUL-2002 13:51:27 GC EI+ Voltage SIR 70S Noise:6607
317.9389 S:3 F:2 BSUB(256,30,-3.0) PKD(9,5,3,0.10%,26428.0,1.00%,F,T) Exp:NDB5US
TRIANGLE LABS Text:TTLI#57752C DF-DP-695 0-0.5

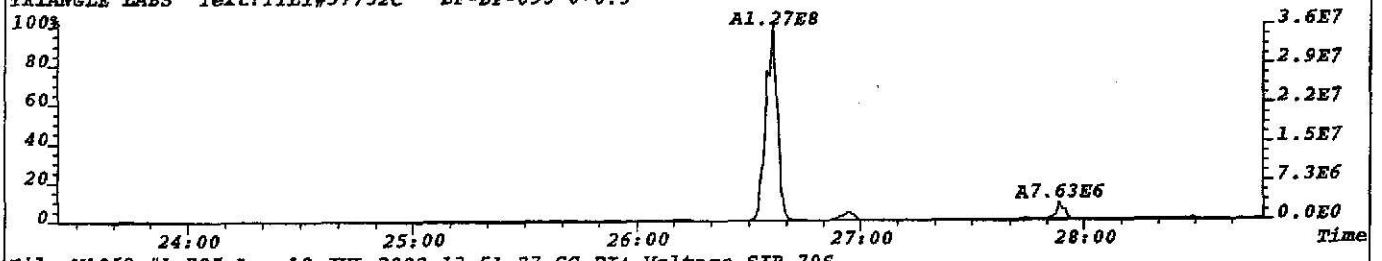

File:W1059 #1-797 Acq:13-JUL-2002 13:51:27 GC EI+ Voltage SIR 70S
330.9792 S:3 F:2 Exp:NDB5US
TRIANGLE LABS Text:TTLI#57752C DF-DP-695 0-0.5

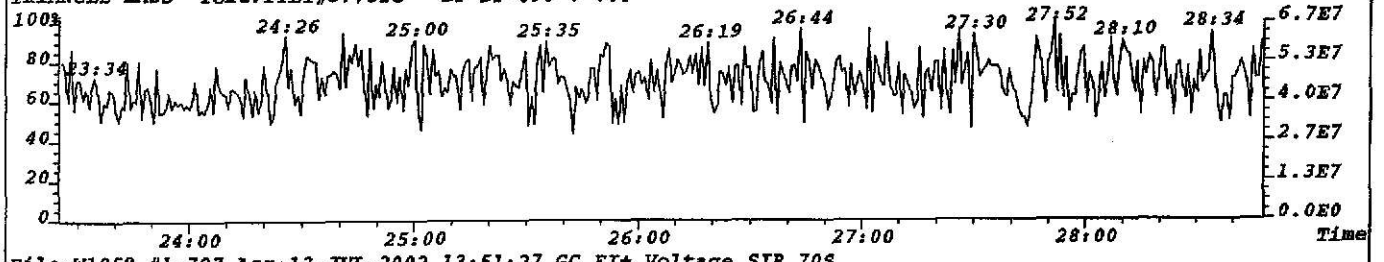

File:W1059 #1-797 Acq:13-JUL-2002 13:51:27 GC EI+ Voltage SIR 70S
375.8364 S:3 F:2 Exp:NDB5US
TRIANGLE LABS Text:TTLI#57752C DF-DP-695 0-0.5

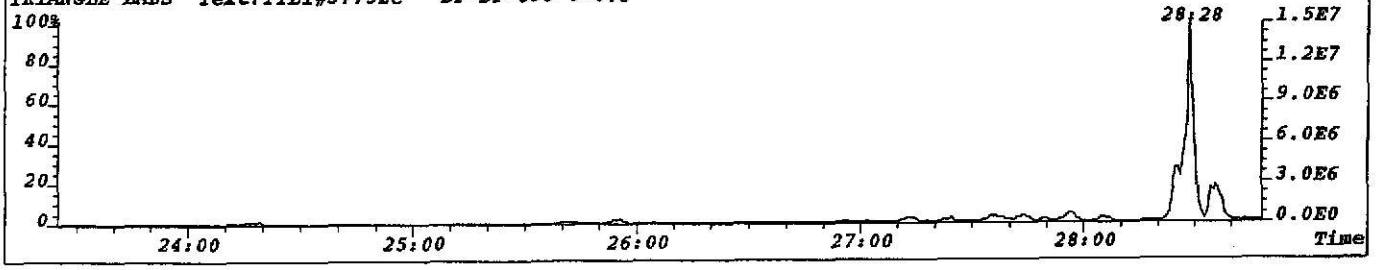

File:W1059 #1-797 Acq:13-JUL-2002 13:51:27 GC EI+ Voltage SIR 70S Noise:2583
319.8965 S:3 F:2 BSUB(256,30,-3.0) PKD(7,5,3,0.10%,10332.0,1.00%,F,T) Exp:NDB5US
TRIANGLE LABS Text:TTLI#57752C DF-DP-695 0-0.5



File:W1059 #1-797 Acq:13-JUL-2002 13:51:27 GC EI+ Voltage SIR 70S Noise:3909
321.8936 S:3 F:2 BSUB(256,30,-3.0) PKD(7,5,3,0.10%,15636.0,1.00%,F,T) Exp:NDB5US
TRIANGLE LABS Text:TTLI#57752C DF-DP-695 0-0.5

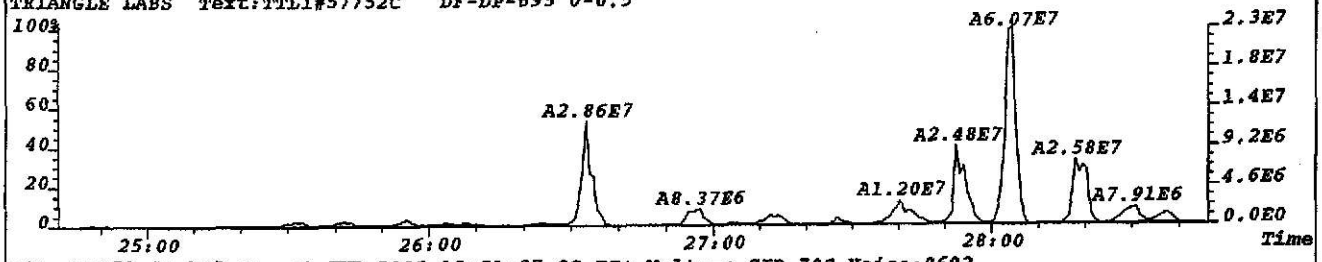

File:W1059 #1-797 Acq:13-JUL-2002 13:51:27 GC EI+ Voltage SIR 70S Noise:8602
331.9368 S:3 F:2 BSUB(256,30,-3.0) PKD(7,5,3,0.10%,34408.0,1.00%,F,T) Exp:NDB5US
TRIANGLE LABS Text:TTLI#57752C DF-DP-695 0-0.5

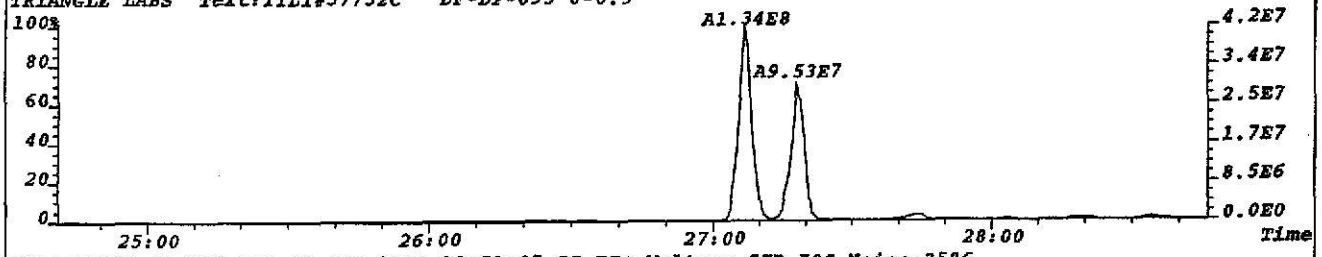

File:W1059 #1-797 Acq:13-JUL-2002 13:51:27 GC EI+ Voltage SIR 70S Noise:3586
333.9338 S:3 F:2 BSUB(256,30,-3.0) PKD(7,5,3,0.10%,14344.0,1.00%,F,T) Exp:NDB5US
TRIANGLE LABS Text:TTLI#57752C DF-DP-695 0-0.5

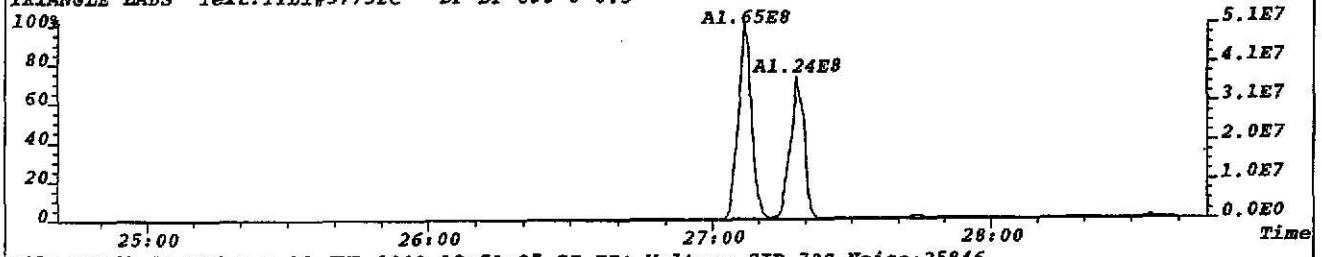

File:W1059 #1-797 Acq:13-JUL-2002 13:51:27 GC EI+ Voltage SIR 70S Noise:25846
327.8847 S:3 F:2 BSUB(256,30,-3.0) PKD(7,5,3,0.10%,103384.0,1.00%,F,T) Exp:NDB5US
TRIANGLE LABS Text:TTLI#57752C DF-DP-695 0-0.5

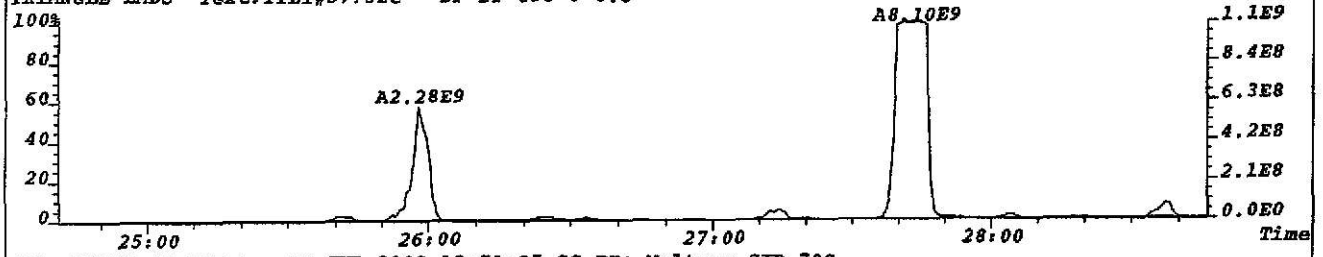

File:W1059 #1-797 Acq:13-JUL-2002 13:51:27 GC EI+ Voltage SIR 70S
330.9792 S:3 F:2 Exp:NDB5US
TRIANGLE LABS Text:TTLI#57752C DF-DP-695 0-0.5

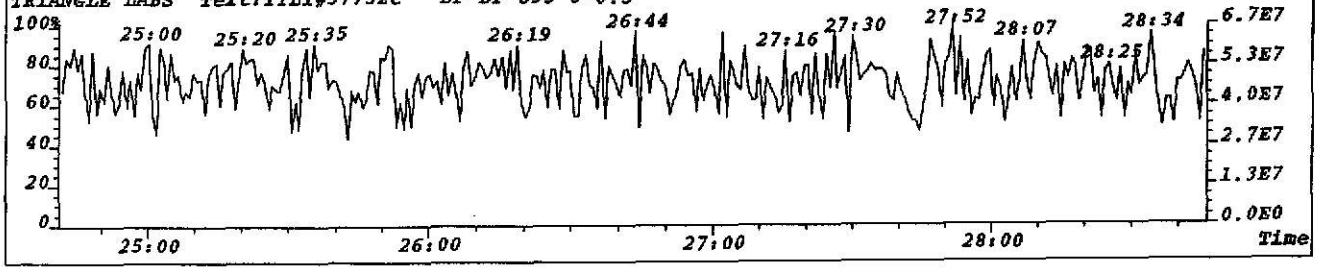

File:W1059 #1-797 Acq:13-JUL-2002 13:51:27 GC EI+ Voltage SIR 70S Noise:5988
339.8597 S:3 F:2 BSUB(256,30,-3.0) PKD(7,5,3,0.10%,23952.0,1.00%,F,T) Exp:NDB5US
TRIANGLE LABS Text:TTLI#57752C DF-DP-695 0-0.5

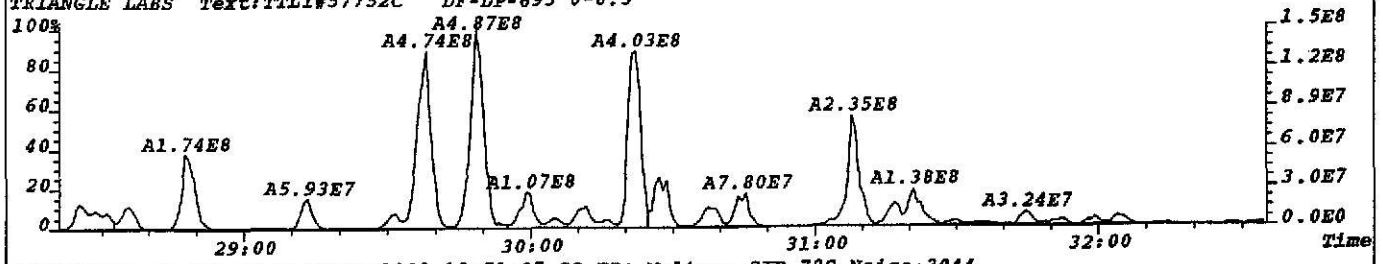

File:W1059 #1-797 Acq:13-JUL-2002 13:51:27 GC EI+ Voltage SIR 70S Noise:3044
341.8567 S:3 F:2 BSUB(256,30,-3.0) PKD(7,5,3,0.10%,12176.0,1.00%,F,T) Exp:NDB5US
TRIANGLE LABS Text:TTLI#57752C DF-DP-695 0-0.5

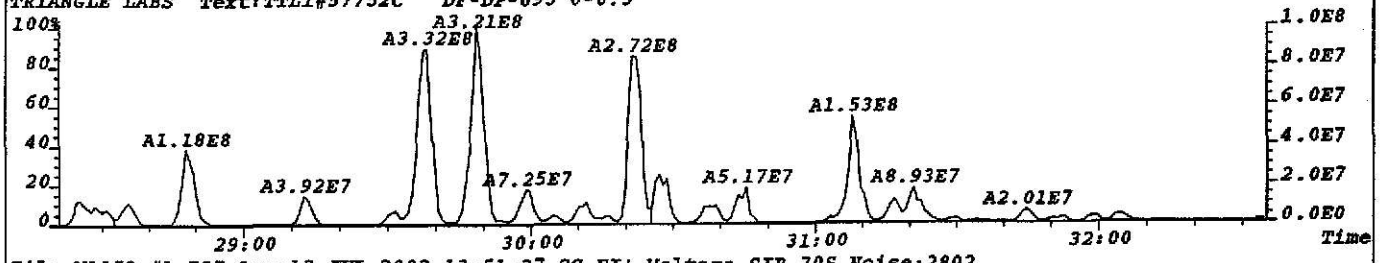

File:W1059 #1-797 Acq:13-JUL-2002 13:51:27 GC EI+ Voltage SIR 70S Noise:2802
351.9000 S:3 F:2 BSUB(256,30,-3.0) PKD(7,5,3,0.10%,11208.0,1.00%,F,T) Exp:NDB5US
TRIANGLE LABS Text:TTLI#57752C DF-DP-695 0-0.5

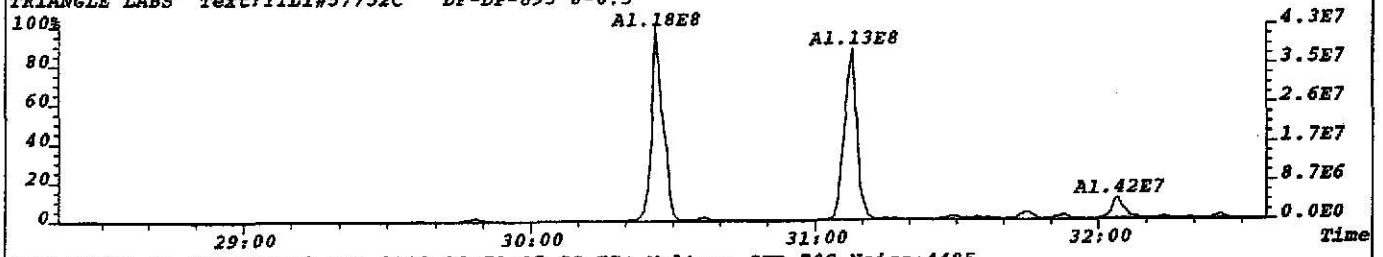

File:W1059 #1-797 Acq:13-JUL-2002 13:51:27 GC EI+ Voltage SIR 70S Noise:4485
353.8970 S:3 F:2 BSUB(256,30,-3.0) PKD(7,5,3,0.10%,17940.0,1.00%,F,T) Exp:NDB5US
TRIANGLE LABS Text:TTLI#57752C DF-DP-695 0-0.5

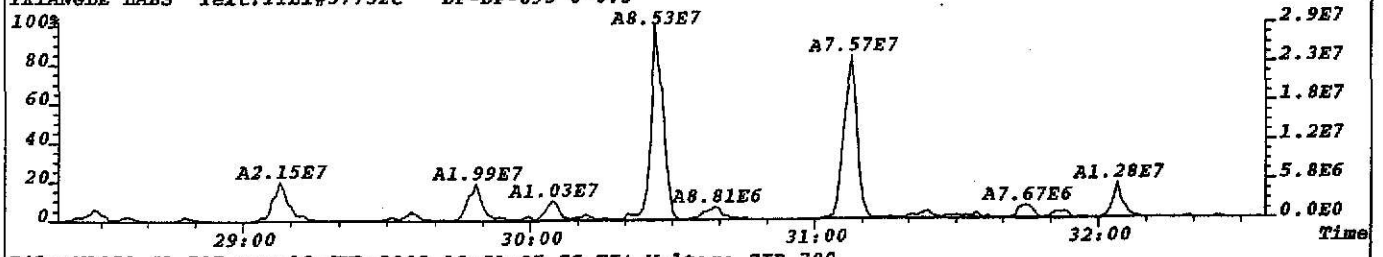

File:W1059 #1-797 Acq:13-JUL-2002 13:51:27 GC EI+ Voltage SIR 70S
330.9792 S:3 F:2 Exp:NDB5US
TRIANGLE LABS Text:TTLI#57752C DF-DP-695 0-0.5

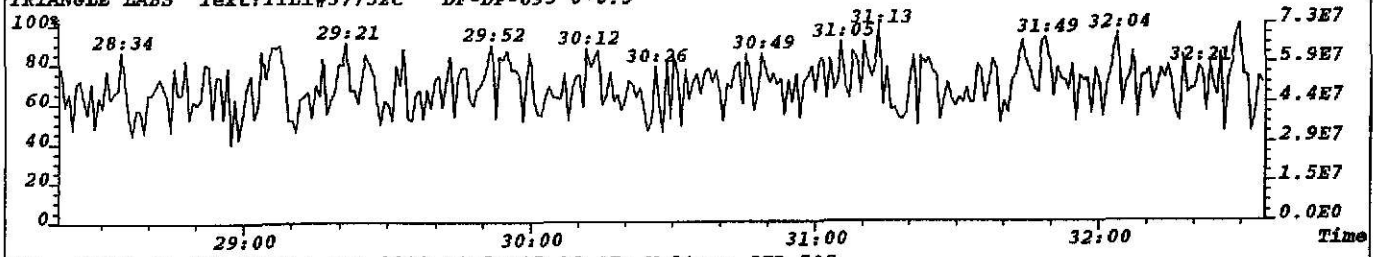

File:W1059 #1-797 Acq:13-JUL-2002 13:51:27 GC EI+ Voltage SIR 70S
409.7974 S:3 F:2 Exp:NDB5US
TRIANGLE LABS Text:TTLI#57752C DF-DP-695 0-0.5

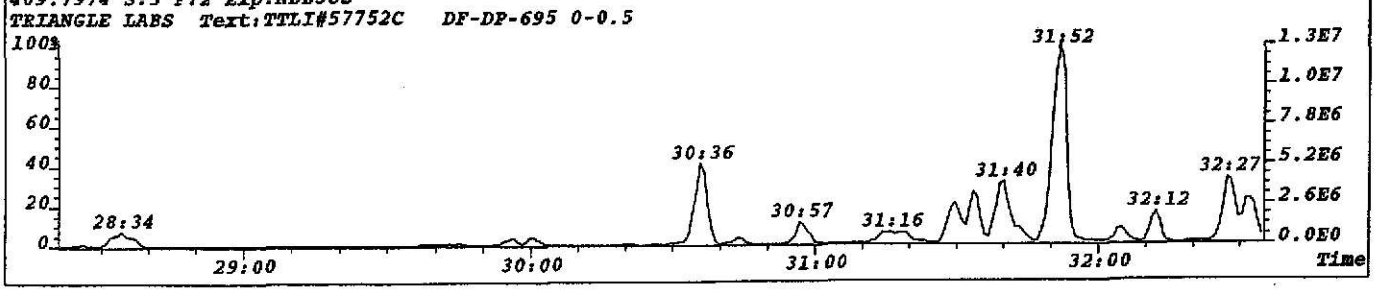

File:W1059 #1-797 Acq:13-JUL-2002 13:51:27 GC EI+ Voltage SIR 70S
355.8546 S:3 F:2 BSUB(256,30,-3.0) PKD(5,5,3,0.05%,8856.0,1.00%,F,T) Exp:NDB5US Noise:2214
Sample Text:TTLI#57752C DF-DP-695 0-0.5 File Text:TRIANGLE LABORATORIES, INC.

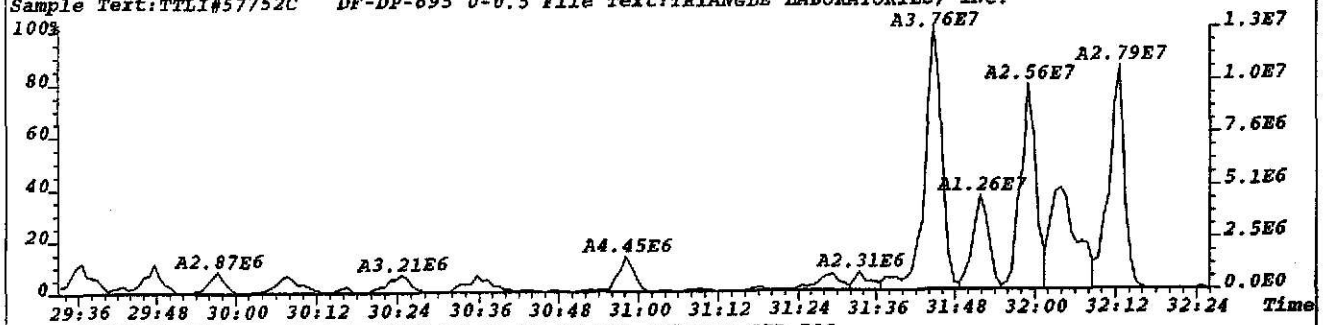

File:W1059 #1-797 Acq:13-JUL-2002 13:51:27 GC EI+ Voltage SIR 70S
357.8516 S:3 F:2 BSUB(256,30,-3.0) PKD(5,5,3,0.05%,93360.0,1.00%,F,T) Exp:NDB5US Noise:23340
Sample Text:TTLI#57752C DF-DP-695 0-0.5 File Text:TRIANGLE LABORATORIES, INC.

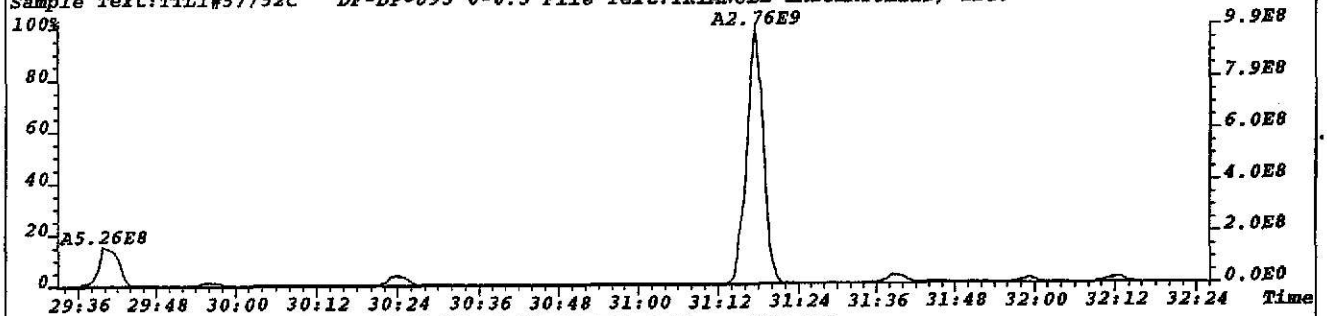

File:W1059 #1-797 Acq:13-JUL-2002 13:51:27 GC EI+ Voltage SIR 70S
367.8949 S:3 F:2 BSUB(256,30,-3.0) PKD(5,5,3,0.05%,7844.0,1.00%,F,T) Exp:NDB5US Noise:1961
Sample Text:TTLI#57752C DF-DP-695 0-0.5 File Text:TRIANGLE LABORATORIES, INC.

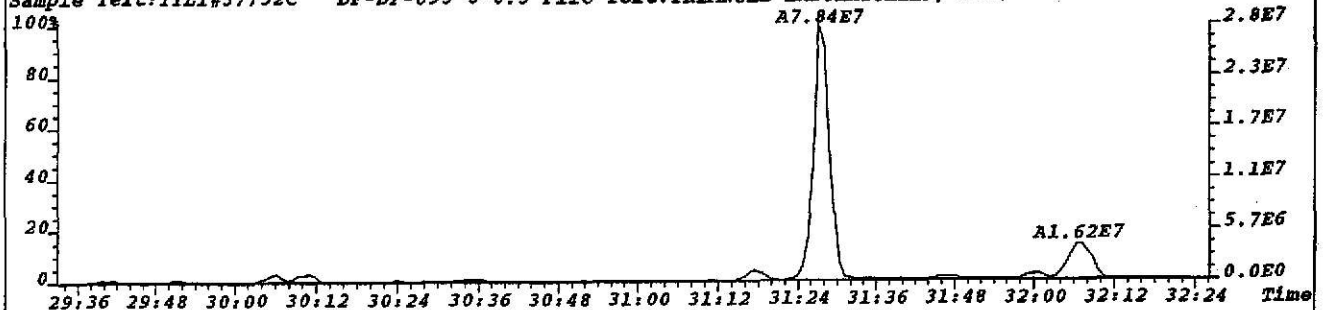

File:W1059 #1-797 Acq:13-JUL-2002 13:51:27 GC EI+ Voltage SIR 70S
369.8919 S:3 F:2 BSUB(256,30,-3.0) PKD(5,5,3,0.05%,6212.0,1.00%,F,T) Exp:NDB5US Noise:1553
Sample Text:TTLI#57752C DF-DP-695 0-0.5 File Text:TRIANGLE LABORATORIES, INC.

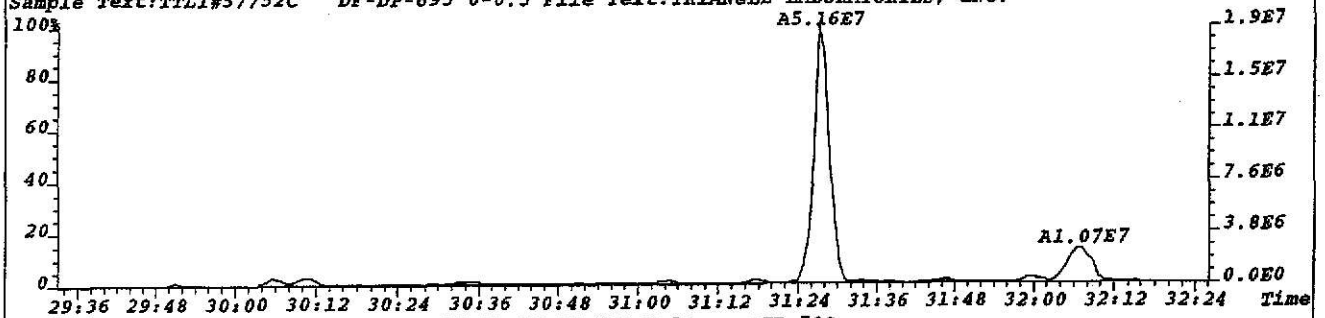

File:W1059 #1-797 Acq:13-JUL-2002 13:51:27 GC EI+ Voltage SIR 70S
330.9792 S:3 F:2 Exp:NDB5US
Sample Text:TTLI#57752C DF-DP-695 0-0.5 File Text:TRIANGLE LABORATORIES, INC.

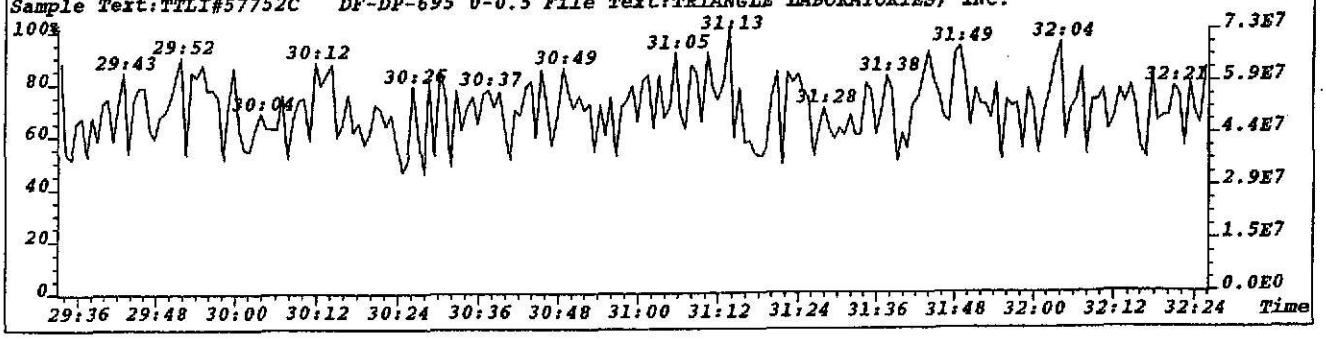

File:W1059 #1-423 Acq:13-JUL-2002 13:51:27 GC EI+ Voltage SIR 70S Noise:241004
373.8208 S:3 F:3 BSUB(256,30,-3.0) PKD(7,5,3,0.10%,964016.0,1.00%,F,T) Exp:NDB5US
TRIANGLE LABS Text:TTLI#57752C DF-DP-695 0-0.5

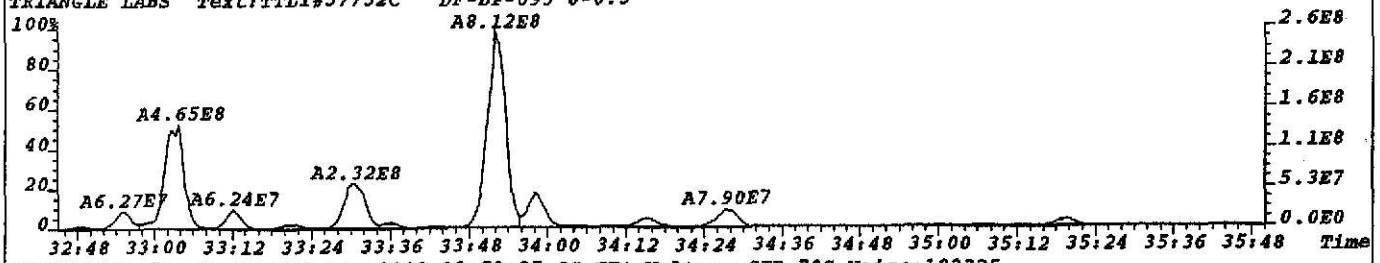

File:W1059 #1-423 Acq:13-JUL-2002 13:51:27 GC EI+ Voltage SIR 70S Noise:182325
375.8178 S:3 F:3 BSUB(256,30,-3.0) PKD(7,5,3,0.10%,729300.0,1.00%,F,T) Exp:NDB5US
TRIANGLE LABS Text:TTLI#57752C DF-DP-695 0-0.5

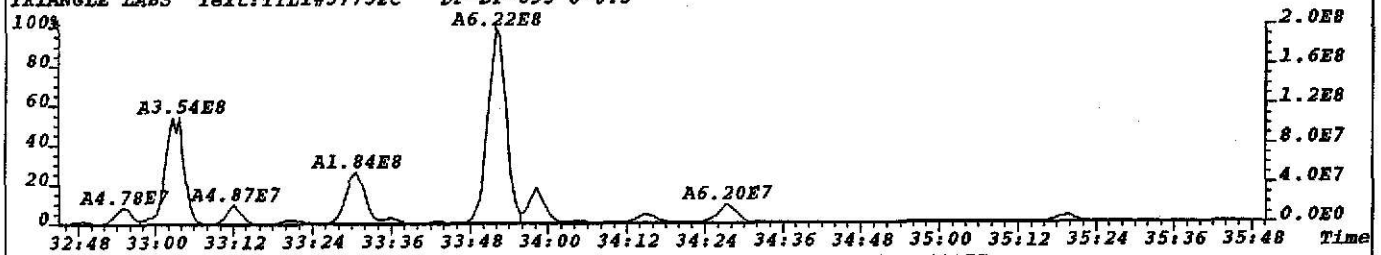

File:W1059 #1-423 Acq:13-JUL-2002 13:51:27 GC EI+ Voltage SIR 70S Noise:41177
383.8639 S:3 F:3 BSUB(256,30,-3.0) PKD(7,5,3,0.10%,164708.0,1.00%,F,T) Exp:NDB5US
TRIANGLE LABS Text:TTLI#57752C DF-DP-695 0-0.5

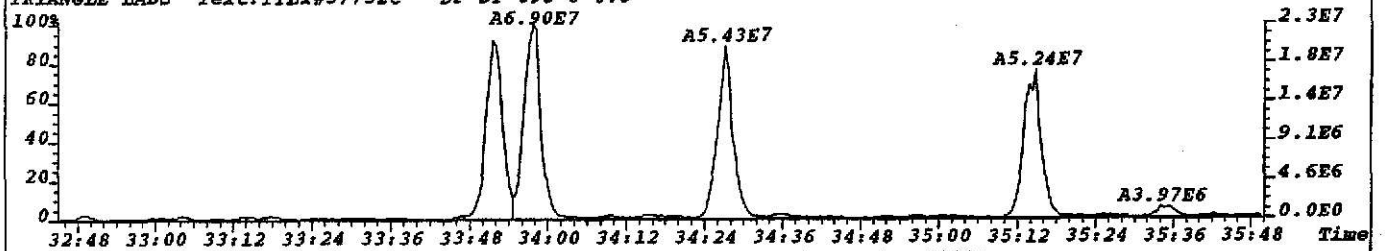

File:W1059 #1-423 Acq:13-JUL-2002 13:51:27 GC EI+ Voltage SIR 70S Noise:89392
385.8610 S:3 F:3 BSUB(256,30,-3.0) PKD(7,5,3,0.10%,357568.0,1.00%,F,T) Exp:NDB5US
TRIANGLE LABS Text:TTLI#57752C DF-DP-695 0-0.5

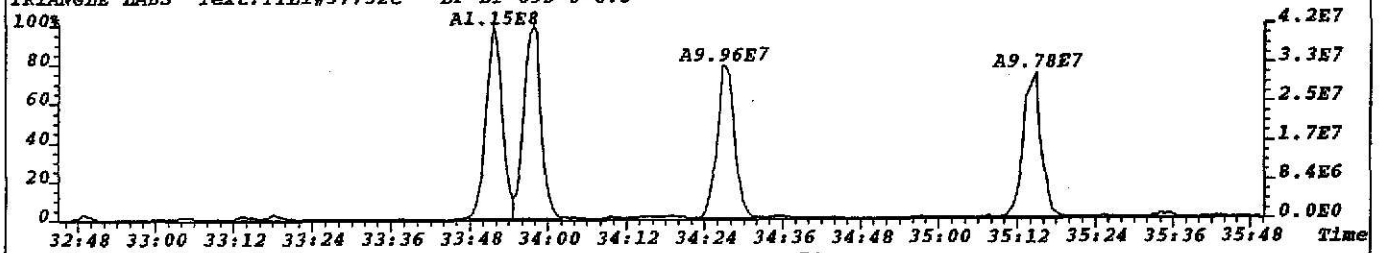

File:W1059 #1-423 Acq:13-JUL-2002 13:51:27 GC EI+ Voltage SIR 70S
392.9760 S:3 F:3 Exp:NDB5US
TRIANGLE LABS Text:TTLI#57752C DF-DP-695 0-0.5

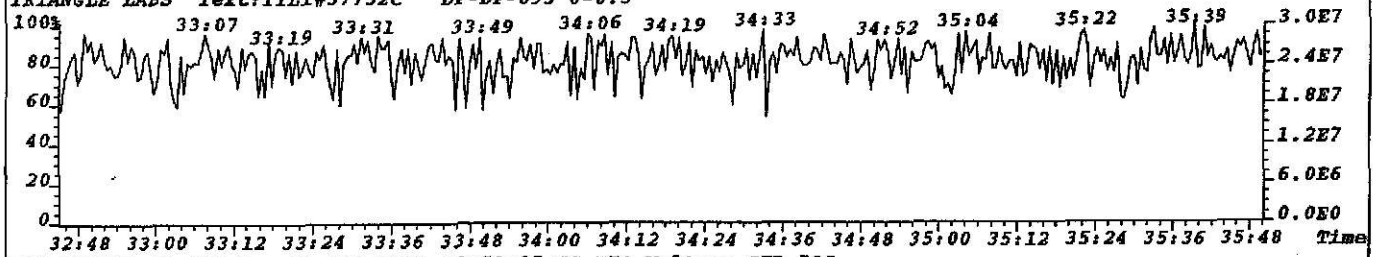

File:W1059 #1-423 Acq:13-JUL-2002 13:51:27 GC EI+ Voltage SIR 70S
445.7555 S:3 F:3 Exp:NDB5US
TRIANGLE LABS Text:TTLI#57752C DF-DP-695 0-0.5

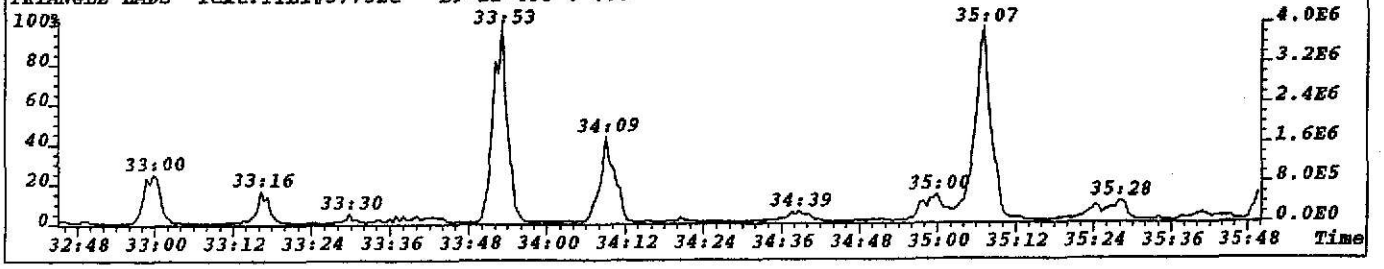

File:W1059 #1-423 Acq:13-JUL-2002 13:51:27 GC EI+ Voltage SIR 70S
389.8156 S:3 F:3 BSUB(256,30,-3.0) PKD(7,5,3,0.10%,252668.0,1.00%,F,T) Exp:NDB5US Noise:63167
Sample Text:TTLI#57752C DF-DP-695 0-0.5 File Text:TRIANGLE LABORATORIES, INC.

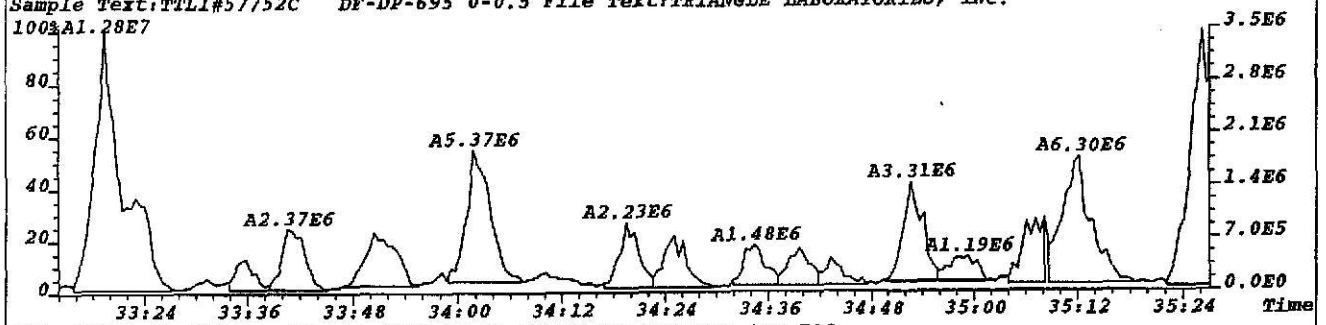

File:W1059 #1-423 Acq:13-JUL-2002 13:51:27 GC EI+ Voltage SIR 70S
391.8127 S:3 F:3 BSUB(256,30,-3.0) PKD(7,5,3,0.10%,297156.0,1.00%,F,T) Exp:NDB5US Noise:74289
Sample Text:TTLI#57752C DF-DP-695 0-0.5 File Text:TRIANGLE LABORATORIES, INC.

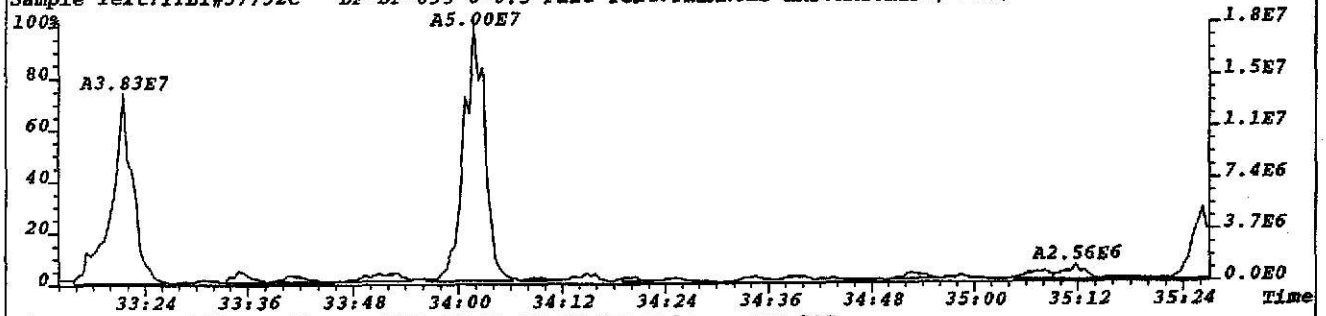

File:W1059 #1-423 Acq:13-JUL-2002 13:51:27 GC EI+ Voltage SIR 70S
401.8558 S:3 F:3 BSUB(256,30,-3.0) PKD(7,5,3,0.10%,126428.0,1.00%,F,T) Exp:NDB5US Noise:31607
Sample Text:TTLI#57752C DF-DP-695 0-0.5 File Text:TRIANGLE LABORATORIES, INC.

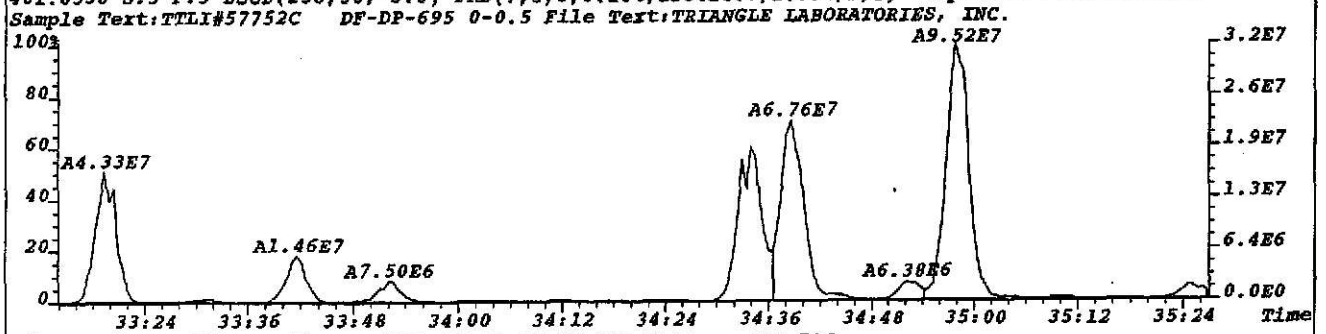

File:W1059 #1-423 Acq:13-JUL-2002 13:51:27 GC EI+ Voltage SIR 70S
403.8529 S:3 F:3 BSUB(256,30,-3.0) PKD(7,5,3,0.10%,157988.0,1.00%,F,T) Exp:NDB5US Noise:39497
Sample Text:TTLI#57752C DF-DP-695 0-0.5 File Text:TRIANGLE LABORATORIES, INC.

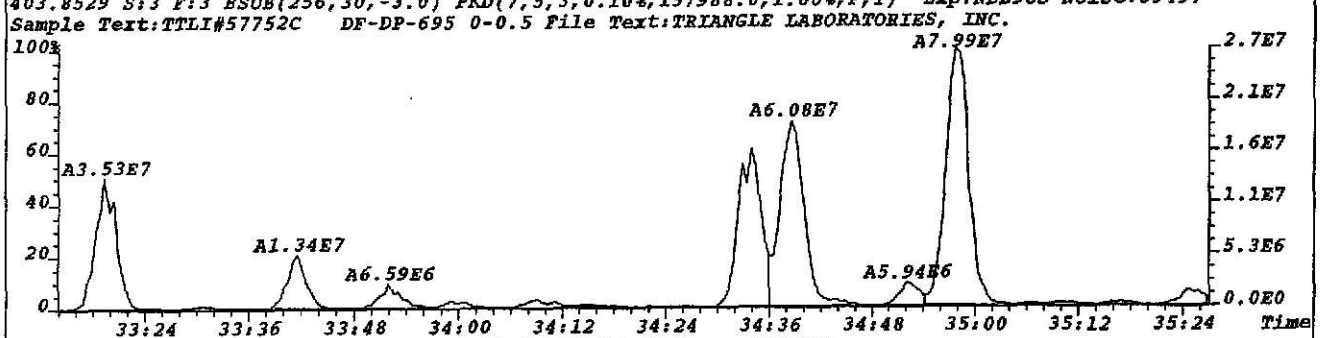

File:W1059 #1-423 Acq:13-JUL-2002 13:51:27 GC EI+ Voltage SIR 70S
392.9760 S:3 F:3 Exp:NDB5US
Sample Text:TTLI#57752C DF-DP-695 0-0.5 File Text:TRIANGLE LABORATORIES, INC.

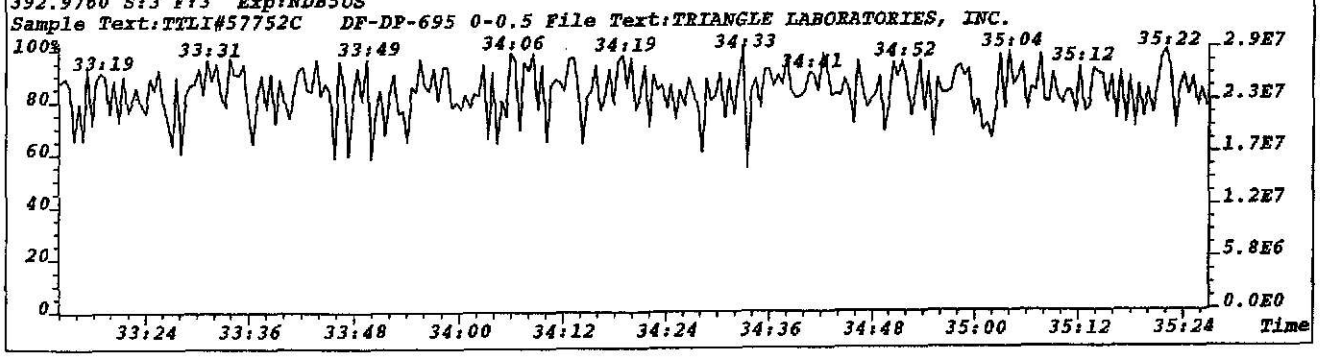

File:W1059 #1-674 Acq:13-JUL-2002 13:51:27 GC EI+ Voltage SIR 70S Noise:23191
407.7818 S:3 F:4 BSUB(256,30,-3.0) PKD(7,5,3,0.10%,92764.0,1.00%,F,T) Exp:NDB5US
TRIANGLE LABS Text:TTLI#57752C DF-DP-695 0-0.5

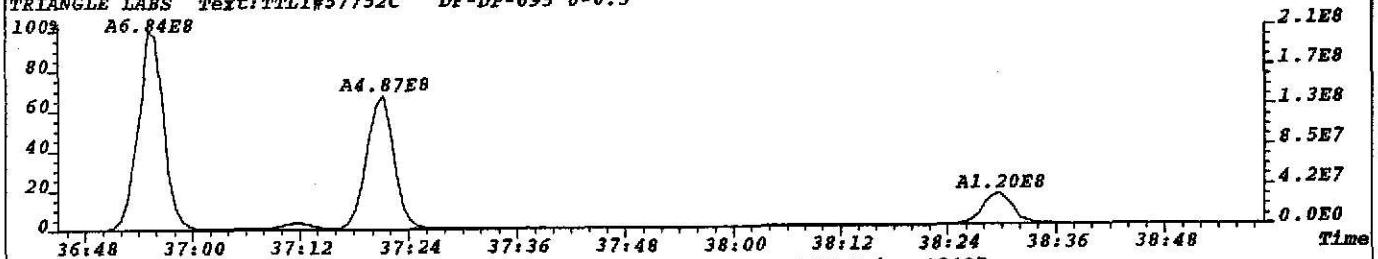

File:W1059 #1-674 Acq:13-JUL-2002 13:51:27 GC EI+ Voltage SIR 70S Noise:22487
409.7789 S:3 F:4 BSUB(256,30,-3.0) PKD(7,5,3,0.10%,89948.0,1.00%,F,T) Exp:NDB5US
TRIANGLE LABS Text:TTLI#57752C DF-DP-695 0-0.5

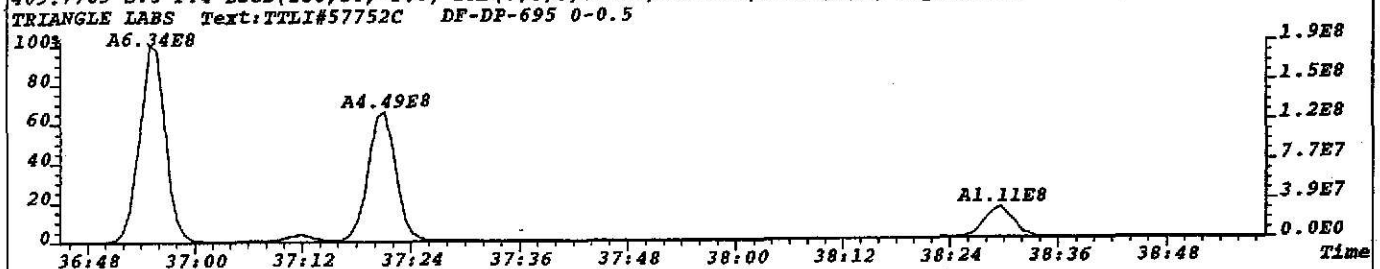

File:W1059 #1-674 Acq:13-JUL-2002 13:51:27 GC EI+ Voltage SIR 70S Noise:16083
417.8253 S:3 F:4 BSUB(256,30,-3.0) PKD(7,5,3,0.10%,64332.0,1.00%,F,T) Exp:NDB5US
TRIANGLE LABS Text:TTLI#57752C DF-DP-695 0-0.5

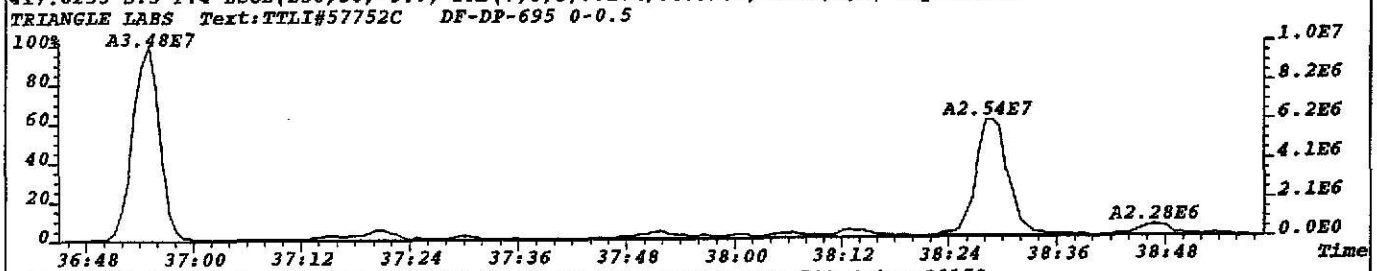

File:W1059 #1-674 Acq:13-JUL-2002 13:51:27 GC EI+ Voltage SIR 70S Noise:30153
419.8220 S:3 F:4 BSUB(256,30,-3.0) PKD(7,5,3,0.10%,120612.0,1.00%,F,T) Exp:NDB5US
TRIANGLE LABS Text:TTLI#57752C DF-DP-695 0-0.5

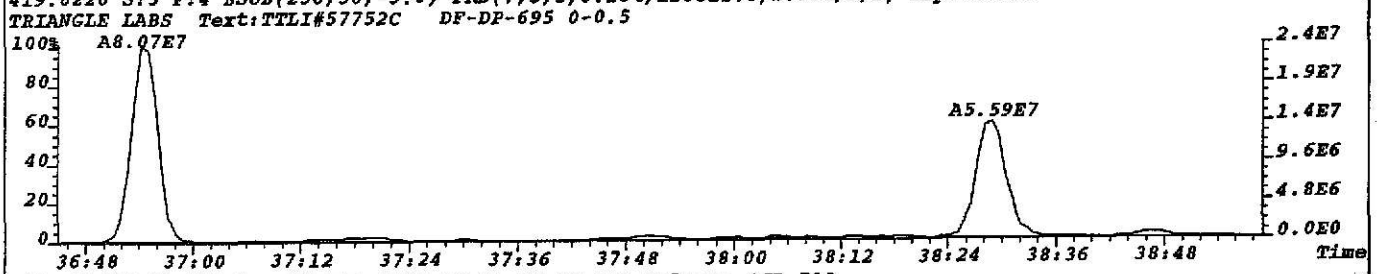

File:W1059 #1-674 Acq:13-JUL-2002 13:51:27 GC EI+ Voltage SIR 70S
430.9729 S:3 F:4 Exp:NDB5US
TRIANGLE LABS Text:TTLI#57752C DF-DP-695 0-0.5

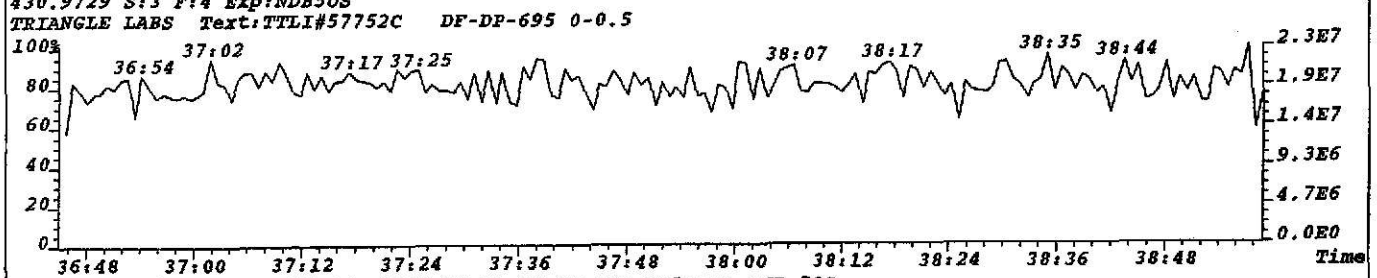

File:W1059 #1-674 Acq:13-JUL-2002 13:51:27 GC EI+ Voltage SIR 70S
479.7165 S:3 F:4 Exp:NDB5US
TRIANGLE LABS Text:TTLI#57752C DF-DP-695 0-0.5

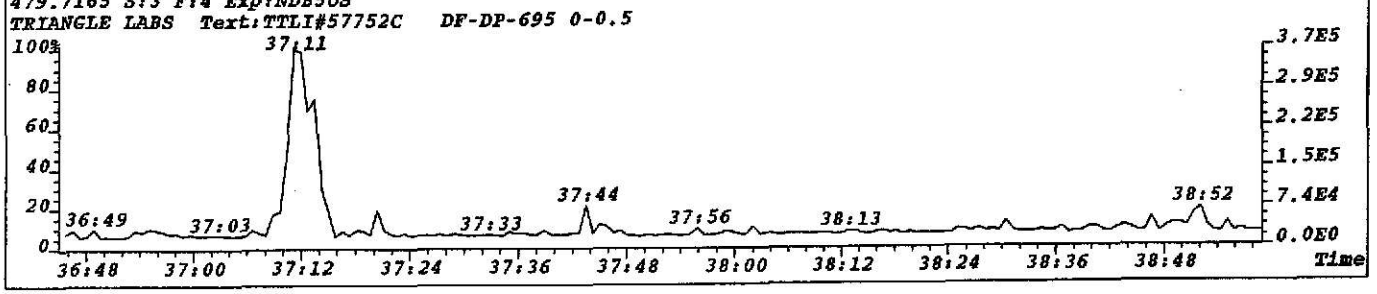

File:W1059 #1-674 Acq:13-JUL-2002 13:51:27 GC EI+ Voltage SIR 70S
423.7766 S:3 F:4 BSUB(256,30,-3.0) PKD(7,5,3,0.10%,71792.0,1.00%,F,T) Exp:NDB5US Noise:17948
Sample Text:TTLI#57752C DF-DP-695 0-0.5 File Text:TRIANGLE LABORATORIES, INC.

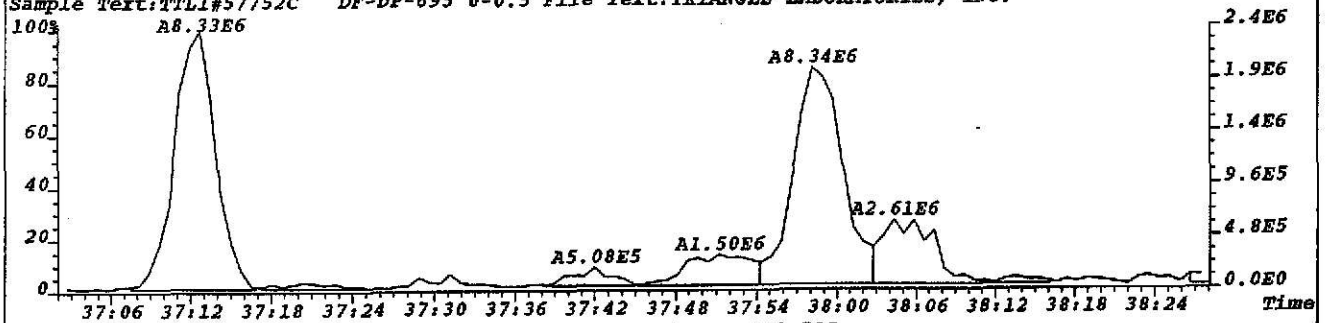

File:W1059 #1-674 Acq:13-JUL-2002 13:51:27 GC EI+ Voltage SIR 70S
425.7737 S:3 F:4 BSUB(256,30,-3.0) PKD(7,5,3,0.10%,71840.0,1.00%,F,T) Exp:NDB5US Noise:17960
Sample Text:TTLI#57752C DF-DP-695 0-0.5 File Text:TRIANGLE LABORATORIES, INC.

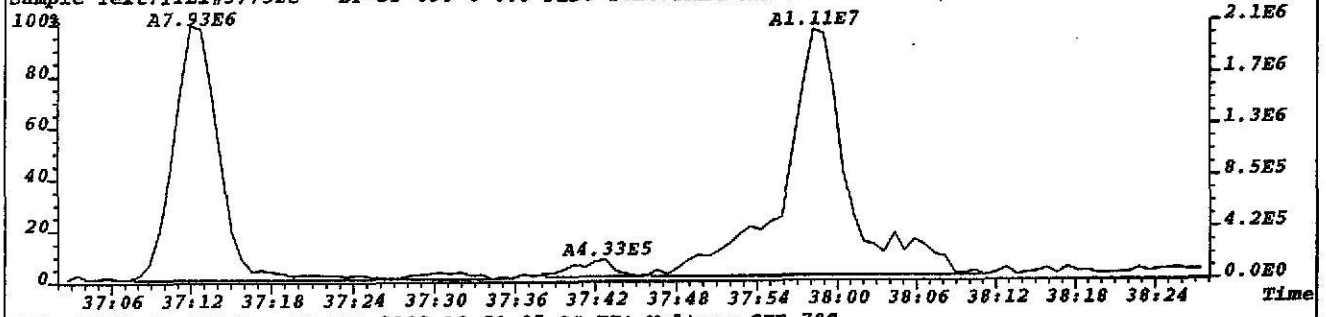

File:W1059 #1-674 Acq:13-JUL-2002 13:51:27 GC EI+ Voltage SIR 70S
435.8169 S:3 F:4 BSUB(256,30,-3.0) PKD(7,5,3,0.10%,163740.0,1.00%,F,T) Exp:NDB5US Noise:40935
Sample Text:TTLI#57752C DF-DP-695 0-0.5 File Text:TRIANGLE LABORATORIES, INC.

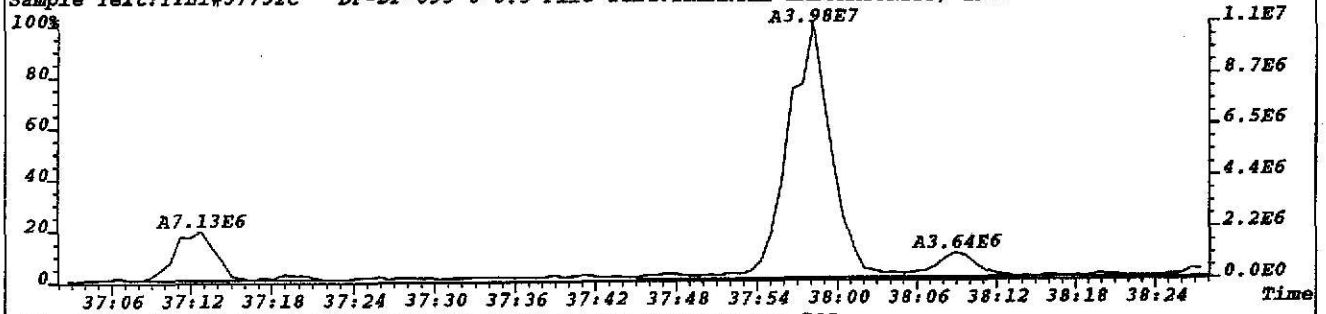

File:W1059 #1-674 Acq:13-JUL-2002 13:51:27 GC EI+ Voltage SIR 70S
437.8140 S:3 F:4 BSUB(256,30,-3.0) PKD(7,5,3,0.10%,117192.0,1.00%,F,T) Exp:NDB5US Noise:29298
Sample Text:TTLI#57752C DF-DP-695 0-0.5 File Text:TRIANGLE LABORATORIES, INC.

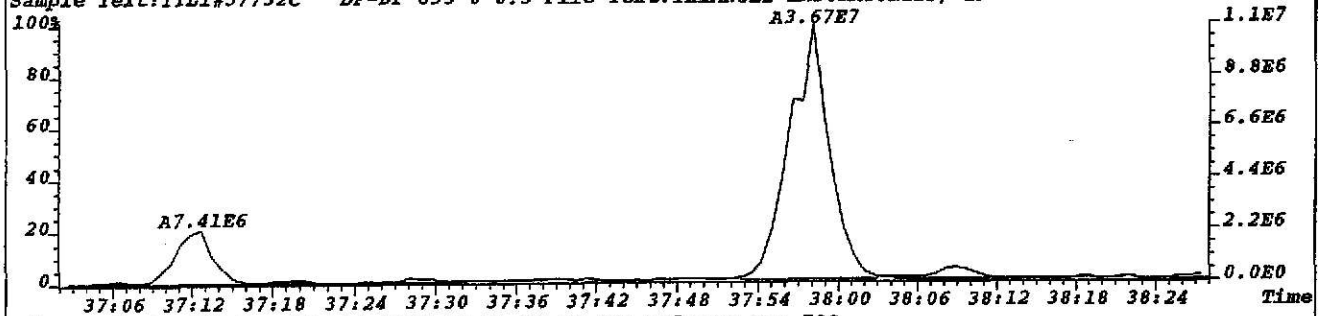

File:W1059 #1-674 Acq:13-JUL-2002 13:51:27 GC EI+ Voltage SIR 70S
430.9729 S:3 F:4 Exp:NDB5US
Sample Text:TTLI#57752C DF-DP-695 0-0.5 File Text:TRIANGLE LABORATORIES, INC.

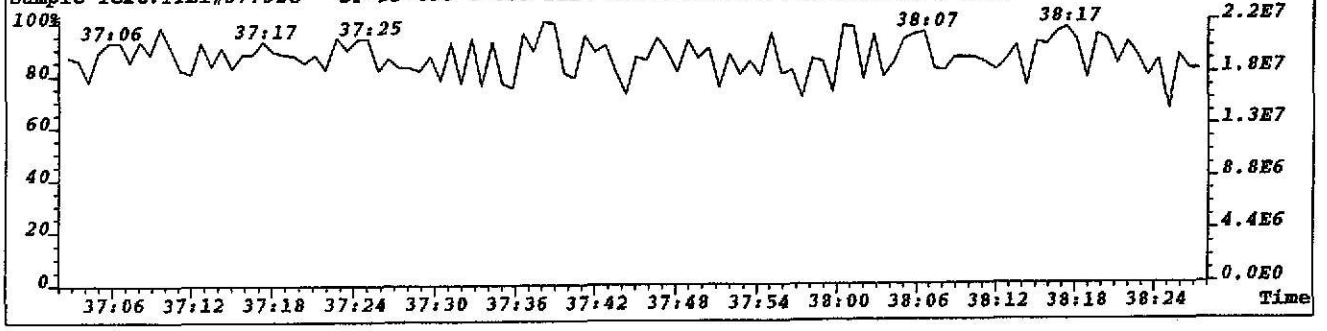

File:W1059 #1-674 Acq:13-JUL-2002 13:51:27 GC EI+ Voltage SIR 70S Noise:4729
441.7428 S:3 F:4 BSUB(256,30,-3.0) PKD(7,5,3,0.10%,18916.0,1.00%,F,T) Exp:NDB5US
Sample Text:TTLI#57752C DF-DP-695 0-0.5 File Text:TRIANGLE LABORATORIES, INC.

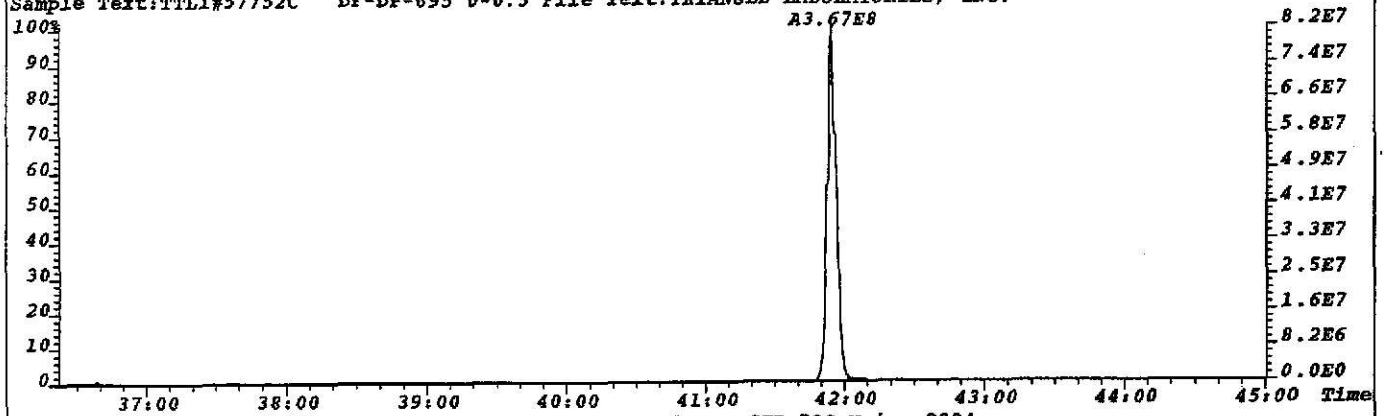

File:W1059 #1-674 Acq:13-JUL-2002 13:51:27 GC EI+ Voltage SIR 70S Noise:2934
443.7399 S:3 F:4 BSUB(256,30,-3.0) PKD(7,5,3,0.10%,11736.0,1.00%,F,T) Exp:NDB5US
Sample Text:TTLI#57752C DF-DP-695 0-0.5 File Text:TRIANGLE LABORATORIES, INC.

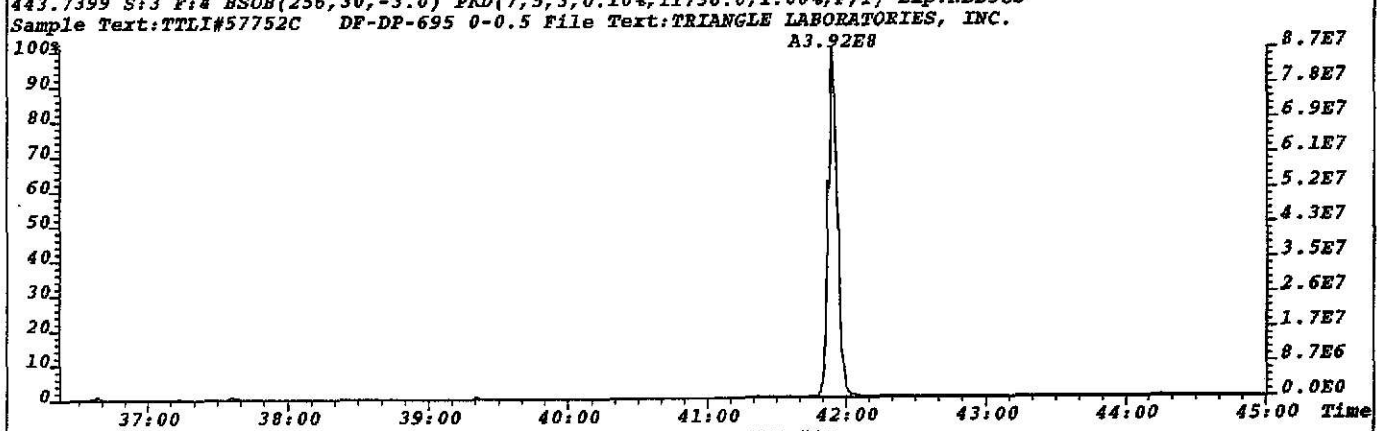

File:W1059 #1-674 Acq:13-JUL-2002 13:51:27 GC EI+ Voltage SIR 70S
430.9729 S:3 F:4 Exp:NDB5US
Sample Text:TTLI#57752C DF-DP-695 0-0.5 File Text:TRIANGLE LABORATORIES, INC.

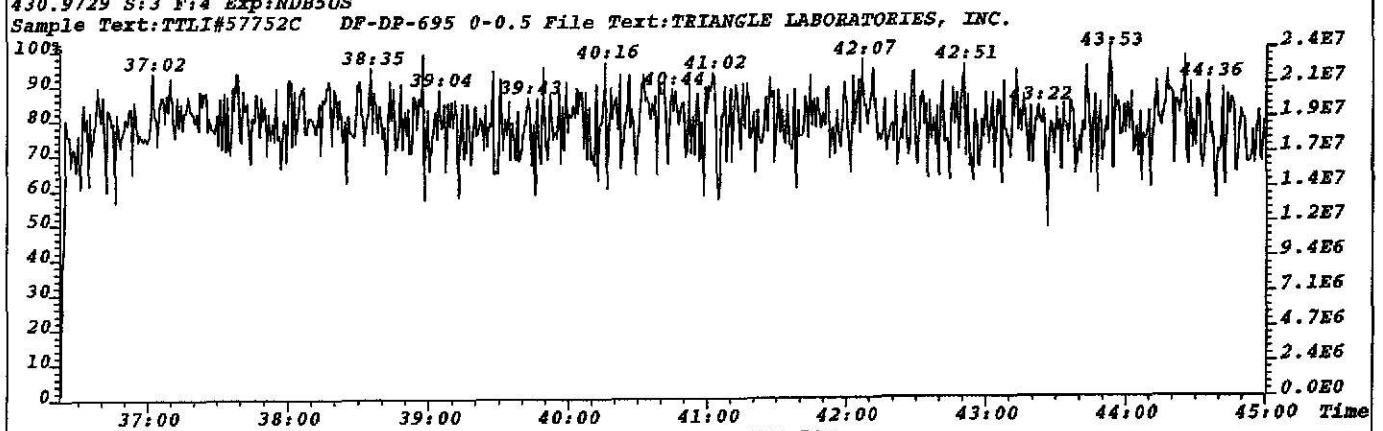

File:W1059 #1-674 Acq:13-JUL-2002 13:51:27 GC EI+ Voltage SIR 70S
513.6775 S:3 F:4 Exp:NDB5US
Sample Text:TTLI#57752C DF-DP-695 0-0.5 File Text:TRIANGLE LABORATORIES, INC.

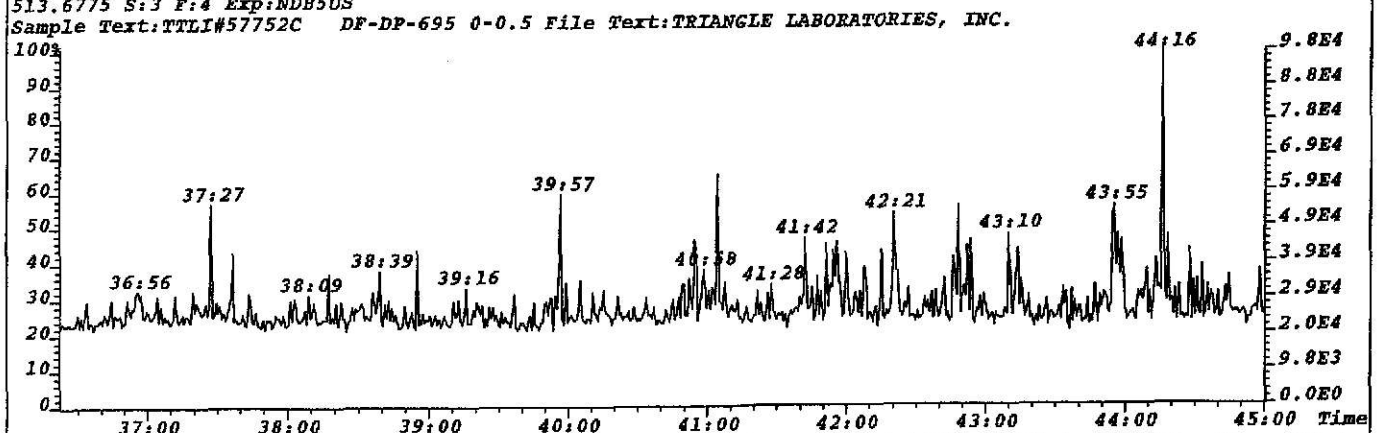

File:W1059 #1-674 Acq:13-JUL-2002 13:51:27 GC EI+ Voltage SIR 70S
457.7377 S:3 F:4 BSUB(256,30,-3.0) PKD(7,5,3,0.10%,10948.0,1.00%,F,T) Exp:NDB5US Noise:2737
Sample Text:TTLI#57752C DF-DP-695 0-0.5 File Text:TRIANGLE LABORATORIES, INC.

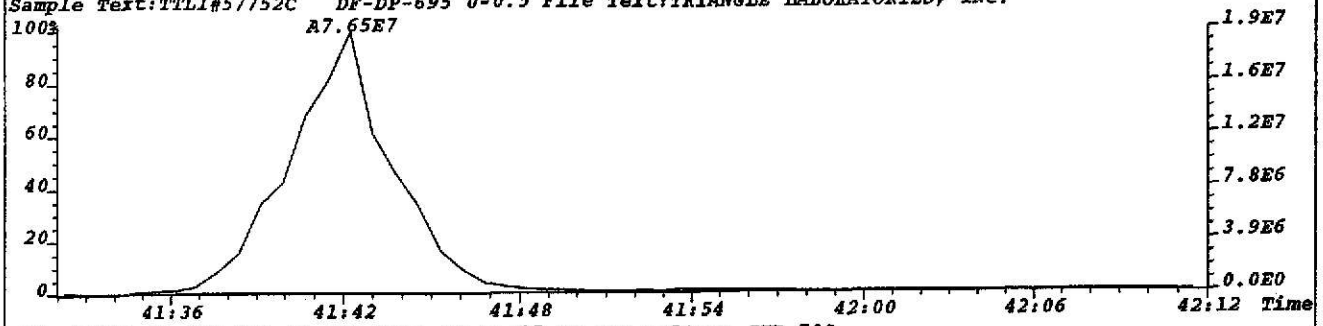

File:W1059 #1-674 Acq:13-JUL-2002 13:51:27 GC EI+ Voltage SIR 70S
459.7348 S:3 F:4 BSUB(256,30,-3.0) PKD(7,5,3,0.10%,10160.0,1.00%,F,T) Exp:NDB5US Noise:2540
Sample Text:TTLI#57752C DF-DP-695 0-0.5 File Text:TRIANGLE LABORATORIES, INC.

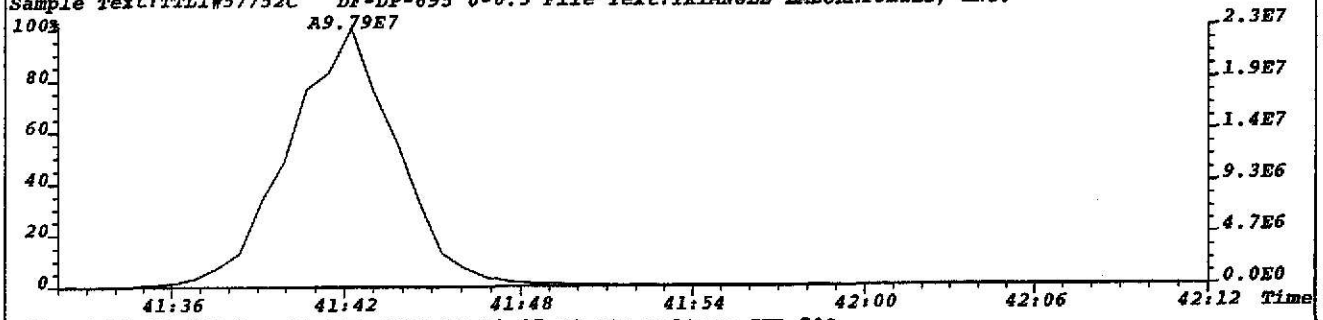

File:W1059 #1-674 Acq:13-JUL-2002 13:51:27 GC EI+ Voltage SIR 70S
469.7779 S:3 F:4 BSUB(256,30,-3.0) PKD(7,5,3,0.10%,80264.0,1.00%,F,T) Exp:NDB5US Noise:20066
Sample Text:TTLI#57752C DF-DP-695 0-0.5 File Text:TRIANGLE LABORATORIES, INC.



File:W1059 #1-674 Acq:13-JUL-2002 13:51:27 GC EI+ Voltage SIR 70S
471.7750 S:3 F:4 BSUB(256,30,-3.0) PKD(7,5,3,0.10%,41028.0,1.00%,F,T) Exp:NDB5US Noise:10257
Sample Text:TTLI#57752C DF-DP-695 0-0.5 File Text:TRIANGLE LABORATORIES, INC.



File:W1059 #1-674 Acq:13-JUL-2002 13:51:27 GC EI+ Voltage SIR 70S
430.9729 S:3 F:4 Exp:NDB5US
Sample Text:TTLI#57752C DF-DP-695 0-0.5 File Text:TRIANGLE LABORATORIES, INC.

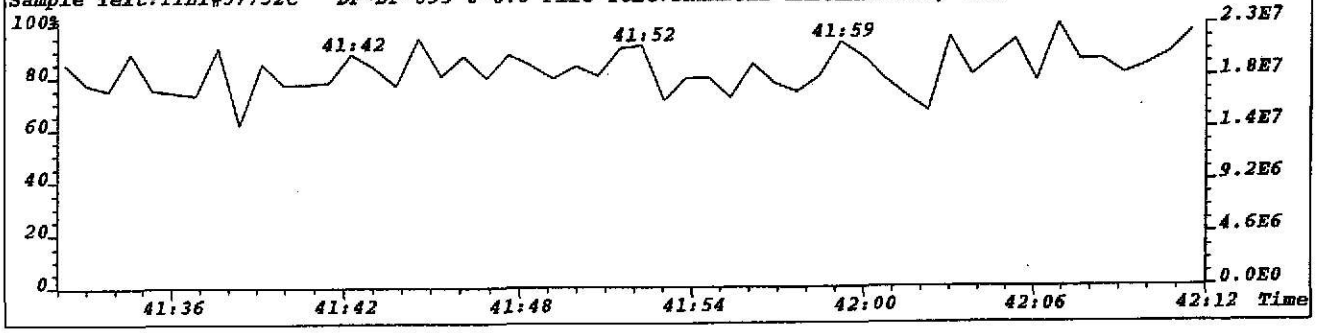

Peak Locate Examination:13-JUL-2002:12:14 File:W1059
Experiment:NDB5US Function:2 Reference:PFK

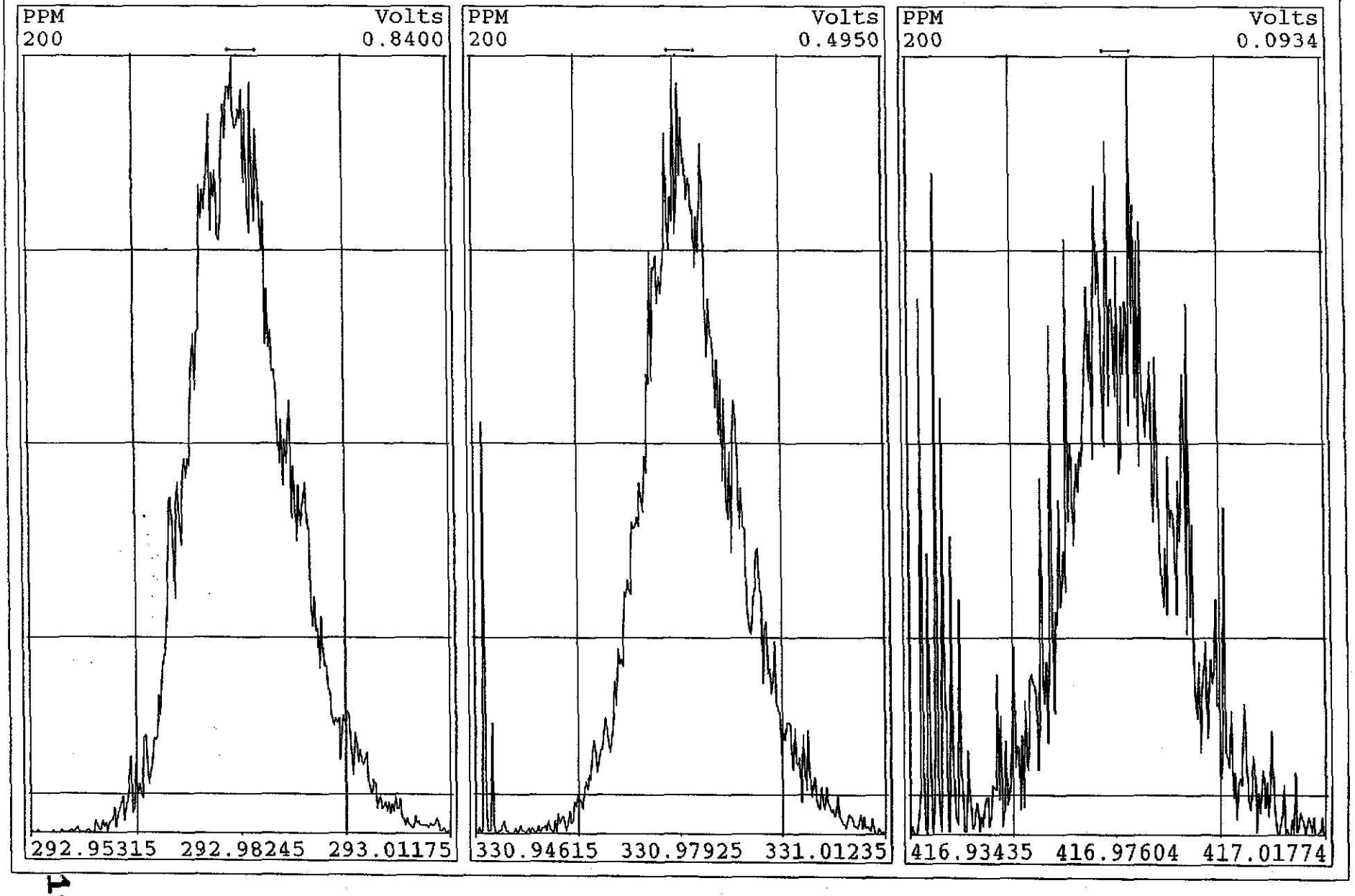

File:W1059 #1-797 Acq:13-JUL-2002 13:51:27 GC EI+ Voltage SIR 70S
303.9016 S:3 F:2 Exp:NDB5US
Sample Text:TTLI#57752C DF-DP-695 0-0.5 File Text:TRIANGLE LABORATORIES, INC.

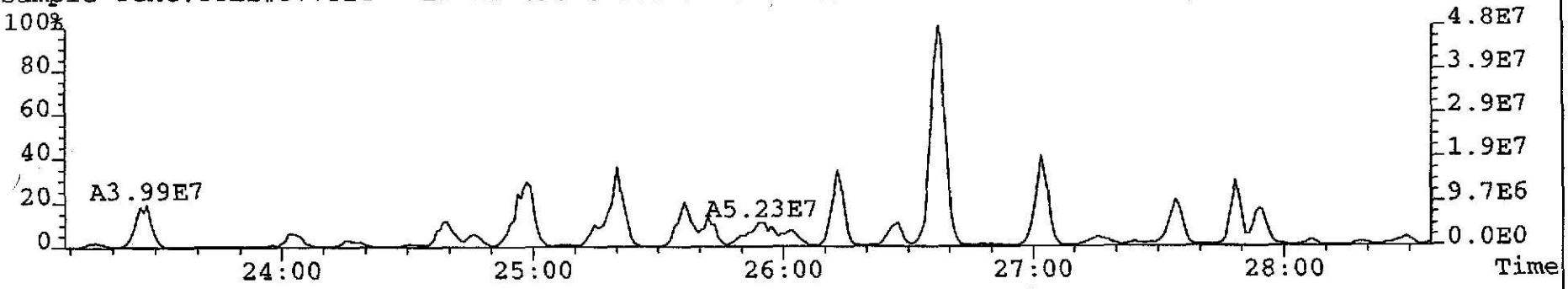

File:W1059 #1-797 Acq:13-JUL-2002 13:51:27 GC EI+ Voltage SIR 70S
305.8987 S:3 F:2 Exp:NDB5US
Sample Text:TTLI#57752C DF-DP-695 0-0.5 File Text:TRIANGLE LABORATORIES, INC.

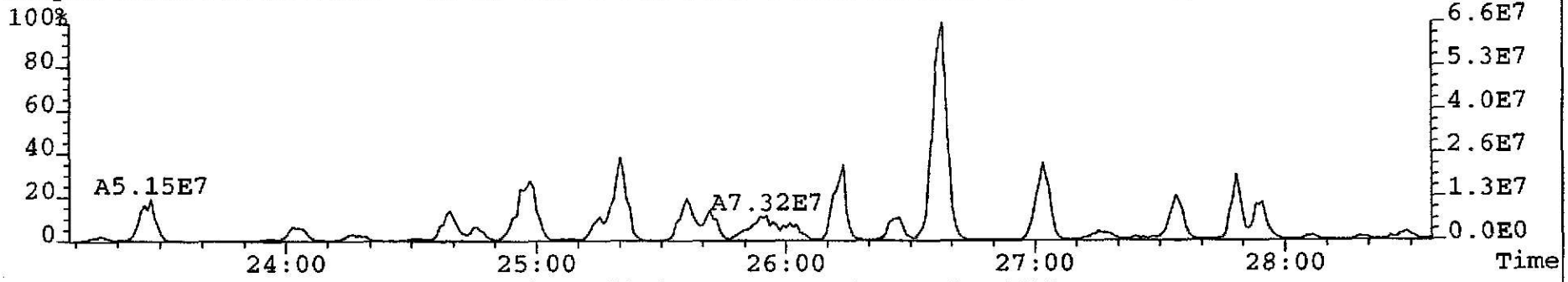

File:W1059 #1-797 Acq:13-JUL-2002 13:51:27 GC EI+ Voltage SIR 70S
317.9389 S:3 F:2 Exp:NDB5US
Sample Text:TTLI#57752C DF-DP-695 0-0.5 File Text:TRIANGLE LABORATORIES, INC.

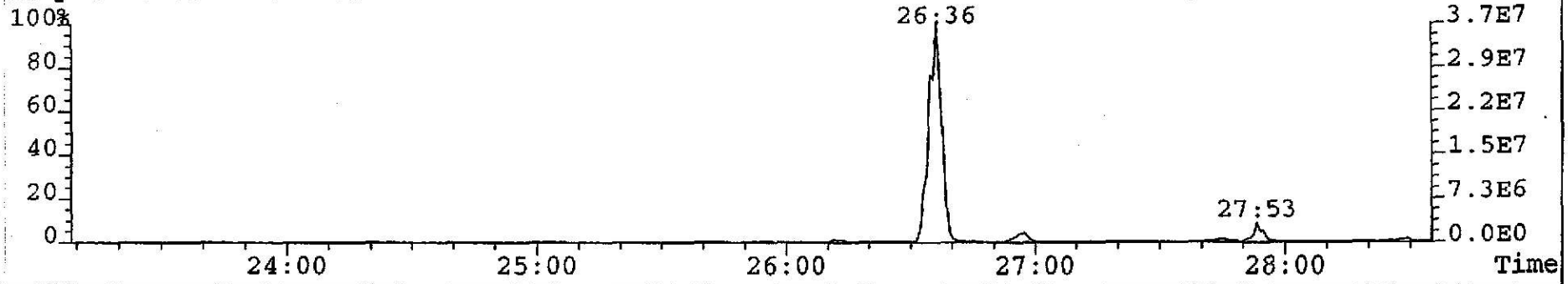

VSC 7/17/02

File:W1059 #1-797 Acq:13-JUL-2002 13:51:27 GC EI+ Voltage SIR 70S
319.8965 S:3 F:2 Exp:NDB5US
Sample Text:TTLI#57752C DF-DP-695 0-0.5 File Text:TRIANGLE LABORATORIES, INC.

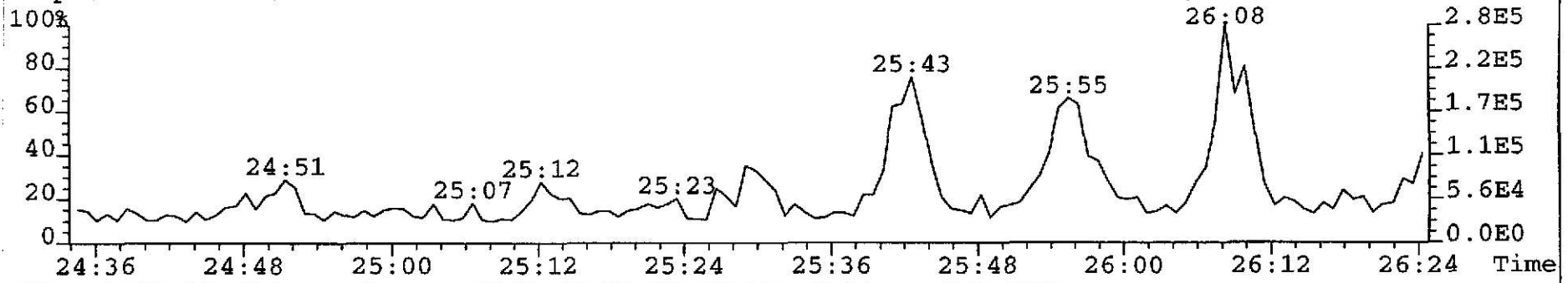

File:W1059 #1-797 Acq:13-JUL-2002 13:51:27 GC EI+ Voltage SIR 70S
321.8936 S:3 F:2 Exp:NDB5US
Sample Text:TTLI#57752C DF-DP-695 0-0.5 File Text:TRIANGLE LABORATORIES, INC.

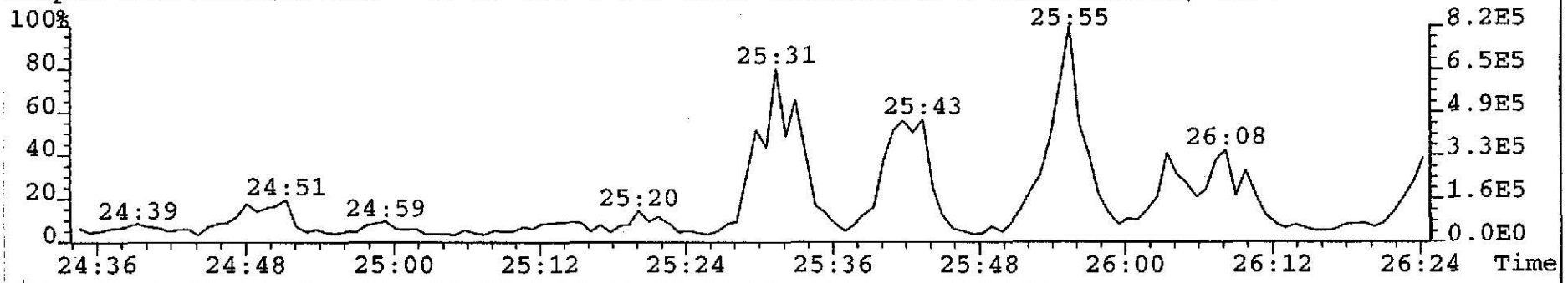

File:W1059 #1-797 Acq:13-JUL-2002 13:51:27 GC EI+ Voltage SIR 70S
333.9338 S:3 F:2 Exp:NDB5US
Sample Text:TTLI#57752C DF-DP-695 0-0.5 File Text:TRIANGLE LABORATORIES, INC.

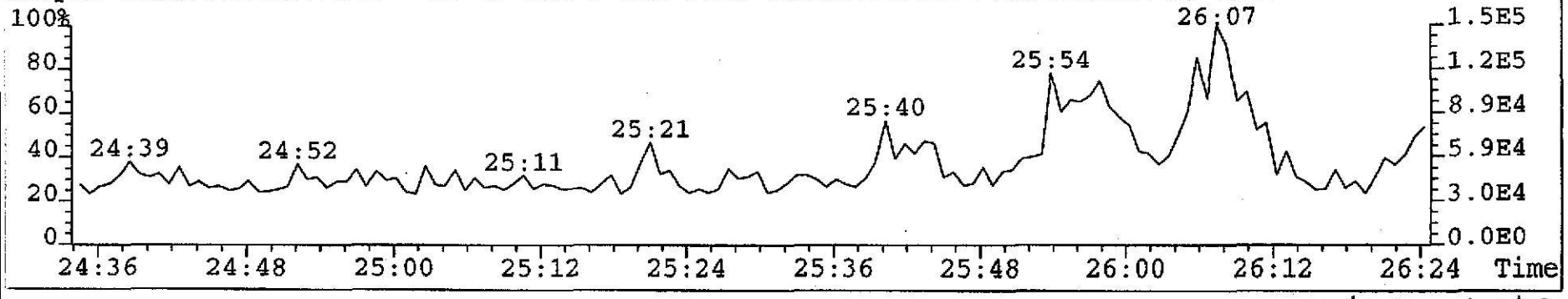

VSC 7/17/02

File:W1059 #1-797 Acq:13-JUL-2002 13:51:27 GC EI+ Voltage SIR 70S
319.8965 S:3 F:2 Exp:NDB5US
Sample Text:TTLI#57752C DF-DP-695 0-0.5 File Text:TRIANGLE LABORATORIES, INC.

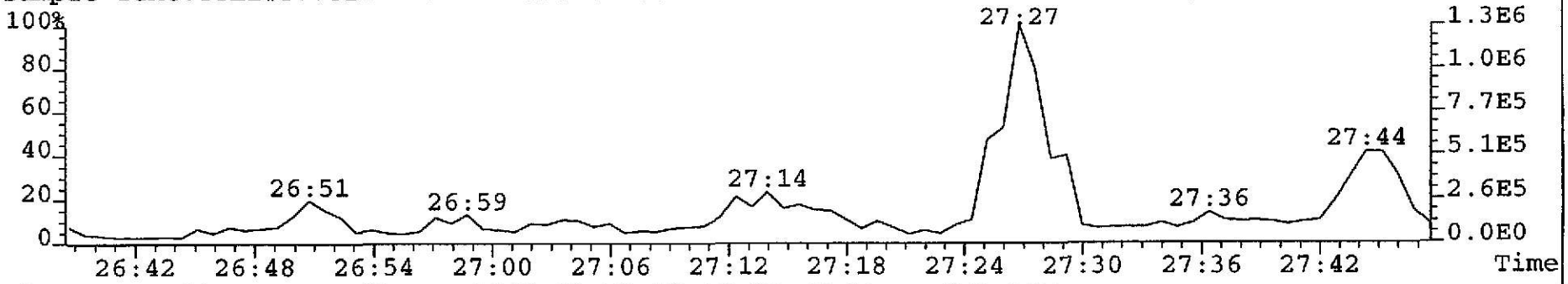

File:W1059 #1-797 Acq:13-JUL-2002 13:51:27 GC EI+ Voltage SIR 70S
321.8936 S:3 F:2 Exp:NDB5US
Sample Text:TTLI#57752C DF-DP-695 0-0.5 File Text:TRIANGLE LABORATORIES, INC.

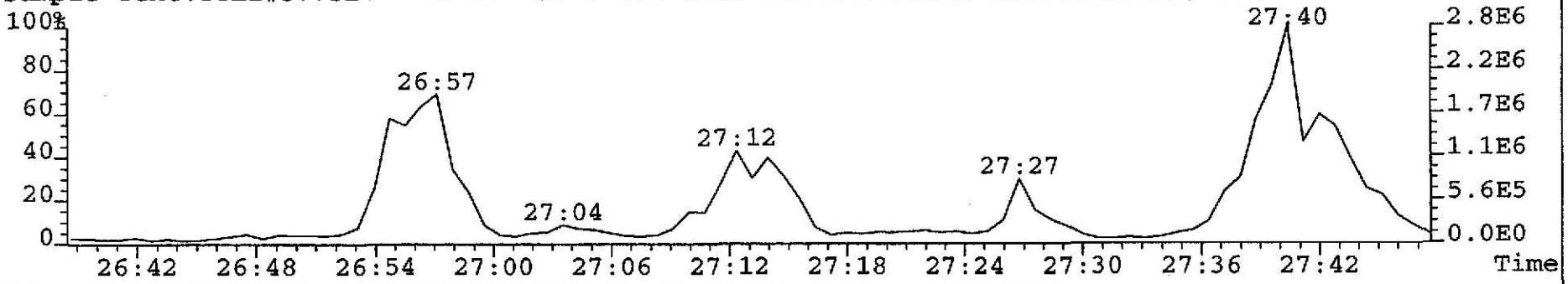

File:W1059 #1-797 Acq:13-JUL-2002 13:51:27 GC EI+ Voltage SIR 70S
333.9338 S:3 F:2 Exp:NDB5US
Sample Text:TTLI#57752C DF-DP-695 0-0.5 File Text:TRIANGLE LABORATORIES, INC.

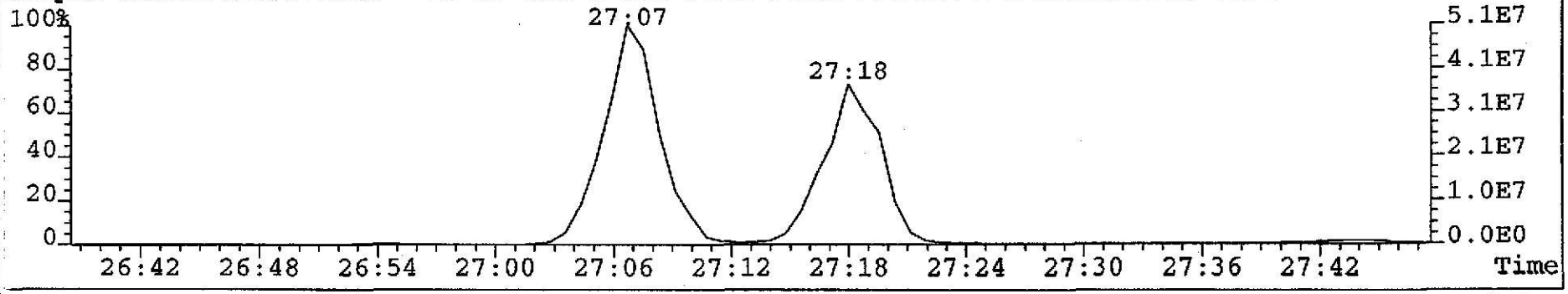

VSC 7/17/02

File:W1059 #1-797 Acq:13-JUL-2002 13:51:27 GC EI+ Voltage SIR 70S
355.8546 S:3 F:2 Exp:NDB5US
Sample Text:TTLI#57752C DF-DP-695 0-0.5 File Text:TRIANGLE LABORATORIES, INC.

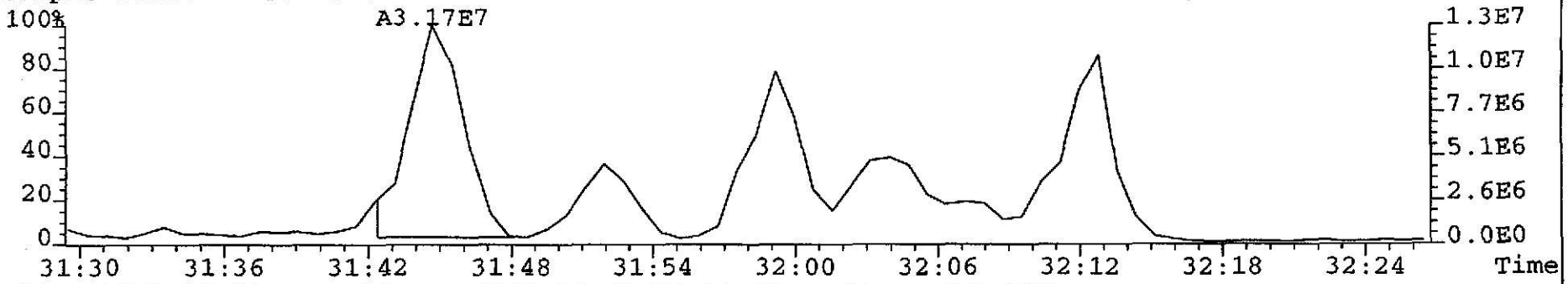

File:W1059 #1-797 Acq:13-JUL-2002 13:51:27 GC EI+ Voltage SIR 70S
357.8516 S:3 F:2 Exp:NDB5US
Sample Text:TTLI#57752C DF-DP-695 0-0.5 File Text:TRIANGLE LABORATORIES, INC.

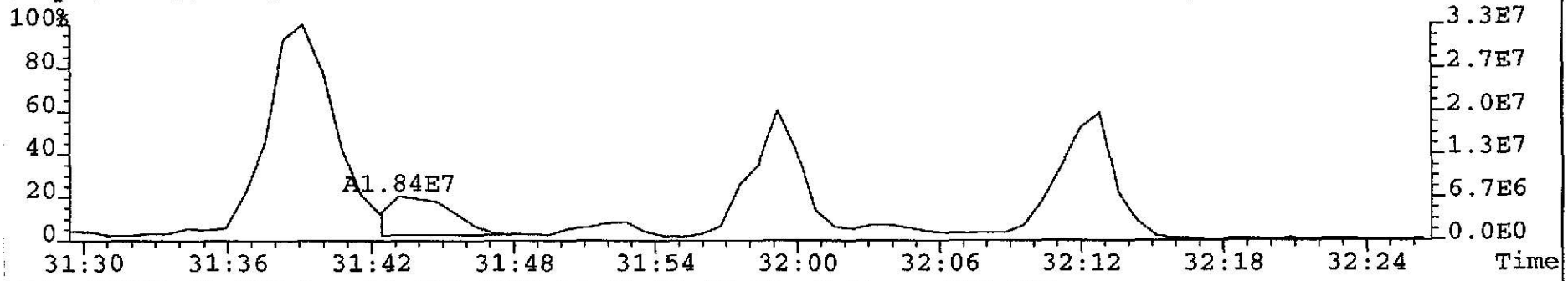

File:W1059 #1-797 Acq:13-JUL-2002 13:51:27 GC EI+ Voltage SIR 70S
369.8919 S:3 F:2 Exp:NDB5US
Sample Text:TTLI#57752C DF-DP-695 0-0.5 File Text:TRIANGLE LABORATORIES, INC.

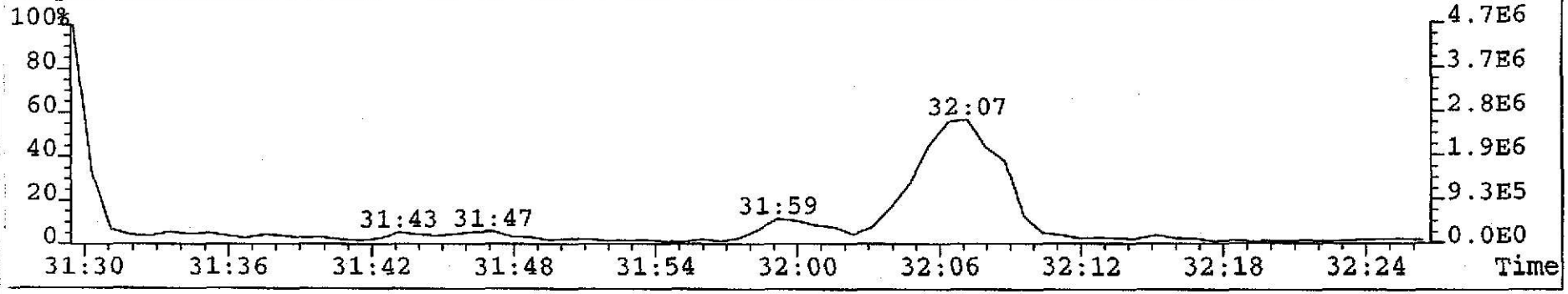

111

VSC 7/17/02

File:W1059 #1-797 Acq:13-JUL-2002 13:51:27 GC EI+ Voltage SIR 70S
355.8546 S:3 F:2 Exp:NDB5US
Sample Text:TTLI#57752C DF-DP-695 0-0.5 File Text:TRIANGLE LABORATORIES, INC.

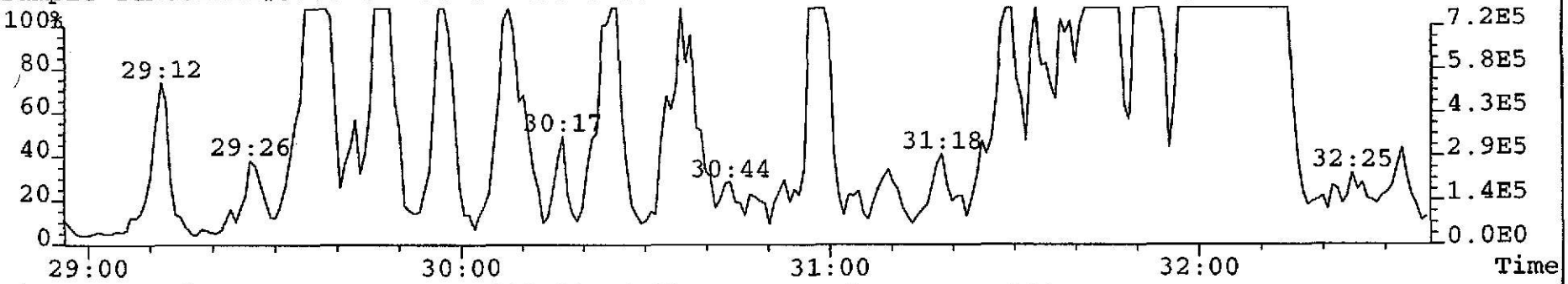

File:W1059 #1-797 Acq:13-JUL-2002 13:51:27 GC EI+ Voltage SIR 70S
357.8516 S:3 F:2 Exp:NDB5US
Sample Text:TTLI#57752C DF-DP-695 0-0.5 File Text:TRIANGLE LABORATORIES, INC.

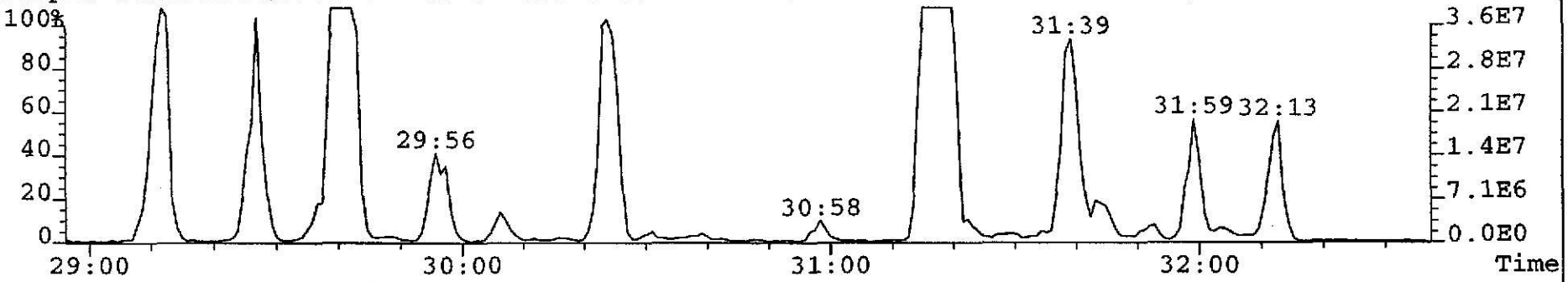

File:W1059 #1-797 Acq:13-JUL-2002 13:51:27 GC EI+ Voltage SIR 70S
369.8919 S:3 F:2 Exp:NDB5US
Sample Text:TTLI#57752C DF-DP-695 0-0.5 File Text:TRIANGLE LABORATORIES, INC.

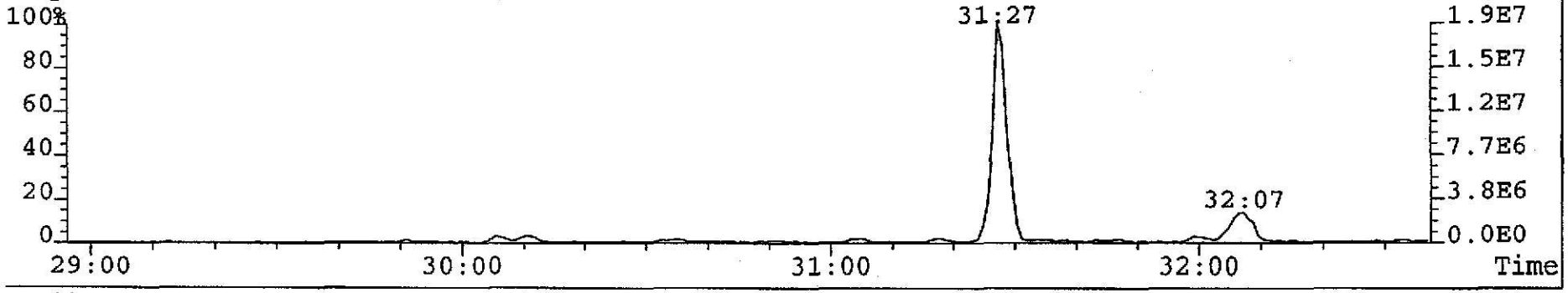

112

VSC 7/17/02

File:W1059 #1-423 Acq:13-JUL-2002 13:51:27 GC EI+ Voltage SIR 70S
373.8208 S:3 F:3 Exp:NDB5US
Sample Text:TTLI#57752C DF-DP-695 0-0.5 File Text:TRIANGLE LABORATORIES, INC.

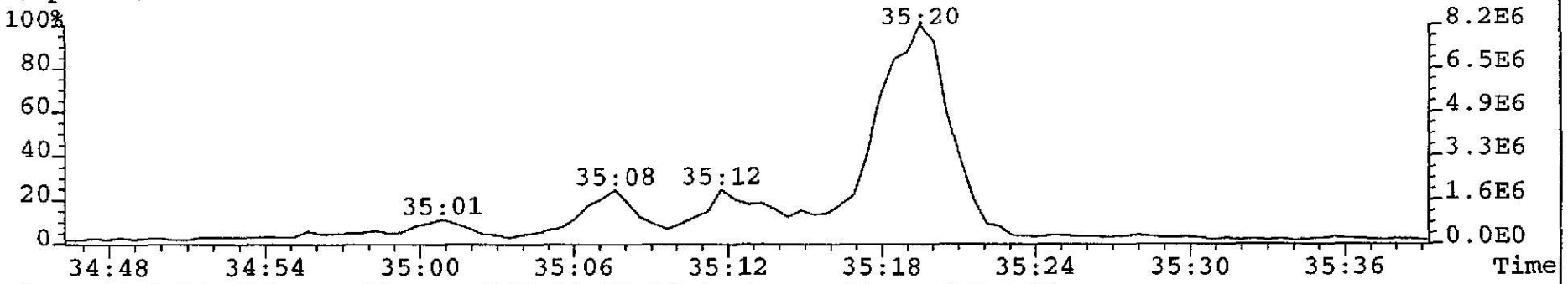

File:W1059 #1-423 Acq:13-JUL-2002 13:51:27 GC EI+ Voltage SIR 70S
375.8178 S:3 F:3 Exp:NDB5US
Sample Text:TTLI#57752C DF-DP-695 0-0.5 File Text:TRIANGLE LABORATORIES, INC.

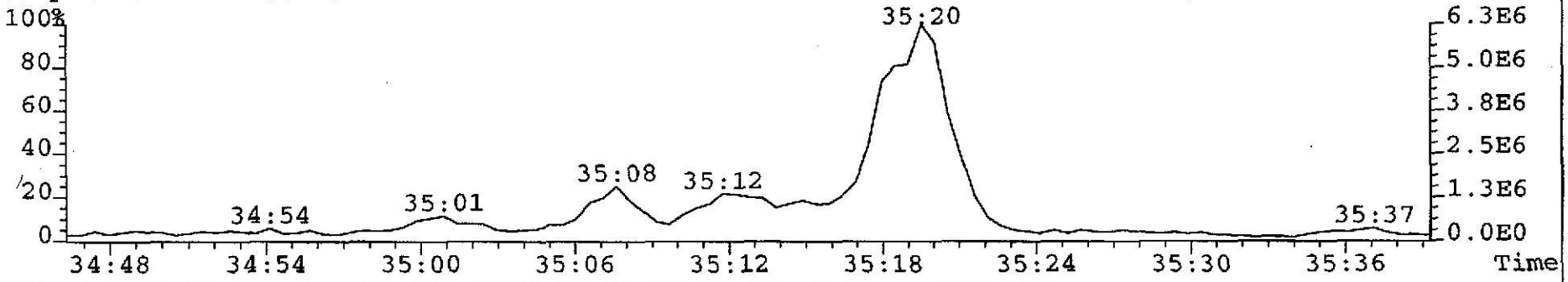

File:W1059 #1-423 Acq:13-JUL-2002 13:51:27 GC EI+ Voltage SIR 70S
385.8610 S:3 F:3 Exp:NDB5US
Sample Text:TTLI#57752C DF-DP-695 0-0.5 File Text:TRIANGLE LABORATORIES, INC.

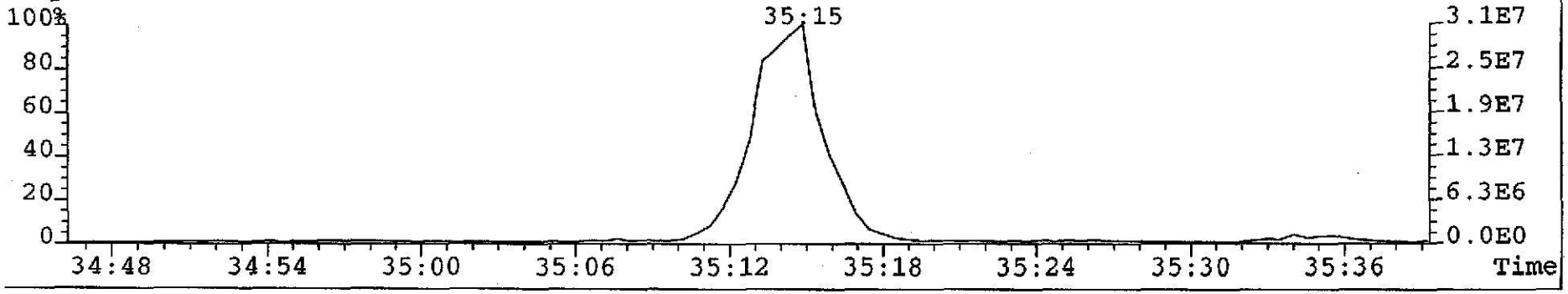

VSC 7/17/02

File:W1059 #1-423 Acq:13-JUL-2002 13:51:27 GC EI+ Voltage SIR 70S
373.8208 S:3 F:3 Exp:NDB5US
Sample Text:TTLI#57752C DF-DP-695 0-0.5 File Text:TRIANGLE LABORATORIES, INC.

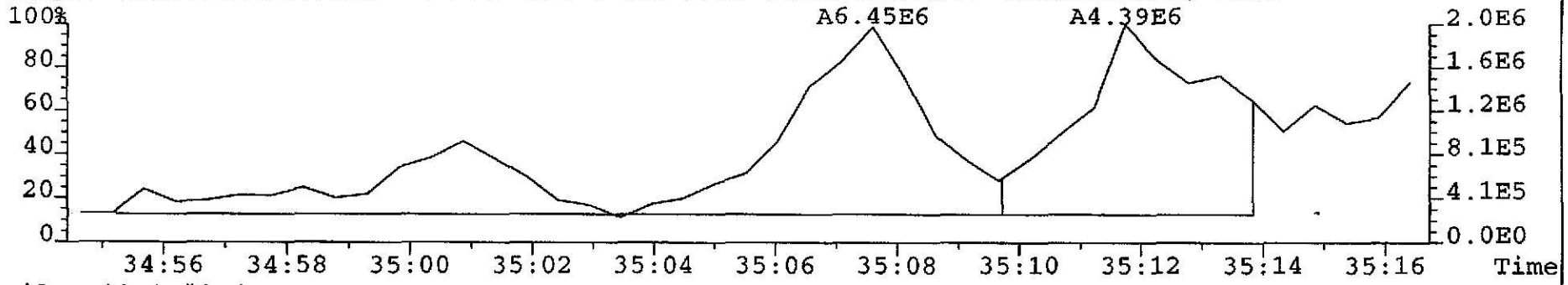

File:W1059 #1-423 Acq:13-JUL-2002 13:51:27 GC EI+ Voltage SIR 70S
375.8178 S:3 F:3 Exp:NDB5US
Sample Text:TTLI#57752C DF-DP-695 0-0.5 File Text:TRIANGLE LABORATORIES, INC.

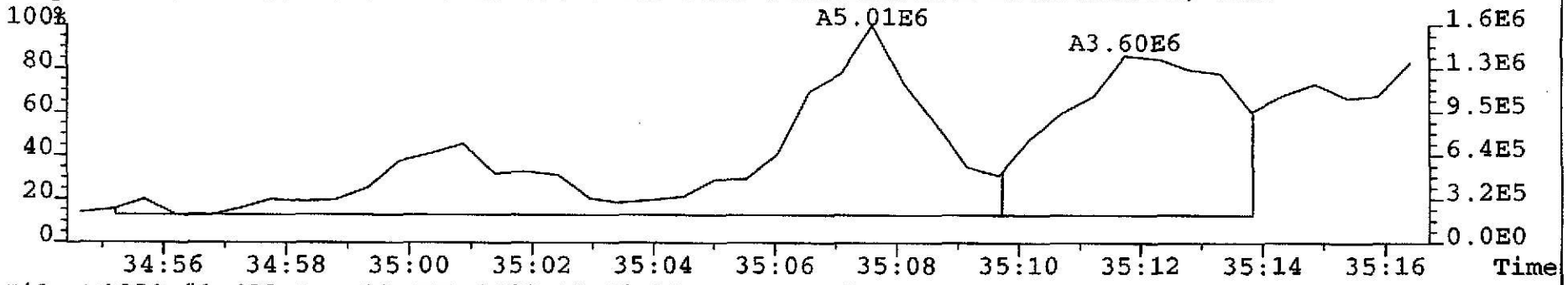

File:W1059 #1-423 Acq:13-JUL-2002 13:51:27 GC EI+ Voltage SIR 70S
383.8639 S:3 F:3 Exp:NDB5US
Sample Text:TTLI#57752C DF-DP-695 0-0.5 File Text:TRIANGLE LABORATORIES, INC.

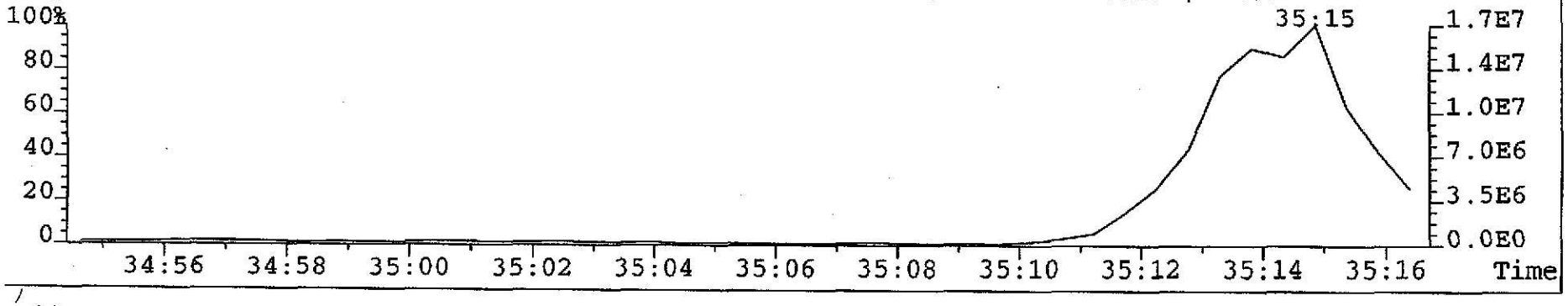

Km 7/16/02

File:W1059 #1-423 Acq:13-JUL-2002 13:51:27 GC EI+ Voltage SIR 70S
373.8208 S:3 F:3 Exp:NDB5US
Sample Text:TTLI#57752C DF-DP-695 0-0.5 File Text:TRIANGLE LABORATORIES, INC.

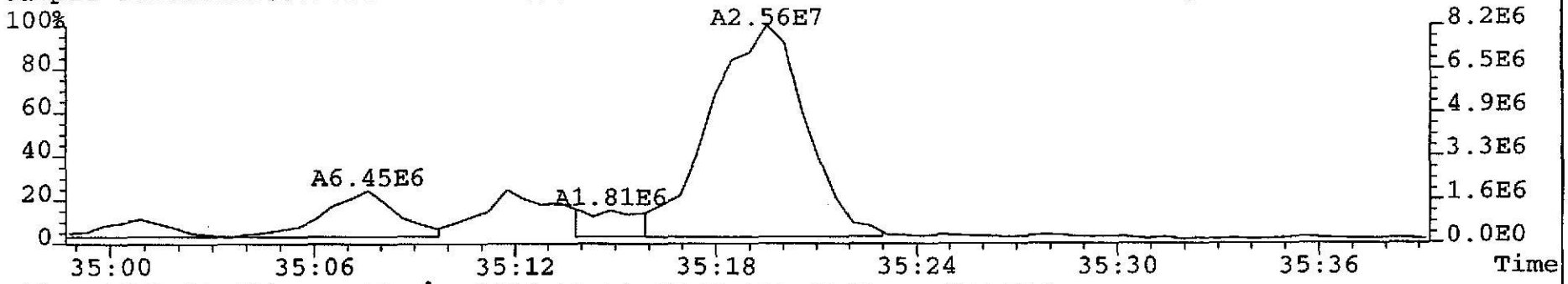

File:W1059 #1-423 Acq:13-JUL-2002 13:51:27 GC EI+ Voltage SIR 70S
375.8178 S:3 F:3 Exp:NDB5US
Sample Text:TTLI#57752C DF-DP-695 0-0.5 File Text:TRIANGLE LABORATORIES, INC.

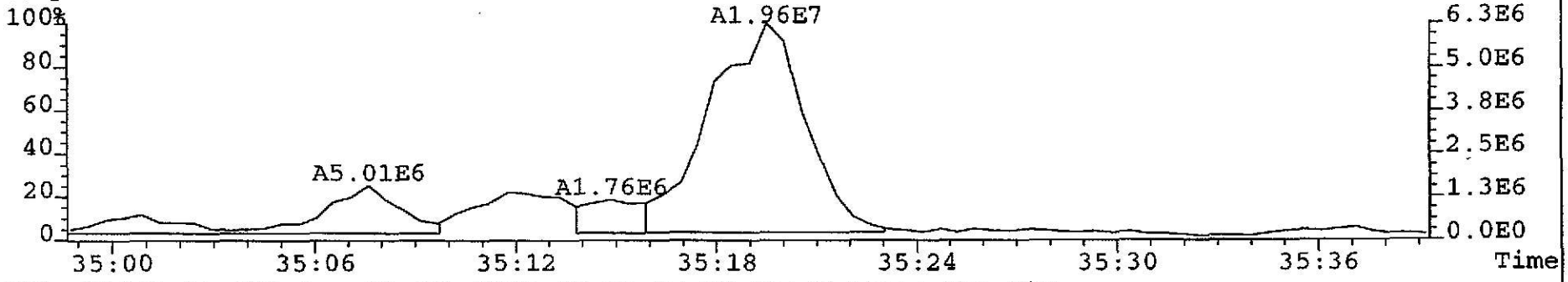

File:W1059 #1-423 Acq:13-JUL-2002 13:51:27 GC EI+ Voltage SIR 70S
383.8639 S:3 F:3 Exp:NDB5US
Sample Text:TTLI#57752C DF-DP-695 0-0.5 File Text:TRIANGLE LABORATORIES, INC.

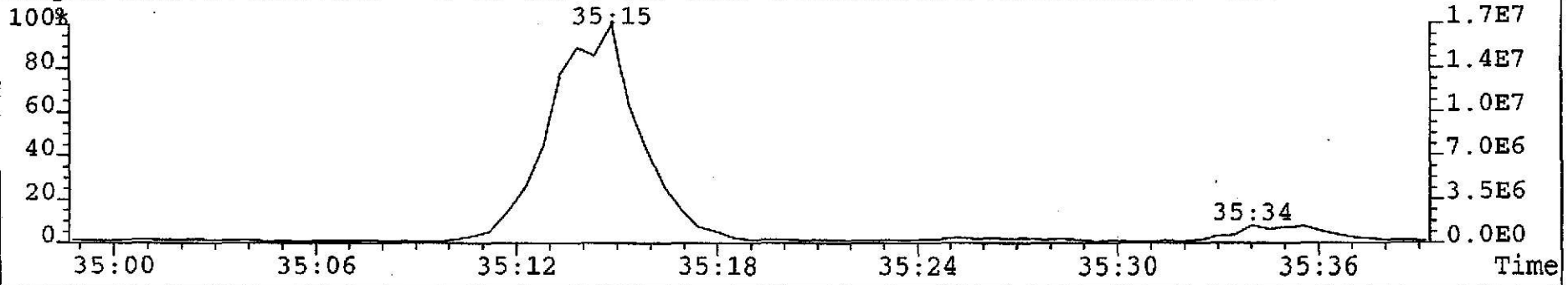

KLU 7/11/01

File:W1059 #1-423 Acq:13-JUL-2002 13:51:27 GC EI+ Voltage SIR 70S
373.8208 S:3 F:3 Exp:NDB5US
Sample Text:TTLI#57752C DF-DP-695 0-0.5 File Text:TRIANGLE LABORATORIES, INC.

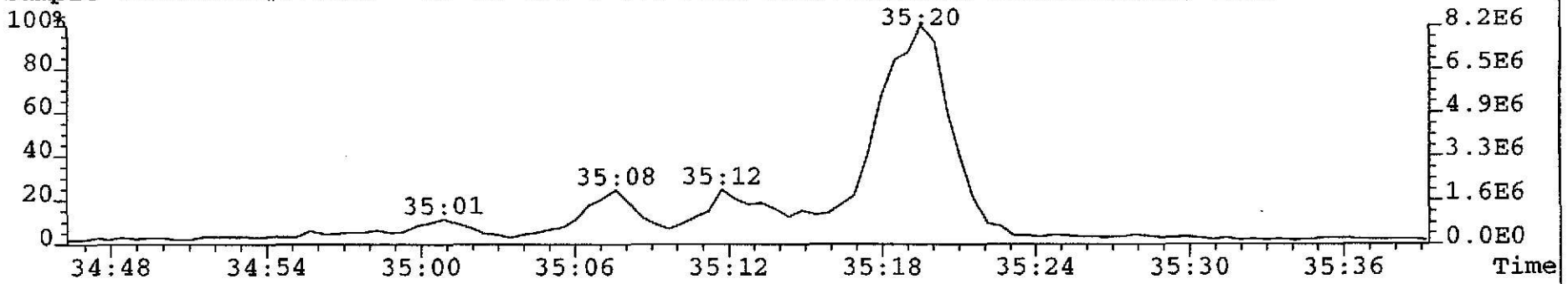

File:W1059 #1-423 Acq:13-JUL-2002 13:51:27 GC EI+ Voltage SIR 70S
375.8178 S:3 F:3 Exp:NDB5US
Sample Text:TTLI#57752C DF-DP-695 0-0.5 File Text:TRIANGLE LABORATORIES, INC.

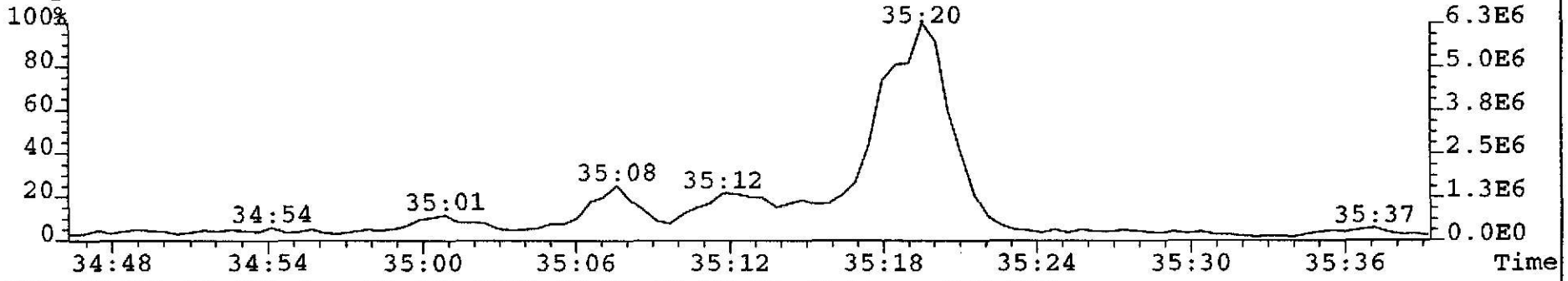

File:W1059 #1-423 Acq:13-JUL-2002 13:51:27 GC EI+ Voltage SIR 70S
445.7555 S:3 F:3 Exp:NDB5US
Sample Text:TTLI#57752C DF-DP-695 0-0.5 File Text:TRIANGLE LABORATORIES, INC.

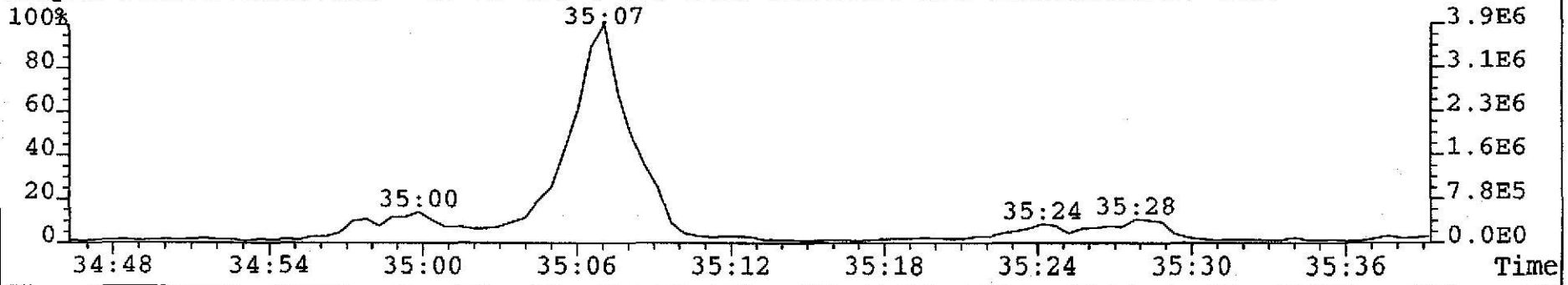

VBC 7/17/02

File:W1059 #1-423 Acq:13-JUL-2002 13:51:27 GC EI+ Voltage SIR 70S
389.8156 S:3 F:3 Exp:NDB5US
Sample Text:TTLI#57752C DF-DP-695 0-0.5 File Text:TRIANGLE LABORATORIES, INC.

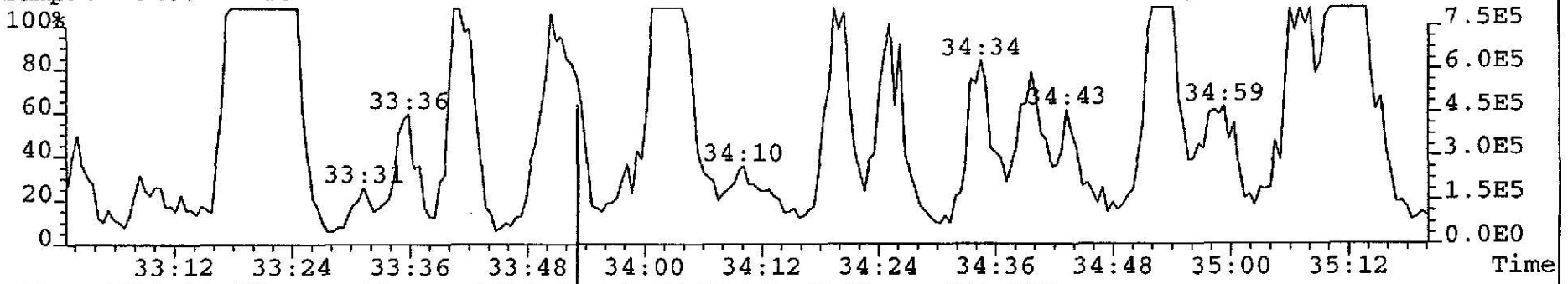

File:W1059 #1-423 Acq:13-JUL-2002 13:51:27 GC EI+ Voltage SIR 70S
391.8127 S:3 F:3 Exp:NDB5US
Sample Text:TTLI#57752C DF-DP-695 0-0.5 File Text:TRIANGLE LABORATORIES, INC.

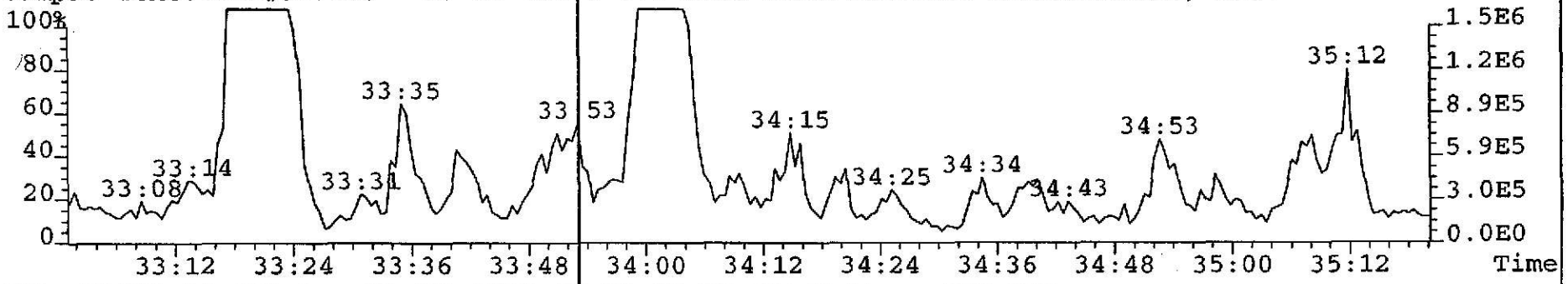

File:W1059 #1-423 Acq:13-JUL-2002 13:51:27 GC EI+ Voltage SIR 70S
401.8558 S:3 F:3 Exp:NDB5US
Sample Text:TTLI#57752C DF-DP-695 0-0.5 File Text:TRIANGLE LABORATORIES, INC.



VBC 7/17/02

File:W1059 #1-423 Acq:13-JUL-2002 13:51:27 GC EI+ Voltage SIR 70S
389.8156 S:3 F:3 Exp:NDB5US
Sample Text:TTLI#57752C DF-DP-695 0-0.5 File Text:TRIANGLE LABORATORIES, INC.

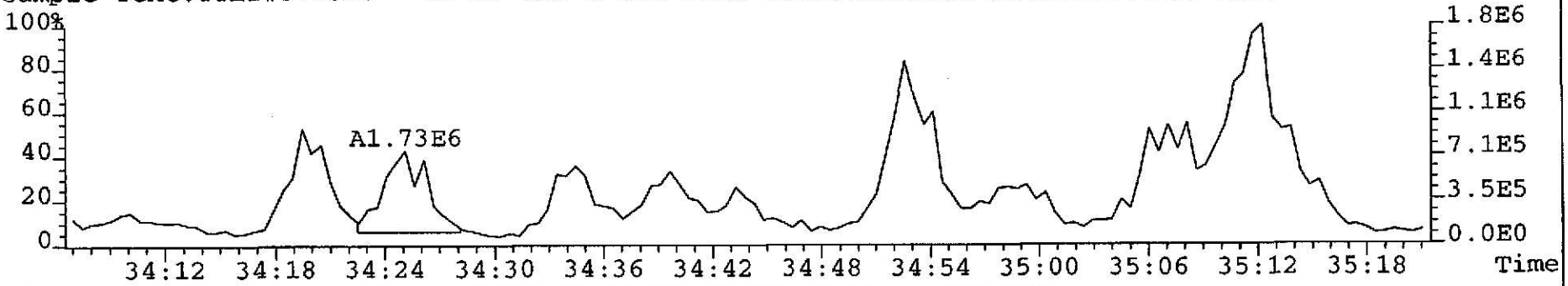

File:W1059 #1-423 Acq:13-JUL-2002 13:51:27 GC EI+ Voltage SIR 70S
391.8127 S:3 F:3 Exp:NDB5US
Sample Text:TTLI#57752C DF-DP-695 0-0.5 File Text:TRIANGLE LABORATORIES, INC.

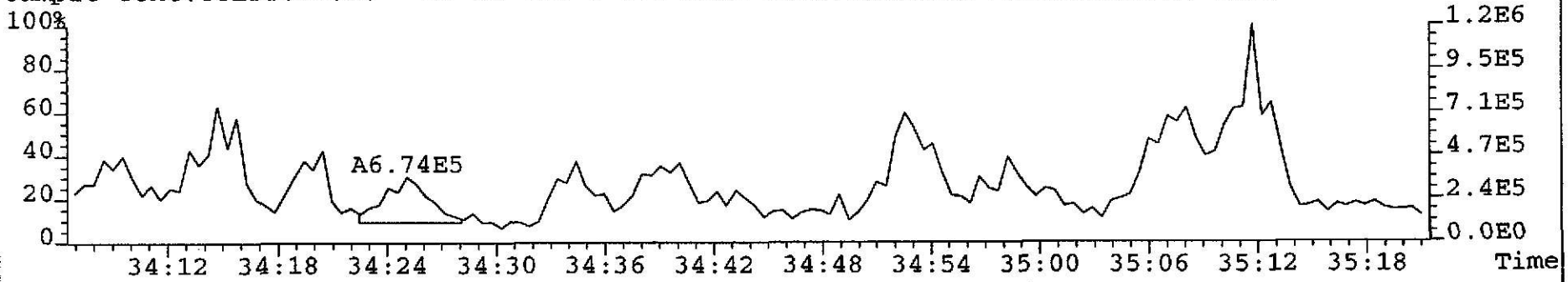

File:W1059 #1-423 Acq:13-JUL-2002 13:51:27 GC EI+ Voltage SIR 70S
401.8558 S:3 F:3 Exp:NDB5US
Sample Text:TTLI#57752C DF-DP-695 0-0.5 File Text:TRIANGLE LABORATORIES, INC.

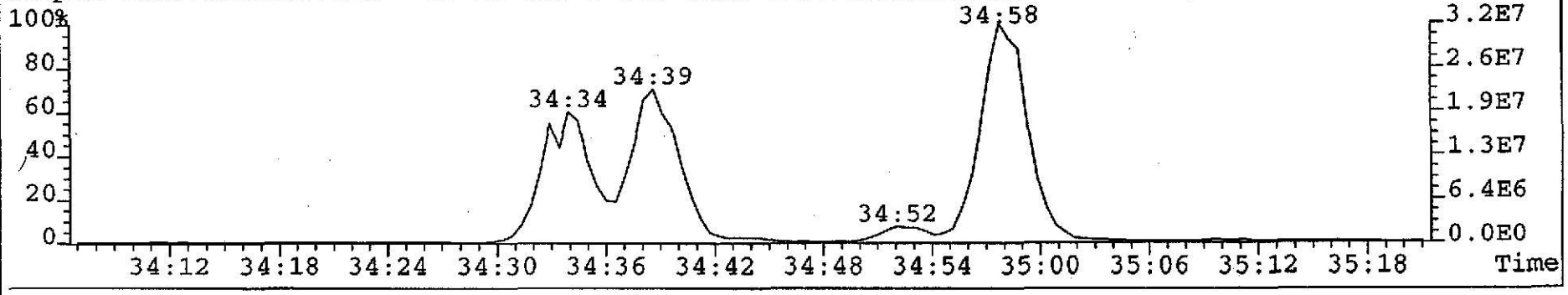

BC 7/17/02

File:W1059 #1-423 Acq:13-JUL-2002 13:51:27 GC EI+ Voltage SIR 70S
389.8156 S:3 F:3 Exp:NDB5US
Sample Text:TTLI#57752C DF-DP-695 0-0.5 File Text:TRIANGLE LABORATORIES, INC.

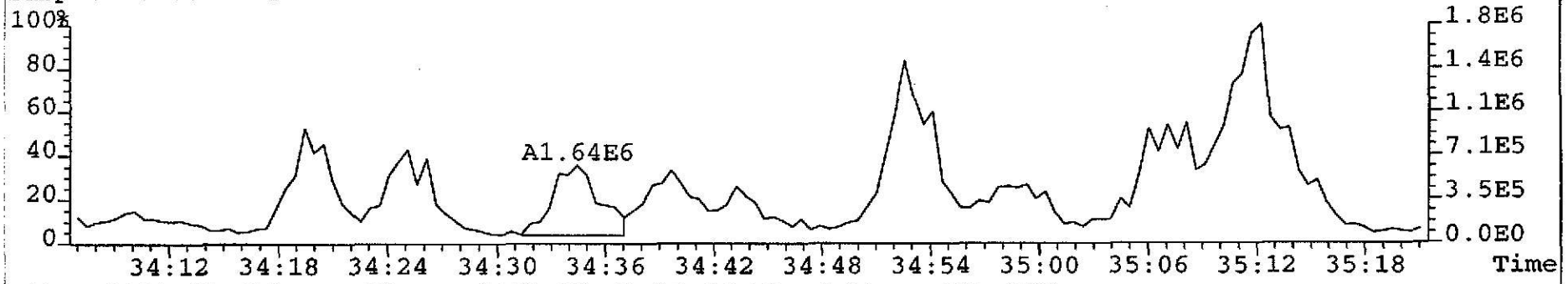

File:W1059 #1-423 Acq:13-JUL-2002 13:51:27 GC EI+ Voltage SIR 70S
391.8127 S:3 F:3 Exp:NDB5US
Sample Text:TTLI#57752C DF-DP-695 0-0.5 File Text:TRIANGLE LABORATORIES, INC.

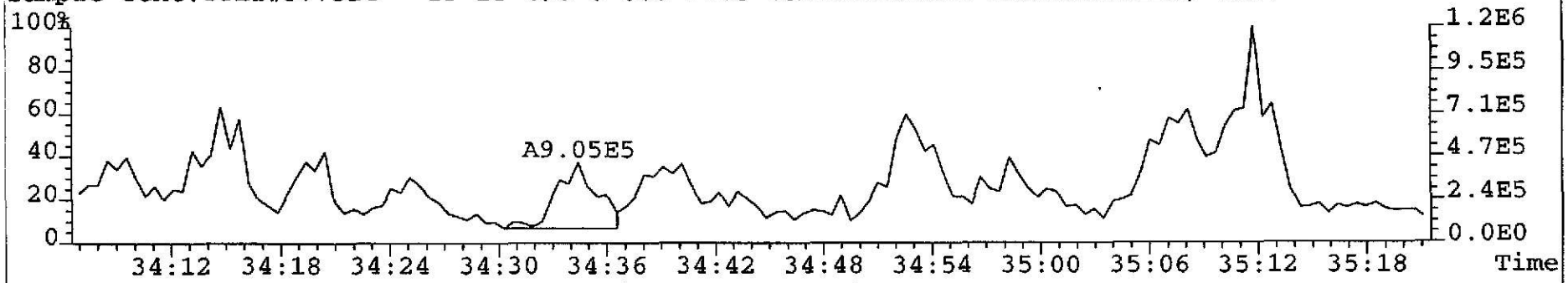

File:W1059 #1-423 Acq:13-JUL-2002 13:51:27 GC EI+ Voltage SIR 70S
401.8558 S:3 F:3 Exp:NDB5US
Sample Text:TTLI#57752C DF-DP-695 0-0.5 File Text:TRIANGLE LABORATORIES, INC.

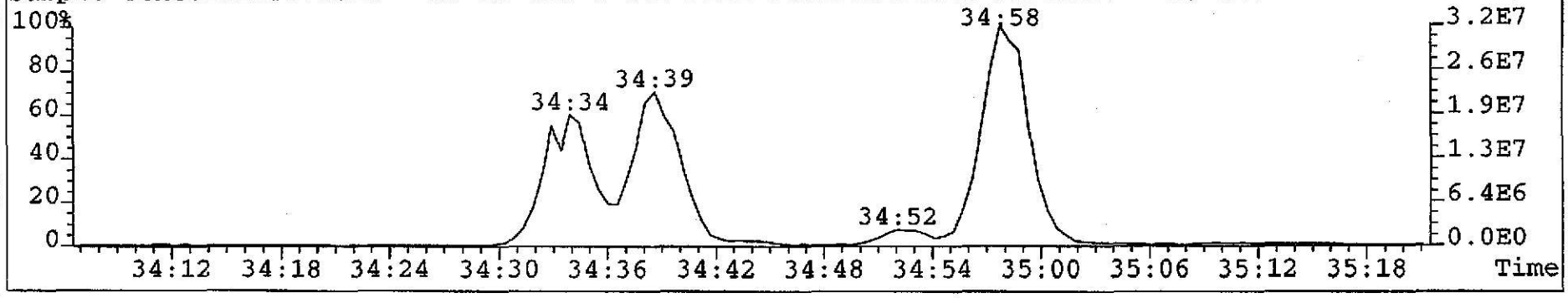

VS(7/17/02

File:W1059 #1-423 Acq:13-JUL-2002 13:51:27 GC EI+ Voltage SIR 70S
389.8156 S:3 F:3 Exp:NDB5US
Sample Text:TTLI#57752C DF-DP-695 0-0.5 File Text:TRIANGLE LABORATORIES, INC.

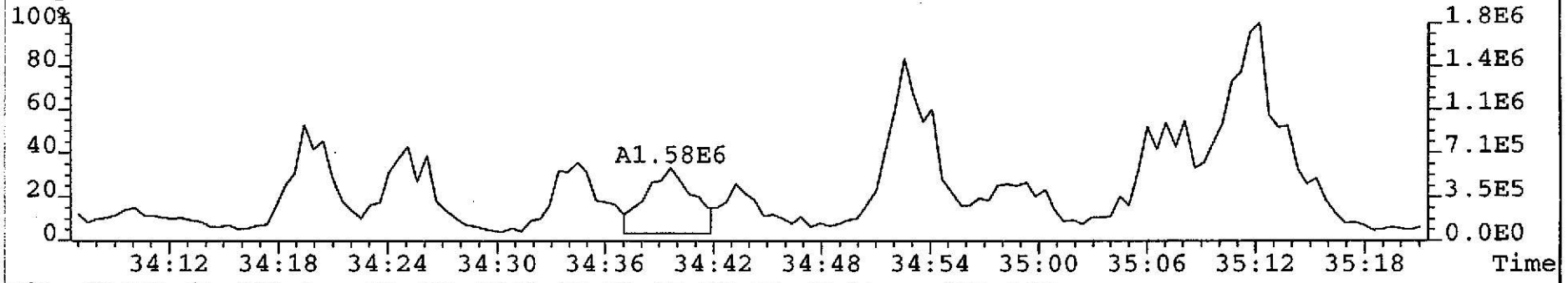

File:W1059 #1-423 Acq:13-JUL-2002 13:51:27 GC EI+ Voltage SIR 70S
391.8127 S:3 F:3 Exp:NDB5US
Sample Text:TTLI#57752C DF-DP-695 0-0.5 File Text:TRIANGLE LABORATORIES, INC.

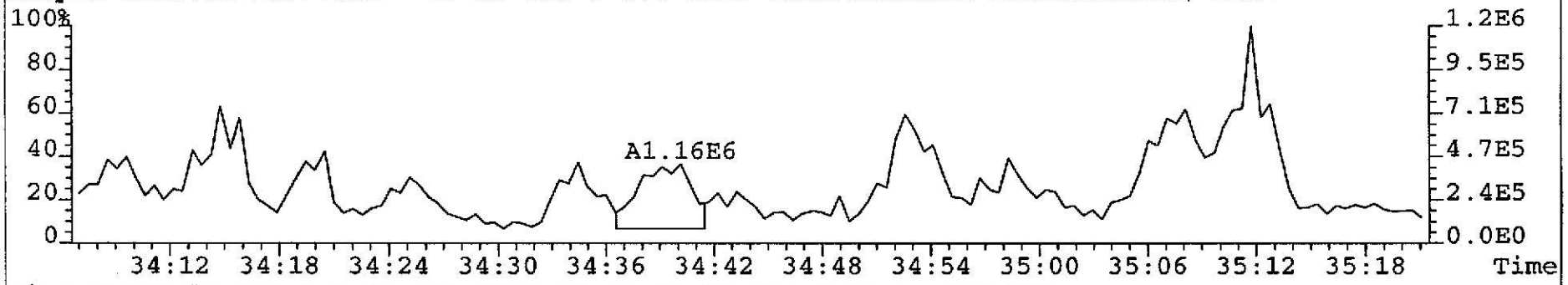

File:W1059 #1-423 Acq:13-JUL-2002 13:51:27 GC EI+ Voltage SIR 70S
401.8558 S:3 F:3 Exp:NDB5US
Sample Text:TTLI#57752C DF-DP-695 0-0.5 File Text:TRIANGLE LABORATORIES, INC.

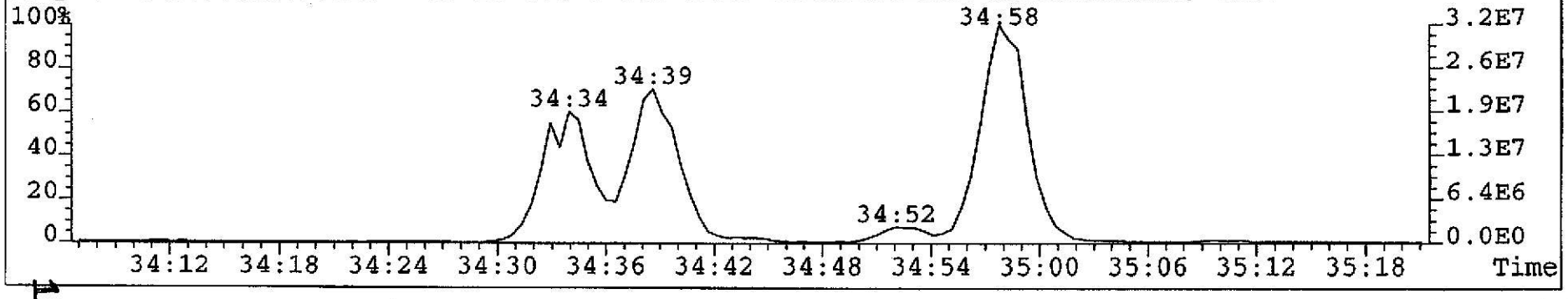

120

VSC 7/17/02

File:W1059 #1-423 Acq:13-JUL-2002 13:51:27 GC EI+ Voltage SIR 70S
389.8156 S:3 F:3 Exp:NDB5US
Sample Text:TTLI#57752C DF-DP-695 0-0.5 File Text:TRIANGLE LABORATORIES, INC.

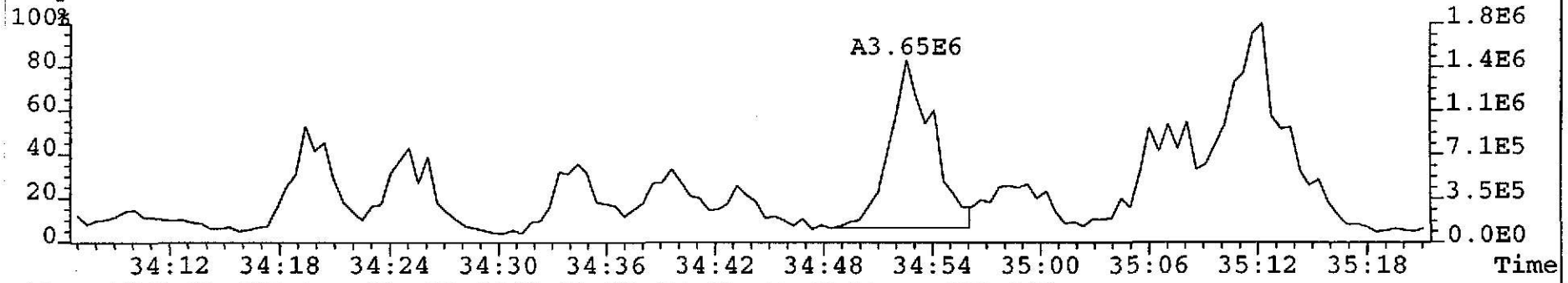

File:W1059 #1-423 Acq:13-JUL-2002 13:51:27 GC EI+ Voltage SIR 70S
391.8127 S:3 F:3 Exp:NDB5US
Sample Text:TTLI#57752C DF-DP-695 0-0.5 File Text:TRIANGLE LABORATORIES, INC.

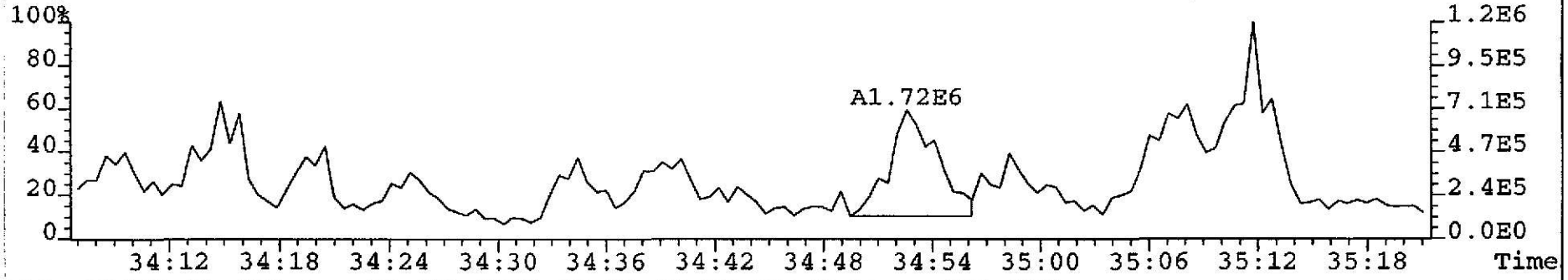

File:W1059 #1-423 Acq:13-JUL-2002 13:51:27 GC EI+ Voltage SIR 70S
401.8558 S:3 F:3 Exp:NDB5US
Sample Text:TTLI#57752C DF-DP-695 0-0.5 File Text:TRIANGLE LABORATORIES, INC.

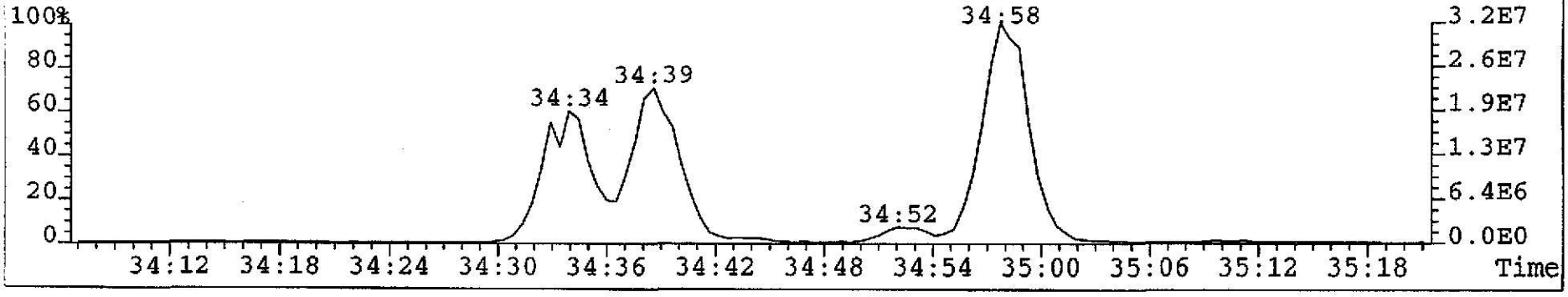

VJC 7/17/02

File:W1059 #1-423 Acq:13-JUL-2002 13:51:27 GC EI+ Voltage SIR 70S
389.8156 S:3 F:3 Exp:NDB5US
Sample Text:TTLI#57752C DF-DP-695 0-0.5 File Text:TRIANGLE LABORATORIES, INC.

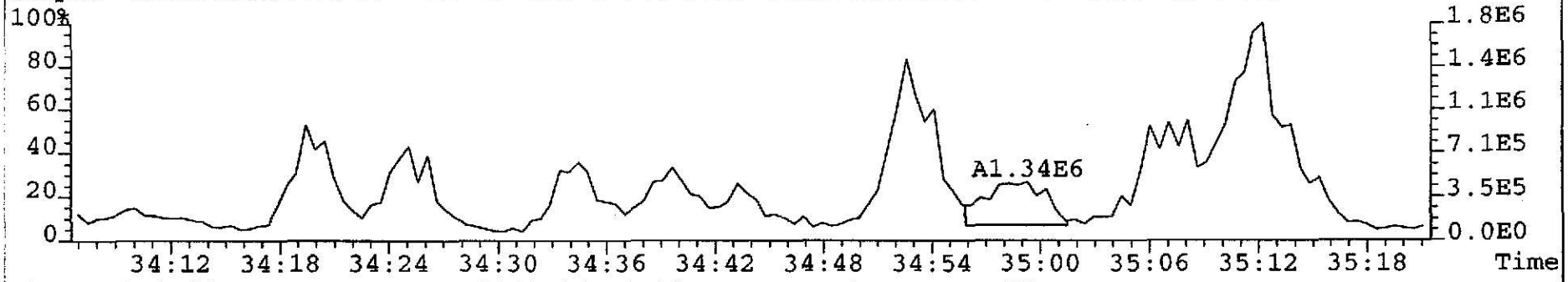

File:W1059 #1-423 Acq:13-JUL-2002 13:51:27 GC EI+ Voltage SIR 70S
391.8127 S:3 F:3 Exp:NDB5US
Sample Text:TTLI#57752C DF-DP-695 0-0.5 File Text:TRIANGLE LABORATORIES, INC.

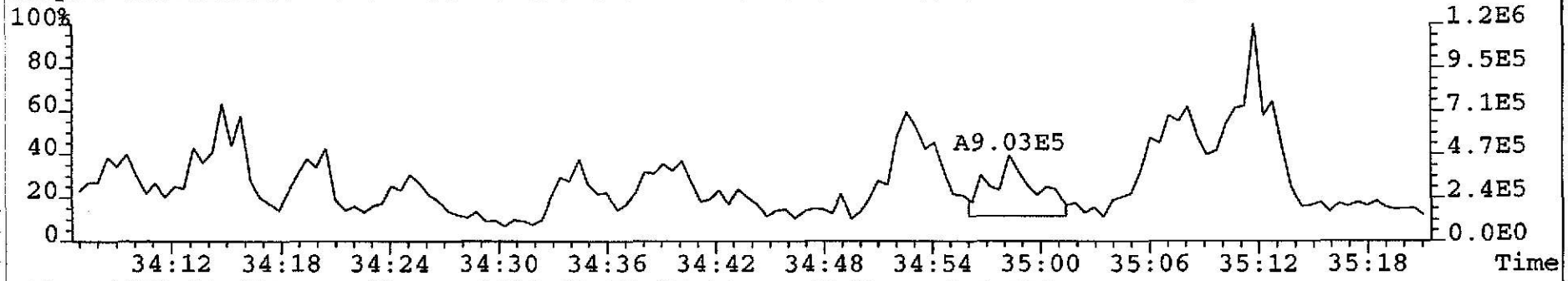

File:W1059 #1-423 Acq:13-JUL-2002 13:51:27 GC EI+ Voltage SIR 70S
401.8558 S:3 F:3 Exp:NDB5US
Sample Text:TTLI#57752C DF-DP-695 0-0.5 File Text:TRIANGLE LABORATORIES, INC.

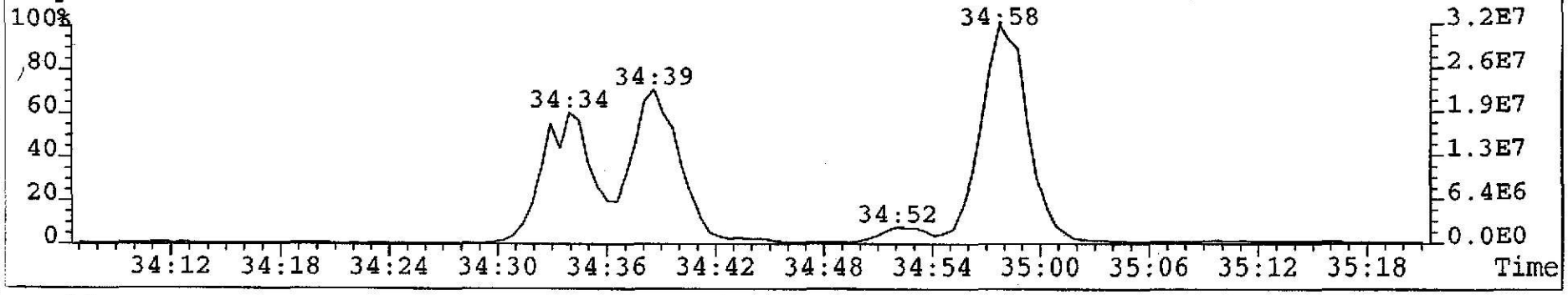

VSC 7/17/02

File:W1059 #1-674 Acq:13-JUL-2002 13:51:27 GC EI+ Voltage SIR 70S
423.7766 S:3 F:4 Exp:NDB5US
Sample Text:TTLI#57752C DF-DP-695 0-0.5 File Text:TRIANGLE LABORATORIES, INC.

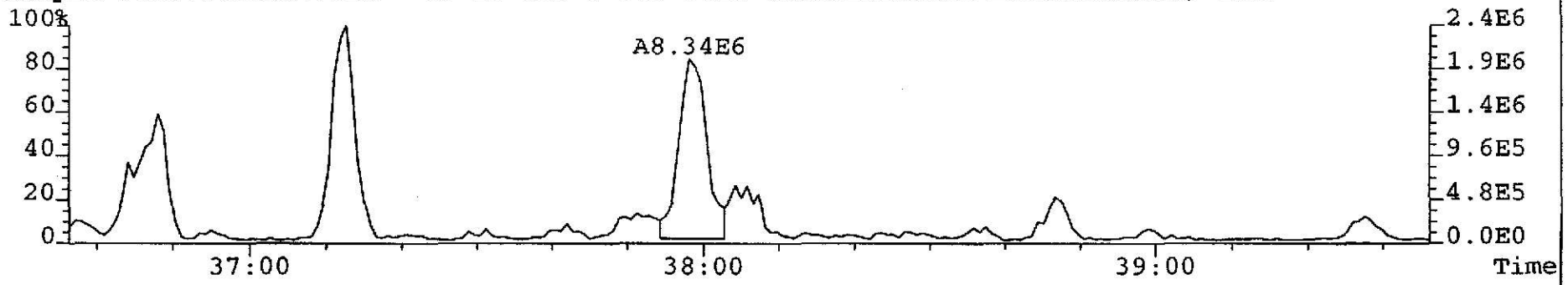

File:W1059 #1-674 Acq:13-JUL-2002 13:51:27 GC EI+ Voltage SIR 70S
425.7737 S:3 F:4 Exp:NDB5US
Sample Text:TTLI#57752C DF-DP-695 0-0.5 File Text:TRIANGLE LABORATORIES, INC.

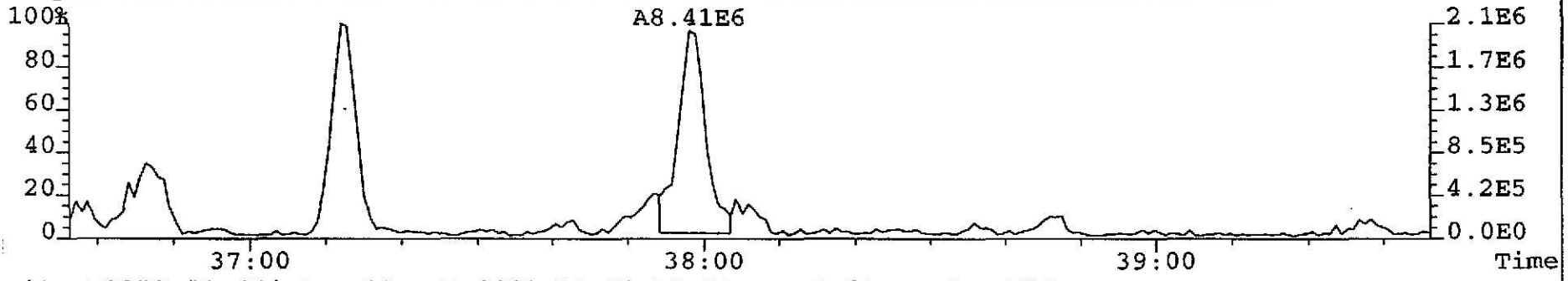

File:W1059 #1-674 Acq:13-JUL-2002 13:51:27 GC EI+ Voltage SIR 70S
437.8140 S:3 F:4 Exp:NDB5US
Sample Text:TTLI#57752C DF-DP-695 0-0.5 File Text:TRIANGLE LABORATORIES, INC.

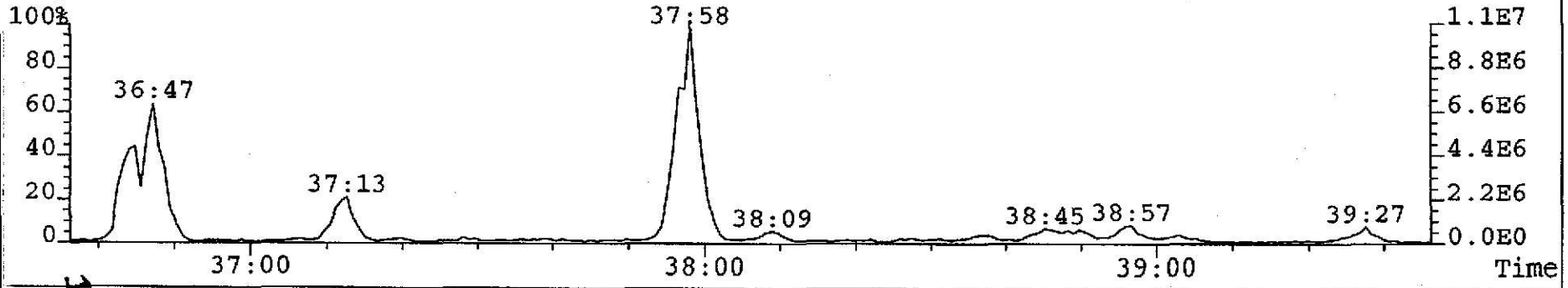

VJC 7/17/02

File:W1059 #1-797 Acq:13-JUL-2002 13:51:27 GC EI+ Voltage SIR 70S
319.8965 S:3 F:2 Exp:NDB5US
Sample Text:TTLI#57752C DF-DP-695 0-0.5 File Text:TRIANGLE LABORATORIES, INC.

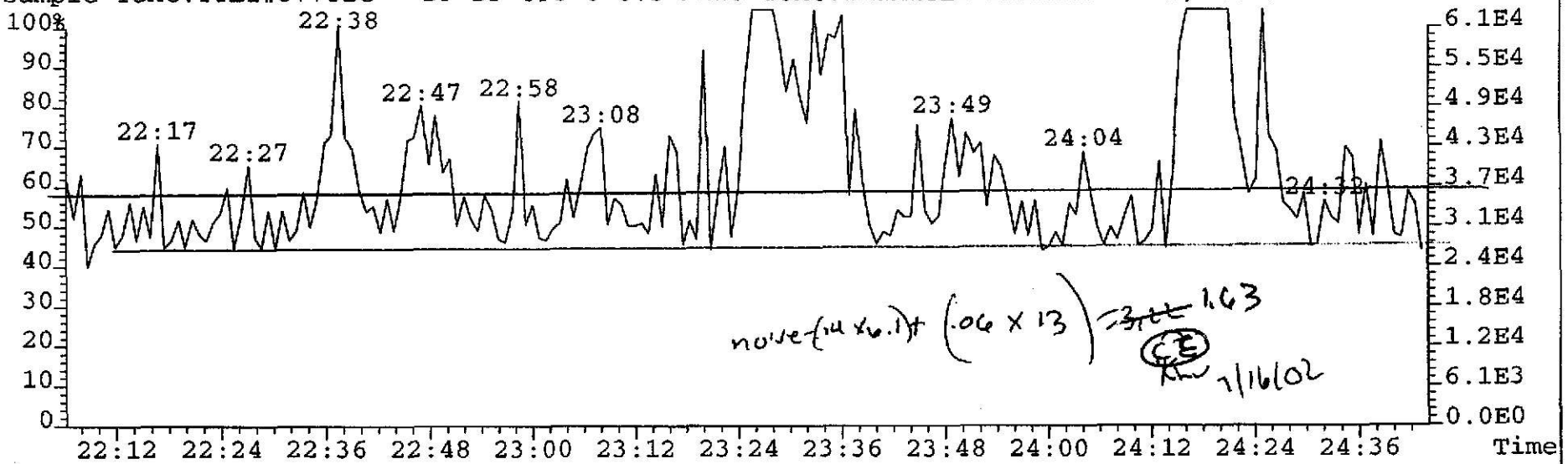

noise (.14 x 6.1) + (.06 x 13) = ~~3.44~~ 1.63
CE
7/16/02

File:W1059 #1-797 Acq:13-JUL-2002 13:51:27 GC EI+ Voltage SIR 70S
321.8936 S:3 F:2 Exp:NDB5US
Sample Text:TTLI#57752C DF-DP-695 0-0.5 File Text:TRIANGLE LABORATORIES, INC.

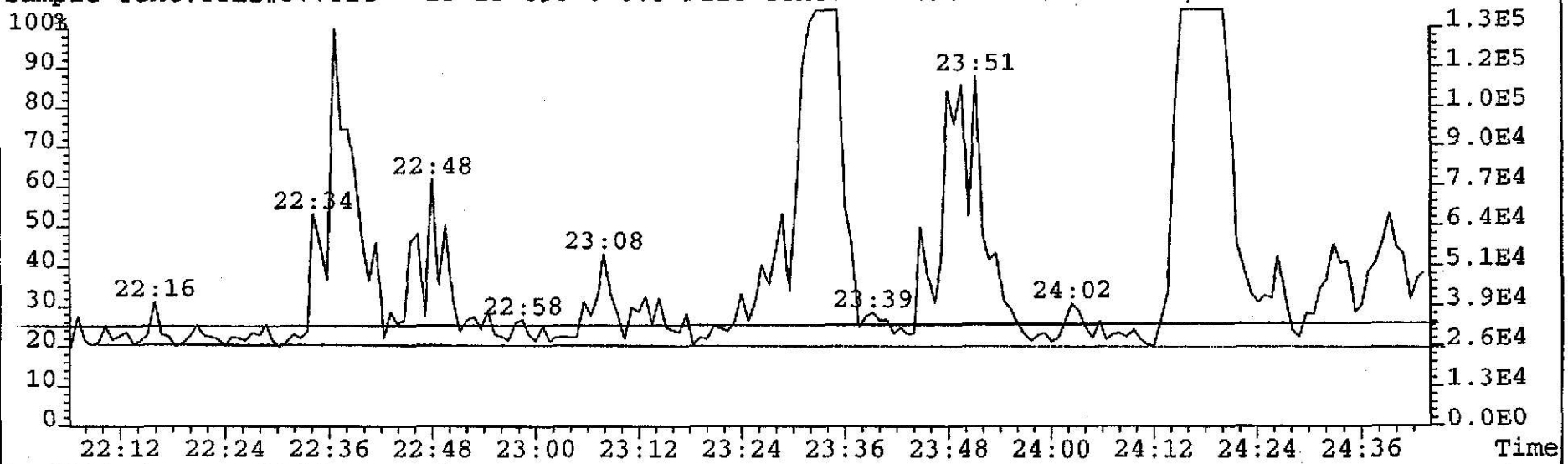

File:W1059 #1-797 Acq:13-JUL-2002 13:51:27 GC EI+ Voltage SIR 70S
303.9016 S:3 F:2 Exp:NDB5US
Sample Text:TTLI#57752C DF-DP-695 0-0.5 File Text:TRIANGLE LABORATORIES, INC.

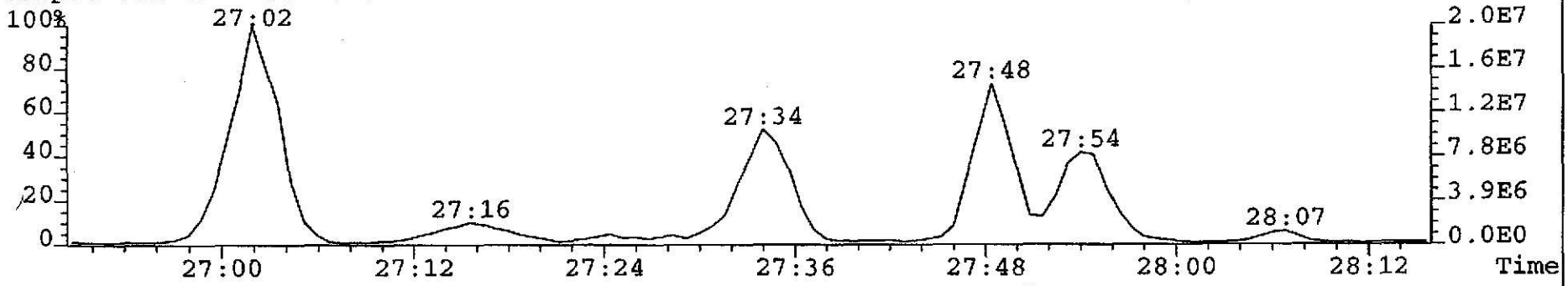

File:W1059 #1-797 Acq:13-JUL-2002 13:51:27 GC EI+ Voltage SIR 70S
305.8987 S:3 F:2 Exp:NDB5US
Sample Text:TTLI#57752C DF-DP-695 0-0.5 File Text:TRIANGLE LABORATORIES, INC.

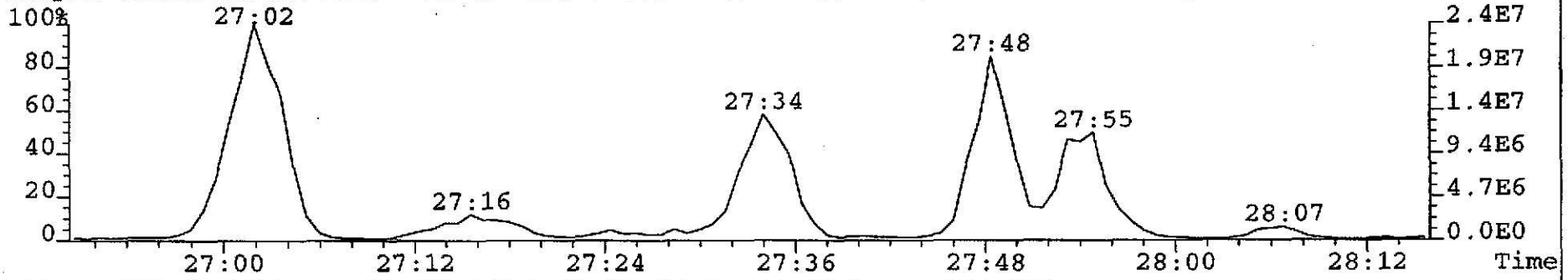

File:W1059 #1-797 Acq:13-JUL-2002 13:51:27 GC EI+ Voltage SIR 70S
375.8364 S:3 F:2 Exp:NDB5US
Sample Text:TTLI#57752C DF-DP-695 0-0.5 File Text:TRIANGLE LABORATORIES, INC.

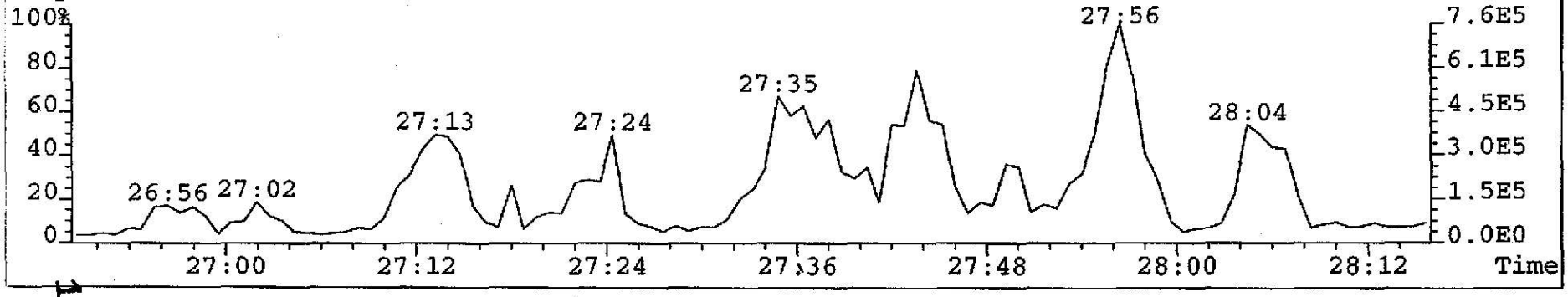

Kw 7/16/03

TLI Project: **57752C** 1613, Revision B, Tetra Only PCDD/PCDF Analysis (c)
Client Sample: **DF-DP-695 0-0.5** Analysis File: **P022484**

Client Project:	**Mississippi Project**				
Sample Matrix:	**SOLID**	Date Received:	**06/28/2002**	Spike File:	**SPCONB22**
TLI ID:	**329-38-1**	Date Extracted:	**07/05/2002**	ICal:	**PF56152**
		Date Analyzed:	**07/15/2002**	ConCal:	**P022482**
Sample Size:	**13.500 g**	Dilution Factor:	**n/a**	% Moisture:	**6.0**
Dry Weight:	**12.690 g**	Blank File:	**W105902**	% Lipid:	**n/a**
GC Column:	**DB-225**	Analyst:	**JMM**	% Solids:	**94.0**

Analytes	Conc. (pg/g)	DL	Ratio	RT	RRT	Flags
2,3,7,8-TCDF	175		0.75	21:41	1.001	—

Internal Standard	Conc. (pg/g)	% Recovery	QC Limits	Ratio	RT	RRT	Flags
$^{13}C_{12}$-2,3,7,8-TCDF	125	79.2	29%-140%	0.76	21:40	1.049	—

Recovery Standard	Ratio	RT	Flags
$^{13}C_{12}$-1,2,3,4-TCDD	0.83	20:39	—

Data Reviewer: VJL 07/17/2002

CONB_PSR v1.00, LARS 6.25.05

Triangle Laboratories, Inc.®
2445 S. Alston Ave. • Durham, North Carolina 27713
Phone: (919) 544-5729 • Fax: (919) 544-5491

Printed: 01:20 07/17/2002

Initial ....Date..

Data Review By: NL 7/17/02

Channel specific noise levels computed from 'NL' heights.

Page No. 1 Listing of P022484B.dbf
07/17/2002 Matched GC Peaks / Ratio / Ret. Time

Compound/ M_Z....	QC.Log	Omit	Why	..RT.	OK	Ratio	Total.Area/Ht	Area/Ht.Peak1	Area/Ht.Peak2	Rel.RT	Compound.Name..	ID..	Flags.
TCDF						0.65-0.89				0.788-1.102			
304-306	DC	NL				Height	0.33	0.15	0.18				
				17:17	RO	4.04	3.88	3.11	0.77	0.798			J
				17:22	RO	7.70	22.44	19.86	2.58	0.802			
	DC	SN		17:38	RO	1.90	1.22			0.814			
				17:47	RO	1.32	2.57	1.46	1.11	0.821			J
				18:02	RO	0.91	11.94	5.68	6.26	0.832			
				18:07		0.74	284.20	120.50	163.70	0.836			
				18:15		0.76	49.33	21.30	28.03	0.842			
				18:23		0.79	27.13	11.95	15.18	0.848			
				18:31		0.71	190.50	79.23	111.27	0.855			
				18:41		0.66	13.96	5.56	8.40	0.862			
				18:57		0.72	147.20	61.74	85.46	0.875			
				19:10		0.74	256.32	109.15	147.17	0.885			
				19:17		0.72	66.33	27.79	38.54	0.890			
				19:25		0.72	526.12	220.56	305.56	0.896			
				19:35	RO	0.63	51.98	20.15	31.83	0.904			
				19:55		0.72	335.76	140.63	195.13	0.919			
				20:07		0.73	171.35	72.15	99.20	0.928			
				20:22		0.81	412.73	184.83	227.90	0.940			
				20:37		0.70	202.65	83.70	118.95	0.952			
				20:44		0.75	55.38	23.70	31.68	0.957			
				20:49		0.76	193.39	83.45	109.94	0.961			
				20:59		0.73	103.43	43.73	59.70	0.968			
				21:12		0.74	57.32	24.47	32.85	0.978			
				21:21		0.89	2.34	1.10	1.24	0.985			J
				21:34		0.75	73.59	31.52	42.07	0.995			
				21:41		0.75	1,019.70	438.64	581.06	1.001	2378-TCDF	AN	
				21:54		0.73	199.31	83.77	115.54	1.011			
				22:07		0.83	52.26	23.69	28.57	1.021			
				22:18		0.74	977.86	415.37	562.49	1.029			
				22:37		0.80	33.62	14.99	18.63	1.044			
				22:43		0.70	67.29	27.66	39.63	1.048			
				22:51	RO	0.99	5.91	2.94	2.97	1.055			
				23:06		0.75	42.95	18.45	24.50	1.066			
				23:13	RO	0.43	1.00	0.30	0.70	1.072			J
				23:22		0.79	78.43	34.62	43.81	1.078			
				23:32		0.80	100.87	44.86	56.01	1.086			
				23:38	RO	0.91	37.99	18.09	19.90	1.091			
	DC	WH		23:53		0.80	6.56			1.102			
	DC	WH		24:00		0.81	43.82			1.108			
304-306			36	Peaks			5,879.03						
13C12-TCDF						0.65-0.89				0.954-1.046			
316-318	DC	NL				Height	0.48	0.17	0.31				
	DC	WL		17:37		0.81	22.70			0.813			
	DC	WL		17:44	RO	0.40	0.28			0.818			

Compound/ M_Z....	QC.Log	Omit	Why	..RT.	OK	Ratio	Total.Area/Ht	Area/Ht.Peak1	Area/Ht.Peak2	Rel.RT	Compound.Name..	ID..	Flags.
		DC	WL	18:07	RO	0.94	0.91			0.836			
		DC	WL	18:17		0.76	1.02			0.844			
		DC	WL	18:24	RO	3.72	1.18			0.849			
		DC	WL	18:38	RO	0.41	2.59			0.860			
		DC	WL	18:47	RO	1.27	3.32			0.867			
		DC	WL	19:15		0.88	3.12			0.888			
		DC	WL	20:22	RO	0.90	2.00			0.940			
				21:14	RO	1.71	1.03	0.65	0.38	0.980			
		DC	SN	21:20	RO	6.92	3.09			0.985			
				21:40		0.76	820.10	354.80	465.30	1.000	13C12-2378-TCDF	IS0	
						Height	254.40	107.44	146.96				
				21:58	RO	0.45	8.72	2.72	6.00	1.014			
				22:02		0.70	11.80	4.85	6.95	1.017			
				22:13	RO	0.22	20.56	3.73	16.83	1.025			
				22:24		0.78	130.38	57.24	73.14	1.034			
316-318			6	Peaks			992.59						

---------- Above: TCDF / TCDD Follows ----------

13C12-TCDD						0.65-0.89				0.902-1.098			
332-334		DC	NL			Height	1.19	0.98	0.21				
				20:23		0.79	572.83	252.69	320.14	1.000	13C12-2378-TCDD	IS1	
						Height	199.44	87.17	112.27				
				20:39		0.83	757.50	342.55	414.95	1.013	13C12-1234-TCDD	RS1	
		DC	SN	21:50	RO	0.45	6.78			1.071			
		DC	WH	22:31	RO	4.03	9.31			1.105			
		DC	WH	23:31	RO	2.05	2.26			1.154			
332-334			2	Peaks			1,330.33						

Column Description.....	"Why" Code Description.....	QC Log Desc.....
M_Z -Nominal Ion Mass(es)	WL-Below Retention Time Window	A-Peak Added
..RT. -Retention Time (mm:ss)	WH-Above Retention Time Window	K-Peak Kept
Rat.1 -Ratio of M/M+2 Ions	SN-Below Signal to Noise Level	D-Peak Deleted
OK -RO=Ratio Outside Limits	<M-Below Method Detection Limit	T-Time Changed
Rel.RT-Relative Retention Time	NL-Channel Specific Noise Level	M-Peak Area Changed
		N-Name Changed
		X-Ether Interference

*** End of Report ***

File:P022484 #1-3025 Acq:15-JUL-2002 03:38:23 EI+ Voltage SIR 70P Noise:191
303.9016 BSUB(256,30,-3.0) PKD(5,3,1,0.10%,764.0,0.00%,F,F) Exp:DB225
TRIANGLE LABS Text:DF-DP-695 0-0.5 TLI#57752C INJ. TIME = 03:38

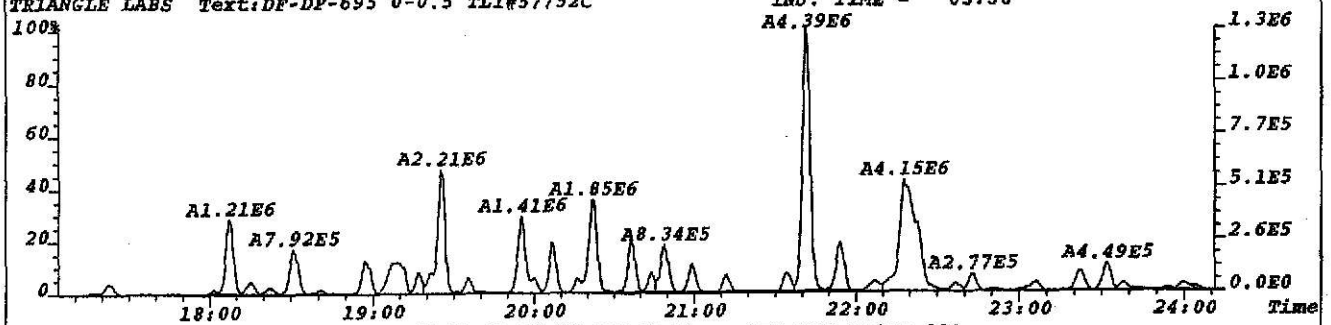

File:P022484 #1-3025 Acq:15-JUL-2002 03:38:23 EI+ Voltage SIR 70P Noise:221
305.8987 BSUB(256,30,-3.0) PKD(5,3,1,0.10%,884.0,0.00%,F,F) Exp:DB225
TRIANGLE LABS Text:DF-DP-695 0-0.5 TLI#57752C INJ. TIME = 03:38

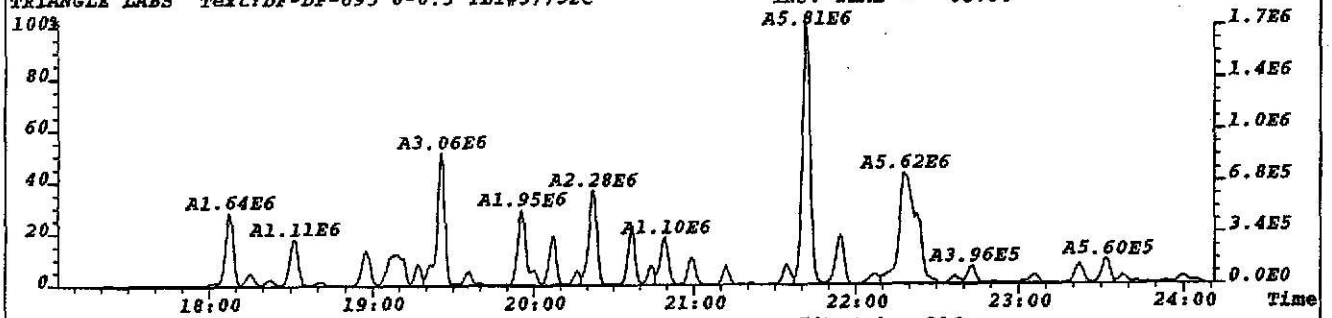

File:P022484 #1-3025 Acq:15-JUL-2002 03:38:23 EI+ Voltage SIR 70P Noise:216
315.9419 BSUB(256,30,-3.0) PKD(5,3,1,0.10%,864.0,0.00%,F,F) Exp:DB225
TRIANGLE LABS Text:DF-DP-695 0-0.5 TLI#57752C INJ. TIME = 03:38

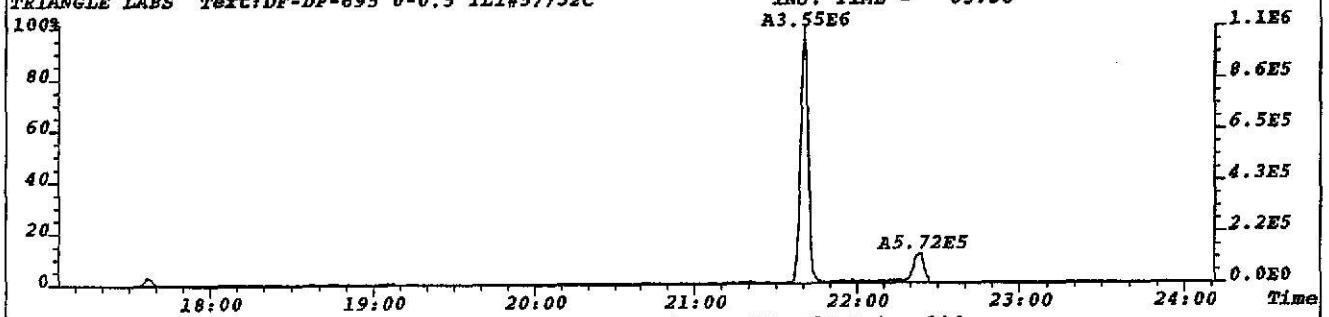

File:P022484 #1-3025 Acq:15-JUL-2002 03:38:23 EI+ Voltage SIR 70P Noise:386
317.9389 BSUB(256,30,-3.0) PKD(5,3,1,0.10%,1544.0,0.00%,F,F) Exp:DB225
TRIANGLE LABS Text:DF-DP-695 0-0.5 TLI#57752C INJ. TIME = 03:38

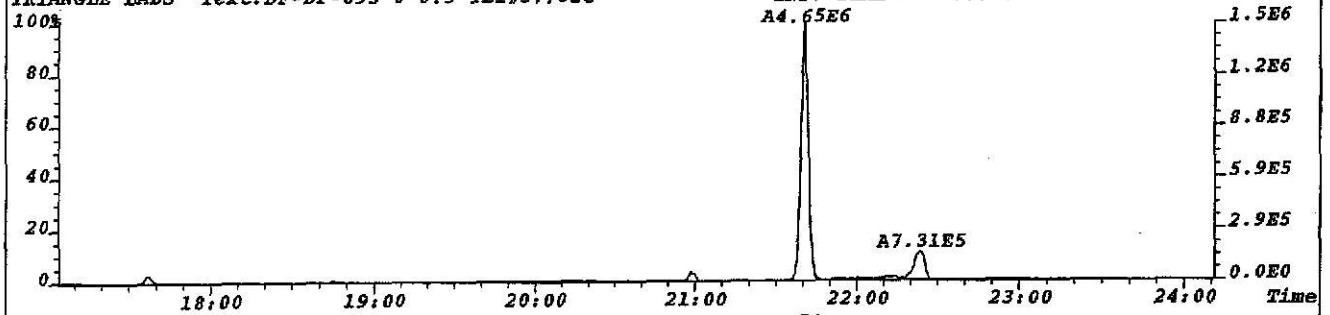

File:P022484 #1-3025 Acq:15-JUL-2002 03:38:23 EI+ Voltage SIR 70P
375.8364 Exp:DB225
TRIANGLE LABS Text:DF-DP-695 0-0.5 TLI#57752C INJ. TIME = 03:38

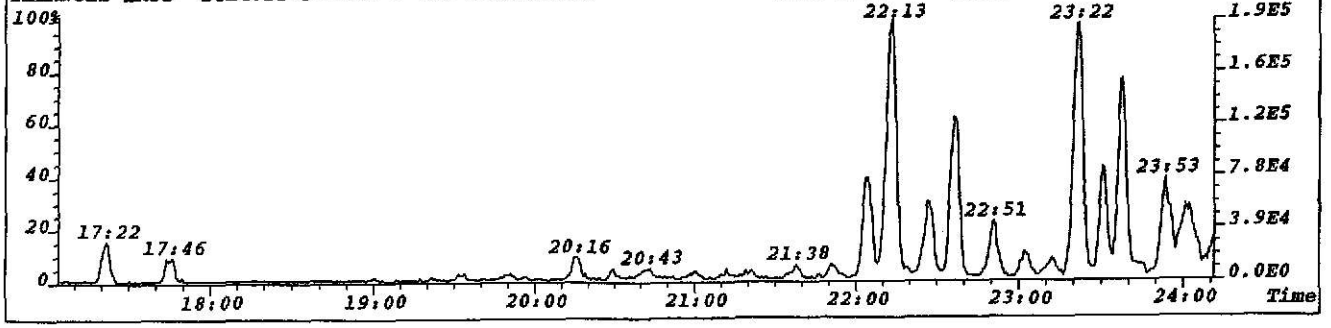

File:P022484 #1-3025 Acq:15-JUL-2002 03:38:23 EI+ Voltage SIR 70P Noise:280
319.8965 BSUB(256,30,-3.0) PKD(5,3,1,0.10%,1120.0,0.00%,F,F) Exp:DB225
TRIANGLE LABS Text:DF-DP-695 0-0.5 TLI#57752C INJ. TIME = 03:38

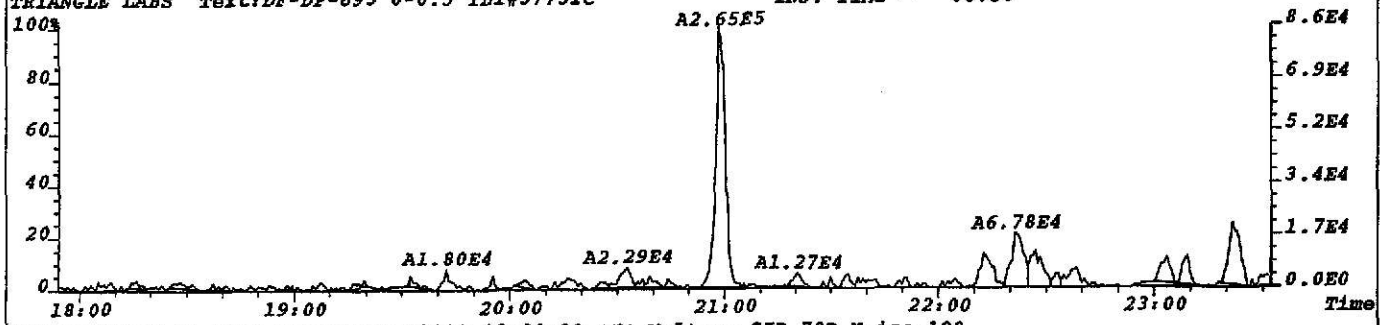

File:P022484 #1-3025 Acq:15-JUL-2002 03:38:23 EI+ Voltage SIR 70P Noise:198
321.8936 BSUB(256,30,-3.0) PKD(5,3,1,0.10%,792.0,0.00%,F,F) Exp:DB225
TRIANGLE LABS Text:DF-DP-695 0-0.5 TLI#57752C INJ. TIME = 03:38

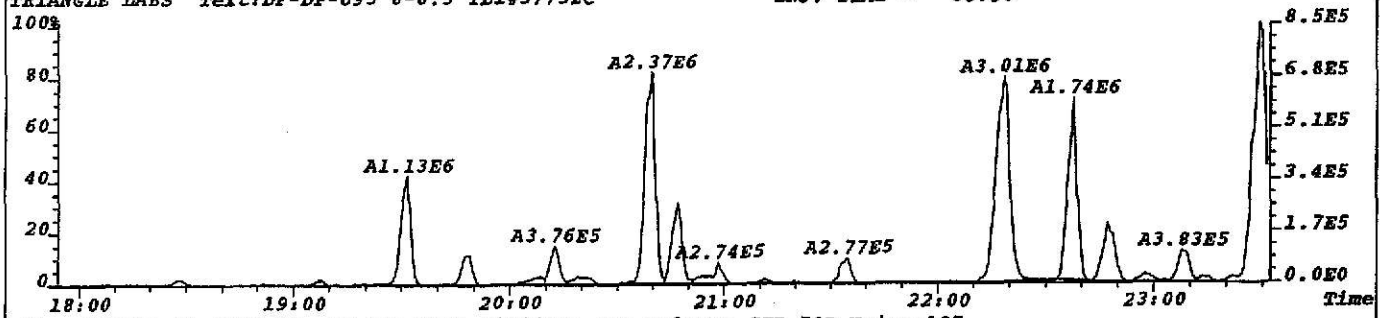

File:P022484 #1-3025 Acq:15-JUL-2002 03:38:23 EI+ Voltage SIR 70P Noise:187
327.8847 BSUB(256,30,-3.0) PKD(5,3,1,0.10%,748.0,0.00%,F,F) Exp:DB225
TRIANGLE LABS Text:DF-DP-695 0-0.5 TLI#57752C INJ. TIME = 03:38

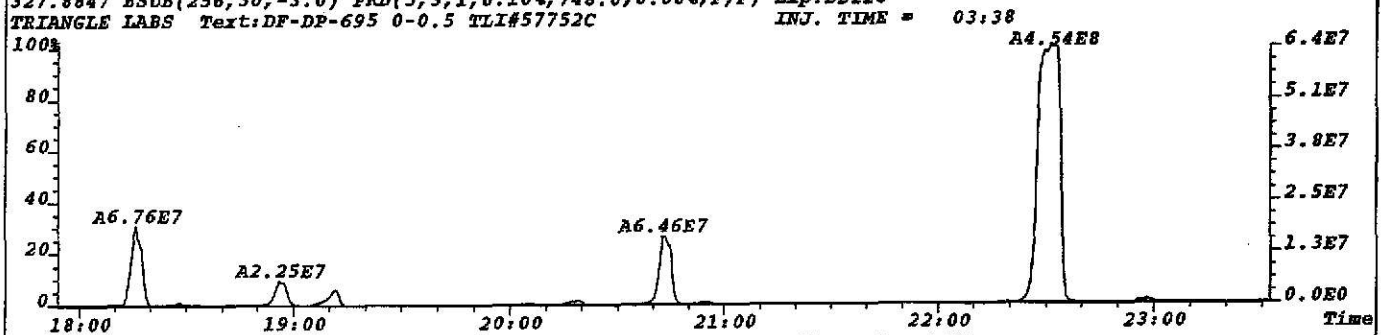

File:P022484 #1-3025 Acq:15-JUL-2002 03:38:23 EI+ Voltage SIR 70P Noise:1231
331.9368 BSUB(256,30,-3.0) PKD(5,3,1,0.10%,4924.0,0.00%,F,F) Exp:DB225
TRIANGLE LABS Text:DF-DP-695 0-0.5 TLI#57752C INJ. TIME = 03:38

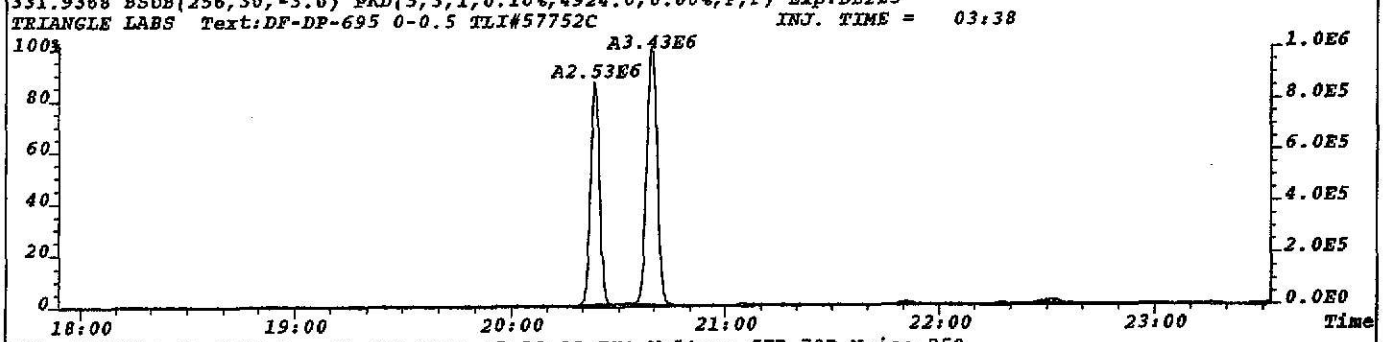

File:P022484 #1-3025 Acq:15-JUL-2002 03:38:23 EI+ Voltage SIR 70P Noise:258
333.9338 BSUB(256,30,-3.0) PKD(5,3,1,0.10%,1032.0,0.00%,F,F) Exp:DB225
TRIANGLE LABS Text:DF-DP-695 0-0.5 TLI#57752C INJ. TIME = 03:38

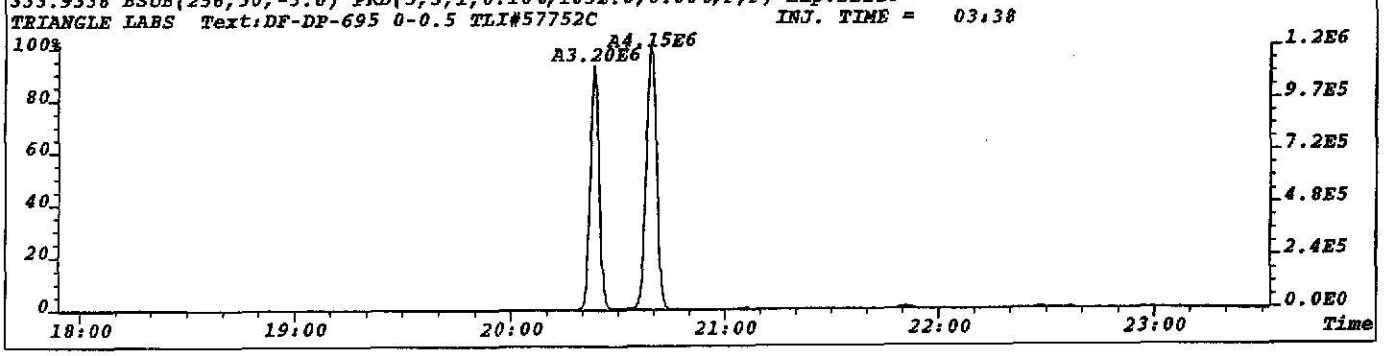

File:P022484 #1-3025 Acq:15-JUL-2002 03:38:23 EI+ Voltage SIR 70P
303.9016 Exp:DB225
TRIANGLE LABS Text:DF-DP-695 0-0.5 TLI#57752C INJ. TIME = 03:38

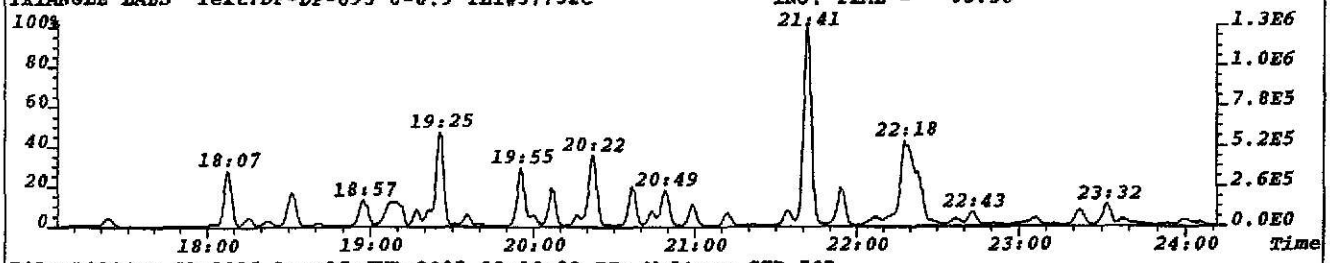

File:P022484 #1-3025 Acq:15-JUL-2002 03:38:23 EI+ Voltage SIR 70P
315.9419 Exp:DB225
TRIANGLE LABS Text:DF-DP-695 0-0.5 TLI#57752C INJ. TIME = 03:38

File:P022484 #1-3025 Acq:15-JUL-2002 03:38:23 EI+ Voltage SIR 70P
319.8965 Exp:DB225
TRIANGLE LABS Text:DF-DP-695 0-0.5 TLI#57752C INJ. TIME = 03:38

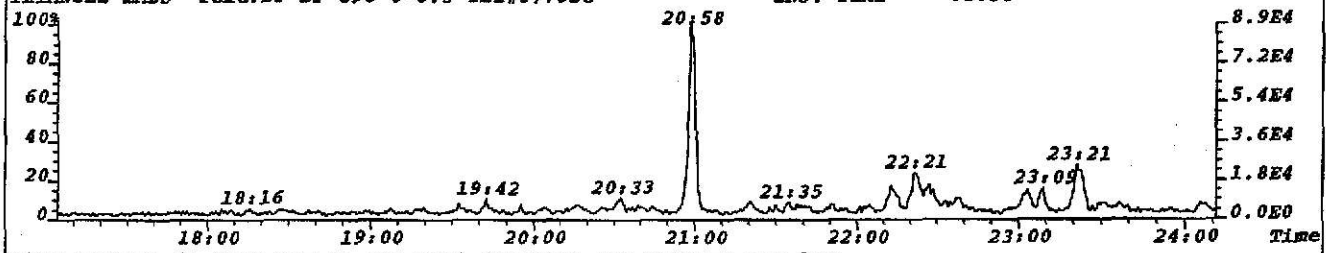

File:P022484 #1-3025 Acq:15-JUL-2002 03:38:23 EI+ Voltage SIR 70P
331.9368 Exp:DB225
TRIANGLE LABS Text:DF-DP-695 0-0.5 TLI#57752C INJ. TIME = 03:38

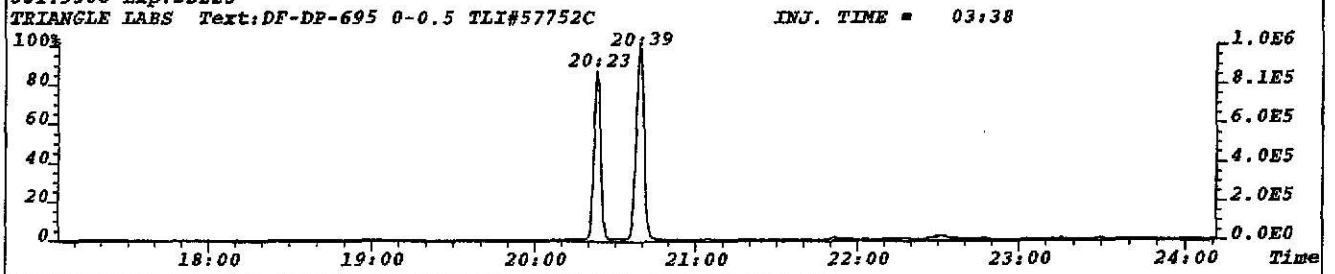

File:P022484 #1-3025 Acq:15-JUL-2002 03:38:23 EI+ Voltage SIR 70P
292.9825 Exp:DB225
TRIANGLE LABS Text:DF-DP-695 0-0.5 TLI#57752C INJ. TIME = 03:38

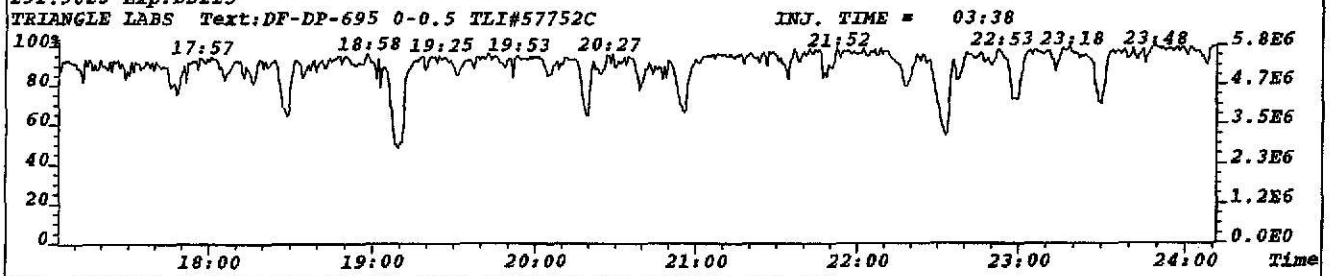

File:P022484 #1-3025 Acq:15-JUL-2002 03:38:23 EI+ Voltage SIR 70P
330.9792 Exp:DB225
TRIANGLE LABS Text:DF-DP-695 0-0.5 TLI#57752C INJ. TIME = 03:38

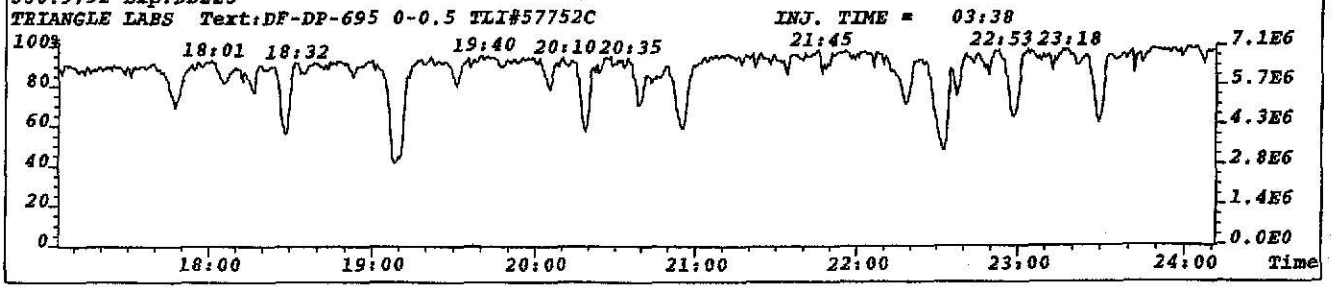

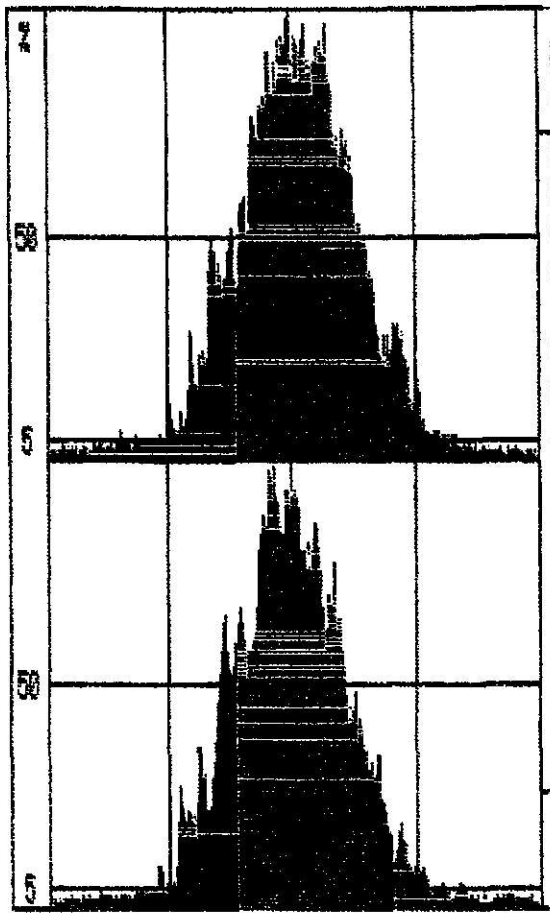

Ref. mass 292.9825 Peak top
Height 1.04 volts Span 200 ppm

System file name	DB225
Data file name	A:P715021
Resolution	10000
Group number	1
Ionization mode	EI+
Switching	VOLTAGE
Ref. masses	292.9825, 380.9761

A	292.9825	J	330.9792
B	303.9016	K	331.9368
C	305.8987	L	333.9338
D	315.9419	M	375.8364
E	317.9389		
F	319.8965		
G	321.8936		
H	327.8847		
I	330.9792		

Channel I 330.9792 Peak top
Height 1.12 volts Span 200 ppm

TLI Project: 57752C — 1613, Revision B PCDD/PCDF Analysis (c)

Client Sample: DF-DP-692 0-0.5 — Analysis File: W105904

Client Project:	Mississippi Project				
Sample Matrix:	SOLID	Date Received:	06/28/2002	Spike File:	SP161B22
TLI ID:	329-38-2	Date Extracted:	07/05/2002	ICal:	WF5614B
		Date Analyzed:	07/13/2002	ConCal:	WB21058
Sample Size:	13.500 g	Dilution Factor:	n/a	% Moisture:	10.1
Dry Weight:	12.137 g	Blank File:	W105902	% Lipid:	n/a
GC Column:	DB-5	Analyst:	JLD	% Solids:	89.9

Analytes	Conc. (pg/g)	DL	Ratio	RT	RRT	Flags
2,3,7,8-TCDD	ND	0.3				__
1,2,3,7,8-PeCDD	ND	6.7				__
1,2,3,4,7,8-HxCDD	2.9		1.41	34:39	1.000	J__
1,2,3,6,7,8-HxCDD	30.7		1.20	34:43	1.000	__
1,2,3,7,8,9-HxCDD	14.3		1.23	35:02	1.009	__
1,2,3,4,6,7,8-HpCDD	118		1.03	38:00	1.000	__
1,2,3,4,6,7,8,9-OCDD	1710		0.86	41:42	1.000	__
2,3,7,8-TCDF	1310		0.76	26:51	1.001	E__
1,2,3,7,8-PeCDF	426		1.50	30:35	1.000	__
2,3,4,7,8-PeCDF	623		1.52	31:16	1.001	__
1,2,3,4,7,8-HxCDF	1290		1.33	33:57	1.000	__
1,2,3,6,7,8-HxCDF	174		1.31	34:02	1.000	__
2,3,4,6,7,8-HxCDF	159		1.31	34:31	1.000	__
1,2,3,7,8,9-HxCDF	0.70		1.18	35:17	1.000	J__
1,2,3,4,6,7,8-HpCDF	1200		1.06	36:58	1.000	__
1,2,3,4,7,8,9-HpCDF	66.4		1.06	38:32	1.000	__
1,2,3,4,6,7,8,9-OCDF	502		0.91	41:55	1.005	__

Totals	Conc. (pg/g)	Number	DL	Flags
Total TCDD	9.2	5		__
Total PeCDD	15.8	3		E__
Total HxCDD	187	5		__
Total HpCDD	226	2		__
Total TCDF	3670	15		E__
Total PeCDF	3280	16		__
Total HxCDF	2470	11		__
Total HpCDF	1850	4		__

161B_PSR v2.04, LARS 6.25.05

Triangle Laboratories, Inc.®
2445 S. Alston Ave. • Durham, North Carolina 27713
Phone: (919) 544-5729 • Fax: (919) 544-5491

Printed: 11:55 07/17/2002

TLI Project: 57752C
Client Sample: DF-DP-692 0-0.5

1613, Revision B PCDD/PCDF Analysis (c)
Analysis File: W105904

Internal Standards	Conc. (pg/g)	% Recovery	QC Limits	Ratio	RT	RRT	Flags
$^{13}C_{12}$-2,3,7,8-TCDD	121	73.2	25%-164%	0.78	27:30	1.006	—
$^{13}C_{12}$-1,2,3,7,8-PeCDD	144	87.6	25%-181%	1.49	31:34	1.155	—
$^{13}C_{12}$-1,2,3,4,7,8-HxCDD	133	80.4	32%-141%	1.23	34:38	0.989	—
$^{13}C_{12}$-1,2,3,6,7,8-HxCDD	134	81.4	28%-130%	1.20	34:43	0.991	—
$^{13}C_{12}$-1,2,3,4,6,7,8-HpCDD	116	70.4	23%-140%	1.04	38:00	1.085	—
$^{13}C_{12}$-1,2,3,4,6,7,8,9-OCDD	172	52.2	17%-157%	0.92	41:42	1.191	—
$^{13}C_{12}$-2,3,7,8-TCDF	132	80.4	24%-169%	0.74	26:50	0.982	—
$^{13}C_{12}$-1,2,3,7,8-PeCDF	146	88.7	24%-185%	1.52	30:35	1.119	—
$^{13}C_{12}$-2,3,4,7,8-PeCDF	126	76.7	21%-178%	1.49	31:15	1.143	—
$^{13}C_{12}$-1,2,3,4,7,8-HxCDF	141	85.8	26%-152%	0.54	33:57	0.970	—
$^{13}C_{12}$-1,2,3,6,7,8-HxCDF	148	89.8	26%-123%	0.54	34:01	0.971	—
$^{13}C_{12}$-2,3,4,6,7,8-HxCDF	143	86.7	28%-136%	0.54	34:31	0.986	—
$^{13}C_{12}$-1,2,3,7,8,9-HxCDF	146	88.6	29%-147%	0.53	35:17	1.008	—
$^{13}C_{12}$-1,2,3,4,6,7,8-HpCDF	125	75.9	28%-143%	0.46	36:57	1.055	—
$^{13}C_{12}$-1,2,3,4,7,8,9-HpCDF	113	68.8	26%-138%	0.44	38:31	1.100	—

Cleanup Standard	Conc. (pg/g)	% Recovery	QC Limits	RT	RRT	Flags
$^{37}Cl_4$-2,3,7,8-TCDD	12.6	76.7	35%-197%	27:31	1.007	—

Recovery Standards	Ratio	RT	Flags
$^{13}C_{12}$-1,2,3,4-TCDD	0.81	27:20	—
$^{13}C_{12}$-1,2,3,7,8,9-HxCDD	1.11	35:01	—

Data Reviewer: _____ 07/17/2002

161B_PSR v2.04, LARS 6.25.05

Triangle Laboratories, Inc.®
2445 S. Alston Ave. • Durham, North Carolina 27713
Phone: (919) 544-5729 • Fax: (919) 544-5491

Printed: 11:55 07/17/2002

TLI Project: 57752C
Client Sample: DF-DP-692 0-0.5

Toxicity Equivalents Report
Analysis File: W105904

Client Project:	Mississippi Project				
Sample Matrix:	SOLID	Date Received:	06/28/02	Spike File:	SP161B22
TLI ID:	329-38-2	Date Extracted:	07/05/02	ICal:	WF5614B
		Date Analyzed:	07/13/02	ConCal:	WB21058
Sample Size:	13.500 g	Dilution Factor:	1	% Moisture:	10.1
Dry Weight:	12.137 g	Blank File:	W105902	% Lipid:	n/a
GC Column:	DB-5	Analyst:	JLD	% Solids:	89.9

Analytes	Conc. (pg/g)		TEF		Equivalent
2,3,7,8-TCDD	{0.3}	x	1.	=	0.3
1,2,3,7,8-PeCDD	{6.7}	x	0.5	=	3.4
1,2,3,4,7,8-HxCDD	2.9	x	0.1	=	0.29
1,2,3,6,7,8-HxCDD	30.7	x	0.1	=	3.07
1,2,3,7,8,9-HxCDD	14.3	x	0.1	=	1.43
1,2,3,4,6,7,8-HpCDD	118	x	0.01	=	1.18
1,2,3,4,6,7,8,9-OCDD	1710	x	0.001	=	1.710
TOTAL PCDD					11.4
2,3,7,8-TCDF	999	x	0.1	=	99.9
1,2,3,7,8-PeCDF	426	x	0.05	=	21.3
2,3,4,7,8-PeCDF	623	x	0.5	=	312
1,2,3,4,7,8-HxCDF	1290	x	0.1	=	129.0
1,2,3,6,7,8-HxCDF	174	x	0.1	=	17.4
2,3,4,6,7,8-HxCDF	159	x	0.1	=	15.9
1,2,3,7,8,9-HxCDF	0.70	x	0.1	=	0.070
1,2,3,4,6,7,8-HpCDF	1200	x	0.01	=	12.00
1,2,3,4,7,8,9-HpCDF	66.4	x	0.01	=	0.664
1,2,3,4,6,7,8,9-OCDF	502	x	0.001	=	0.502
TOTAL PCDF					609

Total EPA TEFs, 1989a: 620 pg/g

{...} indicates that the value is that of a Detection Limit.

GRY_TEF v1.08, MILES 4.22.16

Triangle Laboratories, Inc.®
2445 S. Alston Ave. • Durham, North Carolina 27713
Phone: (919) 544-5729 • Fax: (919) 544-5491

Printed: 13:08 07/17/02

Initial ....Date...

Data Review By: KLV 7/17/02

Calculated Noise Height: 3.75

Page No. 1 Listing of W105904B.dbf
07/17/2002 Matched GC Peaks / Ratio / Ret. Time

Compound/ M_Z....	QC.Log	Omit	Why	..RT.	OK	Ratio	Total.Area/Ht	Area/Ht.Peak1	Area/Ht.Peak2	Rel.RT	Compound.Name..	ID..	Flags.
TCDF				0.65-0.89						0.881-1.072			
304-306	DC	NL				Height	21.37	9.15	12.22				
				23:41		0.70	1,120.29	459.95	660.34	0.883			
				24:23		0.76	4,199.17	1,808.62	2,390.55	0.909			
				24:36		0.74	4,685.47	1,998.83	2,686.64	0.917			
				24:57		0.75	22,196.44	9,530.14	12,666.30	0.930			
				25:15		0.75	52,425.70	22,478.00	29,947.70	0.941			E
				25:37		0.77	66,043.40	28,696.30	37,347.10	0.955			E
				25:53		0.75	35,477.10	15,165.70	20,311.40	0.965			
A				26:10		0.78	19,930.00	8,730.00	11,200.00	0.975			
				26:28		0.75	60,980.50	26,151.30	34,829.20	0.986			E
				26:41		0.74	13,663.34	5,802.57	7,860.77	0.994			
				26:51		0.76	195,124.00	84,551.00	110,573.00	1.001	2378-TCDF	AN	E
				27:15		0.74	61,126.70	25,990.20	35,136.50	1.016			E
				27:26		0.72	5,771.09	2,413.42	3,357.67	1.022			
				27:38	RO	0.94	1,077.84	520.87	556.97	1.030			
				27:58		0.71	4,796.91	1,993.63	2,803.28	1.042			
			X	28:09	RO	1.00	1,108.77	553.28	555.49	1.049			
				28:28	RO	1.08	603.56	312.94	290.62	1.061			
				28:43		0.86	734.15	340.26	393.89	1.070			
304-306			18	Peaks			551,064.43						
13C12-TCDF				0.65-0.89						0.945-1.133			
316-318	DC	NL				Height	11.92	4.47	7.45				
	DC	WL		23:25		0.74	1,966.66			0.873			
	DC	WL		25:15		0.67	66.83			0.941			
	DC	SN		25:37	RO	4.49	77.34			0.955			
				26:27		0.78	236.39	103.30	133.09	0.986			
				26:50		0.74	21,531.17	9,139.67	12,391.50	1.000	13C12-2378-TCDF	ISO	
						Height	6,308.81	2,661.59	3,647.22				
				27:15	RO	1.36	53.86	31.02	22.84	1.016			
				27:35	RO	0.55	342.48	121.59	220.89	1.028			
				27:56	RO	0.62	342.54	131.19	211.35	1.041			
				28:18		0.71	284.21	117.84	166.37	1.055			
	DC	SN		28:28	RO	2.31	30.32			1.061			
				28:34	RO	0.57	35.30	12.84	22.46	1.065			
316-318			7	Peaks			22,825.95						

---------- Above: TCDF / TCDD Follows ----------

TCDD				0.65-0.89						0.905-1.043			
320-322	DC	NL				Height	9.59	4.12	5.47				
				25:09		0.67	145.76	58.73	87.03	0.915			
D	D	SN		25:15		0.75	36.42			0.918			
				25:31	RO	0.45	132.95	41.51	91.44	0.928			
				25:47	RO	0.23	203.66	38.48	165.18	0.938			
				25:52		0.87	49.32	22.88	26.44	0.941			J

Compound/ M_Z....	QC.Log	Omit	Why	..RT.	OK	Ratio	Total.Area/Ht	Area/Ht.Peak1	Area/Ht.Peak2	Rel.RT	Compound.Name..	ID..	Flags.
										0.949			
D	D	SN		26:06	RO	0.19	110.16			0.960			
				26:24		0.77	387.50	168.14	219.36	0.969			
M				26:39		0.83	177.20	80.60	96.60	0.976			
A				26:50	RO	1.31	116.50	66.10	50.40	0.982			
MK				27:00	RO	1.41	106.60	62.30	44.30	0.997			
NM				27:25		0.76	230.30	99.30	131.00	1.015			
				27:54	RO	0.49	514.37	170.09	344.28	1.019			
				28:02	RO	1.88	568.97	371.46	197.51	1.041			
				28:37	RO	1.73	445.82	282.31	163.51				
320-322			12	Peaks			3,078.95						
37Cl-TCDD										0.927-1.073			
328		DC	NL			Height	10.03	10.03					
		DC	WL	24:39			7,809.09			0.896			
				25:54			441.42	441.42		0.942			
				26:10			38,321.30	38,321.30		0.952			
				26:36			642.67	642.67		0.967			
				27:23			2,171.15	2,171.15		0.996			
				27:31			1,713.62	1,713.62		1.001	37Cl-TCDD		CLS
				27:52			887,934.00	887,934.00		1.013			
				28:45			8,205.25	8,205.25		1.045			
328			7	Peaks			939,429.41						
13C12-TCDD						0.65-0.89				0.921-1.067			
332-334		DC	NL			Height	9.69	7.15	2.54				
				27:20		0.81	20,563.89	9,230.99	11,332.90	0.994	13C12-1234-TCDD		RS1
				27:30		0.78	16,030.89	7,013.64	9,017.25	1.000	13C12-2378-TCDD		IS1
						Height	4,923.47	2,092.83	2,830.64				
				27:55	RO	1.77	892.90	570.32	322.58	1.015			
				28:22	RO	0.57	234.44	85.02	149.42	1.032			
		DC	SN	28:44	RO	1.18	63.78			1.045			
332-334			4	Peaks			37,722.12						

---------- Above: TCDD / PeCDF Follows ----------

PeCDF						1.32-1.78				0.912-1.037			
340-342		DC	NL			Height	5.76	2.83	2.93				
				28:33		1.55	1,485.19	901.64	583.55	0.914			
				28:43		1.53	7,665.37	4,638.70	3,026.67	0.919			
				28:55		1.47	2,061.83	1,226.03	835.80	0.925			
				29:19		1.41	1,407.71	823.55	584.16	0.938			
				29:47		1.57	157,634.40	96,253.30	61,381.10	0.953			
				29:55		1.50	22,438.01	13,447.00	8,991.01	0.957			
				30:06		1.50	8,716.16	5,224.45	3,491.71	0.963			
				30:13		1.44	7,504.09	4,428.20	3,075.89	0.967			
				30:20		1.67	5,840.52	3,653.14	2,187.38	0.971			
				30:31		1.50	34,308.60	20,567.10	13,741.50	0.977			
				30:35		1.50	60,855.50	36,530.80	24,324.70	1.000	12378-PeCDF		AN
				30:45		1.59	6,911.32	4,246.82	2,664.50	0.984			
				30:52		1.49	14,860.19	8,886.40	5,973.79	0.988			
				31:16		1.52	75,507.50	45,547.40	29,960.10	1.001	23478-PeCDF		AN
				31:24		1.50	23,167.44	13,902.60	9,264.84	1.005			

Compound/ M_Z....	QC.Log	Omit	Why	..RT.	OK	Ratio	Total.Area/Ht	Area/Ht.Peak1	Area/Ht.Peak2	Rel.RT	Compound.Name..	ID..	Flags.
		X		31:44	RO	3.02	3,162.46	2,376.27	786.19	1.015			
		X		31:56	RO	2.04	307.73	206.52	101.21	1.022			
				32:03		1.59	693.66	425.75	267.91	1.026			
				32:11	RO	2.12	329.34	223.62	105.72	1.030			
	DC		WH	32:26	RO	3.11	1,155.48			1.038			
	DC		WH	32:38		1.49	1,404.83			1.044			
340-342			19	Peaks			434,857.02						
13C12-PeCDF				1.32-1.78					0.807-1.129				
352-354	DC	NL		Height			5.67	1.84	3.83				
				28:27	RO	1.92	48.90	32.16	16.74	0.910			
				28:45	RO	0.59	100.46	37.23	63.23	0.920			
				29:55	RO	0.14	478.41	58.40	420.01	0.957			
				30:35		1.52	19,393.93	11,711.70	7,682.23	1.000	13C12-PeCDF 123	IS2	
				Height			7,194.65	4,344.04	2,850.61				
				31:15		1.49	16,803.29	10,060.30	6,742.99	1.000	13C12-PeCDF 234	IS3	
				Height			5,114.15	3,123.25	1,990.90				
				31:38	RO	1.28	1,197.87	673.60	524.27	1.012			
				31:50	RO	0.24	107.95	20.87	87.08	1.019			
				31:56	RO	0.38	50.51	14.04	36.47	1.022			
				32:11	RO	1.31	1,110.45	629.87	480.58	1.030			
				32:29	RO	3.44	25.80	19.99	5.81	1.039			
352-354			10	Peaks			39,317.57						

---------- Above: PeCDF / PeCDD Follows ----------

PeCDD				1.32-1.78					0.940-1.021				
356-358	DC	NL		Height			6.38	1.32	5.06				
	DC	WL		29:35	RO	0.01	744.18			0.937			
D	D	SN		30:05	RO	0.01	1,461.28			0.953			
A				30:30		1.34	619.00	355.00	264.00	0.966			
A				30:42		1.52	557.00	336.00	221.00	0.973			
A				30:50		1.34	215.10	123.00	92.10	0.977			J
A				31:06	RO	1.26	626.00	349.00	277.00	0.985			
				31:24	RO	0.00	312,382.05	54.05	312,328.00	0.995			E
AN				31:31	RO	0.67	592.00	237.00	355.00	0.998	12378-PeCDD	AN	
M				31:42	RO	1.07	1,495.00	772.00	723.00	1.004			
356-358			7	Peaks			316,486.15						
13C12-PeCDD				1.32-1.78					0.734-1.052				
368-370	DC	NL		Height			6.23	4.62	1.61				
				29:44	RO	2.75	146.82	107.70	39.12	0.942			
				29:52	RO	11.33	49.81	45.77	4.04	0.946			
				30:17		1.48	191.62	114.33	77.29	0.959			
				30:33	RO	5.64	47.64	40.47	7.17	0.968			
				30:39	RO	1.84	152.33	98.65	53.68	0.971			
				31:15	RO	0.83	154.05	69.72	84.33	0.990			
				31:24		1.39	681.64	396.95	284.69	0.995			
				31:34		1.49	11,468.69	6,865.80	4,602.89	1.000	13C12-PeCDD 123	IS4	
				Height			3,818.57	2,261.39	1,557.18				
				31:42	RO	2.88	187.43	139.14	48.29	1.004			
368-370			9	Peaks			13,080.03						

```
Compound/
M_Z.... QC.Log Omit Why ..RT. OK Ratio Total.Area/Ht Area/Ht.Peak1 Area/Ht.Peak2 Rel.RT Compound.Name.. ID.. Flags.

                    ---------------------- Above: PeCDD / HxCDF Follows ---------------------

HxCDF                           1.05-1.43                                       0.930-1.008
374-376          DC  NL          Height        62.86        34.21        28.65
                         33:01     1.29     9,112.46     5,141.01     3,971.45  0.936
                         33:08     1.34    63,150.60    36,123.40    27,027.20  0.939
                         33:15     1.40     2,244.40     1,307.91       936.49  0.942
                         33:25     1.33     2,293.87     1,307.73       986.14  0.947
                         33:34     1.28    27,010.90    15,167.70    11,843.20  0.951
                 DC  SN  33:46 RO  1.46       222.33                             0.957
                         33:57     1.33   166,427.70    94,887.20    71,540.50  1.000 123478-HxCDF    AN
                         34:02     1.31    25,043.80    14,205.60    10,838.20  1.000 123678-HxCDF    AN
                         34:19     1.26     2,800.43     1,561.26     1,239.17  0.973
                         34:31     1.31    19,528.35    11,072.10     8,456.25  1.000 234678-HxCDF    AN
                         35:00 RO  2.42       966.88       684.01       282.87  0.992
        AN               35:17     1.18        80.10        43.30        36.80  1.000 123789-HxCDF    AN   J
        M                35:23     1.21     1,796.00       983.00       813.00  1.003
374-376               12 Peaks            320,455.49

13C12-HxCDF                     0.43-0.59                                       0.879-1.106
384-386          DC  NL          Height        60.49        33.96        26.53
                         32:53 RO  0.41       230.83        67.31       163.52  0.932
                         33:07     0.48       212.30        68.41       143.89  0.939
                         33:57     0.54    17,135.94     6,017.44    11,118.50  1.000 13C12-HxCDF 478 IS5
                                 Height     5,753.71     2,048.76     3,704.95
                         34:01     0.54    18,389.20     6,452.70    11,936.50  1.000 13C12-HxCDF 678 IS6
                                 Height     6,559.49     2,256.83     4,302.66
                 DC  SN  34:12 RO  1.10       127.86                             0.969
                         34:31     0.54    16,792.90     5,868.50    10,924.40  1.000 13C12-HxCDF 234 IS7
                                 Height     5,262.32     1,799.76     3,462.56
                         34:38 RO  1.26       217.64       121.34        96.30  0.982
                         34:47     0.58       308.55       113.64       194.91  0.986
                         35:17     0.53    14,907.84     5,168.36     9,739.48  1.000 13C12-HxCDF 789 IS8
                                 Height     4,934.82     1,748.39     3,186.43
                         35:37 RO  0.82       368.39       165.57       202.82  1.009
384-386                9 Peaks            68,563.59

                    ---------------------- Above: HxCDF / HxCDD Follows ---------------------

HxCDD                           1.05-1.43                                       0.960-1.014
390-392          DC  NL          Height        56.89        27.93        28.96
        M                33:29     1.18     2,770.00     1,500.00     1,270.00  0.964
                         33:54 RO  0.98       631.70       313.28       318.42  0.976
                         34:07     1.15     8,335.89     4,464.18     3,871.71  0.983
                 DC  SN  34:17 RO  0.98       132.45                             0.988
                         34:39     1.41       227.78       133.45        94.33  1.000 123478-HxCDD    AN   J
                         34:43     1.20     2,456.92     1,340.35     1,116.57  1.000 123678-HxCDD    AN
                         35:02     1.23     1,164.47       642.96       521.51  1.009 123789-HxCDD    AN
                 DC  WH  35:19 RO  0.72       177.70                             1.017
390-392                6 Peaks            15,586.76
```

```
Compound/
M_Z.... QC.Log Omit Why ..RT. OK Ratio Total.Area/Ht Area/Ht.Peak1 Area/Ht.Peak2 Rel.RT Compound.Name.. ID.. Flags.

13C12-HxCDD                        1.05-1.43                                    0.983-1.041
402-404          DC  NL            Height        54.89        37.68        17.21
                 DC  WL  33:29 RO  0.63         191.12                             0.967
                 DC  WL  33:34 RO  4.11         134.01                             0.969
                         34:02 RO  0.22       1,049.68       192.34       857.34  0.983
                         34:19 RO  0.55         884.86       313.08       571.78  0.991
                         34:38     1.23      11,125.74     6,141.20     4,984.54  1.000 13C12-HxCDD 478 IS9
                                   Height     3,763.23     2,089.64     1,673.59
                         34:43     1.20      12,060.51     6,578.05     5,482.46  1.000 13C12-HxCDD 678 IS10
                                   Height     4,405.20     2,282.73     2,122.47
                         35:01     1.11      16,886.48     8,901.40     7,985.08  1.011 13C12-HxCDD 789 RS2
402-404                5 Peaks              42,007.27

                 ---------------------- Above: HxCDD / HpCDF Follows ----------------------

HpCDF                              0.88-1.20                                    0.955-1.005
408-410          DC  NL            Height        16.17         8.47         7.70
                         36:58     1.06     120,999.20    62,246.40    58,752.80  1.000 1234678-HpCDF   AN
                         37:15     1.06       1,531.44       786.85       744.59  0.967
                         37:23     1.09      48,636.80    25,339.00    23,297.80  0.971
                         38:32     1.06       4,788.31     2,461.04     2,327.27  1.000 1234789-HpCDF   AN
408-410                4 Peaks             175,955.75

13C12-HpCDF                        0.37-0.51                                    0.857-1.143
418-420          DC  NL            Height        19.79        10.14         9.65
                         36:57     0.46      11,138.02     3,489.87     7,648.15  1.000 13C12-HpCDF 678 IS11
                                   Height     3,247.36     1,029.00     2,218.36
                         37:23 RO  0.62         340.25       129.60       210.65  0.971
                 DC  SN  37:53 RO  0.32          93.08                             0.984
                 DC  SN  38:02 RO  0.56          67.10                             0.987
                         38:31     0.44       7,984.02     2,447.12     5,536.90  1.000 13C12-HpCDF 789 IS12
                                   Height     1,891.75       566.89     1,324.86
                         38:47 RO  0.89          97.67        46.07        51.60  1.007
                 DC  SN  38:55 RO  0.31          86.58                             1.010
418-420                4 Peaks              19,559.96

                 ---------------------- Above: HpCDF / HpCDD Follows ----------------------

HpCDD                              0.88-1.20                                    0.976-1.005
424-426          DC  NL            Height        22.33         9.61        12.72
                 DC  WL  36:57 RO  1.30          99.89                             0.972
                         37:15     1.08       5,625.11     2,921.35     2,703.76  0.980
                 DC  SN  37:41 RO  0.68          69.79                             0.992
                         38:00     1.03       6,152.92     3,118.59     3,034.33  1.000 1234678-HpCDD   AN
424-426                2 Peaks              11,778.03

13C12-HpCDD                        0.88-1.20                                    0.868-1.079
436-438          DC  NL            Height        50.91        32.58        18.33
                         38:00     1.04       8,522.04     4,348.46     4,173.58  1.000 13C12-HpCDD 678 IS13
                                   Height     2,194.27     1,119.52     1,074.75
                 DC  SN  38:10 RO  1.82         159.04                             1.004
436-438                1 Peak                8,522.04
```

```
Compound/
M_Z.... QC.Log Omit Why ..RT. OK Ratio Total.Area/Ht Area/Ht.Peak1 Area/Ht.Peak2 Rel.RT Compound.Name.. ID.. Flags.

                    --------------------- Above: HpCDD / Octa-CDD and CDF Follows ----------

OCDF                                0.76-1.02                                        0.952-1.048
442-444          DC  NL             Height          5.32          2.29          3.03
                         41:55      0.91       20,434.89      9,762.69     10,672.20  1.005 OCDF            AN
                         43:05 RO   0.52           12.96          4.42          8.54  1.033
442-444                2 Peaks                  20,447.85

OCDD                                0.76-1.02                                        0.952-1.048
458-460          DC  NL             Height          4.45          2.46          1.99
        N                41:42      0.86       55,116.90     25,451.40     29,665.50  1.000 OCDD            AN
458-460                1 Peak                   55,116.90

13C12-OCDD                          0.76-1.02                                        0.997-1.005
470-472          DC  NL             Height         23.89         11.36         12.53
                         41:42      0.92       10,115.97      4,838.27      5,277.70  1.000 13C12-OCDD      IS14
                                    Height      2,324.74      1,131.27      1,193.47
                 DC  WH  41:56      0.81           31.64                                1.006
                 DC  WH  42:04 RO   1.40          193.28                                1.009
470-472                1 Peak                   10,115.97
```

Column Description.....	"Why" Code Description.....	QC Log Desc.....
M_Z -Nominal Ion Mass(es)	WL-Below Retention Time Window	A-Peak Added
..RT. -Retention Time (mm:ss)	WH-Above Retention Time Window	K-Peak Kept
Rat.1 -Ratio of M/M+2 Ions	SN-Below Signal to Noise Level	D-Peak Deleted
OK -RO=Ratio Outside Limits	<M-Below Method Detection Limit	T-Time Changed
Rel.RT-Relative Retention Time	NL-Channel Specific Noise Level	M-Peak Area Changed
		N-Name Changed
		X-Ether Interference

*** End of Report ***

File:W1059 #1-798 Acq:13-JUL-2002 14:39:30 GC EI+ Voltage SIR 70S Noise:11433
303.9016 S:4 F:2 BSUB(256,30,-3.0) PKD(9,5,3,0.10%,45732.0,1.00%,F,T) Exp:NDB5US
TRIANGLE LABS Text:TLI#57752C DF-DP-692 0-0.5

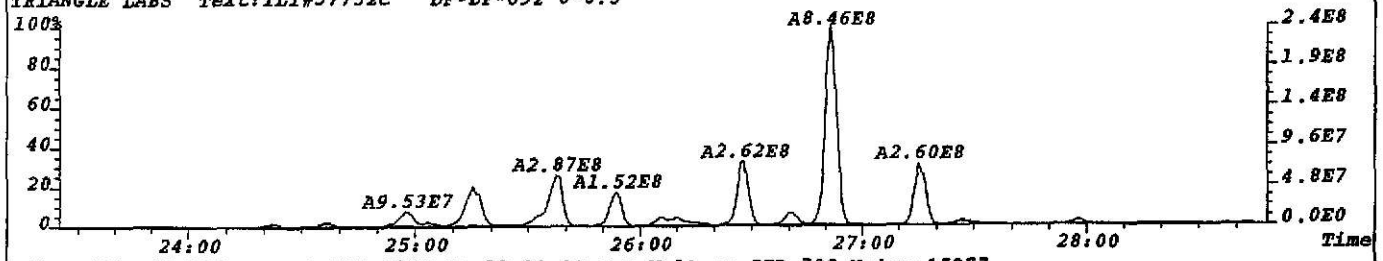

File:W1059 #1-798 Acq:13-JUL-2002 14:39:30 GC EI+ Voltage SIR 70S Noise:15277
305.8987 S:4 F:2 BSUB(256,30,-3.0) PKD(9,5,3,0.10%,61108.0,1.00%,F,T) Exp:NDB5US
TRIANGLE LABS Text:TLI#57752C DF-DP-692 0-0.5

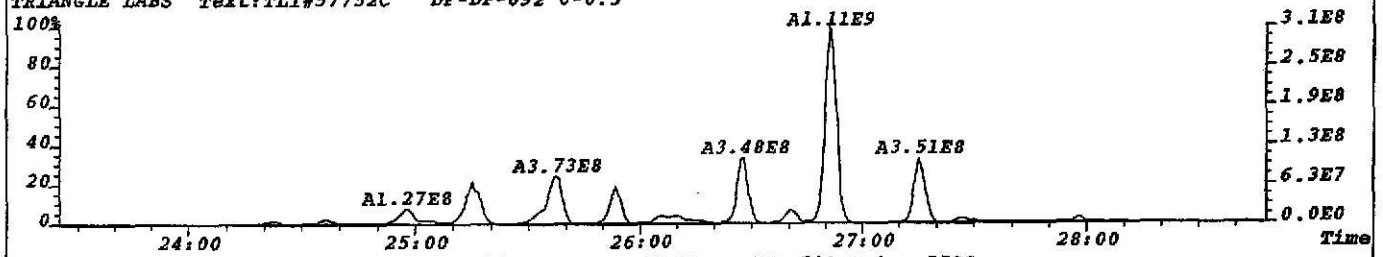

File:W1059 #1-798 Acq:13-JUL-2002 14:39:30 GC EI+ Voltage SIR 70S Noise:5582
315.9419 S:4 F:2 BSUB(256,30,-3.0) PKD(9,5,3,0.10%,22328.0,1.00%,F,T) Exp:NDB5US
TRIANGLE LABS Text:TLI#57752C DF-DP-692 0-0.5

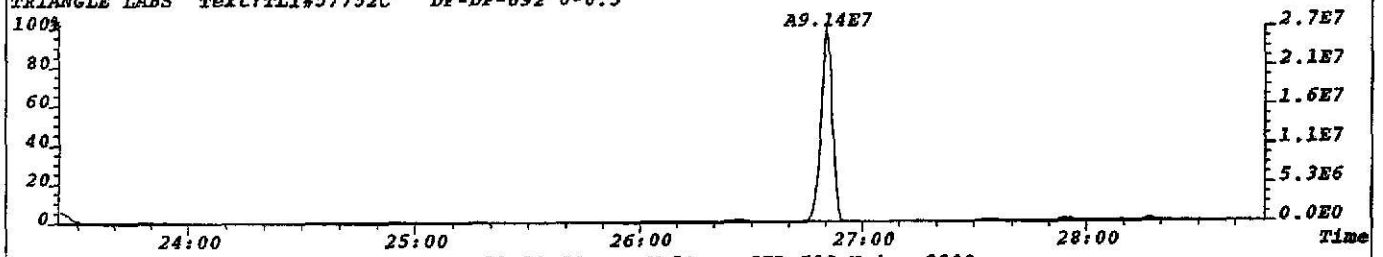

File:W1059 #1-798 Acq:13-JUL-2002 14:39:30 GC EI+ Voltage SIR 70S Noise:9308
317.9389 S:4 F:2 BSUB(256,30,-3.0) PKD(9,5,3,0.10%,37232.0,1.00%,F,T) Exp:NDB5US
TRIANGLE LABS Text:TLI#57752C DF-DP-692 0-0.5

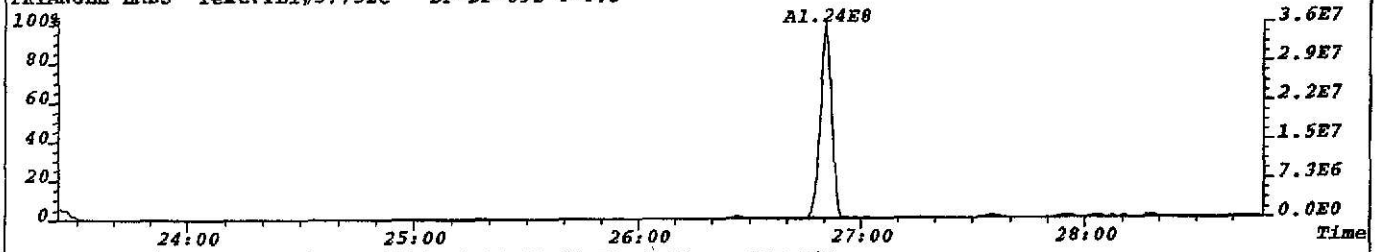

File:W1059 #1-798 Acq:13-JUL-2002 14:39:30 GC EI+ Voltage SIR 70S
330.9792 S:4 F:2 Exp:NDB5US
TRIANGLE LABS Text:TLI#57752C DF-DP-692 0-0.5

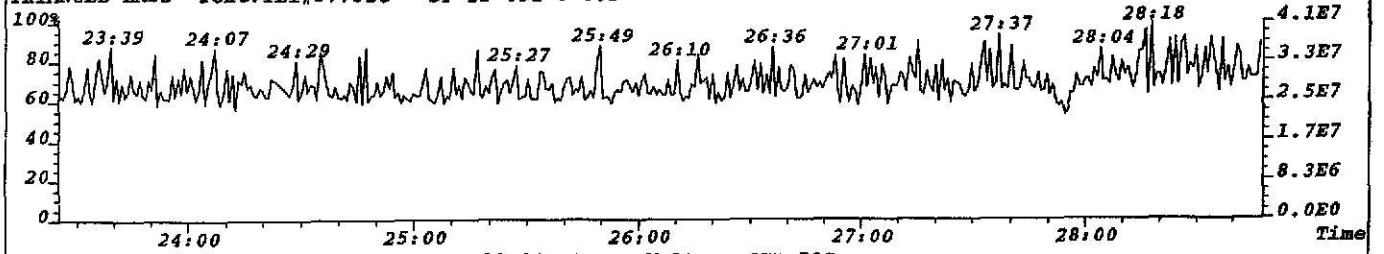

File:W1059 #1-798 Acq:13-JUL-2002 14:39:30 GC EI+ Voltage SIR 70S
375.8364 S:4 F:2 Exp:NDB5US
TRIANGLE LABS Text:TLI#57752C DF-DP-692 0-0.5

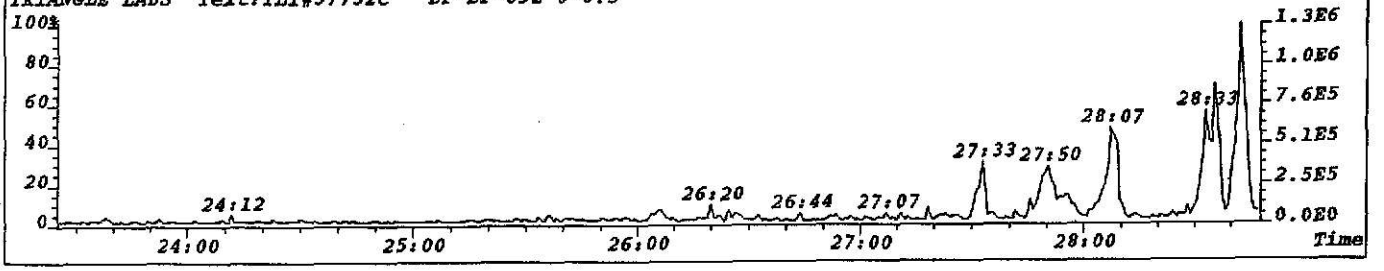

File:W1059 #1-798 Acq:13-JUL-2002 14:39:30 GC EI+ Voltage SIR 70S Noise:5154
319.8965 S:4 F:2 BSUB(256,30,-3.0) PKD(7,5,3,0.10%,20616.0,1.00%,F,T) Exp:NDB5US
TRIANGLE LABS Text:TLI#57752C DF-DP-692 0-0.5

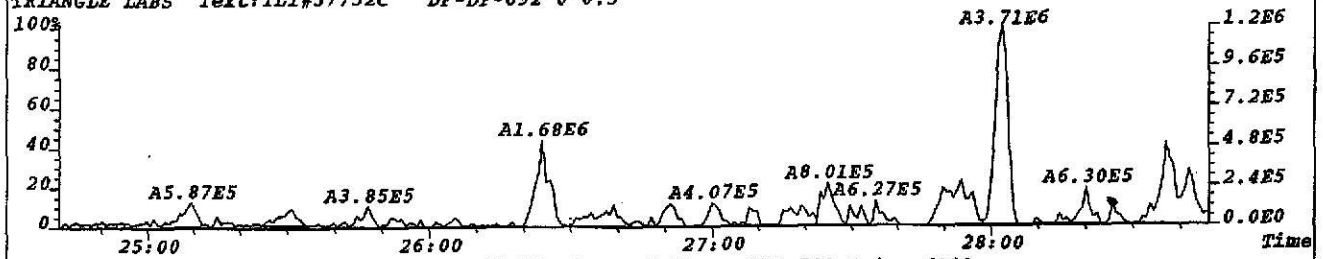

File:W1059 #1-798 Acq:13-JUL-2002 14:39:30 GC EI+ Voltage SIR 70S Noise:6832
321.8936 S:4 F:2 BSUB(256,30,-3.0) PKD(7,5,3,0.10%,27328.0,1.00%,F,T) Exp:NDB5US
TRIANGLE LABS Text:TLI#57752C DF-DP-692 0-0.5

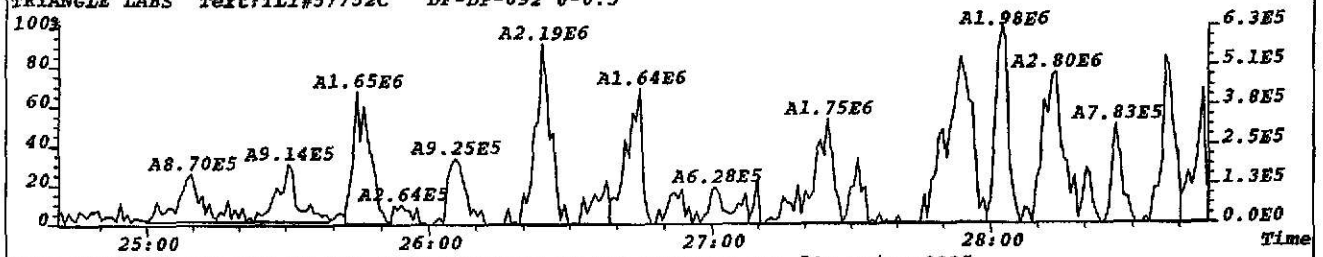

File:W1059 #1-798 Acq:13-JUL-2002 14:39:30 GC EI+ Voltage SIR 70S Noise:8935
331.9368 S:4 F:2 BSUB(256,30,-3.0) PKD(7,5,3,0.10%,35740.0,1.00%,F,T) Exp:NDB5US
TRIANGLE LABS Text:TLI#57752C DF-DP-692 0-0.5

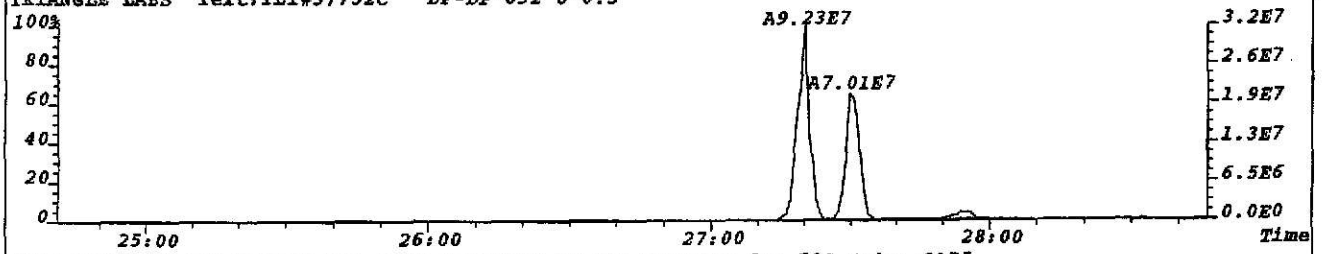

File:W1059 #1-798 Acq:13-JUL-2002 14:39:30 GC EI+ Voltage SIR 70S Noise:3175
333.9338 S:4 F:2 BSUB(256,30,-3.0) PKD(7,5,3,0.10%,12700.0,1.00%,F,T) Exp:NDB5US
TRIANGLE LABS Text:TLI#57752C DF-DP-692 0-0.5

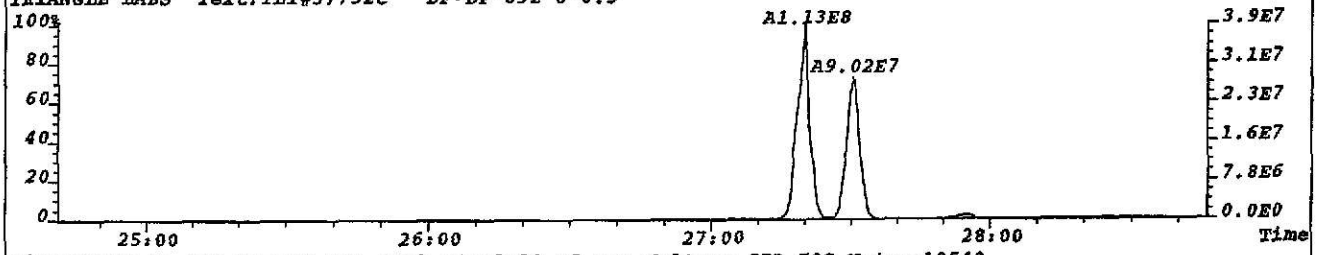

File:W1059 #1-798 Acq:13-JUL-2002 14:39:30 GC EI+ Voltage SIR 70S Noise:12540
327.8847 S:4 F:2 BSUB(256,30,-3.0) PKD(7,5,3,0.10%,50160.0,1.00%,F,T) Exp:NDB5US
TRIANGLE LABS Text:TLI#57752C DF-DP-692 0-0.5



File:W1059 #1-798 Acq:13-JUL-2002 14:39:30 GC EI+ Voltage SIR 70S
330.9792 S:4 F:2 Exp:NDB5US
TRIANGLE LABS Text:TLI#57752C DF-DP-692 0-0.5

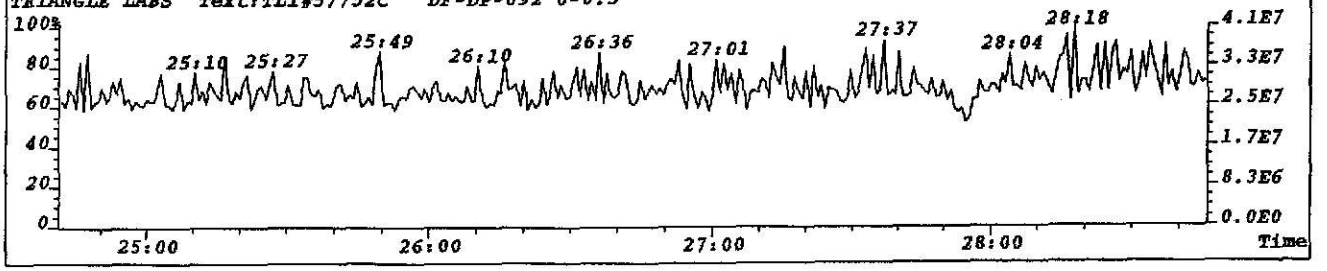

File:W1059 #1-798 Acq:13-JUL-2002 14:39:30 GC EI+ Voltage SIR 70S Noise:3542
339.8597 S:4 F:2 BSUB(256,30,-3.0) PKD(7,5,3,0.10%,14168.0,1.00%,F,T) Exp:NDB5US
TRIANGLE LABS Text:TLI#57752C DF-DP-692 0-0.5

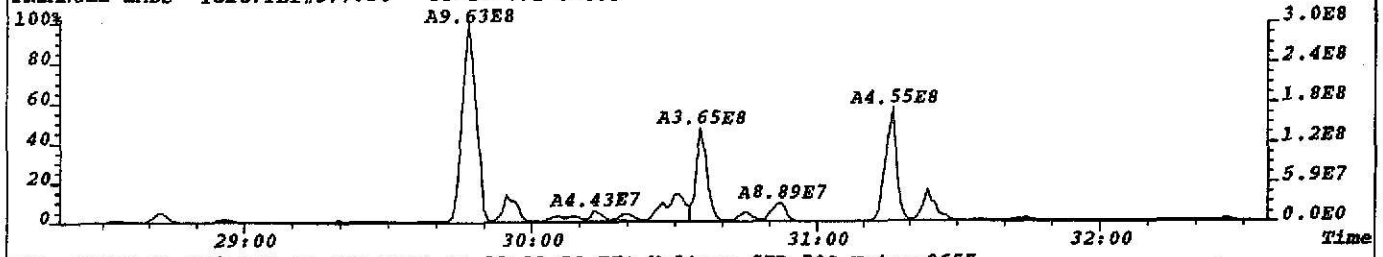

File:W1059 #1-798 Acq:13-JUL-2002 14:39:30 GC EI+ Voltage SIR 70S Noise:3657
341.8567 S:4 F:2 BSUB(256,30,-3.0) PKD(7,5,3,0.10%,14628.0,1.00%,F,T) Exp:NDB5US
TRIANGLE LABS Text:TLI#57752C DF-DP-692 0-0.5

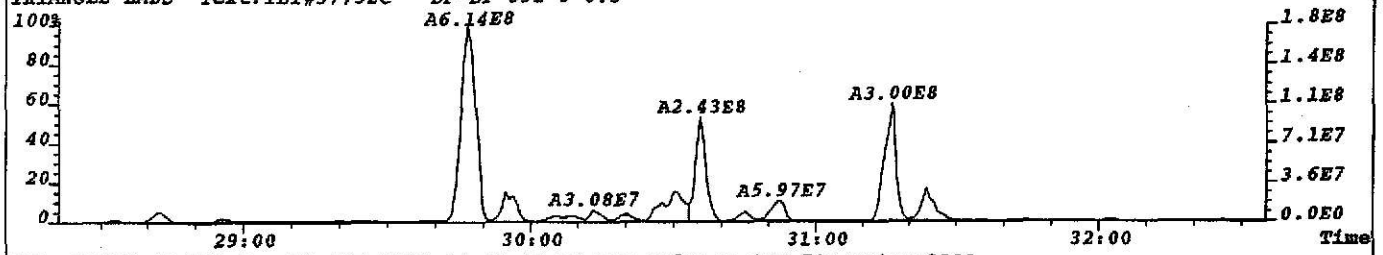

File:W1059 #1-798 Acq:13-JUL-2002 14:39:30 GC EI+ Voltage SIR 70S Noise:2303
351.9000 S:4 F:2 BSUB(256,30,-3.0) PKD(7,5,3,0.10%,9212.0,1.00%,F,T) Exp:NDB5US
TRIANGLE LABS Text:TLI#57752C DF-DP-692 0-0.5

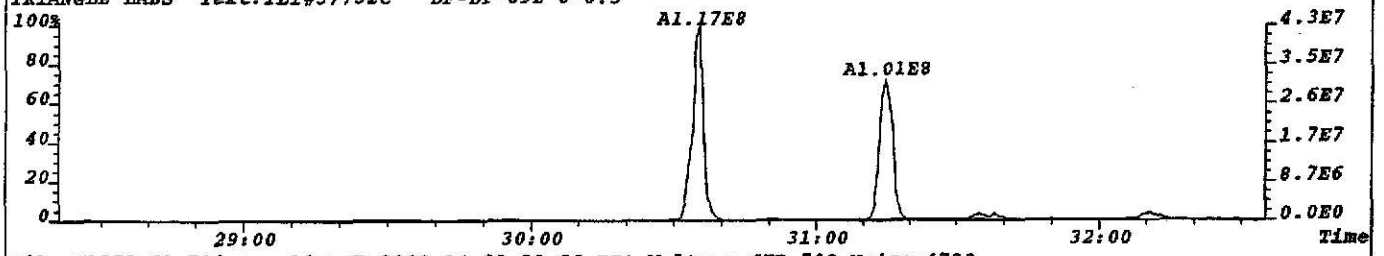

File:W1059 #1-798 Acq:13-JUL-2002 14:39:30 GC EI+ Voltage SIR 70S Noise:4790
353.8970 S:4 F:2 BSUB(256,30,-3.0) PKD(7,5,3,0.10%,19160.0,1.00%,F,T) Exp:NDB5US
TRIANGLE LABS Text:TLI#57752C DF-DP-692 0-0.5

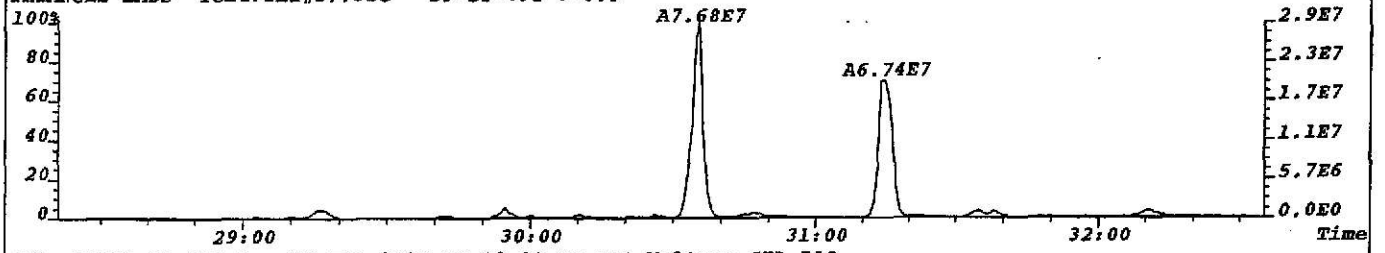

File:W1059 #1-798 Acq:13-JUL-2002 14:39:30 GC EI+ Voltage SIR 70S
330.9792 S:4 F:2 Exp:NDB5US
TRIANGLE LABS Text:TLI#57752C DF-DP-692 0-0.5

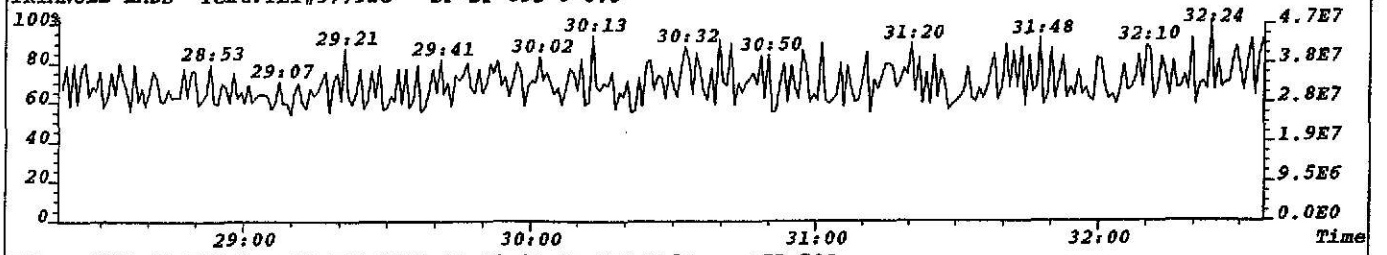

File:W1059 #1-798 Acq:13-JUL-2002 14:39:30 GC EI+ Voltage SIR 70S
409.7974 S:4 F:2 Exp:NDB5US
TRIANGLE LABS Text:TLI#57752C DF-DP-692 0-0.5

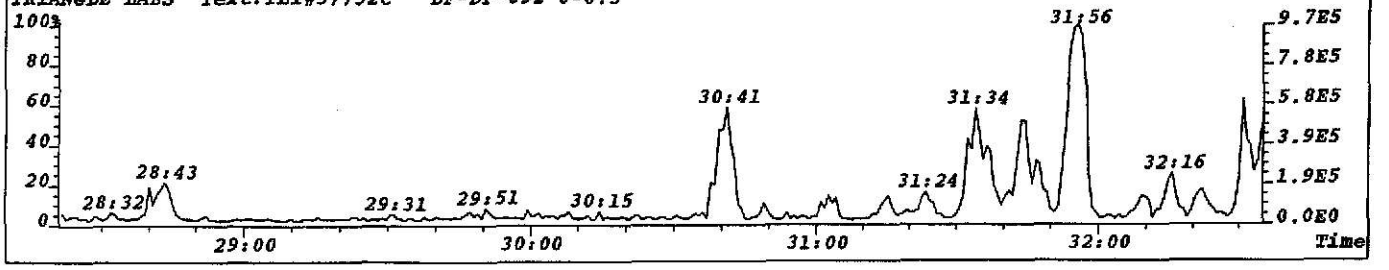

File:W1059 #1-798 Acq:13-JUL-2002 14:39:30 GC EI+ Voltage SIR 70S
355.8546 S:4 F:2 BSUB(256,30,-3.0) PKD(5,5,3,0.05%,6624.0,1.00%,F,T) Exp:NDB5US Noise:1656
Sample Text:TLI#57752C DF-DP-692 0-0.5 File Text:TRIANGLE LABORATORIES, INC.

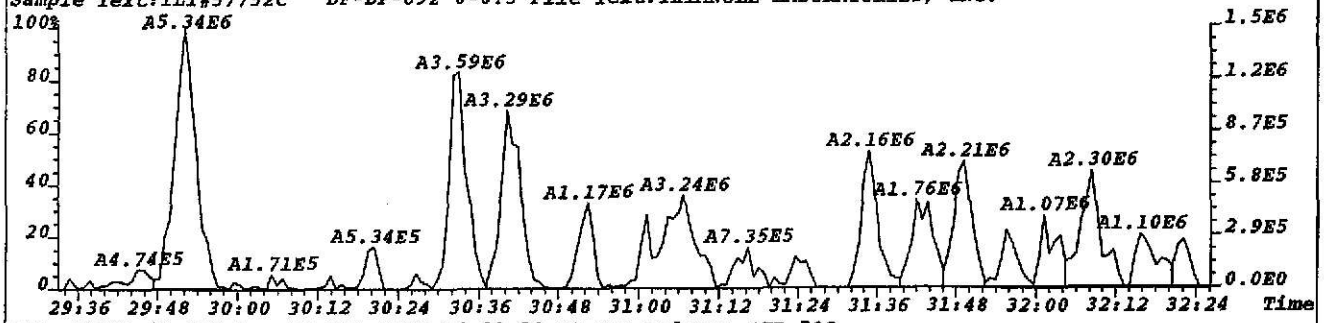

File:W1059 #1-798 Acq:13-JUL-2002 14:39:30 GC EI+ Voltage SIR 70S
357.8516 S:4 F:2 BSUB(256,30,-3.0) PKD(5,5,3,0.05%,25296.0,1.00%,F,T) Exp:NDB5US Noise:6324
Sample Text:TLI#57752C DF-DP-692 0-0.5 File Text:TRIANGLE LABORATORIES, INC.

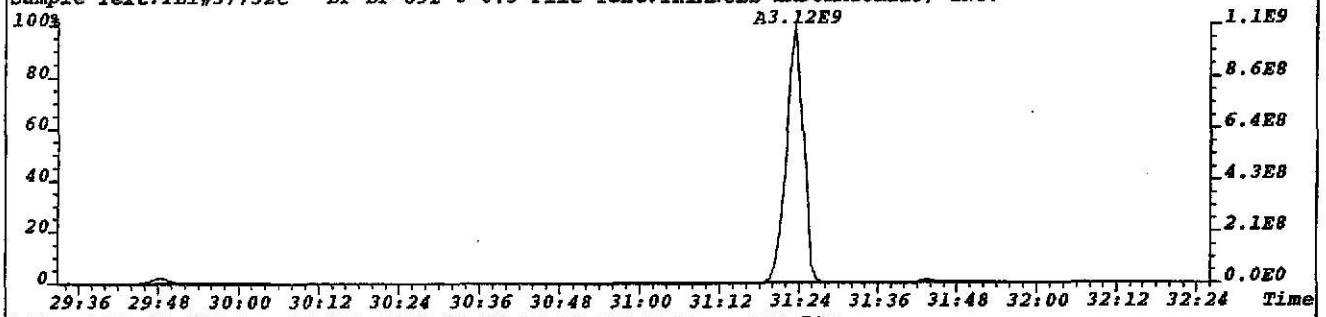

File:W1059 #1-798 Acq:13-JUL-2002 14:39:30 GC EI+ Voltage SIR 70S
367.8949 S:4 F:2 BSUB(256,30,-3.0) PKD(5,5,3,0.05%,23092.0,1.00%,F,T) Exp:NDB5US Noise:5773
Sample Text:TLI#57752C DF-DP-692 0-0.5 File Text:TRIANGLE LABORATORIES, INC.

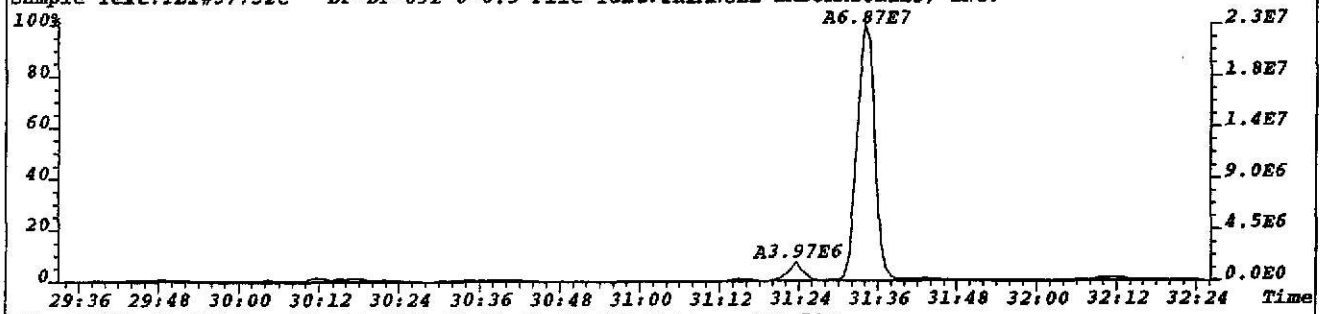

File:W1059 #1-798 Acq:13-JUL-2002 14:39:30 GC EI+ Voltage SIR 70S
369.8919 S:4 F:2 BSUB(256,30,-3.0) PKD(5,5,3,0.05%,8040.0,1.00%,F,T) Exp:NDB5US Noise:2010
Sample Text:TLI#57752C DF-DP-692 0-0.5 File Text:TRIANGLE LABORATORIES, INC.

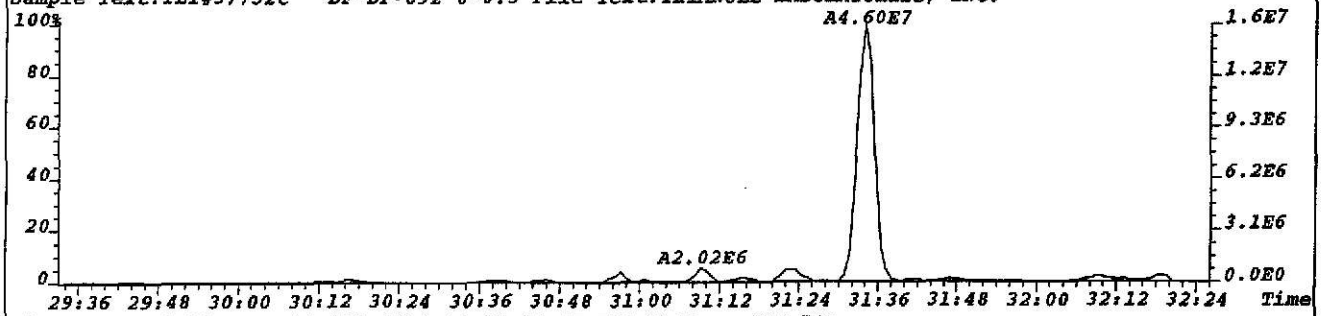

File:W1059 #1-798 Acq:13-JUL-2002 14:39:30 GC EI+ Voltage SIR 70S
330.9792 S:4 F:2 Exp:NDB5US
Sample Text:TLI#57752C DF-DP-692 0-0.5 File Text:TRIANGLE LABORATORIES, INC.

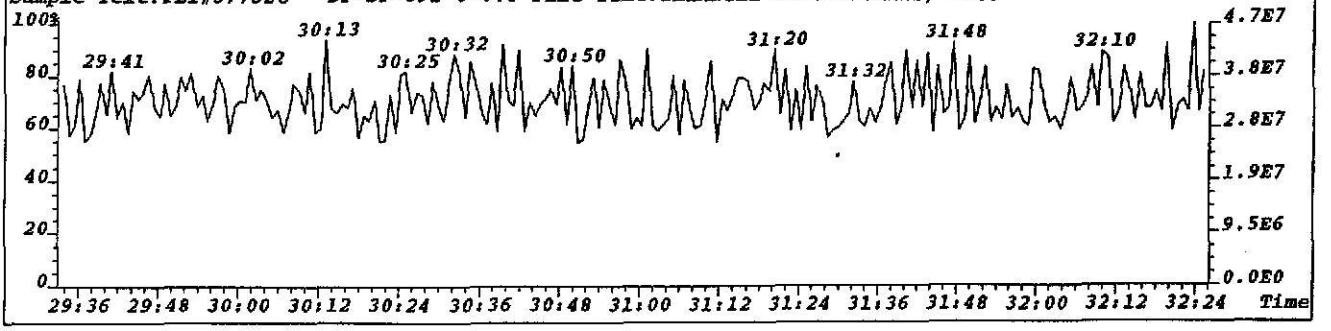

File:W1059 #1-422 Acq:13-JUL-2002 14:39:30 GC EI+ Voltage SIR 70S Noise:42766
373.8208 S:4 F:3 BSUB(256,30,-3.0) PKD(7,5,3,0.10%,171064.0,1.00%,F,T) Exp:NDB5US
TRIANGLE LABS Text:TLI#57752C DF-DP-692 0-0.5

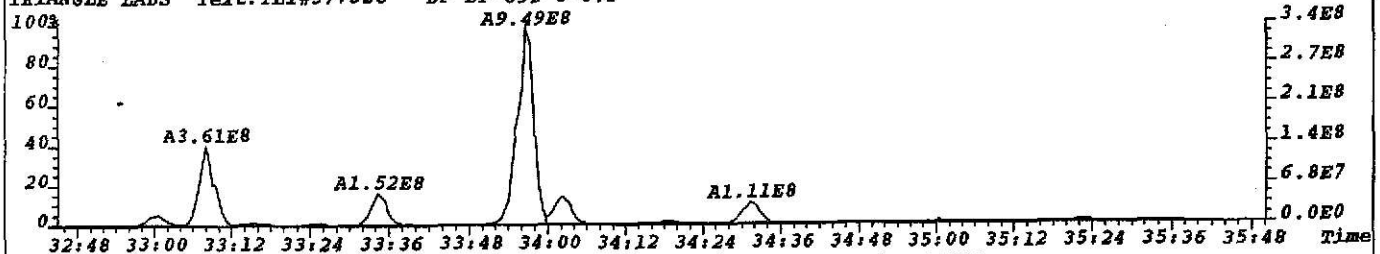

File:W1059 #1-422 Acq:13-JUL-2002 14:39:30 GC EI+ Voltage SIR 70S Noise:35812
375.8178 S:4 F:3 BSUB(256,30,-3.0) PKD(7,5,3,0.10%,143248.0,1.00%,F,T) Exp:NDB5US
TRIANGLE LABS Text:TLI#57752C DF-DP-692 0-0.5

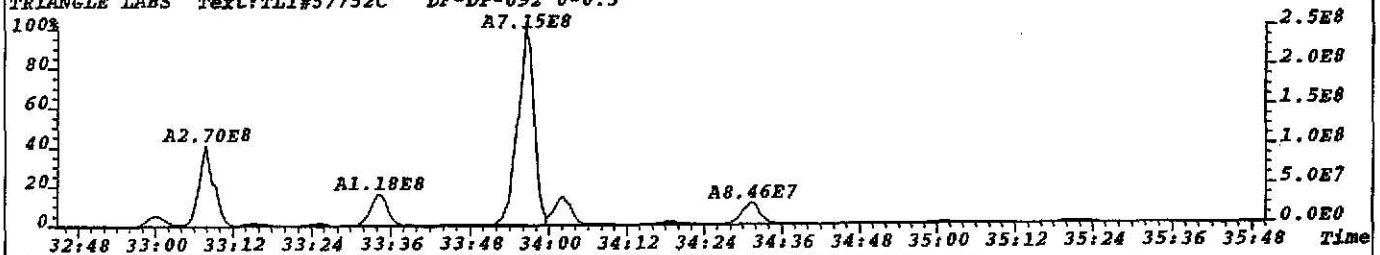

File:W1059 #1-422 Acq:13-JUL-2002 14:39:30 GC EI+ Voltage SIR 70S Noise:42456
383.8639 S:4 F:3 BSUB(256,30,-3.0) PKD(7,5,3,0.10%,169824.0,1.00%,F,T) Exp:NDB5US
TRIANGLE LABS Text:TLI#57752C DF-DP-692 0-0.5

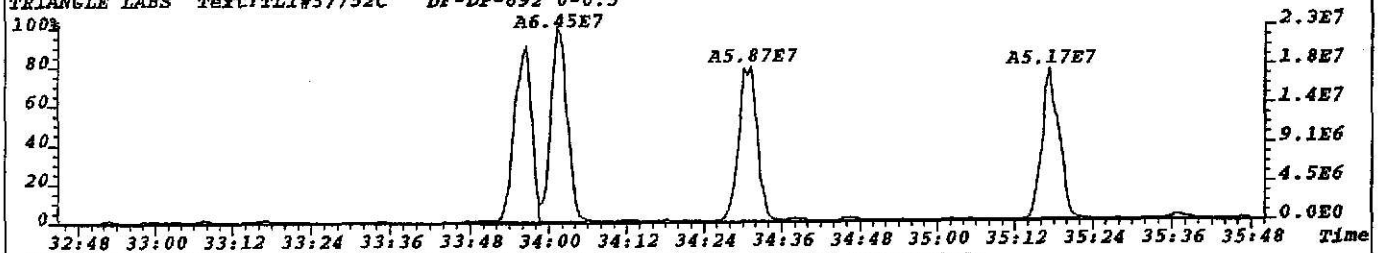

File:W1059 #1-422 Acq:13-JUL-2002 14:39:30 GC EI+ Voltage SIR 70S Noise:33158
385.8610 S:4 F:3 BSUB(256,30,-3.0) PKD(7,5,3,0.10%,132632.0,1.00%,F,T) Exp:NDB5US
TRIANGLE LABS Text:TLI#57752C DF-DP-692 0-0.5

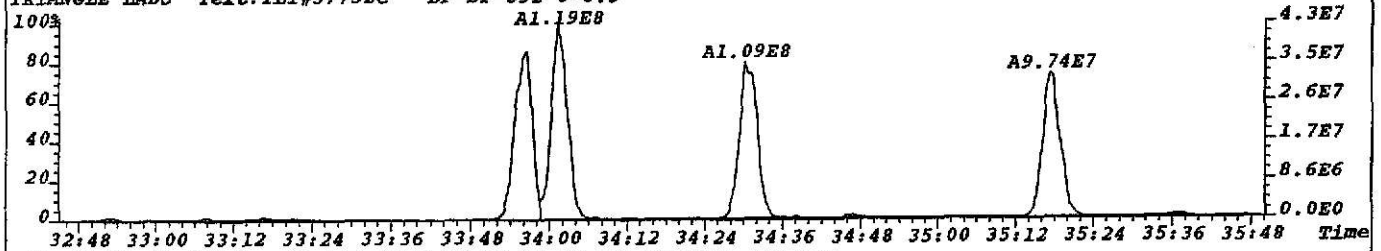

File:W1059 #1-422 Acq:13-JUL-2002 14:39:30 GC EI+ Voltage SIR 70S
392.9760 S:4 F:3 Exp:NDB5US
TRIANGLE LABS Text:TLI#57752C DF-DP-692 0-0.5

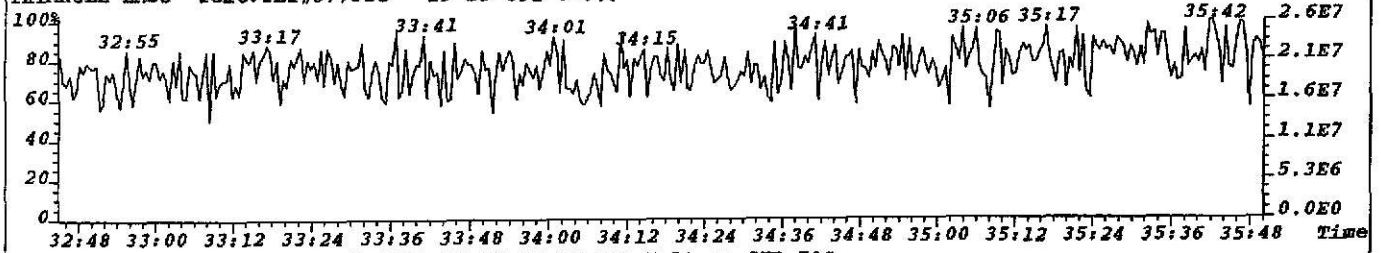

File:W1059 #1-422 Acq:13-JUL-2002 14:39:30 GC EI+ Voltage SIR 70S
445.7555 S:4 F:3 Exp:NDB5US
TRIANGLE LABS Text:TLI#57752C DF-DP-692 0-0.5

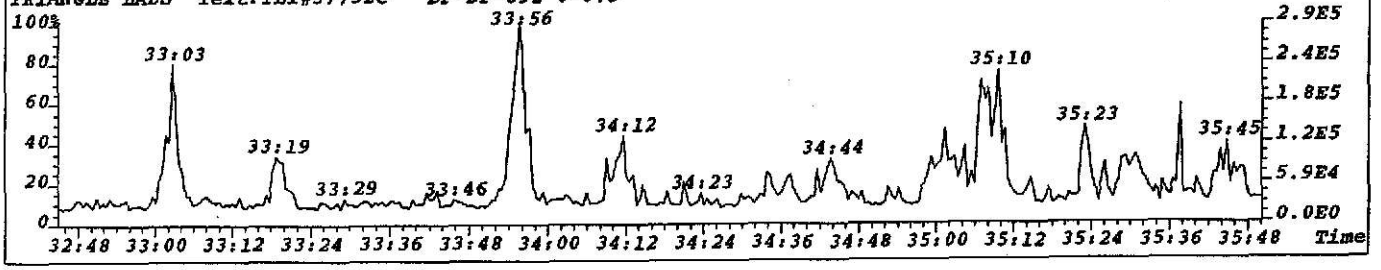

File:W1059 #1-422 Acq:13-JUL-2002 14:39:30 GC EI+ Voltage SIR 70S
389.8156 S:4 F:3 BSUB(256,30,-3.0) PKD(7,5,3,0.10%,139644.0,1.00%,F,T) Exp:NDB5US Noise:34911
Sample Text:TLI#57752C DF-DP-692 0-0.5 File Text:TRIANGLE LABORATORIES, INC.

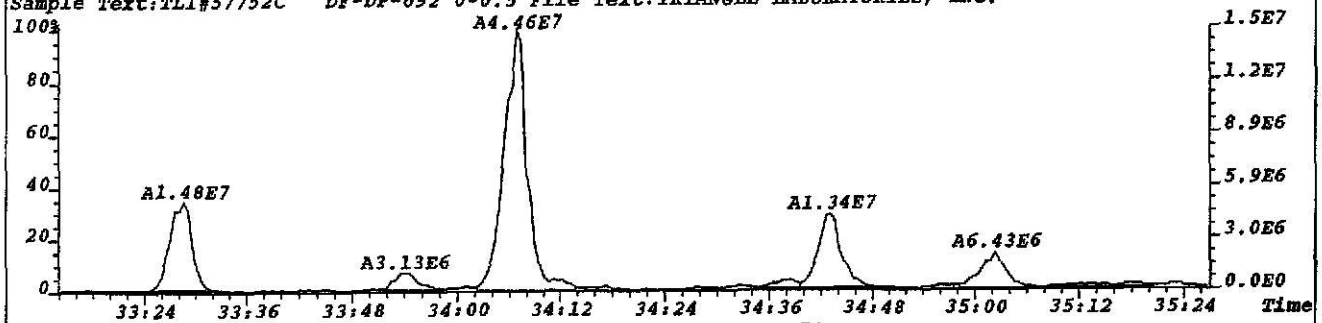

File:W1059 #1-422 Acq:13-JUL-2002 14:39:30 GC EI+ Voltage SIR 70S
391.8127 S:4 F:3 BSUB(256,30,-3.0) PKD(7,5,3,0.10%,144796.0,1.00%,F,T) Exp:NDB5US Noise:36199
Sample Text:TLI#57752C DF-DP-692 0-0.5 File Text:TRIANGLE LABORATORIES, INC.

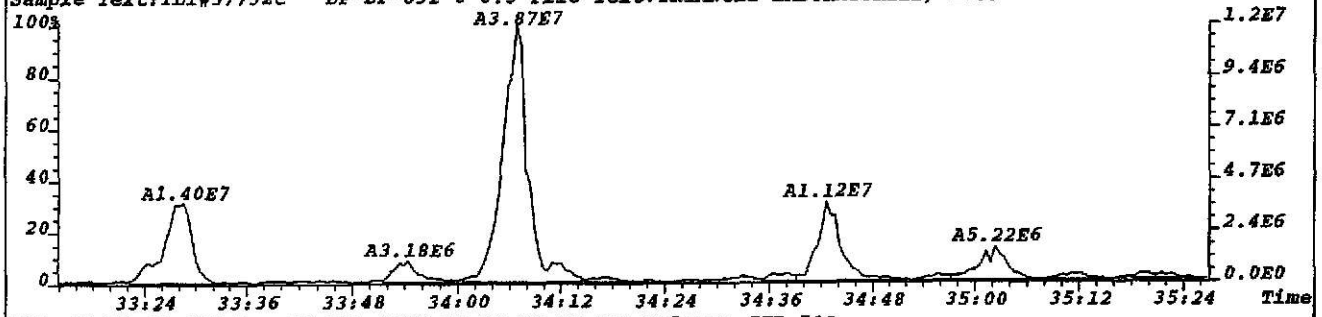

File:W1059 #1-422 Acq:13-JUL-2002 14:39:30 GC EI+ Voltage SIR 70S
401.8558 S:4 F:3 BSUB(256,30,-3.0) PKD(7,5,3,0.10%,188392.0,1.00%,F,T) Exp:NDB5US Noise:47098
Sample Text:TLI#57752C DF-DP-692 0-0.5 File Text:TRIANGLE LABORATORIES, INC.

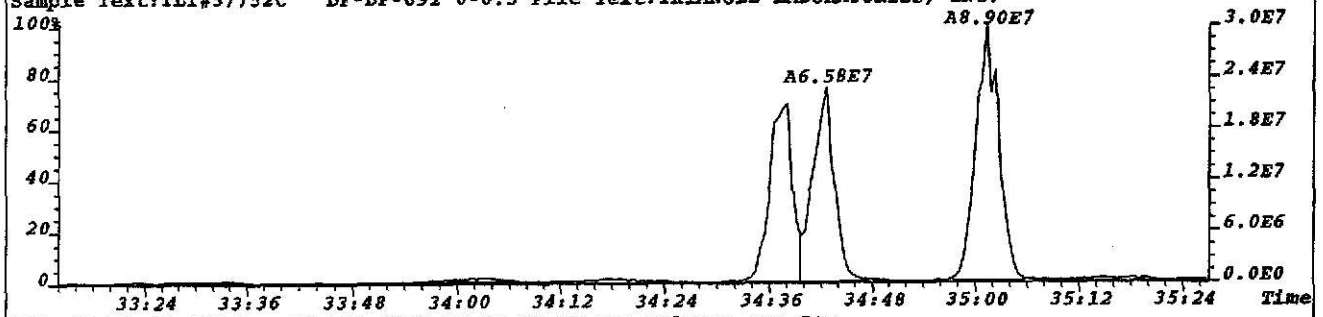

File:W1059 #1-422 Acq:13-JUL-2002 14:39:30 GC EI+ Voltage SIR 70S
403.8529 S:4 F:3 BSUB(256,30,-3.0) PKD(7,5,3,0.10%,86036.0,1.00%,F,T) Exp:NDB5US Noise:21509
Sample Text:TLI#57752C DF-DP-692 0-0.5 File Text:TRIANGLE LABORATORIES, INC.

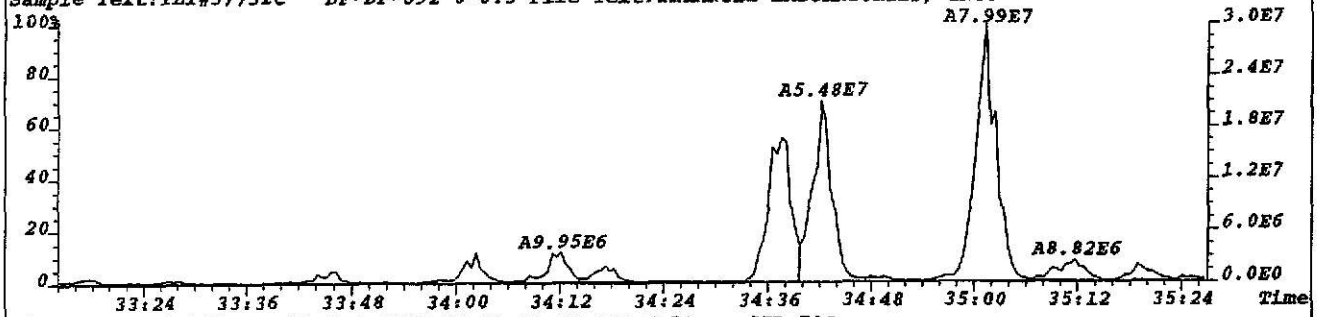

File:W1059 #1-422 Acq:13-JUL-2002 14:39:30 GC EI+ Voltage SIR 70S
392.9760 S:4 F:3 Exp:NDB5US
Sample Text:TLI#57752C DF-DP-692 0-0.5 File Text:TRIANGLE LABORATORIES, INC.

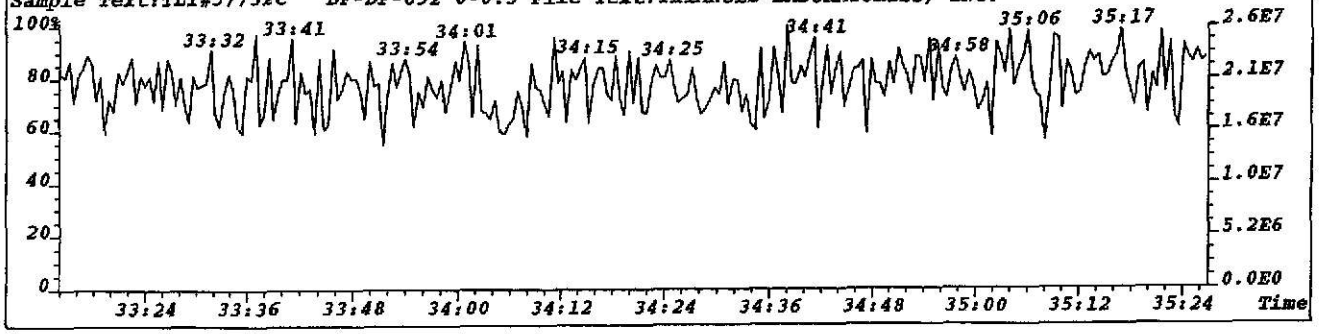

File:W1059 #1-674 Acq:13-JUL-2002 14:39:30 GC EI+ Voltage SIR 70S Noise:10587
407.7818 S:4 F:4 BSUB(256,30,-3.0) PKD(7,5,3,0.10%,42348.0,1.00%,F,T) Exp:NDB5US
TRIANGLE LABS Text:TLI#57752C DF-DP-692 0-0.5



File:W1059 #1-674 Acq:13-JUL-2002 14:39:30 GC EI+ Voltage SIR 70S Noise:9629
409.7789 S:4 F:4 BSUB(256,30,-3.0) PKD(7,5,3,0.10%,38516.0,1.00%,F,T) Exp:NDB5US
TRIANGLE LABS Text:TLI#57752C DF-DP-692 0-0.5

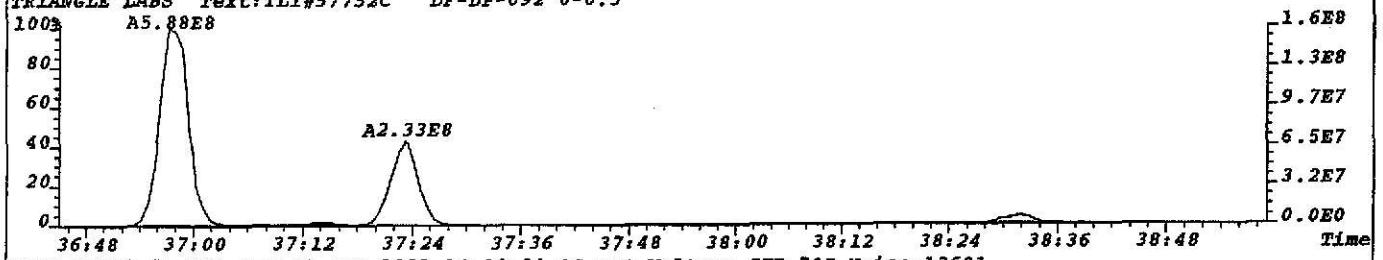

File:W1059 #1-674 Acq:13-JUL-2002 14:39:30 GC EI+ Voltage SIR 70S Noise:12681
417.8253 S:4 F:4 BSUB(256,30,-3.0) PKD(7,5,3,0.10%,50724.0,1.00%,F,T) Exp:NDB5US
TRIANGLE LABS Text:TLI#57752C DF-DP-692 0-0.5

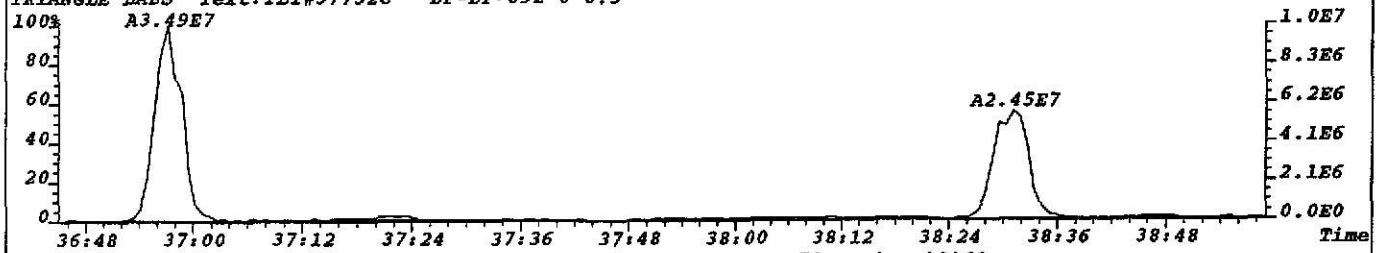

File:W1059 #1-674 Acq:13-JUL-2002 14:39:30 GC EI+ Voltage SIR 70S Noise:12062
419.8220 S:4 F:4 BSUB(256,30,-3.0) PKD(7,5,3,0.10%,48248.0,1.00%,F,T) Exp:NDB5US
TRIANGLE LABS Text:TLI#57752C DF-DP-692 0-0.5

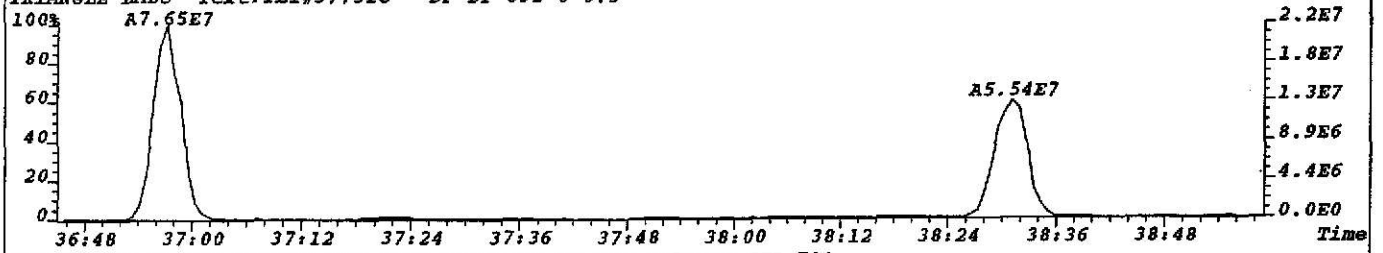

File:W1059 #1-674 Acq:13-JUL-2002 14:39:30 GC EI+ Voltage SIR 70S
430.9729 S:4 F:4 Exp:NDB5US
TRIANGLE LABS Text:TLI#57752C DF-DP-692 0-0.5

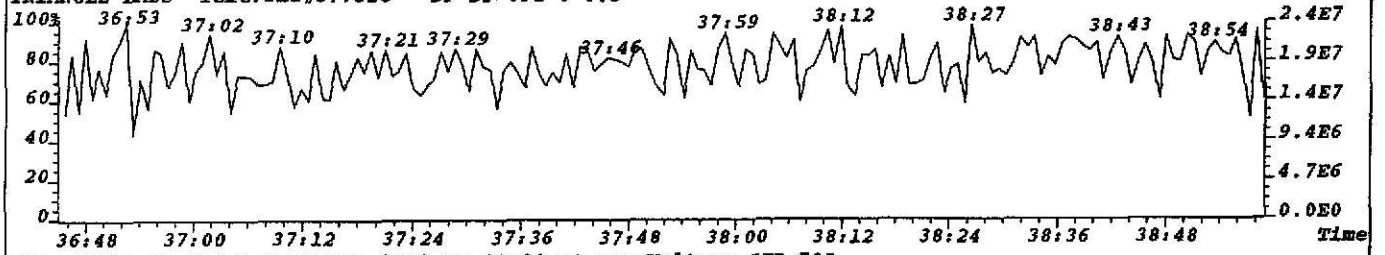

File:W1059 #1-674 Acq:13-JUL-2002 14:39:30 GC EI+ Voltage SIR 70S
479.7165 S:4 F:4 Exp:NDB5US
TRIANGLE LABS Text:TLI#57752C DF-DP-692 0-0.5

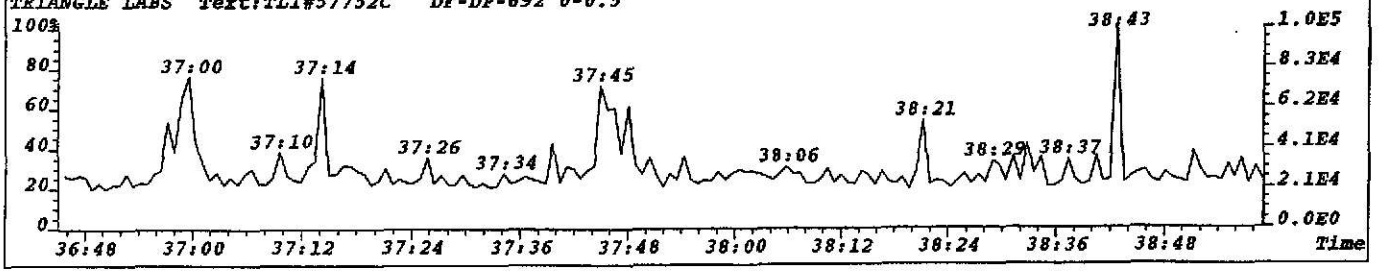

File:W1059 #1-674 Acq:13-JUL-2002 14:39:30 GC EI+ Voltage SIR 70S
423.7766 S:4 F:4 BSUB(256,30,-3.0) PKD(7,5,3,0.10%,48028.0,1.00%,F,T) Exp:NDB5US Noise:12007
Sample Text:TLI#57752C DF-DP-692 0-0.5 File Text:TRIANGLE LABORATORIES, INC.

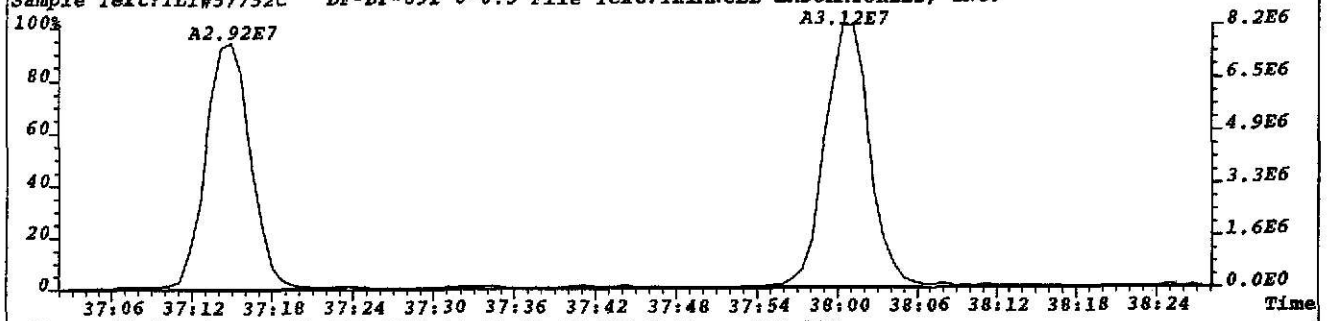

File:W1059 #1-674 Acq:13-JUL-2002 14:39:30 GC EI+ Voltage SIR 70S
425.7737 S:4 F:4 BSUB(256,30,-3.0) PKD(7,5,3,0.10%,63596.0,1.00%,F,T) Exp:NDB5US Noise:15899
Sample Text:TLI#57752C DF-DP-692 0-0.5 File Text:TRIANGLE LABORATORIES, INC.

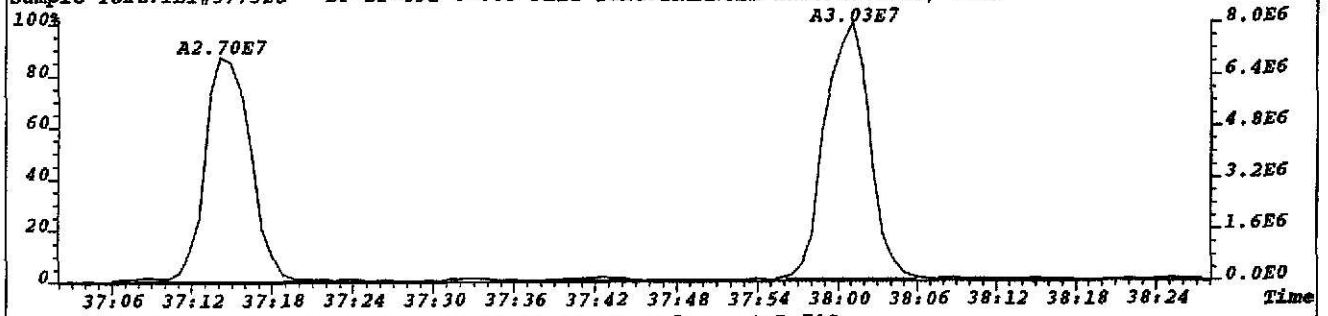

File:W1059 #1-674 Acq:13-JUL-2002 14:39:30 GC EI+ Voltage SIR 70S
435.8169 S:4 F:4 BSUB(256,30,-3.0) PKD(7,5,3,0.10%,162920.0,1.00%,F,T) Exp:NDB5US Noise:40730
Sample Text:TLI#57752C DF-DP-692 0-0.5 File Text:TRIANGLE LABORATORIES, INC.

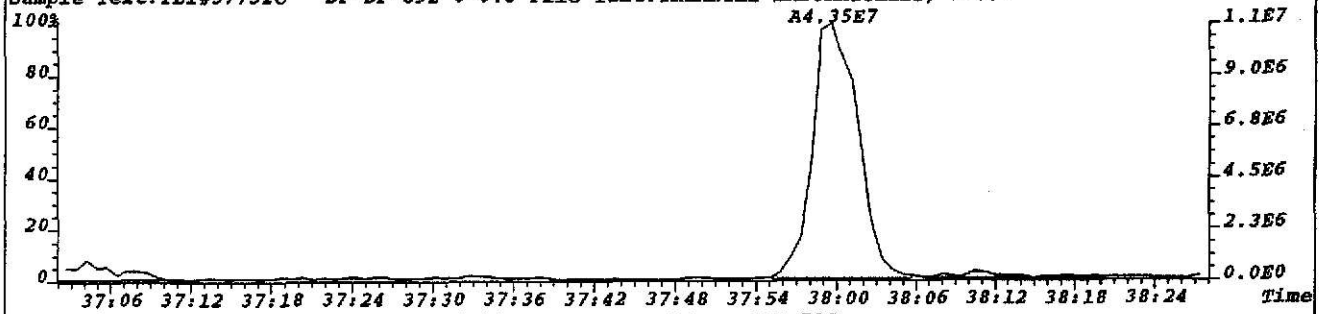

File:W1059 #1-674 Acq:13-JUL-2002 14:39:30 GC EI+ Voltage SIR 70S
437.8140 S:4 F:4 BSUB(256,30,-3.0) PKD(7,5,3,0.10%,91648.0,1.00%,F,T) Exp:NDB5US Noise:22912
Sample Text:TLI#57752C DF-DP-692 0-0.5 File Text:TRIANGLE LABORATORIES, INC.

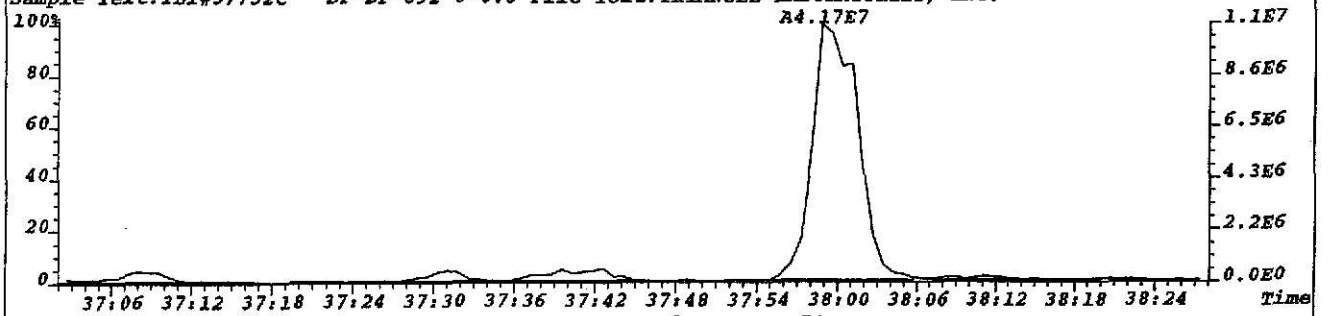

File:W1059 #1-674 Acq:13-JUL-2002 14:39:30 GC EI+ Voltage SIR 70S
430.9729 S:4 F:4 Exp:NDB5US
Sample Text:TLI#57752C DF-DP-692 0-0.5 File Text:TRIANGLE LABORATORIES, INC.

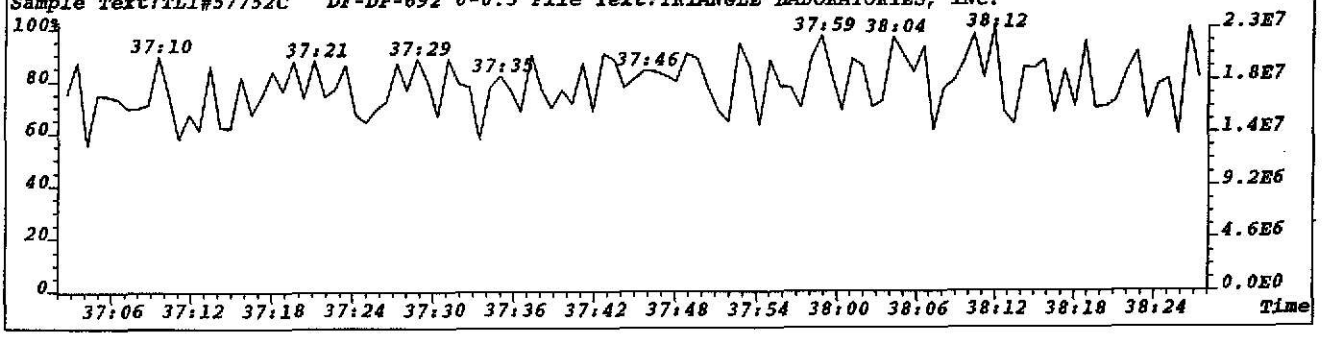

File:W1059 #1-674 Acq:13-JUL-2002 14:39:30 GC EI+ Voltage SIR 70S Noise:2864
441.7428 S:4 F:4 BSUB(256,30,-3.0) PKD(7,5,3,0.10%,11456.0,1.00%,F,T) Exp:NDB5US
Sample Text:TLI#57752C DF-DP-692 0-0.5 File Text:TRIANGLE LABORATORIES, INC.

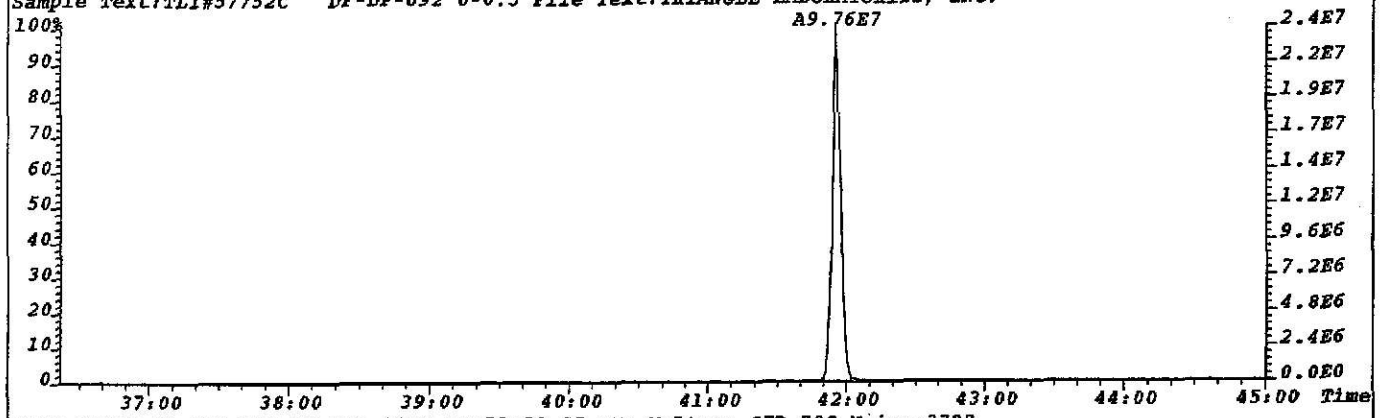

File:W1059 #1-674 Acq:13-JUL-2002 14:39:30 GC EI+ Voltage SIR 70S Noise:3792
443.7399 S:4 F:4 BSUB(256,30,-3.0) PKD(7,5,3,0.10%,15168.0,1.00%,F,T) Exp:NDB5US
Sample Text:TLI#57752C DF-DP-692 0-0.5 File Text:TRIANGLE LABORATORIES, INC.

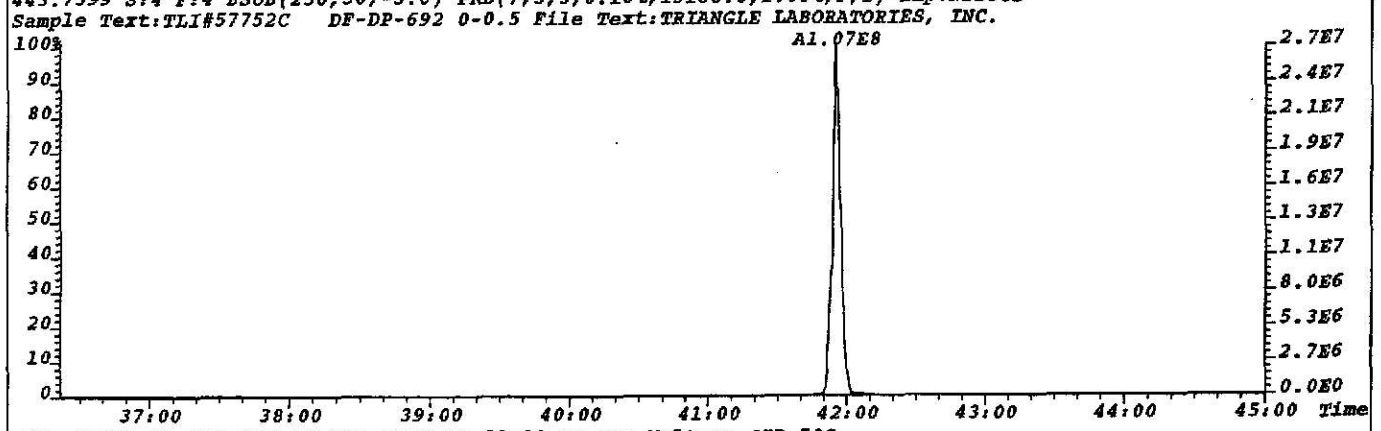

File:W1059 #1-674 Acq:13-JUL-2002 14:39:30 GC EI+ Voltage SIR 70S
430.9729 S:4 F:4 Exp:NDB5US
Sample Text:TLI#57752C DF-DP-692 0-0.5 File Text:TRIANGLE LABORATORIES, INC.

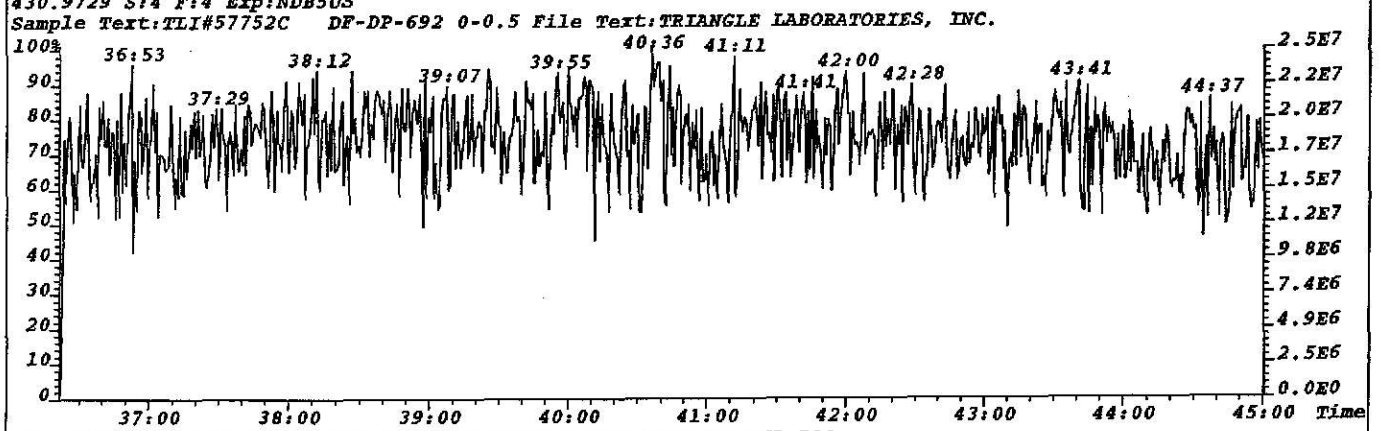

File:W1059 #1-674 Acq:13-JUL-2002 14:39:30 GC EI+ Voltage SIR 70S
513.6775 S:4 F:4 Exp:NDB5US
Sample Text:TLI#57752C DF-DP-692 0-0.5 File Text:TRIANGLE LABORATORIES, INC.

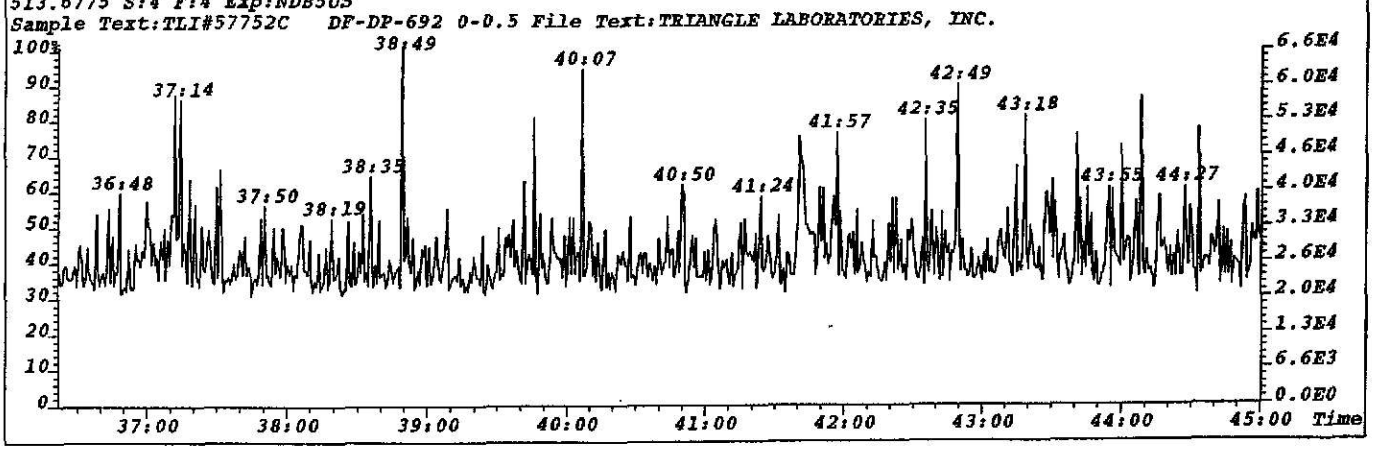

File:W1059 #1-674 Acq:13-JUL-2002 14:39:30 GC EI+ Voltage SIR 70S
457.7377 S:4 F:4 BSUB(256,30,-3.0) PKD(7,5,3,0.10%,12324.0,1.00%,F,T) Exp:NDB5US Noise:3081
Sample Text:TLI#57752C DF-DP-692 0-0.5 File Text:TRIANGLE LABORATORIES, INC.

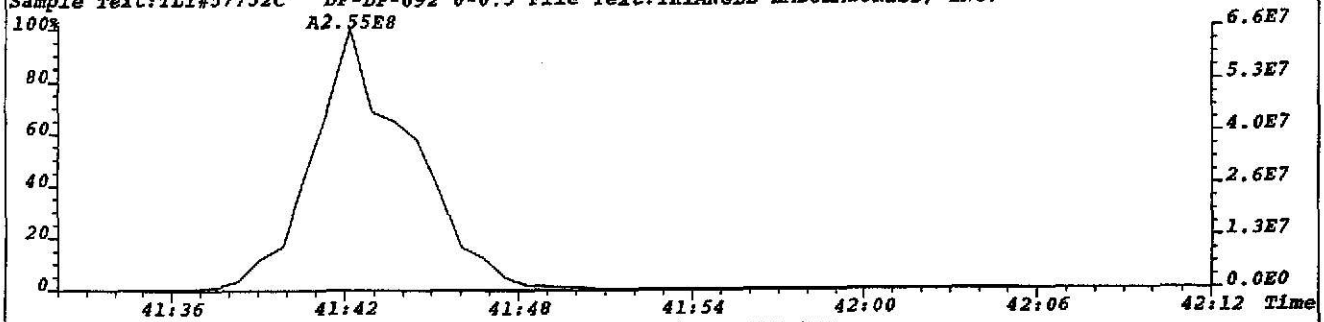

File:W1059 #1-674 Acq:13-JUL-2002 14:39:30 GC EI+ Voltage SIR 70S
459.7348 S:4 F:4 BSUB(256,30,-3.0) PKD(7,5,3,0.10%,9948.0,1.00%,F,T) Exp:NDB5US Noise:2487
Sample Text:TLI#57752C DF-DP-692 0-0.5 File Text:TRIANGLE LABORATORIES, INC.

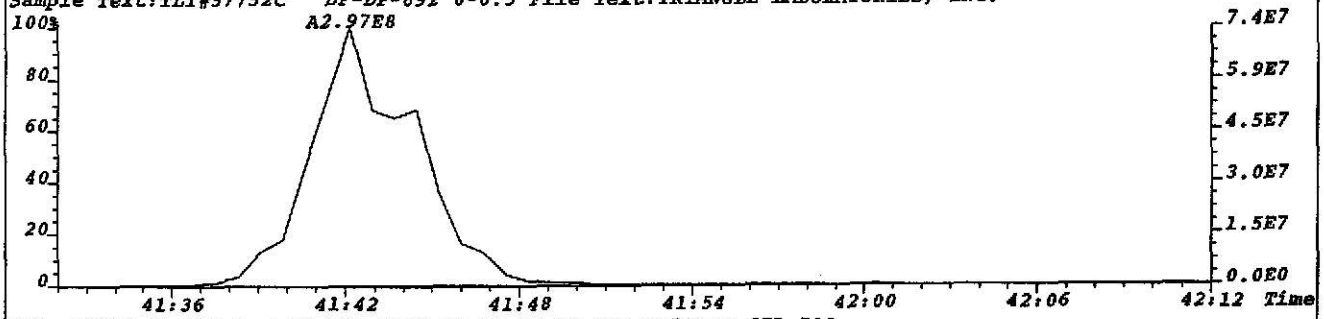

File:W1059 #1-674 Acq:13-JUL-2002 14:39:30 GC EI+ Voltage SIR 70S
469.7779 S:4 F:4 BSUB(256,30,-3.0) PKD(7,5,3,0.10%,56776.0,1.00%,F,T) Exp:NDB5US Noise:14194
Sample Text:TLI#57752C DF-DP-692 0-0.5 File Text:TRIANGLE LABORATORIES, INC.

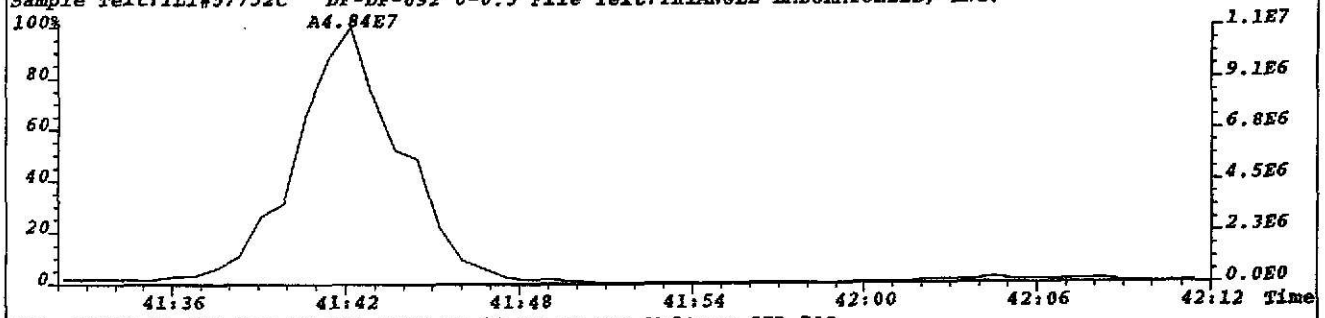

File:W1059 #1-674 Acq:13-JUL-2002 14:39:30 GC EI+ Voltage SIR 70S
471.7750 S:4 F:4 BSUB(256,30,-3.0) PKD(7,5,3,0.10%,62660.0,1.00%,F,T) Exp:NDB5US Noise:15665
Sample Text:TLI#57752C DF-DP-692 0-0.5 File Text:TRIANGLE LABORATORIES, INC.



File:W1059 #1-674 Acq:13-JUL-2002 14:39:30 GC EI+ Voltage SIR 70S
430.9729 S:4 F:4 Exp:NDB5US
Sample Text:TLI#57752C DF-DP-692 0-0.5 File Text:TRIANGLE LABORATORIES, INC.

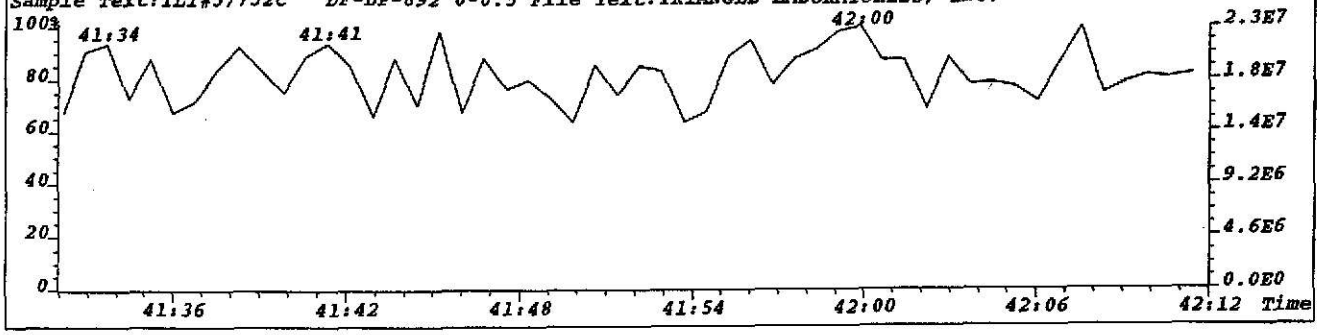

Peak Locate Examination:13-JUL-2002:12:14 File:W1059
Experiment:NDB5US Function:2 Reference:PFK

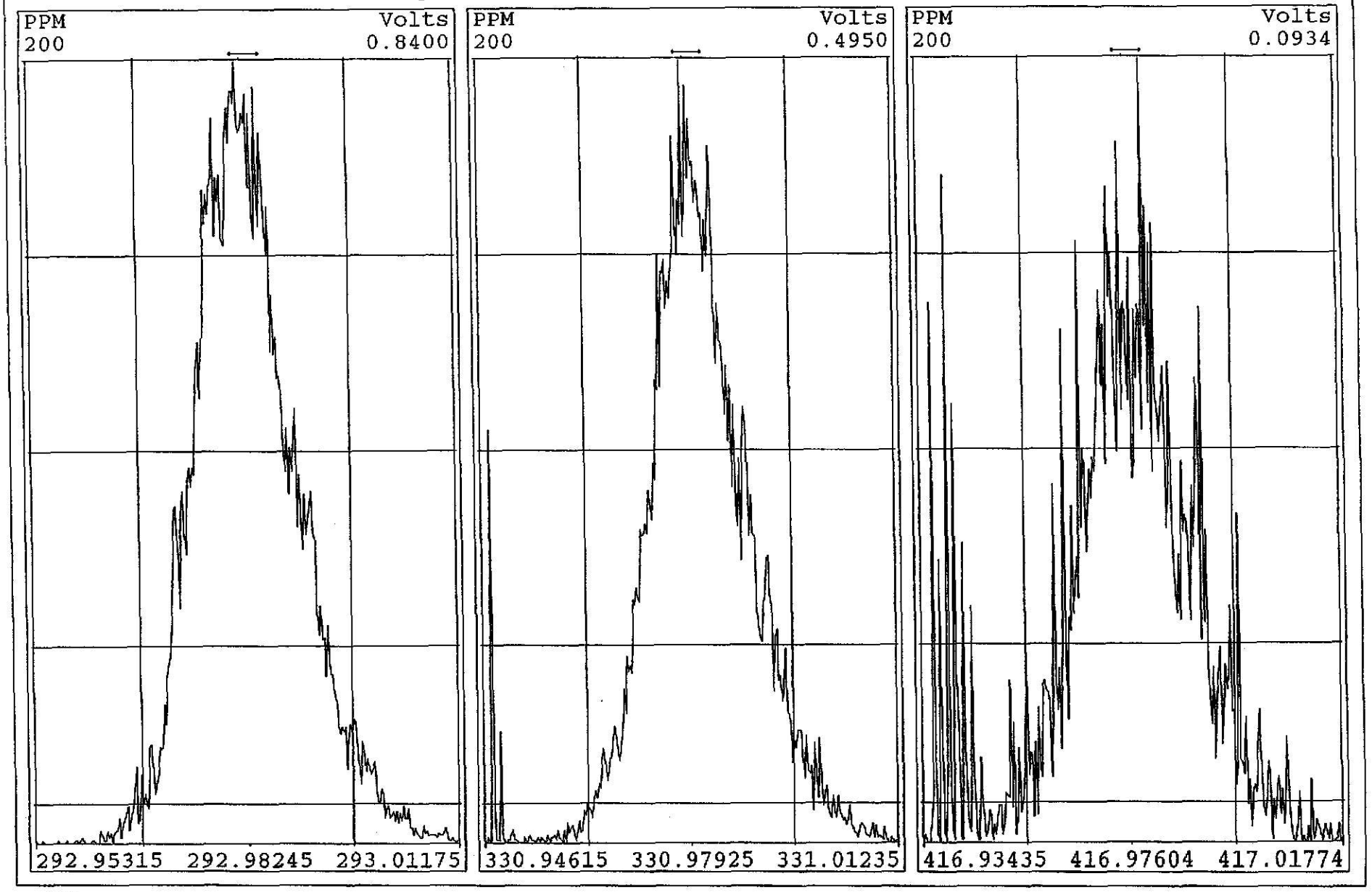

152

File:W1059 #1-798 Acq:13-JUL-2002 14:39:30 GC EI+ Voltage SIR 70S
303.9016 S:4 F:2 Exp:NDB5US
Sample Text:TLI#57752C DF-DP-692 0-0.5 File Text:TRIANGLE LABORATORIES, INC.

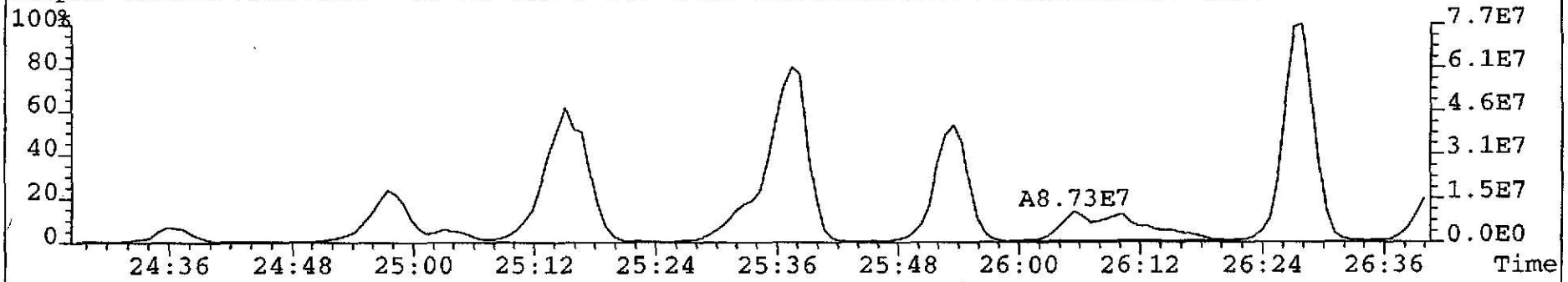

File:W1059 #1-798 Acq:13-JUL-2002 14:39:30 GC EI+ Voltage SIR 70S
305.8987 S:4 F:2 Exp:NDB5US
Sample Text:TLI#57752C DF-DP-692 0-0.5 File Text:TRIANGLE LABORATORIES, INC.

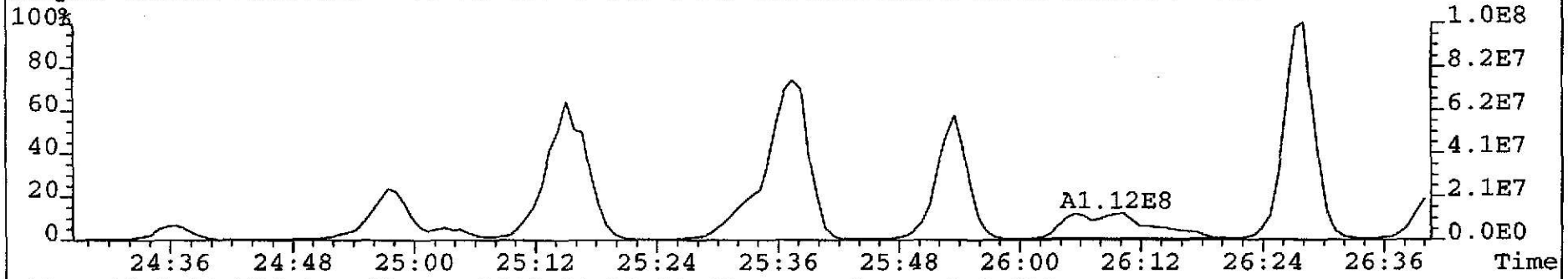

File:W1059 #1-798 Acq:13-JUL-2002 14:39:30 GC EI+ Voltage SIR 70S
317.9389 S:4 F:2 Exp:NDB5US
Sample Text:TLI#57752C DF-DP-692 0-0.5 File Text:TRIANGLE LABORATORIES, INC.

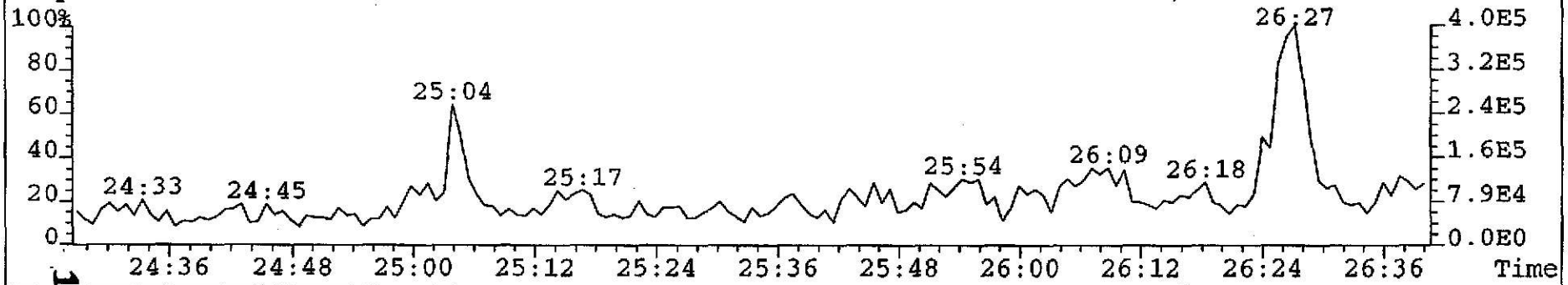

VSC 7/17/02

File:W1059 #1-798 Acq:13-JUL-2002 14:39:30 GC EI+ Voltage SIR 70S
319.8965 S:4 F:2 Exp:NDB5US
Sample Text:TLI#57752C DF-DP-692 0-0.5 File Text:TRIANGLE LABORATORIES, INC.

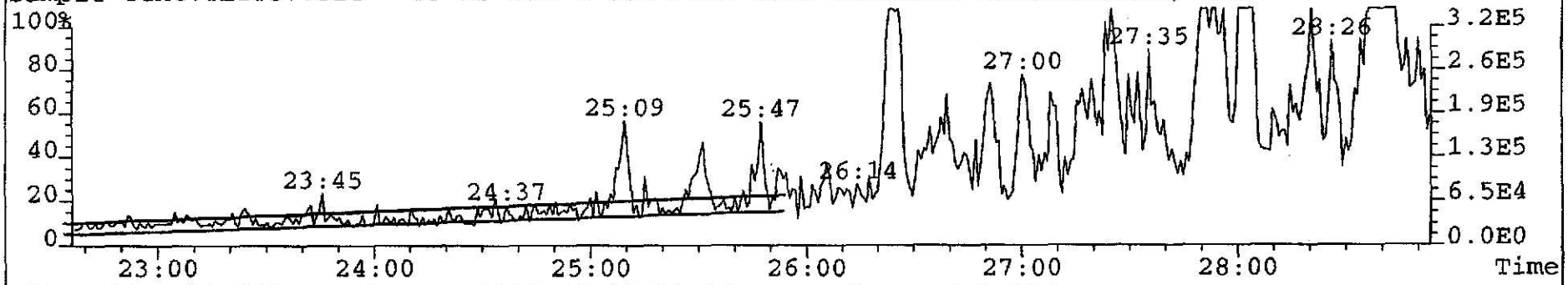

File:W1059 #1-798 Acq:13-JUL-2002 14:39:30 GC EI+ Voltage SIR 70S
321.8936 S:4 F:2 Exp:NDB5US
Sample Text:TLI#57752C DF-DP-692 0-0.5 File Text:TRIANGLE LABORATORIES, INC.

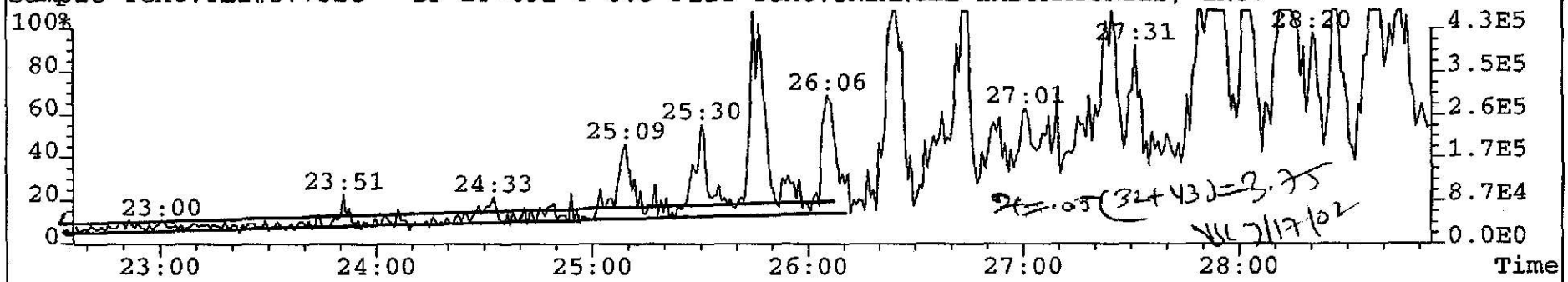

Pt = .05 (32+43) = 3.75
VJL 7/17/02

File:W1059 #1-798 Acq:13-JUL-2002 14:39:30 GC EI+ Voltage SIR 70S
331.9368 S:4 F:2 Exp:NDB5US
Sample Text:TLI#57752C DF-DP-692 0-0.5 File Text:TRIANGLE LABORATORIES, INC.

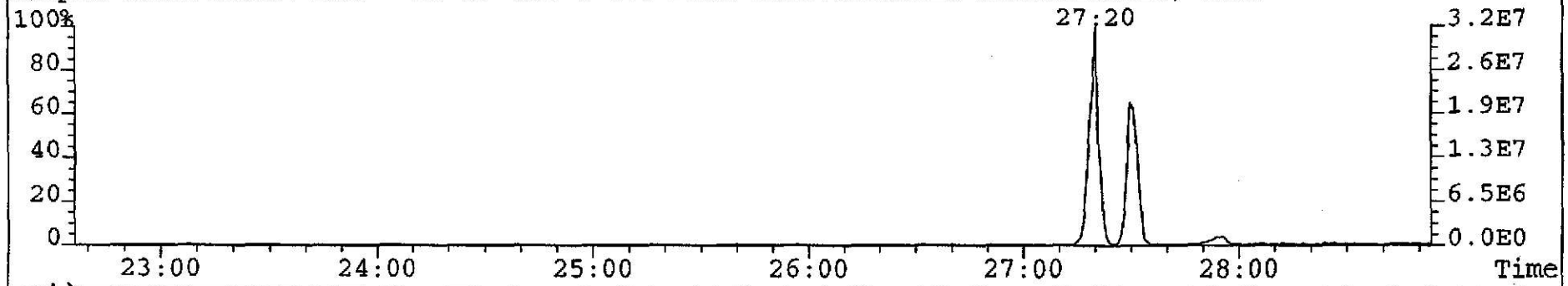

VJL 7/17/02

File:W1059 #1-798 Acq:13-JUL-2002 14:39:30 GC EI+ Voltage SIR 70S
355.8546 S:4 F:2 Exp:NDB5US
Sample Text:TLI#57752C DF-DP-692 0-0.5 File Text:TRIANGLE LABORATORIES, INC.

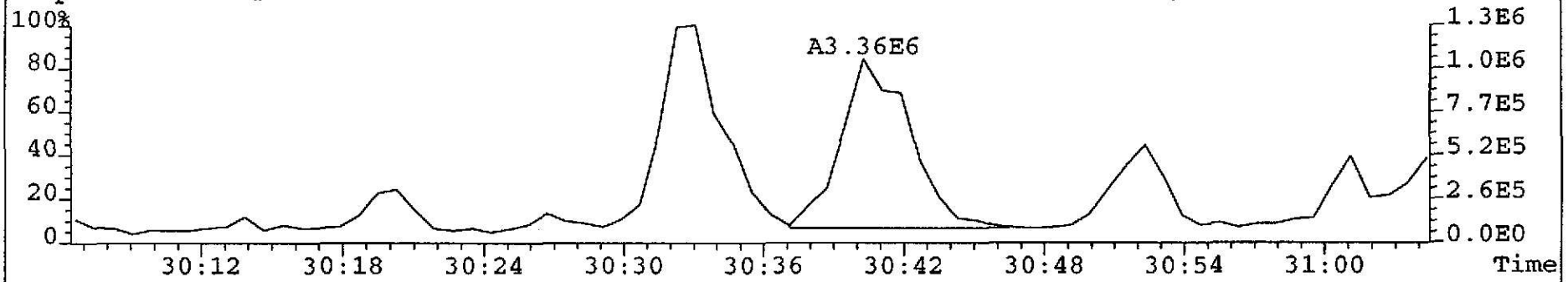

File:W1059 #1-798 Acq:13-JUL-2002 14:39:30 GC EI+ Voltage SIR 70S
357.8516 S:4 F:2 Exp:NDB5US
Sample Text:TLI#57752C DF-DP-692 0-0.5 File Text:TRIANGLE LABORATORIES, INC.

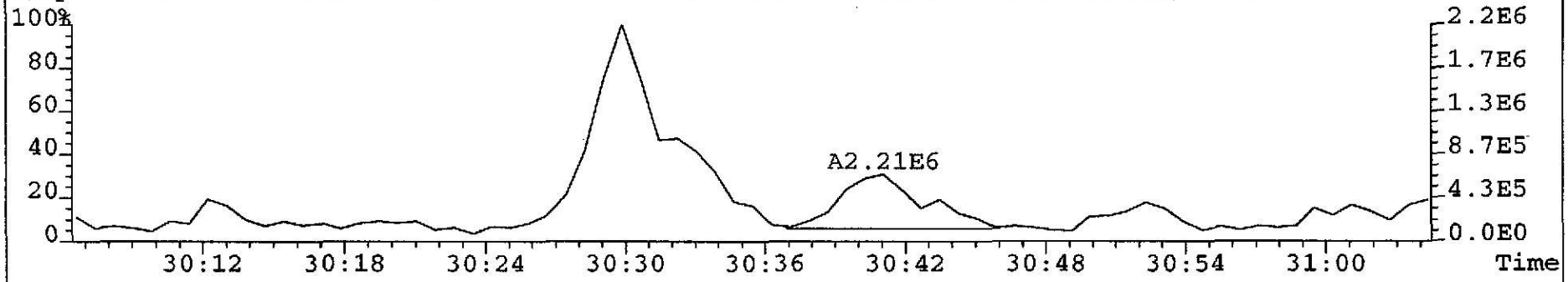

File:W1059 #1-798 Acq:13-JUL-2002 14:39:30 GC EI+ Voltage SIR 70S
369.8919 S:4 F:2 Exp:NDB5US
Sample Text:TLI#57752C DF-DP-692 0-0.5 File Text:TRIANGLE LABORATORIES, INC.

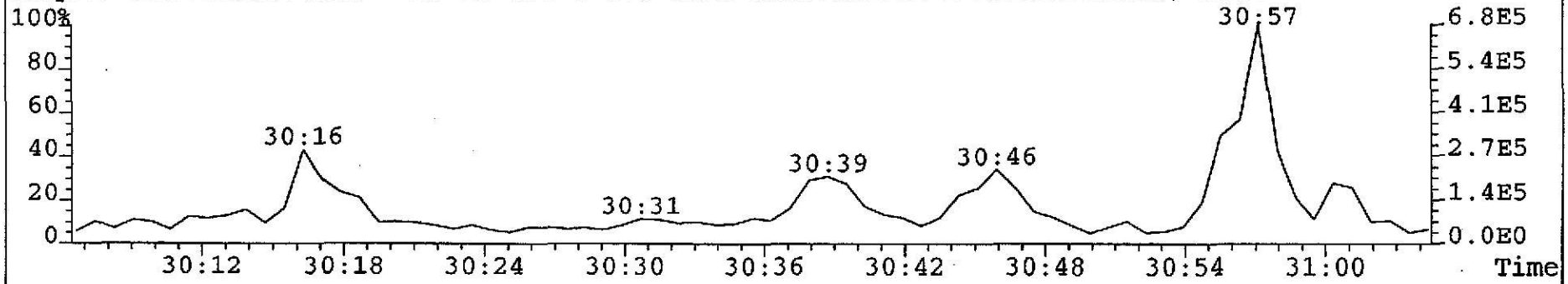

VSL 7/17/02

File:W1059 #1-798 Acq:13-JUL-2002 14:39:30 GC EI+ Voltage SIR 70S
355.8546 S:4 F:2 Exp:NDB5US
Sample Text:TLI#57752C DF-DP-692 0-0.5 File Text:TRIANGLE LABORATORIES, INC.

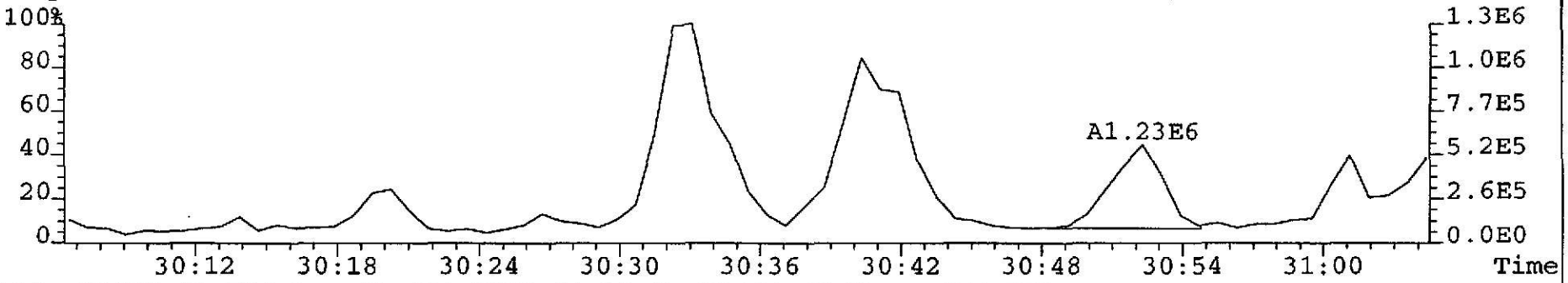

File:W1059 #1-798 Acq:13-JUL-2002 14:39:30 GC EI+ Voltage SIR 70S
357.8516 S:4 F:2 Exp:NDB5US
Sample Text:TLI#57752C DF-DP-692 0-0.5 File Text:TRIANGLE LABORATORIES, INC.

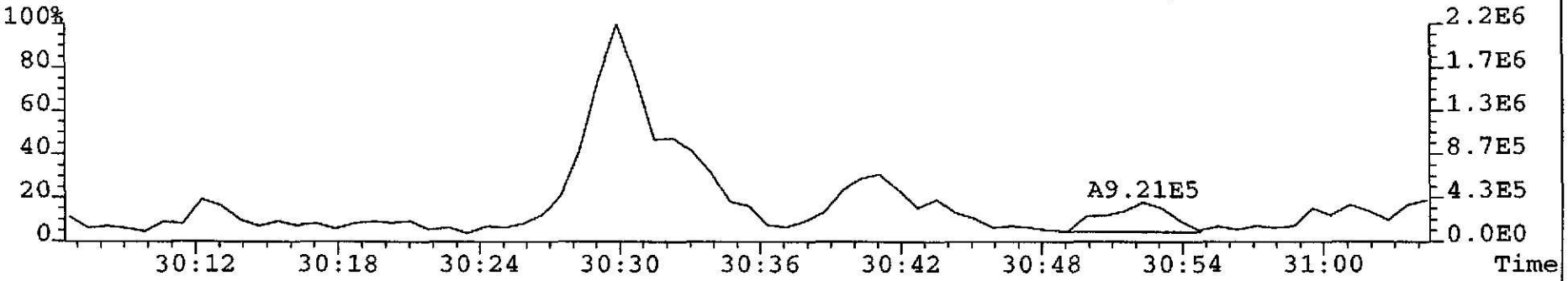

File:W1059 #1-798 Acq:13-JUL-2002 14:39:30 GC EI+ Voltage SIR 70S
369.8919 S:4 F:2 Exp:NDB5US
Sample Text:TLI#57752C DF-DP-692 0-0.5 File Text:TRIANGLE LABORATORIES, INC.

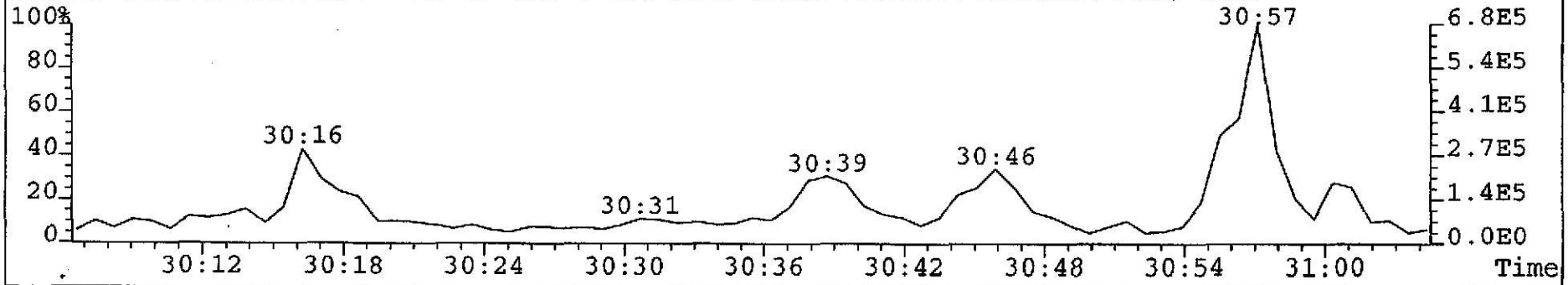

VJC 7/17/02

File:W1059 #1-798 Acq:13-JUL-2002 14:39:30 GC EI+ Voltage SIR 70S
355.8546 S:4 F:2 Exp:NDB5US
Sample Text:TLI#57752C DF-DP-692 0-0.5 File Text:TRIANGLE LABORATORIES, INC.

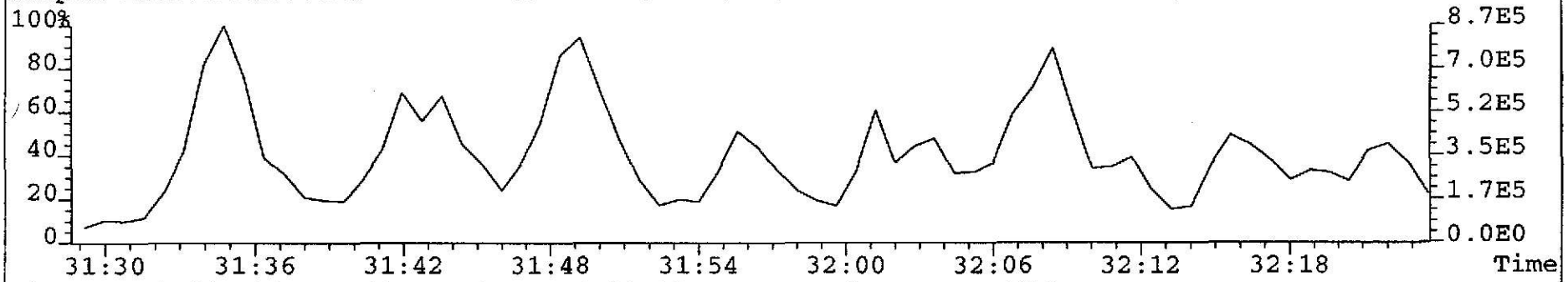

File:W1059 #1-798 Acq:13-JUL-2002 14:39:30 GC EI+ Voltage SIR 70S
357.8516 S:4 F:2 Exp:NDB5US
Sample Text:TLI#57752C DF-DP-692 0-0.5 File Text:TRIANGLE LABORATORIES, INC.

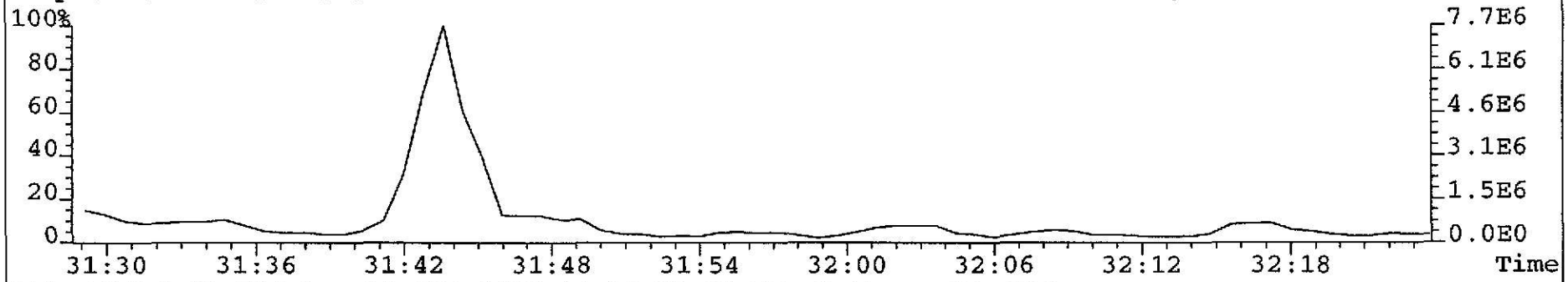

File:W1059 #1-798 Acq:13-JUL-2002 14:39:30 GC EI+ Voltage SIR 70S
369.8919 S:4 F:2 Exp:NDB5US
Sample Text:TLI#57752C DF-DP-692 0-0.5 File Text:TRIANGLE LABORATORIES, INC.



VJC 7/17/02

File:W1059 #1-422 Acq:13-JUL-2002 14:39:30 GC EI+ Voltage SIR 70S
373.8208 S:4 F:3 Exp:NDB5US
Sample Text:TLI#57752C DF-DP-692 0-0.5 File Text:TRIANGLE LABORATORIES, INC.

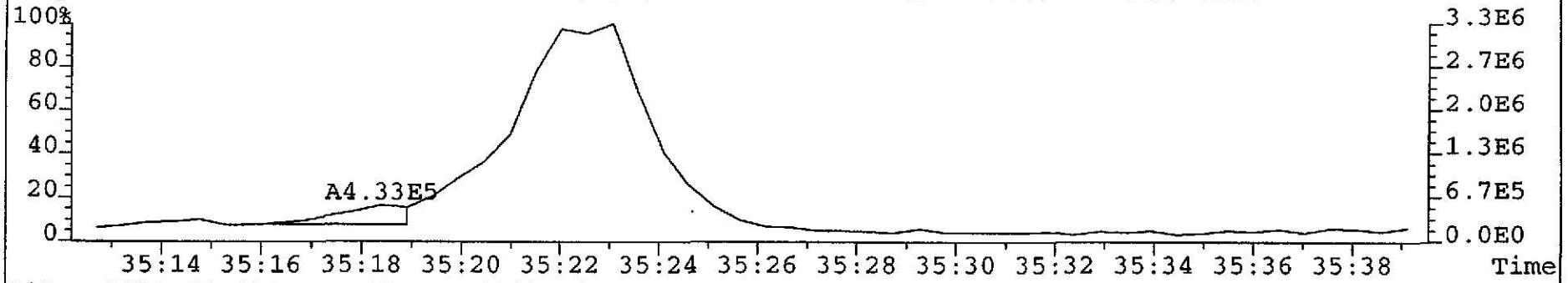

File:W1059 #1-422 Acq:13-JUL-2002 14:39:30 GC EI+ Voltage SIR 70S
375.8178 S:4 F:3 Exp:NDB5US
Sample Text:TLI#57752C DF-DP-692 0-0.5 File Text:TRIANGLE LABORATORIES, INC.

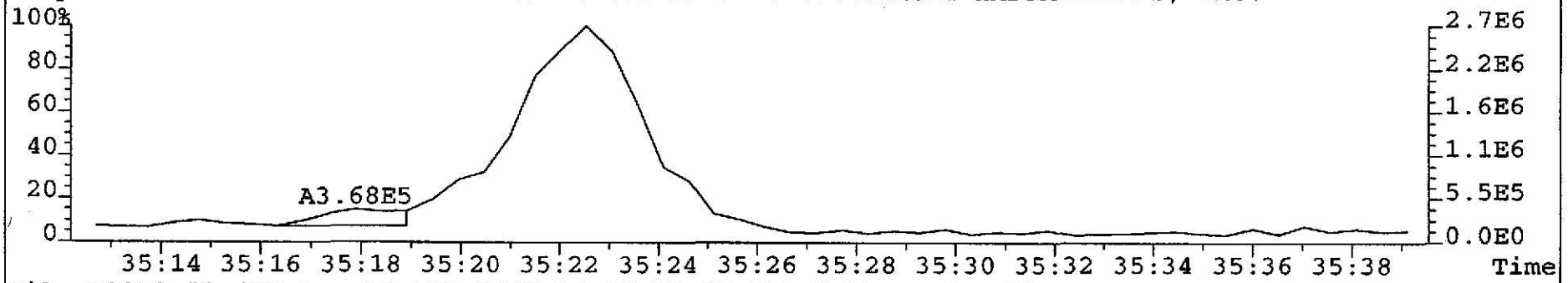

File:W1059 #1-422 Acq:13-JUL-2002 14:39:30 GC EI+ Voltage SIR 70S
385.8610 S:4 F:3 Exp:NDB5US
Sample Text:TLI#57752C DF-DP-692 0-0.5 File Text:TRIANGLE LABORATORIES, INC.

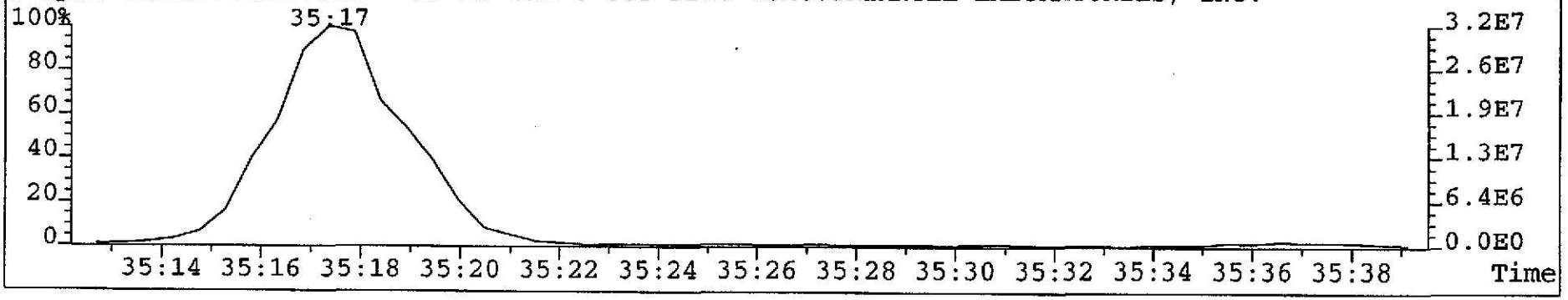

VJC 7/17/02

File:W1059 #1-422 Acq:13-JUL-2002 14:39:30 GC EI+ Voltage SIR 70S
373.8208 S:4 F:3 Exp:NDB5US
Sample Text:TLI#57752C DF-DP-692 0-0.5 File Text:TRIANGLE LABORATORIES, INC.

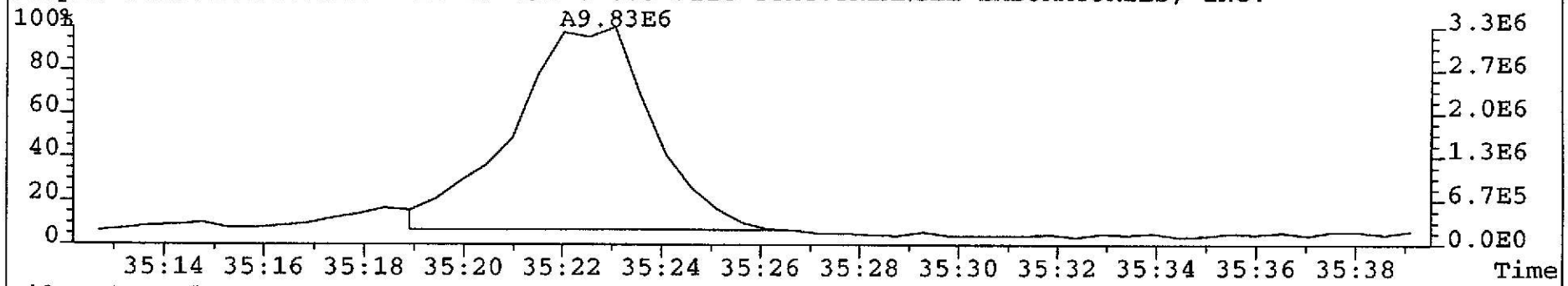

File:W1059 #1-422 Acq:13-JUL-2002 14:39:30 GC EI+ Voltage SIR 70S
375.8178 S:4 F:3 Exp:NDB5US
Sample Text:TLI#57752C DF-DP-692 0-0.5 File Text:TRIANGLE LABORATORIES, INC.

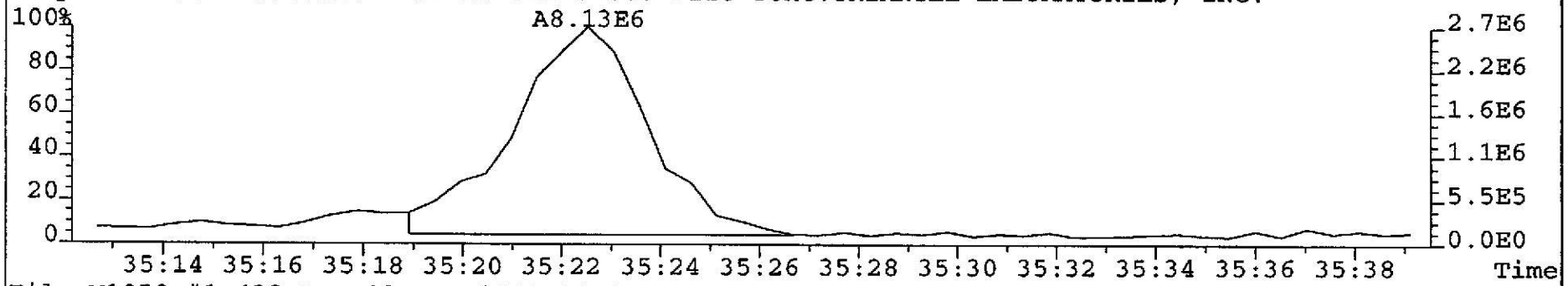

File:W1059 #1-422 Acq:13-JUL-2002 14:39:30 GC EI+ Voltage SIR 70S
385.8610 S:4 F:3 Exp:NDB5US
Sample Text:TLI#57752C DF-DP-692 0-0.5 File Text:TRIANGLE LABORATORIES, INC.

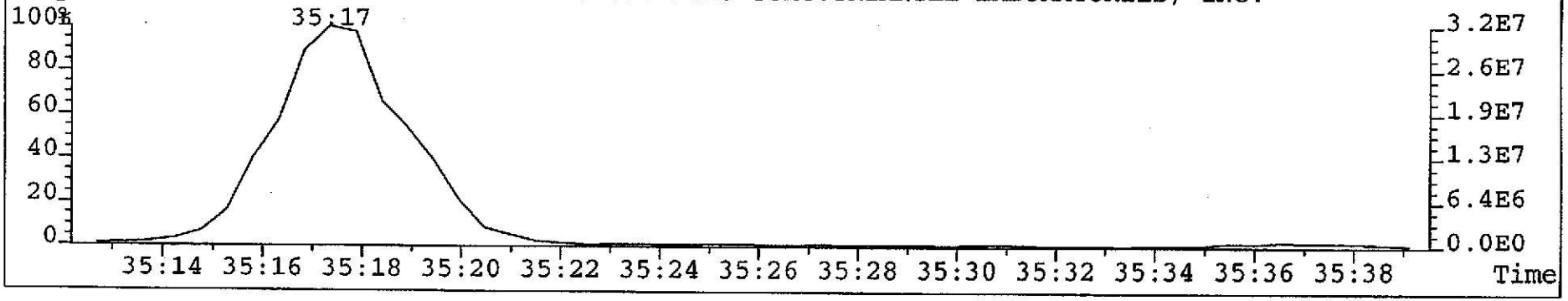

VJC 7/17/02

File:W1059 #1-422 Acq:13-JUL-2002 14:39:30 GC EI+ Voltage SIR 70S
389.8156 S:4 F:3 Exp:NDB5US
Sample Text:TLI#57752C DF-DP-692 0-0.5 File Text:TRIANGLE LABORATORIES, INC.

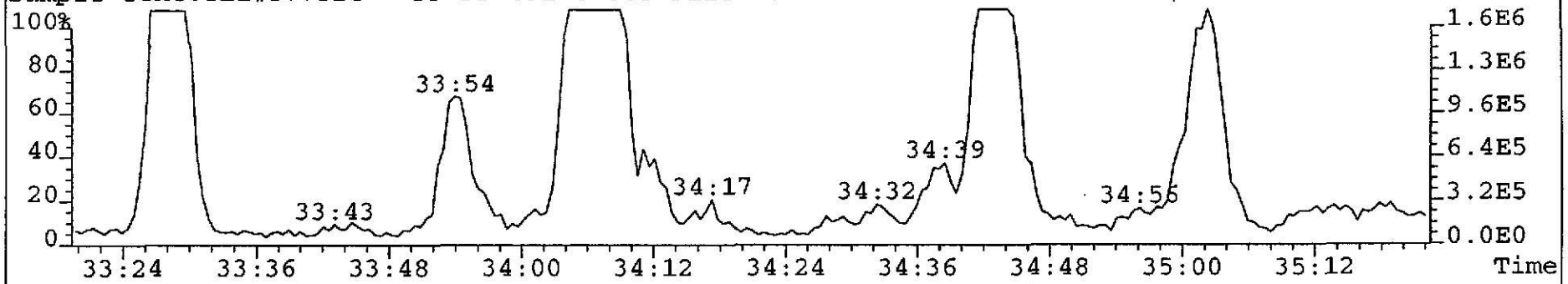

File:W1059 #1-422 Acq:13-JUL-2002 14:39:30 GC EI+ Voltage SIR 70S
391.8127 S:4 F:3 Exp:NDB5US
Sample Text:TLI#57752C DF-DP-692 0-0.5 File Text:TRIANGLE LABORATORIES, INC.

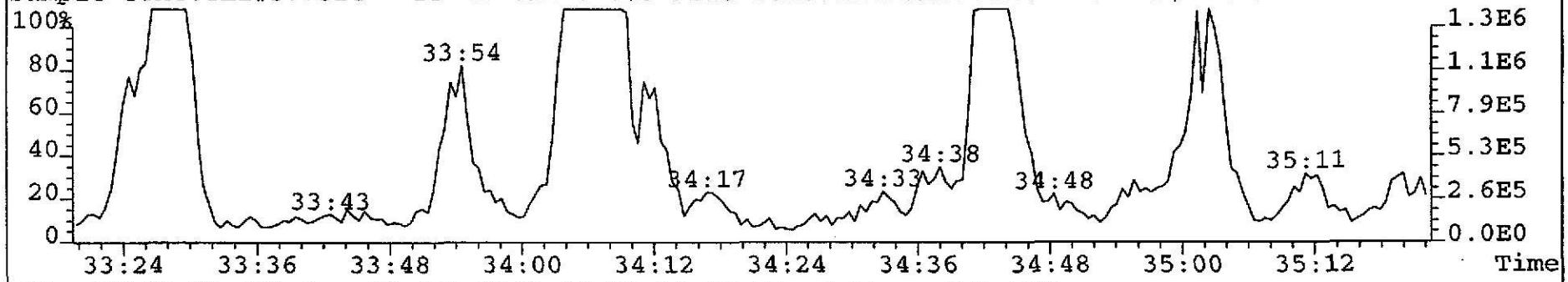

File:W1059 #1-422 Acq:13-JUL-2002 14:39:30 GC EI+ Voltage SIR 70S
403.8529 S:4 F:3 Exp:NDB5US
Sample Text:TLI#57752C DF-DP-692 0-0.5 File Text:TRIANGLE LABORATORIES, INC.

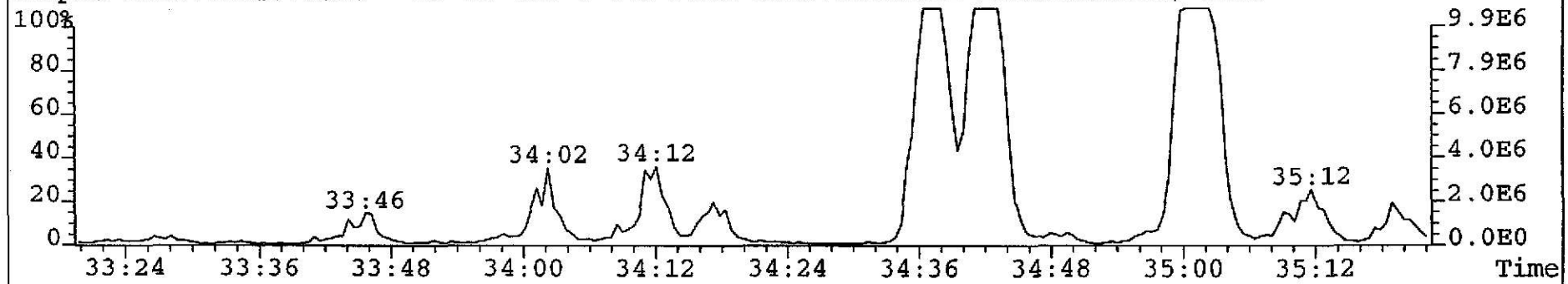

VJC 7/11/02

File:W1059 #1-798 Acq:13-JUL-2002 14:39:30 GC EI+ Voltage SIR 70S
319.8965 S:4 F:2 Exp:NDB5US
Sample Text:TLI#57752C DF-DP-692 0-0.5 File Text:TRIANGLE LABORATORIES, INC.

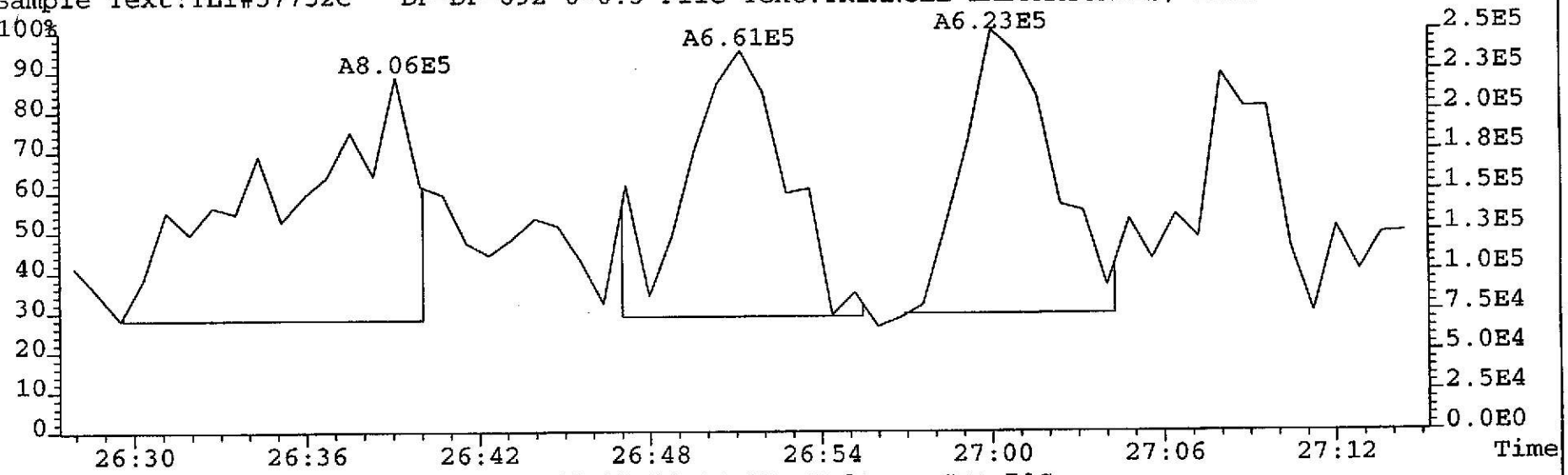

File:W1059 #1-798 Acq:13-JUL-2002 14:39:30 GC EI+ Voltage SIR 70S
321.8936 S:4 F:2 Exp:NDB5US
Sample Text:TLI#57752C DF-DP-692 0-0.5 File Text:TRIANGLE LABORATORIES, INC.

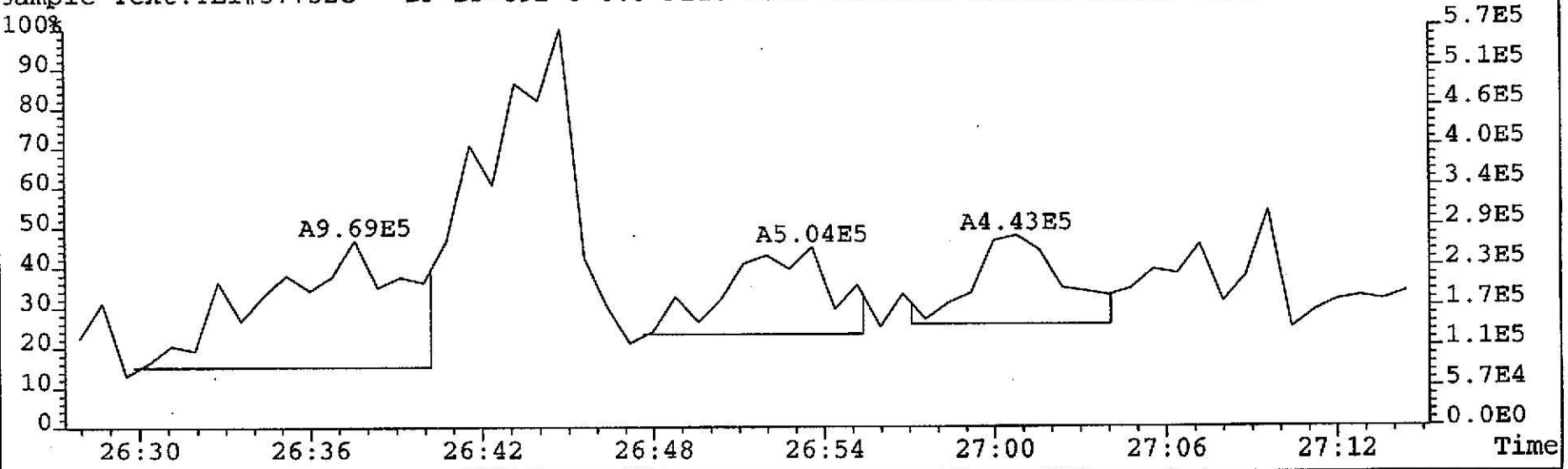

KW 7/16/02

File:W1059 #1-798 Acq:13-JUL-2002 14:39:30 GC EI+ Voltage SIR 70S
319.8965 S:4 F:2 Exp:NDB5US
Sample Text:TLI#57752C DF-DP-692 0-0.5 File Text:TRIANGLE LABORATORIES, INC.

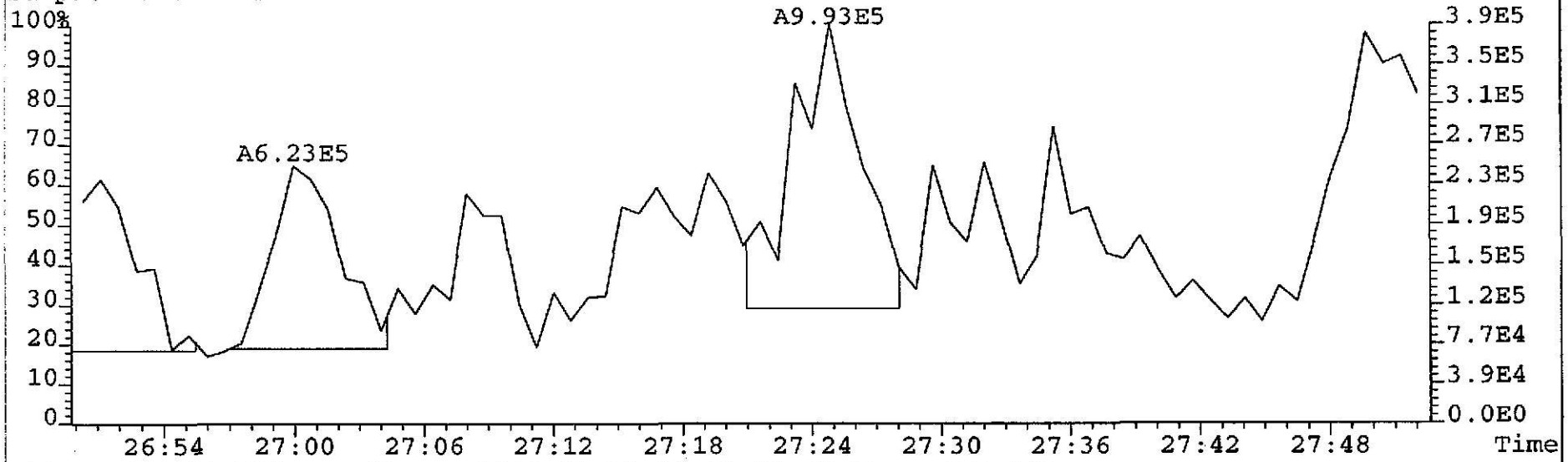

File:W1059 #1-798 Acq:13-JUL-2002 14:39:30 GC EI+ Voltage SIR 70S
321.8936 S:4 F:2 Exp:NDB5US
Sample Text:TLI#57752C DF-DP-692 0-0.5 File Text:TRIANGLE LABORATORIES, INC.

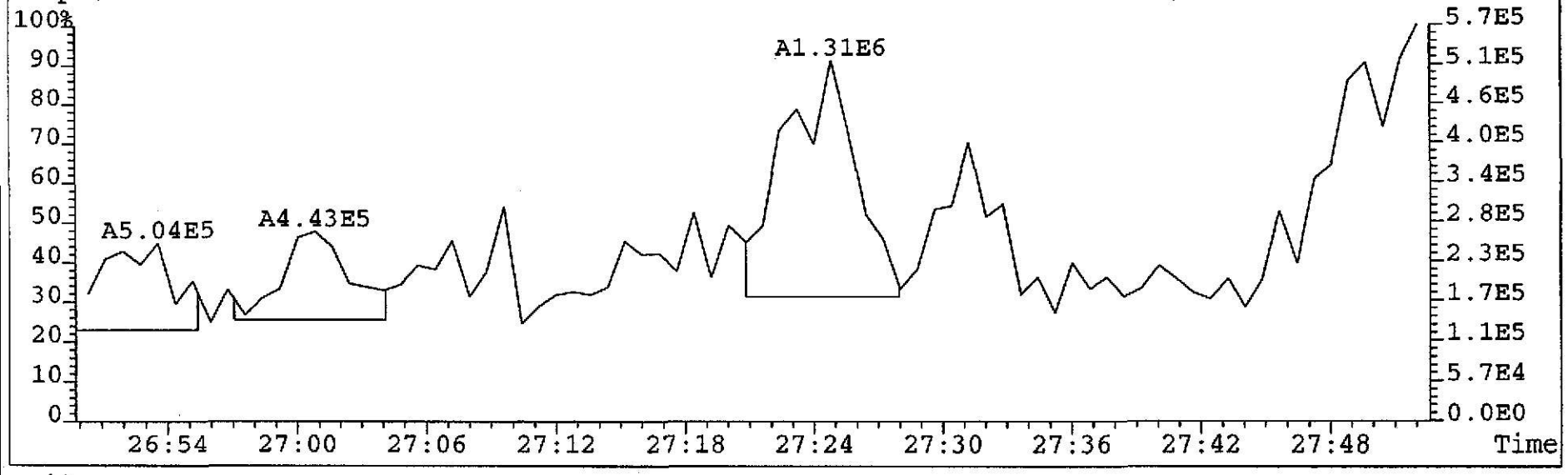

KLV 7/16/02

File:W1059 #1-798 Acq:13-JUL-2002 14:39:30 GC EI+ Voltage SIR 70S
355.8546 S:4 F:2 Exp:NDB5US
Sample Text:TLI#57752C DF-DP-692 0-0.5 File Text:TRIANGLE LABORATORIES, INC.

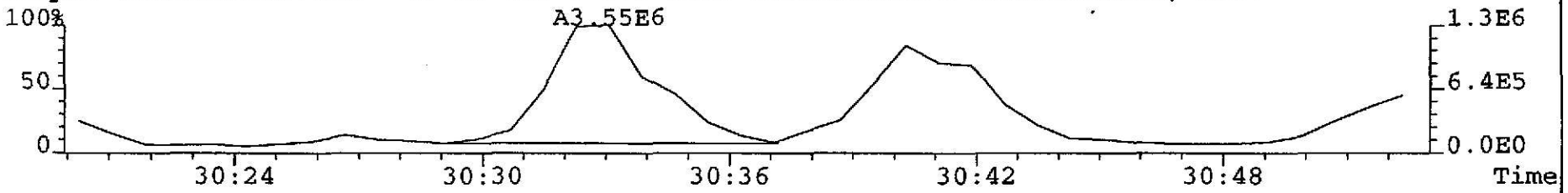

File:W1059 #1-798 Acq:13-JUL-2002 14:39:30 GC EI+ Voltage SIR 70S
357.8516 S:4 F:2 Exp:NDB5US
Sample Text:TLI#57752C DF-DP-692 0-0.5 File Text:TRIANGLE LABORATORIES, INC.

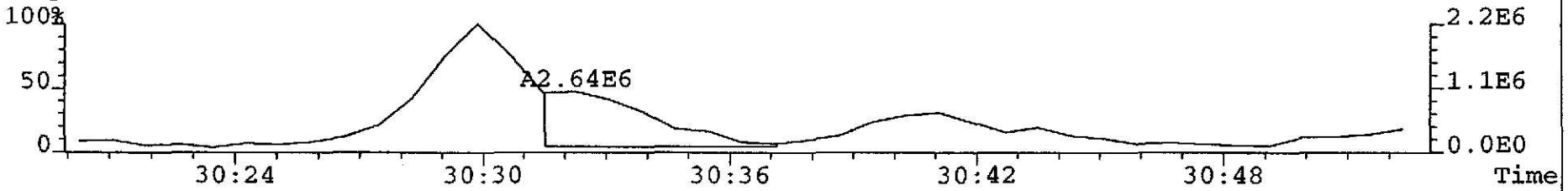

File:W1059 #1-798 Acq:13-JUL-2002 14:39:30 GC EI+ Voltage SIR 70S
367.8949 S:4 F:2 Exp:NDB5US
Sample Text:TLI#57752C DF-DP-692 0-0.5 File Text:TRIANGLE LABORATORIES, INC.

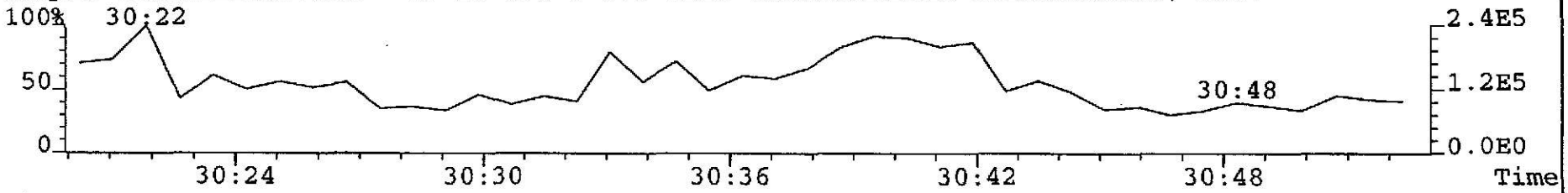

File:W1059 #1-798 Acq:13-JUL-2002 14:39:30 GC EI+ Voltage SIR 70S
369.8919 S:4 F:2 Exp:NDB5US
Sample Text:TLI#57752C DF-DP-692 0-0.5 File Text:TRIANGLE LABORATORIES, INC.

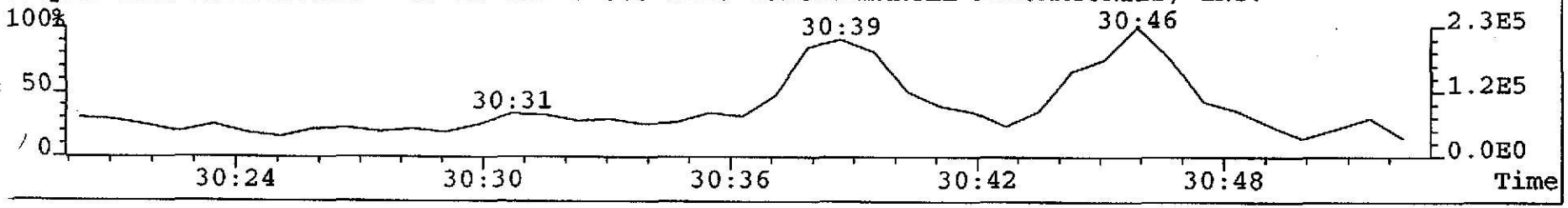

KL 7/16/02

File:W1059 #1-798 Acq:13-JUL-2002 14:39:30 GC EI+ Voltage SIR 70S
355.8546 S:4 F:2 Exp:NDB5US
Sample Text:TLI#57752C DF-DP-692 0-0.5 File Text:TRIANGLE LABORATORIES, INC.

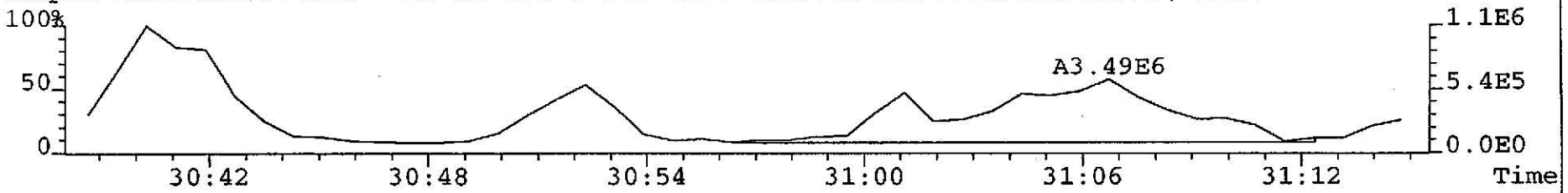

File:W1059 #1-798 Acq:13-JUL-2002 14:39:30 GC EI+ Voltage SIR 70S
357.8516 S:4 F:2 Exp:NDB5US
Sample Text:TLI#57752C DF-DP-692 0-0.5 File Text:TRIANGLE LABORATORIES, INC.

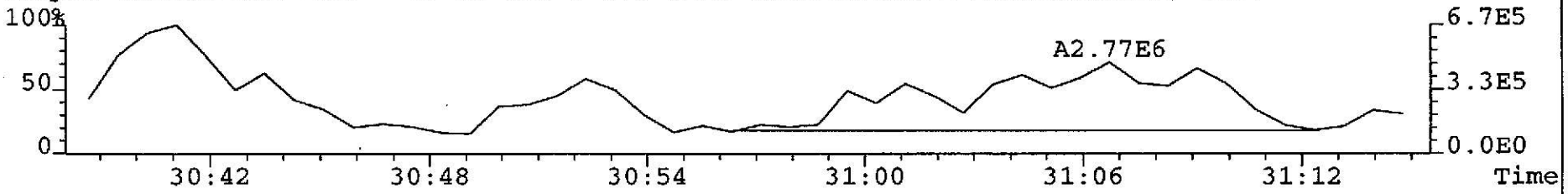

File:W1059 #1-798 Acq:13-JUL-2002 14:39:30 GC EI+ Voltage SIR 70S
367.8949 S:4 F:2 Exp:NDB5US
Sample Text:TLI#57752C DF-DP-692 0-0.5 File Text:TRIANGLE LABORATORIES, INC.

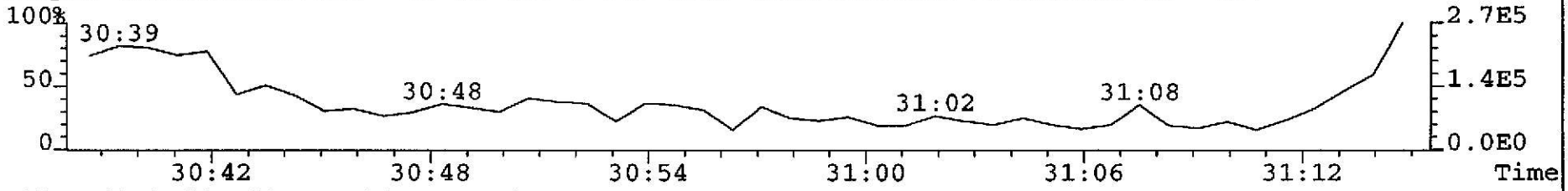

File:W1059 #1-798 Acq:13-JUL-2002 14:39:30 GC EI+ Voltage SIR 70S
369.8919 S:4 F:2 Exp:NDB5US
Sample Text:TLI#57752C DF-DP-692 0-0.5 File Text:TRIANGLE LABORATORIES, INC.

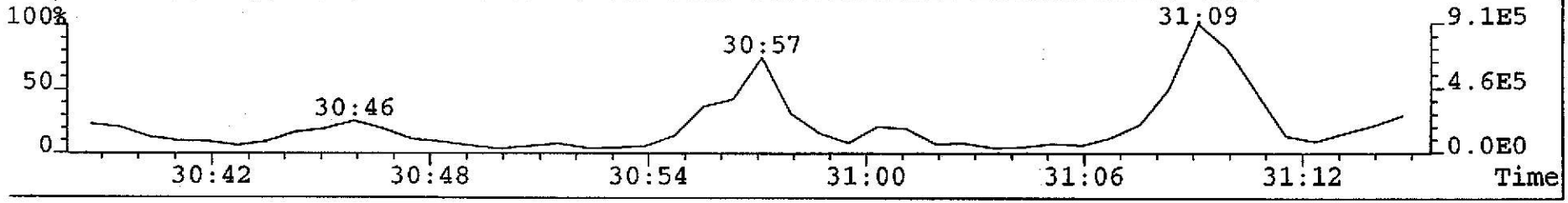

KLW 7/16/02

File:W1059 #1-798 Acq:13-JUL-2002 14:39:30 GC EI+ Voltage SIR 70S
355.8546 S:4 F:2 Exp:NDB5US
Sample Text:TLI#57752C DF-DP-692 0-0.5 File Text:TRIANGLE LABORATORIES, INC.

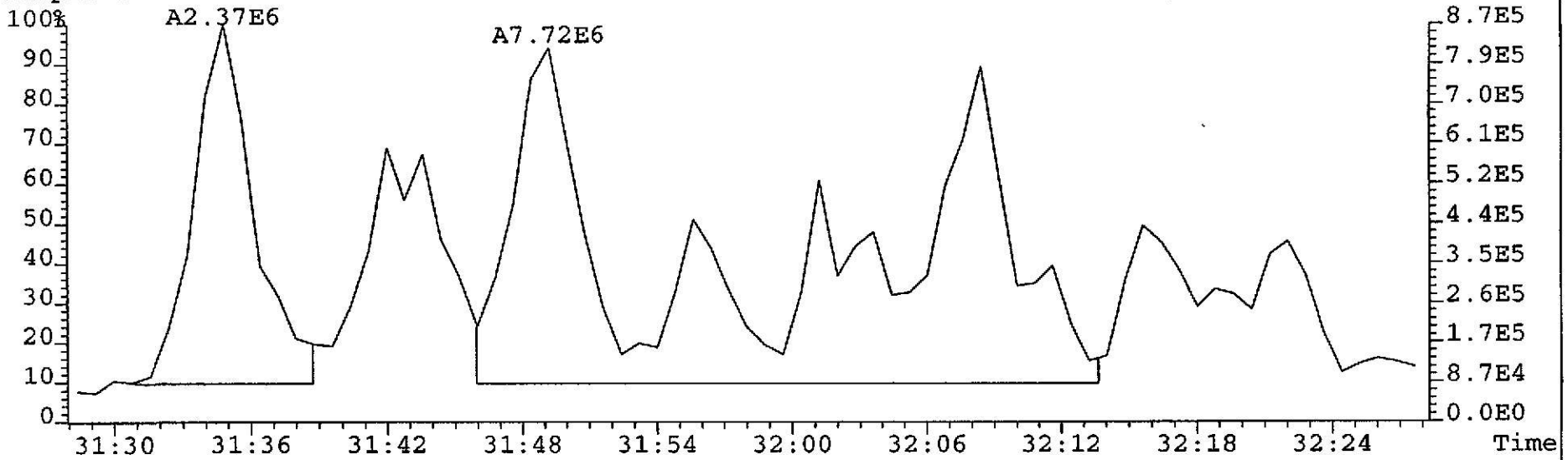

File:W1059 #1-798 Acq:13-JUL-2002 14:39:30 GC EI+ Voltage SIR 70S
357.8516 S:4 F:2 Exp:NDB5US
Sample Text:TLI#57752C DF-DP-692 0-0.5 File Text:TRIANGLE LABORATORIES, INC.

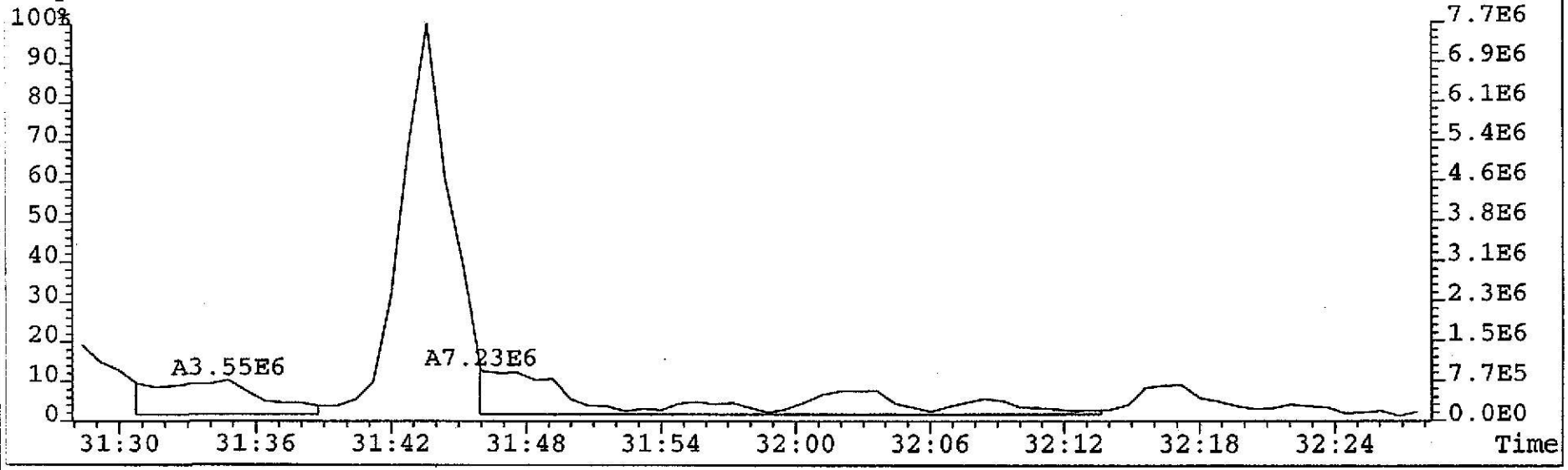

KLW 7/16/02

File:W1059 #1-422 Acq:13-JUL-2002 14:39:30 GC EI+ Voltage SIR 70S
389.8156 S:4 F:3 Exp:NDB5US
Sample Text:TLI#57752C DF-DP-692 0-0.5 File Text:TRIANGLE LABORATORIES, INC.

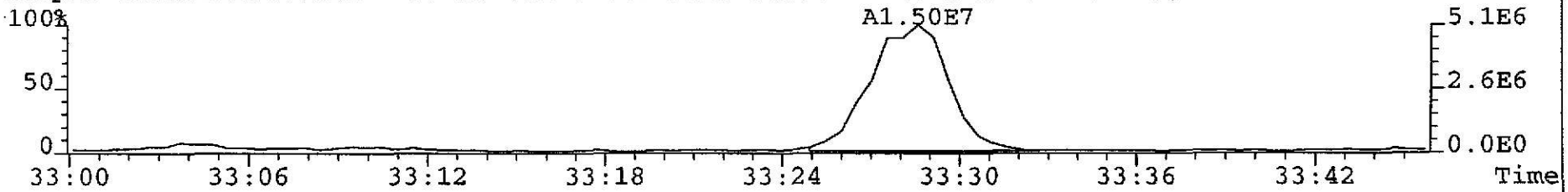

File:W1059 #1-422 Acq:13-JUL-2002 14:39:30 GC EI+ Voltage SIR 70S
391.8127 S:4 F:3 Exp:NDB5US
Sample Text:TLI#57752C DF-DP-692 0-0.5 File Text:TRIANGLE LABORATORIES, INC.

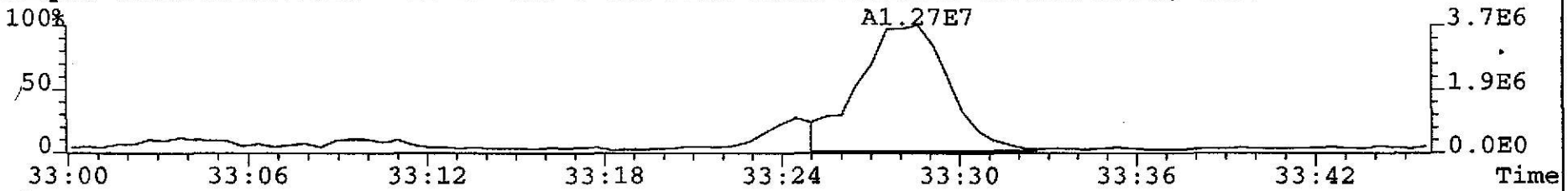

File:W1059 #1-422 Acq:13-JUL-2002 14:39:30 GC EI+ Voltage SIR 70S
401.8558 S:4 F:3 Exp:NDB5US
Sample Text:TLI#57752C DF-DP-692 0-0.5 File Text:TRIANGLE LABORATORIES, INC.

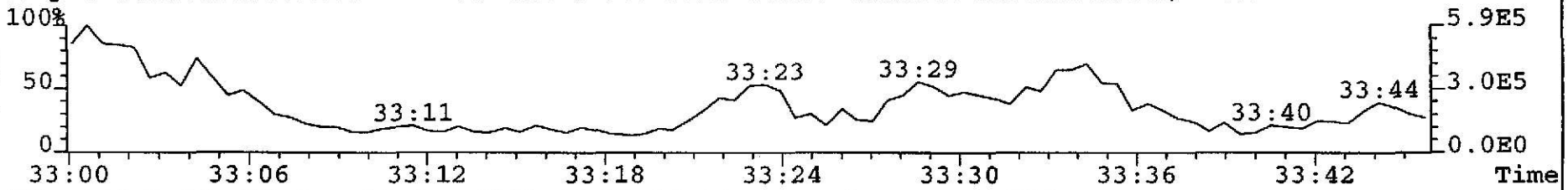

File:W1059 #1-422 Acq:13-JUL-2002 14:39:30 GC EI+ Voltage SIR 70S
403.8529 S:4 F:3 Exp:NDB5US
Sample Text:TLI#57752C DF-DP-692 0-0.5 File Text:TRIANGLE LABORATORIES, INC.

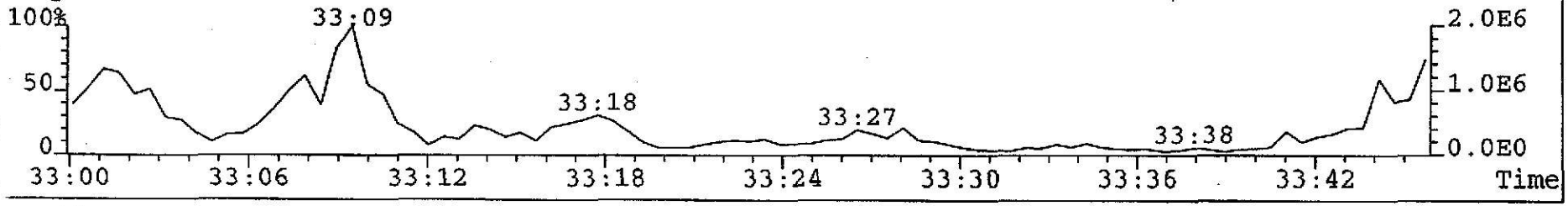

Kh-7/16/02

Martin & Slagle

TLI Project: **57752C** 1613, Revision B, Tetra Only PCDD/PCDF Analysis (c)
Client Sample: **DF-DP-692 0-0.5** Analysis File: **P022485**

Client Project:	**Mississippi Project**				
Sample Matrix:	**SOLID**	Date Received:	**06/28/2002**	Spike File:	**SPCONB22**
TLI ID:	**329-38-2**	Date Extracted:	**07/05/2002**	ICal:	**PF56152**
		Date Analyzed:	**07/15/2002**	ConCal:	**P022482**
Sample Size:	**13.500 g**	Dilution Factor:	**n/a**	% Moisture:	**10.1**
Dry Weight:	**12.137 g**	Blank File:	**W105902**	% Lipid:	**n/a**
GC Column:	**DB-225**	Analyst:	**JMM**	% Solids:	**89.9**

Analytes	Conc. (pg/g)	DL	Ratio	RT	RRT	Flags
2,3,7,8-TCDF	999		0.75	21:51	1.001	E__

Internal Standard	Conc. (pg/g)	% Recovery	QC Limits	Ratio	RT	RRT	Flags
$^{13}C_{12}$-2,3,7,8-TCDF	148	89.6	29%-140%	0.77	21:50	1.048	___

Recovery Standard	Ratio	RT	Flags
$^{13}C_{12}$-1,2,3,4-TCDD	0.83	20:50	___

Data Reviewer: YJL 07/17/2002

CONB_PSR v1.00, LARS 6.25.05

Triangle Laboratories, Inc.®
2445 S. Alston Ave. • Durham, North Carolina 27713
Phone: (919) 544-5729 • Fax: (919) 544-5491

Printed: 01:20 07/17/2002

Initial ....Date...

Data Review By: VC 7/17/02

Channel specific noise levels computed from 'NL' heights.

Page No. 1 Listing of P022485B.dbf
07/17/2002 Matched GC Peaks / Ratio / Ret. Time

Compound/ M_Z....	QC.Log	Omit	Why	..RT.	OK	Ratio	Total.Area/Ht	Area/Ht.Peak1	Area/Ht.Peak2	Rel.RT	Compound.Name..	ID..	Flags.
TCDF						0.65-0.89				0.788-1.102			
304-306	DC	NL				Height	0.28	0.13	0.15				
				18:19	RO	0.58	15.71	5.77	9.94	0.839			
				18:33		0.75	208.41	89.20	119.21	0.850			
				18:40		0.67	29.79	11.96	17.83	0.855			
				18:48		0.74	133.25	56.54	76.71	0.861			
				18:58		0.79	31.18	13.80	17.38	0.869			
				19:12		0.77	288.50	125.28	163.22	0.879			
				19:23		0.75	569.09	243.48	325.61	0.888			
				19:31		0.74	69.12	29.32	39.80	0.894			
				19:39		0.75	1,281.31	547.19	734.12	0.900			
				19:49		0.76	90.43	38.93	51.50	0.908			
				20:08	RO	0.63	419.70	162.17	257.53	0.922			
				20:34		0.77	1,283.50	560.38	723.12	0.942			
				20:48		0.74	724.83	308.92	415.91	0.953			
				21:00		0.73	353.18	148.95	204.23	0.962			
				21:21		0.72	176.23	73.52	102.71	0.978			
				21:43		0.74	130.91	55.60	75.31	0.995			
				21:51		0.75	3,981.46	1,705.45	2,276.01	1.001	2378-TCDF	AN	E
				22:03		0.73	589.21	249.34	339.87	1.010			
				22:11	RO	0.52	3.96	1.35	2.61	1.016			
				22:19	RO	0.56	61.57	22.17	39.40	1.022			
				22:27		0.75	1,806.37	774.59	1,031.78	1.028			E
				22:44	RO	0.29	10.08	2.26	7.82	1.041			
				23:13		0.76	141.44	61.01	80.43	1.063			
				23:26	RO	0.54	6.71	2.35	4.36	1.073			
				23:37		0.66	39.99	15.97	24.02	1.082			
				23:46	RO	1.19	16.32	8.88	7.44	1.089			
	DC	WH		24:05		0.70	199.21			1.103			
304-306			26	Peaks			12,462.25						
13C12-TCDF						0.65-0.89				0.954-1.046			
316-318	DC	NL				Height	0.31	0.12	0.19				
	DC	WL		17:47	RO	0.93	3.42			0.815			
	DC	WL		18:21	RO	1.75	0.77			0.840			
	DC	WL		18:25	RO	1.00	0.68			0.844			
	DC	WL		18:36		0.81	6.60			0.852			
	DC	WL		18:57		0.73	31.76			0.868			
	DC	WL		19:04	RO	1.19	0.79			0.873			
	DC	WL		19:09		0.68	1.16			0.877			
	DC	WL		19:18	RO	0.48	0.49			0.884			
	DC	WL		19:25	RO	1.15	0.73			0.889			
	DC	WL		19:33		0.85	1.33			0.895			
	DC	WL		19:37	RO	0.49	0.97			0.898			
	DC	WL		19:42	RO	2.02	1.33			0.902			
	DC	WL		20:09	RO	1.71	1.38			0.923			
	DC	WL		20:17	RO	0.42	0.91			0.929			

Compound/ M_Z....	QC.Log	Omit	Why	..RT.	OK	Ratio	Total.Area/Ht	Area/Ht.Peak1	Area/Ht.Peak2	Rel.RT	Compound.Name..	ID..	Flags.
		DC	WL	20:33		0.89	10.68			0.941			
		DC	WL	20:45		0.76	1.39			0.950			
				20:52		0.66	2.06	0.82	1.24	0.956			
		DC	SN	20:54	RO	0.98	0.95			0.957			
				21:04		0.72	3.46	1.45	2.01	0.965			
		DC	SN	21:14	RO	4.50	0.99			0.973			
				21:29	RO	0.95	4.91	2.39	2.52	0.984			
		DC	SN	21:40	RO	1.96	0.68			0.992			
				21:50		0.77	586.35	254.40	331.95	1.000	13C12-2378-TCDF	IS0	
						Height	168.96	73.47	95.49				
				22:03	RO	0.46	1.05	0.33	0.72	1.010			
				22:12	RO	0.96	2.41	1.18	1.23	1.017			
				22:29	RO	0.93	1.66	0.80	0.86	1.030			
				22:41	RO	0.51	0.89	0.30	0.59	1.039			
		DC	SN	22:47	RO	0.31	0.76			1.044			
		DC	WH	23:08	RO	0.48	3.02			1.060			
		DC	WH	23:28	RO	0.60	2.47			1.075			
		DC	WH	23:46	RO	1.60	2.83			1.089			
		DC	WH	23:51	RO	1.56	0.41			1.092			
		DC	WH	24:01	RO	0.64	0.87			1.100			
		DC	WH	24:09		0.70	4.70			1.106			
316-318			8	Peaks			602.79						

---------- Above: TCDF / TCDD Follows ----------

13C12-TCDD				0.65-0.89						0.902-1.098			
332-334		DC	NL			Height	0.58	0.44	0.14				
		DC	WL	18:29	RO	1.07	1.53			0.898			
		DC	SN	20:22	RO	4.93	0.89			0.989			
		DC	SN	20:27	RO	1.30	1.24			0.994			
				20:35		0.80	344.36	153.50	190.86	1.000	13C12-2378-TCDD	IS1	
						Height	116.57	52.46	64.11				
				20:50		0.83	478.67	217.56	261.11	1.012	13C12-1234-TCDD	RS1	
		DC	SN	21:58	RO	0.90	1.12			1.067			
		DC	WH	23:20	RO	2.56	0.64			1.134			
		DC	WH	23:23	RO	1.28	1.14			1.136			
332-334			2	Peaks			823.03						

Column Description.....	"Why" Code Description.....	QC Log Desc.....
M_Z -Nominal Ion Mass(es)	WL-Below Retention Time Window	A-Peak Added
..RT. -Retention Time (mm:ss)	WH-Above Retention Time Window	K-Peak Kept
Rat.1 -Ratio of M/M+2 Ions	SN-Below Signal to Noise Level	D-Peak Deleted
OK -RO=Ratio Outside Limits	<M-Below Method Detection Limit	T-Time Changed
Rel.RT-Relative Retention Time	NL-Channel Specific Noise Level	M-Peak Area Changed
		N-Name Changed
		X-Ether Interference

*** End of Report ***

File:P022485 #1-3027 Acq:15-JUL-2002 04:23:38 EI+ Voltage SIR 70P Noise:157
303.9016 BSUB(256,30,-3.0) PKD(5,3,1,0.10%,628.0,0.00%,F,F) Exp:DB225
TRIANGLE LABS Text:DF-DP-692 0-0.5 TLI#57752C INJ. TIME = 04:23

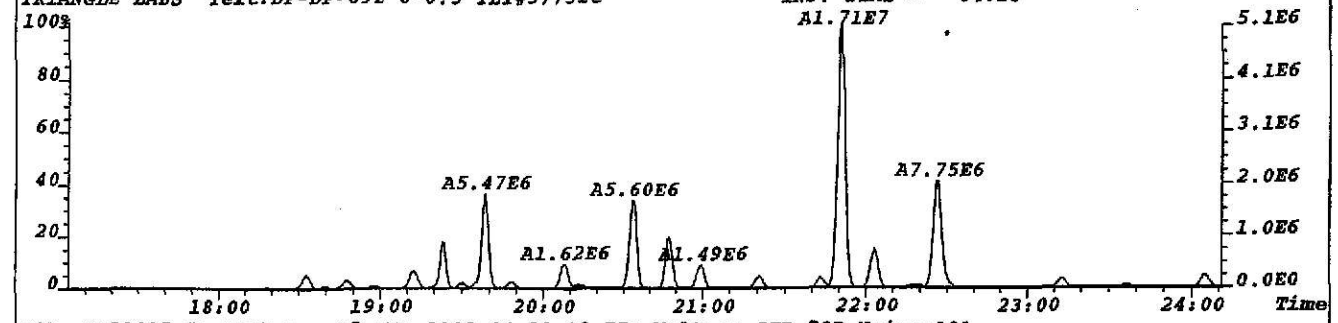

File:P022485 #1-3027 Acq:15-JUL-2002 04:23:38 EI+ Voltage SIR 70P Noise:191
305.8987 BSUB(256,30,-3.0) PKD(5,3,1,0.10%,764.0,0.00%,F,F) Exp:DB225
TRIANGLE LABS Text:DF-DP-692 0-0.5 TLI#57752C INJ. TIME = 04:23

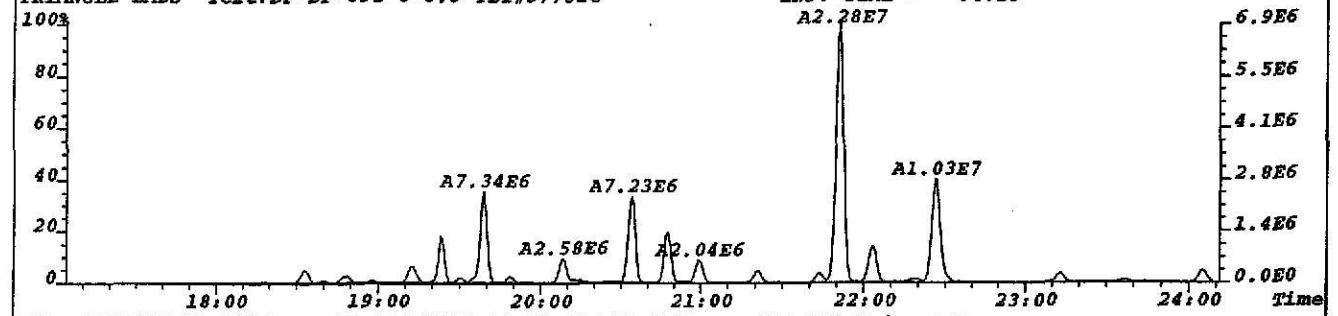

File:P022485 #1-3027 Acq:15-JUL-2002 04:23:38 EI+ Voltage SIR 70P Noise:147
315.9419 BSUB(256,30,-3.0) PKD(5,3,1,0.10%,588.0,0.00%,F,F) Exp:DB225
TRIANGLE LABS Text:DF-DP-692 0-0.5 TLI#57752C INJ. TIME = 04:23

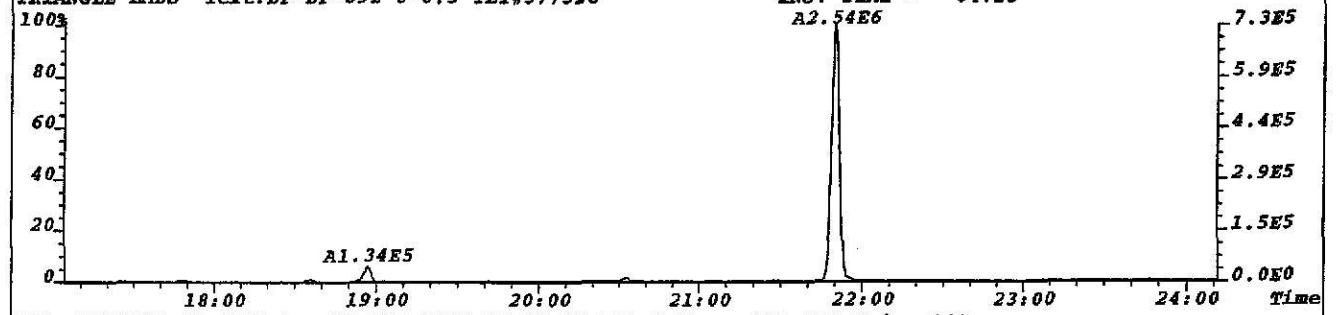

File:P022485 #1-3027 Acq:15-JUL-2002 04:23:38 EI+ Voltage SIR 70P Noise:242
317.9389 BSUB(256,30,-3.0) PKD(5,3,1,0.10%,968.0,0.00%,F,F) Exp:DB225
TRIANGLE LABS Text:DF-DP-692 0-0.5 TLI#57752C INJ. TIME = 04:23

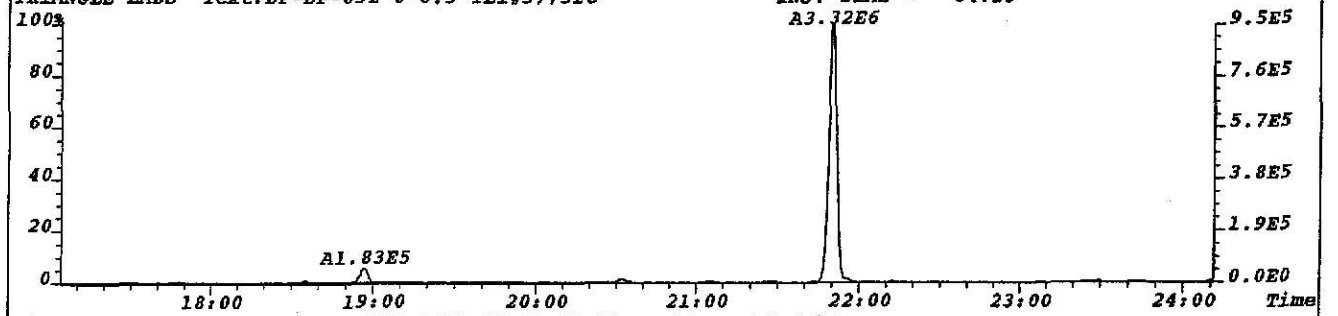

File:P022485 #1-3027 Acq:15-JUL-2002 04:23:38 EI+ Voltage SIR 70P
375.8364 Exp:DB225
TRIANGLE LABS Text:DF-DP-692 0-0.5 TLI#57752C INJ. TIME = 04:23

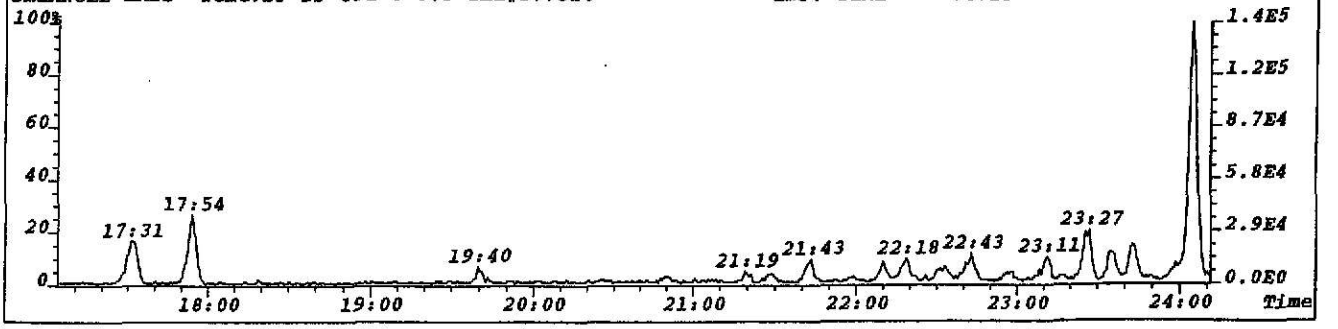

File:P022485 #1-3027 Acq:15-JUL-2002 04:23:38 EI+ Voltage SIR 70P Noise:238
319.8965 BSUB(256,30,-3.0) PKD(5,3,1,0.10%,952.0,0.00%,F,F) Exp:DB225
TRIANGLE LABS Text:DF-DP-692 0-0.5 TLI#57752C INJ. TIME = 04:23

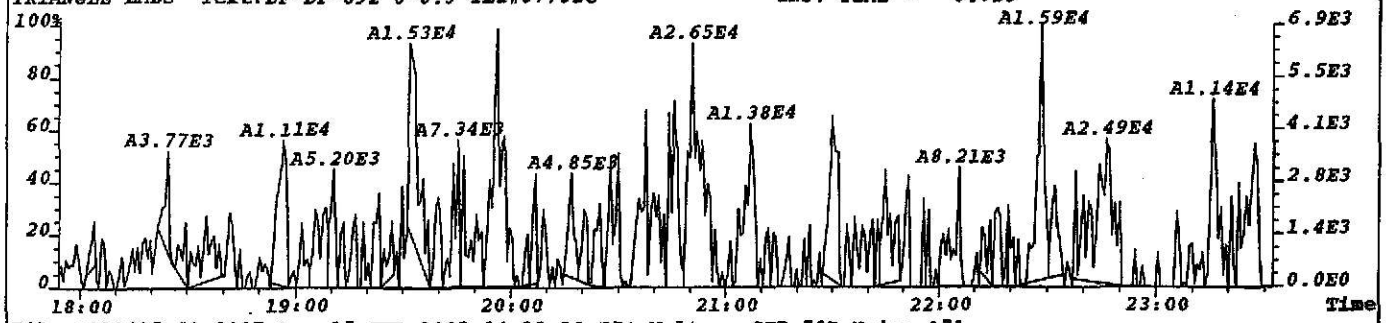

File:P022485 #1-3027 Acq:15-JUL-2002 04:23:38 EI+ Voltage SIR 70P Noise:171
321.8936 BSUB(256,30,-3.0) PKD(5,3,1,0.10%,684.0,0.00%,F,F) Exp:DB225
TRIANGLE LABS Text:DF-DP-692 0-0.5 TLI#57752C INJ. TIME = 04:23

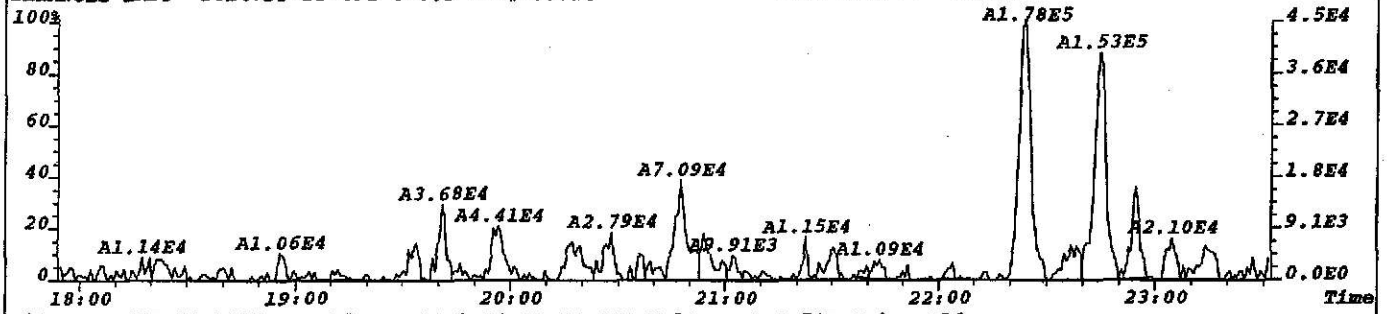

File:P022485 #1-3027 Acq:15-JUL-2002 04:23:38 EI+ Voltage SIR 70P Noise:196
327.8847 BSUB(256,30,-3.0) PKD(5,3,1,0.10%,784.0,0.00%,F,F) Exp:DB225
TRIANGLE LABS Text:DF-DP-692 0-0.5 TLI#57752C INJ. TIME = 04:23

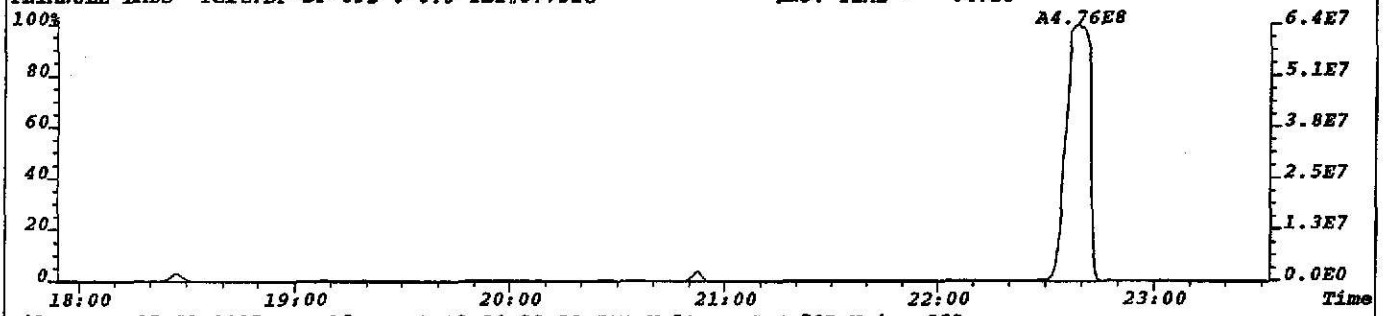

File:P022485 #1-3027 Acq:15-JUL-2002 04:23:38 EI+ Voltage SIR 70P Noise:552
331.9368 BSUB(256,30,-3.0) PKD(5,3,1,0.10%,2208.0,0.00%,F,F) Exp:DB225
TRIANGLE LABS Text:DF-DP-692 0-0.5 TLI#57752C INJ. TIME = 04:23

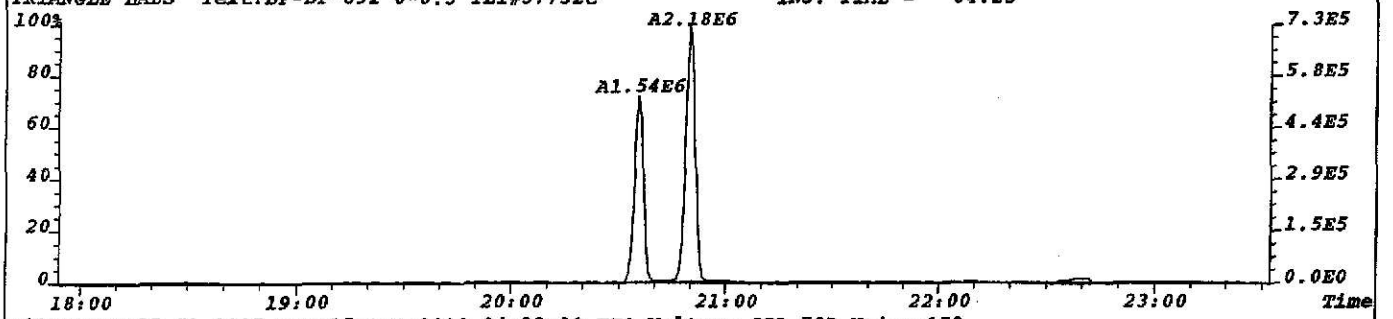

File:P022485 #1-3027 Acq:15-JUL-2002 04:23:38 EI+ Voltage SIR 70P Noise:172
333.9338 BSUB(256,30,-3.0) PKD(5,3,1,0.10%,688.0,0.00%,F,F) Exp:DB225
TRIANGLE LABS Text:DF-DP-692 0-0.5 TLI#57752C INJ. TIME = 04:23

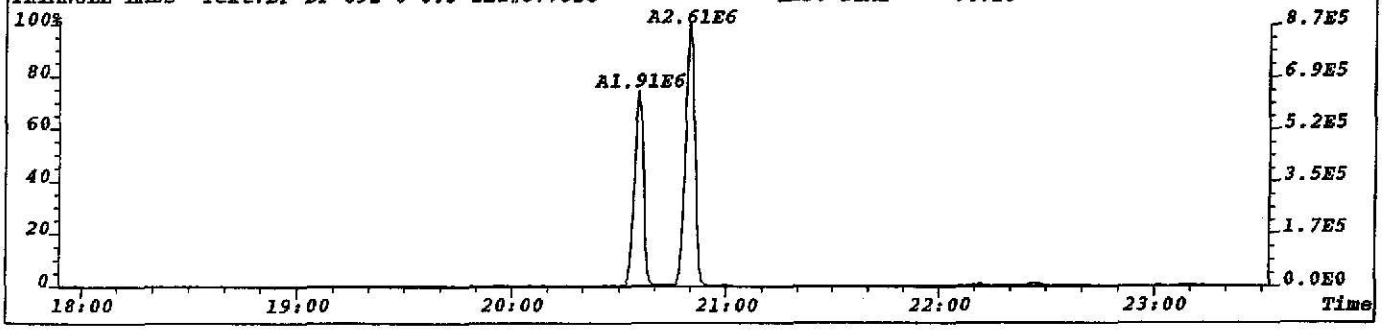

File:P022485 #1-3027 Acq:15-JUL-2002 04:23:38 EI+ Voltage SIR 70P
303.9016 Exp:DB225
TRIANGLE LABS Text:DF-DP-692 0-0.5 TLI#57752C INJ. TIME = 04:23

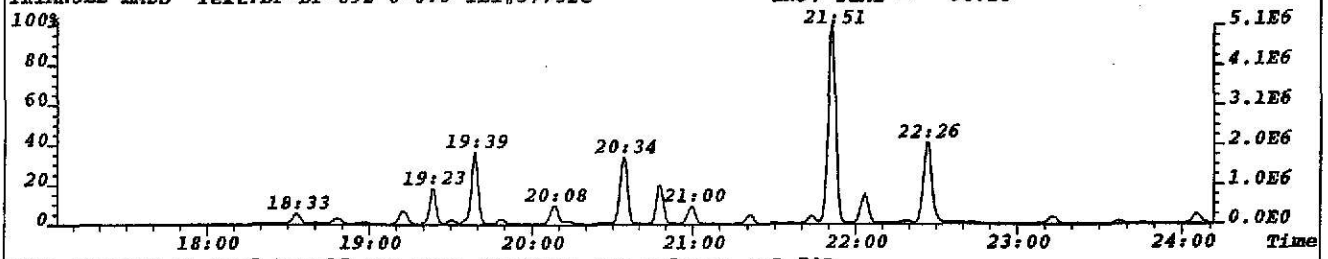

File:P022485 #1-3027 Acq:15-JUL-2002 04:23:38 EI+ Voltage SIR 70P
315.9419 Exp:DB225
TRIANGLE LABS Text:DF-DP-692 0-0.5 TLI#57752C INJ. TIME = 04:23

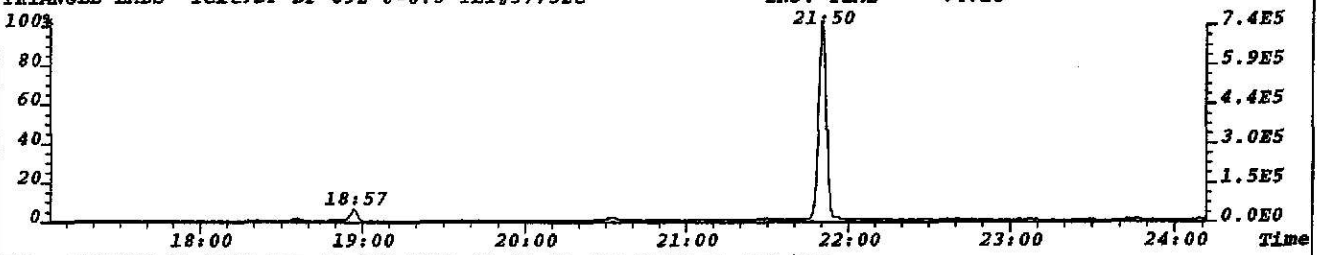

File:P022485 #1-3027 Acq:15-JUL-2002 04:23:38 EI+ Voltage SIR 70P
319.8965 Exp:DB225
TRIANGLE LABS Text:DF-DP-692 0-0.5 TLI#57752C INJ. TIME = 04:23

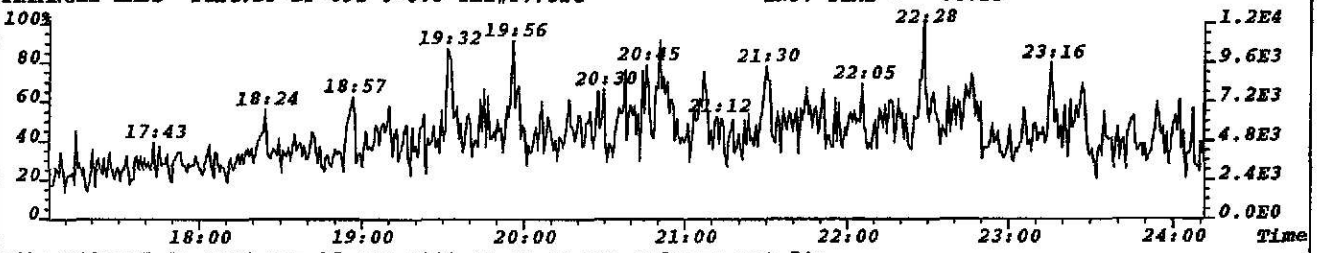

File:P022485 #1-3027 Acq:15-JUL-2002 04:23:38 EI+ Voltage SIR 70P
331.9368 Exp:DB225
TRIANGLE LABS Text:DF-DP-692 0-0.5 TLI#57752C INJ. TIME = 04:23

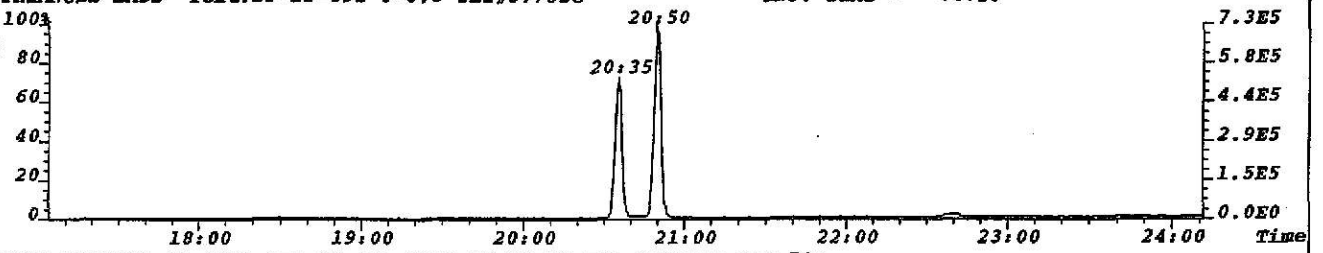

File:P022485 #1-3027 Acq:15-JUL-2002 04:23:38 EI+ Voltage SIR 70P
292.9825 Exp:DB225
TRIANGLE LABS Text:DF-DP-692 0-0.5 TLI#57752C INJ. TIME = 04:23

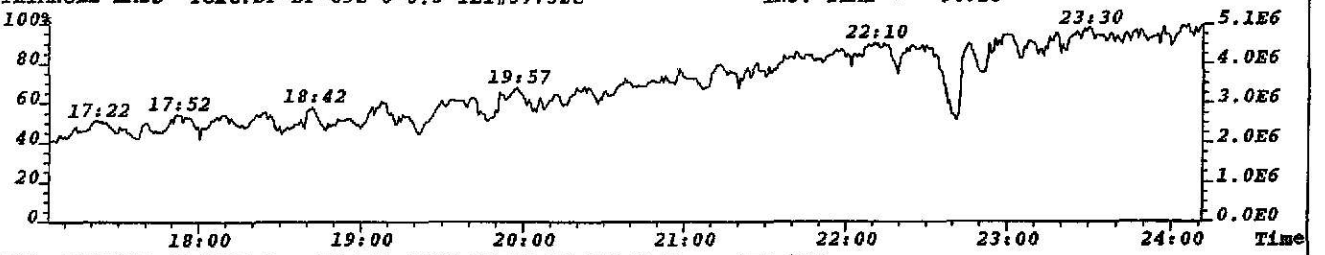

File:P022485 #1-3027 Acq:15-JUL-2002 04:23:38 EI+ Voltage SIR 70P
330.9792 Exp:DB225
TRIANGLE LABS Text:DF-DP-692 0-0.5 TLI#57752C INJ. TIME = 04:23

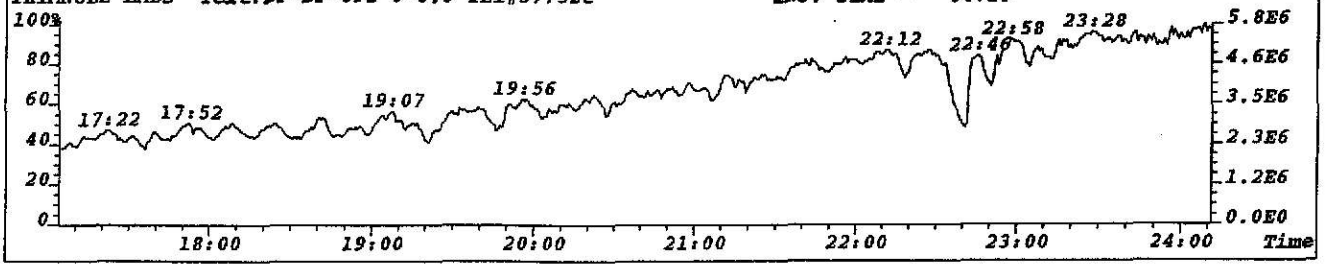

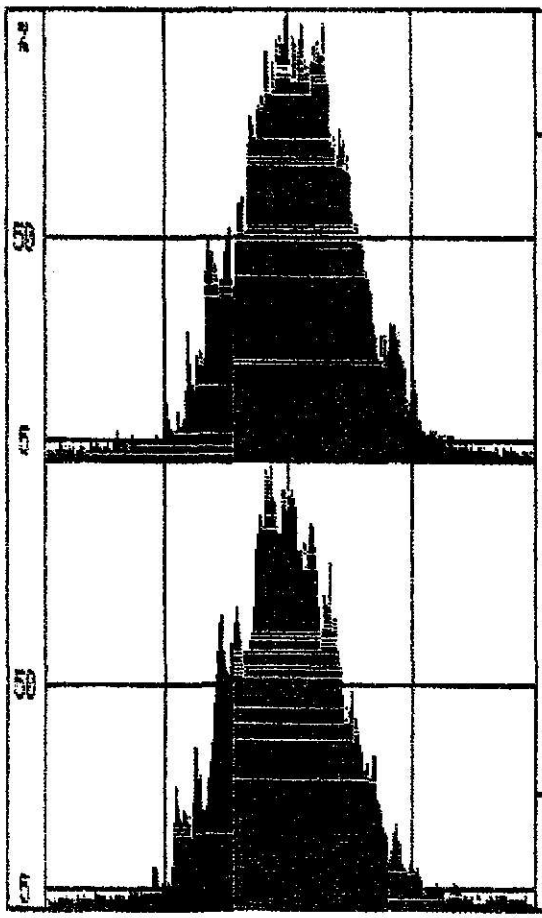

Ref. mass 292.9825 Peak top
Height 1.04 volts Span 200 ppm

System file name 00225
Data file name A:P215021
Resolution 10000
Group number 1
Ionization mode EI+
Switching VOLTAGE
Ref. masses 292.9825, 380.9761

A	292.9825	J	330.9792
B	303.9016	K	331.9368
C	305.8987	L	333.9338
D	315.9419	M	375.8364
E	317.9389		
F	319.8965		
G	321.8936		
H	327.8847		
I	330.9792		

Channel I 330.9792 Peak top
Height 1.12 volts Span 200 ppm

TLI Project: 57752C — 1613, Revision B PCDD/PCDF Analysis (c)

Client Sample: DF-DP-676 0-0.5 — Analysis File: W105905

Client Project:	Mississippi Project				
Sample Matrix:	SOLID	Date Received:	06/28/2002	Spike File:	SP161B22
TLI ID:	329-38-5	Date Extracted:	07/05/2002	ICal:	WF5614B
		Date Analyzed:	07/13/2002	ConCal:	WB21058
Sample Size:	13.500 g	Dilution Factor:	n/a	% Moisture:	8.1
Dry Weight:	12.407 g	Blank File:	W105902	% Lipid:	n/a
GC Column:	DB-5	Analyst:	JLD	% Solids:	91.9

Analytes	Conc. (pg/g)	DL	Ratio	RT	RRT	Flags
2,3,7,8-TCDD	ND	0.8				—
1,2,3,7,8-PeCDD	ND	4.4				—
1,2,3,4,7,8-HxCDD	2.7		1.36	34:34	1.000	J
1,2,3,6,7,8-HxCDD	32.8		1.11	34:40	1.000	—
1,2,3,7,8,9-HxCDD	11.6		1.11	34:58	1.009	—
1,2,3,4,6,7,8-HpCDD	109		1.02	37:58	1.000	—
1,2,3,4,6,7,8,9-OCDD	1410		0.89	41:42	1.000	—
2,3,7,8-TCDF	363		0.74	26:37	1.001	E
1,2,3,7,8-PeCDF	159		1.54	30:28	1.001	—
2,3,4,7,8-PeCDF	336		1.50	31:08	1.000	—
1,2,3,4,7,8-HxCDF	1310		1.26	33:52	1.000	—
1,2,3,6,7,8-HxCDF	140		1.30	33:58	1.000	—
2,3,4,6,7,8-HxCDF	109		1.30	34:28	1.000	—
1,2,3,7,8,9-HxCDF	4.6		1.41	35:14	1.000	—
1,2,3,4,6,7,8-HpCDF	1570		1.07	36:55	1.000	—
1,2,3,4,7,8,9-HpCDF	312		1.04	38:30	1.000	—
1,2,3,4,6,7,8,9-OCDF	2340		0.91	41:55	1.006	—

Totals	Conc. (pg/g)	Number	DL	Flags
Total TCDD	7.3	3		—
Total PeCDD	23.7	2		E
Total HxCDD	217	6		—
Total HpCDD	190	2		—
Total TCDF	1130	14		E
Total PeCDF	2420	14		—
Total HxCDF	2620	12		—
Total HpCDF	2890	4		—

161B_PSR/v2.04, LARS 6.25.05

Triangle Laboratories, Inc.®
2445 S. Alston Ave. • Durham, North Carolina 27713
Phone: (919) 544-5729 • Fax: (919) 544-5491

Printed: 11:55 07/17/2002

TLI Project: 57752C
Client Sample: DF-DP-676 0-0.5

1613, Revision B PCDD/PCDF Analysis (c)
Analysis File: W105905

Internal Standards	Conc. (pg/g)	% Recovery	QC Limits	Ratio	RT	RRT	Flags
$^{13}C_{12}$-2,3,7,8-TCDD	104	64.5	25%-164%	0.79	27:18	1.007	—
$^{13}C_{12}$-1,2,3,7,8-PeCDD	115	71.2	25%-181%	1.50	31:28	1.160	—
$^{13}C_{12}$-1,2,3,4,7,8-HxCDD	123	76.4	32%-141%	1.23	34:33	0.988	—
$^{13}C_{12}$-1,2,3,6,7,8-HxCDD	114	70.8	28%-130%	1.22	34:39	0.991	—
$^{13}C_{12}$-1,2,3,4,6,7,8-HpCDD	119	73.6	23%-140%	1.07	37:57	1.085	—
$^{13}C_{12}$-1,2,3,4,6,7,8,9-OCDD	133	41.2	17%-157%	0.92	41:41	1.192	—
$^{13}C_{12}$-2,3,7,8-TCDF	113	70.0	24%-169%	0.77	26:36	0.981	—
$^{13}C_{12}$-1,2,3,7,8-PeCDF	105	65.3	24%-185%	1.51	30:27	1.123	—
$^{13}C_{12}$-2,3,4,7,8-PeCDF	97.8	60.7	21%-178%	1.41	31:08	1.148	—
$^{13}C_{12}$-1,2,3,4,7,8-HxCDF	155	95.9	26%-152%	0.53	33:52	0.969	—
$^{13}C_{12}$-1,2,3,6,7,8-HxCDF	145	90.1	26%-123%	0.53	33:57	0.971	—
$^{13}C_{12}$-2,3,4,6,7,8-HxCDF	124	77.1	28%-136%	0.53	34:27	0.985	—
$^{13}C_{12}$-1,2,3,7,8,9-HxCDF	124	76.9	29%-147%	0.55	35:14	1.008	—
$^{13}C_{12}$-1,2,3,4,6,7,8-HpCDF	130	80.6	28%-143%	0.45	36:55	1.056	—
$^{13}C_{12}$-1,2,3,4,7,8,9-HpCDF	124	77.1	26%-138%	0.44	38:29	1.101	—

Cleanup Standard	Conc. (pg/g)	% Recovery	QC Limits	RT	RRT	Flags
$^{37}Cl_4$-2,3,7,8-TCDD	10.7	66.4	35%-197%	27:19	1.007	—

Recovery Standards	Ratio	RT	Flags
$^{13}C_{12}$-1,2,3,4-TCDD	0.81	27:07	—
$^{13}C_{12}$-1,2,3,7,8,9-HxCDD	1.17	34:58	—

Data Reviewer: _____ 07/17/2002

161B_PSR v2.04, LARS 6.25.05

Triangle Laboratories, Inc.®
2445 S. Alston Ave. • Durham, North Carolina 27713
Phone: (919) 544-5729 • Fax: (919) 544-5491

Printed: 11:55 07/17/2002

TLI Project: 57752C
Client Sample: DF-DP-676 0-0.5

Toxicity Equivalents Report
Analysis File: W105905

Client Project:	Mississippi Project				
Sample Matrix:	SOLID	Date Received:	06/28/02	Spike File:	SP161B22
TLI ID:	329-38-5	Date Extracted:	07/05/02	ICal:	WF5614B
		Date Analyzed:	07/13/02	ConCal:	WB21058
Sample Size:	13.500 g	Dilution Factor:	1	% Moisture:	8.1
Dry Weight:	12.407 g	Blank File:	W105902	% Lipid:	n/a
GC Column:	DB-5	Analyst:	JLD	% Solids:	91.9

Analytes	Conc. (pg/g)		TEF		Equivalent
2,3,7,8-TCDD	{0.8}	x	1.	=	0.8
1,2,3,7,8-PeCDD	{4.4}	x	0.5	=	2.2
1,2,3,4,7,8-HxCDD	2.7	x	0.1	=	0.27
1,2,3,6,7,8-HxCDD	32.8	x	0.1	=	3.28
1,2,3,7,8,9-HxCDD	11.6	x	0.1	=	1.16
1,2,3,4,6,7,8-HpCDD	109	x	0.01	=	1.09
1,2,3,4,6,7,8,9-OCDD	1410	x	0.001	=	1.410
TOTAL PCDD					10.2
2,3,7,8-TCDF	246	x	0.1	=	24.6
1,2,3,7,8-PeCDF	159	x	0.05	=	7.95
2,3,4,7,8-PeCDF	336	x	0.5	=	168
1,2,3,4,7,8-HxCDF	1310	x	0.1	=	131.0
1,2,3,6,7,8-HxCDF	140	x	0.1	=	14.0
2,3,4,6,7,8-HxCDF	109	x	0.1	=	10.9
1,2,3,7,8,9-HxCDF	4.6	x	0.1	=	0.46
1,2,3,4,6,7,8-HpCDF	1570	x	0.01	=	15.70
1,2,3,4,7,8,9-HpCDF	312	x	0.01	=	3.12
1,2,3,4,6,7,8,9-OCDF	2340	x	0.001	=	2.340
TOTAL PCDF					378

Total EPA TEFs, 1989a: 388 pg/g

{...} indicates that the value is that of a Detection Limit.

GRY_TEF v1.08, MILES 4.22.16

Triangle Laboratories, Inc.®
2445 S. Alston Ave. • Durham, North Carolina 27713
Phone: (919) 544-5729 • Fax: (919) 544-5491

Printed: 13:08 07/17/02

Initial ....Date...

Data Review By: KW 7/17/02

Calculated Noise Height: 1.63

Page No. 1 Listing of W105905B.dbf
07/17/2002 Matched GC Peaks / Ratio / Ret. Time

Compound/ M_Z....	QC.Log	Omit	Why	..RT.	OK	Ratio	Total.Area/Ht	Area/Ht.Peak1	Area/Ht.Peak2	Rel.RT	Compound.Name..	ID..	Flags.
TCDF				0.65-0.89						0.881-1.072			
304-306		DC	NL			Height	19.68	14.19	5.49				
D	D	WL		23:28		0.86	1,446.08			0.882			
				24:04		0.76	1,444.99	623.91	821.08	0.905			
				24:17		0.72	957.15	401.96	555.19	0.913			
				24:39		0.77	4,984.08	2,160.88	2,823.20	0.927			
				24:58		0.76	21,279.87	9,176.57	12,103.30	0.939			
				25:21		0.74	18,081.07	7,680.67	10,400.40	0.953			
				25:37		0.77	8,386.86	3,638.58	4,748.28	0.963			
				25:54		0.77	4,884.52	2,119.99	2,764.53	0.974			
				26:13		0.75	7,516.93	3,225.79	4,291.14	0.986			
				26:26		0.75	2,623.17	1,122.95	1,500.22	0.994			
				26:37		0.74	46,875.50	19,864.80	27,010.70	1.001	2378-TCDF	AN	E
				27:02		0.73	23,609.53	9,996.13	13,613.40	1.016			
				27:15		0.79	1,123.78	494.86	628.92	1.024			
				27:33	RO	0.92	943.02	452.05	490.97	1.036			
				27:48		0.76	4,325.31	1,869.34	2,455.97	1.045			
				28:17	RO	1.07	170.58	88.19	82.39	1.063			
		X		28:28		0.69	256.30	104.94	151.36	1.070			
		DC	WH	28:35		0.89	114.00			1.075			
		DC	WH	28:50	RO	3.46	170.40			1.084			
304-306			16	Peaks			147,462.66						
13C12-TCDF				0.65-0.89						0.945-1.133			
316-318		DC	NL			Height	7.50	4.15	3.35				
		DC	SN	25:27	RO	1.31	15.51			0.957			
				25:53		0.77	47.66	20.72	26.94	0.973			
				26:12	RO	0.62	163.65	62.43	101.22	0.985			
				26:36		0.77	18,215.16	7,900.86	10,314.30	1.000	13C12-2378-TCDF	ISO	
						Height	5,040.07	2,164.22	2,875.85				
				26:55	RO	1.36	83.67	48.22	35.45	1.012			
				27:07	RO	0.49	43.02	14.09	28.93	1.019			
				27:23		0.79	85.48	37.72	47.76	1.029			
				27:53	RO	0.36	215.13	56.64	158.49	1.048			
				28:07	RO	1.03	66.32	33.63	32.69	1.057			
				28:19		0.65	30.27	11.88	18.39	1.065			
				28:49		0.88	84.15	39.29	44.86	1.083			
316-318			10	Peaks			19,034.51						

---------- Above: TCDF / TCDD Follows ----------

TCDD				0.65-0.89						0.905-1.043			
320-322		DC	NL			Height	4.66	1.98	2.68				
				24:50	RO	0.37	79.74	21.33	58.41	0.910	1368-TCDD	AN	
				25:14	RO	0.64	66.92	26.23	40.69	0.924	1379-TCDD	AN	
				25:31	RO	0.15	198.14	25.19	172.95	0.935			
				26:08		0.67	254.61	102.02	152.59	0.957			

Compound/ M_Z....	QC.Log	Omit	Why	..RT.	OK	Ratio	Total.Area/Ht	Area/Ht.Peak1	Area/Ht.Peak2	Rel.RT	Compound.Name..	ID..	Flags.
	D	D	SN	26:48	RO	1.07	60.60			0.982			
				27:05	RO	2.08	63.84	43.08	20.76	0.992			
				27:11	RO	0.40	99.71	28.26	71.45	0.996			
				27:17	RO	0.94	74.05	35.82	38.23	0.999	2378-TCDD	AN	
				27:27	RO	2.71	71.71	52.36	19.35	1.005			
				27:43		0.66	355.71	141.35	214.36	1.015			
				27:53	RO	1.80	924.68	593.98	330.70	1.021			
				28:05	RO	0.03	236.28	7.15	229.13	1.029			
				28:11		0.83	70.98	32.23	38.75	1.032			J
				28:19	RO	0.42	99.34	29.61	69.73	1.037			
		DC	WH	28:29	RO	1.25	417.30			1.043			
320-322			13	Peaks			2,595.71						
37Cl-TCDD										0.927-1.073			
328		DC	NL			Height	10.42	10.42					
				25:42			446.53	446.53		0.941			
				25:58			19,032.20	19,032.20		0.951			
				26:25			449.42	449.42		0.968			
				27:13			1,739.17	1,739.17		0.997			
				27:19			1,439.41	1,439.41		1.001	37Cl-TCDD	CLS	
				27:43			603,494.00	603,494.00		1.015			
				28:36			2,404.74	2,404.74		1.048			
328			7	Peaks			629,005.47						
13C12-TCDD						0.65-0.89				0.921-1.067			
332-334		DC	NL			Height	11.88	9.79	2.09				
				27:07		0.81	19,968.06	8,908.56	11,059.50	0.993	13C12-1234-TCDD	RS1	
				27:18		0.79	13,726.49	6,056.19	7,670.30	1.000	13C12-2378-TCDD	IS1	
						Height	4,192.15	1,844.64	2,347.51				
				27:43	RO	1.79	392.89	251.87	141.02	1.015			
332-334			3	Peaks			34,087.44						

---------- Above: TCDD / PeCDF Follows ----------

PeCDF						1.32-1.78				0.912-1.037			
340-342		DC	NL			Height	8.49	6.07	2.42				
		DC	WL	28:19		1.41	321.21			0.910			
	A			28:24		1.45	5,890.00	3,490.00	2,400.00	0.912			
				28:48		1.51	2,805.58	1,685.86	1,119.72	0.925			
				29:13		1.58	1,901.65	1,164.86	736.79	0.938			
				29:38		1.54	107,187.50	64,989.40	42,198.10	0.952			
				29:48		1.52	19,451.45	11,728.80	7,722.65	0.957			
				29:59		1.52	7,403.44	4,460.42	2,943.02	0.963			
				30:11		1.54	3,070.26	1,863.53	1,206.73	0.969			
				30:22		1.51	25,312.80	15,230.60	10,082.20	0.975			
				30:28		1.54	16,563.56	10,031.60	6,531.96	1.001	12378-PeCDF	AN	
			X	30:37		1.57	2,743.41	1,674.51	1,068.90	0.983			
				30:44		1.48	7,120.50	4,252.35	2,868.15	0.987			
				31:08		1.50	31,918.10	19,148.60	12,769.50	1.000	23478-PeCDF	AN	
				31:16		1.55	8,571.33	5,212.23	3,359.10	1.004			
				31:28	RO	2.06	310.07	208.64	101.43	1.011			
				31:36	RO	2.70	470.56	343.43	127.13	1.015			

Compound/ M_Z....	QC.Log	Omit	Why	..RT.	OK	Ratio	Total.Area/Ht	Area/Ht.Peak1	Area/Ht.Peak2	Rel.RT	Compound.Name..	ID..	Flags.
				31:44		1.50	394.90	236.66	158.24	1.019			J
				31:52	RO	1.81	242.36	156.11	86.25	1.024			
		X		31:58	RO	1.27	294.88	165.09	129.79	1.027			
				32:04	RO	1.15	189.52	101.28	88.24	1.030			
340-342			19	Peaks			241,841.87						
13C12-PeCDF				1.32-1.78						0.807-1.129			
352-354	DC	NL		Height			4.00	1.73	2.27				
				28:27	RO	0.24	145.28	28.29	116.99	0.914			
				29:17		1.33	32.65	18.61	14.04	0.941			
				29:48	RO	0.17	461.05	66.25	394.80	0.957			
				30:08	RO	1.94	75.95	50.10	25.85	0.968			
				30:27		1.51	13,853.95	8,340.50	5,513.45	1.000	13C12-PeCDF 123	IS2	
				Height			4,477.58	2,674.68	1,802.90				
				30:44	RO	0.44	323.89	98.91	224.98	0.987			
				31:08		1.41	12,897.67	7,535.65	5,362.02	1.000	13C12-PeCDF 234	IS3	
				Height			4,125.99	2,408.42	1,717.57				
				31:15		1.54	128.08	77.71	50.37	1.004			
				31:28	RO	0.99	550.11	274.21	275.90	1.011			
				31:44	RO	0.60	216.67	81.04	135.63	1.019			
				31:52	RO	0.63	138.63	53.55	85.08	1.024			
				32:04	RO	1.26	537.08	299.61	237.47	1.030			
				32:13	RO	2.99	112.59	84.37	28.22	1.035			
				32:25	RO	5.51	102.05	86.38	15.67	1.041			
				32:36	RO	1.84	83.35	53.97	29.38	1.047			
352-354			15	Peaks			29,659.00						

---------- Above: PeCDF / PeCDD Follows ----------

PeCDD				1.32-1.78						0.940-1.021			
356-358	DC	NL		Height			5.77	1.59	4.18				
				30:24	RO	0.30	722.41	165.17	557.24	0.966			
				30:32		1.68	370.38	231.95	138.43	0.970			
	A			30:36	RO	1.24	191.50	106.00	85.50	0.972			
	A			30:50	RO	0.91	534.00	254.00	280.00	0.980			
				31:18	RO	0.00	149,572.65	28.65	149,544.00	0.995			E
	AN			31:26	RO	1.00	310.00	155.00	155.00	0.999	12378-PeCDD	AN	
				31:37	RO	0.11	1,820.42	184.62	1,635.80	1.005			
	A			31:45		1.37	1,316.00	760.00	556.00	1.009			
	AD	D	SN	32:00	RO	1.18	1,292.00			1.017			
		DC	WH	32:13	RO	0.73	208.42			1.024			
356-358			8	Peaks			154,837.36						
13C12-PeCDD				1.32-1.78						0.734-1.052			
368-370	DC	NL		Height			5.02	3.55	1.47				
				29:41	RO	2.12	31.38	21.33	10.05	0.943			
				29:59	RO	3.33	38.93	29.93	9.00	0.953			
				30:12	RO	0.41	65.00	18.88	46.12	0.960			
				30:25	RO	1.88	30.18	19.69	10.49	0.967			
				30:33	RO	0.55	110.86	39.54	71.32	0.971			
				30:50	RO	0.08	130.13	9.66	120.47	0.980			
				31:17	RO	0.65	433.53	171.14	262.39	0.994			

Compound/ M_Z....	QC.Log	Omit	Why	..RT.	OK	Ratio	Total.Area/Ht	Area/Ht.Peak1	Area/Ht.Peak2	Rel.RT	Compound.Name..	ID..	Flags.
				31:28		1.50	9,051.45	5,427.96	3,623.49	1.000	13C12-PeCDD 123	IS4	
						Height	3,036.60	1,825.15	1,211.45				
				31:44	RO	0.25	102.30	20.48	81.82	1.008			
				32:07	RO	0.40	149.33	42.68	106.65	1.021			
368-370				10 Peaks			10,143.09						

---------- Above: PeCDD / HxCDF Follows ----------

HxCDF						1.05-1.43				0.930-1.008			
374-376		DC	NL			Height	107.17	66.58	40.59				
				32:49		1.26	379.76	211.65	168.11	0.931			
				32:55		1.27	10,140.56	5,678.17	4,462.39	0.934			
				33:03		1.25	50,598.00	28,134.50	22,463.50	0.938			
				33:12		1.23	2,365.35	1,305.52	1,059.83	0.942			
				33:21		1.29	1,141.54	643.92	497.62	0.947			
				33:30		1.26	21,622.12	12,069.70	9,552.42	0.951			
		DC	SN	33:43	RO	2.25	313.72			0.957			
				33:52		1.26	132,285.10	73,648.80	58,636.30	1.000	123478-HxCDF		AN
				33:58		1.30	14,215.32	8,047.51	6,167.81	1.000	123678-HxCDF		AN
				34:15		1.32	2,490.69	1,418.05	1,072.64	0.972			
				34:28		1.30	8,340.07	4,715.36	3,624.71	1.000	234678-HxCDF		AN
				34:57	RO	2.38	386.12	271.94	114.18	0.992			
	AN			35:14		1.41	318.00	186.00	132.00	1.000	123789-HxCDF		AN
	AND	D	SN	35:16	RO	1.02	181.00			1.001			
	M			35:19		1.28	2,740.00	1,540.00	1,200.00	1.002			
374-376				13 Peaks			247,022.63						
13C12-HxCDF						0.43-0.59				0.879-1.106			
384-386		DC	NL			Height	48.31	18.07	30.24				
				32:48	RO	0.61	136.33	51.79	84.54	0.931			
				32:56		0.46	250.63	79.30	171.33	0.935			
				33:04		0.57	584.04	211.60	372.44	0.939			
				33:14		0.49	320.70	105.79	214.91	0.943			
		DC	SN	33:18		0.45	114.28			0.945			
				33:52		0.53	13,103.09	4,535.17	8,567.92	1.000	13C12-HxCDF 478		IS5
						Height	4,403.79	1,508.11	2,895.68				
				33:57		0.53	12,627.07	4,368.59	8,258.48	1.000	13C12-HxCDF 678		IS6
						Height	4,316.60	1,463.73	2,852.87				
				34:27		0.53	10,207.79	3,537.35	6,670.44	1.000	13C12-HxCDF 234		IS7
						Height	3,051.93	1,066.66	1,985.27				
		DC	SN	34:35	RO	0.74	46.77			0.982			
				35:14		0.55	8,847.15	3,122.55	5,724.60	1.000	13C12-HxCDF 789		IS8
						Height	2,789.76	987.92	1,801.84				
		DC	SN	35:35	RO	1.26	215.44			1.010			
		DC	SN	35:50	RO	4.86	13.54			1.017			
384-386				8 Peaks			46,076.80						

---------- Above: HxCDF / HxCDD Follows ----------

HxCDD						1.05-1.43				0.960-1.014			
390-392		DC	NL			Height	39.91	19.48	20.43				
				33:24		1.06	1,614.32	832.37	781.95	0.964			

Compound/ M_Z....	QC.Log	Omit	Why	..RT.	OK	Ratio	Total.Area/Ht	Area/Ht.Peak1	Area/Ht.Peak2	Rel.RT	Compound.Name..	ID..	Flags.
				33:50		1.15	458.69	245.48	213.21	0.976			
				34:02		1.17	6,558.43	3,531.10	3,027.33	0.982			
				34:10	RO	0.55	254.41	90.57	163.84	0.986			
M				34:34		1.36	141.20	81.30	59.90	1.000	123478-HxCDD	AN	J
M				34:40		1.11	1,593.00	839.00	754.00	1.000	123678-HxCDD	AN	
M				34:58		1.11	602.00	317.00	285.00	1.009	123789-HxCDD	AN	
		DC	WH	35:11	RO	1.65	271.35			1.015			
		DC	WH	35:21		1.38	114.03			1.020			
		DC	WH	35:28	RO	0.92	271.20			1.024			
390-392			7	Peaks			11,222.05						
13C12-HxCDD				1.05-1.43						0.983-1.041			
402-404		DC	NL			Height	57.08	19.74	37.34				
				34:33		1.23	7,230.90	3,990.86	3,240.04	1.000	13C12-HxCDD 478	IS9	
						Height	2,499.28	1,418.44	1,080.84				
				34:39		1.22	7,173.15	3,945.70	3,227.45	1.000	13C12-HxCDD 678	IS10	
						Height	2,380.15	1,296.92	1,083.23				
				34:58		1.17	11,552.65	6,234.06	5,318.59	1.012	13C12-HxCDD 789	RS2	
		DC	SN	35:23	RO	0.36	77.09			1.024			
402-404			3	Peaks			25,956.70						

---------- Above: HxCDD / HpCDF Follows ----------

HpCDF				0.88-1.20						0.955-1.005			
408-410		DC	NL			Height	24.25	12.73	11.52				
				36:55		1.07	117,539.60	60,735.30	56,804.30	1.000	1234678-HpCDF	AN	
				37:12		1.07	2,379.91	1,227.88	1,152.03	0.967			
				37:20		1.07	63,794.70	33,026.40	30,768.30	0.970			
				38:30		1.04	17,610.40	8,979.48	8,630.92	1.000	1234789-HpCDF	AN	
408-410			4	Peaks			201,324.61						
13C12-HpCDF				0.37-0.51						0.857-1.143			
418-420		DC	NL			Height	21.20	10.82	10.38				
				36:55		0.45	8,098.43	2,496.74	5,601.69	1.000	13C12-HpCDF 678	IS11	
						Height	2,348.38	755.25	1,593.13				
				37:20	RO	1.21	218.67	119.78	98.89	0.970			
		DC	SN	37:52	RO	0.62	113.74			0.984			
		DC	SN	38:01	RO	1.30	105.37			0.988			
				38:10	RO	0.92	116.61	55.85	60.76	0.992			
				38:29		0.44	6,121.01	1,870.27	4,250.74	1.000	13C12-HpCDF 789	IS12	
						Height	1,561.97	477.76	1,084.21				
				38:47	RO	1.05	177.95	91.12	86.83	1.008			
		DC	SN	38:52	RO	0.72	58.16			1.010			
418-420			5	Peaks			14,732.67						

---------- Above: HpCDF / HpCDD Follows ----------

HpCDD				0.88-1.20						0.976-1.005			
424-426		DC	NL			Height	19.84	10.07	9.77				
				37:13		1.04	3,081.57	1,572.91	1,508.66	0.981			
				37:58		1.02	4,160.66	2,097.78	2,062.88	1.000	1234678-HpCDD	AN	
424-426			2	Peaks			7,242.23						

```
Compound/
M_Z.... QC.Log Omit Why ..RT. OK Ratio Total.Area/Ht Area/Ht.Peak1 Area/Ht.Peak2 Rel.RT Compound.Name.. ID.. Flags.

13C12-HpCDD                     0.88-1.20                                   0.868-1.079
436-438          DC  NL          Height        48.33        26.86        21.47
                 DC  SN  37:19     1.02       120.64                              0.983
                         37:57     1.07     6,093.81     3,151.36     2,942.45  1.000 13C12-HpCDD 678 IS13
                                 Height     1,718.26       881.69       836.57
                         38:09     0.90       224.13       105.86       118.27  1.005
436-438                2 Peaks              6,317.94

                 ---------------------- Above: HpCDD / Octa-CDD and CDF Follows ----------

OCDF                            0.76-1.02                                   0.952-1.048
442-444          DC  NL          Height         7.51         3.85         3.66
                 DC  WL  36:37 RO  1.14        65.62                              0.878
                         41:55     0.91    52,706.10    25,072.00    27,634.10  1.006 OCDF            AN
442-444                1 Peak              52,706.10

OCDD                            0.76-1.02                                   0.952-1.048
458-460          DC  NL          Height         6.18         3.13         3.05
                         41:42     0.89    25,088.10    11,832.80    13,255.30  1.000 OCDD            AN
                         42:06     0.76        41.31        17.84        23.47  1.010
458-460                2 Peaks             25,129.41

13C12-OCDD                      0.76-1.02                                   0.997-1.005
470-472          DC  NL          Height        42.37        27.32        15.05
                         41:41     0.92     5,472.01     2,615.36     2,856.65  1.000 13C12-OCDD      IS14
                                 Height     1,211.86       573.89       637.97
                 DC  WH  42:06 RO  1.12       394.50                              1.010
470-472                1 Peak               5,472.01
```

Column Description.....	"Why" Code Description.....	QC Log Desc.....
M_Z -Nominal Ion Mass(es)	WL-Below Retention Time Window	A-Peak Added
..RT. -Retention Time (mm:ss)	WH-Above Retention Time Window	K-Peak Kept
Rat.1 -Ratio of M/M+2 Ions	SN-Below Signal to Noise Level	D-Peak Deleted
OK -RO=Ratio Outside Limits	<M-Below Method Detection Limit	T-Time Changed
Rel.RT-Relative Retention Time	NL-Channel Specific Noise Level	M-Peak Area Changed
		N-Name Changed
		X-Ether Interference

*** End of Report ***

File:W1059 #1-798 Acq:13-JUL-2002 15:27:30 GC EI+ Voltage SIR 70S Noise:17733
303.9016 S:5 F:2 BSUB(256,30,-3.0) PKD(9,5,3,0.10%,70932.0,1.00%,F,T) Exp:NDB5US
TRIANGLE LABS Text:TLTLI#57752C DF-DP-676 0-0.5

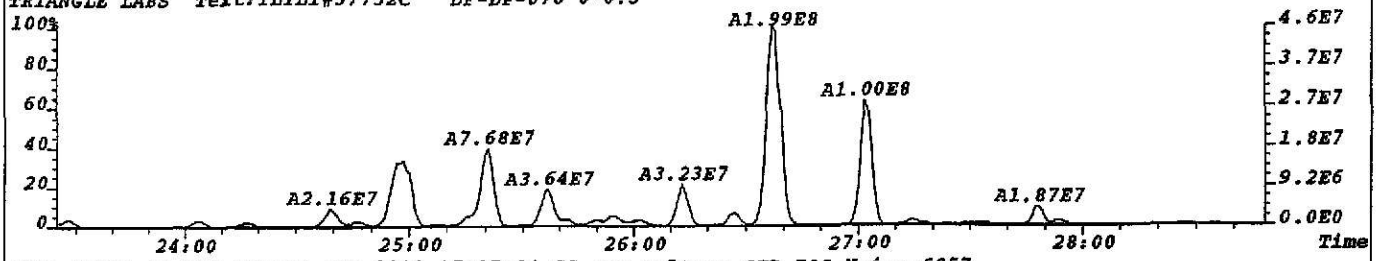

File:W1059 #1-798 Acq:13-JUL-2002 15:27:30 GC EI+ Voltage SIR 70S Noise:6857
305.8987 S:5 F:2 BSUB(256,30,-3.0) PKD(9,5,3,0.10%,27428.0,1.00%,F,T) Exp:NDB5US
TRIANGLE LABS Text:TLTLI#57752C DF-DP-676 0-0.5

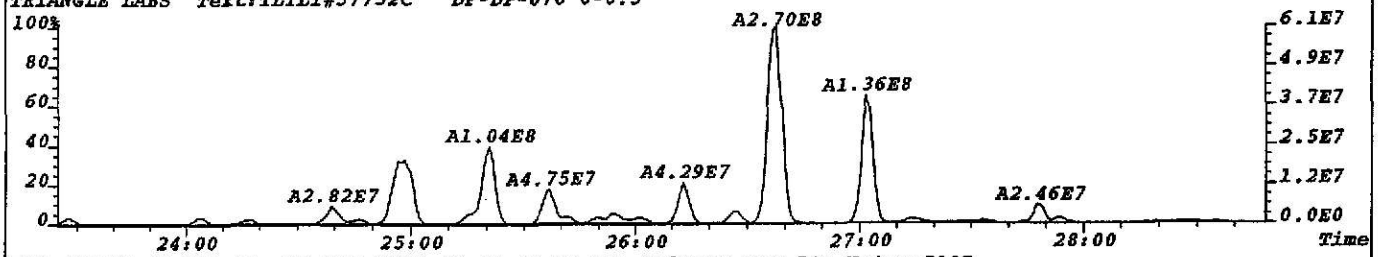

File:W1059 #1-798 Acq:13-JUL-2002 15:27:30 GC EI+ Voltage SIR 70S Noise:5187
315.9419 S:5 F:2 BSUB(256,30,-3.0) PKD(9,5,3,0.10%,20748.0,1.00%,F,T) Exp:NDB5US
TRIANGLE LABS Text:TLTLI#57752C DF-DP-676 0-0.5

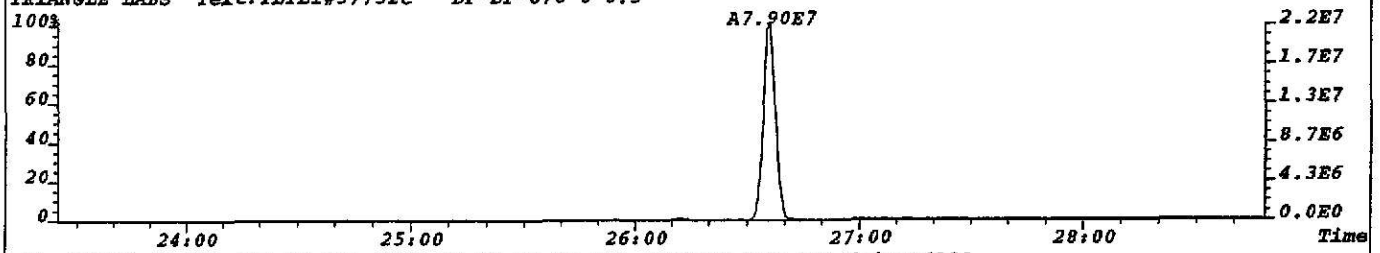

File:W1059 #1-798 Acq:13-JUL-2002 15:27:30 GC EI+ Voltage SIR 70S Noise:4190
317.9389 S:5 F:2 BSUB(256,30,-3.0) PKD(9,5,3,0.10%,16760.0,1.00%,F,T) Exp:NDB5US
TRIANGLE LABS Text:TLTLI#57752C DF-DP-676 0-0.5

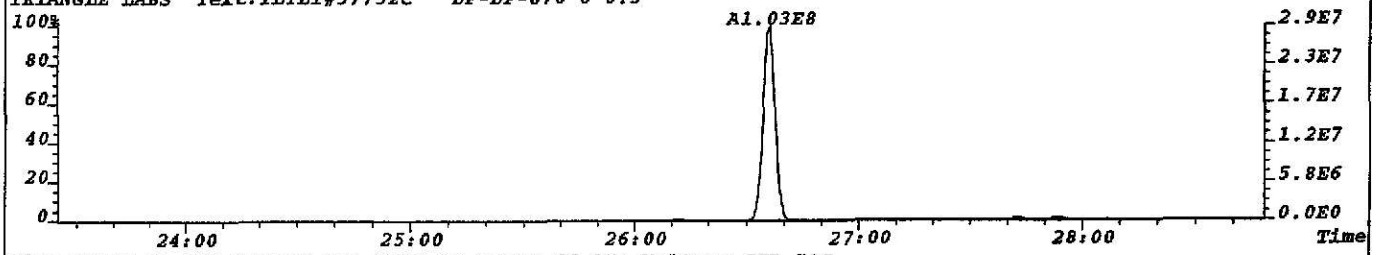

File:W1059 #1-798 Acq:13-JUL-2002 15:27:30 GC EI+ Voltage SIR 70S
330.9792 S:5 F:2 Exp:NDB5US
TRIANGLE LABS Text:TLTLI#57752C DF-DP-676 0-0.5

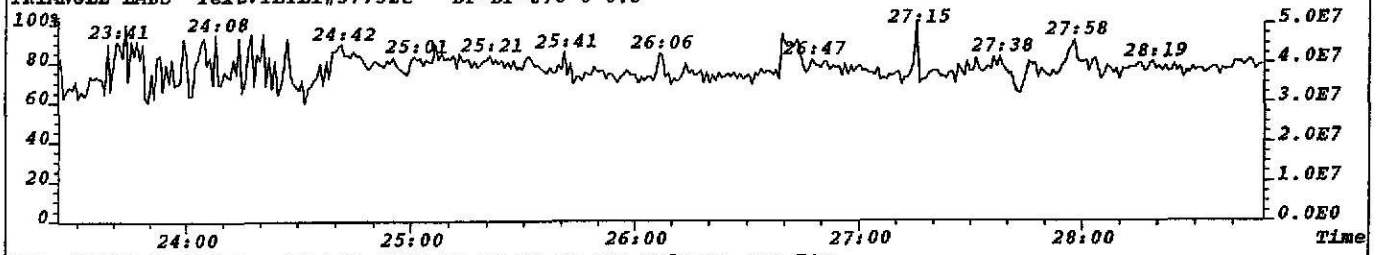

File:W1059 #1-798 Acq:13-JUL-2002 15:27:30 GC EI+ Voltage SIR 70S
375.8364 S:5 F:2 Exp:NDB5US
TRIANGLE LABS Text:TLTLI#57752C DF-DP-676 0-0.5

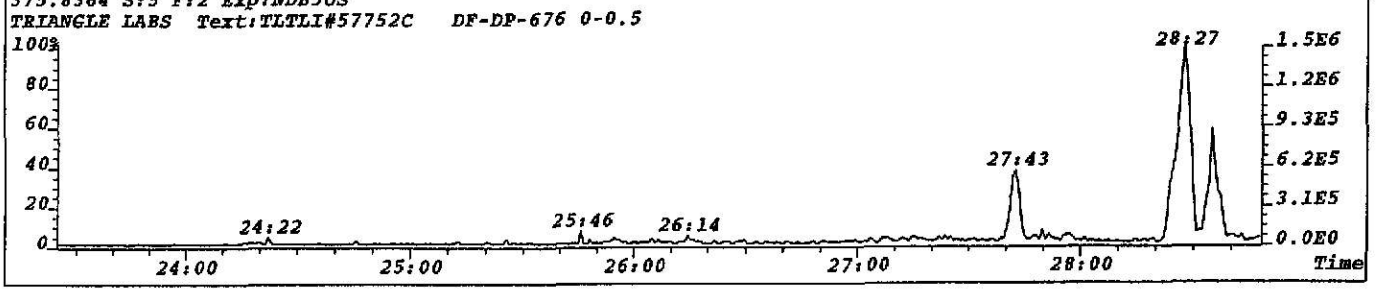

File:W1059 #1-798 Acq:13-JUL-2002 15:27:30 GC EI+ Voltage SIR 70S Noise:2478
319.8965 S:5 F:2 BSUB(256,30,-3.0) PKD(7,5,3,0.10%,9912.0,1.00%,F,T) Exp:NDB5US
TRIANGLE LABS Text:TLTLI#57752C DF-DP-676 0-0.5



File:W1059 #1-798 Acq:13-JUL-2002 15:27:30 GC EI+ Voltage SIR 70S Noise:3344
321.8936 S:5 F:2 BSUB(256,30,-3.0) PKD(7,5,3,0.10%,13376.0,1.00%,F,T) Exp:NDB5US
TRIANGLE LABS Text:TLTLI#57752C DF-DP-676 0-0.5

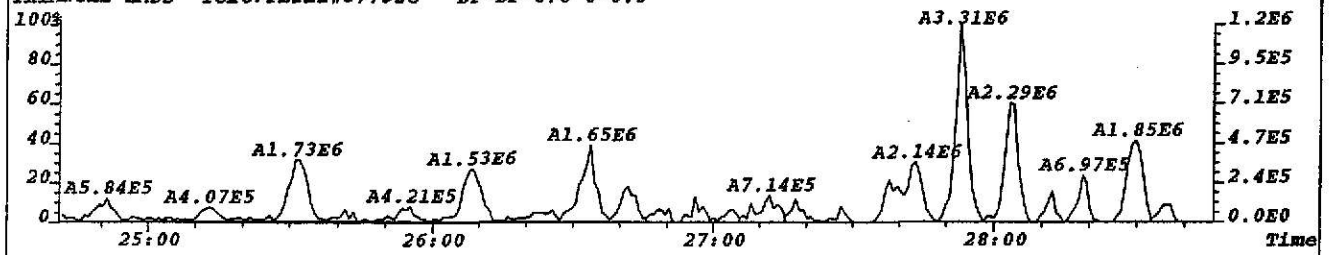

File:W1059 #1-798 Acq:13-JUL-2002 15:27:30 GC EI+ Voltage SIR 70S Noise:12242
331.9368 S:5 F:2 BSUB(256,30,-3.0) PKD(7,5,3,0.10%,48968.0,1.00%,F,T) Exp:NDB5US
TRIANGLE LABS Text:TLTLI#57752C DF-DP-676 0-0.5

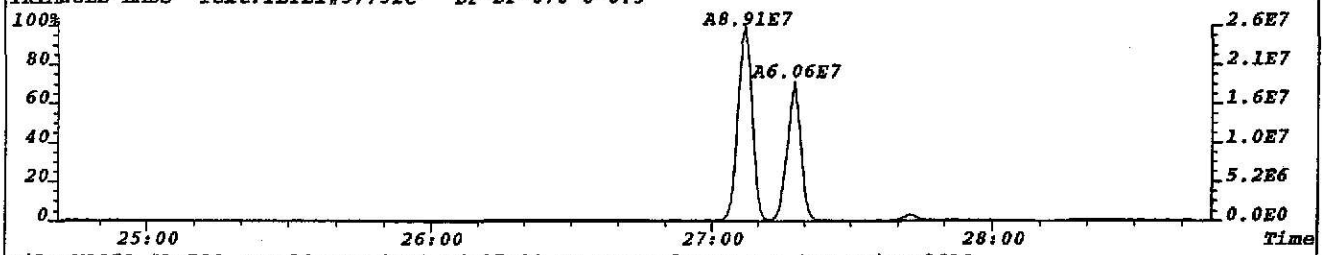

File:W1059 #1-798 Acq:13-JUL-2002 15:27:30 GC EI+ Voltage SIR 70S Noise:2618
333.9338 S:5 F:2 BSUB(256,30,-3.0) PKD(7,5,3,0.10%,10472.0,1.00%,F,T) Exp:NDB5US
TRIANGLE LABS Text:TLTLI#57752C DF-DP-676 0-0.5

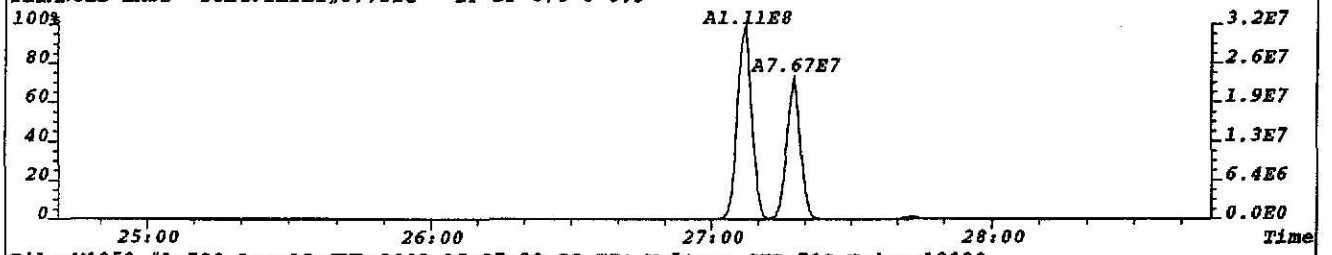

File:W1059 #1-798 Acq:13-JUL-2002 15:27:30 GC EI+ Voltage SIR 70S Noise:13028
327.8847 S:5 F:2 BSUB(256,30,-3.0) PKD(7,5,3,0.10%,52112.0,1.00%,F,T) Exp:NDB5US
TRIANGLE LABS Text:TLTLI#57752C DF-DP-676 0-0.5

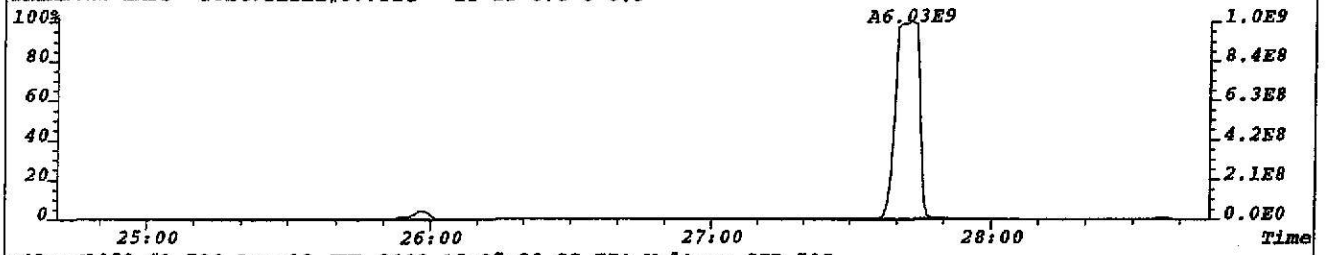

File:W1059 #1-798 Acq:13-JUL-2002 15:27:30 GC EI+ Voltage SIR 70S
330.9792 S:5 F:2 Exp:NDB5US
TRIANGLE LABS Text:TLTLI#57752C DF-DP-676 0-0.5

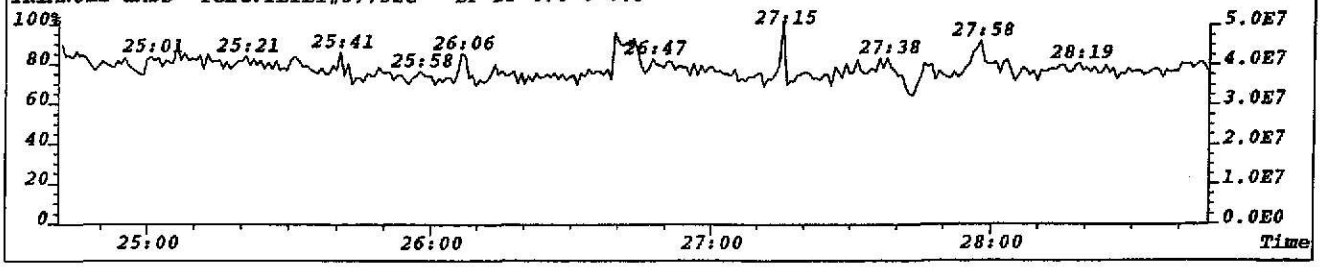

File:W1059 #1-798 Acq:13-JUL-2002 15:27:30 GC EI+ Voltage SIR 70S Noise:7592
339.8597 S:5 F:2 BSUB(256,30,-3.0) PKD(7,5,3,0.10%,30368.0,1.00%,F,T) Exp:NDB5US
TRIANGLE LABS Text:TLTLI#57752C DF-DP-676 0-0.5

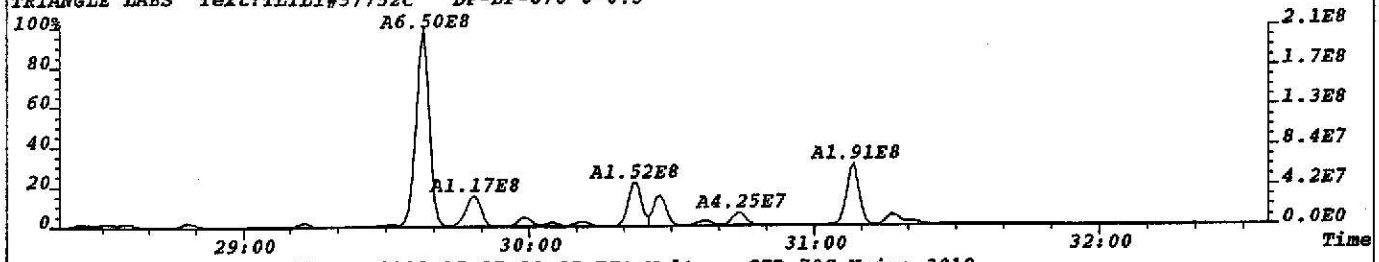

File:W1059 #1-798 Acq:13-JUL-2002 15:27:30 GC EI+ Voltage SIR 70S Noise:3019
341.8567 S:5 F:2 BSUB(256,30,-3.0) PKD(7,5,3,0.10%,12076.0,1.00%,F,T) Exp:NDB5US
TRIANGLE LABS Text:TLTLI#57752C DF-DP-676 0-0.5

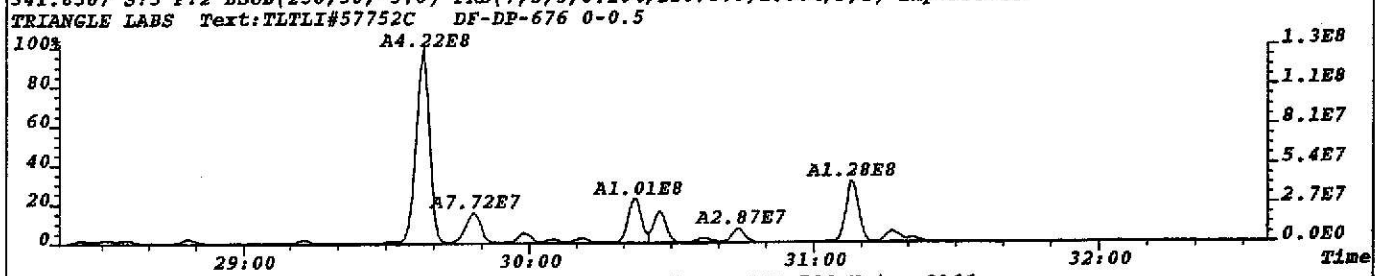

File:W1059 #1-798 Acq:13-JUL-2002 15:27:30 GC EI+ Voltage SIR 70S Noise:2166
351.9000 S:5 F:2 BSUB(256,30,-3.0) PKD(7,5,3,0.10%,8664.0,1.00%,F,T) Exp:NDB5US
TRIANGLE LABS Text:TLTLI#57752C DF-DP-676 0-0.5

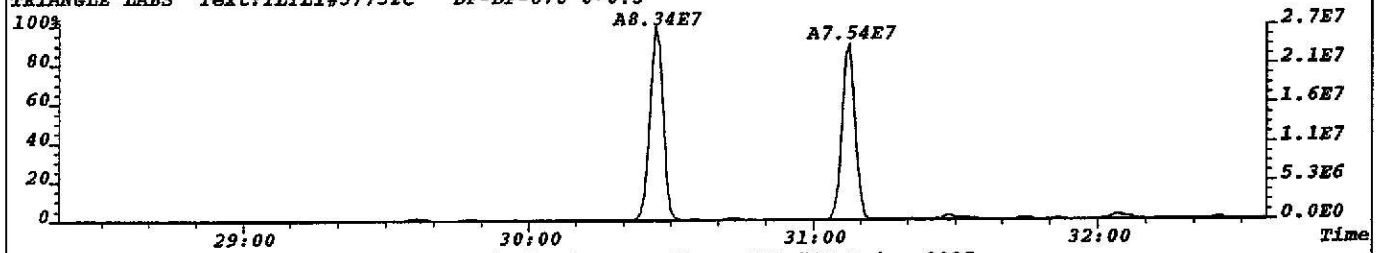

File:W1059 #1-798 Acq:13-JUL-2002 15:27:30 GC EI+ Voltage SIR 70S Noise:2835
353.8970 S:5 F:2 BSUB(256,30,-3.0) PKD(7,5,3,0.10%,11340.0,1.00%,F,T) Exp:NDB5US
TRIANGLE LABS Text:TLTLI#57752C DF-DP-676 0-0.5

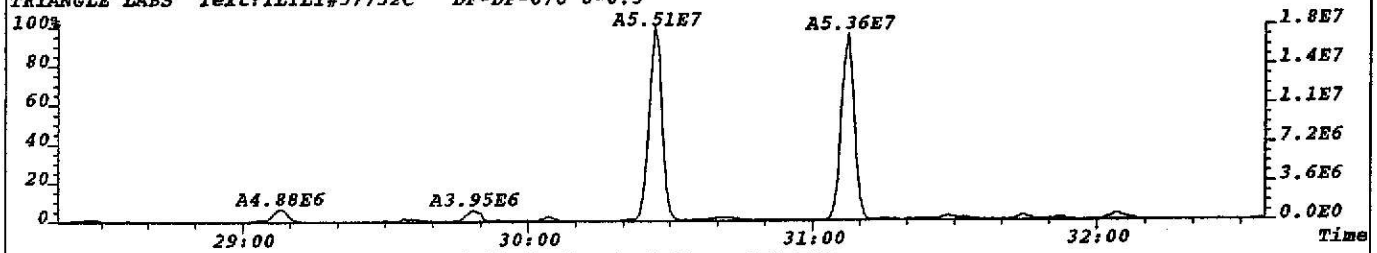

File:W1059 #1-798 Acq:13-JUL-2002 15:27:30 GC EI+ Voltage SIR 70S
330.9792 S:5 F:2 Exp:NDB5US
TRIANGLE LABS Text:TLTLI#57752C DF-DP-676 0-0.5

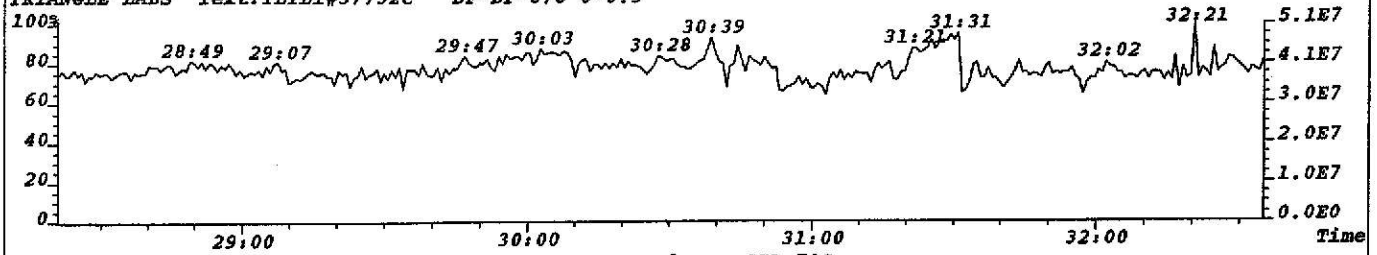

File:W1059 #1-798 Acq:13-JUL-2002 15:27:30 GC EI+ Voltage SIR 70S
409.7974 S:5 F:2 Exp:NDB5US
TRIANGLE LABS Text:TLTLI#57752C DF-DP-676 0-0.5

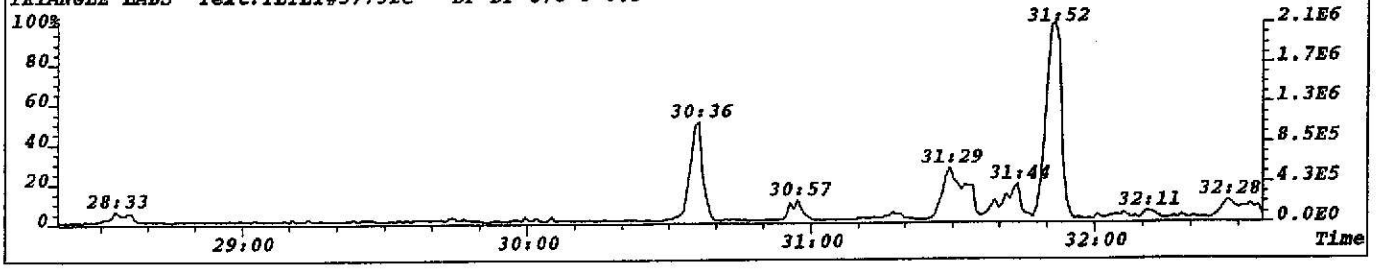

File:W1059 #1-798 Acq:13-JUL-2002 15:27:30 GC EI+ Voltage SIR 70S
355.8546 S:5 F:2 BSUB(256,30,-3.0) PKD(5,5,3,0.05%,7968.0,1.00%,F,T) Exp:NDB5US Noise:1992
Sample Text:TLTLI#57752C DF-DP-676 0-0.5 File Text:TRIANGLE LABORATORIES, INC.

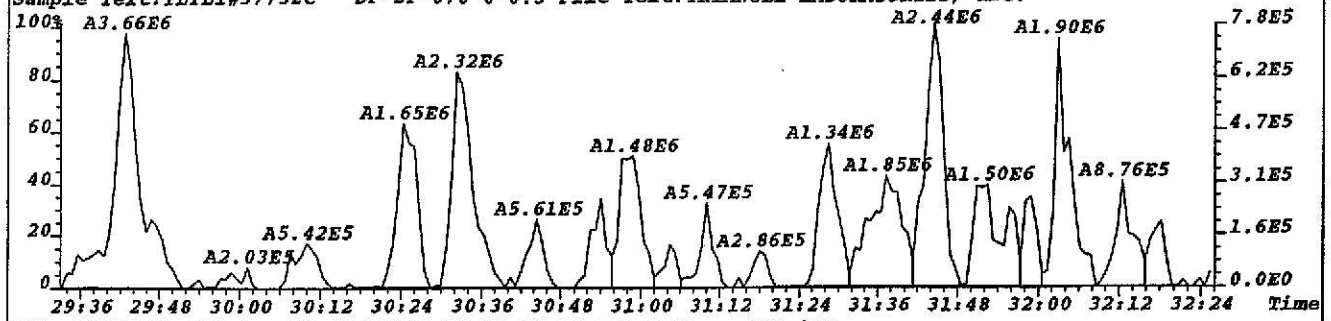

File:W1059 #1-798 Acq:13-JUL-2002 15:27:30 GC EI+ Voltage SIR 70S
357.8516 S:5 F:2 BSUB(256,30,-3.0) PKD(5,5,3,0.05%,20880.0,1.00%,F,T) Exp:NDB5US Noise:5220
Sample Text:TLTLI#57752C DF-DP-676 0-0.5 File Text:TRIANGLE LABORATORIES, INC.

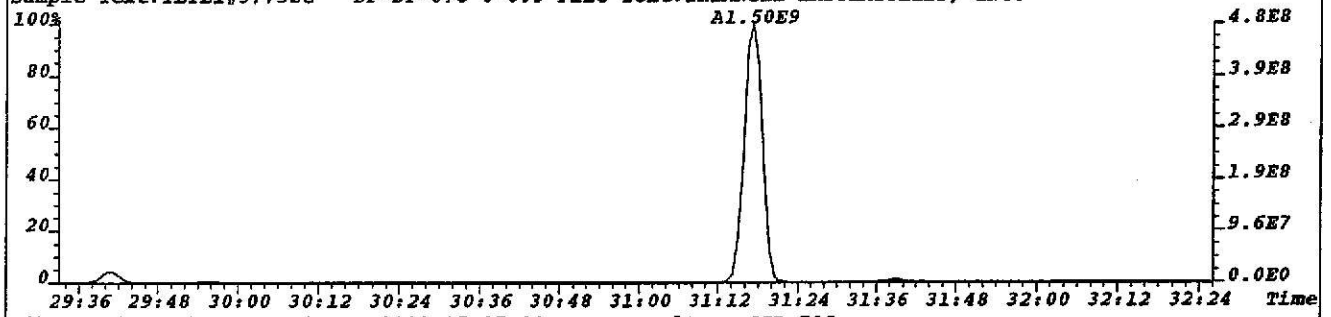

File:W1059 #1-798 Acq:13-JUL-2002 15:27:30 GC EI+ Voltage SIR 70S
367.8949 S:5 F:2 BSUB(256,30,-3.0) PKD(5,5,3,0.05%,17744.0,1.00%,F,T) Exp:NDB5US Noise:4436
Sample Text:TLTLI#57752C DF-DP-676 0-0.5 File Text:TRIANGLE LABORATORIES, INC.

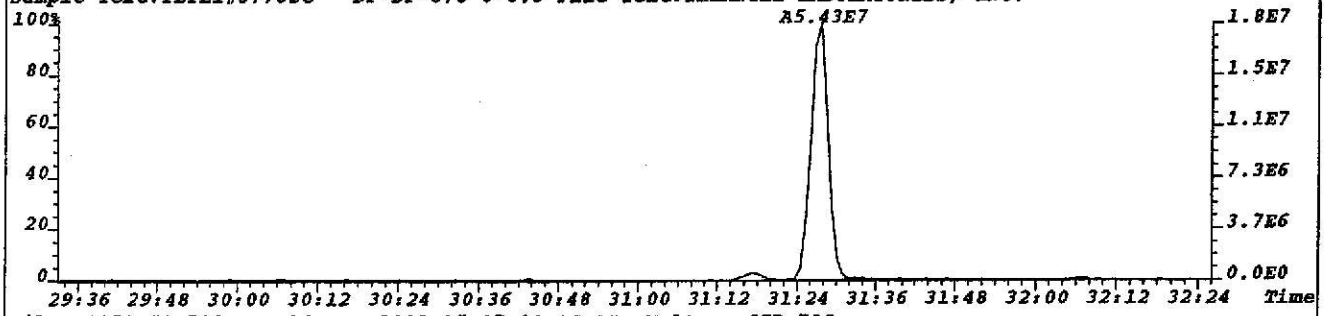

File:W1059 #1-798 Acq:13-JUL-2002 15:27:30 GC EI+ Voltage SIR 70S
369.8919 S:5 F:2 BSUB(256,30,-3.0) PKD(5,5,3,0.05%,7364.0,1.00%,F,T) Exp:NDB5US Noise:1841
Sample Text:TLTLI#57752C DF-DP-676 0-0.5 File Text:TRIANGLE LABORATORIES, INC.

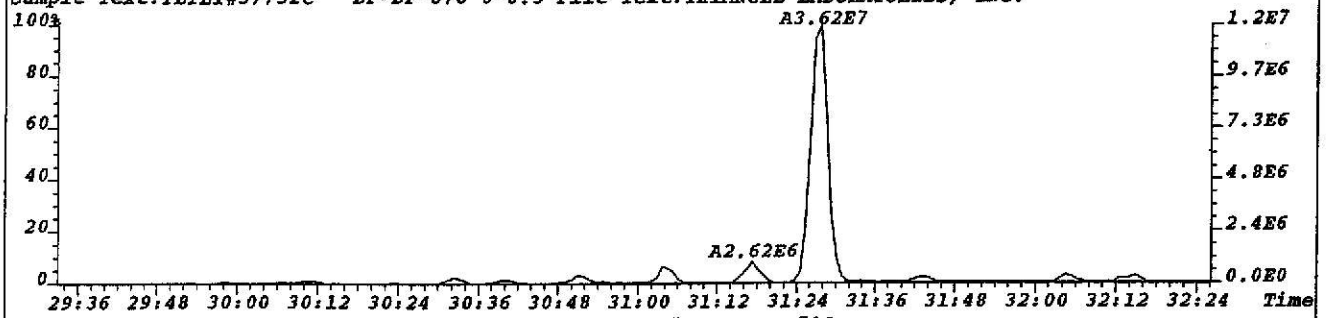

File:W1059 #1-798 Acq:13-JUL-2002 15:27:30 GC EI+ Voltage SIR 70S
330.9792 S:5 F:2 Exp:NDB5US
Sample Text:TLTLI#57752C DF-DP-676 0-0.5 File Text:TRIANGLE LABORATORIES, INC.

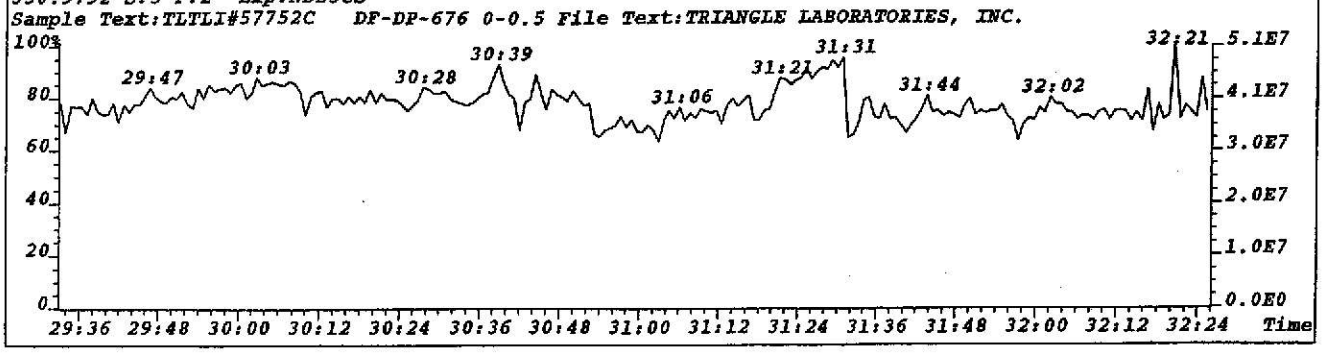

File:W1059 #1-422 Acq:13-JUL-2002 15:27:30 GC EI+ Voltage SIR 70S Noise:83227
373.8208 S:5 F:3 BSUB(256,30,-3.0) PKD(7,5,3,0.10%,332908.0,1.00%,F,T) Exp:NDB5US
TRIANGLE LABS Text:TLTLI#57752C DF-DP-676 0-0.5



File:W1059 #1-422 Acq:13-JUL-2002 15:27:30 GC EI+ Voltage SIR 70S Noise:50732
375.8178 S:5 F:3 BSUB(256,30,-3.0) PKD(7,5,3,0.10%,202928.0,1.00%,F,T) Exp:NDB5US
TRIANGLE LABS Text:TLTLI#57752C DF-DP-676 0-0.5

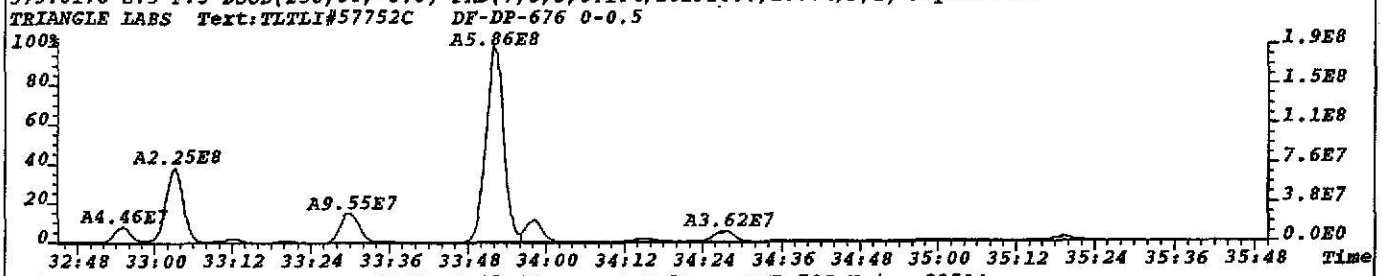

File:W1059 #1-422 Acq:13-JUL-2002 15:27:30 GC EI+ Voltage SIR 70S Noise:22584
383.8639 S:5 F:3 BSUB(256,30,-3.0) PKD(7,5,3,0.10%,90336.0,1.00%,F,T) Exp:NDB5US
TRIANGLE LABS Text:TLTLI#57752C DF-DP-676 0-0.5

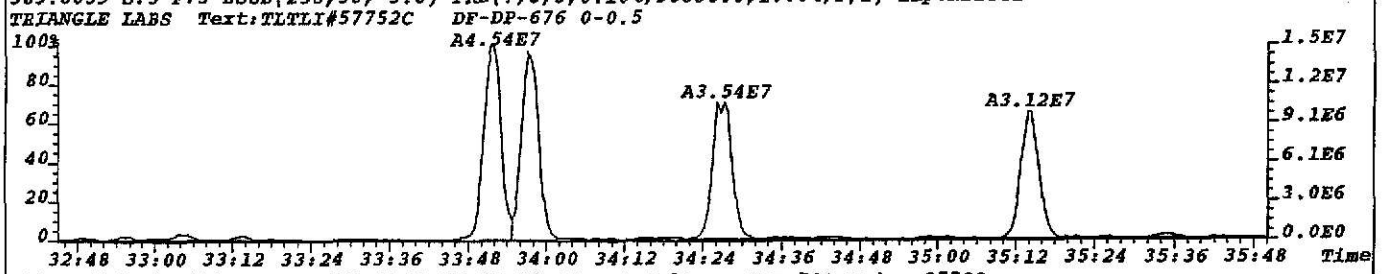

File:W1059 #1-422 Acq:13-JUL-2002 15:27:30 GC EI+ Voltage SIR 70S Noise:37799
385.8610 S:5 F:3 BSUB(256,30,-3.0) PKD(7,5,3,0.10%,151196.0,1.00%,F,T) Exp:NDB5US
TRIANGLE LABS Text:TLTLI#57752C DF-DP-676 0-0.5

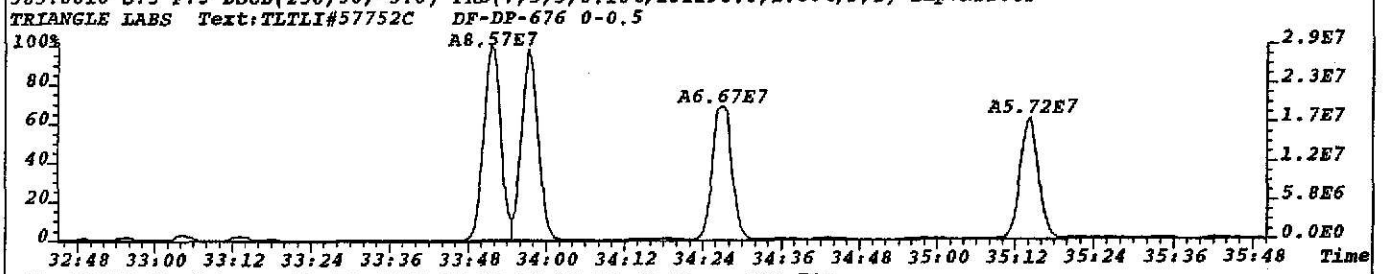

File:W1059 #1-422 Acq:13-JUL-2002 15:27:30 GC EI+ Voltage SIR 70S
392.9760 S:5 F:3 Exp:NDB5US
TRIANGLE LABS Text:TLTLI#57752C DF-DP-676 0-0.5

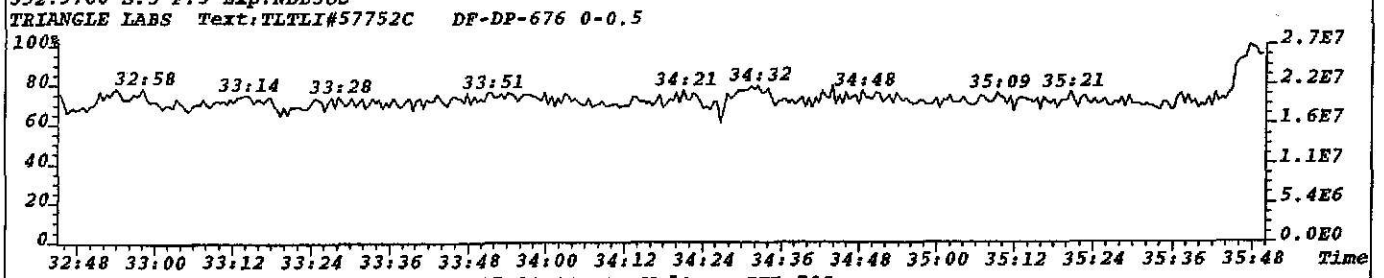

File:W1059 #1-422 Acq:13-JUL-2002 15:27:30 GC EI+ Voltage SIR 70S
445.7555 S:5 F:3 Exp:NDB5US
TRIANGLE LABS Text:TLTLI#57752C DF-DP-676 0-0.5

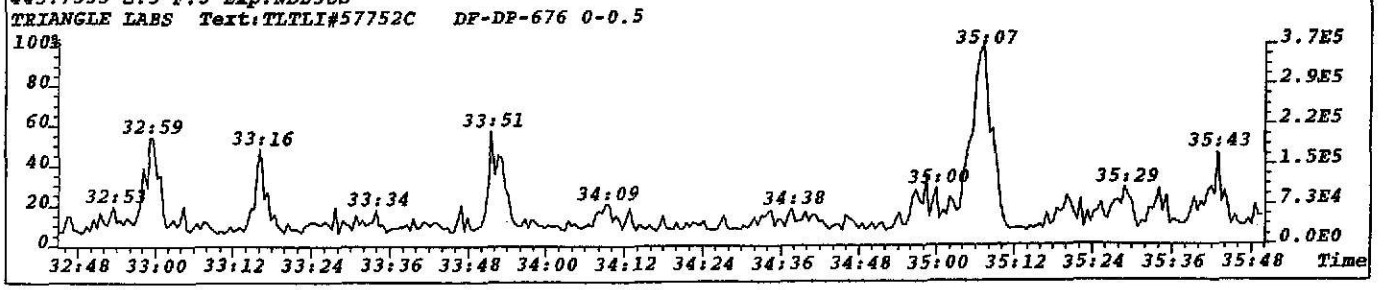

File:W1059 #1-422 Acq:13-JUL-2002 15:27:30 GC EI+ Voltage SIR 70S
389.8156 S:5 F:3 BSUB(256,30,-3.0) PKD(7,5,3,0.10%,97392.0,1.00%,F,T) Exp:NDB5US Noise:24348
Sample Text:TLTLI#57752C DF-DP-676 0-0.5 File Text:TRIANGLE LABORATORIES, INC.

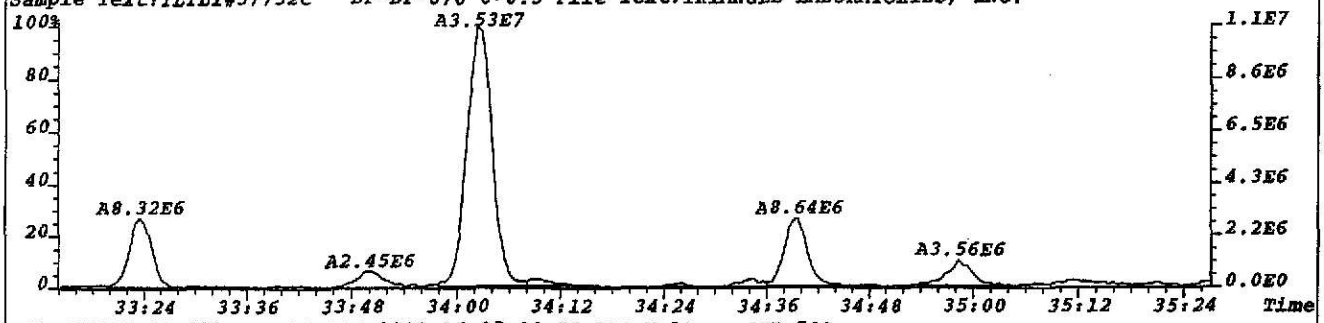

File:W1059 #1-422 Acq:13-JUL-2002 15:27:30 GC EI+ Voltage SIR 70S
391.8127 S:5 F:3 BSUB(256,30,-3.0) PKD(7,5,3,0.10%,102168.0,1.00%,F,T) Exp:NDB5US Noise:25542
Sample Text:TLTLI#57752C DF-DP-676 0-0.5 File Text:TRIANGLE LABORATORIES, INC.

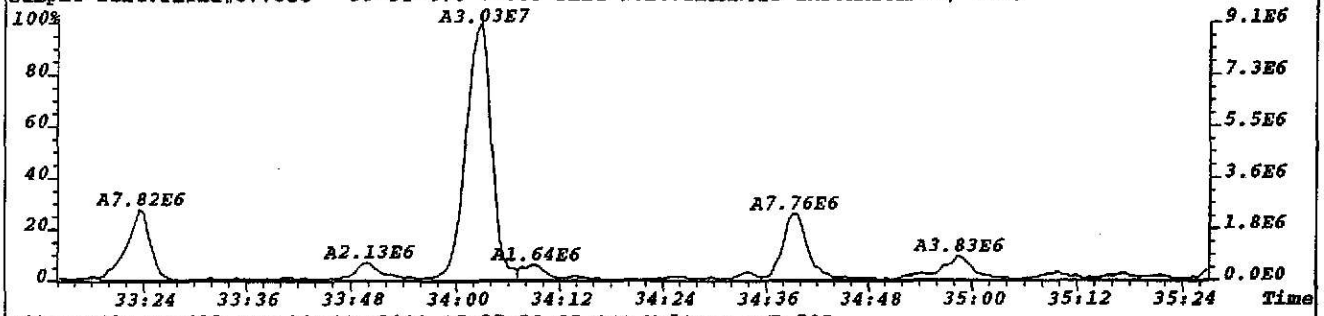

File:W1059 #1-422 Acq:13-JUL-2002 15:27:30 GC EI+ Voltage SIR 70S
401.8558 S:5 F:3 BSUB(256,30,-3.0) PKD(7,5,3,0.10%,98700.0,1.00%,F,T) Exp:NDB5US Noise:24675
Sample Text:TLTLI#57752C DF-DP-676 0-0.5 File Text:TRIANGLE LABORATORIES, INC.

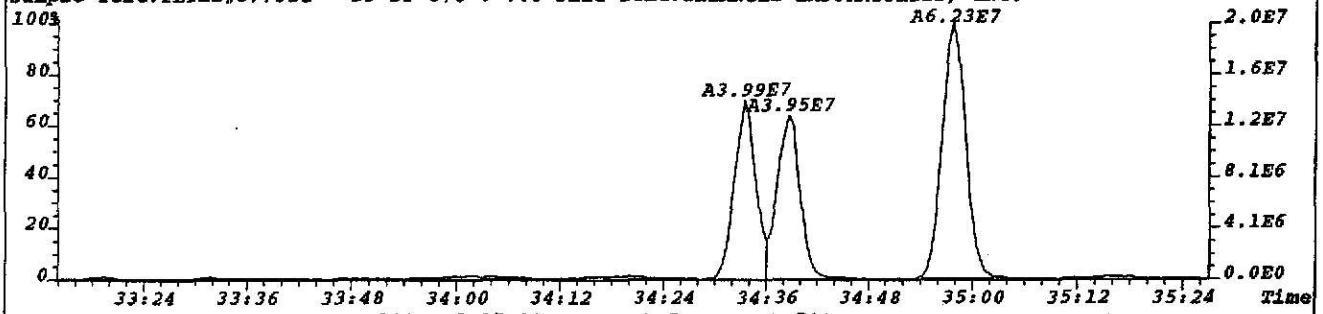

File:W1059 #1-422 Acq:13-JUL-2002 15:27:30 GC EI+ Voltage SIR 70S
403.8529 S:5 F:3 BSUB(256,30,-3.0) PKD(7,5,3,0.10%,186708.0,1.00%,F,T) Exp:NDB5US Noise:46677
Sample Text:TLTLI#57752C DF-DP-676 0-0.5 File Text:TRIANGLE LABORATORIES, INC.

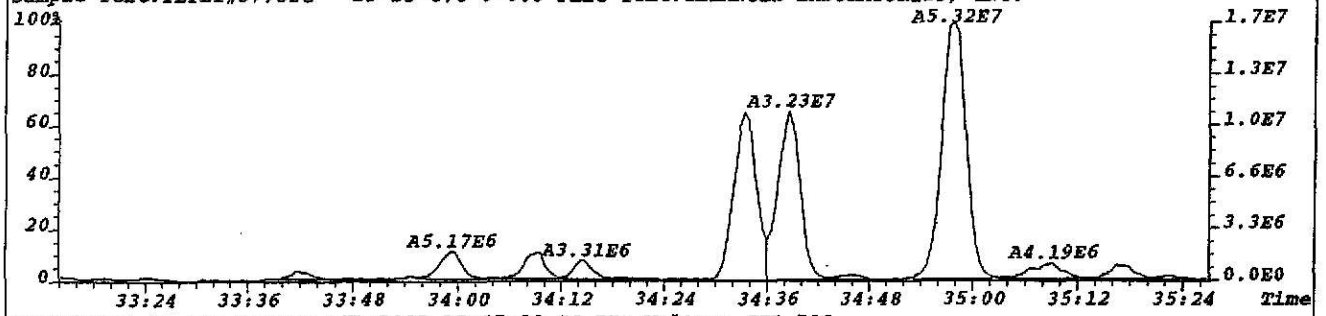

File:W1059 #1-422 Acq:13-JUL-2002 15:27:30 GC EI+ Voltage SIR 70S
392.9760 S:5 F:3 Exp:NDB5US
Sample Text:TLTLI#57752C DF-DP-676 0-0.5 File Text:TRIANGLE LABORATORIES, INC.

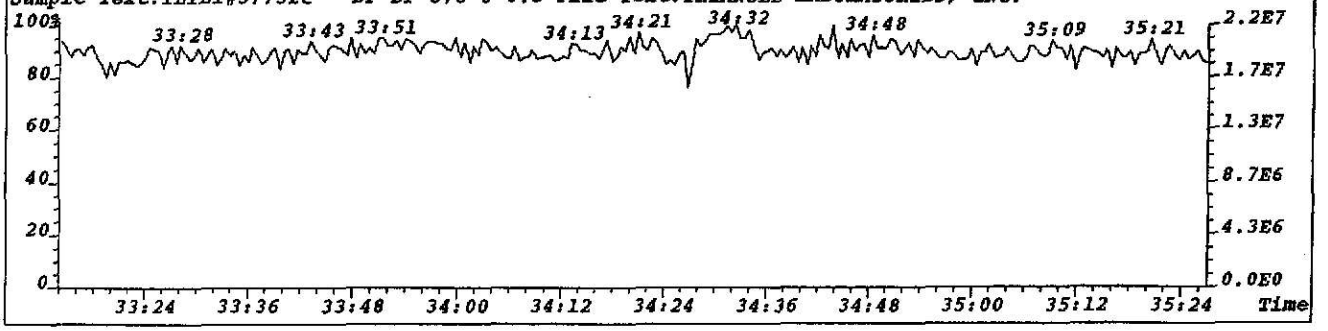

File:W1059 #1-674 Acq:13-JUL-2002 15:27:30 GC EI+ Voltage SIR 70S Noise:15912
407.7818 S:5 F:4 BSUB(256,30,-3.0) PKD(7,5,3,0.10%,63648.0,1.00%,F,T) Exp:NDB5US
TRIANGLE LABS Text:TLTLI#57752C DF-DP-676 0-0.5

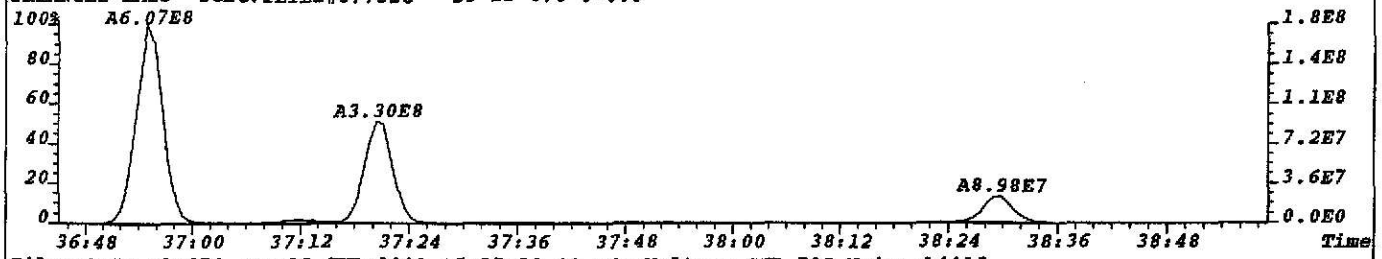

File:W1059 #1-674 Acq:13-JUL-2002 15:27:30 GC EI+ Voltage SIR 70S Noise:14406
409.7789 S:5 F:4 BSUB(256,30,-3.0) PKD(7,5,3,0.10%,57624.0,1.00%,F,T) Exp:NDB5US
TRIANGLE LABS Text:TLTLI#57752C DF-DP-676 0-0.5

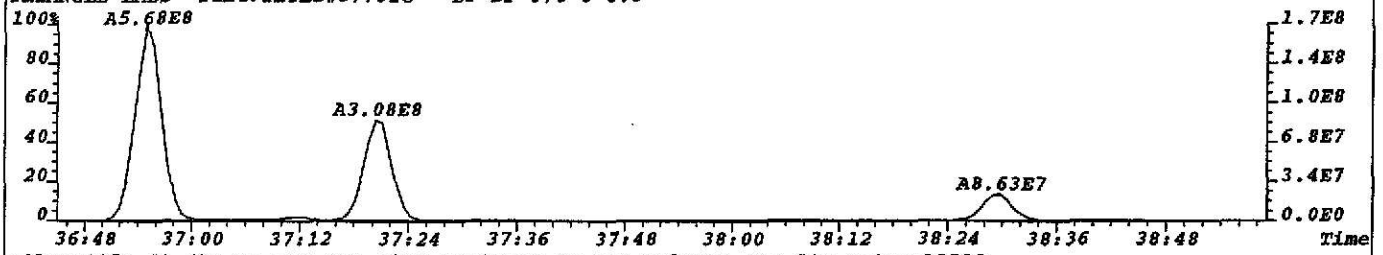

File:W1059 #1-674 Acq:13-JUL-2002 15:27:30 GC EI+ Voltage SIR 70S Noise:13522
417.8253 S:5 F:4 BSUB(256,30,-3.0) PKD(7,5,3,0.10%,54088.0,1.00%,F,T) Exp:NDB5US
TRIANGLE LABS Text:TLTLI#57752C DF-DP-676 0-0.5

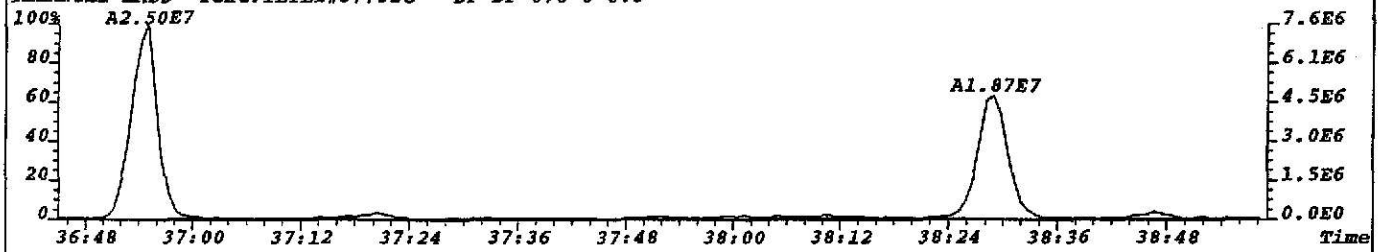

File:W1059 #1-674 Acq:13-JUL-2002 15:27:30 GC EI+ Voltage SIR 70S Noise:12969
419.8220 S:5 F:4 BSUB(256,30,-3.0) PKD(7,5,3,0.10%,51876.0,1.00%,F,T) Exp:NDB5US
TRIANGLE LABS Text:TLTLI#57752C DF-DP-676 0-0.5

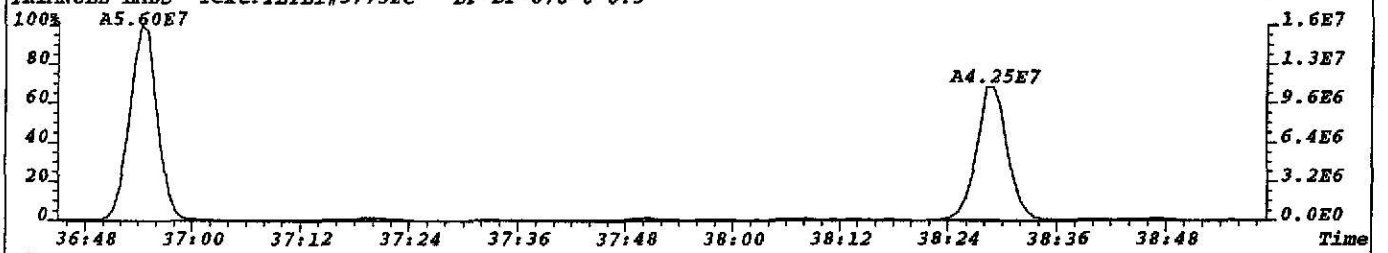

File:W1059 #1-674 Acq:13-JUL-2002 15:27:30 GC EI+ Voltage SIR 70S
430.9729 S:5 F:4 Exp:NDB5US
TRIANGLE LABS Text:TLTLI#57752C DF-DP-676 0-0.5

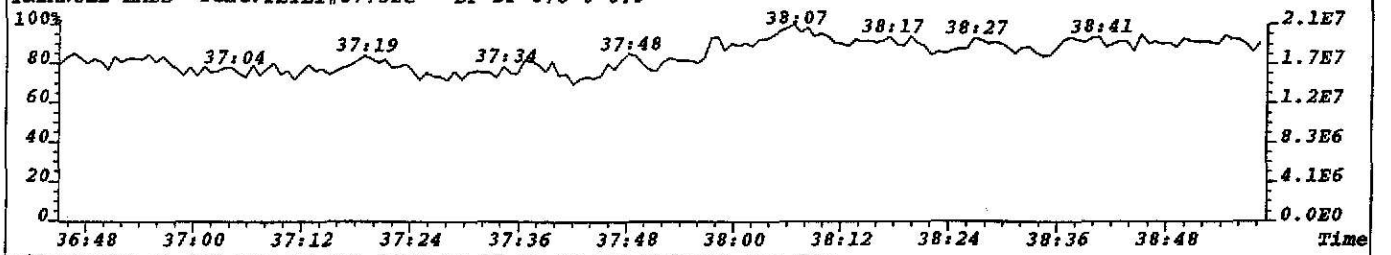

File:W1059 #1-674 Acq:13-JUL-2002 15:27:30 GC EI+ Voltage SIR 70S
479.7165 S:5 F:4 Exp:NDB5US
TRIANGLE LABS Text:TLTLI#57752C DF-DP-676 0-0.5

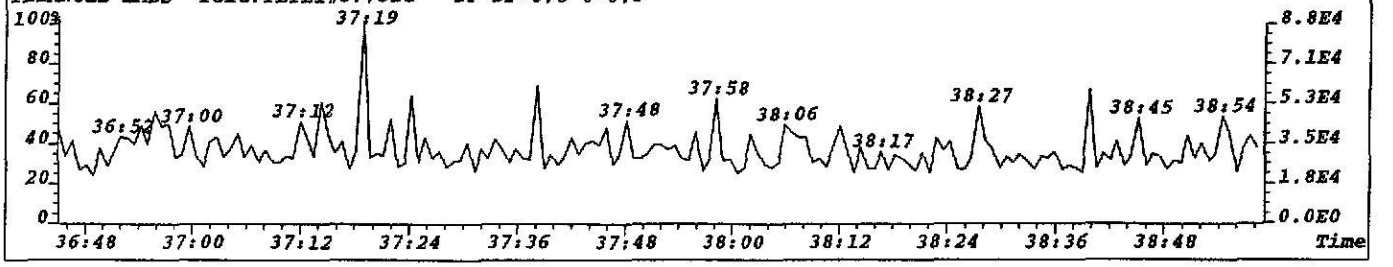

File:W1059 #1-674 Acq:13-JUL-2002 15:27:30 GC EI+ Voltage SIR 70S
423.7766 S:5 F:4 BSUB(256,30,-3.0) PKD(7,5,3,0.10%,50356.0,1.00%,F,T) Exp:NDB5US Noise:12589
Sample Text:TLTLI#57752C DF-DP-676 0-0.5 File Text:TRIANGLE LABORATORIES, INC.

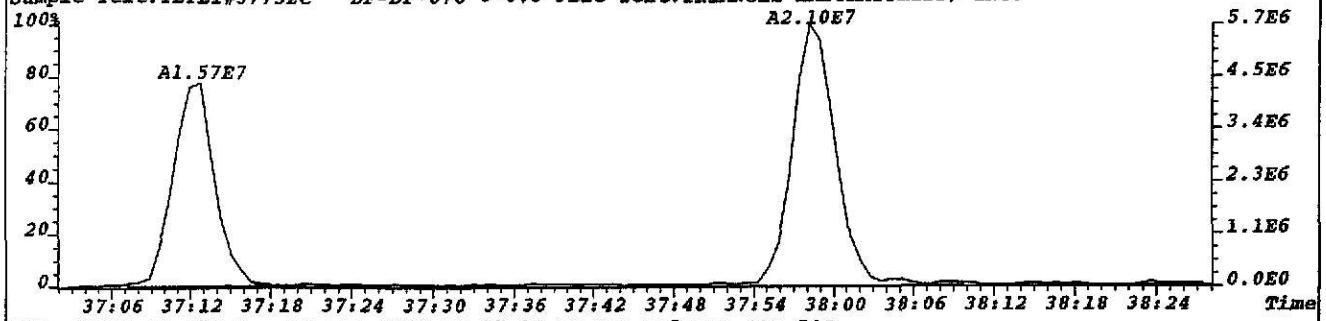

File:W1059 #1-674 Acq:13-JUL-2002 15:27:30 GC EI+ Voltage SIR 70S
425.7737 S:5 F:4 BSUB(256,30,-3.0) PKD(7,5,3,0.10%,48840.0,1.00%,F,T) Exp:NDB5US Noise:12210
Sample Text:TLTLI#57752C DF-DP-676 0-0.5 File Text:TRIANGLE LABORATORIES, INC.

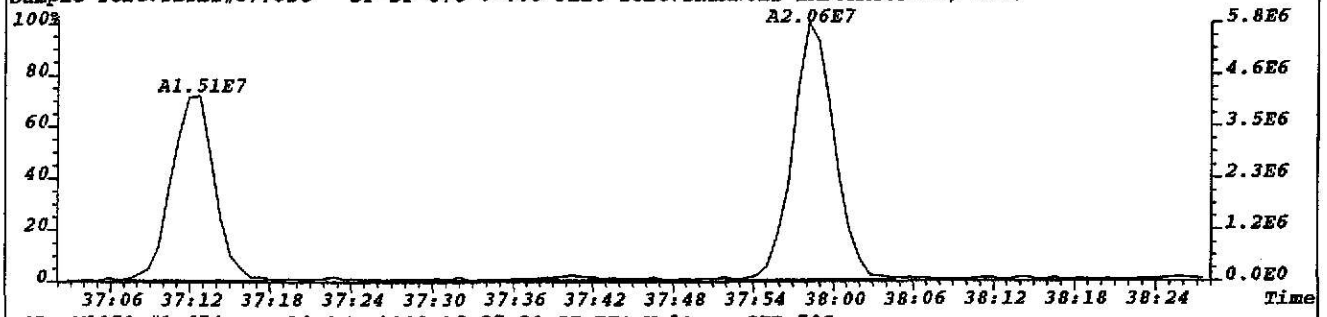

File:W1059 #1-674 Acq:13-JUL-2002 15:27:30 GC EI+ Voltage SIR 70S
435.8169 S:5 F:4 BSUB(256,30,-3.0) PKD(7,5,3,0.10%,134300.0,1.00%,F,T) Exp:NDB5US Noise:33575
Sample Text:TLTLI#57752C DF-DP-676 0-0.5 File Text:TRIANGLE LABORATORIES, INC.

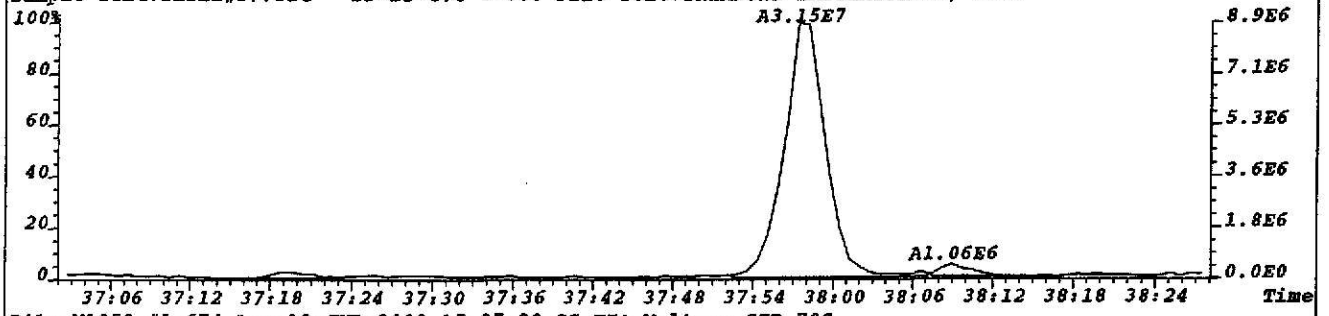

File:W1059 #1-674 Acq:13-JUL-2002 15:27:30 GC EI+ Voltage SIR 70S
437.8140 S:5 F:4 BSUB(256,30,-3.0) PKD(7,5,3,0.10%,107340.0,1.00%,F,T) Exp:NDB5US Noise:26835
Sample Text:TLTLI#57752C DF-DP-676 0-0.5 File Text:TRIANGLE LABORATORIES, INC.

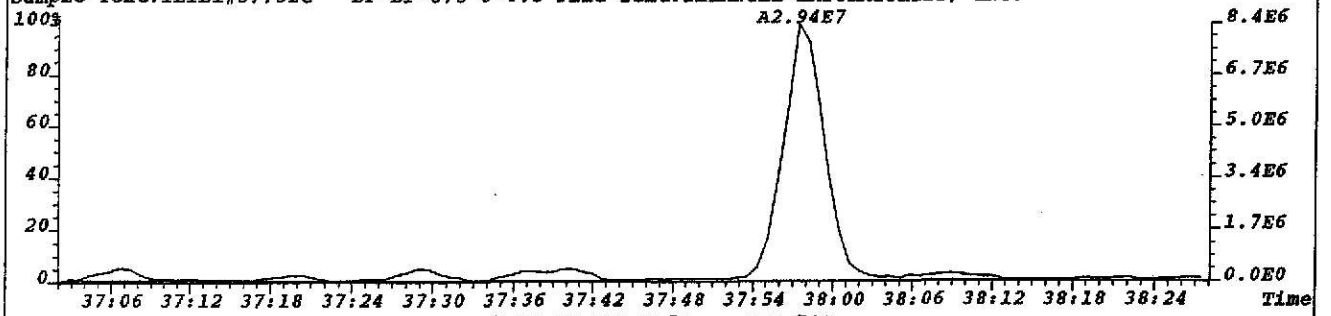

File:W1059 #1-674 Acq:13-JUL-2002 15:27:30 GC EI+ Voltage SIR 70S
430.9729 S:5 F:4 Exp:NDB5US
Sample Text:TLTLI#57752C DF-DP-676 0-0.5 File Text:TRIANGLE LABORATORIES, INC.

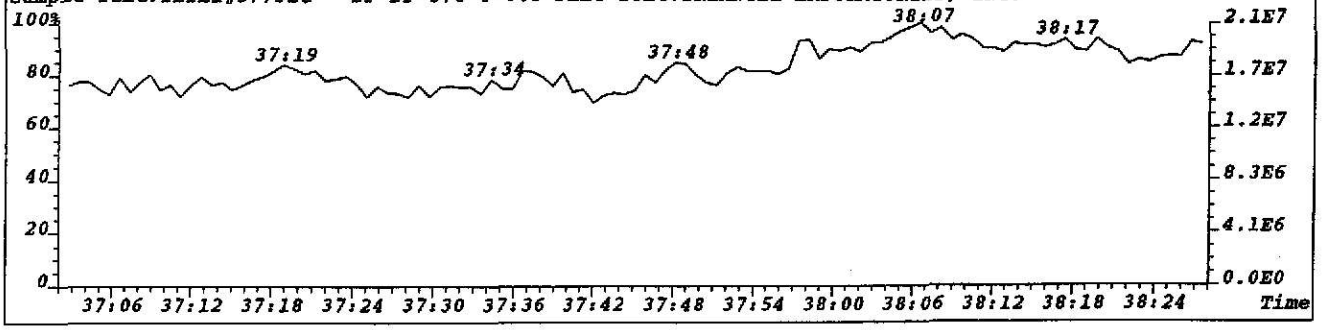

File:W1059 #1-674 Acq:13-JUL-2002 15:27:30 GC EI+ Voltage SIR 70S Noise:4814
441.7428 S:5 F:4 BSUB(256,30,-3.0) PKD(7,5,3,0.10%,19256.0,1.00%,F,T) Exp:NDB5US
Sample Text:TLTLI#57752C DF-DP-676 0-0.5 File Text:TRIANGLE LABORATORIES, INC.

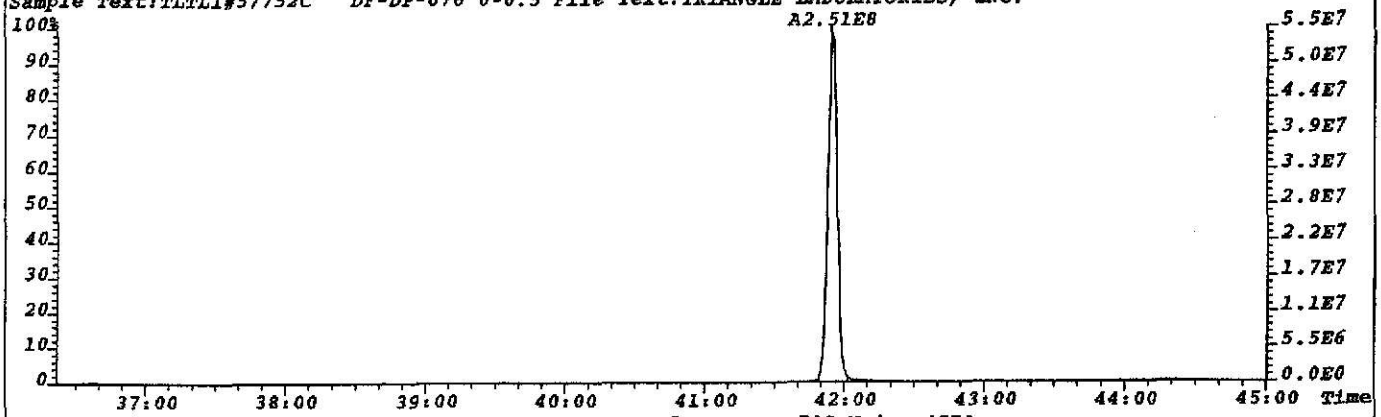

File:W1059 #1-674 Acq:13-JUL-2002 15:27:30 GC EI+ Voltage SIR 70S Noise:4570
443.7399 S:5 F:4 BSUB(256,30,-3.0) PKD(7,5,3,0.10%,18280.0,1.00%,F,T) Exp:NDB5US
Sample Text:TLTLI#57752C DF-DP-676 0-0.5 File Text:TRIANGLE LABORATORIES, INC.

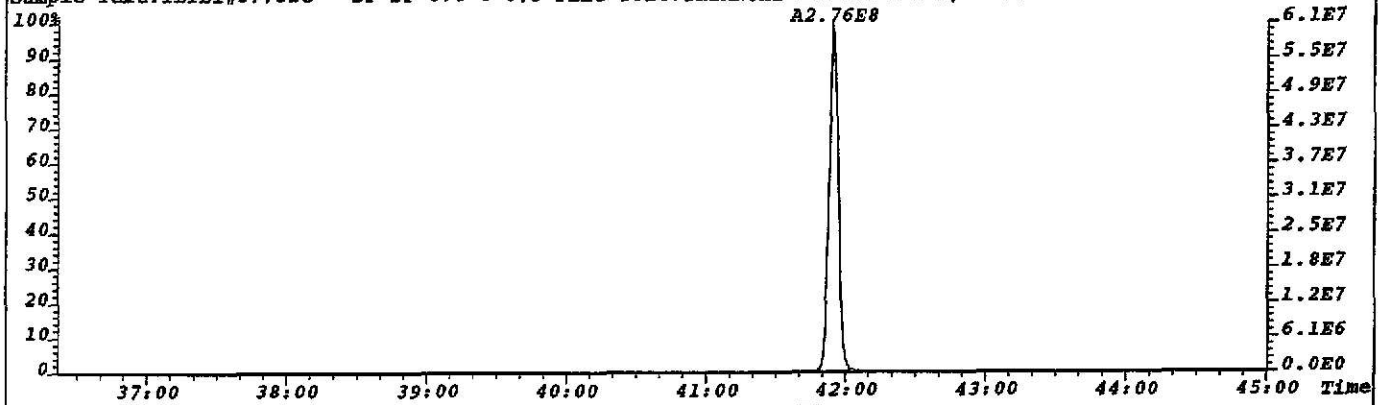

File:W1059 #1-674 Acq:13-JUL-2002 15:27:30 GC EI+ Voltage SIR 70S
430.9729 S:5 F:4 Exp:NDB5US
Sample Text:TLTLI#57752C DF-DP-676 0-0.5 File Text:TRIANGLE LABORATORIES, INC.

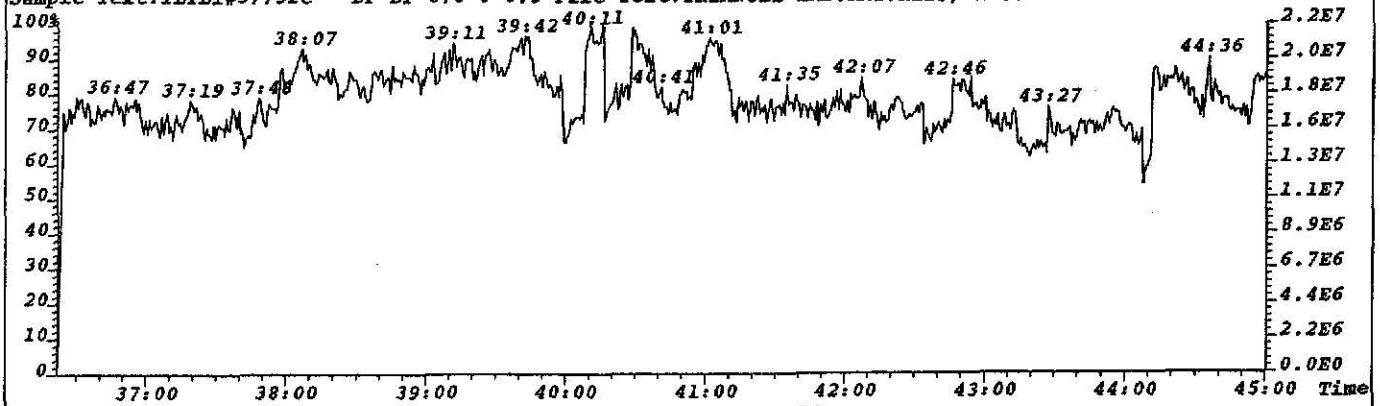

File:W1059 #1-674 Acq:13-JUL-2002 15:27:30 GC EI+ Voltage SIR 70S
513.6775 S:5 F:4 Exp:NDB5US
Sample Text:TLTLI#57752C DF-DP-676 0-0.5 File Text:TRIANGLE LABORATORIES, INC.

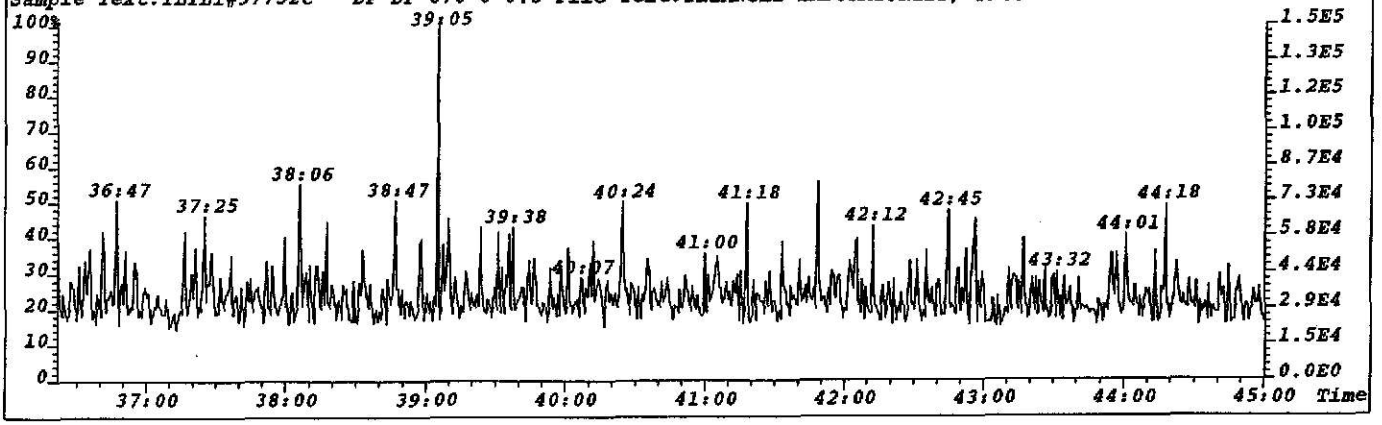

File:W1059 #1-674 Acq:13-JUL-2002 15:27:30 GC EI+ Voltage SIR 70S
457.7377 S:5 F:4 BSUB(256,30,-3.0) PKD(7,5,3,0.10%,15632.0,1.00%,F,T) Exp:NDB5US Noise:3908
Sample Text:TLTLI#57752C DF-DP-676 0-0.5 File Text:TRIANGLE LABORATORIES, INC.

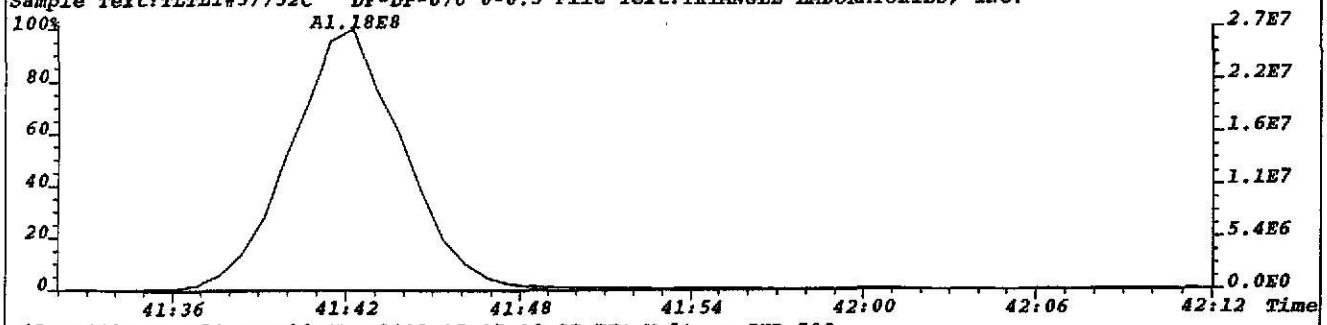

File:W1059 #1-674 Acq:13-JUL-2002 15:27:30 GC EI+ Voltage SIR 70S
459.7348 S:5 F:4 BSUB(256,30,-3.0) PKD(7,5,3,0.10%,15264.0,1.00%,F,T) Exp:NDB5US Noise:3816
Sample Text:TLTLI#57752C DF-DP-676 0-0.5 File Text:TRIANGLE LABORATORIES, INC.

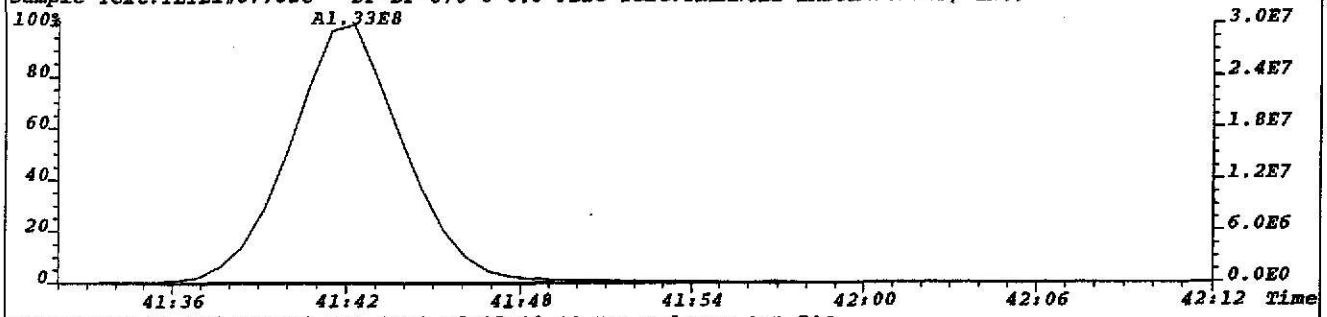

File:W1059 #1-674 Acq:13-JUL-2002 15:27:30 GC EI+ Voltage SIR 70S
469.7779 S:5 F:4 BSUB(256,30,-3.0) PKD(7,5,3,0.10%,136576.0,1.00%,F,T) Exp:NDB5US Noise:34144
Sample Text:TLTLI#57752C DF-DP-676 0-0.5 File Text:TRIANGLE LABORATORIES, INC.



File:W1059 #1-674 Acq:13-JUL-2002 15:27:30 GC EI+ Voltage SIR 70S
471.7750 S:5 F:4 BSUB(256,30,-3.0) PKD(7,5,3,0.10%,75272.0,1.00%,F,T) Exp:NDB5US Noise:18818
Sample Text:TLTLI#57752C DF-DP-676 0-0.5 File Text:TRIANGLE LABORATORIES, INC.



File:W1059 #1-674 Acq:13-JUL-2002 15:27:30 GC EI+ Voltage SIR 70S
430.9729 S:5 F:4 Exp:NDB5US
Sample Text:TLTLI#57752C DF-DP-676 0-0.5 File Text:TRIANGLE LABORATORIES, INC.

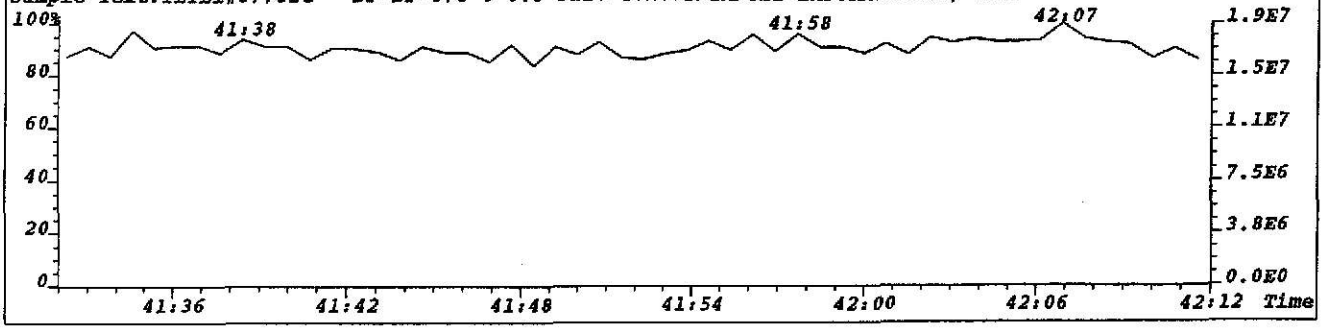

Peak Locate Examination:13-JUL-2002:12:14 File:W1059
Experiment:NDB5US Function:2 Reference:PFK

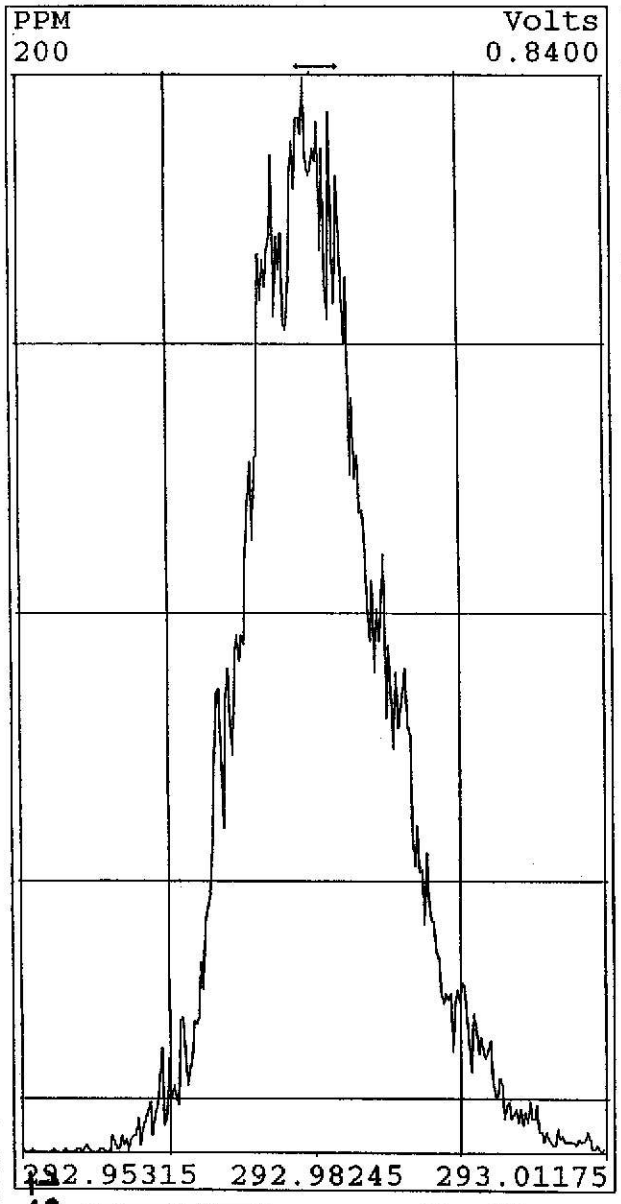

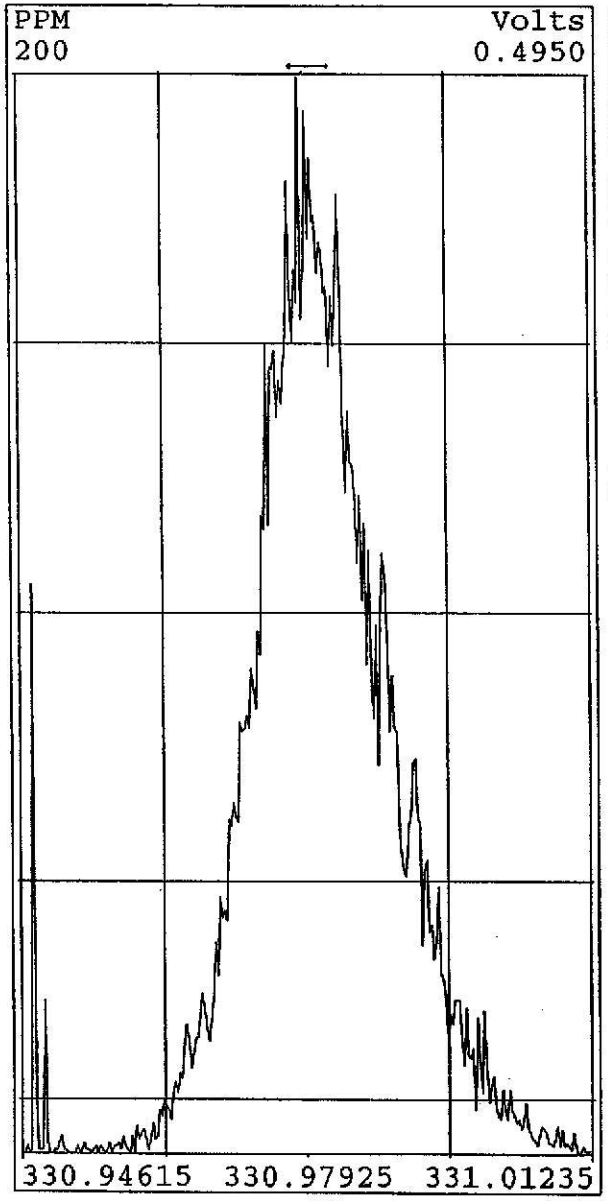

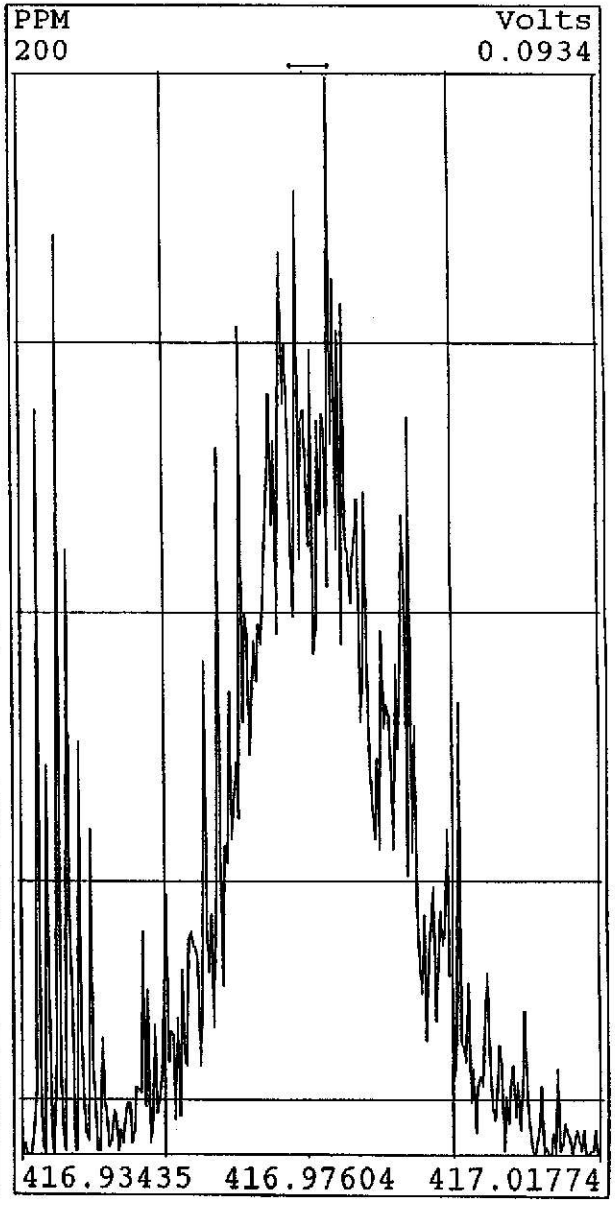

File:W1059 #1-798 Acq:13-JUL-2002 15:27:30 GC EI+ Voltage SIR 70S
319.8965 S:5 F:2 Exp:NDB5US
Sample Text:TLTLI#57752C DF-DP-676 0-0.5 File Text:TRIANGLE LABORATORIES, INC.

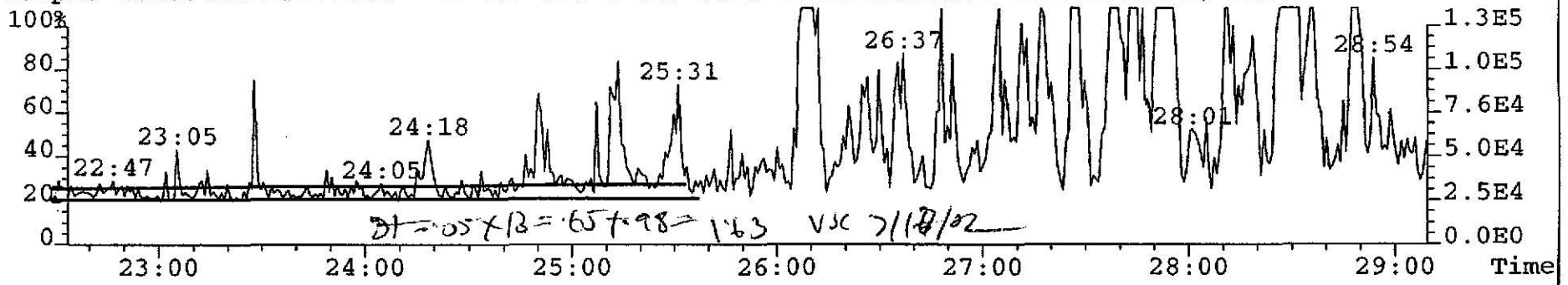

DT = .05 x 13 = .65 + .98 = 1.63 VJC 7/18/02

File:W1059 #1-798 Acq:13-JUL-2002 15:27:30 GC EI+ Voltage SIR 70S
321.8936 S:5 F:2 Exp:NDB5US
Sample Text:TLTLI#57752C DF-DP-676 0-0.5 File Text:TRIANGLE LABORATORIES, INC.

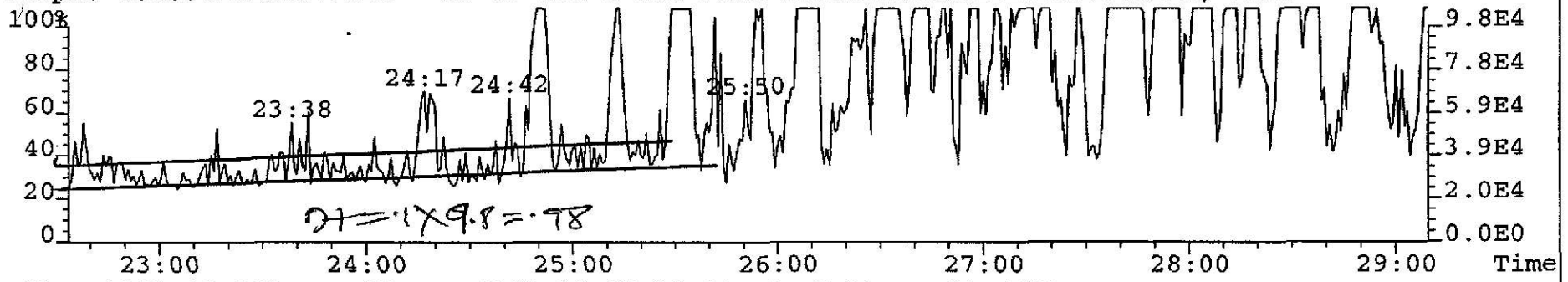

DT = .1 x 9.8 = .98

File:W1059 #1-798 Acq:13-JUL-2002 15:27:30 GC EI+ Voltage SIR 70S
331.9368 S:5 F:2 Exp:NDB5US
Sample Text:TLTLI#57752C DF-DP-676 0-0.5 File Text:TRIANGLE LABORATORIES, INC.

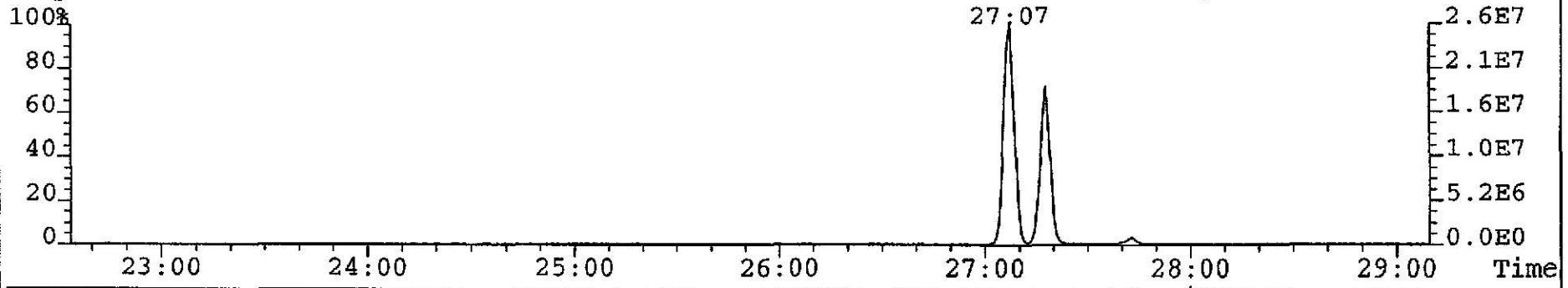

VJC 7/17/02

File:W1059 #1-798 Acq:13-JUL-2002 15:27:30 GC EI+ Voltage SIR 70S
319.8965 S:5 F:2 Exp:NDB5US
Sample Text:TLTLI#57752C DF-DP-676 0-0.5 File Text:TRIANGLE LABORATORIES, INC.

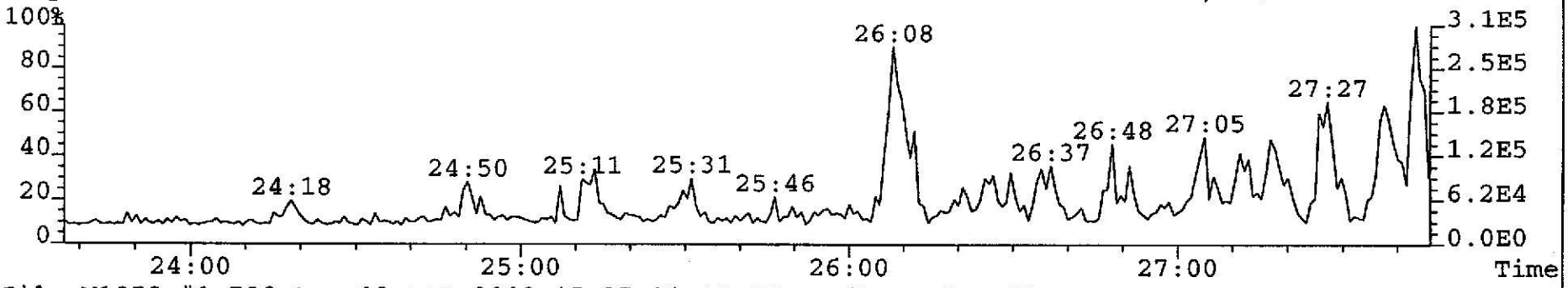

File:W1059 #1-798 Acq:13-JUL-2002 15:27:30 GC EI+ Voltage SIR 70S
321.8936 S:5 F:2 Exp:NDB5US
Sample Text:TLTLI#57752C DF-DP-676 0-0.5 File Text:TRIANGLE LABORATORIES, INC.

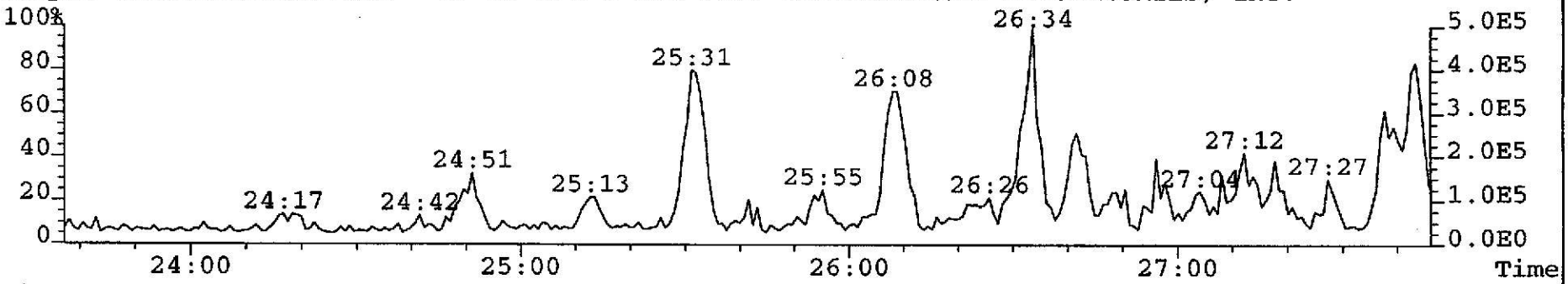

File:W1059 #1-798 Acq:13-JUL-2002 15:27:30 GC EI+ Voltage SIR 70S
333.9338 S:5 F:2 Exp:NDB5US
Sample Text:TLTLI#57752C DF-DP-676 0-0.5 File Text:TRIANGLE LABORATORIES, INC.

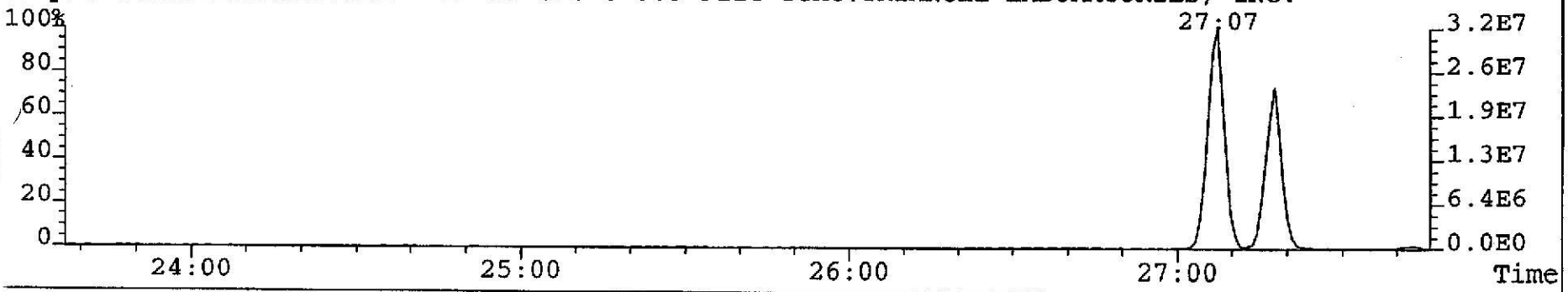

VJC 7/17/02

File:W1059 #1-798 Acq:13-JUL-2002 15:27:30 GC EI+ Voltage SIR 70S
339.8597 S:5 F:2 Exp:NDB5US
Sample Text:TLTLI#57752C DF-DP-676 0-0.5 File Text:TRIANGLE LABORATORIES, INC.

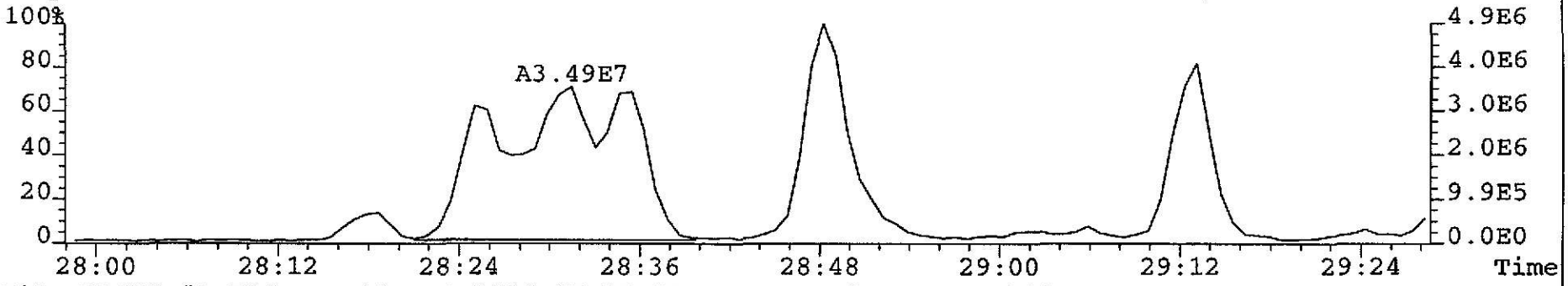

File:W1059 #1-798 Acq:13-JUL-2002 15:27:30 GC EI+ Voltage SIR 70S
341.8567 S:5 F:2 Exp:NDB5US
Sample Text:TLTLI#57752C DF-DP-676 0-0.5 File Text:TRIANGLE LABORATORIES, INC.

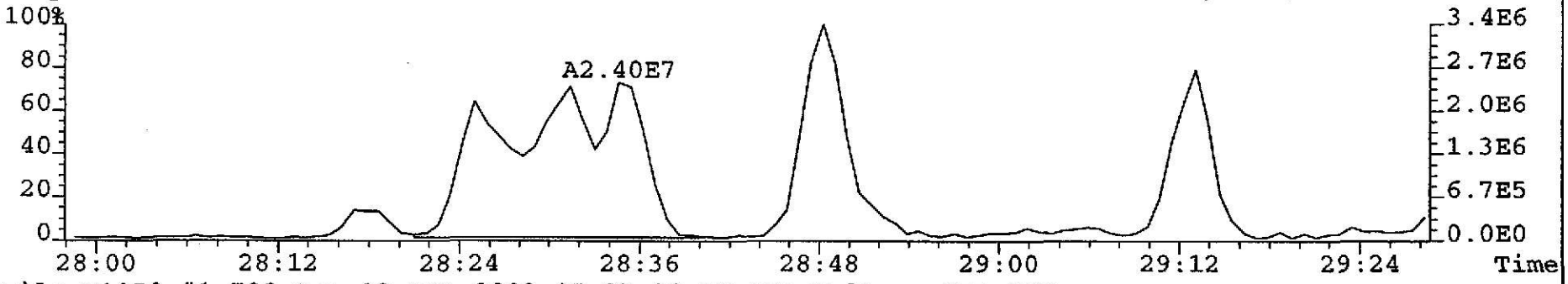

File:W1059 #1-798 Acq:13-JUL-2002 15:27:30 GC EI+ Voltage SIR 70S
353.8970 S:5 F:2 Exp:NDB5US
Sample Text:TLTLI#57752C DF-DP-676 0-0.5 File Text:TRIANGLE LABORATORIES, INC.

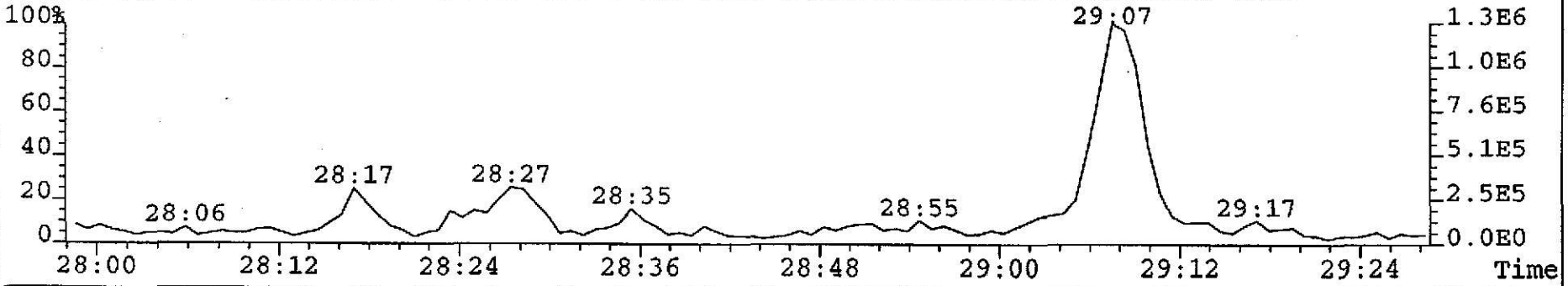

VIC 7/17/02

File:W1059 #1-798 Acq:13-JUL-2002 15:27:30 GC EI+ Voltage SIR 70S
355.8546 S:5 F:2 Exp:NDB5US
Sample Text:TLTLI#57752C DF-DP-676 0-0.5 File Text:TRIANGLE LABORATORIES, INC.

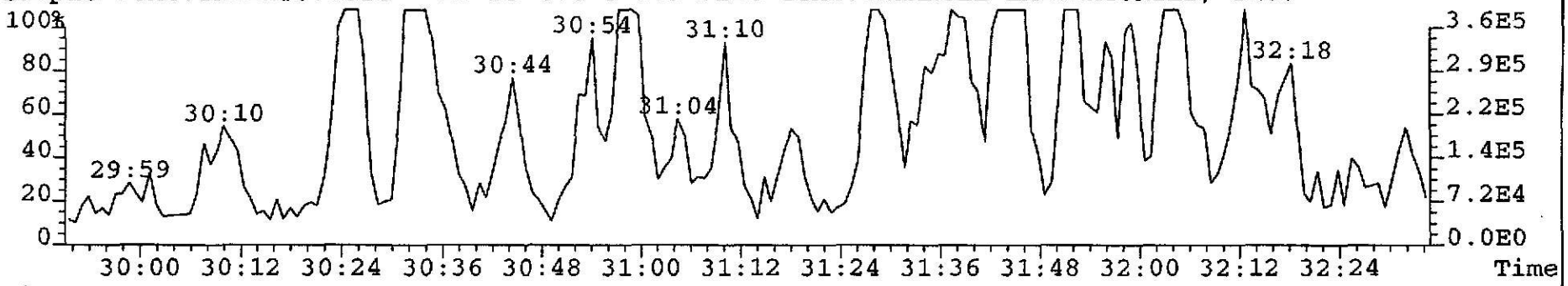

File:W1059 #1-798 Acq:13-JUL-2002 15:27:30 GC EI+ Voltage SIR 70S
357.8516 S:5 F:2 Exp:NDB5US
Sample Text:TLTLI#57752C DF-DP-676 0-0.5 File Text:TRIANGLE LABORATORIES, INC.

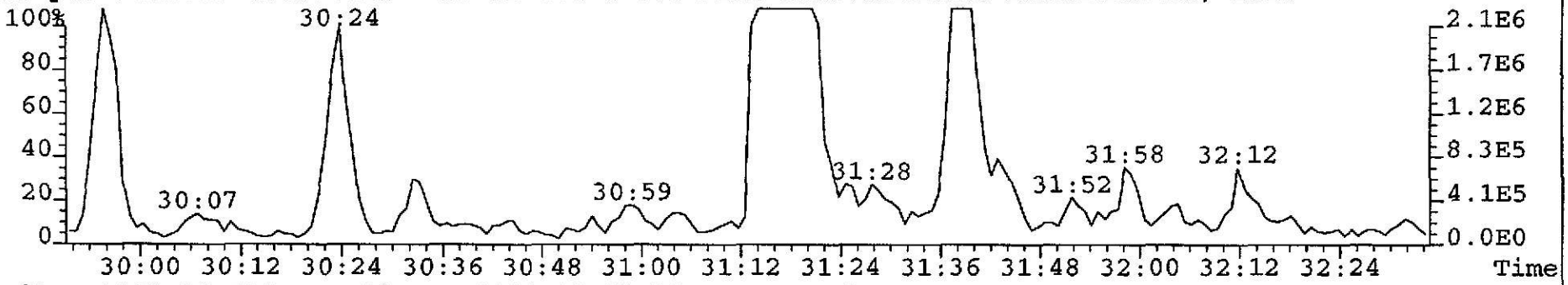

File:W1059 #1-798 Acq:13-JUL-2002 15:27:30 GC EI+ Voltage SIR 70S
367.8949 S:5 F:2 Exp:NDB5US
Sample Text:TLTLI#57752C DF-DP-676 0-0.5 File Text:TRIANGLE LABORATORIES, INC.

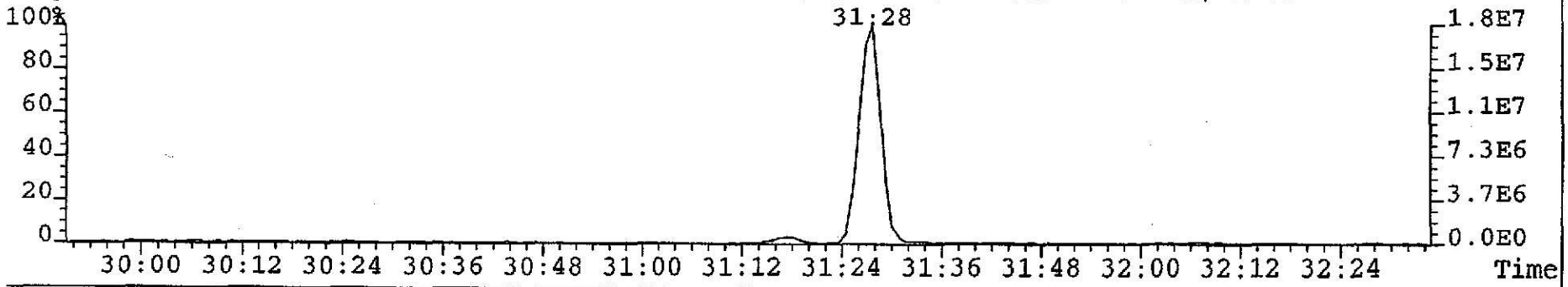

VC 7/17/02

File:W1059 #1-422 Acq:13-JUL-2002 15:27:30 GC EI+ Voltage SIR 70S
373.8208 S:5 F:3 Exp:NDB5US
Sample Text:TLTLI#57752C DF-DP-676 0-0.5 File Text:TRIANGLE LABORATORIES, INC.

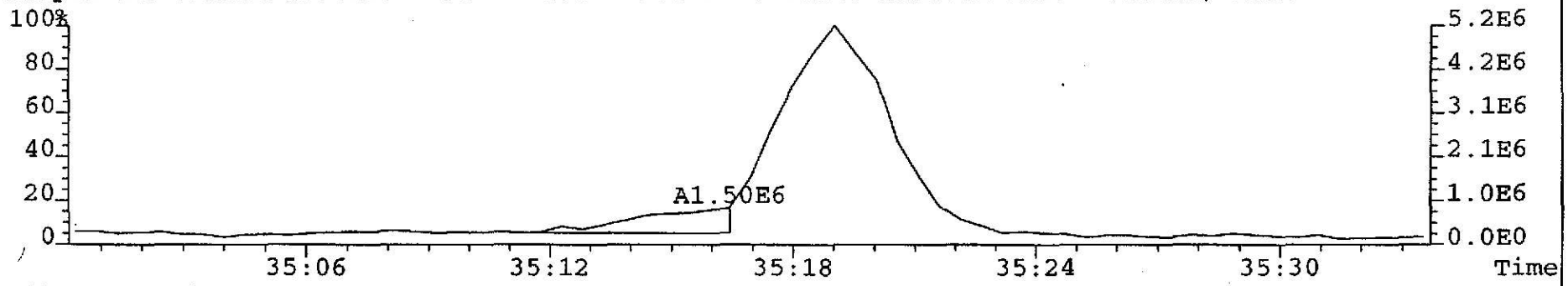

File:W1059 #1-422 Acq:13-JUL-2002 15:27:30 GC EI+ Voltage SIR 70S
375.8178 S:5 F:3 Exp:NDB5US
Sample Text:TLTLI#57752C DF-DP-676 0-0.5 File Text:TRIANGLE LABORATORIES, INC.

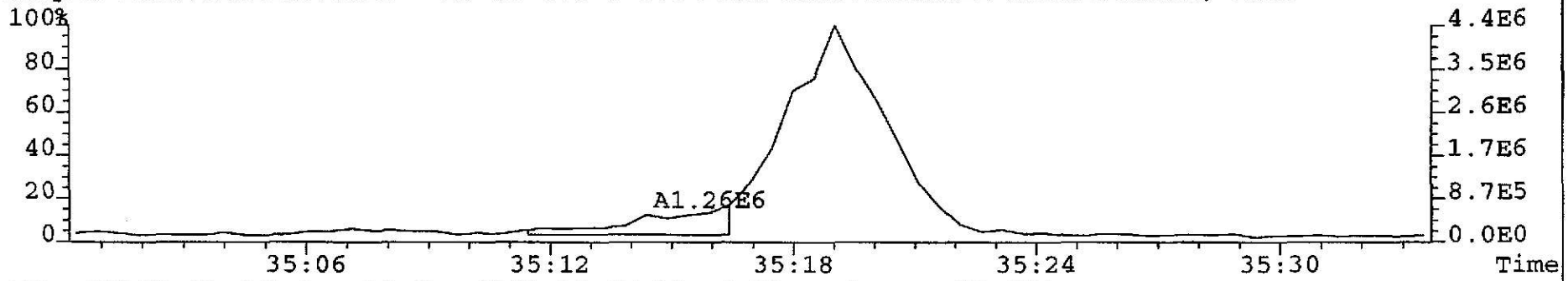

File:W1059 #1-422 Acq:13-JUL-2002 15:27:30 GC EI+ Voltage SIR 70S
385.8610 S:5 F:3 Exp:NDB5US
Sample Text:TLTLI#57752C DF-DP-676 0-0.5 File Text:TRIANGLE LABORATORIES, INC.

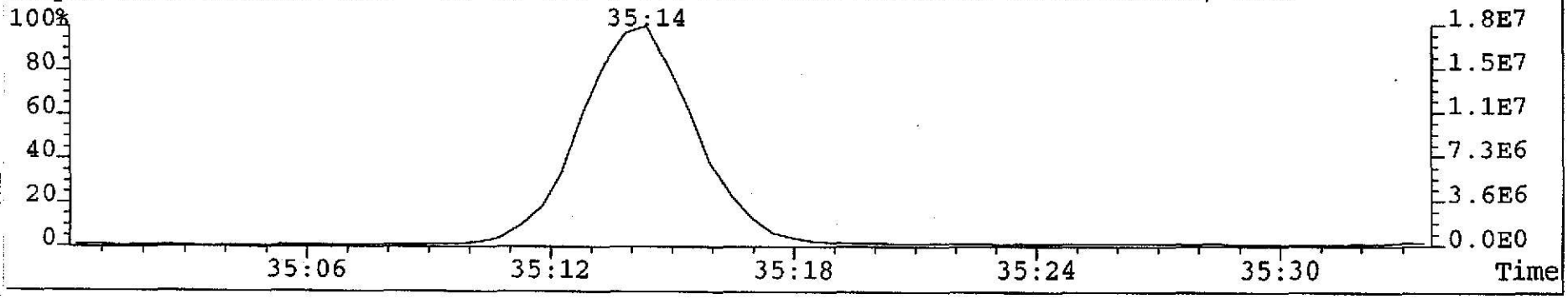

VSC 7/17/02

File:W1059 #1-422 Acq:13-JUL-2002 15:27:30 GC EI+ Voltage SIR 70S
373.8208 S:5 F:3 Exp:NDB5US
Sample Text:TLTLI#57752C DF-DP-676 0-0.5 File Text:TRIANGLE LABORATORIES, INC.

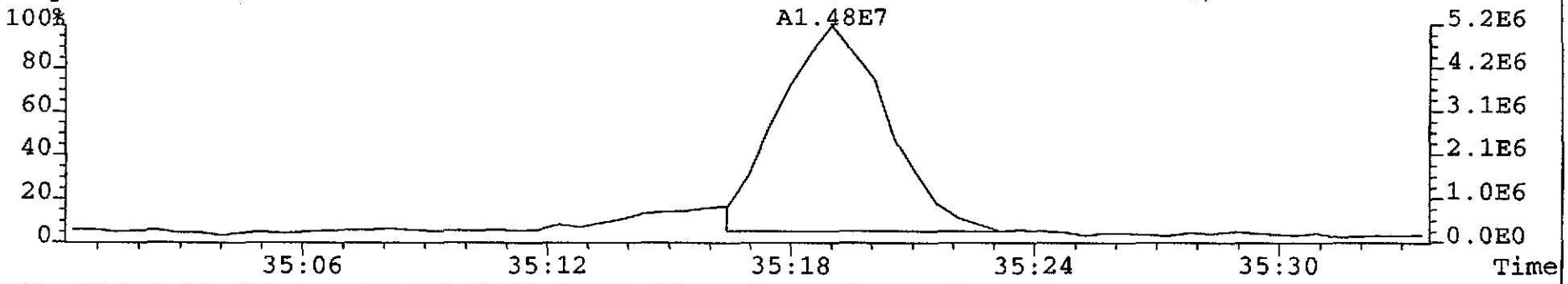

File:W1059 #1-422 Acq:13-JUL-2002 15:27:30 GC EI+ Voltage SIR 70S
375.8178 S:5 F:3 Exp:NDB5US
Sample Text:TLTLI#57752C DF-DP-676 0-0.5 File Text:TRIANGLE LABORATORIES, INC.

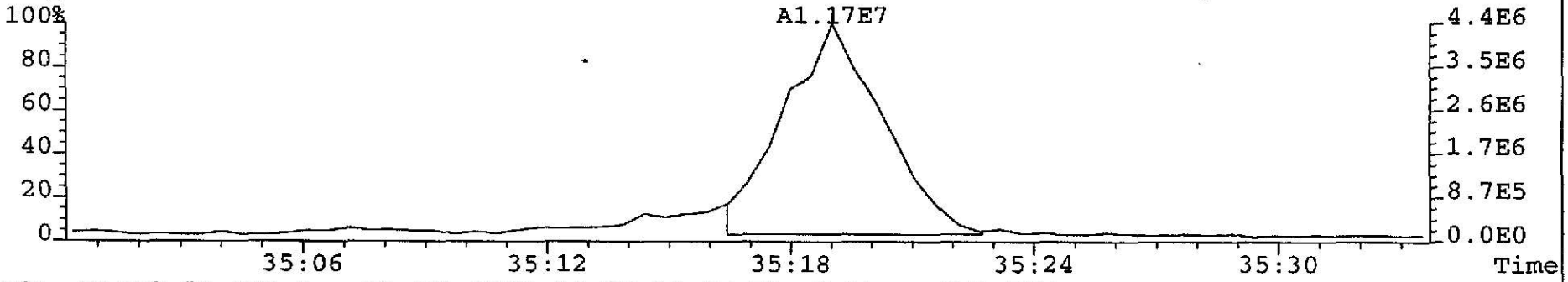

File:W1059 #1-422 Acq:13-JUL-2002 15:27:30 GC EI+ Voltage SIR 70S
385.8610 S:5 F:3 Exp:NDB5US
Sample Text:TLTLI#57752C DF-DP-676 0-0.5 File Text:TRIANGLE LABORATORIES, INC.

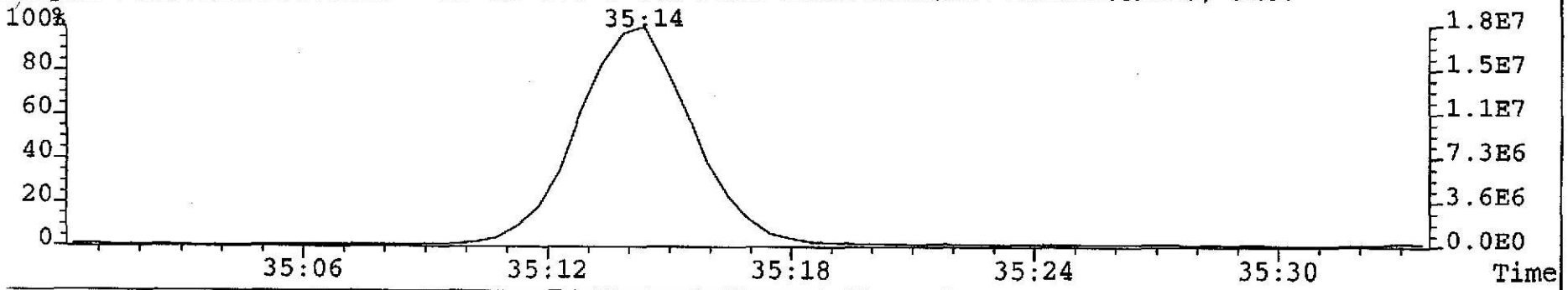

VAC 7/17/02

File:W1059 #1-422 Acq:13-JUL-2002 15:27:30 GC EI+ Voltage SIR 70S
389.8156 S:5 F:3 Exp:NDB5US
Sample Text:TLTLI#57752C DF-DP-676 0-0.5 File Text:TRIANGLE LABORATORIES, INC.

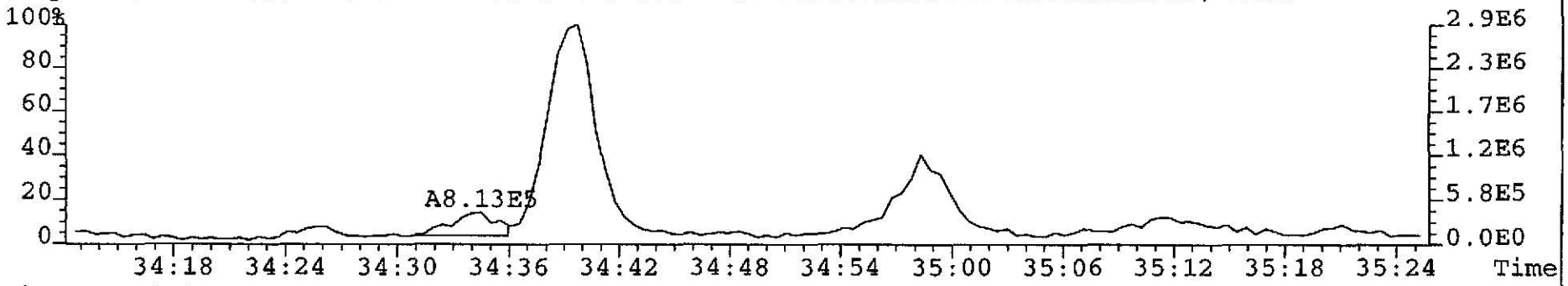

File:W1059 #1-422 Acq:13-JUL-2002 15:27:30 GC EI+ Voltage SIR 70S
391.8127 S:5 F:3 Exp:NDB5US
Sample Text:TLTLI#57752C DF-DP-676 0-0.5 File Text:TRIANGLE LABORATORIES, INC.

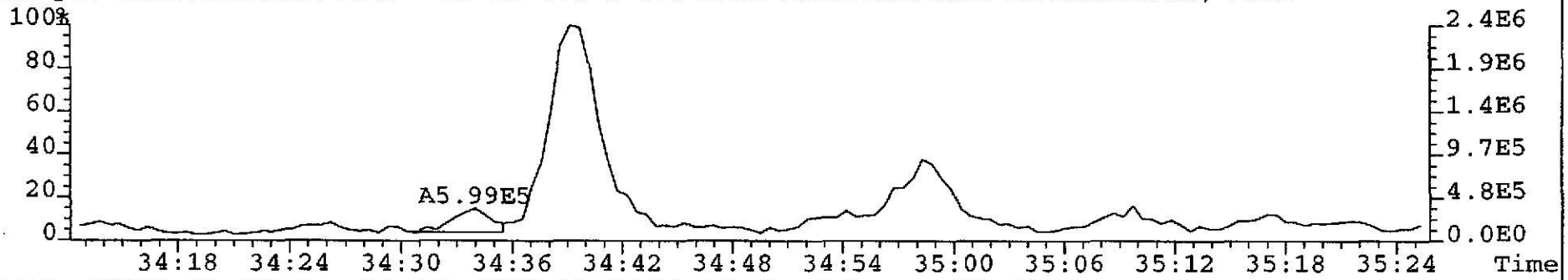

File:W1059 #1-422 Acq:13-JUL-2002 15:27:30 GC EI+ Voltage SIR 70S
403.8529 S:5 F:3 Exp:NDB5US
Sample Text:TLTLI#57752C DF-DP-676 0-0.5 File Text:TRIANGLE LABORATORIES, INC.

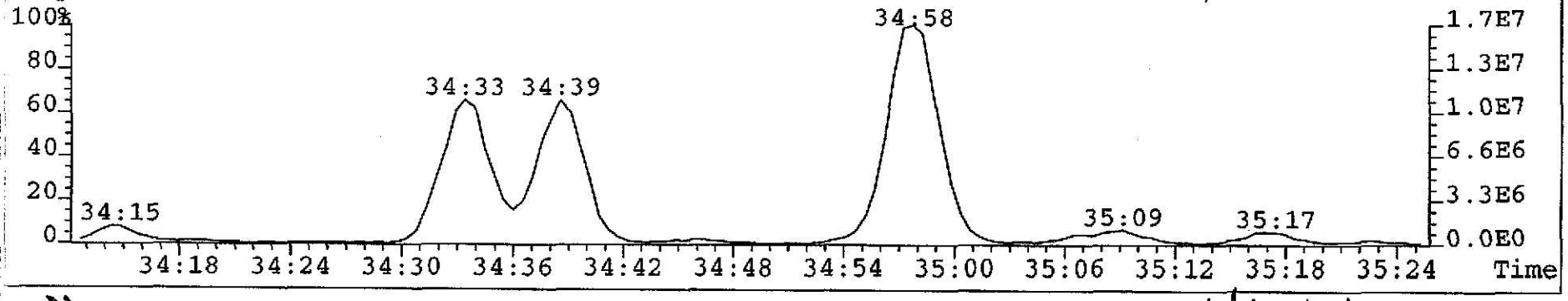

VSC 7/17/02

File:W1059 #1-422 Acq:13-JUL-2002 15:27:30 GC EI+ Voltage SIR 70S
389.8156 S:5 F:3 Exp:NDB5US
Sample Text:TLTLI#57752C DF-DP-676 0-0.5 File Text:TRIANGLE LABORATORIES, INC.

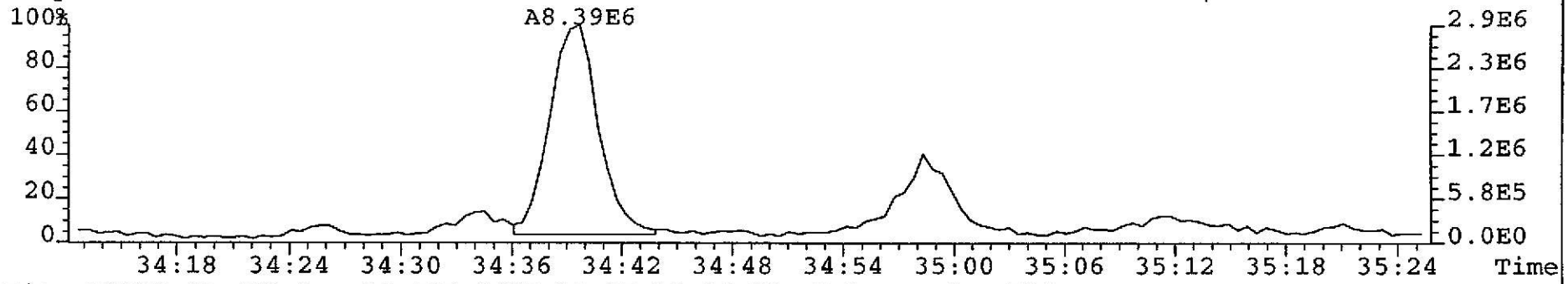

File:W1059 #1-422 Acq:13-JUL-2002 15:27:30 GC EI+ Voltage SIR 70S
391.8127 S:5 F:3 Exp:NDB5US
Sample Text:TLTLI#57752C DF-DP-676 0-0.5 File Text:TRIANGLE LABORATORIES, INC.

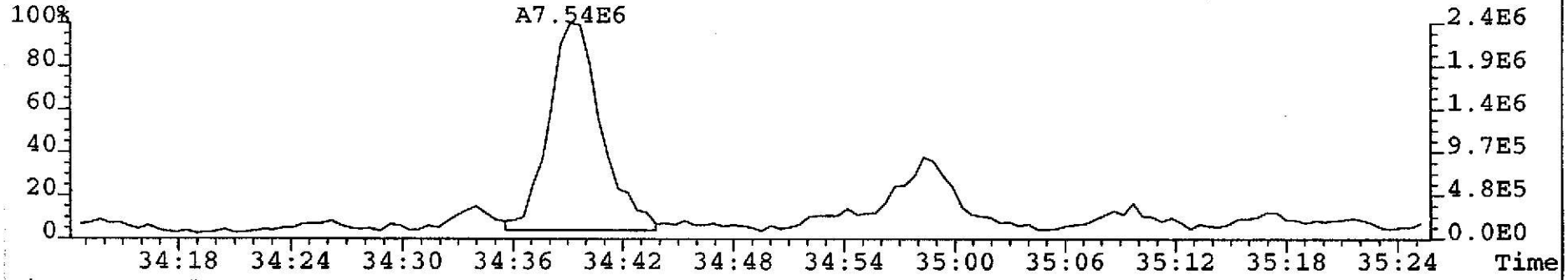

File:W1059 #1-422 Acq:13-JUL-2002 15:27:30 GC EI+ Voltage SIR 70S
403.8529 S:5 F:3 Exp:NDB5US
Sample Text:TLTLI#57752C DF-DP-676 0-0.5 File Text:TRIANGLE LABORATORIES, INC.

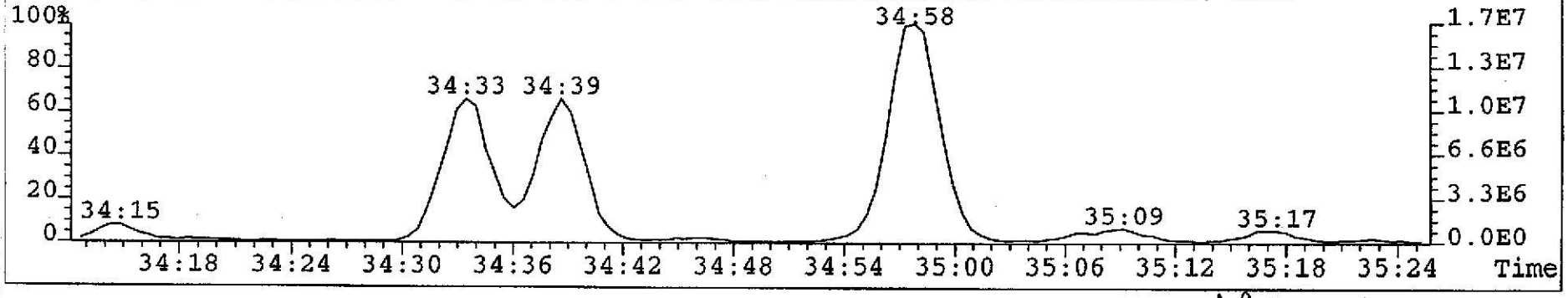

VBC 7/17/02

File:W1059 #1-422 Acq:13-JUL-2002 15:27:30 GC EI+ Voltage SIR 70S
389.8156 S:5 F:3 Exp:NDB5US
Sample Text:TLTLI#57752C DF-DP-676 0-0.5 File Text:TRIANGLE LABORATORIES, INC.

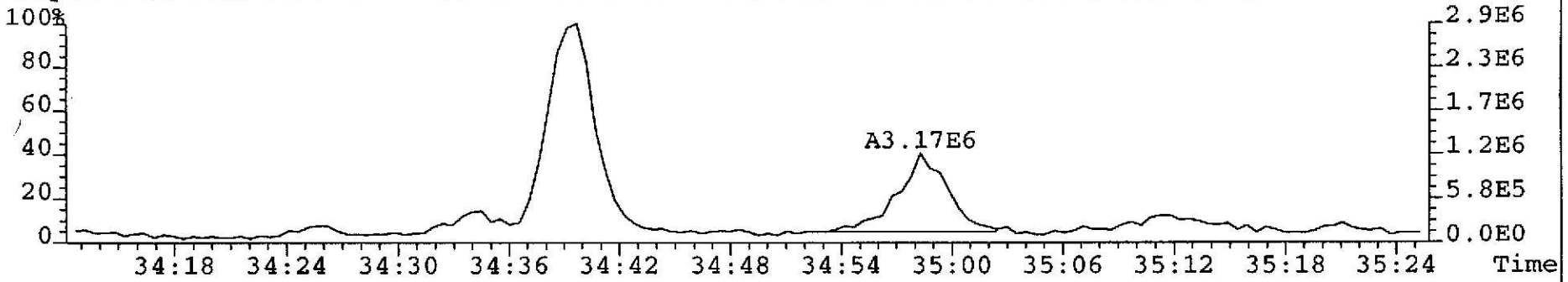

File:W1059 #1-422 Acq:13-JUL-2002 15:27:30 GC EI+ Voltage SIR 70S
391.8127 S:5 F:3 Exp:NDB5US
Sample Text:TLTLI#57752C DF-DP-676 0-0.5 File Text:TRIANGLE LABORATORIES, INC.

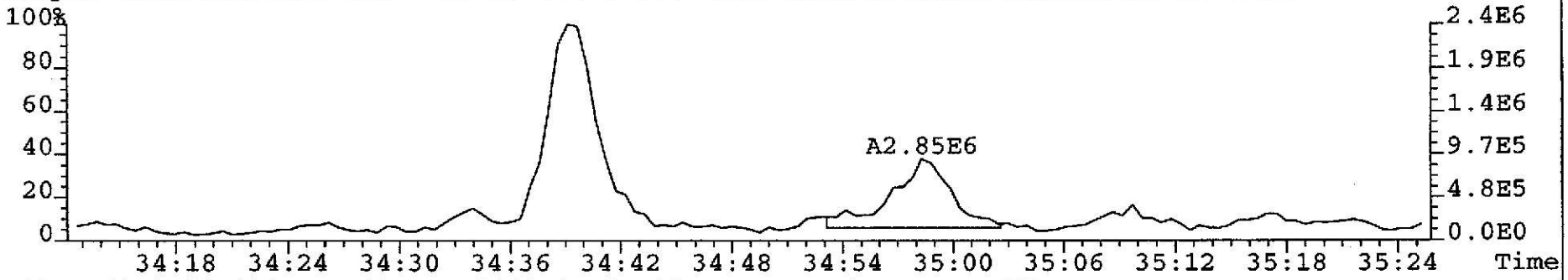

File:W1059 #1-422 Acq:13-JUL-2002 15:27:30 GC EI+ Voltage SIR 70S
403.8529 S:5 F:3 Exp:NDB5US
Sample Text:TLTLI#57752C DF-DP-676 0-0.5 File Text:TRIANGLE LABORATORIES, INC.

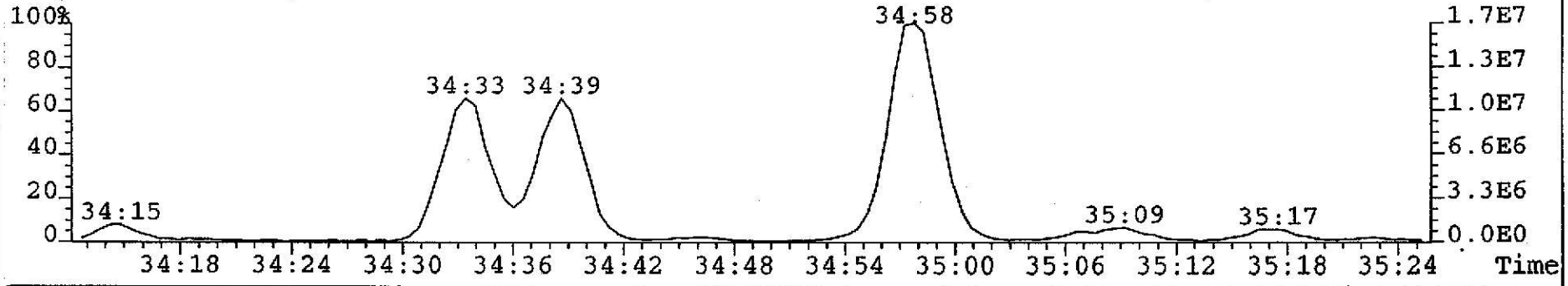

202

VC 7/17/02

File:W1059 #1-798 Acq:13-JUL-2002 15:27:30 GC EI+ Voltage SIR 70S
355.8546 S:5 F:2 Exp:NDB5US
Sample Text:TLTLI#57752C DF-DP-676 0-0.5 File Text:TRIANGLE LABORATORIES, INC.

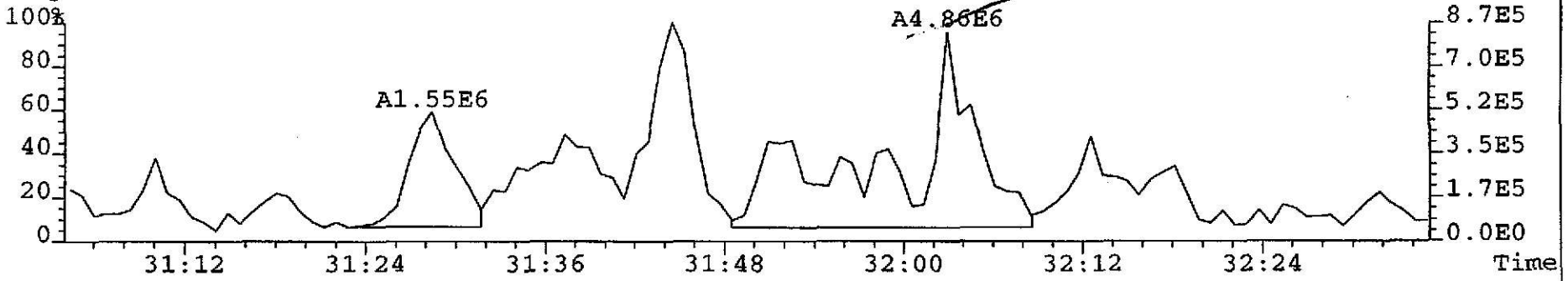

File:W1059 #1-798 Acq:13-JUL-2002 15:27:30 GC EI+ Voltage SIR 70S
357.8516 S:5 F:2 Exp:NDB5US
Sample Text:TLTLI#57752C DF-DP-676 0-0.5 File Text:TRIANGLE LABORATORIES, INC.

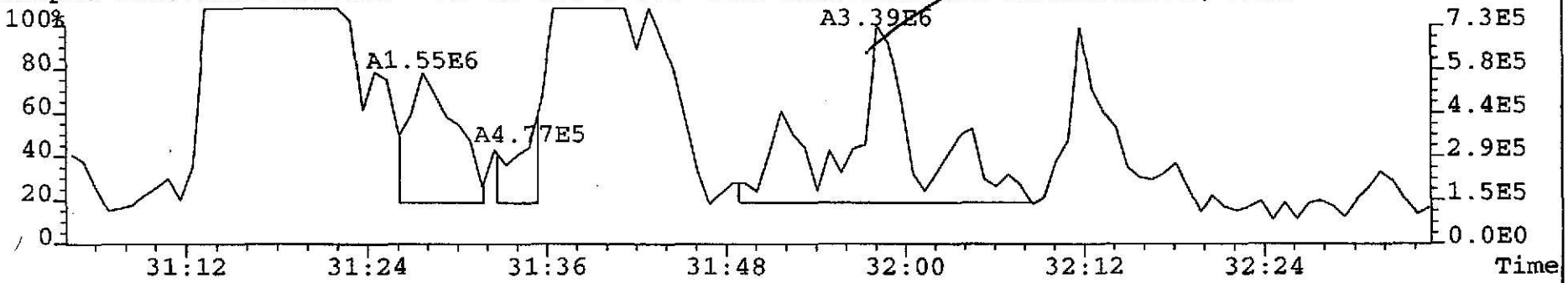

File:W1059 #1-798 Acq:13-JUL-2002 15:27:30 GC EI+ Voltage SIR 70S
367.8949 S:5 F:2 Exp:NDB5US
Sample Text:TLTLI#57752C DF-DP-676 0-0.5 File Text:TRIANGLE LABORATORIES, INC.

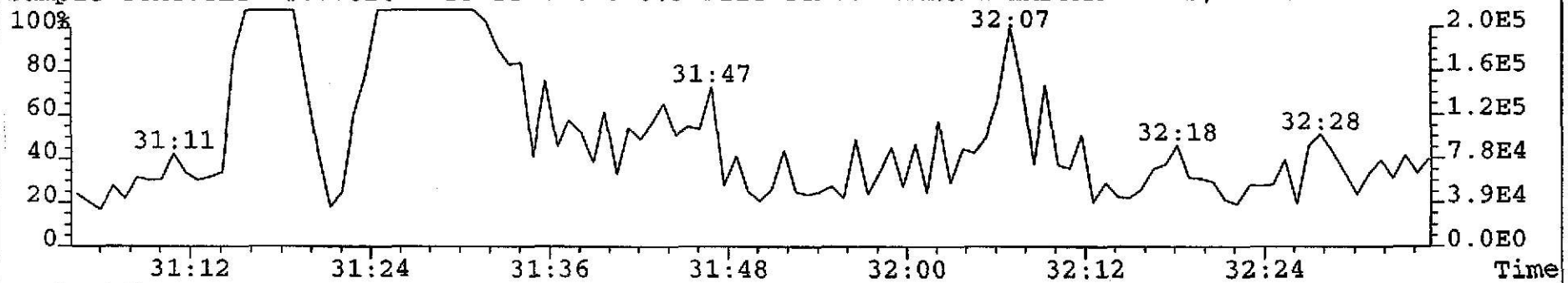

File:W1059 #1-798 Acq:13-JUL-2002 15:27:30 GC EI+ Voltage SIR 70S
355.8546 S:5 F:2 Exp:NDB5US
Sample Text:TLTLI#57752C DF-DP-676 0-0.5 File Text:TRIANGLE LABORATORIES, INC.

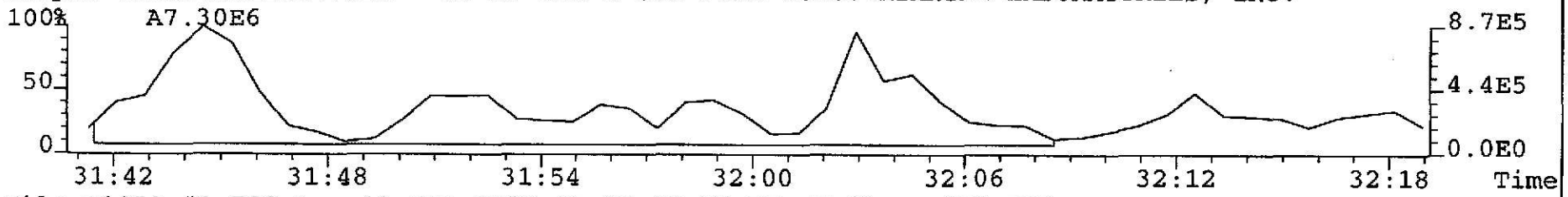

File:W1059 #1-798 Acq:13-JUL-2002 15:27:30 GC EI+ Voltage SIR 70S
357.8516 S:5 F:2 Exp:NDB5US
Sample Text:TLTLI#57752C DF-DP-676 0-0.5 File Text:TRIANGLE LABORATORIES, INC.

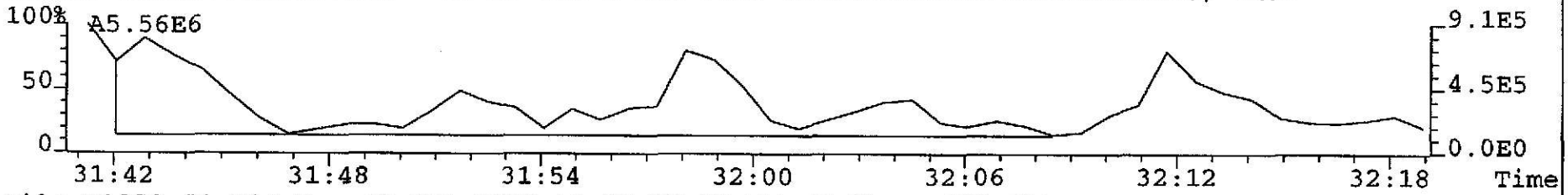

File:W1059 #1-798 Acq:13-JUL-2002 15:27:30 GC EI+ Voltage SIR 70S
367.8949 S:5 F:2 Exp:NDB5US
Sample Text:TLTLI#57752C DF-DP-676 0-0.5 File Text:TRIANGLE LABORATORIES, INC.

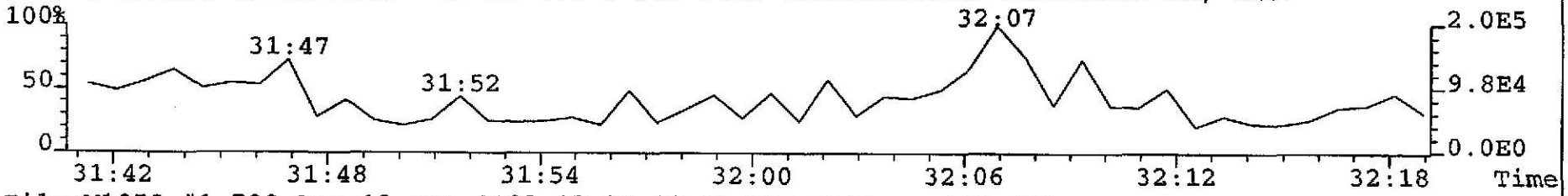

File:W1059 #1-798 Acq:13-JUL-2002 15:27:30 GC EI+ Voltage SIR 70S
369.8919 S:5 F:2 Exp:NDB5US
Sample Text:TLTLI#57752C DF-DP-676 0-0.5 File Text:TRIANGLE LABORATORIES, INC.

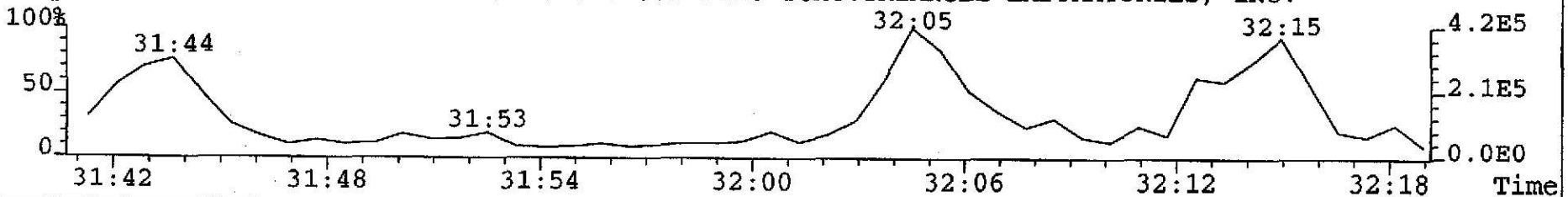

204

KLW 7/16/02

File:W1059 #1-422 Acq:13-JUL-2002 15:27:30 GC EI+ Voltage SIR 70S
373.8208 S:5 F:3 Exp:NDB5US
Sample Text:TLTLI#57752C DF-DP-676 0-0.5 File Text:TRIANGLE LABORATORIES, INC.

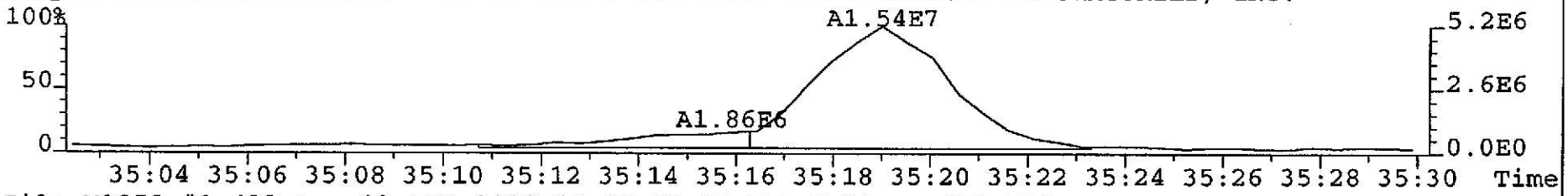

File:W1059 #1-422 Acq:13-JUL-2002 15:27:30 GC EI+ Voltage SIR 70S
375.8178 S:5 F:3 Exp:NDB5US
Sample Text:TLTLI#57752C DF-DP-676 0-0.5 File Text:TRIANGLE LABORATORIES, INC.

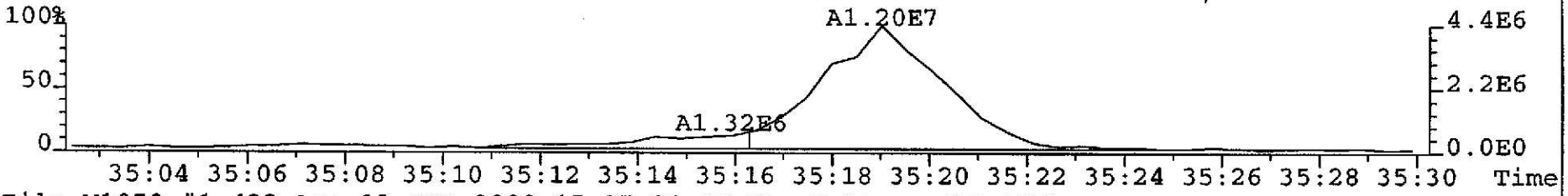

File:W1059 #1-422 Acq:13-JUL-2002 15:27:30 GC EI+ Voltage SIR 70S
383.8639 S:5 F:3 Exp:NDB5US
Sample Text:TLTLI#57752C DF-DP-676 0-0.5 File Text:TRIANGLE LABORATORIES, INC.

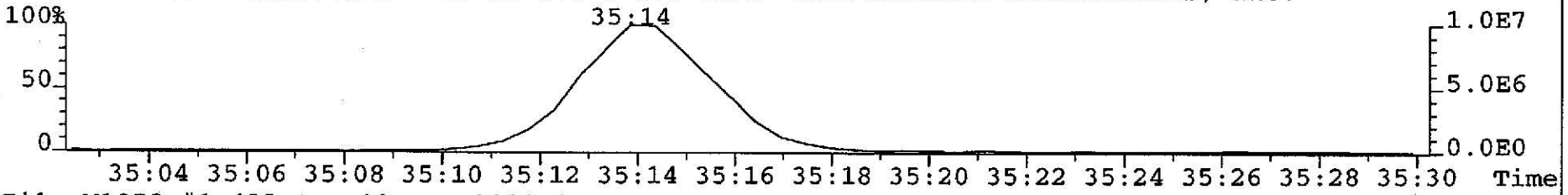

File:W1059 #1-422 Acq:13-JUL-2002 15:27:30 GC EI+ Voltage SIR 70S
385.8610 S:5 F:3 Exp:NDB5US
Sample Text:TLTLI#57752C DF-DP-676 0-0.5 File Text:TRIANGLE LABORATORIES, INC.

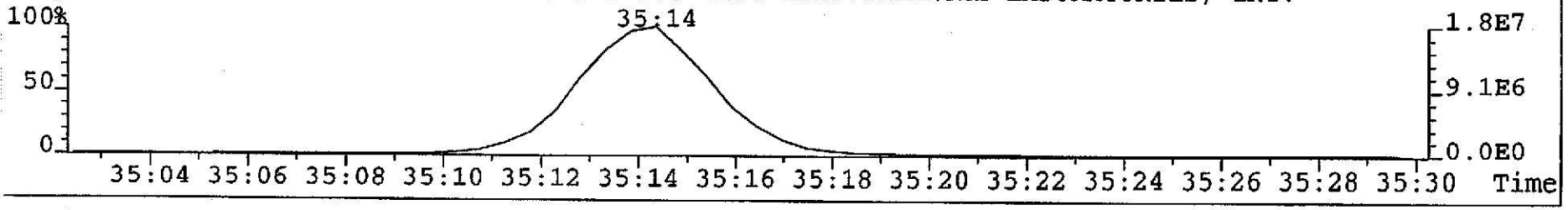

Kw 7/16/02

Martin & Slagle

TLI Project: **57752C** 1613, Revision B, Tetra Only PCDD/PCDF Analysis (c)
Client Sample: **DF-DP-676 0-0.5** Analysis File: **P022486**

Client Project:	**Mississippi Project**				
Sample Matrix:	**SOLID**	Date Received:	**06/28/2002**	Spike File:	**SPCONB22**
TLI ID:	**329-38-5**	Date Extracted:	**07/05/2002**	ICal:	**PF56152**
		Date Analyzed:	**07/15/2002**	ConCal:	**P022482**
Sample Size:	**13.500 g**	Dilution Factor:	**n/a**	% Moisture:	**8.1**
Dry Weight:	**12.407 g**	Blank File:	**W105902**	% Lipid:	**n/a**
GC Column:	**DB-225**	Analyst:	**JMM**	% Solids:	**91.9**

Analytes	Conc. (pg/g)	DL	Ratio	RT	RRT	Flags
2,3,7,8-TCDF	246		0.75	21:42	1.002	—

Internal Standard	Conc. (pg/g)	% Recovery	QC Limits	Ratio	RT	RRT	Flags
$^{13}C_{12}$-2,3,7,8-TCDF	104	64.8	29%-140%	0.78	21:40	1.048	—

Recovery Standard	Ratio	RT	Flags
$^{13}C_{12}$-1,2,3,4-TCDD	0.81	20:40	—

Data Reviewer: _____ 07/17/2002

CONB_PSR v1.00, LARS 6.25.05

Triangle Laboratories, Inc.®
2445 S. Alston Ave. • Durham, North Carolina 27713
Phone: (919) 544-5729 • Fax: (919) 544-5491

Printed: 01:20 07/17/2002

Initial ....Date...

Data Review By: NBL 7/17/02

Channel specific noise levels computed from 'NL' heights.

Page No. 1 Listing of P022486B.dbf
07/17/2002 Matched GC Peaks / Ratio / Ret. Time

Compound/ M_Z....	QC.Log	Omit	Why	..RT.	OK	Ratio	Total.Area/Ht	Area/Ht.Peak1	Area/Ht.Peak2	Rel.RT	Compound.Name.,	ID..	Flags.
TCDF						0.65-0.89				0.788-1.102			
304-306	DC	NL				Height	0.37	0.17	0.20				
				17:24	RO	13.39	15.68	14.59	1.09	0.803			
				18:02	RO	0.53	4.76	1.64	3.12	0.832			
				18:08		0.75	53.73	22.95	30.78	0.837			
				18:16		0.70	52.02	21.49	30.53	0.843			
				18:24		0.70	31.63	12.99	18.64	0.849			
				18:32		0.72	97.91	41.11	56.80	0.855			
				18:42		0.74	13.54	5.77	7.77	0.863			
				18:59		0.72	364.89	153.35	211.54	0.876			
				19:10		0.75	305.81	131.42	174.39	0.885			
				19:17		0.73	28.00	11.81	16.19	0.890			
				19:26		0.75	611.95	262.62	349.33	0.897			
				19:36		0.68	43.87	17.69	26.18	0.905			
				19:56		0.74	149.79	63.92	85.87	0.920			
				20:07		0.69	43.74	17.79	25.95	0.928			
				20:22		0.74	344.09	145.92	198.17	0.940			
				20:37		0.72	265.96	111.74	154.22	0.952			
				20:49		0.77	164.20	71.38	92.82	0.961			
				20:59		0.75	19.16	8.23	10.93	0.968			
				21:12		0.75	40.09	17.16	22.93	0.978			
				21:34		0.75	45.71	19.64	26.07	0.995			
				21:42		0.75	1,443.53	620.64	822.89	1.002	2378-TCDF	AN	
				21:55		0.72	385.71	162.05	223.66	1.012			
				22:07		0.75	18.28	7.83	10.45	1.021			
				22:18		0.75	1,107.70	474.62	633.08	1.029			
				22:43	RO	1.25	4.89	2.72	2.17	1.048			
				22:52	RO	1.54	1.42	0.86	0.56	1.055			J
				23:06		0.78	44.08	19.29	24.79	1.066			
				23:21		0.75	22.93	9.79	13.14	1.078			
				23:31		0.73	39.05	16.51	22.54	1.085			
				23:38		0.65	10.90	4.30	6.60	1.091			
				23:46		0.67	7.81	3.12	4.69	1.097			
	DC	WH		24:00		0.78	54.49			1.108			
304-306			31	Peaks			5,782.83						
13C12-TCDF						0.65-0.89				0.954-1.046			
316-318	DC	NL				Height	0.39	0.13	0.26				
	DC	WL		17:37	RO	1.45	4.04			0.813			
	DC	WL		17:49	RO	0.56	0.50			0.822			
	DC	WL		18:39		0.65	1.57			0.861			
	DC	WL		18:46		0.80	12.24			0.866			
	DC	WL		19:55	RO	0.63	2.06			0.919			
	DC	WL		20:21	RO	0.94	8.70			0.939			
				20:42		0.71	1.28	0.53	0.75	0.955			
				21:40		0.78	843.11	369.09	474.02	1.000	13C12-2378-TCDF	ISO	
						Height	248.37	107.42	140.95				

Compound/ M_Z....	QC.Log	Omit	Why	..RT.	OK	Ratio	Total.Area/Ht	Area/Ht.Peak1	Area/Ht.Peak2	Rel.RT	Compound.Name..	ID..	Flags.
				21:52	RO	0.93	2.05	0.99	1.06	1.009			
				22:04		0.74	1.25	0.53	0.72	1.018			
				22:21	RO	0.22	1.42	0.26	1.16	1.032			
	DC		SN	22:26	RO	2.17	1.11			1.035			
				22:31	RO	0.53	1.41	0.49	0.92	1.039			
				22:39	RO	0.19	1.12	0.18	0.94	1.045			
	DC		WH	22:43		0.69	0.27			1.048			
	DC		WH	22:59	RO	0.64	1.39			1.061			
	DC		WH	23:03	RO	0.57	0.47			1.064			
	DC		WH	23:24	RO	0.06	2.09			1.080			
	DC		WH	23:36	RO	1.04	3.00			1.089			
	DC		WH	23:50		0.68	0.64			1.100			
	DC		WH	24:03	RO	1.46	3.22			1.110			
	DC		WH	24:10	RO	1.21	2.48			1.115			
316-318			7	Peaks			851.64						

---------- Above: TCDF / TCDD Follows ----------

13C12-TCDD				0.65-0.89					0.902-1.098		
332-334	DC	NL		Height		1.06	0.91	0.15			
			20:24	0.78		604.67	265.10	339.57	1.000	13C12-2378-TCDD IS1	
				Height		196.35	88.30	108.05			
			20:40	0.81		951.85	425.39	526.46	1.013	13C12-1234-TCDD RS1	
	DC	SN	21:25	RO	7.17	3.43			1.050		
	DC	WH	22:31	RO	3.33	5.41			1.104		
332-334			2	Peaks		1,556.52					

Column Description.....	"Why" Code Description.....	QC Log Desc.....
M_Z -Nominal Ion Mass(es)	WL-Below Retention Time Window	A-Peak Added
..RT. -Retention Time (mm:ss)	WH-Above Retention Time Window	K-Peak Kept
Rat.1 -Ratio of M/M+2 Ions	SN-Below Signal to Noise Level	D-Peak Deleted
OK -RO=Ratio Outside Limits	<M-Below Method Detection Limit	T-Time Changed
Rel.RT-Relative Retention Time	NL-Channel Specific Noise Level	M-Peak Area Changed
		N-Name Changed
		X-Ether Interference

*** End of Report ***

File:P022486 #1-3027 Acq:15-JUL-2002 05:08:53 EI+ Voltage SIR 70P Noise:209
303.9016 BSUB(256,30,-3.0) PKD(5,3,1,0.10%,836.0,0.00%,F,F) Exp:DB225
TRIANGLE LABS Text:DF-DP-676 0-0.5 TLI#57752C INJ. TIME = 05:09

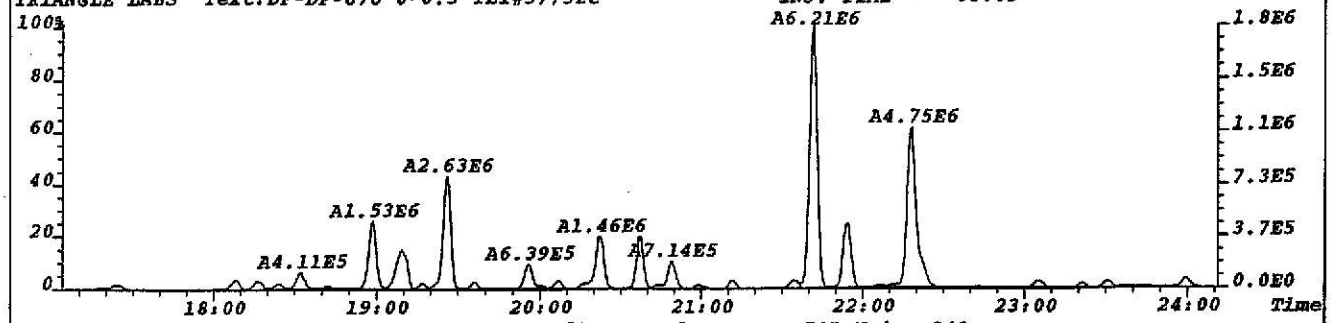

File:P022486 #1-3027 Acq:15-JUL-2002 05:08:53 EI+ Voltage SIR 70P Noise:248
305.8987 BSUB(256,30,-3.0) PKD(5,3,1,0.10%,992.0,0.00%,F,F) Exp:DB225
TRIANGLE LABS Text:DF-DP-676 0-0.5 TLI#57752C INJ. TIME = 05:09

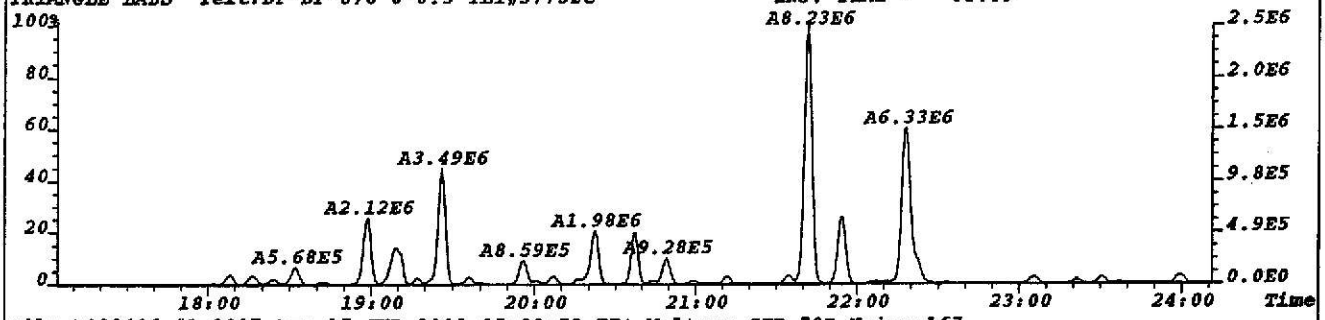

File:P022486 #1-3027 Acq:15-JUL-2002 05:08:53 EI+ Voltage SIR 70P Noise:167
315.9419 BSUB(256,30,-3.0) PKD(5,3,1,0.10%,668.0,0.00%,F,F) Exp:DB225
TRIANGLE LABS Text:DF-DP-676 0-0.5 TLI#57752C INJ. TIME = 05:09

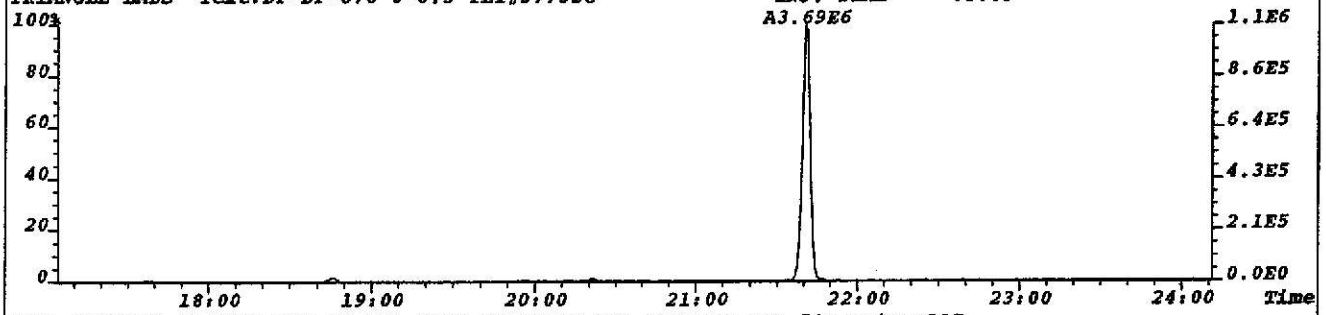

File:P022486 #1-3027 Acq:15-JUL-2002 05:08:53 EI+ Voltage SIR 70P Noise:327
317.9389 BSUB(256,30,-3.0) PKD(5,3,1,0.10%,1308.0,0.00%,F,F) Exp:DB225
TRIANGLE LABS Text:DF-DP-676 0-0.5 TLI#57752C INJ. TIME = 05:09

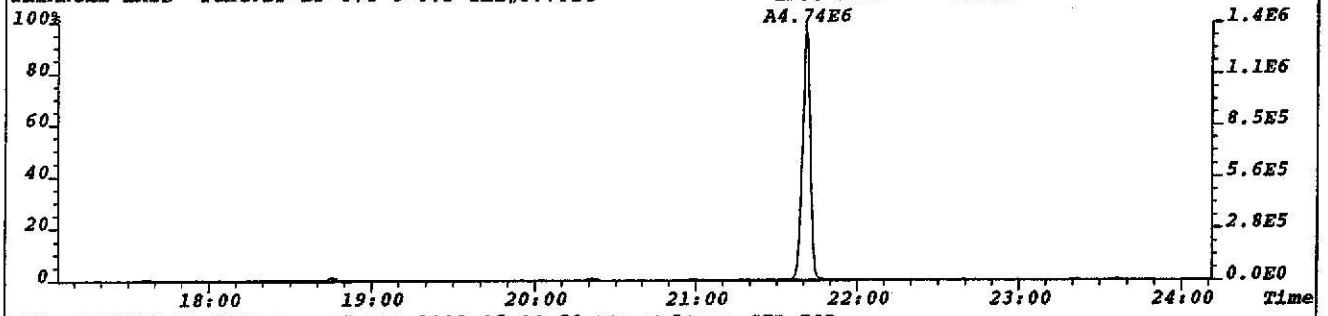

File:P022486 #1-3027 Acq:15-JUL-2002 05:08:53 EI+ Voltage SIR 70P
375.8364 Exp:DB225
TRIANGLE LABS Text:DF-DP-676 0-0.5 TLI#57752C INJ. TIME = 05:09

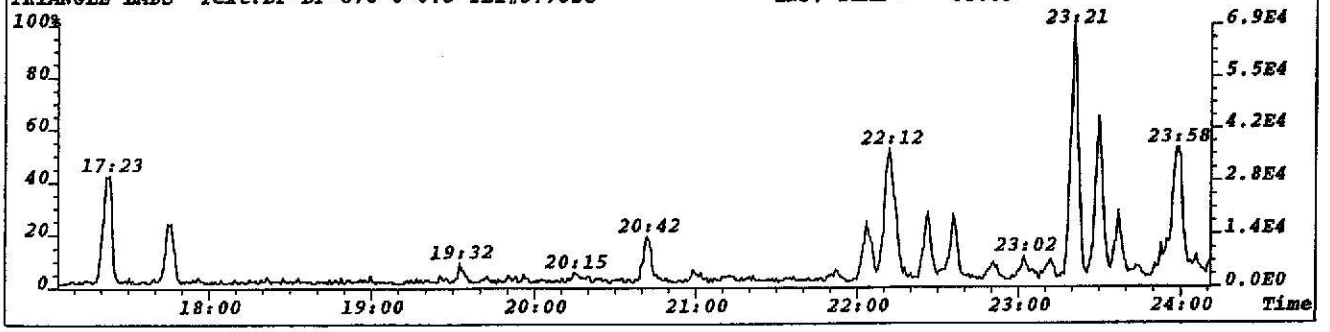

File:P022486 #1-3027 Acq:15-JUL-2002 05:08:53 EI+ Voltage SIR 70P Noise:226
319.8965 BSUB(256,30,-3.0) PKD(5,3,1,0.10%,904.0,0.00%,F,F) Exp:DB225
TRIANGLE LABS Text:DF-DP-676 0-0.5 TLI#57752C INJ. TIME = 05:09

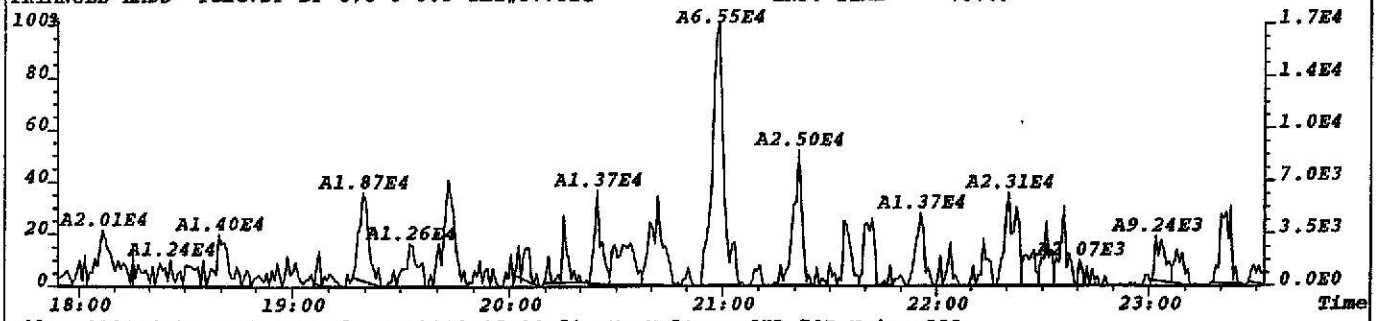

File:P022486 #1-3027 Acq:15-JUL-2002 05:08:53 EI+ Voltage SIR 70P Noise:222
321.8936 BSUB(256,30,-3.0) PKD(5,3,1,0.10%,888.0,0.00%,F,F) Exp:DB225
TRIANGLE LABS Text:DF-DP-676 0-0.5 TLI#57752C INJ. TIME = 05:09

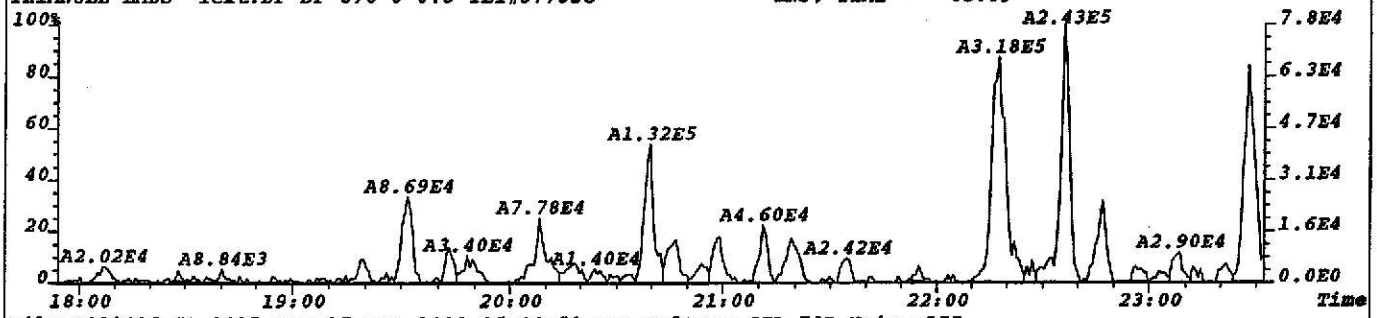

File:P022486 #1-3027 Acq:15-JUL-2002 05:08:53 EI+ Voltage SIR 70P Noise:255
327.8847 BSUB(256,30,-3.0) PKD(5,3,1,0.10%,1020.0,0.00%,F,F) Exp:DB225
TRIANGLE LABS Text:DF-DP-676 0-0.5 TLI#57752C INJ. TIME = 05:09

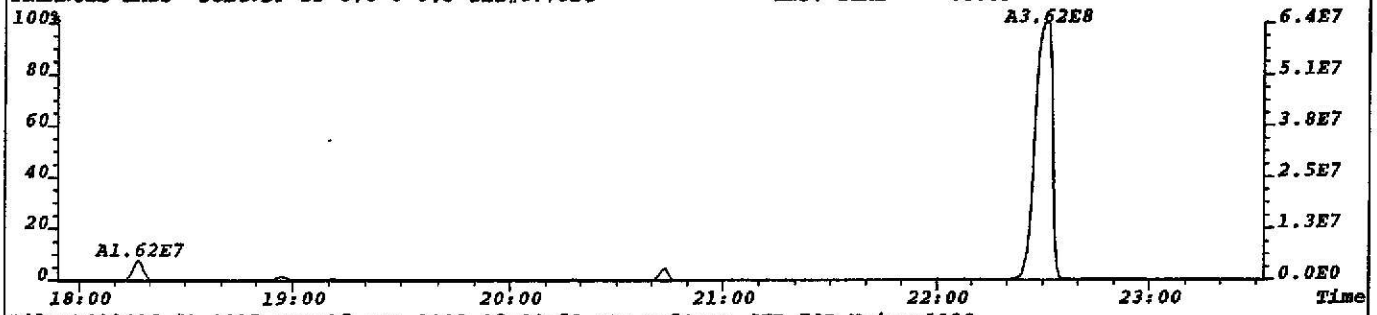

File:P022486 #1-3027 Acq:15-JUL-2002 05:08:53 EI+ Voltage SIR 70P Noise:1138
331.9368 BSUB(256,30,-3.0) PKD(5,3,1,0.10%,4552.0,0.00%,F,F) Exp:DB225
TRIANGLE LABS Text:DF-DP-676 0-0.5 TLI#57752C INJ. TIME = 05:09

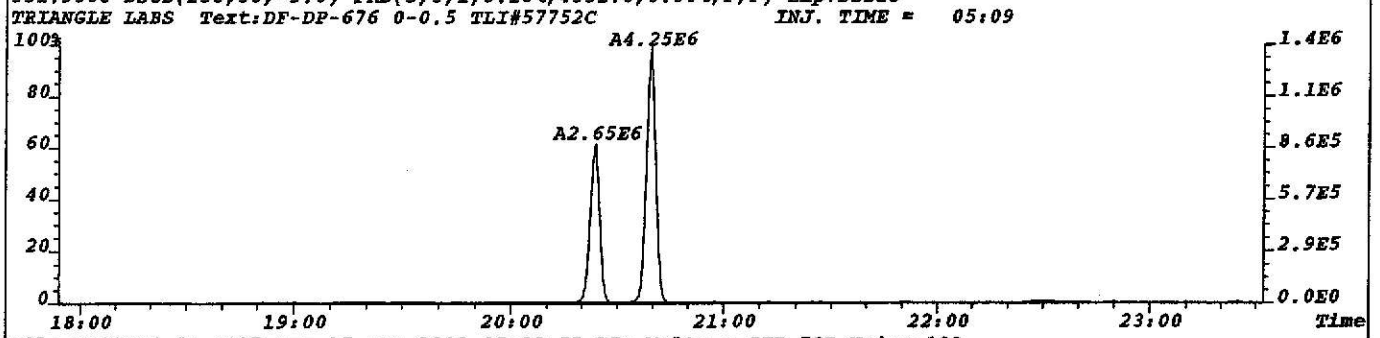

File:P022486 #1-3027 Acq:15-JUL-2002 05:08:53 EI+ Voltage SIR 70P Noise:192
333.9338 BSUB(256,30,-3.0) PKD(5,3,1,0.10%,768.0,0.00%,F,F) Exp:DB225
TRIANGLE LABS Text:DF-DP-676 0-0.5 TLI#57752C INJ. TIME = 05:09

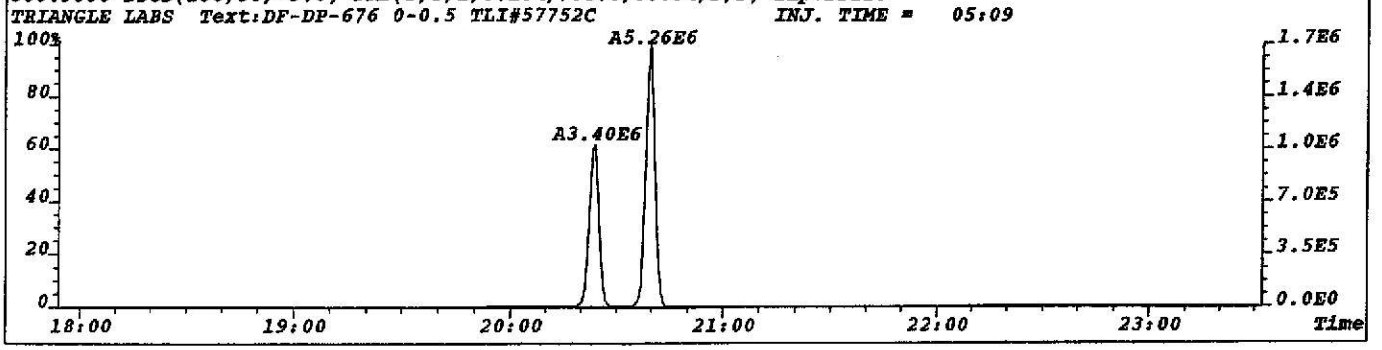

File:P022486 #1-3027 Acq:15-JUL-2002 05:08:53 EI+ Voltage SIR 70P
303.9016 Exp:DB225
TRIANGLE LABS Text:DF-DP-676 0-0.5 TLI#57752C INJ. TIME = 05:09

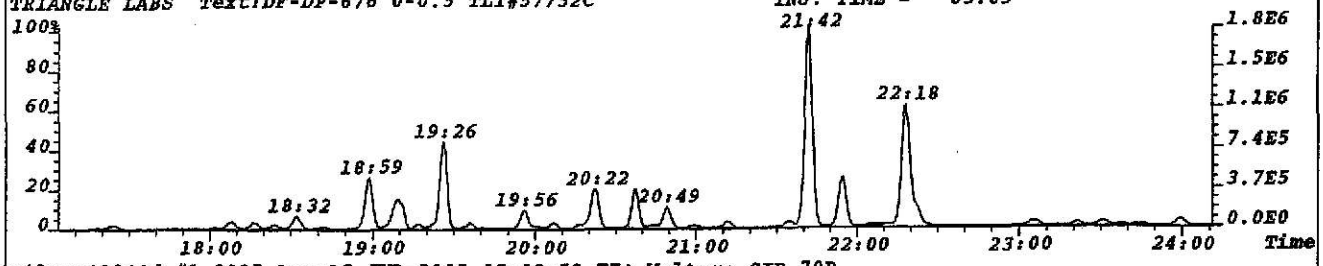

File:P022486 #1-3027 Acq:15-JUL-2002 05:08:53 EI+ Voltage SIR 70P
315.9419 Exp:DB225
TRIANGLE LABS Text:DF-DP-676 0-0.5 TLI#57752C INJ. TIME = 05:09



File:P022486 #1-3027 Acq:15-JUL-2002 05:08:53 EI+ Voltage SIR 70P
319.8965 Exp:DB225
TRIANGLE LABS Text:DF-DP-676 0-0.5 TLI#57752C INJ. TIME = 05:09

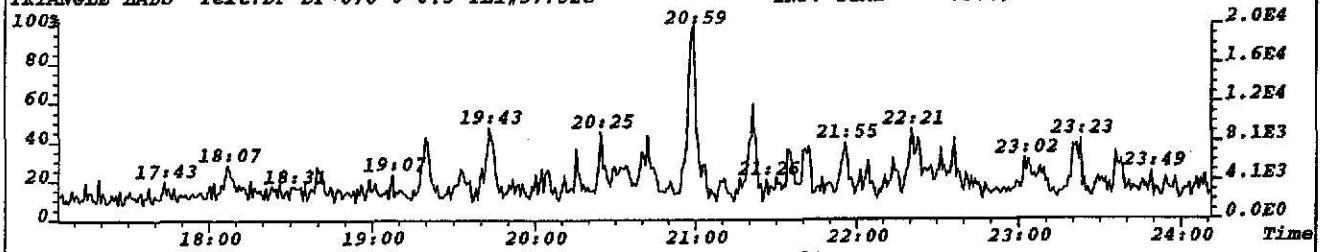

File:P022486 #1-3027 Acq:15-JUL-2002 05:08:53 EI+ Voltage SIR 70P
331.9368 Exp:DB225
TRIANGLE LABS Text:DF-DP-676 0-0.5 TLI#57752C INJ. TIME = 05:09

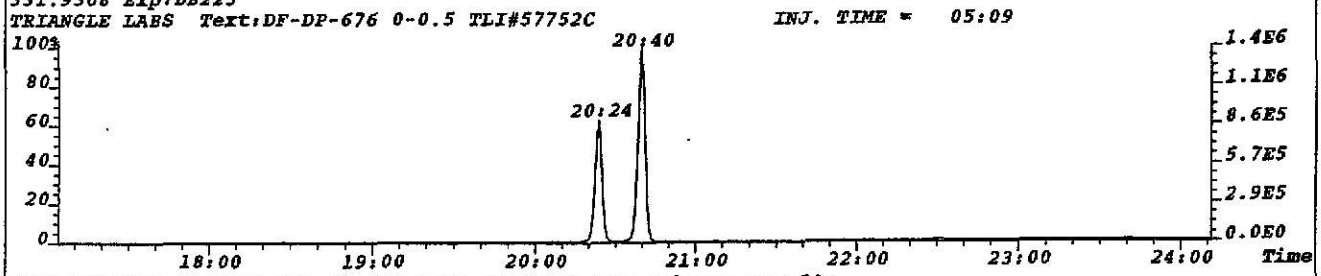

File:P022486 #1-3027 Acq:15-JUL-2002 05:08:53 EI+ Voltage SIR 70P
292.9825 Exp:DB225
TRIANGLE LABS Text:DF-DP-676 0-0.5 TLI#57752C INJ. TIME = 05:09

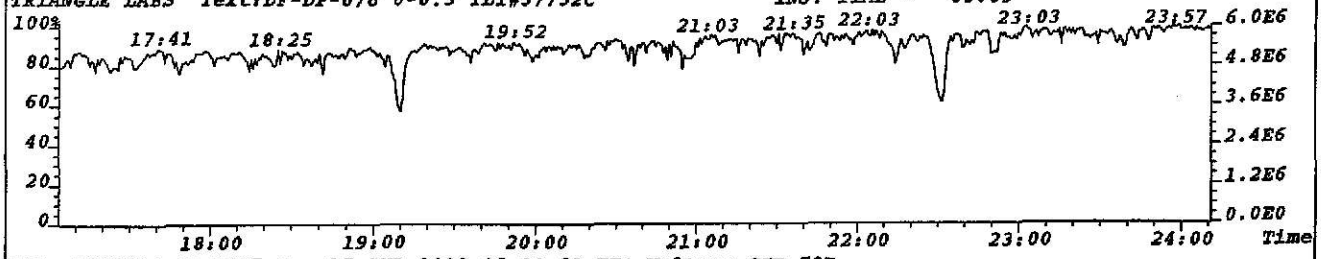

File:P022486 #1-3027 Acq:15-JUL-2002 05:08:53 EI+ Voltage SIR 70P
330.9792 Exp:DB225
TRIANGLE LABS Text:DF-DP-676 0-0.5 TLI#57752C INJ. TIME = 05:09

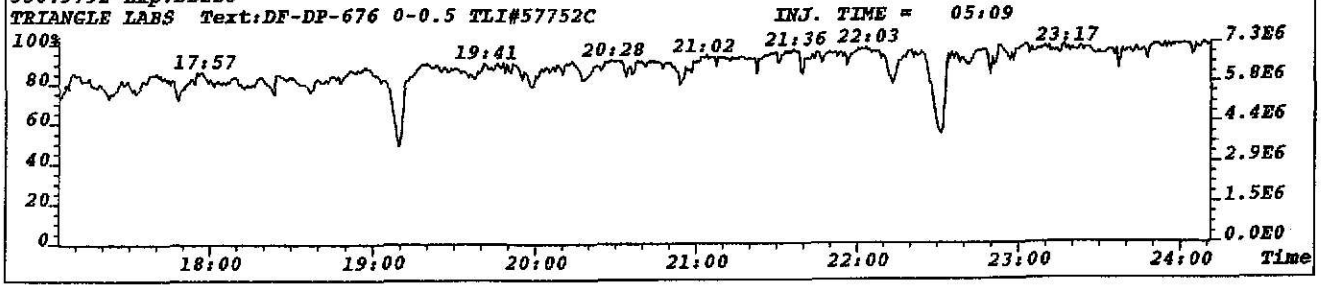

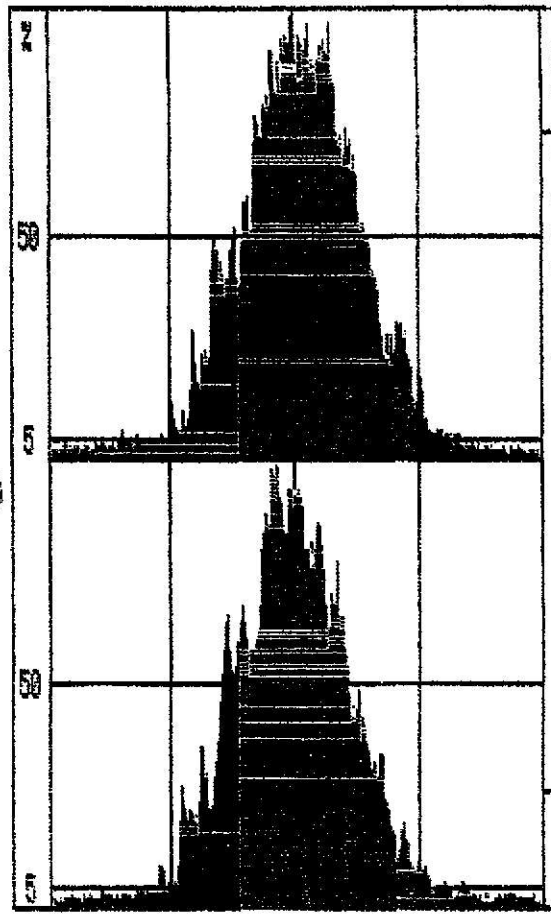

Ref. mass 292.9825 Peak top
Height 1.04 volts Span 200 ppm

System file name	DB225
Data file name	A:P715021
Resolution	10000
Group number	1
Ionization mode	EI+
Switching	VOLTAGE
Ref. masses	292.9825, 380.9761

A	292.9825	J	330.9792
B	303.9016	K	331.3368
C	305.8987	L	333.9338
D	315.9419	M	375.8364
E	317.9389		
F	319.8965		
G	321.8936		
H	327.8847		
I	330.9792		

Channel I 330.9792 Peak top
Height 1.12 volts Span 200 ppm

TLI Project: 57752C — 1613, Revision B PCDD/PCDF Analysis (c)

Client Sample: DF-DP-209 0-0.5 — Analysis File: W105906

Client Project:	Mississippi Project				
Sample Matrix:	SOLID	Date Received:	06/28/2002	Spike File:	SP161B22
TLI ID:	329-38-8	Date Extracted:	07/05/2002	ICal:	WF5614B
		Date Analyzed:	07/13/2002	ConCal:	WB21058
Sample Size:	13.500 g	Dilution Factor:	n/a	% Moisture:	16.0
Dry Weight:	11.340 g	Blank File:	W105902	% Lipid:	n/a
GC Column:	DB-5	Analyst:	JLD	% Solids:	84.0

Analytes	Conc. (pg/g)	DL	Ratio	RT	RRT	Flags
2,3,7,8-TCDD	5.7		0.75	27:18	1.001	—
1,2,3,7,8-PeCDD	23.7		1.57	31:28	1.001	—
1,2,3,4,7,8-HxCDD	36.4		1.21	34:34	1.000	—
1,2,3,6,7,8-HxCDD	198		1.25	34:40	1.000	—
1,2,3,7,8,9-HxCDD	61.0		1.25	34:58	1.009	—
1,2,3,4,6,7,8-HpCDD	456		1.06	37:58	1.000	—
1,2,3,4,6,7,8,9-OCDD	1700		0.92	41:41	1.000	—
2,3,7,8-TCDF	74.1		0.73	26:37	1.001	—
1,2,3,7,8-PeCDF	34.8		1.52	30:28	1.001	—
2,3,4,7,8-PeCDF	129		1.48	31:08	1.000	—
1,2,3,4,7,8-HxCDF	581		1.25	33:52	1.000	—
1,2,3,6,7,8-HxCDF	221		1.22	33:58	1.000	—
2,3,4,6,7,8-HxCDF	272		1.25	34:27	1.000	—
1,2,3,7,8,9-HxCDF	6.6		1.06	35:14	1.000	—
1,2,3,4,6,7,8-HpCDF	9130		1.03	36:56	1.000	SE_
1,2,3,4,7,8,9-HpCDF	194		1.01	38:30	1.000	—
1,2,3,4,6,7,8,9-OCDF	4270		0.93	41:55	1.006	E_

Totals	Conc. (pg/g)	Number	DL	Flags
Total TCDD	64.6	8		—
Total PeCDD	111	3		—
Total HxCDD	1470	6		—
Total HpCDD	887	2		—
Total TCDF	377	18		—
Total PeCDF	1130	17		—
Total HxCDF	7620	10		E_
Total HpCDF	15380	4		SE_

161B_PSR v2.04, LARS 6.25.05

Triangle Laboratories, Inc.®
2445 S. Alston Ave. • Durham, North Carolina 27713
Phone: (919) 544-5729 • Fax: (919) 544-5491

Printed: 11:55 07/17/2002

TLI Project: 57752C
Client Sample: DF-DP-209 0-0.5

1613, Revision B PCDD/PCDF Analysis (c)
Analysis File: W105906

Internal Standards	Conc. (pg/g)	% Recovery	QC Limits	Ratio	RT	RRT	Flags
$^{13}C_{12}$-2,3,7,8-TCDD	110	62.5	25%-164%	0.80	27:17	1.007	—
$^{13}C_{12}$-1,2,3,7,8-PeCDD	92.4	52.4	25%-181%	1.51	31:27	1.161	—
$^{13}C_{12}$-1,2,3,4,7,8-HxCDD	124	70.2	32%-141%	1.22	34:34	0.989	—
$^{13}C_{12}$-1,2,3,6,7,8-HxCDD	129	73.4	28%-130%	1.20	34:39	0.991	—
$^{13}C_{12}$-1,2,3,4,6,7,8-HpCDD	92.1	52.2	23%-140%	1.09	37:57	1.085	—
$^{13}C_{12}$-1,2,3,4,6,7,8,9-OCDD	102	29.0	17%-157%	0.96	41:41	1.192	—
$^{13}C_{12}$-2,3,7,8-TCDF	119	67.6	24%-169%	0.75	26:35	0.981	—
$^{13}C_{12}$-1,2,3,7,8-PeCDF	87.5	49.6	24%-185%	1.48	30:27	1.124	—
$^{13}C_{12}$-2,3,4,7,8-PeCDF	81.8	46.4	21%-178%	1.51	31:08	1.149	—
$^{13}C_{12}$-1,2,3,4,7,8-HxCDF	164	92.8	26%-152%	0.52	33:51	0.968	—
$^{13}C_{12}$-1,2,3,6,7,8-HxCDF	162	92.0	26%-123%	0.53	33:58	0.971	—
$^{13}C_{12}$-2,3,4,6,7,8-HxCDF	116	66.0	28%-136%	0.53	34:27	0.985	—
$^{13}C_{12}$-1,2,3,7,8,9-HxCDF	122	69.0	29%-147%	0.53	35:14	1.008	—
$^{13}C_{12}$-1,2,3,4,6,7,8-HpCDF	146	82.5	28%-143%	0.51	36:55	1.056	—
$^{13}C_{12}$-1,2,3,4,7,8,9-HpCDF	119	67.4	26%-138%	0.44	38:29	1.101	—

Cleanup Standard	Conc. (pg/g)	% Recovery	QC Limits	RT	RRT	Flags
$^{37}Cl_4$-2,3,7,8-TCDD	12.2	69.0	35%-197%	27:17	1.007	—

Recovery Standards	Ratio	RT	Flags
$^{13}C_{12}$-1,2,3,4-TCDD	0.82	27:06	—
$^{13}C_{12}$-1,2,3,7,8,9-HxCDD	1.22	34:58	—

Data Reviewer: _____ 07/17/2002

161B_PSR v2.04, LARS 6.25.05

Triangle Laboratories, Inc.®
2445 S. Alston Ave. • Durham, North Carolina 27713
Phone: (919) 544-5729 • Fax: (919) 544-5491

Printed: 11:55 07/17/2002

TLI Project: 57752C
Client Sample: DF-DP-209 0-0.5

Toxicity Equivalents Report
Analysis File: W105906

Client Project:	Mississippi Project				
Sample Matrix:	SOLID	Date Received:	06/28/02	Spike File:	SP161B22
TLI ID:	329-38-8	Date Extracted:	07/05/02	ICal:	WF5614B
		Date Analyzed:	07/13/02	ConCal:	WB21058
Sample Size:	13.500 g	Dilution Factor:	1	% Moisture:	16.0
Dry Weight:	11.340 g	Blank File:	W105902	% Lipid:	n/a
GC Column:	DB-5	Analyst:	JLD	% Solids:	84.0

Analytes	Conc. (pg/g)		TEF		Equivalent
2,3,7,8-TCDD	5.7	x	1.	=	5.7
1,2,3,7,8-PeCDD	23.7	x	0.5	=	11.9
1,2,3,4,7,8-HxCDD	36.4	x	0.1	=	3.64
1,2,3,6,7,8-HxCDD	198	x	0.1	=	19.8
1,2,3,7,8,9-HxCDD	61.0	x	0.1	=	6.10
1,2,3,4,6,7,8-HpCDD	456	x	0.01	=	4.56
1,2,3,4,6,7,8,9-OCDD	1700	x	0.001	=	1.700
TOTAL PCDD					53.4
2,3,7,8-TCDF	42.0	x	0.1	=	4.20
1,2,3,7,8-PeCDF	34.8	x	0.05	=	1.74
2,3,4,7,8-PeCDF	129	x	0.5	=	64.5
1,2,3,4,7,8-HxCDF	581	x	0.1	=	58.1
1,2,3,6,7,8-HxCDF	221	x	0.1	=	22.1
2,3,4,6,7,8-HxCDF	272	x	0.1	=	27.2
1,2,3,7,8,9-HxCDF	6.6	x	0.1	=	0.66
1,2,3,4,6,7,8-HpCDF	9130	x	0.01	=	91.30
1,2,3,4,7,8,9-HpCDF	194	x	0.01	=	1.94
1,2,3,4,6,7,8,9-OCDF	4270	x	0.001	=	4.270
TOTAL PCDF					276.0

Total EPA TEFs, 1989a: 329.4 pg/g

GRY_TEF v1.08, MILES 4.22.16

Triangle Laboratories, Inc.®
2445 S. Alston Ave. • Durham, North Carolina 27713
Phone: (919) 544-5729 • Fax: (919) 544-5491

Printed: 13:08 07/17/02

Initial ....Date...

Data Review By: KW 7/17/02

Channel specific noise levels computed from 'NL' heights.

Page No. 1 Listing of W105906B.dbf
07/17/2002 Matched GC Peaks / Ratio / Ret. Time

Compound/ M_Z....	QC.Log	Omit	Why	..RT.	OK	Ratio	Total.Area/Ht	Area/Ht.Peak1	Area/Ht.Peak2	Rel.RT	Compound.Name..	ID..	Flags.
TCDF				0.65-0.89						0.881-1.072			
304-306		DC	NL			Height	15.71	8.69	7.02				
	D	d	SN	23:29		0.65	227.67			0.883			
				24:03		0.76	3,214.45	1,393.03	1,821.42	0.905			
				24:16		0.77	4,676.00	2,037.01	2,638.99	0.913			
				24:38		0.72	2,595.26	1,084.89	1,510.37	0.927			
				24:46		0.74	1,820.17	774.00	1,046.17	0.932			
				24:58		0.72	12,580.76	5,283.70	7,297.06	0.939			
	A			25:15		0.74	6,700.00	2,860.00	3,840.00	0.950			
				25:35		0.73	4,795.65	2,024.27	2,771.38	0.962			
				25:54		0.73	3,630.50	1,526.15	2,104.35	0.974			
				26:13		0.74	6,320.06	2,695.71	3,624.35	0.986			
				26:26		0.71	1,314.06	544.05	770.01	0.994			
				26:37		0.73	13,758.23	5,819.26	7,938.97	1.001	2378-TCDF		AN
				27:02		0.72	3,889.37	1,634.37	2,255.00	1.017			
				27:16		0.80	507.42	225.37	282.05	1.026			
			X	27:23		0.82	665.81	300.59	365.22	1.030			
			X	27:39		0.75	867.34	370.80	496.54	1.040			
				27:48		0.73	1,578.60	665.98	912.62	1.046			
			X	27:58		0.76	761.56	328.51	433.05	1.052			
				28:18		0.75	272.41	116.53	155.88	1.065			
		DC	WH	28:35		0.78	1,337.52			1.075			
304-306			18	Peaks			69,947.65						
13C12-TCDF				0.65-0.89						0.945-1.133			
316-318		DC	NL			Height	10.72	5.03	5.69				
		DC	WL	23:38		0.74	89.84			0.889			
				25:53		0.68	84.29	34.22	50.07	0.974			
				26:12		0.74	237.05	100.54	136.51	0.986			
				26:35		0.75	28,634.70	12,300.10	16,334.60	1.000	13C12-2378-TCDF		ISO
						Height	8,113.77	3,477.29	4,636.48				
				26:55	RO	0.59	121.27	45.08	76.19	1.013			
				27:12		0.89	73.59	34.64	38.95	1.023			
		DC	SN	28:17	RO	0.60	46.27			1.064			
316-318			5	Peaks			29,150.90						

---------- Above: TCDF / TCDD Follows ----------

TCDD				0.65-0.89						0.905-1.043			
320-322		DC	NL			Height	3.88	1.70	2.18				
				24:49	RO	0.60	591.69	222.10	369.59	0.910	1368-TCDD		AN
				25:13		0.67	173.57	69.40	104.17	0.924	1379-TCDD		AN
				25:29	RO	0.17	555.66	81.00	474.66	0.934			
				25:41	RO	0.31	132.46	31.49	100.97	0.941			
				25:55	RO	0.25	65.75	13.32	52.43	0.950			
				26:08		0.75	3,906.61	1,673.32	2,233.29	0.958			
				26:19		0.83	729.32	331.27	398.05	0.965			

Compound/ M_Z....	QC.Log	Omit	Why	..RT.	OK	Ratio	Total.Area/Ht	Area/Ht.Peak1	Area/Ht.Peak2	Rel.RT	Compound.Name..	ID..	Flags.
				26:35	RO	0.02	1,708.95	39.23	1,669.72	0.974			
				26:46		0.81	287.37	128.67	158.70	0.981			
				27:12		0.74	1,728.49	735.14	993.35	0.997			
				27:18		0.75	772.87	330.09	442.78	1.001	2378-TCDD	AN	
				27:28		0.75	128.19	54.92	73.27	1.007			
				27:37	RO	0.56	2,055.28	741.79	1,313.49	1.012			
				27:50		0.83	1,016.70	460.06	556.64	1.020			
		DC	SN	28:02	RO	0.00	2,078.16			1.027			
				28:27	RO	0.56	29.05	10.39	18.66	1.043			
320-322			15	Peaks			13,881.96						
37Cl-TCDD										0.927-1.073			
328		DC	NL			Height	13.71	13.71					
		DC	WL	24:58			574.95			0.915			
				25:20			971.75	971.75		0.929			
				25:41			8,176.95	8,176.95		0.941			
				25:58			23,025.00	23,025.00		0.952			
				26:25			3,867.04	3,867.04		0.968			
				26:34			2,136.45	2,136.45		0.974			
				26:55			883.67	883.67		0.987			
				27:13			9,709.23	9,709.23		0.998			
	MKTN			27:17			2,440.00	2,440.00		1.000	37Cl-TCDD	CLS	
				27:41			80,932.80	80,932.80		1.015			
				27:56			168.81	168.81		1.024			
				28:03			2,927.91	2,927.91		1.028			
				28:19			1,315.14	1,315.14		1.038			
				28:35			3,986.63	3,986.63		1.048			
328			13	Peaks			140,541.38						
13C12-TCDD						0.65-0.89				0.921-1.067			
332-334		DC	NL			Height	23.01	20.75	2.26				
				27:06		0.82	32,533.70	14,691.80	17,841.90	0.993	13C12-1234-TCDD	RS1	
				27:17		0.80	21,651.80	9,655.00	11,996.80	1.000	13C12-2378-TCDD	IS1	
						Height	6,317.05	2,796.47	3,520.58				
332-334			2	Peaks			54,185.50						

---------- Above: TCDD / PeCDF Follows ----------

PeCDF						1.32-1.78				0.912-1.037			
340-342		DC	NL			Height	6.73	3.10	3.63				
				28:31		1.52	20,093.44	12,122.80	7,970.64	0.916			
				28:48		1.43	563.29	331.72	231.57	0.925			
				29:13		1.32	270.76	154.21	116.55	0.938			J
				29:37		1.53	46,829.90	28,329.80	18,500.10	0.951			
				29:47		1.56	7,288.86	4,443.29	2,845.57	0.957			
				29:59		1.65	1,987.10	1,236.32	750.78	0.963			
				30:05		1.53	5,207.39	3,152.91	2,054.48	0.966			
				30:11		1.49	6,531.54	3,910.85	2,620.69	0.969			
				30:22		1.45	6,443.94	3,813.88	2,630.06	0.975			
				30:28		1.52	4,113.43	2,483.49	1,629.94	1.001	12378-PeCDF	AN	
				30:37		1.65	990.19	616.83	373.36	0.983			
				30:44		1.53	5,970.48	3,607.95	2,362.53	0.987			

Compound/ M_Z....	QC.Log	Omit	Why	..RT.	OK	Ratio	Total.Area/Ht	Area/Ht.Peak1	Area/Ht.Peak2	Rel.RT	Compound.Name..	ID..	Flags.
				31:08		1.48	13,918.99	8,312.48	5,606.51	1.000	23478-PeCDF	AN	
				31:20		1.50	6,162.53	3,694.28	2,468.25	1.006			
				31:36	RO	1.27	135.16	75.49	59.67	1.015			
				31:44		1.51	135.62	81.52	54.10	1.019			J
		X		31:50	RO	1.30	522.42	295.62	226.80	1.022			
				31:59		1.36	481.56	277.26	204.30	1.027			J
				32:05		1.46	315.83	187.52	128.31	1.031			J
	DC		WH	32:34		1.59	3,352.92			1.046			
340-342			19	Peaks			127,962.43						
13C12-PeCDF				1.32-1.78						0.807-1.129			
352-354	DC		NL			Height	4.65	2.50	2.15				
				28:25	RO	0.38	53.47	14.63	38.84	0.913			
				30:09	RO	2.18	59.41	40.74	18.67	0.968			
				30:27		1.48	17,161.52	10,248.30	6,913.22	1.000	13C12-PeCDF 123	IS2	
						Height	5,434.34	3,236.88	2,197.46				
				30:43	RO	1.13	249.99	132.41	117.58	0.987			
				31:08		1.51	16,074.81	9,660.13	6,414.68	1.000	13C12-PeCDF 234	IS3	
						Height	5,524.20	3,367.13	2,157.07				
				31:29	RO	0.85	51.84	23.82	28.02	1.011			
				31:36	RO	3.13	57.39	43.48	13.91	1.015			
				31:44	RO	0.50	67.27	22.39	44.88	1.019			
				32:04		1.56	286.82	174.71	112.11	1.030			
				32:25	RO	2.58	97.59	70.31	27.28	1.041			
				32:35		1.39	38.50	22.38	16.12	1.047			
352-354			11	Peaks			34,198.61						

---------- Above: PeCDF / PeCDD Follows ----------

PeCDD				1.32-1.78						0.940-1.021			
356-358	DC		NL			Height	6.33	1.49	4.84				
D	D		SN	29:43	RO	0.23	13,033.27			0.945			
				29:57	RO	0.16	683.31	92.37	590.94	0.952			
				30:16	RO	0.51	101.33	34.27	67.06	0.962			
				30:25	RO	0.24	9,178.19	1,750.41	7,427.78	0.967			
				30:33		1.44	5,881.66	3,474.02	2,407.64	0.971			
				30:44	RO	1.11	704.52	369.90	334.62	0.977			
				30:58	RO	1.31	4,273.58	2,426.81	1,846.77	0.985			
				31:10		1.76	931.39	593.89	337.50	0.991			
				31:18	RO	0.01	9,301.55	69.63	9,231.92	0.995			
				31:28		1.57	1,847.85	1,128.78	719.07	1.001	12378-PeCDD	AN	
				31:58	RO	0.66	4,598.45	1,833.97	2,764.48	1.016			
	DC		WH	32:12	RO	0.52	2,740.56			1.024			
	DC		WH	32:25	RO	2.12	24.62			1.031			
356-358			10	Peaks			37,501.83						
13C12-PeCDD				1.32-1.78						0.734-1.052			
368-370	DC		NL			Height	8.60	6.86	1.74				
				29:44	RO	2.38	29.79	20.98	8.81	0.945			
	DC		SN	29:47	RO	7.55	55.32			0.947			
				30:24	RO	1.85	61.67	40.02	21.65	0.967			
				30:33	RO	2.64	89.21	64.72	24.49	0.971			

Compound/ M_Z....	QC.Log	Omit	Why	..RT.	OK	Ratio	Total.Area/Ht	Area/Ht.Peak1	Area/Ht.Peak2	Rel.RT	Compound.Name..	ID..	Flags.
				30:39		1.45	30.68	18.17	12.51	0.975			
				30:43	RO	5.84	33.79	28.85	4.94	0.977			
				31:27		1.51	10,843.97	6,515.34	4,328.63	1.000	13C12-PeCDD 123	IS4	
						Height	3,536.37	2,114.81	1,421.56				
				31:43	RO	5.05	51.29	42.81	8.48	1.008			
		DC	SN	32:01	RO	2.04	34.71			1.018			
		DC	SN	32:11	RO	2.37	38.64			1.023			
368-370			7	Peaks			11,140.40						

---------- Above: PeCDD / HxCDF Follows ----------

HxCDF					1.05-1.43					0.930-1.008			
374-376		DC	NL			Height	35.50	20.29	15.21				
				32:55		1.28	98,716.30	55,381.10	43,335.20	0.934			
				33:03		1.27	268,315.00	150,127.00	118,188.00	0.938			E
				33:12	RO	1.46	684.78	406.18	278.60	0.942			
				33:20		1.30	2,471.10	1,396.63	1,074.47	0.946			
				33:30		1.27	308,246.00	172,403.00	135,843.00	0.951			E
				33:52		1.25	72,367.30	40,247.80	32,119.50	1.000	123478-HxCDF	AN	
				33:58		1.22	29,153.20	16,001.40	13,151.80	1.000	123678-HxCDF	AN	
				34:15		1.25	2,084.77	1,159.44	925.33	0.972			
				34:27		1.25	22,671.20	12,604.90	10,066.30	1.000	234678-HxCDF	AN	
	AN			35:14		1.06	523.00	269.00	254.00	1.000	123789-HxCDF	AN	
	M			35:19		1.30	3,640.00	2,060.00	1,580.00	1.002			
374-376			11	Peaks			808,872.65						
13C12-HxCDF					0.43-0.59					0.879-1.106			
384-386		DC	NL			Height	46.52	17.38	29.14				
		DC	SN	32:50		0.51	82.01			0.932			
				32:55	RO	0.83	254.64	115.27	139.37	0.934			
				33:04	RO	0.85	823.02	378.68	444.34	0.939			
				33:14		0.50	179.60	60.13	119.47	0.943			
		DC	SN	33:18	RO	0.89	53.25			0.945			
		DC	SN	33:30	RO	2.69	241.81			0.951			
				33:51		0.52	17,691.04	6,070.84	11,620.20	1.000	13C12-HxCDF 478	IS5	
						Height	6,209.38	2,058.53	4,150.85				
				33:58		0.53	17,982.45	6,194.95	11,787.50	1.000	13C12-HxCDF 678	IS6	
						Height	6,106.87	2,096.92	4,009.95				
				34:27		0.53	12,199.06	4,202.49	7,996.57	1.000	13C12-HxCDF 234	IS7	
						Height	3,893.55	1,343.76	2,549.79				
		DC	SN	34:35	RO	1.63	149.09			0.982			
				35:14		0.53	11,077.54	3,834.92	7,242.62	1.000	13C12-HxCDF 789	IS8	
						Height	3,375.65	1,169.74	2,205.91				
		DC	SN	35:26	RO	1.52	70.99			1.006			
		DC	SN	35:35	RO	1.43	160.81			1.010			
384-386			7	Peaks			60,207.35						

---------- Above: HxCDF / HxCDD Follows ----------

HxCDD					1.05-1.43					0.960-1.014			
390-392		DC	NL			Height	28.34	10.91	17.43				
				33:24		1.11	18,821.19	9,884.43	8,936.76	0.964			

```
Compound/
M_Z.... QC.Log Omit Why ..RT. OK Ratio Total.Area/Ht Area/Ht.Peak1 Area/Ht.Peak2 Rel.RT Compound.Name.. ID.. Flags.

                        33:35 RO  0.76        104.79         45.39         59.40  0.969
                        33:50     1.24      1,573.21        869.88        703.33  0.976
                        34:03     1.13     54,363.70     28,818.60     25,545.10  0.983
                        34:34     1.21      2,226.46      1,217.94      1,008.52  1.000 123478-HxCDD    AN
                        34:40     1.25     12,704.99      7,070.06      5,634.93  1.000 123678-HxCDD    AN
                        34:58     1.25      3,936.53      2,188.56      1,747.97  1.009 123789-HxCDD    AN
                 DC  WH 35:26 RO  0.68        898.27                                1.023
390-392               7 Peaks             93,730.87

13C12-HxCDD                    1.05-1.43                                     0.983-1.041
402-404          DC  NL          Height        38.41         26.90         11.51
                        34:02 RO  2.44        326.75        231.74         95.01  0.985
                 DC  SN 34:16 RO  0.75        182.79                               0.991
                        34:34     1.22      9,264.97      5,090.45      4,174.52  1.000 13C12-HxCDD 478 IS9
                                Height      3,038.80      1,694.84      1,343.96
                        34:39     1.20     10,383.64      5,667.57      4,716.07  1.000 13C12-HxCDD 678 IS10
                                Height      3,347.23      1,820.66      1,526.57
                        34:58     1.22     16,117.26      8,854.60      7,262.66  1.012 13C12-HxCDD 789 RS2
                        35:17     1.16        220.33        118.42        101.91  1.021
402-404               5 Peaks             36,312.95

                 ---------------------- Above: HxCDD / HpCDF Follows ---------------------

HpCDF                          0.88-1.20                                     0.955-1.005
408-410          DC  NL          Height        31.03         17.97         13.06
                        36:56     1.03    892,894.00    453,229.00    439,665.00  1.000 1234678-HpCDF   AN   SE
                        37:12     1.05      3,023.07      1,547.62      1,475.45  0.967
                        37:21     1.06    483,698.00    248,889.00    234,809.00  0.971                     E
                        38:30     1.01     12,204.26      6,136.94      6,067.32  1.000 1234789-HpCDF   AN
408-410               4 Peaks          1,391,819.33

13C12-HpCDF                    0.37-0.51                                     0.857-1.143
418-420          DC  NL          Height        24.16          9.93         14.23
                        36:55     0.51     11,563.80      3,904.85      7,658.95  1.000 13C12-HpCDF 678 IS11
                                Height      3,287.97      1,116.58      2,171.39
                        37:21 RO  1.84        453.97        294.19        159.78  0.971
                 DC  SN 37:50     0.43         95.67                               0.983
                 DC  SN 38:05 RO  0.94         96.04                               0.990
                        38:29     0.44      7,467.32      2,295.22      5,172.10  1.000 13C12-HpCDF 789 IS12
                                Height      1,928.46        576.86      1,351.60
                        38:47 RO  1.10        243.26        127.46        115.80  1.008
                 DC  SN 38:55 RO  0.91         37.26                               1.011
418-420               4 Peaks             19,728.35

                 ---------------------- Above: HpCDF / HpCDD Follows ---------------------

HpCDD                          0.88-1.20                                     0.976-1.005
424-426          DC  NL          Height        13.16          6.02          7.14
                        37:12     1.06     14,886.70      7,674.72      7,211.98  0.980
                        37:58     1.06     15,727.62      8,091.95      7,635.67  1.000 1234678-HpCDD   AN
                 DC  WH 38:13     1.09         37.53                               1.007
424-426               2 Peaks             30,614.32
```

```
Compound/
M_Z.... QC.Log Omit Why ..RT. OK Ratio Total.Area/Ht Area/Ht.Peak1 Area/Ht.Peak2 Rel.RT Compound.Name.. ID.. Flags.

13C12-HpCDD                        0.88-1.20                                    0.868-1.079
436-438          DC  NL            Height        82.07        50.71        31.36
                         37:57      1.09     6,031.86     3,149.40     2,882.46  1.000 13C12-HpCDD 678 IS13
                                   Height     1,589.17       812.46       776.71
                 DC  SN  38:09 RO  1.58        346.94                              1.005
436-438                1 Peak                 6,031.86

                 ---------------------- Above: HpCDD / Octa-CDD and CDF Follows ----------

OCDF                               0.76-1.02                                    0.952-1.048
442-444          DC  NL            Height         4.69         2.14         2.55
                         41:55      0.93    86,115.10    41,408.50    44,706.60  1.006 OCDF            AN   E
442-444                1 Peak                86,115.10

OCDD                               0.76-1.02                                    0.952-1.048
458-460          DC  NL            Height         4.31         2.43         1.88
        N                41:41      0.92    27,138.20    12,971.30    14,166.90  1.000 OCDD            AN
458-460                1 Peak                27,138.20

13C12-OCDD                         0.76-1.02                                    0.997-1.005
470-472          DC  NL            Height        36.33        25.72        10.61
                         41:41      0.96     5,359.11     2,629.27     2,729.84  1.000 13C12-OCDD      IS14
                                   Height     1,174.76       576.84       597.92
                 DC  WH  42:06 RO  1.71      1,649.01                              1.010
470-472                1 Peak                 5,359.11
```

Column Description.....	"Why" Code Description.....	QC Log Desc.....
M_Z -Nominal Ion Mass(es)	WL-Below Retention Time Window	A-Peak Added
..RT. -Retention Time (mm:ss)	WH-Above Retention Time Window	K-Peak Kept
Rat.1 -Ratio of M/M+2 Ions	SN-Below Signal to Noise Level	D-Peak Deleted
OK -RO=Ratio Outside Limits	<M-Below Method Detection Limit	T-Time Changed
Rel.RT-Relative Retention Time	NL-Channel Specific Noise Level	M-Peak Area Changed
		N-Name Changed
		X-Ether Interference

*** End of Report ***

File:W1059 #1-798 Acq:13-JUL-2002 16:15:49 GC EI+ Voltage SIR 70S Noise:10864
303.9016 S:6 F:2 BSUB(256,30,-3.0) PKD(9,5,3,0.10%,43456.0,1.00%,F,T) Exp:NDB5US
TRIANGLE LABS Text:TLI#57752C DF-DP-209 0-0.5

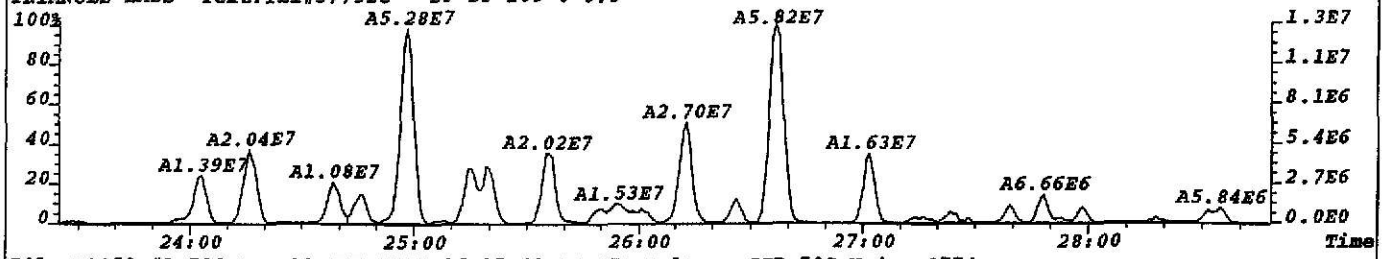

File:W1059 #1-798 Acq:13-JUL-2002 16:15:49 GC EI+ Voltage SIR 70S Noise:8774
305.8987 S:6 F:2 BSUB(256,30,-3.0) PKD(9,5,3,0.10%,35096.0,1.00%,F,T) Exp:NDB5US
TRIANGLE LABS Text:TLI#57752C DF-DP-209 0-0.5

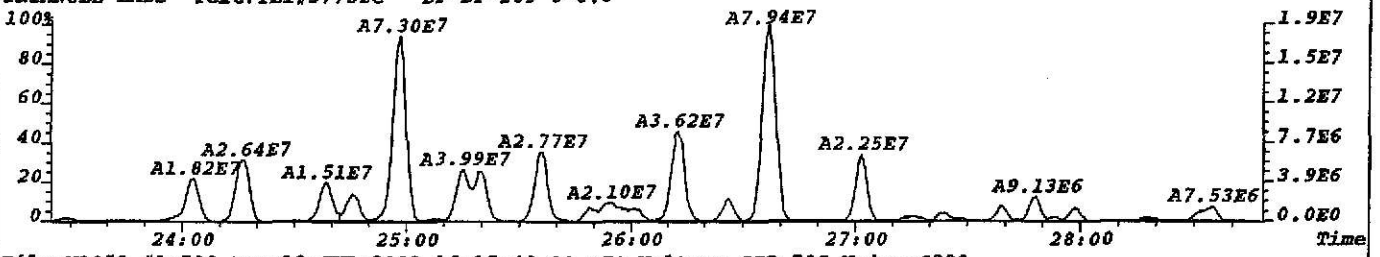

File:W1059 #1-798 Acq:13-JUL-2002 16:15:49 GC EI+ Voltage SIR 70S Noise:6289
315.9419 S:6 F:2 BSUB(256,30,-3.0) PKD(9,5,3,0.10%,25156.0,1.00%,F,T) Exp:NDB5US
TRIANGLE LABS Text:TLI#57752C DF-DP-209 0-0.5

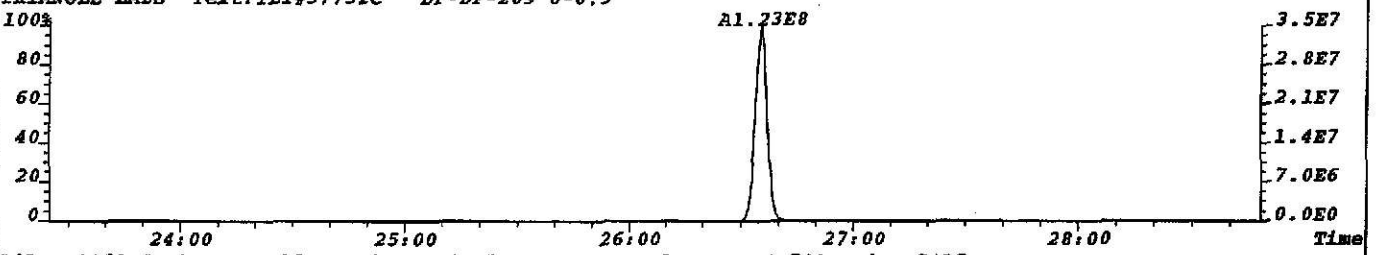

File:W1059 #1-798 Acq:13-JUL-2002 16:15:49 GC EI+ Voltage SIR 70S Noise:7115
317.9389 S:6 F:2 BSUB(256,30,-3.0) PKD(9,5,3,0.10%,28460.0,1.00%,F,T) Exp:NDB5US
TRIANGLE LABS Text:TLI#57752C DF-DP-209 0-0.5

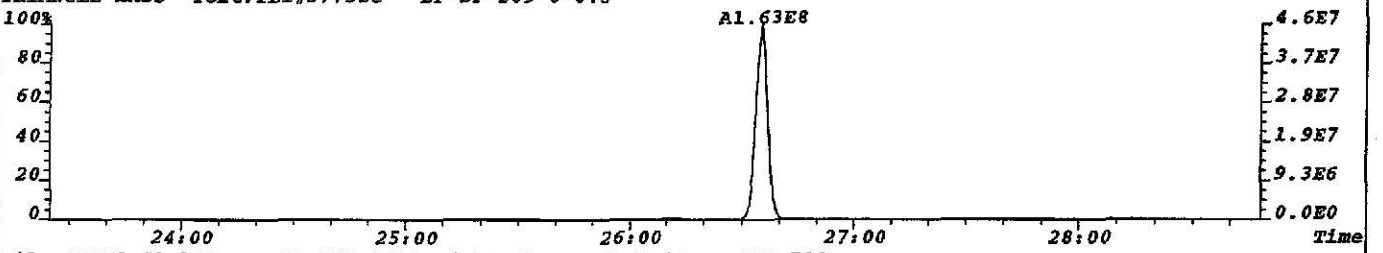

File:W1059 #1-798 Acq:13-JUL-2002 16:15:49 GC EI+ Voltage SIR 70S
330.9792 S:6 F:2 Exp:NDB5US
TRIANGLE LABS Text:TLI#57752C DF-DP-209 0-0.5

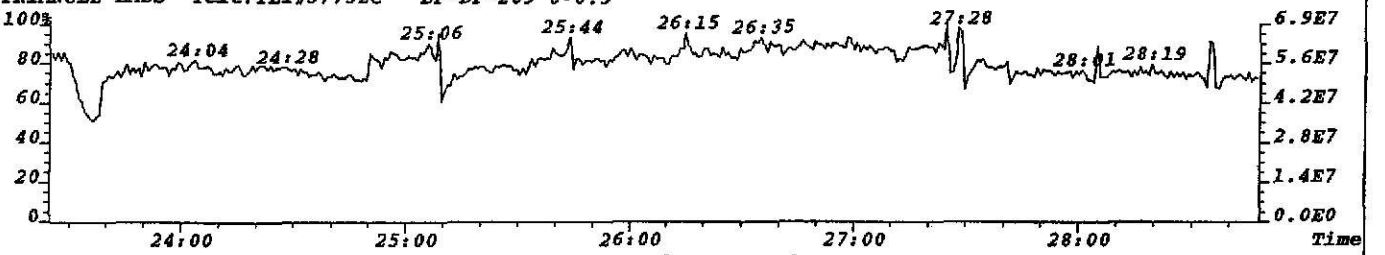

File:W1059 #1-798 Acq:13-JUL-2002 16:15:49 GC EI+ Voltage SIR 70S
375.8364 S:6 F:2 Exp:NDB5US
TRIANGLE LABS Text:TLI#57752C DF-DP-209 0-0.5

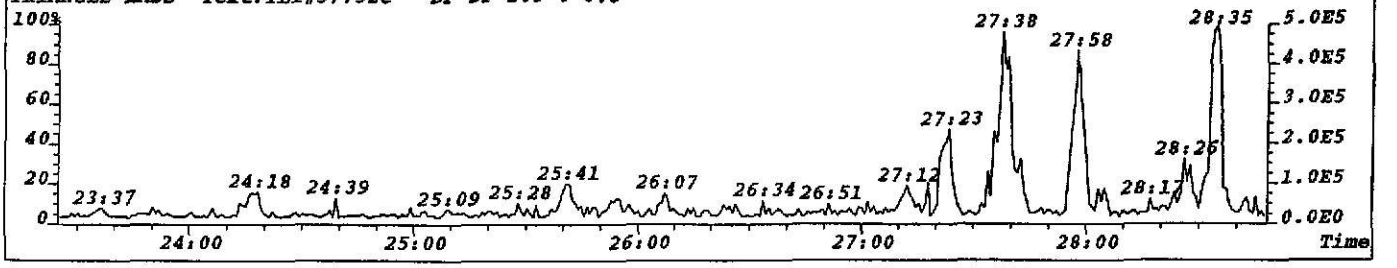

File:W1059 #1-798 Acq:13-JUL-2002 16:15:49 GC EI+ Voltage SIR 70S Noise:2131
319.8965 S:6 F:2 BSUB(256,30,-3.0) PKD(7,5,3,0.10%,8524.0,1.00%,F,T) Exp:NDB5US
TRIANGLE LABS Text:TLI#57752C DF-DP-209 0-0.5

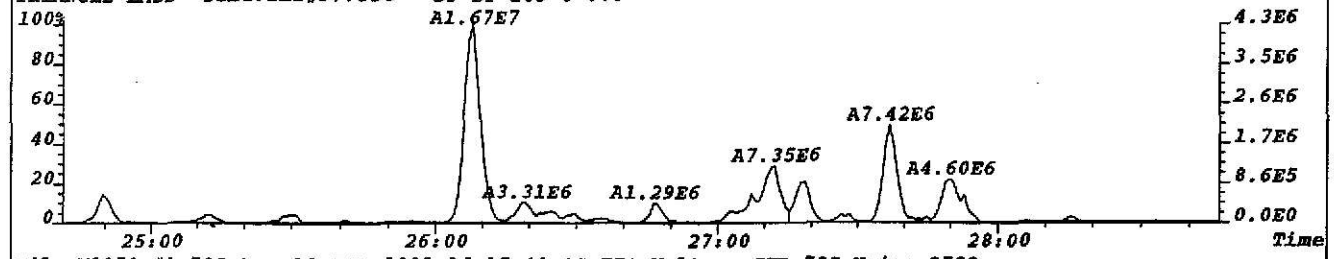

File:W1059 #1-798 Acq:13-JUL-2002 16:15:49 GC EI+ Voltage SIR 70S Noise:2722
321.8936 S:6 F:2 BSUB(256,30,-3.0) PKD(7,5,3,0.10%,10888.0,1.00%,F,T) Exp:NDB5US
TRIANGLE LABS Text:TLI#57752C DF-DP-209 0-0.5

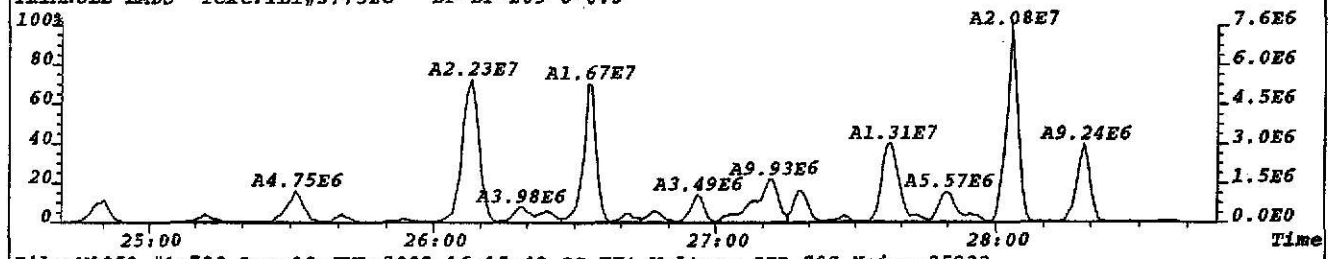

File:W1059 #1-798 Acq:13-JUL-2002 16:15:49 GC EI+ Voltage SIR 70S Noise:25933
331.9368 S:6 F:2 BSUB(256,30,-3.0) PKD(7,5,3,0.10%,103732.0,1.00%,F,T) Exp:NDB5US
TRIANGLE LABS Text:TLI#57752C DF-DP-209 0-0.5

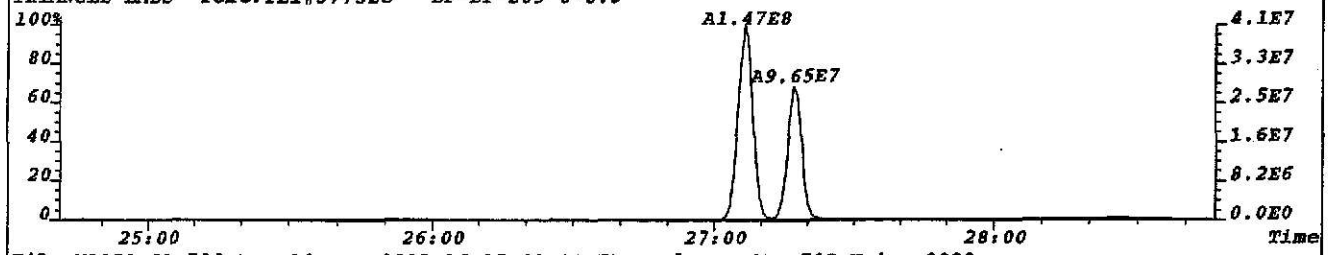

File:W1059 #1-798 Acq:13-JUL-2002 16:15:49 GC EI+ Voltage SIR 70S Noise:2823
333.9338 S:6 F:2 BSUB(256,30,-3.0) PKD(7,5,3,0.10%,11292.0,1.00%,F,T) Exp:NDB5US
TRIANGLE LABS Text:TLI#57752C DF-DP-209 0-0.5

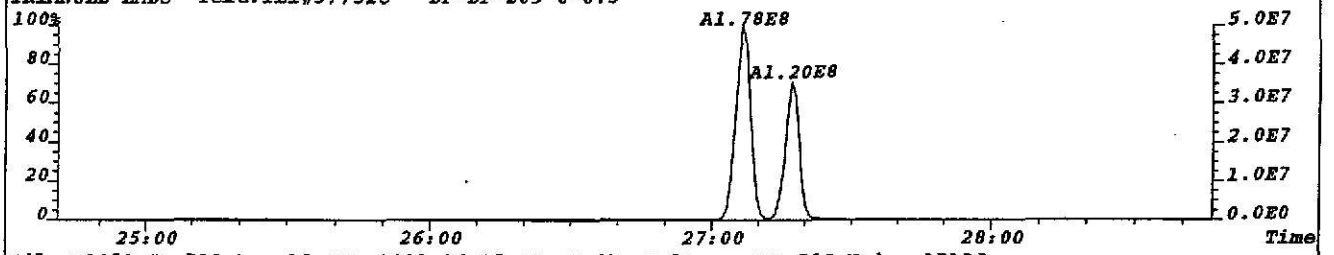

File:W1059 #1-798 Acq:13-JUL-2002 16:15:49 GC EI+ Voltage SIR 70S Noise:17136
327.8847 S:6 F:2 BSUB(256,30,-3.0) PKD(7,5,3,0.10%,68544.0,1.00%,F,T) Exp:NDB5US
TRIANGLE LABS Text:TLI#57752C DF-DP-209 0-0.5

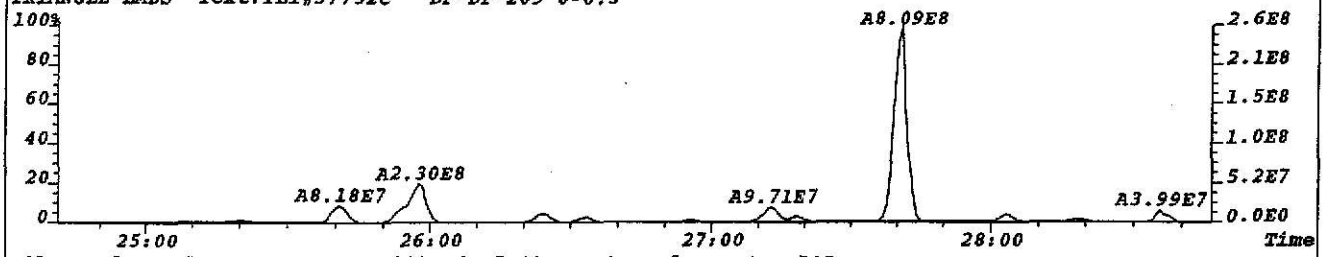

File:W1059 #1-798 Acq:13-JUL-2002 16:15:49 GC EI+ Voltage SIR 70S
330.9792 S:6 F:2 Exp:NDB5US
TRIANGLE LABS Text:TLI#57752C DF-DP-209 0-0.5

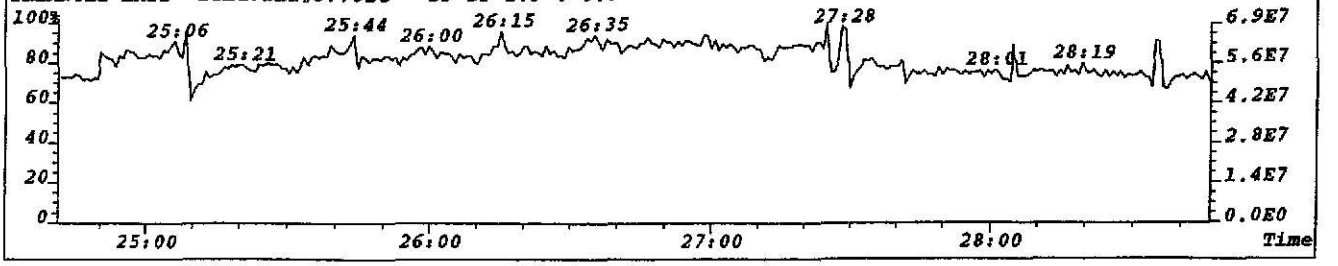

File:W1059 #1-798 Acq:13-JUL-2002 16:15:49 GC EI+ Voltage SIR 70S Noise:3869
339.8597 S:6 F:2 BSUB(256,30,-3.0) PKD(7,5,3,0.10%,15476.0,1.00%,F,T) Exp:NDB5US
TRIANGLE LABS Text:TLI#57752C DF-DP-209 0-0.5

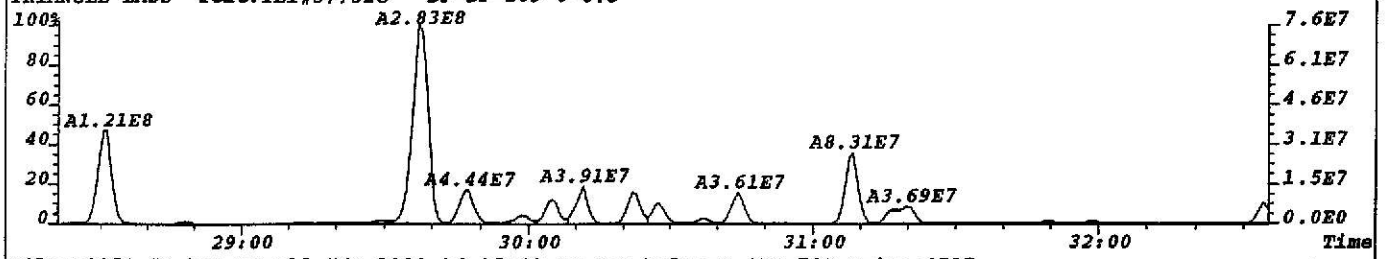

File:W1059 #1-798 Acq:13-JUL-2002 16:15:49 GC EI+ Voltage SIR 70S Noise:4537
341.8567 S:6 F:2 BSUB(256,30,-3.0) PKD(7,5,3,0.10%,18148.0,1.00%,F,T) Exp:NDB5US
TRIANGLE LABS Text:TLI#57752C DF-DP-209 0-0.5

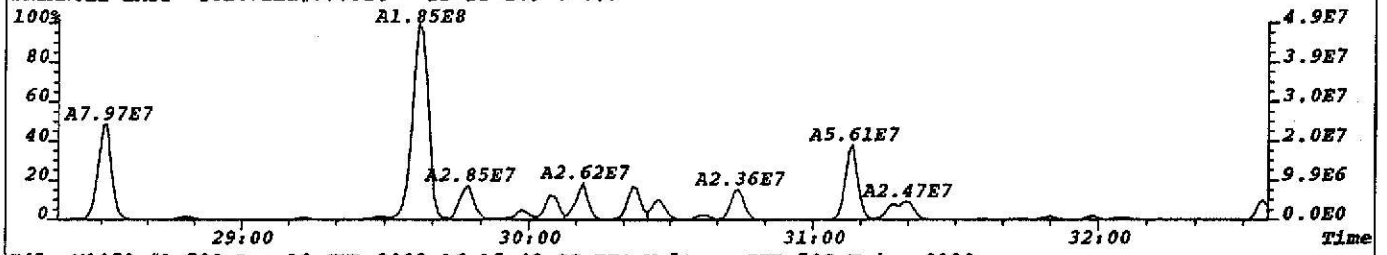

File:W1059 #1-798 Acq:13-JUL-2002 16:15:49 GC EI+ Voltage SIR 70S Noise:3128
351.9000 S:6 F:2 BSUB(256,30,-3.0) PKD(7,5,3,0.10%,12512.0,1.00%,F,T) Exp:NDB5US
TRIANGLE LABS Text:TLI#57752C DF-DP-209 0-0.5

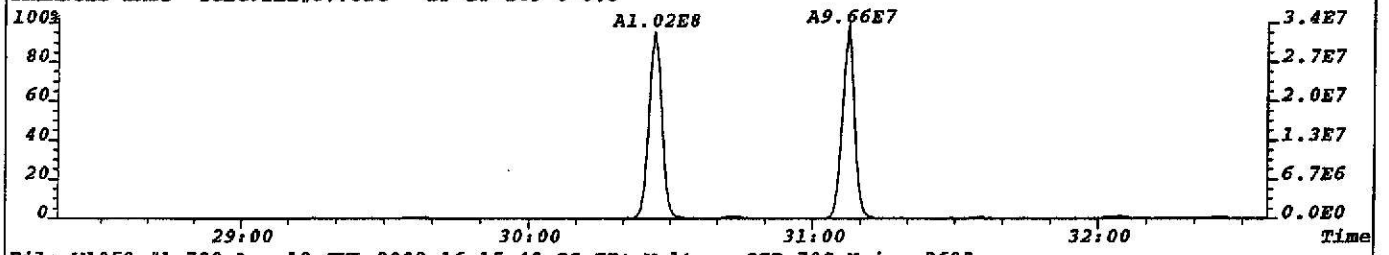

File:W1059 #1-798 Acq:13-JUL-2002 16:15:49 GC EI+ Voltage SIR 70S Noise:2693
353.8970 S:6 F:2 BSUB(256,30,-3.0) PKD(7,5,3,0.10%,10772.0,1.00%,F,T) Exp:NDB5US
TRIANGLE LABS Text:TLI#57752C DF-DP-209 0-0.5

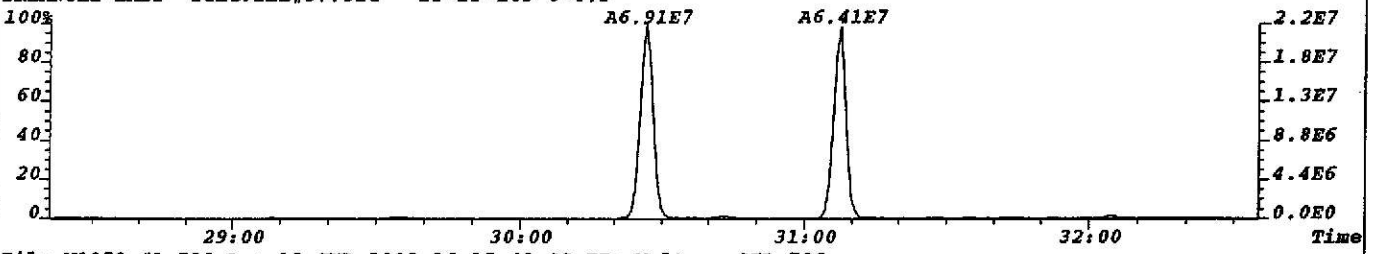

File:W1059 #1-798 Acq:13-JUL-2002 16:15:49 GC EI+ Voltage SIR 70S
330.9792 S:6 F:2 Exp:NDB5US
TRIANGLE LABS Text:TLI#57752C DF-DP-209 0-0.5

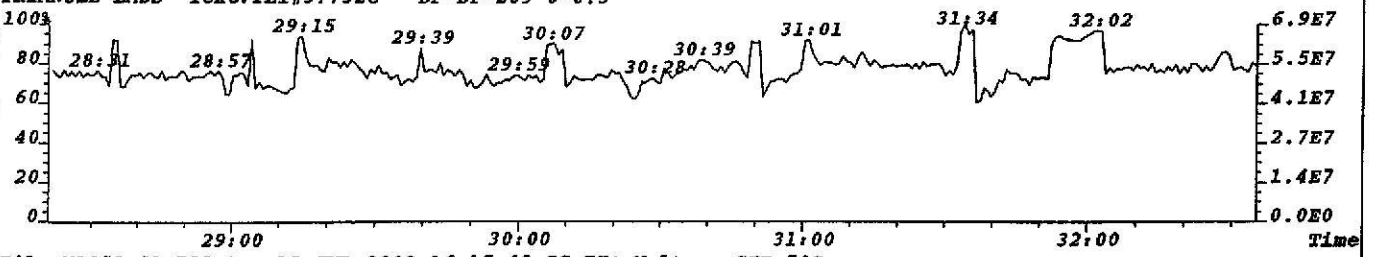

File:W1059 #1-798 Acq:13-JUL-2002 16:15:49 GC EI+ Voltage SIR 70S
409.7974 S:6 F:2 Exp:NDB5US
TRIANGLE LABS Text:TLI#57752C DF-DP-209 0-0.5

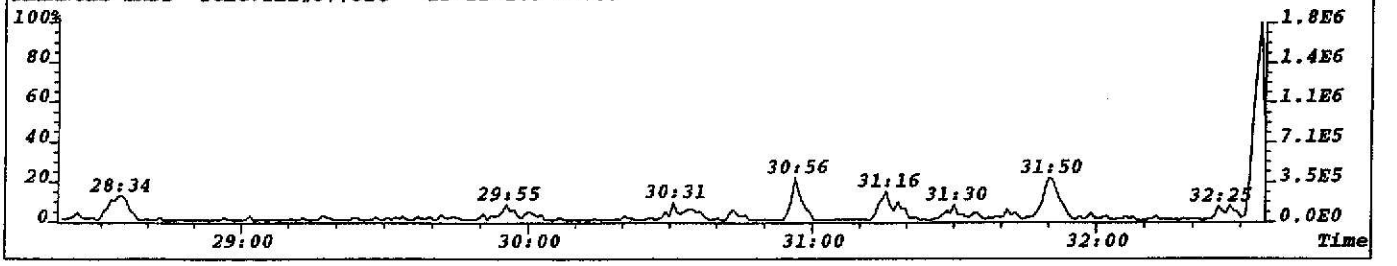

File:W1059 #1-798 Acq:13-JUL-2002 16:15:49 GC EI+ Voltage SIR 70S
355.8546 S:6 F:2 BSUB(256,30,-3.0) PKD(5,5,3,0.05%,7472.0,1.00%,F,T) Exp:NDB5US Noise:1868
Sample Text:TLI#57752C DF-DP-209 0-0.5 File Text:TRIANGLE LABORATORIES, INC.

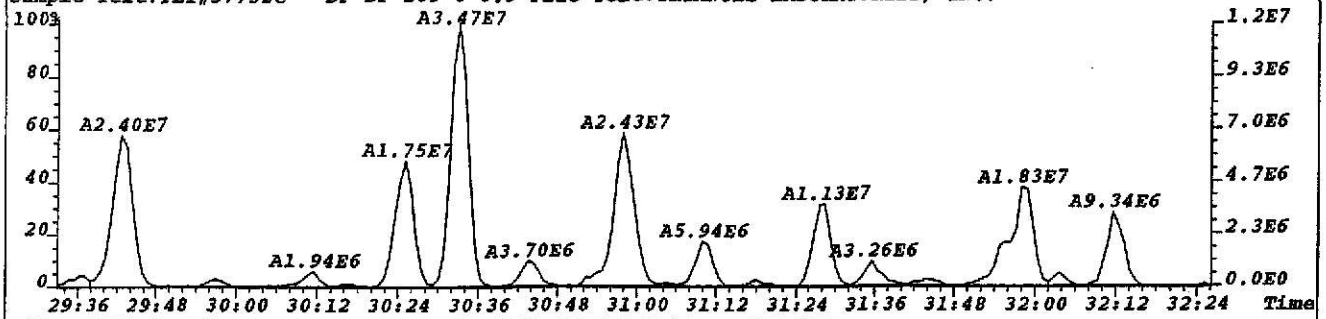

File:W1059 #1-798 Acq:13-JUL-2002 16:15:49 GC EI+ Voltage SIR 70S
357.8516 S:6 F:2 BSUB(256,30,-3.0) PKD(5,5,3,0.05%,24188.0,1.00%,F,T) Exp:NDB5US Noise:6047
Sample Text:TLI#57752C DF-DP-209 0-0.5 File Text:TRIANGLE LABORATORIES, INC.

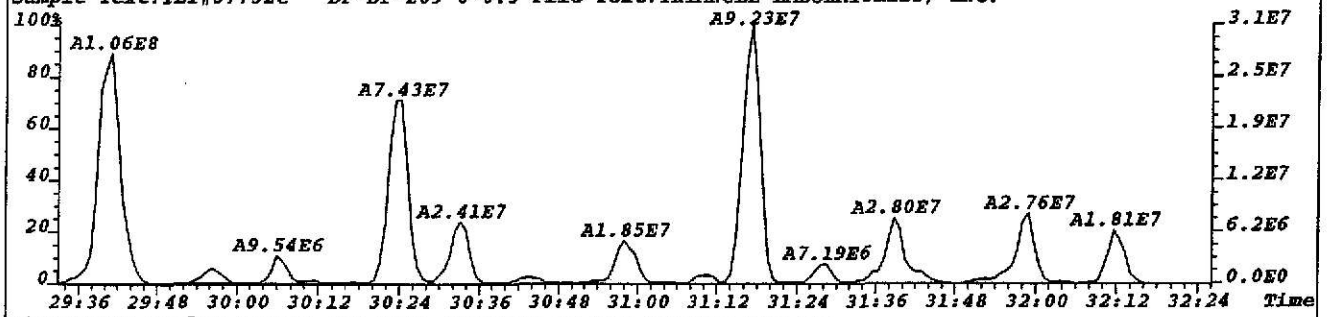

File:W1059 #1-798 Acq:13-JUL-2002 16:15:49 GC EI+ Voltage SIR 70S
367.8949 S:6 F:2 BSUB(256,30,-3.0) PKD(5,5,3,0.05%,34288.0,1.00%,F,T) Exp:NDB5US Noise:8572
Sample Text:TLI#57752C DF-DP-209 0-0.5 File Text:TRIANGLE LABORATORIES, INC.

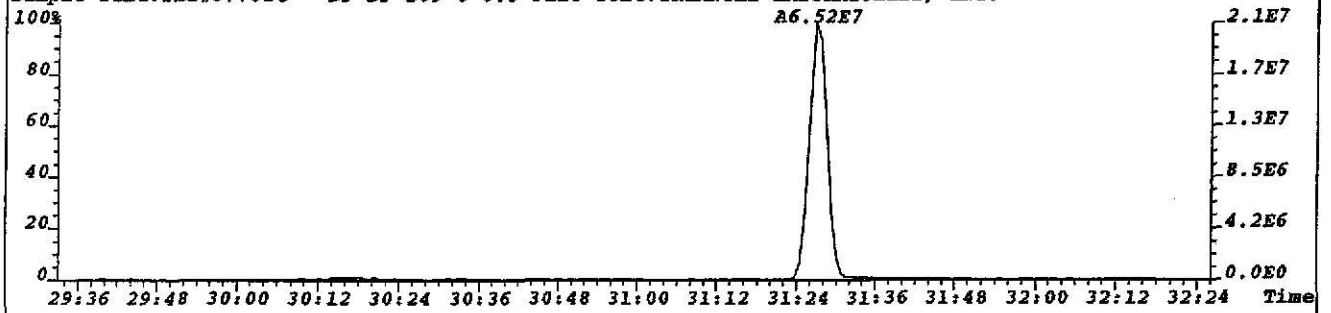

File:W1059 #1-798 Acq:13-JUL-2002 16:15:49 GC EI+ Voltage SIR 70S
369.8919 S:6 F:2 BSUB(256,30,-3.0) PKD(5,5,3,0.05%,8712.0,1.00%,F,T) Exp:NDB5US Noise:2178
Sample Text:TLI#57752C DF-DP-209 0-0.5 File Text:TRIANGLE LABORATORIES, INC.

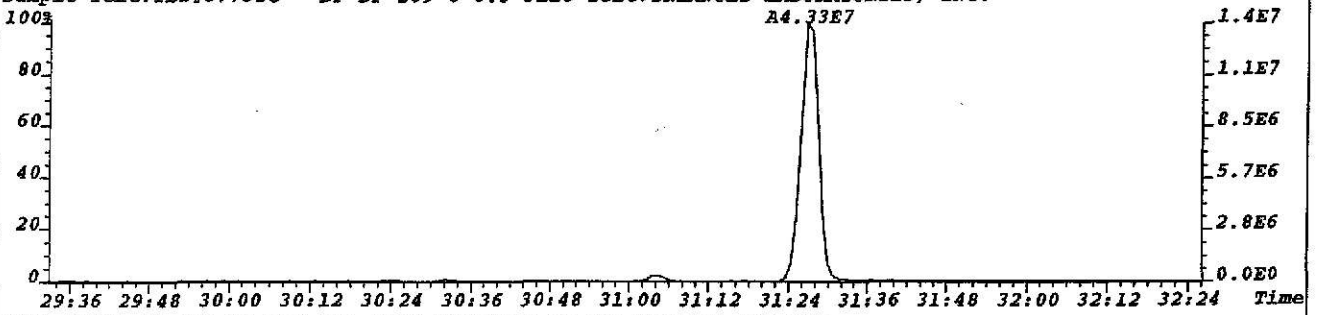

File:W1059 #1-798 Acq:13-JUL-2002 16:15:49 GC EI+ Voltage SIR 70S
330.9792 S:6 F:2 Exp:NDB5US
Sample Text:TLI#57752C DF-DP-209 0-0.5 File Text:TRIANGLE LABORATORIES, INC.

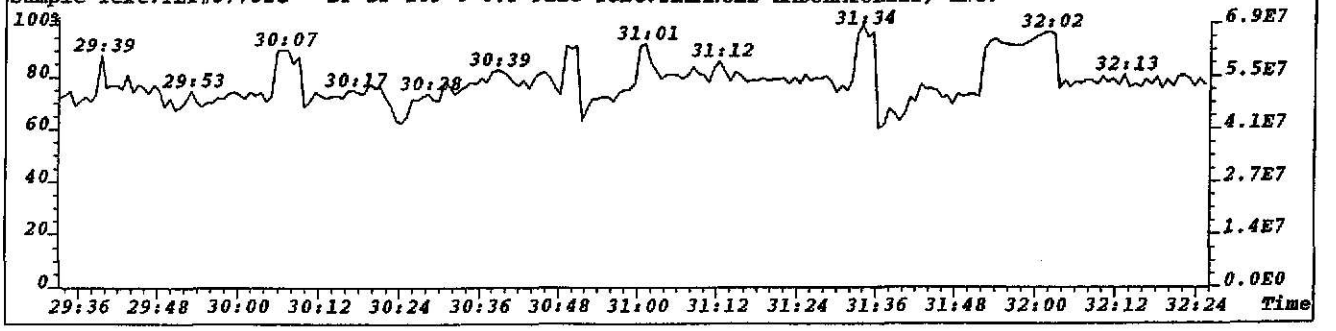

File:W1059 #1-422 Acq:13-JUL-2002 16:15:49 GC EI+ Voltage SIR 70S Noise:25366
373.8208 S:6 F:3 BSUB(256,30,-3.0) PKD(7,5,3,0.10%,101464.0,1.00%,F,T) Exp:NDB5US
TRIANGLE LABS Text:TLI#57752C DF-DP-209 0-0.5

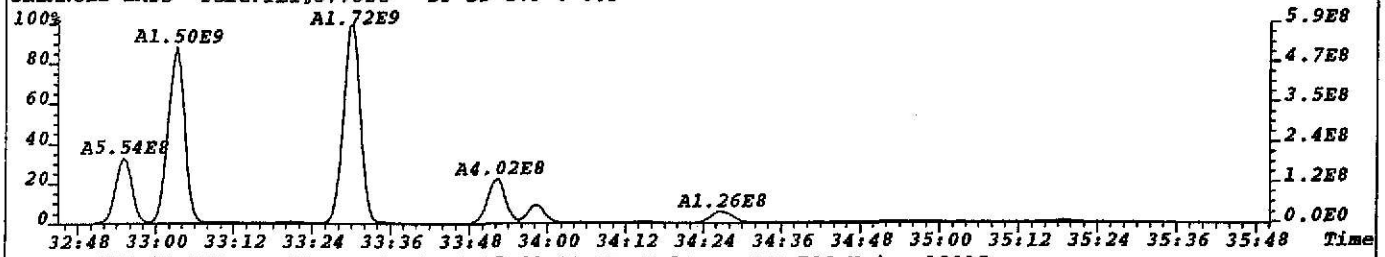

File:W1059 #1-422 Acq:13-JUL-2002 16:15:49 GC EI+ Voltage SIR 70S Noise:19015
375.8178 S:6 F:3 BSUB(256,30,-3.0) PKD(7,5,3,0.10%,76060.0,1.00%,F,T) Exp:NDB5US
TRIANGLE LABS Text:TLI#57752C DF-DP-209 0-0.5



File:W1059 #1-422 Acq:13-JUL-2002 16:15:49 GC EI+ Voltage SIR 70S Noise:21731
383.8639 S:6 F:3 BSUB(256,30,-3.0) PKD(7,5,3,0.10%,86924.0,1.00%,F,T) Exp:NDB5US
TRIANGLE LABS Text:TLI#57752C DF-DP-209 0-0.5

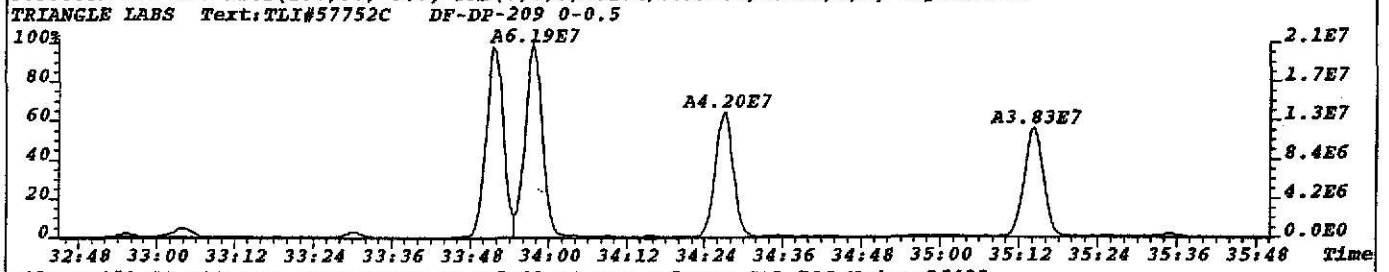

File:W1059 #1-422 Acq:13-JUL-2002 16:15:49 GC EI+ Voltage SIR 70S Noise:36422
385.8610 S:6 F:3 BSUB(256,30,-3.0) PKD(7,5,3,0.10%,145688.0,1.00%,F,T) Exp:NDB5US
TRIANGLE LABS Text:TLI#57752C DF-DP-209 0-0.5

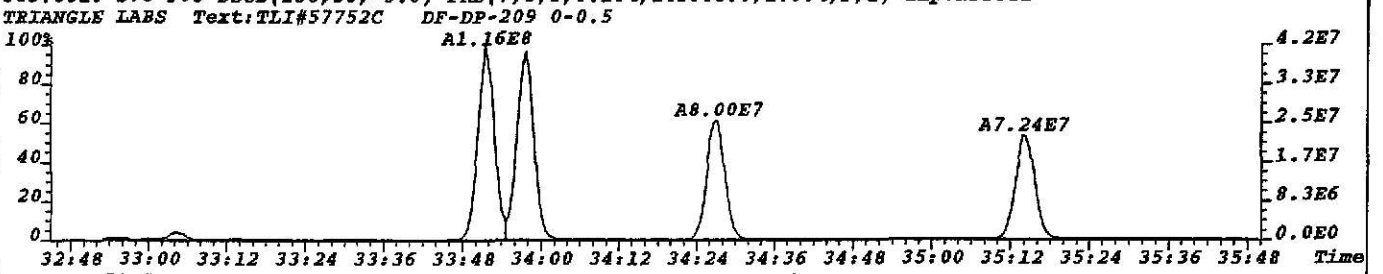

File:W1059 #1-422 Acq:13-JUL-2002 16:15:49 GC EI+ Voltage SIR 70S
392.9760 S:6 F:3 Exp:NDB5US
TRIANGLE LABS Text:TLI#57752C DF-DP-209 0-0.5

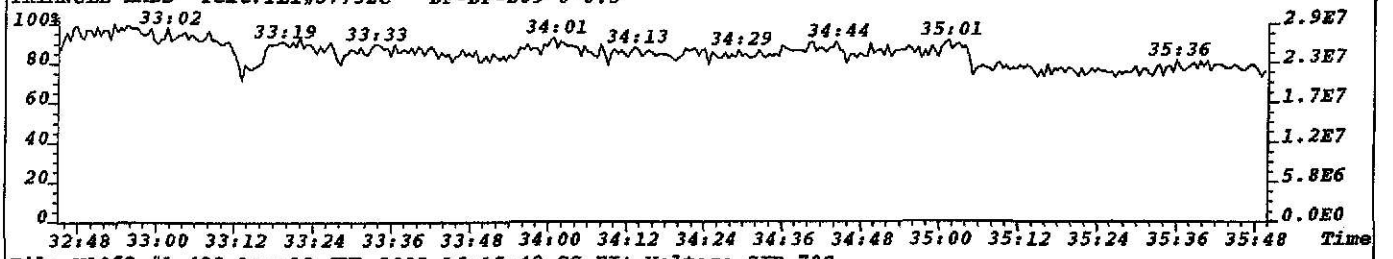

File:W1059 #1-422 Acq:13-JUL-2002 16:15:49 GC EI+ Voltage SIR 70S
445.7555 S:6 F:3 Exp:NDB5US
TRIANGLE LABS Text:TLI#57752C DF-DP-209 0-0.5

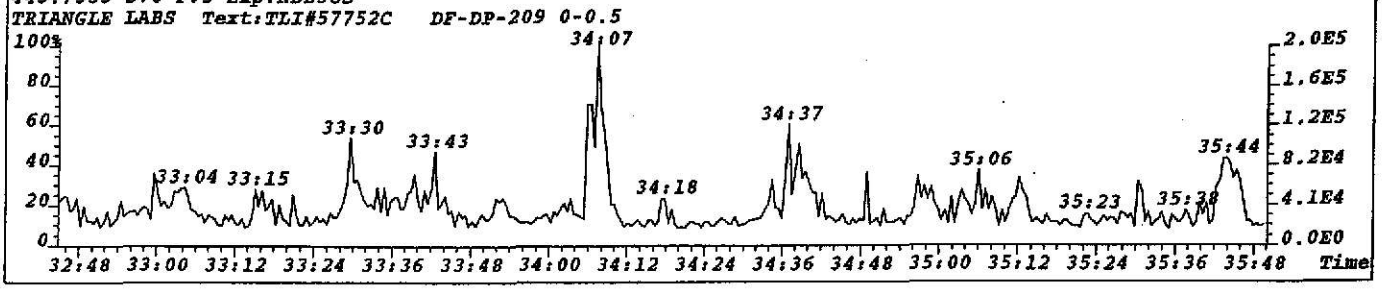

File:W1059 #1-422 Acq:13-JUL-2002 16:15:49 GC EI+ Voltage SIR 70S
389.8156 S:6 F:3 BSUB(256,30,-3.0) PKD(7,5,3,0.10%,54536.0,1.00%,F,T) Exp:NDB5US Noise:13634
Sample Text:TLI#57752C DF-DP-209 0-0.5 File Text:TRIANGLE LABORATORIES, INC.

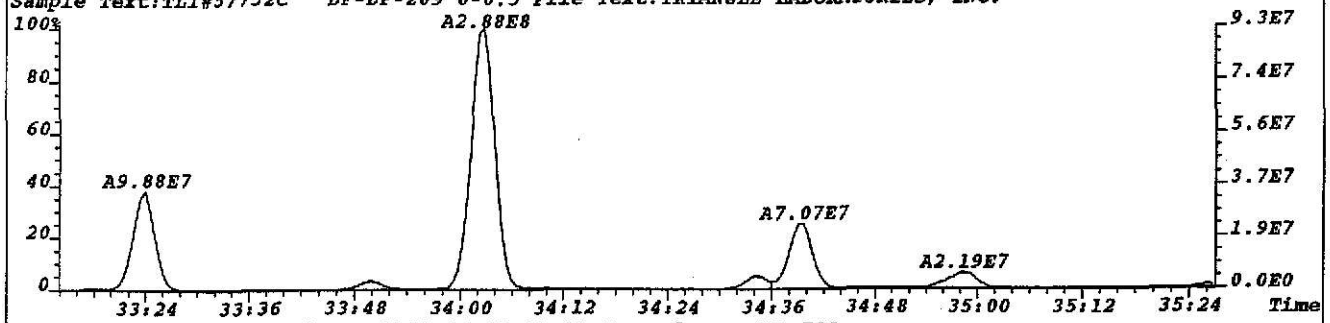

File:W1059 #1-422 Acq:13-JUL-2002 16:15:49 GC EI+ Voltage SIR 70S
391.8127 S:6 F:3 BSUB(256,30,-3.0) PKD(7,5,3,0.10%,87128.0,1.00%,F,T) Exp:NDB5US Noise:21782
Sample Text:TLI#57752C DF-DP-209 0-0.5 File Text:TRIANGLE LABORATORIES, INC.

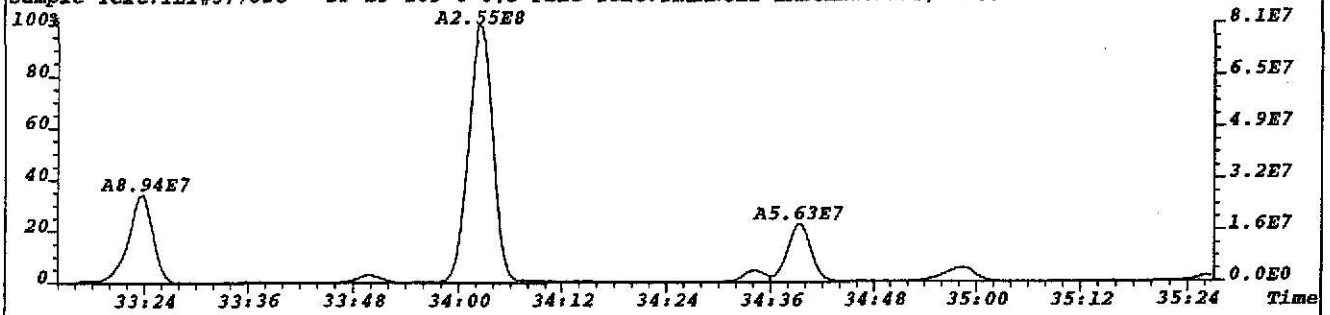

File:W1059 #1-422 Acq:13-JUL-2002 16:15:49 GC EI+ Voltage SIR 70S
401.8558 S:6 F:3 BSUB(256,30,-3.0) PKD(7,5,3,0.10%,134480.0,1.00%,F,T) Exp:NDB5US Noise:33620
Sample Text:TLI#57752C DF-DP-209 0-0.5 File Text:TRIANGLE LABORATORIES, INC.

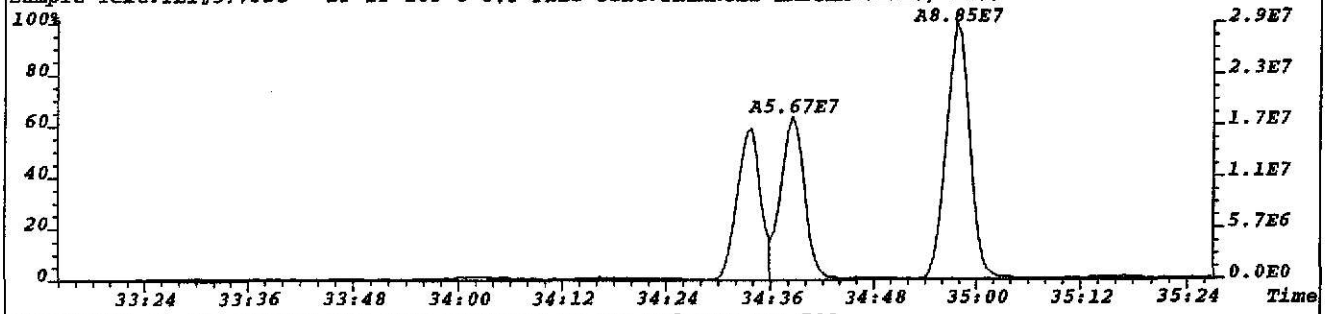

File:W1059 #1-422 Acq:13-JUL-2002 16:15:49 GC EI+ Voltage SIR 70S
403.8529 S:6 F:3 BSUB(256,30,-3.0) PKD(7,5,3,0.10%,57552.0,1.00%,F,T) Exp:NDB5US Noise:14388
Sample Text:TLI#57752C DF-DP-209 0-0.5 File Text:TRIANGLE LABORATORIES, INC.

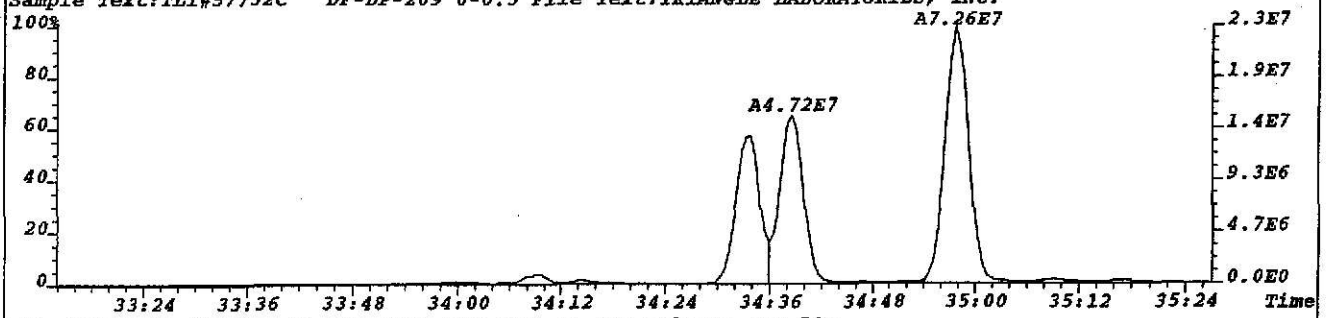

File:W1059 #1-422 Acq:13-JUL-2002 16:15:49 GC EI+ Voltage SIR 70S
392.9760 S:6 F:3 Exp:NDB5US
Sample Text:TLI#57752C DF-DP-209 0-0.5 File Text:TRIANGLE LABORATORIES, INC.

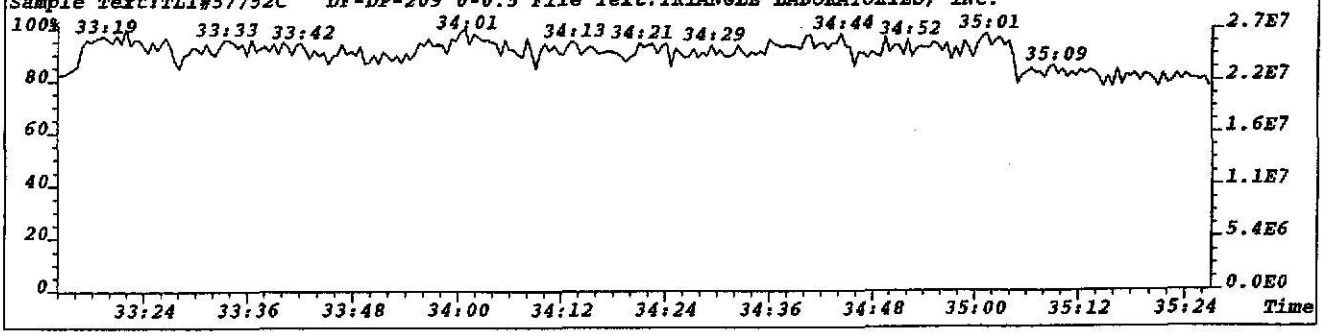

File:W1059 #1-674 Acq:13-JUL-2002 16:15:49 GC EI+ Voltage SIR 70S Noise:22459
407.7818 S:6 F:4 BSUB(256,30,-3.0) PKD(7,5,3,0.10%,89836.0,1.00%,F,T) Exp:NDB5US
TRIANGLE LABS Text:TLI#57752C DF-DP-209 0-0.5

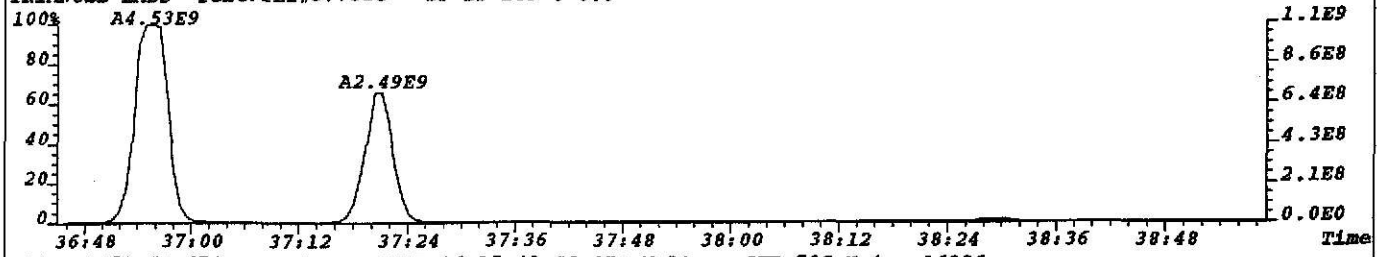

File:W1059 #1-674 Acq:13-JUL-2002 16:15:49 GC EI+ Voltage SIR 70S Noise:16326
409.7789 S:6 F:4 BSUB(256,30,-3.0) PKD(7,5,3,0.10%,65304.0,1.00%,F,T) Exp:NDB5US
TRIANGLE LABS Text:TLI#57752C DF-DP-209 0-0.5

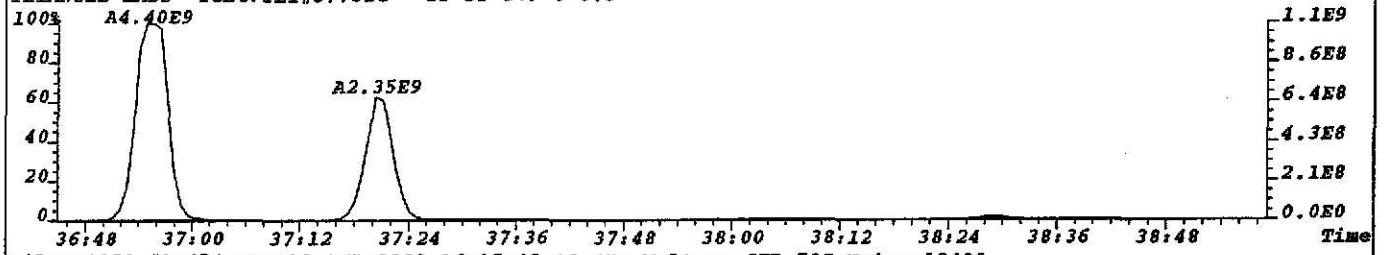

File:W1059 #1-674 Acq:13-JUL-2002 16:15:49 GC EI+ Voltage SIR 70S Noise:12408
417.8253 S:6 F:4 BSUB(256,30,-3.0) PKD(7,5,3,0.10%,49632.0,1.00%,F,T) Exp:NDB5US
TRIANGLE LABS Text:TLI#57752C DF-DP-209 0-0.5

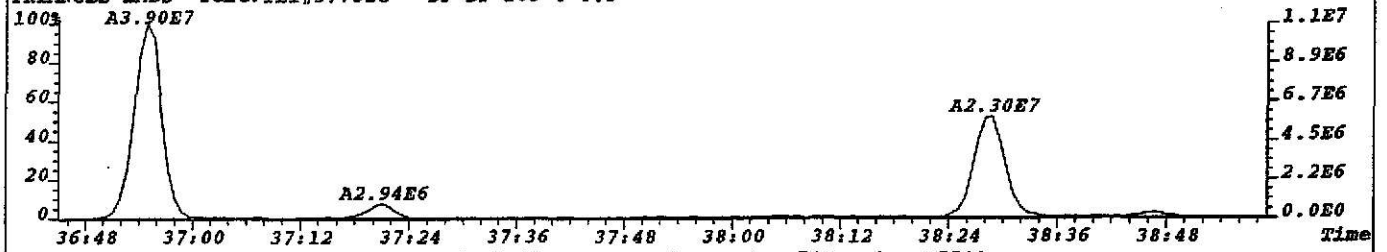

File:W1059 #1-674 Acq:13-JUL-2002 16:15:49 GC EI+ Voltage SIR 70S Noise:17783
419.8220 S:6 F:4 BSUB(256,30,-3.0) PKD(7,5,3,0.10%,71132.0,1.00%,F,T) Exp:NDB5US
TRIANGLE LABS Text:TLI#57752C DF-DP-209 0-0.5

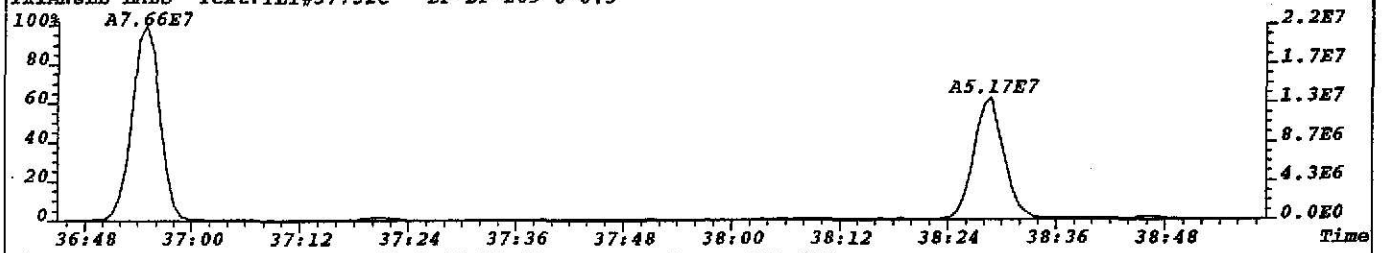

File:W1059 #1-674 Acq:13-JUL-2002 16:15:49 GC EI+ Voltage SIR 70S
430.9729 S:6 F:4 Exp:NDB5US
TRIANGLE LABS Text:TLI#57752C DF-DP-209 0-0.5

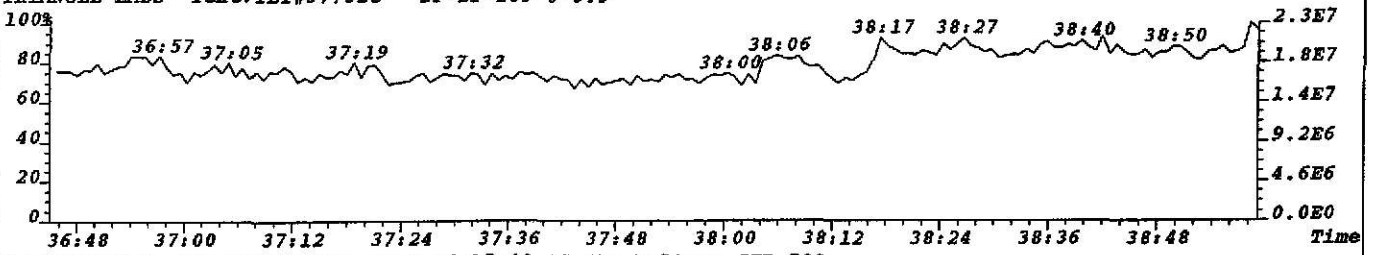

File:W1059 #1-674 Acq:13-JUL-2002 16:15:49 GC EI+ Voltage SIR 70S
479.7165 S:6 F:4 Exp:NDB5US
TRIANGLE LABS Text:TLI#57752C DF-DP-209 0-0.5

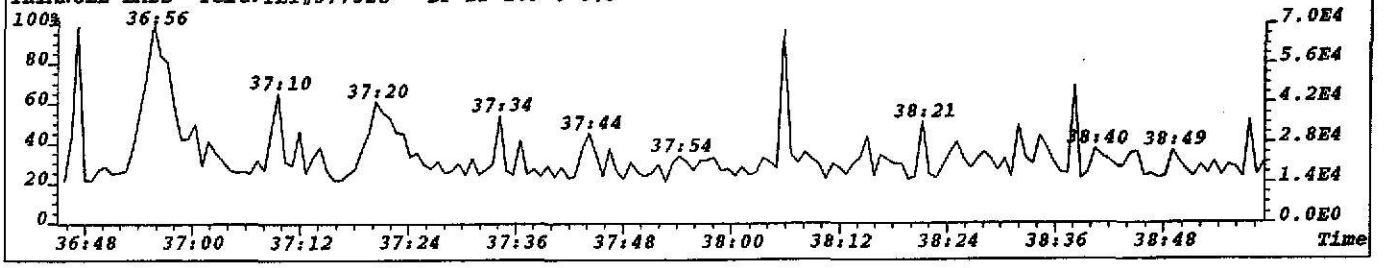

File:W1059 #1-674 Acq:13-JUL-2002 16:15:49 GC EI+ Voltage SIR 70S
423.7766 S:6 F:4 BSUB(256,30,-3.0) PKD(7,5,3,0.10%,30096.0,1.00%,F,T) Exp:NDB5US Noise:7524
Sample Text:TLI#57752C DF-DP-209 0-0.5 File Text:TRIANGLE LABORATORIES, INC.

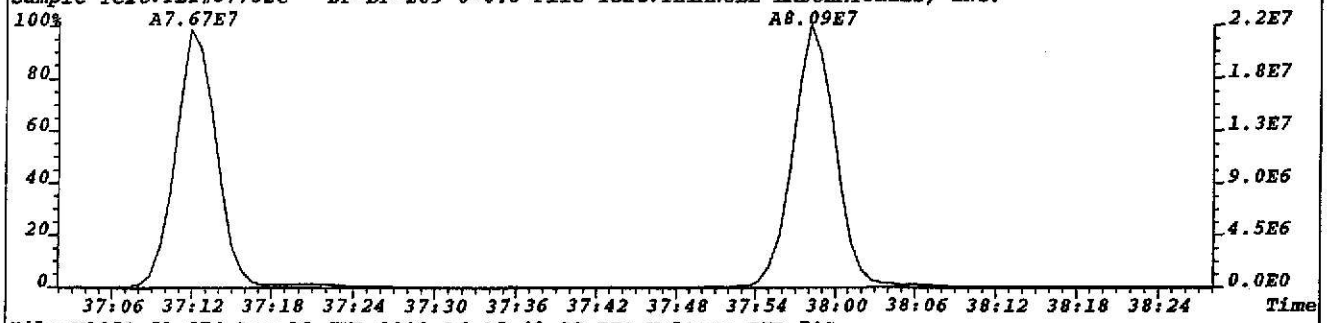

File:W1059 #1-674 Acq:13-JUL-2002 16:15:49 GC EI+ Voltage SIR 70S
425.7737 S:6 F:4 BSUB(256,30,-3.0) PKD(7,5,3,0.10%,35716.0,1.00%,F,T) Exp:NDB5US Noise:8929
Sample Text:TLI#57752C DF-DP-209 0-0.5 File Text:TRIANGLE LABORATORIES, INC.

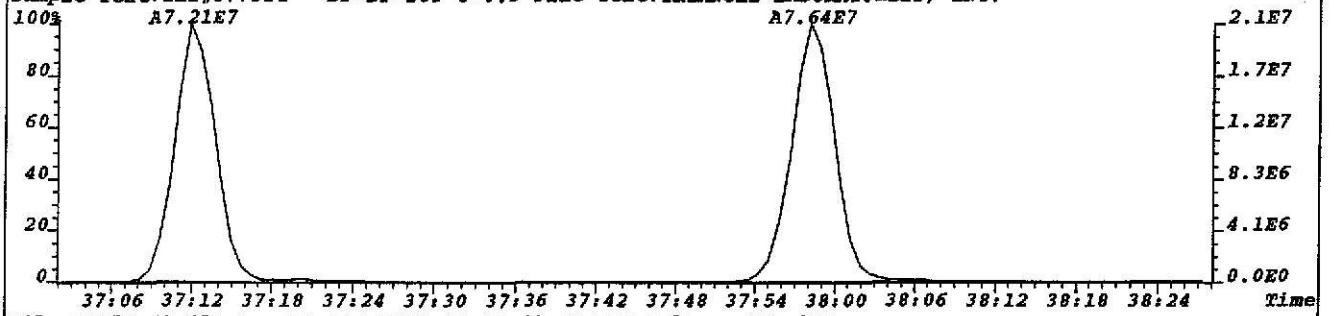

File:W1059 #1-674 Acq:13-JUL-2002 16:15:49 GC EI+ Voltage SIR 70S
435.8169 S:6 F:4 BSUB(256,30,-3.0) PKD(7,5,3,0.10%,253564.0,1.00%,F,T) Exp:NDB5US Noise:63391
Sample Text:TLI#57752C DF-DP-209 0-0.5 File Text:TRIANGLE LABORATORIES, INC.

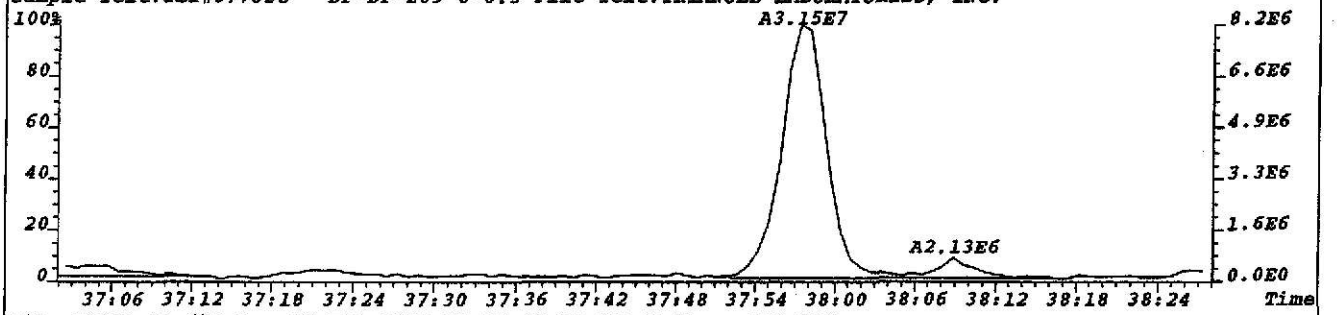

File:W1059 #1-674 Acq:13-JUL-2002 16:15:49 GC EI+ Voltage SIR 70S
437.8140 S:6 F:4 BSUB(256,30,-3.0) PKD(7,5,3,0.10%,156796.0,1.00%,F,T) Exp:NDB5US Noise:39199
Sample Text:TLI#57752C DF-DP-209 0-0.5 File Text:TRIANGLE LABORATORIES, INC.

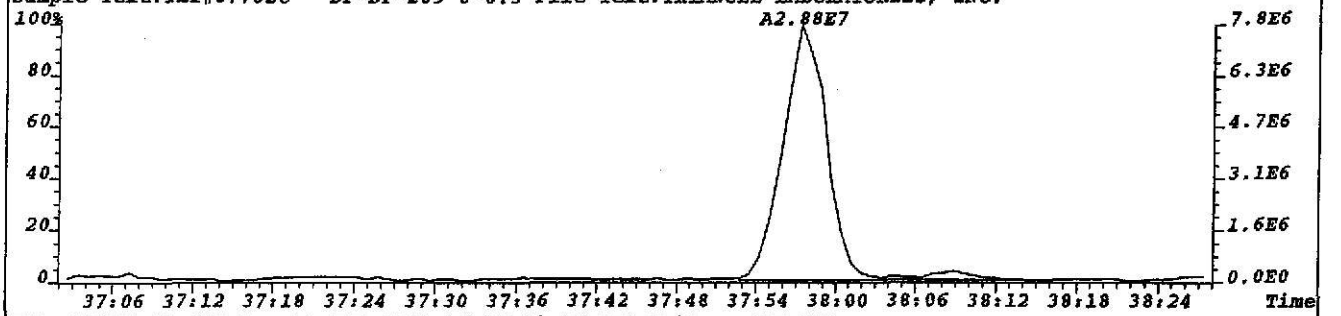

File:W1059 #1-674 Acq:13-JUL-2002 16:15:49 GC EI+ Voltage SIR 70S
430.9729 S:6 F:4 Exp:NDB5US
Sample Text:TLI#57752C DF-DP-209 0-0.5 File Text:TRIANGLE LABORATORIES, INC.

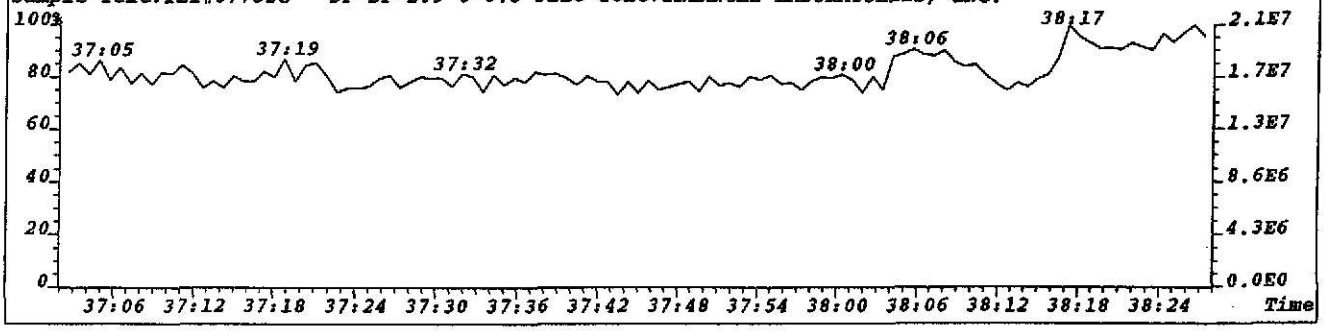

File:W1059 #1-674 Acq:13-JUL-2002 16:15:49 GC EI+ Voltage SIR 70S Noise:2675
441.7428 S:6 F:4 BSUB(256,30,-3.0) PKD(7,5,3,0.10%,10700.0,1.00%,F,T) Exp:NDB5US
Sample Text:TLI#57752C DF-DP-209 0-0.5 File Text:TRIANGLE LABORATORIES, INC.

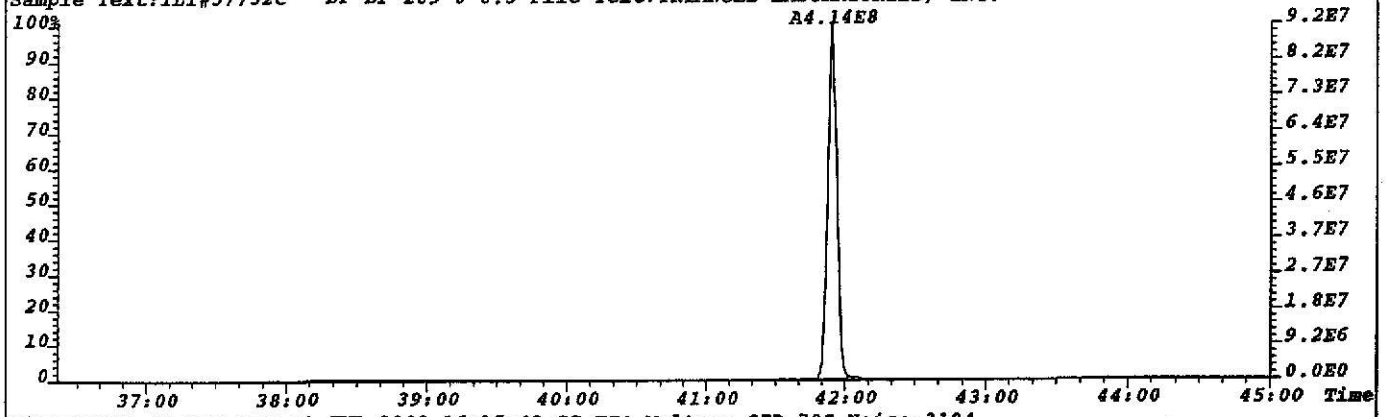

File:W1059 #1-674 Acq:13-JUL-2002 16:15:49 GC EI+ Voltage SIR 70S Noise:3184
443.7399 S:6 F:4 BSUB(256,30,-3.0) PKD(7,5,3,0.10%,12736.0,1.00%,F,T) Exp:NDB5US
Sample Text:TLI#57752C DF-DP-209 0-0.5 File Text:TRIANGLE LABORATORIES, INC.

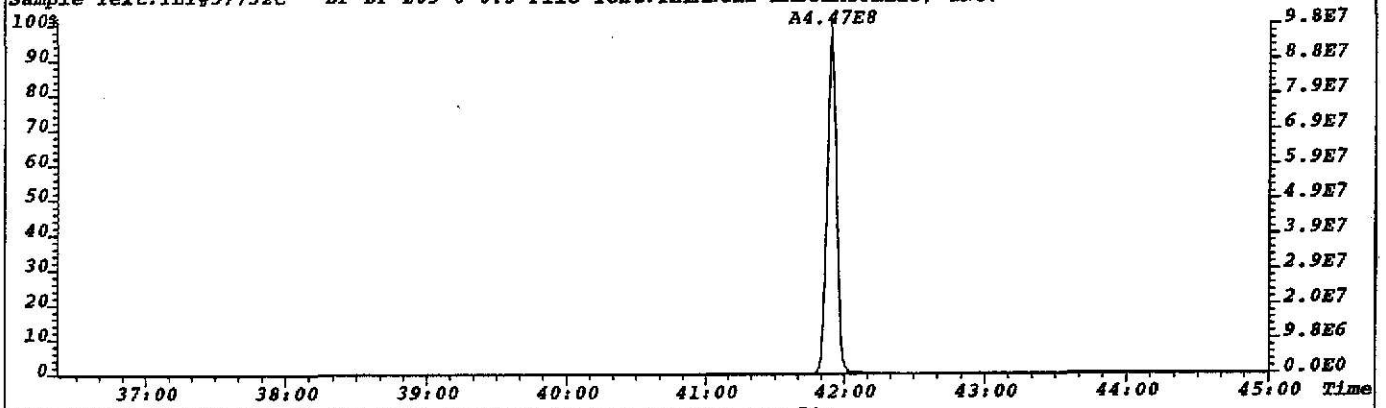

File:W1059 #1-674 Acq:13-JUL-2002 16:15:49 GC EI+ Voltage SIR 70S
430.9729 S:6 F:4 Exp:NDB5US
Sample Text:TLI#57752C DF-DP-209 0-0.5 File Text:TRIANGLE LABORATORIES, INC.

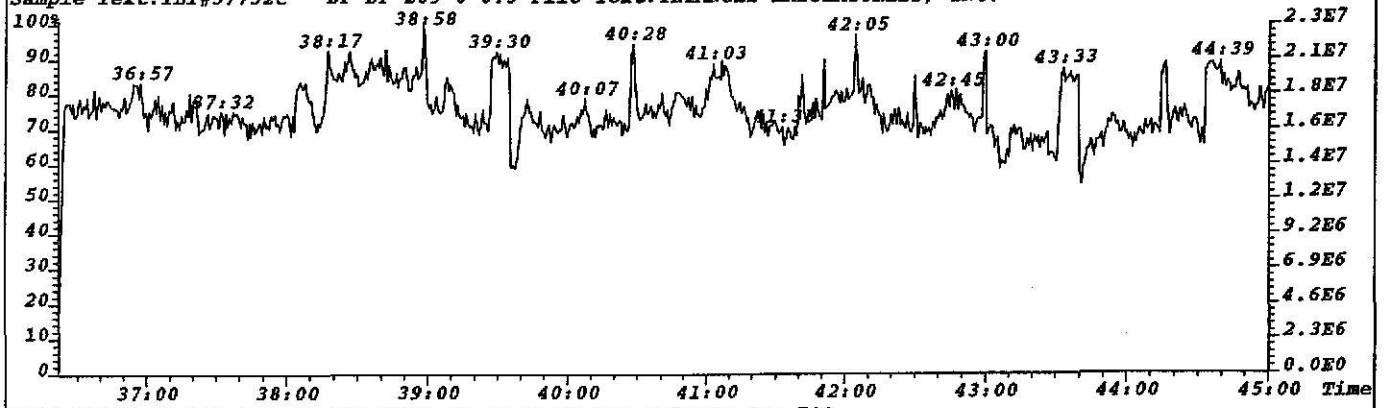

File:W1059 #1-674 Acq:13-JUL-2002 16:15:49 GC EI+ Voltage SIR 70S
513.6775 S:6 F:4 Exp:NDB5US
Sample Text:TLI#57752C DF-DP-209 0-0.5 File Text:TRIANGLE LABORATORIES, INC.

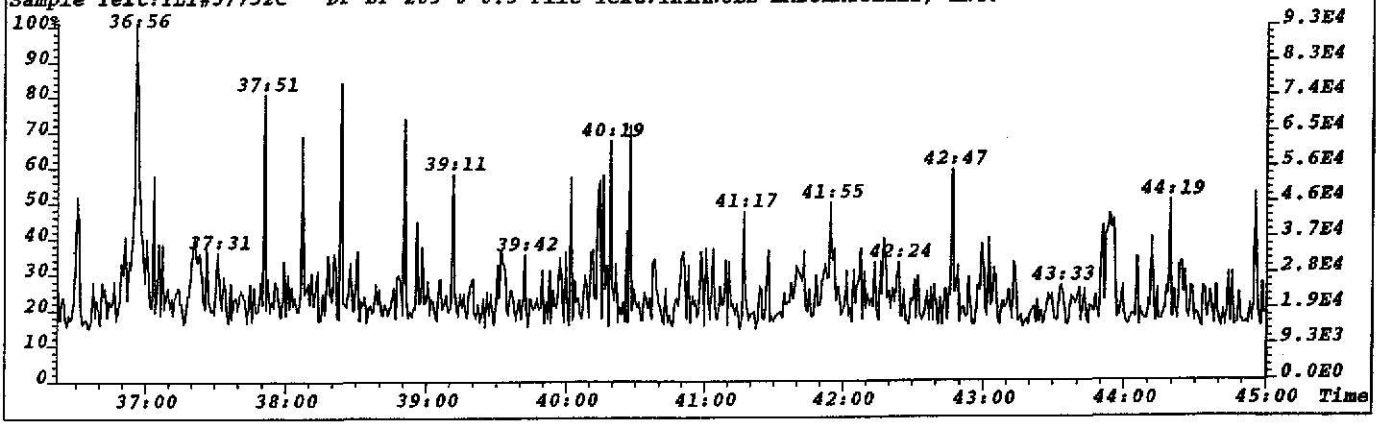

File:W1059 #1-674 Acq:13-JUL-2002 16:15:49 GC EI+ Voltage SIR 70S
457.7377 S:6 F:4 BSUB(256,30,-3.0) PKD(7,5,3,0.10%,12172.0,1.00%,F,T) Exp:NDB5US Noise:3043
Sample Text:TLI#57752C DF-DP-209 0-0.5 File Text:TRIANGLE LABORATORIES, INC.

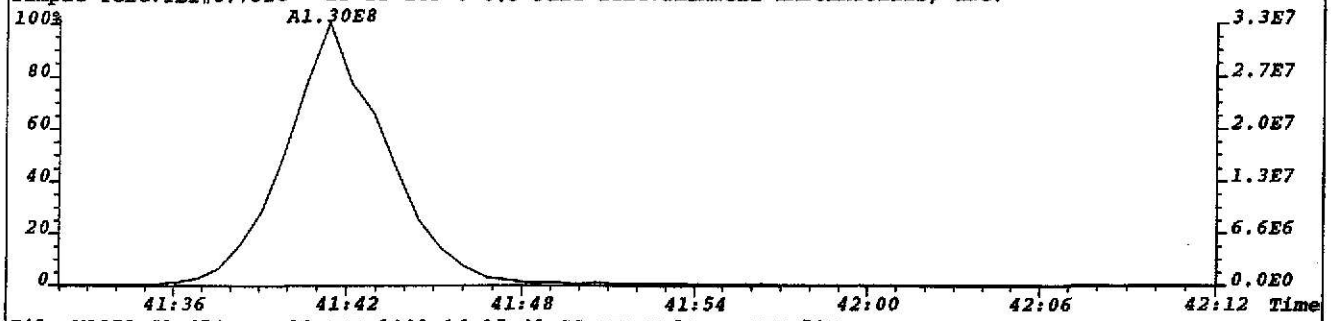

File:W1059 #1-674 Acq:13-JUL-2002 16:15:49 GC EI+ Voltage SIR 70S
459.7348 S:6 F:4 BSUB(256,30,-3.0) PKD(7,5,3,0.10%,9376.0,1.00%,F,T) Exp:NDB5US Noise:2344
Sample Text:TLI#57752C DF-DP-209 0-0.5 File Text:TRIANGLE LABORATORIES, INC.



File:W1059 #1-674 Acq:13-JUL-2002 16:15:49 GC EI+ Voltage SIR 70S
469.7779 S:6 F:4 BSUB(256,30,-3.0) PKD(7,5,3,0.10%,128620.0,1.00%,F,T) Exp:NDB5US Noise:32155
Sample Text:TLI#57752C DF-DP-209 0-0.5 File Text:TRIANGLE LABORATORIES, INC.



File:W1059 #1-674 Acq:13-JUL-2002 16:15:49 GC EI+ Voltage SIR 70S
471.7750 S:6 F:4 BSUB(256,30,-3.0) PKD(7,5,3,0.10%,53072.0,1.00%,F,T) Exp:NDB5US Noise:13268
Sample Text:TLI#57752C DF-DP-209 0-0.5 File Text:TRIANGLE LABORATORIES, INC.

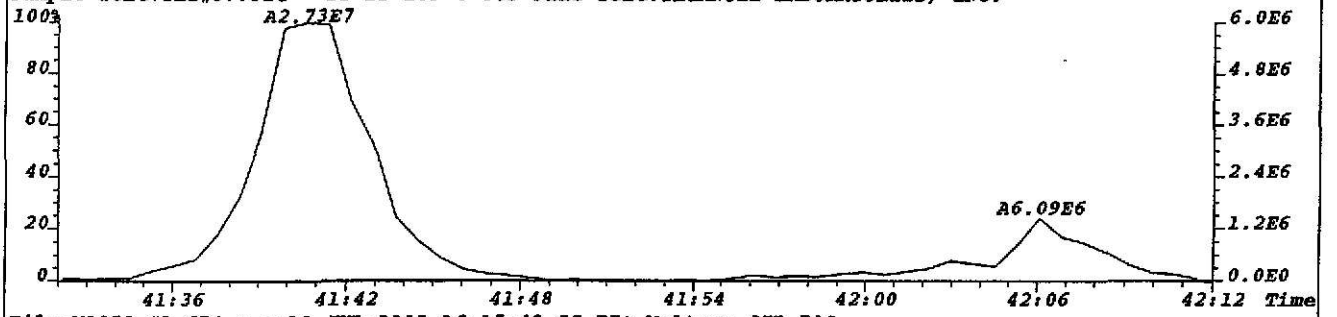

File:W1059 #1-674 Acq:13-JUL-2002 16:15:49 GC EI+ Voltage SIR 70S
430.9729 S:6 F:4 Exp:NDB5US
Sample Text:TLI#57752C DF-DP-209 0-0.5 File Text:TRIANGLE LABORATORIES, INC.

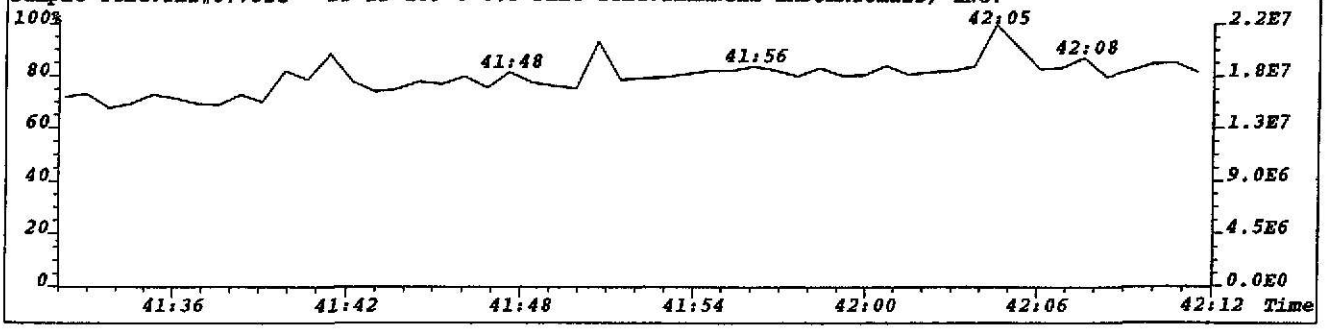

Peak Locate Examination:13-JUL-2002:12:14 File:W1059
Experiment:NDB5US Function:2 Reference:PFK

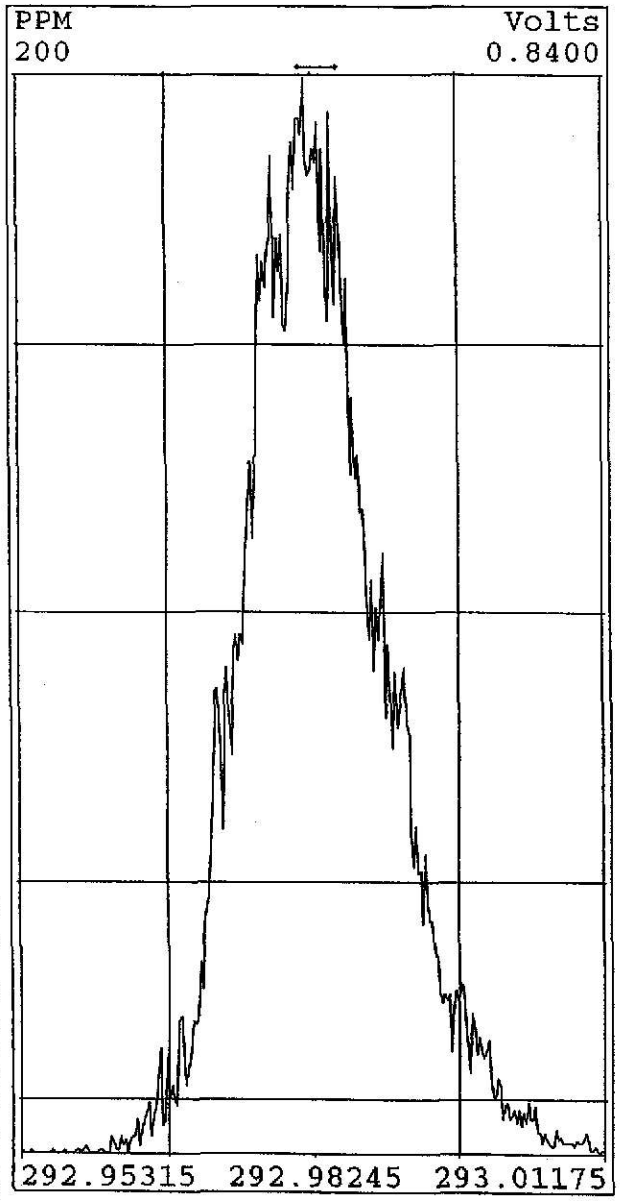

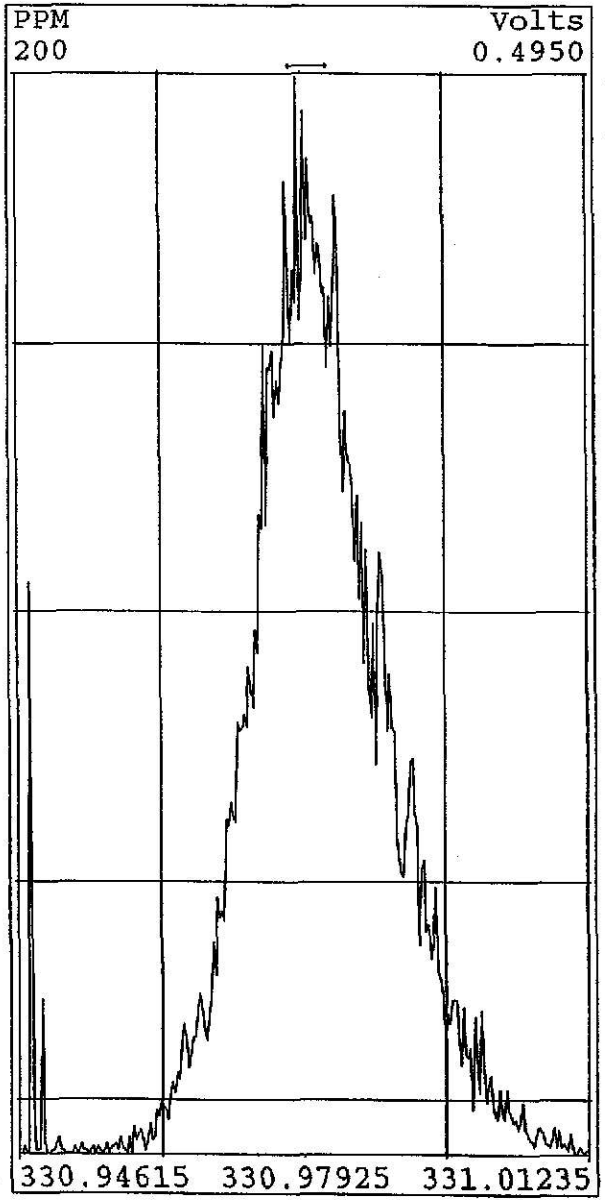

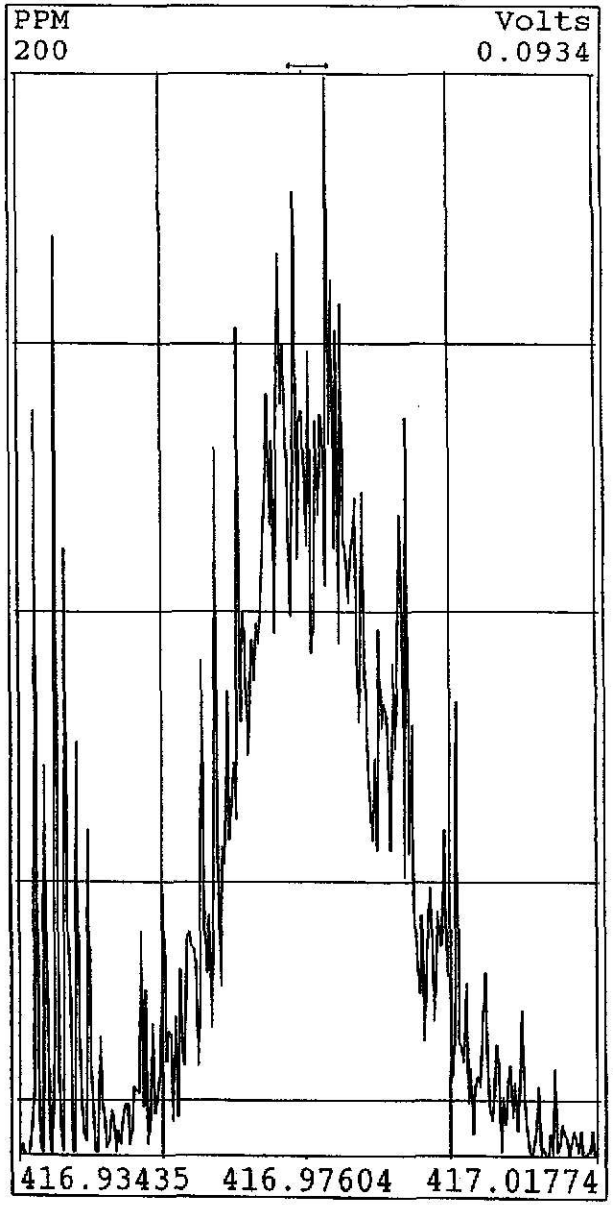

File:W1059 #1-798 Acq:13-JUL-2002 16:15:49 GC EI+ Voltage SIR 70S
303.9016 S:6 F:2 Exp:NDB5US
Sample Text:TLI#57752C DF-DP-209 0-0.5 File Text:TRIANGLE LABORATORIES, INC.

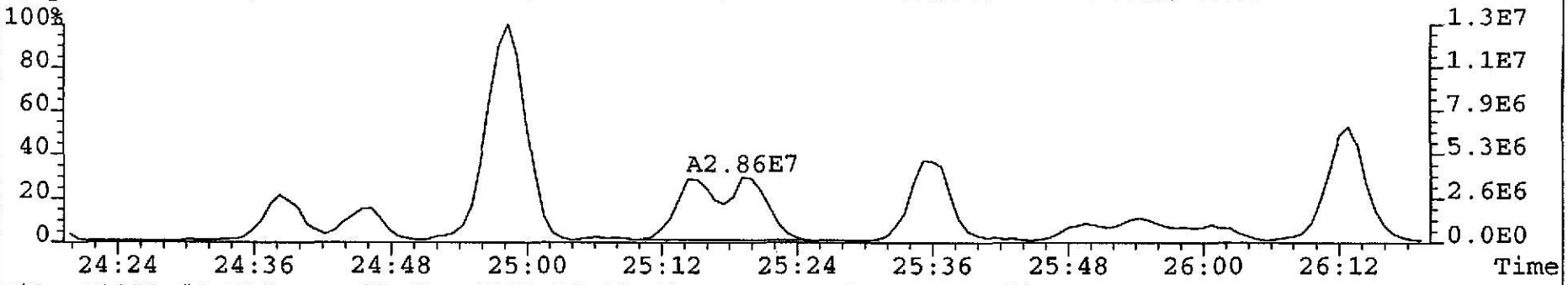

File:W1059 #1-798 Acq:13-JUL-2002 16:15:49 GC EI+ Voltage SIR 70S
305.8987 S:6 F:2 Exp:NDB5US
Sample Text:TLI#57752C DF-DP-209 0-0.5 File Text:TRIANGLE LABORATORIES, INC.

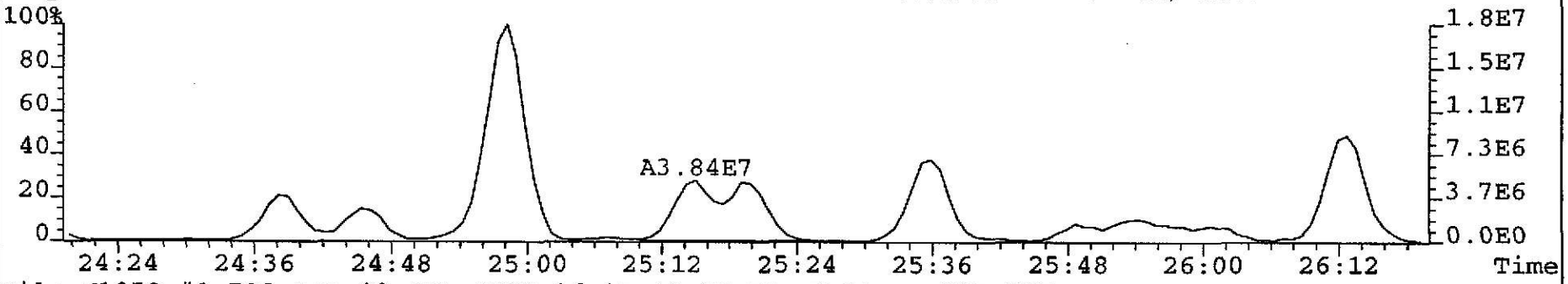

File:W1059 #1-798 Acq:13-JUL-2002 16:15:49 GC EI+ Voltage SIR 70S
317.9389 S:6 F:2 Exp:NDB5US
Sample Text:TLI#57752C DF-DP-209 0-0.5 File Text:TRIANGLE LABORATORIES, INC.

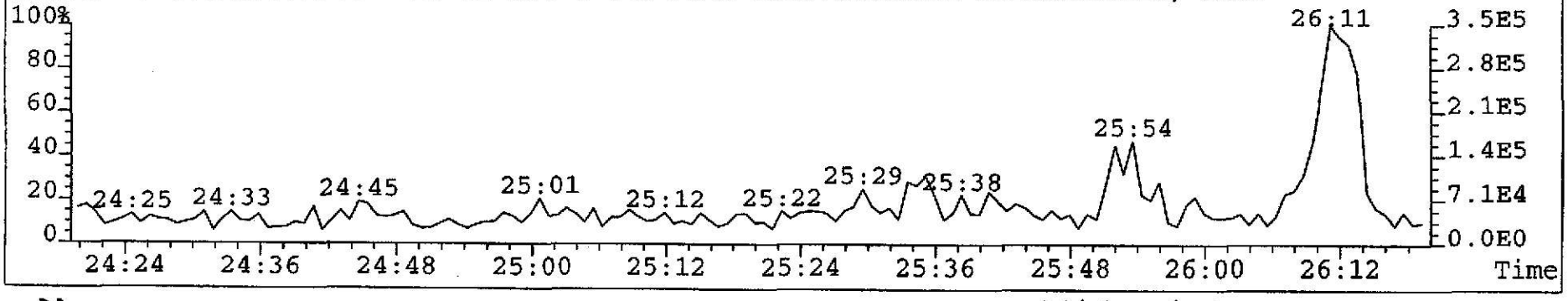

VJC 7/17/02

File:W1059 #1-798 Acq:13-JUL-2002 16:15:49 GC EI+ Voltage SIR 70S
355.8546 S:6 F:2 Exp:NDB5US
Sample Text:TLI#57752C DF-DP-209 0-0.5 File Text:TRIANGLE LABORATORIES, INC.

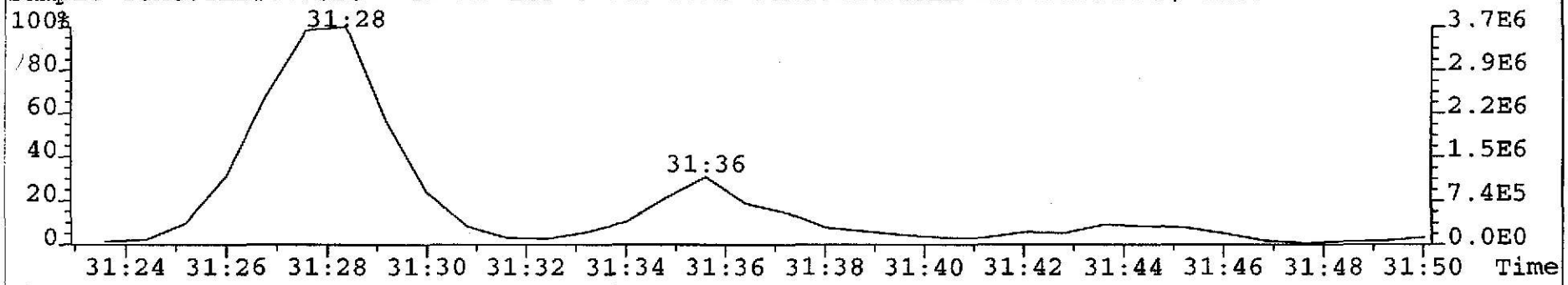

File:W1059 #1-798 Acq:13-JUL-2002 16:15:49 GC EI+ Voltage SIR 70S
357.8516 S:6 F:2 Exp:NDB5US
Sample Text:TLI#57752C DF-DP-209 0-0.5 File Text:TRIANGLE LABORATORIES, INC.

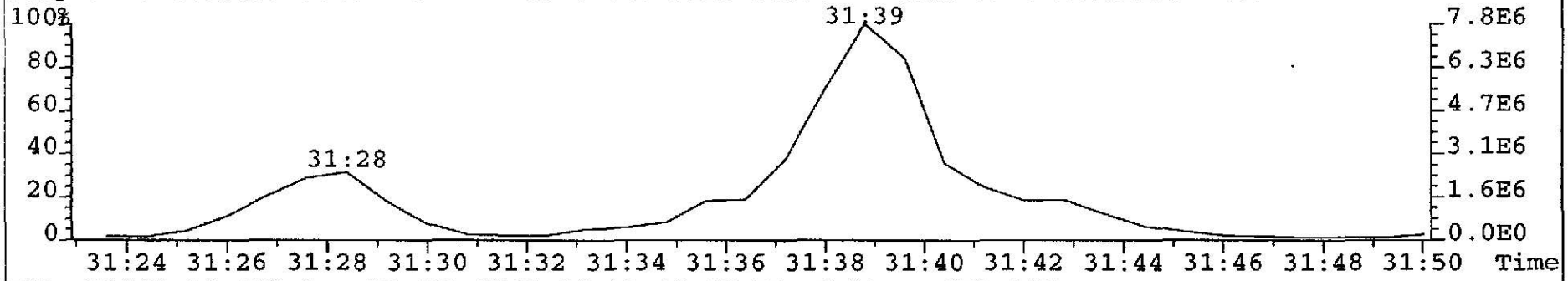

File:W1059 #1-798 Acq:13-JUL-2002 16:15:49 GC EI+ Voltage SIR 70S
369.8919 S:6 F:2 Exp:NDB5US
Sample Text:TLI#57752C DF-DP-209 0-0.5 File Text:TRIANGLE LABORATORIES, INC.

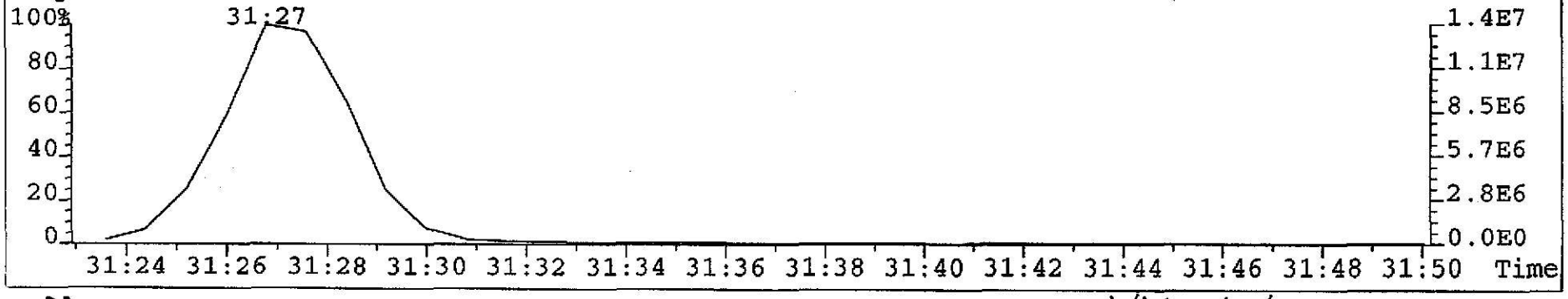

VJC 7/17/02

File:W1059 #1-422 Acq:13-JUL-2002 16:15:49 GC EI+ Voltage SIR 70S
373.8208 S:6 F:3 Exp:NDB5US
Sample Text:TLI#57752C DF-DP-209 0-0.5 File Text:TRIANGLE LABORATORIES, INC.

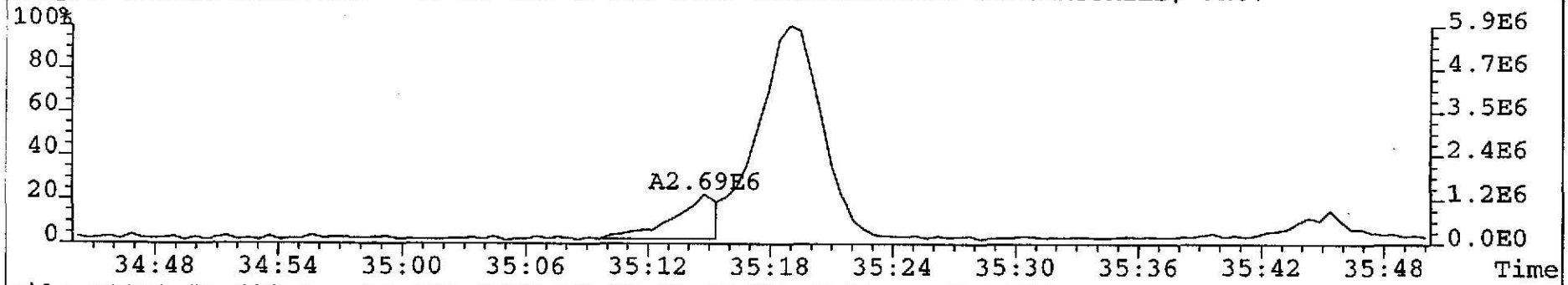

File:W1059 #1-422 Acq:13-JUL-2002 16:15:49 GC EI+ Voltage SIR 70S
375.8178 S:6 F:3 Exp:NDB5US
Sample Text:TLI#57752C DF-DP-209 0-0.5 File Text:TRIANGLE LABORATORIES, INC.

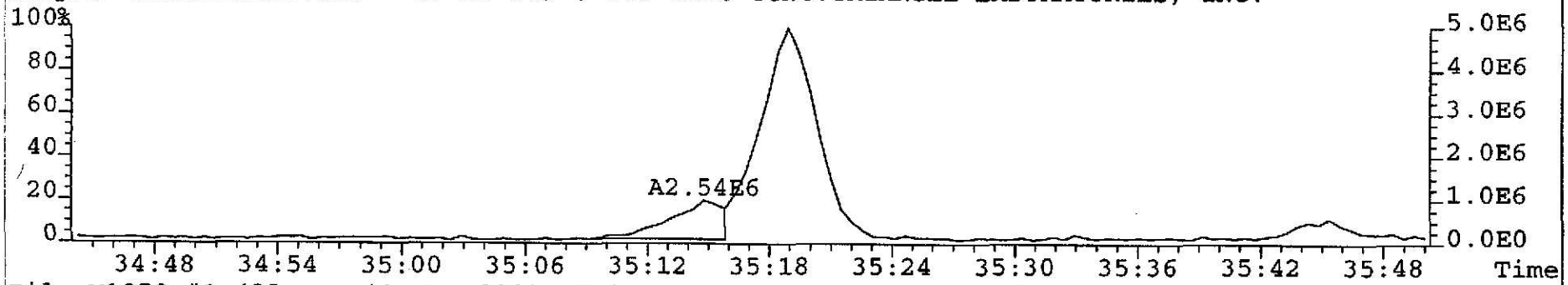

File:W1059 #1-422 Acq:13-JUL-2002 16:15:49 GC EI+ Voltage SIR 70S
385.8610 S:6 F:3 Exp:NDB5US
Sample Text:TLI#57752C DF-DP-209 0-0.5 File Text:TRIANGLE LABORATORIES, INC.

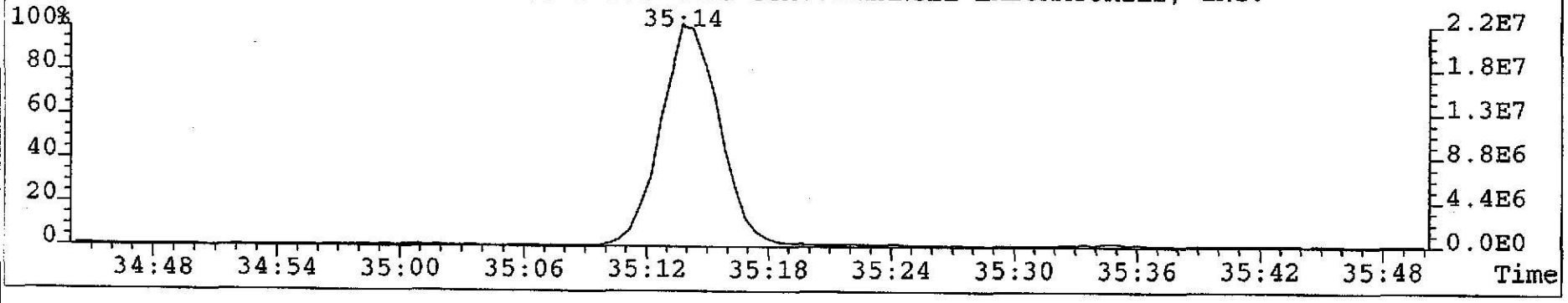

VJC 7/17/02

File:W1059 #1-422 Acq:13-JUL-2002 16:15:49 GC EI+ Voltage SIR 70S
373.8208 S:6 F:3 Exp:NDB5US
Sample Text:TLI#57752C DF-DP-209 0-0.5 File Text:TRIANGLE LABORATORIES, INC.

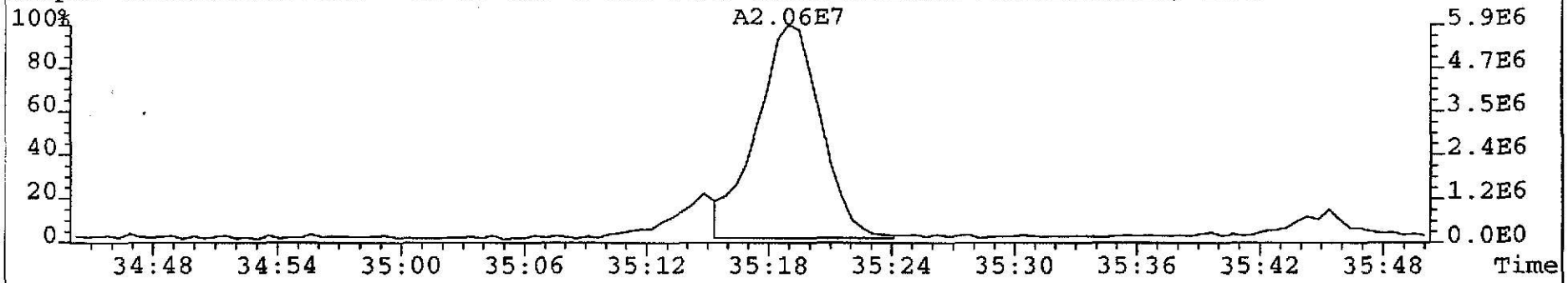

File:W1059 #1-422 Acq:13-JUL-2002 16:15:49 GC EI+ Voltage SIR 70S
375.8178 S:6 F:3 Exp:NDB5US
Sample Text:TLI#57752C DF-DP-209 0-0.5 File Text:TRIANGLE LABORATORIES, INC.

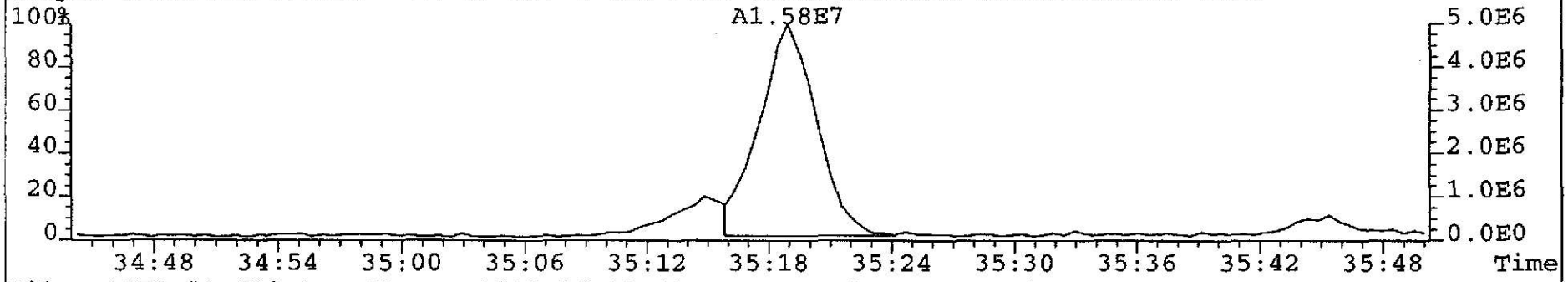

File:W1059 #1-422 Acq:13-JUL-2002 16:15:49 GC EI+ Voltage SIR 70S
385.8610 S:6 F:3 Exp:NDB5US
Sample Text:TLI#57752C DF-DP-209 0-0.5 File Text:TRIANGLE LABORATORIES, INC.

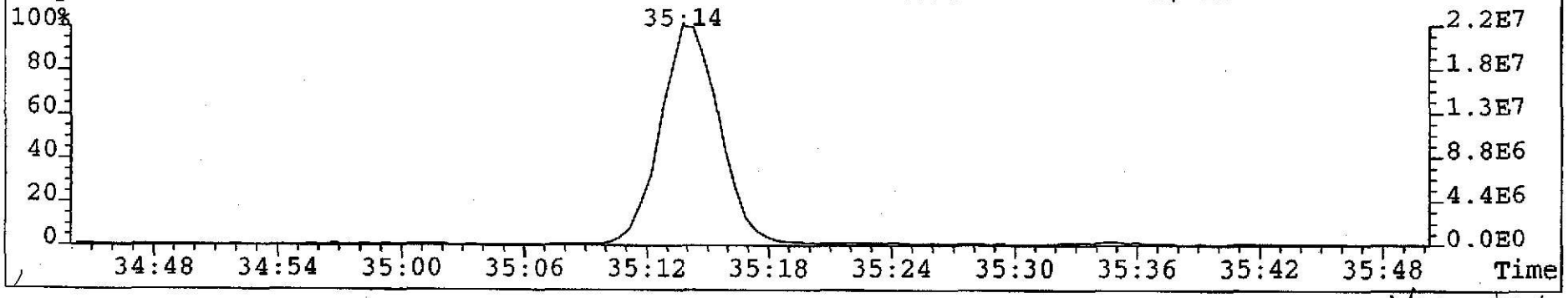

VJC 7/17/02

Martin & Slagle

TLI Project: **57752C** 1613, Revision B, Tetra Only PCDD/PCDF Analysis (c)
Client Sample: **DF-DP-209 0-0.5** Analysis File: **P022487**

Client Project:	**Mississippi Project**				
Sample Matrix:	**SOLID**	Date Received:	**06/28/2002**	Spike File:	**SPCONB22**
TLI ID:	**329-38-8**	Date Extracted:	**07/05/2002**	ICal:	**PF56152**
		Date Analyzed:	**07/15/2002**	ConCal:	**P022482**
Sample Size:	**13.500 g**	Dilution Factor:	**n/a**	% Moisture:	**16.0**
Dry Weight:	**11.340 g**	Blank File:	**W105902**	% Lipid:	**n/a**
GC Column:	**DB-225**	Analyst:	**JMM**	% Solids:	**84.0**

Analytes	Conc. (pg/g)	DL	Ratio	RT	RRT	Flags
2,3,7,8-TCDF	42.0		0.73	21:40	1.001	—

Internal Standard	Conc. (pg/g)	% Recovery	QC Limits	Ratio	RT	RRT	Flags
$^{13}C_{12}$-2,3,7,8-TCDF	106	60.0	29%-140%	0.76	21:39	1.049	—

Recovery Standard	Ratio	RT	Flags
$^{13}C_{12}$-1,2,3,4-TCDD	0.79	20:38	—

Data Reviewer: VJC 07/17/2002

CONB_PSR v1.00, LARS 6.25.05

Triangle Laboratories, Inc.®
2445 S. Alston Ave. • Durham, North Carolina 27713
Phone: (919) 544-5729 • Fax: (919) 544-5491

Printed: 01:20 07/17/2002

Initial ....Date...

Data Review By: WL 7/17/02

Channel specific noise levels computed from 'NL' heights.

Page No. 1 Listing of P022487B.dbf
07/17/2002 Matched GC Peaks / Ratio / Ret. Time

Compound/ M_Z....	QC.Log	Omit	Why	..RT.	OK	Ratio	Total.Area/Ht	Area/Ht.Peak1	Area/Ht.Peak2	Rel.RT	Compound.Name..	ID..	Flags.
TCDF						0.65-0.89				0.788-1.102			
304-306	DC	NL				Height	0.31	0.12	0.19				
				17:17	RO	3.10	5.04	3.81	1.23	0.798			
				17:21	RO	6.33	21.83	18.85	2.98	0.801			
				17:45		0.80	2.58	1.15	1.43	0.820			J
				17:52	RO	0.53	1.07	0.37	0.70	0.825			J
	DC	SN		18:01	RO	1.71	0.84			0.832			
				18:07	RO	0.63	5.77	2.22	3.55	0.837			
				18:14		0.80	18.22	8.07	10.15	0.842			
				18:22		0.76	7.25	3.13	4.12	0.848			
				18:32		0.77	103.34	44.88	58.46	0.856			
				18:43		0.81	8.41	3.77	4.64	0.865			
				18:57		0.76	12.15	5.25	6.90	0.875			
				19:07		0.75	249.97	106.85	143.12	0.883			
				19:15		0.77	50.61	21.94	28.67	0.889			
				19:24		0.68	163.88	66.25	97.63	0.896			
				19:35		0.74	117.17	49.90	67.27	0.905			
				19:54		0.73	60.87	25.65	35.22	0.919			
				20:06		0.71	2.39	0.99	1.40	0.928			J
				20:20		0.71	135.48	56.47	79.01	0.939			
				20:35		0.76	103.48	44.57	58.91	0.951			
				20:48		0.77	44.52	19.30	25.22	0.961			
				20:58	RO	1.54	6.47	3.92	2.55	0.968			
				21:10		0.76	34.88	15.06	19.82	0.978			
				21:21		0.67	18.10	7.26	10.84	0.986			
				21:33		0.79	44.32	19.62	24.70	0.995			
				21:40		0.73	199.36	84.11	115.25	1.001	2378-TCDF	AN	
				21:53		0.73	74.71	31.48	43.23	1.011			
				22:17		0.75	112.62	48.12	64.50	1.029			
				22:30		0.72	18.78	7.83	10.95	1.039			
	DC	SN		22:58	RO	1.60	0.78			1.061			
				23:05		0.72	60.27	25.24	35.03	1.066			
				23:13	RO	1.04	1.82	0.93	0.89	1.072			J
				23:30		0.80	3.69	1.64	2.05	1.085			J
				23:36	RO	0.92	1.84	0.88	0.96	1.090			J
				23:41	RO	0.58	5.76	2.12	3.64	1.094			
	DC	WH		23:58		0.73	573.10			1.107			
	DC	WH		24:09	RO	0.47	1.32			1.115			
304-306			32	Peaks			1,696.65						
13C12-TCDF						0.65-0.89				0.954-1.046			
316-318	DC	NL				Height	0.34	0.12	0.22				
	DC	WL		17:35		0.71	12.76			0.812			
	DC	WL		17:42	RO	0.47	0.63			0.818			
	DC	WL		18:22	RO	0.18	1.11			0.848			
	DC	WL		18:29	RO	0.31	0.77			0.854			
	DC	WL		18:38		0.67	1.47			0.861			

Compound/ M_Z....	QC.Log	Omit	Why	..RT.	OK	Ratio	Total.Area/Ht	Area/Ht.Peak1	Area/Ht.Peak2	Rel.RT	Compound.Name..	ID..	Flags.
		DC	WL	18:44		0.65	7.39			0.865			
		DC	WL	19:52	RO	0.57	1.80			0.918			
		DC	WL	20:20	RO	1.27	5.77			0.939			
		DC	WL	20:34	RO	2.08	0.77			0.950			
		DC	WL	20:38	RO	2.23	0.84			0.953			
		DC	SN	20:43	RO	0.27	1.16			0.957			
		DC	SN	21:27	RO	0.38	0.77			0.991			
				21:39		0.76	748.10	324.14	423.96	1.000	13C12-2378-TCDF	IS0	
						Height	215.95	91.83	124.12				
				21:51	RO	2.05	1.80	1.21	0.59	1.009			
				22:00	RO	1.52	2.24	1.35	0.89	1.016			
				22:10	RO	0.53	0.89	0.31	0.58	1.024			
		DC	SN	22:13	RO	0.94	1.01			1.026			
				22:21		0.76	9.91	4.29	5.62	1.032			
		DC	WH	23:36		0.77	3.01			1.090			
		DC	WH	23:59	RO	0.39	0.75			1.108			
		DC	WH	24:04	RO	0.53	0.58			1.112			
		DC	WH	24:07	RO	0.40	0.66			1.114			
316-318			5	Peaks			762.94						

---------- Above: TCDF / TCDD Follows ----------

13C12-TCDD						0.65-0.89				0.902-1.098			
332-334		DC	NL			Height	0.67	0.50	0.17				
		DC	SN	18:53	RO	6.00	2.38			0.927			
		DC	SN	19:47	RO	0.57	0.66			0.971			
		DC	SN	19:51		0.72	0.98			0.975			
				20:22		0.79	597.71	264.20	333.51	1.000	13C12-2378-TCDD	IS1	
						Height	184.47	80.59	103.88				
				20:38		0.79	911.90	403.49	508.41	1.013	13C12-1234-TCDD	RS1	
		DC	WH	22:26		0.68	0.74			1.101			
		DC	WH	23:28	RO	1.53	1.62			1.152			
332-334			2	Peaks			1,509.61						

Column Description.....	"Why" Code Description.....	QC Log Desc.....
M_Z -Nominal Ion Mass(es)	WL-Below Retention Time Window	A-Peak Added
..RT. -Retention Time (mm:ss)	WH-Above Retention Time Window	K-Peak Kept
Rat.1 -Ratio of M/M+2 Ions	SN-Below Signal to Noise Level	D-Peak Deleted
OK -RO=Ratio Outside Limits	<M-Below Method Detection Limit	T-Time Changed
Rel.RT-Relative Retention Time	NL-Channel Specific Noise Level	M-Peak Area Changed
		N-Name Changed
		X-Ether Interference

*** End of Report ***

File:P022487 #1-3026 Acq:15-JUL-2002 05:54:09 EI+ Voltage SIR 70P Noise:144
303.9016 BSUB(256,30,-3.0) PKD(5,3,1,0.10%,576.0,0.00%,F,F) Exp:DB225
TRIANGLE LABS Text:DF-DP-209 0-0.5 TLI#57752C INJ. TIME = 05:54

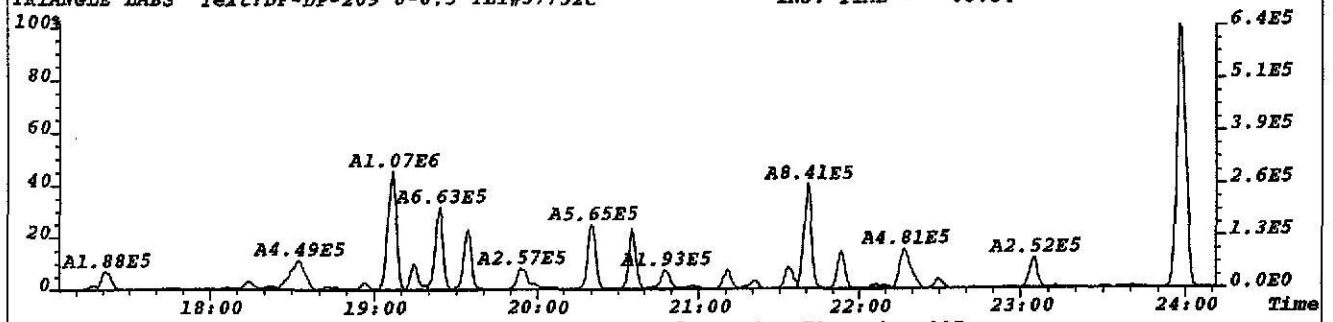

File:P022487 #1-3026 Acq:15-JUL-2002 05:54:09 EI+ Voltage SIR 70P Noise:237
305.8987 BSUB(256,30,-3.0) PKD(5,3,1,0.10%,948.0,0.00%,F,F) Exp:DB225
TRIANGLE LABS Text:DF-DP-209 0-0.5 TLI#57752C INJ. TIME = 05:54

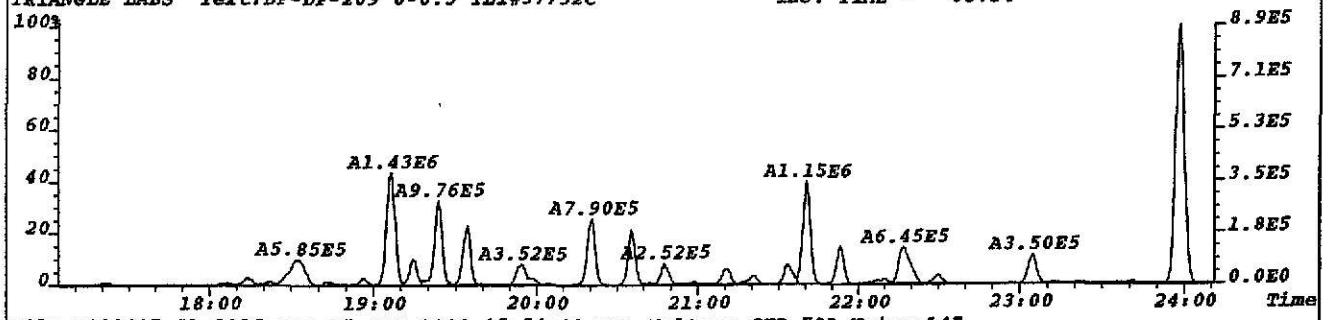

File:P022487 #1-3026 Acq:15-JUL-2002 05:54:09 EI+ Voltage SIR 70P Noise:147
315.9419 BSUB(256,30,-3.0) PKD(5,3,1,0.10%,588.0,0.00%,F,F) Exp:DB225
TRIANGLE LABS Text:DF-DP-209 0-0.5 TLI#57752C INJ. TIME = 05:54

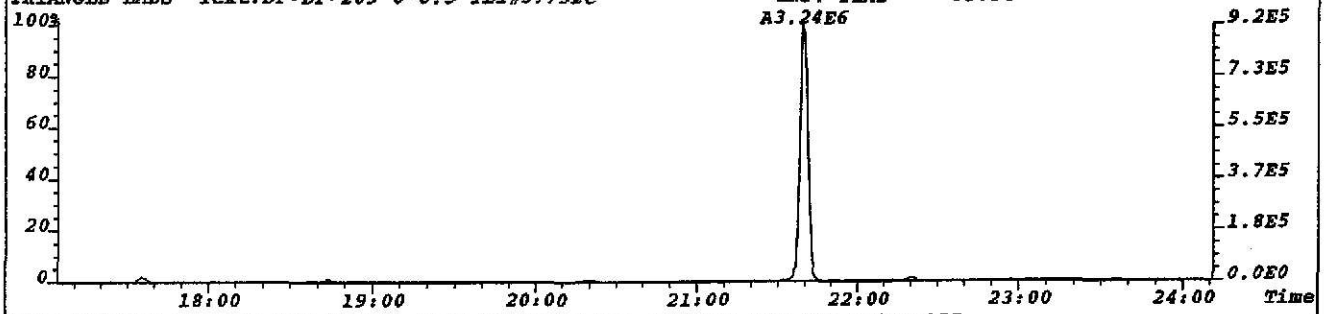

File:P022487 #1-3026 Acq:15-JUL-2002 05:54:09 EI+ Voltage SIR 70P Noise:277
317.9389 BSUB(256,30,-3.0) PKD(5,3,1,0.10%,1108.0,0.00%,F,F) Exp:DB225
TRIANGLE LABS Text:DF-DP-209 0-0.5 TLI#57752C INJ. TIME = 05:54

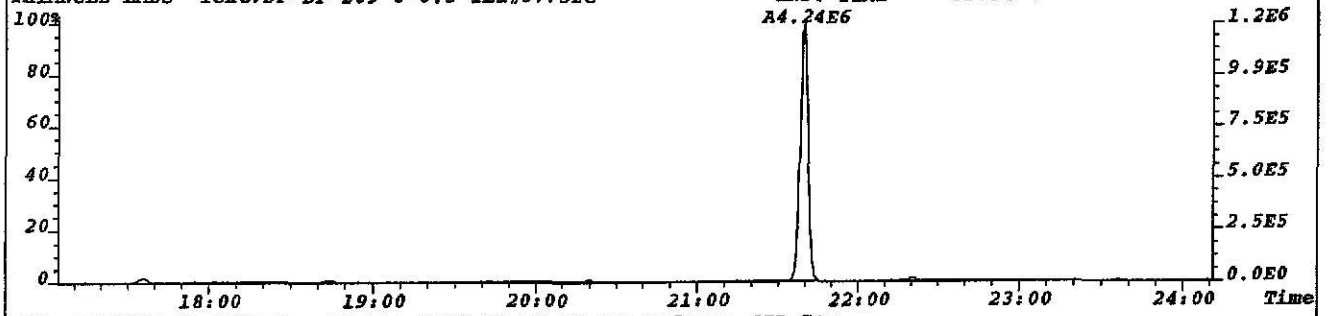

File:P022487 #1-3026 Acq:15-JUL-2002 05:54:09 EI+ Voltage SIR 70P
375.8364 Exp:DB225
TRIANGLE LABS Text:DF-DP-209 0-0.5 TLI#57752C INJ. TIME = 05:54

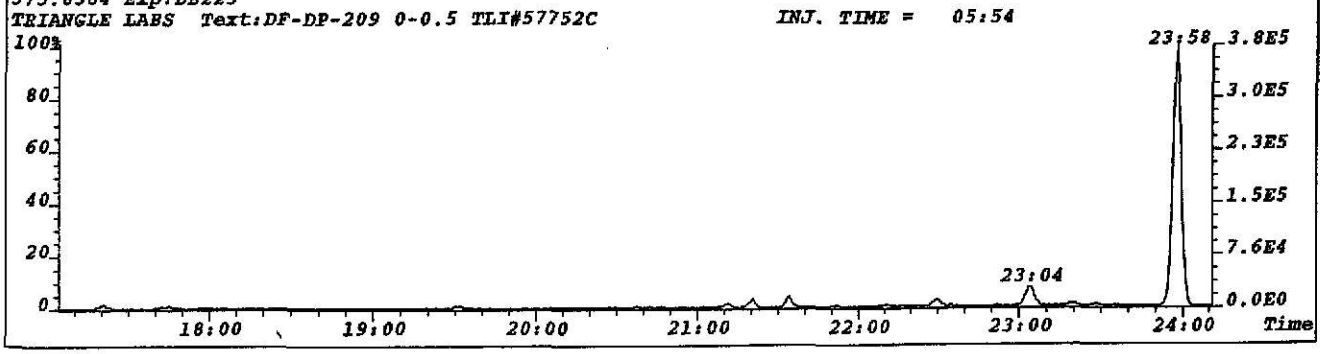

File:P022487 #1-3026 Acq:15-JUL-2002 05:54:09 EI+ Voltage SIR 70P Noise:257
319.8965 BSUB(256,30,-3.0) PKD(5,3,1,0.10%,1028.0,0.00%,F,F) Exp:DB225
TRIANGLE LABS Text:DF-DP-209 0-0.5 TLI#57752C INJ. TIME = 05:54

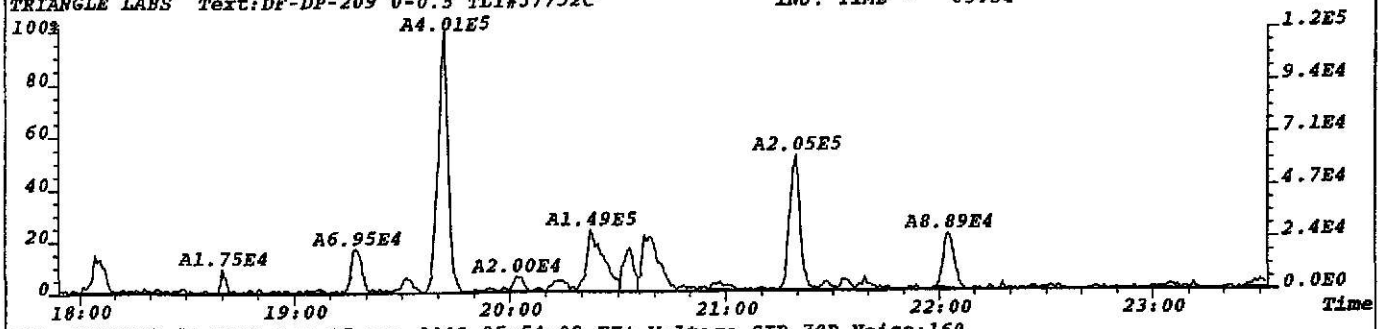

File:P022487 #1-3026 Acq:15-JUL-2002 05:54:09 EI+ Voltage SIR 70P Noise:160
321.8936 BSUB(256,30,-3.0) PKD(5,3,1,0.10%,640.0,0.00%,F,F) Exp:DB225
TRIANGLE LABS Text:DF-DP-209 0-0.5 TLI#57752C INJ. TIME = 05:54

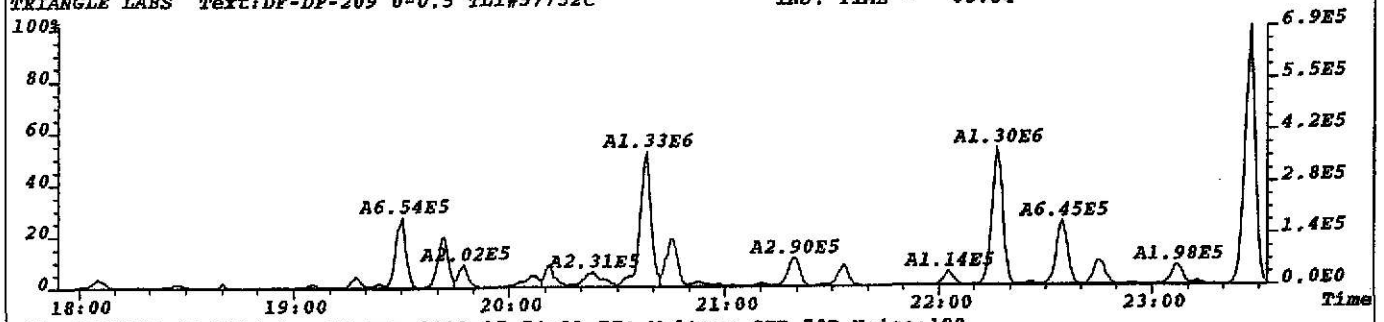

File:P022487 #1-3026 Acq:15-JUL-2002 05:54:09 EI+ Voltage SIR 70P Noise:198
327.8847 BSUB(256,30,-3.0) PKD(5,3,1,0.10%,792.0,0.00%,F,F) Exp:DB225
TRIANGLE LABS Text:DF-DP-209 0-0.5 TLI#57752C INJ. TIME = 05:54

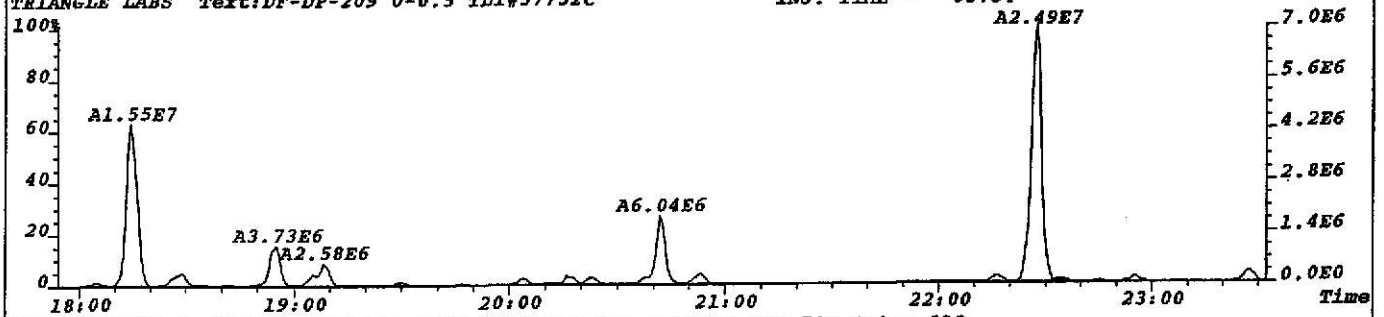

File:P022487 #1-3026 Acq:15-JUL-2002 05:54:09 EI+ Voltage SIR 70P Noise:626
331.9368 BSUB(256,30,-3.0) PKD(5,3,1,0.10%,2504.0,0.00%,F,F) Exp:DB225
TRIANGLE LABS Text:DF-DP-209 0-0.5 TLI#57752C INJ. TIME = 05:54

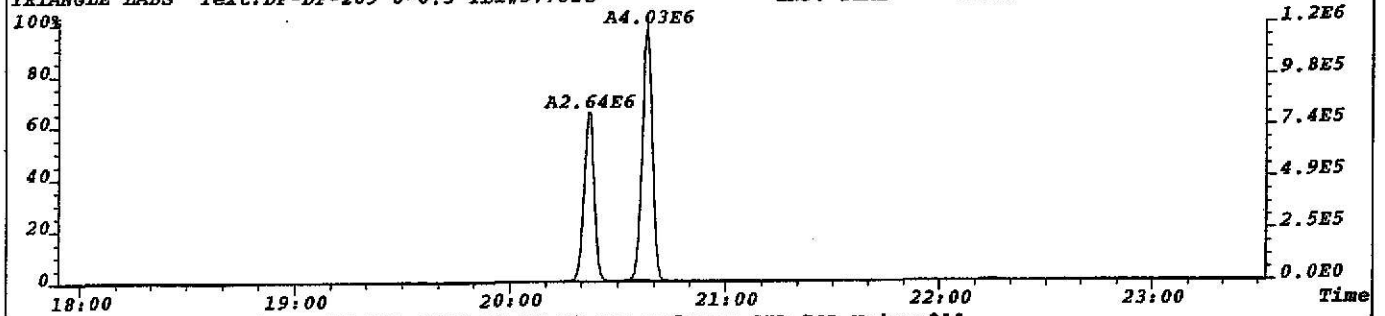

File:P022487 #1-3026 Acq:15-JUL-2002 05:54:09 EI+ Voltage SIR 70P Noise:218
333.9338 BSUB(256,30,-3.0) PKD(5,3,1,0.10%,872.0,0.00%,F,F) Exp:DB225
TRIANGLE LABS Text:DF-DP-209 0-0.5 TLI#57752C INJ. TIME = 05:54

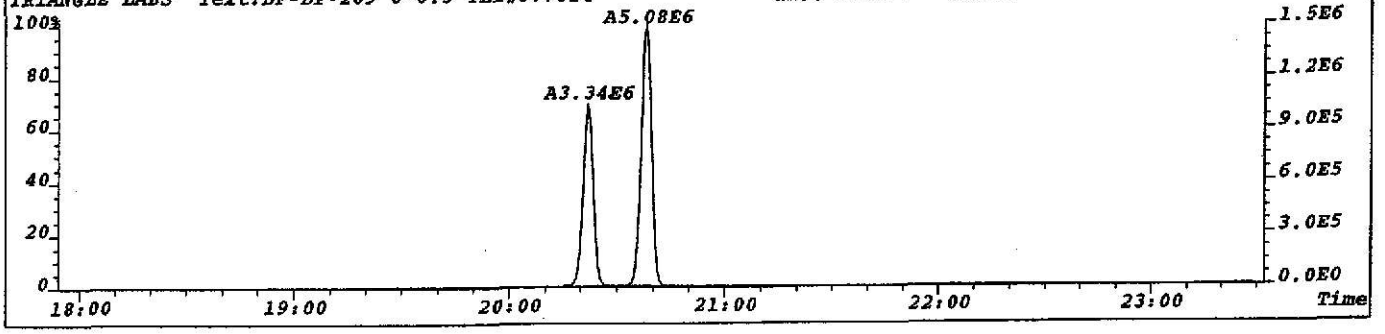

File:P022487 #1-3026 Acq:15-JUL-2002 05:54:09 EI+ Voltage SIR 70P
303.9016 Exp:DB225
TRIANGLE LABS Text:DF-DP-209 0-0.5 TLI#57752C INJ. TIME = 05:54

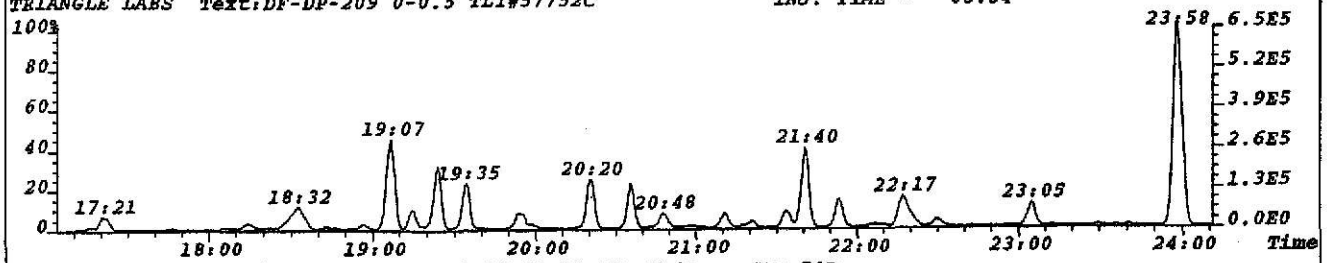

File:P022487 #1-3026 Acq:15-JUL-2002 05:54:09 EI+ Voltage SIR 70P
315.9419 Exp:DB225
TRIANGLE LABS Text:DF-DP-209 0-0.5 TLI#57752C INJ. TIME = 05:54

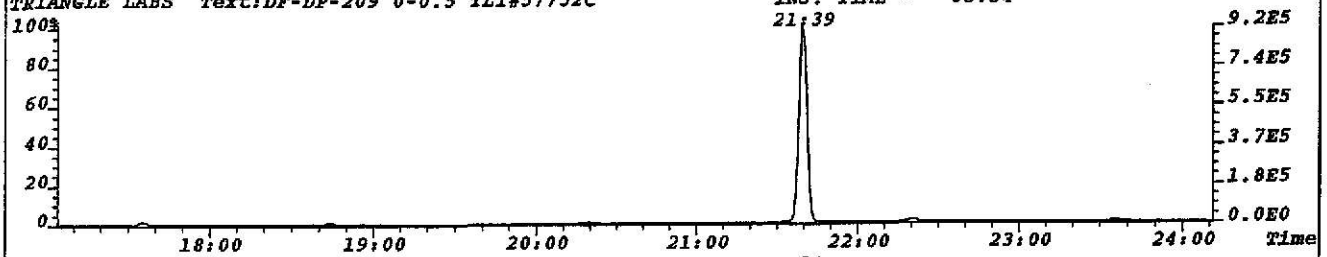

File:P022487 #1-3026 Acq:15-JUL-2002 05:54:09 EI+ Voltage SIR 70P
319.8965 Exp:DB225
TRIANGLE LABS Text:DF-DP-209 0-0.5 TLI#57752C INJ. TIME = 05:54

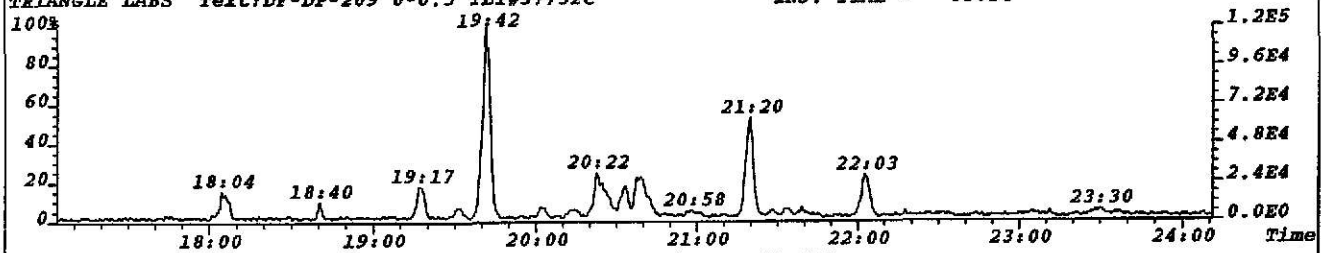

File:P022487 #1-3026 Acq:15-JUL-2002 05:54:09 EI+ Voltage SIR 70P
331.9368 Exp:DB225
TRIANGLE LABS Text:DF-DP-209 0-0.5 TLI#57752C INJ. TIME = 05:54

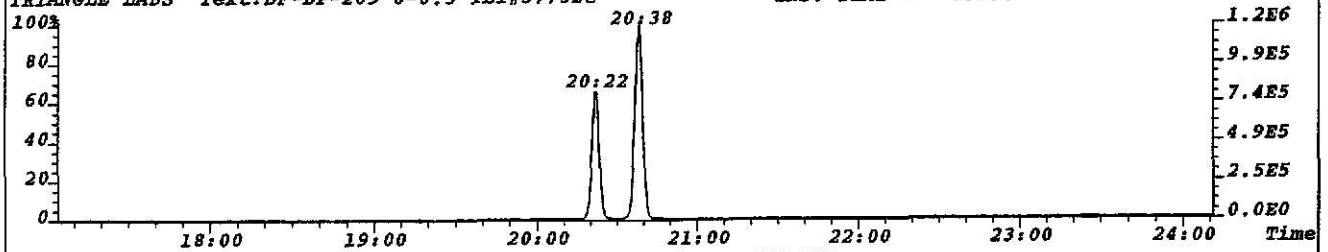

File:P022487 #1-3026 Acq:15-JUL-2002 05:54:09 EI+ Voltage SIR 70P
292.9825 Exp:DB225
TRIANGLE LABS Text:DF-DP-209 0-0.5 TLI#57752C INJ. TIME = 05:54

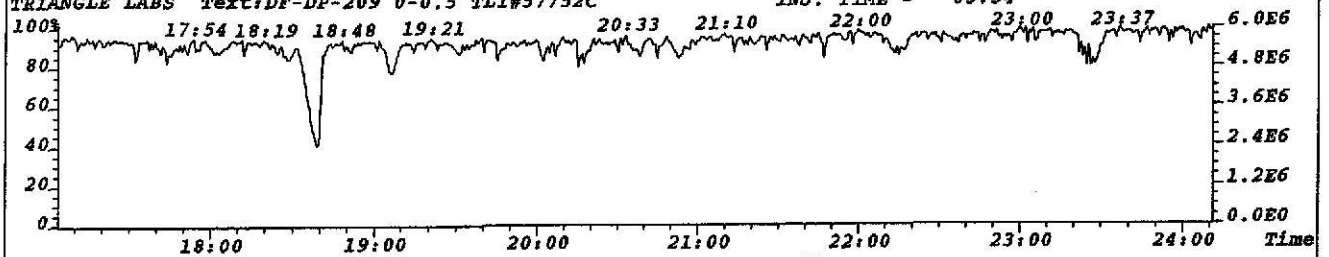

File:P022487 #1-3026 Acq:15-JUL-2002 05:54:09 EI+ Voltage SIR 70P
330.9792 Exp:DB225
TRIANGLE LABS Text:DF-DP-209 0-0.5 TLI#57752C INJ. TIME = 05:54

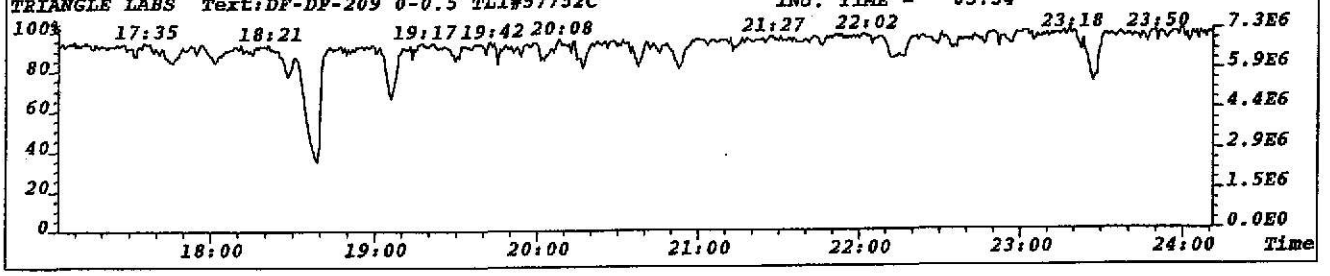

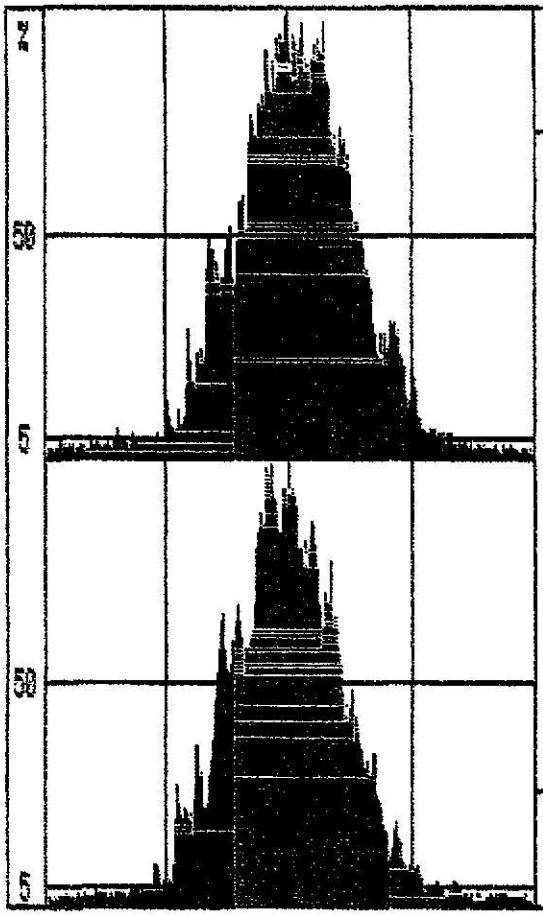

Ref. mass 292.9825 Peak top
Height 1.04 volts Span 200 ppm

System file name	DB225
Data file name	A:P215021
Resolution	10000
Group number	1
Ionization mode	EI+
Switching	VOLTAGE
Ref. masses	292.9825, 300.9761

A	292.9825	J	330.9792
B	303.9016	K	331.9368
C	305.8987	L	333.9338
D	315.9419	M	375.8364
E	317.9389		
F	319.8965		
G	321.8936		
H	327.8847		
I	330.9792		

Channel I 330.9792 Peak top
Height 1.12 volts Span 200 ppm

TLI Project: 57752C — 1613, Revision B PCDD/PCDF Analysis (c)

Client Sample: DF-DP-675 0-0.5 — Analysis File: W105907

Client Project:	Mississippi Project				
Sample Matrix:	SOLID	Date Received:	06/28/2002	Spike File:	SP161B22
TLI ID:	329-38-19	Date Extracted:	07/05/2002	ICal:	WF5614B
		Date Analyzed:	07/13/2002	ConCal:	WB21058
Sample Size:	13.500 g	Dilution Factor:	n/a	% Moisture:	10.3
Dry Weight:	12.110 g	Blank File:	W105902	% Lipid:	n/a
GC Column:	DB-5	Analyst:	JLD	% Solids:	89.7

Analytes	Conc. (pg/g)	DL	Ratio	RT	RRT	Flags
2,3,7,8-TCDD	ND	0.2				
1,2,3,7,8-PeCDD	ND	0.3				
1,2,3,4,7,8-HxCDD	ND	3.1				
1,2,3,6,7,8-HxCDD	3.7		1.05	34:40	1.000	J
1,2,3,7,8,9-HxCDD	ND	0.3				
1,2,3,4,6,7,8-HpCDD	27.1		0.99	38:00	1.000	
1,2,3,4,6,7,8,9-OCDD	432		0.92	41:43	1.000	
2,3,7,8-TCDF	251		0.73	26:43	1.001	
1,2,3,7,8-PeCDF	95.6		1.58	30:30	1.000	
2,3,4,7,8-PeCDF	278		1.54	31:11	1.000	
1,2,3,4,7,8-HxCDF	772		1.28	33:54	1.000	
1,2,3,6,7,8-HxCDF	121		1.30	34:00	1.000	
2,3,4,6,7,8-HxCDF	142		1.30	34:29	1.000	
1,2,3,7,8,9-HxCDF	ND	1.9				
1,2,3,4,6,7,8-HpCDF	1240		1.05	36:57	1.000	
1,2,3,4,7,8,9-HpCDF	255		1.09	38:30	1.000	
1,2,3,4,6,7,8,9-OCDF	2850		0.92	41:56	1.005	

Totals	Conc. (pg/g)	Number	DL	Flags
Total TCDD	3.8	1		
Total PeCDD	10.8	1		E
Total HxCDD	6.2	2		
Total HpCDD	55.5	2		
Total TCDF	1020	14		
Total PeCDF	1630	15		
Total HxCDF	2250	12		
Total HpCDF	2400	4		

Triangle Laboratories, Inc.®
2445 S. Alston Ave. • Durham, North Carolina 27713
Phone: (919) 544-5729 • Fax: (919) 544-5491

Printed: 12:07 07/17/2002

TLI Project: 57752C
Client Sample: DF-DP-675 0-0.5

1613, Revision B PCDD/PCDF Analysis (c)
Analysis File: W105907

Internal Standards	Conc. (pg/g)	% Recovery	QC Limits	Ratio	RT	RRT	Flags
$^{13}C_{12}$-2,3,7,8-TCDD	97.1	58.8	25%-164%	0.80	27:23	1.007	—
$^{13}C_{12}$-1,2,3,7,8-PeCDD	85.1	51.6	25%-181%	1.53	31:30	1.158	—
$^{13}C_{12}$-1,2,3,4,7,8-HxCDD	104	62.7	32%-141%	1.21	34:35	0.989	—
$^{13}C_{12}$-1,2,3,6,7,8-HxCDD	106	64.5	28%-130%	1.21	34:40	0.991	—
$^{13}C_{12}$-1,2,3,4,6,7,8-HpCDD	79.8	48.3	23%-140%	1.06	37:59	1.086	—
$^{13}C_{12}$-1,2,3,4,6,7,8,9-OCDD	74.4	22.5	17%-157%	0.99	41:43	1.192	—
$^{13}C_{12}$-2,3,7,8-TCDF	110	66.6	24%-169%	0.75	26:42	0.982	—
$^{13}C_{12}$-1,2,3,7,8-PeCDF	86.8	52.5	24%-185%	1.53	30:30	1.121	—
$^{13}C_{12}$-2,3,4,7,8-PeCDF	71.9	43.5	21%-178%	1.52	31:11	1.146	—
$^{13}C_{12}$-1,2,3,4,7,8-HxCDF	140	84.9	26%-152%	0.51	33:54	0.969	—
$^{13}C_{12}$-1,2,3,6,7,8-HxCDF	133	80.7	26%-123%	0.52	33:59	0.971	—
$^{13}C_{12}$-2,3,4,6,7,8-HxCDF	96.7	58.6	28%-136%	0.54	34:29	0.986	—
$^{13}C_{12}$-1,2,3,7,8,9-HxCDF	112	67.7	29%-147%	0.54	35:16	1.008	—
$^{13}C_{12}$-1,2,3,4,6,7,8-HpCDF	100	60.6	28%-143%	0.44	36:56	1.056	—
$^{13}C_{12}$-1,2,3,4,7,8,9-HpCDF	83.1	50.3	26%-138%	0.44	38:30	1.101	—

Cleanup Standard	Conc. (pg/g)	% Recovery	QC Limits	RT	RRT	Flags
$^{37}Cl_4$-2,3,7,8-TCDD	10.9	65.9	35%-197%	27:24	1.007	—

Recovery Standards	Ratio	RT	Flags
$^{13}C_{12}$-1,2,3,4-TCDD	0.83	27:12	—
$^{13}C_{12}$-1,2,3,7,8,9-HxCDD	1.19	34:59	—

Data Reviewer: KW 07/17/2002

Triangle Laboratories, Inc.®
2445 S. Alston Ave. • Durham, North Carolina 27713
Phone: (919) 544-5729 • Fax: (919) 544-5491

Printed: 12:07 07/17/2002

TLI Project: 57752C
Client Sample: DF-DP-675 0-0.5

Toxicity Equivalents Report
Analysis File: W105907

Client Project:	Mississippi Project				
Sample Matrix:	SOLID	Date Received:	06/28/02	Spike File:	SP161B22
TLI ID:	329-38-19	Date Extracted:	07/05/02	ICal:	WF5614B
		Date Analyzed:	07/13/02	ConCal:	WB21058
Sample Size:	13.500 g	Dilution Factor:	1	% Moisture:	10.3
Dry Weight:	12.110 g	Blank File:	W105902	% Lipid:	n/a
GC Column:	DB-5	Analyst:	JLD	% Solids:	89.7

Analytes	Conc. (pg/g)		TEF		Equivalent
2,3,7,8-TCDD	{0.2}	x	1.	=	0.2
1,2,3,7,8-PeCDD	{0.3}	x	0.5	=	0.2
1,2,3,4,7,8-HxCDD	{3.1}	x	0.1	=	0.31
1,2,3,6,7,8-HxCDD	3.7	x	0.1	=	0.37
1,2,3,7,8,9-HxCDD	{0.3}	x	0.1	=	0.03
1,2,3,4,6,7,8-HpCDD	27.1	x	0.01	=	0.271
1,2,3,4,6,7,8,9-OCDD	432	x	0.001	=	0.432
TOTAL PCDD					1.8
2,3,7,8-TCDF	159	x	0.1	=	15.9
1,2,3,7,8-PeCDF	95.6	x	0.05	=	4.78
2,3,4,7,8-PeCDF	278	x	0.5	=	139
1,2,3,4,7,8-HxCDF	772	x	0.1	=	77.2
1,2,3,6,7,8-HxCDF	121	x	0.1	=	12.1
2,3,4,6,7,8-HxCDF	142	x	0.1	=	14.2
1,2,3,7,8,9-HxCDF	{1.9}	x	0.1	=	0.19
1,2,3,4,6,7,8-HpCDF	1240	x	0.01	=	12.40
1,2,3,4,7,8,9-HpCDF	255	x	0.01	=	2.55
1,2,3,4,6,7,8,9-OCDF	2850	x	0.001	=	2.850
TOTAL PCDF					281

Total EPA TEFs, 1989a: 283 pg/g

{...} indicates that the value is that of a Detection Limit.

GRY_TEF v1.08, MILES 4.22.16

Triangle Laboratories, Inc.®
2445 S. Alston Ave. • Durham, North Carolina 27713
Phone: (919) 544-5729 • Fax: (919) 544-5491

Printed: 13:08 07/17/02

Initial ....Date...

Data Review By: KW 7/17/01

Calculated Noise Height: 2.90

Page No. 1 Listing of W105907B.dbf
07/17/2002 Matched GC Peaks / Ratio / Ret. Time

Compound/ M_Z....	QC.Log	Omit	Why	..RT.	OK	Ratio	Total.Area/Ht	Area/Ht.Peak1	Area/Ht.Peak2	Rel.RT	Compound.Name..	ID..	Flags.
TCDF				0.65-0.89						0.881-1.072			
304-306	DC	NL					Height	19.05	9.70	9.35			
	DC	WL		23:23			0.66	419.35			0.876		
				23:34			0.70	1,331.41	548.81	782.60	0.883		
				24:11			0.72	4,682.18	1,952.24	2,729.94	0.906		
				24:25			0.73	3,055.21	1,289.14	1,766.07	0.914		
				24:47			0.75	11,388.90	4,864.57	6,524.33	0.928		
				25:06			0.74	30,639.80	12,980.50	17,659.30	0.940		
				25:27			0.74	31,820.50	13,527.70	18,292.80	0.953		
				25:43			0.73	14,296.22	6,019.11	8,277.11	0.963		
				26:00			0.75	14,383.00	6,160.26	8,222.74	0.974		
				26:19			0.74	17,390.10	7,379.00	10,011.10	0.986		
				26:32			0.74	5,502.82	2,337.65	3,165.17	0.994		
				26:43			0.73	51,223.50	21,692.00	29,531.50	1.001	2378-TCDF	AN
				27:08			0.74	19,679.15	8,395.65	11,283.50	1.016		
				27:22			0.76	2,069.01	892.83	1,176.18	1.025		
				27:52			0.87	1,611.57	748.45	863.12	1.044		
				28:08	RO		1.86	108.15	70.36	37.79	1.054		
				28:23	RO		0.95	583.94	284.09	299.85	1.063		
		X		28:32	RO		0.60	197.34	74.18	123.16	1.069		
	DC	WH		28:51	RO		2.00	183.30			1.081		
304-306			17	Peaks				209,962.80					
13C12-TCDF				0.65-0.89						0.945-1.133			
316-318	DC	NL					Height	13.93	5.10	8.83			
	DC	WL		23:42	RO		1.01	85.54			0.888		
	DC	WL		24:53	RO		0.05	272.08			0.932		
	DC	SN		25:43	RO		1.56	77.52			0.963		
				26:01	RO		0.62	87.81	33.75	54.06	0.974		
				26:19			0.74	265.40	113.27	152.13	0.986		
				26:42			0.75	29,474.60	12,633.20	16,841.40	1.000	13C12-2378-TCDF	ISO
							Height	8,391.74	3,598.12	4,793.62			
				27:00	RO		0.51	103.97	35.12	68.85	1.011		
	DC	SN		27:17	RO		1.46	53.10			1.022		
				27:28			0.67	301.75	120.83	180.92	1.029		
				27:49			0.85	406.93	187.25	219.68	1.042		
				28:12			0.77	314.24	136.91	177.33	1.056		
				28:49	RO		0.14	107.89	13.53	94.36	1.079		
316-318			8	Peaks				31,062.59					

---------- Above: TCDF / TCDD Follows ----------

TCDD				0.65-0.89						0.905-1.043			
320-322	DC	NL					Height	8.59	3.12	5.47			
	DC	SN		25:05	RO		1.17	27.65			0.916		
	DC	SN		25:29	RO		0.20	24.29			0.931		
				25:37	RO		0.04	1,264.66	42.91	1,221.75	0.935		

Compound/ M_Z....	QC.Log	Omit	Why	..RT.	OK	Ratio	Total.Area/Ht	Area/Ht.Peak1	Area/Ht.Peak2	Rel.RT	Compound.Name..	ID..	Flags.
	D	D	SN	25:47	RO	0.40	61.06			0.942			
	D	D	SN	25:59	RO	0.36	101.84			0.949			
	D	D	SN	26:30		0.86	74.42			0.968			
				26:36	RO	0.06	595.20	35.64	559.56	0.971			
				27:09	RO	1.08	116.75	60.62	56.13	0.991			
				27:16	RO	0.37	217.14	58.79	158.35	0.996			
	D	D	SN	27:24	RO	0.42	103.28			1.001	2378-TCDD	AN	
				27:48	RO	0.25	866.24	173.50	692.74	1.015			
				27:57	RO	1.52	604.67	365.04	239.63	1.021			
				28:21	RO	0.10	395.62	35.94	359.68	1.035			
				28:33		0.80	539.36	240.11	299.25	1.043			
320-322			8	Peaks			4,599.64						
37Cl-TCDD										0.927-1.073			
328		DC	NL			Height	16.65	16.65					
		DC	WL	25:03			620.29			0.915			
				25:46			2,141.03	2,141.03		0.941			
				26:03			22,659.60	22,659.60		0.951			
				26:29			1,819.34	1,819.34		0.967			
				26:38			618.58	618.58		0.973			
				27:00			441.86	441.86		0.986			
				27:17			5,438.14	5,438.14		0.996			
				27:24			2,434.61	2,434.61		1.001	37Cl-TCDD	CLS	
				27:46			839,194.00	839,194.00		1.014			
				28:07			1,988.53	1,988.53		1.027			
				28:40			2,842.92	2,842.92		1.047			
328			10	Peaks			879,578.61						
13C12-TCDD						0.65-0.89				0.921-1.067			
332-334		DC	NL			Height	13.22	9.64	3.58				
				27:12		0.83	34,000.30	15,378.30	18,622.00	0.993	13C12-1234-TCDD	RS1	
				27:23		0.80	21,292.42	9,455.52	11,836.90	1.000	13C12-2378-TCDD	IS1	
						Height	6,602.10	2,959.20	3,642.90				
				27:48	RO	1.72	917.28	580.29	336.99	1.015			
332-334			3	Peaks			56,210.00						

---------- Above: TCDD / PeCDF Follows ----------

PeCDF						1.32-1.78				0.912-1.037			
340-342		DC	NL			Height	6.28	3.40	2.88				
		DC	WL	28:21		1.64	446.36			0.909			
				28:36	RO	2.15	2,774.29	1,892.39	881.90	0.917			
				28:51		1.48	2,418.91	1,443.08	975.83	0.925			
				29:09	RO	4.20	178.11	143.84	34.27	0.935			
				29:16		1.45	1,524.08	902.35	621.73	0.939			
				29:41		1.53	84,391.50	51,028.20	33,363.30	0.952			
				29:51		1.54	12,319.23	7,464.97	4,854.26	0.957			
				30:01		1.59	5,200.30	3,193.43	2,006.87	0.963			
				30:09		1.42	4,044.01	2,375.63	1,668.38	0.967			
				30:14		1.54	5,656.10	3,428.55	2,227.55	0.970			
	NM			30:25		1.47	19,490.00	11,600.00	7,890.00	0.997			
	AN			30:30		1.58	13,360.00	8,180.00	5,180.00	1.000	12378-PeCDF	AN	

Compound/ M_Z....	QC.Log	Omit	Why	..RT.	OK	Ratio	Total.Area/Ht	Area/Ht.Peak1	Area/Ht.Peak2	Rel.RT	Compound.Name..	ID..	Flags.
				30:41		1.60	3,856.25	2,370.55	1,485.70	0.984			
				30:47		1.58	10,777.09	6,598.39	4,178.70	0.987			
				31:11		1.54	31,498.00	19,100.20	12,397.80	1.000	23478-PeCDF	AN	
				31:19		1.53	8,625.94	5,212.09	3,413.85	1.004			
				31:41	RO	2.51	2,253.50	1,611.14	642.36	1.016			
				31:47		1.48	382.09	228.06	154.03	1.019			J
		X		31:52	RO	2.55	154.56	110.97	43.59	1.022			
				32:08		1.61	595.35	367.31	228.04	1.030			
	DC	WH		32:22	RO	2.84	1,009.62			1.038			
	DC	WH		32:36	RO	1.81	393.72			1.045			
340-342			19	Peaks			209,499.31						
13C12-PeCDF				1.32-1.78					0.807-1.129				
352-354	DC	NL		Height			5.00	2.13	2.87				
				28:20	RO	1.93	78.71	51.82	26.89	0.909			
				28:28	RO	0.50	150.57	50.06	100.51	0.913			
				28:54	RO	0.62	78.20	29.91	48.29	0.927			
				29:13	RO	0.14	246.67	31.07	215.60	0.937			
				29:19	RO	0.70	91.12	37.58	53.54	0.940			
				29:40	RO	1.07	227.65	117.45	110.20	0.951			
				29:49	RO	0.32	164.32	40.07	124.25	0.956			
				30:05	RO	0.42	64.76	19.03	45.73	0.965			
				30:30		1.53	18,988.68	11,481.90	7,506.78	1.000	13C12-PeCDF 123	IS2	
				Height			6,186.69	3,741.22	2,445.47				
				30:39	RO	3.00	122.30	91.70	30.60	0.983			
				30:46		1.39	216.15	125.69	90.46	0.987			
				31:11		1.52	15,754.76	9,495.70	6,259.06	1.000	13C12-PeCDF 234	IS3	
				Height			4,959.00	2,957.20	2,001.80				
				31:31		1.52	1,047.02	631.02	416.00	1.011			
				31:47	RO	1.23	151.67	83.79	67.88	1.019			
				31:55		1.39	56.78	32.99	23.79	1.024			
				32:09		1.54	1,015.38	614.85	400.53	1.031			
				32:26	RO	5.25	210.19	176.57	33.62	1.040			
				32:37		1.53	115.27	69.71	45.56	1.046			
352-354			18	Peaks			38,780.20						

---------- Above: PeCDF / PeCDD Follows ----------

PeCDD				1.32-1.78					0.940-1.021				
356-358				30:10	RO	0.34	331.08	84.41	246.67	0.958			
				30:27	RO	0.03	1,707.27	56.04	1,651.23	0.967			
	A			30:36	RO	1.24	191.50	106.00	85.50	0.971			
	A			30:48	RO	0.91	534.00	254.00	280.00	0.978			
				31:21	RO	0.00	254,883.88	92.88	254,791.00	0.995			E
				31:40	RO	0.04	3,610.47	138.01	3,472.46	1.005			
	A			31:48		1.49	922.00	551.00	371.00	1.010			
	MKT			32:00	RO	1.18	1,292.00	698.00	594.00	1.016			
				32:00	RO	0.57	741.52	269.20	472.32	1.016			
	DC	WH		32:14	RO	0.56	657.43			1.023			
356-358			9	Peaks			264,213.72						

Compound/ M_Z....	QC.Log	Omit	Why	..RT.	OK	Ratio	Total.Area/Ht	Area/Ht.Peak1	Area/Ht.Peak2	Rel.RT	Compound.Name..	ID..	Flags.
13C12-PeCDD				1.32-1.78						0.734-1.052			
368-370	DC	NL				Height	7.24	5.75	1.49				
				29:45	RO	7.68	88.88	78.64	10.24	0.944			
				30:09	RO	5.92	86.33	73.86	12.47	0.957			
				30:13	RO	2.29	118.80	82.68	36.12	0.959			
				30:18	RO	5.76	63.99	54.53	9.46	0.962			
				30:26	RO	5.74	65.76	56.01	9.75	0.966			
				30:36	RO	2.20	98.86	67.98	30.88	0.971			
				30:41	RO	0.87	36.37	16.89	19.48	0.974			
				30:51	RO	0.15	123.89	15.72	108.17	0.979			
				31:20	RO	2.47	474.86	338.15	136.71	0.995			
				31:30		1.53	11,153.50	6,736.53	4,416.97	1.000	13C12-PeCDD 123	IS4	
						Height	3,694.52	2,221.71	1,472.81				
				31:38	RO	2.58	144.71	104.25	40.46	1.004			
				31:46		1.62	89.70	55.50	34.20	1.008			
				32:09	RO	0.88	269.95	126.43	143.52	1.021			
368-370			13	Peaks			12,815.60						

---------- Above: PeCDD / HxCDF Follows ----------

HxCDF				1.05-1.43						0.930-1.008			
374-376				32:50	RO	1.44	390.48	230.75	159.73	0.931			
				32:57		1.25	8,815.01	4,904.77	3,910.24	0.934			
				33:05		1.28	91,073.80	51,158.30	39,915.50	0.938			
				33:14		1.29	2,639.03	1,488.89	1,150.14	0.942			
				33:23		1.27	2,362.16	1,319.77	1,042.39	0.947			
				33:32		1.28	29,394.10	16,514.90	12,879.20	0.951			
	DC	SN		33:45	RO	1.52	145.57			0.957			
				33:54		1.28	107,639.00	60,458.10	47,180.90	1.000	123478-HxCDF	AN	
				34:00		1.30	17,129.94	9,666.85	7,463.09	1.000	123678-HxCDF	AN	
				34:06		1.11	600.99	315.89	285.10	0.967			
				34:17		1.32	3,865.38	2,199.09	1,666.29	0.972			
				34:29		1.30	12,796.73	7,233.95	5,562.78	1.000	234678-HxCDF	AN	
				34:58	RO	2.63	783.55	567.68	215.87	0.991			
	MKT			35:13		1.13	167.80	89.00	78.80	0.999			J
	MT			35:16	RO	1.02	181.00	91.20	89.80	1.000	123789-HxCDF	AN	
	M			35:21		1.26	2,940.00	1,640.00	1,300.00	1.002			
374-376			15	Peaks			280,778.97						
13C12-HxCDF				0.43-0.59						0.879-1.106			
384-386	DC	NL				Height	105.83	54.17	51.66				
				32:50		0.45	490.78	151.42	339.36	0.931			
				33:06	RO	0.60	641.02	239.58	401.44	0.939			
	DC	SN		33:15	RO	0.40	452.43			0.943			
	DC	SN		33:20	RO	0.39	442.76			0.945			
				33:54		0.51	18,552.28	6,297.68	12,254.60	1.000	13C12-HxCDF 478	IS5	
						Height	6,500.65	2,228.38	4,272.27				
				33:59		0.52	18,080.70	6,157.70	11,923.00	1.000	13C12-HxCDF 678	IS6	
						Height	6,296.67	2,144.00	4,152.67				
				34:29		0.54	12,402.16	4,329.29	8,072.87	1.000	13C12-HxCDF 234	IS7	
						Height	3,858.90	1,365.53	2,493.37				
	DC	SN		34:37	RO	1.43	218.43			0.982			

```
Compound/
M_Z.... QC.Log Omit Why ..RT. OK Ratio Total.Area/Ht Area/Ht.Peak1 Area/Ht.Peak2 Rel.RT Compound.Name.. ID.. Flags.

                        35:16      0.54     12,459.49      4,349.04      8,110.45  1.000 13C12-HxCDF 789 IS8
                               Height      3,891.26      1,334.23      2,557.03
                        35:37 RO  1.16        675.97        362.75        313.22  1.010
                DC  SN  35:43 RO  0.42        245.22                              1.013
384-386               7 Peaks             63,302.40

                ---------------------- Above: HxCDF / HxCDD Follows ---------------------

HxCDD                          1.05-1.43                                  0.960-1.014
390-392         DC  NL         Height         94.95         48.26         46.69
        M               34:04 RO  0.42      1,907.00        567.00      1,340.00  0.983
                DC  SN  34:10 RO  0.35        393.44                              0.986
        A               34:27     1.12        170.10         89.90         80.20  0.994                          J
        AN              34:35 RO  1.46        207.20        123.00         84.20  1.000 123478-HxCDD     AN
        AN              34:40     1.05        258.00        132.00        126.00  1.000 123678-HxCDD     AN   J
        A               34:54 RO  0.59        286.00        106.00        180.00  1.007
                DC  SN  34:55 RO  0.36        207.23                              1.007
        AND     D   WH  34:59 RO  0.86        244.00                              1.009 123789-HxCDD     AN
                DC  WH  35:29 RO  0.83        593.97                              1.024
390-392               5 Peaks              2,828.30

13C12-HxCDD                    1.05-1.43                                  0.983-1.041
402-404         DC  NL         Height         49.38         30.18         19.20
                DC  WL  33:20     1.17        343.74                              0.964
                DC  WL  33:27 RO  0.51        119.48                              0.967
                DC  WL  33:42 RO  0.18        293.56                              0.974
                        34:02 RO  0.35        950.43        244.53        705.90  0.984
                DC  SN  34:09 RO  0.03        534.87                              0.987
                DC  SN  34:18 RO  0.30        493.32                              0.992
                        34:35     1.21      9,488.33      5,203.59      4,284.74  1.000 13C12-HxCDD 478 IS9
                               Height      3,168.09      1,728.25      1,439.84
                        34:40     1.21     10,448.25      5,717.46      4,730.79  1.000 13C12-HxCDD 678 IS10
                               Height      3,409.70      1,916.32      1,493.38
                        34:59     1.19     18,470.42     10,048.00      8,422.42  1.012 13C12-HxCDD 789 RS2
                        35:16 RO  0.95        407.38        198.94        208.44  1.020
402-404               5 Peaks             39,764.81

                ---------------------- Above: HxCDD / HpCDF Follows ---------------------

HpCDF                          0.88-1.20                                  0.955-1.005
408-410         DC  NL         Height         21.47         12.13          9.34
                        36:57     1.05    109,145.70     55,942.40     53,203.30  1.000 1234678-HpCDF    AN
                        37:13     1.02      3,921.98      1,981.91      1,940.07  0.967
                        37:22     1.09     61,635.30     32,168.60     29,466.70  0.971
                        38:30     1.09     14,649.31      7,625.72      7,023.59  1.000 1234789-HpCDF    AN
408-410               4 Peaks            189,352.29

13C12-HpCDF                    0.37-0.51                                  0.857-1.143
418-420         DC  NL         Height         23.87          7.80         16.07
                DC  SN  36:44 RO  0.69         58.34                              0.954
                        36:56     0.44      9,728.64      2,987.34      6,741.30  1.000 13C12-HpCDF 678 IS11
                               Height      2,907.53        799.10      2,108.43
```

```
Compound/
M_Z.... QC.Log Omit Why ..RT. OK Ratio Total.Area/Ht Area/Ht.Peak1 Area/Ht.Peak2 Rel.RT Compound.Name.. ID.. Flags.

                DC  SN  37:05 RO  0.84        88.98                                0.963
                DC  SN  37:34 RO  0.75        52.98                                0.976
                        38:07 RO  1.91       389.91        255.81        134.10  0.990
                        38:19 RO  0.70       139.79         57.55         82.24  0.995
                        38:30     0.44     6,387.72      1,961.71      4,426.01  1.000 13C12-HpCDF 789 IS12
                                Height     1,621.11        496.40      1,124.71
                        38:47 RO  1.14       281.85        150.23        131.62  1.007
                DC  SN  38:54     0.46        83.61                                1.010
418-420               5 Peaks             16,927.91

                ---------------------- Above: HpCDF / HpCDD Follows ---------------------

HpCDD                           0.88-1.20                                    0.976-1.005
424-426         DC  NL          Height        26.86         10.91         15.95
                        37:13     0.97     1,107.49        545.97        561.52  0.980
                DC  SN  37:23     0.95        65.16                                0.984
        D       D   SN  37:41 RO  0.26       137.89                                0.992
        M               38:00     0.99     1,059.00        527.00        532.00  1.000 1234678-HpCDD   AN
424-426               2 Peaks              2,166.49

13C12-HpCDD                     0.88-1.20                                    0.868-1.079
436-438         DC  NL          Height        74.46         46.43         28.03
                        37:59     1.06     6,393.73      3,289.67      3,104.06  1.000 13C12-HpCDD 678 IS13
                                Height     1,721.90        881.41        840.49
                        38:10 RO  1.76       495.02        315.81        179.21  1.005
436-438               2 Peaks              6,888.75

                ---------------------- Above: HpCDD / Octa-CDD and CDF Follows ----------

OCDF                            0.76-1.02                                    0.952-1.048
442-444         DC  NL          Height         6.22          3.06          3.16
                DC  WL  36:38     0.82        91.64                                0.878
                DC  WL  37:30 RO  1.70        64.69                                0.899
                DC  WL  37:40 RO  0.70        99.06                                0.903
                        41:56     0.92    54,744.10     26,206.40     28,537.70  1.005 OCDF            AN
442-444               1 Peak              54,744.10

OCDD                            0.76-1.02                                    0.952-1.048
458-460         DC  NL          Height         5.16          2.94          2.22
        N               41:43     0.92     6,564.49      3,136.61      3,427.88  1.000 OCDD            AN
                        41:57 RO  1.89        47.42         31.00         16.42  1.006
458-460               2 Peaks              6,611.91

13C12-OCDD                      0.76-1.02                                    0.997-1.005
470-472         DC  NL          Height        67.21         34.84         32.37
                DC  WL  41:31 RO  1.33       313.28                                0.995
                        41:43     0.99     4,778.66      2,379.47      2,399.19  1.000 13C12-OCDD      IS14
                                Height       940.67        442.11        498.56
                DC  WH  42:07 RO  1.21       869.15                                1.010
470-472               1 Peak               4,778.66
```

Compound/
M_Z.... QC.Log Omit Why ..RT. OK Ratio Total.Area/Ht Area/Ht.Peak1 Area/Ht.Peak2 Rel.RT Compound.Name.. ID.. Flags.

Column Description.....	"Why" Code Description.....	QC Log Desc.....
M_Z -Nominal Ion Mass(es)	WL-Below Retention Time Window	A-Peak Added
..RT. -Retention Time (mm:ss)	WH-Above Retention Time Window	K-Peak Kept
Rat.1 -Ratio of M/M+2 Ions	SN-Below Signal to Noise Level	D-Peak Deleted
OK -RO=Ratio Outside Limits	<M-Below Method Detection Limit	T-Time Changed
Rel.RT-Relative Retention Time	NL-Channel Specific Noise Level	M-Peak Area Changed
		N-Name Changed
		X-Ether Interference

*** End of Report ***

File:W1059 #1-797 Acq:13-JUL-2002 17:04:13 GC EI+ Voltage SIR 70S Noise:12128
303.9016 S:7 F:2 BSUB(256,30,-3.0) PKD(9,5,3,0.10%,48512.0,1.00%,F,T) Exp:NDB5US
TRIANGLE LABS Text:TLI#57752C DF-DP-675 0-0.5

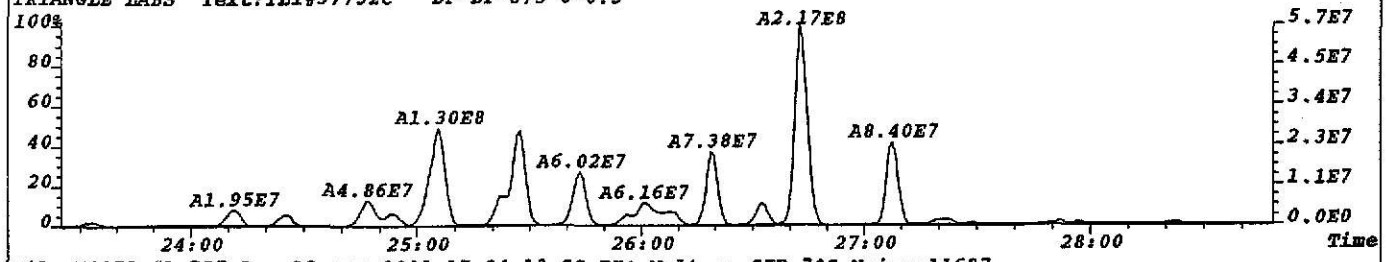

File:W1059 #1-797 Acq:13-JUL-2002 17:04:13 GC EI+ Voltage SIR 70S Noise:11687
305.8987 S:7 F:2 BSUB(256,30,-3.0) PKD(9,5,3,0.10%,46748.0,1.00%,F,T) Exp:NDB5US
TRIANGLE LABS Text:TLI#57752C DF-DP-675 0-0.5

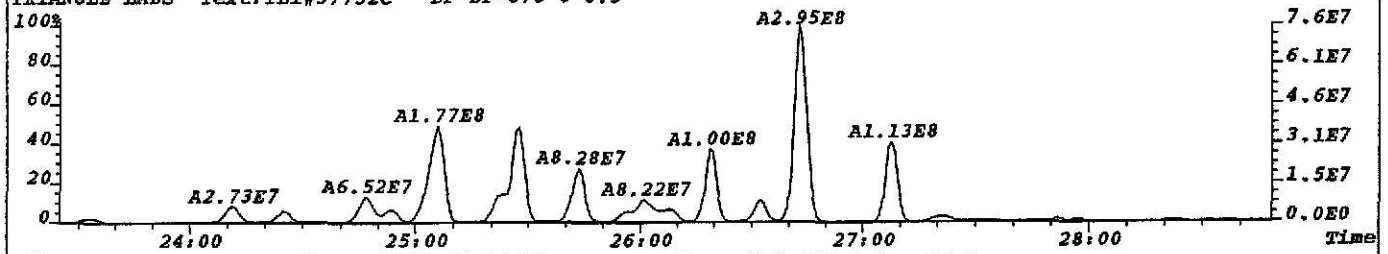

File:W1059 #1-797 Acq:13-JUL-2002 17:04:13 GC EI+ Voltage SIR 70S Noise:6379
315.9419 S:7 F:2 BSUB(256,30,-3.0) PKD(9,5,3,0.10%,25516.0,1.00%,F,T) Exp:NDB5US
TRIANGLE LABS Text:TLI#57752C DF-DP-675 0-0.5

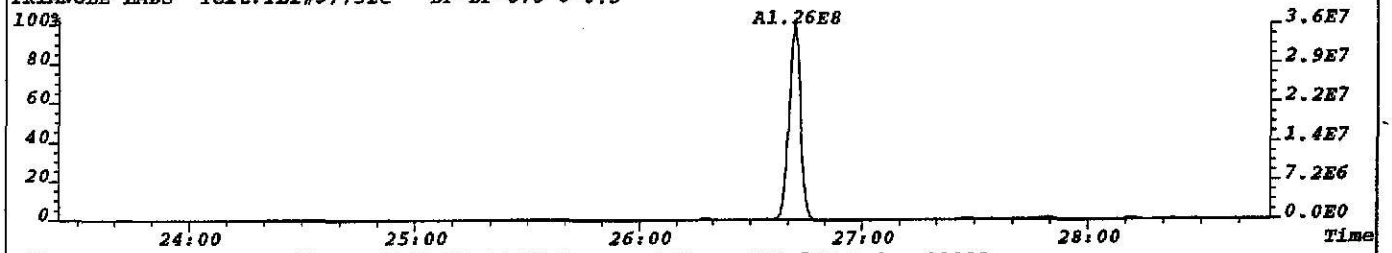

File:W1059 #1-797 Acq:13-JUL-2002 17:04:13 GC EI+ Voltage SIR 70S Noise:11039
317.9389 S:7 F:2 BSUB(256,30,-3.0) PKD(9,5,3,0.10%,44156.0,1.00%,F,T) Exp:NDB5US
TRIANGLE LABS Text:TLI#57752C DF-DP-675 0-0.5

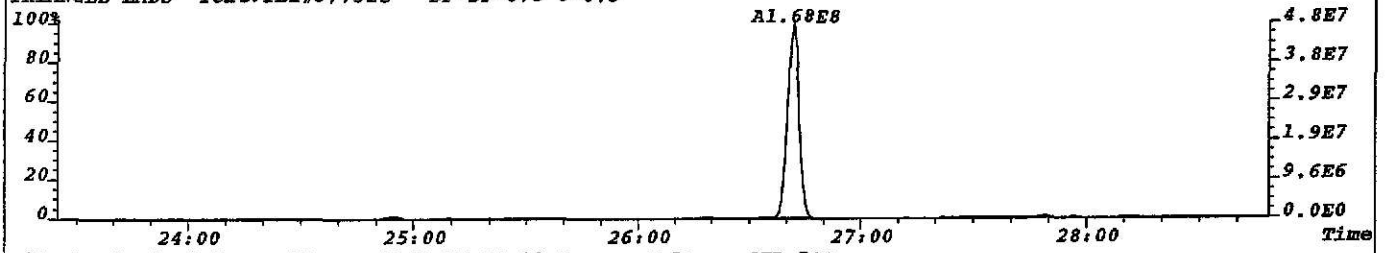

File:W1059 #1-797 Acq:13-JUL-2002 17:04:13 GC EI+ Voltage SIR 70S
330.9792 S:7 F:2 Exp:NDB5US
TRIANGLE LABS Text:TLI#57752C DF-DP-675 0-0.5

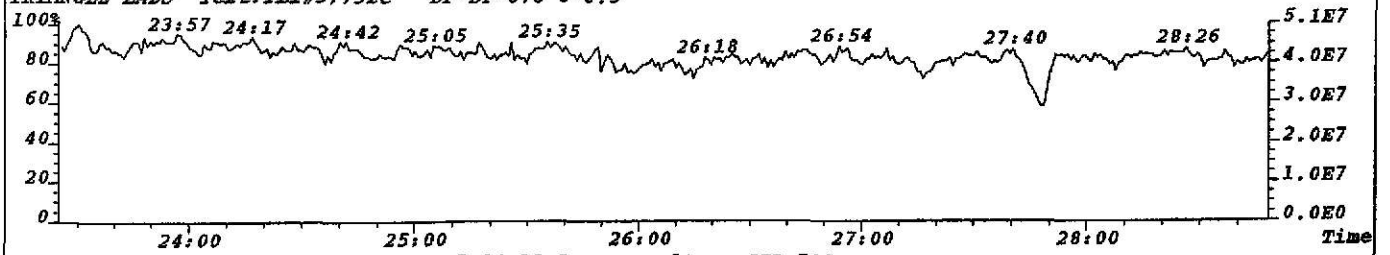

File:W1059 #1-797 Acq:13-JUL-2002 17:04:13 GC EI+ Voltage SIR 70S
375.8364 S:7 F:2 Exp:NDB5US
TRIANGLE LABS Text:TLI#57752C DF-DP-675 0-0.5



File:W1059 #1-797 Acq:13-JUL-2002 17:04:13 GC EI+ Voltage SIR 70S Noise:3903
319.8965 S:7 F:2 BSUB(256,30,-3.0) PKD(7,5,3,0.10%,15612.0,1.00%,F,T) Exp:NDB5US
TRIANGLE LABS Text:TLI#57752C DF-DP-675 0-0.5

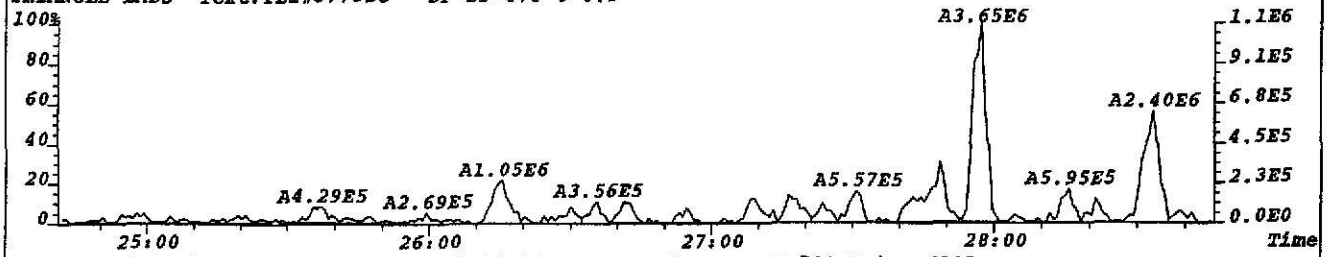

File:W1059 #1-797 Acq:13-JUL-2002 17:04:13 GC EI+ Voltage SIR 70S Noise:6842
321.8936 S:7 F:2 BSUB(256,30,-3.0) PKD(7,5,3,0.10%,27368.0,1.00%,F,T) Exp:NDB5US
TRIANGLE LABS Text:TLI#57752C DF-DP-675 0-0.5

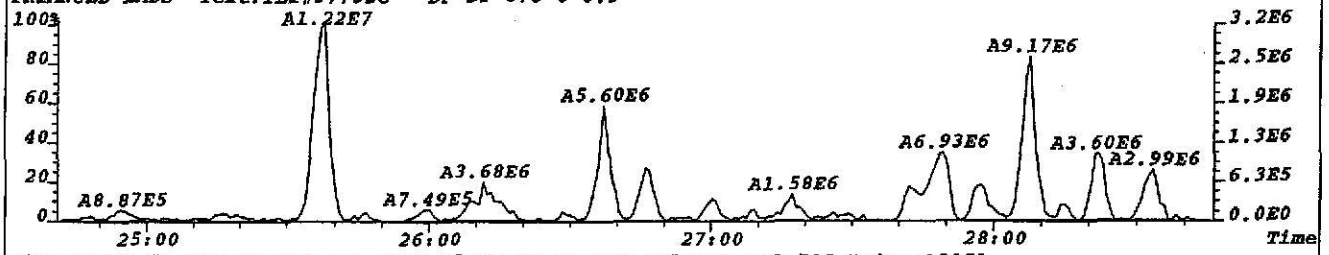

File:W1059 #1-797 Acq:13-JUL-2002 17:04:13 GC EI+ Voltage SIR 70S Noise:12051
331.9368 S:7 F:2 BSUB(256,30,-3.0) PKD(7,5,3,0.10%,48204.0,1.00%,F,T) Exp:NDB5US
TRIANGLE LABS Text:TLI#57752C DF-DP-675 0-0.5

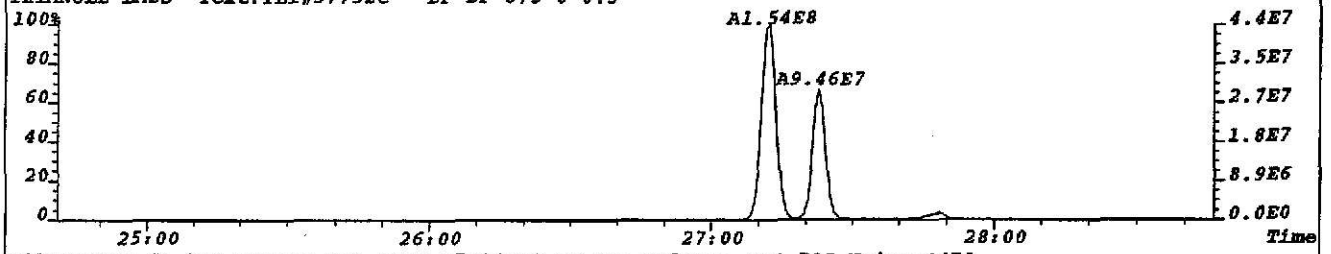

File:W1059 #1-797 Acq:13-JUL-2002 17:04:13 GC EI+ Voltage SIR 70S Noise:4470
333.9338 S:7 F:2 BSUB(256,30,-3.0) PKD(7,5,3,0.10%,17880.0,1.00%,F,T) Exp:NDB5US
TRIANGLE LABS Text:TLI#57752C DF-DP-675 0-0.5

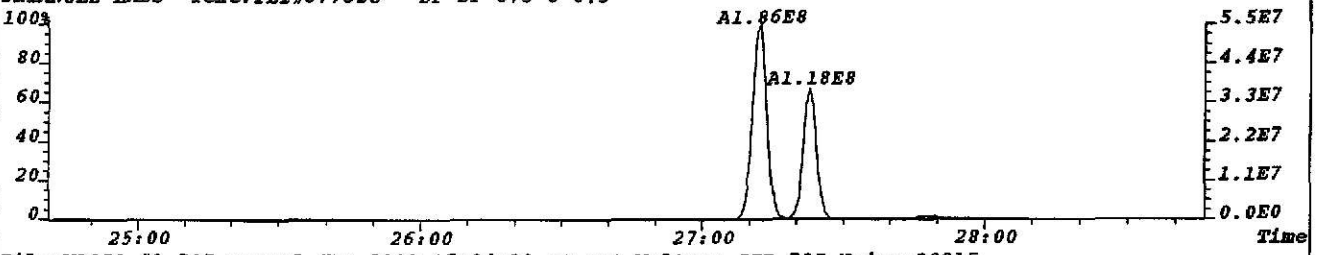

File:W1059 #1-797 Acq:13-JUL-2002 17:04:13 GC EI+ Voltage SIR 70S Noise:20815
327.8847 S:7 F:2 BSUB(256,30,-3.0) PKD(7,5,3,0.10%,83260.0,1.00%,F,T) Exp:NDB5US
TRIANGLE LABS Text:TLI#57752C DF-DP-675 0-0.5



File:W1059 #1-797 Acq:13-JUL-2002 17:04:13 GC EI+ Voltage SIR 70S
330.9792 S:7 F:2 Exp:NDB5US
TRIANGLE LABS Text:TLI#57752C DF-DP-675 0-0.5

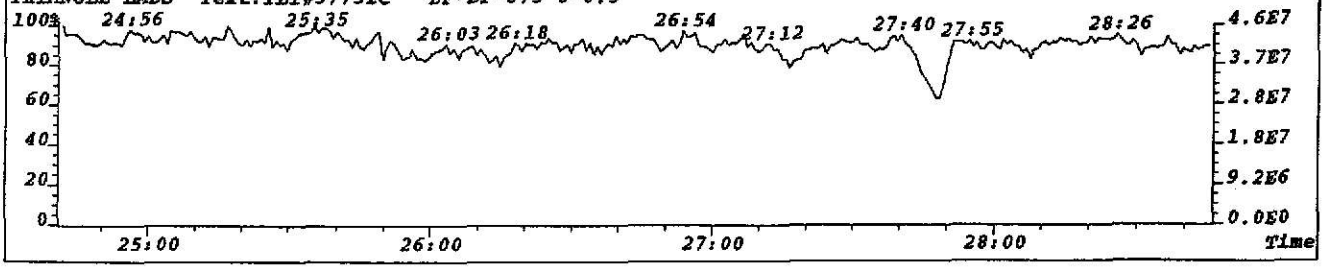

File:W1059 #1-797 Acq:13-JUL-2002 17:04:13 GC EI+ Voltage SIR 70S Noise:4256
339.8597 S:7 F:2 BSUB(256,30,-3.0) PKD(7,5,3,0.10%,17024.0,1.00%,F,T) Exp:NDB5US
TRIANGLE LABS Text:TLI#57752C DF-DP-675 0-0.5

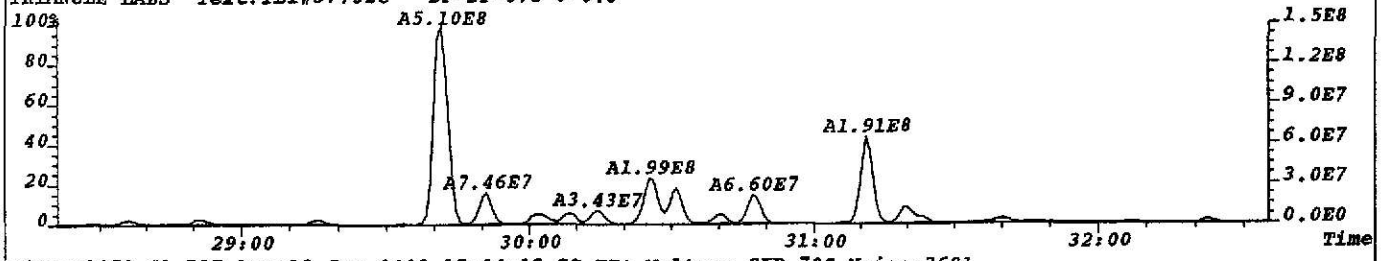

File:W1059 #1-797 Acq:13-JUL-2002 17:04:13 GC EI+ Voltage SIR 70S Noise:3601
341.8567 S:7 F:2 BSUB(256,30,-3.0) PKD(7,5,3,0.10%,14404.0,1.00%,F,T) Exp:NDB5US
TRIANGLE LABS Text:TLI#57752C DF-DP-675 0-0.5



File:W1059 #1-797 Acq:13-JUL-2002 17:04:13 GC EI+ Voltage SIR 70S Noise:2659
351.9000 S:7 F:2 BSUB(256,30,-3.0) PKD(7,5,3,0.10%,10636.0,1.00%,F,T) Exp:NDB5US
TRIANGLE LABS Text:TLI#57752C DF-DP-675 0-0.5

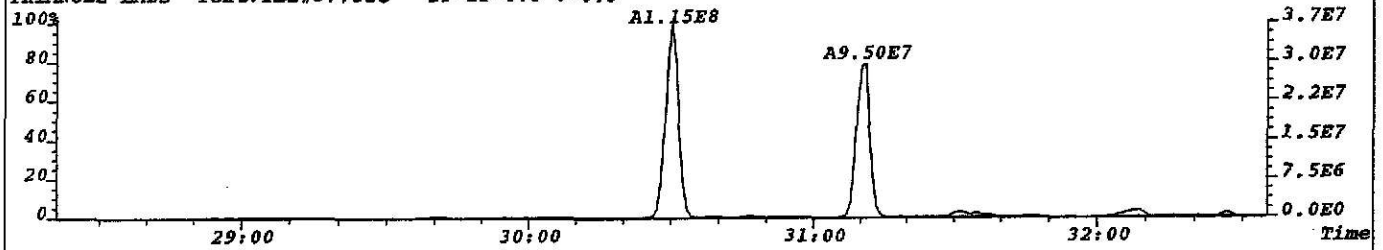

File:W1059 #1-797 Acq:13-JUL-2002 17:04:13 GC EI+ Voltage SIR 70S Noise:3588
353.8970 S:7 F:2 BSUB(256,30,-3.0) PKD(7,5,3,0.10%,14352.0,1.00%,F,T) Exp:NDB5US
TRIANGLE LABS Text:TLI#57752C DF-DP-675 0-0.5

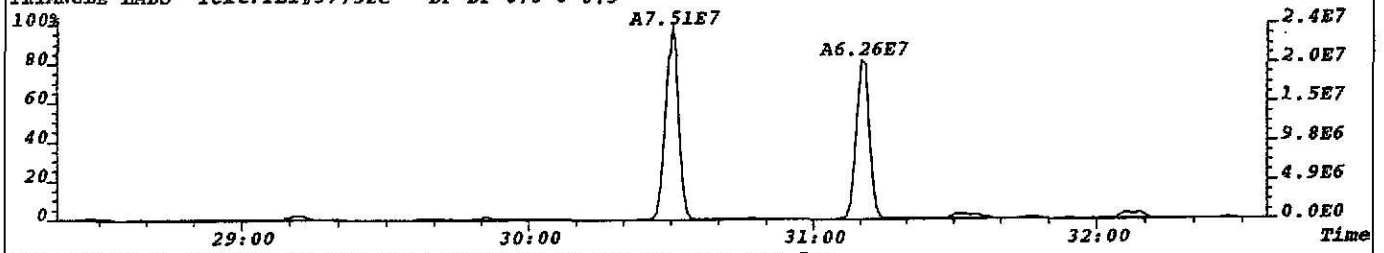

File:W1059 #1-797 Acq:13-JUL-2002 17:04:13 GC EI+ Voltage SIR 70S
330.9792 S:7 F:2 Exp:NDB5US
TRIANGLE LABS Text:TLI#57752C DF-DP-675 0-0.5

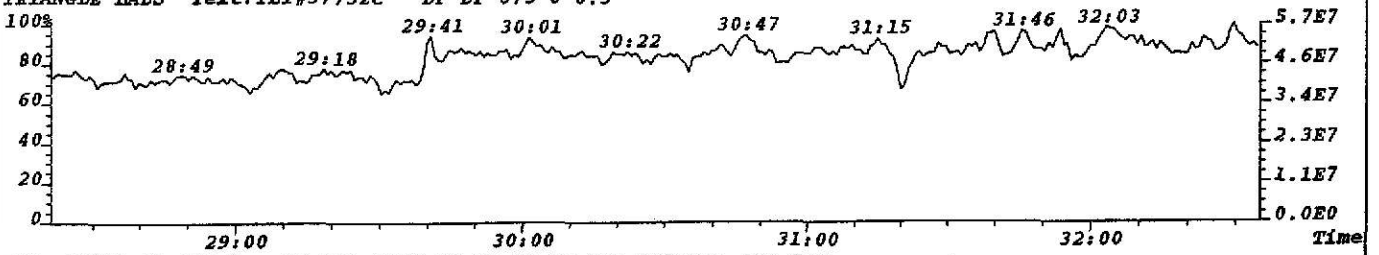

File:W1059 #1-797 Acq:13-JUL-2002 17:04:13 GC EI+ Voltage SIR 70S
409.7974 S:7 F:2 Exp:NDB5US
TRIANGLE LABS Text:TLI#57752C DF-DP-675 0-0.5

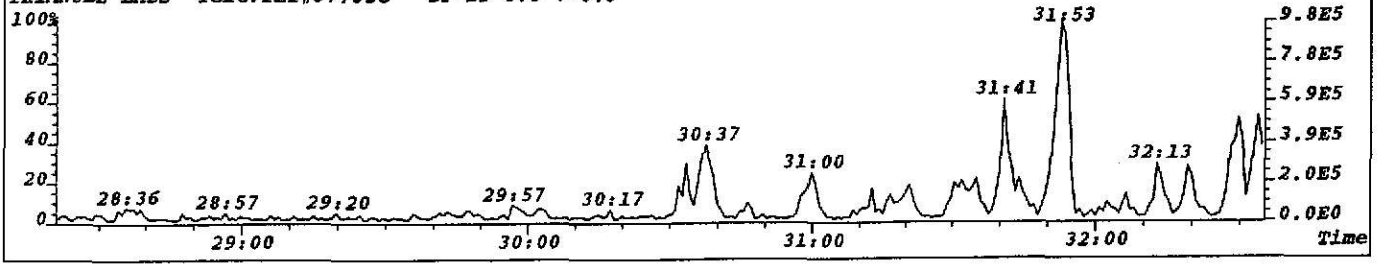

File:W1059 #1-797 Acq:13-JUL-2002 17:04:13 GC EI+ Voltage SIR 70S
355.8546 S:7 F:2 BSUB(256,30,-3.0) PKD(5,5,3,0.05%,9700.0,1.00%,F,T) Exp:NDB5US Noise:2425
Sample Text:TLI#57752C DF-DP-675 0-0.5 File Text:TRIANGLE LABORATORIES, INC.

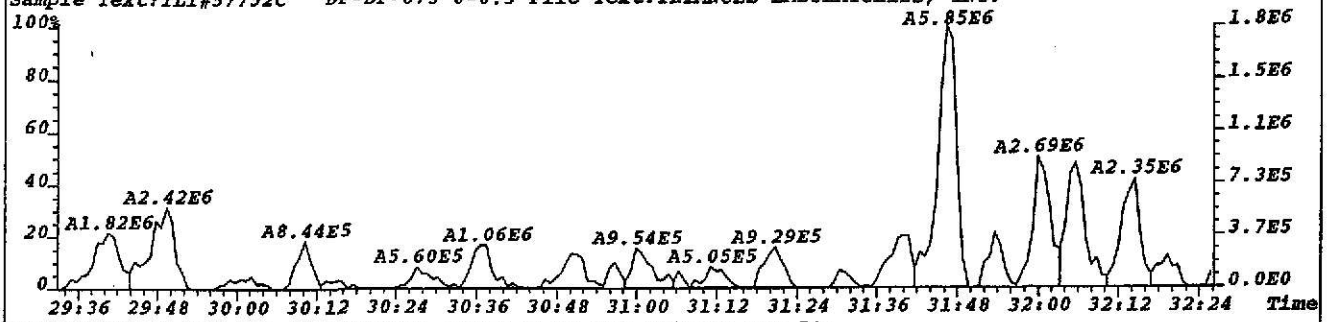

File:W1059 #1-797 Acq:13-JUL-2002 17:04:13 GC EI+ Voltage SIR 70S
357.8516 S:7 F:2 BSUB(256,30,-3.0) PKD(5,5,3,0.05%,26956.0,1.00%,F,T) Exp:NDB5US Noise:6739
Sample Text:TLI#57752C DF-DP-675 0-0.5 File Text:TRIANGLE LABORATORIES, INC.

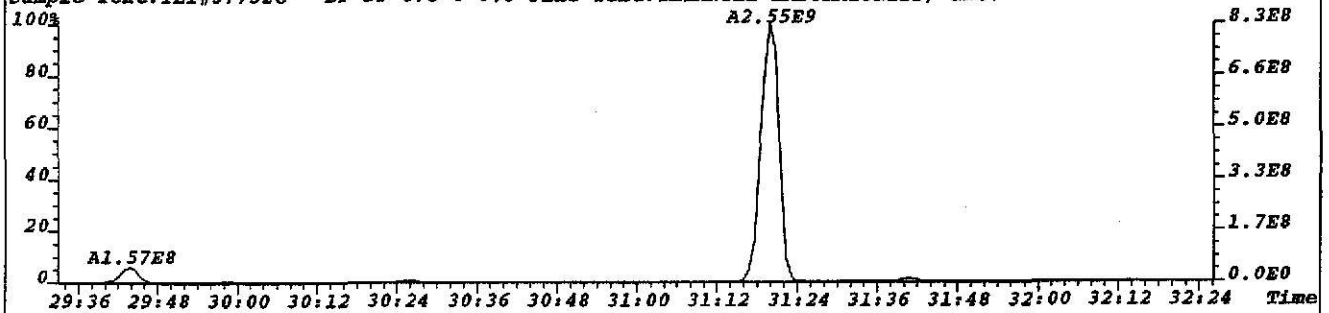

File:W1059 #1-797 Acq:13-JUL-2002 17:04:13 GC EI+ Voltage SIR 70S
367.8949 S:7 F:2 BSUB(256,30,-3.0) PKD(5,5,3,0.05%,28772.0,1.00%,F,T) Exp:NDB5US Noise:7193
Sample Text:TLI#57752C DF-DP-675 0-0.5 File Text:TRIANGLE LABORATORIES, INC.

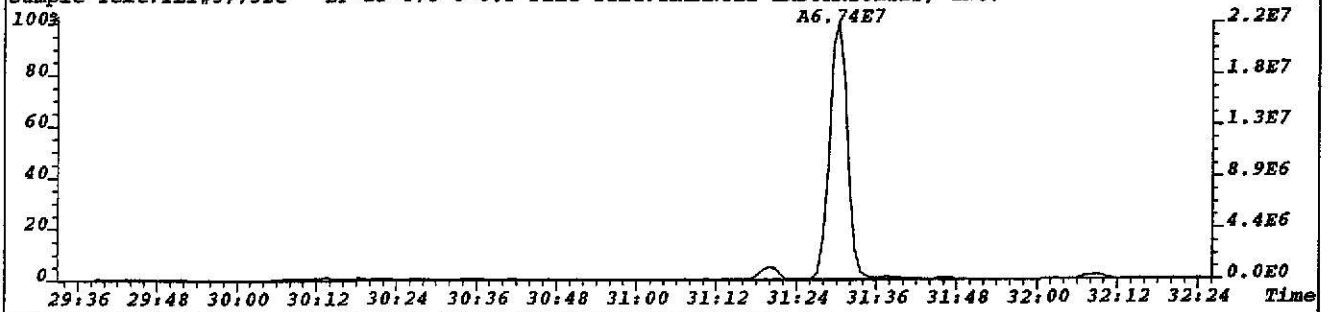

File:W1059 #1-797 Acq:13-JUL-2002 17:04:13 GC EI+ Voltage SIR 70S
369.8919 S:7 F:2 BSUB(256,30,-3.0) PKD(5,5,3,0.05%,7464.0,1.00%,F,T) Exp:NDB5US Noise:1866
Sample Text:TLI#57752C DF-DP-675 0-0.5 File Text:TRIANGLE LABORATORIES, INC.

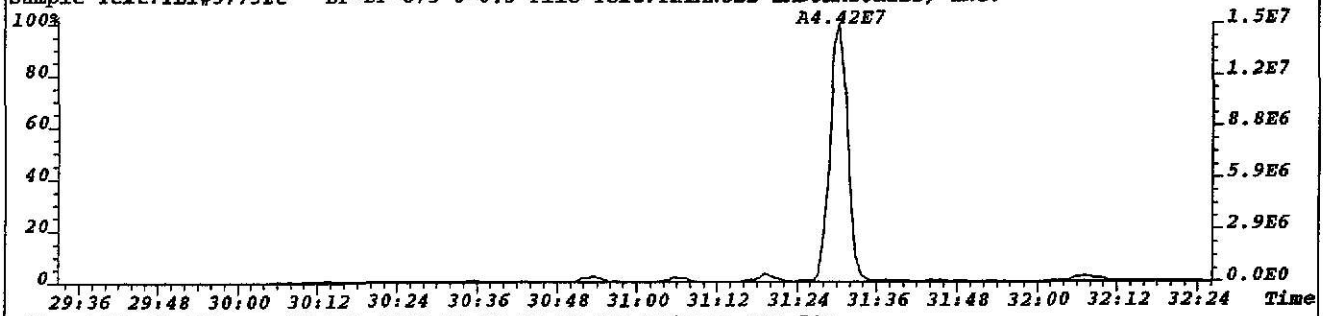

File:W1059 #1-797 Acq:13-JUL-2002 17:04:13 GC EI+ Voltage SIR 70S
330.9792 S:7 F:2 Exp:NDB5US
Sample Text:TLI#57752C DF-DP-675 0-0.5 File Text:TRIANGLE LABORATORIES, INC.

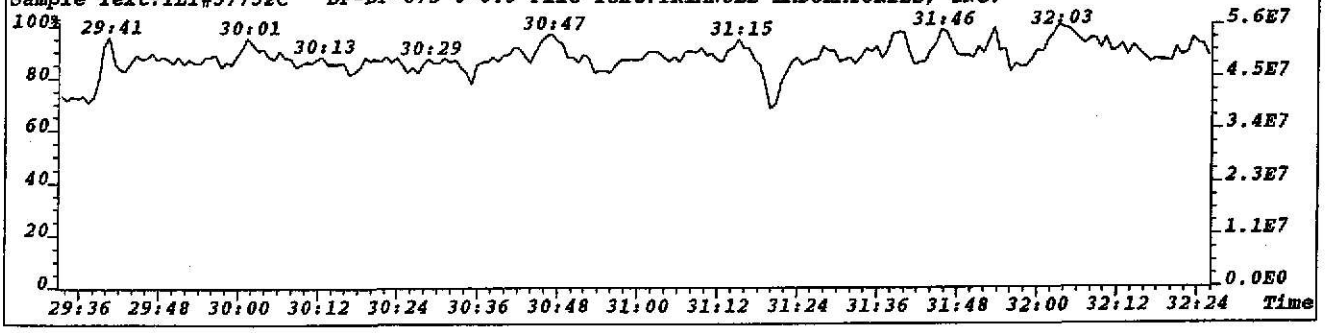

File:W1059 #1-423 Acq:13-JUL-2002 17:04:13 GC EI+ Voltage SIR 70S Noise:38295
373.8208 S:7 F:3 BSUB(256,30,-3.0) PKD(7,5,3,0.10%,153180.0,1.00%,F,T) Exp:NDB5US
TRIANGLE LABS Text:TLI#57752C DF-DP-675 0-0.5

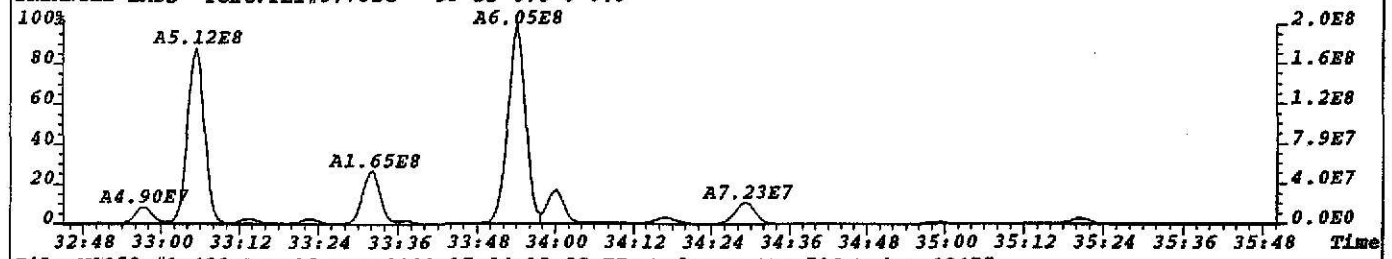

File:W1059 #1-423 Acq:13-JUL-2002 17:04:13 GC EI+ Voltage SIR 70S Noise:30475
375.8178 S:7 F:3 BSUB(256,30,-3.0) PKD(7,5,3,0.10%,121900.0,1.00%,F,T) Exp:NDB5US
TRIANGLE LABS Text:TLI#57752C DF-DP-675 0-0.5

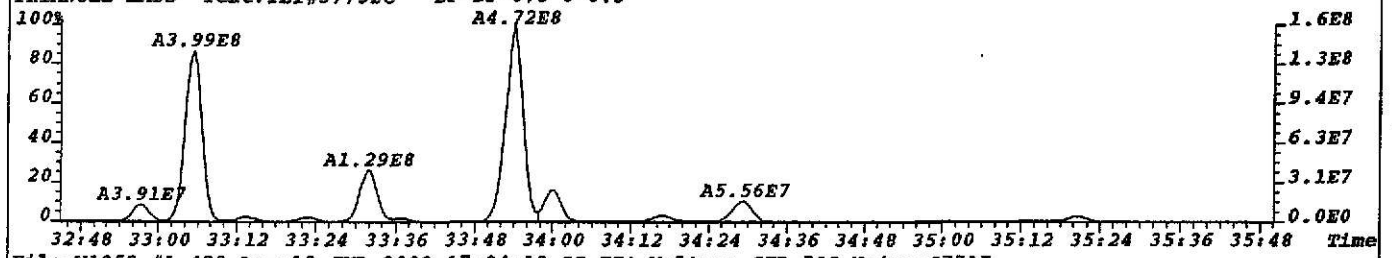

File:W1059 #1-423 Acq:13-JUL-2002 17:04:13 GC EI+ Voltage SIR 70S Noise:67717
383.8639 S:7 F:3 BSUB(256,30,-3.0) PKD(7,5,3,0.10%,270868.0,1.00%,F,T) Exp:NDB5US
TRIANGLE LABS Text:TLI#57752C DF-DP-675 0-0.5

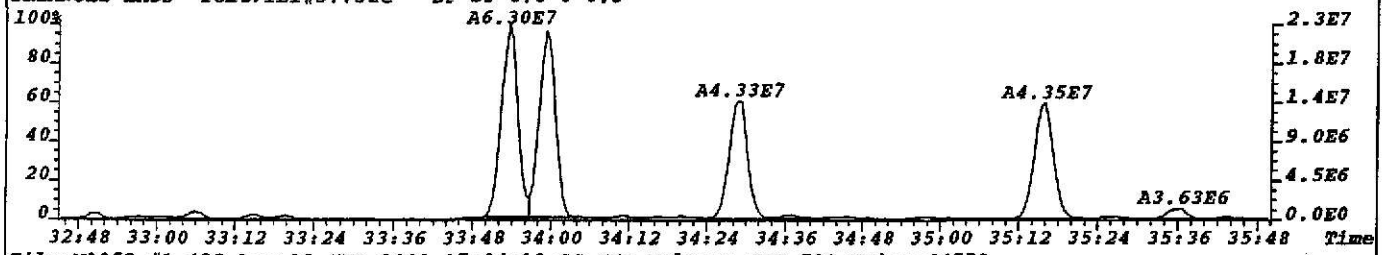

File:W1059 #1-423 Acq:13-JUL-2002 17:04:13 GC EI+ Voltage SIR 70S Noise:64572
385.8610 S:7 F:3 BSUB(256,30,-3.0) PKD(7,5,3,0.10%,258288.0,1.00%,F,T) Exp:NDB5US
TRIANGLE LABS Text:TLI#57752C DF-DP-675 0-0.5

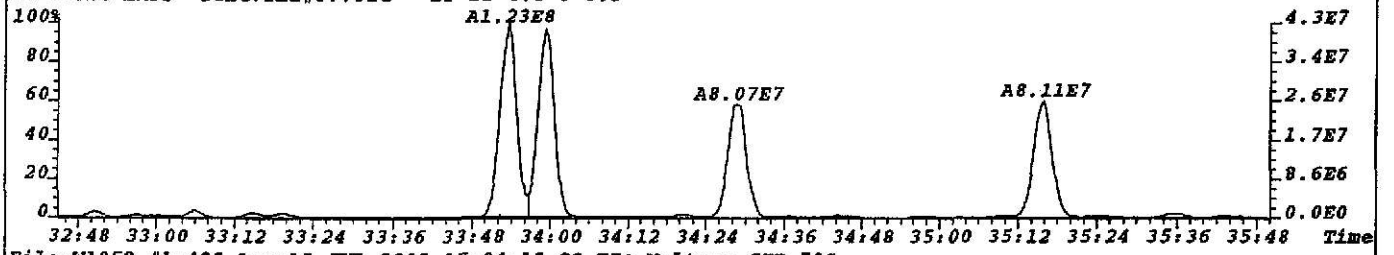

File:W1059 #1-423 Acq:13-JUL-2002 17:04:13 GC EI+ Voltage SIR 70S
392.9760 S:7 F:3 Exp:NDB5US
TRIANGLE LABS Text:TLI#57752C DF-DP-675 0-0.5

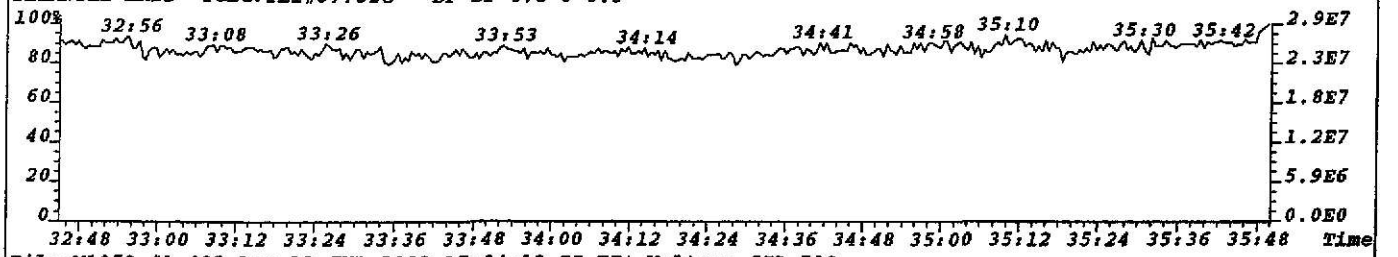

File:W1059 #1-423 Acq:13-JUL-2002 17:04:13 GC EI+ Voltage SIR 70S
445.7555 S:7 F:3 Exp:NDB5US
TRIANGLE LABS Text:TLI#57752C DF-DP-675 0-0.5

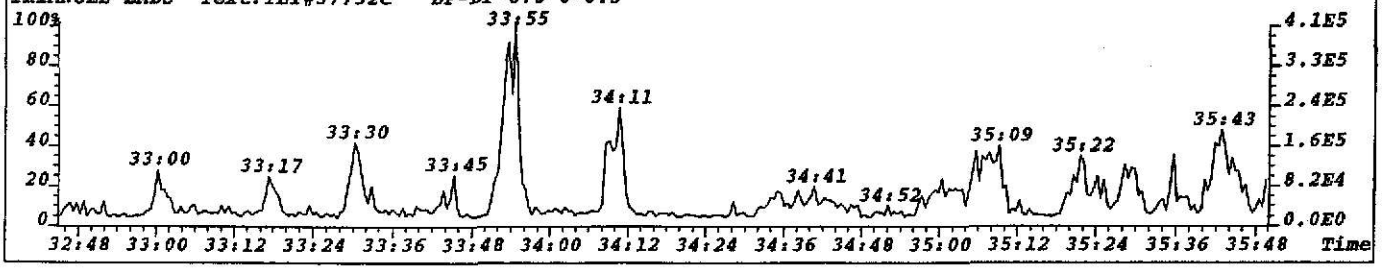

File:W1059 #1-423 Acq:13-JUL-2002 17:04:13 GC EI+ Voltage SIR 70S
389.8156 S:7 F:3 BSUB(256,30,-3.0) PKD(7,5,3,0.10%,241276.0,1.00%,F,T) Exp:NDB5US Noise:60319
Sample Text:TLI#57752C DF-DP-675 0-0.5 File Text:TRIANGLE LABORATORIES, INC.

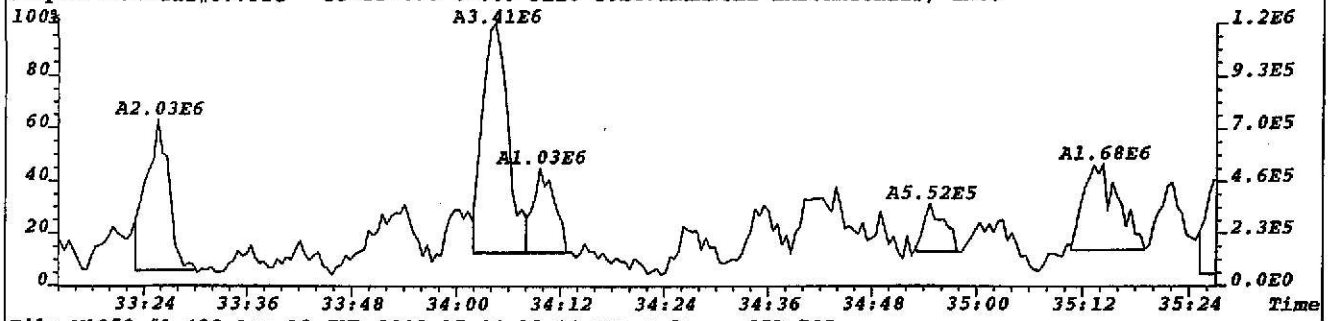

File:W1059 #1-423 Acq:13-JUL-2002 17:04:13 GC EI+ Voltage SIR 70S
391.8127 S:7 F:3 BSUB(256,30,-3.0) PKD(7,5,3,0.10%,233440.0,1.00%,F,T) Exp:NDB5US Noise:58360
Sample Text:TLI#57752C DF-DP-675 0-0.5 File Text:TRIANGLE LABORATORIES, INC.

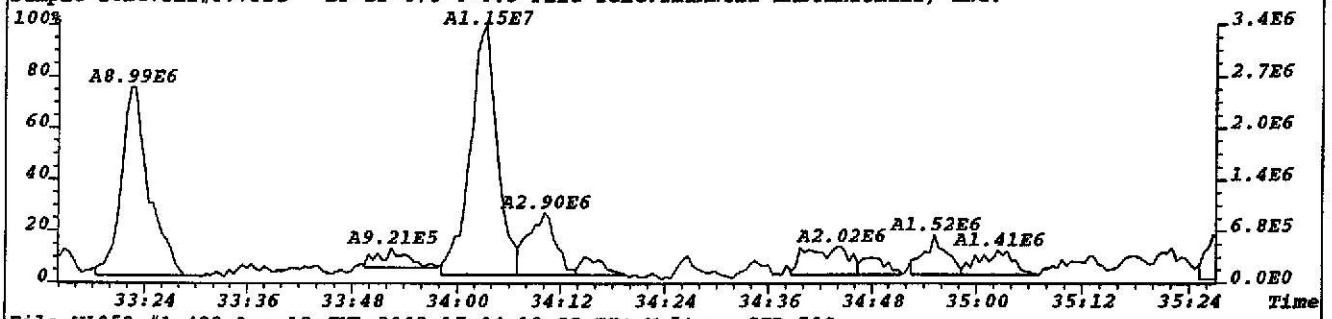

File:W1059 #1-423 Acq:13-JUL-2002 17:04:13 GC EI+ Voltage SIR 70S
401.8558 S:7 F:3 BSUB(256,30,-3.0) PKD(7,5,3,0.10%,150912.0,1.00%,F,T) Exp:NDB5US Noise:37728
Sample Text:TLI#57752C DF-DP-675 0-0.5 File Text:TRIANGLE LABORATORIES, INC.

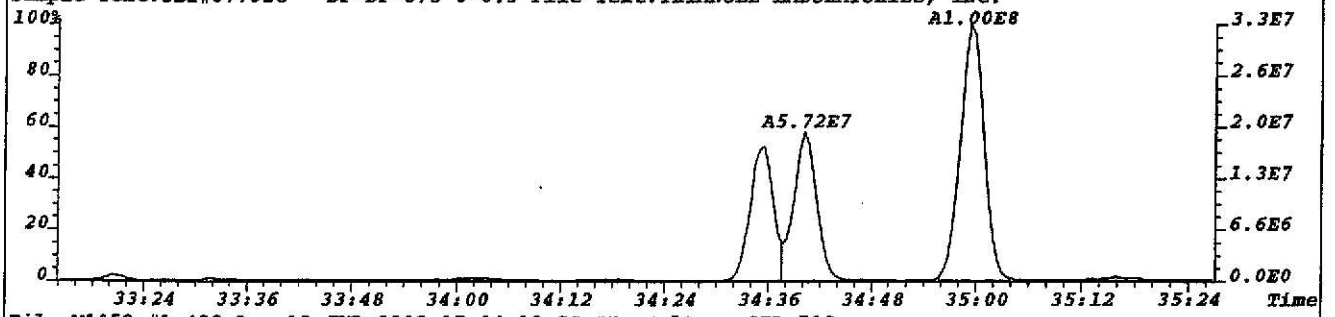

File:W1059 #1-423 Acq:13-JUL-2002 17:04:13 GC EI+ Voltage SIR 70S
403.8529 S:7 F:3 BSUB(256,30,-3.0) PKD(7,5,3,0.10%,95992.0,1.00%,F,T) Exp:NDB5US Noise:23998
Sample Text:TLI#57752C DF-DP-675 0-0.5 File Text:TRIANGLE LABORATORIES, INC.

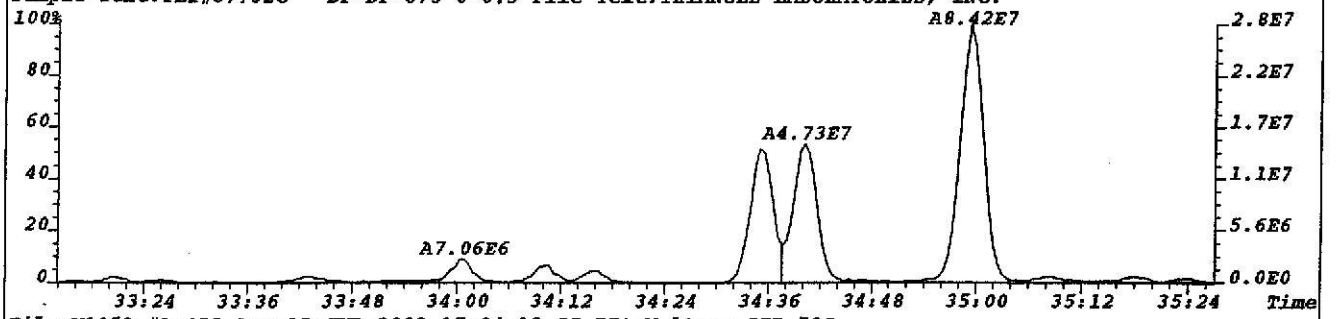

File:W1059 #1-423 Acq:13-JUL-2002 17:04:13 GC EI+ Voltage SIR 70S
392.9760 S:7 F:3 Exp:NDB5US
Sample Text:TLI#57752C DF-DP-675 0-0.5 File Text:TRIANGLE LABORATORIES, INC.

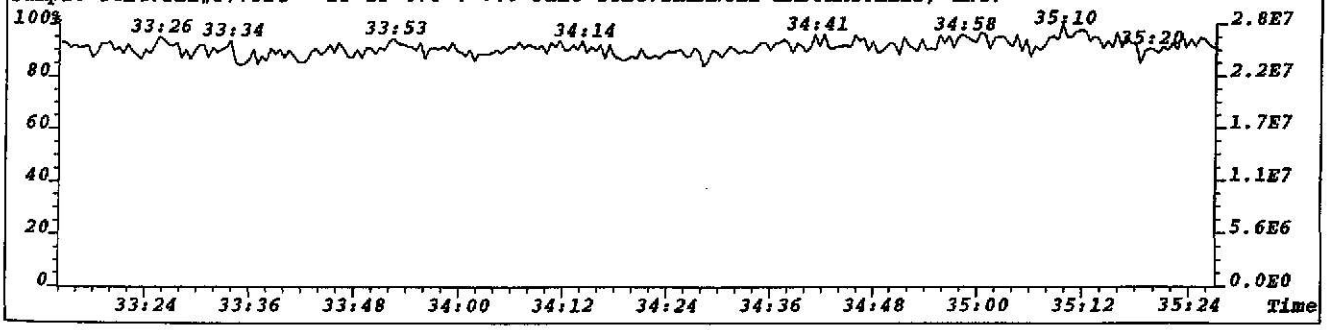

File:W1059 #1-674 Acq:13-JUL-2002 17:04:13 GC EI+ Voltage SIR 70S Noise:15165
407.7818 S:7 F:4 BSUB(256,30,-3.0) PKD(7,5,3,0.10%,60660.0,1.00%,F,T) Exp:NDB5US
TRIANGLE LABS Text:TLI#57752C DF-DP-675 0-0.5

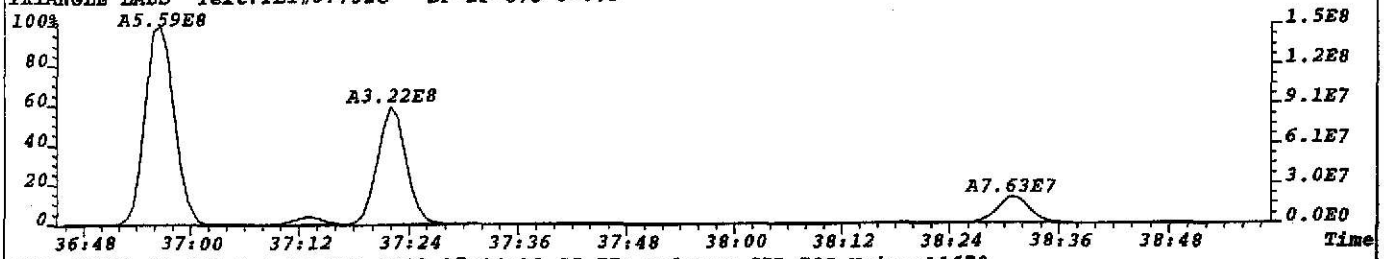

File:W1059 #1-674 Acq:13-JUL-2002 17:04:13 GC EI+ Voltage SIR 70S Noise:11673
409.7789 S:7 F:4 BSUB(256,30,-3.0) PKD(7,5,3,0.10%,46692.0,1.00%,F,T) Exp:NDB5US
TRIANGLE LABS Text:TLI#57752C DF-DP-675 0-0.5



File:W1059 #1-674 Acq:13-JUL-2002 17:04:13 GC EI+ Voltage SIR 70S Noise:9750
417.8253 S:7 F:4 BSUB(256,30,-3.0) PKD(7,5,3,0.10%,39000.0,1.00%,F,T) Exp:NDB5US
TRIANGLE LABS Text:TLI#57752C DF-DP-675 0-0.5



File:W1059 #1-674 Acq:13-JUL-2002 17:04:13 GC EI+ Voltage SIR 70S Noise:20082
419.8220 S:7 F:4 BSUB(256,30,-3.0) PKD(7,5,3,0.10%,80328.0,1.00%,F,T) Exp:NDB5US
TRIANGLE LABS Text:TLI#57752C DF-DP-675 0-0.5

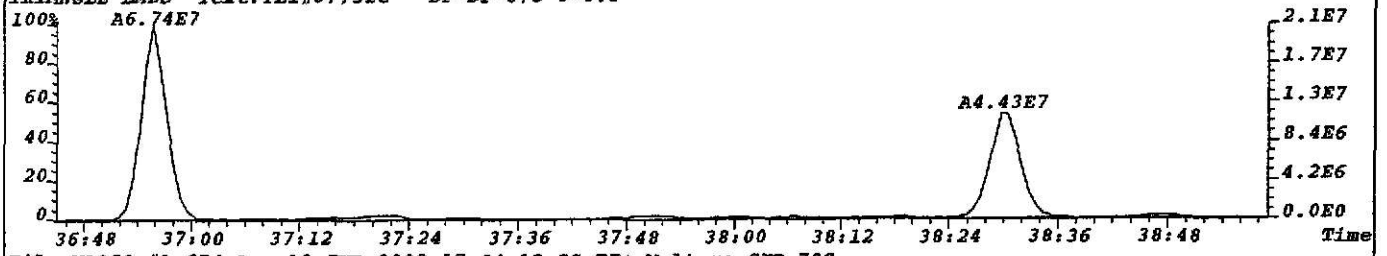

File:W1059 #1-674 Acq:13-JUL-2002 17:04:13 GC EI+ Voltage SIR 70S
430.9729 S:7 F:4 Exp:NDB5US
TRIANGLE LABS Text:TLI#57752C DF-DP-675 0-0.5

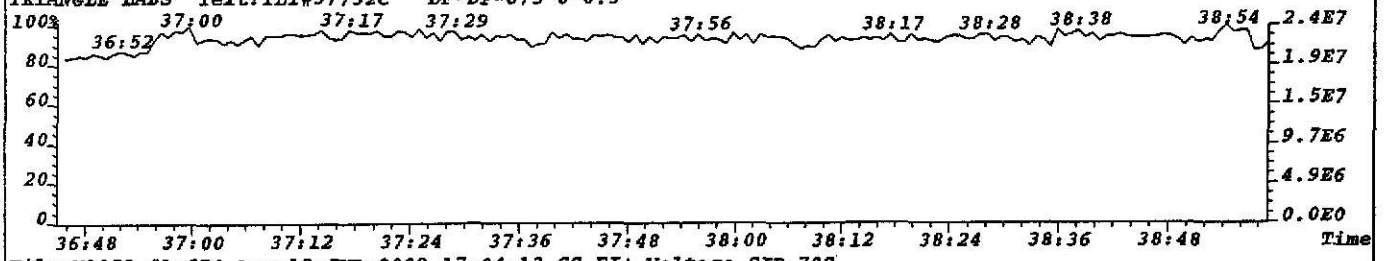

File:W1059 #1-674 Acq:13-JUL-2002 17:04:13 GC EI+ Voltage SIR 70S
479.7165 S:7 F:4 Exp:NDB5US
TRIANGLE LABS Text:TLI#57752C DF-DP-675 0-0.5

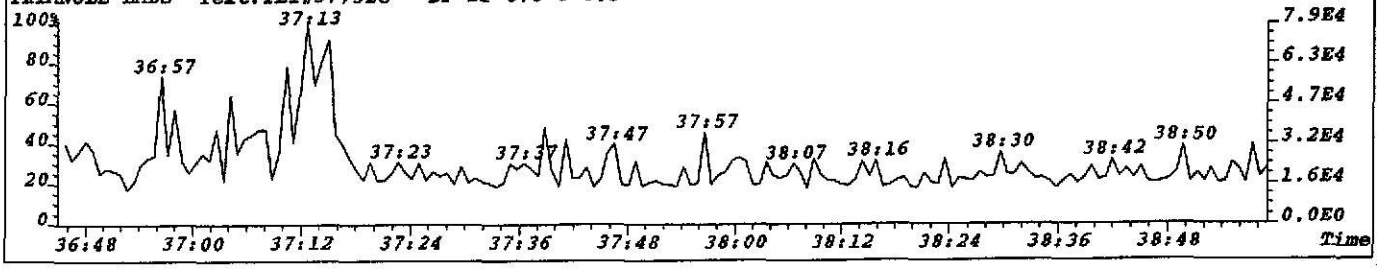

File:W1059 #1-674 Acq:13-JUL-2002 17:04:13 GC EI+ Voltage SIR 70S
423.7766 S:7 F:4 BSUB(256,30,-3,0) PKD(7,5,3,0.10%,54564.0,1.00%,F,T) Exp:NDB5US Noise:13641
Sample Text:TLI#57752C DF-DP-675 0-0.5 File Text:TRIANGLE LABORATORIES, INC.

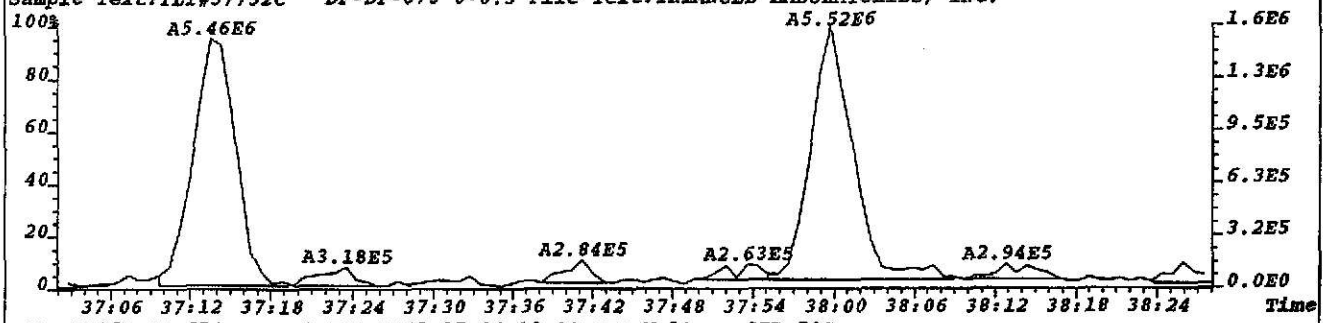

File:W1059 #1-674 Acq:13-JUL-2002 17:04:13 GC EI+ Voltage SIR 70S
425.7737 S:7 F:4 BSUB(256,30,-3.0) PKD(7,5,3,0.10%,79740.0,1.00%,F,T) Exp:NDB5US Noise:19935
Sample Text:TLI#57752C DF-DP-675 0-0.5 File Text:TRIANGLE LABORATORIES, INC.

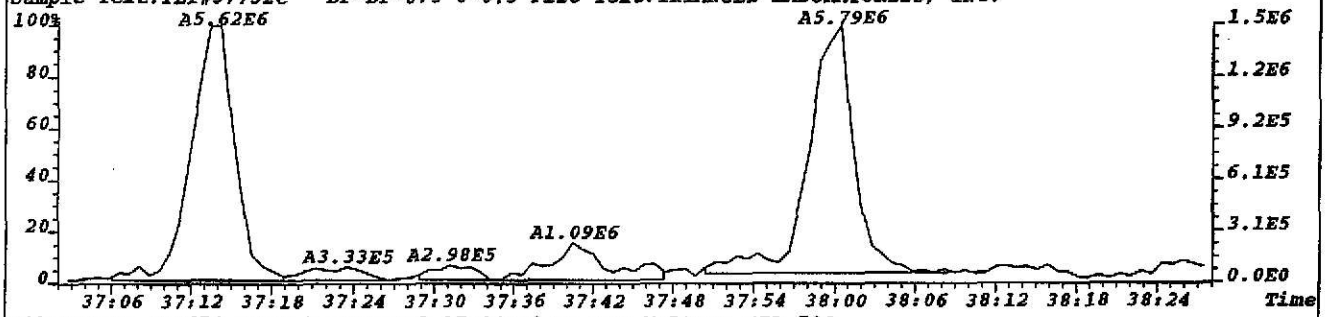

File:W1059 #1-674 Acq:13-JUL-2002 17:04:13 GC EI+ Voltage SIR 70S
435.8169 S:7 F:4 BSUB(256,30,-3.0) PKD(7,5,3,0.10%,232168.0,1.00%,F,T) Exp:NDB5US Noise:58042
Sample Text:TLI#57752C DF-DP-675 0-0.5 File Text:TRIANGLE LABORATORIES, INC.

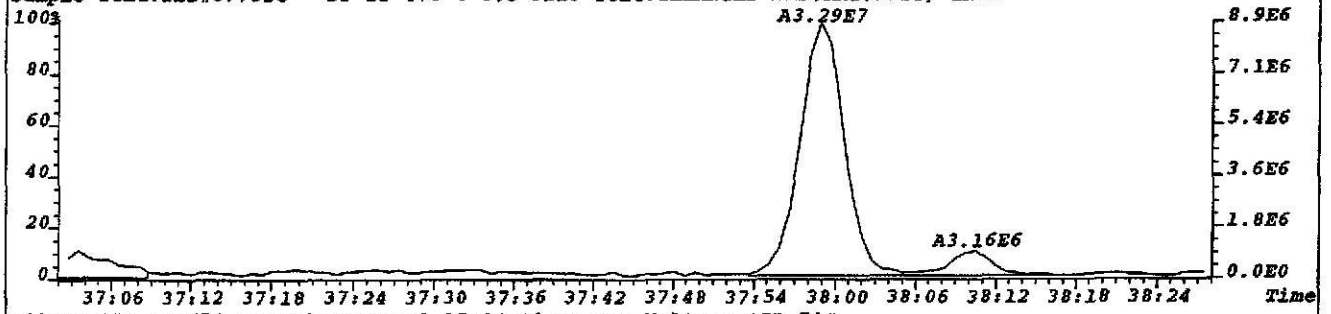

File:W1059 #1-674 Acq:13-JUL-2002 17:04:13 GC EI+ Voltage SIR 70S
437.8140 S:7 F:4 BSUB(256,30,-3.0) PKD(7,5,3,0.10%,140172.0,1.00%,F,T) Exp:NDB5US Noise:35043
Sample Text:TLI#57752C DF-DP-675 0-0.5 File Text:TRIANGLE LABORATORIES, INC.

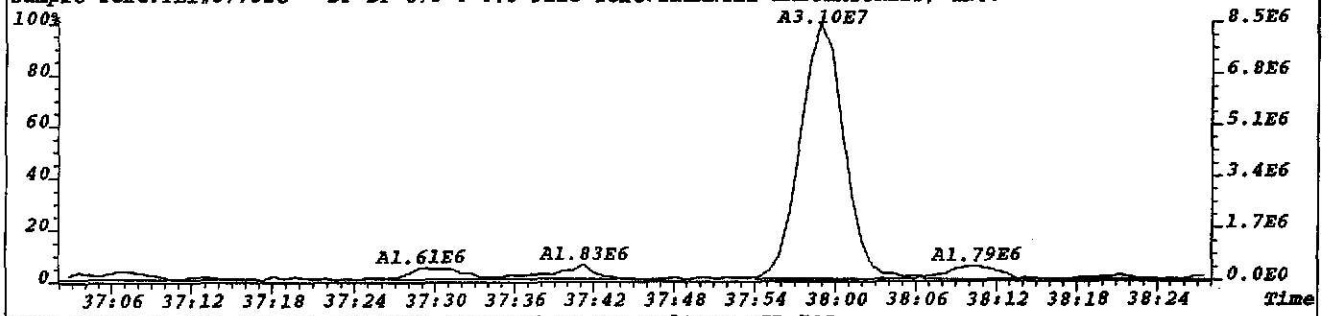

File:W1059 #1-674 Acq:13-JUL-2002 17:04:13 GC EI+ Voltage SIR 70S
430.9729 S:7 F:4 Exp:NDB5US
Sample Text:TLI#57752C DF-DP-675 0-0.5 File Text:TRIANGLE LABORATORIES, INC.

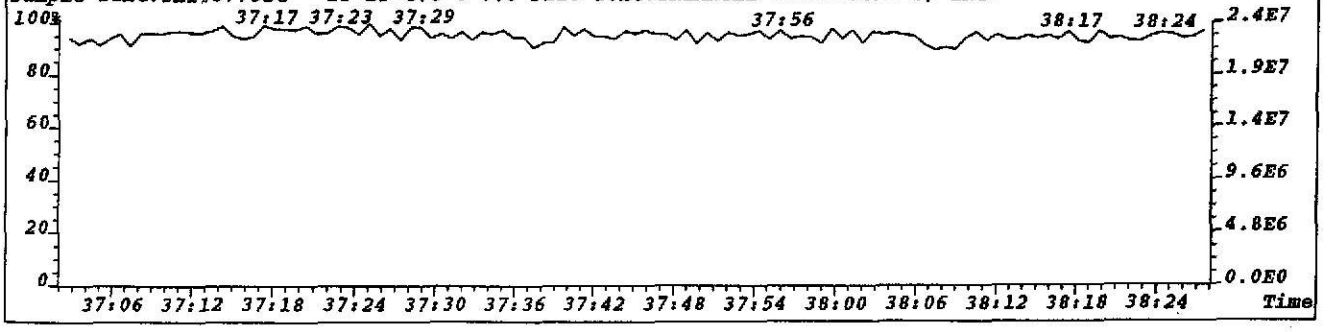

File:W1059 #1-674 Acq:13-JUL-2002 17:04:13 GC EI+ Voltage SIR 70S Noise:3827
441.7428 S:7 F:4 BSUB(256,30,-3.0) PKD(7,5,3,0.10%,15308.0,1.00%,F,T) Exp:NDB5US
Sample Text:TLI#57752C DF-DP-675 0-0.5 File Text:TRIANGLE LABORATORIES, INC.

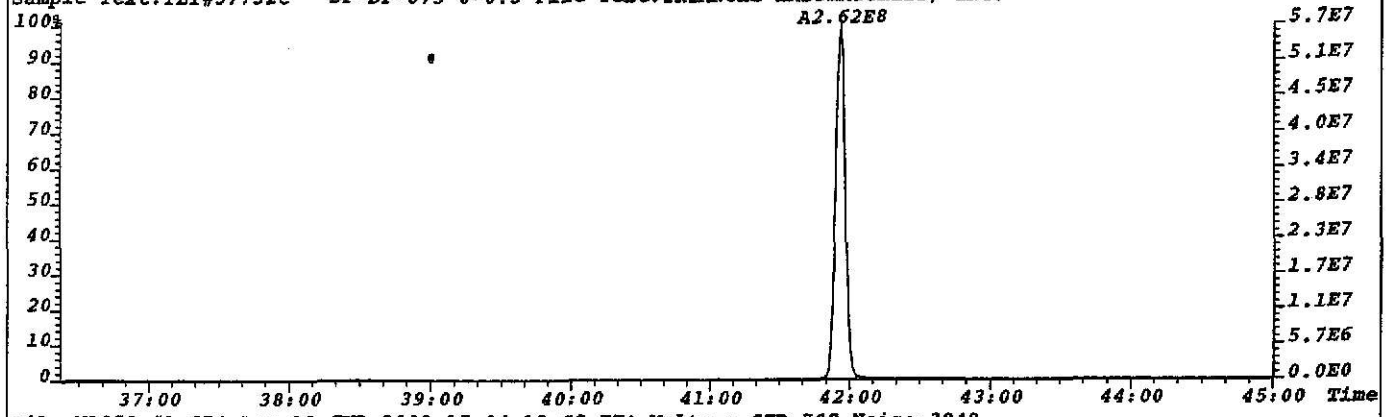

File:W1059 #1-674 Acq:13-JUL-2002 17:04:13 GC EI+ Voltage SIR 70S Noise:3949
443.7399 S:7 F:4 BSUB(256,30,-3.0) PKD(7,5,3,0.10%,15796.0,1.00%,F,T) Exp:NDB5US
Sample Text:TLI#57752C DF-DP-675 0-0.5 File Text:TRIANGLE LABORATORIES, INC.

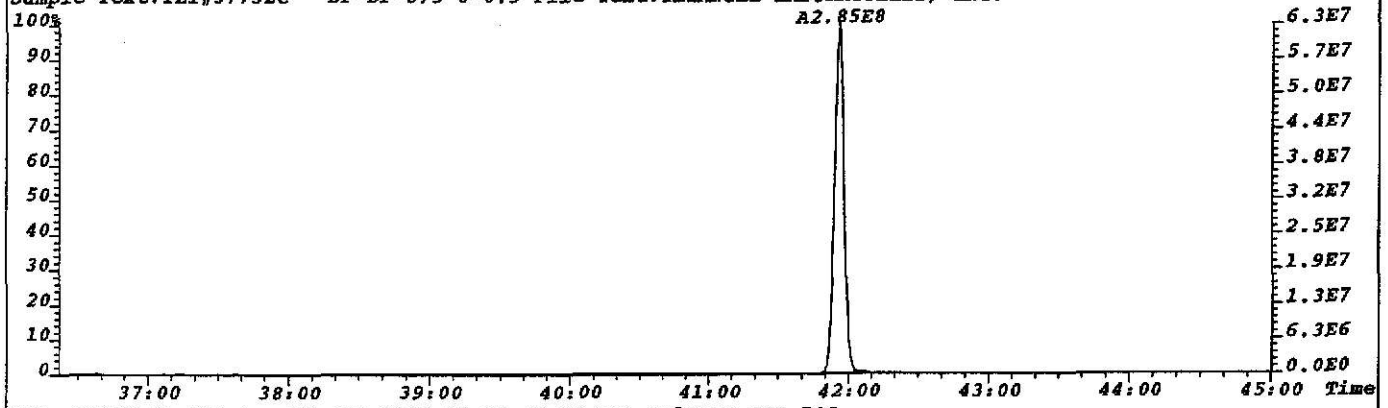

File:W1059 #1-674 Acq:13-JUL-2002 17:04:13 GC EI+ Voltage SIR 70S
430.9729 S:7 F:4 Exp:NDB5US
Sample Text:TLI#57752C DF-DP-675 0-0.5 File Text:TRIANGLE LABORATORIES, INC.

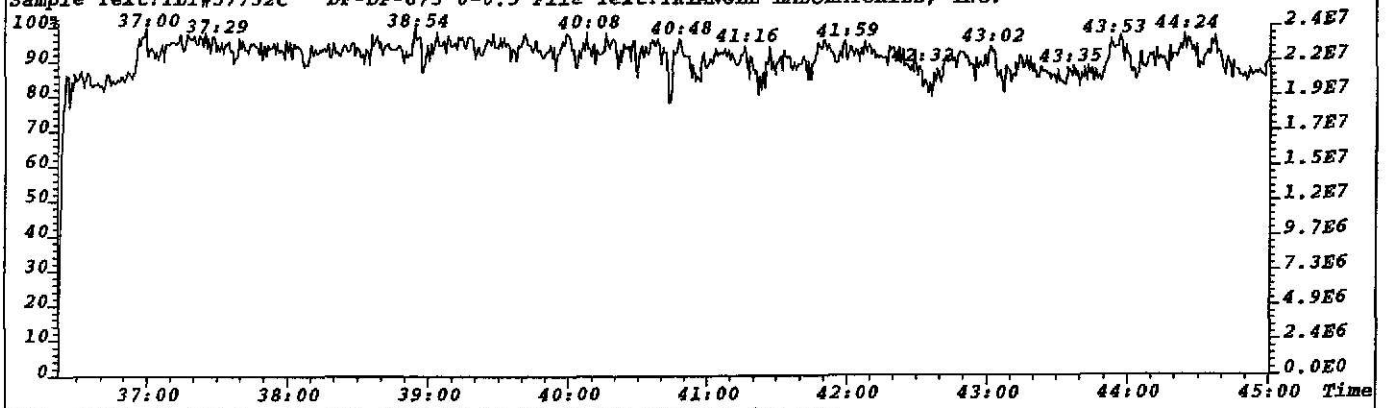

File:W1059 #1-674 Acq:13-JUL-2002 17:04:13 GC EI+ Voltage SIR 70S
513.6775 S:7 F:4 Exp:NDB5US
Sample Text:TLI#57752C DF-DP-675 0-0.5 File Text:TRIANGLE LABORATORIES, INC.

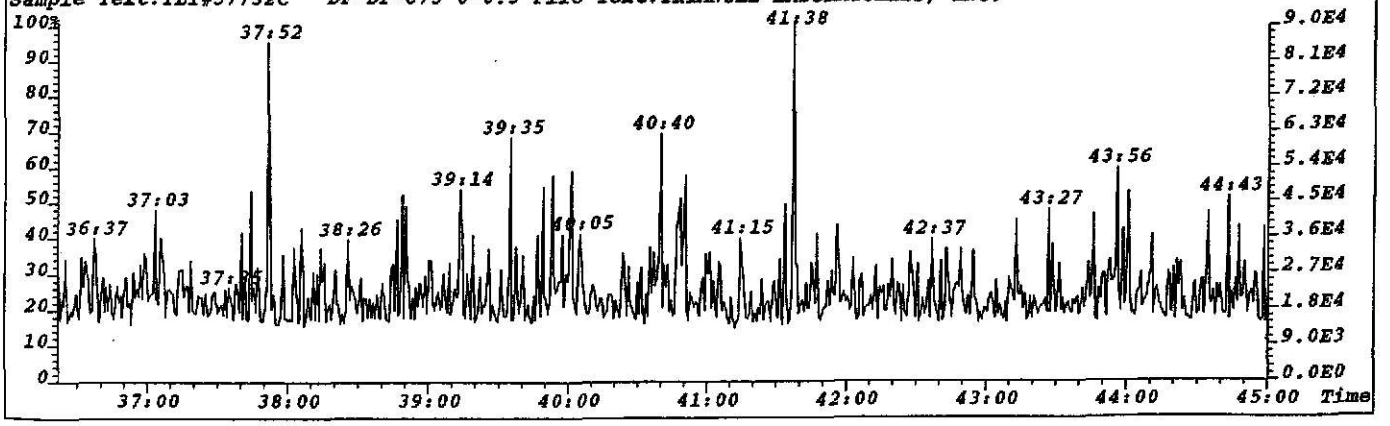

File:W1059 #1-674 Acq:13-JUL-2002 17:04:13 GC EI+ Voltage SIR 70S
457.7377 S:7 F:4 BSUB(256,30,-3.0) PKD(7,5,3,0.10%,14704.0,1.00%,F,T) Exp:NDB5US Noise:3676
Sample Text:TLI#57752C DF-DP-675 0-0.5 File Text:TRIANGLE LABORATORIES, INC.

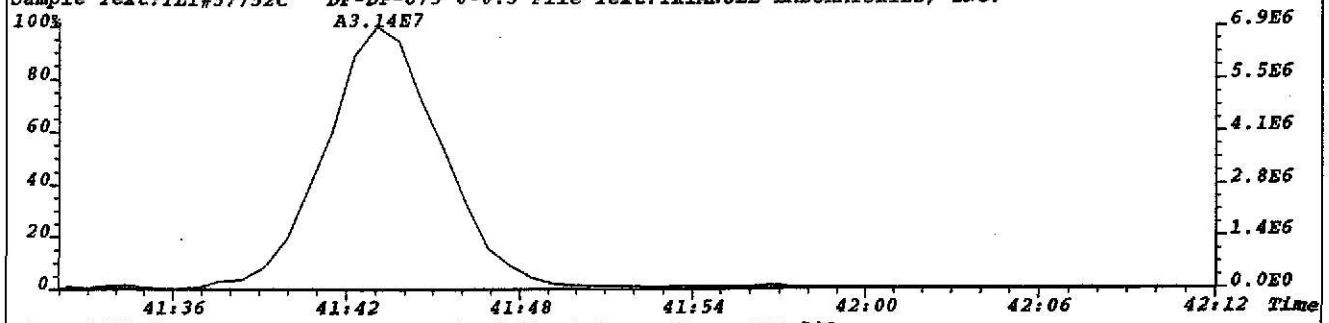

File:W1059 #1-674 Acq:13-JUL-2002 17:04:13 GC EI+ Voltage SIR 70S
459.7348 S:7 F:4 BSUB(256,30,-3.0) PKD(7,5,3,0.10%,11104.0,1.00%,F,T) Exp:NDB5US Noise:2776
Sample Text:TLI#57752C DF-DP-675 0-0.5 File Text:TRIANGLE LABORATORIES, INC.

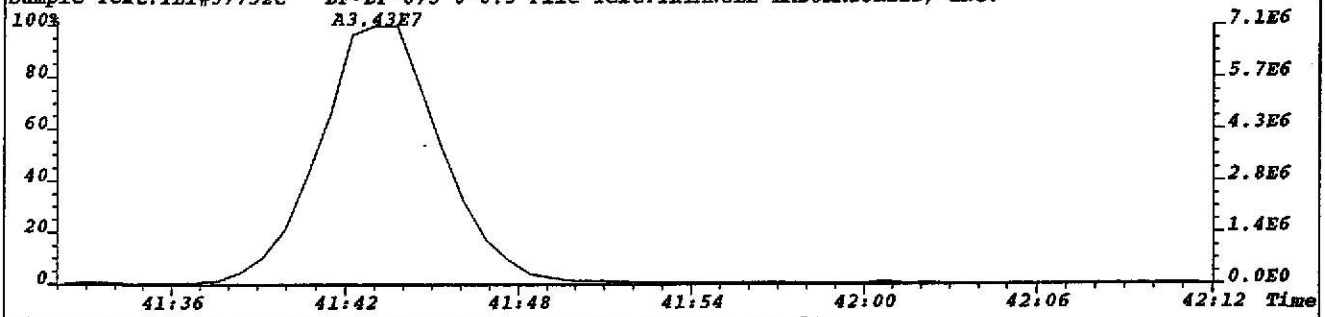

File:W1059 #1-674 Acq:13-JUL-2002 17:04:13 GC EI+ Voltage SIR 70S
469.7779 S:7 F:4 BSUB(256,30,-3.0) PKD(7,5,3,0.10%,174180.0,1.00%,F,T) Exp:NDB5US Noise:43545
Sample Text:TLI#57752C DF-DP-675 0-0.5 File Text:TRIANGLE LABORATORIES, INC.

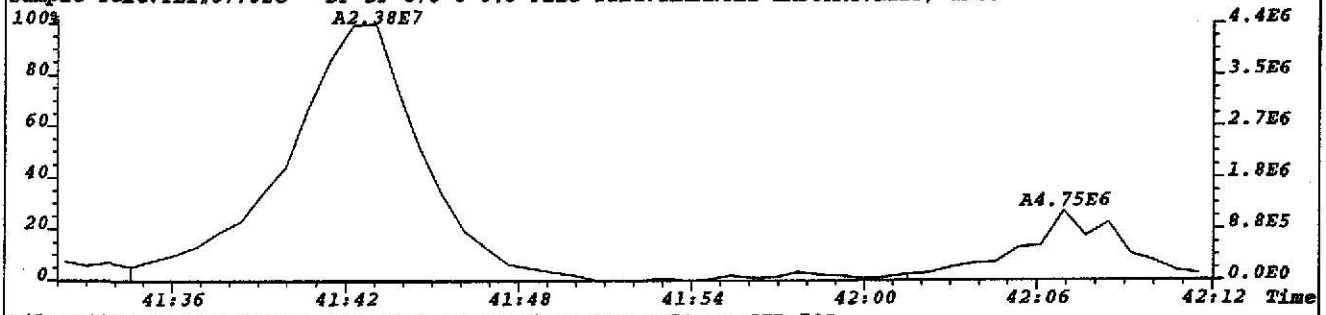

File:W1059 #1-674 Acq:13-JUL-2002 17:04:13 GC EI+ Voltage SIR 70S
471.7750 S:7 F:4 BSUB(256,30,-3.0) PKD(7,5,3,0.10%,161860.0,1.00%,F,T) Exp:NDB5US Noise:40465
Sample Text:TLI#57752C DF-DP-675 0-0.5 File Text:TRIANGLE LABORATORIES, INC.

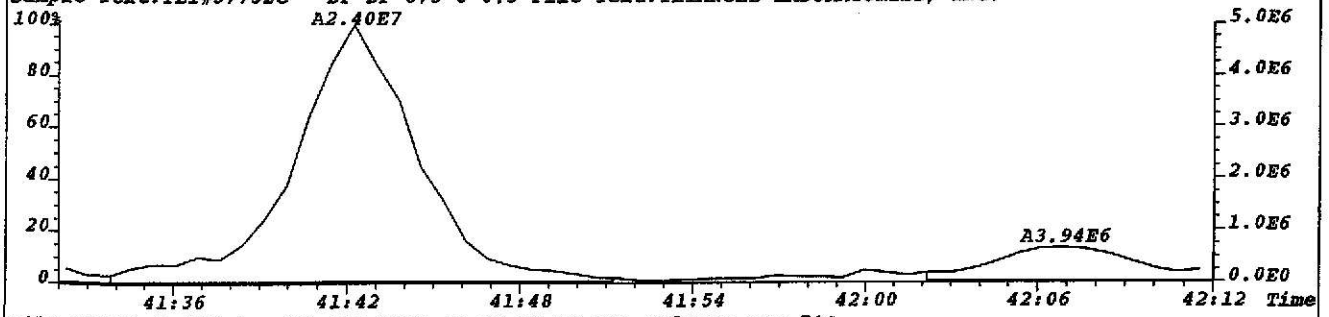

File:W1059 #1-674 Acq:13-JUL-2002 17:04:13 GC EI+ Voltage SIR 70S
430.9729 S:7 F:4 Exp:NDB5US
Sample Text:TLI#57752C DF-DP-675 0-0.5 File Text:TRIANGLE LABORATORIES, INC.

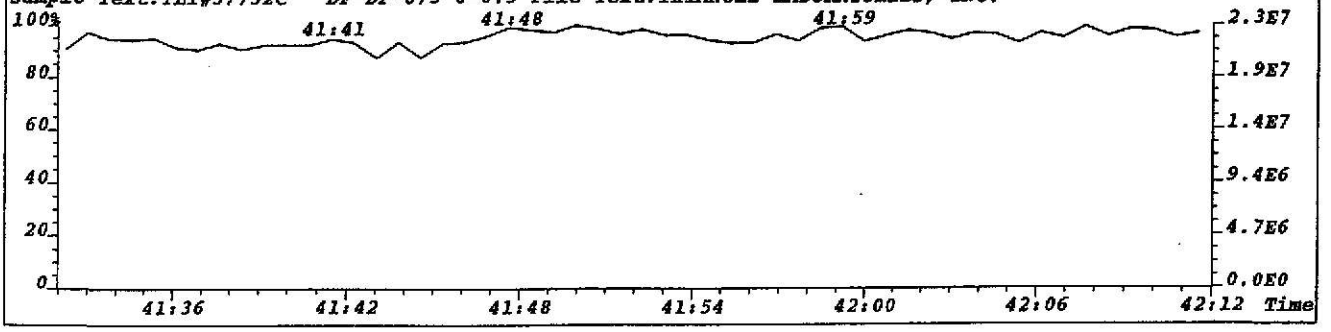

Peak Locate Examination:13-JUL-2002:12:14 File:W1059
Experiment:NDB5US Function:2 Reference:PFK

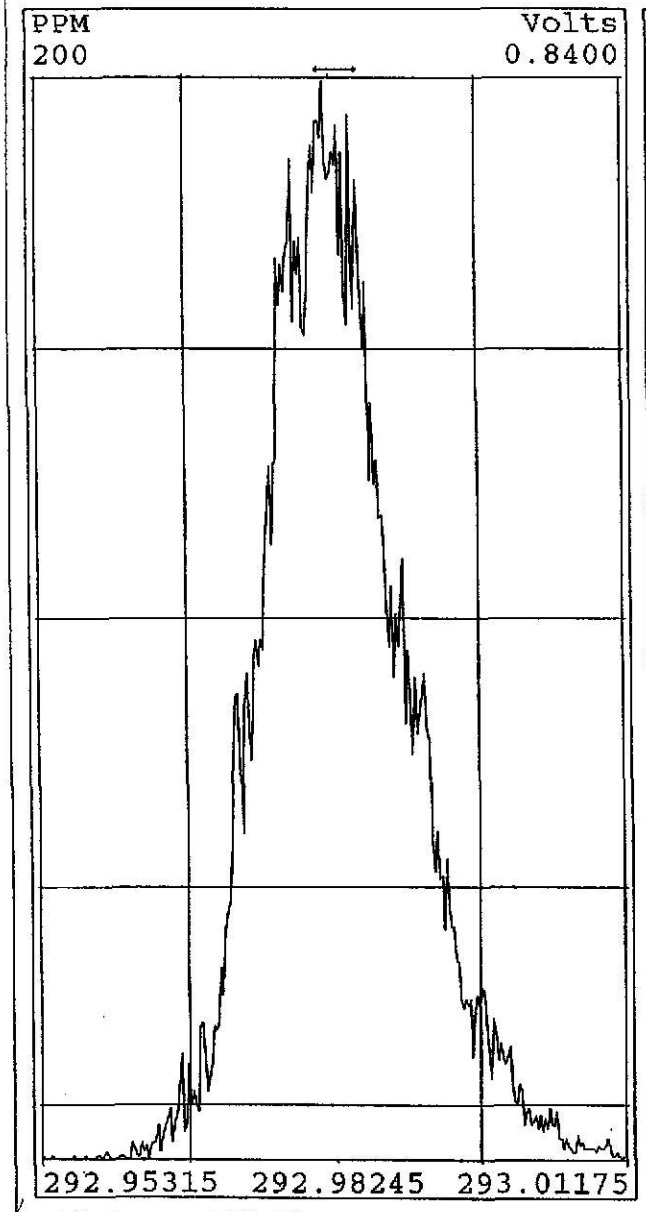

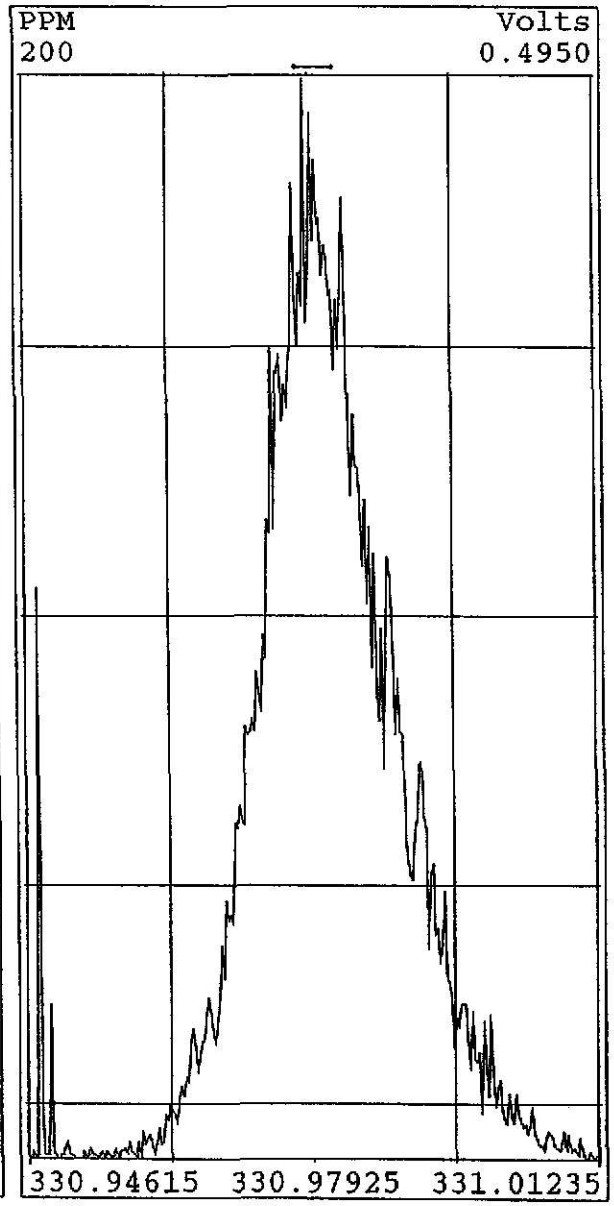

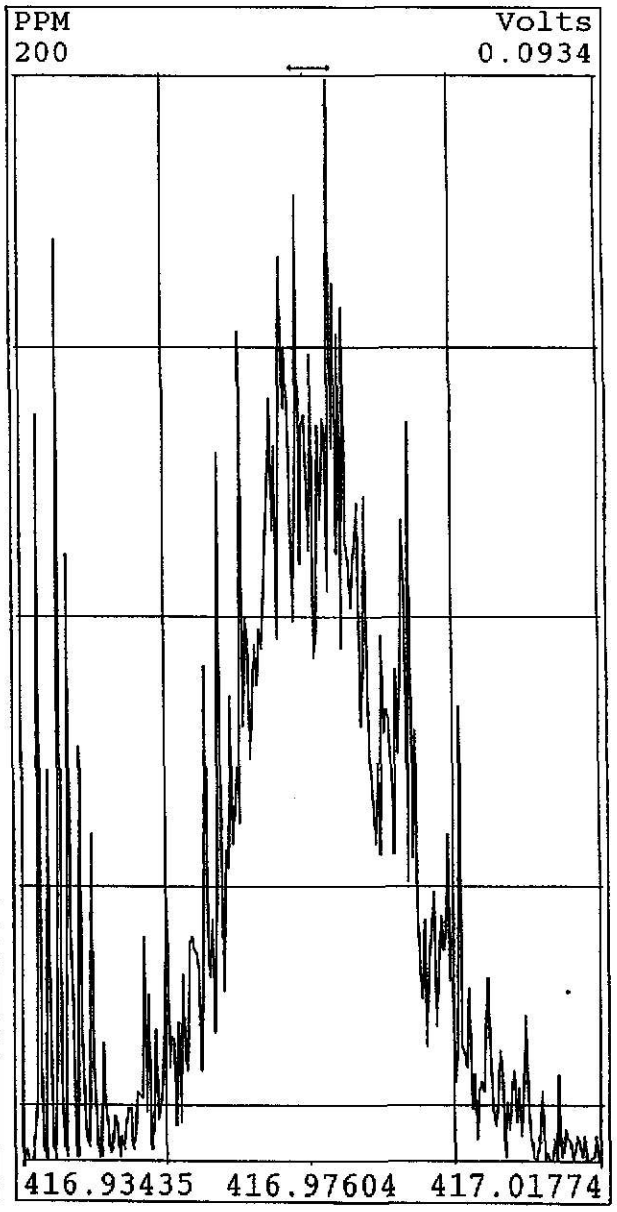

File:W1059 #1-797 Acq:13-JUL-2002 17:04:13 GC EI+ Voltage SIR 70S
319.8965 S:7 F:2 Exp:NDB5US
Sample Text:TLI#57752C DF-DP-675 0-0.5 File Text:TRIANGLE LABORATORIES, INC.

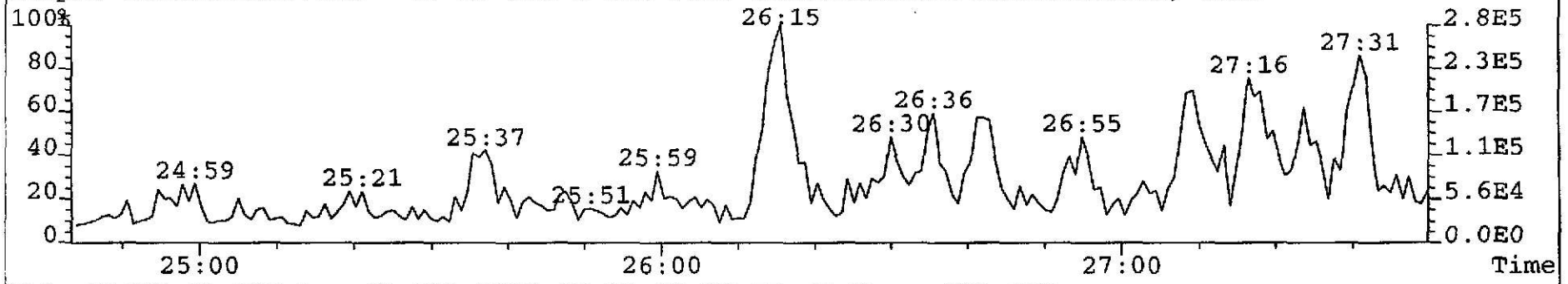

File:W1059 #1-797 Acq:13-JUL-2002 17:04:13 GC EI+ Voltage SIR 70S
321.8936 S:7 F:2 Exp:NDB5US
Sample Text:TLI#57752C DF-DP-675 0-0.5 File Text:TRIANGLE LABORATORIES, INC.

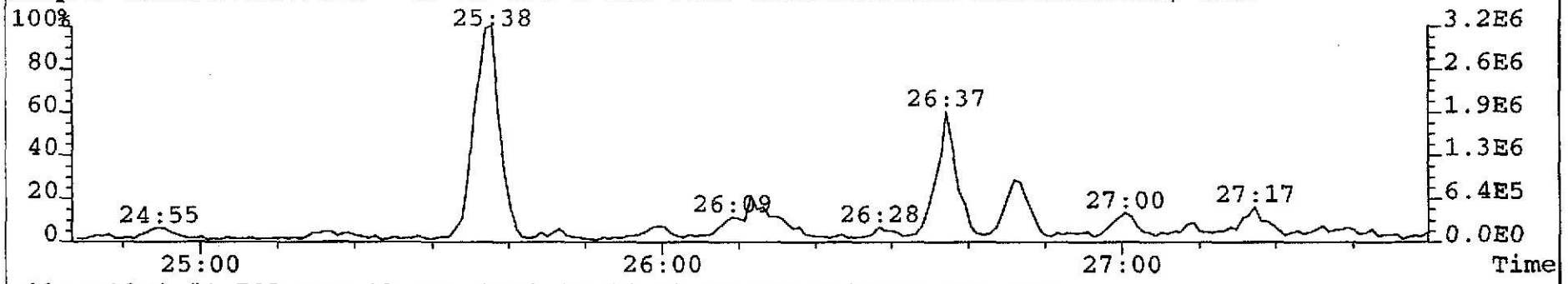

File:W1059 #1-797 Acq:13-JUL-2002 17:04:13 GC EI+ Voltage SIR 70S
333.9338 S:7 F:2 Exp:NDB5US
Sample Text:TLI#57752C DF-DP-675 0-0.5 File Text:TRIANGLE LABORATORIES, INC.

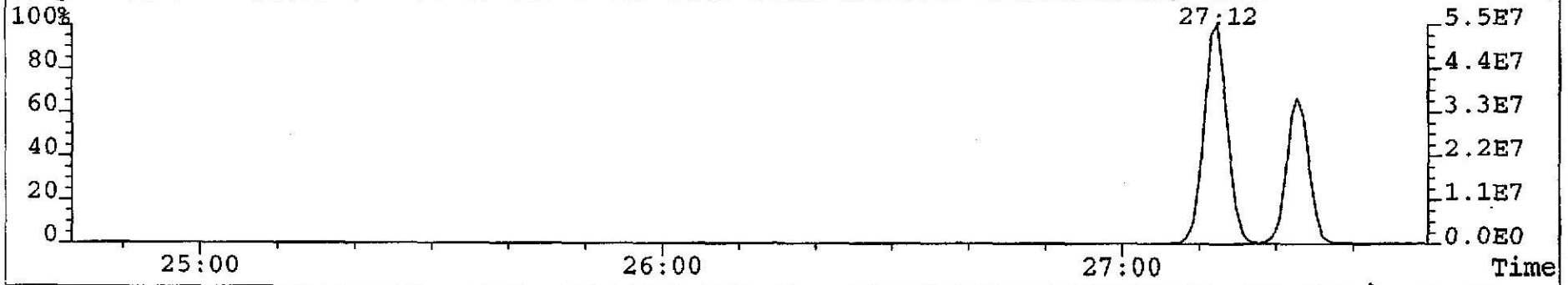

VK 7/17/02

File:W1059 #1-797 Acq:13-JUL-2002 17:04:13 GC EI+ Voltage SIR 70S
319.8965 S:7 F:2 Exp:NDB5US
Sample Text:TLI#57752C DF-DP-675 0-0.5 File Text:TRIANGLE LABORATORIES, INC.

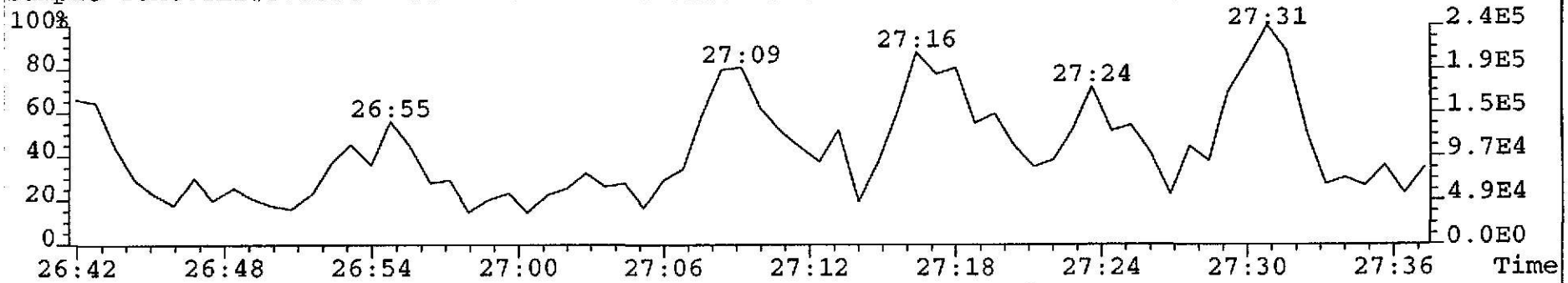

File:W1059 #1-797 Acq:13-JUL-2002 17:04:13 GC EI+ Voltage SIR 70S
321.8936 S:7 F:2 Exp:NDB5US
Sample Text:TLI#57752C DF-DP-675 0-0.5 File Text:TRIANGLE LABORATORIES, INC.

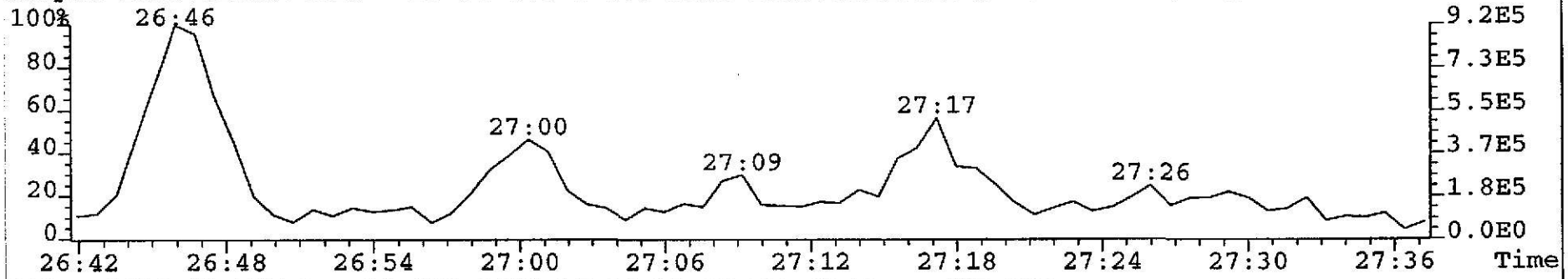

File:W1059 #1-797 Acq:13-JUL-2002 17:04:13 GC EI+ Voltage SIR 70S
333.9338 S:7 F:2 Exp:NDB5US
Sample Text:TLI#57752C DF-DP-675 0-0.5 File Text:TRIANGLE LABORATORIES, INC.

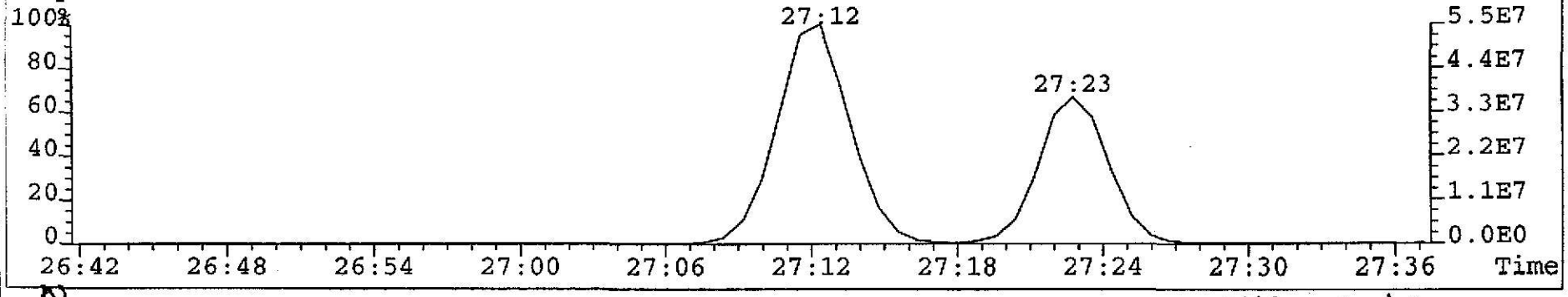

266

VJC 7/17/02

File:W1059 #1-797 Acq:13-JUL-2002 17:04:13 GC EI+ Voltage SIR 70S
319.8965 S:7 F:2 Exp:NDB5US
Sample Text:TLI#57752C DF-DP-675 0-0.5 File Text:TRIANGLE LABORATORIES, INC.

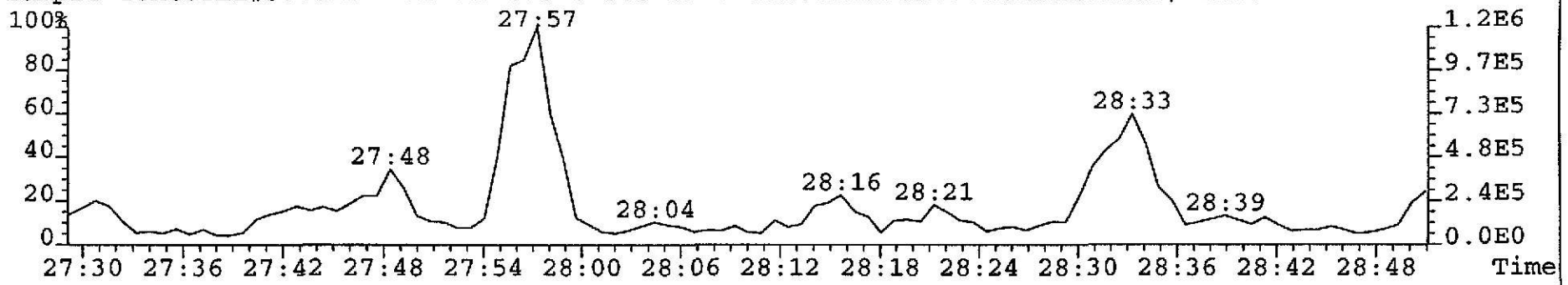

File:W1059 #1-797 Acq:13-JUL-2002 17:04:13 GC EI+ Voltage SIR 70S
321.8936 S:7 F:2 Exp:NDB5US
Sample Text:TLI#57752C DF-DP-675 0-0.5 File Text:TRIANGLE LABORATORIES, INC.

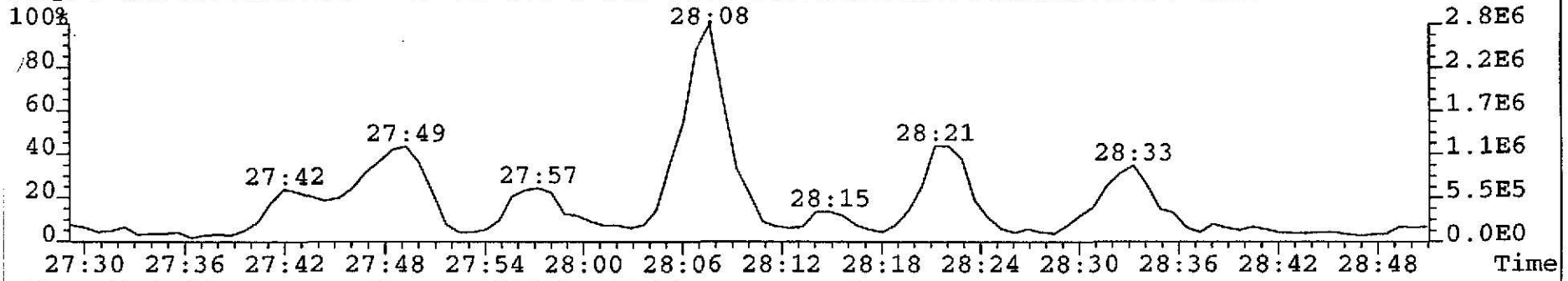

File:W1059 #1-797 Acq:13-JUL-2002 17:04:13 GC EI+ Voltage SIR 70S
333.9338 S:7 F:2 Exp:NDB5US
Sample Text:TLI#57752C DF-DP-675 0-0.5 File Text:TRIANGLE LABORATORIES, INC.

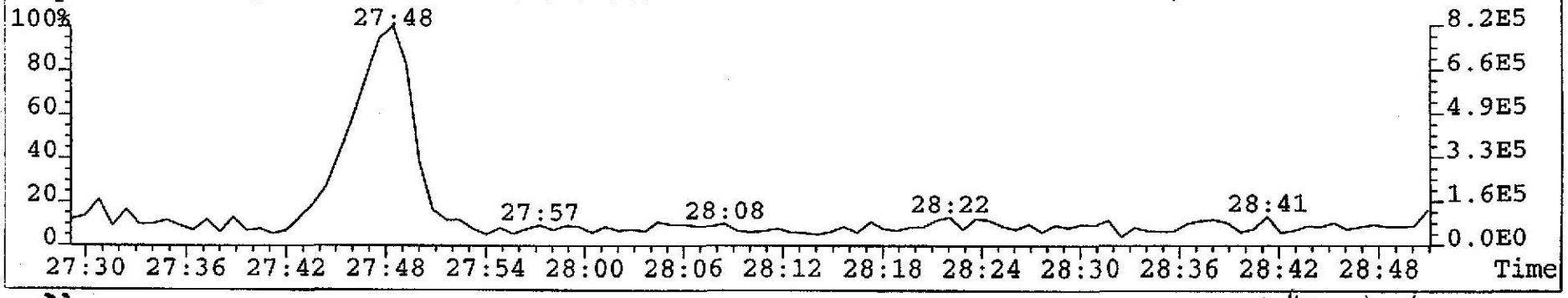

267

VSC 7/17/02

File:W1059 #1-797 Acq:13-JUL-2002 17:04:13 GC EI+ Voltage SIR 70S
319.8965 S:7 F:2 Exp:NDB5US
Sample Text:TLI#57752C DF-DP-675 0-0.5 File Text:TRIANGLE LABORATORIES, INC.

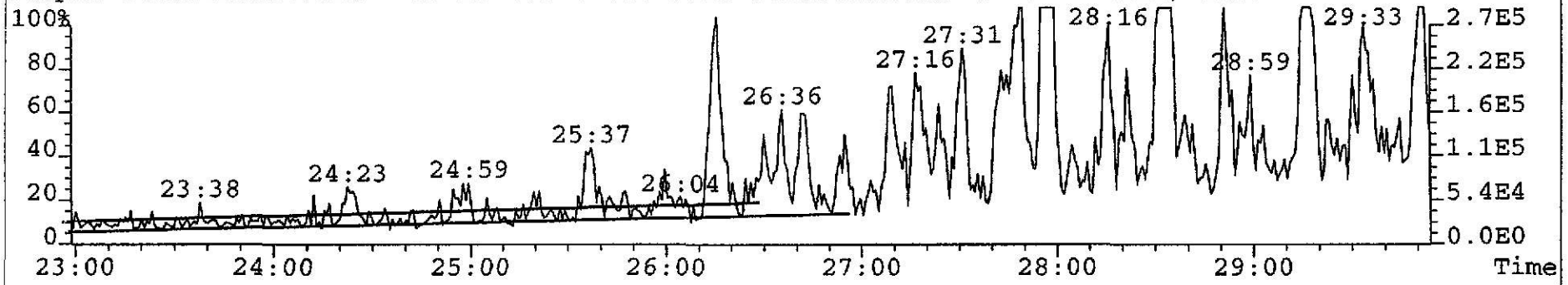

File:W1059 #1-797 Acq:13-JUL-2002 17:04:13 GC EI+ Voltage SIR 70S
321.8936 S:7 F:2 Exp:NDB5US
Sample Text:TLI#57752C DF-DP-675 0-0.5 File Text:TRIANGLE LABORATORIES, INC.

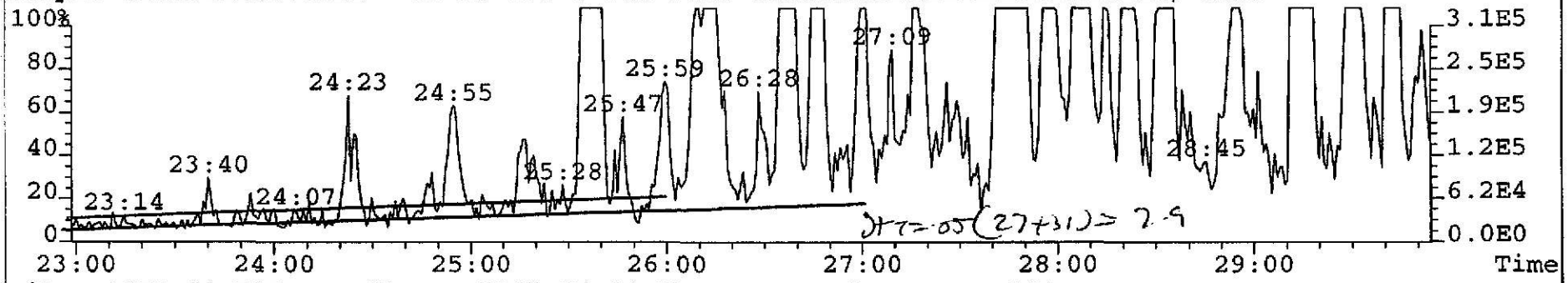

File:W1059 #1-797 Acq:13-JUL-2002 17:04:13 GC EI+ Voltage SIR 70S
331.9368 S:7 F:2 Exp:NDB5US
Sample Text:TLI#57752C DF-DP-675 0-0.5 File Text:TRIANGLE LABORATORIES, INC.

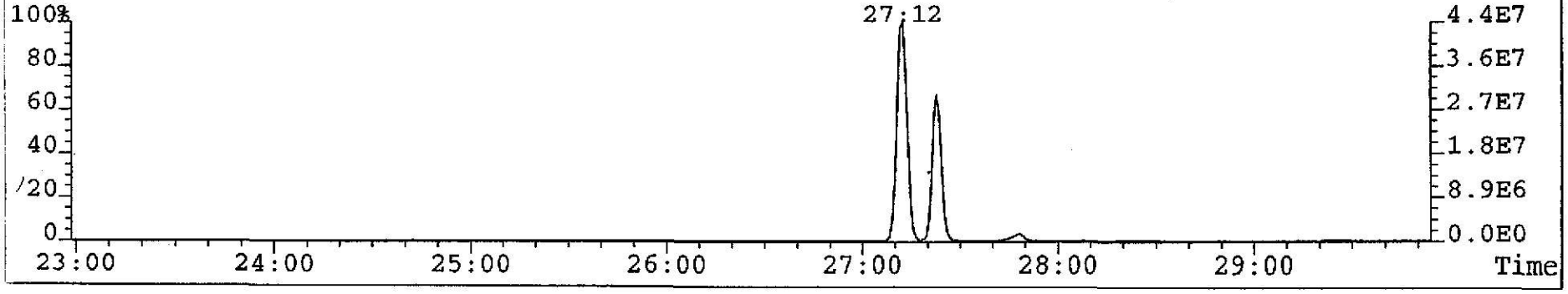

268

VSC 7/17/02

File:W1059 #1-797 Acq:13-JUL-2002 17:04:13 GC EI+ Voltage SIR 70S
339.8597 S:7 F:2 Exp:NDB5US
Sample Text:TLI#57752C DF-DP-675 0-0.5 File Text:TRIANGLE LABORATORIES, INC.

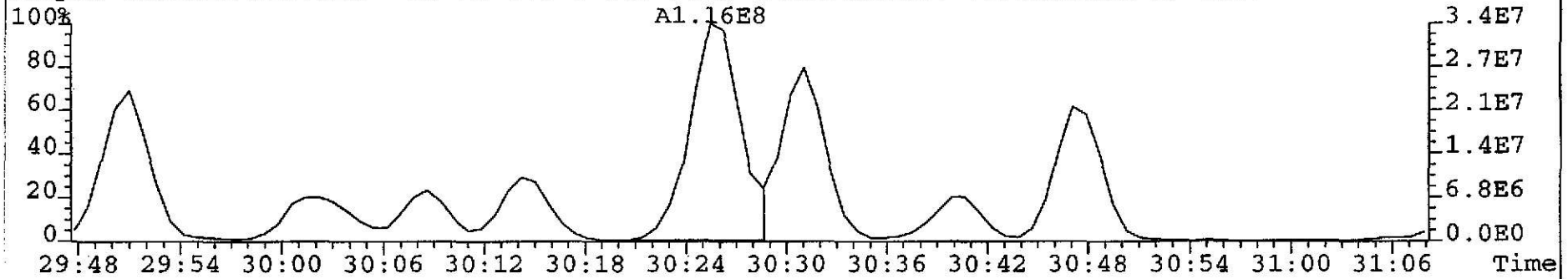

File:W1059 #1-797 Acq:13-JUL-2002 17:04:13 GC EI+ Voltage SIR 70S
341.8567 S:7 F:2 Exp:NDB5US
Sample Text:TLI#57752C DF-DP-675 0-0.5 File Text:TRIANGLE LABORATORIES, INC.

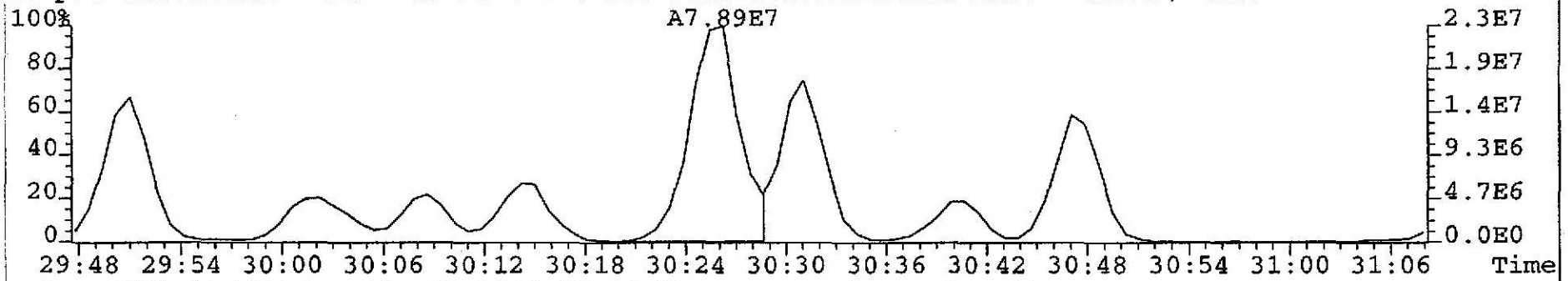

File:W1059 #1-797 Acq:13-JUL-2002 17:04:13 GC EI+ Voltage SIR 70S
353.8970 S:7 F:2 Exp:NDB5US
Sample Text:TLI#57752C DF-DP-675 0-0.5 File Text:TRIANGLE LABORATORIES, INC.

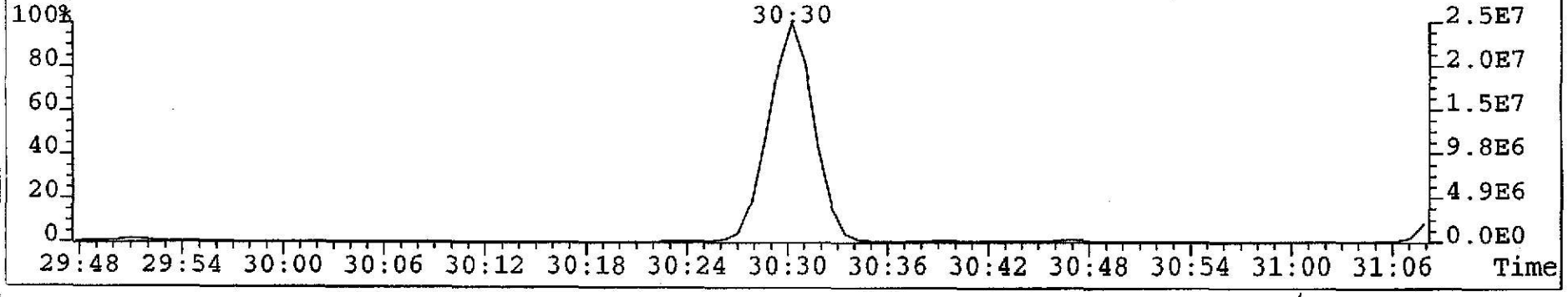

VSC 7/17/02

File:W1059 #1-797 Acq:13-JUL-2002 17:04:13 GC EI+ Voltage SIR 70S
339.8597 S:7 F:2 Exp:NDB5US
Sample Text:TLI#57752C DF-DP-675 0-0.5 File Text:TRIANGLE LABORATORIES, INC.

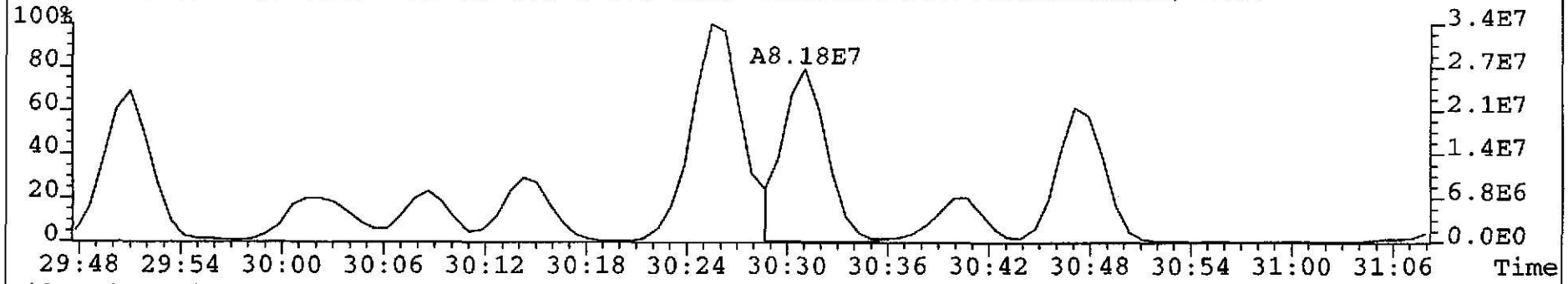

File:W1059 #1-797 Acq:13-JUL-2002 17:04:13 GC EI+ Voltage SIR 70S
341.8567 S:7 F:2 Exp:NDB5US
Sample Text:TLI#57752C DF-DP-675 0-0.5 File Text:TRIANGLE LABORATORIES, INC.

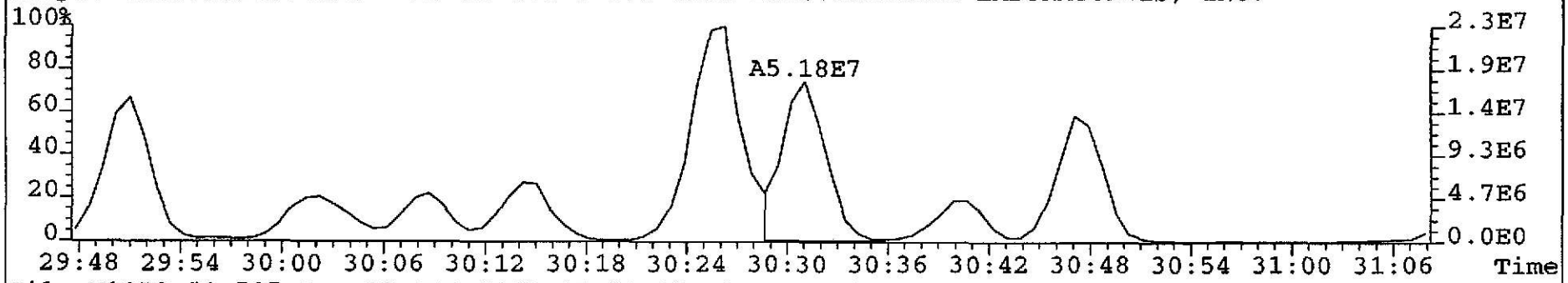

File:W1059 #1-797 Acq:13-JUL-2002 17:04:13 GC EI+ Voltage SIR 70S
353.8970 S:7 F:2 Exp:NDB5US
Sample Text:TLI#57752C DF-DP-675 0-0.5 File Text:TRIANGLE LABORATORIES, INC.

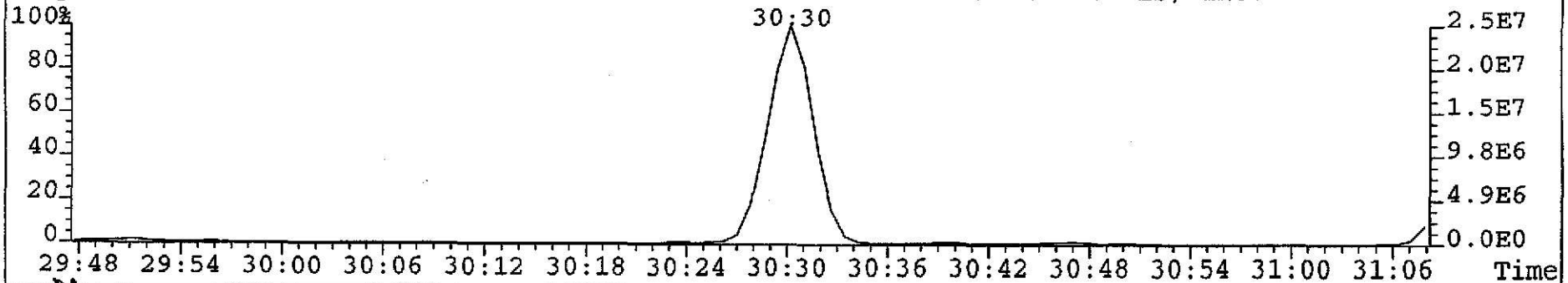

270

VDL 7/17/02

File:W1059 #1-797 Acq:13-JUL-2002 17:04:13 GC EI+ Voltage SIR 70S
355.8546 S:7 F:2 Exp:NDB5US
Sample Text:TLI#57752C DF-DP-675 0-0.5 File Text:TRIANGLE LABORATORIES, INC.

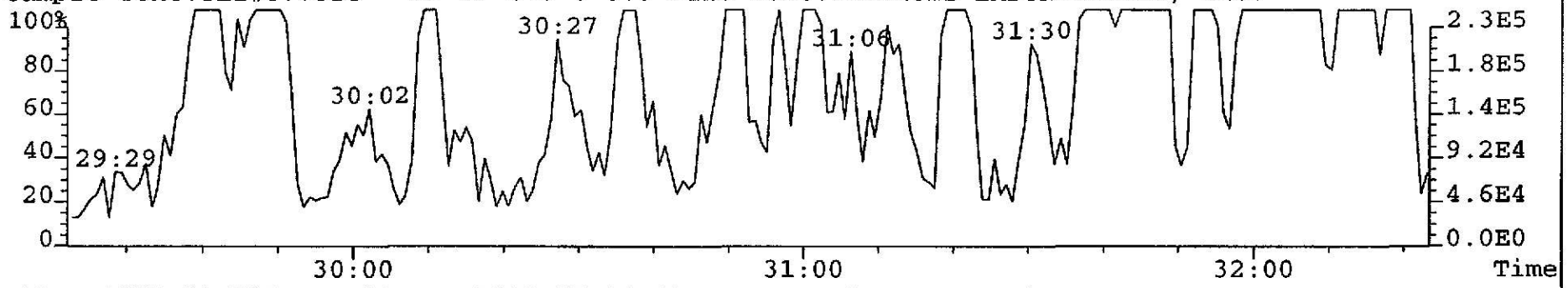

File:W1059 #1-797 Acq:13-JUL-2002 17:04:13 GC EI+ Voltage SIR 70S
357.8516 S:7 F:2 Exp:NDB5US
Sample Text:TLI#57752C DF-DP-675 0-0.5 File Text:TRIANGLE LABORATORIES, INC.

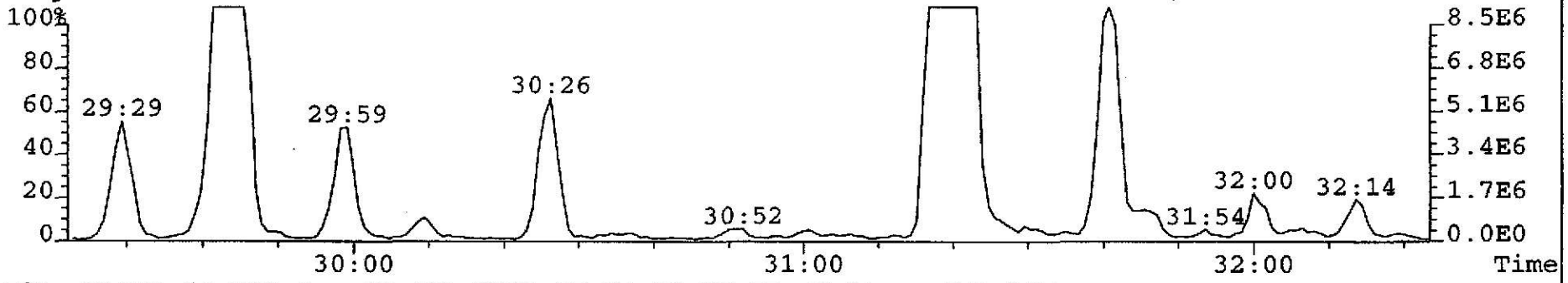

File:W1059 #1-797 Acq:13-JUL-2002 17:04:13 GC EI+ Voltage SIR 70S
367.8949 S:7 F:2 Exp:NDB5US
Sample Text:TLI#57752C DF-DP-675 0-0.5 File Text:TRIANGLE LABORATORIES, INC.

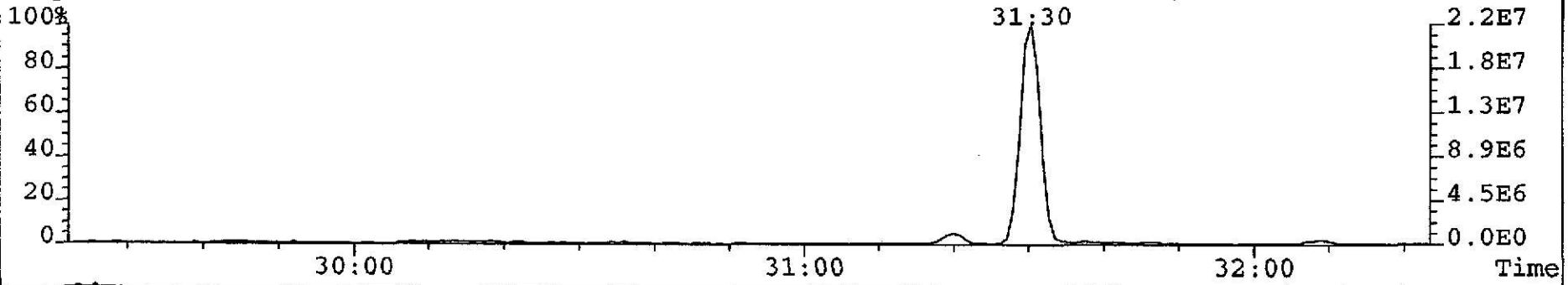

VJC 7/17/02

File:W1059 #1-423 Acq:13-JUL-2002 17:04:13 GC EI+ Voltage SIR 70S
373.8208 S:7 F:3 Exp:NDB5US
Sample Text:TLI#57752C DF-DP-675 0-0.5 File Text:TRIANGLE LABORATORIES, INC.

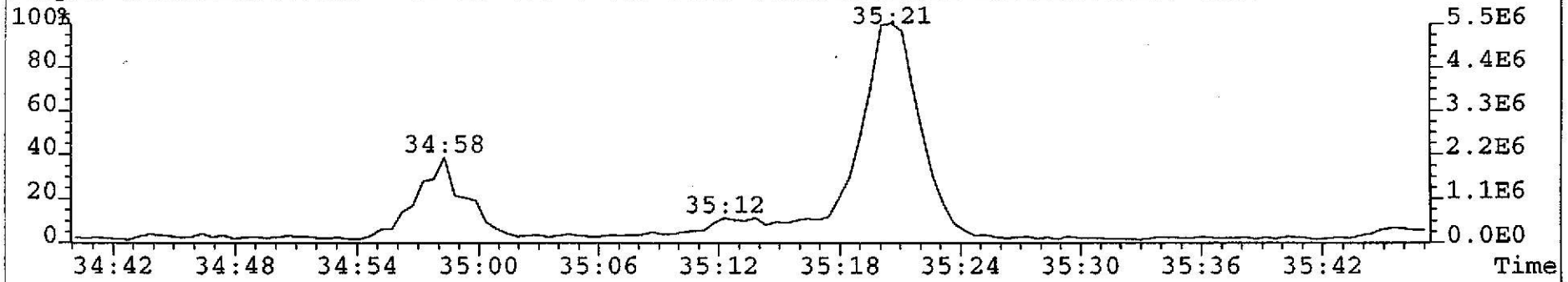

File:W1059 #1-423 Acq:13-JUL-2002 17:04:13 GC EI+ Voltage SIR 70S
375.8178 S:7 F:3 Exp:NDB5US
Sample Text:TLI#57752C DF-DP-675 0-0.5 File Text:TRIANGLE LABORATORIES, INC.

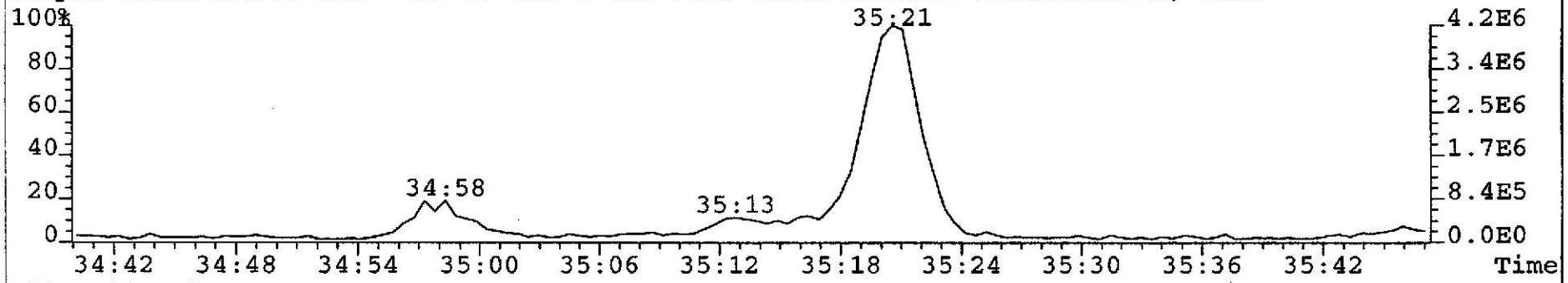

File:W1059 #1-423 Acq:13-JUL-2002 17:04:13 GC EI+ Voltage SIR 70S
385.8610 S:7 F:3 Exp:NDB5US
Sample Text:TLI#57752C DF-DP-675 0-0.5 File Text:TRIANGLE LABORATORIES, INC.

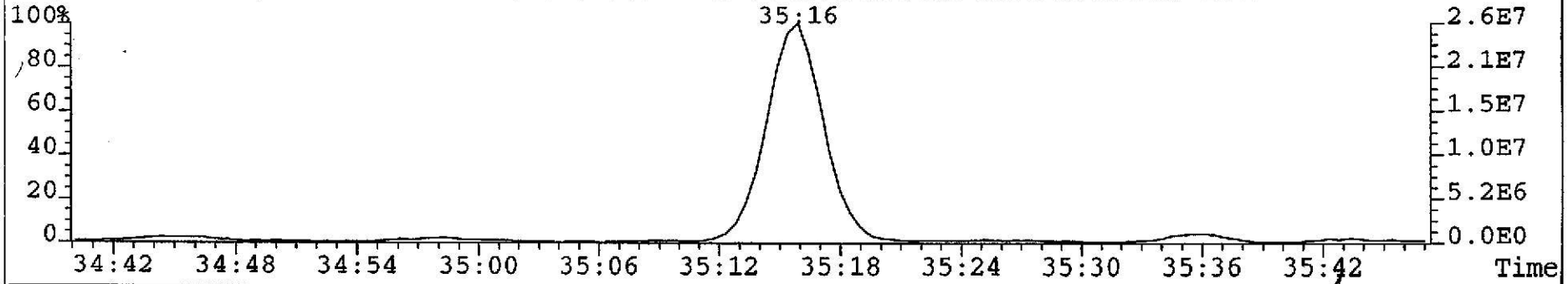

272

VSC 7/17/02

File:W1059 #1-423 Acq:13-JUL-2002 17:04:13 GC EI+ Voltage SIR 70S
389.8156 S:7 F:3 Exp:NDB5US
Sample Text:TLI#57752C DF-DP-675 0-0.5 File Text:TRIANGLE LABORATORIES, INC.

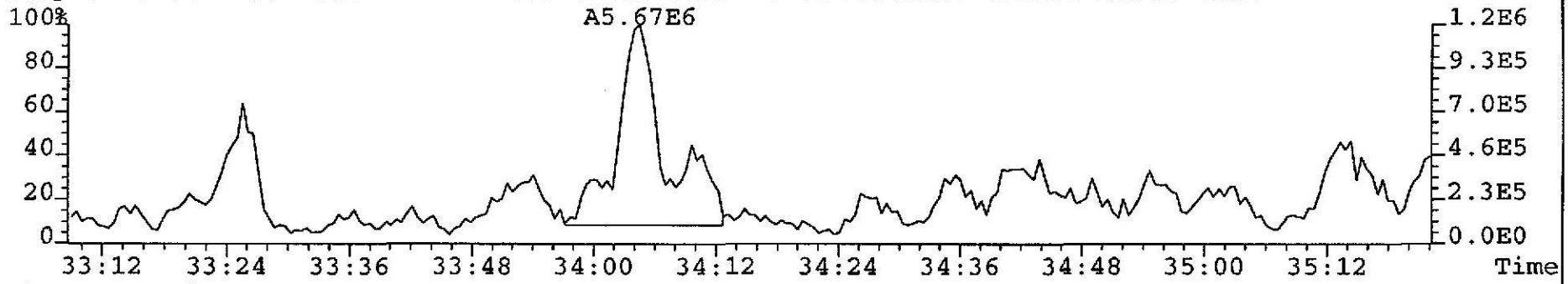

File:W1059 #1-423 Acq:13-JUL-2002 17:04:13 GC EI+ Voltage SIR 70S
391.8127 S:7 F:3 Exp:NDB5US
Sample Text:TLI#57752C DF-DP-675 0-0.5 File Text:TRIANGLE LABORATORIES, INC.

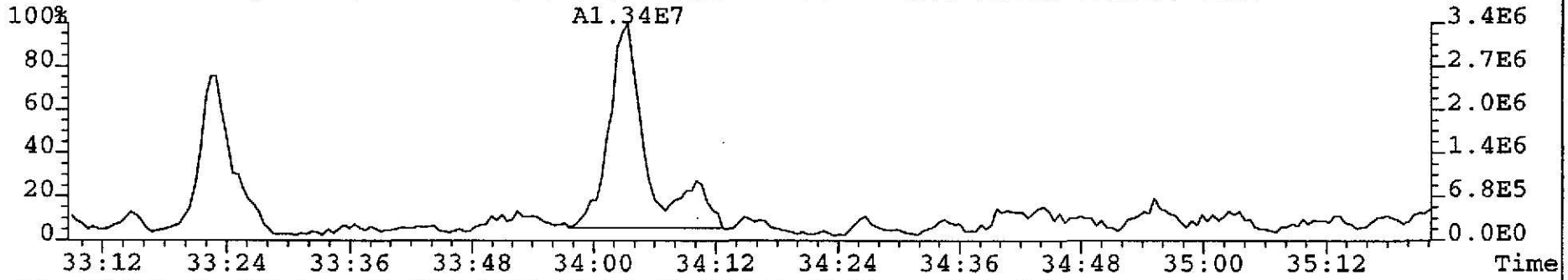

File:W1059 #1-423 Acq:13-JUL-2002 17:04:13 GC EI+ Voltage SIR 70S
403.8529 S:7 F:3 Exp:NDB5US
Sample Text:TLI#57752C DF-DP-675 0-0.5 File Text:TRIANGLE LABORATORIES, INC.

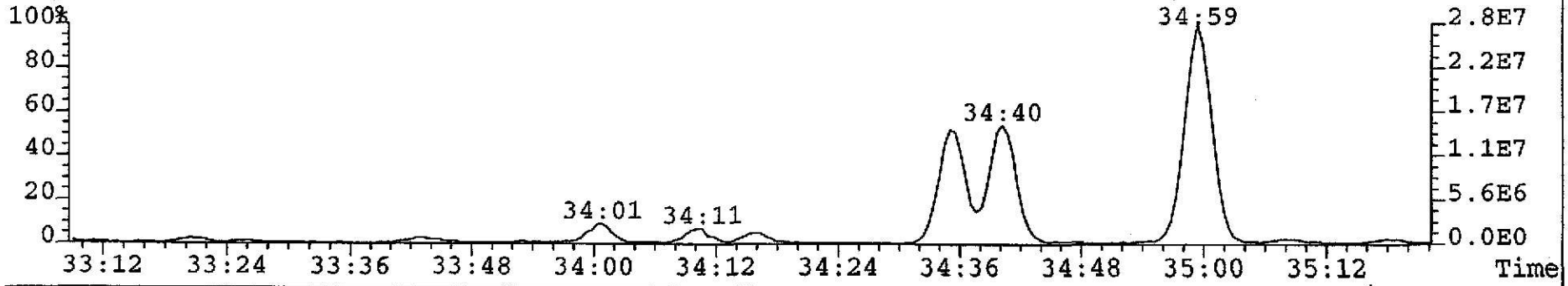

VBC 7/17/02

File:W1059 #1-423 Acq:13-JUL-2002 17:04:13 GC EI+ Voltage SIR 70S
389.8156 S:7 F:3 Exp:NDB5US
Sample Text:TLI#57752C DF-DP-675 0-0.5 File Text:TRIANGLE LABORATORIES, INC.

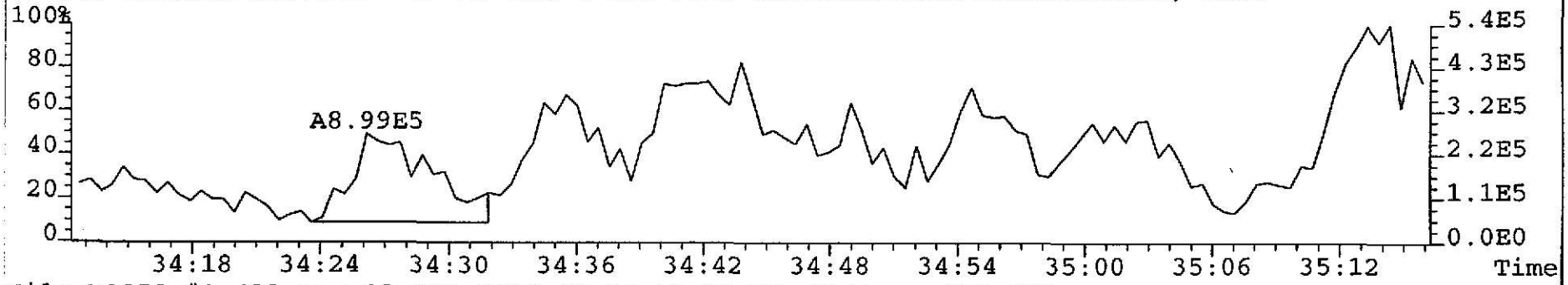

File:W1059 #1-423 Acq:13-JUL-2002 17:04:13 GC EI+ Voltage SIR 70S
391.8127 S:7 F:3 Exp:NDB5US
Sample Text:TLI#57752C DF-DP-675 0-0.5 File Text:TRIANGLE LABORATORIES, INC.

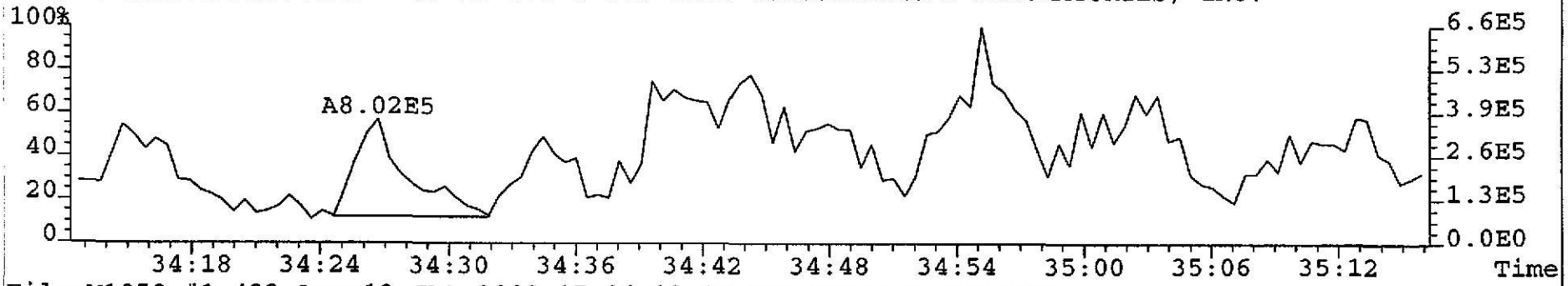

File:W1059 #1-423 Acq:13-JUL-2002 17:04:13 GC EI+ Voltage SIR 70S
403.8529 S:7 F:3 Exp:NDB5US
Sample Text:TLI#57752C DF-DP-675 0-0.5 File Text:TRIANGLE LABORATORIES, INC.

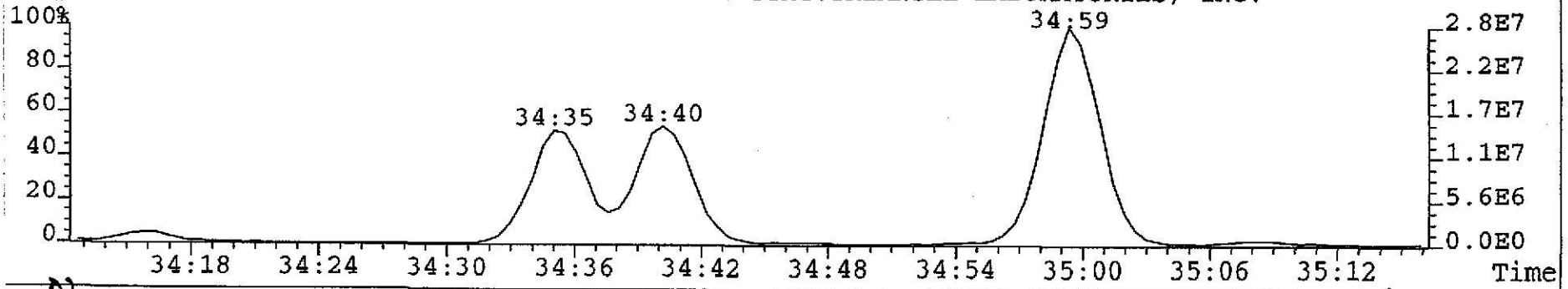

VB 7/17/02

File:W1059 #1-423 Acq:13-JUL-2002 17:04:13 GC EI+ Voltage SIR 70S
389.8156 S:7 F:3 Exp:NDB5US
Sample Text:TLI#57752C DF-DP-675 0-0.5 File Text:TRIANGLE LABORATORIES, INC.

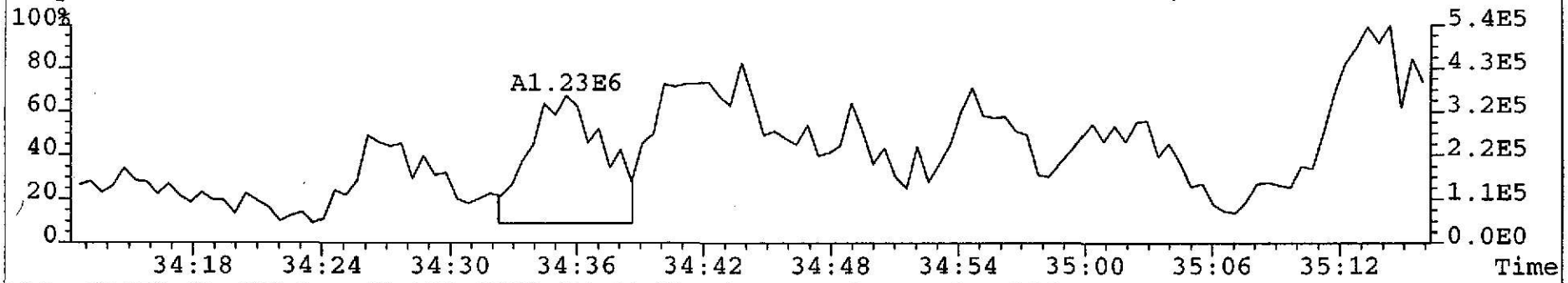

File:W1059 #1-423 Acq:13-JUL-2002 17:04:13 GC EI+ Voltage SIR 70S
391.8127 S:7 F:3 Exp:NDB5US
Sample Text:TLI#57752C DF-DP-675 0-0.5 File Text:TRIANGLE LABORATORIES, INC.

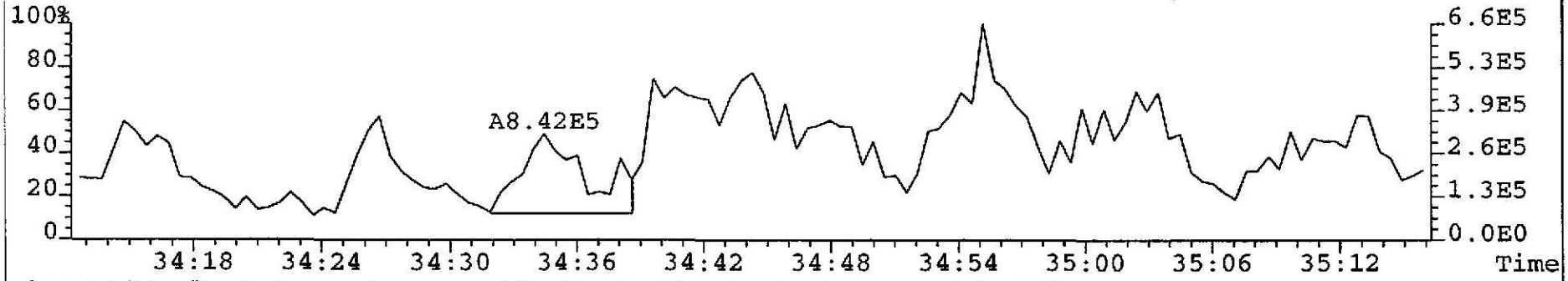

File:W1059 #1-423 Acq:13-JUL-2002 17:04:13 GC EI+ Voltage SIR 70S
403.8529 S:7 F:3 Exp:NDB5US
Sample Text:TLI#57752C DF-DP-675 0-0.5 File Text:TRIANGLE LABORATORIES, INC.

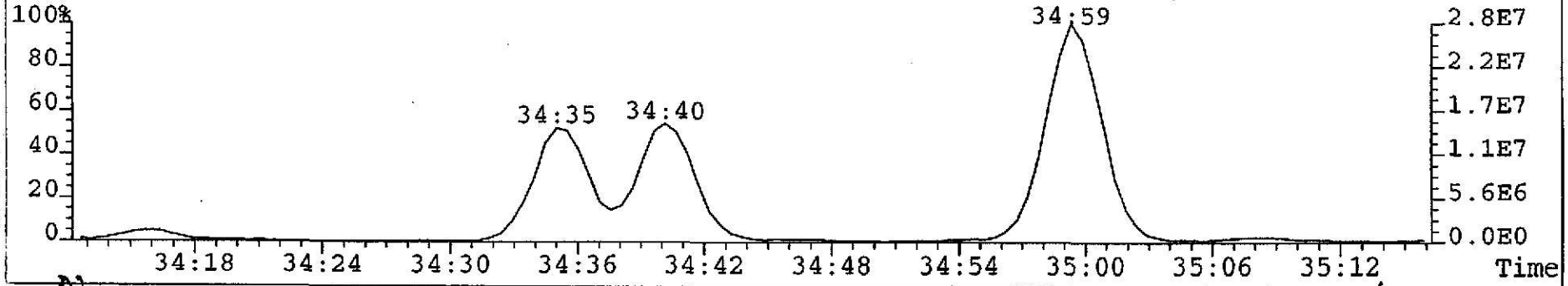

275

7/17/02

File:W1059 #1-423 Acq:13-JUL-2002 17:04:13 GC EI+ Voltage SIR 70S
389.8156 S:7 F:3 Exp:NDB5US
Sample Text:TLI#57752C DF-DP-675 0-0.5 File Text:TRIANGLE LABORATORIES, INC.

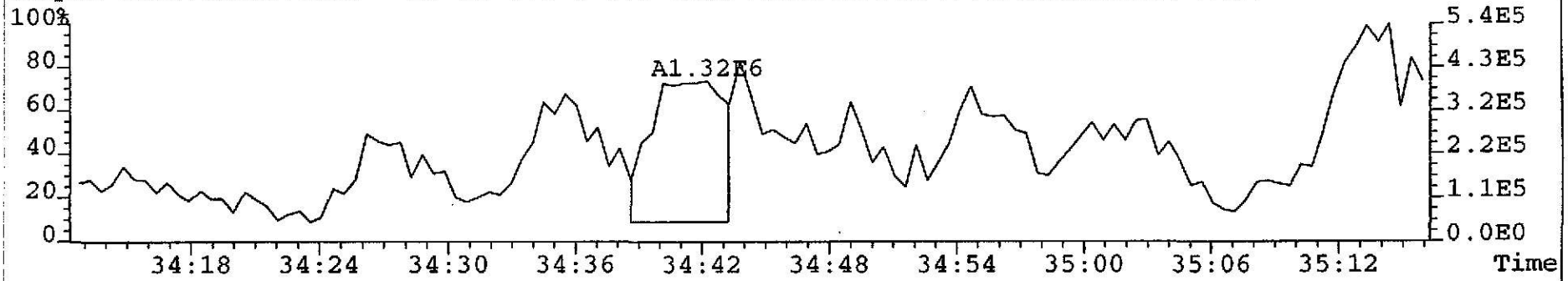

File:W1059 #1-423 Acq:13-JUL-2002 17:04:13 GC EI+ Voltage SIR 70S
391.8127 S:7 F:3 Exp:NDB5US
Sample Text:TLI#57752C DF-DP-675 0-0.5 File Text:TRIANGLE LABORATORIES, INC.

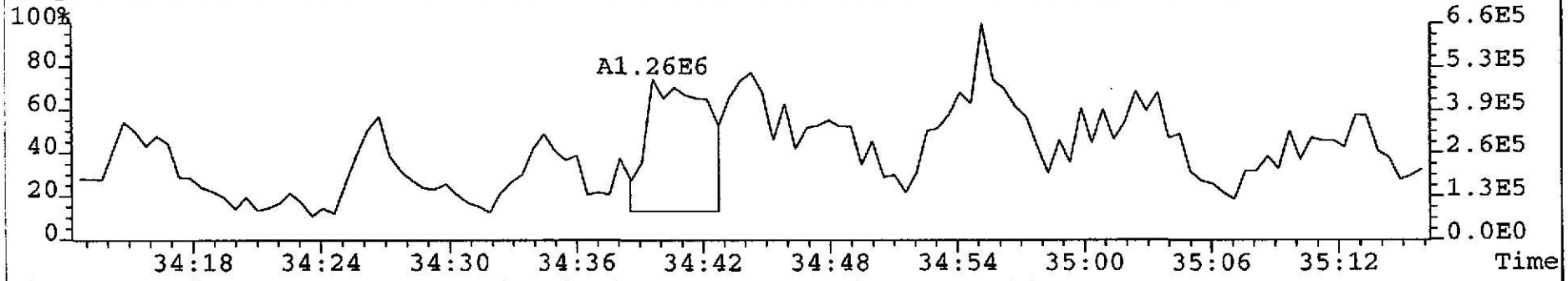

File:W1059 #1-423 Acq:13-JUL-2002 17:04:13 GC EI+ Voltage SIR 70S
403.8529 S:7 F:3 Exp:NDB5US
Sample Text:TLI#57752C DF-DP-675 0-0.5 File Text:TRIANGLE LABORATORIES, INC.

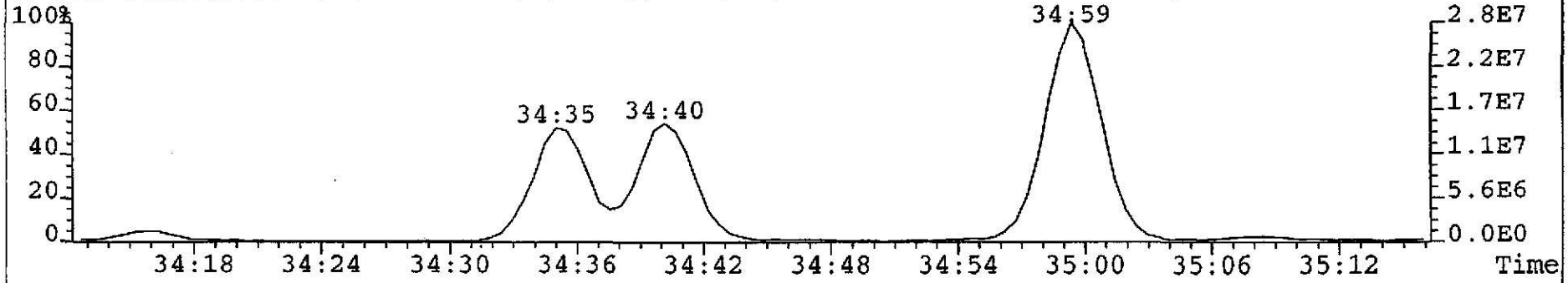

VSC 7/17/02

File:W1059 #1-423 Acq:13-JUL-2002 17:04:13 GC EI+ Voltage SIR 70S
389.8156 S:7 F:3 Exp:NDB5US
Sample Text:TLI#57752C DF-DP-675 0-0.5 File Text:TRIANGLE LABORATORIES, INC.

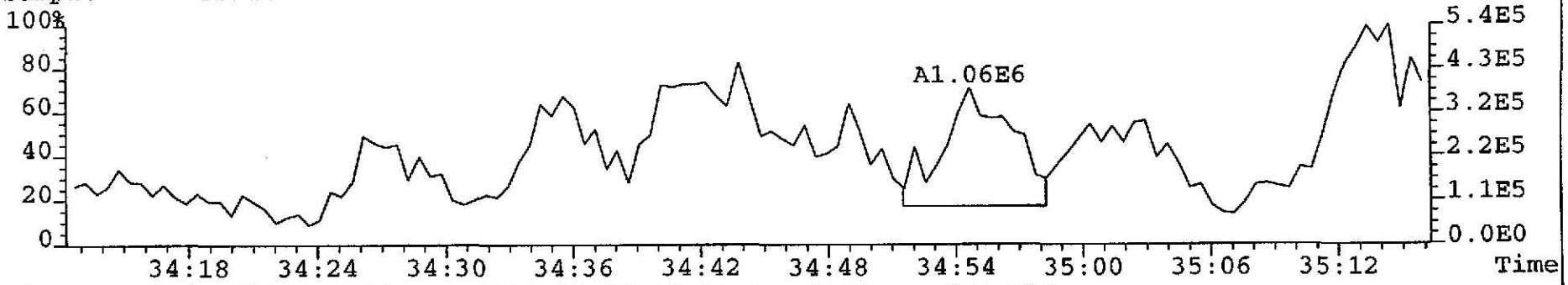

File:W1059 #1-423 Acq:13-JUL-2002 17:04:13 GC EI+ Voltage SIR 70S
391.8127 S:7 F:3 Exp:NDB5US
Sample Text:TLI#57752C DF-DP-675 0-0.5 File Text:TRIANGLE LABORATORIES, INC.

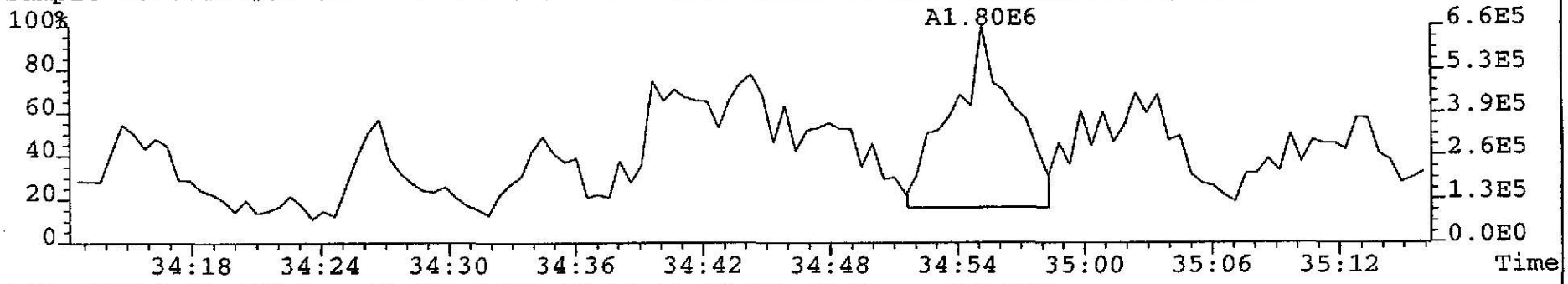

File:W1059 #1-423 Acq:13-JUL-2002 17:04:13 GC EI+ Voltage SIR 70S
403.8529 S:7 F:3 Exp:NDB5US
Sample Text:TLI#57752C DF-DP-675 0-0.5 File Text:TRIANGLE LABORATORIES, INC.

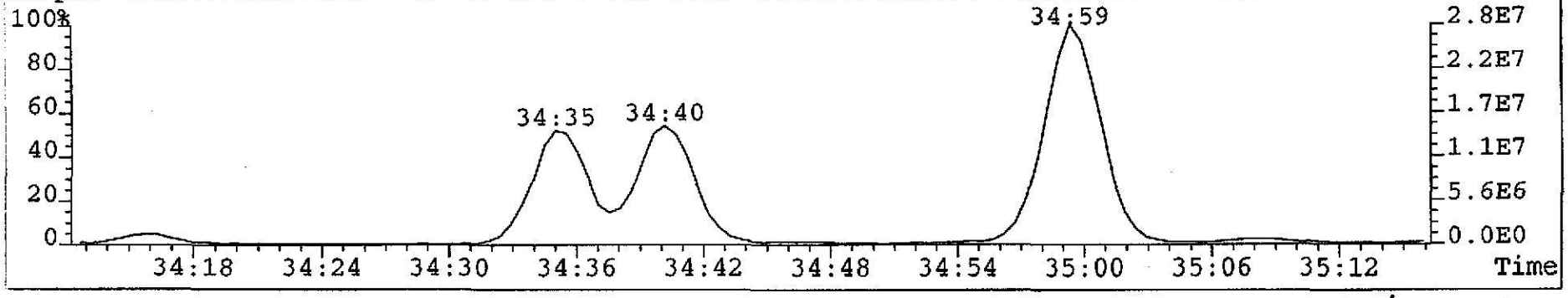

VJC 7/17/02

277

File:W1059 #1-423 Acq:13-JUL-2002 17:04:13 GC EI+ Voltage SIR 70S
389.8156 S:7 F:3 Exp:NDB5US
Sample Text:TLI#57752C DF-DP-675 0-0.5 File Text:TRIANGLE LABORATORIES, INC.

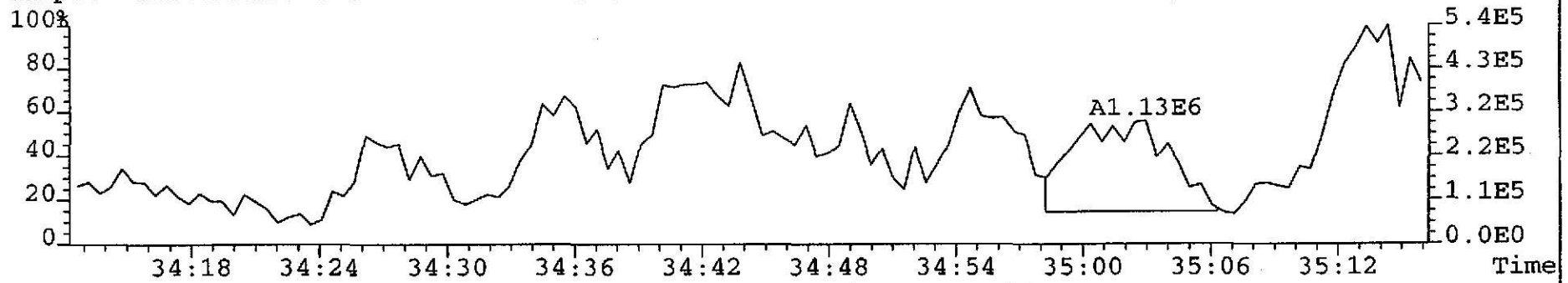

File:W1059 #1-423 Acq:13-JUL-2002 17:04:13 GC EI+ Voltage SIR 70S
391.8127 S:7 F:3 Exp:NDB5US
Sample Text:TLI#57752C DF-DP-675 0-0.5 File Text:TRIANGLE LABORATORIES, INC.

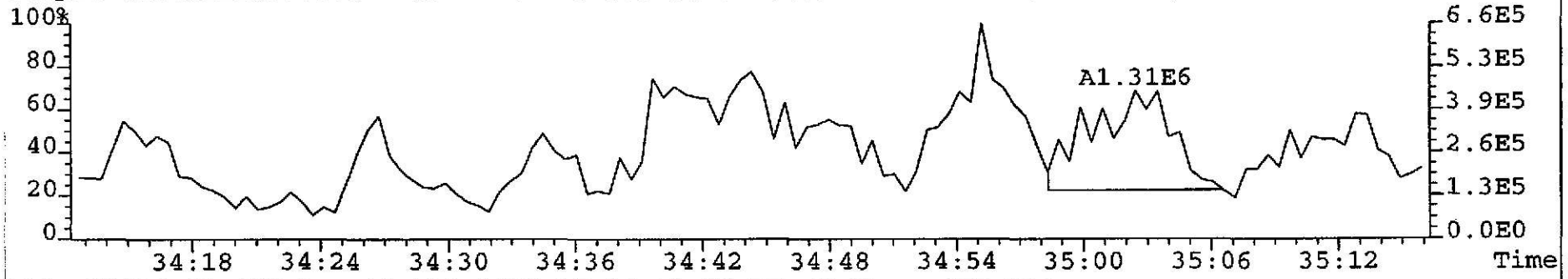

File:W1059 #1-423 Acq:13-JUL-2002 17:04:13 GC EI+ Voltage SIR 70S
403.8529 S:7 F:3 Exp:NDB5US
Sample Text:TLI#57752C DF-DP-675 0-0.5 File Text:TRIANGLE LABORATORIES, INC.

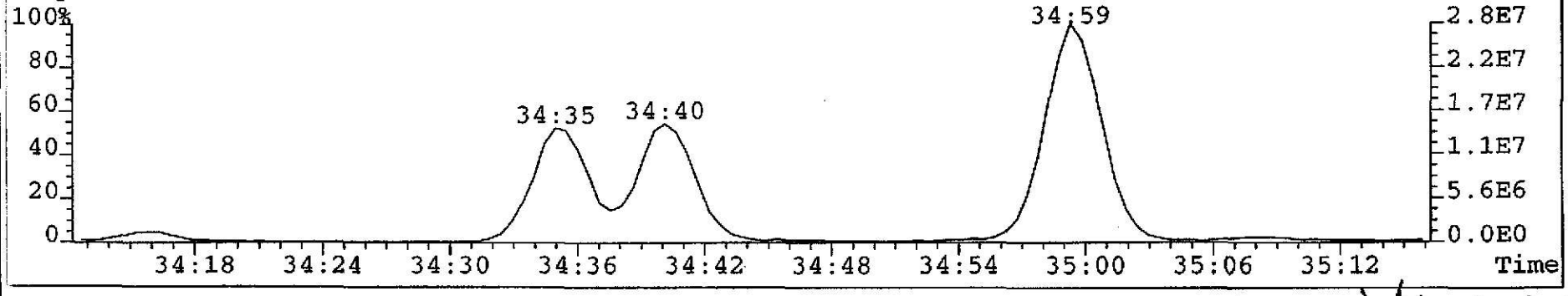

VB 7/17/02

File:W1059 #1-674 Acq:13-JUL-2002 17:04:13 GC EI+ Voltage SIR 70S
423.7766 S:7 F:4 Exp:NDB5US
Sample Text:TLI#57752C DF-DP-675 0-0.5 File Text:TRIANGLE LABORATORIES, INC.

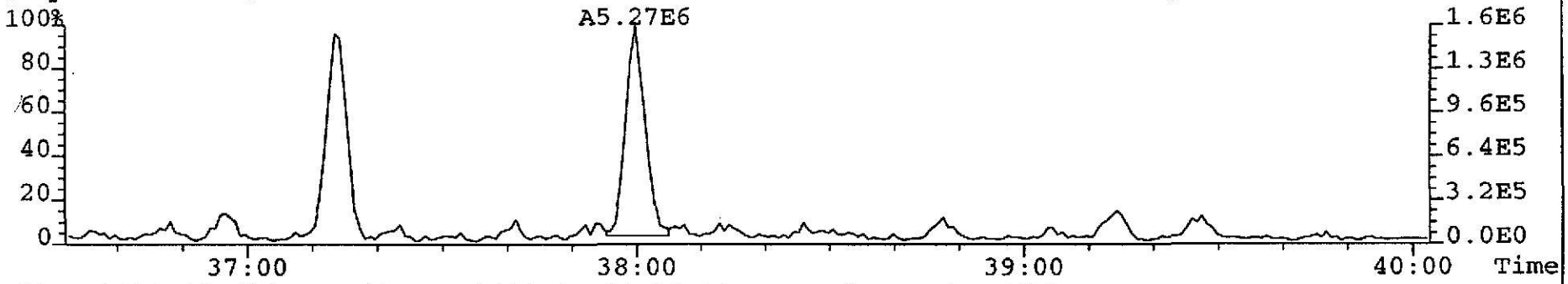

File:W1059 #1-674 Acq:13-JUL-2002 17:04:13 GC EI+ Voltage SIR 70S
425.7737 S:7 F:4 Exp:NDB5US
Sample Text:TLI#57752C DF-DP-675 0-0.5 File Text:TRIANGLE LABORATORIES, INC.

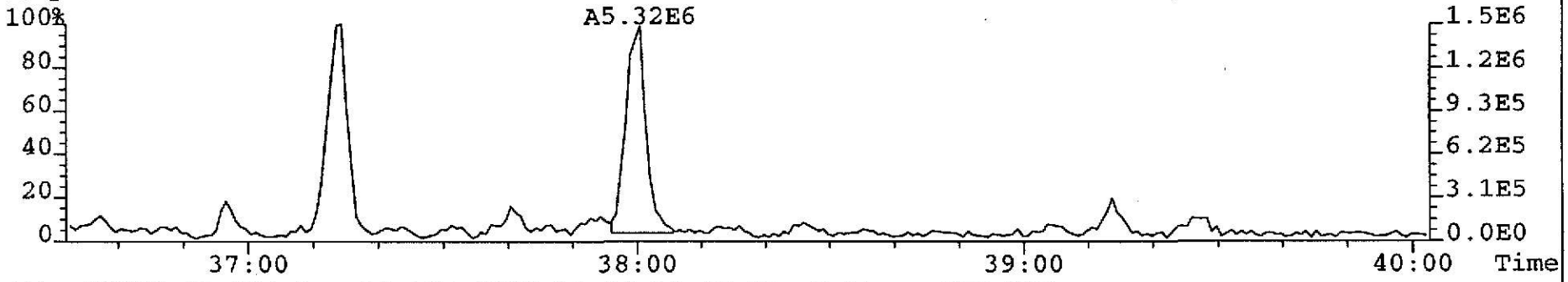

File:W1059 #1-674 Acq:13-JUL-2002 17:04:13 GC EI+ Voltage SIR 70S
437.8140 S:7 F:4 Exp:NDB5US
Sample Text:TLI#57752C DF-DP-675 0-0.5 File Text:TRIANGLE LABORATORIES, INC.

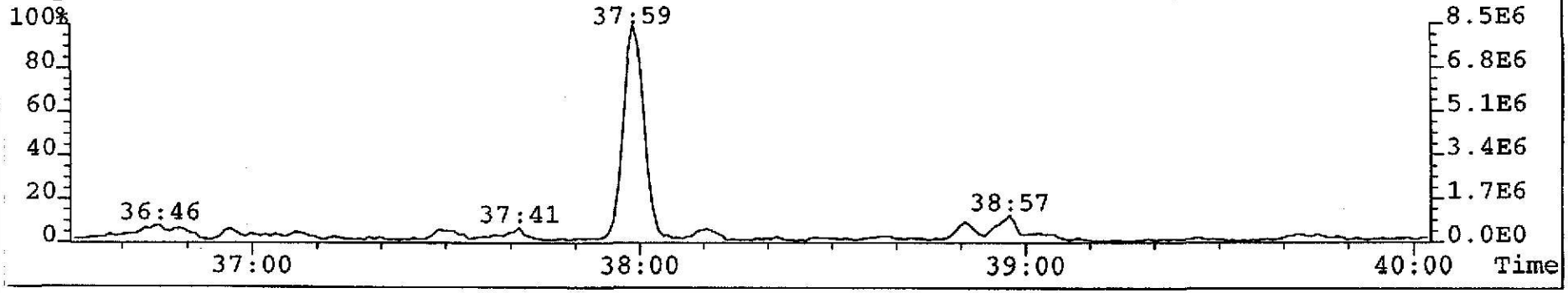

VB 7/17/02

File:W1059 #1-797 Acq:13-JUL-2002 17:04:13 GC EI+ Voltage SIR 70S
355.8546 S:7 F:2 Exp:NDB5US
Sample Text:TLI#57752C DF-DP-675 0-0.5 File Text:TRIANGLE LABORATORIES, INC.

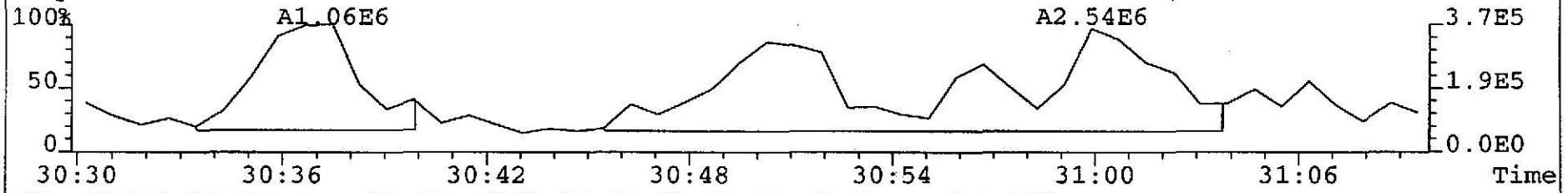

File:W1059 #1-797 Acq:13-JUL-2002 17:04:13 GC EI+ Voltage SIR 70S
357.8516 S:7 F:2 Exp:NDB5US
Sample Text:TLI#57752C DF-DP-675 0-0.5 File Text:TRIANGLE LABORATORIES, INC.

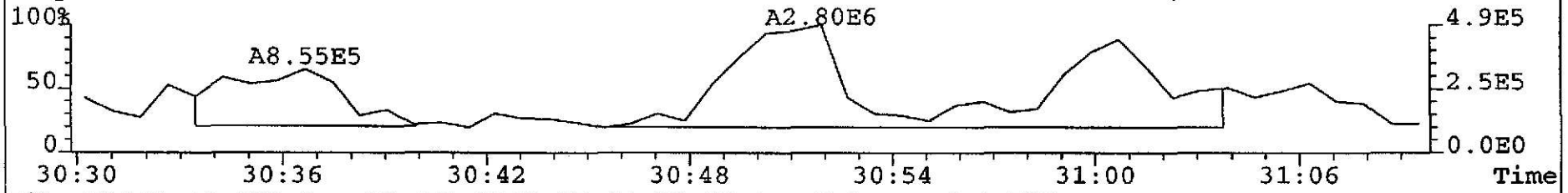

File:W1059 #1-797 Acq:13-JUL-2002 17:04:13 GC EI+ Voltage SIR 70S
367.8949 S:7 F:2 Exp:NDB5US
Sample Text:TLI#57752C DF-DP-675 0-0.5 File Text:TRIANGLE LABORATORIES, INC.

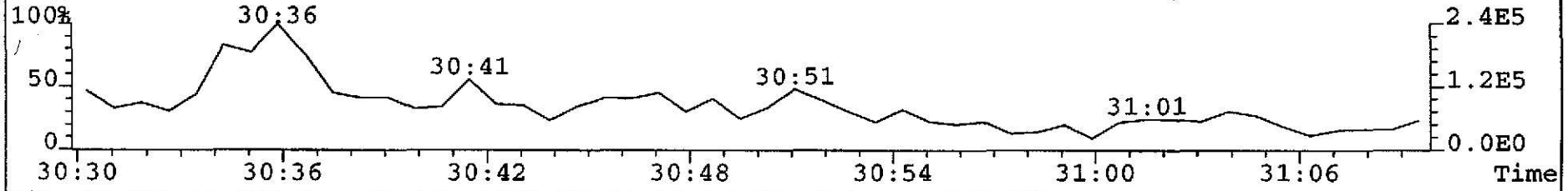

File:W1059 #1-797 Acq:13-JUL-2002 17:04:13 GC EI+ Voltage SIR 70S
369.8919 S:7 F:2 Exp:NDB5US
Sample Text:TLI#57752C DF-DP-675 0-0.5 File Text:TRIANGLE LABORATORIES, INC.

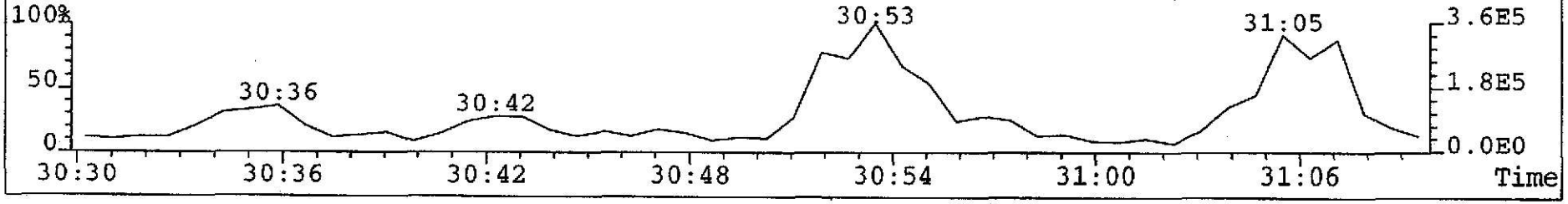

280

KL 7/16/02

File:W1059 #1-797 Acq:13-JUL-2002 17:04:13 GC EI+ Voltage SIR 70S
355.8546 S:7 F:2 Exp:NDB5US
Sample Text:TLI#57752C DF-DP-675 0-0.5 File Text:TRIANGLE LABORATORIES, INC.

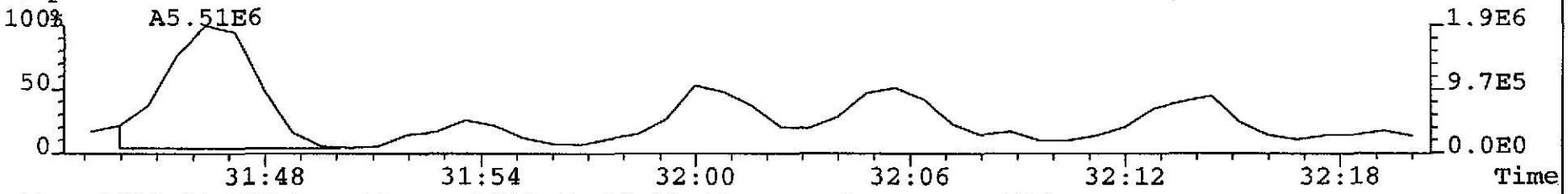

File:W1059 #1-797 Acq:13-JUL-2002 17:04:13 GC EI+ Voltage SIR 70S
357.8516 S:7 F:2 Exp:NDB5US
Sample Text:TLI#57752C DF-DP-675 0-0.5 File Text:TRIANGLE LABORATORIES, INC.

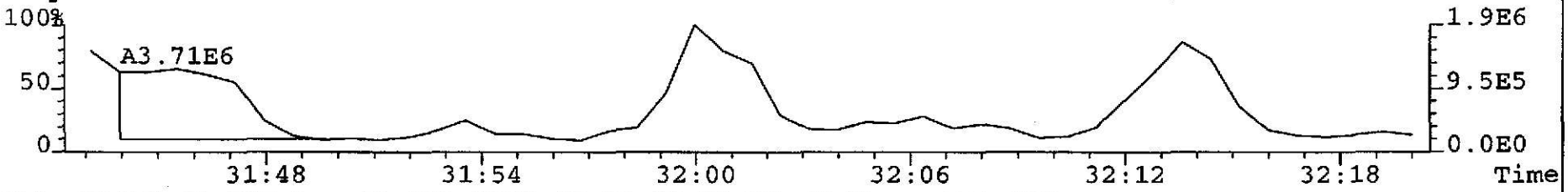

File:W1059 #1-797 Acq:13-JUL-2002 17:04:13 GC EI+ Voltage SIR 70S
367.8949 S:7 F:2 Exp:NDB5US
Sample Text:TLI#57752C DF-DP-675 0-0.5 File Text:TRIANGLE LABORATORIES, INC.

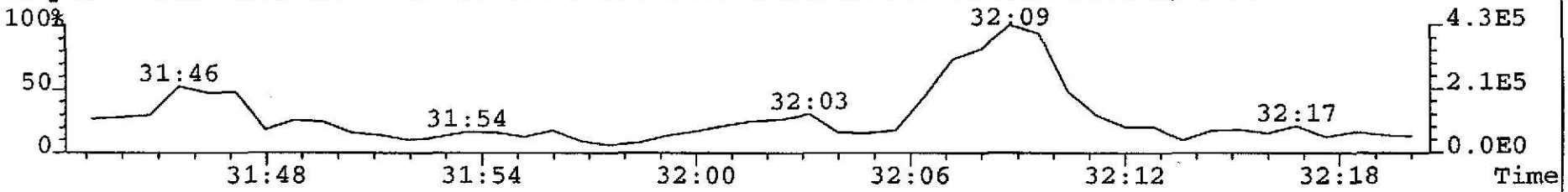

File:W1059 #1-797 Acq:13-JUL-2002 17:04:13 GC EI+ Voltage SIR 70S
369.8919 S:7 F:2 Exp:NDB5US
Sample Text:TLI#57752C DF-DP-675 0-0.5 File Text:TRIANGLE LABORATORIES, INC.

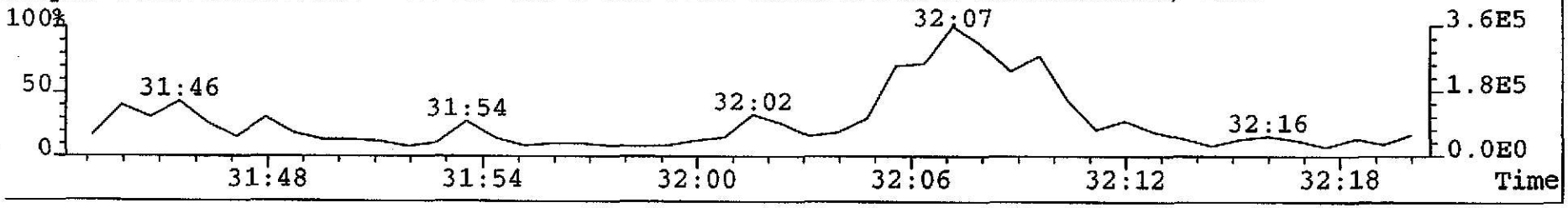

KL 7/16/02

File:W1059 #1-797 Acq:13-JUL-2002 17:04:13 GC EI+ Voltage SIR 70S
355.8546 S:7 F:2 Exp:NDB5US
Sample Text:TLI#57752C DF-DP-675 0-0.5 File Text:TRIANGLE LABORATORIES, INC.

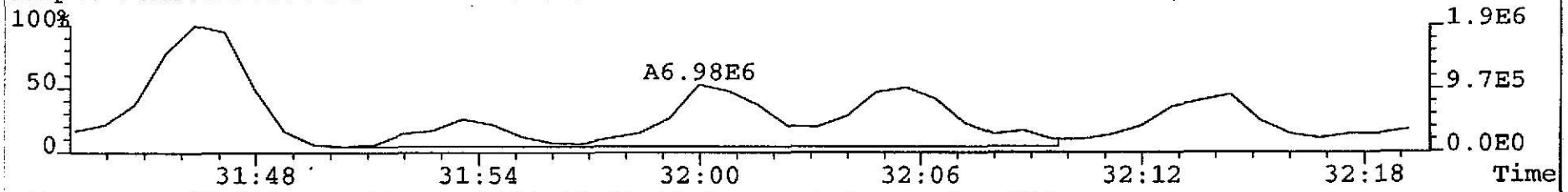

File:W1059 #1-797 Acq:13-JUL-2002 17:04:13 GC EI+ Voltage SIR 70S
357.8516 S:7 F:2 Exp:NDB5US
Sample Text:TLI#57752C DF-DP-675 0-0.5 File Text:TRIANGLE LABORATORIES, INC.

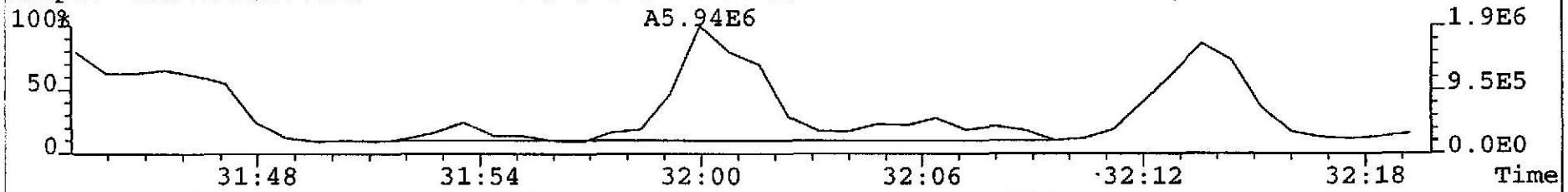

File:W1059 #1-797 Acq:13-JUL-2002 17:04:13 GC EI+ Voltage SIR 70S
367.8949 S:7 F:2 Exp:NDB5US
Sample Text:TLI#57752C DF-DP-675 0-0.5 File Text:TRIANGLE LABORATORIES, INC.

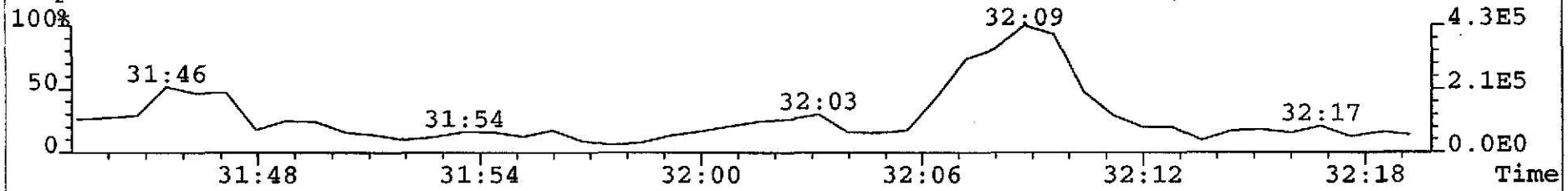

File:W1059 #1-797 Acq:13-JUL-2002 17:04:13 GC EI+ Voltage SIR 70S
369.8919 S:7 F:2 Exp:NDB5US
Sample Text:TLI#57752C DF-DP-675 0-0.5 File Text:TRIANGLE LABORATORIES, INC.

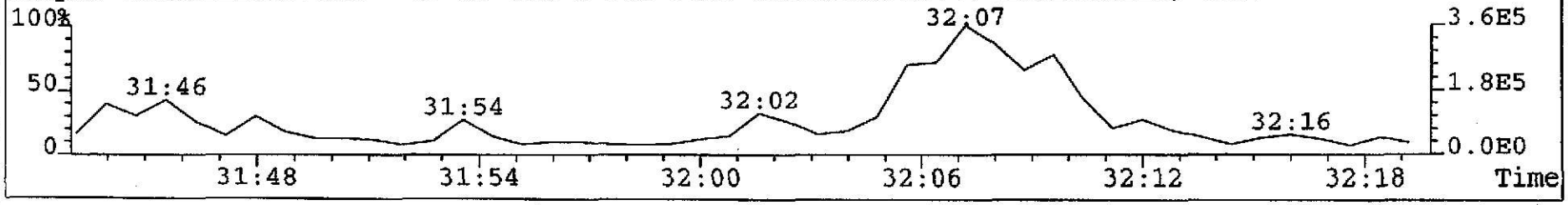

282

KW 7/16/07

File:W1059 #1-423 Acq:13-JUL-2002 17:04:13 GC EI+ Voltage SIR 70S
373.8208 S:7 F:3 Exp:NDB5US
Sample Text:TLI#57752C DF-DP-675 0-0.5 File Text:TRIANGLE LABORATORIES, INC.

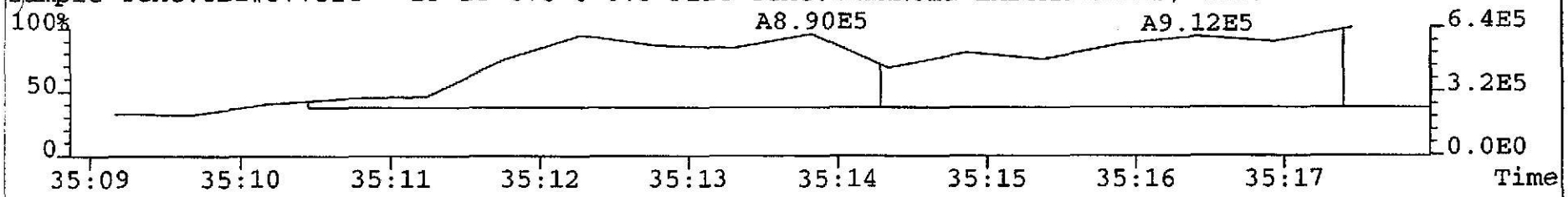

File:W1059 #1-423 Acq:13-JUL-2002 17:04:13 GC EI+ Voltage SIR 70S
375.8178 S:7 F:3 Exp:NDB5US
Sample Text:TLI#57752C DF-DP-675 0-0.5 File Text:TRIANGLE LABORATORIES, INC.

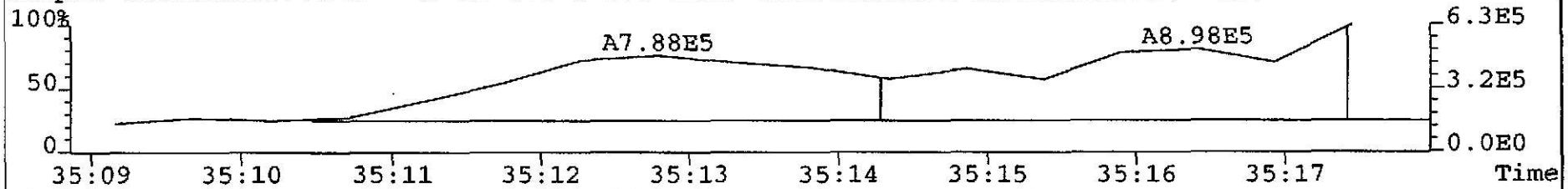

File:W1059 #1-423 Acq:13-JUL-2002 17:04:13 GC EI+ Voltage SIR 70S
383.8639 S:7 F:3 Exp:NDB5US
Sample Text:TLI#57752C DF-DP-675 0-0.5 File Text:TRIANGLE LABORATORIES, INC.

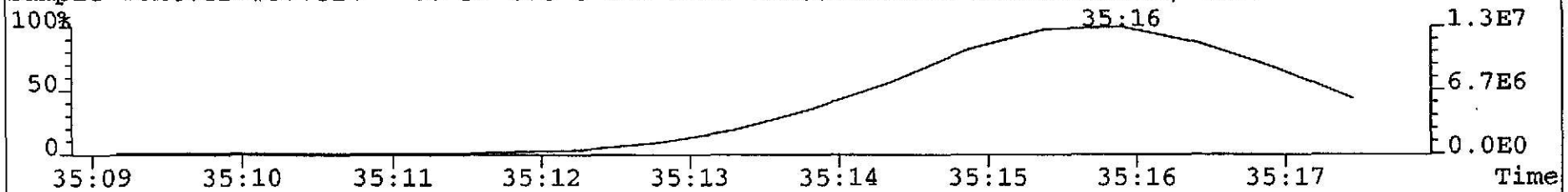

File:W1059 #1-423 Acq:13-JUL-2002 17:04:13 GC EI+ Voltage SIR 70S
385.8610 S:7 F:3 Exp:NDB5US
Sample Text:TLI#57752C DF-DP-675 0-0.5 File Text:TRIANGLE LABORATORIES, INC.

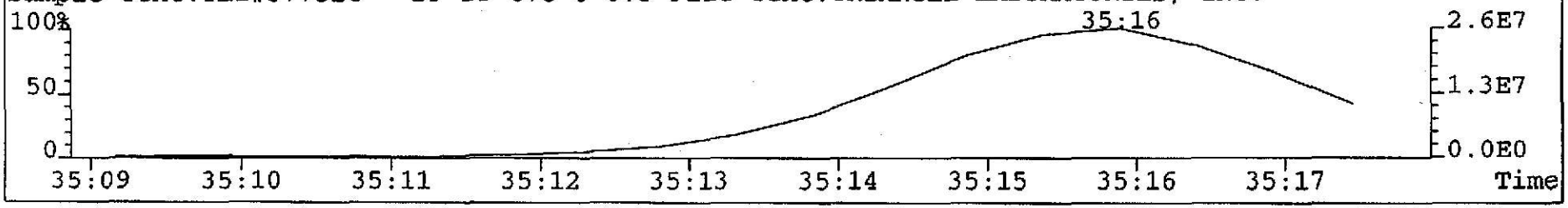

KV 7/16/02

File:W1059 #1-423 Acq:13-JUL-2002 17:04:13 GC EI+ Voltage SIR 70S
373.8208 S:7 F:3 Exp:NDB5US
Sample Text:TLI#57752C DF-DP-675 0-0.5 File Text:TRIANGLE LABORATORIES, INC.

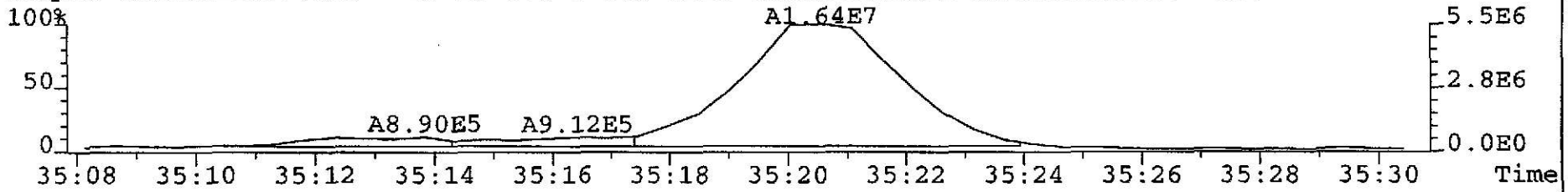

File:W1059 #1-423 Acq:13-JUL-2002 17:04:13 GC EI+ Voltage SIR 70S
375.8178 S:7 F:3 Exp:NDB5US
Sample Text:TLI#57752C DF-DP-675 0-0.5 File Text:TRIANGLE LABORATORIES, INC.

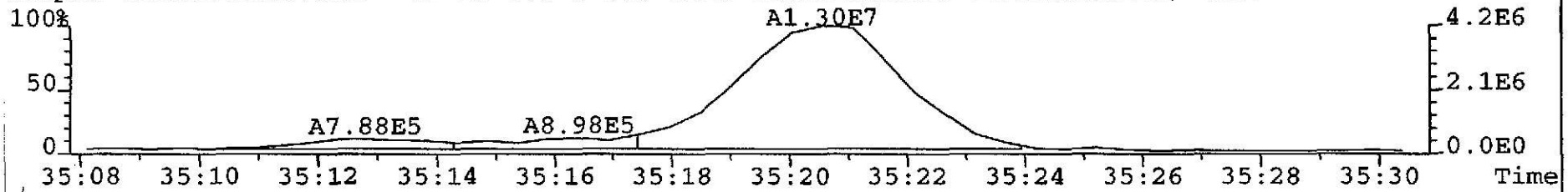

File:W1059 #1-423 Acq:13-JUL-2002 17:04:13 GC EI+ Voltage SIR 70S
383.8639 S:7 F:3 Exp:NDB5US
Sample Text:TLI#57752C DF-DP-675 0-0.5 File Text:TRIANGLE LABORATORIES, INC.

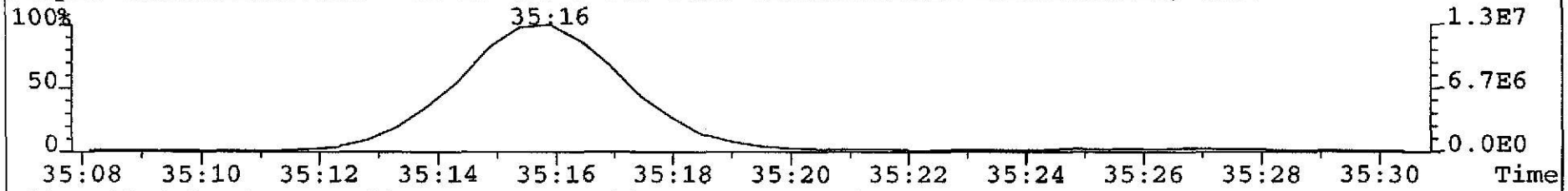

File:W1059 #1-423 Acq:13-JUL-2002 17:04:13 GC EI+ Voltage SIR 70S
385.8610 S:7 F:3 Exp:NDB5US
Sample Text:TLI#57752C DF-DP-675 0-0.5 File Text:TRIANGLE LABORATORIES, INC.

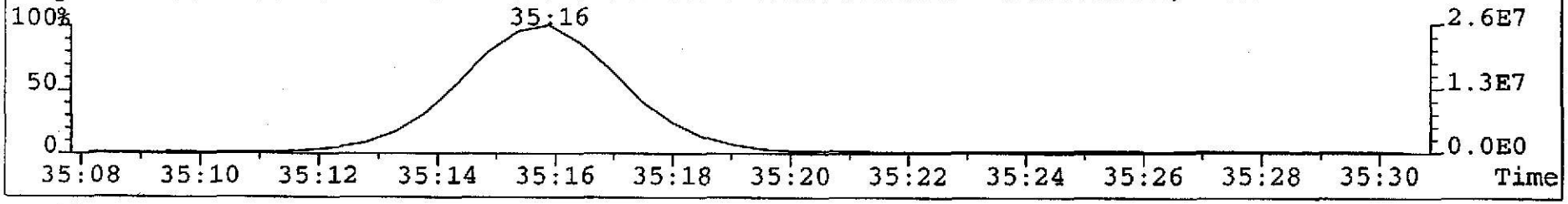

284

KLW 7/16/02

Martin & Slagle

TLI Project: **57752C** 1613, Revision B, Tetra Only PCDD/PCDF Analysis (c)
Client Sample: **DF-DP-675 0-0.5** Analysis File: **P022488**

Client Project:	**Mississippi Project**				
Sample Matrix:	**SOLID**	Date Received:	**06/28/2002**	Spike File:	**SPCONB22**
TLI ID:	**329-38-19**	Date Extracted:	**07/05/2002**	ICal:	**PF56152**
		Date Analyzed:	**07/15/2002**	ConCal:	**P022482**
Sample Size:	**13.500 g**	Dilution Factor:	**n/a**	% Moisture:	**10.3**
Dry Weight:	**12.110 g**	Blank File:	**W105902**	% Lipid:	**n/a**
GC Column:	**DB-225**	Analyst:	**JMM**	% Solids:	**89.7**

Analytes	Conc. (pg/g)	DL	Ratio	RT	RRT	Flags
2,3,7,8-TCDF	159		0.74	21:45	1.001	—

Internal Standard	Conc. (pg/g)	% Recovery	QC Limits	Ratio	RT	RRT	Flags
$^{13}C_{12}$-2,3,7,8-TCDF	104	62.8	29%-140%	0.75	21:44	1.049	—

Recovery Standard	Ratio	RT	Flags
$^{13}C_{12}$-1,2,3,4-TCDD	0.81	20:43	—

Data Reviewer: VJL 07/17/2002

CONB_PSR v1.00, LARS 6.25.05

Triangle Laboratories, Inc.®
2445 S. Alston Ave. • Durham, North Carolina 27713
Phone: (919) 544-5729 • Fax: (919) 544-5491

Printed: 01:20 07/17/2002

Initial ....Date...

Data Review By: 7/17/02

Channel specific noise levels computed from 'NL' heights.

Page No. 1 Listing of P022488B.dbf
07/17/2002 Matched GC Peaks / Ratio / Ret. Time

Compound/ M_Z....	QC.Log	Omit	Why	..RT.	OK	Ratio	Total.Area/Ht	Area/Ht.Peak1	Area/Ht.Peak2	Rel.RT	Compound.Name..	ID..	Flags.
TCDF				0.65-0.89						0.788-1.102			
304-306	DC	NL				Height	0.26	0.11	0.15				
				17:28	RO	6.69	42.43	36.91	5.52	0.804			
	DC	SN		17:35	RO	3.07	0.57			0.809			
				17:42	RO	1.13	0.85	0.45	0.40	0.814			J
				18:05		0.72	3.68	1.54	2.14	0.832			
				18:12	RO	0.61	17.38	6.57	10.81	0.837			
				18:23		0.75	36.60	15.72	20.88	0.846			
				18:31		0.65	17.85	7.02	10.83	0.852			
				18:38		0.72	115.46	48.32	67.14	0.857			
				18:47		0.71	10.17	4.23	5.94	0.864			
				19:04		0.76	145.02	62.71	82.31	0.877			
				19:17		0.76	231.64	99.88	131.76	0.887			
				19:22		0.77	48.69	21.21	27.48	0.891			
				19:31		0.77	481.77	208.85	272.92	0.898			
				19:40		0.67	47.11	18.82	28.29	0.905			
				20:00		0.73	247.45	104.73	142.72	0.920			
				20:27		0.73	306.33	129.45	176.88	0.941			
				20:40		0.75	220.18	94.15	126.03	0.951			
				20:52		0.72	123.17	51.69	71.48	0.960			
				21:01	RO	0.50	5.82	1.95	3.87	0.967			
				21:05		0.89	4.49	2.11	2.38	0.970			
				21:15		0.72	45.98	19.20	26.78	0.978			
				21:38		0.69	53.65	21.93	31.72	0.995			
				21:45		0.74	650.24	275.74	374.50	1.001	2378-TCDF	AN	
				21:57		0.74	197.53	83.74	113.79	1.010			
				22:11		0.70	37.61	15.52	22.09	1.021			
				22:21		0.74	398.46	169.43	229.03	1.028			
				22:36	RO	0.42	5.27	1.55	3.72	1.040			
				22:48	RO	1.13	1.28	0.68	0.60	1.049			J
				23:08		0.77	20.44	8.88	11.56	1.064			
				23:21	RO	0.51	1.98	0.67	1.31	1.074			J
				23:33		0.75	10.28	4.39	5.89	1.084			
				23:39	RO	0.49	3.55	1.17	2.38	1.088			
				23:45		0.67	8.47	3.40	5.07	1.093			
	DC	WH		24:00		0.81	23.16			1.104			
304-306			32	Peaks			3,540.83						
13C12-TCDF				0.65-0.89						0.954-1.046			
316-318	DC	NL				Height	0.34	0.12	0.22				
	DC	WL		17:19	RO	2.18	1.27			0.797			
	DC	WL		17:41		0.68	6.45			0.814			
	DC	WL		18:42		0.74	1.98			0.860			
	DC	WL		18:50		0.75	16.29			0.867			
	DC	WL		18:56	RO	0.40	0.70			0.871			
	DC	WL		19:19		0.74	0.59			0.889			
	DC	WL		20:00	RO	1.60	1.22			0.920			

Compound/ M_Z....	QC.Log	Omit	Why	..RT.	OK	Ratio	Total.Area/Ht	Area/Ht.Peak1	Area/Ht.Peak2	Rel.RT	Compound.Name..	ID..	Flags.
	DC		WL	20:10		0.87	0.28			0.928			
	DC		WL	20:15	RO	0.25	1.31			0.932			
	DC		WL	20:25	RO	0.94	7.41			0.939			
	DC		WL	20:30	RO	0.37	0.59			0.943			
	DC		WL	20:43	RO	1.77	1.33			0.953			
	DC		SN	20:47		0.76	0.81			0.956			
	DC		SN	20:53		0.68	0.69			0.961			
				20:58	RO	0.51	1.09	0.37	0.72	0.965			
				21:01	RO	0.22	1.28	0.23	1.05	0.967			
	DC		SN	21:07		0.85	0.85			0.972			
				21:23	RO	1.03	2.91	1.48	1.43	0.984			
	DC		SN	21:31	RO	2.00	0.54			0.990			
				21:44		0.75	601.81	256.95	344.86	1.000	13C12-2378-TCDF	IS0	
						Height	166.69	70.67	96.02				
	DC		SN	22:04	RO	2.26	1.53			1.015			
				22:06		0.84	1.05	0.48	0.57	1.017			
	DC		SN	22:13	RO	0.24	0.57			1.022			
				22:24		0.85	3.70	1.70	2.00	1.031			
	DC		WH	23:01	RO	0.55	1.35			1.059			
	DC		WH	23:40	RO	0.95	2.77			1.089			
	DC		WH	23:51	RO	1.94	0.47			1.097			
	DC		WH	24:04	RO	1.30	3.45			1.107			
	DC		WH	24:12	RO	1.01	2.84			1.113			
316-318			6	Peaks			611.84						

---------- Above: TCDF / TCDD Follows ----------

13C12-TCDD				0.65-0.89						0.902-1.098			
332-334	DC		NL			Height	0.64	0.50	0.14				
	DC		WL	17:58	RO	2.43	0.79			0.879			
	DC		SN	18:39	RO	1.42	0.58			0.912			
	DC		SN	19:24	RO	2.35	1.81			0.949			
	DC		SN	19:35	RO	4.13	1.59			0.958			
	DC		SN	20:05	RO	2.05	0.61			0.982			
				20:27		0.79	419.25	184.51	234.74	1.000	13C12-2378-TCDD	IS1	
						Height	134.47	60.77	73.70				
				20:43		0.81	701.44	313.05	388.39	1.013	13C12-1234-TCDD	RS1	
	DC		WH	22:34	RO	7.50	6.63			1.104			
332-334			2	Peaks			1,120.69						

Column Description.....	"Why" Code Description.....	QC Log Desc.....
M_Z -Nominal Ion Mass(es)	WL-Below Retention Time Window	A-Peak Added
..RT. -Retention Time (mm:ss)	WH-Above Retention Time Window	K-Peak Kept
Rat.1 -Ratio of M/M+2 Ions	SN-Below Signal to Noise Level	D-Peak Deleted
OK -RO=Ratio Outside Limits	<M-Below Method Detection Limit	T-Time Changed
Rel.RT-Relative Retention Time	NL-Channel Specific Noise Level	M-Peak Area Changed
		N-Name Changed
		X-Ether Interference

*** End of Report ***

File:P022488 #1-3027 Acq:15-JUL-2002 06:39:24 EI+ Voltage SIR 70P Noise:138
303.9016 BSUB(256,30,-3.0) PKD(5,3,1,0.10%,552.0,0.00%,F,F) Exp:DB225
TRIANGLE LABS Text:DF-DP-675 0-0.5 TLI#57752C INJ. TIME = 06:39

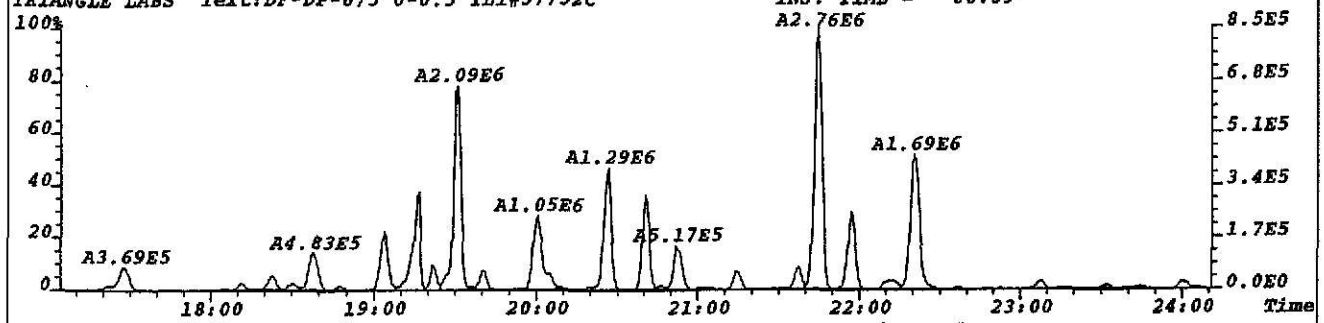

File:P022488 #1-3027 Acq:15-JUL-2002 06:39:24 EI+ Voltage SIR 70P Noise:185
305.8987 BSUB(256,30,-3.0) PKD(5,3,1,0.10%,740.0,0.00%,F,F) Exp:DB225
TRIANGLE LABS Text:DF-DP-675 0-0.5 TLI#57752C INJ. TIME = 06:39

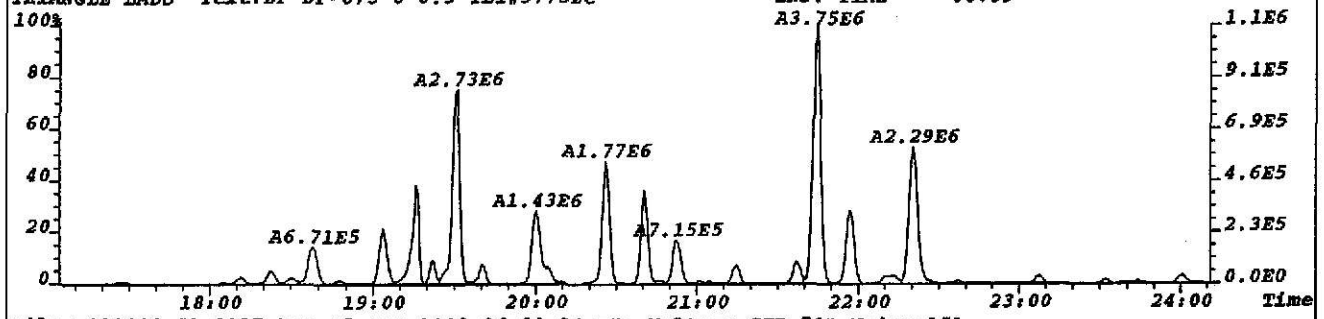

File:P022488 #1-3027 Acq:15-JUL-2002 06:39:24 EI+ Voltage SIR 70P Noise:151
315.9419 BSUB(256,30,-3.0) PKD(5,3,1,0.10%,604.0,0.00%,F,F) Exp:DB225
TRIANGLE LABS Text:DF-DP-675 0-0.5 TLI#57752C INJ. TIME = 06:39

File:P022488 #1-3027 Acq:15-JUL-2002 06:39:24 EI+ Voltage SIR 70P Noise:278
317.9389 BSUB(256,30,-3.0) PKD(5,3,1,0.10%,1112.0,0.00%,F,F) Exp:DB225
TRIANGLE LABS Text:DF-DP-675 0-0.5 TLI#57752C INJ. TIME = 06:39

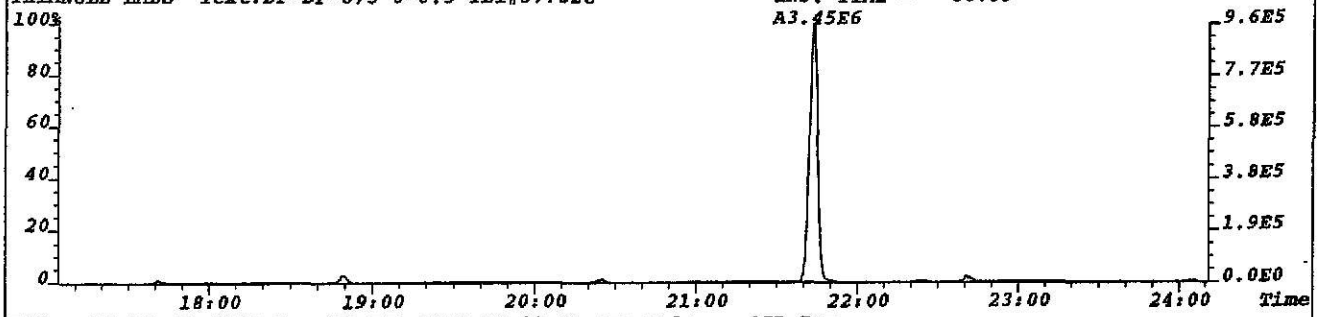

File:P022488 #1-3027 Acq:15-JUL-2002 06:39:24 EI+ Voltage SIR 70P
375.8364 Exp:DB225
TRIANGLE LABS Text:DF-DP-675 0-0.5 TLI#57752C INJ. TIME = 06:39

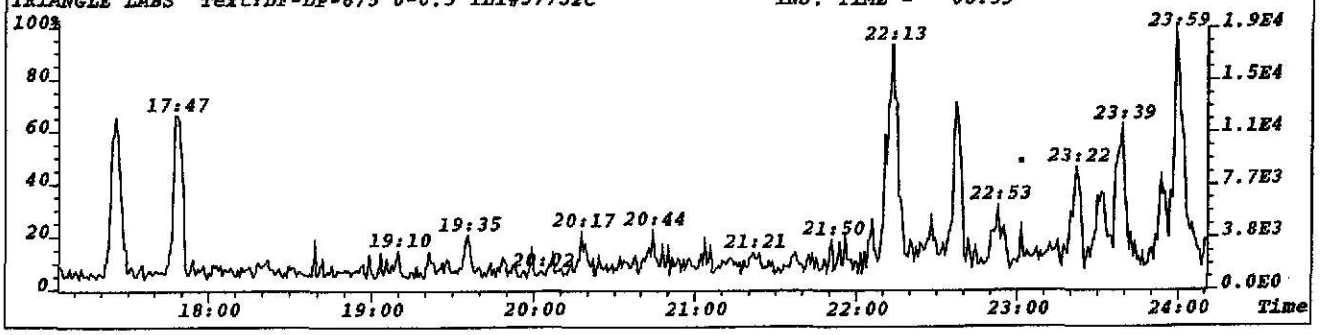

File:P022488 #1-3027 Acq:15-JUL-2002 06:39:24 EI+ Voltage SIR 70P Noise:211
319.8965 BSUB(256,30,-3.0) PKD(5,3,1,0.10%,844.0,0.00%,F,F) Exp:DB225
TRIANGLE LABS Text:DF-DP-675 0-0.5 TLI#57752C INJ. TIME = 06:39

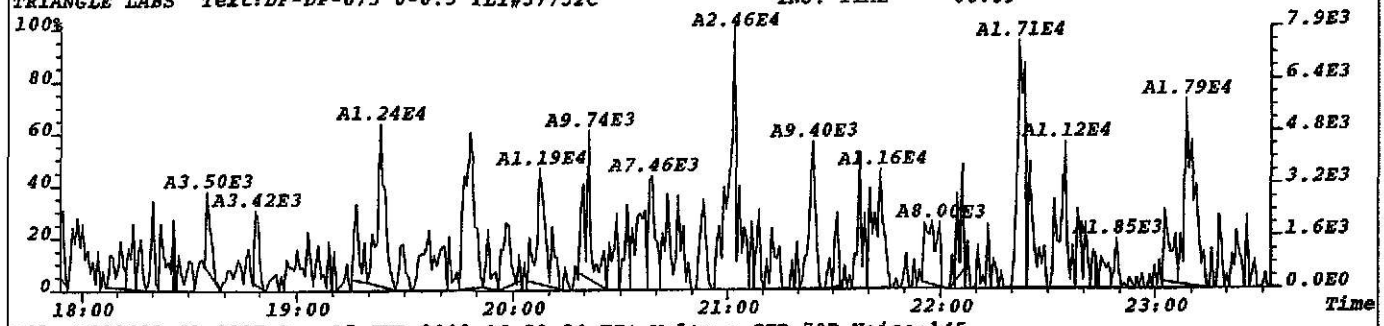

File:P022488 #1-3027 Acq:15-JUL-2002 06:39:24 EI+ Voltage SIR 70P Noise:145
321.8936 BSUB(256,30,-3.0) PKD(5,3,1,0.10%,580.0,0.00%,F,F) Exp:DB225
TRIANGLE LABS Text:DF-DP-675 0-0.5 TLI#57752C INJ. TIME = 06:39

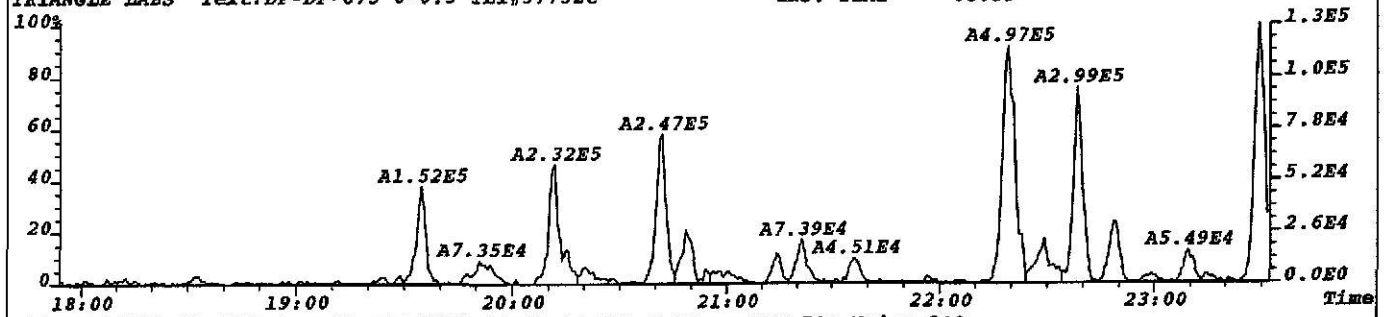

File:P022488 #1-3027 Acq:15-JUL-2002 06:39:24 EI+ Voltage SIR 70P Noise:202
327.8847 BSUB(256,30,-3.0) PKD(5,3,1,0.10%,808.0,0.00%,F,F) Exp:DB225
TRIANGLE LABS Text:DF-DP-675 0-0.5 TLI#57752C INJ. TIME = 06:39

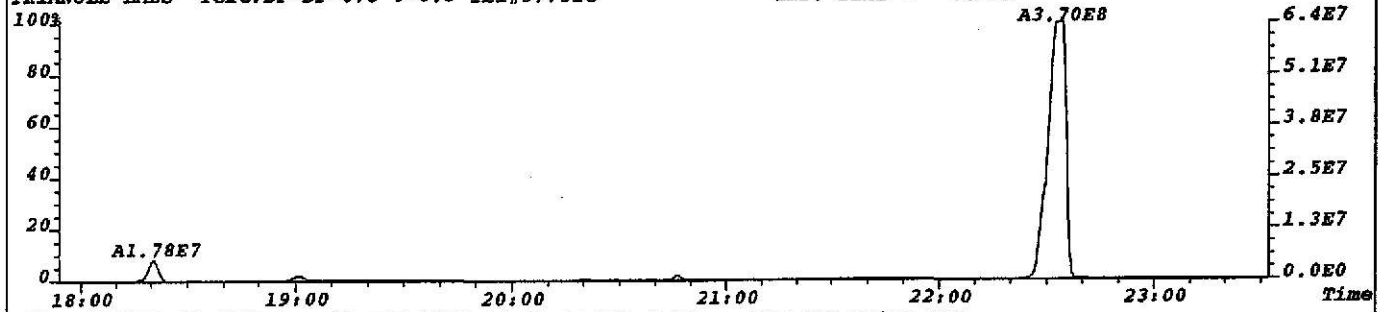

File:P022488 #1-3027 Acq:15-JUL-2002 06:39:24 EI+ Voltage SIR 70P Noise:629
331.9368 BSUB(256,30,-3.0) PKD(5,3,1,0.10%,2516.0,0.00%,F,F) Exp:DB225
TRIANGLE LABS Text:DF-DP-675 0-0.5 TLI#57752C INJ. TIME = 06:39

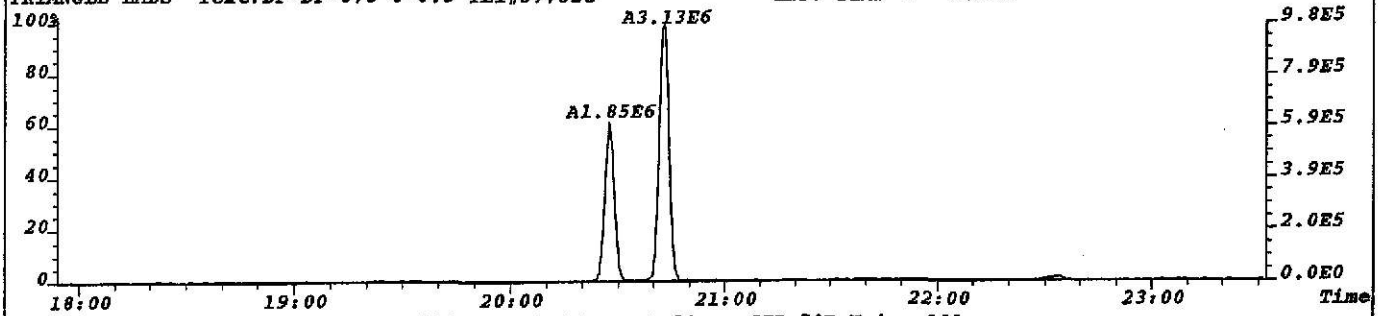

File:P022488 #1-3027 Acq:15-JUL-2002 06:39:24 EI+ Voltage SIR 70P Noise:181
333.9338 BSUB(256,30,-3.0) PKD(5,3,1,0.10%,724.0,0.00%,F,F) Exp:DB225
TRIANGLE LABS Text:DF-DP-675 0-0.5 TLI#57752C INJ. TIME = 06:39

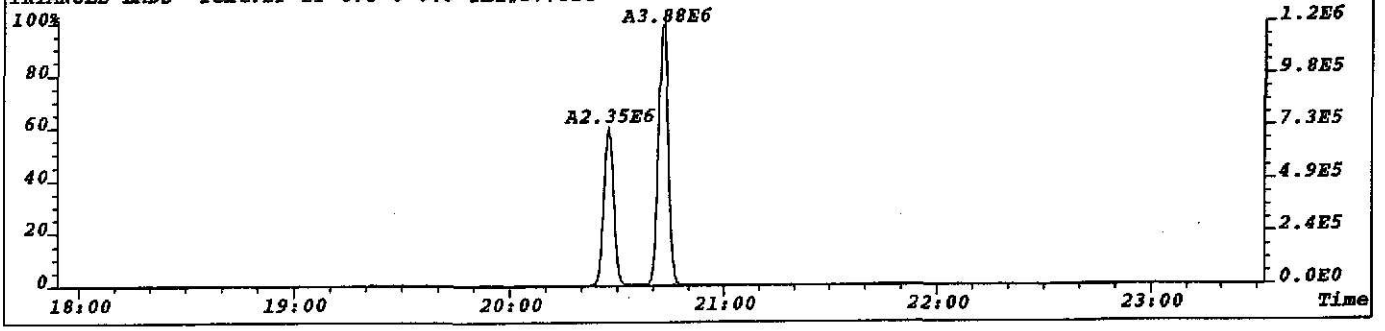

File:P022488 #1-3027 Acq:15-JUL-2002 06:39:24 EI+ Voltage SIR 70P
303.9016 Exp:DB225
TRIANGLE LABS Text:DF-DP-675 0-0.5 TLI#57752C INJ. TIME = 06:39

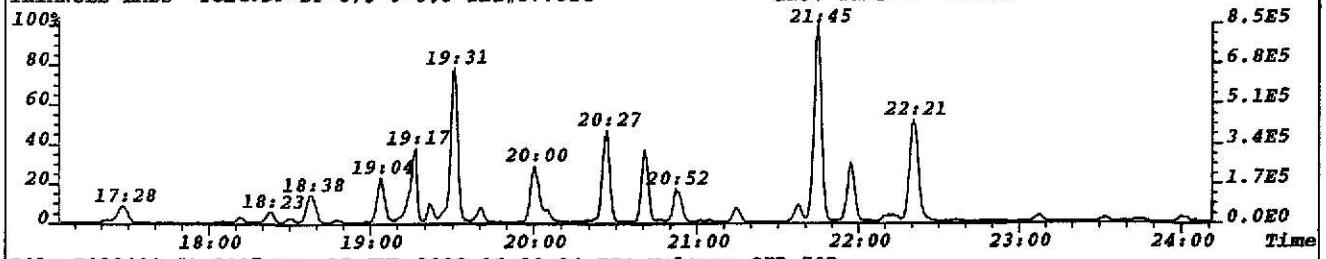

File:P022488 #1-3027 Acq:15-JUL-2002 06:39:24 EI+ Voltage SIR 70P
315.9419 Exp:DB225
TRIANGLE LABS Text:DF-DP-675 0-0.5 TLI#57752C INJ. TIME = 06:39

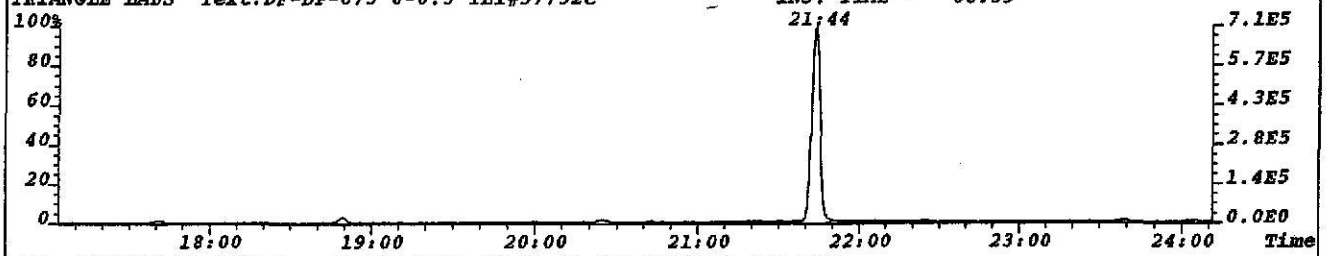

File:P022488 #1-3027 Acq:15-JUL-2002 06:39:24 EI+ Voltage SIR 70P
319.8965 Exp:DB225
TRIANGLE LABS Text:DF-DP-675 0-0.5 TLI#57752C INJ. TIME = 06:39

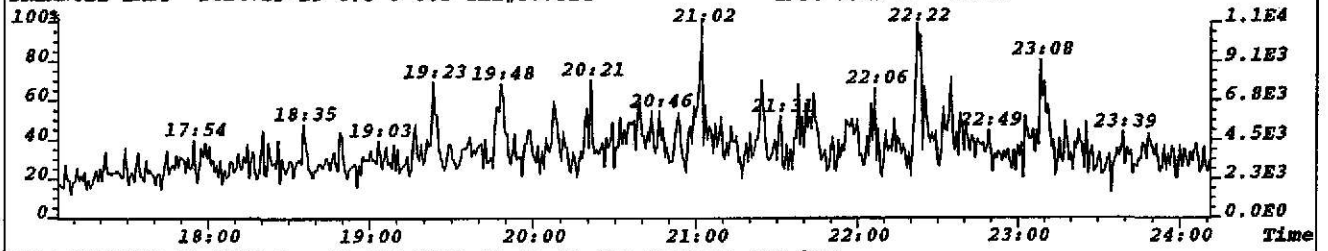

File:P022488 #1-3027 Acq:15-JUL-2002 06:39:24 EI+ Voltage SIR 70P
331.9368 Exp:DB225
TRIANGLE LABS Text:DF-DP-675 0-0.5 TLI#57752C INJ. TIME = 06:39

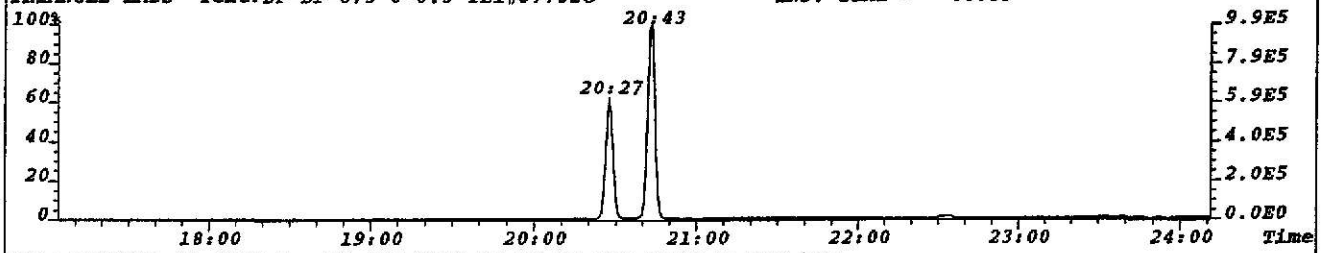

File:P022488 #1-3027 Acq:15-JUL-2002 06:39:24 EI+ Voltage SIR 70P
292.9825 Exp:DB225
TRIANGLE LABS Text:DF-DP-675 0-0.5 TLI#57752C INJ. TIME = 06:39

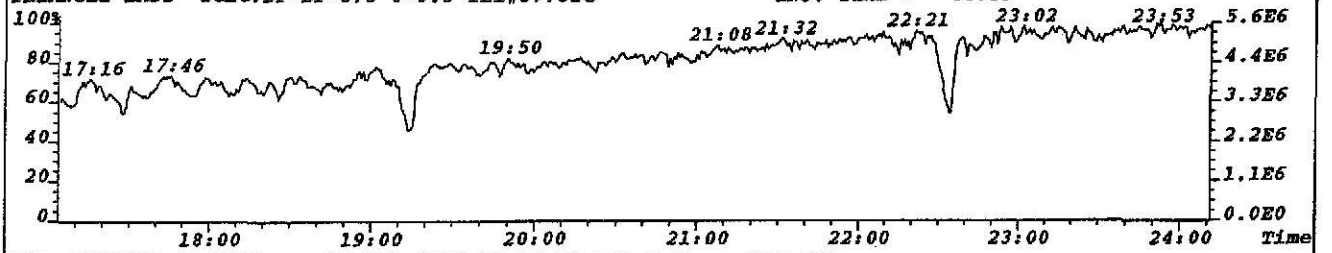

File:P022488 #1-3027 Acq:15-JUL-2002 06:39:24 EI+ Voltage SIR 70P
330.9792 Exp:DB225
TRIANGLE LABS Text:DF-DP-675 0-0.5 TLI#57752C INJ. TIME = 06:39

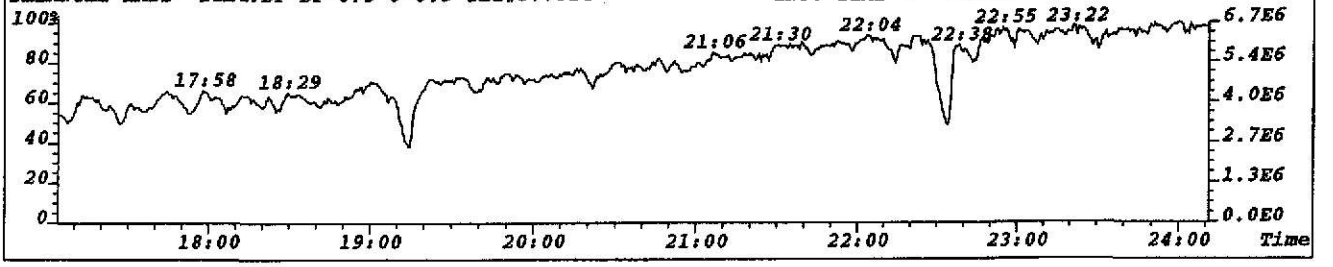

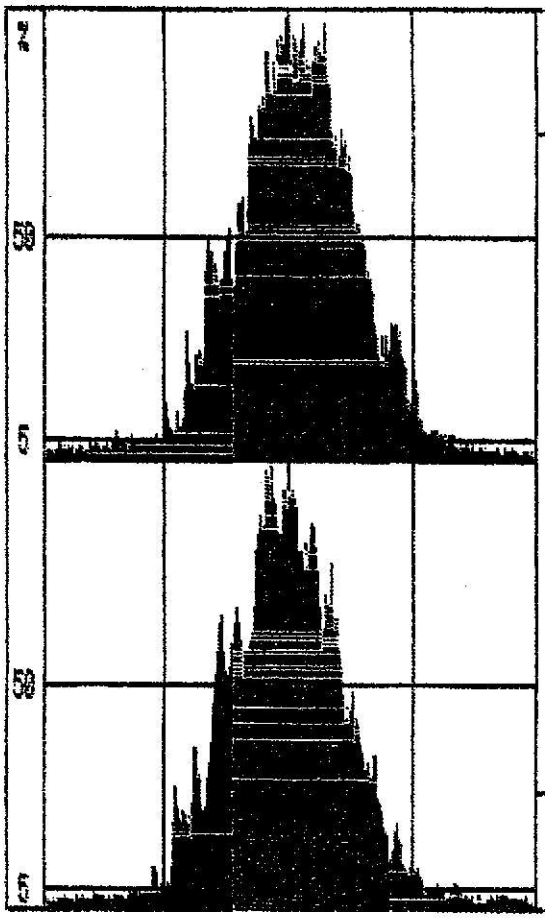

Ref. mass 292.9825 Peak top
Height 1.04 volts Span 200 ppm

System file name	DB225
Data file name	A:P715021
Resolution	10000
Group number	1
Ionization mode	EI+
Switching	VOLTAGE
Ref. masses	292.9825, 300.9761

A	292.9825	J	330.9792
B	303.9016	K	331.9368
C	305.8987	L	333.9338
D	315.9419	M	375.8364
E	317.9389		
F	319.8965		
G	321.8936		
H	327.8847		
I	330.9792		

Channel I 330.9792 Peak top
Height 1.12 volts Span 200 ppm

TLI Project: 57752C — 1613, Revision B PCDD/PCDF Analysis (c)

Client Sample: DF-DP-642 0-0.5 — Analysis File: W105908

Client Project:	Mississippi Project				
Sample Matrix:	SOLID	Date Received:	06/28/2002	Spike File:	SP161B22
TLI ID:	329-38-21	Date Extracted:	07/05/2002	ICal:	WF5614B
		Date Analyzed:	07/13/2002	ConCal:	WB21058
Sample Size:	13.500 g	Dilution Factor:	n/a	% Moisture:	9.4
Dry Weight:	12.231 g	Blank File:	W105902	% Lipid:	n/a
GC Column:	DB-5	Analyst:	JLD	% Solids:	90.6

Analytes	Conc. (pg/g)	DL	Ratio	RT	RRT	Flags
2,3,7,8-TCDD	ND	5.3				__
1,2,3,7,8-PeCDD	ND	0.6				__
1,2,3,4,7,8-HxCDD	ND	12.8				__
1,2,3,6,7,8-HxCDD	ND	18.8				__
1,2,3,7,8,9-HxCDD	ND	9.6				__
1,2,3,4,6,7,8-HpCDD	ND	81.0				__
1,2,3,4,6,7,8,9-OCDD	548		0.90	41:44	1.000	__
2,3,7,8-TCDF	1380		0.74	27:01	1.001	E__
1,2,3,7,8-PeCDF	407		1.55	30:39	1.000	__
2,3,4,7,8-PeCDF	1150		1.55	31:19	1.001	__
1,2,3,4,7,8-HxCDF	3220		1.28	33:57	1.000	E__
1,2,3,6,7,8-HxCDF	414		1.27	34:04	1.000	__
2,3,4,6,7,8-HxCDF	449		1.28	34:32	1.000	__
1,2,3,7,8,9-HxCDF	11.8		1.26	35:18	1.000	__
1,2,3,4,6,7,8-HpCDF	3960		1.05	36:58	1.000	E__
1,2,3,4,7,8,9-HpCDF	1070		1.09	38:32	1.000	__
1,2,3,4,6,7,8,9-OCDF	7230		0.90	41:57	1.005	E__

Totals	Conc. (pg/g)	Number	DL	Flags
Total TCDD	16.7	3		__
Total PeCDD	ND		9880	E__
Total HxCDD	19.6	1		__
Total HpCDD	80.0	1		__
Total TCDF	5320	13		E__
Total PeCDF	6240	17		E__
Total HxCDF	7480	11		E__
Total HpCDF	9220	4		E__

161B_PSR v2.04, LARS 6.25.05

Triangle Laboratories, Inc.®
2445 S. Alston Ave. • Durham, North Carolina 27713
Phone: (919) 544-5729 • Fax: (919) 544-5491

Printed: 12:26 07/17/2002

TLI Project: 57752C — 1613, Revision B PCDD/PCDF Analysis (c)

Client Sample: DF-DP-642 0-0.5 — Analysis File: W105908

Internal Standards	Conc. (pg/g)	% Recovery	QC Limits	Ratio	RT	RRT	Flags
$^{13}C_{12}$-2,3,7,8-TCDD	119	72.6	25%-164%	0.80	27:38	1.006	___
$^{13}C_{12}$-1,2,3,7,8-PeCDD	91.3	55.9	25%-181%	1.53	31:37	1.151	___
$^{13}C_{12}$-1,2,3,4,7,8-HxCDD	128	78.2	32%-141%	1.31	34:38	0.989	___
$^{13}C_{12}$-1,2,3,6,7,8-HxCDD	138	84.2	28%-130%	1.26	34:43	0.991	___
$^{13}C_{12}$-1,2,3,4,6,7,8-HpCDD	94.0	57.5	23%-140%	1.27	38:01	1.085	RO___
$^{13}C_{12}$-1,2,3,4,6,7,8,9-OCDD	143	43.7	17%-157%	1.26	41:44	1.191	RO___
$^{13}C_{12}$-2,3,7,8-TCDF	121	74.1	24%-169%	0.76	26:59	0.982	___
$^{13}C_{12}$-1,2,3,7,8-PeCDF	94.5	57.8	24%-185%	1.54	30:39	1.116	___
$^{13}C_{12}$-2,3,4,7,8-PeCDF	74.2	45.4	21%-178%	1.58	31:18	1.140	___
$^{13}C_{12}$-1,2,3,4,7,8-HxCDF	164	100	26%-152%	0.54	33:57	0.969	___
$^{13}C_{12}$-1,2,3,6,7,8-HxCDF	168	102	26%-123%	0.59	34:03	0.972	___
$^{13}C_{12}$-2,3,4,6,7,8-HxCDF	140	85.7	28%-136%	0.57	34:32	0.986	___
$^{13}C_{12}$-1,2,3,7,8,9-HxCDF	179	110	29%-147%	0.77	35:18	1.008	RO___
$^{13}C_{12}$-1,2,3,4,6,7,8-HpCDF	106	64.7	28%-143%	0.47	36:58	1.055	___
$^{13}C_{12}$-1,2,3,4,7,8,9-HpCDF	99.0	60.5	26%-138%	0.46	38:31	1.099	___

Cleanup Standard	Conc. (pg/g)	% Recovery	QC Limits	RT	RRT	Flags
$^{37}Cl_4$-2,3,7,8-TCDD	15.7	96.1	35%-197%	27:39	1.007	___

Recovery Standards	Ratio	RT	Flags
$^{13}C_{12}$-1,2,3,4-TCDD	0.82	27:28	___
$^{13}C_{12}$-1,2,3,7,8,9-HxCDD	1.22	35:02	___

Data Reviewer: _____ 07/17/2002

161B_PSR v2.04, LARS 6.25.05

Triangle Laboratories, Inc.®
2445 S. Alston Ave. • Durham, North Carolina 27713
Phone: (919) 544-5729 • Fax: (919) 544-5491

Printed: 12:26 07/17/2002

TLI Project: 57752C
Client Sample: DF-DP-642 0-0.5

Toxicity Equivalents Report
Analysis File: W105908

Client Project:	Mississippi Project				
Sample Matrix:	SOLID	Date Received:	06/28/02	Spike File:	SP161B22
TLI ID:	329-38-21	Date Extracted:	07/05/02	ICal:	WF5614B
		Date Analyzed:	07/13/02	ConCal:	WB21058
Sample Size:	13.500 g	Dilution Factor:	1	% Moisture:	9.4
Dry Weight:	12.231 g	Blank File:	W105902	% Lipid:	n/a
GC Column:	DB-5	Analyst:	JLD	% Solids:	90.6

Analytes	Conc. (pg/g)		TEF		Equivalent
2,3,7,8-TCDD	{5.3}	x	1.	=	5.3
1,2,3,7,8-PeCDD	{0.6}	x	0.5	=	0.3
1,2,3,4,7,8-HxCDD	{12.8}	x	0.1	=	1.28
1,2,3,6,7,8-HxCDD	{18.8}	x	0.1	=	1.88
1,2,3,7,8,9-HxCDD	{9.6}	x	0.1	=	0.96
1,2,3,4,6,7,8-HpCDD	{81.0}	x	0.01	=	0.810
1,2,3,4,6,7,8,9-OCDD	548	x	0.001	=	0.548
TOTAL PCDD					11.1
2,3,7,8-TCDF	1130	x	0.1	=	113.0
1,2,3,7,8-PeCDF	407	x	0.05	=	20.4
2,3,4,7,8-PeCDF	1150	x	0.5	=	575.0
1,2,3,4,7,8-HxCDF	3220	x	0.1	=	322.0
1,2,3,6,7,8-HxCDF	414	x	0.1	=	41.4
2,3,4,6,7,8-HxCDF	449	x	0.1	=	44.9
1,2,3,7,8,9-HxCDF	11.8	x	0.1	=	1.18
1,2,3,4,6,7,8-HpCDF	3960	x	0.01	=	39.60
1,2,3,4,7,8,9-HpCDF	1070	x	0.01	=	10.70
1,2,3,4,6,7,8,9-OCDF	7230	x	0.001	=	7.230
TOTAL PCDF					1175.4

Total EPA TEFs, 1989a: 1186.5 pg/g

{...} indicates that the value is that of a Detection Limit.

GRY_TEF v1.08, MILES 4.22.16

Triangle Laboratories, Inc.®
2445 S. Alston Ave. • Durham, North Carolina 27713
Phone: (919) 544-5729 • Fax: (919) 544-5491

Printed: 13:08 07/17/02

Initial ....Date...

Data Review By: KW 7/17/02

Calculated Noise Height: 3.02

Page No. 1 Listing of W105908B.dbf
07/17/2002 Matched GC Peaks / Ratio / Ret. Time

Compound/ M_Z....	QC.Log	Omit	Why	..RT.	OK	Ratio	Total.Area/Ht	Area/Ht.Peak1	Area/Ht.Peak2	Rel.RT	Compound.Name..	ID..	Flags.
TCDF				0.65-0.89						0.881-1.072			
304-306	DC	NL				Height	23.16	9.01	14.15				
				23:54	RO	0.64	520.15	203.61	316.54	0.886	1368-TCDF	AN	
				24:38		0.76	10,607.36	4,590.28	6,017.08	0.913			
				24:51		0.75	7,303.15	3,120.92	4,182.23	0.921			
				25:11		0.76	25,476.70	10,978.60	14,498.10	0.933			
				25:28		0.74	60,279.30	25,555.20	34,724.10	0.944			E
				25:48		0.74	64,001.40	27,168.20	36,833.20	0.956			E
				26:04		0.74	39,295.50	16,711.80	22,583.70	0.966			E
	A			26:20		0.75	27,600.00	11,800.00	15,800.00	0.976			
				26:37		0.75	57,415.40	24,517.60	32,897.80	0.986			E
				26:51		0.75	14,151.87	6,067.81	8,084.06	0.995			
				27:01		0.74	126,136.10	53,567.10	72,569.00	1.001	2378-TCDF	AN	E
				27:24		0.75	46,261.90	19,799.30	26,462.60	1.015			E
				27:36		0.84	5,907.93	2,702.71	3,205.22	1.023			
				28:03		0.78	1,883.30	827.20	1,056.10	1.040			
				28:34	RO	0.97	1,617.33	797.68	819.65	1.059			
				28:49	RO	1.15	178.83	95.79	83.04	1.068			
304-306			16	Peaks			488,636.22						
13C12-TCDF				0.65-0.89						0.945-1.133			
316-318	DC	NL				Height	24.57	11.15	13.42				
	DC	WL		23:40	RO	0.40	1,761.36			0.877			
	DC	WL		24:10	RO	0.13	126.41			0.896			
	DC	WL		24:43	RO	0.14	419.07			0.916			
	DC	WL		25:28	RO	0.11	351.31			0.944			
				26:04		0.87	160.03	74.23	85.80	0.966			
				26:36		0.81	205.23	92.09	113.14	0.986			
				26:59		0.76	13,068.47	5,638.83	7,429.64	1.000	13C12-2378-TCDF	ISO	
						Height	4,011.77	1,720.41	2,291.36				
	DC	SN		27:15	RO	1.25	85.22			1.010			
	DC	SN		27:28	RO	1.19	111.20			1.018			
				27:33	RO	3.38	137.00	105.69	31.31	1.021			
				27:43		0.69	431.16	176.21	254.95	1.027			
				28:01	RO	1.43	818.30	481.94	336.36	1.038			
				28:24	RO	1.07	413.66	214.14	199.52	1.053			
				28:33	RO	1.03	167.23	84.98	82.25	1.058			
	DC	SN		28:39		0.87	45.73			1.062			
316-318			8	Peaks			15,401.08						

---------- Above: TCDF / TCDD Follows ----------

TCDD				0.65-0.89						0.905-1.043			
320-322	DC	NL				Height	8.42	5.36	3.06				
	DC	WL		24:42	RO	0.29	189.52			0.894			
				25:22		0.85	151.63	69.80	81.83	0.918			
				25:42	RO	0.99	145.04	72.32	72.72	0.930			

Compound/ M_Z....	QC.Log	Omit	Why	..RT.	OK	Ratio	Total.Area/Ht	Area/Ht.Peak1	Area/Ht.Peak2	Rel.RT	Compound.Name..	ID..	Flags.
				26:03	RO	0.30	187.32	43.51	143.81	0.943			
				26:15	RO	0.19	344.03	55.40	288.63	0.950			
				26:33		0.77	544.64	237.31	307.33	0.961			
				26:53	RO	0.19	1,251.93	197.64	1,054.29	0.973			
				27:01	RO	0.02	1,165.14	21.08	1,144.06	0.978			
	D	D	SN	27:10	RO	0.19	343.92			0.983			
	MKT			27:28	RO	0.60	976.00	365.00	611.00	0.994			
	M			27:41	RO	0.91	373.00	178.00	195.00	1.002	2378-TCDD		AN
				27:57	RO	0.24	1,142.98	223.57	919.41	1.011			
				28:08	RO	1.59	678.67	416.23	262.44	1.018			
				28:16	RO	0.01	1,430.95	19.75	1,411.20	1.023			
				28:25		0.76	487.92	210.44	277.48	1.028			
				28:32	RO	0.05	602.00	26.64	575.36	1.033			
	D	D	WH	28:43	RO	1.52	724.61			1.039			
320-322			14	Peaks			9,481.25						
37Cl-TCDD										0.927-1.073			
328		DC	NL			Height	21.42	21.42					
		DC	WL	24:43			7,019.42			0.894			
		DC	WL	24:51			30,088.10			0.899			
		DC	WL	25:23			1,184.57			0.919			
				25:43			952.90	952.90		0.931			
				26:02			3,501.89	3,501.89		0.942			
				26:19			57,629.20	57,629.20		0.952			
				26:43			2,254.77	2,254.77		0.967			
				26:50			929.80	929.80		0.971			
				27:12			913.56	913.56		0.984			
	N			27:29			8,062.47	8,062.47		0.995			
	N			27:39			1,414.85	1,414.85		1.001	37Cl-TCDD		CLS
				27:58			863,676.00	863,676.00		1.012			
				28:18			3,044.25	3,044.25		1.024			
				28:32			714.63	714.63		1.033			
				28:49			8,801.68	8,801.68		1.043			
328			12	Peaks			951,896.00						
13C12-TCDD						0.65-0.89				0.921-1.067			
332-334		DC	NL			Height	11.45	8.48	2.97				
				26:13	RO	1.47	119.33	70.94	48.39	0.949			
		DC	SN	26:22	RO	2.40	22.17			0.954			
				26:50	RO	2.54	39.67	28.46	11.21	0.971			
		DC	SN	26:54	RO	0.11	50.84			0.973			
				27:28		0.82	13,550.66	6,094.68	7,455.98	0.994	13C12-1234-TCDD		RS1
				27:38		0.80	10,485.44	4,669.57	5,815.87	1.000	13C12-2378-TCDD		IS1
						Height	3,538.28	1,582.26	1,956.02				
				27:50	RO	2.92	68.86	51.29	17.57	1.007			
				28:01	RO	1.89	1,040.90	680.70	360.20	1.014			
				28:16	RO	1.48	124.21	74.07	50.14	1.023			
				28:28	RO	0.34	222.48	56.20	166.28	1.030			
				28:40	RO	3.13	68.41	51.85	16.56	1.037			
332-334			9	Peaks			25,719.96						

Compound/ M_Z....	QC.Log	Omit	Why	..RT.	OK	Ratio	Total.Area/Ht	Area/Ht.Peak1	Area/Ht.Peak2	Rel.RT	Compound.Name..	ID..	Flags.
---------- Above: TCDD / PeCDF Follows ----------													
PeCDF				1.32-1.78						0.912-1.037			
340-342		DC	NL			Height	7.50	4.10	3.40				
		DC	WL	28:30		1.75	127.45			0.901			
	K			28:38		1.49	513.51	307.01	206.50	0.906			
				28:48		1.48	4,317.03	2,575.42	1,741.61	0.911			
				29:00		1.45	867.94	512.98	354.96	0.917			
				29:24		1.52	701.52	423.28	278.24	0.930			
				29:44		1.39	807.01	469.88	337.13	0.940			
				29:52		1.51	126,356.30	76,108.00	50,248.30	0.945			E
				30:01		1.53	18,229.05	11,014.00	7,215.05	0.949			
				30:09		1.55	2,481.97	1,509.39	972.58	0.954			
				30:17		1.51	7,281.59	4,385.72	2,895.87	0.958			
				30:23		1.49	9,542.12	5,711.08	3,831.04	0.961			
	M			30:34		1.49	35,900.00	21,500.00	14,400.00	0.967			
	AN			30:39		1.55	25,180.00	15,300.00	9,880.00	1.000	12378-PeCDF	AN	
				30:48		1.56	8,194.67	4,999.22	3,195.45	0.974			
	N			30:55		1.52	22,077.91	13,320.60	8,757.31	1.000			
	N			31:19		1.55	54,739.40	33,306.40	21,433.00	0.991	23478-PeCDF	AN	
				31:26		1.51	17,832.56	10,776.60	7,105.96	0.994			
				31:46	RO	2.59	6,476.64	4,672.41	1,804.23	1.005			
				32:14		1.61	918.01	566.92	351.09	1.020			
	D	D	WH	32:28	RO	3.10	2,694.58			1.027			
340-342			18	Peaks			342,417.23						
13C12-PeCDF				1.32-1.78						0.807-1.129			
352-354		DC	NL			Height	7.49	3.01	4.48				
				28:15	RO	0.53	801.78	277.93	523.85	0.894			
				28:31		1.55	827.62	503.47	324.15	0.902			
				28:39	RO	0.53	437.01	150.77	286.24	0.906			
				29:04	RO	0.67	388.11	156.14	231.97	0.919			
				29:22	RO	0.42	552.77	162.19	390.58	0.929			
				29:29	RO	0.66	470.46	187.46	283.00	0.933			
				29:47	RO	0.84	744.00	340.51	403.49	0.942			
				30:02	RO	0.49	383.39	126.80	256.59	0.950			
				30:11		1.53	142.04	85.94	56.10	0.955			
				30:31	RO	0.72	147.91	61.82	86.09	0.965			
	N			30:39		1.54	8,324.72	5,041.09	3,283.63	0.969	13C12-PeCDF 123	IS2	
						Height	2,793.55	1,693.44	1,100.11				
	N			30:55		1.66	265.99	166.09	99.90	1.000			
	N			31:18		1.58	6,547.47	4,005.46	2,542.01	0.990	13C12-PeCDF 234	IS3	
						Height	1,995.65	1,183.16	812.49				
				31:25	RO	0.42	157.14	46.86	110.28	0.994			
	N			31:37		1.76	1,589.13	1,013.56	575.57	1.000			
				31:51	RO	0.56	78.87	28.35	50.52	1.007			
				32:14		1.56	1,490.31	909.22	581.09	1.020			
				32:30	RO	5.56	749.19	634.95	114.24	1.028			
				32:41		1.54	92.81	56.33	36.48	1.034			
352-354			19	Peaks			24,190.72						

Compound/ M_Z....	QC.Log	Omit	Why	..RT.	OK	Ratio	Total.Area/Ht	Area/Ht.Peak1	Area/Ht.Peak2	Rel.RT	Compound.Name..	ID..	Flags.
---------- Above: PeCDF / PeCDD Follows ----------													
PeCDD				1.32-1.78						0.940-1.021			
356-358	DC	NL				Height	5.90	1.76	4.14				
	DC	WL		29:35	RO	0.02	2,269.94			0.929			
				30:05	RO	0.03	1,912.78	63.87	1,848.91	0.945			
				30:18	RO	0.16	308.67	42.30	266.37	0.952			
				30:34	RO	0.01	2,460.66	26.49	2,434.17	0.960			
	A			30:45	RO	1.23	308.00	170.00	138.00	0.973			
	A			31:12	RO	1.07	1,086.00	562.00	524.00	0.987			
				31:26	RO	0.00	353,840.78	117.78	353,723.00	0.987			E
	N			31:45	RO	0.07	4,666.29	292.26	4,374.03	0.997			Q
	A			31:50	RO	0.87	866.00	404.00	462.00	1.007			
	A			31:56	RO	1.20	244.00	133.00	111.00	1.010			
				32:06	RO	0.53	891.82	308.95	582.87	1.008			
				32:18	RO	0.56	1,788.55	644.34	1,144.21	1.015			
356-358			11	Peaks			368,373.55						
13C12-PeCDD				1.32-1.78						0.734-1.052			
368-370	DC	NL				Height	4.29	2.71	1.58				
				29:49		1.64	73.60	45.74	27.86	0.937			
				29:53	RO	5.23	75.69	63.55	12.14	0.939			
				30:09	RO	3.93	61.18	48.76	12.42	0.947			
				30:47	RO	0.89	66.69	31.37	35.32	0.967			
				31:18	RO	0.87	292.55	136.31	156.24	0.983			
	N			31:26	RO	1.85	708.10	459.23	248.87	0.987			
	N			31:37		1.53	4,816.10	2,913.87	1,902.23	0.993	13C12-PeCDD 123	IS4	
						Height	1,594.26	967.46	626.80				
				31:44		1.54	178.90	108.39	70.51	0.997			
	N			31:50		1.61	301.51	185.95	115.56	1.000			
368-370			9	Peaks			6,574.32						
---------- Above: PeCDD / HxCDF Follows ----------													
HxCDF				1.05-1.43						0.930-1.008			
374-376	DC	NL				Height	76.98	31.89	45.09				
	K			33:02		1.27	12,891.32	7,214.84	5,676.48	0.924			
	K			33:10		1.28	102,080.80	57,402.90	44,677.90	0.928			E
				33:18		1.15	1,320.21	706.14	614.07	0.931			
				33:27		1.27	3,070.76	1,717.27	1,353.49	0.936			
				33:36		1.28	31,431.50	17,659.10	13,772.40	0.940			
	N			33:57		1.28	163,714.80	91,791.40	71,923.40	0.950	123478-HxCDF	AN	E
	N			34:04		1.27	22,904.10	12,834.10	10,070.00	0.953	123678-HxCDF	AN	
				34:10	RO	1.47	871.22	518.69	352.53	0.956			
	N			34:20		1.29	7,810.91	4,399.70	3,411.21	0.999			
	N			34:32		1.28	18,296.05	10,272.70	8,023.35	1.000	234678-HxCDF	AN	
				35:01	RO	2.43	1,957.56	1,387.44	570.12	0.979			
	AN			35:18		1.26	561.00	313.00	248.00	1.000	123789-HxCDF	AN	
	M			35:23		1.27	5,740.00	3,210.00	2,530.00	0.990			
374-376			13	Peaks			372,650.23						

Compound/ M_Z....	QC.Log	Omit	Why	..RT.	OK	Ratio	Total.Area/Ht	Area/Ht.Peak1	Area/Ht.Peak2	Rel.RT	Compound.Name..	ID..	Flags.
13C12-HxCDF				0.43-0.59						0.879-1.106			
384-386	DC	NL				Height	168.60	68.59	100.01				
				32:54		0.50	1,419.85	476.07	943.78	0.920			
				33:00		0.48	1,172.11	377.87	794.24	0.923			
				33:09		0.54	4,148.83	1,447.40	2,701.43	0.927			
				33:18		0.47	1,985.01	630.24	1,354.77	0.931			
				33:22		0.45	908.85	281.56	627.29	0.933			
	N			33:57		0.54	6,689.47	2,355.36	4,334.11	0.950	13C12-HxCDF 478	IS5	
						Height	2,365.15	816.08	1,549.07				
	N			34:03		0.59	7,006.60	2,602.45	4,404.15	0.952	13C12-HxCDF 678	IS6	
						Height	2,280.84	817.79	1,463.05				
				34:13	RO	2.12	1,336.48	908.17	428.31	0.957			
	N			34:23	RO	0.80	1,021.76	454.19	567.57	1.000			
	NM			34:32		0.57	5,540.00	2,020.00	3,520.00	1.000	13C12-HxCDF 234	IS7	
						Height	1,716.27	616.75	1,099.52				
				34:39	RO	1.45	1,402.99	830.48	572.51	0.969			
	N	DC	SN	34:48	RO	0.65	699.02			1.000			
	NM			35:18	RO	0.77	6,160.00	2,680.00	3,480.00	0.987	13C12-HxCDF 789	IS8	
						Height	1,749.17	762.41	986.76				
				35:38	RO	1.44	1,336.44	788.82	547.62	0.997			
	N	DC	SN	35:45	RO	0.83	618.54			1.000			
384-386				13	Peaks		40,128.39						

---------- Above: HxCDF / HxCDD Follows ----------

HxCDD				1.05-1.43						0.960-1.014			
390-392	MKT			33:30		1.14	531.00	283.00	248.00	0.965			
				34:08	RO	0.33	1,531.99	378.47	1,153.52	0.974			
				34:13	RO	1.04	743.67	378.38	365.29	0.977			
		DC	SN	34:19	RO	0.67	121.93			0.980			
	K			34:29	RO	0.91	353.55	168.75	184.80	0.984			
	AN			34:38	RO	1.82	330.00	213.00	117.00	1.000	123478-HxCDD	AN	
	AN			34:43	RO	0.72	524.00	219.00	305.00	1.000	123678-HxCDD	AN	
	MK			34:51	RO	0.68	720.00	291.00	429.00	0.995			
	AN			35:02	RO	0.85	265.00	122.00	143.00	1.009	123789-HxCDD	AN	
	D	D	WH	35:30	RO	1.03	914.91			1.013			
390-392				8	Peaks		4,999.21						

13C12-HxCDD				1.05-1.43						0.983-1.041			
402-404		DC	NL			Height	125.82	62.34	63.48				
				34:20	RO	0.57	594.67	215.10	379.57	0.000			
	N			34:38		1.31	3,611.47	2,049.56	1,561.91	0.000	13C12-HxCDD 478	IS9	
						Height	1,231.14	709.56	521.58				
	N			34:43		1.26	4,164.68	2,321.59	1,843.09	0.000	13C12-HxCDD 678	IS10	
						Height	1,248.92	671.10	577.82				
	N			35:02		1.22	5,636.12	3,102.13	2,533.99	1.000	13C12-HxCDD 789	RS2	
				35:14	RO	0.99	984.08	488.41	495.67	0.000			
402-404				5	Peaks		14,991.02						

---------- Above: HxCDD / HpCDF Follows ----------

Compound/ M_Z....	QC.Log	Omit	Why	..RT.	OK	Ratio	Total.Area/Ht	Area/Ht.Peak1	Area/Ht.Peak2	Rel.RT	Compound.Name..	ID..	Flags.
HpCDF				0.88-1.20						0.955-1.005			
408-410		DC	NL			Height	34.19	16.16	18.03				
	KN			36:58		1.05	114,436.10	58,668.10	55,768.00	0.949	1234678-HpCDF	AN	E
	K			37:15		1.09	5,133.45	2,673.37	2,460.08	0.957			
	N			37:24		1.06	99,997.70	51,388.00	48,609.70	1.000			E
	D	D	NH	37:39	RO	0.65	350.78			0.967			
	N			38:32		1.09	22,916.00	11,937.10	10,978.90	0.990	1234789-HpCDF	AN	
408-410				4 Peaks			242,483.25						
13C12-HpCDF				0.37-0.51						0.857-1.143			
418-420		DC	NL			Height	58.03	17.86	40.17				
		DC	SN	36:46	RO	0.65	148.94			0.944			
	N			36:58		0.47	3,168.87	1,012.08	2,156.79	0.949	13C12-HpCDF 678	IS11	
						Height	876.75	274.99	601.76				
				37:17	RO	1.19	530.04	287.76	242.28	0.958			
	N			37:24	RO	0.83	1,074.78	488.58	586.20	1.000			
		DC	SN	37:36		0.51	261.89			0.966			
		DC	SN	37:43		0.45	153.91			0.969			
				37:58	RO	1.18	1,671.73	905.60	766.13	0.975			
	NM			38:31		0.46	2,346.00	736.00	1,610.00	0.989	13C12-HpCDF 789	IS12	
						Height	617.04	195.92	421.12				
				38:48	RO	1.32	665.77	378.47	287.30	0.997			
	N	DC	SN	38:56	RO	1.09	134.28			1.000			
418-420				6 Peaks			9,457.19						

---------- Above: HpCDF / HpCDD Follows ----------

HpCDD				0.88-1.20						0.976-1.005			
424-426		DC	NL			Height	41.63	18.70	22.93				
		DC	WL	37:00	RO	0.70	169.35			0.961			
	K			37:15		1.09	1,145.79	598.09	547.70	0.968			
	D	D	NH	37:23	RO	2.53	177.12			0.971			
	MN			38:01	RO	1.26	1,160.00	646.00	514.00	0.988	1234678-HpCDD	AN	
	N	DC	SN	38:26	RO	1.43	216.29			0.999			
424-426				2 Peaks			2,305.79						
13C12-HpCDD				0.88-1.20						0.868-1.079			
436-438		DC	NL			Height	214.39	126.64	87.75				
	NM			38:01	RO	1.27	2,320.00	1,300.00	1,020.00	0.988	13C12-HpCDD 678	IS13	
						Height	543.74	288.67	255.07				
				38:11	RO	2.23	1,829.33	1,262.12	567.21	0.992			
		DC	SN	38:21	RO	2.17	210.10			0.997			
	N	DC	SN	38:29	RO	2.22	437.62			1.000			
436-438				2 Peaks			4,149.33						

---------- Above: HpCDD / Octa-CDD and CDF Follows ----------

OCDF				0.76-1.02						0.952-1.048			
442-444		DC	NL			Height	8.55	5.07	3.48				
		DC	WL	37:14	RO	0.70	85.10			0.883			
				41:06	RO	1.26	228.60	127.62	100.98	0.975			
	N			41:57		0.90	82,992.70	39,353.90	43,638.80	0.995	OCDF	AN	E

Compound/ M_Z....	QC.Log	Omit	Why	..RT.	OK	Ratio	Total.Area/Ht	Area/Ht.Peak1	Area/Ht.Peak2	Rel.RT	Compound.Name..	ID..	Flags.
				42:49	RO	2.09	132.86	89.91	42.95	1.016			
442-444				3 Peaks			83,354.16						
OCDD				0.76-1.02					0.952-1.048				
458-460		DC	NL	Height			7.53	3.92	3.61				
				41:32	RO	4.18	257.64	207.95	49.69	0.985			
	N			41:44		0.90	4,980.17	2,356.12	2,624.05	0.990	OCDD		AN
458-460				2 Peaks			5,237.81						
13C12-OCDD				0.76-1.02					0.997-1.005				
470-472		DC	NL	Height			80.82	30.12	50.70				
		DC	WL	41:32	RO	1.43	684.14			0.985			
	MKN			41:44	RO	1.26	2,830.00	1,580.00	1,250.00	0.990	13C12-OCDD		IS14
				Height			638.84	304.44	334.40				
	N			42:09	RO	1.54	4,385.24	2,660.48	1,724.76	1.000			
470-472				2 Peaks			7,215.24						

Column Description.....	"Why" Code Description.....	QC Log Desc.....
M_Z -Nominal Ion Mass(es)	WL-Below Retention Time Window	A-Peak Added
..RT. -Retention Time (mm:ss)	WH-Above Retention Time Window	K-Peak Kept
Rat.1 -Ratio of M/M+2 Ions	SN-Below Signal to Noise Level	D-Peak Deleted
OK -RO=Ratio Outside Limits	<M-Below Method Detection Limit	T-Time Changed
Rel.RT-Relative Retention Time	NL-Channel Specific Noise Level	M-Peak Area Changed
		N-Name Changed
		X-Ether Interference

*** End of Report ***

File:W1059 #1-798 Acq:13-JUL-2002 17:52:12 GC EI+ Voltage SIR 70S Noise:11268
303.9016 S:8 F:2 BSUB(256,30,-3.0) PKD(9,5,3,0.10%,45072.0,1.00%,F,T) Exp:NDB5US
TRIANGLE LABS Text:TLI#57752C DF-DP-642 0-0.5

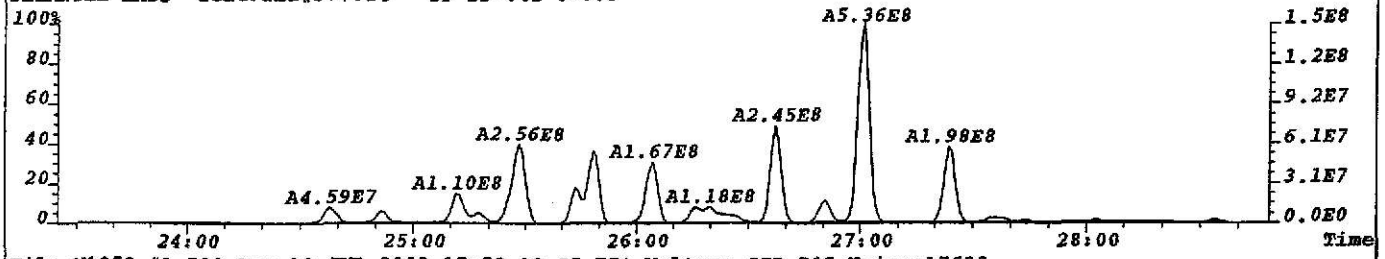

File:W1059 #1-798 Acq:13-JUL-2002 17:52:12 GC EI+ Voltage SIR 70S Noise:17692
305.8987 S:8 F:2 BSUB(256,30,-3.0) PKD(9,5,3,0.10%,70768.0,1.00%,F,T) Exp:NDB5US
TRIANGLE LABS Text:TLI#57752C DF-DP-642 0-0.5

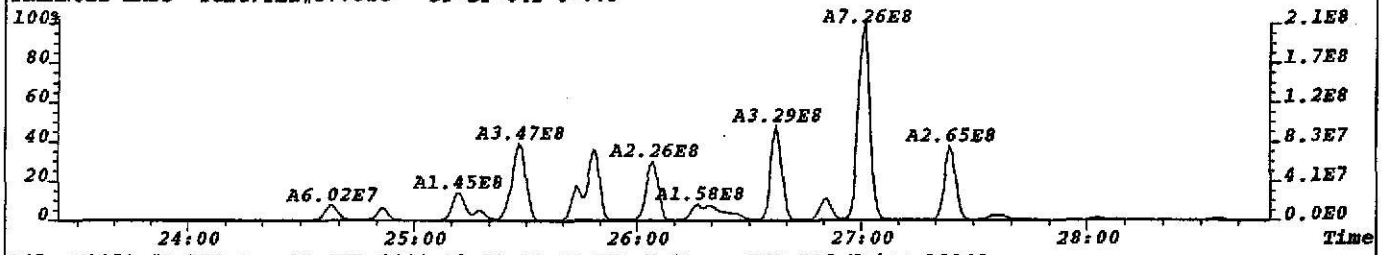

File:W1059 #1-798 Acq:13-JUL-2002 17:52:12 GC EI+ Voltage SIR 70S Noise:13940
315.9419 S:8 F:2 BSUB(256,30,-3.0) PKD(9,5,3,0.10%,55760.0,1.00%,F,T) Exp:NDB5US
TRIANGLE LABS Text:TLI#57752C DF-DP-642 0-0.5

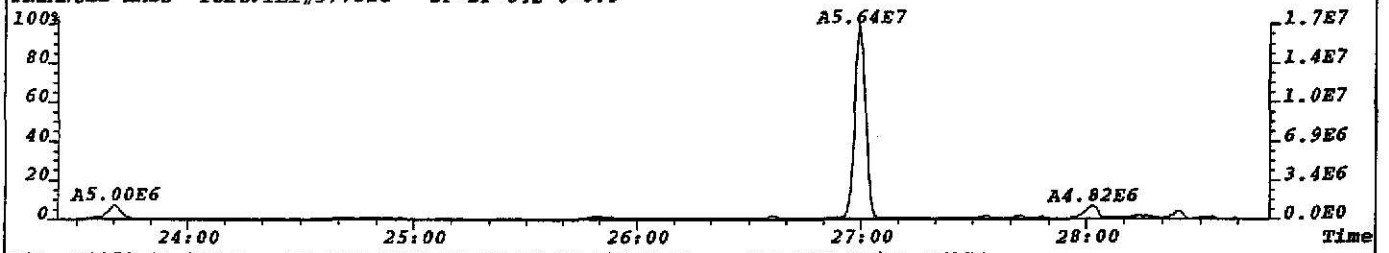

File:W1059 #1-798 Acq:13-JUL-2002 17:52:12 GC EI+ Voltage SIR 70S Noise:16774
317.9389 S:8 F:2 BSUB(256,30,-3.0) PKD(9,5,3,0.10%,67096.0,1.00%,F,T) Exp:NDB5US
TRIANGLE LABS Text:TLI#57752C DF-DP-642 0-0.5

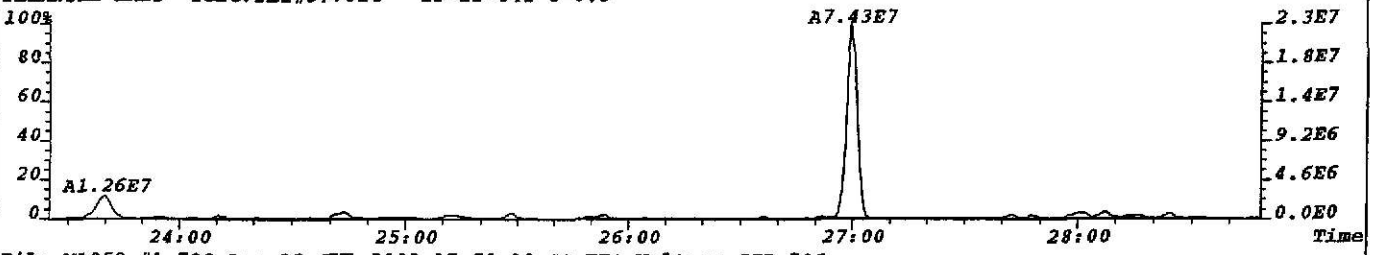

File:W1059 #1-798 Acq:13-JUL-2002 17:52:12 GC EI+ Voltage SIR 70S
330.9792 S:8 F:2 Exp:NDB5US
TRIANGLE LABS Text:TLI#57752C DF-DP-642 0-0.5

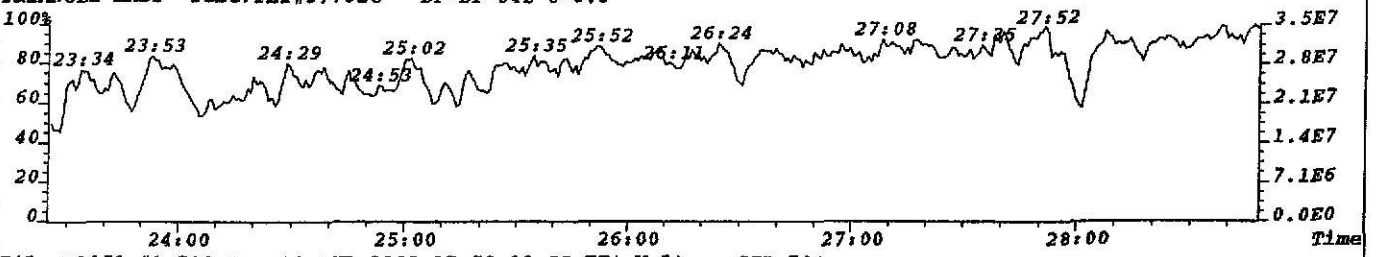

File:W1059 #1-798 Acq:13-JUL-2002 17:52:12 GC EI+ Voltage SIR 70S
375.8364 S:8 F:2 Exp:NDB5US
TRIANGLE LABS Text:TLI#57752C DF-DP-642 0-0.5

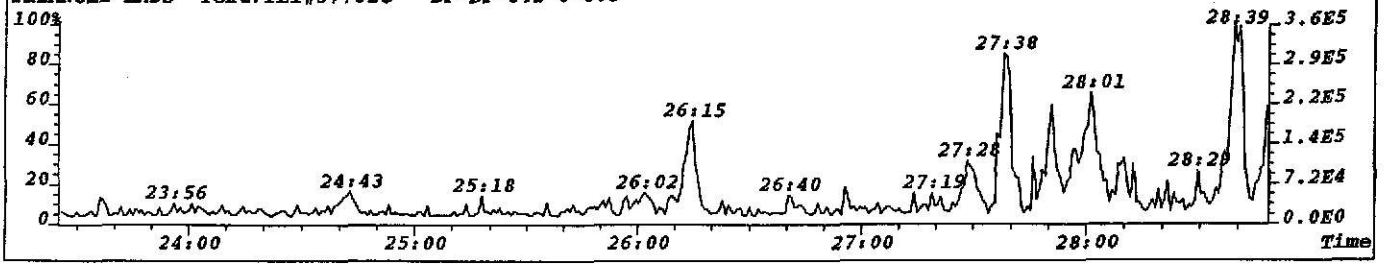

File:W1059 #1-798 Acq:13-JUL-2002 17:52:12 GC EI+ Voltage SIR 70S Noise:6698
319.8965 S:8 F:2 BSUB(256,30,-3.0) PKD(7,5,3,0.10%,26792.0,1.00%,F,T) Exp:NDB5US
TRIANGLE LABS Text:TLI#57752C DF-DP-642 0-0.5

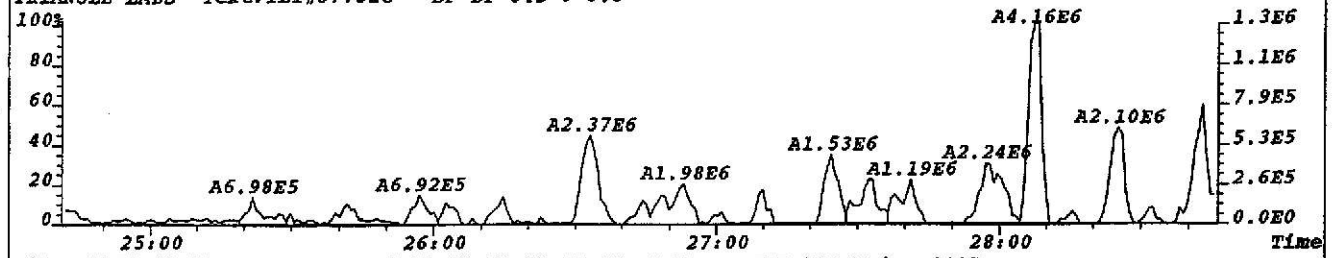

File:W1059 #1-798 Acq:13-JUL-2002 17:52:12 GC EI+ Voltage SIR 70S Noise:3827
321.8936 S:8 F:2 BSUB(256,30,-3.0) PKD(7,5,3,0.10%,15308.0,1.00%,F,T) Exp:NDB5US
TRIANGLE LABS Text:TLI#57752C DF-DP-642 0-0.5

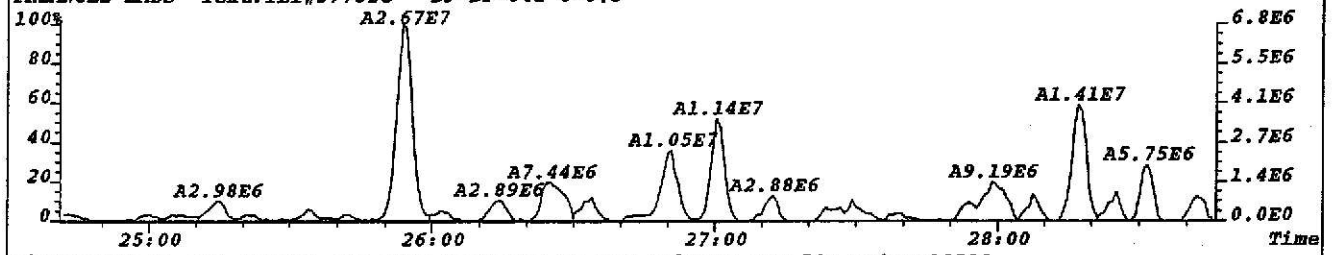

File:W1059 #1-798 Acq:13-JUL-2002 17:52:12 GC EI+ Voltage SIR 70S Noise:10598
331.9368 S:8 F:2 BSUB(256,30,-3.0) PKD(7,5,3,0.10%,42392.0,1.00%,F,T) Exp:NDB5US
TRIANGLE LABS Text:TLI#57752C DF-DP-642 0-0.5



File:W1059 #1-798 Acq:13-JUL-2002 17:52:12 GC EI+ Voltage SIR 70S Noise:3707
333.9338 S:8 F:2 BSUB(256,30,-3.0) PKD(7,5,3,0.10%,14828.0,1.00%,F,T) Exp:NDB5US
TRIANGLE LABS Text:TLI#57752C DF-DP-642 0-0.5



File:W1059 #1-798 Acq:13-JUL-2002 17:52:12 GC EI+ Voltage SIR 70S Noise:26775
327.8847 S:8 F:2 BSUB(256,30,-3.0) PKD(7,5,3,0.10%,107100.0,1.00%,F,T) Exp:NDB5US
TRIANGLE LABS Text:TLI#57752C DF-DP-642 0-0.5

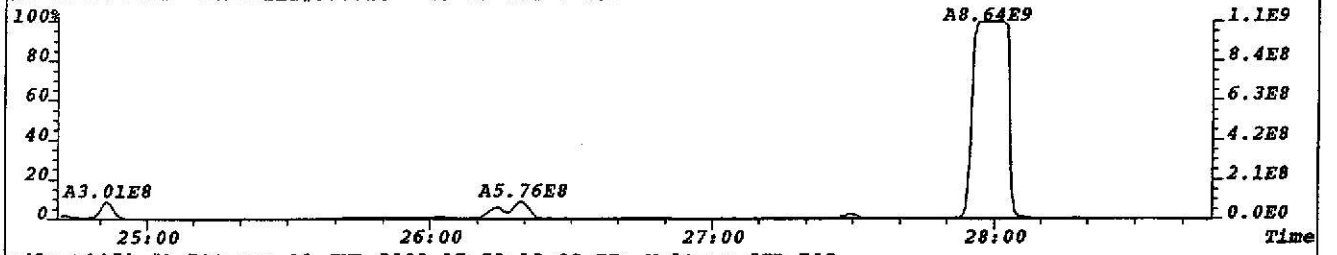

File:W1059 #1-798 Acq:13-JUL-2002 17:52:12 GC EI+ Voltage SIR 70S
330.9792 S:8 F:2 Exp:NDB5US
TRIANGLE LABS Text:TLI#57752C DF-DP-642 0-0.5

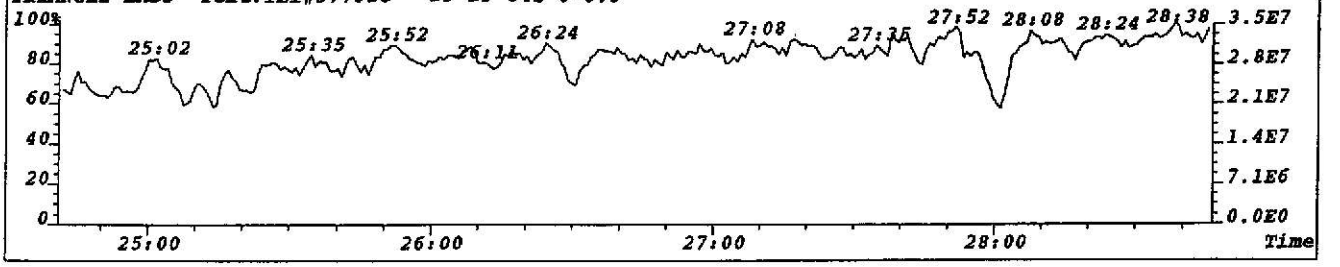

File:W1059 #1-798 Acq:13-JUL-2002 17:52:12 GC EI+ Voltage SIR 70S Noise:5129
339.8597 S:8 F:2 BSUB(256,30,-3.0) PKD(7,5,3,0.10%,20516.0,1.00%,F,T) Exp:NDB5US
TRIANGLE LABS Text:TLI#57752C DF-DP-642 0-0.5

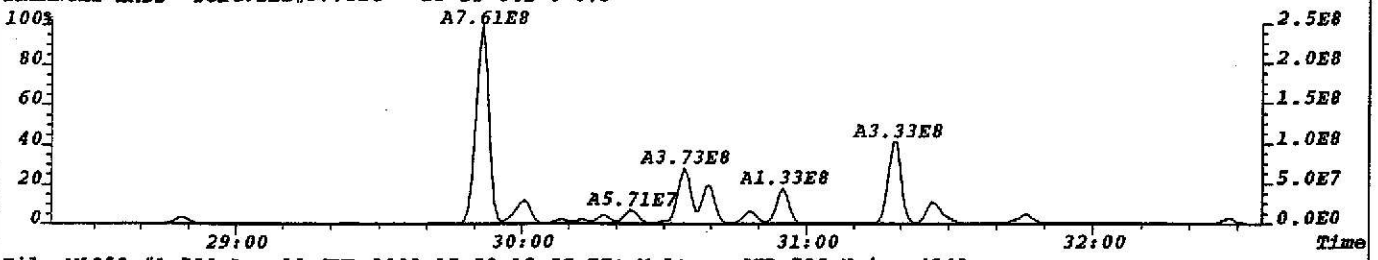

File:W1059 #1-798 Acq:13-JUL-2002 17:52:12 GC EI+ Voltage SIR 70S Noise:4249
341.8567 S:8 F:2 BSUB(256,30,-3.0) PKD(7,5,3,0.10%,16996.0,1.00%,F,T) Exp:NDB5US
TRIANGLE LABS Text:TLI#57752C DF-DP-642 0-0.5

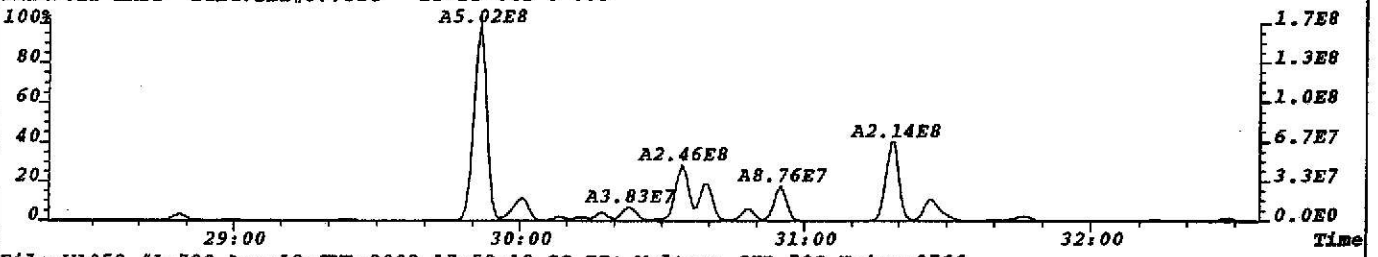

File:W1059 #1-798 Acq:13-JUL-2002 17:52:12 GC EI+ Voltage SIR 70S Noise:3766
351.9000 S:8 F:2 BSUB(256,30,-3.0) PKD(7,5,3,0.10%,15064.0,1.00%,F,T) Exp:NDB5US
TRIANGLE LABS Text:TLI#57752C DF-DP-642 0-0.5

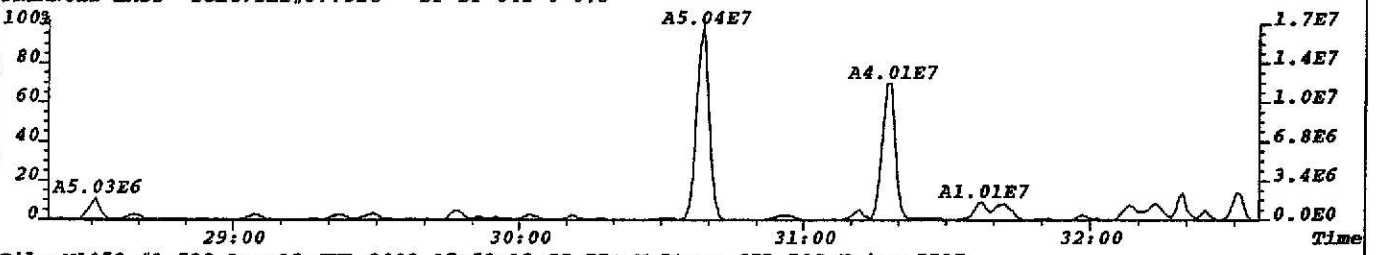

File:W1059 #1-798 Acq:13-JUL-2002 17:52:12 GC EI+ Voltage SIR 70S Noise:5597
353.8970 S:8 F:2 BSUB(256,30,-3.0) PKD(7,5,3,0.10%,22388.0,1.00%,F,T) Exp:NDB5US
TRIANGLE LABS Text:TLI#57752C DF-DP-642 0-0.5

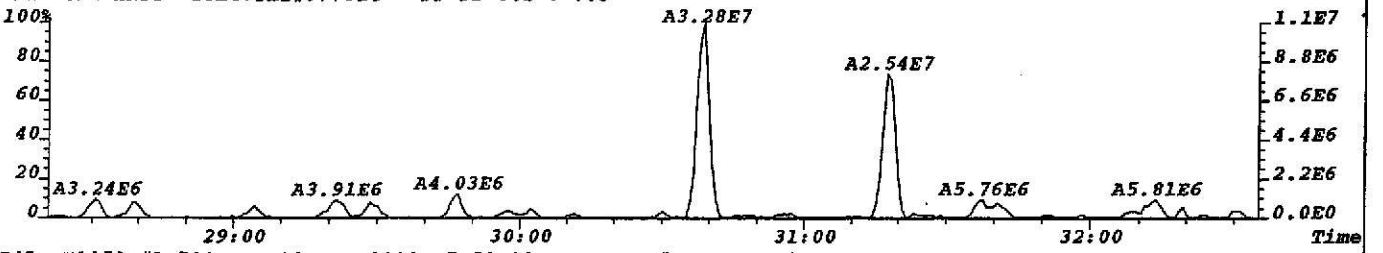

File:W1059 #1-798 Acq:13-JUL-2002 17:52:12 GC EI+ Voltage SIR 70S
330.9792 S:8 F:2 Exp:NDB5US
TRIANGLE LABS Text:TLI#57752C DF-DP-642 0-0.5

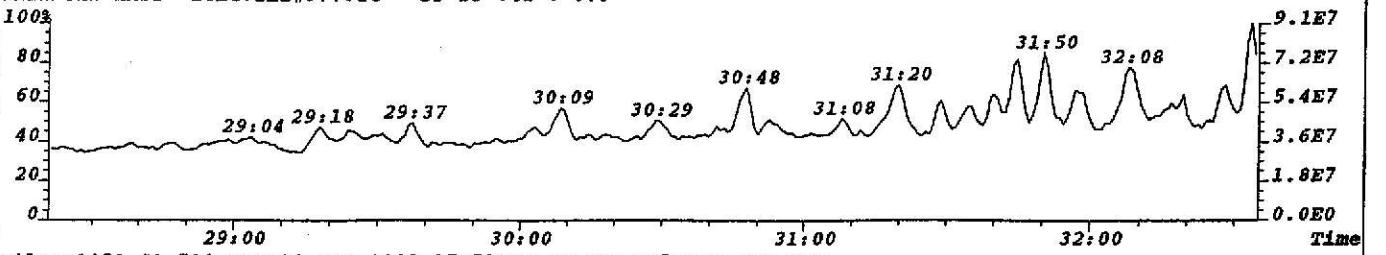

File:W1059 #1-798 Acq:13-JUL-2002 17:52:12 GC EI+ Voltage SIR 70S
409.7974 S:8 F:2 Exp:NDB5US
TRIANGLE LABS Text:TLI#57752C DF-DP-642 0-0.5

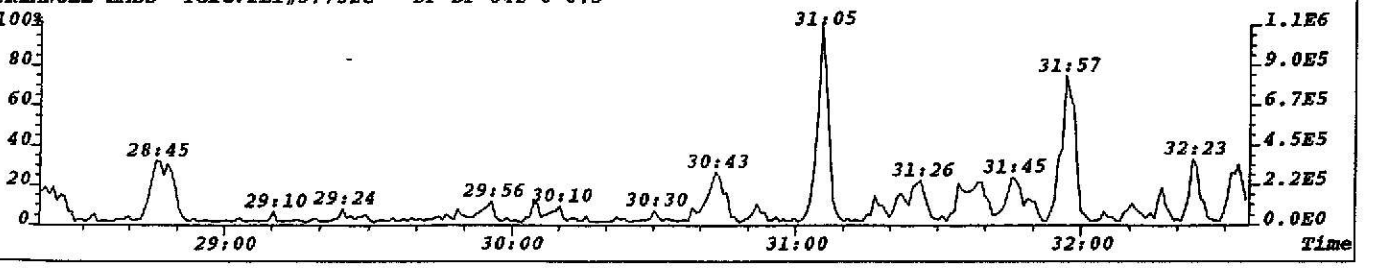

File:W1059 #1-798 Acq:13-JUL-2002 17:52:12 GC EI+ Voltage SIR 70S
355.8546 S:8 F:2 BSUB(256,30,-3.0) PKD(5,5,3,0.05%,8788.0,1.00%,F,T) Exp:NDB5US Noise:2197
Sample Text:TLI#57752C DF-DP-642 0-0.5 File Text:TRIANGLE LABORATORIES, INC.

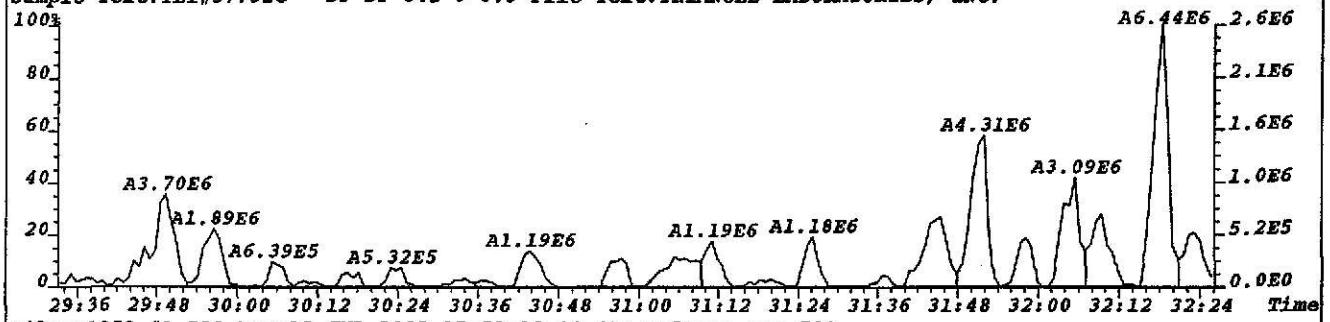

File:W1059 #1-798 Acq:13-JUL-2002 17:52:12 GC EI+ Voltage SIR 70S
357.8516 S:8 F:2 BSUB(256,30,-3.0) PKD(5,5,3,0.05%,20720.0,1.00%,F,T) Exp:NDB5US Noise:5180
Sample Text:TLI#57752C DF-DP-642 0-0.5 File Text:TRIANGLE LABORATORIES, INC.

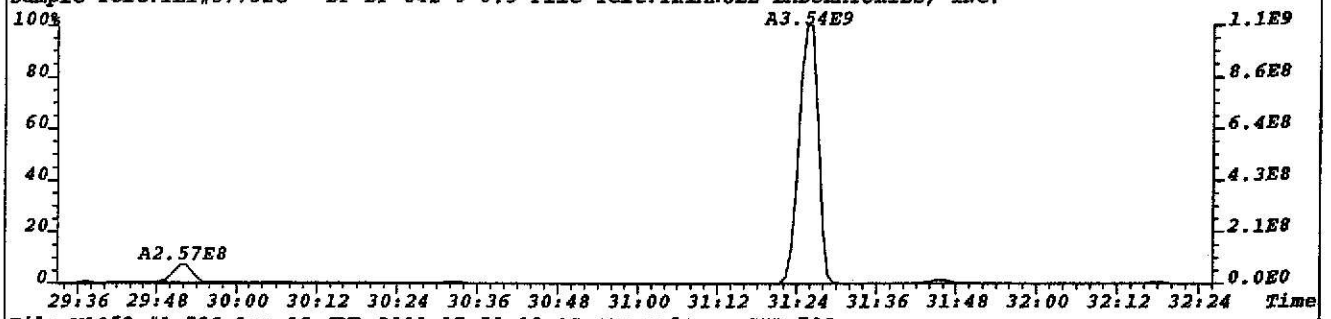

File:W1059 #1-798 Acq:13-JUL-2002 17:52:12 GC EI+ Voltage SIR 70S
367.8949 S:8 F:2 BSUB(256,30,-3.0) PKD(5,5,3,0.05%,13536.0,1.00%,F,T) Exp:NDB5US Noise:3384
Sample Text:TLI#57752C DF-DP-642 0-0.5 File Text:TRIANGLE LABORATORIES, INC.

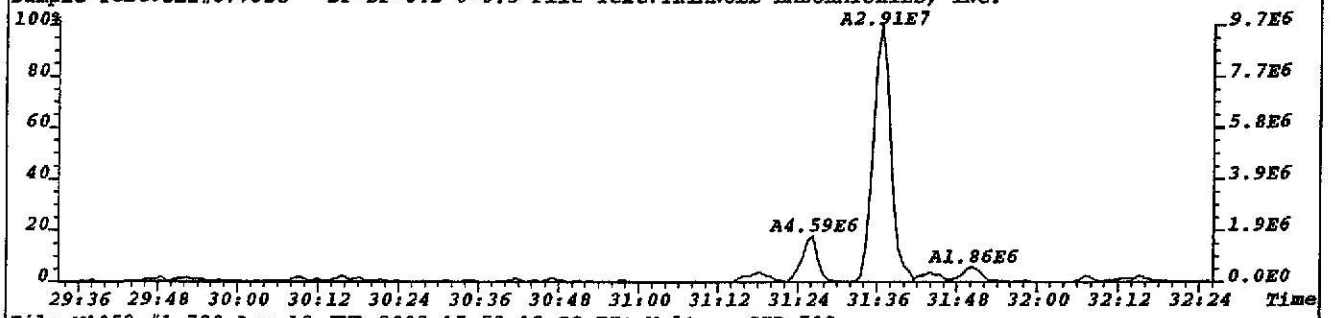

File:W1059 #1-798 Acq:13-JUL-2002 17:52:12 GC EI+ Voltage SIR 70S
369.8919 S:8 F:2 BSUB(256,30,-3.0) PKD(5,5,3,0.05%,7916.0,1.00%,F,T) Exp:NDB5US Noise:1979
Sample Text:TLI#57752C DF-DP-642 0-0.5 File Text:TRIANGLE LABORATORIES, INC.

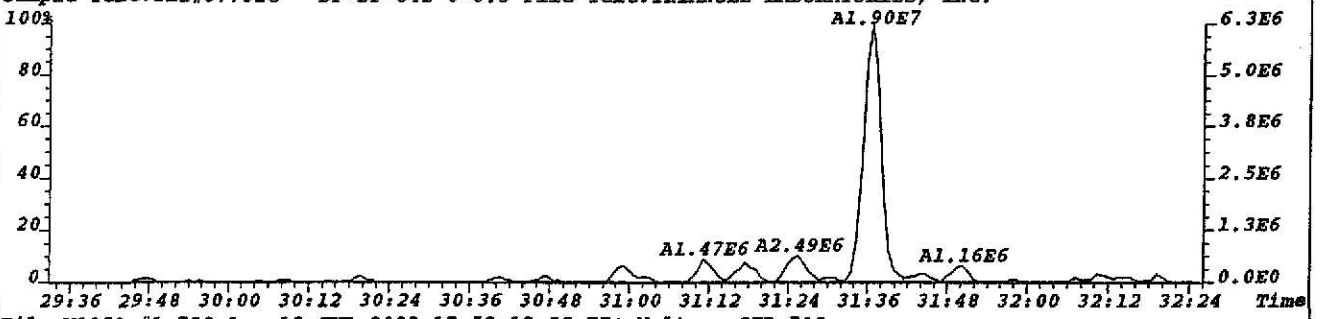

File:W1059 #1-798 Acq:13-JUL-2002 17:52:12 GC EI+ Voltage SIR 70S
330.9792 S:8 F:2 Exp:NDB5US
Sample Text:TLI#57752C DF-DP-642 0-0.5 File Text:TRIANGLE LABORATORIES, INC.

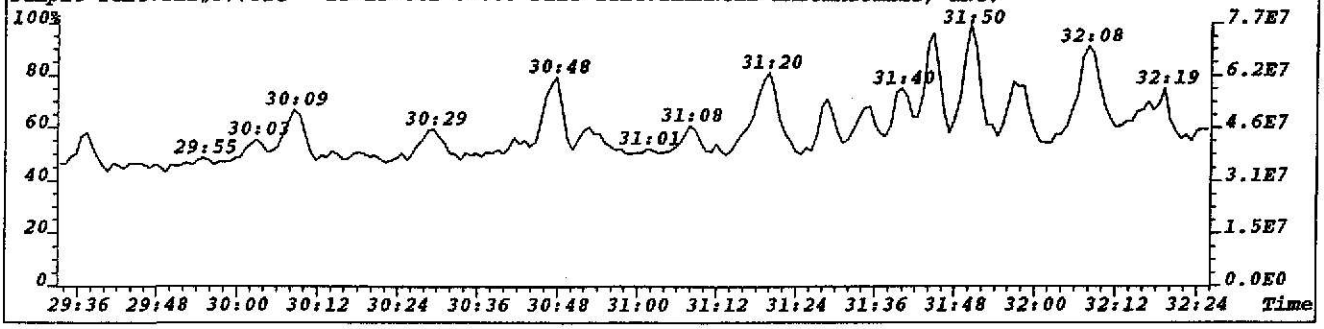

File:W1059 #1-422 Acq:13-JUL-2002 17:52:12 GC EI+ Voltage SIR 70S Noise:39859
373.8208 S:8 F:3 BSUB(256,30,-3.0) PKD(7,5,3,0.10%,159436.0,1.00%,F,T) Exp:NDB5US
TRIANGLE LABS Text:TLI#57752C DF-DP-642 0-0.5

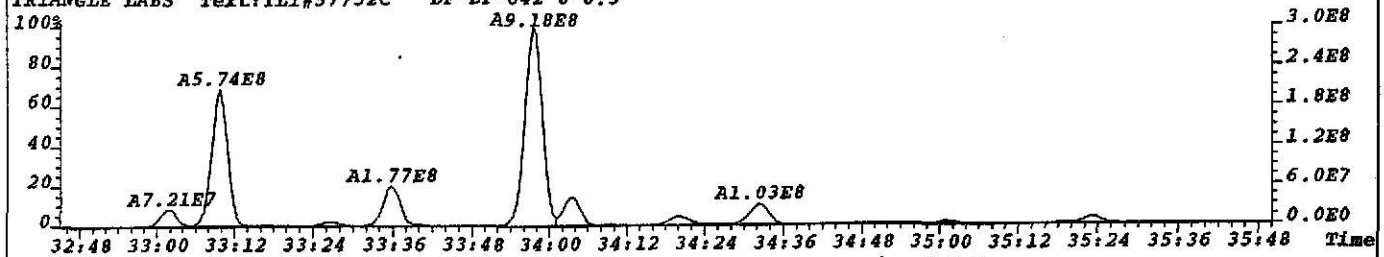

File:W1059 #1-422 Acq:13-JUL-2002 17:52:12 GC EI+ Voltage SIR 70S Noise:56363
375.8178 S:8 F:3 BSUB(256,30,-3.0) PKD(7,5,3,0.10%,225452.0,1.00%,F,T) Exp:NDB5US
TRIANGLE LABS Text:TLI#57752C DF-DP-642 0-0.5

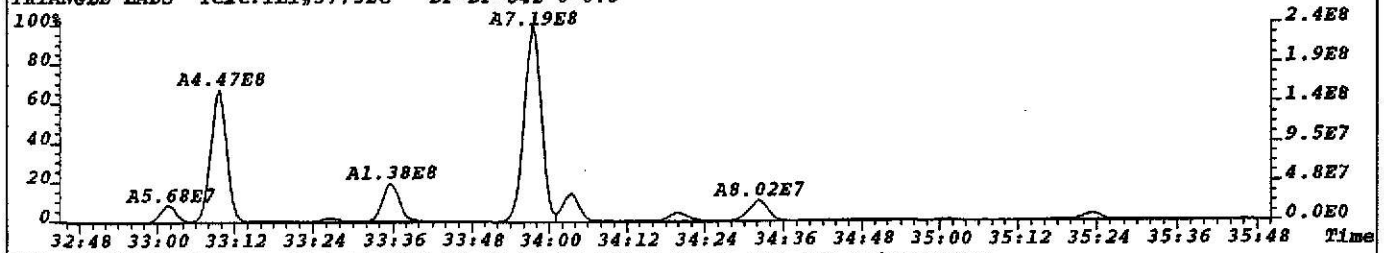

File:W1059 #1-422 Acq:13-JUL-2002 17:52:12 GC EI+ Voltage SIR 70S Noise:85739
383.8639 S:8 F:3 BSUB(256,30,-3.0) PKD(7,5,3,0.10%,342956.0,1.00%,F,T) Exp:NDB5US
TRIANGLE LABS Text:TLI#57752C DF-DP-642 0-0.5

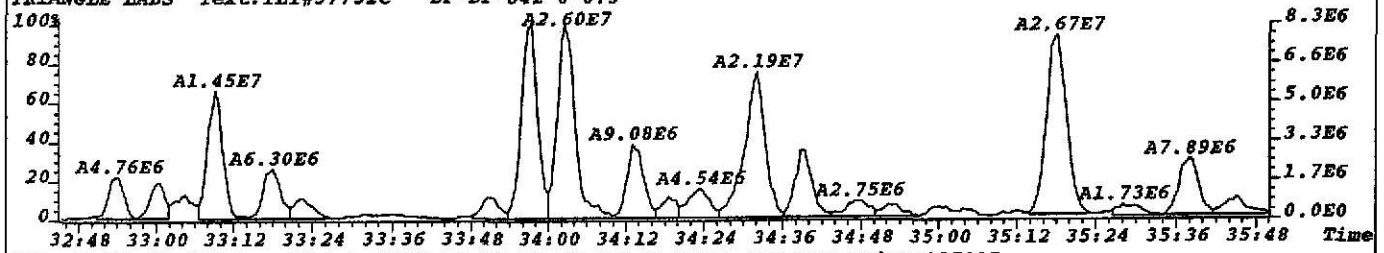

File:W1059 #1-422 Acq:13-JUL-2002 17:52:12 GC EI+ Voltage SIR 70S Noise:125017
385.8610 S:8 F:3 BSUB(256,30,-3.0) PKD(7,5,3,0.10%,500068.0,1.00%,F,T) Exp:NDB5US
TRIANGLE LABS Text:TLI#57752C DF-DP-642 0-0.5

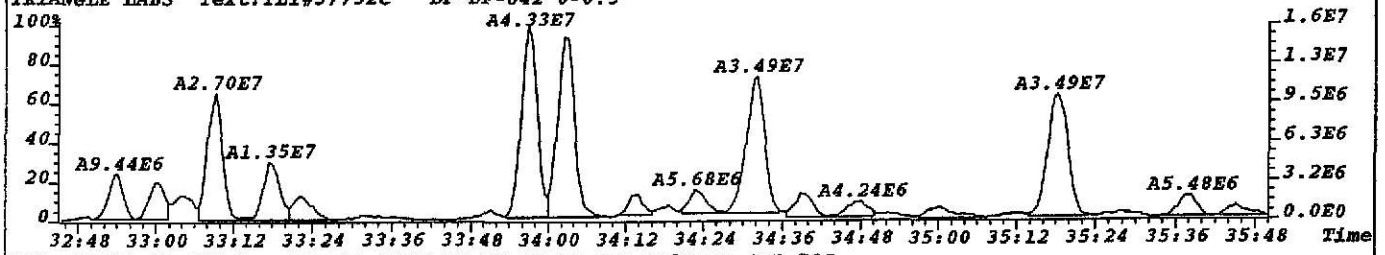

File:W1059 #1-422 Acq:13-JUL-2002 17:52:12 GC EI+ Voltage SIR 70S
392.9760 S:8 F:3 Exp:NDB5US
TRIANGLE LABS Text:TLI#57752C DF-DP-642 0-0.5

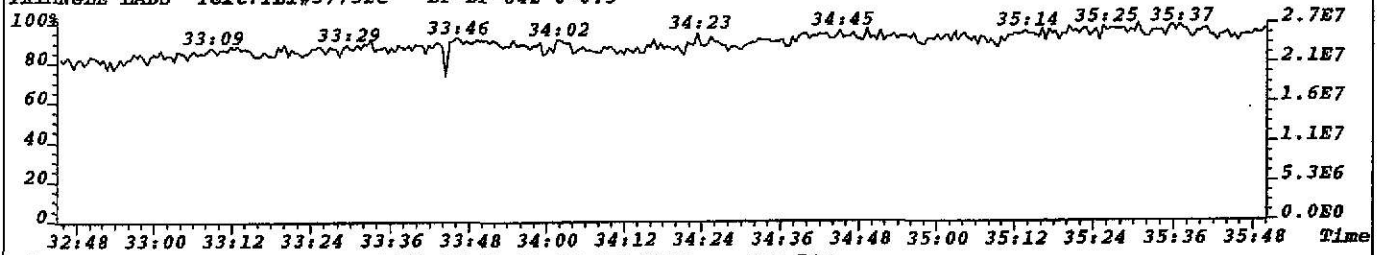

File:W1059 #1-422 Acq:13-JUL-2002 17:52:12 GC EI+ Voltage SIR 70S
445.7555 S:8 F:3 Exp:NDB5US
TRIANGLE LABS Text:TLI#57752C DF-DP-642 0-0.5

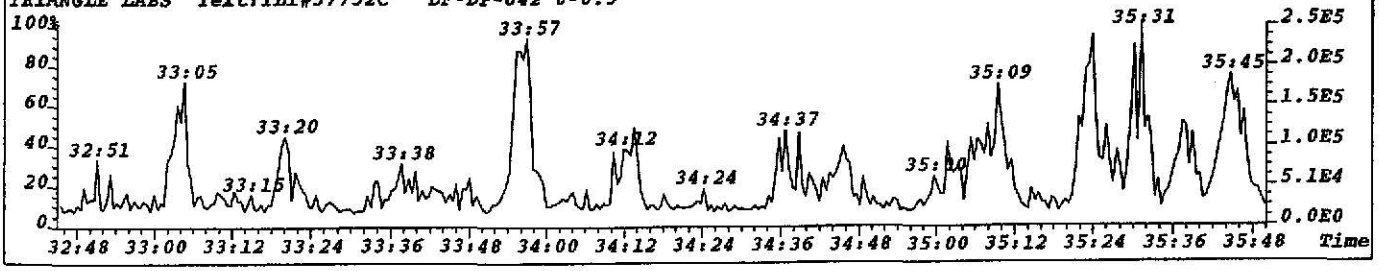

File:W1059 #1-422 Acq:13-JUL-2002 17:52:12 GC EI+ Voltage SIR 70S
389.8156 S:8 F:3 BSUB(256,30,-3.0) PKD(7,5,3,0.10%,315064.0,1.00%,F,T) Exp:NDB5US Noise:78766
Sample Text:TLI#57752C DF-DP-642 0-0.5 File Text:TRIANGLE LABORATORIES, INC.

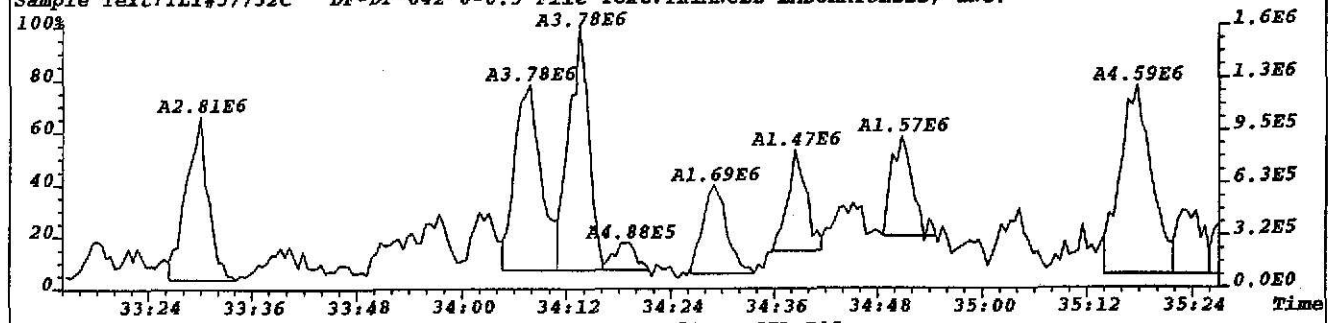

File:W1059 #1-422 Acq:13-JUL-2002 17:52:12 GC EI+ Voltage SIR 70S
391.8127 S:8 F:3 BSUB(256,30,-3.0) PKD(7,5,3,0.10%,432496.0,1.00%,F,T) Exp:NDB5US Noise:108124
Sample Text:TLI#57752C DF-DP-642 0-0.5 File Text:TRIANGLE LABORATORIES, INC.

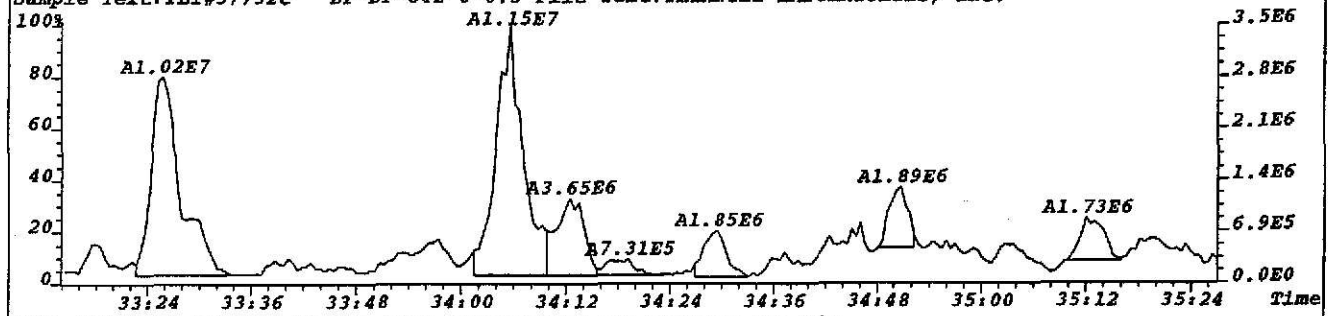

File:W1059 #1-422 Acq:13-JUL-2002 17:52:12 GC EI+ Voltage SIR 70S
401.8558 S:8 F:3 BSUB(256,30,-3.0) PKD(7,5,3,0.10%,311700.0,1.00%,F,T) Exp:NDB5US Noise:77925
Sample Text:TLI#57752C DF-DP-642 0-0.5 File Text:TRIANGLE LABORATORIES, INC.

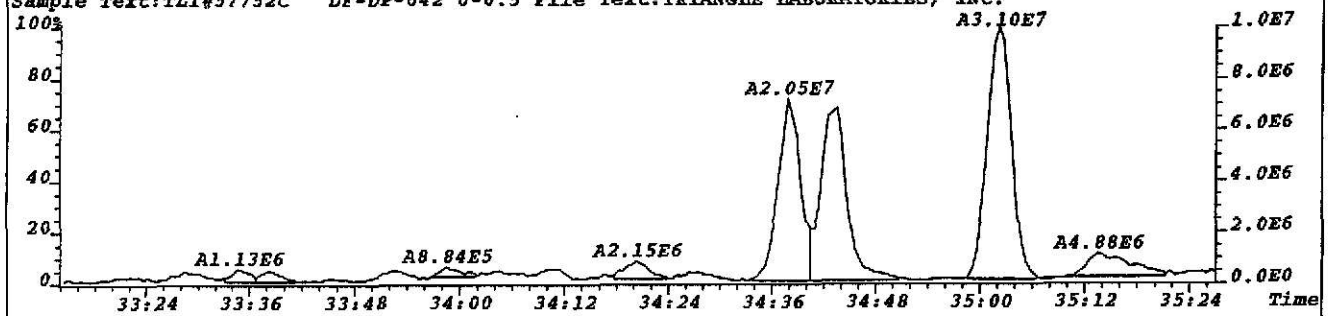

File:W1059 #1-422 Acq:13-JUL-2002 17:52:12 GC EI+ Voltage SIR 70S
403.8529 S:8 F:3 BSUB(256,30,-3.0) PKD(7,5,3,0.10%,317384.0,1.00%,F,T) Exp:NDB5US Noise:79346
Sample Text:TLI#57752C DF-DP-642 0-0.5 File Text:TRIANGLE LABORATORIES, INC.

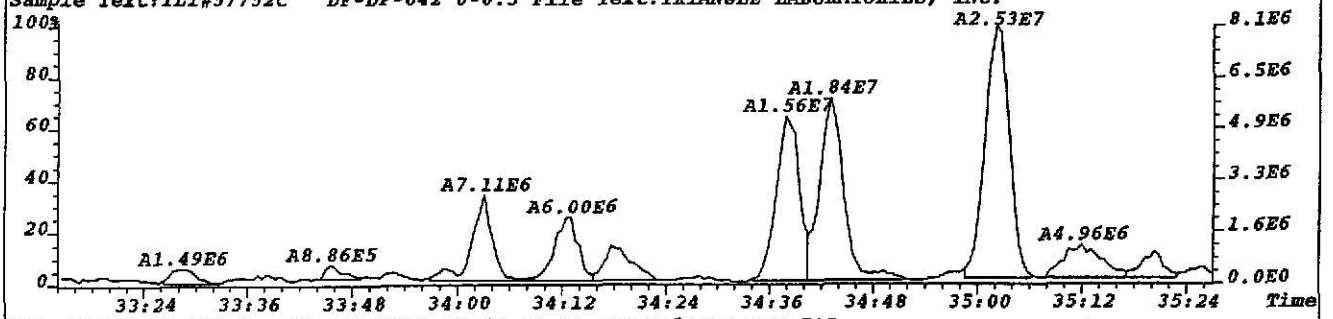

File:W1059 #1-422 Acq:13-JUL-2002 17:52:12 GC EI+ Voltage SIR 70S
392.9760 S:8 F:3 Exp:NDB5US
Sample Text:TLI#57752C DF-DP-642 0-0.5 File Text:TRIANGLE LABORATORIES, INC.

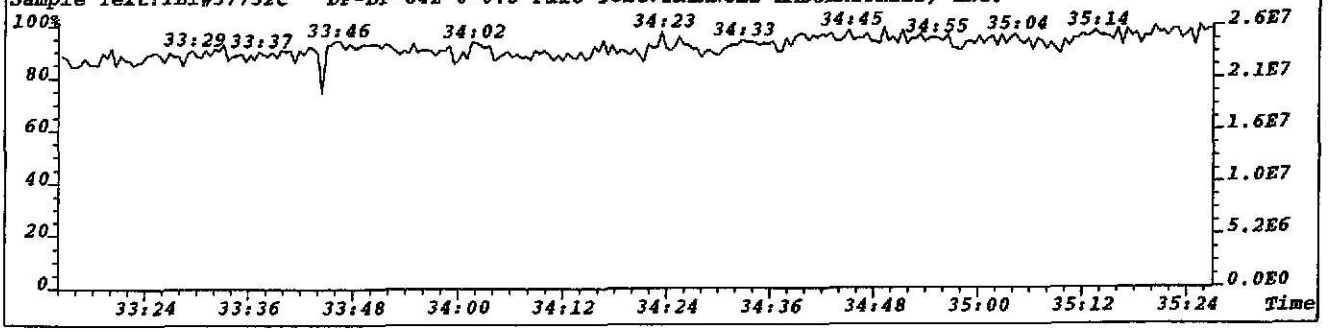

File:W1059 #1-674 Acq:13-JUL-2002 17:52:12 GC EI+ Voltage SIR 70S Noise:20204
407.7818 S:8 F:4 BSUB(256,30,-3.0) PKD(7,5,3,0.10%,80816.0,1.00%,F,T) Exp:NDB5US
TRIANGLE LABS Text:TLI#57752C DF-DP-642 0-0.5



File:W1059 #1-674 Acq:13-JUL-2002 17:52:12 GC EI+ Voltage SIR 70S Noise:22539
409.7789 S:8 F:4 BSUB(256,30,-3.0) PKD(7,5,3,0.10%,90156.0,1.00%,F,T) Exp:NDB5US
TRIANGLE LABS Text:TLI#57752C DF-DP-642 0-0.5

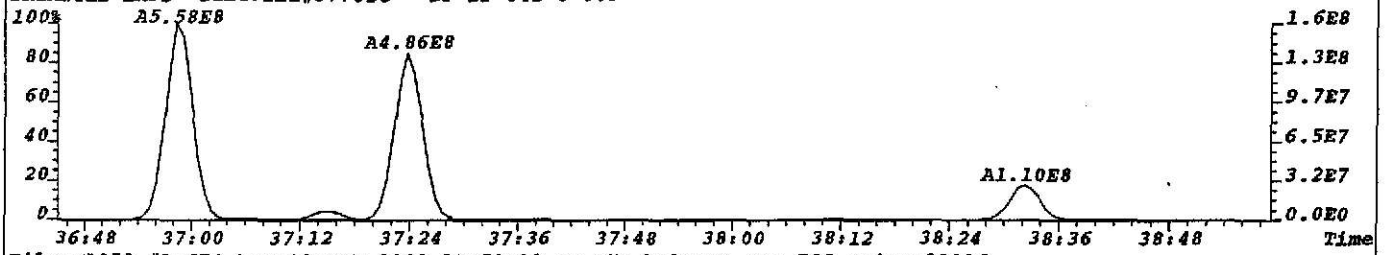

File:W1059 #1-674 Acq:13-JUL-2002 17:52:12 GC EI+ Voltage SIR 70S Noise:22326
417.8253 S:8 F:4 BSUB(256,30,-3.0) PKD(7,5,3,0.10%,89304.0,1.00%,F,T) Exp:NDB5US
TRIANGLE LABS Text:TLI#57752C DF-DP-642 0-0.5

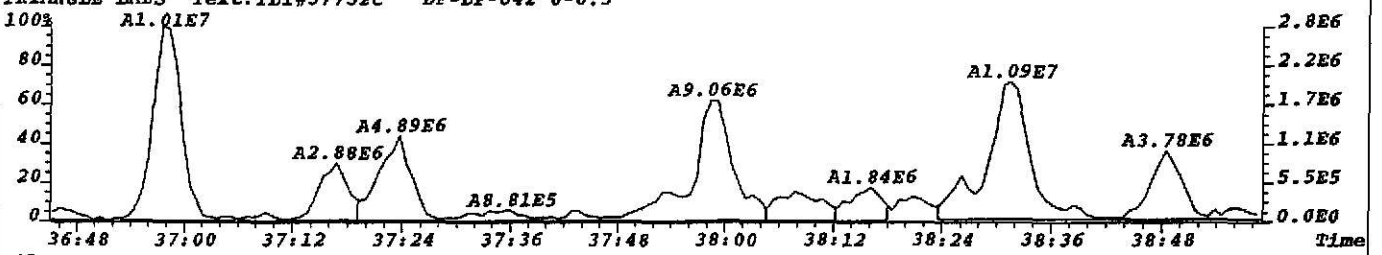

File:W1059 #1-674 Acq:13-JUL-2002 17:52:12 GC EI+ Voltage SIR 70S Noise:50216
419.8220 S:8 F:4 BSUB(256,30,-3.0) PKD(7,5,3,0.10%,200864.0,1.00%,F,T) Exp:NDB5US
TRIANGLE LABS Text:TLI#57752C DF-DP-642 0-0.5

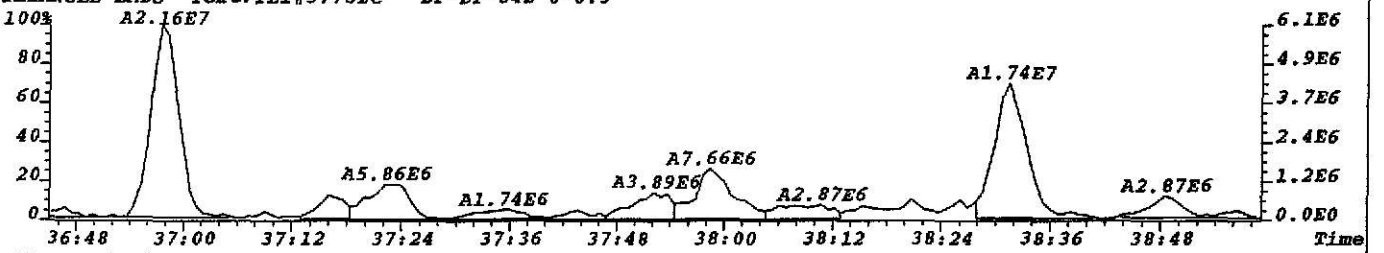

File:W1059 #1-674 Acq:13-JUL-2002 17:52:12 GC EI+ Voltage SIR 70S
430.9729 S:8 F:4 Exp:NDB5US
TRIANGLE LABS Text:TLI#57752C DF-DP-642 0-0.5

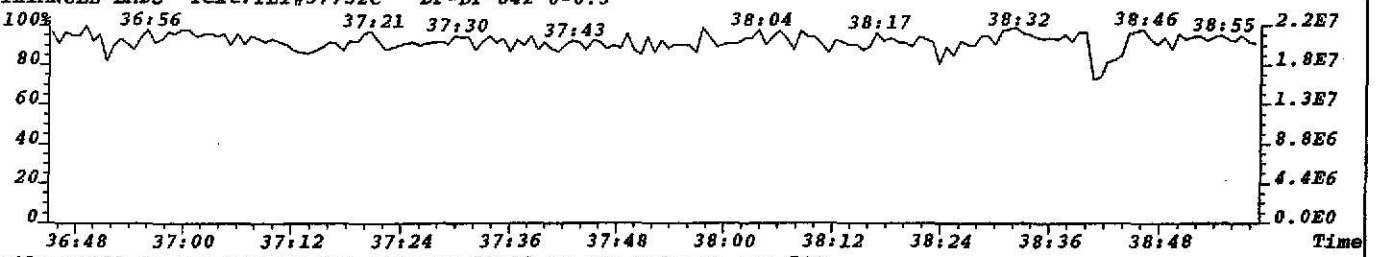

File:W1059 #1-674 Acq:13-JUL-2002 17:52:12 GC EI+ Voltage SIR 70S
479.7165 S:8 F:4 Exp:NDB5US
TRIANGLE LABS Text:TLI#57752C DF-DP-642 0-0.5

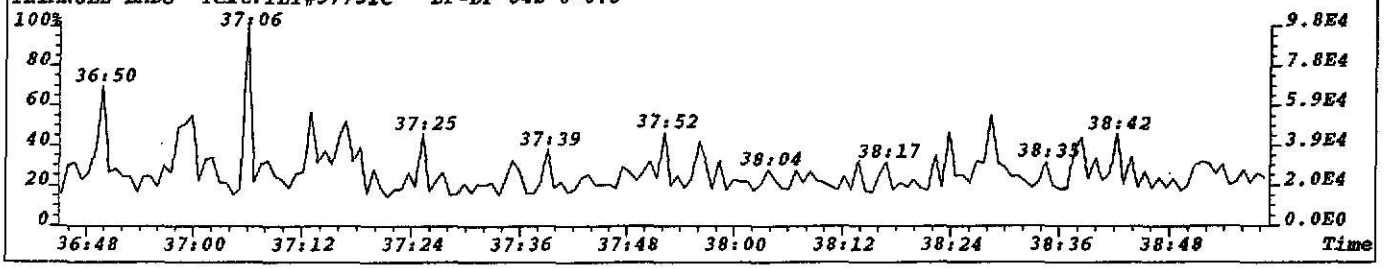

File:W1059 #1-674 Acq:13-JUL-2002 17:52:12 GC EI+ Voltage SIR 70S
423.7766 S:8 F:4 BSUB(256,30,-3.0) PKD(7,5,3,0.10%,93492.0,1.00%,F,T) Exp:NDB5US Noise:23373
Sample Text:TLI#57752C DF-DP-642 0-0.5 File Text:TRIANGLE LABORATORIES, INC.

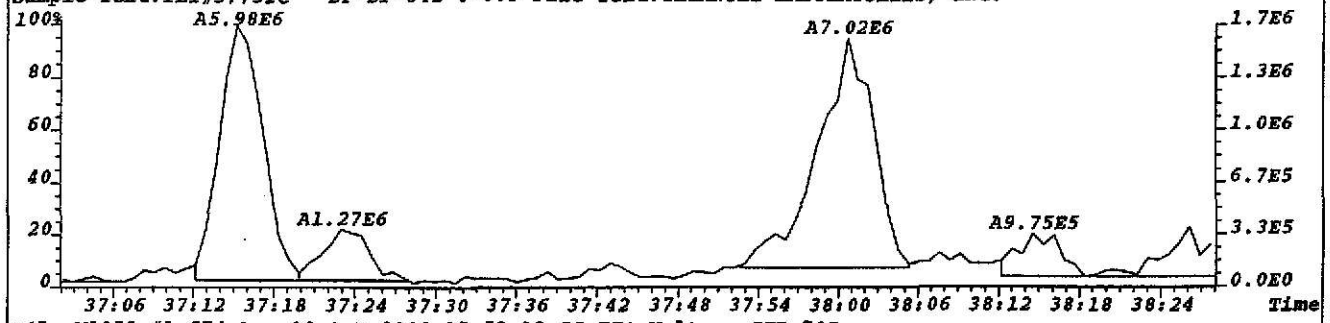

File:W1059 #1-674 Acq:13-JUL-2002 17:52:12 GC EI+ Voltage SIR 70S
425.7737 S:8 F:4 BSUB(256,30,-3.0) PKD(7,5,3,0.10%,114648.0,1.00%,F,T) Exp:NDB5US Noise:28662
Sample Text:TLI#57752C DF-DP-642 0-0.5 File Text:TRIANGLE LABORATORIES, INC.

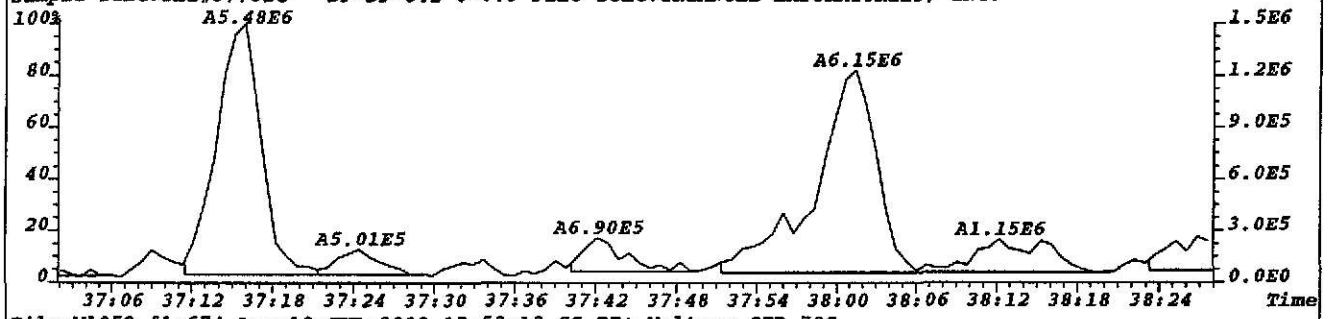

File:W1059 #1-674 Acq:13-JUL-2002 17:52:12 GC EI+ Voltage SIR 70S
435.8169 S:8 F:4 BSUB(256,30,-3.0) PKD(7,5,3,0.10%,633224.0,1.00%,F,T) Exp:NDB5US Noise:158306
Sample Text:TLI#57752C DF-DP-642 0-0.5 File Text:TRIANGLE LABORATORIES, INC.

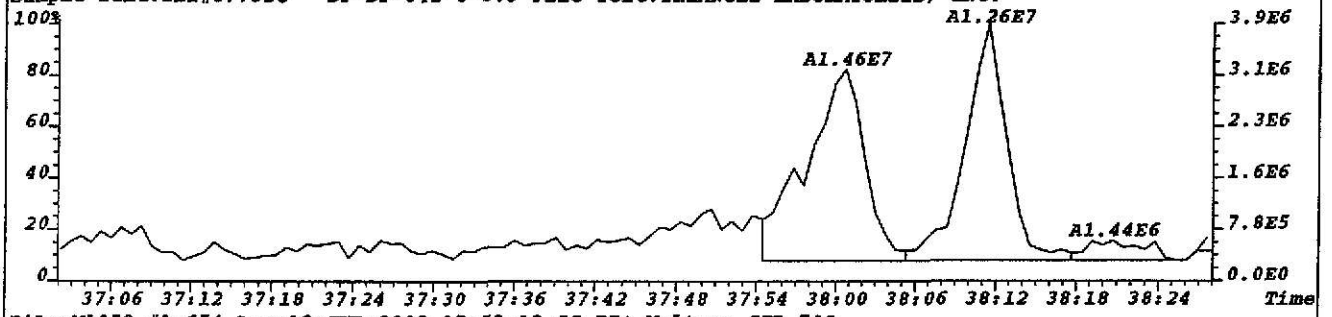

File:W1059 #1-674 Acq:13-JUL-2002 17:52:12 GC EI+ Voltage SIR 70S
437.8140 S:8 F:4 BSUB(256,30,-3.0) PKD(7,5,3,0.10%,438736.0,1.00%,F,T) Exp:NDB5US Noise:109684
Sample Text:TLI#57752C DF-DP-642 0-0.5 File Text:TRIANGLE LABORATORIES, INC.

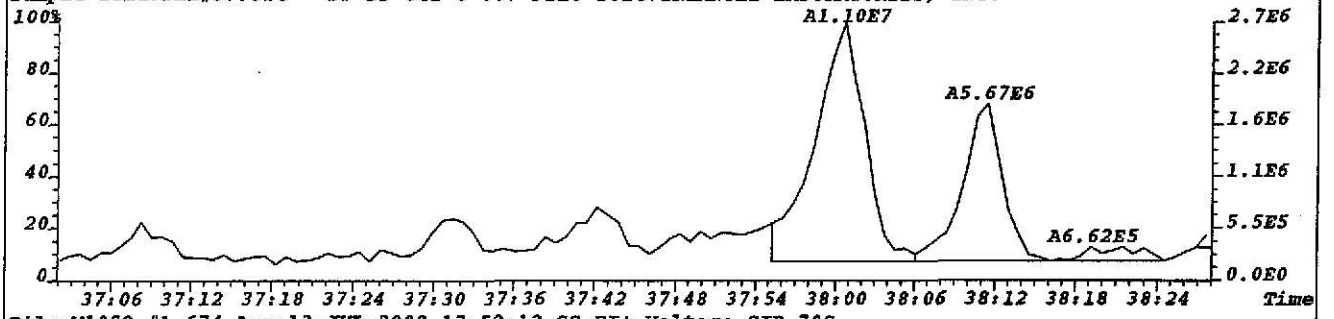

File:W1059 #1-674 Acq:13-JUL-2002 17:52:12 GC EI+ Voltage SIR 70S
430.9729 S:8 F:4 Exp:NDB5US
Sample Text:TLI#57752C DF-DP-642 0-0.5 File Text:TRIANGLE LABORATORIES, INC.

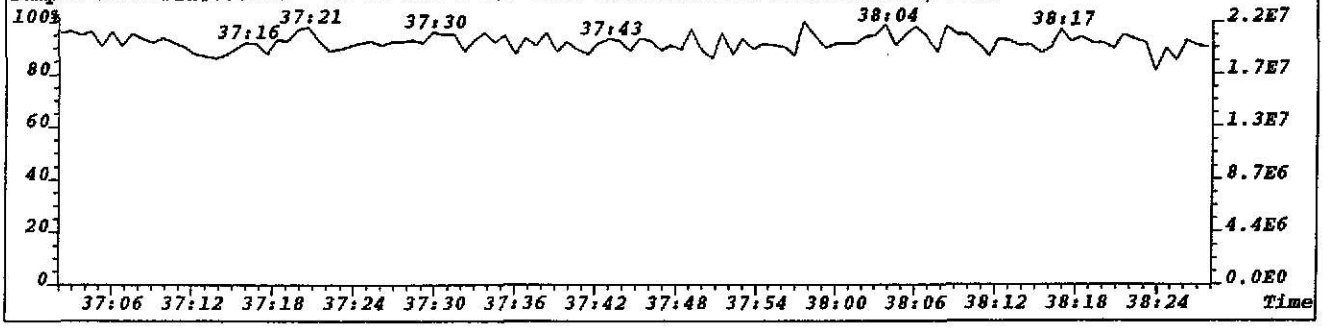

File:W1059 #1-674 Acq:13-JUL-2002 17:52:12 GC EI+ Voltage SIR 70S Noise:6340
441.7428 S:8 F:4 BSUB(256,30,-3.0) PKD(7,5,3,0.10%,25360.0,1.00%,F,T) Exp:NDB5US
Sample Text:TLI#57752C DF-DP-642 0-0.5 File Text:TRIANGLE LABORATORIES, INC.

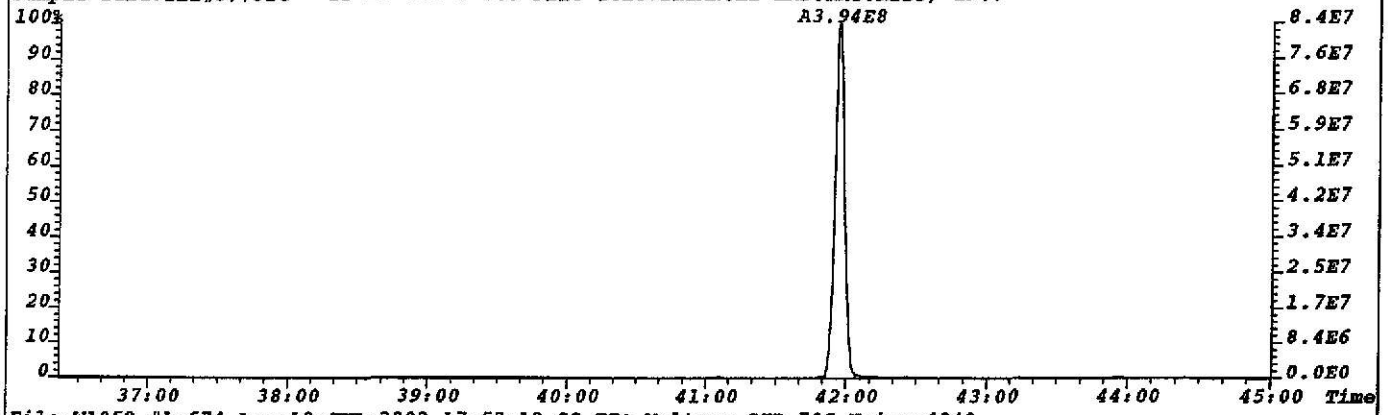

File:W1059 #1-674 Acq:13-JUL-2002 17:52:12 GC EI+ Voltage SIR 70S Noise:4349
443.7399 S:8 F:4 BSUB(256,30,-3.0) PKD(7,5,3,0.10%,17396.0,1.00%,F,T) Exp:NDB5US
Sample Text:TLI#57752C DF-DP-642 0-0.5 File Text:TRIANGLE LABORATORIES, INC.

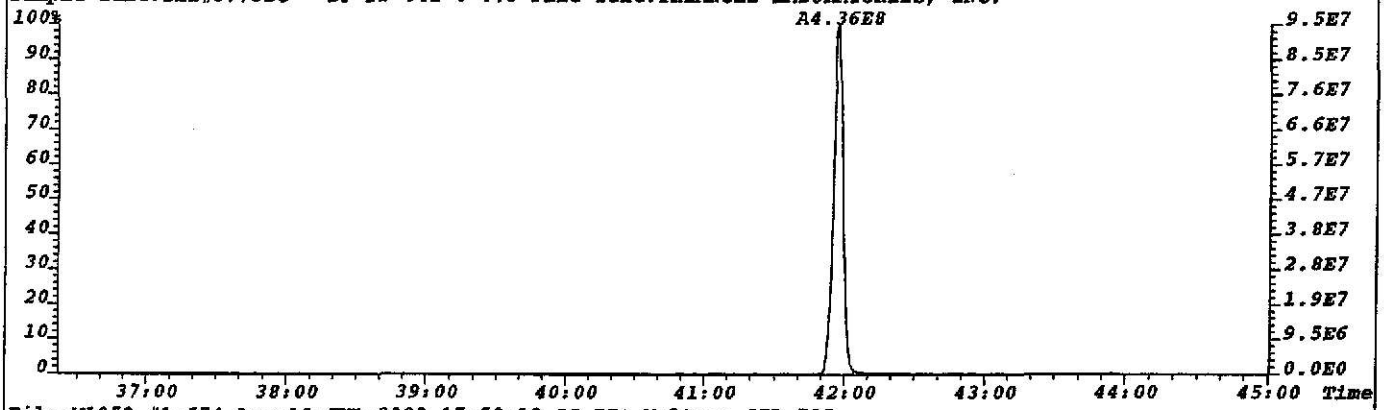

File:W1059 #1-674 Acq:13-JUL-2002 17:52:12 GC EI+ Voltage SIR 70S
430.9729 S:8 F:4 Exp:NDB5US
Sample Text:TLI#57752C DF-DP-642 0-0.5 File Text:TRIANGLE LABORATORIES, INC.

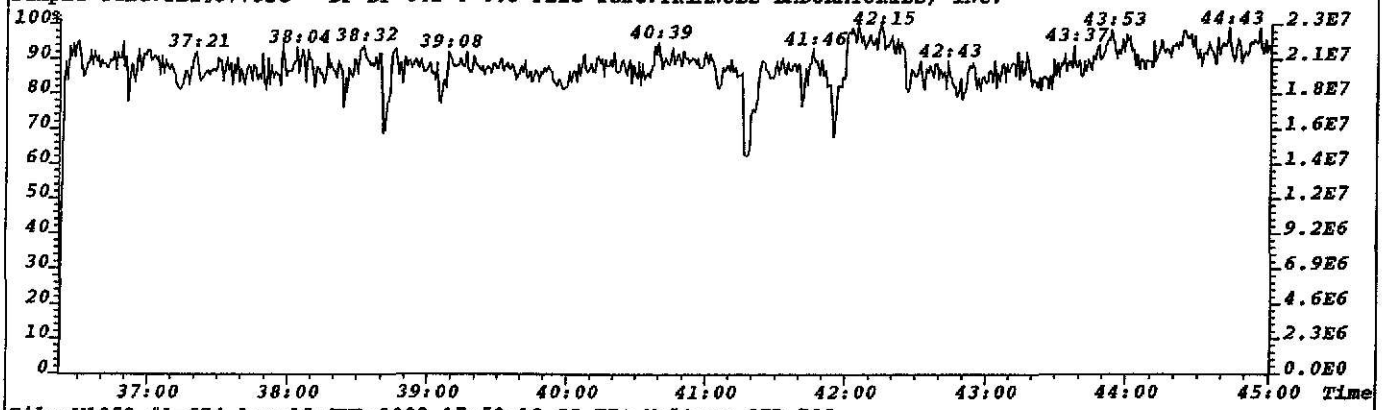

File:W1059 #1-674 Acq:13-JUL-2002 17:52:12 GC EI+ Voltage SIR 70S
513.6775 S:8 F:4 Exp:NDB5US
Sample Text:TLI#57752C DF-DP-642 0-0.5 File Text:TRIANGLE LABORATORIES, INC.

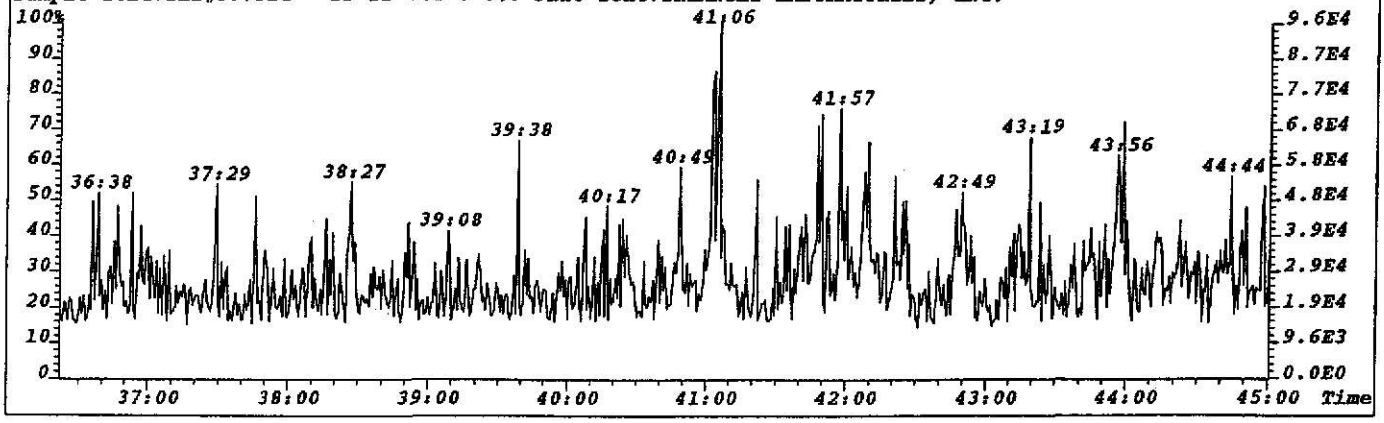

File:W1059 #1-674 Acq:13-JUL-2002 17:52:12 GC EI+ Voltage SIR 70S
457.7377 S:8 F:4 BSUB(256,30,-3.0) PKD(7,5,3,0.10%,19576.0,1.00%,F,T) Exp:NDB5US Noise:4894
Sample Text:TLI#57752C DF-DP-642 0-0.5 File Text:TRIANGLE LABORATORIES, INC.

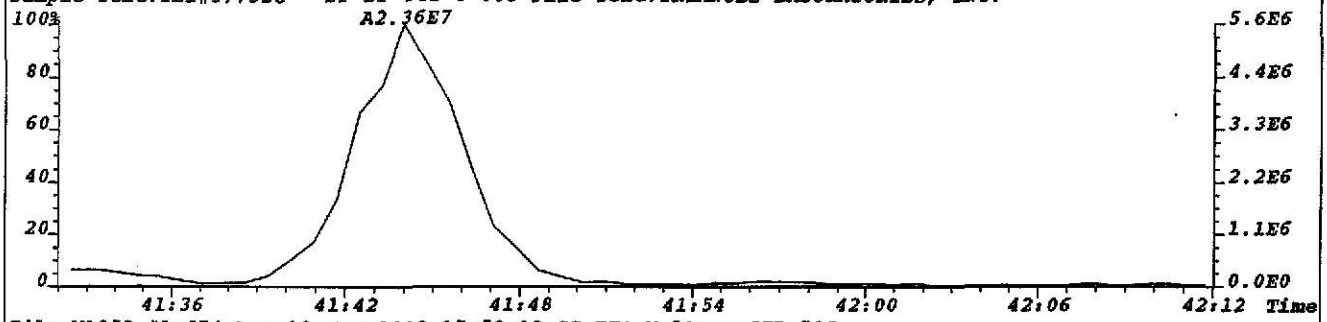

File:W1059 #1-674 Acq:13-JUL-2002 17:52:12 GC EI+ Voltage SIR 70S
459.7348 S:8 F:4 BSUB(256,30,-3.0) PKD(7,5,3,0.10%,18048.0,1.00%,F,T) Exp:NDB5US Noise:4512
Sample Text:TLI#57752C DF-DP-642 0-0.5 File Text:TRIANGLE LABORATORIES, INC.

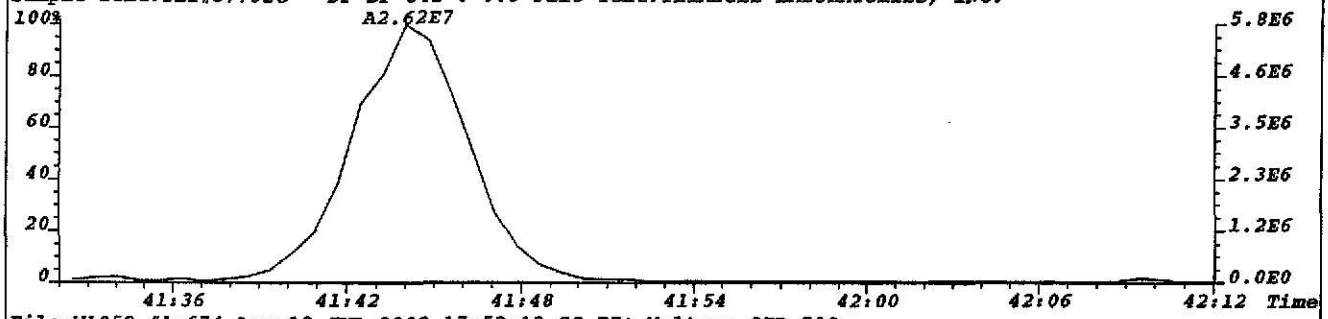

File:W1059 #1-674 Acq:13-JUL-2002 17:52:12 GC EI+ Voltage SIR 70S
469.7779 S:8 F:4 BSUB(256,30,-3.0) PKD(7,5,3,0.10%,150608.0,1.00%,F,T) Exp:NDB5US Noise:37652
Sample Text:TLI#57752C DF-DP-642 0-0.5 File Text:TRIANGLE LABORATORIES, INC.

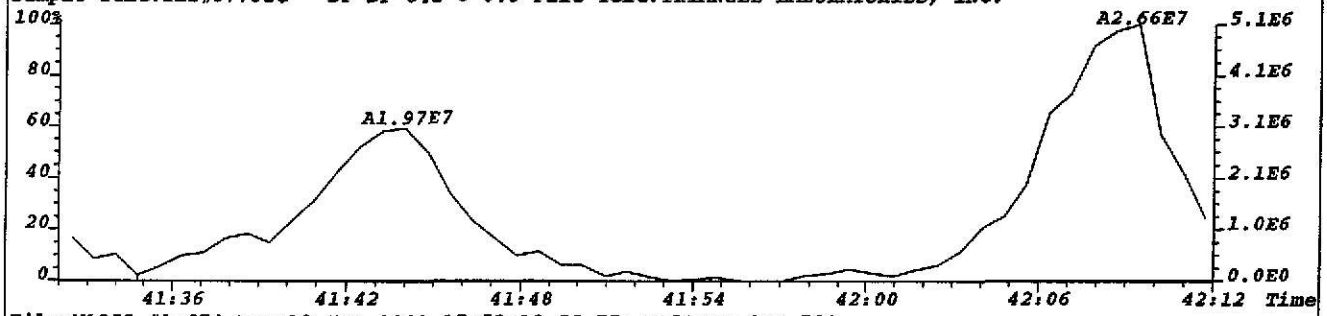

File:W1059 #1-674 Acq:13-JUL-2002 17:52:12 GC EI+ Voltage SIR 70S
471.7750 S:8 F:4 BSUB(256,30,-3.0) PKD(7,5,3,0.10%,253480.0,1.00%,F,T) Exp:NDB5US Noise:63370
Sample Text:TLI#57752C DF-DP-642 0-0.5 File Text:TRIANGLE LABORATORIES, INC.

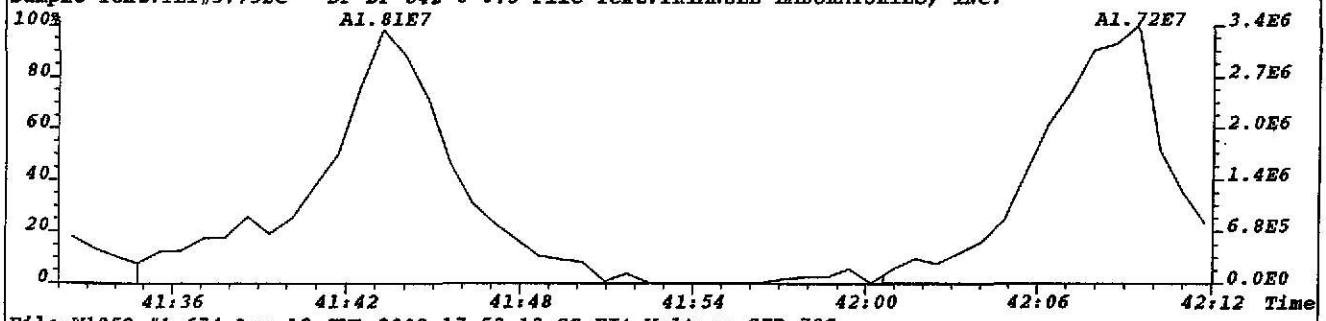

File:W1059 #1-674 Acq:13-JUL-2002 17:52:12 GC EI+ Voltage SIR 70S
430.9729 S:8 F:4 Exp:NDB5US
Sample Text:TLI#57752C DF-DP-642 0-0.5 File Text:TRIANGLE LABORATORIES, INC.

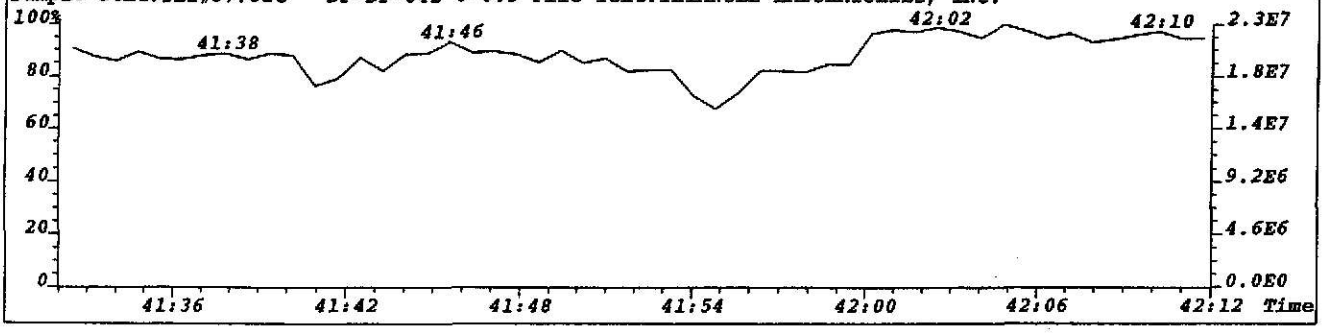

Peak Locate Examination:13-JUL-2002:12:14 File:W1059
Experiment:NDB5US Function:2 Reference:PFK

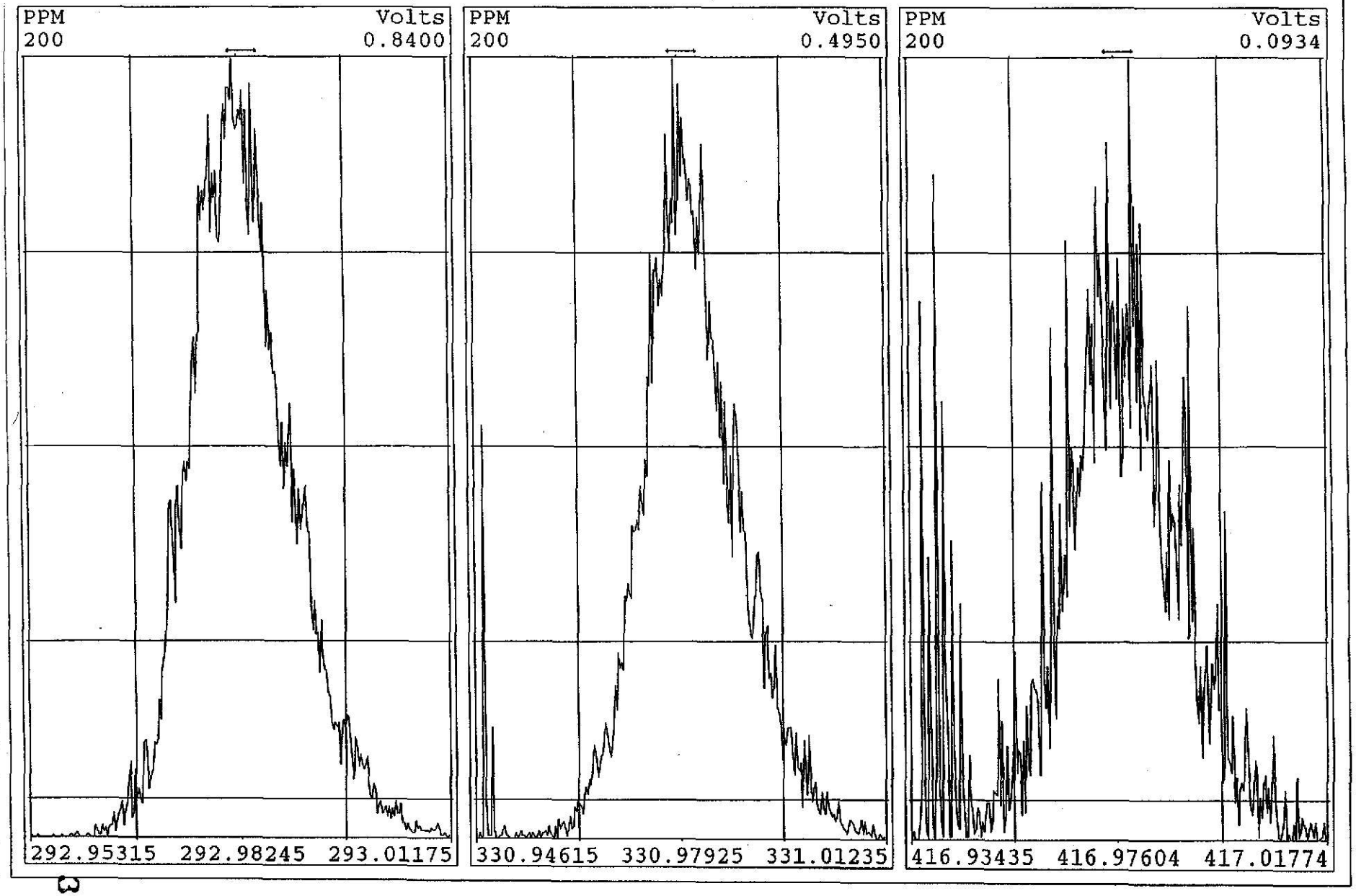

File:W1059 #1-798 Acq:13-JUL-2002 17:52:12 GC EI+ Voltage SIR 70S
319.8965 S:8 F:2 Exp:NDB5US
Sample Text:TLI#57752C DF-DP-642 0-0.5 File Text:TRIANGLE LABORATORIES, INC.

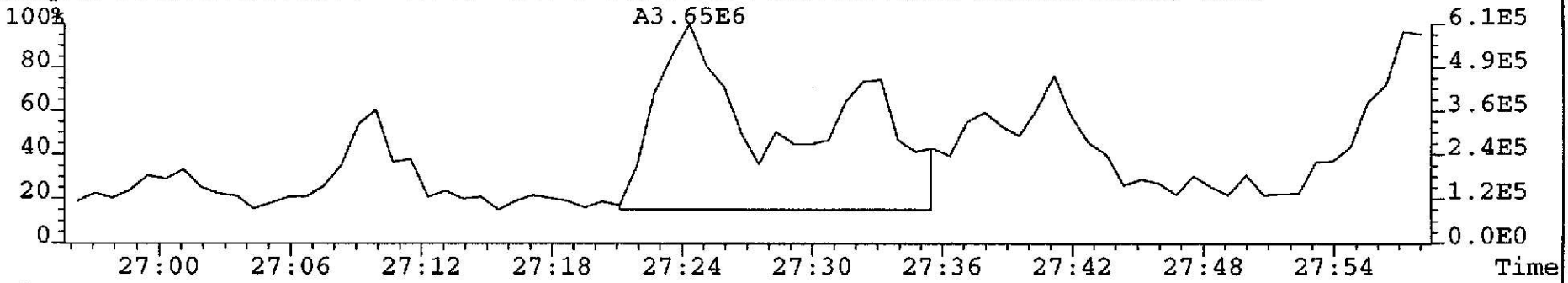

File:W1059 #1-798 Acq:13-JUL-2002 17:52:12 GC EI+ Voltage SIR 70S
321.8936 S:8 F:2 Exp:NDB5US
Sample Text:TLI#57752C DF-DP-642 0-0.5 File Text:TRIANGLE LABORATORIES, INC.

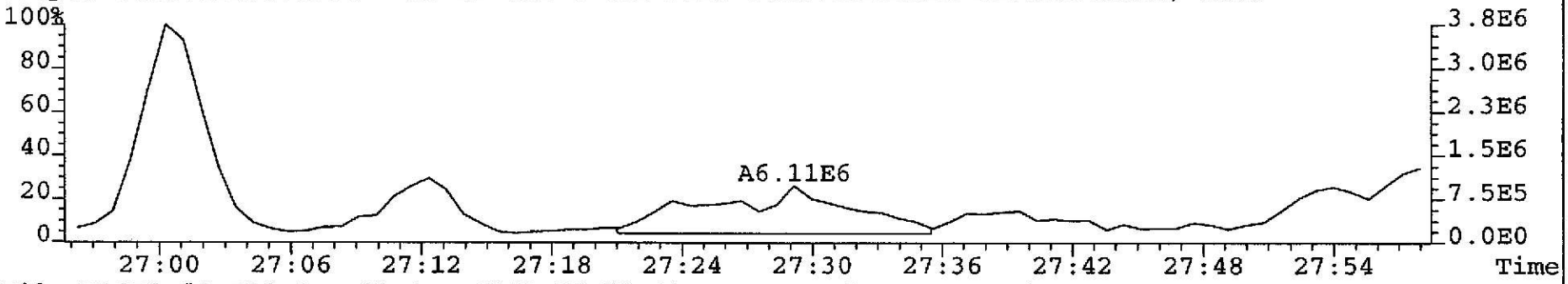

File:W1059 #1-798 Acq:13-JUL-2002 17:52:12 GC EI+ Voltage SIR 70S
333.9338 S:8 F:2 Exp:NDB5US
Sample Text:TLI#57752C DF-DP-642 0-0.5 File Text:TRIANGLE LABORATORIES, INC.

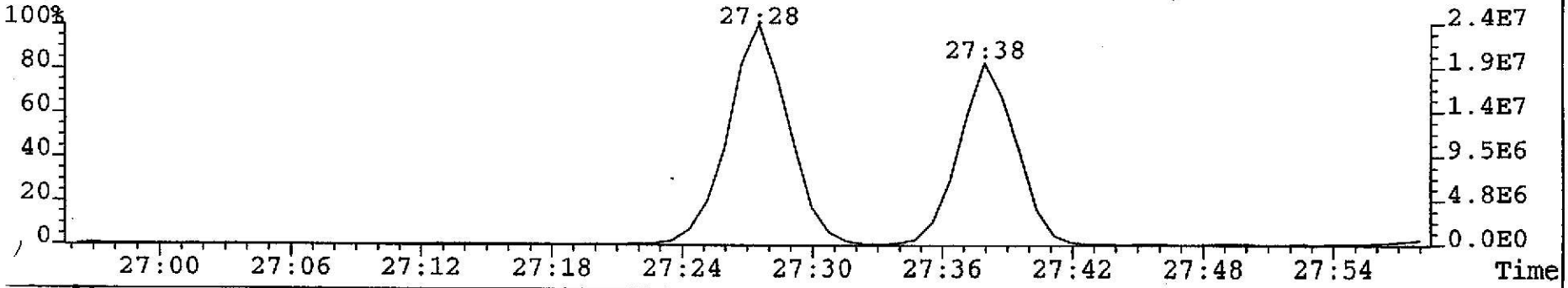

313

VSC 7/17/02

File:W1059 #1-798 Acq:13-JUL-2002 17:52:12 GC EI+ Voltage SIR 70S
319.8965 S:8 F:2 Exp:NDB5US
Sample Text:TLI#57752C DF-DP-642 0-0.5 File Text:TRIANGLE LABORATORIES, INC.

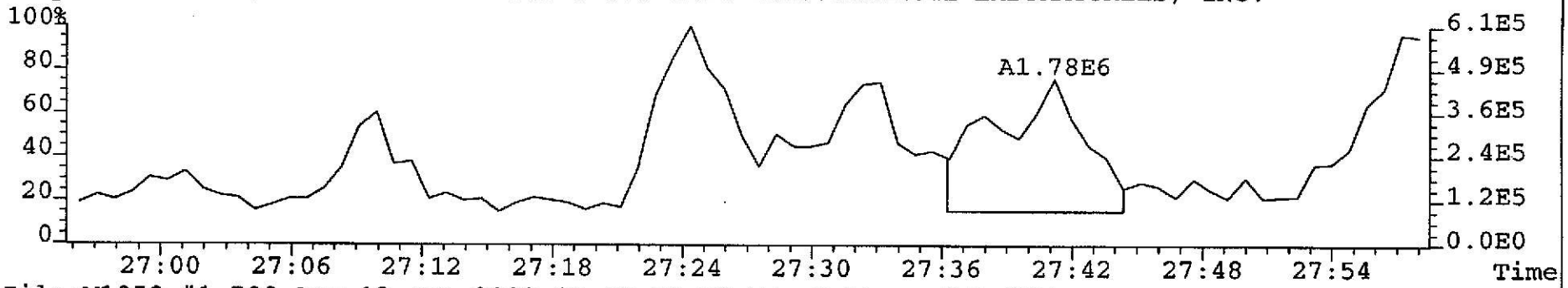

File:W1059 #1-798 Acq:13-JUL-2002 17:52:12 GC EI+ Voltage SIR 70S
321.8936 S:8 F:2 Exp:NDB5US
Sample Text:TLI#57752C DF-DP-642 0-0.5 File Text:TRIANGLE LABORATORIES, INC.

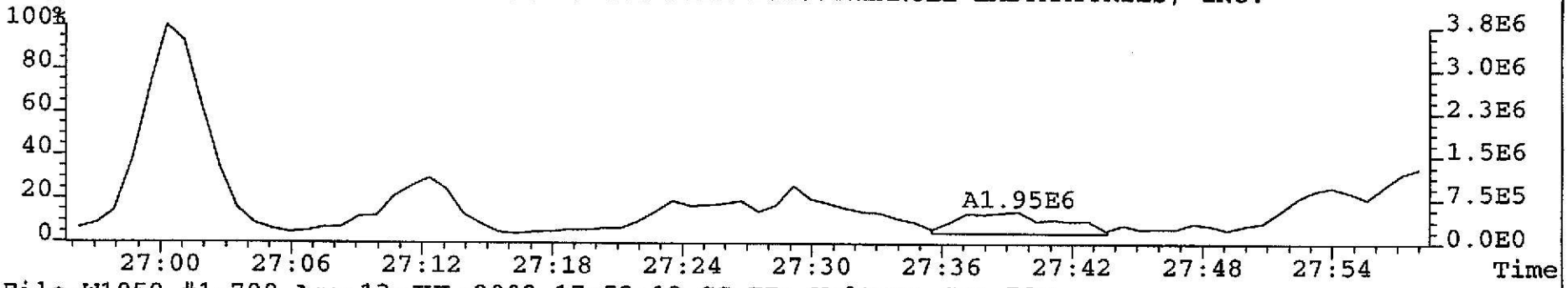

File:W1059 #1-798 Acq:13-JUL-2002 17:52:12 GC EI+ Voltage SIR 70S
333.9338 S:8 F:2 Exp:NDB5US
Sample Text:TLI#57752C DF-DP-642 0-0.5 File Text:TRIANGLE LABORATORIES, INC.

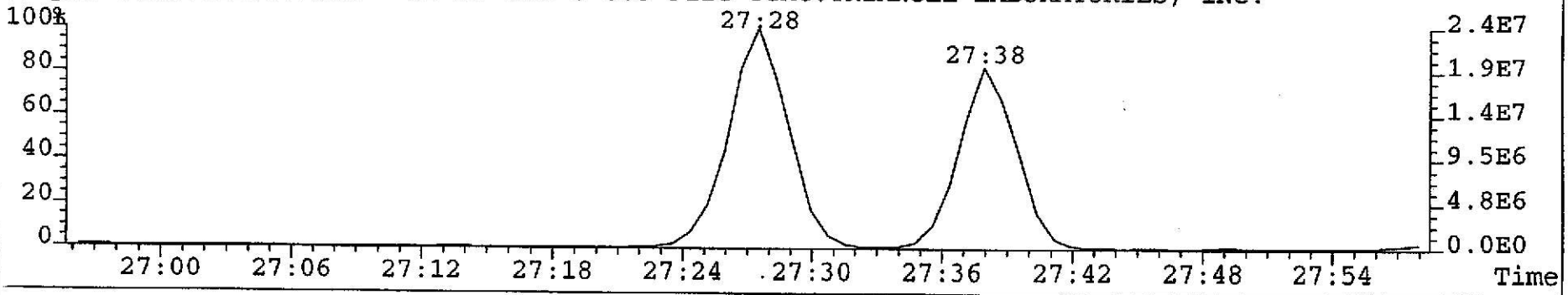

VBC 7/17/02

File:W1059 #1-798 Acq:13-JUL-2002 17:52:12 GC EI+ Voltage SIR 70S
327.8847 S:8 F:2 Exp:NDB5US
Sample Text:TLI#57752C DF-DP-642 0-0.5 File Text:TRIANGLE LABORATORIES, INC.

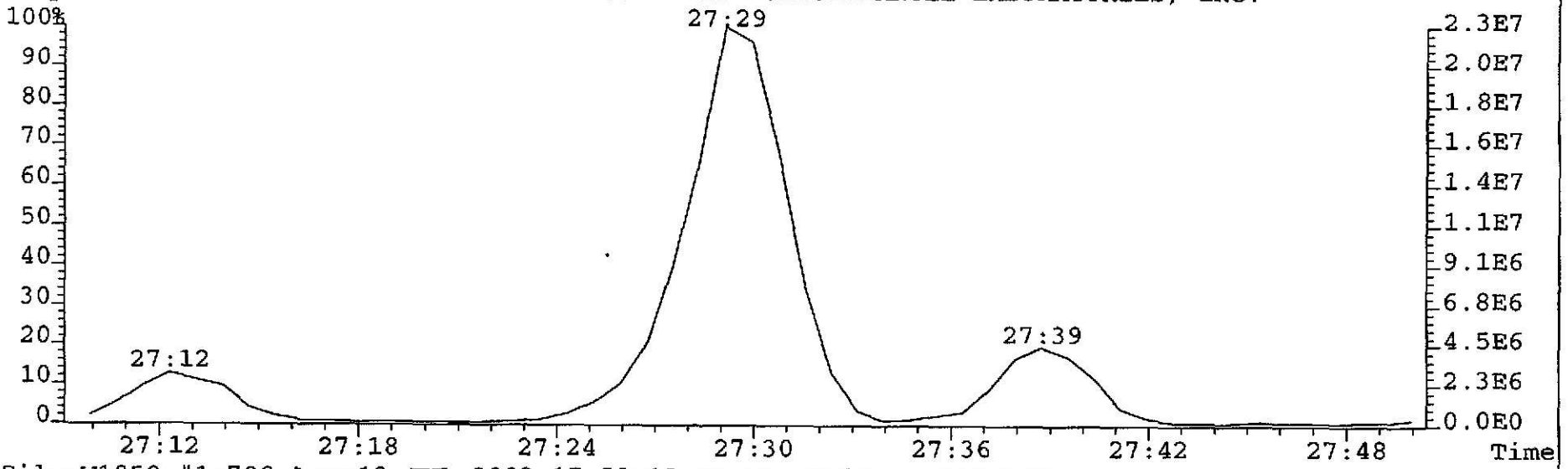

File:W1059 #1-798 Acq:13-JUL-2002 17:52:12 GC EI+ Voltage SIR 70S
333.9338 S:8 F:2 Exp:NDB5US
Sample Text:TLI#57752C DF-DP-642 0-0.5 File Text:TRIANGLE LABORATORIES, INC.

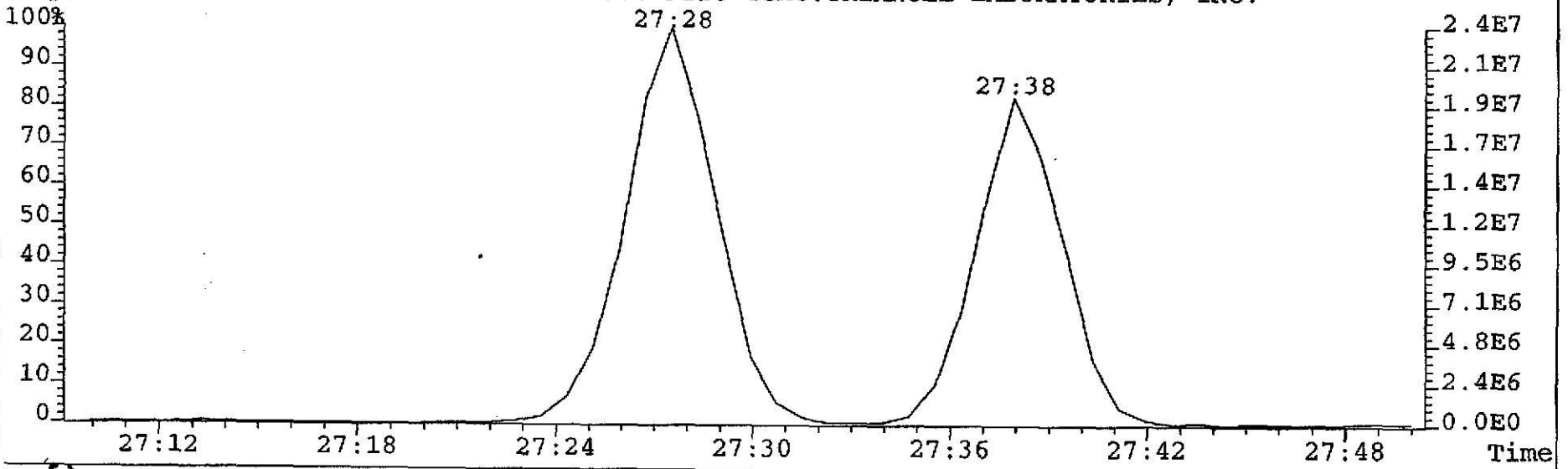

VS 7/17/02

File:W1059 #1-798 Acq:13-JUL-2002 17:52:12 GC EI+ Voltage SIR 70S
339.8597 S:8 F:2 Exp:NDB5US
Sample Text:TLI#57752C DF-DP-642 0-0.5 File Text:TRIANGLE LABORATORIES, INC.

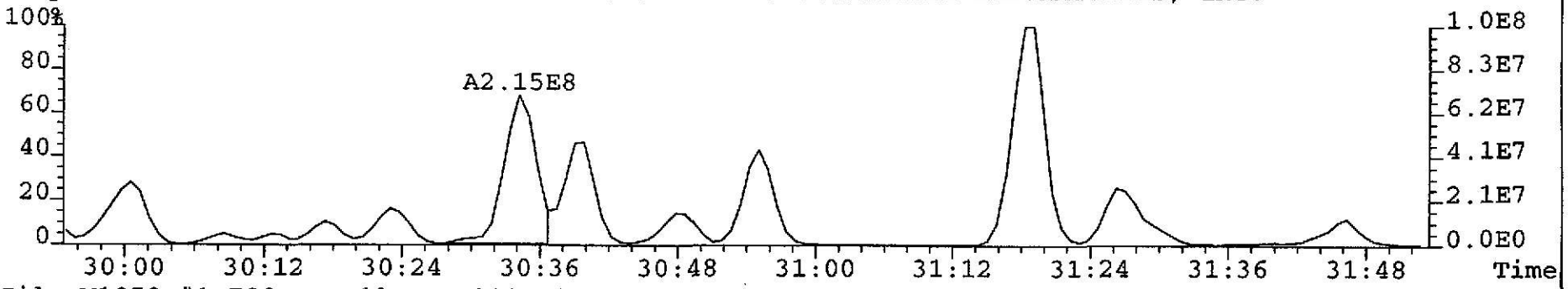

File:W1059 #1-798 Acq:13-JUL-2002 17:52:12 GC EI+ Voltage SIR 70S
341.8567 S:8 F:2 Exp:NDB5US
Sample Text:TLI#57752C DF-DP-642 0-0.5 File Text:TRIANGLE LABORATORIES, INC.

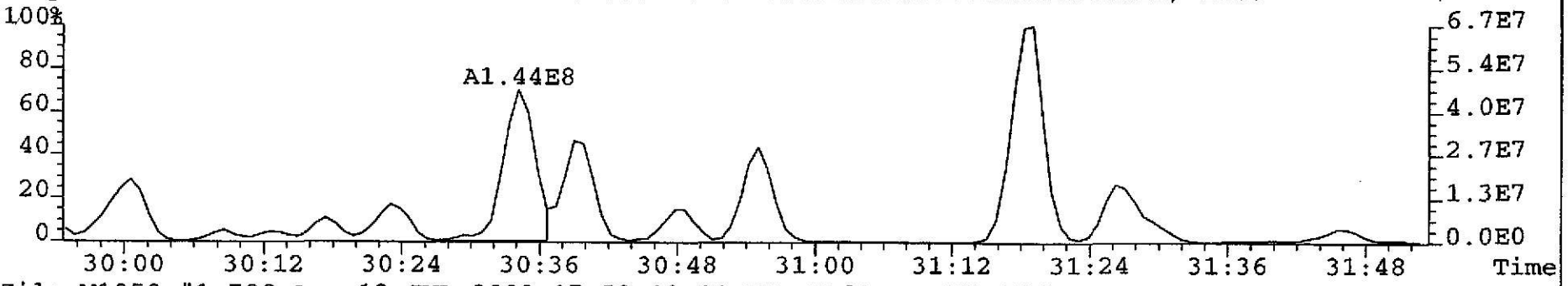

File:W1059 #1-798 Acq:13-JUL-2002 17:52:12 GC EI+ Voltage SIR 70S
353.8970 S:8 F:2 Exp:NDB5US
Sample Text:TLI#57752C DF-DP-642 0-0.5 File Text:TRIANGLE LABORATORIES, INC.

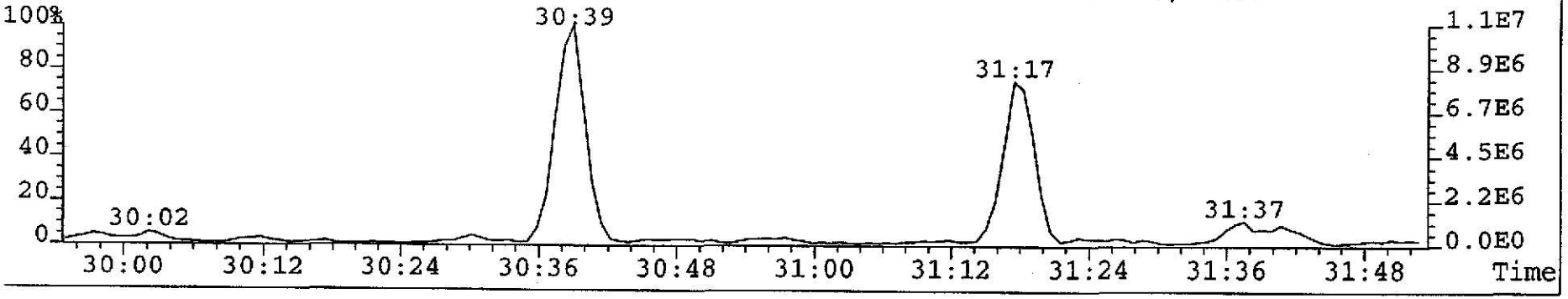

316

VB 7/17/02

File:W1059 #1-798 Acq:13-JUL-2002 17:52:12 GC EI+ Voltage SIR 70S
339.8597 S:8 F:2 Exp:NDB5US
Sample Text:TLI#57752C DF-DP-642 0-0.5 File Text:TRIANGLE LABORATORIES, INC.

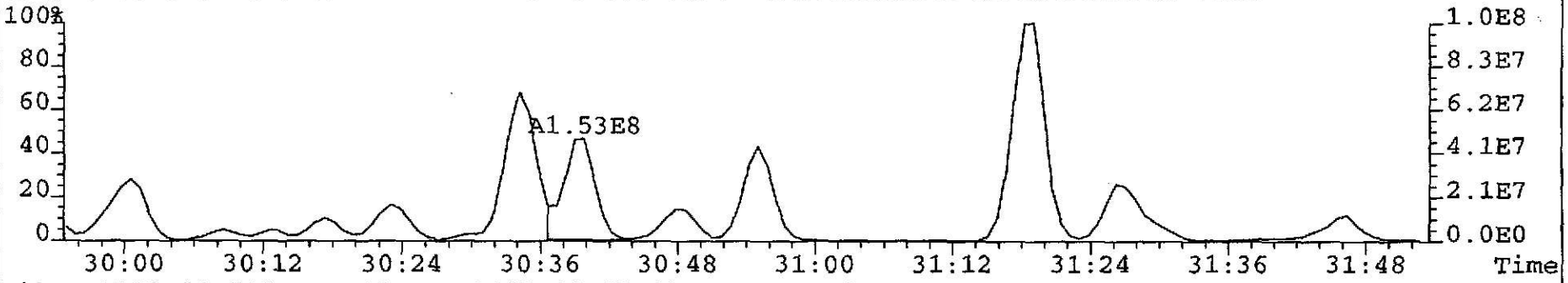

File:W1059 #1-798 Acq:13-JUL-2002 17:52:12 GC EI+ Voltage SIR 70S
341.8567 S:8 F:2 Exp:NDB5US
Sample Text:TLI#57752C DF-DP-642 0-0.5 File Text:TRIANGLE LABORATORIES, INC.

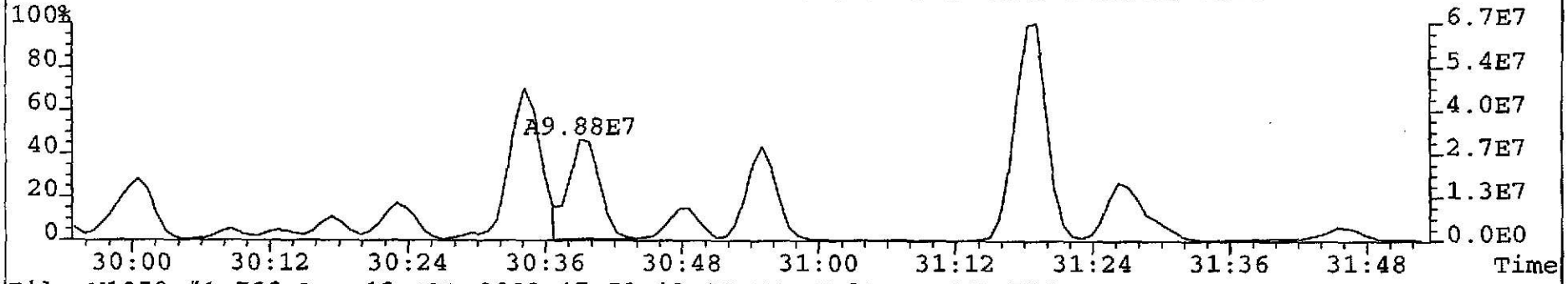

File:W1059 #1-798 Acq:13-JUL-2002 17:52:12 GC EI+ Voltage SIR 70S
353.8970 S:8 F:2 Exp:NDB5US
Sample Text:TLI#57752C DF-DP-642 0-0.5 File Text:TRIANGLE LABORATORIES, INC.

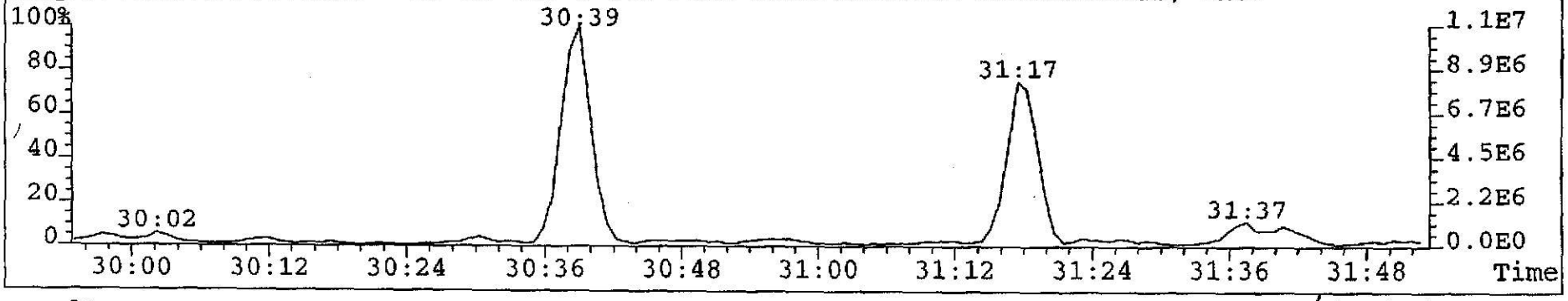

317

VSC 7/17/02

File:W1059 #1-798 Acq:13-JUL-2002 17:52:12 GC EI+ Voltage SIR 70S
355.8546 S:8 F:2 Exp:NDB5US
Sample Text:TLI#57752C DF-DP-642 0-0.5 File Text:TRIANGLE LABORATORIES, INC.

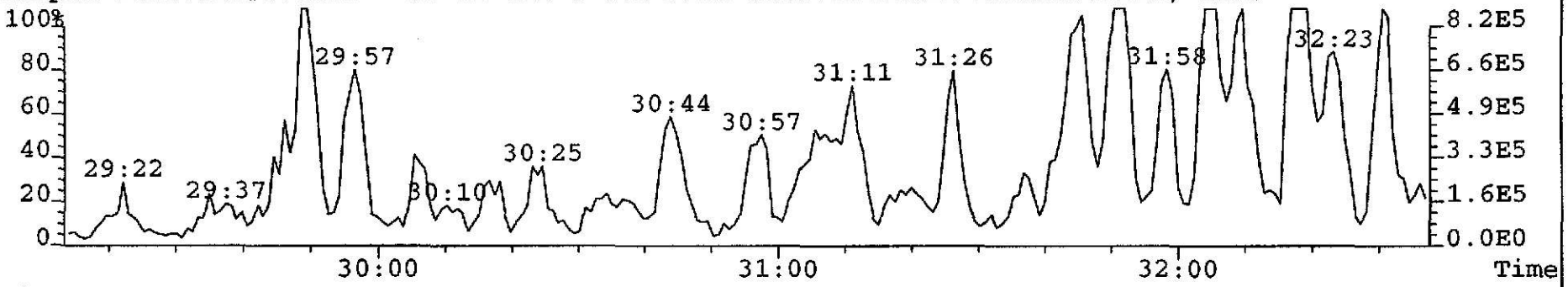

File:W1059 #1-798 Acq:13-JUL-2002 17:52:12 GC EI+ Voltage SIR 70S
357.8516 S:8 F:2 Exp:NDB5US
Sample Text:TLI#57752C DF-DP-642 0-0.5 File Text:TRIANGLE LABORATORIES, INC.

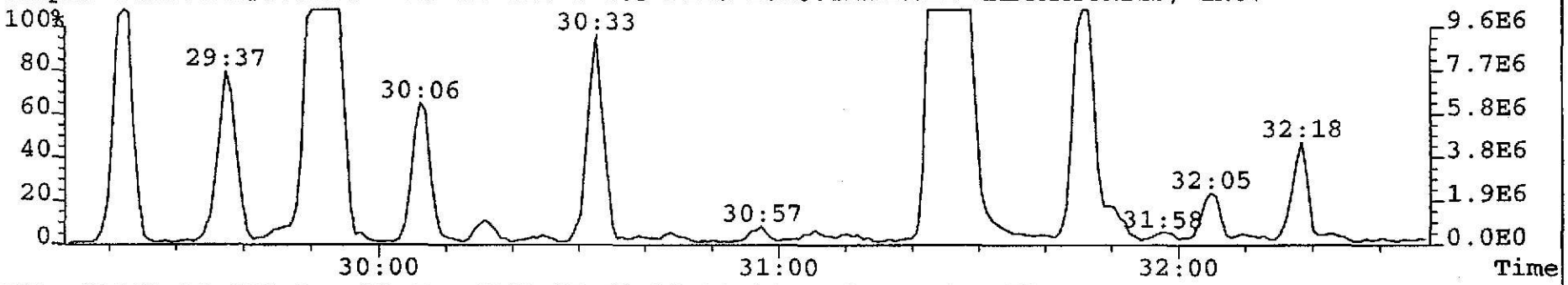

File:W1059 #1-798 Acq:13-JUL-2002 17:52:12 GC EI+ Voltage SIR 70S
367.8949 S:8 F:2 Exp:NDB5US
Sample Text:TLI#57752C DF-DP-642 0-0.5 File Text:TRIANGLE LABORATORIES, INC.



7/17/02

File:W1059 #1-798 Acq:13-JUL-2002 17:52:12 GC EI+ Voltage SIR 70S
S:8 F:2 355.8546,LOCK_MASS_CHECK Exp:NDB5US
Sample Text:TLI#57752C DF-DP-642 0-0.5 File Text:TRIANGLE LABORATORIES, INC.

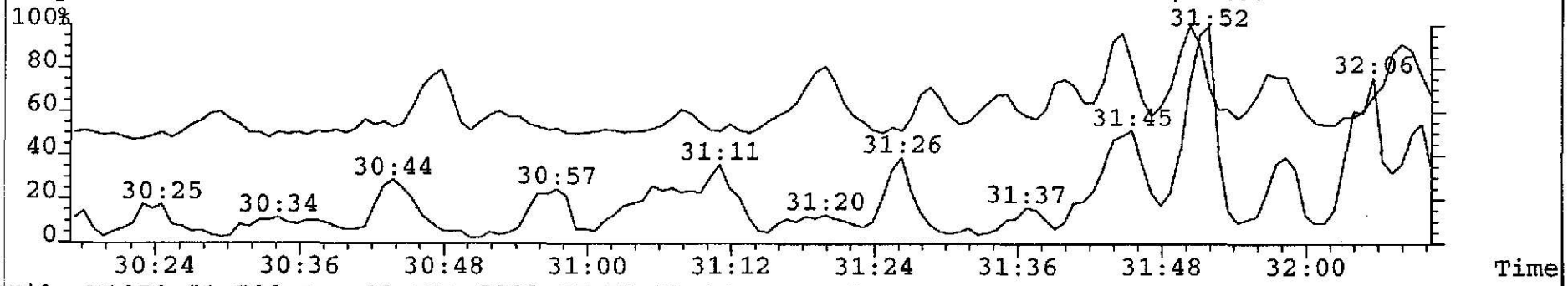

File:W1059 #1-798 Acq:13-JUL-2002 17:52:12 GC EI+ Voltage SIR 70S
357.8516 S:8 F:2 Exp:NDB5US
Sample Text:TLI#57752C DF-DP-642 0-0.5 File Text:TRIANGLE LABORATORIES, INC.

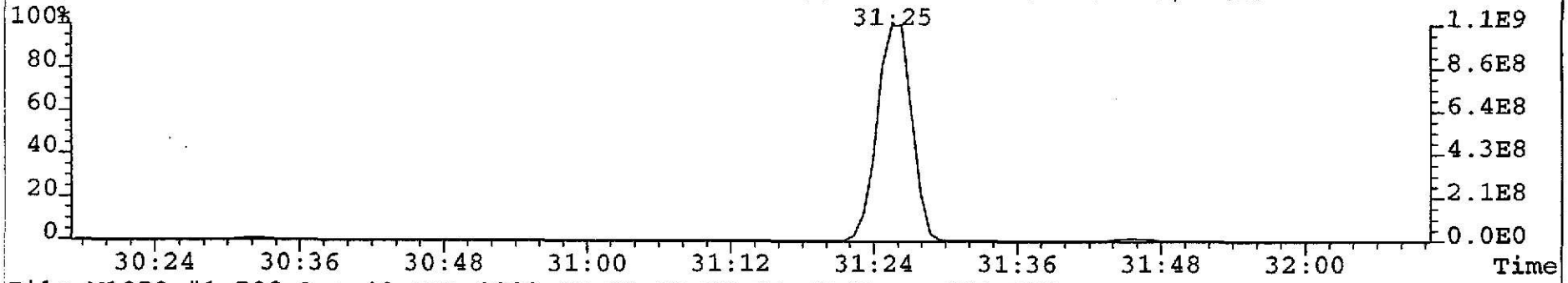

File:W1059 #1-798 Acq:13-JUL-2002 17:52:12 GC EI+ Voltage SIR 70S
367.8949 S:8 F:2 Exp:NDB5US
Sample Text:TLI#57752C DF-DP-642 0-0.5 File Text:TRIANGLE LABORATORIES, INC.

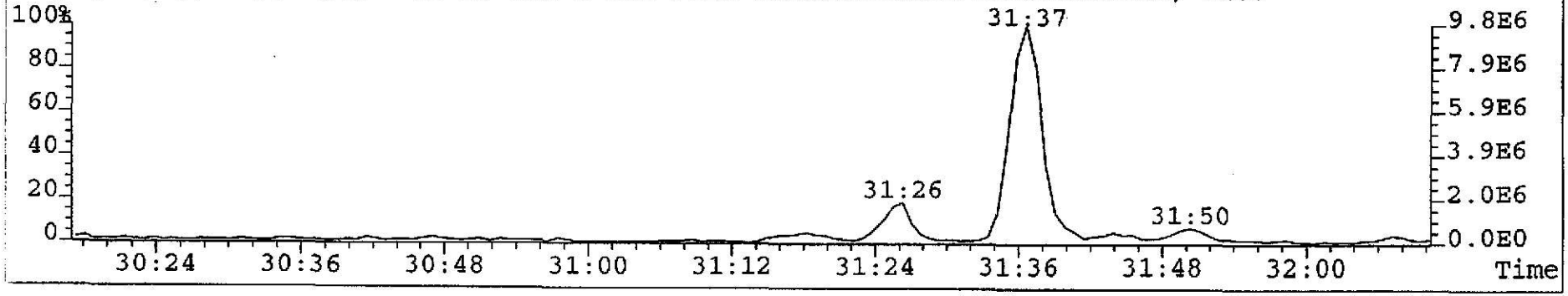

VC 7/17/02

File:W1059 #1-422 Acq:13-JUL-2002 17:52:12 GC EI+ Voltage SIR 70S
373.8208 S:8 F:3 Exp:NDB5US
Sample Text:TLI#57752C DF-DP-642 0-0.5 File Text:TRIANGLE LABORATORIES, INC.

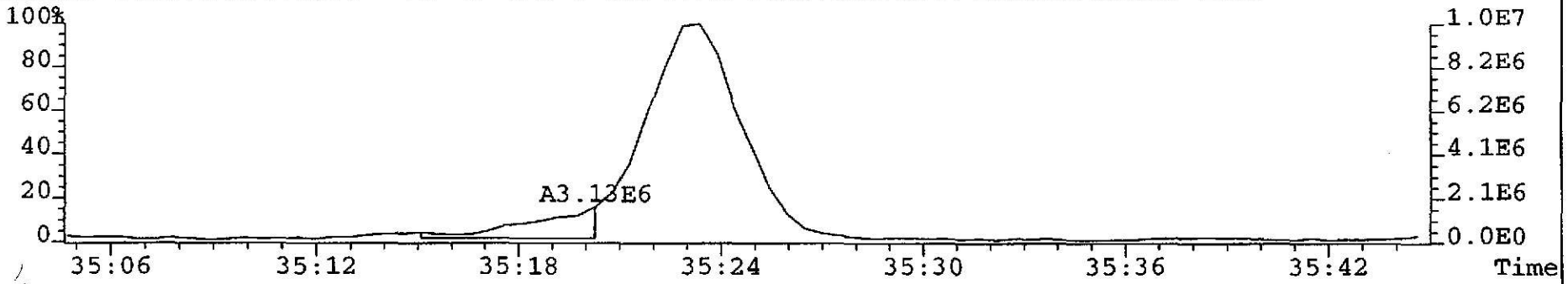

File:W1059 #1-422 Acq:13-JUL-2002 17:52:12 GC EI+ Voltage SIR 70S
375.8178 S:8 F:3 Exp:NDB5US
Sample Text:TLI#57752C DF-DP-642 0-0.5 File Text:TRIANGLE LABORATORIES, INC.

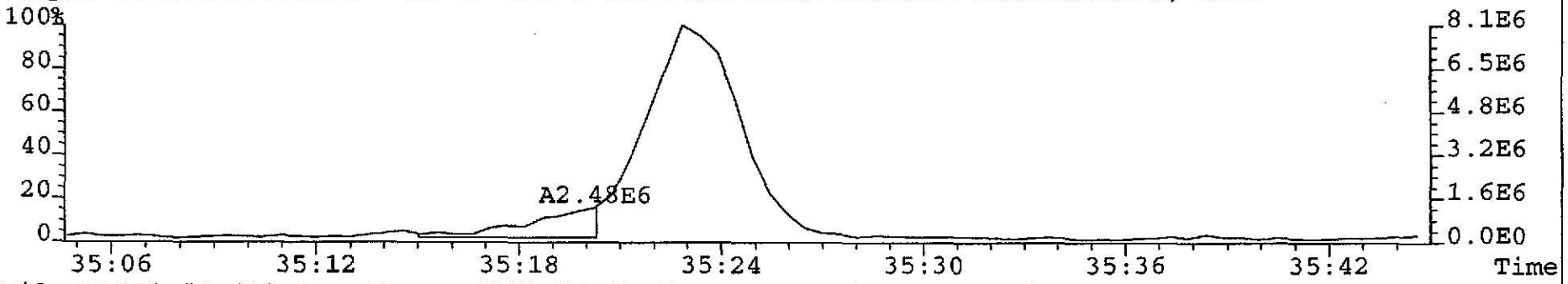

File:W1059 #1-422 Acq:13-JUL-2002 17:52:12 GC EI+ Voltage SIR 70S
385.8610 S:8 F:3 Exp:NDB5US
Sample Text:TLI#57752C DF-DP-642 0-0.5 File Text:TRIANGLE LABORATORIES, INC.

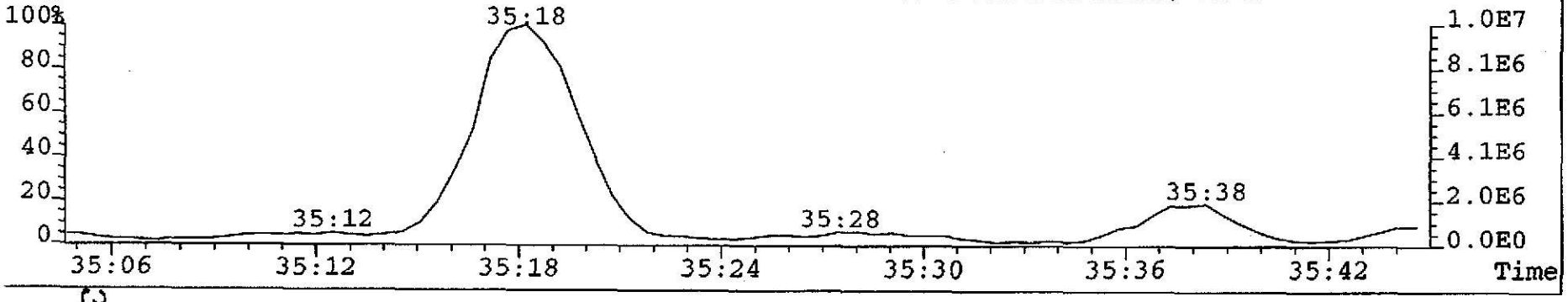

VJC 7/17/02

File:W1059 #1-422 Acq:13-JUL-2002 17:52:12 GC EI+ Voltage SIR 70S
373.8208 S:8 F:3 Exp:NDB5US
Sample Text:TLI#57752C DF-DP-642 0-0.5 File Text:TRIANGLE LABORATORIES, INC.

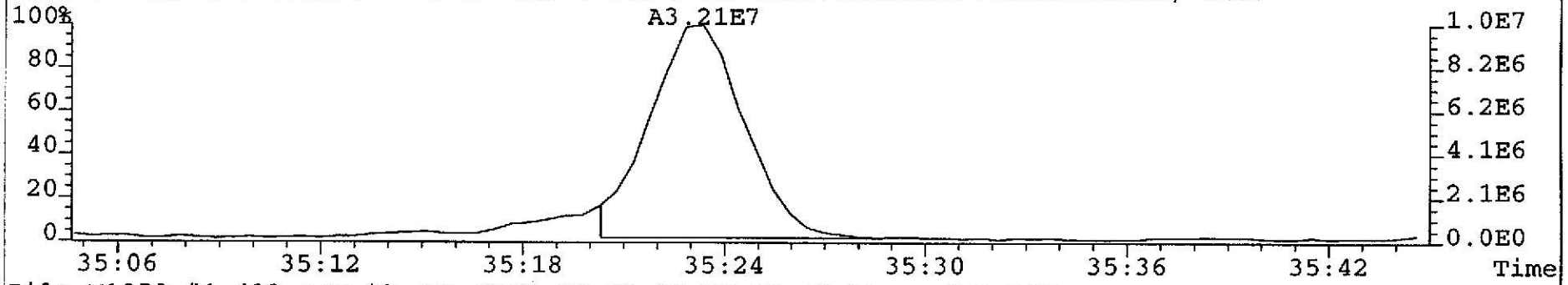

File:W1059 #1-422 Acq:13-JUL-2002 17:52:12 GC EI+ Voltage SIR 70S
375.8178 S:8 F:3 Exp:NDB5US
Sample Text:TLI#57752C DF-DP-642 0-0.5 File Text:TRIANGLE LABORATORIES, INC.

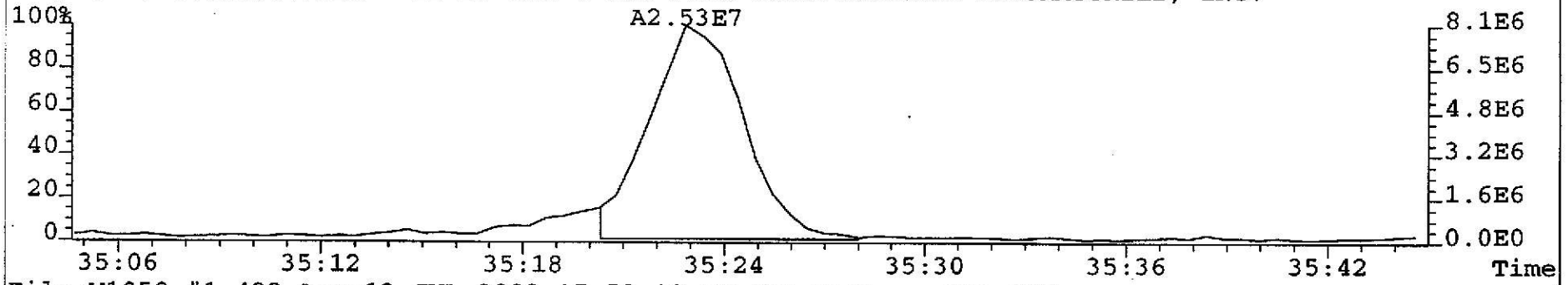

File:W1059 #1-422 Acq:13-JUL-2002 17:52:12 GC EI+ Voltage SIR 70S
385.8610 S:8 F:3 Exp:NDB5US
Sample Text:TLI#57752C DF-DP-642 0-0.5 File Text:TRIANGLE LABORATORIES, INC.

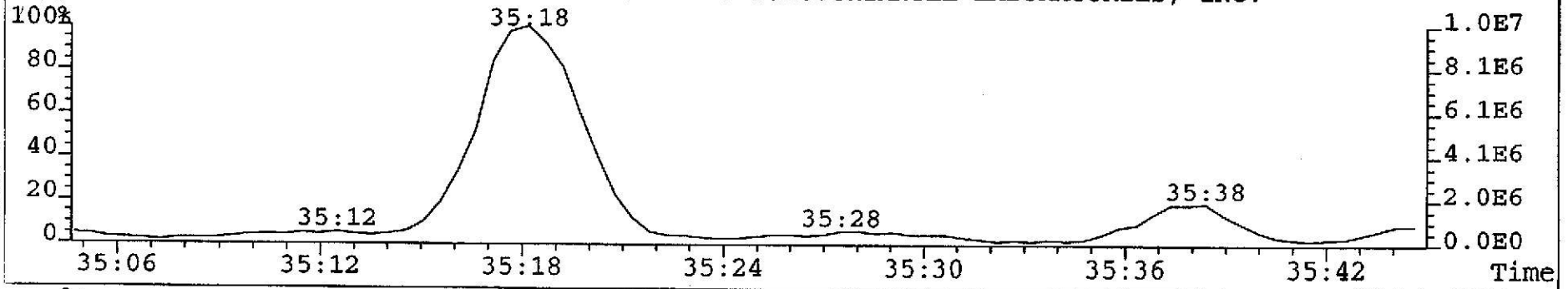

321

VC 7/17/02

File:W1059 #1-422 Acq:13-JUL-2002 17:52:12 GC EI+ Voltage SIR 70S
383.8639 S:8 F:3 Exp:NDB5US
Sample Text:TLI#57752C DF-DP-642 0-0.5 File Text:TRIANGLE LABORATORIES, INC.

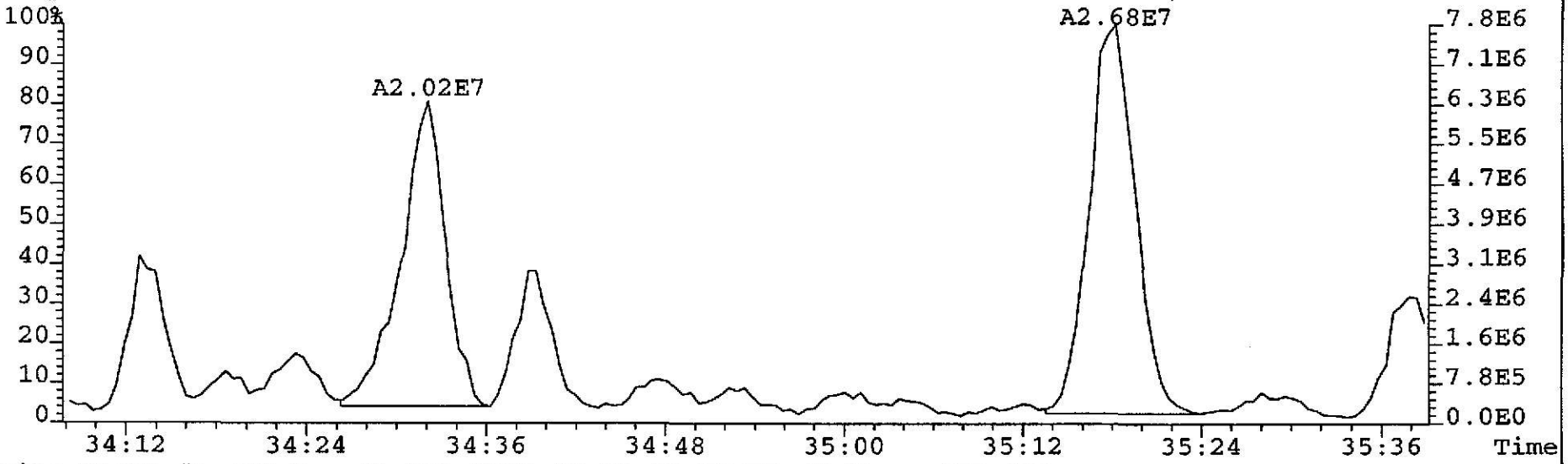

File:W1059 #1-422 Acq:13-JUL-2002 17:52:12 GC EI+ Voltage SIR 70S
385.8610 S:8 F:3 Exp:NDB5US
Sample Text:TLI#57752C DF-DP-642 0-0.5 File Text:TRIANGLE LABORATORIES, INC.

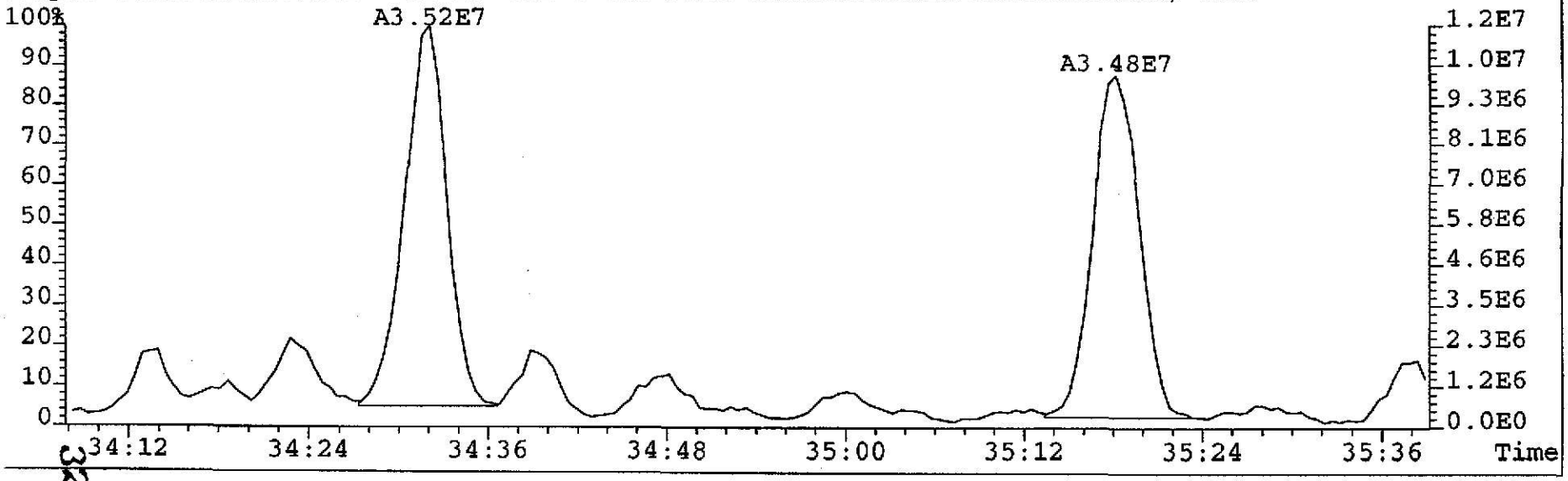

322

VDC 7/17/02

File:W1059 #1-422 Acq:13-JUL-2002 17:52:12 GC EI+ Voltage SIR 70S
389.8156 S:8 F:3 Exp:NDB5US
Sample Text:TLI#57752C DF-DP-642 0-0.5 File Text:TRIANGLE LABORATORIES, INC.

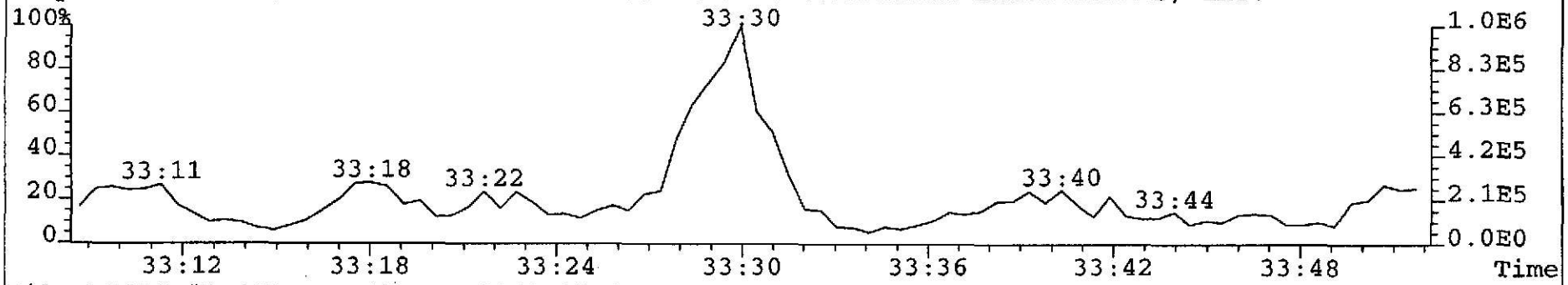

File:W1059 #1-422 Acq:13-JUL-2002 17:52:12 GC EI+ Voltage SIR 70S
391.8127 S:8 F:3 Exp:NDB5US
Sample Text:TLI#57752C DF-DP-642 0-0.5 File Text:TRIANGLE LABORATORIES, INC.

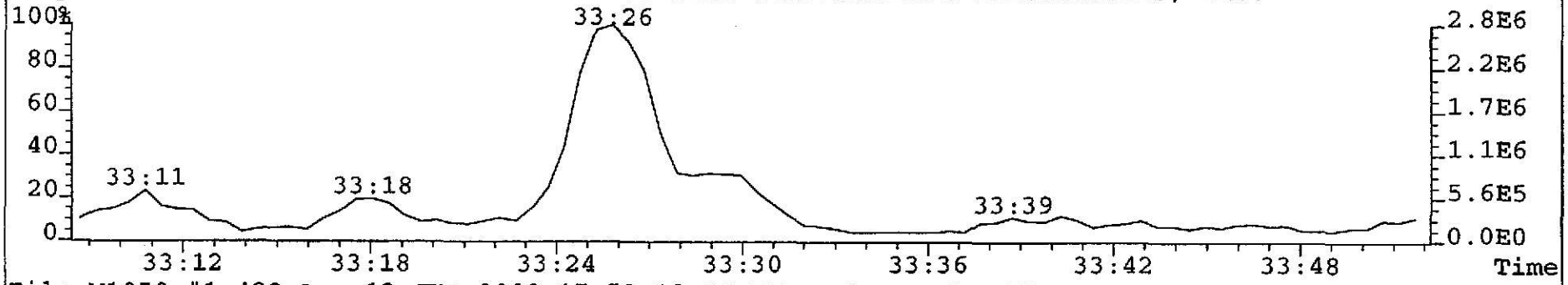

File:W1059 #1-422 Acq:13-JUL-2002 17:52:12 GC EI+ Voltage SIR 70S
403.8529 S:8 F:3 Exp:NDB5US
Sample Text:TLI#57752C DF-DP-642 0-0.5 File Text:TRIANGLE LABORATORIES, INC.

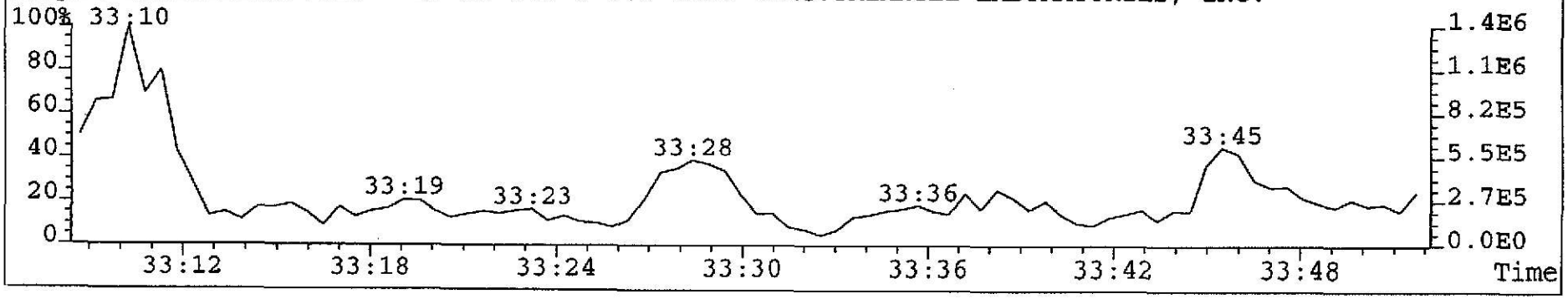

VSC 7/17/02

File:W1059 #1-422 Acq:13-JUL-2002 17:52:12 GC EI+ Voltage SIR 70S
389.8156 S:8 F:3 Exp:NDB5US
Sample Text:TLI#57752C DF-DP-642 0-0.5 File Text:TRIANGLE LABORATORIES, INC.

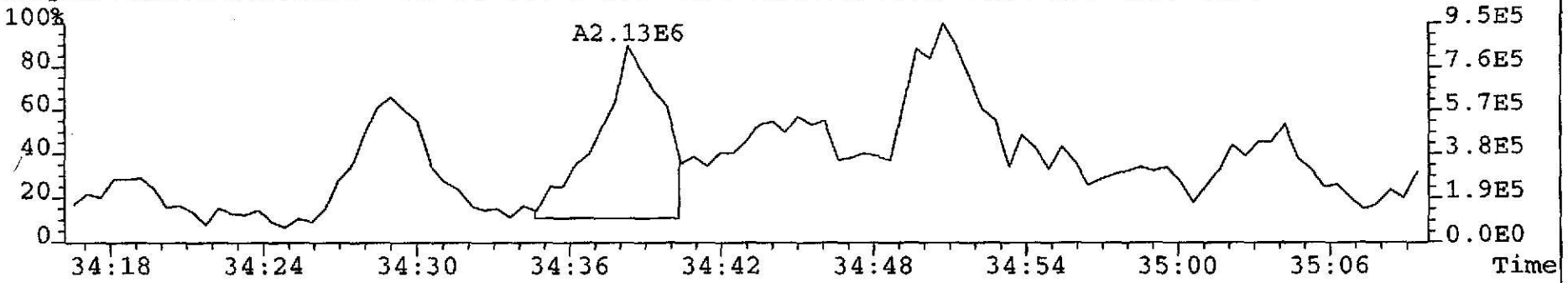

File:W1059 #1-422 Acq:13-JUL-2002 17:52:12 GC EI+ Voltage SIR 70S
391.8127 S:8 F:3 Exp:NDB5US
Sample Text:TLI#57752C DF-DP-642 0-0.5 File Text:TRIANGLE LABORATORIES, INC.

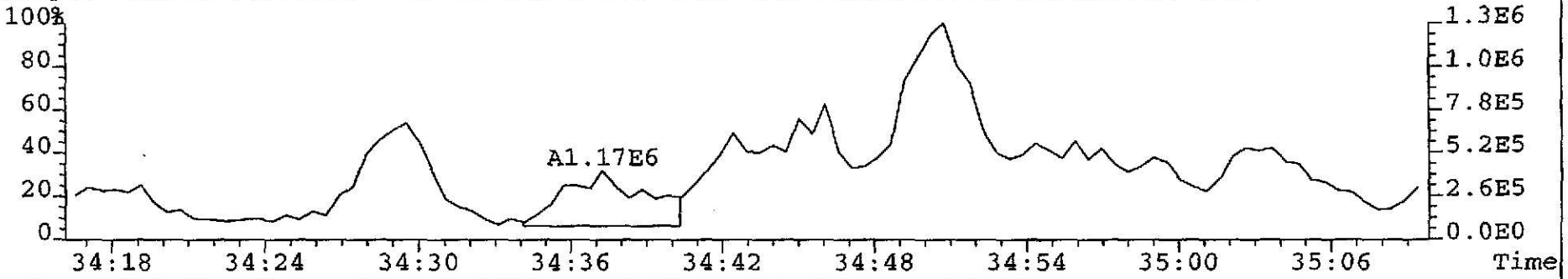

File:W1059 #1-422 Acq:13-JUL-2002 17:52:12 GC EI+ Voltage SIR 70S
403.8529 S:8 F:3 Exp:NDB5US
Sample Text:TLI#57752C DF-DP-642 0-0.5 File Text:TRIANGLE LABORATORIES, INC.

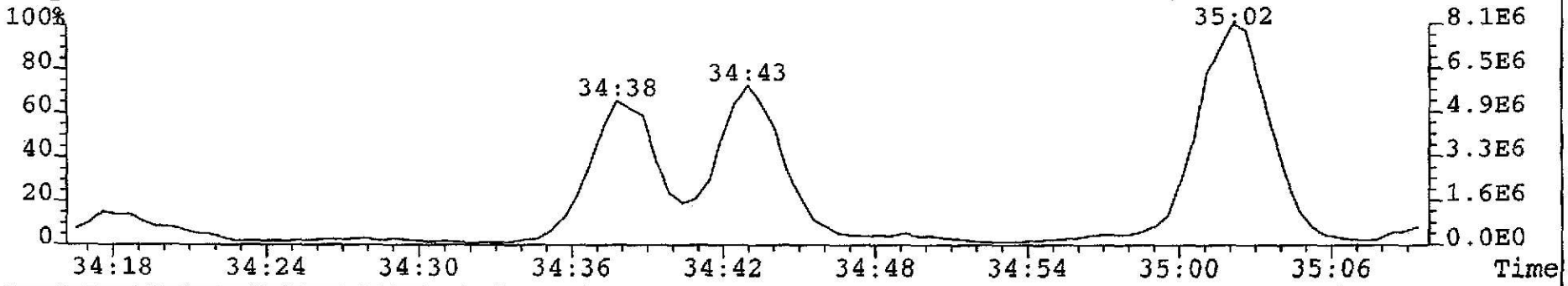

VBC 7/17/02

File:W1059 #1-422 Acq:13-JUL-2002 17:52:12 GC EI+ Voltage SIR 70S
389.8156 S:8 F:3 Exp:NDB5US
Sample Text:TLI#57752C DF-DP-642 0-0.5 File Text:TRIANGLE LABORATORIES, INC.

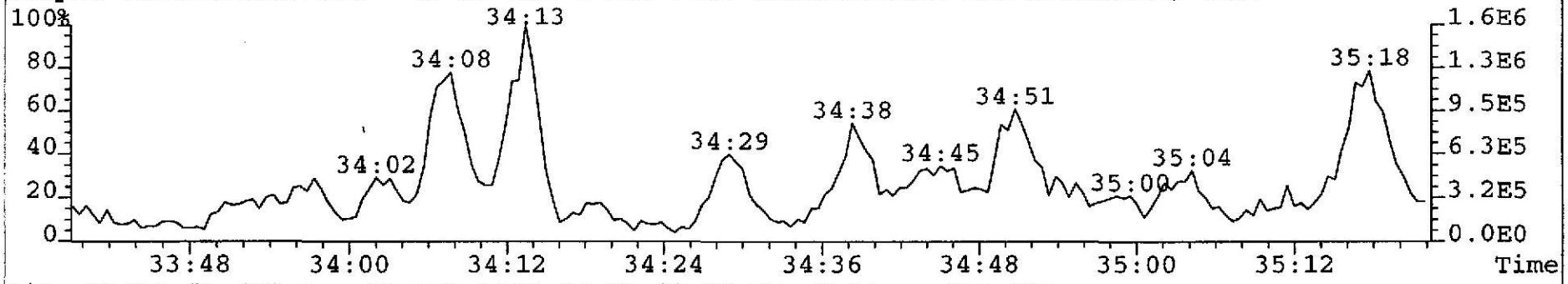

File:W1059 #1-422 Acq:13-JUL-2002 17:52:12 GC EI+ Voltage SIR 70S
391.8127 S:8 F:3 Exp:NDB5US
Sample Text:TLI#57752C DF-DP-642 0-0.5 File Text:TRIANGLE LABORATORIES, INC.

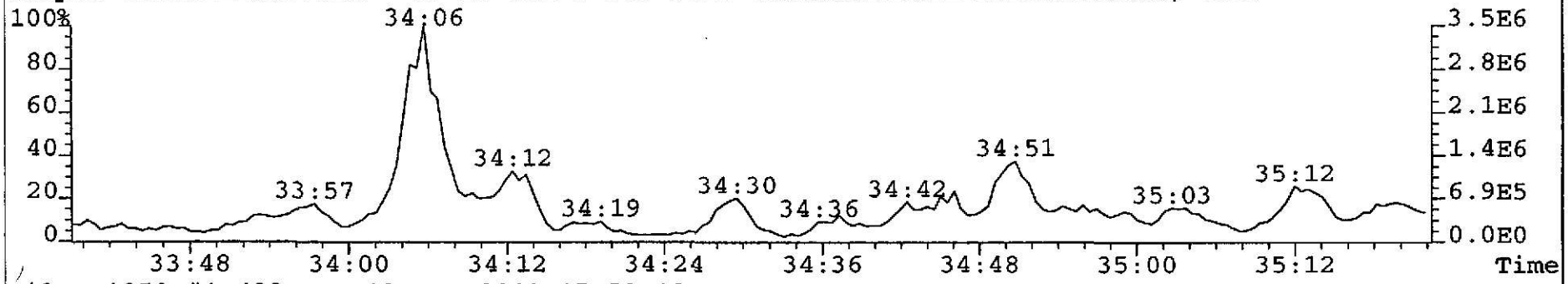

File:W1059 #1-422 Acq:13-JUL-2002 17:52:12 GC EI+ Voltage SIR 70S
403.8529 S:8 F:3 Exp:NDB5US
Sample Text:TLI#57752C DF-DP-642 0-0.5 File Text:TRIANGLE LABORATORIES, INC.

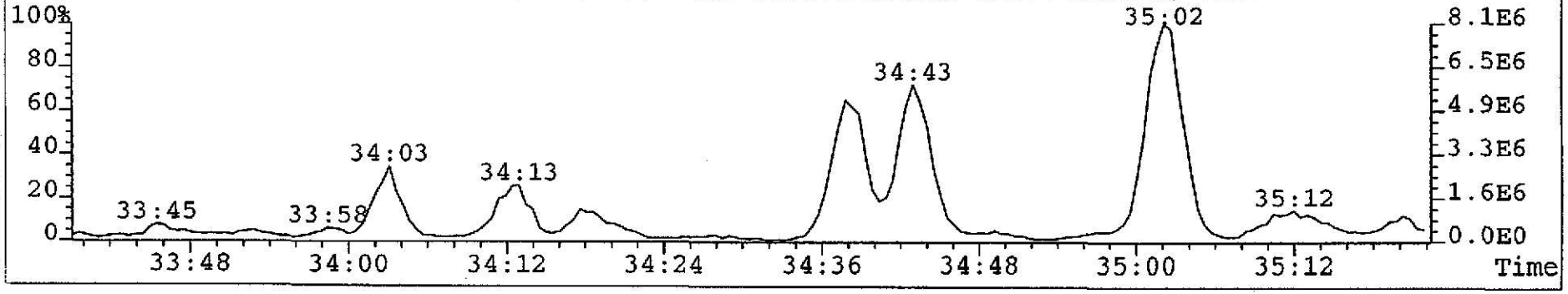

VC 7/17/02

File:W1059 #1-422 Acq:13-JUL-2002 17:52:12 GC EI+ Voltage SIR 70S
389.8156 S:8 F:3 Exp:NDB5US
Sample Text:TLI#57752C DF-DP-642 0-0.5 File Text:TRIANGLE LABORATORIES, INC.

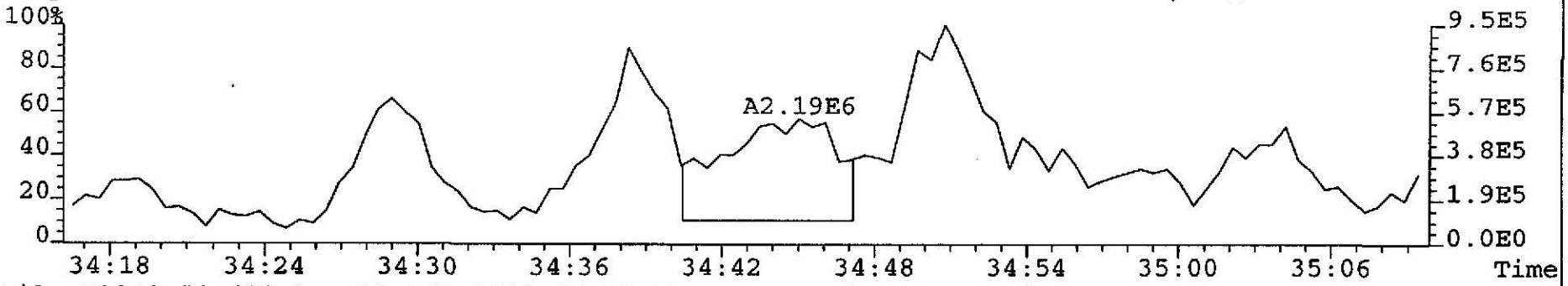

File:W1059 #1-422 Acq:13-JUL-2002 17:52:12 GC EI+ Voltage SIR 70S
391.8127 S:8 F:3 Exp:NDB5US
Sample Text:TLI#57752C DF-DP-642 0-0.5 File Text:TRIANGLE LABORATORIES, INC.

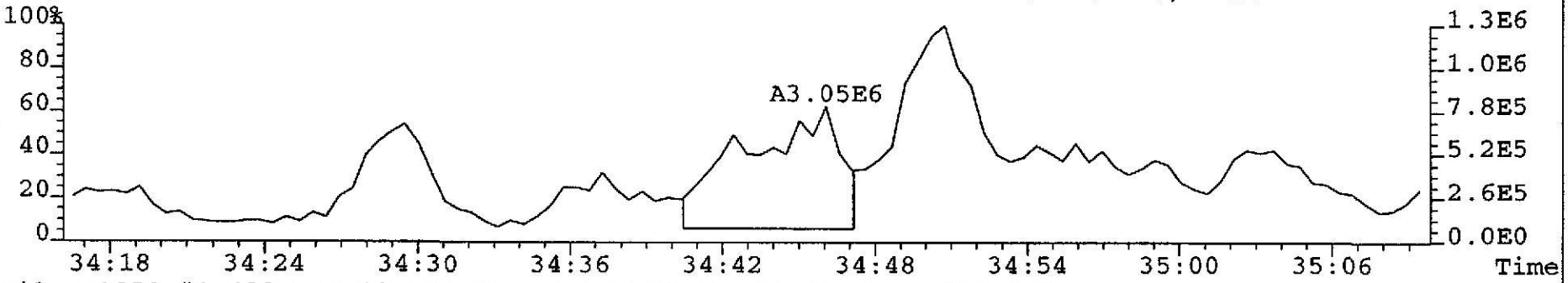

File:W1059 #1-422 Acq:13-JUL-2002 17:52:12 GC EI+ Voltage SIR 70S
403.8529 S:8 F:3 Exp:NDB5US
Sample Text:TLI#57752C DF-DP-642 0-0.5 File Text:TRIANGLE LABORATORIES, INC.

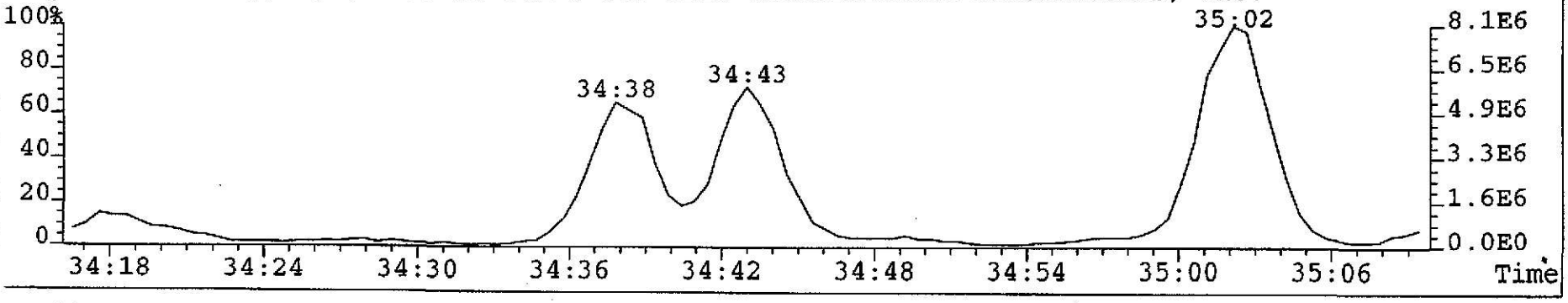

326

VSC 7/17/02

File:W1059 #1-422 Acq:13-JUL-2002 17:52:12 GC EI+ Voltage SIR 70S
389.8156 S:8 F:3 Exp:NDB5US
Sample Text:TLI#57752C DF-DP-642 0-0.5 File Text:TRIANGLE LABORATORIES, INC.

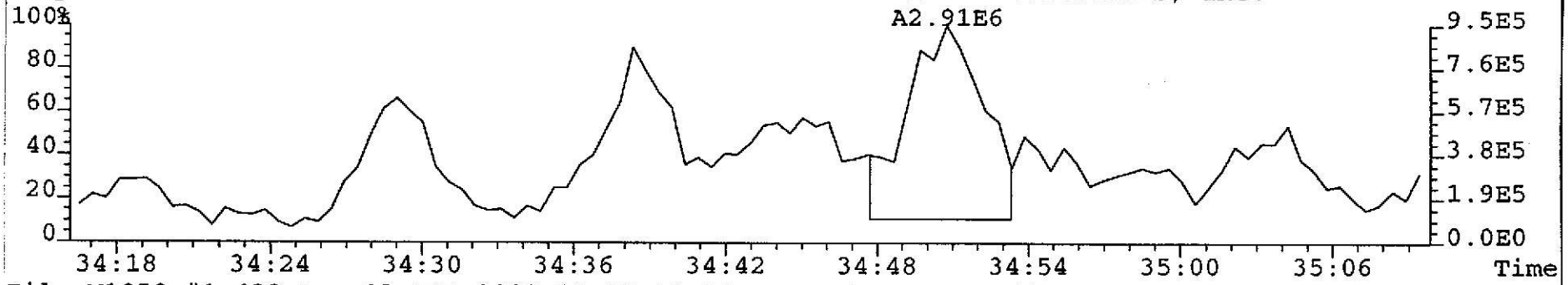

File:W1059 #1-422 Acq:13-JUL-2002 17:52:12 GC EI+ Voltage SIR 70S
391.8127 S:8 F:3 Exp:NDB5US
Sample Text:TLI#57752C DF-DP-642 0-0.5 File Text:TRIANGLE LABORATORIES, INC.

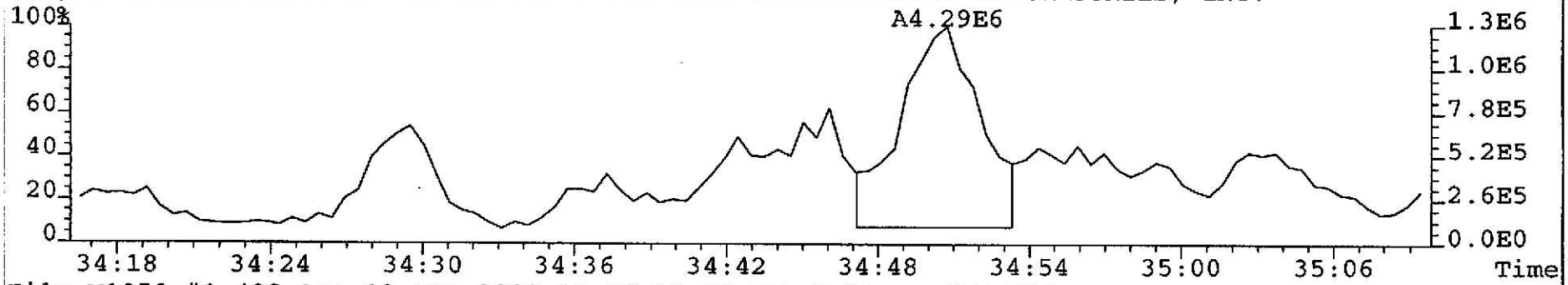

File:W1059 #1-422 Acq:13-JUL-2002 17:52:12 GC EI+ Voltage SIR 70S
403.8529 S:8 F:3 Exp:NDB5US
Sample Text:TLI#57752C DF-DP-642 0-0.5 File Text:TRIANGLE LABORATORIES, INC.

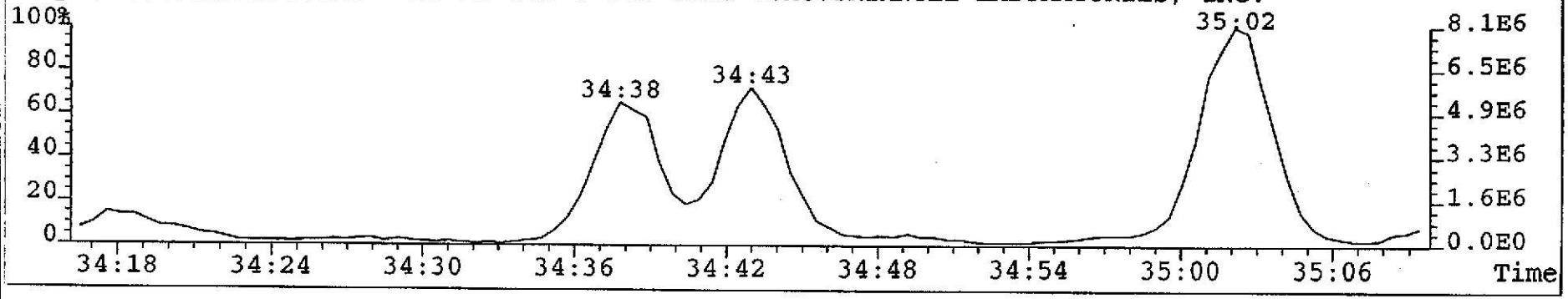

327

VSC 7/17/02

File:W1059 #1-422 Acq:13-JUL-2002 17:52:12 GC EI+ Voltage SIR 70S
389.8156 S:8 F:3 Exp:NDB5US
Sample Text:TLI#57752C DF-DP-642 0-0.5 File Text:TRIANGLE LABORATORIES, INC.

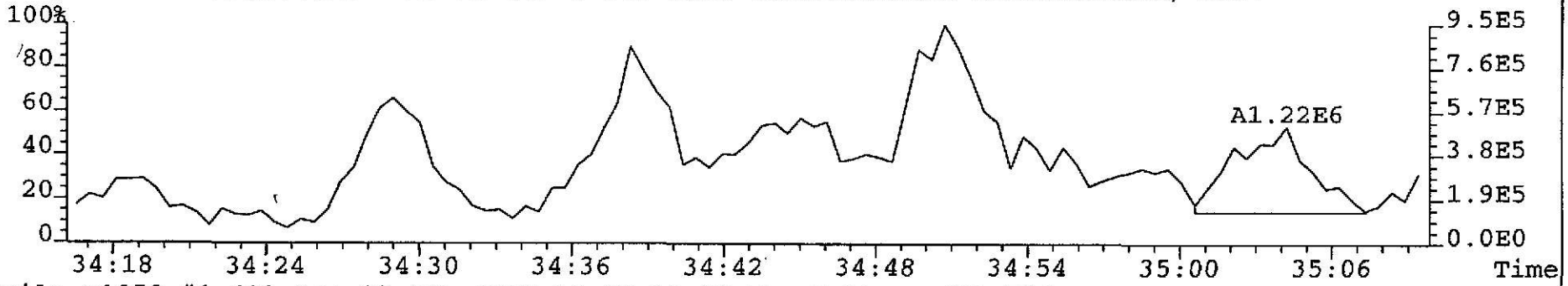

File:W1059 #1-422 Acq:13-JUL-2002 17:52:12 GC EI+ Voltage SIR 70S
391.8127 S:8 F:3 Exp:NDB5US
Sample Text:TLI#57752C DF-DP-642 0-0.5 File Text:TRIANGLE LABORATORIES, INC.

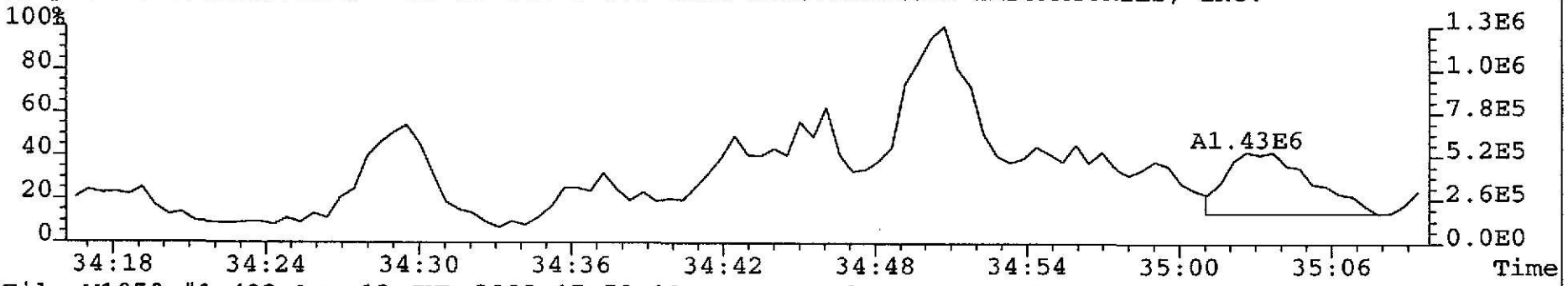

File:W1059 #1-422 Acq:13-JUL-2002 17:52:12 GC EI+ Voltage SIR 70S
403.8529 S:8 F:3 Exp:NDB5US
Sample Text:TLI#57752C DF-DP-642 0-0.5 File Text:TRIANGLE LABORATORIES, INC.

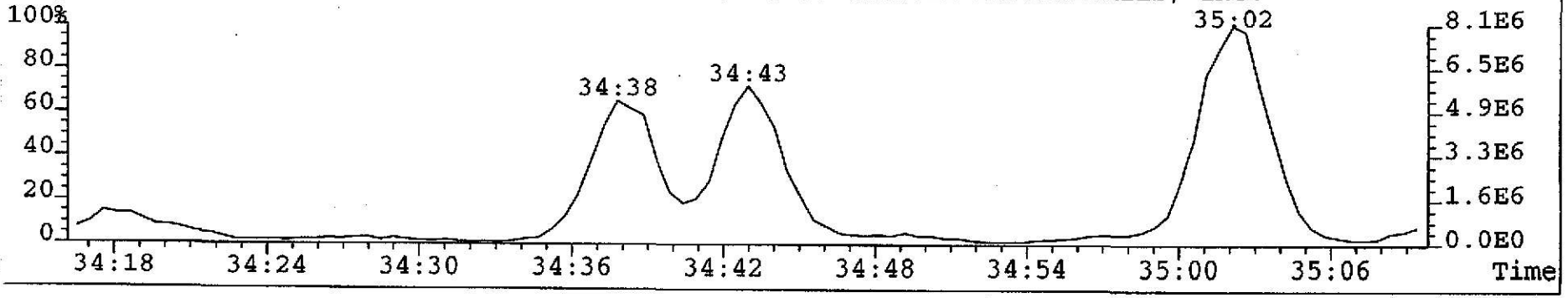

328

VSC 7/17/02

File:W1059 #1-674 Acq:13-JUL-2002 17:52:12 GC EI+ Voltage SIR 70S
407.7818 S:8 F:4 Exp:NDB5US
Sample Text:TLI#57752C DF-DP-642 0-0.5 File Text:TRIANGLE LABORATORIES, INC.

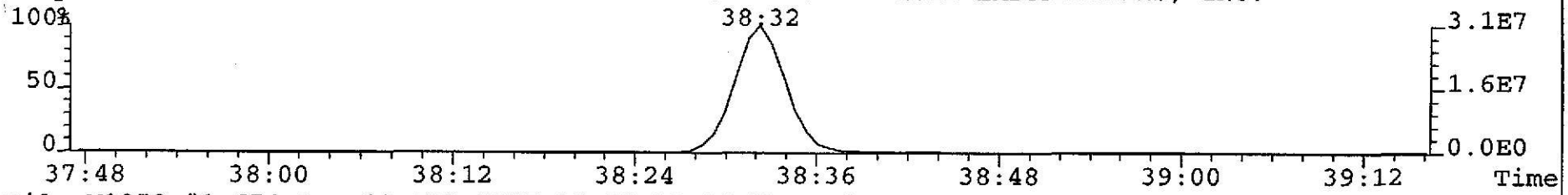

File:W1059 #1-674 Acq:13-JUL-2002 17:52:12 GC EI+ Voltage SIR 70S
409.7789 S:8 F:4 Exp:NDB5US
Sample Text:TLI#57752C DF-DP-642 0-0.5 File Text:TRIANGLE LABORATORIES, INC.

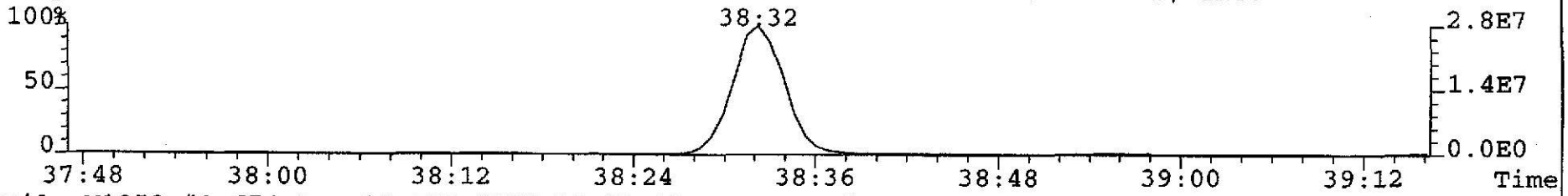

File:W1059 #1-674 Acq:13-JUL-2002 17:52:12 GC EI+ Voltage SIR 70S
417.8253 S:8 F:4 Exp:NDB5US
Sample Text:TLI#57752C DF-DP-642 0-0.5 File Text:TRIANGLE LABORATORIES, INC.

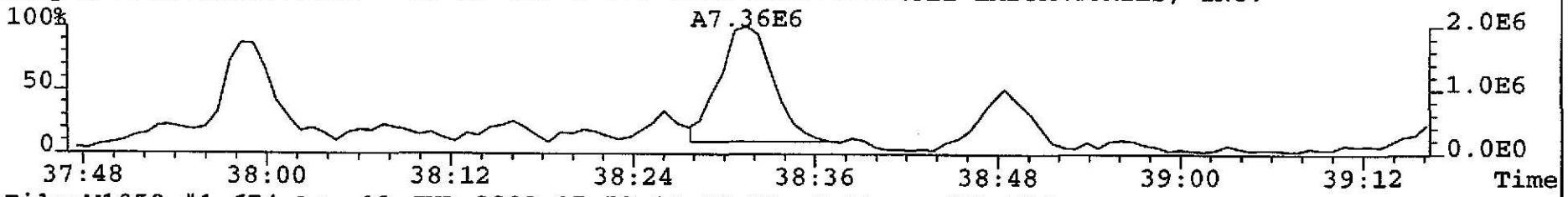

File:W1059 #1-674 Acq:13-JUL-2002 17:52:12 GC EI+ Voltage SIR 70S
419.8220 S:8 F:4 Exp:NDB5US
Sample Text:TLI#57752C DF-DP-642 0-0.5 File Text:TRIANGLE LABORATORIES, INC.

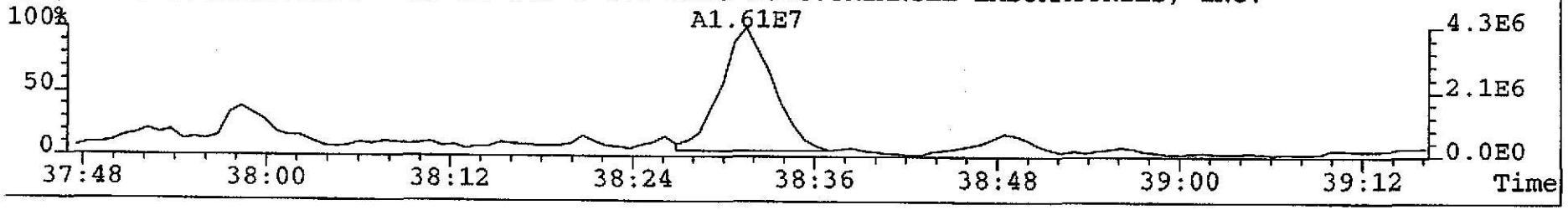

VSC 7/17/02

File:W1059 #1-674 Acq:13-JUL-2002 17:52:12 GC EI+ Voltage SIR 70S
423.7766 S:8 F:4 Exp:NDB5US
Sample Text:TLI#57752C DF-DP-642 0-0.5 File Text:TRIANGLE LABORATORIES, INC.

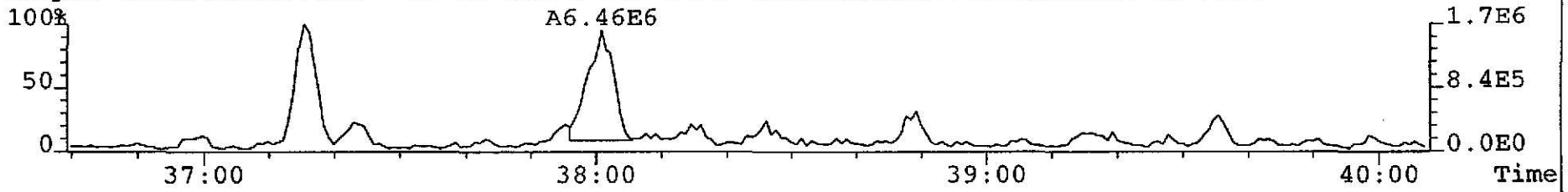

File:W1059 #1-674 Acq:13-JUL-2002 17:52:12 GC EI+ Voltage SIR 70S
425.7737 S:8 F:4 Exp:NDB5US
Sample Text:TLI#57752C DF-DP-642 0-0.5 File Text:TRIANGLE LABORATORIES, INC.

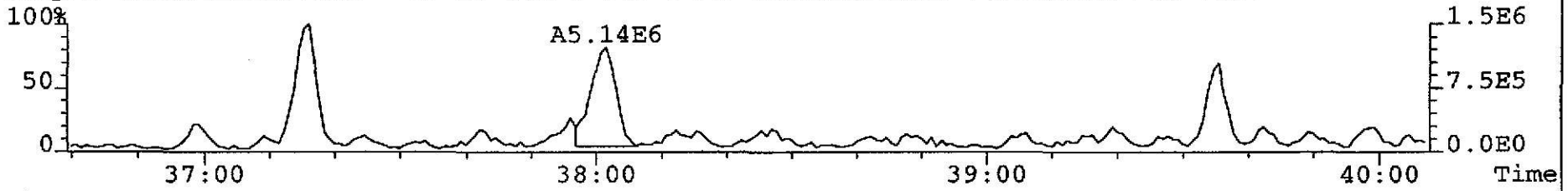

File:W1059 #1-674 Acq:13-JUL-2002 17:52:12 GC EI+ Voltage SIR 70S
435.8169 S:8 F:4 Exp:NDB5US
Sample Text:TLI#57752C DF-DP-642 0-0.5 File Text:TRIANGLE LABORATORIES, INC.

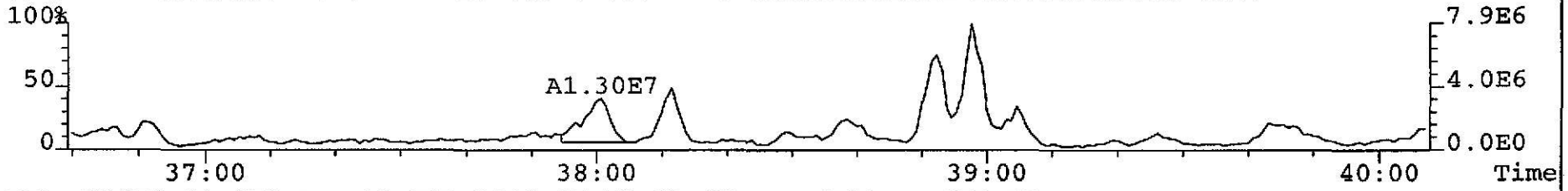

File:W1059 #1-674 Acq:13-JUL-2002 17:52:12 GC EI+ Voltage SIR 70S
437.8140 S:8 F:4 Exp:NDB5US
Sample Text:TLI#57752C DF-DP-642 0-0.5 File Text:TRIANGLE LABORATORIES, INC.

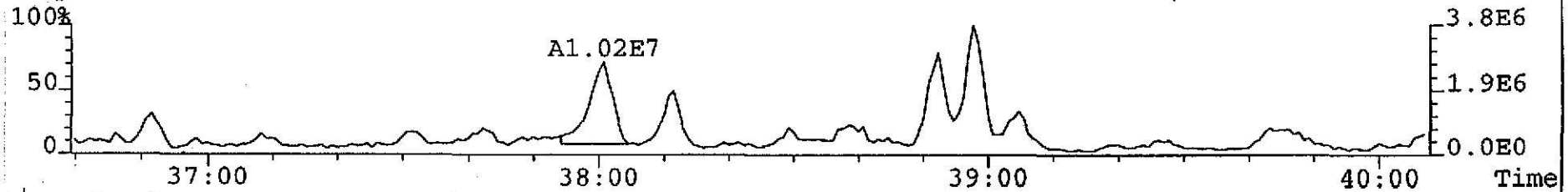

330

JC 7/17/02

File:W1059 #1-674 Acq:13-JUL-2002 17:52:12 GC EI+ Voltage SIR 70S
457.7377 S:8 F:4 Exp:NDB5US
Sample Text:TLI#57752C DF-DP-642 0-0.5 File Text:TRIANGLE LABORATORIES, INC.

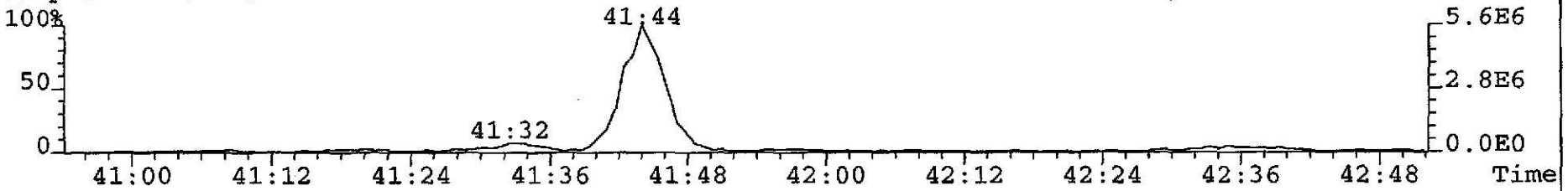

File:W1059 #1-674 Acq:13-JUL-2002 17:52:12 GC EI+ Voltage SIR 70S
459.7348 S:8 F:4 Exp:NDB5US
Sample Text:TLI#57752C DF-DP-642 0-0.5 File Text:TRIANGLE LABORATORIES, INC.

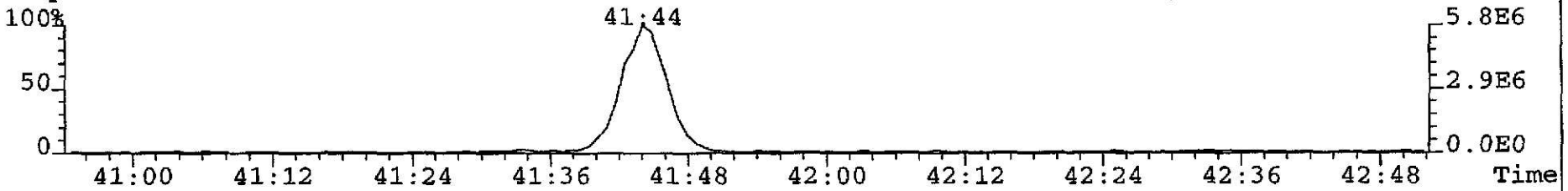

File:W1059 #1-674 Acq:13-JUL-2002 17:52:12 GC EI+ Voltage SIR 70S
469.7779 S:8 F:4 Exp:NDB5US
Sample Text:TLI#57752C DF-DP-642 0-0.5 File Text:TRIANGLE LABORATORIES, INC.

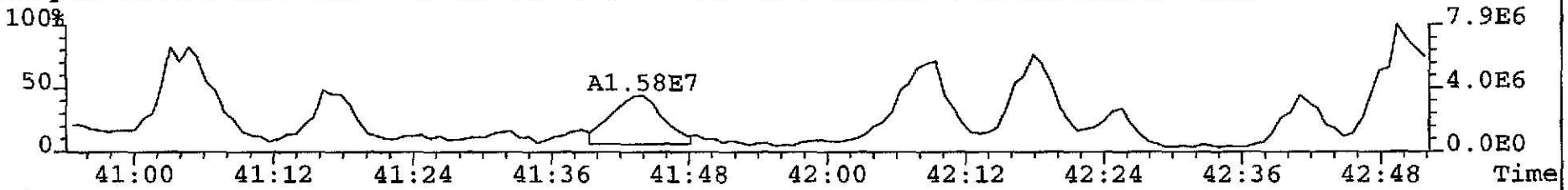

File:W1059 #1-674 Acq:13-JUL-2002 17:52:12 GC EI+ Voltage SIR 70S
471.7750 S:8 F:4 Exp:NDB5US
Sample Text:TLI#57752C DF-DP-642 0-0.5 File Text:TRIANGLE LABORATORIES, INC.

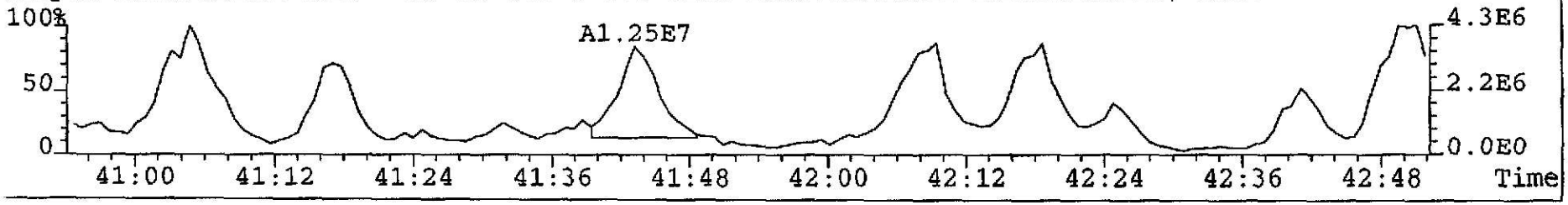

BC 7/17/02

File:W1059 #1-798 Acq:13-JUL-2002 17:52:12 GC EI+ Voltage SIR 70S
319.8965 S:8 F:2 Exp:NDB5US
Sample Text:TLI#57752C DF-DP-642 0-0.5 File Text:TRIANGLE LABORATORIES, INC.

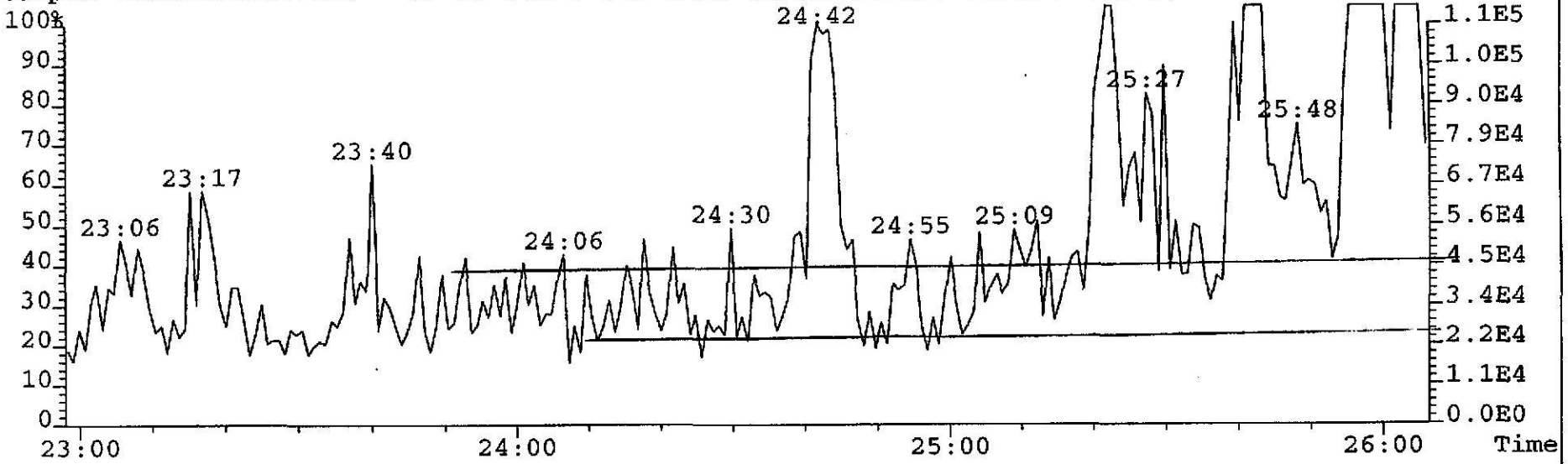

File:W1059 #1-798 Acq:13-JUL-2002 17:52:12 GC EI+ Voltage SIR 70S
321.8936 S:8 F:2 Exp:NDB5US
Sample Text:TLI#57752C DF-DP-642 0-0.5 File Text:TRIANGLE LABORATORIES, INC.

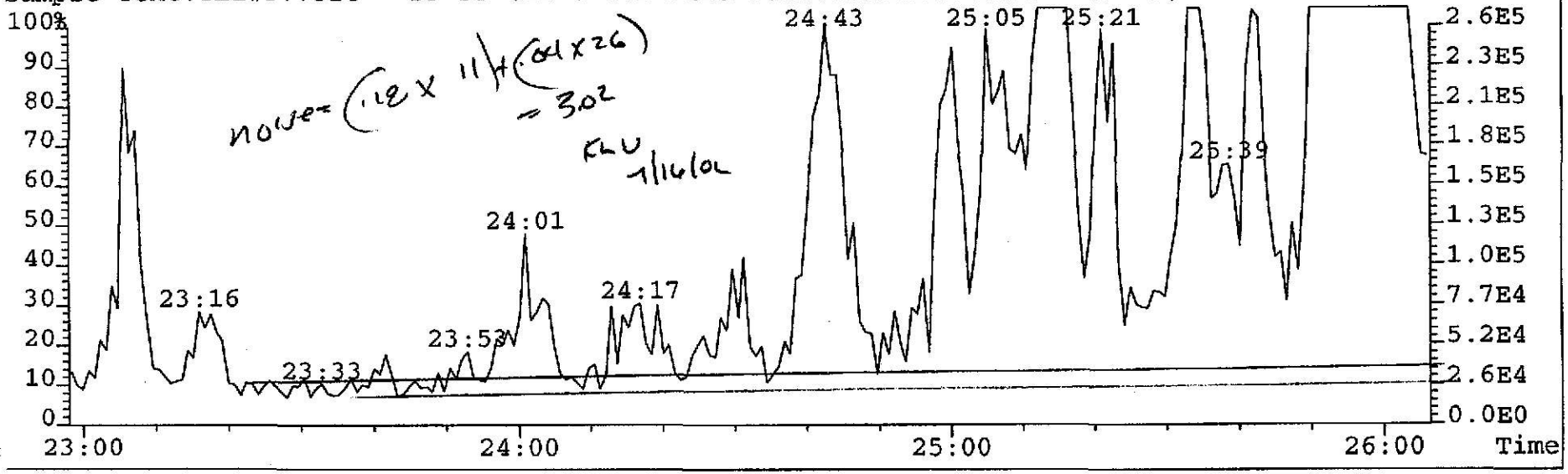

noise = (.12 x 11) + (.01 x 26)
= 3.02
KLW 7/16/02

332

KLW 7/16/02

File:W1059 #1-798 Acq:13-JUL-2002 17:52:12 GC EI+ Voltage SIR 70S
355.8546 S:8 F:2 Exp:NDB5US
Sample Text:TLI#57752C DF-DP-642 0-0.5 File Text:TRIANGLE LABORATORIES, INC.

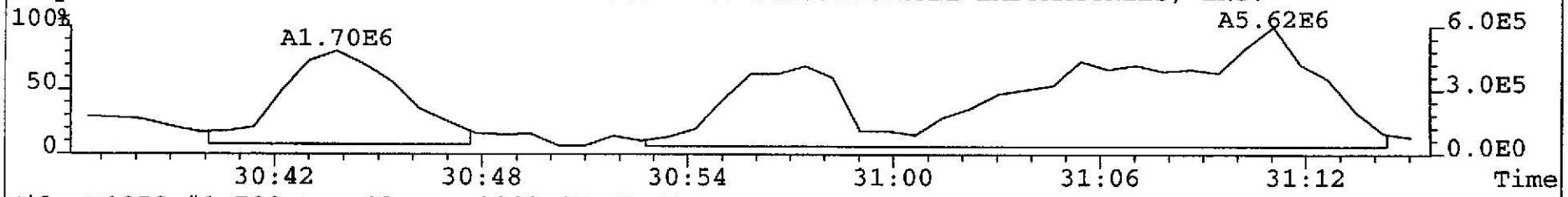

File:W1059 #1-798 Acq:13-JUL-2002 17:52:12 GC EI+ Voltage SIR 70S
357.8516 S:8 F:2 Exp:NDB5US
Sample Text:TLI#57752C DF-DP-642 0-0.5 File Text:TRIANGLE LABORATORIES, INC.

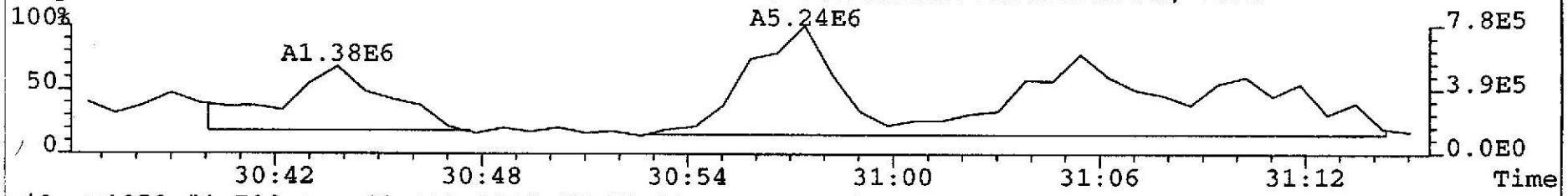

File:W1059 #1-798 Acq:13-JUL-2002 17:52:12 GC EI+ Voltage SIR 70S
367.8949 S:8 F:2 Exp:NDB5US
Sample Text:TLI#57752C DF-DP-642 0-0.5 File Text:TRIANGLE LABORATORIES, INC.

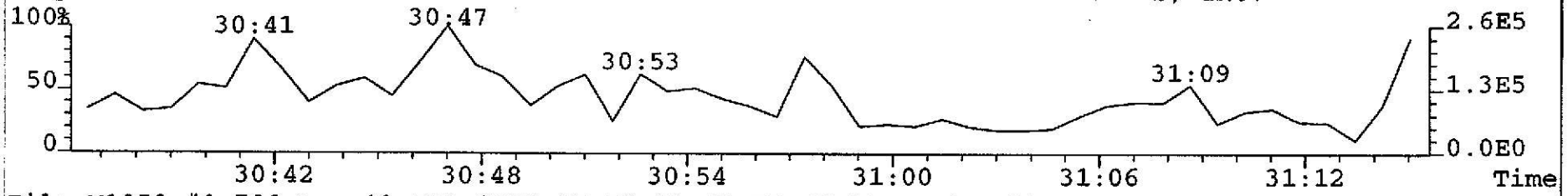

File:W1059 #1-798 Acq:13-JUL-2002 17:52:12 GC EI+ Voltage SIR 70S
369.8919 S:8 F:2 Exp:NDB5US
Sample Text:TLI#57752C DF-DP-642 0-0.5 File Text:TRIANGLE LABORATORIES, INC.

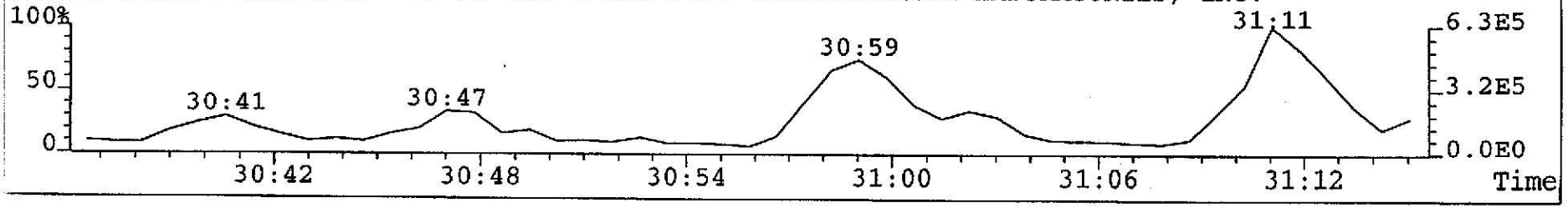

Kw 7/16/02

File:W1059 #1-798 Acq:13-JUL-2002 17:52:12 GC EI+ Voltage SIR 70S
355.8546 S:8 F:2 Exp:NDB5US
Sample Text:TLI#57752C DF-DP-642 0-0.5 File Text:TRIANGLE LABORATORIES, INC.

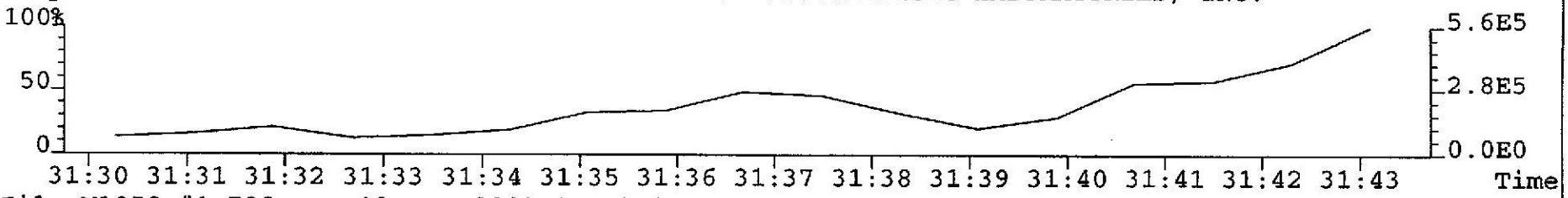

File:W1059 #1-798 Acq:13-JUL-2002 17:52:12 GC EI+ Voltage SIR 70S
357.8516 S:8 F:2 Exp:NDB5US
Sample Text:TLI#57752C DF-DP-642 0-0.5 File Text:TRIANGLE LABORATORIES, INC.

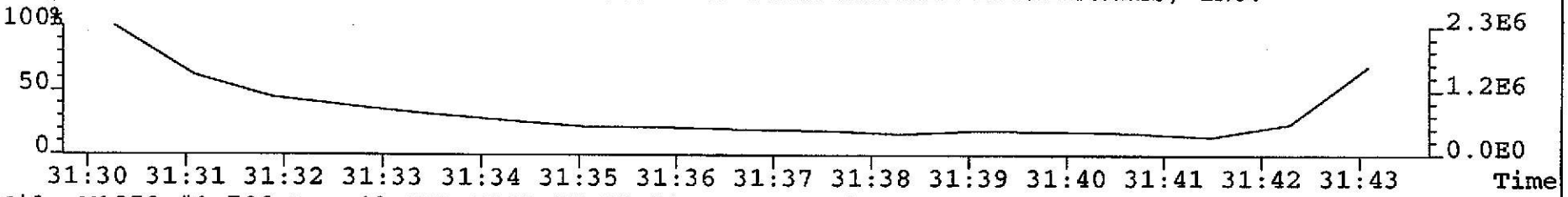

File:W1059 #1-798 Acq:13-JUL-2002 17:52:12 GC EI+ Voltage SIR 70S
367.8949 S:8 F:2 Exp:NDB5US
Sample Text:TLI#57752C DF-DP-642 0-0.5 File Text:TRIANGLE LABORATORIES, INC.

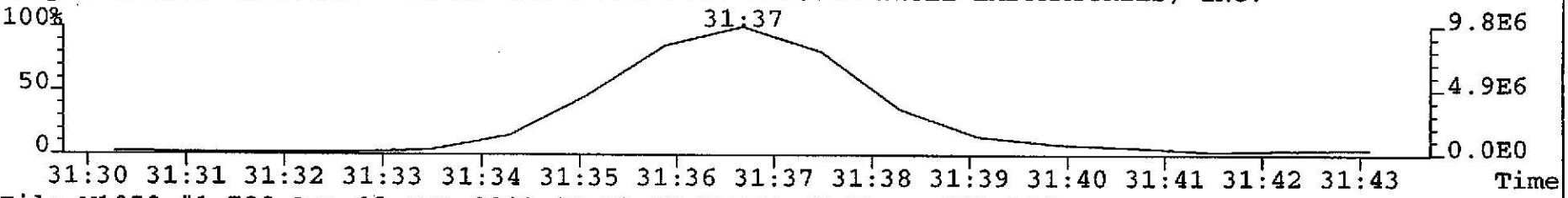

File:W1059 #1-798 Acq:13-JUL-2002 17:52:12 GC EI+ Voltage SIR 70S
369.8919 S:8 F:2 Exp:NDB5US
Sample Text:TLI#57752C DF-DP-642 0-0.5 File Text:TRIANGLE LABORATORIES, INC.

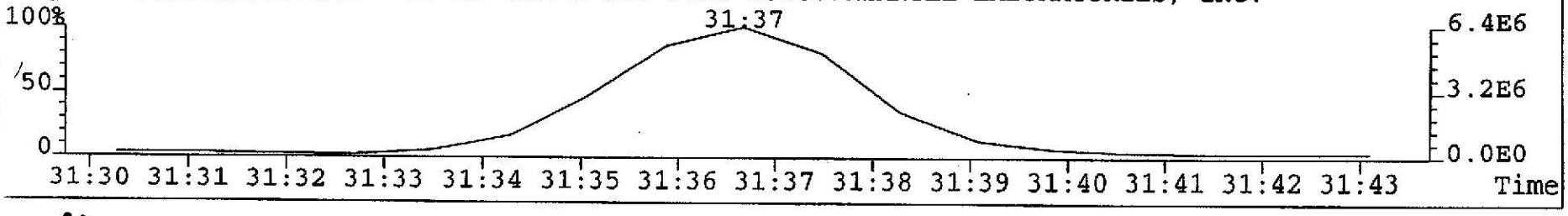

File:W1059 #1-798 Acq:13-JUL-2002 17:52:12 GC EI+ Voltage SIR 70S
355.8546 S:8 F:2 Exp:NDB5US
Sample Text:TLI#57752C DF-DP-642 0-0.5 File Text:TRIANGLE LABORATORIES, INC.



File:W1059 #1-798 Acq:13-JUL-2002 17:52:12 GC EI+ Voltage SIR 70S
357.8516 S:8 F:2 Exp:NDB5US
Sample Text:TLI#57752C DF-DP-642 0-0.5 File Text:TRIANGLE LABORATORIES, INC.

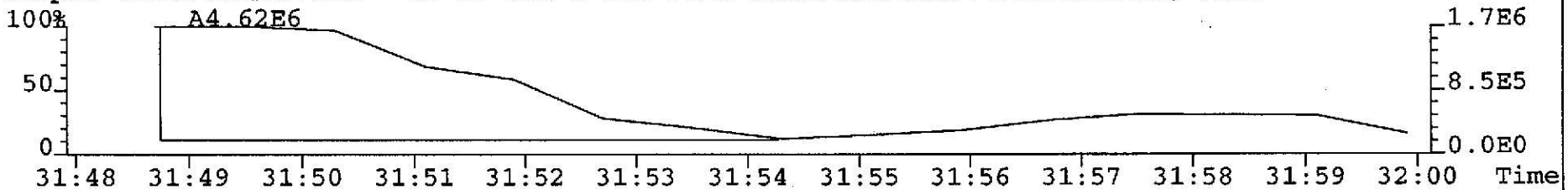

File:W1059 #1-798 Acq:13-JUL-2002 17:52:12 GC EI+ Voltage SIR 70S
367.8949 S:8 F:2 Exp:NDB5US
Sample Text:TLI#57752C DF-DP-642 0-0.5 File Text:TRIANGLE LABORATORIES, INC.

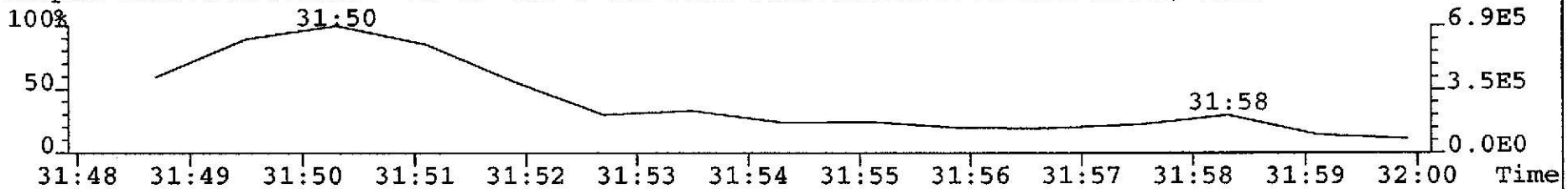

File:W1059 #1-798 Acq:13-JUL-2002 17:52:12 GC EI+ Voltage SIR 70S
369.8919 S:8 F:2 Exp:NDB5US
Sample Text:TLI#57752C DF-DP-642 0-0.5 File Text:TRIANGLE LABORATORIES, INC.

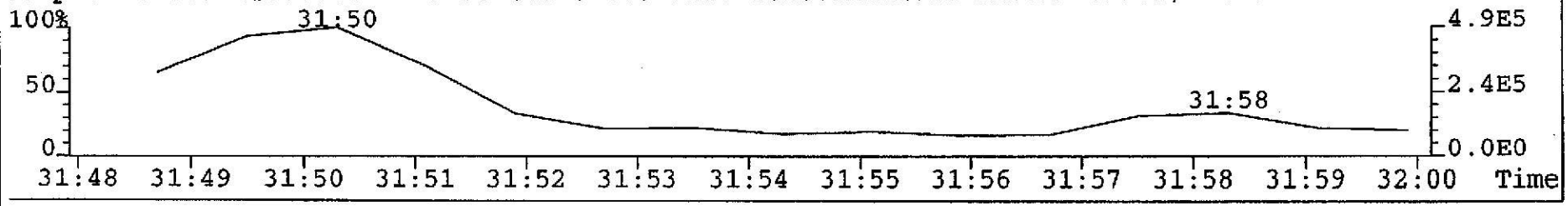

Thu 4/16/01

File:W1059 #1-798 Acq:13-JUL-2002 17:52:12 GC EI+ Voltage SIR 70S
355.8546 S:8 F:2 Exp:NDB5US
Sample Text:TLI#57752C DF-DP-642 0-0.5 File Text:TRIANGLE LABORATORIES, INC.

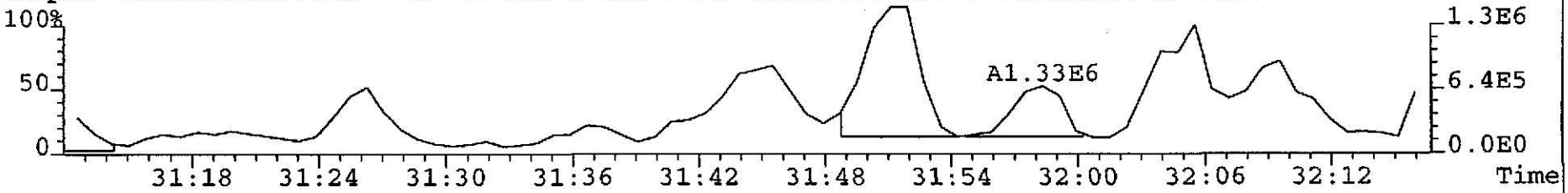

File:W1059 #1-798 Acq:13-JUL-2002 17:52:12 GC EI+ Voltage SIR 70S
357.8516 S:8 F:2 Exp:NDB5US
Sample Text:TLI#57752C DF-DP-642 0-0.5 File Text:TRIANGLE LABORATORIES, INC.

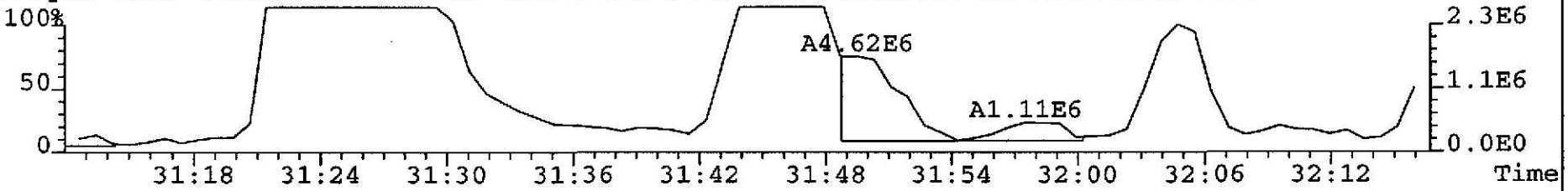

File:W1059 #1-798 Acq:13-JUL-2002 17:52:12 GC EI+ Voltage SIR 70S
367.8949 S:8 F:2 Exp:NDB5US
Sample Text:TLI#57752C DF-DP-642 0-0.5 File Text:TRIANGLE LABORATORIES, INC.

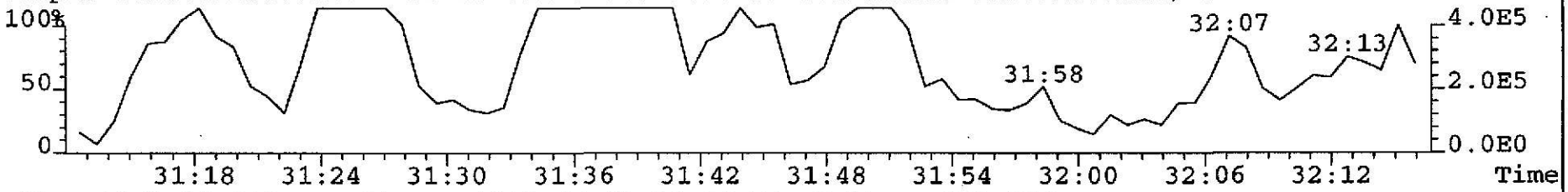

File:W1059 #1-798 Acq:13-JUL-2002 17:52:12 GC EI+ Voltage SIR 70S
369.8919 S:8 F:2 Exp:NDB5US
Sample Text:TLI#57752C DF-DP-642 0-0.5 File Text:TRIANGLE LABORATORIES, INC.

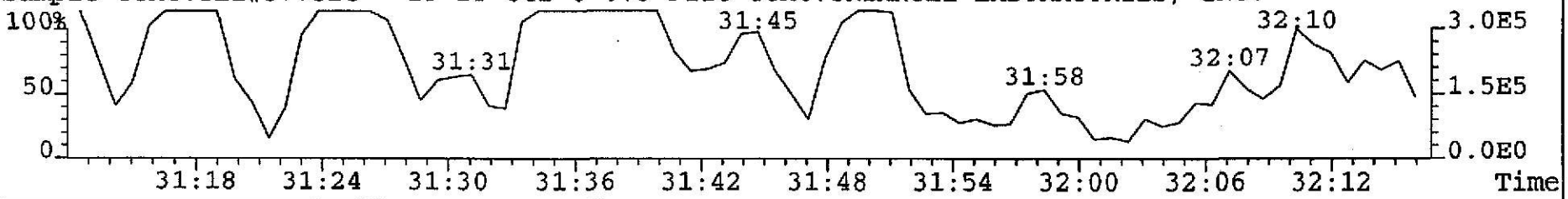

336

KLV 7/16/03

File:W1059 #1-422 Acq:13-JUL-2002 17:52:12 GC EI+ Voltage SIR 70S
389.8156 S:8 F:3 Exp:NDB5US
Sample Text:TLI#57752C DF-DP-642 0-0.5 File Text:TRIANGLE LABORATORIES, INC.

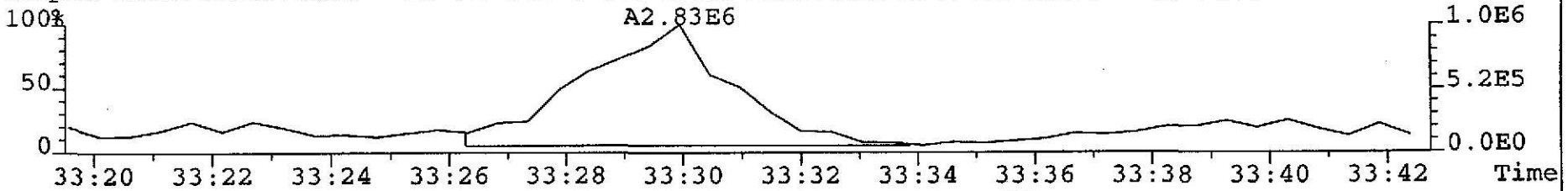

File:W1059 #1-422 Acq:13-JUL-2002 17:52:12 GC EI+ Voltage SIR 70S
391.8127 S:8 F:3 Exp:NDB5US
Sample Text:TLI#57752C DF-DP-642 0-0.5 File Text:TRIANGLE LABORATORIES, INC.

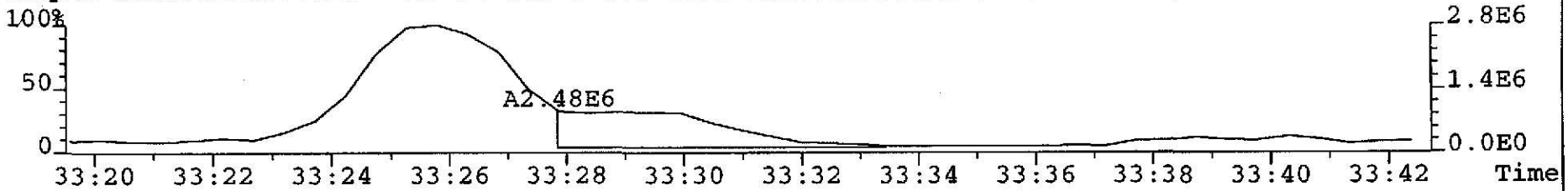

File:W1059 #1-422 Acq:13-JUL-2002 17:52:12 GC EI+ Voltage SIR 70S
401.8558 S:8 F:3 Exp:NDB5US
Sample Text:TLI#57752C DF-DP-642 0-0.5 File Text:TRIANGLE LABORATORIES, INC.

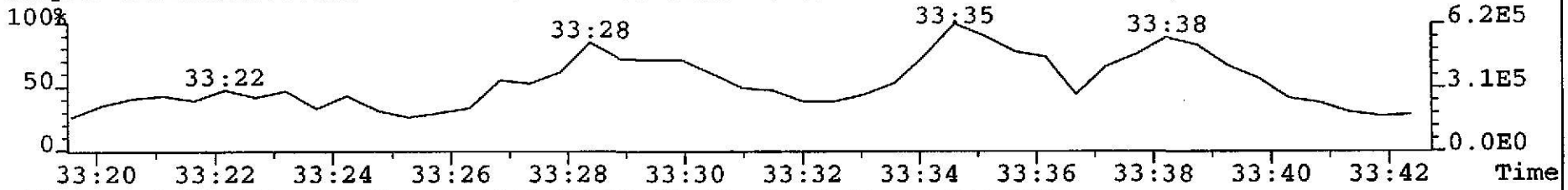

File:W1059 #1-422 Acq:13-JUL-2002 17:52:12 GC EI+ Voltage SIR 70S
403.8529 S:8 F:3 Exp:NDB5US
Sample Text:TLI#57752C DF-DP-642 0-0.5 File Text:TRIANGLE LABORATORIES, INC.

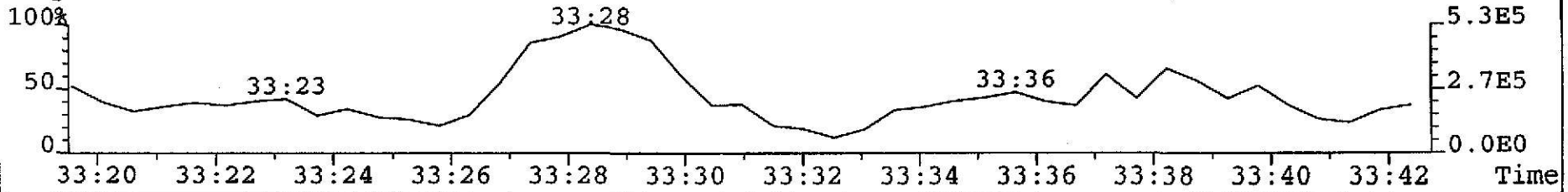

KLW 7/16/02

Martin & Slagle

TLI Project: **57752C** 1613, Revision B, Tetra Only PCDD/PCDF Analysis (c)
Client Sample: **DF-DP-642 0-0.5** Analysis File: **P022489**

Client Project:	**Mississippi Project**				
Sample Matrix:	**SOLID**	Date Received:	**06/28/2002**	Spike File:	**SPCONB22**
TLI ID:	**329-38-21**	Date Extracted:	**07/05/2002**	ICal:	**PF56152**
		Date Analyzed:	**07/15/2002**	ConCal:	**P022482**
Sample Size:	**13.500 g**	Dilution Factor:	**n/a**	% Moisture:	**9.4**
Dry Weight:	**12.231 g**	Blank File:	**W105902**	% Lipid:	**n/a**
GC Column:	**DB-225**	Analyst:	**JMM**	% Solids:	**90.6**

Analytes	Conc. (pg/g)	DL	Ratio	RT	RRT	Flags
2,3,7,8-TCDF	1130		0.75	21:55	1.002	E__

Internal Standard	Conc. (pg/g)	% Recovery	QC Limits	Ratio	RT	RRT	Flags
$^{13}C_{12}$-2,3,7,8-TCDF	129	79.0	29%-140%	0.76	21:53	1.046	___

Recovery Standard	Ratio	RT	Flags
$^{13}C_{12}$-1,2,3,4-TCDD	0.79	20:55	___

Data Reviewer: VIC 07/17/2002

CONB_PSR v1.00, LARS 6.25.05

Triangle Laboratories, Inc.®
2445 S. Alston Ave. • Durham, North Carolina 27713
Phone: (919) 544-5729 • Fax: (919) 544-5491

Printed: 01:20 07/17/2002

Initial ....Date...

Data Review By: 7/17/02

Channel specific noise levels computed from 'NL' heights.

Page No. 1 Listing of P022489B.dbf
07/17/2002 Matched GC Peaks / Ratio / Ret. Time

Compound/ M_Z....	QC.Log	Omit	Why	..RT.	OK	Ratio	Total.Area/Ht	Area/Ht.Peak1	Area/Ht.Peak2	Rel.RT	Compound.Name..	ID..	Flags.
TCDF						0.65-0.89				0.788-1.102			
304-306	DC	NL				Height	0.17	0.08	0.09				
				17:52	RO	18.20	51.45	48.77	2.68	0.816			
				18:28	RO	1.22	3.38	1.86	1.52	0.844			
				18:47		0.74	94.48	40.20	54.28	0.858			
				18:55		0.73	19.51	8.23	11.28	0.864			
				19:01		0.74	166.29	70.83	95.46	0.869			
				19:10		0.83	21.79	9.90	11.89	0.876			
				19:25		0.74	89.25	38.06	51.19	0.887			
				19:35		0.73	444.86	187.82	257.04	0.895			E
				19:40		0.71	64.05	26.70	37.35	0.899			
				19:47		0.75	686.64	293.37	393.27	0.904			E
				19:56		0.78	103.03	45.07	57.96	0.911			
				20:15		0.75	271.91	116.37	155.54	0.925			
				20:33	RO	0.49	2.51	0.83	1.68	0.939			
				20:40		0.74	694.10	295.59	398.51	0.944			E
				20:53		0.75	480.86	206.03	274.83	0.954			E
				21:04		0.72	215.14	90.17	124.97	0.963			
				21:15	RO	0.63	6.58	2.55	4.03	0.971			
				21:25		0.73	132.13	55.54	76.59	0.979			
				21:33	RO	0.59	1.35	0.50	0.85	0.985			
				21:48		0.74	68.57	29.17	39.40	0.996			
				21:55		0.75	1,491.74	639.58	852.16	1.002	2378-TCDF	AN	E
				22:06		0.75	299.26	127.85	171.41	1.010			
				22:21		0.72	41.54	17.34	24.20	1.021			
				22:30		0.76	762.48	329.62	432.86	1.028			E
				22:46	RO	0.90	5.16	2.45	2.71	1.040			
				23:15		0.80	36.67	16.25	20.42	1.062			
				23:37	RO	1.00	3.78	1.89	1.89	1.079			
				23:50	RO	0.95	13.35	6.50	6.85	1.089			
				24:06		0.70	48.74	20.00	28.74	1.101			
304-306			29	Peaks			6,320.60						
13C12-TCDF						0.65-0.89				0.954-1.046			
316-318	DC	NL				Height	0.20	0.06	0.14				
	DC	WL		17:10	RO	0.55	0.34			0.784			
	DC	WL		17:17	RO	1.24	0.47			0.790			
	DC	WL		17:24	RO	0.48	0.34			0.795			
	DC	WL		17:36		0.71	4.11			0.804			
	DC	WL		17:41		0.86	2.01			0.808			
	DC	WL		17:51	RO	0.37	0.41			0.816			
	DC	WL		17:59	RO	1.05	0.84			0.822			
	DC	WL		18:04	RO	0.11	2.94			0.826			
	DC	WL		18:29	RO	2.86	0.85			0.845			
	DC	WL		18:39	RO	0.61	0.66			0.852			
	DC	WL		18:42		0.78	1.14			0.855			
	DC	WL		18:52	RO	0.38	0.22			0.862			

Compound/ M_Z....	QC.Log	Omit	Why	..RT.	OK	Ratio	Total.Area/Ht	Area/Ht.Peak1	Area/Ht.Peak2	Rel.RT	Compound.Name..	ID..	Flags.
	DC	WL		18:59	RO	0.93	1.18			0.867			
	DC	WL		19:05		0.77	12.31			0.872			
	DC	WL		19:16	RO	0.50	1.11			0.880			
	DC	WL		19:22	RO	1.17	0.50			0.885			
	DC	WL		19:25	RO	0.25	0.40			0.887			
	DC	WL		19:35		0.82	0.71			0.895			
	DC	WL		19:40	RO	0.18	2.60			0.899			
	DC	WL		19:49		0.73	1.16			0.906			
	DC	WL		19:55	RO	1.71	0.38			0.910			
	DC	WL		19:57	RO	1.43	0.34			0.912			
	DC	WL		20:03		0.78	1.37			0.916			
	DC	WL		20:05	RO	1.66	1.01			0.918			
	DC	WL		20:11	RO	1.77	0.61			0.922			
	DC	WL		20:20	RO	0.41	0.86			0.929			
	DC	WL		20:30	RO	1.39	0.55			0.937			
	DC	WL		20:38	RO	0.92	3.64			0.943			
	DC	WL		20:47	RO	0.64	2.00			0.950			
				20:53	RO	0.28	2.78	0.61	2.17	0.954			
	DC	SN		21:05	RO	2.75	0.75			0.963			
				21:10	RO	0.34	2.11	0.54	1.57	0.967			
				21:17	RO	0.56	0.70	0.25	0.45	0.973			
				21:23	RO	1.72	2.23	1.41	0.82	0.977			
				21:30	RO	1.36	4.43	2.55	1.88	0.982			
				21:37	RO	0.49	0.79	0.26	0.53	0.988			
				21:53		0.76	192.11	82.76	109.35	1.000	13C12-2378-TCDF	IS0	
						Height	58.40	24.98	33.42				
				22:10	RO	0.62	1.25	0.48	0.77	1.013			
				22:17	RO	1.19	0.94	0.51	0.43	1.018			
				22:43		0.71	0.99	0.41	0.58	1.038			
	DC	WH		22:58	RO	1.50	0.50			1.050			
	DC	WH		23:08	RO	2.94	3.03			1.057			
	DC	WH		23:18	RO	1.05	0.45			1.065			
	DC	WH		23:32	RO	0.42	0.98			1.075			
	DC	WH		23:36	RO	5.22	0.56			1.078			
	DC	WH		23:50	RO	0.55	0.45			1.089			
	DC	WH		23:57	RO	1.06	0.37			1.094			
	DC	WH		24:10	RO	1.06	3.31			1.104			
316-318			10	Peaks			208.33						

---------- Above: TCDF / TCDD Follows ----------

13C12-TCDD				0.65-0.89						0.902-1.098			
332-334	DC	NL				Height	0.31	0.22	0.09				
	DC	WL		18:15	RO	1.10	0.44			0.882			
	DC	WL		18:22	RO	2.02	1.72			0.888			
	DC	WL		18:35	RO	0.41	0.93			0.898			
	DC	SN		18:48	RO	1.12	0.53			0.909			
	DC	SN		19:04	RO	2.67	0.55			0.922			
	DC	SN		19:15	RO	1.55	0.79			0.931			
	DC	SN		19:46	RO	0.64	0.95			0.956			
	DC	SN		20:21	RO	1.73	1.09			0.984			
				20:41		0.82	109.22	49.24	59.98	1.000	13C12-2378-TCDD	IS1	
						Height	41.09	19.15	21.94				

Compound/ M_Z....	QC.Log	Omit	Why	..RT.	OK	Ratio	Total.Area/Ht	Area/Ht.Peak1	Area/Ht.Peak2	Rel.RT	Compound.Name..	ID..	Flags.
N				20:55		0.79	177.84	78.63	99.21	1.011	13C12-1234-TCDD	RS1	
				21:04	RO	0.38	2.14	0.59	1.55	1.019			
		DC	SN	21:18	RO	2.57	0.82			1.030			
		DC	SN	21:30	RO	5.33	0.38			1.039			
				21:35	RO	4.56	0.89	0.73	0.16	1.044			
				21:42	RO	2.42	1.23	0.87	0.36	1.049			
				21:48	RO	4.71	0.80	0.66	0.14	1.054			
				21:53	RO	1.28	0.66	0.37	0.29	1.058			
		DC	SN	22:00	RO	0.22	0.33			1.064			
		DC	SN	22:05	RO	4.19	1.09			1.068			
		DC	SN	22:13	RO	0.15	2.81			1.074			
				22:42	RO	22.06	7.38	7.06	0.32	1.098			
		DC	WH	23:01	RO	1.83	1.47			1.113			
		DC	WH	23:07		0.65	2.63			1.118			
332-334			8	Peaks			300.16						

Column Description.....	"Why" Code Description.....	QC Log Desc.....
M_Z -Nominal Ion Mass(es)	WL-Below Retention Time Window	A-Peak Added
..RT. -Retention Time (mm:ss)	WH-Above Retention Time Window	K-Peak Kept
Rat.1 -Ratio of M/M+2 Ions	SN-Below Signal to Noise Level	D-Peak Deleted
OK -RO=Ratio Outside Limits	<M-Below Method Detection Limit	T-Time Changed
Rel.RT-Relative Retention Time	NL-Channel Specific Noise Level	M-Peak Area Changed
		N-Name Changed
		X-Ether Interference

*** End of Report ***

File:P022489 #1-3026 Acq:15-JUL-2002 07:24:40 EI+ Voltage SIR 70P Noise:94
303.9016 BSUB(256,30,-3.0) PKD(5,3,1,0.10%,376.0,0.00%,F,F) Exp:DB225
TRIANGLE LABS Text:DF-DP-642 0-0.5 TLI#57752C INJ. TIME = 07:24

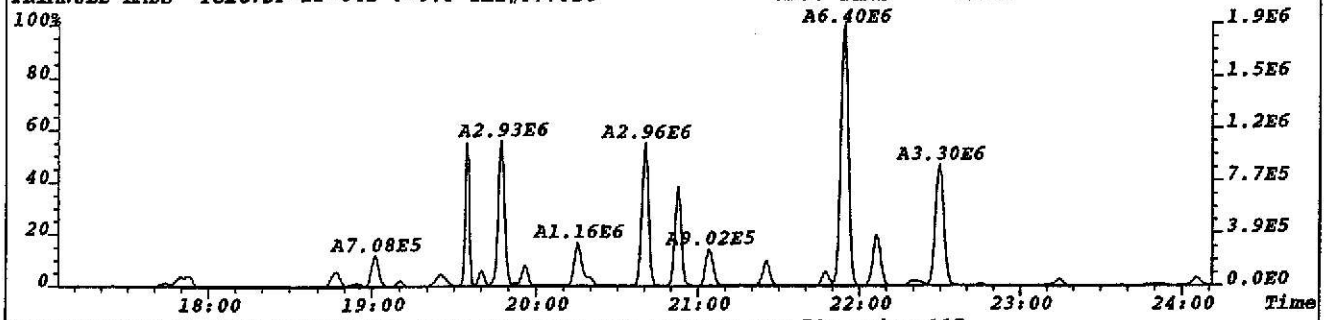

File:P022489 #1-3026 Acq:15-JUL-2002 07:24:40 EI+ Voltage SIR 70P Noise:117
305.8987 BSUB(256,30,-3.0) PKD(5,3,1,0.10%,468.0,0.00%,F,F) Exp:DB225
TRIANGLE LABS Text:DF-DP-642 0-0.5 TLI#57752C INJ. TIME = 07:24

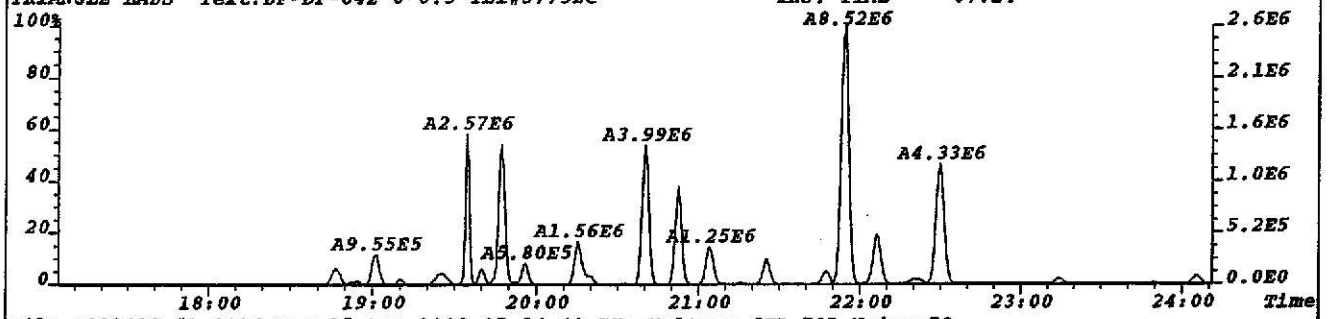

File:P022489 #1-3026 Acq:15-JUL-2002 07:24:40 EI+ Voltage SIR 70P Noise:79
315.9419 BSUB(256,30,-3.0) PKD(5,3,1,0.10%,316.0,0.00%,F,F) Exp:DB225
TRIANGLE LABS Text:DF-DP-642 0-0.5 TLI#57752C INJ. TIME = 07:24



File:P022489 #1-3026 Acq:15-JUL-2002 07:24:40 EI+ Voltage SIR 70P Noise:179
317.9389 BSUB(256,30,-3.0) PKD(5,3,1,0.10%,716.0,0.00%,F,F) Exp:DB225
TRIANGLE LABS Text:DF-DP-642 0-0.5 TLI#57752C INJ. TIME = 07:24

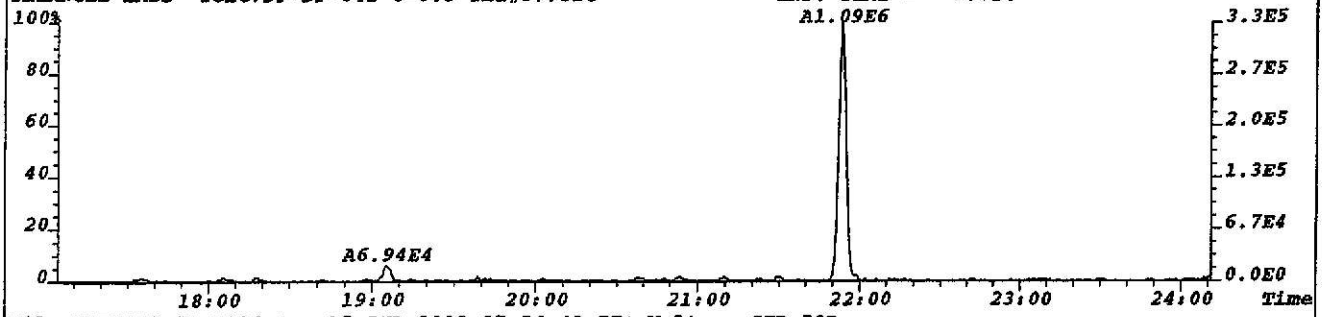

File:P022489 #1-3026 Acq:15-JUL-2002 07:24:40 EI+ Voltage SIR 70P
375.8364 Exp:DB225
TRIANGLE LABS Text:DF-DP-642 0-0.5 TLI#57752C INJ. TIME = 07:24

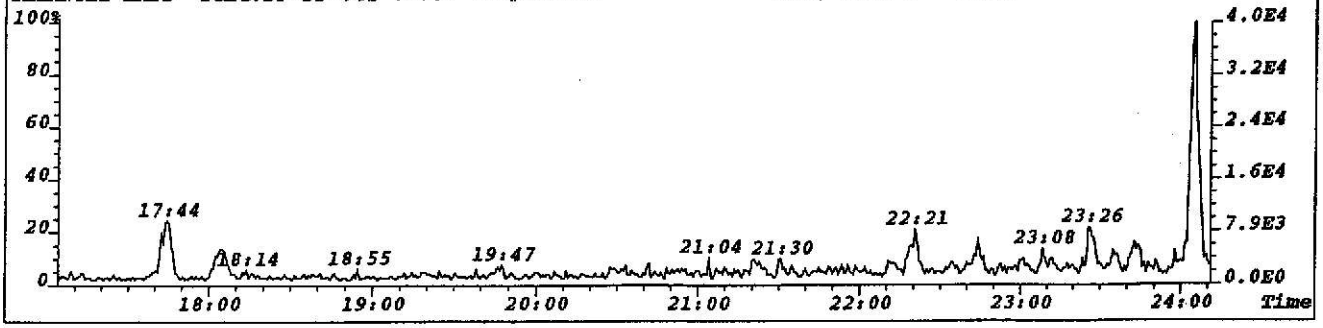

File:P022489 #1-3026 Acq:15-JUL-2002 07:24:40 EI+ Voltage SIR 70P Noise:162
319.8965 BSUB(256,30,-3.0) PKD(5,3,1,0.10%,648.0,0.00%,F,F) Exp:DB225
TRIANGLE LABS Text:DF-DP-642 0-0.5 TLI#57752C INJ. TIME = 07:24

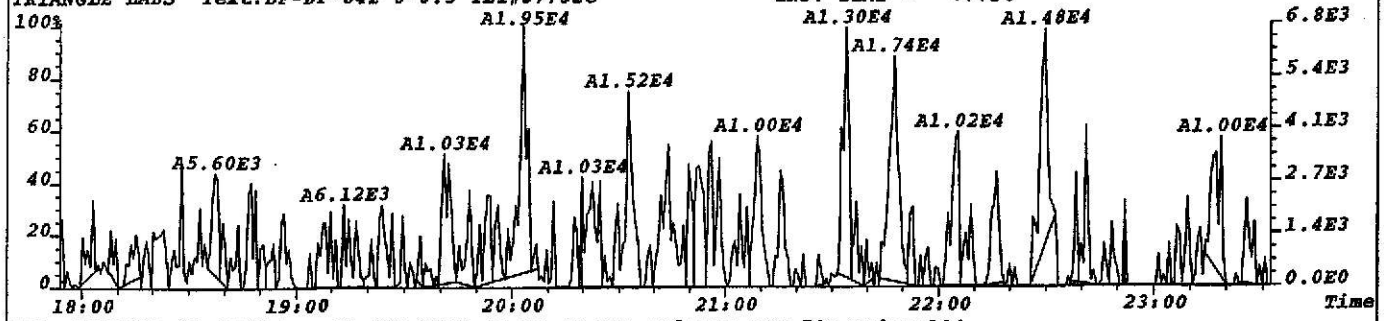

File:P022489 #1-3026 Acq:15-JUL-2002 07:24:40 EI+ Voltage SIR 70P Noise:104
321.8936 BSUB(256,30,-3.0) PKD(5,3,1,0.10%,416.0,0.00%,F,F) Exp:DB225
TRIANGLE LABS Text:DF-DP-642 0-0.5 TLI#57752C INJ. TIME = 07:24

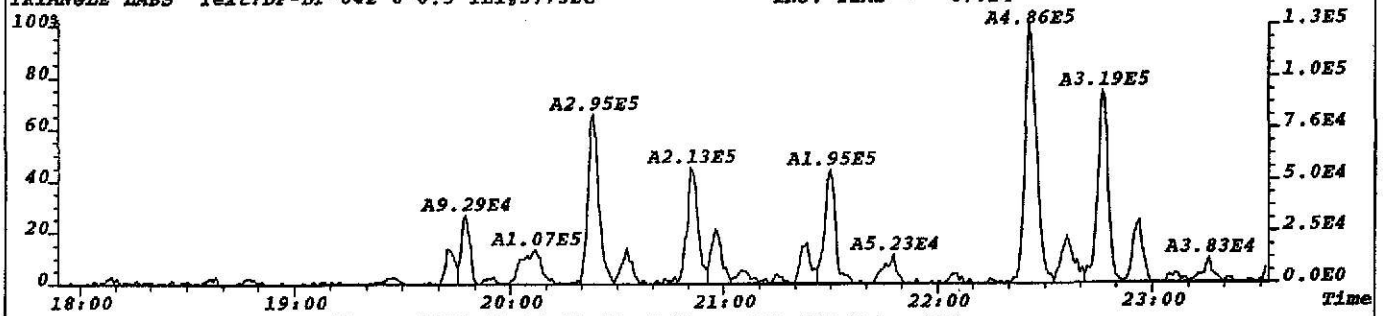

File:P022489 #1-3026 Acq:15-JUL-2002 07:24:40 EI+ Voltage SIR 70P Noise:148
327.8847 BSUB(256,30,-3.0) PKD(5,3,1,0.10%,592.0,0.00%,F,F) Exp:DB225
TRIANGLE LABS Text:DF-DP-642 0-0.5 TLI#57752C INJ. TIME = 07:24

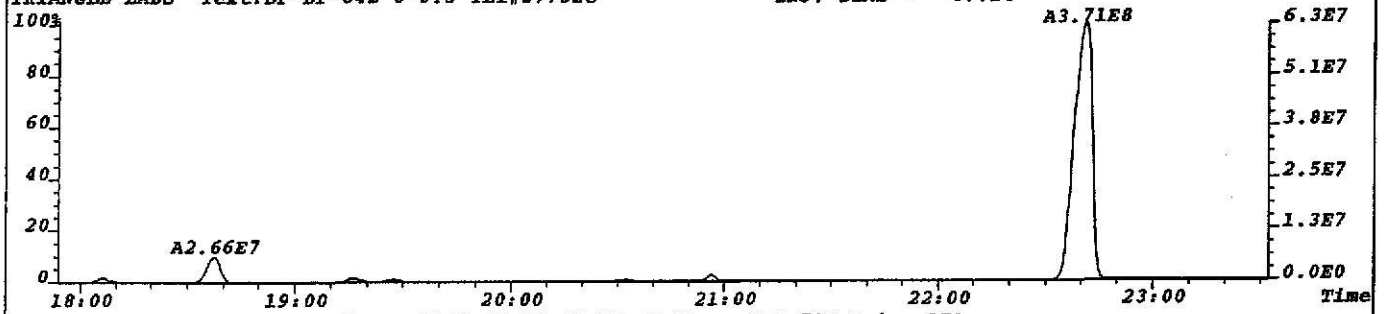

File:P022489 #1-3026 Acq:15-JUL-2002 07:24:40 EI+ Voltage SIR 70P Noise:270
331.9368 BSUB(256,30,-3.0) PKD(5,3,1,0.10%,1080.0,0.00%,F,F) Exp:DB225
TRIANGLE LABS Text:DF-DP-642 0-0.5 TLI#57752C INJ. TIME = 07:24

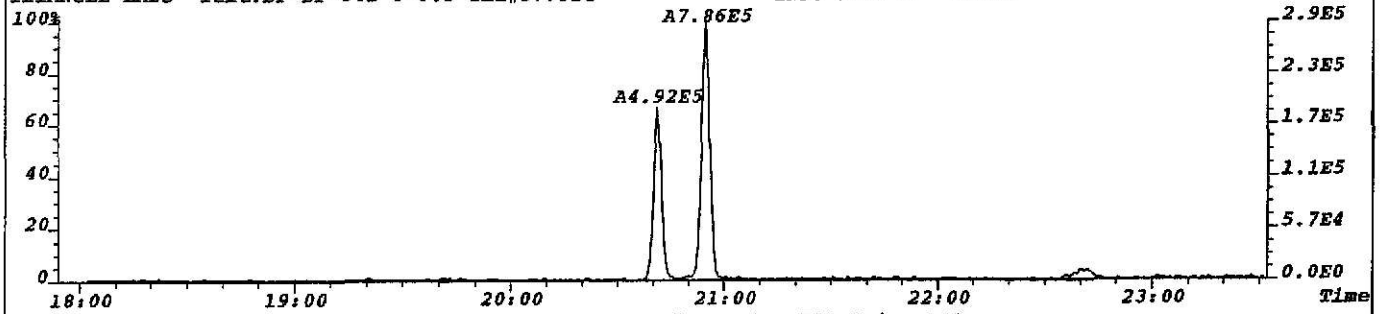

File:P022489 #1-3026 Acq:15-JUL-2002 07:24:40 EI+ Voltage SIR 70P Noise:109
333.9338 BSUB(256,30,-3.0) PKD(5,3,1,0.10%,436.0,0.00%,F,F) Exp:DB225
TRIANGLE LABS Text:DF-DP-642 0-0.5 TLI#57752C INJ. TIME = 07:24

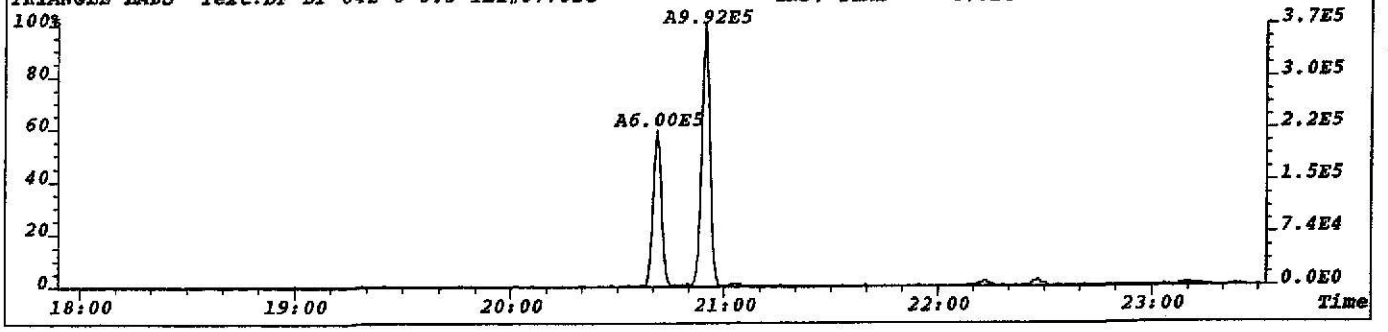

File:P022489 #1-3026 Acq:15-JUL-2002 07:24:40 EI+ Voltage SIR 70P
303.9016 Exp:DB225
TRIANGLE LABS Text:DF-DP-642 0-0.5 TLI#57752C INJ. TIME = 07:24

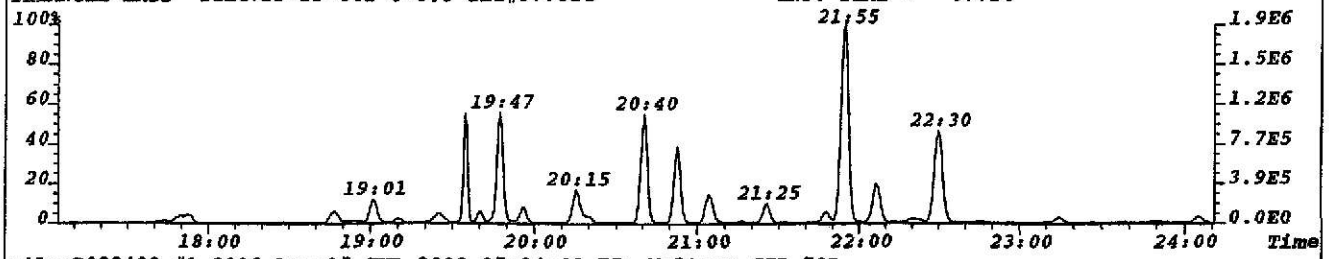

File:P022489 #1-3026 Acq:15-JUL-2002 07:24:40 EI+ Voltage SIR 70P
315.9419 Exp:DB225
TRIANGLE LABS Text:DF-DP-642 0-0.5 TLI#57752C INJ. TIME = 07:24

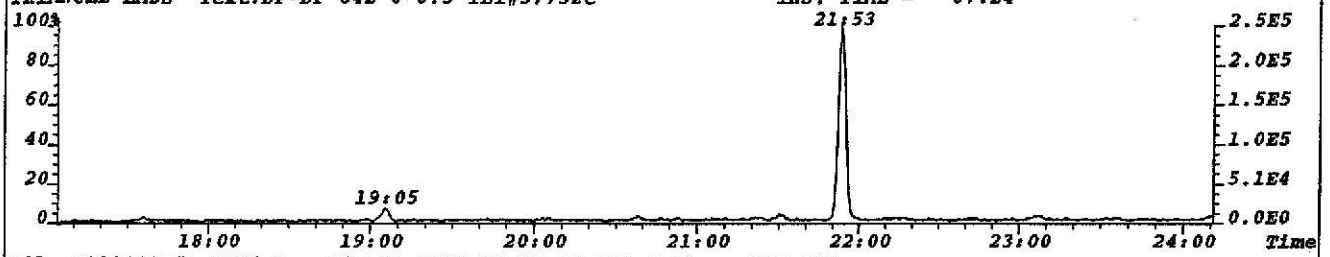

File:P022489 #1-3026 Acq:15-JUL-2002 07:24:40 EI+ Voltage SIR 70P
319.8965 Exp:DB225
TRIANGLE LABS Text:DF-DP-642 0-0.5 TLI#57752C INJ. TIME = 07:24

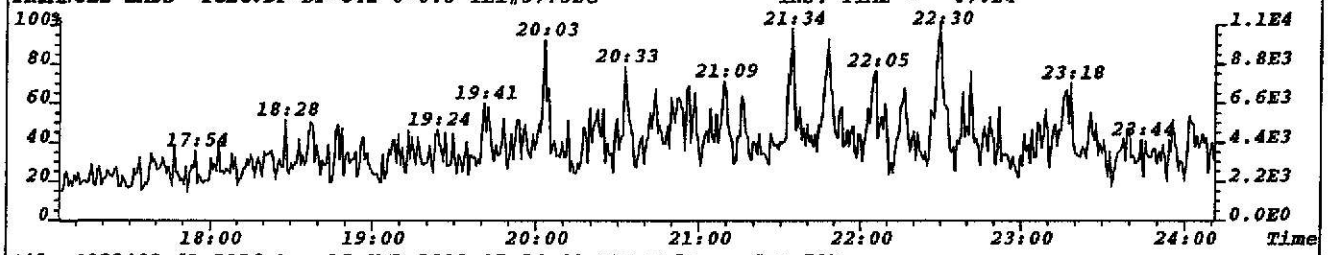

File:P022489 #1-3026 Acq:15-JUL-2002 07:24:40 EI+ Voltage SIR 70P
331.9368 Exp:DB225
TRIANGLE LABS Text:DF-DP-642 0-0.5 TLI#57752C INJ. TIME = 07:24

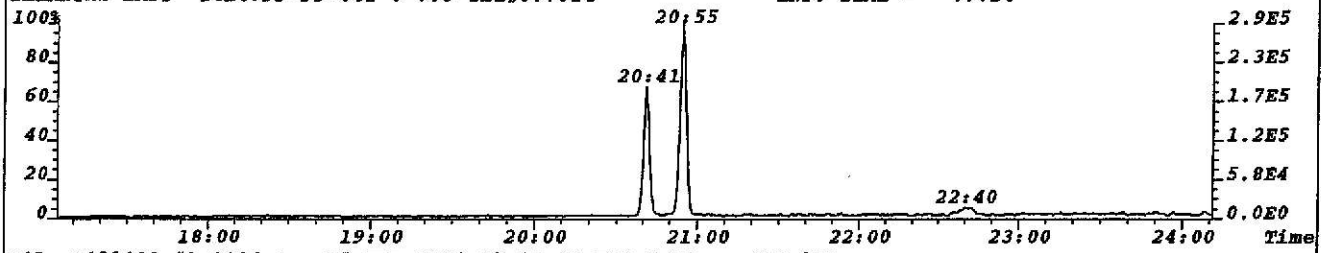

File:P022489 #1-3026 Acq:15-JUL-2002 07:24:40 EI+ Voltage SIR 70P
292.9825 Exp:DB225
TRIANGLE LABS Text:DF-DP-642 0-0.5 TLI#57752C INJ. TIME = 07:24

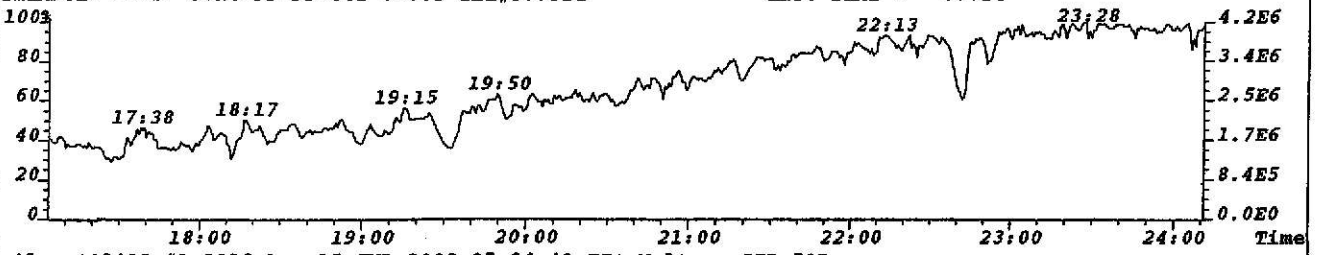

File:P022489 #1-3026 Acq:15-JUL-2002 07:24:40 EI+ Voltage SIR 70P
330.9792 Exp:DB225
TRIANGLE LABS Text:DF-DP-642 0-0.5 TLI#57752C INJ. TIME = 07:24

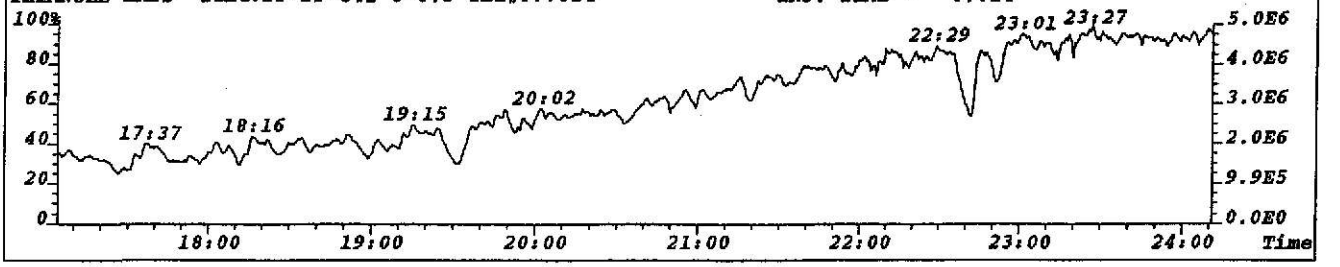

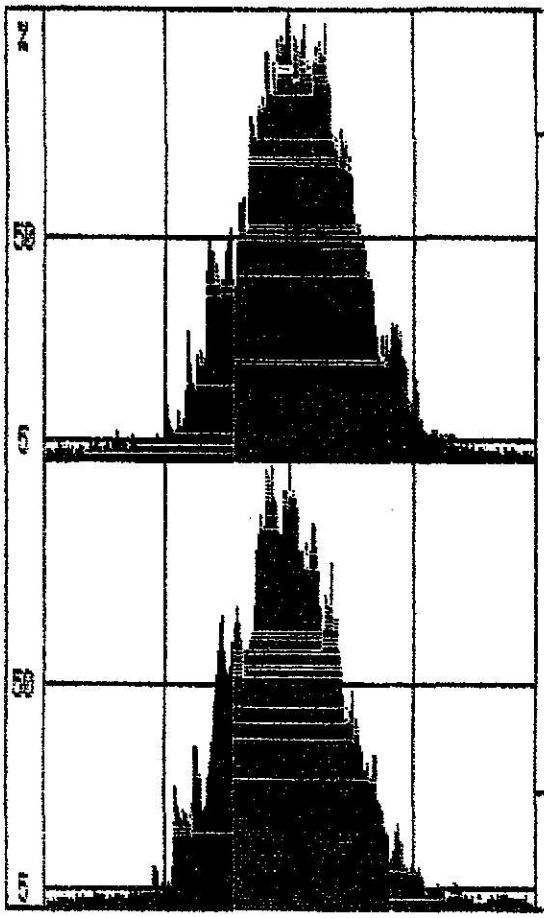

Ref. mass 292.9825 Peak top
Height 1.04 volts Span 200 ppm

System file name	08225
Data file name	A:P715021
Resolution	10000
Group number	1
Ionization mode	EI+
Switching	VOLTAGE
Ref. masses	292.9825, 380.9761

A	292.9825	J	330.9792
B	303.9016	K	331.9368
C	305.8987	L	333.9338
D	315.9419	M	375.8364
E	317.9389		
F	319.8965		
G	321.8936		
H	327.8847		
I	330.9792		

Channel I 330.9792 Peak top
Height 1.12 volts Span 200 ppm

TLI Project: 57752C
Client Sample: DF-DP-82-0.5

1613, Revision B PCDD/PCDF Analysis (c)
Analysis File: W105909

Client Project:	Mississippi Project				
Sample Matrix:	SOLID	Date Received:	06/28/2002	Spike File:	SP161B22
TLI ID:	329-38-27	Date Extracted:	07/05/2002	ICal:	WF5614B
		Date Analyzed:	07/13/2002	ConCal:	WB21058
Sample Size:	13.500 g	Dilution Factor:	n/a	% Moisture:	12.3
Dry Weight:	11.840 g	Blank File:	W105902	% Lipid:	n/a
GC Column:	DB-5	Analyst:	JLD	% Solids:	87.7

Analytes	Conc. (pg/g)	DL	Ratio	RT	RRT	Flags
2,3,7,8-TCDD	ND	3.8				__
1,2,3,7,8-PeCDD	ND	18.9				__
1,2,3,4,7,8-HxCDD	ND	11.1				__
1,2,3,6,7,8-HxCDD	106		1.22	34:38	1.000	__
1,2,3,7,8,9-HxCDD	32.1		1.15	34:58	1.010	__
1,2,3,4,6,7,8-HpCDD	271		1.02	37:58	1.000	__
1,2,3,4,6,7,8,9-OCDD	3050		0.89	41:41	1.000	__
2,3,7,8-TCDF	170		0.74	26:36	1.001	__
1,2,3,7,8-PeCDF	32.9		1.61	30:26	1.000	__
2,3,4,7,8-PeCDF	145		1.51	31:07	1.000	__
1,2,3,4,7,8-HxCDF	1210		1.28	33:51	1.000	__
1,2,3,6,7,8-HxCDF	155		1.29	33:57	1.000	__
2,3,4,6,7,8-HxCDF	156		1.27	34:26	1.000	__
1,2,3,7,8,9-HxCDF	ND	0.4				__
1,2,3,4,6,7,8-HpCDF	4760		1.06	36:55	1.000	E__
1,2,3,4,7,8,9-HpCDF	243		1.06	38:28	1.000	__
1,2,3,4,6,7,8,9-OCDF	1720		0.91	41:53	1.005	__

Totals	Conc. (pg/g)	Number	DL	Flags
Total TCDD	19.8	5		__
Total PeCDD	69.3	3		__
Total HxCDD	162	3		__
Total HpCDD	575	2		__
Total TCDF	1890	19		E__
Total PeCDF	6740	20		E__
Total HxCDF	4930	15		__
Total HpCDF	7870	4		E__

161B_PSR v2.04, LARS 6.25.05

Triangle Laboratories, Inc.®
2445 S. Alston Ave. • Durham, North Carolina 27713
Phone: (919) 544-5729 • Fax: (919) 544-5491

Printed: 12:35 07/17/2002

TLI Project: 57752C
Client Sample: DF-DP-82-0.5

1613, Revision B PCDD/PCDF Analysis (c)
Analysis File: W105909

Internal Standards	Conc. (pg/g)	% Recovery	QC Limits	Ratio	RT	RRT	Flags
$^{13}C_{12}$-2,3,7,8-TCDD	72.2	42.7	25%-164%	0.81	27:17	1.006	___
$^{13}C_{12}$-1,2,3,7,8-PeCDD	71.3	42.2	25%-181%	1.48	31:27	1.160	___
$^{13}C_{12}$-1,2,3,4,7,8-HxCDD	97.7	57.9	32%-141%	1.24	34:33	0.989	___
$^{13}C_{12}$-1,2,3,6,7,8-HxCDD	98.4	58.2	28%-130%	1.25	34:38	0.991	___
$^{13}C_{12}$-1,2,3,4,6,7,8-HpCDD	80.5	47.6	23%-140%	1.12	37:57	1.086	___
$^{13}C_{12}$-1,2,3,4,6,7,8,9-OCDD	113	33.3	17%-157%	1.23	41:40	1.192	RO___
$^{13}C_{12}$-2,3,7,8-TCDF	88.4	52.4	24%-169%	0.76	26:34	0.980	___
$^{13}C_{12}$-1,2,3,7,8-PeCDF	78.8	46.7	24%-185%	1.50	30:26	1.122	___
$^{13}C_{12}$-2,3,4,7,8-PeCDF	60.3	35.7	21%-178%	1.46	31:07	1.148	___
$^{13}C_{12}$-1,2,3,4,7,8-HxCDF	144	85.5	26%-152%	0.51	33:51	0.969	___
$^{13}C_{12}$-1,2,3,6,7,8-HxCDF	127	75.4	26%-123%	0.51	33:57	0.971	___
$^{13}C_{12}$-2,3,4,6,7,8-HxCDF	92.3	54.6	28%-136%	0.52	34:26	0.985	___
$^{13}C_{12}$-1,2,3,7,8,9-HxCDF	108	64.1	29%-147%	0.51	35:14	1.008	___
$^{13}C_{12}$-1,2,3,4,6,7,8-HpCDF	111	66.0	28%-143%	0.47	36:54	1.056	___
$^{13}C_{12}$-1,2,3,4,7,8,9-HpCDF	79.4	47.0	26%-138%	0.44	38:28	1.101	___

Cleanup Standard	Conc. (pg/g)	% Recovery	QC Limits	RT	RRT	Flags
$^{37}Cl_4$-2,3,7,8-TCDD	8.3	49.1	35%-197%	27:17	1.006	___

Recovery Standards	Ratio	RT	Flags
$^{13}C_{12}$-1,2,3,4-TCDD	0.81	27:07	___
$^{13}C_{12}$-1,2,3,7,8,9-HxCDD	1.19	34:57	___

Data Reviewer: KL 07/17/2002

161B_PSR v2.04, LARS 6.25.05

Triangle Laboratories, Inc.®
2445 S. Alston Ave. • Durham, North Carolina 27713
Phone: (919) 544-5729 • Fax: (919) 544-5491

Printed: 12:35 07/17/2002

TLI Project: 57752C
Client Sample: DF-DP-82-0.5

Toxicity Equivalents Report
Analysis File: W105909

Client Project:	Mississippi Project				
Sample Matrix:	SOLID	Date Received:	06/28/02	Spike File:	SP161B22
TLI ID:	329-38-27	Date Extracted:	07/05/02	ICal:	WF5614B
		Date Analyzed:	07/13/02	ConCal:	WB21058
Sample Size:	13.500 g	Dilution Factor:	1	% Moisture:	12.3
Dry Weight:	11.840 g	Blank File:	W105902	% Lipid:	n/a
GC Column:	DB-5	Analyst:	JLD	% Solids:	87.7

Analytes	Conc. (pg/g)		TEF		Equivalent
2,3,7,8-TCDD	{3.8}	x	1.	=	3.8
1,2,3,7,8-PeCDD	{18.9}	x	0.5	=	9.45
1,2,3,4,7,8-HxCDD	{11.1}	x	0.1	=	1.11
1,2,3,6,7,8-HxCDD	106	x	0.1	=	10.6
1,2,3,7,8,9-HxCDD	32.1	x	0.1	=	3.21
1,2,3,4,6,7,8-HpCDD	271	x	0.01	=	2.71
1,2,3,4,6,7,8,9-OCDD	3050	x	0.001	=	3.050
TOTAL PCDD					33.9
2,3,7,8-TCDF	128	x	0.1	=	12.8
1,2,3,7,8-PeCDF	32.9	x	0.05	=	1.65
2,3,4,7,8-PeCDF	145	x	0.5	=	72.5
1,2,3,4,7,8-HxCDF	1210	x	0.1	=	121.0
1,2,3,6,7,8-HxCDF	155	x	0.1	=	15.5
2,3,4,6,7,8-HxCDF	156	x	0.1	=	15.6
1,2,3,7,8,9-HxCDF	{0.4}	x	0.1	=	0.04
1,2,3,4,6,7,8-HpCDF	4760	x	0.01	=	47.60
1,2,3,4,7,8,9-HpCDF	243	x	0.01	=	2.43
1,2,3,4,6,7,8,9-OCDF	1720	x	0.001	=	1.720
TOTAL PCDF					290.8

Total EPA TEFs, 1989a: 324.8 pg/g

{...} indicates that the value is that of a Detection Limit.

GRY_TEF v1.08, MILES 4.22.16

Triangle Laboratories, Inc.®
2445 S. Alston Ave. • Durham, North Carolina 27713
Phone: (919) 544-5729 • Fax: (919) 544-5491

Printed: 13:08 07/17/02

Initial ....Date...

Data Review By: KLV 7/16/02

Calculated Noise Height: 2.84

Page No. 1 Listing of W105909B.dbf
07/17/2002 Matched GC Peaks / Ratio / Ret. Time

Compound/ M_Z....	QC.Log	Omit	Why	..RT.	OK	Ratio	Total.Area/Ht	Area/Ht.Peak1	Area/Ht.Peak2	Rel.RT	Compound.Name..	ID..	Flags.
TCDF						0.65-0.89				0.881-1.072			
304-306		DC	NL			Height	17.95	12.32	5.63				
		DC	WL	23:26		0.74	12,436.39			0.870			
				24:01		0.76	1,990.42	857.10	1,133.32	0.891			
				24:15		0.76	2,470.04	1,069.28	1,400.76	0.900			
				24:31		0.76	2,828.92	1,221.82	1,607.10	0.910			
				24:37		0.74	2,932.29	1,244.10	1,688.19	0.913			
				24:58		0.70	5,722.04	2,365.00	3,357.04	0.926			
				25:07		0.69	4,328.13	1,766.63	2,561.50	0.932			
				25:19		0.74	6,606.29	2,819.52	3,786.77	0.939			
				25:41		0.73	11,434.06	4,812.14	6,621.92	0.953			
				26:01		0.74	10,640.10	4,534.23	6,105.87	0.965			
				26:11		0.74	13,657.04	5,801.13	7,855.91	0.972			
				26:21		0.73	9,389.02	3,975.93	5,413.09	0.978			
	N			26:36		0.74	22,692.27	9,631.67	13,060.60	0.987	2378-TCDF	AN	
	N			26:49		0.75	906.92	389.87	517.05	0.995			
				27:01		0.73	7,664.48	3,234.45	4,430.03	1.002			
				27:15		0.74	1,974.14	837.83	1,136.31	1.011			
				27:28		0.75	16,056.68	6,868.32	9,188.36	1.019			
				27:47		0.73	126,952.60	53,682.00	73,270.60	1.031			E
				28:11		0.83	2,126.57	961.77	1,164.80	1.046			
				28:28		0.79	1,717.96	759.54	958.42	1.056			
	D	D	WH	28:34		0.80	747.01			1.060			
	D	D	SN	28:48	RO	0.99	769.04			1.069			
304-306			19	Peaks			252,089.97						
13C12-TCDF						0.65-0.89				0.945-1.133			
316-318		DC	NL			Height	25.83	12.62	13.21				
		DC	WL	24:53	RO	0.96	220.24			0.923			
		DC	SN	25:52	RO	1.40	146.56			0.960			
				26:01		0.70	217.20	89.19	128.01	0.965			
				26:10		0.83	316.90	144.06	172.84	0.971			
	N			26:34		0.76	19,690.50	8,476.50	11,214.00	0.986	13C12-2378-TCDF	ISO	
						Height	5,520.06	2,413.93	3,106.13				
	N			26:57	RO	0.64	35,434.50	13,859.10	21,575.40	1.000			
		DC	SN	27:23	RO	0.52	124.46			1.016			
				27:54	RO	0.23	1,145.22	214.27	930.95	1.035			
		DC	SN	28:49	RO	0.08	163.86			1.069			
316-318			5	Peaks			56,804.32						

---------- Above: TCDF / TCDD Follows ----------

TCDD						0.65-0.89				0.905-1.043			
320-322		DC	NL			Height	4.92	2.74	2.18				
				24:48		0.70	192.97	79.16	113.81	0.909	1368-TCDD	AN	
				25:12		0.73	102.13	43.05	59.08	0.924	1379-TCDD	AN	
				25:29	RO	0.50	111.46	37.13	74.33	0.934			

Compound/ M_Z....	QC.Log	Omit	Why	..RT.	OK	Ratio	Total.Area/Ht	Area/Ht.Peak1	Area/Ht.Peak2	Rel.RT	Compound.Name..	ID..	Flags.
				25:41	RO	0.30	215.01	49.40	165.61	0.941			
	D	D	SN	25:55	RO	0.54	85.59			0.950			
				26:06		0.73	678.20	285.77	392.43	0.957			
				26:22		0.70	252.82	104.04	148.78	0.966			
				26:33	RO	0.03	1,536.51	45.30	1,491.21	0.973			
				26:46	RO	2.68	139.55	101.68	37.87	0.981			
				26:57	RO	0.31	810.52	191.67	618.85	0.988			
	A			27:06		0.67	470.00	188.00	282.00	0.993			
	AN			27:17	RO	1.28	330.00	185.00	145.00	1.000	2378-TCDD	AN	
				27:26	RO	2.05	357.06	240.08	116.98	1.005			
				27:52	RO	1.78	3,197.38	2,047.11	1,150.27	1.021			
				28:02	RO	0.00	2,456.79	9.58	2,447.21	1.027			
				28:18	RO	0.07	1,247.38	80.11	1,167.27	1.037			
		DC	WH	28:28	RO	1.13	619.63			1.043			
		DC	WH	28:35	RO	1.16	204.07			1.048			
		DC	WH	28:48		0.72	1,038.47			1.056			
320-322			15	Peaks			12,097.78						
37Cl-TCDD										0.927-1.073			
328		DC	NL			Height	17.61	17.61					
		DC	WL	24:58			570.97			0.915			
				25:19			1,304.94	1,304.94		0.928			
				25:41			9,285.16	9,285.16		0.941			
				25:57			18,462.90	18,462.90		0.951			
				26:24			5,052.50	5,052.50		0.968			
				26:33			2,023.90	2,023.90		0.973			
				26:55			1,181.33	1,181.33		0.987			
	N			27:13			10,618.70	10,618.70		0.998			
	AN			27:17			1,540.00	1,540.00		1.000	37Cl-TCDD	CLS	
				27:40			565,575.00	565,575.00		1.014			
				27:53			1,260.19	1,260.19		1.022			
				28:03			3,779.56	3,779.56		1.028			
				28:18			1,551.75	1,551.75		1.037			
				28:34			2,403.16	2,403.16		1.047			
328			13	Peaks			624,039.09						
13C12-TCDD						0.65-0.89				0.921-1.067			
332-334		DC	NL			Height	95.93	92.55	3.38				
				27:07		0.81	28,876.50	12,893.40	15,983.10	0.994	13C12-1234-TCDD	RS1	
				27:17		0.81	13,150.06	5,874.60	7,275.46	1.000	13C12-2378-TCDD	IS1	
						Height	3,863.34	1,692.98	2,170.36				
332-334			2	Peaks			42,026.56						

---------- Above: TCDD / PeCDF Follows ----------

PeCDF						1.32-1.78				0.912-1.037			
340-342		DC	NL			Height	6.94	4.51	2.43				
				28:24		1.49	12,546.52	7,510.12	5,036.40	0.913			
				28:34		1.55	13,164.96	7,997.80	5,167.16	0.918			
				28:47		1.52	22,182.85	13,302.90	8,819.95	0.925			
				29:01		1.48	4,181.44	2,497.55	1,683.89	0.933			
				29:12		1.52	11,262.14	6,800.55	4,461.59	0.938			

Compound/ M_Z....	QC.Log	Omit	Why	..RT.	OK	Ratio	Total.Area/Ht	Area/Ht.Peak1	Area/Ht.Peak2	Rel.RT	Compound.Name..	ID..	Flags.
				29:23		1.56	2,529.55	1,543.25	986.30	0.944			
				29:36		1.51	46,682.80	28,089.50	18,593.30	0.951			
				29:46		1.51	136,320.60	81,998.30	54,322.30	0.957			
				29:58		1.52	50,871.10	30,670.30	20,200.80	0.963			
	MN			30:21		1.51	217,500.00	131,000.00	86,500.00	0.997			E
	AN			30:26		1.61	3,390.00	2,090.00	1,300.00	0.978	12378-PeCDF	AN	
				30:38		1.55	6,892.20	4,186.34	2,705.86	0.984			
				30:44		1.49	8,519.42	5,099.29	3,420.13	0.988			
	A			31:00		1.60	3,530.00	2,170.00	1,360.00	0.996			
	M			31:07		1.51	11,180.00	6,730.00	4,450.00	1.000	23478-PeCDF	AN	
				31:20		1.53	12,934.12	7,822.20	5,111.92	1.007			
			X	31:28		1.56	4,612.61	2,809.32	1,803.29	1.011			
				31:44		1.55	8,419.65	5,120.17	3,299.48	1.020			
				31:58		1.53	28,056.50	16,982.20	11,074.30	1.027			
				32:15		1.55	646.67	392.71	253.96	1.036			
		DC	WH	32:21		1.60	374.10			1.040			
		DC	WH	32:33		1.60	841.16			1.046			
340-342			20	Peaks			605,423.13						
13C12-PeCDF				1.32-1.78						0.807-1.129			
352-354		DC	NL			Height	5.93	3.39	2.54				
				28:27	RO	0.39	430.76	120.03	310.73	0.914			
				28:33	RO	0.29	206.17	46.95	159.22	0.918			
				28:47	RO	0.15	111.51	14.73	96.78	0.925			
				29:34	RO	0.09	1,359.21	115.47	1,243.74	0.950			
				29:47	RO	0.21	1,712.81	299.55	1,413.26	0.957			
	M			30:26		1.50	14,320.00	8,600.00	5,720.00	1.000	13C12-PeCDF 123	IS2	
						Height	4,790.87	2,913.15	1,877.72				
				31:07		1.46	10,978.64	6,511.10	4,467.54	1.000	13C12-PeCDF 234	IS3	
						Height	3,683.76	2,192.85	1,490.91				
				31:37	RO	1.05	319.05	163.61	155.44	1.016			
				31:45	RO	0.77	1,805.41	784.69	1,020.72	1.020			
				31:51	RO	0.86	480.78	222.11	258.67	1.024			
				32:03	RO	0.78	1,942.69	853.28	1,089.41	1.030			
				32:21	RO	1.10	177.51	93.13	84.38	1.040			
352-354			12	Peaks			33,844.54						

---------- Above: PeCDF / PeCDD Follows ----------

PeCDD				1.32-1.78						0.940-1.021			
356-358		DC	NL			Height	11.43	2.00	9.43				
				29:46		1.48	805.26	480.34	324.92	0.946			
				30:08	RO	0.27	1,057.30	227.43	829.87	0.958			
				30:24	RO	0.12	10,299.57	1,067.81	9,231.76	0.967			
				30:32		1.56	1,971.59	1,200.60	770.99	0.971			
				30:57	RO	1.21	1,474.62	806.40	668.22	0.984			
				31:03	RO	0.66	438.46	173.91	264.55	0.987			
				31:27	RO	0.97	1,095.37	539.53	555.84	1.000	12378-PeCDD	AN	
				31:44	RO	1.97	4,587.69	3,042.17	1,545.52	1.009			
				31:51		1.62	1,250.87	772.58	478.29	1.013			
				31:58	RO	0.50	3,364.34	1,114.13	2,250.21	1.016			
				32:03	RO	2.02	3,740.01	2,500.66	1,239.35	1.019			

Compound/ M_Z....	QC.Log	Omit	Why	..RT.	OK	Ratio	Total.Area/Ht	Area/Ht.Peak1	Area/Ht.Peak2	Rel.RT	Compound.Name..	ID..	Flags.
	DC		WH	32:11	RO	0.51	3,169.51			1.023			
	DC		WH	32:21	RO	0.99	418.74			1.029			
356-358			11 Peaks				30,085.08						
13C12-PeCDD				1.32-1.78					0.734-1.052				
368-370	DC		NL			Height	22.46	19.76	2.70				
				29:50	RO	4.73	248.64	205.26	43.38	0.949			
				30:06		1.69	115.80	72.80	43.00	0.957			
				30:40	RO	3.59	204.98	160.28	44.70	0.975			
	DC		SN	30:48	RO	0.73	87.07			0.979			
				31:16	RO	0.89	255.47	120.52	134.95	0.994			
				31:27		1.48	7,751.88	4,631.50	3,120.38	1.000	13C12-PeCDD 123	IS4	
						Height	2,614.95	1,578.69	1,036.26				
	DC		SN	32:15	RO	0.28	201.50			1.025			
368-370			5 Peaks				8,576.77						

---------- Above: PeCDD / HxCDF Follows ----------

HxCDF				1.05-1.43					0.930-1.008				
374-376	DC		NL			Height	132.60	42.92	89.68				
				32:48		1.22	770.89	423.24	347.65	0.931			
				32:54		1.31	21,377.69	12,129.20	9,248.49	0.934			
				33:02		1.27	109,673.60	61,390.40	48,283.20	0.938			
				33:11		1.29	15,760.34	8,871.93	6,888.41	0.942			
				33:20		1.29	5,471.23	3,086.27	2,384.96	0.946			
				33:29		1.28	107,745.30	60,444.60	47,300.70	0.950			
				33:43		1.31	4,995.82	2,833.94	2,161.88	0.957			
	N			33:51		1.28	122,059.00	68,478.70	53,580.30	1.000	123478-HxCDF		AN
	N			33:57		1.29	14,743.88	8,309.35	6,434.53	0.964	123678-HxCDF		AN
				34:04		1.22	1,481.72	813.66	668.06	0.967			
				34:15		1.31	2,008.34	1,140.57	867.77	0.972			
				34:26		1.27	9,443.26	5,283.44	4,159.82	1.000	234678-HxCDF		AN
			X	35:07		1.06	585.78	300.93	284.85	0.997			
	N			35:12		1.35	874.54	501.78	372.76	0.999			
				35:19		1.28	3,125.65	1,754.82	1,370.83	1.002			
	DC		SN	35:27	RO	0.76	149.81			1.006			
374-376			15 Peaks				420,117.04						
13C12-HxCDF				0.43-0.59					0.879-1.106				
384-386	DC		NL			Height	49.59	21.31	28.28				
	DC		SN	32:48	RO	0.40	63.56			0.931			
	N			33:51		0.51	13,747.90	4,667.67	9,080.23	1.000	13C12-HxCDF 478	IS5	
						Height	4,797.78	1,591.96	3,205.82				
	N			33:57		0.51	12,442.91	4,180.26	8,262.65	0.964	13C12-HxCDF 678	IS6	
						Height	4,099.89	1,384.17	2,715.72				
	DC		SN	34:03	RO	1.18	110.78			0.966			
	DC		SN	34:15	RO	0.31	170.89			0.972			
				34:26		0.52	8,518.98	2,901.55	5,617.43	1.000	13C12-HxCDF 234	IS7	
						Height	2,830.24	978.54	1,851.70				
				35:14		0.51	8,685.79	2,923.22	5,762.57	1.000	13C12-HxCDF 789	IS8	
						Height	2,698.09	943.98	1,754.11				
	DC		SN	35:34	RO	1.67	202.83			1.009			

```
Compound/
M_Z.... QC.Log Omit Why ..RT. OK Ratio Total.Area/Ht Area/Ht.Peak1 Area/Ht.Peak2 Rel.RT Compound.Name.. ID.. Flags.

384-386              4 Peaks              43,395.58

                    ---------------------- Above: HxCDF / HxCDD Follows ---------------------

HxCDD                              1.05-1.43                                    0.960-1.014
390-392          DC  NL             Height        89.86        46.50        43.36
                         33:23 RO  0.82       7,162.47     3,228.96     3,933.51  0.964
                 DC  SN  33:32 RO  0.91          73.36                             0.968
                 DC  SN  33:36 RO  0.74         113.75                             0.970
                 DC  SN  33:40 RO  0.69         225.90                             0.972
                         33:49     1.32       1,077.58       613.48       464.10  0.976
                         34:02 RO  0.92      23,832.40    11,397.90    12,434.50  0.983
                         34:09 RO  0.65       1,429.22       563.46       865.76  0.986
        AN               34:33 RO  1.04         493.00       251.00       242.00  1.000 123478-HxCDD    AN
        NM               34:38     1.22       4,770.00     2,620.00     2,150.00  1.002 123678-HxCDD    AN
                         34:58     1.15       1,472.38       786.45       685.93  1.010 123789-HxCDD    AN
                 DC  WH  35:12 RO  1.44       1,047.43                             1.016
                 DC  WH  35:17 RO  0.34         316.00                             1.019
                 DC  WH  35:27 RO  0.87       1,110.99                             1.024
390-392              7 Peaks              40,237.05

13C12-HxCDD                        1.05-1.43                                    0.983-1.041
402-404          DC  NL             Height       130.93        97.33        33.60
                 DC  WL  33:19 RO  1.49         793.45                             0.964
                         34:19 RO  7.37       1,554.03     1,368.47       185.56  0.993
                         34:33     1.24       6,442.77     3,566.37     2,876.40  1.000 13C12-HxCDD 478 IS9
                                   Height     2,193.93     1,210.52       983.41
                         34:38     1.25       6,947.04     3,859.47     3,087.57  1.000 13C12-HxCDD 678 IS10
                                   Height     2,294.86     1,275.07     1,019.79  .
                         34:57     1.19      13,596.36     7,386.05     6,210.31  1.012 13C12-HxCDD 789 RS2
                 DC  SN  35:07 RO  0.28         976.50                             1.016
                         35:18 RO  1.79       1,879.58     1,206.00       673.58  1.022
402-404              5 Peaks              30,419.78

                    ---------------------- Above: HxCDD / HpCDF Follows ---------------------

HpCDF                              0.88-1.20                                    0.955-1.005
408-410          DC  NL             Height        22.61        11.57        11.04
                 DC  WL  36:45     1.07         633.74                             0.955
                         36:55     1.06     327,478.00   168,888.00   158,590.00  1.000 1234678-HpCDF   AN   E
                         37:11     1.03       2,302.49     1,165.96     1,136.53  0.967
                         37:20     1.07     152,148.40    78,503.80    73,644.60  0.971
                         38:28     1.06       9,391.57     4,832.24     4,559.33  1.000 1234789-HpCDF   AN
408-410              4 Peaks             491,320.46

13C12-HpCDF                        0.37-0.51                                    0.857-1.143
418-420          DC  NL             Height        20.51         7.94        12.57
                         36:54     0.47       7,796.56     2,501.70     5,294.86  1.000 13C12-HpCDF 678 IS11
                                   Height     2,323.22       738.94     1,584.28
                         37:18 RO  1.43         346.89       204.20       142.69  0.970
                 DC  SN  37:59 RO  0.65          34.48                             0.987
                 DC  SN  38:06 RO  0.59          57.35                             0.990
```

```
Compound/
M_Z.... QC.Log Omit Why ..RT. OK Ratio Total.Area/Ht Area/Ht.Peak1 Area/Ht.Peak2 Rel.RT Compound.Name.. ID.. Flags.

                        38:28      0.44      4,396.22      1,333.87      3,062.35  1.000 13C12-HpCDF 789 IS12
                                  Height     1,106.76        327.28        779.48
418-420                3 Peaks              12,539.67

                 ---------------------- Above: HpCDF / HpCDD Follows ---------------------

HpCDD                            0.88-1.20                                   0.976-1.005
424-426          DC  NL           Height         18.35          7.16         11.19
                        37:11      1.03      8,422.70      4,277.21      4,145.49  0.980
                 DC  SN 37:38 RO   1.44         60.13                                0.992
                        37:58      1.02      7,515.26      3,787.37      3,727.89  1.000 1234678-HpCDD   AN
424-426                2 Peaks              15,937.96

13C12-HpCDD                      0.88-1.20                                   0.868-1.079
436-438          DC  NL           Height        147.75         80.45         67.30
                        37:06 RO   3.14      4,195.22      3,182.75      1,012.47  0.978
        M               37:57      1.12      4,640.00      2,450.00      2,190.00  1.000 13C12-HpCDD 678 IS13
                                  Height     1,188.49        620.20        568.29
436-438                2 Peaks               8,835.22

                 ---------------------- Above: HpCDD / Octa-CDD and CDF Follows ----------

OCDF                             0.76-1.02                                   0.952-1.048
442-444          DC  NL           Height          6.13          3.03          3.10
                 DC  WL 36:38       0.83        331.37                                0.879
                 DC  WL 36:46 RO    0.32         63.55                                0.882
                 DC  WL 37:40 RO    0.56         55.44                                0.904
                        41:53      0.91     35,040.90     16,655.10     18,385.80  1.005 OCDF            AN
                        42:10 RO   1.22        111.20         61.04         50.16  1.012
                        42:20 RO   1.13         80.00         42.41         37.59  1.016
                        42:46      0.94         30.51         14.79         15.72  1.026
442-444                4 Peaks              35,262.61

OCDD                             0.76-1.02                                   0.952-1.048
458-460          DC  NL           Height          6.10          3.08          3.02
                        41:41      0.89     49,319.80     23,245.50     26,074.30  1.000 OCDD            AN
458-460                1 Peak               49,319.80

13C12-OCDD                       0.76-1.02                                   0.997-1.005
470-472          DC  NL           Height         74.51         44.63         29.88
        M               41:40 RO   1.23      5,200.00      2,870.00      2,330.00  1.000 13C12-OCDD      IS14
                                  Height       949.64        507.81        441.83
470-472                1 Peak                5,200.00
```

Compound/
M_Z.... QC.Log Omit Why ..RT. OK Ratio Total.Area/Ht Area/Ht.Peak1 Area/Ht.Peak2 Rel.RT Compound.Name.. ID.. Flags.

Column Description.....	"Why" Code Description.....	QC Log Desc.....
M_Z -Nominal Ion Mass(es)	WL-Below Retention Time Window	A-Peak Added
..RT. -Retention Time (mm:ss)	WH-Above Retention Time Window	K-Peak Kept
Rat.1 -Ratio of M/M+2 Ions	SN-Below Signal to Noise Level	D-Peak Deleted
OK -RO=Ratio Outside Limits	<M-Below Method Detection Limit	T-Time Changed
Rel.RT-Relative Retention Time	NL-Channel Specific Noise Level	M-Peak Area Changed
		N-Name Changed
		X-Ether Interference

*** End of Report ***

File:W1059 #1-798 Acq:13-JUL-2002 18:40:29 GC EI+ Voltage SIR 70S Noise:15400
303.9016 S:9 F:2 BSUB(256,30,-3.0) PKD(9,5,3,0.10%,61600.0,1.00%,F,T) Exp:NDB5US
TRIANGLE LABS Text:TLI#57777 LAB#S03TLI#57752C DF-DP-82-0.5

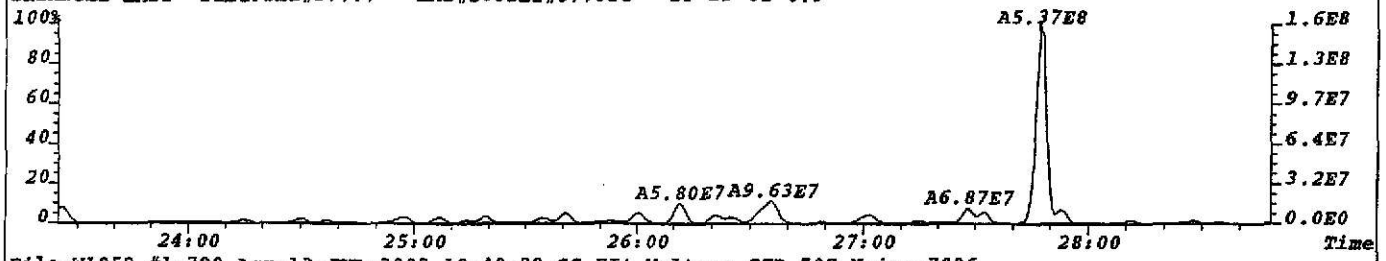

File:W1059 #1-798 Acq:13-JUL-2002 18:40:29 GC EI+ Voltage SIR 70S Noise:7036
305.8987 S:9 F:2 BSUB(256,30,-3.0) PKD(9,5,3,0.10%,28144.0,1.00%,F,T) Exp:NDB5US
TRIANGLE LABS Text:TLI#57777 LAB#S03TLI#57752C DF-DP-82-0.5

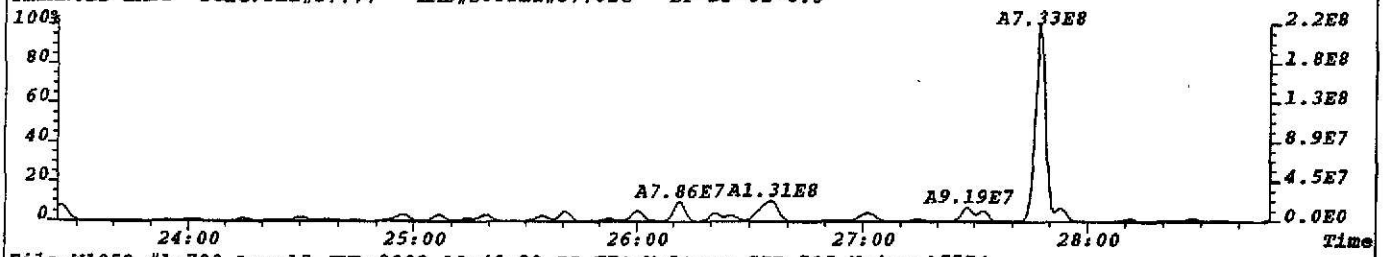

File:W1059 #1-798 Acq:13-JUL-2002 18:40:29 GC EI+ Voltage SIR 70S Noise:15774
315.9419 S:9 F:2 BSUB(256,30,-3.0) PKD(9,5,3,0.10%,63096.0,1.00%,F,T) Exp:NDB5US
TRIANGLE LABS Text:TLI#57777 LAB#S03TLI#57752C DF-DP-82-0.5

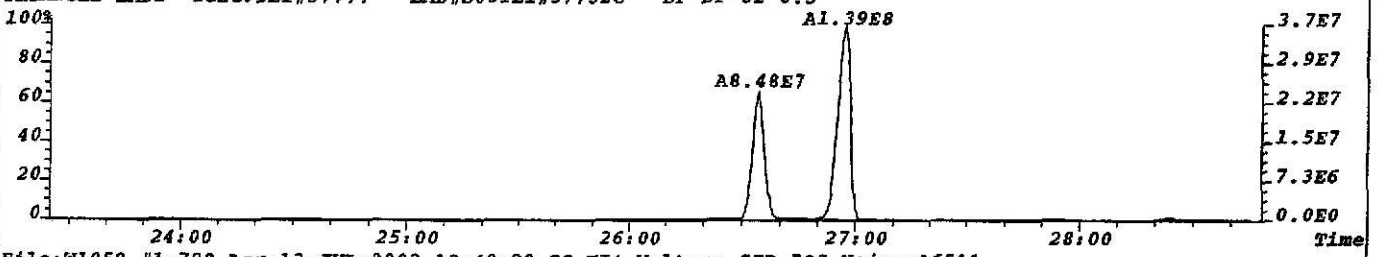

File:W1059 #1-798 Acq:13-JUL-2002 18:40:29 GC EI+ Voltage SIR 70S Noise:16511
317.9389 S:9 F:2 BSUB(256,30,-3.0) PKD(9,5,3,0.10%,66044.0,1.00%,F,T) Exp:NDB5US
TRIANGLE LABS Text:TLI#57777 LAB#S03TLI#57752C DF-DP-82-0.5

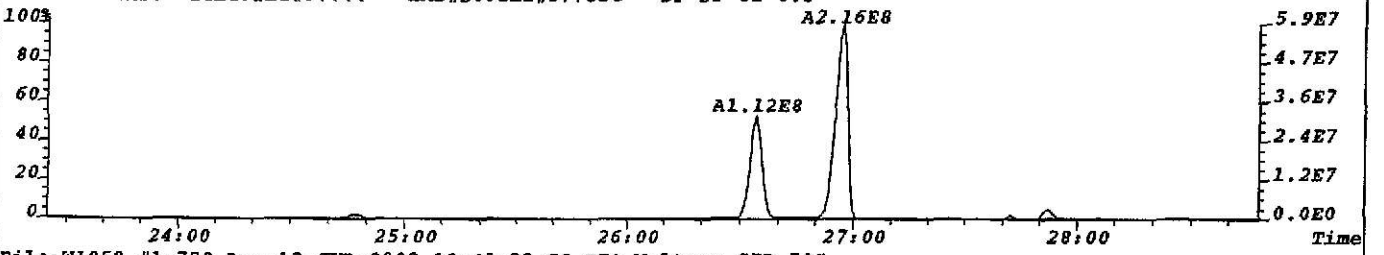

File:W1059 #1-798 Acq:13-JUL-2002 18:40:29 GC EI+ Voltage SIR 70S
330.9792 S:9 F:2 Exp:NDB5US
TRIANGLE LABS Text:TLI#57777 LAB#S03TLI#57752C DF-DP-82-0.5

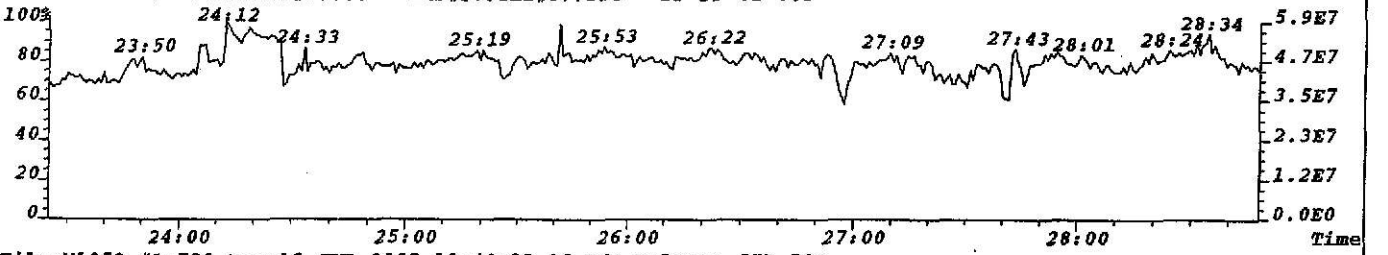

File:W1059 #1-798 Acq:13-JUL-2002 18:40:29 GC EI+ Voltage SIR 70S
375.8364 S:9 F:2 Exp:NDB5US
TRIANGLE LABS Text:TLI#57777 LAB#S03TLI#57752C DF-DP-82-0.5

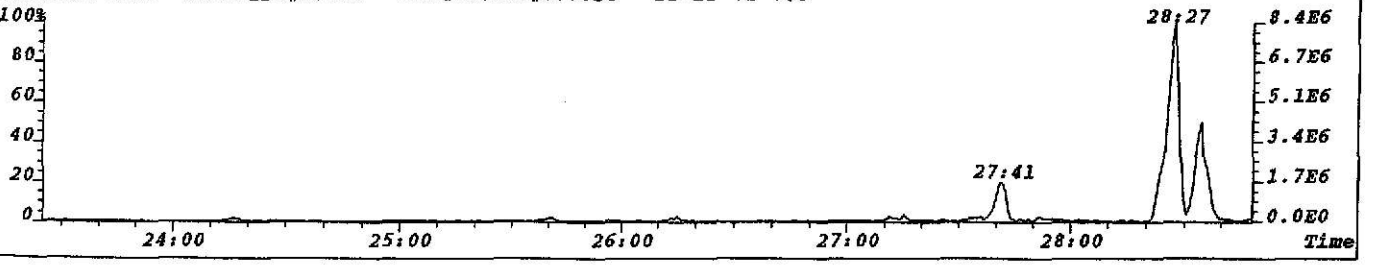

File:W1059 #1-798 Acq:13-JUL-2002 18:40:29 GC EI+ Voltage SIR 70S Noise:3426
319.8965 S:9 F:2 BSUB(256,30,-3.0) PKD(7,5,3,0.10%,13704.0,1.00%,F,T) Exp:NDB5US
TRIANGLE LABS Text:TLI#57777 LAB#S03TLI#57752C DF-DP-82-0.5

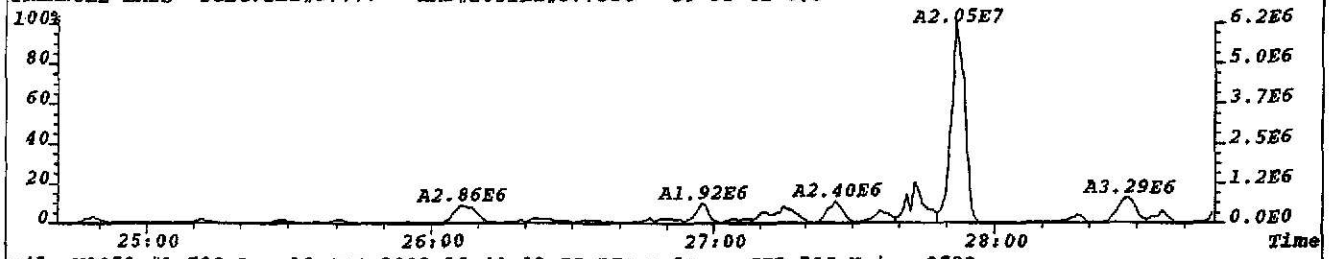

File:W1059 #1-798 Acq:13-JUL-2002 18:40:29 GC EI+ Voltage SIR 70S Noise:2722
321.8936 S:9 F:2 BSUB(256,30,-3.0) PKD(7,5,3,0.10%,10888.0,1.00%,F,T) Exp:NDB5US
TRIANGLE LABS Text:TLI#57777 LAB#S03TLI#57752C DF-DP-82-0.5

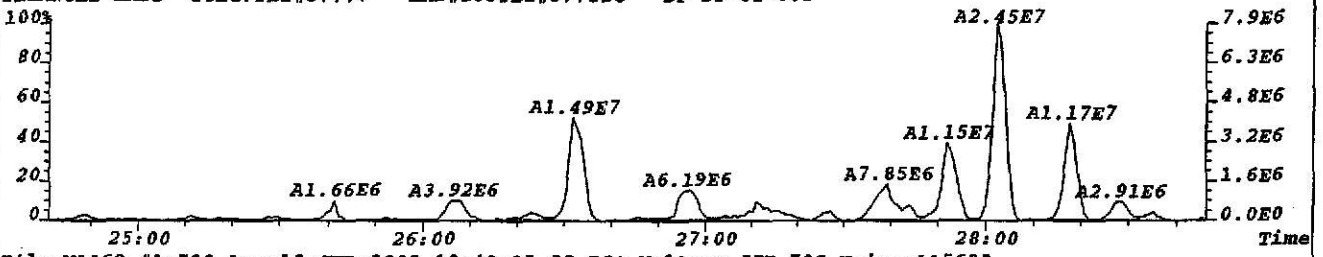

File:W1059 #1-798 Acq:13-JUL-2002 18:40:29 GC EI+ Voltage SIR 70S Noise:115693
331.9368 S:9 F:2 BSUB(256,30,-3.0) PKD(7,5,3,0.10%,462772.0,1.00%,F,T) Exp:NDB5US
TRIANGLE LABS Text:TLI#57777 LAB#S03TLI#57752C DF-DP-82-0.5

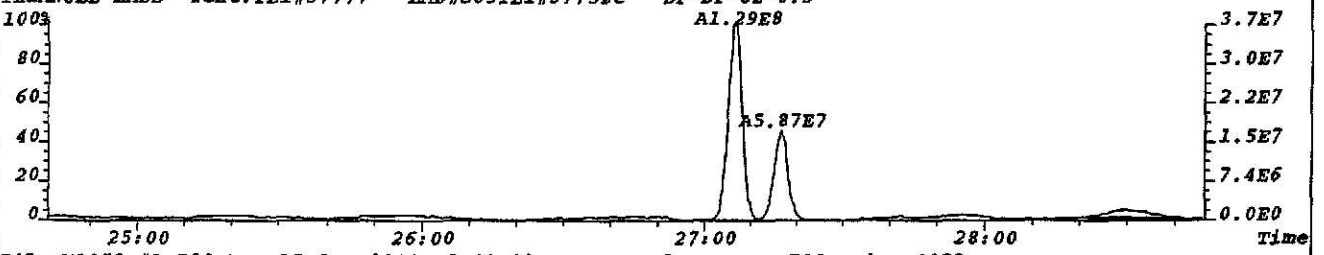

File:W1059 #1-798 Acq:13-JUL-2002 18:40:29 GC EI+ Voltage SIR 70S Noise:4223
333.9338 S:9 F:2 BSUB(256,30,-3.0) PKD(7,5,3,0.10%,16892.0,1.00%,F,T) Exp:NDB5US
TRIANGLE LABS Text:TLI#57777 LAB#S03TLI#57752C DF-DP-82-0.5

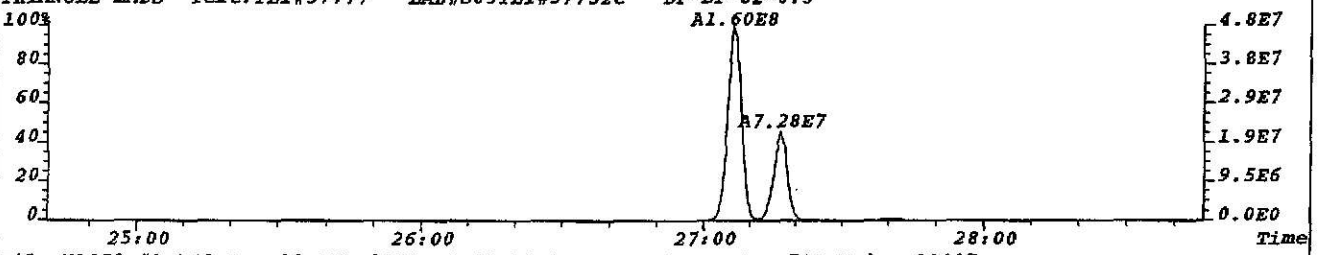

File:W1059 #1-798 Acq:13-JUL-2002 18:40:29 GC EI+ Voltage SIR 70S Noise:22007
327.8847 S:9 F:2 BSUB(256,30,-3.0) PKD(7,5,3,0.10%,88028.0,1.00%,F,T) Exp:NDB5US
TRIANGLE LABS Text:TLI#57777 LAB#S03TLI#57752C DF-DP-82-0.5



File:W1059 #1-798 Acq:13-JUL-2002 18:40:29 GC EI+ Voltage SIR 70S
330.9792 S:9 F:2 Exp:NDB5US
TRIANGLE LABS Text:TLI#57777 LAB#S03TLI#57752C DF-DP-82-0.5

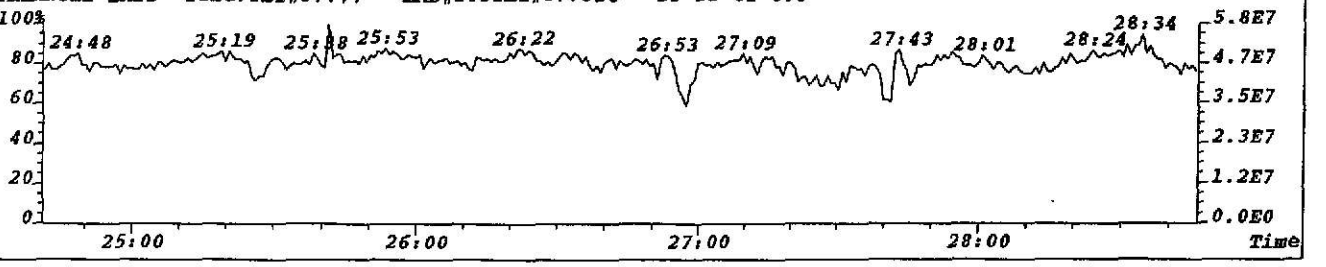

File:W1059 #1-798 Acq:13-JUL-2002 18:40:29 GC EI+ Voltage SIR 70S Noise:5637
339.8597 S:9 F:2 BSUB(256,30,-3.0) PKD(7,5,3,0.10%,22548.0,1.00%,F,T) Exp:NDB5US
TRIANGLE LABS Text:TLI#57777 LAB#S03TLI#57752C DF-DP-82-0.5

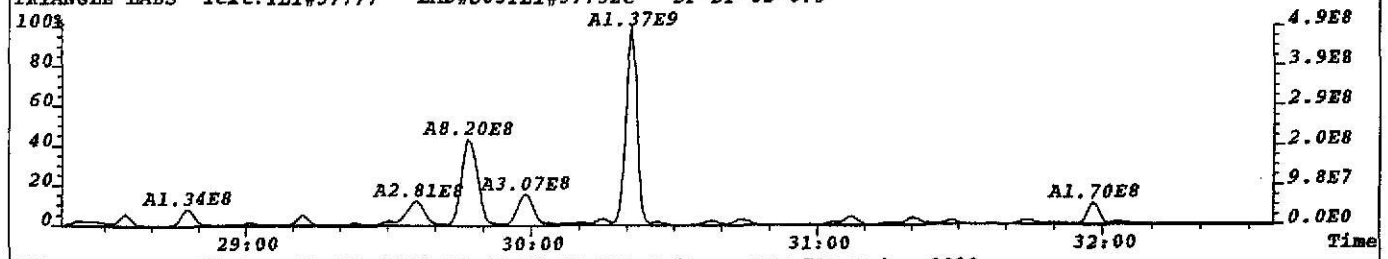

File:W1059 #1-798 Acq:13-JUL-2002 18:40:29 GC EI+ Voltage SIR 70S Noise:3038
341.8567 S:9 F:2 BSUB(256,30,-3.0) PKD(7,5,3,0.10%,12152.0,1.00%,F,T) Exp:NDB5US
TRIANGLE LABS Text:TLI#57777 LAB#S03TLI#57752C DF-DP-82-0.5

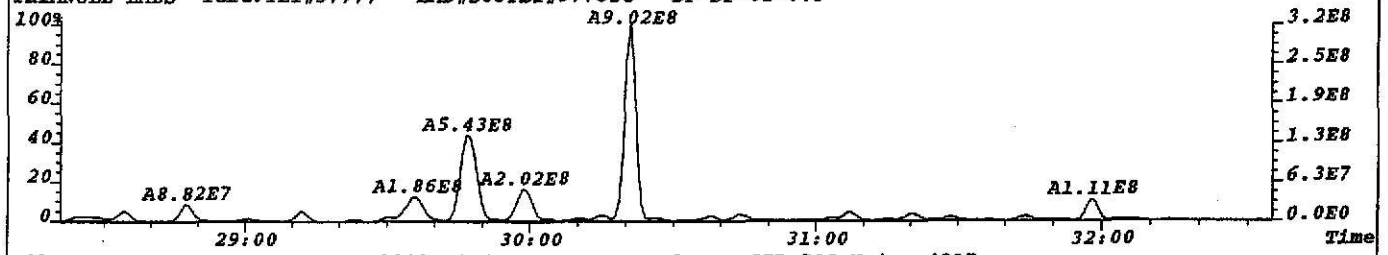

File:W1059 #1-798 Acq:13-JUL-2002 18:40:29 GC EI+ Voltage SIR 70S Noise:4237
351.9000 S:9 F:2 BSUB(256,30,-3.0) PKD(7,5,3,0.10%,16948.0,1.00%,F,T) Exp:NDB5US
TRIANGLE LABS Text:TLI#57777 LAB#S03TLI#57752C DF-DP-82-0.5

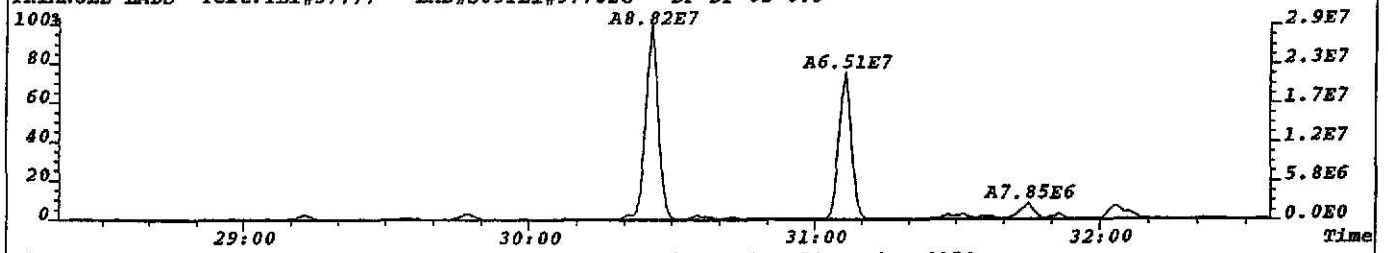

File:W1059 #1-798 Acq:13-JUL-2002 18:40:29 GC EI+ Voltage SIR 70S Noise:3170
353.8970 S:9 F:2 BSUB(256,30,-3.0) PKD(7,5,3,0.10%,12680.0,1.00%,F,T) Exp:NDB5US
TRIANGLE LABS Text:TLI#57777 LAB#S03TLI#57752C DF-DP-82-0.5

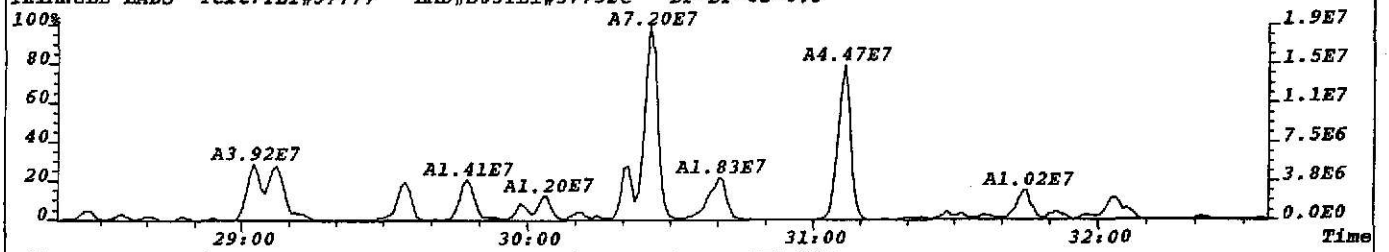

File:W1059 #1-798 Acq:13-JUL-2002 18:40:29 GC EI+ Voltage SIR 70S
330.9792 S:9 F:2 Exp:NDB5US
TRIANGLE LABS Text:TLI#57777 LAB#S03TLI#57752C DF-DP-82-0.5

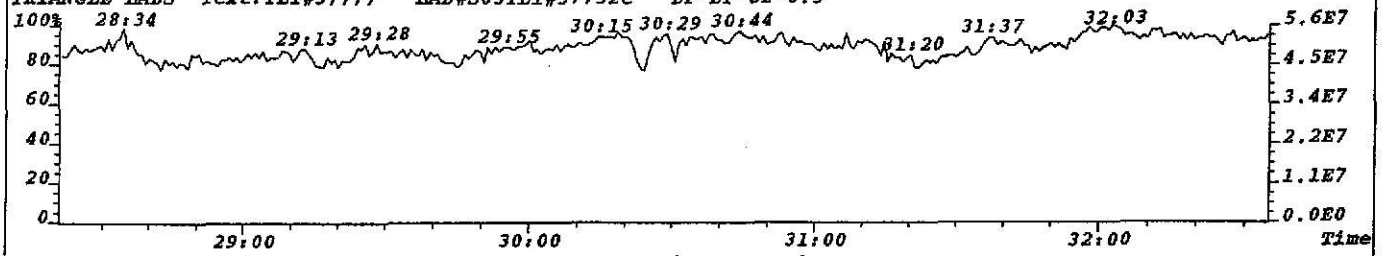

File:W1059 #1-798 Acq:13-JUL-2002 18:40:29 GC EI+ Voltage SIR 70S
409.7974 S:9 F:2 Exp:NDB5US
TRIANGLE LABS Text:TLI#57777 LAB#S03TLI#57752C DF-DP-82-0.5

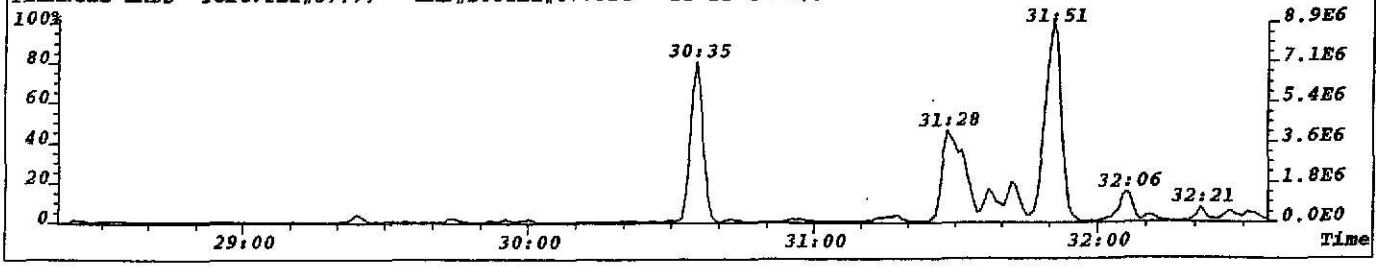

File:W1059 #1-798 Acq:13-JUL-2002 18:40:29 GC EI+ Voltage SIR 70S
355.8546 S:9 F:2 BSUB(256,30,-3.0) PKD(5,5,3,0.05%,10004.0,1.00%,F,T) Exp:NDB5US Noise:2501
Sample Text:TLI#57777 LAB#S03TLI#57752C DF-DP-82-0.5 File Text:TRIANGLE LABORATORIES, INC.

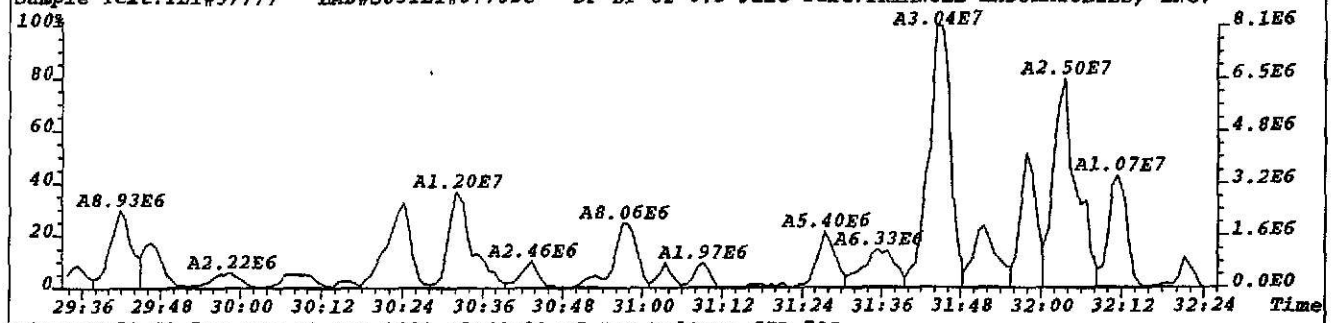

File:W1059 #1-798 Acq:13-JUL-2002 18:40:29 GC EI+ Voltage SIR 70S
357.8516 S:9 F:2 BSUB(256,30,-3.0) PKD(5,5,3,0.05%,47156.0,1.00%,F,T) Exp:NDB5US Noise:11789
Sample Text:TLI#57777 LAB#S03TLI#57752C DF-DP-82-0.5 File Text:TRIANGLE LABORATORIES, INC.

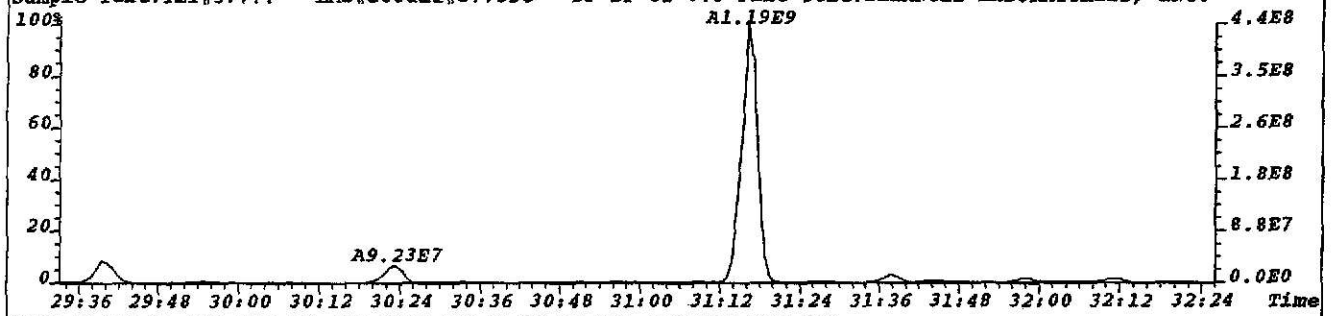

File:W1059 #1-798 Acq:13-JUL-2002 18:40:29 GC EI+ Voltage SIR 70S
367.8949 S:9 F:2 BSUB(256,30,-3.0) PKD(5,5,3,0.05%,98780.0,1.00%,F,T) Exp:NDB5US Noise:24695
Sample Text:TLI#57777 LAB#S03TLI#57752C DF-DP-82-0.5 File Text:TRIANGLE LABORATORIES, INC.

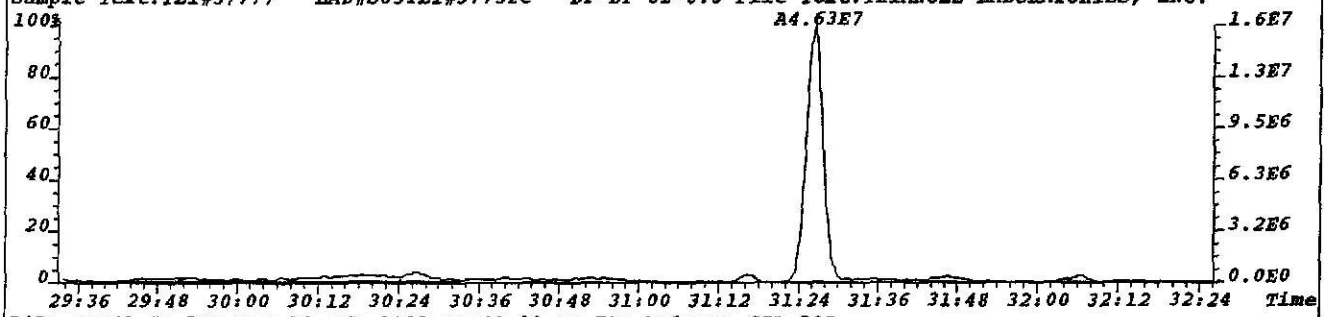

File:W1059 #1-798 Acq:13-JUL-2002 18:40:29 GC EI+ Voltage SIR 70S
369.8919 S:9 F:2 BSUB(256,30,-3.0) PKD(5,5,3,0.05%,13476.0,1.00%,F,T) Exp:NDB5US Noise:3369
Sample Text:TLI#57777 LAB#S03TLI#57752C DF-DP-82-0.5 File Text:TRIANGLE LABORATORIES, INC.

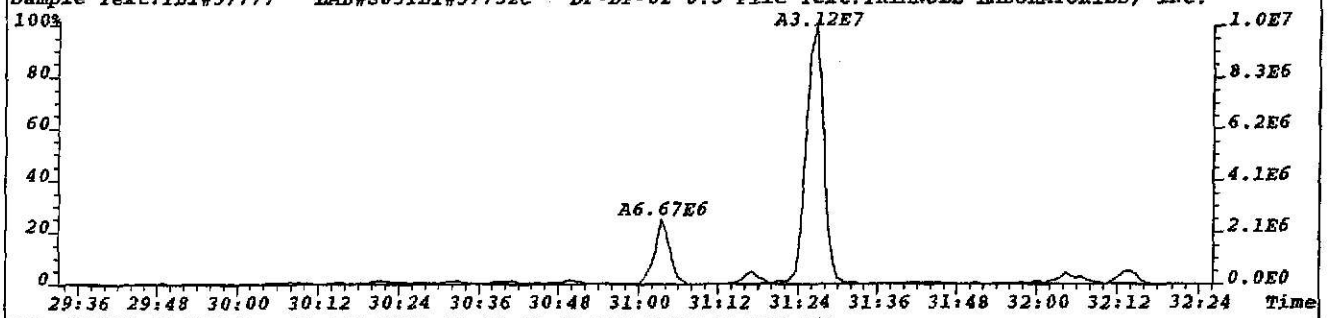

File:W1059 #1-798 Acq:13-JUL-2002 18:40:29 GC EI+ Voltage SIR 70S
330.9792 S:9 F:2 Exp:NDB5US
Sample Text:TLI#57777 LAB#S03TLI#57752C DF-DP-82-0.5 File Text:TRIANGLE LABORATORIES, INC.

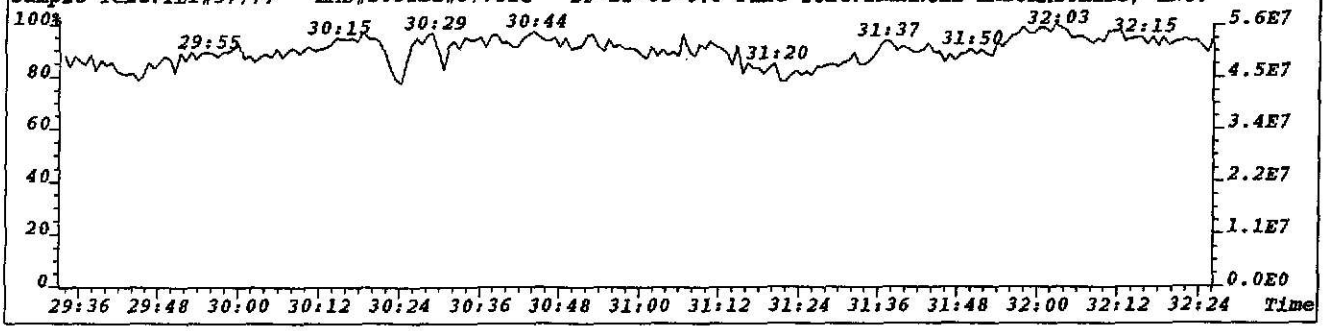

File:W1059 #1-423 Acq:13-JUL-2002 18:40:29 GC EI+ Voltage SIR 70S Noise:53646
373.8208 S:9 F:3 BSUB(256,30,-3.0) PKD(7,5,3,0.10%,214584.0,1.00%,F,T) Exp:NDB5US
TRIANGLE LABS Text:TLI#57777 LAB#S03TLI#57752C DF-DP-82-0.5



File:W1059 #1-423 Acq:13-JUL-2002 18:40:29 GC EI+ Voltage SIR 70S Noise:112098
375.8178 S:9 F:3 BSUB(256,30,-3.0) PKD(7,5,3,0.10%,448392.0,1.00%,F,T) Exp:NDB5US
TRIANGLE LABS Text:TLI#57777 LAB#S03TLI#57752C DF-DP-82-0.5



File:W1059 #1-423 Acq:13-JUL-2002 18:40:29 GC EI+ Voltage SIR 70S Noise:26635
383.8639 S:9 F:3 BSUB(256,30,-3.0) PKD(7,5,3,0.10%,106540.0,1.00%,F,T) Exp:NDB5US
TRIANGLE LABS Text:TLI#57777 LAB#S03TLI#57752C DF-DP-82-0.5

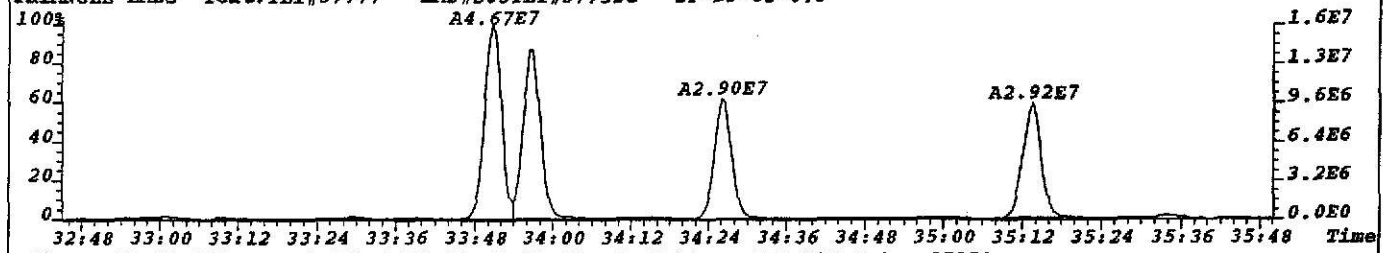

File:W1059 #1-423 Acq:13-JUL-2002 18:40:29 GC EI+ Voltage SIR 70S Noise:35352
385.8610 S:9 F:3 BSUB(256,30,-3.0) PKD(7,5,3,0.10%,141408.0,1.00%,F,T) Exp:NDB5US
TRIANGLE LABS Text:TLI#57777 LAB#S03TLI#57752C DF-DP-82-0.5

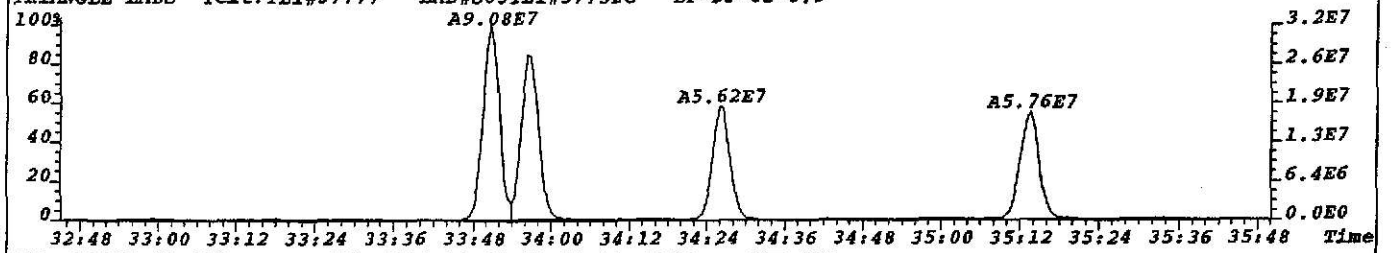

File:W1059 #1-423 Acq:13-JUL-2002 18:40:29 GC EI+ Voltage SIR 70S
392.9760 S:9 F:3 Exp:NDB5US
TRIANGLE LABS Text:TLI#57777 LAB#S03TLI#57752C DF-DP-82-0.5

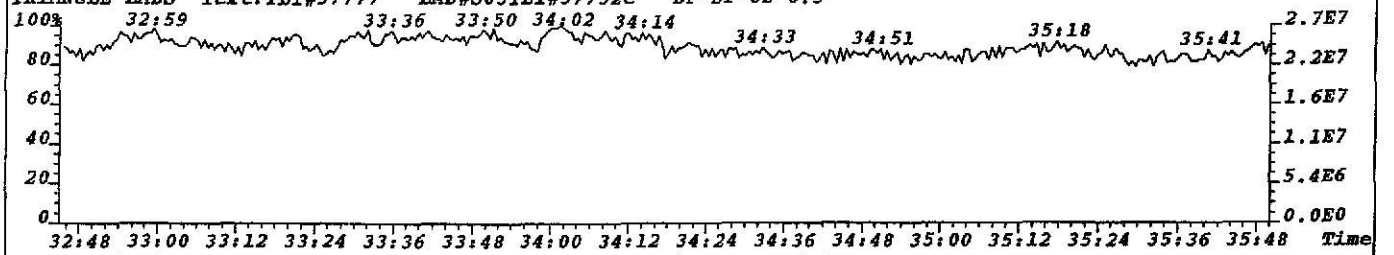

File:W1059 #1-423 Acq:13-JUL-2002 18:40:29 GC EI+ Voltage SIR 70S
445.7555 S:9 F:3 Exp:NDB5US
TRIANGLE LABS Text:TLI#57777 LAB#S03TLI#57752C DF-DP-82-0.5



File:W1059 #1-423 Acq:13-JUL-2002 18:40:29 GC EI+ Voltage SIR 70S
389.8156 S:9 F:3 BSUB(256,30,-3.0) PKD(7,5,3,0.10%,232508.0,1.00%,F,T) Exp:NDB5US Noise:58127
Sample Text:TLI#57777 LAB#S03TLI#57752C DF-DP-82-0.5 File Text:TRIANGLE LABORATORIES, INC.

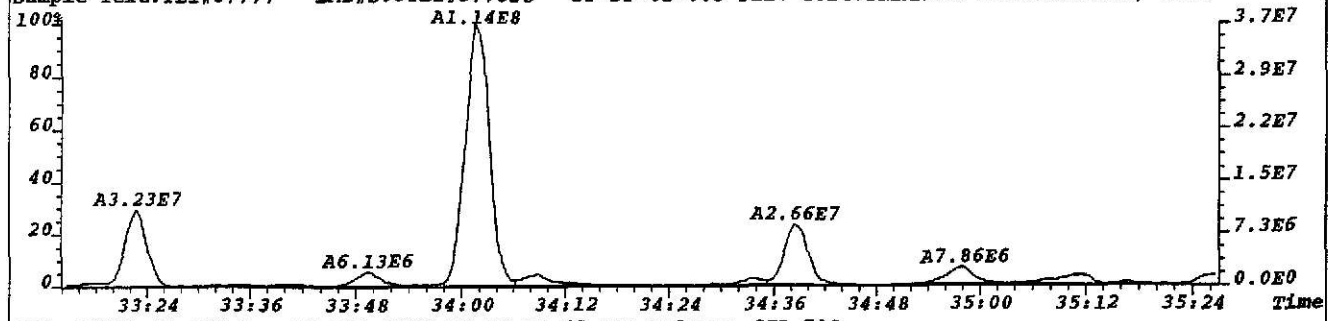

File:W1059 #1-423 Acq:13-JUL-2002 18:40:29 GC EI+ Voltage SIR 70S
391.8127 S:9 F:3 BSUB(256,30,-3.0) PKD(7,5,3,0.10%,216780.0,1.00%,F,T) Exp:NDB5US Noise:54195
Sample Text:TLI#57777 LAB#S03TLI#57752C DF-DP-82-0.5 File Text:TRIANGLE LABORATORIES, INC.

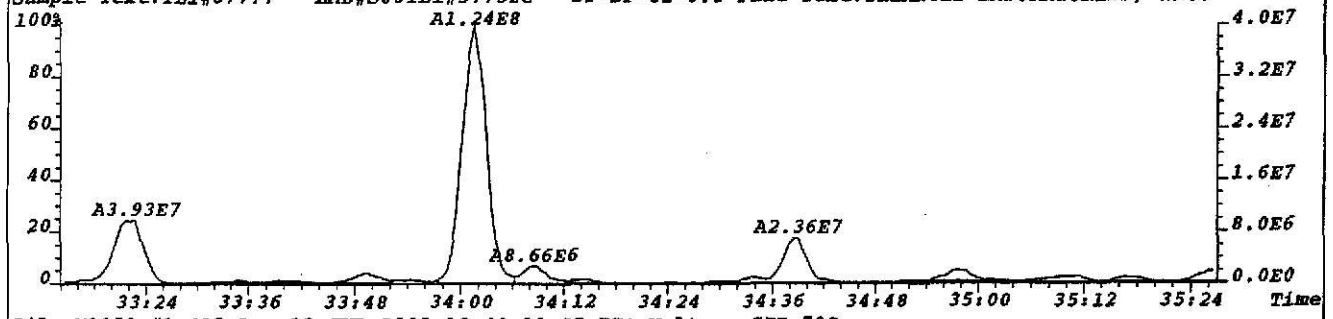

File:W1059 #1-423 Acq:13-JUL-2002 18:40:29 GC EI+ Voltage SIR 70S
401.8558 S:9 F:3 BSUB(256,30,-3.0) PKD(7,5,3,0.10%,486636.0,1.00%,F,T) Exp:NDB5US Noise:121659
Sample Text:TLI#57777 LAB#S03TLI#57752C DF-DP-82-0.5 File Text:TRIANGLE LABORATORIES, INC.

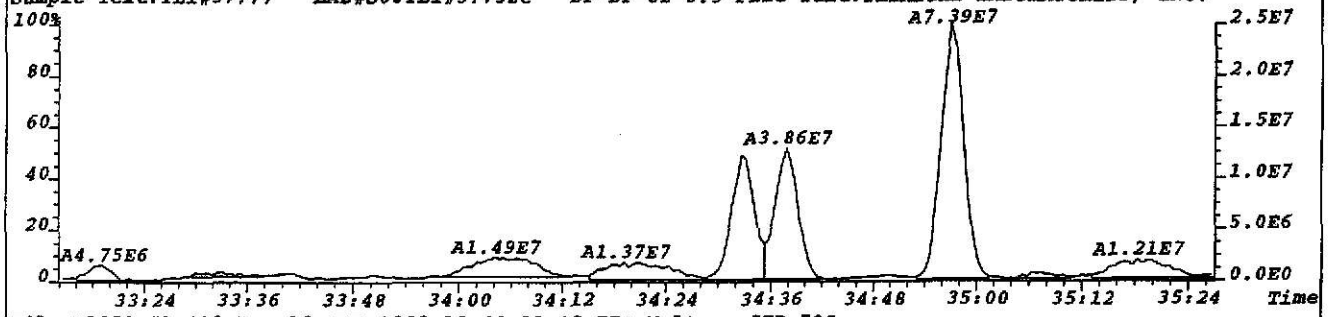

File:W1059 #1-423 Acq:13-JUL-2002 18:40:29 GC EI+ Voltage SIR 70S
403.8529 S:9 F:3 BSUB(256,30,-3.0) PKD(7,5,3,0.10%,168008.0,1.00%,F,T) Exp:NDB5US Noise:42002
Sample Text:TLI#57777 LAB#S03TLI#57752C DF-DP-82-0.5 File Text:TRIANGLE LABORATORIES, INC.

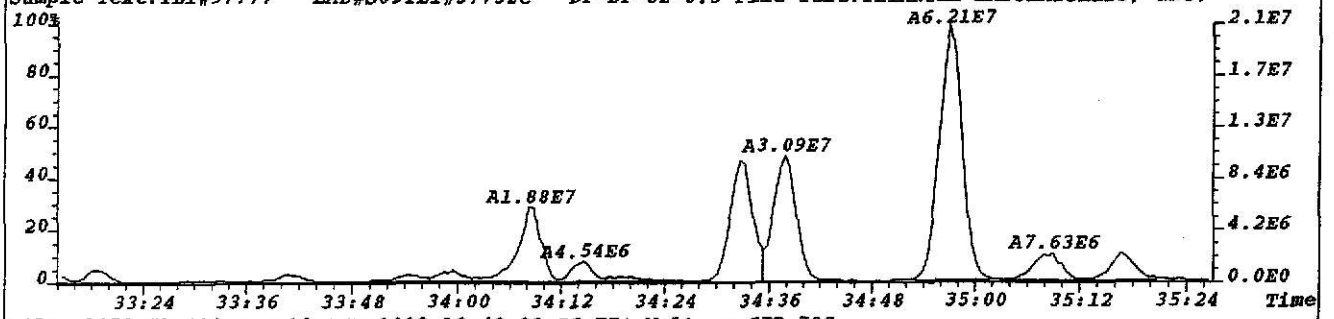

File:W1059 #1-423 Acq:13-JUL-2002 18:40:29 GC EI+ Voltage SIR 70S
392.9760 S:9 F:3 Exp:NDB5US
Sample Text:TLI#57777 LAB#S03TLI#57752C DF-DP-82-0.5 File Text:TRIANGLE LABORATORIES, INC.

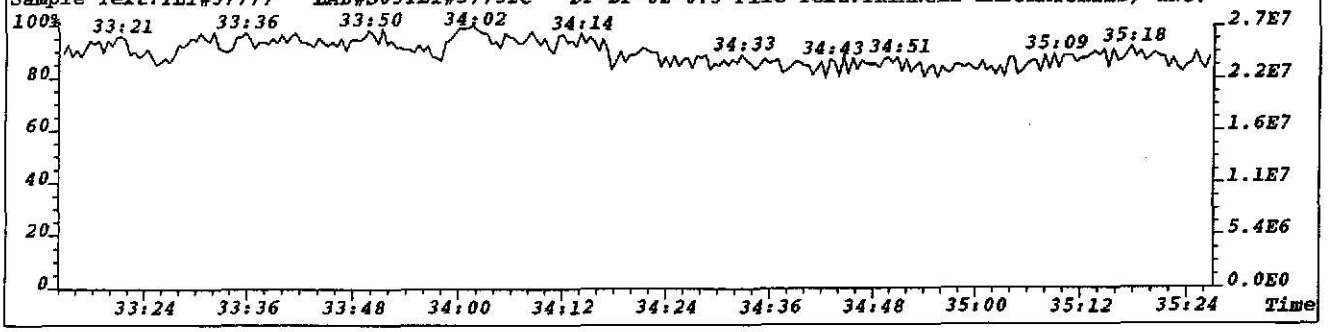

File:W1059 #1-674 Acq:13-JUL-2002 18:40:29 GC EI+ Voltage SIR 70S Noise:14461
407.7818 S:9 F:4 BSUB(256,30,-3.0) PKD(7,5,3,0.10%,57844.0,1.00%,F,T) Exp:NDB5US
TRIANGLE LABS Text:TLI#57777 LAB#S03TLI#57752C DF-DP-82-0.5

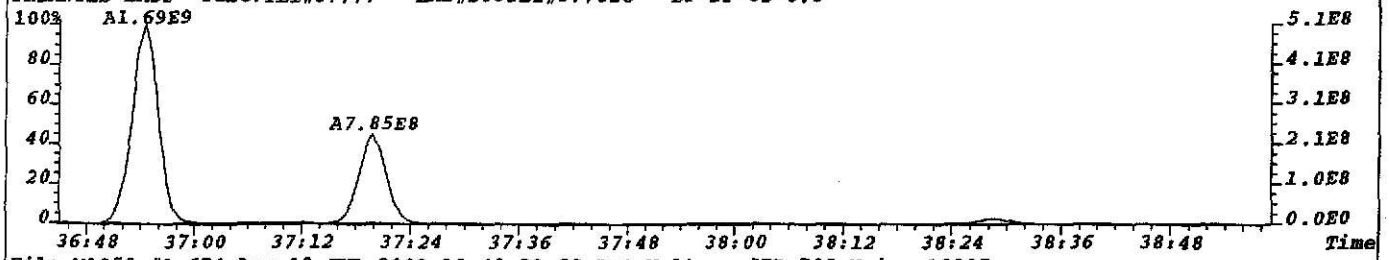

File:W1059 #1-674 Acq:13-JUL-2002 18:40:29 GC EI+ Voltage SIR 70S Noise:13805
409.7789 S:9 F:4 BSUB(256,30,-3.0) PKD(7,5,3,0.10%,55220.0,1.00%,F,T) Exp:NDB5US
TRIANGLE LABS Text:TLI#57777 LAB#S03TLI#57752C DF-DP-82-0.5



File:W1059 #1-674 Acq:13-JUL-2002 18:40:29 GC EI+ Voltage SIR 70S Noise:9921
417.8253 S:9 F:4 BSUB(256,30,-3.0) PKD(7,5,3,0.10%,39684.0,1.00%,F,T) Exp:NDB5US
TRIANGLE LABS Text:TLI#57777 LAB#S03TLI#57752C DF-DP-82-0.5

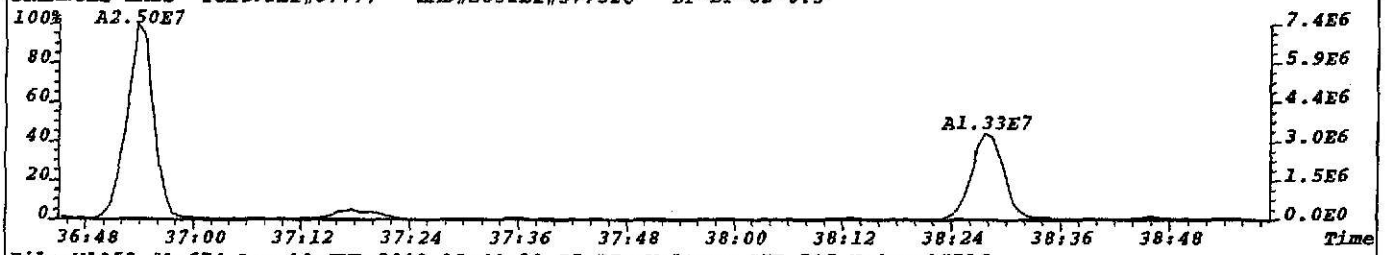

File:W1059 #1-674 Acq:13-JUL-2002 18:40:29 GC EI+ Voltage SIR 70S Noise:15716
419.8220 S:9 F:4 BSUB(256,30,-3.0) PKD(7,5,3,0.10%,62864.0,1.00%,F,T) Exp:NDB5US
TRIANGLE LABS Text:TLI#57777 LAB#S03TLI#57752C DF-DP-82-0.5

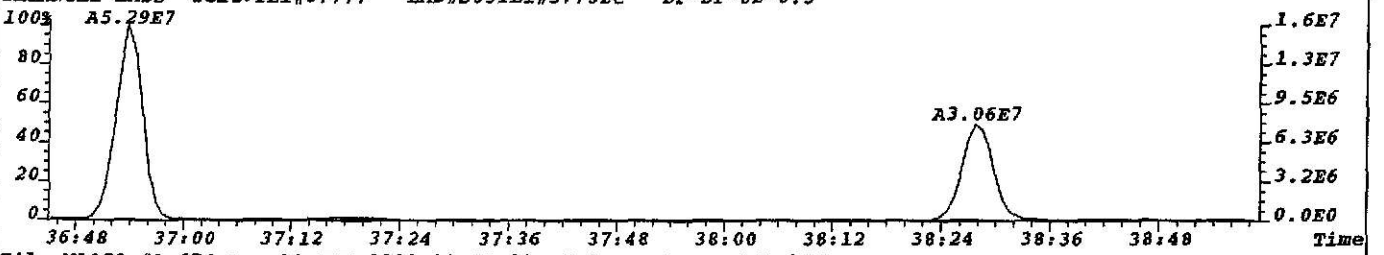

File:W1059 #1-674 Acq:13-JUL-2002 18:40:29 GC EI+ Voltage SIR 70S
430.9729 S:9 F:4 Exp:NDB5US
TRIANGLE LABS Text:TLI#57777 LAB#S03TLI#57752C DF-DP-82-0.5

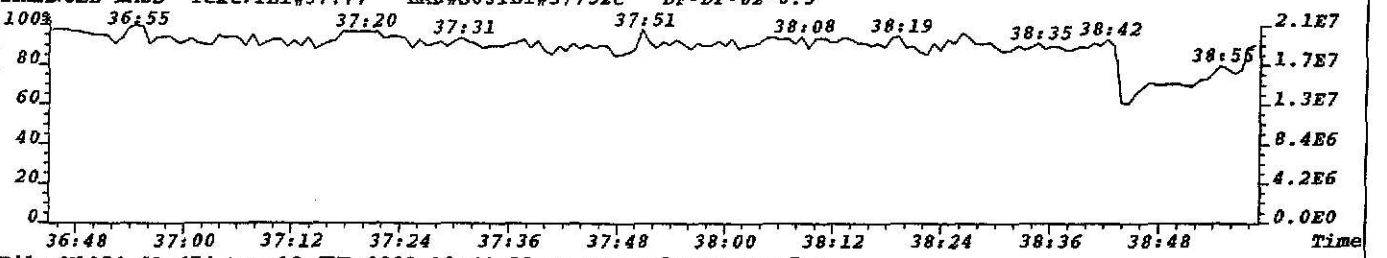

File:W1059 #1-674 Acq:13-JUL-2002 18:40:29 GC EI+ Voltage SIR 70S
479.7165 S:9 F:4 Exp:NDB5US
TRIANGLE LABS Text:TLI#57777 LAB#S03TLI#57752C DF-DP-82-0.5

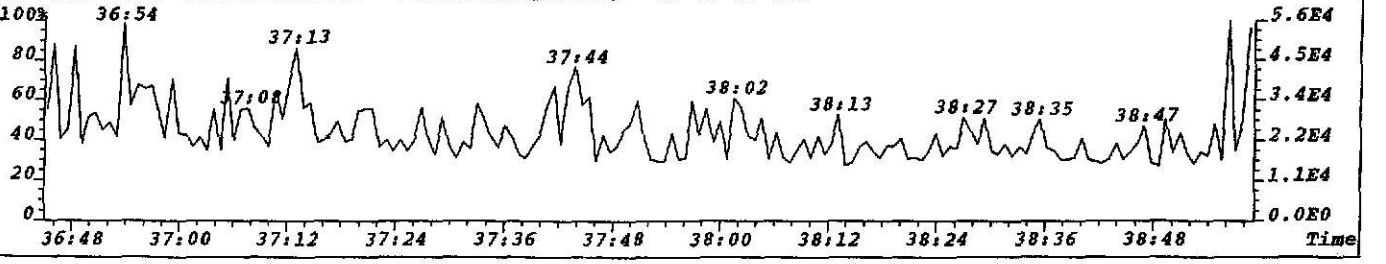

File:W1059 #1-674 Acq:13-JUL-2002 18:40:29 GC EI+ Voltage SIR 70S
423.7766 S:9 F:4 BSUB(256,30,-3.0) PKD(7,5,3,0.10%,35804.0,1.00%,F,T) Exp:NDB5US Noise:8951
Sample Text:TLI#57777 LAB#S03TLI#57752C DF-DP-82-0.5 File Text:TRIANGLE LABORATORIES, INC.

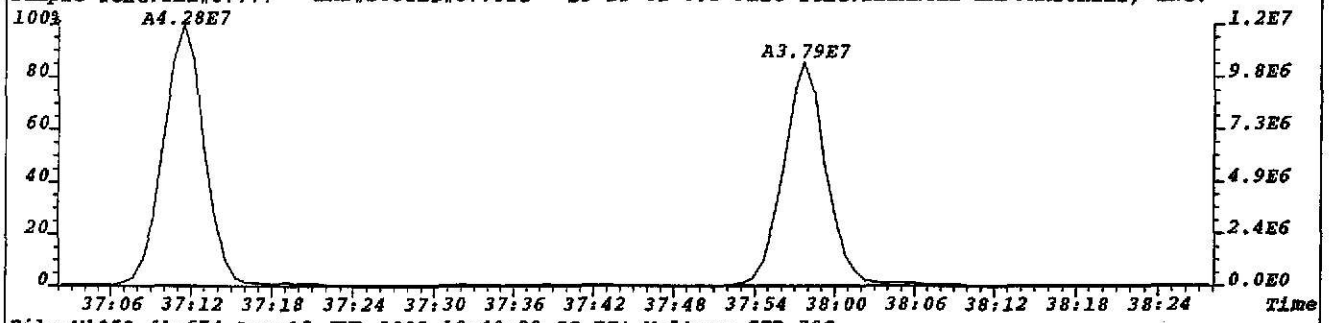

File:W1059 #1-674 Acq:13-JUL-2002 18:40:29 GC EI+ Voltage SIR 70S
425.7737 S:9 F:4 BSUB(256,30,-3.0) PKD(7,5,3,0.10%,55928.0,1.00%,F,T) Exp:NDB5US Noise:13982
Sample Text:TLI#57777 LAB#S03TLI#57752C DF-DP-82-0.5 File Text:TRIANGLE LABORATORIES, INC.

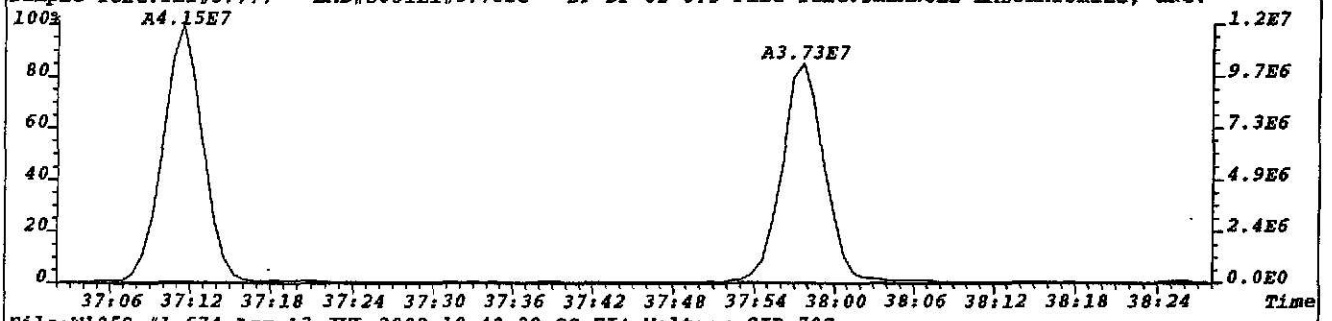

File:W1059 #1-674 Acq:13-JUL-2002 18:40:29 GC EI+ Voltage SIR 70S
435.8169 S:9 F:4 BSUB(256,30,-3.0) PKD(7,5,3,0.10%,402260.0,1.00%,F,T) Exp:NDB5US Noise:100565
Sample Text:TLI#57777 LAB#S03TLI#57752C DF-DP-82-0.5 File Text:TRIANGLE LABORATORIES, INC.

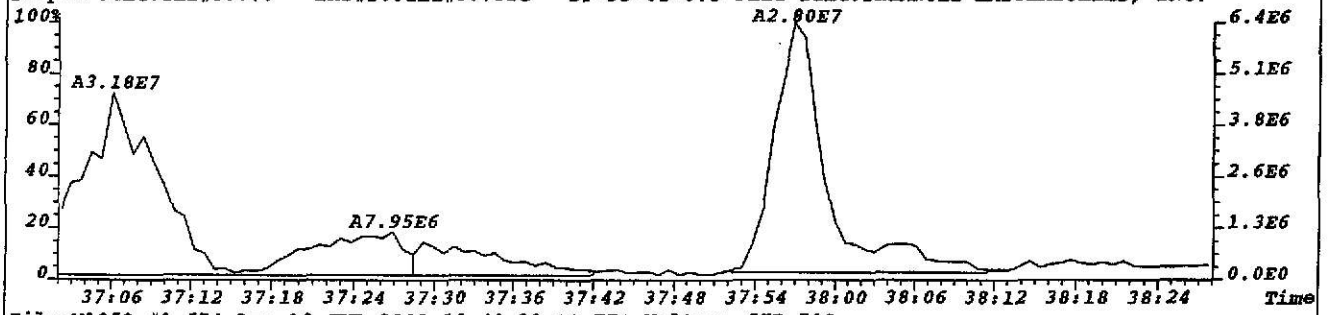

File:W1059 #1-674 Acq:13-JUL-2002 18:40:29 GC EI+ Voltage SIR 70S
437.8140 S:9 F:4 BSUB(256,30,-3.0) PKD(7,5,3,0.10%,336496.0,1.00%,F,T) Exp:NDB5US Noise:84124
Sample Text:TLI#57777 LAB#S03TLI#57752C DF-DP-82-0.5 File Text:TRIANGLE LABORATORIES, INC.

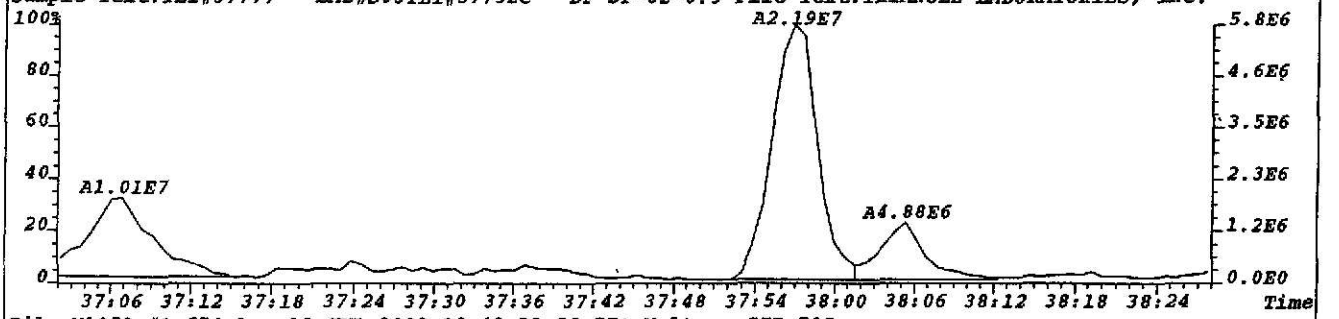

File:W1059 #1-674 Acq:13-JUL-2002 18:40:29 GC EI+ Voltage SIR 70S
430.9729 S:9 F:4 Exp:NDB5US
Sample Text:TLI#57777 LAB#S03TLI#57752C DF-DP-82-0.5 File Text:TRIANGLE LABORATORIES, INC.

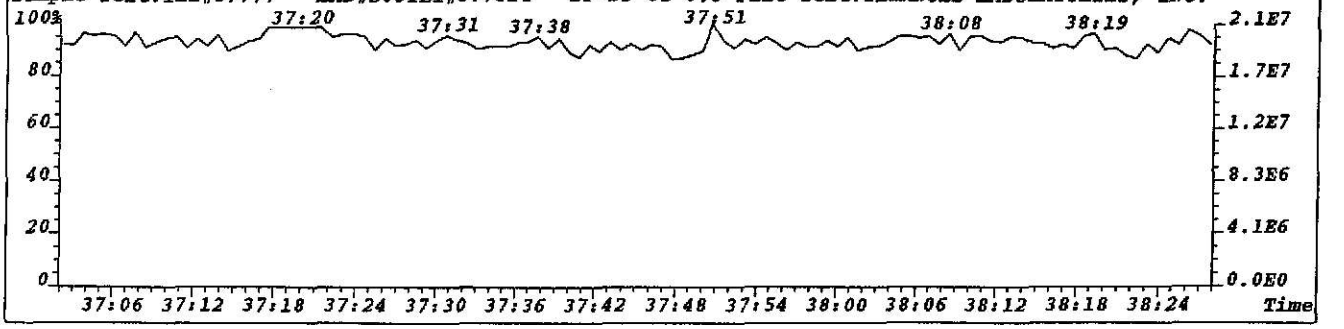

File:W1059 #1-674 Acq:13-JUL-2002 18:40:29 GC EI+ Voltage SIR 70S Noise:3785
441.7428 S:9 F:4 BSUB(256,30,-3.0) PKD(7,5,3,0.10%,15140.0,1.00%,F,T) Exp:NDB5US
Sample Text:TLI#57777 LAB#S03TLI#57752C DF-DP-82-0.5 File Text:TRIANGLE LABORATORIES, INC.

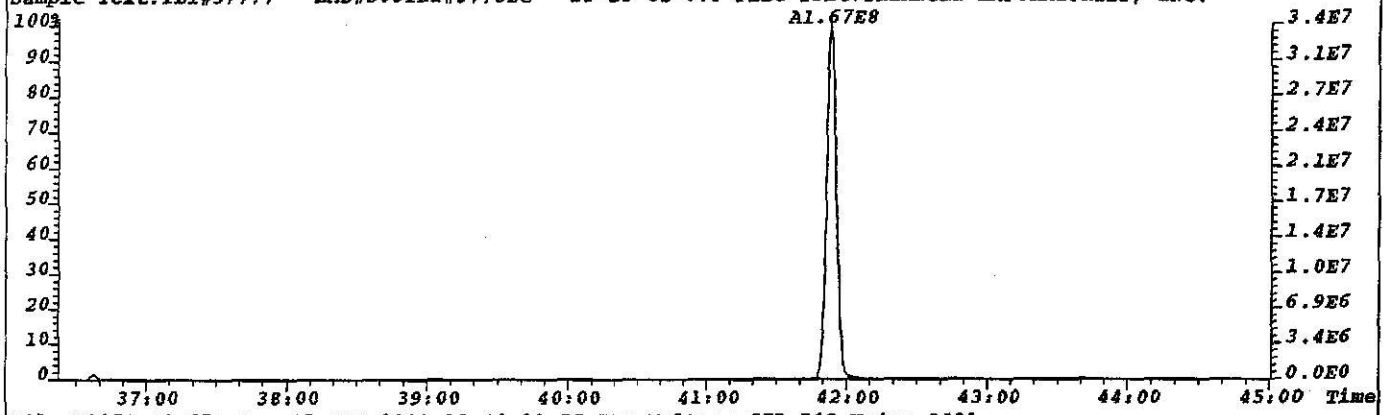

File:W1059 #1-674 Acq:13-JUL-2002 18:40:29 GC EI+ Voltage SIR 70S Noise:3881
443.7399 S:9 F:4 BSUB(256,30,-3.0) PKD(7,5,3,0.10%,15524.0,1.00%,F,T) Exp:NDB5US
Sample Text:TLI#57777 LAB#S03TLI#57752C DF-DP-82-0.5 File Text:TRIANGLE LABORATORIES, INC.

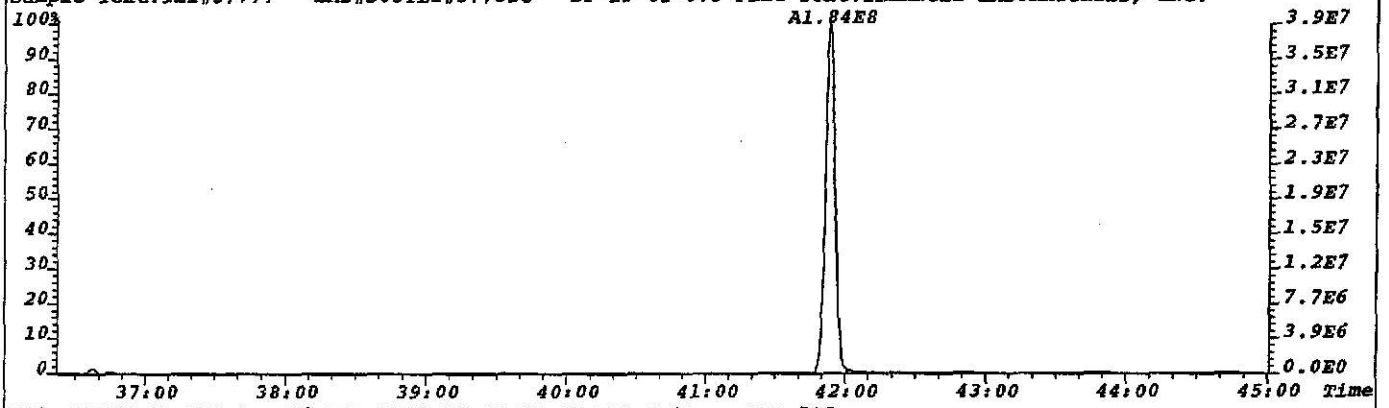

File:W1059 #1-674 Acq:13-JUL-2002 18:40:29 GC EI+ Voltage SIR 70S
430.9729 S:9 F:4 Exp:NDB5US
Sample Text:TLI#57777 LAB#S03TLI#57752C DF-DP-82-0.5 File Text:TRIANGLE LABORATORIES, INC.

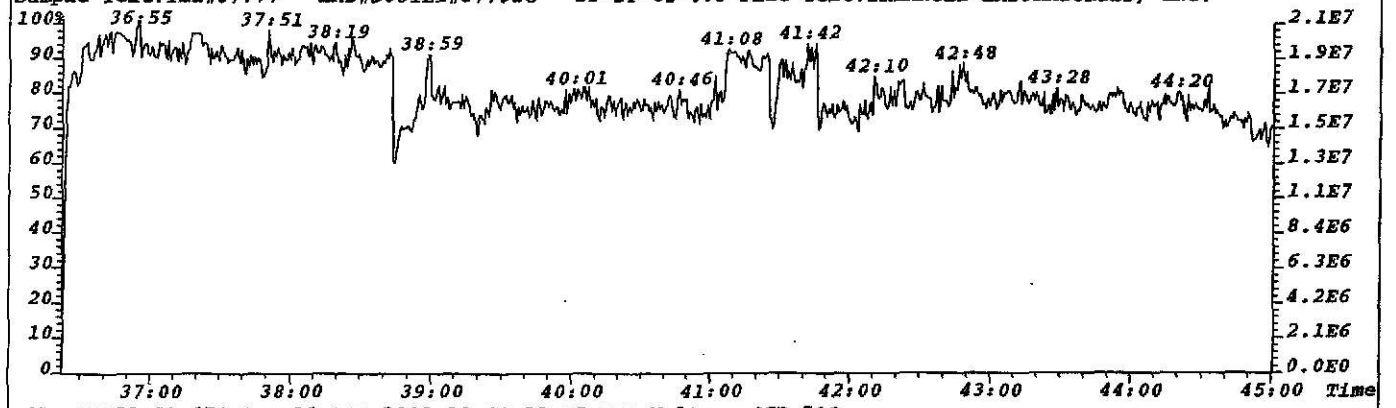

File:W1059 #1-674 Acq:13-JUL-2002 18:40:29 GC EI+ Voltage SIR 70S
513.6775 S:9 F:4 Exp:NDB5US
Sample Text:TLI#57777 LAB#S03TLI#57752C DF-DP-82-0.5 File Text:TRIANGLE LABORATORIES, INC.

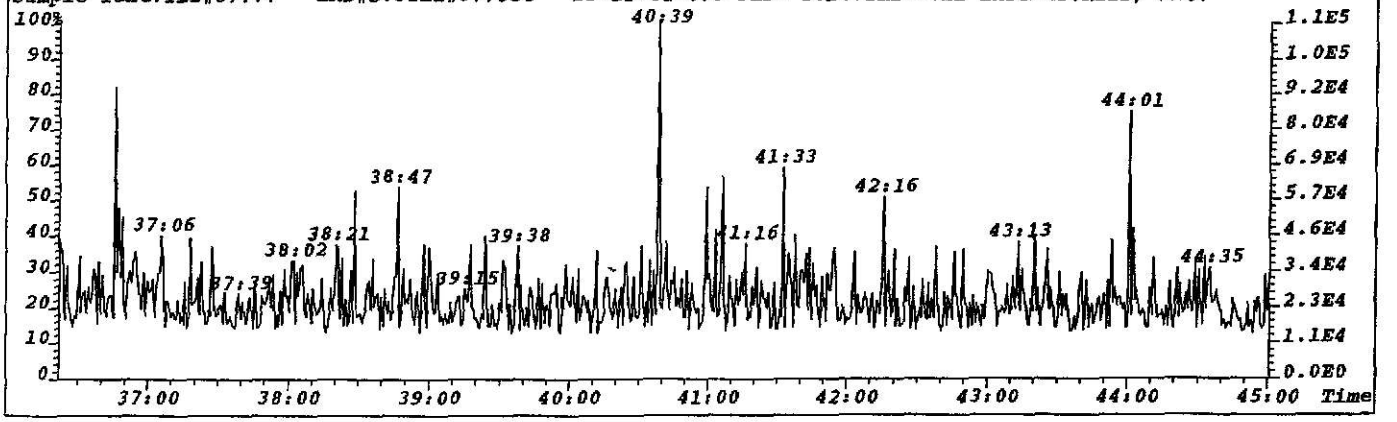

File:W1059 #1-674 Acq:13-JUL-2002 18:40:29 GC EI+ Voltage SIR 70S
457.7377 S:9 F:4 BSUB(256,30,-3.0) PKD(7,5,3,0.10%,15404.0,1.00%,F,T) Exp:NDB5US Noise:3851
Sample Text:TLI#57777 LAB#S03TLI#57752C DF-DP-82-0.5 File Text:TRIANGLE LABORATORIES, INC.

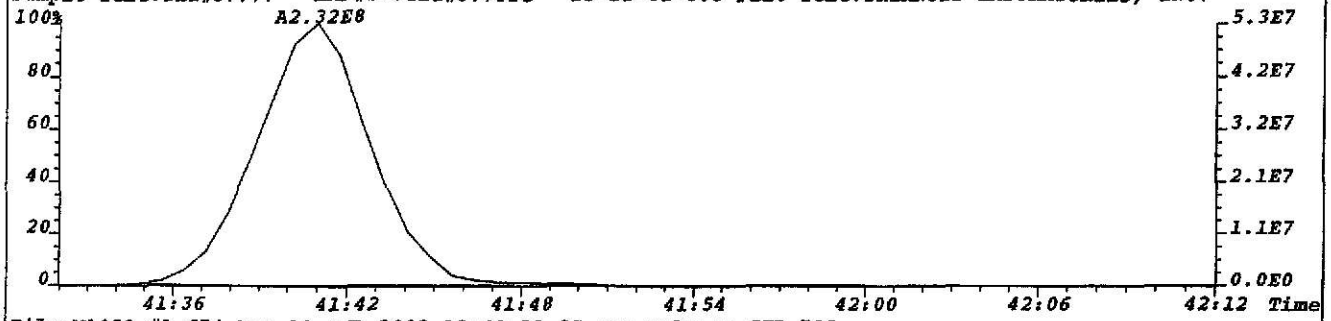

File:W1059 #1-674 Acq:13-JUL-2002 18:40:29 GC EI+ Voltage SIR 70S
459.7348 S:9 F:4 BSUB(256,30,-3.0) PKD(7,5,3,0.10%,15080.0,1.00%,F,T) Exp:NDB5US Noise:3770
Sample Text:TLI#57777 LAB#S03TLI#57752C DF-DP-82-0.5 File Text:TRIANGLE LABORATORIES, INC.



File:W1059 #1-674 Acq:13-JUL-2002 18:40:29 GC EI+ Voltage SIR 70S
469.7779 S:9 F:4 BSUB(256,30,-3.0) PKD(7,5,3,0.10%,223128.0,1.00%,F,T) Exp:NDB5US Noise:55782
Sample Text:TLI#57777 LAB#S03TLI#57752C DF-DP-82-0.5 File Text:TRIANGLE LABORATORIES, INC.

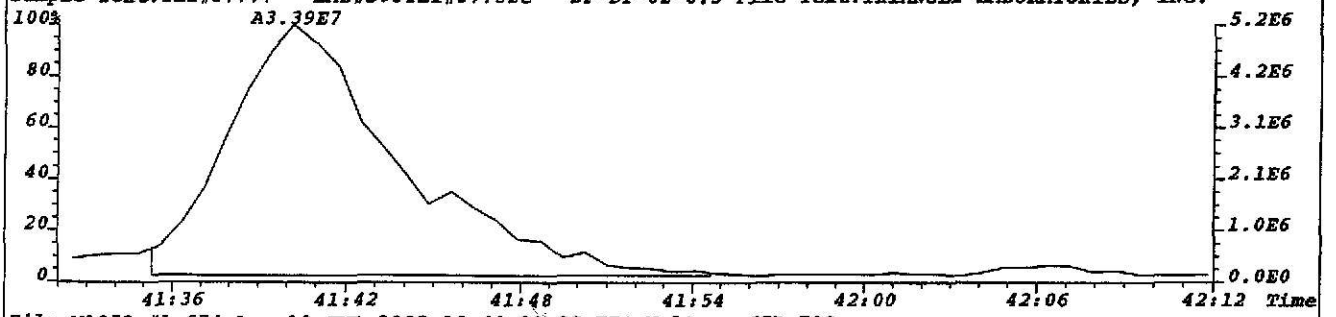

File:W1059 #1-674 Acq:13-JUL-2002 18:40:29 GC EI+ Voltage SIR 70S
471.7750 S:9 F:4 BSUB(256,30,-3.0) PKD(7,5,3,0.10%,149416.0,1.00%,F,T) Exp:NDB5US Noise:37354
Sample Text:TLI#57777 LAB#S03TLI#57752C DF-DP-82-0.5 File Text:TRIANGLE LABORATORIES, INC.



File:W1059 #1-674 Acq:13-JUL-2002 18:40:29 GC EI+ Voltage SIR 70S
430.9729 S:9 F:4 Exp:NDB5US
Sample Text:TLI#57777 LAB#S03TLI#57752C DF-DP-82-0.5 File Text:TRIANGLE LABORATORIES, INC.

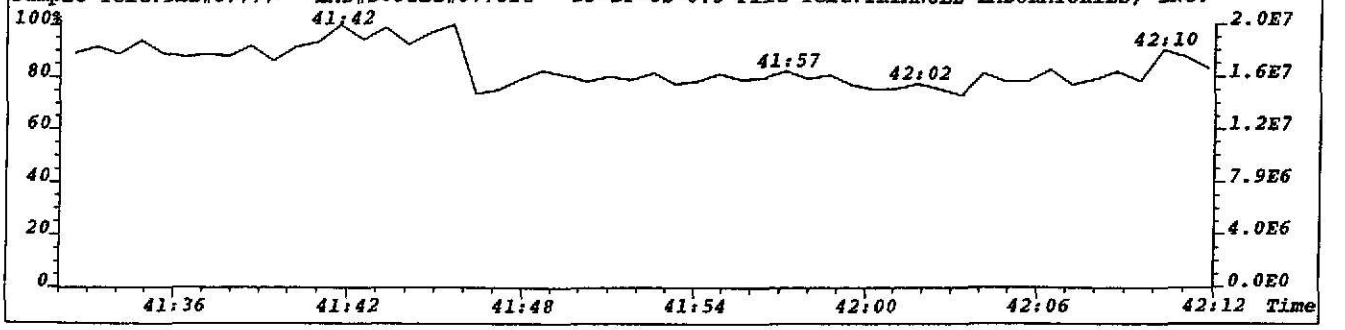

Peak Locate Examination:13-JUL-2002:12:14 File:W1059
Experiment:NDB5US Function:2 Reference:PFK

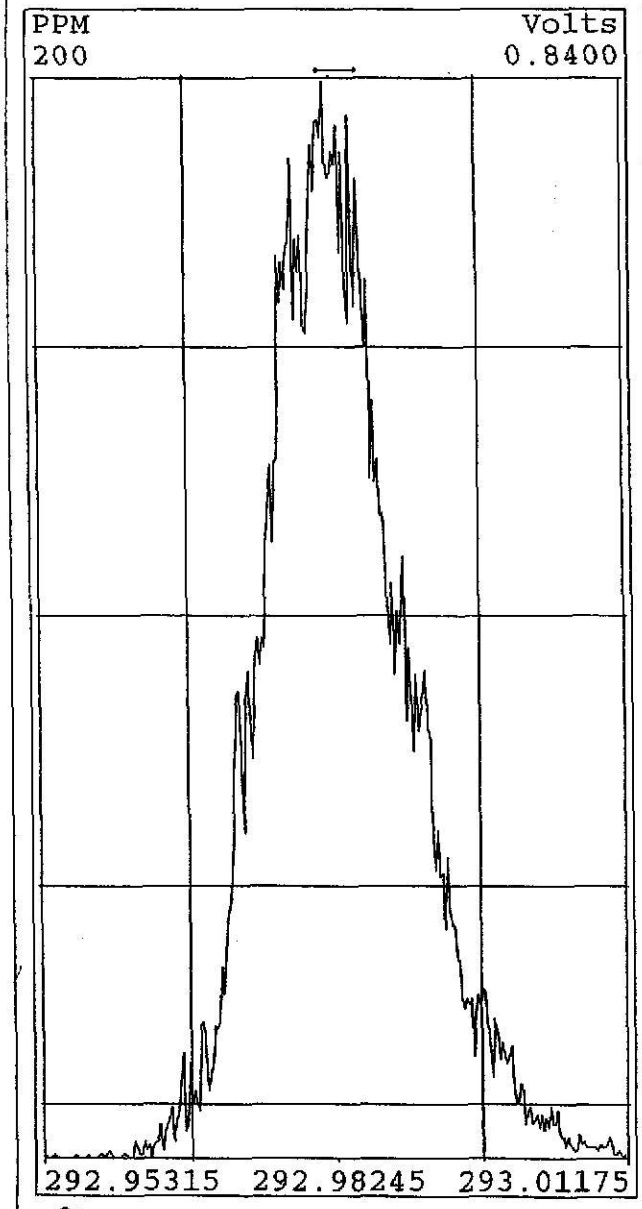

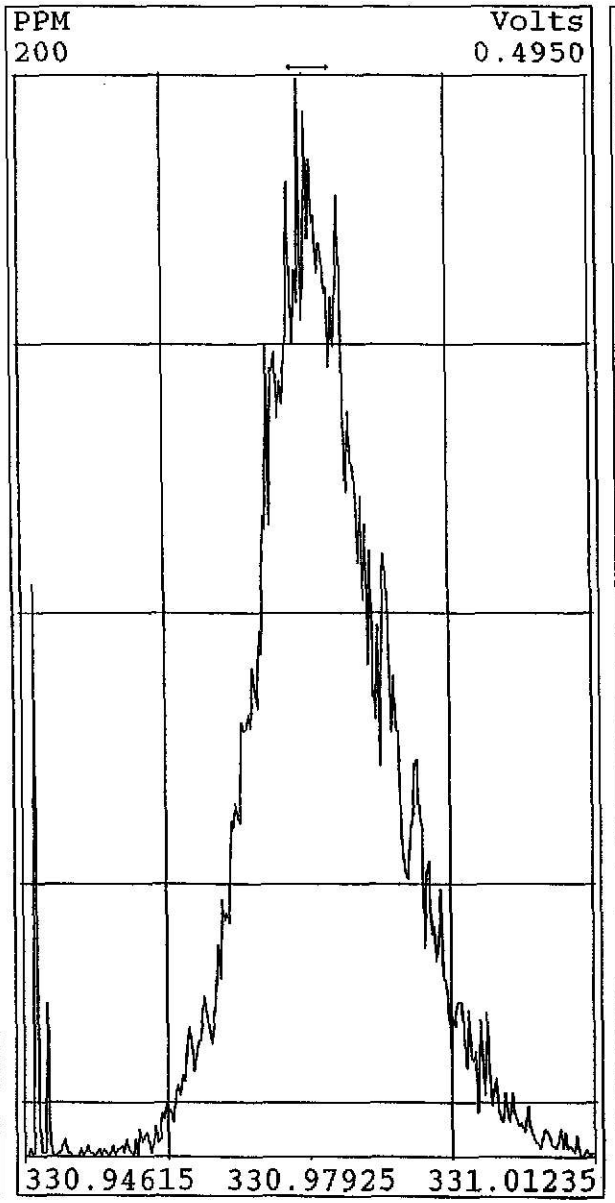

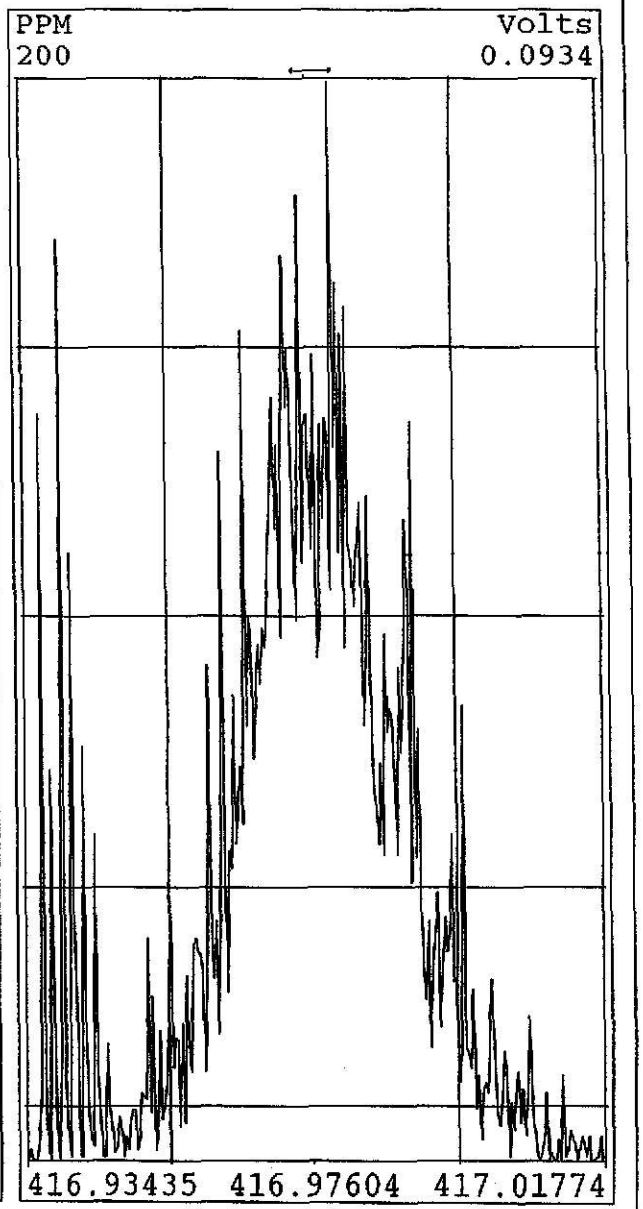

File:W1059 #1-798 Acq:13-JUL-2002 18:40:29 GC EI+ Voltage SIR 70S
303.9016 S:9 F:2 Exp:NDB5US
Sample Text:TLI#57777 LAB#S03TLI#57752C DF-DP-82-0.5 File Text:TRIANGLE LABORATORIES, INC.

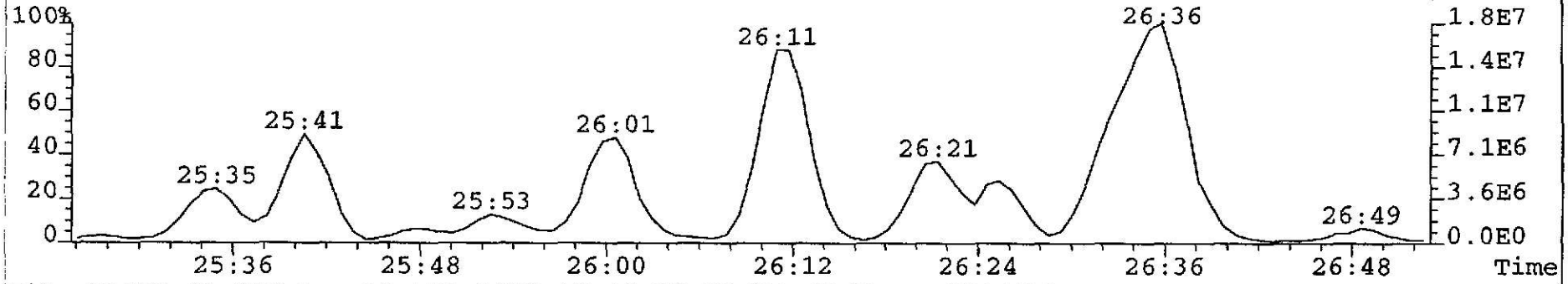

File:W1059 #1-798 Acq:13-JUL-2002 18:40:29 GC EI+ Voltage SIR 70S
305.8987 S:9 F:2 Exp:NDB5US
Sample Text:TLI#57777 LAB#S03TLI#57752C DF-DP-82-0.5 File Text:TRIANGLE LABORATORIES, INC.

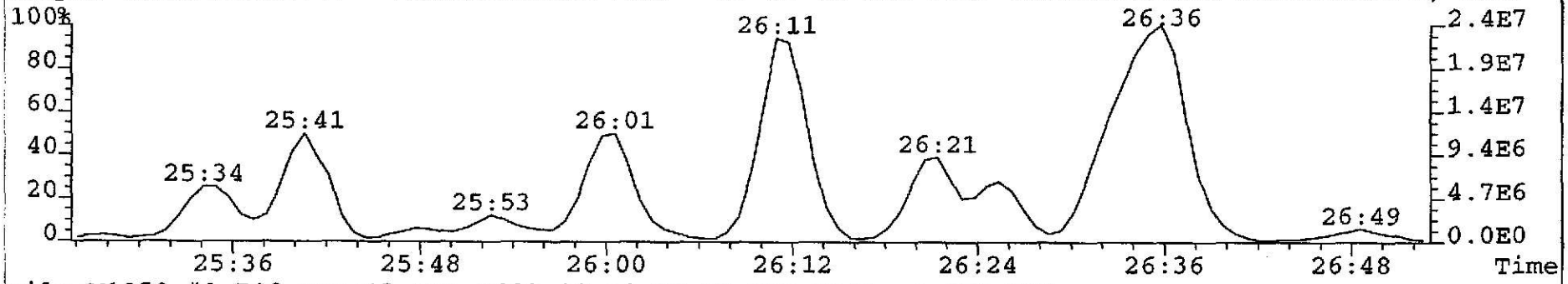

File:W1059 #1-798 Acq:13-JUL-2002 18:40:29 GC EI+ Voltage SIR 70S
317.9389 S:9 F:2 Exp:NDB5US
Sample Text:TLI#57777 LAB#S03TLI#57752C DF-DP-82-0.5 File Text:TRIANGLE LABORATORIES, INC.

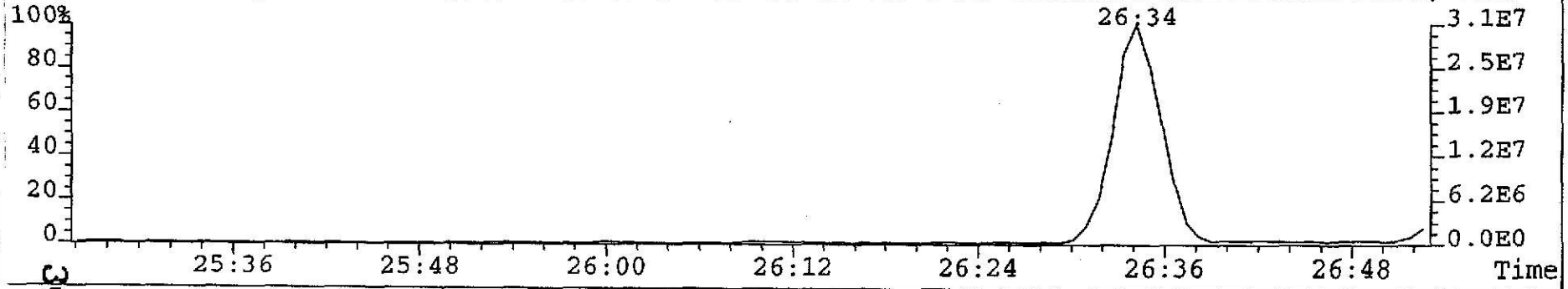

367

VL 7/17/02

File:W1059 #1-798 Acq:13-JUL-2002 18:40:29 GC EI+ Voltage SIR 70S
319.8965 S:9 F:2 Exp:NDB5US
Sample Text:TLI#57777 LAB#S03TLI#57752C DF-DP-82-0.5 File Text:TRIANGLE LABORATORIES, INC.

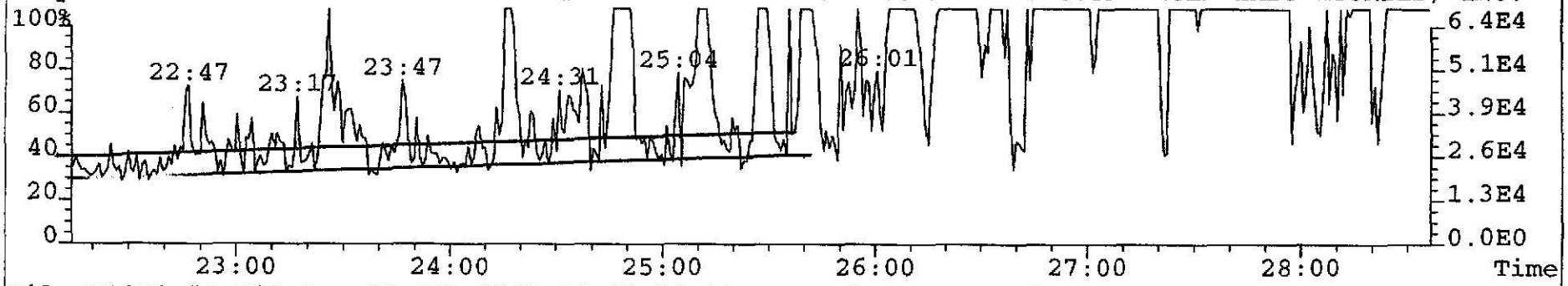

File:W1059 #1-798 Acq:13-JUL-2002 18:40:29 GC EI+ Voltage SIR 70S
321.8936 S:9 F:2 Exp:NDB5US
Sample Text:TLI#57777 LAB#S03TLI#57752C DF-DP-82-0.5 File Text:TRIANGLE LABORATORIES, INC.

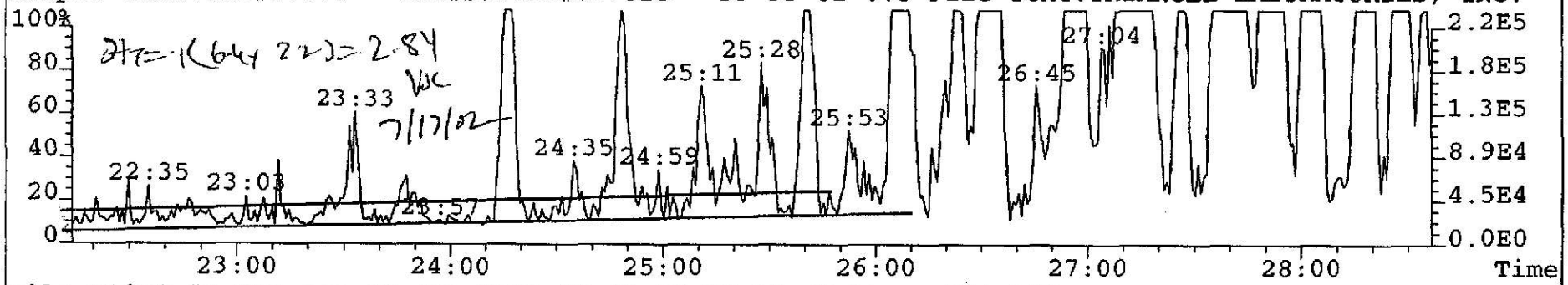

File:W1059 #1-798 Acq:13-JUL-2002 18:40:29 GC EI+ Voltage SIR 70S
333.9338 S:9 F:2 Exp:NDB5US
Sample Text:TLI#57777 LAB#S03TLI#57752C DF-DP-82-0.5 File Text:TRIANGLE LABORATORIES, INC.

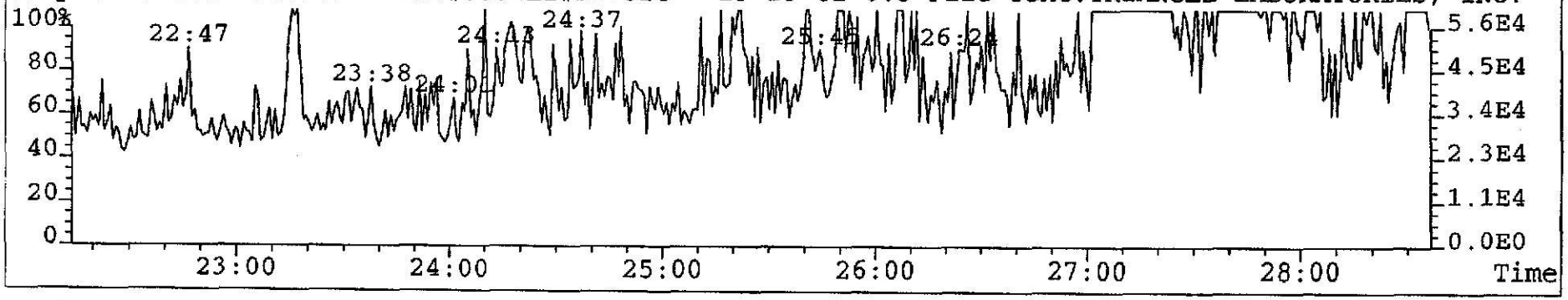

368

File:W1059 #1-798 Acq:13-JUL-2002 18:40:29 GC EI+ Voltage SIR 70S
319.8965 S:9 F:2 Exp:NDB5US
Sample Text:TLI#57777 LAB#S03TLI#57752C DF-DP-82-0.5 File Text:TRIANGLE LABORATORIES, INC.

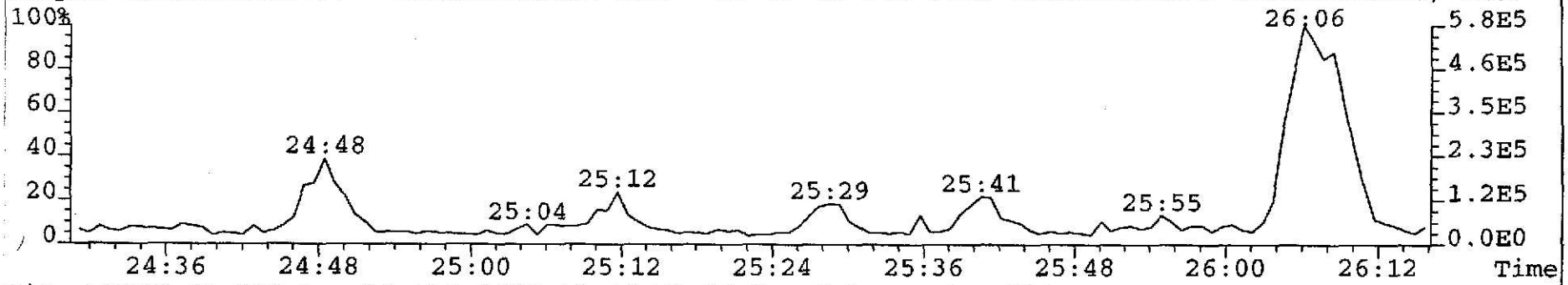

File:W1059 #1-798 Acq:13-JUL-2002 18:40:29 GC EI+ Voltage SIR 70S
321.8936 S:9 F:2 Exp:NDB5US
Sample Text:TLI#57777 LAB#S03TLI#57752C DF-DP-82-0.5 File Text:TRIANGLE LABORATORIES, INC.

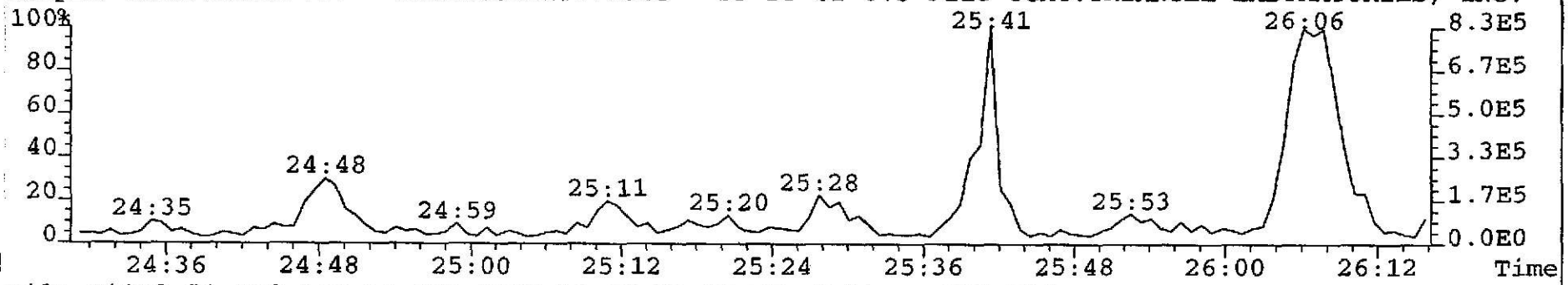

File:W1059 #1-798 Acq:13-JUL-2002 18:40:29 GC EI+ Voltage SIR 70S
333.9338 S:9 F:2 Exp:NDB5US
Sample Text:TLI#57777 LAB#S03TLI#57752C DF-DP-82-0.5 File Text:TRIANGLE LABORATORIES, INC.

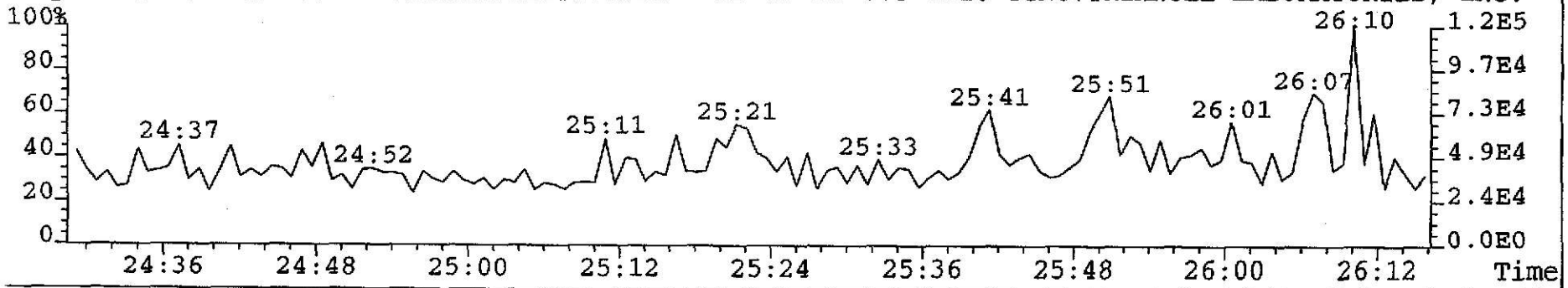

369

VB 7/17/02

File:W1059 #1-798 Acq:13-JUL-2002 18:40:29 GC EI+ Voltage SIR 70S
319.8965 S:9 F:2 Exp:NDB5US
Sample Text:TLI#57777 LAB#S03TLI#57752C DF-DP-82-0.5 File Text:TRIANGLE LABORATORIES, INC.

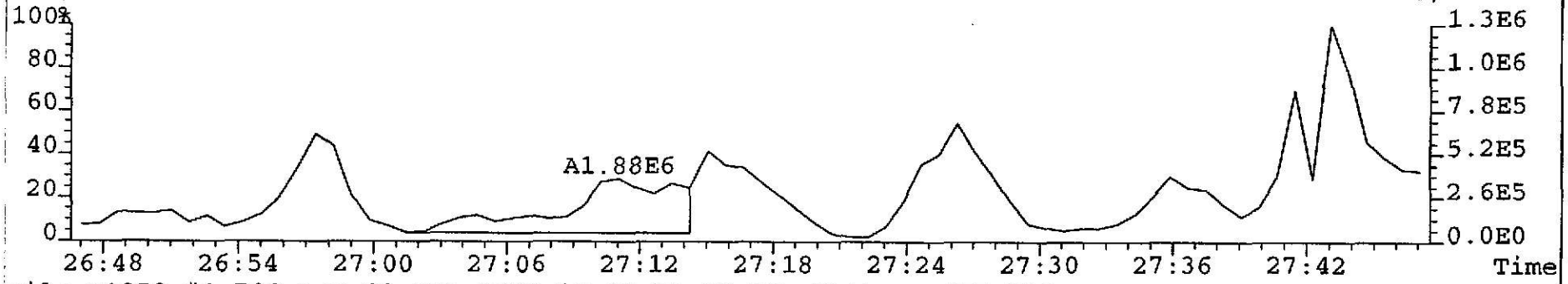

File:W1059 #1-798 Acq:13-JUL-2002 18:40:29 GC EI+ Voltage SIR 70S
321.8936 S:9 F:2 Exp:NDB5US
Sample Text:TLI#57777 LAB#S03TLI#57752C DF-DP-82-0.5 File Text:TRIANGLE LABORATORIES, INC.

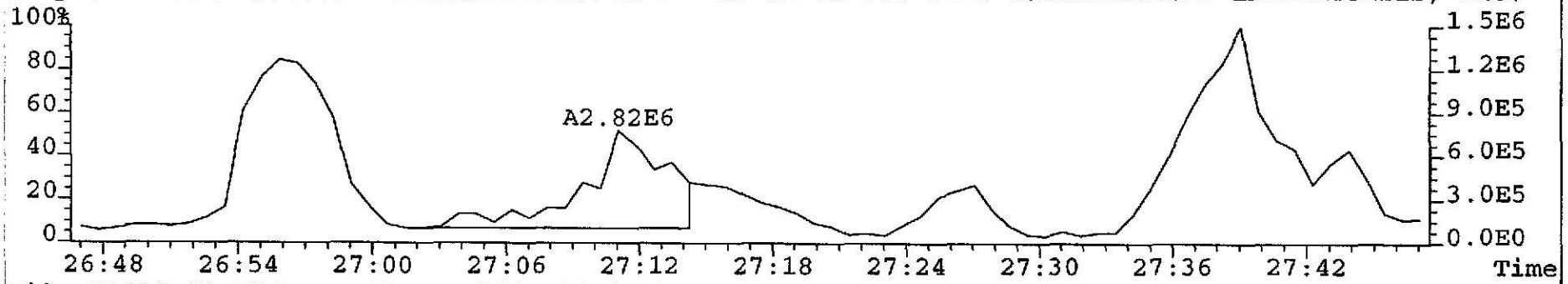

File:W1059 #1-798 Acq:13-JUL-2002 18:40:29 GC EI+ Voltage SIR 70S
333.9338 S:9 F:2 Exp:NDB5US
Sample Text:TLI#57777 LAB#S03TLI#57752C DF-DP-82-0.5 File Text:TRIANGLE LABORATORIES, INC.

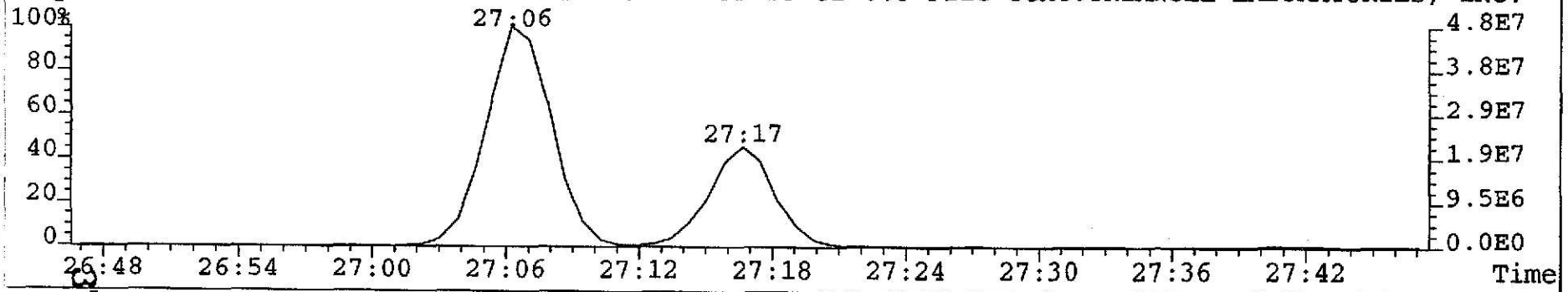

370

VSL 7/17/02

File:W1059 #1-798 Acq:13-JUL-2002 18:40:29 GC EI+ Voltage SIR 70S
319.8965 S:9 F:2 Exp:NDB5US
Sample Text:TLI#57777 LAB#S03TLI#57752C DF-DP-82-0.5 File Text:TRIANGLE LABORATORIES, INC.

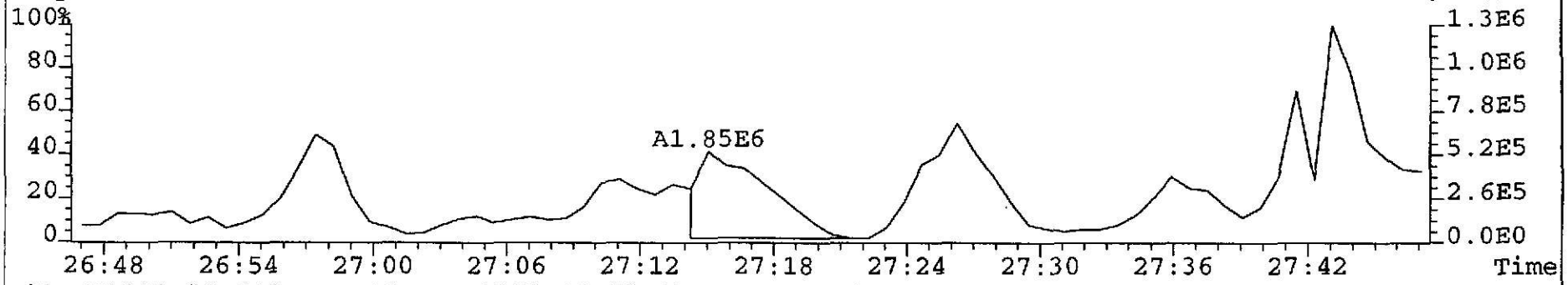

File:W1059 #1-798 Acq:13-JUL-2002 18:40:29 GC EI+ Voltage SIR 70S
321.8936 S:9 F:2 Exp:NDB5US
Sample Text:TLI#57777 LAB#S03TLI#57752C DF-DP-82-0.5 File Text:TRIANGLE LABORATORIES, INC.

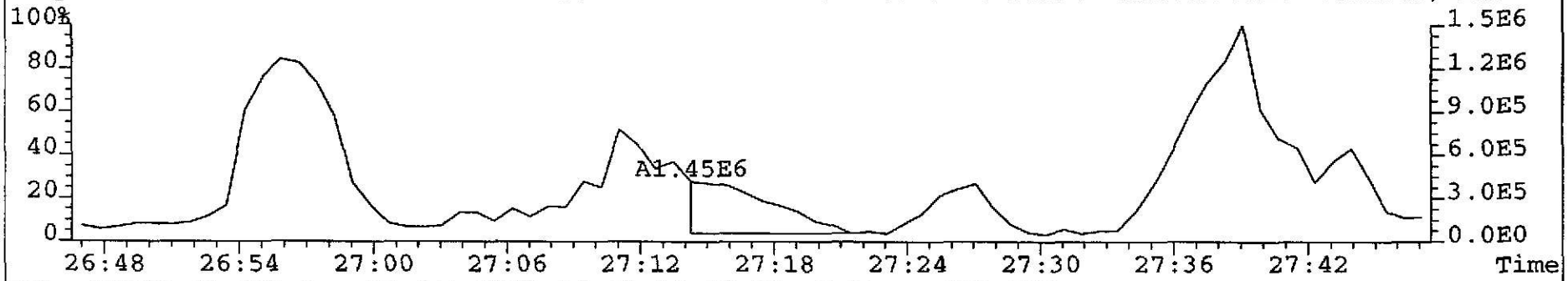

File:W1059 #1-798 Acq:13-JUL-2002 18:40:29 GC EI+ Voltage SIR 70S
333.9338 S:9 F:2 Exp:NDB5US
Sample Text:TLI#57777 LAB#S03TLI#57752C DF-DP-82-0.5 File Text:TRIANGLE LABORATORIES, INC.

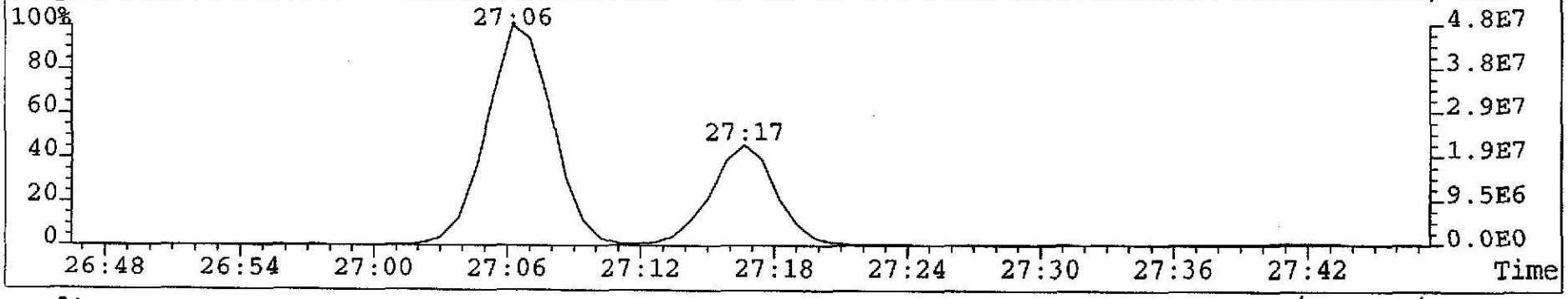

VS 7/17/02

File:W1059 #1-798 Acq:13-JUL-2002 18:40:29 GC EI+ Voltage SIR 70S
327.8847 S:9 F:2 Exp:NDB5US
Sample Text:TLI#57777 LAB#S03TLI#57752C DF-DP-82-0.5 File Text:TRIANGLE LABORATORIES, INC.

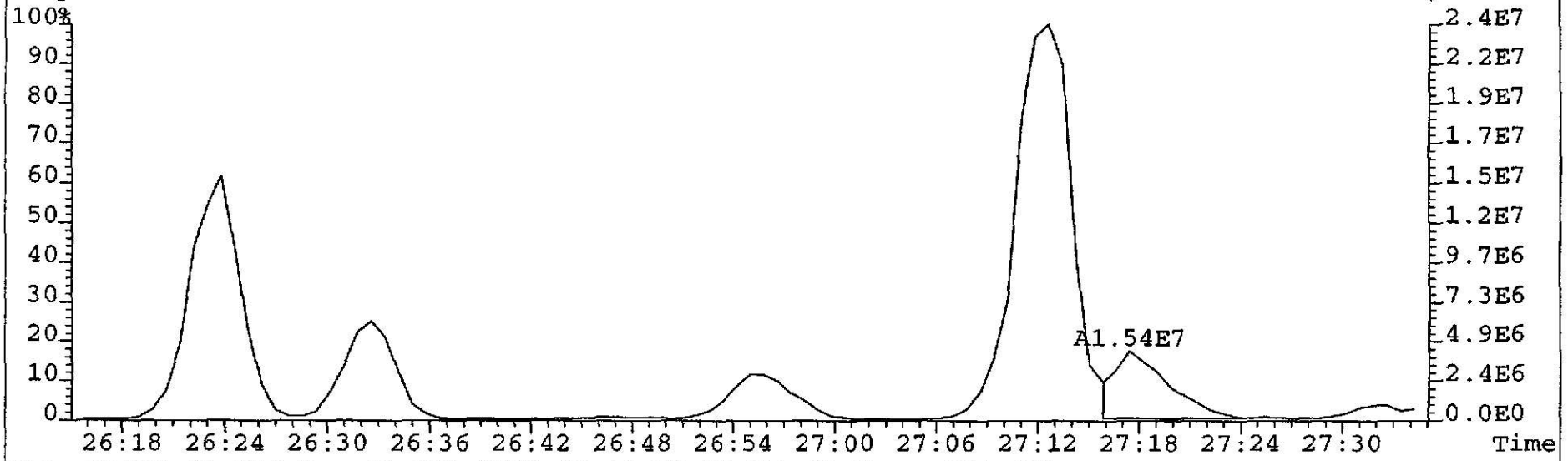

File:W1059 #1-798 Acq:13-JUL-2002 18:40:29 GC EI+ Voltage SIR 70S
333.9338 S:9 F:2 Exp:NDB5US
Sample Text:TLI#57777 LAB#S03TLI#57752C DF-DP-82-0.5 File Text:TRIANGLE LABORATORIES, INC.

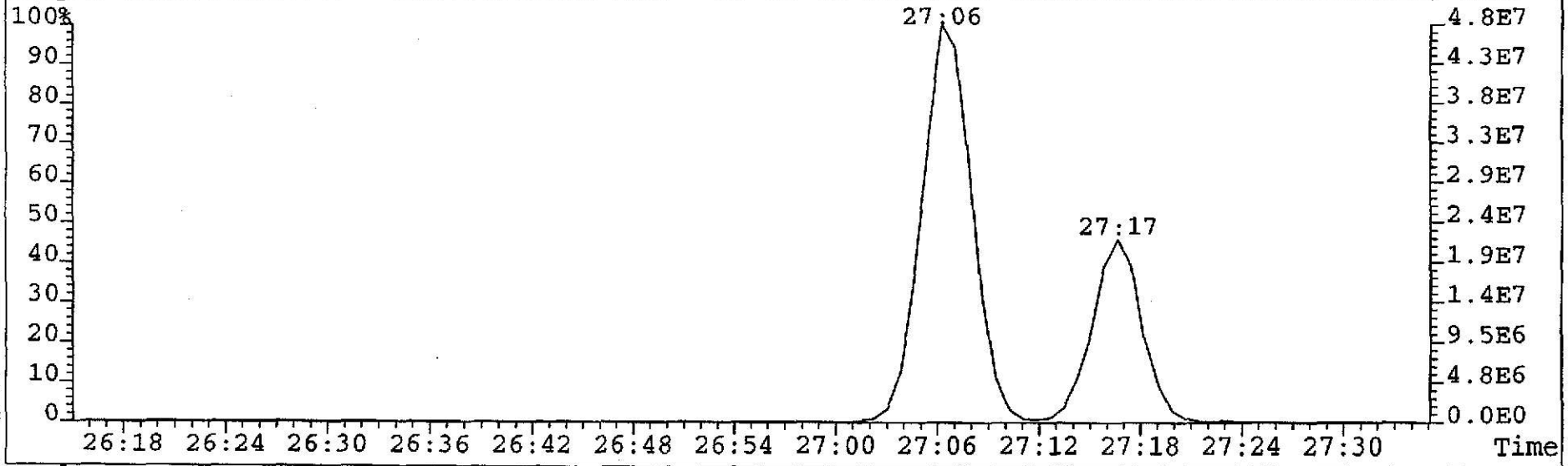

372

VBC 7/17/02

File:W1059 #1-798 Acq:13-JUL-2002 18:40:29 GC EI+ Voltage SIR 70S
339.8597 S:9 F:2 Exp:NDB5US
Sample Text:TLI#57777 LAB#S03TLI#57752C DF-DP-82-0.5 File Text:TRIANGLE LABORATORIES, INC.



File:W1059 #1-798 Acq:13-JUL-2002 18:40:29 GC EI+ Voltage SIR 70S
341.8567 S:9 F:2 Exp:NDB5US
Sample Text:TLI#57777 LAB#S03TLI#57752C DF-DP-82-0.5 File Text:TRIANGLE LABORATORIES, INC.

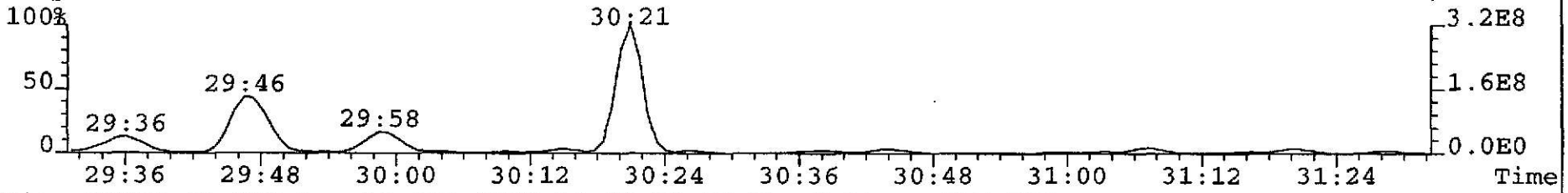

File:W1059 #1-798 Acq:13-JUL-2002 18:40:29 GC EI+ Voltage SIR 70S
351.9000 S:9 F:2 Exp:NDB5US
Sample Text:TLI#57777 LAB#S03TLI#57752C DF-DP-82-0.5 File Text:TRIANGLE LABORATORIES, INC.

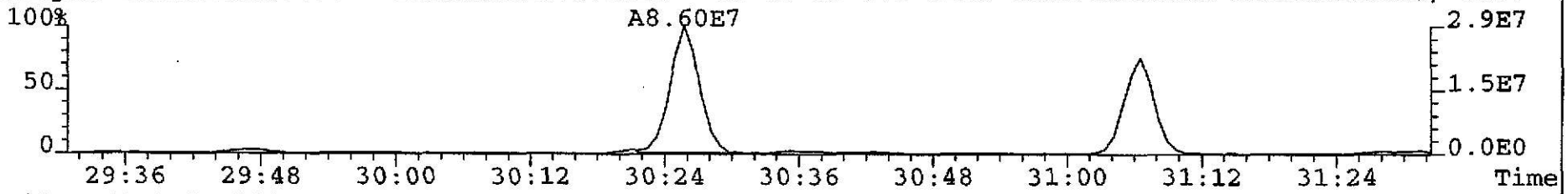

File:W1059 #1-798 Acq:13-JUL-2002 18:40:29 GC EI+ Voltage SIR 70S
353.8970 S:9 F:2 Exp:NDB5US
Sample Text:TLI#57777 LAB#S03TLI#57752C DF-DP-82-0.5 File Text:TRIANGLE LABORATORIES, INC.

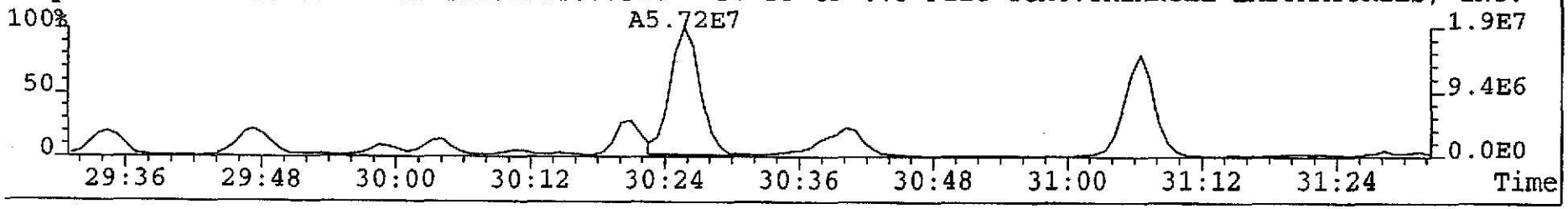

373

VC 7/17/02

File:W1059 #1-798 Acq:13-JUL-2002 18:40:29 GC EI+ Voltage SIR 70S
339.8597 S:9 F:2 Exp:NDB5US
Sample Text:TLI#57777 LAB#S03TLI#57752C DF-DP-82-0.5 File Text:TRIANGLE LABORATORIES, INC.

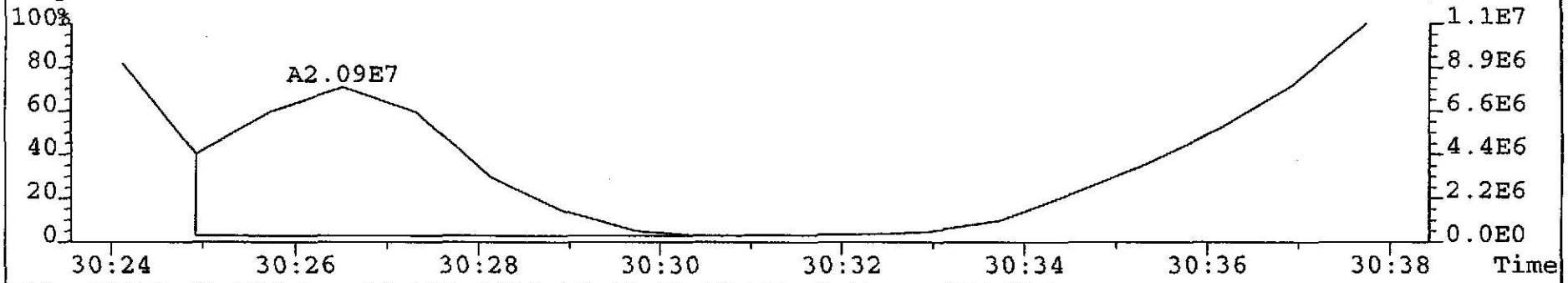

File:W1059 #1-798 Acq:13-JUL-2002 18:40:29 GC EI+ Voltage SIR 70S
341.8567 S:9 F:2 Exp:NDB5US
Sample Text:TLI#57777 LAB#S03TLI#57752C DF-DP-82-0.5 File Text:TRIANGLE LABORATORIES, INC.

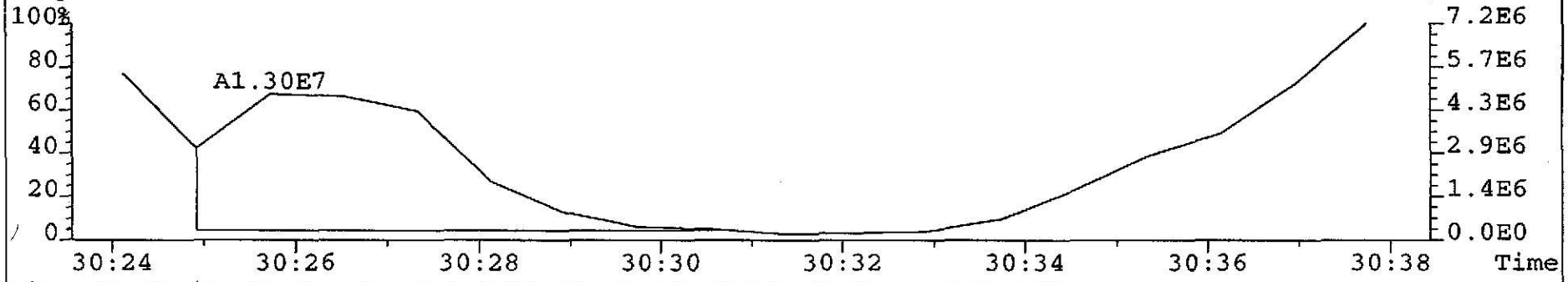

File:W1059 #1-798 Acq:13-JUL-2002 18:40:29 GC EI+ Voltage SIR 70S
353.8970 S:9 F:2 Exp:NDB5US
Sample Text:TLI#57777 LAB#S03TLI#57752C DF-DP-82-0.5 File Text:TRIANGLE LABORATORIES, INC.

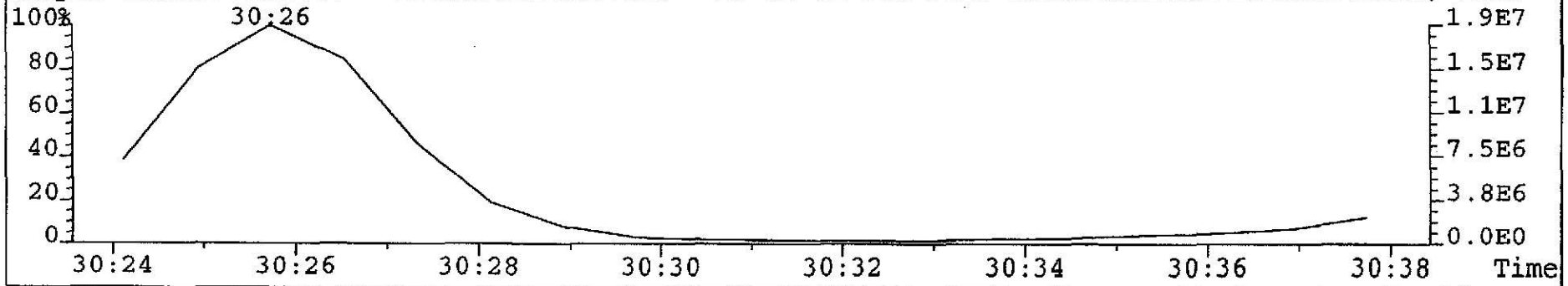

VJC 7/17/02

File:W1059 #1-798 Acq:13-JUL-2002 18:40:29 GC EI+ Voltage SIR 70S
339.8597 S:9 F:2 Exp:NDB5US
Sample Text:TLI#57777 LAB#S03TLI#57752C DF-DP-82-0.5 File Text:TRIANGLE LABORATORIES, INC.

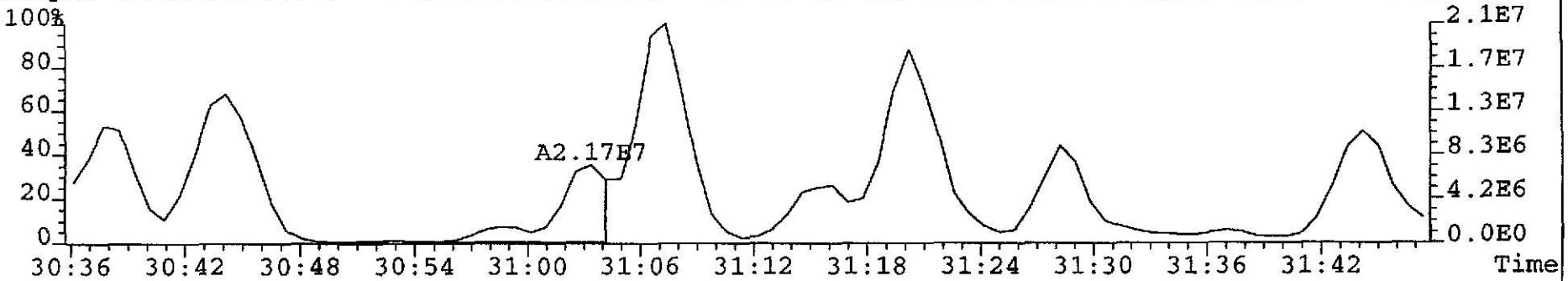

File:W1059 #1-798 Acq:13-JUL-2002 18:40:29 GC EI+ Voltage SIR 70S
341.8567 S:9 F:2 Exp:NDB5US
Sample Text:TLI#57777 LAB#S03TLI#57752C DF-DP-82-0.5 File Text:TRIANGLE LABORATORIES, INC.

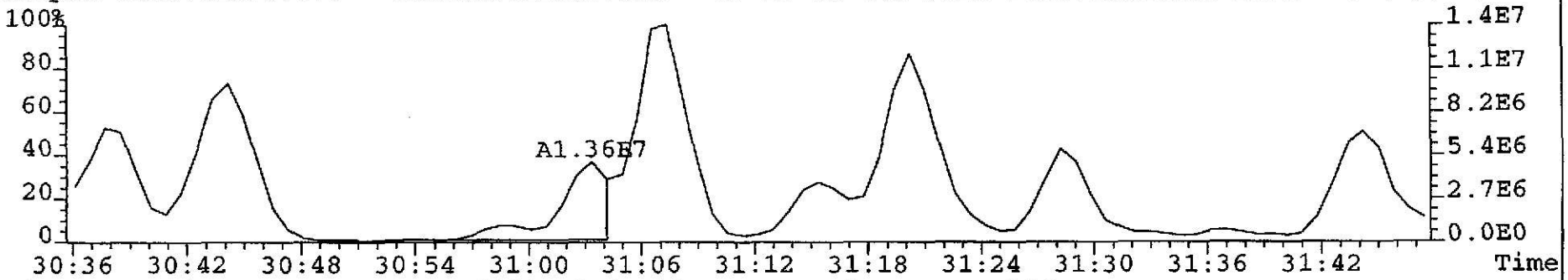

File:W1059 #1-798 Acq:13-JUL-2002 18:40:29 GC EI+ Voltage SIR 70S
353.8970 S:9 F:2 Exp:NDB5US
Sample Text:TLI#57777 LAB#S03TLI#57752C DF-DP-82-0.5 File Text:TRIANGLE LABORATORIES, INC.

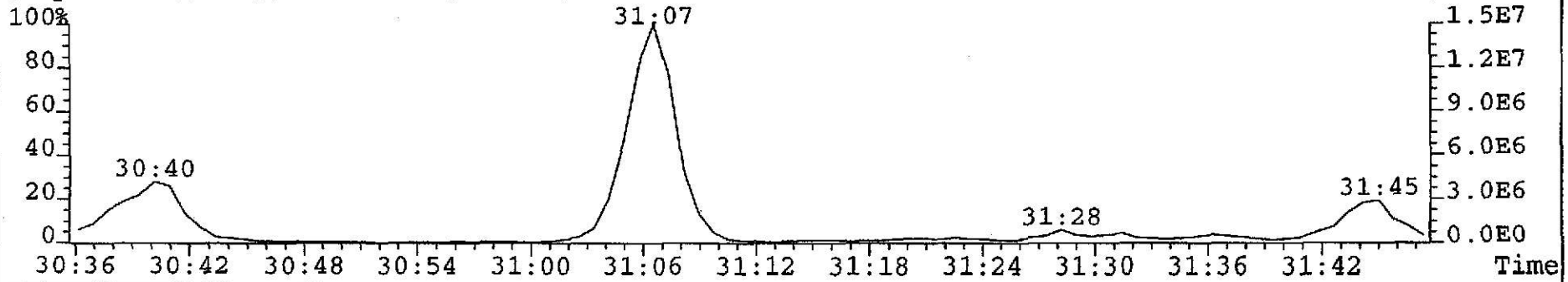

375

VC 7/17/02

File:W1059 #1-798 Acq:13-JUL-2002 18:40:29 GC EI+ Voltage SIR 70S
339.8597 S:9 F:2 Exp:NDB5US
Sample Text:TLI#57777 LAB#S03TLI#57752C DF-DP-82-0.5 File Text:TRIANGLE LABORATORIES, INC.

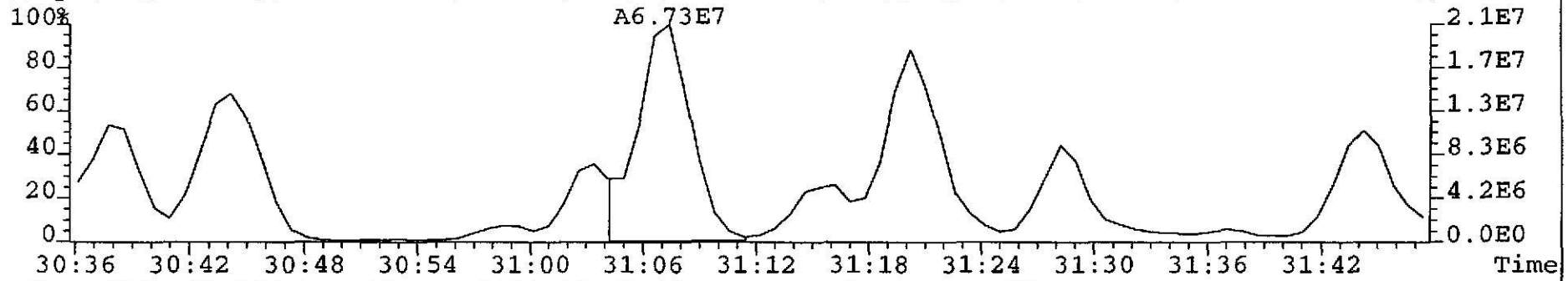

File:W1059 #1-798 Acq:13-JUL-2002 18:40:29 GC EI+ Voltage SIR 70S
341.8567 S:9 F:2 Exp:NDB5US
Sample Text:TLI#57777 LAB#S03TLI#57752C DF-DP-82-0.5 File Text:TRIANGLE LABORATORIES, INC.

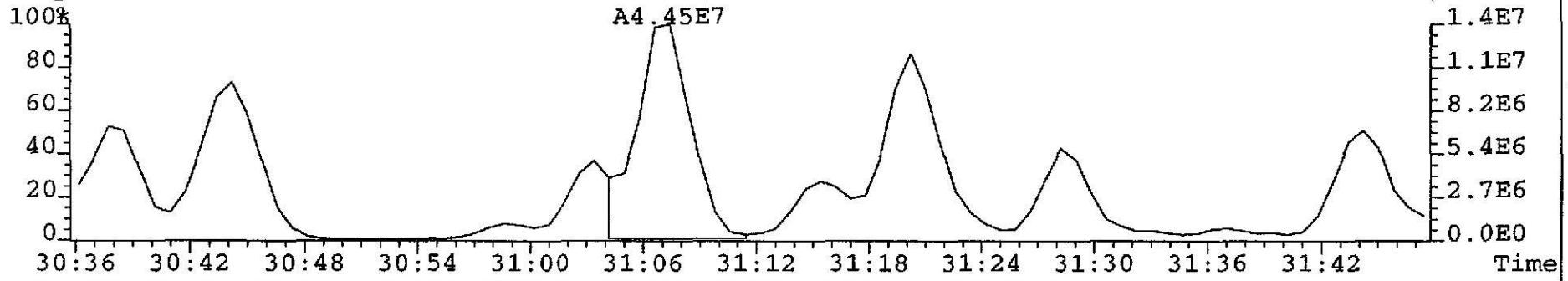

File:W1059 #1-798 Acq:13-JUL-2002 18:40:29 GC EI+ Voltage SIR 70S
353.8970 S:9 F:2 Exp:NDB5US
Sample Text:TLI#57777 LAB#S03TLI#57752C DF-DP-82-0.5 File Text:TRIANGLE LABORATORIES, INC.

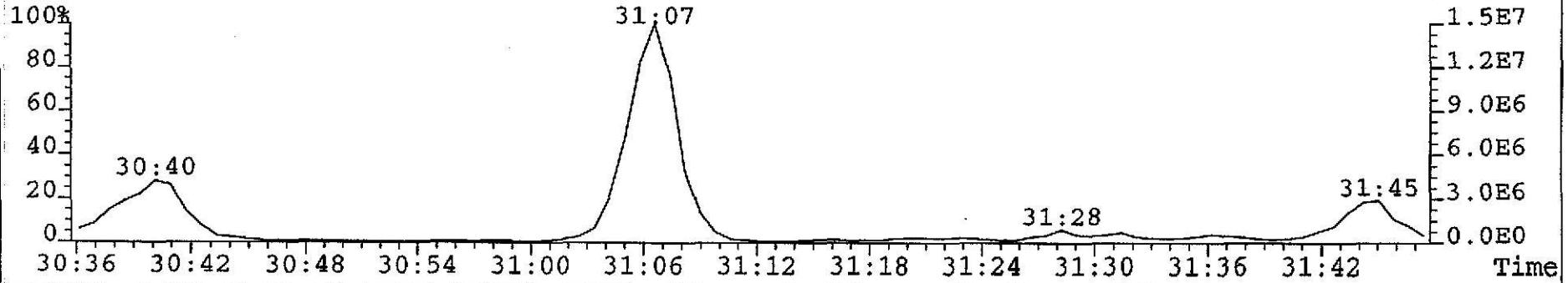

10/17/02

File:W1059 #1-798 Acq:13-JUL-2002 18:40:29 GC EI+ Voltage SIR 70S
339.8597 S:9 F:2 Exp:NDB5US
Sample Text:TLI#57777 LAB#S03TLI#57752C DF-DP-82-0.5 File Text:TRIANGLE LABORATORIES, INC.

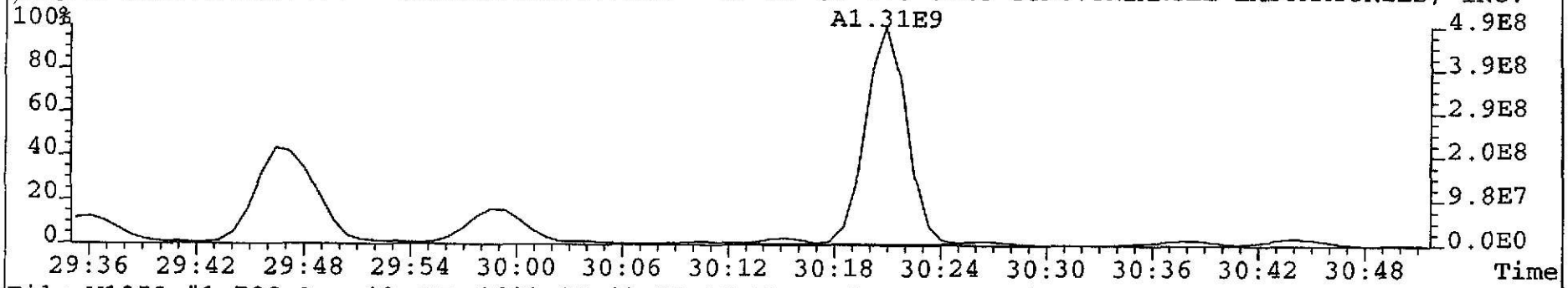

File:W1059 #1-798 Acq:13-JUL-2002 18:40:29 GC EI+ Voltage SIR 70S
341.8567 S:9 F:2 Exp:NDB5US
Sample Text:TLI#57777 LAB#S03TLI#57752C DF-DP-82-0.5 File Text:TRIANGLE LABORATORIES, INC.

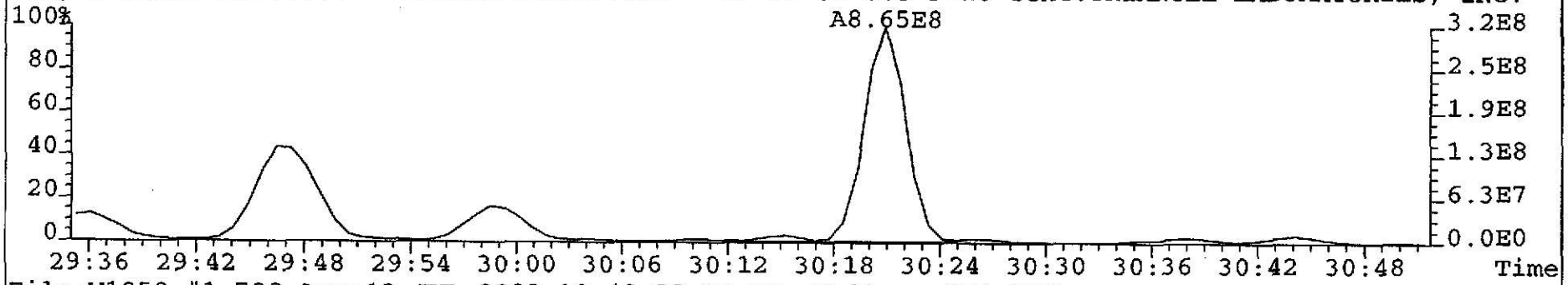

File:W1059 #1-798 Acq:13-JUL-2002 18:40:29 GC EI+ Voltage SIR 70S
353.8970 S:9 F:2 Exp:NDB5US
Sample Text:TLI#57777 LAB#S03TLI#57752C DF-DP-82-0.5 File Text:TRIANGLE LABORATORIES, INC.

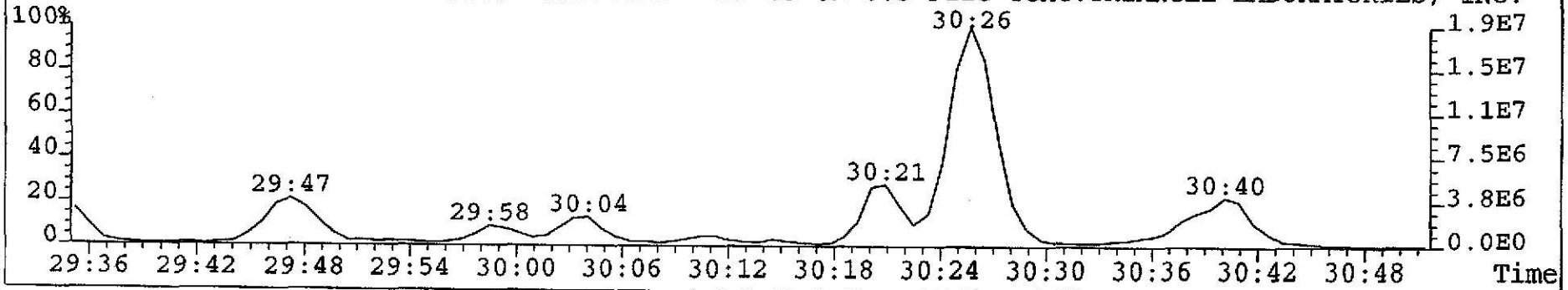

VBC 7/17/02

377

File:W1059 #1-798 Acq:13-JUL-2002 18:40:29 GC EI+ Voltage SIR 70S
355.8546 S:9 F:2 Exp:NDB5US
Sample Text:TLI#57777 LAB#S03TLI#57752C DF-DP-82-0.5 File Text:TRIANGLE LABORATORIES, INC.

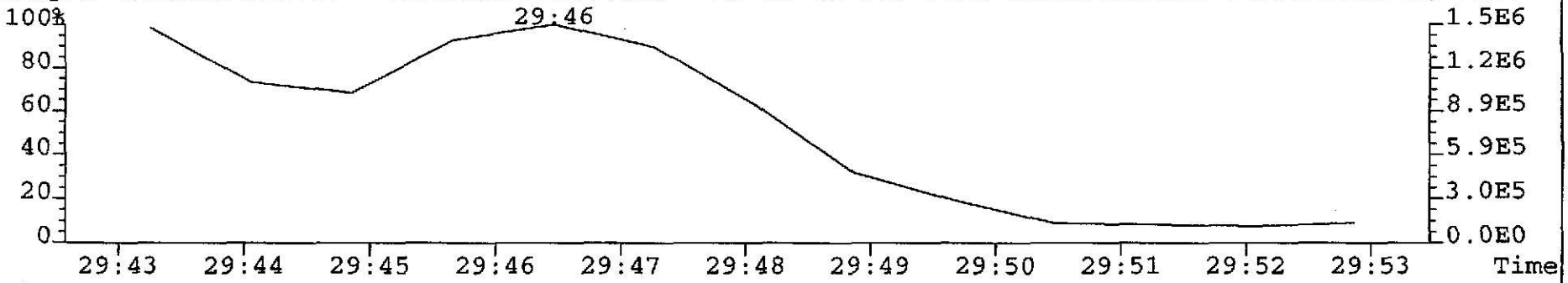

File:W1059 #1-798 Acq:13-JUL-2002 18:40:29 GC EI+ Voltage SIR 70S
357.8516 S:9 F:2 Exp:NDB5US
Sample Text:TLI#57777 LAB#S03TLI#57752C DF-DP-82-0.5 File Text:TRIANGLE LABORATORIES, INC.

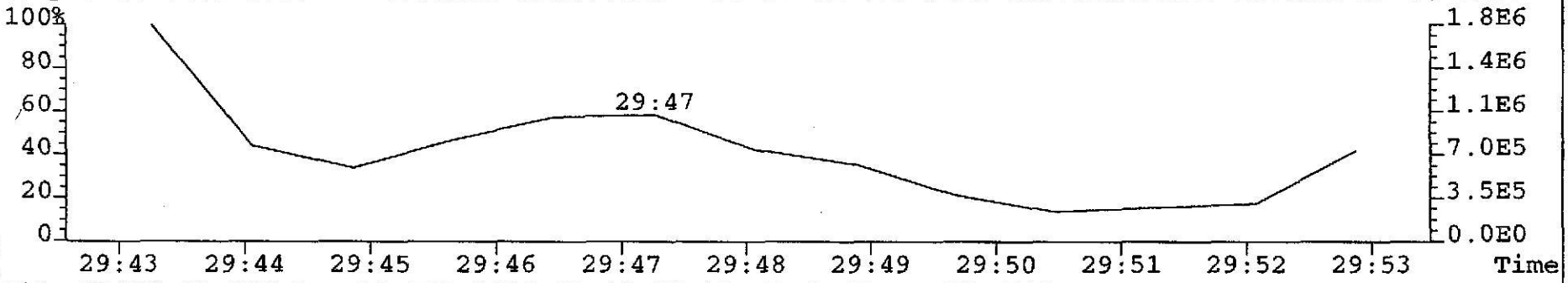

File:W1059 #1-798 Acq:13-JUL-2002 18:40:29 GC EI+ Voltage SIR 70S
369.8919 S:9 F:2 Exp:NDB5US
Sample Text:TLI#57777 LAB#S03TLI#57752C DF-DP-82-0.5 File Text:TRIANGLE LABORATORIES, INC.

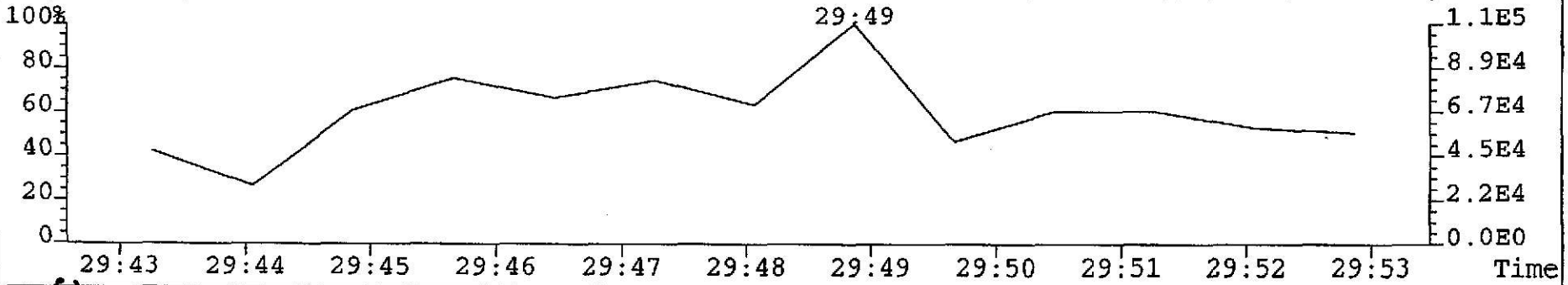

VS 7/17/02

File:W1059 #1-798 Acq:13-JUL-2002 18:40:29 GC EI+ Voltage SIR 70S
355.8546 S:9 F:2 Exp:NDB5US
Sample Text:TLI#57777 LAB#S03TLI#57752C DF-DP-82-0.5 File Text:TRIANGLE LABORATORIES, INC.

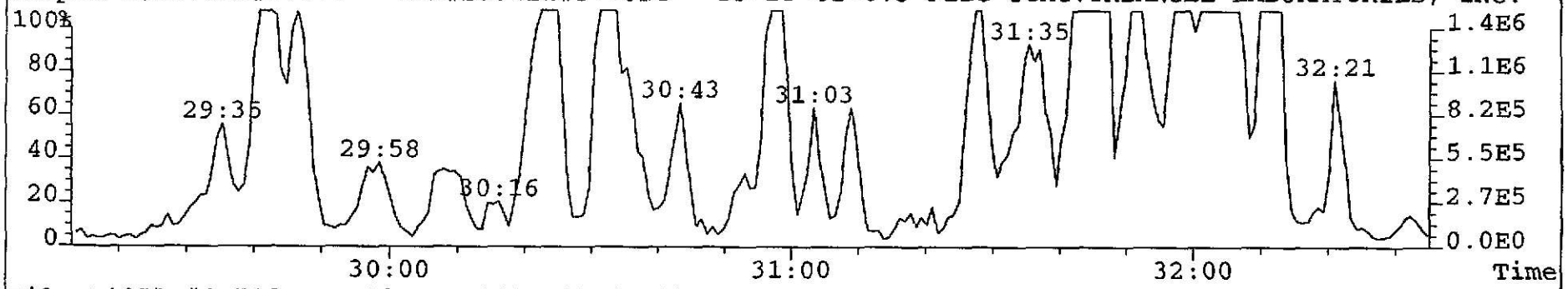

File:W1059 #1-798 Acq:13-JUL-2002 18:40:29 GC EI+ Voltage SIR 70S
357.8516 S:9 F:2 Exp:NDB5US
Sample Text:TLI#57777 LAB#S03TLI#57752C DF-DP-82-0.5 File Text:TRIANGLE LABORATORIES, INC.

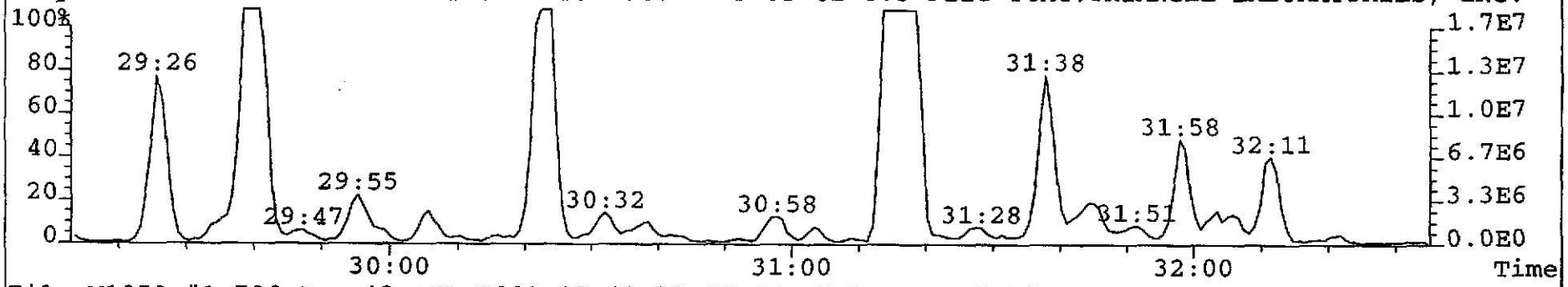

File:W1059 #1-798 Acq:13-JUL-2002 18:40:29 GC EI+ Voltage SIR 70S
369.8919 S:9 F:2 Exp:NDB5US
Sample Text:TLI#57777 LAB#S03TLI#57752C DF-DP-82-0.5 File Text:TRIANGLE LABORATORIES, INC.

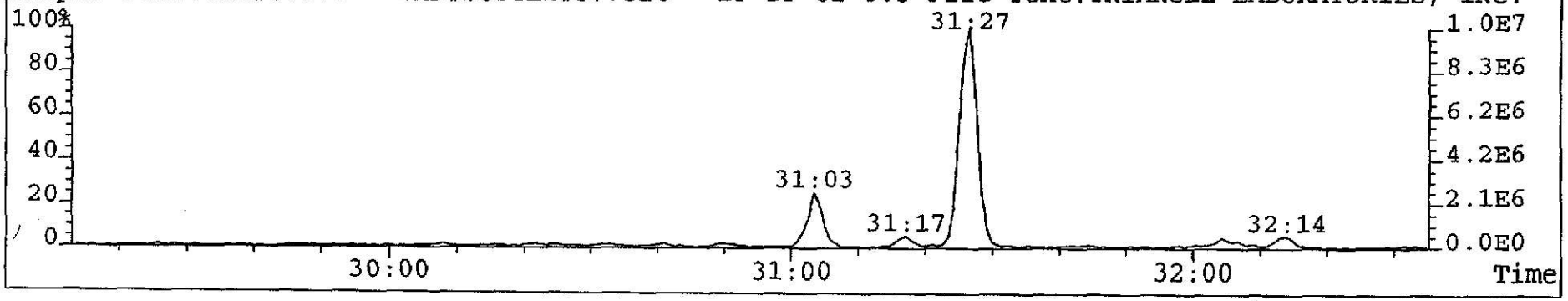

VS 7/17/02

File:W1059 #1-798 Acq:13-JUL-2002 18:40:29 GC EI+ Voltage SIR 70S
355.8546 S:9 F:2 Exp:NDB5US
Sample Text:TLI#57777 LAB#S03TLI#57752C DF-DP-82-0.5 File Text:TRIANGLE LABORATORIES, INC.

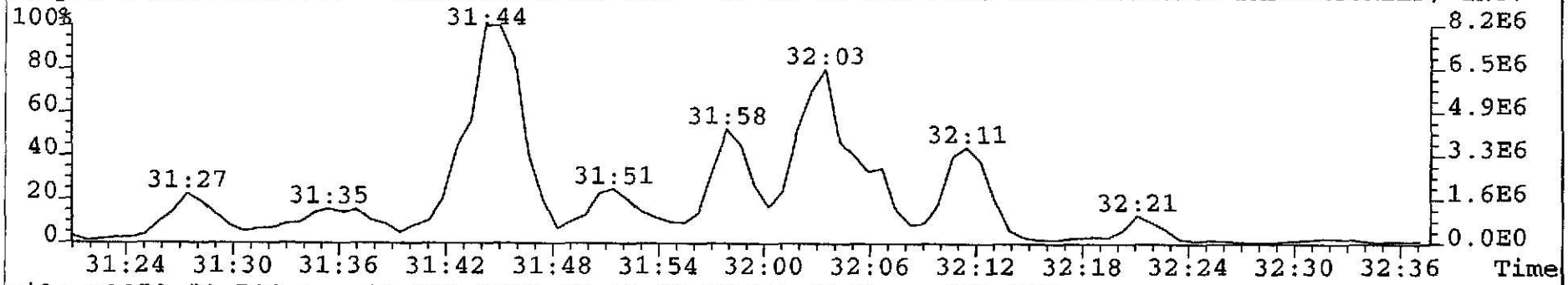

File:W1059 #1-798 Acq:13-JUL-2002 18:40:29 GC EI+ Voltage SIR 70S
357.8516 S:9 F:2 Exp:NDB5US
Sample Text:TLI#57777 LAB#S03TLI#57752C DF-DP-82-0.5 File Text:TRIANGLE LABORATORIES, INC.

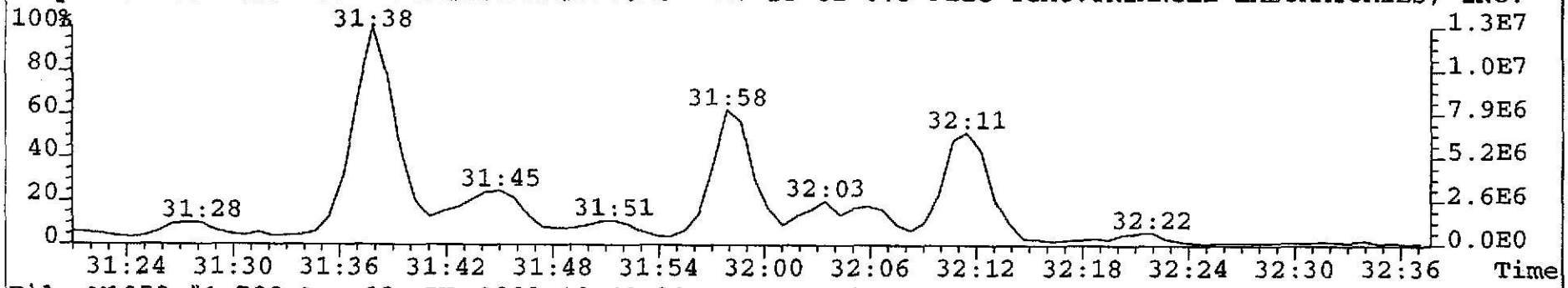

File:W1059 #1-798 Acq:13-JUL-2002 18:40:29 GC EI+ Voltage SIR 70S
369.8919 S:9 F:2 Exp:NDB5US
Sample Text:TLI#57777 LAB#S03TLI#57752C DF-DP-82-0.5 File Text:TRIANGLE LABORATORIES, INC.

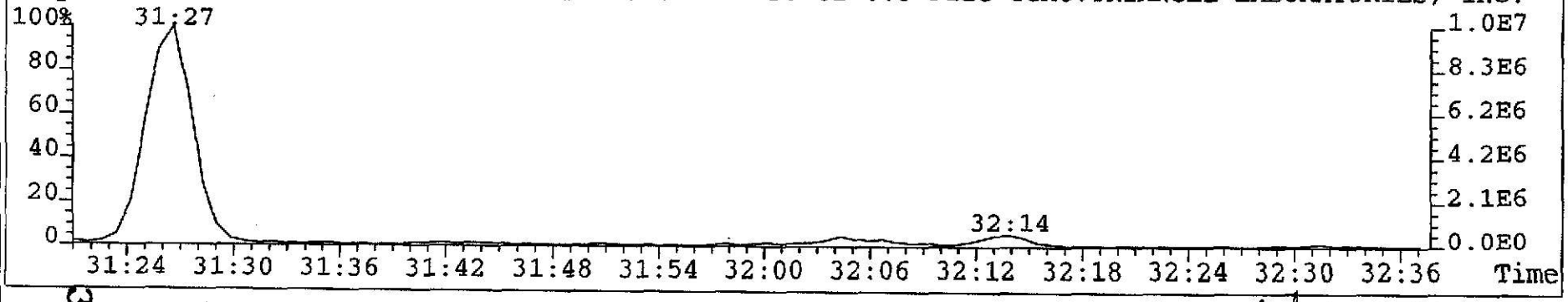

380

7/17/02

File:W1059 #1-423 Acq:13-JUL-2002 18:40:29 GC EI+ Voltage SIR 70S
373.8208 S:9 F:3 Exp:NDB5US
Sample Text:TLI#57777 LAB#S03TLI#57752C DF-DP-82-0.5 File Text:TRIANGLE LABORATORIES, INC.

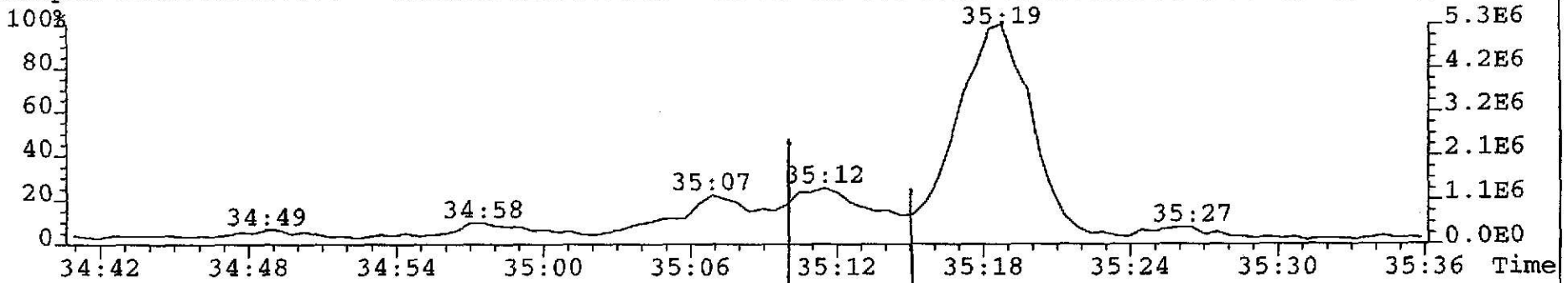

File:W1059 #1-423 Acq:13-JUL-2002 18:40:29 GC EI+ Voltage SIR 70S
375.8178 S:9 F:3 Exp:NDB5US
Sample Text:TLI#57777 LAB#S03TLI#57752C DF-DP-82-0.5 File Text:TRIANGLE LABORATORIES, INC.

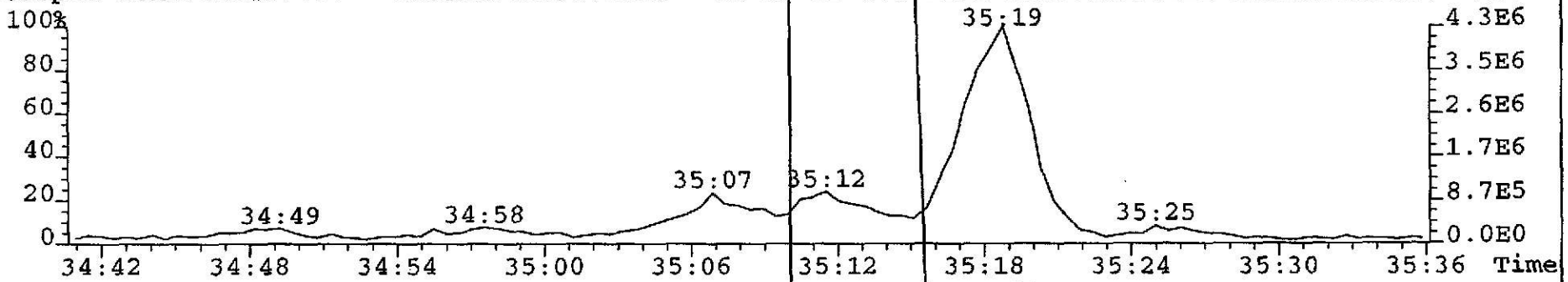

File:W1059 #1-423 Acq:13-JUL-2002 18:40:29 GC EI+ Voltage SIR 70S
385.8610 S:9 F:3 Exp:NDB5US
Sample Text:TLI#57777 LAB#S03TLI#57752C DF-DP-82-0.5 File Text:TRIANGLE LABORATORIES, INC.

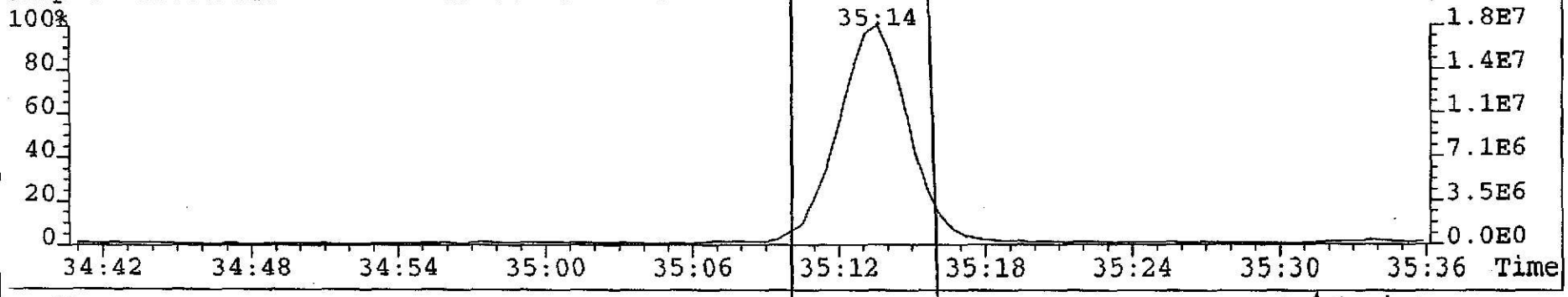

381

VA 7/17/02

File:W1059 #1-423 Acq:13-JUL-2002 18:40:29 GC EI+ Voltage SIR 70S
373.8208 S:9 F:3 Exp:NDB5US
Sample Text:TLI#57777 LAB#S03TLI#57752C DF-DP-82-0.5 File Text:TRIANGLE LABORATORIES, INC.

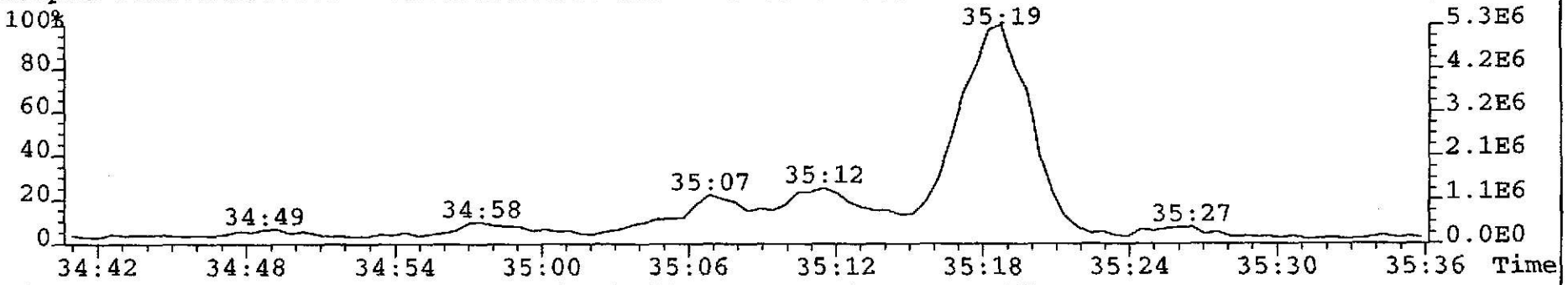

File:W1059 #1-423 Acq:13-JUL-2002 18:40:29 GC EI+ Voltage SIR 70S
375.8178 S:9 F:3 Exp:NDB5US
Sample Text:TLI#57777 LAB#S03TLI#57752C DF-DP-82-0.5 File Text:TRIANGLE LABORATORIES, INC.

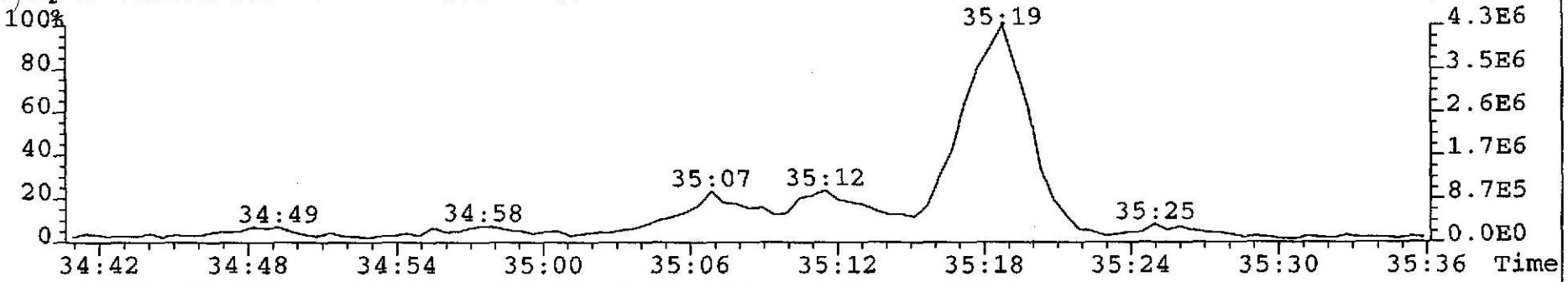

File:W1059 #1-423 Acq:13-JUL-2002 18:40:29 GC EI+ Voltage SIR 70S
445.7555 S:9 F:3 Exp:NDB5US
Sample Text:TLI#57777 LAB#S03TLI#57752C DF-DP-82-0.5 File Text:TRIANGLE LABORATORIES, INC.

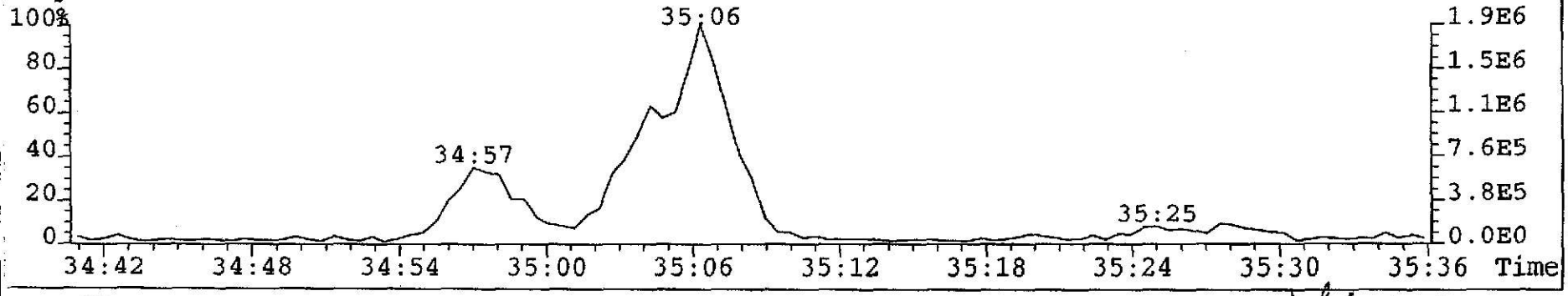

382

VB 7/17/02

File:W1059 #1-423 Acq:13-JUL-2002 18:40:29 GC EI+ Voltage SIR 70S
389.8156 S:9 F:3 Exp:NDB5US
Sample Text:TLI#57777 LAB#S03TLI#57752C DF-DP-82-0.5 File Text:TRIANGLE LABORATORIES, INC.

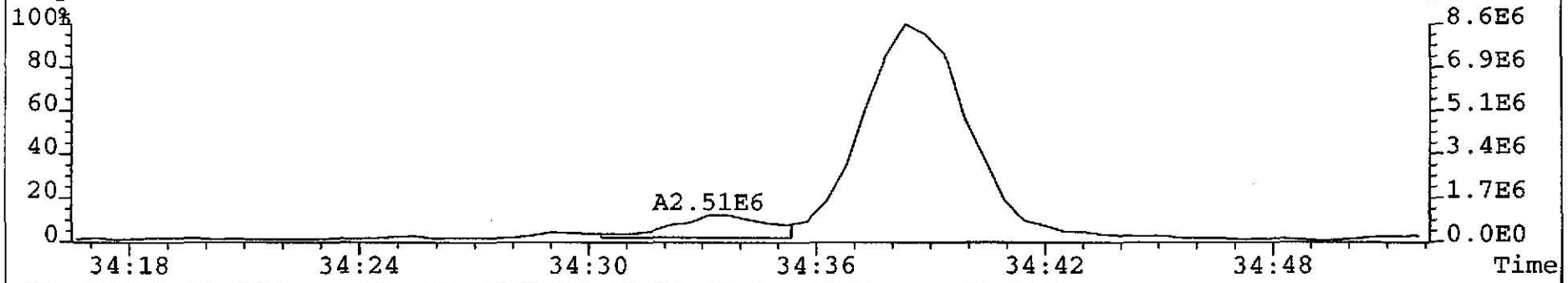

File:W1059 #1-423 Acq:13-JUL-2002 18:40:29 GC EI+ Voltage SIR 70S
391.8127 S:9 F:3 Exp:NDB5US
Sample Text:TLI#57777 LAB#S03TLI#57752C DF-DP-82-0.5 File Text:TRIANGLE LABORATORIES, INC.

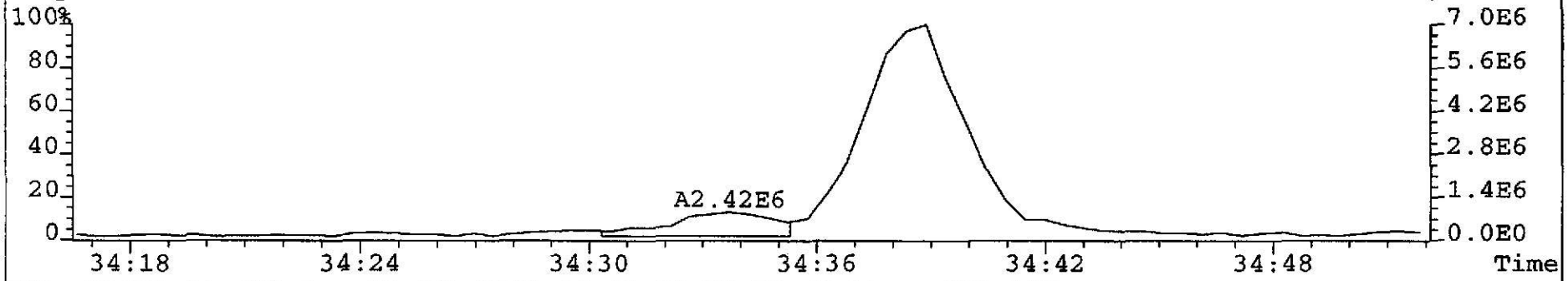

File:W1059 #1-423 Acq:13-JUL-2002 18:40:29 GC EI+ Voltage SIR 70S
403.8529 S:9 F:3 Exp:NDB5US
Sample Text:TLI#57777 LAB#S03TLI#57752C DF-DP-82-0.5 File Text:TRIANGLE LABORATORIES, INC.

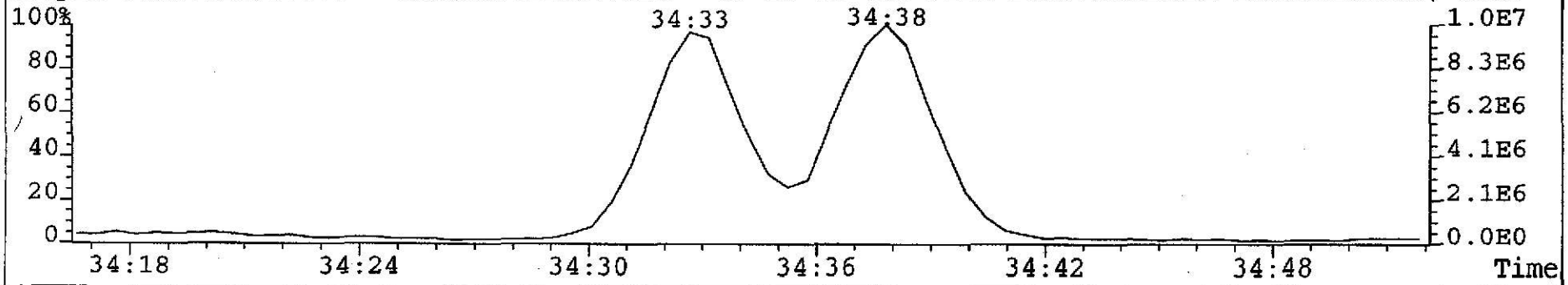

VJC 7/17/02

File:W1059 #1-423 Acq:13-JUL-2002 18:40:29 GC EI+ Voltage SIR 70S
389.8156 S:9 F:3 Exp:NDB5US
Sample Text:TLI#57777 LAB#S03TLI#57752C DF-DP-82-0.5 File Text:TRIANGLE LABORATORIES, INC.

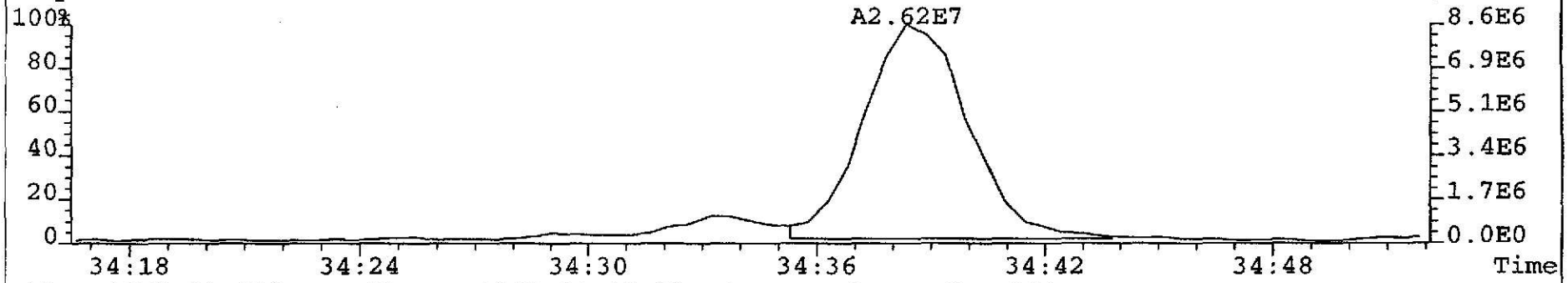

File:W1059 #1-423 Acq:13-JUL-2002 18:40:29 GC EI+ Voltage SIR 70S
391.8127 S:9 F:3 Exp:NDB5US
Sample Text:TLI#57777 LAB#S03TLI#57752C DF-DP-82-0.5 File Text:TRIANGLE LABORATORIES, INC.

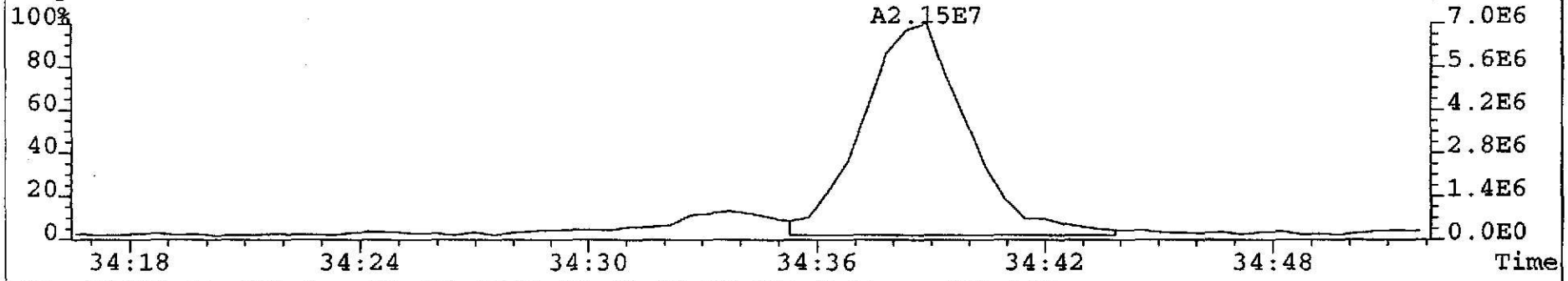

File:W1059 #1-423 Acq:13-JUL-2002 18:40:29 GC EI+ Voltage SIR 70S
403.8529 S:9 F:3 Exp:NDB5US
Sample Text:TLI#57777 LAB#S03TLI#57752C DF-DP-82-0.5 File Text:TRIANGLE LABORATORIES, INC.

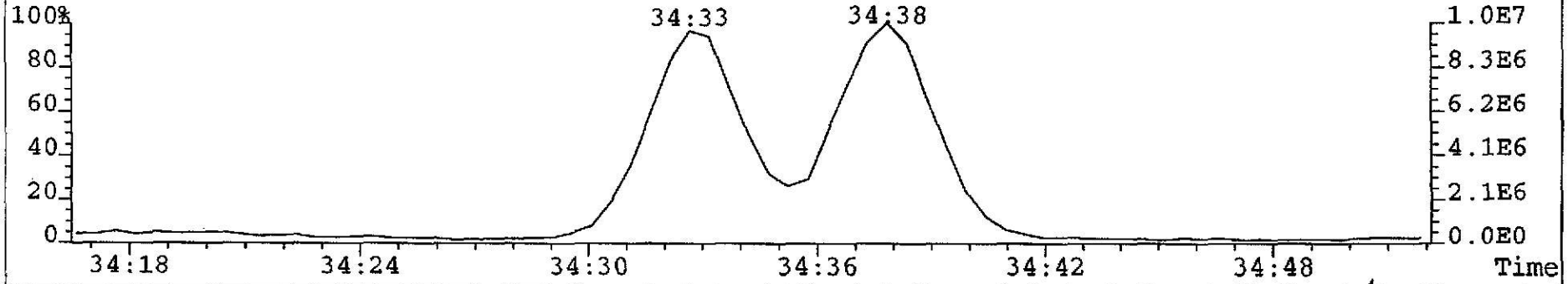

7/17/02

File:W1059 #1-674 Acq:13-JUL-2002 18:40:29 GC EI+ Voltage SIR 70S
423.7766 S:9 F:4 Exp:NDB5US
Sample Text:TLI#57777 LAB#S03TLI#57752C DF-DP-82-0.5 File Text:TRIANGLE LABORATORIES, INC.

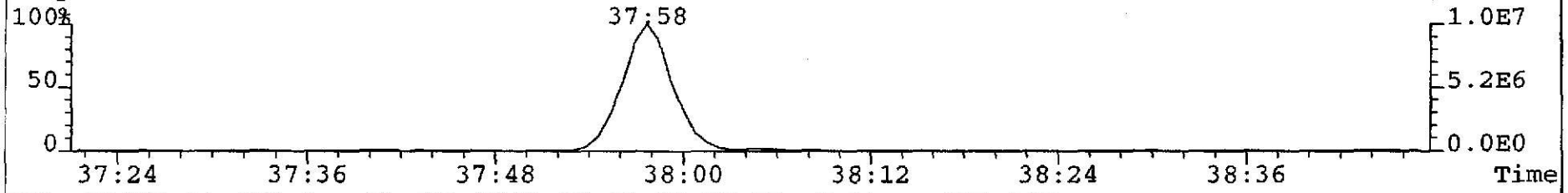

File:W1059 #1-674 Acq:13-JUL-2002 18:40:29 GC EI+ Voltage SIR 70S
425.7737 S:9 F:4 Exp:NDB5US
Sample Text:TLI#57777 LAB#S03TLI#57752C DF-DP-82-0.5 File Text:TRIANGLE LABORATORIES, INC.

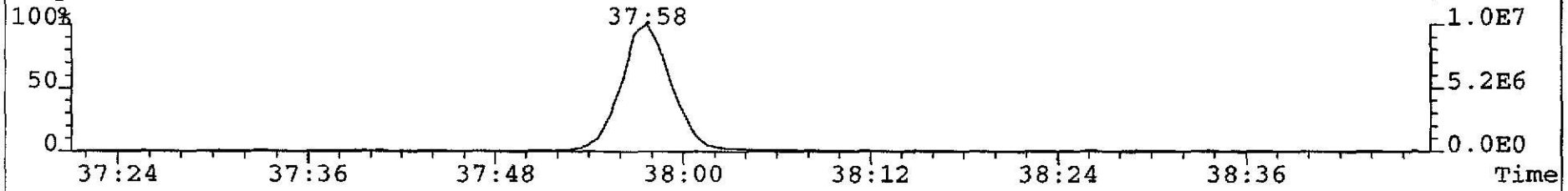

File:W1059 #1-674 Acq:13-JUL-2002 18:40:29 GC EI+ Voltage SIR 70S
435.8169 S:9 F:4 Exp:NDB5US
Sample Text:TLI#57777 LAB#S03TLI#57752C DF-DP-82-0.5 File Text:TRIANGLE LABORATORIES, INC.

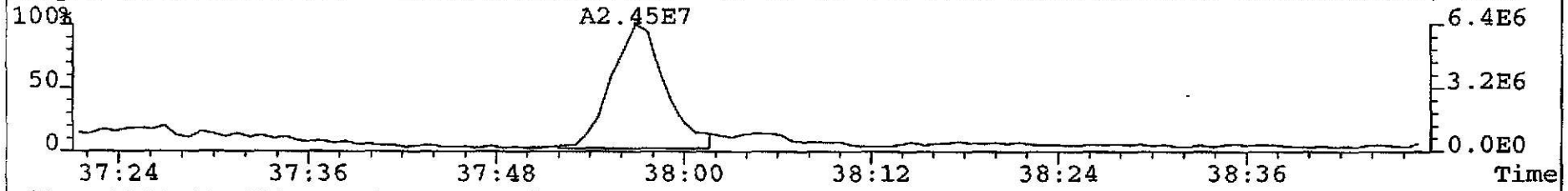

File:W1059 #1-674 Acq:13-JUL-2002 18:40:29 GC EI+ Voltage SIR 70S
437.8140 S:9 F:4 Exp:NDB5US
Sample Text:TLI#57777 LAB#S03TLI#57752C DF-DP-82-0.5 File Text:TRIANGLE LABORATORIES, INC.

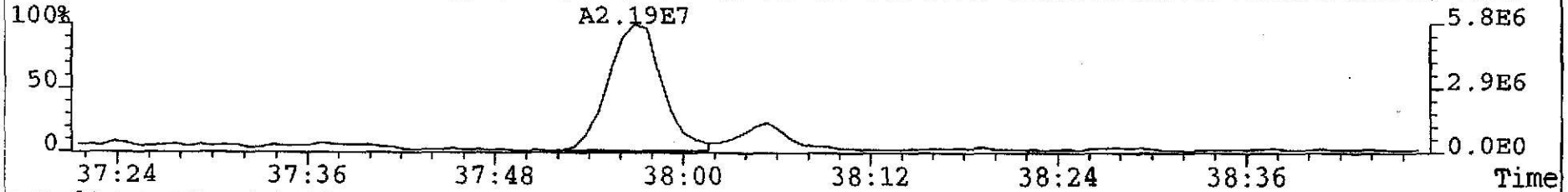

VDL 7/17/02

File:W1059 #1-674 Acq:13-JUL-2002 18:40:29 GC EI+ Voltage SIR 70S
457.7377 S:9 F:4 Exp:NDB5US
Sample Text:TLI#57777 LAB#S03TLI#57752C DF-DP-82-0.5 File Text:TRIANGLE LABORATORIES, INC.

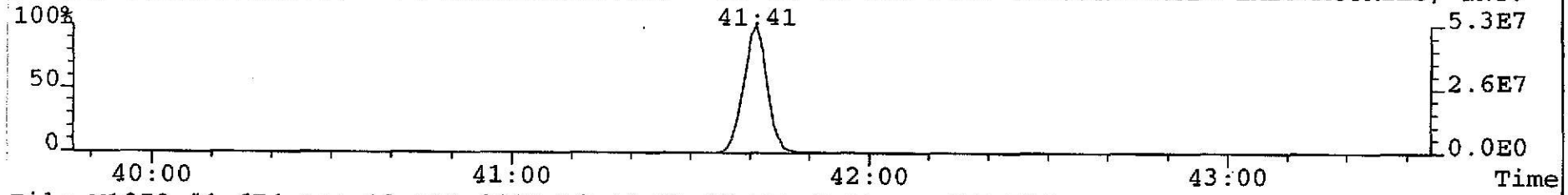

File:W1059 #1-674 Acq:13-JUL-2002 18:40:29 GC EI+ Voltage SIR 70S
459.7348 S:9 F:4 Exp:NDB5US
Sample Text:TLI#57777 LAB#S03TLI#57752C DF-DP-82-0.5 File Text:TRIANGLE LABORATORIES, INC.

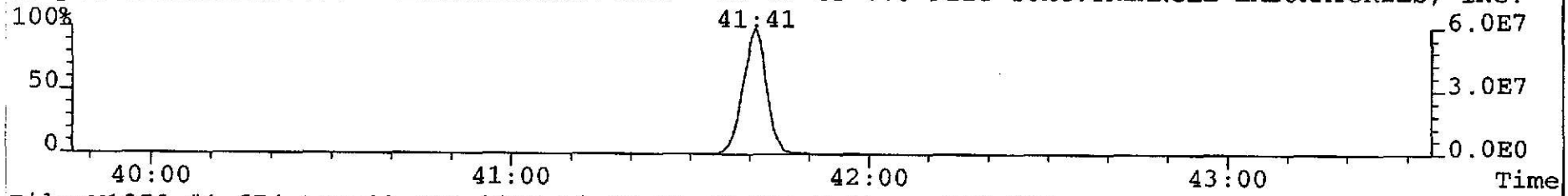

File:W1059 #1-674 Acq:13-JUL-2002 18:40:29 GC EI+ Voltage SIR 70S
469.7779 S:9 F:4 Exp:NDB5US
Sample Text:TLI#57777 LAB#S03TLI#57752C DF-DP-82-0.5 File Text:TRIANGLE LABORATORIES, INC.

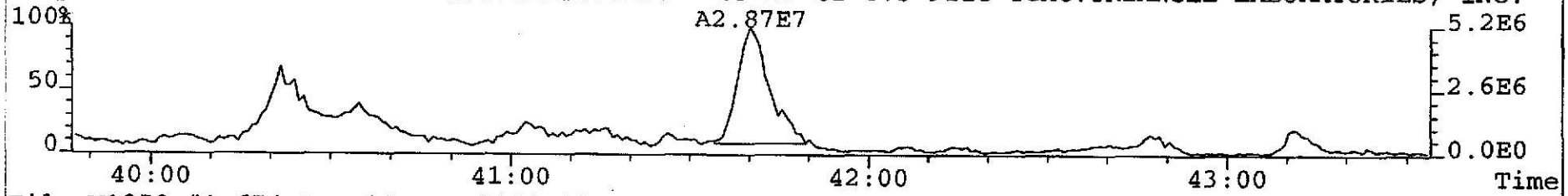

File:W1059 #1-674 Acq:13-JUL-2002 18:40:29 GC EI+ Voltage SIR 70S
471.7750 S:9 F:4 Exp:NDB5US
Sample Text:TLI#57777 LAB#S03TLI#57752C DF-DP-82-0.5 File Text:TRIANGLE LABORATORIES, INC.

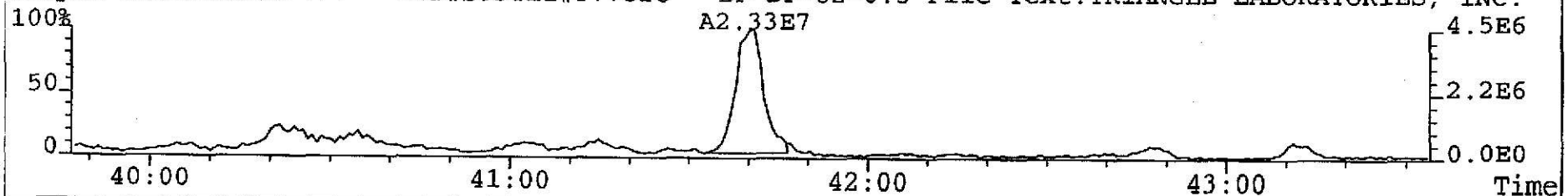

386

VDL 7/17/02

Martin & Slagle

TLI Project: 57752C 1613, Revision B, Tetra Only PCDD/PCDF Analysis (c)
Client Sample: DF-DP-82-0.5 Analysis File: P022490

Client Project:	Mississippi Project				
Sample Matrix:	SOLID	Date Received:	06/28/2002	Spike File:	SPCONB22
TLI ID:	329-38-27	Date Extracted:	07/05/2002	ICal:	PF56152
		Date Analyzed:	07/15/2002	ConCal:	P022482
Sample Size:	13.500 g	Dilution Factor:	n/a	% Moisture:	12.3
Dry Weight:	11.840 g	Blank File:	W105902	% Lipid:	n/a
GC Column:	DB-225	Analyst:	JMM	% Solids:	87.7

Analytes	Conc. (pg/g)	DL	Ratio	RT	RRT	Flags
2,3,7,8-TCDF	128		0.75	21:39	1.001	—

Internal Standard	Conc. (pg/g)	% Recovery	QC Limits	Ratio	RT	RRT	Flags
$^{13}C_{12}$-2,3,7,8-TCDF	65.8	39.0	29%-140%	0.78	21:38	1.050	—

Recovery Standard	Ratio	RT	Flags
$^{13}C_{12}$-1,2,3,4-TCDD	0.84	20:36	—

Data Reviewer: _____ 07/17/2002

CONB_PSR v1.00, LARS 6.25.05

Triangle Laboratories, Inc.®
2445 S. Alston Ave. • Durham, North Carolina 27713
Phone: (919) 544-5729 • Fax: (919) 544-5491

Printed: 01:20 07/17/2002

Initial ....Date...

Data Review By: NJC 7/17/02

Channel specific noise levels computed from 'NL' heights.

Page No. 1 Listing of P022490B.dbf
07/17/2002 Matched GC Peaks / Ratio / Ret. Time

Compound/ M_Z....	QC.Log	Omit	Why	..RT.	OK	Ratio	Total.Area/Ht	Area/Ht.Peak1	Area/Ht.Peak2	Rel.RT	Compound.Name..	ID..	Flags.
TCDF						0.65-0.89				0.788-1.102			
304-306	DC	NL				Height	0.32	0.12	0.20				
	DC	WL		17:34	RO	0.59	3.58			0.786			
				17:52	RO	0.62	2.09	0.80	1.29	0.799			J
				17:59		0.65	24.66	9.75	14.91	0.805			
				18:04		0.73	381.56	161.01	220.55	0.808			
				18:12		0.78	28.42	12.47	15.95	0.814			
				18:19		0.79	13.38	5.90	7.48	0.820			
				18:27		0.75	103.09	44.27	58.82	0.826			
				18:37	RO	1.11	4.03	2.12	1.91	0.833			
				18:55		0.74	19.82	8.40	11.42	0.846			
				19:04		0.71	115.16	47.95	67.21	0.853			
				19:13		0.79	16.86	7.43	9.43	0.860			
				19:22		0.75	139.82	59.93	79.89	0.867			
				19:32		0.75	47.84	20.46	27.38	0.874			
				19:37		0.75	88.16	37.85	50.31	0.878			
				19:52		0.77	39.68	17.30	22.38	0.889			
				20:04		0.71	164.32	68.25	96.07	0.898			
				20:17		0.73	460.39	194.60	265.79	0.908			
				20:34		0.65	90.22	35.45	54.77	0.920			
				20:41		0.72	68.14	28.44	39.70	0.925			
				20:46		0.72	126.75	53.15	73.60	0.929			
				20:57		0.73	84.12	35.42	48.70	0.937			
				21:09		0.75	16.58	7.11	9.47	0.946			
				21:26		0.71	19.42	8.08	11.34	0.959			
	N			21:39		0.75	394.42	169.07	225.35	0.969	2378-TCDF	AN	
				21:51		0.72	56.86	23.88	32.98	0.978			
				22:04		0.75	231.71	99.31	132.40	0.987			
	N			22:21		0.73	2,228.47	940.83	1,287.64	1.000			E
				22:35	RO	0.41	8.56	2.48	6.08	1.010			
				22:40		0.79	59.38	26.29	33.09	1.014			
				22:48		0.70	27.79	11.48	16.31	1.020			
				23:03		0.82	15.43	6.95	8.48	1.031			
				23:19		0.74	51.51	21.83	29.68	1.043			
				23:29		0.74	108.99	46.22	62.77	1.051			
				23:34	RO	0.52	5.14	1.75	3.39	1.054			
				23:57		0.72	98.40	41.24	57.16	1.072			
				24:07		0.75	22.33	9.56	12.77	1.079			
304-306			35	Peaks			5,363.50						
13C12-TCDF						0.65-0.89				0.954-1.046			
316-318	DC	NL				Height	0.41	0.15	0.26				
	DC	WL		17:34		0.78	365.15			0.786			
	DC	WL		18:21	RO	0.45	5.40			0.821			
	DC	WL		18:35	RO	1.07	17.70			0.831			
	DC	WL		18:42	RO	0.53	38.38			0.837			
	DC	WL		18:47	RO	3.68	14.31			0.840			

Compound/ M_Z....	QC.Log	Omit	Why	..RT.	OK	Ratio	Total.Area/Ht	Area/Ht.Peak1	Area/Ht.Peak2	Rel.RT	Compound.Name..	ID..	Flags.
		DC	WL	18:55		0.67	49.86			0.846			
		DC	WL	19:03	RO	1.35	28.34			0.852			
		DC	WL	19:09		0.79	49.76			0.857			
		DC	WL	19:13		0.84	34.65			0.860			
		DC	WL	19:16	RO	1.10	33.10			0.862			
		DC	WL	19:22		0.73	22.63			0.867			
		DC	WL	19:34	RO	0.21	4.15			0.875			
	N			21:38		0.78	465.09	204.04	261.05	0.968	13C12-2378-TCDF	IS0	
						Height	140.91	62.10	78.81				
				22:00		0.78	162.61	71.02	91.59	0.984			
				22:04	RO	0.99	177.12	88.30	88.82	0.987			
	N			22:21		0.73	2,243.38	949.83	1,293.55	1.000			
316-318			4	Peaks			3,048.20						

---------- Above: TCDF / TCDD Follows ----------

13C12-TCDD						0.65-0.89				0.902-1.098			
332-334		DC	NL			Height	0.62	0.47	0.15				
		DC	SN	18:38	RO	1.50	0.95			0.905			
		DC	SN	18:44		0.72	2.08			0.909			
		DC	SN	19:39	RO	2.65	0.62			0.954			
	N			20:20		0.81	390.52	174.45	216.07	0.987	13C12-2378-TCDD	IS1	
						Height	116.21	52.77	63.44				
	N			20:36		0.84	873.29	399.03	474.26	1.000	13C12-1234-TCDD	RS1	
				22:28	RO	2.67	3.05	2.22	0.83	1.091			
		DC	SN	22:34	RO	1.17	1.04			1.095			
332-334			3	Peaks			1,266.86						

Column Description.....	"Why" Code Description.....	QC Log Desc.....
M_Z -Nominal Ion Mass(es)	WL-Below Retention Time Window	A-Peak Added
..RT. -Retention Time (mm:ss)	WH-Above Retention Time Window	K-Peak Kept
Rat.1 -Ratio of M/M+2 Ions	SN-Below Signal to Noise Level	D-Peak Deleted
OK -RO=Ratio Outside Limits	<M-Below Method Detection Limit	T-Time Changed
Rel.RT-Relative Retention Time	NL-Channel Specific Noise Level	M-Peak Area Changed
		N-Name Changed
		X-Ether Interference

*** End of Report ***

File:P022490 #1-3026 Acq:15-JUL-2002 08:09:57 EI+ Voltage SIR 70P Noise:153
303.9016 BSUB(256,30,-3.0) PKD(5,3,1,0.10%,612.0,0.00%,F,F) Exp:DB225
TRIANGLE LABS Text:DF-DP-82-0.5 TLI#57752C INJ. TIME = 08:10

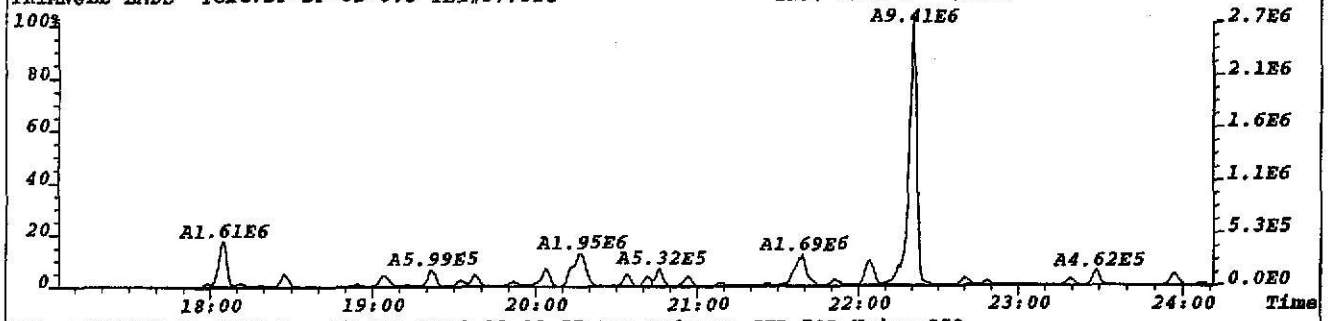

File:P022490 #1-3026 Acq:15-JUL-2002 08:09:57 EI+ Voltage SIR 70P Noise:252
305.8987 BSUB(256,30,-3.0) PKD(5,3,1,0.10%,1008.0,0.00%,F,F) Exp:DB225
TRIANGLE LABS Text:DF-DP-82-0.5 TLI#57752C INJ. TIME = 08:10

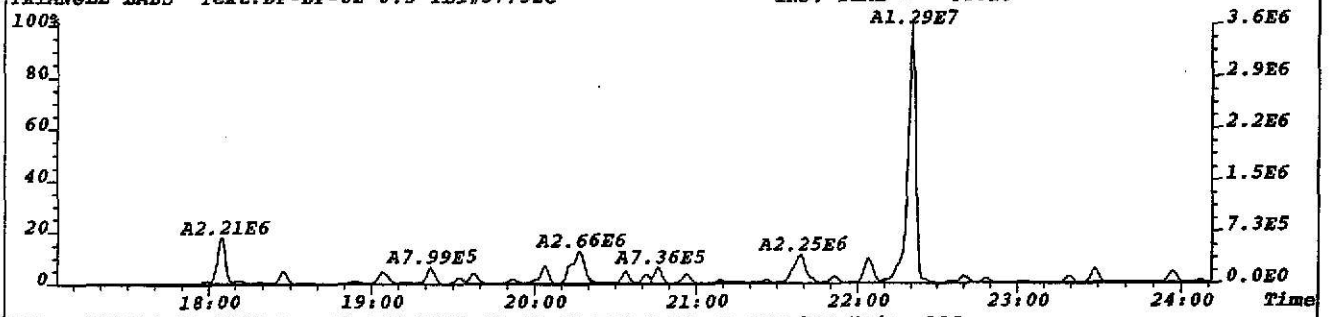

File:P022490 #1-3026 Acq:15-JUL-2002 08:09:57 EI+ Voltage SIR 70P Noise:186
315.9419 BSUB(256,30,-3.0) PKD(5,3,1,0.10%,744.0,0.00%,F,F) Exp:DB225
TRIANGLE LABS Text:DF-DP-82-0.5 TLI#57752C INJ. TIME = 08:10

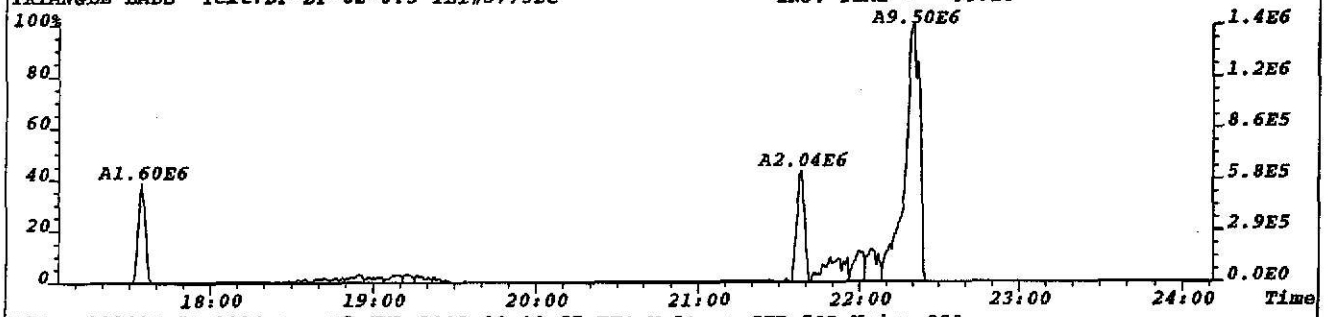

File:P022490 #1-3026 Acq:15-JUL-2002 08:09:57 EI+ Voltage SIR 70P Noise:330
317.9389 BSUB(256,30,-3.0) PKD(5,3,1,0.10%,1320.0,0.00%,F,F) Exp:DB225
TRIANGLE LABS Text:DF-DP-82-0.5 TLI#57752C INJ. TIME = 08:10

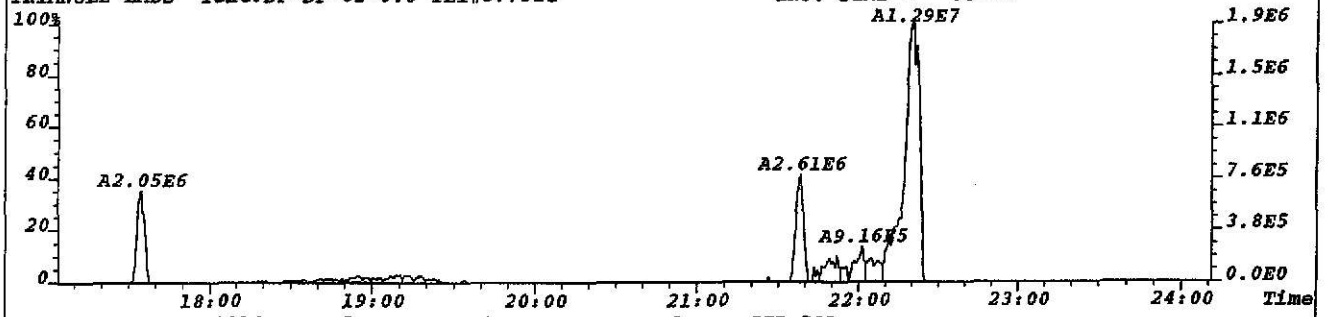

File:P022490 #1-3026 Acq:15-JUL-2002 08:09:57 EI+ Voltage SIR 70P
375.8364 Exp:DB225
TRIANGLE LABS Text:DF-DP-82-0.5 TLI#57752C INJ. TIME = 08:10

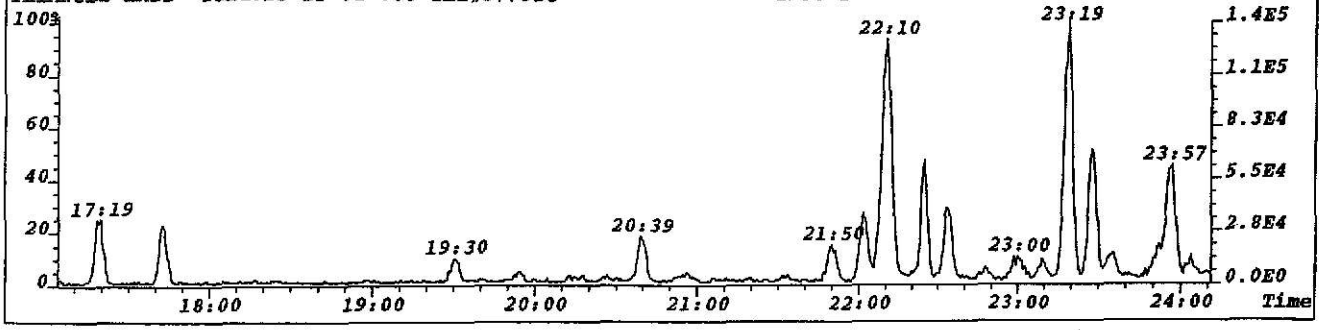

File:P022490 #1-3026 Acq:15-JUL-2002 08:09:57 EI+ Voltage SIR 70P Noise:247
319.8965 BSUB(256,30,-3.0) PKD(5,3,1,0.10%,988.0,0.00%,F,F) Exp:DB225
TRIANGLE LABS Text:DF-DP-82-0.5 TLI#57752C INJ. TIME = 08:10

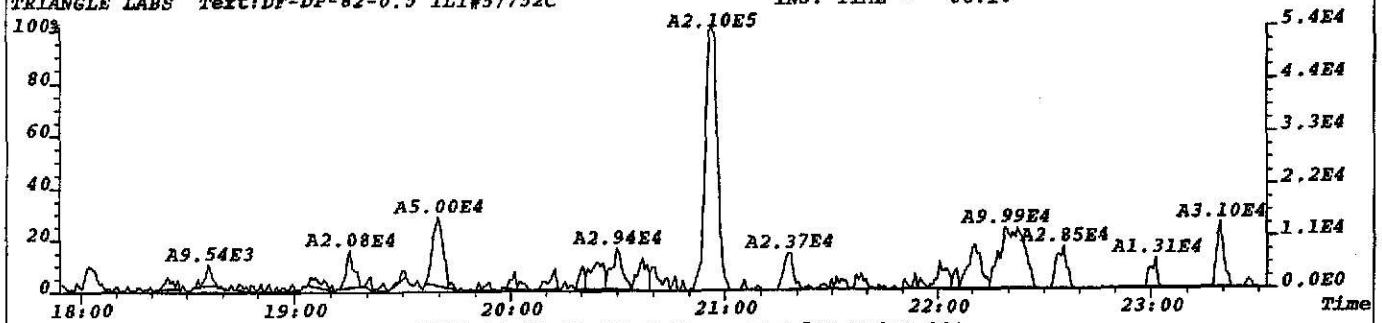

File:P022490 #1-3026 Acq:15-JUL-2002 08:09:57 EI+ Voltage SIR 70P Noise:134
321.8936 BSUB(256,30,-3.0) PKD(5,3,1,0.10%,536.0,0.00%,F,F) Exp:DB225
TRIANGLE LABS Text:DF-DP-82-0.5 TLI#57752C INJ. TIME = 08:10

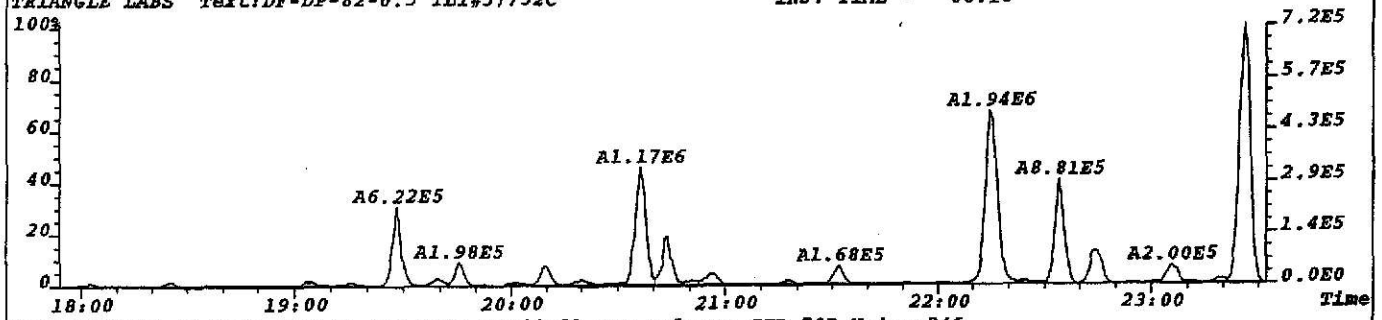

File:P022490 #1-3026 Acq:15-JUL-2002 08:09:57 EI+ Voltage SIR 70P Noise:246
327.8847 BSUB(256,30,-3.0) PKD(5,3,1,0.10%,984.0,0.00%,F,F) Exp:DB225
TRIANGLE LABS Text:DF-DP-82-0.5 TLI#57752C INJ. TIME = 08:10

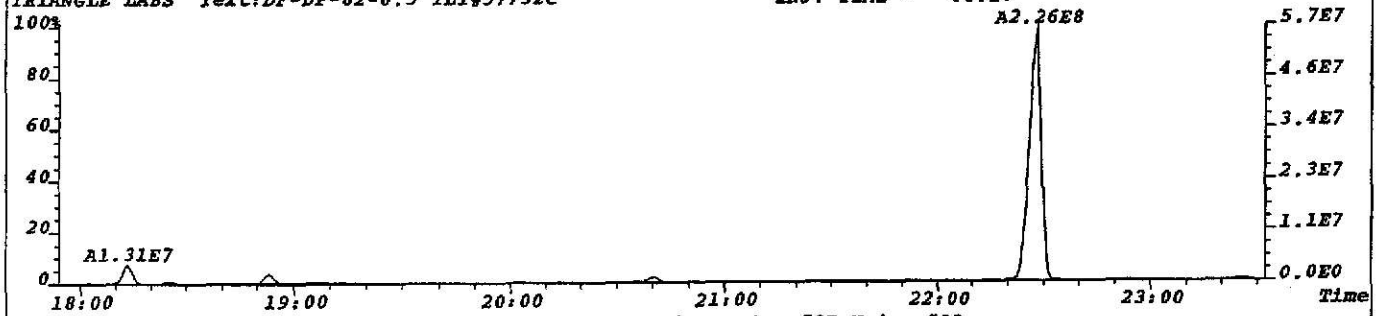

File:P022490 #1-3026 Acq:15-JUL-2002 08:09:57 EI+ Voltage SIR 70P Noise:592
331.9368 BSUB(256,30,-3.0) PKD(5,3,1,0.10%,2368.0,0.00%,F,F) Exp:DB225
TRIANGLE LABS Text:DF-DP-82-0.5 TLI#57752C INJ. TIME = 08:10

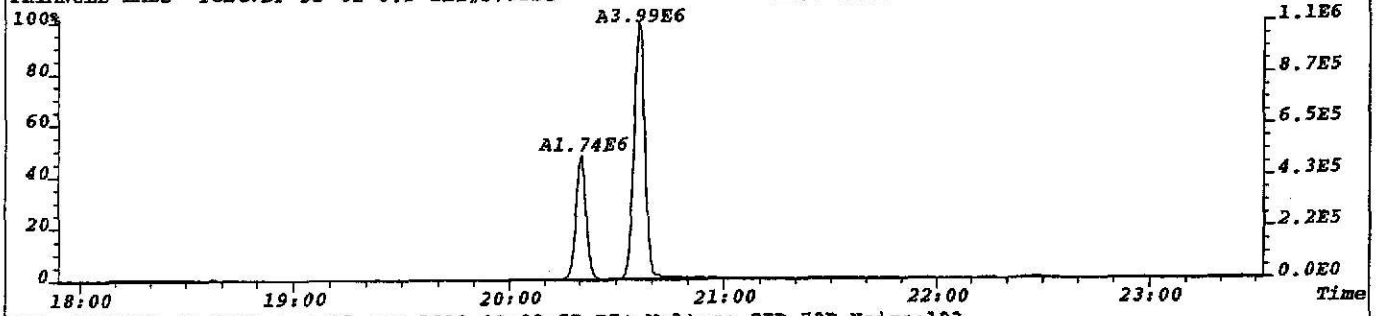

File:P022490 #1-3026 Acq:15-JUL-2002 08:09:57 EI+ Voltage SIR 70P Noise:193
333.9338 BSUB(256,30,-3.0) PKD(5,3,1,0.10%,772.0,0.00%,F,F) Exp:DB225
TRIANGLE LABS Text:DF-DP-82-0.5 TLI#57752C INJ. TIME = 08:10

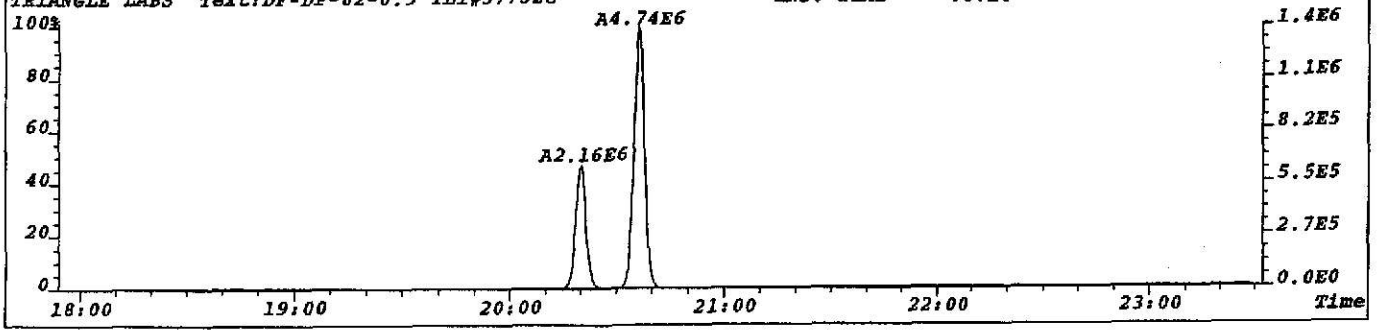

File:P022490 #1-3026 Acq:15-JUL-2002 08:09:57 EI+ Voltage SIR 70P
303.9016 Exp:DB225
TRIANGLE LABS Text:DF-DP-82-0.5 TLI#57752C INJ. TIME = 08:10

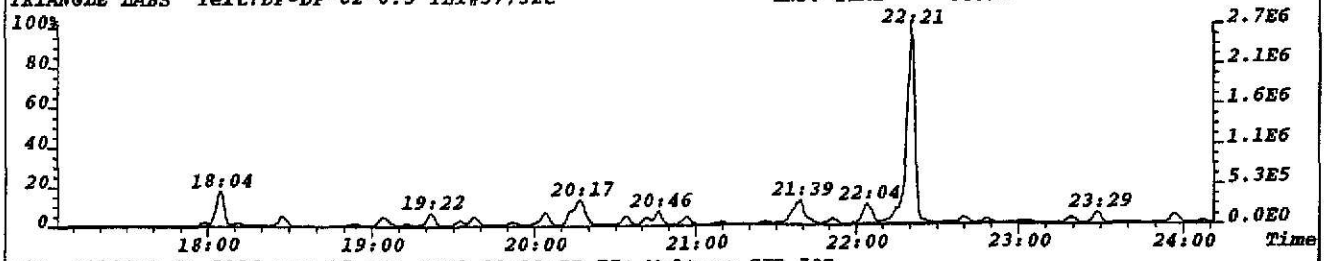

File:P022490 #1-3026 Acq:15-JUL-2002 08:09:57 EI+ Voltage SIR 70P
315.9419 Exp:DB225
TRIANGLE LABS Text:DF-DP-82-0.5 TLI#57752C INJ. TIME = 08:10

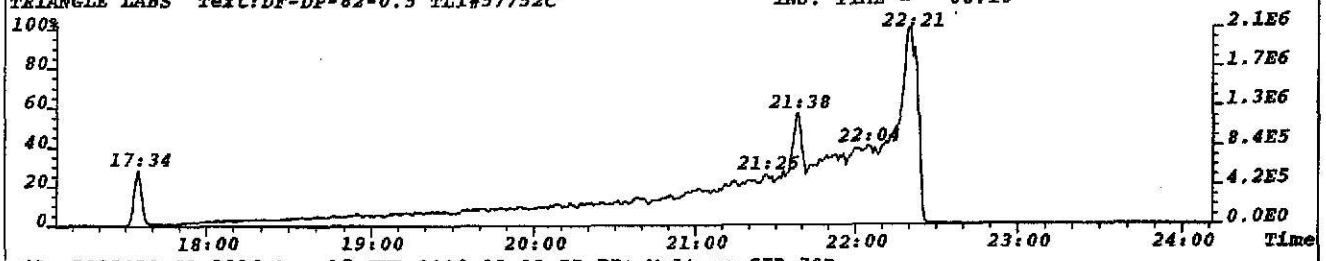

File:P022490 #1-3026 Acq:15-JUL-2002 08:09:57 EI+ Voltage SIR 70P
319.8965 Exp:DB225
TRIANGLE LABS Text:DF-DP-82-0.5 TLI#57752C INJ. TIME = 08:10

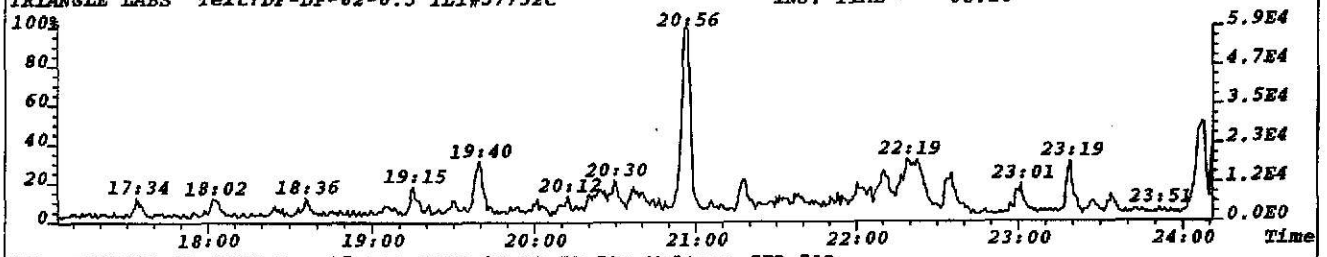

File:P022490 #1-3026 Acq:15-JUL-2002 08:09:57 EI+ Voltage SIR 70P
331.9368 Exp:DB225
TRIANGLE LABS Text:DF-DP-82-0.5 TLI#57752C INJ. TIME = 08:10

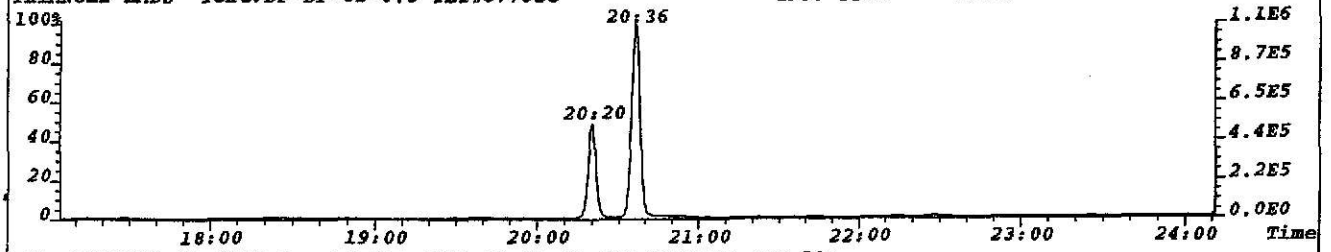

File:P022490 #1-3026 Acq:15-JUL-2002 08:09:57 EI+ Voltage SIR 70P
292.9825 Exp:DB225
TRIANGLE LABS Text:DF-DP-82-0.5 TLI#57752C INJ. TIME = 08:10

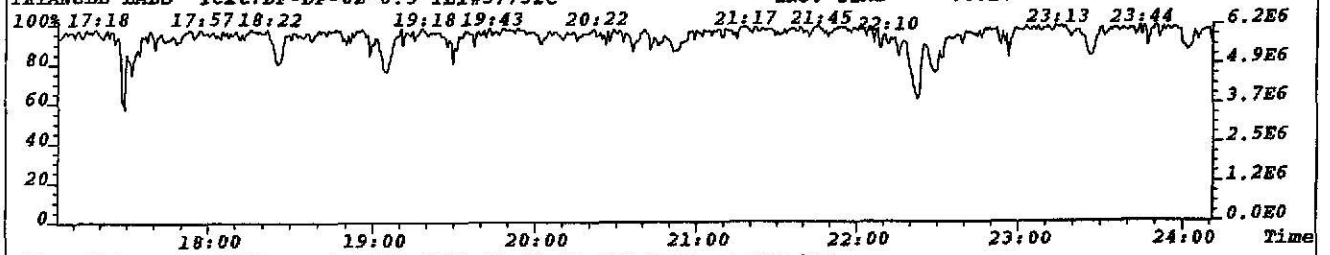

File:P022490 #1-3026 Acq:15-JUL-2002 08:09:57 EI+ Voltage SIR 70P
330.9792 Exp:DB225
TRIANGLE LABS Text:DF-DP-82-0.5 TLI#57752C INJ. TIME = 08:10

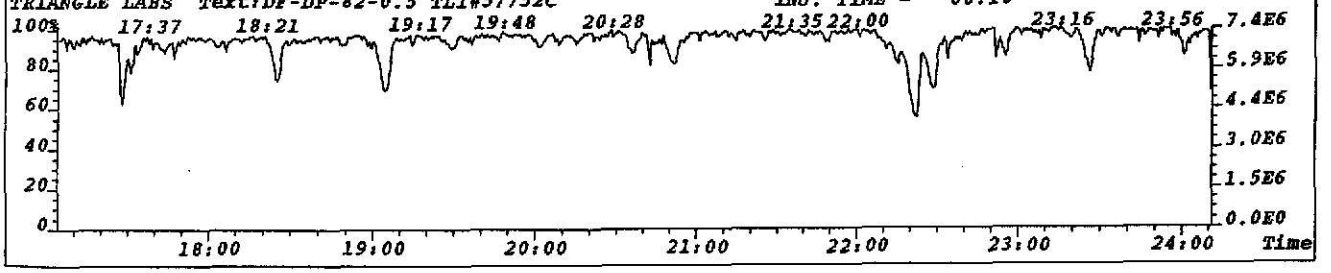

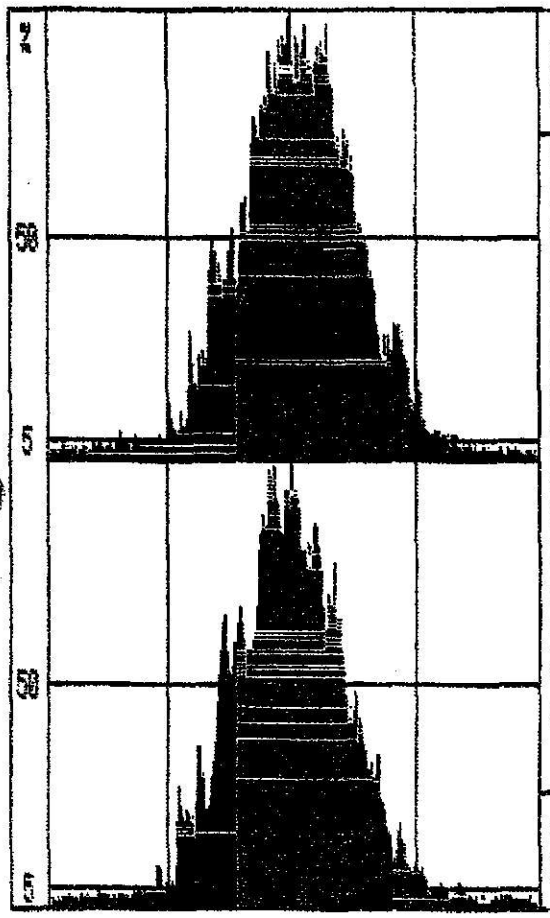

Ref. mass 292.9825 Peak top
Height 1.04 volts Span 200 ppm

System file name	08225
Data file name	A:P715021
Resolution	10000
Group number	1
Ionization mode	EI+
Switching	VOLTAGE
Ref. masses	292.9825, 300.9761

A	292.9825	J	330.9792
B	303.9016	K	331.9368
C	305.8987	L	333.9338
D	315.9419	M	375.8364
E	317.9389		
F	319.8965		
G	321.8936		
H	327.8847		
I	330.9792		

Channel I 330.9792 Peak top
Height 1.12 volts Span 200 ppm

TLI Project: **57752C** 1613, Revision B PCDD/PCDF Analysis (c)
Client Sample: **DF-DP-126-0.5** Analysis File: **W105910**

Client Project:	**Mississippi Project**				
Sample Matrix:	**SOLID**	Date Received:	**06/28/2002**	Spike File:	**SP161B22**
TLI ID:	**329-38-28**	Date Extracted:	**07/05/2002**	ICal:	**WF5614B**
		Date Analyzed:	**07/13/2002**	ConCal:	**WB21058**
Sample Size:	**13.500 g**	Dilution Factor:	**n/a**	% Moisture:	**15.1**
Dry Weight:	**11.462 g**	Blank File:	**W105902**	% Lipid:	**n/a**
GC Column:	**DB-5**	Analyst:	**JLD**	% Solids:	**84.9**

Analytes	Conc. (pg/g)	DL	Ratio	RT	RRT	Flags
2,3,7,8-TCDD	7.0		0.87	27:18	1.001	___
1,2,3,7,8-PeCDD	48.2		1.37	31:28	1.001	___
1,2,3,4,7,8-HxCDD	25.4		1.27	34:33	1.000	___
1,2,3,6,7,8-HxCDD	426		1.19	34:39	1.000	___
1,2,3,7,8,9-HxCDD	158		1.18	34:58	1.010	___
1,2,3,4,6,7,8-HpCDD	3020		1.04	37:58	1.000	E__
1,2,3,4,6,7,8,9-OCDD	11160		0.90	41:41	1.000	E__
2,3,7,8-TCDF	1400		0.73	26:36	1.001	E__
1,2,3,7,8-PeCDF	288		1.54	30:27	1.001	___
2,3,4,7,8-PeCDF	743		1.52	31:07	1.000	___
1,2,3,4,7,8-HxCDF	1840		1.27	33:52	1.000	E__
1,2,3,6,7,8-HxCDF	480		1.26	33:58	1.000	___
2,3,4,6,7,8-HxCDF	584		1.28	34:27	1.000	___
1,2,3,7,8,9-HxCDF	27.5		1.36	35:14	1.000	___
1,2,3,4,6,7,8-HpCDF	9730		1.03	36:56	1.001	SE_
1,2,3,4,7,8,9-HpCDF	363		1.07	38:29	1.000	___
1,2,3,4,6,7,8,9-OCDF	6530		0.92	41:54	1.005	E__

Totals	Conc. (pg/g)	Number	DL	Flags
Total TCDD	113	7		___
Total PeCDD	228	7		E__
Total HxCDD	2250	6		___
Total HpCDD	4620	2		E__
Total TCDF	5840	18		E__
Total PeCDF	8560	18		E__
Total HxCDF	14210	12		E__
Total HpCDF	20840	4		SE_

161B_PSR v2.04, LARS 6.25.05

Triangle Laboratories, Inc.®
2445 S. Alston Ave. • Durham, North Carolina 27713
Phone: (919) 544-5729 • Fax: (919) 544-5491

Printed: 12:41 07/17/2002

TLI Project: 57752C
Client Sample: DF-DP-126-0.5

1613, Revision B PCDD/PCDF Analysis (c)
Analysis File: W105910

Internal Standards	Conc. (pg/g)	% Recovery	QC Limits	Ratio	RT	RRT	Flags
$^{13}C_{12}$-2,3,7,8-TCDD	91.2	52.3	25%-164%	0.81	27:17	1.006	—
$^{13}C_{12}$-1,2,3,7,8-PeCDD	91.8	52.6	25%-181%	1.49	31:27	1.160	—
$^{13}C_{12}$-1,2,3,4,7,8-HxCDD	86.9	49.8	32%-141%	1.27	34:33	0.989	—
$^{13}C_{12}$-1,2,3,6,7,8-HxCDD	107	61.1	28%-130%	1.23	34:38	0.991	—
$^{13}C_{12}$-1,2,3,4,6,7,8-HpCDD	81.9	47.0	23%-140%	1.03	37:58	1.086	—
$^{13}C_{12}$-1,2,3,4,6,7,8,9-OCDD	74.9	21.5	17%-157%	0.92	41:41	1.193	—
$^{13}C_{12}$-2,3,7,8-TCDF	111	63.7	24%-169%	0.75	26:35	0.980	—
$^{13}C_{12}$-1,2,3,7,8-PeCDF	80.9	46.4	24%-185%	1.37	30:26	1.122	—
$^{13}C_{12}$-2,3,4,7,8-PeCDF	81.4	46.7	21%-178%	1.48	31:07	1.148	—
$^{13}C_{12}$-1,2,3,4,7,8-HxCDF	127	73.1	26%-152%	0.52	33:51	0.969	—
$^{13}C_{12}$-1,2,3,6,7,8-HxCDF	114	65.1	26%-123%	0.53	33:57	0.971	—
$^{13}C_{12}$-2,3,4,6,7,8-HxCDF	87.0	49.8	28%-136%	0.51	34:27	0.986	—
$^{13}C_{12}$-1,2,3,7,8,9-HxCDF	112	64.0	29%-147%	0.52	35:14	1.008	—
$^{13}C_{12}$-1,2,3,4,6,7,8-HpCDF	128	73.1	28%-143%	0.51	36:54	1.056	—
$^{13}C_{12}$-1,2,3,4,7,8,9-HpCDF	79.6	45.6	26%-138%	0.44	38:28	1.101	—

Cleanup Standard	Conc. (pg/g)	% Recovery	QC Limits	RT	RRT	Flags
$^{37}Cl_4$-2,3,7,8-TCDD	12.0	69.0	35%-197%	27:18	1.007	—

Recovery Standards	Ratio	RT	Flags
$^{13}C_{12}$-1,2,3,4-TCDD	0.82	27:07	—
$^{13}C_{12}$-1,2,3,7,8,9-HxCDD	1.19	34:57	—

Data Reviewer: _____ 07/17/2002

161B_PSR v2.04, LARS 6.25.05

Triangle Laboratories, Inc.®
2445 S. Alston Ave. • Durham, North Carolina 27713
Phone: (919) 544-5729 • Fax: (919) 544-5491

Printed: 12:41 07/17/2002

TLI Project: 57752C
Client Sample: DF-DP-126-0.5

Toxicity Equivalents Report
Analysis File: W105910

Client Project:	Mississippi Project				
Sample Matrix:	SOLID	Date Received:	06/28/02	Spike File:	SP161B22
TLI ID:	329-38-28	Date Extracted:	07/05/02	ICal:	WF5614B
		Date Analyzed:	07/13/02	ConCal:	WB21058
Sample Size:	13.500 g	Dilution Factor:	1	% Moisture:	15.1
Dry Weight:	11.462 g	Blank File:	W105902	% Lipid:	n/a
GC Column:	DB-5	Analyst:	JLD	% Solids:	84.9

Analytes	Conc. (pg/g)		TEF		Equivalent
2,3,7,8-TCDD	7.0	x	1.	=	7.0
1,2,3,7,8-PeCDD	48.2	x	0.5	=	24.1
1,2,3,4,7,8-HxCDD	25.4	x	0.1	=	2.54
1,2,3,6,7,8-HxCDD	426	x	0.1	=	42.6
1,2,3,7,8,9-HxCDD	158	x	0.1	=	15.8
1,2,3,4,6,7,8-HpCDD	3020	x	0.01	=	30.20
1,2,3,4,6,7,8,9-OCDD	11160	x	0.001	=	11.160
TOTAL PCDD					133.4
2,3,7,8-TCDF	902	x	0.1	=	90.2
1,2,3,7,8-PeCDF	288	x	0.05	=	14.4
2,3,4,7,8-PeCDF	743	x	0.5	=	372
1,2,3,4,7,8-HxCDF	1840	x	0.1	=	184.0
1,2,3,6,7,8-HxCDF	480	x	0.1	=	48.0
2,3,4,6,7,8-HxCDF	584	x	0.1	=	58.4
1,2,3,7,8,9-HxCDF	27.5	x	0.1	=	2.75
1,2,3,4,6,7,8-HpCDF	9730	x	0.01	=	97.30
1,2,3,4,7,8,9-HpCDF	363	x	0.01	=	3.63
1,2,3,4,6,7,8,9-OCDF	6530	x	0.001	=	6.530
TOTAL PCDF					877

Total EPA TEFs, 1989a: 1011 pg/g

GRY_TEF v1.08, MILES 4.22.16

Triangle Laboratories, Inc.®
2445 S. Alston Ave. • Durham, North Carolina 27713
Phone: (919) 544-5729 • Fax: (919) 544-5491

Printed: 13:08 07/17/02

Initial ....Date...

Data Review By: KW 7/17/02

Channel specific noise levels computed from 'NL' heights.

Page No. 1 Listing of W105910B.dbf

07/17/2002 Matched GC Peaks / Ratio / Ret. Time

Compound/ M_Z....	QC.Log	Omit	Why	..RT.	OK	Ratio	Total.Area/Ht	Area/Ht.Peak1	Area/Ht.Peak2	Rel.RT	Compound.Name..	ID..	Flags.
TCDF					0.65-0.89					0.881-1.072			
304-306		DC	NL			Height	552.80	242.45	310.35				
D		D	WL	23:27		0.73	29,197.20			0.882			
				23:56		0.73	20,630.54	8,686.04	11,944.50	0.900			
				24:15		0.75	9,902.49	4,250.96	5,651.53	0.912			
				24:39		0.73	43,604.40	18,442.50	25,161.90	0.927			
				24:58		0.73	58,179.30	24,565.10	33,614.20	0.939			
				25:07		0.73	42,759.40	18,007.90	24,751.50	0.945			
				25:20		0.73	77,178.10	32,513.10	44,665.00	0.953			E
				25:36		0.73	74,967.60	31,566.80	43,400.80	0.963			E
				25:53		0.74	21,630.14	9,179.04	12,451.10	0.974			
				26:01		0.70	26,400.60	10,831.30	15,569.30	0.979			
				26:12		0.73	81,344.20	34,374.80	46,969.40	0.986			E
				26:26		0.74	40,459.20	17,185.90	23,273.30	0.994			
				26:36		0.73	283,383.00	119,157.00	164,226.00	1.001	2378-TCDF	AN	E
				26:48		0.72	13,910.06	5,821.93	8,088.13	1.008			
				27:01		0.73	125,084.40	52,891.70	72,192.70	1.016			E
				27:14		0.75	16,876.19	7,214.15	9,662.04	1.024			
				27:30		0.74	36,568.10	15,495.70	21,072.40	1.034			
				27:49		0.73	205,411.20	86,387.20	119,024.00	1.046			E
				28:09		0.75	4,310.34	1,845.58	2,464.76	1.059			
304-306				18 Peaks			1,182,599.26						
13C12-TCDF					0.65-0.89					0.945-1.133			
316-318		DC	NL			Height	10.69	4.82	5.87				
		DC	WL	23:35	RO	0.93	73.79			0.887			
				25:08	RO	1.78	46.49	29.75	16.74	0.945			
				25:41	RO	1.83	218.92	141.64	77.28	0.966			
				25:52	RO	0.47	160.98	51.43	109.55	0.973			
				26:12	RO	1.01	323.09	162.34	160.75	0.986			
		DC	SN	26:26	RO	1.04	36.38			0.994			
				26:35		0.75	30,908.80	13,236.20	17,672.60	1.000	13C12-2378-TCDF	ISO	
						Height	8,414.46	3,627.21	4,787.25				
				27:24	RO	0.57	669.76	242.45	427.31	1.031			
				27:54	RO	0.33	1,151.05	285.84	865.21	1.050			
				28:07	RO	0.63	376.75	146.03	230.72	1.058			
				28:35	RO	0.43	100.13	29.90	70.23	1.075			
				28:45		0.71	1,605.39	665.25	940.14	1.082			
316-318				10 Peaks			35,561.36						

---------- Above: TCDF / TCDD Follows ----------

TCDD					0.65-0.89					0.905-1.043			
320-322		DC	NL			Height	12.12	3.44	8.68				
				24:49		0.74	773.24	330.10	443.14	0.910	1368-TCDD	AN	
		DC	SN	24:59	RO	0.27	26.31			0.916			
				25:12	RO	0.63	712.36	275.86	436.50	0.924	1379-TCDD	AN	

Compound/ M_Z....	QC.Log	Omit	Why	..RT.	OK	Ratio	Total.Area/Ht	Area/Ht.Peak1	Area/Ht.Peak2	Rel.RT	Compound.Name..	ID..	Flags.
				25:28		0.79	889.59	392.76	496.83	0.933			
				25:42	RO	0.39	258.41	73.00	185.41	0.942			
				25:59	RO	0.40	215.05	61.16	153.89	0.952			
				26:08		0.77	4,382.41	1,907.40	2,475.01	0.958			
	M			26:24		0.73	2,490.00	1,050.00	1,440.00	0.968			
				26:47		0.84	1,099.54	503.40	596.14	0.982			
				26:59		0.70	4,217.85	1,730.44	2,487.41	0.989			
				27:12	RO	0.62	1,764.76	676.95	1,087.81	0.997			
				27:18		0.87	917.24	426.34	490.90	1.001	2378-TCDD	AN	
				27:27	RO	1.32	702.85	400.18	302.67	1.006			
				27:37	RO	0.41	2,780.58	813.67	1,966.91	1.012			
				27:53	RO	1.70	4,810.25	3,031.57	1,778.68	1.022			
				28:16	RO	0.24	1,568.80	302.32	1,266.48	1.036			
		DC	WH	28:29		0.78	4,498.86			1.044			
		DC	WH	28:48		0.65	890.92			1.056			
320-322			15	Peaks			27,582.93						
37Cl-TCDD										0.927-1.073			
328		DC	NL			Height	28.10	28.10					
		DC	WL	24:57			918.18			0.914			
		DC	WL	25:06			8,756.98			0.920			
		DC	WL	25:12			6,752.14			0.924			
				25:20			1,664.22	1,664.22		0.929			
				25:41			9,195.63	9,195.63		0.941			
				25:59			620,514.00	620,514.00		0.952			
				26:24			7,625.03	7,625.03		0.968			
				26:33			2,128.74	2,128.74		0.973			
				26:47			741.64	741.64		0.982			
				26:56			1,844.39	1,844.39		0.987			
				27:13			15,930.40	15,930.40		0.998			
	AN			27:18			2,790.00	2,790.00		1.001	37Cl-TCDD	CLS	
				27:42			993,400.00	993,400.00		1.015			
				28:04			4,563.19	4,563.19		1.029			
				28:18			1,537.36	1,537.36		1.037			
				28:36			10,695.30	10,695.30		1.048			
328			13	Peaks			1,672,629.90						
13C12-TCDD						0.65-0.89				0.921-1.067			
332-334		DC	NL			Height	17.47	14.28	3.19				
				25:59	RO	1.56	405.64	247.46	158.18	0.952			
		DC	SN	26:08	RO	0.98	56.26			0.958			
				27:07		0.82	37,233.20	16,742.30	20,490.90	0.994	13C12-1234-TCDD	RS1	
				27:17		0.81	20,747.42	9,266.92	11,480.50	1.000	13C12-2378-TCDD	IS1	
						Height	6,045.84	2,670.89	3,374.95				
				27:45	RO	1.60	1,743.18	1,073.93	669.25	1.017			
				28:21	RO	1.18	218.14	117.88	100.26	1.039			
				28:33	RO	0.97	259.03	127.33	131.70	1.046			
332-334			6	Peaks			60,606.61						

---------- Above: TCDD / PeCDF Follows ----------

Compound/ M_Z....	QC.Log	Omit	Why	..RT.	OK	Ratio	Total.Area/Ht	Area/Ht.Peak1	Area/Ht.Peak2	Rel.RT	Compound.Name..	ID..	Flags.
PeCDF				1.32-1.78						0.912-1.037			
340-342		DC	NL			Height	8.39	4.84	3.55				
				28:35		1.50	66,374.60	39,816.50	26,558.10	0.919			
				28:48		1.53	22,717.56	13,721.60	8,995.96	0.926			
				29:01		1.42	5,452.63	3,199.63	2,253.00	0.933			
				29:13		1.52	15,944.70	9,625.83	6,318.87	0.939			
				29:37		1.54	252,366.70	152,933.00	99,433.70	0.952			E
				29:48		1.53	180,218.20	108,879.00	71,339.20	0.958			
				29:59		1.52	70,279.00	42,346.20	27,932.80	0.964			
				30:11		1.54	24,083.86	14,606.80	9,477.06	0.970			
				30:22		1.53	168,149.90	101,565.00	66,584.90	0.976			
				30:27		1.54	36,805.40	22,291.10	14,514.30	1.001	12378-PeCDF	AN	
			X	30:38		1.49	11,573.58	6,918.65	4,654.93	0.984			
				30:44		1.56	31,108.10	18,953.00	12,155.10	0.988			
	A			31:02		1.45	4,340.00	2,570.00	1,770.00	0.997			
	M			31:07		1.52	93,600.00	56,400.00	37,200.00	1.000	23478-PeCDF	AN	
				31:20		1.53	58,599.10	35,420.60	23,178.50	1.007			
			X	31:29		1.50	12,014.05	7,212.18	4,801.87	1.012			
			X	31:44	RO	0.91	8,714.64	4,142.99	4,571.65	1.020			
				31:59		1.51	31,206.00	18,794.90	12,411.10	1.028			
				32:15		1.48	1,395.74	832.26	563.48	1.036			
		DC	WH	32:22		1.40	307.40			1.040			
		DC	WH	32:34		1.46	4,301.91			1.047			
340-342			19	Peaks			1,094,943.76						
13C12-PeCDF				1.32-1.78						0.807-1.129			
352-354		DC	NL			Height	6.60	2.89	3.71				
				28:27	RO	0.29	397.96	88.41	309.55	0.914			
				28:36	RO	0.22	408.62	73.92	334.70	0.919			
				28:48	RO	0.09	151.72	12.35	139.37	0.926			
				29:37	RO	0.03	5,126.36	169.74	4,956.62	0.952			
				29:48	RO	0.12	3,523.88	367.62	3,156.26	0.958			
	M			30:26		1.37	18,360.00	10,600.00	7,760.00	1.000	13C12-PeCDF 123	IS2	
						Height	5,798.78	3,451.01	2,347.77				
				31:07		1.48	18,503.68	11,053.00	7,450.68	1.000	13C12-PeCDF 234	IS3	
						Height	6,155.94	3,686.35	2,469.59				
				31:15	RO	0.97	322.18	158.97	163.21	1.004			
				31:29		1.35	1,281.38	735.11	546.27	1.012			
				31:45	RO	0.89	1,632.08	769.28	862.80	1.020			
				31:52	RO	0.91	609.63	290.58	319.05	1.024			
				32:03	RO	1.01	2,033.65	1,019.58	1,014.07	1.030			
				32:34	RO	1.30	342.53	193.62	148.91	1.047			
352-354			13	Peaks			52,693.67						

---------- Above: PeCDF / PeCDD Follows ----------

PeCDD				1.32-1.78						0.940-1.021			
356-358		DC	NL			Height	12.99	1.60	11.39				
	D	D	SN	29:43	RO	0.16	45,150.02			0.945			
				30:10		1.72	2,021.82	1,279.16	742.66	0.959			
				30:25	RO	0.34	11,002.58	2,810.83	8,191.75	0.967			
				30:33		1.50	5,282.66	3,172.97	2,109.69	0.971			

Compound/ M_Z....	QC.Log	Omit	Why	..RT.	OK	Ratio	Total.Area/Ht	Area/Ht.Peak1	Area/Ht.Peak2	Rel.RT	Compound.Name..	ID..	Flags.
				30:43		1.48	1,890.20	1,127.98	762.22	0.977			
				30:53		1.51	1,339.30	804.84	534.46	0.982			
				30:58	RO	1.25	7,269.11	4,033.84	3,235.27	0.985			
				31:10		1.50	962.60	577.12	385.48	0.991			
				31:18	RO	0.00	238,249.58	316.58	237,933.00	0.995			E
				31:28		1.37	4,359.79	2,520.01	1,839.78	1.001	12378-PeCDD	AN	
				31:36	RO	0.40	6,882.23	1,949.65	4,932.58	1.005			
				31:45		1.62	4,714.70	2,915.82	1,798.88	1.010			
				31:59	RO	1.11	6,112.29	3,215.60	2,896.69	1.017			
				32:03	RO	2.05	3,942.16	2,650.52	1,291.64	1.019			
	DC	WH		32:11	RO	0.49	2,949.28			1.023			
	DC	WH		32:22	RO	0.99	296.97			1.029			
356-358			13	Peaks			294,029.02						
13C12-PeCDD				1.32-1.78						0.734-1.052			
368-370	DC	NL		Height			6.99	5.30	1.69				
				29:41	RO	2.82	149.12	110.07	39.05	0.944			
				29:50	RO	3.19	69.98	53.29	16.69	0.949			
				30:00	RO	4.54	87.88	72.02	15.86	0.954			
				30:06	RO	2.85	155.13	114.88	40.25	0.957			
				30:23	RO	4.82	75.70	62.70	13.00	0.966			
				30:34	RO	0.09	554.30	47.52	506.78	0.972			
				31:17	RO	1.11	586.83	309.23	277.60	0.995			
				31:27		1.49	12,460.30	7,465.61	4,994.69	1.000	13C12-PeCDD 123	IS4	
						Height	4,110.15	2,508.44	1,601.71				
				31:38	RO	0.59	97.12	36.13	60.99	1.006			
				31:59	RO	1.09	276.48	144.10	132.38	1.017			
				32:07	RO	1.05	1,034.79	529.96	504.83	1.021			
368-370			11	Peaks			15,547.63						
---------- Above: PeCDD / HxCDF Follows ----------													
HxCDF				1.05-1.43						0.930-1.008			
374-376	DC	NL		Height			1,270.75	710.41	560.34				
				32:55		1.27	100,841.50	56,480.80	44,360.70	0.934			
				33:02		1.28	468,412.00	262,991.00	205,431.00	0.938			E
				33:12		1.25	15,763.98	8,745.46	7,018.52	0.942			
				33:20		1.29	10,902.72	6,135.65	4,767.07	0.946			
				33:30		1.28	424,670.00	238,218.00	186,452.00	0.951			E
				33:52		1.27	205,271.90	114,901.00	90,370.90	1.000	123478-HxCDF	AN	E
				33:58		1.26	50,993.00	28,414.60	22,578.40	1.000	123678-HxCDF	AN	
	K			34:05		1.31	1,787.34	1,012.24	775.10	0.967			
				34:15		1.27	7,168.13	4,017.09	3,151.04	0.972			
				34:27		1.28	41,735.70	23,392.60	18,343.10	1.000	234678-HxCDF	AN	
	AN			35:14		1.36	2,308.00	1,330.00	978.00	1.000	123789-HxCDF	AN	
	M			35:19		1.27	19,510.00	10,900.00	8,610.00	1.002			
374-376			12	Peaks			1,349,364.27						
13C12-HxCDF				0.43-0.59						0.879-1.106			
384-386	DC	NL		Height			48.32	19.62	28.70				
	DC	SN		32:55	RO	3.03	153.11			0.934			
				33:02	RO	2.09	431.33	291.86	139.47	0.938			

Compound/ M_Z....	QC.Log	Omit	Why	..RT.	OK	Ratio	Total.Area/Ht	Area/Ht.Peak1	Area/Ht.Peak2	Rel.RT	Compound.Name..	ID..	Flags.
	DC	SN		33:30	RO	2.96	334.49			0.951			
				33:51		0.52	15,670.59	5,351.09	10,319.50	1.000	13C12-HxCDF 478	IS5	
						Height	5,519.12	1,887.83	3,631.29				
				33:57		0.53	14,334.74	4,961.19	9,373.55	1.000	13C12-HxCDF 678	IS6	
						Height	4,758.73	1,617.41	3,141.32				
				34:27		0.51	10,364.44	3,512.48	6,851.96	1.000	13C12-HxCDF 234	IS7	
						Height	3,374.11	1,158.76	2,215.35				
				35:14		0.52	11,568.31	3,951.20	7,617.11	1.000	13C12-HxCDF 789	IS8	
						Height	3,441.69	1,183.12	2,258.57				
	DC	SN		35:24	RO	0.26	63.54			1.005			
	DC	SN		35:28	RO	1.00	33.09			1.007			
	DC	SN		35:34	RO	1.57	223.65			1.009			
384-386				5 Peaks			52,369.41						

---------- Above: HxCDF / HxCDD Follows ----------

HxCDD					1.05-1.43					0.960-1.014			
390-392	DC	NL			Height		130.88	55.62	75.26				
				33:23		1.11	21,362.80	11,219.40	10,143.40	0.964			
	DC	SN		33:30		1.27	188.37			0.967			
				33:50		1.22	3,752.19	2,065.57	1,686.62	0.977			
				34:02		1.18	66,530.50	35,993.20	30,537.30	0.983			
				34:12	RO	0.95	2,727.89	1,325.75	1,402.14	0.987			
	AN			34:33		1.27	1,253.00	701.00	552.00	1.000	123478-HxCDD	AN	
	M			34:39		1.19	25,900.00	14,100.00	11,800.00	1.000	123678-HxCDD	AN	
				34:58		1.18	8,986.55	4,864.34	4,122.21	1.010	123789-HxCDD	AN	
	DC	WH		35:10		1.22	982.80			1.015			
	DC	WH		35:17	RO	0.21	272.17			1.019			
	DC	WH		35:27	RO	0.87	1,223.37			1.024			
390-392				7 Peaks			130,512.93						
13C12-HxCDD					1.05-1.43					0.983-1.041			
402-404	DC	NL			Height		141.27	36.18	105.09				
	DC	WL		33:55	RO	0.47	1,067.90			0.982			
	DC	SN		34:19		1.07	335.00			0.993			
				34:33		1.27	7,402.37	4,128.55	3,263.82	1.000	13C12-HxCDD 478	IS9	
						Height	2,433.93	1,338.88	1,095.05				
				34:38		1.23	9,721.53	5,364.81	4,356.72	1.000	13C12-HxCDD 678	IS10	
						Height	3,465.20	1,878.22	1,586.98				
	DC	SN		34:46	RO	0.60	197.14			1.006			
				34:57		1.19	18,139.01	9,840.06	8,298.95	1.012	13C12-HxCDD 789	RS2	
				35:07	RO	0.28	1,547.02	338.85	1,208.17	1.016			
				35:16	RO	0.31	964.04	225.84	738.20	1.021			
402-404				5 Peaks			37,773.97						

---------- Above: HxCDD / HpCDF Follows ----------

HpCDF					0.88-1.20					0.955-1.005			
408-410	DC	NL			Height		40.93	19.52	21.41				
				36:56		1.03	959,259.00	486,694.00	472,565.00	1.001	1234678-HpCDF	AN	SE
				37:11		1.00	5,847.70	2,917.82	2,929.88	0.967			
				37:21		1.06	784,476.00	404,514.00	379,962.00	0.971			SE

```
Compound/
M_Z.... QC.Log Omit Why ..RT. OK Ratio Total.Area/Ht Area/Ht.Peak1 Area/Ht.Peak2 Rel.RT Compound.Name.. ID.. Flags.

                        38:29     1.07     17,630.42      9,112.68      8,517.74  1.000 1234789-HpCDF   AN
408-410               4 Peaks            1,767,213.12

13C12-HpCDF                     0.37-0.51                                   0.857-1.143
418-420          DC  NL          Height        16.71          7.16          9.55
                        36:54     0.51     11,528.86      3,895.47      7,633.39  1.000 13C12-HpCDF 678 IS11
                                Height      3,248.75      1,081.54      2,167.21
                        37:21 RO  2.42        770.77        545.51        225.26  0.971
                        38:28     0.44      5,692.05      1,726.96      3,965.09  1.000 13C12-HpCDF 789 IS12
                                Height      1,535.37        453.61      1,081.76
418-420               3 Peaks              17,991.68

                    ---------------------- Above: HpCDF / HpCDD Follows --------------------

HpCDD                           0.88-1.20                                   0.976-1.005
424-426          DC  NL          Height        37.11         13.80         23.31
                        37:12     1.03     56,364.50     28,612.50     27,752.00  0.980
                        37:58     1.04    106,657.90     54,256.80     52,401.10  1.000 1234678-HpCDD   AN   E
424-426               2 Peaks             163,022.40

13C12-HpCDD                     0.88-1.20                                   0.868-1.079
436-438          DC  NL          Height        50.64         31.35         19.29
                        37:07 RO  0.51        562.27        189.40        372.87  0.978
                 DC  SN 37:14 RO  0.43        154.12                              0.981
                        37:58     1.03      6,102.94      3,097.21      3,005.73  1.000 13C12-HpCDD 678 IS13
                                Height      1,657.45        861.27        796.18
                        38:05 RO  0.58      1,467.43        540.03        927.40  1.003
436-438               3 Peaks               8,132.64

                    ---------------------- Above: HpCDD / Octa-CDD and CDF Follows ----------

OCDF                            0.76-1.02                                   0.952-1.048
442-444          DC  NL          Height         6.25          3.12          3.13
                 DC  WL 36:37     0.96       353.61                              0.878
                 DC  WL 39:35 RO  1.11       133.90                              0.950
                        41:54     0.92    111,064.90     53,146.90     57,918.00  1.005 OCDF            AN   E
442-444               1 Peak              111,064.90

OCDD                            0.76-1.02                                   0.952-1.048
458-460          DC  NL          Height         4.25          2.17          2.08
      N                 41:41     0.90    150,409.40     71,177.50     79,231.90  1.000 OCDD            AN   E
458-460               1 Peak              150,409.40

13C12-OCDD                      0.76-1.02                                   0.997-1.005
470-472          DC  NL          Height        37.73         24.43         13.30
                        41:41     0.92      4,473.80      2,143.25      2,330.55  1.000 13C12-OCDD      IS14
                                Height        995.06        469.96        525.10
470-472               1 Peak                4,473.80
```

Compound/
M_Z.... QC.Log Omit Why ..RT. OK Ratio Total.Area/Ht Area/Ht.Peak1 Area/Ht.Peak2 Rel.RT Compound.Name.. ID.. Flags.

Column Description.....	"Why" Code Description.....	QC Log Desc.....
M_Z -Nominal Ion Mass(es)	WL-Below Retention Time Window	A-Peak Added
..RT. -Retention Time (mm:ss)	WH-Above Retention Time Window	K-Peak Kept
Rat.1 -Ratio of M/M+2 Ions	SN-Below Signal to Noise Level	D-Peak Deleted
OK -RO=Ratio Outside Limits	<M-Below Method Detection Limit	T-Time Changed
Rel.RT-Relative Retention Time	NL-Channel Specific Noise Level	M-Peak Area Changed
		N-Name Changed
		X-Ether Interference

*** End of Report ***

File:W1059 #1-797 Acq:13-JUL-2002 19:28:45 GC EI+ Voltage SIR 70S Noise:303057
303.9016 S:10 F:2 BSUB(256,30,-3.0) PKD(9,5,3,0.10%,1212228.0,1.00%,F,T) Exp:NDB5US
TRIANGLE LABS Text:TLI#57752C DF-DP-126-0.5

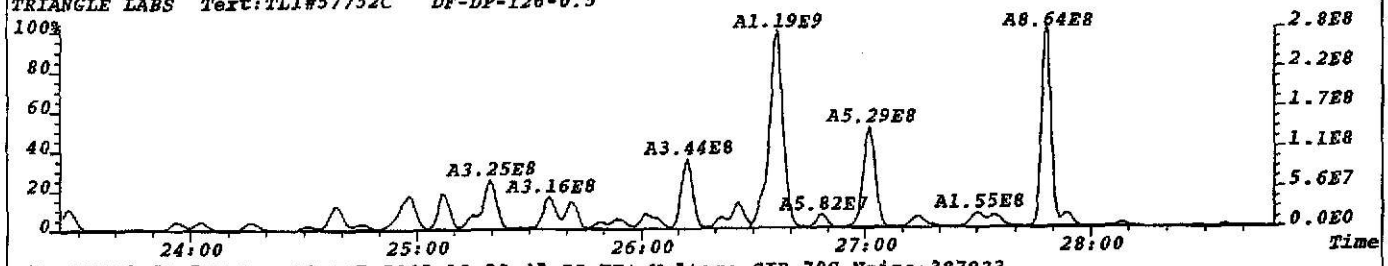

File:W1059 #1-797 Acq:13-JUL-2002 19:28:45 GC EI+ Voltage SIR 70S Noise:387933
305.8987 S:10 F:2 BSUB(256,30,-3.0) PKD(9,5,3,0.10%,1551732.0,1.00%,F,T) Exp:NDB5US
TRIANGLE LABS Text:TLI#57752C DF-DP-126-0.5

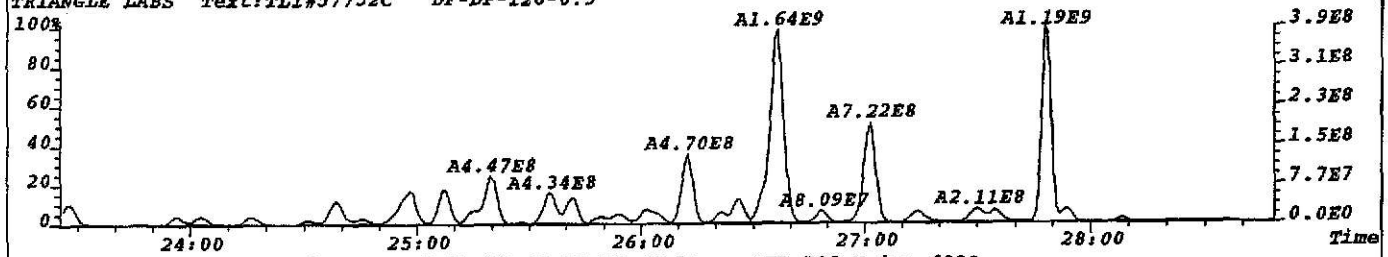

File:W1059 #1-797 Acq:13-JUL-2002 19:28:45 GC EI+ Voltage SIR 70S Noise:6028
315.9419 S:10 F:2 BSUB(256,30,-3.0) PKD(9,5,3,0.10%,24112.0,1.00%,F,T) Exp:NDB5US
TRIANGLE LABS Text:TLI#57752C DF-DP-126-0.5

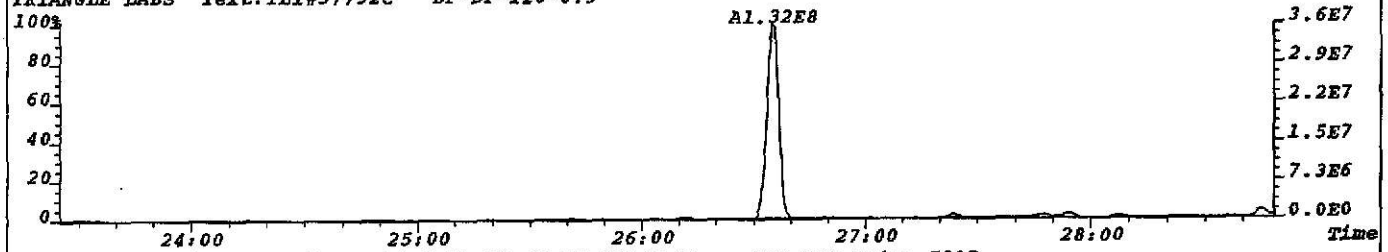

File:W1059 #1-797 Acq:13-JUL-2002 19:28:45 GC EI+ Voltage SIR 70S Noise:7337
317.9389 S:10 F:2 BSUB(256,30,-3.0) PKD(9,5,3,0.10%,29348.0,1.00%,F,T) Exp:NDB5US
TRIANGLE LABS Text:TLI#57752C DF-DP-126-0.5

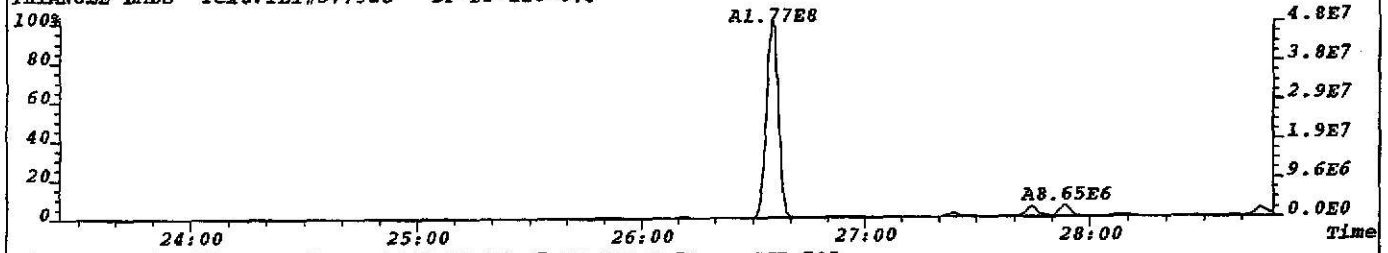

File:W1059 #1-797 Acq:13-JUL-2002 19:28:45 GC EI+ Voltage SIR 70S
330.9792 S:10 F:2 Exp:NDB5US
TRIANGLE LABS Text:TLI#57752C DF-DP-126-0.5

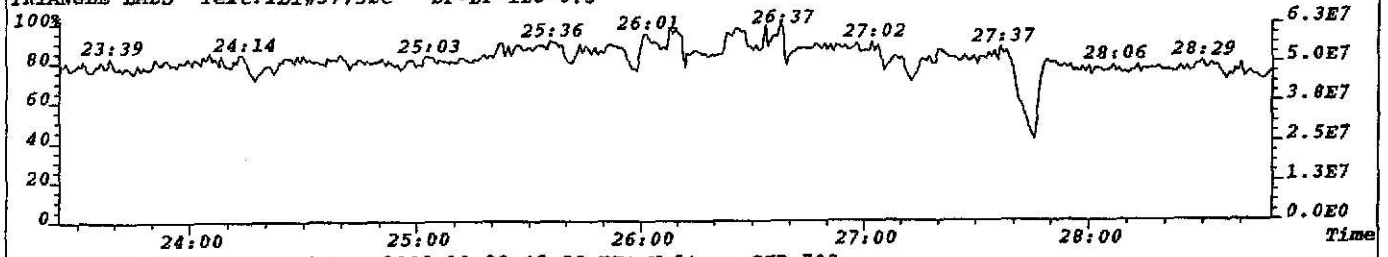

File:W1059 #1-797 Acq:13-JUL-2002 19:28:45 GC EI+ Voltage SIR 70S
375.8364 S:10 F:2 Exp:NDB5US
TRIANGLE LABS Text:TLI#57752C DF-DP-126-0.5



File:W1059 #1-797 Acq:13-JUL-2002 19:28:45 GC EI+ Voltage SIR 70S Noise:4300
319.8965 S:10 F:2 BSUB(256,30,-3.0) PKD(7,5,3,0.10%,17200.0,1.00%,F,T) Exp:NDB5US
TRIANGLE LABS Text:TLI#57752C DF-DP-126-0.5

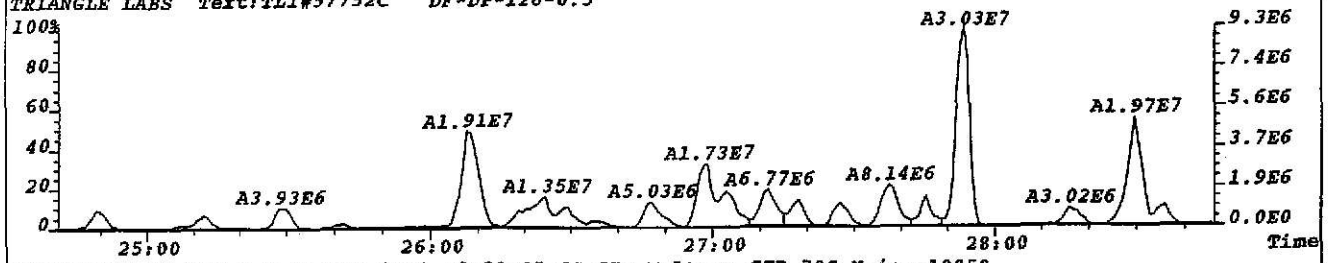

File:W1059 #1-797 Acq:13-JUL-2002 19:28:45 GC EI+ Voltage SIR 70S Noise:10850
321.8936 S:10 F:2 BSUB(256,30,-3.0) PKD(7,5,3,0.10%,43400.0,1.00%,F,T) Exp:NDB5US
TRIANGLE LABS Text:TLI#57752C DF-DP-126-0.5

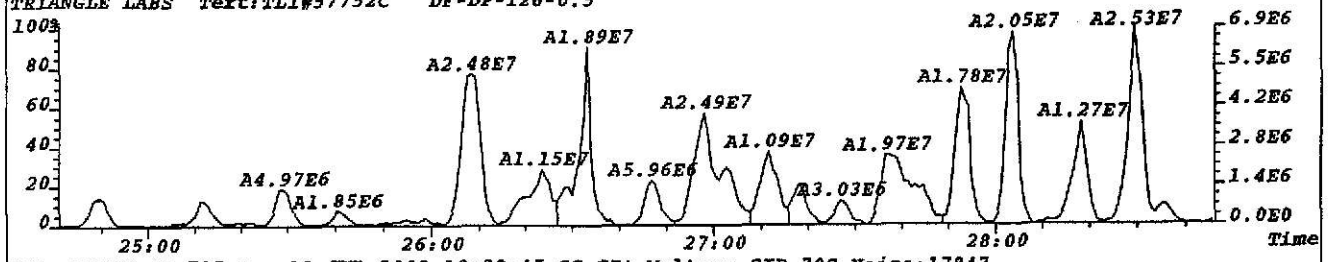

File:W1059 #1-797 Acq:13-JUL-2002 19:28:45 GC EI+ Voltage SIR 70S Noise:17847
331.9368 S:10 F:2 BSUB(256,30,-3.0) PKD(7,5,3,0.10%,71388.0,1.00%,F,T) Exp:NDB5US
TRIANGLE LABS Text:TLI#57752C DF-DP-126-0.5

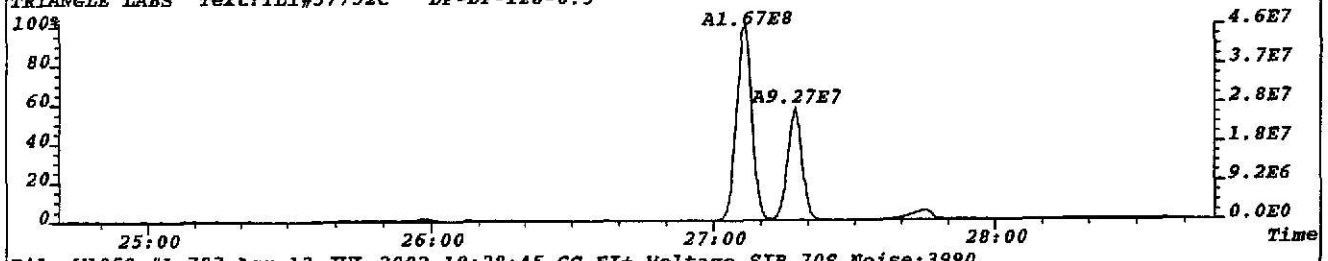

File:W1059 #1-797 Acq:13-JUL-2002 19:28:45 GC EI+ Voltage SIR 70S Noise:3990
333.9338 S:10 F:2 BSUB(256,30,-3.0) PKD(7,5,3,0.10%,15960.0,1.00%,F,T) Exp:NDB5US
TRIANGLE LABS Text:TLI#57752C DF-DP-126-0.5

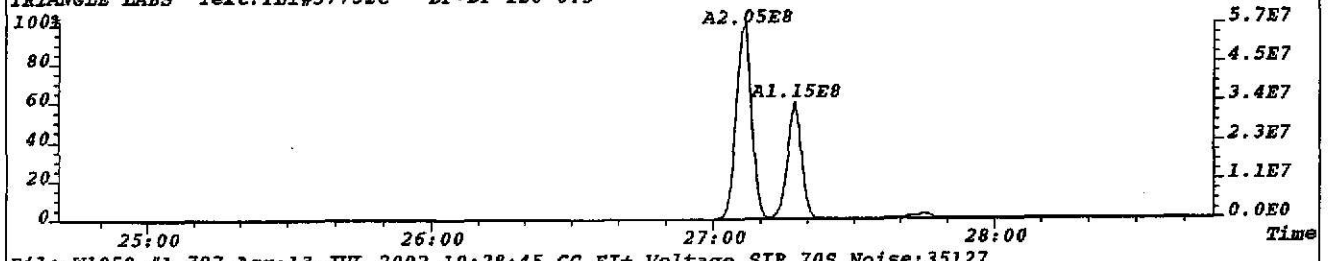

File:W1059 #1-797 Acq:13-JUL-2002 19:28:45 GC EI+ Voltage SIR 70S Noise:35127
327.8847 S:10 F:2 BSUB(256,30,-3.0) PKD(7,5,3,0.10%,140508.0,1.00%,F,T) Exp:NDB5US
TRIANGLE LABS Text:TLI#57752C DF-DP-126-0.5

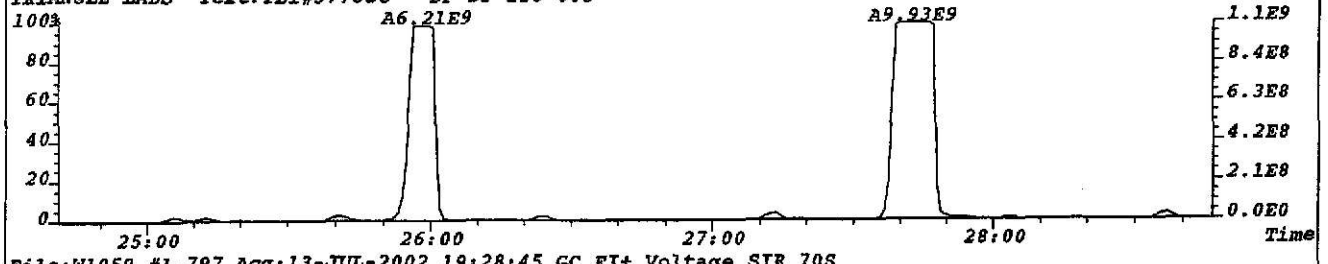

File:W1059 #1-797 Acq:13-JUL-2002 19:28:45 GC EI+ Voltage SIR 70S
330.9792 S:10 F:2 Exp:NDB5US
TRIANGLE LABS Text:TLI#57752C DF-DP-126-0.5



File:W1059 #1-797 Acq:13-JUL-2002 19:28:45 GC EI+ Voltage SIR 70S Noise:6049
339.8597 S:10 F:2 BSUB(256,30,-3.0) PKD(7,5,3,0.10%,24196.0,1.00%,F,T) Exp:NDB5US
TRIANGLE LABS Text:TLI#57752C DF-DP-126-0.5

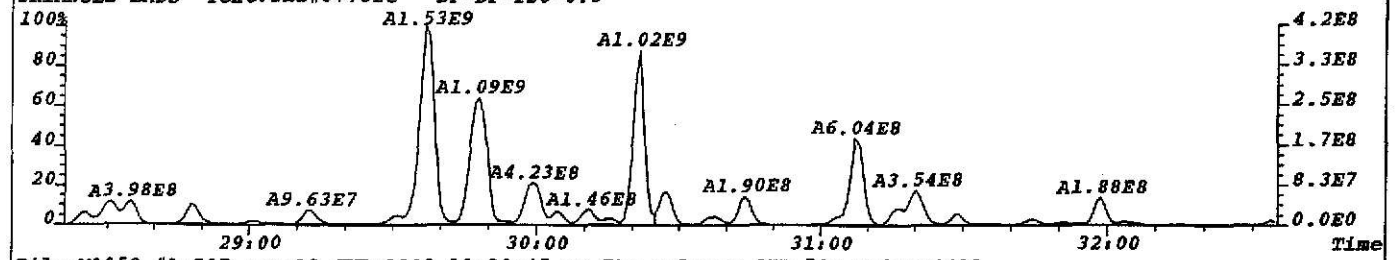

File:W1059 #1-797 Acq:13-JUL-2002 19:28:45 GC EI+ Voltage SIR 70S Noise:4432
341.8567 S:10 F:2 BSUB(256,30,-3.0) PKD(7,5,3,0.10%,17728.0,1.00%,F,T) Exp:NDB5US
TRIANGLE LABS Text:TLI#57752C DF-DP-126-0.5

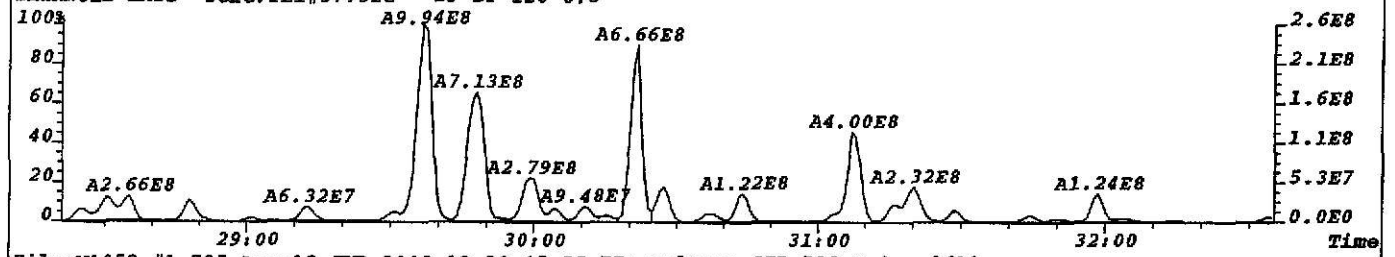

File:W1059 #1-797 Acq:13-JUL-2002 19:28:45 GC EI+ Voltage SIR 70S Noise:3613
351.9000 S:10 F:2 BSUB(256,30,-3.0) PKD(7,5,3,0.10%,14452.0,1.00%,F,T) Exp:NDB5US
TRIANGLE LABS Text:TLI#57752C DF-DP-126-0.5

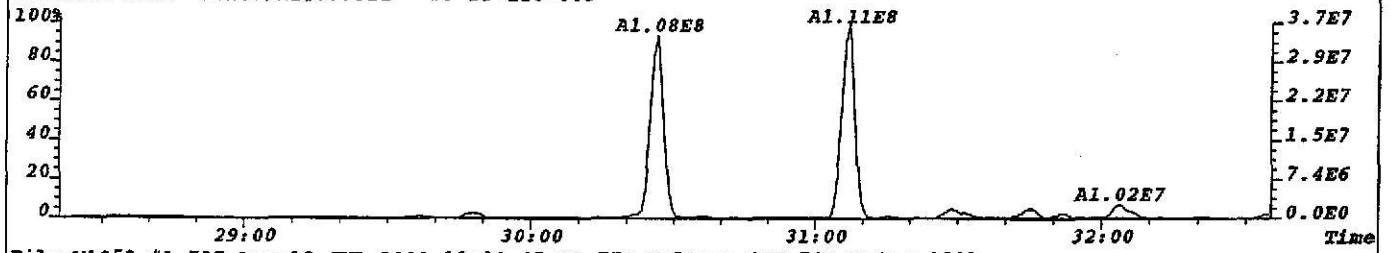

File:W1059 #1-797 Acq:13-JUL-2002 19:28:45 GC EI+ Voltage SIR 70S Noise:4642
353.8970 S:10 F:2 BSUB(256,30,-3.0) PKD(7,5,3,0.10%,18568.0,1.00%,F,T) Exp:NDB5US
TRIANGLE LABS Text:TLI#57752C DF-DP-126-0.5

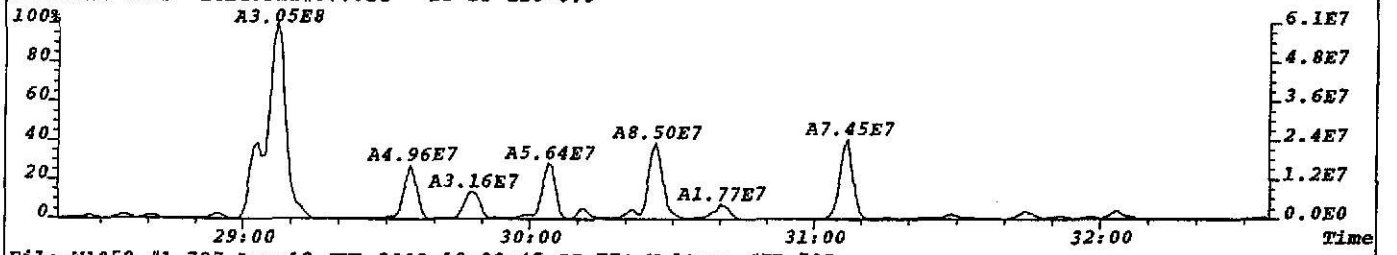

File:W1059 #1-797 Acq:13-JUL-2002 19:28:45 GC EI+ Voltage SIR 70S
330.9792 S:10 F:2 Exp:NDB5US
TRIANGLE LABS Text:TLI#57752C DF-DP-126-0.5

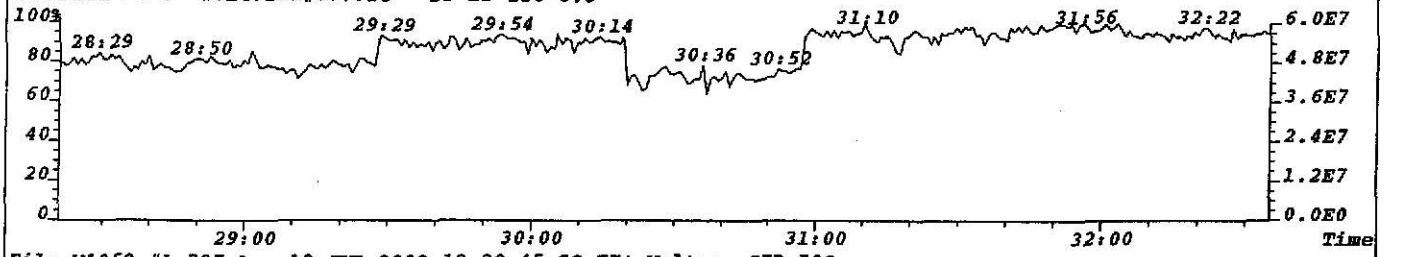

File:W1059 #1-797 Acq:13-JUL-2002 19:28:45 GC EI+ Voltage SIR 70S
409.7974 S:10 F:2 Exp:NDB5US
TRIANGLE LABS Text:TLI#57752C DF-DP-126-0.5

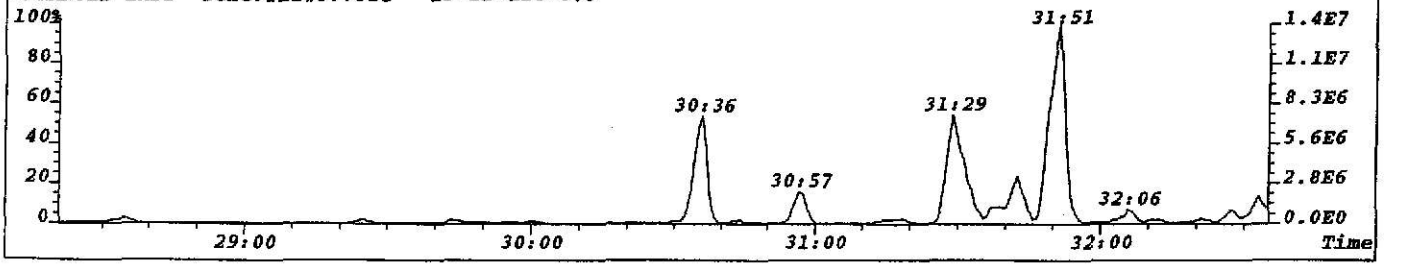

File:W1059 #1-797 Acq:13-JUL-2002 19:28:45 GC EI+ Voltage SIR 70S
355.8546 S:10 F:2 BSUB(256,30,-3.0) PKD(5,5,3,0.05%,7984.0,1.00%,F,T) Exp:NDB5US Noise:1996
Sample Text:TLI#57752C DF-DP-126-0.5 File Text:TRIANGLE LABORATORIES, INC.

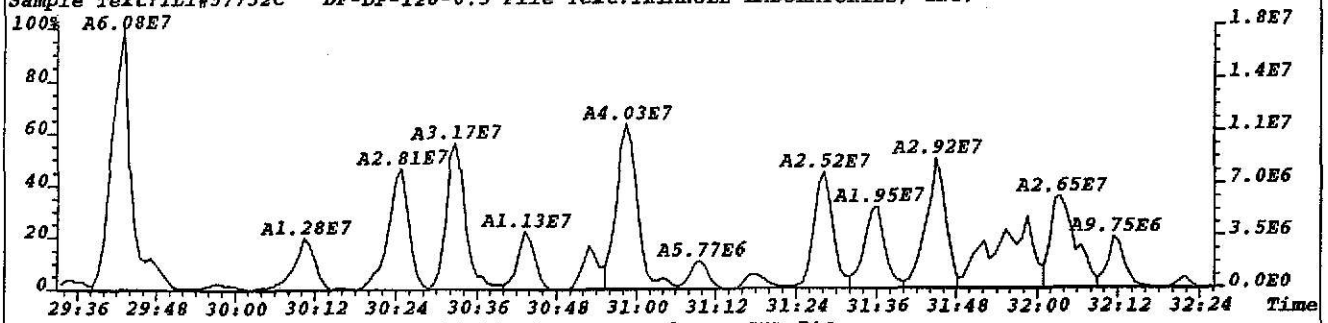

File:W1059 #1-797 Acq:13-JUL-2002 19:28:45 GC EI+ Voltage SIR 70S
357.8516 S:10 F:2 BSUB(256,30,-3.0) PKD(5,5,3,0.05%,56964.0,1.00%,F,T) Exp:NDB5US Noise:14241
Sample Text:TLI#57752C DF-DP-126-0.5 File Text:TRIANGLE LABORATORIES, INC.

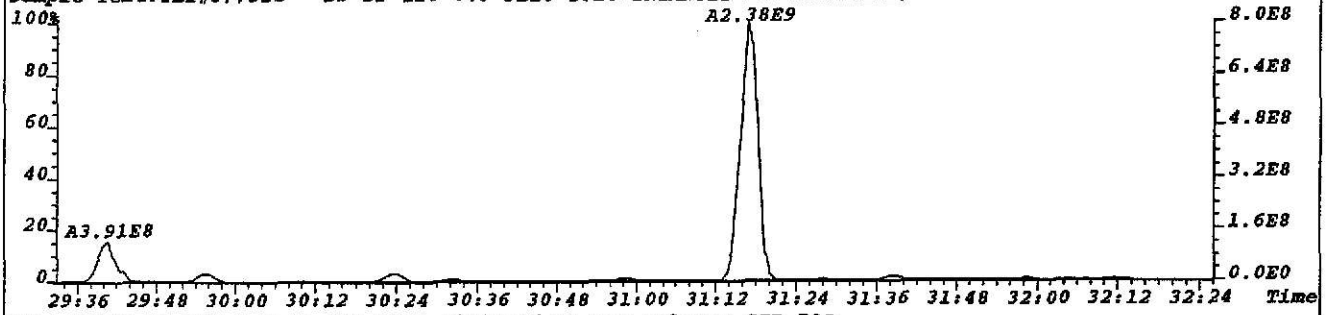

File:W1059 #1-797 Acq:13-JUL-2002 19:28:45 GC EI+ Voltage SIR 70S
367.8949 S:10 F:2 BSUB(256,30,-3.0) PKD(5,5,3,0.05%,26508.0,1.00%,F,T) Exp:NDB5US Noise:6627
Sample Text:TLI#57752C DF-DP-126-0.5 File Text:TRIANGLE LABORATORIES, INC.

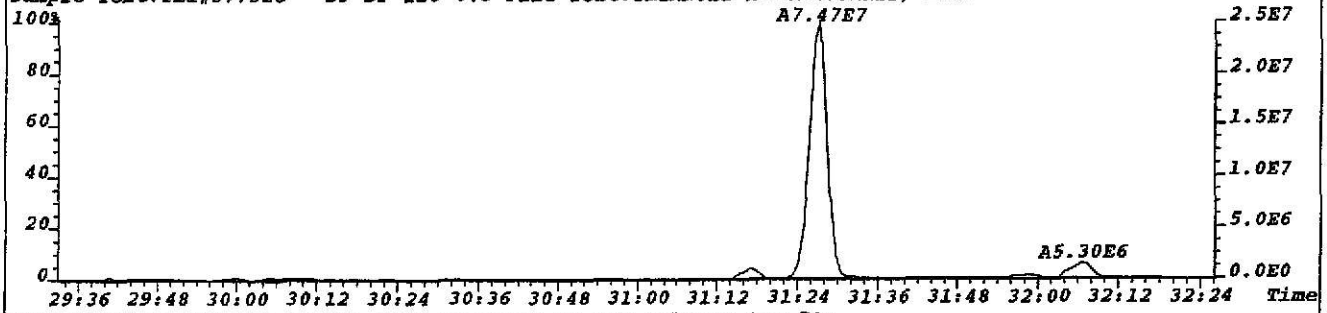

File:W1059 #1-797 Acq:13-JUL-2002 19:28:45 GC EI+ Voltage SIR 70S
369.8919 S:10 F:2 BSUB(256,30,-3.0) PKD(5,5,3,0.05%,8468.0,1.00%,F,T) Exp:NDB5US Noise:2117
Sample Text:TLI#57752C DF-DP-126-0.5 File Text:TRIANGLE LABORATORIES, INC.

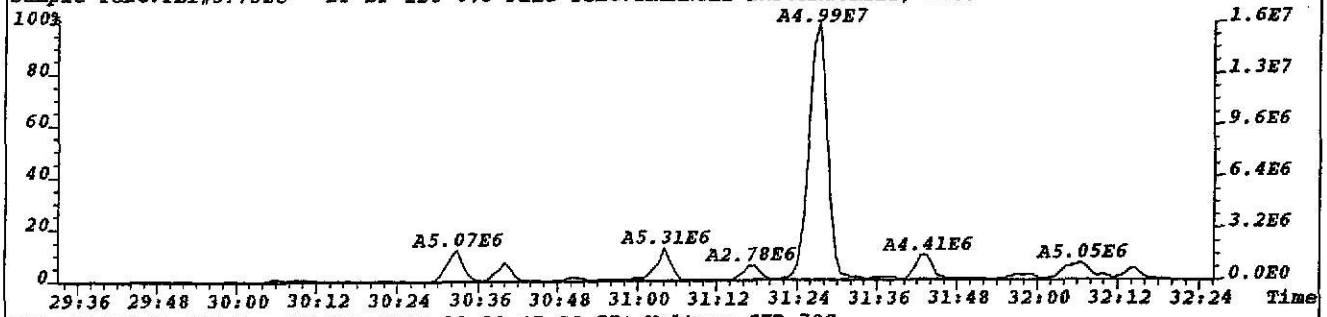

File:W1059 #1-797 Acq:13-JUL-2002 19:28:45 GC EI+ Voltage SIR 70S
330.9792 S:10 F:2 Exp:NDB5US
Sample Text:TLI#57752C DF-DP-126-0.5 File Text:TRIANGLE LABORATORIES, INC.

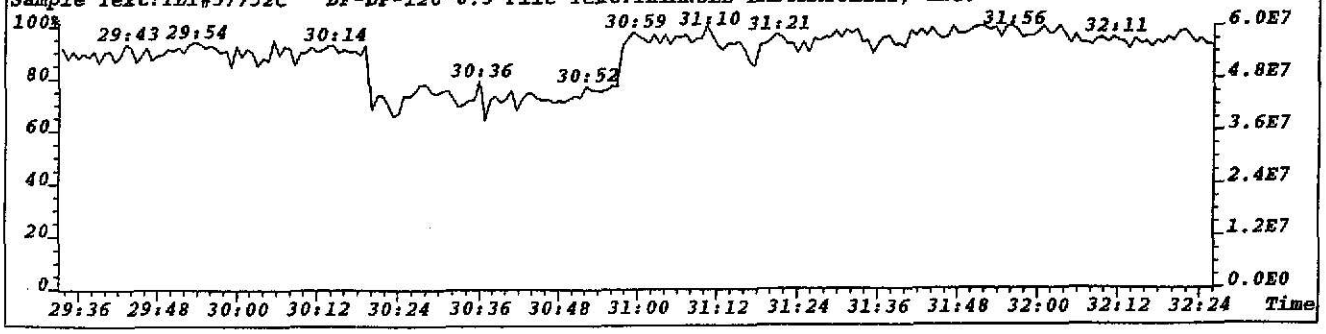

File:W1059 #1-423 Acq:13-JUL-2002 19:28:45 GC EI+ Voltage SIR 70S Noise:888009
373.8208 S:10 F:3 BSUB(256,30,-3.0) PKD(7,5,3,0.10%,3552036.0,1.00%,F,T) Exp:NDB5US
TRIANGLE LABS Text:TLI#57752C DF-DP-126-0.5

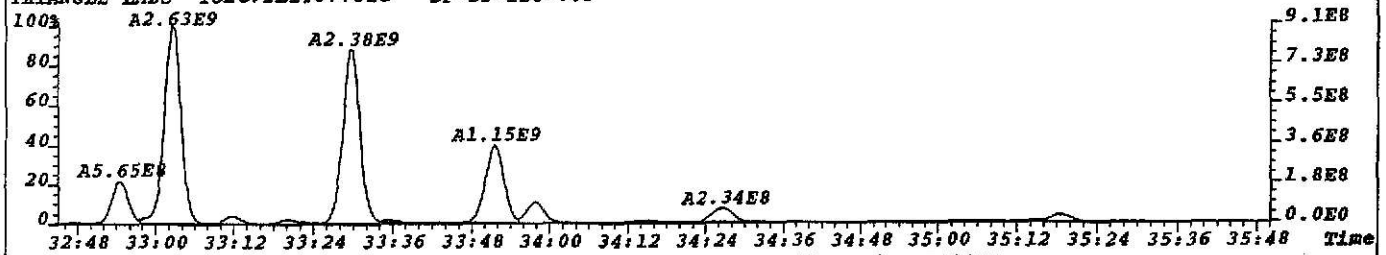

File:W1059 #1-423 Acq:13-JUL-2002 19:28:45 GC EI+ Voltage SIR 70S Noise:700423
375.8178 S:10 F:3 BSUB(256,30,-3.0) PKD(7,5,3,0.10%,2801692.0,1.00%,F,T) Exp:NDB5US
TRIANGLE LABS Text:TLI#57752C DF-DP-126-0.5

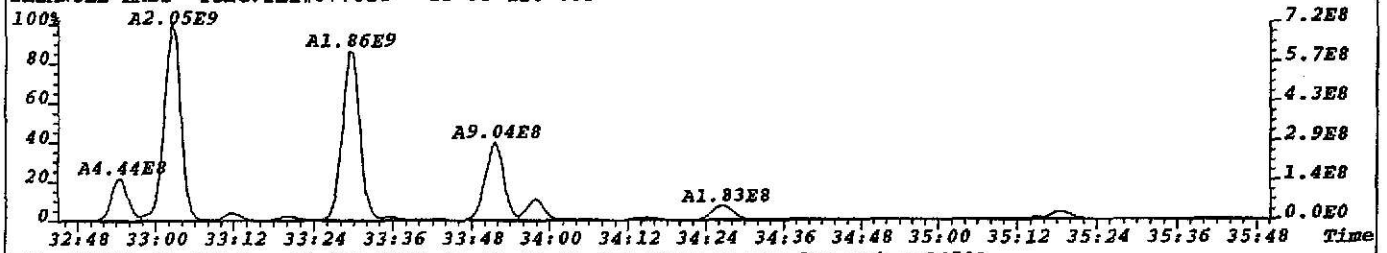

File:W1059 #1-423 Acq:13-JUL-2002 19:28:45 GC EI+ Voltage SIR 70S Noise:24531
383.8639 S:10 F:3 BSUB(256,30,-3.0) PKD(7,5,3,0.10%,98124.0,1.00%,F,T) Exp:NDB5US
TRIANGLE LABS Text:TLI#57752C DF-DP-126-0.5

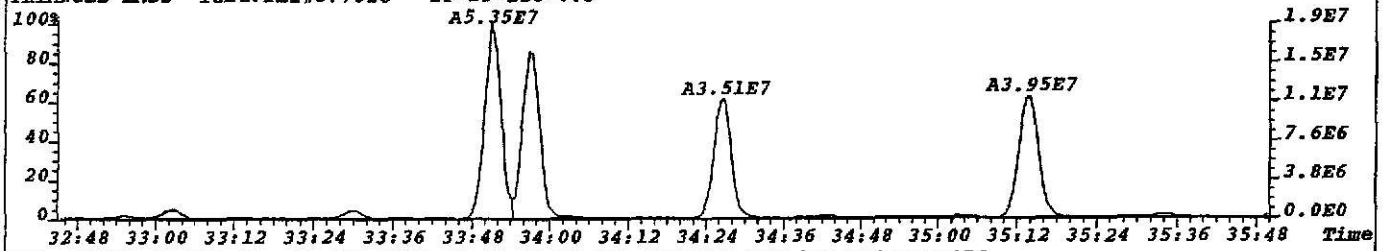

File:W1059 #1-423 Acq:13-JUL-2002 19:28:45 GC EI+ Voltage SIR 70S Noise:35876
385.8610 S:10 F:3 BSUB(256,30,-3.0) PKD(7,5,3,0.10%,143504.0,1.00%,F,T) Exp:NDB5US
TRIANGLE LABS Text:TLI#57752C DF-DP-126-0.5

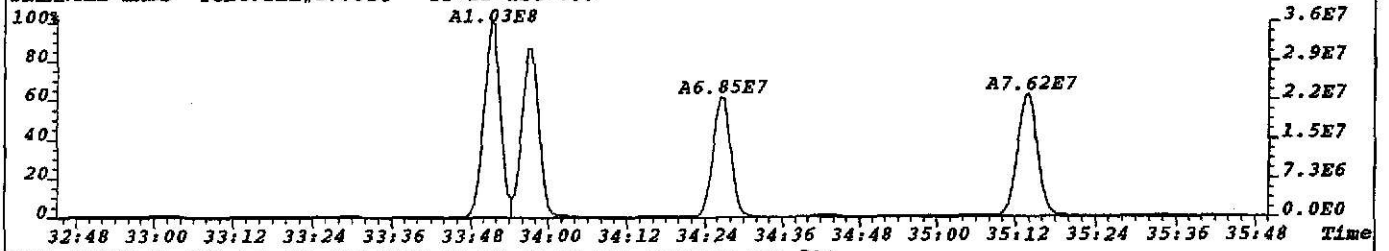

File:W1059 #1-423 Acq:13-JUL-2002 19:28:45 GC EI+ Voltage SIR 70S
392.9760 S:10 F:3 Exp:NDB5US
TRIANGLE LABS Text:TLI#57752C DF-DP-126-0.5

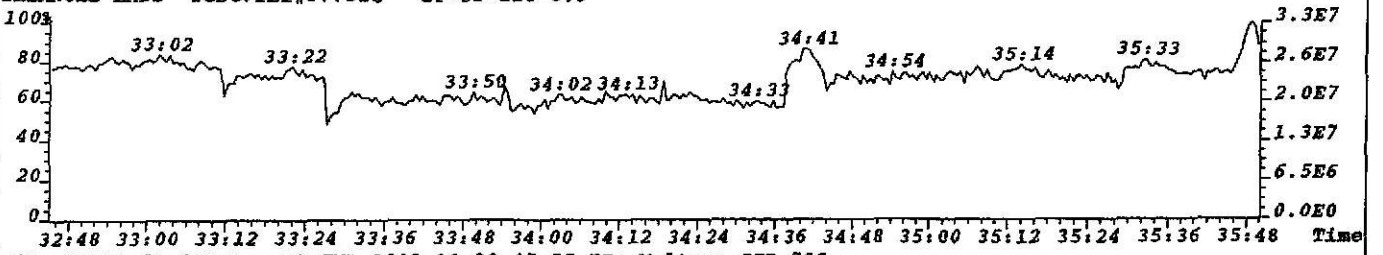

File:W1059 #1-423 Acq:13-JUL-2002 19:28:45 GC EI+ Voltage SIR 70S
445.7555 S:10 F:3 Exp:NDB5US
TRIANGLE LABS Text:TLI#57752C DF-DP-126-0.5

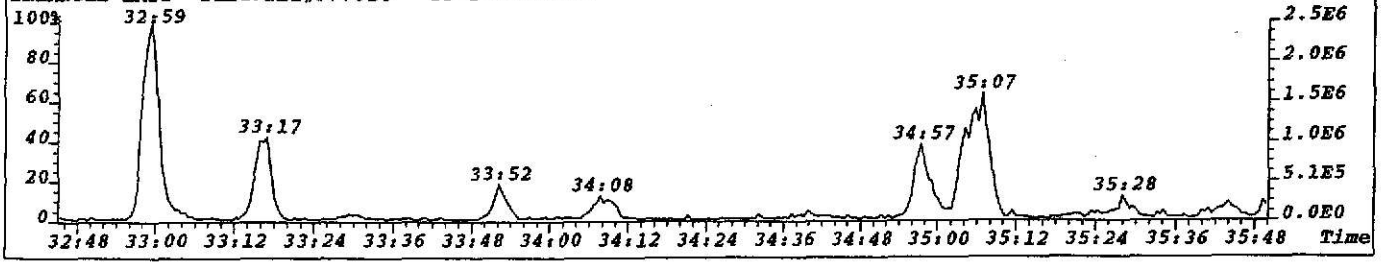

File:W1059 #1-423 Acq:13-JUL-2002 19:28:45 GC EI+ Voltage SIR 70S
389.8156 S:10 F:3 BSUB(256,30,-3.0) PKD(7,5,3,0.10%,278092.0,1.00%,F,T) Exp:NDB5US Noise:69523
Sample Text:TLI#57752C DF-DP-126-0.5 File Text:TRIANGLE LABORATORIES, INC.

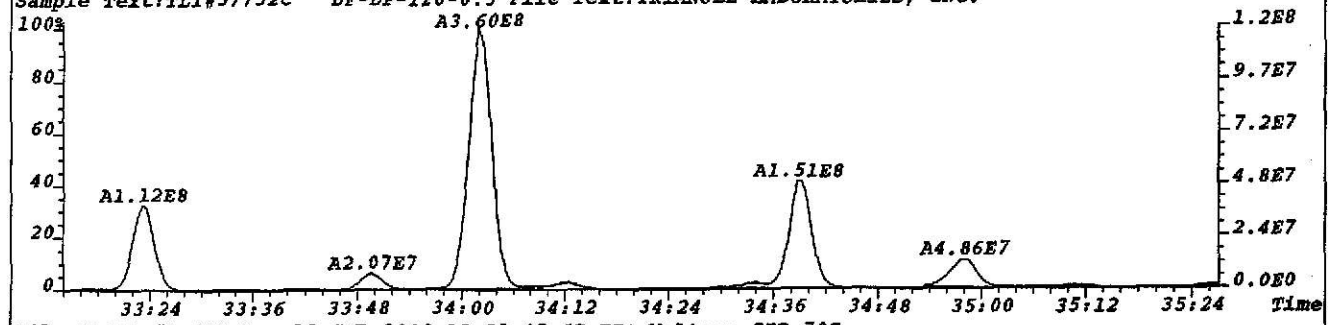

File:W1059 #1-423 Acq:13-JUL-2002 19:28:45 GC EI+ Voltage SIR 70S
391.8127 S:10 F:3 BSUB(256,30,-3.0) PKD(7,5,3,0.10%,376304.0,1.00%,F,T) Exp:NDB5US Noise:94076
Sample Text:TLI#57752C DF-DP-126-0.5 File Text:TRIANGLE LABORATORIES, INC.

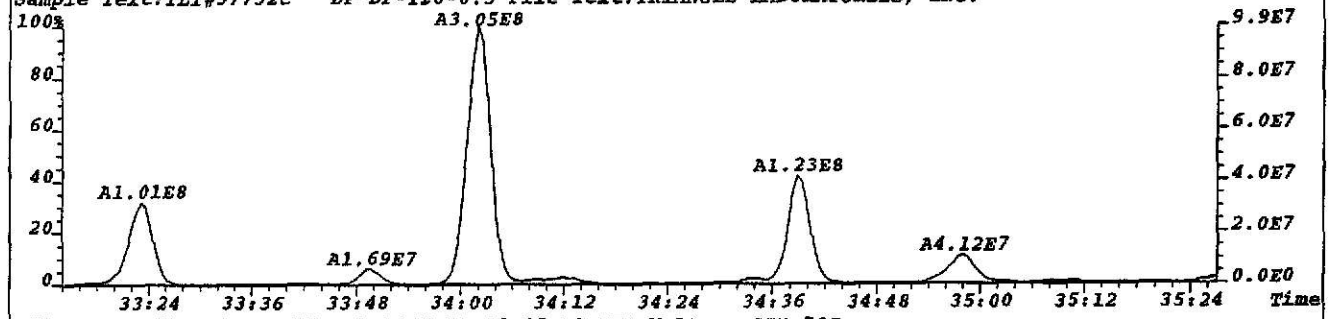

File:W1059 #1-423 Acq:13-JUL-2002 19:28:45 GC EI+ Voltage SIR 70S
401.8558 S:10 F:3 BSUB(256,30,-3.0) PKD(7,5,3,0.10%,180880.0,1.00%,F,T) Exp:NDB5US Noise:45220
Sample Text:TLI#57752C DF-DP-126-0.5 File Text:TRIANGLE LABORATORIES, INC.

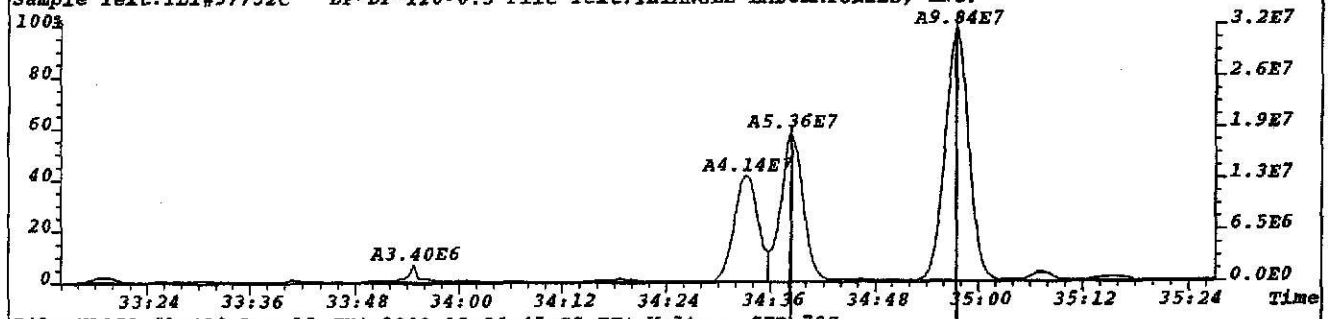

File:W1059 #1-423 Acq:13-JUL-2002 19:28:45 GC EI+ Voltage SIR 70S
403.8529 S:10 F:3 BSUB(256,30,-3.0) PKD(7,5,3,0.10%,525464.0,1.00%,F,T) Exp:NDB5US Noise:131366
Sample Text:TLI#57752C DF-DP-126-0.5 File Text:TRIANGLE LABORATORIES, INC.

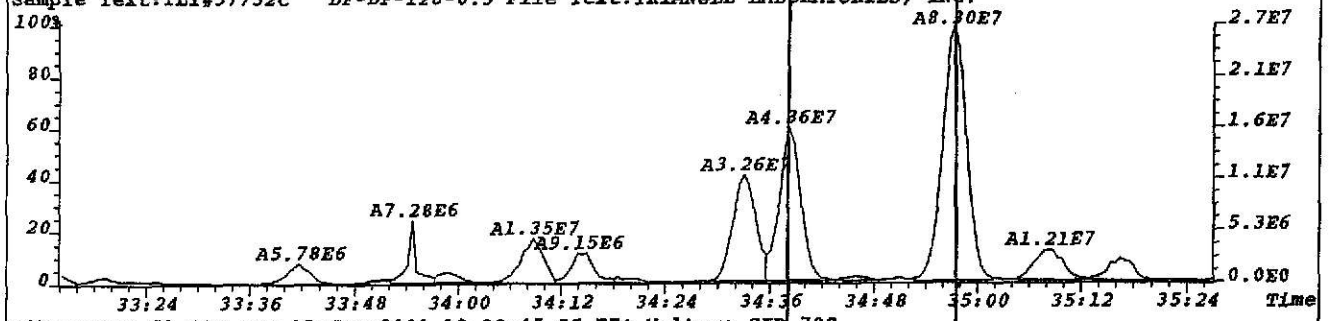

File:W1059 #1-423 Acq:13-JUL-2002 19:28:45 GC EI+ Voltage SIR 70S
392.9760 S:10 F:3 Exp:NDB5US
Sample Text:TLI#57752C DF-DP-126-0.5 File Text:TRIANGLE LABORATORIES, INC.

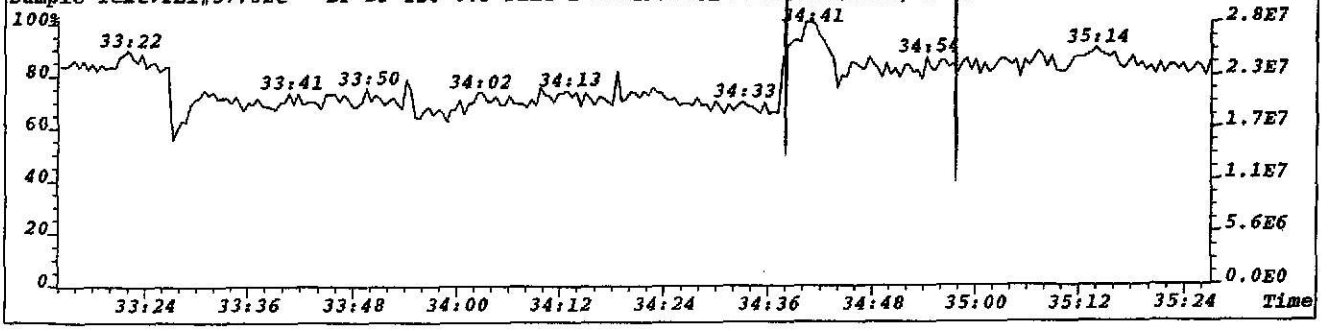

File:W1059 #1-674 Acq:13-JUL-2002 19:28:45 GC EI+ Voltage SIR 70S Noise:24399
407.7818 S:10 F:4 BSUB(256,30,-3.0) PKD(7,5,3,0.10%,97596.0,1.00%,F,T) Exp:NDB5US
TRIANGLE LABS Text:TLI#57752C DF-DP-126-0.5

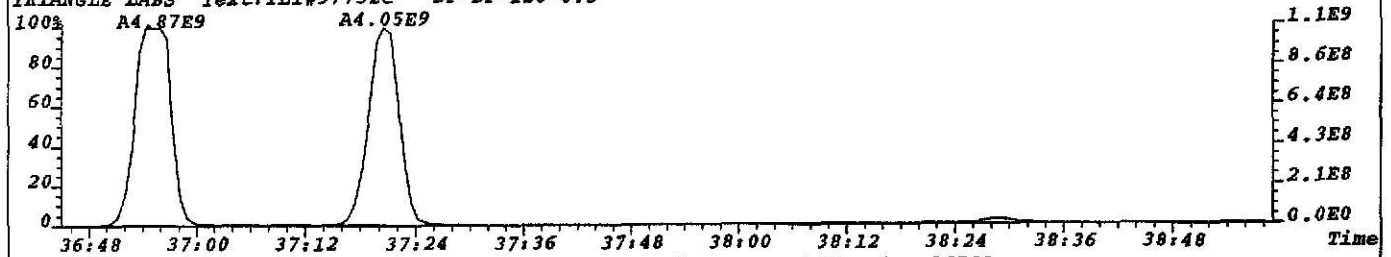

File:W1059 #1-674 Acq:13-JUL-2002 19:28:45 GC EI+ Voltage SIR 70S Noise:26763
409.7789 S:10 F:4 BSUB(256,30,-3.0) PKD(7,5,3,0.10%,107052.0,1.00%,F,T) Exp:NDB5US
TRIANGLE LABS Text:TLI#57752C DF-DP-126-0.5

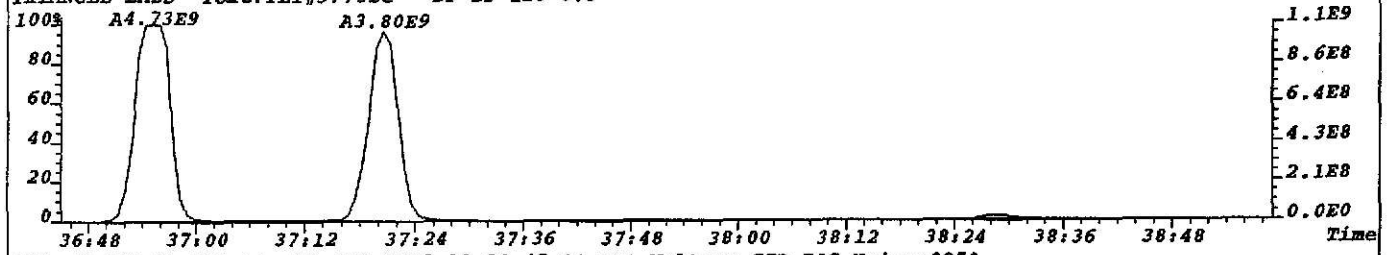

File:W1059 #1-674 Acq:13-JUL-2002 19:28:45 GC EI+ Voltage SIR 70S Noise:8950
417.8253 S:10 F:4 BSUB(256,30,-3.0) PKD(7,5,3,0.10%,35800.0,1.00%,F,T) Exp:NDB5US
TRIANGLE LABS Text:TLI#57752C DF-DP-126-0.5

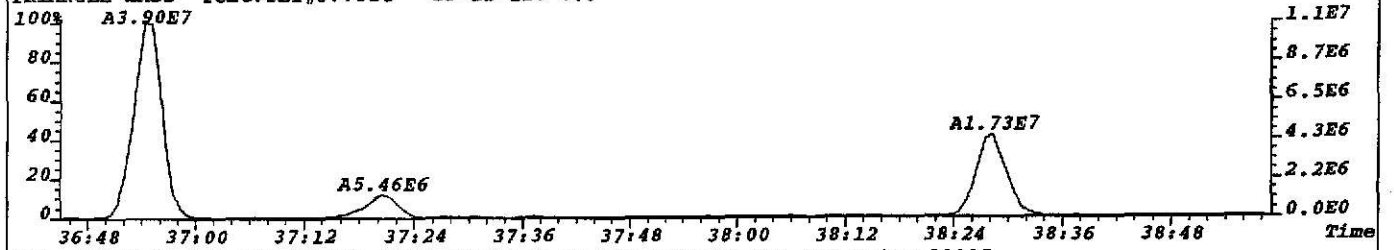

File:W1059 #1-674 Acq:13-JUL-2002 19:28:45 GC EI+ Voltage SIR 70S Noise:11935
419.8220 S:10 F:4 BSUB(256,30,-3.0) PKD(7,5,3,0.10%,47740.0,1.00%,F,T) Exp:NDB5US
TRIANGLE LABS Text:TLI#57752C DF-DP-126-0.5

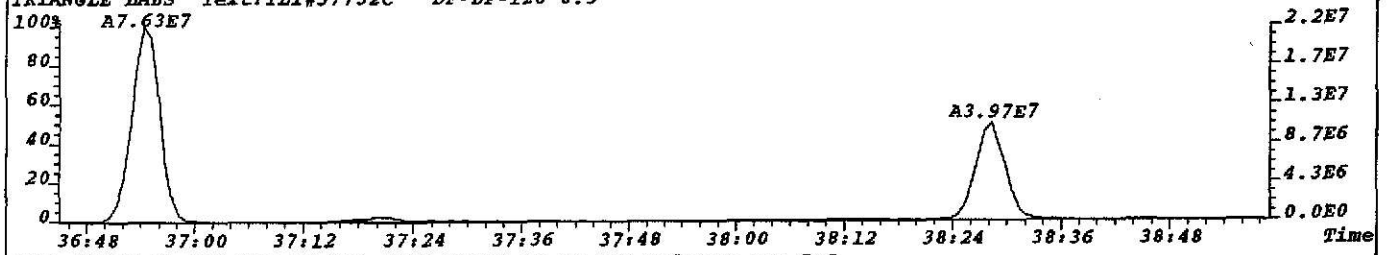

File:W1059 #1-674 Acq:13-JUL-2002 19:28:45 GC EI+ Voltage SIR 70S
430.9729 S:10 F:4 Exp:NDB5US
TRIANGLE LABS Text:TLI#57752C DF-DP-126-0.5

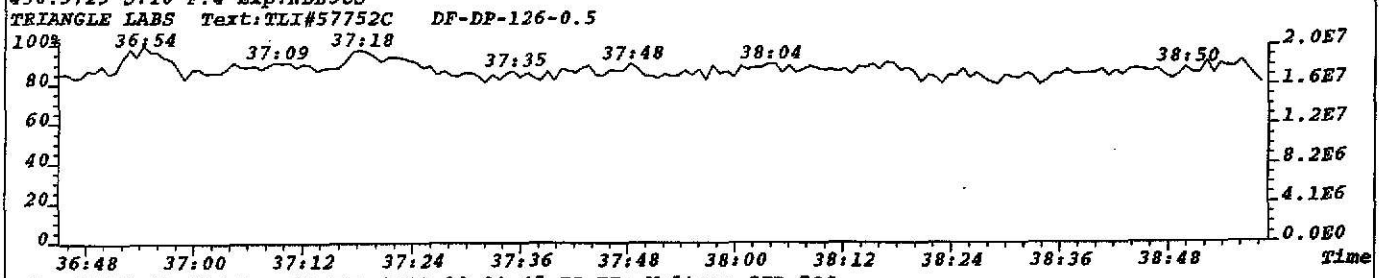

File:W1059 #1-674 Acq:13-JUL-2002 19:28:45 GC EI+ Voltage SIR 70S
479.7165 S:10 F:4 Exp:NDB5US
TRIANGLE LABS Text:TLI#57752C DF-DP-126-0.5

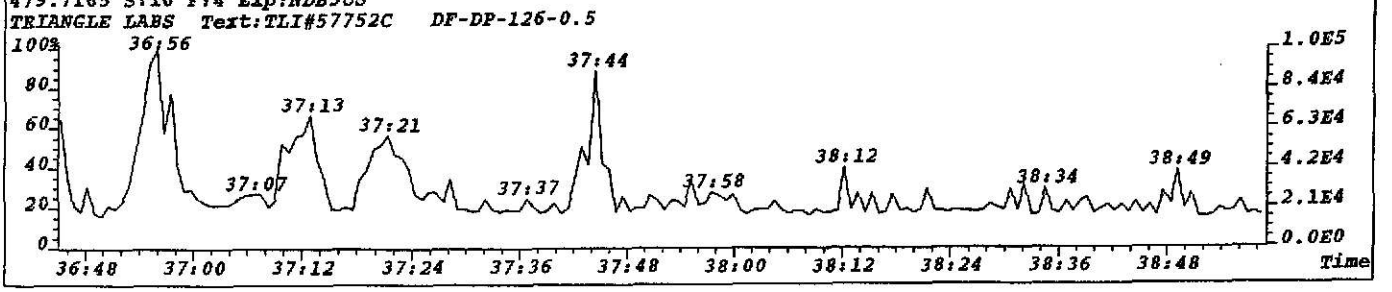

File:W1059 #1-674 Acq:13-JUL-2002 19:28:45 GC EI+ Voltage SIR 70S
423.7766 S:10 F:4 BSUB(256,30,-3.0) PKD(7,5,3,0.10%,68976.0,1.00%,F,T) Exp:NDB5US Noise:17244
Sample Text:TLI#57752C DF-DP-126-0.5 File Text:TRIANGLE LABORATORIES, INC.

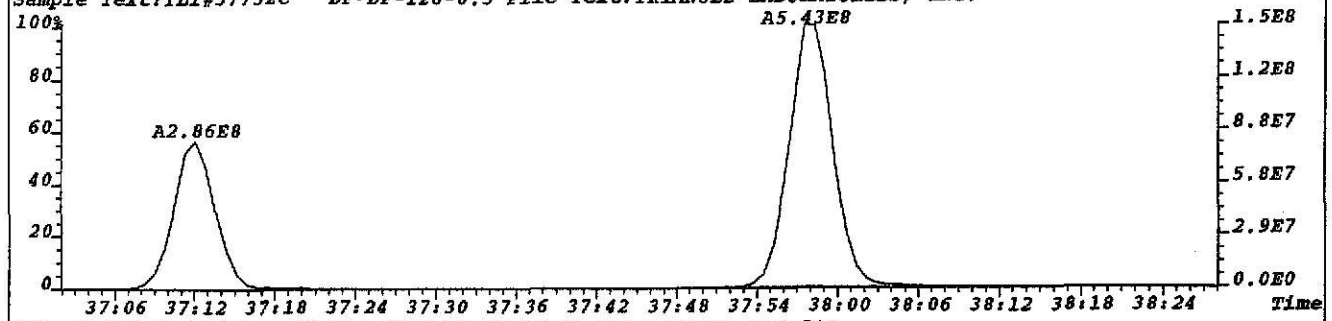

File:W1059 #1-674 Acq:13-JUL-2002 19:28:45 GC EI+ Voltage SIR 70S
425.7737 S:10 F:4 BSUB(256,30,-3.0) PKD(7,5,3,0.10%,116564.0,1.00%,F,T) Exp:NDB5US Noise:29141
Sample Text:TLI#57752C DF-DP-126-0.5 File Text:TRIANGLE LABORATORIES, INC.

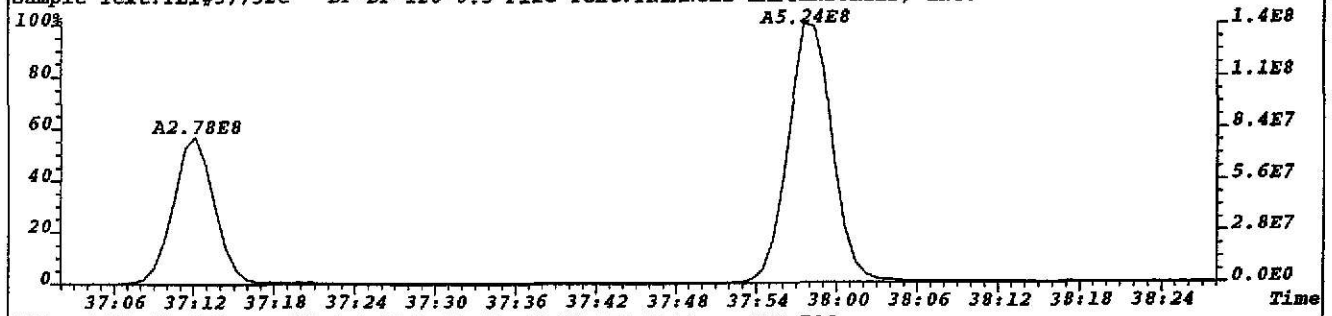

File:W1059 #1-674 Acq:13-JUL-2002 19:28:45 GC EI+ Voltage SIR 70S
435.8169 S:10 F:4 BSUB(256,30,-3.0) PKD(7,5,3,0.10%,156732.0,1.00%,F,T) Exp:NDB5US Noise:39183
Sample Text:TLI#57752C DF-DP-126-0.5 File Text:TRIANGLE LABORATORIES, INC.

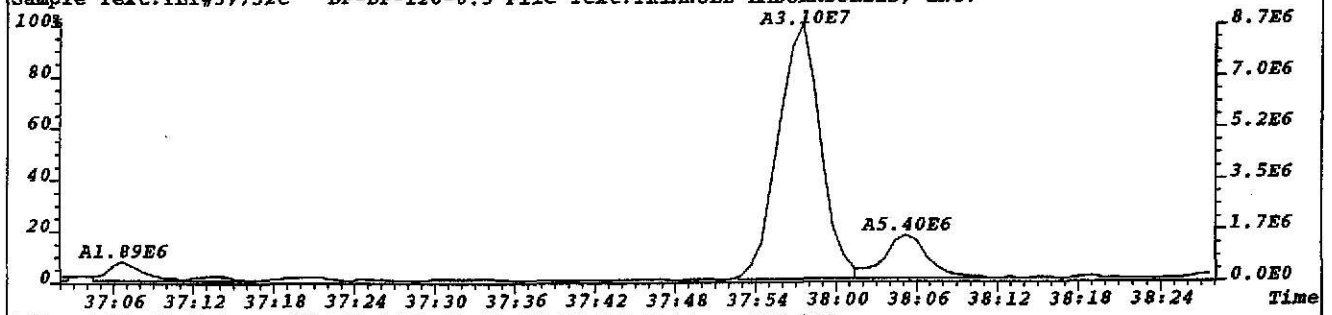

File:W1059 #1-674 Acq:13-JUL-2002 19:28:45 GC EI+ Voltage SIR 70S
437.8140 S:10 F:4 BSUB(256,30,-3.0) PKD(7,5,3,0.10%,96464.0,1.00%,F,T) Exp:NDB5US Noise:24116
Sample Text:TLI#57752C DF-DP-126-0.5 File Text:TRIANGLE LABORATORIES, INC.

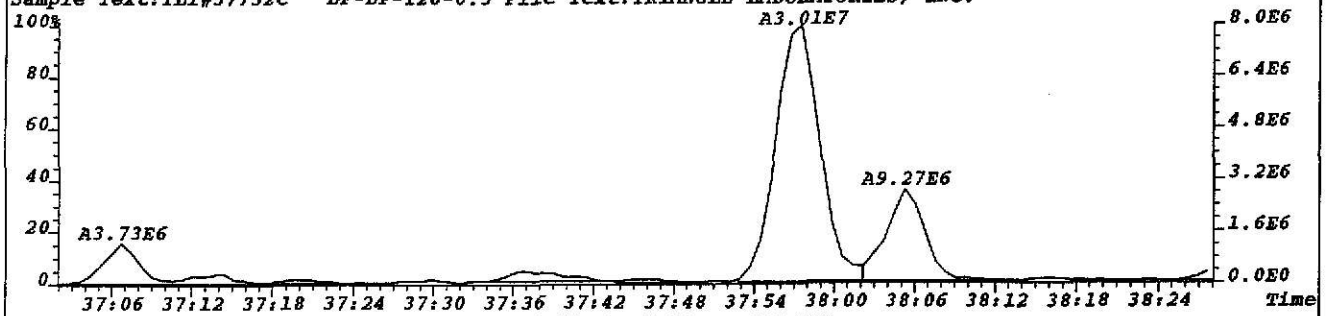

File:W1059 #1-674 Acq:13-JUL-2002 19:28:45 GC EI+ Voltage SIR 70S
430.9729 S:10 F:4 Exp:NDB5US
Sample Text:TLI#57752C DF-DP-126-0.5 File Text:TRIANGLE LABORATORIES, INC.

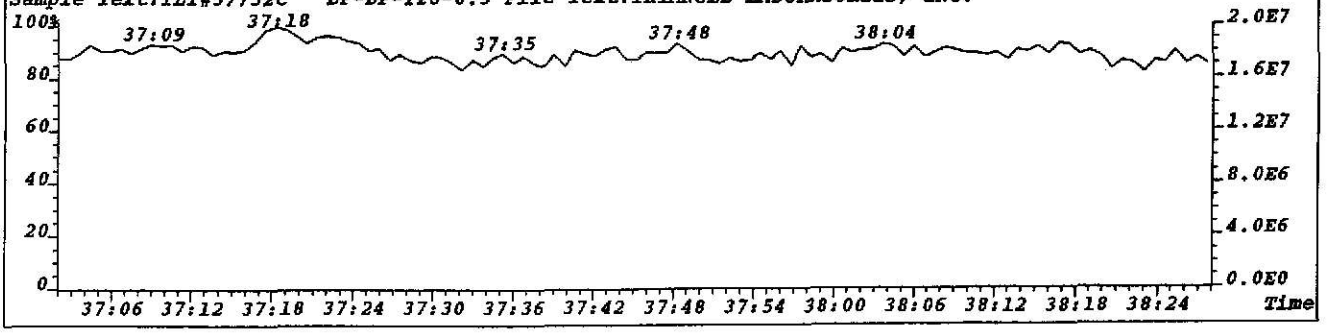

File:W1059 #1-674 Acq:13-JUL-2002 19:28:45 GC EI+ Voltage SIR 70S Noise:3903
441.7428 S:10 F:4 BSUB(256,30,-3.0) PKD(7,5,3,0.10%,15612.0,1.00%,F,T) Exp:NDB5US
Sample Text:TLI#57752C DF-DP-126-0.5 File Text:TRIANGLE LABORATORIES, INC.

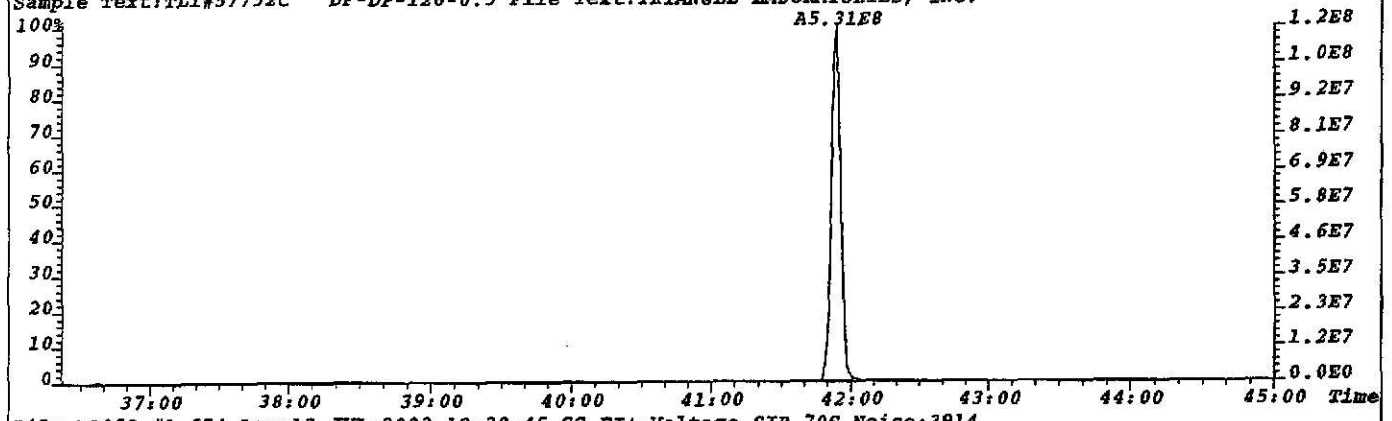

File:W1059 #1-674 Acq:13-JUL-2002 19:28:45 GC EI+ Voltage SIR 70S Noise:3914
443.7399 S:10 F:4 BSUB(256,30,-3.0) PKD(7,5,3,0.10%,15656.0,1.00%,F,T) Exp:NDB5US
Sample Text:TLI#57752C DF-DP-126-0.5 File Text:TRIANGLE LABORATORIES, INC.

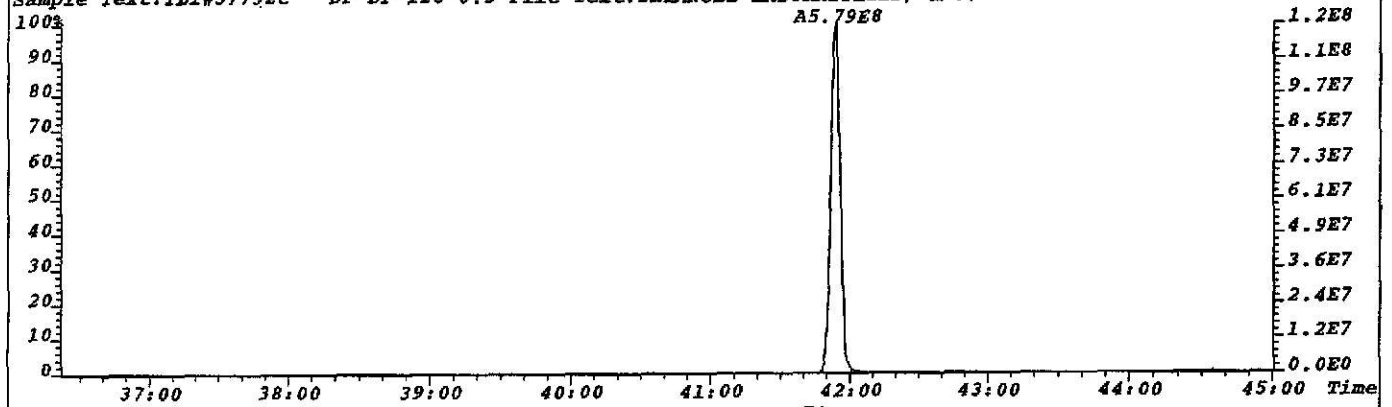

File:W1059 #1-674 Acq:13-JUL-2002 19:28:45 GC EI+ Voltage SIR 70S
430.9729 S:10 F:4 Exp:NDB5US
Sample Text:TLI#57752C DF-DP-126-0.5 File Text:TRIANGLE LABORATORIES, INC.

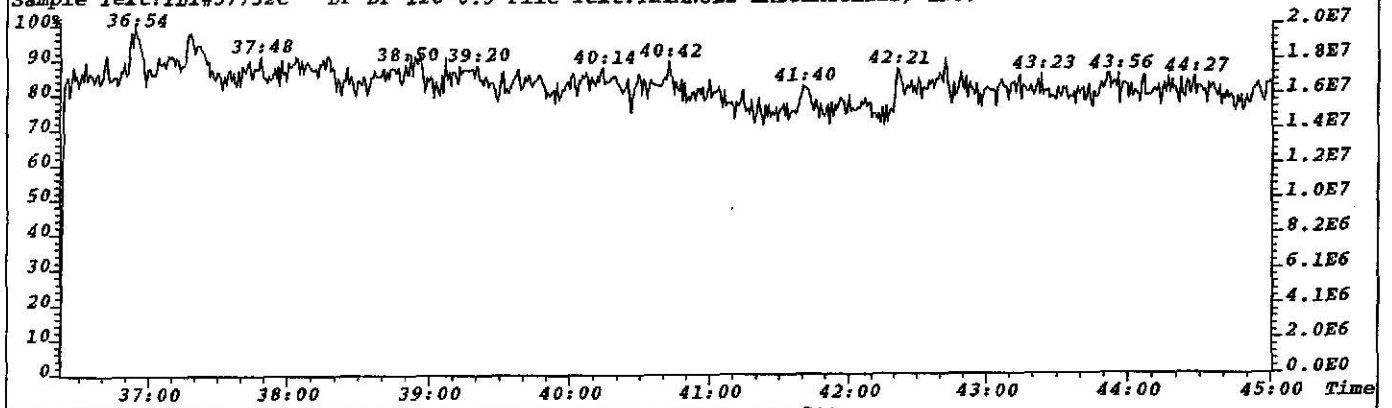

File:W1059 #1-674 Acq:13-JUL-2002 19:28:45 GC EI+ Voltage SIR 70S
513.6775 S:10 F:4 Exp:NDB5US
Sample Text:TLI#57752C DF-DP-126-0.5 File Text:TRIANGLE LABORATORIES, INC.

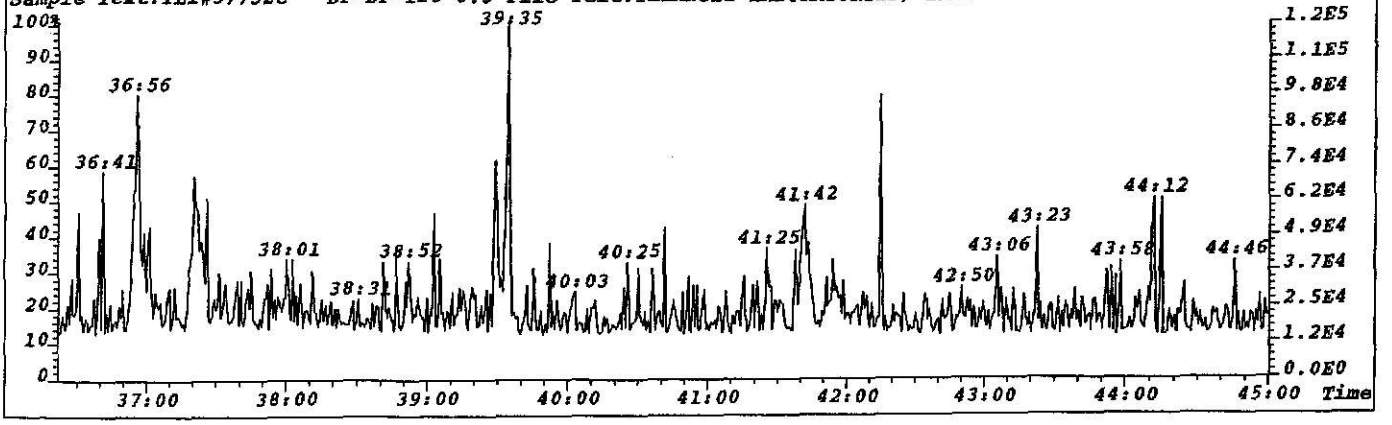

File:W1059 #1-674 Acq:13-JUL-2002 19:28:45 GC EI+ Voltage SIR 70S
457.7377 S:10 F:4 BSUB(256,30,-3.0) PKD(7,5,3,0.10%,10840.0,1.00%,F,T) Exp:NDB5US Noise:2710
Sample Text:TLI#57752C DF-DP-126-0.5 File Text:TRIANGLE LABORATORIES, INC.

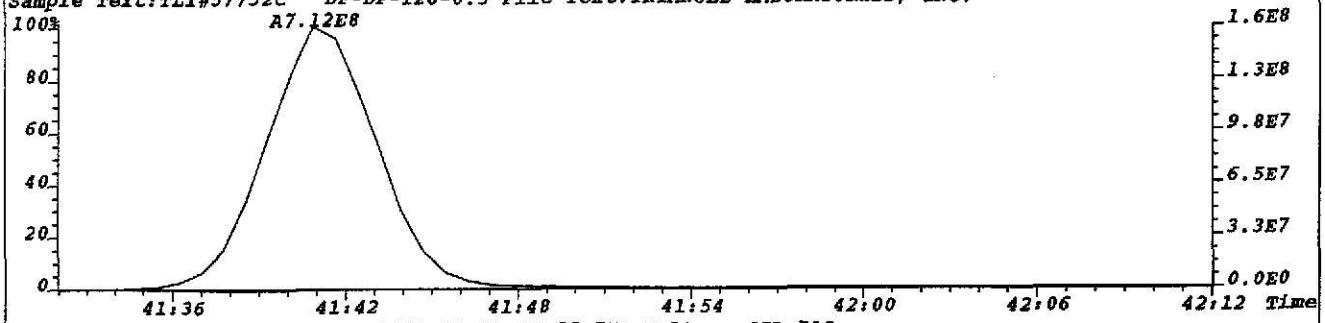

File:W1059 #1-674 Acq:13-JUL-2002 19:28:45 GC EI+ Voltage SIR 70S
459.7348 S:10 F:4 BSUB(256,30,-3.0) PKD(7,5,3,0.10%,10400.0,1.00%,F,T) Exp:NDB5US Noise:2600
Sample Text:TLI#57752C DF-DP-126-0.5 File Text:TRIANGLE LABORATORIES, INC.



File:W1059 #1-674 Acq:13-JUL-2002 19:28:45 GC EI+ Voltage SIR 70S
469.7779 S:10 F:4 BSUB(256,30,-3.0) PKD(7,5,3,0.10%,122140.0,1.00%,F,T) Exp:NDB5US Noise:30535
Sample Text:TLI#57752C DF-DP-126-0.5 File Text:TRIANGLE LABORATORIES, INC.



File:W1059 #1-674 Acq:13-JUL-2002 19:28:45 GC EI+ Voltage SIR 70S
471.7750 S:10 F:4 BSUB(256,30,-3.0) PKD(7,5,3,0.10%,66516.0,1.00%,F,T) Exp:NDB5US Noise:16629
Sample Text:TLI#57752C DF-DP-126-0.5 File Text:TRIANGLE LABORATORIES, INC.



File:W1059 #1-674 Acq:13-JUL-2002 19:28:45 GC EI+ Voltage SIR 70S
430.9729 S:10 F:4 Exp:NDB5US
Sample Text:TLI#57752C DF-DP-126-0.5 File Text:TRIANGLE LABORATORIES, INC.

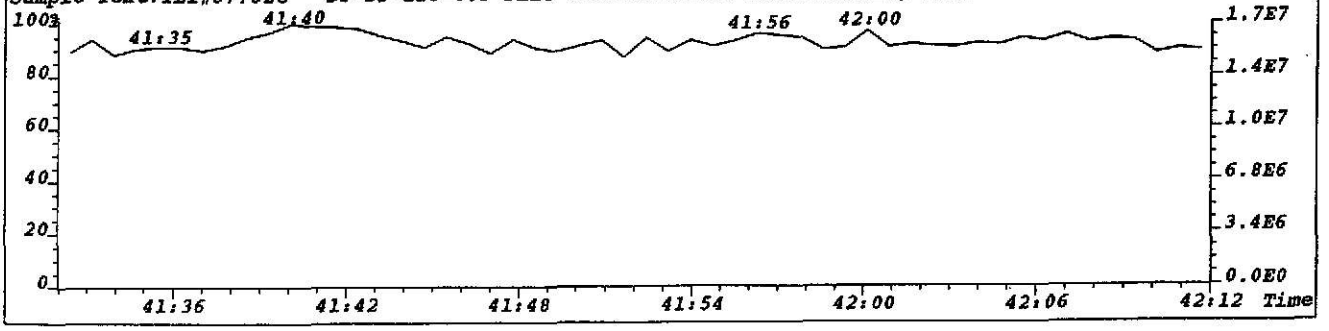

Peak Locate Examination:13-JUL-2002:12:14 File:W1059
Experiment:NDB5US Function:2 Reference:PFK

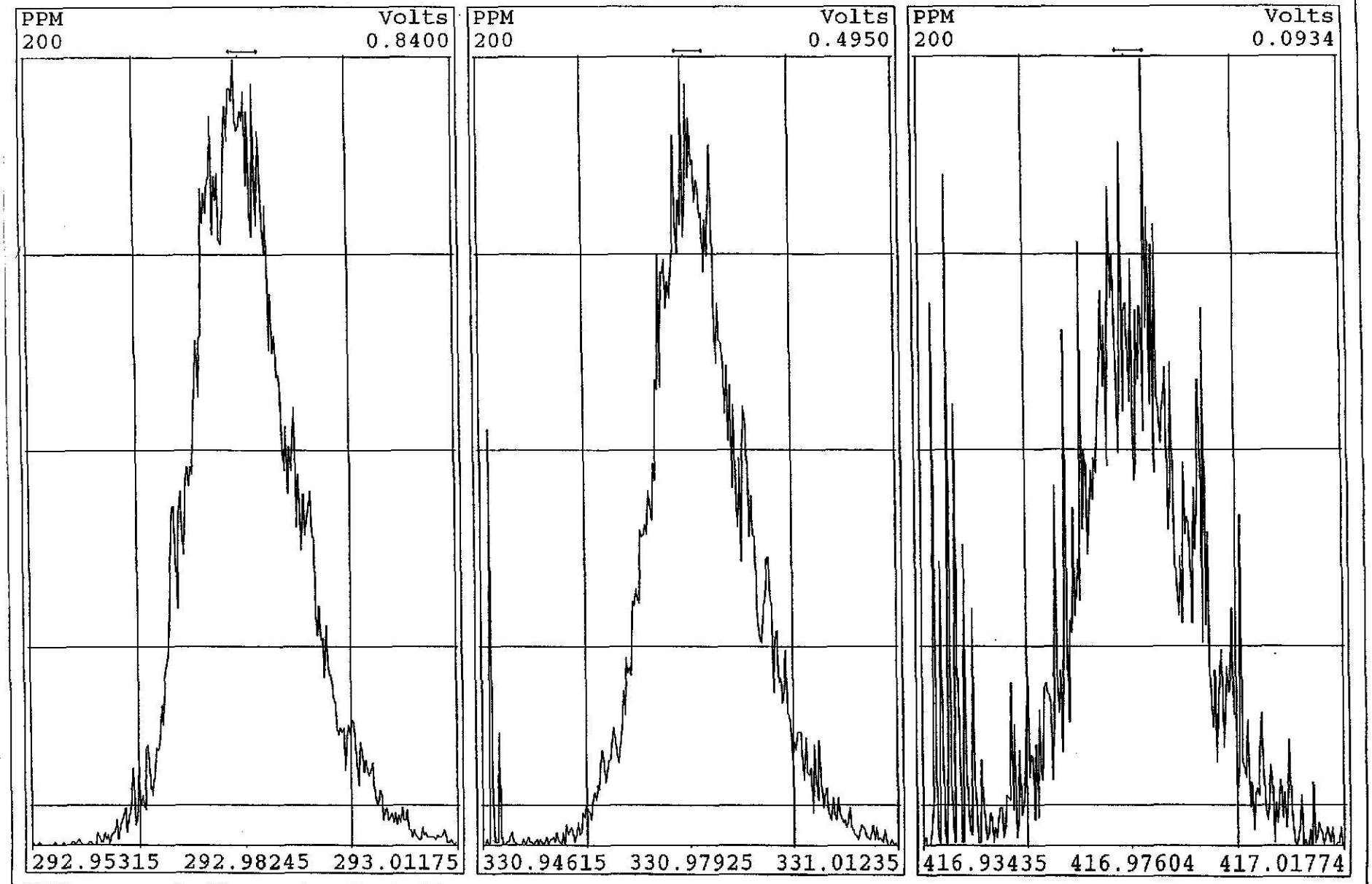

File:W1059 #1-797 Acq:13-JUL-2002 19:28:45 GC EI+ Voltage SIR 70S
319.8965 S:10 F:2 Exp:NDB5US
Sample Text:TLI#57752C DF-DP-126-0.5 File Text:TRIANGLE LABORATORIES, INC.

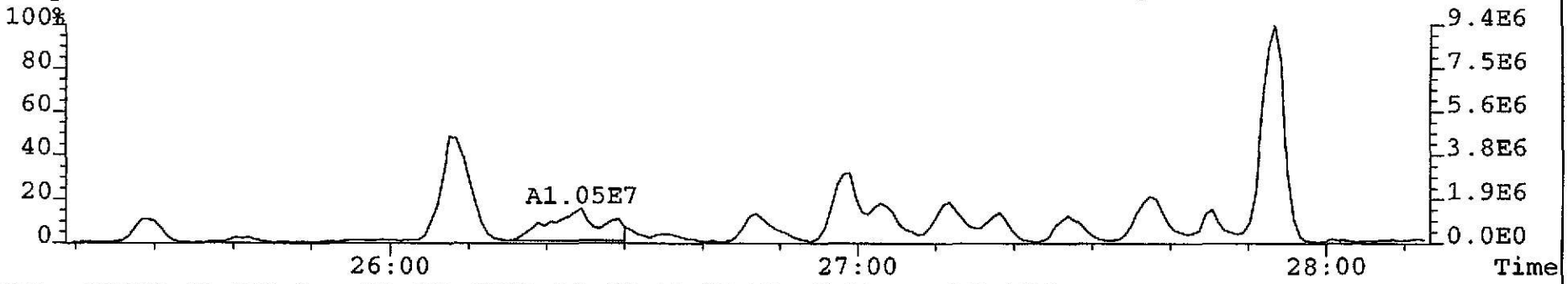

File:W1059 #1-797 Acq:13-JUL-2002 19:28:45 GC EI+ Voltage SIR 70S
321.8936 S:10 F:2 Exp:NDB5US
Sample Text:TLI#57752C DF-DP-126-0.5 File Text:TRIANGLE LABORATORIES, INC.

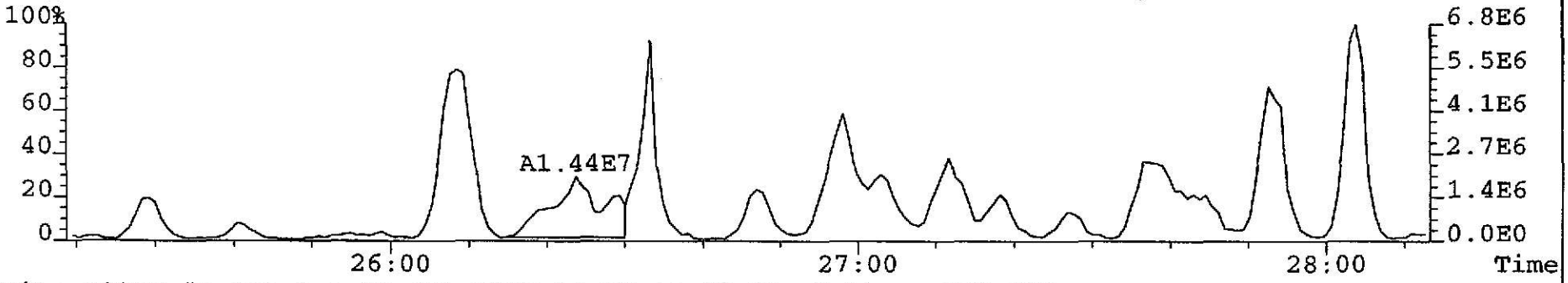

File:W1059 #1-797 Acq:13-JUL-2002 19:28:45 GC EI+ Voltage SIR 70S
333.9338 S:10 F:2 Exp:NDB5US
Sample Text:TLI#57752C DF-DP-126-0.5 File Text:TRIANGLE LABORATORIES, INC.

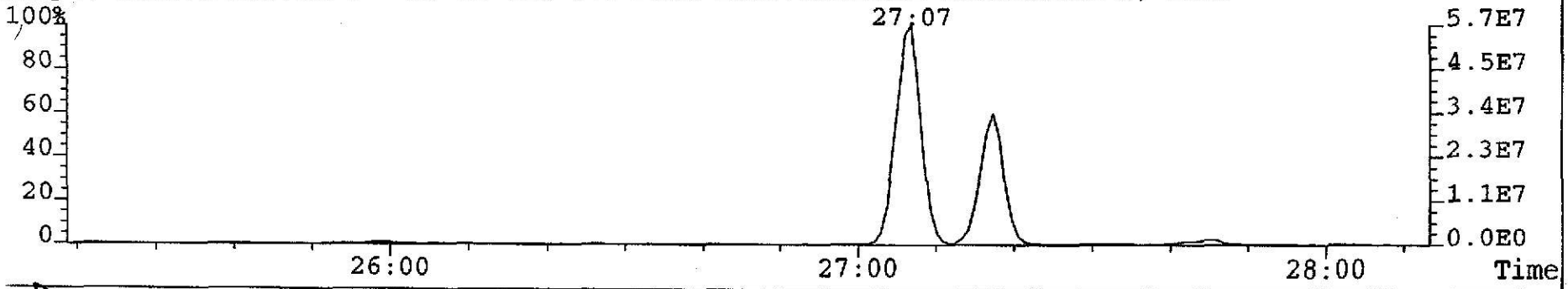

415

VSC 7/17/02

File:W1059 #1-797 Acq:13-JUL-2002 19:28:45 GC EI+ Voltage SIR 70S
327.8847 S:10 F:2 Exp:NDB5US
Sample Text:TLI#57752C DF-DP-126-0.5 File Text:TRIANGLE LABORATORIES, INC.

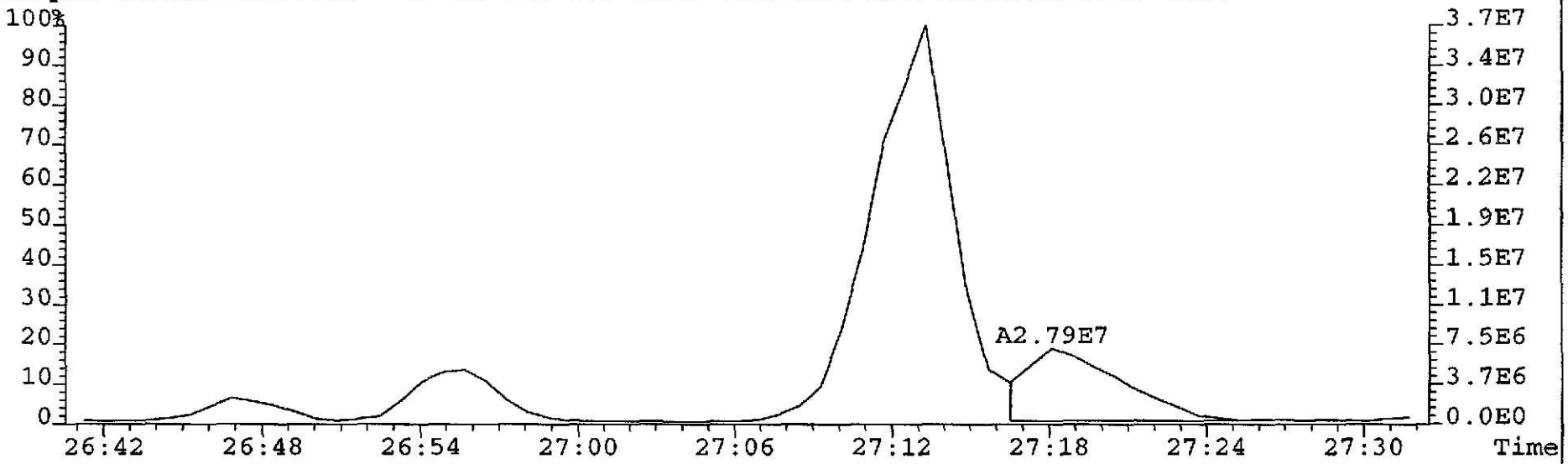

File:W1059 #1-797 Acq:13-JUL-2002 19:28:45 GC EI+ Voltage SIR 70S
333.9338 S:10 F:2 Exp:NDB5US
Sample Text:TLI#57752C DF-DP-126-0.5 File Text:TRIANGLE LABORATORIES, INC.

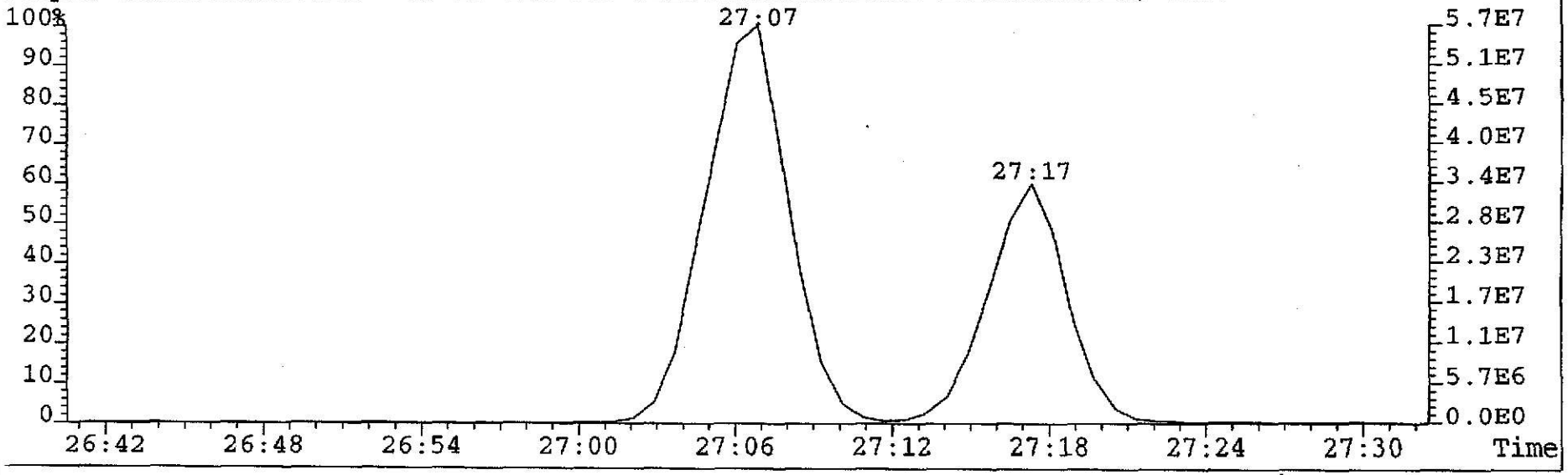

VBC 7/17/02

File:W1059 #1-797 Acq:13-JUL-2002 19:28:45 GC EI+ Voltage SIR 70S
339.8597 S:10 F:2 Exp:NDB5US
Sample Text:TLI#57752C DF-DP-126-0.5 File Text:TRIANGLE LABORATORIES, INC.

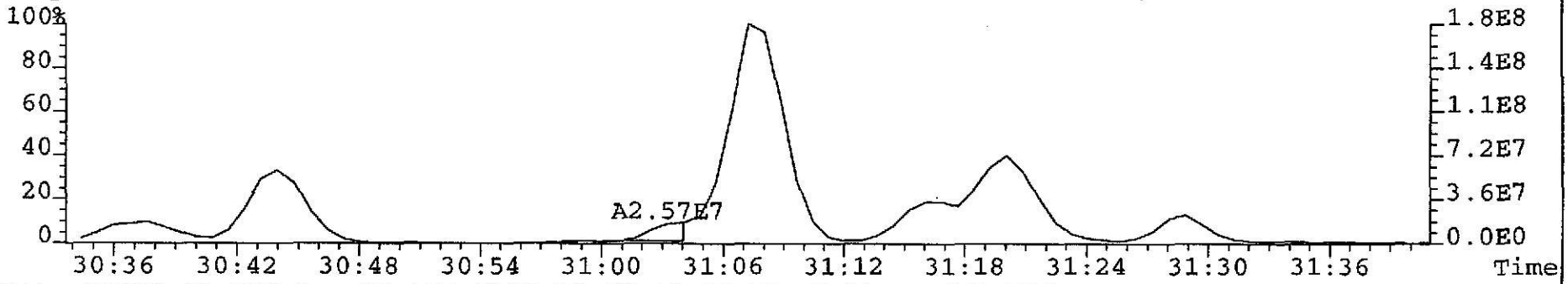

File:W1059 #1-797 Acq:13-JUL-2002 19:28:45 GC EI+ Voltage SIR 70S
341.8567 S:10 F:2 Exp:NDB5US
Sample Text:TLI#57752C DF-DP-126-0.5 File Text:TRIANGLE LABORATORIES, INC.

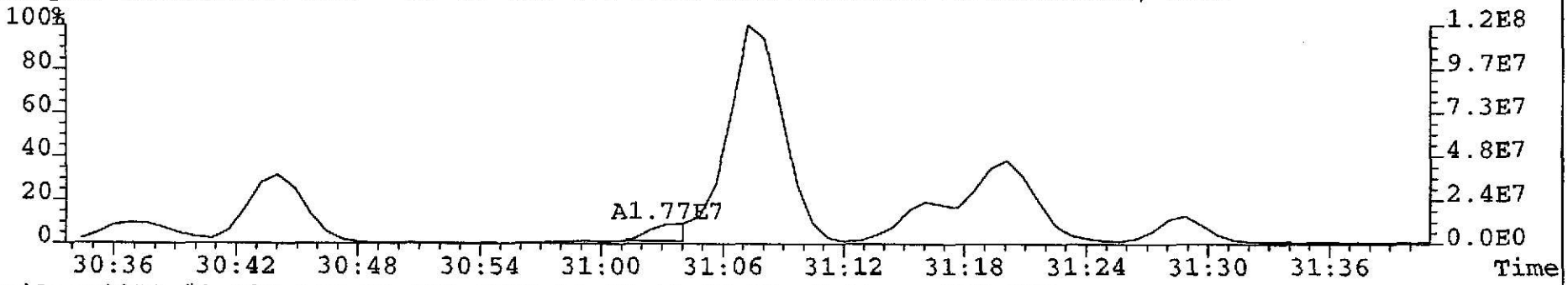

File:W1059 #1-797 Acq:13-JUL-2002 19:28:45 GC EI+ Voltage SIR 70S
353.8970 S:10 F:2 Exp:NDB5US
Sample Text:TLI#57752C DF-DP-126-0.5 File Text:TRIANGLE LABORATORIES, INC.

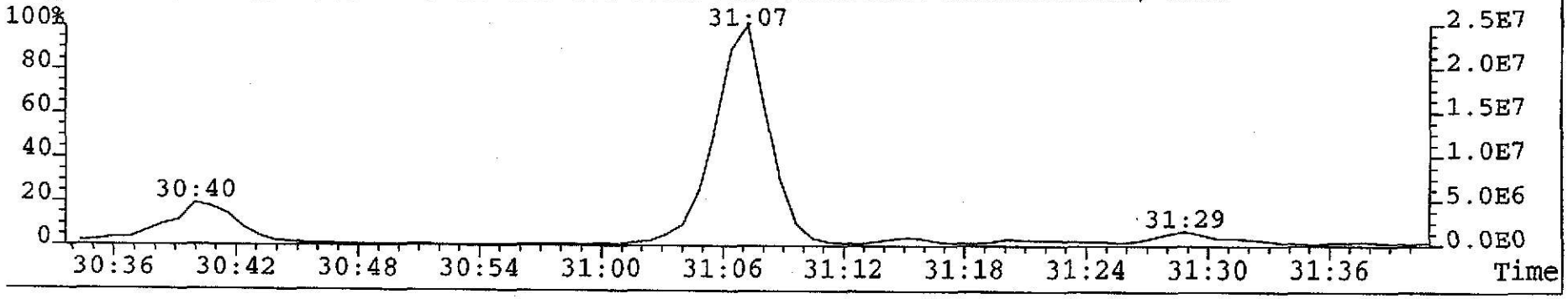

417

VBC 7/17/02

File:W1059 #1-797 Acq:13-JUL-2002 19:28:45 GC EI+ Voltage SIR 70S
339.8597 S:10 F:2 Exp:NDB5US
Sample Text:TLI#57752C DF-DP-126-0.5 File Text:TRIANGLE LABORATORIES, INC.

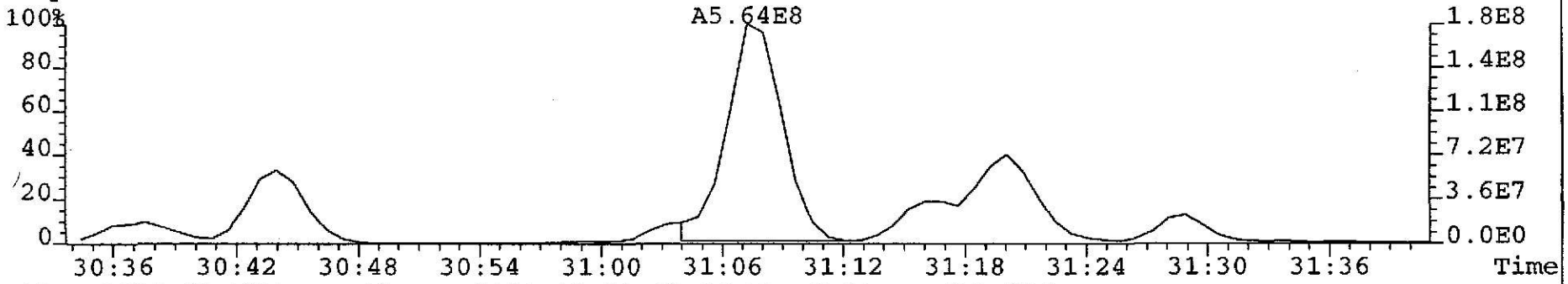

File:W1059 #1-797 Acq:13-JUL-2002 19:28:45 GC EI+ Voltage SIR 70S
341.8567 S:10 F:2 Exp:NDB5US
Sample Text:TLI#57752C DF-DP-126-0.5 File Text:TRIANGLE LABORATORIES, INC.

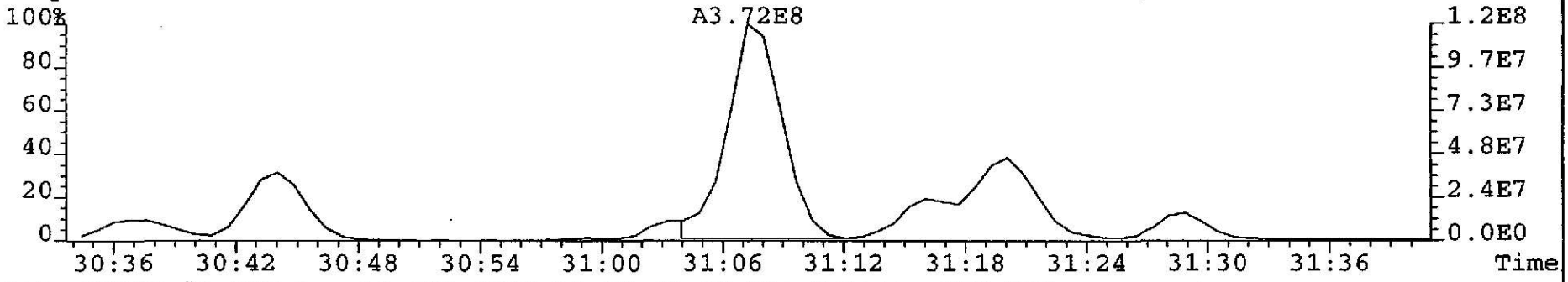

File:W1059 #1-797 Acq:13-JUL-2002 19:28:45 GC EI+ Voltage SIR 70S
353.8970 S:10 F:2 Exp:NDB5US
Sample Text:TLI#57752C DF-DP-126-0.5 File Text:TRIANGLE LABORATORIES, INC.

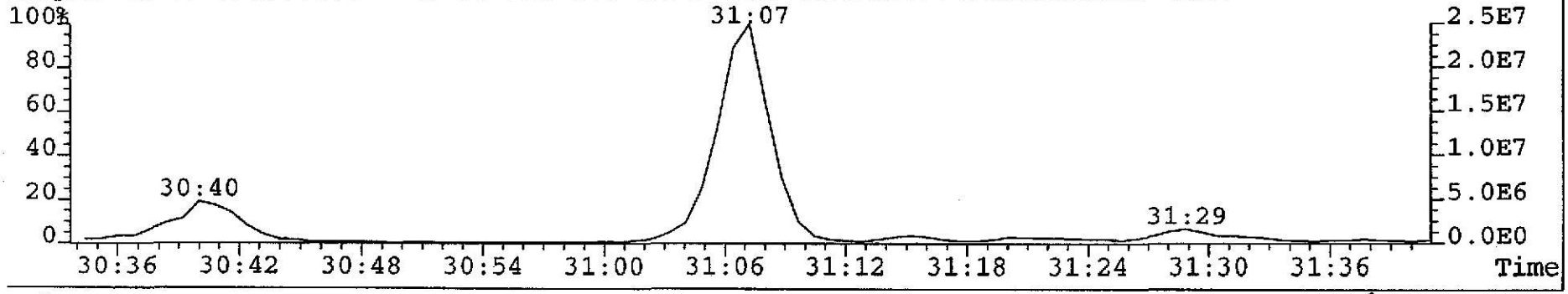

418

VBC 7/17/02

File:W1059 #1-797 Acq:13-JUL-2002 19:28:45 GC EI+ Voltage SIR 70S
339.8597 S:10 F:2 Exp:NDB5US
Sample Text:TLI#57752C DF-DP-126-0.5 File Text:TRIANGLE LABORATORIES, INC.

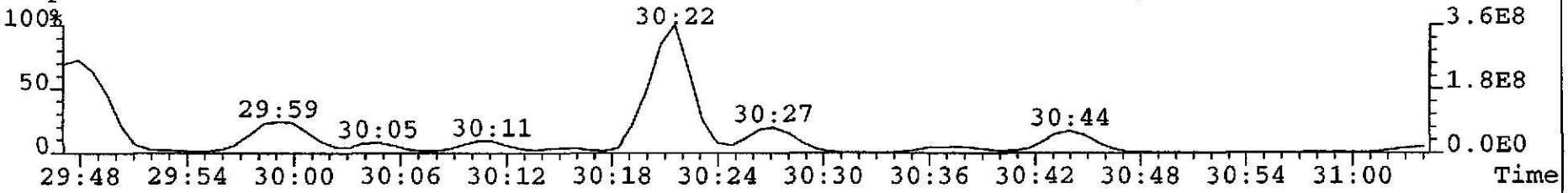

File:W1059 #1-797 Acq:13-JUL-2002 19:28:45 GC EI+ Voltage SIR 70S
341.8567 S:10 F:2 Exp:NDB5US
Sample Text:TLI#57752C DF-DP-126-0.5 File Text:TRIANGLE LABORATORIES, INC.

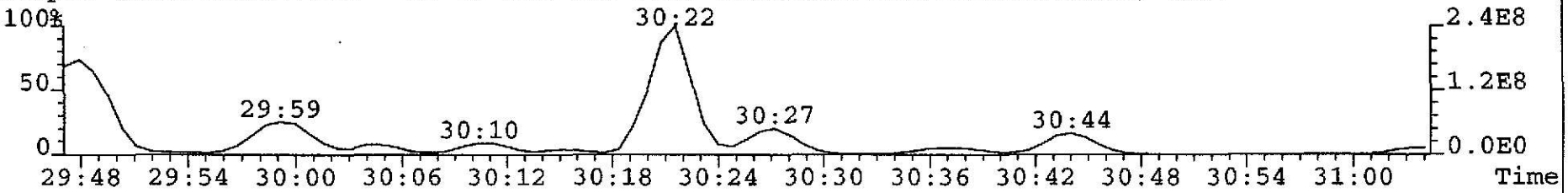

File:W1059 #1-797 Acq:13-JUL-2002 19:28:45 GC EI+ Voltage SIR 70S
351.9000 S:10 F:2 Exp:NDB5US
Sample Text:TLI#57752C DF-DP-126-0.5 File Text:TRIANGLE LABORATORIES, INC.

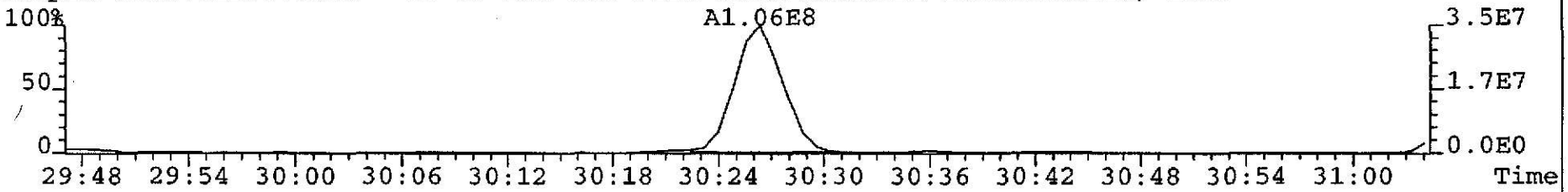

File:W1059 #1-797 Acq:13-JUL-2002 19:28:45 GC EI+ Voltage SIR 70S
353.8970 S:10 F:2 Exp:NDB5US
Sample Text:TLI#57752C DF-DP-126-0.5 File Text:TRIANGLE LABORATORIES, INC.

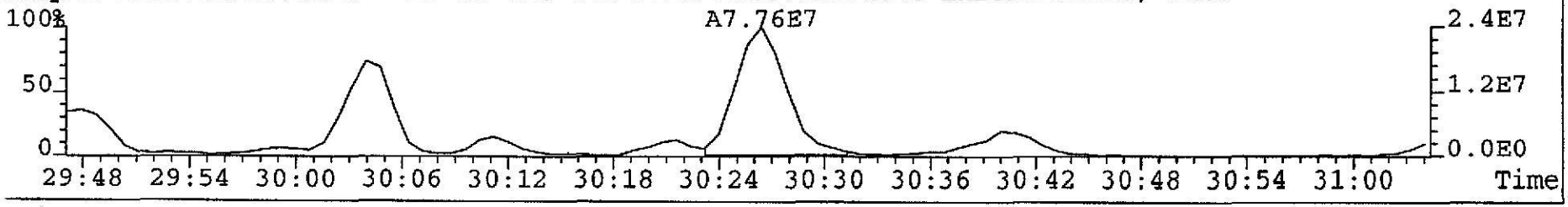

VB(7/17/02

File:W1059 #1-797 Acq:13-JUL-2002 19:28:45 GC EI+ Voltage SIR 70S
355.8546 S:10 F:2 Exp:NDB5US
Sample Text:TLI#57752C DF-DP-126-0.5 File Text:TRIANGLE LABORATORIES, INC.

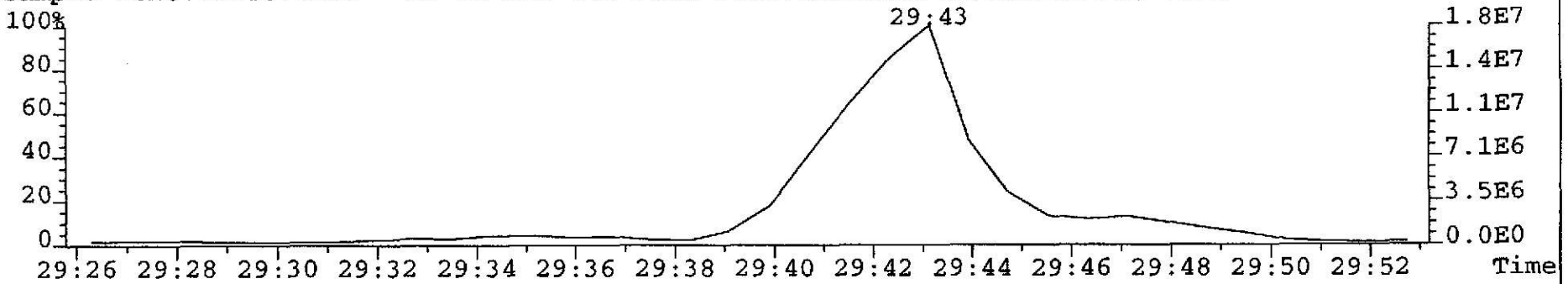

File:W1059 #1-797 Acq:13-JUL-2002 19:28:45 GC EI+ Voltage SIR 70S
357.8516 S:10 F:2 Exp:NDB5US
Sample Text:TLI#57752C DF-DP-126-0.5 File Text:TRIANGLE LABORATORIES, INC.

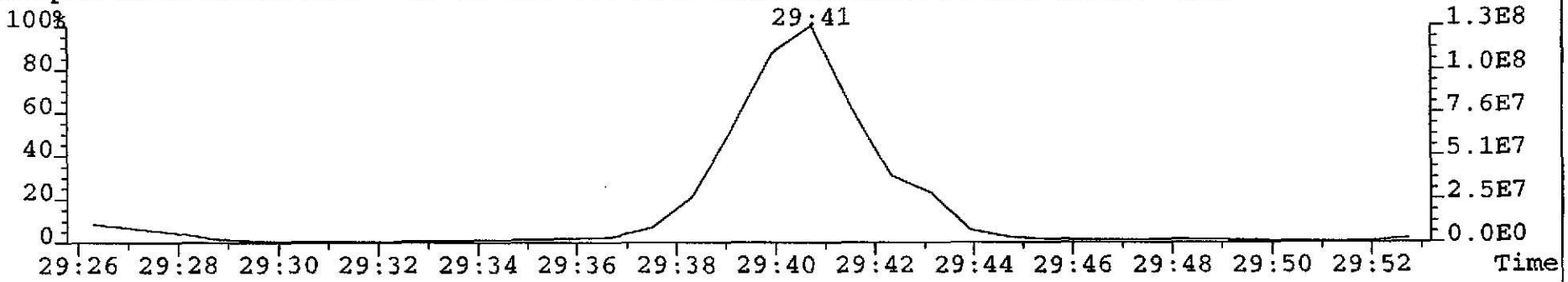

File:W1059 #1-797 Acq:13-JUL-2002 19:28:45 GC EI+ Voltage SIR 70S
369.8919 S:10 F:2 Exp:NDB5US
Sample Text:TLI#57752C DF-DP-126-0.5 File Text:TRIANGLE LABORATORIES, INC.

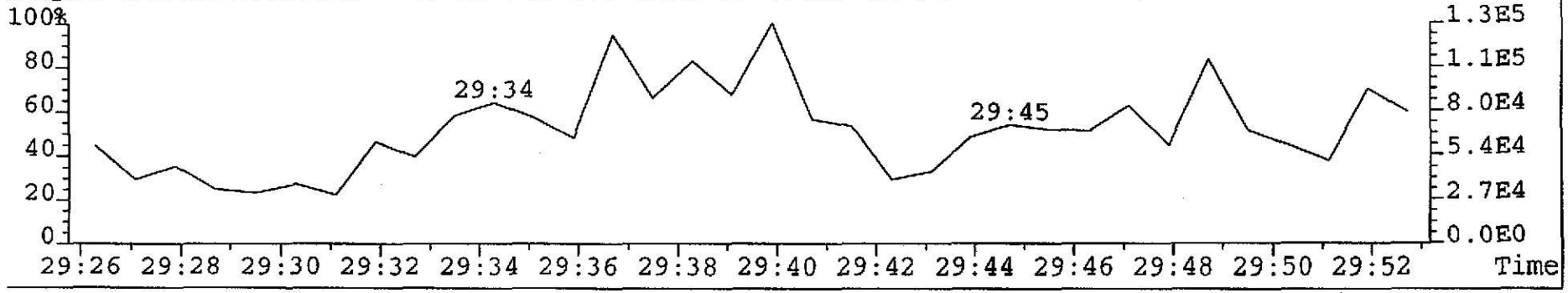

420

VSC 7/17/02

File:W1059 #1-797 Acq:13-JUL-2002 19:28:45 GC EI+ Voltage SIR 70S
355.8546 S:10 F:2 Exp:NDB5US
Sample Text:TLI#57752C DF-DP-126-0.5 File Text:TRIANGLE LABORATORIES, INC.

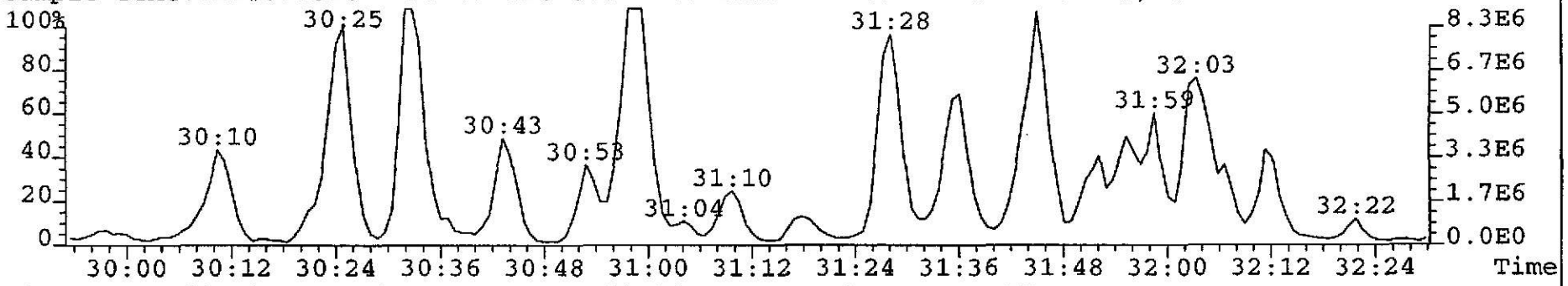

File:W1059 #1-797 Acq:13-JUL-2002 19:28:45 GC EI+ Voltage SIR 70S
357.8516 S:10 F:2 Exp:NDB5US
Sample Text:TLI#57752C DF-DP-126-0.5 File Text:TRIANGLE LABORATORIES, INC.

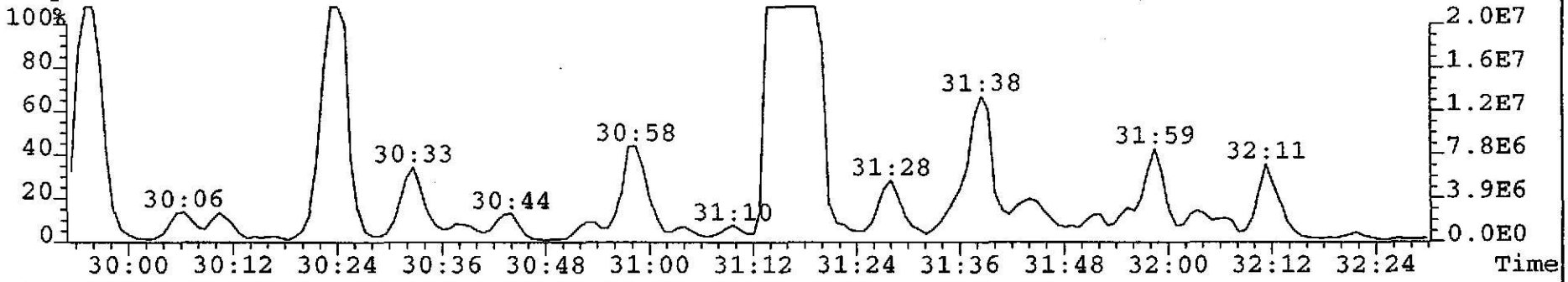

File:W1059 #1-797 Acq:13-JUL-2002 19:28:45 GC EI+ Voltage SIR 70S
367.8949 S:10 F:2 Exp:NDB5US
Sample Text:TLI#57752C DF-DP-126-0.5 File Text:TRIANGLE LABORATORIES, INC.

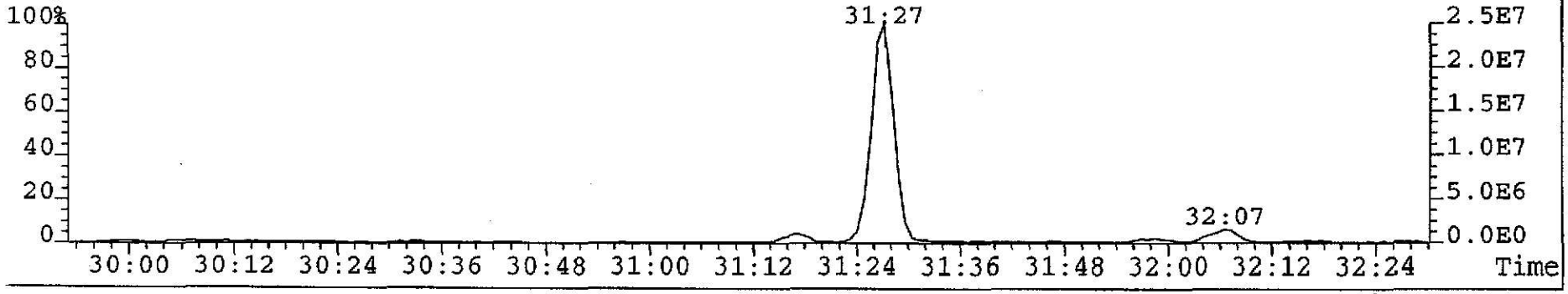

VSC 7/17/02

File:W1059 #1-423 Acq:13-JUL-2002 19:28:45 GC EI+ Voltage SIR 70S
373.8208 S:10 F:3 Exp:NDB5US
Sample Text:TLI#57752C DF-DP-126-0.5 File Text:TRIANGLE LABORATORIES, INC.

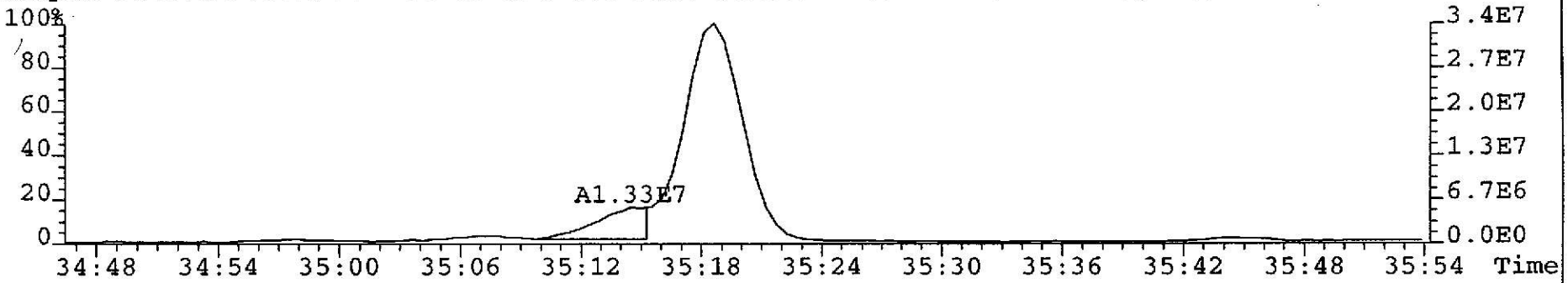

File:W1059 #1-423 Acq:13-JUL-2002 19:28:45 GC EI+ Voltage SIR 70S
375.8178 S:10 F:3 Exp:NDB5US
Sample Text:TLI#57752C DF-DP-126-0.5 File Text:TRIANGLE LABORATORIES, INC.

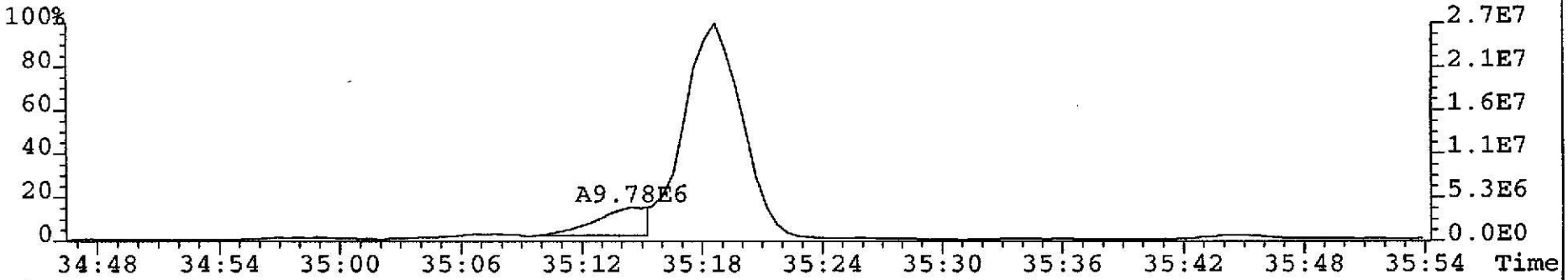

File:W1059 #1-423 Acq:13-JUL-2002 19:28:45 GC EI+ Voltage SIR 70S
385.8610 S:10 F:3 Exp:NDB5US
Sample Text:TLI#57752C DF-DP-126-0.5 File Text:TRIANGLE LABORATORIES, INC.

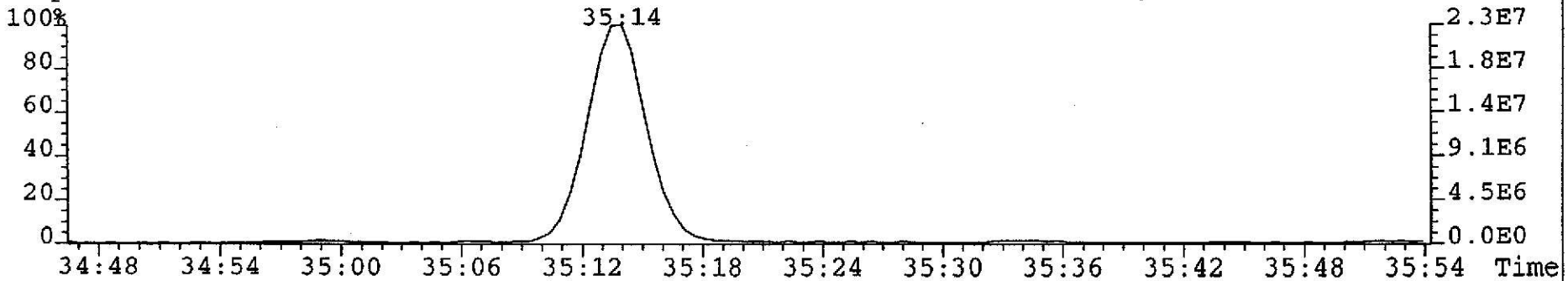

422

VBC 7/17/02

File:W1059 #1-423 Acq:13-JUL-2002 19:28:45 GC EI+ Voltage SIR 70S
373.8208 S:10 F:3 Exp:NDB5US
Sample Text:TLI#57752C DF-DP-126-0.5 File Text:TRIANGLE LABORATORIES, INC.

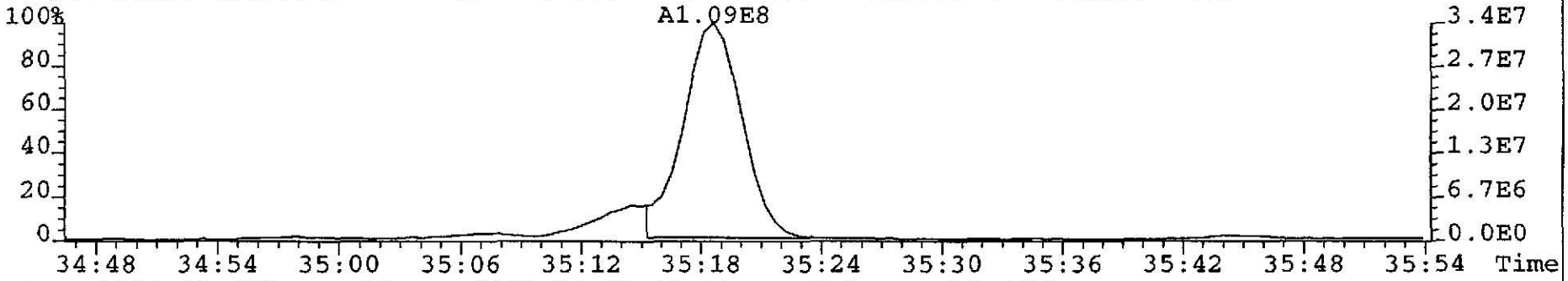

File:W1059 #1-423 Acq:13-JUL-2002 19:28:45 GC EI+ Voltage SIR 70S
375.8178 S:10 F:3 Exp:NDB5US
Sample Text:TLI#57752C DF-DP-126-0.5 File Text:TRIANGLE LABORATORIES, INC.

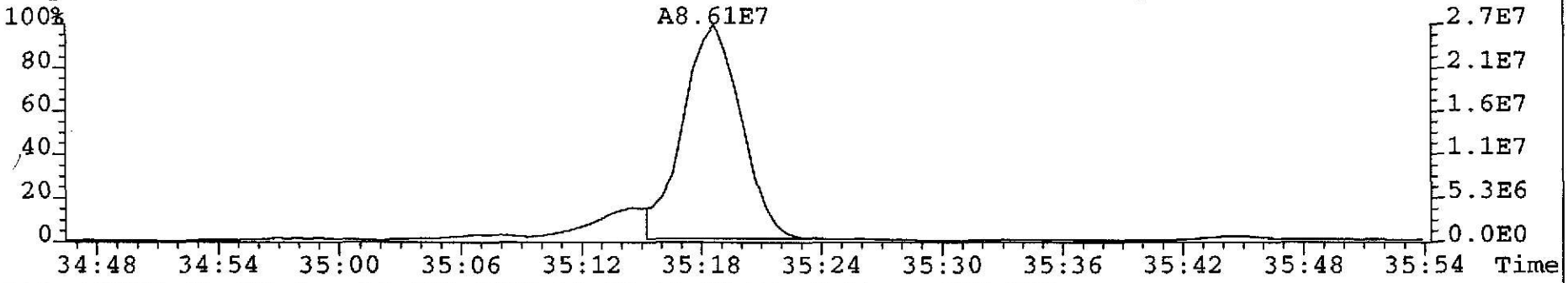

File:W1059 #1-423 Acq:13-JUL-2002 19:28:45 GC EI+ Voltage SIR 70S
385.8610 S:10 F:3 Exp:NDB5US
Sample Text:TLI#57752C DF-DP-126-0.5 File Text:TRIANGLE LABORATORIES, INC.

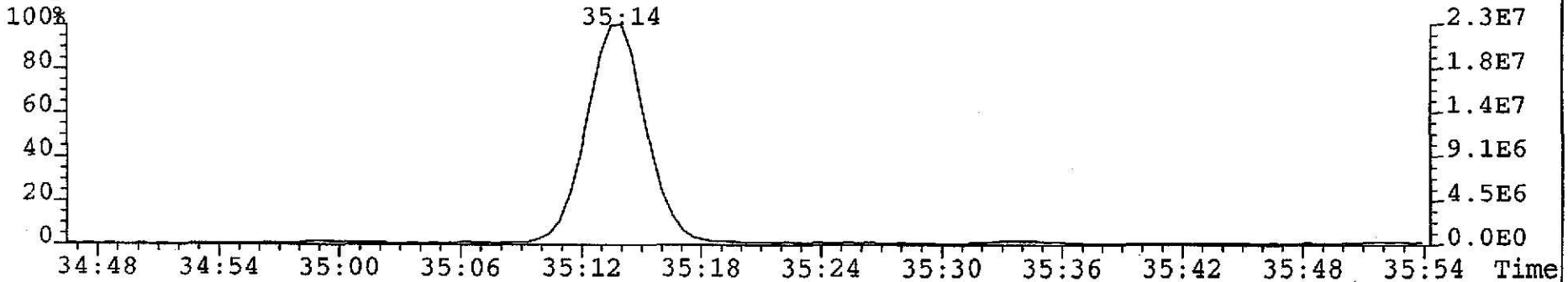

423

VC 7/17/02

File:W1059 #1-423 Acq:13-JUL-2002 19:28:45 GC EI+ Voltage SIR 70S
389.8156 S:10 F:3 Exp:NDB5US
Sample Text:TLI#57752C DF-DP-126-0.5 File Text:TRIANGLE LABORATORIES, INC.

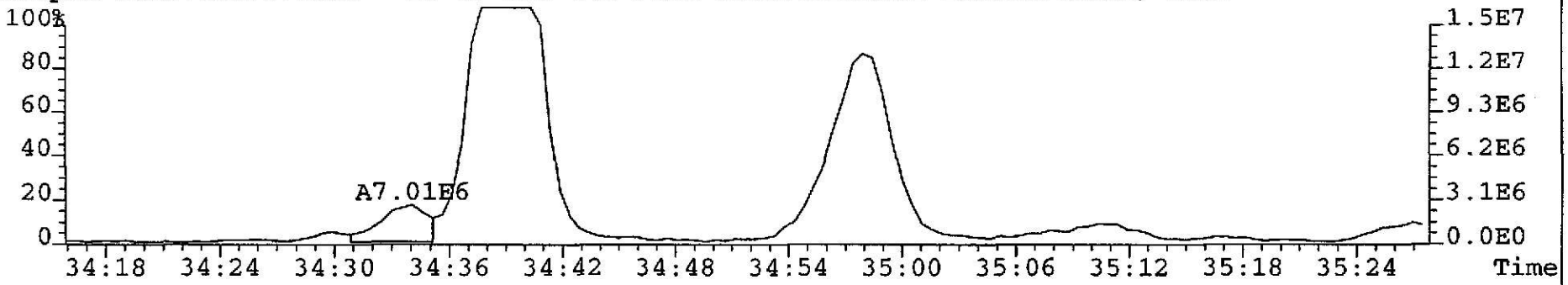

File:W1059 #1-423 Acq:13-JUL-2002 19:28:45 GC EI+ Voltage SIR 70S
391.8127 S:10 F:3 Exp:NDB5US
Sample Text:TLI#57752C DF-DP-126-0.5 File Text:TRIANGLE LABORATORIES, INC.

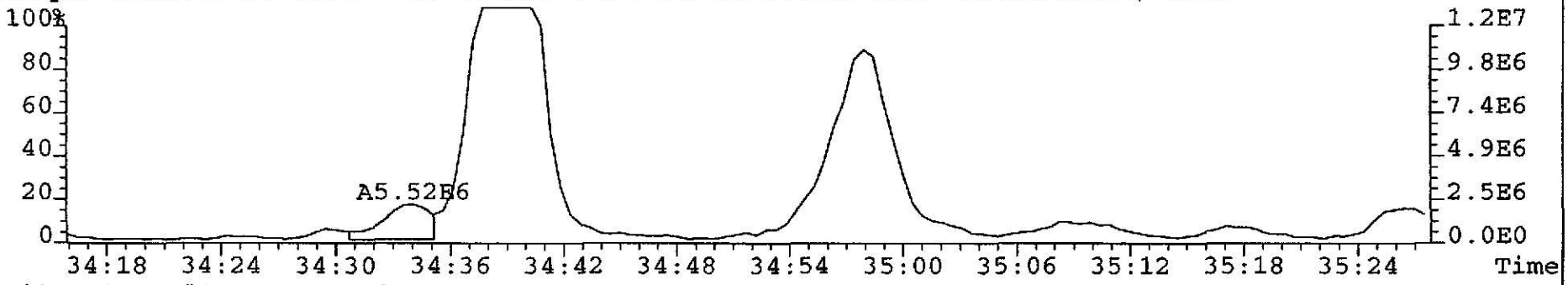

File:W1059 #1-423 Acq:13-JUL-2002 19:28:45 GC EI+ Voltage SIR 70S
401.8558 S:10 F:3 Exp:NDB5US
Sample Text:TLI#57752C DF-DP-126-0.5 File Text:TRIANGLE LABORATORIES, INC.

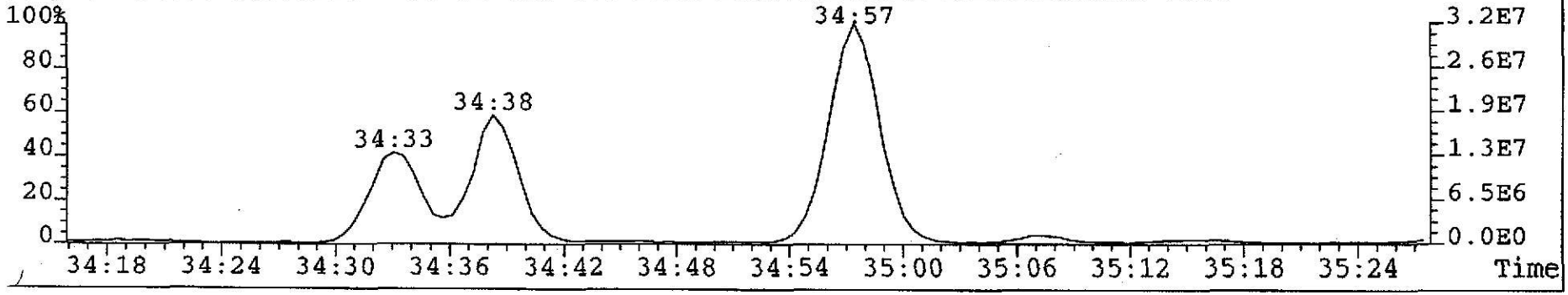

424

VSC 7/17/02

File:W1059 #1-423 Acq:13-JUL-2002 19:28:45 GC EI+ Voltage SIR 70S
389.8156 S:10 F:3 Exp:NDB5US
Sample Text:TLI#57752C DF-DP-126-0.5 File Text:TRIANGLE LABORATORIES, INC.

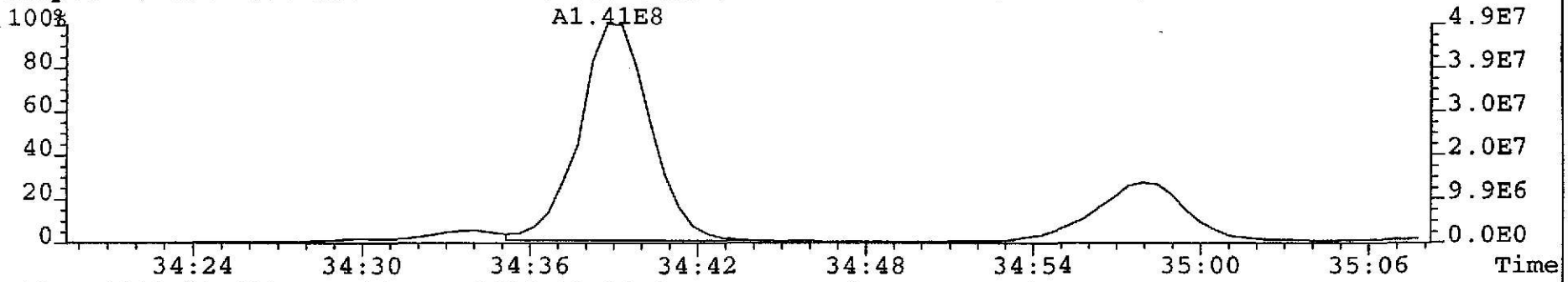

File:W1059 #1-423 Acq:13-JUL-2002 19:28:45 GC EI+ Voltage SIR 70S
391.8127 S:10 F:3 Exp:NDB5US
Sample Text:TLI#57752C DF-DP-126-0.5 File Text:TRIANGLE LABORATORIES, INC.

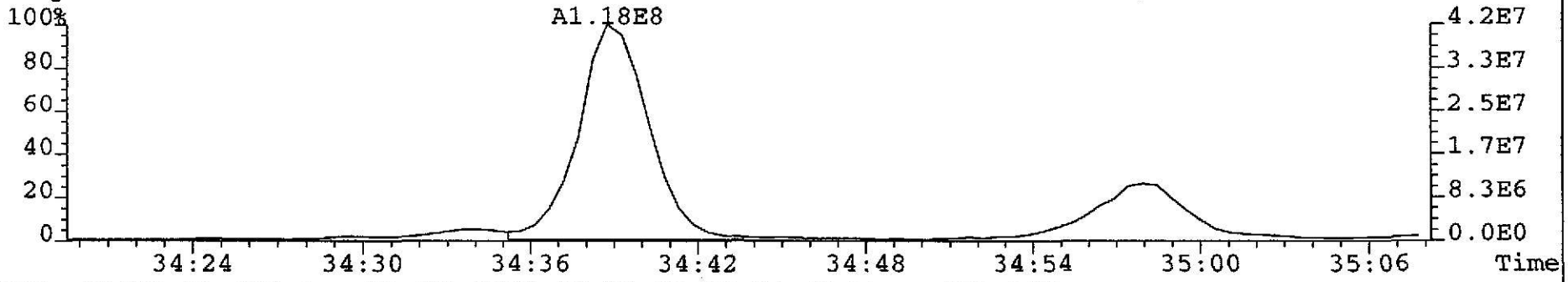

File:W1059 #1-423 Acq:13-JUL-2002 19:28:45 GC EI+ Voltage SIR 70S
401.8558 S:10 F:3 Exp:NDB5US
Sample Text:TLI#57752C DF-DP-126-0.5 File Text:TRIANGLE LABORATORIES, INC.

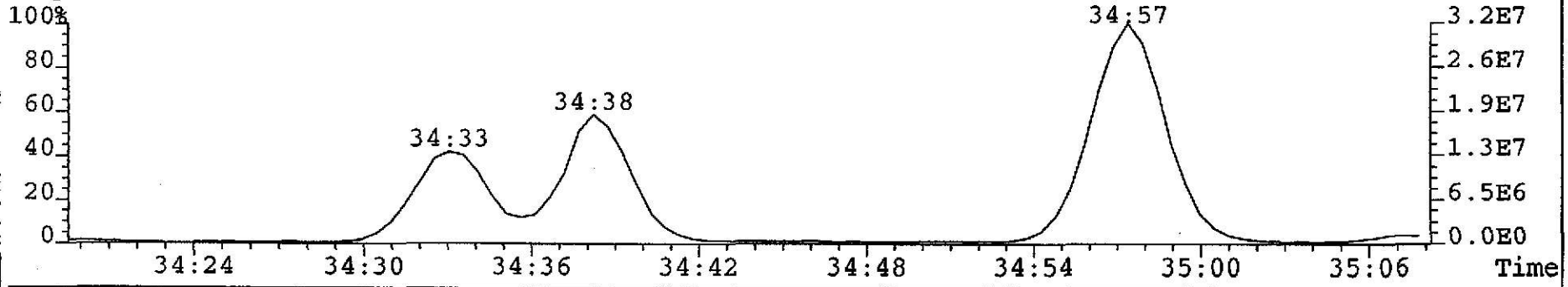

425

VC 7/17/02

File:W1059 #1-674 Acq:13-JUL-2002 19:28:45 GC EI+ Voltage SIR 70S
407.7818 S:10 F:4 Exp:NDB5US
Sample Text:TLI#57752C DF-DP-126-0.5 File Text:TRIANGLE LABORATORIES, INC.

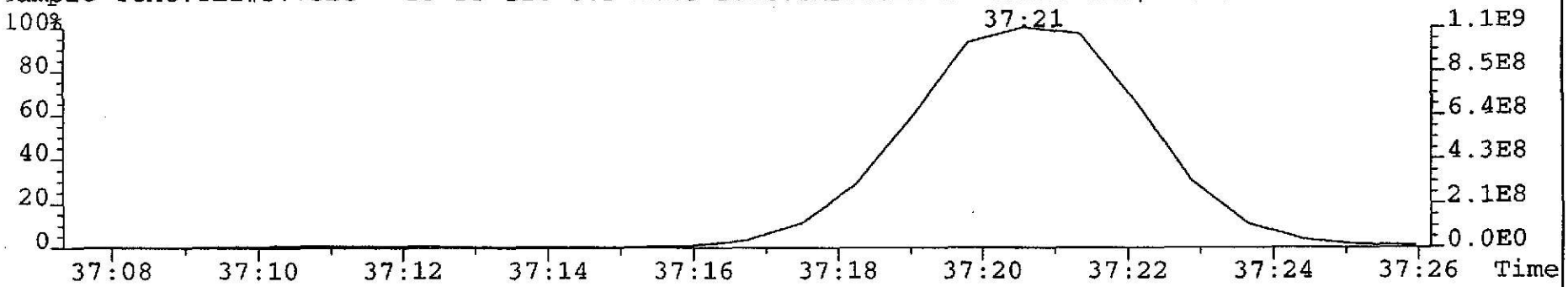

File:W1059 #1-674 Acq:13-JUL-2002 19:28:45 GC EI+ Voltage SIR 70S
409.7789 S:10 F:4 Exp:NDB5US
Sample Text:TLI#57752C DF-DP-126-0.5 File Text:TRIANGLE LABORATORIES, INC.

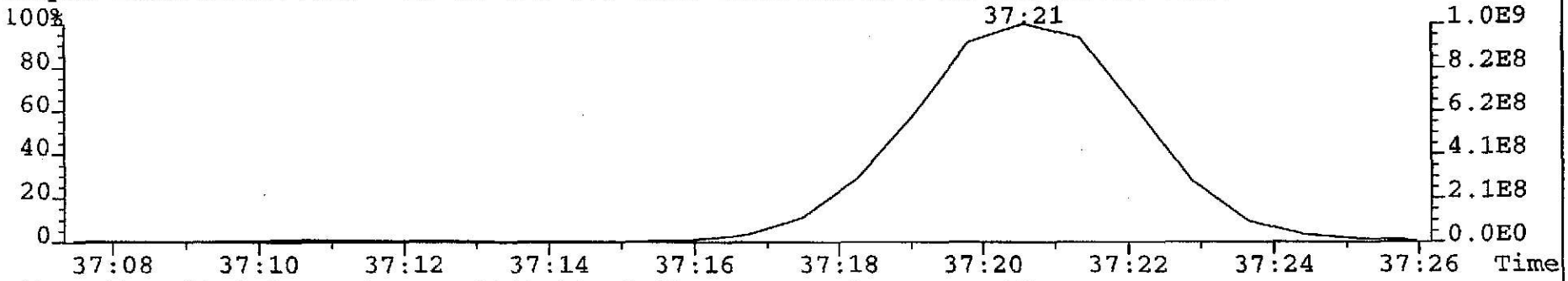

File:W1059 #1-674 Acq:13-JUL-2002 19:28:45 GC EI+ Voltage SIR 70S
419.8220 S:10 F:4 Exp:NDB5US
Sample Text:TLI#57752C DF-DP-126-0.5 File Text:TRIANGLE LABORATORIES, INC.

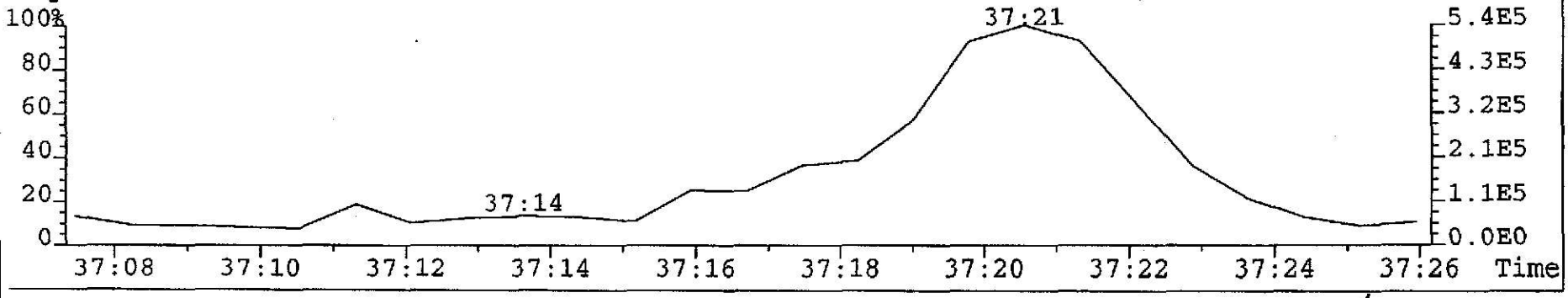

426

VS( )1/7/02

Martin & Slagle

TLI Project: **57752C** 1613, Revision B, Tetra Only PCDD/PCDF Analysis (c)
Client Sample: **DF-DP-126-0.5** Analysis File: **P022491**

Client Project:	**Mississippi Project**				
Sample Matrix:	**SOLID**	Date Received:	**06/28/2002**	Spike File:	**SPCONB22**
TLI ID:	**329-38-28**	Date Extracted:	**07/05/2002**	ICal:	**PF56152**
		Date Analyzed:	**07/15/2002**	ConCal:	**P022482**
Sample Size:	**13.500 g**	Dilution Factor:	**n/a**	% Moisture:	**15.1**
Dry Weight:	**11.462 g**	Blank File:	**W105902**	% Lipid:	**n/a**
GC Column:	**DB-225**	Analyst:	**JMM**	% Solids:	**84.9**

Analytes	Conc. (pg/g)	DL	Ratio	RT	RRT	Flags
2,3,7,8-TCDF	902		0.74	21:39	1.001	E__

Internal Standard	Conc. (pg/g)	% Recovery	QC Limits	Ratio	RT	RRT	Flags
$^{13}C_{12}$-2,3,7,8-TCDF	87.8	50.3	29%-140%	0.76	21:38	1.048	___

Recovery Standard	Ratio	RT	Flags
$^{13}C_{12}$-1,2,3,4-TCDD	0.82	20:38	___

Data Reviewer: VJL 07/17/2002

CONB_PSR v1.00, LARS 6.25.05

Triangle Laboratories, Inc.®
2445 S. Alston Ave. • Durham, North Carolina 27713
Phone: (919) 544-5729 • Fax: (919) 544-5491

Printed: 01:20 07/17/2002

Initial ....Date...

Data Review By: 7/17/02

Channel specific noise levels computed from 'NL' heights.

Page No. 1 Listing of P022491B.dbf
07/17/2002 Matched GC Peaks / Ratio / Ret. Time

Compound/ M_Z....	QC.Log	Omit	Why	..RT.	OK	Ratio	Total.Area/Ht	Area/Ht.Peak1	Area/Ht.Peak2	Rel.RT	Compound.Name..	ID..	Flags.
TCDF						0.65-0.89				0.788-1.102			
304-306	DC	NL				Height	0.30	0.14	0.16				
				17:35	RO	0.63	3.71	1.44	2.27	0.813			
				17:54		0.80	11.01	4.91	6.10	0.827			
				17:59		0.73	40.44	17.02	23.42	0.831			
				18:06		0.74	491.09	208.47	282.62	0.837			
				18:14		0.70	210.55	86.64	123.91	0.843			
				18:20		0.75	275.47	117.70	157.77	0.847			
				18:29		0.74	335.44	142.80	192.64	0.854			
				18:39		0.78	58.57	25.67	32.90	0.862			
				18:58		0.69	218.59	89.56	129.03	0.877			
				19:04	RO	0.91	100.39	47.92	52.47	0.881			
				19:15		0.70	259.52	106.52	153.00	0.890			
				19:19		0.71	89.37	37.22	52.15	0.893			
				19:25		0.73	1,124.75	474.31	650.44	0.898			E
				19:34		0.85	163.97	75.31	88.66	0.904			
				19:38		0.71	571.92	238.07	333.85	0.908			
				19:54		0.72	375.44	157.56	217.88	0.920			
				20:05		0.74	661.55	282.20	379.35	0.928			
				20:20		0.74	1,414.10	599.74	814.36	0.940			E
				20:35		0.73	537.48	227.25	310.23	0.951			
				20:42		0.73	415.78	175.00	240.78	0.957			
				20:47		0.72	394.86	165.49	229.37	0.961			
				20:57		0.76	62.40	27.00	35.40	0.968			
				21:09		0.77	116.02	50.34	65.68	0.978			
				21:26		0.75	267.52	114.39	153.13	0.991			
				21:32		0.83	237.97	108.10	129.87	0.995			
				21:39		0.74	2,827.90	1,202.78	1,625.12	1.001	2378-TCDF	AN	E
				21:52		0.73	735.37	310.85	424.52	1.011			
				22:05		0.72	353.72	148.31	205.41	1.021			
				22:16		0.74	1,897.46	808.76	1,088.70	1.029			E
				22:21		0.73	3,148.25	1,325.23	1,823.02	1.033			E
				22:36		0.73	115.86	48.73	67.13	1.045			
				22:41		0.77	77.84	33.94	43.90	1.049			
				23:03		0.74	219.49	93.55	125.94	1.065			
				23:20		0.81	59.55	26.72	32.83	1.079			
				23:29		0.75	670.98	287.04	383.94	1.086			
	DC	WH		23:57		0.73	361.85			1.107			
	DC	WH		24:08	RO	1.06	7.07			1.116			
	DC	WH		24:15		0.81	10.55			1.121			
304-306			35	Peaks			18,544.33						
13C12-TCDF						0.65-0.89				0.954-1.046			
316-318	DC	NL				Height	0.43	0.14	0.29				
	DC	WL		17:16	RO	2.05	2.53			0.798			
	DC	WL		17:34		0.76	10.34			0.812			
	DC	WL		17:49	RO	0.40	0.49			0.824			

Compound/ M_Z....	QC.Log	Omit	Why	..RT.	OK	Ratio	Total.Area/Ht	Area/Ht.Peak1	Area/Ht.Peak2	Rel.RT	Compound.Name..	ID..	Flags.
	DC		WL	18:04		0.74	0.68			0.835			
	DC		WL	18:35	RO	5.22	0.56			0.859			
	DC		WL	18:44	RO	1.06	4.23			0.866			
	DC		WL	18:52		0.76	0.79			0.872			
	DC		WL	19:00	RO	0.06	0.83			0.878			
	DC		WL	19:17		0.73	0.64			0.891			
	DC		WL	19:35	RO	3.68	1.17			0.905			
	DC		WL	19:52	RO	0.98	2.04			0.918			
	DC		WL	20:18		0.89	14.36			0.938			
				20:38	RO	1.10	1.03	0.54	0.49	0.954			
	DC		SN	20:45	RO	2.64	0.51			0.959			
				21:18	RO	1.07	5.65	2.92	2.73	0.985			
				21:38		0.76	488.18	210.32	277.86	1.000	13C12-2378-TCDF	IS0	
						Height	139.93	61.00	78.93				
	DC		SN	21:57	RO	1.76	0.69			1.015			
				22:05	RO	0.97	2.05	1.01	1.04	1.021			
	DC		SN	22:10	RO	0.16	1.49			1.025			
				22:22	RO	0.53	12.96	4.47	8.49	1.034			
	DC		SN	22:30		0.83	0.75			1.040			
	DC		WH	22:59		0.79	26.80			1.062			
	DC		WH	23:21	RO	0.34	9.35			1.079			
	DC		WH	23:36	RO	1.33	1.54			1.091			
	DC		WH	24:00	RO	1.28	2.55			1.109			
	DC		WH	24:09	RO	0.62	33.18			1.116			
316-318			5	Peaks			509.87						

---------- Above: TCDF / TCDD Follows ----------

13C12-TCDD						0.65-0.89				0.902-1.098			
332-334	DC		NL			Height	0.64	0.50	0.14				
	DC		SN	19:31	RO	3.39	1.01			0.959			
				20:21		0.80	377.82	168.23	209.59	1.000	13C12-2378-TCDD	IS1	
						Height	117.49	52.91	64.58				
				20:38		0.82	709.91	320.24	389.67	1.014	13C12-1234-TCDD	RS1	
				21:49	RO	1.04	7.25	3.69	3.56	1.072			
	DC		WH	22:51	RO	2.68	0.70			1.123			
	DC		WH	23:04	RO	1.57	0.54			1.133			
	DC		WH	23:15		0.65	1.19			1.143			
	DC		WH	23:26		0.76	1.16			1.152			
332-334			3	Peaks			1,094.98						

Column Description.....	"Why" Code Description.....	QC Log Desc.....
M_Z -Nominal Ion Mass(es)	WL-Below Retention Time Window	A-Peak Added
..RT. -Retention Time (mm:ss)	WH-Above Retention Time Window	K-Peak Kept
Rat.1 -Ratio of M/M+2 Ions	SN-Below Signal to Noise Level	D-Peak Deleted
OK -RO=Ratio Outside Limits	<M-Below Method Detection Limit	T-Time Changed
Rel.RT-Relative Retention Time	NL-Channel Specific Noise Level	M-Peak Area Changed
		N-Name Changed
		X-Ether Interference

*** End of Report ***

File:P022491 #1-3025 Acq:15-JUL-2002 08:55:11 EI+ Voltage SIR 70P Noise:176
303.9016 BSUB(256,30,-3.0) PKD(5,3,1,0.10%,704.0,0.00%,F,F) Exp:DB225
TRIANGLE LABS Text:DF-DP-126-0.5 TLI#57752C INJ. TIME = 08:55

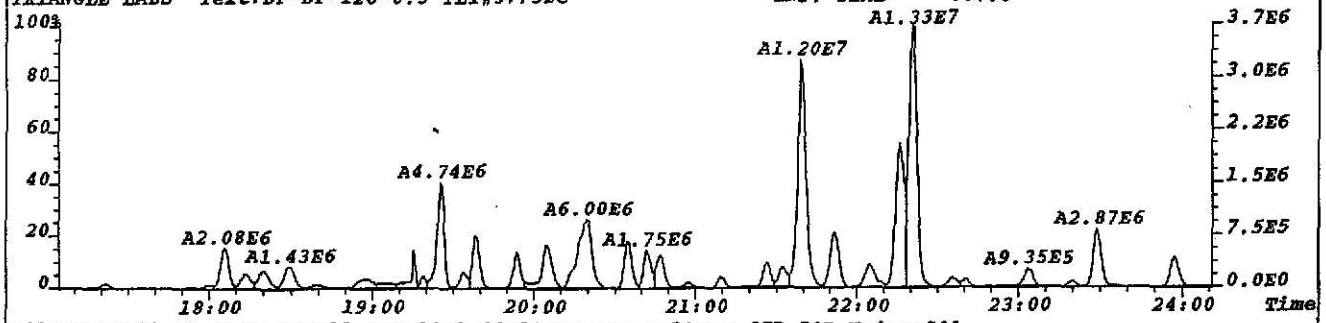

File:P022491 #1-3025 Acq:15-JUL-2002 08:55:11 EI+ Voltage SIR 70P Noise:201
305.8987 BSUB(256,30,-3.0) PKD(5,3,1,0.10%,804.0,0.00%,F,F) Exp:DB225
TRIANGLE LABS Text:DF-DP-126-0.5 TLI#57752C INJ. TIME = 08:55

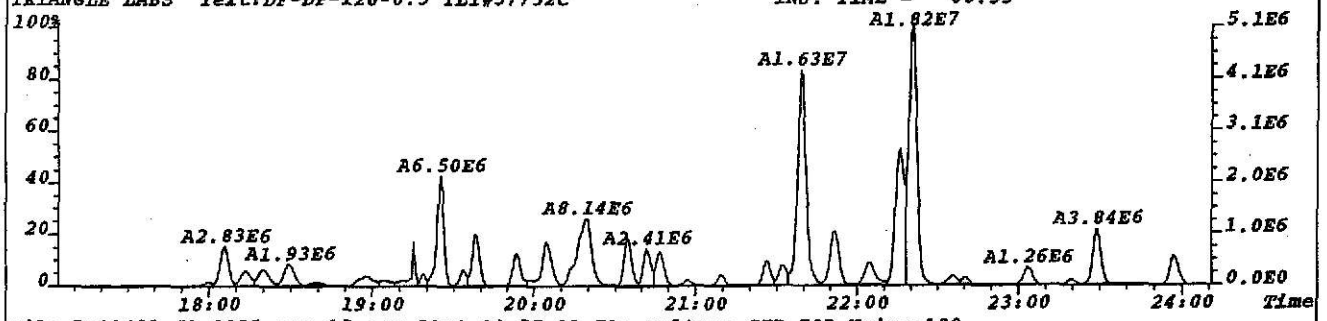

File:P022491 #1-3025 Acq:15-JUL-2002 08:55:11 EI+ Voltage SIR 70P Noise:180
315.9419 BSUB(256,30,-3.0) PKD(5,3,1,0.10%,720.0,0.00%,F,F) Exp:DB225
TRIANGLE LABS Text:DF-DP-126-0.5 TLI#57752C INJ. TIME = 08:55

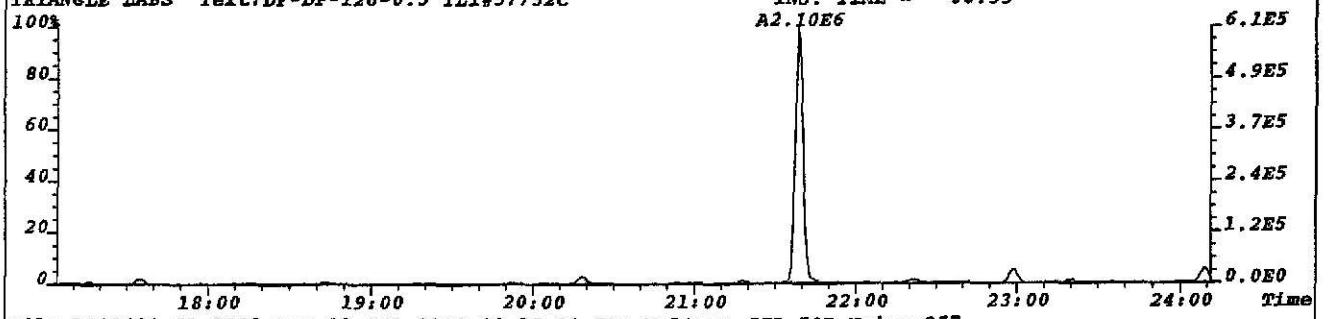

File:P022491 #1-3025 Acq:15-JUL-2002 08:55:11 EI+ Voltage SIR 70P Noise:357
317.9389 BSUB(256,30,-3.0) PKD(5,3,1,0.10%,1428.0,0.00%,F,F) Exp:DB225
TRIANGLE LABS Text:DF-DP-126-0.5 TLI#57752C INJ. TIME = 08:55

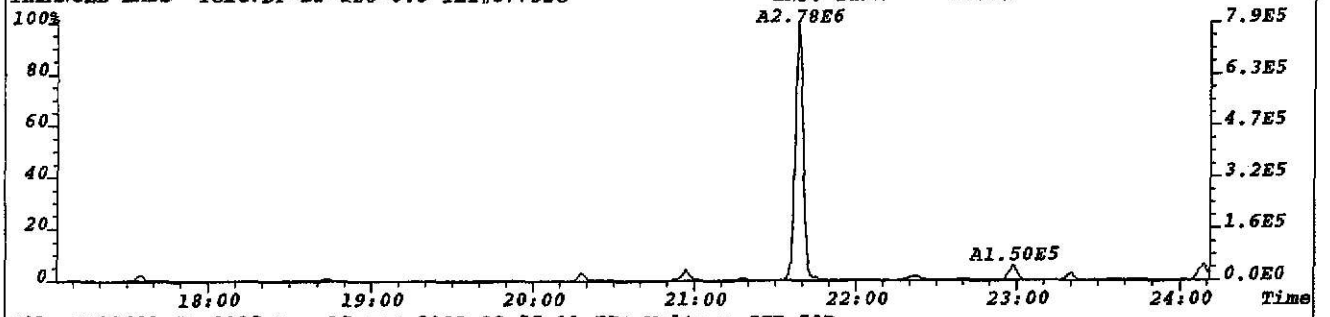

File:P022491 #1-3025 Acq:15-JUL-2002 08:55:11 EI+ Voltage SIR 70P
375.8364 Exp:DB225
TRIANGLE LABS Text:DF-DP-126-0.5 TLI#57752C INJ. TIME = 08:55

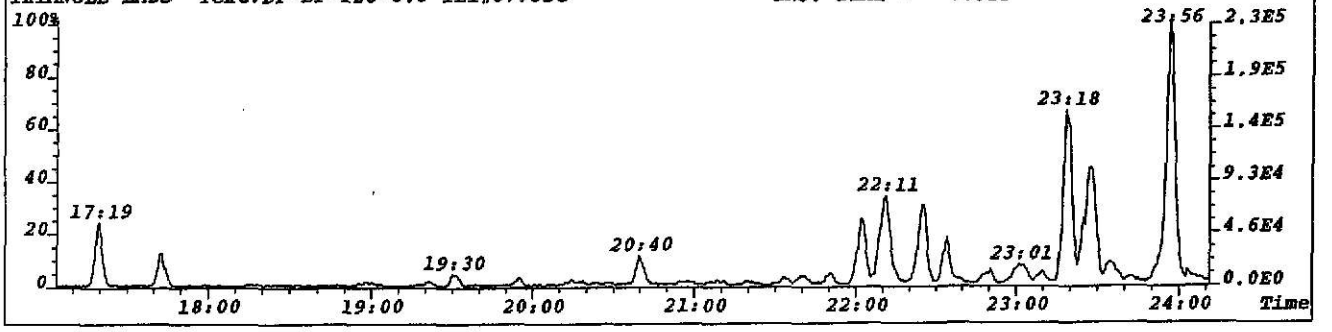

File:P022491 #1-3025 Acq:15-JUL-2002 08:55:11 EI+ Voltage SIR 70P Noise:222
319.8965 BSUB(256,30,-3.0) PKD(5,3,1,0.10%,888.0,0.00%,F,F) Exp:DB225
TRIANGLE LABS Text:DF-DP-126-0.5 TLI#57752C INJ. TIME = 08:55

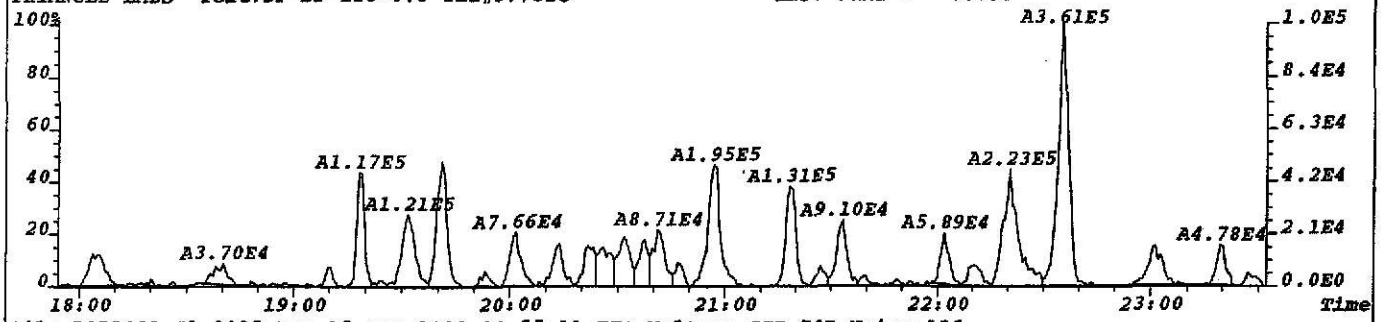

File:P022491 #1-3025 Acq:15-JUL-2002 08:55:11 EI+ Voltage SIR 70P Noise:136
321.8936 BSUB(256,30,-3.0) PKD(5,3,1,0.10%,544.0,0.00%,F,F) Exp:DB225
TRIANGLE LABS Text:DF-DP-126-0.5 TLI#57752C INJ. TIME = 08:55

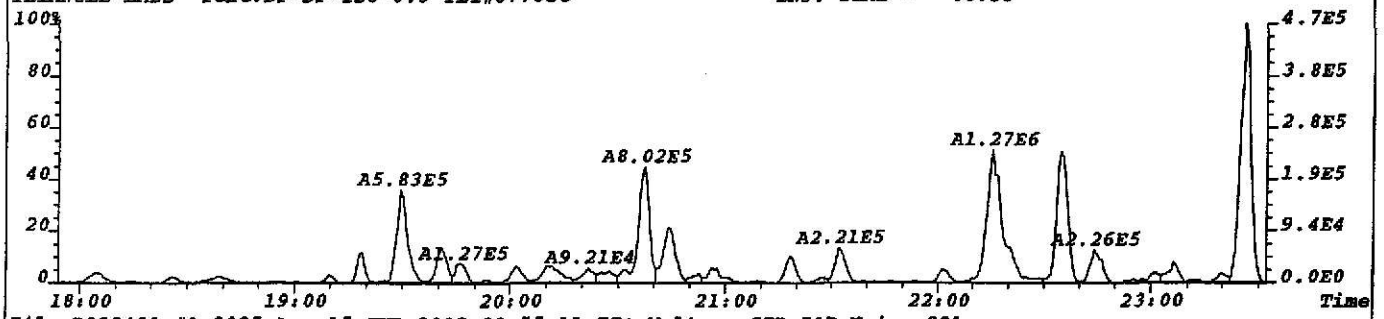

File:P022491 #1-3025 Acq:15-JUL-2002 08:55:11 EI+ Voltage SIR 70P Noise:221
327.8847 BSUB(256,30,-3.0) PKD(5,3,1,0.10%,884.0,0.00%,F,F) Exp:DB225
TRIANGLE LABS Text:DF-DP-126-0.5 TLI#57752C INJ. TIME = 08:55

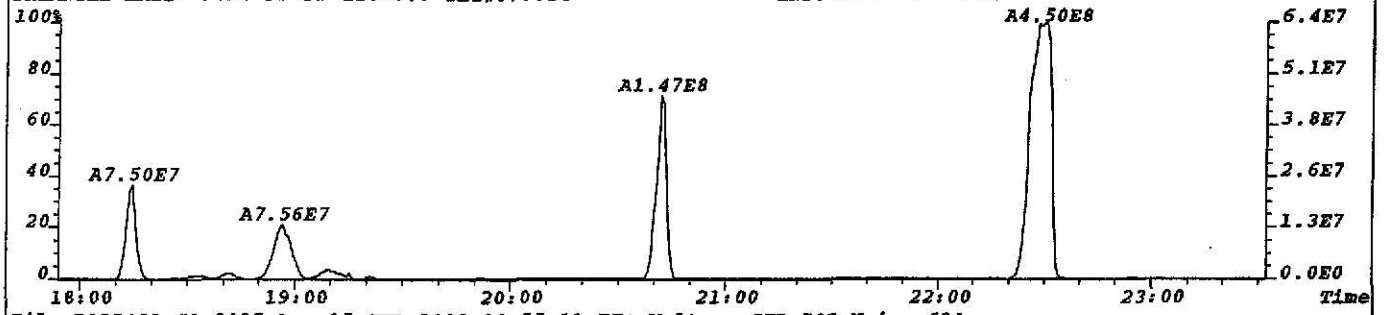

File:P022491 #1-3025 Acq:15-JUL-2002 08:55:11 EI+ Voltage SIR 70P Noise:624
331.9368 BSUB(256,30,-3.0) PKD(5,3,1,0.10%,2496.0,0.00%,F,F) Exp:DB225
TRIANGLE LABS Text:DF-DP-126-0.5 TLI#57752C INJ. TIME = 08:55

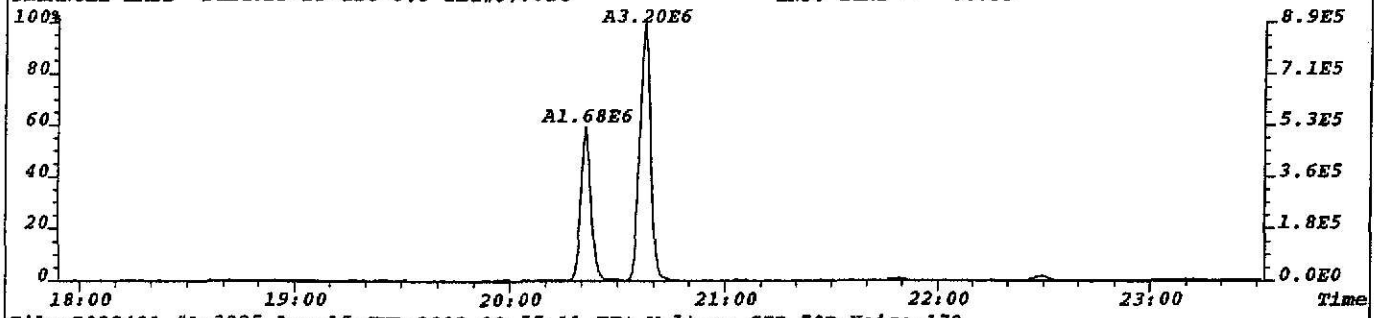

File:P022491 #1-3025 Acq:15-JUL-2002 08:55:11 EI+ Voltage SIR 70P Noise:179
333.9338 BSUB(256,30,-3.0) PKD(5,3,1,0.10%,716.0,0.00%,F,F) Exp:DB225
TRIANGLE LABS Text:DF-DP-126-0.5 TLI#57752C INJ. TIME = 08:55

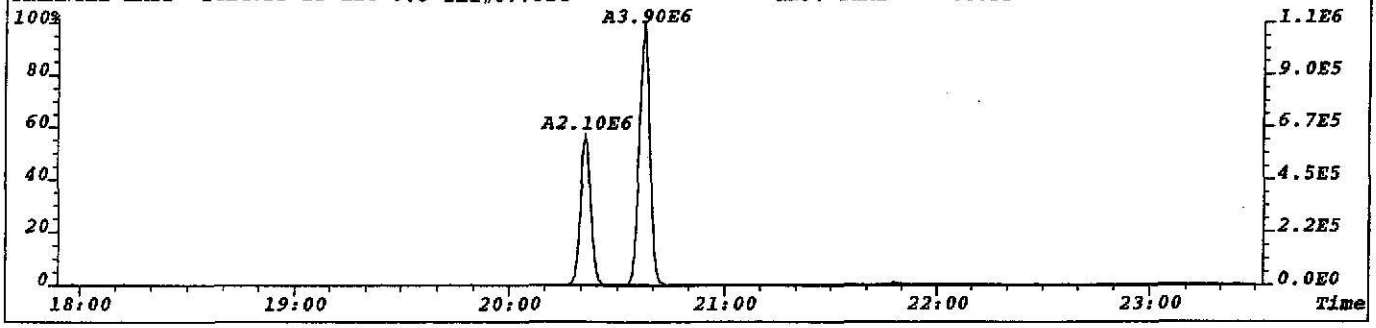

File:P022491 #1-3025 Acq:15-JUL-2002 08:55:11 EI+ Voltage SIR 70P
303.9016 Exp:DB225
TRIANGLE LABS Text:DF-DP-126-0.5 TLI#57752C INJ. TIME = 08:55

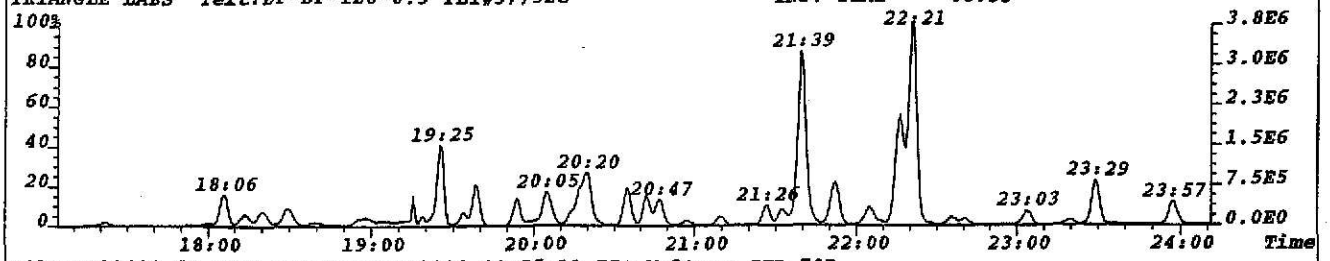

File:P022491 #1-3025 Acq:15-JUL-2002 08:55:11 EI+ Voltage SIR 70P
315.9419 Exp:DB225
TRIANGLE LABS Text:DF-DP-126-0.5 TLI#57752C INJ. TIME = 08:55

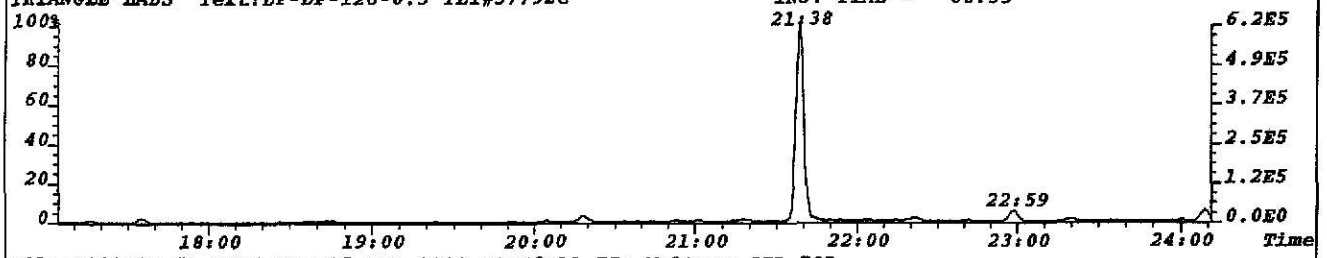

File:P022491 #1-3025 Acq:15-JUL-2002 08:55:11 EI+ Voltage SIR 70P
319.8965 Exp:DB225
TRIANGLE LABS Text:DF-DP-126-0.5 TLI#57752C INJ. TIME = 08:55

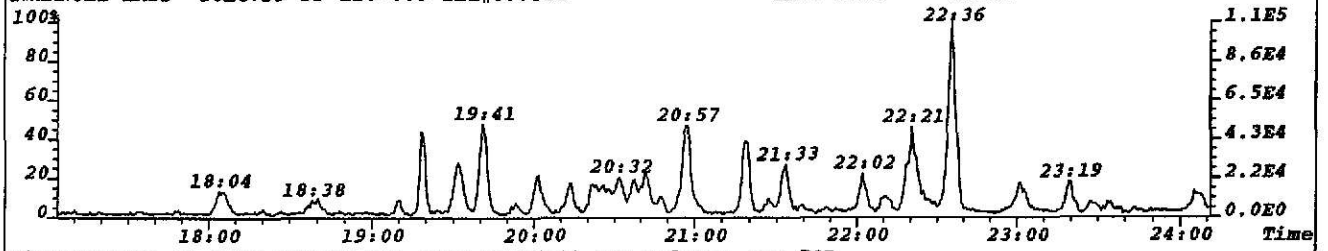

File:P022491 #1-3025 Acq:15-JUL-2002 08:55:11 EI+ Voltage SIR 70P
331.9368 Exp:DB225
TRIANGLE LABS Text:DF-DP-126-0.5 TLI#57752C INJ. TIME = 08:55

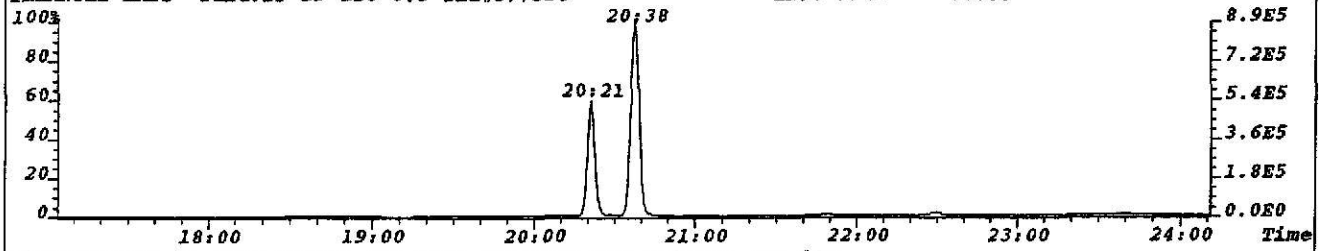

File:P022491 #1-3025 Acq:15-JUL-2002 08:55:11 EI+ Voltage SIR 70P
292.9825 Exp:DB225
TRIANGLE LABS Text:DF-DP-126-0.5 TLI#57752C INJ. TIME = 08:55

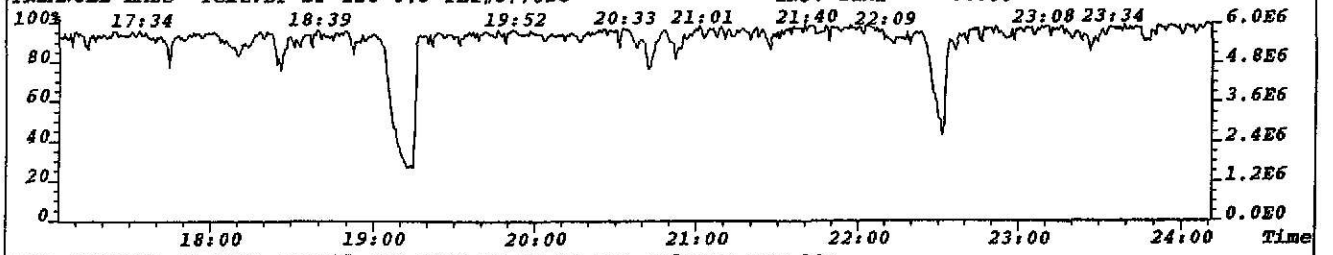

File:P022491 #1-3025 Acq:15-JUL-2002 08:55:11 EI+ Voltage SIR 70P
330.9792 Exp:DB225
TRIANGLE LABS Text:DF-DP-126-0.5 TLI#57752C INJ. TIME = 08:55

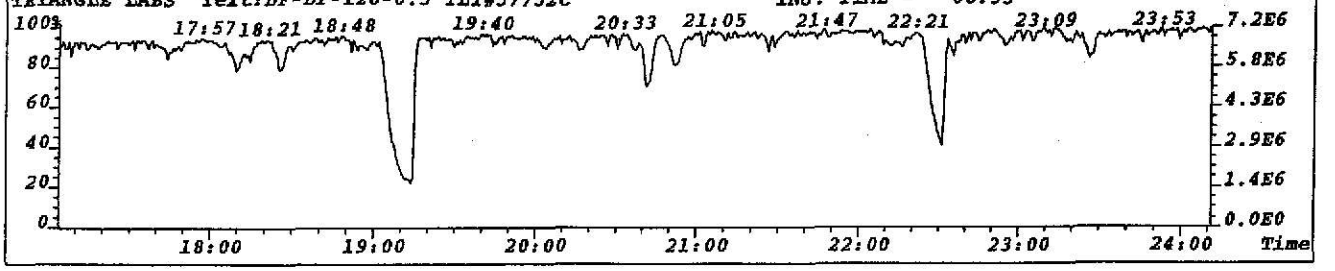

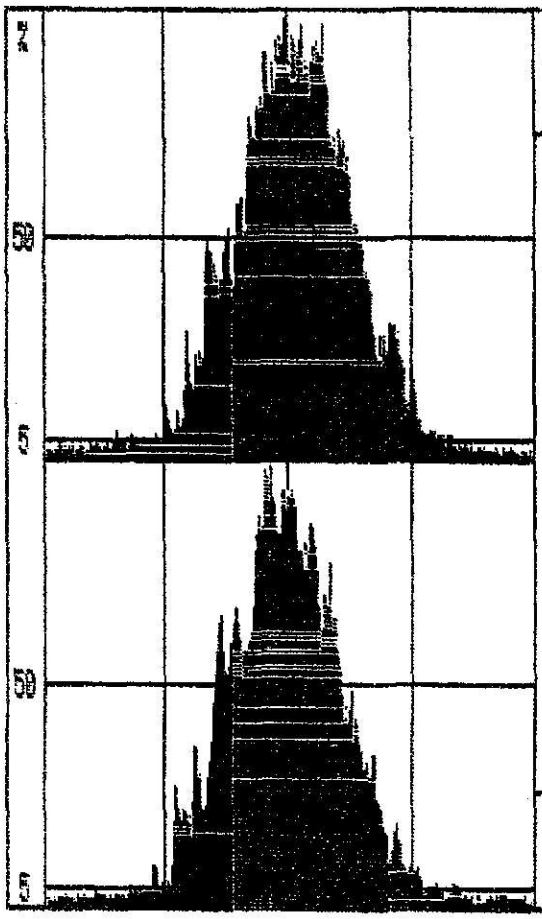

Ref. mass 292.9825 Peak top
Height 1.04 volts Span 200 ppm

System file name	DB225
Data file name	A:P215021
Resolution	10000
Group number	1
Ionization mode	EI+
Switching	VOLTAGE
Ref. masses	292.9825, 390.9761

A	292.9825	J	330.9792
B	303.9816	K	331.9368
C	305.8987	L	333.9338
D	315.9419	M	375.8364
E	317.9389		
F	319.8965		
G	321.8936		
H	327.8847		
I	330.9792		

Channel I 330.9792 Peak top
Height 1.12 volts Span 200 ppm

TLI Project: **57752C** — 1613, Revision B PCDD/PCDF Analysis (c)

Client Sample: **DF-DP-104-0.5** — Analysis File: **W105911**

Client Project:	Mississippi Project				
Sample Matrix:	SOLID	Date Received:	06/28/2002	Spike File:	SP161B22
TLI ID:	329-38-30	Date Extracted:	07/05/2002	ICal:	WF5614B
		Date Analyzed:	07/13/2002	ConCal:	WB21058
Sample Size:	13.500 g	Dilution Factor:	n/a	% Moisture:	8.2
Dry Weight:	12.393 g	Blank File:	W105902	% Lipid:	n/a
GC Column:	DB-5	Analyst:	JLD	% Solids:	91.8

Analytes	Conc. (pg/g)	DL	Ratio	RT	RRT	Flags
2,3,7,8-TCDD	ND	2.5				__
1,2,3,7,8-PeCDD	ND	31.2				__
1,2,3,4,7,8-HxCDD	13.1		1.20	34:33	1.000	__
1,2,3,6,7,8-HxCDD	200		1.24	34:39	1.000	__
1,2,3,7,8,9-HxCDD	95.1		1.17	34:58	1.010	__
1,2,3,4,6,7,8-HpCDD	773		1.05	37:58	1.000	__
1,2,3,4,6,7,8,9-OCDD	8430		0.88	41:42	1.000	E__
2,3,7,8-TCDF	1730		0.74	26:37	1.001	E__
1,2,3,7,8-PeCDF	564		1.54	30:27	0.999	__
2,3,4,7,8-PeCDF	1220		1.50	31:07	1.000	Q__
1,2,3,4,7,8-HxCDF	4220		1.27	33:52	1.000	E__
1,2,3,6,7,8-HxCDF	394		1.28	33:57	1.000	__
2,3,4,6,7,8-HxCDF	361		1.26	34:27	1.000	__
1,2,3,7,8,9-HxCDF	23.6		1.35	35:14	1.000	__
1,2,3,4,6,7,8-HpCDF	8970		1.02	36:54	1.000	SE_
1,2,3,4,7,8,9-HpCDF	2000		1.05	38:28	1.000	E__
1,2,3,4,6,7,8,9-OCDF	28530		0.90	41:55	1.006	E__

Totals	Conc. (pg/g)	Number	DL	Flags
Total TCDD	27.3	5		QE_
Total PeCDD	ND		3750	QE_
Total HxCDD	371	4		__
Total HpCDD	1490	2		__
Total TCDF	6730	17		E__
Total PeCDF	19410	20		QE_
Total HxCDF	11760	15		E__
Total HpCDF	20740	4		SE_

161B_PSR v2.04, LARS 6.25.05

Triangle Laboratories, Inc.®
2445 S. Alston Ave. • Durham, North Carolina 27713
Phone: (919) 544-5729 • Fax: (919) 544-5491

Printed: 12:50 07/17/2002

TLI Project: 57752C
Client Sample: DF-DP-104-0.5

1613, Revision B PCDD/PCDF Analysis (c)
Analysis File: W105911

Internal Standards	Conc. (pg/g)	% Recovery	QC Limits	Ratio	RT	RRT	Flags
$^{13}C_{12}$-2,3,7,8-TCDD	53.5	33.2	25%-164%	0.82	27:18	1.007	Q___
$^{13}C_{12}$-1,2,3,7,8-PeCDD	60.0	37.2	25%-181%	1.51	31:27	1.161	___
$^{13}C_{12}$-1,2,3,4,7,8-HxCDD	83.9	52.0	32%-141%	1.25	34:33	0.988	___
$^{13}C_{12}$-1,2,3,6,7,8-HxCDD	82.8	51.3	28%-130%	1.14	34:38	0.990	___
$^{13}C_{12}$-1,2,3,4,6,7,8-HpCDD	59.1	36.6	23%-140%	1.01	37:58	1.086	___
$^{13}C_{12}$-1,2,3,4,6,7,8,9-OCDD	69.3	21.5	17%-157%	0.96	41:41	1.192	___
$^{13}C_{12}$-2,3,7,8-TCDF	63.9	39.6	24%-169%	0.78	26:35	0.981	___
$^{13}C_{12}$-1,2,3,7,8-PeCDF	25.1	15.5	24%-185%	1.23	30:28	1.124	***QIR
$^{13}C_{12}$-2,3,4,7,8-PeCDF	56.0	34.7	21%-178%	1.48	31:07	1.148	___
$^{13}C_{12}$-1,2,3,4,7,8-HxCDF	120	74.6	26%-152%	0.53	33:51	0.968	___
$^{13}C_{12}$-1,2,3,6,7,8-HxCDF	103	63.8	26%-123%	0.52	33:57	0.971	___
$^{13}C_{12}$-2,3,4,6,7,8-HxCDF	81.1	50.2	28%-136%	0.52	34:26	0.985	___
$^{13}C_{12}$-1,2,3,7,8,9-HxCDF	94.0	58.3	29%-147%	0.56	35:14	1.008	___
$^{13}C_{12}$-1,2,3,4,6,7,8-HpCDF	107	66.5	28%-143%	0.51	36:54	1.055	___
$^{13}C_{12}$-1,2,3,4,7,8,9-HpCDF	72.6	45.0	26%-138%	0.50	38:28	1.100	___

Cleanup Standard	Conc. (pg/g)	% Recovery	QC Limits	RT	RRT	Flags
$^{37}Cl_4$-2,3,7,8-TCDD	17.8	111	35%-197%	27:21	1.009	Q___

Recovery Standards	Ratio	RT	Flags
$^{13}C_{12}$-1,2,3,4-TCDD	0.82	27:06	___
$^{13}C_{12}$-1,2,3,7,8,9-HxCDD	1.20	34:58	___

Data Reviewer: KL 07/17/2002

161B_PSR v2.04, LARS 6.25.05

Triangle Laboratories, Inc.®
2445 S. Alston Ave. • Durham, North Carolina 27713
Phone: (919) 544-5729 • Fax: (919) 544-5491

Printed: 12:50 07/17/2002

Martin & Slagle

TLI Project: 57752C
Client Sample: DF-DP-104-0.5

Toxicity Equivalents Report
Analysis File: W105911

Client Project:	Mississippi Project				
Sample Matrix:	SOLID	Date Received:	06/28/02	Spike File:	SP161B22
TLI ID:	329-38-30	Date Extracted:	07/05/02	ICal:	WF5614B
		Date Analyzed:	07/13/02	ConCal:	WB21058
Sample Size:	13.500 g	Dilution Factor:	1	% Moisture:	8.2
Dry Weight:	12.393 g	Blank File:	W105902	% Lipid:	n/a
GC Column:	DB-5	Analyst:	JLD	% Solids:	91.8

Analytes	Conc. (pg/g)		TEF		Equivalent
2,3,7,8-TCDD	{2.5}	x	1.	=	2.5
1,2,3,7,8-PeCDD	{31.2}	x	0.5	=	15.6
1,2,3,4,7,8-HxCDD	13.1	x	0.1	=	1.31
1,2,3,6,7,8-HxCDD	200	x	0.1	=	20.0
1,2,3,7,8,9-HxCDD	95.1	x	0 1	=	9.51
1,2,3,4,6,7,8-HpCDD	773	x	0.01	=	7.73
1,2,3,4,6,7,8,9-OCDD	8430	x	0.001	=	8.430
TOTAL PCDD					65.1
2,3,7,8-TCDF	1210	x	0.1	=	121.0
1,2,3,7,8-PeCDF	564	x	0.05	=	28.2
2,3,4,7,8-PeCDF	1220	x	0.5	=	610.0
1,2,3,4,7,8-HxCDF	4220	x	0.1	=	422.0
1,2,3,6,7,8-HxCDF	394	x	0.1	=	39.4
2,3,4,6,7,8-HxCDF	361	x	0.1	=	36.1
1,2,3,7,8,9-HxCDF	23.6	x	0.1	=	2.36
1,2,3,4,6,7,8-HpCDF	8970	x	0.01	=	89.70
1,2,3,4,7,8,9-HpCDF	2000	x	0.01	=	20.00
1,2,3,4,6,7,8,9-OCDF	28530	x	0.001	=	28.530
TOTAL PCDF					1397.3

Total EPA TEFs, 1989a: 1462.4 pg/g

{...} indicates that the value is that of a Detection Limit.

GRY_TEF v1.08, MILES 4.22.16

Triangle Laboratories, Inc.®
2445 S. Alston Ave. • Durham, North Carolina 27713
Phone: (919) 544-5729 • Fax: (919) 544-5491

Printed: 13:08 07/17/02

Initial ....Date...

Data Review By: KW 7/16/02

Channel specific noise levels computed from 'NL' heights.

Page No. 1 Listing of W105911B.dbf

07/17/2002 Matched GC Peaks / Ratio / Ret. Time

Compound/ M_Z....	QC.Log	Omit	Why	..RT.	OK	Ratio	Total.Area/Ht	Area/Ht.Peak1	Area/Ht.Peak2	Rel.RT	Compound.Name..	ID..	Flags.
TCDF						0.65-0.89				0.881-1.072			
304-306		DC	NL				Height	29.76	15.52	14.24			
	D	D	WL	23:27		0.72	26,880.20			0.882			
				24:02		0.75	4,174.73	1,794.20	2,380.53	0.904			
				24:15		0.77	3,029.78	1,314.06	1,715.72	0.912			
				24:30		0.75	5,630.76	2,414.27	3,216.49	0.922			
				24:38		0.73	11,298.68	4,783.01	6,515.67	0.927			
				24:57		0.75	52,215.90	22,322.30	29,893.60	0.939			E
				25:08		0.73	16,195.31	6,859.35	9,335.96	0.945			
				25:19		0.74	61,990.70	26,343.20	35,647.50	0.952			E
				25:35		0.74	39,454.10	16,734.80	22,719.30	0.962			
				26:01		0.72	22,885.11	9,555.71	13,329.40	0.979			
				26:12		0.72	47,408.70	19,850.80	27,557.90	0.986			E
				26:26		0.73	28,988.20	12,249.60	16,738.60	0.994			
				26:37		0.74	224,963.50	95,529.50	129,434.00	1.001	2378-TCDF	AN	E
				26:49		0.72	3,602.74	1,512.27	2,090.47	1.009			
				27:01		0.74	75,401.20	31,979.40	43,421.80	1.016			E
				27:16		0.73	5,839.93	2,466.92	3,373.01	1.026			
				27:33		0.73	25,874.30	10,956.00	14,918.30	1.036			
				27:48		0.73	244,314.00	103,301.00	141,013.00	1.046			E
				28:09	RO	0.60	2,005.75	752.54	1,253.21	1.059			
				28:28	RO	0.56	867.70	310.90	556.80	1.071			
		DC	WH	28:49	RO	0.60	913.50			1.084			
304-306			19	Peaks			876,141.09						
13C12-TCDF						0.65-0.89				0.945-1.133			
316-318		DC	NL				Height	9.22	5.21	4.01			
		DC	WL	23:36		0.87	246.07			0.888			
		DC	WL	24:20	RO	1.01	257.12			0.915			
		DC	WL	24:58	RO	2.57	47.90			0.939			
				25:20	RO	1.77	72.84	46.56	26.28	0.953			
				25:44	RO	1.09	403.66	210.42	193.24	0.968			
				25:55	RO	0.56	129.70	46.67	83.03	0.975			
				26:13	RO	1.07	171.44	88.65	82.79	0.986			
				26:26	RO	0.98	140.76	69.59	71.17	0.994			
				26:35		0.78	18,302.50	8,002.80	10,299.70	1.000	13C12-2378-TCDF	ISO	
							Height	5,156.44	2,231.93	2,924.51			
				26:56		0.67	332.52	133.51	199.01	1.013			
				27:15	RO	1.01	367.24	184.83	182.41	1.025			
				27:25	RO	0.33	152.98	37.99	114.99	1.031			
				27:55	RO	0.15	2,011.60	266.40	1,745.20	1.050			
				28:05	RO	1.28	91.55	51.48	40.07	1.056			
				28:26		0.82	125.37	56.49	68.88	1.070			
				28:32	RO	0.98	70.99	35.15	35.84	1.073			
316-318			13	Peaks			22,373.15						

Triangle Laboratories, Inc.®
2445 S. Alston Ave. • Durham, North Carolina 27713
Phone: (919) 544-5729 • Fax: (919) 544-5491

Printed: 12:50 07/17/2002

Compound/ M_Z....	QC.Log	Omit	Why	..RT.	OK	Ratio	Total.Area/Ht	Area/Ht.Peak1	Area/Ht.Peak2	Rel.RT	Compound.Name..	ID..	Flags.
---------- Above: TCDF / TCDD Follows ----------													
TCDD						0.65-0.89				0.905-1.043			
320-322		DC	NL			Height	6.55	2.56	3.99				
				24:48		0.70	307.62	126.26	181.36	0.908			Q
				24:57	RO	0.25	46.58	9.44	37.14	0.914			Q
				25:12		0.69	221.57	90.22	131.35	0.923	1379-TCDD	AN	Q
				25:19	RO	0.25	146.12	28.97	117.15	0.927			Q
				25:29		0.81	276.71	123.86	152.85	0.933			Q
				25:44	RO	0.21	1,487.04	254.29	1,232.75	0.943			Q
				25:56		0.67	313.69	125.64	188.05	0.950			Q
				26:08		0.74	1,224.12	521.60	702.52	0.957			Q
				26:35	RO	0.01	9,503.45	66.54	9,436.91	0.974			Q
				26:57	RO	0.13	3,043.35	345.35	2,698.00	0.987			Q
	A			27:12	RO	0.43	1,987.00	597.00	1,390.00	0.996			Q
	M			27:17	RO	0.55	211.00	75.00	136.00	0.999	2378-TCDD	AN	
				27:26	RO	1.68	687.28	430.64	256.64	1.005			Q
				27:37	RO	0.03	6,784.12	217.27	6,566.85	1.012			Q
				27:53	RO	1.52	12,212.99	7,372.75	4,840.24	1.021			Q
				28:05	RO	0.00	29,765.91	48.71	29,717.20	1.029			QE
				28:18	RO	0.02	14,812.65	340.55	14,472.10	1.037			Q
		DC	WH	28:29	RO	0.99	839.21			1.043			
		DC	WH	28:35	RO	1.13	387.59			1.047			
320-322				17	Peaks		83,031.20						
37Cl-TCDD										0.927-1.073			
328		DC	NL			Height	28.97	28.97					
		DC	WL	24:57			5,596.63			0.914			
		DC	WL	25:05			851.07			0.919			
		DC	WL	25:12			966.47			0.923			
				25:20			11,830.50	11,830.50		0.928			
				25:44			52,886.50	52,886.50		0.943			
				25:57			67,529.20	67,529.20		0.951			
				26:25			29,043.90	29,043.90		0.968			
				26:33			12,636.00	12,636.00		0.973			
				26:56			7,139.71	7,139.71		0.987			
				27:15			50,100.80	50,100.80		0.998			
				27:21			4,264.54	4,264.54		1.002	37Cl-TCDD	CLS	Q
				27:40			621,320.00	621,320.00		1.013			
				27:55			3,482.53	3,482.53		1.023			
				28:05			35,860.00	35,860.00		1.029			
				28:19			18,955.70	18,955.70		1.037			
				28:36			6,809.67	6,809.67		1.048			
328				13	Peaks		921,859.05						
13C12-TCDD						0.65-0.89				0.921-1.067			
332-334		DC	NL			Height	11.45	8.40	3.05				
				25:44	RO	1.38	220.28	127.88	92.40	0.943			
				26:34	RO	1.78	136.85	87.61	49.24	0.973			
				27:06		0.82	35,497.30	15,946.30	19,551.00	0.993	13C12-1234-TCDD	RS1	
				27:18		0.82	12,548.36	5,660.14	6,888.22	1.000	13C12-2378-TCDD	IS1	Q
						Height	3,388.60	1,538.43	1,850.17				

Compound/ M_Z....	QC.Log	Omit	Why	..RT.	OK	Ratio	Total.Area/Ht	Area/Ht.Peak1	Area/Ht.Peak2	Rel.RT	Compound.Name..	ID..	Flags.
				27:41	RO	1.49	556.41	333.27	223.14	1.014			
				27:54		0.70	84.06	34.74	49.32	1.022			
				28:05	RO	1.91	551.28	361.57	189.71	1.029			
				28:19	RO	2.28	284.36	197.56	86.80	1.037			
				28:34		0.83	70.43	31.99	38.44	1.046			
332-334				9 Peaks			49,949.33						

---------- Above: TCDD / PeCDF Follows ----------

PeCDF					1.32-1.78					0.912-1.037			
340-342		DC	NL		Height		6.90	3.77	3.13				
	K			28:18		1.45	6,525.58	3,863.40	2,662.18	0.909			Q
				28:25		1.53	9,082.57	5,496.35	3,586.22	0.913			Q
				28:34		1.51	23,153.10	13,913.80	9,239.30	0.918			Q
				28:48		1.50	41,148.20	24,708.30	16,439.90	0.926			Q
				29:01		1.46	10,731.74	6,364.66	4,367.08	0.933			Q
				29:14		1.50	15,691.22	9,409.07	6,282.15	0.939			Q
				29:37		1.52	234,513.50	141,592.00	92,921.50	0.952			QE
				29:47		1.54	199,806.10	120,996.00	78,810.10	0.957			QE
				29:58		1.53	111,359.20	67,259.20	44,100.00	0.963			Q
				30:10		1.56	9,349.27	5,703.85	3,645.42	0.969			Q
	NM			30:22		1.53	425,000.00	257,000.00	168,000.00	0.997			QE
	AN			30:27		1.54	24,880.00	15,100.00	9,780.00	0.999	12378-PeCDF	AN	
				30:39		1.54	22,802.57	13,821.60	8,980.97	0.985			Q
				30:45		1.53	25,194.33	15,238.40	9,955.93	0.988			Q
	A			31:04		1.52	5,820.00	3,510.00	2,310.00	0.998			Q
	M			31:07		1.50	117,300.00	70,400.00	46,900.00	1.000	23478-PeCDF	AN	Q
	A			31:18		1.54	30,500.00	18,500.00	12,000.00	1.006			Q
				31:29		1.60	12,503.48	7,688.21	4,815.27	1.012			Q
				31:44		1.63	15,799.85	9,793.75	6,006.10	1.020			Q
				31:59		1.57	46,406.10	28,316.30	18,089.80	1.028			Q
				32:14	RO	2.17	1,178.21	806.46	371.75	1.036			Q
		DC	WH	32:34		1.63	1,722.34			1.047			
340-342				21 Peaks			1,388,745.02						

13C12-PeCDF					1.32-1.78					0.807-1.129			
352-354		DC	NL		Height		8.66	2.45	6.21				
				28:50	RO	0.34	150.10	37.73	112.37	0.927			
				29:47	RO	0.14	3,869.01	486.95	3,382.06	0.957			
	M			30:28	RO	1.23	5,860.00	3,230.00	2,630.00	1.000	13C12-PeCDF 123 IS2		QI
					Height		2,351.65	1,354.95	996.70				
				30:38	RO	0.07	4,434.07	272.19	4,161.88	0.984			
				31:07		1.48	13,111.71	7,820.10	5,291.61	1.000	13C12-PeCDF 234 IS3		
					Height		4,241.23	2,535.56	1,705.67				
				31:28	RO	1.25	585.17	324.76	260.41	1.011			
				31:45	RO	0.63	3,633.29	1,409.27	2,224.02	1.020			
				32:03	RO	1.04	3,300.02	1,681.31	1,618.71	1.030			
352-354				8 Peaks			34,943.37						

---------- Above: PeCDF / PeCDD Follows ----------

Compound/ M_Z....	QC.Log	Omit	Why	..RT.	OK	Ratio	Total.Area/Ht	Area/Ht.Peak1	Area/Ht.Peak2	Rel.RT	Compound.Name..	ID..	Flags.
PeCDD				1.32-1.78						0.940-1.021			
356-358		DC	NL				Height	36.54	2.21	34.33			
	D	D	SN	29:42	RO	0.05	84,988.79			0.944			
				29:57	RO	0.25	8,011.59	1,588.39	6,423.20	0.952			
				30:08	RO	0.17	7,172.96	1,016.23	6,156.73	0.958			
				30:16	RO	0.44	1,395.82	425.96	969.86	0.962			
	A			30:20	RO	0.07	42,770.00	2,670.00	40,100.00	0.964			Q
				30:59	RO	0.84	7,779.03	3,554.09	4,224.94	0.985			
				31:09	RO	2.29	580.38	403.87	176.51	0.990			
				31:18	RO	0.00	135,813.52	91.52	135,722.00	0.995			E
				31:28	RO	1.17	2,051.56	1,107.21	944.35	1.001	12378-PeCDD	AN	
				31:52	RO	0.56	4,233.53	1,518.16	2,715.37	1.013			
				31:59	RO	0.46	37,328.50	11,801.20	25,527.30	1.017			
		DC	WH	32:12	RO	0.53	38,873.10			1.024			
		DC	WH	32:21	RO	0.95	581.35			1.029			
356-358				10 Peaks			247,136.89						
13C12-PeCDD				1.32-1.78						0.734-1.052			
368-370		DC	NL				Height	2.66	1.61	1.05			
				29:40	RO	3.28	183.02	140.24	42.78	0.943			
				30:06		1.62	212.33	131.20	81.13	0.957			
				30:24		1.54	228.44	138.52	89.92	0.967			
				30:34	RO	0.77	85.32	37.18	48.14	0.972			
				30:40	RO	0.64	61.72	24.08	37.64	0.975			
				30:51	RO	0.23	47.32	8.99	38.33	0.981			
				31:16		1.59	287.19	176.16	111.03	0.994			
				31:27		1.51	8,392.81	5,049.70	3,343.11	1.000	13C12-PeCDD 123	IS4	
							Height	2,884.22	1,726.92	1,157.30			
				31:59		1.58	226.95	139.01	87.94	1.017			
				32:07	RO	1.15	428.00	228.57	199.43	1.021			
				32:12	RO	1.30	147.34	83.41	63.93	1.024			
368-370				11 Peaks			10,300.44						

---------- Above: PeCDD / HxCDF Follows ----------

HxCDF				1.05-1.43						0.930-1.008			
374-376		DC	NL				Height	147.95	78.97	68.98			
				32:48		1.30	4,558.52	2,572.24	1,986.28	0.931			
				32:54		1.27	73,323.10	41,018.40	32,304.70	0.934			
				33:03		1.28	285,195.00	159,872.00	125,323.00	0.938			E
				33:12		1.28	26,947.60	15,112.70	11,834.90	0.942			
				33:20		1.29	12,491.67	7,038.49	5,453.18	0.946			
				33:29		1.28	284,405.00	159,558.00	124,847.00	0.950			E
				33:43		1.28	10,516.20	5,894.66	4,621.54	0.957			
				33:52		1.27	562,966.00	315,170.00	247,796.00	1.000	123478-HxCDF	AN	E
				33:57		1.28	47,915.40	26,938.50	20,976.90	1.000	123678-HxCDF	AN	
				34:04		1.25	4,564.50	2,538.88	2,025.62	0.967			
				34:15		1.27	8,248.86	4,614.59	3,634.27	0.972			
				34:27		1.26	30,474.90	17,005.00	13,469.90	1.000	234678-HxCDF	AN	
	A			35:06		1.42	829.00	487.00	342.00	0.996			
	AN			35:14		1.35	2,106.00	1,210.00	896.00	1.000	123789-HxCDF	AN	
	M			35:19		1.28	12,260.00	6,890.00	5,370.00	1.002			

Compound/ M_Z....	QC.Log	Omit	Why	..RT.	OK	Ratio	Total.Area/Ht	Area/Ht.Peak1	Area/Ht.Peak2	Rel.RT	Compound.Name..	ID..	Flags.
374-376			15 Peaks				1,366,801.75						
13C12-HxCDF				0.43-0.59						0.879-1.106			
384-386	DC	NL				Height	70.54	23.40	47.14				
				32:48		0.52	288.27	99.10	189.17	0.931			
				32:55	RO	0.60	576.97	215.60	361.37	0.934			
				33:04	RO	0.62	1,979.30	759.83	1,219.47	0.939			
				33:13		0.52	1,546.06	526.43	1,019.63	0.943			
				33:51		0.53	17,341.10	5,986.00	11,355.10	1.000	13C12-HxCDF 478	IS5	
						Height	6,117.98	2,086.96	4,031.02				
				33:57		0.52	15,199.57	5,215.47	9,984.10	1.000	13C12-HxCDF 678	IS6	
						Height	5,011.76	1,665.79	3,345.97				
	DC	SN	34:09		RO	1.43	93.01			0.969			
				34:15	RO	1.59	550.26	338.04	212.22	0.972			
				34:26		0.52	11,318.88	3,883.94	7,434.94	1.000	13C12-HxCDF 234	IS7	
						Height	3,576.76	1,231.93	2,344.83				
				34:35	RO	0.91	401.30	190.71	210.59	0.982			
	DC	SN	34:44			0.50	209.43			0.986			
	DC	SN	34:50		RO	1.23	88.29			0.989			
				35:14		0.56	11,405.79	4,098.07	7,307.72	1.000	13C12-HxCDF 789	IS8	
						Height	3,540.67	1,284.68	2,255.99				
				35:35	RO	1.44	589.49	347.63	241.86	1.010			
	DC	SN	35:41		RO	0.37	89.91			1.013			
384-386			11 Peaks				61,196.99						

---------- Above: HxCDF / HxCDD Follows ----------

HxCDD				1.05-1.43						0.960-1.014			
390-392	DC	NL				Height	112.49	44.55	67.94				
M				33:23	RO	0.53	25,270.00	8,770.00	16,500.00	0.964			
				33:35	RO	0.79	1,414.18	625.78	788.40	0.970			
	DC	SN	33:40			1.33	366.80			0.972			
				33:50		1.12	3,789.10	2,001.06	1,788.04	0.977			
				34:02	RO	0.68	77,238.80	31,308.10	45,930.70	0.983			
AN				34:33		1.20	791.00	431.00	360.00	1.000	123478-HxCDD		AN
M				34:39		1.24	11,980.00	6,620.00	5,360.00	1.000	123678-HxCDD		AN
				34:58		1.17	5,870.69	3,163.56	2,707.13	1.010	123789-HxCDD		AN
	DC	WH	35:11		RO	1.92	1,894.44			1.016			
	DC	WH	35:26		RO	0.76	9,290.38			1.023			
390-392			7 Peaks				126,353.77						
13C12-HxCDD				1.05-1.43						0.983-1.041			
402-404	DC	NL				Height	83.62	33.68	49.94				
	DC	WL	33:19			1.18	1,190.72			0.964			
	DC	WL	33:25			1.42	38.36			0.967			
	DC	WL	33:41		RO	0.79	387.15			0.975			
	DC	WL	33:52		RO	1.96	258.48			0.980			
				34:33		1.25	8,366.01	4,650.53	3,715.48	1.000	13C12-HxCDD 478	IS9	
						Height	2,757.83	1,505.17	1,252.66				
				34:38		1.14	8,846.51	4,707.72	4,138.79	1.000	13C12-HxCDD 678	IS10	
						Height	2,914.02	1,578.62	1,335.40				
				34:58		1.20	19,651.72	10,724.40	8,927.32	1.012	13C12-HxCDD 789	RS2	

```
Compound/
M_Z.... QC.Log Omit Why ..RT. OK Ratio Total.Area/Ht Area/Ht.Peak1 Area/Ht.Peak2 Rel.RT Compound.Name.. ID.. Flags.

402-404              3 Peaks              36,864.24

                    ---------------------- Above: HxCDD / HpCDF Follows ---------------------

HpCDF                           0.88-1.20                                    0.955-1.005
408-410          DC  NL          Height         71.19         29.61         41.58
                         36:54     1.02    942,528.00    476,903.00    465,625.00  1.000 1234678-HpCDF   AN   SE
                         37:11     1.05     16,919.75      8,665.59      8,254.16  0.967
                         37:21     1.05    769,915.00    393,930.00    375,985.00  0.971                      SE
                         38:28     1.05    111,987.70     57,466.30     54,521.40  1.000 1234789-HpCDF   AN   E
408-410              4 Peaks           1,841,350.45

13C12-HpCDF                     0.37-0.51                                    0.857-1.143
418-420          DC  NL          Height         28.47          8.23         20.24
                         36:44 RO  0.52        226.46         77.94        148.52  0.955
                         36:54     0.51     11,361.93      3,823.95      7,537.98  1.000 13C12-HpCDF 678 IS11
                                 Height      3,395.76      1,115.27      2,280.49
                    DC  SN  37:07 RO  0.61        48.59                             0.965
                         37:14 RO  1.09        330.81        172.53        158.28  0.968
                         37:21 RO  1.78      1,023.49        655.15        368.34  0.971
                         37:51 RO  0.78        198.18         86.85        111.33  0.984
                         37:59 RO  1.42        340.85        200.14        140.71  0.987
                         38:08 RO  1.36        730.76        421.34        309.42  0.991
                         38:28     0.50      6,081.32      2,030.48      4,050.84  1.000 13C12-HpCDF 789 IS12
                                 Height      1,489.29        468.77      1,020.52
                         38:46 RO  1.13        698.40        370.23        328.17  1.008
418-420              9 Peaks              20,992.20

                    ---------------------- Above: HpCDF / HpCDD Follows ---------------------

HpCDD                           0.88-1.20                                    0.976-1.005
424-426          DC  NL          Height         44.65         20.08         24.57
                         37:12     1.04     23,261.80     11,881.20     11,380.60  0.980
                         37:58     1.05     24,900.20     12,755.10     12,145.10  1.000 1234678-HpCDD   AN
424-426              2 Peaks              48,162.00

13C12-HpCDD                     0.88-1.20                                    0.868-1.079
436-438          DC  NL          Height         70.12         37.50         32.62
                         37:19 RO  1.39        372.97        216.83        156.14  0.983
                    DC  SN  37:28 RO  0.54        110.13                             0.987
                         37:58     1.01      5,153.46      2,593.25      2,560.21  1.000 13C12-HpCDD 678 IS13
                                 Height      1,340.43        674.97        665.46
                         38:09 RO  2.18        366.48        251.28        115.20  1.005
436-438              3 Peaks               5,892.91

                    ---------------------- Above: HpCDD / Octa-CDD and CDF Follows ----------

OCDF                            0.76-1.02                                    0.952-1.048
442-444          DC  NL          Height          6.26          3.45          2.81
                    DC  WL  36:38     0.86        919.02                             0.879
                         41:55     0.90    568,136.00    269,485.00    298,651.00  1.006 OCDF            AN   E
442-444              1 Peak               568,136.00
```

Compound/ M_Z....	QC.Log	Omit	Why	..RT.	OK	Ratio	Total.Area/Ht	Area/Ht.Peak1	Area/Ht.Peak2	Rel.RT	Compound.Name..	ID..	Flags.
OCDD						0.76-1.02				0.952-1.048			
458-460	DC	NL				Height	6.07	2.61	3.46				
				41:42		0.88	133,082.00	62,111.10	70,970.90	1.000	OCDD	AN	E
458-460			1	Peak			133,082.00						
13C12-OCDD						0.76-1.02				0.997-1.005			
470-472	DC	NL				Height	43.33	28.31	15.02				
				41:41		0.96	4,847.69	2,373.14	2,474.55	1.000	13C12-OCDD	IS14	
						Height	1,010.39	489.85	520.54				
	DC	WH		42:06	RO	1.61	572.96			1.010			
	DC	WH		42:16	RO	1.70	457.26			1.014			
470-472			1	Peak			4,847.69						

Column Description.....	"Why" Code Description.....	QC Log Desc.....
M_Z -Nominal Ion Mass(es)	WL-Below Retention Time Window	A-Peak Added
..RT. -Retention Time (mm:ss)	WH-Above Retention Time Window	K-Peak Kept
Rat.1 -Ratio of M/M+2 Ions	SN-Below Signal to Noise Level	D-Peak Deleted
OK -RO=Ratio Outside Limits	<M-Below Method Detection Limit	T-Time Changed
Rel.RT-Relative Retention Time	NL-Channel Specific Noise Level	M-Peak Area Changed
		N-Name Changed
		X-Ether Interference

*** End of Report ***

File:W1059 #1-797 Acq:13-JUL-2002 20:16:44 GC EI+ Voltage SIR 70S Noise:19401
303.9016 S:11 F:2 BSUB(256,30,-3.0) PKD(9,5,3,0.10%,77604.0,1.00%,F,T) Exp:NDB5US
TRIANGLE LABS Text:TLI#57752C DF-DP-104-0.5

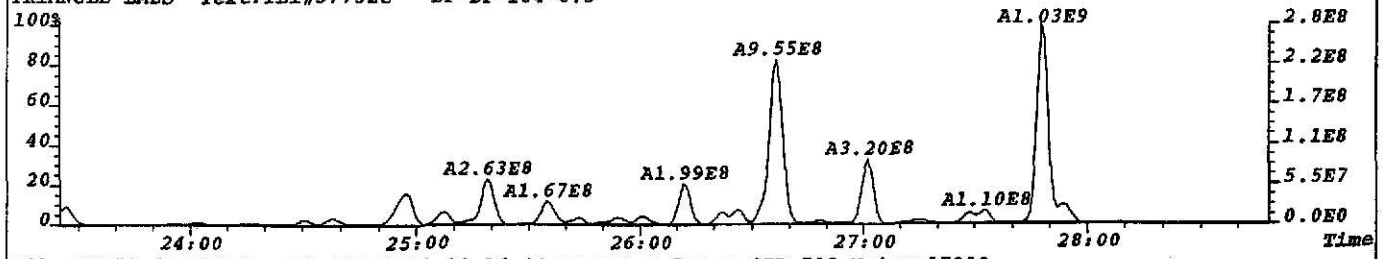

File:W1059 #1-797 Acq:13-JUL-2002 20:16:44 GC EI+ Voltage SIR 70S Noise:17800
305.8987 S:11 F:2 BSUB(256,30,-3.0) PKD(9,5,3,0.10%,71200.0,1.00%,F,T) Exp:NDB5US
TRIANGLE LABS Text:TLI#57752C DF-DP-104-0.5

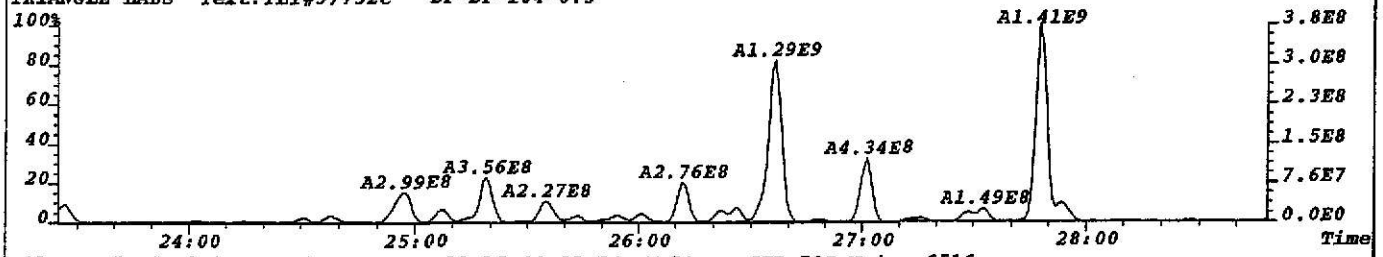

File:W1059 #1-797 Acq:13-JUL-2002 20:16:44 GC EI+ Voltage SIR 70S Noise:6516
315.9419 S:11 F:2 BSUB(256,30,-3.0) PKD(9,5,3,0.10%,26064.0,1.00%,F,T) Exp:NDB5US
TRIANGLE LABS Text:TLI#57752C DF-DP-104-0.5

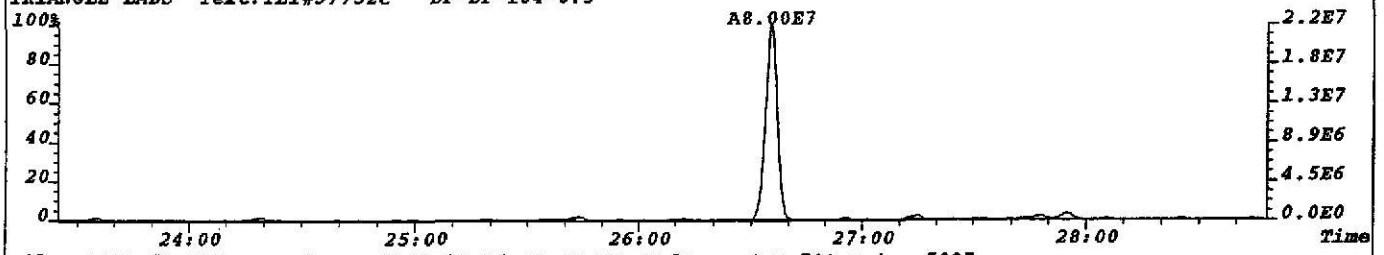

File:W1059 #1-797 Acq:13-JUL-2002 20:16:44 GC EI+ Voltage SIR 70S Noise:5007
317.9389 S:11 F:2 BSUB(256,30,-3.0) PKD(9,5,3,0.10%,20028.0,1.00%,F,T) Exp:NDB5US
TRIANGLE LABS Text:TLI#57752C DF-DP-104-0.5

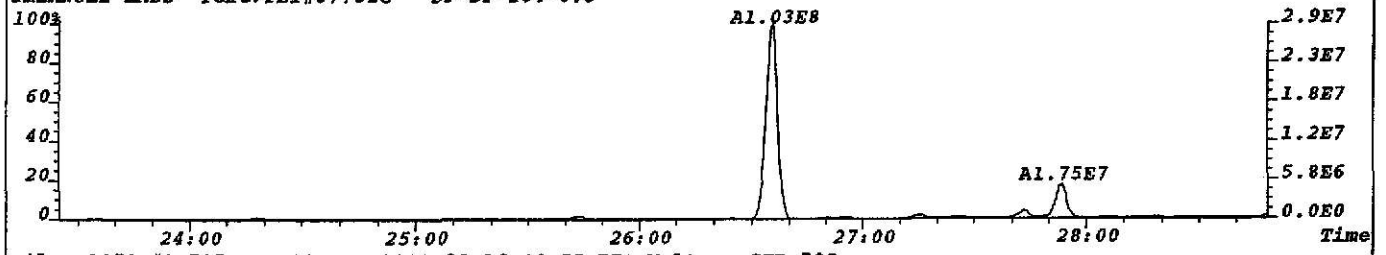

File:W1059 #1-797 Acq:13-JUL-2002 20:16:44 GC EI+ Voltage SIR 70S
330.9792 S:11 F:2 Exp:NDB5US
TRIANGLE LABS Text:TLI#57752C DF-DP-104-0.5

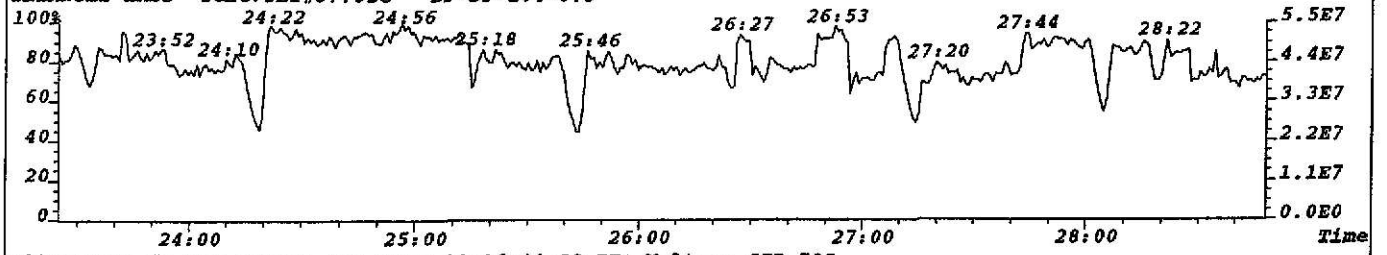

File:W1059 #1-797 Acq:13-JUL-2002 20:16:44 GC EI+ Voltage SIR 70S
375.8364 S:11 F:2 Exp:NDB5US
TRIANGLE LABS Text:TLI#57752C DF-DP-104-0.5



File:W1059 #1-797 Acq:13-JUL-2002 20:16:44 GC EI+ Voltage SIR 70S Noise:3205
319.8965 S:11 F:2 BSUB(256,30,-3.0) PKD(7,5,3,0.10%,12820.0,1.00%,F,T) Exp:NDB5US
TRIANGLE LABS Text:TLI#57752C DF-DP-104-0.5



File:W1059 #1-797 Acq:13-JUL-2002 20:16:44 GC EI+ Voltage SIR 70S Noise:4992
321.8936 S:11 F:2 BSUB(256,30,-3.0) PKD(7,5,3,0.10%,19968.0,1.00%,F,T) Exp:NDB5US
TRIANGLE LABS Text:TLI#57752C DF-DP-104-0.5

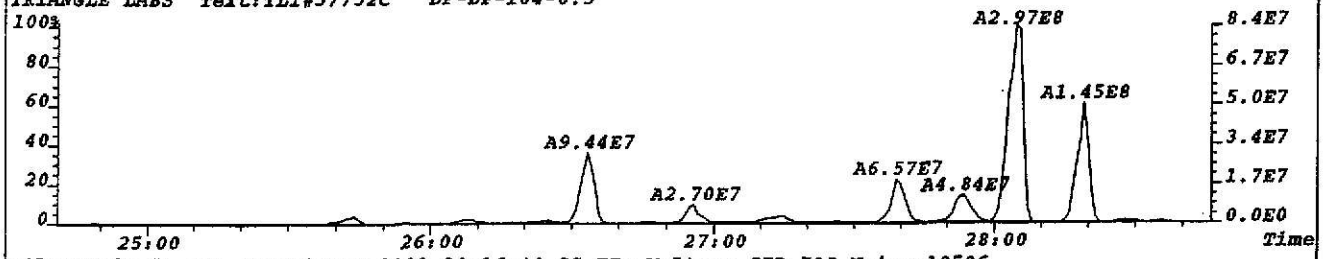

File:W1059 #1-797 Acq:13-JUL-2002 20:16:44 GC EI+ Voltage SIR 70S Noise:10506
331.9368 S:11 F:2 BSUB(256,30,-3.0) PKD(7,5,3,0.10%,42024.0,1.00%,F,T) Exp:NDB5US
TRIANGLE LABS Text:TLI#57752C DF-DP-104-0.5

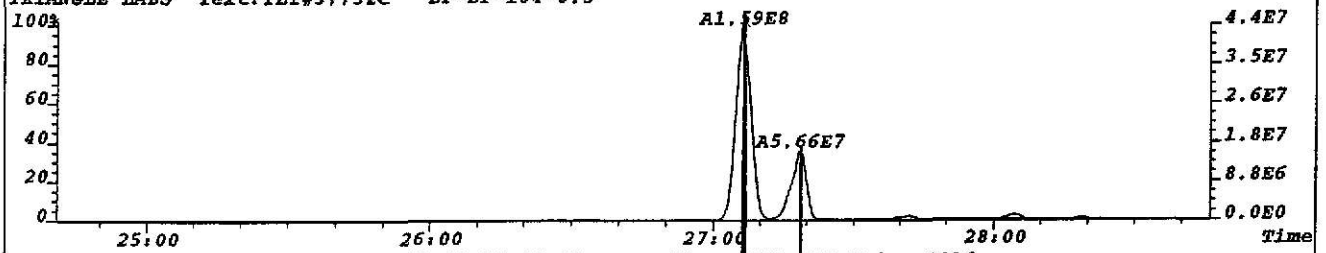

File:W1059 #1-797 Acq:13-JUL-2002 20:16:44 GC EI+ Voltage SIR 70S Noise:3816
333.9338 S:11 F:2 BSUB(256,30,-3.0) PKD(7,5,3,0.10%,15264.0,1.00%,F,T) Exp:NDB5US
TRIANGLE LABS Text:TLI#57752C DF-DP-104-0.5

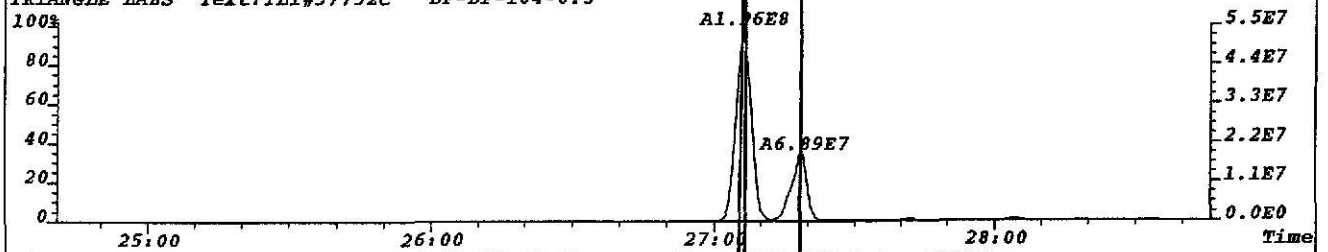

File:W1059 #1-797 Acq:13-JUL-2002 20:16:44 GC EI+ Voltage SIR 70S Noise:36207
327.8847 S:11 F:2 BSUB(256,30,-3.0) PKD(7,5,3,0.10%,144828.0,1.00%,F,T) Exp:NDB5US
TRIANGLE LABS Text:TLI#57752C DF-DP-104-0.5

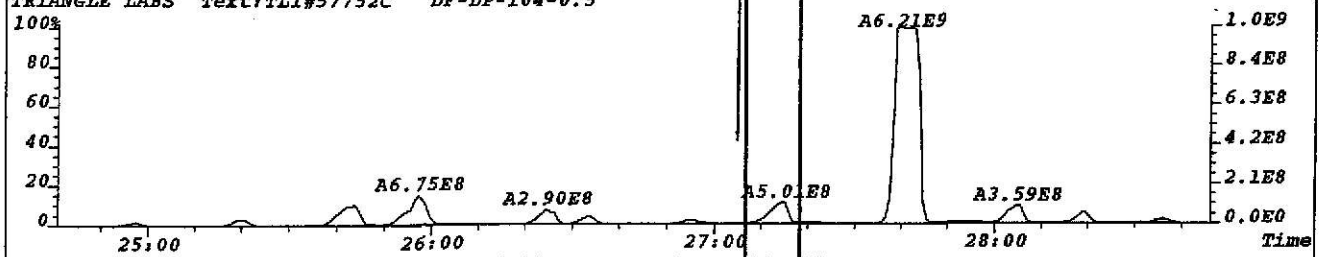

File:W1059 #1-797 Acq:13-JUL-2002 20:16:44 GC EI+ Voltage SIR 70S
330.9792 S:11 F:2 Exp:NDB5US
TRIANGLE LABS Text:TLI#57752C DF-DP-104-0.5

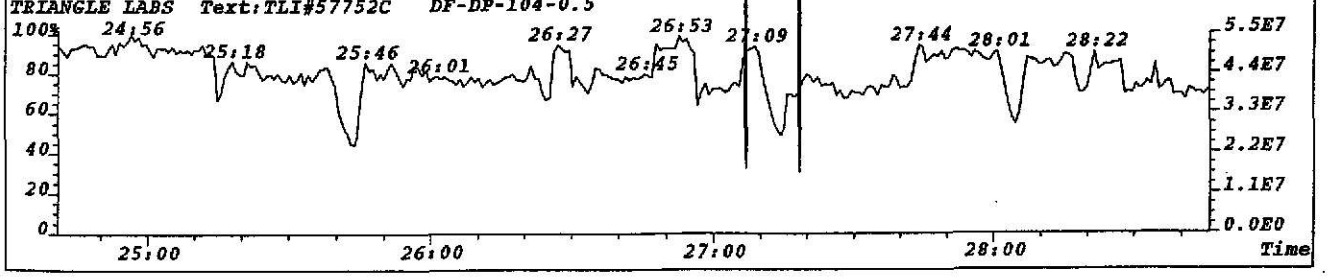

File:W1059 #1-797 Acq:13-JUL-2002 20:16:44 GC EI+ Voltage SIR 70S Noise:4713
339.8597 S:11 F:2 BSUB(256,30,-3.0) PKD(7,5,3,0.10%,18852.0,1.00%,F,T) Exp:NDB5US
TRIANGLE LABS Text:TLI#57752C DF-DP-104-0.5

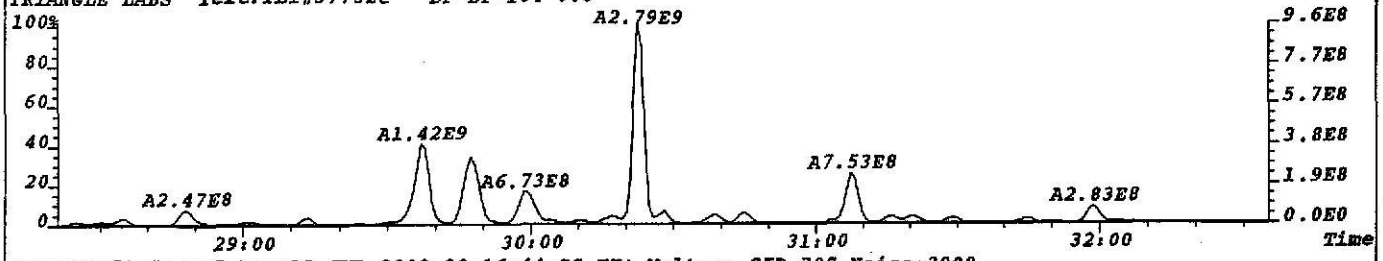

File:W1059 #1-797 Acq:13-JUL-2002 20:16:44 GC EI+ Voltage SIR 70S Noise:3908
341.8567 S:11 F:2 BSUB(256,30,-3.0) PKD(7,5,3,0.10%,15632.0,1.00%,F,T) Exp:NDB5US
TRIANGLE LABS Text:TLI#57752C DF-DP-104-0.5

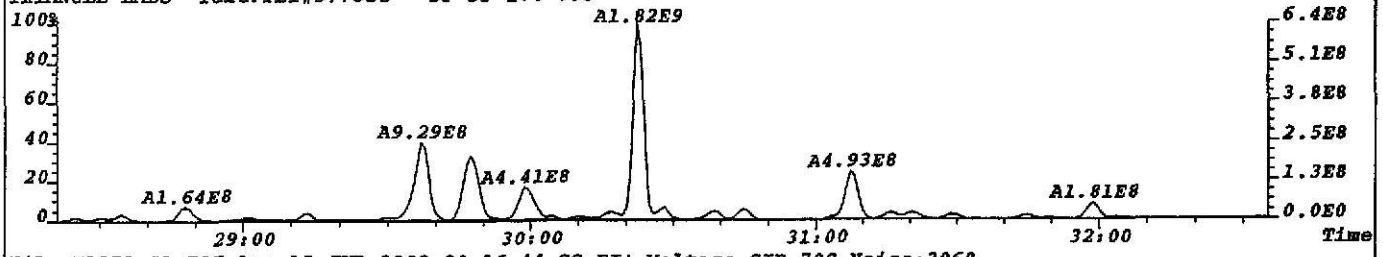

File:W1059 #1-797 Acq:13-JUL-2002 20:16:44 GC EI+ Voltage SIR 70S Noise:3068
351.9000 S:11 F:2 BSUB(256,30,-3.0) PKD(7,5,3,0.10%,12272.0,1.00%,F,T) Exp:NDB5US
TRIANGLE LABS Text:TLI#57752C DF-DP-104-0.5

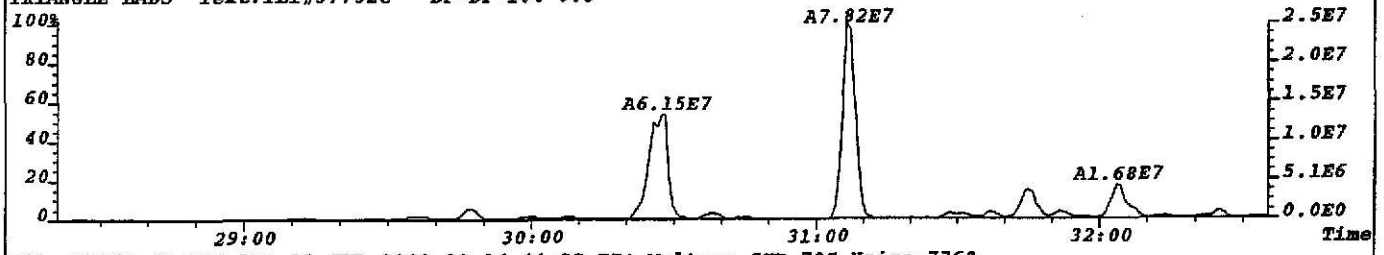

File:W1059 #1-797 Acq:13-JUL-2002 20:16:44 GC EI+ Voltage SIR 70S Noise:7768
353.8970 S:11 F:2 BSUB(256,30,-3.0) PKD(7,5,3,0.10%,31072.0,1.00%,F,T) Exp:NDB5US
TRIANGLE LABS Text:TLI#57752C DF-DP-104-0.5

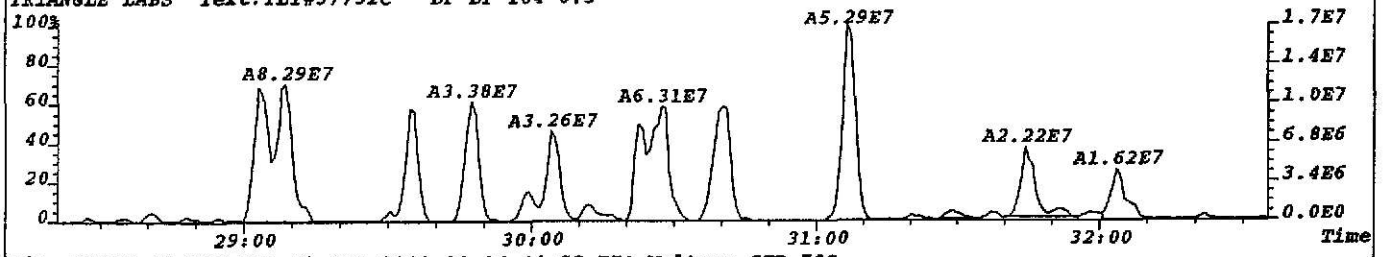

File:W1059 #1-797 Acq:13-JUL-2002 20:16:44 GC EI+ Voltage SIR 70S
330.9792 S:11 F:2 Exp:NDB5US
TRIANGLE LABS Text:TLI#57752C DF-DP-104-0.5

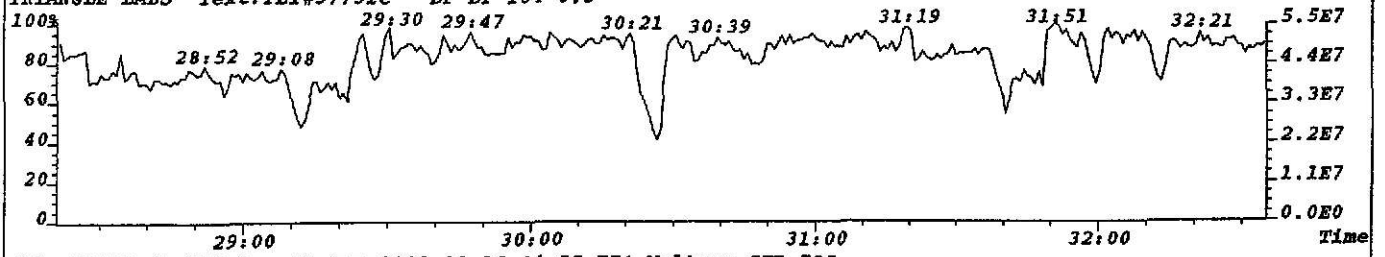

File:W1059 #1-797 Acq:13-JUL-2002 20:16:44 GC EI+ Voltage SIR 70S
409.7974 S:11 F:2 Exp:NDB5US
TRIANGLE LABS Text:TLI#57752C DF-DP-104-0.5

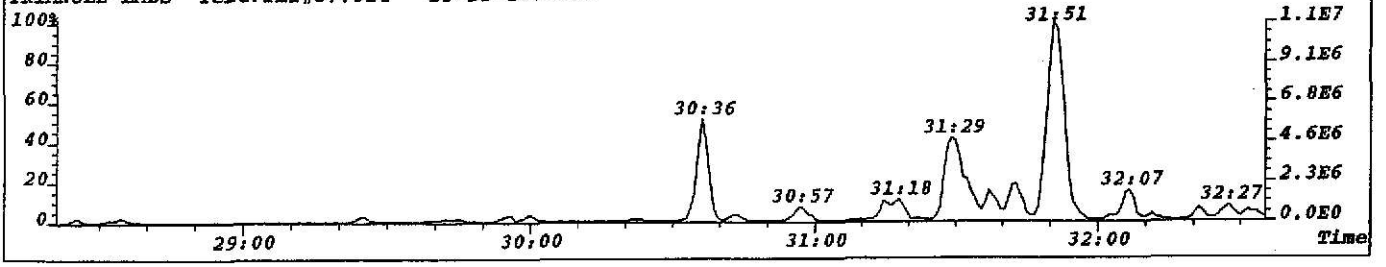

File:W1059 #1-797 Acq:13-JUL-2002 20:16:44 GC EI+ Voltage SIR 70S
355.8546 S:11 F:2 BSUB(256,30,-3.0) PKD(5,5,3,0.05%,11072.0,1.00%,F,T) Exp:NDB5US Noise:2768
Sample Text:TLI#57752C DF-DP-104-0.5 File Text:TRIANGLE LABORATORIES, INC.

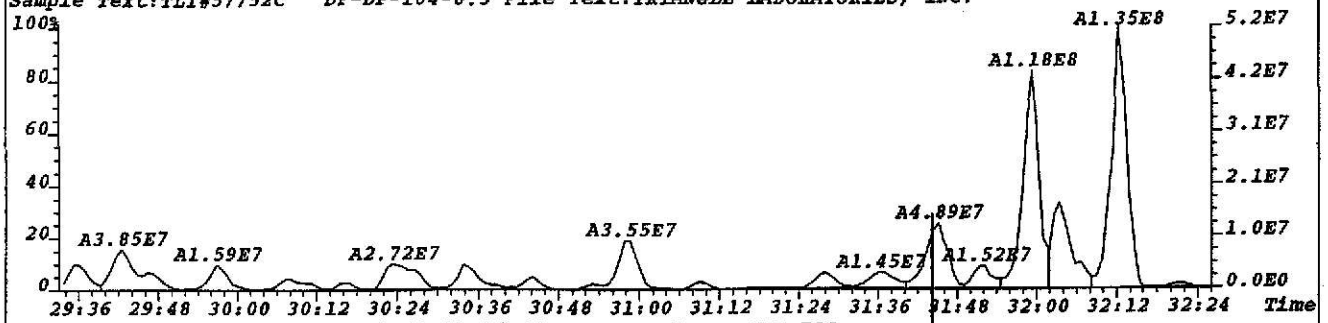

File:W1059 #1-797 Acq:13-JUL-2002 20:16:44 GC EI+ Voltage SIR 70S
357.8516 S:11 F:2 BSUB(256,30,-3.0) PKD(5,5,3,0.05%,171664.0,1.00%,F,T) Exp:NDB5US Noise:42916
Sample Text:TLI#57752C DF-DP-104-0.5 File Text:TRIANGLE LABORATORIES, INC.

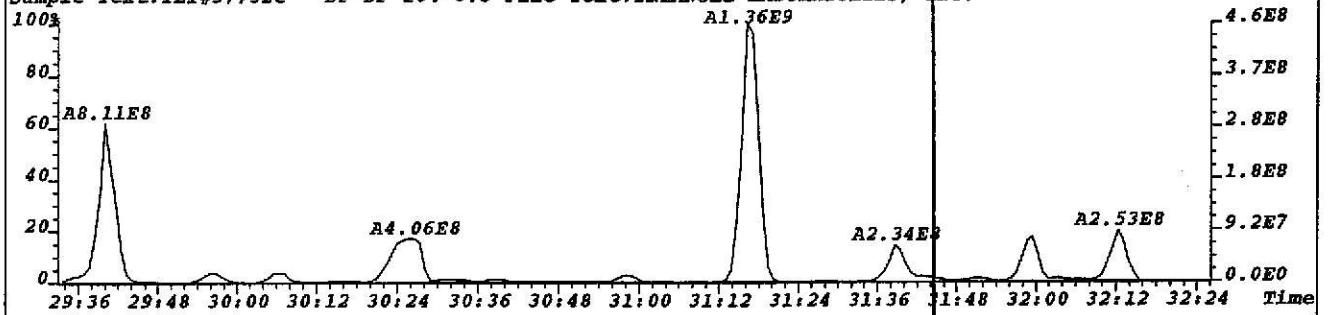

File:W1059 #1-797 Acq:13-JUL-2002 20:16:44 GC EI+ Voltage SIR 70S
367.8949 S:11 F:2 BSUB(256,30,-3.0) PKD(5,5,3,0.05%,8032.0,1.00%,F,T) Exp:NDB5US Noise:2008
Sample Text:TLI#57752C DF-DP-104-0.5 File Text:TRIANGLE LABORATORIES, INC.

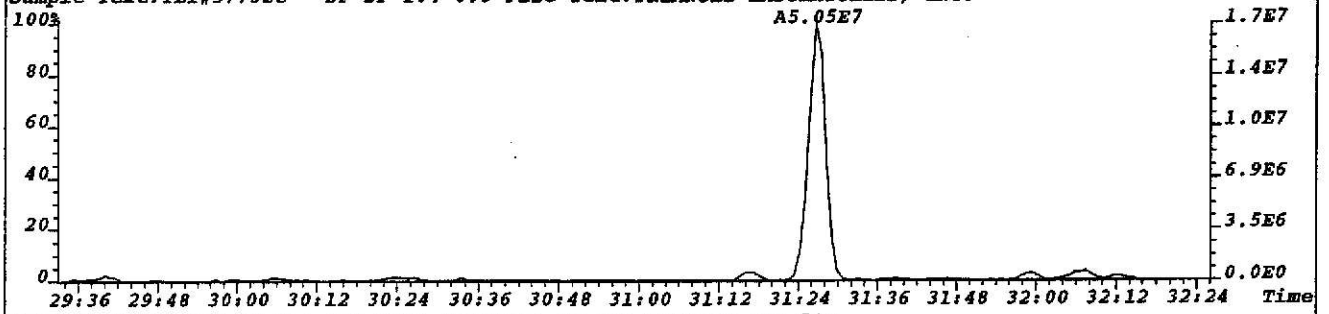

File:W1059 #1-797 Acq:13-JUL-2002 20:16:44 GC EI+ Voltage SIR 70S
369.8919 S:11 F:2 BSUB(256,30,-3.0) PKD(5,5,3,0.05%,5236.0,1.00%,F,T) Exp:NDB5US Noise:1309
Sample Text:TLI#57752C DF-DP-104-0.5 File Text:TRIANGLE LABORATORIES, INC.

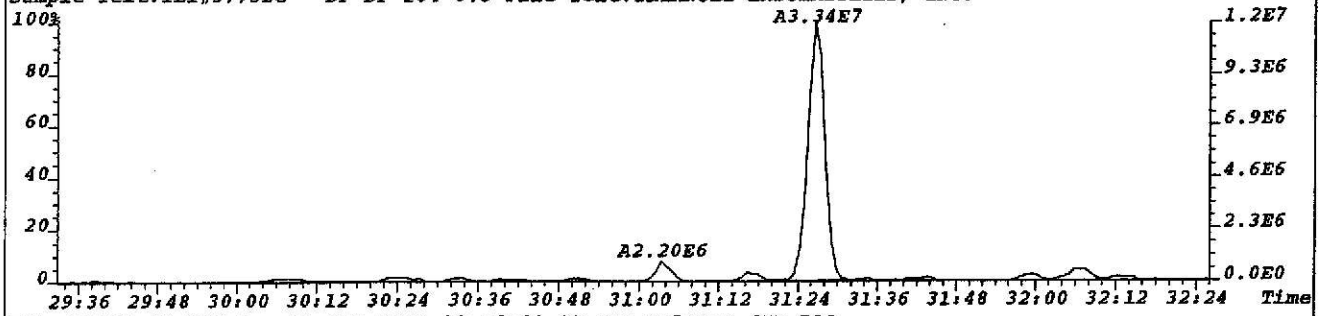

File:W1059 #1-797 Acq:13-JUL-2002 20:16:44 GC EI+ Voltage SIR 70S
330.9792 S:11 F:2 Exp:NDB5US
Sample Text:TLI#57752C DF-DP-104-0.5 File Text:TRIANGLE LABORATORIES, INC.

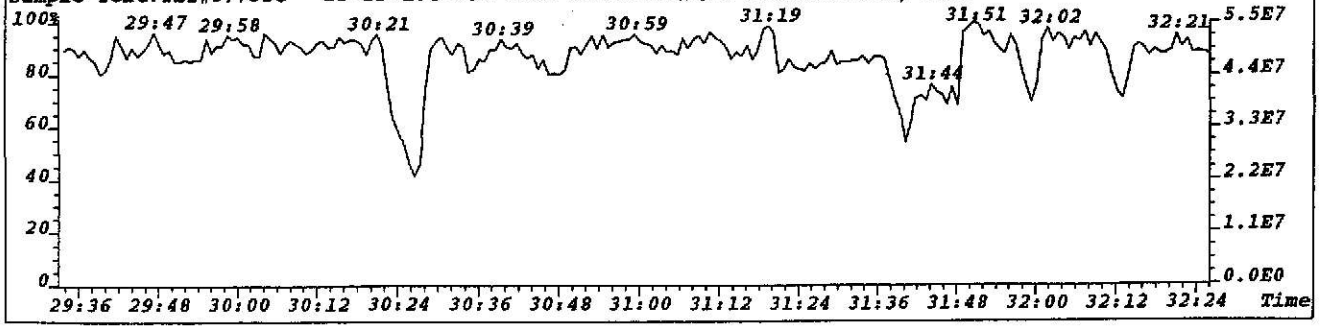

File:W1059 #1-423 Acq:13-JUL-2002 20:16:44 GC EI+ Voltage SIR 70S Noise:98713
373.8208 S:11 F:3 BSUB(256,30,-3.0) PKD(7,5,3,0.10%,394852.0,1.00%,F,T) Exp:NDB5US
TRIANGLE LABS Text:TLI#57752C DF-DP-104-0.5

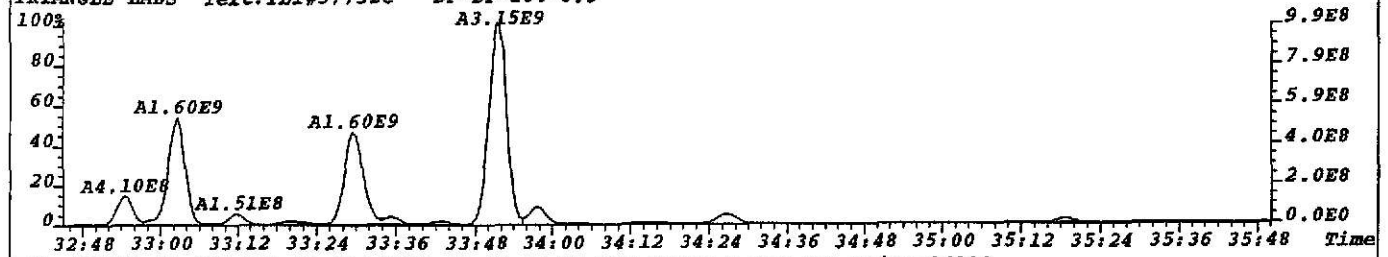

File:W1059 #1-423 Acq:13-JUL-2002 20:16:44 GC EI+ Voltage SIR 70S Noise:86220
375.8178 S:11 F:3 BSUB(256,30,-3.0) PKD(7,5,3,0.10%,344880.0,1.00%,F,T) Exp:NDB5US
TRIANGLE LABS Text:TLI#57752C DF-DP-104-0.5

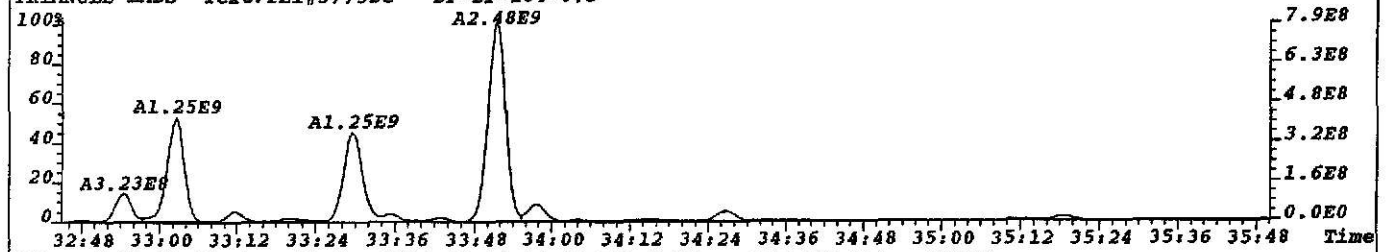

File:W1059 #1-423 Acq:13-JUL-2002 20:16:44 GC EI+ Voltage SIR 70S Noise:29250
383.8639 S:11 F:3 BSUB(256,30,-3.0) PKD(7,5,3,0.10%,117000.0,1.00%,F,T) Exp:NDB5US
TRIANGLE LABS Text:TLI#57752C DF-DP-104-0.5

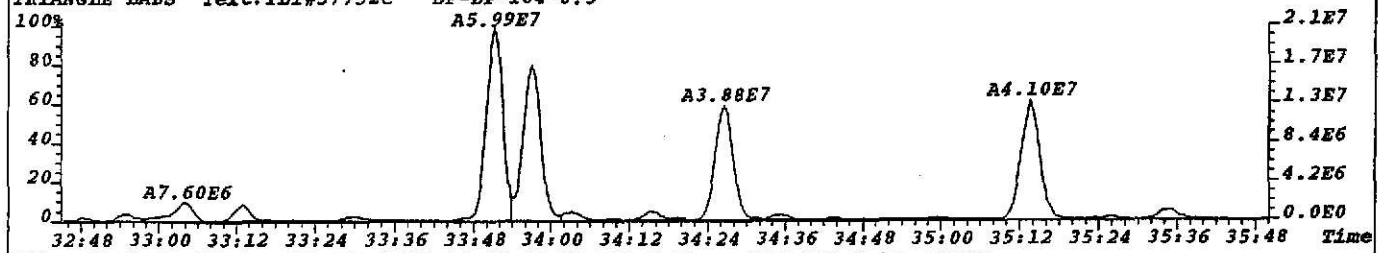

File:W1059 #1-423 Acq:13-JUL-2002 20:16:44 GC EI+ Voltage SIR 70S Noise:58921
385.8610 S:11 F:3 BSUB(256,30,-3.0) PKD(7,5,3,0.10%,235684.0,1.00%,F,T) Exp:NDB5US
TRIANGLE LABS Text:TLI#57752C DF-DP-104-0.5

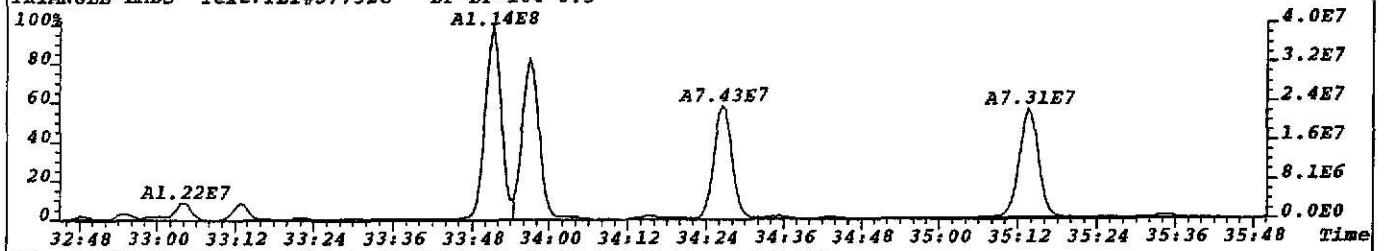

File:W1059 #1-423 Acq:13-JUL-2002 20:16:44 GC EI+ Voltage SIR 70S
392.9760 S:11 F:3 Exp:NDB5US
TRIANGLE LABS Text:TLI#57752C DF-DP-104-0.5

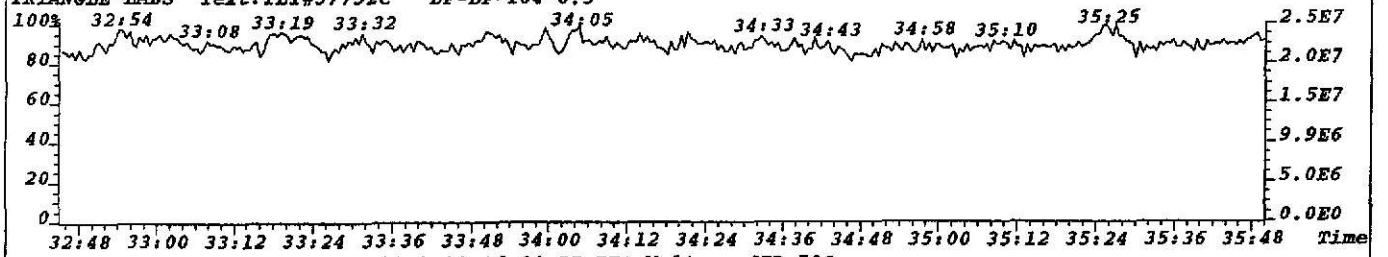

File:W1059 #1-423 Acq:13-JUL-2002 20:16:44 GC EI+ Voltage SIR 70S
445.7555 S:11 F:3 Exp:NDB5US
TRIANGLE LABS Text:TLI#57752C DF-DP-104-0.5

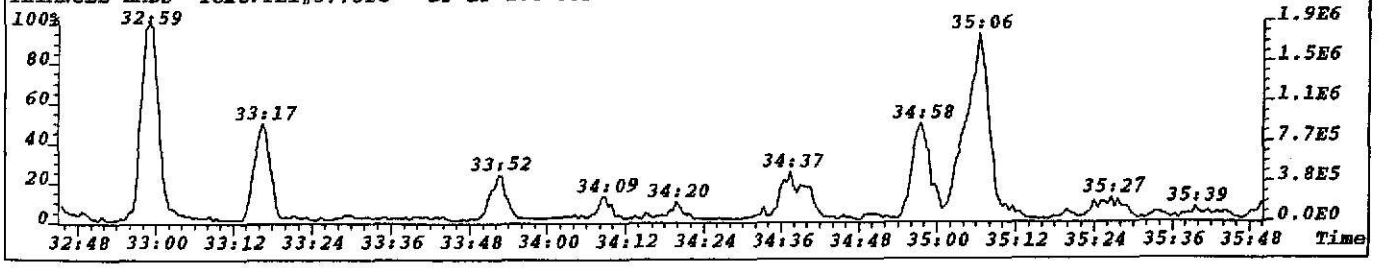

File:W1059 #1-423 Acq:13-JUL-2002 20:16:44 GC EI+ Voltage SIR 70S
389.8156 S:11 F:3 BSUB(256,30,-3.0) PKD(7,5,3,0.10%,222764.0,1.00%,F,T) Exp:NDB5US Noise:55691
Sample Text:TLI#57752C DF-DP-104-0.5 File Text:TRIANGLE LABORATORIES, INC.

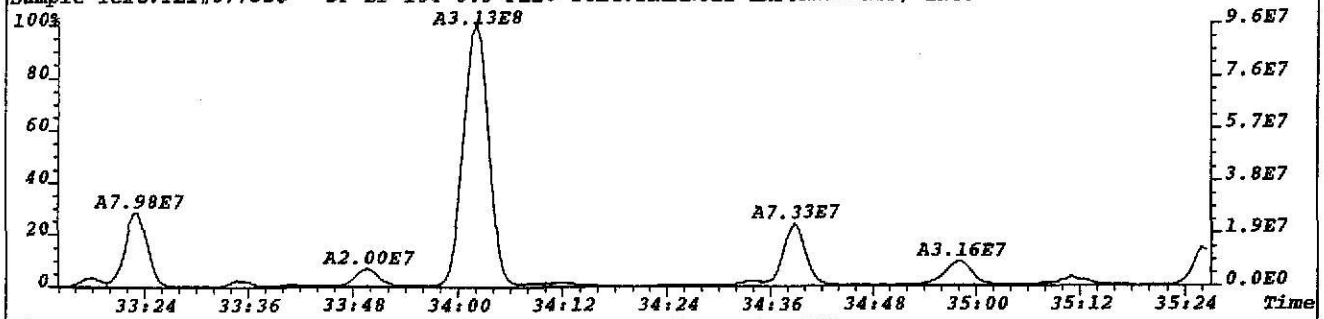

File:W1059 #1-423 Acq:13-JUL-2002 20:16:44 GC EI+ Voltage SIR 70S
391.8127 S:11 F:3 BSUB(256,30,-3.0) PKD(7,5,3,0.10%,339692.0,1.00%,F,T) Exp:NDB5US Noise:84923
Sample Text:TLI#57752C DF-DP-104-0.5 File Text:TRIANGLE LABORATORIES, INC.

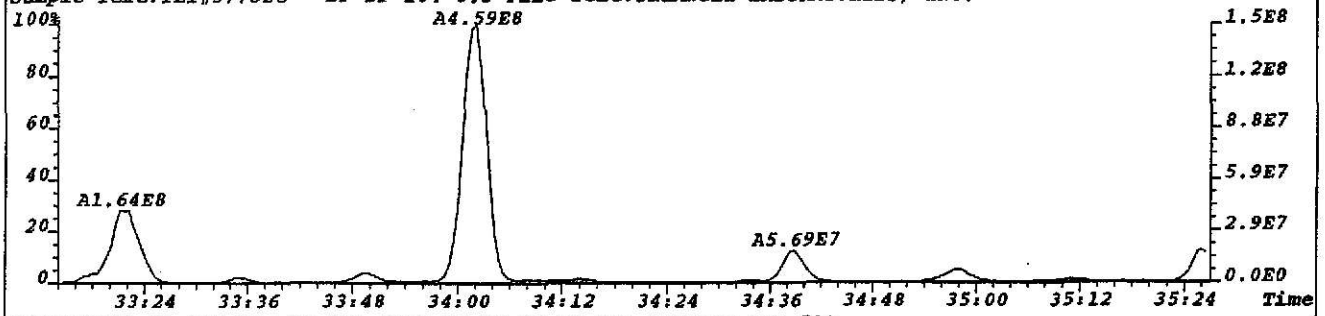

File:W1059 #1-423 Acq:13-JUL-2002 20:16:44 GC EI+ Voltage SIR 70S
401.8558 S:11 F:3 BSUB(256,30,-3.0) PKD(7,5,3,0.10%,168384.0,1.00%,F,T) Exp:NDB5US Noise:42096
Sample Text:TLI#57752C DF-DP-104-0.5 File Text:TRIANGLE LABORATORIES, INC.

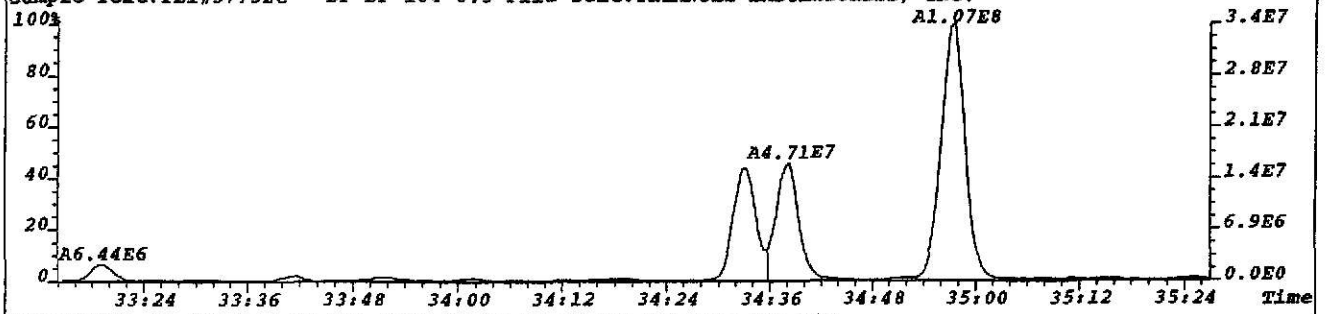

File:W1059 #1-423 Acq:13-JUL-2002 20:16:44 GC EI+ Voltage SIR 70S
403.8529 S:11 F:3 BSUB(256,30,-3.0) PKD(7,5,3,0.10%,249716.0,1.00%,F,T) Exp:NDB5US Noise:62429
Sample Text:TLI#57752C DF-DP-104-0.5 File Text:TRIANGLE LABORATORIES, INC.

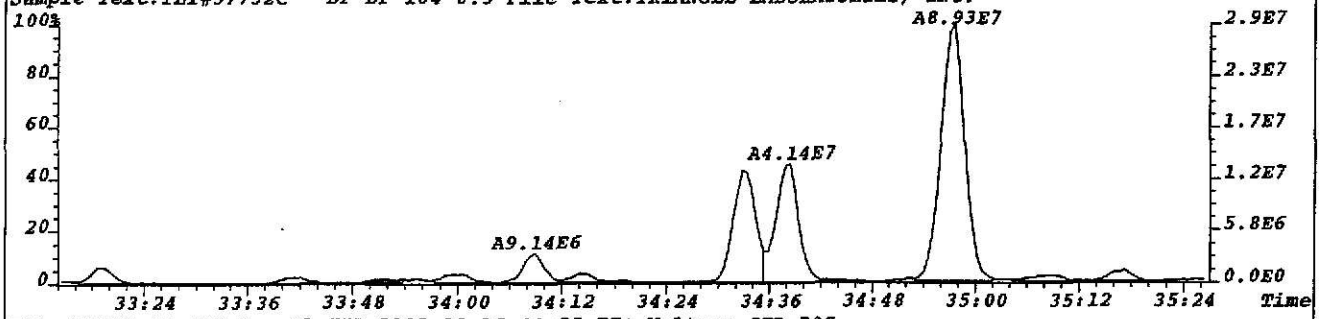

File:W1059 #1-423 Acq:13-JUL-2002 20:16:44 GC EI+ Voltage SIR 70S
392.9760 S:11 F:3 Exp:NDB5US
Sample Text:TLI#57752C DF-DP-104-0.5 File Text:TRIANGLE LABORATORIES, INC.

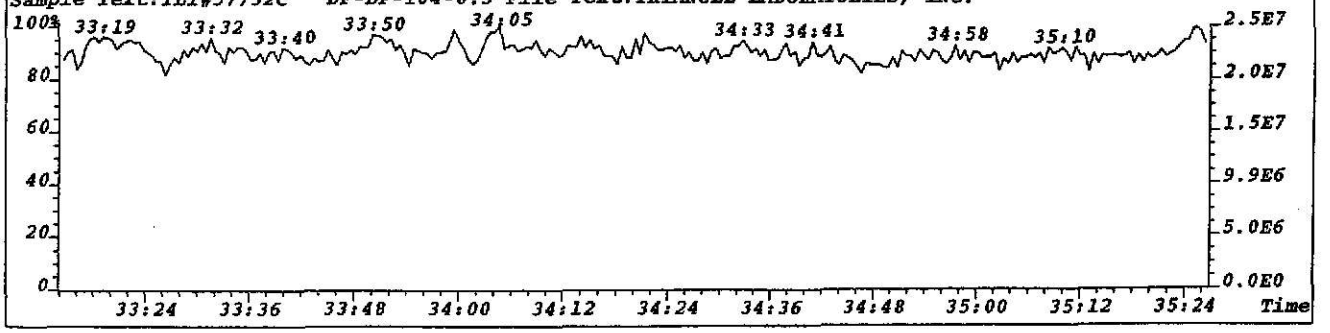

File:W1059 #1-674 Acq:13-JUL-2002 20:16:44 GC EI+ Voltage SIR 70S Noise:37017
407.7818 S:11 F:4 BSUB(256,30,-3.0) PKD(7,5,3,0.10%,148068.0,1.00%,F,T) Exp:NDB5US
TRIANGLE LABS Text:TLI#57752C DF-DP-104-0.5

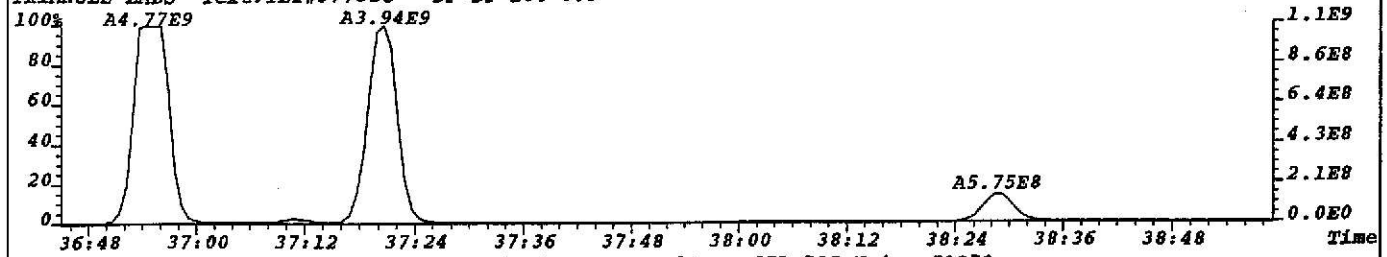

File:W1059 #1-674 Acq:13-JUL-2002 20:16:44 GC EI+ Voltage SIR 70S Noise:51979
409.7789 S:11 F:4 BSUB(256,30,-3.0) PKD(7,5,3,0.10%,207916.0,1.00%,F,T) Exp:NDB5US
TRIANGLE LABS Text:TLI#57752C DF-DP-104-0.5

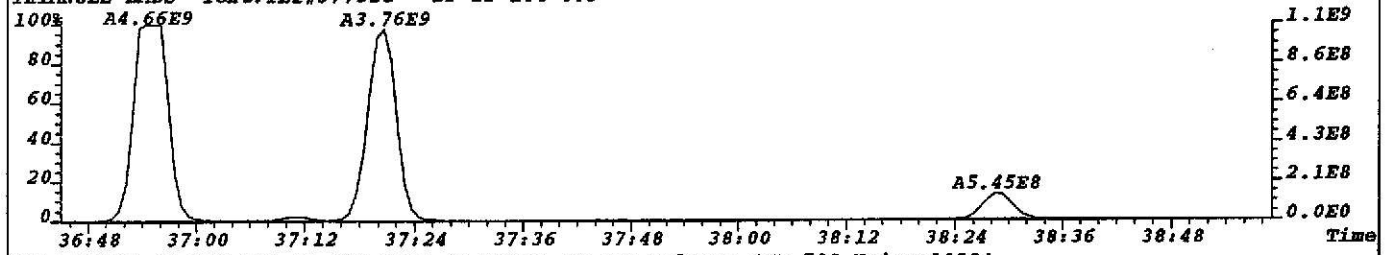

File:W1059 #1-674 Acq:13-JUL-2002 20:16:44 GC EI+ Voltage SIR 70S Noise:10284
417.8253 S:11 F:4 BSUB(256,30,-3.0) PKD(7,5,3,0.10%,41136.0,1.00%,F,T) Exp:NDB5US
TRIANGLE LABS Text:TLI#57752C DF-DP-104-0.5

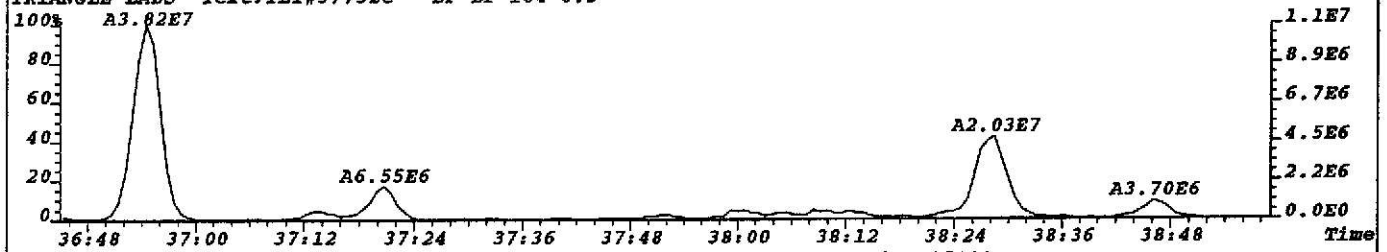

File:W1059 #1-674 Acq:13-JUL-2002 20:16:44 GC EI+ Voltage SIR 70S Noise:25303
419.8220 S:11 F:4 BSUB(256,30,-3.0) PKD(7,5,3,0.10%,101212.0,1.00%,F,T) Exp:NDB5US
TRIANGLE LABS Text:TLI#57752C DF-DP-104-0.5

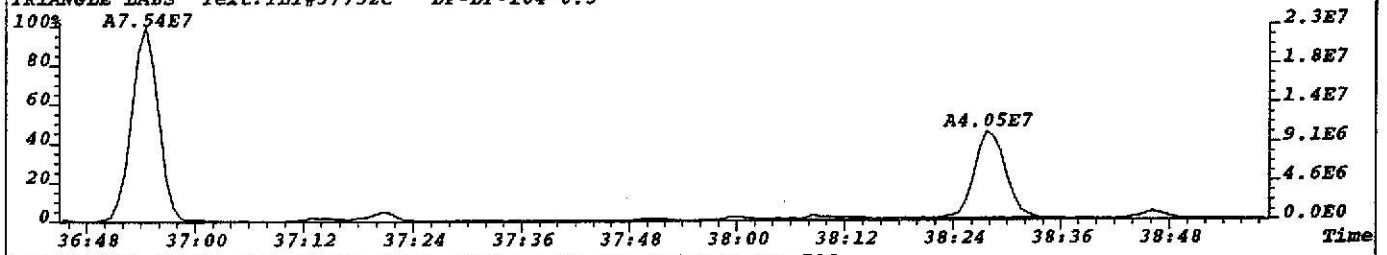

File:W1059 #1-674 Acq:13-JUL-2002 20:16:44 GC EI+ Voltage SIR 70S
430.9729 S:11 F:4 Exp:NDB5US
TRIANGLE LABS Text:TLI#57752C DF-DP-104-0.5

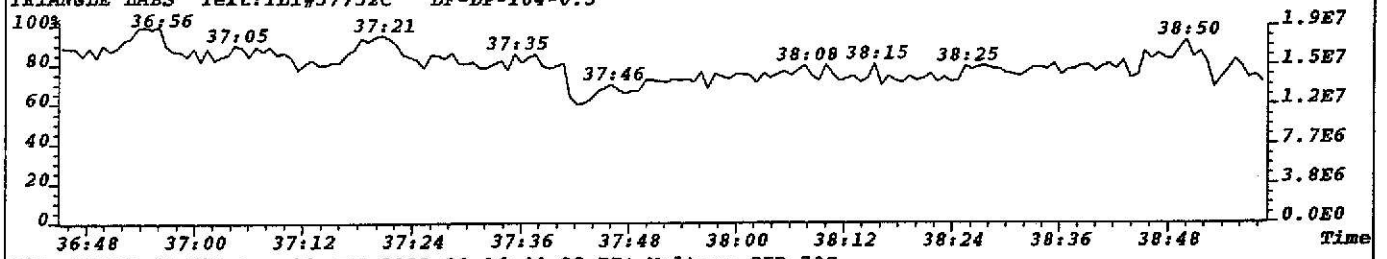

File:W1059 #1-674 Acq:13-JUL-2002 20:16:44 GC EI+ Voltage SIR 70S
479.7165 S:11 F:4 Exp:NDB5US
TRIANGLE LABS Text:TLI#57752C DF-DP-104-0.5

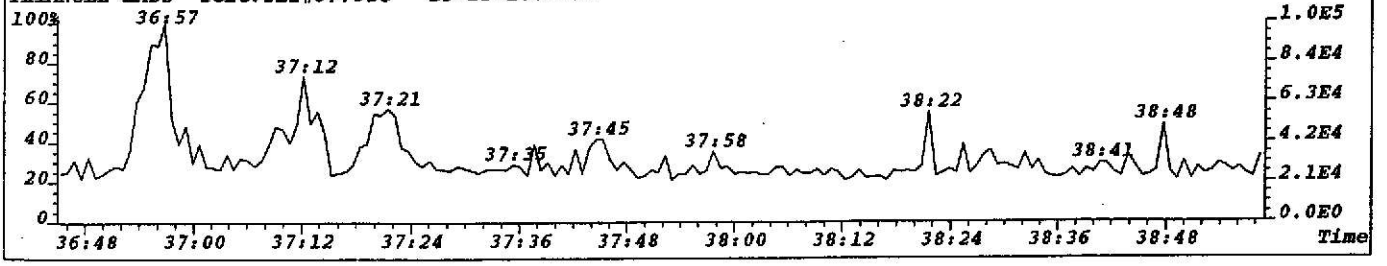

File:W1059 #1-674 Acq:13-JUL-2002 20:16:44 GC EI+ Voltage SIR 70S
423.7766 S:11 F:4 BSUB(256,30,-3.0) PKD(7,5,3,0.10%,100420.0,1.00%,F,T) Exp:NDB5US Noise:25105
Sample Text:TLI#57752C DF-DP-104-0.5 File Text:TRIANGLE LABORATORIES, INC.

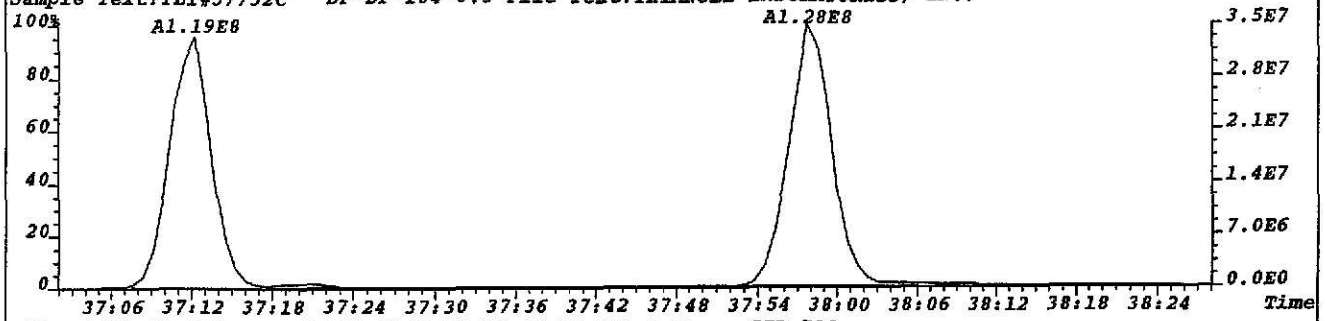

File:W1059 #1-674 Acq:13-JUL-2002 20:16:44 GC EI+ Voltage SIR 70S
425.7737 S:11 F:4 BSUB(256,30,-3.0) PKD(7,5,3,0.10%,122840.0,1.00%,F,T) Exp:NDB5US Noise:30710
Sample Text:TLI#57752C DF-DP-104-0.5 File Text:TRIANGLE LABORATORIES, INC.

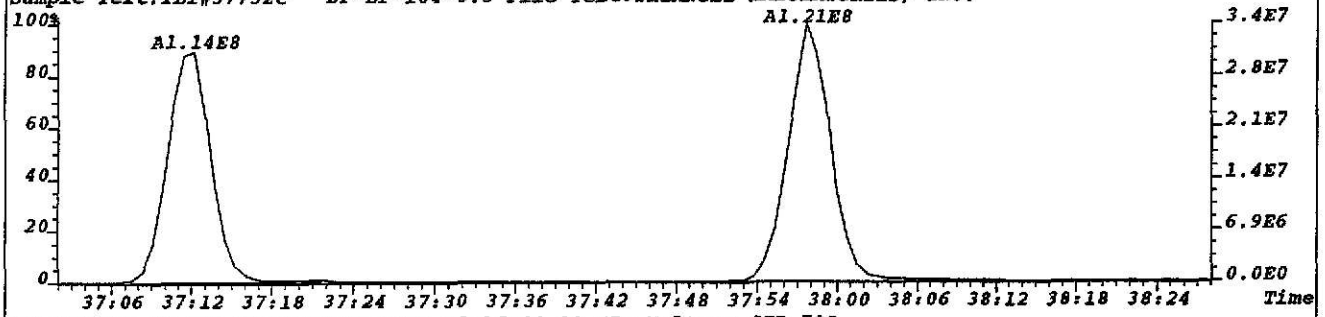

File:W1059 #1-674 Acq:13-JUL-2002 20:16:44 GC EI+ Voltage SIR 70S
435.8169 S:11 F:4 BSUB(256,30,-3.0) PKD(7,5,3,0.10%,187480.0,1.00%,F,T) Exp:NDB5US Noise:46870
Sample Text:TLI#57752C DF-DP-104-0.5 File Text:TRIANGLE LABORATORIES, INC.

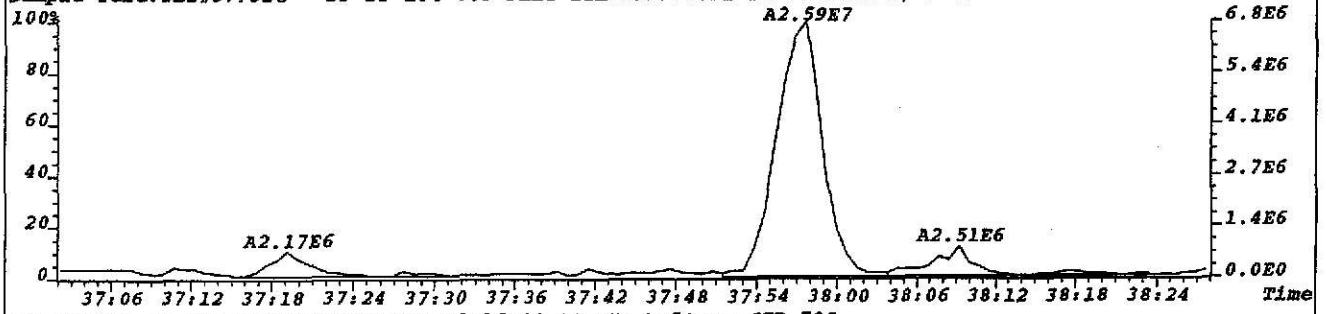

File:W1059 #1-674 Acq:13-JUL-2002 20:16:44 GC EI+ Voltage SIR 70S
437.8140 S:11 F:4 BSUB(256,30,-3.0) PKD(7,5,3,0.10%,163092.0,1.00%,F,T) Exp:NDB5US Noise:40773
Sample Text:TLI#57752C DF-DP-104-0.5 File Text:TRIANGLE LABORATORIES, INC.

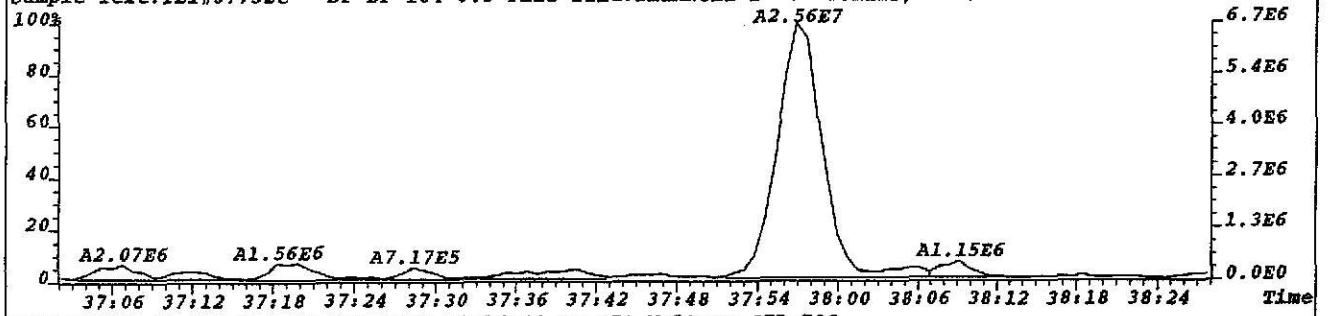

File:W1059 #1-674 Acq:13-JUL-2002 20:16:44 GC EI+ Voltage SIR 70S
430.9729 S:11 F:4 Exp:NDB5US
Sample Text:TLI#57752C DF-DP-104-0.5 File Text:TRIANGLE LABORATORIES, INC.

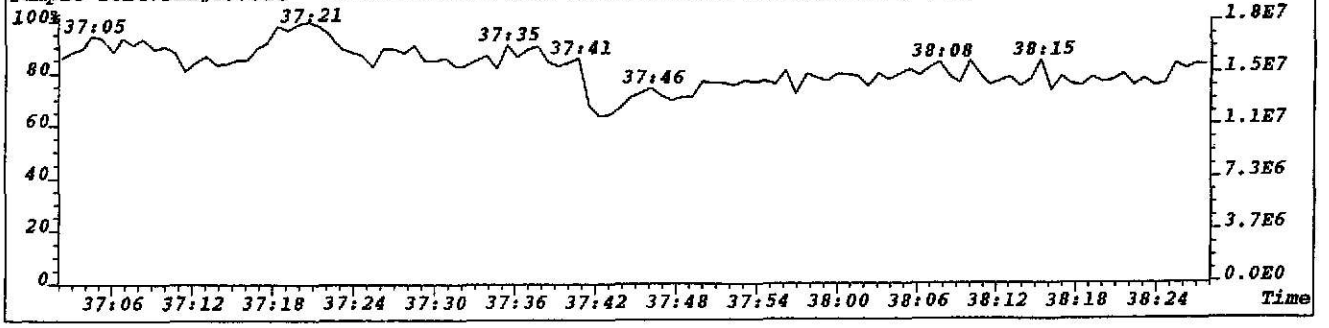

File:W1059 #1-674 Acq:13-JUL-2002 20:16:44 GC EI+ Voltage SIR 70S Noise:4314
441.7428 S:11 F:4 BSUB(256,30,-3.0) PKD(7,5,3,0.10%,17256.0,1.00%,F,T) Exp:NDB5US
Sample Text:TLI#57752C DF-DP-104-0.5 File Text:TRIANGLE LABORATORIES, INC.

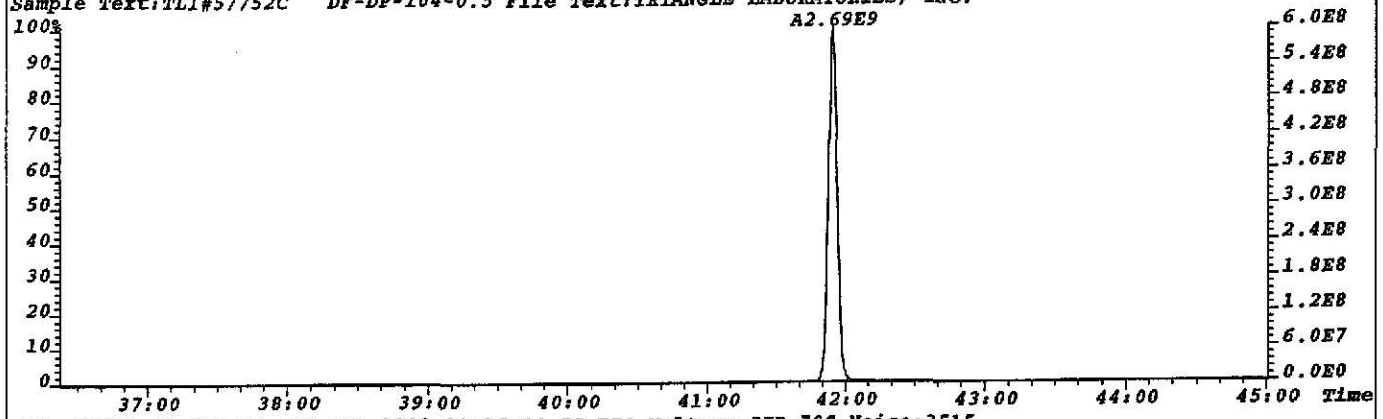

File:W1059 #1-674 Acq:13-JUL-2002 20:16:44 GC EI+ Voltage SIR 70S Noise:3515
443.7399 S:11 F:4 BSUB(256,30,-3.0) PKD(7,5,3,0.10%,14060.0,1.00%,F,T) Exp:NDB5US
Sample Text:TLI#57752C DF-DP-104-0.5 File Text:TRIANGLE LABORATORIES, INC.

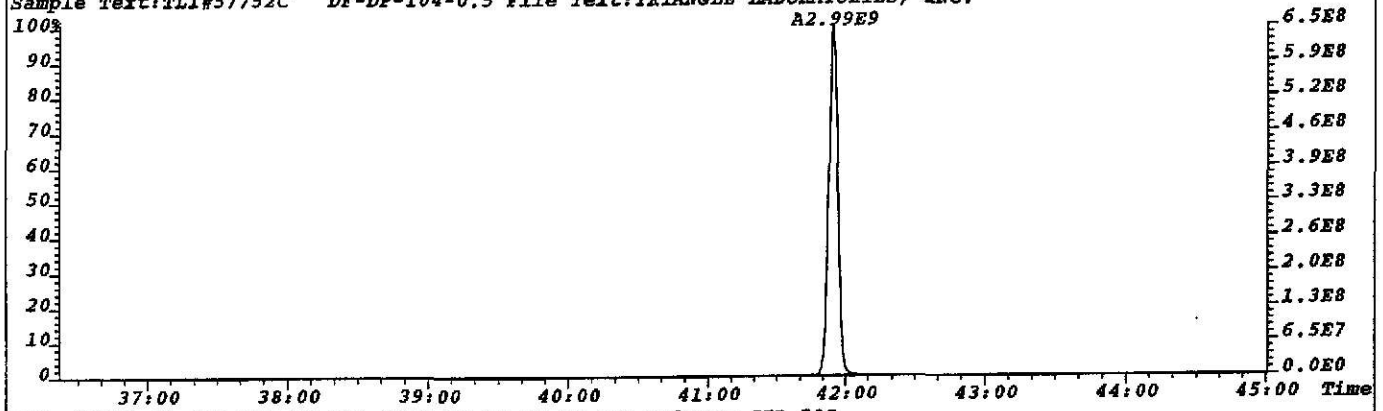

File:W1059 #1-674 Acq:13-JUL-2002 20:16:44 GC EI+ Voltage SIR 70S
430.9729 S:11 F:4 Exp:NDB5US
Sample Text:TLI#57752C DF-DP-104-0.5 File Text:TRIANGLE LABORATORIES, INC.

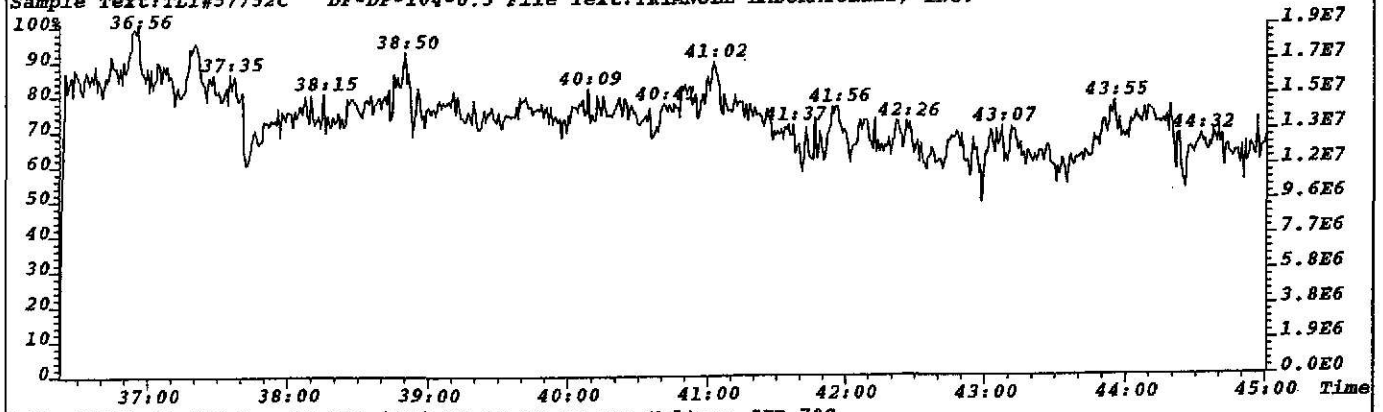

File:W1059 #1-674 Acq:13-JUL-2002 20:16:44 GC EI+ Voltage SIR 70S
513.6775 S:11 F:4 Exp:NDB5US
Sample Text:TLI#57752C DF-DP-104-0.5 File Text:TRIANGLE LABORATORIES, INC.

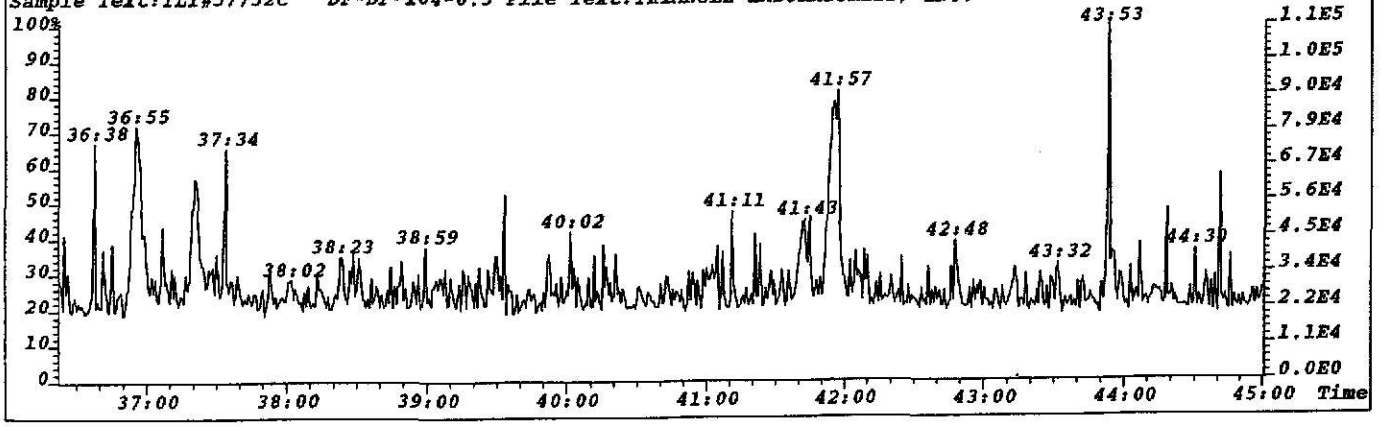

File:W1059 #1-674 Acq:13-JUL-2002 20:16:44 GC EI+ Voltage SIR 70S
457.7377 S:11 F:4 BSUB(256,30,-3.0) PKD(7,5,3,0.10%,13068.0,1.00%,F,T) Exp:NDB5US Noise:3267
Sample Text:TLI#57752C DF-DP-104-0.5 File Text:TRIANGLE LABORATORIES, INC.

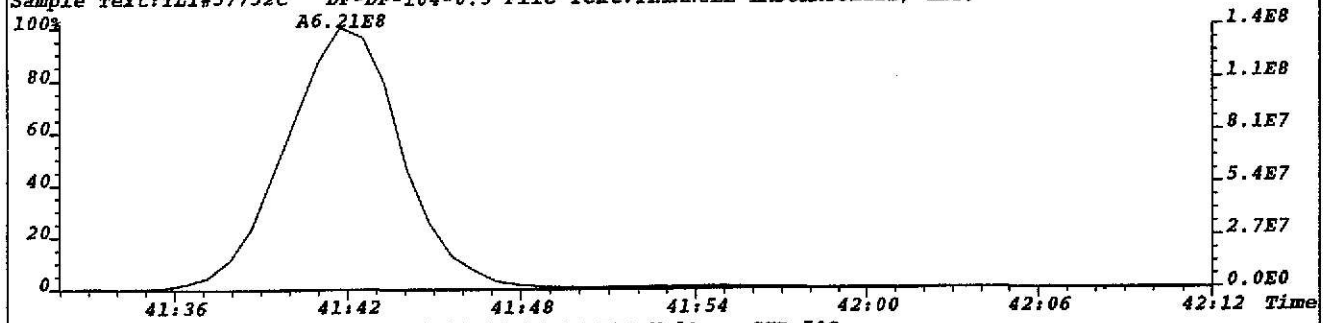

File:W1059 #1-674 Acq:13-JUL-2002 20:16:44 GC EI+ Voltage SIR 70S
459.7348 S:11 F:4 BSUB(256,30,-3.0) PKD(7,5,3,0.10%,17300.0,1.00%,F,T) Exp:NDB5US Noise:4325
Sample Text:TLI#57752C DF-DP-104-0.5 File Text:TRIANGLE LABORATORIES, INC.

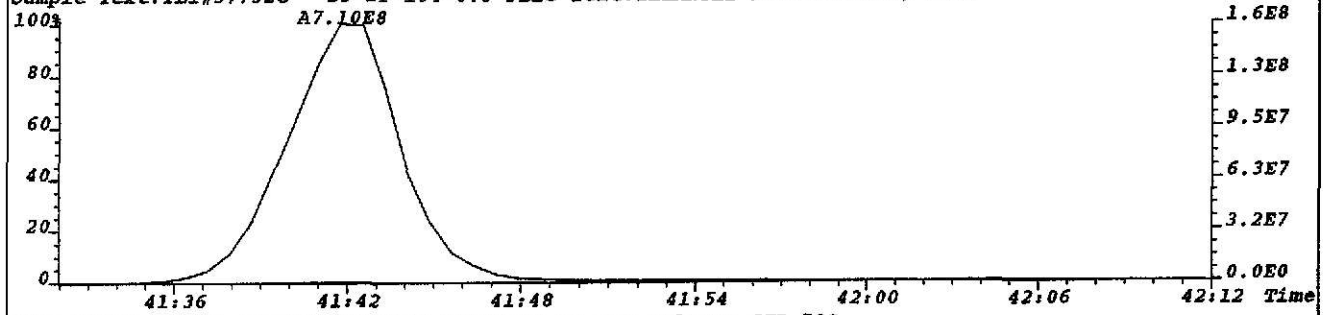

File:W1059 #1-674 Acq:13-JUL-2002 20:16:44 GC EI+ Voltage SIR 70S
469.7779 S:11 F:4 BSUB(256,30,-3.0) PKD(7,5,3,0.10%,141540.0,1.00%,F,T) Exp:NDB5US Noise:35385
Sample Text:TLI#57752C DF-DP-104-0.5 File Text:TRIANGLE LABORATORIES, INC.



File:W1059 #1-674 Acq:13-JUL-2002 20:16:44 GC EI+ Voltage SIR 70S
471.7750 S:11 F:4 BSUB(256,30,-3.0) PKD(7,5,3,0.10%,75120.0,1.00%,F,T) Exp:NDB5US Noise:18780
Sample Text:TLI#57752C DF-DP-104-0.5 File Text:TRIANGLE LABORATORIES, INC.

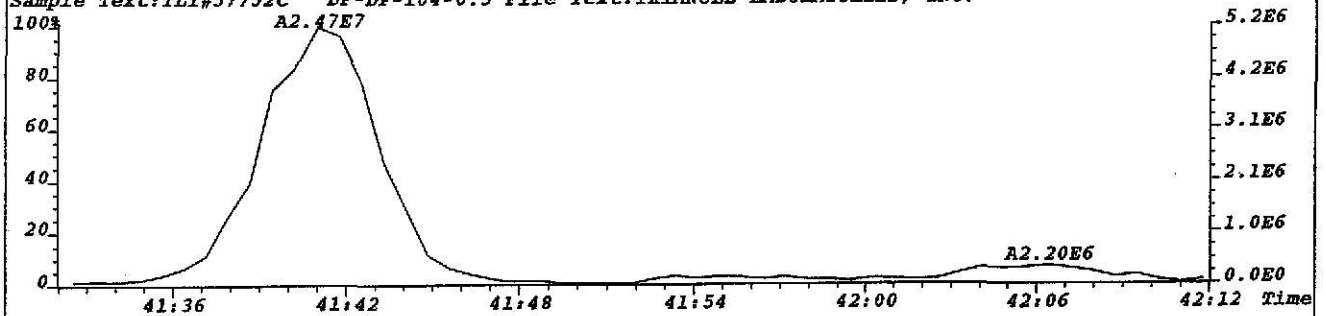

File:W1059 #1-674 Acq:13-JUL-2002 20:16:44 GC EI+ Voltage SIR 70S
430.9729 S:11 F:4 Exp:NDB5US
Sample Text:TLI#57752C DF-DP-104-0.5 File Text:TRIANGLE LABORATORIES, INC.

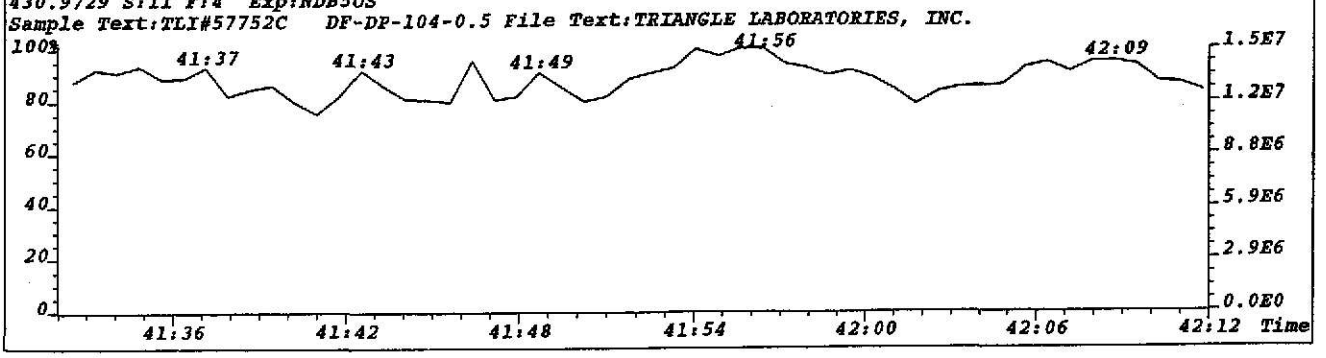

Peak Locate Examination:13-JUL-2002:12:14 File:W1059
Experiment:NDB5US Function:2 Reference:PFK

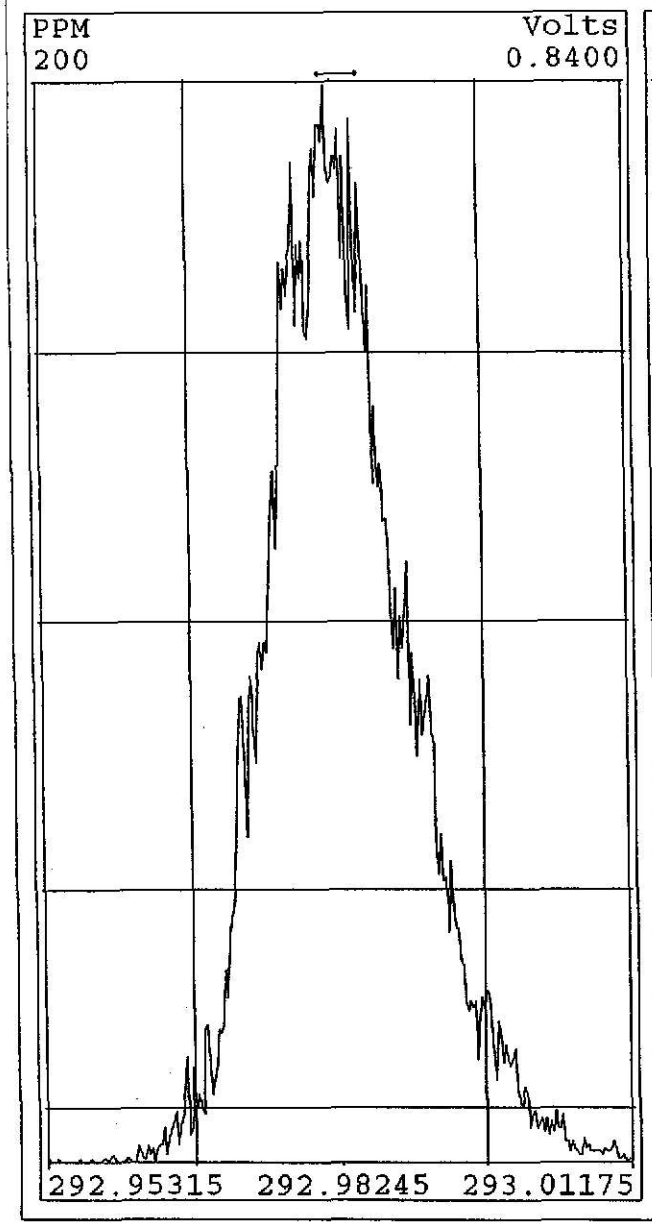

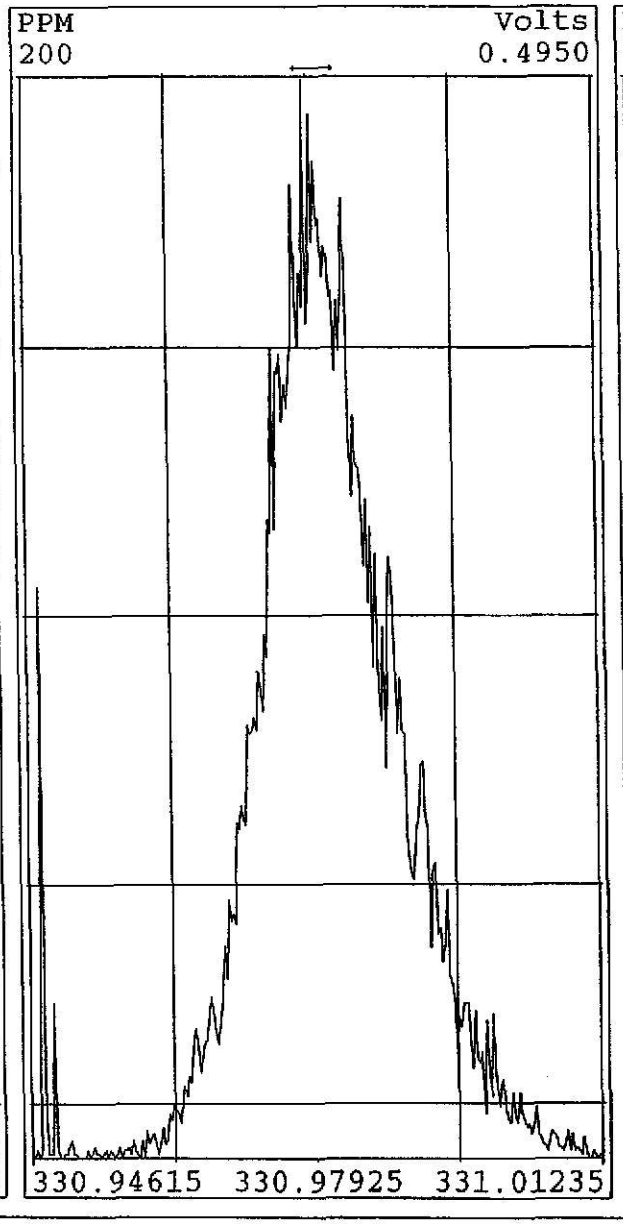

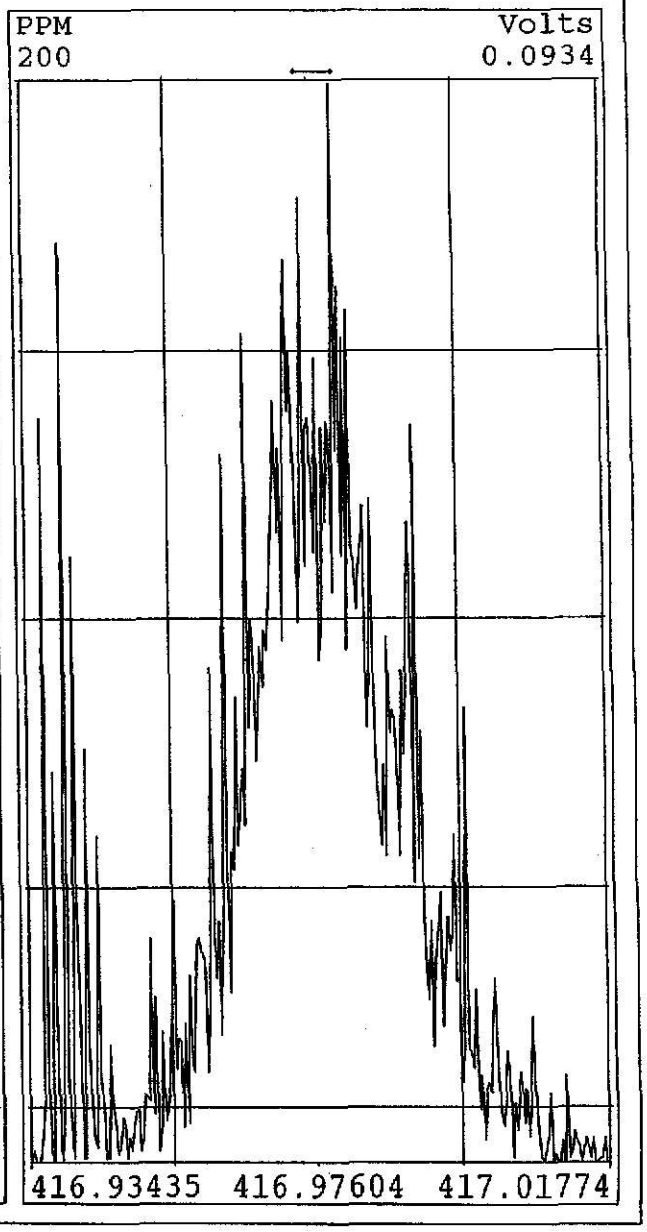

File:W1059 #1-797 Acq:13-JUL-2002 20:16:44 GC EI+ Voltage SIR 70S
319.8965 S:11 F:2 Exp:NDB5US
Sample Text:TLI#57752C DF-DP-104-0.5 File Text:TRIANGLE LABORATORIES, INC.

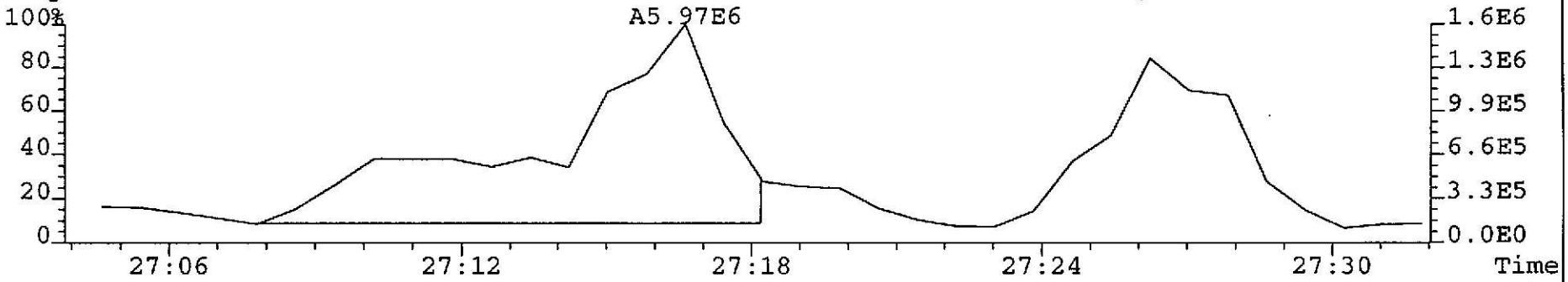

File:W1059 #1-797 Acq:13-JUL-2002 20:16:44 GC EI+ Voltage SIR 70S
321.8936 S:11 F:2 Exp:NDB5US
Sample Text:TLI#57752C DF-DP-104-0.5 File Text:TRIANGLE LABORATORIES, INC.

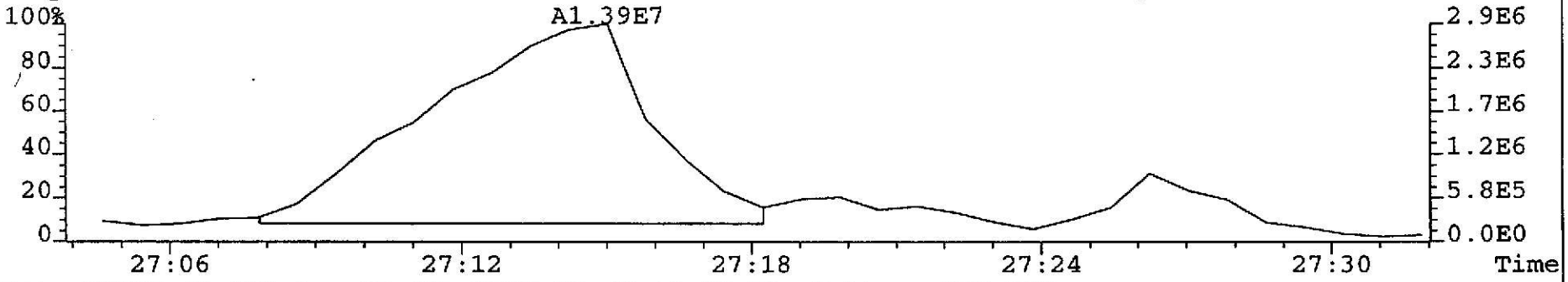

File:W1059 #1-797 Acq:13-JUL-2002 20:16:44 GC EI+ Voltage SIR 70S
333.9338 S:11 F:2 Exp:NDB5US
Sample Text:TLI#57752C DF-DP-104-0.5 File Text:TRIANGLE LABORATORIES, INC.

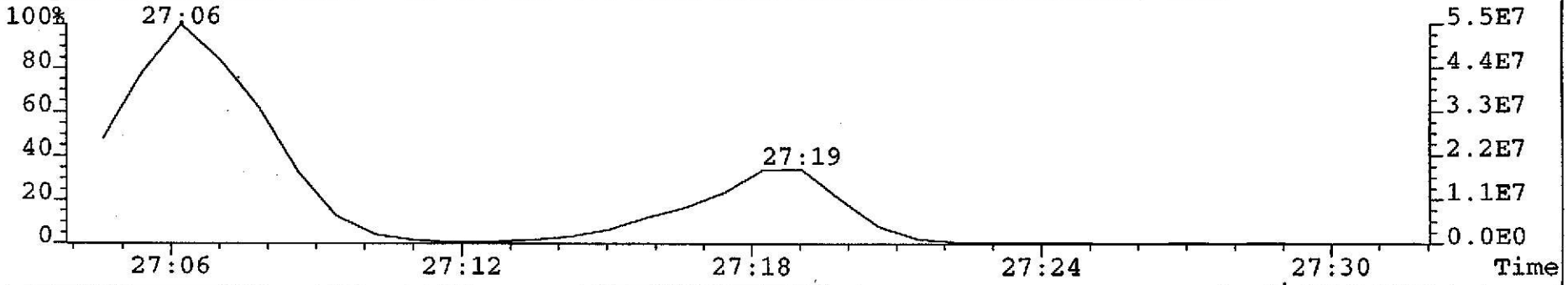

VJC 7/17/02

455

File:W1059 #1-797 Acq:13-JUL-2002 20:16:44 GC EI+ Voltage SIR 70S
319.8965 S:11 F:2 Exp:NDB5US
Sample Text:TLI#57752C DF-DP-104-0.5 File Text:TRIANGLE LABORATORIES, INC.

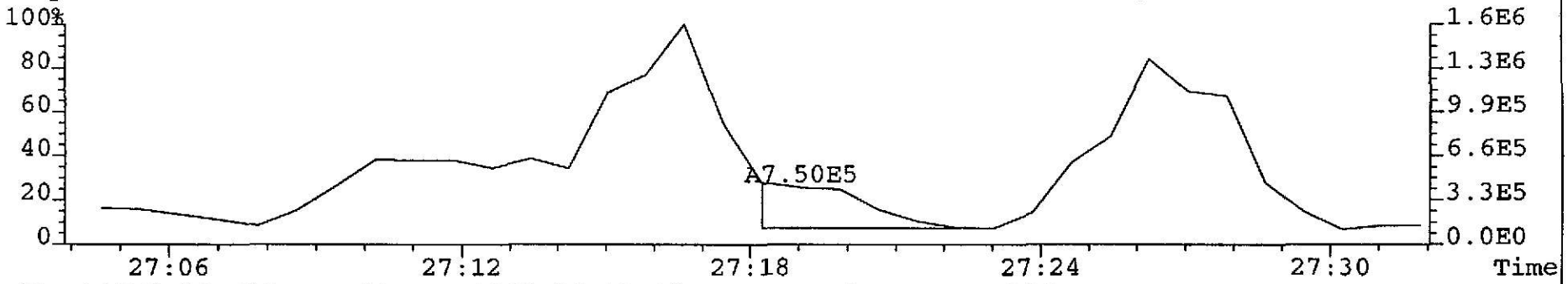

File:W1059 #1-797 Acq:13-JUL-2002 20:16:44 GC EI+ Voltage SIR 70S
321.8936 S:11 F:2 Exp:NDB5US
Sample Text:TLI#57752C DF-DP-104-0.5 File Text:TRIANGLE LABORATORIES, INC.

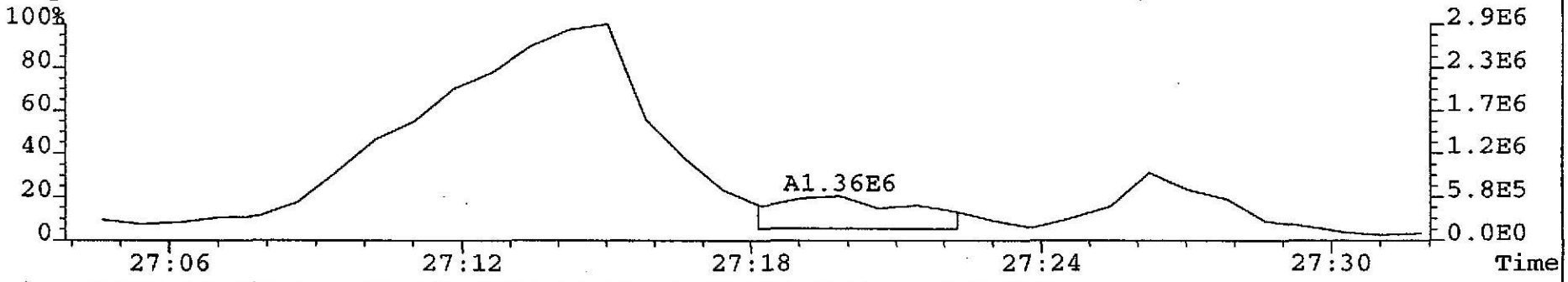

File:W1059 #1-797 Acq:13-JUL-2002 20:16:44 GC EI+ Voltage SIR 70S
333.9338 S:11 F:2 Exp:NDB5US
Sample Text:TLI#57752C DF-DP-104-0.5 File Text:TRIANGLE LABORATORIES, INC.

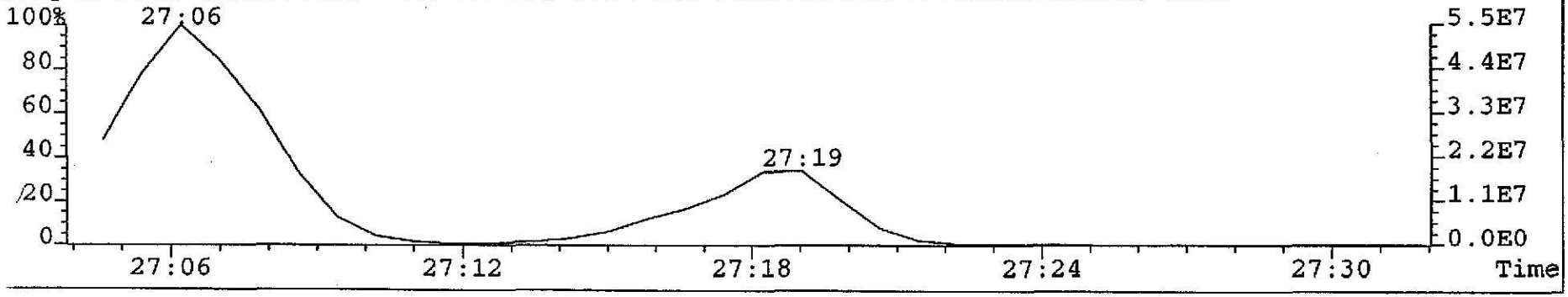

VC 7/17/02

File:W1059 #1-797 Acq:13-JUL-2002 20:16:44 GC EI+ Voltage SIR 70S
339.8597 S:11 F:2 Exp:NDB5US
Sample Text:TLI#57752C DF-DP-104-0.5 File Text:TRIANGLE LABORATORIES, INC.

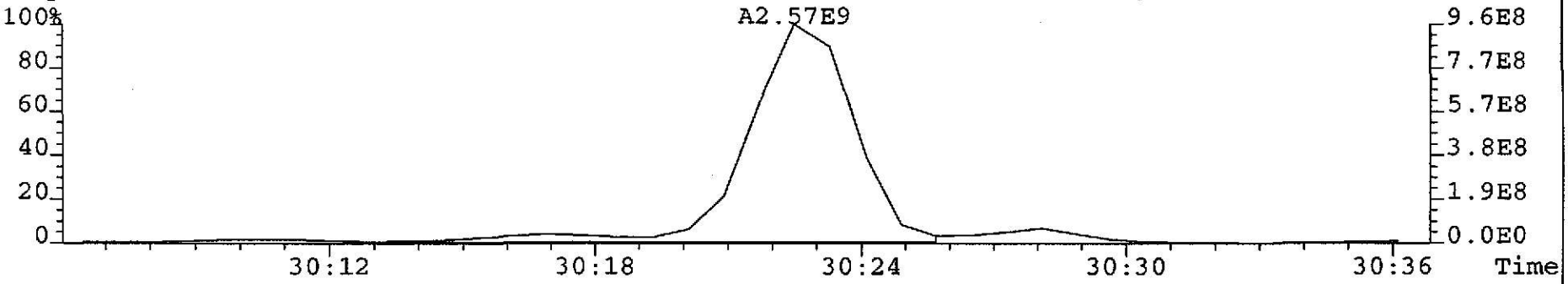

File:W1059 #1-797 Acq:13-JUL-2002 20:16:44 GC EI+ Voltage SIR 70S
341.8567 S:11 F:2 Exp:NDB5US
Sample Text:TLI#57752C DF-DP-104-0.5 File Text:TRIANGLE LABORATORIES, INC.

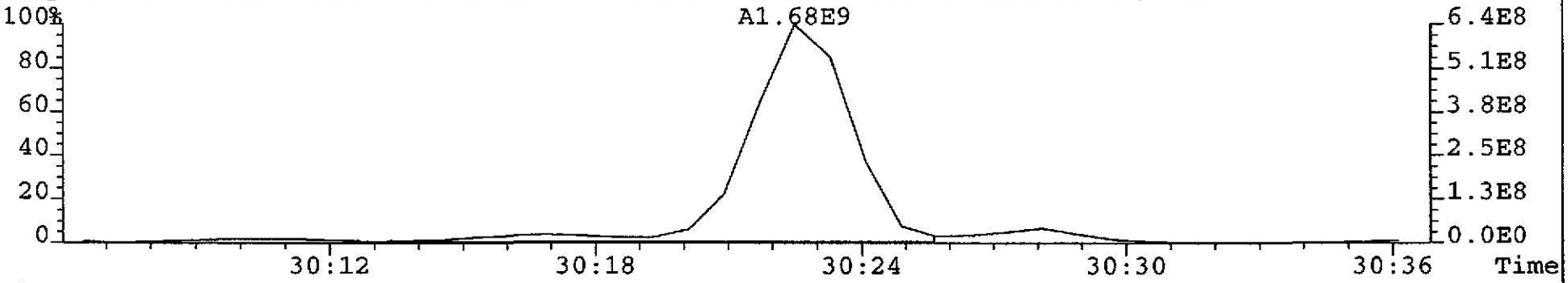

File:W1059 #1-797 Acq:13-JUL-2002 20:16:44 GC EI+ Voltage SIR 70S
353.8970 S:11 F:2 Exp:NDB5US
Sample Text:TLI#57752C DF-DP-104-0.5 File Text:TRIANGLE LABORATORIES, INC.

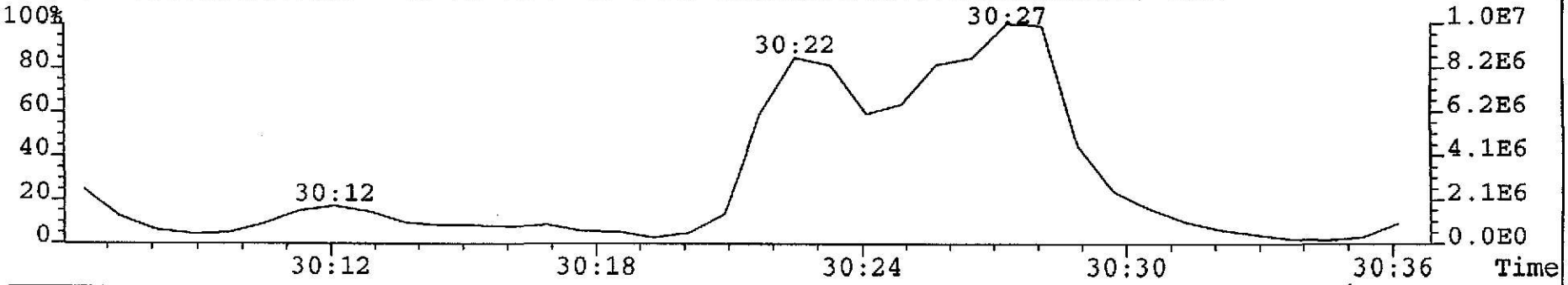

VDC 7/17/02

File:W1059 #1-797 Acq:13-JUL-2002 20:16:44 GC EI+ Voltage SIR 70S
339.8597 S:11 F:2 Exp:NDB5US
Sample Text:TLI#57752C DF-DP-104-0.5 File Text:TRIANGLE LABORATORIES, INC.

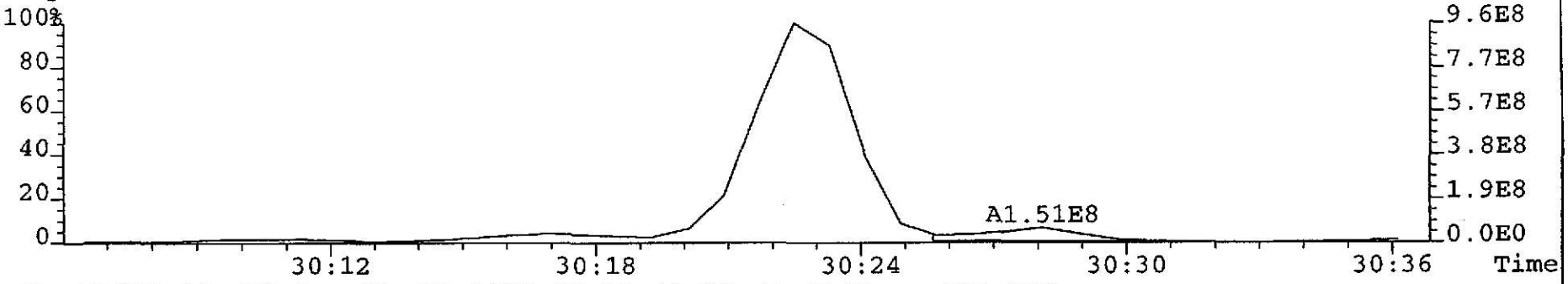

File:W1059 #1-797 Acq:13-JUL-2002 20:16:44 GC EI+ Voltage SIR 70S
341.8567 S:11 F:2 Exp:NDB5US
Sample Text:TLI#57752C DF-DP-104-0.5 File Text:TRIANGLE LABORATORIES, INC.

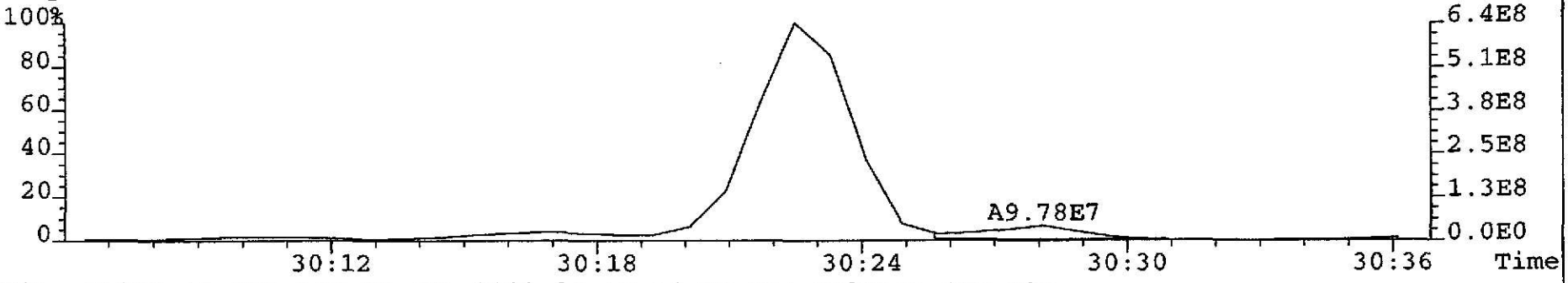

File:W1059 #1-797 Acq:13-JUL-2002 20:16:44 GC EI+ Voltage SIR 70S
353.8970 S:11 F:2 Exp:NDB5US
Sample Text:TLI#57752C DF-DP-104-0.5 File Text:TRIANGLE LABORATORIES, INC.

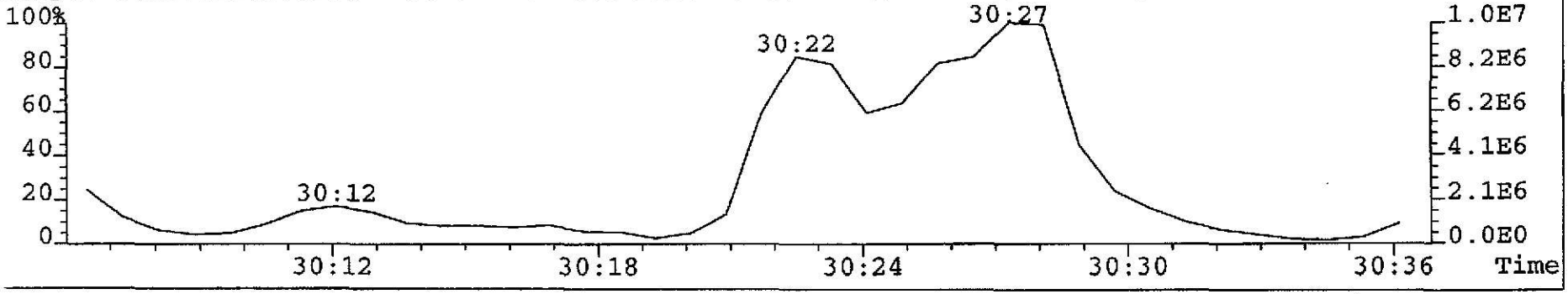

VC 7/17/02

458

File:W1059 #1-797 Acq:13-JUL-2002 20:16:44 GC EI+ Voltage SIR 70S
339.8597 S:11 F:2 Exp:NDB5US
Sample Text:TLI#57752C DF-DP-104-0.5 File Text:TRIANGLE LABORATORIES, INC.

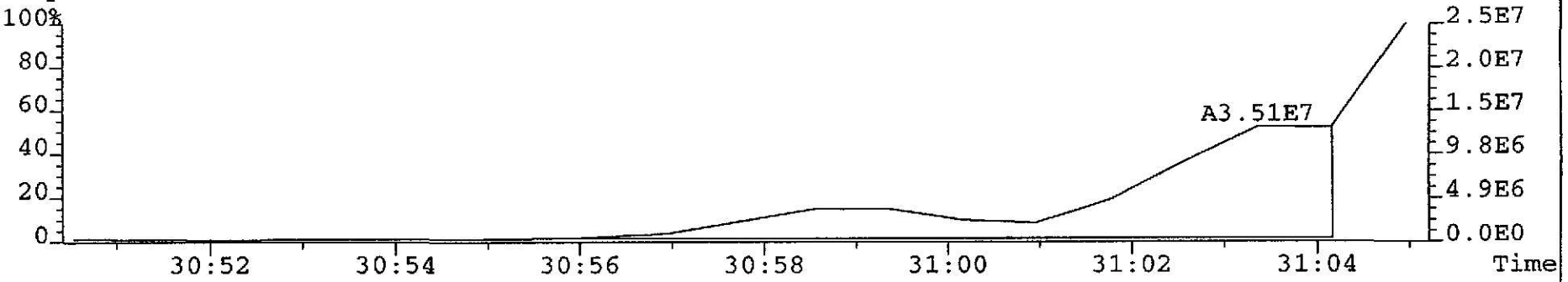

File:W1059 #1-797 Acq:13-JUL-2002 20:16:44 GC EI+ Voltage SIR 70S
341.8567 S:11 F:2 Exp:NDB5US
Sample Text:TLI#57752C DF-DP-104-0.5 File Text:TRIANGLE LABORATORIES, INC.

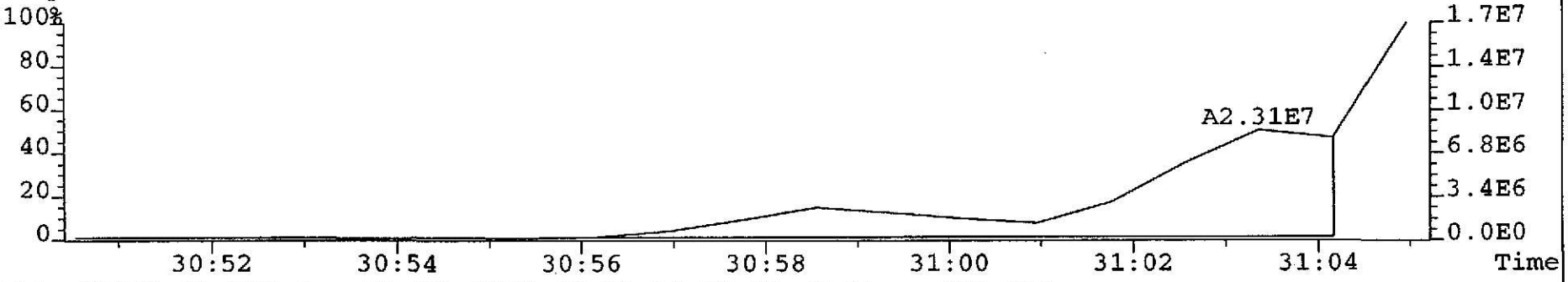

File:W1059 #1-797 Acq:13-JUL-2002 20:16:44 GC EI+ Voltage SIR 70S
353.8970 S:11 F:2 Exp:NDB5US
Sample Text:TLI#57752C DF-DP-104-0.5 File Text:TRIANGLE LABORATORIES, INC.

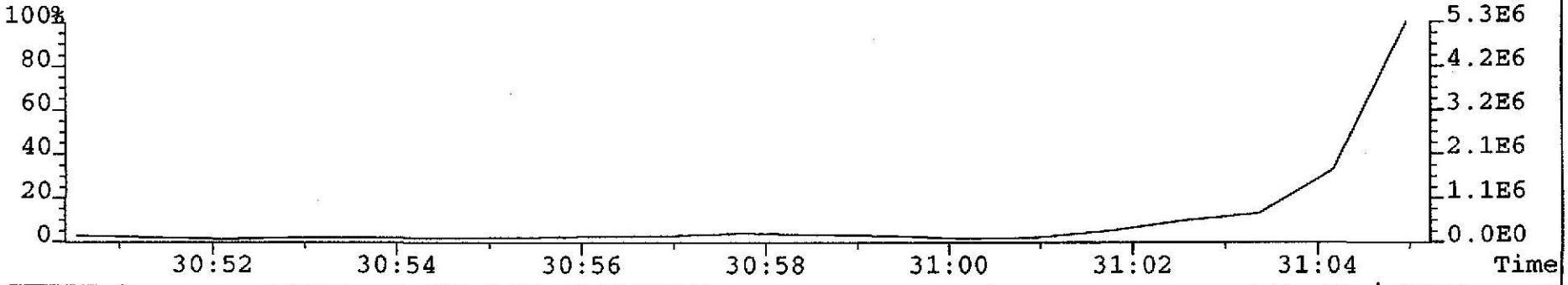

VA 7/17/02

File:W1059 #1-797 Acq:13-JUL-2002 20:16:44 GC EI+ Voltage SIR 70S
339.8597 S:11 F:2 Exp:NDB5US
Sample Text:TLI#57752C DF-DP-104-0.5 File Text:TRIANGLE LABORATORIES, INC.

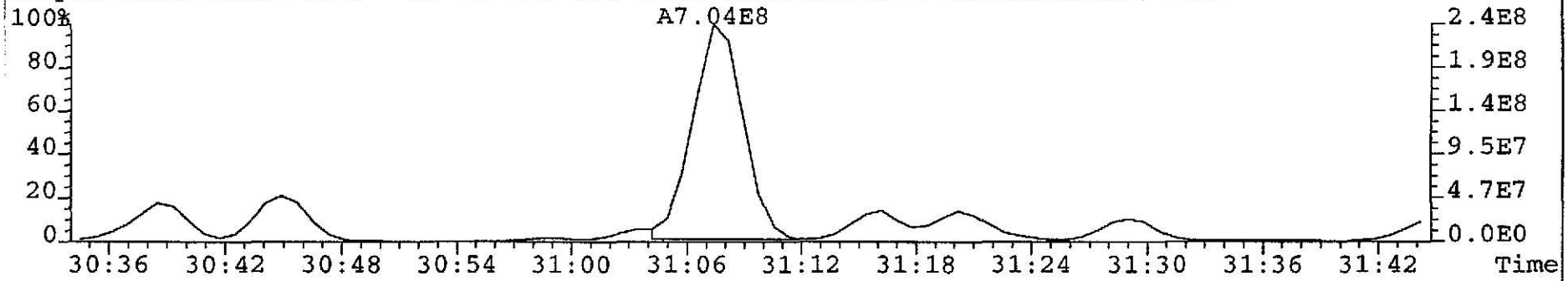

File:W1059 #1-797 Acq:13-JUL-2002 20:16:44 GC EI+ Voltage SIR 70S
341.8567 S:11 F:2 Exp:NDB5US
Sample Text:TLI#57752C DF-DP-104-0.5 File Text:TRIANGLE LABORATORIES, INC.

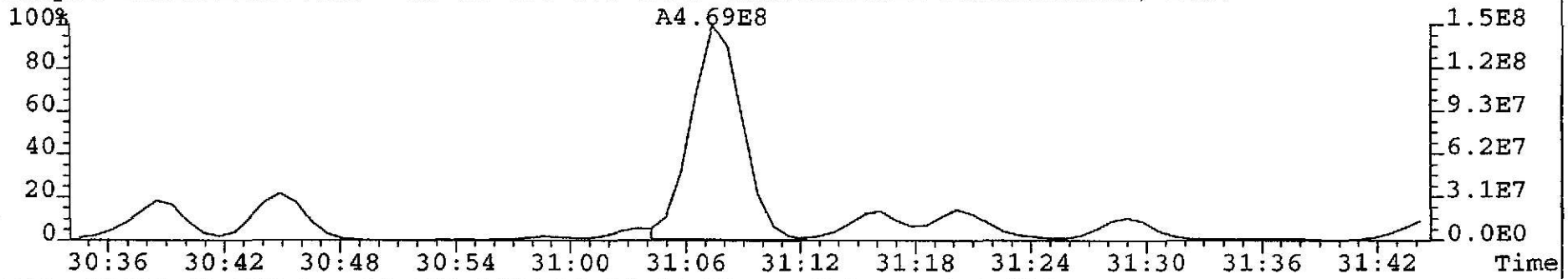

File:W1059 #1-797 Acq:13-JUL-2002 20:16:44 GC EI+ Voltage SIR 70S
353.8970 S:11 F:2 Exp:NDB5US
Sample Text:TLI#57752C DF-DP-104-0.5 File Text:TRIANGLE LABORATORIES, INC.

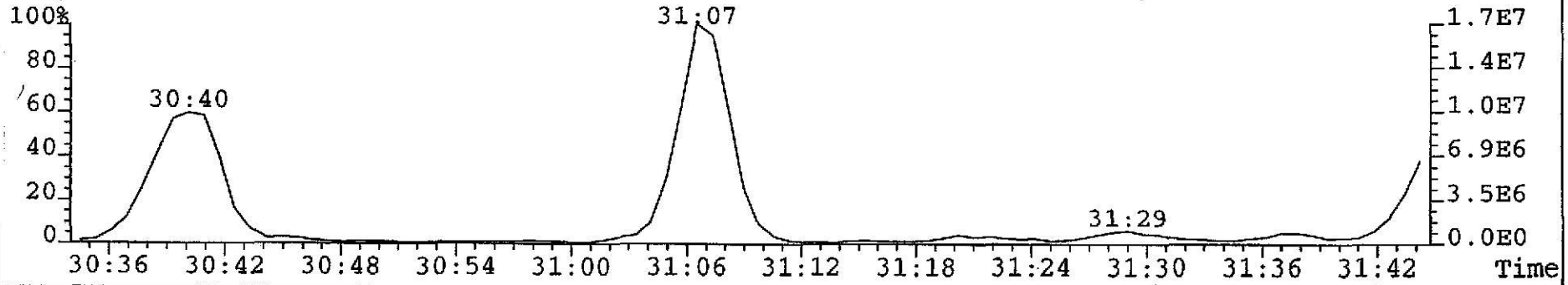

VSC 7/17/02

File:W1059 #1-797 Acq:13-JUL-2002 20:16:44 GC EI+ Voltage SIR 70S
339.8597 S:11 F:2 Exp:NDB5US
Sample Text:TLI#57752C DF-DP-104-0.5 File Text:TRIANGLE LABORATORIES, INC.

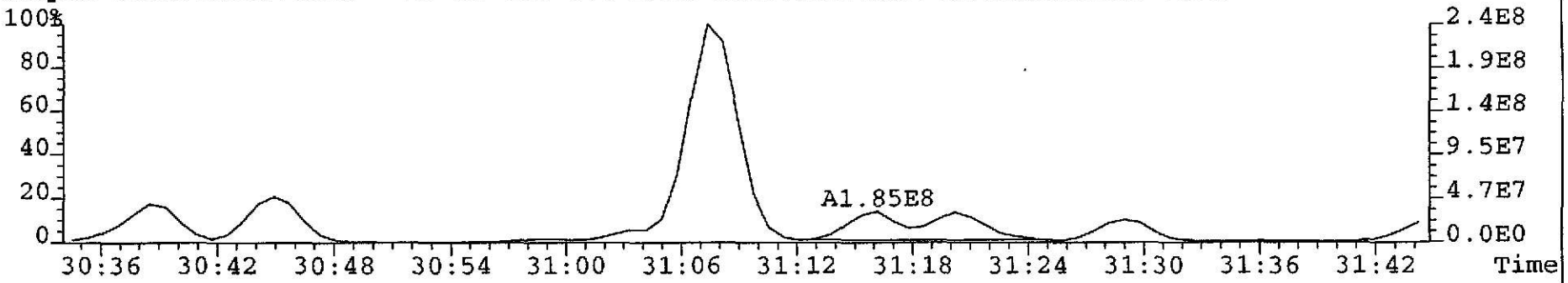

File:W1059 #1-797 Acq:13-JUL-2002 20:16:44 GC EI+ Voltage SIR 70S
341.8567 S:11 F:2 Exp:NDB5US
Sample Text:TLI#57752C DF-DP-104-0.5 File Text:TRIANGLE LABORATORIES, INC.

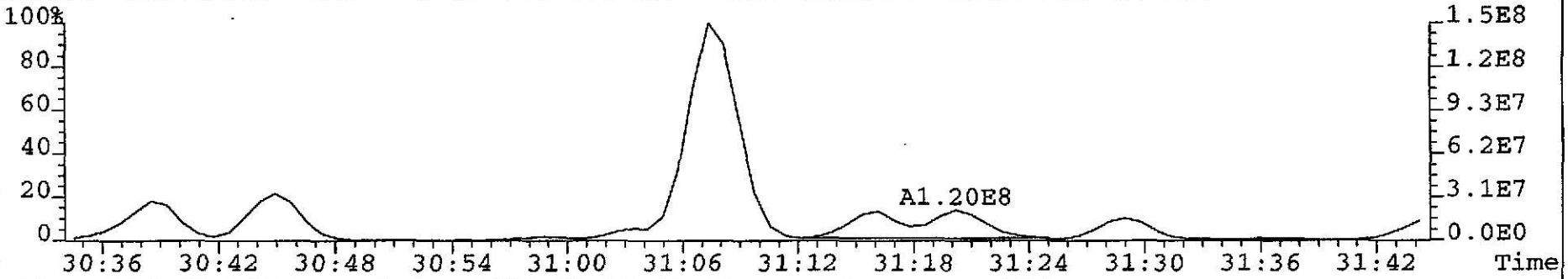

File:W1059 #1-797 Acq:13-JUL-2002 20:16:44 GC EI+ Voltage SIR 70S
353.8970 S:11 F:2 Exp:NDB5US
Sample Text:TLI#57752C DF-DP-104-0.5 File Text:TRIANGLE LABORATORIES, INC.

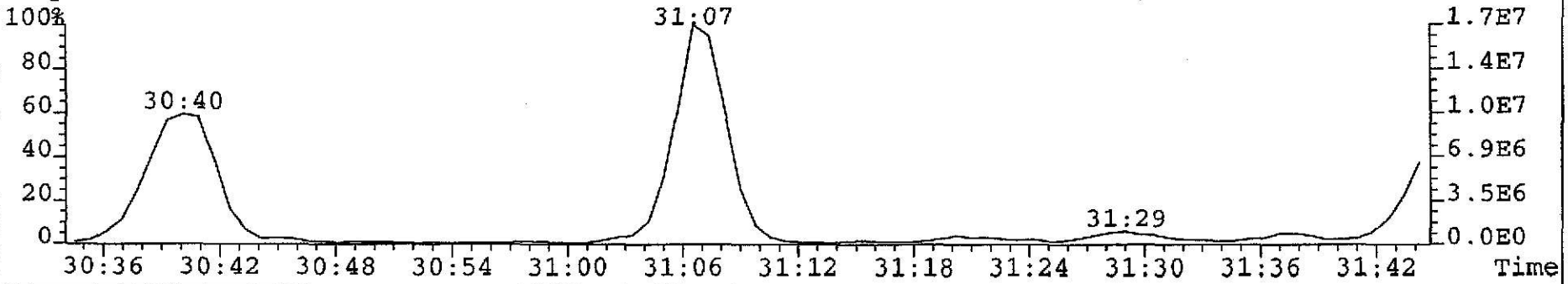

VC 7/17/02

File:W1059 #1-797 Acq:13-JUL-2002 20:16:44 GC EI+ Voltage SIR 70S
339.8597 S:11 F:2 Exp:NDB5US
Sample Text:TLI#57752C DF-DP-104-0.5 File Text:TRIANGLE LABORATORIES, INC.

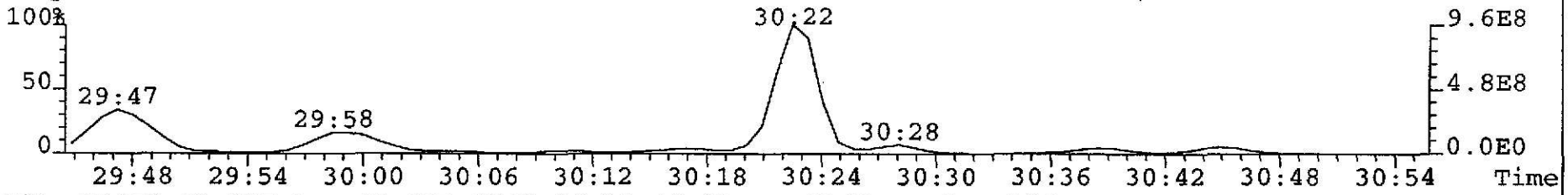

File:W1059 #1-797 Acq:13-JUL-2002 20:16:44 GC EI+ Voltage SIR 70S
341.8567 S:11 F:2 Exp:NDB5US
Sample Text:TLI#57752C DF-DP-104-0.5 File Text:TRIANGLE LABORATORIES, INC.

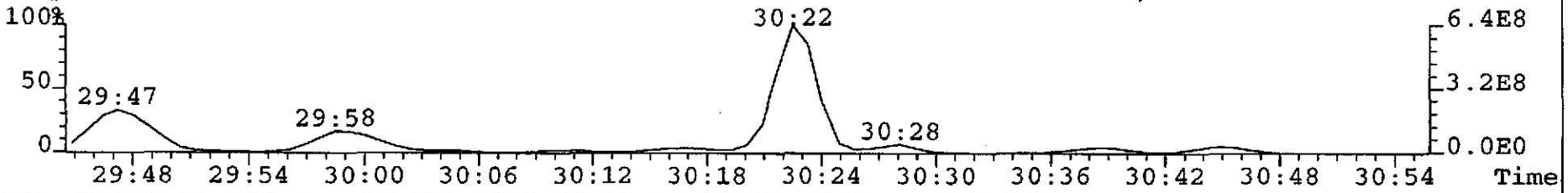

File:W1059 #1-797 Acq:13-JUL-2002 20:16:44 GC EI+ Voltage SIR 70S
351.9000 S:11 F:2 Exp:NDB5US
Sample Text:TLI#57752C DF-DP-104-0.5 File Text:TRIANGLE LABORATORIES, INC.

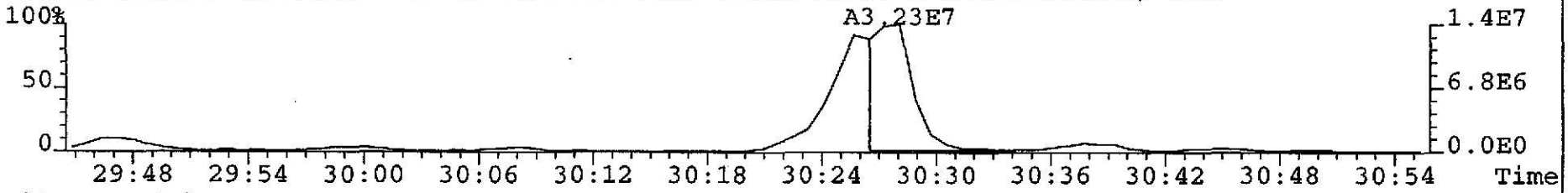

File:W1059 #1-797 Acq:13-JUL-2002 20:16:44 GC EI+ Voltage SIR 70S
353.8970 S:11 F:2 Exp:NDB5US
Sample Text:TLI#57752C DF-DP-104-0.5 File Text:TRIANGLE LABORATORIES, INC.

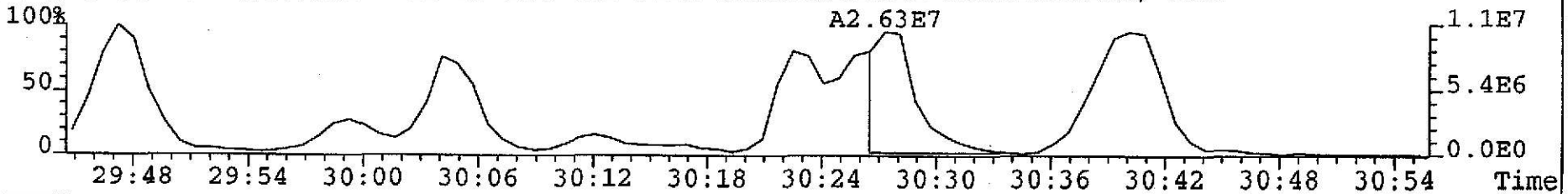

7/17/02

File:W1059 #1-797 Acq:13-JUL-2002 20:16:44 GC EI+ Voltage SIR 70S
355.8546 S:11 F:2 Exp:NDB5US
Sample Text:TLI#57752C DF-DP-104-0.5 File Text:TRIANGLE LABORATORIES, INC.

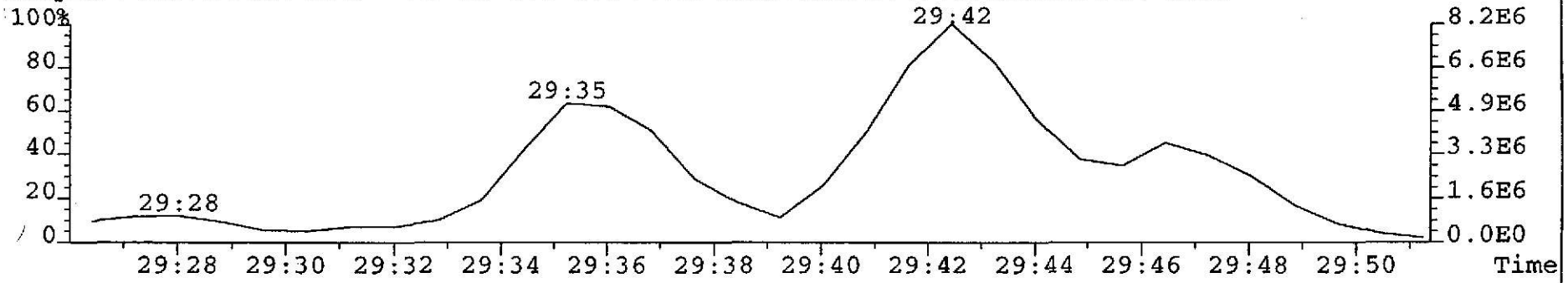

File:W1059 #1-797 Acq:13-JUL-2002 20:16:44 GC EI+ Voltage SIR 70S
357.8516 S:11 F:2 Exp:NDB5US
Sample Text:TLI#57752C DF-DP-104-0.5 File Text:TRIANGLE LABORATORIES, INC.

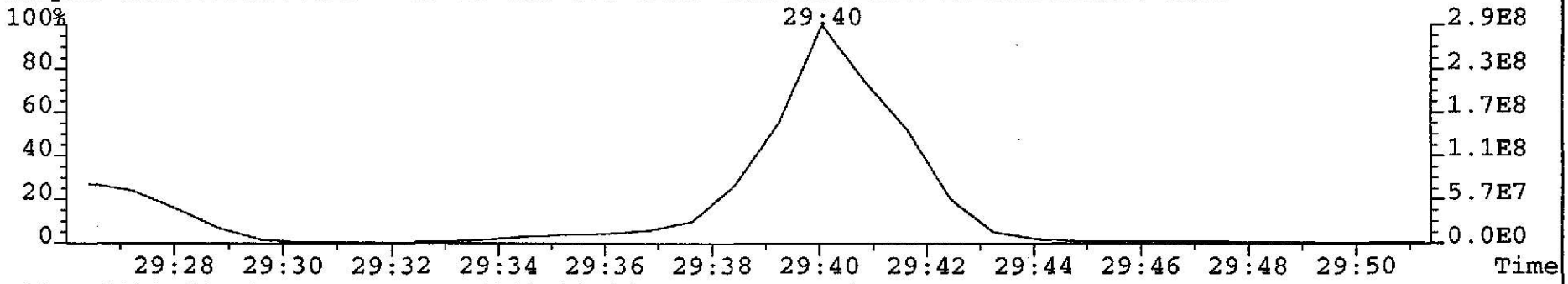

File:W1059 #1-797 Acq:13-JUL-2002 20:16:44 GC EI+ Voltage SIR 70S
369.8919 S:11 F:2 Exp:NDB5US
Sample Text:TLI#57752C DF-DP-104-0.5 File Text:TRIANGLE LABORATORIES, INC.

VB 7/17/02

File:W1059 #1-797 Acq:13-JUL-2002 20:16:44 GC EI+ Voltage SIR 70S
355.8546 S:11 F:2 Exp:NDB5US
Sample Text:TLI#57752C DF-DP-104-0.5 File Text:TRIANGLE LABORATORIES, INC.

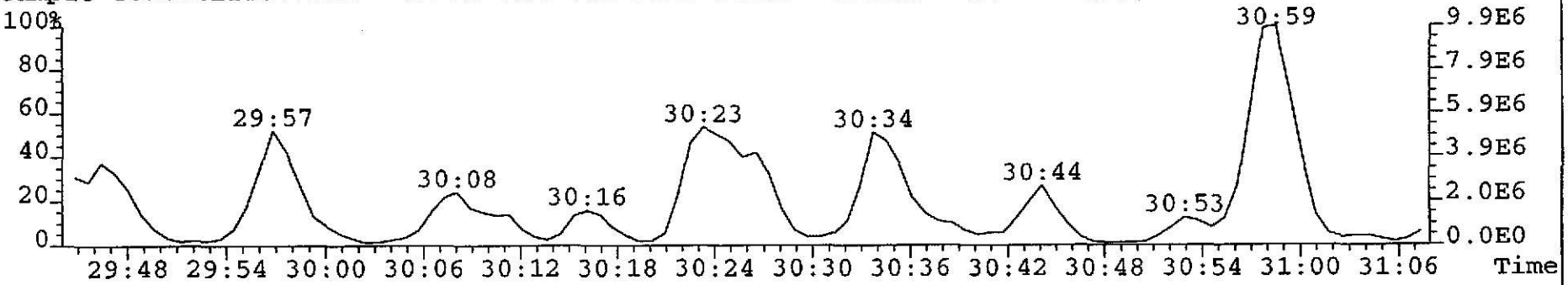

File:W1059 #1-797 Acq:13-JUL-2002 20:16:44 GC EI+ Voltage SIR 70S
357.8516 S:11 F:2 Exp:NDB5US
Sample Text:TLI#57752C DF-DP-104-0.5 File Text:TRIANGLE LABORATORIES, INC.

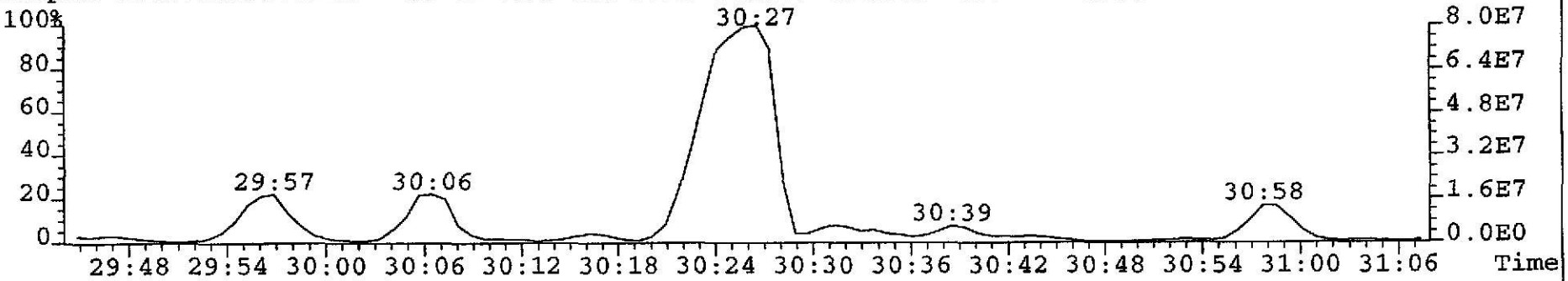

File:W1059 #1-797 Acq:13-JUL-2002 20:16:44 GC EI+ Voltage SIR 70S
369.8919 S:11 F:2 Exp:NDB5US
Sample Text:TLI#57752C DF-DP-104-0.5 File Text:TRIANGLE LABORATORIES, INC.

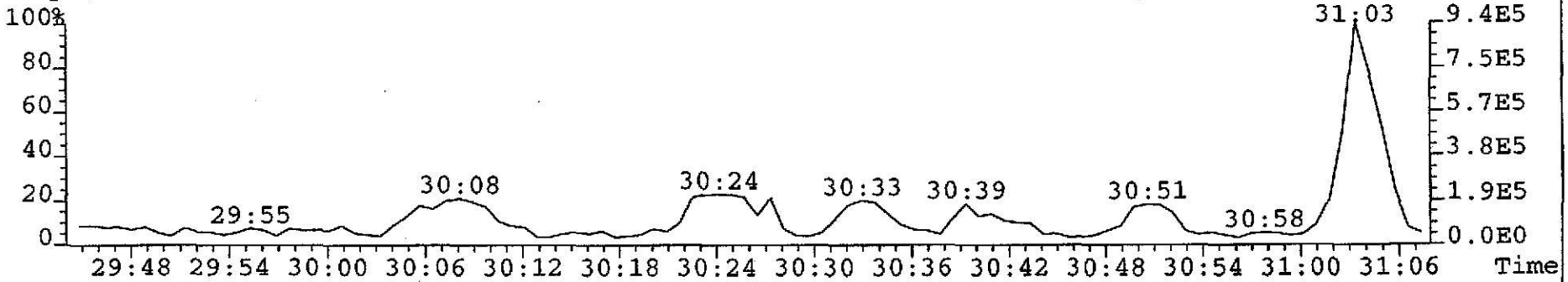

VA 7/17/02

File:W1059 #1-797 Acq:13-JUL-2002 20:16:44 GC EI+ Voltage SIR 70S
355.8546 S:11 F:2 Exp:NDB5US
Sample Text:TLI#57752C DF-DP-104-0.5 File Text:TRIANGLE LABORATORIES, INC.

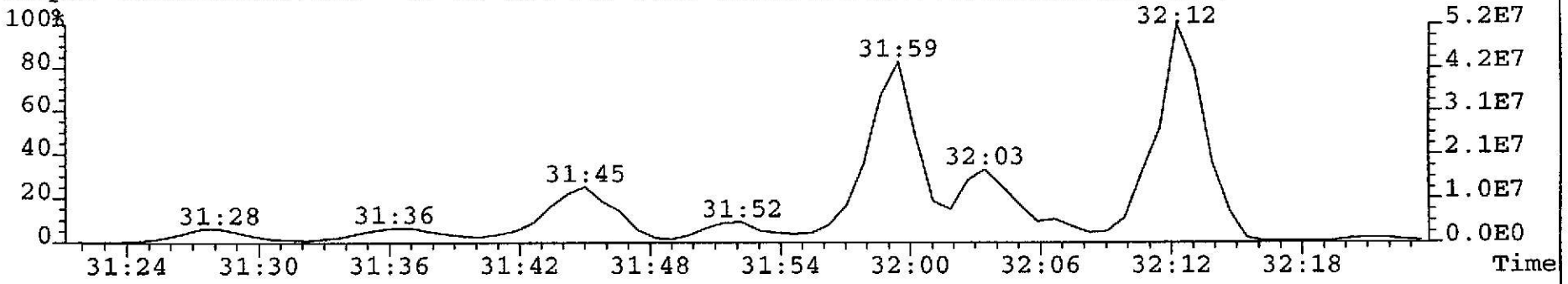

File:W1059 #1-797 Acq:13-JUL-2002 20:16:44 GC EI+ Voltage SIR 70S
357.8516 S:11 F:2 Exp:NDB5US
Sample Text:TLI#57752C DF-DP-104-0.5 File Text:TRIANGLE LABORATORIES, INC.

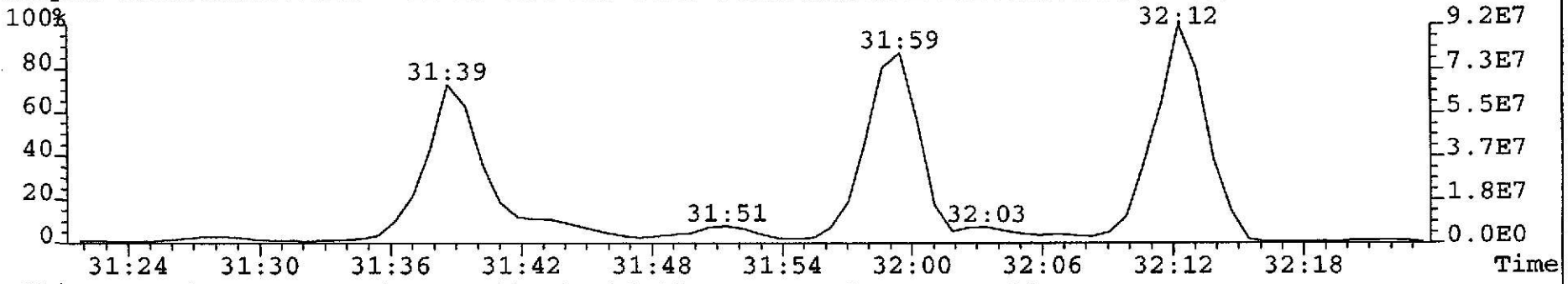

File:W1059 #1-797 Acq:13-JUL-2002 20:16:44 GC EI+ Voltage SIR 70S
369.8919 S:11 F:2 Exp:NDB5US
Sample Text:TLI#57752C DF-DP-104-0.5 File Text:TRIANGLE LABORATORIES, INC.

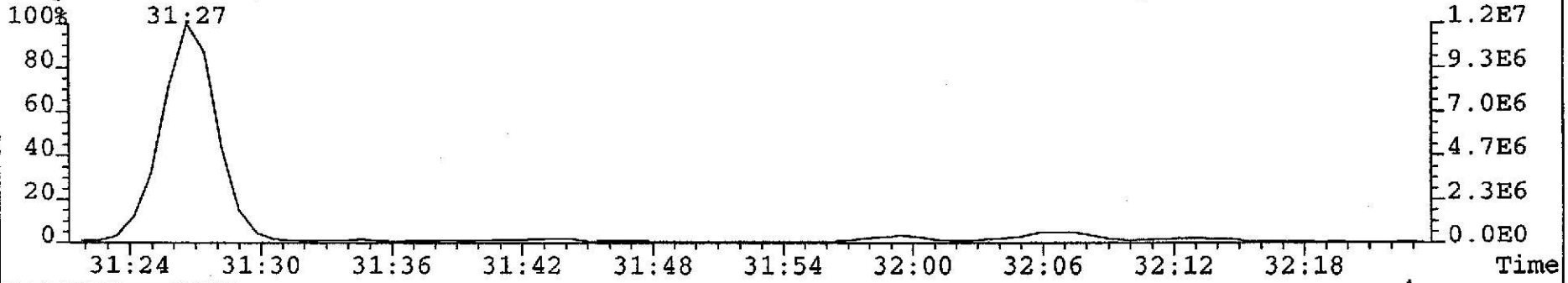

VB( )|17|02

File:W1059 #1-797 Acq:13-JUL-2002 20:16:44 GC EI+ Voltage SIR 70S
355.8546 S:11 F:2 Exp:NDB5US
Sample Text:TLI#57752C DF-DP-104-0.5 File Text:TRIANGLE LABORATORIES, INC.

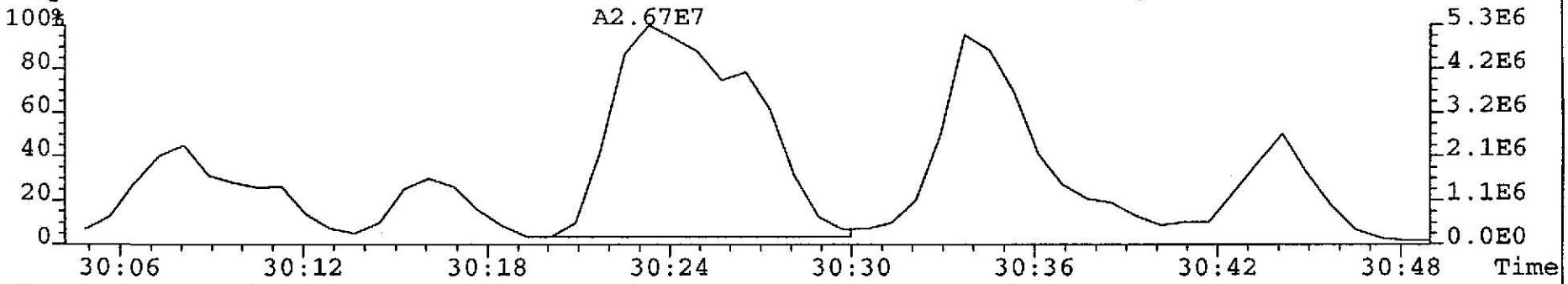

File:W1059 #1-797 Acq:13-JUL-2002 20:16:44 GC EI+ Voltage SIR 70S
357.8516 S:11 F:2 Exp:NDB5US
Sample Text:TLI#57752C DF-DP-104-0.5 File Text:TRIANGLE LABORATORIES, INC.

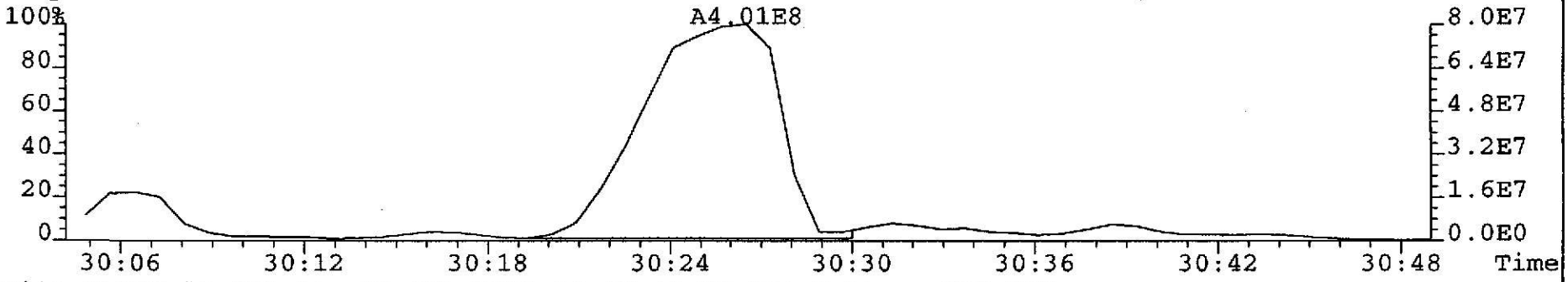

File:W1059 #1-797 Acq:13-JUL-2002 20:16:44 GC EI+ Voltage SIR 70S
369.8919 S:11 F:2 Exp:NDB5US
Sample Text:TLI#57752C DF-DP-104-0.5 File Text:TRIANGLE LABORATORIES, INC.

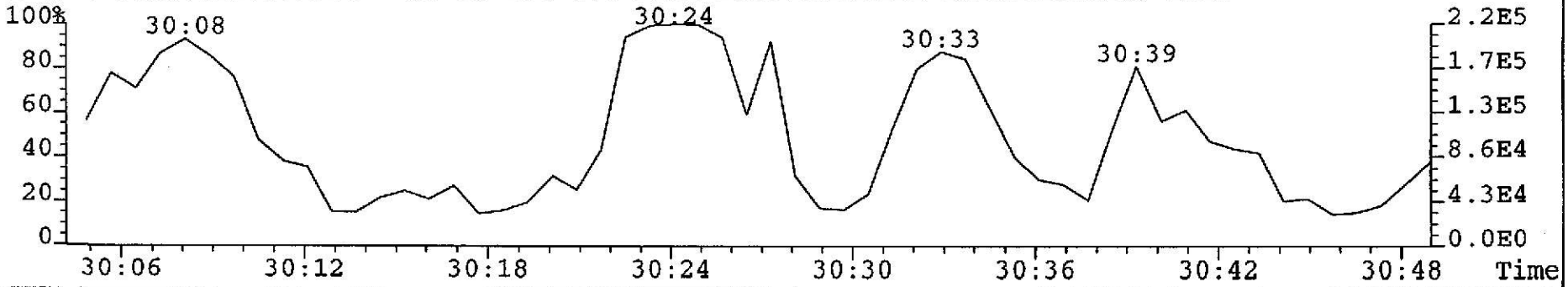

466

VJC 7/17/02

File:W1059 #1-423 Acq:13-JUL-2002 20:16:44 GC EI+ Voltage SIR 70S
373.8208 S:11 F:3 Exp:NDB5US
Sample Text:TLI#57752C DF-DP-104-0.5 File Text:TRIANGLE LABORATORIES, INC.

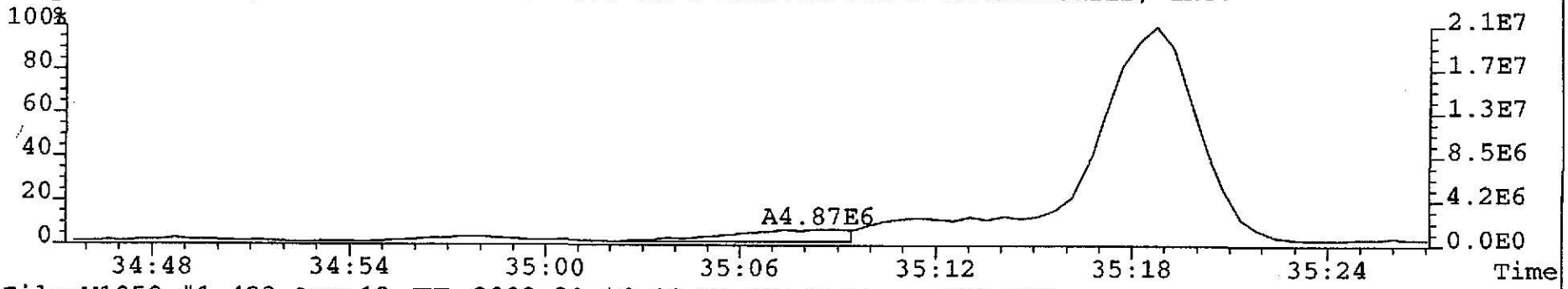

File:W1059 #1-423 Acq:13-JUL-2002 20:16:44 GC EI+ Voltage SIR 70S
375.8178 S:11 F:3 Exp:NDB5US
Sample Text:TLI#57752C DF-DP-104-0.5 File Text:TRIANGLE LABORATORIES, INC.

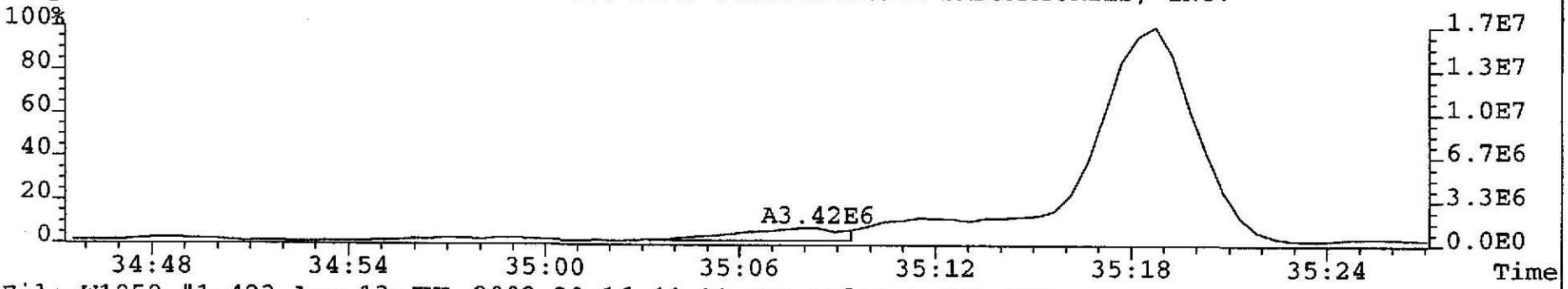

File:W1059 #1-423 Acq:13-JUL-2002 20:16:44 GC EI+ Voltage SIR 70S
385.8610 S:11 F:3 Exp:NDB5US
Sample Text:TLI#57752C DF-DP-104-0.5 File Text:TRIANGLE LABORATORIES, INC.

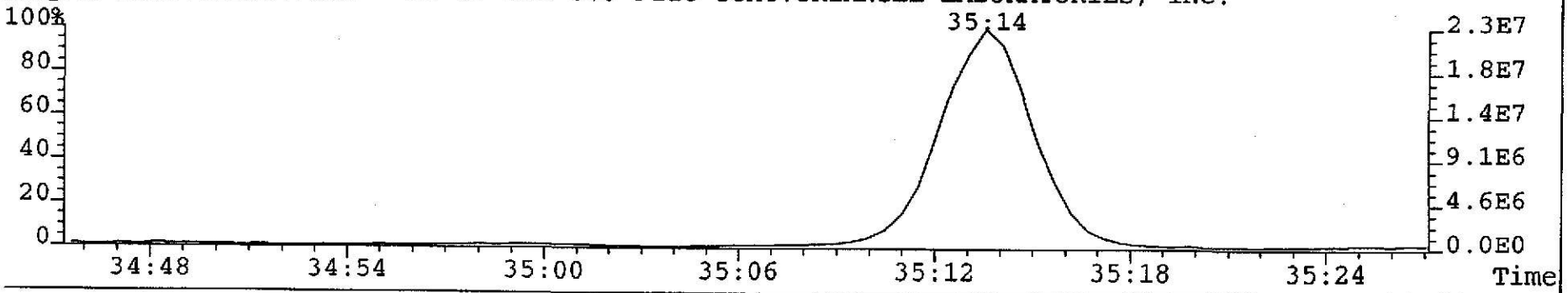

VSC 7/17/02

File:W1059 #1-423 Acq:13-JUL-2002 20:16:44 GC EI+ Voltage SIR 70S
373.8208 S:11 F:3 Exp:NDB5US
Sample Text:TLI#57752C DF-DP-104-0.5 File Text:TRIANGLE LABORATORIES, INC.

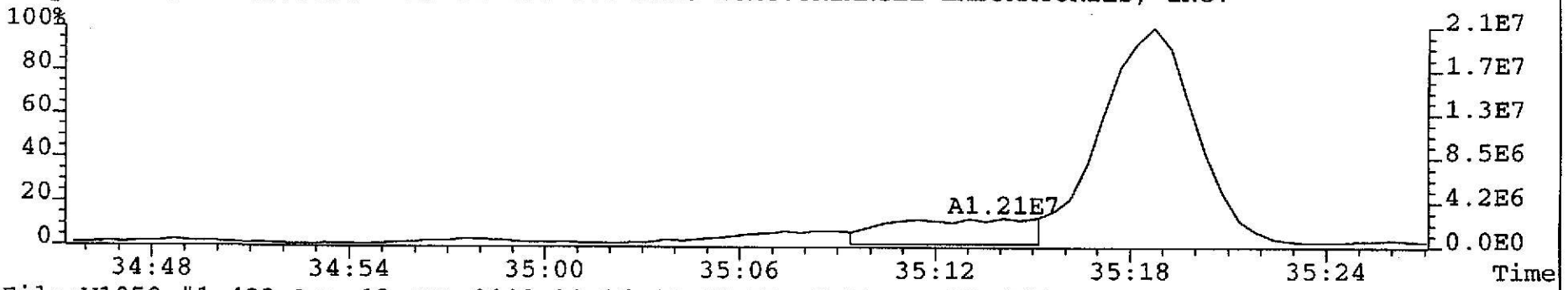

File:W1059 #1-423 Acq:13-JUL-2002 20:16:44 GC EI+ Voltage SIR 70S
375.8178 S:11 F:3 Exp:NDB5US
Sample Text:TLI#57752C DF-DP-104-0.5 File Text:TRIANGLE LABORATORIES, INC.

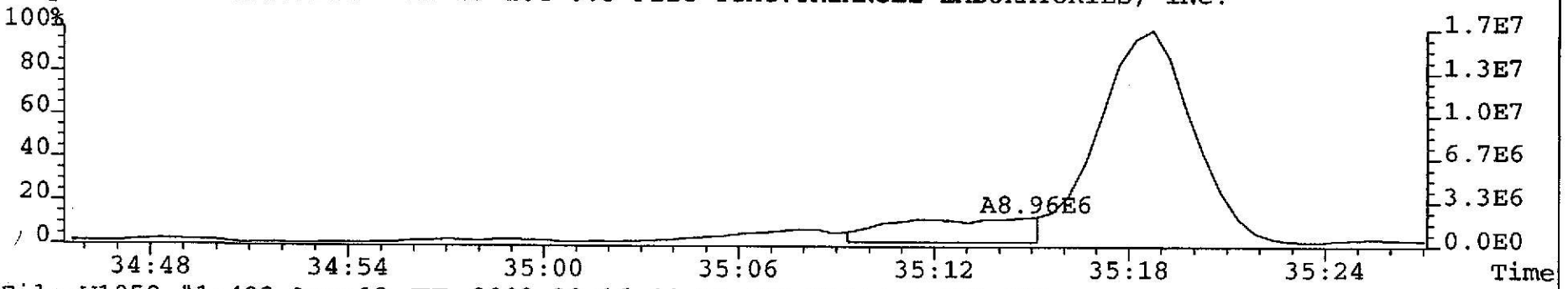

File:W1059 #1-423 Acq:13-JUL-2002 20:16:44 GC EI+ Voltage SIR 70S
385.8610 S:11 F:3 Exp:NDB5US
Sample Text:TLI#57752C DF-DP-104-0.5 File Text:TRIANGLE LABORATORIES, INC.

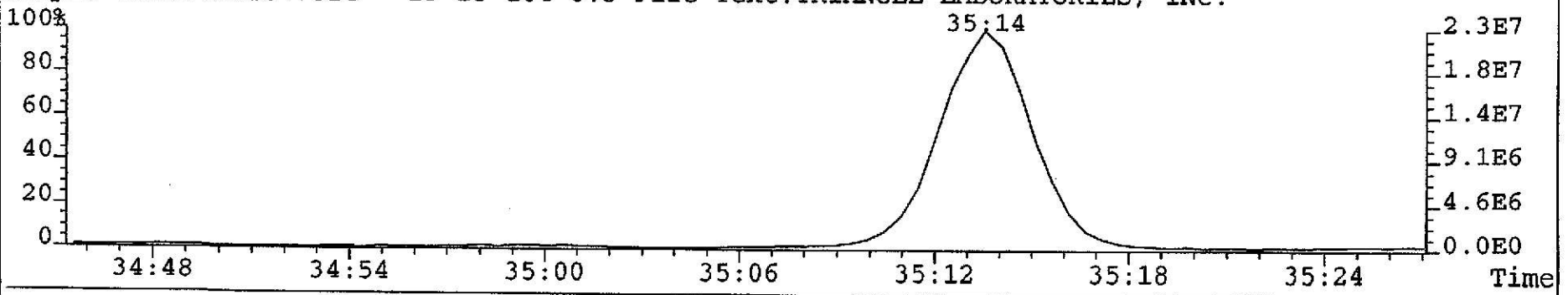

468

VS 7/17/02

File:W1059 #1-423 Acq:13-JUL-2002 20:16:44 GC EI+ Voltage SIR 70S
373.8208 S:11 F:3 Exp:NDB5US
Sample Text:TLI#57752C DF-DP-104-0.5 File Text:TRIANGLE LABORATORIES, INC.

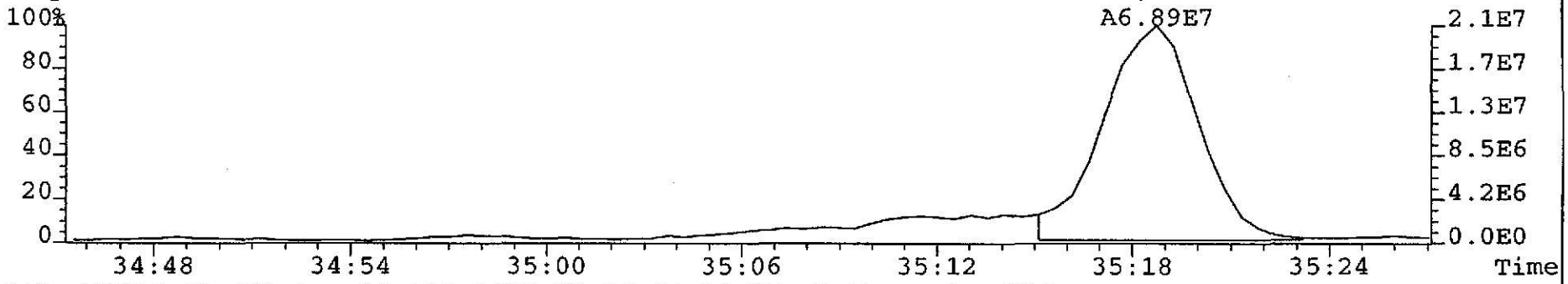

File:W1059 #1-423 Acq:13-JUL-2002 20:16:44 GC EI+ Voltage SIR 70S
375.8178 S:11 F:3 Exp:NDB5US
Sample Text:TLI#57752C DF-DP-104-0.5 File Text:TRIANGLE LABORATORIES, INC.

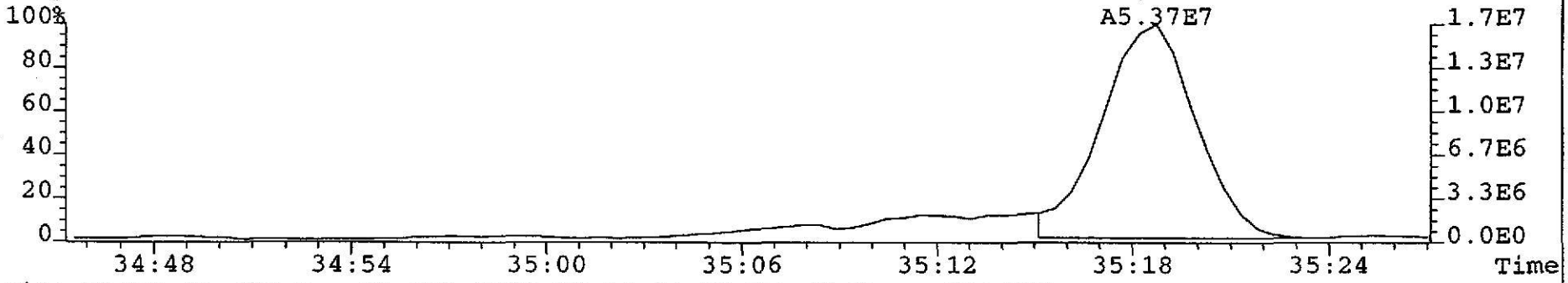

File:W1059 #1-423 Acq:13-JUL-2002 20:16:44 GC EI+ Voltage SIR 70S
385.8610 S:11 F:3 Exp:NDB5US
Sample Text:TLI#57752C DF-DP-104-0.5 File Text:TRIANGLE LABORATORIES, INC.

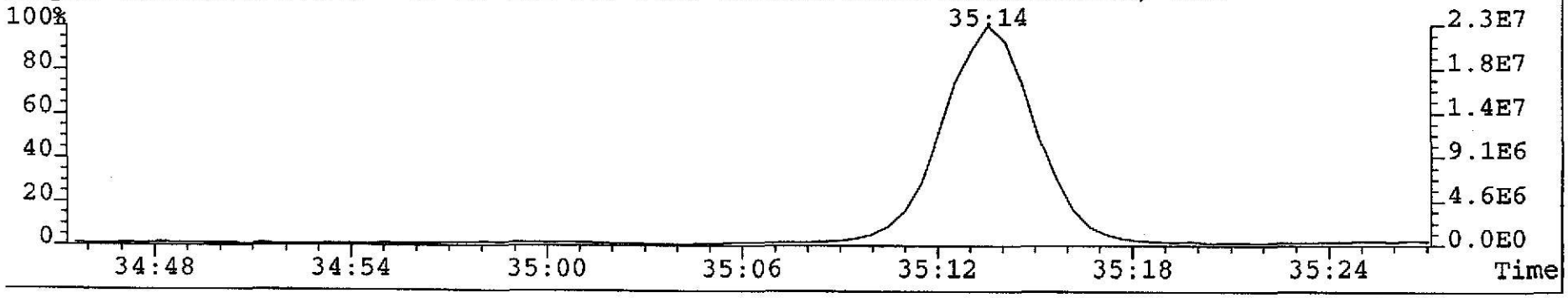

VSC 7/17/02

File:W1059 #1-423 Acq:13-JUL-2002 20:16:44 GC EI+ Voltage SIR 70S
389.8156 S:11 F:3 Exp:NDB5US
Sample Text:TLI#57752C DF-DP-104-0.5 File Text:TRIANGLE LABORATORIES, INC.

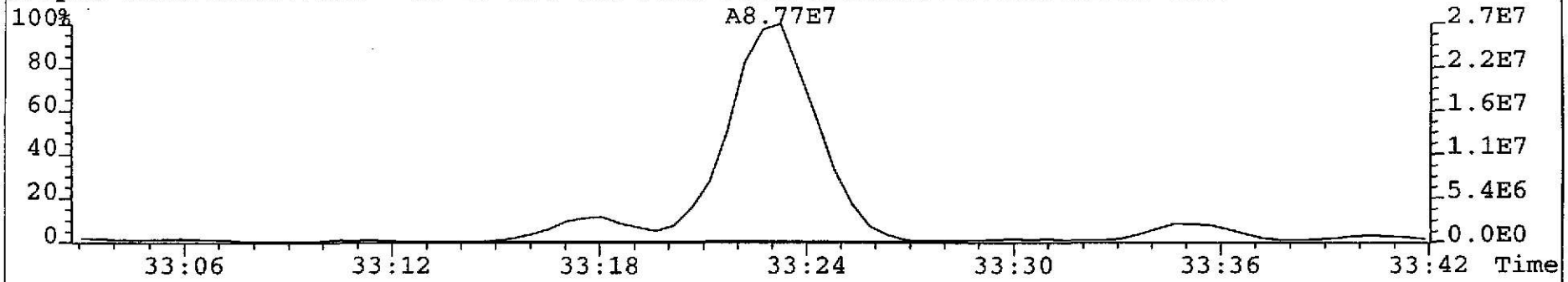

File:W1059 #1-423 Acq:13-JUL-2002 20:16:44 GC EI+ Voltage SIR 70S
391.8127 S:11 F:3 Exp:NDB5US
Sample Text:TLI#57752C DF-DP-104-0.5 File Text:TRIANGLE LABORATORIES, INC.

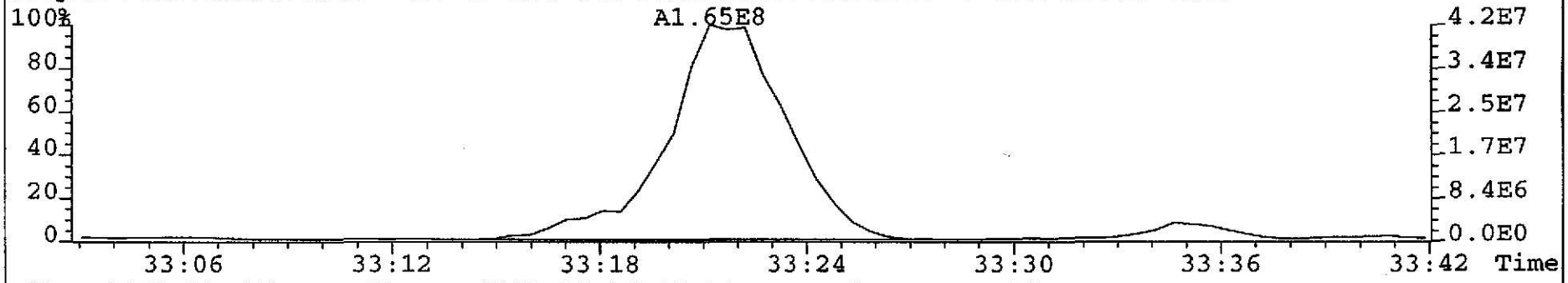

File:W1059 #1-423 Acq:13-JUL-2002 20:16:44 GC EI+ Voltage SIR 70S
403.8529 S:11 F:3 Exp:NDB5US
Sample Text:TLI#57752C DF-DP-104-0.5 File Text:TRIANGLE LABORATORIES, INC.

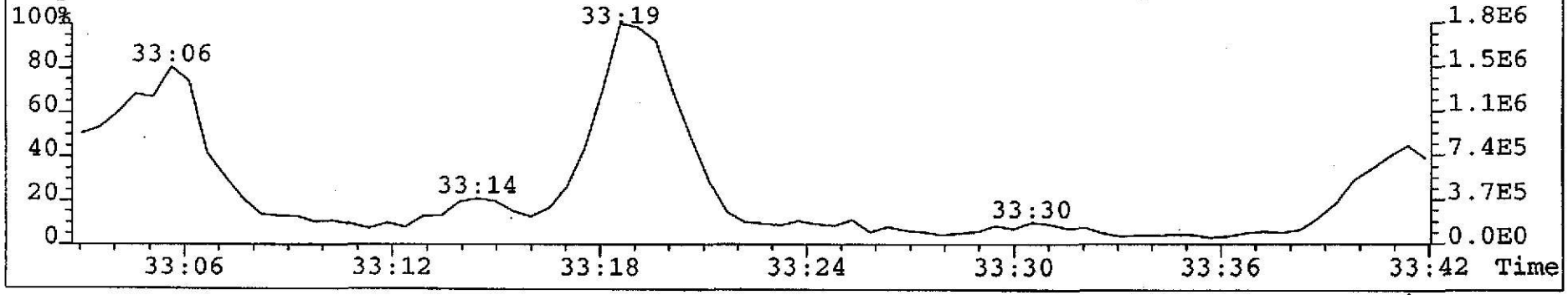

VS 7/17/02

470

File:W1059 #1-423 Acq:13-JUL-2002 20:16:44 GC EI+ Voltage SIR 70S
389.8156 S:11 F:3 Exp:NDB5US
Sample Text:TLI#57752C DF-DP-104-0.5 File Text:TRIANGLE LABORATORIES, INC.

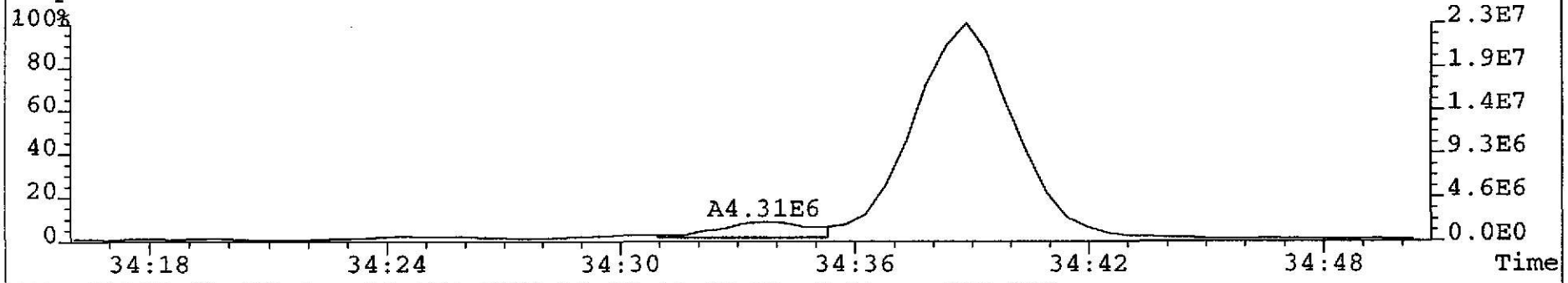

File:W1059 #1-423 Acq:13-JUL-2002 20:16:44 GC EI+ Voltage SIR 70S
391.8127 S:11 F:3 Exp:NDB5US
Sample Text:TLI#57752C DF-DP-104-0.5 File Text:TRIANGLE LABORATORIES, INC.

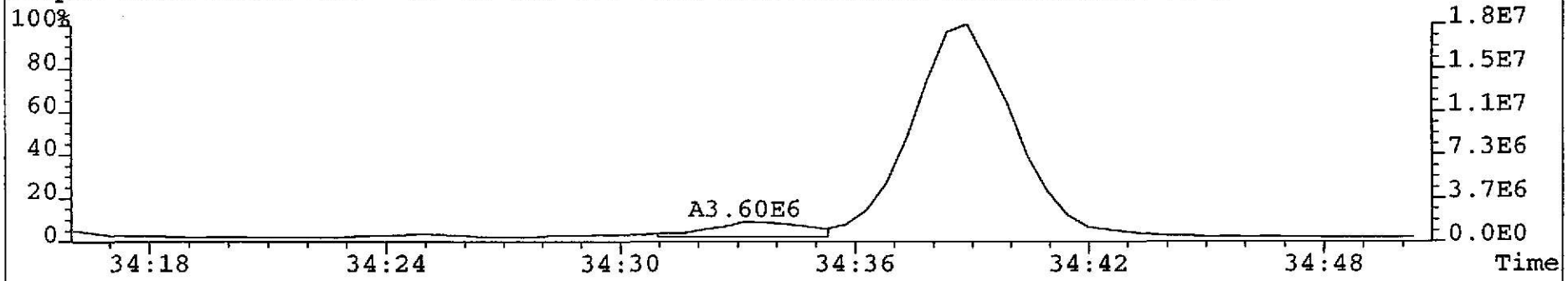

File:W1059 #1-423 Acq:13-JUL-2002 20:16:44 GC EI+ Voltage SIR 70S
403.8529 S:11 F:3 Exp:NDB5US
Sample Text:TLI#57752C DF-DP-104-0.5 File Text:TRIANGLE LABORATORIES, INC.

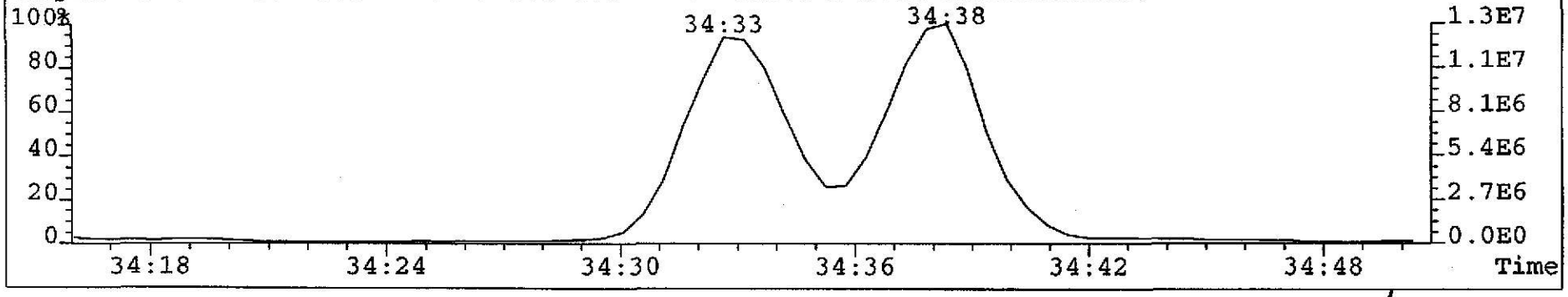

VSC 7/17/02

File:W1059 #1-423 Acq:13-JUL-2002 20:16:44 GC EI+ Voltage SIR 70S
389.8156 S:11 F:3 Exp:NDB5US
Sample Text:TLI#57752C DF-DP-104-0.5 File Text:TRIANGLE LABORATORIES, INC.

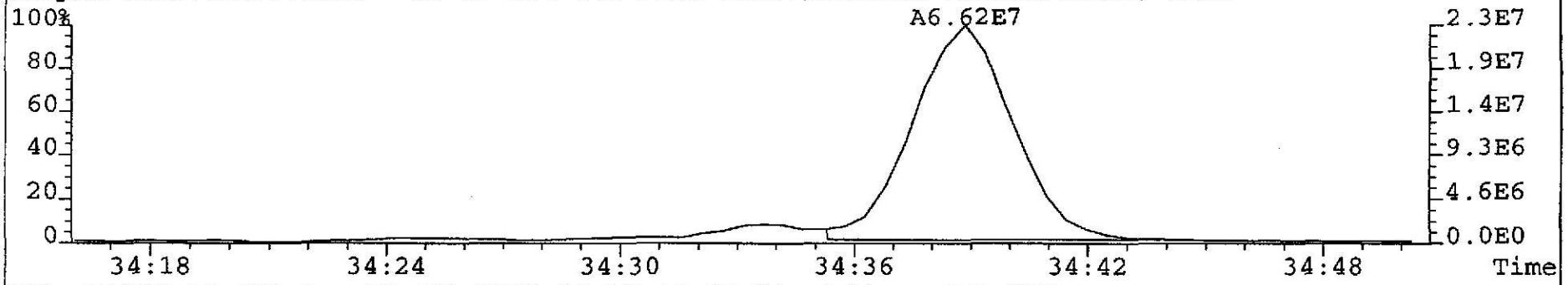

File:W1059 #1-423 Acq:13-JUL-2002 20:16:44 GC EI+ Voltage SIR 70S
391.8127 S:11 F:3 Exp:NDB5US
Sample Text:TLI#57752C DF-DP-104-0.5 File Text:TRIANGLE LABORATORIES, INC.

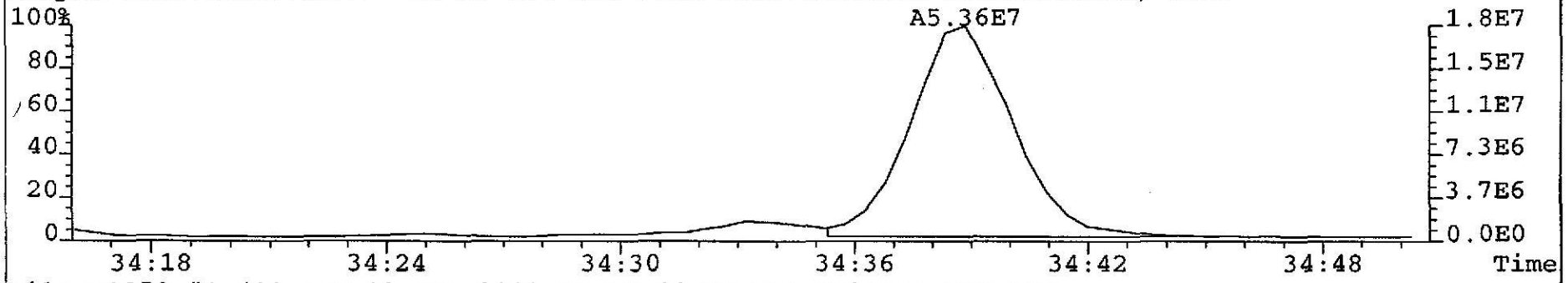

File:W1059 #1-423 Acq:13-JUL-2002 20:16:44 GC EI+ Voltage SIR 70S
403.8529 S:11 F:3 Exp:NDB5US
Sample Text:TLI#57752C DF-DP-104-0.5 File Text:TRIANGLE LABORATORIES, INC.

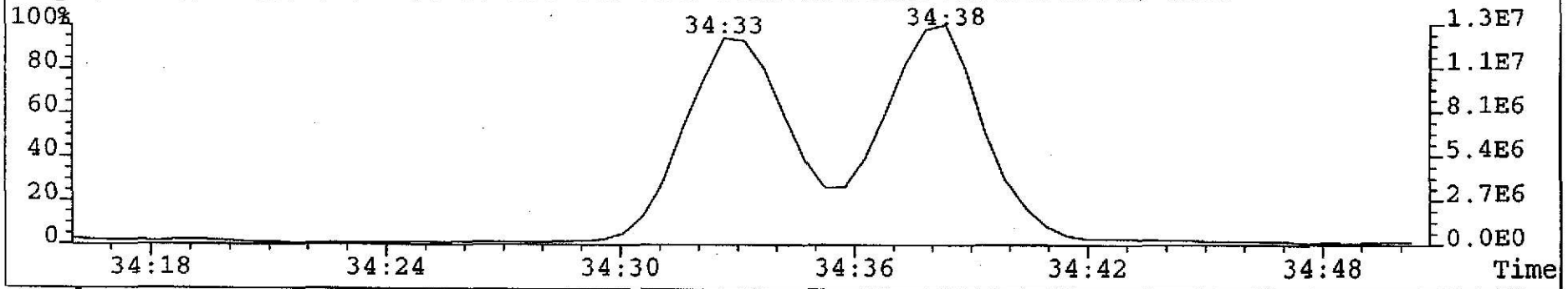

VS 7/17/02

TLI Project: **57752C** 1613, Revision B, Tetra Only PCDD/PCDF Analysis (c)
Client Sample: **DF-DP-104-0.5** Analysis File: **P022492**

Client Project:	Mississippi Project				
Sample Matrix:	SOLID	Date Received:	06/28/2002	Spike File:	SPCONB22
TLI ID:	329-38-30	Date Extracted:	07/05/2002	ICal:	PF56152
		Date Analyzed:	07/15/2002	ConCal:	P022482
Sample Size:	13.500 g	Dilution Factor:	n/a	% Moisture:	8.2
Dry Weight:	12.393 g	Blank File:	W105902	% Lipid:	n/a
GC Column:	DB-225	Analyst:	JMM	% Solids:	91.8

Analytes	Conc. (pg/g)	DL	Ratio	RT	RRT	Flags
2,3,7,8-TCDF	1210		0.71	21:40	1.001	E__

Internal Standard	Conc. (pg/g)	% Recovery	QC Limits	Ratio	RT	RRT	Flags
$^{13}C_{12}$-2,3,7,8-TCDF	72.1	44.7	29%-140%	0.75	21:39	1.050	Q___

Recovery Standard	Ratio	RT	Flags
$^{13}C_{12}$-1,2,3,4-TCDD	0.83	20:37	Q___

Data Reviewer: _____ 07/17/2002

CONB_PSR v1.00, LARS 6.25.05

Triangle Laboratories, Inc.®
2445 S. Alston Ave. • Durham, North Carolina 27713
Phone: (919) 544-5729 • Fax: (919) 544-5491

Printed: 12:53 07/17/2002

Initial ....Date...

Data Review By: [illegible] 7/16/02

Channel specific noise levels computed from 'NL' heights.

Page No. 1 Listing of P022492B.dbf
07/17/2002 Matched GC Peaks / Ratio / Ret. Time

Compound/ M_Z....	QC.Log	Omit	Why	..RT.	OK	Ratio	Total.Area/Ht	Area/Ht.Peak1	Area/Ht.Peak2	Rel.RT	Compound.Name..	ID..	Flags.
TCDF						0.65-0.89				0.788-1.102			
304-306	DC	NL				Height	0.31	0.15	0.16				
				17:36	RO	0.95	11.34	5.53	5.81	0.813			
				17:44	RO	0.50	8.07	2.70	5.37	0.819			
				17:53	RO	0.40	7.00	1.99	5.01	0.826			
				17:59		0.71	140.75	58.49	82.26	0.831			
				18:06		0.73	566.65	238.61	328.04	0.836			
				18:13	RO	0.64	74.44	28.96	45.48	0.841			
				18:20		0.69	45.08	18.35	26.73	0.847			
				18:29		0.71	126.55	52.48	74.07	0.854			
				18:39		0.73	16.32	6.87	9.45	0.861			
				18:55		0.73	270.17	114.21	155.96	0.874			
				19:05		0.76	390.06	168.97	221.09	0.881			
				19:15		0.81	28.60	12.80	15.80	0.889			
				19:24		0.75	1,010.70	431.66	579.04	0.896			E
				19:34		0.68	48.73	19.75	28.98	0.904			
				19:39		0.73	243.92	102.58	141.34	0.908			
				19:53		0.70	245.01	100.92	144.09	0.918			
				20:05		0.71	213.17	88.23	124.94	0.928			
				20:19		0.73	1,024.09	433.59	590.50	0.938			E
				20:35		0.70	505.26	208.45	296.81	0.951			
				20:48		0.68	439.51	178.52	260.99	0.961			
				20:58		0.66	144.21	57.31	86.90	0.968			
				21:11	RO	0.55	39.55	14.04	25.51	0.978			
				21:27	RO	0.63	68.82	26.53	42.29	0.991			
				21:40		0.71	2,951.91	1,227.31	1,724.60	1.001	2378-TCDF	AN	E
				21:53		0.72	825.08	345.93	479.15	1.011			E
				22:04	RO	0.64	277.39	108.03	169.36	1.019			
				22:21		0.72	4,552.27	1,901.82	2,650.45	1.032			E
				22:41	RO	0.58	151.82	55.99	95.83	1.048			
				22:49	RO	0.13	10.04	1.17	8.87	1.054			
				23:03	RO	0.57	73.26	26.50	46.76	1.065			
				23:21	RO	0.58	45.82	16.91	28.91	1.079			
				23:32		0.65	149.02	58.44	90.58	1.087			
	DC	WH		23:58		0.71	133.28			1.107			
	DC	WH		24:07	RO	0.44	15.01			1.114			
	DC	WH		24:14		0.65	34.23			1.119			
304-306			32	Peaks			14,704.61						
13C12-TCDF						0.65-0.89				0.954-1.046			
316-318	DC	NL				Height	0.33	0.09	0.24				
	DC	WL		17:35		0.76	15.61			0.812			
	DC	WL		17:47	RO	0.27	1.32			0.821			
	DC	WL		17:50	RO	1.22	0.51			0.824			
	DC	WL		18:17		0.72	0.31			0.844			
	DC	WL		18:28		0.73	2.61			0.853			
	DC	WL		18:37		0.85	3.39			0.860			

Compound/ M_Z....	QC.Log	Omit	Why	..RT.	OK	Ratio	Total.Area/Ht	Area/Ht.Peak1	Area/Ht.Peak2	Rel.RT	Compound.Name..	ID..	Flags.
		DC	WL	18:42	RO	1.09	3.03			0.864			
		DC	WL	18:49	RO	0.44	1.28			0.869			
		DC	WL	18:56	RO	3.31	0.56			0.875			
		DC	WL	19:07	RO	1.52	2.17			0.883			
		DC	WL	19:11	RO	1.44	0.66			0.886			
		DC	WL	19:16	RO	1.00	0.18			0.890			
		DC	WL	19:23	RO	0.41	0.83			0.895			
		DC	WL	19:28	RO	0.27	1.43			0.899			
		DC	WL	19:32		0.71	0.96			0.902			
		DC	WL	19:51	RO	0.32	1.58			0.917			
		DC	WL	19:57	RO	1.00	0.50			0.921			
		DC	WL	20:03		0.89	0.53			0.926			
		DC	WL	20:06	RO	0.32	0.79			0.928			
		DC	WL	20:20		0.79	4.55			0.939			
				20:42	RO	0.37	1.08	0.29	0.79	0.956			
				20:58	RO	0.02	22.91	0.42	22.49	0.968			
		DC	SN	21:03	RO	0.41	0.48			0.972			
		DC	SN	21:06	RO	1.71	0.19			0.975			
				21:39		0.75	351.04	150.69	200.35	1.000	13C12-2378-TCDF	IS0	Q
					Height		96.81	41.57	55.24				
		DC	SN	21:53	RO	1.11	1.35			1.011			
				22:00	RO	0.56	0.67	0.24	0.43	1.016			
				22:13	RO	0.19	3.20	0.52	2.68	1.026			
				22:21	RO	0.58	18.15	6.68	11.47	1.032			
		DC	WH	23:20	RO	0.08	2.53			1.078			
		DC	WH	24:09	RO	0.10	8.96			1.115			
316-318			6	Peaks			397.05						

---------- Above: TCDF / TCDD Follows ----------

13C12-TCDD					0.65-0.89					0.902-1.098			
332-334		DC	NL			Height	0.62	0.50	0.12				
				19:30	RO	1.93	2.43	1.60	0.83	0.957			
		DC	SN	19:46	RO	1.63	0.79			0.971			
		DC	SN	20:10	RO	2.81	1.03			0.990			
				20:22		0.81	264.83	118.51	146.32	1.000	13C12-2378-TCDD	IS1	
					Height		79.13	35.36	43.77				
				20:37		0.83	574.62	261.42	313.20	1.012	13C12-1234-TCDD	RS1	Q
		DC	SN	21:33	RO	1.85	0.57			1.058			
		DC	SN	21:49	RO	0.26	1.61			1.071			
		DC	SN	22:00	RO	3.81	0.77			1.080			
				22:17	RO	2.01	8.52	5.69	2.83	1.094			
		DC	WH	22:34	RO	2.87	3.91			1.108			
		DC	WH	22:44	RO	4.34	2.51			1.116			
		DC	WH	23:29	RO	1.79	10.39			1.153			
332-334			4	Peaks			850.40						

Compound/
M_Z.... QC.Log Omit Why ..RT. OK Ratio Total.Area/Ht Area/Ht.Peak1 Area/Ht.Peak2 Rel.RT Compound.Name.. ID.. Flags.

Column Description.....	"Why" Code Description.....	QC Log Desc.....
M_Z -Nominal Ion Mass(es)	WL-Below Retention Time Window	A-Peak Added
..RT. -Retention Time (mm:ss)	WH-Above Retention Time Window	K-Peak Kept
Rat.1 -Ratio of M/M+2 Ions	SN-Below Signal to Noise Level	D-Peak Deleted
OK -RO=Ratio Outside Limits	<M-Below Method Detection Limit	T-Time Changed
Rel.RT-Relative Retention Time	NL-Channel Specific Noise Level	M-Peak Area Changed
		N-Name Changed
		X-Ether Interference

*** End of Report ***

File:P022492 #1-3026 Acq:15-JUL-2002 09:40:25 EI+ Voltage SIR 70P Noise:187
303.9016 BSUB(256,30,-3.0) PKD(5,3,1,0.10%,748.0,0.00%,F,F) Exp:DB225
TRIANGLE LABS Text:DF-DP-104-0.5 TLI#57752C INJ. TIME = 09:40

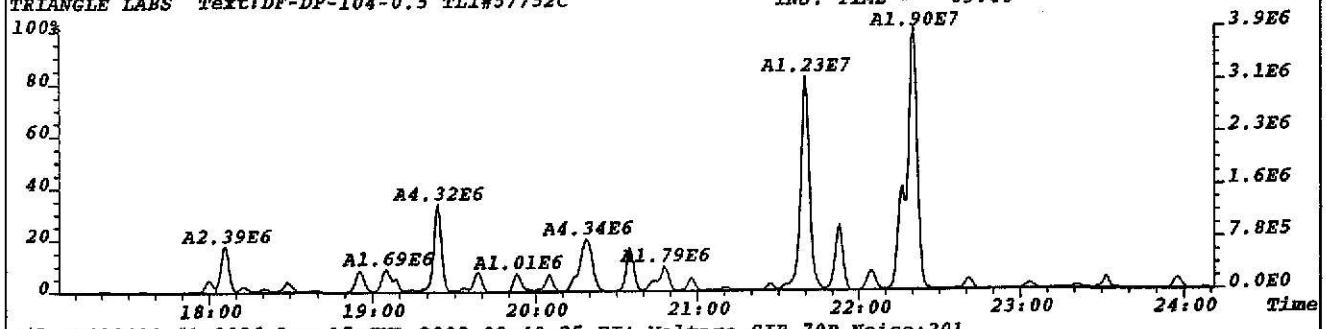

File:P022492 #1-3026 Acq:15-JUL-2002 09:40:25 EI+ Voltage SIR 70P Noise:201
305.8987 BSUB(256,30,-3.0) PKD(5,3,1,0.10%,804.0,0.00%,F,F) Exp:DB225
TRIANGLE LABS Text:DF-DP-104-0.5 TLI#57752C INJ. TIME = 09:40

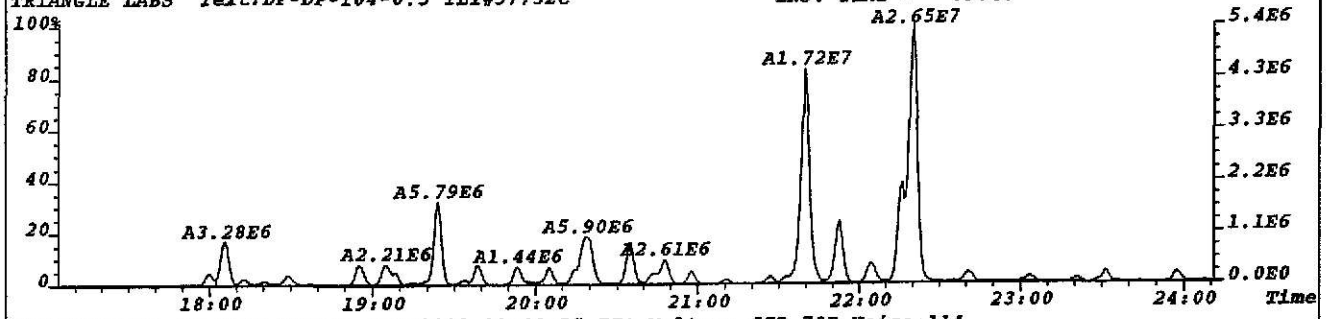

File:P022492 #1-3026 Acq:15-JUL-2002 09:40:25 EI+ Voltage SIR 70P Noise:114
315.9419 BSUB(256,30,-3.0) PKD(5,3,1,0.10%,456.0,0.00%,F,F) Exp:DB225
TRIANGLE LABS Text:DF-DP-104-0.5 TLI#57752C INJ. TIME = 09:40

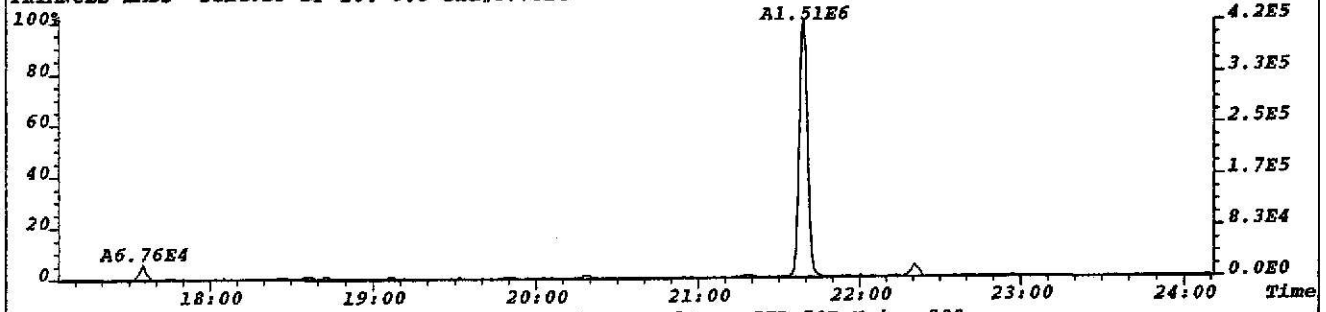

File:P022492 #1-3026 Acq:15-JUL-2002 09:40:25 EI+ Voltage SIR 70P Noise:300
317.9389 BSUB(256,30,-3.0) PKD(5,3,1,0.10%,1200.0,0.00%,F,F) Exp:DB225
TRIANGLE LABS Text:DF-DP-104-0.5 TLI#57752C INJ. TIME = 09:40

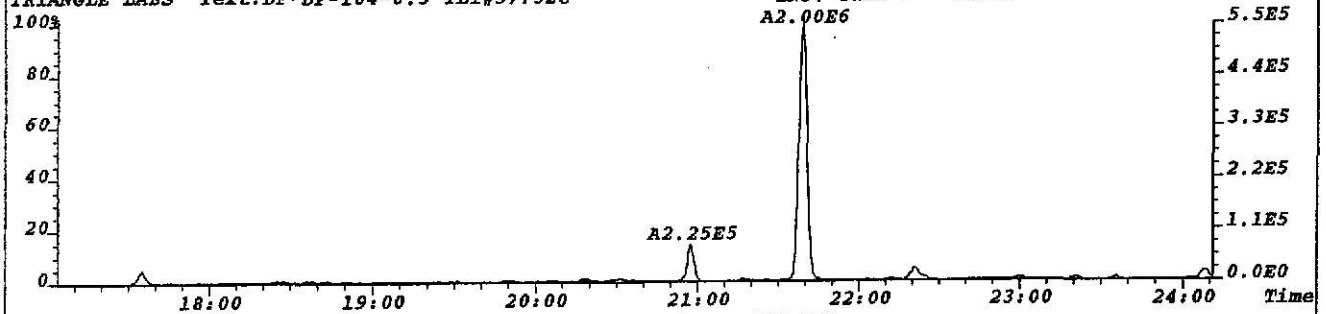

File:P022492 #1-3026 Acq:15-JUL-2002 09:40:25 EI+ Voltage SIR 70P
375.8364 Exp:DB225
TRIANGLE LABS Text:DF-DP-104-0.5 TLI#57752C INJ. TIME = 09:40

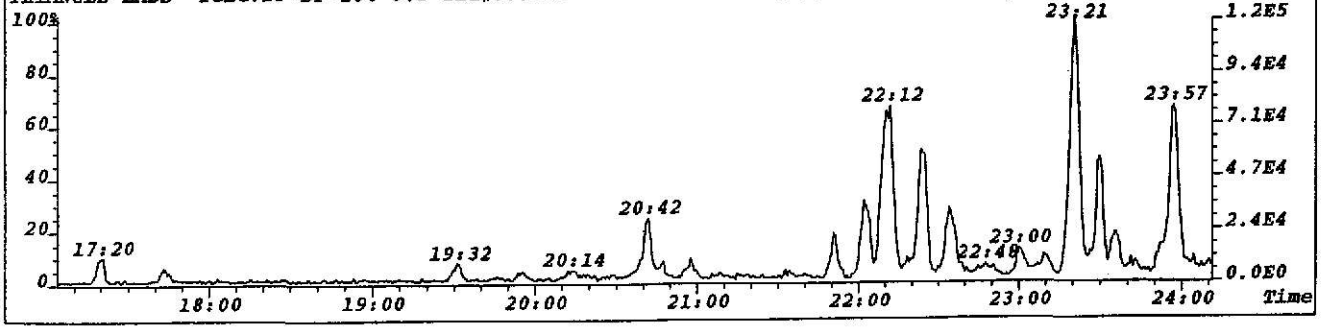

File:P022492 #1-3026 Acq:15-JUL-2002 09:40:25 EI+ Voltage SIR 70P Noise:238
319.8965 BSUB(256,30,-3.0) PKD(5,3,1,0.10%,952.0,0.00%,F,F) Exp:DB225
TRIANGLE LABS Text:DF-DP-104-0.5 TLI#57752C INJ. TIME = 09:40

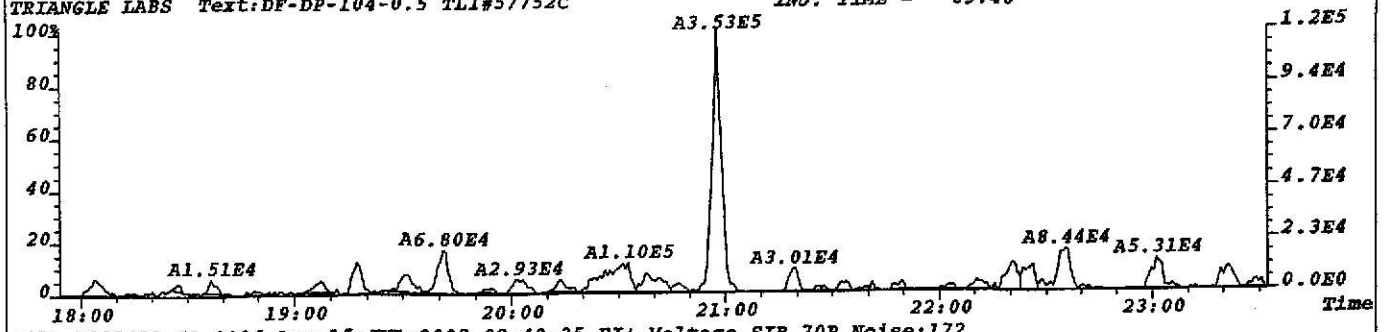

File:P022492 #1-3026 Acq:15-JUL-2002 09:40:25 EI+ Voltage SIR 70P Noise:172
321.8936 BSUB(256,30,-3.0) PKD(5,3,1,0.10%,688.0,0.00%,F,F) Exp:DB225
TRIANGLE LABS Text:DF-DP-104-0.5 TLI#57752C INJ. TIME = 09:40

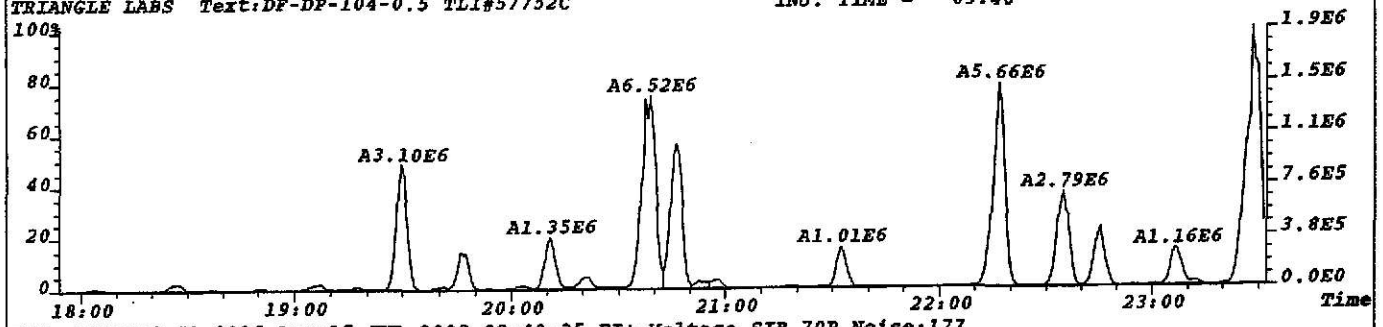

File:P022492 #1-3026 Acq:15-JUL-2002 09:40:25 EI+ Voltage SIR 70P Noise:177
327.8847 BSUB(256,30,-3.0) PKD(5,3,1,0.10%,708.0,0.00%,F,F) Exp:DB225
TRIANGLE LABS Text:DF-DP-104-0.5 TLI#57752C INJ. TIME = 09:40

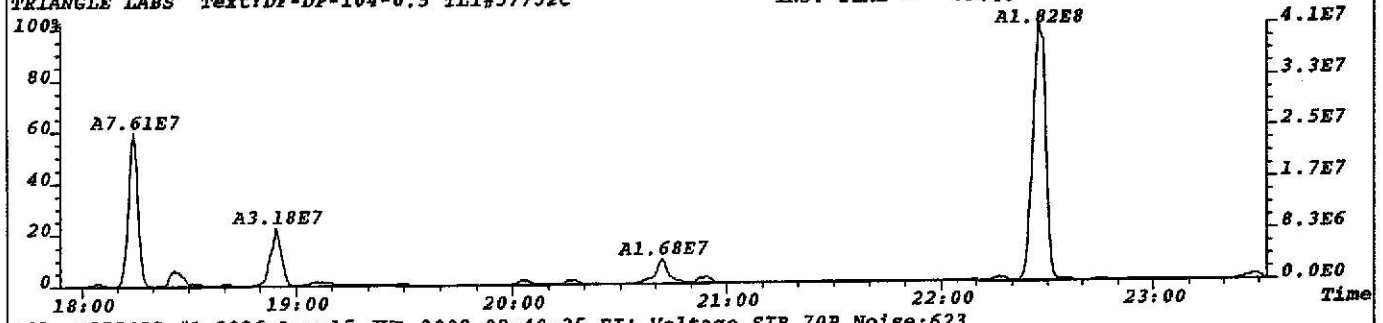

File:P022492 #1-3026 Acq:15-JUL-2002 09:40:25 EI+ Voltage SIR 70P Noise:623
331.9368 BSUB(256,30,-3.0) PKD(5,3,1,0.10%,2492.0,0.00%,F,F) Exp:DB225
TRIANGLE LABS Text:DF-DP-104-0.5 TLI#57752C INJ. TIME = 09:40

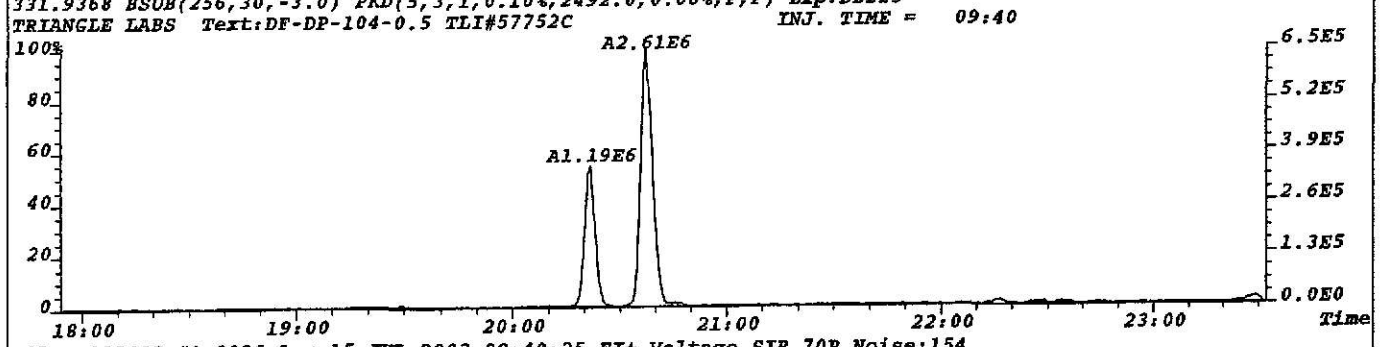

File:P022492 #1-3026 Acq:15-JUL-2002 09:40:25 EI+ Voltage SIR 70P Noise:154
333.9338 BSUB(256,30,-3.0) PKD(5,3,1,0.10%,616.0,0.00%,F,F) Exp:DB225
TRIANGLE LABS Text:DF-DP-104-0.5 TLI#57752C INJ. TIME = 09:40

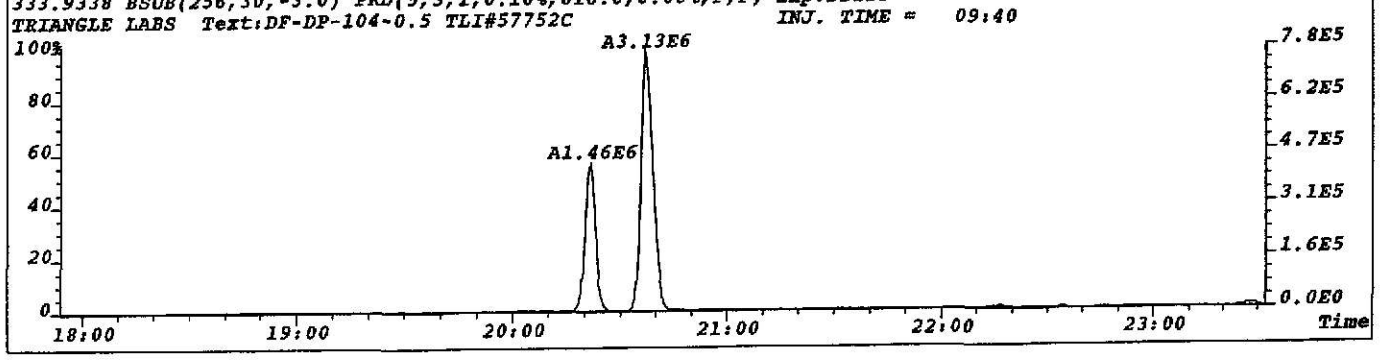

File:P022492 #1-3026 Acq:15-JUL-2002 09:40:25 EI+ Voltage SIR 70P
303.9016 Exp:DB225
TRIANGLE LABS Text:DF-DP-104-0.5 TLI#57752C INJ. TIME = 09:40

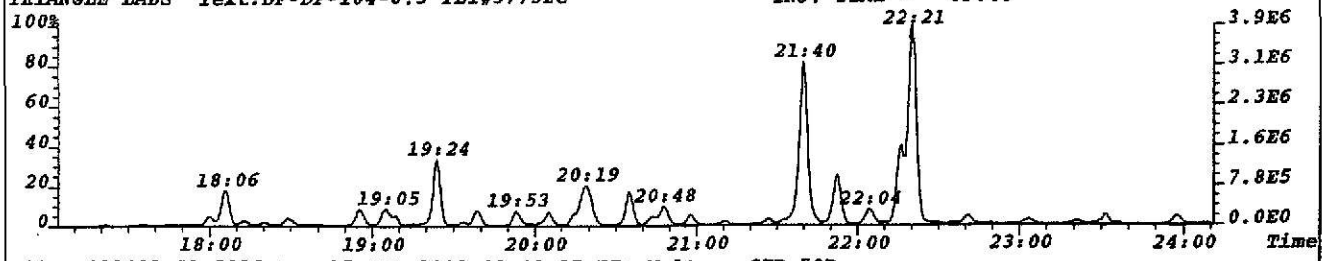

File:P022492 #1-3026 Acq:15-JUL-2002 09:40:25 EI+ Voltage SIR 70P
315.9419 Exp:DB225
TRIANGLE LABS Text:DF-DP-104-0.5 TLI#57752C INJ. TIME = 09:40

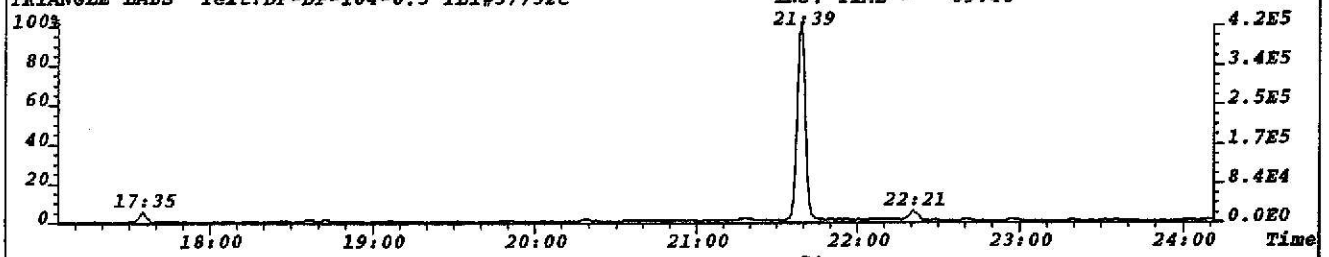

File:P022492 #1-3026 Acq:15-JUL-2002 09:40:25 EI+ Voltage SIR 70P
319.8965 Exp:DB225
TRIANGLE LABS Text:DF-DP-104-0.5 TLI#57752C INJ. TIME = 09:40

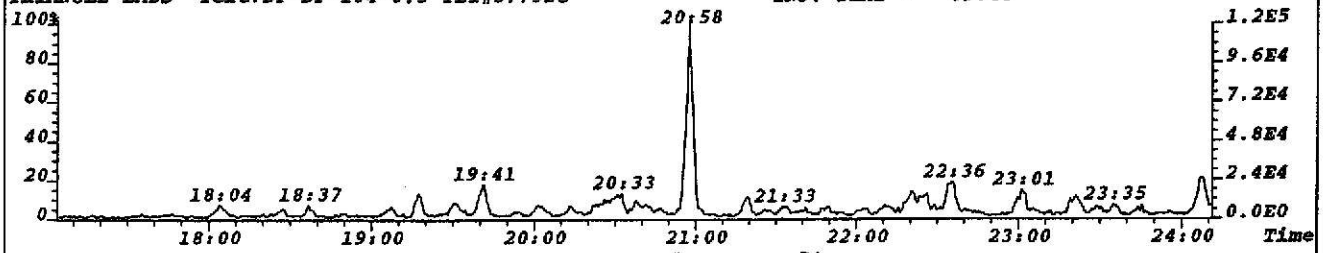

File:P022492 #1-3026 Acq:15-JUL-2002 09:40:25 EI+ Voltage SIR 70P
331.9368 Exp:DB225
TRIANGLE LABS Text:DF-DP-104-0.5 TLI#57752C INJ. TIME = 09:40

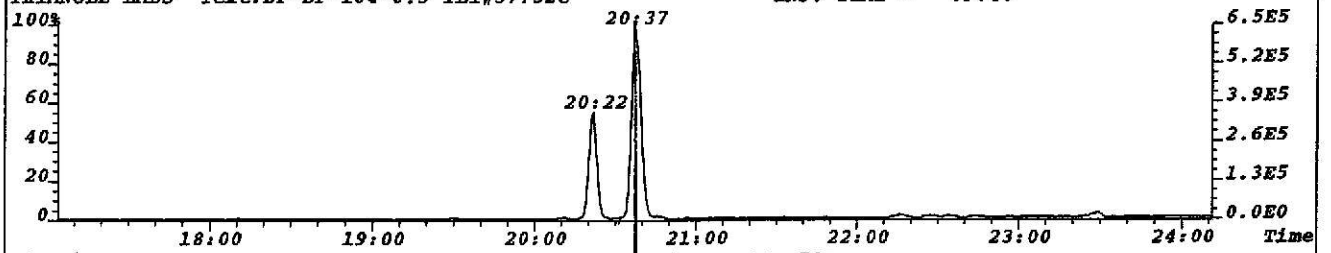

File:P022492 #1-3026 Acq:15-JUL-2002 09:40:25 EI+ Voltage SIR 70P
292.9825 Exp:DB225
TRIANGLE LABS Text:DF-DP-104-0.5 TLI#57752C INJ. TIME = 09:40

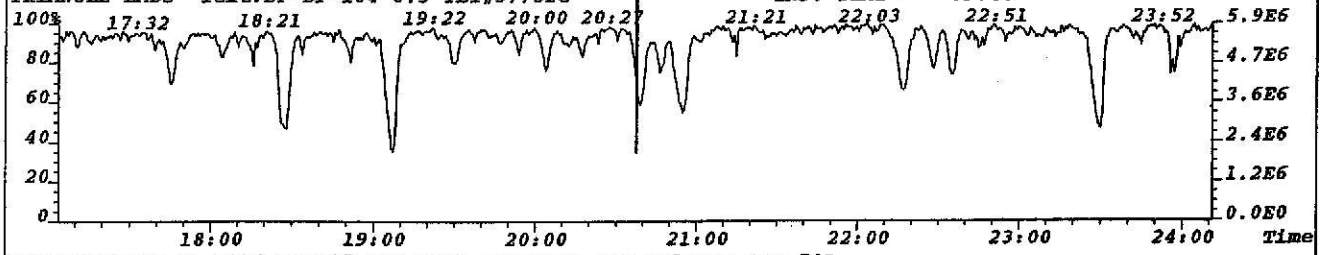

File:P022492 #1-3026 Acq:15-JUL-2002 09:40:25 EI+ Voltage SIR 70P
330.9792 Exp:DB225
TRIANGLE LABS Text:DF-DP-104-0.5 TLI#57752C INJ. TIME = 09:40

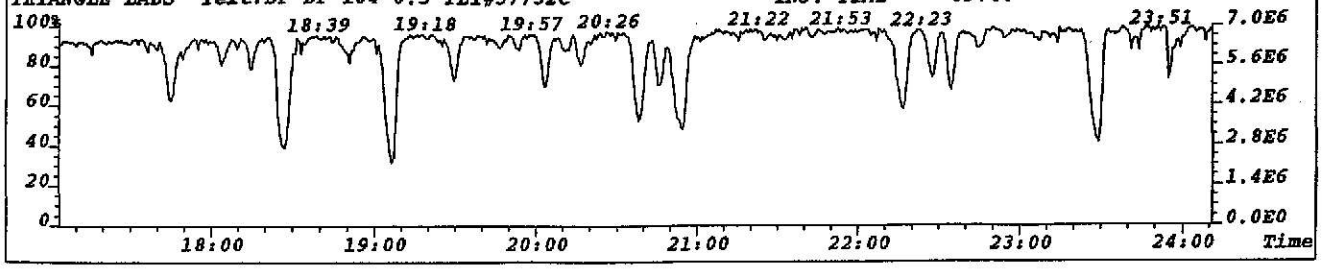

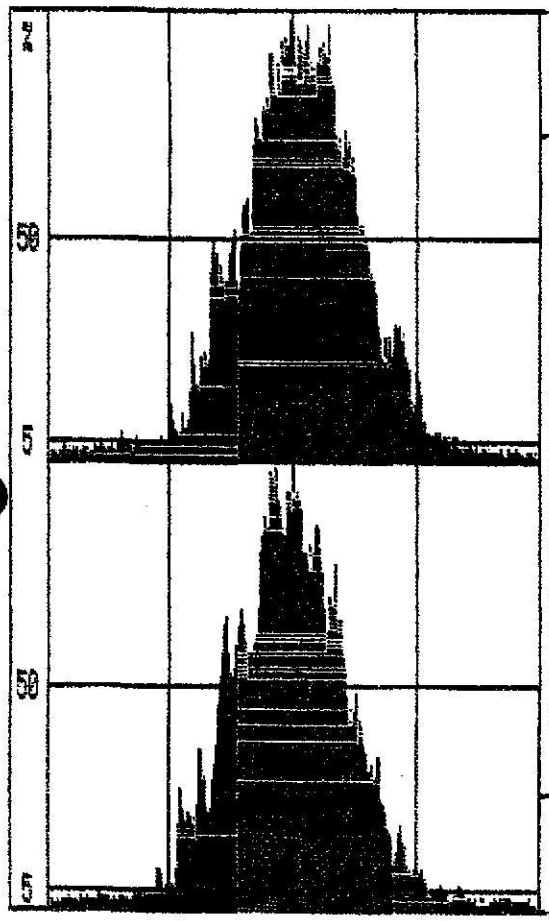

Ref. mass 292.9825 Peak top
Height 1.04 volts Span 200 ppm

System file name	DB225
Data file name	A:P715021
Resolution	10000
Group number	1
Ionization mode	EI+
Switching	VOLTAGE
Ref. masses	292.9825, 380.9761

A	292.9825	J	330.9792
B	303.9016	K	331.9368
C	305.8987	L	333.9338
D	315.9419	M	375.8364
E	317.9389		
F	319.8965		
G	321.8936		
H	327.8847		
I	330.9792		

Channel I 330.9792 Peak top
Height 1.12 volts Span 200 ppm

TLI Project: **57752C** 1613, Revision B PCDD/PCDF Analysis (c)
Client Sample: **DF-DP-209-0.5** Analysis File: **W105912**

Client Project:	Mississippi Project				
Sample Matrix:	SOLID	Date Received:	06/28/2002	Spike File:	SP161B22
TLI ID:	329-38-34	Date Extracted:	07/05/2002	ICal:	WF5614B
		Date Analyzed:	07/13/2002	ConCal:	WB21058
Sample Size:	13.500 g	Dilution Factor:	n/a	% Moisture:	14.1
Dry Weight:	11.597 g	Blank File:	W105902	% Lipid:	n/a
GC Column:	DB-5	Analyst:	JLD	% Solids:	85.9

Analytes	Conc. (pg/g)	DL	Ratio	RT	RRT	Flags
2,3,7,8-TCDD	ND	3.2				—
1,2,3,7,8-PeCDD	20.7		1.51	31:27	1.001	—
1,2,3,4,7,8-HxCDD	15.1		1.16	34:33	1.000	—
1,2,3,6,7,8-HxCDD	332		1.25	34:39	1.000	—
1,2,3,7,8,9-HxCDD	166		1.22	34:58	1.010	—
1,2,3,4,6,7,8-HpCDD	451		1.05	37:58	1.000	—
1,2,3,4,6,7,8,9-OCDD	1150		0.90	41:42	1.000	—
2,3,7,8-TCDF	350		0.73	26:35	1.000	E
1,2,3,7,8-PeCDF	87.4		1.67	30:26	1.000	—
2,3,4,7,8-PeCDF	308		1.50	31:08	1.001	—
1,2,3,4,7,8-HxCDF	1090		1.28	33:51	1.000	—
1,2,3,6,7,8-HxCDF	170		1.21	33:57	1.000	—
2,3,4,6,7,8-HxCDF	210		1.26	34:27	1.000	—
1,2,3,7,8,9-HxCDF	8.9		1.32	35:13	1.000	—
1,2,3,4,6,7,8-HpCDF	6460		1.05	36:54	1.000	E
1,2,3,4,7,8,9-HpCDF	330		1.06	38:29	1.000	—
1,2,3,4,6,7,8,9-OCDF	3600		0.90	41:55	1.006	E

Totals	Conc. (pg/g)	Number	DL	Flags
Total TCDD	7.2	1		—
Total PeCDD	88.5	2		—
Total HxCDD	1880	5		—
Total HpCDD	794	2		Q
Total TCDF	1510	19		E
Total PeCDF	3410	18		—
Total HxCDF	5080	13		—
Total HpCDF	11330	4		E

161B_PSR v2.04, LARS 6.25.05

Triangle Laboratories, Inc.®
2445 S. Alston Ave. • Durham, North Carolina 27713
Phone: (919) 544-5729 • Fax: (919) 544-5491

Printed: 12:59 07/17/2002

TLI Project: 57752C
Client Sample: DF-DP-209-0.5

1613, Revision B PCDD/PCDF Analysis (c)
Analysis File: W105912

Internal Standards	Conc. (pg/g)	% Recovery	QC Limits	Ratio	RT	RRT	Flags
$^{13}C_{12}$-2,3,7,8-TCDD	112	64.7	25%-164%	0.82	27:17	1.007	—
$^{13}C_{12}$-1,2,3,7,8-PeCDD	101	58.6	25%-181%	1.48	31:25	1.159	—
$^{13}C_{12}$-1,2,3,4,7,8-HxCDD	129	75.1	32%-141%	1.22	34:33	0.989	—
$^{13}C_{12}$-1,2,3,6,7,8-HxCDD	137	79.6	28%-130%	1.24	34:38	0.991	—
$^{13}C_{12}$-1,2,3,4,6,7,8-HpCDD	100	58.3	23%-140%	1.14	37:57	1.086	Q
$^{13}C_{12}$-1,2,3,4,6,7,8,9-OCDD	116	33.7	17%-157%	0.99	41:41	1.193	—
$^{13}C_{12}$-2,3,7,8-TCDF	143	82.8	24%-169%	0.75	26:35	0.981	—
$^{13}C_{12}$-1,2,3,7,8-PeCDF	119	68.7	24%-185%	1.48	30:26	1.123	—
$^{13}C_{12}$-2,3,4,7,8-PeCDF	77.2	44.8	21%-178%	1.52	31:06	1.148	—
$^{13}C_{12}$-1,2,3,4,7,8-HxCDF	168	97.6	26%-152%	0.52	33:51	0.969	—
$^{13}C_{12}$-1,2,3,6,7,8-HxCDF	156	90.7	26%-123%	0.53	33:57	0.971	—
$^{13}C_{12}$-2,3,4,6,7,8-HxCDF	133	77.4	28%-136%	0.54	34:26	0.985	—
$^{13}C_{12}$-1,2,3,7,8,9-HxCDF	157	91.0	29%-147%	0.58	35:14	1.008	—
$^{13}C_{12}$-1,2,3,4,6,7,8-HpCDF	112	64.8	28%-143%	0.46	36:54	1.056	—
$^{13}C_{12}$-1,2,3,4,7,8,9-HpCDF	81.3	47.1	26%-138%	0.46	38:28	1.101	—

Cleanup Standard	Conc. (pg/g)	% Recovery	QC Limits	RT	RRT	Flags
$^{37}Cl_4$-2,3,7,8-TCDD	12.3	71.5	35%-197%	27:18	1.007	—

Recovery Standards	Ratio	RT	Flags
$^{13}C_{12}$-1,2,3,4-TCDD	0.82	27:06	—
$^{13}C_{12}$-1,2,3,7,8,9-HxCDD	1.21	34:57	—

Data Reviewer: _____ 07/17/2002

161B_PSR v2.04, LARS 6.25.05

Triangle Laboratories, Inc.®
2445 S. Alston Ave. • Durham, North Carolina 27713
Phone: (919) 544-5729 • Fax: (919) 544-5491

Printed: 12:59 07/17/2002

TLI Project: 57752C
Client Sample: DF-DP-209-0.5

Toxicity Equivalents Report
Analysis File: W105912

Client Project:	Mississippi Project				
Sample Matrix:	SOLID	Date Received:	06/28/02	Spike File:	SP161B22
TLI ID:	329-38-34	Date Extracted:	07/05/02	ICal:	WF5614B
		Date Analyzed:	07/13/02	ConCal:	WB21058
Sample Size:	13.500 g	Dilution Factor:	1	% Moisture:	14.1
Dry Weight:	11.597 g	Blank File:	W105902	% Lipid:	n/a
GC Column:	DB-5	Analyst:	JLD	% Solids:	85.9

Analytes	Conc. (pg/g)		TEF		Equivalent
2,3,7,8-TCDD	{3.2}	x	1.	=	3.2
1,2,3,7,8-PeCDD	20.7	x	0.5	=	10.4
1,2,3,4,7,8-HxCDD	15.1	x	0.1	=	1.51
1,2,3,6,7,8-HxCDD	332	x	0.1	=	33.2
1,2,3,7,8,9-HxCDD	166	x	0 1	=	16.6
1,2,3,4,6,7,8-HpCDD	451	x	0.01	=	4.51
1,2,3,4,6,7,8,9-OCDD	1150	x	0.001	=	1.150
TOTAL PCDD					70.6
2,3,7,8-TCDF	241	x	0.1	=	24.1
1,2,3,7,8-PeCDF	87.4	x	0.05	=	4.37
2,3,4,7,8-PeCDF	308	x	0.5	=	154
1,2,3,4,7,8-HxCDF	1090	x	0.1	=	109.0
1,2,3,6,7,8-HxCDF	170	x	0.1	=	17.0
2,3,4,6,7,8-HxCDF	210	x	0.1	=	21.0
1,2,3,7,8,9-HxCDF	8.9	x	0.1	=	0.89
1,2,3,4,6,7,8-HpCDF	6460	x	0.01	=	64.60
1,2,3,4,7,8,9-HpCDF	330	x	0.01	=	3.30
1,2,3,4,6,7,8,9-OCDF	3600	x	0.001	=	3.600
TOTAL PCDF					402

Total EPA TEFs, 1989a: 472 pg/g

{...} indicates that the value is that of a Detection Limit.

GRY_TEF v1.08, MILES 4.22.16

Triangle Laboratories, Inc.®
2445 S. Alston Ave. • Durham, North Carolina 27713
Phone: (919) 544-5729 • Fax: (919) 544-5491

Printed: 13:08 07/17/02

Initial ....Date...

Data Review By: KW 7/17/02

Channel specific noise levels computed from 'NL' heights.

Page No. 1 Listing of W105912B.dbf
07/17/2002 Matched GC Peaks / Ratio / Ret. Time

Compound/ M_Z....	QC.Log	Omit	Why	..RT.	OK	Ratio	Total.Area/Ht	Area/Ht.Peak1	Area/Ht.Peak2	Rel.RT	Compound.Name..	ID..	Flags.
TCDF				0.65-0.89						0.881-1.072			
304-306		DC	NL			Height	134.71	54.46	80.25				
	D	D	WL	23:26		0.74	10,342.63			0.882			
				24:02		0.78	3,864.68	1,687.84	2,176.84	0.904			
				24:15		0.77	3,686.35	1,606.78	2,079.57	0.912			
				24:38		0.76	9,417.39	4,065.10	5,352.29	0.927			
				24:57		0.74	13,453.04	5,704.43	7,748.61	0.939			
				25:07		0.79	3,407.95	1,500.57	1,907.38	0.945			
				25:19		0.75	17,030.80	7,272.37	9,758.43	0.952			
				25:35		0.73	15,196.61	6,404.85	8,791.76	0.962			
	M			26:00		0.75	11,180.00	4,780.00	6,400.00	0.978			
				26:11		0.73	26,474.90	11,212.10	15,262.80	0.985			
				26:25		0.73	14,375.57	6,071.33	8,304.24	0.994			
				26:35		0.73	66,652.90	28,216.30	38,436.60	1.000	2378-TCDF	AN	E
				26:48		0.74	1,888.42	801.36	1,087.06	1.008			
				27:01		0.73	15,066.63	6,346.93	8,719.70	1.016			
				27:15		0.73	3,548.42	1,500.21	2,048.21	1.025			
				27:27		0.73	9,386.15	3,971.26	5,414.89	1.033			
				27:48		0.73	69,966.10	29,522.50	40,443.60	1.046			E
				28:08		0.65	978.04	384.93	593.11	1.058			
				28:17		0.69	754.94	309.46	445.48	1.064			
				28:28		0.71	901.06	372.63	528.43	1.071			
		DC	WH	28:35	RO	0.55	804.87			1.075			
		DC	WH	28:48	RO	0.61	414.92			1.083			
304-306				19	Peaks		287,229.95						
13C12-TCDF				0.65-0.89						0.945-1.133			
316-318		DC	NL			Height	13.71	6.04	7.67				
		DC	WL	23:32	RO	0.61	148.73			0.885			
		DC	WL	24:17		0.66	140.65			0.913			
		DC	WL	24:45	RO	0.19	113.06			0.931			
				25:41		0.78	96.57	42.17	54.40	0.966			
				26:11		0.78	233.46	102.30	131.16	0.985			
				26:35		0.75	28,741.20	12,353.50	16,387.70	1.000	13C12-2378-TCDF	ISO	
						Height	7,930.84	3,468.02	4,462.82				
				26:55		0.68	403.93	163.66	240.27	1.013			
				27:14	RO	0.53	187.88	65.09	122.79	1.024			
				27:46	RO	1.13	279.92	148.43	131.49	1.045			
				27:53	RO	0.20	462.41	76.83	385.58	1.049			
				28:01		0.66	104.04	41.21	62.83	1.054			
				28:17		0.68	128.43	51.76	76.67	1.064			
		DC	SN	28:29	RO	0.38	96.24			1.071			
		DC	SN	28:36	RO	0.26	68.08			1.076			
316-318				9	Peaks		30,637.84						

---------- Above: TCDF / TCDD Follows ----------

Compound/ M_Z....	QC.Log	Omit	Why	..RT.	OK	Ratio	Total.Area/Ht	Area/Ht.Peak1	Area/Ht.Peak2	Rel.RT	Compound.Name..	ID..	Flags.
TCDD				0.65-0.89					0.905-1.043				
320-322		DC	NL			Height	5.11	2.07	3.04				
		DC	SN	24:58	RO	1.06	19.10			0.915			
				25:11	RO	0.58	196.16	71.83	124.33	0.923	1379-TCDD		AN
				25:19	RO	0.30	36.47	8.42	28.05	0.928			
				25:41	RO	0.24	227.04	43.74	183.30	0.941			
				25:54	RO	0.21	251.66	42.95	208.71	0.949			
				26:07	RO	0.59	2,061.16	762.63	1,298.53	0.957			
				26:23		0.78	842.27	367.76	474.51	0.967			
				26:34	RO	0.02	3,038.96	51.34	2,987.62	0.974			
	M			26:47	RO	1.06	3,300.00	1,700.00	1,600.00	0.982			
	A			27:10	RO	0.60	15,340.00	5,740.00	9,600.00	0.996			
	MT			27:16	RO	0.99	376.00	187.00	189.00	0.999	2378-TCDD		AN
				27:27	RO	1.30	245.77	138.81	106.96	1.006			
	M			27:36	RO	0.39	2,111.00	591.00	1,520.00	1.012			
				27:52	RO	1.46	2,821.43	1,674.23	1,147.20	1.021			
	D	D	SN	28:02	RO	0.00	4,637.01			1.027			
				28:17	RO	0.07	2,056.71	141.13	1,915.58	1.037			
		DC	WH	28:28	RO	1.51	195.53			1.043			
		DC	WH	28:35	RO	0.51	264.53			1.048			
		DC	WH	28:48	RO	0.30	1,110.76			1.056			
320-322			14	Peaks			32,904.63						
37Cl-TCDD									0.927-1.073				
328		DC	NL			Height	20.78	20.78					
		DC	WL	24:58			1,235.31			0.915			
				25:19			1,512.90	1,512.90		0.928			
				25:40			10,173.60	10,173.60		0.941			
				25:58			117,243.00	117,243.00		0.952			
				26:23			8,639.42	8,639.42		0.967			
				26:33			4,271.01	4,271.01		0.973			
				26:55			1,520.19	1,520.19		0.987			
				27:12			22,703.20	22,703.20		0.997			
	AN			27:18			2,070.00	2,070.00		1.001	37Cl-TCDD		CLS
				27:40			379,037.00	379,037.00		1.014			
				27:54			599.51	599.51		1.023			
				28:03			6,629.91	6,629.91		1.028			
				28:18			2,737.06	2,737.06		1.037			
				28:36			17,480.40	17,480.40		1.048			
328			13	Peaks			574,617.20						
13C12-TCDD				0.65-0.89					0.921-1.067				
332-334		DC	NL			Height	19.56	17.02	2.54				
				27:06		0.82	26,640.90	11,965.50	14,675.40	0.993	13C12-1234-TCDD		RS1
				27:17		0.82	18,359.11	8,290.41	10,068.70	1.000	13C12-2378-TCDD		IS1
						Height	5,169.45	2,378.28	2,791.17				
				27:40	RO	1.05	187.96	96.49	91.47	1.014			
332-334			3	Peaks			45,187.97						

---------- Above: TCDD / PeCDF Follows ----------

Compound/ M_Z....	QC.Log	Omit	Why	..RT.	OK	Ratio	Total.Area/Ht	Area/Ht.Peak1	Area/Ht.Peak2	Rel.RT	Compound.Name..	ID..	Flags.
PeCDF				1.32-1.78						0.912-1.037			
340-342		DC	NL			Height	8.74	4.78	3.96				
				28:34		1.52	19,381.91	11,677.70	7,704.21	0.919			
				28:48		1.55	11,779.28	7,153.90	4,625.38	0.926			
				29:00		1.50	3,089.31	1,854.40	1,234.91	0.932			
				29:12		1.55	9,720.62	5,909.70	3,810.92	0.939			
				29:36		1.53	61,285.30	37,108.60	24,176.70	0.952			
				29:47		1.48	60,140.90	35,870.20	24,270.70	0.958			
				29:59		1.53	28,233.10	17,052.00	11,181.10	0.964			
				30:10		1.50	9,703.02	5,815.92	3,887.10	0.970			
	NM			30:21		1.57	86,600.00	52,900.00	33,700.00	0.997			
	AN			30:26		1.67	11,980.00	7,500.00	4,480.00	1.000	12378-PeCDF		AN
			X	30:37		1.47	6,229.67	3,708.61	2,521.06	0.984			
				30:44		1.51	12,283.37	7,381.03	4,902.34	0.988			
				31:08		1.50	26,962.90	16,186.50	10,776.40	1.001	23478-PeCDF		AN
				31:16		1.49	13,564.84	8,125.11	5,439.73	1.005			
			X	31:29		1.63	3,304.63	2,049.49	1,255.14	1.012			
				31:44		1.43	3,558.02	2,091.64	1,466.38	1.020			
				31:58		1.47	7,705.80	4,591.80	3,114.00	1.028			
				32:03		1.47	1,357.27	807.95	549.32	1.031			
				32:13	RO	0.91	158.84	75.77	83.07	1.036			
		DC	WH	32:34		1.62	1,101.95			1.047			
340-342			19	Peaks			377,038.78						
13C12-PeCDF				1.32-1.78						0.807-1.129			
352-354		DC	NL			Height	7.64	2.17	5.47				
				28:25	RO	0.43	187.58	56.30	131.28	0.914			
				28:36	RO	0.18	172.19	26.09	146.10	0.920			
				29:35	RO	0.16	1,090.96	147.07	943.89	0.951			
				29:47	RO	0.17	975.01	138.50	836.51	0.958			
	M			30:26		1.48	19,460.00	11,600.00	7,860.00	1.000	13C12-PeCDF 123		IS2
						Height	6,287.46	3,807.76	2,479.70				
				31:06		1.52	12,702.85	7,670.09	5,032.76	1.000	13C12-PeCDF 234		IS3
						Height	3,741.76	2,250.41	1,491.35				
				31:27	RO	0.70	129.38	53.08	76.30	1.011			
				31:37	RO	3.51	208.92	162.59	46.33	1.017			
				31:45	RO	0.75	607.93	259.73	348.20	1.021			
				32:03	RO	0.98	939.45	464.21	475.24	1.031			
				32:12	RO	3.62	116.59	91.33	25.26	1.035			
352-354			11	Peaks			36,590.86						

---------- Above: PeCDF / PeCDD Follows ----------

PeCDD				1.32-1.78						0.940-1.021			
356-358		DC	NL			Height	14.64	1.74	12.90				
	D	D	SN	29:42	RO	0.10	39,243.42			0.945			
				29:56	RO	0.14	2,172.76	261.69	1,911.07	0.953			
				30:16	RO	0.33	220.30	54.93	165.37	0.963			
				30:24	RO	0.14	15,845.86	1,973.16	13,872.70	0.968			
				30:33	RO	1.29	3,546.73	1,996.03	1,550.70	0.972			
				30:43	RO	1.24	1,224.28	677.60	546.68	0.978			
				30:57		1.35	4,941.44	2,839.96	2,101.48	0.985			

Compound/ M_Z....	QC.Log	Omit	Why	..RT.	OK	Ratio	Total.Area/Ht	Area/Ht.Peak1	Area/Ht.Peak2	Rel.RT	Compound.Name..	ID..	Flags.
	D	D	SN	31:18	RO	0.00	32,661.95			0.996			
				31:27		1.51	1,511.16	908.53	602.63	1.001	12378-PeCDD	AN	
				31:58	RO	0.63	7,010.86	2,701.88	4,308.98	1.018			
		DC	WH	32:11	RO	0.60	8,121.43			1.024			
		DC	WH	32:21	RO	0.83	216.73			1.030			
356-358			8	Peaks			36,473.39						
13C12-PeCDD				1.32-1.78						0.734-1.052			
368-370		DC	NL			Height	6.66	5.36	1.30				
				29:40	RO	7.08	76.89	67.37	9.52	0.944			
				30:00	RO	8.92	62.59	56.28	6.31	0.955			
				30:05	RO	2.16	33.69	23.02	10.67	0.958			
				30:24	RO	3.24	119.42	91.23	28.19	0.968			
				30:31	RO	1.05	79.92	41.00	38.92	0.971			
				30:43		1.39	112.53	65.48	47.05	0.978			
				31:16	RO	0.35	148.90	38.67	110.23	0.995			
				31:25		1.48	9,933.77	5,930.32	4,003.45	1.000	13C12-PeCDD 123	IS4	
						Height	3,181.84	1,849.35	1,332.49				
				31:33	RO	1.21	148.21	81.27	66.94	1.004			
				31:37	RO	2.74	146.66	107.43	39.23	1.006			
				31:43	RO	1.80	191.07	122.78	68.29	1.010			
				32:12	RO	0.18	268.90	40.67	228.23	1.025			
				32:28		1.51	146.01	87.86	58.15	1.033			
368-370			13	Peaks			11,468.56						

---------- Above: PeCDD / HxCDF Follows ----------

HxCDF				1.05-1.43						0.930-1.008			
374-376		DC	NL			Height	406.65	247.12	159.53				
				32:54		1.27	35,679.80	19,945.90	15,733.90	0.934			
				33:02		1.28	144,944.80	81,440.80	63,504.00	0.938			
				33:12		1.27	9,933.97	5,557.24	4,376.73	0.942			
				33:20		1.26	3,803.88	2,120.07	1,683.81	0.946			
				33:29		1.27	137,329.00	76,752.10	60,576.90	0.950			
				33:43		1.28	2,144.25	1,203.20	941.05	0.957			
				33:51		1.28	116,990.20	65,675.80	51,314.40	1.000	123478-HxCDF	AN	
				33:57		1.21	18,125.65	9,936.95	8,188.70	1.000	123678-HxCDF	AN	
	K			34:04		1.30	1,001.43	566.75	434.68	0.967			
				34:14		1.26	3,586.10	1,995.92	1,590.18	0.972			
				34:27		1.26	16,824.01	9,368.72	7,455.29	1.000	234678-HxCDF	AN	
	AN			35:13		1.32	766.00	436.00	330.00	1.000	123789-HxCDF	AN	
	M			35:18		1.29	4,840.00	2,730.00	2,110.00	1.002			
374-376			13	Peaks			495,969.09						
13C12-HxCDF				0.43-0.59						0.879-1.106			
384-386		DC	NL			Height	87.27	37.48	49.79				
				32:48		0.48	291.85	94.71	197.14	0.931			
				32:55		0.57	682.23	248.24	433.99	0.934			
				33:04	RO	0.64	2,742.54	1,070.52	1,672.02	0.939			
				33:13		0.43	897.15	268.44	628.71	0.943			
				33:51		0.52	14,968.33	5,132.06	9,836.27	1.000	13C12-HxCDF 478	IS5	
						Height	5,008.00	1,687.75	3,320.25				

Compound/ M_Z....	QC.Log	Omit	Why	..RT.	OK	Ratio	Total.Area/Ht	Area/Ht.Peak1	Area/Ht.Peak2	Rel.RT	Compound.Name..	ID..	Flags.
				33:57		0.53	14,266.41	4,912.72	9,353.69	1.000	13C12-HxCDF 678	IS6	
						Height	4,860.13	1,633.69	3,226.44				
	DC	SN		34:15	RO	1.54	110.15			0.972			
				34:26		0.54	11,497.86	4,047.09	7,450.77	1.000	13C12-HxCDF 234	IS7	
						Height	3,702.68	1,293.08	2,409.60				
				34:35	RO	1.35	466.81	268.00	198.81	0.982			
				35:14		0.58	11,746.96	4,311.41	7,435.55	1.000	13C12-HxCDF 789	IS8	
						Height	3,569.51	1,309.83	2,259.68				
				35:34	RO	1.48	655.46	390.96	264.50	1.009			
384-386			10	Peaks			58,215.60						

---------- Above: HxCDF / HxCDD Follows ----------

HxCDD						1.05-1.43				0.960-1.014			
390-392	DC	NL				Height	69.58	33.53	36.05				
	DC	WL		33:12		1.32	83.78			0.959			
				33:23	RO	0.86	15,439.39	7,148.54	8,290.85	0.964			
	DC	SN		33:35	RO	0.88	124.05			0.970			
				33:50		1.14	1,706.88	908.36	798.52	0.977			
				34:02		1.15	74,935.90	40,019.70	34,916.20	0.983			
	AN			34:33		1.16	813.00	436.00	377.00	1.000	123478-HxCDD	AN	
	M			34:39		1.25	19,060.00	10,600.00	8,460.00	1.000	123678-HxCDD	AN	
				34:58		1.22	9,496.96	5,227.36	4,269.60	1.010	123789-HxCDD	AN	
	DC	WH		35:26	RO	0.71	1,530.91			1.023			
390-392			6	Peaks			121,452.13						
13C12-HxCDD						1.05-1.43				0.983-1.041			
402-404	DC	NL				Height	97.14	61.11	36.03				
				34:33		1.22	7,970.60	4,384.46	3,586.14	1.000	13C12-HxCDD 478	IS9	
						Height	2,741.49	1,498.35	1,243.14				
				34:38		1.24	9,057.41	5,013.08	4,044.33	1.000	13C12-HxCDD 678	IS10	
						Height	2,873.15	1,545.82	1,327.33				
				34:57		1.21	12,963.37	7,088.41	5,874.96	1.012	13C12-HxCDD 789	RS2	
	DC	SN		35:10	RO	0.13	912.31			1.018			
402-404			3	Peaks			29,991.38						

---------- Above: HxCDD / HpCDF Follows ----------

HpCDF						0.88-1.20				0.955-1.005			
408-410	DC	NL				Height	29.92	16.89	13.03				
				36:54		1.05	408,575.00	209,603.00	198,972.00	1.000	1234678-HpCDF	AN	E
				37:11		0.90	2,867.47	1,360.44	1,507.03	0.967			
				37:20		1.06	222,812.00	114,424.00	108,388.00	0.971			E
				38:29		1.06	11,959.55	6,152.07	5,807.48	1.000	1234789-HpCDF	AN	
408-410			4	Peaks			646,214.02						
13C12-HpCDF						0.37-0.51				0.857-1.143			
418-420	DC	NL				Height	36.17	13.81	22.36				
				36:54		0.46	7,306.52	2,300.24	5,006.28	1.000	13C12-HpCDF 678	IS11	
						Height	2,042.78	655.19	1,387.59				
				37:13	RO	1.25	230.19	128.03	102.16	0.968			
				37:21	RO	1.05	449.02	229.66	219.36	0.971			

```
Compound/
M_Z.... QC.Log Omit Why ..RT. OK Ratio Total.Area/Ht Area/Ht.Peak1 Area/Ht.Peak2 Rel.RT Compound.Name.. ID.. Flags.

                       37:30 RO  0.66       209.43        83.21       126.22  0.975
                DC  SN 37:40 RO  0.32       106.50                            0.979
                       37:52 RO  0.52       473.13       162.76       310.37  0.984
                       37:58 RO  0.89       203.57        96.02       107.55  0.987
                       38:05 RO  0.82       175.87        79.01        96.86  0.990
                       38:13 RO  1.44       370.17       218.36       151.81  0.994
                       38:28     0.46     4,200.63     1,330.79     2,869.84  1.000 13C12-HpCDF 789 IS12
                             Height       1,041.82       328.34       713.48
                       38:47 RO  1.14       567.59       301.99       265.60  1.008
                DC  SN 38:55 RO  1.16        38.57                            1.012
418-420             10 Peaks             14,186.12

                ---------------------- Above: HpCDF / HpCDD Follows ---------------------

HpCDD                        0.88-1.20                                0.976-1.005
424-426         DC  NL        Height         17.91         8.29         9.62
                       37:11     1.08    10,876.85     5,649.94     5,226.91  0.980                        Q
                DC  SN 37:39 RO  0.27        40.12                            0.992
                       37:58     1.05    14,266.05     7,307.05     6,959.00  1.000 1234678-HpCDD   AN
                DC  WH 38:13 RO  4.30        80.01                            1.007
424-426              2 Peaks             25,142.90

13C12-HpCDD                  0.88-1.20                                0.868-1.079
436-438         DC  NL        Height        137.24        92.66        44.58
                       37:57     1.14     5,411.69     2,888.07     2,523.62  1.000 13C12-HpCDD 678 IS13 Q
                             Height       1,359.88       724.41       635.47
                       38:08 RO  1.95     1,132.85       748.62       384.23  1.005
                DC  SN 38:27 RO  1.29       208.64                            1.013
436-438              2 Peaks              6,544.54

                ---------------------- Above: HpCDD / Octa-CDD and CDF Follows ----------

OCDF                         0.76-1.02                                0.952-1.048
442-444         DC  NL        Height          5.51         3.05         2.46
                DC  WL 36:37      0.78       136.61                            0.878
                       41:55     0.90    69,463.20    32,952.60    36,510.60  1.006 OCDF            AN   E
                       42:23 RO  1.10        80.11        41.92        38.19  1.017
442-444              2 Peaks             69,543.31

OCDD                         0.76-1.02                                0.952-1.048
458-460         DC  NL        Height          5.19         2.37         2.82
                       41:42     0.90    17,531.79     8,292.24     9,239.55  1.000 OCDD            AN
                       42:07 RO  3.29        66.60        51.07        15.53  1.010
458-460              2 Peaks             17,598.39

13C12-OCDD                   0.76-1.02                                0.997-1.005
470-472         DC  NL        Height         48.16        31.79        16.37
                DC  WL 41:30 RO  1.84       335.88                            0.996
                       41:41     0.99     5,014.40     2,496.44     2,517.96  1.000 13C12-OCDD      IS14
                             Height         935.08       469.15       465.93
                DC  WH 42:06 RO  1.59     2,586.27                            1.010
                DC  WH 42:16 RO  1.68     1,706.30                            1.014
```

Compound/ M_Z....	QC.Log	Omit	Why	..RT.	OK	Ratio	Total.Area/Ht	Area/Ht.Peak1	Area/Ht.Peak2	Rel.RT	Compound.Name..	ID..	Flags.
470-472			1 Peak				5,014.40						

Column Description.....	"Why" Code Description.....	QC Log Desc.....
M_Z -Nominal Ion Mass(es)	WL-Below Retention Time Window	A-Peak Added
..RT. -Retention Time (mm:ss)	WH-Above Retention Time Window	K-Peak Kept
Rat.1 -Ratio of M/M+2 Ions	SN-Below Signal to Noise Level	D-Peak Deleted
OK -RO=Ratio Outside Limits	<M-Below Method Detection Limit	T-Time Changed
Rel.RT-Relative Retention Time	NL-Channel Specific Noise Level	M-Peak Area Changed
		N-Name Changed
		X-Ether Interference

*** End of Report ***

File:W1059 #1-798 Acq:13-JUL-2002 21:04:42 GC EI+ Voltage SIR 70S Noise:68077
303.9016 S:12 F:2 BSUB(256,30,-3.0) PKD(9,5,3,0.10%,272308.0,1.00%,F,T) Exp:NDB5US
TRIANGLE LABS Text:TLI#57752C DF-DP-209-0.5

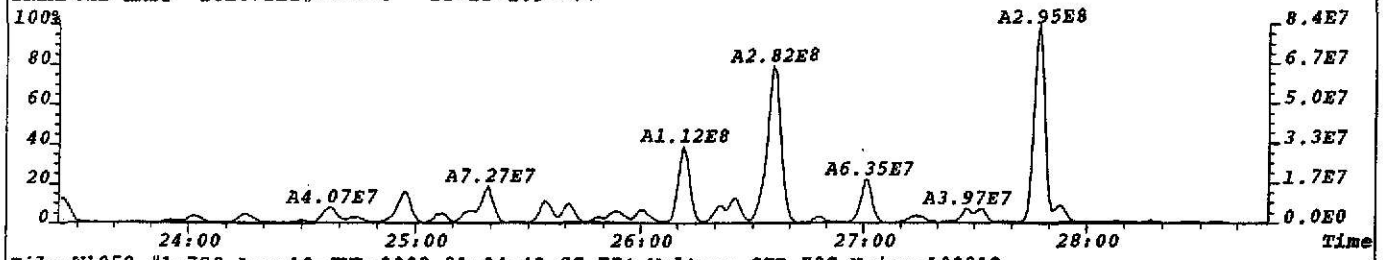

File:W1059 #1-798 Acq:13-JUL-2002 21:04:42 GC EI+ Voltage SIR 70S Noise:100312
305.8987 S:12 F:2 BSUB(256,30,-3.0) PKD(9,5,3,0.10%,401248.0,1.00%,F,T) Exp:NDB5US
TRIANGLE LABS Text:TLI#57752C DF-DP-209-0.5

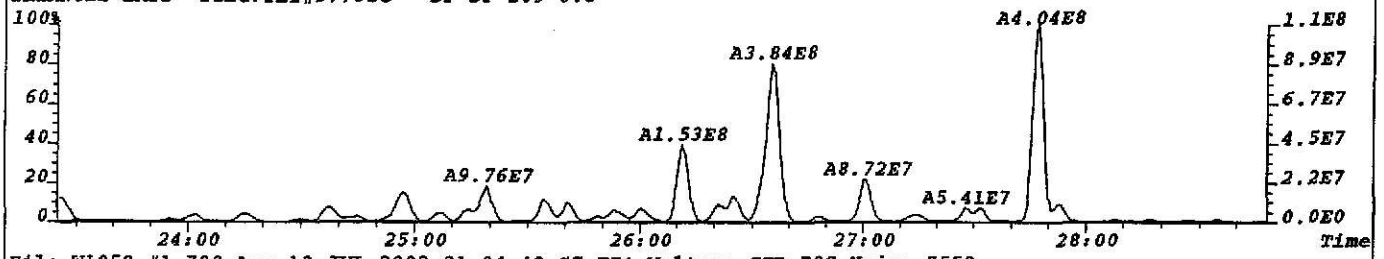

File:W1059 #1-798 Acq:13-JUL-2002 21:04:42 GC EI+ Voltage SIR 70S Noise:7553
315.9419 S:12 F:2 BSUB(256,30,-3.0) PKD(9,5,3,0.10%,30212.0,1.00%,F,T) Exp:NDB5US
TRIANGLE LABS Text:TLI#57752C DF-DP-209-0.5

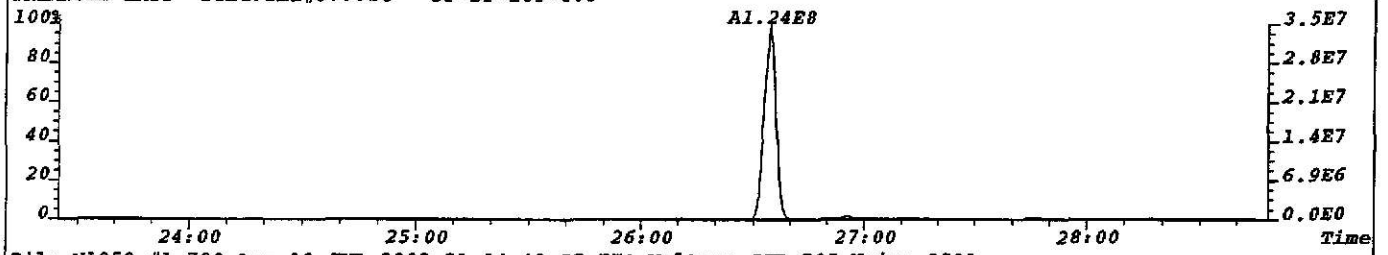

File:W1059 #1-798 Acq:13-JUL-2002 21:04:42 GC EI+ Voltage SIR 70S Noise:9589
317.9389 S:12 F:2 BSUB(256,30,-3.0) PKD(9,5,3,0.10%,38356.0,1.00%,F,T) Exp:NDB5US
TRIANGLE LABS Text:TLI#57752C DF-DP-209-0.5

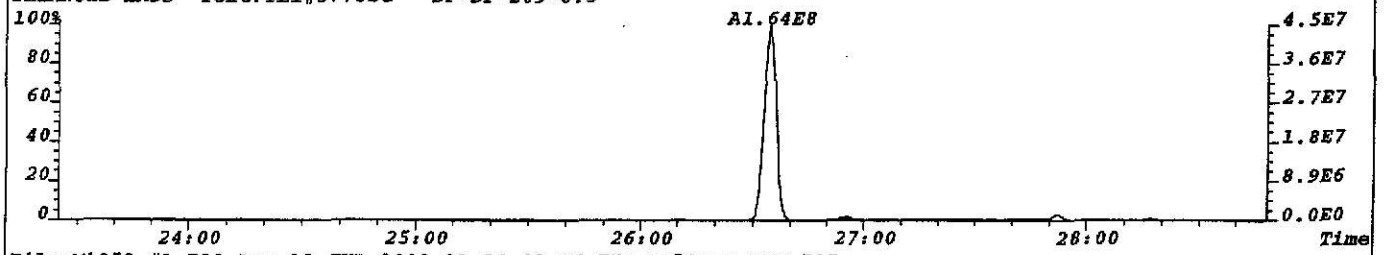

File:W1059 #1-798 Acq:13-JUL-2002 21:04:42 GC EI+ Voltage SIR 70S
330.9792 S:12 F:2 Exp:NDB5US
TRIANGLE LABS Text:TLI#57752C DF-DP-209-0.5

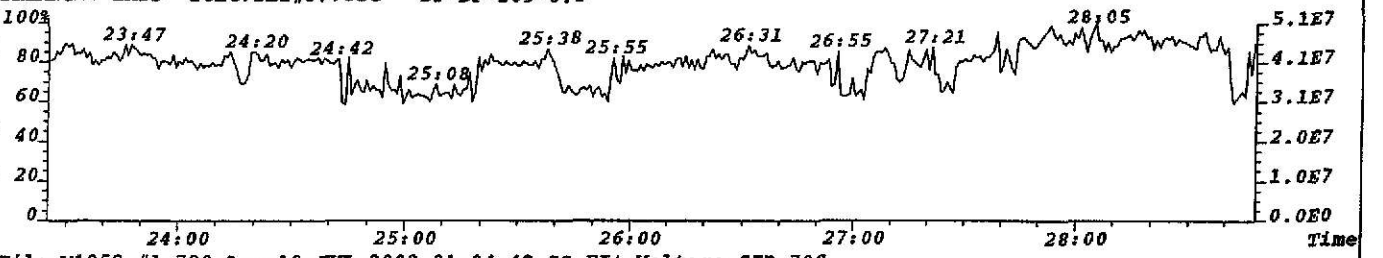

File:W1059 #1-798 Acq:13-JUL-2002 21:04:42 GC EI+ Voltage SIR 70S
375.8364 S:12 F:2 Exp:NDB5US
TRIANGLE LABS Text:TLI#57752C DF-DP-209-0.5

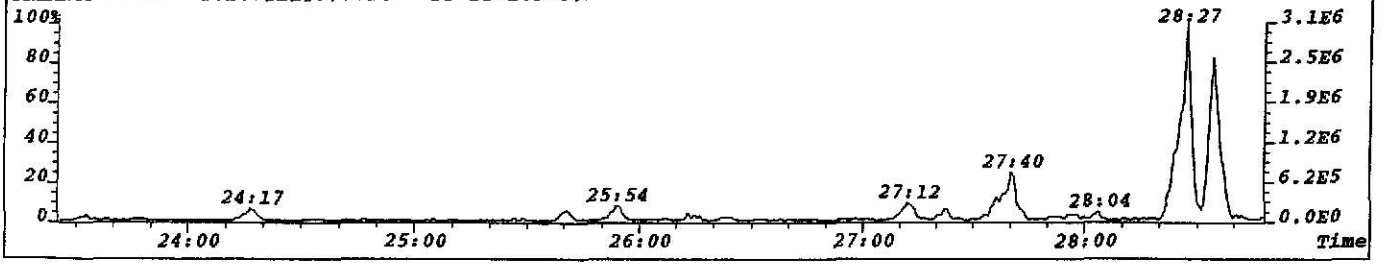

File:W1059 #1-798 Acq:13-JUL-2002 21:04:42 GC EI+ Voltage SIR 70S Noise:2584
319.8965 S:12 F:2 BSUB(256,30,-3.0) PKD(7,5,3,0.10%,10336.0,1.00%,F,T) Exp:NDB5US
TRIANGLE LABS Text:TLI#57752C DF-DP-209-0.5



File:W1059 #1-798 Acq:13-JUL-2002 21:04:42 GC EI+ Voltage SIR 70S Noise:3794
321.8936 S:12 F:2 BSUB(256,30,-3.0) PKD(7,5,3,0.10%,15176.0,1.00%,F,T) Exp:NDB5US
TRIANGLE LABS Text:TLI#57752C DF-DP-209-0.5

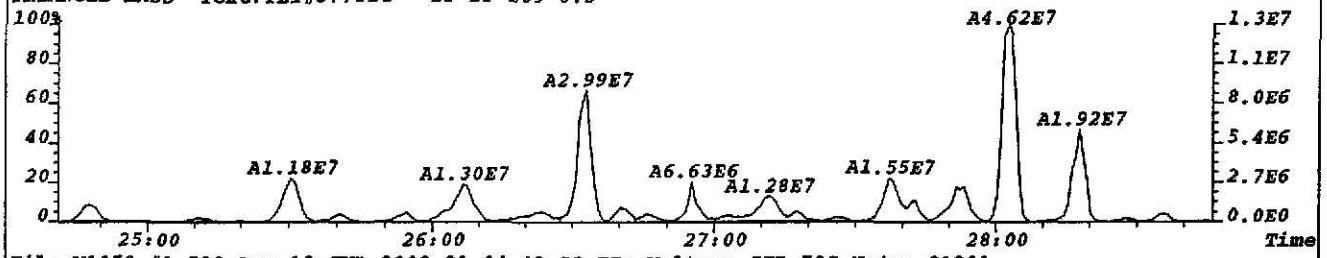

File:W1059 #1-798 Acq:13-JUL-2002 21:04:42 GC EI+ Voltage SIR 70S Noise:21281
331.9368 S:12 F:2 BSUB(256,30,-3.0) PKD(7,5,3,0.10%,85124.0,1.00%,F,T) Exp:NDB5US
TRIANGLE LABS Text:TLI#57752C DF-DP-209-0.5

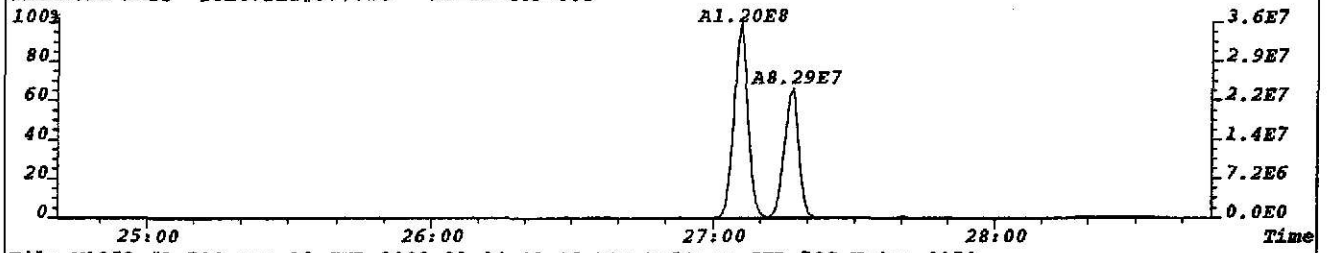

File:W1059 #1-798 Acq:13-JUL-2002 21:04:42 GC EI+ Voltage SIR 70S Noise:3170
333.9338 S:12 F:2 BSUB(256,30,-3.0) PKD(7,5,3,0.10%,12680.0,1.00%,F,T) Exp:NDB5US
TRIANGLE LABS Text:TLI#57752C DF-DP-209-0.5

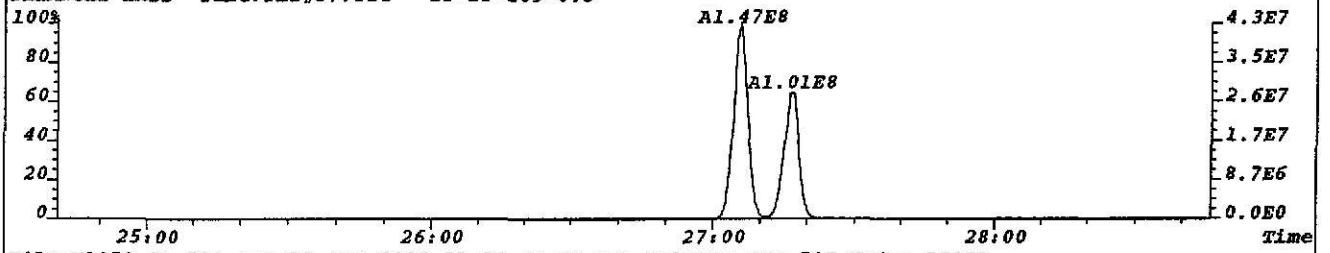

File:W1059 #1-798 Acq:13-JUL-2002 21:04:42 GC EI+ Voltage SIR 70S Noise:25970
327.8847 S:12 F:2 BSUB(256,30,-3.0) PKD(7,5,3,0.10%,103880.0,1.00%,F,T) Exp:NDB5US
TRIANGLE LABS Text:TLI#57752C DF-DP-209-0.5



File:W1059 #1-798 Acq:13-JUL-2002 21:04:42 GC EI+ Voltage SIR 70S
330.9792 S:12 F:2 Exp:NDB5US
TRIANGLE LABS Text:TLI#57752C DF-DP-209-0.5

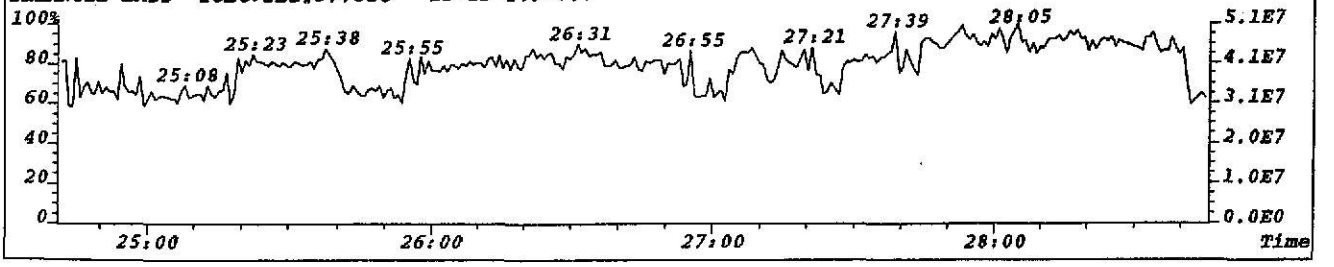

File:W1059 #1-798 Acq:13-JUL-2002 21:04:42 GC EI+ Voltage SIR 70S Noise:5969
339.8597 S:12 F:2 BSUB(256,30,-3.0) PKD(7,5,3,0.10%,23876.0,1.00%,F,T) Exp:NDB5US
TRIANGLE LABS Text:TLI#57752C DF-DP-209-0.5

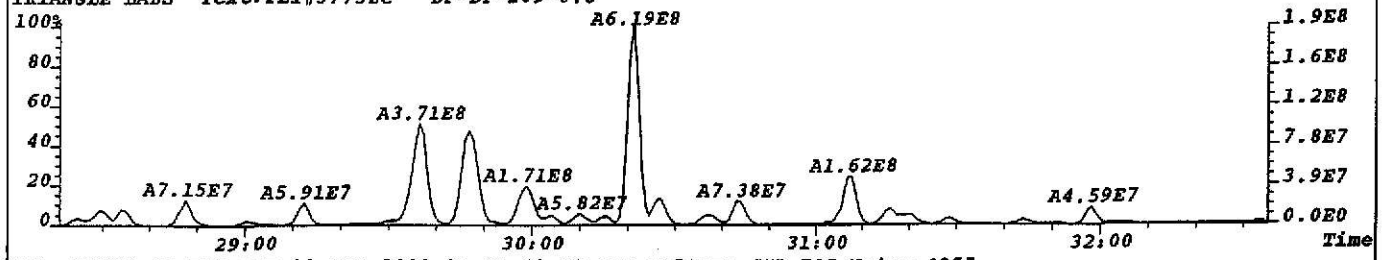

File:W1059 #1-798 Acq:13-JUL-2002 21:04:42 GC EI+ Voltage SIR 70S Noise:4955
341.8567 S:12 F:2 BSUB(256,30,-3.0) PKD(7,5,3,0.10%,19820.0,1.00%,F,T) Exp:NDB5US
TRIANGLE LABS Text:TLI#57752C DF-DP-209-0.5

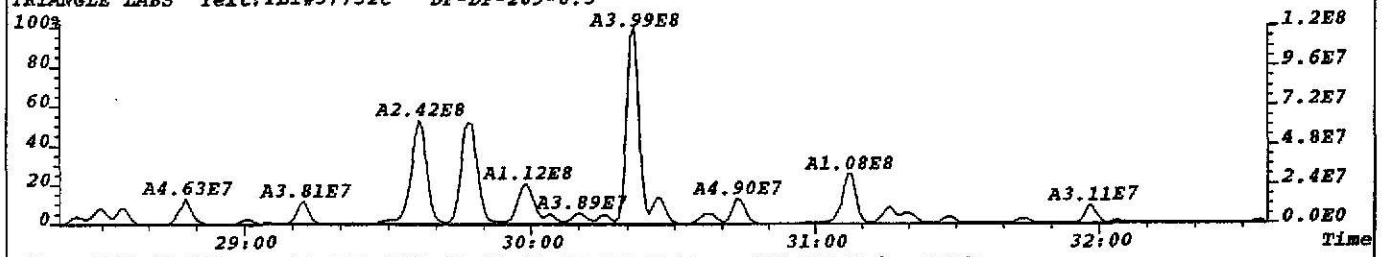

File:W1059 #1-798 Acq:13-JUL-2002 21:04:42 GC EI+ Voltage SIR 70S Noise:2717
351.9000 S:12 F:2 BSUB(256,30,-3.0) PKD(7,5,3,0.10%,10868.0,1.00%,F,T) Exp:NDB5US
TRIANGLE LABS Text:TLI#57752C DF-DP-209-0.5

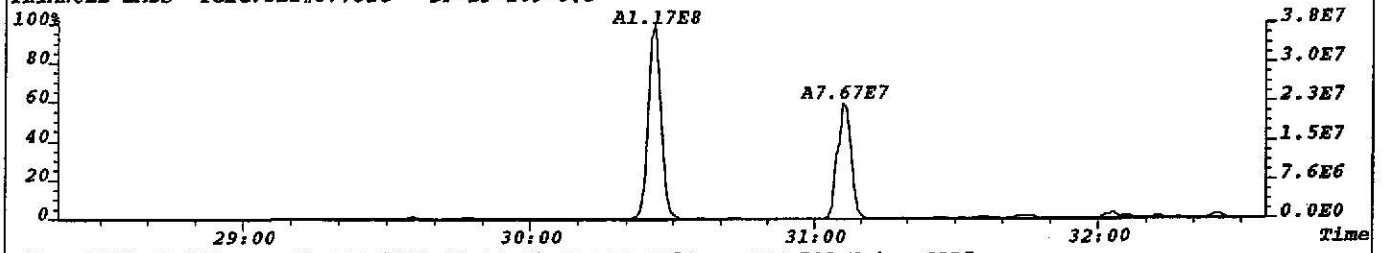

File:W1059 #1-798 Acq:13-JUL-2002 21:04:42 GC EI+ Voltage SIR 70S Noise:6835
353.8970 S:12 F:2 BSUB(256,30,-3.0) PKD(7,5,3,0.10%,27340.0,1.00%,F,T) Exp:NDB5US
TRIANGLE LABS Text:TLI#57752C DF-DP-209-0.5

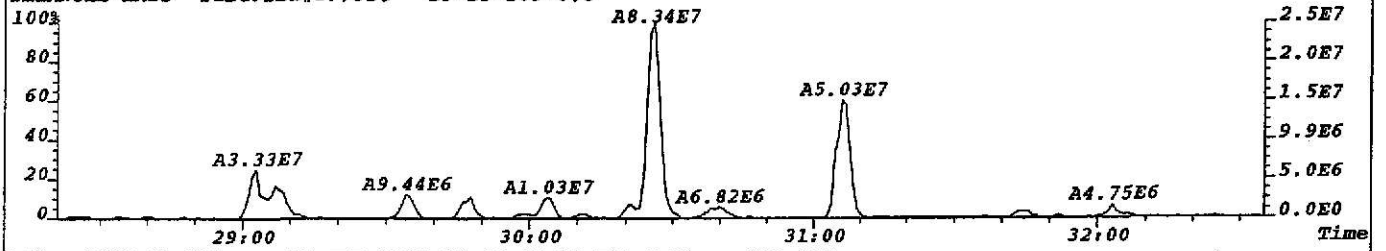

File:W1059 #1-798 Acq:13-JUL-2002 21:04:42 GC EI+ Voltage SIR 70S
330.9792 S:12 F:2 Exp:NDB5US
TRIANGLE LABS Text:TLI#57752C DF-DP-209-0.5

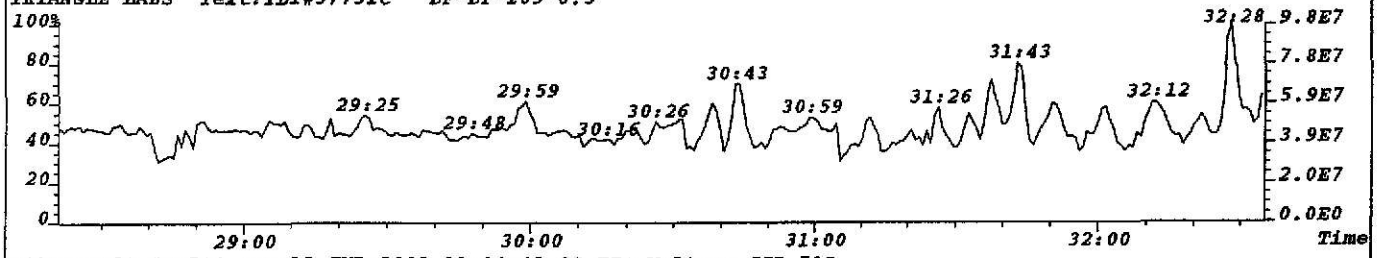

File:W1059 #1-798 Acq:13-JUL-2002 21:04:42 GC EI+ Voltage SIR 70S
409.7974 S:12 F:2 Exp:NDB5US
TRIANGLE LABS Text:TLI#57752C DF-DP-209-0.5

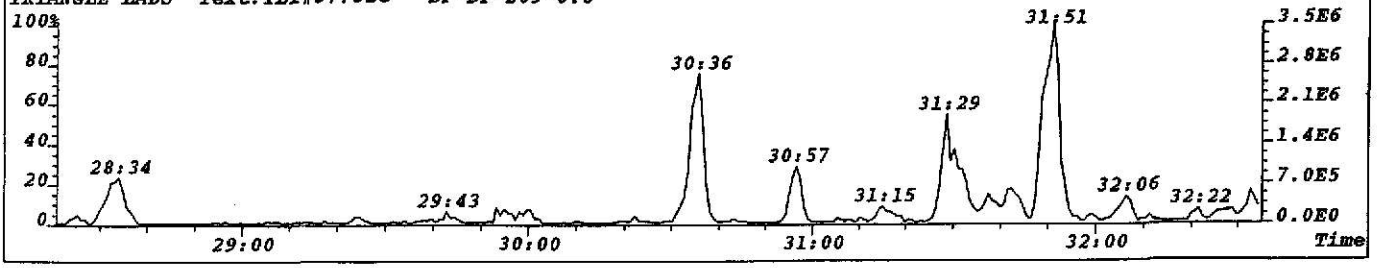

File:W1059 #1-798 Acq:13-JUL-2002 21:04:42 GC EI+ Voltage SIR 70S
355.8546 S:12 F:2 BSUB(256,30,-3.0) PKD(5,5,3,0.05%,8700.0,1.00%,F,T) Exp:NDB5US Noise:2175
Sample Text:TLI#57752C DF-DP-209-0.5 File Text:TRIANGLE LABORATORIES, INC.

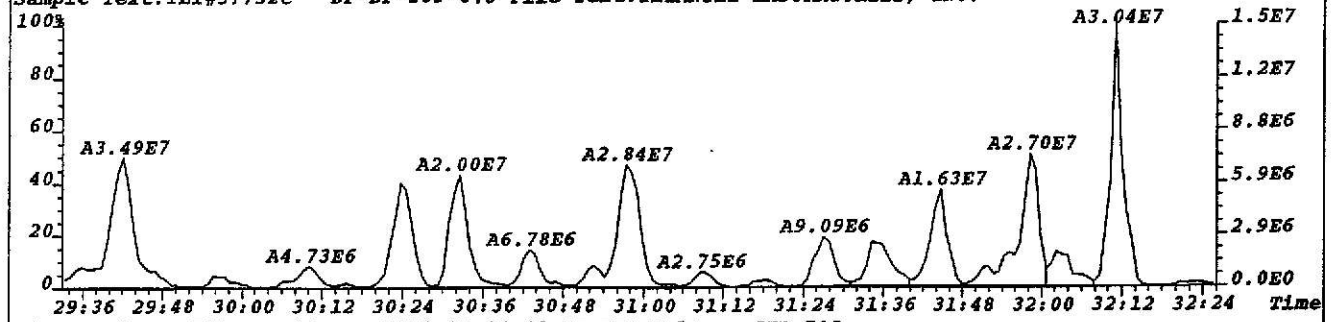

File:W1059 #1-798 Acq:13-JUL-2002 21:04:42 GC EI+ Voltage SIR 70S
357.8516 S:12 F:2 BSUB(256,30,-3.0) PKD(5,5,3,0.05%,64508.0,1.00%,F,T) Exp:NDB5US Noise:16127
Sample Text:TLI#57752C DF-DP-209-0.5 File Text:TRIANGLE LABORATORIES, INC.

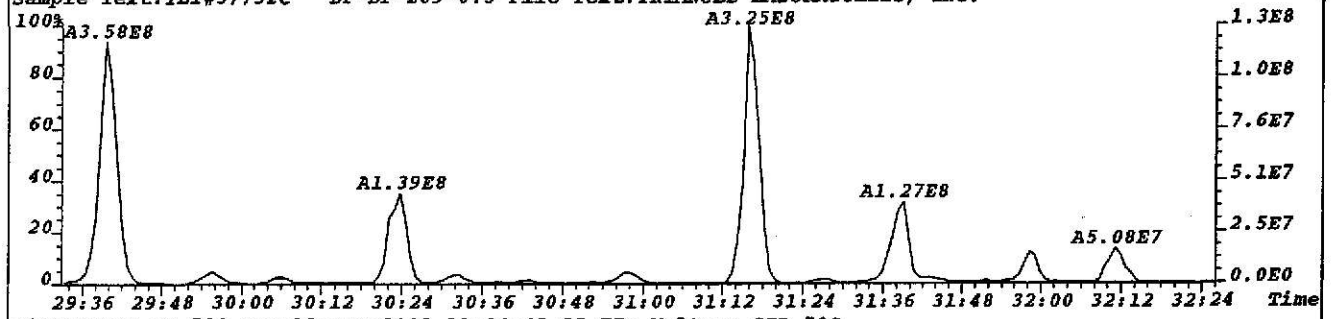

File:W1059 #1-798 Acq:13-JUL-2002 21:04:42 GC EI+ Voltage SIR 70S
367.8949 S:12 F:2 BSUB(256,30,-3.0) PKD(5,5,3,0.05%,26788.0,1.00%,F,T) Exp:NDB5US Noise:6697
Sample Text:TLI#57752C DF-DP-209-0.5 File Text:TRIANGLE LABORATORIES, INC.

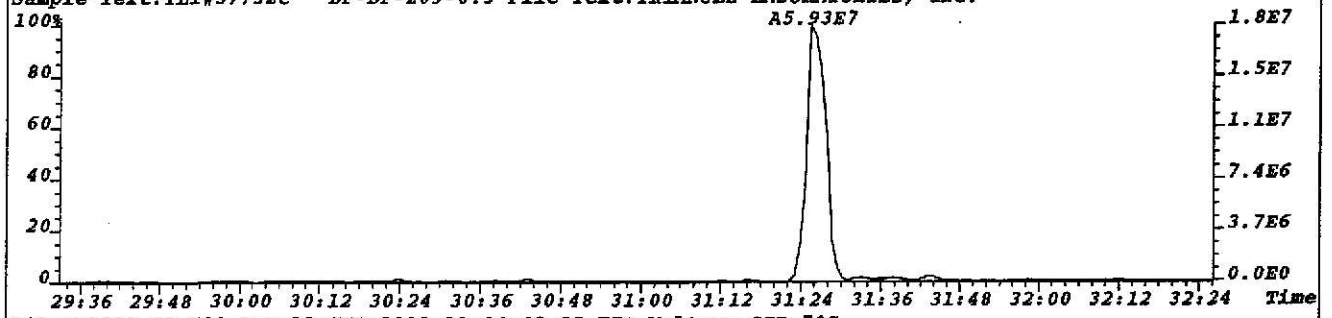

File:W1059 #1-798 Acq:13-JUL-2002 21:04:42 GC EI+ Voltage SIR 70S
369.8919 S:12 F:2 BSUB(256,30,-3.0) PKD(5,5,3,0.05%,6524.0,1.00%,F,T) Exp:NDB5US Noise:1631
Sample Text:TLI#57752C DF-DP-209-0.5 File Text:TRIANGLE LABORATORIES, INC.

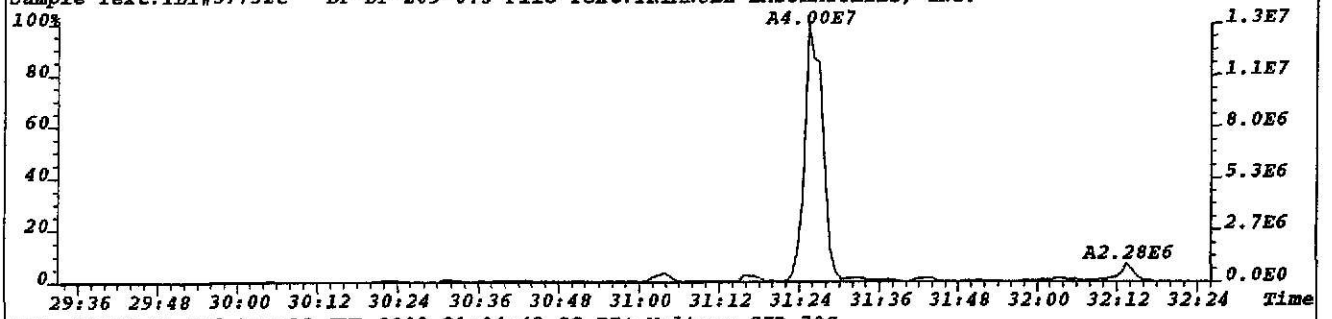

File:W1059 #1-798 Acq:13-JUL-2002 21:04:42 GC EI+ Voltage SIR 70S
330.9792 S:12 F:2 Exp:NDB5US
Sample Text:TLI#57752C DF-DP-209-0.5 File Text:TRIANGLE LABORATORIES, INC.

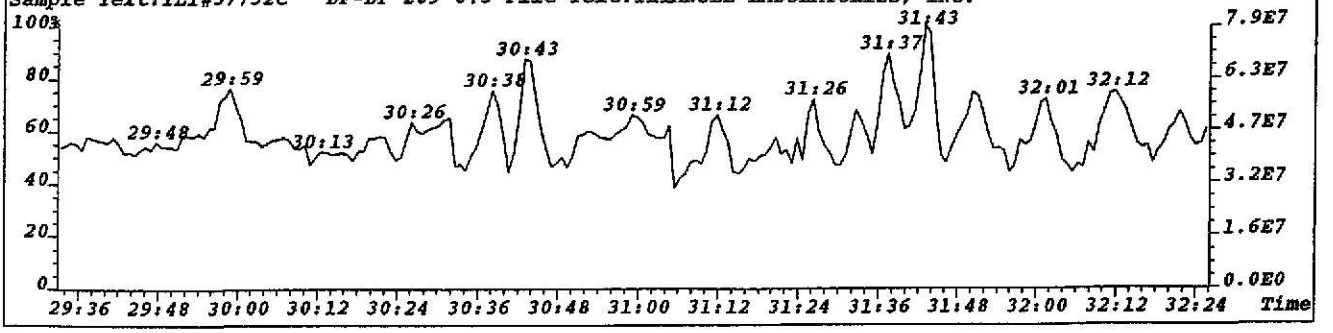

File:W1059 #1-422 Acq:13-JUL-2002 21:04:42 GC EI+ Voltage SIR 70S Noise:308897
373.8208 S:12 F:3 BSUB(256,30,-3.0) PKD(7,5,3,0.10%,1235588.0,1.00%,F,T) Exp:NDB5US
TRIANGLE LABS Text:TLI#57752C DF-DP-209-0.5



File:W1059 #1-422 Acq:13-JUL-2002 21:04:42 GC EI+ Voltage SIR 70S Noise:199408
375.8178 S:12 F:3 BSUB(256,30,-3.0) PKD(7,5,3,0.10%,797632.0,1.00%,F,T) Exp:NDB5US
TRIANGLE LABS Text:TLI#57752C DF-DP-209-0.5

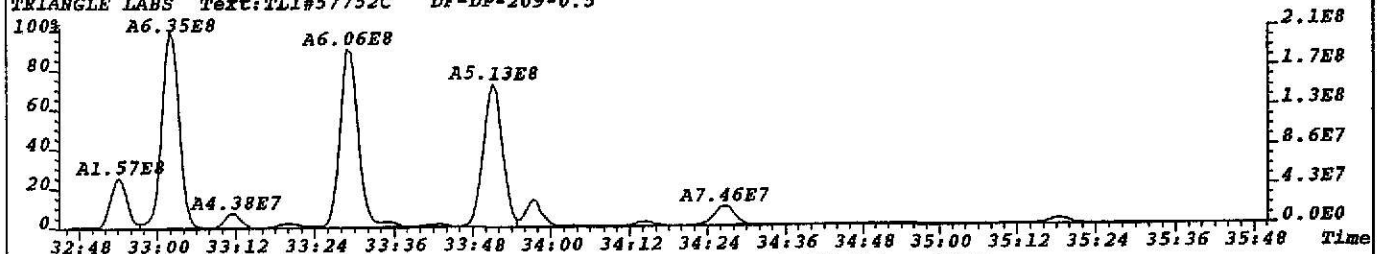

File:W1059 #1-422 Acq:13-JUL-2002 21:04:42 GC EI+ Voltage SIR 70S Noise:46844
383.8639 S:12 F:3 BSUB(256,30,-3.0) PKD(7,5,3,0.10%,187376.0,1.00%,F,T) Exp:NDB5US
TRIANGLE LABS Text:TLI#57752C DF-DP-209-0.5

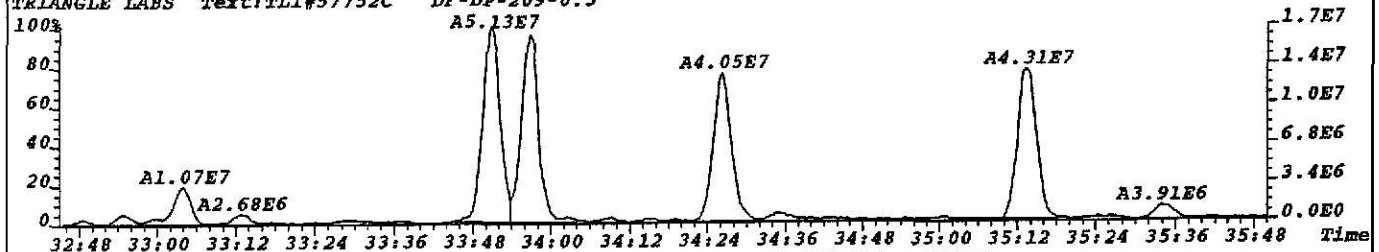

File:W1059 #1-422 Acq:13-JUL-2002 21:04:42 GC EI+ Voltage SIR 70S Noise:62238
385.8610 S:12 F:3 BSUB(256,30,-3.0) PKD(7,5,3,0.10%,248952.0,1.00%,F,T) Exp:NDB5US
TRIANGLE LABS Text:TLI#57752C DF-DP-209-0.5

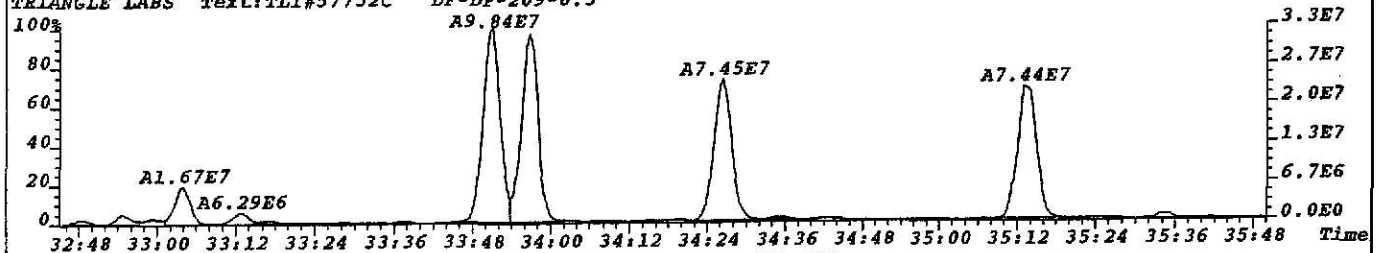

File:W1059 #1-422 Acq:13-JUL-2002 21:04:42 GC EI+ Voltage SIR 70S
392.9760 S:12 F:3 Exp:NDB5US
TRIANGLE LABS Text:TLI#57752C DF-DP-209-0.5

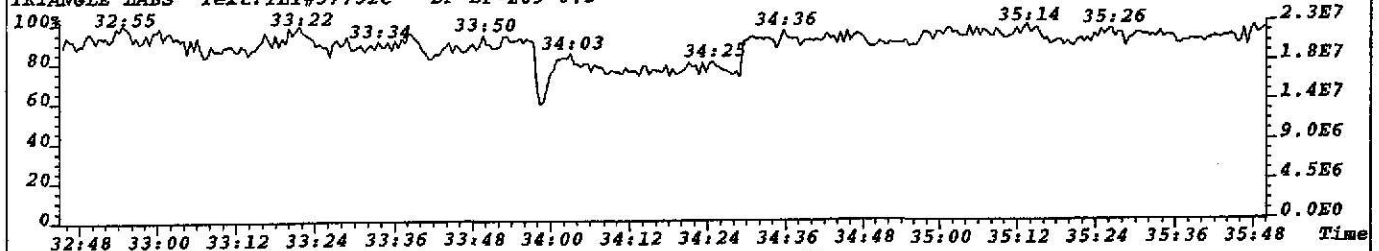

File:W1059 #1-422 Acq:13-JUL-2002 21:04:42 GC EI+ Voltage SIR 70S
445.7555 S:12 F:3 Exp:NDB5US
TRIANGLE LABS Text:TLI#57752C DF-DP-209-0.5

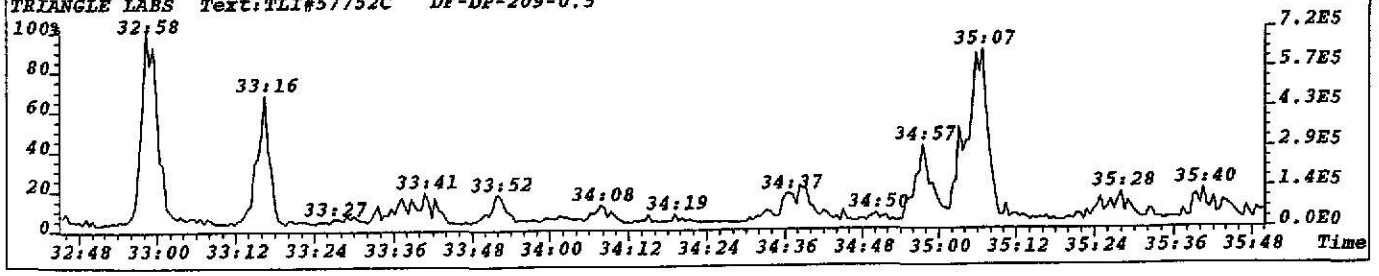

File:W1059 #1-422 Acq:13-JUL-2002 21:04:42 GC EI+ Voltage SIR 70S
389.8156 S:12 F:3 BSUB(256,30,-3.0) PKD(7,5,3,0.10%,167660.0,1.00%,F,T) Exp:NDB5US Noise:41915
Sample Text:TLI#57752C DF-DP-209-0.5 File Text:TRIANGLE LABORATORIES, INC.

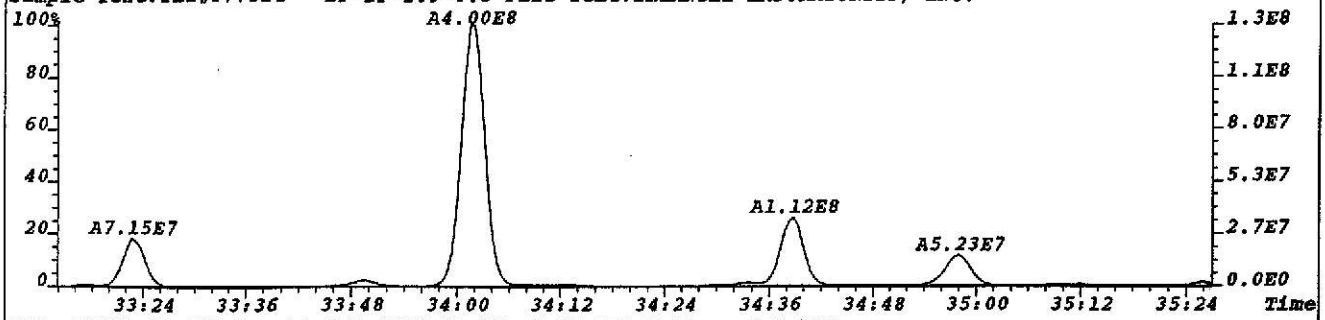

File:W1059 #1-422 Acq:13-JUL-2002 21:04:42 GC EI+ Voltage SIR 70S
391.8127 S:12 F:3 BSUB(256,30,-3.0) PKD(7,5,3,0.10%,180260.0,1.00%,F,T) Exp:NDB5US Noise:45065
Sample Text:TLI#57752C DF-DP-209-0.5 File Text:TRIANGLE LABORATORIES, INC.

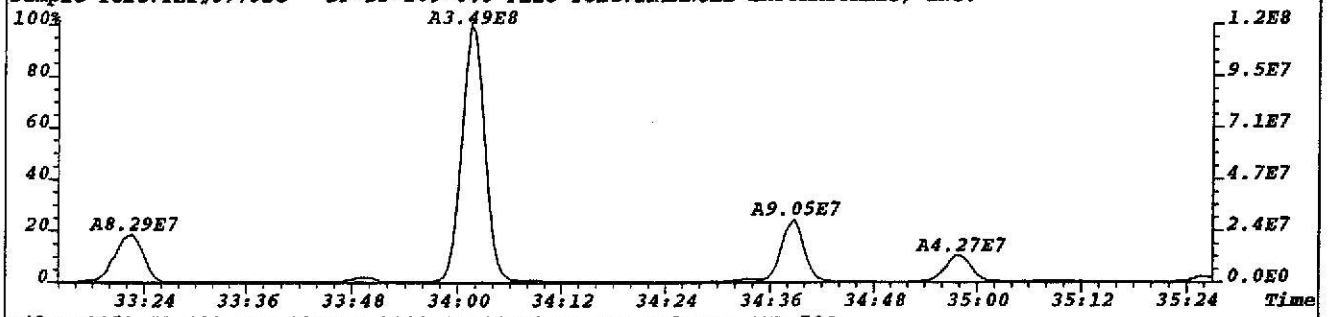

File:W1059 #1-422 Acq:13-JUL-2002 21:04:42 GC EI+ Voltage SIR 70S
401.8558 S:12 F:3 BSUB(256,30,-3.0) PKD(7,5,3,0.10%,305548.0,1.00%,F,T) Exp:NDB5US Noise:76387
Sample Text:TLI#57752C DF-DP-209-0.5 File Text:TRIANGLE LABORATORIES, INC.

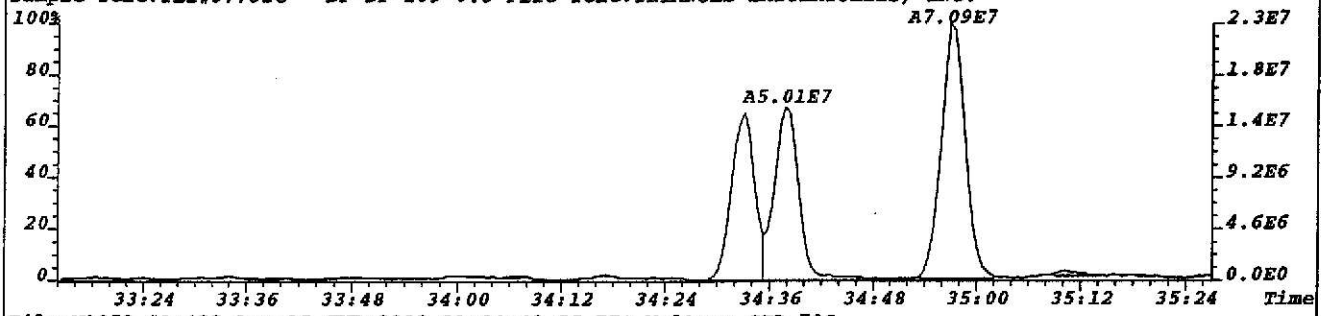

File:W1059 #1-422 Acq:13-JUL-2002 21:04:42 GC EI+ Voltage SIR 70S
403.8529 S:12 F:3 BSUB(256,30,-3.0) PKD(7,5,3,0.10%,180136.0,1.00%,F,T) Exp:NDB5US Noise:45034
Sample Text:TLI#57752C DF-DP-209-0.5 File Text:TRIANGLE LABORATORIES, INC.

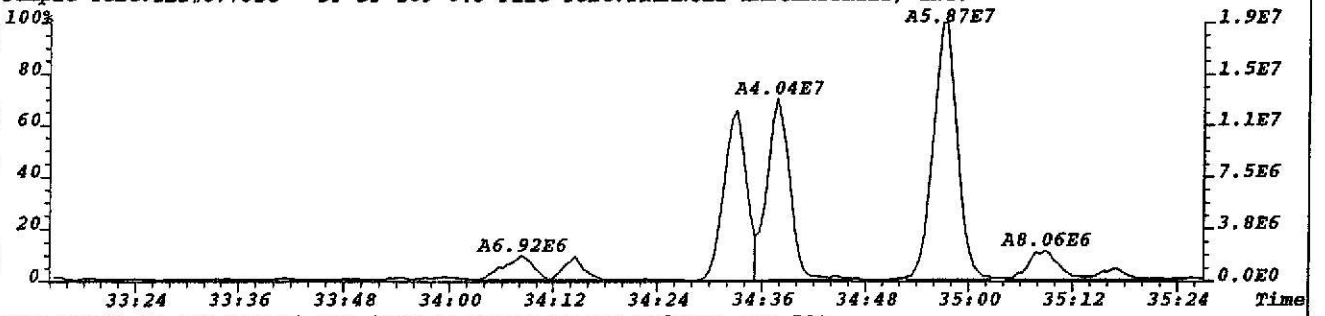

File:W1059 #1-422 Acq:13-JUL-2002 21:04:42 GC EI+ Voltage SIR 70S
392.9760 S:12 F:3 Exp:NDB5US
Sample Text:TLI#57752C DF-DP-209-0.5 File Text:TRIANGLE LABORATORIES, INC.

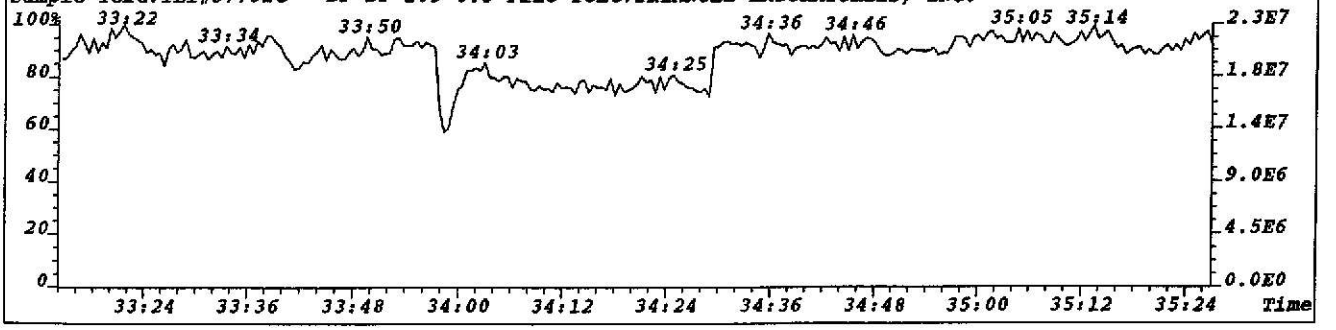

File:W1059 #1-674 Acq:13-JUL-2002 21:04:42 GC EI+ Voltage SIR 70S Noise:21117
407.7818 S:12 F:4 BSUB(256,30,-3.0) PKD(7,5,3,0.10%,84468.0,1.00%,F,T) Exp:NDB5US
TRIANGLE LABS Text:TLI#57752C DF-DP-209-0.5

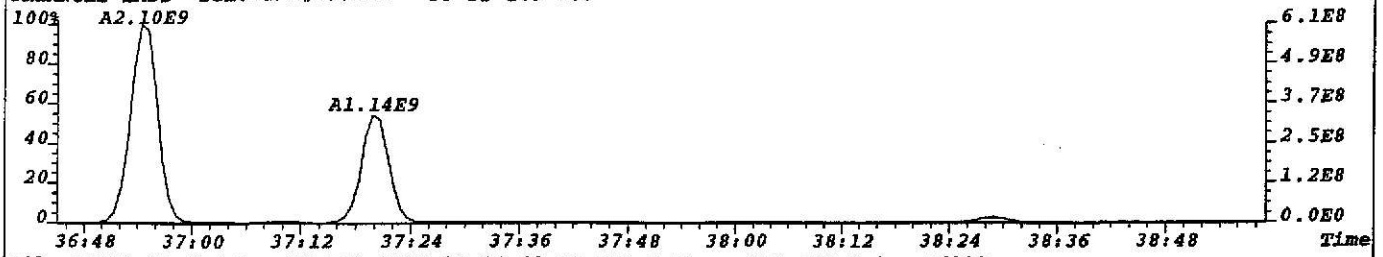

File:W1059 #1-674 Acq:13-JUL-2002 21:04:42 GC EI+ Voltage SIR 70S Noise:16282
409.7789 S:12 F:4 BSUB(256,30,-3.0) PKD(7,5,3,0.10%,65128.0,1.00%,F,T) Exp:NDB5US
TRIANGLE LABS Text:TLI#57752C DF-DP-209-0.5

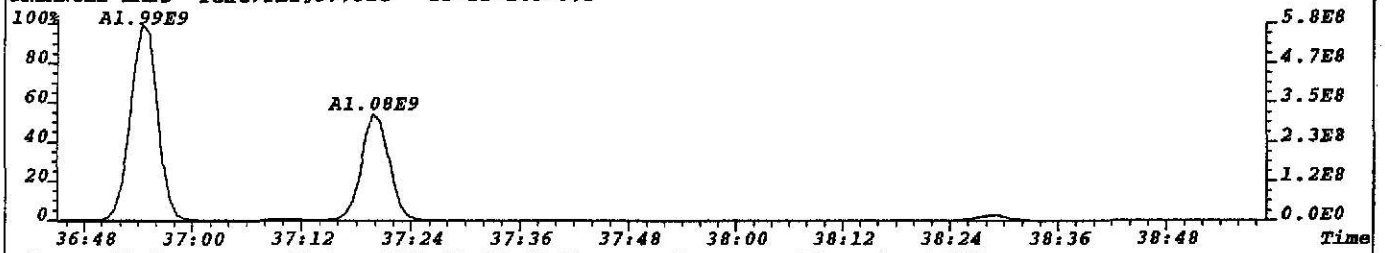

File:W1059 #1-674 Acq:13-JUL-2002 21:04:42 GC EI+ Voltage SIR 70S Noise:17260
417.8253 S:12 F:4 BSUB(256,30,-3.0) PKD(7,5,3,0.10%,69040.0,1.00%,F,T) Exp:NDB5US
TRIANGLE LABS Text:TLI#57752C DF-DP-209-0.5

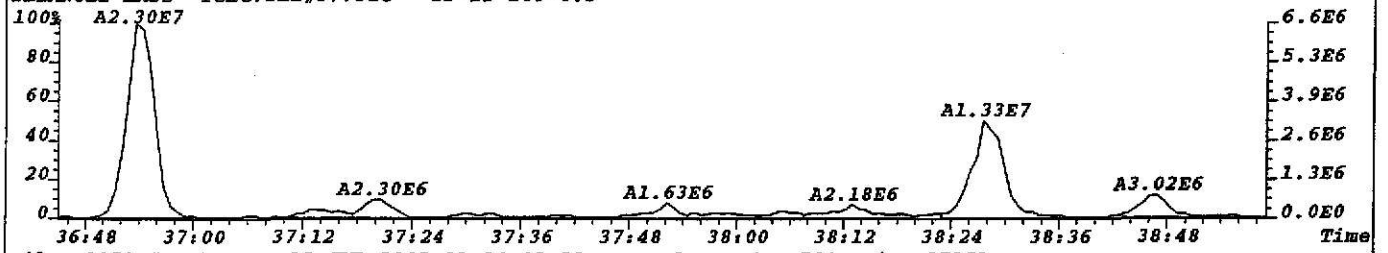

File:W1059 #1-674 Acq:13-JUL-2002 21:04:42 GC EI+ Voltage SIR 70S Noise:27951
419.8220 S:12 F:4 BSUB(256,30,-3.0) PKD(7,5,3,0.10%,111804.0,1.00%,F,T) Exp:NDB5US
TRIANGLE LABS Text:TLI#57752C DF-DP-209-0.5



File:W1059 #1-674 Acq:13-JUL-2002 21:04:42 GC EI+ Voltage SIR 70S
430.9729 S:12 F:4 Exp:NDB5US
TRIANGLE LABS Text:TLI#57752C DF-DP-209-0.5

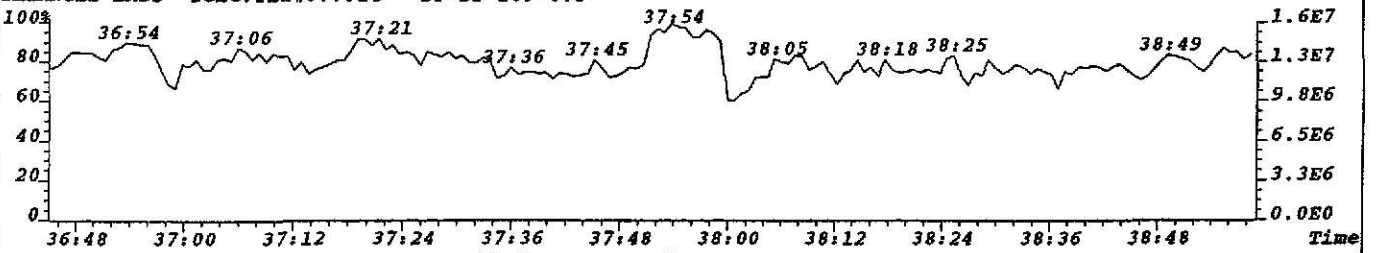

File:W1059 #1-674 Acq:13-JUL-2002 21:04:42 GC EI+ Voltage SIR 70S
479.7165 S:12 F:4 Exp:NDB5US
TRIANGLE LABS Text:TLI#57752C DF-DP-209-0.5

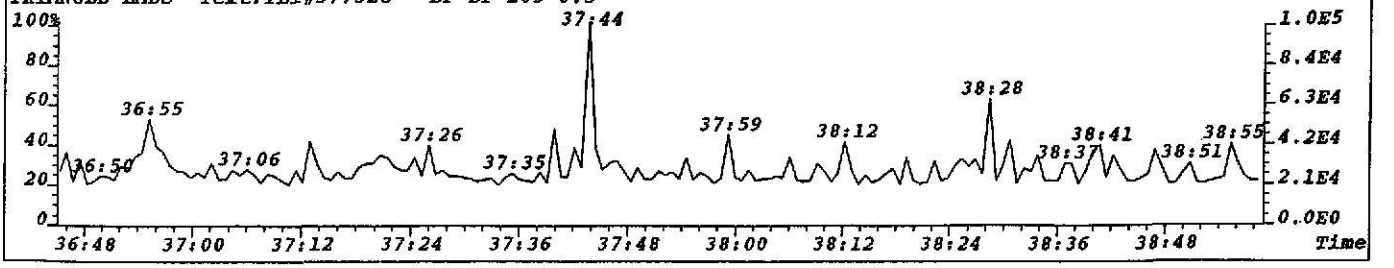

File:W1059 #1-674 Acq:13-JUL-2002 21:04:42 GC EI+ Voltage SIR 70S
423.7766 S:12 F:4 BSUB(256,30,-3.0) PKD(7,5,3,0.10%,41444.0,1.00%,F,T) Exp:NDB5US Noise:10361
Sample Text:TLI#57752C DF-DP-209-0.5 File Text:TRIANGLE LABORATORIES, INC.

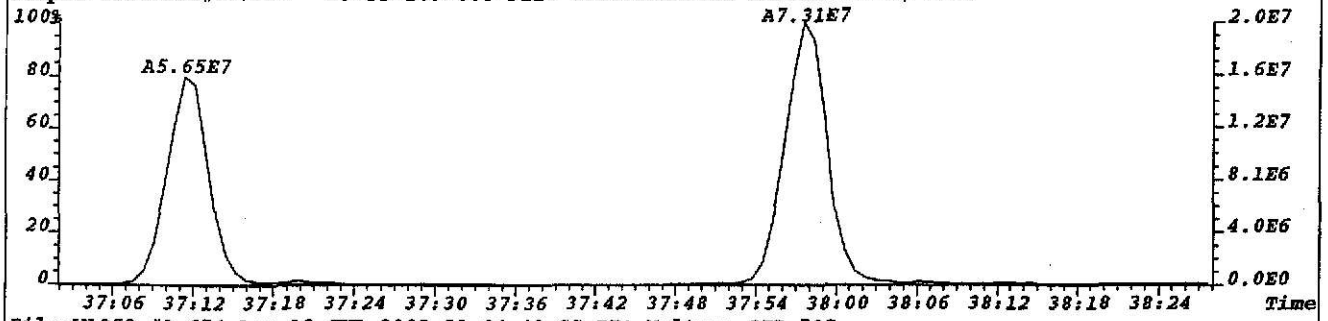

File:W1059 #1-674 Acq:13-JUL-2002 21:04:42 GC EI+ Voltage SIR 70S
425.7737 S:12 F:4 BSUB(256,30,-3.0) PKD(7,5,3,0.10%,48104.0,1.00%,F,T) Exp:NDB5US Noise:12026
Sample Text:TLI#57752C DF-DP-209-0.5 File Text:TRIANGLE LABORATORIES, INC.

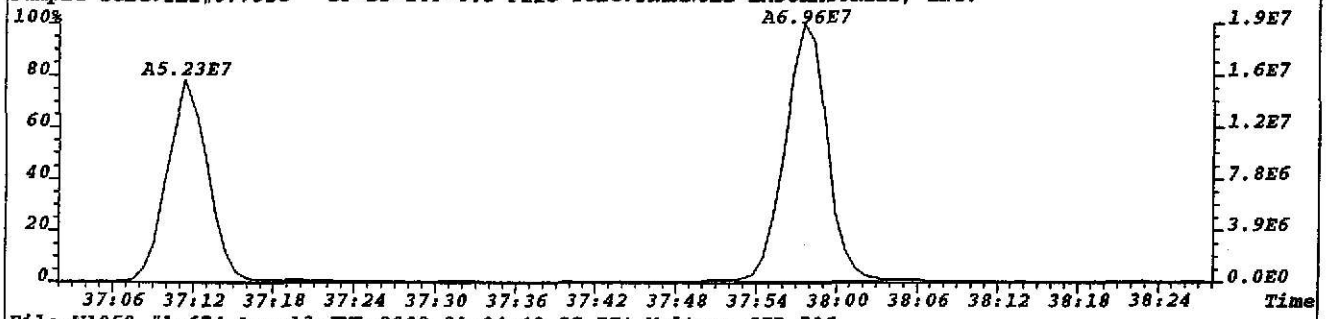

File:W1059 #1-674 Acq:13-JUL-2002 21:04:42 GC EI+ Voltage SIR 70S
435.8169 S:12 F:4 BSUB(256,30,-3.0) PKD(7,5,3,0.10%,463284.0,1.00%,F,T) Exp:NDB5US Noise:115821
Sample Text:TLI#57752C DF-DP-209-0.5 File Text:TRIANGLE LABORATORIES, INC.

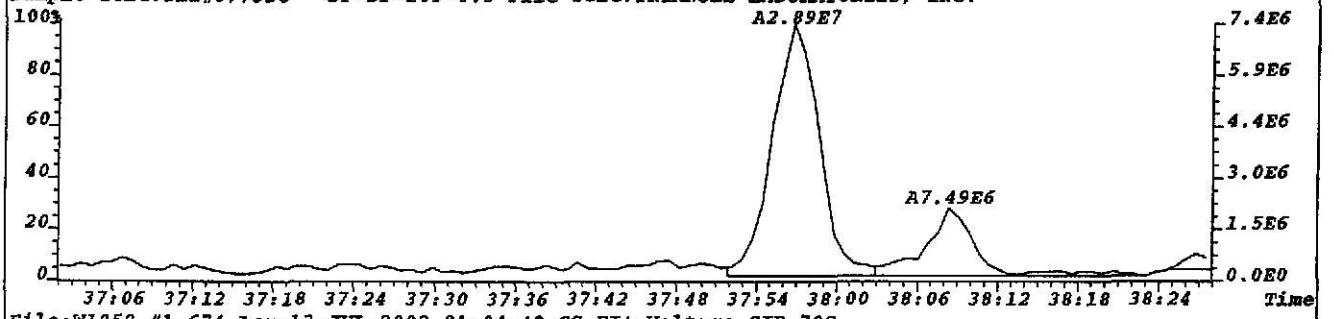

File:W1059 #1-674 Acq:13-JUL-2002 21:04:42 GC EI+ Voltage SIR 70S
437.8140 S:12 F:4 BSUB(256,30,-3.0) PKD(7,5,3,0.10%,222900.0,1.00%,F,T) Exp:NDB5US Noise:55725
Sample Text:TLI#57752C DF-DP-209-0.5 File Text:TRIANGLE LABORATORIES, INC.

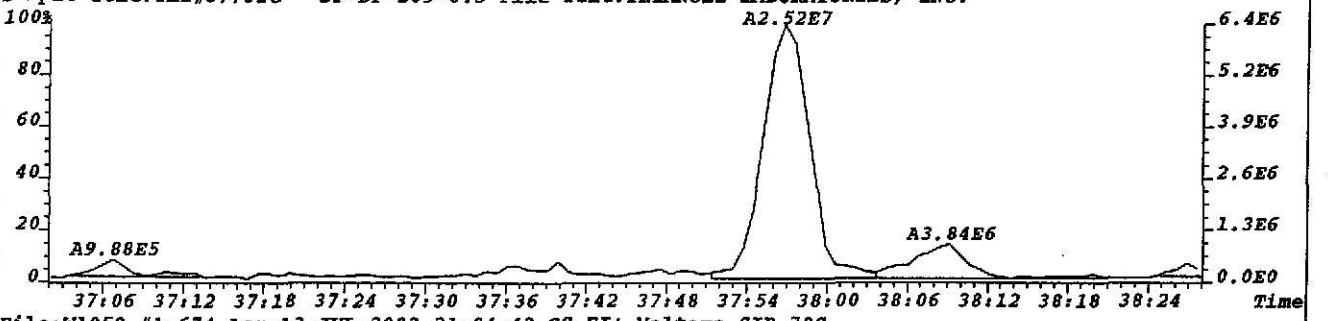

File:W1059 #1-674 Acq:13-JUL-2002 21:04:42 GC EI+ Voltage SIR 70S
430.9729 S:12 F:4 Exp:NDB5US
Sample Text:TLI#57752C DF-DP-209-0.5 File Text:TRIANGLE LABORATORIES, INC.

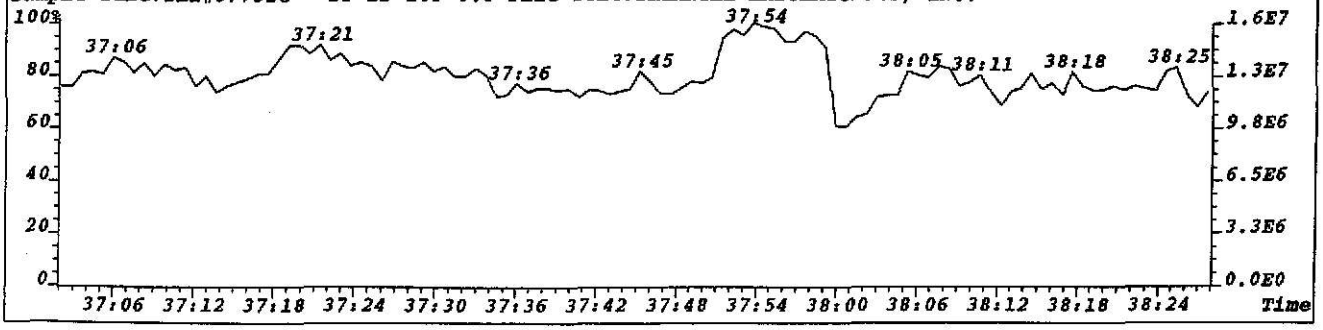

File:W1059 #1-674 Acq:13-JUL-2002 21:04:42 GC EI+ Voltage SIR 70S Noise:3812
441.7428 S:12 F:4 BSUB(256,30,-3.0) PKD(7,5,3,0.10%,15248.0,1.00%,F,T) Exp:NDB5US
Sample Text:TLI#57752C DF-DP-209-0.5 File Text:TRIANGLE LABORATORIES, INC.

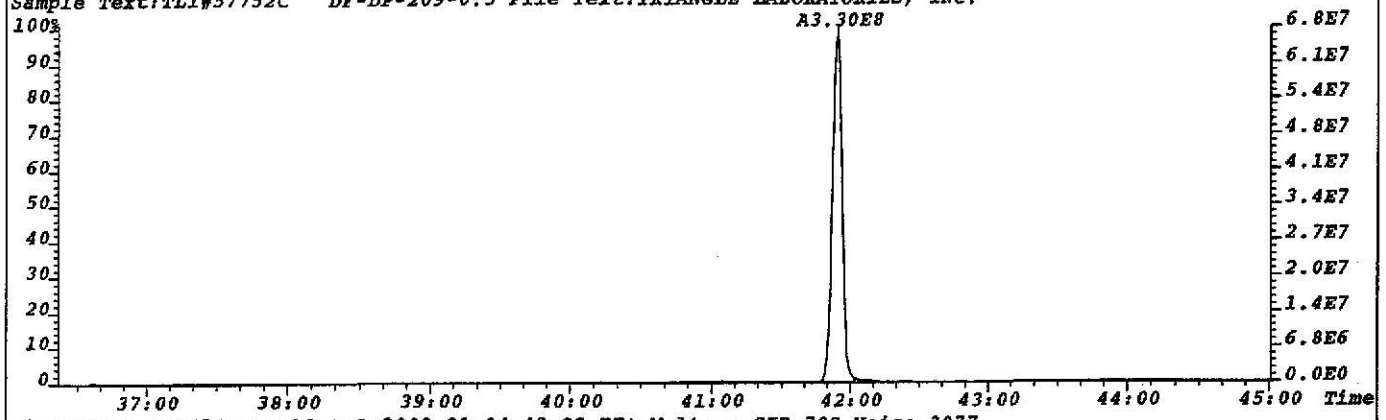

File:W1059 #1-674 Acq:13-JUL-2002 21:04:42 GC EI+ Voltage SIR 70S Noise:3077
443.7399 S:12 F:4 BSUB(256,30,-3.0) PKD(7,5,3,0.10%,12308.0,1.00%,F,T) Exp:NDB5US
Sample Text:TLI#57752C DF-DP-209-0.5 File Text:TRIANGLE LABORATORIES, INC.

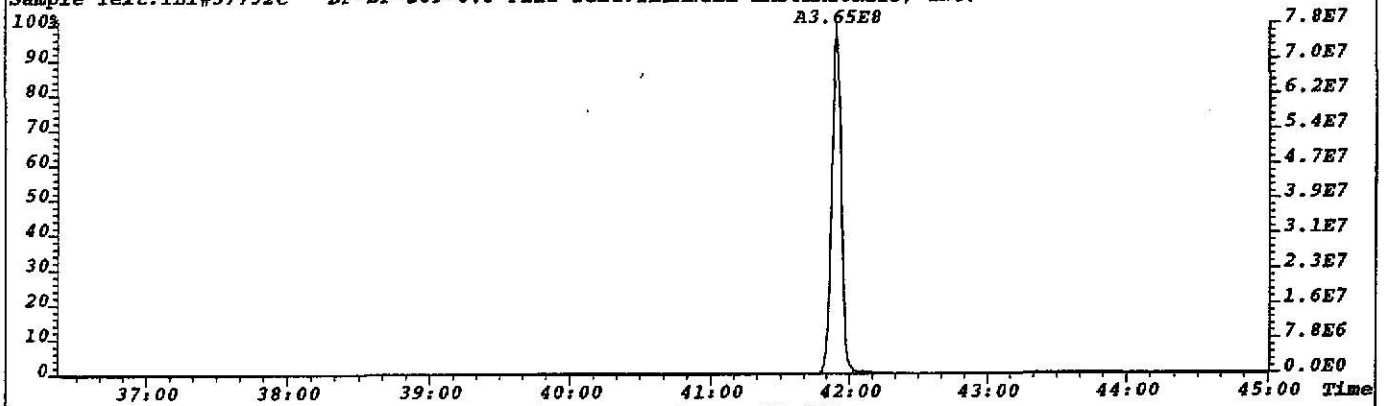

File:W1059 #1-674 Acq:13-JUL-2002 21:04:42 GC EI+ Voltage SIR 70S
430.9729 S:12 F:4 Exp:NDB5US
Sample Text:TLI#57752C DF-DP-209-0.5 File Text:TRIANGLE LABORATORIES, INC.

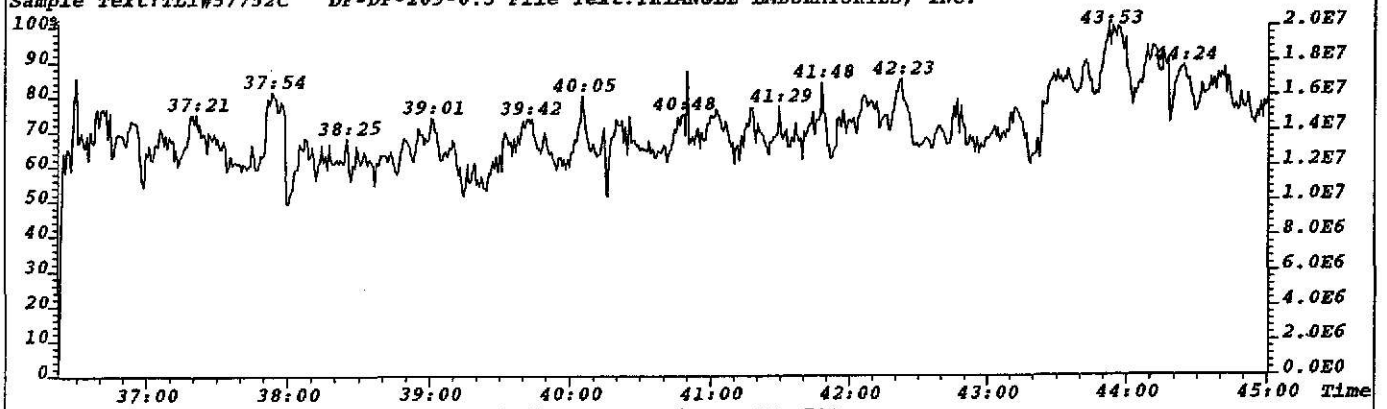

File:W1059 #1-674 Acq:13-JUL-2002 21:04:42 GC EI+ Voltage SIR 70S
513.6775 S:12 F:4 Exp:NDB5US
Sample Text:TLI#57752C DF-DP-209-0.5 File Text:TRIANGLE LABORATORIES, INC.

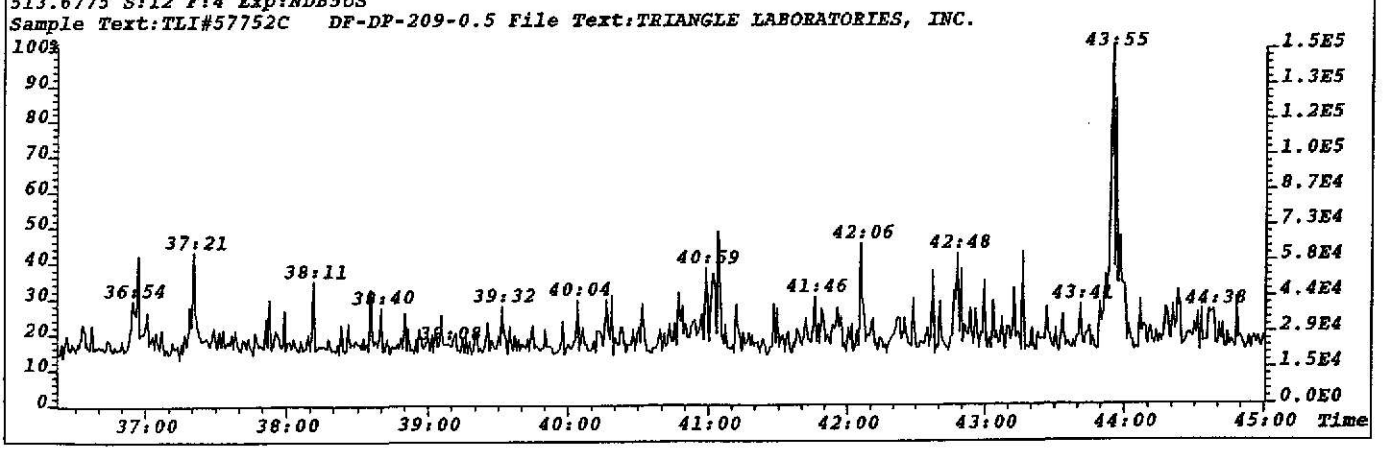

File:W1059 #1-674 Acq:13-JUL-2002 21:04:42 GC EI+ Voltage SIR 70S
457.7377 S:12 F:4 BSUB(256,30,-3.0) PKD(7,5,3,0.10%,11832.0,1.00%,F,T) Exp:NDB5US Noise:2958
Sample Text:TLI#57752C DF-DP-209-0.5 File Text:TRIANGLE LABORATORIES, INC.



File:W1059 #1-674 Acq:13-JUL-2002 21:04:42 GC EI+ Voltage SIR 70S
459.7348 S:12 F:4 BSUB(256,30,-3.0) PKD(7,5,3,0.10%,14124.0,1.00%,F,T) Exp:NDB5US Noise:3531
Sample Text:TLI#57752C DF-DP-209-0.5 File Text:TRIANGLE LABORATORIES, INC.

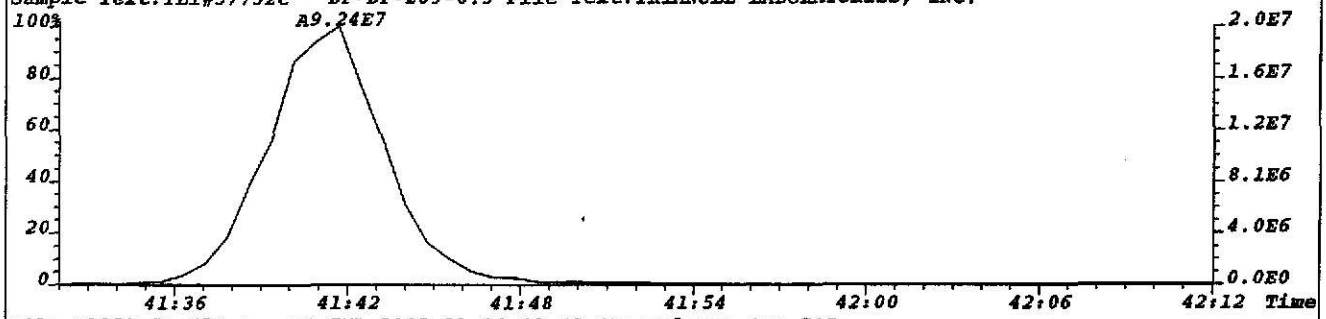

File:W1059 #1-674 Acq:13-JUL-2002 21:04:42 GC EI+ Voltage SIR 70S
469.7779 S:12 F:4 BSUB(256,30,-3.0) PKD(7,5,3,0.10%,158972.0,1.00%,F,T) Exp:NDB5US Noise:39743
Sample Text:TLI#57752C DF-DP-209-0.5 File Text:TRIANGLE LABORATORIES, INC.



File:W1059 #1-674 Acq:13-JUL-2002 21:04:42 GC EI+ Voltage SIR 70S
471.7750 S:12 F:4 BSUB(256,30,-3.0) PKD(7,5,3,0.10%,81832.0,1.00%,F,T) Exp:NDB5US Noise:20458
Sample Text:TLI#57752C DF-DP-209-0.5 File Text:TRIANGLE LABORATORIES, INC.

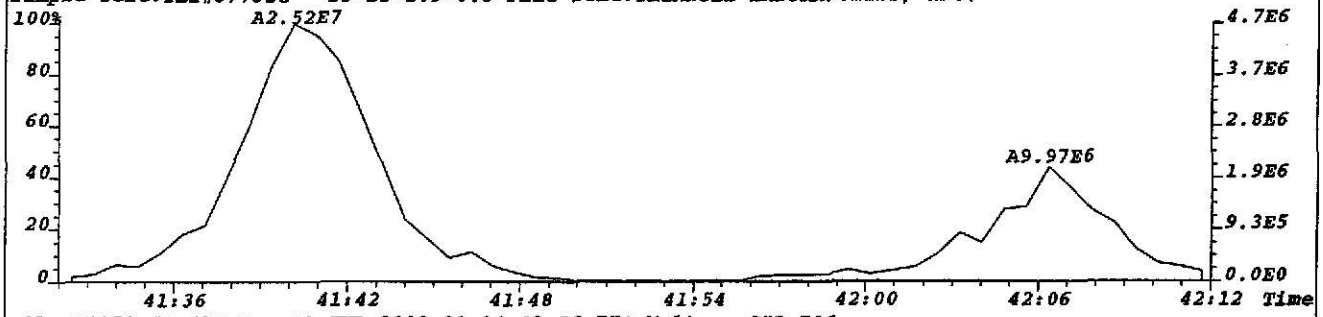

File:W1059 #1-674 Acq:13-JUL-2002 21:04:42 GC EI+ Voltage SIR 70S
430.9729 S:12 F:4 Exp:NDB5US
Sample Text:TLI#57752C DF-DP-209-0.5 File Text:TRIANGLE LABORATORIES, INC.

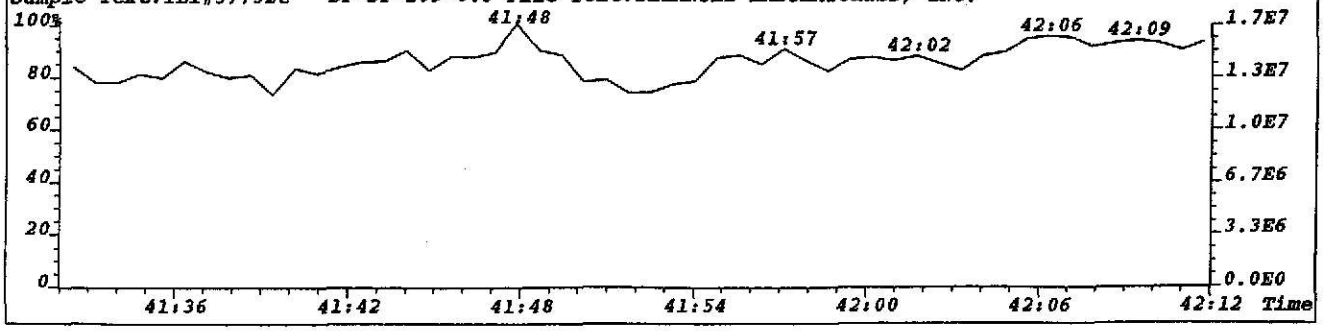

Peak Locate Examination:13-JUL-2002:12:14 File:W1059
Experiment:NDB5US Function:2 Reference:PFK

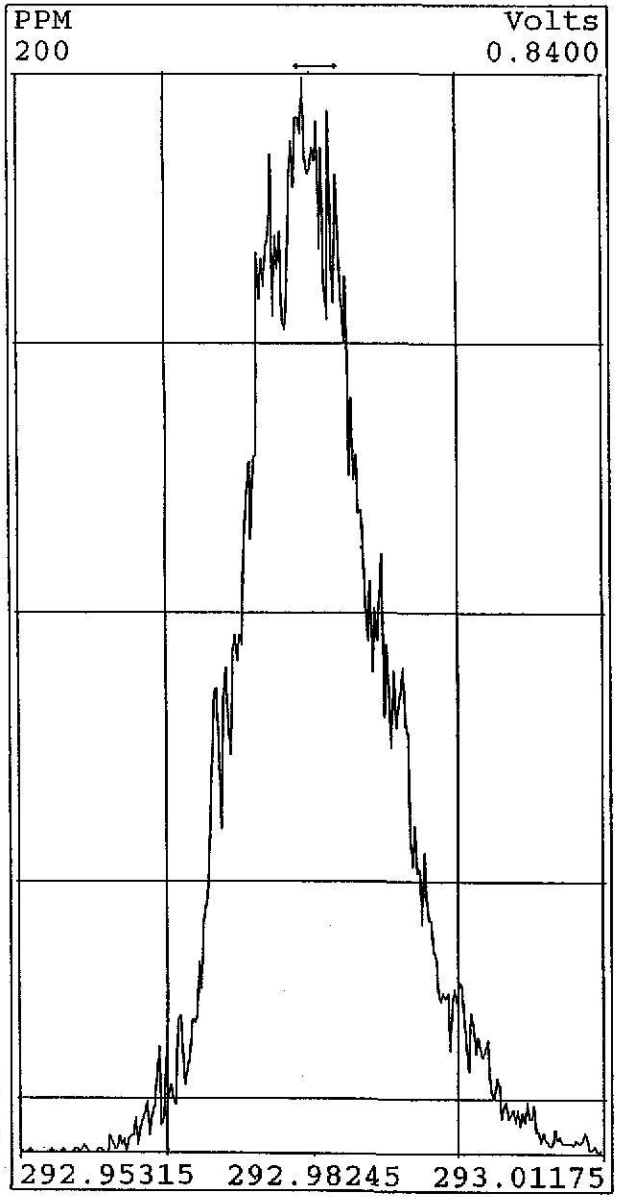

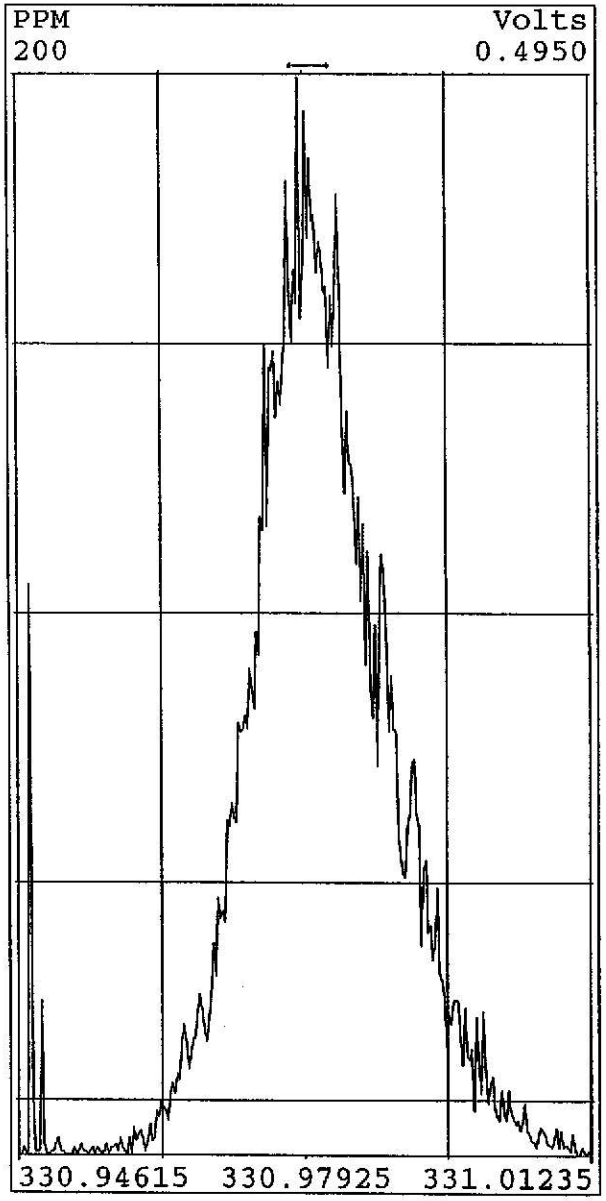

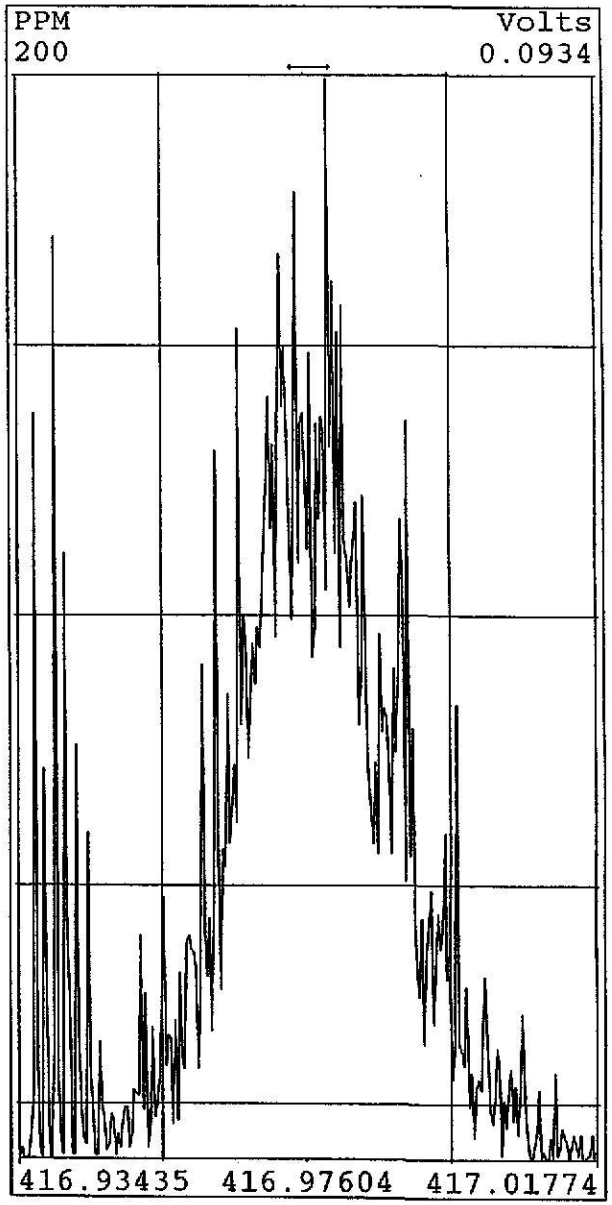

File:W1059 #1-798 Acq:13-JUL-2002 21:04:42 GC EI+ Voltage SIR 70S
303.9016 S:12 F:2 Exp:NDB5US
Sample Text:TLI#57752C DF-DP-209-0.5 File Text:TRIANGLE LABORATORIES, INC.

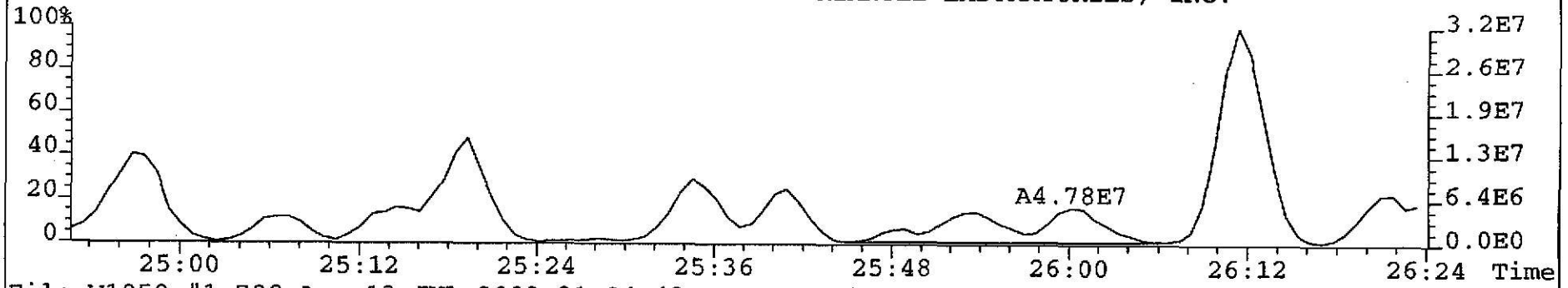

File:W1059 #1-798 Acq:13-JUL-2002 21:04:42 GC EI+ Voltage SIR 70S
305.8987 S:12 F:2 Exp:NDB5US
Sample Text:TLI#57752C DF-DP-209-0.5 File Text:TRIANGLE LABORATORIES, INC.

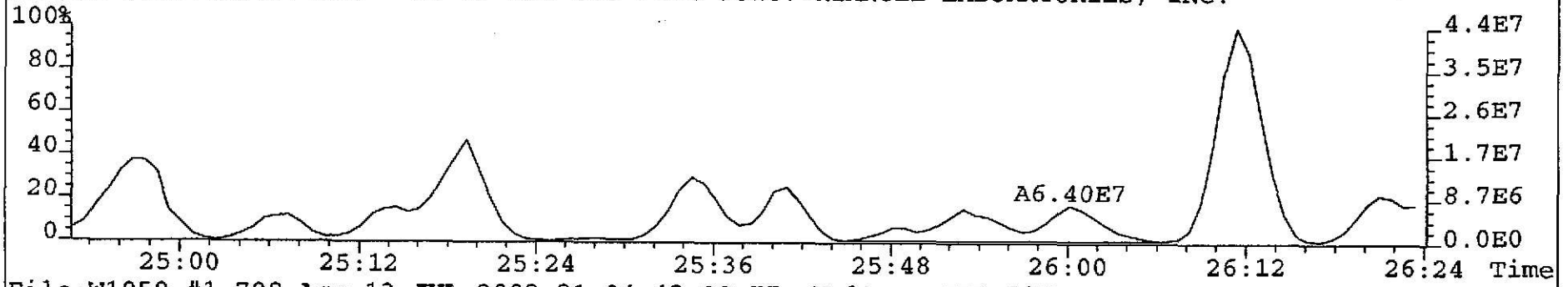

File:W1059 #1-798 Acq:13-JUL-2002 21:04:42 GC EI+ Voltage SIR 70S
317.9389 S:12 F:2 Exp:NDB5US
Sample Text:TLI#57752C DF-DP-209-0.5 File Text:TRIANGLE LABORATORIES, INC.

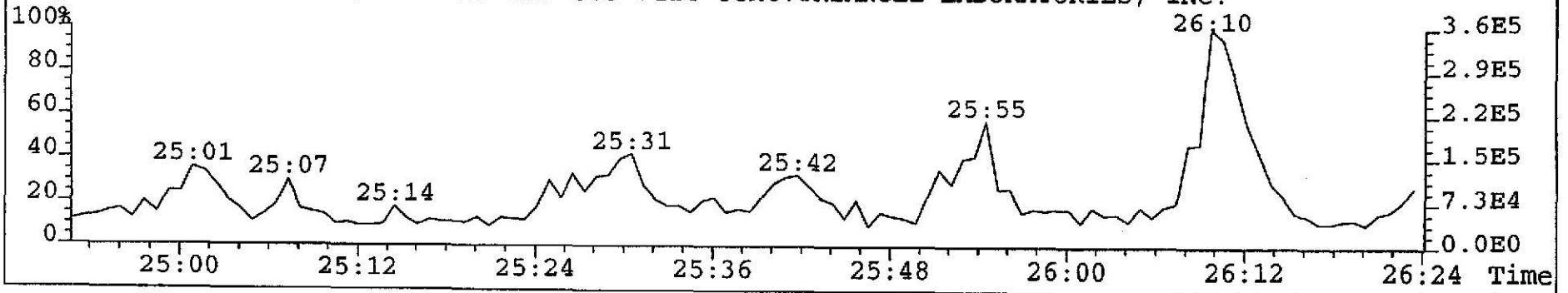

VJC 7/17/02

502

File:W1059 #1-798 Acq:13-JUL-2002 21:04:42 GC EI+ Voltage SIR 70S
319.8965 S:12 F:2 Exp:NDB5US
Sample Text:TLI#57752C DF-DP-209-0.5 File Text:TRIANGLE LABORATORIES, INC.

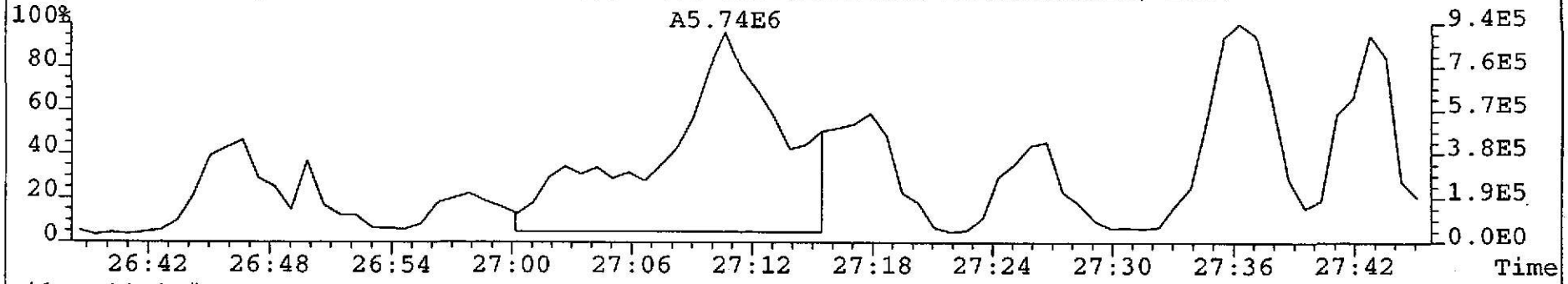

File:W1059 #1-798 Acq:13-JUL-2002 21:04:42 GC EI+ Voltage SIR 70S
321.8936 S:12 F:2 Exp:NDB5US
Sample Text:TLI#57752C DF-DP-209-0.5 File Text:TRIANGLE LABORATORIES, INC.

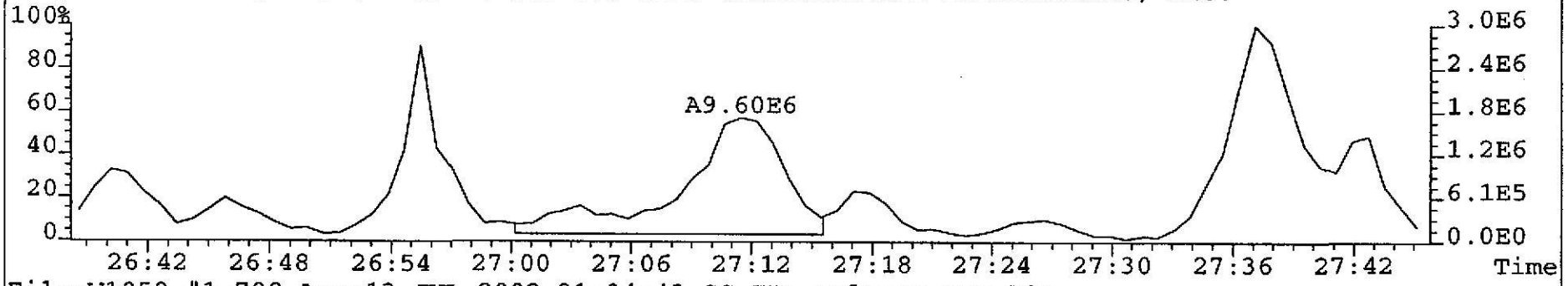

File:W1059 #1-798 Acq:13-JUL-2002 21:04:42 GC EI+ Voltage SIR 70S
333.9338 S:12 F:2 Exp:NDB5US
Sample Text:TLI#57752C DF-DP-209-0.5 File Text:TRIANGLE LABORATORIES, INC.

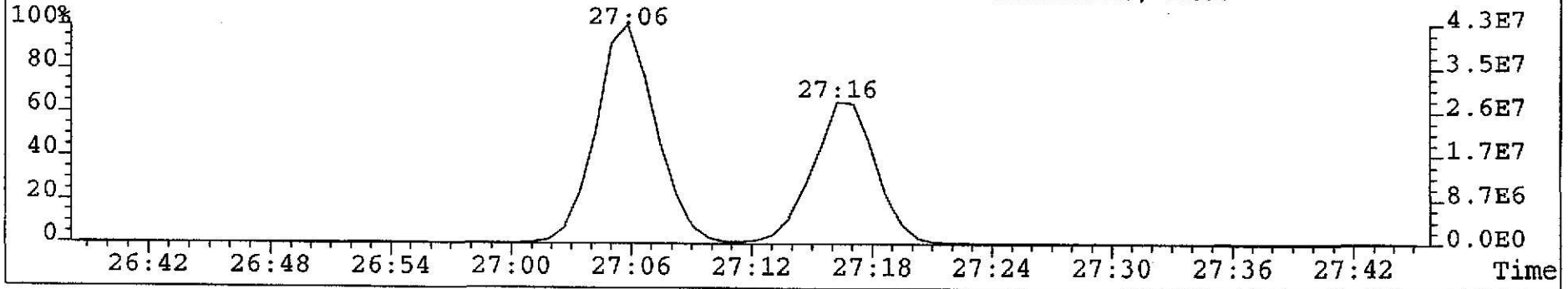

VB 7/17/02

File:W1059 #1-798 Acq:13-JUL-2002 21:04:42 GC EI+ Voltage SIR 70S
319.8965 S:12 F:2 Exp:NDB5US
Sample Text:TLI#57752C DF-DP-209-0.5 File Text:TRIANGLE LABORATORIES, INC.

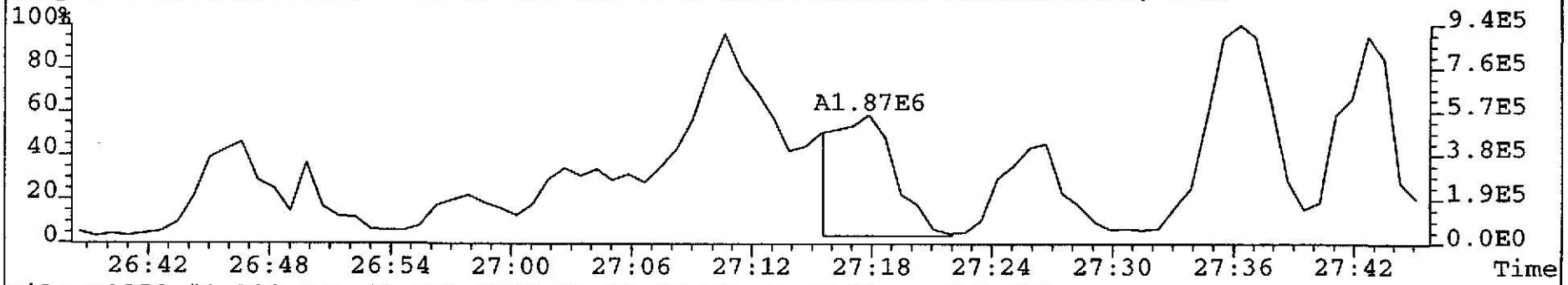

File:W1059 #1-798 Acq:13-JUL-2002 21:04:42 GC EI+ Voltage SIR 70S
321.8936 S:12 F:2 Exp:NDB5US
Sample Text:TLI#57752C DF-DP-209-0.5 File Text:TRIANGLE LABORATORIES, INC.

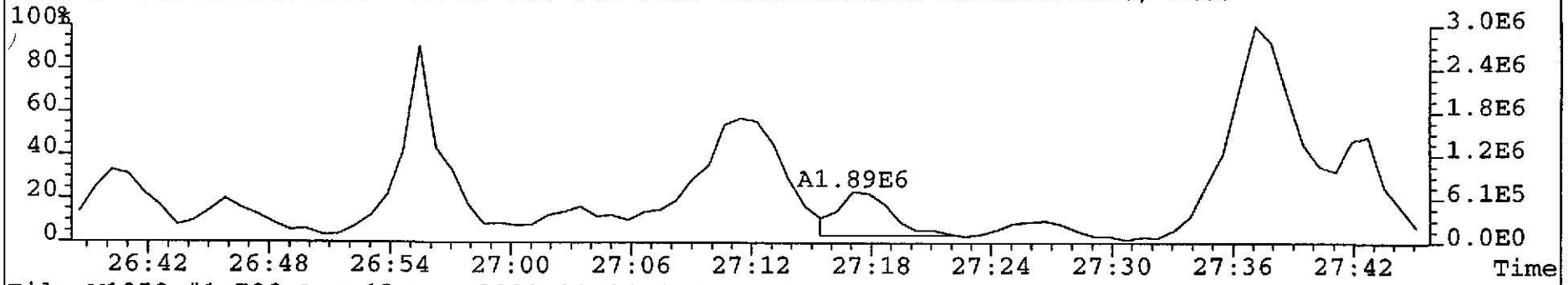

File:W1059 #1-798 Acq:13-JUL-2002 21:04:42 GC EI+ Voltage SIR 70S
333.9338 S:12 F:2 Exp:NDB5US
Sample Text:TLI#57752C DF-DP-209-0.5 File Text:TRIANGLE LABORATORIES, INC.

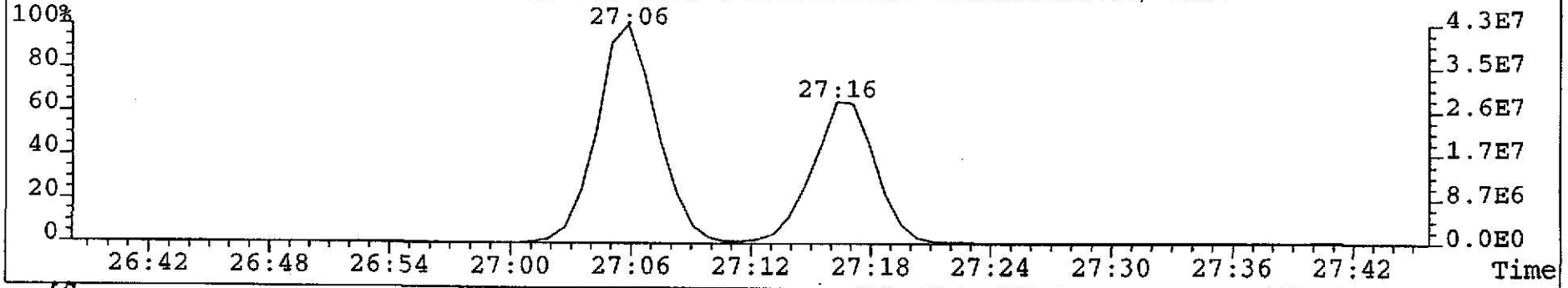

504

VS( )/17/02

File:W1059 #1-798 Acq:13-JUL-2002 21:04:42 GC EI+ Voltage SIR 70S
319.8965 S:12 F:2 Exp:NDB5US
Sample Text:TLI#57752C DF-DP-209-0.5 File Text:TRIANGLE LABORATORIES, INC.

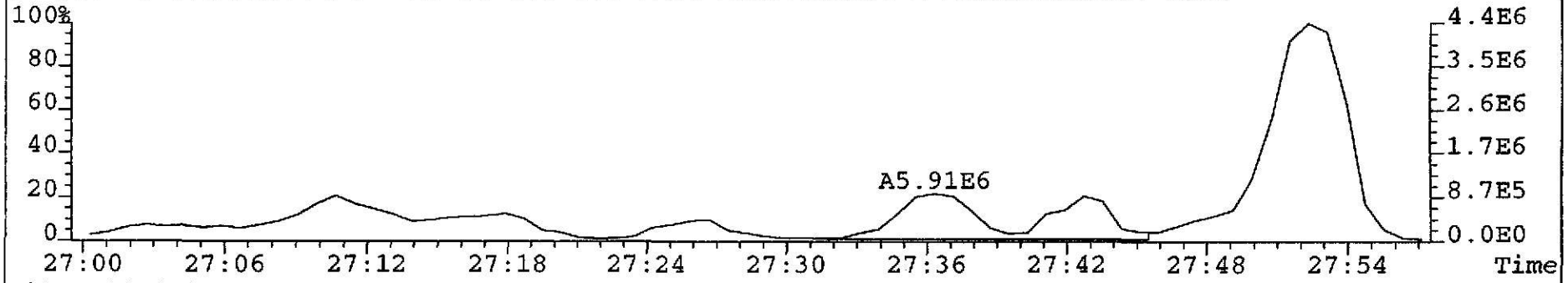

File:W1059 #1-798 Acq:13-JUL-2002 21:04:42 GC EI+ Voltage SIR 70S
321.8936 S:12 F:2 Exp:NDB5US
Sample Text:TLI#57752C DF-DP-209-0.5 File Text:TRIANGLE LABORATORIES, INC.

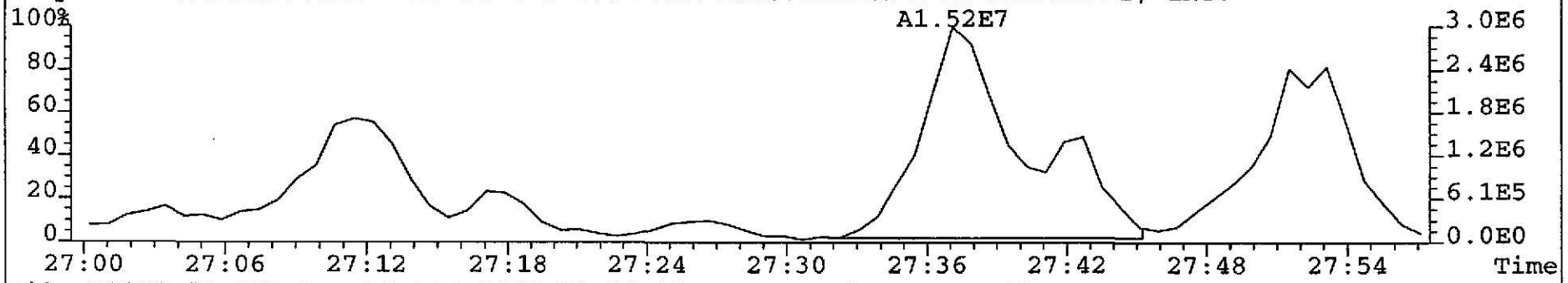

File:W1059 #1-798 Acq:13-JUL-2002 21:04:42 GC EI+ Voltage SIR 70S
333.9338 S:12 F:2 Exp:NDB5US
Sample Text:TLI#57752C DF-DP-209-0.5 File Text:TRIANGLE LABORATORIES, INC.



505

VBC 7/17/02

File:W1059 #1-798 Acq:13-JUL-2002 21:04:42 GC EI+ Voltage SIR 70S
327.8847 S:12 F:2 Exp:NDB5US
Sample Text:TLI#57752C DF-DP-209-0.5 File Text:TRIANGLE LABORATORIES, INC.

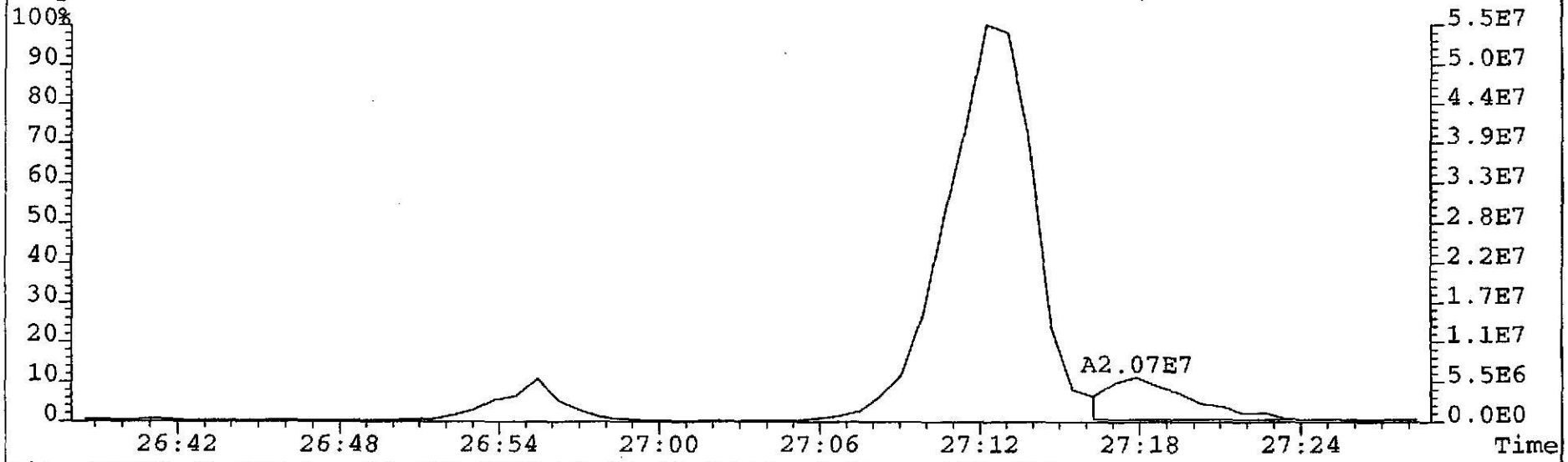

File:W1059 #1-798 Acq:13-JUL-2002 21:04:42 GC EI+ Voltage SIR 70S
333.9338 S:12 F:2 Exp:NDB5US
Sample Text:TLI#57752C DF-DP-209-0.5 File Text:TRIANGLE LABORATORIES, INC.

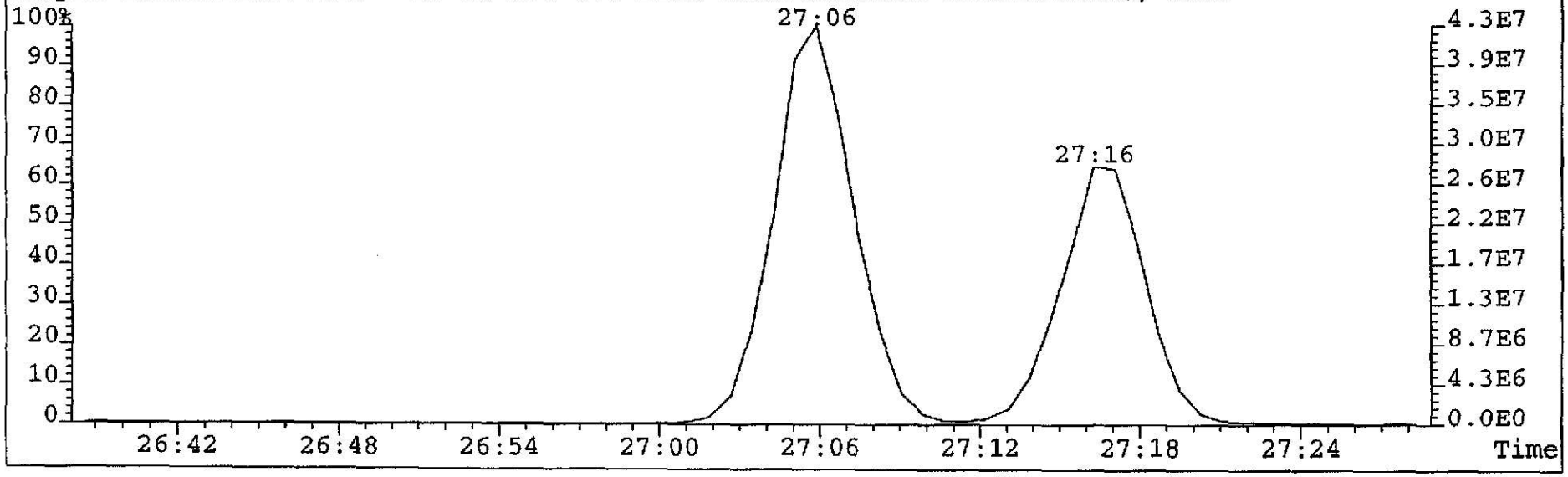

506

AC 7/17/02

File:W1059 #1-798 Acq:13-JUL-2002 21:04:42 GC EI+ Voltage SIR 70S
339.8597 S:12 F:2 Exp:NDB5US
Sample Text:TLI#57752C DF-DP-209-0.5 File Text:TRIANGLE LABORATORIES, INC.

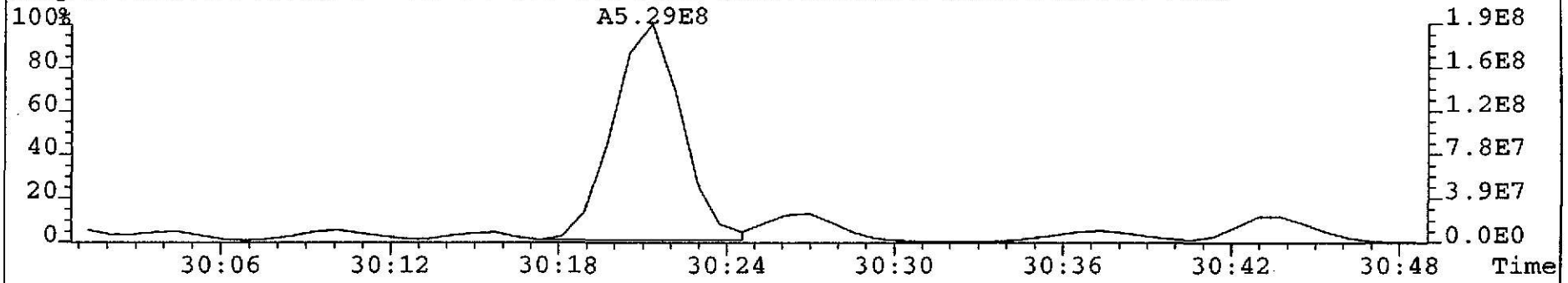

File:W1059 #1-798 Acq:13-JUL-2002 21:04:42 GC EI+ Voltage SIR 70S
341.8567 S:12 F:2 Exp:NDB5US
Sample Text:TLI#57752C DF-DP-209-0.5 File Text:TRIANGLE LABORATORIES, INC.

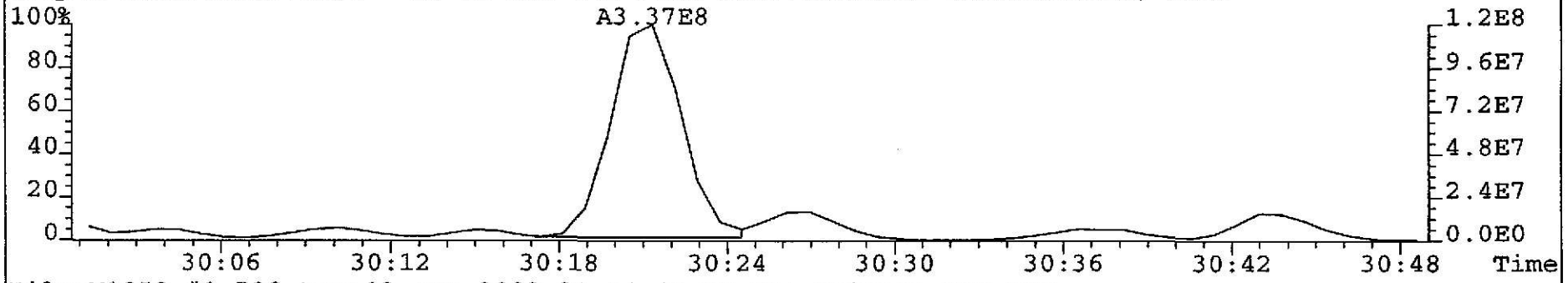

File:W1059 #1-798 Acq:13-JUL-2002 21:04:42 GC EI+ Voltage SIR 70S
353.8970 S:12 F:2 Exp:NDB5US
Sample Text:TLI#57752C DF-DP-209-0.5 File Text:TRIANGLE LABORATORIES, INC.

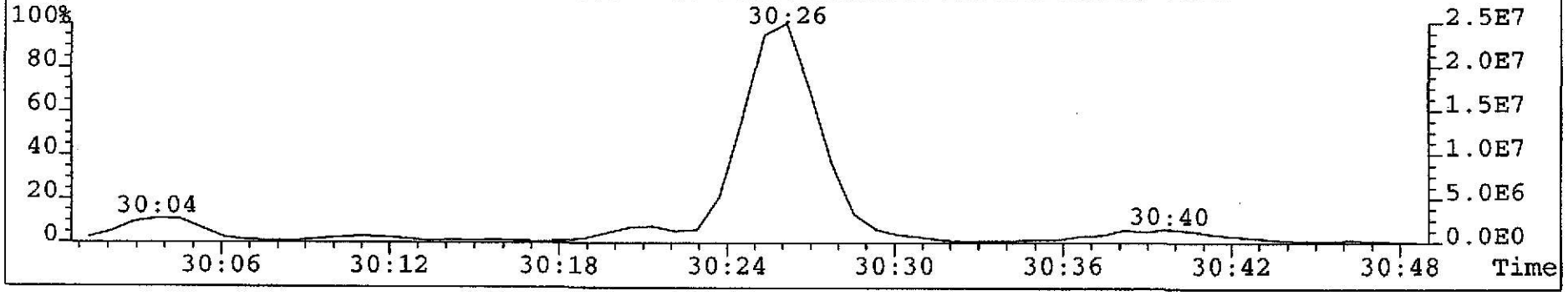

507

AC 7/17/02

File:W1059 #1-798 Acq:13-JUL-2002 21:04:42 GC EI+ Voltage SIR 70S
339.8597 S:12 F:2 Exp:NDB5US
Sample Text:TLI#57752C DF-DP-209-0.5 File Text:TRIANGLE LABORATORIES, INC.

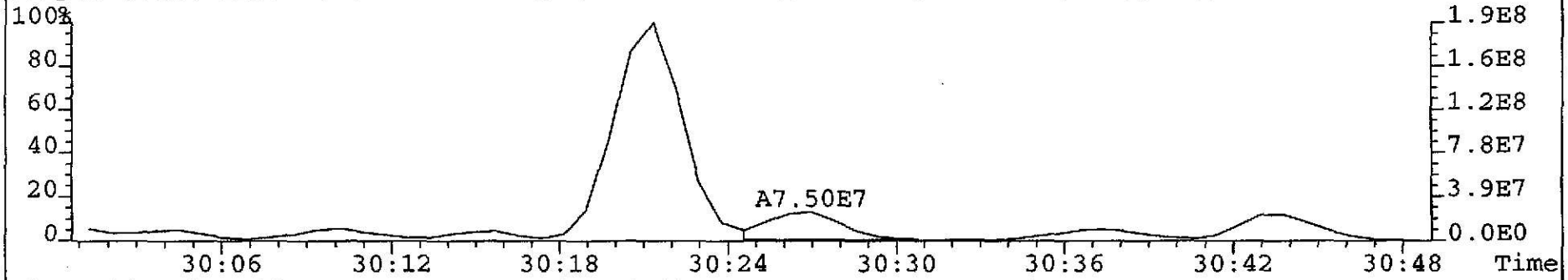

File:W1059 #1-798 Acq:13-JUL-2002 21:04:42 GC EI+ Voltage SIR 70S
341.8567 S:12 F:2 Exp:NDB5US
Sample Text:TLI#57752C DF-DP-209-0.5 File Text:TRIANGLE LABORATORIES, INC.

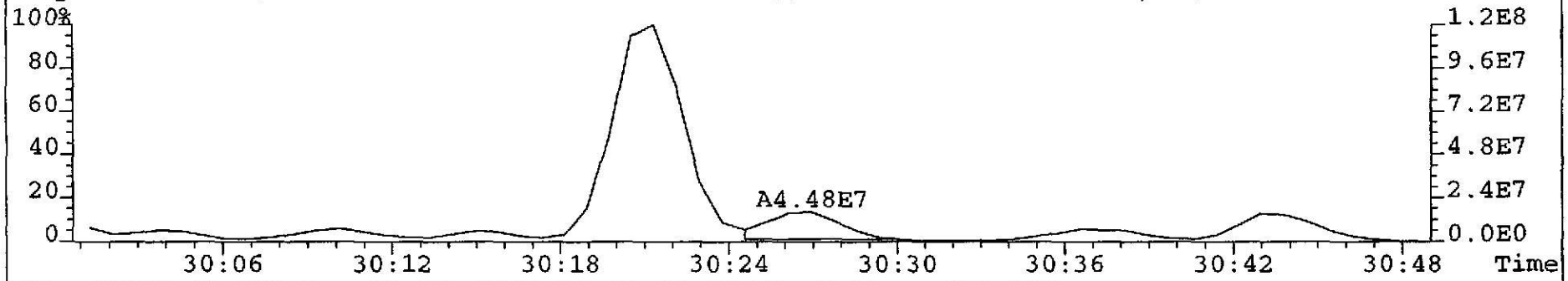

File:W1059 #1-798 Acq:13-JUL-2002 21:04:42 GC EI+ Voltage SIR 70S
353.8970 S:12 F:2 Exp:NDB5US
Sample Text:TLI#57752C DF-DP-209-0.5 File Text:TRIANGLE LABORATORIES, INC.

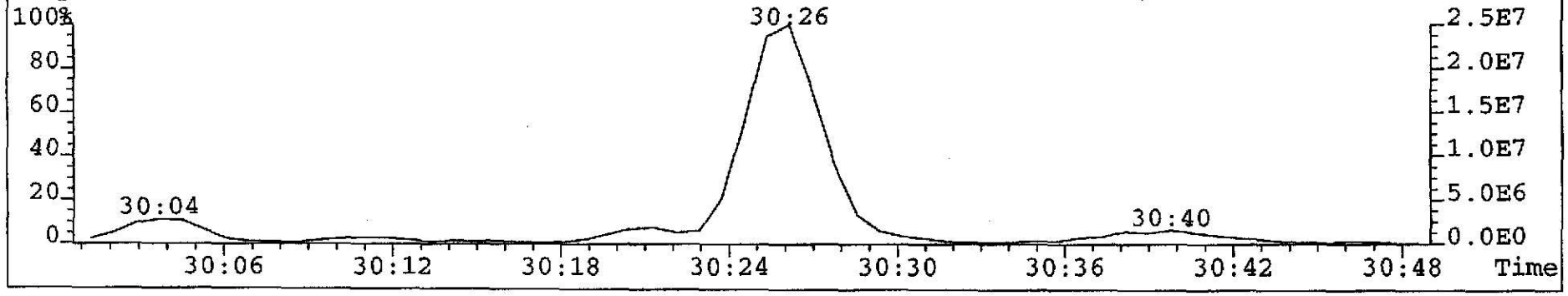

508

VC 7/17/02

File:W1059 #1-798 Acq:13-JUL-2002 21:04:42 GC EI+ Voltage SIR 70S
339.8597 S:12 F:2 Exp:NDB5US
Sample Text:TLI#57752C DF-DP-209-0.5 File Text:TRIANGLE LABORATORIES, INC.

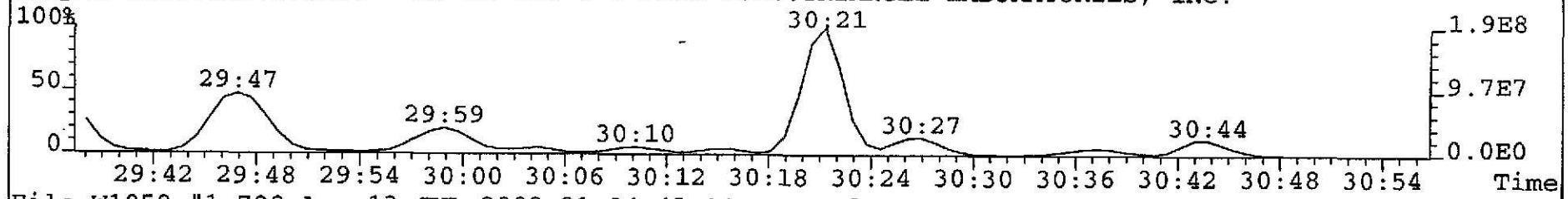

File:W1059 #1-798 Acq:13-JUL-2002 21:04:42 GC EI+ Voltage SIR 70S
341.8567 S:12 F:2 Exp:NDB5US
Sample Text:TLI#57752C DF-DP-209-0.5 File Text:TRIANGLE LABORATORIES, INC.

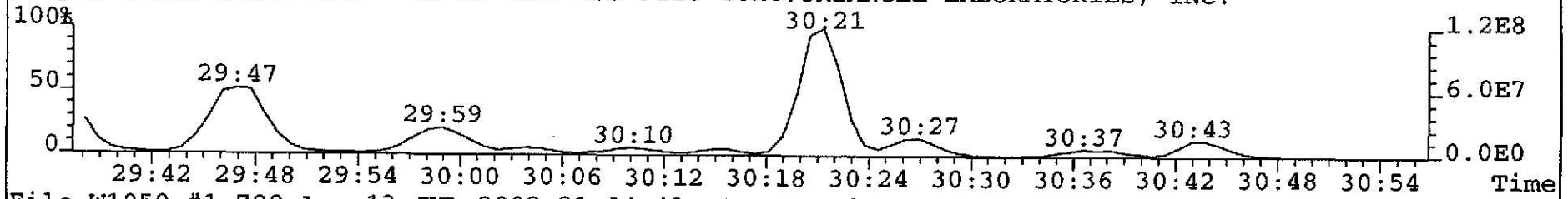

File:W1059 #1-798 Acq:13-JUL-2002 21:04:42 GC EI+ Voltage SIR 70S
351.9000 S:12 F:2 Exp:NDB5US
Sample Text:TLI#57752C DF-DP-209-0.5 File Text:TRIANGLE LABORATORIES, INC.

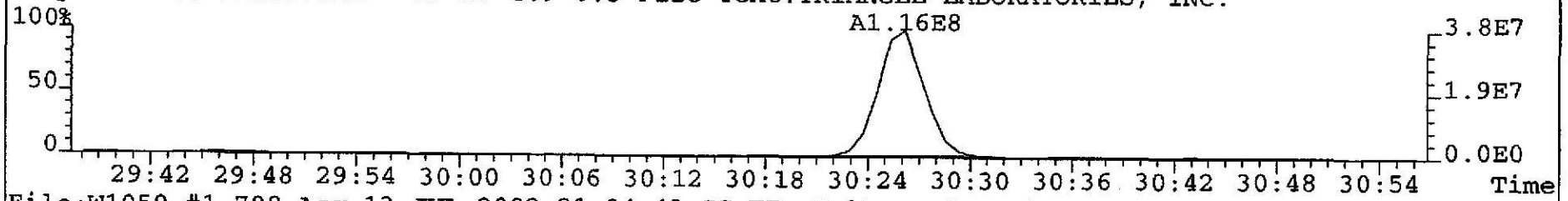

File:W1059 #1-798 Acq:13-JUL-2002 21:04:42 GC EI+ Voltage SIR 70S
353.8970 S:12 F:2 Exp:NDB5US
Sample Text:TLI#57752C DF-DP-209-0.5 File Text:TRIANGLE LABORATORIES, INC.

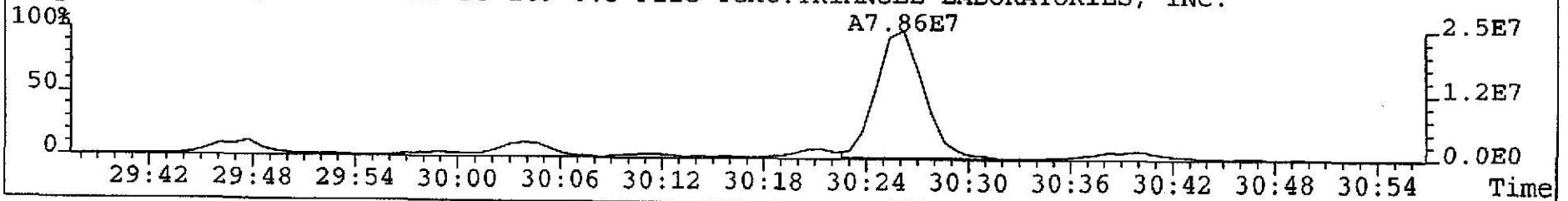

YBC 7/17/02

File:W1059 #1-798 Acq:13-JUL-2002 21:04:42 GC EI+ Voltage SIR 70S
355.8546 S:12 F:2 Exp:NDB5US
Sample Text:TLI#57752C DF-DP-209-0.5 File Text:TRIANGLE LABORATORIES, INC.

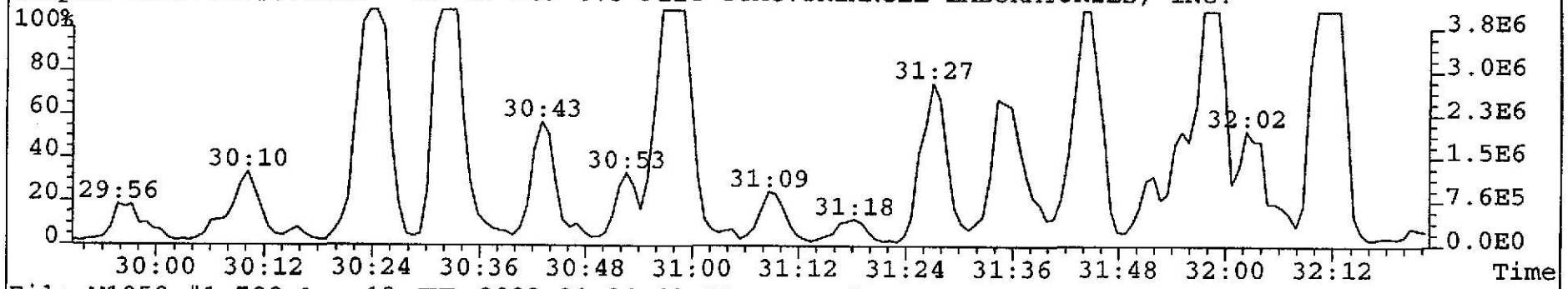

File:W1059 #1-798 Acq:13-JUL-2002 21:04:42 GC EI+ Voltage SIR 70S
357.8516 S:12 F:2 Exp:NDB5US
Sample Text:TLI#57752C DF-DP-209-0.5 File Text:TRIANGLE LABORATORIES, INC.

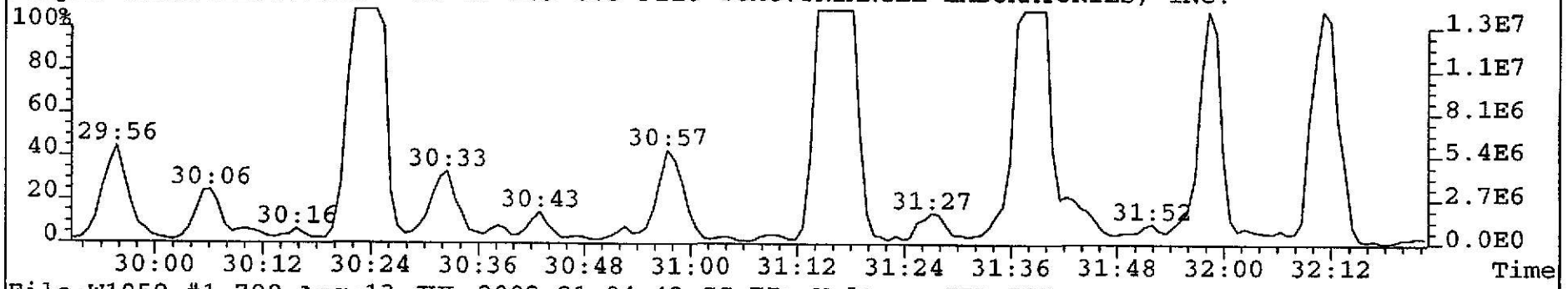

File:W1059 #1-798 Acq:13-JUL-2002 21:04:42 GC EI+ Voltage SIR 70S
369.8919 S:12 F:2 Exp:NDB5US
Sample Text:TLI#57752C DF-DP-209-0.5 File Text:TRIANGLE LABORATORIES, INC.

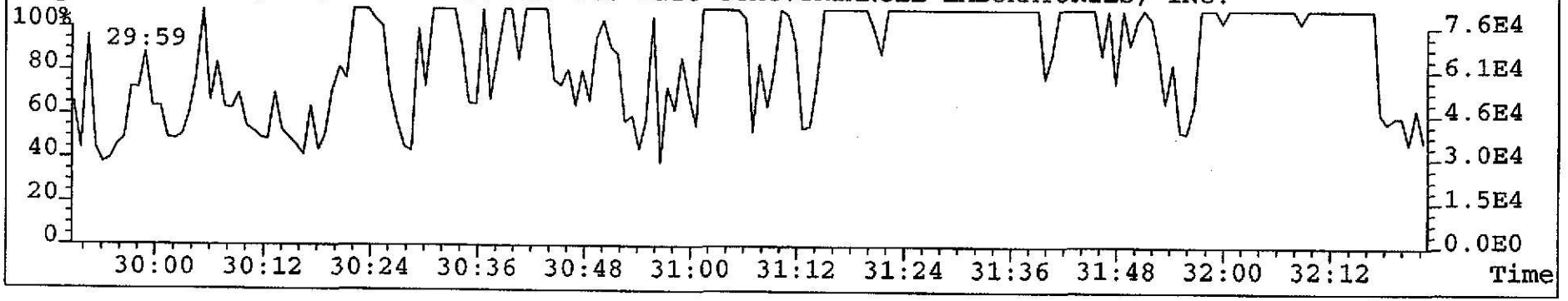

VSC 7/17/02

File:W1059 #1-798 Acq:13-JUL-2002 21:04:42 GC EI+ Voltage SIR 70S
355.8546 S:12 F:2 Exp:NDB5US
Sample Text:TLI#57752C DF-DP-209-0.5 File Text:TRIANGLE LABORATORIES, INC.

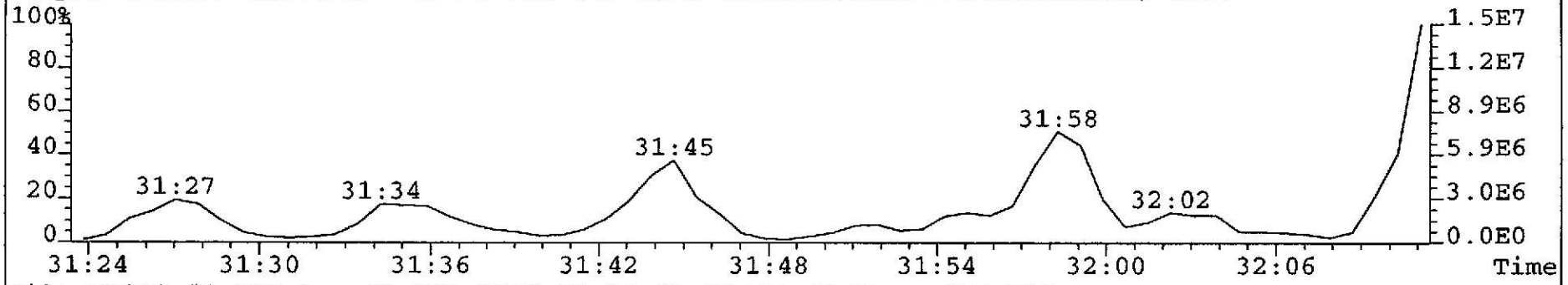

File:W1059 #1-798 Acq:13-JUL-2002 21:04:42 GC EI+ Voltage SIR 70S
357.8516 S:12 F:2 Exp:NDB5US
Sample Text:TLI#57752C DF-DP-209-0.5 File Text:TRIANGLE LABORATORIES, INC.

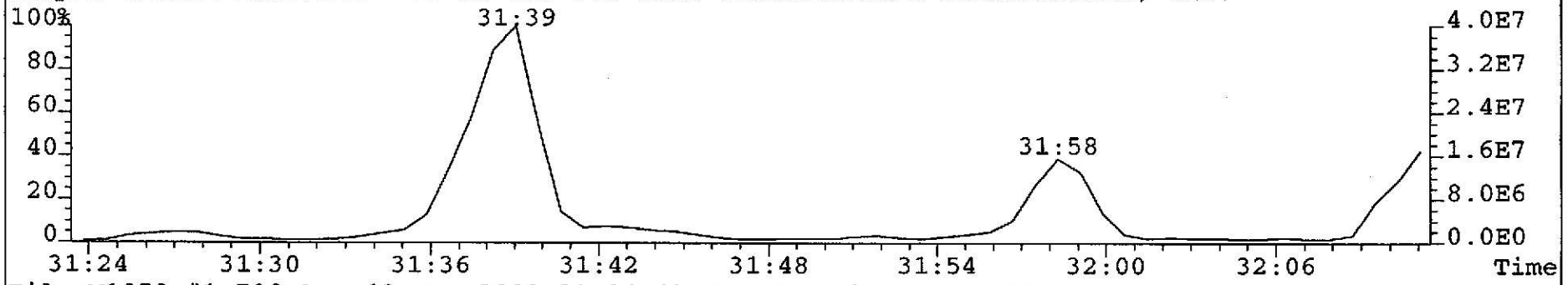

File:W1059 #1-798 Acq:13-JUL-2002 21:04:42 GC EI+ Voltage SIR 70S
369.8919 S:12 F:2 Exp:NDB5US
Sample Text:TLI#57752C DF-DP-209-0.5 File Text:TRIANGLE LABORATORIES, INC.

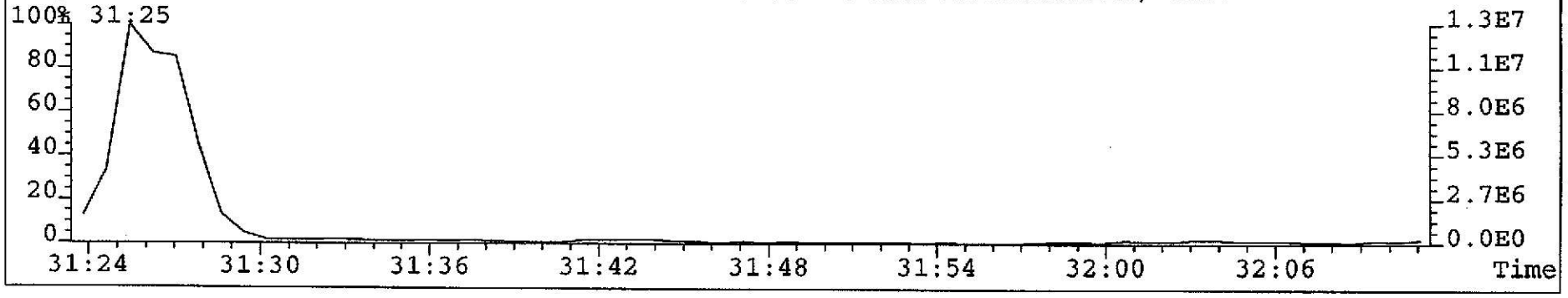

VSC 7/17/02

File:W1059 #1-422 Acq:13-JUL-2002 21:04:42 GC EI+ Voltage SIR 70S
373.8208 S:12 F:3 Exp:NDB5US
Sample Text:TLI#57752C DF-DP-209-0.5 File Text:TRIANGLE LABORATORIES, INC.

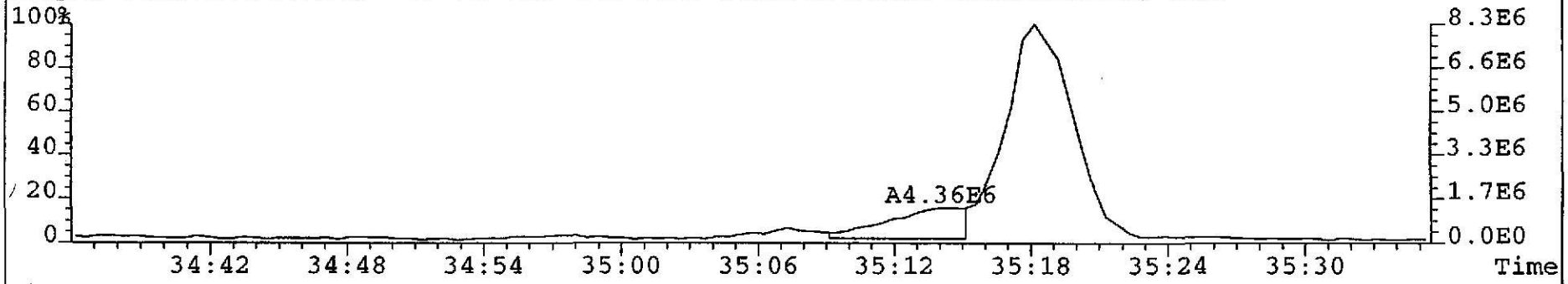

File:W1059 #1-422 Acq:13-JUL-2002 21:04:42 GC EI+ Voltage SIR 70S
375.8178 S:12 F:3 Exp:NDB5US
Sample Text:TLI#57752C DF-DP-209-0.5 File Text:TRIANGLE LABORATORIES, INC.

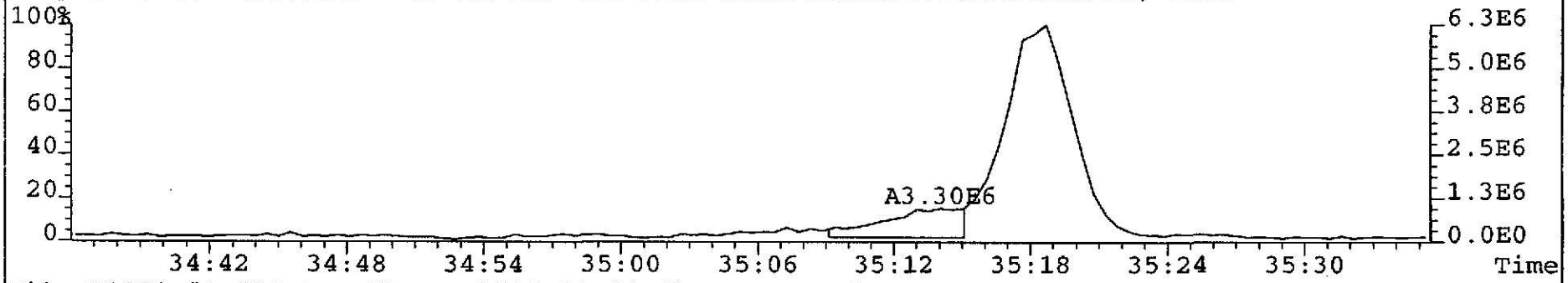

File:W1059 #1-422 Acq:13-JUL-2002 21:04:42 GC EI+ Voltage SIR 70S
385.8610 S:12 F:3 Exp:NDB5US
Sample Text:TLI#57752C DF-DP-209-0.5 File Text:TRIANGLE LABORATORIES, INC.

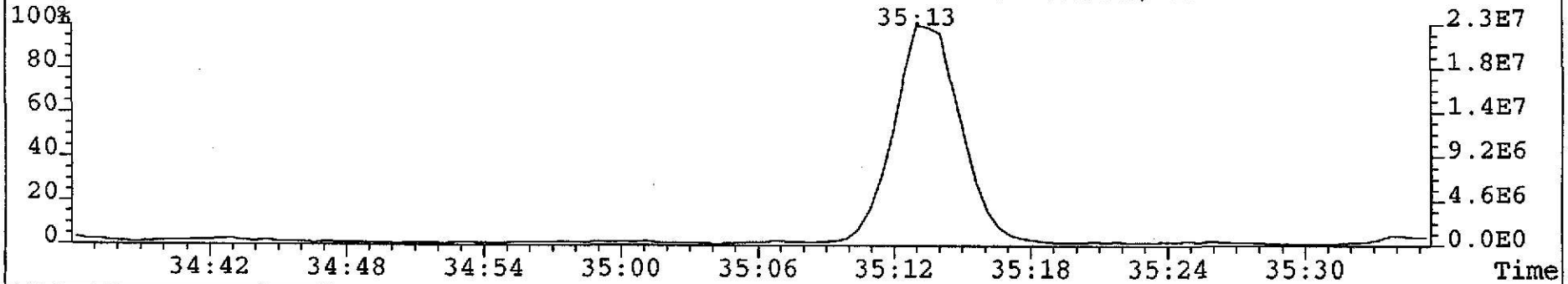

512

VC 7/17/02

File:W1059 #1-422 Acq:13-JUL-2002 21:04:42 GC EI+ Voltage SIR 70S
373.8208 S:12 F:3 Exp:NDB5US
Sample Text:TLI#57752C DF-DP-209-0.5 File Text:TRIANGLE LABORATORIES, INC.

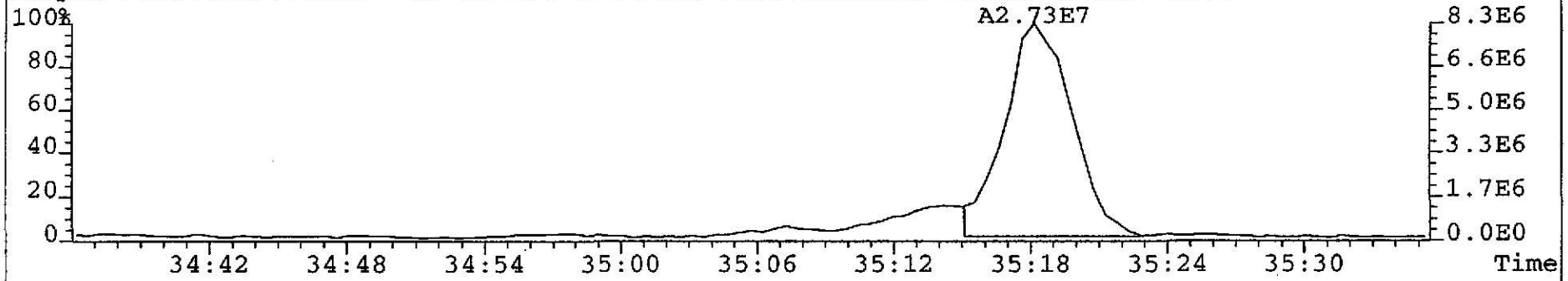

File:W1059 #1-422 Acq:13-JUL-2002 21:04:42 GC EI+ Voltage SIR 70S
375.8178 S:12 F:3 Exp:NDB5US
Sample Text:TLI#57752C DF-DP-209-0.5 File Text:TRIANGLE LABORATORIES, INC.

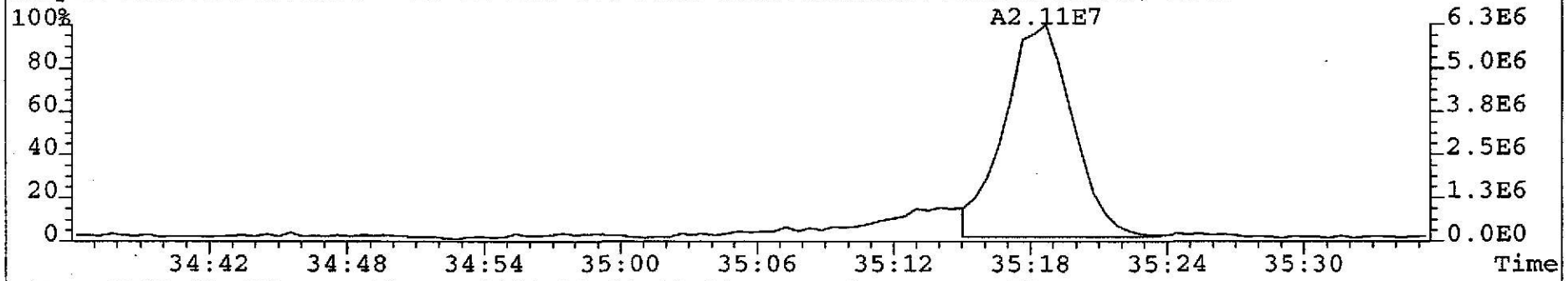

File:W1059 #1-422 Acq:13-JUL-2002 21:04:42 GC EI+ Voltage SIR 70S
385.8610 S:12 F:3 Exp:NDB5US
Sample Text:TLI#57752C DF-DP-209-0.5 File Text:TRIANGLE LABORATORIES, INC.

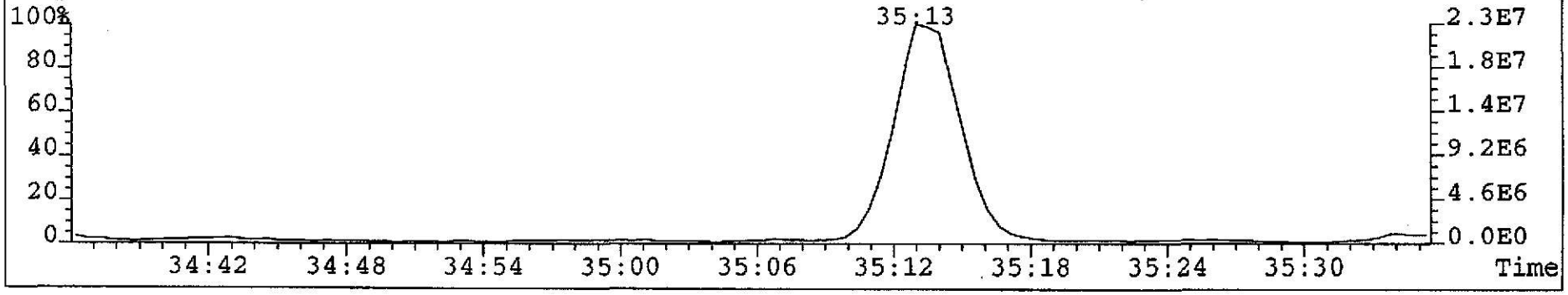

513

VC 7/17/02

File:W1059 #1-422 Acq:13-JUL-2002 21:04:42 GC EI+ Voltage SIR 70S
389.8156 S:12 F:3 Exp:NDB5US
Sample Text:TLI#57752C DF-DP-209-0.5 File Text:TRIANGLE LABORATORIES, INC.

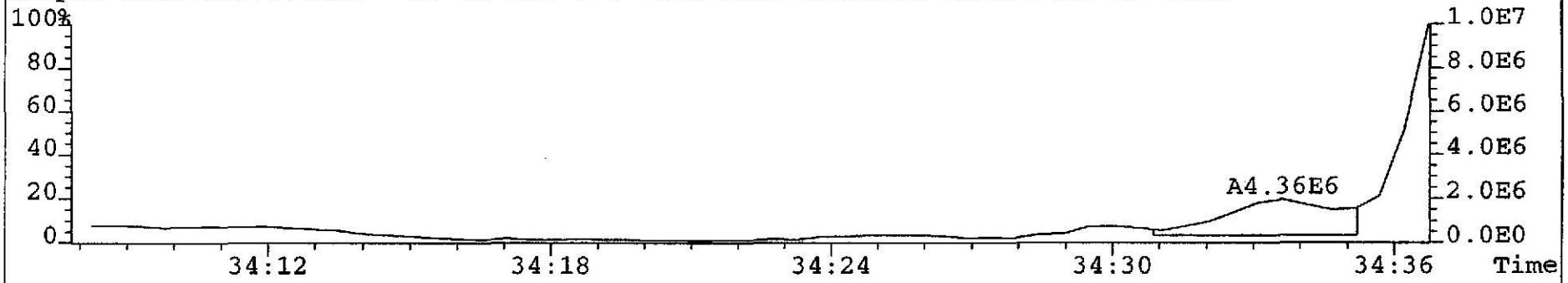

File:W1059 #1-422 Acq:13-JUL-2002 21:04:42 GC EI+ Voltage SIR 70S
391.8127 S:12 F:3 Exp:NDB5US
Sample Text:TLI#57752C DF-DP-209-0.5 File Text:TRIANGLE LABORATORIES, INC.



File:W1059 #1-422 Acq:13-JUL-2002 21:04:42 GC EI+ Voltage SIR 70S
403.8529 S:12 F:3 Exp:NDB5US
Sample Text:TLI#57752C DF-DP-209-0.5 File Text:TRIANGLE LABORATORIES, INC.

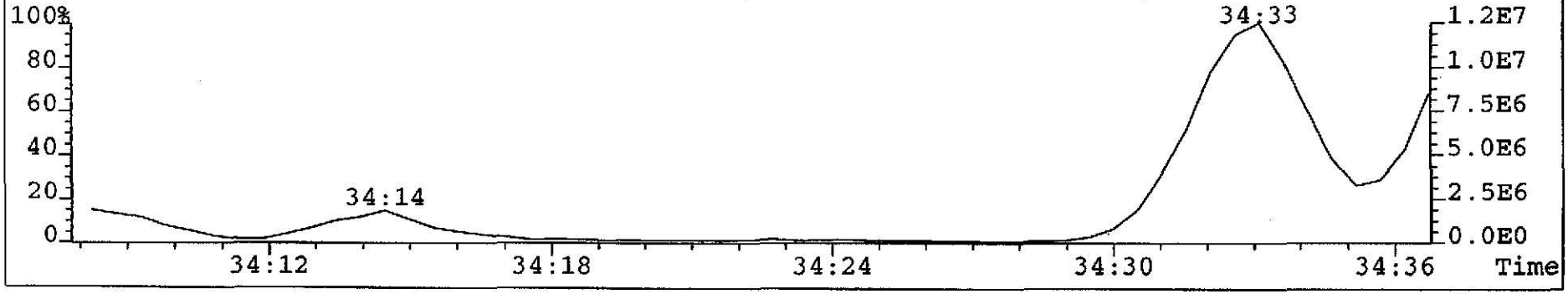

VAC 7/17/02

514

File:W1059 #1-422 Acq:13-JUL-2002 21:04:42 GC EI+ Voltage SIR 70S
389.8156 S:12 F:3 Exp:NDB5US
Sample Text:TLI#57752C DF-DP-209-0.5 File Text:TRIANGLE LABORATORIES, INC.

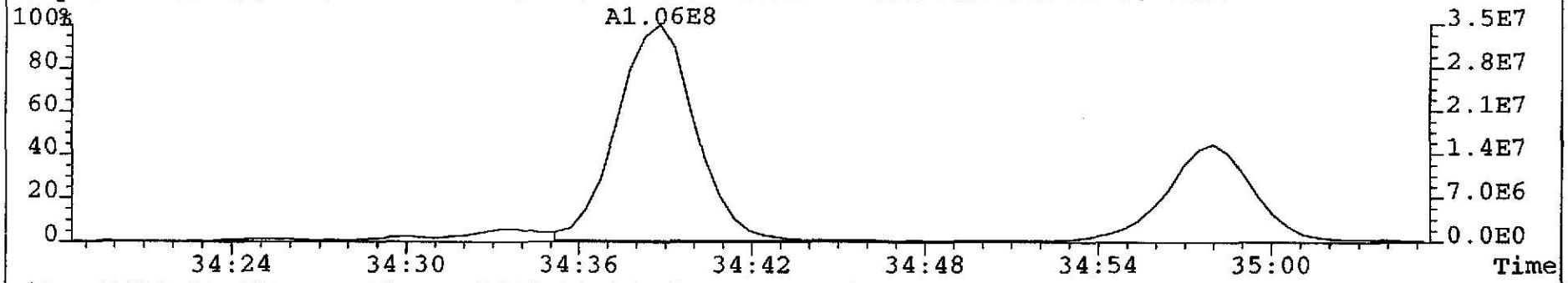

File:W1059 #1-422 Acq:13-JUL-2002 21:04:42 GC EI+ Voltage SIR 70S
391.8127 S:12 F:3 Exp:NDB5US
Sample Text:TLI#57752C DF-DP-209-0.5 File Text:TRIANGLE LABORATORIES, INC.

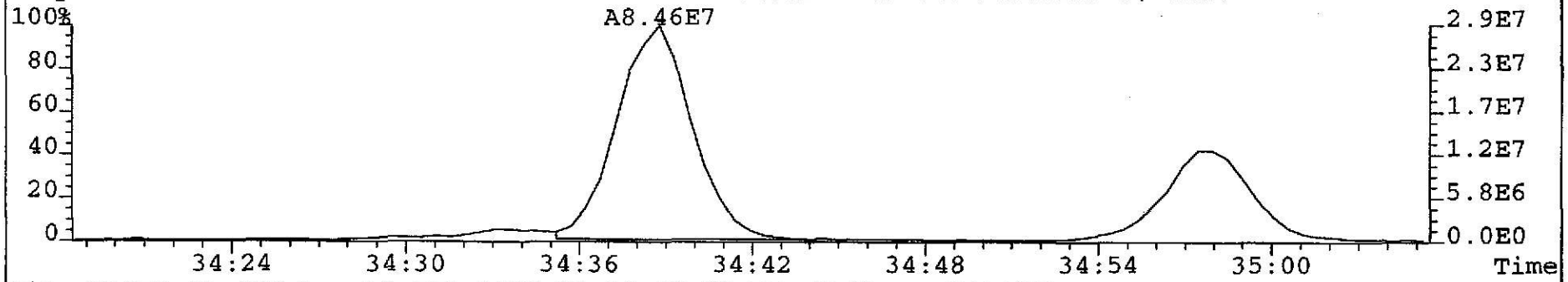

File:W1059 #1-422 Acq:13-JUL-2002 21:04:42 GC EI+ Voltage SIR 70S
403.8529 S:12 F:3 Exp:NDB5US
Sample Text:TLI#57752C DF-DP-209-0.5 File Text:TRIANGLE LABORATORIES, INC.

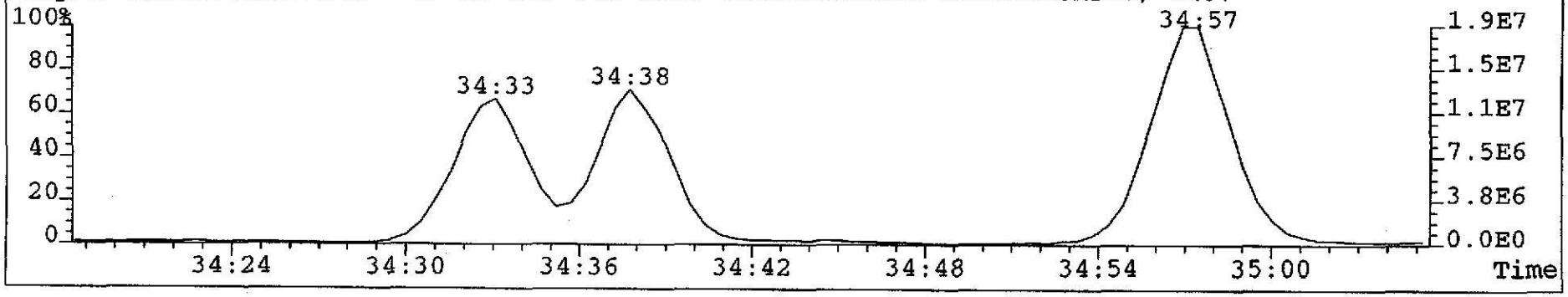

VS 7/17/02

Martin & Slagle

TLI Project: **57752C** 1613, Revision B, Tetra Only PCDD/PCDF Analysis (c)
Client Sample: **DF-DP-209-0.5** Analysis File: **P022493**

Client Project:	**Mississippi Project**				
Sample Matrix:	**SOLID**	Date Received:	**06/28/2002**	Spike File:	**SPCONB22**
TLI ID:	**329-38-34**	Date Extracted:	**07/05/2002**	ICal:	**PF56152**
		Date Analyzed:	**07/15/2002**	ConCal:	**P022482**
Sample Size:	**13.500 g**	Dilution Factor:	**n/a**	% Moisture:	**14.1**
Dry Weight:	**11.597 g**	Blank File:	**W105902**	% Lipid:	**n/a**
GC Column:	**DB-225**	Analyst:	**JMM**	% Solids:	**85.9**

Analytes	Conc. (pg/g)	DL	Ratio	RT	RRT	Flags
2,3,7,8-TCDF	241		0.75	21:39	1.001	—

Internal Standard	Conc. (pg/g)	% Recovery	QC Limits	Ratio	RT	RRT	Flags
$^{13}C_{12}$-2,3,7,8-TCDF	113	65.8	29%-140%	0.74	21:38	1.049	—

Recovery Standard	Ratio	RT	Flags
$^{13}C_{12}$-1,2,3,4-TCDD	0.82	20:37	—

Data Reviewer: VJC 07/17/2002

CONB_PSR v1.00, LARS 6.25.05

Triangle Laboratories, Inc.®
2445 S. Alston Ave. • Durham, North Carolina 27713
Phone: (919) 544-5729 • Fax: (919) 544-5491

Printed: 01:21 07/17/2002

Initial ....Date...

Data Review By: NL 7/17/02

Channel specific noise levels computed from 'NL' heights.

Page No. 1 Listing of P022493B.dbf

07/17/2002 Matched GC Peaks / Ratio / Ret. Time

Compound/ M_Z....	QC.Log	Omit	Why	..RT.	OK	Ratio	Total.Area/Ht	Area/Ht.Peak1	Area/Ht.Peak2	Rel.RT	Compound.Name..	ID..	Flags.
TCDF						0.65-0.89				0.788-1.102			
304-306	DC	NL				Height	0.30	0.13	0.17				
				17:14	RO	5.21	10.25	8.60	1.65	0.797			
				17:21	RO	7.07	82.47	72.25	10.22	0.802			
				17:36	RO	0.58	1.56	0.57	0.99	0.814			J
				17:44		0.68	4.80	1.94	2.86	0.820			
				17:59		0.74	14.94	6.37	8.57	0.831			
				18:05		0.73	209.57	88.16	121.41	0.836			
				18:12		0.78	41.51	18.25	23.26	0.841			
				18:19		0.80	29.58	13.19	16.39	0.847			
				18:28		0.77	128.25	55.63	72.62	0.854			
				18:39		0.82	9.46	4.27	5.19	0.862			
				18:55		0.67	38.76	15.61	23.15	0.874			
				19:05		0.76	236.99	102.28	134.71	0.882			
				19:13		0.68	34.60	14.00	20.60	0.888			
				19:22		0.73	328.40	138.23	190.17	0.895			
				19:32		0.70	57.56	23.68	33.88	0.903			
				19:38		0.75	69.90	29.95	39.95	0.908			
				19:52		0.72	189.41	79.28	110.13	0.918			
				20:05		0.76	121.43	52.28	69.15	0.928			
				20:19		0.72	531.43	223.32	308.11	0.939			
				20:34		0.72	132.50	55.64	76.86	0.951			
				20:42		0.74	54.90	23.43	31.47	0.957			
				20:46		0.70	169.71	69.96	99.75	0.960			
				20:57		0.65	39.45	15.59	23.86	0.968			
				21:09		0.77	37.39	16.25	21.14	0.978			
				21:26		0.67	31.72	12.70	19.02	0.991			
				21:32		0.66	46.09	18.40	27.69	0.995			
				21:39		0.75	837.77	359.68	478.09	1.001	2378-TCDF	AN	
				21:52		0.71	201.63	83.81	117.82	1.011			
				22:03		0.71	108.97	45.25	63.72	1.019			
				22:19		0.73	1,332.62	562.83	769.79	1.032			E
				22:35	RO	0.55	5.64	2.01	3.63	1.044			
				22:40		0.69	25.90	10.53	15.37	1.048			
				23:03		0.66	38.74	15.40	23.34	1.065			
				23:20	RO	0.62	12.45	4.78	7.67	1.079			
				23:29		0.68	50.55	20.46	30.09	1.086			
				23:39	RO	1.08	5.09	2.64	2.45	1.093			
	DC	WH		23:57		0.75	104.54			1.107			
	DC	WH		24:08	RO	0.56	4.87			1.116			
	DC	WH		24:14		0.69	7.28			1.120			
304-306			36	Peaks			5,271.99						
13C12-TCDF						0.65-0.89				0.954-1.046			
316-318	DC	NL				Height	0.33	0.10	0.23				
	DC	WL		17:15	RO	0.32	0.62			0.797			
	DC	WL		17:34		0.69	12.15			0.812			

Compound/ M_Z....	QC.Log	Omit	Why	..RT.	OK	Ratio	Total.Area/Ht	Area/Ht.Peak1	Area/Ht.Peak2	Rel.RT	Compound.Name..	ID..	Flags.
		DC	WL	17:50	RO	0.19	0.70			0.824			
		DC	WL	18:07	RO	0.30	0.96			0.837			
		DC	WL	18:25	RO	2.60	0.72			0.851			
		DC	WL	18:36		0.82	3.12			0.860			
		DC	WL	18:43	RO	1.16	2.85			0.865			
		DC	WL	19:11	RO	1.59	0.44			0.887			
		DC	WL	19:15		0.76	1.48			0.890			
		DC	WL	19:23	RO	0.43	1.60			0.896			
		DC	WL	19:29	RO	0.42	0.34			0.901			
		DC	WL	19:51	RO	1.18	1.57			0.918			
		DC	WL	20:04	RO	2.56	1.28			0.928			
		DC	WL	20:18	RO	0.63	4.67			0.938			
		DC	WL	20:34	RO	2.33	1.93			0.951			
				21:18	RO	1.84	1.45	0.94	0.51	0.985			
				21:29	RO	1.81	2.08	1.34	0.74	0.993			
				21:38		0.74	534.89	227.00	307.89	1.000	13C12-2378-TCDF	IS0	
						Height	155.66	65.68	89.98				
				21:50		0.88	2.11	0.99	1.12	1.009			
				21:56	RO	2.63	1.49	1.08	0.41	1.014			
				22:02	RO	4.84	3.33	2.76	0.57	1.018			
				22:10		0.70	3.37	1.39	1.98	1.025			
				22:20		0.78	42.98	18.90	24.08	1.032			
316-318			8	Peaks			591.70						

---------- Above: TCDF / TCDD Follows ----------

13C12-TCDD						0.65-0.89				0.902-1.098			
332-334		DC	NL			Height	0.62	0.49	0.13				
		DC	SN	19:27	RO	1.96	2.04			0.957			
		DC	SN	19:38	RO	1.77	0.97			0.966			
				20:20		0.79	386.63	170.74	215.89	1.000	13C12-2378-TCDD	IS1	
						Height	118.68	51.51	67.17				
				20:37		0.82	594.68	267.11	327.57	1.014	13C12-1234-TCDD	RS1	
		DC	SN	21:13	RO	0.90	1.71			1.043			
		DC	SN	21:54	RO	1.94	1.06			1.077			
		DC	SN	22:16	RO	1.29	2.29			1.095			
		DC	WH	23:26	RO	1.82	2.57			1.152			
332-334			2	Peaks			981.31						

Column Description.....	"Why" Code Description.....	QC Log Desc.....
M_Z -Nominal Ion Mass(es)	WL-Below Retention Time Window	A-Peak Added
..RT. -Retention Time (mm:ss)	WH-Above Retention Time Window	K-Peak Kept
Rat.1 -Ratio of M/M+2 Ions	SN-Below Signal to Noise Level	D-Peak Deleted
OK -RO=Ratio Outside Limits	<M-Below Method Detection Limit	T-Time Changed
Rel.RT-Relative Retention Time	NL-Channel Specific Noise Level	M-Peak Area Changed
		N-Name Changed
		X-Ether Interference

*** End of Report ***

File:P022493 #1-3025 Acq:15-JUL-2002 10:25:40 EI+ Voltage SIR 70P Noise:158
303.9016 BSUB(256,30,-3.0) PKD(5,3,1,0.10%,632.0,0.00%,F,F) Exp:DB225
TRIANGLE LABS Text:DF-DP-209-0.5 TLI#57752C INJ. TIME = 10:25

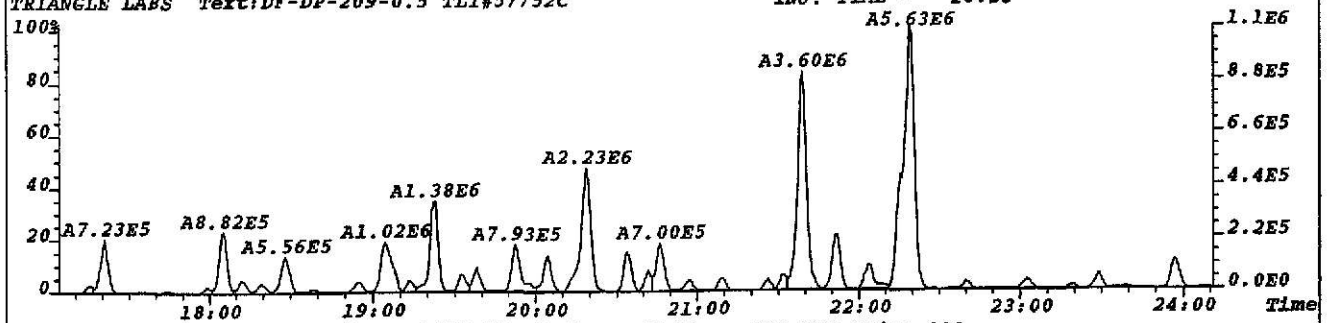

File:P022493 #1-3025 Acq:15-JUL-2002 10:25:40 EI+ Voltage SIR 70P Noise:212
305.8987 BSUB(256,30,-3.0) PKD(5,3,1,0.10%,848.0,0.00%,F,F) Exp:DB225
TRIANGLE LABS Text:DF-DP-209-0.5 TLI#57752C INJ. TIME = 10:25

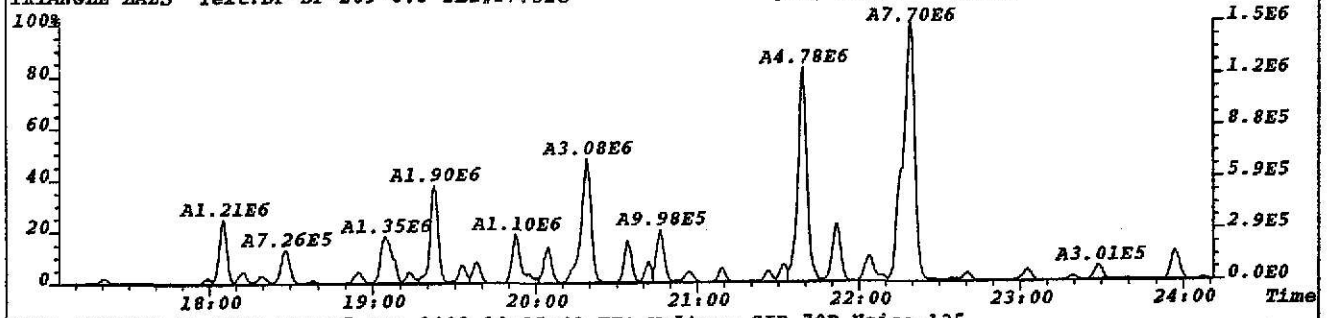

File:P022493 #1-3025 Acq:15-JUL-2002 10:25:40 EI+ Voltage SIR 70P Noise:125
315.9419 BSUB(256,30,-3.0) PKD(5,3,1,0.10%,500.0,0.00%,F,F) Exp:DB225
TRIANGLE LABS Text:DF-DP-209-0.5 TLI#57752C INJ. TIME = 10:25

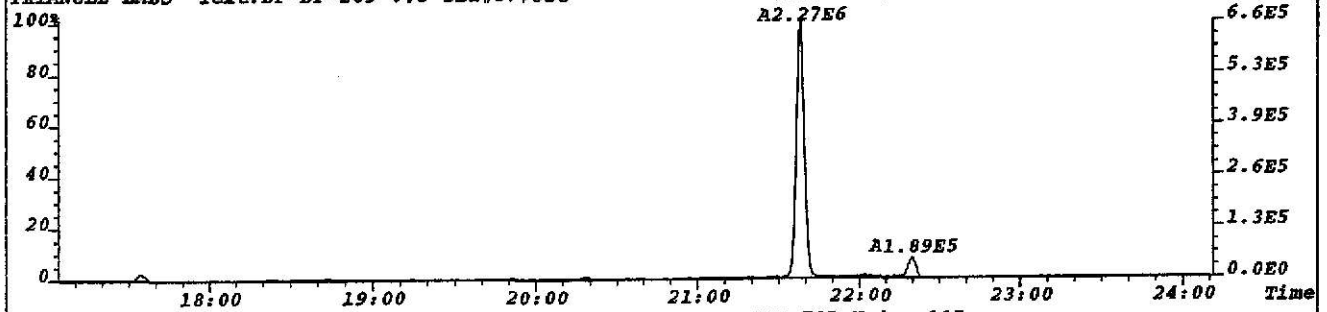

File:P022493 #1-3025 Acq:15-JUL-2002 10:25:40 EI+ Voltage SIR 70P Noise:287
317.9389 BSUB(256,30,-3.0) PKD(5,3,1,0.10%,1148.0,0.00%,F,F) Exp:DB225
TRIANGLE LABS Text:DF-DP-209-0.5 TLI#57752C INJ. TIME = 10:25

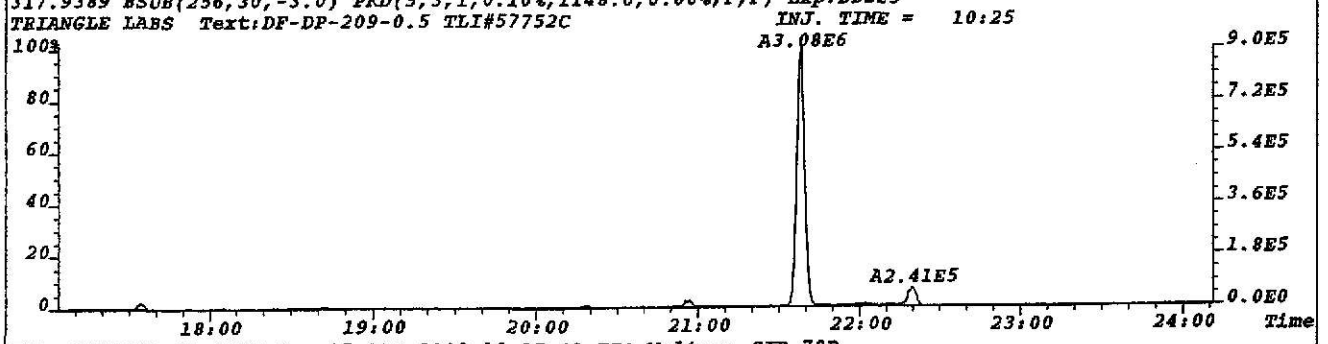

File:P022493 #1-3025 Acq:15-JUL-2002 10:25:40 EI+ Voltage SIR 70P
375.8364 Exp:DB225
TRIANGLE LABS Text:DF-DP-209-0.5 TLI#57752C INJ. TIME = 10:25

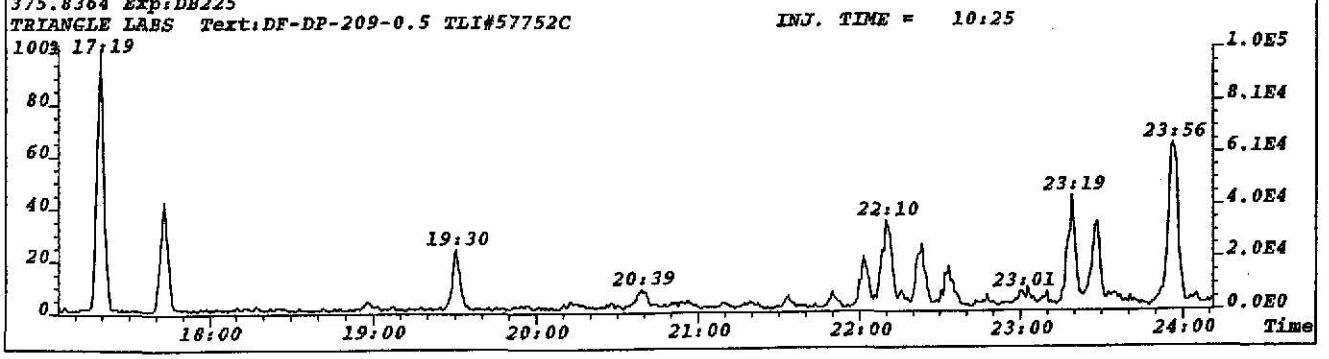

File:P022493 #1-3025 Acq:15-JUL-2002 10:25:40 EI+ Voltage SIR 70P Noise:228
319.8965 BSUB(256,30,-3.0) PKD(5,3,1,0.10%,912.0,0.00%,F,F) Exp:DB225
TRIANGLE LABS Text:DF-DP-209-0.5 TLI#57752C INJ. TIME = 10:25

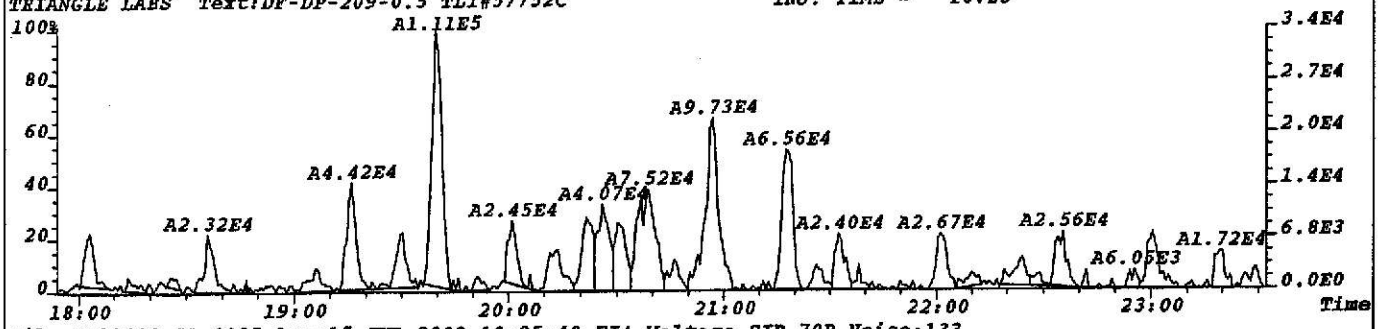

File:P022493 #1-3025 Acq:15-JUL-2002 10:25:40 EI+ Voltage SIR 70P Noise:133
321.8936 BSUB(256,30,-3.0) PKD(5,3,1,0.10%,532.0,0.00%,F,F) Exp:DB225
TRIANGLE LABS Text:DF-DP-209-0.5 TLI#57752C INJ. TIME = 10:25

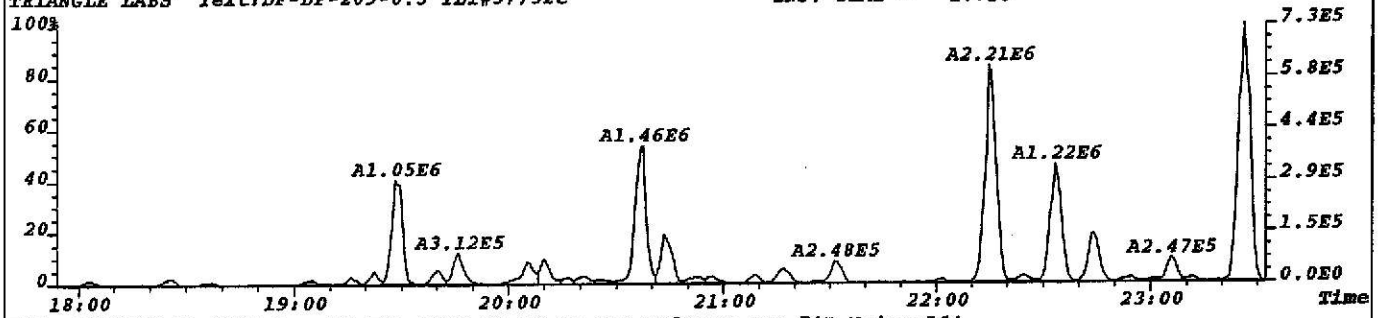

File:P022493 #1-3025 Acq:15-JUL-2002 10:25:40 EI+ Voltage SIR 70P Noise:264
327.8847 BSUB(256,30,-3.0) PKD(5,3,1,0.10%,1056.0,0.00%,F,F) Exp:DB225
TRIANGLE LABS Text:DF-DP-209-0.5 TLI#57752C INJ. TIME = 10:25

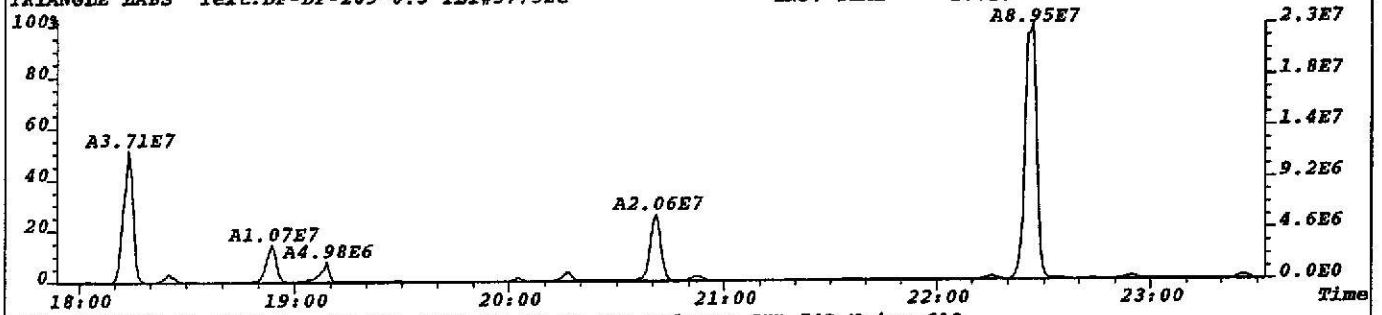

File:P022493 #1-3025 Acq:15-JUL-2002 10:25:40 EI+ Voltage SIR 70P Noise:618
331.9368 BSUB(256,30,-3.0) PKD(5,3,1,0.10%,2472.0,0.00%,F,F) Exp:DB225
TRIANGLE LABS Text:DF-DP-209-0.5 TLI#57752C INJ. TIME = 10:25

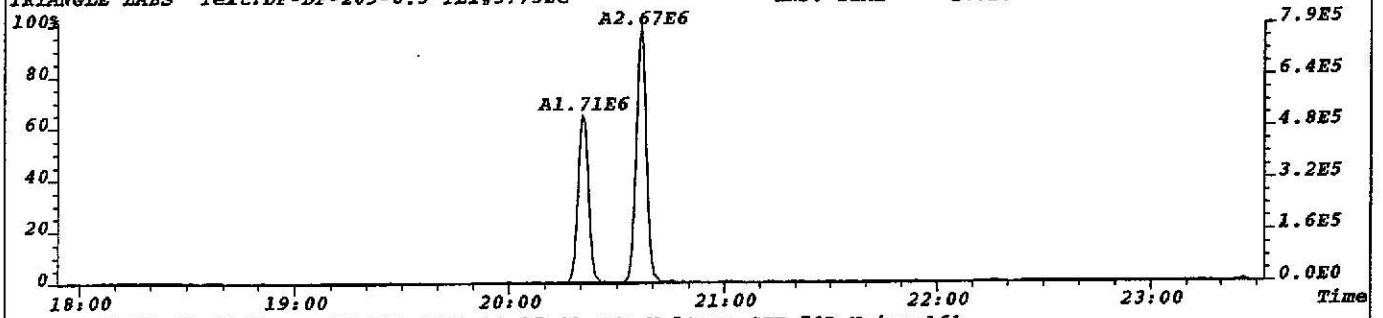

File:P022493 #1-3025 Acq:15-JUL-2002 10:25:40 EI+ Voltage SIR 70P Noise:161
333.9338 BSUB(256,30,-3.0) PKD(5,3,1,0.10%,644.0,0.00%,F,F) Exp:DB225
TRIANGLE LABS Text:DF-DP-209-0.5 TLI#57752C INJ. TIME = 10:25

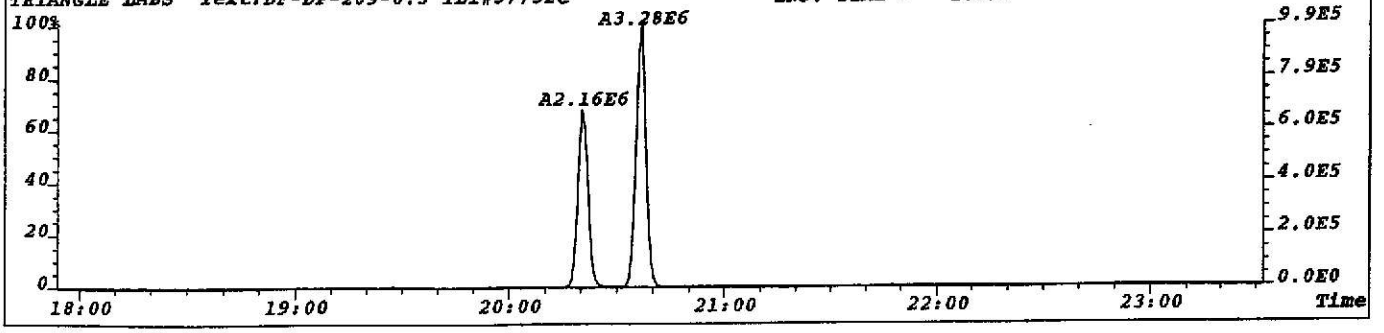

File:P022493 #1-3025 Acq:15-JUL-2002 10:25:40 EI+ Voltage SIR 70P
303.9016 Exp:DB225
TRIANGLE LABS Text:DF-DP-209-0.5 TLI#57752C INJ. TIME = 10:25

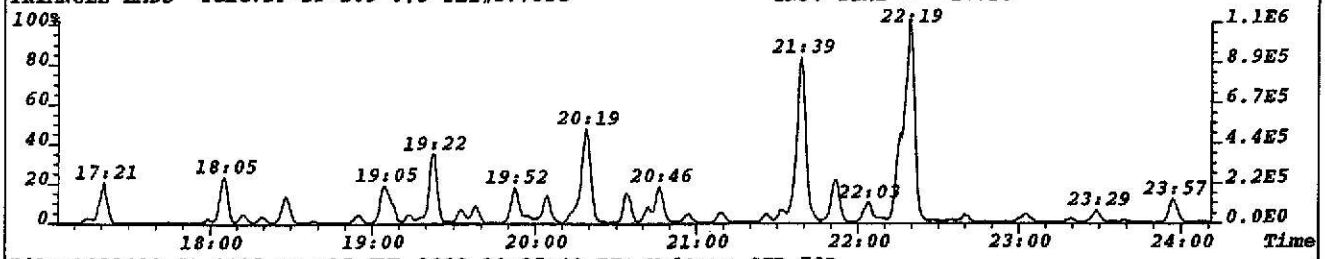

File:P022493 #1-3025 Acq:15-JUL-2002 10:25:40 EI+ Voltage SIR 70P
315.9419 Exp:DB225
TRIANGLE LABS Text:DF-DP-209-0.5 TLI#57752C INJ. TIME = 10:25

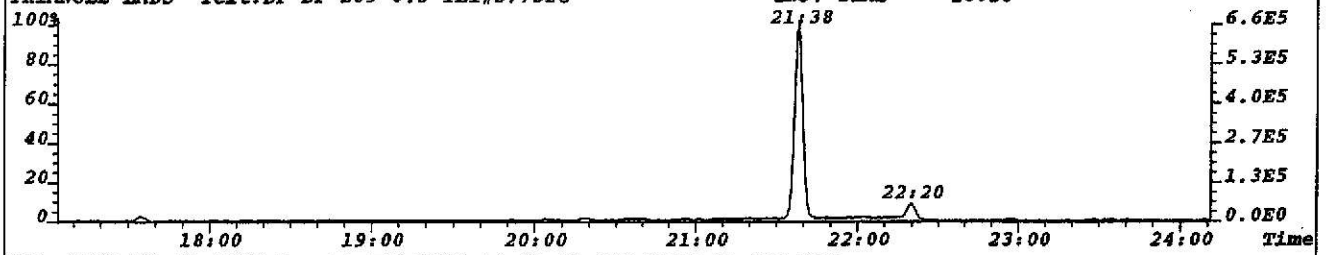

File:P022493 #1-3025 Acq:15-JUL-2002 10:25:40 EI+ Voltage SIR 70P
319.8965 Exp:DB225
TRIANGLE LABS Text:DF-DP-209-0.5 TLI#57752C INJ. TIME = 10:25

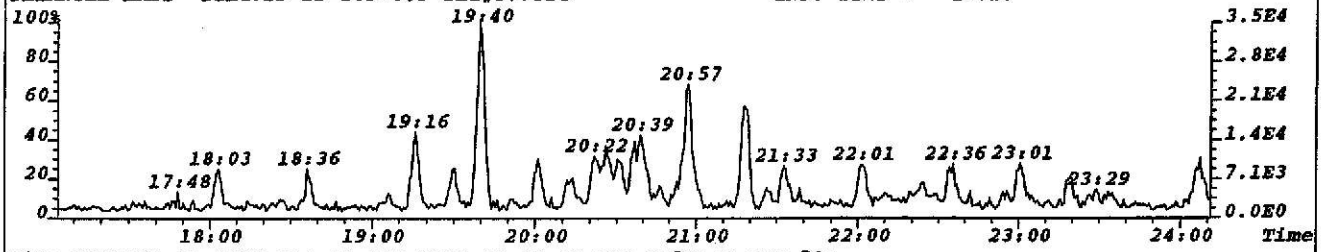

File:P022493 #1-3025 Acq:15-JUL-2002 10:25:40 EI+ Voltage SIR 70P
331.9368 Exp:DB225
TRIANGLE LABS Text:DF-DP-209-0.5 TLI#57752C INJ. TIME = 10:25

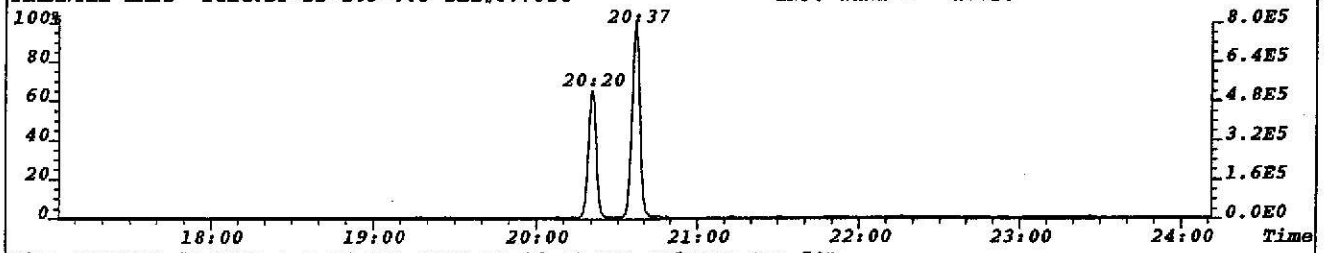

File:P022493 #1-3025 Acq:15-JUL-2002 10:25:40 EI+ Voltage SIR 70P
292.9825 Exp:DB225
TRIANGLE LABS Text:DF-DP-209-0.5 TLI#57752C INJ. TIME = 10:25

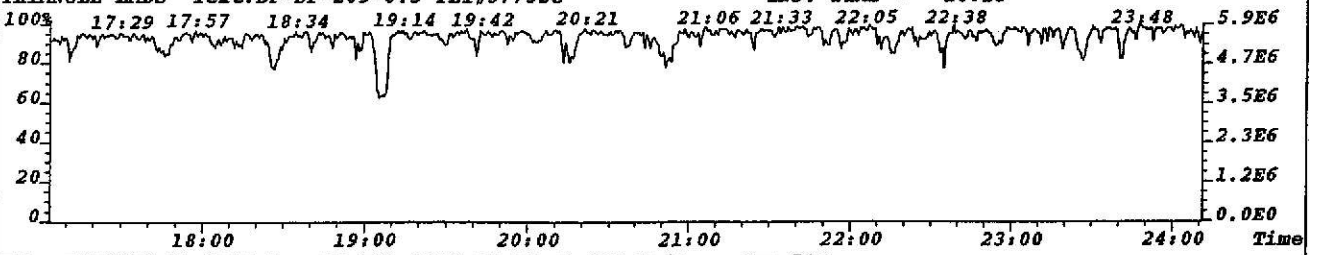

File:P022493 #1-3025 Acq:15-JUL-2002 10:25:40 EI+ Voltage SIR 70P
330.9792 Exp:DB225
TRIANGLE LABS Text:DF-DP-209-0.5 TLI#57752C INJ. TIME = 10:25

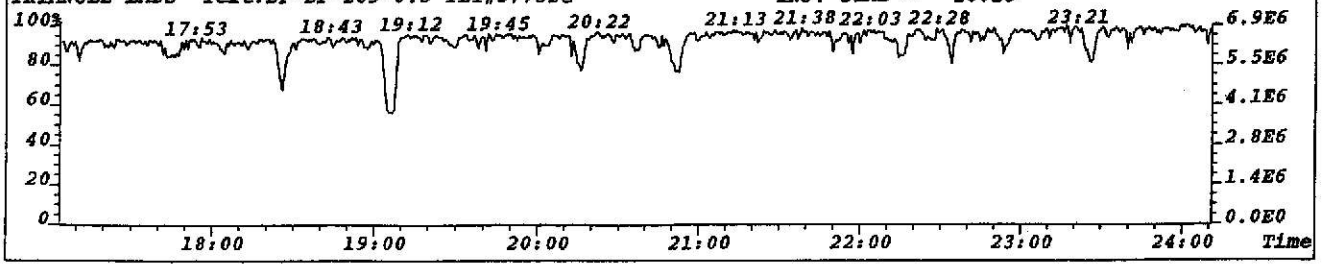

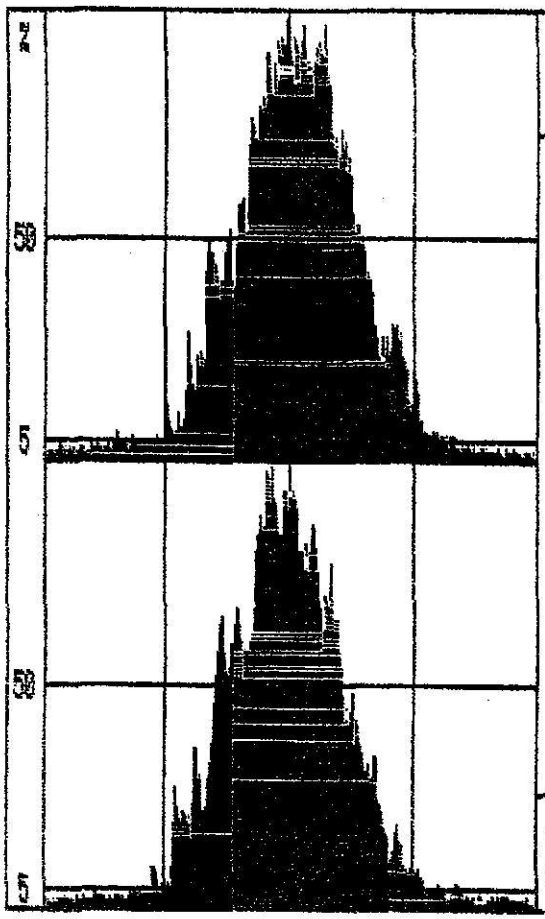

Ref. mass 292.9825 Peak top
Height 1.04 volts Span 200 ppm

System file name	08225
Data file name	A:P715021
Resolution	10000
Group number	1
Ionization mode	EI+
Switching	VOLTAGE
Ref. masses	292.9825, 330.9761

A	292.9825	J	330.9792
B	303.9016	K	331.9368
C	305.8987	L	333.9338
D	315.9419	M	375.8364
E	317.9389		
F	319.8965		
G	321.8936		
H	327.8847		
I	330.9792		

Channel I 330.9792 Peak top
Height 1.12 volts Span 200 ppm

CALIBRATION DATA

2445 S. Alston Ave. • Durham, NC 27713 • (919) 544-5729 • FAX (919) 544-5491
www.trianglelabs.com

TRIANGLE LABORATORIES, INC. Date: 06/14/2002

Initial Calibration Summary for WF5614B

Analysis Date....: 06/14/2002 Method.....: 161B
Instrument.....: W GC Column...: DB-5
GC Column ID: 1467344

Analytes	RF	SD	%RSD	RT	RT/LO	RT/HI	Ratio1	Ratio2	N
Total TriCDF	0.000	0.000	100%		15:55	22:55			0
1368-TCDF	1.144	0.050	4%	21:32	20:55	27:55	0.751		6
2378-TCDF	1.144	0.050	4%	24:56			0.751		6
TOTAL TCDF	1.144	0.050	4%				0.751		6
1368-TCDD	1.103	0.029	3%	23:00	21:40	28:40	0.764		6
1379-TCDD	1.103	0.029	3%	23:25			0.774		6
2378-TCDD	1.103	0.029	3%	25:41			0.794		6
TOTAL TCDD	1.103	0.029	3%				0.779		6
12378-PeCDF	1.215	0.019	2%	29:02	25:02	33:02	1.522		6
23478-PeCDF	1.188	0.023	2%	29:46			1.519		6
TOTAL PeCDF	1.202	0.019	2%				1.521		6
12378-PeCDD	1.266	0.021	2%	30:07	26:06	34:06	1.587		6
TOTAL PeCDD	1.266	0.021	2%				1.587		6
123478-HxCDF	1.242	0.035	3%	32:36	30:36	36:36	1.265		6
123678-HxCDF	1.292	0.032	2%	32:42			1.257		6
234678-HxCDF	1.204	0.027	2%	33:11			1.270		6
123789-HxCDF	1.264	0.036	3%	33:55			1.262		6
TOTAL HxCDF	1.250	0.030	2%				1.263		6
123478-HxCDD	1.164	0.025	2%	33:18	29:18	37:18	1.241		6
123678-HxCDD	1.092	0.040	4%	33:23			1.235		6
123789-HxCDD	1.158	0.055	5%	33:41			1.228		6
TOTAL HxCDD	1.138	0.029	3%				1.234		6
1234678-HpCDF	1.492	0.039	3%	35:30	33:30	38:30	1.052		6
1234789-HpCDF	1.488	0.048	3%	36:57			1.044		6
TOTAL HpCDF	1.490	0.041	3%				1.048		6
1234678-HpCDD	1.009	0.030	3%	36:30	34:29	39:29	1.036		6
TOTAL HpCDD	1.009	0.030	3%				1.036		6
OCDF	1.326	0.074	6%	40:04	37:53	41:53	0.891		6
OCDD	1.051	0.028	3%	39:53	37:53	41:53	0.843		6

Other Standards	RF	SD	%RSD	RT	RT/LO	RT/HI	Ratio1	Ratio2	N
37Cl-TCDD	1.207	0.069	6%	25:41	23:40	27:40			6

Internal Standards	RF	SD	%RSD	RT	RT/LO	RT/HI	Ratio1	Ratio2	N
13C12-2378-TCDF	1.447	0.095	7%	24:55	22:55	27:55	0.753		6
13C12-2378-TCDD	1.184	0.076	6%	25:40	23:40	27:40	0.803		6
13C12-PeCDF 123	1.181	0.175	15%	29:02	27:02	37:02	1.516		6
13C12-PeCDF 234	1.183	0.160	14%	29:45			1.500		6
13C12-PeCDD 123	0.707	0.106	15%	30:06	26:06	36:06	1.532		6
13C12-HxCDF 478	1.314	0.111	8%	32:36	28:36	36:36	0.514		6
13C12-HxCDF 678	1.348	0.109	8%	32:41			0.517		6
13C12-HxCDF 234	1.274	0.039	3%	33:11			0.517		6
13C12-HxCDF 789	1.107	0.028	3%	33:54			0.514		6
13C12-HxCDD 478	0.910	0.044	5%	33:18	32:18	34:18	1.228		6
13C12-HxCDD 678	0.975	0.032	3%	33:22			1.205		6

Triangle Laboratories, Inc.®
2445 S. Alston Ave. • Durham, North Carolina 27713
Phone: (919) 544-5729 • Fax: (919) 544-5491

Printed: 14:18 06/14/2002

Initial Calibration Summary for WF5614B

13C12-HpCDF 678	0.966	0.043	4%	35:30	33:30	44:30	0.445		6
13C12-HpCDF 789	0.764	0.045	6%	36:57			0.435		6
13C12-HpCDD 678	0.796	0.043	5%	36:29	34:29	42:29	1.026		6
13C12-OCDD	0.638	0.055	9%	39:53	39:53	51:53	0.860		6
Recovery Standards	RF	SD	%RSD	RT	RT/LO	RT/HI	Ratio1	Ratio2	N
13C12-1234-TCDD	1.000	0.000	0%	25:29			0.806		6
13C12-HxCDD 789	1.000	0.000	0%	33:40			1.212		6

*** End of Report ***

Triangle Laboratories, Inc.®
2445 S. Alston Ave. • Durham, North Carolina 27713
Phone: (919) 544-5729 • Fax: (919) 544-5491

TRIANGLE LABORATORIES, INC. Date: 06/15/2002

Initial Calibration Summary for PF56152

Analysis Date....: 06/15/2002 Method.....: C2NF

Instrument.....: P GC Column...: DB-225

Analytes	RF	SD	%RSD	RT	RT/LO	RT/HI	Ratio1	Ratio2	N
2378-TCDF	1.120	0.033	3%	22:41	15:41	26:41	0.778		6
TOTAL TCDF	1.120	0.033	3%				0.778		6
2378-TCDD	1.131	0.028	2%	21:18	17:17	25:17	0.780		6
TOTAL TCDD	1.131	0.028	2%				0.780		6

Other Standards	RF	SD	%RSD	RT	RT/LO	RT/HI	Ratio1	Ratio2	N
37Cl-TCDD	1.037	0.029	3%	21:18	19:17	23:17			6

Internal Standards	RF	SD	%RSD	RT	RT/LO	RT/HI	Ratio1	Ratio2	N
13C12-2378-TCDF	1.519	0.052	3%	22:41	21:41	23:41	0.802		6
13C12-2378-TCDD	1.075	0.057	5%	21:17	19:17	23:17	0.788		6

Recovery Standards	RF	SD	%RSD	RT	RT/LO	RT/HI	Ratio1	Ratio2	N
13C12-1234-TCDD	1.000	0.000	0%	21:33			0.813		6

*** End of Report ***

Triangle Laboratories, Inc.®
2445 S. Alston Ave. • Durham, North Carolina 27713
Phone: (919) 544-5729 • Fax: (919) 544-5491

TRIANGLE LABORATORIES, INC. Date: 07/13/2002

VER WB21058

Analysis Date....: 07/13/2002
Operator.....: JLD
Init Calibration.: WF5614B
ICal Date.....: 06/14/2002

Method.....: 161B
Instrument..: W
Std.Conc....: 10.00
GC Column...: DB-5
GC Column ID:2194146

Analyte Summary

Name	Ratio 1&2	RT Lo/Hi	RT	Rel. RT	ICal RF	Conc	Conc Range
Total TriCDF		17:34 24:34			0.000		
1368-TCDF	0.746	23:25 28:28	23:32	0.8856	1.144		
2378-TCDF	0.709		26:35	1.0004	1.144	9.41	8.60 - 11.60
TOTAL TCDF	0.729				1.144		
1368-TCDD	0.779	24:41 28:26	24:49	0.9102	1.103		
1379-TCDD	0.818		25:11	0.9234	1.103		
2378-TCDD	0.774		27:17	1.0004	1.103	9.91	8.20 - 12.30
TOTAL TCDD	0.788				1.103		
12378-PeCDF	1.504	28:21 32:15	30:27	1.0007	1.215	46.70	41.00 - 60.00
23478-PeCDF	1.509		31:08	1.0010	1.188	45.91	41.00 - 61.00
TOTAL PeCDF	1.507				1.202		
12378-PeCDD	1.568	29:33 32:06	31:27	1.0000	1.266	43.77	39.00 - 65.00
TOTAL PeCDD	1.568				1.266		
123478-HxCDF	1.283	32:45 35:30	33:52	1.0006	1.242	49.92	45.00 - 56.00
123678-HxCDF	1.299		33:57	1.0000	1.292	49.31	44.00 - 57.00
234678-HxCDF	1.258		34:27	1.0006	1.204	52.97	44.00 - 57.00
123789-HxCDF	1.306		35:14	1.0003	1.264	53.75	45.00 - 56.00
TOTAL HxCDF	1.286				1.250		
123478-HxCDD	1.234	33:14 35:07	34:34	1.0006	1.164	51.59	39.00 - 64.00
123678-HxCDD	1.230		34:39	1.0006	1.092	49.98	39.00 - 64.00
123789-HxCDD	1.223		34:58	1.0098	1.158	49.79	41.00 - 61.00
TOTAL HxCDD	1.229				1.138		

Triangle Laboratories, Inc.®
2445 S. Alston Ave. • Durham, North Carolina 27713
Phone: (919) 544-5729 • Fax: (919) 544-5491

Printed: 12:06 07/13/2002

1234678-HpCDF	1.068	36:45 38:39	36:54	1.0005	1.492	50.33	45.00 - 55.00
1234789-HpCDF	1.051		38:29	1.0003	1.488	50.22	43.00 - 58.00
TOTAL HpCDF	1.060				1.490		
1234678-HpCDD	1.023	37:02 38:08	37:57	1.0000	1.009	48.60	43.00 - 58.00
TOTAL HpCDD	1.023				1.009		
OCDF	0.872	39:39 43:39	41:53	1.0055	1.326	95.81	63.00 -159.00
OCDD	0.827	39:39 43:39	41:41	1.0007	1.051	95.75	79.00 -126.00

Other Standard Summary

Name	Ratio 1&2	RT Lo/Hi	RT	Rel. RT	ICal RF	Conc	Conc Range
37Cl-TCDD		25:16 29:16	27:18	1.0011	1.207	10.05	8.30 - 12.10

Internal Standard Summary

Name	Ratio 1&2	RT Lo/Hi	RT	Rel. RT	ICal RF	Conc	Conc Range
13C12-2378-TCDF	0.750	25:06 30:06	26:34	0.9804	1.447	102.72	76.00 -131.00
13C12-2378-TCDD	0.780	25:06 29:06	27:16	1.0063	1.184	101.79	85.00 -117.00
13C12-PeCDF 123	1.441	25:06 35:06	30:26	1.1229	1.181	115.41	76.00 -130.00
13C12-PeCDF 234	1.454		31:06	1.1476	1.183	116.17	77.00 -130.00
13C12-PeCDD 123	1.437	23:06 33:06	31:27	1.1605	0.707	132.02	62.00 -160.00
13C12-HxCDF 478	0.494	30:57 38:57	33:51	0.9685	1.314	102.13	76.00 -131.00
13C12-HxCDF 678	0.502		33:57	0.9714	1.348	101.46	70.00 -143.00
13C12-HxCDF 234	0.507		34:26	0.9851	1.274	105.94	73.00 -137.00
13C12-HxCDF 789	0.521		35:13	1.0077	1.107	111.38	74.00 -135.00
13C12-HxCDD 478	1.286	33:57 35:57	34:33	0.9886	0.910	102.23	85.00 -117.00
13C12-HxCDD 678	1.169		34:38	0.9908	0.975	105.38	85.00 -118.00
13C12-HpCDF 678	0.427	32:57 43:57	36:53	1.0552	0.966	106.20	78.00 -129.00
13C12-HpCDF 789	0.409		38:28	1.1007	0.764	102.39	77.00 -129.00
13C12-HpCDD 678	1.026	32:57 40:57	37:57	1.0858	0.796	105.57	72.00 -138.00

Triangle Laboratories, Inc.®
2445 S. Alston Ave. • Durham, North Carolina 27713
Phone: (919) 544-5729 • Fax: (919) 544-5491

13C12-OCDD	0.868	41:32 41:52	41:39	1.1917	0.638	202.68	96.00	-415.00

Recovery Standard Summary

Name	Ratio 1&2	RT Lo/Hi	RT	Rel. RT	ICal RF	Conc	Conc	Range
13C12-1234-TCDD	0.794	25:06 29:06	27:06	0.9938	1.000			
13C12-HxCDD 789	1.222	33:57 35:57	34:57	1.0116	1.000			

Triangle Laboratories, Inc.®
2445 S. Alston Ave. • Durham, North Carolina 27713
Phone: (919) 544-5729 • Fax: (919) 544-5491

Compound/ M_Z....	..RT.	OK Ratio	Total.Area...	Area.Peak.1..	Area.Peak.2..	Rel.RT	Compound.Name..	ID..
TCDF		0.65-0.89						
304-306	23:32	0.75	2,914.54	1,245.60	1,668.94	0.886	1368-TCDF	AN
	26:35	0.71	2,711.78	1,125.37	1,586.41	1.000	2378-TCDF	AN
304-306		2 Peaks						
13C12-TCDF		0.65-0.89						
316-318	26:34	0.75	25,204.70	10,803.20	14,401.50	0.980	13C12-2378-TCDF	IS0
316-318		1 Peak						
---------- Above: TCDF / TCDD Follows ----------								
TCDD		0.65-0.89						
320-322	24:49	0.78	1,970.46	863.11	1,107.35	0.910	1368-TCDD	AN
	25:11	0.82	1,711.77	770.13	941.64	0.923	1379-TCDD	AN
	27:17	0.77	2,234.64	975.31	1,259.33	1.000	2378-TCDD	AN
320		3 Peaks						
37Cl-TCDD								
328	27:18		2,056.92	2,056.92		1.001	37Cl-TCDD	CLS
328-330		1 Peak						
13C12-TCDD		0.65-0.89						
332-334	27:06	0.79	16,957.23	7,506.34	9,450.89	0.994	13C12-1234-TCDD	RS1
	27:16	0.78	20,435.93	8,956.23	11,479.70	1.006	13C12-2378-TCDD	IS1
332-334		2 Peaks						
---------- Above: TCDD / PeCDF Follows ----------								
PeCDF		1.32-1.78						
340-342	30:27	1.50	13,114.65	7,877.64	5,237.01	1.001	12378-PeCDF	AN
	31:08	1.51	12,710.36	7,645.10	5,065.26	1.001	23478-PeCDF	AN
340-342		2 Peaks						
13C12-PeCDF		1.32-1.78						
352-354	30:26	1.44	23,112.66	13,642.60	9,470.06	1.123	13C12-PeCDF 123	IS2
	31:06	1.45	23,303.57	13,806.00	9,497.57	1.148	13C12-PeCDF 234	IS3
352-354		2 Peaks						
---------- Above: PeCDF / PeCDD Follows ----------								
PeCDD		1.32-1.78						
356-358	31:27	1.57	8,769.76	5,354.34	3,415.42	1.000	12378-PeCDD	AN
356-358		1 Peak						
13C12-PeCDD		1.32-1.78						
368-370	31:27	1.44	15,827.42	9,333.16	6,494.26	1.161	13C12-PeCDD 123	IS4
368-370		1 Peak						
---------- Above: PeCDD / HxCDF Follows ----------								
HxCDF		1.05-1.43						
374-376	33:52	1.28	9,963.97	5,599.27	4,364.70	1.001	123478-HxCDF	AN

Compound/ M_Z....	..RT.	OK Ratio	Total.Area...	Area.Peak.1..	Area.Peak.2..	Rel.RT	Compound.Name..	ID..
	33:57	1.30	10,436.09	5,896.33	4,539.76	1.000	123678-HxCDF	AN
	34:27	1.26	10,308.75	5,743.79	4,564.96	1.001	234678-HxCDF	AN
	35:14	1.31	10,032.18	5,682.39	4,349.79	1.000	123789-HxCDF	AN
374-376		4 Peaks						
13C12-HxCDF		0.43-0.59						
384-386	33:51	0.49	16,071.66	5,314.86	10,756.80	0.969	13C12-HxCDF 478	IS5
	33:57	0.50	16,380.21	5,476.61	10,903.60	0.971	13C12-HxCDF 678	IS6
	34:26	0.51	16,164.56	5,438.36	10,726.20	0.985	13C12-HxCDF 234	IS7
	35:13	0.52	14,766.27	5,055.77	9,710.50	1.008	13C12-HxCDF 789	IS8
384-386		4 Peaks						
---------- Above: HxCDF / HxCDD Follows ----------								
HxCDD		1.05-1.43						
390-392	34:34	1.23	6,690.11	3,695.40	2,994.71	1.001	123478-HxCDD	AN
	34:39	1.23	6,716.42	3,704.73	3,011.69	1.001	123678-HxCDD	AN
	34:58	1.22	6,759.37	3,718.09	3,041.28	1.010	123789-HxCDD	AN
390-392		3 Peaks						
13C12-HxCDD		1.05-1.43						
402-404	34:33	1.29	11,141.60	6,267.49	4,874.11	0.989	13C12-HxCDD 478	IS9
	34:38	1.17	12,305.62	6,633.43	5,672.19	0.991	13C12-HxCDD 678	IS10
	34:57	1.22	11,976.43	6,586.70	5,389.73	1.012	13C12-HxCDD 789	RS2
402-404		3 Peaks						
---------- Above: HxCDD / HpCDF Follows ----------								
HpCDF		0.88-1.20						
408-410	36:54	1.07	9,226.06	4,763.85	4,462.21	1.001	1234678-HpCDF	AN
	38:29	1.05	7,000.36	3,587.37	3,412.99	1.000	1234789-HpCDF	AN
408-410		2 Peaks						
13C12-HpCDF		0.37-0.51						
418-420	36:53	0.43	12,286.83	3,676.66	8,610.17	1.055	13C12-HpCDF 678	IS11
	38:28	0.41	9,368.68	2,720.70	6,647.98	1.101	13C12-HpCDF 789	IS12
418-420		2 Peaks						
---------- Above: HpCDF / HpCDD Follows ----------								
HpCDD		0.88-1.20						
424-426	37:57	1.02	4,935.45	2,496.10	2,439.35	1.000	1234678-HpCDD	AN
424-426		1 Peak						
13C12-HpCDD		0.88-1.20						
436-438	37:57	1.03	10,064.20	5,095.50	4,968.70	1.086	13C12-HpCDD 678	IS13
436-438		1 Peak						
---------- Above: HpCDD / Octa-CDD and CDF Follows ----								
OCDF		0.76-1.02						
442-444	41:53	0.87	9,837.74	4,583.36	5,254.38	1.006	OCDF	AN

Compound/ M_Z....	..RT.	OK	Ratio	Total.Area...	Area.Peak.1..	Area.Peak.2..	Rel.RT	Compound.Name..	ID..
442-444		1 Peak							
OCDD		0.76-1.02							
458-460	41:41		0.83	7,792.06	3,527.66	4,264.40	1.001	OCDD	AN
458-460		1 Peak							
13C12-OCDD		0.76-1.02							
470-472	41:39		0.87	15,486.51	7,196.12	8,290.39	1.192	13C12-OCDD	IS14
470		1 Peak							

Column Description.....

M_Z - Nominal Ion Mass(es)
..RT. - Retention Time (mm:ss)
Rat.1 - Ratio of M/M+2 Ions
OK - RO=Ratio Outside Limits
Rel.RT - Relative Retention Time

*** End of Report ***

Date: 07/15/2002 TRIANGLE LABORATORIES, INC.

Continuing Calibration for P022482

Analysis Date....: 07/15/2002 Method.....: C2NF
Operator.....: JMM Instrument..: P
Init Calibration.: PF56152 Std.Conc....: 10.00
ICal Date.....: 06/15/2002
Analysis Time....: 00:53 GC Column...: DB-225

Analyte Summary

Name	RF	Ratio 1&2	RT Lo/High	RT	Rel. RT	ICal RF	Delta RF	%D
2378-TCDF	1.041	0.75	17:04 23:51	21:40	1.0009	1.120	-0.079	-7.1%
TOTAL TCDF	1.041	0.75				1.120	-0.079	-7.1%
2378-TCDD	1.030	0.76	17:54 23:12	20:22	1.0010	1.131	-0.101	-8.9%
TOTAL TCDD	1.030	0.76				1.131	-0.101	-8.9%

Other Standard Summary

Name	RF	Ratio 1&2	RT Lo/High	RT	Rel. RT	ICal RF	Delta RF	%D
37Cl-TCDD	0.997		18:21 22:21	20:22	1.0010	1.037	-0.040	-3.8%

Internal Standard Summary

Name	RF	Ratio 1&2	RT Lo/High	RT	Rel. RT	ICal RF	Delta RF	%D
13C12-2378-TCDF	1.377	0.76	20:39 22:39	21:39	1.0000	1.519	-0.142	-9.4%
13C12-2378-TCDD	1.045	0.81	18:21 22:21	20:21	1.0000	1.075	-0.030	-2.8%

Recovery Standard Summary

Name	RF	Ratio 1&2	RT Lo/High	RT	Rel. RT	ICal RF	Delta RF	%D
13C12-1234-TCDD	1.000	0.81		20:38	1.0138	1.000	0.000	0.0%

Triangle Laboratories, Inc.®
2445 S. Alston Ave. • Durham, North Carolina 27713
Phone: (919) 544-5729 • Fax: (919) 544-5491

Printed: 02:38 07/15/2002

Compound/ M_Z....	..RT.	OK	Ratio	Total.Area...	Area.Peak.1..	Area.Peak.2..	Rel.RT	Compound.Name..	ID..
TCDF		0.65-0.89							
304-306	21:40		0.75	100.91	43.31	57.60	1.001	2378-TCDF	AN
304-306		1 Peak							
13C12-TCDF		0.65-0.89							
316-318	21:39		0.76	969.82	419.92	549.90	1.000	13C12-2378-TCDF	IS0
316-318		1 Peak							
---------- Above: TCDF / TCDD Follows ----------									
TCDD		0.65-0.89							
320-322	20:22		0.76	75.85	32.79	43.06	1.001	2378-TCDD	AN
320		1 Peak							
37Cl-TCDD									
328	20:22			73.40	73.40		1.001	37Cl-TCDD	SUR1
328-330		1 Peak							
13C12-TCDD		0.65-0.89							
332-334	20:21		0.81	736.09	330.08	406.01	1.000	13C12-2378-TCDD	IS1
	20:38		0.81	704.44	314.44	390.00	1.014	13C12-1234-TCDD	RS1
332		2 Peaks							

Column Description.....

M_Z - Nominal Ion Mass(es)
..RT. - Retention Time (mm:ss)
Rat.1 - Ratio of M/M+2 Ions
OK - RO=Ratio Outside Limits
Rel.RT - Relative Retention Time

*** End of Report ***