FILE COPY

TRIANGLE LAB

Analytical Results For
Kuhlman Electric Corporation
Crystal Springs, Mississippi

July 15, 2002 Report

BOOK I

Project # 57752A

GeoEnvironmental Associates, LLC | MARTIN & SLAGLE

Summary Table of Contents
Soil Dioxin/Furan Analytical Laboratory Data Sheets
Crystal Springs Site, Mississippi

Sample Location	Depth (ft)	Book No.
TR-1	0-0.5	I
TR-1	0.5-1	I
TR-2	0-0.5	I, II
TR-2	0.5-1	I, II
DP-3	0.5	III
DP-3	0.5-1.0	I, II
TR-3	0-0.5	I, II
TR-3	0.5-1	II
DP-27	0.5	III
DP-27	0-2	VI
DP-39	0.5	III
DP-39	0-2	VI
DP-65	0.5	III
DP-65	0-2	V
DP-82	0.5	IV, V
DP-82	0-2	V
DP-104	0.5	IV, V
DP-104	0-2	V
DP-112	0.5	II
DP-112	2	III
DP-126	0.5	IV, V
DP-137	0.5	III
DP-137	0-2	V
DP-143	0.5	III
DP-143	0-2	V
DP157	0-0.5	VII
DP157	0.5-1	VII
DP157	1.0-2.0	VII
DP159	0-0.5	VII
DP159	0.5-1	VII
DP159	1.0-2.0	VII
DP-160	0-0.5	I,II
DP-163	0-0.5	I,II
DP-163	0-2	V
DP164	0-0.5	VI
DP164	0.5-1	VI
DP164	2-Jan	VI
DP177	0-0.5	VII
DP177	0.5-1	VII
DP177	1.0-2.0	VII
DP-179	0-0.5	I,II
DP-179	0-2	V
DP-209	0-0.5	IV, V
DP-209	0-2	VI
DP-210	0-0.5	I, II
DP220	0-0.5	VI
DP220	0.5-1	VI

Summary Table of Contents
Soil Dioxin/Furan Analytical Laboratory Data Sheets
Crystal Springs Site, Mississippi

Sample Location	Depth (ft)	Book No.
DP220	1.0-2.0	VI
DP-642	0-0.5	IV, V
DP-642	0-2	VI
DP-643	0-0.5	II
DP-655	0-0.5	II
DP-675	0-0.5	IV
DP-676	0-0.5	VI, V
DP-676	0-2	VI
DP-692	0-0.5	IV, V
DP-695	0-0.5	IV
DP-702	1.5-2	I, II

FILE COPY

TRIANGLE LAB
Crystal Springs, MS
Sample Analysis - Dioxin/Furan
July 15,2002 Report

Book I

Project # 57752A

Dates of Samples/ COC	Sample #	Pages	Depth
	Case Narrative	**1 - 11**	
	Document Control (COC)	**12 – 43**	
	Sample Data	**44 – 471**	(Continued in Book II: 472-727)
	OPR	60-78	
	TLI Blank	79-99	
6/27/02	DF-DP-702	100-126	1.5-2'
	DF-DP-702 (Tetra Only)	127-134	1.5-2'
	DF-DP-210	135-166	0-0.5
	DF-DP-210 (Tetra Only)	167-175	0-0.5'
	Duplicate Sample	176-209	
	Duplicate Sample (Tetra Only)	210-217	
6/26/02	DF-DP-3	218-248	0.5-1.0'
	DF-DP-3 (Tetra Only)	249-256	0.5-1.0'
	DF-DP-179	257-276	0-0.5'
	DF-DP-160	277-308	0-0.5'
	DF-DP-160 (Tetra Only)	309-317	0-0.5'
	DF-TR-1	318-345	0-0.5'
	DF-TR-1 (Tetra Only)	346-354	0-0.5'
	DF-TR-1	355-378	0.5-1'
	DF-TR-2	379-406	0-0.5'
	DF-TR-2 (Tetra Only)	407-415	0-0.5'
	DF-TR-2	416-439	0.5-1'
	DF-DP-163	440-471	0-0.5'
(Continued in Book II)			

7/17/02 1 of 2

RECEIVED
JUL 17 2002

FILE COPY

CASE NARRATIVE

Analysis of Samples for the Presence of

Polychlorinated Dibenzo-*p*-Dioxins and Dibenzofurans by

High-Resolution Chromatography / High-Resolution Mass Spectrometry

Method 1613B (9/97)

Date:	July 15, 2002
Client ID:	Martin & Slagle
P.O. Number:	
TLI Project Number:	57752A

This report should only be reproduced in full. Any partial reproduction of this report requires written permission from Triangle Laboratories, Inc.

Rev.11/19/97
WWW.TriangleLabs.com

Overview

The samples and associated QC samples were extracted and analyzed according to procedures described in EPA Method 1613B (September 1997). Any particular difficulties encountered during the sample handling by Triangle Laboratories will be discussed in the QC Remarks section below. This report contains results from only the 1613 dioxin/furan analyses of seventeen soil samples.

Quality Control Samples

A laboratory method blank and an ongoing precision and recovery (OPR) sample are extracted and analyzed with each batch of samples.

Quality Control Remarks

This analytical data has been released after being subjected to a series of inspections. General deviations from acceptable QC requirements are identified below. Specific QC issues associated with this particular project are:

Sample receipt: Thirty-five soil samples were received from Martin & Slagle in good condition on June 28, 2002 at 4.0°C and stored in a refrigerator at 4°C. The sample identifications on the sample labels did not exactly match those on the client's chain of custody. The sample identifications on the sample labels were used for all reports and paperwork.

Sample Preparation Laboratory: None

Mass Spectrometry: None

Data Review: Sample DF-DP-112 0.5 exhibits the presence of saturated analyte signals (signals outside the dynamic range of the instrument) for several analytes. The affected analytes are flagged "S" on the quantitation report. The results for these analytes should be considered minimum estimates of the actual concentrations present in the sample.

The ion abundance ratio for the 1234678-HpCDF internal standard is outside of method criteria in sample DF-DP-112 0.5. In addition, the recovery of this standard is QC limits. These issues are due to the presence of a quantitative interference that is coeluting with this standard. The quantitative interference is due to the saturated 1234678-HpCDF analyte.

Several of the field samples exhibit analytes that exceed the calibration range of the instrument. These analytes are flagged "E" on the quantitation report.

Samples DF-DP-163 0-0.5, DF-DP-643 0-0.5, and DUPLICATE (06/26/02) have DB-225 analysis results that are greater than the DB-5 analysis results. This is due to the presence of likely interferences that are coeluting with the 2378-TCDF analytes in the both DB-225 and DB-5 analyses.

General Comments: No 2,3,7,8-substituted target analytes were detected in the method blank above the target detection limit (TDL).

The detection limits in some samples may be above the Target Detection Limit due to Method 1613B reporting format which requires that GC peaks which do not meet QC criteria for ion-abundance ratio be reported in the detection limit.

The analytical data presented in this report are consistent with the guidelines of Method 1613B. Any exceptions have been discussed in the QC Remarks section of this case narrative with emphasis on their effect on the data. Should Martin & Slagle have any questions or comments regarding this data package, please feel free to contact one of our Project Scientists at (919) 544-5729.

For Triangle Laboratories, Inc.,

Released by,

Vijay S. Chheda

Report Preparation Chemist

The total number of pages in the data package is: 759.

Method 1613 Sample Calculations:

Analyte Concentration

The concentration or amount of any analyte is calculated using the following expression.

$$Amt_{(\sigma)} = \frac{A_\sigma * Q_\beta}{A_\beta * RRF_{(\sigma)} * W}$$

Where:

$Amt_{(\sigma)}$	=	amount of a given analyte, expressed in nanograms (ng) or picograms (pg).
A_σ	=	integrated current for the characteristic ions of the analyte
A_β	=	integrated current of the characteristic ions of the corresponding internal standard
Q_β	=	amount of internal standard added to the sample before extraction
$RRF_{(\sigma)}$	=	mean analyte relative response factor from the initial calibration
W	=	sample weight or volume (W = 1.0 for Method 23 samples)

Detection Limits

The detection limit reported for a target analyte that is not detected or presents an analyte response that is less than 2.5 times the background level is calculated by using the following expression. The area of the analyte is replaced by the noise level measured in a region of the chromatogram clear of genuine GC signals. The detection limits represent the maximum possible concentration of a target analyte that could be present without being detected.

$$DL_{(\sigma)} = \frac{2.5 * H * Q_\beta}{H_\beta * RRF_{(\sigma)} * W}$$

Where:

$DL_{(\sigma)}$	=	estimated detection limit for a target analyte, expressed in ng or pg
2.5	=	minimum response required for a GC signal
H	=	sum of the height of the noise level
H_β	=	sum of the height of the characteristic ions of the corresponding internal standard
Q_β	=	amount of internal standard added to the sample before extraction
$RRF_{(\sigma)}$	=	mean analyte relative response factor from the initial calibration
W	=	sample weight or volume

Data Flags

In order to assist with data interpretation, data qualifier flags are used on the final reports. Please note that all data qualifier flags are subjective and are applied as consistently as possible. Each flag has been reviewed by two independent Chemists and the impact of the data qualifier flag on the quality of the data discussed above. The most commonly used flags are:

A **'B'** flag is used to indicate that an analyte has been detected in the laboratory method blank as well as in an associated field sample. The 'B' flag is used only when the concentration of analyte found in the sample is less than 20 times that found in the associated blank. This flag denotes possible contribution of background laboratory contamination to the concentration or amount of that analyte detected in the field sample.

An **'E'** flag is used to indicate a concentration based on an analyte to internal standard ratio which exceeds the range of the calibration curve. Values which are outside the calibration curve are estimates only.

An **'I'** flag is used to indicate labeled standards have been interfered with on the GC column by coeluting, interferent peaks. The interference may have caused the standard's area to be overestimated. All quantitations relative to this standard, therefore, may be underestimated.

A **'J'** flag is used to indicate a concentration based on an analyte to internal standard ratio which is below the calibration curve. Values which are outside the calibration curve are estimates only.

A **'PR'** flag is used to indicate that a GC peak is poorly resolved. This resolution problem may be seen as two closely eluting peaks without a reasonable valley between the peak tops, overly broad peaks, or peaks whose shapes vary greatly from a normal distribution. The concentrations or amounts reported for such peaks are most likely overestimated.

A **'Q'** flag is used to indicate the presence of QC ion instabilities caused by quantitative interferences.

An **'RO'** flag is used to indicate that a labeled standard has an ion abundance ratio that is outside of the acceptable QC limits, most likely due to a coeluting interference. This may have caused the percent recovery of the standard to be overestimated. All quantitations versus this standard, therefore, may be underestimated.

An **'S'** flag indicates that the response of a specific PCDD/PCDF isomer has exceeded the normal dynamic range of the mass spectrometer detection system. The corresponding signal is saturated and the reported analyte concentration is a 'minimum estimate'. When the 'S' qualifier is used in the reporting of 'totals', there is saturation of one (not

necessarily from a specific isomer) or more saturated signals for a given class of compounds. Results for saturated analytes are reported as greater than the upper calibration limit.

A 'U' flag is used to indicate that a specific isomer cannot be resolved from a large, co-eluting interferent GC peak. The specific isomer is reported as not detected as a valid concentration cannot be determined. The calculated detection limit, therefore, should be considered an underestimated value.

A 'V' flag is used to indicate that, although the percent recovery of a labeled standard may be below a specific QC limit, the signal-to-noise ratio of the peak is greater than ten-to-one. The standard is considered reliably quantifiable. All quantitations derived from the standard are considered valid as well.

An 'X' flag is used to indicate that a polychlorodibenzofuran (PCDF) peak has eluted at the same time as the associated diphenyl ether (DPE) and that the DPE peak intensity is at least ten percent of the total PCDF peak intensity. Total PCDF values are flagged 'X' if the total DPE contribution to the total PCDF value is greater than ten percent. All PCDF peaks that are significantly influenced by the presence of DPE peaks are either reported as "estimated maximum possible concentration (EMPC) values without regard to the isotopic abundance ratio, or are included in the detection limit value depending on the analytical method.

ACCREDITED IN ACCORDANCE WITH nelac

TRIANGLE LABORATORIES, INC.

LIST OF CERTIFICATIONS AND ACCREDITATIONS

ENVIRONMENTAL

Primary NELAC Certificate: **Florida Department of Health, #E87769; SDWA**, Method 1613, 2,3,7,8-TCDD for Dioxin in Drinking Water; **CWA**, Method 613, 2,3,7,8-TCDD AND Method 1613, PCDD/PCDF & totals; **RCRA/CERCLA**, Methods 8280/8290, PCDD/PCDF & totals; **CAA**, TO-9A, all dioxins/furans AND TO-13A, semi-volatiles. Expires June 30, 2003.

Primary NELAC Certificate: **State of New Jersey, Department of Environmental Protection.** ID #NC851. **CAA**, Methods 0023A and MM5 (Sampling Train). **Secondary NELAC Certificate**: **SDWA**, Method 1613, 2,3,7,8-TCDD for Dioxin in Drinking Water; **CWA**, Method 1613, PCDD/PCDF & totals; **RCRA/CERCLA**, Method 8290, PCDD/PCDF & totals. Expires August 16, 2002.

State of Alabama, Department of Environmental Management. Laboratory ID # 40950. 2,3,7,8 TCDD (Dioxin) in drinking water. Expires 31 July 2002.

State of Alaska, Department of Environmental Conservation. Lab ID #NC-06-00. Certificate number NC00140. 2,3,7,8- TCDD (Dioxin) in drinking water. Expires December 21, 2002.

State of Arizona, Department of Health Services. Certificate #AZ0423. Drinking Water for Dioxin, Dioxins in Waste Water and Solid or Hazardous Waste. Expires May 25, 2003.

State of Arkansas, Department of Environmental Quality. Pulp/paper, soil, water, and Hazardous Waste for Dioxin/Furans. Expires 8 January 2003.

Secondary NELAC Certificate: **State of California, Department of Health Services, Certificate No. 01167CA.** **SDWA**, Method 1613, 2,3,7,8-TCDD for Dioxin in Drinking Water; **CWA**, Method 613, 2,3,7,8-TCDD AND Method 1613, PCDD/PCDF & totals; **RCRA/CERCLA**, Methods 8280/8290, PCDD/PCDF & totals; **CAA**, TO-9A, all dioxins/furans AND TO-13A, semi-volatiles. Expires October 31, 2002.

State of Colorado, Department of Public Health and Environment. **SDWA**, Dioxin by EPA 1613. Expires April 30, 2003.

State of Connecticut, Department of Health Services. Registration # PH-0117. **SDWA**, Method 1613, 2,3,7,8-TCDD for Dioxin in Drinking Water; **CWA**, Method 1613, PCDD/PCDF & totals; **RCRA/CERCLA**, Methods 8280/8290, PCDD/PCDF & totals. Expires September 30, 2003.

2445 S. Alston Ave. - Durham, NC 27713 - (919) 544-5729 - FAX (919) 544-5491
www.trianglelabs.com

Delaware Health and Social Services. Dioxin Certification waived for out-of-state laboratories; accept home-state Certifications.

Primary NELAC Certificates: **Florida Department of Health, #E87769;** SDWA, Method 1613, 2,3,7,8-TCDD for Dioxin in Drinking Water; CWA, Method 613, 2,3,7,8-TCDD AND Method 1613, PCDD/PCDF & totals; RCRA/CERCLA, Methods 8280/8290, PCDD/PCDF & totals; CAA, TO-9A, all dioxins/furans AND TO-13A, semi-volatiles. Expires June 30, 2003.

Georgia Department of Environmental Quality. Chemical Certification of Drinking Water for Dioxins, method 1613, reciprocity based on North Carolina Certification. SDWA, Method 1613, 2,3,7,8-TCDD for Dioxin in Drinking Water; CWA, Method 613, 2,3,7,8-TCDD AND Method 1613, PCDD/PCDF & totals; RCRA/CERCLA, Methods 8280/8290, PCDD/PCDF & totals; CAA, TO-9A, all dioxins/furans AND TO-13A, semi-volatiles; reciprocity based on **FL-DOH NELAC Certificates**. Certificate # 953, expires June 30, 2002.

Hawaii Department of Health. Certified for Dioxin under the Safe Drinking Water Act. "Accepted" status for regulatory purposes. Expires June 30, 2002.

Idaho Department of Health and Welfare. Dioxin in drinking water, EPA Method 1613. Expires December 31, 2002.

Secondary NELAC Certificate: **Illinois Environmental Protection Agency.** Accreditation Number #200007, Certificate #000468; **Drinking Water**, Method 1613, 2,3,7,8-TCDD; **Wastewater, Organic**, Methods 1613 and 613; **Hazardous and Solid Waste, Organic**, Methods 8280A and 8290. Expires 30 September 2002.

Indiana Department of Health. Dioxin in drinking water, EPA method 1613. Lab ID # C-NC-01. Expires July 31, 2002.

Secondary NELAC Certificate: **State of Kansas, Department of Health and Environment.** Cert. # E-10215. SDWA, Method 1613, 2,3,7,8-TCDD for Dioxin in Drinking Water; CWA, Method 1613, PCDD/PCDF; RCRA/CERCLA, Methods 8280/8290, PCDD/PCDF & totals. Expires 31 January 2003.

Commonwealth of Kentucky, Department for Environmental Protection. Lab ID #90060. 2,3,7,8 TCDD (Dioxin) in drinking water. Expires December 31, 2002.

Secondary NELAC Certificate: **State of Louisiana Department of Environmental Quality.** Certificate # 01979. CAA, TO-9A and TO-13A; CWA, Method 613 2,3,7,8-TCDD and Method 1613 PCDDs/PCDFs; Solid and Hazardous Waste Methods 8280A & 8290 PCDDs/PCDFs; Misc. Methods 1613, 8280A & 8290. Expires 30 June 2003.

Secondary NELAC Certificate: **State of Louisiana Department of Health & Hospitals.** Dioxin (2,3,7,8-TCDD) in Drinking Water. Certificate # LA020003. Expires December 31, 2002.

Maine Department of Human Services. Certification #: NC140. SDWA, Method 1613, 2,3,7,8-TCDD for Dioxin in Drinking Water; CWA, Method 1613, PCDD/PCDF. Expires May 30, 2004.

Maryland Department of Health and Mental Hygiene. Certification # 235, SOC 2 (Dioxin). Expires September 30, 2002.

Commonwealth of Massachusetts, Department of Environmental Protection, does not require Certification for Drinking Water Dioxin/Furan analysis.

State of Michigan, Department of Environmental Quality. 2,3,7,8 TCDD by Method 1613. Expires April 1, 2001. **Renewal pending.*

Minnesota Department of Health. The certification program in MN does not include dioxins/furans for CWA, SDWA of RCRA/CERCLA. See **U.S. EPA Region V.**

Mississippi State Department of Health. Dioxin in drinking water. No expiration date.

Montana Department of Health and Environmental Services. CERT0019. Dioxin in drinking water. Expires December 31, 2002.

State of Nebraska Department of Health. Reciprocal certification through the North Carolina Department of Health and Human services and Florida DOH NELAC Certification. **SDWA**, Method 1613, 2,3,7,8-TCDD for Dioxin in Drinking Water; **CWA**, Method 613, 2,3,7,8-TCDD AND Method 1613, PCDD/PCDF & totals; **RCRA/CERCLA**, Methods 8280/8290, PCDD/PCDF & totals; **CAA**, TO-9A, all dioxins/furans AND TO-13A, semi-volatiles. Expires July 31, 2002.

State of Nevada, Department of Conservation and Natural Resources. Lab Certificate No. NC-00140-2002-73, expires July 31, 2002. **CWA**, Method 1613, PCDD/PCDF & totals, expires July 31, 2002.

State of Nevada, Department of Human Resources. Lab Certificate No. NC-00140-2002-73, expires July 31, 2002. **SDWA**, Method 1613, 2,3,7,8-TCDD for Dioxin in Drinking Water, expires July 31, 2002.

Primary NELAC Certificate: **State of New Jersey, Department of Environmental Protection.** ID #NC851. **CAA**, Methods 0023A and MM5 (Sampling Train). **Secondary NELAC Certificate**: **SDWA**, Method 1613, 2,3,7,8-TCDD for Dioxin in Drinking Water; **CWA**, Method 1613, PCDD/PCDF & totals; **RCRA/CERCLA**, Method 8290, PCDD/PCDF & totals. Expires August 16, 2002.

State of New Mexico, Environment Department. Safe Drinking Water Act; 2,3,7,8-TCDD by Method 1613. Expires 30 June 2002.

Secondary NELAC Certificate: **New York State Department of Health, LAB ID #11026.** Potable Water, 2,3,7,8-TCDD, EPA 1613, Serial # 14199; Non-Potable Water, 2,3,7,8-TCDD, EPA 613, Serial # 14200. Valid through 15 June 2002.

State of North Carolina, Department of Health and Human Services. Certificate # 37751. Dioxin in drinking water. Expires July 31, 2002.

North Dakota State Department of Health and Consolidated Laboratories. Certificate # R-076. Dioxin in drinking water. Expires June 30, 2002.

Ohio EPA. Ohio does not offer out-of-state lab certifications; certification by EPA Region 5 is honored.

Oklahoma Department of Environmental Quality. Laboratory #9612. 2,3,7,8 TCDD (Dioxin). Expires August 31, 2002.

Secondary NELAC Certificate: **Oregon Environmental Laboratory Accreditation Program.** Certificate No:-911918452. SDWA, Method 1613, 2,3,7,8-TCDD for Dioxin in Drinking Water; CWA, Method 613, 2,3,7,8-TCDD AND Method 1613, PCDD/PCDF & totals; RCRA/CERCLA, Methods 8280/8290, PCDD/PCDF & totals; CAA, TO-9A, all dioxins/furans AND TO-13A, semi-volatiles. Expires January 31, 2003.

State of South Carolina, Department of Health and Environmental Control. Certificate number #99040001 (Other parameters). Dioxin/Furans by method 1613B - Safe Drinking Water Act; 2,3,7,8-TCDD for Drinking Water, and Organic extractables for Solid and Hazardous Waste. Reciprocal certification with New York. Expires June 03, 2001. Certificate # 99040002 Solid Hazardous Waste- Dioxins/Furans by 8280A and 8290. Expires August 31, 2001. **Renewal pending.*

State of Tennessee. Department of Environment and Conservation. ID #02992. Dioxin in Drinking water. Expires February 20, 2005.

Texas Natural Resource Conservation Commission. Certification Number: TX264-2002A. **SDWA:** Chemistry, Dioxin (2378-TCDD), EPA 1613. Expires January 31, 2004.

U.S. Army Corps of Engineers. Validated to perform EPA SW-846, Method 8290, water and solids. Validation expires May 2, 2004.

Department of the Navy, Naval Facilities Engineering Service Center (NFESC). Letter of Acceptance for analysis of water and solids by Methods 8280 and 8290.
Expires June 30, 2002.

U.S. EPA Region V. 2,3,7,8 TCDD (Dioxin) in drinking water by method 1613B.
Expires January 19, 2003. [Illinois, Indiana, Michigan, Minnesota, Ohio and Wisconsin]

U.S. EPA Region VIII, for the State of Wyoming. EPA Method 1613 for Dioxin in drinking water. Expires December 30, 2002.

Secondary NELAC Certificate: **State of Utah, Department of Health.** ID # TRIA, Account # 9195445729 SDWA, Method 1613, 2,3,7,8-TCDD for Dioxin in Drinking Water; CWA, Method 1613, PCDD/PCDF & totals; RCRA/CERCLA, Methods 8280/8290, PCDD/PCDF & totals. Expires June 30, 2002.

Commonwealth of Virginia, Department of General Services, Division of Consolidated Laboratory Services. ID # 00341. 2,3,7,8-TCDD (Dioxin) in drinking water, EPA Method 1613B. Expires June 30, 2003.

State of Washington, Department of Ecology. Lab Accreditation Number C067. Scope of Accreditation applies to Dioxins (PCDDs/PCDFs) by EPA methods 613, 1613, 8280, and 8290 in potable and non-potable water. Expires September 11, 2002.

State of Washington, Department of Health. Dioxin by 1613 in drinking water. Lab ID 129. Expires April 30, 2003.

State of West Virginia, Department of Health. Certificate No. 9923(C). 2,3,7,8-TCDD (Dioxin) in drinking water, SOC III. Expires December 31, 2002.

State of Wisconsin, Department of Natural Resources. Laboratory ID Number 999869530. Certified for 2,3,7,8-TCDD (Dioxin) in drinking water and for PCDD/PCDF. Expires August 31, 2002.

State of Wyoming, see **U.S. EPA Region VIII** above.

PHARMACEUTICAL

Drug Enforcement Agency (DEA). Registration number RT0195835. Controlled substance registration for schedules 1,2,3,3N,4,5. Expires November 30, 2002.

N.C. Department of Human Resources. Registration number NC-PT 0000 0031. North Carolina controlled substances registration for schedules 1, 2, 2N, 3, 3N, 4, 5, 6. Expires October 31, 2002.

Food & Drug Administration (FDA) Registration. ID #'s 001500 1053481(ATL). Annual registration of drug establishment. Current for 2002.

OTHER

Clinical Laboratory Improvement Amendments (CLIA) Registration. ID # 34D0705123. Department of Health & Human Services, Health Care Financing Administration. Certificate for the Acceptance of Human Specimens for the purposes of performing laboratory examinations or procedures - Chemistry, Toxicology, HCFA. Expires May 30, 2003.

U.S. Department of Agriculture Soil Permit. Permit No. S-56724. Under the authority of the Federal Plant Pest Act, permission is granted to receive foreign soil samples for use in laboratory analysis. Expires March 31, 2007.

U.S. EPA Large Quantity Hazardous Waste Generator. EPA ID #NCR000137232. Permit indicates that the laboratory is a large generator of hazardous waste. No expiration date.

U.S. Fish and Wildlife Permit. Number LE027890-1. Authorization to import/export wildlife and/or wildlife products. Expires April 30, 2003.

DOCUMENT CONTROL

2445 S. Alston Ave. • Durham, NC 27713 • (919) 544-5729 • FAX (919) 544-5491
www.trianglelabs.com

Environmental Chemistry Consulting Services, Inc.
2525 Advance Road Madison, WI 53718
Phone 608-221-8700 FAX 608-221-4889

CHAIN OF CUSTODY

No. 003940 *

Page 1 of 1

Turn Around (circle one) Normal Rush
Report Due:

Project Number:
Project Name:
Project Location:
Sampled By (Print):

Mail Report To: ROBERT MARTIN
Company: MARTIN + SLACLE
Address: P.O. Box 1023
BLACK MOUNTAIN NC 28711

Invoice To:
Company:
Address:
P.O. No.: Quote No.:

Sample Description	Collection Date	Collection Time	Matrix	Total Bottles	Preserv*	Analysis Requested	method Comments	Laboratory Number
DF-DP-695 0-0.5'	6/27/02	0956	SOIL	1		Dioxin/furan (ALL)	1613B	
DF-DP-692 0-0.5'	6/27/02	1022	SOIL	1		Dioxin/furan (ALL)	1613B	
✓ DF-DP-702 1.5-2'	6/27/02	1106	SOIL	1		Dioxin/furan (ALL)	1613B	
✓ DF-DP-710 0-0.5'	6/27/02	1135	SOIL	1		Dioxin/furan (ALL)	1613B	
DF-DP-676 0-0.5'	6/27/02	1152	SOIL	1		Dioxin/furan (ALL)	1613B	
✓ DUPLICATE	6/27/02	—	SOIL	1		Dioxin/furan (ALL)	1613B	

*Preservation Code
A=None B=HCL C=H2SO4
D=HNO3 E=EnCore F=Methanol
G=NaOH O=Other(Indicate)

Relinquished By: Date/Time:
Received By: Date/Time: 6/28/02 09:00
Relinquished By: Date/Time: 27JUN02 14:35
Received By: Date/Time:

Custody Seal: Present/Absent Intact/Not Intact Seal #'s
Shipped Via:
Receipt Temp:
Temp Blank Y N

WHITE - REPORT COPY YELLOW - LABORATORY COPY PINK - SAMPLER/SUBMITTER

Environmental Chemistry Consulting Services, Inc.
2525 Advance Road Madison, WI 53718
Phone 608-221-8700 FAX 608-221-4889

CHAIN OF CUSTODY

No. 003937

Page 1 of 2

Turn Around (circle one) Normal Rush
Report Due:
Invoice To:
Company:
Address:
P.O. No.: Quote No.:

Project Number:
Project Name:
Project Location:
Sampled By (Print):

Mail Report To: Robert MARTIN
Company: MARTIN & SLAGLE
Address: P.O Box 1023
BLACK MOUNTAIN, NC 28711

Sample Description	Collection Date	Collection Time	Matrix	Total Bottles	Preserv*	Analysis Requested	METHOD	Comments Quote	Laboratory Number
DF-DP-3 0.5-1.0'	6/26/02	0910	Soil	1		Dioxin + Furan (all)	1613B	02649	
DF-DP-209 0-0.5'	6/26/02	0930	Soil	1		Dioxin + Furan (ALL)	1613B		
DF-DP-179 0-0.5'	6/26/02	0958	Soil	1		Dioxin + Furan (ALL)	1613B		
DF-DP-160 0-0.5'	6/26/02	1040	Soil	1		Dioxin + Furan (ALL)	1613B		
DF-TR-1 0-0.5'	6/26/02	1110	Soil	1		Dioxin + Furan (ALL)	1613B		
DF-TR-1 0.5-1	6/26/02	1112	Soil	1		Dioxin + Furan (ALL)	1613B		
DF-TR-2 0-0.5'	6/26/02	1253	Soil	1		Dioxin + Furan (ALL)	1613B		
DF-TR-2 0.5-1'	6/26/02	1256	Soil	1		Dioxin + Furan (ALL)	1613B		
DF-DP-163 0-0.5'	6/26/02	1320	Soil	1		Dioxin + Furan (ALL)	1613B		
DF-TR-3 0-0.5'	6/26/02	1347	Soil	1		Dioxin + Furan (ALL)	1613B		
DF-TR-3 0.5-1'	6/26/02	1416	Soil	1		Dioxin + Furan (ALL)	1613B		
DF-DP-643 0-0.5'	6/26/02	1425	Soil	1		Dioxin + Furan (ALL)	1613B		

*Preservation Code
A=None B=HCL C=H2SO4
D=HNO3 E=EnCore F=Methanol
G=NaOH O=Other(Indicate)

Relinquished By:	Date/Time:	Received By:	Date/Time:
	6/26/02		
Relinquished By:	Date/Time: 27JN02 14:35	Received By:	Date/Time:

Custody Seal: Present/Absent Intact/Not Intact Seal #'s
Shipped Via:
Receipt Temp:
Temp Blank Y N

WHITE - REPORT COPY YELLOW - LABORATORY COPY PINK - SAMPLER/SUBMITTER

14

Environmental Chemistry Consulting Services, Inc.
2525 Advance Road Madison, WI 53718
Phone 608-221-8700 FAX 608-221-4889

CHAIN OF CUSTODY

No. 003938

Turn Around (circle one) Normal Rush
Report Due:
Invoice To:
Company:
Address:
P.O. No.: Quote No.:

Project Number:
Project Name:
Project Location:
Sampled By (Print):

Mail Report To: ROBERT MARTIN
Company: MARTIN + SLAGLE
Address: P.O. Box 1023
BLACK MOUNTAIN, NC 28711

Sample Description	Collection Date	Collection Time	Matrix	Total Bottles	Preserv*	Analysis Requested	Method	Comments	Quote	Laboratory Number
DF-DP-675 0-0.5'	6/26/02	1645	SOIL	1		Dioxin + furan (ALL)	1613B		02649	
DF-DP-655 0-0.5'	6/26/02	1716	SOIL	1		Dioxin + furan (ALL)	1613B			
DF-DP-642 0-0.5'	6/26/02	1758	SOIL	1		Dioxin + furan (ALL)	1613B			
DUPLICATE	6/26/02	—	SOIL	1		Dioxin + furan (ALL)	1613B			

*Preservation Code
A=None B=HCL C=H2SO4
D=HNO3 E=EnCore F=Methanol
G=NaOH O=Other(Indicate)

Relinquished By: Date/Time:
Received By: Date/Time: 6/28/02
Relinquished By: Date/Time: 27 JUN 02 14:35
Received By: Date/Time:

Custody Seal: Present/Absent Intact/Not Intact Seal #'s
Shipped Via:
Receipt Temp:
Temp Blank Y N

WHITE - REPORT COPY YELLOW - LABORATORY COPY PINK - SAMPLER/SUBMITTER

15

Environmental Chemistry Consulting Services, Inc.
2525 Advance Road Madison, WI 53718
Phone 608-221-8700 FAX 608-221-4889

CHAIN OF CUSTODY

DIOXIN SOLS

No. 003927 *

Page 1 of 2

Project Number:	Mail Report To: ROBERT MARTIN	Turn Around (circle one) Normal Rush
Project Name:	Company: MARTIN + SLAGLE	Report Due:
Project Location:	Address: PO. Box 1023	Invoice To:
Sampled By (Print):	BLACK MOUNTAIN N.C	Company:
	28711	Address:
		P.O. No.: Quote No.:

Sample Description	Collection Date	Collection Time	Matrix	Total Bottles	Preserv*	Analysis Requested	Method Comments Quote #	Laboratory Number
DF-DP-112-0.5	6/25/02	1015	Soil	1		DIOXIN + FURAN ALL ~~#4~~	1613B 02649	
DF-DP-143-0.5	6/25/02	1240	Soil	1		Dioxin & Furans (all)	1613B	
DF-DP-~~165~~ 65 RLM-0.5	6/25/02	1255	Soil	1		Dioxin & Furans (all)	1613B	
DF-DP-137-0.5	6/25/02	1345	Soil	1		Dioxin & Furans (all)	1613B	
DF-DP-82-0.5	6/25/02	1402	Soil	1		Dioxin & Furans (all)	1613B	
DF-DP-126-0.5	6/25/02	1415	Soil	1		Dioxin & Furans (all)	1613B	
DF-DP-112-2.0	6/25/02	1055	Soil	1		Dioxin & Furans (all)	1613B	
DF-DP-104-0.5	6/25/02	1455	Soil	1		Dioxin & Furans (all)	1613B	
DF-DP-39-0.5	6/25/02	1504	Soil	1		Dioxin & Furans (all)	1613B	
DF-DP-27-0.5	6/25/02	1540	Soil	1		Dioxin & Furan (all)	1613B	
DF-DP-3-0.5	6/25/02	1547	Soil	1		Dioxin & Furan (all)	1613B	
DF-DP-209-0.5	6/25/02	1632	Soil	1		Dioxin & Furan (all)	1613B	

*Preservation Code	Relinquished By: Robert Martin	Date/Time: 6/25/02 1834	Received By: [signature]	Date/Time: 25JN02 1835
A=None B=HCL C=H2SO4	Relinquished By: [signature]	Date/Time: 27JN02 14:35	Received By: [signature]	Date/Time: 6/27/02 1400
D=HNO3 E=EnCore F=Methanol				
G=NaOH O=Other(Indicate)				
Custody Seal: Present/Absent	Intact/Not Intact	Seal #'s	Receipt Temp:	
Shipped Via:			Temp Blank Y N	

WHITE - REPORT COPY YELLOW - LABORATORY COPY PINK - SAMPLER/SUBMITTER

Environmental Chemistry Consulting Services, Inc.
2525 Advance Road Madison, WI 53718
Phone 608-221-8700 FAX 608-221-4889

CHAIN OF CUSTODY

No. 003941 *

Turn Around (circle one) Normal Rush
Report Due:
Invoice To:
Company:
Address:
P.O. No.: Quote No.:

Project Number:
Project Name:
Project Location:
Sampled By (Print):

Mail Report To: ROBERT MARTIN
Company: MARTIN + SLACK
Address: P.O. BOX 1023
BLACK MOUNTAIN NC 28711

Sample Description	Collection Date	Collection Time	Matrix	Total Bottles	Preserv*	Analysis Requested	Comments	Laboratory Number
DUPLICATE	06/25/02	—	S	1		Dioxin / Furan (ALL)	method 1613B	

*Preservation Code
A=None B=HCL C=H2SO4
D=HNO3 E=EnCore F=Methanol
G=NaOH O=Other(Indicate)

Relinquished By:	Date/Time:	Received By:	Date/Time:
			27JUN02 14:15
Relinquished By:	Date/Time: 27JUN02 14:35	Received By:	Date/Time: 07/08/02 09:0

Custody Seal: Present/Absent Intact/Not Intact Seal #'s
Shipped Via:
Receipt Temp:
Temp Blank Y N

WHITE - REPORT COPY YELLOW - LABORATORY COPY PINK - SAMPLER/SUBMITTER

17

TRIANGLE LABORATORIES, INC. -- LOG IN RECORD/CHAIN OF CUSTODY

Custody Seal : Present/Intact
Chain of Custody : Present
Sample Tags : Absent
Sample Tag Numbers: Not Listed on Chain of Custody
SMO Forms : N/A

Sample Seals: Present
Container...: Intact

TLI Project Number 57752
Client: MAS07 - Martin & Slagle
Project: Mississippi Project

Date Received 06/28/02
Carrier and Number FED EX

Book 329
Page 38

Ice Chest ICE Temp 4.0 C

TLI Number.. mR/H:CPM.	Client Sample ID..... Client COC ID.....*	Matrix Location.....	To LAB Date/Init	To STORAGE Date/Init	To LAB Date/Init	To STORAGE Date/Init	To LAB Date/Init	To STORAGE Date/Init	To LAB Date/Init	To STORAGE Date/Init	DISPOSED Date/Init
329-38-1	DF-DP-695 0-0.5 DF-DP-695 0-0.5' *	SOIL CO2	CDR 6/28/02	CDR 6/28/02	7/3/02	7/3/02					
329-38-2	DF-DP-692 0-0.5 DF-DP-692 0-0.5' *	SOIL CO2									
329-38-3	DF-DP-702 1.5-2 DF-DP-702 1.5-2' *	SOIL CO2									
329-38-4	DF-DP-210 0-0.5 DF-DP-210 0-0.5' *	SOIL CO2									
329-38-5	DF-DP-676 0-0.5 DF-DP-676 0-0.5' *	SOIL CO2									
329-38-6	DUPLICATE (06/27/02) DUPLICATE (06/27/02)	SOIL CO2									
329-38-7	DF-DP-3 0.5-1.0 DF-DP-3 0.5-1.0' *	SOIL CO2									
329-38-8	DF-DP-209 0-0.5 DF-DP-209 0-0.5' *	SOIL CO2									
329-38-9	DF-DP-179 0-0.5 DF-DP-179 0-0.5' *	SOIL CO2									
329-38-10	DF-DP-160 0-0.5 DF-DP-160 0-0.5' *	SOIL CO2									
329-38-11	DF-TR-1 0-0.5 DF-TR-1 0-0.5' *	SOIL CO2									
329-38-12	DF-TR-1 0-5.1 DF-TR-1 ~~0-5.1'~~ 0.5-1' * ic.OFM 7/15/02	SOIL CO2									
329-38-13	DF-TR-2 0-0.5 DF-TR-2 0-0.5' *	SOIL CO2									
329-38-14	DF-TR-2 0-5.1 DF-TR-2 ~~0-5.1'~~ 0.5-1' * ic.OFM 7/15/02	SOIL CO2	CDR 6/28/02	CDR 6/28/02	7/3/02	7/3/02					

Receiving Remarks:

Archive Remarks:

TRIANGLE LABORATORIES, INC. -- LOG IN RECORD/CHAIN OF CUSTODY

Custody Seal : Present/Intact
Chain of Custody : Present
Sample Tags : Absent
Sample Tag Numbers: Not Listed on Chain of Custody
SMO Forms : N/A

Sample Seals: Present
Container...: Intact

TLI Project Number 57752
Client: MAS07 - Martin & Slagle
Project: Mississippi Project

Date Received 06/28/02 By

Carrier and Number FED EX

Book 329

Page 38

Ice Chest ICE Temp 4.0 C

TLI Number.. mR/H:CPM.	Client Sample ID / Client COC ID	*	Location	Matrix	To LAB Date/Init	To STORAGE Date/Init	To LAB Date/Init	To STORAGE Date/Init	To LAB Date/Init	To STORAGE Date/Init	To LAB Date/Init	To STORAGE Date/Init	DISPOSED Date/Init
329-38-15	DF-DP-163 0-0.5 DF-DP-163 0-0.5'	*	CO2	SOIL	CER 6/28/02	CER 6/28/02	7/3/02	7/3/02					
329-38-16	DF-TR-3 0-0.5 DF-TR-3 0-0.5'	*	CO2	SOIL									
329-38-17	DF-TR-3 0-5.1 DF-TR-3 ~~0-0.1'~~ 0.5-1' ie.0800 7/15/02	*	CO2	SOIL									
329-38-18	DF-DP-643 0-0.5 DF-DP-643 0-0.5'	*	CO2	SOIL									
329-38-19	DF-DP-675 0-0.5 DF-DP-675 0-0.5'	*	CO2	SOIL									
329-38-20	DF-DP-655 0-0.5 DF-DP-655 0-0.5'	*	CO2	SOIL									
329-38-21	DF-DP-642 0-0.5 DF-DP-642 0-0.5'	*	CO2	SOIL									
329-38-22	DUPLICATE (06/26/02) DUPLICATE (06/26/02)		CO2	SOIL									
329-38-23	DF-DP-112-0.5 DF-DP-112-0.5		CO2	SOIL			7/3/02	7/3/02					
329-38-24	DF-DP-143-0.5 DF-DP-143-0.5		CO2	SOIL									
329-38-25	DF-DP-65-0.5 DF-DP-65-0.5		CO2	SOIL									
329-38-26	DF-DP-137-0.5 DF-DP-137-0.5		CO2	SOIL									
329-38-27	DF-DP-82-0.5 DF-DP-82-0.5		CO2	SOIL									
329-38-28	DF-DP-126-0.5 DF-DP-126-0.5		CO2	SOIL	CER 6/28/02	CER 6/28/02							

Receiving Remarks:

Archive Remarks:

TRIANGLE LABORATORIES, INC. -- LOG IN RECORD/CHAIN OF CUSTODY

Custody Seal : Present/Intact
Chain of Custody : Present
Sample Tags : Absent
Sample Tag Numbers: Not Listed on Chain of Custody
SMO Forms : N/A

Sample Seals: Present
Container...: Intact

TLI Project Number 57752
Client: MAS07 - Martin & Slagle
Project: Mississippi Project

Date Received 06/28/02

Carrier and Number FED EX

Book 329

Page 38

Ice Chest ICE Temp 4.0 C

TLI Number.. mR/H:CPM.	Client Sample ID..... Client COC ID.....*	Matrix Location.....	To LAB Date/Init	To STORAGE Date/Init	To LAB Date/Init	To STORAGE Date/Init	To LAB Date/Init	To STORAGE Date/Init	To LAB Date/Init	To STORAGE Date/Init	DISPOSED Date/Init
329-38-29	DF-DP-112-2.0 DF-DP-112-2.0	SOIL CO2	CGR 6/28/02	CGR 6/28/02							
329-38-30	DF-DP-104-0.5 DF-DP-104-0.5	SOIL CO2									
329-38-31	DF-DP-39-0.5 DF-DP-39-0.5	SOIL CO2									
329-38-32	DF-DP-27-0.5 DF-DP-27-0.5	SOIL CO2									
329-38-33	DF-DP-3-0.5 DF-DP-3-0.5	SOIL CO2									
329-38-34	DF-DP-209-0.5 DF-DP-209-0.5	SOIL CO2									
329-38-35	DUPLICATE(06/25/02) DUPLICATE(06/25/02)	SOIL CO2	CGR 6/28/02	CGR 6/28/02							

Receiving Remarks:

Archive Remarks:

Form Revised 05/27/1997 -- Page 3 OF 3

20

TRIANGLE LABORATORIES, INC.
SAMPLE TRACKING AND PROJECT MANAGEMENT FORM

----------ADMINISTRATIVE INFORMATION----------

TLI Proj#: 57752-A	Samples: 17	TurnAround.: 18 Day(s)
Prod Code: D70011	Matrix.: SOIL	Hold Time..: 365 Day(s)
DetectLim: 1 ppt	Type...: C	Start Date.: 07/01/02
	Recvd..: 06/28/02	Ship By....: 07/17/02
		DWL Due Dt.: 07/08/02

Analyte List.: Tetra - Octa

Method.....: 1613B Tetra-Octa
Client Proj..: Mississippi Project
Client.....: Martin & Slagle (MAS07)
P.O. No.....:
Contact.....: Robert Martin
Proj. Mgr....:

Collect Dt/Tm: 06/27/02 09:56
Phone.....: 828-669-3929
Fax.....: 828-669-5289
Sample Origin:

----------SPECIAL INSTRUCTIONS / QA REQUIREMENTS----------

TEF.....: EPA

Prespike Standard: n/a
Extraction Exp...: 06/27/03

----------REPORTING REQUIREMENTS----------

Reporting Format: Report Option II

See MILES for Instructions/Communications.

Completed by: Margie Beal / MCM DATE: 7-2-02

Reviewed by: Margie Beal / MCM DATE: 7-2-02 (PMGT01

Date: 07/03/02
Time: 08:20

TRIANGLE LABORATORIES, INC.
Percent Moisture/Solid Calculations
Project: 57752-A

PRDPERC v4.03
Page: 1

Sample #	crd	Empty Vial.Wt	Wet Vial Weight...	Dry Vial Weight...	Entered.By.....	Date....	Time....	%Moist	%Solid	Valid Weight From.....-To.....	Target Weight...
002		14.3063	18.2043	17.9445	WARENDA	07/01/02	11:09:00	6.7	93.3		
		14.3063	18.2043	17.9445	WARENDA	07/01/02	09:50:39				
		14.3063	18.2043	0.0000	RAGSDALEC	06/28/02	16:01:03				
		14.3063	0.0000	0.0000	RAGSDALEC	06/28/02	14:59:25			10.2894-11.1468	10.7181
003		14.1820	19.2404	18.7743	WARENDA	07/01/02	11:09:01				
		14.1820	19.2404	18.7742	WARENDA	07/01/02	09:50:39	9.2	90.8		
		14.1820	19.2404	0.0000	RAGSDALEC	06/28/02	16:01:03				
		14.1820	0.0000	0.0000	RAGSDALEC	06/28/02	14:59:25			10.5727-11.4537	11.0132
004		14.1814	16.9437	16.4430	WARENDA	07/01/02	11:09:01	18.1	81.9		
		14.1814	16.9437	16.4431	WARENDA	07/01/02	09:50:39				
		14.1814	16.9437	0.0000	RAGSDALEC	06/28/02	16:01:03				
		14.1814	0.0000	0.0000	RAGSDALEC	06/28/02	14:59:25			11.7216-12.6984	12.2100
005		14.2509	18.4246	18.0917	WARENDA	07/01/02	11:09:01	8.0	92.0		
		14.2509	18.4246	18.0920	WARENDA	07/01/02	09:50:39				
		14.2509	18.4246	0.0000	RAGSDALEC	06/28/02	16:01:03				
		14.2509	0.0000	0.0000	RAGSDALEC	06/28/02	14:59:25			10.4348-11.3043	10.8696
006		14.1112	18.5544	18.1808	WARENDA	07/01/02	11:09:01				
		14.1112	18.5544	18.1802	WARENDA	07/01/02	09:50:39	8.4	91.6		
		14.1112	18.5544	0.0000	RAGSDALEC	06/28/02	16:01:03				
		14.1112	0.0000	0.0000	RAGSDALEC	06/28/02	14:59:25			10.4803-11.3537	10.9170
007		14.2675	19.7377	19.3137	WARENDA	07/01/02	11:09:01				
		14.2675	19.7377	19.3135	WARENDA	07/01/02	09:50:39	7.8	92.2		
		14.2675	19.7377	0.0000	RAGSDALEC	06/28/02	16:01:03				
		14.2675	0.0000	0.0000	RAGSDALEC	06/28/02	14:59:25			10.4121-11.2798	10.8460
008		14.2509	19.1855	18.3792	WARENDA	07/01/02	11:09:01				
		14.2509	19.1855	18.3784	WARENDA	07/01/02	09:50:40	16.4	83.6		
		14.2509	19.1855	0.0000	RAGSDALEC	06/28/02	16:01:03				
		14.2509	0.0000	0.0000	RAGSDALEC	06/28/02	14:59:25			11.4833-12.4402	11.9617
009		14.2580	17.4929	17.0213	WARENDA	07/01/02	11:09:01	14.6	85.4		
		14.2580	17.4929	17.0216	WARENDA	07/01/02	09:50:40				
		14.2580	17.4929	0.0000	RAGSDALEC	06/28/02	16:01:03				
		14.2580	0.0000	0.0000	RAGSDALEC	06/28/02	14:59:25			11.2412-12.1780	11.7096
010		14.1773	18.4980	17.6079	WARENDA	07/01/02	11:09:01				
		14.1773	18.4980	17.6069	WARENDA	07/01/02	09:50:40	20.6	79.4		
		14.1773	18.4980	0.0000	RAGSDALEC	06/28/02	16:01:03				
		14.1773	0.0000	0.0000	RAGSDALEC	06/28/02	14:59:26			12.0907-13.0982	12.5945
011		14.3285	17.6385	17.0912	WARENDA	07/01/02	11:09:01	16.5	83.5		
		14.3285	17.6385	17.0913	WARENDA	07/01/02	09:50:40				
		14.3285	17.6385	0.0000	RAGSDALEC	06/28/02	16:01:03				
		14.3285	0.0000	0.0000	RAGSDALEC	06/28/02	14:59:26			11.4970-12.4551	11.9760

TRIANGLE LABORATORIES, INC.
Percent Moisture/Solid Calculations
Project: 57752-A

Sample # crd	Empty Vial.Wt	Wet Vial Weight...	Dry Vial Weight...	Entered.By.....	Date....	Time....	%Moist	%Solid	Valid Weight From.....-To.....	Target Weight...
012	14.3148	17.5316	16.8363	WARENDA	07/01/02	11:09:01	21.6	78.4		
	14.3148	17.5316	16.8369	WARENDA	07/01/02	09:50:40				
	14.3148	17.5316	0.0000	RAGSDALEC	06/28/02	16:01:03				
	14.3148	0.0000	0.0000	RAGSDALEC	06/28/02	14:59:26			12.2449-13.2653	12.7551
013	14.2984	17.5165	16.8880	WARENDA	07/01/02	11:09:01	19.5	80.5		
	14.2984	17.5165	16.8885	WARENDA	07/01/02	09:50:40				
	14.2984	17.5165	0.0000	RAGSDALEC	06/28/02	16:01:03				
	14.2984	0.0000	0.0000	RAGSDALEC	06/28/02	14:59:26			11.9255-12.9193	12.4224
014	14.2317	17.4083	16.7390	WARENDA	07/01/02	11:09:01	21.1	78.9		
	14.2317	17.4083	16.7391	WARENDA	07/01/02	09:50:40				
	14.2317	17.4083	0.0000	RAGSDALEC	06/28/02	16:01:03				
	14.2317	0.0000	0.0000	RAGSDALEC	06/28/02	14:59:26			12.1673-13.1812	12.6743
015	14.1482	16.9884	16.6947	WARENDA	07/01/02	11:09:01	10.3	89.7		
	14.1482	16.9884	16.6956	WARENDA	07/01/02	09:50:40				
	14.1482	16.9884	0.0000	RAGSDALEC	06/28/02	16:01:03				
	14.1482	0.0000	0.0000	RAGSDALEC	06/28/02	14:59:26			10.7023-11.5942	11.1483
016	14.3324	17.7939	17.1907	WARENDA	07/01/02	11:09:01	17.4	82.6		
	14.3324	17.7939	17.1911	WARENDA	07/01/02	09:50:40				
	14.3324	17.7939	0.0000	RAGSDALEC	06/28/02	16:01:04				
	14.3324	0.0000	0.0000	RAGSDALEC	06/28/02	14:59:26			11.6223-12.5908	12.1065
017	14.2041	17.5102	16.9062	WARENDA	07/01/02	11:09:01	18.3	81.7		
	14.2041	17.5102	16.9065	WARENDA	07/01/02	09:50:40				
	14.2041	17.5102	0.0000	RAGSDALEC	06/28/02	16:01:04				
	14.2041	0.0000	0.0000	RAGSDALEC	06/28/02	14:59:26			11.7503-12.7295	12.2399
018	14.1704	16.8997	16.3469	WARENDA	07/01/02	11:09:01				
	14.1704	16.8997	16.3468	WARENDA	07/01/02	09:50:40	20.3	79.7		
	14.1704	16.8997	0.0000	RAGSDALEC	06/28/02	16:01:04				
	14.1704	0.0000	0.0000	RAGSDALEC	06/28/02	14:59:26			12.0452-13.0489	12.5471

Percent Moisture/Solid Summary

TLI.MILES.ID....	TLI.Number..	Client.Id.Number.....	%Moist	%Solid	ExtrctWt	DryWtEqu	RPD..
57752-A -002	329-38-18	DF-DP-643 0-0.5	6.7	93.3			
57752-A -003	329-38-20	DF-DP-655 0-0.5	9.2	90.8			
57752-A -004	329-38-3	DF-DP-702 1.5-2	18.1	81.9			
57752-A -005	329-38-4	DF-DP-210 0-0.5	8.0	92.0			
57752-A -006	329-38-22	DUPLICATE (06/26/02)	8.4	91.6			
57752-A -007	329-38-6	DUPLICATE (06/27/02)	7.8	92.2			
57752-A -008	329-38-7	DF-DP-3 0.5-1.0	16.4	83.6			
57752-A -009	329-38-23	DF-DP-112 0-0.5	14.6	85.4			
57752-A -010	329-38-9	DF-DP-179 0-0.5	20.6	79.4			
57752-A -011	329-38-10	DF-DP-160 0-0.5	16.5	83.5			
57752-A -012	329-38-11	DF-TR-1 0-0.5	21.6	78.4			
57752-A -013	329-38-12	DF-TR-1 0-5.1	19.5	80.5			
57752-A -014	329-38-13	DF-TR-2 0-0.5	21.1	78.9			

TRIANGLE LABORATORIES, INC.
Percent Moisture/Solid Calculations
Project: 57752-A

Sample #	crd	Empty Vial.Wt	Wet Vial Weight...	Dry Vial Weight...	Entered.By.....	Date....	Time....	%Moist	%Solid	Valid Weight From.....-To.....	Target Weight...

TLI.MILES.ID....		TLI.Number..	Client.Id.Number.....	%Moist	%Solid	ExtrctWt	DryWtEqu	RPD..
57752-A	-015	329-38-14	DF-TR-2 0-5.1	10.3	89.7			
57752-A	-016	329-38-15	DF-DP-163 0-0.5	17.4	82.6			
57752-A	-017	329-38-16	DF-TR-3 0-0.5	18.3	81.7			
57752-A	-018	329-38-17	DF-TR-3 0-5.1	20.3	79.7			

*** End of Report ***

TRIANGLE LABORATORIES, INC.
Sample Size and Extraction Date/Time
Project: 57752-A

Sample # crd	Sample Weight...	Unit	Extract Date....	Extr. Time.	Adjusted Weight...
000	10.0000	g	07/03/02	13:00	0.0000
001	10.0000	g	07/03/02	13:00	0.0000
002	10.8000	g	07/03/02	13:00	10.0760
003	11.1000	g	07/03/02	13:00	10.0790
004	12.3000	g	07/03/02	13:00	10.0740
005	10.9000	g	07/03/02	13:00	10.0280
006	11.0000	g	07/03/02	13:00	10.0760
007	10.9000	g	07/03/02	13:00	10.0500
008	12.0000	g	07/03/02	13:00	10.0320
009	11.8000	g	07/03/02	13:00	10.0770
010	12.6000	g	07/03/02	13:00	10.0040
011	12.0000	g	07/03/02	13:00	10.0200
012	12.8000	g	07/03/02	13:00	10.0350
013	12.5000	g	07/03/02	13:00	10.0630
014	12.7000	g	07/03/02	13:00	10.0200
015	11.2000	g	07/03/02	13:00	10.0460
016	12.2000	g	07/03/02	13:00	10.0770
017	12.3000	g	07/03/02	13:00	10.0490
018	12.6000	g	07/03/02	13:00	10.0420

*** End of Report ***

Date: 07/03/02
Time: 13:56

TRIANGLE LABORATORIES, INC.
Wet Lab Extraction and Observations
Project: 57752-A

PRDPERC v4.03
Page: 1

Sample #	crd	TLI_Number..	Customer.Sample.Id.....	Init. pH...	NaOH mL..	Adj. pH.1.	H2SO4 mL...	Adj. pH.2.	Appearance.	Color.....	Odor...	Vol.	Entered.By.....	Date....	Time....	S
000		OPR	OPR	n/a	n/a	n/a	n/a	n/a	SAND	TAN	NO	0	WARENDA	07/03/02	13:55:30	F
001		TLI Blank	TLI Blank	n/a	n/a	n/a	n/a	n/a	SAND	TAN	NO	0	WARENDA	07/03/02	13:55:30	F
002		329-38-18	DF-DP-643 0-0.5	n/a	n/a	n/a	n/a	n/a	DRY SOIL	BROWN	NO	0	WARENDA	07/03/02	13:55:54	F
003		329-38-20	DF-DP-655 0-0.5	n/a	n/a	n/a	n/a	n/a	DRY SOIL	BROWN	NO	0	WARENDA	07/03/02	13:55:54	F
004		329-38-3	DF-DP-702 1.5-2	n/a	n/a	n/a	n/a	n/a	DRY SOIL	BROWN	NO	0	WARENDA	07/03/02	13:55:54	F
005		329-38-4	DF-DP-210 0-0.5	n/a	n/a	n/a	n/a	n/a	DRY SOIL	BROWN	NO	0	WARENDA	07/03/02	13:55:54	F
006		329-38-22	DUPLICATE (06/26/02)	n/a	n/a	n/a	n/a	n/a	DRY SOIL	BROWN	NO	0	WARENDA	07/03/02	13:55:54	F
007		329-38-6	DUPLICATE (06/27/02)	n/a	n/a	n/a	n/a	n/a	DRY SOIL	BROWN	NO	0	WARENDA	07/03/02	13:55:54	F
008		329-38-7	DF-DP-3 0.5-1.0	n/a	n/a	n/a	n/a	n/a	DRY SOIL	BROWN	NO	0	WARENDA	07/03/02	13:55:54	F
009		329-38-23	DF-DP-112 0-0.5	n/a	n/a	n/a	n/a	n/a	DRY SOIL	BROWN	NO	0	WARENDA	07/03/02	13:55:54	F
010		329-38-9	DF-DP-179 0-0.5	n/a	n/a	n/a	n/a	n/a	DRY SOIL	BROWN	NO	0	WARENDA	07/03/02	13:55:54	F
011		329-38-10	DF-DP-160 0-0.5	n/a	n/a	n/a	n/a	n/a	DRY SOIL	BROWN	NO	0	WARENDA	07/03/02	13:55:54	F
012		329-38-11	DF-TR-1 0-0.5	n/a	n/a	n/a	n/a	n/a	DRY SOIL	BROWN	NO	0	WARENDA	07/03/02	13:55:54	F
013		329-38-12	DF-TR-1 0-5.1	n/a	n/a	n/a	n/a	n/a	DRY SOIL	BROWN	NO	0	WARENDA	07/03/02	13:55:54	F
014		329-38-13	DF-TR-2 0-0.5	n/a	n/a	n/a	n/a	n/a	DRY SOIL	BROWN	NO	0	WARENDA	07/03/02	13:55:54	F
015		329-38-14	DF-TR-2 0-5.1	n/a	n/a	n/a	n/a	n/a	DRY SOIL	BROWN	NO	0	WARENDA	07/03/02	13:55:54	F
016		329-38-15	DF-DP-163 0-0.5	n/a	n/a	n/a	n/a	n/a	DRY SOIL	BROWN	NO	0	WARENDA	07/03/02	13:55:54	F
017		329-38-16	DF-TR-3 0-0.5	n/a	n/a	n/a	n/a	n/a	DRY SOIL	BROWN	NO	0	WARENDA	07/03/02	13:55:54	F
018		329-38-17	DF-TR-3 0-5.1	n/a	n/a	n/a	n/a	n/a	DRY SOIL	BROWN	NO	0	WARENDA	07/03/02	13:55:55	F

*** End of Report ***

Extraction

Type: Soxhlet / Jar / Sep Funnel / Steam Dist / Cont LL / (ASE) / Waste Dilution / Solid Phase

S.O.P: 261A Version: 1

Time On:
Time Off:

Solvents/Acids	Lot Numbers
3:1 Toluene/Acetone	HSPL-01-91-04

Comments / Observations: used sand (53-8-54P) for OPR + blank EW 7/3/02
002-018 - dry soil, brown, no odor EW 7/3/02

Concentration

Type: Rotovap / KD / Speedvac

S.O.P: 124 Version: 17

Tridecane Lot # P7-1-27-304A

MW 7/9/02

Solvent Exchange	Lot Number
Heptane	021381
Iso - Octane	N/A

Division: 20%/80% 50%/50% 5ml/20ml Other_____

Comments / Observations: Filtered all customer samples through sodium sulfate (lot # 025157) and glass wool (GW02-36-93CC) RW 7/3/02

Cleanup

S.O.P: 280 Version: 4 LP 7/9/02
S.O.P: DSP260 Version: 14 7/9/02
S.O.P: N/A Version: N/A
7/9/02 7/9/02 7/9/02

MeCl2/Hept	ID
1.5%	Cupk-18-37-1
20%	Cupk-18-37-2
6%	N/A 7/9/02
HEXANE	021381

Comments / Observations: Used 50/100 grams silica-gel Lot # 56A 7/9/02 LP 7/9/02

Transfers

S.O.P: 272 Version: 9

Division: 90/10 ESP010 v. 1

Solvents	Lot Numbers
Heptane	021381

Comments: 90/10 split was done on samples 002 - 018. JJ 7/10/02

*** Indicate the portion of any division that is processed or relinquished to mass spec.

Method: 1613
Matrix: Soil
Ext. Date: 7/3/02
Analyst: [illegible]

Project-Sample ID / TLI ID			Gross Weight Before	Gross Weight After	Sample Size (g)/ mL	[illegible]	[illegible]	[illegible]		Chemist
						8234D	8162S	8152DD		Spike #
						USF-A15	USF-MX	USF-6		Spike ID
						06/19/03	04/29/03	4/11/03	/ /	" Exp.
						07/03/02	07/03/02	7/8/02	/ /	" Date
						13:00	13:00	17:27	:	" Time
						0.1 ug/mL	0.01 ug/mL	0.01 ug/mL	ug/mL	Concen.
						20 uL	20 uL	20 uL	uL	Volume
57752 A	0	OPR	/	/	10.0g	[illegible]	[illegible]	[illegible]		Any Left Yes / No
57752 A	1	TLI Blank	/	/	10.0g					Yes / No
57752 A	2	329-38-18	437.9g	426.9g	10.8g					Yes / No
57752 A	3	329-38-20	667.3g	656.0g	11.1g					Yes / No
57752 A	4	329-38-3	681.4g	668.8g	12.3g					Yes / No
57752 A	5	329-38-4	703.1g	691.6g	10.9g					Yes / No
57752 A	6	329-38-22	572.0g	560.9g	11.0g					Yes / No
57752 A	7	329-38-6	266.1g	255.0g	10.9g					Yes / No
57752 A	8	329-38-7	565.8g	553.7g	12.0g					Yes / No
57752 A	9	329-38-23	528.8g	517.0g	11.8g					Yes / No
57752 A	10	329-38-9	642.1g	629.2g	12.6g					Yes / No
57752 A	11	329-38-10	638.0g	625.8g	12.0g					Yes / No
57752 A	12	329-38-11	577.9g	565.1g	12.8g					Yes / No
57752 A	13	329-38-12	626.2g	613.4g	12.5g	[illegible]		[illegible]		Yes / No

Method: 1613
Matrix: Soil
Ext. Date: 7/3/02
Analyst: [illegible]

Project-Sample ID / TLI ID			Gross Weight Before	Gross Weight After	Sample Size (g) / mL	[illegible]	[illegible]			Chemist
						8234D	815200			Spike #
						USF-AS	USF-C			Spike ID
						06/19/03	9/11/03	/ /	/ /	" Exp.
						07/03/02	7/8/02	/ /	/ /	" Date
						13:00	17:27	:	:	" Time
						0.1 ug/mL	0.01 ug/mL	ug/mL	ug/mL	Concen.
						20 uL	20 uL	uL	uL	Volume
57752 A	14	329-38-13	539.0g	526.2g	12.7g	[illegible]	[illegible]			Yes / No
57752 A	15	329-38-14	520.1g	508.9g	11.2g	↓	↓			Yes / No
57752 A	16	329-38-15	600.6g	588.1g	12.2g	↓	↓			Yes / No
57752 A	17	329-38-16	541.3g	528.8g	12.3g	↓	[illegible]			Yes / No
57752 A	18	329-38-17	548.7g	535.1g	12.6g	[illegible]	[illegible]			Yes / No
										Yes / No
										Yes / No
										Yes / No
										Yes / No
										Yes / No
										Yes / No
										Yes / No
										Yes / No
										Yes / No

Project-Sample ID / TLI ID			1	2	3	4	7	8A	3/4	8B	6	9	3/4
57752 A	0	OPR	7/3/02	7/8/02	7/8/02	7/8/02	7/8/02	7/9/02	7/8/02	7/9/02	N/A	7/10/02	7/9/02
57752 A	1	TLI Blank									N/A		
57752 A	2	329-38-18									7/10/02		
57752 A	3	329-38-20											
57752 A	4	329-38-3											
57752 A	5	329-38-4											
57752 A	6	329-38-22											
57752 A	7	329-38-6											
57752 A	8	329-38-7											
57752 A	9	329-38-23				7/8/02	7/8/02						
57752 A	10	329-38-9				C.H 7/8/02	C.H 7/8/02						
57752 A	11	329-38-10											
57752 A	12	329-38-11											
57752 A	13	329-38-12	7/3/02	7/8/02	7/8/02	7/8/02	7/8/02	7/9/02	7/8/02	7/9/02	7/10/02	7/10/02	7/9/02

1) Extraction 2) Spike after extraction 3) Add Tridecane 4) Concentrate {40mL / 10 mL / Tridecane} 5) Combine

Divide / Lipid Determ. 7) Solvent Exchange 8) Cleanup {DSP260 / DSP280 / _____} 9) Transfer ( ) Other:

B A

Project-Sample ID / TLI ID			1	2	3	4	7	8A	3/4	8B	6	4		
57752 A	14	329-38-13	7/3/02	7/8/02	7/8/02	7/8/02	7/8/02	7/9/02	7/9/02	7/9/02	7/10/02	7/10/02		
57752 A	15	329-38-14												
57752 A	16	329-38-15												
57752 A	17	329-38-16												
57752 A	18	329-38-17	7/3/02	7/8/02	7/8/02	7/8/02	7/8/02	7/9/02	7/9/02	7/9/02	7/10/02	7/10/02		

1) Extraction 2) Spike after extraction 3) Add Tridecane 4) Concentrate {40mL / 10 mL / Tridecane} 5) Combine

Divide / Lipid Determ. 7) Solvent Exchange 8) Cleanup {DSP260 / DSP280 / _____} 9) Transfer ( ) Other:

B A

TRIANGLE LABORATORIES, INC.
Transfer Chain-of-Custody Form
Project 57752-A

Transfer From: DWLH5 To: DMS5

	Initials..	Date.....	Time...
Released by:	JJ	7/10/02	21:46
Accepted by:	N	7/11/02	2:33

MILES.ID.....		TLI_No.....	Cust.Id.....
57752-A	-000	OPR	OPR
57752-A	-001	TLI Blank	TLI Blank
*57752-A	-002	329-38-18	DF-DP-643 0-0.5
*57752-A	-003	329-38-20	DF-DP-655 0-0.5
*57752-A	-004	329-38-3	DF-DP-702 1.5-2
*57752-A	-005	329-38-4	DF-DP-210 0-0.5
*57752-A	-006	329-38-22	DUPLICATE (06/26/02)
*57752-A	-007	329-38-6	DUPLICATE (06/27/02)
*57752-A	-008	329-38-7	DF-DP-3 0.5-1.0
*57752-A	-009	329-38-23	DF-DP-112 0-0.5
*57752-A	-010	329-38-9	DF-DP-179 0-0.5
*57752-A	-011	329-38-10	DF-DP-160 0-0.5
*57752-A	-012	329-38-11	DF-TR-1 0-0.5
*57752-A	-013	329-38-12	DF-TR-1 0-5.1
*57752-A	-014	329-38-13	DF-TR-2 0-0.5
*57752-A	-015	329-38-14	DF-TR-2 0-5.1
*57752-A	-016	329-38-15	DF-DP-163 0-0.5
*57752-A	-017	329-38-16	DF-TR-3 0-0.5
*57752-A	-018	329-38-17	DF-TR-3 0-5.1

* 90/10 split JJ 7/10/02

XfrCOC (Rev 11/01/94)

Additional comments or instructions:

TRIANGLE LABORATORIES, INC.
HR GC/HRMS ANALYSIS

Method: 1613B Tetra-Octa
Required Detection Limit: 1 ppt

PROJECT: 57752A

SAMPLE INFORMATION

RS Conc 20 µl @ 0.1 NG/µl

S#.crd	TLI SAMPLE ID / CLIENT SAMPLE ID	1ST COLUMN GC/MS FILENAME COLUMN: DB5	CONFIRM	2ND COLUMN CONFIRM FILENAME COLUMN: DB225	USF-RS VOLUME SOLN ID	USF-RS INIT. DATE	ANALYSIS COMMENTS
A 000	OPR / OPR	S023086	—		20ul 8277E	7/16/02	
A 001	TLI Blank / TLI Blank	S023087	N	P022447			
A 002	329-38-18 / DF-DP-643 0-0.5	S023088	Y	P022454			20% fraction
A 003	329-38-20 / DF-DP-655 0-0.5	S023089	Y	P022455			
A 004	329-38-3 / DF-DP-702 1.5-2	S023090	Y	P022456			
A 005	329-38-4 / DF-DP-210 0-0.5	S023091	Y	P022457			
A 006	329-38-22 / DUPLICATE (06/26/02)	S023092	Y	P022458			
A 007	329-38-6 / DUPLICATE (06/27/02)	S023093	Y	P022459			
A 008	329-38-7 / DF-DP-3 0.5-1.0	S023094	Y	P022460			
A 009	329-38-23 / DF-DP-112 0-0.5	S023095	Y	P022461			
A 010	329-38-9 / DF-DP-179 0-0.5	U097303 / S023096	N				
A 011	329-38-10 / DF-DP-160 0-0.5	S023097	Y	P022498	20ul 8277E	7/16/02	40% fraction

Comments:

Type: C Analysis Order: OPR, Blank, then Samples.

Spike File: SP161B2S

Amt of Extract: 100%

REV 03/07/95 (PSTMF 6)

TRIANGLE LABORATORIES, INC.

HR GC/HRMS ANALYSIS

Method: 1613B Tetra-Octa

Required Detection Limit: 1 ppt

PROJECT: 57752A

SAMPLE INFORMATION

RS Conc 20 µl @ 0.1 NG/µl

S#.crd	TLI / SAMPLE ID /	CLIENT SAMPLE ID	1ST COLUMN GC/MS FILENAME COLUMN: DB5	CONFIRM	2ND COLUMN CONFIRM FILENAME COLUMN: DBL5	USF-RS VOLUME SOLN ID	USF-RS INIT. DATE	ANALYSIS COMMENTS
A 012	329-38-11	DF-TR-1 0-0.5	S023098	N	P022499	20ul 8237E	1/1/96	60% fraction
A 013	329-38-12	DF-TR-1 0-5.1	S023099	N				
A 014	329-38-13	DF-TR-2 0-0.5	W105603	N	P022462			
A 015	329-38-14	DF-TR-2 0-5.1	W105604	N				
A 016	329-38-15	DF-DP-163 0-0.5	W105605	Y	P022463			
A	329-38-16	DF-TR-3 0-0.5	W105606	Y	P022469			
A 018	329-38-17	DF-TR-3 0-5.1	W105607	Y	P022470	20ul 8237E	1/1/96	60% fraction

Comments:

Type: C Analysis Order: OPR, Blank, then Samples.

Spike File: SP161B2S

Amt of Extract: 100%

REV 03/07/95 (PSTMF 6)

Triangle Laboratories, Inc.
Run Log

Instrument ID	Column Type	Column ID	Plot Name	Inj. Vol.	Acquisition	G/C
705-105	DB5	2213745	TO2	2.0uL	NDB5US	NDB5US

Signature: [illegible] Date: 7/11/02

Filename	Date*	Time*	Project #	Sample#	No.	Client Sample ID	Syr	332	Operator/Date	Comments**
S023076	7/11/02	23:46	57757	329-43-1	2	06-671-1	Auto	3.5 E5	CGK 7/11/02	
S023077	7/12/02	00:33	57758	329-44-1A	2	2312		3.9 E5		
S023078		01:21	57758	329-44-2A	3	2318		4.0 E5		
S023079		02:09	57761	329-47-1	2	A598781.		8.6 E5		
S023080		02:56	57738	329-24-1A	2	L39480-1		4.9 E5		
S023081		03:~~44~~ 44 @ 7/12/02		329-24-2A	3	L39480-2		4.3 E5		
S023082		04:34		329-24-3A	4	L39480-3		3.8 E5		
S023083	7/12/02	05:21	57738	329-24-4A	5	L39480-4	Auto	3.9 E5	CGK 7/11/02	
S023084	7/12/02	09:07	—	8136B	—	Rtchk	Auto	13%	JSY 7/12/02	
S023085		10:26	—	8217	—	8290 11613 Concal 10	Auto	1.1 E6	JSY 7/12/02	Good 1613 B T-O. JSY 7/12/02
86		11:35	57752A	OPR	0	OPR		8.2 E5		
87		12:23		TL1 Blank	1	TL1 Blank		8.9 E5		
S023088	7/12/02	13:11	57752A	329-38-18	2	DF-DP-643 0-0.5	Auto	9.3 E5		

Transcribed from chromatographic data
Dated initials required

ConCal Due: _____
ConCal Due: _____

vr1/qa/forms/hrunlog.doc (02/05/97)

Triangle Laboratories, Inc.
Run Log

Instrument ID	Column Type	Column ID	Plot Name	Inj. Vol.	Acquisition	G/C
70 J-105	DB5	2213745	TD2	2.0 µl	NDB5US	NDB5US
				Signature		7/12/02 Date

Filename	Date*	Time*	Project #	Sample#	No.	Client Sample ID	Syr	332	Operator/Date	Comments**
S023089	7/12/02	13:59	57752A	329-38-20	3	DF-DP-655 0.-0.5	Auto	8.9 E5	JSY 7/12/02	
90		14:44		329-38-3	4	-702 1.5-2		9.1 E5		
91		15:32		-4	5	-210 0.-0.5		5.2 E5		
92		16:20		-22	6	DUPLICATE (06/26/02)		9.2 E5		
93		17:07		-6	7	DUPLICATE (06/27/02)		9.0 E5		
94		17:55		-7	8	DF-DP-3 0.5-1.0		7.9 E5		
95		18:43		-23	9	-112 0-0.5		8.8 E5		
96		19:30		-9	10	-179 0-0.5		8.6 E5		
97		20:18		-10	11	-160 0-0.5		8.3 E5		
98		21:06		-11	12	DF-TR-1 0-0.5		8.5 E5		
S023099	7/12/02	21:55	57752A	329-38-12	13	DF-TR-1 0-5.1	Auto		JSY 7/12/02	
S023100		23:10	—	8217	-	8290/1613 Conc 110	Auto	5.5E5	CDC 7/12/02	Good 1613B T→O 7/13/02
S023101	7/12/02	23:59	—	8136B	—	Rtchk	Auto	13%	CDC 7/12/02	

Transcribed from chromatographic data
Dated initials required

ConCal Due: 22:26 JSY 7/12/02
ConCal Due: _____

Run

Instrument ID	Column Type	Column ID	Plot Name	Inj. Vol.	Acquisition	G/C
70W-97	DB5	2194146	TO2	2.0 µl	NDB5US	NDB5US

Signature: [illegible]

Date: 7/11/02

Filename	Date*	Time*	Project #	Sample#	No.	Client Sample ID	Syr	332	Operator/Date	Comments**
W105205	7/12/02	02:53	57768	329-54-3	4	02F15030	Auto	6.7 E7	CAK 7/11/02	
06		03:41	57738	329-24-5A	6	L39485-1		4.6 E7		
07		04:29		329-24-6A	7	L39485-2		5.4 E7		
08		05:17		329-24-7A	8	L39485-3		5.3 E7		
09		06:05		329-24-8A	9	L39485-4		4.6 E7		
10		06:54		329-24-9A	10	L39489-1		4.6E7		
11		0742		329-24-10A	11	L39489-2		4.8E7		
12		08:30		329-24-11	12	L39489-3		5.5 E7		
105213	7/12/02	09:18	57738	329-24-12A	13	L39489-4	Auto	5.9 E7	CAK 7/11/02	
W021053 * ~~025244~~	7/12/02	1021	—	P1868	—	RTCHK	Auto	14%	[illegible] 7/12/02	*(1e-982) 7/12/02
W021054	7/12/02	1452	—	8217	-	8290/1613 CONCALIO	AUTO	4.1E7	982 7/12/02	Lost Lock Mass Group 3 982 7/12/02
W021055	7/12/02	1552	—	8217	-	8290/1613 CONCALIO	AUTO	4.0E7	982 7/12/02	Good 8290, 1613B T→O 982 7/12/02
N021050601	7/12/02	17:02	—	8237C	-	RS-100	AUTO	6.7 E7	982 7/12/02	Low Carryover. CAK 7/12/02

Transcribed from chromatographic data
Dated initials required

ConCal Due: _____
ConCal Due: _____

2/02
qa/forms/hrrunlog.doc (02/05/97)

37

Triangle Laboratories, Inc.
Run Log

Instrument ID	Column Type	Column ID	Plot Name	Inj. Vol.	Acquisition	G/C
70W-97	DB5	2194146	T02	2.0µL	NDB5US	NDB5US
				Jennifer L Demeter (Signature)		12JUL02 (Date)

Filename	Date*	Time*	Project #	Sample#	No.	Client Sample ID	Syr	332	Operator/Date	Comments**
W105602	7/12/02	17:50	57657B	TLI BLANK	0	TLI BLANK	AUTO	2.4 E7	7/12/02	
03		18:38	57752A	329-38-13	14	DF-TR-2 0-0.5		2.9 E7		
04		19:26		-14	15	DF-TR-2-0.-5.1		2.7 E7		
05		20:15		-15	16	DF-DP-163 0-0.5		2.4 E7		
06		21:03		-16	17	DF-TR-3 0-0.5		5.3 E7		
07		2151	57752A	329-38-17	18	DF-TR-3 0-5.1		2.7E7		
08		2239	57560C	327-44-3	3	B-39/0-4'		3.8E7		R
09	7/12/02	2327	57777	329-63-1	2	LAB# 50306 ESSROC LOGANSPORT CK		3.0E7		R
10	7/13/02	0015	57657B	328-42-2	2	07194A		2.6E7		
11		0104		TLI LCS	3	TLI LCS		2.0E7		
12		0152	57657B	TLI LCSD	4	TLI LCSD		2.9E7		
W105613	7/13/02	0240	—	8217	—	8290/1613 CONCAL 10	AUTO	2.9E7	7/12/02	Good 8290T→CF/B Used Ending Only 7/13/02
W021057	7/13/02	1020	—	8136B	—	RTCHK	AUTO	14%	7/13/02	

Transcribed from chromatographic data
Dated initials required

ConCal Due: _____
ConCal Due: _____

vr1/qa/forms/hrrunlog.doc (02/05/97)

Triangle Labo[illegible]ies, Inc.
Run Log

Instrument ID	Column Type	Column ID	Plot Name	Inj. Vol.	Acquisition	G/C
70P-37	DB-225	2218646	D TTI EB VSC 7/13/02	2.0µl	DB-225	DB-225
				Signature		7/13/02 Date

Filename	Date*	Time*	Project #	Sample#	No.	Client Sample ID	Syr	332	Operator/Date	Comments**
P022442	7/13/02	04:09	57772	328-58-1	2	0206-08150-002	Auto	8.1 E5	VSC 7/13/02	
P022443		04:54	57478A+A	326-62-9	10	II EMP 3-1		1.6 E6		
P022444		05:39	57738+A	328-19-16	8	PH2-RS-SB-400		1.3 E6		
P022445		06:24	57774	328-60-1	2	VCC02179		1.6 E6		
P022446		07:10	57677A+2	328-62-11	12	PH2-SB-9.0		5.2 E5		
P022447		07:55	57478B+4	326-62-25	8	II CBL 1-1		1.5 E6		
P022448		08:40	57478B+4	326-62-29	12	II CBL 2-1		1.4 E6		
P022449		09:25	57478B+4	326-62-30	13	II CBL 2-3		1.2 E6		
P022450	7/13/02	10:11	—	8217	—	Tetra Canal		1.4 E6		Good all methods FTB. JSY 7/13/02
P022451		11:07	—	8136 B	—	Rtckk	Auto	8%	JSY 7/13/02	
52		12:04	—	8237 F	—	RS-100		1.2 E6		Clean. JSY 7/13/02
53		12:49	57777	329-63-1	2	LAE # 60306 EESROC LOGANSPORT CK		2.1 E6		
P022454	7/13/02	13:34	57752A	329-38-18	2	DF-DP-643 0-0.5	Auto	1.5 E6	JSY 7/13/02	

Transcribed from chromatographic data
* Dated initials required

ConCal Due: _____
ConCal Due: _____

39

rvr1/qa/forms/hrunlog.doc (02/05/97)

Triangle Laboratories, Inc.
Running

Instrument ID	Column Type	Column ID	Plot Name	Inj. Vol.	Acquisition	G/C
70P-37	DB225	2218646	TTI	2.0 µl	DB225	DB225

Signature: John Allen Date: 7/13/02

Filename	Date*	Time*	Project #	Sample#	No.	Client Sample ID	Syr	332	Operator/Date	Comments**
P022455	7/13/02	1419	57752A	329-38-20	3	DF-DP-655 0-0.5	Auto	1.6E6	JSY 7/13/02	
56		1504		-3	4	DF-DP-702 1.5-2		6.7E5		
57		1550		-4	5	DF-DP-210 0-0.5		1.7E6		
58		1635		-22	6	DUPLICATE (06/26/02)		1.6E6		
59		1720		-6	7	DUPLICATE (06/27/02)		1.5E6		
60		1805		-7	8	DF-DP-3 0.5-1.0		1.4E6		
61		1851		-23	9	DF-DP-112 0-0.5		1.3E6		
62		1936		-13	14	DF-TR-2 0-0.5		1.5E6		
63		2021	57752A	329-38-15	16	DF-DP-163 0-0.5		1.5E6		
P022464	7/13/02	2106	—	8217	—	8290/1613 Concal 10	Auto	1.4E6	JSY 7/13/02	Good All Methods F/B Used Ending Only
~~P022465~~	~~7/14/02~~	~~10:56~~	—	~~8136B~~	—	~~RTCHK~~	~~Auto~~	~~4%~~	~~JSY 7/14/02~~	
~~P022466~~	7/14/02	1154	—	~~8217~~	—	~~8290/1613 Concal 10~~	~~Auto~~	1.8E6	~~JSY 7/14/02~~	Good All Methods 7/14/02
P022467	7/14/02	13:09	57725A	TLI BLANK	1	TLI BLANK	AUTO	1.7 E6	7/14/02	

Transcribed from chromatographic data
Dated initials required

ConCal Due: 22:11 JSY 7/13/02
ConCal Due: _____

40 vr1/qa/forms/hrrunlog.doc (02/05/97)

Instrument ID	Column Type	Column ID	Plot Name	Inj. Vol.	Acquisition	
70P-37	DB225	2218646	TTI	2.0 µL	~~N~~ DB225 7/14/02	DB225

Signature: Jennifer L Hemeter

Date: 14 JUL 02

Filename	Date*	Time*	Project #	Sample#	No.	Client Sample ID	Syr	332	Operator/Date	Comments**
P022468	7/14/02	13:54	57725A	S29-11-1	2	07237	AUTO	6.9 6	7/14/02	
69		14:39	57752A	329-38-16	17	DF-TR-3 0-0.5		1.6 6		
70		15:24	57752A	329-39-17	18	DF-TR-3 0-5.1		2.9 6		
71		16:09	57752B	329-38-24	2	DF-DP-143 0-0.5		1.5 6		
72		16:55		-25	3	DF-DP-65		1.8 6		
73		17:40		-26	4	DF-DP-137 0-0.5		1.7 6		
74		18:25		-29	5	DF-DP-112 2.0		1.9 6		
75		19:10		~~-28~~ 31	6	DF-DP-39-0.5		2.0 6		7/14/02
76		19:56		~~-29~~ 32	7	DF-DP-27-0.5		1.7 6		
77		20:41		-33	8	DF-DP-3-0.5		1.9 6		
78		21:26	57752B	329-38-35	9	DUPLICATE (06/25/02)		1.7 6		
79		22:11	57726A	329-12-1A	2	AMHERST WWTP SLUDGE COMP		1.4 6		
P022480	7/14/02	22:57	57454A4	326-38-1	2	919802	AUTO	1.4 6	7/14/02	

* Transcribed from chromatographic data

** Dated initials required

ConCal Due: _____

ConCal Due: _____

srvr1/qa/forms/hrrunlog.doc (02/05/97)

41

Run Lo

Instrument ID	Column Type	Column ID	Plot Name	Inj. Vol.	Acquisition	G/C
7M-83	DB-5	2111632	TO2	2.0	NDB545	NDB545

Signature: [signature] Date: 7/15/02

Filename	Date*	Time*	Project #	Sample#	No.	Client Sample ID	Syr	332	Operator/Date	Comments**
0971/02	7/15/02	10:15	57779B	TCL LCSD	4	TCL LCSD	~~Auto~~	2.1 E7	[signature] 7/15/02	
1020972	7/15/02	11:20	—	8217	—	8290/1613 Concal 10	Auto	1.5 E7	JSY 7/15/02	Good 8290 TO, FIB, good 1613B TO. JSY 7/15/02
U097301		12:48	57 —	8136B	—	Rtchk		20%		
02		13:34	57838	TLI Blank	1	TLI Blank		2.3 E7		
03		14:24	57752A	329-88-9	10	DF-DP-1790-0.5		1.2 E7		
04			57709W1	328-94-1	2	B-808 D10X				R
05			91788J	TLI Blk	0	TLI Blank				
06				50, 35, 30	1	50 ml, 35 ml, 30 ml				
07				35, 30	2	35 ml, 30 ml				
08			91788J	50, 15, 30	3	50 ml, 15 ml, 30 ml				
09			57838	330-25-1	2	S020709A1				
10				330-25-2	3	S020709A2				
U097311	7/15/02		57838	330-25-3	4	S020709A3	Auto		JSY 7/15/02	

Transcribed from chromatographic data
Dated initials required

* (R) JSY 7/15/02

ConCal Due: 11:20 [signature] 7/15/02
ConCal Due: _____

/qa/forms/hrrunlog.doc (02/05/97)

42

Page: 63

Triangle Laboratories
Run Log

Instrument ID	Column Type	Column ID	Plot Name	Inj. Vol.	Acquisition	G/C
70p -37	DB225	22146A	TTI	2.0 µl	DB225	DB225

Signature: [signature] Date: 7/15/02

Filename	Date*	Time*	Project #	Sample#	No.	Client Sample ID	Syr	332	Operator/Date	Comments**
22494	7/15/02	11:10	57492A-4	326-75-1	2	ST 1770	Auto	9.1 ES	[signature] 7/15/02	
P022495	7/15/02	15:57	—	8136 B	—	Rtckt	Auto	12%	JSY 7/15/02	
P022496	↓	16:50	—	8217	—	8290/1613 Concal 10	Auto	3.2 ES	JSY 7/15/02	
97	↓	17:45	—	8237F	—	RS-.10	↓	5.0 ES	↓	Clean. cow 7/15/02
98	↓	18:30	57752A	329-38-10	11	DF-DP-160 0-0.5	↓	5.3 ES	↓	
99	↓	19:15	57752A	329-38-11	12	DF-TR-1 0-0.5	↓	↓	↓	
P022500	↓	↓	57708r1	328-93-3	4	PH2-RS-SB -35.0	↓	↓	↓	
01	↓	↓	57558Ar3	327-42-1A	2	City of Toledo Biosolids	↓	↓	↓	
02	↓	↓	57793A	328-88-1A	2	Sludge	↓	↓	↓	
03	↓	↓	57802	329-88-1A-C	2	Run 1 Filter, XAD, Acet/MC/Tol	↓	↓	↓	
04	↓	↓	57736r1	329-22-1	2	SW-810 062402	↓	↓	↓	
P022505	7/15/02	↓	—	8217	—	8290/1613 Concal 10	Auto	↓	JSY 7/15/02	

Transcribed from chromatographic data
Dated Initials required

ConCal Due: _____
ConCal Due: _____

'qa/forms/hrrunlog.doc (02/05/97)

43

SAMPLE DATA

TRIANGLE LABORATORIES, INC.
Ongoing Precision and Recovery - Sample Results

Project: 57752 - A
Matrix: SOLID
Method: 161B

File: S023086
SAS#:
Contract#: n/a

Extraction Date: 07/03/02
Analysis Date: 07/12/02
Analysis Time: 11:35

NOTE: Concentrations are concentrations in the final extract.
3rd Revision Table 7 Performance Specifications.

ISOMER	SPIKED. (ng/mL)	OBSERVED (ng/mL)	Perf.Specs.... from	to	%Recovery
2378-TCDD	10.0	8.9	6.7	15.8	89.3
2378-TCDF	10.0	8.5	7.5	15.8	84.7
12378-PeCDD	50.0	47.7	35.0	71.0	95.5
12378-PeCDF	50.0	49.3	40.0	67.0	98.6
23478-PeCDF	50.0	49.1	34.0	80.0	98.2
123478-HxCDD	50.0	45.8	35.0	82.0	91.6
123678-HxCDD	50.0	49.2	38.0	67.0	98.3
123789-HxCDD	50.0	48.3	32.0	81.0	96.6
123478-HxCDF	50.0	53.4	36.0	67.0	107
123678-HxCDF	50.0	50.2	42.0	65.0	100
234678-HxCDF	50.0	51.8	35.0	78.0	104
123789-HxCDF	50.0	52.6	39.0	65.0	105
1234678-HpCDD	50.0	48.5	35.0	70.0	97.0
1234678-HpCDF	50.0	50.1	41.0	61.0	100
1234789-HpCDF	50.0	46.7	39.0	69.0	93.4
OCDD	100.0	91.2	78.0	144.0	91.2
OCDF	100.0	77.3	63.0	170.0	77.3

Labeled Compound	SPIKED. (ng/mL)	OBSERVED (ng/mL)	Perf.Specs.... from	to	%Recovery
13C12-2378-TCDD	100.0	63.0	20.0	175.0	63.0
13C12-2378-TCDF	100.0	54.3	22.0	152.0	54.3
13C12-12378-PeCDD	100.0	97.3	21.0	227.0	97.3
13C12-12378-PeCDF	100.0	73.9	21.0	192.0	73.9
13C12-23478-PeCDF	100.0	80.4	13.0	328.0	80.4
13C12-123478-HxCDD	100.0	91.8	21.0	193.0	91.8
13C12-123678-HxCDD	100.0	89.4	25.0	163.0	89.4
13C12-123478-HxCDF	100.0	52.9	19.0	202.0	52.9
13C12-123678-HxCDF	100.0	61.5	21.0	159.0	61.5
13C12-234678-HxCDF	100.0	75.9	22.0	176.0	75.9
13C12-123789-HxCDF	100.0	70.6	17.0	205.0	70.6
13C12-1234678-HpCDD	100.0	96.1	26.0	166.0	96.1
13C12-1234678-HpCDF	100.0	64.2	21.0	158.0	64.2
13C12-1234789-HpCDF	100.0	77.8	20.0	186.0	77.8
13C12-OCDD	200.0	225	26.0	397.0	113
37Cl-2378-TCDD	10.0	6.3	3.1	19.1	63.0

MILES 4.22.16
GRY_PSUM v1.11

Processed By: VSC Date: 07/15/02

TRIANGLE LABORATORIES, INC.
Sample Results for Project 57752A
Method 1613B TCDD/TCDF Analysis (DB-225)

07/15/02

Data File	P022498	P022499	P022456	P022457
Sample ID	DF-DP-160 0-0.5	DF-TR-1 0-0.5	DF-DP-702 1.5-2	DF-DP-210 0-0.5
Units	pg/g	pg/g	pg/g	pg/g
Extraction Date	07/03/02	07/03/02	07/03/02	07/03/02
Analysis Date	07/15/02	07/15/02	07/13/02	07/13/02
Instrument	P	P	P	P
Matrix	SOIL	SOIL	SOIL	SOIL
Extraction Type				
Analytes				
2378-TCDF	3.3	2.0	5.2	15.3
Internal Standards Percent Recovery Summary (% Rec)				
13C12-2378-TCDF	52.9	54.3	54.0	69.8

Triangle Laboratories, Inc.®
2445 S. Alston Ave. • Durham, North Carolina 27713
Phone: (919) 544-5729 • Fax: (919) 544-5491

Data File	P022459	P022460	P022462	P022463
Sample ID	DUPLICATE (06/27/02)	DF-DP-3 0.5-1.0	DF-TR-2 0-0.5	DF-DP-163 0-0.5
Units	pg/g	pg/g	pg/g	pg/g
Extraction Date	07/03/02	07/03/02	07/03/02	07/03/02
Analysis Date	07/13/02	07/13/02	07/13/02	07/13/02
Instrument	P	P	P	P
Matrix	SOIL	SOIL	SOIL	SOIL
Extraction Type				
Analytes				
2378-TCDF	13.5	3.4	2.1	40.6
Internal Standards Percent Recovery Summary (% Rec)				
13C12-2378-TCDF	65.8	52.3	68.8	63.0

TRIANGLE LABORATORIES, INC.
Sample Results for Project 57752A
Method 1613B TCDD/TCDF Analysis (DB-225)

Data File	P022469	P022470	P022454	P022455
Sample ID	DF-TR-3 0-0.5	DF-TR-3 0-5.1	DF-DP-643 0-0.5	DF-DP-655 0-0.5
Units	pg/g	pg/g	pg/g	pg/g
Extraction Date	07/03/02	07/03/02	07/03/02	07/03/02
Analysis Date	07/14/02	07/14/02	07/13/02	07/13/02
Instrument	P	P	P	P
Matrix	SOIL	SOIL	SOIL	SOIL
Extraction Type				
Analytes				
2378-TCDF	87.2	23.0	32.7	< 0.99
Internal Standards Percent Recovery Summary (% Rec)				
13C12-2378-TCDF	66.7	66.4	69.1	56.2

Method 1613B TCDD/TCDF Analysis (DB-225)

Data File	P022458	P022461
Sample ID	DUPLICATE (06/26/02)	DF-DP-112 0-0.5
Units	pg/g	pg/g
Extraction Date	07/03/02	07/03/02
Analysis Date	07/13/02	07/13/02
Instrument	P	P
Matrix	SOIL	SOIL
Extraction Type		
Analytes		
2378-TCDF	82.5	21.4
Internal Standards Percent Recovery Summary (% Rec)		
13C12-2378-TCDF	61.3	64.7

(Concentration of GC peaks out of theoretical isotopic abundance ratio range expressed as a detection limit).
Minimum levels are reported for non-detected GC peaks.
***** = INTERFERENCE

TRIANGLE LABORATORIES, INC.
Sample Results for Project 57752A
Method 1613B Full Screen Analyses (DB-5)

Data File	S023086	S023087	S023088		S023089
Sample ID	OPR	TLI Blank	DF-DP-643 0-0.5		DF-DP-655 0-0.5
Units	pg/g	pg/g	pg/g		pg/g
Extraction Date	07/03/02	07/03/02	07/03/02		07/03/02
Analysis Date	07/12/02	07/12/02	07/12/02		07/12/02
Instrument	S	S	S		S
Matrix	SOLID	SOLID	SOLID		SOLID
Extraction Type					
Analytes					
2378-TCDD	17.9	< 1.0	(1.9)		< 0.99
12378-PeCDD	95.5	< 5.0	< 5.0		< 5.0
123478-HxCDD	91.6	< 5.0	< 5.0		< 5.0
123678-HxCDD	98.3	< 5.0	10.3		< 5.0
123789-HxCDD	96.6	< 5.0	8.5	J	< 5.0
1234678-HpCDD	97.0	< 5.0	103		23.2
OCDD	182	< 10	3040		961
2378-TCDF	16.9	< 1.0	29.9		2.3
12378-PeCDF	98.6	< 5.0	759		< 5.0
23478-PeCDF	98.2	< 5.0	31.1		< 5.0
123478-HxCDF	107	< 5.0	< 5.0		87.8
123678-HxCDF	100	< 5.0	11.9		6.9
234678-HxCDF	104	< 5.0	12.5		< 5.0
123789-HxCDF	105	< 5.0	< 5.0		< 5.0
1234678-HpCDF	100	< 5.0	376		75.1
1234789-HpCDF	93.4	< 5.0	9.9		33.0
OCDF	155	< 10	112		137
TOTAL TCDD		< 1.0	3.0		< 0.99
TOTAL PeCDD		< 5.0	(87.0)		(9.1)
TOTAL HxCDD		< 5.0	56.0		< 5.0
TOTAL HpCDD		< 5.0	192		41.5
TOTAL TCDF		< 1.0	958	E	46.1
TOTAL PeCDF		< 5.0	2750		151
TOTAL HxCDF		< 5.0	912	X	142
TOTAL HpCDF		< 5.0	624		179
Other Standards Percent Recovery Summary (% Rec)					
37Cl-TCDD	63.0	51.5	81.6		56.2
Internal Standards Percent Recovery Summary (% Rec)					
13C12-2378-TCDD	63.0	55.8	66.3		55.7
13C12-PeCDD 123	97.3	80.5	95.8		77.6
13C12-HxCDD 478	91.8	81.8	70.0		77.9
13C12-HxCDD 678	89.4	83.3	78.2		82.9
13C12-HpCDD 678	96.1	91.9	78.1		85.4
13C12-OCDD	113	111	98.8		94.7
13C12-2378-TCDF	54.3	48.7	62.1		48.2
13C12-PeCDF 123	73.9	64.0	82.6		63.5
13C12-PeCDF 234	80.4	69.1	78.1		67.0
13C12-HxCDF 478	52.9	60.0	48.0		58.0
13C12-HxCDF 678	61.5	63.3	52.0		61.5
13C12-HxCDF 234	75.9	72.4	60.3		66.5

TRIANGLE LABORATORIES, INC.
Sample Results for Project 57752A
Method 1613B Full Screen Analyses (DB-5)

Data File	S023086	S023087	S023088	S023089
Sample ID	OPR	TLI Blank	DF-DP-643 0-0.5	DF-DP-655 0-0.5
Units	pg/g	pg/g	pg/g	pg/g
Extraction Date	07/03/02	07/03/02	07/03/02	07/03/02
Analysis Date	07/12/02	07/12/02	07/12/02	07/12/02
Instrument	S	S	S	S
Matrix	SOLID	SOLID	SOLID	SOLID
Extraction Type				

Internal Standards Percent Recovery Summary (% Rec)

13C12-HxCDF 789	70.6	66.8	59.9	62.8
13C12-HpCDF 678	64.2	72.3	54.2	63.8
13C12-HpCDF 789	77.8	71.1	59.6	61.1

TRIANGLE LABORATORIES, INC.
Sample Results for Project 57752A
Method 1613B Full Screen Analyses (DB-5)

Data File	S023090		S023091		S023092		S023093
Sample ID	DF-DP-702 1.5-2		DF-DP-210 0-0.5		DUPLICATE (06/26/02)		DUPLICATE (06/27/02)
Units	pg/g		pg/g		pg/g		pg/g
Extraction Date	07/03/02		07/03/02		07/03/02		07/03/02
Analysis Date	07/12/02		07/12/02		07/12/02		07/12/02
Instrument	S		S		S		S
Matrix	SOLID		SOLID		SOLID		SOLID
Extraction Type							
Analytes							
2378-TCDD	2.1		< 1.0		(2.5)		< 1.0
12378-PeCDD	16.1		< 5.0		< 5.0		< 5.0
123478-HxCDD	14.6		< 5.0		6.7		< 5.0
123678-HxCDD	196		< 5.0		29.9		< 5.0
123789-HxCDD	70.2		< 5.0		18.1		< 5.0
1234678-HpCDD	334		13.4		561		11.7
OCDD	2590		446		6140	E	393
2378-TCDF	16.3		20.6		42.4		19.0
12378-PeCDF	(10.4)		< 5.0		< 5.0		< 5.0
23478-PeCDF	71.1		22.2		40.5		20.5
123478-HxCDF	320		50.2		757		47.9
123678-HxCDF	136		(9.6)		22.6		9.1
234678-HxCDF	150		10.5		27.1		8.9
123789-HxCDF	< 5.0		< 5.0		9.8		< 5.0
1234678-HpCDF	6150	E	179		655		161
1234789-HpCDF	85.8		9.9		29.5		8.1
OCDF	1480		78.6		475		(68.8)
TOTAL TCDD	32.7		< 1.0		(23.9)		< 1.0
TOTAL PeCDD	143		(22.0)		11.4		(21.7)
TOTAL HxCDD	1270		< 5.0		128		< 5.0
TOTAL HpCDD	606		29.0		1030		22.9
TOTAL TCDF	130		110		1660	E	105
TOTAL PeCDF	534		217		4740		234
TOTAL HxCDF	2750		164		2210	X	162
TOTAL HpCDF	9380	E	284		1320		255
Other Standards Percent Recovery Summary (% Rec)							
37Cl-TCDD	58.5		75.1		62.1		60.8
Internal Standards Percent Recovery Summary (% Rec)							
13C12-2378-TCDD	53.8		68.7		57.8		66.6
13C12-PeCDD 123	73.8		82.2		77.6		75.1
13C12-HxCDD 478	73.0		82.3		75.5		81.3
13C12-HxCDD 678	79.7		86.8		85.0		86.7
13C12-HpCDD 678	83.2		74.4		74.5		72.3
13C12-OCDD	93.1		64.0		75.3		55.7
13C12-2378-TCDF	46.6		61.2		54.5		57.9
13C12-PeCDF 123	58.7		72.9		72.1	RO	66.1
13C12-PeCDF 234	62.7		70.8		65.8		63.2
13C12-HxCDF 478	52.0		64.1		51.3		67.9
13C12-HxCDF 678	54.5		67.0		55.7		70.6
13C12-HxCDF 234	65.2		70.2		66.9		67.8

Data File	S023090	S023091	S023092	S023093
Sample ID	DF-DP-702 1.5-2	DF-DP-210 0-0.5	DUPLICATE (06/26/02)	DUPLICATE (06/27/02)
Units	pg/g	pg/g	pg/g	pg/g
Extraction Date	07/03/02	07/03/02	07/03/02	07/03/02
Analysis Date	07/12/02	07/12/02	07/12/02	07/12/02
Instrument	S	S	S	S
Matrix	SOLID	SOLID	SOLID	SOLID
Extraction Type				

Internal Standards Percent Recovery Summary (% Rec)

13C12-HxCDF 789	60.2	64.0	65.1	62.1
13C12-HpCDF 678	63.9	61.1	48.1	60.1
13C12-HpCDF 789	58.4	56.7	55.4	51.2

Data File	S023094		S023095		S023096		S023097	
Sample ID	DF-DP-3 0.5-1.0		DF-DP-112 0.5		DF-DP-179 0-0.5		DF-DP-160 0-0.5	
Units	pg/g		pg/g		pg/g		pg/g	
Extraction Date	07/03/02		07/03/02		07/03/02		07/03/02	
Analysis Date	07/12/02		07/12/02		07/12/02		07/12/02	
Instrument	S		S		S		S	
Matrix	SOLID		SOLID		SOLID		SOLID	
Extraction Type								
Analytes								
1368-TCDD					< 1.0			
1379-TCDD					< 1.0			
2378-TCDD	(1.5)		(6.4)		< 1.0		(1.4)	
12378-PeCDD	(10.5)		71.0		< 5.0		< 5.0	
123478-HxCDD	9.7		95.0		< 5.0		< 5.0	
123678-HxCDD	154		798		< 5.0		30.2	
123789-HxCDD	62.0		259		< 5.0		6.7	J
1234678-HpCDD	279		4430	E	9.1		1020	
OCDD	1430		41010	E	203		11460	E
1368-TCDF					< 1.0			
2378-TCDF	9.9		74.4		< 1.0		4.0	
12378-PeCDF	8.2		127		12.3		< 5.0	
23478-PeCDF	29.0		522		< 5.0		5.6	
123478-HxCDF	139		2970	E	10.7		158	
123678-HxCDF	83.2		1390		< 5.0		7.0	
234678-HxCDF	84.4		1770		10.5		6.8	
123789-HxCDF	< 5.0		59.3		< 5.0		< 5.0	
1234678-HpCDF	2920	E	26440	SE	53.3		267	
1234789-HpCDF	40.5		1050	Q	< 5.0		16.9	
OCDF	676		34620	E	12.4		470	
TOTAL TCDD	26.7		128		< 1.0		(7.1)	
TOTAL PeCDD	76.5		598		< 5.0		< 5.0	
TOTAL HxCDD	967		5000		8.8		103	
TOTAL HpCDD	522		7000	E	20.5		1570	
Total TriCDF					< 5.0			
TOTAL TCDF	68.3		842	X	11.0		291	
TOTAL PeCDF	273		4860		30.8		825	
TOTAL HxCDF	1540		61880	QSE	34.4		472	
TOTAL HpCDF	4550	E	58790	QSE	82.6		888	
Other Standards Percent Recovery Summary (% Rec)								
37Cl-TCDD	62.3		63.7		54.2		55.9	
Internal Standards Percent Recovery Summary (% Rec)								
13C12-2378-TCDD	52.9		63.1		50.9		54.1	
13C12-PeCDD 123	68.0		78.6		64.3		66.1	
13C12-HxCDD 478	75.3		87.5		72.0		70.1	
13C12-HxCDD 678	79.1		93.3		71.1		74.7	
13C12-HpCDD 678	69.0		94.2		68.2		68.3	
13C12-OCDD	64.9		118	Q	65.9		70.8	
13C12-2378-TCDF	45.8		56.3		44.0		46.1	
13C12-PeCDF 123	54.4		69.8		53.6		56.6	

Data File	S023094	S023095	S023096	S023097
Sample ID	DF-DP-3 0.5-1.0	DF-DP-112 0.5	DF-DP-179 0-0.5	DF-DP-160 0-0.5
Units	pg/g	pg/g	pg/g	pg/g
Extraction Date	07/03/02	07/03/02	07/03/02	07/03/02
Analysis Date	07/12/02	07/12/02	07/12/02	07/12/02
Instrument	S	S	S	S
Matrix	SOLID	SOLID	SOLID	SOLID
Extraction Type				

Internal Standards Percent Recovery Summary (% Rec)					
13C12-PeCDF 234	57.7	70.9		52.1	55.9
13C12-HxCDF 478	60.5	79.5		44.5	54.1
13C12-HxCDF 678	62.6	79.8		51.2	58.7
13C12-HxCDF 234	63.6	82.2		61.4	60.7
13C12-HxCDF 789	59.1	70.8		56.4	54.5
13C12-HpCDF 678	65.5	189	***QRO	45.0	51.9
13C12-HpCDF 789	53.0	64.1		52.2	47.3

TRIANGLE LABORATORIES, INC.
Sample Results for Project 57752A
Method 1613B Full Screen Analyses (DB-5)

Data File	S023098	S023099	W105603	W105604
Sample ID	DF-TR-1 0-0.5	DF-TR-1 0.5-1	DF-TR-2 0-0.5	DF-TR-2 0.5-1
Units	pg/g	pg/g	pg/g	pg/g
Extraction Date	07/03/02	07/03/02	07/03/02	07/03/02
Analysis Date	07/12/02	07/12/02	07/12/02	07/12/02
Instrument	S	S	W	W
Matrix	SOLID	SOLID	SOLID	SOLID
Extraction Type				
Analytes				
2378-TCDD	< 1.0	< 0.99	< 1.0	< 1.0
12378-PeCDD	< 5.0	< 5.0	< 5.0	< 5.0
123478-HxCDD	< 5.0	< 5.0	< 5.0	< 5.0
123678-HxCDD	< 5.0	< 5.0	< 5.0	< 5.0
123789-HxCDD	< 5.0	< 5.0	< 5.0	< 5.0
1234678-HpCDD	44.3	14.6	95.8	87.0
OCDD	1710	1310	3060	7860 E
2378-TCDF	(2.4)	< 0.99	2.5	< 1.0
12378-PeCDF	< 5.0	< 5.0	< 5.0	< 5.0
23478-PeCDF	< 5.0	< 5.0	< 5.0	< 5.0
123478-HxCDF	55.9	< 5.0	57.4	5.5
123678-HxCDF	< 5.0	< 5.0	< 5.0	< 5.0
234678-HxCDF	< 5.0	< 5.0	< 5.0	< 5.0
123789-HxCDF	< 5.0	< 5.0	< 5.0	< 5.0
1234678-HpCDF	71.0	< 5.0	93.5	8.0
1234789-HpCDF	< 5.0	< 5.0	< 5.0	< 5.0
OCDF	(25.8)	< 9.9	98.1	20.8
TOTAL TCDD	< 1.0	< 0.99	(1.3)	< 1.0
TOTAL PeCDD	< 5.0	< 5.0	< 5.0	< 5.0
TOTAL HxCDD	5.4	< 5.0	34.2	15.1
TOTAL HpCDD	95.4	14.6	197	180
TOTAL TCDF	97.8	1.0	125	9.3
TOTAL PeCDF	263	< 5.0	237	16.8
TOTAL HxCDF	143 X	< 5.0	126	12.7
TOTAL HpCDF	109	< 5.0	188	25.7
Other Standards Percent Recovery Summary (% Rec)				
37Cl-TCDD	60.0	57.3	72.2	66.6
Internal Standards Percent Recovery Summary (% Rec)				
13C12-2378-TCDD	55.9	55.9	62.0	59.2
13C12-PeCDD 123	67.5	68.7	74.2	67.5
13C12-HxCDD 478	82.7	78.4	80.1	73.3
13C12-HxCDD 678	82.6	81.0	80.1	75.7
13C12-HpCDD 678	72.2	70.1	85.7	74.3
13C12-OCDD	69.5	62.8	81.4	98.8
13C12-2378-TCDF	48.9	47.5	71.9	63.9
13C12-PeCDF 123	56.1	58.8	57.4	63.0
13C12-PeCDF 234	57.4	59.8	57.7	59.5
13C12-HxCDF 478	58.9	61.8	83.4	68.9
13C12-HxCDF 678	66.0	66.8	82.5	67.0
13C12-HxCDF 234	67.7	67.5	90.0	85.4

Data File	S023098	S023099	W105603	W105604
Sample ID	DF-TR-1 0-0.5	DF-TR-1 0.5-1	DF-TR-2 0-0.5	DF-TR-2 0.5-1
Units	pg/g	pg/g	pg/g	pg/g
Extraction Date	07/03/02	07/03/02	07/03/02	07/03/02
Analysis Date	07/12/02	07/12/02	07/12/02	07/12/02
Instrument	S	S	W	W
Matrix	SOLID	SOLID	SOLID	SOLID
Extraction Type				
Internal Standards Percent Recovery Summary (% Rec)				
13C12-HxCDF 789	63.4	60.7	91.8	84.2
13C12-HpCDF 678	60.4	61.6	82.6	68.2
13C12-HpCDF 789	54.5	54.3	86.3	79.6

Data File	W105605		W105606		W105607		U097303
Sample ID	DF-DP-163 0-0.5		DF-TR-3 0-0.5		DF-TR-3 0.5-1		DF-DP-179 0-0.5
Units	pg/g		pg/g		pg/g		pg/g
Extraction Date	07/03/02		07/03/02		07/03/02		07/03/02
Analysis Date	07/12/02		07/12/02		07/12/02		07/15/02
Instrument	W		W		W		U
Matrix	SOLID		SOLID		SOLID		SOLID
Extraction Type							
Analytes							
2378-TCDD	(1.0)		(5.2)		(1.6)		< 1.0
12378-PeCDD	< 5.0		22.9		(6.2)		< 5.0
123478-HxCDD	< 5.0		19.8		5.5		< 5.0
123678-HxCDD	24.8		113		31.4		< 5.0
123789-HxCDD	8.1	J	68.5		17.7		< 5.0
1234678-HpCDD	158		1700		543		8.7
OCDD	2700		14350	E	4930	E	199
2378-TCDF	24.1		122		33.7		< 1.0
12378-PeCDF	6.1		28.4		6.7		< 5.0
23478-PeCDF	25.8		152		33.8		< 5.0
123478-HxCDF	156		808		429		10.1
123678-HxCDF	38.2		90.1		26.2		< 5.0
234678-HxCDF	42.5		101		27.2		< 5.0
123789-HxCDF	< 5.0		< 5.0		< 5.0		< 5.0
1234678-HpCDF	1620		2390	E	631		41.9
1234789-HpCDF	27.6		110		29.1		< 5.0
OCDF	453		2470		486		12.6
TOTAL TCDD	2.6		31.6		5.5		< 1.0
TOTAL PeCDD	9.7		76.4		9.3		< 5.0
TOTAL HxCDD	155		688		155		< 5.0
TOTAL HpCDD	296		3360		1020		19.6
TOTAL TCDF	679		2200	E	1010	E	5.7
TOTAL PeCDF	1450		5340		2010		24.5
TOTAL HxCDF	1190		3150		1170		30.3
TOTAL HpCDF	2600		4790	E	1240		64.3
Other Standards Percent Recovery Summary (% Rec)							
37Cl-TCDD	77.3		65.7		76.6		61.0
Internal Standards Percent Recovery Summary (% Rec)							
13C12-2378-TCDD	67.8		60.4		68.2		56.8
13C12-PeCDD 123	78.9		64.2		92.8		76.1
13C12-HxCDD 478	81.2		63.4		76.8		72.9
13C12-HxCDD 678	79.0		64.7		76.7		82.1
13C12-HpCDD 678	84.5		62.0		67.8		80.5
13C12-OCDD	90.9		40.1		66.6		94.8
13C12-2378-TCDF	67.3		71.3		79.7		59.3
13C12-PeCDF 123	69.0		55.6		101		68.4
13C12-PeCDF 234	68.9		51.6		79.7		68.2
13C12-HxCDF 478	94.4		72.7		71.2		54.3
13C12-HxCDF 678	91.0		70.5		65.3		64.3
13C12-HxCDF 234	106		66.2		87.3		77.5

Data File	W105605	W105606	W105607	U097303
Sample ID	DF-DP-163 0-0.5	DF-TR-3 0-0.5	DF-TR-3 0.5-1	DF-DP-179 0-0.5
Units	pg/g	pg/g	pg/g	pg/g
Extraction Date	07/03/02	07/03/02	07/03/02	07/03/02
Analysis Date	07/12/02	07/12/02	07/12/02	07/15/02
Instrument	W	W	W	U
Matrix	SOLID	SOLID	SOLID	SOLID
Extraction Type				
Internal Standards Percent Recovery Summary (% Rec)				
13C12-HxCDF 789	95.3	71.1	84.8	77.9
13C12-HpCDF 678	112	63.2	73.3	63.5
13C12-HpCDF 789	93.0	57.9	66.5	81.9

(Concentration of GC peaks out of theoretical isotopic abundance ratio range expressed as a detection limit).
Minimum levels are reported for non-detected GC peaks.
***** = INTERFERENCE
This report is in accordance with Method 1613B requirements and may not exactly match the sample topsheets.

Martin & Slagle

TLI Project: **57752A** — 1613, Revision B PCDD/PCDF Analysis (c)

Client Sample: **OPR** — Analysis File: **S023086**

Client Project:	**Mississippi Project**				
Sample Matrix:	**SOLID**	Date Received:	/ /	Spike File:	**SP161B2S**
TLI ID:	**OPR**	Date Extracted:	**07/03/2002**	ICal:	**SF5607B**
		Date Analyzed:	**07/12/2002**	ConCal:	**SB23085**
Sample Size:	**10.000 g**	Dilution Factor:	**n/a**	% Moisture:	**n/a**
Dry Weight:	**n/a**	Blank File:	**S023087**	% Lipid:	**n/a**
GC Column:	**DB-5**	Analyst:	**JSY**	% Solids:	**n/a**

Analytes	Conc. (pg/g)	DL	Ratio	RT	RRT	Flags
2,3,7,8-TCDD	17.9		0.76	26:20	1.000	—
1,2,3,7,8-PeCDD	95.5		1.56	30:38	1.001	—
1,2,3,4,7,8-HxCDD	91.6		1.21	33:45	1.000	—
1,2,3,6,7,8-HxCDD	98.3		1.22	33:50	1.000	—
1,2,3,7,8,9-HxCDD	96.6		1.26	34:08	1.009	—
1,2,3,4,6,7,8-HpCDD	97.0		1.03	36:59	1.000	—
1,2,3,4,6,7,8,9-OCDD	182		0.83	40:29	1.000	—
2,3,7,8-TCDF	16.9		0.75	25:36	1.000	—
1,2,3,7,8-PeCDF	98.6		1.46	29:36	1.001	—
2,3,4,7,8-PeCDF	98.2		1.55	30:18	1.000	—
1,2,3,4,7,8-HxCDF	107		1.30	33:03	1.000	—
1,2,3,6,7,8-HxCDF	100		1.29	33:09	1.000	—
2,3,4,6,7,8-HxCDF	104		1.23	33:38	1.000	—
1,2,3,7,8,9-HxCDF	105		1.28	34:23	1.000	—
1,2,3,4,6,7,8-HpCDF	100		1.05	35:59	1.000	—
1,2,3,4,7,8,9-HpCDF	93.4		1.09	37:28	1.000	—
1,2,3,4,6,7,8,9-OCDF	155		0.87	40:41	1.005	—

Triangle Laboratories, Inc.®
2445 S. Alston Ave. • Durham, North Carolina 27713
Phone: (919) 544-5729 • Fax: (919) 544-5491

Printed: 10:07 07/15/2002

TLI Project: **57752A** 1613, Revision B PCDD/PCDF Analysis (c)
Client Sample: **OPR** Analysis File: **S023086**

Internal Standards	Conc. (pg/g)	% Recovery	QC Limits	Ratio	RT	RRT	Flags
$^{13}C_{12}$-2,3,7,8-TCDD	126	63.0	20%-175%	0.78	26:20	1.007	—
$^{13}C_{12}$-1,2,3,7,8-PeCDD	195	97.3	21%-227%	1.47	30:37	1.171	—
$^{13}C_{12}$-1,2,3,4,7,8-HxCDD	184	91.8	21%-193%	1.21	33:44	0.989	—
$^{13}C_{12}$-1,2,3,6,7,8-HxCDD	179	89.4	25%-163%	1.20	33:49	0.991	—
$^{13}C_{12}$-1,2,3,4,6,7,8-HpCDD	192	96.1	26%-166%	1.03	36:58	1.084	—
$^{13}C_{12}$-1,2,3,4,6,7,8,9-OCDD	451	113	13%-199%	0.79	40:29	1.187	—
$^{13}C_{12}$-2,3,7,8-TCDF	109	54.3	22%-152%	0.71	25:36	0.979	—
$^{13}C_{12}$-1,2,3,7,8-PeCDF	148	73.9	21%-192%	1.44	29:35	1.131	—
$^{13}C_{12}$-2,3,4,7,8-PeCDF	161	80.4	13%-328%	1.54	30:18	1.159	—
$^{13}C_{12}$-1,2,3,4,7,8-HxCDF	106	52.9	19%-202%	0.51	33:03	0.969	—
$^{13}C_{12}$-1,2,3,6,7,8-HxCDF	123	61.5	21%-159%	0.50	33:09	0.972	—
$^{13}C_{12}$-2,3,4,6,7,8-HxCDF	152	75.9	22%-176%	0.52	33:38	0.986	—
$^{13}C_{12}$-1,2,3,7,8,9-HxCDF	141	70.6	17%-205%	0.51	34:22	1.007	—
$^{13}C_{12}$-1,2,3,4,6,7,8-HpCDF	128	64.2	21%-158%	0.43	35:58	1.054	—
$^{13}C_{12}$-1,2,3,4,7,8,9-HpCDF	156	77.8	20%-186%	0.41	37:27	1.098	—

Cleanup Standard	Conc. (pg/g)	% Recovery	QC Limits	RT	RRT	Flags
$^{37}Cl_4$-2,3,7,8-TCDD	12.6	63.0	31%-191%	26:20	1.007	—

Recovery Standards	Ratio	RT	Flags
$^{13}C_{12}$-1,2,3,4-TCDD	0.79	26:09	—
$^{13}C_{12}$-1,2,3,7,8,9-HxCDD	1.17	34:07	—

Data Reviewer: GEM 07/15/2002

. 1613_PSR v2.04, LARS 6.25.05

Triangle Laboratories, Inc.®
2445 S. Alston Ave. • Durham, North Carolina 27713
Phone: (919) 544-5729 • Fax: (919) 544-5491

Printed: 10:07 07/15/2002

Initial ....Date...

Data Review By: VH 7/12/02

Channel specific noise levels computed from 'NL' heights.

Page No. 1 Listing of S023086B.dbf
07/12/2002 Matched GC Peaks / Ratio / Ret. Time

Compound/ M_Z....	QC.Log	Omit	Why	..RT.	OK	Ratio	Total.Area/Ht	Area/Ht.Peak1	Area/Ht.Peak2	Rel.RT	Compound.Name..	ID..	Flags.
TCDF				0.65-0.89						0.867-1.076			
304-306	DC	NL				Height	0.05	0.03	0.02				
	DC	SN		22:43	RO	0.29	0.09			0.887			
				25:00		0.82	0.31	0.14	0.17	0.977			J
				25:11	RO	0.62	1.23	0.47	0.76	0.984			
				25:36		0.75	47.85	20.49	27.36	1.000	2378-TCDF	AN	
	DC	SN		26:21	RO	2.80	0.19			1.029			
	DC	SN		27:13		0.67	0.25			1.063			
304-306			3	Peaks			49.39						
13C12-TCDF				0.65-0.89						0.943-1.139			
316-318	DC	NL				Height	0.06	0.03	0.03				
	DC	WL		23:16		0.79	0.59			0.909			
				25:10	RO	0.55	4.02	1.43	2.59	0.983			
				25:36		0.71	546.66	227.56	319.10	1.000	13C12-2378-TCDF	ISO	
						Height	145.19	61.14	84.05				
316-318			2	Peaks			550.68						

---------- Above: TCDF / TCDD Follows ----------

TCDD				0.65-0.89						0.896-1.046			
320-322	DC	NL				Height	0.06	0.03	0.03				
	DC	SN		23:37	RO	1.33	0.07			0.897			
				23:57	RO	1.06	0.37	0.19	0.18	0.909			
				24:08	RO	0.26	0.43	0.09	0.34	0.916	1379-TCDD	AN	
	DC	SN		24:21	RO	2.00	0.12			0.925			
	DC	SN		24:48	RO	2.00	0.18			0.942			
	DC	SN		24:56	RO	0.23	0.16			0.947			
				25:18	RO	1.50	0.25	0.15	0.10	0.961			
	DC	SN		25:23	RO	2.80	0.38			0.964			
				25:35	RO	2.69	0.59	0.43	0.16	0.972			
	DC	SN		25:51	RO	0.19	0.19			0.982			
				26:20		0.76	44.72	19.35	25.37	1.000	2378-TCDD	AN	
	DC	SN		27:16	RO	1.00	0.12			1.035			
	DC	WH		27:35	RO	1.67	0.16			1.047			
	DC	WH		27:45		0.70	0.17			1.054			
320-322			5	Peaks			46.36						
37Cl-TCDD										0.924-1.076			
328	DC	NL				Height	0.03	0.03					
	DC	WL		23:52			0.09			0.906			
	DC	WL		24:04			0.14			0.914			
	DC	SN		24:26			0.04			0.928			
	DC	SN		24:40			0.05			0.937			
	DC	SN		24:44			0.06			0.939			
	DC	SN		24:55			0.07			0.946			
				24:59			0.10	0.10		0.949			

Compound/ I_Z....	QC.Log	Omit	Why	..RT.	OK	Ratio	Total.Area/Ht	Area/Ht.Peak1	Area/Ht.Peak2	Rel.RT	Compound.Name..	ID..	Flags.
				25:03			0.12	0.12		0.951			
	DC	SN		25:14			0.04			0.958			
				25:18			0.17	0.17		0.961			
				25:44			0.31	0.31		0.977			
				26:20			46.34	46.34		1.000	37Cl-TCDD	CLS	
				26:45			0.34	0.34		1.016			
	DC	SN		26:53			0.10			1.021			
	DC	SN		27:04			0.04			1.028			
	DC	SN		27:11			0.03			1.032			
	DC	SN		27:30			0.07			1.044			
	DC	SN		27:47			0.05			1.055			
328			6	Peaks			47.38						
13C12-TCDD				0.65-0.89						0.917-1.069			
332-334	DC	NL		Height			0.14	0.11	0.03				
	DC	WL		23:39	RO	4.53	0.94			0.898			
				25:08	RO	1.82	1.72	1.11	0.61	0.954			
				26:09		0.79	662.34	291.40	370.94	0.993	13C12-1234-TCDD	RS1	
				26:20		0.78	470.83	206.39	264.44	1.000	13C12-2378-TCDD	IS1	
				Height			131.57	55.94	75.63				
				26:37	RO	0.98	2.06	1.02	1.04	1.011			
				26:53	RO	0.94	0.60	0.29	0.31	1.021			
332-334			5	Peaks			1,137.55						

---------- Above: TCDD / PeCDF Follows ----------

PeCDF				1.32-1.78						0.906-1.038			
340-342	DC	NL		Height			0.07	0.03	0.04				
				28:46	RO	0.74	0.75	0.32	0.43	0.949			
				29:36		1.46	304.13	180.75	123.38	1.001	12378-PeCDF	AN	
				29:53	RO	1.97	3.92	2.60	1.32	0.986			
				30:18		1.55	317.58	193.00	124.58	1.000	23478-PeCDF	AN	
				30:26		1.45	3.31	1.96	1.35	1.004			J
				30:39	RO	0.58	0.84	0.31	0.53	1.012			
				31:16	RO	0.92	1.02	0.49	0.53	1.032			
340-342			7	Peaks			631.55						
13C12-PeCDF				1.32-1.78						0.797-1.127			
352-354	DC	NL		Height			0.06	0.03	0.03				
				28:43	RO	0.99	1.45	0.72	0.73	0.948			
				29:35		1.44	534.81	315.25	219.56	1.000	13C12-PeCDF 123	IS2	
				Height			168.98	99.44	69.54				
				29:45		1.38	3.10	1.80	1.30	0.982			
				29:53		1.52	6.72	4.05	2.67	0.986			
				30:18		1.54	574.98	348.27	226.71	1.000	13C12-PeCDF 234	IS3	
				Height			185.54	113.54	72.00				
				30:38		1.54	1.50	0.91	0.59	1.011			
				31:16		1.73	6.31	4.00	2.31	1.032			
352-354			7	Peaks			1,128.87						

---------- Above: PeCDF / PeCDD Follows ----------

```
Compound/
M_Z.... QC.Log Omit Why ..RT. OK Ratio Total.Area/Ht Area/Ht.Peak1 Area/Ht.Peak2 Rel.RT Compound.Name.. ID.. Flags.

PeCDD                          1.32-1.78                                  0.937-1.022
356-358          DC  NL          Height          0.07          0.04          0.03
                         29:36 RO  2.15          0.41          0.28          0.13  0.967
                         29:54 RO  0.33          0.52          0.13          0.39  0.977
                         30:38     1.56        230.96        140.89         90.07  1.001 12378-PeCDD     AN
                         30:52 RO  0.64          0.72          0.28          0.44  1.008
356-358                4 Peaks                 232.61

13C12-PeCDD                    1.32-1.78                                  0.723-1.050
368-370          DC  NL          Height          0.05          0.03          0.02
                         29:35 RO  1.88          0.75          0.49          0.26  0.966
                         29:42 RO  0.95          1.89          0.92          0.97  0.970
                         30:37     1.47        452.21        269.20        183.01  1.000 13C12-PeCDD 123 IS4
                                  Height       157.81         92.96         64.85
368-370                3 Peaks                 454.85

                    --------------------- Above: PeCDD / HxCDF Follows --------------------

HxCDF                          1.05-1.43                                  0.929-1.007
374-376          DC  NL          Height          0.06          0.03          0.03
                         32:15 RO  1.50          0.30          0.18          0.12  0.938
                         33:03     1.30        185.40        104.78         80.62  1.000 123478-HxCDF    AN
                         33:09     1.29        206.33        116.19         90.14  1.000 123678-HxCDF    AN
                         33:17 RO  1.44          1.00          0.59          0.41  0.968
                         33:25 RO  0.85          0.24          0.11          0.13  0.972
                         33:38     1.23        231.10        127.59        103.51  1.000 234678-HxCDF    AN
                         33:50     1.27          0.68          0.38          0.30  0.984                       J
                         34:01 RO  0.94          0.31          0.15          0.16  0.990
                         34:07     1.42          0.29          0.17          0.12  0.993                       J
                         34:23     1.28        200.06        112.20         87.86  1.000 123789-HxCDF    AN
                    DC  WH  34:38 RO  0.88          0.30                              1.008
                    DC  WH  34:44 RO  0.66          0.53                              1.011
                    DC  WH  34:49 RO  0.63          0.31                              1.013
374-376               10 Peaks                 825.71

13C12-HxCDF                    0.43-0.59                                  0.876-1.109
384-386          DC  NL          Height          0.07          0.02          0.05
                         32:13 RO  0.28          0.55          0.12          0.43  0.937
                         33:03     0.51        289.78         97.64        192.14  1.000 13C12-HxCDF 478 IS5
                                  Height        98.94         33.70         65.24
                         33:09     0.50        326.39        109.36        217.03  1.000 13C12-HxCDF 678 IS6
                                  Height       113.19         38.15         75.04
                         33:17 RO  1.78          0.75          0.48          0.27  0.968
                         33:27 RO  0.39          0.93          0.26          0.67  0.973
                         33:38     0.52        383.03        130.64        252.39  1.000 13C12-HxCDF 234 IS7
                                  Height       137.18         44.86         92.32
                         33:50 RO  0.15          0.77          0.10          0.67  0.984
                         33:56 RO  1.23          0.29          0.16          0.13  0.987
                         34:08 RO  0.23          0.91          0.17          0.74  0.993
                         34:22     0.51        311.24        105.47        205.77  1.000 13C12-HxCDF 789 IS8
                                  Height       106.42         36.15         70.27
                         34:34 RO  0.80          1.06          0.47          0.59  1.006
```

Listing of S023086B.dbf
Matched GC Peaks / Ratio / Ret. Time

Compound/ Z....	QC.Log	Omit	Why	..RT.	OK	Ratio	Total.Area/Ht	Area/Ht.Peak1	Area/Ht.Peak2	Rel.RT	Compound.Name..	ID..	Flags.
				34:40	RO	0.83	0.99	0.45	0.54	1.009			
				34:47		0.54	0.43	0.15	0.28	1.012			
384-386				13 Peaks			1,317.12						

---------- Above: HxCDF / HxCDD Follows ----------

HxCDD						1.05-1.43				0.960-1.014			
390-392	DC	NL				Height	0.04	0.02	0.02				
				33:03	RO	2.56	0.64	0.46	0.18	0.977			
				33:08		1.19	0.68	0.37	0.31	0.980			J
				33:15	RO	1.00	0.22	0.11	0.11	0.983			
				33:20	RO	1.00	0.12	0.06	0.06	0.986			
				33:37	RO	1.95	0.65	0.43	0.22	0.994			
				33:45		1.21	162.57	89.01	73.56	1.000	123478-HxCDD	AN	
				33:50		1.22	166.76	91.69	75.07	1.000	123678-HxCDD	AN	
				34:00	RO	2.47	0.66	0.47	0.19	1.005			
				34:08		1.26	170.58	95.00	75.58	1.009	123789-HxCDD	AN	
				34:15	RO	1.68	1.42	0.89	0.53	1.013			
	DC	WH		34:22		1.19	0.92			1.016			
	DC	WH		34:33	RO	1.00	0.20			1.022			
390-392				10 Peaks			504.30						
13C12-HxCDD						1.05-1.43				0.982-1.041			
402-404	DC	NL				Height	0.04	0.02	0.02				
				33:14		1.26	0.70	0.39	0.31	0.985			
				33:44		1.21	308.80	168.77	140.03	1.000	13C12-HxCDD 478	IS9	
						Height	108.55	60.03	48.52				
				33:49		1.20	313.85	170.95	142.90	1.000	13C12-HxCDD 678	IS10	
						Height	117.08	63.44	53.64				
				33:59	RO	0.91	0.84	0.40	0.44	1.007			
				34:07		1.17	369.05	199.31	169.74	1.011	13C12-HxCDD 789	RS2	
				34:19	RO	0.93	0.56	0.27	0.29	1.017			
				34:22	RO	3.38	0.70	0.54	0.16	1.019			
				34:33	RO	0.52	0.38	0.13	0.25	1.024			
402-404				8 Peaks			994.88						

---------- Above: HxCDD / HpCDF Follows ----------

HpCDF						0.88-1.20				0.956-1.005			
408-410	DC	NL				Height	0.06	0.03	0.03				
				35:59		1.05	164.21	84.09	80.12	1.000	1234678-HpCDF	AN	
				36:36	RO	1.94	0.47	0.31	0.16	0.977			
				37:28		1.09	153.15	79.72	73.43	1.000	1234789-HpCDF	AN	
408-410				3 Peaks			317.83						
13C12-HpCDF						0.37-0.51				0.858-1.151			
418-420	DC	NL				Height	0.06	0.03	0.03				
				35:58		0.43	226.98	68.09	158.89	1.000	13C12-HpCDF 678	IS11	
						Height	69.25	20.19	49.06				
				37:27		0.41	220.59	63.63	156.96	1.000	13C12-HpCDF 789	IS12	
						Height	60.75	17.43	43.32				
				37:48	RO	0.73	1.07	0.45	0.62	1.009			

```
Compound/
M_Z.... QC.Log Omit Why ..RT. OK Ratio Total.Area/Ht Area/Ht.Peak1 Area/Ht.Peak2 Rel.RT Compound.Name.. ID.. Flags.

418-420              3 Peaks                448.64

                    --------------------- Above: HpCDF / HpCDD Follows --------------------

HpCDD                           0.88-1.20                                    0.976-1.005
424-426          DC  NL           Height          0.05          0.03          0.02
                         36:15 RO  0.79          0.34          0.15          0.19  0.981
                 DC  SN  36:45 RO  3.67          0.14                              0.994
                         36:59     1.03        123.14         62.35         60.79  1.000 1234678-HpCDD   AN
                 DC  WH  37:11 RO  0.42          1.02                              1.006
                 DC  WH  37:27 RO  5.92          1.66                              1.013
424-426              2 Peaks                123.48

13C12-HpCDD                     0.88-1.20                                    0.869-1.085
436-438          DC  NL           Height          0.05          0.02          0.03
                         36:15     1.00          0.58          0.29          0.29  0.981
                         36:58     1.03        261.62        132.60        129.02  1.000 13C12-HpCDD 678 IS13
                                  Height         77.56         39.15         38.41
                         37:13 RO  0.51          0.77          0.26          0.51  1.007
                         37:28 RO  2.71          0.26          0.19          0.07  1.014
436-438              4 Peaks                263.23

                    --------------------- Above: HpCDD / Octa-CDD and CDF Follows ----------

OCDF                            0.76-1.02                                    0.951-1.049
442-444          DC  NL           Height          0.05          0.03          0.02
                 DC  WL  37:49     0.86          0.26                              0.934
                 DC  WL  38:16 RO  1.07          0.29                              0.945
                         38:56 RO  1.64          0.58          0.36          0.22  0.962
                         39:01 RO  2.38          0.44          0.31          0.13  0.964
                 DC  SN  39:30 RO  1.44          0.22                              0.976
                         40:41     0.87        241.30        112.34        128.96  1.005 OCDF            AN
                         41:14 RO  2.10          0.31          0.21          0.10  1.019
                 DC  SN  41:32 RO  0.27          0.14                              1.026
                         41:43 RO  0.20          0.12          0.02          0.10  1.030
                 DC  SN  42:09 RO  1.29          0.16                              1.041
                         42:29 RO  0.23          0.16          0.03          0.13  1.049
                 DC  WH  43:13 RO  0.55          0.31                              1.068
                 DC  WH  43:52 RO  3.57          0.32                              1.084
                 DC  WH  44:01 RO  0.19          0.31                              1.087
                 DC  WH  44:22 RO  2.60          0.18                              1.096
442-444              6 Peaks                242.91

OCDD                            0.76-1.02                                    0.951-1.049
458-460          DC  NL           Height          0.04          0.02          0.02
                         40:29     0.83        207.14         94.11        113.03  1.000 OCDD            AN
                         40:56 RO  1.09          0.46          0.24          0.22  1.011
                         41:03 RO  2.11          0.28          0.19          0.09  1.014
458-460              3 Peaks                207.88

13C12-OCDD                      0.76-1.02                                    0.996-1.004
470-472          DC  NL           Height          0.04          0.02          0.02
```

Compound/ M_Z....	QC.Log	Omit	Why	..RT.	OK	Ratio	Total.Area/Ht	Area/Ht.Peak1	Area/Ht.Peak2	Rel.RT	Compound.Name..	ID..	Flags.
				40:29		0.79	443.37	195.68	247.69	1.000	13C12-OCDD	IS14	
						Height	105.50	47.81	57.69				
	DC		WH	40:42	RO	0.29	3.09			1.005			
	DC		WH	40:54	RO	1.21	0.62			1.010			
470-472			1 Peak				443.37						

Column Description.....	"Why" Code Description.....	QC Log Desc.....
M_Z -Nominal Ion Mass(es)	WL-Below Retention Time Window	A-Peak Added
..RT. -Retention Time (mm:ss)	WH-Above Retention Time Window	K-Peak Kept
Rat.1 -Ratio of M/M+2 Ions	SN-Below Signal to Noise Level	D-Peak Deleted
OK -RO=Ratio Outside Limits	<M-Below Method Detection Limit	T-Time Changed
Rel.RT-Relative Retention Time	NL-Channel Specific Noise Level	M-Peak Area Changed
		N-Name Changed
		X-Ether Interference

*** End of Report ***

File:S023086 #1-758 Acq:12-JUL-2002 11:34:05 EI+ Voltage SIR 70S Noise:34
303.9016 F:2 BSUB(256,30,-3.0) PKD(9,5,5,0.05%,136.0,1.00%,F,T) Exp:NDB5US
TRIANGLE LABS Text:TLI#57752A OPR INJ. TIME = 11:35

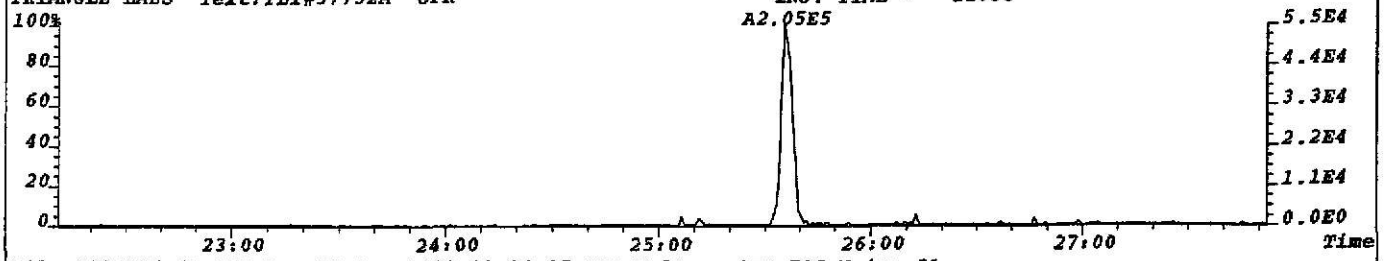

File:S023086 #1-758 Acq:12-JUL-2002 11:34:05 EI+ Voltage SIR 70S Noise:31
305.8987 F:2 BSUB(256,30,-3.0) PKD(9,5,5,0.05%,124.0,1.00%,F,T) Exp:NDB5US
TRIANGLE LABS Text:TLI#57752A OPR INJ. TIME = 11:35

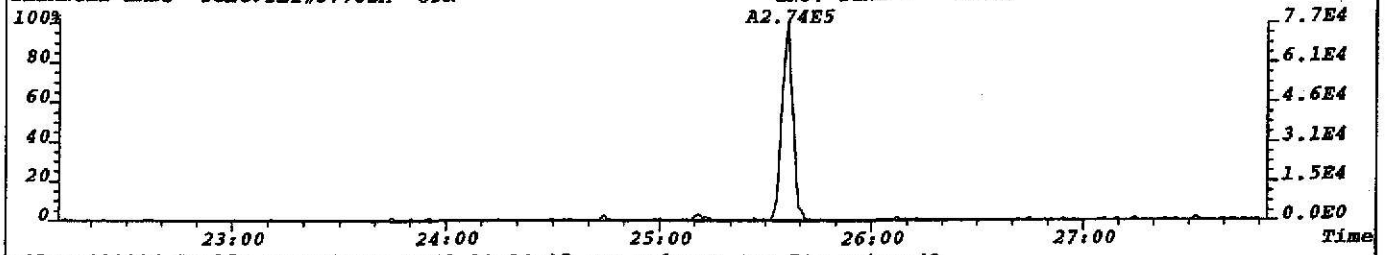

File:S023086 #1-758 Acq:12-JUL-2002 11:34:05 EI+ Voltage SIR 70S Noise:42
315.9419 F:2 BSUB(256,30,-3.0) PKD(9,5,5,0.05%,168.0,1.00%,F,T) Exp:NDB5US
TRIANGLE LABS Text:TLI#57752A OPR INJ. TIME = 11:35

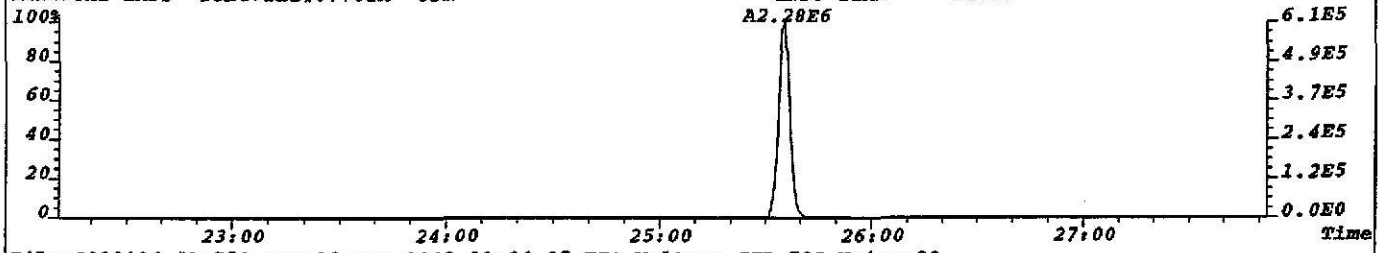

File:S023086 #1-758 Acq:12-JUL-2002 11:34:05 EI+ Voltage SIR 70S Noise:38
317.9389 F:2 BSUB(256,30,-3.0) PKD(9,5,5,0.05%,152.0,1.00%,F,T) Exp:NDB5US
TRIANGLE LABS Text:TLI#57752A OPR INJ. TIME = 11:35

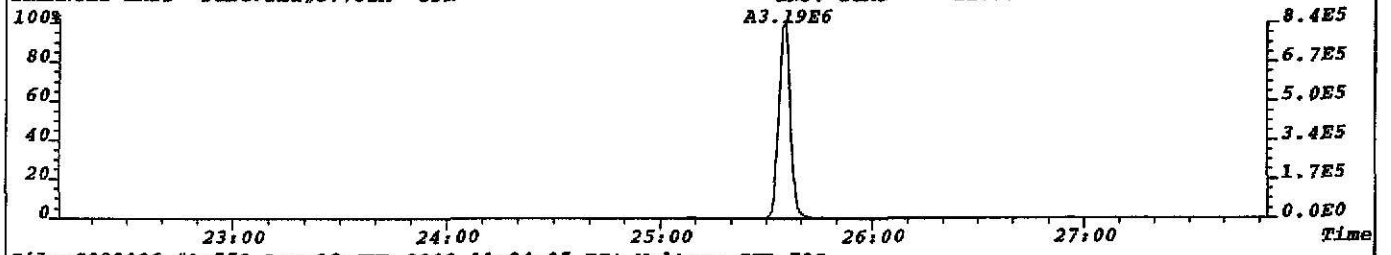

File:S023086 #1-758 Acq:12-JUL-2002 11:34:05 EI+ Voltage SIR 70S
330.9792 F:2 Exp:NDB5US
TRIANGLE LABS Text:TLI#57752A OPR INJ. TIME = 11:35

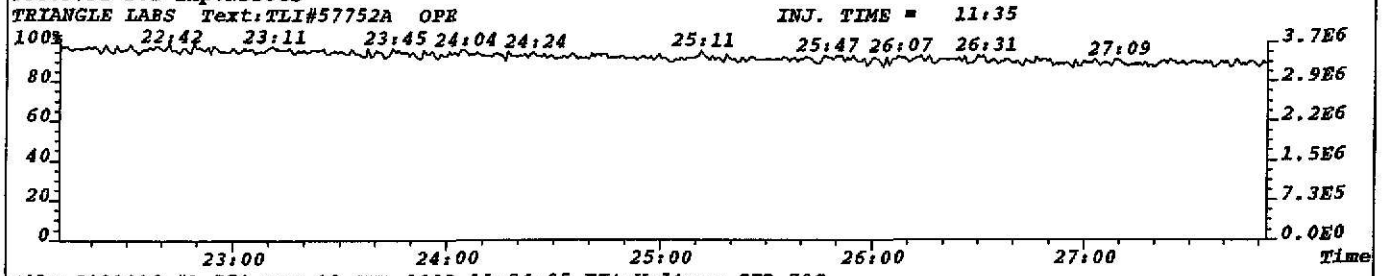

File:S023086 #1-758 Acq:12-JUL-2002 11:34:05 EI+ Voltage SIR 70S
375.8364 F:2 Exp:NDB5US
TRIANGLE LABS Text:TLI#57752A OPR INJ. TIME = 11:35

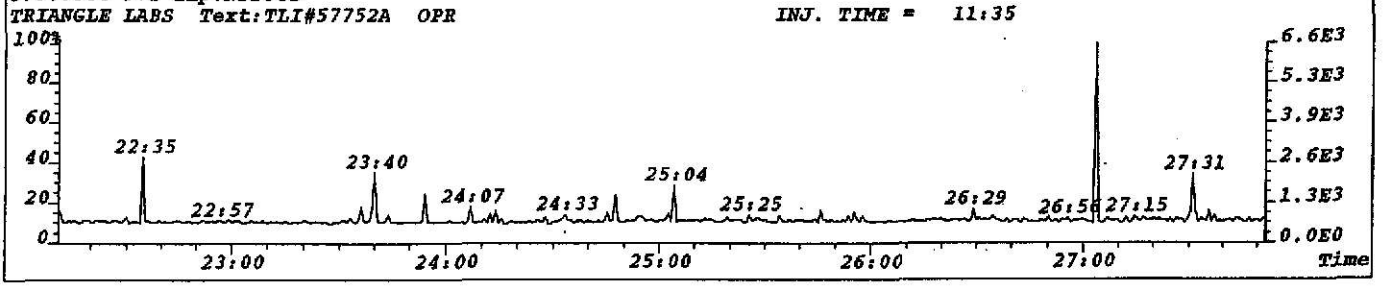

File:S023086 #1-758 Acq:12-JUL-2002 11:34:05 EI+ Voltage SIR 70S Noise:35
319.8965 F:2 BSUB(256,30,-3.0) PKD(7,5,3,0.05%,140.0,1.00%,F,T) Exp:NDB5US
TRIANGLE LABS Text:TLI#57752A OPR INJ. TIME = 11:35

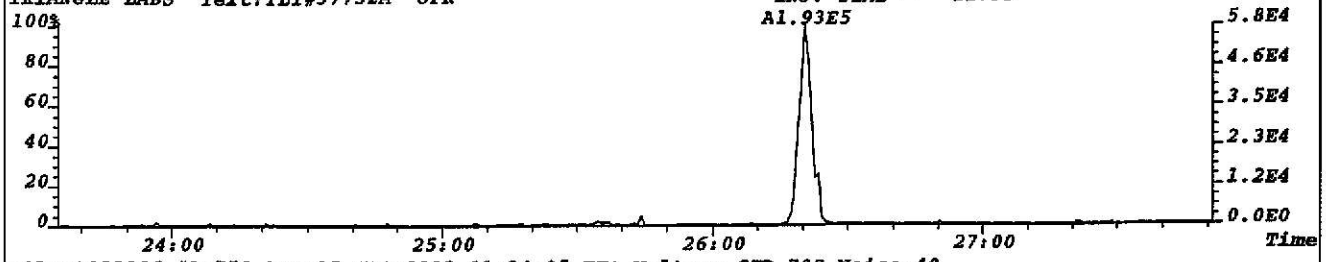

File:S023086 #1-758 Acq:12-JUL-2002 11:34:05 EI+ Voltage SIR 70S Noise:40
321.8936 F:2 BSUB(256,30,-3.0) PKD(7,5,3,0.05%,160.0,1.00%,F,T) Exp:NDB5US
TRIANGLE LABS Text:TLI#57752A OPR INJ. TIME = 11:35

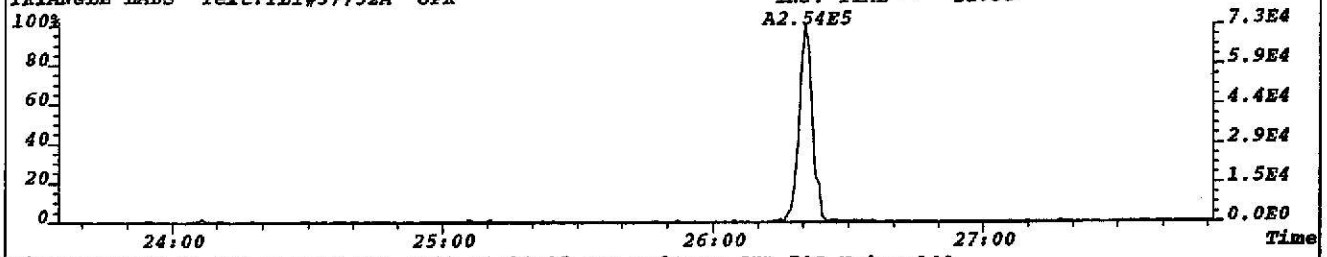

File:S023086 #1-758 Acq:12-JUL-2002 11:34:05 EI+ Voltage SIR 70S Noise:140
331.9368 F:2 BSUB(256,30,-3.0) PKD(7,5,3,0.05%,560.0,1.00%,F,T) Exp:NDB5US
TRIANGLE LABS Text:TLI#57752A OPR INJ. TIME = 11:35

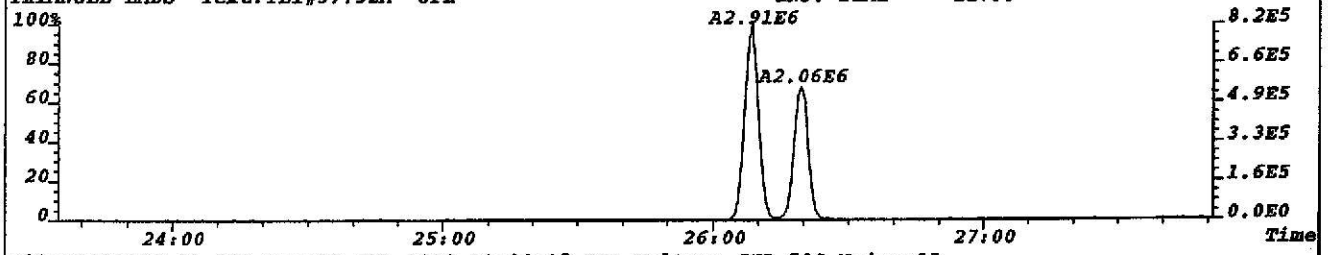

File:S023086 #1-758 Acq:12-JUL-2002 11:34:05 EI+ Voltage SIR 70S Noise:33
333.9338 F:2 BSUB(256,30,-3.0) PKD(7,5,3,0.05%,132.0,1.00%,F,T) Exp:NDB5US
TRIANGLE LABS Text:TLI#57752A OPR INJ. TIME = 11:35

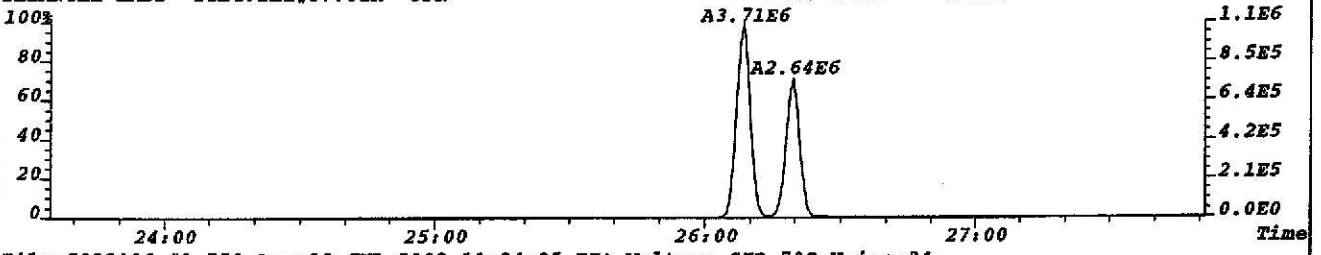

File:S023086 #1-758 Acq:12-JUL-2002 11:34:05 EI+ Voltage SIR 70S Noise:34
327.8847 F:2 BSUB(256,30,-3.0) PKD(7,5,3,0.05%,136.0,1.00%,F,T) Exp:NDB5US
TRIANGLE LABS Text:TLI#57752A OPR INJ. TIME = 11:35

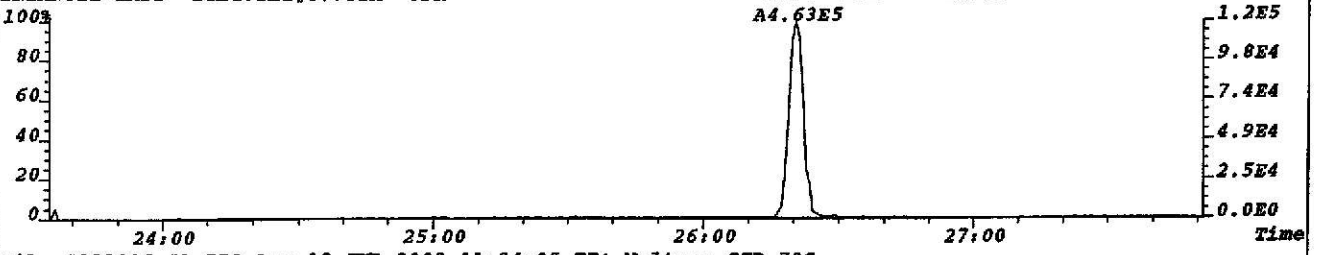

File:S023086 #1-758 Acq:12-JUL-2002 11:34:05 EI+ Voltage SIR 70S
330.9792 F:2 Exp:NDB5US
TRIANGLE LABS Text:TLI#57752A OPR INJ. TIME = 11:35

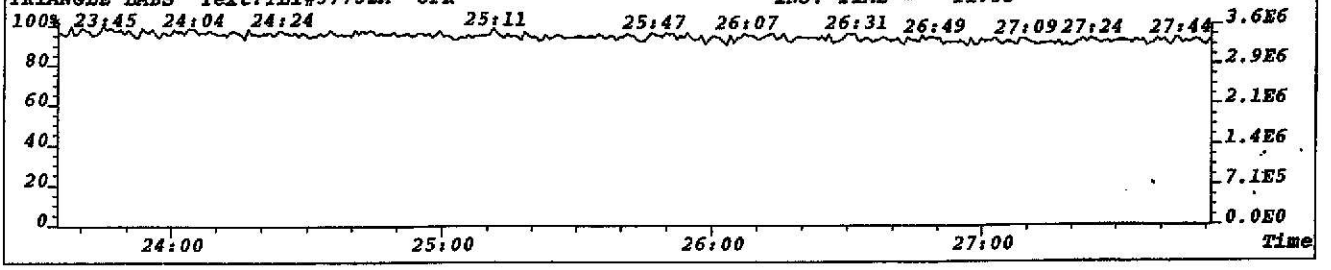

File:S023086 #1-758 Acq:12-JUL-2002 11:34:05 EI+ Voltage SIR 70S Noise:33
339.8597 F:2 BSUB(256,30,-3.0) PKD(7,5,3,0.05%,132.0,1.00%,F,T) Exp:NDB5US
TRIANGLE LABS Text:TLI#57752A OPR INJ. TIME = 11:35

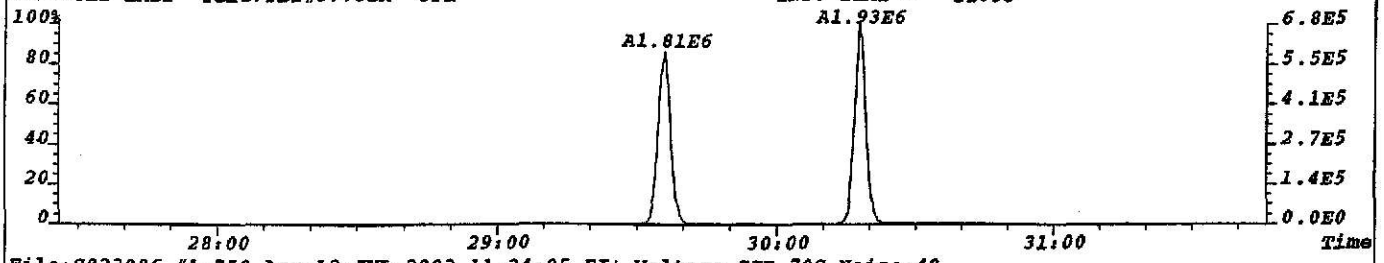

File:S023086 #1-758 Acq:12-JUL-2002 11:34:05 EI+ Voltage SIR 70S Noise:48
341.8567 F:2 BSUB(256,30,-3.0) PKD(7,5,3,0.05%,192.0,1.00%,F,T) Exp:NDB5US
TRIANGLE LABS Text:TLI#57752A OPR INJ. TIME = 11:35

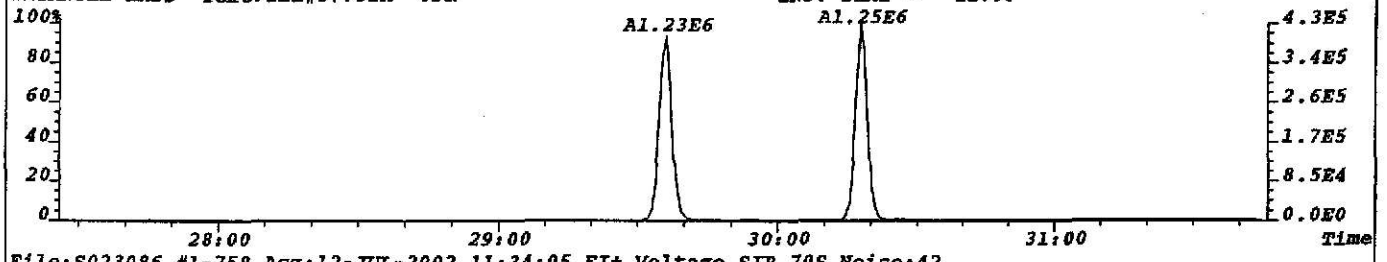

File:S023086 #1-758 Acq:12-JUL-2002 11:34:05 EI+ Voltage SIR 70S Noise:42
351.9000 F:2 BSUB(256,30,-3.0) PKD(7,5,3,0.05%,168.0,1.00%,F,T) Exp:NDB5US
TRIANGLE LABS Text:TLI#57752A OPR INJ. TIME = 11:35

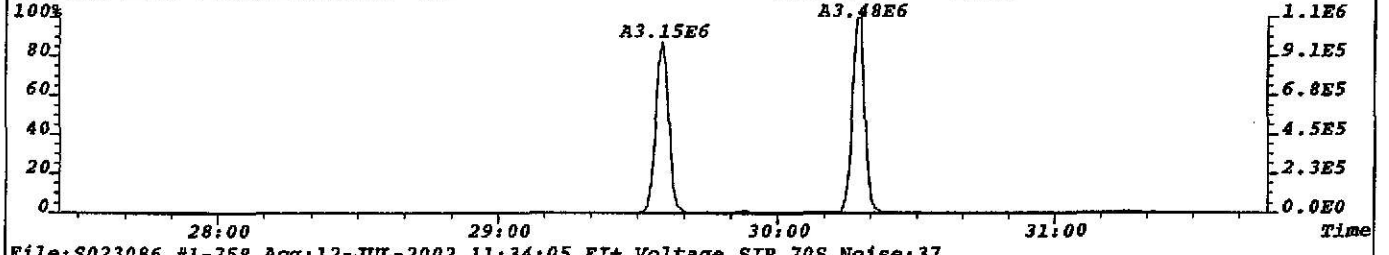

File:S023086 #1-758 Acq:12-JUL-2002 11:34:05 EI+ Voltage SIR 70S Noise:37
353.8970 F:2 BSUB(256,30,-3.0) PKD(7,5,3,0.05%,148.0,1.00%,F,T) Exp:NDB5US
TRIANGLE LABS Text:TLI#57752A OPR INJ. TIME = 11:35

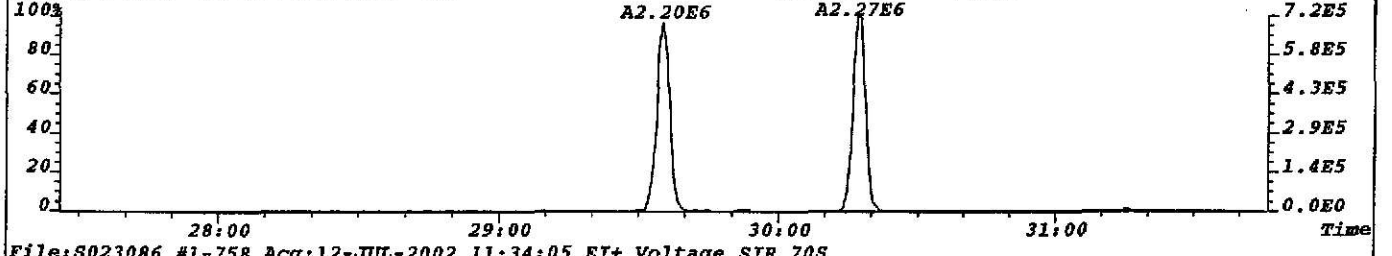

File:S023086 #1-758 Acq:12-JUL-2002 11:34:05 EI+ Voltage SIR 70S
330.9792 F:2 Exp:NDB5US
TRIANGLE LABS Text:TLI#57752A OPR INJ. TIME = 11:35

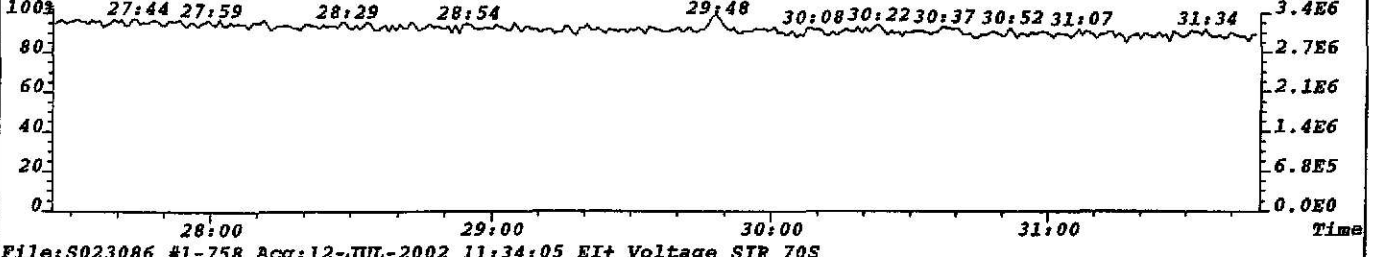

File:S023086 #1-758 Acq:12-JUL-2002 11:34:05 EI+ Voltage SIR 70S
409.7974 F:2 Exp:NDB5US
TRIANGLE LABS Text:TLI#57752A OPR INJ. TIME = 11:35

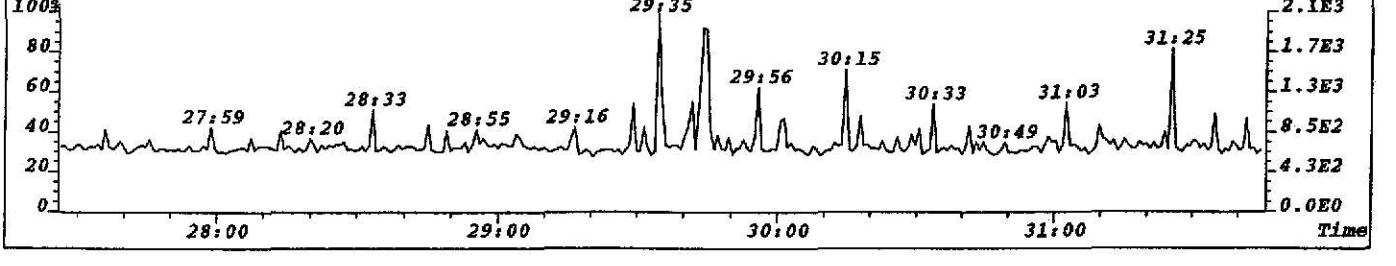

File:S023086 #1-758 Acq:12-JUL-2002 11:34:05 EI+ Voltage SIR 70S Noise:49
355.8546 F:2 BSUB(256,30,-3.0) PKD(7,5,3,0.05%,196.0,1.00%,F,T) Exp:NDB5US
TRIANGLE LABS Text:TLI#57752A OPR INJ. TIME = 11:35

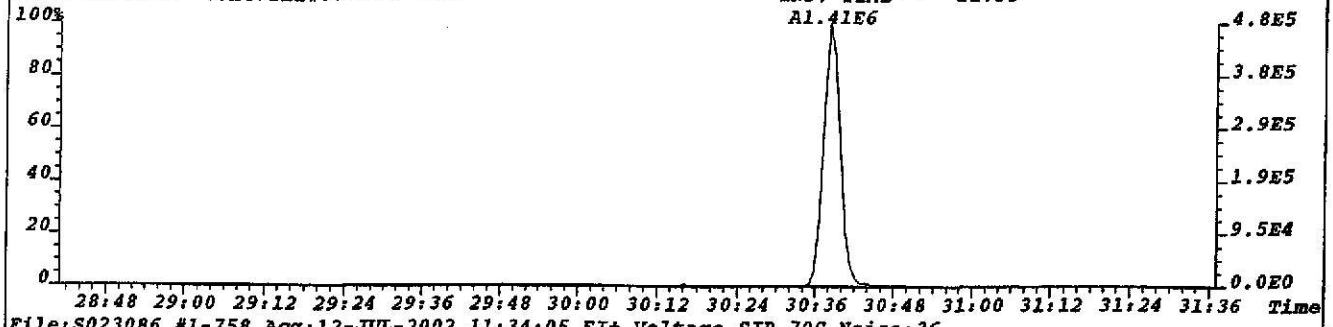

File:S023086 #1-758 Acq:12-JUL-2002 11:34:05 EI+ Voltage SIR 70S Noise:36
357.8516 F:2 BSUB(256,30,-3.0) PKD(7,5,3,0.05%,144.0,1.00%,F,T) Exp:NDB5US
TRIANGLE LABS Text:TLI#57752A OPR INJ. TIME = 11:35

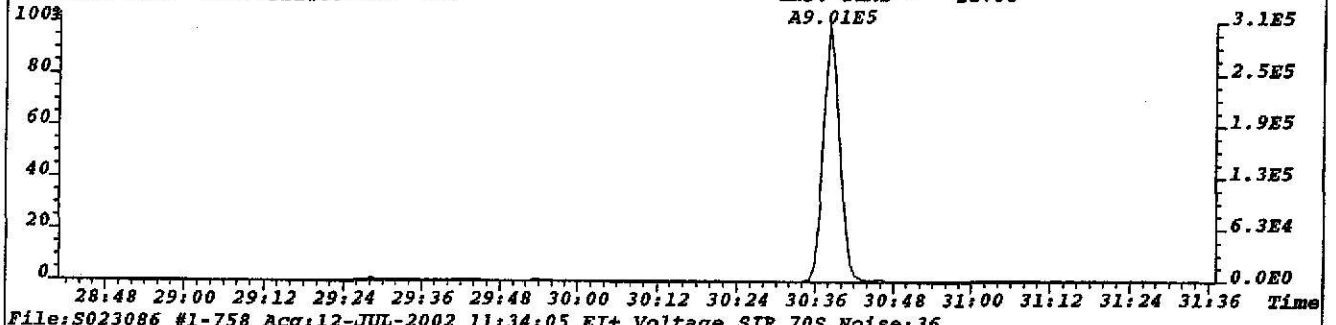

File:S023086 #1-758 Acq:12-JUL-2002 11:34:05 EI+ Voltage SIR 70S Noise:36
367.8949 F:2 BSUB(256,30,-3.0) PKD(7,5,3,0.05%,144.0,1.00%,F,T) Exp:NDB5US
TRIANGLE LABS Text:TLI#57752A OPR INJ. TIME = 11:35

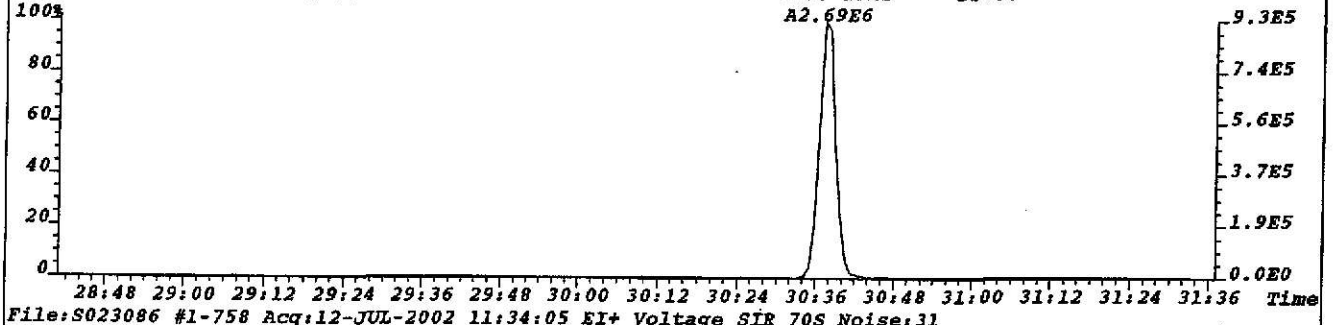

File:S023086 #1-758 Acq:12-JUL-2002 11:34:05 EI+ Voltage SIR 70S Noise:31
369.8919 F:2 BSUB(256,30,-3.0) PKD(7,5,3,0.05%,124.0,1.00%,F,T) Exp:NDB5US
TRIANGLE LABS Text:TLI#57752A OPR INJ. TIME = 11:35

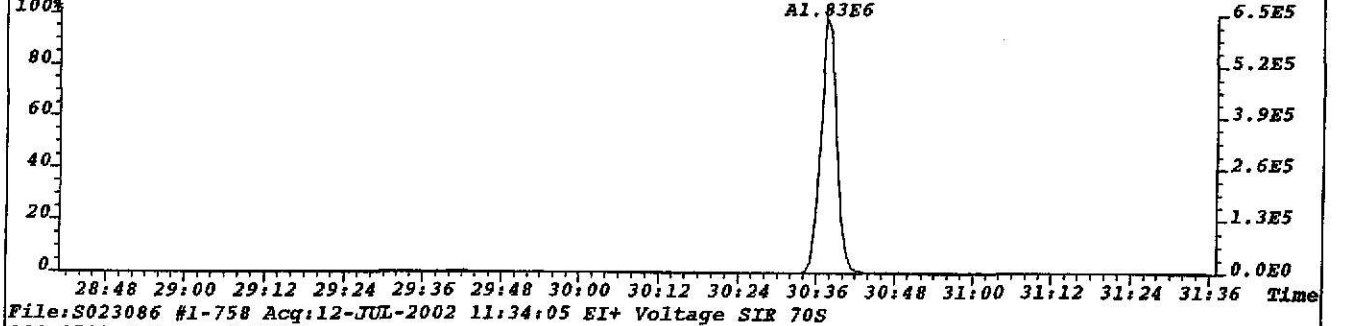

File:S023086 #1-758 Acq:12-JUL-2002 11:34:05 EI+ Voltage SIR 70S
330.9792 F:2 Exp:NDB5US
TRIANGLE LABS Text:TLI#57752A OPR INJ. TIME = 11:35

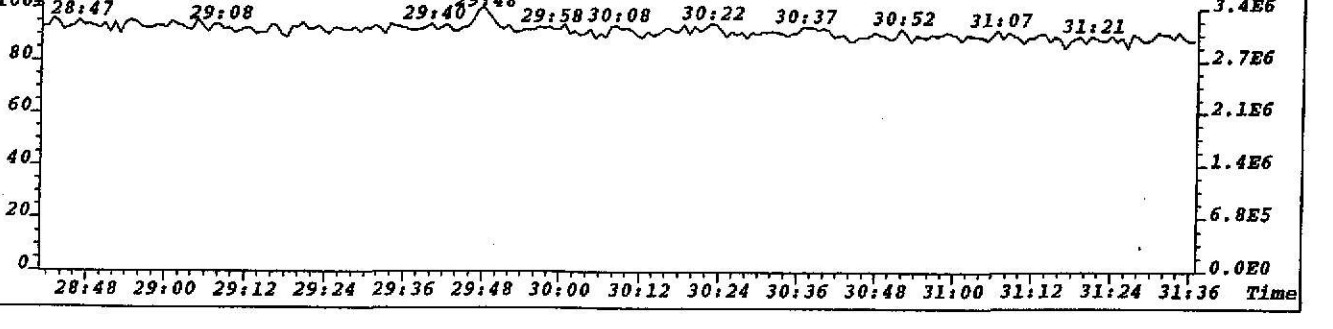

File:S023086 #1-455 Acq:12-JUL-2002 11:34:05 EI+ Voltage SIR 70S Noise:33
373.8208 F:3 BSUB(256,30,-3.0) PKD(7,5,3,0.05%,132.0,1.00%,F,T) Exp:NDB5US
TRIANGLE LABS Text:TLI#57752A OPR INJ. TIME = 11:35

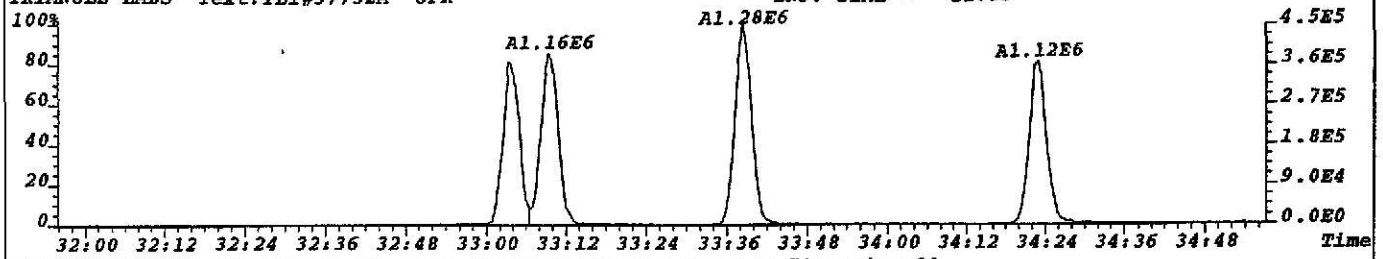

File:S023086 #1-455 Acq:12-JUL-2002 11:34:05 EI+ Voltage SIR 70S Noise:38
375.8178 F:3 BSUB(256,30,-3.0) PKD(7,5,3,0.05%,152.0,1.00%,F,T) Exp:NDB5US
TRIANGLE LABS Text:TLI#57752A OPR INJ. TIME = 11:35

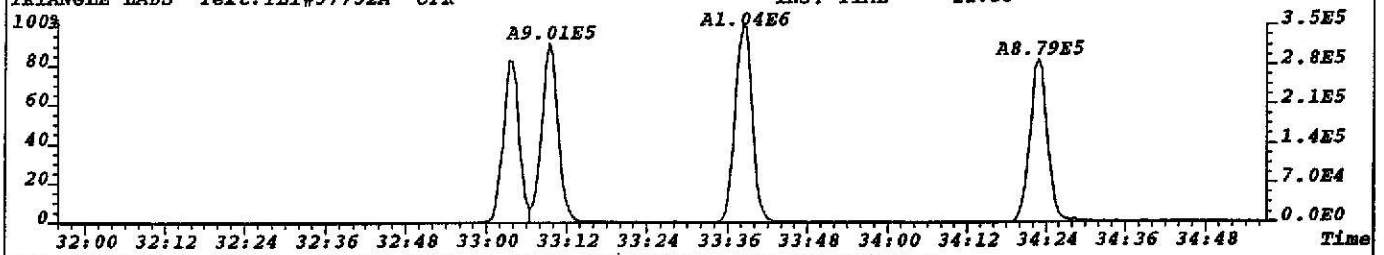

File:S023086 #1-455 Acq:12-JUL-2002 11:34:05 EI+ Voltage SIR 70S Noise:27
383.8639 F:3 BSUB(256,30,-3.0) PKD(7,5,3,0.05%,108.0,1.00%,F,T) Exp:NDB5US
TRIANGLE LABS Text:TLI#57752A OPR INJ. TIME = 11:35

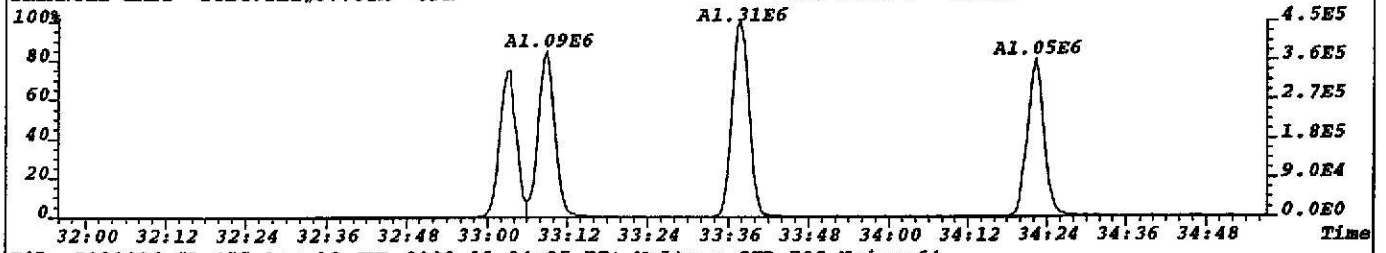

File:S023086 #1-455 Acq:12-JUL-2002 11:34:05 EI+ Voltage SIR 70S Noise:64
385.8610 F:3 BSUB(256,30,-3.0) PKD(7,5,3,0.05%,256.0,1.00%,F,T) Exp:NDB5US
TRIANGLE LABS Text:TLI#57752A OPR INJ. TIME = 11:35

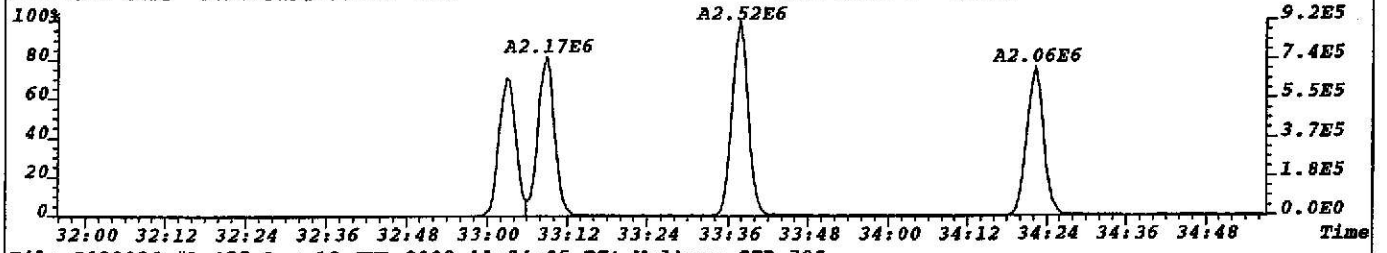

File:S023086 #1-455 Acq:12-JUL-2002 11:34:05 EI+ Voltage SIR 70S
392.9760 F:3 Exp:NDB5US
TRIANGLE LABS Text:TLI#57752A OPR INJ. TIME = 11:35

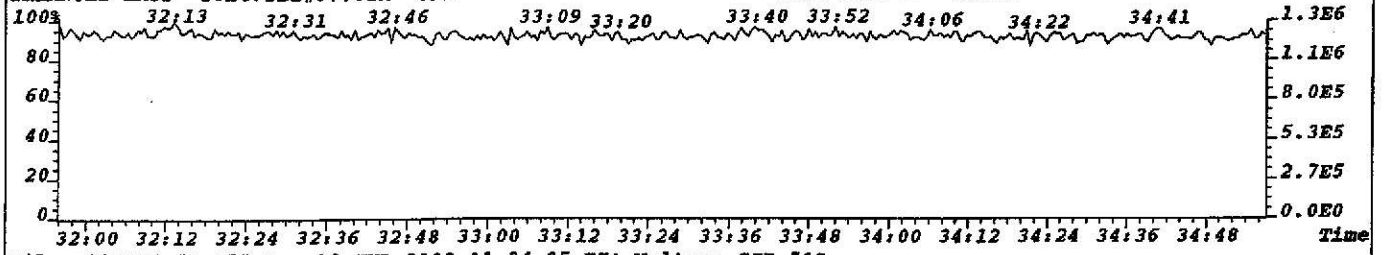

File:S023086 #1-455 Acq:12-JUL-2002 11:34:05 EI+ Voltage SIR 70S
445.7555 F:3 Exp:NDB5US
TRIANGLE LABS Text:TLI#57752A OPR INJ. TIME = 11:35

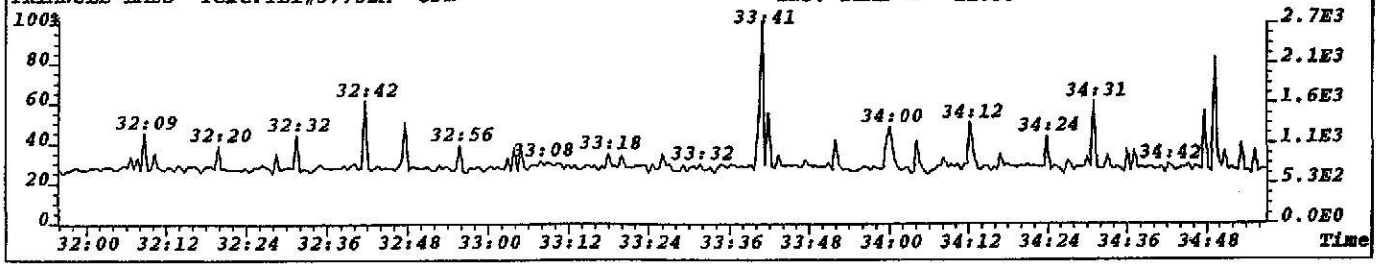

File:S023086 #1-455 Acq:12-JUL-2002 11:34:05 EI+ Voltage SIR 70S Noise:29
389.8156 F:3 BSUB(256,30,-3.0) PKD(7,5,3,0.05%,116.0,1.00%,F,T) Exp:NDB5US
TRIANGLE LABS Text:TLI#57752A OPR INJ. TIME = 11:35

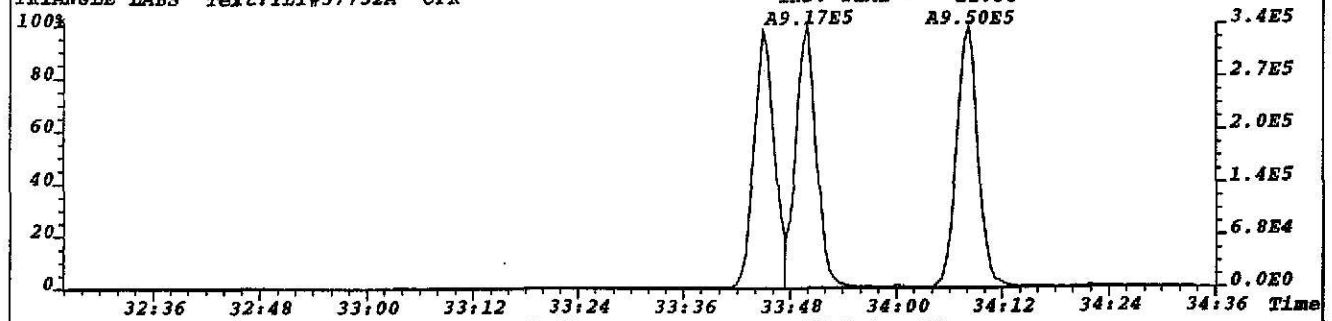

File:S023086 #1-455 Acq:12-JUL-2002 11:34:05 EI+ Voltage SIR 70S Noise:25
391.8127 F:3 BSUB(256,30,-3.0) PKD(7,5,3,0.05%,100.0,1.00%,F,T) Exp:NDB5US
TRIANGLE LABS Text:TLI#57752A OPR INJ. TIME = 11:35

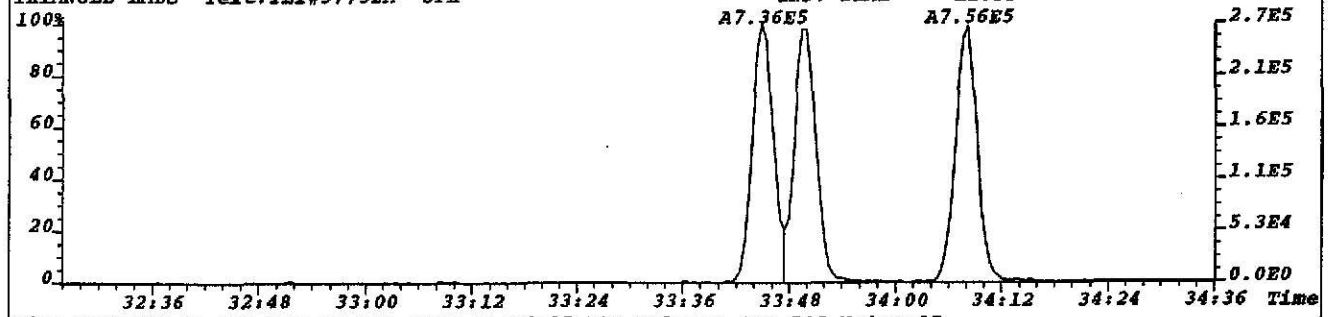

File:S023086 #1-455 Acq:12-JUL-2002 11:34:05 EI+ Voltage SIR 70S Noise:25
401.8558 F:3 BSUB(256,30,-3.0) PKD(7,5,3,0.05%,100.0,1.00%,F,T) Exp:NDB5US
TRIANGLE LABS Text:TLI#57752A OPR INJ. TIME = 11:35

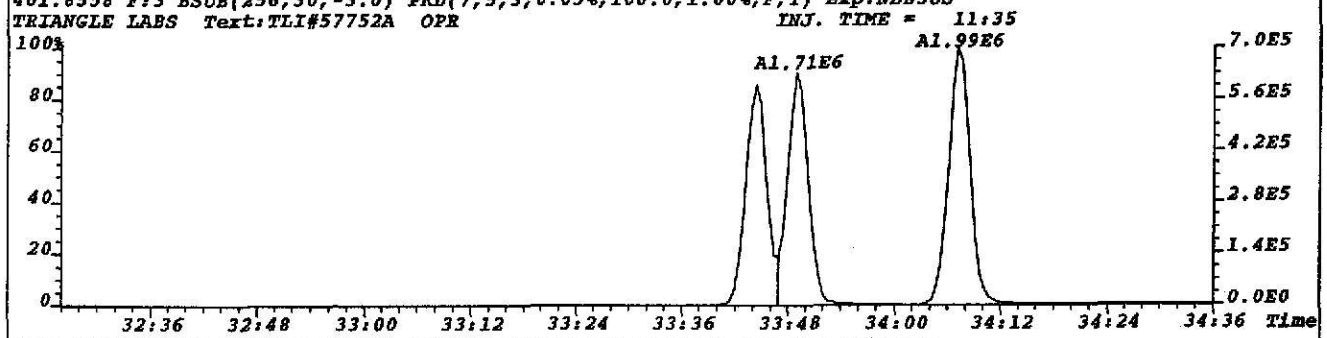

File:S023086 #1-455 Acq:12-JUL-2002 11:34:05 EI+ Voltage SIR 70S Noise:31
403.8529 F:3 BSUB(256,30,-3.0) PKD(7,5,3,0.05%,124.0,1.00%,F,T) Exp:NDB5US
TRIANGLE LABS Text:TLI#57752A OPR INJ. TIME = 11:35

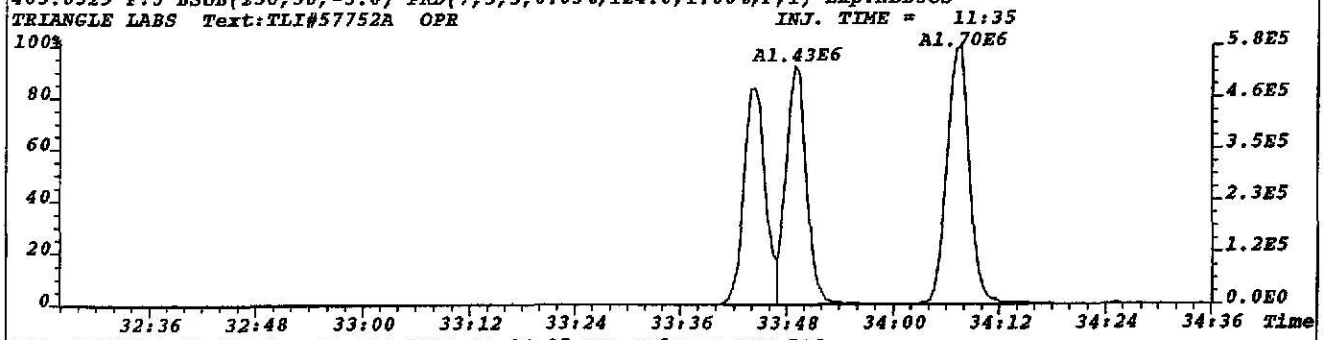

File:S023086 #1-455 Acq:12-JUL-2002 11:34:05 EI+ Voltage SIR 70S
392.9760 F:3 Exp:NDB5US
TRIANGLE LABS Text:TLI#57752A OPR INJ. TIME = 11:35

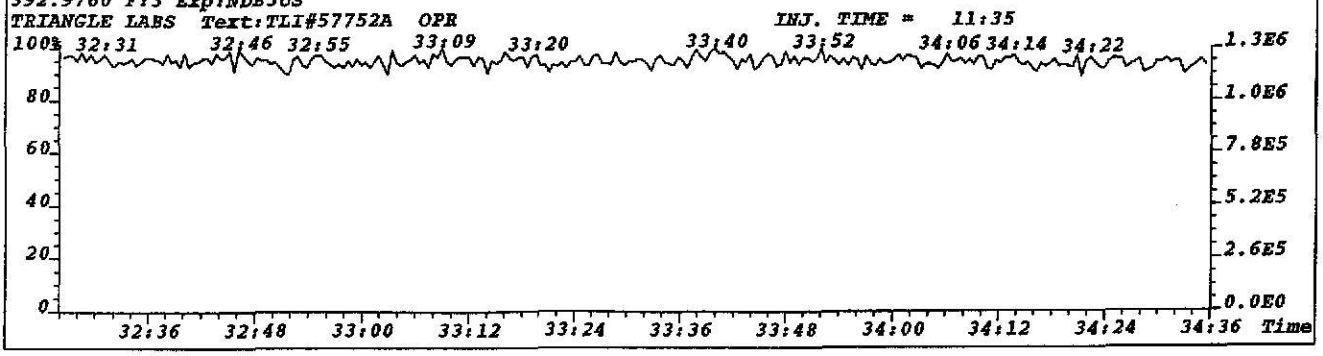

File:S023086 #1-735 Acq:12-JUL-2002 11:34:05 EI+ Voltage SIR 70S Noise:35
407.7818 F:4 BSUB(256,30,-3.0) PKD(7,5,3,0.05%,140.0,1.00%,F,T) Exp:NDB5US
TRIANGLE LABS Text:TLI#57752A OPR INJ. TIME = 11:35

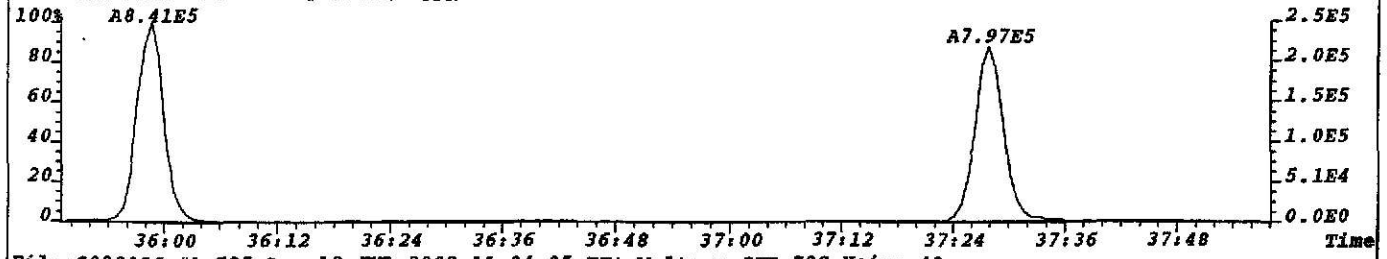

File:S023086 #1-735 Acq:12-JUL-2002 11:34:05 EI+ Voltage SIR 70S Noise:40
409.7789 F:4 BSUB(256,30,-3.0) PKD(7,5,3,0.05%,160.0,1.00%,F,T) Exp:NDB5US
TRIANGLE LABS Text:TLI#57752A OPR INJ. TIME = 11:35

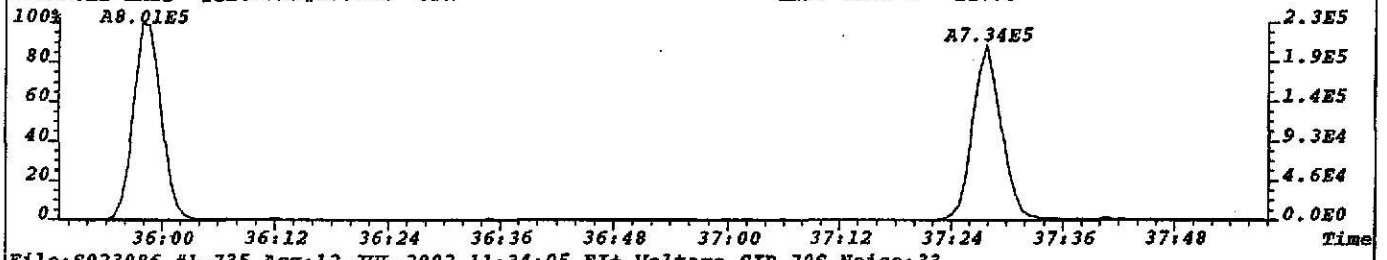

File:S023086 #1-735 Acq:12-JUL-2002 11:34:05 EI+ Voltage SIR 70S Noise:33
417.8253 F:4 BSUB(256,30,-3.0) PKD(7,5,3,0.05%,132.0,1.00%,F,T) Exp:NDB5US
TRIANGLE LABS Text:TLI#57752A OPR INJ. TIME = 11:35



File:S023086 #1-735 Acq:12-JUL-2002 11:34:05 EI+ Voltage SIR 70S Noise:35
419.8220 F:4 BSUB(256,30,-3.0) PKD(7,5,3,0.05%,140.0,1.00%,F,T) Exp:NDB5US
TRIANGLE LABS Text:TLI#57752A OPR INJ. TIME = 11:35

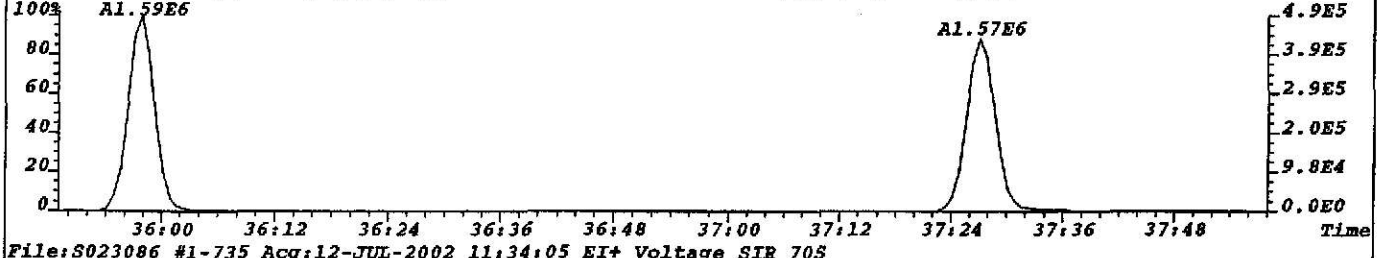

File:S023086 #1-735 Acq:12-JUL-2002 11:34:05 EI+ Voltage SIR 70S
430.9729 F:4 Exp:NDB5US
TRIANGLE LABS Text:TLI#57752A OPR INJ. TIME = 11:35

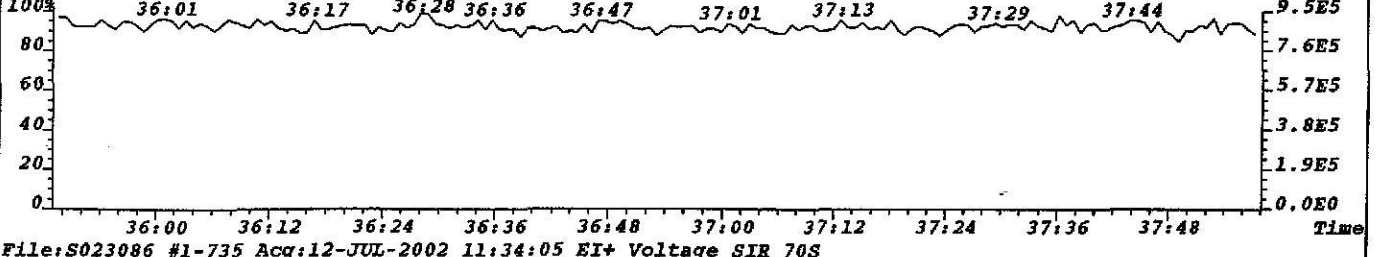

File:S023086 #1-735 Acq:12-JUL-2002 11:34:05 EI+ Voltage SIR 70S
479.7165 F:4 Exp:NDB5US
TRIANGLE LABS Text:TLI#57752A OPR INJ. TIME = 11:35

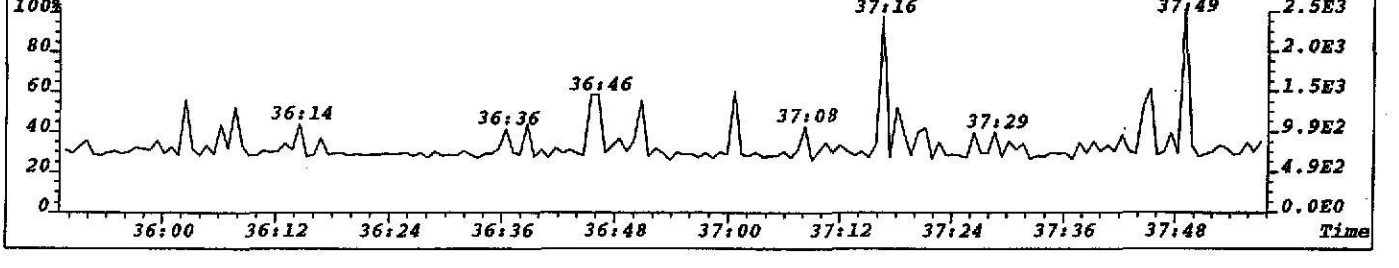

File:S023086 #1-735 Acq:12-JUL-2002 11:34:05 EI+ Voltage SIR 70S Noise:39
423.7766 F:4 BSUB(256,30,-3.0) PKD(7,5,3,0.05%,156.0,1.00%,F,T) Exp:NDB5US
TRIANGLE LABS Text:TLI#57752A OPR INJ. TIME = 11:35

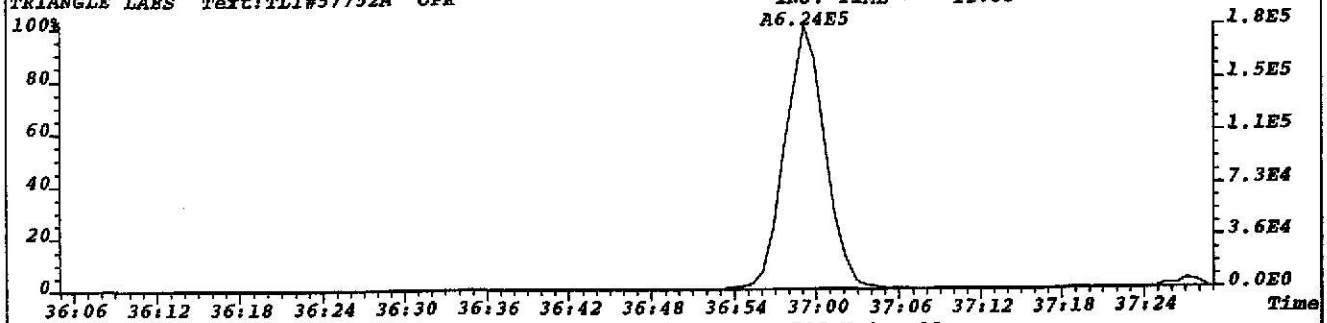

File:S023086 #1-735 Acq:12-JUL-2002 11:34:05 EI+ Voltage SIR 70S Noise:29
425.7737 F:4 BSUB(256,30,-3.0) PKD(7,5,3,0.05%,116.0,1.00%,F,T) Exp:NDB5US
TRIANGLE LABS Text:TLI#57752A OPR INJ. TIME = 11:35

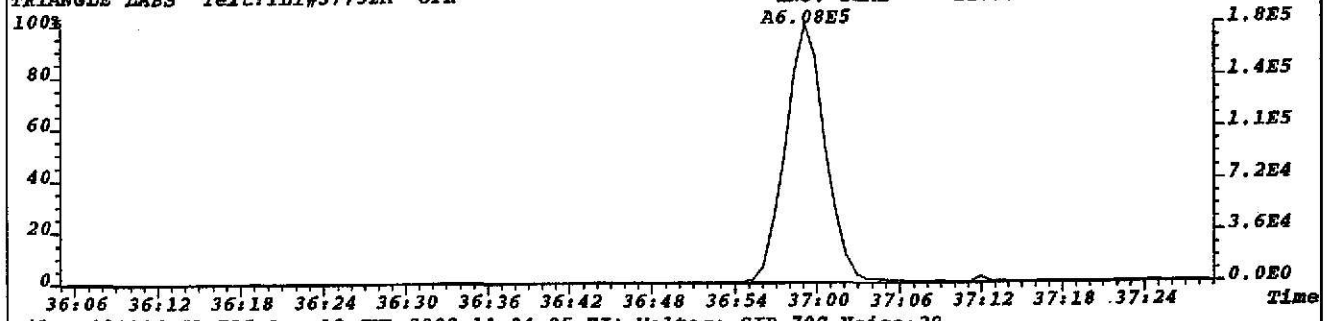

File:S023086 #1-735 Acq:12-JUL-2002 11:34:05 EI+ Voltage SIR 70S Noise:29
435.8169 F:4 BSUB(256,30,-3.0) PKD(7,5,3,0.05%,116.0,1.00%,F,T) Exp:NDB5US
TRIANGLE LABS Text:TLI#57752A OPR INJ. TIME = 11:35

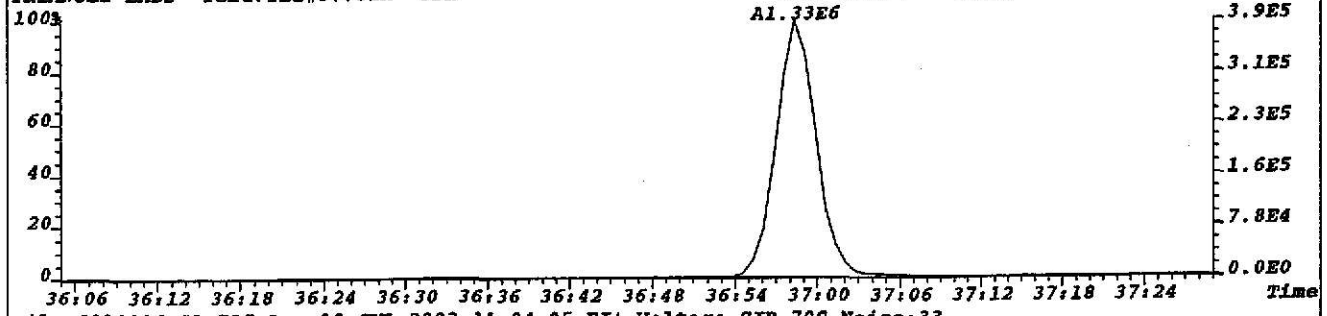

File:S023086 #1-735 Acq:12-JUL-2002 11:34:05 EI+ Voltage SIR 70S Noise:33
437.8140 F:4 BSUB(256,30,-3.0) PKD(7,5,3,0.05%,132.0,1.00%,F,T) Exp:NDB5US
TRIANGLE LABS Text:TLI#57752A OPR INJ. TIME = 11:35

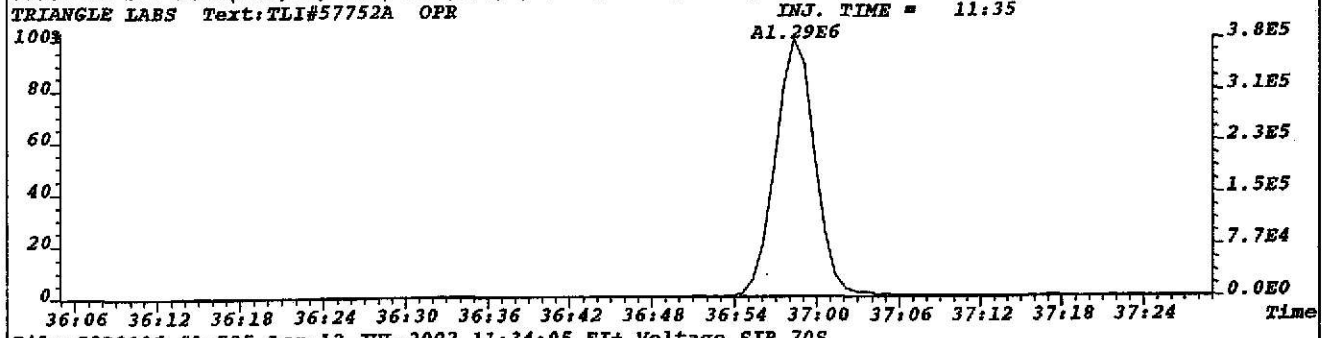

File:S023086 #1-735 Acq:12-JUL-2002 11:34:05 EI+ Voltage SIR 70S
430.9729 F:4 Exp:NDB5US
TRIANGLE LABS Text:TLI#57752A OPR INJ. TIME = 11:35

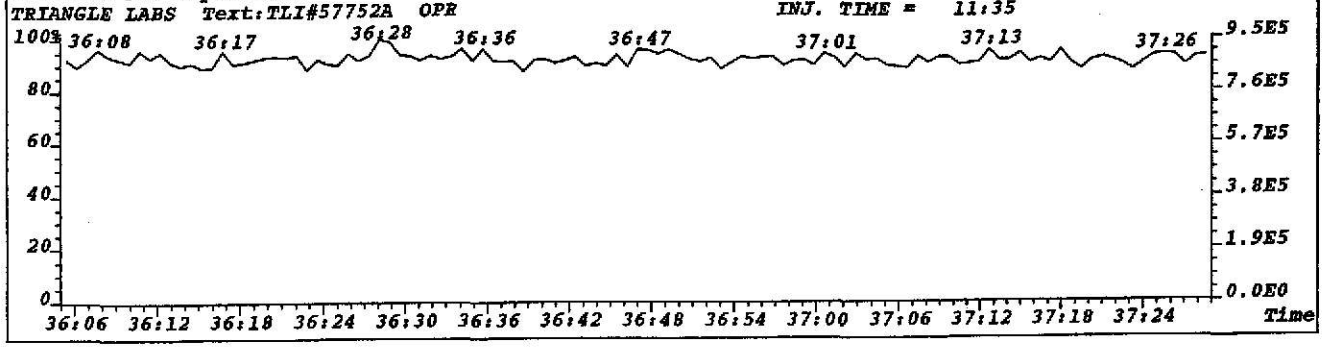

File:S023086 #1-735 Acq:12-JUL-2002 11:34:05 EI+ Voltage SIR 70S Noise:36
441.7428 F:4 BSUB(256,30,-3.0) PKD(7,5,3,0.05%,144.0,1.00%,F,T) Exp:NDB5US
TRIANGLE LABS Text:TLI#57752A OPR INJ. TIME = 11:35

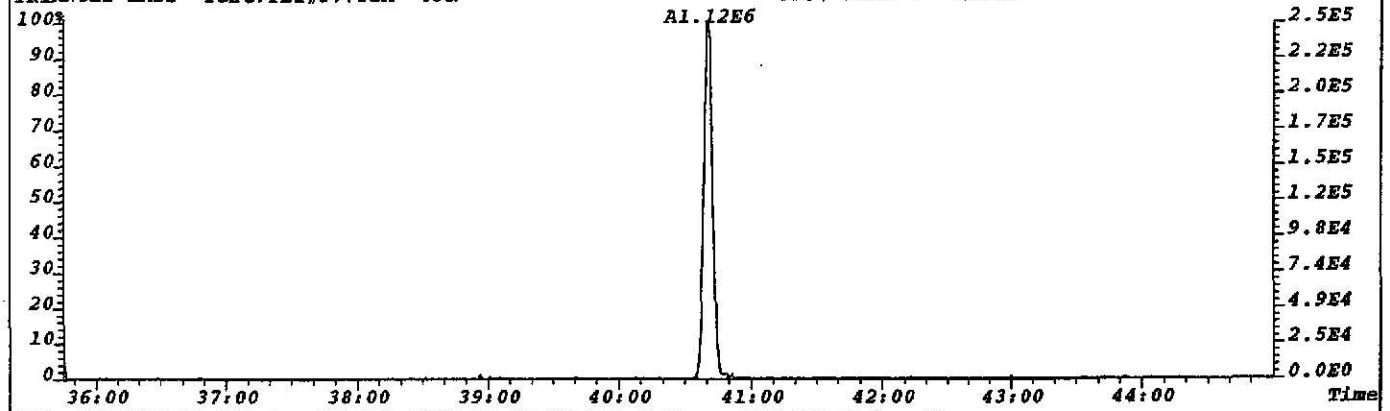

File:S023086 #1-735 Acq:12-JUL-2002 11:34:05 EI+ Voltage SIR 70S Noise:29
443.7399 F:4 BSUB(256,30,-3.0) PKD(7,5,3,0.05%,116.0,1.00%,F,T) Exp:NDB5US
TRIANGLE LABS Text:TLI#57752A OPR INJ. TIME = 11:35

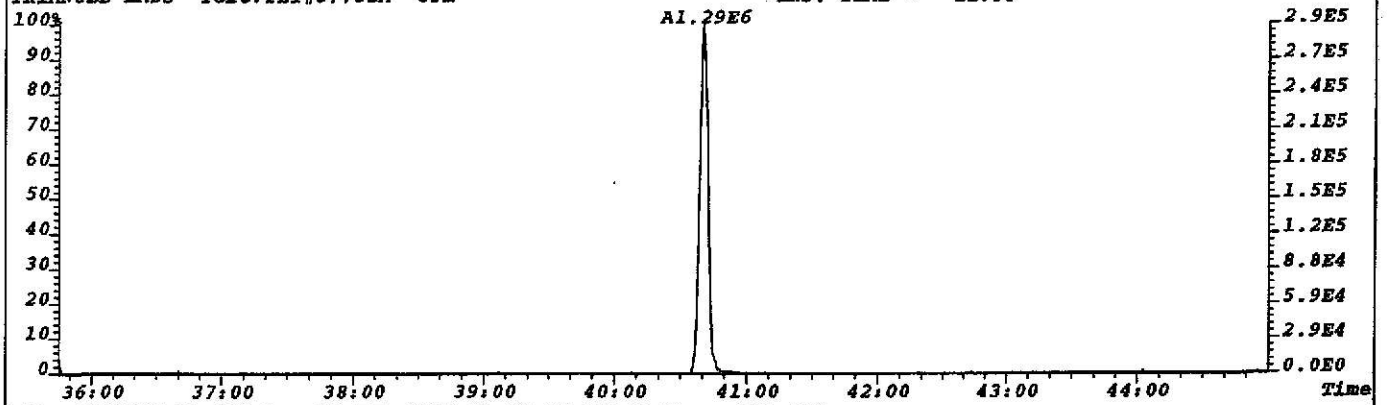

File:S023086 #1-735 Acq:12-JUL-2002 11:34:05 EI+ Voltage SIR 70S
430.9729 F:4 Exp:NDB5US
TRIANGLE LABS Text:TLI#57752A OPR INJ. TIME = 11:35

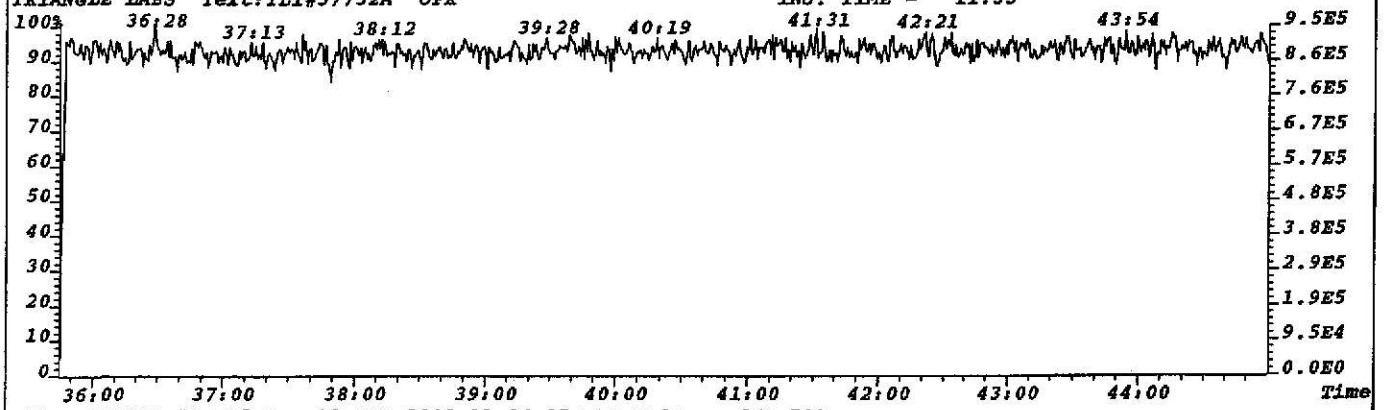

File:S023086 #1-735 Acq:12-JUL-2002 11:34:05 EI+ Voltage SIR 70S
513.6775 F:4 Exp:NDB5US
TRIANGLE LABS Text:TLI#57752A OPR INJ. TIME = 11:35

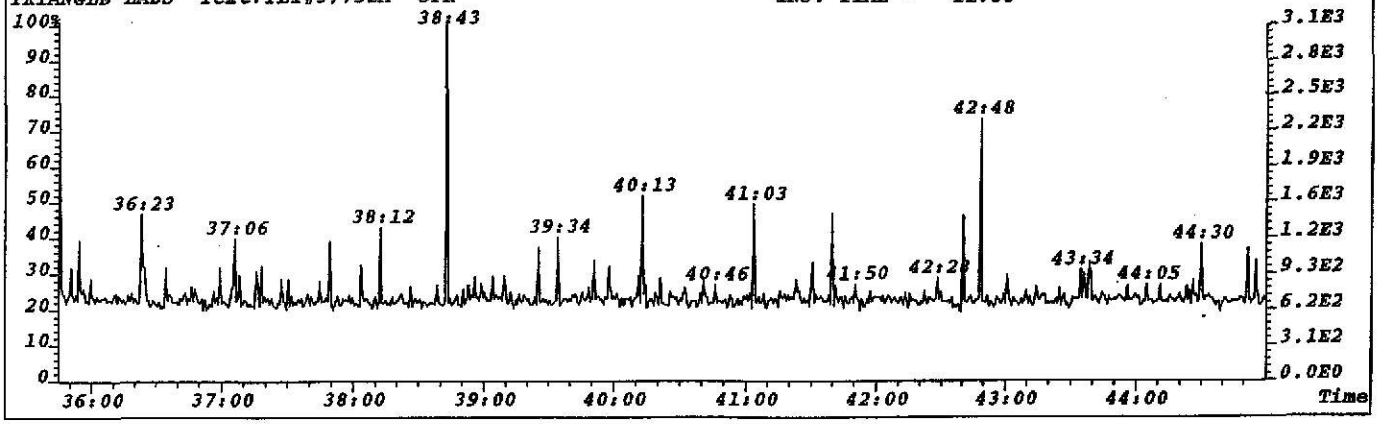

File:S023086 #1-735 Acq:12-JUL-2002 11:34:05 EI+ Voltage SIR 70S Noise:27
457.7377 F:4 BSUB(256,30,-3.0) PKD(7,5,3,0.05%,108.0,1.00%,F,T) Exp:NDB5US
TRIANGLE LABS Text:TLI#57752A OPR INJ. TIME = 11:35

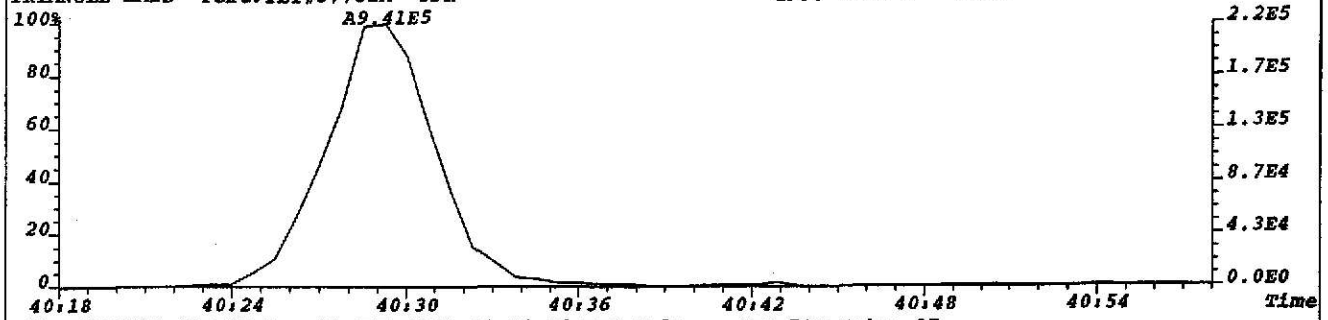

File:S023086 #1-735 Acq:12-JUL-2002 11:34:05 EI+ Voltage SIR 70S Noise:27
459.7348 F:4 BSUB(256,30,-3.0) PKD(7,5,3,0.05%,108.0,1.00%,F,T) Exp:NDB5US
TRIANGLE LABS Text:TLI#57752A OPR INJ. TIME = 11:35

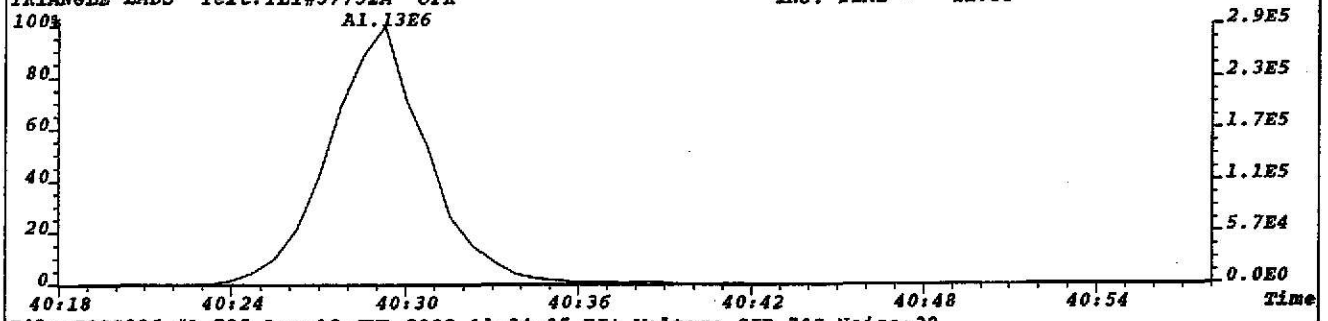

File:S023086 #1-735 Acq:12-JUL-2002 11:34:05 EI+ Voltage SIR 70S Noise:29
469.7779 F:4 BSUB(256,30,-3.0) PKD(7,5,3,0.05%,116.0,1.00%,F,T) Exp:NDB5US
TRIANGLE LABS Text:TLI#57752A OPR INJ. TIME = 11:35

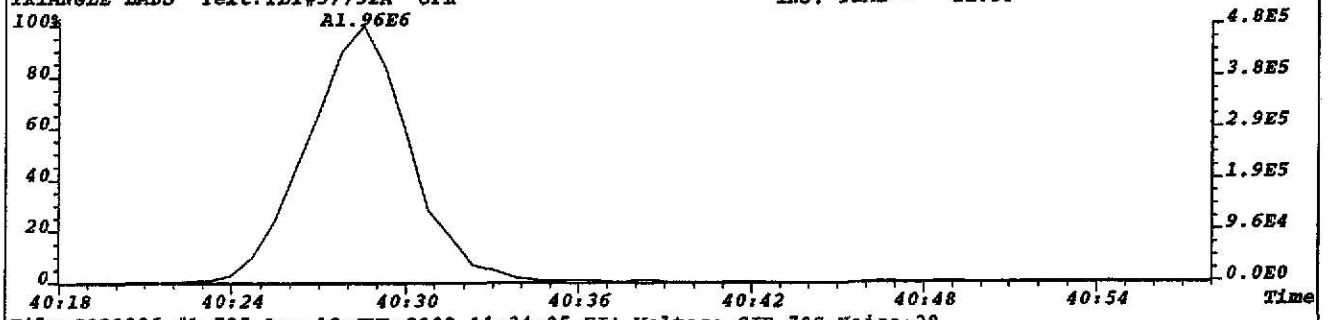

File:S023086 #1-735 Acq:12-JUL-2002 11:34:05 EI+ Voltage SIR 70S Noise:28
471.7750 F:4 BSUB(256,30,-3.0) PKD(7,5,3,0.05%,112.0,1.00%,F,T) Exp:NDB5US
TRIANGLE LABS Text:TLI#57752A OPR INJ. TIME = 11:35

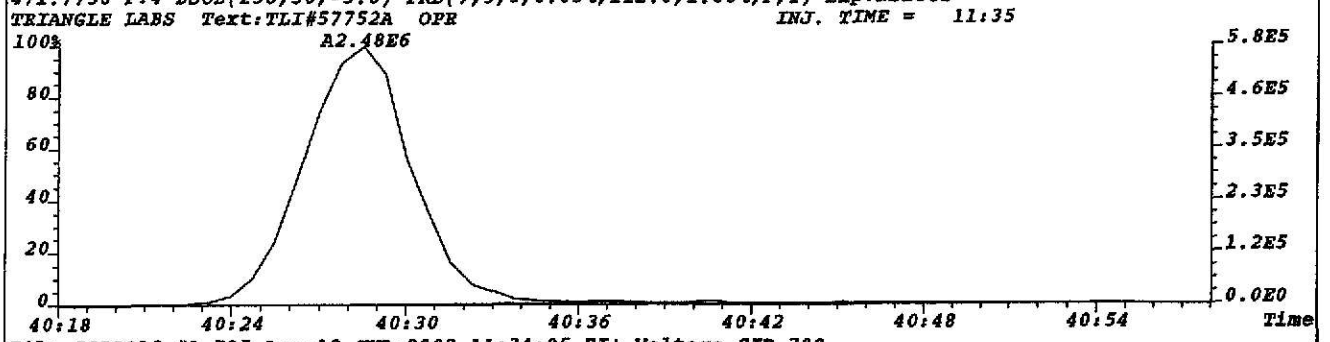

File:S023086 #1-735 Acq:12-JUL-2002 11:34:05 EI+ Voltage SIR 70S
430.9729 F:4 Exp:NDB5US
TRIANGLE LABS Text:TLI#57752A OPR INJ. TIME = 11:35

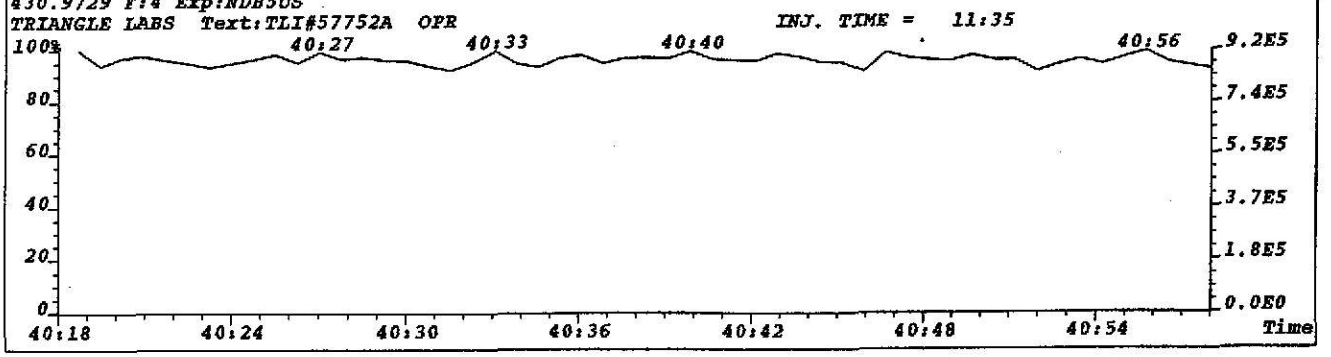

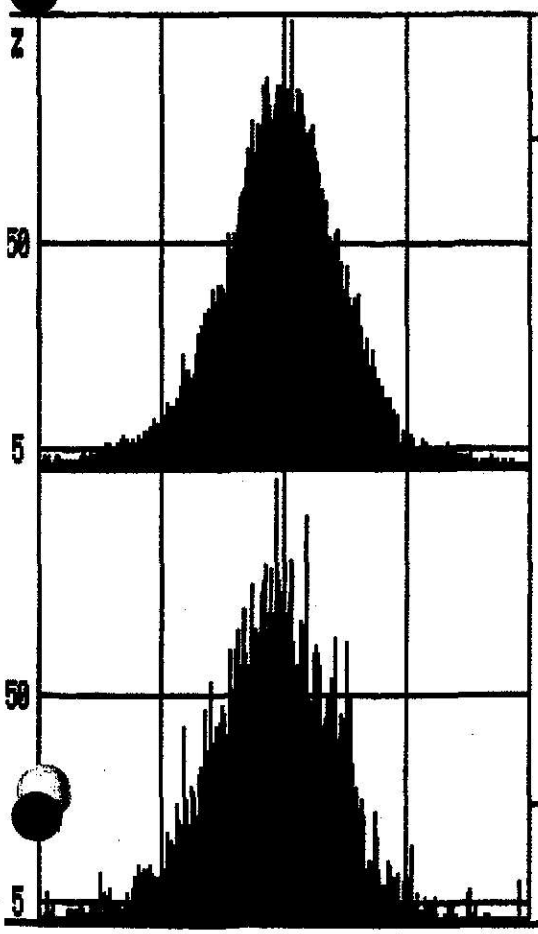

Channel I 330.9792 Peak top
Height 1.10 volts Span 200 ppm

System file name	NOBSUS
Data file name	A:S712021
Resolution	10000
Group number	2
Ionization mode	EI+
Switching	VOLTAGE
Ref. masses	292.9825, 416.9760

A	293	J	331	S	368
B	304	K	332	T	370
C	306	L	334	U	376
D	316	M	340	V	410
E	318	N	342		
F	320	O	352		
G	322	P	354		
H	328	Q	356		
I	331	R	358		

Ref. mass 416.9760 Peak top
Height .22 volts Span 200 ppm

Martin & Slagle

TLI Project: **57752A** — 1613, Revision B PCDD/PCDF Analysis (c)

Client Sample: **TLI Blank** — Analysis File: **S023087**

Client Project:	**Mississippi Project**				
Sample Matrix:	**SOLID**	Date Received:	/ /	Spike File:	**SP161B2S**
TLI ID:	**TLI Blank**	Date Extracted:	**07/03/2002**	ICal:	**SF5607B**
		Date Analyzed:	**07/12/2002**	ConCal:	**SB23085**
Sample Size:	**10.000 g**	Dilution Factor:	**n/a**	% Moisture:	**n/a**
Dry Weight:	**n/a**	Blank File:	**S023087**	% Lipid:	**n/a**
GC Column:	**DB-5**	Analyst:	**JSY**	% Solids:	**n/a**

Analytes	Conc. (pg/g)	DL	Ratio	RT	RRT	Flags
2,3,7,8-TCDD	ND	0.2				—
1,2,3,7,8-PeCDD	ND	0.2				—
1,2,3,4,7,8-HxCDD	ND	0.2				—
1,2,3,6,7,8-HxCDD	ND	0.2				—
1,2,3,7,8,9-HxCDD	ND	0.2				—
1,2,3,4,6,7,8-HpCDD	ND	0.3				—
1,2,3,4,6,7,8,9-OCDD	ND	1.7				—
2,3,7,8-TCDF	ND	0.2				—
1,2,3,7,8-PeCDF	ND	0.1				—
2,3,4,7,8-PeCDF	ND	0.1				—
1,2,3,4,7,8-HxCDF	ND	0.2				—
1,2,3,6,7,8-HxCDF	ND	0.2				—
2,3,4,6,7,8-HxCDF	ND	0.2				—
1,2,3,7,8,9-HxCDF	ND	0.2				—
1,2,3,4,6,7,8-HpCDF	ND	0.2				—
1,2,3,4,7,8,9-HpCDF	ND	0.3				—
1,2,3,4,6,7,8,9-OCDF	ND	0.3				—

Totals	Conc. (pg/g)	Number	DL	Flags
Total TCDD	ND		0.2	—
Total PeCDD	ND		0.2	—
Total HxCDD	0.38	1		—
Total HpCDD	ND		0.3	—
Total TCDF	ND		0.2	—
Total PeCDF	ND		0.1	—
Total HxCDF	ND		0.2	—
Total HpCDF	ND		0.2	—

Triangle Laboratories, Inc.®
2445 S. Alston Ave. • Durham, North Carolina 27713
Phone: (919) 544-5729 • Fax: (919) 544-5491

Printed: 10:07 07/15/2002

TLI Project: **57752A** 1613, Revision B PCDD/PCDF Analysis (c)
Client Sample: **TLI Blank** Analysis File: **S023087**

Internal Standards	Conc. (pg/g)	% Recovery	QC Limits	Ratio	RT	RRT	Flags
$^{13}C_{12}$-2,3,7,8-TCDD	112	55.8	25%-164%	0.76	26:19	1.007	___
$^{13}C_{12}$-1,2,3,7,8-PeCDD	161	80.5	25%-181%	1.42	30:37	1.172	___
$^{13}C_{12}$-1,2,3,4,7,8-HxCDD	164	81.8	32%-141%	1.21	33:44	0.989	___
$^{13}C_{12}$-1,2,3,6,7,8-HxCDD	167	83.3	28%-130%	1.18	33:49	0.991	___
$^{13}C_{12}$-1,2,3,4,6,7,8-HpCDD	184	91.9	23%-140%	0.98	36:58	1.084	___
$^{13}C_{12}$-1,2,3,4,6,7,8,9-OCDD	445	111	17%-157%	0.80	40:28	1.186	___
$^{13}C_{12}$-2,3,7,8-TCDF	97.4	48.7	24%-169%	0.73	25:35	0.979	___
$^{13}C_{12}$-1,2,3,7,8-PeCDF	128	64.0	24%-185%	1.49	29:35	1.132	___
$^{13}C_{12}$-2,3,4,7,8-PeCDF	138	69.1	21%-178%	1.52	30:17	1.159	___
$^{13}C_{12}$-1,2,3,4,7,8-HxCDF	120	60.0	26%-152%	0.51	33:03	0.969	___
$^{13}C_{12}$-1,2,3,6,7,8-HxCDF	127	63.3	26%-123%	0.51	33:08	0.971	___
$^{13}C_{12}$-2,3,4,6,7,8-HxCDF	145	72.4	28%-136%	0.51	33:37	0.985	___
$^{13}C_{12}$-1,2,3,7,8,9-HxCDF	134	66.8	29%-147%	0.52	34:22	1.007	___
$^{13}C_{12}$-1,2,3,4,6,7,8-HpCDF	145	72.3	28%-143%	0.43	35:58	1.054	___
$^{13}C_{12}$-1,2,3,4,7,8,9-HpCDF	142	71.1	26%-138%	0.41	37:27	1.098	___

Cleanup Standard	Conc. (pg/g)	% Recovery	QC Limits	RT	RRT	Flags
$^{37}Cl_4$-2,3,7,8-TCDD	10.3	51.5	35%-197%	26:20	1.008	___

Recovery Standards	Ratio	RT	Flags
$^{13}C_{12}$-1,2,3,4-TCDD	0.80	26:08	___
$^{13}C_{12}$-1,2,3,7,8,9-HxCDD	1.23	34:07	___

Data Reviewer: OEM 07/15/2002

161B_PSR v2.04, LARS 6.25.05

Triangle Laboratories, Inc.®
2445 S. Alston Ave. • Durham, North Carolina 27713
Phone: (919) 544-5729 • Fax: (919) 544-5491

Printed: 10:07 07/15/2002

Martin & Slagle

TLI Project: **57752A**
Client Sample: **TLI Blank**

Toxicity Equivalents Report
Analysis File: **S023087**

Client Project:	**Mississippi Project**				
Sample Matrix:	**SOLID**	Date Received:	**06/28/02**	Spike File:	**SP161B2S**
TLI ID:	**TLI Blank**	Date Extracted:	**07/03/02**	ICal:	**SF5607B**
		Date Analyzed:	**07/12/02**	ConCal:	**SB23085**
Sample Size:	**10.000 g**	Dilution Factor:	**1**	% Moisture:	**n/a**
Dry Weight:	**n/a**	Blank File:	**S023087**	% Lipid:	**n/a**
GC Column:	**DB-5**	Analyst:	**JSY**	% Solids:	**n/a**

Analytes	Conc. (pg/g)		TEF		Equivalent
2,3,7,8-TCDD	{0.2}	x	1.	=	0.2
1,2,3,7,8-PeCDD	{0.2}	x	0.5	=	0.1
1,2,3,4,7,8-HxCDD	{0.2}	x	0.1	=	0.02
1,2,3,6,7,8-HxCDD	{0.2}	x	0.1	=	0.02
1,2,3,7,8,9-HxCDD	{0.2}	x	0.1	=	0.02
1,2,3,4,6,7,8-HpCDD	{0.3}	x	0.01	=	0.003
1,2,3,4,6,7,8,9-OCDD	{1.7}	x	0.001	=	0.0017
TOTAL PCDD					0.4
2,3,7,8-TCDF	{0.2}	x	0.1	=	0.02
1,2,3,7,8-PeCDF	{0.1}	x	0.05	=	0.005
2,3,4,7,8-PeCDF	{0.1}	x	0.5	=	0.05
1,2,3,4,7,8-HxCDF	{0.2}	x	0.1	=	0.02
1,2,3,6,7,8-HxCDF	{0.2}	x	0.1	=	0.02
2,3,4,6,7,8-HxCDF	{0.2}	x	0.1	=	0.02
1,2,3,7,8,9-HxCDF	{0.2}	x	0.1	=	0.02
1,2,3,4,6,7,8-HpCDF	{0.2}	x	0.01	=	0.002
1,2,3,4,7,8,9-HpCDF	{0.3}	x	0.01	=	0.003
1,2,3,4,6,7,8,9-OCDF	{0.3}	x	0.001	=	0.0003
TOTAL PCDF					0.16

Total EPA TEFs, 1989a: 0.5 pg/g

{...} indicates that the value is that of a Detection Limit.

GRY_TEF v1.08, MILES 4.22.16

Triangle Laboratories, Inc.®
2445 S. Alston Ave. • Durham, North Carolina 27713
Phone: (919) 544-5729 • Fax: (919) 544-5491

Printed: 21:40 07/15/02

Initial ....Date...

Data Review By: VH 7/12/02

Calculated Noise Height: 0.05

Page No. 1 Listing of S023087B.dbf
07/12/2002 Matched GC Peaks / Ratio / Ret. Time

Compound/ M_Z....	QC.Log	Omit	Why	..RT.	OK	Ratio	Total.Area/Ht	Area/Ht.Peak1	Area/Ht.Peak2	Rel.RT	Compound.Name..	ID..	Flags.
TCDF				0.65-0.89						0.867-1.076			
304-306	DC	NL				Height	0.05	0.03	0.02				
	DC	SN		23:28	RO	2.20	0.16			0.917			
	DC	SN		25:11	RO	2.00	0.45			0.984			
	DC	SN		26:09	RO	1.21	0.31			1.022			
	DC	SN		26:55	RO	0.38	0.18			1.052			
	DC	SN		27:26	RO	0.17	0.21			1.072			
304-306			0	Peaks			0.00						
13C12-TCDF				0.65-0.89						0.943-1.139			
316-318	DC	NL				Height	0.05	0.02	0.03				
				24:31	RO	2.04	0.82	0.55	0.27	0.958			
				24:50	RO	1.14	0.94	0.50	0.44	0.971			
				25:09		0.80	3.96	1.76	2.20	0.983			
				25:35		0.73	534.70	224.84	309.86	1.000	13C12-2378-TCDF	ISO	
						Height	148.59	62.86	85.73				
				26:19	RO	1.77	0.97	0.62	0.35	1.029			
316-318			5	Peaks			541.39						

---------- Above: TCDF / TCDD Follows ----------

TCDD				0.65-0.89						0.896-1.046			
320-322	DC	NL				Height	0.05	0.02	0.03				
	DC	SN		23:41	RO	0.50	0.18			0.900			
	DC	SN		23:51	RO	0.33	0.40			0.906			
	DC	SN		24:19	RO	4.00	0.10			0.924			
	DC	SN		24:28	RO	0.29	0.31			0.930			
	DC	SN		24:42		0.88	0.32			0.939			
	DC	SN		25:34	RO	2.08	0.37			0.972			
	DC	SN		25:44	RO	0.14	0.25			0.978			
	DC	SN		26:35	RO	2.80	0.19			1.010			
	DC	SN		26:51	RO	1.17	0.13			1.020			
	DC	WH		27:42	RO	0.42	0.17			1.053			
	DC	WH		27:52		0.75	0.07			1.059			
320-322			0	Peaks			0.00						
37Cl-TCDD										0.924-1.076			
328	DC	NL				Height	0.03	0.03					
	DC	WL		23:35			0.05			0.896			
	DC	WL		23:40			0.18			0.899			
	DC	WL		23:46			0.13			0.903			
	DC	WL		23:56			0.15			0.909			
	DC	WL		24:00			0.03			0.912			
	DC	SN		24:24			0.06			0.927			
	DC	SN		24:30			0.08			0.931			
	DC	SN		24:47			0.12			0.942			
	DC	SN		24:52			0.08			0.945			

Compound/ M_Z....	QC.Log	Omit	Why	..RT.	OK	Ratio	Total.Area/Ht	Area/Ht.Peak1	Area/Ht.Peak2	Rel.RT	Compound.Name..	ID..	Flags.
	DC	SN		24:56			0.19			0.947			
	DC	SN		25:04			0.16			0.953			
	DC	SN		25:14			0.09			0.959			
	DC	SN		25:22			0.04			0.964			
	DC	SN		25:25			0.06			0.966			
	DC	SN		25:31			0.06			0.970			
	DC	SN		25:35			0.03			0.972			
	DC	SN		25:37			0.05			0.973			
	DC	SN		25:43			0.06			0.977			
	DC	SN		25:51			0.10			0.982			
	DC	SN		25:59			0.22			0.987			
	DC	SN		26:13			0.12			0.996			
				26:20			41.34		41.34	1.001	37Cl-TCDD		CLS
	DC	SN		26:35			0.23			1.010			
				26:43			0.31		0.31	1.015			
	DC	SN		26:51			0.05			1.020			
	DC	SN		26:59			0.06			1.025			
	DC	SN		27:03			0.06			1.028			
				27:13			0.22		0.22	1.034			
				27:24			0.27		0.27	1.041			
	DC	SN		27:41			0.14			1.052			
	DC	SN		27:50			0.03			1.058			
328			4	Peaks			42.14						
13C12-TCDD					0.65-0.89					0.917-1.069			
332-334	DC	NL			Height		0.16		0.13	0.03			
				26:08		0.80	723.03		321.58	401.45	0.993	13C12-1234-TCDD	RS1
				26:19		0.76	455.11		196.89	258.22	1.000	13C12-2378-TCDD	IS1
					Height		125.75		54.53	71.22			
				26:35	RO	1.07	1.14		0.59	0.55	1.010		
				26:38	RO	1.54	1.80		1.09	0.71	1.012		
				26:57	RO	1.50	0.95		0.57	0.38	1.024		
				27:53	RO	0.35	0.88		0.23	0.65	1.060		
332-334			6	Peaks			1,182.91						

---------- Above: TCDD / PeCDF Follows ----------

PeCDF					1.32-1.78					0.906-1.038			
340-342	DC	NL			Height		0.06		0.03	0.03			
	DC	SN		27:51	RO	0.33	0.16			0.920			
	DC	SN		28:04	RO	0.45	0.29			0.927			
D	D	SN		28:18	RO	0.54	0.43			0.935			
	DC	SN		28:29	RO	0.20	0.18			0.941			
	DC	SN		28:38	RO	0.64	0.18			0.946			
	DC	SN		28:54	RO	2.20	0.16			0.954			
	DC	SN		29:00	RO	13.00	0.14			0.958			
	DC	SN		29:14	RO	5.80	0.34			0.965			
	DC	SN		29:18	RO	0.17	0.14			0.968			
	DC	SN		29:35	RO	0.75	0.35			1.000	12378-PeCDF		AN
D	D	SN		30:18	RO	0.96	0.47			1.001	23478-PeCDF		AN
D	D	SN		30:31	RO	1.24	0.47			1.008			
	DC	SN		30:37	RO	0.38	0.11			1.011			

```
Compound/
M_Z.... QC.Log Omit Why ..RT. OK Ratio Total.Area/Ht Area/Ht.Peak1 Area/Ht.Peak2 Rel.RT Compound.Name.. ID.. Flags.

                DC  SN  30:41 RO  0.23        0.32                                1.013
                DC  SN  31:03 RO  0.21        0.17                                1.025
                DC  WH  31:34 RO  0.82        0.20                                1.042
340-342               0 Peaks                 0.00

13C12-PeCDF                     1.32-1.78                                 0.797-1.127
352-354         DC  NL            Height      0.06          0.03          0.03
                        28:43 RO  1.09        1.82          0.95          0.87  0.948
                        29:19 RO  0.68        0.62          0.25          0.37  0.968
                        29:35     1.49      505.38        302.73        202.65  1.000 13C12-PeCDF 123 IS2
                                  Height    156.18         93.01         63.17
                        29:51     1.62        7.97          4.93          3.04  0.986
                        30:17     1.52      539.56        325.79        213.77  1.000 13C12-PeCDF 234 IS3
                                  Height    186.58        112.43         74.15
                        30:37 RO  0.39        1.29          0.36          0.93  1.011
                        30:47     1.70        0.73          0.46          0.27  1.017
                        31:14 RO  1.30        5.89          3.33          2.56  1.031
352-354               8 Peaks             1,063.26

                    ---------------------- Above: PeCDF / PeCDD Follows --------------------

PeCDD                           1.32-1.78                                 0.937-1.022
356-358         DC  NL            Height      0.06          0.03          0.03
                DC  WL  28:39 RO  1.00        0.08                                0.936
                DC  SN  29:04 RO  0.89        0.17                                0.949
                DC  SN  29:13 RO  1.00        0.14                                0.954
        D       D   SN  29:34 RO  1.09        0.46                                0.966
                DC  SN  29:57 RO  1.00        0.20                                0.978
                DC  SN  31:10 RO  1.00        0.20                                1.018
                DC  WH  31:32 RO  1.86        0.20                                1.030
356-358               0 Peaks                 0.00

13C12-PeCDD                     1.32-1.78                                 0.723-1.050
368-370         DC  NL            Height      0.06          0.03          0.03
                        29:53     1.35        0.54          0.31          0.23  0.976
                        30:37     1.42      408.49        239.85        168.64  1.000 13C12-PeCDD 123 IS4
                                  Height    132.89         78.17         54.72
368-370               2 Peaks               409.03

                    ---------------------- Above: PeCDD / HxCDF Follows --------------------

HxCDF                           1.05-1.43                                 0.929-1.007
374-376         DC  NL            Height      0.06          0.03          0.03
                DC  SN  32:04 RO  1.00        0.10                                0.933
                DC  SN  32:13 RO 10.00        0.11                                0.937
                DC  SN  32:53 RO  0.43        0.10                                0.957
                DC  SN  33:08 RO  1.86        0.20                                1.000 123678-HxCDF    AN
                DC  SN  33:17 RO  0.27        0.14                                0.968
                DC  SN  33:35 RO  0.53        0.23                                0.999 234678-HxCDF    AN
                DC  SN  33:44 RO  0.88        0.15                                0.982
                DC  SN  33:52 RO  0.44        0.13                                0.985
                DC  SN  34:09 RO  5.50        0.13                                0.994
```

Compound/ M_Z....	QC.Log	Omit	Why	..RT.	OK	Ratio	Total.Area/Ht	Area/Ht.Peak1	Area/Ht.Peak2	Rel.RT	Compound.Name..	ID..	Flags.
	DC	SN		34:15	RO	7.00	0.08			0.997			
	DC	SN		34:23	RO	3.00	0.36			1.000	123789-HxCDF	AN	
	DC	SN		34:31	RO	2.50	0.07			1.004			
	DC	SN		34:34	RO	1.00	0.02			1.006			
	DC	WH		34:38	RO	0.40	0.07			1.008			
374-376			0	Peaks			0.00						
13C12-HxCDF				0.43-0.59					0.876-1.109				
384-386	DC	NL				Height	0.09	0.02	0.07				
				32:05	RO	0.70	0.39	0.16	0.23	0.934			
				33:03		0.51	350.74	118.36	232.38	1.000	13C12-HxCDF 478	IS5	
						Height	122.99	42.41	80.58				
				33:08		0.51	358.63	120.74	237.89	1.000	13C12-HxCDF 678	IS6	
						Height	122.83	39.92	82.91				
				33:23	RO	0.06	1.10	0.06	1.04	0.971			
				33:37		0.51	389.94	131.57	258.37	1.000	13C12-HxCDF 234	IS7	
						Height	132.00	44.77	87.23				
				33:50	RO	1.32	0.79	0.45	0.34	0.984			
				34:09	RO	0.88	0.79	0.37	0.42	0.994			
				34:22		0.52	314.42	107.49	206.93	1.000	13C12-HxCDF 789	IS8	
						Height	104.86	35.68	69.18				
				34:34	RO	0.71	0.53	0.22	0.31	1.006			
				34:38	RO	1.35	0.54	0.31	0.23	1.008			
				34:42	RO	0.80	0.83	0.37	0.46	1.010			
				34:53	RO	1.55	0.28	0.17	0.11	1.015			
	DC	SN		34:56	RO	0.31	0.34			1.016			
384-386			12	Peaks			1,418.98						

---------- Above: HxCDF / HxCDD Follows ----------

HxCDD				1.05-1.43					0.960-1.014				
390-392	DC	NL				Height	0.06	0.03	0.03				
	DC	SN		32:29	RO	0.29	0.09			0.961			
	DC	SN		32:33	RO	2.00	0.06			0.963			
	DC	SN		32:41	RO	0.45	0.16			0.966			
	DC	SN		32:45	RO	0.67	0.05			0.968			
	DC	SN		32:53	RO	4.33	0.16			0.972			
	DC	SN		32:56	RO	1.75	0.11			0.974			
				33:03		1.29	0.64	0.36	0.28	0.977			J
	DC	SN		33:08	RO	8.14	0.64			0.980			
	DC	SN		33:16	RO	0.47	0.25			0.984			
	DC	SN		33:20	RO	2.40	0.17			0.986			
	DC	SN		33:28	RO	1.67	0.08			0.990			
D	D	SN		33:37	RO	2.11	0.87			0.994			
D	D	SN		33:45	RO	0.80	0.36			1.000	123478-HxCDD	AN	
	DC	SN		33:50	RO	4.20	0.26			1.000	123678-HxCDD	AN	
	DC	SN		33:56	RO	1.00	0.04			1.003			
	DC	SN		34:03	RO	0.10	0.11			1.007			
	DC	SN		34:09		1.25	0.27			1.010	123789-HxCDD	AN	
	DC	WH		34:33	RO	0.67	0.05			1.022			
	DC	WH		34:37	RO	1.00	0.10			1.024			
390-392			1	Peak			0.64						

```
Compound/
M_Z.... QC.Log Omit Why ..RT. OK Ratio Total.Area/Ht Area/Ht.Peak1 Area/Ht.Peak2 Rel.RT Compound.Name.. ID.. Flags.

13C12-HxCDD                    1.05-1.43                                    0.982-1.041
402-404          DC  NL          Height          0.06          0.03          0.03
                         33:15 RO  0.71          0.94          0.39          0.55  0.986
                         33:44     1.21        293.54        160.80        132.74  1.000 13C12-HxCDD 478 IS9
                                 Height        101.16         56.79         44.37
                         33:49     1.18        312.07        168.73        143.34  1.000 13C12-HxCDD 678 IS10
                                 Height        108.91         59.32         49.59
                         33:57 RO  1.82          1.58          1.02          0.56  1.006
                         34:07     1.23        393.88        216.93        176.95  1.011 13C12-HxCDD 789 RS2
                         34:17 RO  1.68          1.98          1.24          0.74  1.016
                         34:22     1.37          1.21          0.70          0.51  1.019
                         34:29 RO  0.59          0.43          0.16          0.27  1.022
402-404                8 Peaks               1,005.63

                 --------------------- Above: HxCDD / HpCDF Follows --------------------

HpCDF                          0.88-1.20                                    0.956-1.005
408-410          DC  NL          Height          0.04          0.02          0.02
                 DC  SN  36:08 RO  1.40          0.12                              0.965
                 DC  SN  36:38 RO  2.50          0.21                              0.978
                 DC  SN  37:28 RO 10.00          0.11                              1.000 1234789-HpCDF   AN
408-410                0 Peaks                   0.00

13C12-HpCDF                    0.37-0.51                                    0.858-1.151
418-420          DC  NL          Height          0.05          0.02          0.03
                         35:58     0.43        272.88         82.47        190.41  1.000 13C12-HpCDF 678 IS11
                                 Height         86.38         24.60         61.78
                 DC  SN  36:13 RO  0.14          0.64                              0.967
                         37:27     0.41        215.15         62.97        152.18  1.000 13C12-HpCDF 789 IS12
                                 Height         61.29         17.14         44.15
                 DC  SN  37:43 RO  0.31          0.59                              1.007
                 DC  SN  37:57     0.41          0.31                              1.013
418-420                2 Peaks                 488.03

                 --------------------- Above: HpCDF / HpCDD Follows --------------------

HpCDD                          0.88-1.20                                    0.976-1.005
424-426          DC  NL          Height          0.04          0.02          0.02
                 DC  SN  36:12 RO  1.86          0.40                              0.979
                 DC  SN  36:33 RO  0.62          0.21                              0.989
                 DC  WH  37:25 RO  3.19          1.55                              1.012
424-426                0 Peaks                   0.00

13C12-HpCDD                    0.88-1.20                                    0.869-1.085
436-438          DC  NL          Height          0.08          0.06          0.02
                         36:58     0.98        267.10        132.20        134.90  1.000 13C12-HpCDD 678 IS13
                                 Height         76.40         38.02         38.38
                 DC  SN  37:27 RO  0.35          0.54                              1.013
436-438                1 Peak                  267.10

                 --------------------- Above: HpCDD / Octa-CDD and CDF Follows ----------
```

Compound/ M_Z....	QC.Log	Omit	Why	..RT.	OK	Ratio	Total.Area/Ht	Area/Ht.Peak1	Area/Ht.Peak2	Rel.RT	Compound.Name..	ID..	Flags.
OCDF						0.76-1.02				0.951-1.049			
442-444		DC	NL			Height	0.04	0.02	0.02				
		DC	WL	35:59	RO	0.67	0.05			0.889			
		DC	WL	36:04		1.00	0.36			0.891			
		DC	WL	36:12	RO	0.70	0.17			0.895			
		DC	WL	36:25	RO	0.75	0.28			0.900			
		DC	WL	36:36	RO	0.44	0.26			0.904			
		DC	WL	36:53	RO	0.22	0.45			0.911			
		DC	WL	37:22	RO	2.40	0.17			0.923			
		DC	WL	37:36	RO	0.18	0.20			0.929			
		DC	SN	38:32		1.00	0.08			0.952			
		DC	SN	38:36	RO	1.22	0.20			0.954			
		DC	SN	38:53	RO	1.71	0.19			0.961			
		DC	SN	39:10	RO	1.10	0.21			0.968			
		DC	SN	39:41	RO	21.00	0.22			0.981			
		DC	SN	40:08	RO	0.50	0.09			0.992			
		DC	SN	40:23	RO	0.71	0.12			0.998			
		DC	SN	40:31		1.00	0.16			1.001			
		DC	SN	40:39	RO	0.25	0.20			1.005	OCDF		AN
		DC	SN	41:10	RO	1.10	0.21			1.017			
		DC	SN	41:24	RO	0.30	0.13			1.023			
		DC	SN	41:51	RO	2.00	0.15			1.034			
		DC	WH	42:30	RO	0.38	0.33			1.050			
		DC	WH	42:53	RO	0.15	0.38			1.060			
		DC	WH	42:58	RO	0.15	0.15			1.062			
		DC	WH	43:45	RO	0.56	0.14			1.081			
		DC	WH	44:36	RO	0.33	0.28			1.102			
		DC	WH	44:43	RO	9.67	0.32			1.105			
442-444			0	Peaks			0.00						
OCDD						0.76-1.02				0.951-1.049			
458-460		DC	NL			Height	0.04	0.02	0.02				
	MN			40:31	RO	0.69	1.99	0.81	1.18	1.001	OCDD		AN
458-460			1	Peak			1.99						
13C12-OCDD						0.76-1.02				0.996-1.004			
470-472		DC	NL			Height	0.04	0.02	0.02				
				40:28		0.80	466.99	208.20	258.79	1.000	13C12-OCDD		IS14
						Height	117.55	53.00	64.55				
470-472			1	Peak			466.99						

Column Description.....	"Why" Code Description.....	QC Log Desc.....
M_Z -Nominal Ion Mass(es)	WL-Below Retention Time Window	A-Peak Added
..RT. -Retention Time (mm:ss)	WH-Above Retention Time Window	K-Peak Kept
Rat.1 -Ratio of M/M+2 Ions	SN-Below Signal to Noise Level	D-Peak Deleted
OK -RO=Ratio Outside Limits	<M-Below Method Detection Limit	T-Time Changed
Rel.RT-Relative Retention Time	NL-Channel Specific Noise Level	M-Peak Area Changed
		N-Name Changed
		X-Ether Interference

*** End of Report ***

File:S023087 #1-758 Acq:12-JUL-2002 12:21:35 EI+ Voltage SIR 70S Noise:32
303.9016 F:2 BSUB(256,30,-3.0) PKD(9,5,5,0.05%,128.0,1.00%,F,T) Exp:NDB5US
TRIANGLE LABS Text:TLI#57752A TLI BLANK INJ. TIME = 12:23

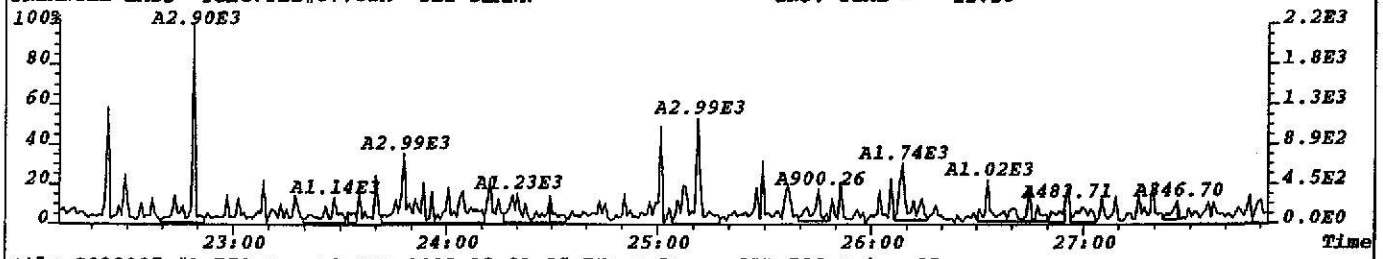

File:S023087 #1-758 Acq:12-JUL-2002 12:21:35 EI+ Voltage SIR 70S Noise:25
305.8987 F:2 BSUB(256,30,-3.0) PKD(9,5,5,0.05%,100.0,1.00%,F,T) Exp:NDB5US
TRIANGLE LABS Text:TLI#57752A TLI BLANK INJ. TIME = 12:23

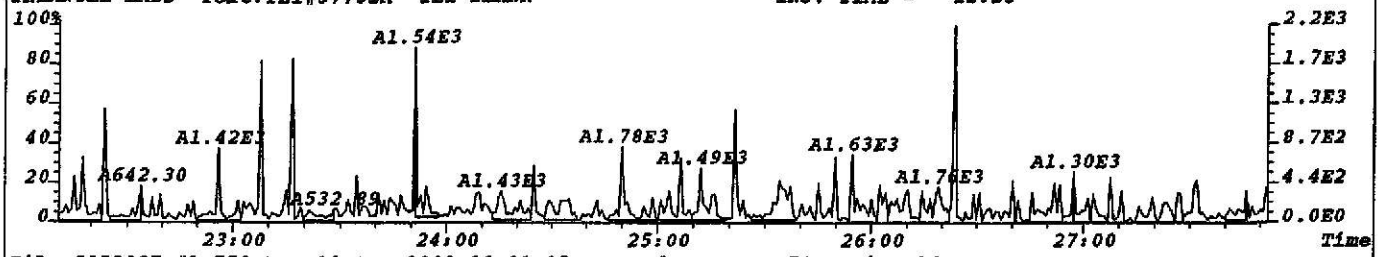

File:S023087 #1-758 Acq:12-JUL-2002 12:21:35 EI+ Voltage SIR 70S Noise:26
315.9419 F:2 BSUB(256,30,-3.0) PKD(9,5,5,0.05%,104.0,1.00%,F,T) Exp:NDB5US
TRIANGLE LABS Text:TLI#57752A TLI BLANK INJ. TIME = 12:23

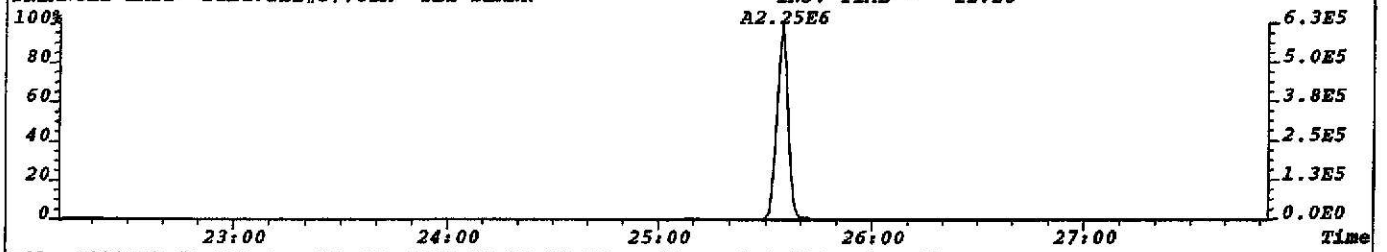

File:S023087 #1-758 Acq:12-JUL-2002 12:21:35 EI+ Voltage SIR 70S Noise:33
317.9389 F:2 BSUB(256,30,-3.0) PKD(9,5,5,0.05%,132.0,1.00%,F,T) Exp:NDB5US
TRIANGLE LABS Text:TLI#57752A TLI BLANK INJ. TIME = 12:23

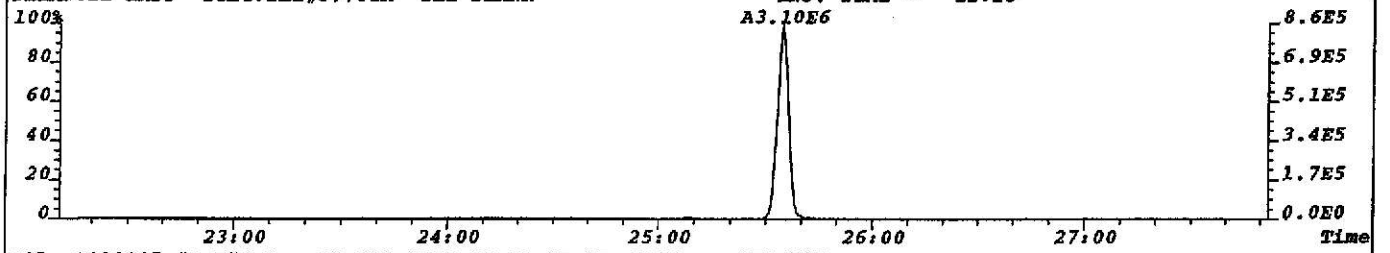

File:S023087 #1-758 Acq:12-JUL-2002 12:21:35 EI+ Voltage SIR 70S
330.9792 F:2 Exp:NDB5US
TRIANGLE LABS Text:TLI#57752A TLI BLANK INJ. TIME = 12:23

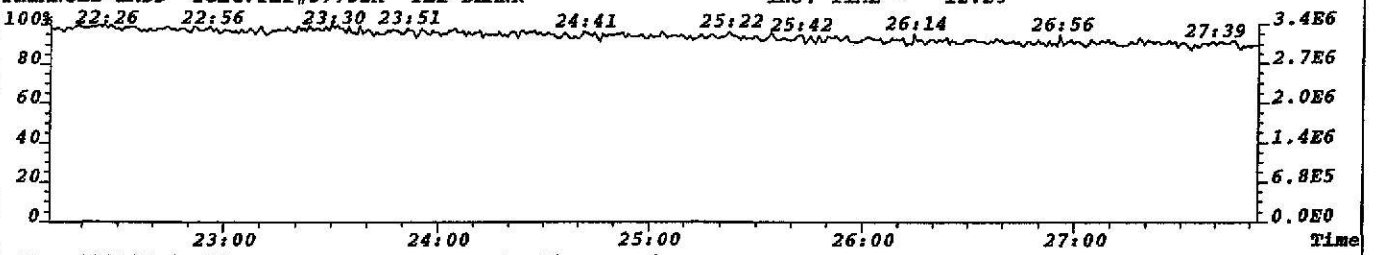

File:S023087 #1-758 Acq:12-JUL-2002 12:21:35 EI+ Voltage SIR 70S
375.8364 F:2 Exp:NDB5US
TRIANGLE LABS Text:TLI#57752A TLI BLANK INJ. TIME = 12:23

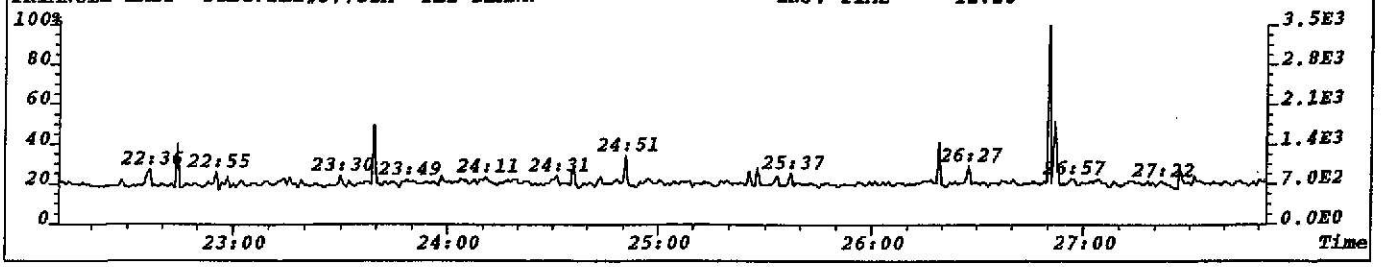

N = 0.05 JSY 7/12/02

File:S023087 #1-758 Acq:12-JUL-2002 12:21:35 EI+ Voltage SIR 70S Noise:28
319.8965 F:2 BSUB(256,30,-3.0) PKD(7,5,3,0.05%,112.0,1.00%,F,T) Exp:NDB5US
TRIANGLE LABS Text:TLI#57752A TLI BLANK INJ. TIME = 12:23

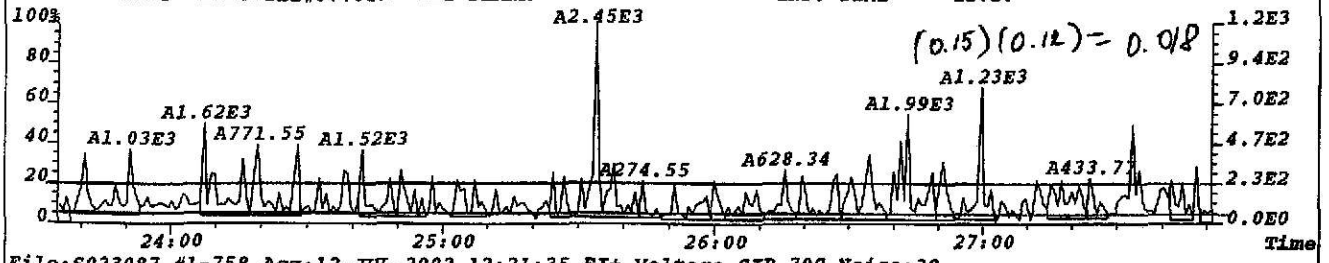

File:S023087 #1-758 Acq:12-JUL-2002 12:21:35 EI+ Voltage SIR 70S Noise:38
321.8936 F:2 BSUB(256,30,-3.0) PKD(7,5,3,0.05%,152.0,1.00%,F,T) Exp:NDB5US
TRIANGLE LABS Text:TLI#57752A TLI BLANK INJ. TIME = 12:23

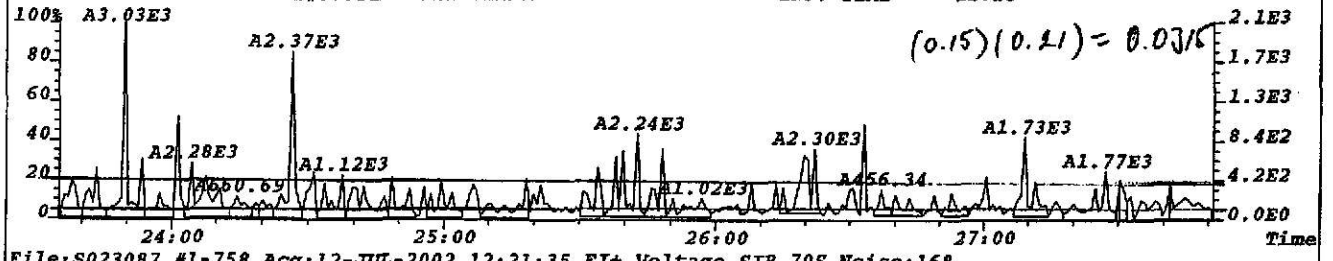

File:S023087 #1-758 Acq:12-JUL-2002 12:21:35 EI+ Voltage SIR 70S Noise:168
331.9368 F:2 BSUB(256,30,-3.0) PKD(7,5,3,0.05%,672.0,1.00%,F,T) Exp:NDB5US
TRIANGLE LABS Text:TLI#57752A TLI BLANK INJ. TIME = 12:23

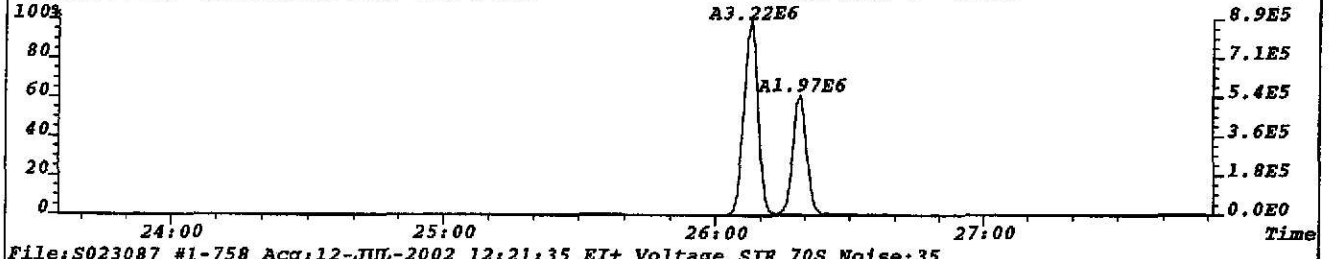

File:S023087 #1-758 Acq:12-JUL-2002 12:21:35 EI+ Voltage SIR 70S Noise:35
333.9338 F:2 BSUB(256,30,-3.0) PKD(7,5,3,0.05%,140.0,1.00%,F,T) Exp:NDB5US
TRIANGLE LABS Text:TLI#57752A TLI BLANK INJ. TIME = 12:23

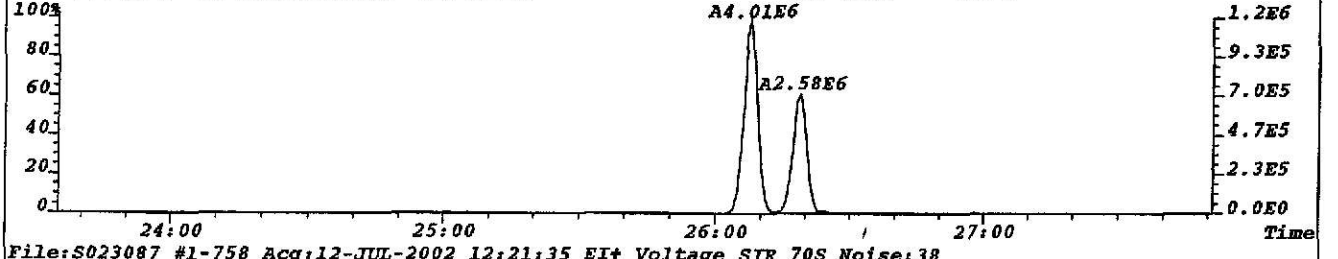

File:S023087 #1-758 Acq:12-JUL-2002 12:21:35 EI+ Voltage SIR 70S Noise:38
327.8847 F:2 BSUB(256,30,-3.0) PKD(7,5,3,0.05%,152.0,1.00%,F,T) Exp:NDB5US
TRIANGLE LABS Text:TLI#57752A TLI BLANK INJ. TIME = 12:23

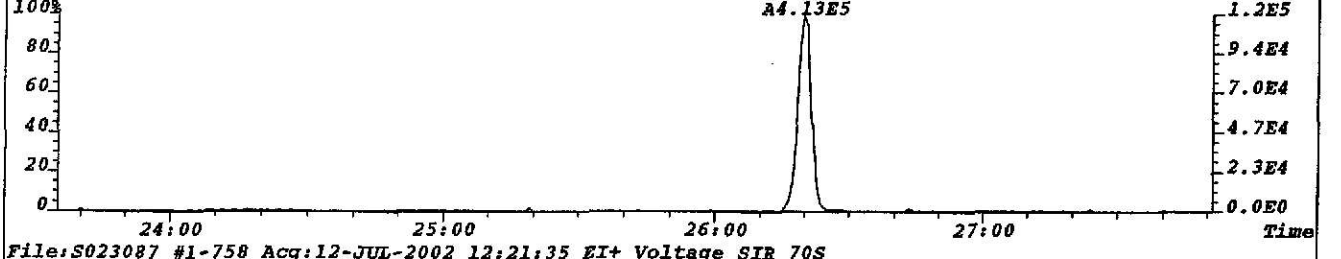

File:S023087 #1-758 Acq:12-JUL-2002 12:21:35 EI+ Voltage SIR 70S
330.9792 F:2 Exp:NDB5US
TRIANGLE LABS Text:TLI#57752A TLI BLANK INJ. TIME = 12:23

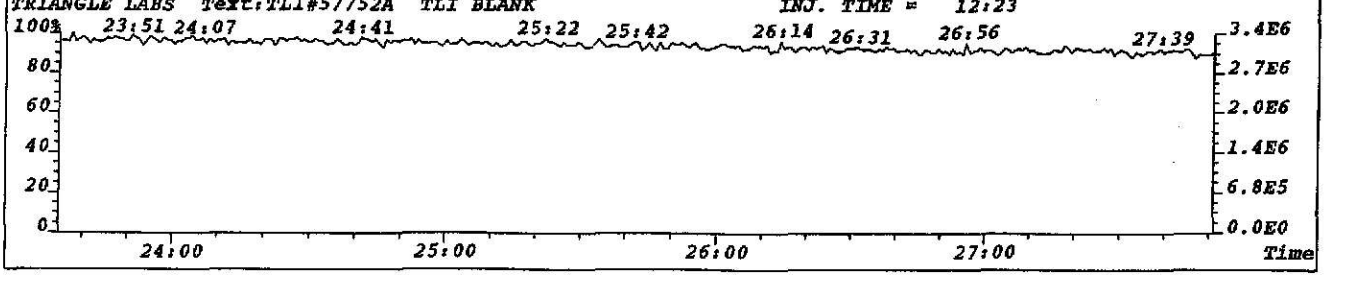

File:S023087 #1-758 Acq:12-JUL-2002 12:21:35 EI+ Voltage SIR 70S Noise:32
339.8597 F:2 BSUB(256,30,-3.0) PKD(7,5,3,0.05%,128.0,1.00%,F,T) Exp:NDB5US
TRIANGLE LABS Text:TLI#57752A TLI BLANK INJ. TIME = 12:23

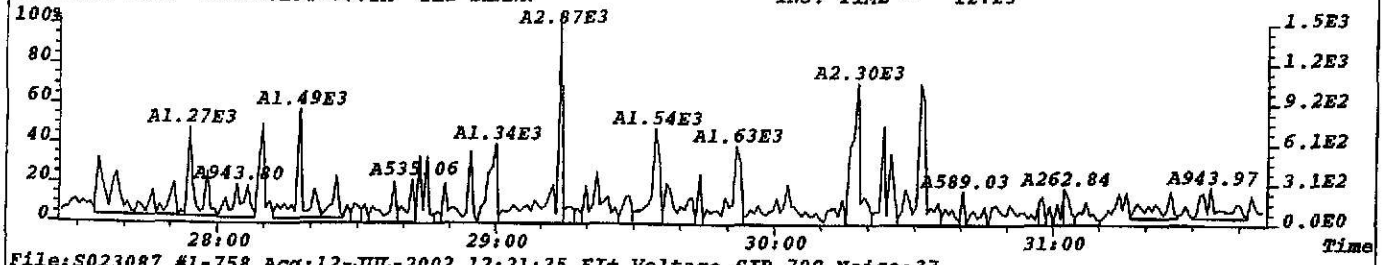

File:S023087 #1-758 Acq:12-JUL-2002 12:21:35 EI+ Voltage SIR 70S Noise:37
341.8567 F:2 BSUB(256,30,-3.0) PKD(7,5,3,0.05%,148.0,1.00%,F,T) Exp:NDB5US
TRIANGLE LABS Text:TLI#57752A TLI BLANK INJ. TIME = 12:23

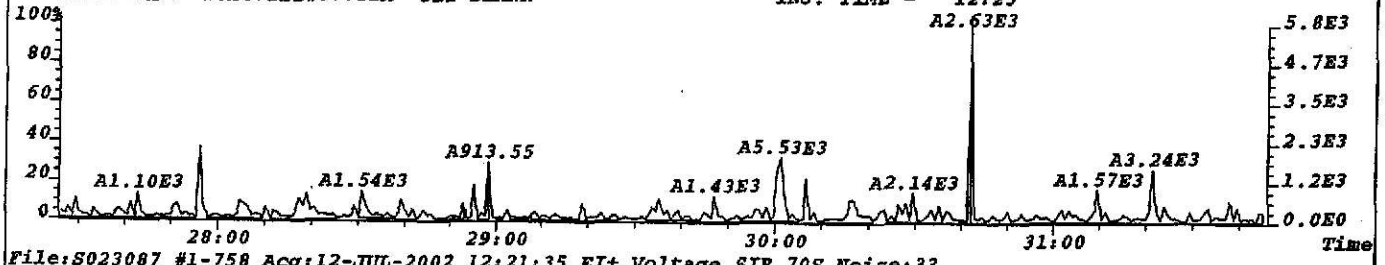

File:S023087 #1-758 Acq:12-JUL-2002 12:21:35 EI+ Voltage SIR 70S Noise:33
351.9000 F:2 BSUB(256,30,-3.0) PKD(7,5,3,0.05%,132.0,1.00%,F,T) Exp:NDB5US
TRIANGLE LABS Text:TLI#57752A TLI BLANK INJ. TIME = 12:23

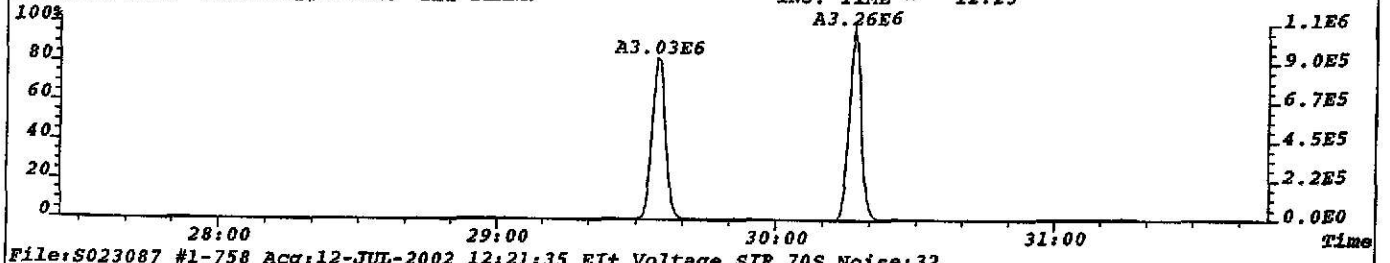

File:S023087 #1-758 Acq:12-JUL-2002 12:21:35 EI+ Voltage SIR 70S Noise:32
353.8970 F:2 BSUB(256,30,-3.0) PKD(7,5,3,0.05%,128.0,1.00%,F,T) Exp:NDB5US
TRIANGLE LABS Text:TLI#57752A TLI BLANK INJ. TIME = 12:23

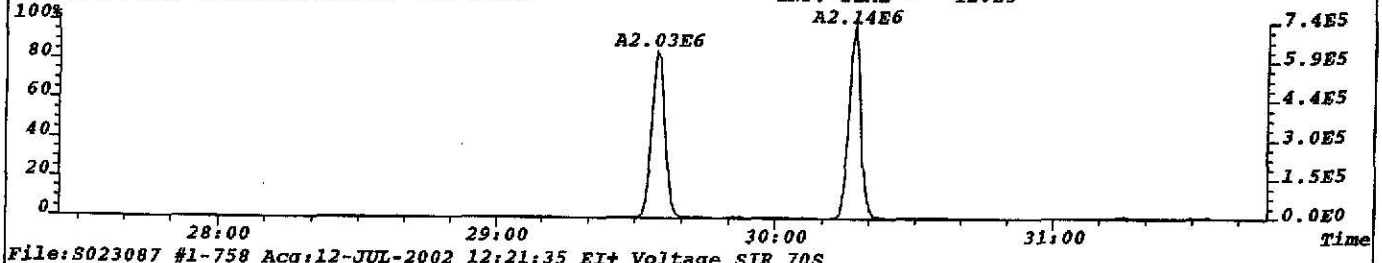

File:S023087 #1-758 Acq:12-JUL-2002 12:21:35 EI+ Voltage SIR 70S
330.9792 F:2 Exp:NDB5US
TRIANGLE LABS Text:TLI#57752A TLI BLANK INJ. TIME = 12:23

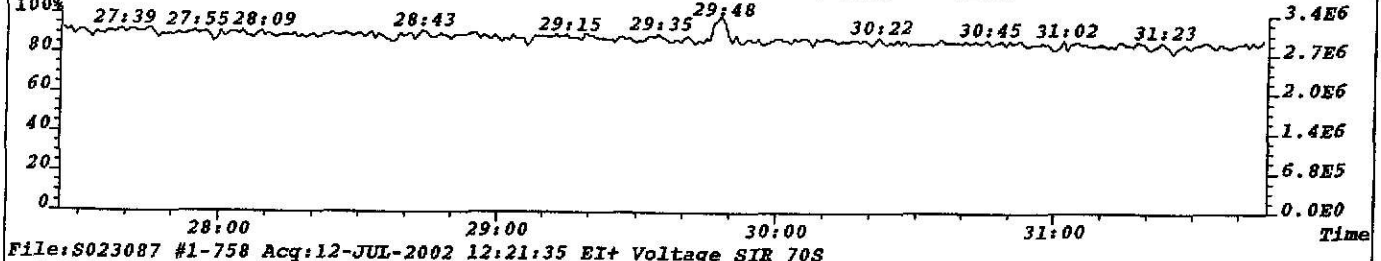

File:S023087 #1-758 Acq:12-JUL-2002 12:21:35 EI+ Voltage SIR 70S
409.7974 F:2 Exp:NDB5US
TRIANGLE LABS Text:TLI#57752A TLI BLANK INJ. TIME = 12:23

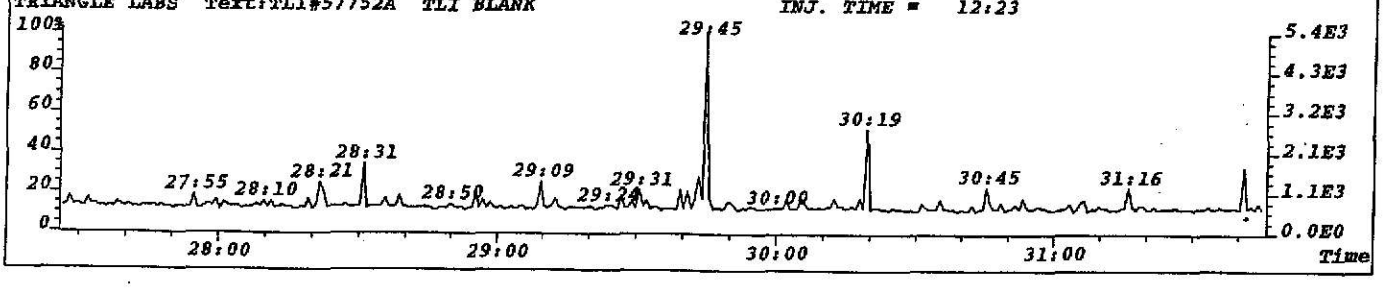

File:S023087 #1-758 Acq:12-JUL-2002 12:21:35 EI+ Voltage SIR 70S Noise:35
355.8546 F:2 BSUB(256,30,-3.0) PKD(7,5,3,0.05%,140.0,1.00%,F,T) Exp:NDB5US
TRIANGLE LABS Text:TLI#57752A TLI BLANK INJ. TIME = 12:23

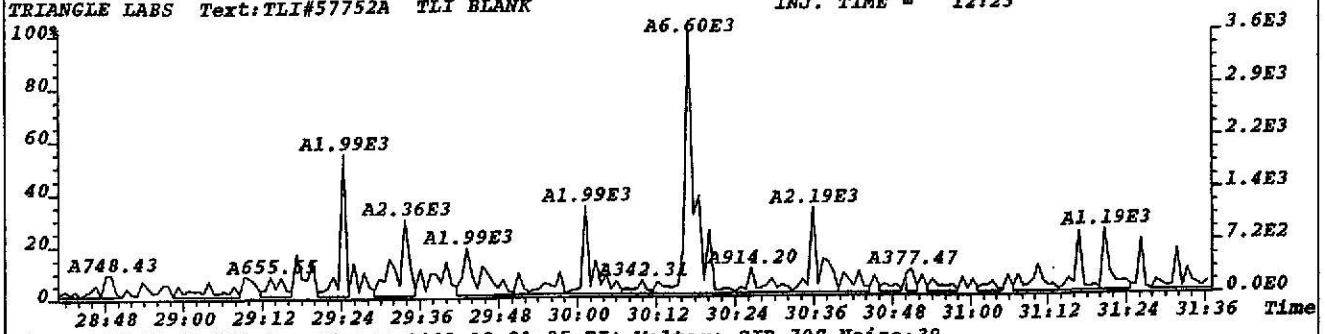

File:S023087 #1-758 Acq:12-JUL-2002 12:21:35 EI+ Voltage SIR 70S Noise:39
357.8516 F:2 BSUB(256,30,-3.0) PKD(7,5,3,0.05%,156.0,1.00%,F,T) Exp:NDB5US
TRIANGLE LABS Text:TLI#57752A TLI BLANK INJ. TIME = 12:23

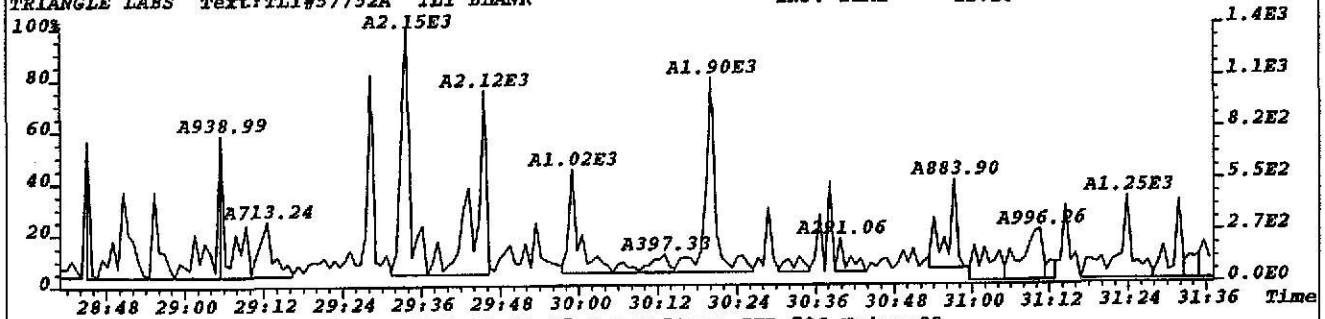

File:S023087 #1-758 Acq:12-JUL-2002 12:21:35 EI+ Voltage SIR 70S Noise:33
367.8949 F:2 BSUB(256,30,-3.0) PKD(7,5,3,0.05%,132.0,1.00%,F,T) Exp:NDB5US
TRIANGLE LABS Text:TLI#57752A TLI BLANK INJ. TIME = 12:23

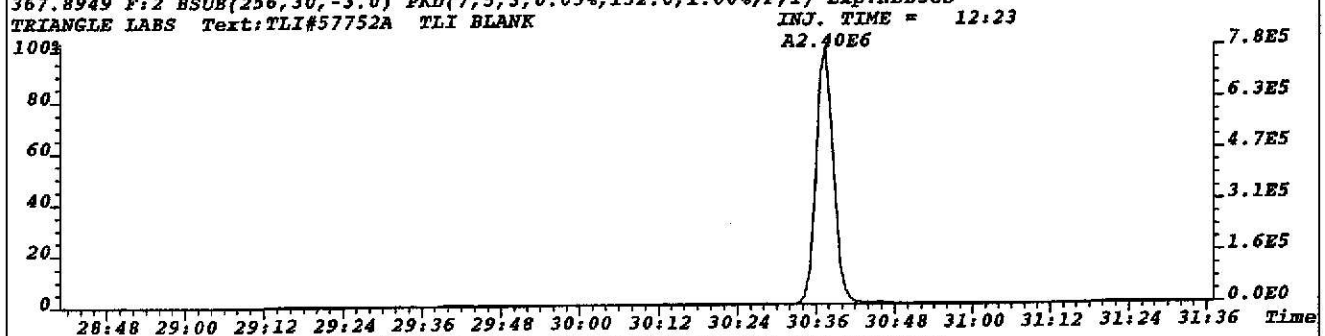

File:S023087 #1-758 Acq:12-JUL-2002 12:21:35 EI+ Voltage SIR 70S Noise:33
369.8919 F:2 BSUB(256,30,-3.0) PKD(7,5,3,0.05%,132.0,1.00%,F,T) Exp:NDB5US
TRIANGLE LABS Text:TLI#57752A TLI BLANK INJ. TIME = 12:23

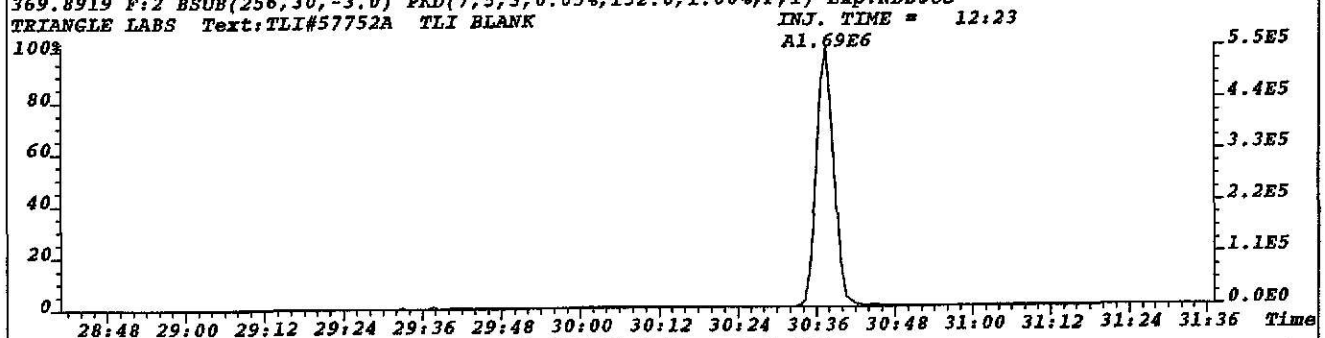

File:S023087 #1-758 Acq:12-JUL-2002 12:21:35 EI+ Voltage SIR 70S
330.9792 F:2 Exp:NDB5US
TRIANGLE LABS Text:TLI#57752A TLI BLANK INJ. TIME = 12:23

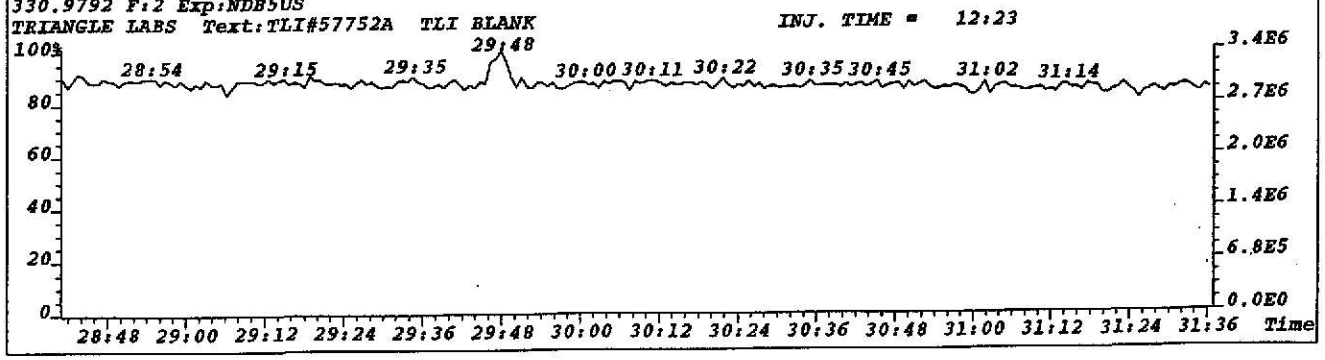

File:S023087 #1-455 Acq:12-JUL-2002 12:21:35 EI+ Voltage SIR 70S Noise:33
373.8208 F:3 BSUB(256,30,-3.0) PKD(7,5,3,0.05%,132.0,1.00%,F,T) Exp:NDB5US
TRIANGLE LABS Text:TLI#57752A TLI BLANK INJ. TIME = 12:23

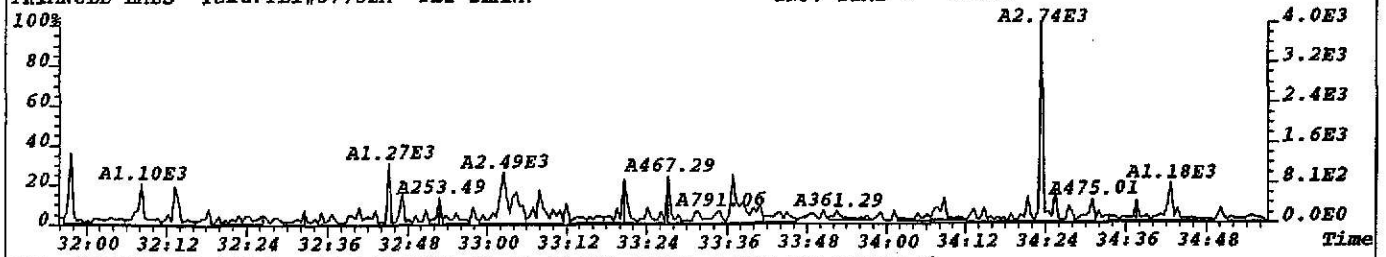

File:S023087 #1-455 Acq:12-JUL-2002 12:21:35 EI+ Voltage SIR 70S Noise:33
375.8178 F:3 BSUB(256,30,-3.0) PKD(7,5,3,0.05%,132.0,1.00%,F,T) Exp:NDB5US
TRIANGLE LABS Text:TLI#57752A TLI BLANK INJ. TIME = 12:23

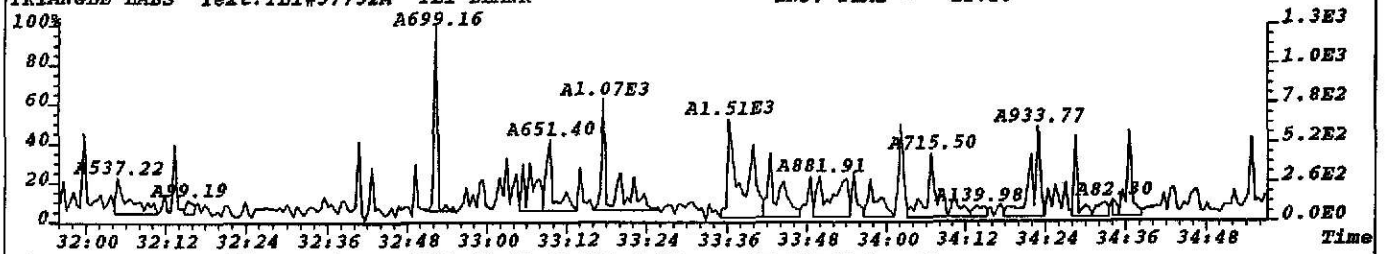

File:S023087 #1-455 Acq:12-JUL-2002 12:21:35 EI+ Voltage SIR 70S Noise:29
383.8639 F:3 BSUB(256,30,-3.0) PKD(7,5,3,0.05%,116.0,1.00%,F,T) Exp:NDB5US
TRIANGLE LABS Text:TLI#57752A TLI BLANK INJ. TIME = 12:23

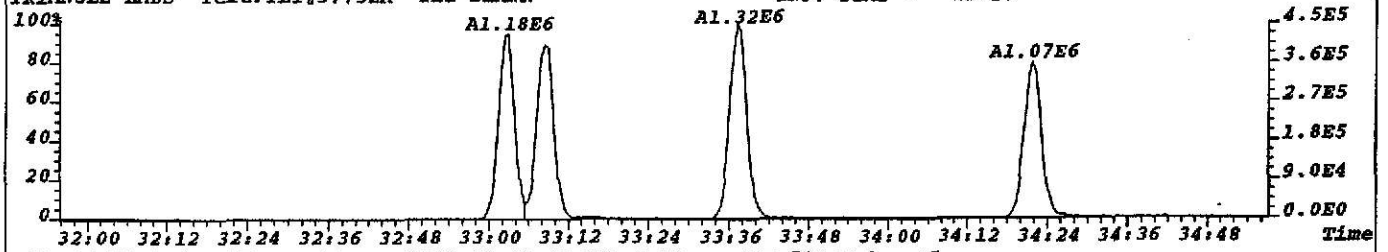

File:S023087 #1-455 Acq:12-JUL-2002 12:21:35 EI+ Voltage SIR 70S Noise:85
385.8610 F:3 BSUB(256,30,-3.0) PKD(7,5,3,0.05%,340.0,1.00%,F,T) Exp:NDB5US
TRIANGLE LABS Text:TLI#57752A TLI BLANK INJ. TIME = 12:23

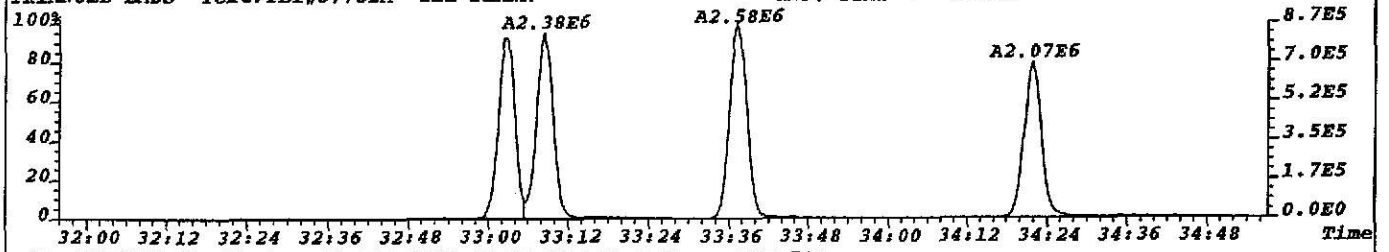

File:S023087 #1-455 Acq:12-JUL-2002 12:21:35 EI+ Voltage SIR 70S
392.9760 F:3 Exp:NDB5US
TRIANGLE LABS Text:TLI#57752A TLI BLANK INJ. TIME = 12:23

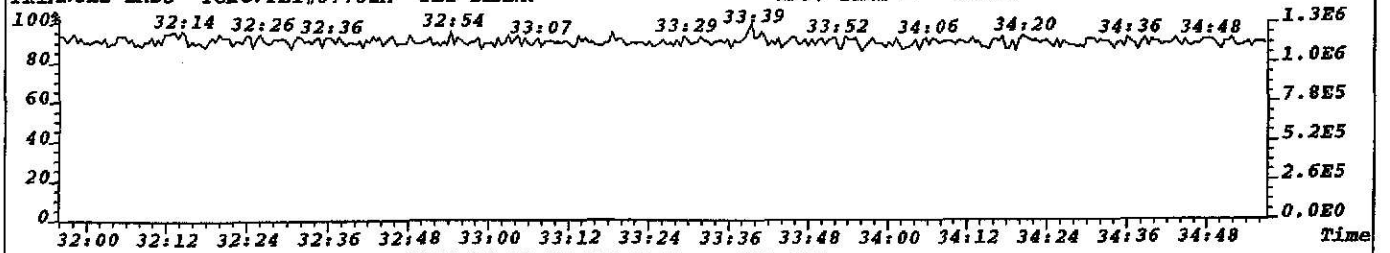

File:S023087 #1-455 Acq:12-JUL-2002 12:21:35 EI+ Voltage SIR 70S
445.7555 F:3 Exp:NDB5US
TRIANGLE LABS Text:TLI#57752A TLI BLANK INJ. TIME = 12:23

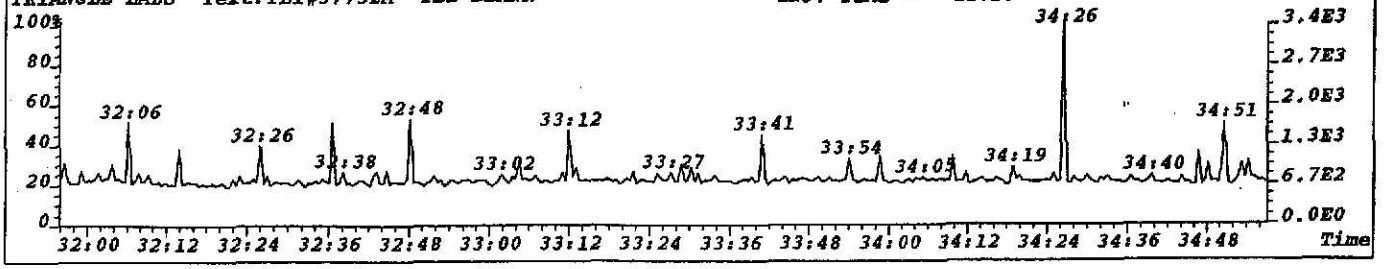

File:S023087 #1-455 Acq:12-JUL-2002 12:21:35 EI+ Voltage SIR 70S Noise:33
389.8156 F:3 BSUB(256,30,-3.0) PKD(7,5,3,0.05%,132.0,1.00%,F,T) Exp:NDB5US
TRIANGLE LABS Text:TLI#57752A TLI BLANK INJ. TIME = 12:23

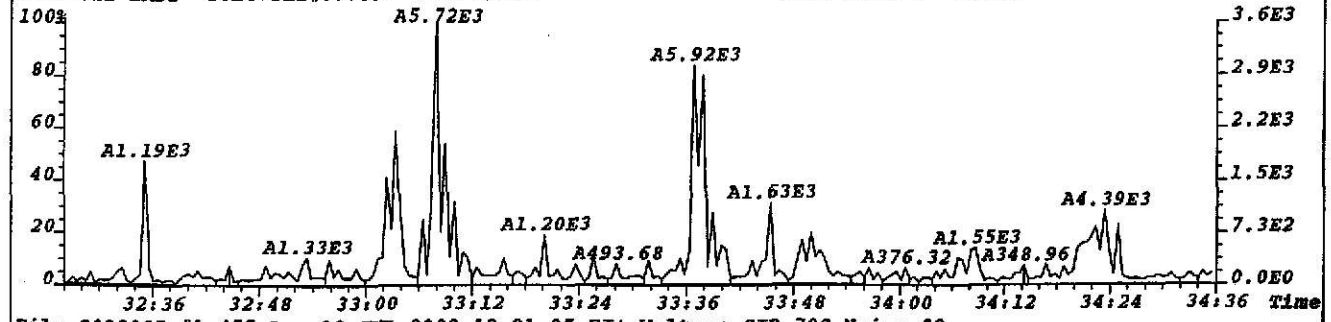

File:S023087 #1-455 Acq:12-JUL-2002 12:21:35 EI+ Voltage SIR 70S Noise:33
391.8127 F:3 BSUB(256,30,-3.0) PKD(7,5,3,0.05%,132.0,1.00%,F,T) Exp:NDB5US
TRIANGLE LABS Text:TLI#57752A TLI BLANK INJ. TIME = 12:23

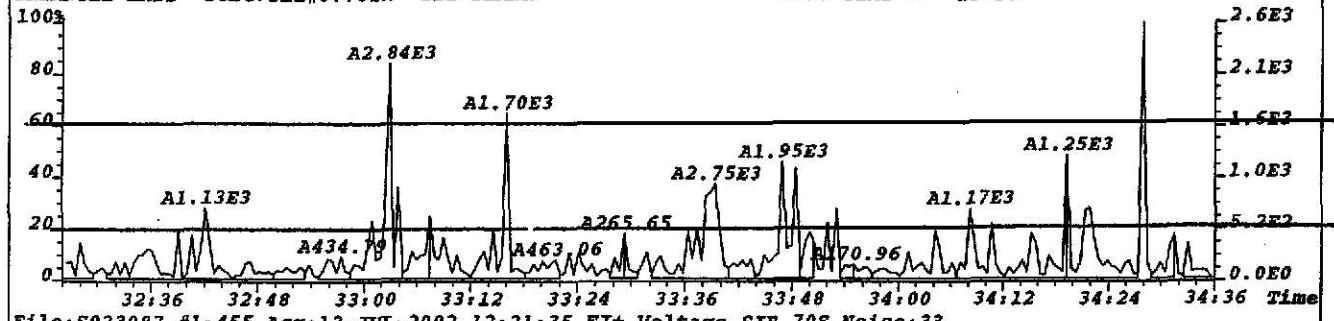

File:S023087 #1-455 Acq:12-JUL-2002 12:21:35 EI+ Voltage SIR 70S Noise:33
401.8558 F:3 BSUB(256,30,-3.0) PKD(7,5,3,0.05%,132.0,1.00%,F,T) Exp:NDB5US
TRIANGLE LABS Text:TLI#57752A TLI BLANK INJ. TIME = 12:23

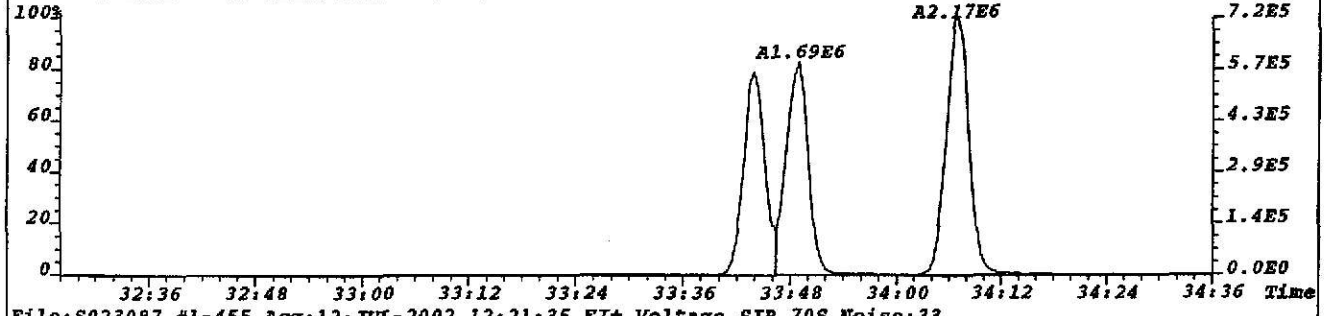

File:S023087 #1-455 Acq:12-JUL-2002 12:21:35 EI+ Voltage SIR 70S Noise:33
403.8529 F:3 BSUB(256,30,-3.0) PKD(7,5,3,0.05%,132.0,1.00%,F,T) Exp:NDB5US
TRIANGLE LABS Text:TLI#57752A TLI BLANK INJ. TIME = 12:23

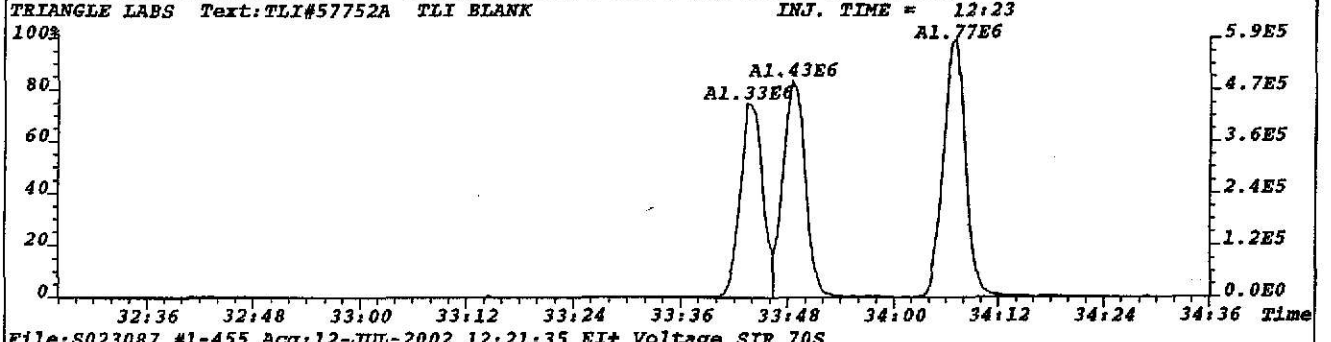

File:S023087 #1-455 Acq:12-JUL-2002 12:21:35 EI+ Voltage SIR 70S
392.9760 F:3 Exp:NDB5US
TRIANGLE LABS Text:TLI#57752A TLI BLANK INJ. TIME = 12:23

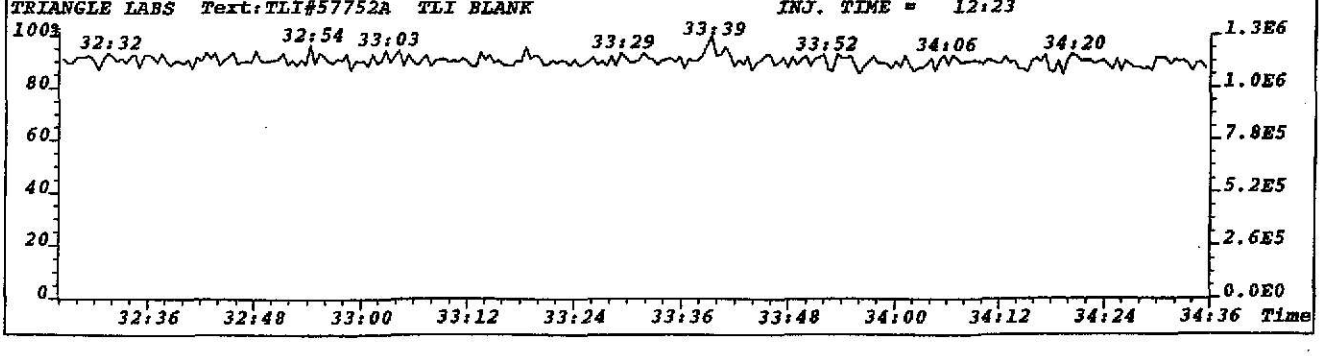

File:S023087 #1-734 Acq:12-JUL-2002 12:21:35 EI+ Voltage SIR 70S Noise:27
407.7818 F:4 BSUB(256,30,-3.0) PKD(7,5,3,0.05%,108.0,1.00%,F,T) Exp:NDB5US
TRIANGLE LABS Text:TLI#57752A TLI BLANK INJ. TIME = 12:23

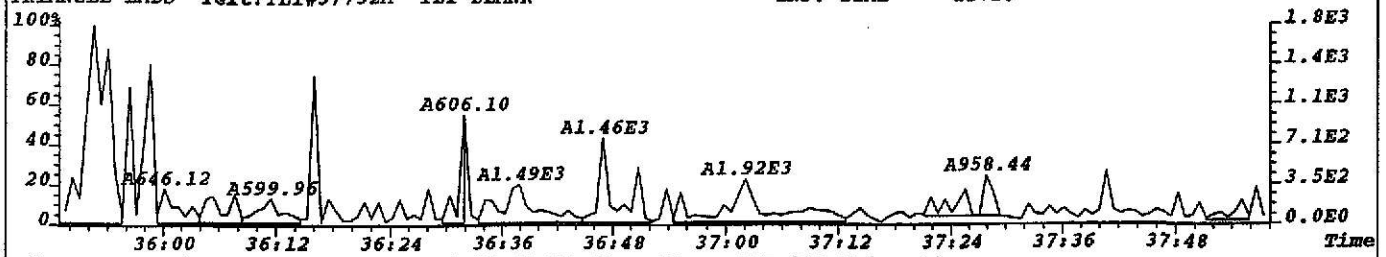

File:S023087 #1-734 Acq:12-JUL-2002 12:21:35 EI+ Voltage SIR 70S Noise:24
409.7789 F:4 BSUB(256,30,-3.0) PKD(7,5,3,0.05%,96.0,1.00%,F,T) Exp:NDB5US
TRIANGLE LABS Text:TLI#57752A TLI BLANK INJ. TIME = 12:23

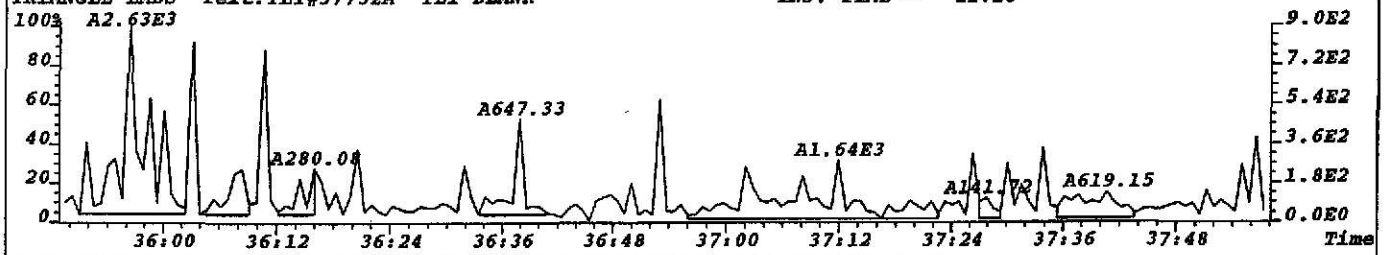

File:S023087 #1-734 Acq:12-JUL-2002 12:21:35 EI+ Voltage SIR 70S Noise:28
417.8253 F:4 BSUB(256,30,-3.0) PKD(7,5,3,0.05%,112.0,1.00%,F,T) Exp:NDB5US
TRIANGLE LABS Text:TLI#57752A TLI BLANK INJ. TIME = 12:23

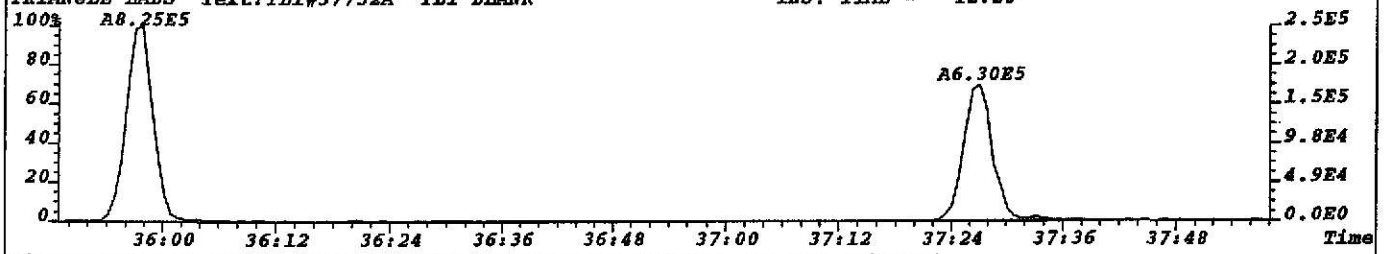

File:S023087 #1-734 Acq:12-JUL-2002 12:21:35 EI+ Voltage SIR 70S Noise:34
419.8220 F:4 BSUB(256,30,-3.0) PKD(7,5,3,0.05%,136.0,1.00%,F,T) Exp:NDB5US
TRIANGLE LABS Text:TLI#57752A TLI BLANK INJ. TIME = 12:23

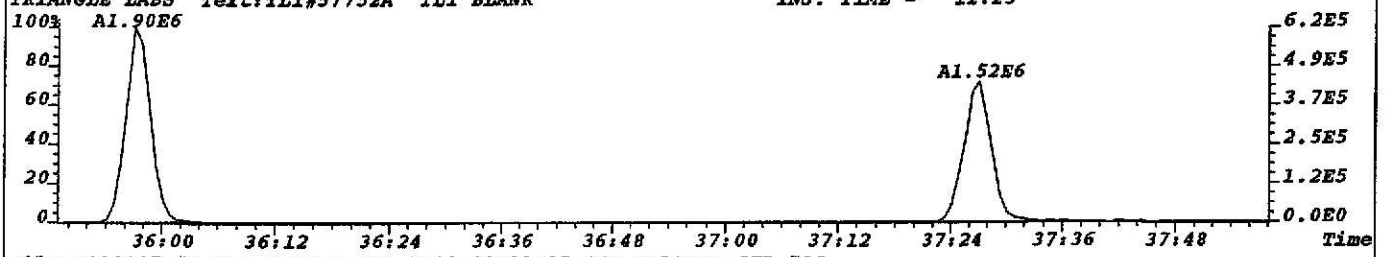

File:S023087 #1-734 Acq:12-JUL-2002 12:21:35 EI+ Voltage SIR 70S
430.9729 F:4 Exp:NDB5US
TRIANGLE LABS Text:TLI#57752A TLI BLANK INJ. TIME = 12:23

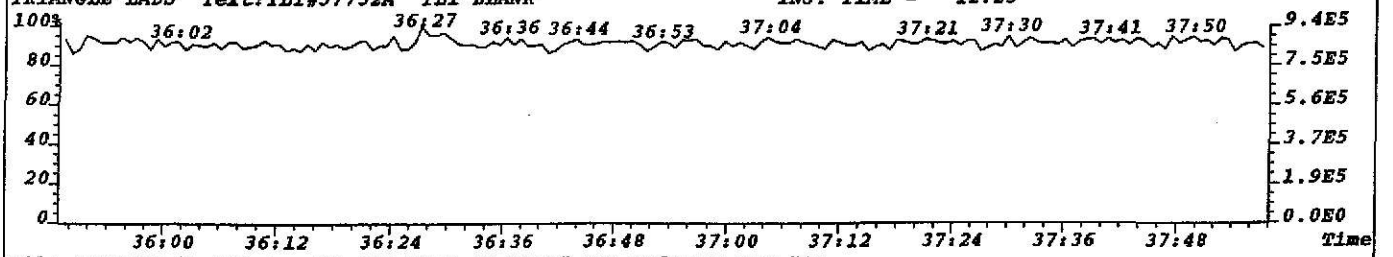

File:S023087 #1-734 Acq:12-JUL-2002 12:21:35 EI+ Voltage SIR 70S
479.7165 F:4 Exp:NDB5US
TRIANGLE LABS Text:TLI#57752A TLI BLANK INJ. TIME = 12:23

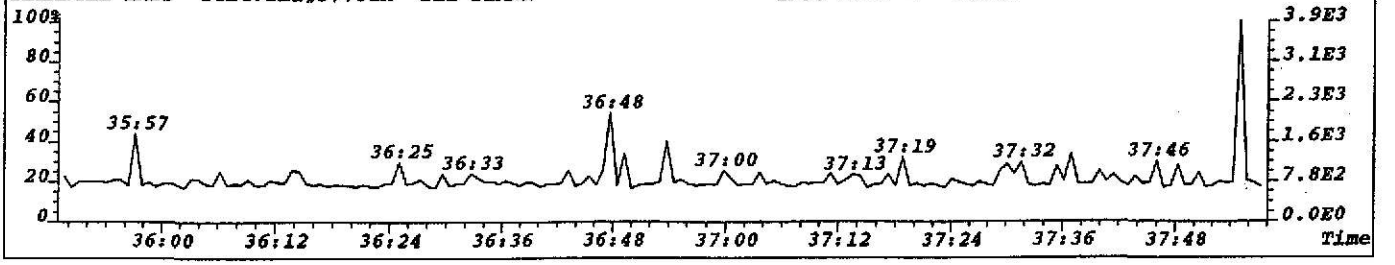

File:S023087 #1-734 Acq:12-JUL-2002 12:21:35 EI+ Voltage SIR 70S Noise:28
423.7766 F:4 BSUB(256,30,-3.0) PKD(7,5,3,0.05%,112.0,1.00%,F,T) Exp:NDB5US
TRIANGLE LABS Text:TLI#57752A TLI BLANK INJ. TIME = 12:23

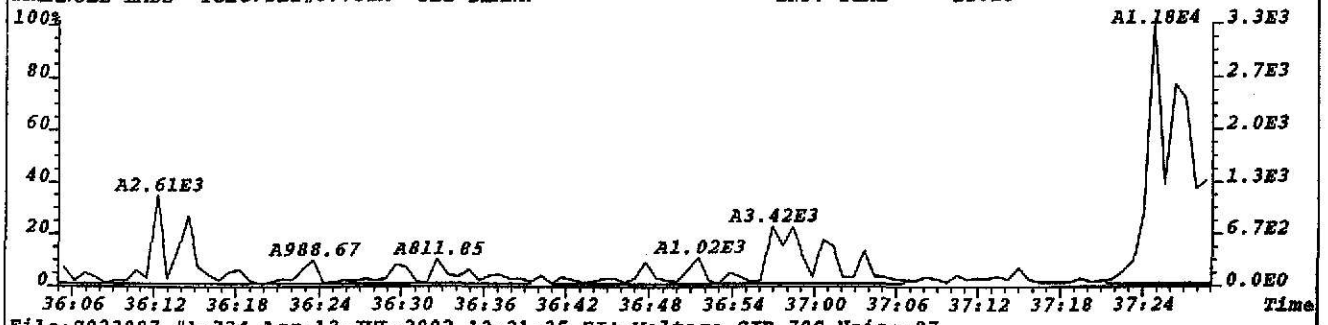

File:S023087 #1-734 Acq:12-JUL-2002 12:21:35 EI+ Voltage SIR 70S Noise:27
425.7737 F:4 BSUB(256,30,-3.0) PKD(7,5,3,0.05%,108.0,1.00%,F,T) Exp:NDB5US
TRIANGLE LABS Text:TLI#57752A TLI BLANK INJ. TIME = 12:23

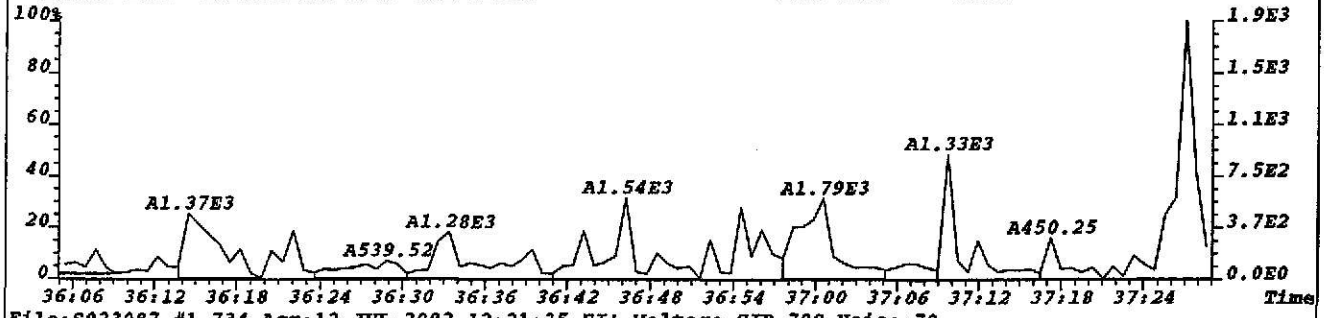

File:S023087 #1-734 Acq:12-JUL-2002 12:21:35 EI+ Voltage SIR 70S Noise:70
435.8169 F:4 BSUB(256,30,-3.0) PKD(7,5,3,0.05%,280.0,1.00%,F,T) Exp:NDB5US
TRIANGLE LABS Text:TLI#57752A TLI BLANK INJ. TIME = 12:23

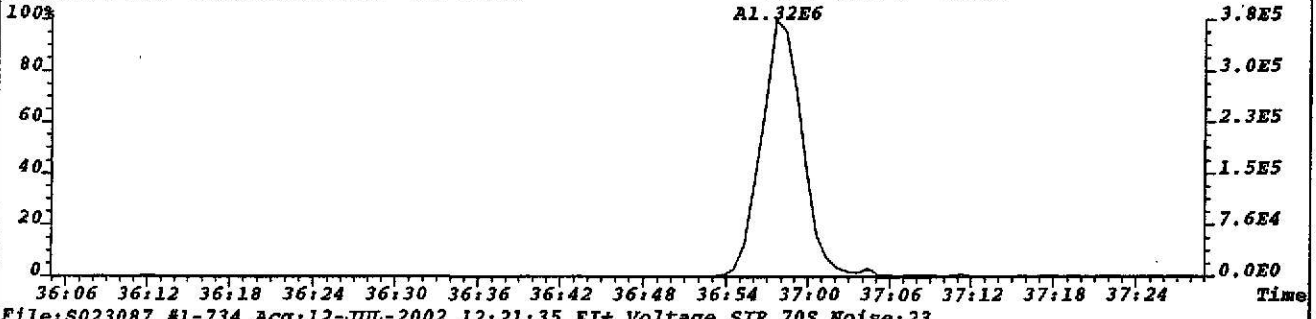

File:S023087 #1-734 Acq:12-JUL-2002 12:21:35 EI+ Voltage SIR 70S Noise:23
437.8140 F:4 BSUB(256,30,-3.0) PKD(7,5,3,0.05%,92.0,1.00%,F,T) Exp:NDB5US
TRIANGLE LABS Text:TLI#57752A TLI BLANK INJ. TIME = 12:23

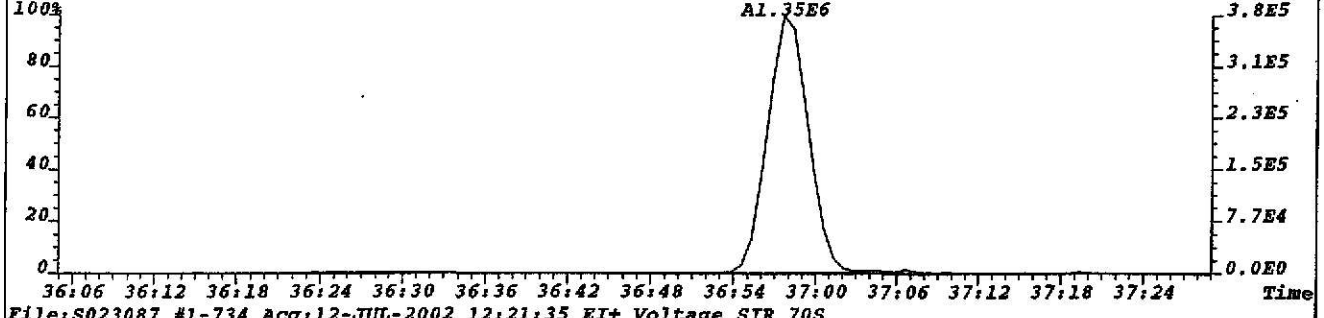

File:S023087 #1-734 Acq:12-JUL-2002 12:21:35 EI+ Voltage SIR 70S
430.9729 F:4 Exp:NDB5US
TRIANGLE LABS Text:TLI#57752A TLI BLANK INJ. TIME = 12:23

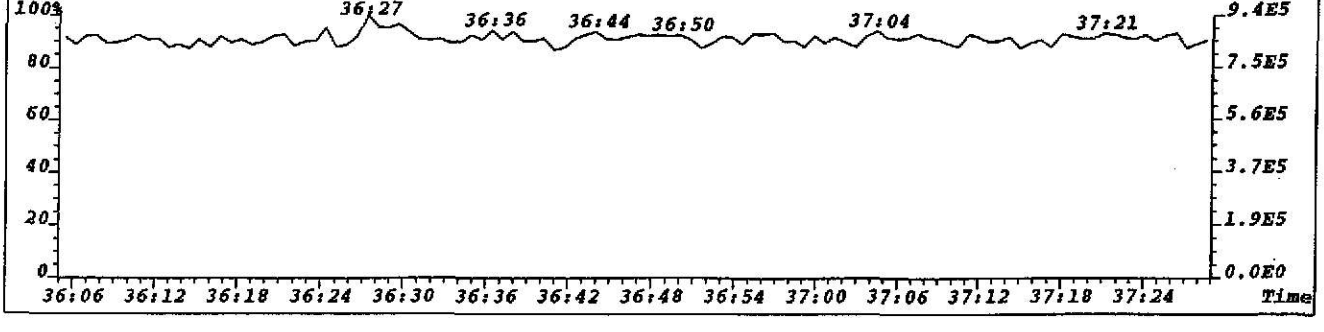

File:S023087 #1-734 Acq:12-JUL-2002 12:21:35 EI+ Voltage SIR 70S Noise:25
441.7428 F:4 BSUB(256,30,-3.0) PKD(7,5,3,0.05%,100.0,1.00%,F,T) Exp:NDB5US
TRIANGLE LABS Text:TLI#57752A TLI BLANK INJ. TIME = 12:23

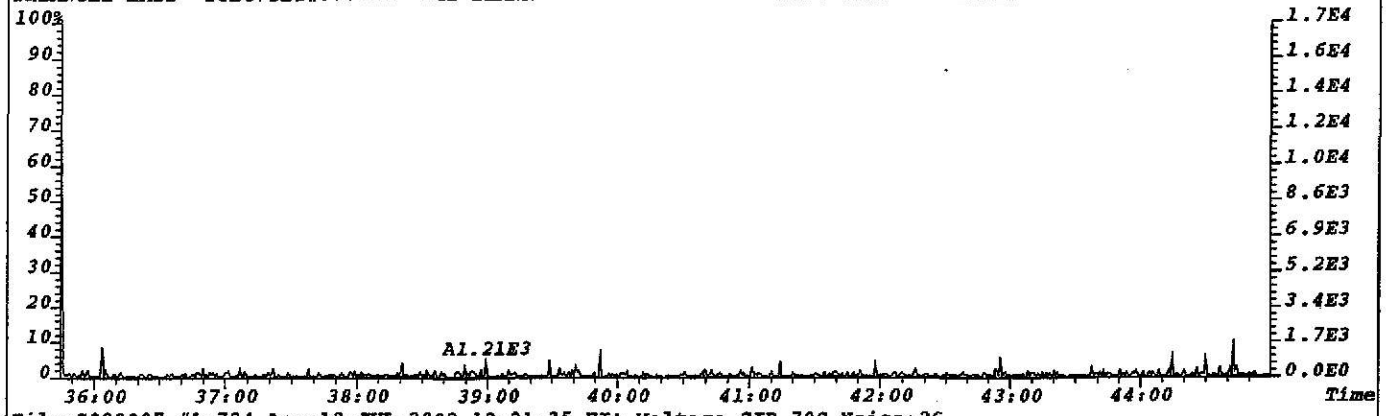

File:S023087 #1-734 Acq:12-JUL-2002 12:21:35 EI+ Voltage SIR 70S Noise:26
443.7399 F:4 BSUB(256,30,-3.0) PKD(7,5,3,0.05%,104.0,1.00%,F,T) Exp:NDB5US
TRIANGLE LABS Text:TLI#57752A TLI BLANK INJ. TIME = 12:23

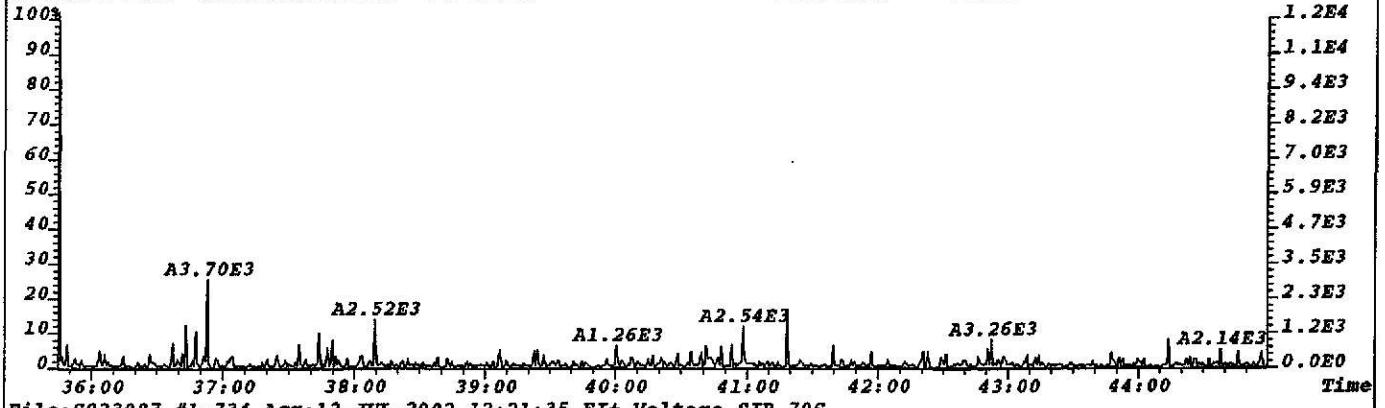

File:S023087 #1-734 Acq:12-JUL-2002 12:21:35 EI+ Voltage SIR 70S
430.9729 F:4 Exp:NDB5US
TRIANGLE LABS Text:TLI#57752A TLI BLANK INJ. TIME = 12:23

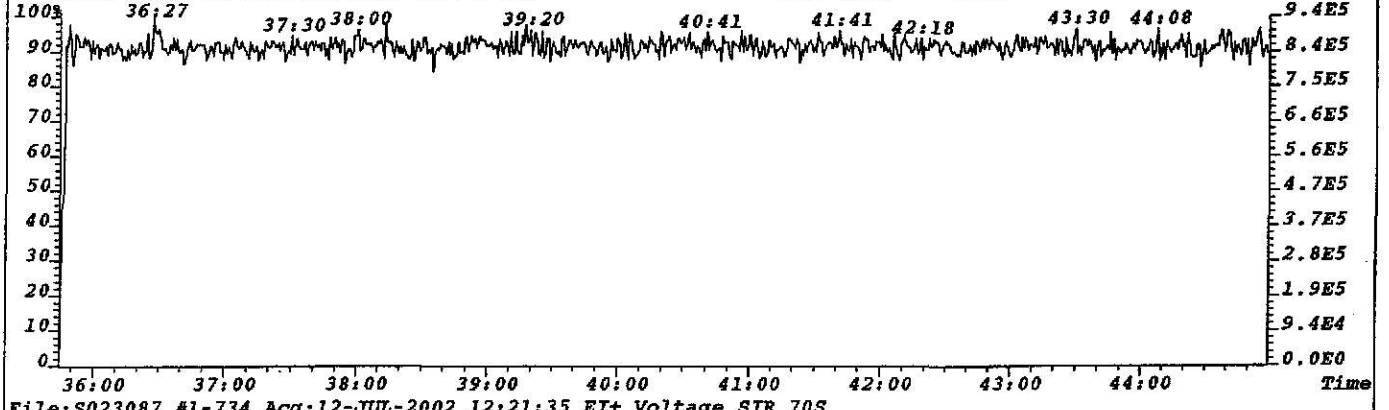

File:S023087 #1-734 Acq:12-JUL-2002 12:21:35 EI+ Voltage SIR 70S
513.6775 F:4 Exp:NDB5US
TRIANGLE LABS Text:TLI#57752A TLI BLANK INJ. TIME = 12:23

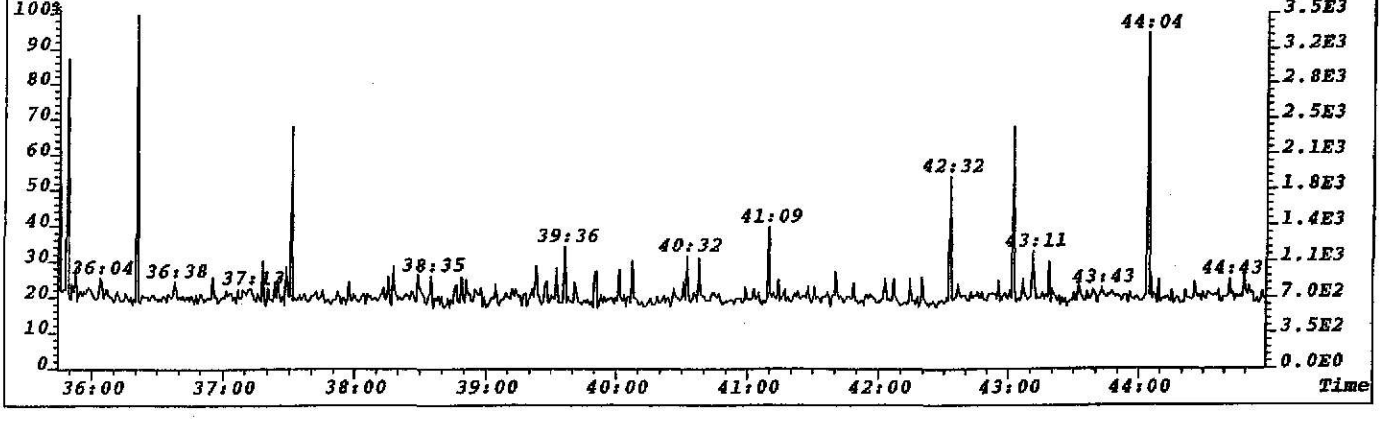

File:S023087 #1-734 Acq:12-JUL-2002 12:21:35 EI+ Voltage SIR 70S Noise:26
457.7377 F:4 BSUB(256,30,-3.0) PKD(7,5,3,0.05%,104.0,1.00%,F,T) Exp:NDB5US
TRIANGLE LABS Text:TLI#57752A TLI BLANK INJ. TIME = 12:23

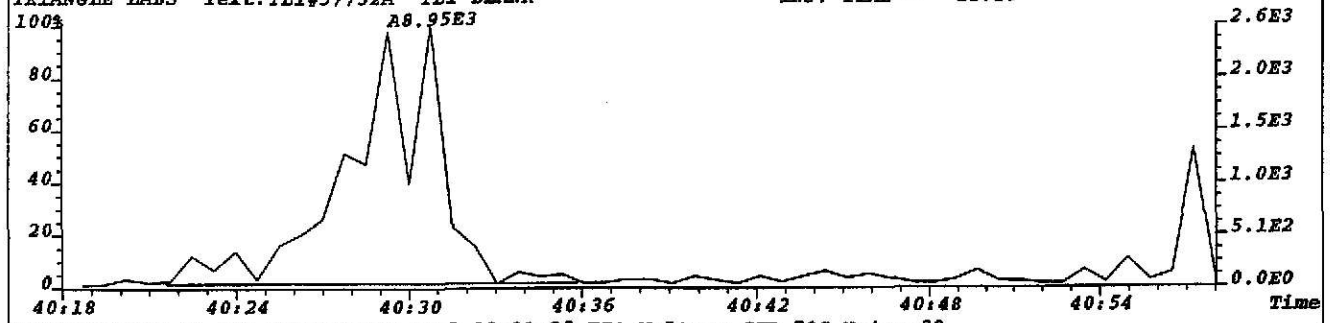

File:S023087 #1-734 Acq:12-JUL-2002 12:21:35 EI+ Voltage SIR 70S Noise:29
459.7348 F:4 BSUB(256,30,-3.0) PKD(7,5,3,0.05%,116.0,1.00%,F,T) Exp:NDB5US
TRIANGLE LABS Text:TLI#57752A TLI BLANK INJ. TIME = 12:23

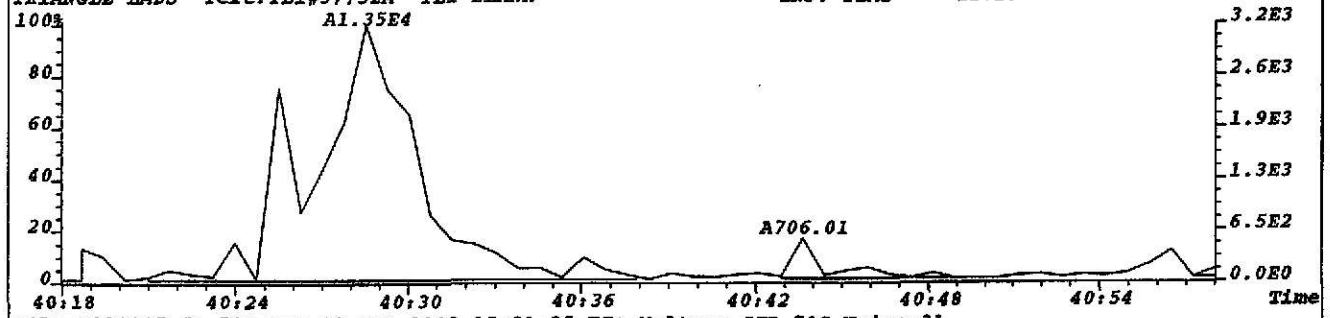

File:S023087 #1-734 Acq:12-JUL-2002 12:21:35 EI+ Voltage SIR 70S Noise:31
469.7779 F:4 BSUB(256,30,-3.0) PKD(7,5,3,0.05%,124.0,1.00%,F,T) Exp:NDB5US
TRIANGLE LABS Text:TLI#57752A TLI BLANK INJ. TIME = 12:23

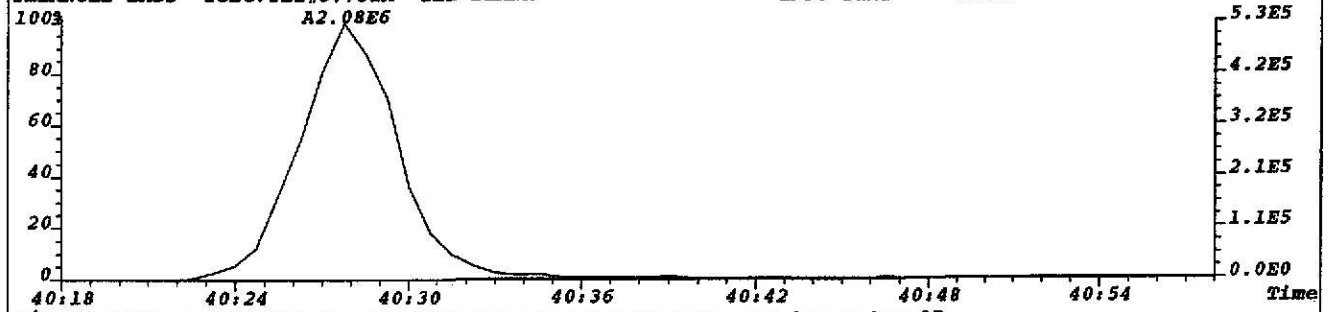

File:S023087 #1-734 Acq:12-JUL-2002 12:21:35 EI+ Voltage SIR 70S Noise:27
471.7750 F:4 BSUB(256,30,-3.0) PKD(7,5,3,0.05%,108.0,1.00%,F,T) Exp:NDB5US
TRIANGLE LABS Text:TLI#57752A TLI BLANK INJ. TIME = 12:23

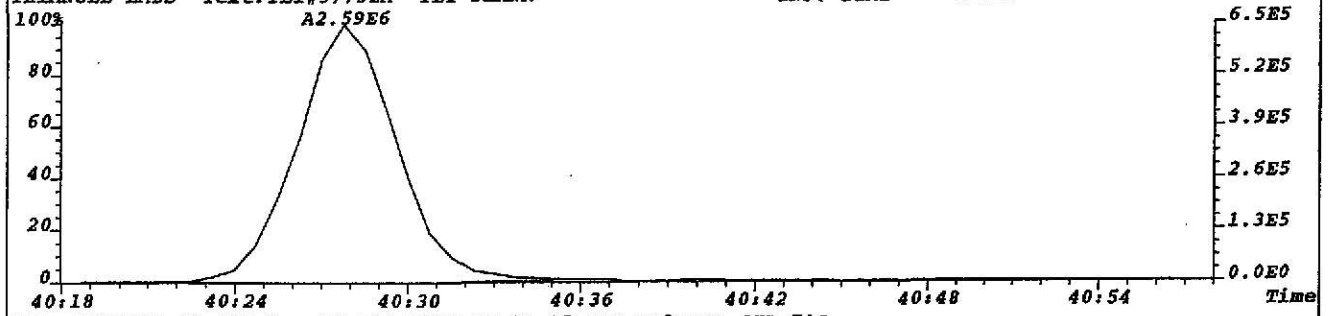

File:S023087 #1-734 Acq:12-JUL-2002 12:21:35 EI+ Voltage SIR 70S
430.9729 F:4 Exp:NDB5US
TRIANGLE LABS Text:TLI#57752A TLI BLANK INJ. TIME = 12:23

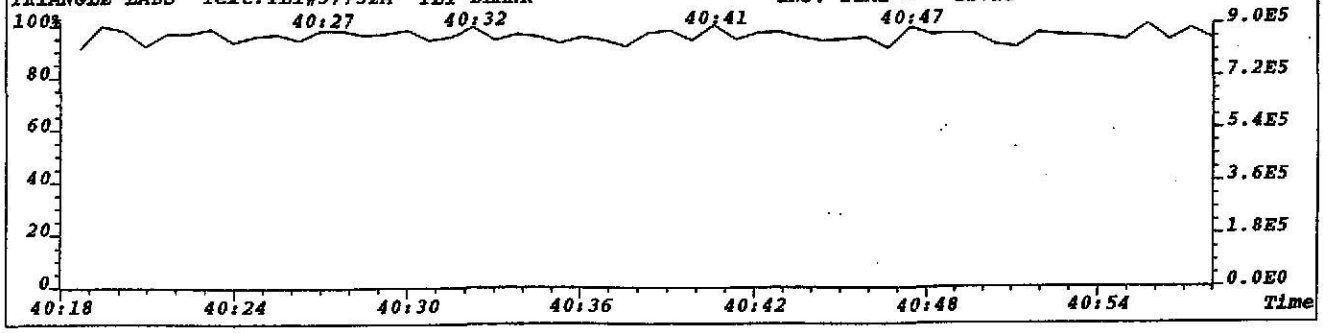

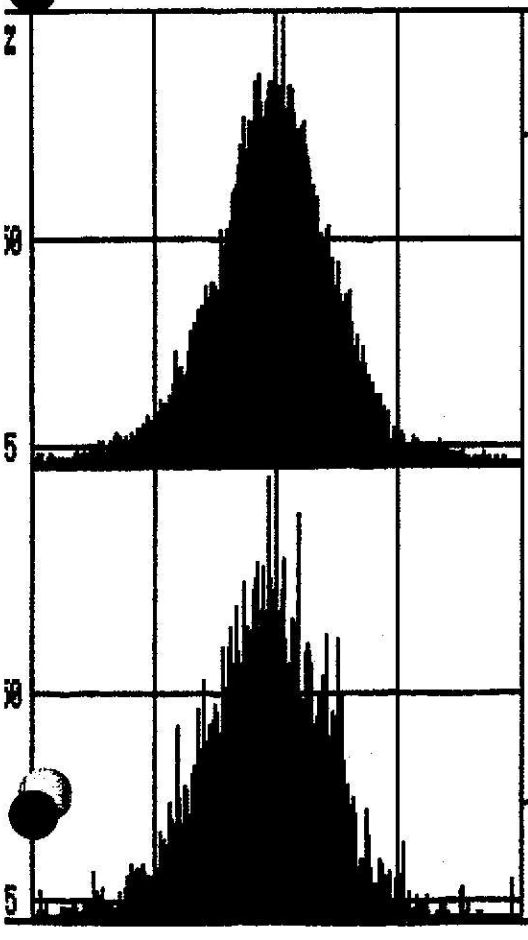

Channel I 330.9792 Peak top
Height 1.10 volts Span 200 ppm

System file name	NOBSUS
Data file name	A:5712021
Resolution	10000
Group number	2
Ionization mode	EI+
Switching	VOLTAGE
Ref. masses	292.9825, 416.9760

A	293	J	331	S	368
B	304	K	332	T	370
C	306	L	334	U	376
D	316	M	340	V	410
E	318	N	342		
F	320	O	352		
G	322	P	354		
H	328	Q	356		
I	331	R	358		

Ref. mass 416.9760 Peak top
Height .22 volts Span 200 ppm

File:S023087 #1-734 Acq:12-JUL-2002 12:21:35 EI+ Voltage SIR 70S
457.7377 F:4 Exp:NDB5US
Sample Text:TLI#57752A TLI BLANK INJ. TIME = 12:23 File Text:TLI#57752A T»

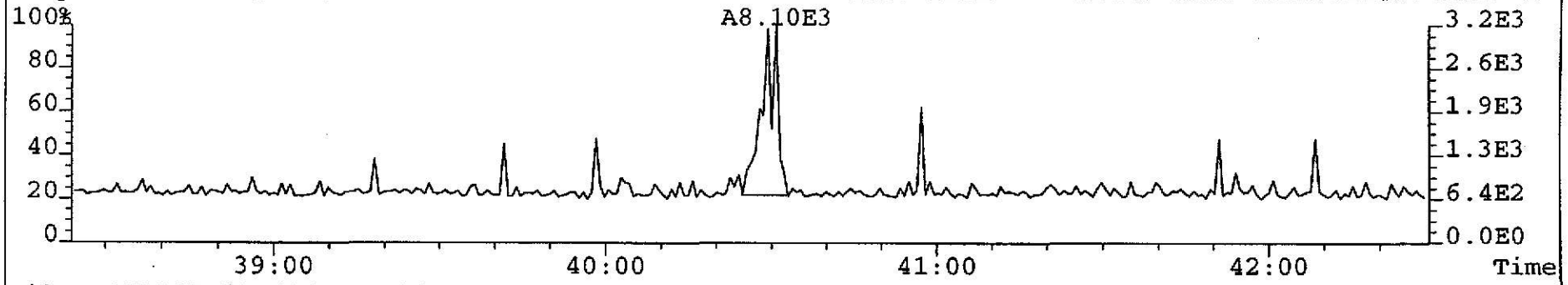

File:S023087 #1-734 Acq:12-JUL-2002 12:21:35 EI+ Voltage SIR 70S
459.7348 F:4 Exp:NDB5US
Sample Text:TLI#57752A TLI BLANK INJ. TIME = 12:23 File Text:TLI#57752A T»

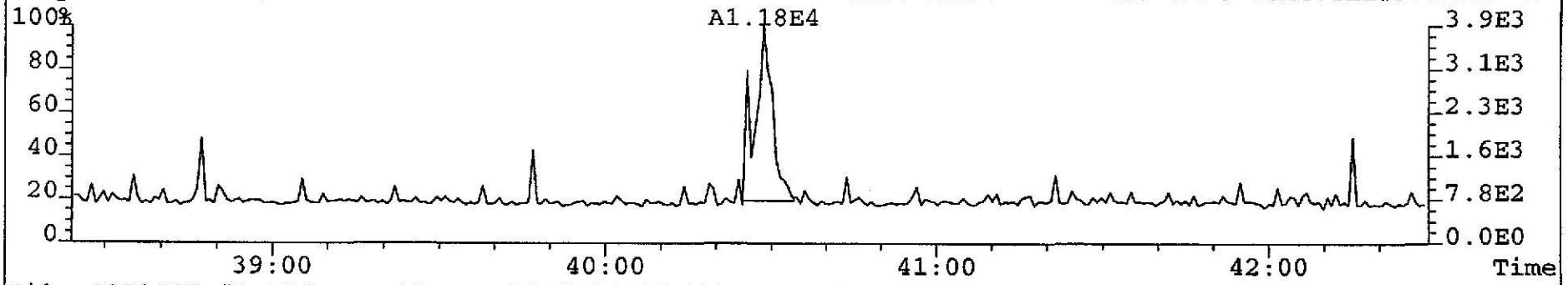

File:S023087 #1-734 Acq:12-JUL-2002 12:21:35 EI+ Voltage SIR 70S
471.7750 F:4 Exp:NDB5US
Sample Text:TLI#57752A TLI BLANK INJ. TIME = 12:23 File Text:TLI#57752A T»

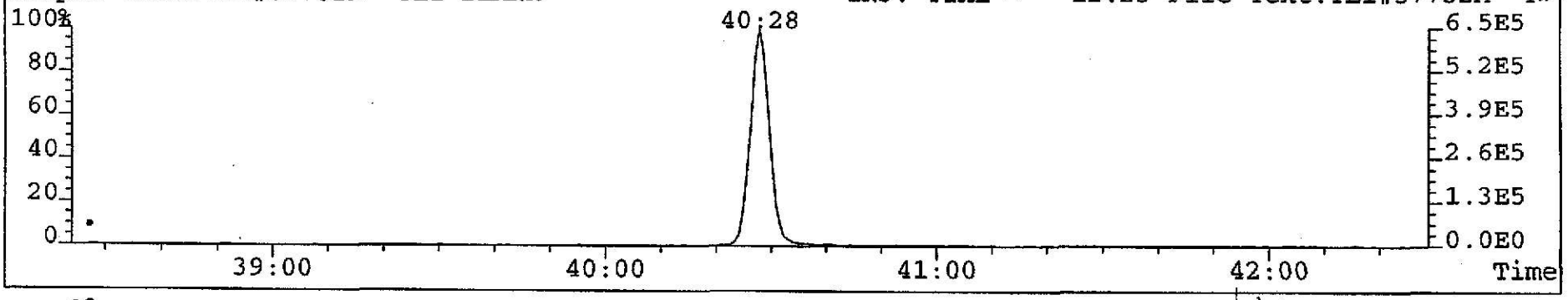

VK 3/12/02

Martin & Slagle

TLI Project: **57752A** — 1613, Revision B PCDD/PCDF Analysis (c)

Client Sample: **DF-DP-702 1.5-2** — Analysis File: **S023090**

Client Project:	**Mississippi Project**				
Sample Matrix:	**SOLID**	Date Received:	**06/28/2002**	Spike File:	**SP161B22**
TLI ID:	**329-38-3**	Date Extracted:	**07/03/2002**	ICal:	**SF5607B**
		Date Analyzed:	**07/12/2002**	ConCal:	**SB23085**
Sample Size:	**12.300 g**	Dilution Factor:	**n/a**	% Moisture:	**18.1**
Dry Weight:	**10.074 g**	Blank File:	**S023087**	% Lipid:	**n/a**
GC Column:	**DB-5**	Analyst:	**JSY**	% Solids:	**81.9**

Analytes	Conc. (pg/g)	DL	Ratio	RT	RRT	Flags
2,3,7,8-TCDD	2.1		0.75	26:20	1.001	___
1,2,3,7,8-PeCDD	16.1		1.50	30:38	1.001	___
1,2,3,4,7,8-HxCDD	14.6		1.07	33:43	1.000	___
1,2,3,6,7,8-HxCDD	196		1.21	33:49	1.000	___
1,2,3,7,8,9-HxCDD	70.2		1.15	34:08	1.009	___
1,2,3,4,6,7,8-HpCDD	334		1.01	36:59	1.000	___
1,2,3,4,6,7,8,9-OCDD	2590		0.84	40:29	1.000	___
2,3,7,8-TCDF	16.3		0.83	25:37	1.001	___
1,2,3,7,8-PeCDF	ND	10.4				___
2,3,4,7,8-PeCDF	71.1		1.54	30:18	1.001	___
1,2,3,4,7,8-HxCDF	320		1.26	33:03	1.000	___
1,2,3,6,7,8-HxCDF	136		1.26	33:09	1.001	___
2,3,4,6,7,8-HxCDF	150		1.24	33:38	1.000	___
1,2,3,7,8,9-HxCDF	ND	3.5				___
1,2,3,4,6,7,8-HpCDF	6150		1.06	35:58	1.000	E__
1,2,3,4,7,8,9-HpCDF	85.8		1.09	37:28	1.000	___
1,2,3,4,6,7,8,9-OCDF	1480		0.87	40:40	1.005	___

Totals	Conc. (pg/g)	Number	DL	Flags
Total TCDD	32.7	8		___
Total PeCDD	143	6		___
Total HxCDD	1270	6		___
Total HpCDD	606	2		___
Total TCDF	130	14		___
Total PeCDF	534	15		___
Total HxCDF	2750	10		___
Total HpCDF	9380	4		E__

161B_PSR v2.04, LARS 6.25.05

Triangle Laboratories, Inc.®
2445 S. Alston Ave. • Durham, North Carolina 27713
Phone: (919) 544-5729 • Fax: (919) 544-5491

Printed: 16:08 07/15/2002

Martin & Slagle

TLI Project: **57752A** 1613, Revision B PCDD/PCDF Analysis (c)

Client Sample: **DF-DP-702 1.5-2** Analysis File: **S023090**

Internal Standards	Conc. (pg/g)	% Recovery	QC Limits	Ratio	RT	RRT	Flags
$^{13}C_{12}$-2,3,7,8-TCDD	107	53.8	25%-164%	0.76	26:19	1.007	___
$^{13}C_{12}$-1,2,3,7,8-PeCDD	146	73.8	25%-181%	1.44	30:37	1.172	___
$^{13}C_{12}$-1,2,3,4,7,8-HxCDD	145	73.0	32%-141%	1.21	33:44	0.989	___
$^{13}C_{12}$-1,2,3,6,7,8-HxCDD	158	79.7	28%-130%	1.25	33:49	0.991	___
$^{13}C_{12}$-1,2,3,4,6,7,8-HpCDD	165	83.2	23%-140%	1.11	36:58	1.084	___
$^{13}C_{12}$-1,2,3,4,6,7,8,9-OCDD	370	93.1	17%-157%	0.80	40:28	1.186	___
$^{13}C_{12}$-2,3,7,8-TCDF	92.5	46.6	24%-169%	0.72	25:35	0.979	___
$^{13}C_{12}$-1,2,3,7,8-PeCDF	117	58.7	24%-185%	1.48	29:35	1.132	___
$^{13}C_{12}$-2,3,4,7,8-PeCDF	125	62.7	21%-178%	1.52	30:17	1.159	___
$^{13}C_{12}$-1,2,3,4,7,8-HxCDF	103	52.0	26%-152%	0.51	33:03	0.969	___
$^{13}C_{12}$-1,2,3,6,7,8-HxCDF	108	54.5	26%-123%	0.49	33:08	0.971	___
$^{13}C_{12}$-2,3,4,6,7,8-HxCDF	129	65.2	28%-136%	0.50	33:38	0.986	___
$^{13}C_{12}$-1,2,3,7,8,9-HxCDF	120	60.2	29%-147%	0.51	34:22	1.007	___
$^{13}C_{12}$-1,2,3,4,6,7,8-HpCDF	127	63.9	28%-143%	0.43	35:58	1.054	___
$^{13}C_{12}$-1,2,3,4,7,8,9-HpCDF	116	58.4	26%-138%	0.43	37:27	1.098	___

Cleanup Standard	Conc. (pg/g)	% Recovery	QC Limits	RT	RRT	Flags
$^{37}Cl_4$-2,3,7,8-TCDD	11.6	58.5	35%-197%	26:20	1.008	___

Recovery Standards	Ratio	RT	Flags
$^{13}C_{12}$-1,2,3,4-TCDD	0.77	26:08	___
$^{13}C_{12}$-1,2,3,7,8,9-HxCDD	1.22	34:07	___

Data Reviewer: KLU 07/15/2002

161B_PSR v2.04, LARS 6.25.05

Triangle Laboratories, Inc.®
2445 S. Alston Ave. • Durham, North Carolina 27713
Phone: (919) 544-5729 • Fax: (919) 544-5491

Printed: 16:08 07/15/2002

Martin & Slagle

TLI Project: **57752A**
Client Sample: **DF-DP-702 1.5-2**

Toxicity Equivalents Report
Analysis File: **S023090**

Client Project:	**Mississippi Project**				
Sample Matrix:	**SOLID**	Date Received:	**06/28/02**	Spike File:	**SP161B22**
TLI ID:	**329-38-3**	Date Extracted:	**07/03/02**	ICal:	**SF5607B**
		Date Analyzed:	**07/12/02**	ConCal:	**SB23085**
Sample Size:	**12.300 g**	Dilution Factor:	**1**	% Moisture:	**8.8**
Dry Weight:	**10.074 g**	Blank File:	**S023087**	% Lipid:	**n/a**
GC Column:	**DB-5**	Analyst:	**JSY**	% Solids:	**81.9**

Analytes	Conc. (pg/g)		TEF		Equivalent
2,3,7,8-TCDD	2.1	x	1.	=	2.1
1,2,3,7,8-PeCDD	16.1	x	0.5	=	8.05
1,2,3,4,7,8-HxCDD	14.6	x	0.1	=	1.46
1,2,3,6,7,8-HxCDD	196	x	0.1	=	19.6
1,2,3,7,8,9-HxCDD	70.2	x	0.1	=	7.02
1,2,3,4,6,7,8-HpCDD	334	x	0.01	=	3.34
1,2,3,4,6,7,8,9-OCDD	2590	x	0.001	=	2.590
TOTAL PCDD					44.2
2,3,7,8-TCDF	5.2	x	0.1	=	0.52
1,2,3,7,8-PeCDF	{10.4}	x	0.05	=	0.520
2,3,4,7,8-PeCDF	71.1	x	0.5	=	35.6
1,2,3,4,7,8-HxCDF	320	x	0.1	=	32.0
1,2,3,6,7,8-HxCDF	136	x	0.1	=	13.6
2,3,4,6,7,8-HxCDF	150	x	0.1	=	15.0
1,2,3,7,8,9-HxCDF	{3.5}	x	0.1	=	0.35
1,2,3,4,6,7,8-HpCDF	6150	x	0.01	=	61.50
1,2,3,4,7,8,9-HpCDF	85.8	x	0.01	=	0.858
1,2,3,4,6,7,8,9-OCDF	1480	x	0.001	=	1.480
TOTAL PCDF					161.4

Total EPA TEFs, 1989a: 205.6 pg/g

{...} indicates that the value is that of a Detection Limit.

GRY_TEF v1.08, MILES 4.22.16

Triangle Laboratories, Inc.®
2445 S. Alston Ave. • Durham, North Carolina 27713
Phone: (919) 544-5729 • Fax: (919) 544-5491

Printed: 21:40 07/15/02

Initial ....Date...

Data Review By: KW 7/15/02

Calculated Noise Height: 0.08

Page No. 1 Listing of S023090B.dbf
07/15/2002 Matched GC Peaks / Ratio / Ret. Time

Compound/ M_Z....	QC.Log	Omit	Why	..RT.	OK	Ratio	Total.Area/Ht	Area/Ht.Peak1	Area/Ht.Peak2	Rel.RT	Compound.Name..	ID..	Flags.
TCDF				0.65-0.89						0.867-1.076			
304-306		DC	NL			Height	0.21	0.14	0.07				
				22:13		0.85	1.76	0.81	0.95	0.868			J
				22:52		0.81	14.47	6.49	7.98	0.894			
				23:07		0.83	47.05	21.32	25.73	0.904			
				23:31		0.72	11.92	5.00	6.92	0.919			
				23:39		0.68	12.83	5.21	7.62	0.924			
				23:53		0.81	51.57	23.09	28.48	0.934			
				24:10		0.71	34.74	14.47	20.27	0.945			
				24:33		0.79	38.54	16.99	21.55	0.960			
	M			24:47		0.75	16.64	7.15	9.49	0.969			
				25:11		0.75	14.04	6.01	8.03	0.984			
				25:24		0.77	6.19	2.69	3.50	0.993			
				25:37		0.83	39.54	17.94	21.60	1.001	2378-TCDF	AN	
				26:03	RO	0.60	7.48	2.81	4.67	1.018			
			X	26:46	RO	0.41	6.66	1.92	4.74	1.046			
				26:54		0.74	26.20	11.16	15.04	1.051			
			X	27:04	RO	0.62	4.44	1.70	2.74	1.058			
				27:14		0.84	1.40	0.64	0.76	1.064			J
		DC	SN	27:22	RO	0.28	1.23			1.070			
		DC	WH	27:41		0.66	3.52			1.082			
304-306			17	Peaks			335.47						
13C12-TCDF				0.65-0.89						0.943-1.139			
316-318		DC	NL			Height	0.06	0.03	0.03				
		DC	WL	22:27		0.66	0.68			0.878			
		DC	WL	23:46	RO	0.21	1.32			0.929			
				25:09	RO	1.19	3.63	1.97	1.66	0.983			
				25:35		0.72	466.99	195.91	271.08	1.000	13C12-2378-TCDF	ISO	
						Height	122.63	51.99	70.64				
				25:58		0.68	1.87	0.76	1.11	1.015			
				26:05		0.87	0.86	0.40	0.46	1.020			
316-318			4	Peaks			473.35						

---------- Above: TCDF / TCDD Follows ----------

TCDD				0.65-0.89						0.896-1.046			
320-322		DC	NL			Height	0.04	0.02	0.02				
				23:43	RO	1.02	5.12	2.59	2.53	0.901	1368-TCDD	AN	
				24:08	RO	0.64	4.62	1.80	2.82	0.917	1379-TCDD	AN	
				24:26		0.68	5.19	2.10	3.09	0.928			
				25:07		0.66	22.45	8.90	13.55	0.954			
				25:24		0.85	14.54	6.67	7.87	0.965			
				25:48		0.88	5.01	2.34	2.67	0.980			
				26:07		0.74	11.28	4.81	6.47	0.992			
				26:14	RO	0.42	6.38	1.89	4.49	0.997			
				26:20		0.75	4.45	1.91	2.54	1.001	2378-TCDD	AN	

Compound/ M_Z....	QC.Log	Omit	Why	..RT.	OK	Ratio	Total.Area/Ht	Area/Ht.Peak1	Area/Ht.Peak2	Rel.RT	Compound.Name..	ID..	Flags.
				26:29	RO	1.03	2.01	1.02	0.99	1.006			
				26:40	RO	0.92	9.19	4.41	4.78	1.013			
				26:55		0.65	3.16	1.24	1.92	1.023			
				27:21		0.87	4.14	1.93	2.21	1.039			
	DC		WH	27:33	RO	1.41	0.53			1.047			
	DC		WH	27:45	RO	0.31	0.17			1.054			
320-322			13	Peaks			97.54						
37Cl-TCDD									0.924-1.076				
328	DC	NL				Height	0.02	0.02					
	DC	WL		23:44			0.09			0.902			
	DC	WL		23:55			0.52			0.909			
	DC	WL		24:00			0.65			0.912			
	DC	WL		24:09			0.79			0.918			
	DC	WL		24:17			0.36			0.923			
				24:24			0.12	0.12		0.927			
				24:40			1.06	1.06		0.937			
				24:56			60.18	60.18		0.947			
				25:10			0.23	0.23		0.956			
				25:25			1.51	1.51		0.966			
				25:33			0.67	0.67		0.971			
				25:49			0.15	0.15		0.981			
				25:58			0.74	0.74		0.987			
M				26:20			42.80	42.80		1.001	37Cl-TCDD		CLS
				26:45			114.30	114.30		1.016			
				26:57			0.32	0.32		1.024			
				27:08			0.62	0.62		1.031			
				27:26			0.79	0.79		1.042			
				27:27			0.09	0.09		1.043			
				27:42			4.51	4.51		1.053			
				27:50			0.12	0.12		1.058			
328			16	Peaks			228.21						
13C12-TCDD						0.65-0.89			0.917-1.069				
332-334	DC	NL				Height	0.20	0.18	0.02				
				26:08		0.77	732.94	319.33	413.61	0.993	13C12-1234-TCDD	RS1	
				26:19		0.76	400.71	173.52	227.19	1.000	13C12-2378-TCDD	IS1	
						Height	114.31	49.38	64.93				
				27:03	RO	7.77	4.91	4.35	0.56	1.028			
332-334			3	Peaks			1,138.56						

---------- Above: TCDD / PeCDF Follows ----------

PeCDF						1.32-1.78			0.906-1.038				
340-342	DC	NL				Height	0.05	0.02	0.03				
				27:36		1.48	105.23	62.87	42.36	0.911			
				27:56		1.42	26.95	15.81	11.14	0.922			
				28:10	RO	2.15	3.12	2.13	0.99	0.930			
				28:21		1.53	5.24	3.17	2.07	0.936			J
				28:44		1.49	456.71	273.18	183.53	0.949			
				28:54		1.62	100.74	62.28	38.46	0.954			
				29:13		1.56	150.60	91.86	58.74	0.965			

Compound/ M_Z....	QC.Log	Omit	Why	..RT.	OK	Ratio	Total.Area/Ht	Area/Ht.Peak1	Area/Ht.Peak2	Rel.RT	Compound.Name..	ID..	Flags.
				29:19		1.35	60.22	34.64	25.58	0.968			
	NM			29:33		1.39	67.40	39.20	28.20	0.999			
	AN			29:35	RO	2.00	25.63	17.10	8.53	1.000	12378-PeCDF	AN	
				29:42		1.53	7.25	4.38	2.87	0.981			J
				29:53		1.36	73.73	42.49	31.24	0.987			
				30:18		1.54	179.99	109.18	70.81	1.001	23478-PeCDF	AN	
				30:26		1.55	88.30	53.72	34.58	1.005			
			X	30:41		1.36	2.48	1.43	1.05	1.013			J
				30:47		1.69	0.94	0.59	0.35	1.017			J
			X	31:03	RO	0.73	4.66	1.96	2.70	1.025			
				31:13		1.75	10.31	6.56	3.75	1.031			J
				31:26	RO	0.77	0.39	0.17	0.22	1.038			
340-342			19	Peaks			1,369.89						
13C12-PeCDF				1.32-1.78					0.797-1.127				
352-354	DC	NL		Height			0.04	0.02	0.02				
				28:24		1.32	1.32	0.75	0.57	0.938			
				28:44	RO	0.50	2.29	0.76	1.53	0.949			
				29:35		1.48	423.31	252.77	170.54	1.000	13C12-PeCDF 123	IS2	
				Height			136.20	80.85	55.35				
				29:43		1.43	2.89	1.70	1.19	0.981			
				29:53	RO	1.22	5.08	2.79	2.29	0.987			
				30:17		1.52	446.91	269.58	177.33	1.000	13C12-PeCDF 234	IS3	
				Height			152.50	92.36	60.14				
				30:33	RO	0.80	1.37	0.61	0.76	1.009			
				30:57	RO	0.34	0.87	0.22	0.65	1.022			
				31:16	RO	1.10	7.70	4.03	3.67	1.032			
352-354			9	Peaks			891.74						

---------- Above: PeCDF / PeCDD Follows ----------

PeCDD				1.32-1.78					0.937-1.022				
356-358	DC	NL		Height			0.04	0.02	0.02				
				28:51	RO	0.89	128.23	60.47	67.76	0.942			
				29:20	RO	1.06	8.88	4.56	4.32	0.958			
				29:34		1.44	72.05	42.53	29.52	0.966			
				29:42		1.59	47.10	28.91	18.19	0.970			
				29:53		1.53	30.52	18.48	12.04	0.976			
				30:08		1.72	66.51	42.06	24.45	0.984			
	D	D	SN	30:20	RO	1.90	3.05			0.991			
	D	D	SN	30:28	RO	0.06	15.77			0.995			
				30:38		1.50	29.63	17.79	11.84	1.001	12378-PeCDD	AN	
				30:47	RO	0.86	25.68	11.90	13.78	1.005			
				31:07		1.50	17.65	10.58	7.07	1.016			
	D	D	SN	31:15	RO	9.71	1.82			1.021			
		DC	WH	31:31	RO	0.45	9.00			1.029			
356-358			9	Peaks			426.25						
13C12-PeCDD				1.32-1.78					0.723-1.050				
368-370	DC	NL		Height			0.07	0.05	0.02				
				29:34	RO	1.31	0.74	0.42	0.32	0.966			
				29:41		1.63	1.34	0.83	0.51	0.970			

Compound/ M_Z....	QC.Log	Omit	Why	..RT.	OK	Ratio	Total.Area/Ht	Area/Ht.Peak1	Area/Ht.Peak2	Rel.RT	Compound.Name..	ID..	Flags.
				30:00	RO	2.38	0.44	0.31	0.13	0.980			
				30:37		1.44	341.58	201.39	140.19	1.000	13C12-PeCDD 123	IS4	
						Height	120.97	71.69	49.28				
				31:03	RO	2.00	0.48	0.32	0.16	1.014			
				31:15	RO	2.19	0.51	0.35	0.16	1.021			
				31:41	RO	0.65	0.51	0.20	0.31	1.035			
368-370			7	Peaks			345.60						

---------- Above: PeCDD / HxCDF Follows ----------

HxCDF						1.05-1.43				0.929-1.007			
374-376	DC	NL				Height	0.32	0.19	0.13				
				32:05		1.27	354.94	198.33	156.61	0.934			
				32:14		1.24	1,556.10	862.40	693.70	0.938			
				32:25		1.43	19.94	11.72	8.22	0.943			
				32:32		1.18	22.95	12.41	10.54	0.947			
				32:41		1.26	1,623.30	905.41	717.89	0.951			
				32:49		1.23	15.20	8.37	6.83	0.955			
				33:03		1.26	522.16	291.28	230.88	1.000	123478-HxCDF		AN
				33:09		1.26	237.24	132.34	104.90	1.001	123678-HxCDF		AN
				33:26	RO	1.84	15.29	9.90	5.39	0.973			
				33:38		1.24	275.31	152.42	122.89	1.000	234678-HxCDF		AN
	AN			34:22	RO	1.60	5.41	3.33	2.08	1.000	123789-HxCDF		AN
	M			34:27		1.19	34.00	18.50	15.50	1.002			
	DC	WH		34:54	RO	0.95	2.52			1.016			
374-376			12	Peaks			4,681.84						
13C12-HxCDF						0.43-0.59				0.876-1.109			
384-386	DC	NL				Height	0.14	0.07	0.07				
				32:04		0.48	0.31	0.10	0.21	0.933			
				32:17	RO	0.39	0.78	0.22	0.56	0.939			
				33:03		0.51	270.44	91.34	179.10	1.000	13C12-HxCDF 478	IS5	
						Height	94.48	32.63	61.85				
				33:08		0.49	274.60	90.84	183.76	1.000	13C12-HxCDF 678	IS6	
						Height	101.38	32.87	68.51				
				33:16	RO	0.83	1.41	0.64	0.77	0.968			
	DC	SN		33:28	RO	0.22	0.71			0.974			
				33:38		0.50	311.89	103.44	208.45	1.000	13C12-HxCDF 234	IS7	
						Height	114.47	38.43	76.04				
				33:46		0.59	0.59	0.22	0.37	0.983			
				33:51	RO	0.68	0.67	0.27	0.40	0.985			
	DC	SN		33:59	RO	0.81	0.49			0.989			
				34:08	RO	1.26	0.61	0.34	0.27	0.993			
				34:22		0.51	251.89	85.50	166.39	1.000	13C12-HxCDF 789	IS8	
						Height	81.22	27.97	53.25				
				34:37	RO	1.04	0.47	0.24	0.23	1.007			
				34:47	RO	1.46	0.32	0.19	0.13	1.012			
	DC	SN		34:51	RO	0.31	0.42			1.014			
				35:00	RO	3.87	0.73	0.58	0.15	1.018			
384-386			13	Peaks			1,114.71						

```
Compound/
M_Z.... QC.Log Omit Why ..RT. OK Ratio Total.Area/Ht Area/Ht.Peak1 Area/Ht.Peak2 Rel.RT Compound.Name.. ID.. Flags.

                    ---------------------- Above: HxCDF / HxCDD Follows ---------------------

HxCDD                              1.05-1.43                                    0.960-1.014
390-392             DC  NL          Height          0.50          0.29          0.21
                            32:35     1.18        216.25        117.18         99.07  0.964
                            33:02     1.36         38.43         22.12         16.31  0.977
                            33:14     1.20      1,131.56        616.47        515.09  0.983
                            33:24 RO  0.80          5.17          2.29          2.88  0.988
          D         D   SN  33:29 RO  0.42          0.84                              0.990
                            33:43     1.07         19.64         10.17          9.47  1.000 123478-HxCDD    AN
                            33:49     1.21        283.54        155.07        128.47  1.000 123678-HxCDD    AN
                    DC  SN  33:56     1.25          0.90                              1.003
                            34:08     1.15         99.83         53.46         46.37  1.009 123789-HxCDD    AN
390-392                   7 Peaks                1,794.42

13C12-HxCDD                        1.05-1.43                                    0.982-1.041
402-404             DC  NL          Height          0.40          0.28          0.12
                    DC  WL  32:39 RO 13.00          3.08                              0.968
                    DC  WL  32:43 RO  2.85          1.00                              0.970
                    DC  WL  32:58 RO  0.56          0.70                              0.977
                            33:35 RO  2.85          3.00          2.22          0.78  0.996
                            33:44     1.21        232.71        127.60        105.11  1.000 13C12-HxCDD 478 IS9
                                    Height         86.03         46.67         39.36
                            33:49     1.25        265.23        147.17        118.06  1.000 13C12-HxCDD 678 IS10
                                    Height         93.99         51.15         42.84
                            34:07     1.22        388.87        214.01        174.86  1.011 13C12-HxCDD 789 RS2
                            34:21 RO  1.69          4.01          2.52          1.49  1.018
                            34:26 RO  2.17          3.52          2.41          1.11  1.021
402-404                   6 Peaks                  897.34

                    ---------------------- Above: HxCDD / HpCDF Follows ---------------------

HpCDF                              0.88-1.20                                    0.956-1.005
408-410             DC  NL          Height          0.48          0.22          0.26
                            35:58     1.06      9,586.85      4,924.21      4,662.64  1.000 1234678-HpCDF   AN   E
                            36:14     1.10         24.88         13.02         11.86  0.968
                            36:23     1.05      4,275.02      2,190.71      2,084.31  0.972
                            37:28     1.09        100.80         52.55         48.25  1.000 1234789-HpCDF   AN
408-410                   4 Peaks                13,987.55

13C12-HpCDF                        0.37-0.51                                    0.858-1.151
418-420             DC  NL          Height          0.06          0.04          0.02
                            35:58     0.43        214.18         64.18        150.00  1.000 13C12-HpCDF 678 IS11
                                    Height         69.40         21.03         48.37
                            36:59 RO  1.26          0.43          0.24          0.19  0.988
                            37:27     0.43        156.96         47.29        109.67  1.000 13C12-HpCDF 789 IS12
                                    Height         43.72         13.55         30.17
418-420                   3 Peaks                  371.57

                    ---------------------- Above: HpCDF / HpCDD Follows ---------------------
```

```
Compound/
M_Z.... QC.Log Omit Why ..RT. OK Ratio Total.Area/Ht Area/Ht.Peak1 Area/Ht.Peak2 Rel.RT Compound.Name.. ID.. Flags.

HpCDD                          0.88-1.20                                  0.976-1.005
424-426          DC  NL         Height          0.29          0.14          0.15
                        36:14     1.04        285.21        145.24        139.97  0.980
        D        D   SN  36:36     1.15          2.32                              0.990
                        36:59     1.01        351.00        176.53        174.47  1.000 1234678-HpCDD   AN
                 DC  WH  37:19 RO  0.56          0.50                              1.009
                 DC  WH  37:29 RO  1.56          1.41                              1.014
424-426                2 Peaks                 636.21

13C12-HpCDD                    0.88-1.20                                  0.869-1.085
436-438          DC  NL         Height          0.40          0.29          0.11
                        36:16     1.13          1.87          0.99          0.88  0.981
                        36:58     1.11        214.83        112.78        102.05  1.000 13C12-HpCDD 678 IS13
                               Height          60.99         31.72         29.27
436-438                2 Peaks                 216.70

                    ---------------------- Above: HpCDD / Octa-CDD and CDF Follows ----------

OCDF                           0.76-1.02                                  0.951-1.049
442-444          DC  NL         Height          0.05          0.03          0.02
                        40:40     0.87      1,827.80        852.61        975.19  1.005 OCDF            AN
442-444                1 Peak                1,827.80

OCDD                           0.76-1.02                                  0.951-1.049
458-460          DC  NL         Height          0.05          0.03          0.02
                        40:29     0.84      2,325.57      1,060.94      1,264.63  1.000 OCDD            AN
458-460                1 Peak                2,325.57

13C12-OCDD                     0.76-1.02                                  0.996-1.004
470-472          DC  NL         Height          0.74          0.58          0.16
                        40:28     0.80        347.30        154.67        192.63  1.000 13C12-OCDD      IS14
                               Height          86.47         39.13         47.34
470-472                1 Peak                  347.30
```

Column Description.....	"Why" Code Description.....	QC Log Desc.....
M_Z -Nominal Ion Mass(es)	WL-Below Retention Time Window	A-Peak Added
..RT. -Retention Time (mm:ss)	WH-Above Retention Time Window	K-Peak Kept
Rat.1 -Ratio of M/M+2 Ions	SN-Below Signal to Noise Level	D-Peak Deleted
OK -RO=Ratio Outside Limits	<M-Below Method Detection Limit	T-Time Changed
Rel.RT-Relative Retention Time	NL-Channel Specific Noise Level	M-Peak Area Changed
		N-Name Changed
		X-Ether Interference

*** End of Report ***

File:S023090 #1-758 Acq:12-JUL-2002 14:44:42 EI+ Voltage SIR 70S Noise:176
303.9016 F:2 BSUB(256,30,-3.0) PKD(9,5,5,0.05%,704.0,1.00%,F,T) Exp:NDB5US
TRIANGLE LABS Text:TLI#57752A DF-DP-702 1.5-2 INJ. TIME = 14:46

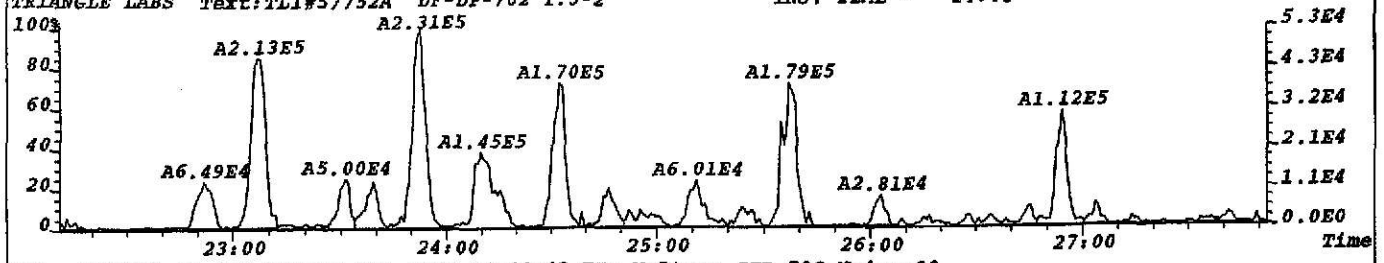

File:S023090 #1-758 Acq:12-JUL-2002 14:44:42 EI+ Voltage SIR 70S Noise:90
305.8987 F:2 BSUB(256,30,-3.0) PKD(9,5,5,0.05%,360.0,1.00%,F,T) Exp:NDB5US
TRIANGLE LABS Text:TLI#57752A DF-DP-702 1.5-2 INJ. TIME = 14:46

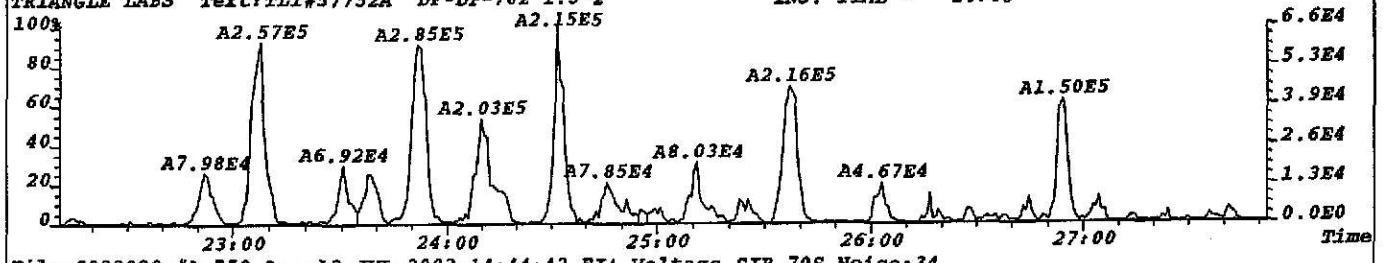

File:S023090 #1-758 Acq:12-JUL-2002 14:44:42 EI+ Voltage SIR 70S Noise:34
315.9419 F:2 BSUB(256,30,-3.0) PKD(9,5,5,0.05%,136.0,1.00%,F,T) Exp:NDB5US
TRIANGLE LABS Text:TLI#57752A DF-DP-702 1.5-2 INJ. TIME = 14:46

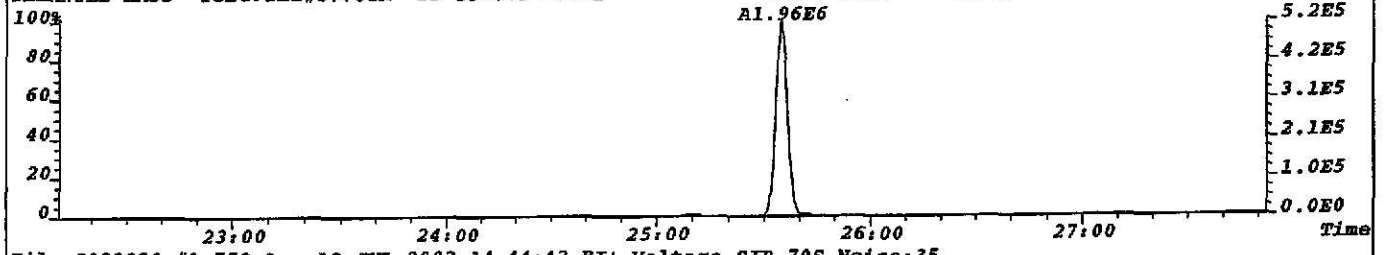

File:S023090 #1-758 Acq:12-JUL-2002 14:44:42 EI+ Voltage SIR 70S Noise:35
317.9389 F:2 BSUB(256,30,-3.0) PKD(9,5,5,0.05%,140.0,1.00%,F,T) Exp:NDB5US
TRIANGLE LABS Text:TLI#57752A DF-DP-702 1.5-2 INJ. TIME = 14:46

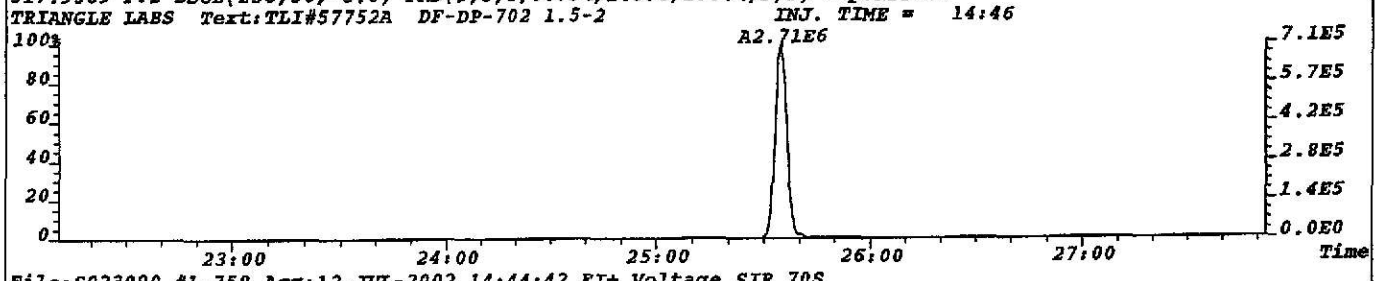

File:S023090 #1-758 Acq:12-JUL-2002 14:44:42 EI+ Voltage SIR 70S
330.9792 F:2 Exp:NDB5US
TRIANGLE LABS Text:TLI#57752A DF-DP-702 1.5-2 INJ. TIME = 14:46

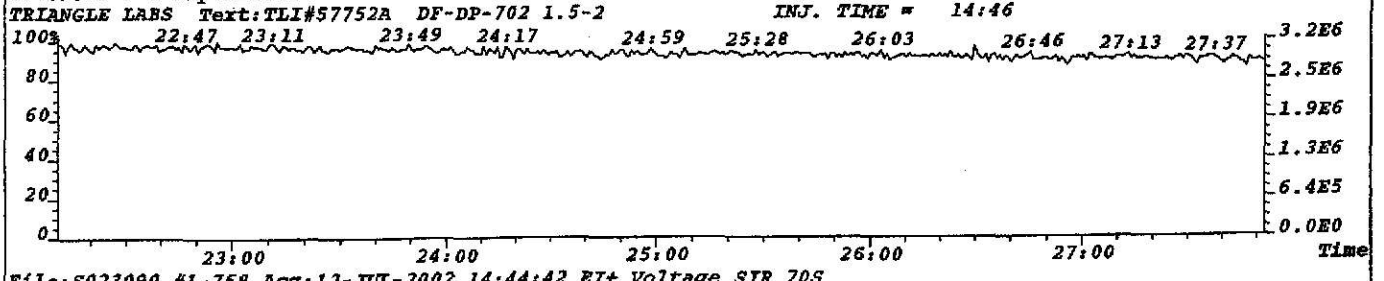

File:S023090 #1-758 Acq:12-JUL-2002 14:44:42 EI+ Voltage SIR 70S
375.8364 F:2 Exp:NDB5US
TRIANGLE LABS Text:TLI#57752A DF-DP-702 1.5-2 INJ. TIME = 14:46

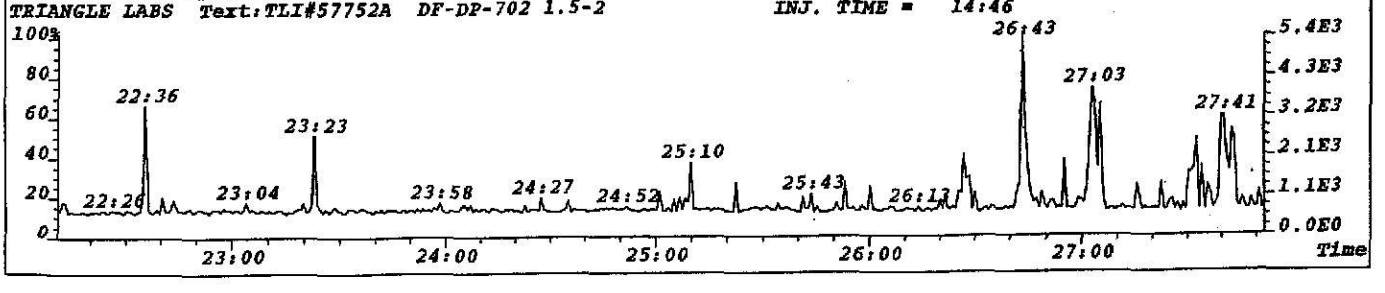

File:S023090 #1-758 Acq:12-JUL-2002 14:44:42 EI+ Voltage SIR 70S Noise:29
319.8965 F:2 BSUB(256,30,-3.0) PKD(7,5,3,0.05%,116.0,1.00%,F,T) Exp:NDB5US
TRIANGLE LABS Text:TLI#57752A DF-DP-702 1.5-2 INJ. TIME = 14:46

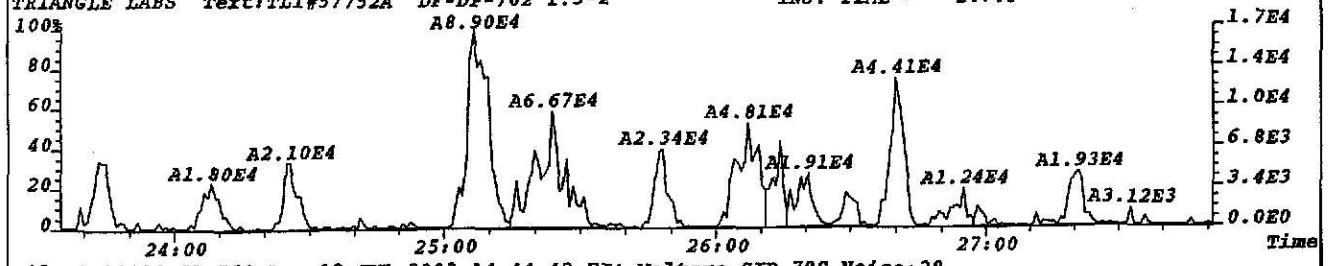

File:S023090 #1-758 Acq:12-JUL-2002 14:44:42 EI+ Voltage SIR 70S Noise:28
321.8936 F:2 BSUB(256,30,-3.0) PKD(7,5,3,0.05%,112.0,1.00%,F,T) Exp:NDB5US
TRIANGLE LABS Text:TLI#57752A DF-DP-702 1.5-2 INJ. TIME = 14:46

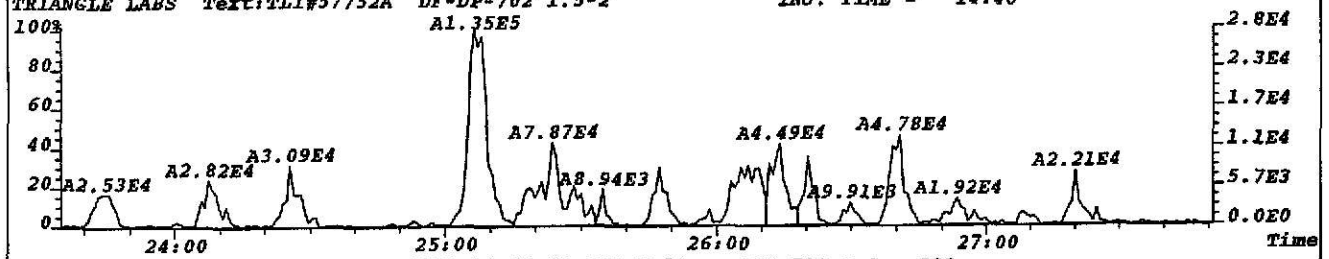

File:S023090 #1-758 Acq:12-JUL-2002 14:44:42 EI+ Voltage SIR 70S Noise:223
331.9368 F:2 BSUB(256,30,-3.0) PKD(7,5,3,0.05%,892.0,1.00%,F,T) Exp:NDB5US
TRIANGLE LABS Text:TLI#57752A DF-DP-702 1.5-2 INJ. TIME = 14:46

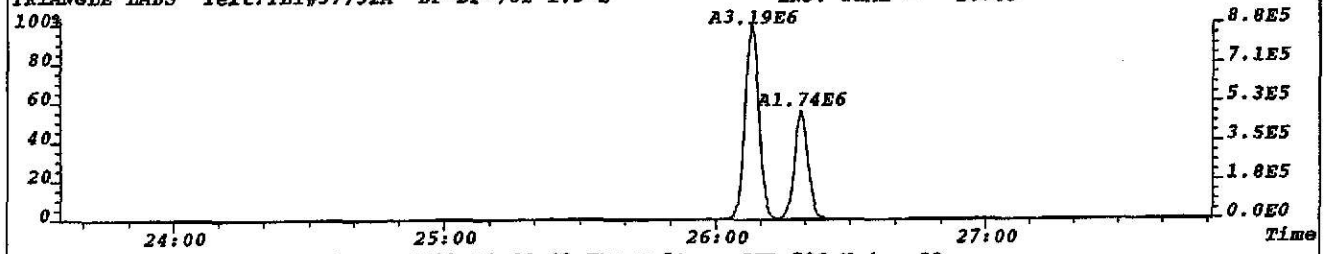

File:S023090 #1-758 Acq:12-JUL-2002 14:44:42 EI+ Voltage SIR 70S Noise:29
333.9338 F:2 BSUB(256,30,-3.0) PKD(7,5,3,0.05%,116.0,1.00%,F,T) Exp:NDB5US
TRIANGLE LABS Text:TLI#57752A DF-DP-702 1.5-2 INJ. TIME = 14:46

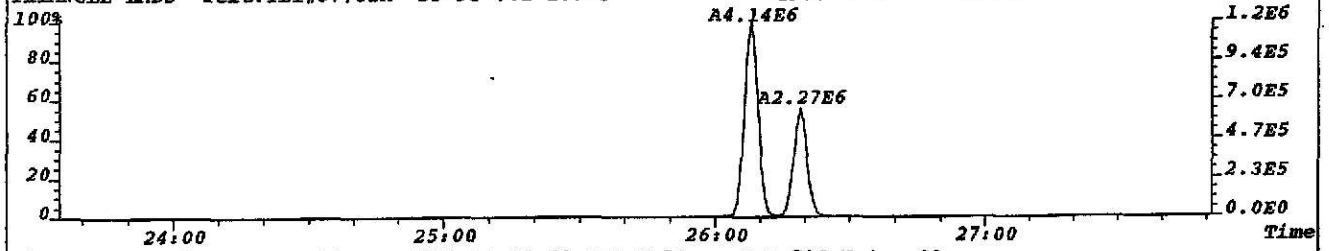

File:S023090 #1-758 Acq:12-JUL-2002 14:44:42 EI+ Voltage SIR 70S Noise:23
327.8847 F:2 BSUB(256,30,-3.0) PKD(7,5,3,0.05%,92.0,1.00%,F,T) Exp:NDB5US
TRIANGLE LABS Text:TLI#57752A DF-DP-702 1.5-2 INJ. TIME = 14:46

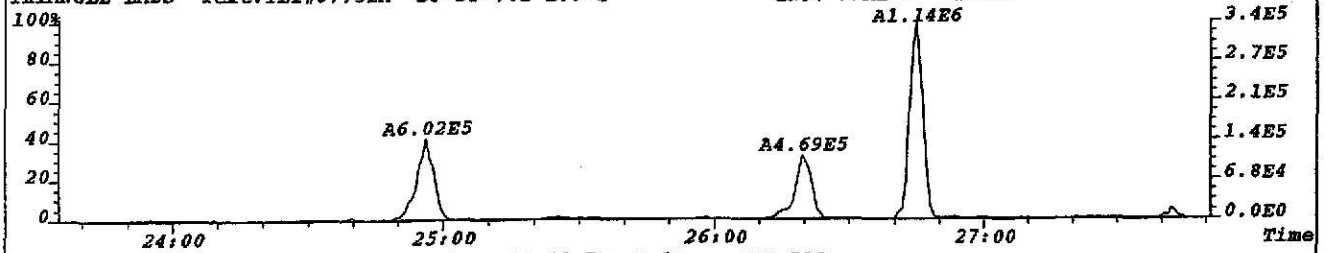

File:S023090 #1-758 Acq:12-JUL-2002 14:44:42 EI+ Voltage SIR 70S
330.9792 F:2 Exp:NDB5US
TRIANGLE LABS Text:TLI#57752A DF-DP-702 1.5-2 INJ. TIME = 14:46

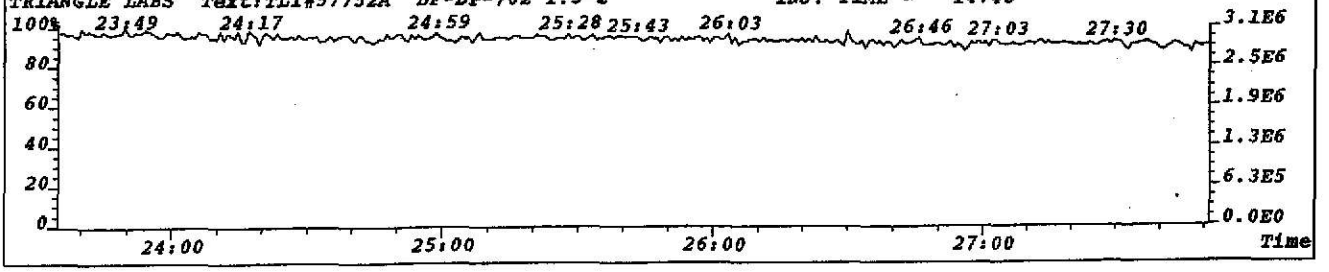

File:S023090 #1-758 Acq:12-JUL-2002 14:44:42 EI+ Voltage SIR 70S Noise:23
339.8597 F:2 BSUB(256,30,-3.0) PKD(7,5,3,0.05%,92.0,1.00%,F,T) Exp:NDB5US
TRIANGLE LABS Text:TLI#57752A DF-DP-702 1.5-2 INJ. TIME = 14:46

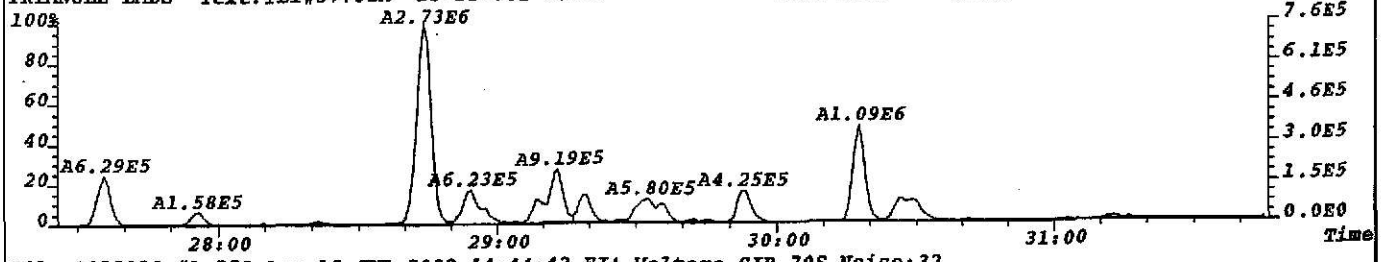

File:S023090 #1-758 Acq:12-JUL-2002 14:44:42 EI+ Voltage SIR 70S Noise:32
341.8567 F:2 BSUB(256,30,-3.0) PKD(7,5,3,0.05%,128.0,1.00%,F,T) Exp:NDB5US
TRIANGLE LABS Text:TLI#57752A DF-DP-702 1.5-2 INJ. TIME = 14:46

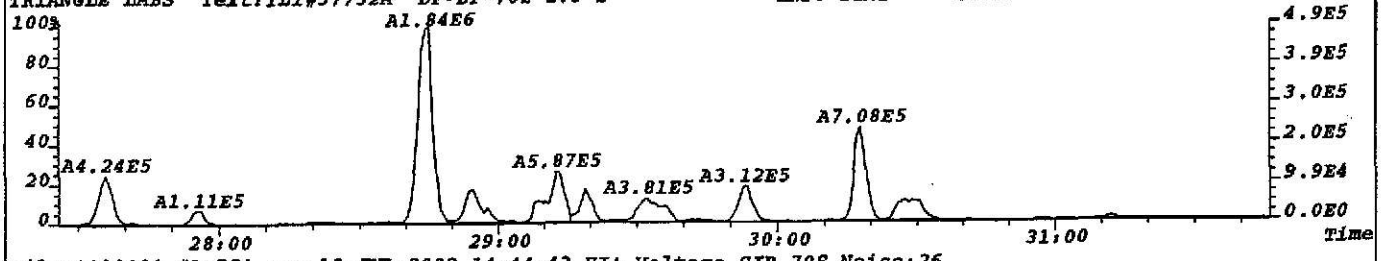

File:S023090 #1-758 Acq:12-JUL-2002 14:44:42 EI+ Voltage SIR 70S Noise:26
351.9000 F:2 BSUB(256,30,-3.0) PKD(7,5,3,0.05%,104.0,1.00%,F,T) Exp:NDB5US
TRIANGLE LABS Text:TLI#57752A DF-DP-702 1.5-2 INJ. TIME = 14:46

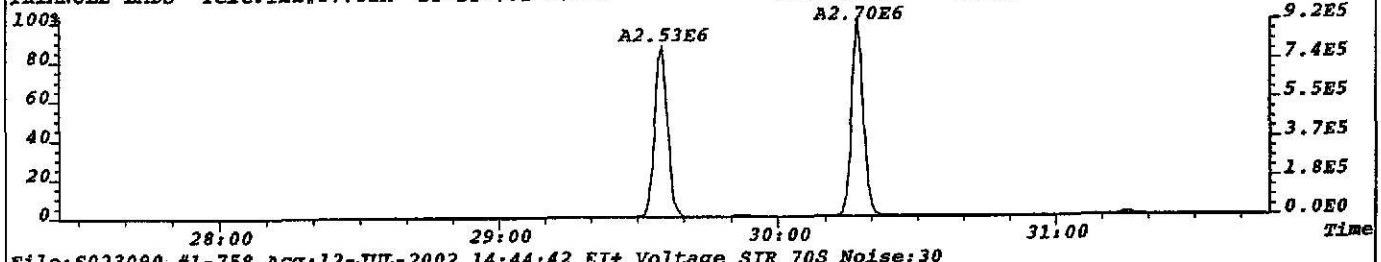

File:S023090 #1-758 Acq:12-JUL-2002 14:44:42 EI+ Voltage SIR 70S Noise:30
353.8970 F:2 BSUB(256,30,-3.0) PKD(7,5,3,0.05%,120.0,1.00%,F,T) Exp:NDB5US
TRIANGLE LABS Text:TLI#57752A DF-DP-702 1.5-2 INJ. TIME = 14:46

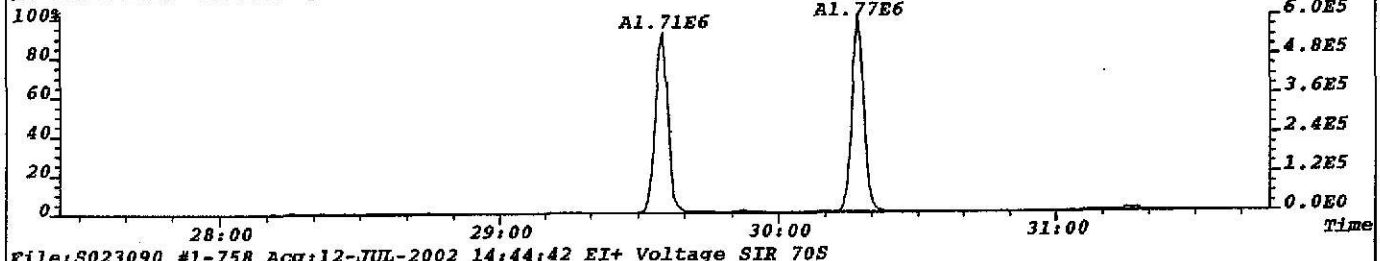

File:S023090 #1-758 Acq:12-JUL-2002 14:44:42 EI+ Voltage SIR 70S
330.9792 F:2 Exp:NDB5US
TRIANGLE LABS Text:TLI#57752A DF-DP-702 1.5-2 INJ. TIME = 14:46

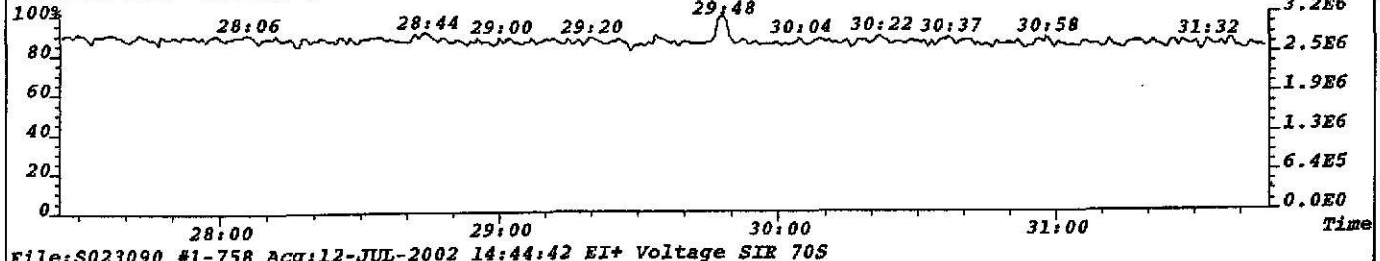

File:S023090 #1-758 Acq:12-JUL-2002 14:44:42 EI+ Voltage SIR 70S
409.7974 F:2 Exp:NDB5US
TRIANGLE LABS Text:TLI#57752A DF-DP-702 1.5-2 INJ. TIME = 14:46

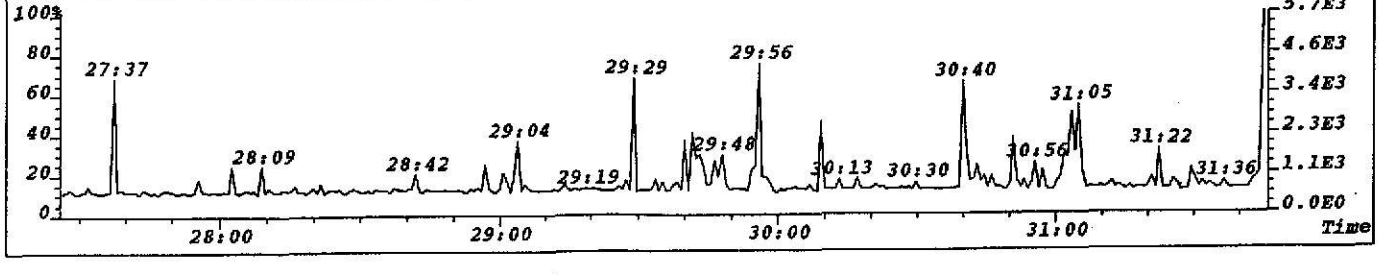

File:S023090 #1-758 Acq:12-JUL-2002 14:44:42 EI+ Voltage SIR 70S Noise:25
355.8546 F:2 BSUB(256,30,-3.0) PKD(7,5,3,0.05%,100.0,1.00%,F,T) Exp:NDB5US
TRIANGLE LABS Text:TLI#57752A DF-DP-702 1.5-2 INJ. TIME = 14:46

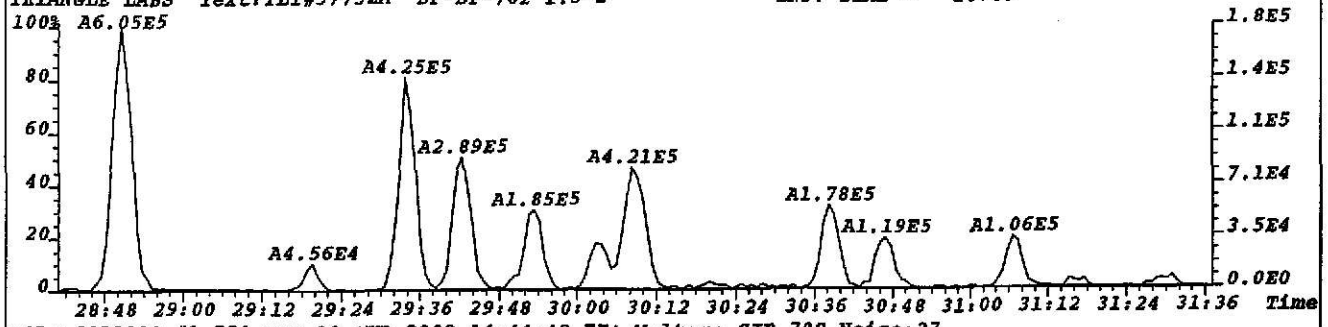

File:S023090 #1-758 Acq:12-JUL-2002 14:44:42 EI+ Voltage SIR 70S Noise:27
357.8516 F:2 BSUB(256,30,-3.0) PKD(7,5,3,0.05%,108.0,1.00%,F,T) Exp:NDB5US
TRIANGLE LABS Text:TLI#57752A DF-DP-702 1.5-2 INJ. TIME = 14:46

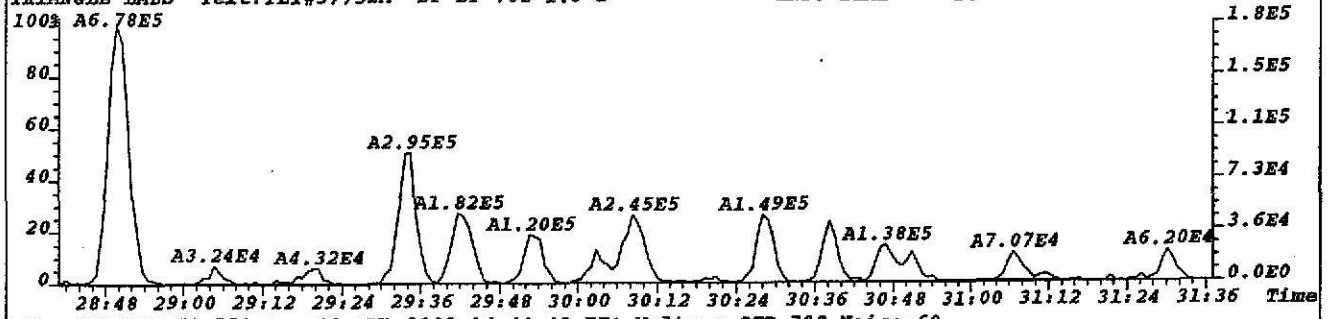

File:S023090 #1-758 Acq:12-JUL-2002 14:44:42 EI+ Voltage SIR 70S Noise:60
367.8949 F:2 BSUB(256,30,-3.0) PKD(7,5,3,0.05%,240.0,1.00%,F,T) Exp:NDB5US
TRIANGLE LABS Text:TLI#57752A DF-DP-702 1.5-2 INJ. TIME = 14:46

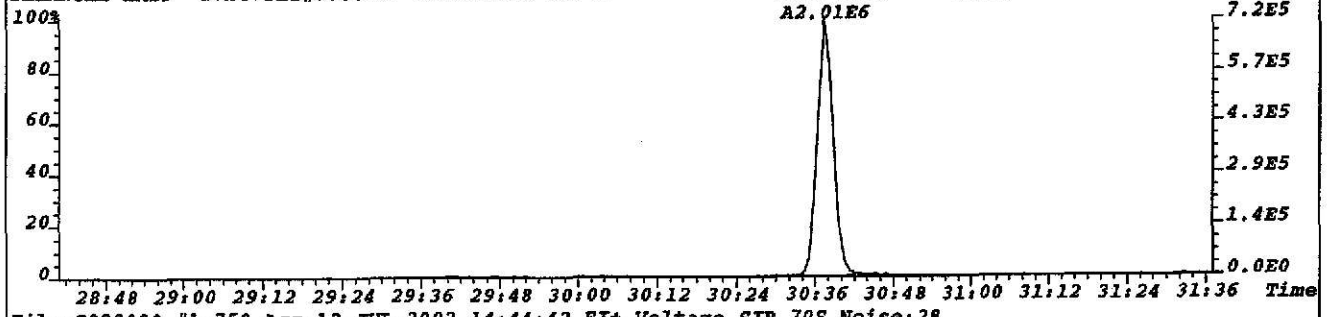

File:S023090 #1-758 Acq:12-JUL-2002 14:44:42 EI+ Voltage SIR 70S Noise:28
369.8919 F:2 BSUB(256,30,-3.0) PKD(7,5,3,0.05%,112.0,1.00%,F,T) Exp:NDB5US
TRIANGLE LABS Text:TLI#57752A DF-DP-702 1.5-2 INJ. TIME = 14:46

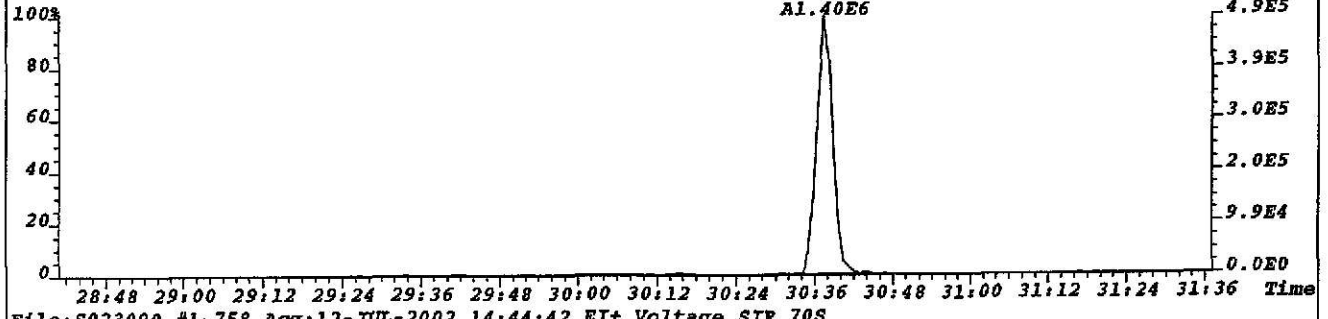

File:S023090 #1-758 Acq:12-JUL-2002 14:44:42 EI+ Voltage SIR 70S
330.9792 F:2 Exp:NDB5US
TRIANGLE LABS Text:TLI#57752A DF-DP-702 1.5-2 INJ. TIME = 14:46

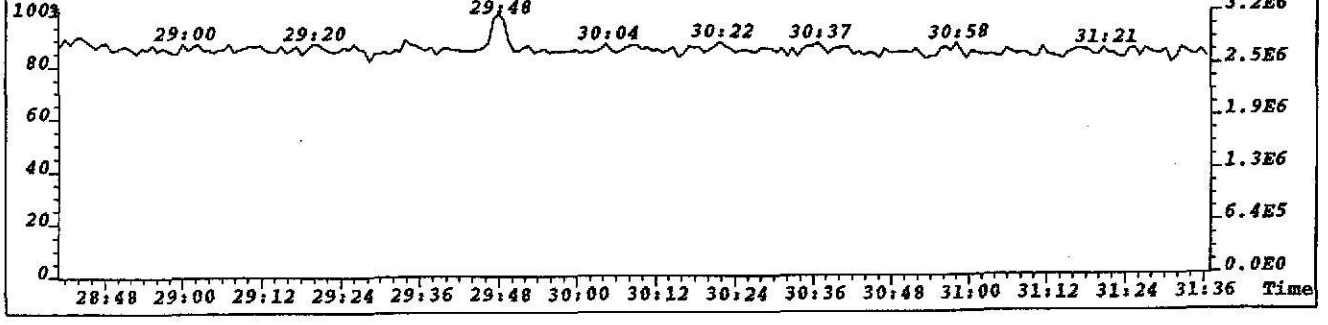

File:S023090 #1-455 Acq:12-JUL-2002 14:44:42 EI+ Voltage SIR 70S Noise:236
373.8208 F:3 BSUB(256,30,-3.0) PKD(7,5,3,0.05%,944.0,1.00%,F,T) Exp:NDB5US
TRIANGLE LABS Text:TLI#57752A DF-DP-702 1.5-2 INJ. TIME = 14:46

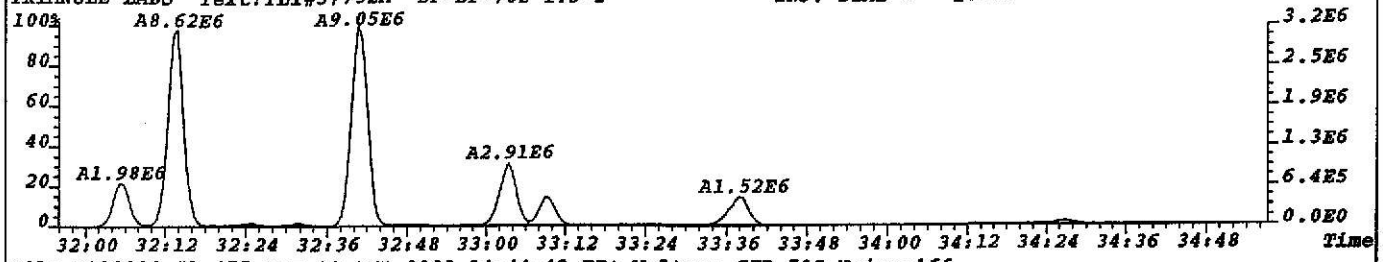

File:S023090 #1-455 Acq:12-JUL-2002 14:44:42 EI+ Voltage SIR 70S Noise:166
375.8178 F:3 BSUB(256,30,-3.0) PKD(7,5,3,0.05%,664.0,1.00%,F,T) Exp:NDB5US
TRIANGLE LABS Text:TLI#57752A DF-DP-702 1.5-2 INJ. TIME = 14:46

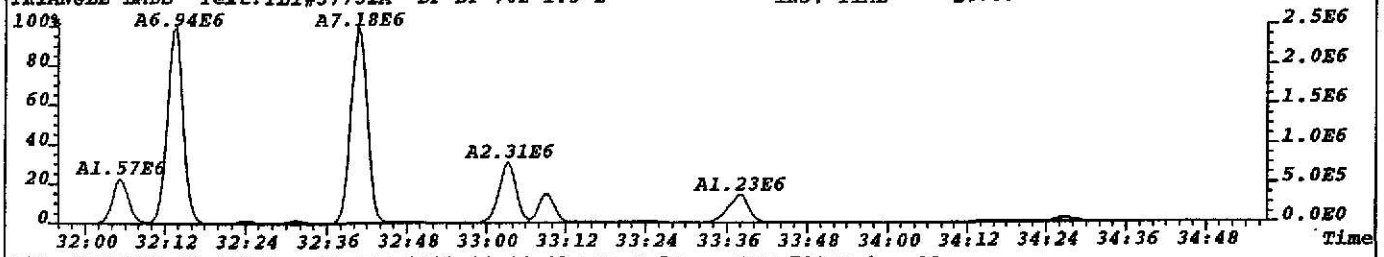

File:S023090 #1-455 Acq:12-JUL-2002 14:44:42 EI+ Voltage SIR 70S Noise:88
383.8639 F:3 BSUB(256,30,-3.0) PKD(7,5,3,0.05%,352.0,1.00%,F,T) Exp:NDB5US
TRIANGLE LABS Text:TLI#57752A DF-DP-702 1.5-2 INJ. TIME = 14:46

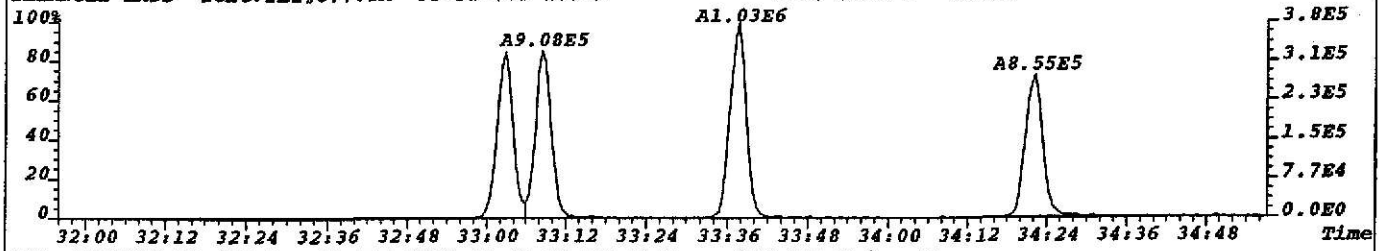

File:S023090 #1-455 Acq:12-JUL-2002 14:44:42 EI+ Voltage SIR 70S Noise:90
385.8610 F:3 BSUB(256,30,-3.0) PKD(7,5,3,0.05%,360.0,1.00%,F,T) Exp:NDB5US
TRIANGLE LABS Text:TLI#57752A DF-DP-702 1.5-2 INJ. TIME = 14:46

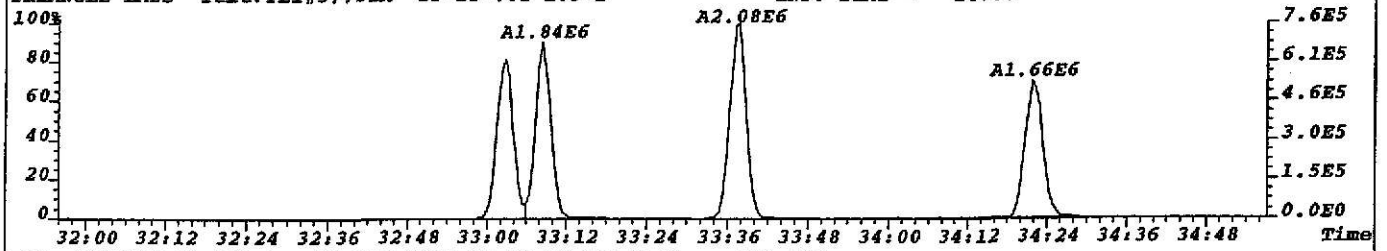

File:S023090 #1-455 Acq:12-JUL-2002 14:44:42 EI+ Voltage SIR 70S
392.9760 F:3 Exp:NDB5US
TRIANGLE LABS Text:TLI#57752A DF-DP-702 1.5-2 INJ. TIME = 14:46

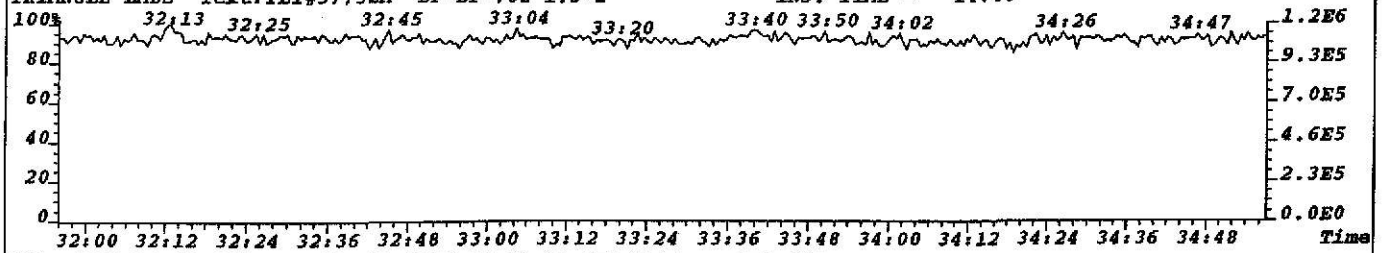

File:S023090 #1-455 Acq:12-JUL-2002 14:44:42 EI+ Voltage SIR 70S
445.7555 F:3 Exp:NDB5US
TRIANGLE LABS Text:TLI#57752A DF-DP-702 1.5-2 INJ. TIME = 14:46

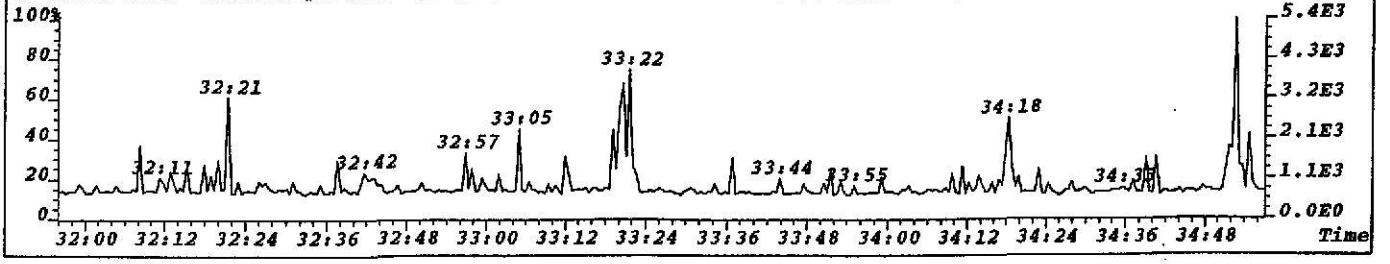

File:S023090 #1-455 Acq:12-JUL-2002 14:44:42 EI+ Voltage SIR 70S Noise:367
389.8156 F:3 BSUB(256,30,-3.0) PKD(7,5,3,0.05%,1468.0,1.00%,F,T) Exp:NDB5US
TRIANGLE LABS Text:TLI#57752A DF-DP-702 1.5-2 INJ. TIME = 14:46

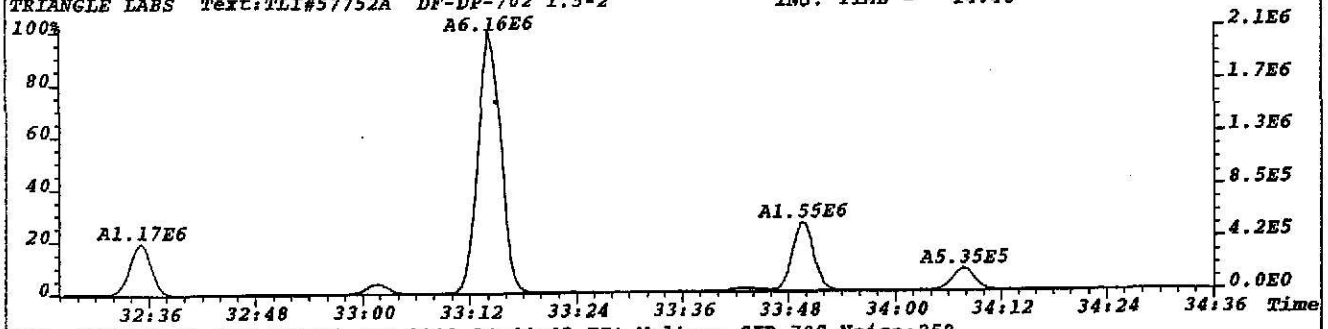

File:S023090 #1-455 Acq:12-JUL-2002 14:44:42 EI+ Voltage SIR 70S Noise:259
391.8127 F:3 BSUB(256,30,-3.0) PKD(7,5,3,0.05%,1036.0,1.00%,F,T) Exp:NDB5US
TRIANGLE LABS Text:TLI#57752A DF-DP-702 1.5-2 INJ. TIME = 14:46

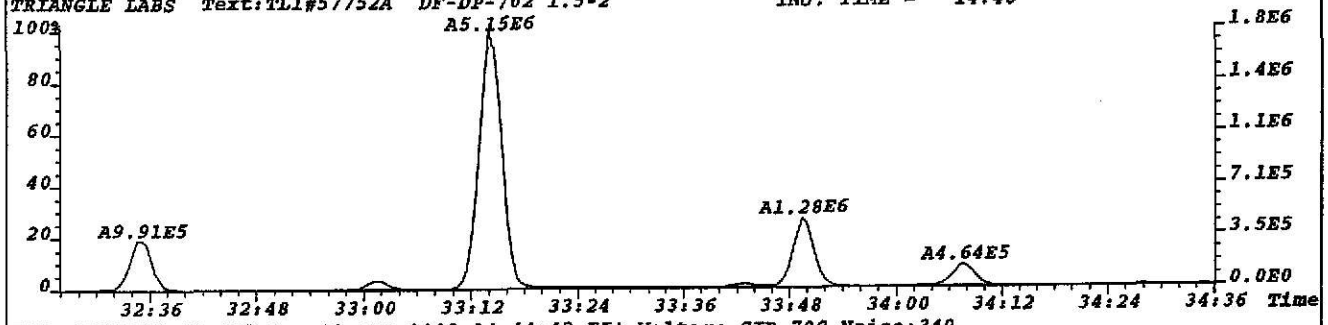

File:S023090 #1-455 Acq:12-JUL-2002 14:44:42 EI+ Voltage SIR 70S Noise:349
401.8558 F:3 BSUB(256,30,-3.0) PKD(7,5,3,0.05%,1396.0,1.00%,F,T) Exp:NDB5US
TRIANGLE LABS Text:TLI#57752A DF-DP-702 1.5-2 INJ. TIME = 14:46

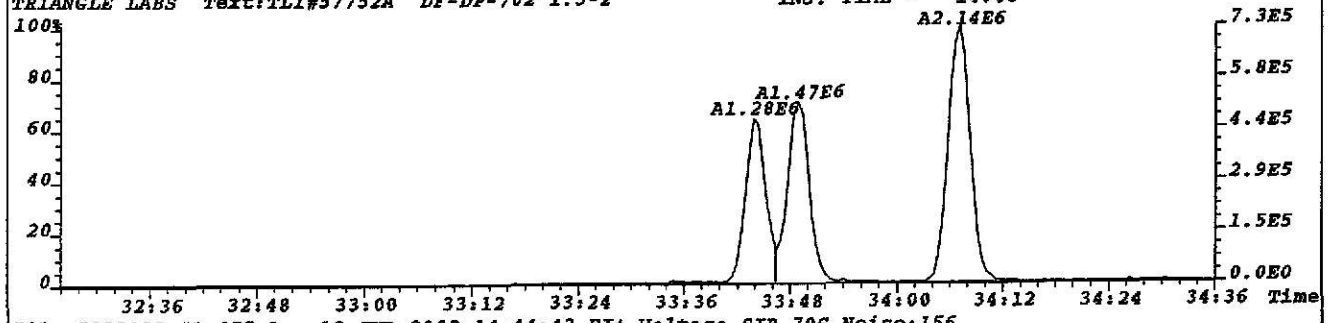

File:S023090 #1-455 Acq:12-JUL-2002 14:44:42 EI+ Voltage SIR 70S Noise:156
403.8529 F:3 BSUB(256,30,-3.0) PKD(7,5,3,0.05%,624.0,1.00%,F,T) Exp:NDB5US
TRIANGLE LABS Text:TLI#57752A DF-DP-702 1.5-2 INJ. TIME = 14:46

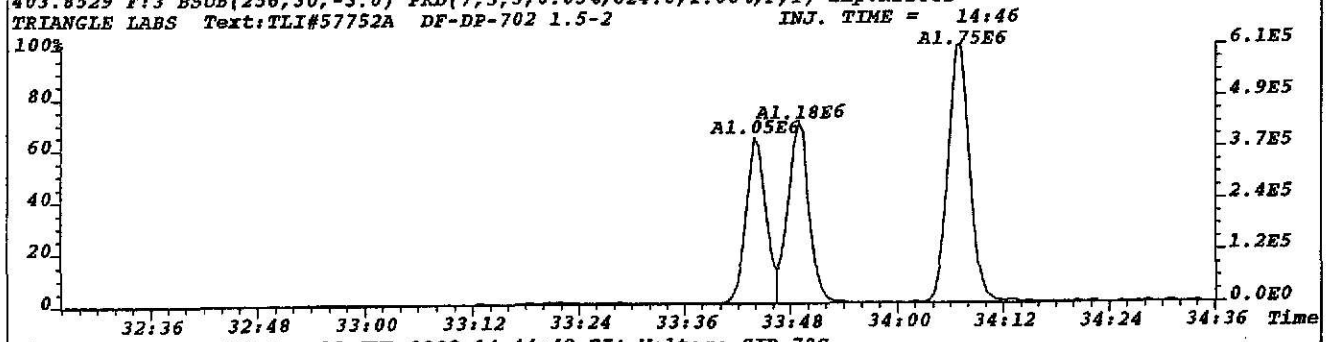

File:S023090 #1-455 Acq:12-JUL-2002 14:44:42 EI+ Voltage SIR 70S
392.9760 F:3 Exp:NDB5US
TRIANGLE LABS Text:TLI#57752A DF-DP-702 1.5-2 INJ. TIME = 14:46

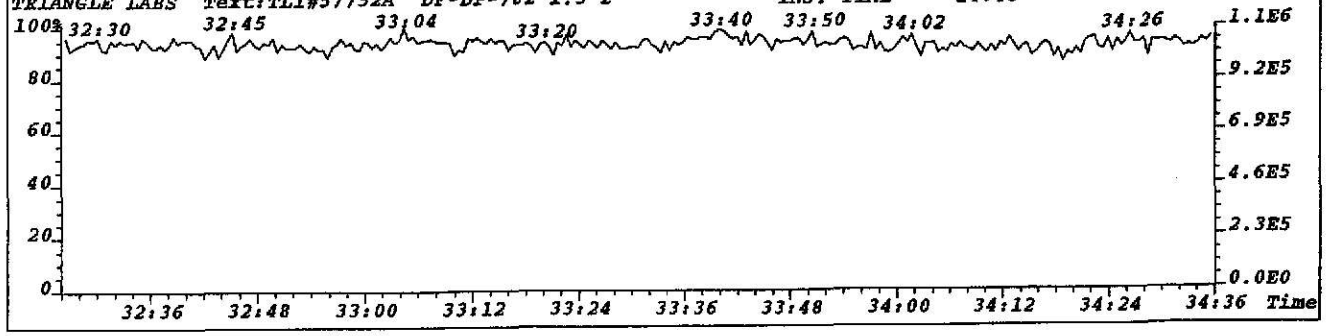

File:S023090 #1-735 Acq:12-JUL-2002 14:44:42 EI+ Voltage SIR 70S Noise:278
407.7818 F:4 BSUB(256,30,-3.0) PKD(7,5,3,0.05%,1112.0,1.00%,F,T) Exp:NDB5US
TRIANGLE LABS Text:TLI#57752A DF-DP-702 1.5-2 INJ. TIME = 14:46

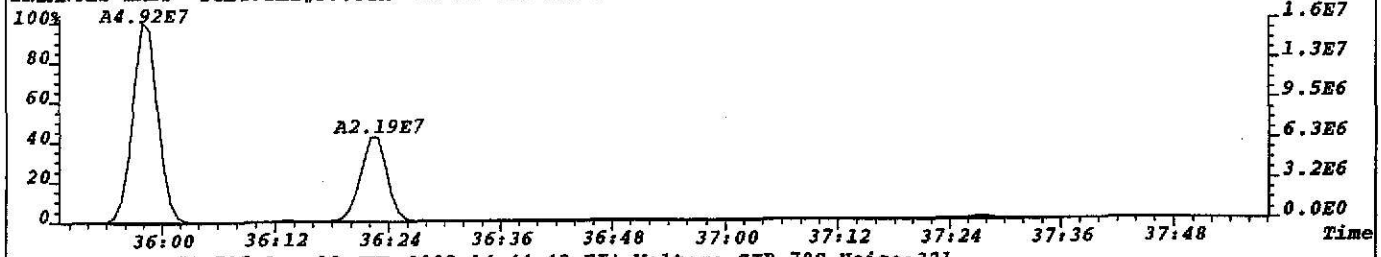

File:S023090 #1-735 Acq:12-JUL-2002 14:44:42 EI+ Voltage SIR 70S Noise:321
409.7789 F:4 BSUB(256,30,-3.0) PKD(7,5,3,0.05%,1284.0,1.00%,F,T) Exp:NDB5US
TRIANGLE LABS Text:TLI#57752A DF-DP-702 1.5-2 INJ. TIME = 14:46

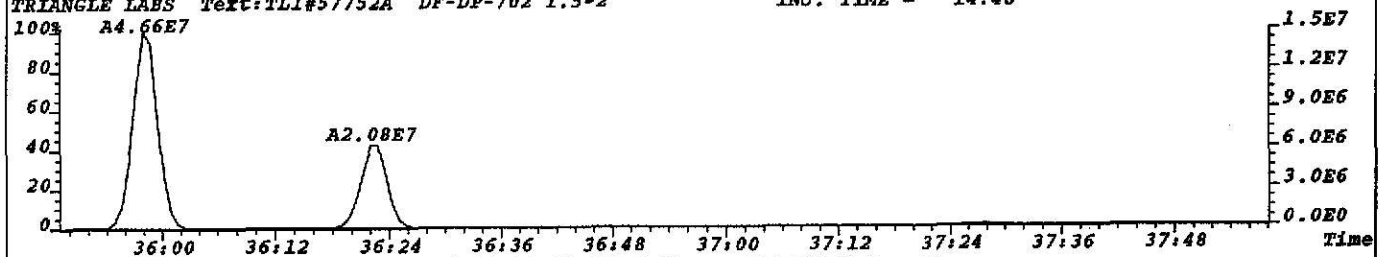

File:S023090 #1-735 Acq:12-JUL-2002 14:44:42 EI+ Voltage SIR 70S Noise:55
417.8253 F:4 BSUB(256,30,-3.0) PKD(7,5,3,0.05%,220.0,1.00%,F,T) Exp:NDB5US
TRIANGLE LABS Text:TLI#57752A DF-DP-702 1.5-2 INJ. TIME = 14:46



File:S023090 #1-735 Acq:12-JUL-2002 14:44:42 EI+ Voltage SIR 70S Noise:31
419.8220 F:4 BSUB(256,30,-3.0) PKD(7,5,3,0.05%,124.0,1.00%,F,T) Exp:NDB5US
TRIANGLE LABS Text:TLI#57752A DF-DP-702 1.5-2 INJ. TIME = 14:46

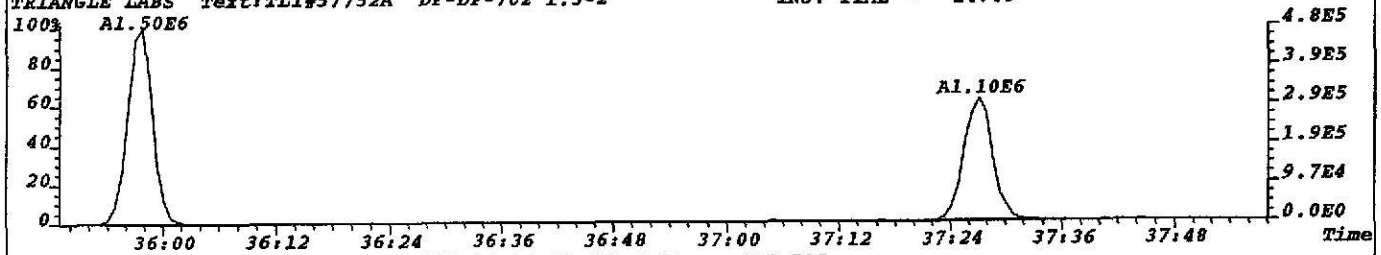

File:S023090 #1-735 Acq:12-JUL-2002 14:44:42 EI+ Voltage SIR 70S
430.9729 F:4 Exp:NDB5US
TRIANGLE LABS Text:TLI#57752A DF-DP-702 1.5-2 INJ. TIME = 14:46

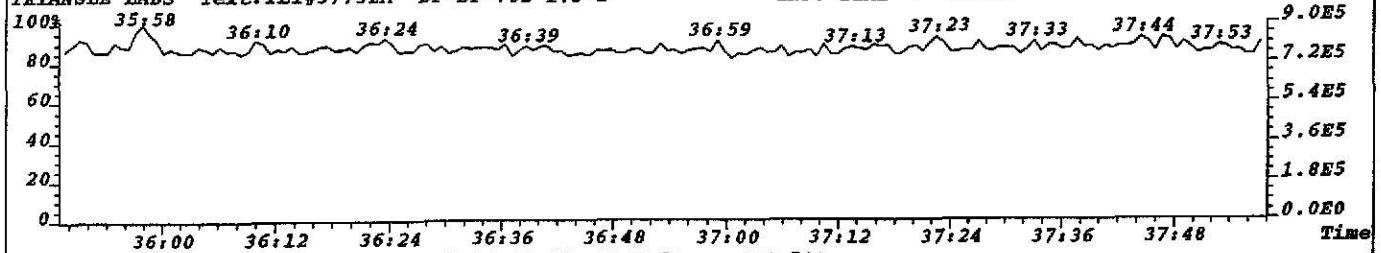

File:S023090 #1-735 Acq:12-JUL-2002 14:44:42 EI+ Voltage SIR 70S
479.7165 F:4 Exp:NDB5US
TRIANGLE LABS Text:TLI#57752A DF-DP-702 1.5-2 INJ. TIME = 14:46

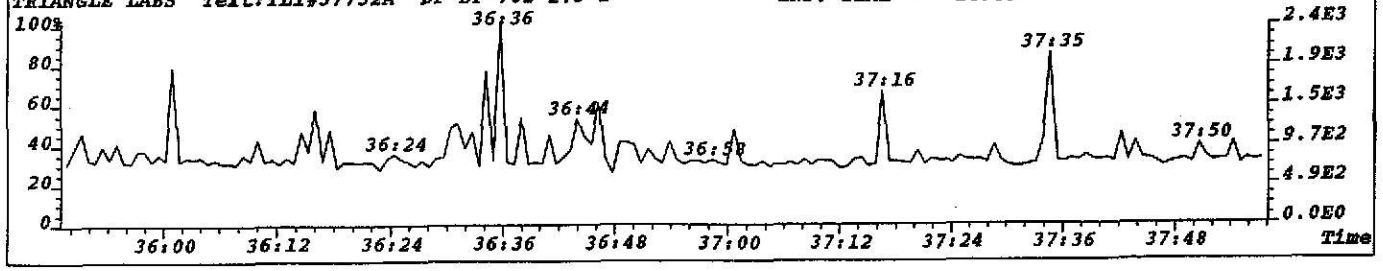

File:S023090 #1-735 Acq:12-JUL-2002 14:44:42 EI+ Voltage SIR 70S Noise:175
423.7766 F:4 BSUB(256,30,-3.0) PKD(7,5,3,0.05%,700.0,1.00%,F,T) Exp:NDB5US
TRIANGLE LABS Text:TLI#57752A DF-DP-702 1.5-2 INJ. TIME = 14:46

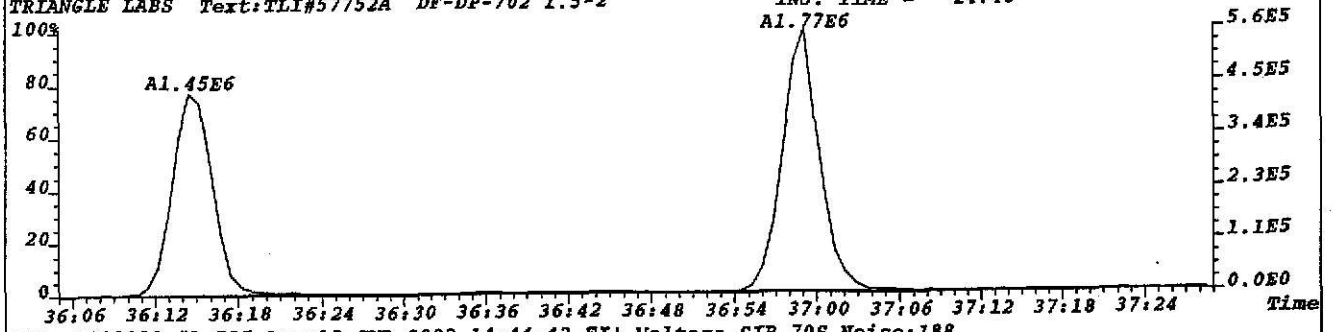

File:S023090 #1-735 Acq:12-JUL-2002 14:44:42 EI+ Voltage SIR 70S Noise:188
425.7737 F:4 BSUB(256,30,-3.0) PKD(7,5,3,0.05%,752.0,1.00%,F,T) Exp:NDB5US
TRIANGLE LABS Text:TLI#57752A DF-DP-702 1.5-2 INJ. TIME = 14:46

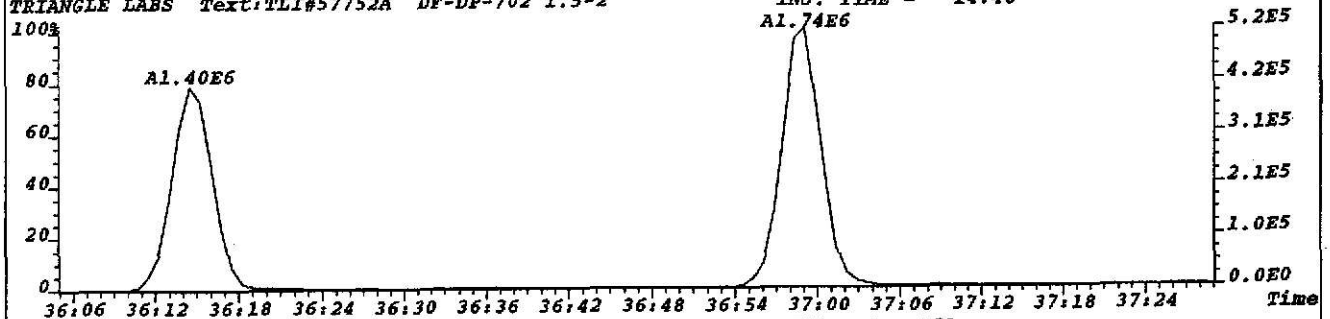

File:S023090 #1-735 Acq:12-JUL-2002 14:44:42 EI+ Voltage SIR 70S Noise:360
435.8169 F:4 BSUB(256,30,-3.0) PKD(7,5,3,0.05%,1440.0,1.00%,F,T) Exp:NDB5US
TRIANGLE LABS Text:TLI#57752A DF-DP-702 1.5-2 INJ. TIME = 14:46

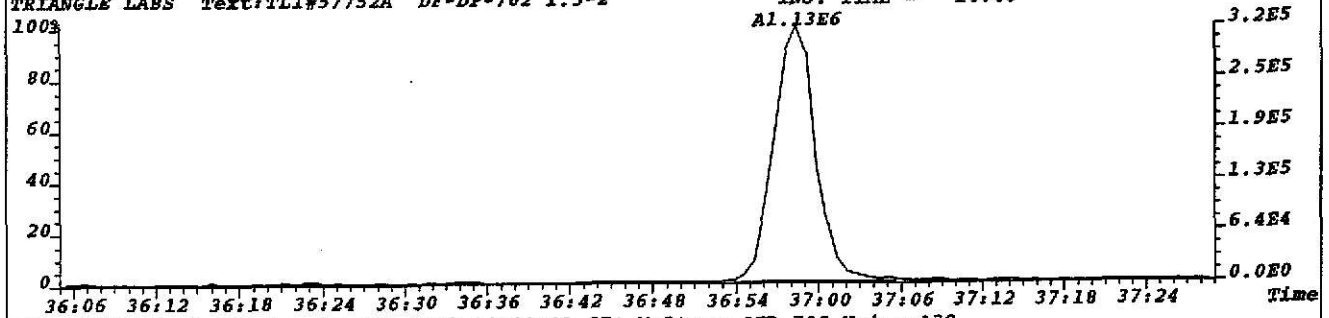

File:S023090 #1-735 Acq:12-JUL-2002 14:44:42 EI+ Voltage SIR 70S Noise:139
437.8140 F:4 BSUB(256,30,-3.0) PKD(7,5,3,0.05%,556.0,1.00%,F,T) Exp:NDB5US
TRIANGLE LABS Text:TLI#57752A DF-DP-702 1.5-2 INJ. TIME = 14:46

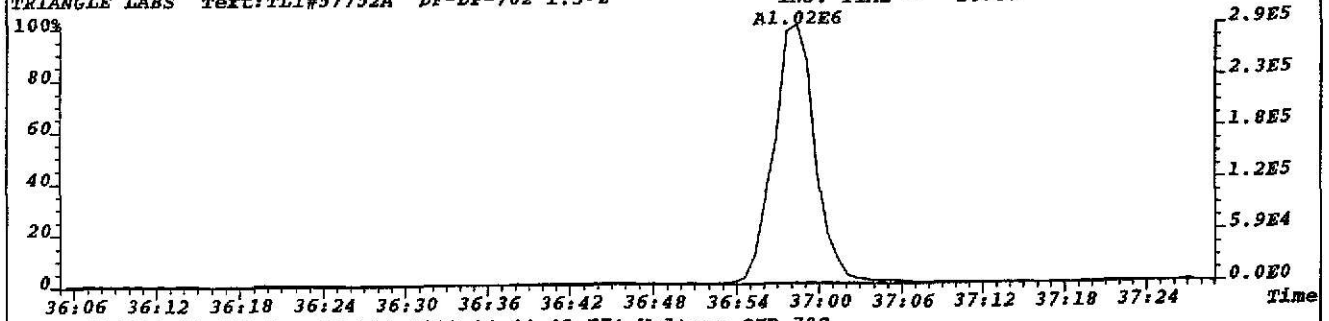

File:S023090 #1-735 Acq:12-JUL-2002 14:44:42 EI+ Voltage SIR 70S
430.9729 F:4 Exp:NDB5US
TRIANGLE LABS Text:TLI#57752A DF-DP-702 1.5-2 INJ. TIME = 14:46

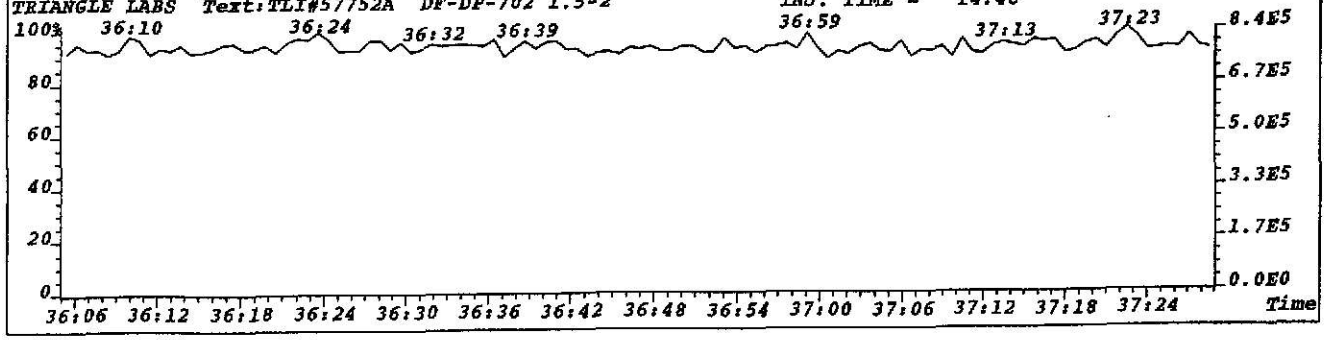

File:S023090 #1-735 Acq:12-JUL-2002 14:44:42 EI+ Voltage SIR 70S Noise:34
441.7428 F:4 BSUB(256,30,-3.0) PKD(7,5,3,0.05%,136.0,1.00%,F,T) Exp:NDB5US
TRIANGLE LABS Text:TLI#57752A DF-DP-702 1.5-2 INJ. TIME = 14:46

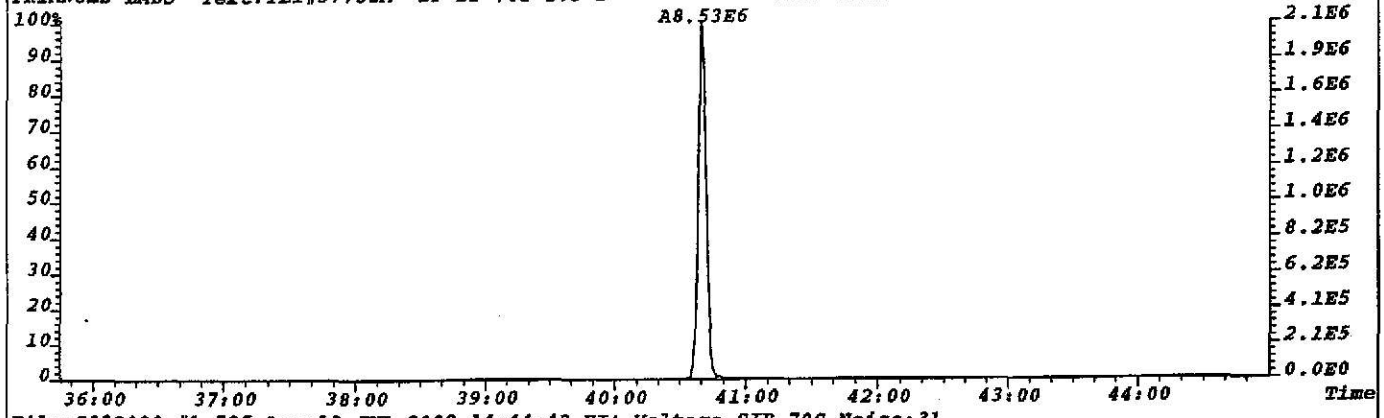

File:S023090 #1-735 Acq:12-JUL-2002 14:44:42 EI+ Voltage SIR 70S Noise:31
443.7399 F:4 BSUB(256,30,-3.0) PKD(7,5,3,0.05%,124.0,1.00%,F,T) Exp:NDB5US
TRIANGLE LABS Text:TLI#57752A DF-DP-702 1.5-2 INJ. TIME = 14:46

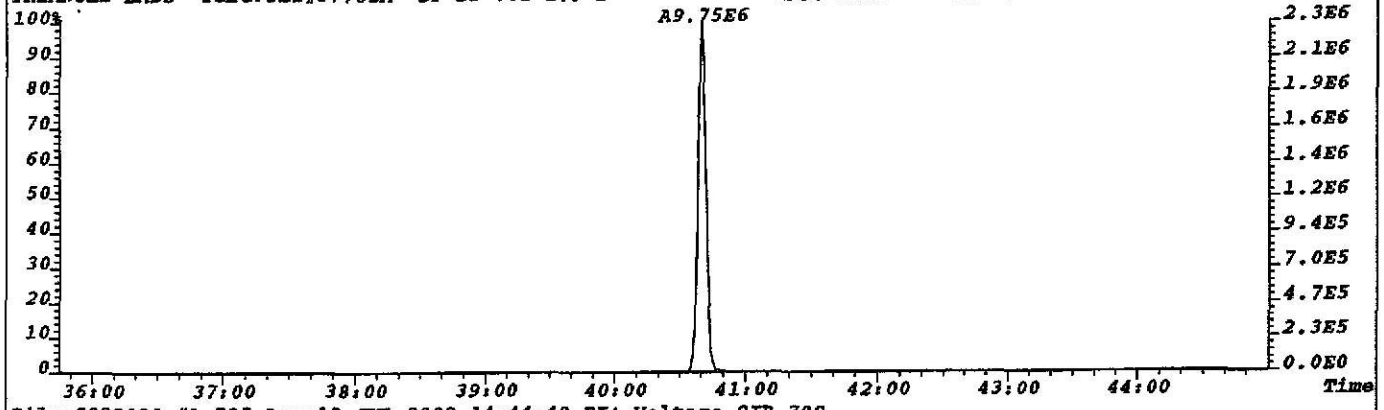

File:S023090 #1-735 Acq:12-JUL-2002 14:44:42 EI+ Voltage SIR 70S
430.9729 F:4 Exp:NDB5US
TRIANGLE LABS Text:TLI#57752A DF-DP-702 1.5-2 INJ. TIME = 14:46

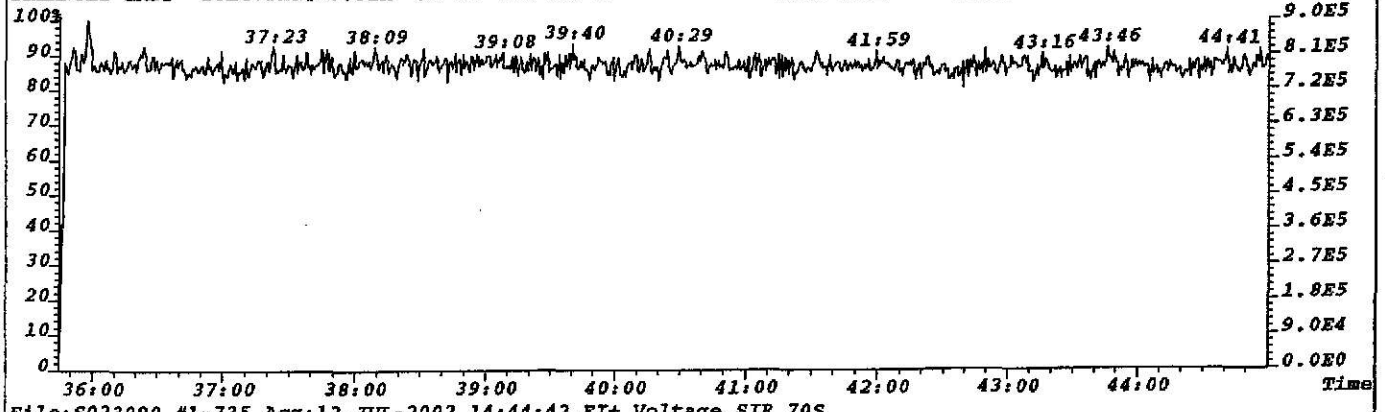

File:S023090 #1-735 Acq:12-JUL-2002 14:44:42 EI+ Voltage SIR 70S
513.6775 F:4 Exp:NDB5US
TRIANGLE LABS Text:TLI#57752A DF-DP-702 1.5-2 INJ. TIME = 14:46

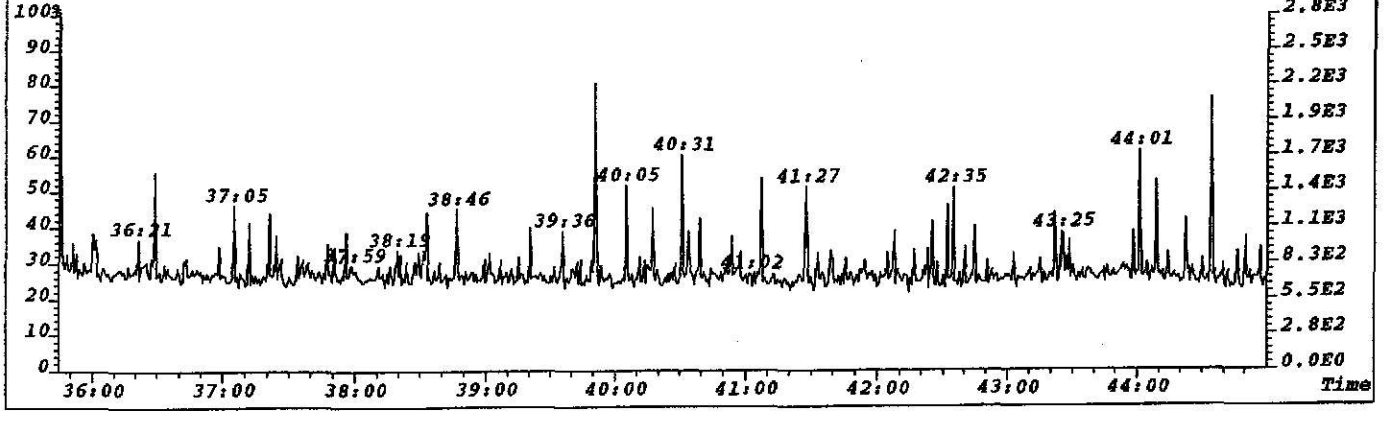

File:S023090 #1-735 Acq:12-JUL-2002 14:44:42 EI+ Voltage SIR 70S Noise:38
457.7377 F:4 BSUB(256,30,-3.0) PKD(7,5,3,0.05%,152.0,1.00%,F,T) Exp:NDB5US
TRIANGLE LABS Text:TLI#57752A DF-DP-702 1.5-2 INJ. TIME = 14:46

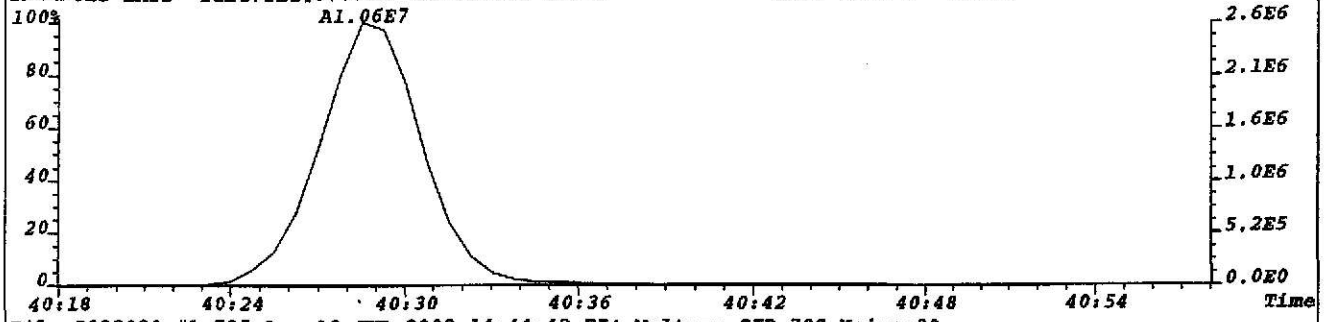

File:S023090 #1-735 Acq:12-JUL-2002 14:44:42 EI+ Voltage SIR 70S Noise:30
459.7348 F:4 BSUB(256,30,-3.0) PKD(7,5,3,0.05%,120.0,1.00%,F,T) Exp:NDB5US
TRIANGLE LABS Text:TLI#57752A DF-DP-702 1.5-2 INJ. TIME = 14:46

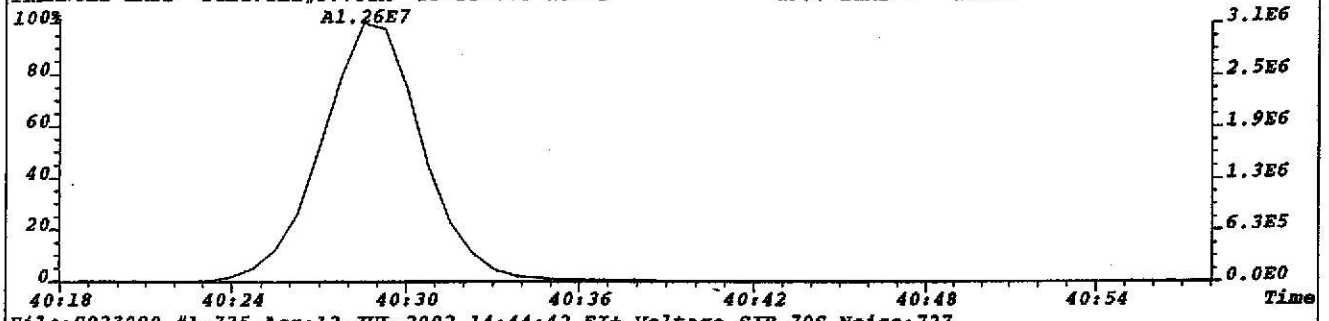

File:S023090 #1-735 Acq:12-JUL-2002 14:44:42 EI+ Voltage SIR 70S Noise:727
469.7779 F:4 BSUB(256,30,-3.0) PKD(7,5,3,0.05%,2908.0,1.00%,F,T) Exp:NDB5US
TRIANGLE LABS Text:TLI#57752A DF-DP-702 1.5-2 INJ. TIME = 14:46



File:S023090 #1-735 Acq:12-JUL-2002 14:44:42 EI+ Voltage SIR 70S Noise:194
471.7750 F:4 BSUB(256,30,-3.0) PKD(7,5,3,0.05%,776.0,1.00%,F,T) Exp:NDB5US
TRIANGLE LABS Text:TLI#57752A DF-DP-702 1.5-2 INJ. TIME = 14:46

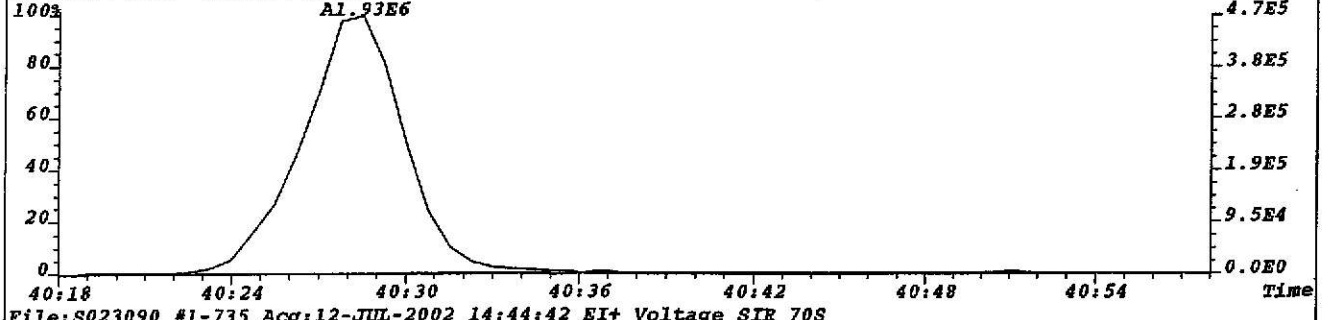

File:S023090 #1-735 Acq:12-JUL-2002 14:44:42 EI+ Voltage SIR 70S
430.9729 F:4 Exp:NDB5US
TRIANGLE LABS Text:TLI#57752A DF-DP-702 1.5-2 INJ. TIME = 14:46

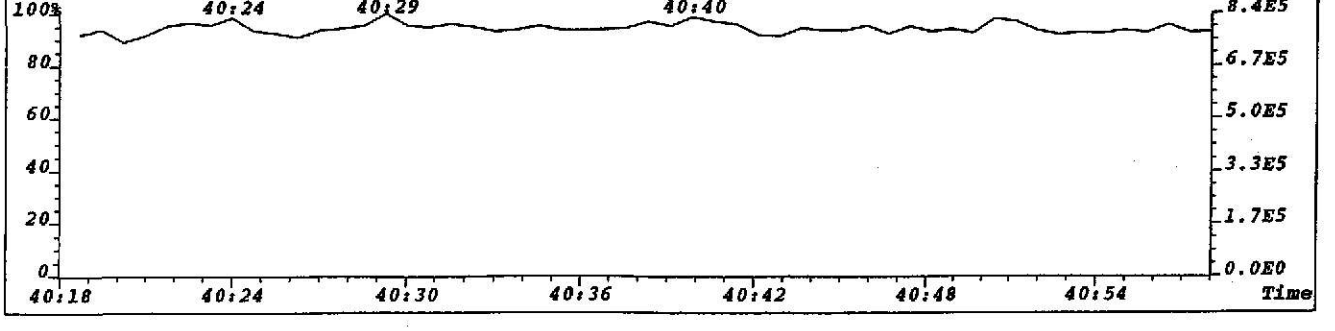

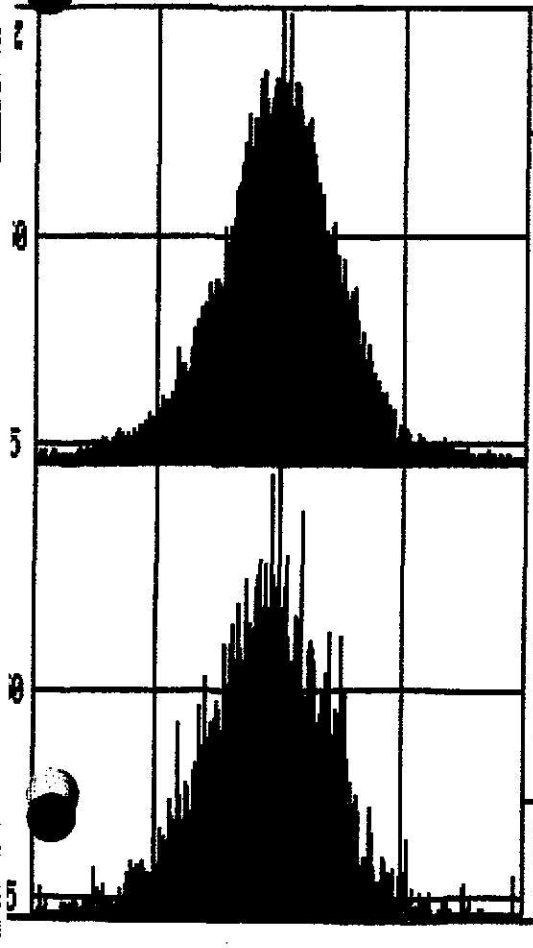

Channel I 330.9792 Peak top
Height 1.10 volts Span 200 ppm

System file name	ND65US
Data file name	A:S712021
Resolution	10000
Group number	2
Ionization mode	EI+
Switching	VOLTAGE
Ref. masses	292.9825, 416.9760

A	293	J	331	S	368
B	304	K	332	T	370
C	306	L	334	U	376
D	316	M	340	V	410
E	318	N	342		
F	320	O	352		
G	322	P	354		
H	328	Q	356		
I	331	R	358		

Ref. mass 416.9760 Peak top
Height .22 volts Span 200 ppm

File:S023090 #1-758 Acq:12-JUL-2002 14:44:42 EI+ Voltage SIR 70S
303.9016 F:2 Exp:NDB5US
Sample Text:TLI#57752A DF-DP-702 1.5-2 INJ. TIME = 14:46 File Text:TLI#57752A D»

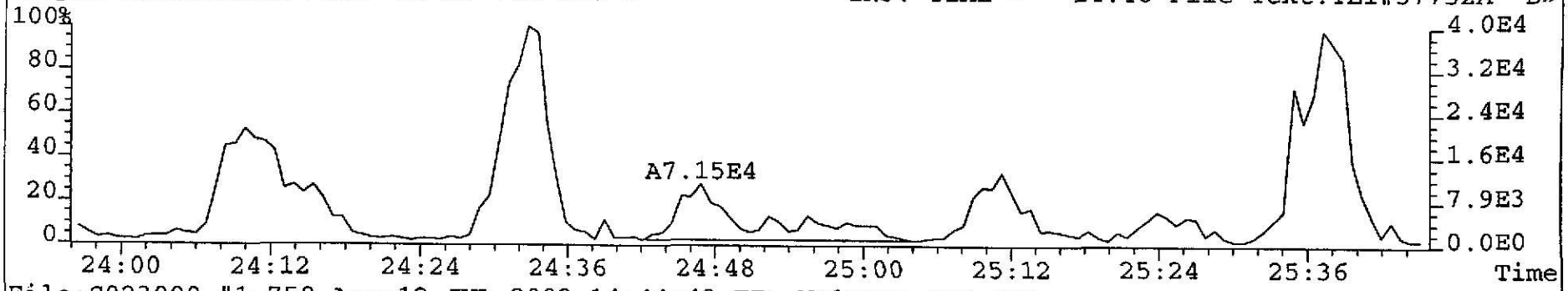

File:S023090 #1-758 Acq:12-JUL-2002 14:44:42 EI+ Voltage SIR 70S
305.8987 F:2 Exp:NDB5US
Sample Text:TLI#57752A DF-DP-702 1.5-2 INJ. TIME = 14:46 File Text:TLI#57752A D»

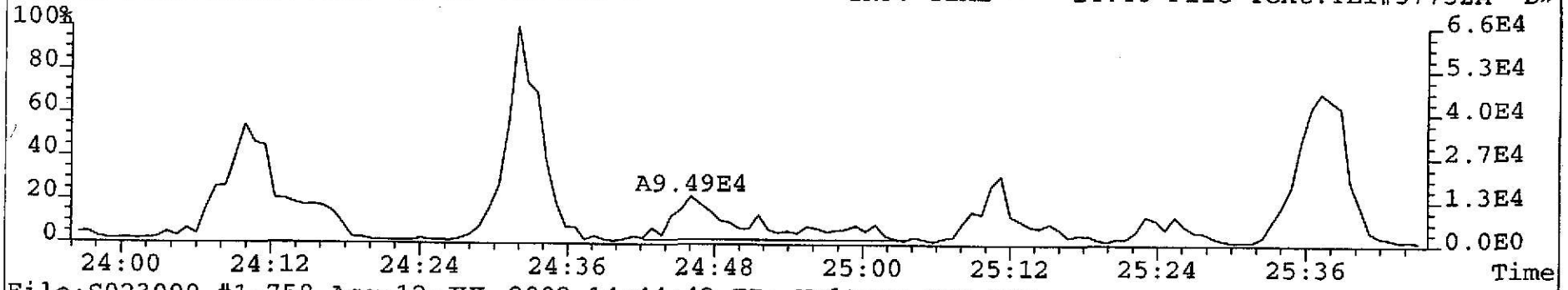

File:S023090 #1-758 Acq:12-JUL-2002 14:44:42 EI+ Voltage SIR 70S
317.9389 F:2 Exp:NDB5US
Sample Text:TLI#57752A DF-DP-702 1.5-2 INJ. TIME = 14:46 File Text:TLI#57752A D»



File:S023090 #1-758 Acq:12-JUL-2002 14:44:42 EI+ Voltage SIR 70S
319.8965 F:2 Exp:NDB5US
Sample Text:TLI#57752A DF-DP-702 1.5-2 INJ. TIME = 14:46 File Text:TLI#57752A D»

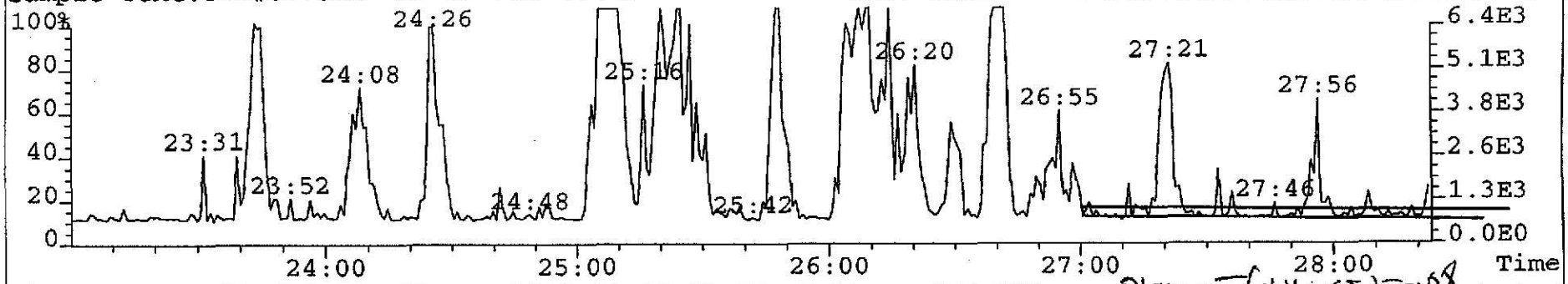

File:S023090 #1-758 Acq:12-JUL-2002 14:44:42 EI+ Voltage SIR 70S
321.8936 F:2 Exp:NDB5US
Sample Text:TLI#57752A DF-DP-702 1.5-2 INJ. TIME = 14:46 File Text:TLI#57752A D»

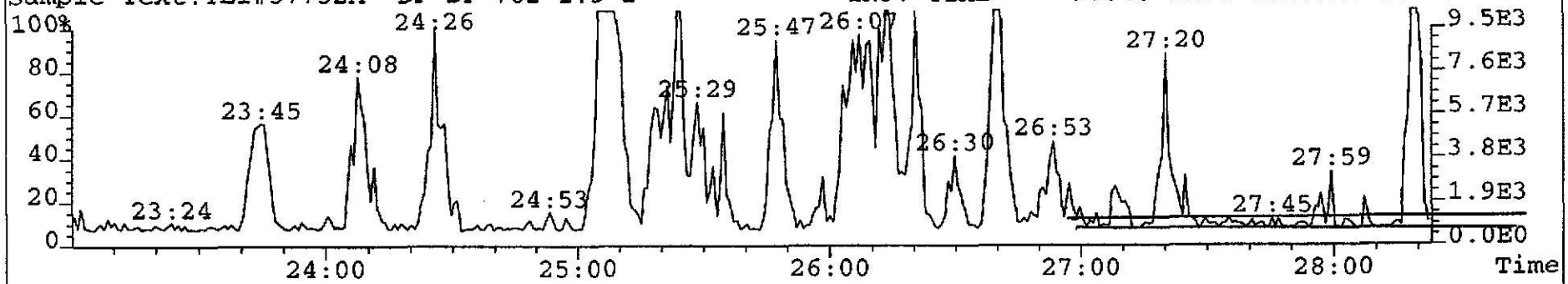

File:S023090 #1-758 Acq:12-JUL-2002 14:44:42 EI+ Voltage SIR 70S
331.9368 F:2 Exp:NDB5US
Sample Text:TLI#57752A DF-DP-702 1.5-2 INJ. TIME = 14:46 File Text:TLI#57752A D»

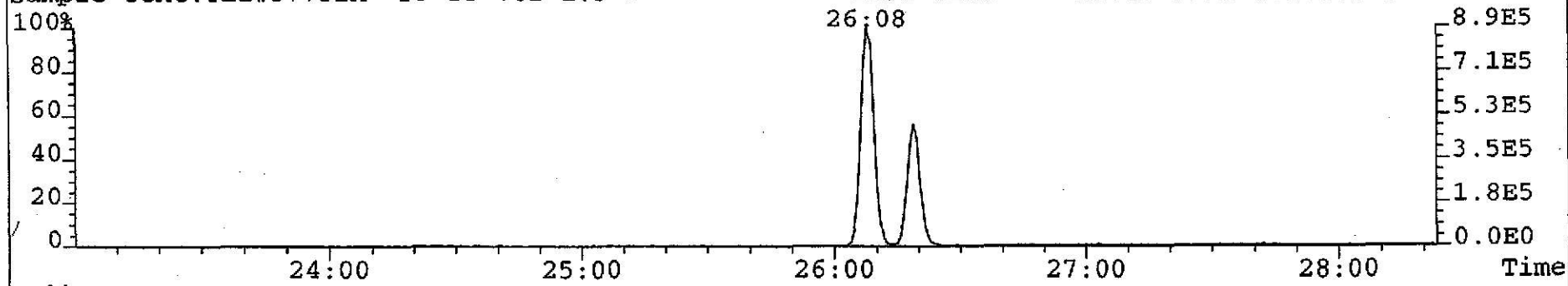

File:S023090 #1-758 Acq:12-JUL-2002 14:44:42 EI+ Voltage SIR 70S
319.8965 F:2 Exp:NDB5US
Sample Text:TLI#57752A DF-DP-702 1.5-2 INJ. TIME = 14:46 File Text:TLI#57752A D»

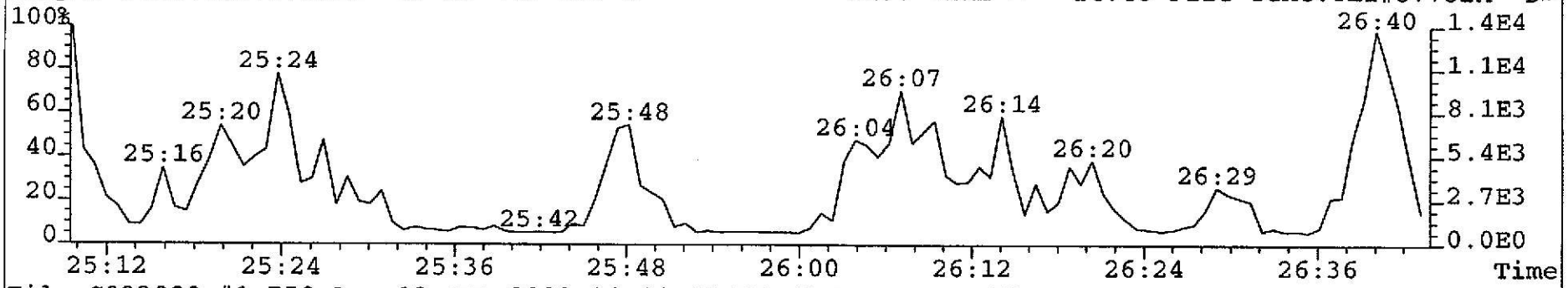

File:S023090 #1-758 Acq:12-JUL-2002 14:44:42 EI+ Voltage SIR 70S
327.8847 F:2 Exp:NDB5US
Sample Text:TLI#57752A DF-DP-702 1.5-2 INJ. TIME = 14:46 File Text:TLI#57752A D»

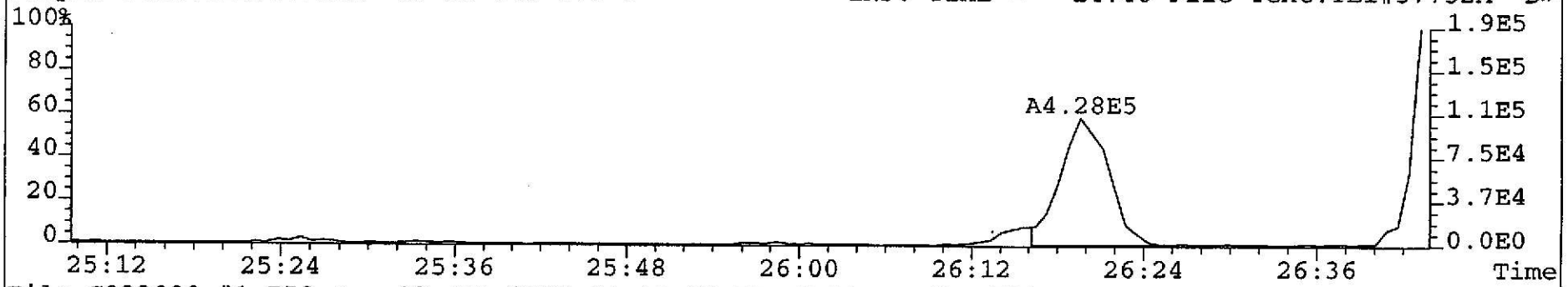

File:S023090 #1-758 Acq:12-JUL-2002 14:44:42 EI+ Voltage SIR 70S
331.9368 F:2 Exp:NDB5US
Sample Text:TLI#57752A DF-DP-702 1.5-2 INJ. TIME = 14:46 File Text:TLI#57752A D»

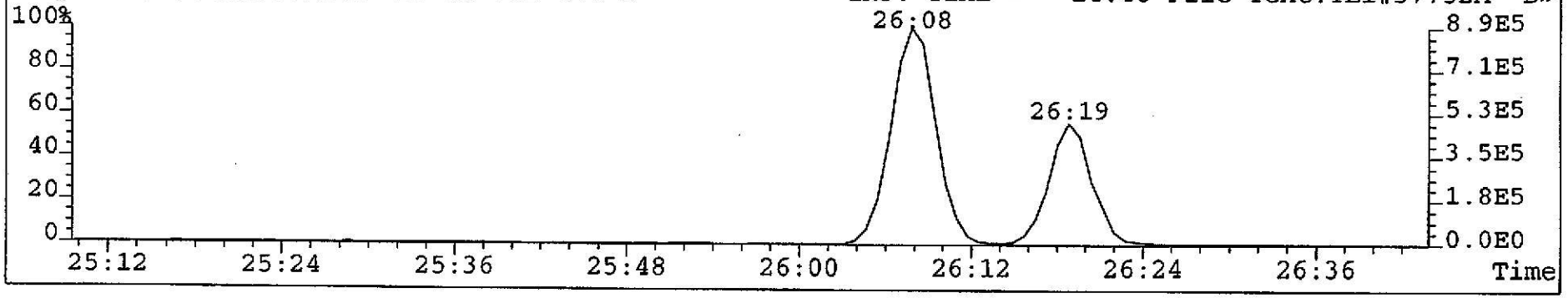

File:S023090 #1-758 Acq:12-JUL-2002 14:44:42 EI+ Voltage SIR 70S
339.8597 F:2 Exp:NDB5US
Sample Text:TLI#57752A DF-DP-702 1.5-2 INJ. TIME = 14:46 File Text:TLI#57752A D»

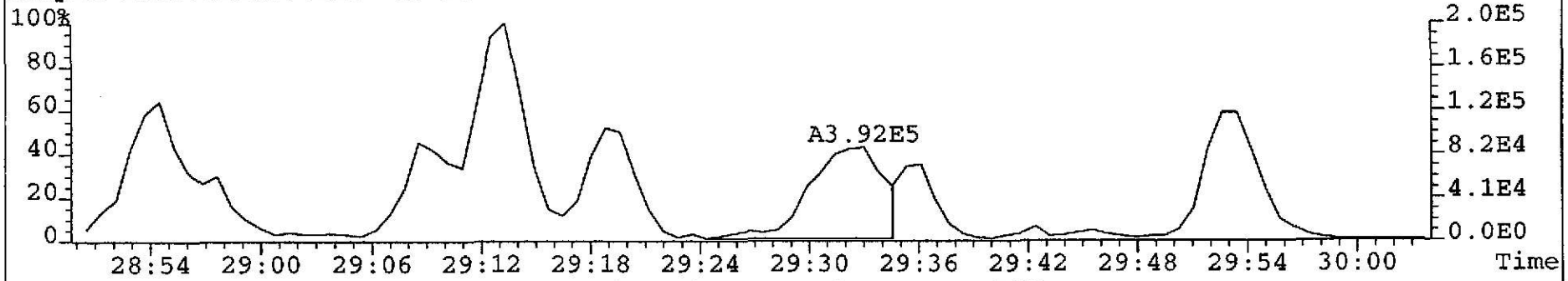

File:S023090 #1-758 Acq:12-JUL-2002 14:44:42 EI+ Voltage SIR 70S
341.8567 F:2 Exp:NDB5US
Sample Text:TLI#57752A DF-DP-702 1.5-2 INJ. TIME = 14:46 File Text:TLI#57752A D»

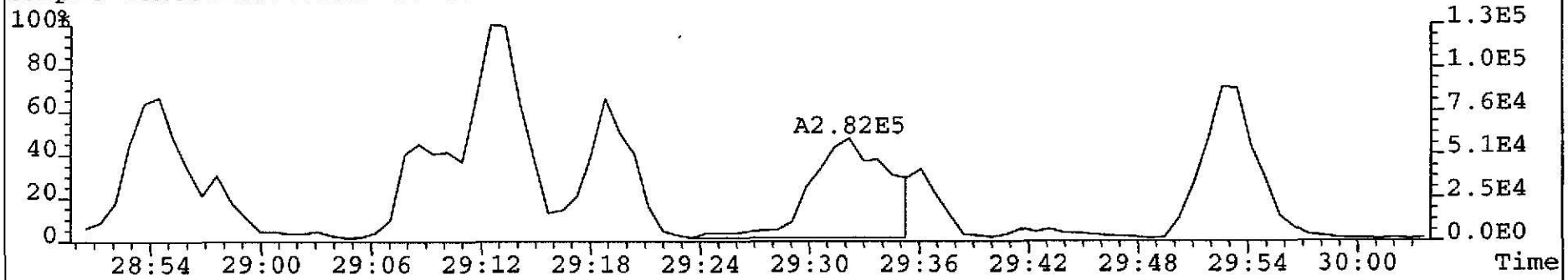

File:S023090 #1-758 Acq:12-JUL-2002 14:44:42 EI+ Voltage SIR 70S
353.8970 F:2 Exp:NDB5US
Sample Text:TLI#57752A DF-DP-702 1.5-2 INJ. TIME = 14:46 File Text:TLI#57752A D»

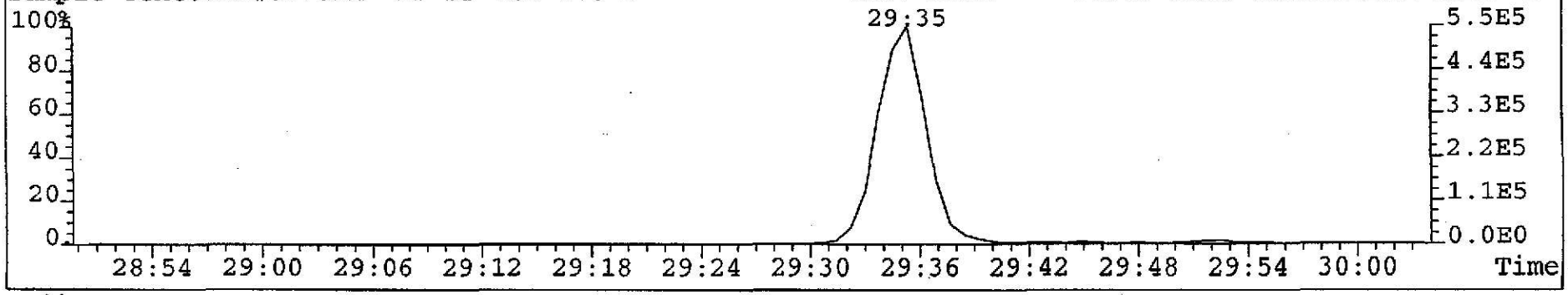

File:S023090 #1-758 Acq:12-JUL-2002 14:44:42 EI+ Voltage SIR 70S
339.8597 F:2 Exp:NDB5US
Sample Text:TLI#57752A DF-DP-702 1.5-2 INJ. TIME = 14:46 File Text:TLI#57752A D»

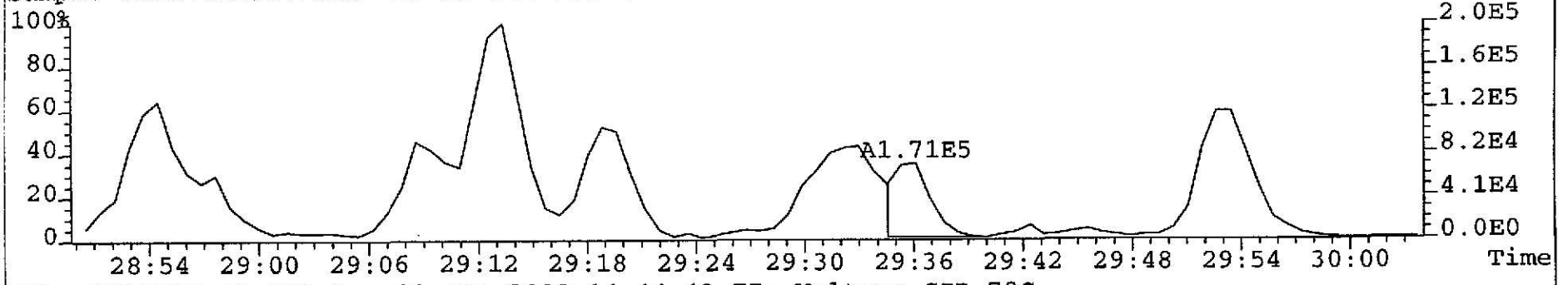

File:S023090 #1-758 Acq:12-JUL-2002 14:44:42 EI+ Voltage SIR 70S
341.8567 F:2 Exp:NDB5US
Sample Text:TLI#57752A DF-DP-702 1.5-2 INJ. TIME = 14:46 File Text:TLI#57752A D»

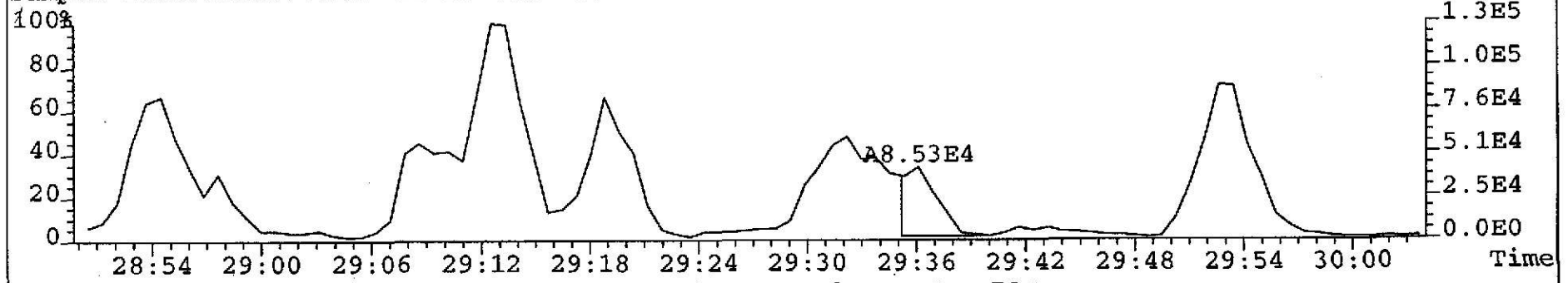

File:S023090 #1-758 Acq:12-JUL-2002 14:44:42 EI+ Voltage SIR 70S
353.8970 F:2 Exp:NDB5US
Sample Text:TLI#57752A DF-DP-702 1.5-2 INJ. TIME = 14:46 File Text:TLI#57752A D»

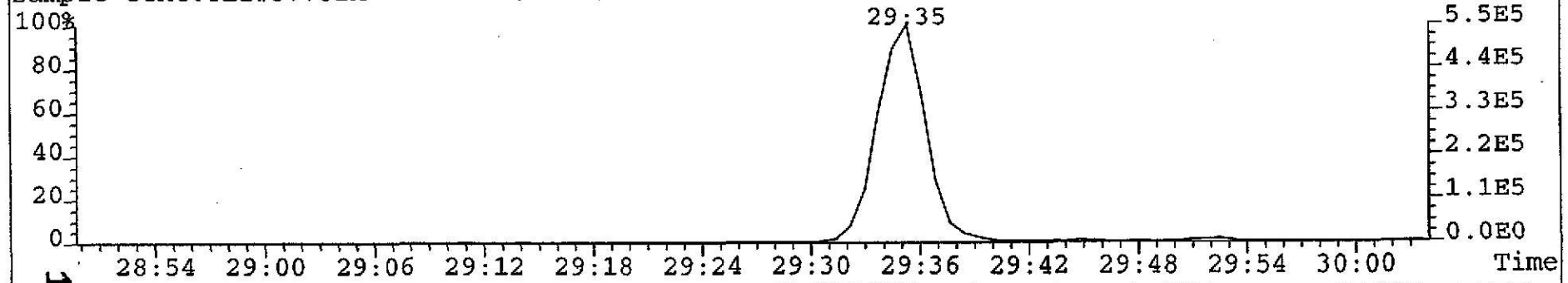

File:S023090 #1-455 Acq:12-JUL-2002 14:44:42 EI+ Voltage SIR 70S
373.8208 F:3 Exp:NDB5US
Sample Text:TLI#57752A DF-DP-702 1.5-2 INJ. TIME = 14:46 File Text:TLI#57752A D»

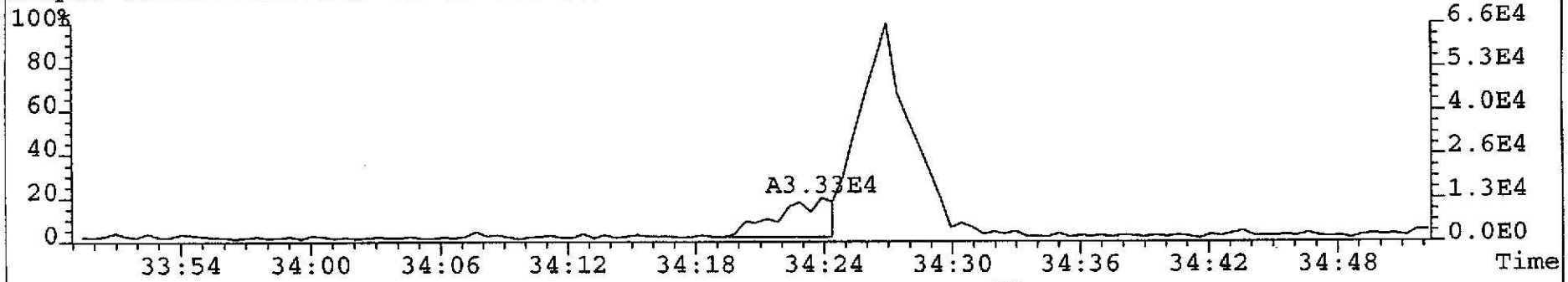

File:S023090 #1-455 Acq:12-JUL-2002 14:44:42 EI+ Voltage SIR 70S
375.8178 F:3 Exp:NDB5US
Sample Text:TLI#57752A DF-DP-702 1.5-2 INJ. TIME = 14:46 File Text:TLI#57752A D»

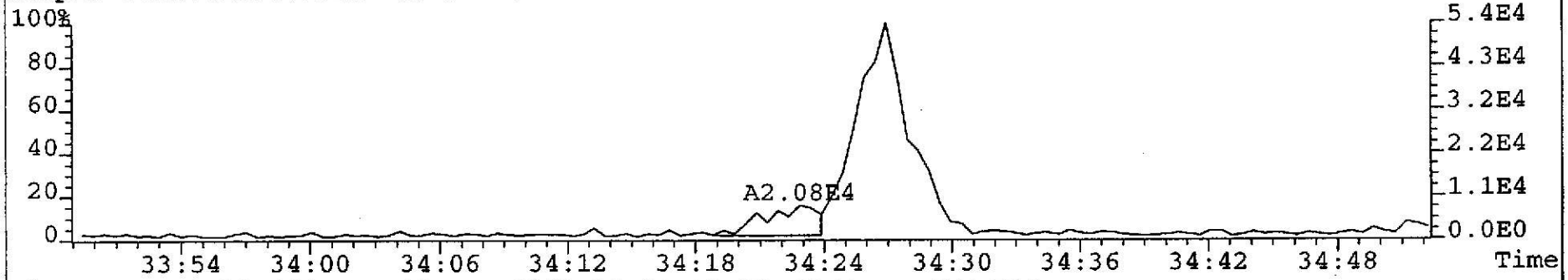

File:S023090 #1-455 Acq:12-JUL-2002 14:44:42 EI+ Voltage SIR 70S
385.8610 F:3 Exp:NDB5US
Sample Text:TLI#57752A DF-DP-702 1.5-2 INJ. TIME = 14:46 File Text:TLI#57752A D»

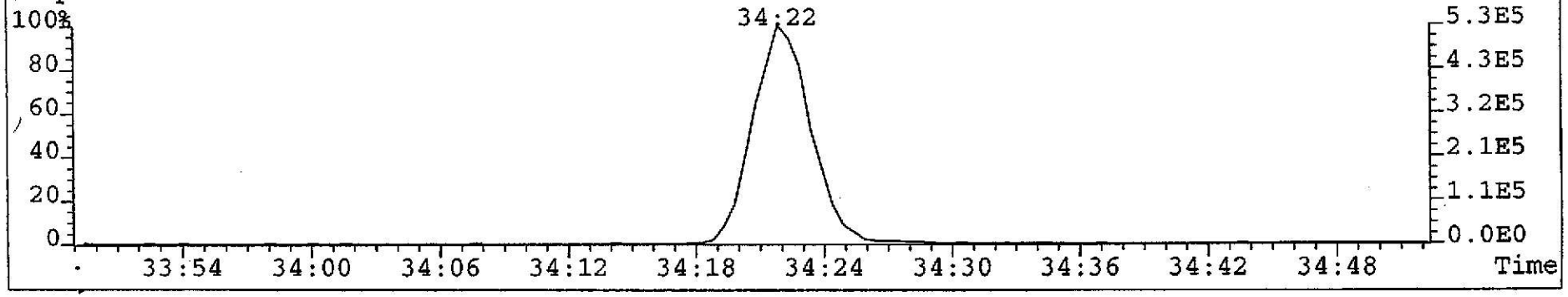

File:S023090 #1-455 Acq:12-JUL-2002 14:44:42 EI+ Voltage SIR 70S
373.8208 F:3 Exp:NDB5US
Sample Text:TLI#57752A DF-DP-702 1.5-2 INJ. TIME = 14:46 File Text:TLI#57752A D»

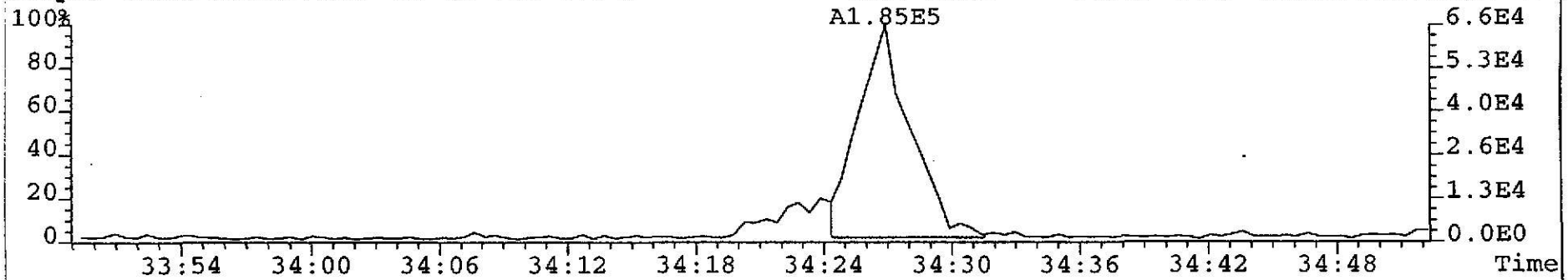

File:S023090 #1-455 Acq:12-JUL-2002 14:44:42 EI+ Voltage SIR 70S
375.8178 F:3 Exp:NDB5US
Sample Text:TLI#57752A DF-DP-702 1.5-2 INJ. TIME = 14:46 File Text:TLI#57752A D»

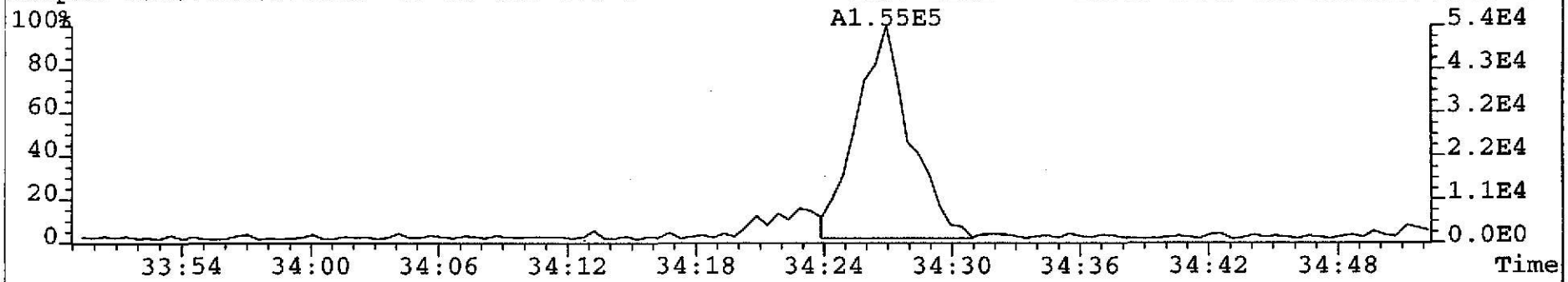

File:S023090 #1-455 Acq:12-JUL-2002 14:44:42 EI+ Voltage SIR 70S
385.8610 F:3 Exp:NDB5US
Sample Text:TLI#57752A DF-DP-702 1.5-2 INJ. TIME = 14:46 File Text:TLI#57752A D»

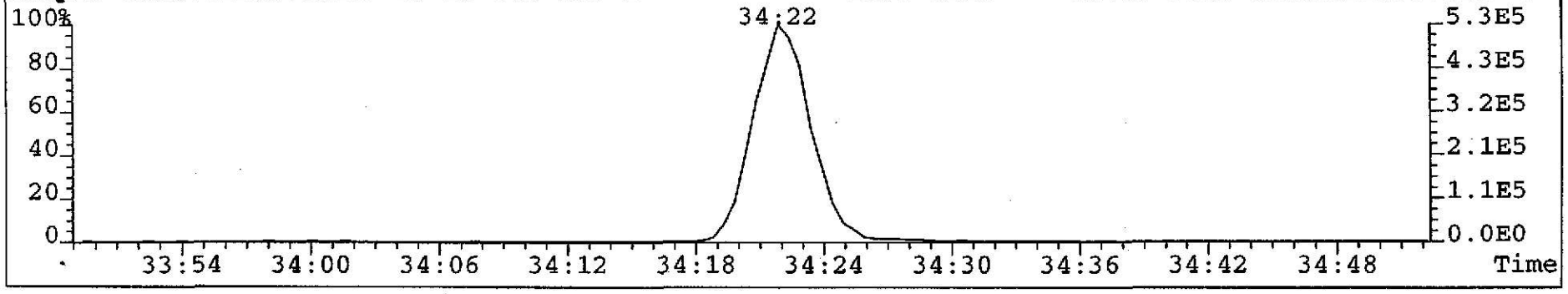

Martin & Slagle

TLI Project: **57752A** 1613, Revision B, Tetra Only PCDD/PCDF Analysis (c)
Client Sample: **DF-DP-702 1.5-2** Analysis File: **P022456**

Client Project:	**Mississippi Project**				
Sample Matrix:	**SOLID**	Date Received:	**06/28/2002**	Spike File:	**SPCONB22**
TLI ID:	**329-38-3**	Date Extracted:	**07/03/2002**	ICal:	**PF56152**
		Date Analyzed:	**07/13/2002**	ConCal:	**P022450**
Sample Size:	**12.300 g**	Dilution Factor:	**n/a**	% Moisture:	**18.1**
Dry Weight:	**10.074 g**	Blank File:	**S023087**	% Lipid:	**n/a**
GC Column:	**DB-225**	Analyst:	**JSY**	% Solids:	**81.9**

Analytes	Conc. (pg/g)	DL	Ratio	RT	RRT	Flags
2,3,7,8-TCDF	5.2		0.78	21:38	1.000	—

Internal Standard	Conc. (pg/g)	% Recovery	QC Limits	Ratio	RT	RRT	Flags
$^{13}C_{12}$-2,3,7,8-TCDF	107	54.0	29%-140%	0.78	21:38	1.051	—

Recovery Standard	Ratio	RT	Flags
$^{13}C_{12}$-1,2,3,4-TCDD	0.82	20:35	—

Data Reviewer: aam 07/15/2002

CONB_PSR v1.00, LARS 6.25.05

Triangle Laboratories, Inc.®
2445 S. Alston Ave. • Durham, North Carolina 27713
Phone: (919) 544-5729 • Fax: (919) 544-5491

Printed: 16:14 07/15/2002

Initial ....Date...

Data Review By: GRM 7/15/02

Channel specific noise levels computed from 'NL' heights.

Page No. 1 Listing of P022456B.dbf
07/14/2002 Matched GC Peaks / Ratio / Ret. Time

Compound/ M_Z....	QC.Log	Omit	Why	..RT.	OK	Ratio	Total.Area/Ht	Area/Ht.Peak1	Area/Ht.Peak2	Rel.RT	Compound.Name..	ID..	Flags.
TCDF						0.65-0.89				0.786-1.098			
304-306		DC	NL			Height	0.31	0.12	0.19				
		DC	SN	17:48	RO	1.00	0.12			0.823			
				18:03	RO	1.01	3.85	1.93	1.92	0.834			J
				18:12	RO	1.09	5.40	2.82	2.58	0.841			
		DC	SN	18:19	RO	0.64	0.69			0.847			
				18:27		0.73	33.82	14.30	19.52	0.853			
				18:36		0.76	1.92	0.83	1.09	0.860			J
				18:53		0.68	2.98	1.21	1.77	0.873			J
				19:03		0.76	77.73	33.61	44.12	0.881			
				19:12		0.82	22.48	10.14	12.34	0.888			
				19:20		0.79	48.57	21.46	27.11	0.894			
				19:32		0.78	79.44	34.76	44.68	0.903			
				19:52		0.75	11.28	4.83	6.45	0.918			
				19:55	RO	1.04	3.82	1.95	1.87	0.921			J
				20:17		0.71	21.56	8.92	12.64	0.938			
		DC	SN	20:25	RO	1.05	0.45			0.944			
				20:33		0.83	65.98	29.89	36.09	0.950			
				20:45	RO	0.90	11.28	5.34	5.94	0.959			
				20:57	RO	1.58	2.06	1.26	0.80	0.968			J
				21:08		0.67	20.33	8.15	12.18	0.977			
				21:20		0.68	4.33	1.76	2.57	0.986			J
				21:32		0.76	19.87	8.57	11.30	0.995			
				21:38		0.78	25.16	11.02	14.14	1.000	2378-TCDF	AN	
				21:50		0.83	24.55	11.10	13.45	1.009			
				22:03	RO	0.49	2.05	0.67	1.38	1.019			J
				22:08		0.84	5.82	2.66	3.16	1.023			
				22:19		0.89	50.34	23.65	26.69	1.032			
				22:29		0.68	2.08	0.84	1.24	1.039			J
		DC	SN	22:54	RO	1.11	0.74			1.059			
				23:03		0.84	16.19	7.39	8.80	1.065			
		DC	SN	23:13	RO	0.28	0.92			1.073			
				23:28	RO	0.48	1.82	0.59	1.23	1.085			J
				23:34		0.86	1.38	0.64	0.74	1.089			J
		DC	WH	23:57		0.78	192.92			1.107			
		DC	WH	24:07	RO	0.94	1.38			1.115			
304-306			27	Peaks			566.09						
13C12-TCDF						0.65-0.89				0.954-1.046			
316-318		DC	NL			Height	0.42	0.13	0.29				
		DC	WL	17:34		0.78	18.18			0.812			
		DC	WL	18:36	RO	1.07	1.68			0.860			
		DC	WL	18:42	RO	0.94	6.91			0.864			
		DC	WL	19:00		0.79	0.77			0.878			
		DC	WL	19:50	RO	0.58	1.94			0.917			
		DC	WL	19:55	RO	2.33	0.60			0.921			
		DC	WL	20:00	RO	1.47	0.94			0.924			

Compound/ M_Z....	QC.Log	Omit	Why	..RT.	OK	Ratio	Total.Area/Ht	Area/Ht.Peak1	Area/Ht.Peak2	Rel.RT	Compound.Name..	ID..	Flags.
		DC	WL	20:17	RO	0.64	6.15			0.938			
		DC	SN	20:50	RO	2.94	0.71			0.963			
				20:59		0.73	0.45	0.19	0.26	0.970			
				21:38		0.78	850.42	373.79	476.63	1.000	13C12-2378-TCDF	IS0	
						Height	238.17	103.72	134.45				
		DC	SN	22:09	RO	1.26	0.70			1.024			
				22:19	RO	0.48	5.01	1.62	3.39	1.032			
		DC	WH	23:33	RO	0.90	4.27			1.089			
316-318			3	Peaks			855.88						

---------- Above: TCDF / TCDD Follows ----------

13C12-TCDD						0.65-0.89				0.902-1.098			
332-334		DC	NL			Height	0.61	0.46	0.15				
				20:19		0.80	616.89	274.69	342.20	1.000	13C12-2378-TCDD	IS1	
						Height	189.87	83.63	106.24				
				20:35		0.82	1,151.92	519.21	632.71	1.013	13C12-1234-TCDD	RS1	
332-334			2	Peaks			1,768.81						

Column Description.....	"Why" Code Description.....	QC Log Desc.....
M_Z -Nominal Ion Mass(es)	WL-Below Retention Time Window	A-Peak Added
..RT. -Retention Time (mm:ss)	WH-Above Retention Time Window	K-Peak Kept
Rat.1 -Ratio of M/M+2 Ions	SN-Below Signal to Noise Level	D-Peak Deleted
OK -RO=Ratio Outside Limits	<M-Below Method Detection Limit	T-Time Changed
Rel.RT-Relative Retention Time	NL-Channel Specific Noise Level	M-Peak Area Changed
		N-Name Changed
		X-Ether Interference

*** End of Report ***

File:P022456 #1-3026 Acq:13-JUL-2002 15:04:43 EI+ Voltage SIR 70P
303.9016 GC:DB225 Exp:none
TRIANGLE LABS Text:TLI#57752A DF-DP-702 1.5-2 INJ. TIME = 15:04

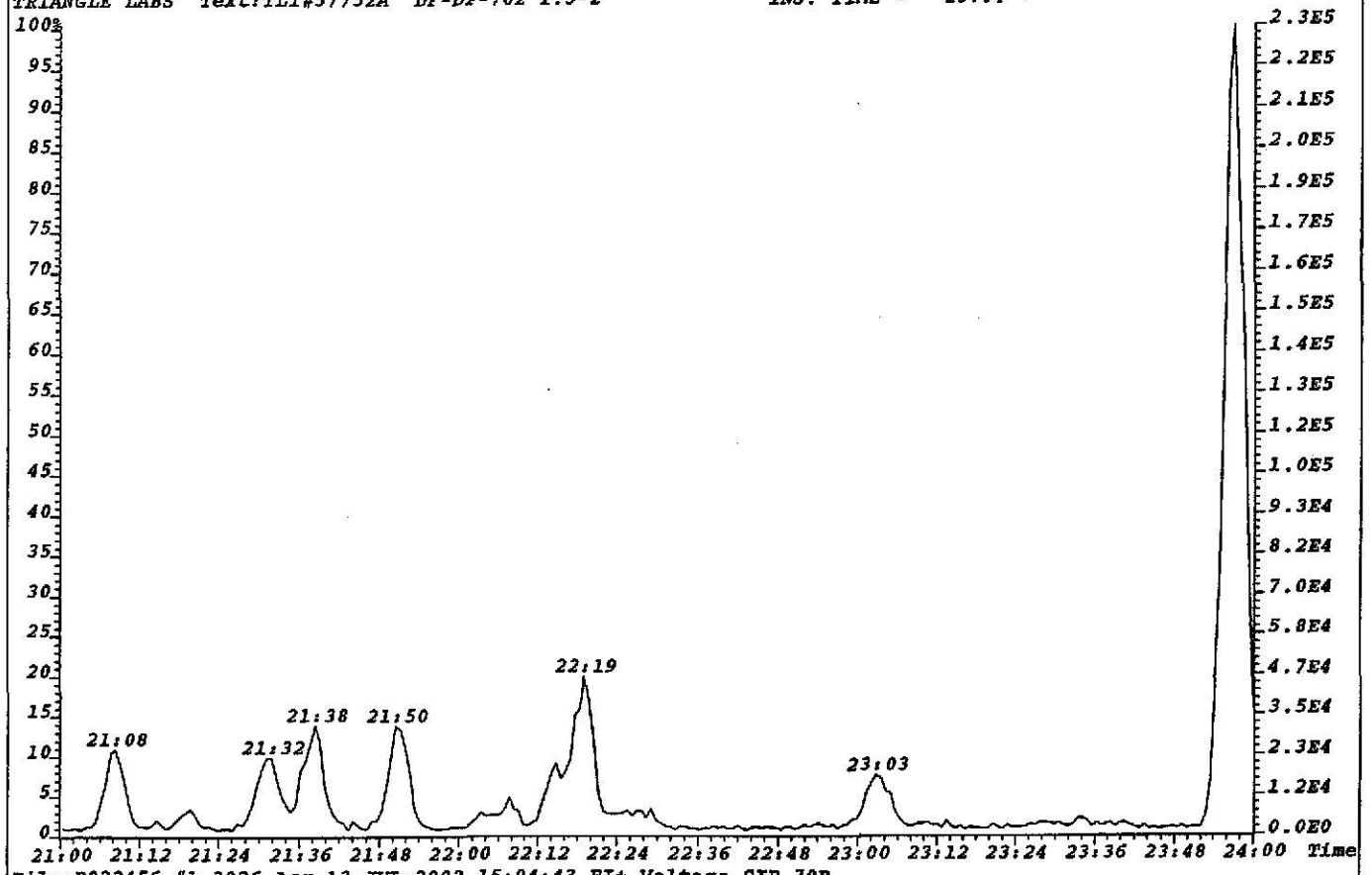

File:P022456 #1-3026 Acq:13-JUL-2002 15:04:43 EI+ Voltage SIR 70P
305.8987 GC:DB225 Exp:none
TRIANGLE LABS Text:TLI#57752A DF-DP-702 1.5-2 INJ. TIME = 15:04

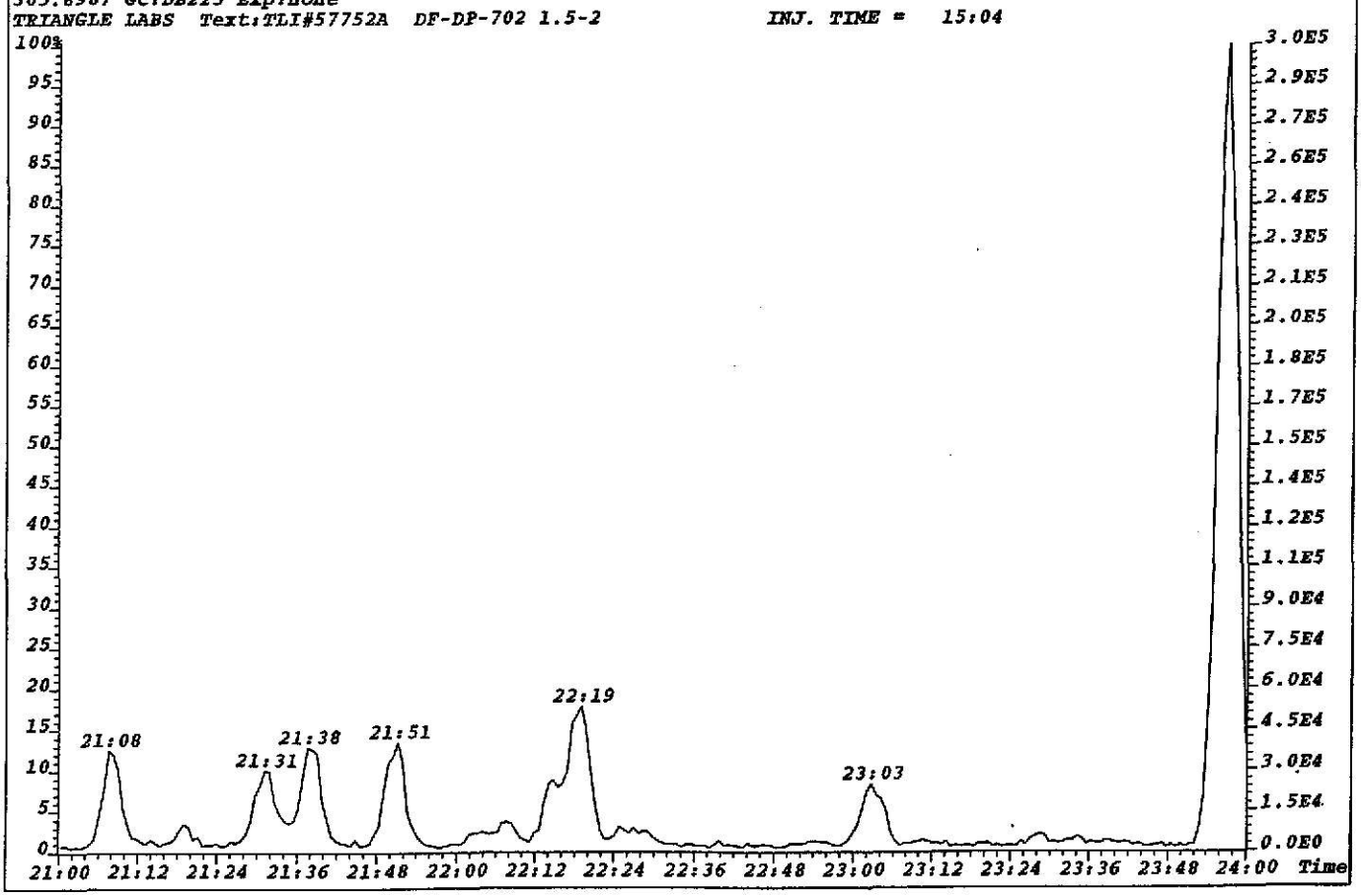

File:P022456 #1-3026 Acq:13-JUL-2002 15:04:43 EI+ Voltage SIR 70P Noise:145
303.9016 BSUB(256,30,-3.0) PKD(5,3,1,0.10%,580.0,0.00%,F,F) Exp:DB225
TRIANGLE LABS Text:TLI#57752A DF-DP-702 1.5-2 INJ. TIME = 15:04

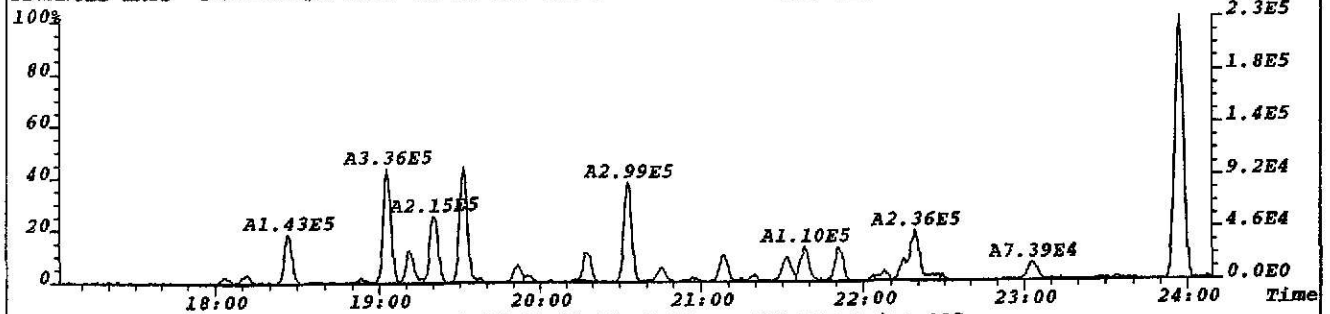

File:P022456 #1-3026 Acq:13-JUL-2002 15:04:43 EI+ Voltage SIR 70P Noise:237
305.8987 BSUB(256,30,-3.0) PKD(5,3,1,0.10%,948.0,0.00%,F,F) Exp:DB225
TRIANGLE LABS Text:TLI#57752A DF-DP-702 1.5-2 INJ. TIME = 15:04

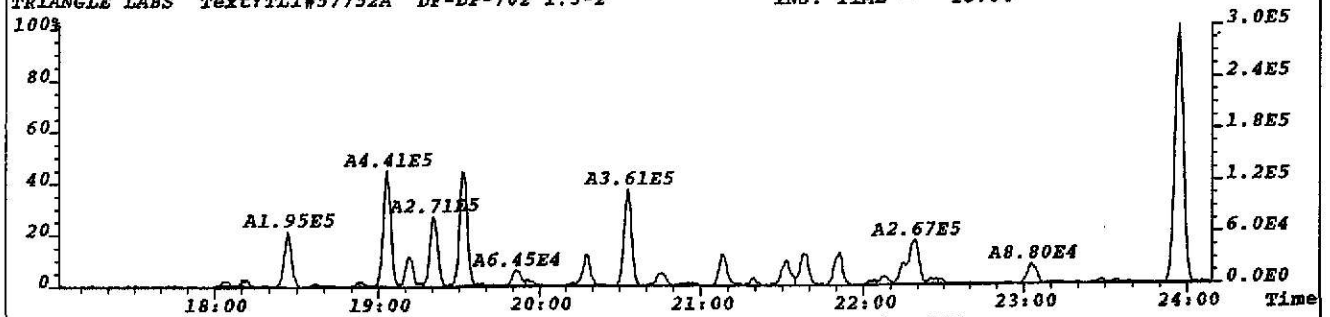

File:P022456 #1-3026 Acq:13-JUL-2002 15:04:43 EI+ Voltage SIR 70P Noise:164
315.9419 BSUB(256,30,-3.0) PKD(5,3,1,0.10%,656.0,0.00%,F,F) Exp:DB225
TRIANGLE LABS Text:TLI#57752A DF-DP-702 1.5-2 INJ. TIME = 15:04

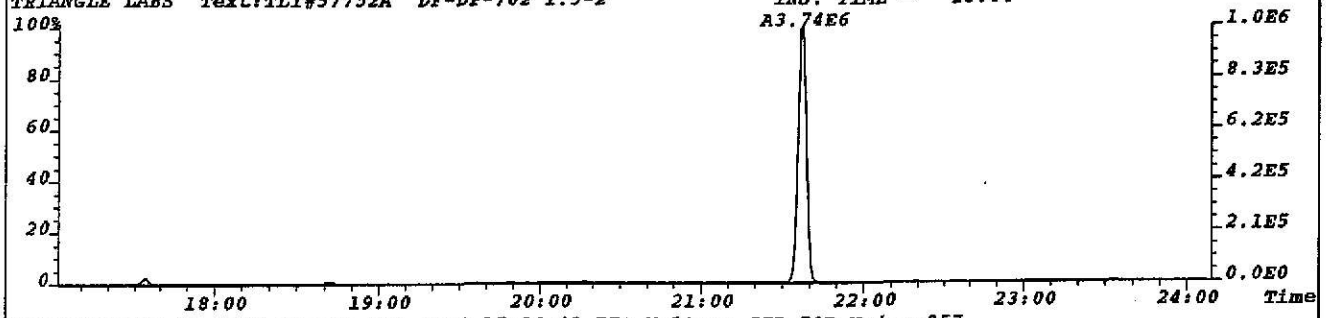

File:P022456 #1-3026 Acq:13-JUL-2002 15:04:43 EI+ Voltage SIR 70P Noise:357
317.9389 BSUB(256,30,-3.0) PKD(5,3,1,0.10%,1428.0,0.00%,F,F) Exp:DB225
TRIANGLE LABS Text:TLI#57752A DF-DP-702 1.5-2 INJ. TIME = 15:04

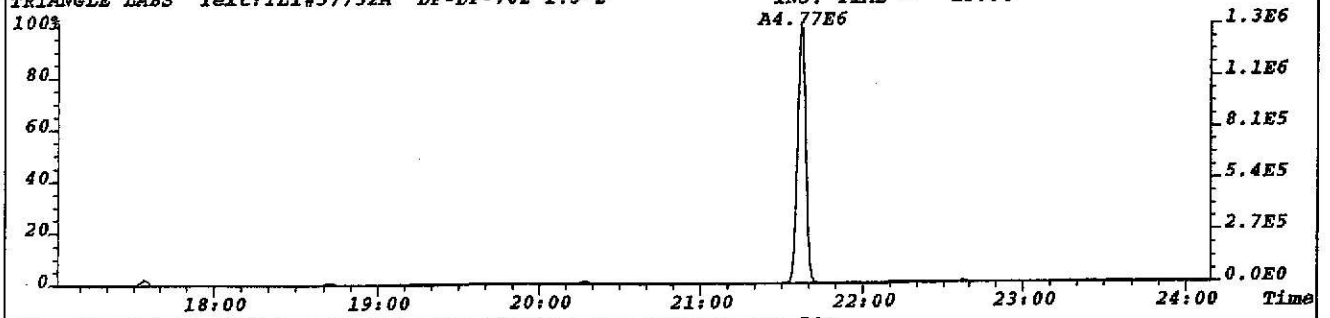

File:P022456 #1-3026 Acq:13-JUL-2002 15:04:43 EI+ Voltage SIR 70P
375.8364 Exp:DB225
TRIANGLE LABS Text:TLI#57752A DF-DP-702 1.5-2 INJ. TIME = 15:04

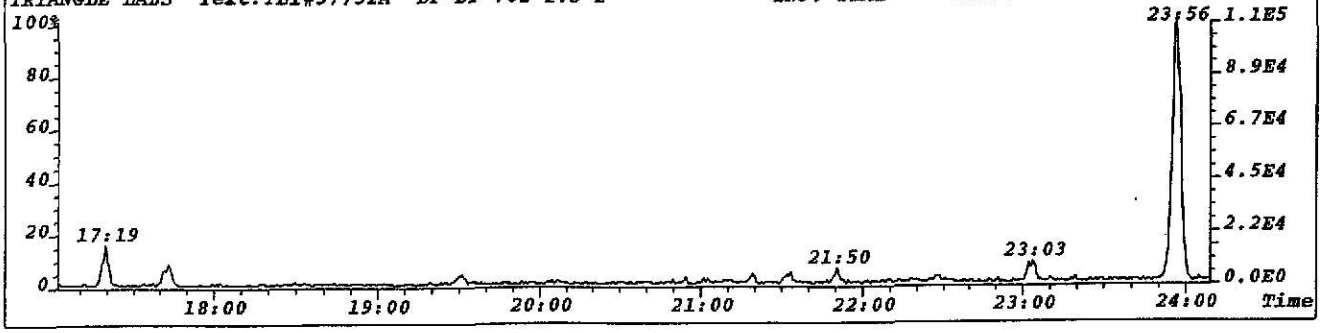

File:P022456 #1-3026 Acq:13-JUL-2002 15:04:43 EI+ Voltage SIR 70P Noise:251
319.8965 BSUB(256,30,-3.0) PKD(5,3,1,0.10%,1004.0,0.00%,F,F) Exp:DB225
TRIANGLE LABS Text:TLI#57752A DF-DP-702 1.5-2 INJ. TIME = 15:04

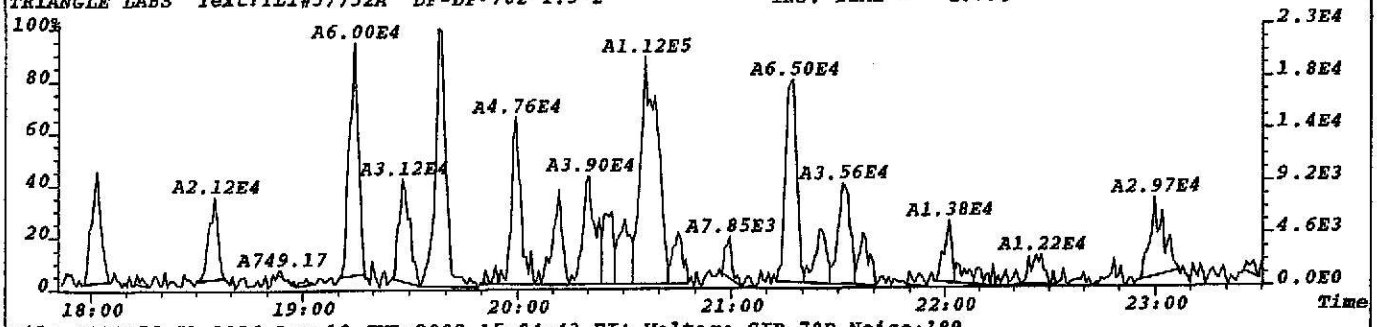

File:P022456 #1-3026 Acq:13-JUL-2002 15:04:43 EI+ Voltage SIR 70P Noise:189
321.8936 BSUB(256,30,-3.0) PKD(5,3,1,0.10%,756.0,0.00%,F,F) Exp:DB225
TRIANGLE LABS Text:TLI#57752A DF-DP-702 1.5-2 INJ. TIME = 15:04

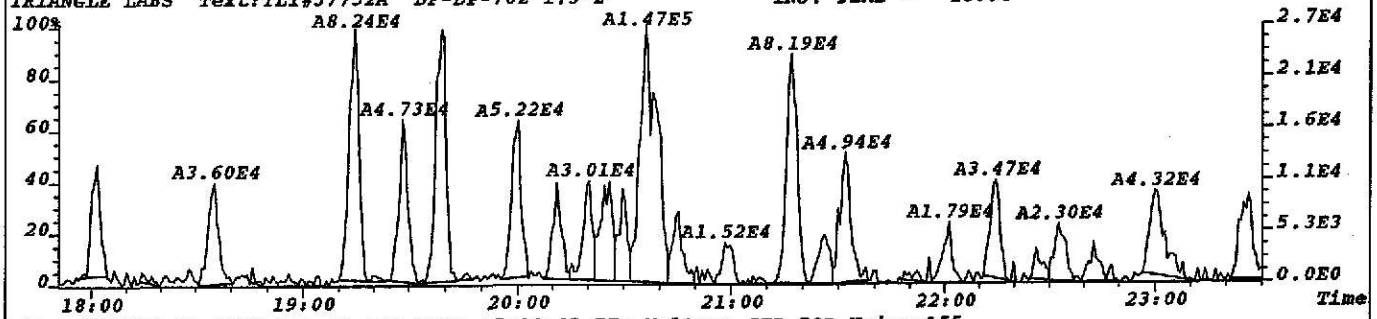

File:P022456 #1-3026 Acq:13-JUL-2002 15:04:43 EI+ Voltage SIR 70P Noise:155
327.8847 BSUB(256,30,-3.0) PKD(5,3,1,0.10%,620.0,0.00%,F,F) Exp:DB225
TRIANGLE LABS Text:TLI#57752A DF-DP-702 1.5-2 INJ. TIME = 15:04

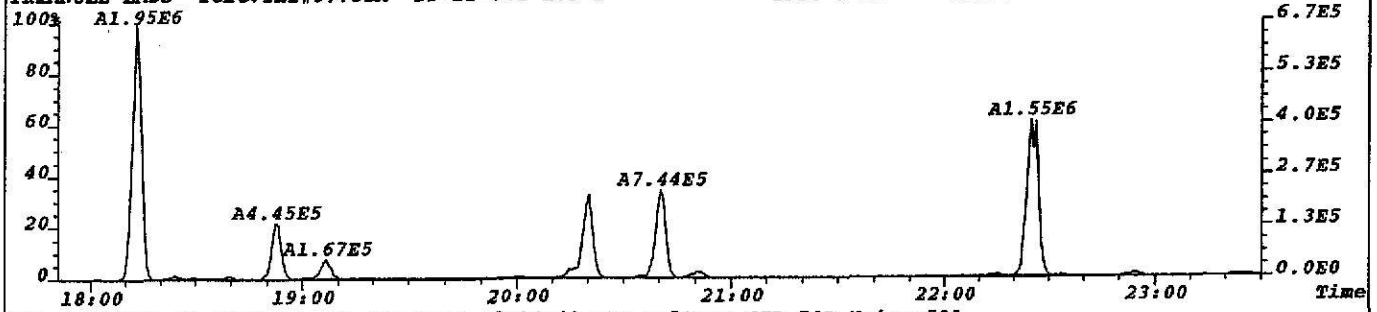

File:P022456 #1-3026 Acq:13-JUL-2002 15:04:43 EI+ Voltage SIR 70P Noise:580
331.9368 BSUB(256,30,-3.0) PKD(5,3,1,0.10%,2320.0,0.00%,F,F) Exp:DB225
TRIANGLE LABS Text:TLI#57752A DF-DP-702 1.5-2 INJ. TIME = 15:04

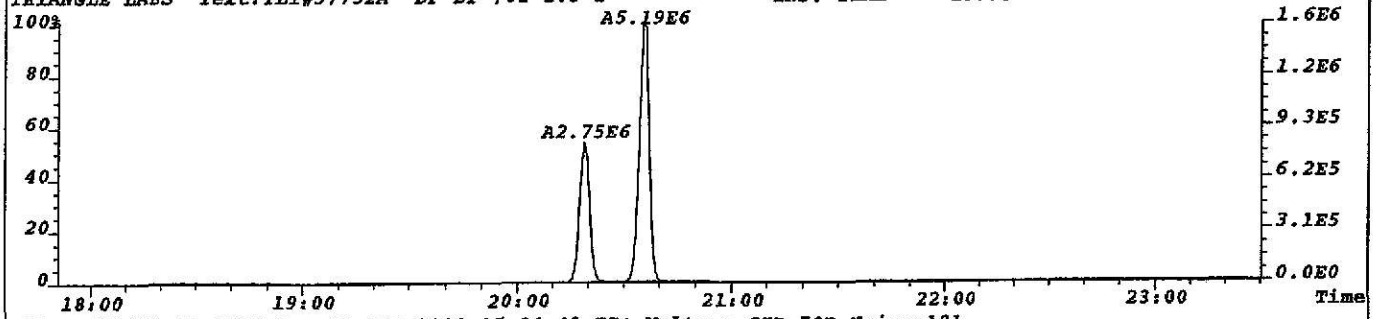

File:P022456 #1-3026 Acq:13-JUL-2002 15:04:43 EI+ Voltage SIR 70P Noise:191
333.9338 BSUB(256,30,-3.0) PKD(5,3,1,0.10%,764.0,0.00%,F,F) Exp:DB225
TRIANGLE LABS Text:TLI#57752A DF-DP-702 1.5-2 INJ. TIME = 15:04

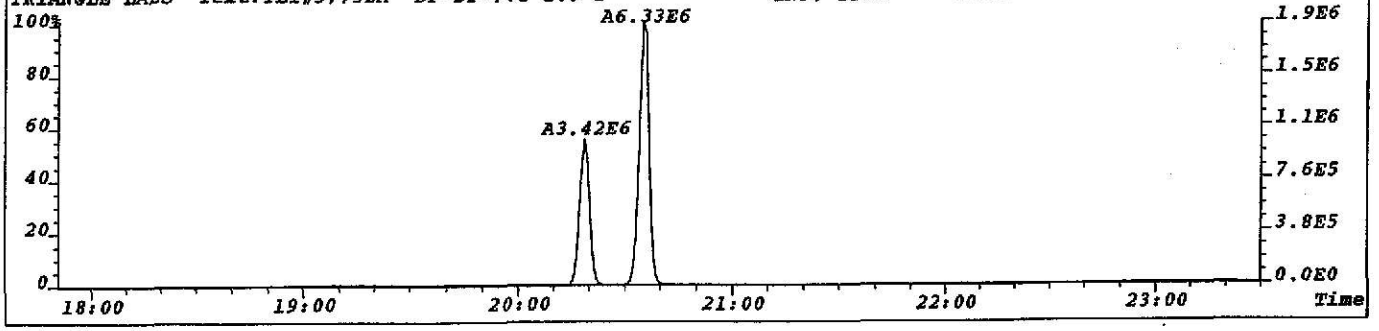

File:P022456 #1-3026 Acq:13-JUL-2002 15:04:43 EI+ Voltage SIR 70P
303.9016 Exp:DB225
TRIANGLE LABS Text:TLI#57752A DF-DP-702 1.5-2 INJ. TIME = 15:04

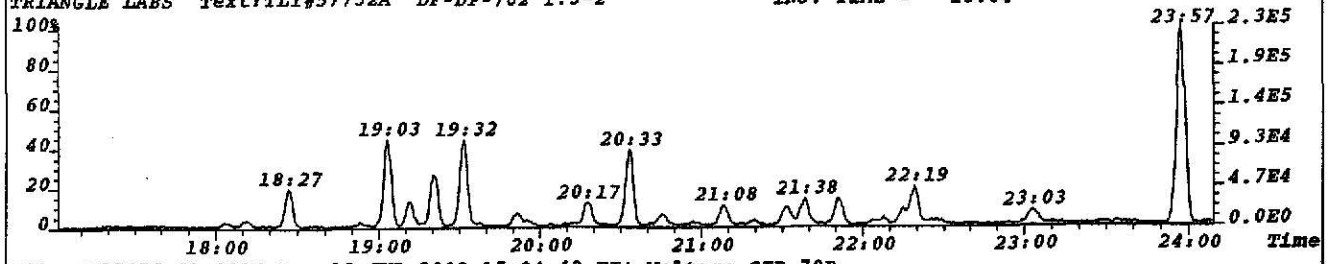

File:P022456 #1-3026 Acq:13-JUL-2002 15:04:43 EI+ Voltage SIR 70P
315.9419 Exp:DB225
TRIANGLE LABS Text:TLI#57752A DF-DP-702 1.5-2 INJ. TIME = 15:04

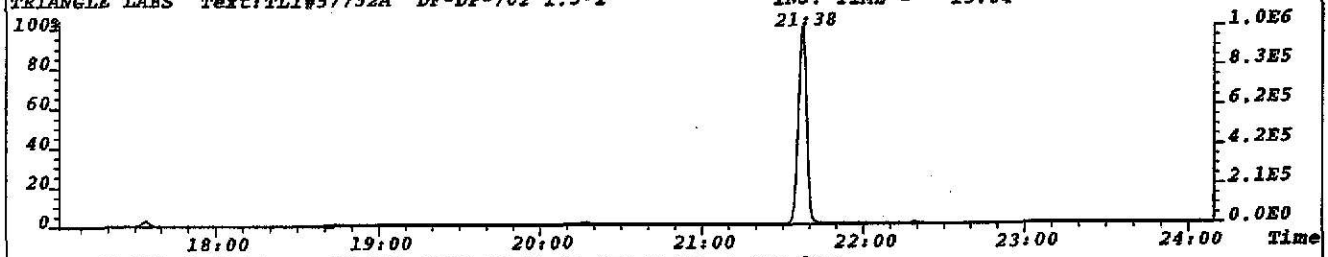

File:P022456 #1-3026 Acq:13-JUL-2002 15:04:43 EI+ Voltage SIR 70P
319.8965 Exp:DB225
TRIANGLE LABS Text:TLI#57752A DF-DP-702 1.5-2 INJ. TIME = 15:04

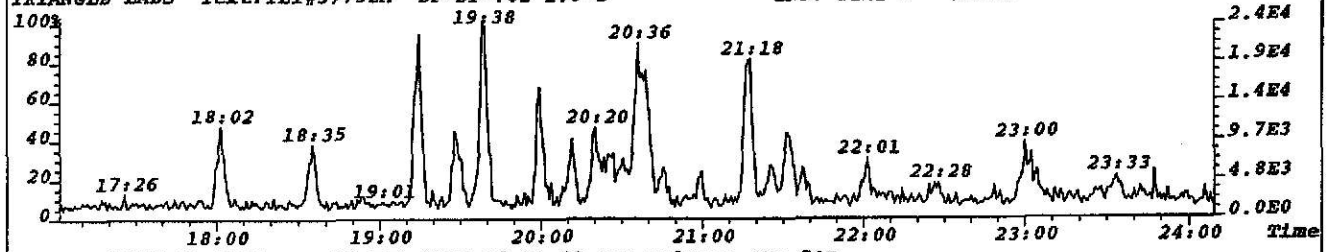

File:P022456 #1-3026 Acq:13-JUL-2002 15:04:43 EI+ Voltage SIR 70P
331.9368 Exp:DB225
TRIANGLE LABS Text:TLI#57752A DF-DP-702 1.5-2 INJ. TIME = 15:04

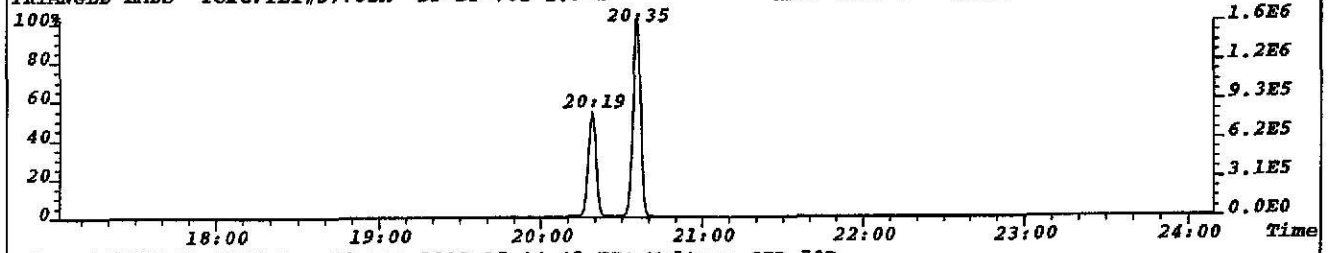

File:P022456 #1-3026 Acq:13-JUL-2002 15:04:43 EI+ Voltage SIR 70P
292.9825 Exp:DB225
TRIANGLE LABS Text:TLI#57752A DF-DP-702 1.5-2 INJ. TIME = 15:04

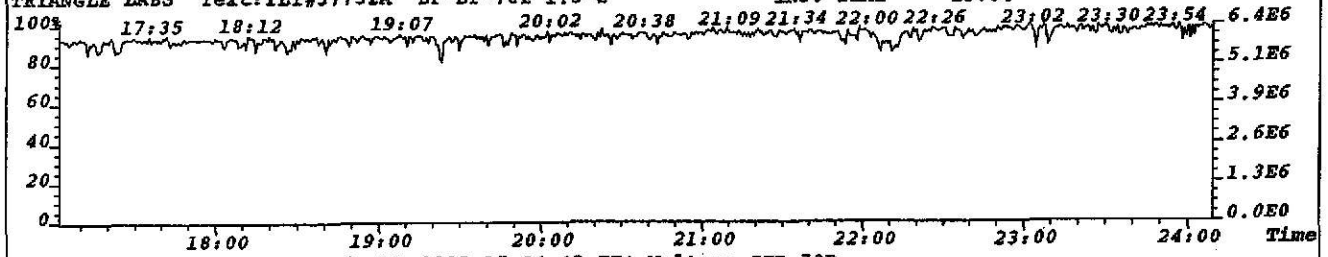

File:P022456 #1-3026 Acq:13-JUL-2002 15:04:43 EI+ Voltage SIR 70P
330.9792 Exp:DB225
TRIANGLE LABS Text:TLI#57752A DF-DP-702 1.5-2 INJ. TIME = 15:04

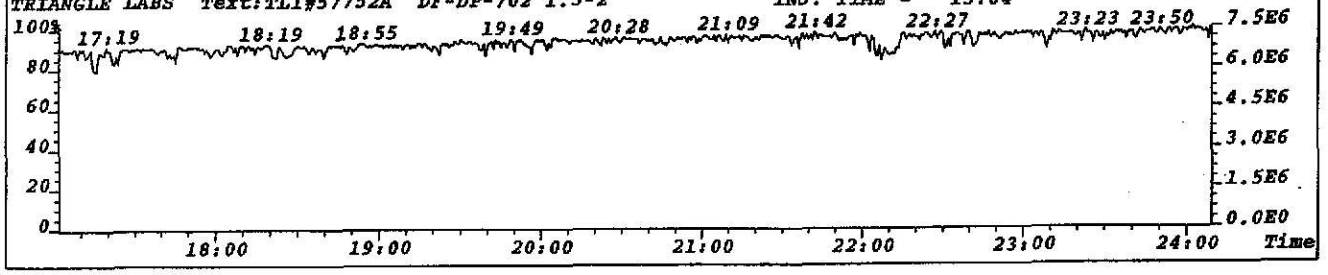

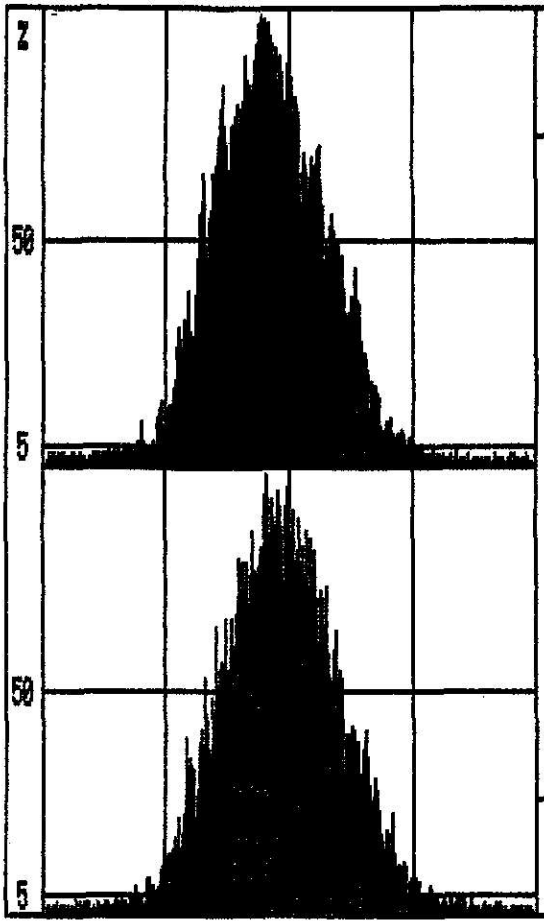

Channel I 330.9792 Peak top
Height 1.03 volts Span 200 ppm

System file name	D0225
Data file name	A:P713022
Resolution	10000
Group number	1
Ionization mode	EI+
Switching	VOLTAGE
Ref. masses	292.9825, 380.9761

A	292.9825	J	330.9792
B	303.9016	K	331.9368
C	305.8987	L	333.9338
D	315.9419	M	375.8364
E	317.9389		
F	319.8965		
G	321.8936		
H	327.8847		
I	330.9792		

Ref. mass 380.9761 Peak top
Height .62 volts Span 200 ppm

Martin & Slagle

TLI Project: **57752A** — 1613, Revision B PCDD/PCDF Analysis (c)

Client Sample: **DF-DP-210 0-0.5** — Analysis File: **S023091**

Client Project:	**Mississippi Project**				
Sample Matrix:	**SOLID**	Date Received:	**06/28/2002**	Spike File:	**SP161B22**
TLI ID:	**329-38-4**	Date Extracted:	**07/03/2002**	ICal:	**SF5607B**
		Date Analyzed:	**07/12/2002**	ConCal:	**SB23085**
Sample Size:	**10.900 g**	Dilution Factor:	**n/a**	% Moisture:	**8.0**
Dry Weight:	**10.028 g**	Blank File:	**S023087**	% Lipid:	**n/a**
GC Column:	**DB-5**	Analyst:	**JSY**	% Solids:	**92.0**

Analytes	Conc. (pg/g)	DL	Ratio	RT	RRT	Flags
2,3,7,8-TCDD	ND	0.2				—
1,2,3,7,8-PeCDD	ND	0.3				—
1,2,3,4,7,8-HxCDD	ND	0.4				—
1,2,3,6,7,8-HxCDD	3.7		1.20	33:50	1.000	J
1,2,3,7,8,9-HxCDD	ND	2.1				—
1,2,3,4,6,7,8-HpCDD	13.4		0.93	36:59	1.000	—
1,2,3,4,6,7,8,9-OCDD	446		0.85	40:29	1.000	—
2,3,7,8-TCDF	20.6		0.74	25:36	1.001	—
1,2,3,7,8-PeCDF	ND	0.2				—
2,3,4,7,8-PeCDF	22.2		1.47	30:18	1.001	—
1,2,3,4,7,8-HxCDF	50.2		1.31	33:04	1.001	—
1,2,3,6,7,8-HxCDF	ND	9.6				—
2,3,4,6,7,8-HxCDF	10.5		1.18	33:38	1.000	—
1,2,3,7,8,9-HxCDF	ND	0.4				—
1,2,3,4,6,7,8-HpCDF	179		1.05	35:58	1.000	—
1,2,3,4,7,8,9-HpCDF	9.9		0.94	37:28	1.000	—
1,2,3,4,6,7,8,9-OCDF	78.6		0.90	40:41	1.005	—

Totals	Conc. (pg/g)	Number	DL	Flags
Total TCDD	ND		0.2	—
Total PeCDD	ND		22.0	—
Total HxCDD	3.7	1		—
Total HpCDD	29.0	2		—
Total TCDF	110	11		—
Total PeCDF	217	14		—
Total HxCDF	164	6		—
Total HpCDF	284	3		—

161B_PSR v2.04, LARS 6.25.05

Triangle Laboratories, Inc.®
2445 S. Alston Ave. • Durham, North Carolina 27713
Phone: (919) 544-5729 • Fax: (919) 544-5491

Printed: 16:08 07/15/2002

TLI Project: **57752A** 1613, Revision B PCDD/PCDF Analysis (c)

Client Sample: **DF-DP-210 0-0.5** Analysis File: **S023091**

Internal Standards	Conc. (pg/g)	% Recovery	QC Limits	Ratio	RT	RRT	Flags
$^{13}C_{12}$-2,3,7,8-TCDD	137	68.7	25%-164%	0.77	26:19	1.007	___
$^{13}C_{12}$-1,2,3,7,8-PeCDD	164	82.2	25%-181%	1.51	30:37	1.172	___
$^{13}C_{12}$-1,2,3,4,7,8-HxCDD	164	82.3	32%-141%	1.22	33:44	0.989	___
$^{13}C_{12}$-1,2,3,6,7,8-HxCDD	173	86.8	28%-130%	1.20	33:49	0.991	___
$^{13}C_{12}$-1,2,3,4,6,7,8-HpCDD	148	74.4	23%-140%	1.00	36:58	1.084	___
$^{13}C_{12}$-1,2,3,4,6,7,8,9-OCDD	255	64.0	17%-157%	0.78	40:28	1.186	___
$^{13}C_{12}$-2,3,7,8-TCDF	122	61.2	24%-169%	0.73	25:35	0.979	___
$^{13}C_{12}$-1,2,3,7,8-PeCDF	145	72.9	24%-185%	1.45	29:35	1.132	___
$^{13}C_{12}$-2,3,4,7,8-PeCDF	141	70.8	21%-178%	1.44	30:17	1.159	___
$^{13}C_{12}$-1,2,3,4,7,8-HxCDF	128	64.1	26%-152%	0.50	33:02	0.968	___
$^{13}C_{12}$-1,2,3,6,7,8-HxCDF	134	67.0	26%-123%	0.50	33:08	0.971	___
$^{13}C_{12}$-2,3,4,6,7,8-HxCDF	140	70.2	28%-136%	0.51	33:38	0.986	___
$^{13}C_{12}$-1,2,3,7,8,9-HxCDF	128	64.0	29%-147%	0.51	34:22	1.007	___
$^{13}C_{12}$-1,2,3,4,6,7,8-HpCDF	122	61.1	28%-143%	0.43	35:58	1.054	___
$^{13}C_{12}$-1,2,3,4,7,8,9-HpCDF	113	56.7	26%-138%	0.40	37:27	1.098	___

Cleanup Standard	Conc. (pg/g)	% Recovery	QC Limits	RT	RRT	Flags
$^{37}Cl_4$-2,3,7,8-TCDD	15.0	75.1	35%-197%	26:20	1.008	___

Recovery Standards	Ratio	RT	Flags
$^{13}C_{12}$-1,2,3,4-TCDD	0.80	26:08	___
$^{13}C_{12}$-1,2,3,7,8,9-HxCDD	1.20	34:07	___

Data Reviewer: KW 07/15/2002

161B_PSR v2.04, LARS 6.25.05

Triangle Laboratories, Inc.®
2445 S. Alston Ave. • Durham, North Carolina 27713
Phone: (919) 544-5729 • Fax: (919) 544-5491

Printed: 16:08 07/15/2002

Martin & Slagle

TLI Project: **57752A**
Client Sample: **DF-DP-210 0-0.5**

Toxicity Equivalents Report
Analysis File: **S023091**

Client Project:	**Mississippi Project**				
Sample Matrix:	**SOLID**	Date Received:	**06/28/02**	Spike File:	**SP161B22**
TLI ID:	**329-38-4**	Date Extracted:	**07/03/02**	ICal:	**SF5607B**
		Date Analyzed:	**07/12/02**	ConCal:	**SB23085**
Sample Size:	**10.900 g**	Dilution Factor:	**1**	% Moisture:	**8.0**
Dry Weight:	**10.028 g**	Blank File:	**S023087**	% Lipid:	**n/a**
GC Column:	**DB-5**	Analyst:	**JSY**	% Solids:	**92.0**

Analytes	Conc. (pg/g)		TEF		Equivalent
2,3,7,8-TCDD	{0.2}	x	1.	=	0.2
1,2,3,7,8-PeCDD	{0.3}	x	0.5	=	0.2
1,2,3,4,7,8-HxCDD	{0.4}	x	0.1	=	0.04
1,2,3,6,7,8-HxCDD	3.7	x	0.1	=	0.37
1,2,3,7,8,9-HxCDD	{2.1}	x	0.1	=	0.21
1,2,3,4,6,7,8-HpCDD	13.4	x	0.01	=	0.134
1,2,3,4,6,7,8,9-OCDD	446	x	0.001	=	0.446
TOTAL PCDD					1.6
2,3,7,8-TCDF	15.3	x	0.1	=	1.53
1,2,3,7,8-PeCDF	50.7	x	0.05	=	2.54
2,3,4,7,8-PeCDF	22.2	x	0.5	=	11.1
1,2,3,4,7,8-HxCDF	50.2	x	0.1	=	5.02
1,2,3,6,7,8-HxCDF	{9.6}	x	0.1	=	0.96
2,3,4,6,7,8-HxCDF	10.5	x	0.1	=	1.05
1,2,3,7,8,9-HxCDF	{0.4}	x	0.1	=	0.04
1,2,3,4,6,7,8-HpCDF	179	x	0.01	=	1.79
1,2,3,4,7,8,9-HpCDF	9.9	x	0.01	=	0.099
1,2,3,4,6,7,8,9-OCDF	78.6	x	0.001	=	0.0786
TOTAL PCDF					24.2

Total EPA TEFs, 1989a: 25.8 pg/g

{...} indicates that the value is that of a Detection Limit.

GRY_TEF v1.08, MILES 4.22.16

Triangle Laboratories, Inc.®
2445 S. Alston Ave. • Durham, North Carolina 27713
Phone: (919) 544-5729 • Fax: (919) 544-5491

Printed: 21:40 07/15/02

Initial ....Date...

Data Review By: KV 7-19-

Calculated Noise Height: 0.07

Page No. 1 Listing of S023091B.dbf
07/15/2002 Matched GC Peaks / Ratio / Ret. Time

Compound/ M_Z....	QC.Log	Omit	Why	..RT.	OK	Ratio	Total.Area/Ht	Area/Ht.Peak1	Area/Ht.Peak2	Rel.RT	Compound.Name..	ID..	Flags.
TCDF						0.65-0.89				0.867-1.076			
304-306		DC	NL			Height	0.22	0.16	0.06				
				22:14	RO	0.56	2.03	0.73	1.30	0.869			
				22:53	RO	0.52	3.99	1.37	2.62	0.894			
				23:07	RO	0.96	5.58	2.74	2.84	0.904			
	M			23:31	RO	0.55	7.49	2.67	4.82	0.919			
				23:53		0.83	12.01	5.45	6.56	0.934			
				24:16		0.77	23.21	10.10	13.11	0.949			
				24:32		0.85	17.02	7.81	9.21	0.959			
				24:40		0.81	4.00	1.79	2.21	0.964			
	M			24:54		0.77	11.44	4.98	6.46	0.973			
				25:10		0.81	10.38	4.66	5.72	0.984			
				25:25		0.66	12.45	4.95	7.50	0.993			
				25:36		0.74	63.05	26.91	36.14	1.001	2378-TCDF		AN
				26:02		0.78	32.05	14.00	18.05	1.018			
				26:17	RO	0.97	3.73	1.84	1.89	1.027			
				26:33		0.88	9.35	4.37	4.98	1.038			
				26:54		0.84	142.96	65.22	77.74	1.051			
304-306			16	Peaks			360.74						
13C12-TCDF						0.65-0.89				0.943-1.139			
316-318		DC	NL			Height	0.05	0.03	0.02				
				25:09		0.74	5.53	2.35	3.18	0.983			
				25:35		0.73	590.86	248.40	342.46	1.000	13C12-2378-TCDF		ISO
						Height	159.78	65.62	94.16				
				25:48		0.81	1.39	0.62	0.77	1.008			
				25:59	RO	0.64	10.88	4.23	6.65	1.016			
316-318			4	Peaks			608.66						

---------- Above: TCDF / TCDD Follows ----------

TCDD						0.65-0.89				0.896-1.046			
320-322		DC	NL			Height	0.04	0.02	0.02				
		DC	SN	23:59	RO	1.00	0.08			0.911			
	D	D	SN	24:08		0.67	0.40			0.917	1379-TCDD		AN
		DC	SN	24:52	RO	0.02	0.50			0.945			
	D	D	SN	25:07		0.72	1.72			0.954			
	D	D	SN	25:36	RO	0.03	5.66			0.973			
	D	D	SN	26:46	RO	0.11	2.04			1.017			
	D	D	SN	26:58		0.77	2.73			1.025			
	D	D	SN	27:25	RO	0.07	2.38			1.042			
		DC	WH	27:36	RO	1.30	0.46			1.049			
		DC	WH	27:43	RO	0.60	0.67			1.053			
320-322			0	Peaks			0.00						
37Cl-TCDD										0.924-1.076			
328		DC	NL			Height	0.04	0.04					

Compound/ M_Z....	QC.Log	Omit	Why	..RT.	OK	Ratio	Total.Area/Ht	Area/Ht.Peak1	Area/Ht.Peak2	Rel.RT	Compound.Name..	ID..	Flags.
		DC	WL	23:53			3.54			0.908			
				24:39			6.30		6.30	0.937			
				24:52			76.67		76.67	0.945			
				25:25			9.93		9.93	0.966			
				25:35			3.61		3.61	0.972			
	M			26:20			53.00		53.00	1.001	37Cl-TCDD		CLS
				26:45			3,272.17		3,272.17	1.016			
				27:08			5.08		5.08	1.031			
				27:42			17.39		17.39	1.053			
328				8 Peaks			3,444.15						
13C12-TCDD						0.65-0.89				0.917-1.069			
332-334		DC	NL			Height	0.12	0.09	0.03				
				26:08		0.80	706.10	314.45	391.65	0.993	13C12-1234-TCDD		RS1
				26:19		0.77	492.68	214.53	278.15	1.000	13C12-2378-TCDD		IS1
						Height	142.30	61.93	80.37				
				26:47	RO	1.23	0.87	0.48	0.39	1.018			
332-334				3 Peaks			1,199.65						

---------- Above: TCDD / PeCDF Follows ----------

PeCDF						1.32-1.78				0.906-1.038			
340-342		DC	NL			Height	0.07	0.03	0.04				
		DC	WL	27:24	RO	1.95	1.09			0.905			
				27:41		1.34	8.16	4.68	3.48	0.914			J
				27:56	RO	1.27	7.25	4.06	3.19	0.922			
				28:10	RO	1.81	7.05	4.54	2.51	0.930			
				28:21	RO	0.92	6.96	3.34	3.62	0.936			
				28:44		1.43	100.13	58.89	41.24	0.949			
				28:58		1.43	105.36	61.93	43.43	0.957			
				29:09		1.41	63.24	37.02	26.22	0.963			
				29:19		1.33	9.15	5.22	3.93	0.968			J
	MKT			29:26		1.32	12.47	7.09	5.38	0.972			J
	MN			29:33		1.46	148.50	88.20	60.30	0.999			
				29:52		1.78	28.53	18.27	10.26	0.986			
				30:18		1.47	60.85	36.17	24.68	1.001	23478-PeCDF		AN
				30:26		1.55	16.67	10.13	6.54	1.005			
				30:33		1.43	8.19	4.82	3.37	1.009			J
				30:41		1.40	10.34	6.04	4.30	1.013			J
				30:58		1.42	6.95	4.08	2.87	1.023			J
				31:12		1.39	34.64	20.13	14.51	1.030			
				31:26	RO	1.13	2.34	1.24	1.10	1.038			
340-342				18 Peaks			636.78						
13C12-PeCDF						1.32-1.78				0.797-1.127			
352-354		DC	NL			Height	0.05	0.03	0.02				
				28:44	RO	0.36	3.71	0.98	2.73	0.949			
				29:13	RO	0.23	7.09	1.31	5.78	0.965			
				29:35		1.45	506.58	300.22	206.36	1.000	13C12-PeCDF 123		IS2
						Height	160.36	94.85	65.51				
				29:52	RO	0.52	9.41	3.21	6.20	0.986			
				30:00	RO	1.79	0.53	0.34	0.19	0.991			

```
Compound/
M_Z.... QC.Log Omit Why ..RT. OK Ratio Total.Area/Ht Area/Ht.Peak1 Area/Ht.Peak2 Rel.RT Compound.Name.. ID.. Flags.

                        30:17     1.44       486.02        286.52        199.50  1.000 13C12-PeCDF 234 IS3
                                Height       159.58         94.38         65.20
                        30:59 RO  0.53         1.97          0.68          1.29  1.023
                        31:15     1.55         8.24          5.01          3.23  1.032
352-354               8 Peaks              1,023.55

                 ---------------------- Above: PeCDF / PeCDD Follows --------------------

PeCDD                           1.32-1.78                                   0.937-1.022
356-358          DC  NL          Height         0.10          0.02          0.08
        D        D   SN  28:51 RO  0.01       133.01                              0.942
        D        D   SN  29:05 RO  0.06        13.65                              0.950
        D        D   SN  29:18 RO  0.16         2.86                              0.957
                         29:34 RO  0.08        21.95          1.58         20.37  0.966
                         29:42 RO  1.29         3.34          1.88          1.46  0.970
                         30:08 RO  1.11         3.75          1.97          1.78  0.984
        D        D   SN  30:38 RO  0.95         2.97                              1.001 12378-PeCDD     AN
                         31:10 RO  0.75        14.32          6.13          8.19  1.018
                 DC  WH  31:24 RO  0.43         8.17                              1.026
356-358               4 Peaks                  43.36

13C12-PeCDD                     1.32-1.78                                   0.723-1.050
368-370          DC  NL          Height         0.07          0.04          0.03
                         29:34 RO  2.09         0.99          0.67          0.32  0.966
                         29:42     1.47         1.58          0.94          0.64  0.970
                         30:30 RO  1.83         1.19          0.77          0.42  0.996
                         30:37     1.51       366.90        220.48        146.42  1.000 13C12-PeCDD 123 IS4
                                Height       123.62         74.02         49.60
368-370               4 Peaks                 370.66

                 ---------------------- Above: PeCDD / HxCDF Follows --------------------

HxCDF                           1.05-1.43                                   0.929-1.007
374-376          DC  NL          Height         0.31          0.21          0.10
                         32:05     1.16        10.84          5.82          5.02  0.934
                         32:14     1.30        80.30         45.32         34.98  0.938
                         32:24 RO  0.97         6.67          3.29          3.38  0.943
        D        D   CO  32:33 RO  2.15         4.98                              0.947
        M                32:41     1.29        69.20         39.00         30.20  0.951
                         32:57     1.24         6.05          3.35          2.70  0.959                      J
                         33:04     1.31        83.67         47.44         36.23  1.001 123478-HxCDF    AN
                         33:09 RO  1.44        17.10         10.10          7.00  1.001 123678-HxCDF    AN
                         33:18 RO  0.93         1.62          0.78          0.84  0.969
                         33:26 RO  1.59         4.20          2.58          1.62  0.973
                         33:38     1.18        17.22          9.33          7.89  1.000 234678-HxCDF    AN
                 DC  SN  34:06 RO  1.93         0.44                              0.992
                         34:27 RO  1.01         3.31          1.66          1.65  1.002
374-376              11 Peaks                  300.18

13C12-HxCDF                     0.43-0.59                                   0.876-1.109
384-386          DC  NL          Height         0.19          0.04          0.15
                 DC  SN  32:06 RO  2.45         0.69                              0.934
```

Compound/ M_Z....	QC.Log	Omit	Why	..RT.	OK	Ratio	Total.Area/Ht	Area/Ht.Peak1	Area/Ht.Peak2	Rel.RT	Compound.Name..	ID..	Flags.
				32:13	RO	0.21	0.75	0.13	0.62	0.937			
				32:18	RO	1.00	0.84	0.42	0.42	0.940			
		DC	SN	32:27	RO	0.84	0.35			0.944			
		DC	SN	32:32	RO	0.85	0.48			0.947			
		DC	SN	32:38	RO	0.75	0.21			0.950			
				33:02		0.50	277.50	92.83	184.67	1.000	13C12-HxCDF 478	IS5	
						Height	98.53	32.01	66.52				
				33:08		0.50	280.81	93.83	186.98	1.000	13C12-HxCDF 678	IS6	
						Height	103.97	34.68	69.29				
				33:30		0.48	0.71	0.23	0.48	0.975			
				33:38		0.51	279.63	94.91	184.72	1.000	13C12-HxCDF 234	IS7	
						Height	98.19	32.90	65.29				
				33:55	RO	0.61	1.06	0.40	0.66	0.987			
		DC	SN	34:05	RO	1.24	0.38			0.992			
		DC	SN	34:09	RO	0.79	0.61			0.994			
		DC	SN	34:13	RO	0.88	0.15			0.996			
				34:22		0.51	222.97	75.04	147.93	1.000	13C12-HxCDF 789	IS8	
						Height	75.90	25.04	50.86				
				34:31	RO	0.68	1.26	0.51	0.75	1.004			
				34:35	RO	0.61	1.16	0.44	0.72	1.006			
				34:43	RO	1.16	1.71	0.92	0.79	1.010			
				34:53	RO	0.27	0.79	0.17	0.62	1.015			
		DC	SN	34:55	RO	2.20	0.32			1.016			
384-386			12	Peaks			1,069.19						

---------- Above: HxCDF / HxCDD Follows ----------

HxCDD						1.05-1.43				0.960-1.014			
390-392		DC	NL			Height	0.18	0.02	0.16				
		DC	WL	32:24	RO	0.41	0.24			0.958			
				32:35	RO	0.35	12.54	3.27	9.27	0.964			
	D	D	SN	33:08	RO	1.71	0.95			0.980			
				33:14	RO	0.71	24.37	10.09	14.28	0.983			
	D	D	SN	33:22	RO	0.42	2.34			0.987			
		DC	SN	33:27		1.20	0.33			0.989			
		DC	SN	33:32	RO	0.29	0.18			0.992			
	M			33:50		1.20	4.87	2.66	2.21	1.000	123678-HxCDD	AN	J
	M			34:07	RO	1.48	2.68	1.60	1.08	1.009	123789-HxCDD	AN	
		DC	WH	34:20		1.18	1.24			1.015			
		DC	WH	34:26	RO	1.78	0.75			1.018			
390-392			4	Peaks			44.46						
13C12-HxCDD						1.05-1.43				0.982-1.041			
402-404		DC	NL			Height	0.06	0.02	0.04				
		DC	WL	32:32		1.22	0.20			0.964			
		DC	WL	32:58	RO	0.56	0.56			0.977			
				33:08	RO	0.23	0.53	0.10	0.43	0.982			
				33:21	RO	0.08	2.82	0.20	2.62	0.989			
				33:37	RO	4.50	0.22	0.18	0.04	0.997			
				33:44		1.22	218.48	120.14	98.34	1.000	13C12-HxCDD 478	IS9	
						Height	81.05	44.59	36.46				
				33:49		1.20	240.71	131.47	109.24	1.000	13C12-HxCDD 678	IS10	
						Height	84.21	45.71	38.50				

```
Compound/
M_Z.... QC.Log Omit Why ..RT. OK Ratio Total.Area/Ht Area/Ht.Peak1 Area/Ht.Peak2 Rel.RT Compound.Name.. ID.. Flags.

                        34:07     1.20        323.83        176.75        147.08  1.011 13C12-HxCDD 789 RS2
                        34:22 RO  0.19          1.25          0.20          1.05  1.019
402-404               7 Peaks                 787.84

                 --------------------- Above: HxCDD / HpCDF Follows --------------------

HpCDF                           0.88-1.20                                   0.956-1.005
408-410          DC  NL          Height          0.08          0.04          0.04
                        35:58     1.05        220.84        113.10        107.74  1.000 1234678-HpCDF   AN
                        36:13 RO  0.67          1.99          0.80          1.19  0.967
                        36:22     1.04        104.53         53.34         51.19  0.971
                        37:28     0.94          9.33          4.51          4.82  1.000 1234789-HpCDF   AN
408-410               4 Peaks                 336.69

13C12-HpCDF                     0.37-0.51                                   0.858-1.151
418-420          DC  NL          Height          0.12          0.03          0.09
                        35:58     0.43        170.65         51.56        119.09  1.000 13C12-HpCDF 678 IS11
                                Height         54.47         16.27         38.20
                 DC  SN 36:57 RO  4.40          0.54                              0.987
                 DC  SN 37:08 RO  1.14          0.30                              0.992
                        37:27     0.40        126.96         36.56         90.40  1.000 13C12-HpCDF 789 IS12
                                Height         35.62         10.12         25.50
                        37:44     0.43          0.83          0.25          0.58  1.008
418-420               3 Peaks                 298.44

                 --------------------- Above: HpCDF / HpCDD Follows --------------------

HpCDD                           0.88-1.20                                   0.976-1.005
424-426          DC  NL          Height          0.04          0.02          0.02
                        36:14     1.07         12.13          6.28          5.85  0.980
        D        D  SN 36:27 RO  1.67          0.24                              0.986
                        36:59     0.93         10.44          5.04          5.40  1.000 1234678-HpCDD   AN
                 DC  WH 37:28 RO  1.94          1.03                              1.014
424-426               2 Peaks                  22.57

13C12-HpCDD                     0.88-1.20                                   0.869-1.085
436-438          DC  NL          Height          0.33          0.23          0.10
                 DC  SN 36:43 RO  0.55          0.79                              0.993
                        36:58     1.00        159.95         79.83         80.12  1.000 13C12-HpCDD 678 IS13
                                Height         48.29         24.17         24.12
                 DC  SN 37:32     1.09          1.21                              1.015
436-438               1 Peak                  159.95

                 --------------------- Above: HpCDD / Octa-CDD and CDF Follows ----------

OCDF                            0.76-1.02                                   0.951-1.049
442-444          DC  NL          Height          0.04          0.02          0.02
                 DC  WL 36:24 RO  0.67          0.15                              0.900
                 DC  WL 36:30 RO  2.43          0.24                              0.902
                 DC  WL 36:42     0.89          0.34                              0.907
                 DC  WL 36:47 RO  0.27          0.14                              0.909
                 DC  WL 37:04 RO  1.06          0.35                              0.916
```

Compound/ M_Z....	QC.Log	Omit	Why	..RT.	OK	Ratio	Total.Area/Ht	Area/Ht.Peak1	Area/Ht.Peak2	Rel.RT	Compound.Name..	ID..	Flags.
		DC	WL	37:41	RO	1.33	0.49			0.931			
		DC	WL	38:05	RO	0.27	0.14			0.941			
		DC	SN	38:41	RO	0.36	0.19			0.956			
		DC	SN	38:52	RO	1.20	0.11			0.960			
				39:52	RO	0.62	0.21	0.08	0.13	0.985			
		DC	SN	39:58	RO	2.50	0.14			0.988			
				40:41		0.90	55.20	26.12	29.08	1.005	OCDF		AN
				40:52		0.78	0.80	0.35	0.45	1.010			
				41:11	RO	0.12	0.37	0.04	0.33	1.018			
				41:35	RO	2.75	0.45	0.33	0.12	1.028			
		DC	SN	42:06	RO	0.20	0.18			1.040			
		DC	SN	42:27	RO	3.67	0.14			1.049			
		DC	WH	42:36	RO	0.60	0.32			1.053			
		DC	WH	43:00	RO	0.51	0.56			1.063			
		DC	WH	43:53		0.92	0.23			1.084			
		DC	WH	44:07	RO	2.80	0.19			1.090			
		DC	WH	44:18	RO	0.29	0.09			1.095			
		DC	WH	44:33	RO	0.30	0.26			1.101			
442-444			5	Peaks			57.03						
OCDD						0.76-1.02				0.951-1.049			
458-460		DC	NL			Height	0.04	0.02	0.02				
				40:17	RO	1.63	0.21	0.13	0.08	0.995			
				40:29		0.85	228.21	105.11	123.10	1.000	OCDD		AN
458-460			2	Peaks			228.42						
13C12-OCDD						0.76-1.02				0.996-1.004			
470-472		DC	NL			Height	0.16	0.10	0.06				
				40:28		0.78	198.95	86.87	112.08	1.000	13C12-OCDD		IS14
						Height	49.53	21.27	28.26				
		DC	WH	40:55	RO	2.42	5.27			1.011			
470-472			1	Peak			198.95						

Column Description.....	"Why" Code Description.....	QC Log Desc.....
M_Z -Nominal Ion Mass(es)	WL-Below Retention Time Window	A-Peak Added
..RT. -Retention Time (mm:ss)	WH-Above Retention Time Window	K-Peak Kept
Rat.1 -Ratio of M/M+2 Ions	SN-Below Signal to Noise Level	D-Peak Deleted
OK -RO=Ratio Outside Limits	<M-Below Method Detection Limit	T-Time Changed
Rel.RT-Relative Retention Time	NL-Channel Specific Noise Level	M-Peak Area Changed
		N-Name Changed
		X-Ether Interference

*** End of Report ***

File:S023091 #1-758 Acq:12-JUL-2002 15:32:24 EI+ Voltage SIR 70S Noise:206
303.9016 F:2 BSUB(256,30,-3.0) PKD(9,5,5,0.05%,824.0,1.00%,F,T) Exp:NDB5US
TRIANGLE LABS Text:TLI#57752A DF-DP-210 0-0.5 INJ. TIME = 15:34

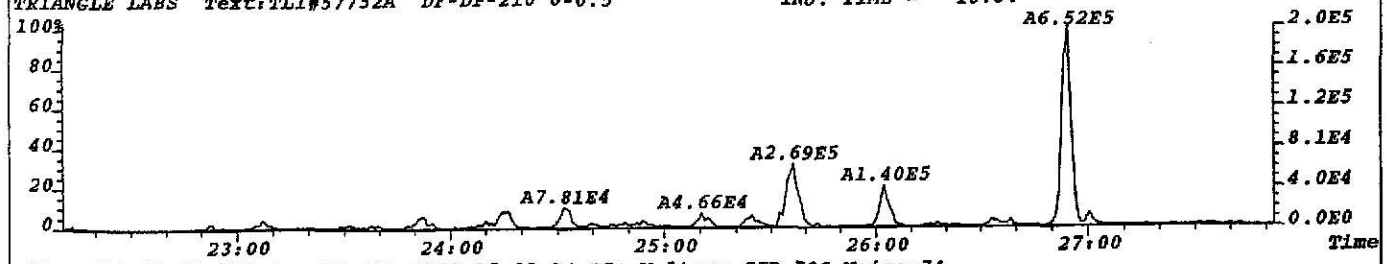

File:S023091 #1-758 Acq:12-JUL-2002 15:32:24 EI+ Voltage SIR 70S Noise:74
305.8987 F:2 BSUB(256,30,-3.0) PKD(9,5,5,0.05%,296.0,1.00%,F,T) Exp:NDB5US
TRIANGLE LABS Text:TLI#57752A DF-DP-210 0-0.5 INJ. TIME = 15:34

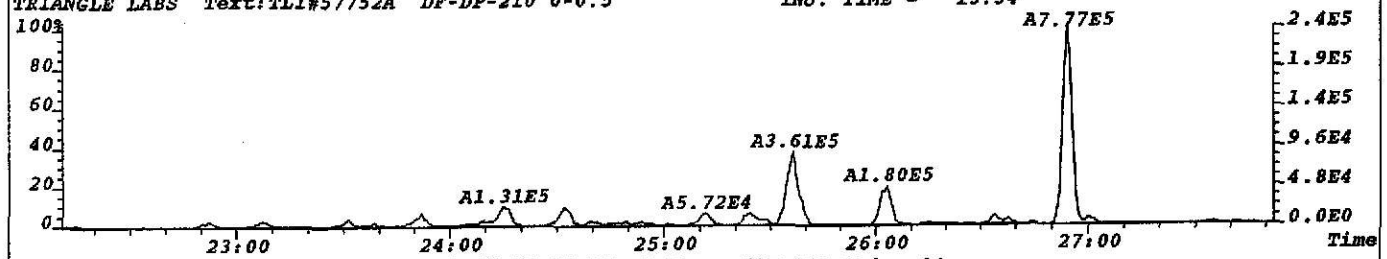

File:S023091 #1-758 Acq:12-JUL-2002 15:32:24 EI+ Voltage SIR 70S Noise:34
315.9419 F:2 BSUB(256,30,-3.0) PKD(9,5,5,0.05%,136.0,1.00%,F,T) Exp:NDB5US
TRIANGLE LABS Text:TLI#57752A DF-DP-210 0-0.5 INJ. TIME = 15:34

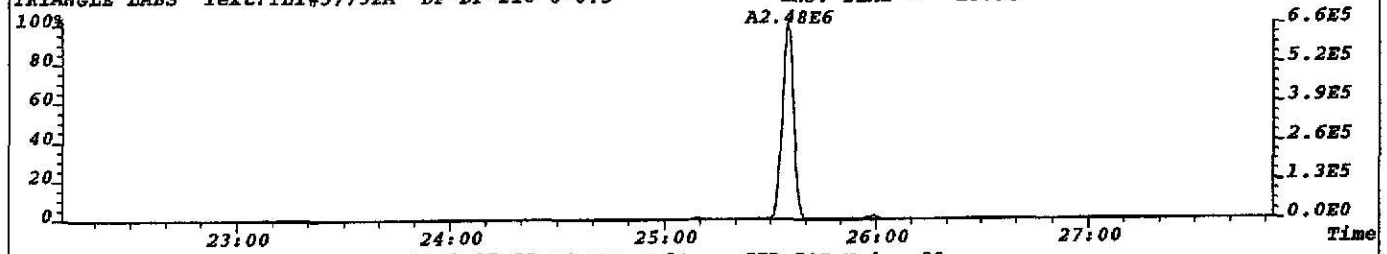

File:S023091 #1-758 Acq:12-JUL-2002 15:32:24 EI+ Voltage SIR 70S Noise:29
317.9389 F:2 BSUB(256,30,-3.0) PKD(9,5,5,0.05%,116.0,1.00%,F,T) Exp:NDB5US
TRIANGLE LABS Text:TLI#57752A DF-DP-210 0-0.5 INJ. TIME = 15:34

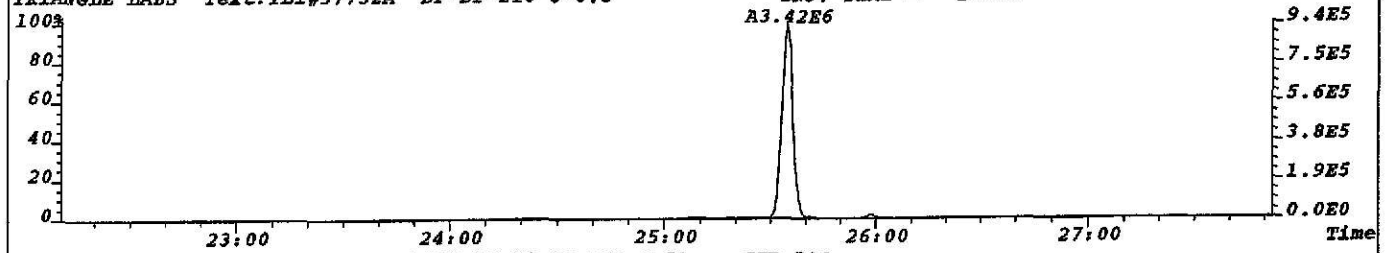

File:S023091 #1-758 Acq:12-JUL-2002 15:32:24 EI+ Voltage SIR 70S
330.9792 F:2 Exp:NDB5US
TRIANGLE LABS Text:TLI#57752A DF-DP-210 0-0.5 INJ. TIME = 15:34

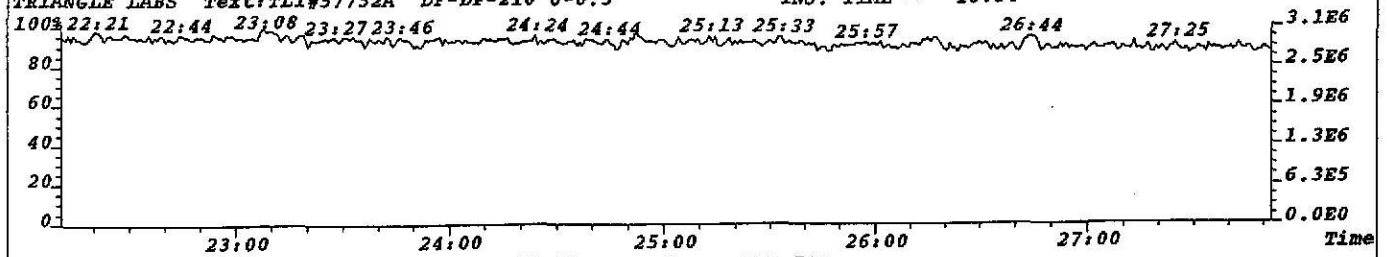

File:S023091 #1-758 Acq:12-JUL-2002 15:32:24 EI+ Voltage SIR 70S
375.8364 F:2 Exp:NDB5US
TRIANGLE LABS Text:TLI#57752A DF-DP-210 0-0.5 INJ. TIME = 15:34

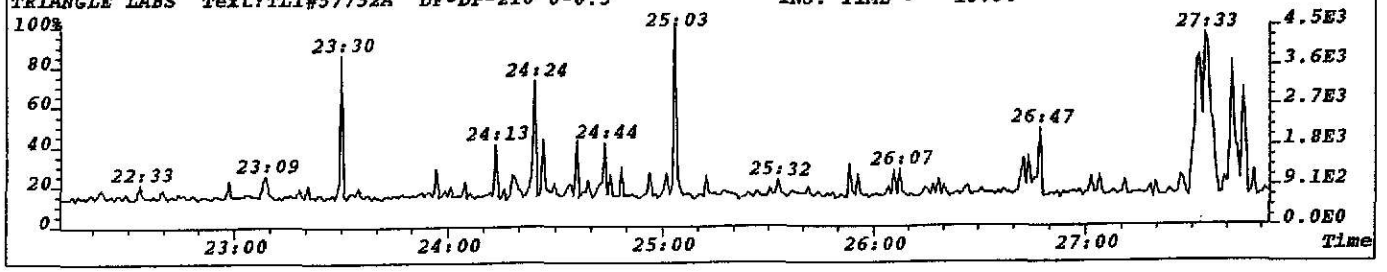

File:S023091 #1-758 Acq:12-JUL-2002 15:32:24 EI+ Voltage SIR 70S Noise:31
319.8965 F:2 BSUB(256,30,-3.0) PKD(7,5,3,0.05%,124.0,1.00%,F,T) Exp:NDB5US
TRIANGLE LABS Text:TLI#57752A DF-DP-210 0-0.5 INJ. TIME = 15:34

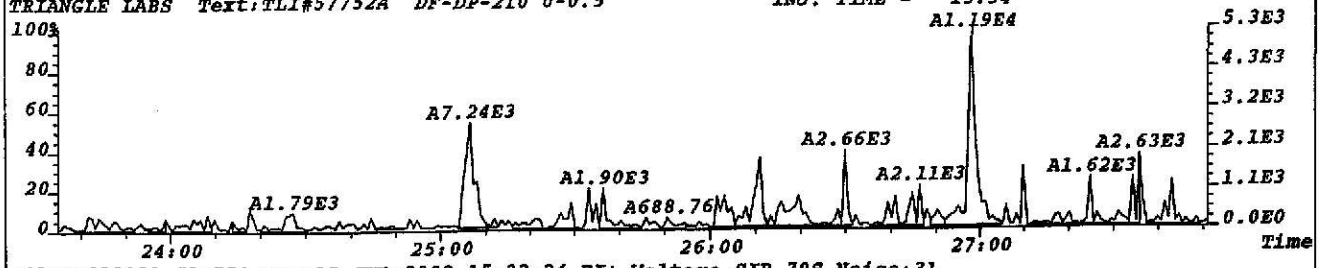

File:S023091 #1-758 Acq:12-JUL-2002 15:32:24 EI+ Voltage SIR 70S Noise:31
321.8936 F:2 BSUB(256,30,-3.0) PKD(7,5,3,0.05%,124.0,1.00%,F,T) Exp:NDB5US
TRIANGLE LABS Text:TLI#57752A DF-DP-210 0-0.5 INJ. TIME = 15:34

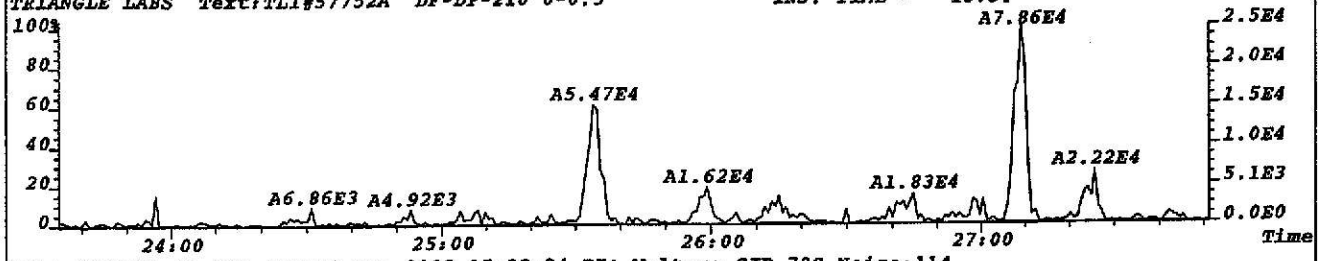

File:S023091 #1-758 Acq:12-JUL-2002 15:32:24 EI+ Voltage SIR 70S Noise:114
331.9368 F:2 BSUB(256,30,-3.0) PKD(7,5,3,0.05%,456.0,1.00%,F,T) Exp:NDB5US
TRIANGLE LABS Text:TLI#57752A DF-DP-210 0-0.5 INJ. TIME = 15:34

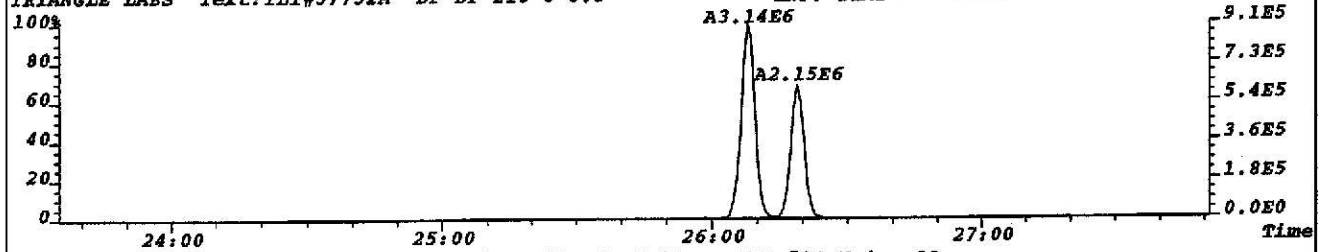

File:S023091 #1-758 Acq:12-JUL-2002 15:32:24 EI+ Voltage SIR 70S Noise:38
333.9338 F:2 BSUB(256,30,-3.0) PKD(7,5,3,0.05%,152.0,1.00%,F,T) Exp:NDB5US
TRIANGLE LABS Text:TLI#57752A DF-DP-210 0-0.5 INJ. TIME = 15:34

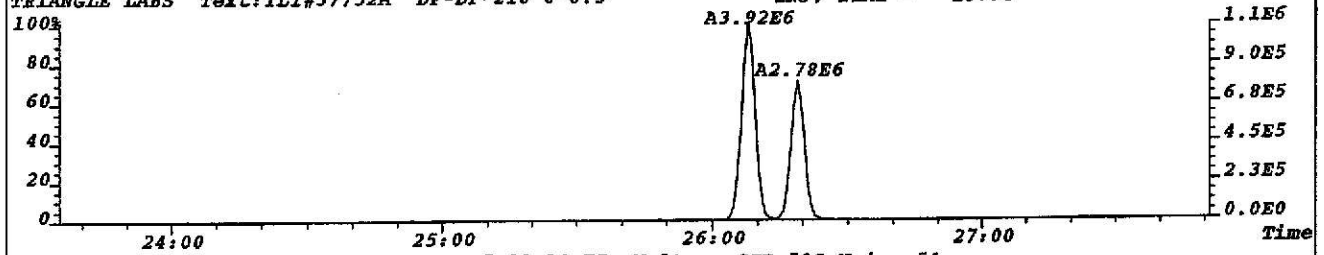

File:S023091 #1-758 Acq:12-JUL-2002 15:32:24 EI+ Voltage SIR 70S Noise:54
327.8847 F:2 BSUB(256,30,-3.0) PKD(7,5,3,0.05%,216.0,1.00%,F,T) Exp:NDB5US
TRIANGLE LABS Text:TLI#57752A DF-DP-210 0-0.5 INJ. TIME = 15:34



File:S023091 #1-758 Acq:12-JUL-2002 15:32:24 EI+ Voltage SIR 70S
330.9792 F:2 Exp:NDB5US
TRIANGLE LABS Text:TLI#57752A DF-DP-210 0-0.5 INJ. TIME = 15:34

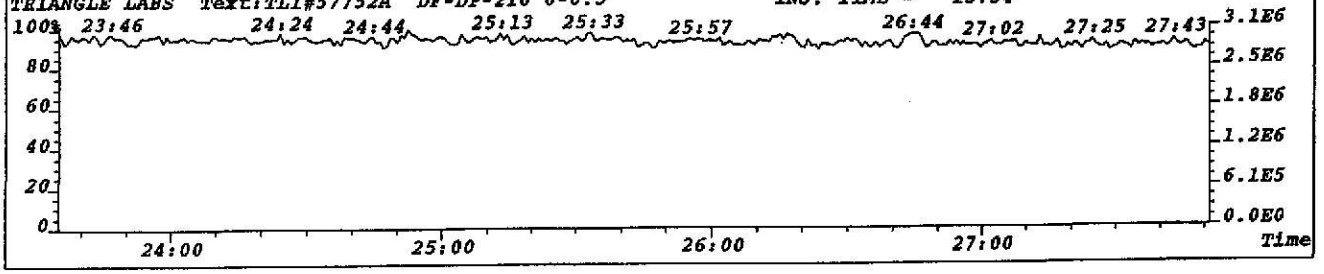

File:S023091 #1-758 Acq:12-JUL-2002 15:32:24 EI+ Voltage SIR 70S Noise:32
339.8597 F:2 BSUB(256,30,-3.0) PKD(7,5,3,0.05%,128.0,1.00%,F,T) Exp:NDB5US
TRIANGLE LABS Text:TLI#57752A DF-DP-210 0-0.5 INJ. TIME = 15:34

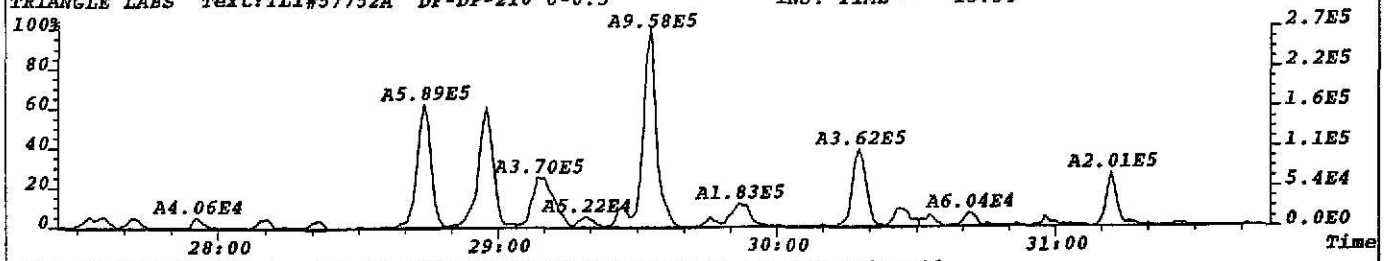

File:S023091 #1-758 Acq:12-JUL-2002 15:32:24 EI+ Voltage SIR 70S Noise:46
341.8567 F:2 BSUB(256,30,-3.0) PKD(7,5,3,0.05%,184.0,1.00%,F,T) Exp:NDB5US
TRIANGLE LABS Text:TLI#57752A DF-DP-210 0-0.5 INJ. TIME = 15:34

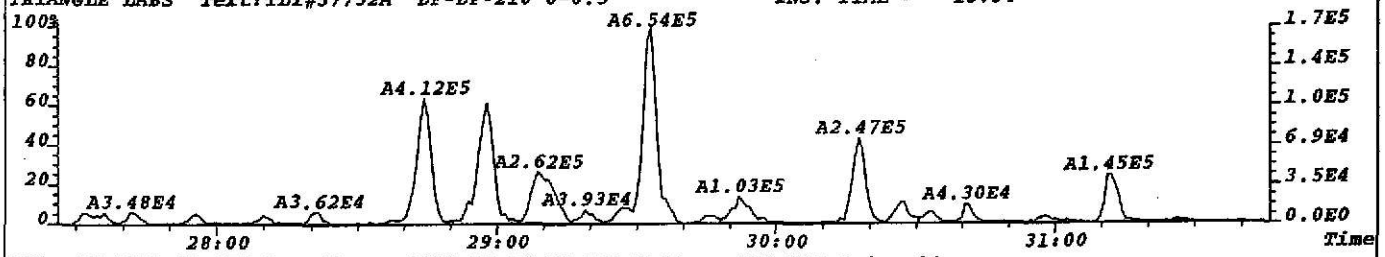

File:S023091 #1-758 Acq:12-JUL-2002 15:32:24 EI+ Voltage SIR 70S Noise:34
351.9000 F:2 BSUB(256,30,-3.0) PKD(7,5,3,0.05%,136.0,1.00%,F,T) Exp:NDB5US
TRIANGLE LABS Text:TLI#57752A DF-DP-210 0-0.5 INJ. TIME = 15:34

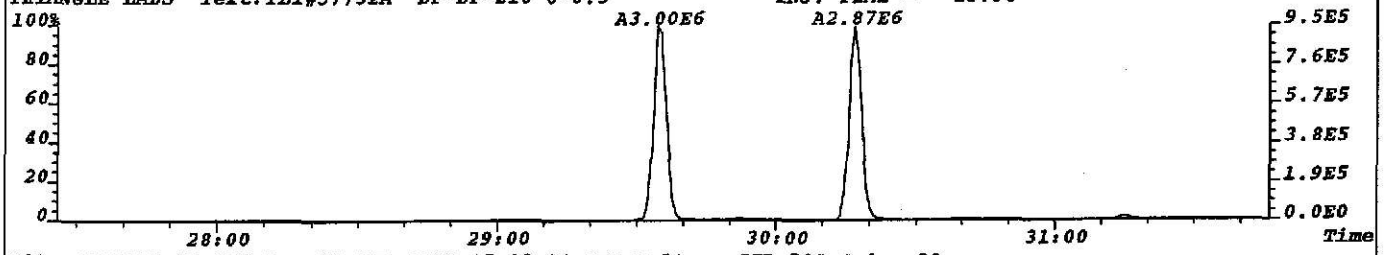

File:S023091 #1-758 Acq:12-JUL-2002 15:32:24 EI+ Voltage SIR 70S Noise:30
353.8970 F:2 BSUB(256,30,-3.0) PKD(7,5,3,0.05%,120.0,1.00%,F,T) Exp:NDB5US
TRIANGLE LABS Text:TLI#57752A DF-DP-210 0-0.5 INJ. TIME = 15:34

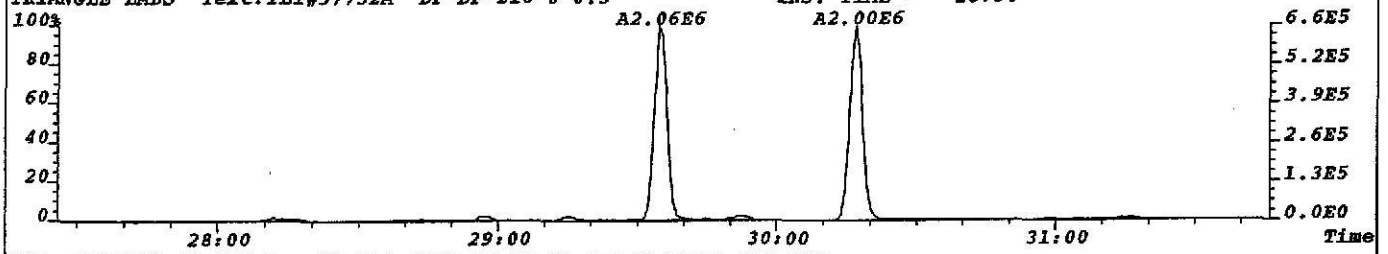

File:S023091 #1-758 Acq:12-JUL-2002 15:32:24 EI+ Voltage SIR 70S
330.9792 F:2 Exp:NDB5US
TRIANGLE LABS Text:TLI#57752A DF-DP-210 0-0.5 INJ. TIME = 15:34

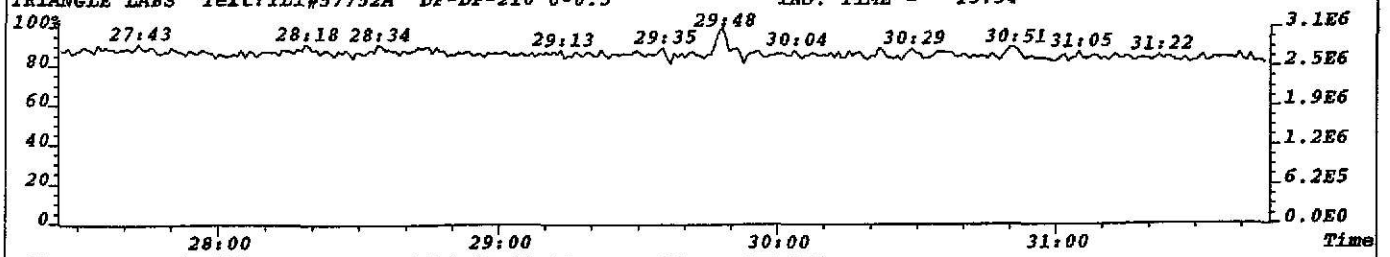

File:S023091 #1-758 Acq:12-JUL-2002 15:32:24 EI+ Voltage SIR 70S
409.7974 F:2 Exp:NDB5US
TRIANGLE LABS Text:TLI#57752A DF-DP-210 0-0.5 INJ. TIME = 15:34

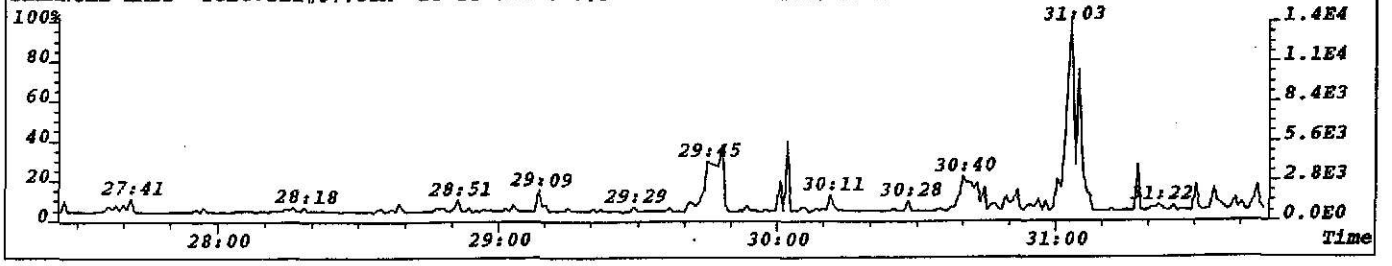

File:S023091 #1-758 Acq:12-JUL-2002 15:32:24 EI+ Voltage SIR 70S Noise:31
355.8546 F:2 BSUB(256,30,-3.0) PKD(7,5,3,0.05%,124.0,1.00%,F,T) Exp:NDB5US
TRIANGLE LABS Text:TLI#57752A DF-DP-210 0-0.5 INJ. TIME = 15:34

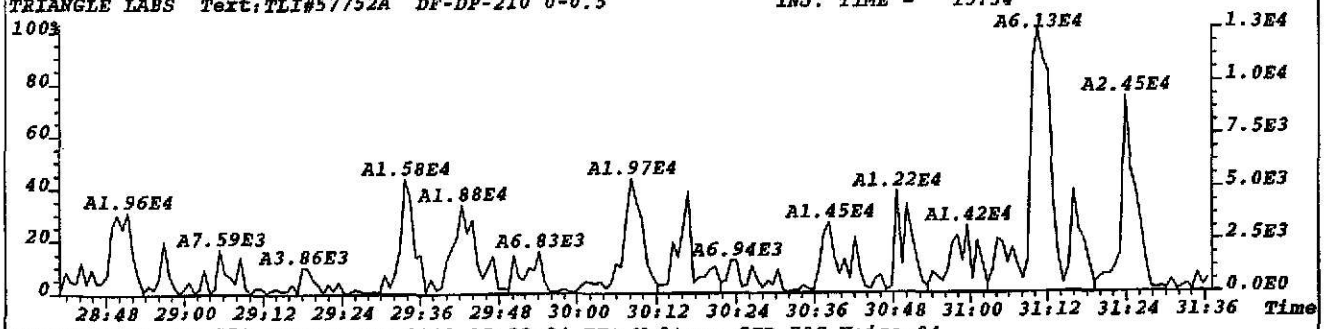

File:S023091 #1-758 Acq:12-JUL-2002 15:32:24 EI+ Voltage SIR 70S Noise:94
357.8516 F:2 BSUB(256,30,-3.0) PKD(7,5,3,0.05%,376.0,1.00%,F,T) Exp:NDB5US
TRIANGLE LABS Text:TLI#57752A DF-DP-210 0-0.5 INJ. TIME = 15:34

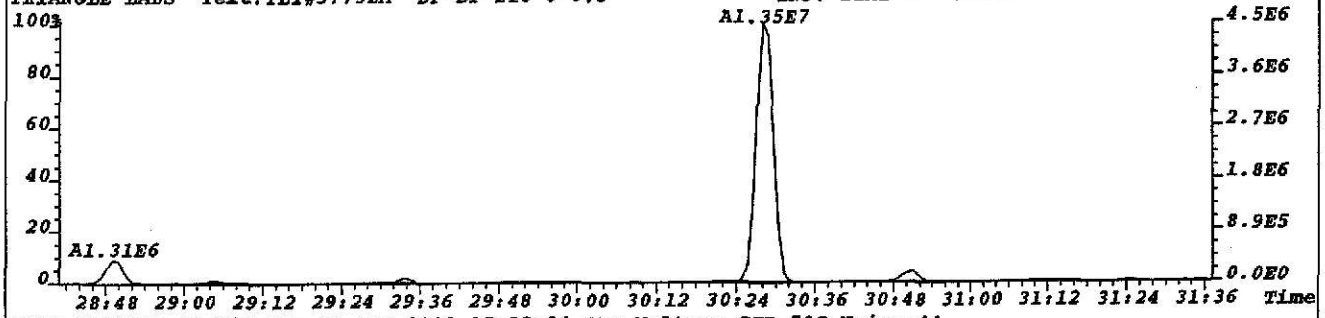

File:S023091 #1-758 Acq:12-JUL-2002 15:32:24 EI+ Voltage SIR 70S Noise:44
367.8949 F:2 BSUB(256,30,-3.0) PKD(7,5,3,0.05%,176.0,1.00%,F,T) Exp:NDB5US
TRIANGLE LABS Text:TLI#57752A DF-DP-210 0-0.5 INJ. TIME = 15:34

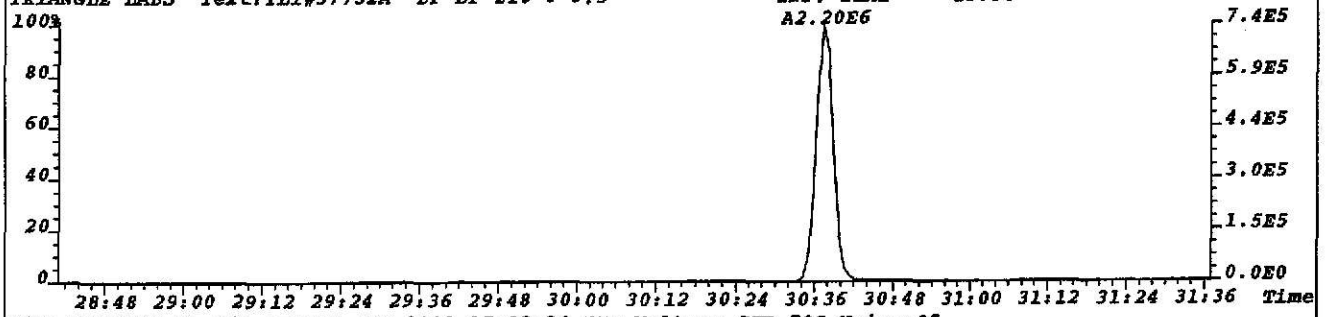

File:S023091 #1-758 Acq:12-JUL-2002 15:32:24 EI+ Voltage SIR 70S Noise:35
369.8919 F:2 BSUB(256,30,-3.0) PKD(7,5,3,0.05%,140.0,1.00%,F,T) Exp:NDB5US
TRIANGLE LABS Text:TLI#57752A DF-DP-210 0-0.5 INJ. TIME = 15:34

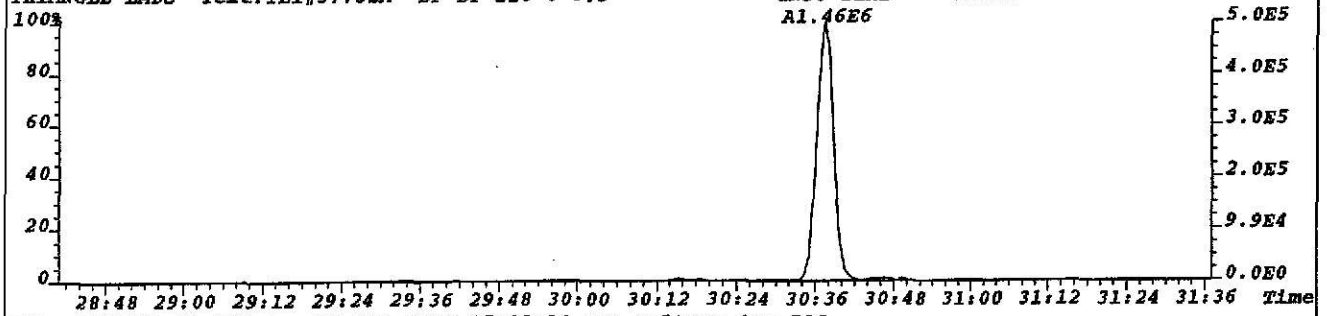

File:S023091 #1-758 Acq:12-JUL-2002 15:32:24 EI+ Voltage SIR 70S
330.9792 F:2 Exp:NDB5US
TRIANGLE LABS Text:TLI#57752A DF-DP-210 0-0.5 INJ. TIME = 15:34

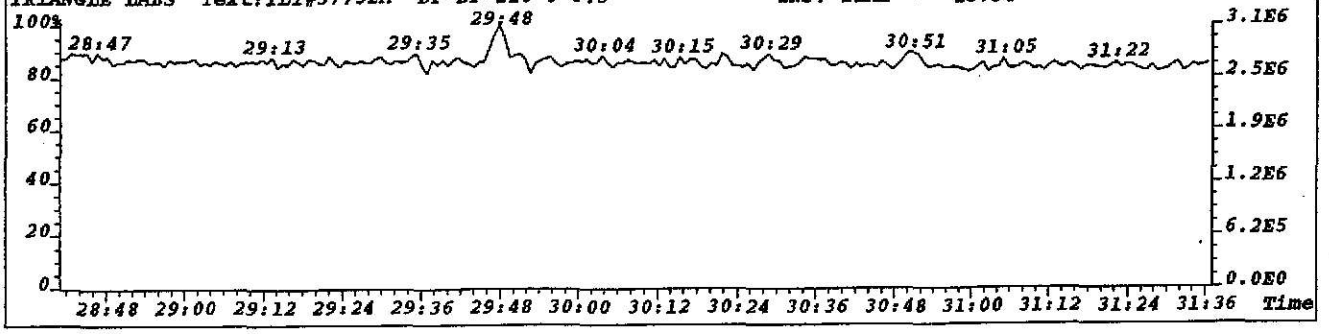

File:S023091 #1-455 Acq:12-JUL-2002 15:32:24 EI+ Voltage SIR 70S Noise:265
373.8208 F:3 BSUB(256,30,-3.0) PKD(7,5,3,0.05%,1060.0,1.00%,F,T) Exp:NDB5US
TRIANGLE LABS Text:TLI#57752A DF-DP-210 0-0.5 INJ. TIME = 15:34

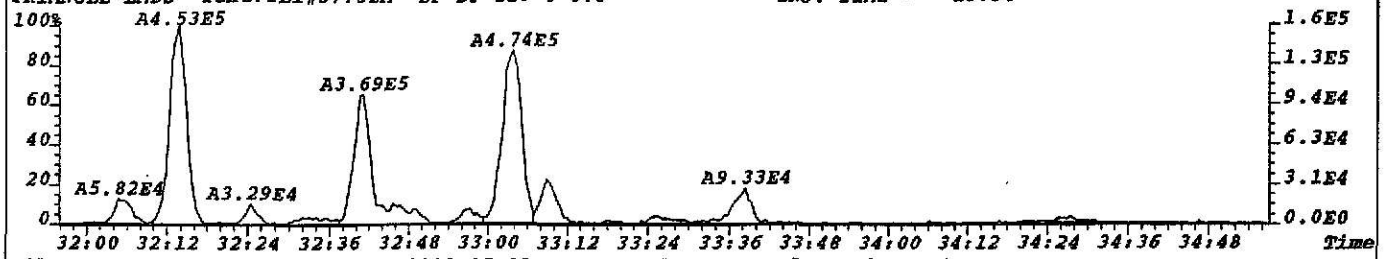

File:S023091 #1-455 Acq:12-JUL-2002 15:32:24 EI+ Voltage SIR 70S Noise:130
375.8178 F:3 BSUB(256,30,-3.0) PKD(7,5,3,0.05%,520.0,1.00%,F,T) Exp:NDB5US
TRIANGLE LABS Text:TLI#57752A DF-DP-210 0-0.5 INJ. TIME = 15:34

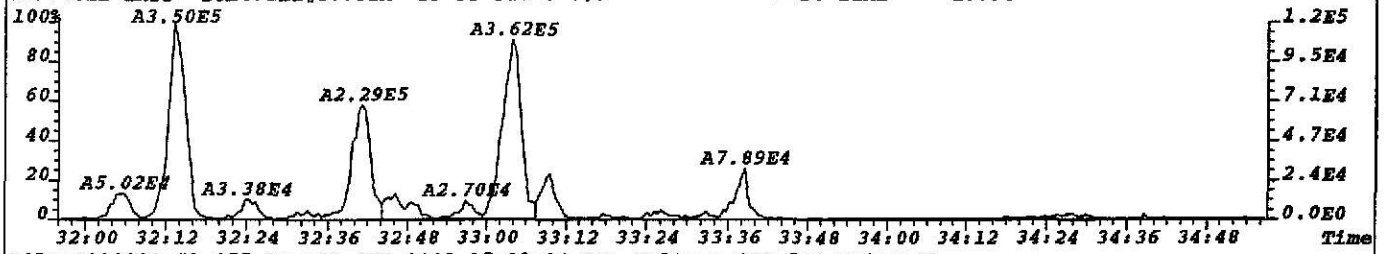

File:S023091 #1-455 Acq:12-JUL-2002 15:32:24 EI+ Voltage SIR 70S Noise:53
383.8639 F:3 BSUB(256,30,-3.0) PKD(7,5,3,0.05%,212.0,1.00%,F,T) Exp:NDB5US
TRIANGLE LABS Text:TLI#57752A DF-DP-210 0-0.5 INJ. TIME = 15:34

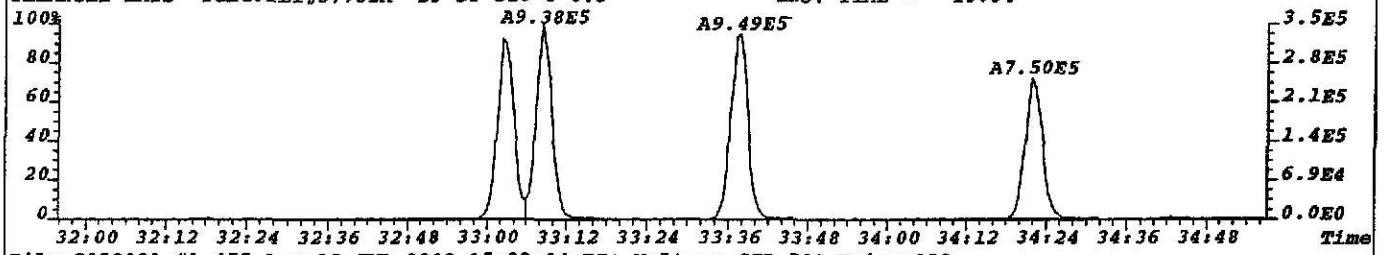

File:S023091 #1-455 Acq:12-JUL-2002 15:32:24 EI+ Voltage SIR 70S Noise:192
385.8610 F:3 BSUB(256,30,-3.0) PKD(7,5,3,0.05%,768.0,1.00%,F,T) Exp:NDB5US
TRIANGLE LABS Text:TLI#57752A DF-DP-210 0-0.5 INJ. TIME = 15:34

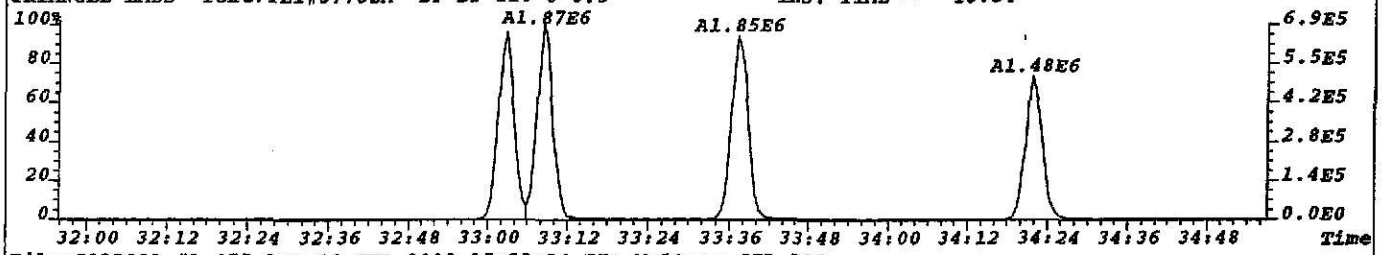

File:S023091 #1-455 Acq:12-JUL-2002 15:32:24 EI+ Voltage SIR 70S
392.9760 F:3 Exp:NDB5US
TRIANGLE LABS Text:TLI#57752A DF-DP-210 0-0.5 INJ. TIME = 15:34

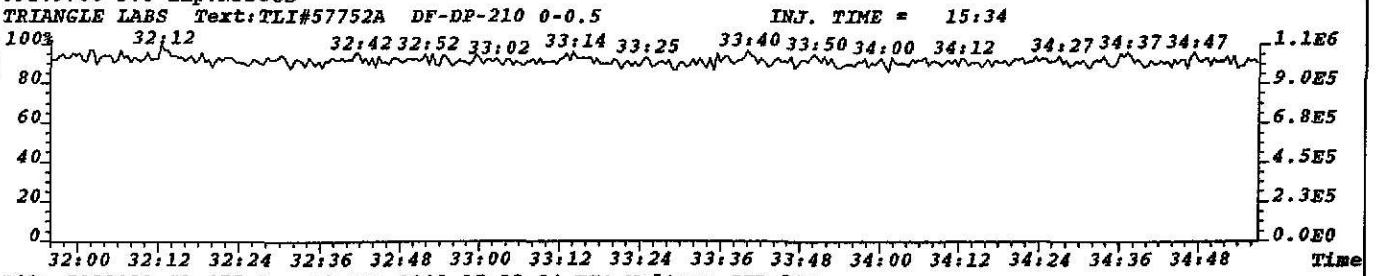

File:S023091 #1-455 Acq:12-JUL-2002 15:32:24 EI+ Voltage SIR 70S
445.7555 F:3 Exp:NDB5US
TRIANGLE LABS Text:TLI#57752A DF-DP-210 0-0.5 INJ. TIME = 15:34

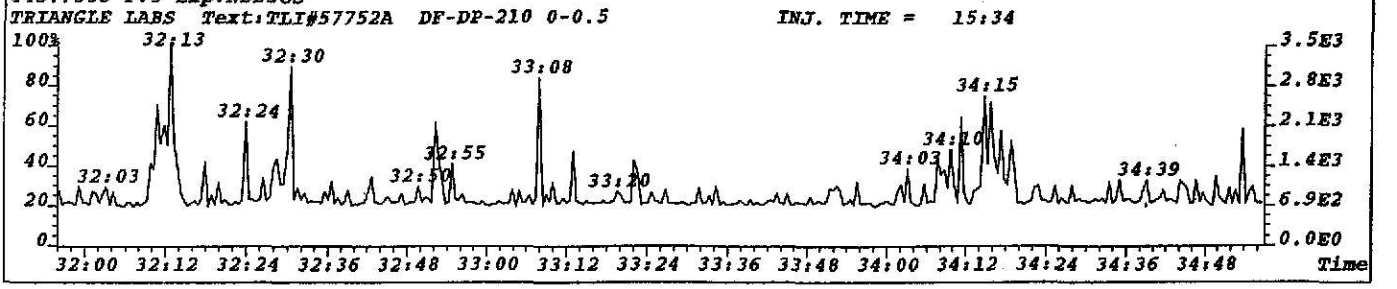

File:S023091 #1-455 Acq:12-JUL-2002 15:32:24 EI+ Voltage SIR 70S Noise:20
389.8156 F:3 BSUB(256,30,-3.0) PKD(7,5,3,0.05%,80.0,1.00%,F,T) Exp:NDB5US
TRIANGLE LABS Text:TLI#57752A DF-DP-210 0-0.5 INJ. TIME = 15:34

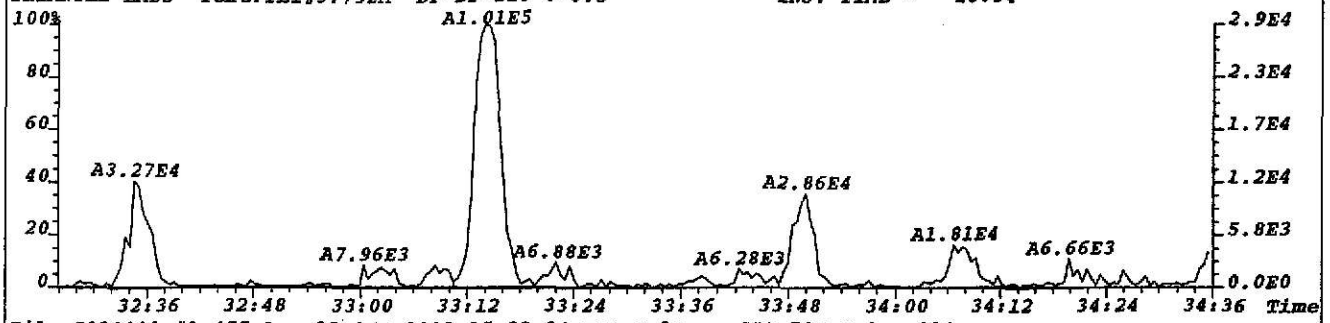

File:S023091 #1-455 Acq:12-JUL-2002 15:32:24 EI+ Voltage SIR 70S Noise:194
391.8127 F:3 BSUB(256,30,-3.0) PKD(7,5,3,0.05%,776.0,1.00%,F,T) Exp:NDB5US
TRIANGLE LABS Text:TLI#57752A DF-DP-210 0-0.5 INJ. TIME = 15:34

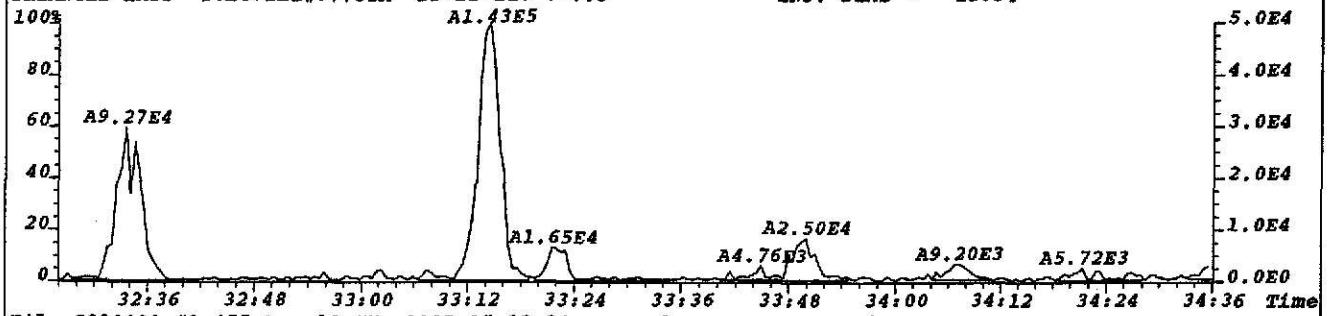

File:S023091 #1-455 Acq:12-JUL-2002 15:32:24 EI+ Voltage SIR 70S Noise:28
401.8558 F:3 BSUB(256,30,-3.0) PKD(7,5,3,0.05%,112.0,1.00%,F,T) Exp:NDB5US
TRIANGLE LABS Text:TLI#57752A DF-DP-210 0-0.5 INJ. TIME = 15:34

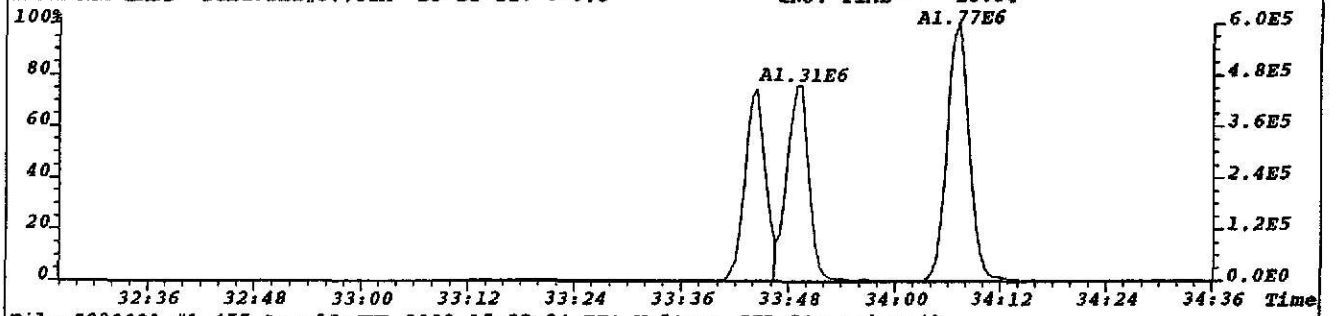

File:S023091 #1-455 Acq:12-JUL-2002 15:32:24 EI+ Voltage SIR 70S Noise:49
403.8529 F:3 BSUB(256,30,-3.0) PKD(7,5,3,0.05%,196.0,1.00%,F,T) Exp:NDB5US
TRIANGLE LABS Text:TLI#57752A DF-DP-210 0-0.5 INJ. TIME = 15:34

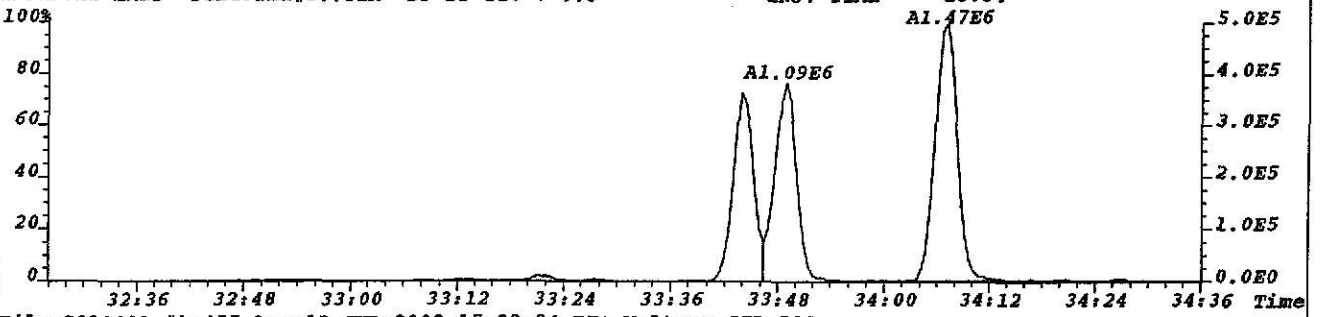

File:S023091 #1-455 Acq:12-JUL-2002 15:32:24 EI+ Voltage SIR 70S
392.9760 F:3 Exp:NDB5US
TRIANGLE LABS Text:TLI#57752A DF-DP-210 0-0.5 INJ. TIME = 15:34

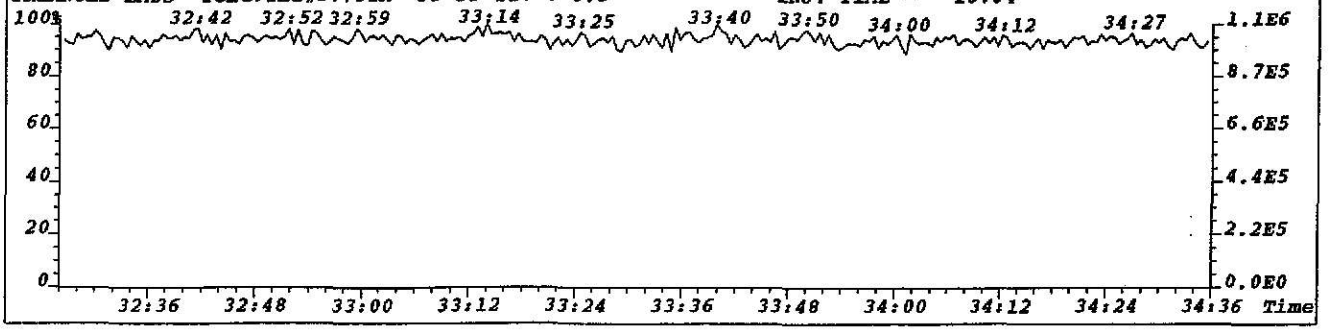

File:S023091 #1-735 Acq:12-JUL-2002 15:32:24 EI+ Voltage SIR 70S Noise:53
407.7818 F:4 BSUB(256,30,-3.0) PKD(7,5,3,0.05%,212.0,1.00%,F,T) Exp:NDB5US
TRIANGLE LABS Text:TLI#57752A DF-DP-210 0-0.5 INJ. TIME = 15:34

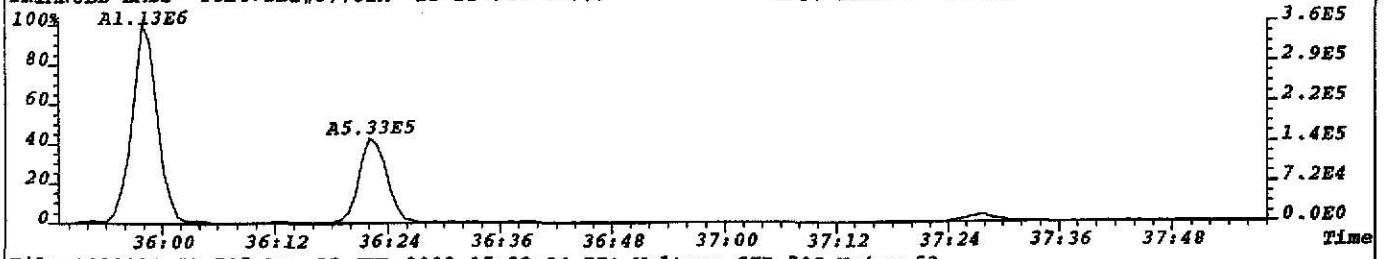

File:S023091 #1-735 Acq:12-JUL-2002 15:32:24 EI+ Voltage SIR 70S Noise:53
409.7789 F:4 BSUB(256,30,-3.0) PKD(7,5,3,0.05%,212.0,1.00%,F,T) Exp:NDB5US
TRIANGLE LABS Text:TLI#57752A DF-DP-210 0-0.5 INJ. TIME = 15:34



File:S023091 #1-735 Acq:12-JUL-2002 15:32:24 EI+ Voltage SIR 70S Noise:36
417.8253 F:4 BSUB(256,30,-3.0) PKD(7,5,3,0.05%,144.0,1.00%,F,T) Exp:NDB5US
TRIANGLE LABS Text:TLI#57752A DF-DP-210 0-0.5 INJ. TIME = 15:34

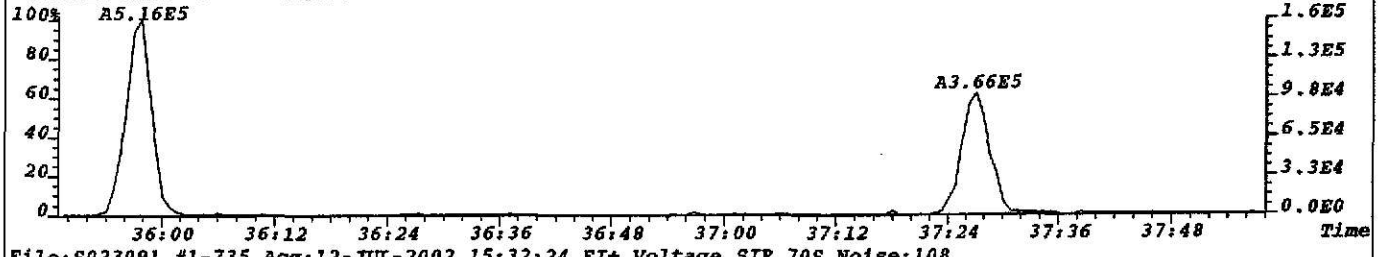

File:S023091 #1-735 Acq:12-JUL-2002 15:32:24 EI+ Voltage SIR 70S Noise:108
419.8220 F:4 BSUB(256,30,-3.0) PKD(7,5,3,0.05%,432.0,1.00%,F,T) Exp:NDB5US
TRIANGLE LABS Text:TLI#57752A DF-DP-210 0-0.5 INJ. TIME = 15:34



File:S023091 #1-735 Acq:12-JUL-2002 15:32:24 EI+ Voltage SIR 70S
430.9729 F:4 Exp:NDB5US
TRIANGLE LABS Text:TLI#57752A DF-DP-210 0-0.5 INJ. TIME = 15:34

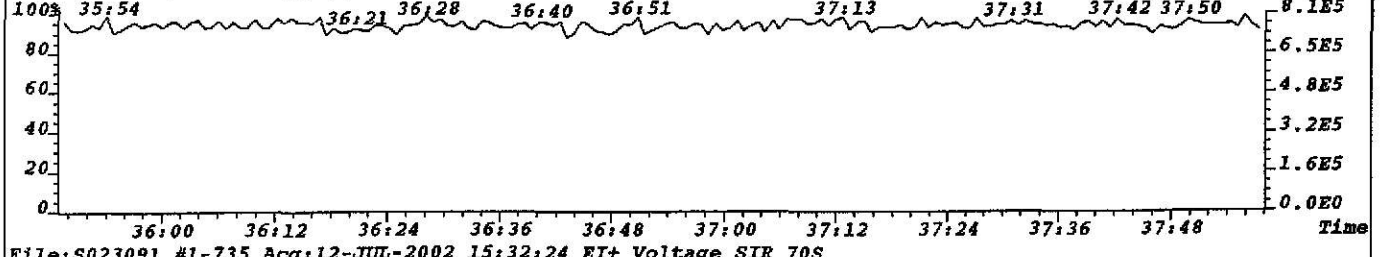

File:S023091 #1-735 Acq:12-JUL-2002 15:32:24 EI+ Voltage SIR 70S
479.7165 F:4 Exp:NDB5US
TRIANGLE LABS Text:TLI#57752A DF-DP-210 0-0.5 INJ. TIME = 15:34

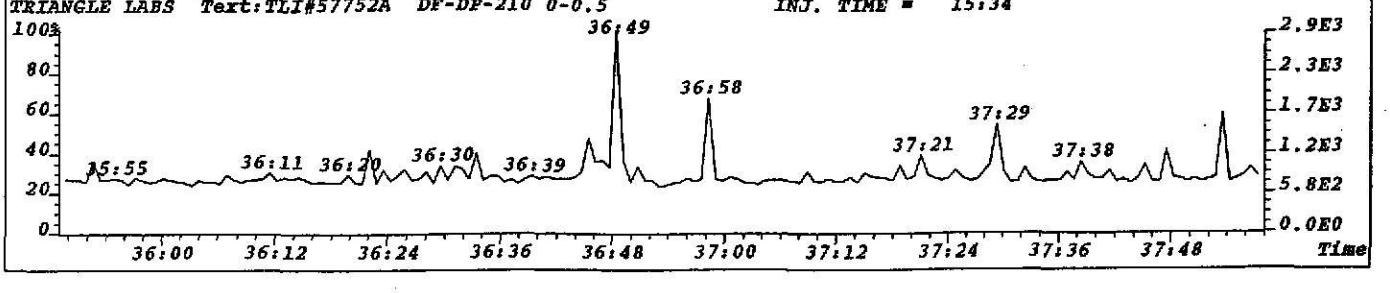

File:S023091 #1-735 Acq:12-JUL-2002 15:32:24 EI+ Voltage SIR 70S Noise:27
423.7766 F:4 BSUB(256,30,-3.0) PKD(7,5,3,0.05%,108.0,1.00%,F,T) Exp:NDB5US
TRIANGLE LABS Text:TLI#57752A DF-DP-210 0-0.5 INJ. TIME = 15:34

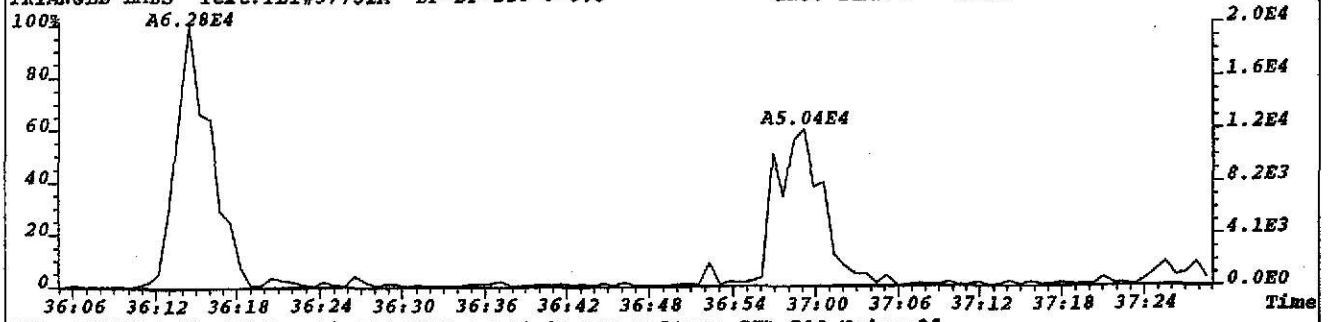

File:S023091 #1-735 Acq:12-JUL-2002 15:32:24 EI+ Voltage SIR 70S Noise:25
425.7737 F:4 BSUB(256,30,-3.0) PKD(7,5,3,0.05%,100.0,1.00%,F,T) Exp:NDB5US
TRIANGLE LABS Text:TLI#57752A DF-DP-210 0-0.5 INJ. TIME = 15:34

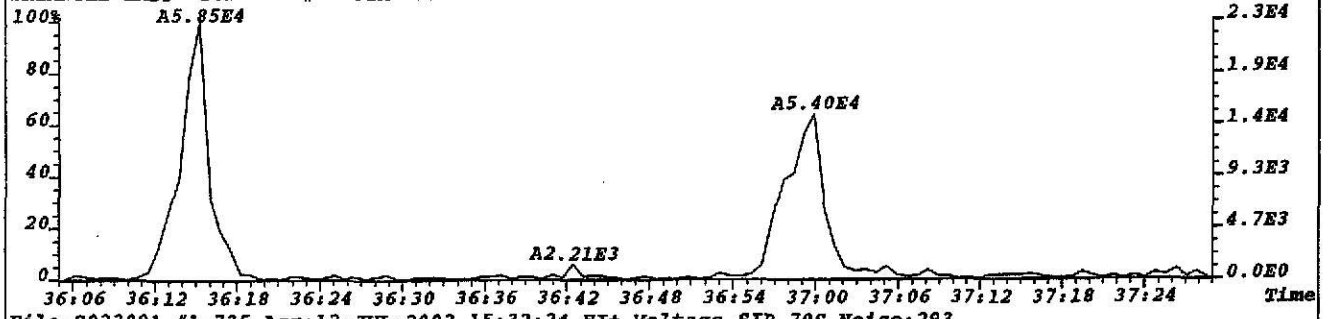

File:S023091 #1-735 Acq:12-JUL-2002 15:32:24 EI+ Voltage SIR 70S Noise:293
435.8169 F:4 BSUB(256,30,-3.0) PKD(7,5,3,0.05%,1172.0,1.00%,F,T) Exp:NDB5US
TRIANGLE LABS Text:TLI#57752A DF-DP-210 0-0.5 INJ. TIME = 15:34

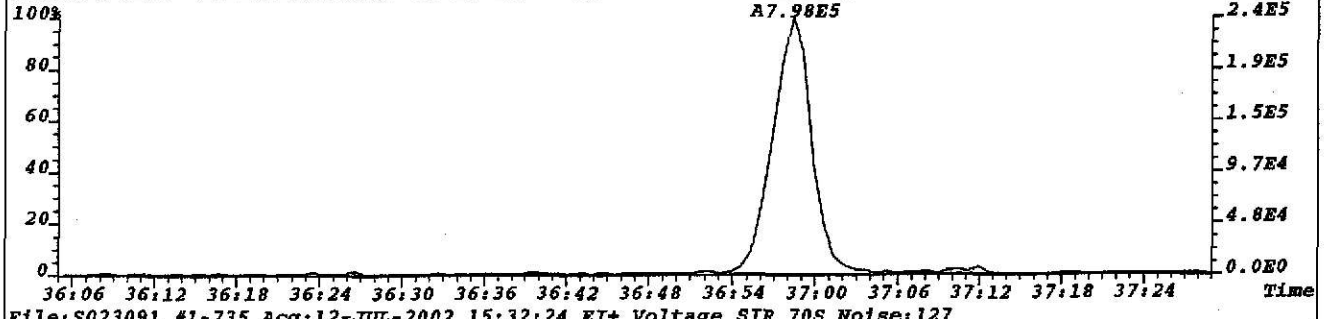

File:S023091 #1-735 Acq:12-JUL-2002 15:32:24 EI+ Voltage SIR 70S Noise:127
437.8140 F:4 BSUB(256,30,-3.0) PKD(7,5,3,0.05%,508.0,1.00%,F,T) Exp:NDB5US
TRIANGLE LABS Text:TLI#57752A DF-DP-210 0-0.5 INJ. TIME = 15:34

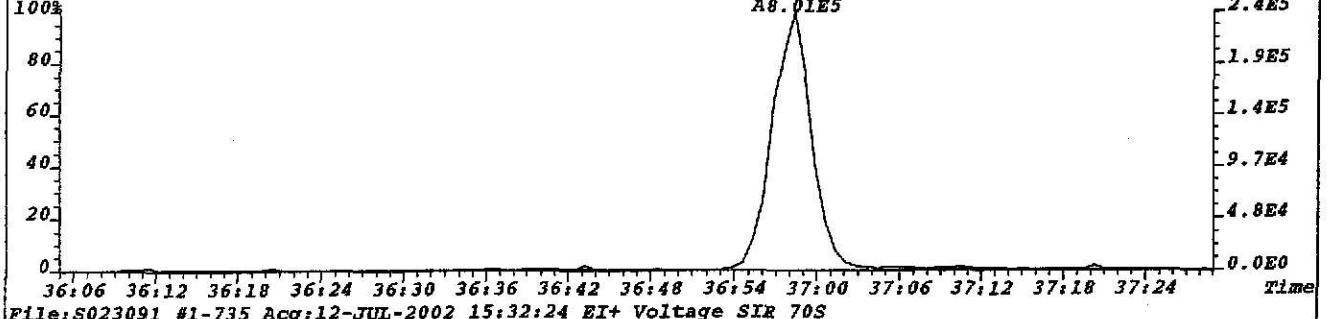

File:S023091 #1-735 Acq:12-JUL-2002 15:32:24 EI+ Voltage SIR 70S
430.9729 F:4 Exp:NDB5US
TRIANGLE LABS Text:TLI#57752A DF-DP-210 0-0.5 INJ. TIME = 15:34

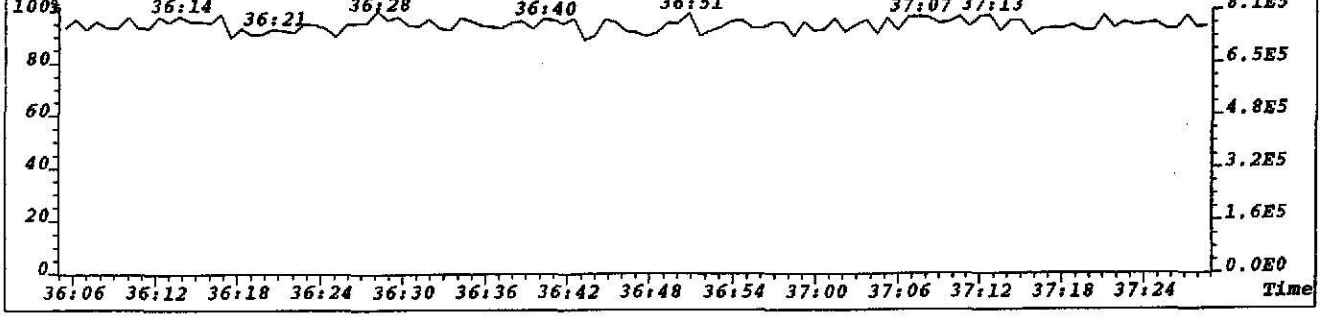

File:S023091 #1-735 Acq:12-JUL-2002 15:32:24 EI+ Voltage SIR 70S Noise:30
441.7428 F:4 BSUB(256,30,-3.0) PKD(7,5,3,0.05%,120.0,1.00%,F,T) Exp:NDB5US
TRIANGLE LABS Text:TLI#57752A DF-DP-210 0-0.5 INJ. TIME = 15:34

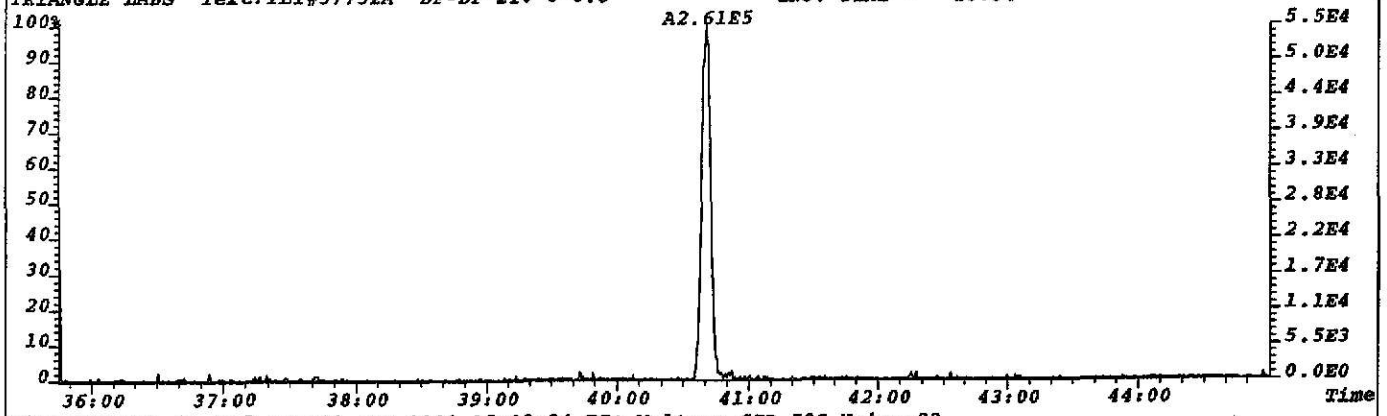

File:S023091 #1-735 Acq:12-JUL-2002 15:32:24 EI+ Voltage SIR 70S Noise:23
443.7399 F:4 BSUB(256,30,-3.0) PKD(7,5,3,0.05%,92.0,1.00%,F,T) Exp:NDB5US
TRIANGLE LABS Text:TLI#57752A DF-DP-210 0-0.5 INJ. TIME = 15:34

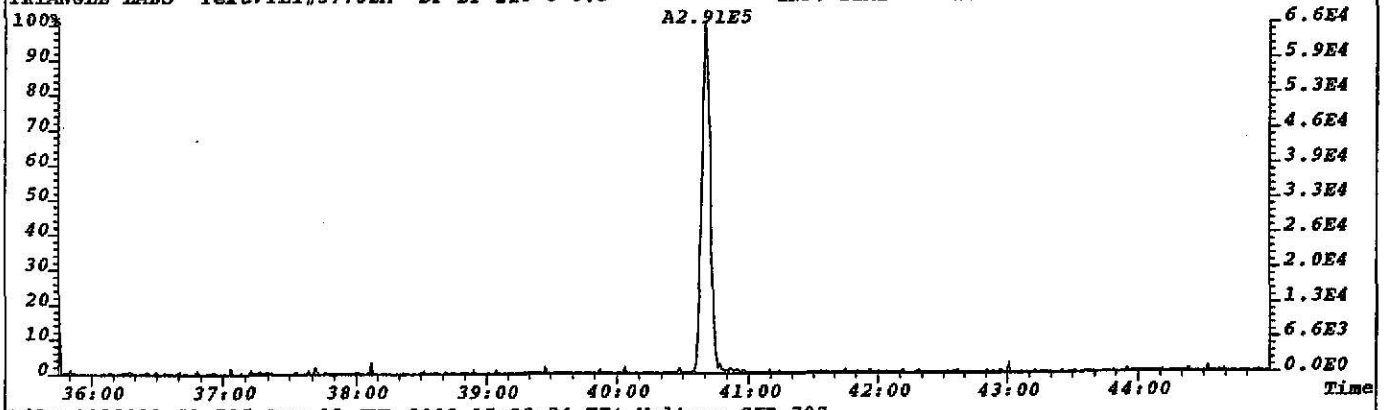

File:S023091 #1-735 Acq:12-JUL-2002 15:32:24 EI+ Voltage SIR 70S
430.9729 F:4 Exp:NDB5US
TRIANGLE LABS Text:TLI#57752A DF-DP-210 0-0.5 INJ. TIME = 15:34

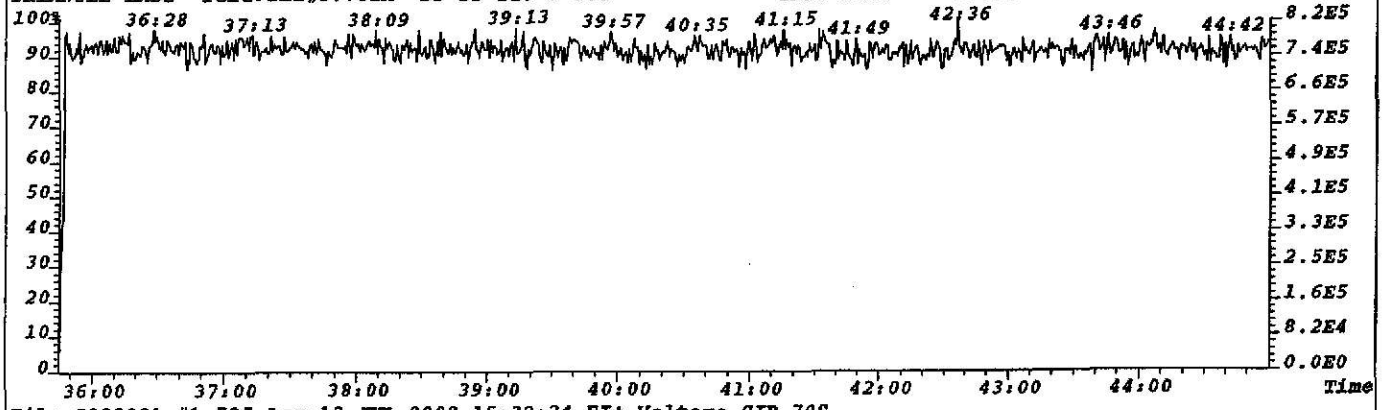

File:S023091 #1-735 Acq:12-JUL-2002 15:32:24 EI+ Voltage SIR 70S
513.6775 F:4 Exp:NDB5US
TRIANGLE LABS Text:TLI#57752A DF-DP-210 0-0.5 INJ. TIME = 15:34

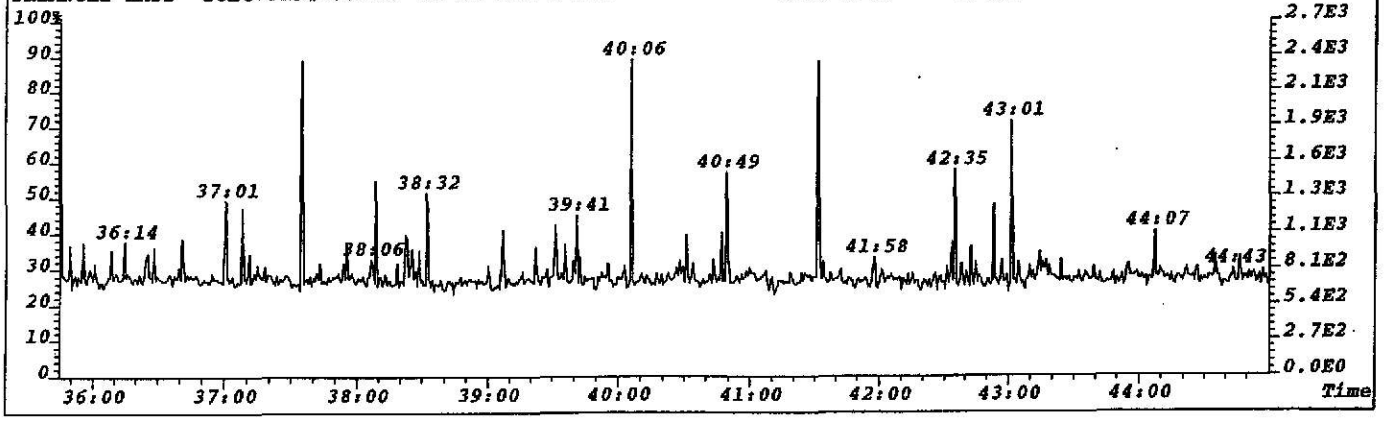

File:S023091 #1-735 Acq:12-JUL-2002 15:32:24 EI+ Voltage SIR 70S Noise:24
457.7377 F:4 BSUB(256,30,-3.0) PKD(7,5,3,0.05%,96.0,1.00%,F,T) Exp:NDB5US
TRIANGLE LABS Text:TLI#57752A DF-DP-210 0-0.5 INJ. TIME = 15:34

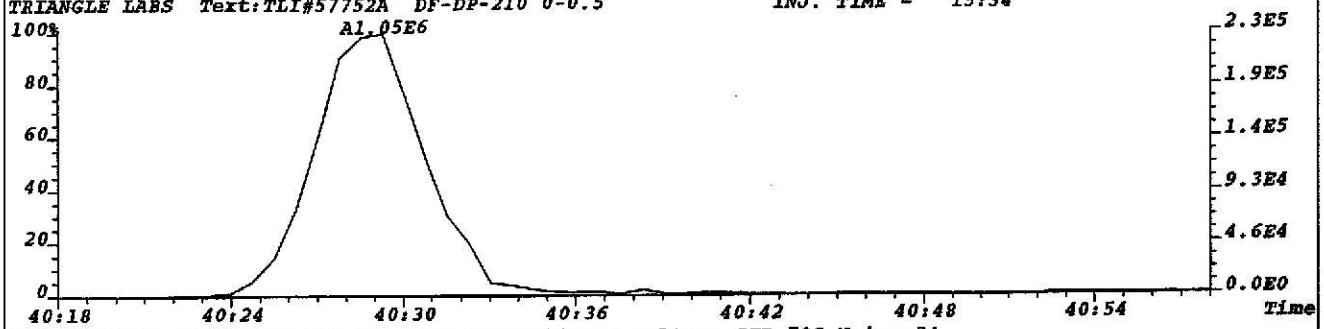

File:S023091 #1-735 Acq:12-JUL-2002 15:32:24 EI+ Voltage SIR 70S Noise:24
459.7348 F:4 BSUB(256,30,-3.0) PKD(7,5,3,0.05%,96.0,1.00%,F,T) Exp:NDB5US
TRIANGLE LABS Text:TLI#57752A DF-DP-210 0-0.5 INJ. TIME = 15:34

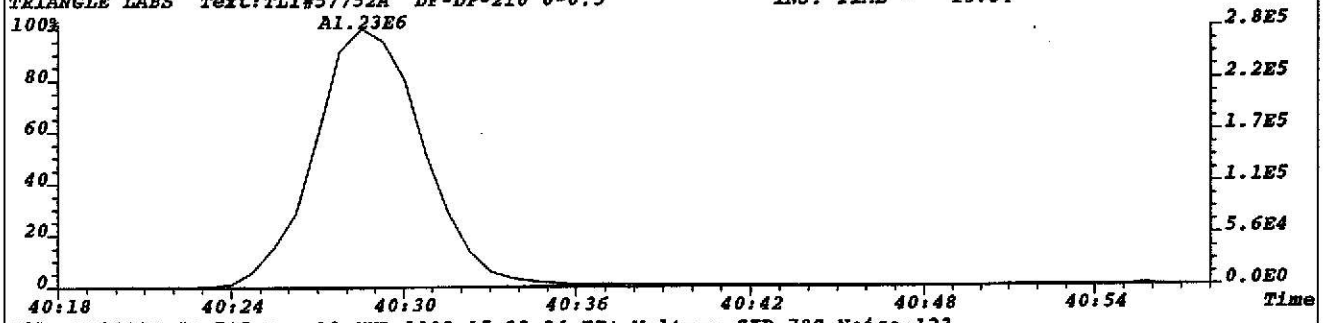

File:S023091 #1-735 Acq:12-JUL-2002 15:32:24 EI+ Voltage SIR 70S Noise:123
469.7779 F:4 BSUB(256,30,-3.0) PKD(7,5,3,0.05%,492.0,1.00%,F,T) Exp:NDB5US
TRIANGLE LABS Text:TLI#57752A DF-DP-210 0-0.5 INJ. TIME = 15:34

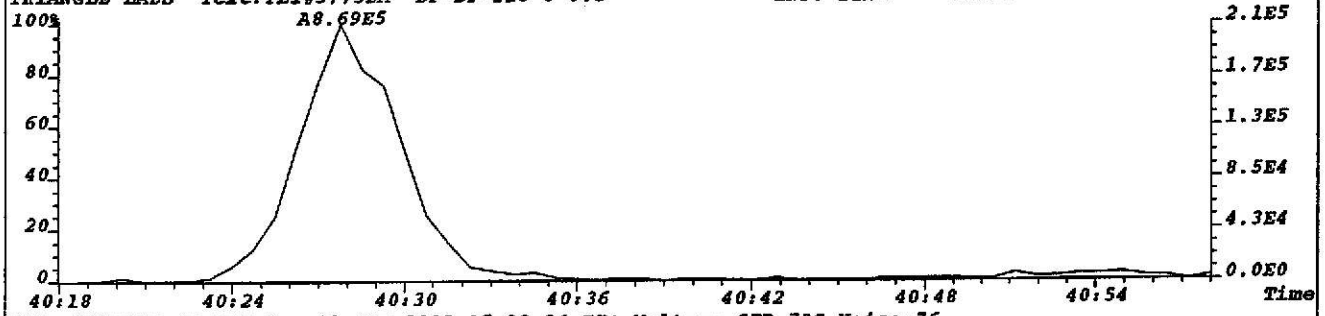

File:S023091 #1-735 Acq:12-JUL-2002 15:32:24 EI+ Voltage SIR 70S Noise:76
471.7750 F:4 BSUB(256,30,-3.0) PKD(7,5,3,0.05%,304.0,1.00%,F,T) Exp:NDB5US
TRIANGLE LABS Text:TLI#57752A DF-DP-210 0-0.5 INJ. TIME = 15:34

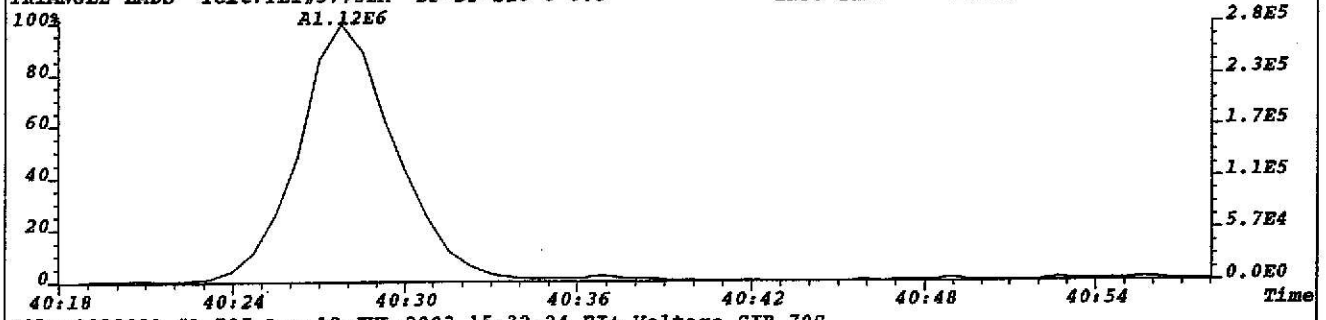

File:S023091 #1-735 Acq:12-JUL-2002 15:32:24 EI+ Voltage SIR 70S
430.9729 F:4 Exp:NDB5US
TRIANGLE LABS Text:TLI#57752A DF-DP-210 0-0.5 INJ. TIME = 15:34

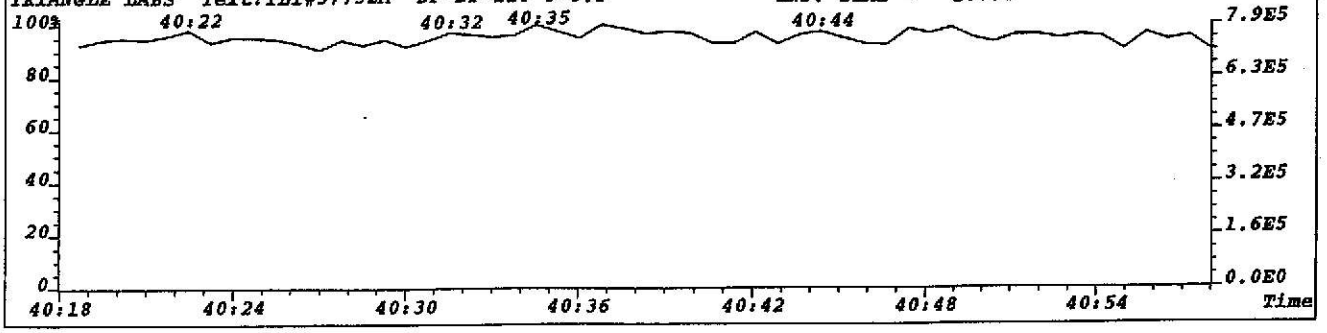

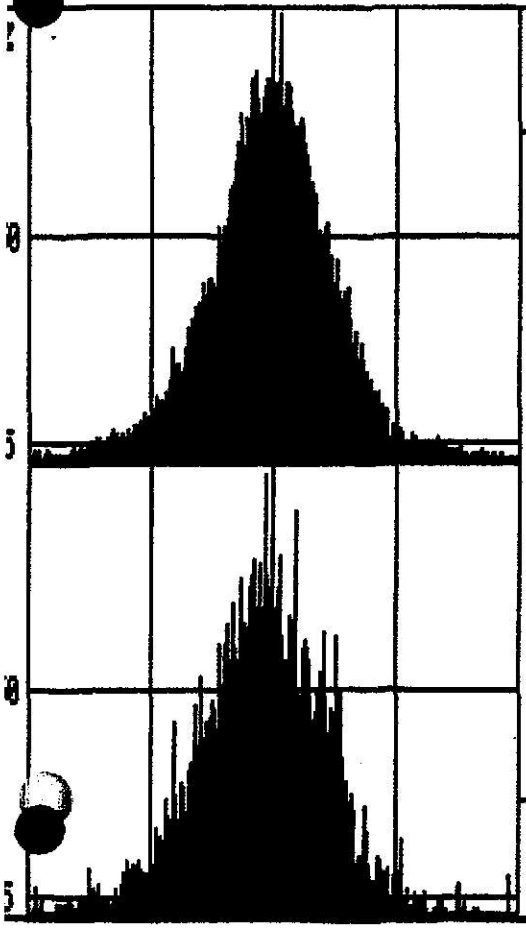

Channel I 330.9792 Peak top
Height 1.10 volts Span 200 ppm

System file name	MOBSUS
Data file name	A:S712021
Resolution	10000
Group number	2
Ionization mode	EI+
Switching	VOLTAGE
Ref. masses	292.9825, 416.9760

A	293	J	331	S	368
B	304	K	332	T	370
C	306	L	334	U	376
D	316	M	340	V	410
E	318	N	342		
F	320	O	352		
G	322	P	354		
H	328	Q	356		
I	331	R	358		

Ref. mass 416.9760 Peak top
Height .22 volts Span 200 ppm

File:S023091 #1-758 Acq:12-JUL-2002 15:32:24 EI+ Voltage SIR 70S
303.9016 F:2 Exp:NDB5US
Sample Text:TLI#57752A DF-DP-210 0-0.5 INJ. TIME = 15:34 File Text:TLI#57752A D»

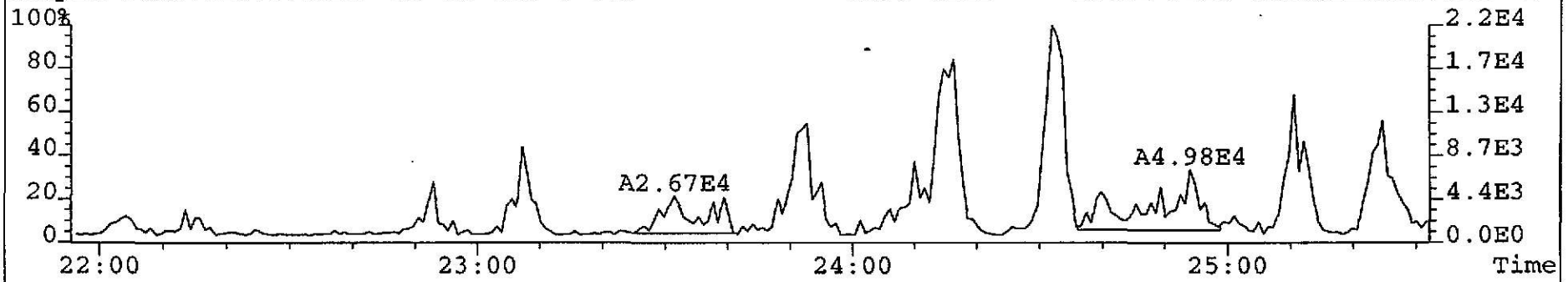

File:S023091 #1-758 Acq:12-JUL-2002 15:32:24 EI+ Voltage SIR 70S
305.8987 F:2 Exp:NDB5US
Sample Text:TLI#57752A DF-DP-210 0-0.5 INJ. TIME = 15:34 File Text:TLI#57752A D»

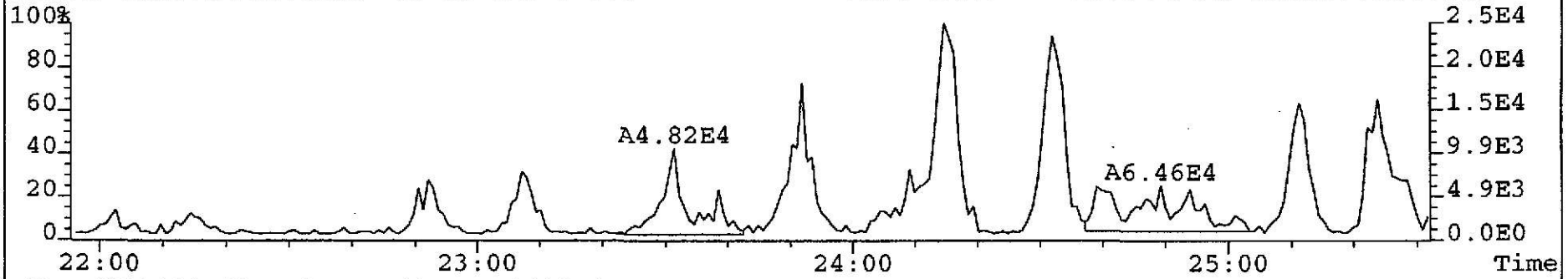

File:S023091 #1-758 Acq:12-JUL-2002 15:32:24 EI+ Voltage SIR 70S
317.9389 F:2 Exp:NDB5US
Sample Text:TLI#57752A DF-DP-210 0-0.5 INJ. TIME = 15:34 File Text:TLI#57752A D»

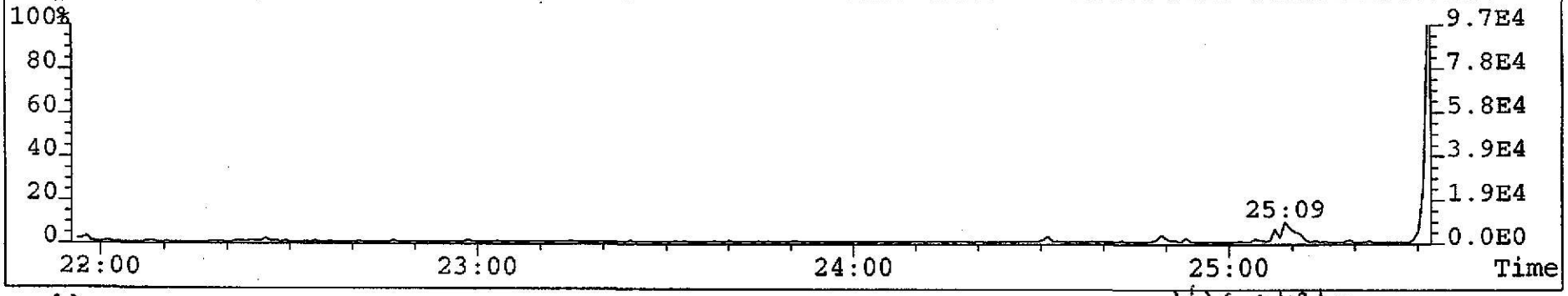

VJC 7/13/02

File:S023091 #1-758 Acq:12-JUL-2002 15:32:24 EI+ Voltage SIR 70S
319.8965 F:2 Exp:NDB5US
Sample Text:TLI#57752A DF-DP-210 0-0.5 INJ. TIME = 15:34 File Text:TLI#57752A D»

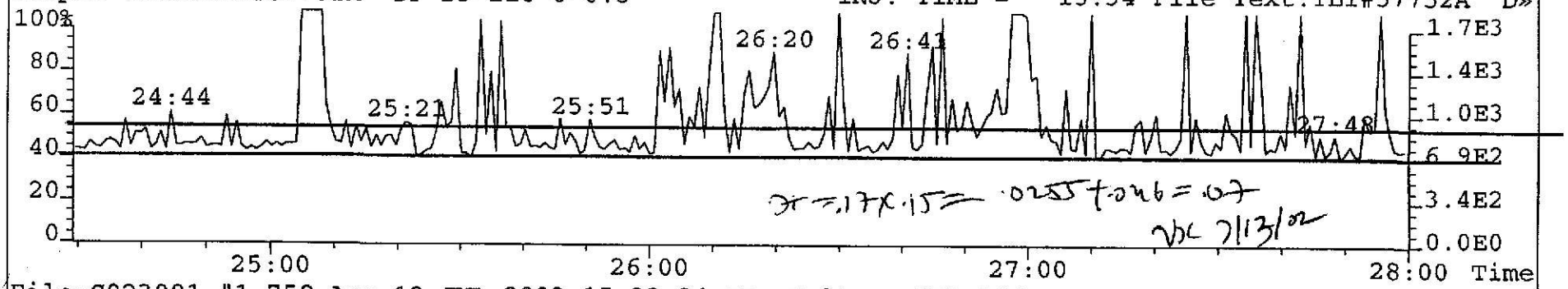

DT = .17 x .15 = .0255 + .046 = .07
VBC 7/13/02

File:S023091 #1-758 Acq:12-JUL-2002 15:32:24 EI+ Voltage SIR 70S
321.8936 F:2 Exp:NDB5US
DT = .1 x .46 = .046
Sample Text:TLI#57752A DF-DP-210 0-0.5 INJ. TIME = 15:34 File Text:TLI#57752A D»

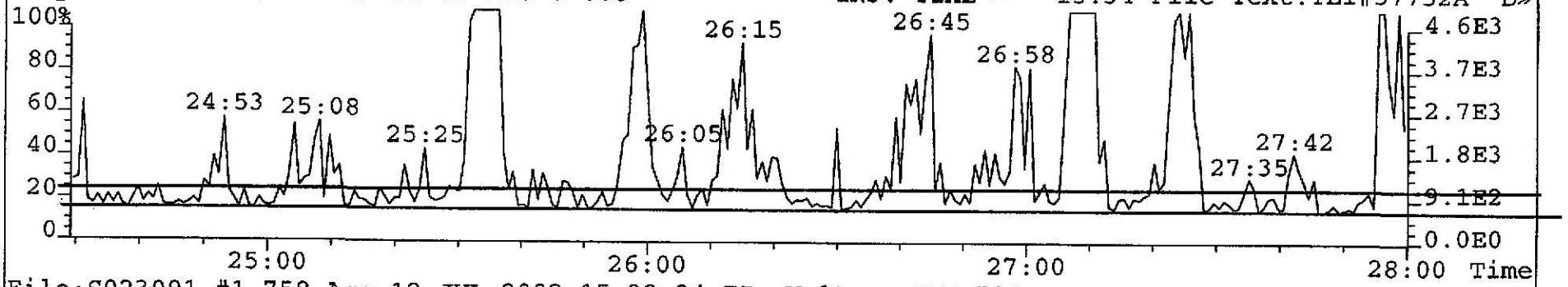

File:S023091 #1-758 Acq:12-JUL-2002 15:32:24 EI+ Voltage SIR 70S
331.9368 F:2 Exp:NDB5US
Sample Text:TLI#57752A DF-DP-210 0-0.5 INJ. TIME = 15:34 File Text:TLI#57752A D»

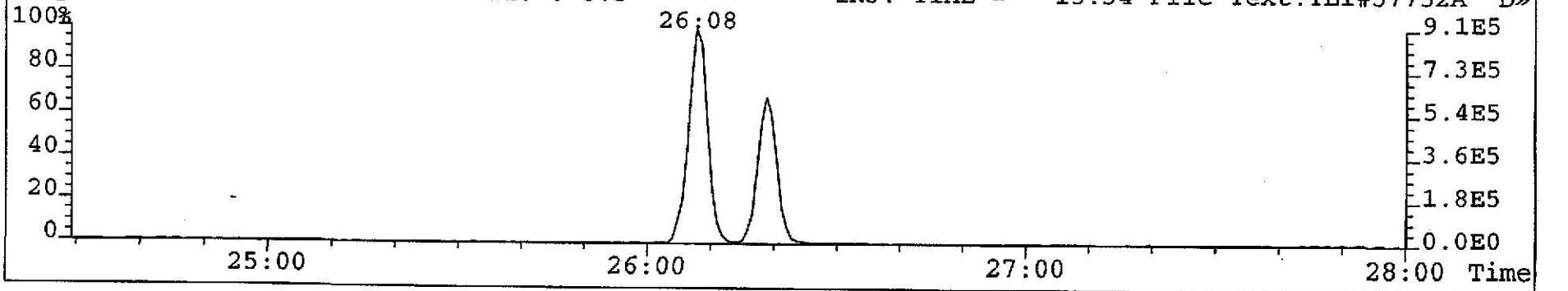

VBC 7/13/02

File:S023091 #1-758 Acq:12-JUL-2002 15:32:24 EI+ Voltage SIR 70S
339.8597 F:2 Exp:NDB5US
Sample Text:TLI#57752A DF-DP-210 0-0.5 INJ. TIME = 15:34 File Text:TLI#57752A D»

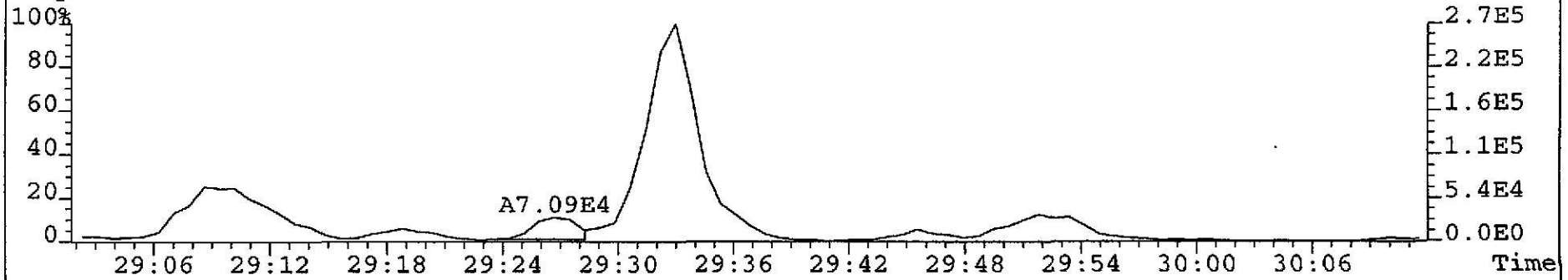

File:S023091 #1-758 Acq:12-JUL-2002 15:32:24 EI+ Voltage SIR 70S
341.8567 F:2 Exp:NDB5US
Sample Text:TLI#57752A DF-DP-210 0-0.5 INJ. TIME = 15:34 File Text:TLI#57752A D»

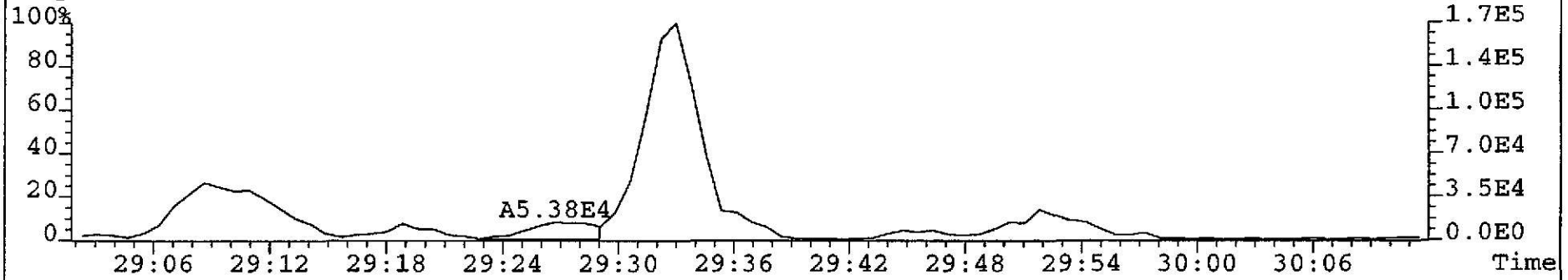

File:S023091 #1-758 Acq:12-JUL-2002 15:32:24 EI+ Voltage SIR 70S
353.8970 F:2 Exp:NDB5US
Sample Text:TLI#57752A DF-DP-210 0-0.5 INJ. TIME = 15:34 File Text:TLI#57752A D»

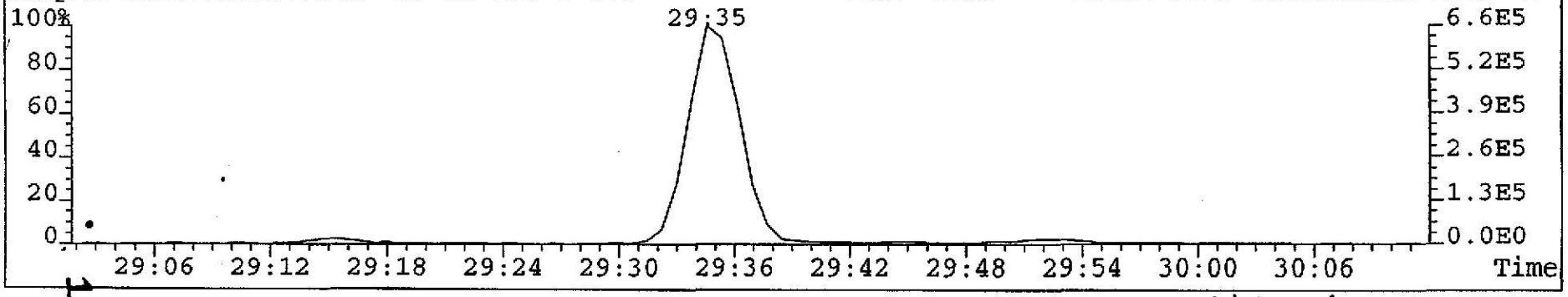

157

VC 7/13/02

File:S023091 #1-758 Acq:12-JUL-2002 15:32:24 EI+ Voltage SIR 70S
339.8597 F:2 Exp:NDB5US
Sample Text:TLI#57752A DF-DP-210 0-0.5 INJ. TIME = 15:34 File Text:TLI#57752A D»

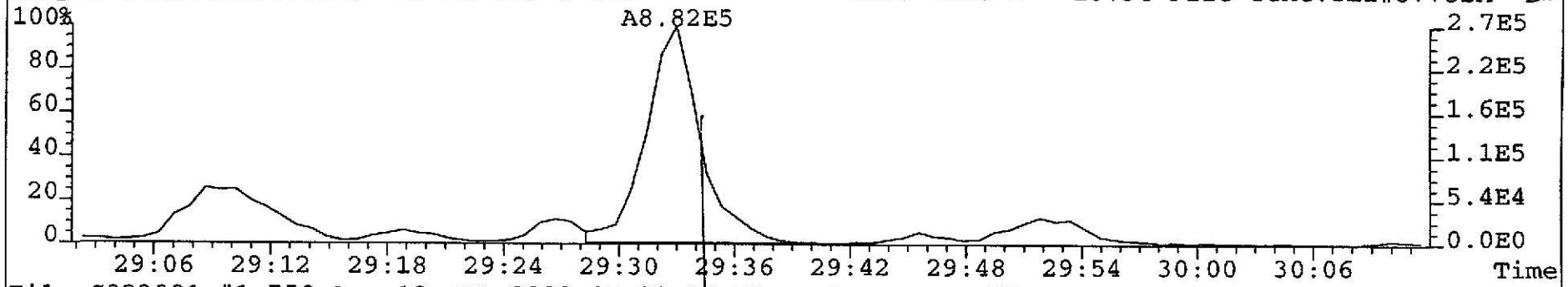

File:S023091 #1-758 Acq:12-JUL-2002 15:32:24 EI+ Voltage SIR 70S
341.8567 F:2 Exp:NDB5US
Sample Text:TLI#57752A DF-DP-210 0-0.5 INJ. TIME = 15:34 File Text:TLI#57752A D»

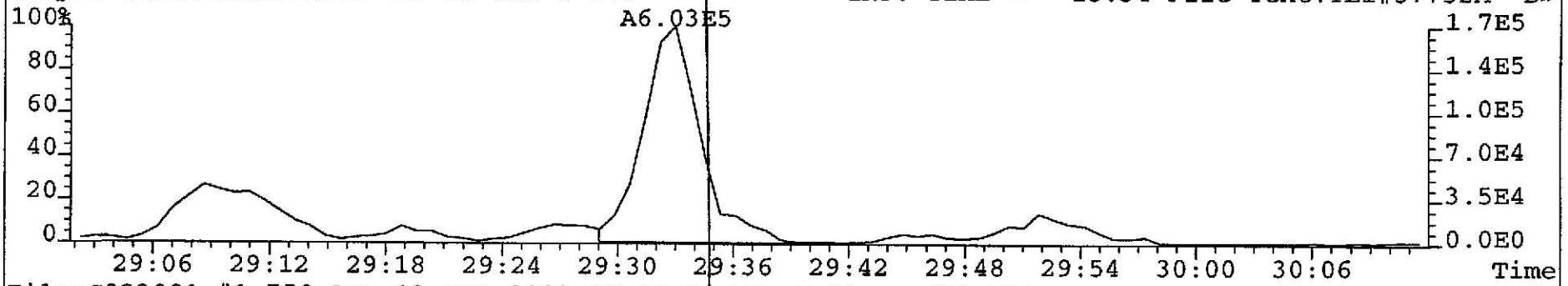

File:S023091 #1-758 Acq:12-JUL-2002 15:32:24 EI+ Voltage SIR 70S
353.8970 F:2 Exp:NDB5US
Sample Text:TLI#57752A DF-DP-210 0-0.5 INJ. TIME = 15:34 File Text:TLI#57752A D»

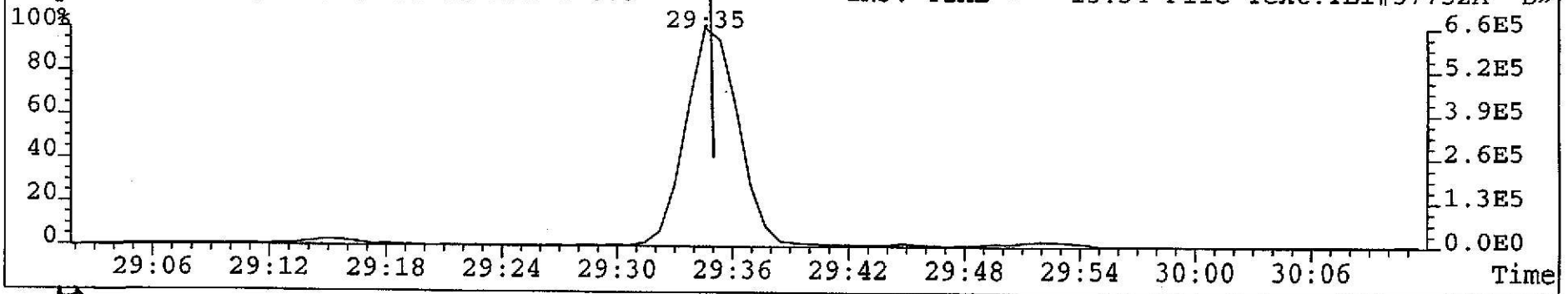

158

VSC 7/13/02

File:S023091 #1-758 Acq:12-JUL-2002 15:32:24 EI+ Voltage SIR 70S
355.8546 F:2 Exp:NDB5US
Sample Text:TLI#57752A DF-DP-210 0-0.5 INJ. TIME = 15:34 File Text:TLI#57752A D»

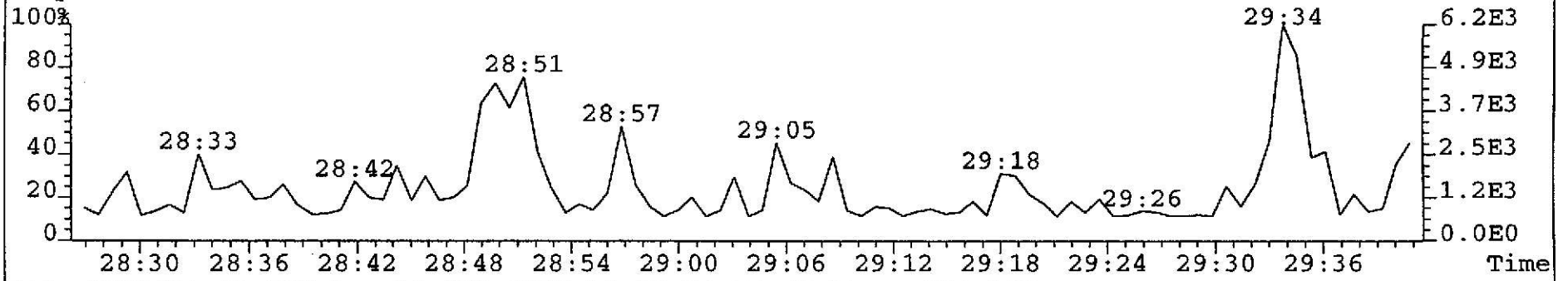

File:S023091 #1-758 Acq:12-JUL-2002 15:32:24 EI+ Voltage SIR 70S
357.8516 F:2 Exp:NDB5US
Sample Text:TLI#57752A DF-DP-210 0-0.5 INJ. TIME = 15:34 File Text:TLI#57752A D»

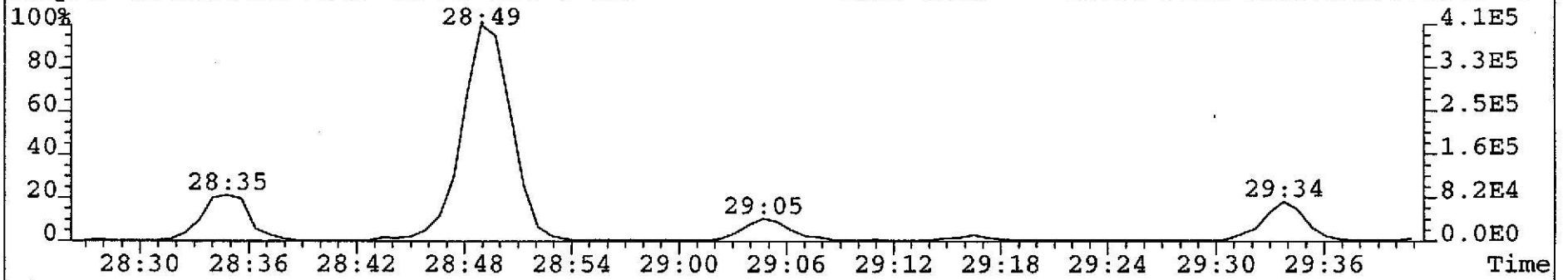

File:S023091 #1-758 Acq:12-JUL-2002 15:32:24 EI+ Voltage SIR 70S
369.8919 F:2 Exp:NDB5US
Sample Text:TLI#57752A DF-DP-210 0-0.5 INJ. TIME = 15:34 File Text:TLI#57752A D»

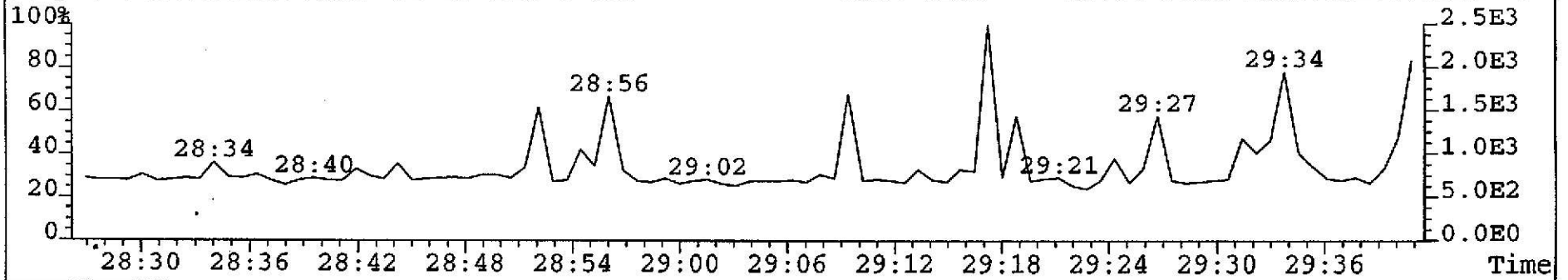

VJL 7/13/02

File:S023091 #1-758 Acq:12-JUL-2002 15:32:24 EI+ Voltage SIR 70S
355.8546 F:2 Exp:NDB5US
Sample Text:TLI#57752A DF-DP-210 0-0.5 INJ. TIME = 15:34 File Text:TLI#57752A D»

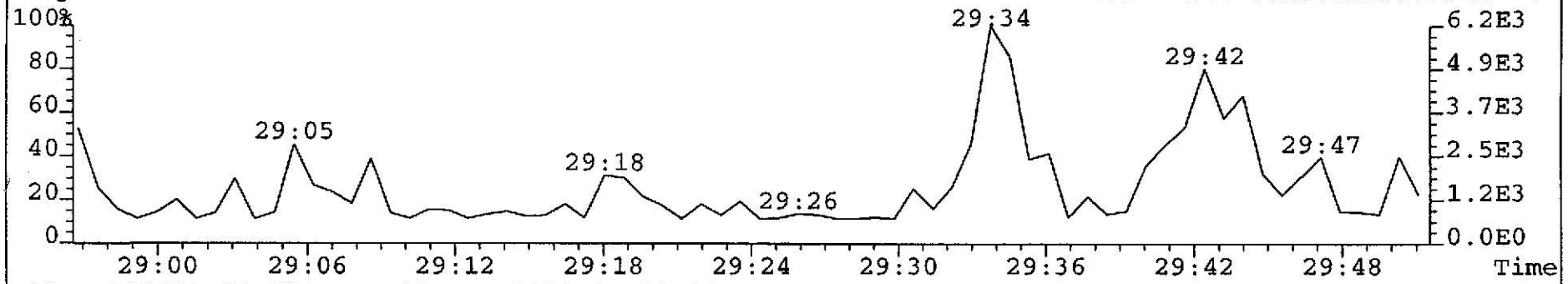

File:S023091 #1-758 Acq:12-JUL-2002 15:32:24 EI+ Voltage SIR 70S
357.8516 F:2 Exp:NDB5US
Sample Text:TLI#57752A DF-DP-210 0-0.5 INJ. TIME = 15:34 File Text:TLI#57752A D»

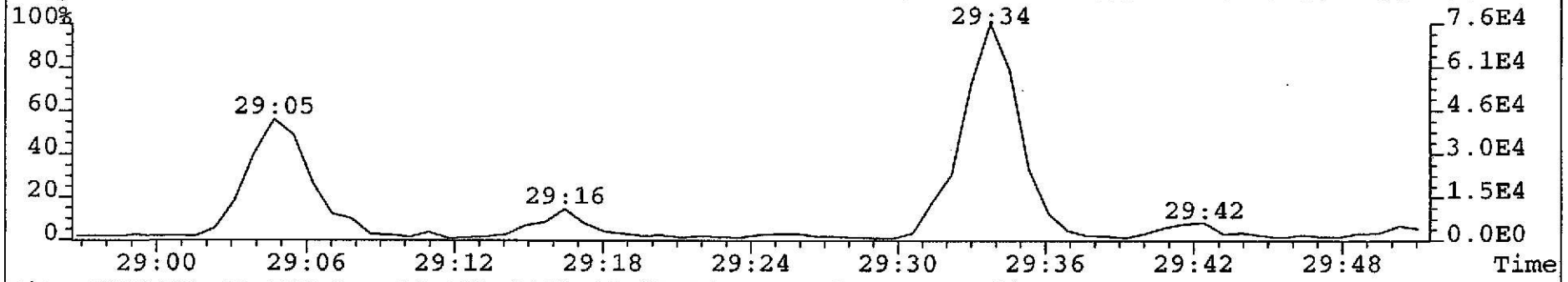

File:S023091 #1-758 Acq:12-JUL-2002 15:32:24 EI+ Voltage SIR 70S
369.8919 F:2 Exp:NDB5US
Sample Text:TLI#57752A DF-DP-210 0-0.5 INJ. TIME = 15:34 File Text:TLI#57752A D»

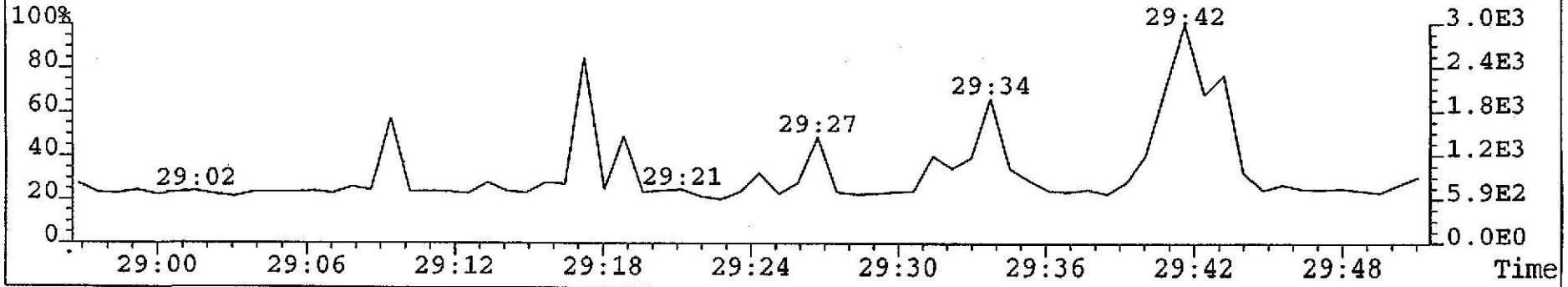

VA 7/12/02

File:S023091 #1-758 Acq:12-JUL-2002 15:32:24 EI+ Voltage SIR 70S
355.8546 F:2 Exp:NDB5US
Sample Text:TLI#57752A DF-DP-210 0-0.5 INJ. TIME = 15:34 File Text:TLI#57752A D»

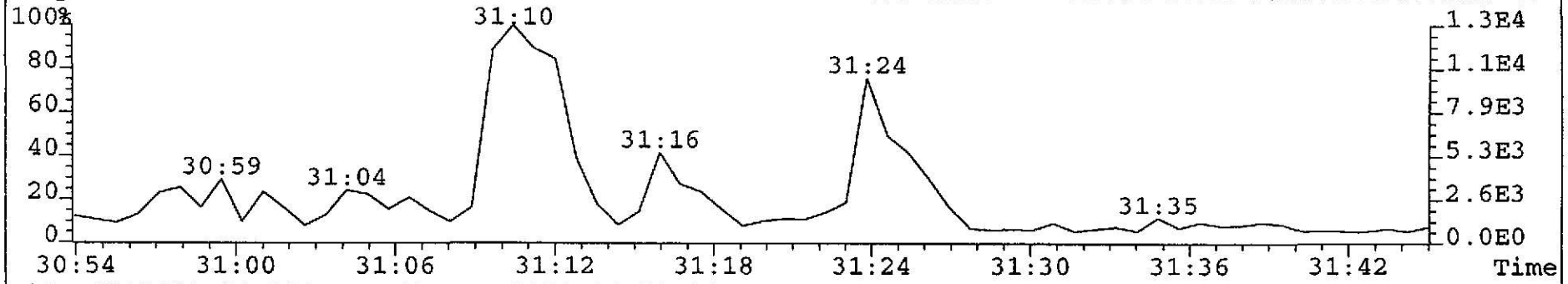

File:S023091 #1-758 Acq:12-JUL-2002 15:32:24 EI+ Voltage SIR 70S
357.8516 F:2 Exp:NDB5US
Sample Text:TLI#57752A DF-DP-210 0-0.5 INJ. TIME = 15:34 File Text:TLI#57752A D»

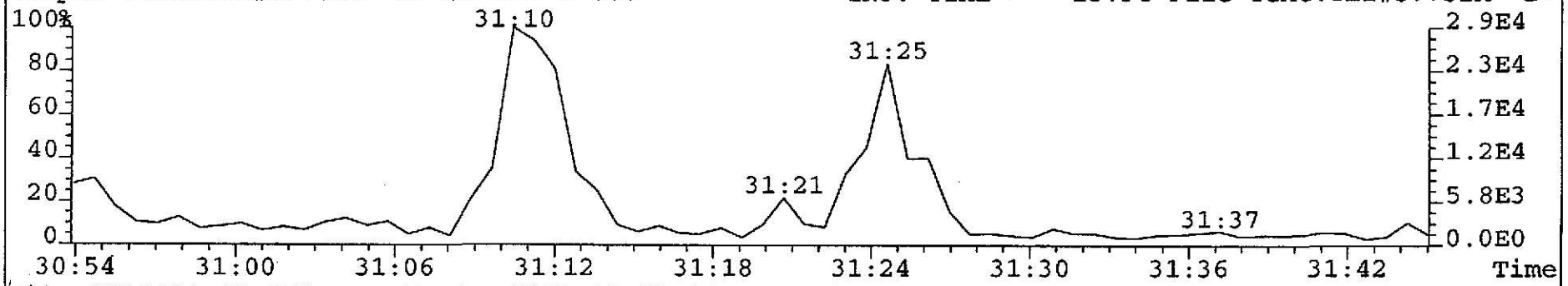

File:S023091 #1-758 Acq:12-JUL-2002 15:32:24 EI+ Voltage SIR 70S
369.8919 F:2 Exp:NDB5US
Sample Text:TLI#57752A DF-DP-210 0-0.5 INJ. TIME = 15:34 File Text:TLI#57752A D»

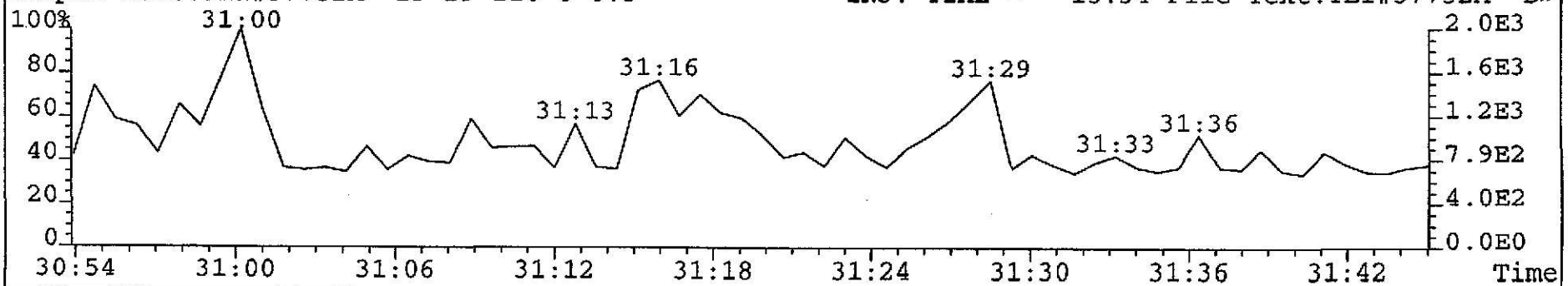

VSC 7/13/02

File:S023091 #1-455 Acq:12-JUL-2002 15:32:24 EI+ Voltage SIR 70S
373.8208 F:3 Exp:NDB5US
Sample Text:TLI#57752A DF-DP-210 0-0.5 INJ. TIME = 15:34 File Text:TLI#57752A D»

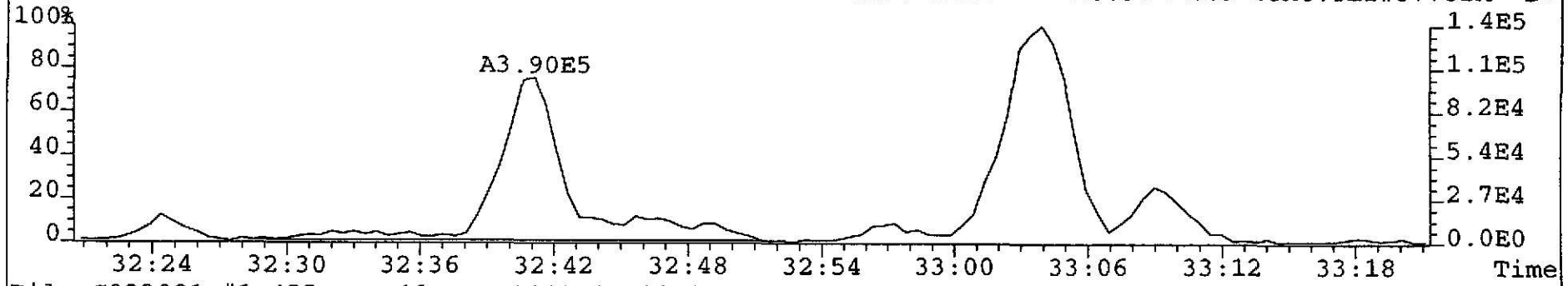

File:S023091 #1-455 Acq:12-JUL-2002 15:32:24 EI+ Voltage SIR 70S
375.8178 F:3 Exp:NDB5US
Sample Text:TLI#57752A DF-DP-210 0-0.5 INJ. TIME = 15:34 File Text:TLI#57752A D»

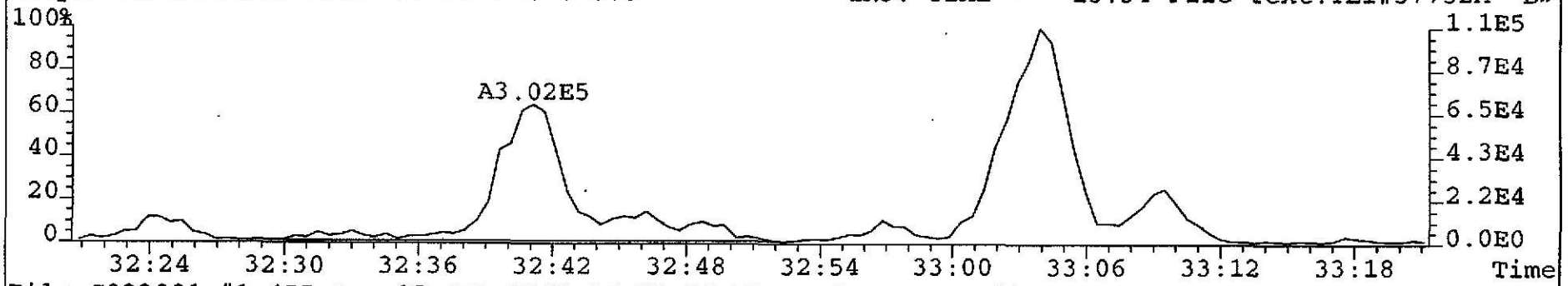

File:S023091 #1-455 Acq:12-JUL-2002 15:32:24 EI+ Voltage SIR 70S
385.8610 F:3 Exp:NDB5US
Sample Text:TLI#57752A DF-DP-210 0-0.5 INJ. TIME = 15:34 File Text:TLI#57752A D»



JC 7/26/02

File:S023091 #1-455 Acq:12-JUL-2002 15:32:24 EI+ Voltage SIR 70S
373.8208 F:3 Exp:NDB5US
Sample Text:TLI#57752A DF-DP-210 0-0.5 INJ. TIME = 15:34 File Text:TLI#57752A D»

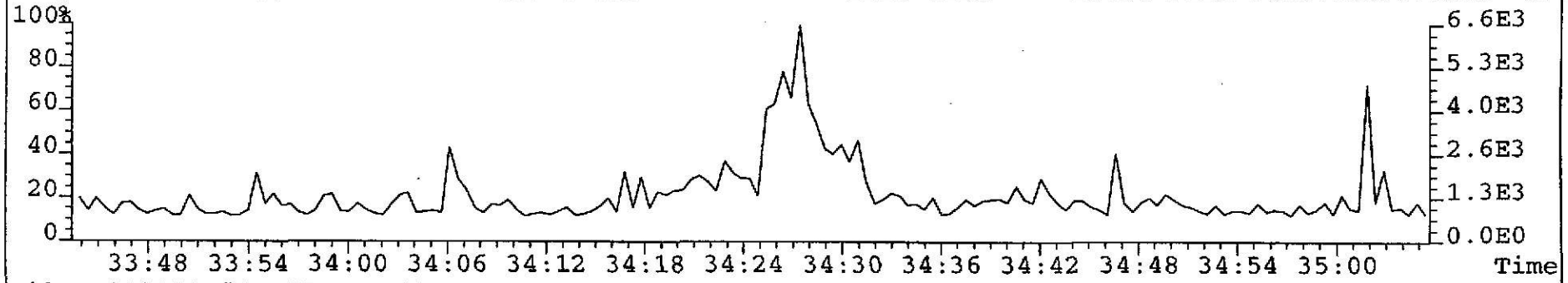

File:S023091 #1-455 Acq:12-JUL-2002 15:32:24 EI+ Voltage SIR 70S
375.8178 F:3 Exp:NDB5US
Sample Text:TLI#57752A DF-DP-210 0-0.5 INJ. TIME = 15:34 File Text:TLI#57752A D»

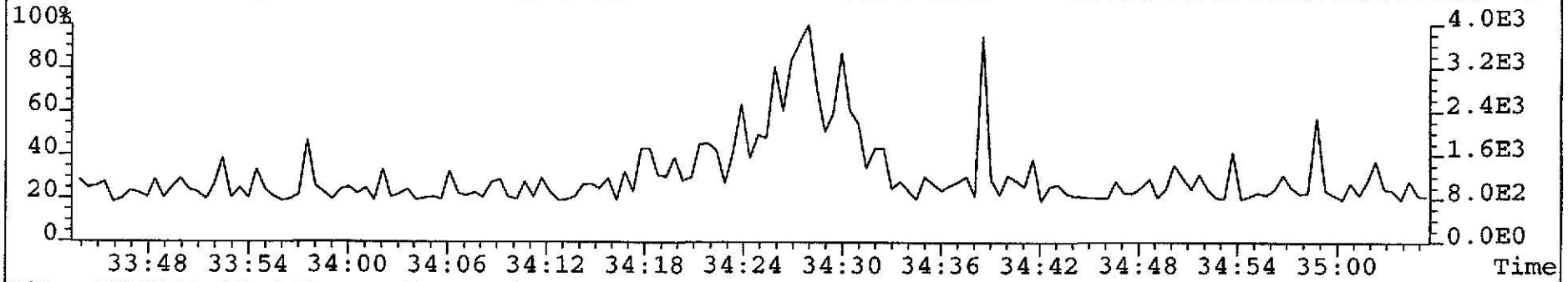

File:S023091 #1-455 Acq:12-JUL-2002 15:32:24 EI+ Voltage SIR 70S
385.8610 F:3 Exp:NDB5US
Sample Text:TLI#57752A DF-DP-210 0-0.5 INJ. TIME = 15:34 File Text:TLI#57752A D»

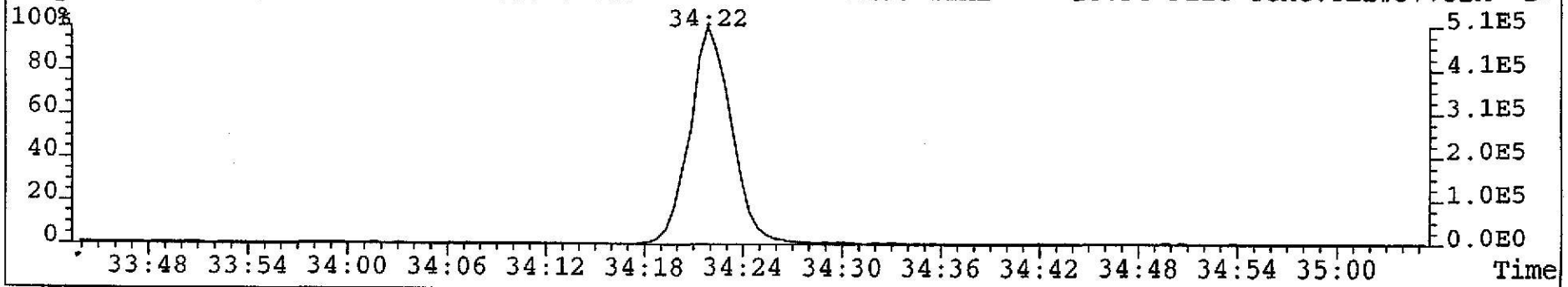

VSC 7/13/02

File:S023091 #1-455 Acq:12-JUL-2002 15:32:24 EI+ Voltage SIR 70S
389.8156 F:3 Exp:NDB5US
Sample Text:TLI#57752A DF-DP-210 0-0.5 INJ. TIME = 15:34 File Text:TLI#57752A D»

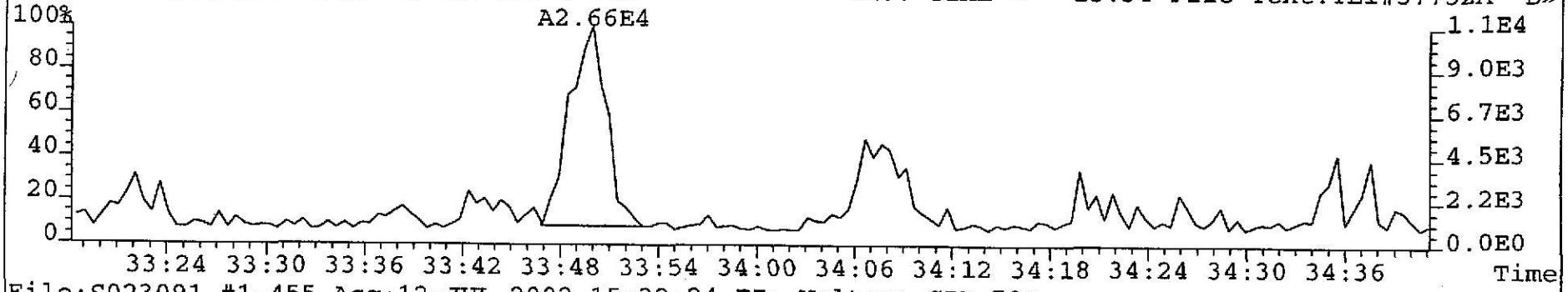

File:S023091 #1-455 Acq:12-JUL-2002 15:32:24 EI+ Voltage SIR 70S
391.8127 F:3 Exp:NDB5US
Sample Text:TLI#57752A DF-DP-210 0-0.5 INJ. TIME = 15:34 File Text:TLI#57752A D»

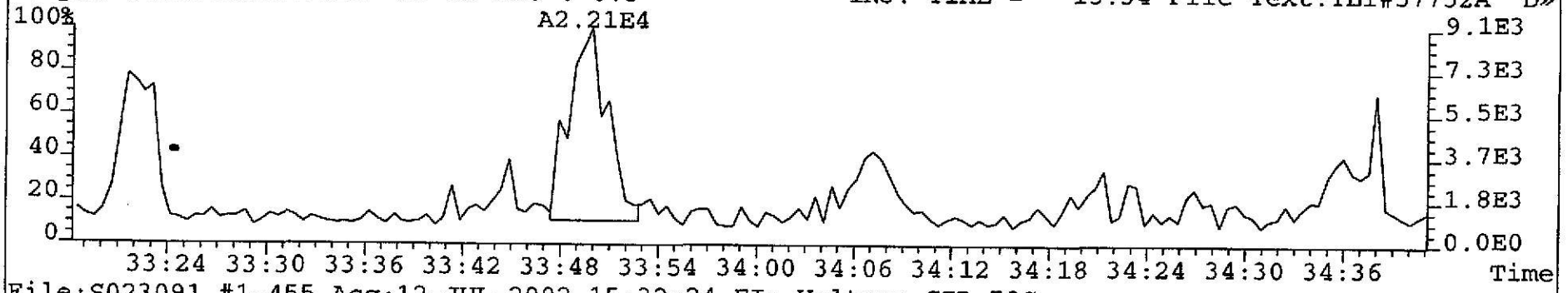

File:S023091 #1-455 Acq:12-JUL-2002 15:32:24 EI+ Voltage SIR 70S
403.8529 F:3 Exp:NDB5US
Sample Text:TLI#57752A DF-DP-210 0-0.5 INJ. TIME = 15:34 File Text:TLI#57752A D»

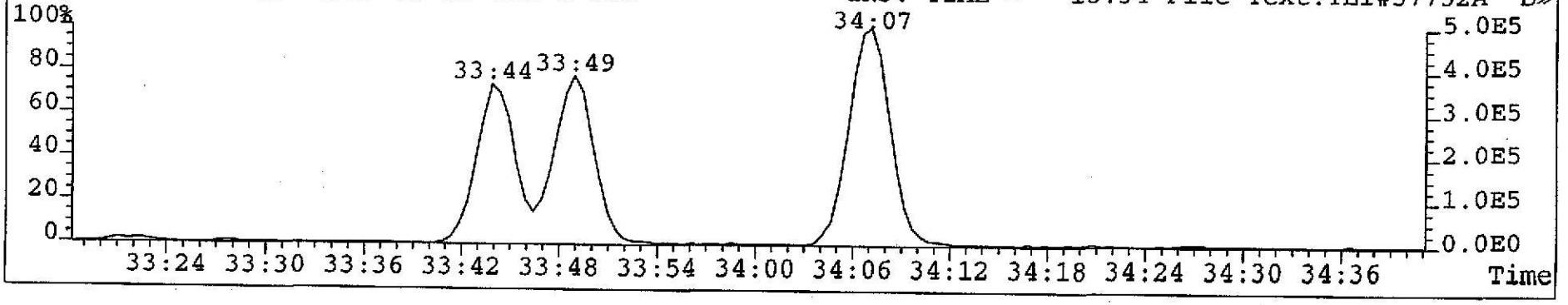

VBC 7/13/02

File:S023091 #1-455 Acq:12-JUL-2002 15:32:24 EI+ Voltage SIR 70S
389.8156 F:3 Exp:NDB5US
Sample Text:TLI#57752A DF-DP-210 0-0.5 INJ. TIME = 15:34 File Text:TLI#57752A D»

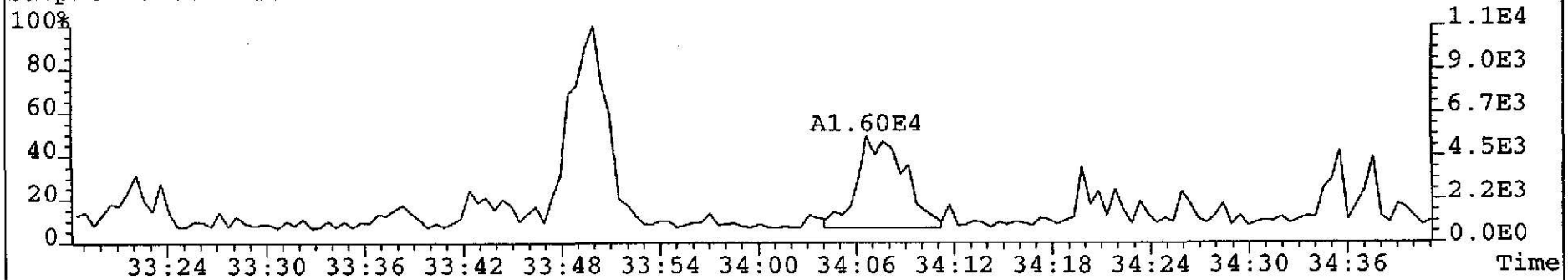

File:S023091 #1-455 Acq:12-JUL-2002 15:32:24 EI+ Voltage SIR 70S
391.8127 F:3 Exp:NDB5US
Sample Text:TLI#57752A DF-DP-210 0-0.5 INJ. TIME = 15:34 File Text:TLI#57752A D»

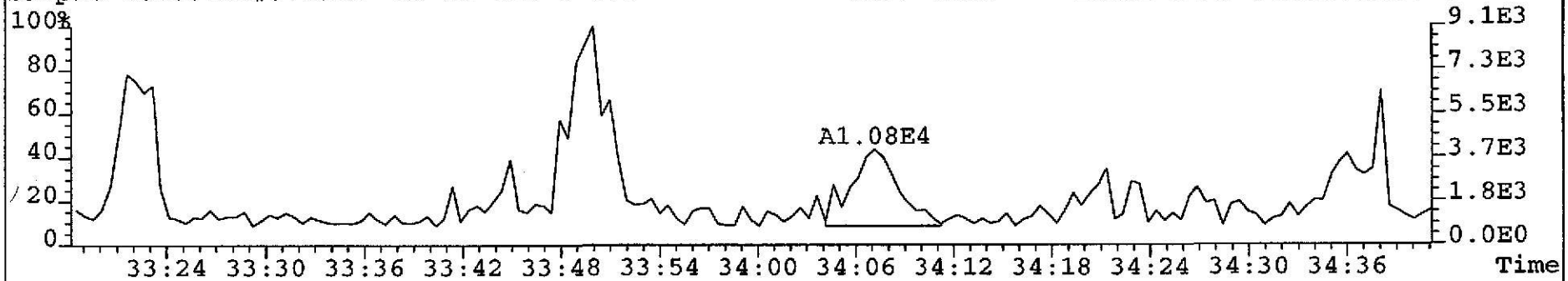

File:S023091 #1-455 Acq:12-JUL-2002 15:32:24 EI+ Voltage SIR 70S
403.8529 F:3 Exp:NDB5US
Sample Text:TLI#57752A DF-DP-210 0-0.5 INJ. TIME = 15:34 File Text:TLI#57752A D»

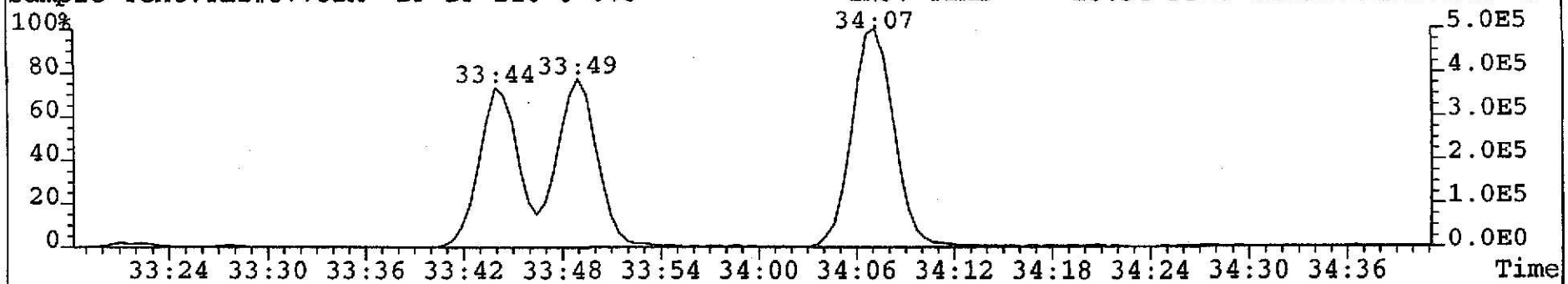

VBC 7/13/02

File:S023091 #1-758 Acq:12-JUL-2002 15:32:24 EI+ Voltage SIR 70S
327.8847 F:2 Exp:NDB5US
Sample Text:TLI#57752A DF-DP-210 0-0.5 INJ. TIME = 15:34 File Text:TLI#57752A D»

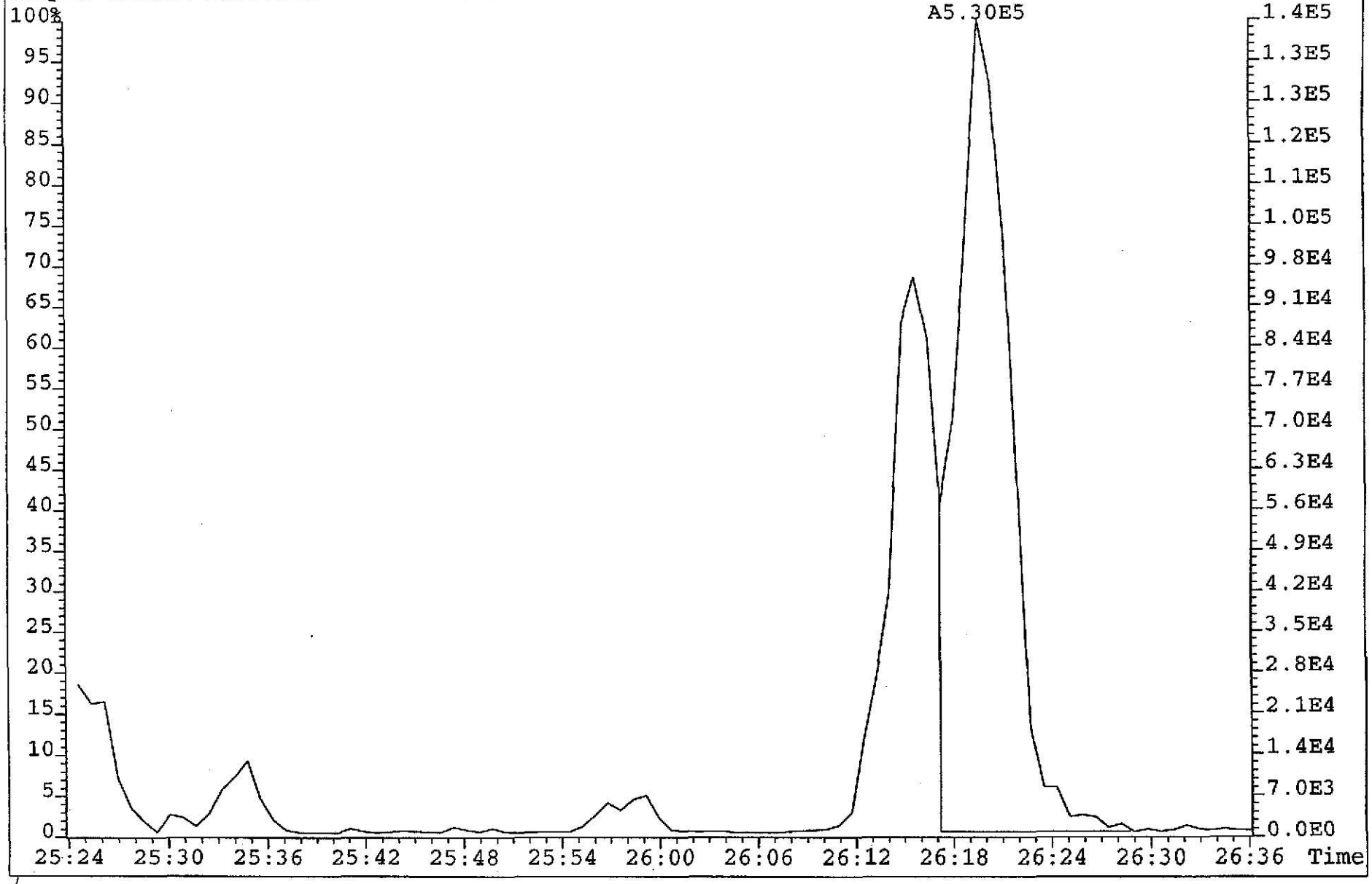

166

FW 7/13/02

Martin & Slagle

TLI Project: **57752A** 1613, Revision B, Tetra Only PCDD/PCDF Analysis (c)
Client Sample: **DF-DP-210 0-0.5** Analysis File: **P022457**

Client Project:	**Mississippi Project**				
Sample Matrix:	**SOLID**	Date Received:	**06/28/2002**	Spike File:	**SPCONB22**
TLI ID:	**329-38-4**	Date Extracted:	**07/03/2002**	ICal:	**PF56152**
		Date Analyzed:	**07/13/2002**	ConCal:	**P022450**
Sample Size:	**10.900 g**	Dilution Factor:	**n/a**	% Moisture:	**8.0**
Dry Weight:	**10.028 g**	Blank File:	**S023087**	% Lipid:	**n/a**
GC Column:	**DB-225**	Analyst:	**JSY**	% Solids:	**92.0**

Analytes	Conc. (pg/g)	DL	Ratio	RT	RRT	Flags
2,3,7,8-TCDF	15.3		0.75	21:38	1.001	—

Internal Standard	Conc. (pg/g)	% Recovery	QC Limits	Ratio	RT	RRT	Flags
$^{13}C_{12}$-2,3,7,8-TCDF	139	69.8	29%-140%	0.76	21:37	1.050	—

Recovery Standard	Ratio	RT	Flags
$^{13}C_{12}$-1,2,3,4-TCDD	0.81	20:35	—

Data Reviewer: AEM 07/15/2002

CONB_PSR v1.00, LARS 6.25.05

Triangle Laboratories, Inc.®
2445 S. Alston Ave. • Durham, North Carolina 27713
Phone: (919) 544-5729 • Fax: (919) 544-5491

Printed: 16:14 07/15/2002

Initial ....Date...

Data Review By: QBM 7/15/02

Channel specific noise levels computed from 'NL' heights.

Page No. 1 Listing of P022457B.dbf
07/15/2002 Matched GC Peaks / Ratio / Ret. Time

Compound/ M_Z....	QC.Log	Omit	Why	..RT.	OK	Ratio	Total.Area/Ht	Area/Ht.Peak1	Area/Ht.Peak2	Rel.RT	Compound.Name..	ID..	Flags.
TCDF						0.65-0.89				0.786-1.098			
304-306		DC	NL			Height	0.32	0.13	0.19				
		DC	SN	17:07		0.68	0.47			0.792			
		DC	SN	17:21	RO	10.55	1.27			0.803			
		DC	SN	17:44	RO	0.43	0.77			0.820			
		DC	SN	17:52		0.70	0.73			0.827			
				18:04		0.85	3.27	1.50	1.77	0.836			J
				18:10	RO	0.97	4.38	2.16	2.22	0.840			J
				18:27		0.74	11.08	4.72	6.36	0.854			
		DC	SN	18:39	RO	1.57	1.13			0.863			
				18:53	RO	1.28	3.81	2.14	1.67	0.874			J
				19:02		0.74	16.56	7.06	9.50	0.880			
				19:11	RO	0.60	4.05	1.52	2.53	0.887			J
				19:21		0.80	32.06	14.28	17.78	0.895			
				19:32		0.77	8.28	3.61	4.67	0.904			
				19:37	RO	0.62	2.14	0.82	1.32	0.907			J
				19:51	RO	0.91	13.64	6.50	7.14	0.918			
				20:04		0.84	5.44	2.49	2.95	0.928			J
				20:18	RO	0.96	20.83	10.18	10.65	0.939			
				20:33		0.76	28.17	12.20	15.97	0.951			
				20:46		0.72	19.63	8.21	11.42	0.961			
				20:56	RO	0.29	2.73	0.61	2.12	0.968			J
				21:08		0.82	5.62	2.53	3.09	0.978			J
				21:25		0.74	0.66	0.28	0.38	0.991			J
	M			21:38		0.75	95.40	41.00	54.40	1.001	2378-TCDF	AN	
				21:50		0.74	14.02	5.97	8.05	1.010			
				22:03	RO	0.96	10.80	5.29	5.51	1.020			
				22:18		0.76	266.16	115.23	150.93	1.032			
				22:26	RO	0.99	1.49	0.74	0.75	1.038			J
				22:34	RO	1.45	0.76	0.45	0.31	1.044			J
				22:39		0.79	4.68	2.07	2.61	1.048			J
				23:01		0.88	4.84	2.27	2.57	1.065			J
				23:18	RO	1.10	1.81	0.95	0.86	1.078			J
				23:28		0.83	16.23	7.38	8.85	1.086			
		DC	SN	23:35	RO	3.08	0.53			1.091			
		DC	WH	23:57	RO	0.93	7.14			1.108			
304-306			27	Peaks			598.54						
13C12-TCDF						0.65-0.89				0.954-1.046			
316-318		DC	NL			Height	0.48	0.19	0.29				
		DC	WL	17:34		0.68	8.85			0.813			
		DC	WL	19:15		0.69	1.64			0.891			
		DC	WL	19:25		0.71	1.45			0.898			
		DC	WL	19:50		0.86	1.47			0.918			
		DC	WL	20:17	RO	1.12	7.73			0.938			
				21:37		0.76	1,109.72	478.17	631.55	1.000	13C12-2378-TCDF	ISO	
						Height	316.14	137.08	179.06				

Compound/ M_Z....	QC.Log	Omit	Why	..RT.	OK	Ratio	Total.Area/Ht	Area/Ht.Peak1	Area/Ht.Peak2	Rel.RT	Compound.Name..	ID..	Flags.
				21:49	RO	0.31	3.59	0.84	2.75	1.009			
				22:11	RO	1.29	5.20	2.93	2.27	1.026			
				22:20		0.73	36.31	15.33	20.98	1.033			
		DC	WH	23:33		0.73	1.16			1.089			
316-318			4	Peaks			1,154.82						

---------- Above: TCDF / TCDD Follows ----------

13C12-TCDD				0.65-0.89					0.902-1.098	
332-334	DC	NL		Height		0.64	0.47	0.17		
			20:19		0.80	808.59	360.47	448.12	1.000	13C12-2378-TCDD IS1
				Height		248.05	110.66	137.39		
			20:35		0.81	1,162.58	521.75	640.83	1.013	13C12-1234-TCDD RS1
332-334			2	Peaks		1,971.17				

Column Description.....	"Why" Code Description.....	QC Log Desc.....
M_Z -Nominal Ion Mass(es)	WL-Below Retention Time Window	A-Peak Added
..RT. -Retention Time (mm:ss)	WH-Above Retention Time Window	K-Peak Kept
Rat.1 -Ratio of M/M+2 Ions	SN-Below Signal to Noise Level	D-Peak Deleted
OK -RO=Ratio Outside Limits	<M-Below Method Detection Limit	T-Time Changed
Rel.RT-Relative Retention Time	NL-Channel Specific Noise Level	M-Peak Area Changed
		N-Name Changed
		X-Ether Interference

*** End of Report ***

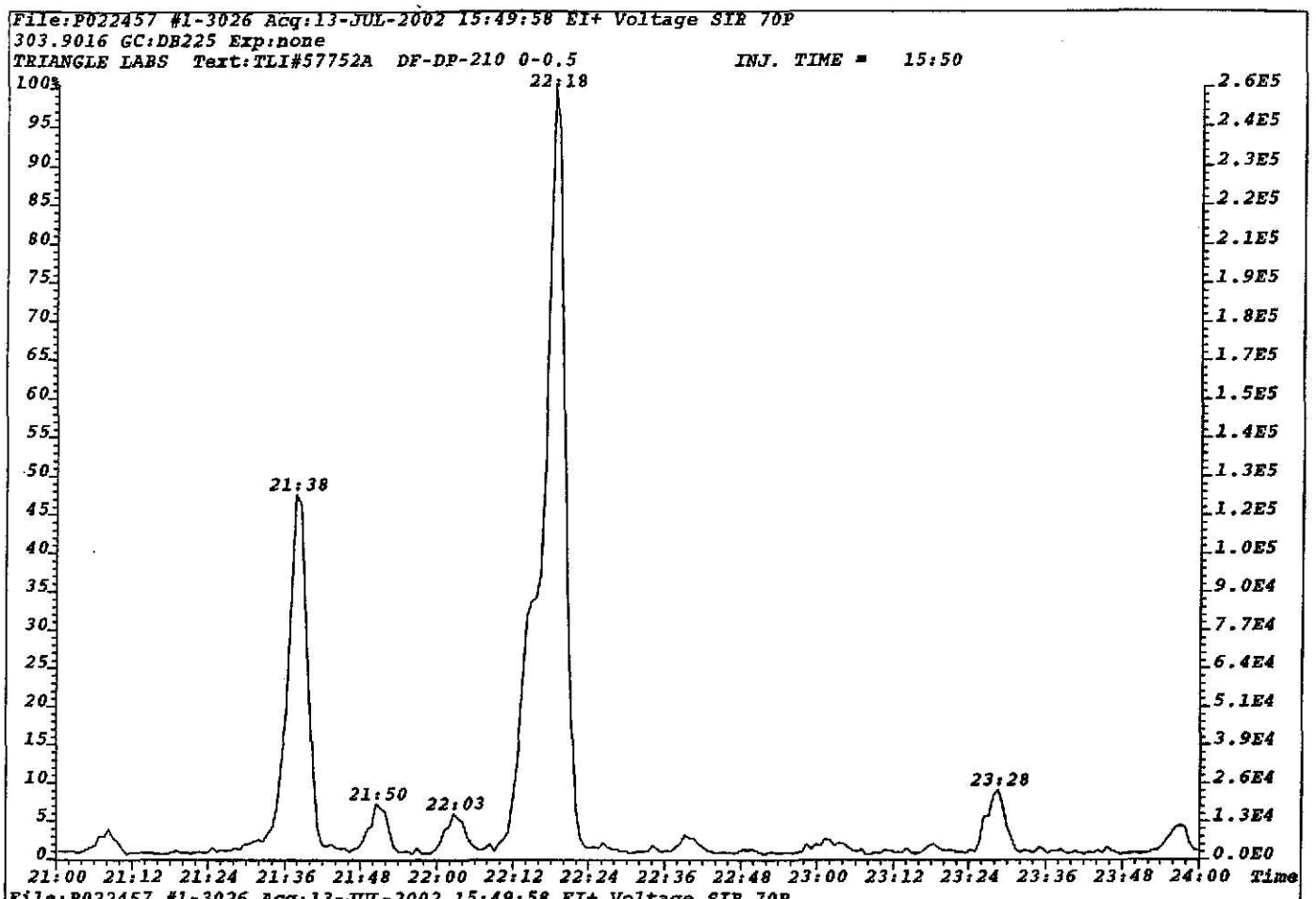
File:P022457 #1-3026 Acq:13-JUL-2002 15:49:58 EI+ Voltage SIR 70P
303.9016 GC:DB225 Exp:none
TRIANGLE LABS Text:TLI#57752A DF-DP-210 0-0.5
INJ. TIME = 15:50
22:18
21:38
21:50
22:03
23:28
Time

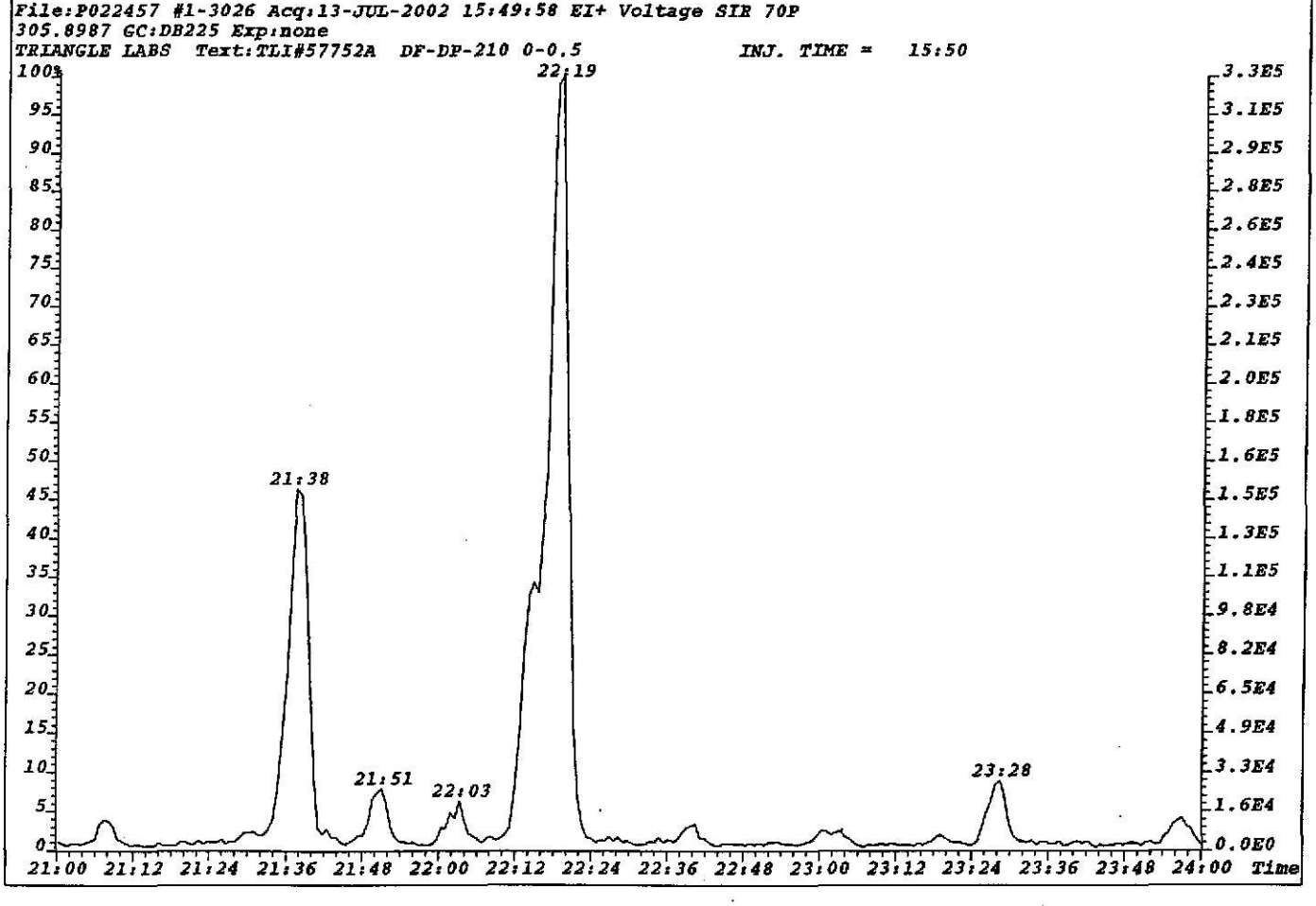
File:P022457 #1-3026 Acq:13-JUL-2002 15:49:58 EI+ Voltage SIR 70P
305.8987 GC:DB225 Exp:none
TRIANGLE LABS Text:TLI#57752A DF-DP-210 0-0.5
INJ. TIME = 15:50
22:19
21:38
21:51
22:03
23:28
Time

File:P022457 #1-3026 Acq:13-JUL-2002 15:49:58 EI+ Voltage SIR 70P Noise:164
303.9016 BSUB(256,30,-3.0) PKD(5,3,1,0.10%,656.0,0.00%,F,F) Exp:DB225
TRIANGLE LABS Text:TLI#57752A DF-DP-210 0-0.5 INJ. TIME = 15:50

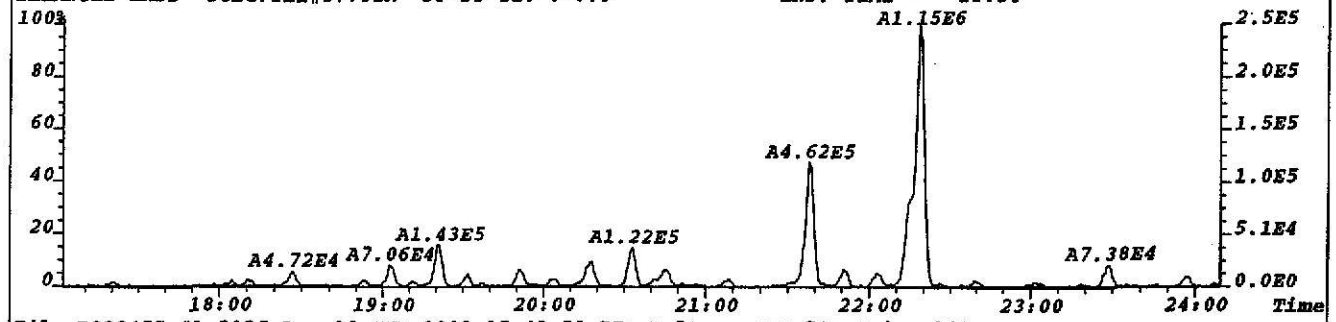

File:P022457 #1-3026 Acq:13-JUL-2002 15:49:58 EI+ Voltage SIR 70P Noise:241
305.8987 BSUB(256,30,-3.0) PKD(5,3,1,0.10%,964.0,0.00%,F,F) Exp:DB225
TRIANGLE LABS Text:TLI#57752A DF-DP-210 0-0.5 INJ. TIME = 15:50

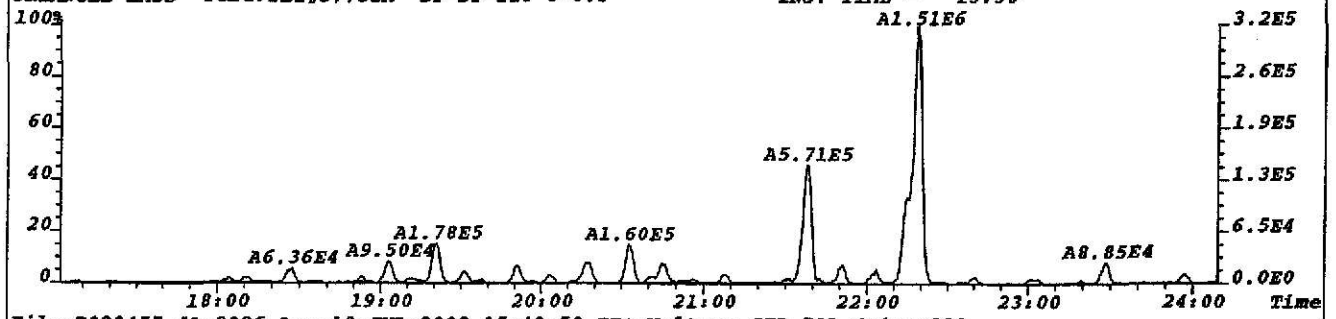

File:P022457 #1-3026 Acq:13-JUL-2002 15:49:58 EI+ Voltage SIR 70P Noise:238
315.9419 BSUB(256,30,-3.0) PKD(5,3,1,0.10%,952.0,0.00%,F,F) Exp:DB225
TRIANGLE LABS Text:TLI#57752A DF-DP-210 0-0.5 INJ. TIME = 15:50

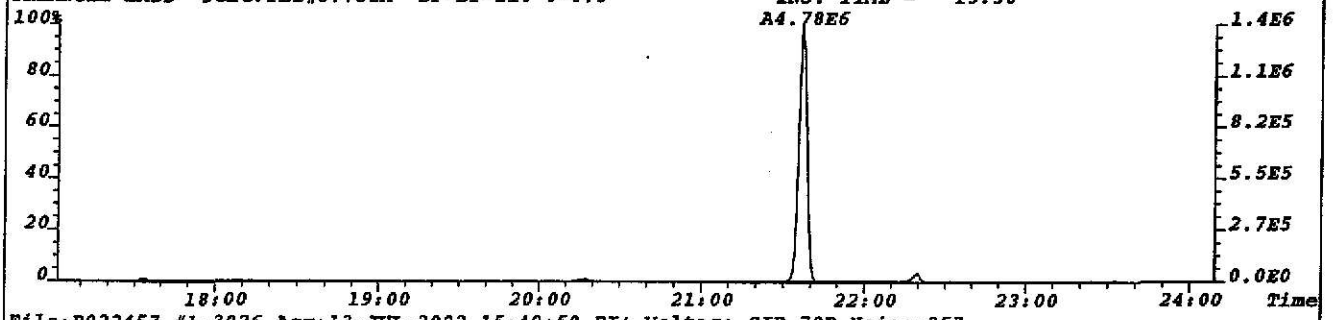

File:P022457 #1-3026 Acq:13-JUL-2002 15:49:58 EI+ Voltage SIR 70P Noise:357
317.9389 BSUB(256,30,-3.0) PKD(5,3,1,0.10%,1428.0,0.00%,F,F) Exp:DB225
TRIANGLE LABS Text:TLI#57752A DF-DP-210 0-0.5 INJ. TIME = 15:50

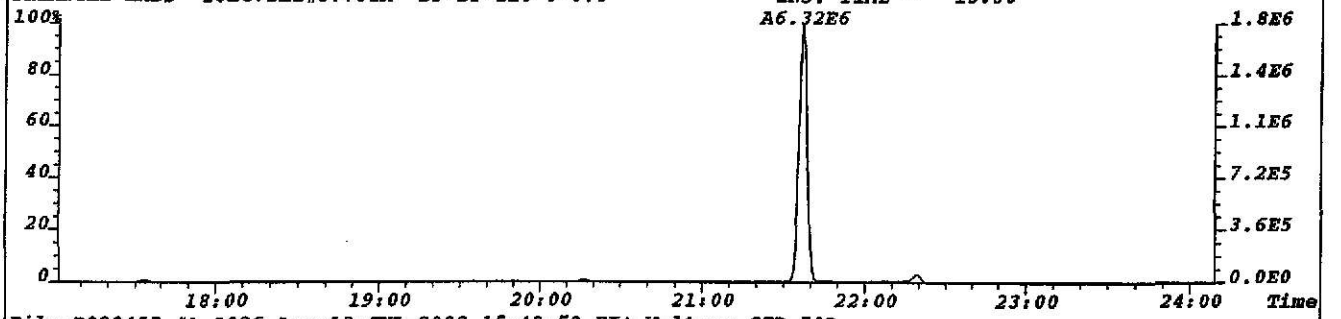

File:P022457 #1-3026 Acq:13-JUL-2002 15:49:58 EI+ Voltage SIR 70P
375.8364 Exp:DB225
TRIANGLE LABS Text:TLI#57752A DF-DP-210 0-0.5 INJ. TIME = 15:50

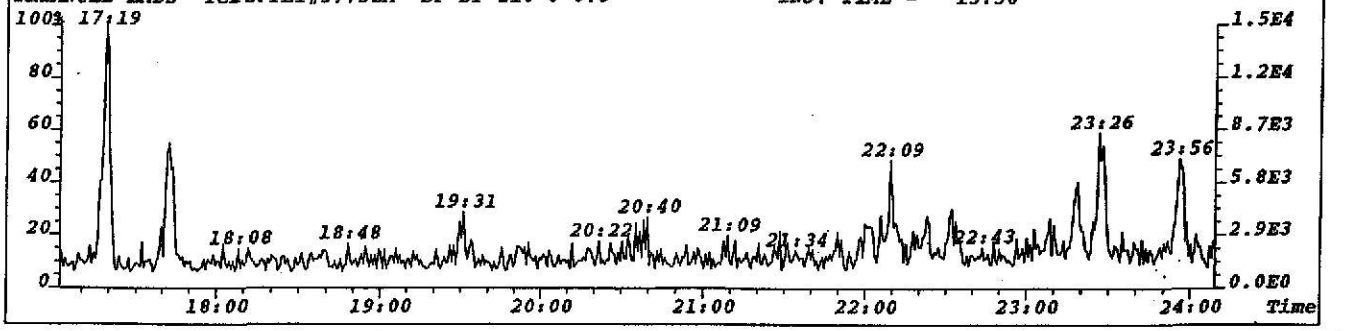

File:P022457 #1-3026 Acq:13-JUL-2002 15:49:58 EI+ Voltage SIR 70P Noise:231
319.8965 BSUB(256,30,-3.0) PKD(5,3,1,0.10%,924.0,0.00%,F,F) Exp:DB225
TRIANGLE LABS Text:TLI#57752A DF-DP-210 0-0.5 INJ. TIME = 15:50

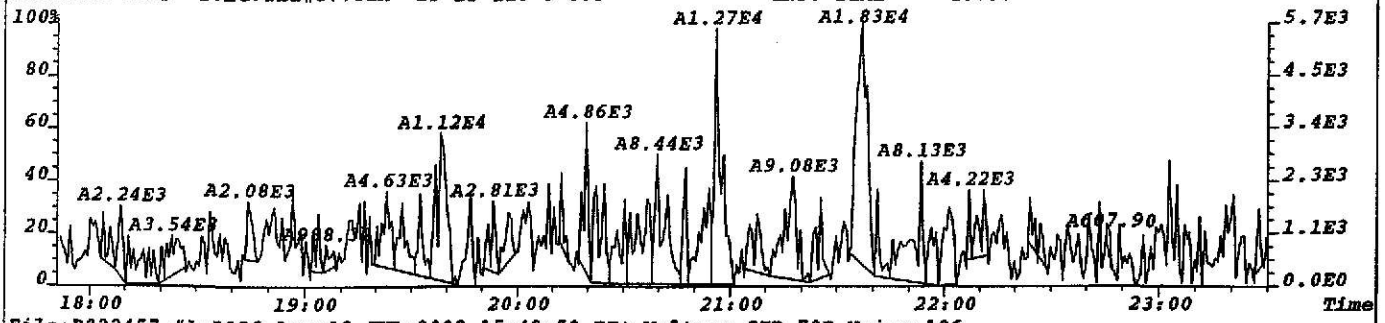

File:P022457 #1-3026 Acq:13-JUL-2002 15:49:58 EI+ Voltage SIR 70P Noise:186
321.8936 BSUB(256,30,-3.0) PKD(5,3,1,0.10%,744.0,0.00%,F,F) Exp:DB225
TRIANGLE LABS Text:TLI#57752A DF-DP-210 0-0.5 INJ. TIME = 15:50

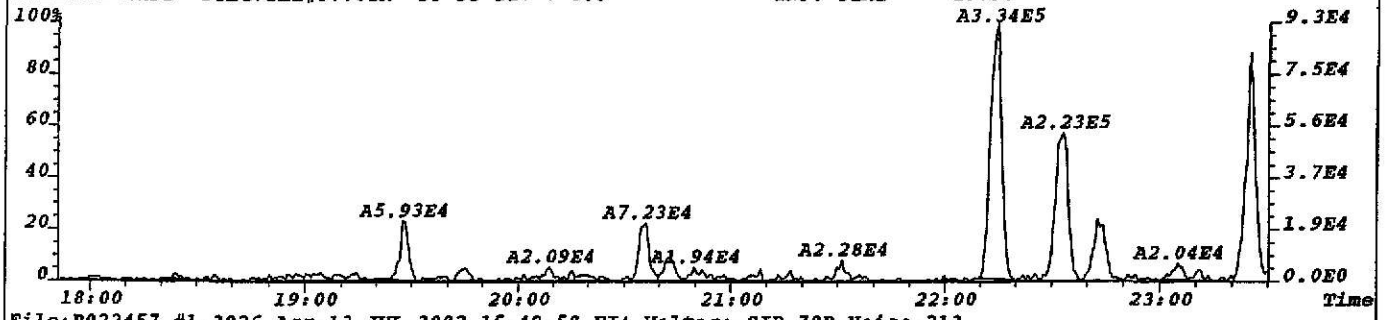

File:P022457 #1-3026 Acq:13-JUL-2002 15:49:58 EI+ Voltage SIR 70P Noise:213
327.8847 BSUB(256,30,-3.0) PKD(5,3,1,0.10%,852.0,0.00%,F,F) Exp:DB225
TRIANGLE LABS Text:TLI#57752A DF-DP-210 0-0.5 INJ. TIME = 15:50

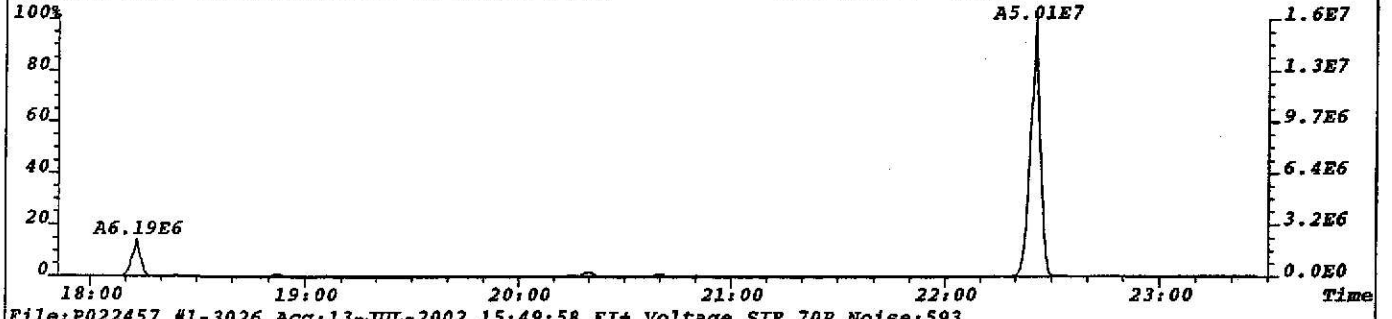

File:P022457 #1-3026 Acq:13-JUL-2002 15:49:58 EI+ Voltage SIR 70P Noise:593
331.9368 BSUB(256,30,-3.0) PKD(5,3,1,0.10%,2372.0,0.00%,F,F) Exp:DB225
TRIANGLE LABS Text:TLI#57752A DF-DP-210 0-0.5 INJ. TIME = 15:50

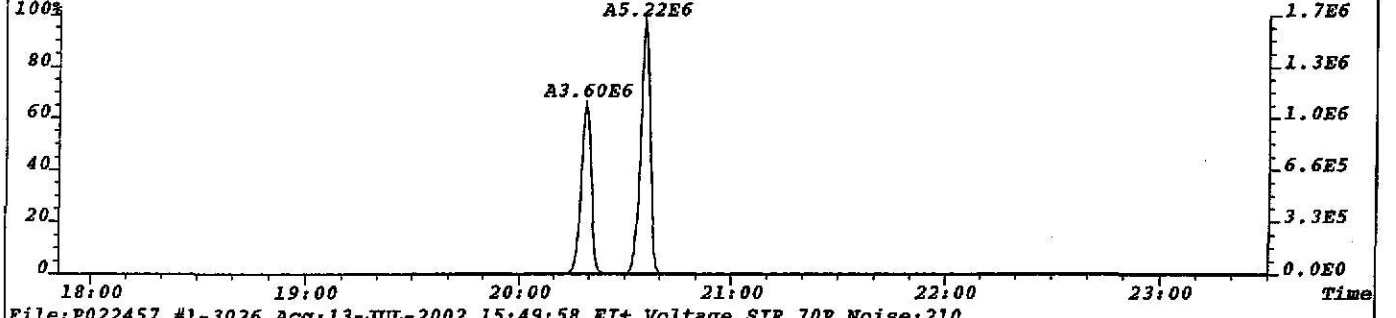

File:P022457 #1-3026 Acq:13-JUL-2002 15:49:58 EI+ Voltage SIR 70P Noise:210
333.9338 BSUB(256,30,-3.0) PKD(5,3,1,0.10%,840.0,0.00%,F,F) Exp:DB225
TRIANGLE LABS Text:TLI#57752A DF-DP-210 0-0.5 INJ. TIME = 15:50

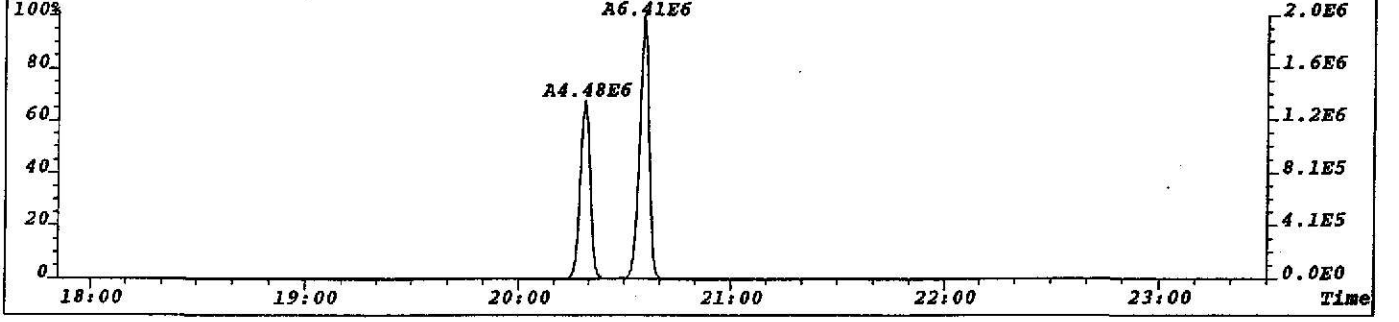

File:P022457 #1-3026 Acq:13-JUL-2002 15:49:58 EI+ Voltage SIR 70P
303.9016 Exp:DB225
TRIANGLE LABS Text:TLI#57752A DF-DP-210 0-0.5 INJ. TIME = 15:50

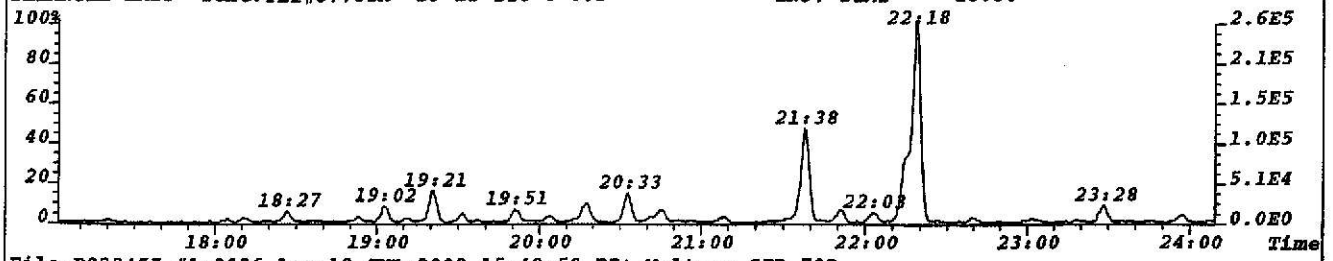

File:P022457 #1-3026 Acq:13-JUL-2002 15:49:58 EI+ Voltage SIR 70P
315.9419 Exp:DB225
TRIANGLE LABS Text:TLI#57752A DF-DP-210 0-0.5 INJ. TIME = 15:50

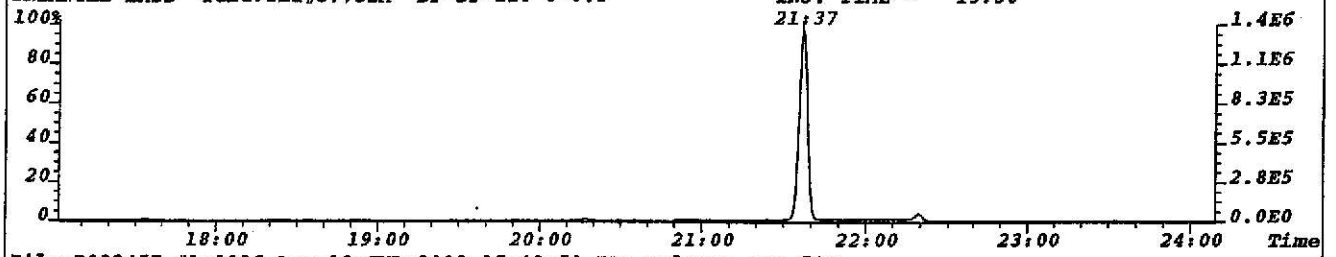

File:P022457 #1-3026 Acq:13-JUL-2002 15:49:58 EI+ Voltage SIR 70P
319.8965 Exp:DB225
TRIANGLE LABS Text:TLI#57752A DF-DP-210 0-0.5 INJ. TIME = 15:50

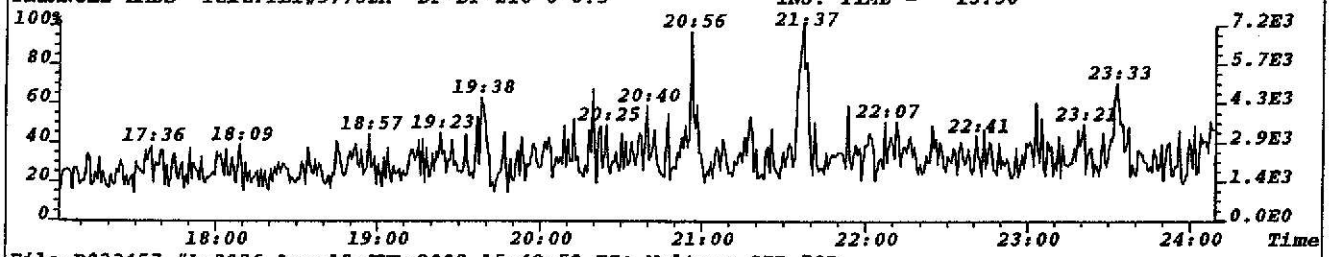

File:P022457 #1-3026 Acq:13-JUL-2002 15:49:58 EI+ Voltage SIR 70P
331.9368 Exp:DB225
TRIANGLE LABS Text:TLI#57752A DF-DP-210 0-0.5 INJ. TIME = 15:50

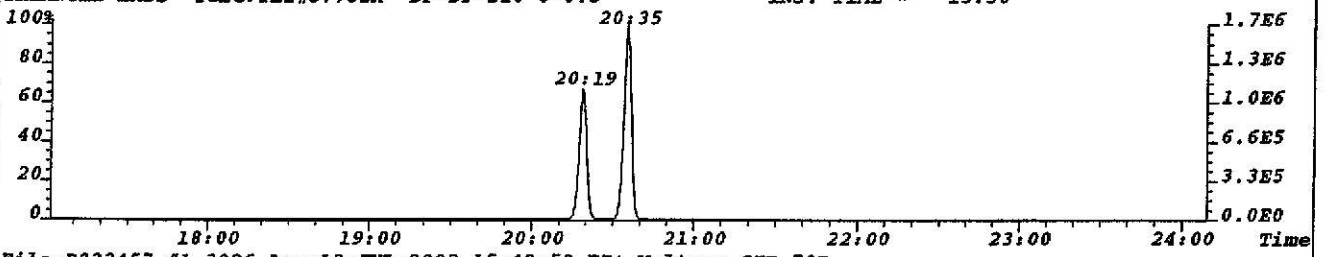

File:P022457 #1-3026 Acq:13-JUL-2002 15:49:58 EI+ Voltage SIR 70P
292.9825 Exp:DB225
TRIANGLE LABS Text:TLI#57752A DF-DP-210 0-0.5 INJ. TIME = 15:50

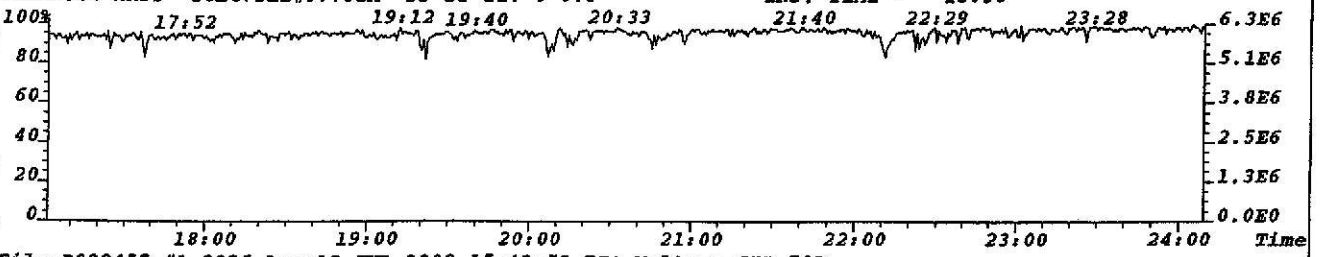

File:P022457 #1-3026 Acq:13-JUL-2002 15:49:58 EI+ Voltage SIR 70P
330.9792 Exp:DB225
TRIANGLE LABS Text:TLI#57752A DF-DP-210 0-0.5 INJ. TIME = 15:50

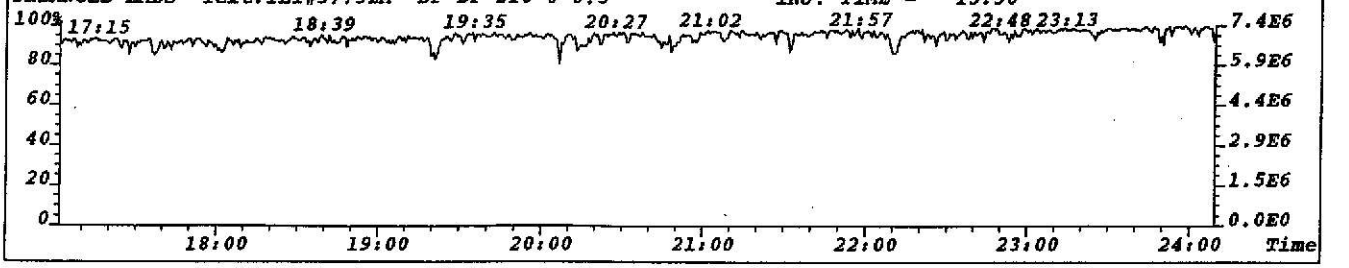

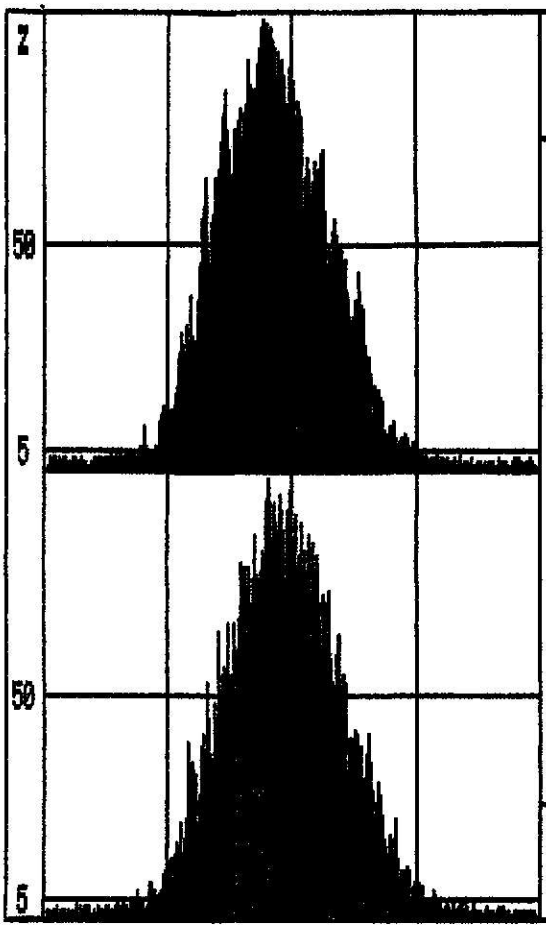

Channel I 330.9792 Peak top
Height 1.03 volts Span 200 ppm

System file name	DB225
Data file name	A:P713022
Resolution	10000
Group number	1
Ionization mode	EI+
Switching	VOLTAGE
Ref. masses	292.9825, 380.9761

A	292.9825	J	330.9792
B	303.9016	K	331.9368
C	305.8987	L	333.9338
D	315.9419	M	375.8364
E	317.9389		
F	319.8965		
G	321.8936		
H	327.8847		
I	330.9792		

Ref. mass 380.9761 Peak top
Height .62 volts Span 200 ppm

GEM 7/15/02

File:P022457 #1-3026 Acq:13-JUL-2002 15:49:58 EI+ Voltage SIR 70P
303.9016 Exp:DB225
Sample Text:TLI#57752A DF-DP-210 0-0.5 INJ. TIME = 15:50 File Text:TLI#57752A D»

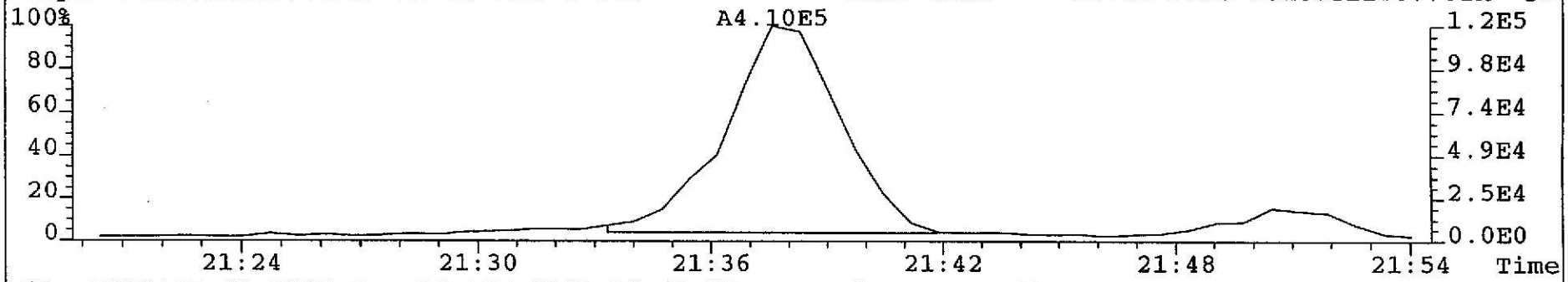

File:P022457 #1-3026 Acq:13-JUL-2002 15:49:58 EI+ Voltage SIR 70P
305.8987 Exp:DB225
Sample Text:TLI#57752A DF-DP-210 0-0.5 INJ. TIME = 15:50 File Text:TLI#57752A D»

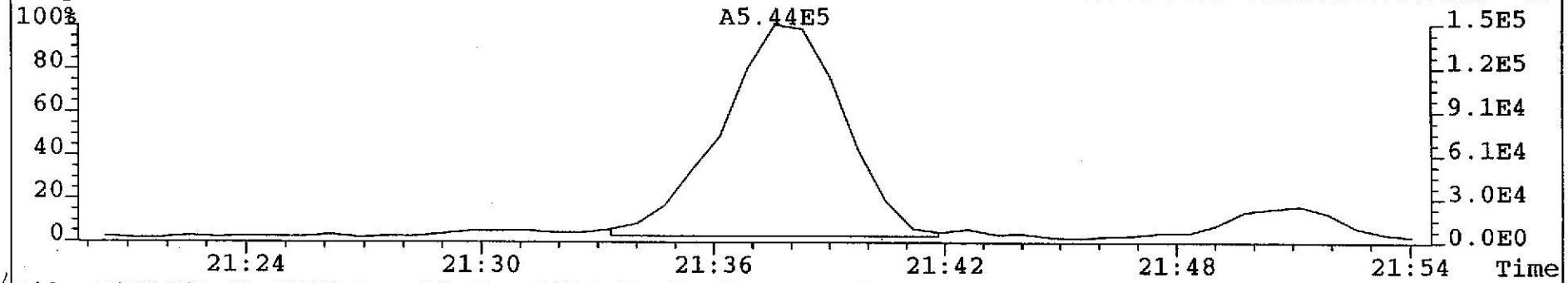

File:P022457 #1-3026 Acq:13-JUL-2002 15:49:58 EI+ Voltage SIR 70P
315.9419 Exp:DB225
Sample Text:TLI#57752A DF-DP-210 0-0.5 INJ. TIME = 15:50 File Text:TLI#57752A D»

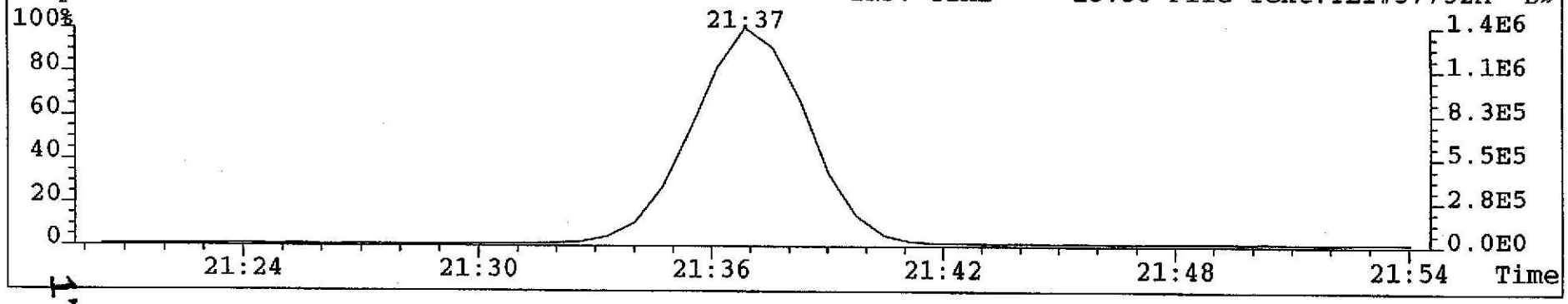

175

Martin & Slagle

TLI Project: **57752A** — 1613, Revision B PCDD/PCDF Analysis (c)

Client Sample: **DUPLICATE (06/27/02)** — Analysis File: **S023093**

Client Project:	**Mississippi Project**				
Sample Matrix:	**SOLID**	Date Received:	**06/28/2002**	Spike File:	**SP161B22**
TLI ID:	**329-38-6**	Date Extracted:	**07/03/2002**	ICal:	**SF5607B**
		Date Analyzed:	**07/12/2002**	ConCal:	**SB23085**
Sample Size:	**10.900 g**	Dilution Factor:	**n/a**	% Moisture:	**7.8**
Dry Weight:	**10.050 g**	Blank File:	**S023087**	% Lipid:	**n/a**
GC Column:	**DB-5**	Analyst:	**JSY**	% Solids:	**92.2**

Analytes	Conc. (pg/g)	DL	Ratio	RT	RRT	Flags
2,3,7,8-TCDD	ND	0.2				—
1,2,3,7,8-PeCDD	ND	0.2				—
1,2,3,4,7,8-HxCDD	ND	0.4				—
1,2,3,6,7,8-HxCDD	4.6		1.24	33:49	1.000	J
1,2,3,7,8,9-HxCDD	ND	2.2				—
1,2,3,4,6,7,8-HpCDD	11.7		0.92	36:59	1.000	—
1,2,3,4,6,7,8,9-OCDD	393		0.85	40:29	1.000	—
2,3,7,8-TCDF	19.0		0.78	25:36	1.001	—
1,2,3,7,8-PeCDF	ND	0.2				—
2,3,4,7,8-PeCDF	20.5		1.50	30:18	1.001	—
1,2,3,4,7,8-HxCDF	47.9		1.34	33:03	1.000	—
1,2,3,6,7,8-HxCDF	9.1		1.30	33:09	1.001	—
2,3,4,6,7,8-HxCDF	8.9		1.31	33:38	1.000	—
1,2,3,7,8,9-HxCDF	ND	0.4				—
1,2,3,4,6,7,8-HpCDF	161		1.10	35:58	1.000	—
1,2,3,4,7,8,9-HpCDF	8.1		0.96	37:28	1.000	—
1,2,3,4,6,7,8,9-OCDF	ND	68.8				—

Totals	Conc. (pg/g)	Number	DL	Flags
Total TCDD	ND		0.2	—
Total PeCDD	ND		21.7	—
Total HxCDD	4.6	1		—
Total HpCDD	22.9	2		—
Total TCDF	105	11		—
Total PeCDF	234	15		—
Total HxCDF	162	8		—
Total HpCDF	255	3		—

161B_PSR v2.04, LARS 6.25.05

Triangle Laboratories, Inc.®
2445 S. Alston Ave. • Durham, North Carolina 27713
Phone: (919) 544-5729 • Fax: (919) 544-5491

Printed: 16:34 07/15/2002

Martin & Slagle

TLI Project: **57752A** 1613, Revision B PCDD/PCDF Analysis (c)

Client Sample: **DUPLICATE (06/27/02)** Analysis File: **S023093**

Internal Standards	Conc. (pg/g)	% Recovery	QC Limits	Ratio	RT	RRT	Flags
$^{13}C_{12}$-2,3,7,8-TCDD	133	66.6	25%-164%	0.79	26:19	1.007	—
$^{13}C_{12}$-1,2,3,7,8-PeCDD	149	75.1	25%-181%	1.48	30:37	1.172	—
$^{13}C_{12}$-1,2,3,4,7,8-HxCDD	162	81.3	32%-141%	1.23	33:44	0.989	—
$^{13}C_{12}$-1,2,3,6,7,8-HxCDD	172	86.7	28%-130%	1.19	33:49	0.991	—
$^{13}C_{12}$-1,2,3,4,6,7,8-HpCDD	144	72.3	23%-140%	1.06	36:58	1.084	—
$^{13}C_{12}$-1,2,3,4,6,7,8,9-OCDD	222	55.7	17%-157%	0.81	40:29	1.187	—
$^{13}C_{12}$-2,3,7,8-TCDF	115	57.9	24%-169%	0.72	25:35	0.979	—
$^{13}C_{12}$-1,2,3,7,8-PeCDF	132	66.1	24%-185%	1.44	29:35	1.132	—
$^{13}C_{12}$-2,3,4,7,8-PeCDF	126	63.2	21%-178%	1.49	30:17	1.159	—
$^{13}C_{12}$-1,2,3,4,7,8-HxCDF	135	67.9	26%-152%	0.51	33:03	0.969	—
$^{13}C_{12}$-1,2,3,6,7,8-HxCDF	140	70.6	26%-123%	0.50	33:08	0.971	—
$^{13}C_{12}$-2,3,4,6,7,8-HxCDF	135	67.8	28%-136%	0.50	33:38	0.986	—
$^{13}C_{12}$-1,2,3,7,8,9-HxCDF	124	62.1	29%-147%	0.53	34:22	1.007	—
$^{13}C_{12}$-1,2,3,4,6,7,8-HpCDF	120	60.1	28%-143%	0.42	35:58	1.054	—
$^{13}C_{12}$-1,2,3,4,7,8,9-HpCDF	102	51.2	26%-138%	0.42	37:27	1.098	—

Cleanup Standard	Conc. (pg/g)	% Recovery	QC Limits	RT	RRT	Flags
$^{37}Cl_4$-2,3,7,8-TCDD	12.1	60.8	35%-197%	26:20	1.008	—

Recovery Standards	Ratio	RT	Flags
$^{13}C_{12}$-1,2,3,4-TCDD	0.79	26:08	—
$^{13}C_{12}$-1,2,3,7,8,9-HxCDD	1.16	34:07	—

Data Reviewer: _____ 07/15/2002

161B_PSR v2.04, LARS 6.25.05

Triangle Laboratories, Inc.®
2445 S. Alston Ave. • Durham, North Carolina 27713
Phone: (919) 544-5729 • Fax: (919) 544-5491

Printed: 16:34 07/15/2002

Martin & Slagle

TLI Project: **57752A**
Client Sample: **DUPLICATE (06/27/02)**

Toxicity Equivalents Report
Analysis File: **S023093**

Client Project:	**Mississippi Project**				
Sample Matrix:	**SOLID**	Date Received:	**06/28/02**	Spike File:	**SP161B22**
TLI ID:	**329-38-6**	Date Extracted:	**07/03/02**	ICal:	**SF5607B**
		Date Analyzed:	**07/12/02**	ConCal:	**SB23085**
Sample Size:	**10.900 g**	Dilution Factor:	**1**	% Moisture:	**7.8**
Dry Weight:	**10.050 g**	Blank File:	**S023087**	% Lipid:	**n/a**
GC Column:	**DB-5**	Analyst:	**JSY**	% Solids:	**92.2**

Analytes	Conc. (pg/g)		TEF		Equivalent
2,3,7,8-TCDD	{0.2}	x	1.	=	0.2
1,2,3,7,8-PeCDD	{0.2}	x	0.5	=	0.1
1,2,3,4,7,8-HxCDD	{0.4}	x	0.1	=	0.04
1,2,3,6,7,8-HxCDD	4.6	x	0.1	=	0.46
1,2,3,7,8,9-HxCDD	{2.2}	x	0.1	=	0.22
1,2,3,4,6,7,8-HpCDD	11.7	x	0.01	=	0.117
1,2,3,4,6,7,8,9-OCDD	393	x	0.001	=	0.393
TOTAL PCDD					1.5
2,3,7,8-TCDF	13.5	x	0.1	=	1.35
1,2,3,7,8-PeCDF	58.1	x	0.05	=	2.91
2,3,4,7,8-PeCDF	20.5	x	0.5	=	10.3
1,2,3,4,7,8-HxCDF	47.9	x	0.1	=	4.79
1,2,3,6,7,8-HxCDF	9.1	x	0.1	=	0.91
2,3,4,6,7,8-HxCDF	8.9	x	0.1	=	0.89
1,2,3,7,8,9-HxCDF	{0.4}	x	0.1	=	0.04
1,2,3,4,6,7,8-HpCDF	161	x	0.01	=	1.61
1,2,3,4,7,8,9-HpCDF	8.1	x	0.01	=	0.081
1,2,3,4,6,7,8,9-OCDF	{68.8}	x	0.001	=	0.0688
TOTAL PCDF					22.9

Total EPA TEFs, 1989a: 24.5 pg/g

{...} indicates that the value is that of a Detection Limit.

GRY_TEP v1.08, MILES 4.22.16

Triangle Laboratories, Inc.®
2445 S. Alston Ave. • Durham, North Carolina 27713
Phone: (919) 544-5729 • Fax: (919) 544-5491

Printed: 21:40 07/15/02

Initial ....Date...

Data Review By: GEM 7/15/02

Calculated Noise Height: 0.06

Page No. 1 Listing of S023093B.dbf
07/15/2002 Matched GC Peaks / Ratio / Ret. Time

Compound/ M_Z....	QC.Log	Omit	Why	..RT.	OK	Ratio	Total.Area/Ht	Area/Ht.Peak1	Area/Ht.Peak2	Rel.RT	Compound.Name..	ID..	Flags.
TCDF				0.65-0.89						0.867-1.076			
304-306		DC	NL			Height	0.25	0.14	0.11				
	M			22:53	RO	0.62	3.36	1.29	2.07	0.894			
	A			23:05		0.82	4.56	2.06	2.50	0.902			
				23:30	RO	0.64	6.03	2.35	3.68	0.919			
				23:53		0.88	11.02	5.16	5.86	0.934			
				24:15		0.84	20.14	9.19	10.95	0.948			
				24:33		0.76	14.29	6.18	8.11	0.960			
	M			24:55		0.68	12.06	4.88	7.18	0.974			
				25:10		0.84	9.34	4.27	5.07	0.984			
				25:23		0.82	6.47	2.91	3.56	0.992			
				25:36		0.78	55.10	24.19	30.91	1.001	2378-TCDF		AN
				26:02		0.86	27.82	12.87	14.95	1.018			
				26:34		0.79	8.20	3.63	4.57	1.038			
				26:54		0.77	137.44	59.73	77.71	1.051			
304-306				13 Peaks			315.83						
13C12-TCDF				0.65-0.89						0.943-1.139			
316-318		DC	NL			Height	0.04	0.02	0.02				
				24:48		0.85	1.02	0.47	0.55	0.969			
				25:10	RO	1.00	4.03	2.01	2.02	0.984			
				25:35		0.72	559.79	235.04	324.75	1.000	13C12-2378-TCDF		ISO
						Height	156.88	68.02	88.86				
				25:59		0.81	7.73	3.47	4.26	1.016			
				26:20		0.71	1.06	0.44	0.62	1.029			
				26:59	RO	0.42	1.18	0.35	0.83	1.055			
				27:54	RO	1.47	0.74	0.44	0.30	1.091			
316-318				7 Peaks			575.55						

---------- Above: TCDF / TCDD Follows ----------

TCDD				0.65-0.89						0.896-1.046			
320-322		DC	NL			Height	0.04	0.02	0.02				
	D	D	SN	23:58		0.71	0.24			0.911			
	D	D	SN	24:08	RO	2.10	0.31			0.917	1379-TCDD		AN
	D	D	SN	24:25		0.88	0.45			0.928			
	D	D	SN	24:56	RO	0.35	0.70			0.947			
	D	D	SN	25:08	RO	0.56	1.31			0.955			
	D	D	SN	25:21	RO	0.96	1.00			0.963			
	D	D	SN	25:35	RO	0.08	7.74			0.972			
	D	D	SN	26:14	RO	0.21	1.59			0.997	2378-TCDD		AN
	D	D	SN	26:42	RO	0.48	3.43			1.015			
	D	D	SN	26:59	RO	1.11	2.91			1.025			
	D	D	SN	27:07	RO	0.01	6.92			1.030			
	D	D	SN	27:27	RO	0.03	3.87			1.043			
		DC	WH	27:35		0.89	0.70			1.048			
		DC	WH	27:44	RO	0.60	0.69			1.054			

Compound/ M_Z....	QC.Log	Omit	Why	..RT.	OK	Ratio	Total.Area/Ht	Area/Ht.Peak1	Area/Ht.Peak2	Rel.RT	Compound.Name..	ID..	Flags.
320-322			0 Peaks				0.00						
37Cl-TCDD										0.924-1.076			
328	DC	NL				Height	0.09	0.09					
				24:40			7.17	7.17		0.937			
				24:52			61.18	61.18		0.945			
				25:25			9.65	9.65		0.966			
				25:33			3.94	3.94		0.971			
				25:58			1.80	1.80		0.987			
	M			26:20			42.90	42.90		1.001	37Cl-TCDD		CLS
				26:45			2,791.58	2,791.58		1.016			
				27:08			5.64	5.64		1.031			
				27:42			11.19	11.19		1.053			
328			9 Peaks				2,935.05						
13C12-TCDD					0.65-0.89					0.917-1.069			
332-334	DC	NL				Height	0.20	0.17	0.03				
				25:08	RO	1.44	1.22	0.72	0.50	0.955			
				26:08		0.79	706.62	312.64	393.98	0.993	13C12-1234-TCDD		RS1
				26:19		0.79	478.17	210.59	267.58	1.000	13C12-2378-TCDD		IS1
						Height	138.24	60.28	77.96				
				26:30		0.69	2.41	0.98	1.43	1.007			
332-334			4 Peaks				1,188.42						

---------- Above: TCDD / PeCDF Follows ----------

PeCDF					1.32-1.78					0.906-1.038			
340-342	DC	NL				Height	0.05	0.03	0.02				
	DC	WL		27:24		1.32	1.58			0.905			
				27:32		1.42	14.87	8.72	6.15	0.909			
				27:41		1.51	10.69	6.43	4.26	0.914			J
				27:56	RO	1.11	9.64	5.07	4.57	0.922			
				28:09		1.58	4.05	2.48	1.57	0.930			J
				28:21	RO	1.15	10.18	5.45	4.73	0.936			
				28:44		1.40	88.50	51.69	36.81	0.949			
				28:58		1.44	114.64	67.68	46.96	0.957			
				29:09		1.64	67.57	42.02	25.55	0.963			
				29:19		1.36	8.17	4.71	3.46	0.968			J
	A			29:28		1.62	4.12	2.55	1.57	0.973			J
	MN			29:32		1.49	154.80	92.70	62.10	0.998			
	M			29:53		1.38	23.80	13.80	10.00	0.987			
				30:18		1.50	50.27	30.15	20.12	1.001	23478-PeCDF		AN
				30:26		1.32	13.93	7.93	6.00	1.005			
				30:33		1.63	10.72	6.65	4.07	1.009			J
				30:41	RO	1.80	5.66	3.64	2.02	1.013			
				30:58	RO	1.29	4.28	2.41	1.87	1.023			
		X		31:05		1.64	2.82	1.75	1.07	1.026			J
				31:13		1.48	27.82	16.62	11.20	1.031			
	DC	WH		31:27	RO	0.93	1.99			1.039			
340-342			19 Peaks				626.53						

Compound/ M_Z....	QC.Log	Omit	Why	..RT.	OK	Ratio	Total.Area/Ht	Area/Ht.Peak1	Area/Ht.Peak2	Rel.RT	Compound.Name..	ID..	Flags.
13C12-PeCDF				1.32-1.78						0.797-1.127			
352-354	DC	NL				Height	0.05	0.02	0.03				
				28:43	RO	0.30	2.76	0.63	2.13	0.948			
				29:17	RO	0.12	3.19	0.34	2.85	0.967			
				29:35		1.44	459.80	271.10	188.70	1.000	13C12-PeCDF 123	IS2	
						Height	142.97	84.68	58.29				
				29:52	RO	0.69	7.96	3.25	4.71	0.986			
				30:17		1.49	433.80	259.32	174.48	1.000	13C12-PeCDF 234	IS3	
						Height	150.36	88.69	61.67				
				30:38	RO	5.74	2.36	2.01	0.35	1.012			
				30:58	RO	0.51	1.93	0.65	1.28	1.023			
				31:15		1.64	6.90	4.29	2.61	1.032			
				31:25	RO	1.19	0.35	0.19	0.16	1.037			
				31:34	RO	0.60	0.56	0.21	0.35	1.042			
352-354				10 Peaks			919.61						

---------- Above: PeCDF / PeCDD Follows ----------

PeCDD				1.32-1.78						0.937-1.022			
356-358	DC	NL				Height	0.05	0.02	0.03				
D	D	SN		28:51	RO	0.01	96.13			0.942			
				29:33	RO	0.06	20.66	1.22	19.44	0.965			
				29:42	RO	1.27	2.86	1.60	1.26	0.970			
D	D	SN		29:53	RO	0.46	1.75			0.976			
				30:08	RO	0.63	3.31	1.28	2.03	0.984			
D	D	SN		30:28	RO	0.00	1,173.40			0.995			
				31:12	RO	0.50	12.37	4.10	8.27	1.019			
	DC	WH		31:25	RO	0.48	10.42			1.026			
356-358				4 Peaks			39.20						
13C12-PeCDD				1.32-1.78						0.723-1.050			
368-370	DC	NL				Height	0.09	0.07	0.02				
				28:51	RO	1.82	0.62	0.40	0.22	0.942			
				29:34	RO	2.78	1.21	0.89	0.32	0.966			
				29:41		1.64	1.61	1.00	0.61	0.970			
				30:02	RO	0.81	0.87	0.39	0.48	0.981			
				30:29	RO	2.43	0.96	0.68	0.28	0.996			
				30:37		1.48	335.30	200.00	135.30	1.000	13C12-PeCDD 123	IS4	
						Height	115.38	69.44	45.94				
				31:07		1.48	1.14	0.68	0.46	1.016			
368-370				7 Peaks			341.71						

---------- Above: PeCDD / HxCDF Follows ----------

HxCDF				1.05-1.43						0.929-1.007			
374-376	DC	NL				Height	0.10	0.08	0.02				
				32:05		1.23	10.28	5.66	4.62	0.934			
				32:14		1.25	74.54	41.34	33.20	0.938			
				32:24	RO	1.44	8.74	5.16	3.58	0.943			
D	D	SN		32:33	RO	1.92	4.17			0.947			
M				32:41		1.28	53.10	29.80	23.30	0.951			
				32:57		1.40	2.95	1.72	1.23	0.959			J

Compound/ M_Z....	QC	Log	Omit	Why	..RT.	OK	Ratio	Total.Area/Ht	Area/Ht.Peak1	Area/Ht.Peak2	Rel.RT	Compound.Name..	ID..	Flags.
					33:03		1.34	77.56	44.47	33.09	1.000	123478-HxCDF	AN	
					33:09		1.30	15.62	8.84	6.78	1.001	123678-HxCDF	AN	
	D	D	SN		33:18	RO	0.88	0.77			0.969			
	D	D	SN		33:26	RO	0.88	3.27			0.973			
					33:38		1.31	12.87	7.30	5.57	1.000	234678-HxCDF	AN	
	D	D	SN		33:46	RO	2.57	0.25			0.983			
	D	D	SN		33:52		1.40	0.36			0.985			
		DC	SN		34:00	RO	0.40	0.14			0.989			
		DC	SN		34:06	RO	2.60	0.18			0.992			
	D	D	SN		34:10	RO	0.83	0.22			0.994			
	D	D	SN		34:21	RO	0.84	1.40			1.000	123789-HxCDF	AN	
					34:26		1.20	2.49	1.36	1.13	1.002			J
	D	D	SN		34:32	RO	0.80	0.81			1.005			
		DC	WH		34:42	RO	0.71	0.24			1.010			
374-376				9	Peaks			258.15						
13C12-HxCDF					0.43-0.59					0.876-1.109				
384-386		DC	NL		Height			0.33	0.12	0.21				
		DC	SN		32:13	RO	2.59	0.79			0.937			
		DC	SN		32:23	RO	1.38	0.38			0.942			
		DC	SN		32:27	RO	0.26	1.26			0.944			
		DC	SN		32:38	RO	0.15	0.38			0.950			
					33:03		0.51	268.71	91.32	177.39	1.000	13C12-HxCDF 478	IS5	
					Height			94.41	31.15	63.26				
					33:08		0.50	270.55	90.16	180.39	1.000	13C12-HxCDF 678	IS6	
					Height			92.67	31.84	60.83				
		DC	SN		33:28		0.44	1.01			0.974			
					33:38		0.50	246.97	82.62	164.35	1.000	13C12-HxCDF 234	IS7	
					Height			89.12	28.91	60.21				
		DC	SN		33:48	RO	2.33	1.33			0.984			
		DC	SN		34:00	RO	1.58	0.31			0.989			
		DC	SN		34:07	RO	1.17	0.63			0.993			
					34:22		0.53	197.83	68.27	129.56	1.000	13C12-HxCDF 789	IS8	
					Height			63.94	21.94	42.00				
					34:30	RO	0.98	1.17	0.58	0.59	1.004			
					34:33	RO	0.38	1.37	0.38	0.99	1.005			
					34:43	RO	0.83	1.17	0.53	0.64	1.010			
		DC	SN		34:52	RO	0.66	0.58			1.015			
384-386				7	Peaks			987.77						

---------- Above: HxCDF / HxCDD Follows ----------

HxCDD					1.05-1.43					0.960-1.014				
390-392		DC	NL		Height			0.12	0.04	0.08				
					32:36	RO	0.49	10.33	3.39	6.94	0.964			
	D	D	SN		32:48	RO	0.33	0.48			0.970			
	D	D	SN		32:54	RO	0.52	0.44			0.973			
	D	D	SN		33:02	RO	1.63	1.26			0.977			
	D	D	SN		33:08	RO	1.89	0.55			0.980			
					33:15	RO	0.72	20.97	8.79	12.18	0.983			
					33:22	RO	0.76	2.13	0.92	1.21	0.987			
	D	D	SN		33:38	RO	2.06	0.55			0.995			

Compound/ M_Z....	QC.Log	Omit	Why	..RT.	OK	Ratio	Total.Area/Ht	Area/Ht.Peak1	Area/Ht.Peak2	Rel.RT	Compound.Name..	ID..	Flags.
	D	D	SN	33:43		1.12	1.04			1.000	123478-HxCDD	AN	
				33:49		1.24	5.50	3.04	2.46	1.000	123678-HxCDD	AN	J
				34:07	RO	0.88	2.62	1.23	1.39	1.009	123789-HxCDD	AN	
		DC	WH	34:35	RO	0.47	1.81			1.023			
390-392			5	Peaks			41.55						
13C12-HxCDD				1.05-1.43					0.982-1.041				
402-404		DC	NL			Height	0.53	0.38	0.15				
		DC	SN	33:14	RO	0.60	2.21			0.985			
		DC	SN	33:39	RO	13.33	4.30			0.998			
				33:44		1.23	197.26	108.65	88.61	1.000	13C12-HxCDD 478	IS9	
						Height	71.66	38.37	33.29				
				33:49		1.19	219.54	119.14	100.40	1.000	13C12-HxCDD 678	IS10	
						Height	79.66	44.11	35.55				
				34:07		1.16	296.01	158.67	137.34	1.011	13C12-HxCDD 789	RS2	
		DC	SN	34:20	RO	0.66	2.95			1.018			
				34:31	RO	3.27	2.35	1.80	0.55	1.023			
402-404			4	Peaks			715.16						

---------- Above: HxCDD / HpCDF Follows ----------

HpCDF				0.88-1.20					0.956-1.005				
408-410		DC	NL			Height	0.05	0.03	0.02				
				35:58		1.10	179.46	93.91	85.55	1.000	1234678-HpCDF	AN	
				36:16	RO	0.68	2.51	1.02	1.49	0.968			
				36:23		1.03	81.76	41.58	40.18	0.972			
		DC	SN	37:00	RO	0.65	0.28			0.988			
				37:28		0.96	6.31	3.09	3.22	1.000	1234789-HpCDF	AN	
		DC	WH	37:50	RO	0.53	0.29			1.010			
408-410			4	Peaks			270.04						
13C12-HpCDF				0.37-0.51					0.858-1.151				
418-420		DC	NL			Height	0.09	0.02	0.07				
				35:58		0.42	153.29	45.42	107.87	1.000	13C12-HpCDF 678	IS11	
						Height	48.37	14.37	34.00				
				37:00	RO	0.63	0.49	0.19	0.30	0.988			
		DC	SN	37:10	RO	1.80	0.56			0.992			
		DC	SN	37:18	RO	6.20	0.36			0.996			
				37:27		0.42	104.81	30.98	73.83	1.000	13C12-HpCDF 789	IS12	
						Height	31.63	9.80	21.83				
				37:42	RO	1.40	1.37	0.80	0.57	1.007			
418-420			4	Peaks			259.96						

---------- Above: HpCDF / HpCDD Follows ----------

HpCDD				0.88-1.20					0.976-1.005				
424-426		DC	NL			Height	0.05	0.03	0.02				
				36:15		0.97	7.74	3.82	3.92	0.981			
				36:59		0.92	8.14	3.90	4.24	1.000	1234678-HpCDD	AN	
	D	D	SN	37:09	RO	2.38	0.44			1.005			
		DC	WH	37:26	RO	3.32	0.82			1.013			
424-426			2	Peaks			15.88						

Compound/ M_Z....	QC.Log	Omit	Why	..RT.	OK	Ratio	Total.Area/Ht	Area/Ht.Peak1	Area/Ht.Peak2	Rel.RT	Compound.Name..	ID..	Flags.
13C12-HpCDD				0.88-1.20						0.869-1.085			
436-438	DC	NL				Height	1.00	0.81	0.19				
				36:58		1.06	142.20	73.17	69.03	1.000	13C12-HpCDD	678	IS13
						Height	39.08	20.15	18.93				
436-438			1	Peak			142.20						

---------- Above: HpCDD / Octa-CDD and CDF Follows ----------

OCDF				0.76-1.02						0.951-1.049			
442-444	DC	NL				Height	0.04	0.02	0.02				
	DC	WL		36:24	RO	1.60	0.13			0.899			
	DC	WL		36:32	RO	1.20	0.22			0.902			
	DC	WL		37:10	RO	0.25	0.45			0.918			
	DC	WL		37:21	RO	0.70	0.17			0.923			
	DC	WL		37:25	RO	5.00	0.12			0.924			
	DC	WL		37:49	RO	1.11	0.19			0.934			
	DC	WL		37:54	RO	0.32	0.25			0.936			
	DC	WL		38:00	RO	1.33	0.14			0.939			
	DC	WL		38:28	RO	1.11	0.19			0.950			
				39:04	RO	0.67	0.20	0.08	0.12	0.965			
				39:39	RO	1.29	0.16	0.09	0.07	0.979			
	DC	SN		39:45	RO	2.33	0.10			0.982			
	DC	SN		40:02	RO	0.57	0.11			0.989			
	DC	SN		40:26	RO	0.60	0.16			0.999			
	M			40:40	RO	0.73	38.50	16.20	22.30	1.005	OCDF		AN
				40:55	RO	1.07	0.31	0.16	0.15	1.011			
				41:03	RO	1.85	0.37	0.24	0.13	1.014			
				41:14	RO	0.54	0.37	0.13	0.24	1.019			
				41:26		0.93	0.29	0.14	0.15	1.023			
				41:33	RO	1.75	0.22	0.14	0.08	1.026			
	DC	SN		41:40	RO	1.50	0.10			1.029			
				41:51	RO	0.30	0.30	0.07	0.23	1.034			
				42:01	RO	0.62	0.42	0.16	0.26	1.038			
				42:19	RO	1.73	0.30	0.19	0.11	1.045			
	DC	SN		42:27	RO	0.04	0.29			1.049			
	DC	WH		42:52	RO	2.00	0.12			1.059			
	DC	WH		43:02	RO	0.69	0.22			1.063			
	DC	WH		43:25	RO	6.00	0.14			1.072			
	DC	WH		43:35		1.00	0.16			1.077			
	DC	WH		43:45	RO	1.10	0.21			1.081			
	DC	WH		43:56		0.87	0.28			1.085			
	DC	WH		44:11	RO	2.75	0.15			1.091			
	DC	WH		44:40	RO	1.08	0.27			1.103			
	DC	WH		44:57		0.80	0.09			1.110			
442-444			11	Peaks			41.44						
OCDD				0.76-1.02						0.951-1.049			
458-460	DC	NL				Height	0.04	0.02	0.02				
				40:29		0.85	159.83	73.38	86.45	1.000	OCDD		AN
				40:46		0.79	0.52	0.23	0.29	1.007			
				40:49	RO	0.41	0.24	0.07	0.17	1.008			
				40:55	RO	1.45	0.27	0.16	0.11	1.011			

Compound/ M_Z....	QC.Log	Omit	Why	..RT.	OK	Ratio	Total.Area/Ht	Area/Ht.Peak1	Area/Ht.Peak2	Rel.RT	Compound.Name..	ID..	Flags.
458-460			4 Peaks				160.86						
13C12-OCDD						0.76-1.02				0.996-1.004			
470-472	DC	NL				Height	1.28	0.91	0.37				
				40:29		0.81	158.12	70.56	87.56	1.000	13C12-OCDD	IS14	
						Height	37.41	17.00	20.41				
470-472			1 Peak				158.12						

Column Description.....	"Why" Code Description.....	QC Log Desc.....
M_Z -Nominal Ion Mass(es)	WL-Below Retention Time Window	A-Peak Added
..RT. -Retention Time (mm:ss)	WH-Above Retention Time Window	K-Peak Kept
Rat.1 -Ratio of M/M+2 Ions	SN-Below Signal to Noise Level	D-Peak Deleted
OK -RO=Ratio Outside Limits	<M-Below Method Detection Limit	T-Time Changed
Rel.RT-Relative Retention Time	NL-Channel Specific Noise Level	M-Peak Area Changed
		N-Name Changed
		X-Ether Interference

*** End of Report ***

File:S023093 #1-758 Acq:12-JUL-2002 17:07:49 EI+ Voltage SIR 70S Noise:179
303.9016 F:2 BSUB(256,30,-3.0) PKD(9,5,5,0.05%,716.0,1.00%,F,T) Exp:NDB5US
TRIANGLE LABS Text:TLI#57752A DUPLICATE (06/27/02) INJ. TIME = 17:09

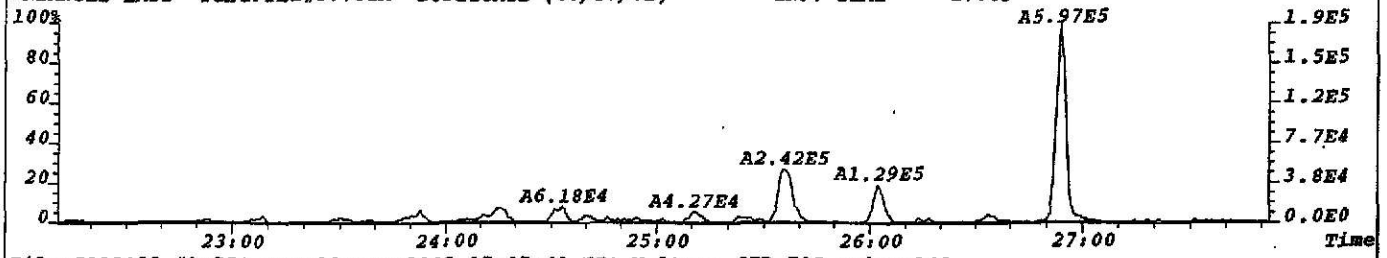

File:S023093 #1-758 Acq:12-JUL-2002 17:07:49 EI+ Voltage SIR 70S Noise:140
305.8987 F:2 BSUB(256,30,-3.0) PKD(9,5,5,0.05%,560.0,1.00%,F,T) Exp:NDB5US
TRIANGLE LABS Text:TLI#57752A DUPLICATE (06/27/02) INJ. TIME = 17:09

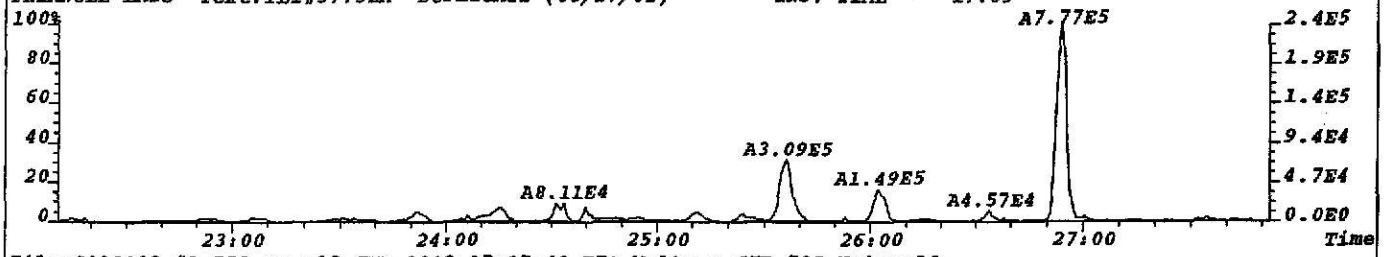

File:S023093 #1-758 Acq:12-JUL-2002 17:07:49 EI+ Voltage SIR 70S Noise:26
315.9419 F:2 BSUB(256,30,-3.0) PKD(9,5,5,0.05%,104.0,1.00%,F,T) Exp:NDB5US
TRIANGLE LABS Text:TLI#57752A DUPLICATE (06/27/02) INJ. TIME = 17:09

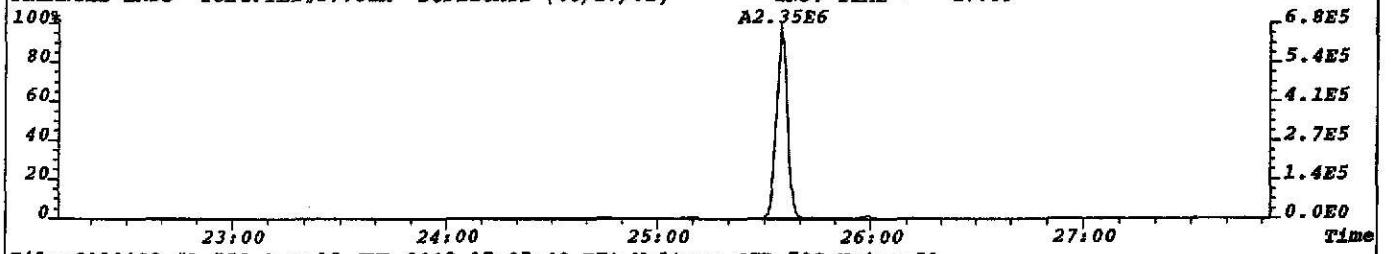

File:S023093 #1-758 Acq:12-JUL-2002 17:07:49 EI+ Voltage SIR 70S Noise:31
317.9389 F:2 BSUB(256,30,-3.0) PKD(9,5,5,0.05%,124.0,1.00%,F,T) Exp:NDB5US
TRIANGLE LABS Text:TLI#57752A DUPLICATE (06/27/02) INJ. TIME = 17:09

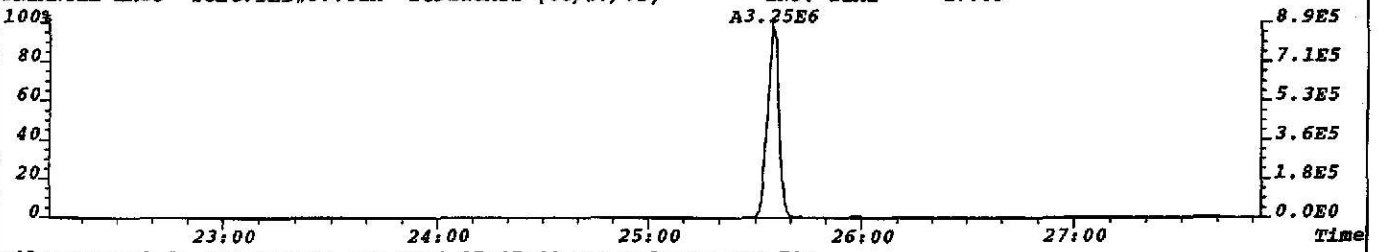

File:S023093 #1-758 Acq:12-JUL-2002 17:07:49 EI+ Voltage SIR 70S
330.9792 F:2 Exp:NDB5US
TRIANGLE LABS Text:TLI#57752A DUPLICATE (06/27/02) INJ. TIME = 17:09

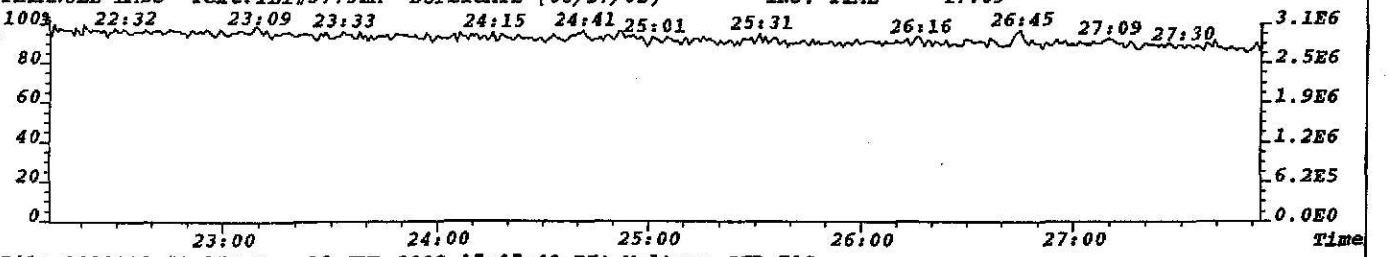

File:S023093 #1-758 Acq:12-JUL-2002 17:07:49 EI+ Voltage SIR 70S
375.8364 F:2 Exp:NDB5US
TRIANGLE LABS Text:TLI#57752A DUPLICATE (06/27/02) INJ. TIME = 17:09

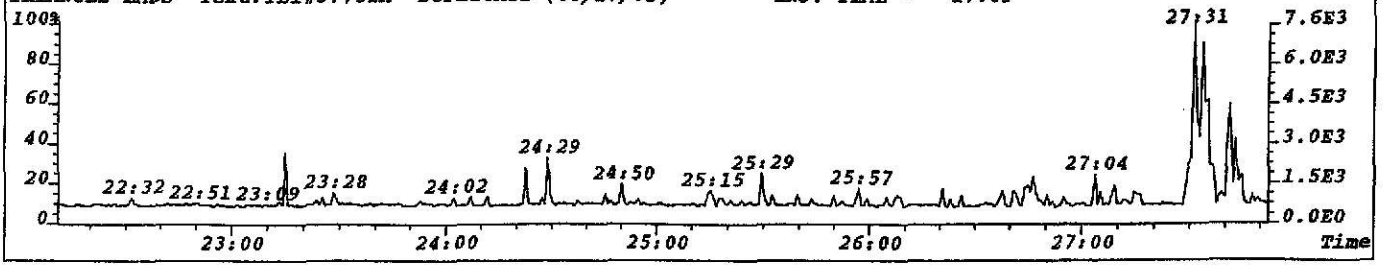

File:S023093 #1-758 Acq:12-JUL-2002 17:07:49 EI+ Voltage SIR 70S Noise:30
319.8965 F:2 BSUB(256,30,-3.0) PKD(7,5,3,0.05%,120.0,1.00%,F,T) Exp:NDB5US
TRIANGLE LABS Text:TLI#57752A DUPLICATE (06/27/02) INJ. TIME = 17:09

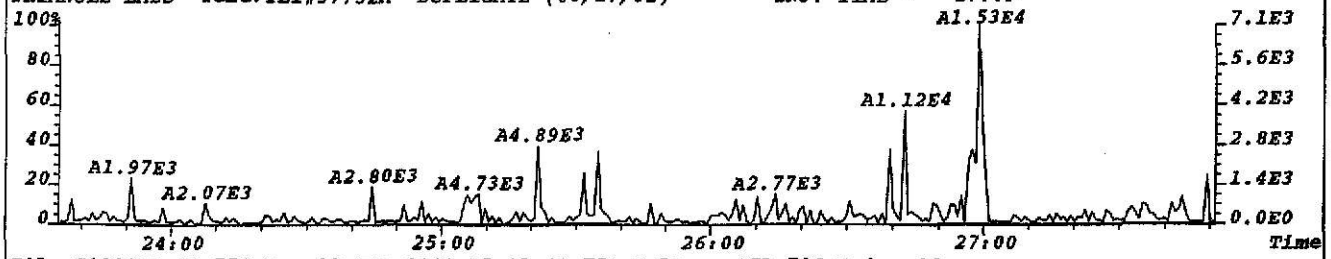

File:S023093 #1-758 Acq:12-JUL-2002 17:07:49 EI+ Voltage SIR 70S Noise:28
321.8936 F:2 BSUB(256,30,-3.0) PKD(7,5,3,0.05%,112.0,1.00%,F,T) Exp:NDB5US
TRIANGLE LABS Text:TLI#57752A DUPLICATE (06/27/02) INJ. TIME = 17:09

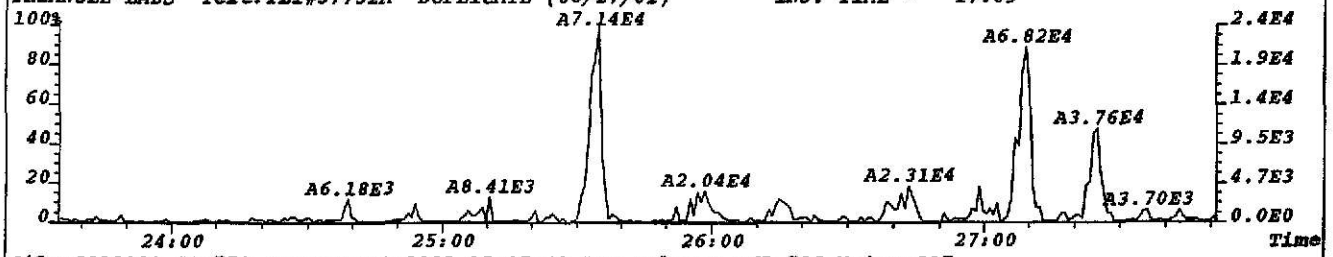

File:S023093 #1-758 Acq:12-JUL-2002 17:07:49 EI+ Voltage SIR 70S Noise:217
331.9368 F:2 BSUB(256,30,-3.0) PKD(7,5,3,0.05%,868.0,1.00%,F,T) Exp:NDB5US
TRIANGLE LABS Text:TLI#57752A DUPLICATE (06/27/02) INJ. TIME = 17:09

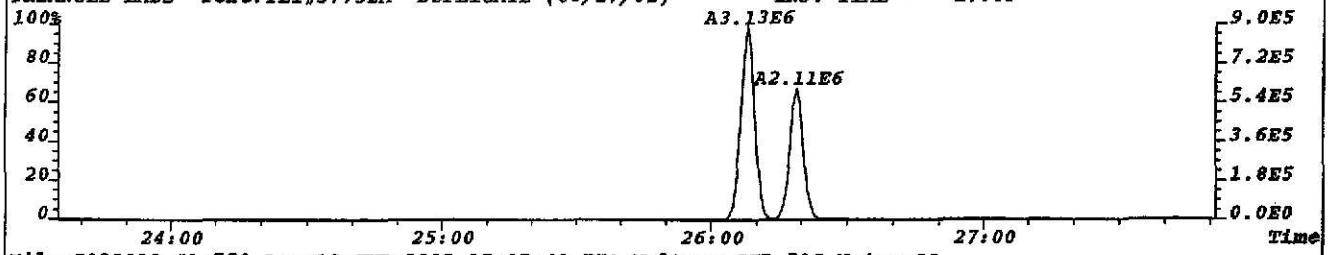

File:S023093 #1-758 Acq:12-JUL-2002 17:07:49 EI+ Voltage SIR 70S Noise:33
333.9338 F:2 BSUB(256,30,-3.0) PKD(7,5,3,0.05%,132.0,1.00%,F,T) Exp:NDB5US
TRIANGLE LABS Text:TLI#57752A DUPLICATE (06/27/02) INJ. TIME = 17:09

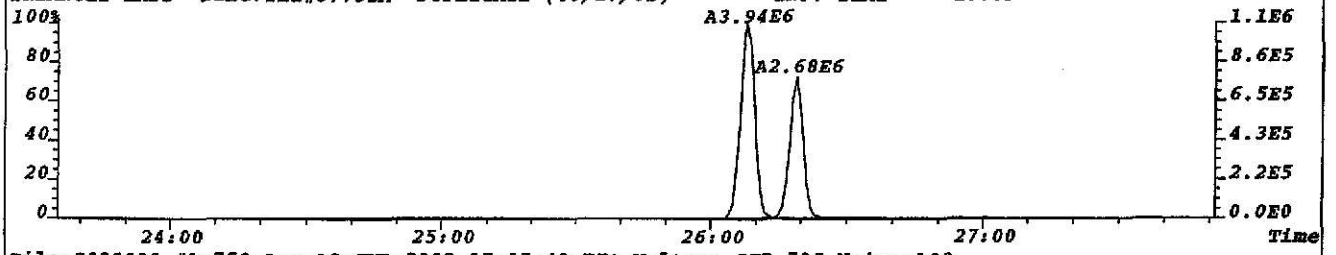

File:S023093 #1-758 Acq:12-JUL-2002 17:07:49 EI+ Voltage SIR 70S Noise:109
327.8847 F:2 BSUB(256,30,-3.0) PKD(7,5,3,0.05%,436.0,1.00%,F,T) Exp:NDB5US
TRIANGLE LABS Text:TLI#57752A DUPLICATE (06/27/02) INJ. TIME = 17:09

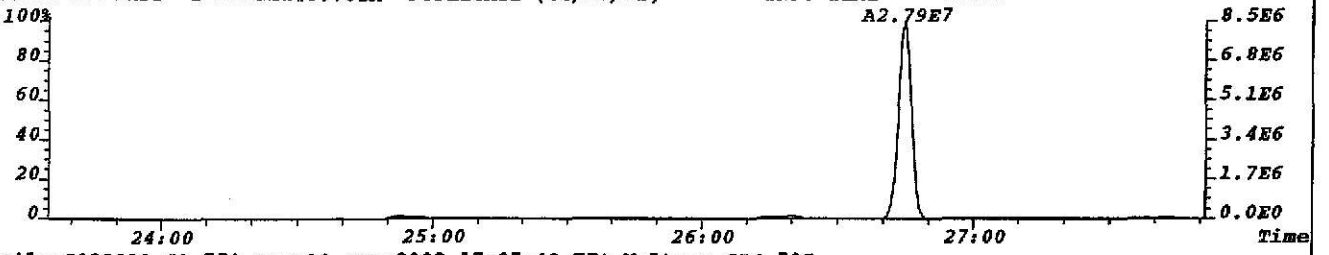

File:S023093 #1-758 Acq:12-JUL-2002 17:07:49 EI+ Voltage SIR 70S
330.9792 F:2 Exp:NDB5US
TRIANGLE LABS Text:TLI#57752A DUPLICATE (06/27/02) INJ. TIME = 17:09

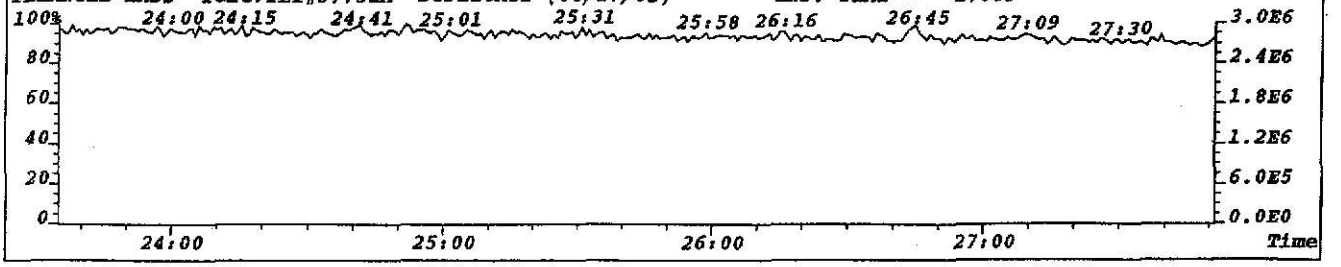

File:S023093 #1-758 Acq:12-JUL-2002 17:07:49 EI+ Voltage SIR 70S Noise:36
339.8597 F:2 BSUB(256,30,-3.0) PKD(7,5,3,0.05%,144.0,1.00%,F,T) Exp:NDB5US
TRIANGLE LABS Text:TLI#57752A DUPLICATE (06/27/02) INJ. TIME = 17:09

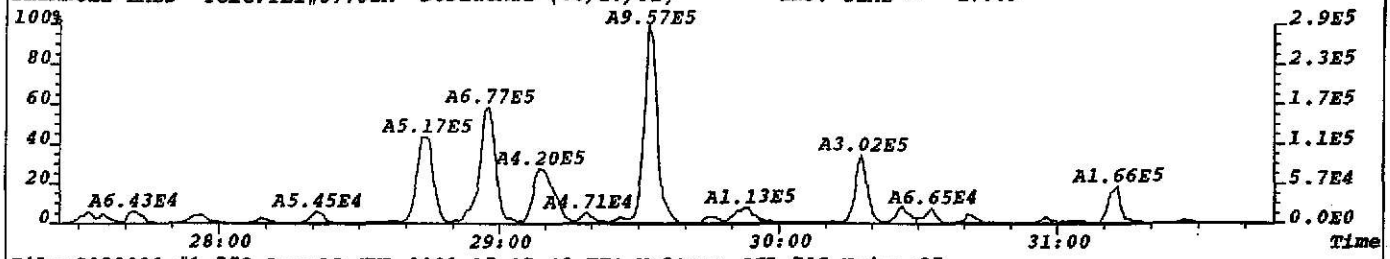

File:S023093 #1-758 Acq:12-JUL-2002 17:07:49 EI+ Voltage SIR 70S Noise:27
341.8567 F:2 BSUB(256,30,-3.0) PKD(7,5,3,0.05%,108.0,1.00%,F,T) Exp:NDB5US
TRIANGLE LABS Text:TLI#57752A DUPLICATE (06/27/02) INJ. TIME = 17:09

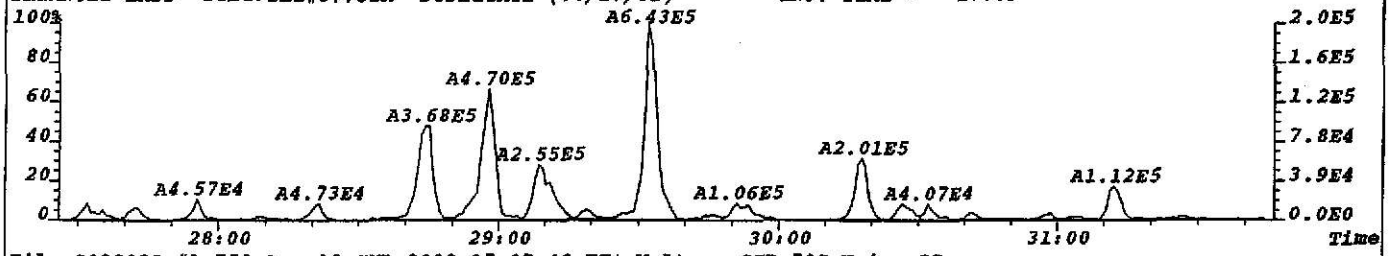

File:S023093 #1-758 Acq:12-JUL-2002 17:07:49 EI+ Voltage SIR 70S Noise:27
351.9000 F:2 BSUB(256,30,-3.0) PKD(7,5,3,0.05%,108.0,1.00%,F,T) Exp:NDB5US
TRIANGLE LABS Text:TLI#57752A DUPLICATE (06/27/02) INJ. TIME = 17:09

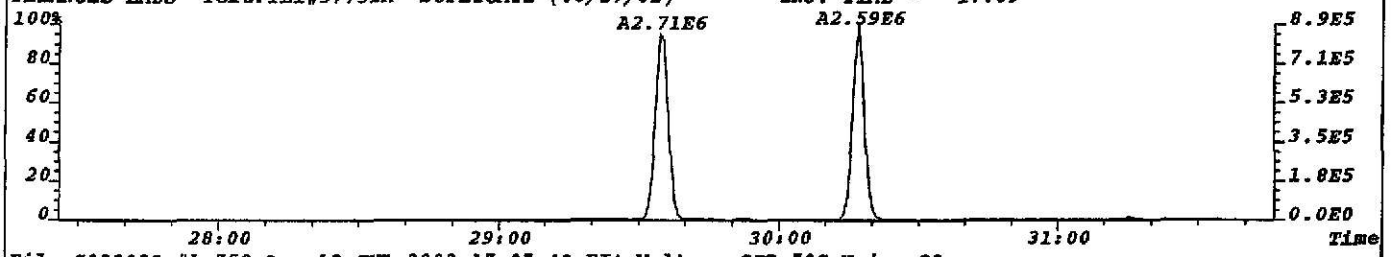

File:S023093 #1-758 Acq:12-JUL-2002 17:07:49 EI+ Voltage SIR 70S Noise:32
353.8970 F:2 BSUB(256,30,-3.0) PKD(7,5,3,0.05%,128.0,1.00%,F,T) Exp:NDB5US
TRIANGLE LABS Text:TLI#57752A DUPLICATE (06/27/02) INJ. TIME = 17:09

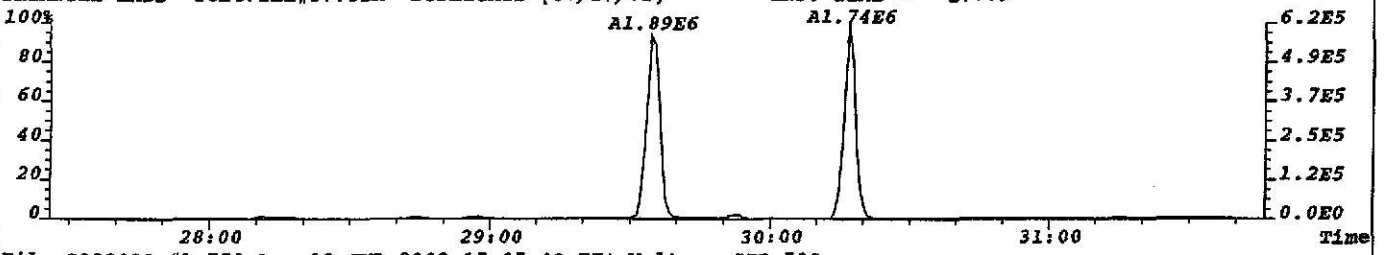

File:S023093 #1-758 Acq:12-JUL-2002 17:07:49 EI+ Voltage SIR 70S
330.9792 F:2 Exp:NDB5US
TRIANGLE LABS Text:TLI#57752A DUPLICATE (06/27/02) INJ. TIME = 17:09

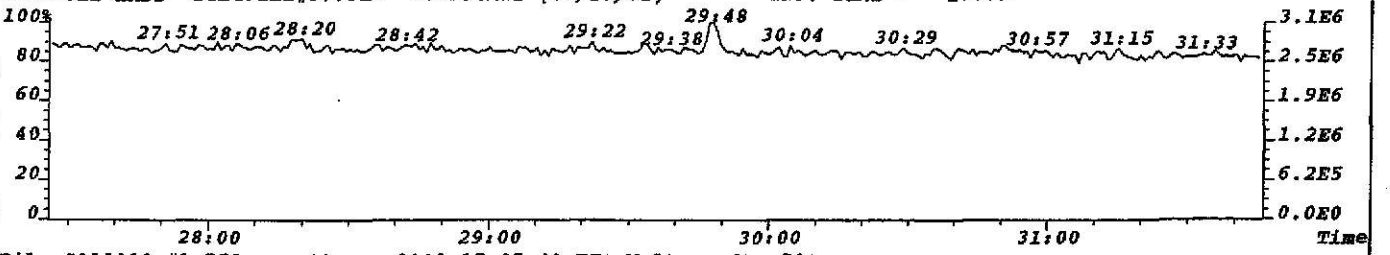

File:S023093 #1-758 Acq:12-JUL-2002 17:07:49 EI+ Voltage SIR 70S
409.7974 F:2 Exp:NDB5US
TRIANGLE LABS Text:TLI#57752A DUPLICATE (06/27/02) INJ. TIME = 17:09

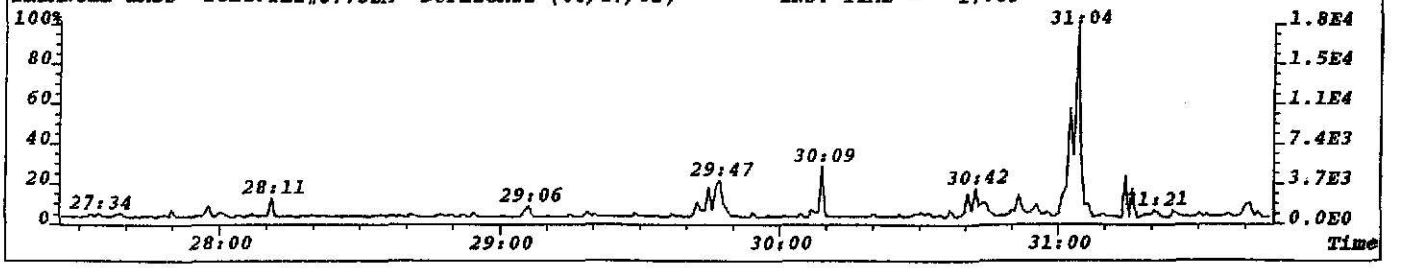

File:S023093 #1-758 Acq:12-JUL-2002 17:07:49 EI+ Voltage SIR 70S Noise:28
355.8546 F:2 BSUB(256,30,-3.0) PKD(7,5,3,0.05%,112.0,1.00%,F,T) Exp:NDB5US
TRIANGLE LABS Text:TLI#57752A DUPLICATE (06/27/02) INJ. TIME = 17:09

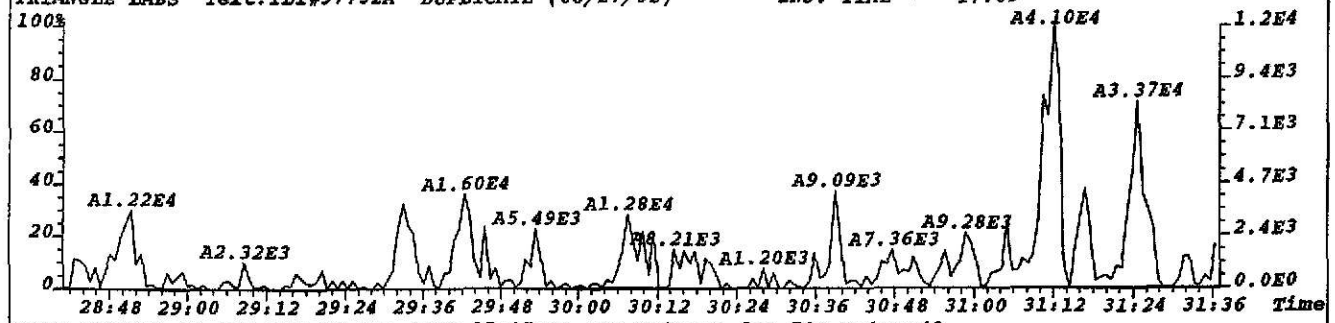

File:S023093 #1-758 Acq:12-JUL-2002 17:07:49 EI+ Voltage SIR 70S Noise:42
357.8516 F:2 BSUB(256,30,-3.0) PKD(7,5,3,0.05%,168.0,1.00%,F,T) Exp:NDB5US
TRIANGLE LABS Text:TLI#57752A DUPLICATE (06/27/02) INJ. TIME = 17:09

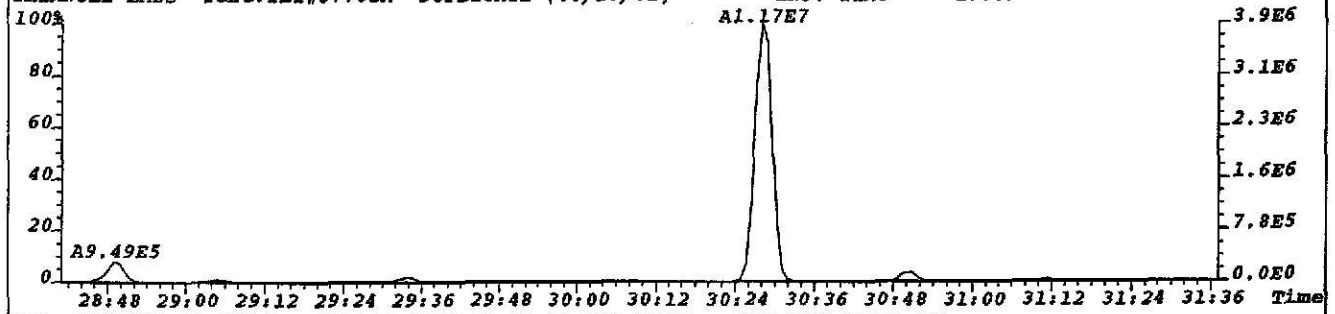

File:S023093 #1-758 Acq:12-JUL-2002 17:07:49 EI+ Voltage SIR 70S Noise:83
367.8949 F:2 BSUB(256,30,-3.0) PKD(7,5,3,0.05%,332.0,1.00%,F,T) Exp:NDB5US
TRIANGLE LABS Text:TLI#57752A DUPLICATE (06/27/02) INJ. TIME = 17:09

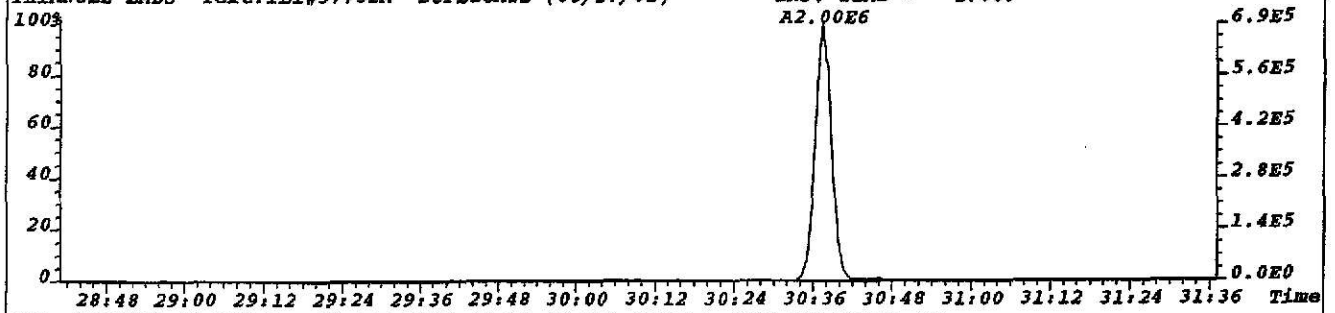

File:S023093 #1-758 Acq:12-JUL-2002 17:07:49 EI+ Voltage SIR 70S Noise:26
369.8919 F:2 BSUB(256,30,-3.0) PKD(7,5,3,0.05%,104.0,1.00%,F,T) Exp:NDB5US
TRIANGLE LABS Text:TLI#57752A DUPLICATE (06/27/02) INJ. TIME = 17:09

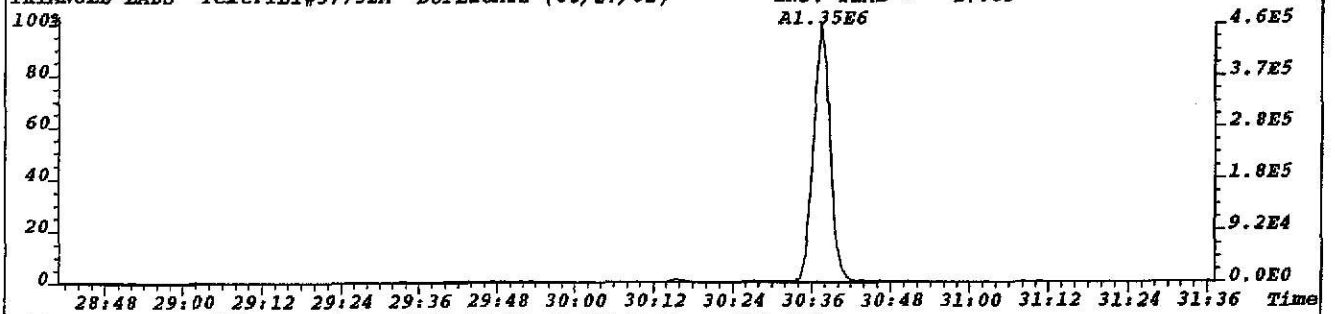

File:S023093 #1-758 Acq:12-JUL-2002 17:07:49 EI+ Voltage SIR 70S
330.9792 F:2 Exp:NDB5US
TRIANGLE LABS Text:TLI#57752A DUPLICATE (06/27/02) INJ. TIME = 17:09

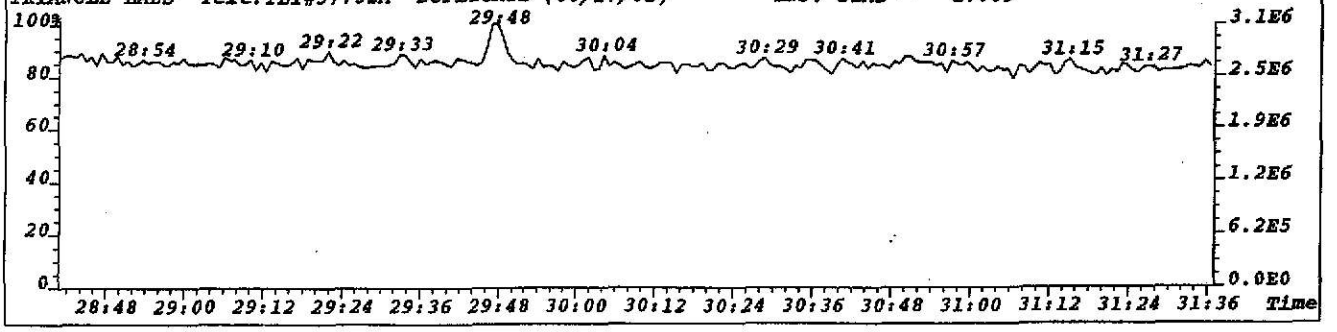

File:S023093 #1-455 Acq:12-JUL-2002 17:07:49 EI+ Voltage SIR 70S Noise:97
373.8208 F:3 BSUB(256,30,-3.0) PKD(7,5,3,0.05%,388.0,1.00%,F,T) Exp:NDB5US
TRIANGLE LABS Text:TLI#57752A DUPLICATE (06/27/02) INJ. TIME = 17:09

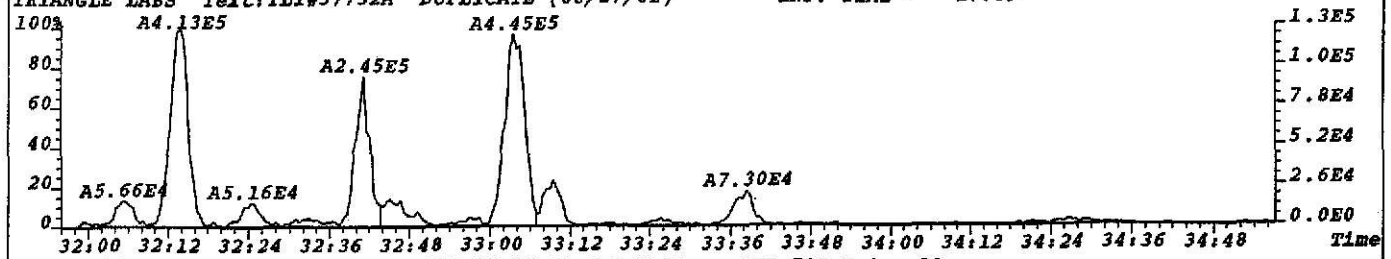

File:S023093 #1-455 Acq:12-JUL-2002 17:07:49 EI+ Voltage SIR 70S Noise:29
375.8178 F:3 BSUB(256,30,-3.0) PKD(7,5,3,0.05%,116.0,1.00%,F,T) Exp:NDB5US
TRIANGLE LABS Text:TLI#57752A DUPLICATE (06/27/02) INJ. TIME = 17:09

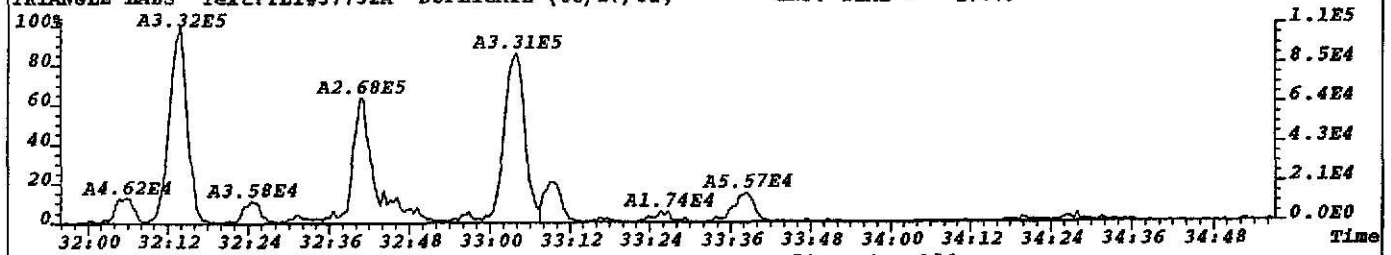

File:S023093 #1-455 Acq:12-JUL-2002 17:07:49 EI+ Voltage SIR 70S Noise:156
383.8639 F:3 BSUB(256,30,-3.0) PKD(7,5,3,0.05%,624.0,1.00%,F,T) Exp:NDB5US
TRIANGLE LABS Text:TLI#57752A DUPLICATE (06/27/02) INJ. TIME = 17:09

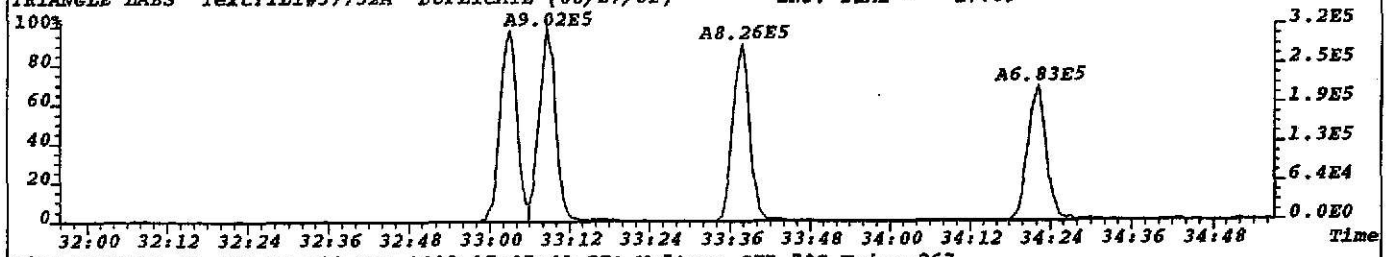

File:S023093 #1-455 Acq:12-JUL-2002 17:07:49 EI+ Voltage SIR 70S Noise:267
385.8610 F:3 BSUB(256,30,-3.0) PKD(7,5,3,0.05%,1068.0,1.00%,F,T) Exp:NDB5US
TRIANGLE LABS Text:TLI#57752A DUPLICATE (06/27/02) INJ. TIME = 17:09

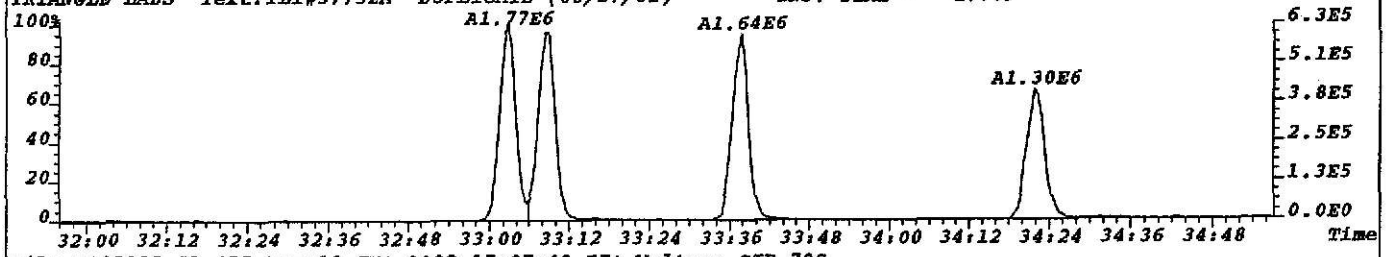

File:S023093 #1-455 Acq:12-JUL-2002 17:07:49 EI+ Voltage SIR 70S
392.9760 F:3 Exp:NDB5US
TRIANGLE LABS Text:TLI#57752A DUPLICATE (06/27/02) INJ. TIME = 17:09

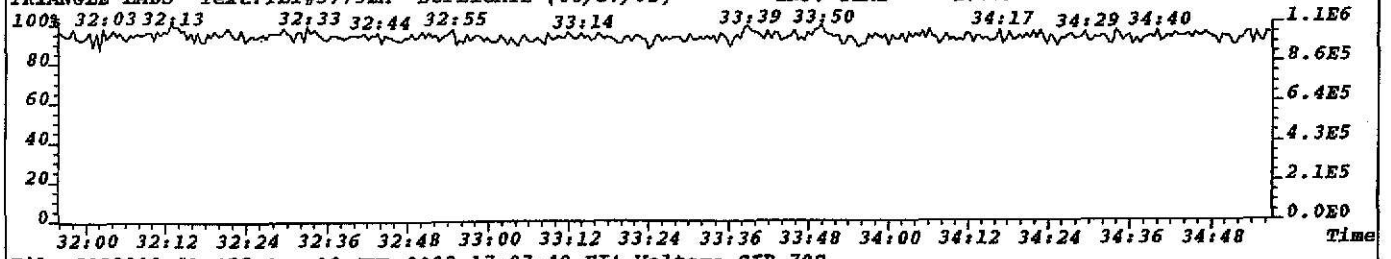

File:S023093 #1-455 Acq:12-JUL-2002 17:07:49 EI+ Voltage SIR 70S
445.7555 F:3 Exp:NDB5US
TRIANGLE LABS Text:TLI#57752A DUPLICATE (06/27/02) INJ. TIME = 17:09

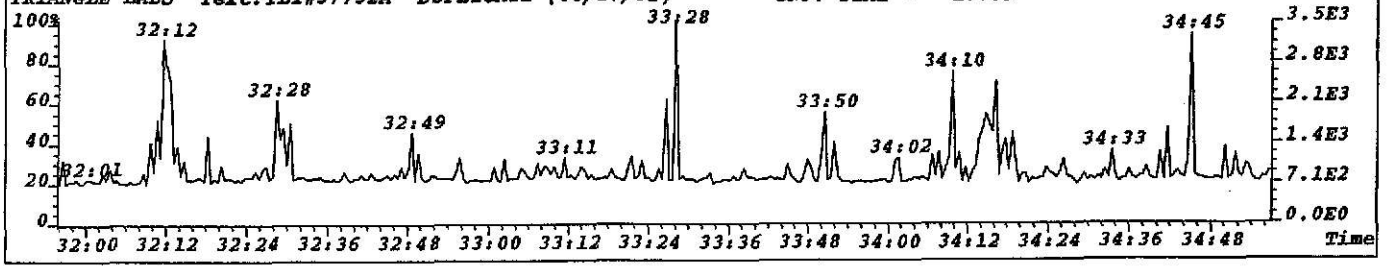

File:S023093 #1-455 Acq:12-JUL-2002 17:07:49 EI+ Voltage SIR 70S Noise:44
389.8156 F:3 BSUB(256,30,-3.0) PKD(7,5,3,0.05%,176.0,1.00%,F,T) Exp:NDB5US
TRIANGLE LABS Text:TLI#57752A DUPLICATE (06/27/02) INJ. TIME = 17:09

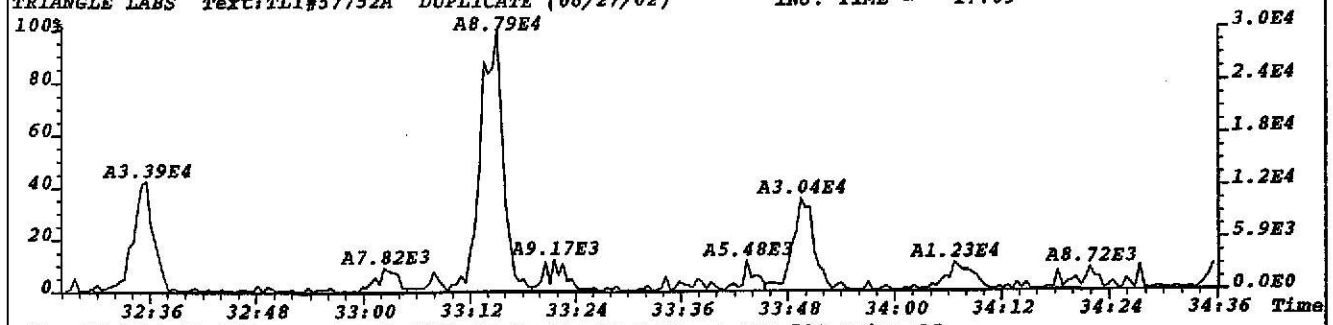

File:S023093 #1-455 Acq:12-JUL-2002 17:07:49 EI+ Voltage SIR 70S Noise:96
391.8127 F:3 BSUB(256,30,-3.0) PKD(7,5,3,0.05%,384.0,1.00%,F,T) Exp:NDB5US
TRIANGLE LABS Text:TLI#57752A DUPLICATE (06/27/02) INJ. TIME = 17:09

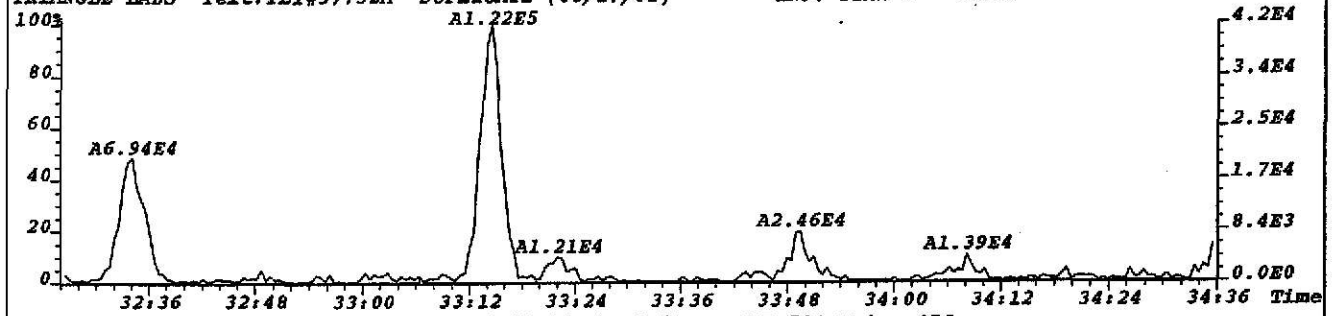

File:S023093 #1-455 Acq:12-JUL-2002 17:07:49 EI+ Voltage SIR 70S Noise:476
401.8558 F:3 BSUB(256,30,-3.0) PKD(7,5,3,0.05%,1904.0,1.00%,F,T) Exp:NDB5US
TRIANGLE LABS Text:TLI#57752A DUPLICATE (06/27/02) INJ. TIME = 17:09

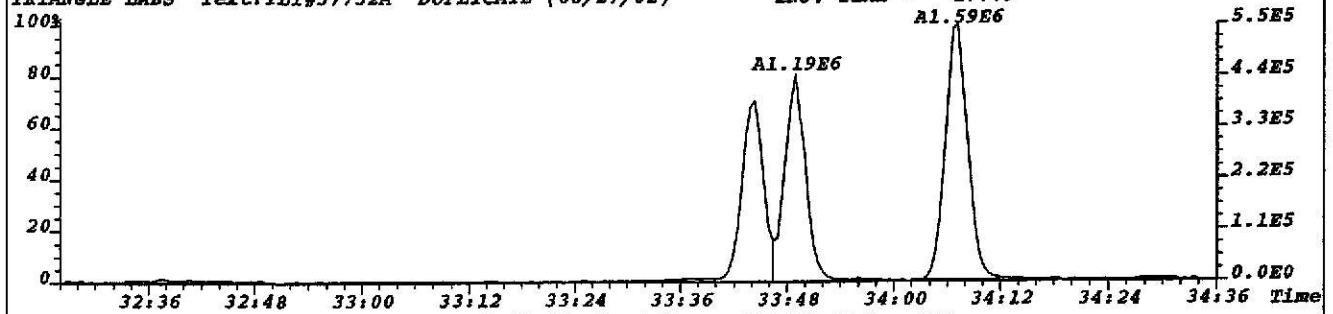

File:S023093 #1-455 Acq:12-JUL-2002 17:07:49 EI+ Voltage SIR 70S Noise:182
403.8529 F:3 BSUB(256,30,-3.0) PKD(7,5,3,0.05%,728.0,1.00%,F,T) Exp:NDB5US
TRIANGLE LABS Text:TLI#57752A DUPLICATE (06/27/02) INJ. TIME = 17:09

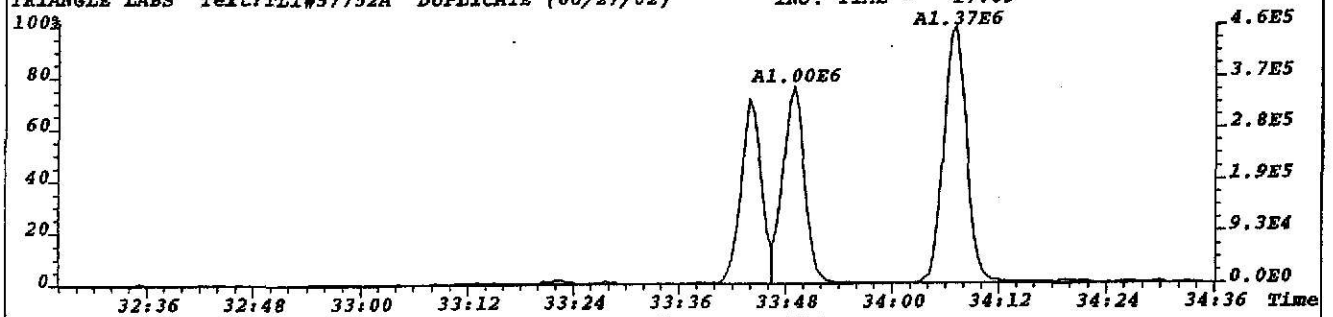

File:S023093 #1-455 Acq:12-JUL-2002 17:07:49 EI+ Voltage SIR 70S
392.9760 F:3 Exp:NDB5US
TRIANGLE LABS Text:TLI#57752A DUPLICATE (06/27/02) INJ. TIME = 17:09

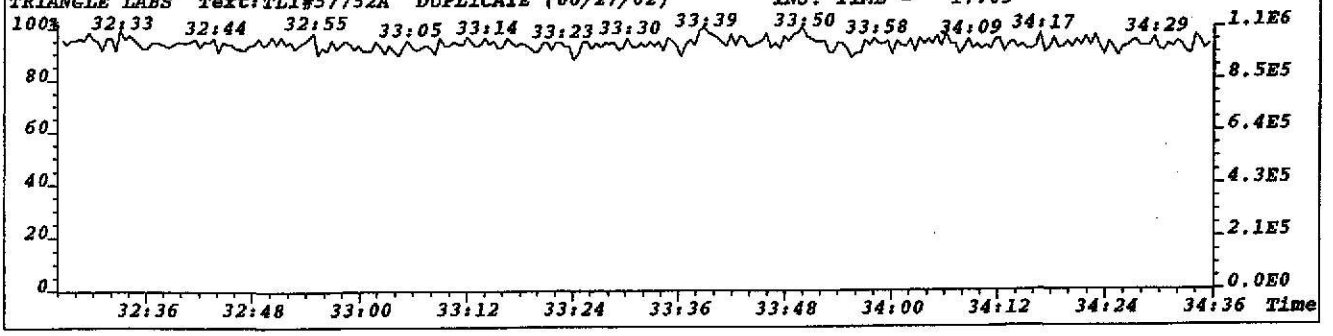

File:S023093 #1-734 Acq:12-JUL-2002 17:07:49 EI+ Voltage SIR 70S Noise:36
407.7818 F:4 BSUB(256,30,-3.0) PKD(7,5,3,0.05%,144.0,1.00%,F,T) Exp:NDB5US
TRIANGLE LABS Text:TLI#57752A DUPLICATE (06/27/02) INJ. TIME = 17:09

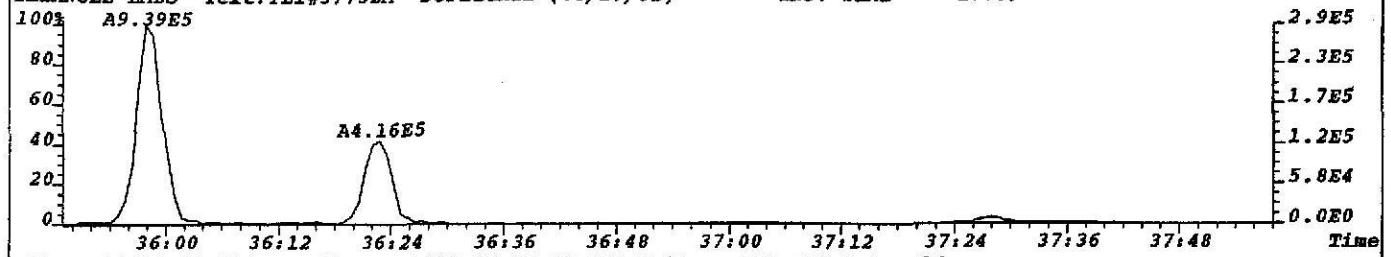

File:S023093 #1-734 Acq:12-JUL-2002 17:07:49 EI+ Voltage SIR 70S Noise:26
409.7789 F:4 BSUB(256,30,-3.0) PKD(7,5,3,0.05%,104.0,1.00%,F,T) Exp:NDB5US
TRIANGLE LABS Text:TLI#57752A DUPLICATE (06/27/02) INJ. TIME = 17:09



File:S023093 #1-734 Acq:12-JUL-2002 17:07:49 EI+ Voltage SIR 70S Noise:28
417.8253 F:4 BSUB(256,30,-3.0) PKD(7,5,3,0.05%,112.0,1.00%,F,T) Exp:NDB5US
TRIANGLE LABS Text:TLI#57752A DUPLICATE (06/27/02) INJ. TIME = 17:09



File:S023093 #1-734 Acq:12-JUL-2002 17:07:49 EI+ Voltage SIR 70S Noise:85
419.8220 F:4 BSUB(256,30,-3.0) PKD(7,5,3,0.05%,340.0,1.00%,F,T) Exp:NDB5US
TRIANGLE LABS Text:TLI#57752A DUPLICATE (06/27/02) INJ. TIME = 17:09



File:S023093 #1-734 Acq:12-JUL-2002 17:07:49 EI+ Voltage SIR 70S
430.9729 F:4 Exp:NDB5US
TRIANGLE LABS Text:TLI#57752A DUPLICATE (06/27/02) INJ. TIME = 17:09

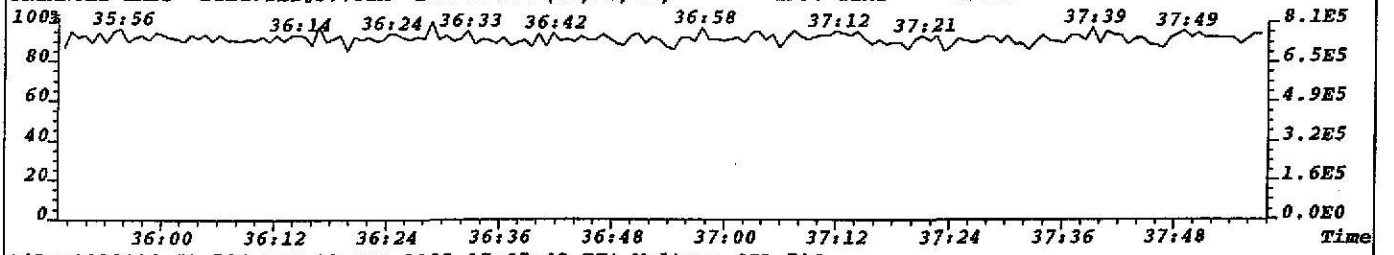

File:S023093 #1-734 Acq:12-JUL-2002 17:07:49 EI+ Voltage SIR 70S
479.7165 F:4 Exp:NDB5US
TRIANGLE LABS Text:TLI#57752A DUPLICATE (06/27/02) INJ. TIME = 17:09

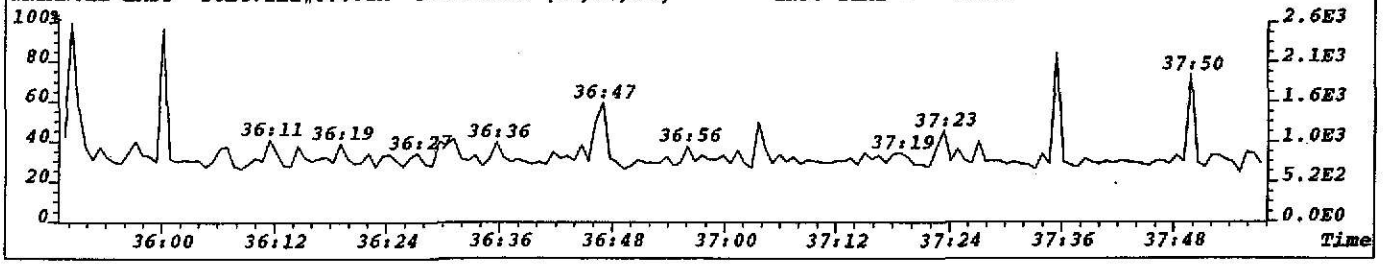

File:S023093 #1-734 Acq:12-JUL-2002 17:07:49 EI+ Voltage SIR 70S Noise:33
423.7766 F:4 BSUB(256,30,-3.0) PKD(7,5,3,0.05%,132.0,1.00%,F,T) Exp:NDB5US
TRIANGLE LABS Text:TLI#57752A DUPLICATE (06/27/02) INJ. TIME = 17:09

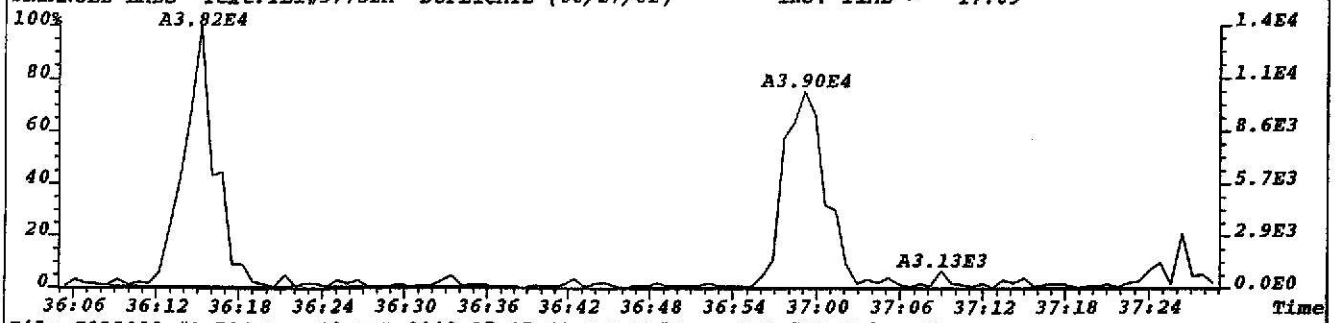

File:S023093 #1-734 Acq:12-JUL-2002 17:07:49 EI+ Voltage SIR 70S Noise:28
425.7737 F:4 BSUB(256,30,-3.0) PKD(7,5,3,0.05%,112.0,1.00%,F,T) Exp:NDB5US
TRIANGLE LABS Text:TLI#57752A DUPLICATE (06/27/02) INJ. TIME = 17:09

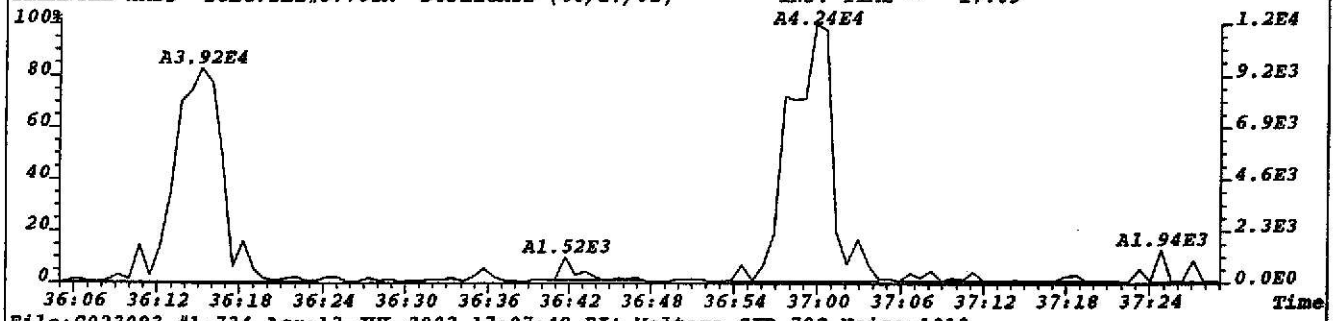

File:S023093 #1-734 Acq:12-JUL-2002 17:07:49 EI+ Voltage SIR 70S Noise:1012
435.8169 F:4 BSUB(256,30,-3.0) PKD(7,5,3,0.05%,4048.0,1.00%,F,T) Exp:NDB5US
TRIANGLE LABS Text:TLI#57752A DUPLICATE (06/27/02) INJ. TIME = 17:09

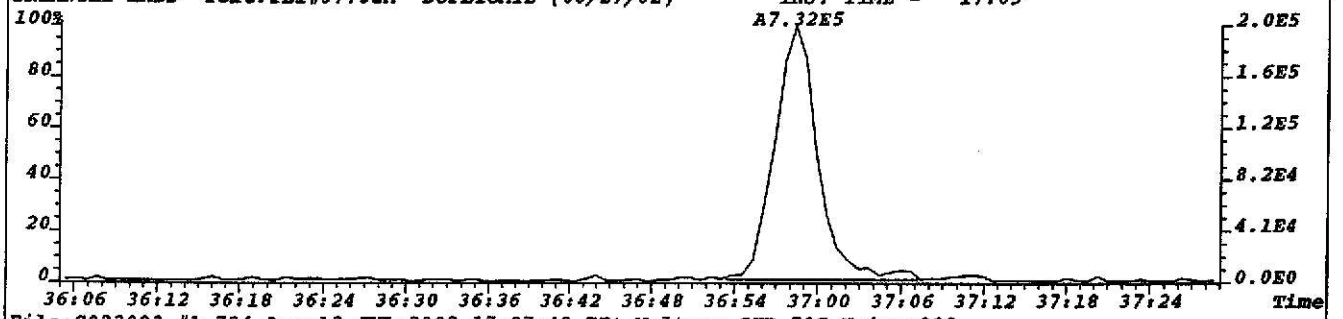

File:S023093 #1-734 Acq:12-JUL-2002 17:07:49 EI+ Voltage SIR 70S Noise:239
437.8140 F:4 BSUB(256,30,-3.0) PKD(7,5,3,0.05%,956.0,1.00%,F,T) Exp:NDB5US
TRIANGLE LABS Text:TLI#57752A DUPLICATE (06/27/02) INJ. TIME = 17:09

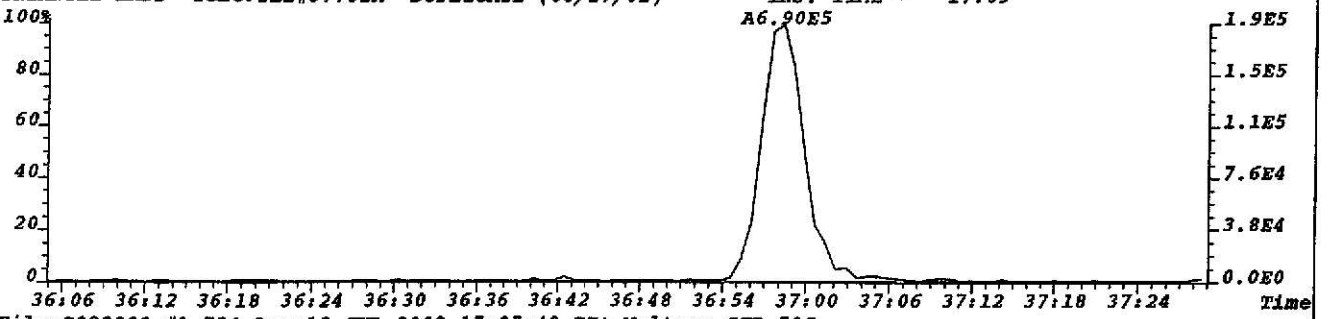

File:S023093 #1-734 Acq:12-JUL-2002 17:07:49 EI+ Voltage SIR 70S
430.9729 F:4 Exp:NDB5US
TRIANGLE LABS Text:TLI#57752A DUPLICATE (06/27/02) INJ. TIME = 17:09

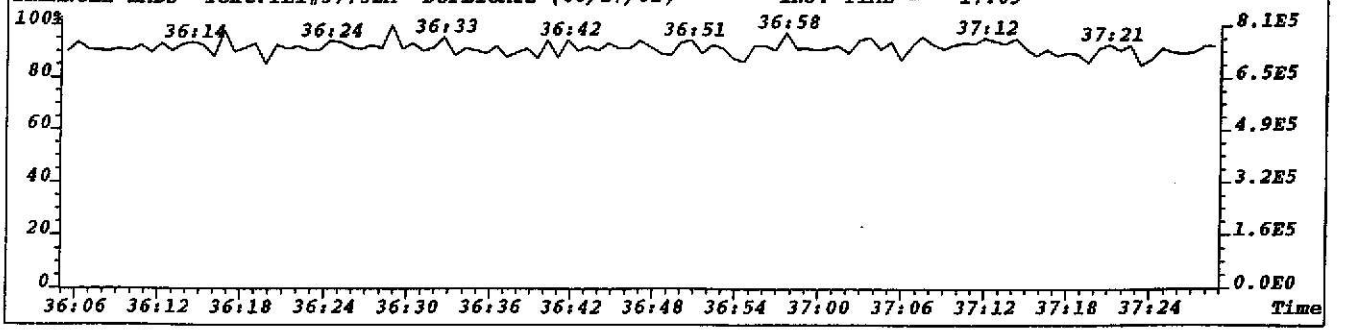

File:S023093 #1-734 Acq:12-JUL-2002 17:07:49 EI+ Voltage SIR 70S Noise:29
441.7428 F:4 BSUB(256,30,-3.0) PKD(7,5,3,0.05%,116.0,1.00%,F,T) Exp:NDB5US
TRIANGLE LABS Text:TLI#57752A DUPLICATE (06/27/02) INJ. TIME = 17:09

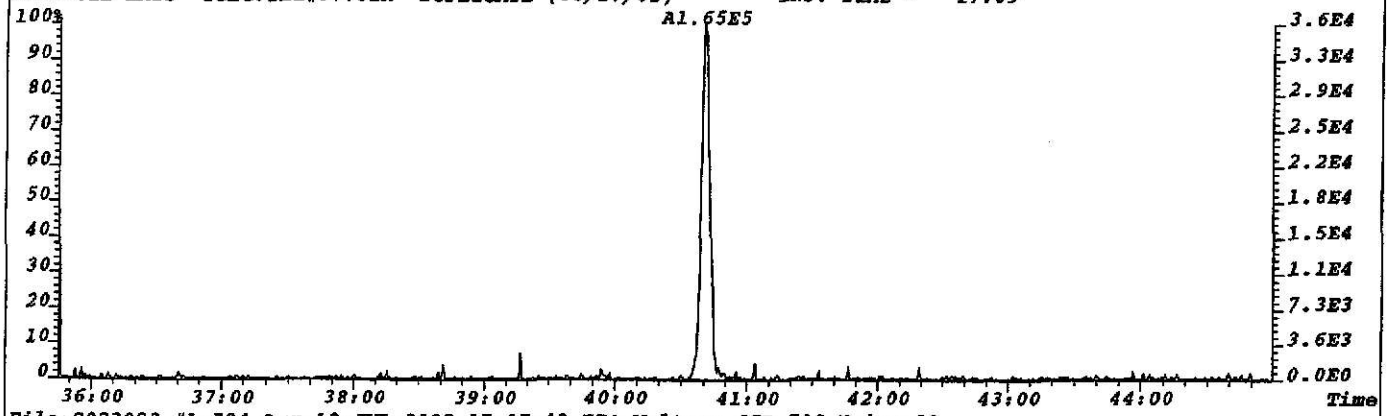

File:S023093 #1-734 Acq:12-JUL-2002 17:07:49 EI+ Voltage SIR 70S Noise:29
443.7399 F:4 BSUB(256,30,-3.0) PKD(7,5,3,0.05%,116.0,1.00%,F,T) Exp:NDB5US
TRIANGLE LABS Text:TLI#57752A DUPLICATE (06/27/02) INJ. TIME = 17:09

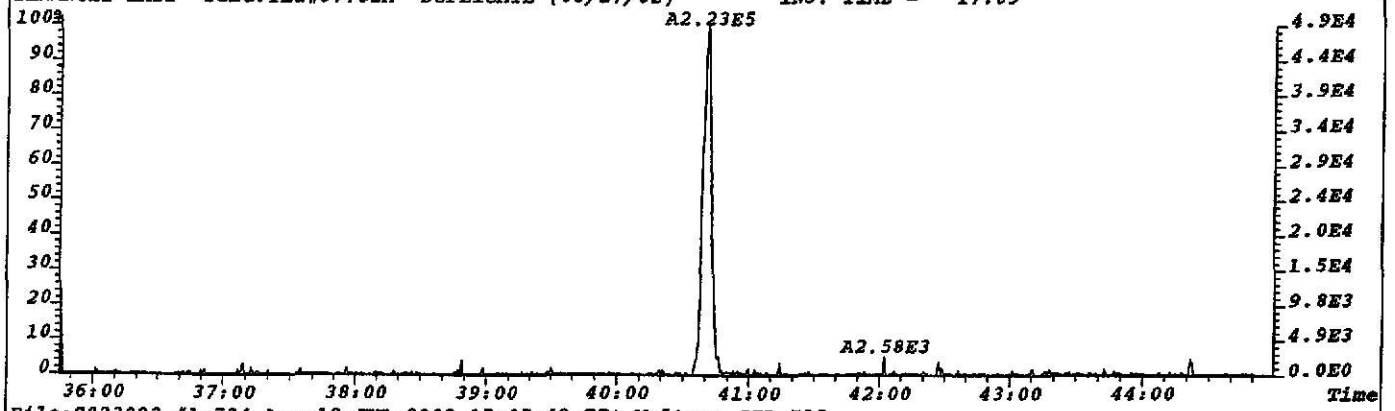

File:S023093 #1-734 Acq:12-JUL-2002 17:07:49 EI+ Voltage SIR 70S
430.9729 F:4 Exp:NDB5US
TRIANGLE LABS Text:TLI#57752A DUPLICATE (06/27/02) INJ. TIME = 17:09

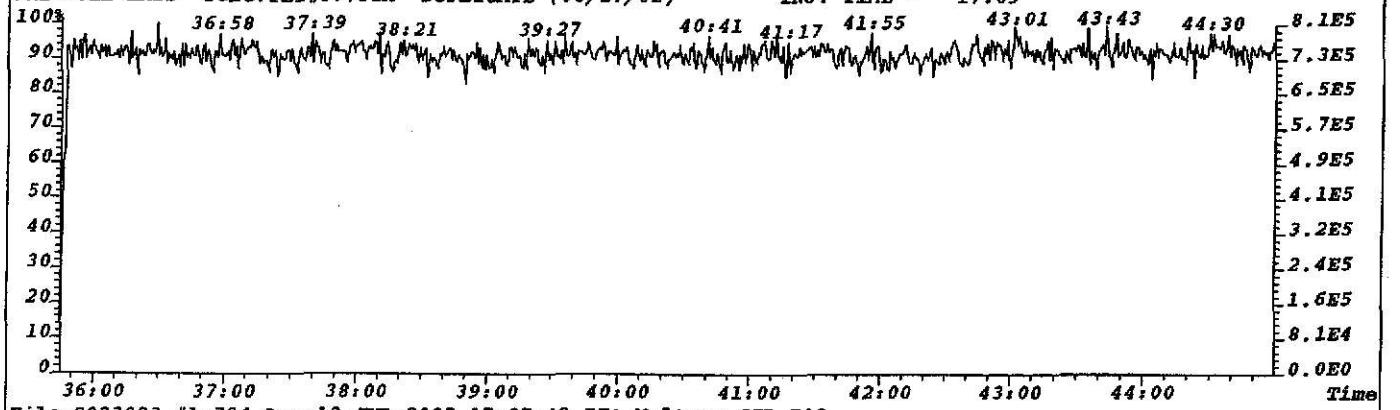

File:S023093 #1-734 Acq:12-JUL-2002 17:07:49 EI+ Voltage SIR 70S
513.6775 F:4 Exp:NDB5US
TRIANGLE LABS Text:TLI#57752A DUPLICATE (06/27/02) INJ. TIME = 17:09

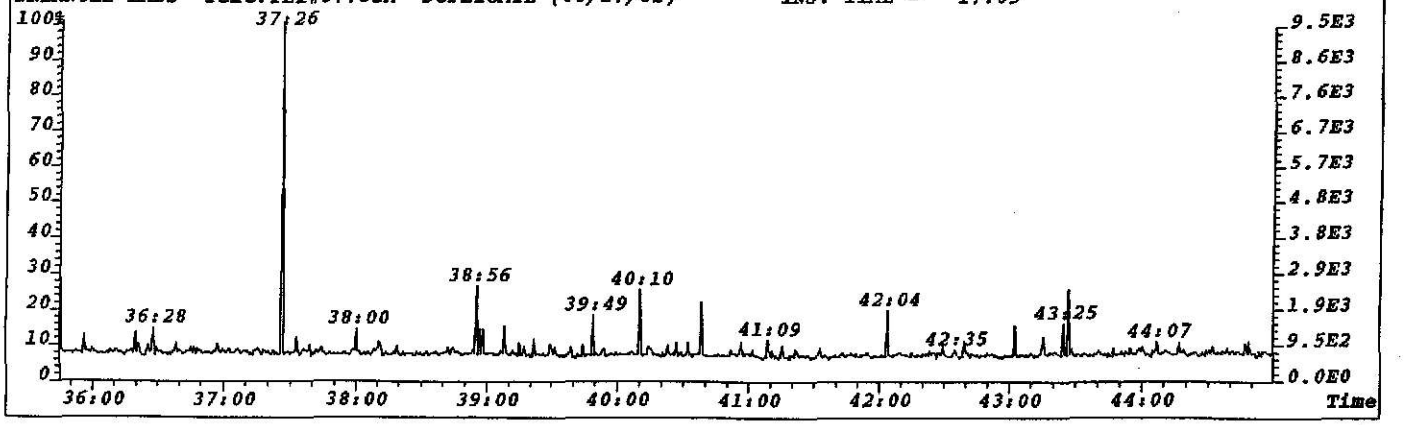

File:S023093 #1-734 Acq:12-JUL-2002 17:07:49 EI+ Voltage SIR 70S Noise:29
457.7377 F:4 BSUB(256,30,-3.0) PKD(7,5,3,0.05%,116.0,1.00%,F,T) Exp:NDB5US
TRIANGLE LABS Text:TLI#57752A DUPLICATE (06/27/02) INJ. TIME = 17:09

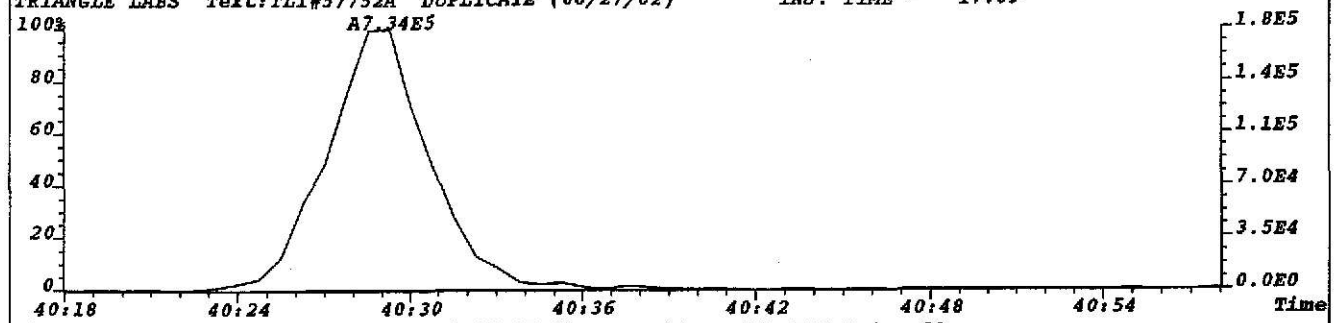

File:S023093 #1-734 Acq:12-JUL-2002 17:07:49 EI+ Voltage SIR 70S Noise:29
459.7348 F:4 BSUB(256,30,-3.0) PKD(7,5,3,0.05%,116.0,1.00%,F,T) Exp:NDB5US
TRIANGLE LABS Text:TLI#57752A DUPLICATE (06/27/02) INJ. TIME = 17:09

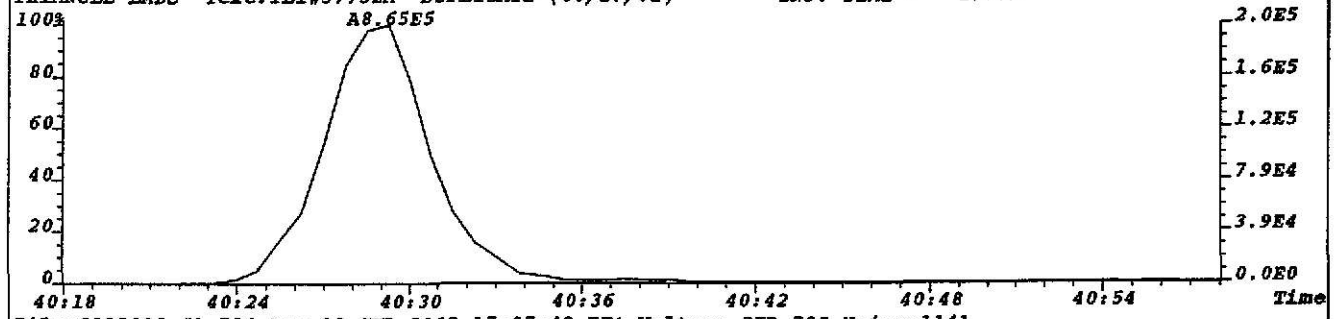

File:S023093 #1-734 Acq:12-JUL-2002 17:07:49 EI+ Voltage SIR 70S Noise:1141
469.7779 F:4 BSUB(256,30,-3.0) PKD(7,5,3,0.05%,4564.0,1.00%,F,T) Exp:NDB5US
TRIANGLE LABS Text:TLI#57752A DUPLICATE (06/27/02) INJ. TIME = 17:09

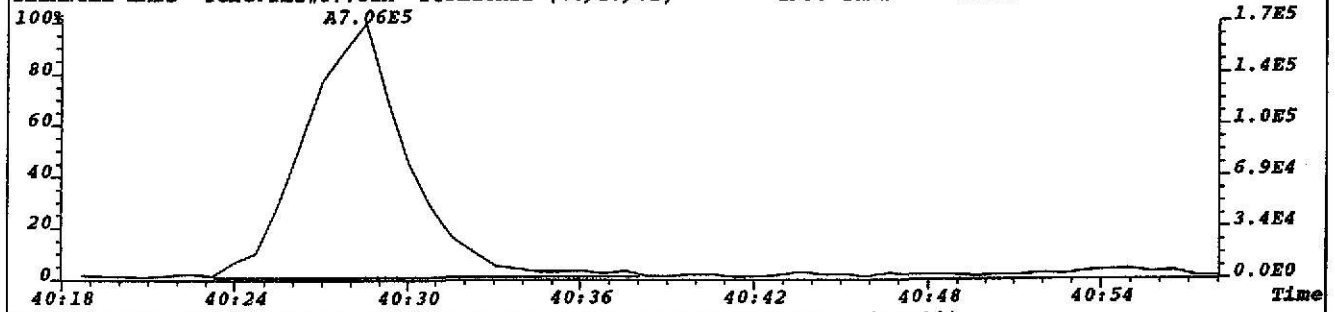

File:S023093 #1-734 Acq:12-JUL-2002 17:07:49 EI+ Voltage SIR 70S Noise:464
471.7750 F:4 BSUB(256,30,-3.0) PKD(7,5,3,0.05%,1856.0,1.00%,F,T) Exp:NDB5US
TRIANGLE LABS Text:TLI#57752A DUPLICATE (06/27/02) INJ. TIME = 17:09

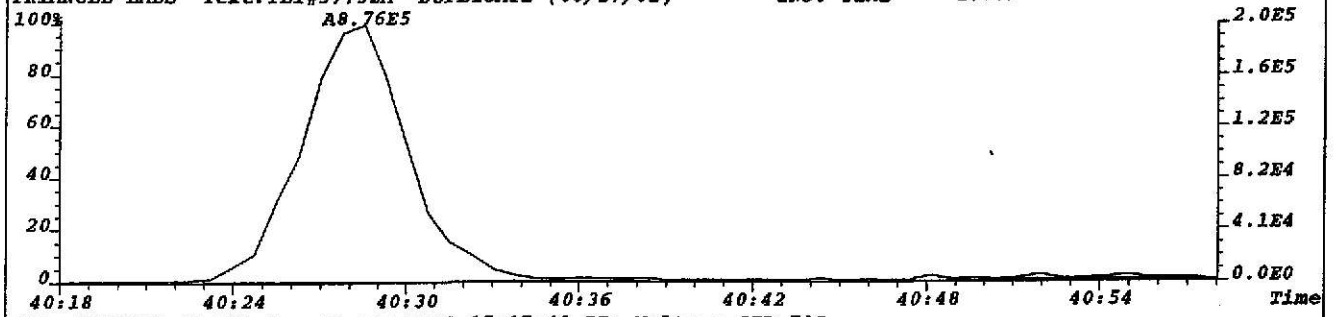

File:S023093 #1-734 Acq:12-JUL-2002 17:07:49 EI+ Voltage SIR 70S
430.9729 F:4 Exp:NDB5US
TRIANGLE LABS Text:TLI#57752A DUPLICATE (06/27/02) INJ. TIME = 17:09

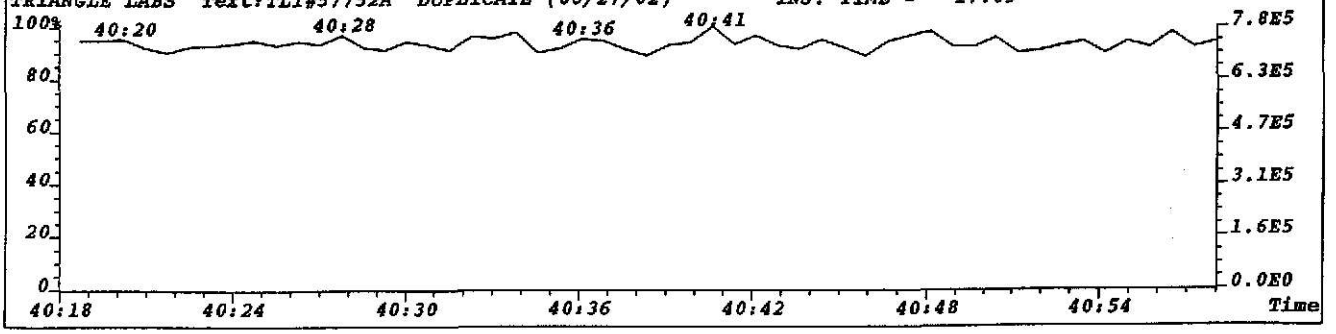

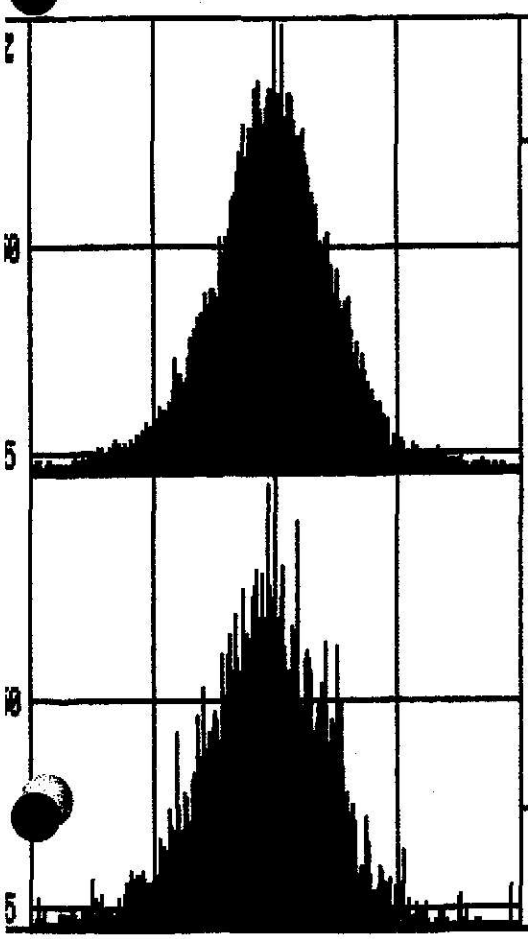

Channel I 330.9792 Peak top
Height 1.10 volts Span 200 ppm

System file name	NDBSUS
Data file name	A:S712021
Resolution	10000
Group number	2
Ionization mode	EI+
Switching	VOLTAGE
Ref. masses	292.9825, 416.9760

A	293	J	331	S	368
B	304	K	332	T	370
C	306	L	334	U	376
D	316	M	340	V	410
E	318	N	342		
F	320	O	352		
G	322	P	354		
H	328	Q	356		
I	331	R	358		

Ref. mass 416.9760 Peak top
Height .22 volts Span 200 ppm

am 7/15/02

File:S023093 #1-758 Acq:12-JUL-2002 17:07:49 EI+ Voltage SIR 70S
303.9016 F:2 Exp:NDB5US
Sample Text:TLI#57752A DUPLICATE (06/27/02) INJ. TIME = 17:09 File Text:TLI#57752A D»

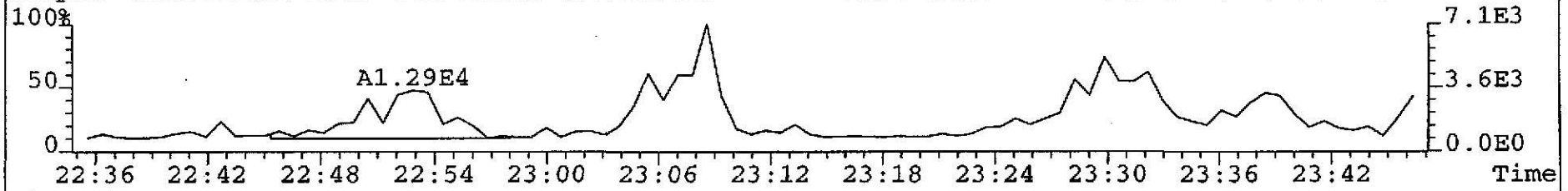

File:S023093 #1-758 Acq:12-JUL-2002 17:07:49 EI+ Voltage SIR 70S
305.8987 F:2 Exp:NDB5US
Sample Text:TLI#57752A DUPLICATE (06/27/02) INJ. TIME = 17:09 File Text:TLI#57752A D»

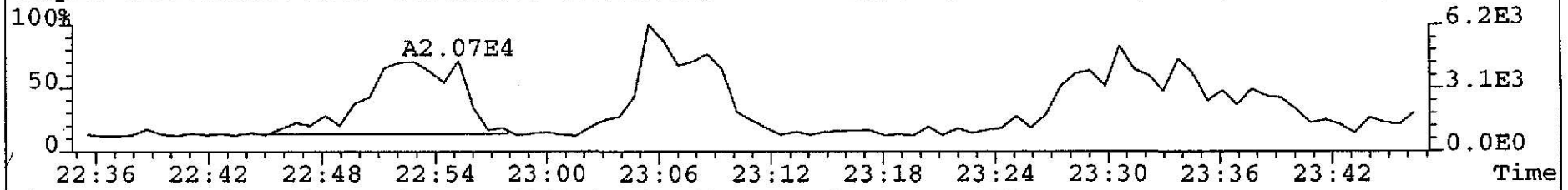

File:S023093 #1-758 Acq:12-JUL-2002 17:07:49 EI+ Voltage SIR 70S
315.9419 F:2 Exp:NDB5US
Sample Text:TLI#57752A DUPLICATE (06/27/02) INJ. TIME = 17:09 File Text:TLI#57752A D»

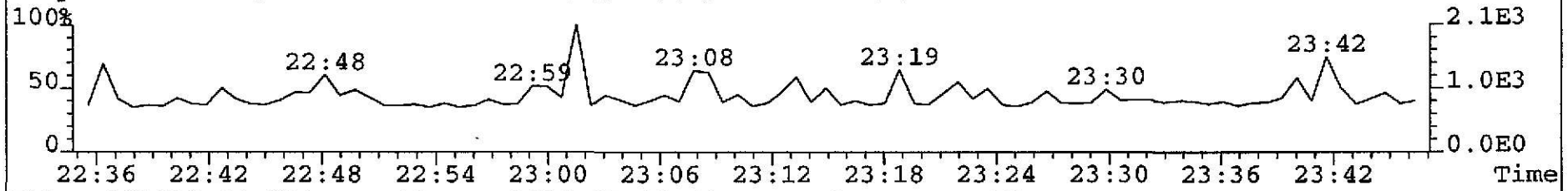

File:S023093 #1-758 Acq:12-JUL-2002 17:07:49 EI+ Voltage SIR 70S
317.9389 F:2 Exp:NDB5US
Sample Text:TLI#57752A DUPLICATE (06/27/02) INJ. TIME = 17:09 File Text:TLI#57752A D»

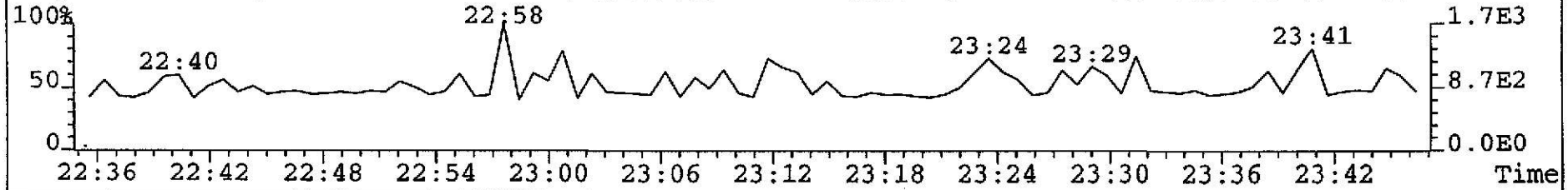

File:S023093 #1-758 Acq:12-JUL-2002 17:07:49 EI+ Voltage SIR 70S
319.8965 F:2 Exp:NDB5US
Sample Text:TLI#57752A DUPLICATE (06/27/02) INJ. TIME = 17:09 File Text:TLI#57752A D»

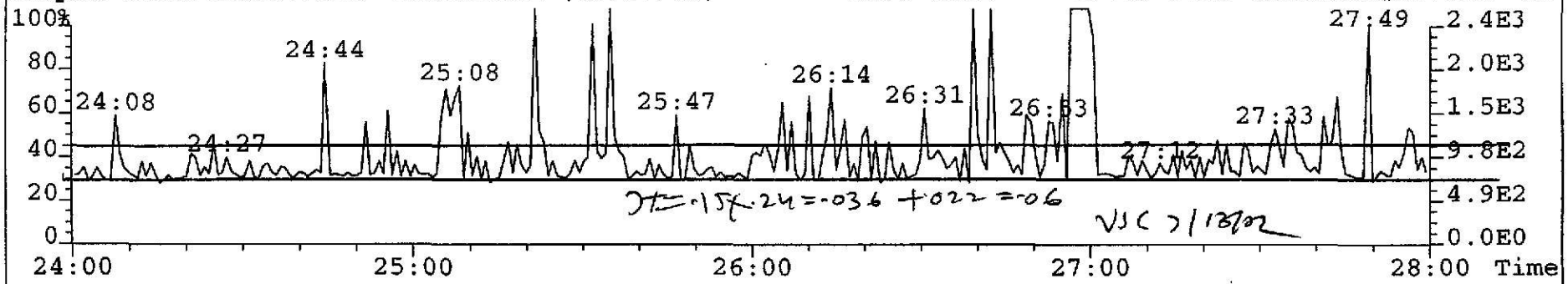

JH=.15X.24=.036 +.022=.06
VJC 7/13/02

File:S023093 #1-758 Acq:12-JUL-2002 17:07:49 EI+ Voltage SIR 70S
321.8936 F:2 Exp:NDB5US
Sample Text:TLI#57752A DUPLICATE (06/27/02) INJ. TIME = 17:09 File Text:TLI#57752A D»

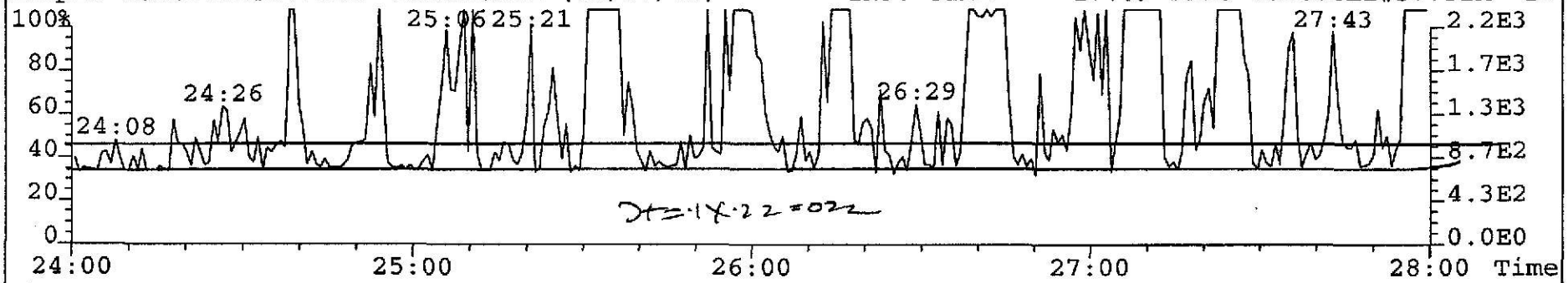

JH=.1X.22=.022

File:S023093 #1-758 Acq:12-JUL-2002 17:07:49 EI+ Voltage SIR 70S
331.9368 F:2 Exp:NDB5US
Sample Text:TLI#57752A DUPLICATE (06/27/02) INJ. TIME = 17:09 File Text:TLI#57752A D»

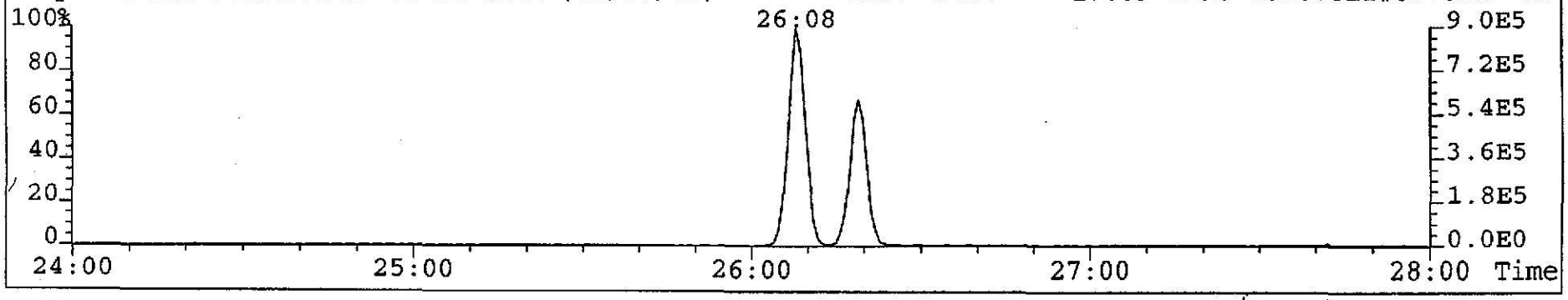

VJC 7/13/02

File:S023093 #1-758 Acq:12-JUL-2002 17:07:49 EI+ Voltage SIR 70S
319.8965 F:2 Exp:NDB5US
Sample Text:TLI#57752A DUPLICATE (06/27/02) INJ. TIME = 17:09 File Text:TLI#57752A D»

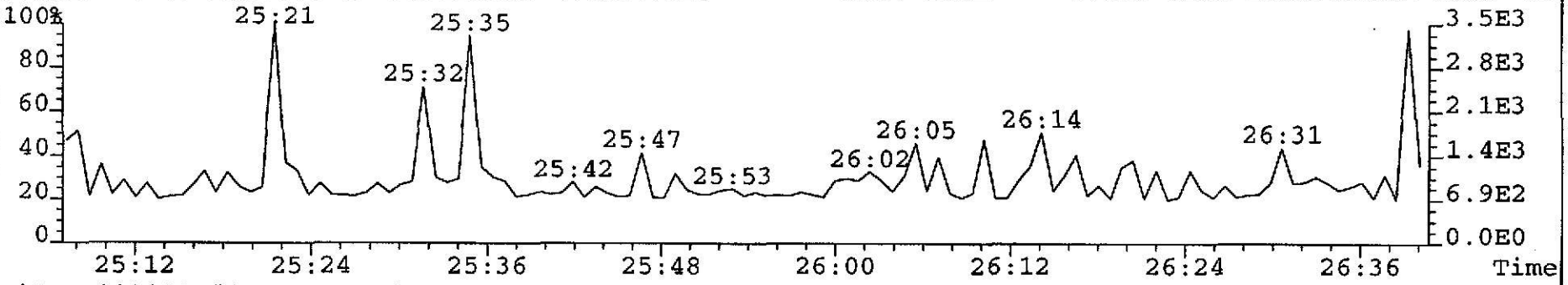

File:S023093 #1-758 Acq:12-JUL-2002 17:07:49 EI+ Voltage SIR 70S
327.8847 F:2 Exp:NDB5US
Sample Text:TLI#57752A DUPLICATE (06/27/02) INJ. TIME = 17:09 File Text:TLI#57752A D»

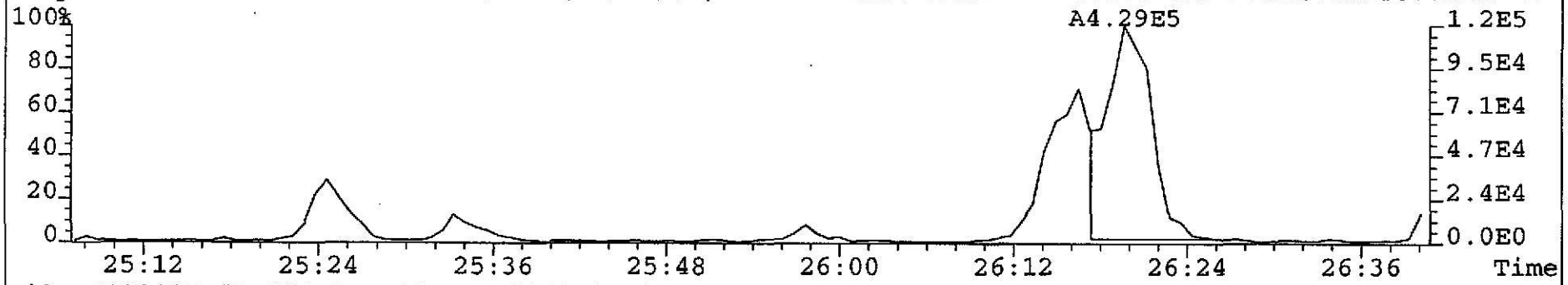

File:S023093 #1-758 Acq:12-JUL-2002 17:07:49 EI+ Voltage SIR 70S
333.9338 F:2 Exp:NDB5US
Sample Text:TLI#57752A DUPLICATE (06/27/02) INJ. TIME = 17:09 File Text:TLI#57752A D»

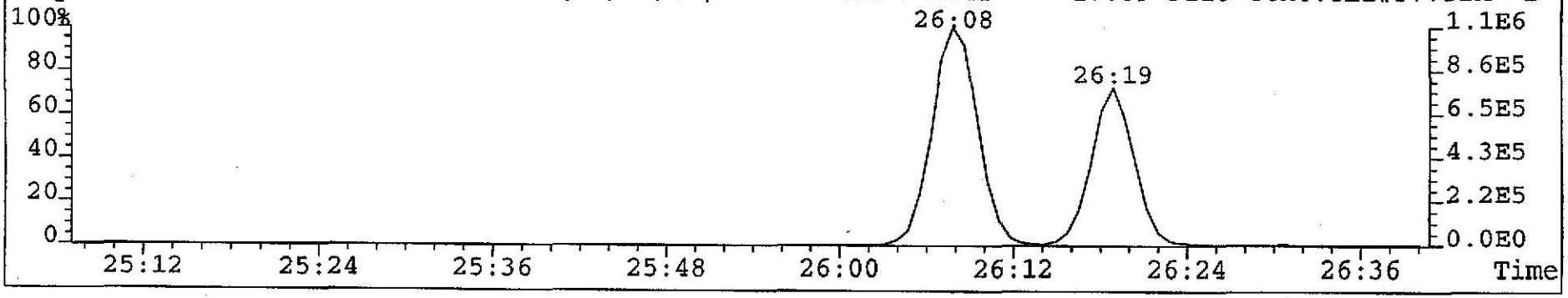

VJC 7/12/02

File:S023093 #1-758 Acq:12-JUL-2002 17:07:49 EI+ Voltage SIR 70S
339.8597 F:2 Exp:NDB5US
Sample Text:TLI#57752A DUPLICATE (06/27/02) INJ. TIME = 17:09 File Text:TLI#57752A D»

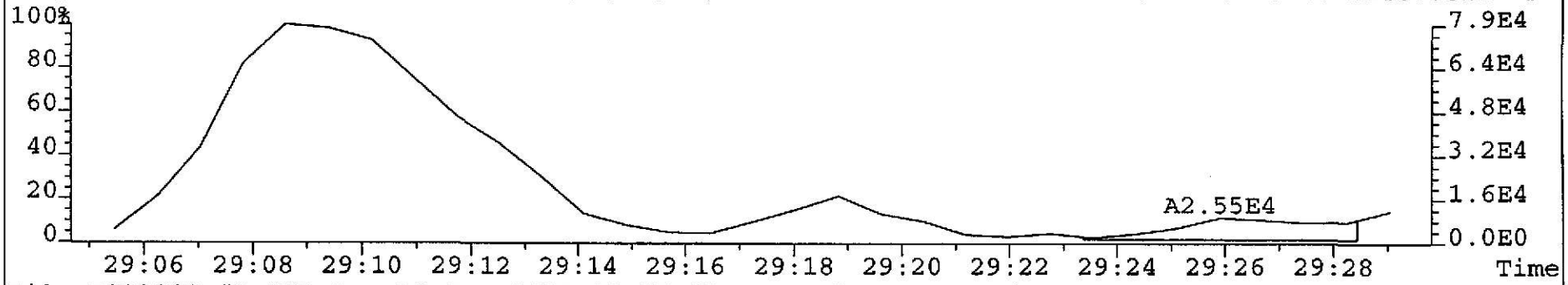

File:S023093 #1-758 Acq:12-JUL-2002 17:07:49 EI+ Voltage SIR 70S
341.8567 F:2 Exp:NDB5US
Sample Text:TLI#57752A DUPLICATE (06/27/02) INJ. TIME = 17:09 File Text:TLI#57752A D»

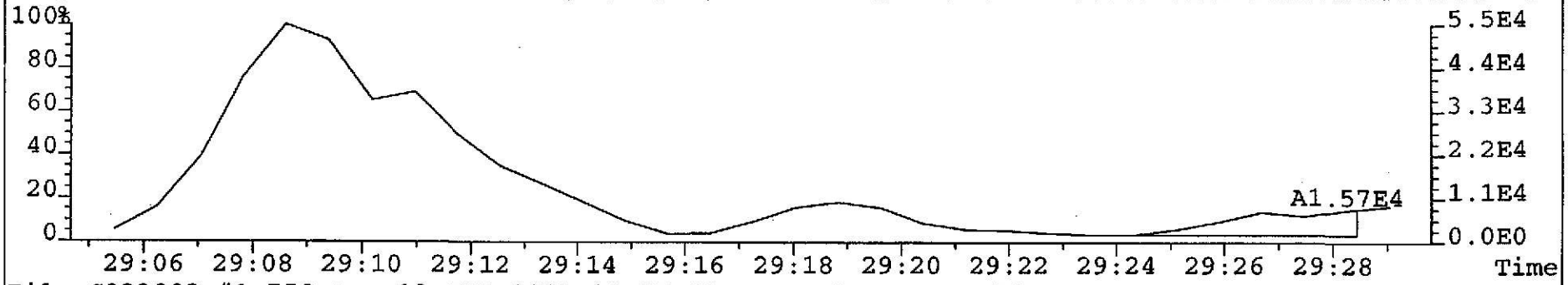

File:S023093 #1-758 Acq:12-JUL-2002 17:07:49 EI+ Voltage SIR 70S
353.8970 F:2 Exp:NDB5US
Sample Text:TLI#57752A DUPLICATE (06/27/02) INJ. TIME = 17:09 File Text:TLI#57752A D»

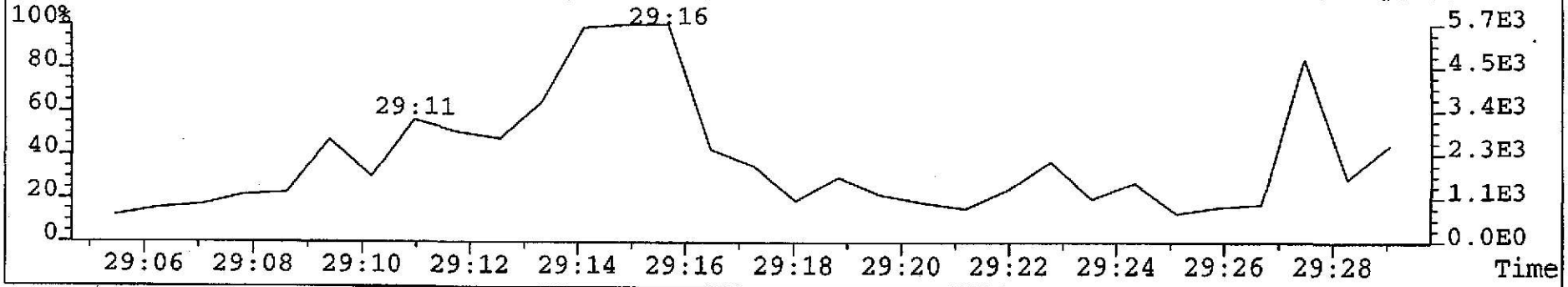

200

VJC 7/13/02

File:S023093 #1-758 Acq:12-JUL-2002 17:07:49 EI+ Voltage SIR 70S
339.8597 F:2 Exp:NDB5US
Sample Text:TLI#57752A DUPLICATE (06/27/02) INJ. TIME = 17:09 File Text:TLI#57752A D»

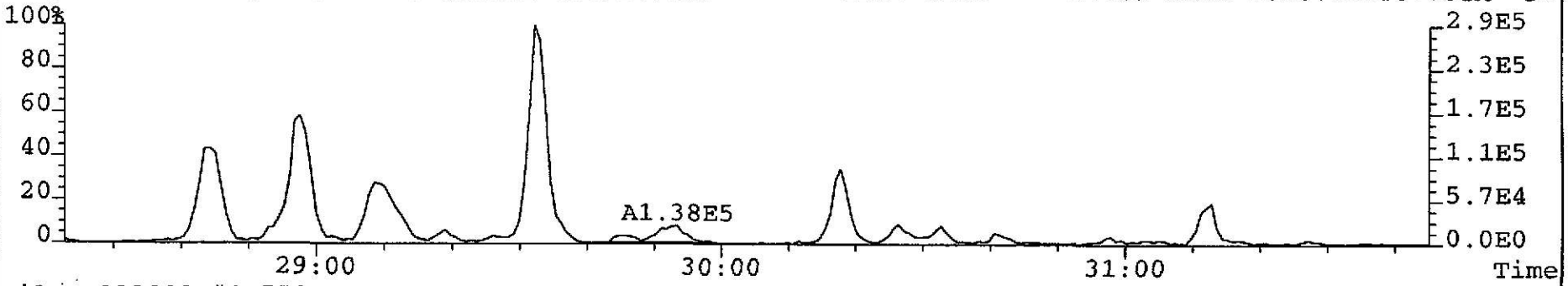

File:S023093 #1-758 Acq:12-JUL-2002 17:07:49 EI+ Voltage SIR 70S
341.8567 F:2 Exp:NDB5US
Sample Text:TLI#57752A DUPLICATE (06/27/02) INJ. TIME = 17:09 File Text:TLI#57752A D»

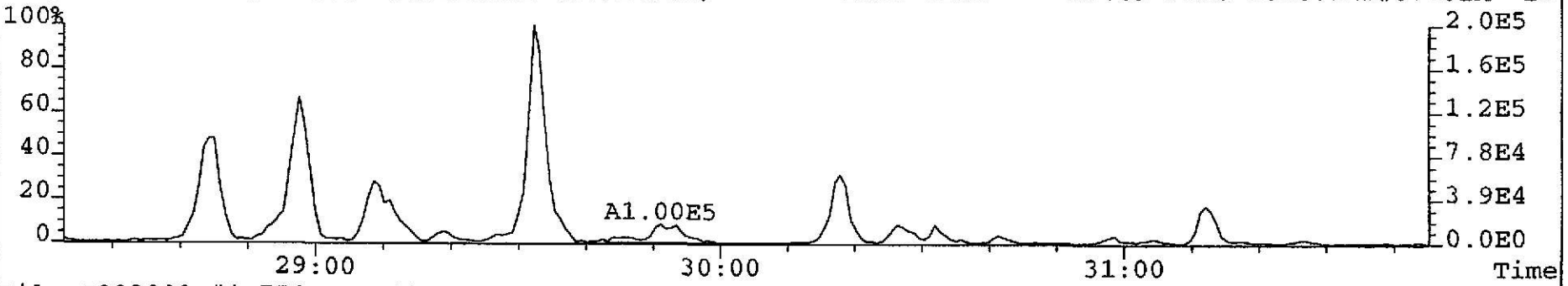

File:S023093 #1-758 Acq:12-JUL-2002 17:07:49 EI+ Voltage SIR 70S
353.8970 F:2 Exp:NDB5US
Sample Text:TLI#57752A DUPLICATE (06/27/02) INJ. TIME = 17:09 File Text:TLI#57752A D»

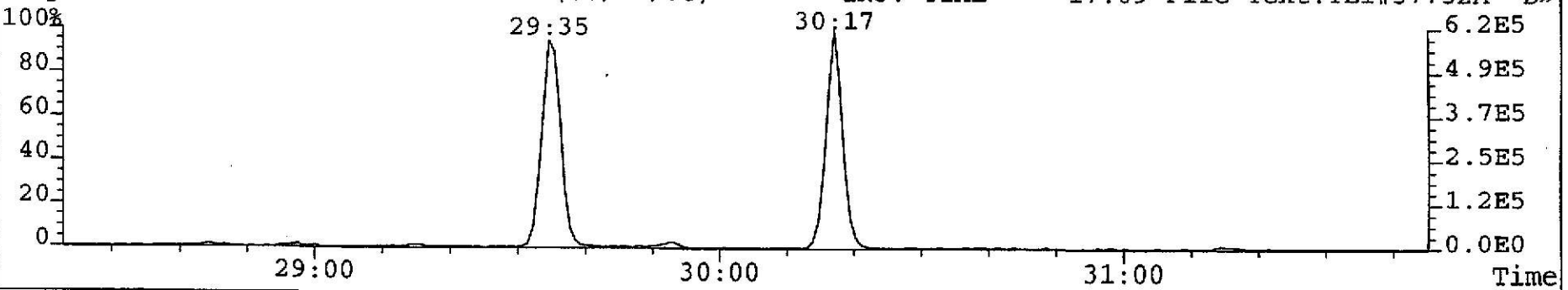

VAC 7/18/02

File:S023093 #1-758 Acq:12-JUL-2002 17:07:49 EI+ Voltage SIR 70S
339.8597 F:2 Exp:NDB5US
Sample Text:TLI#57752A DUPLICATE (06/27/02) INJ. TIME = 17:09. File Text:TLI#57752A D»

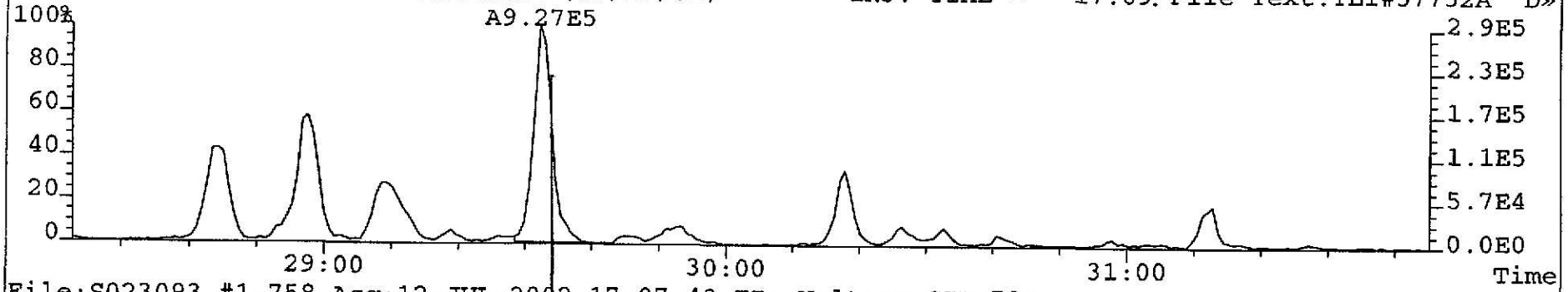

File:S023093 #1-758 Acq:12-JUL-2002 17:07:49 EI+ Voltage SIR 70S
341.8567 F:2 Exp:NDB5US
Sample Text:TLI#57752A DUPLICATE (06/27/02) INJ. TIME = 17:09 File Text:TLI#57752A D»

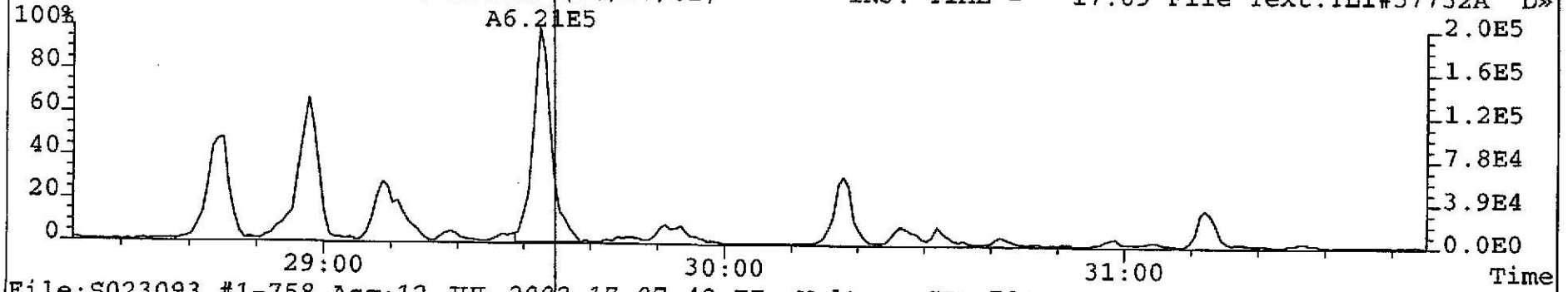

File:S023093 #1-758 Acq:12-JUL-2002 17:07:49 EI+ Voltage SIR 70S
353.8970 F:2 Exp:NDB5US
Sample Text:TLI#57752A DUPLICATE (06/27/02) INJ. TIME = 17:09 File Text:TLI#57752A D»

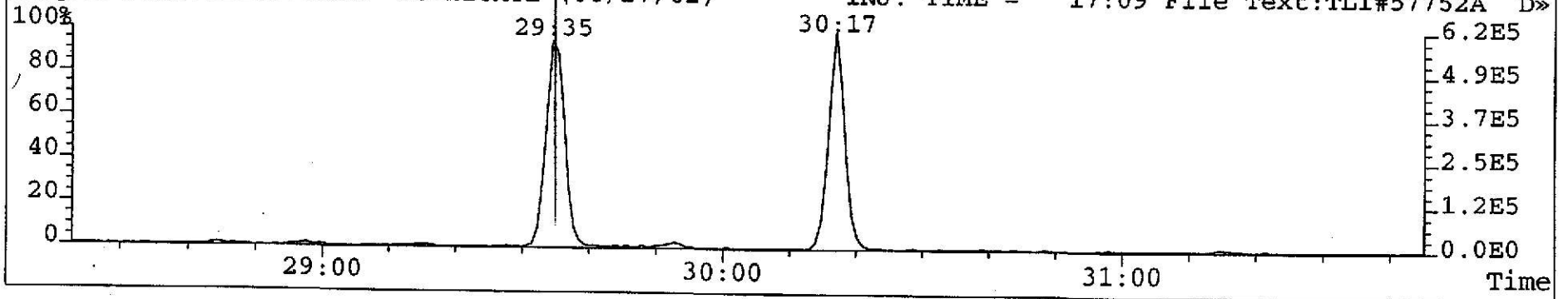

VBC 7/18/02

202

File:S023093 #1-758 Acq:12-JUL-2002 17:07:49 EI+ Voltage SIR 70S
355.8546 F:2 Exp:NDB5US
Sample Text:TLI#57752A DUPLICATE (06/27/02) INJ. TIME = 17:09 File Text:TLI#57752A D»

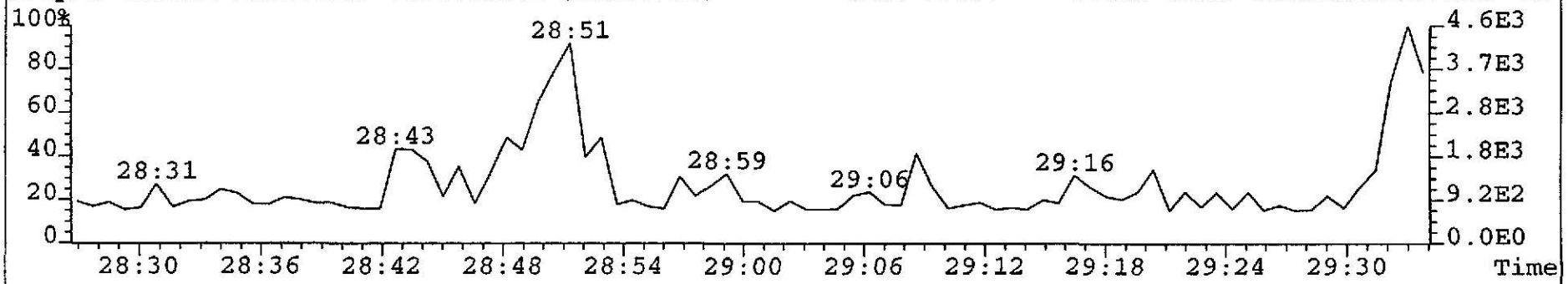

File:S023093 #1-758 Acq:12-JUL-2002 17:07:49 EI+ Voltage SIR 70S
357.8516 F:2 Exp:NDB5US
Sample Text:TLI#57752A DUPLICATE (06/27/02) INJ. TIME = 17:09 File Text:TLI#57752A D»

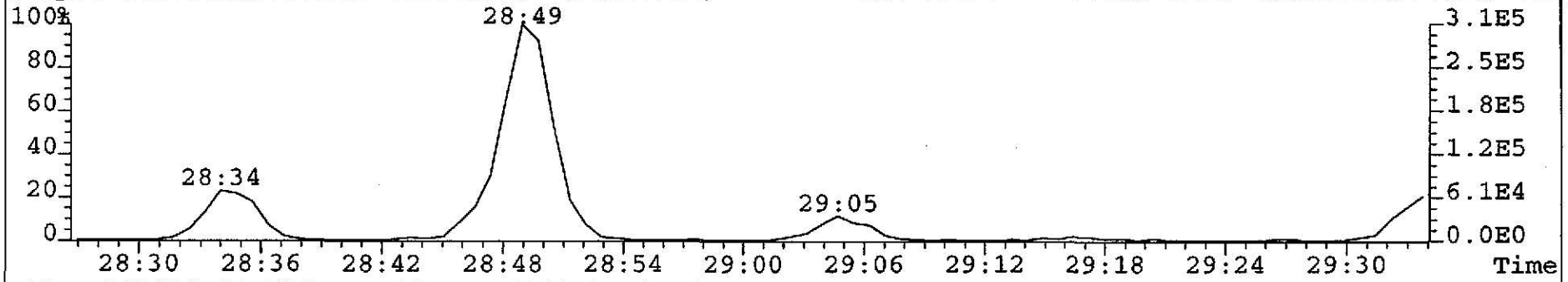

File:S023093 #1-758 Acq:12-JUL-2002 17:07:49 EI+ Voltage SIR 70S
369.8919 F:2 Exp:NDB5US
Sample Text:TLI#57752A DUPLICATE (06/27/02) INJ. TIME = 17:09 File Text:TLI#57752A D»

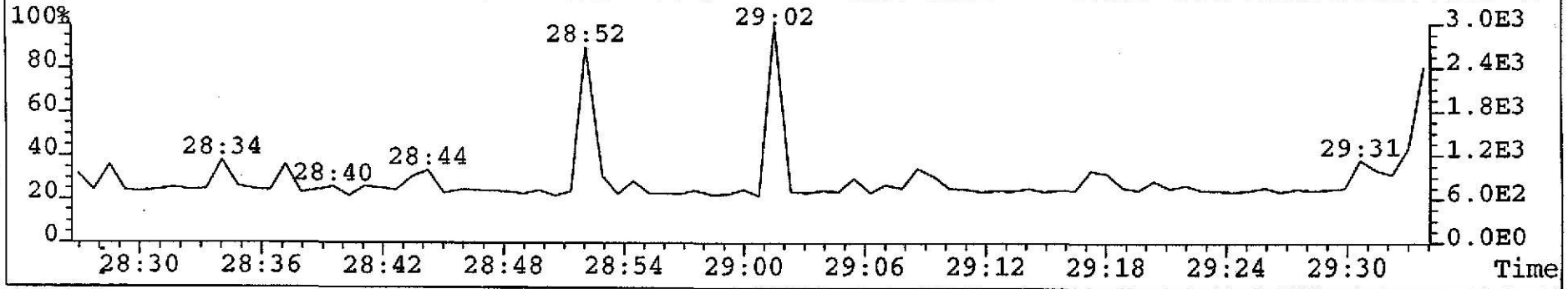

VAC 7/13/02

File:S023093 #1-758 Acq:12-JUL-2002 17:07:49 EI+ Voltage SIR 70S
355.8546 F:2 Exp:NDB5US
Sample Text:TLI#57752A DUPLICATE (06/27/02) INJ. TIME = 17:09 File Text:TLI#57752A D»

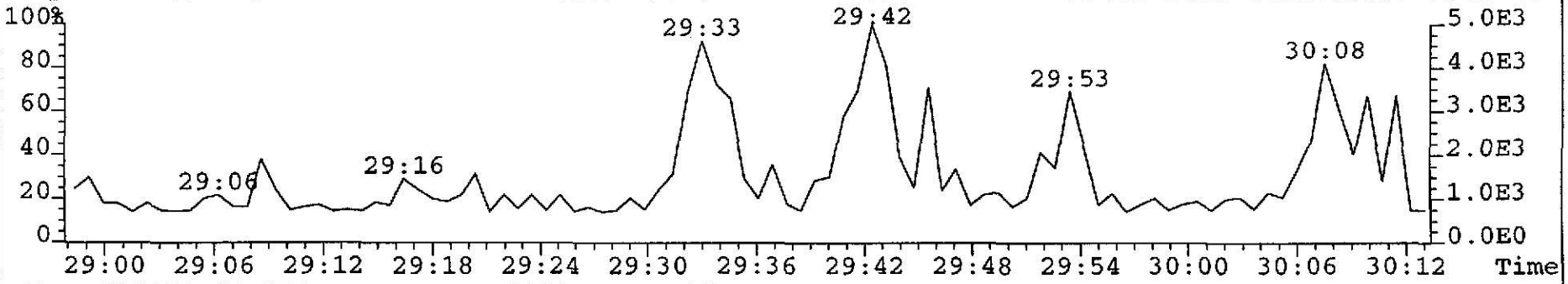

File:S023093 #1-758 Acq:12-JUL-2002 17:07:49 EI+ Voltage SIR 70S
357.8516 F:2 Exp:NDB5US
Sample Text:TLI#57752A DUPLICATE (06/27/02) INJ. TIME = 17:09 File Text:TLI#57752A D»

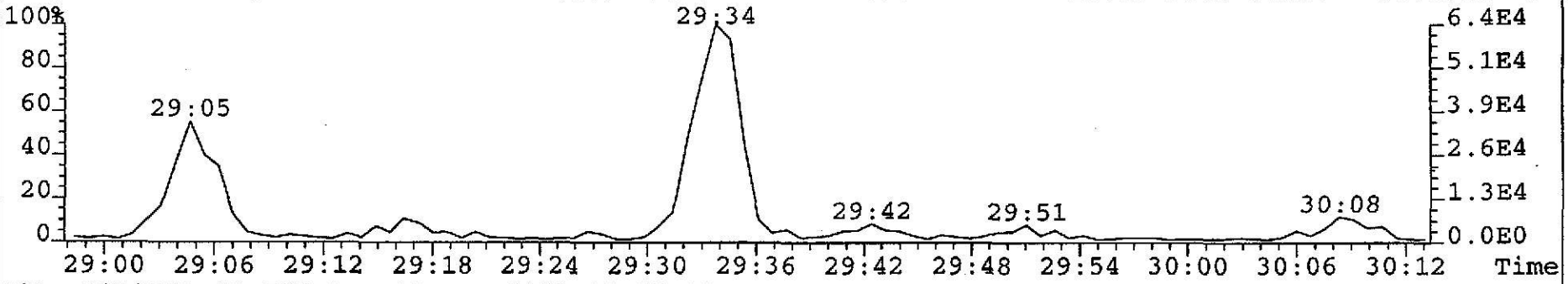

File:S023093 #1-758 Acq:12-JUL-2002 17:07:49 EI+ Voltage SIR 70S
369.8919 F:2 Exp:NDB5US
Sample Text:TLI#57752A DUPLICATE (06/27/02) INJ. TIME = 17:09 File Text:TLI#57752A D»

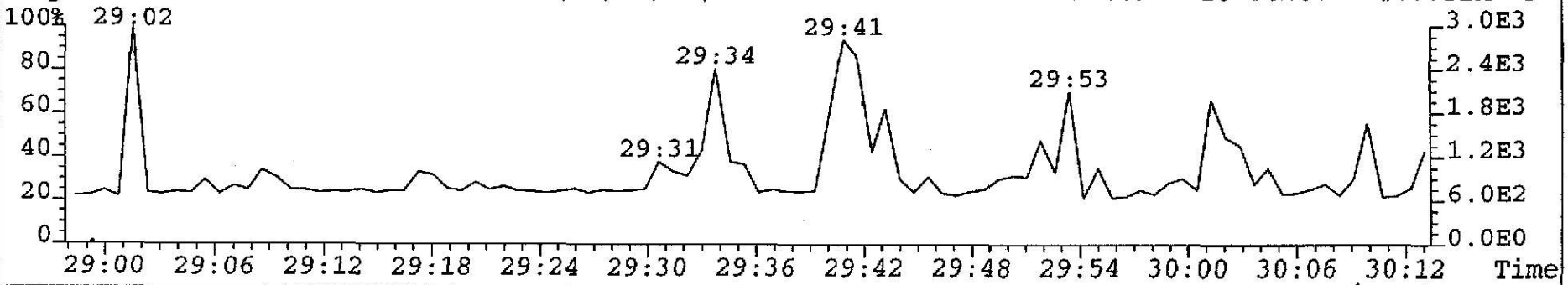

7/12/02

204

File:S023093 #1-758 Acq:12-JUL-2002 17:07:49 EI+ Voltage SIR 70S
355.8546 F:2 Exp:NDB5US
Sample Text:TLI#57752A DUPLICATE (06/27/02) INJ. TIME = 17:09 File Text:TLI#57752A D»

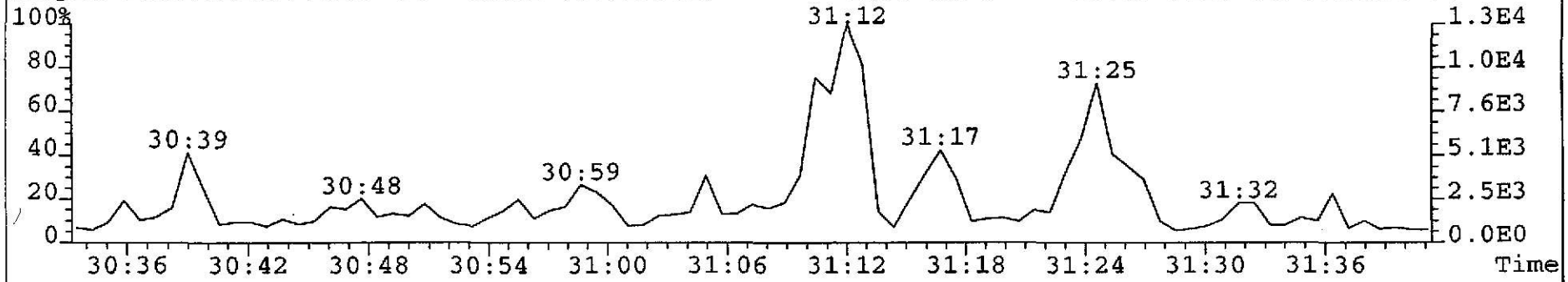

File:S023093 #1-758 Acq:12-JUL-2002 17:07:49 EI+ Voltage SIR 70S
357.8516 F:2 Exp:NDB5US
Sample Text:TLI#57752A DUPLICATE (06/27/02) INJ. TIME = 17:09 File Text:TLI#57752A D»

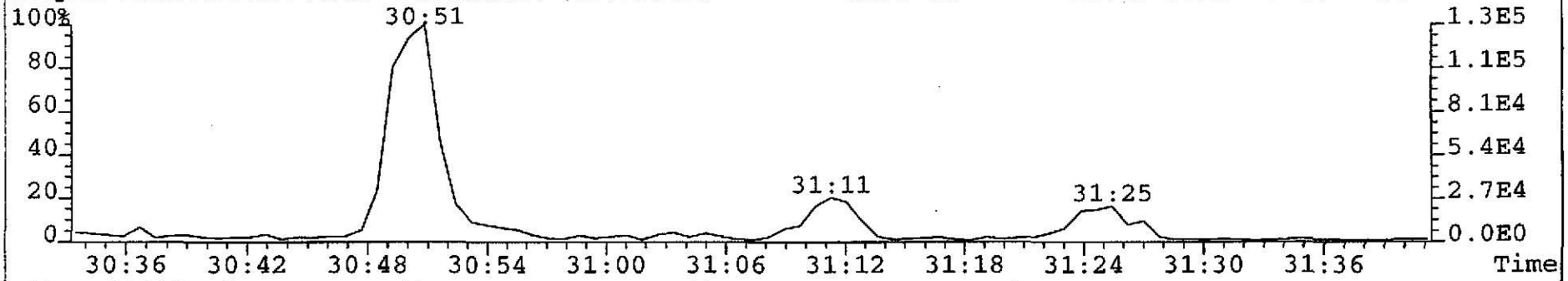

File:S023093 #1-758 Acq:12-JUL-2002 17:07:49 EI+ Voltage SIR 70S
369.8919 F:2 Exp:NDB5US
Sample Text:TLI#57752A DUPLICATE (06/27/02) INJ. TIME = 17:09 File Text:TLI#57752A D»



VSC 7/18/02

File:S023093 #1-455 Acq:12-JUL-2002 17:07:49 EI+ Voltage SIR 70S
373.8208 F:3 Exp:NDB5US
Sample Text:TLI#57752A DUPLICATE (06/27/02) INJ. TIME = 17:09 File Text:TLI#57752A D»

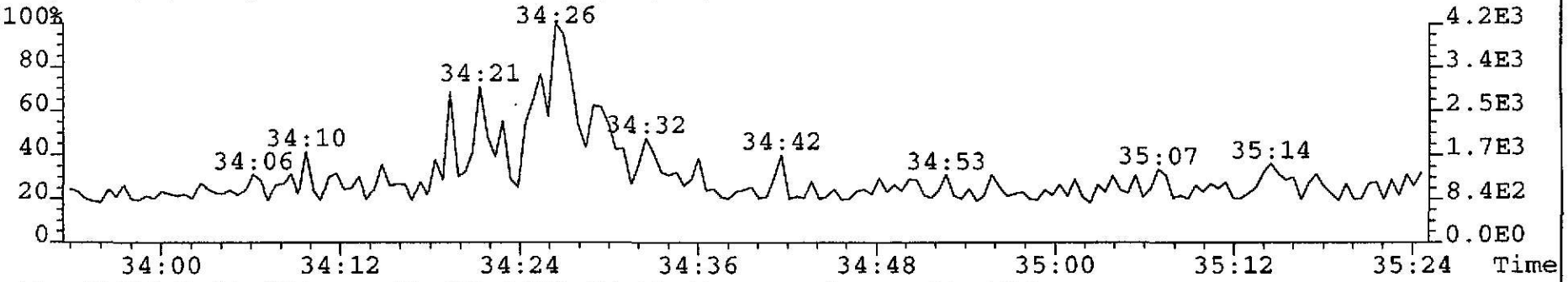

File:S023093 #1-455 Acq:12-JUL-2002 17:07:49 EI+ Voltage SIR 70S
375.8178 F:3 Exp:NDB5US
Sample Text:TLI#57752A DUPLICATE (06/27/02) INJ. TIME = 17:09 File Text:TLI#57752A D»

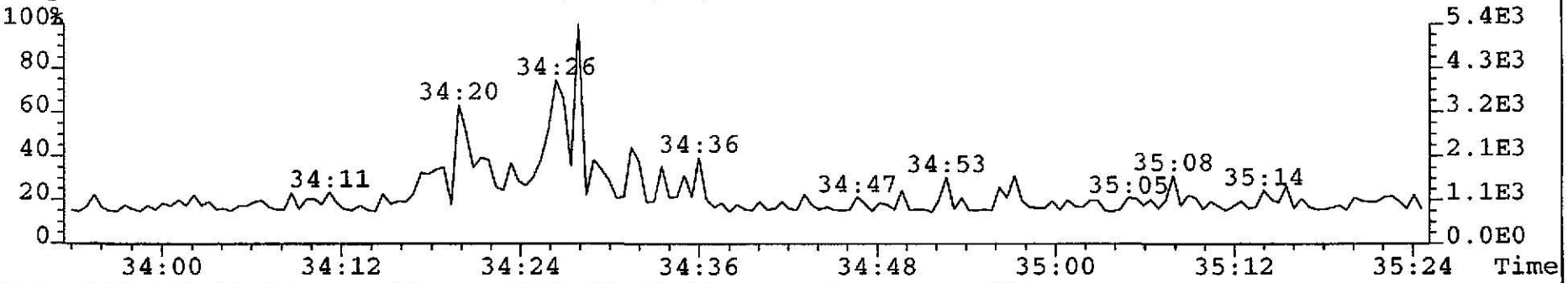

File:S023093 #1-455 Acq:12-JUL-2002 17:07:49 EI+ Voltage SIR 70S
385.8610 F:3 Exp:NDB5US
Sample Text:TLI#57752A DUPLICATE (06/27/02) INJ. TIME = 17:09 File Text:TLI#57752A D»



VSC 7/18/02

206

File:S023093 #1-455 Acq:12-JUL-2002 17:07:49 EI+ Voltage SIR 70S
373.8208 F:3 Exp:NDB5US
Sample Text:TLI#57752A DUPLICATE (06/27/02) INJ. TIME = 17:09 File Text:TLI#57752A D»

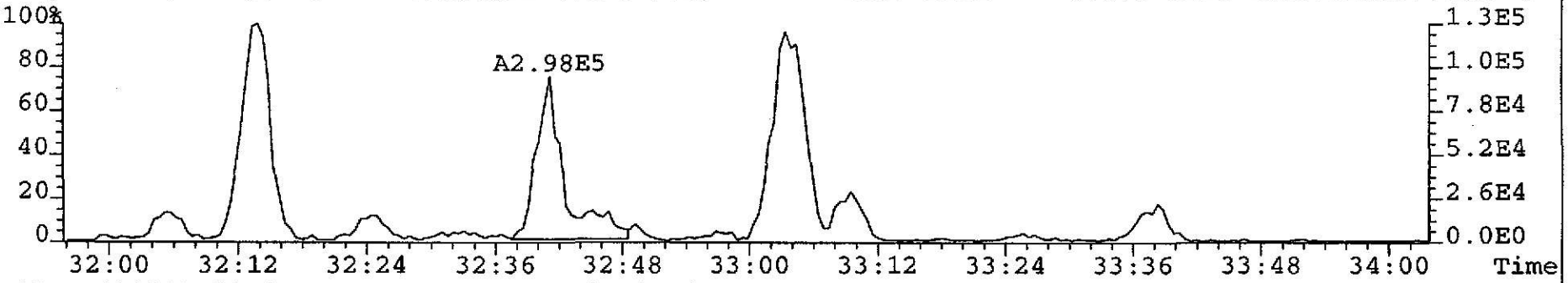

File:S023093 #1-455 Acq:12-JUL-2002 17:07:49 EI+ Voltage SIR 70S
375.8178 F:3 Exp:NDB5US
Sample Text:TLI#57752A DUPLICATE (06/27/02) INJ. TIME = 17:09 File Text:TLI#57752A D»

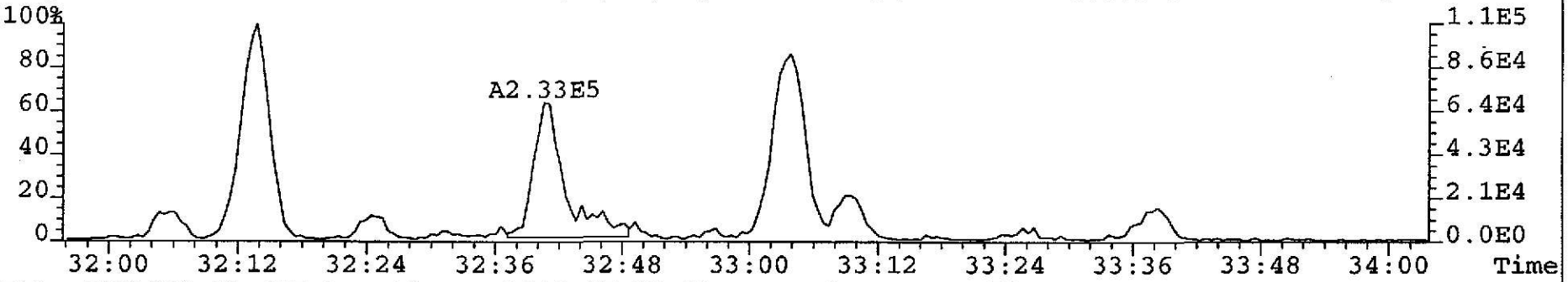

File:S023093 #1-455 Acq:12-JUL-2002 17:07:49 EI+ Voltage SIR 70S
385.8610 F:3 Exp:NDB5US
Sample Text:TLI#57752A DUPLICATE (06/27/02) INJ. TIME = 17:09 File Text:TLI#57752A D»

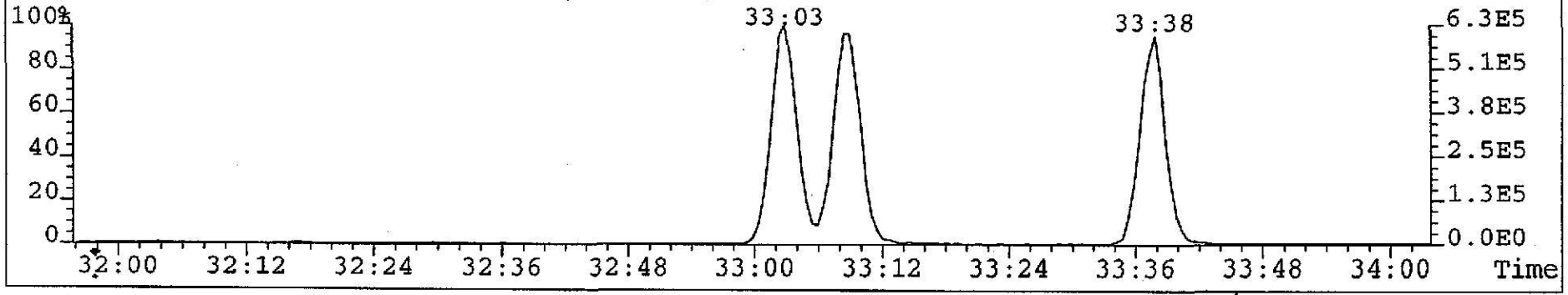

JC 7/13/02

207

File:S023093 #1-455 Acq:12-JUL-2002 17:07:49 EI+ Voltage SIR 70S
389.8156 F:3 Exp:NDB5US
Sample Text:TLI#57752A DUPLICATE (06/27/02) INJ. TIME = 17:09 File Text:TLI#57752A D»

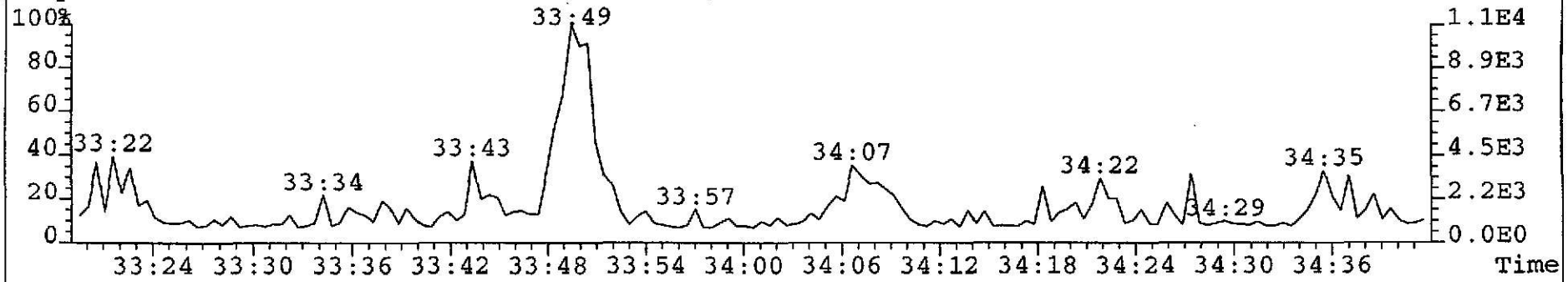

File:S023093 #1-455 Acq:12-JUL-2002 17:07:49 EI+ Voltage SIR 70S
391.8127 F:3 Exp:NDB5US
Sample Text:TLI#57752A DUPLICATE (06/27/02) INJ. TIME = 17:09 File Text:TLI#57752A D»

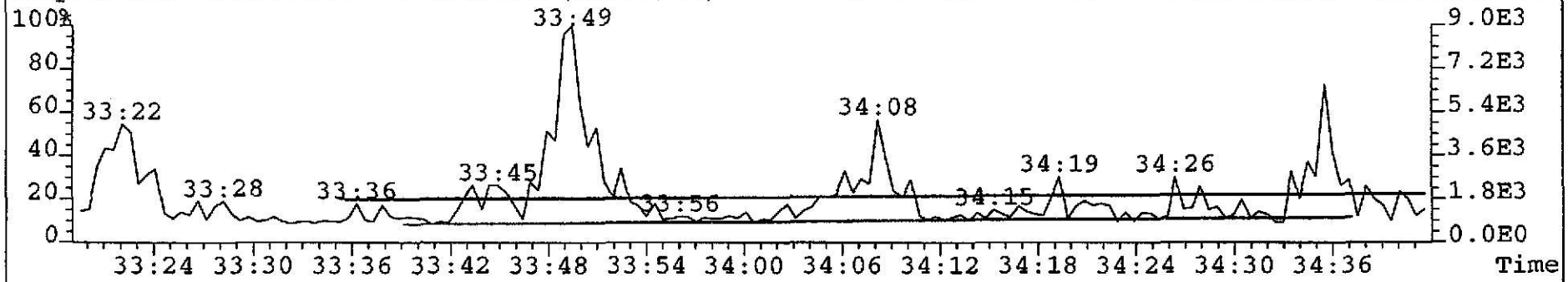

File:S023093 #1-455 Acq:12-JUL-2002 17:07:49 EI+ Voltage SIR 70S
403.8529 F:3 Exp:NDB5US
Sample Text:TLI#57752A DUPLICATE (06/27/02) INJ. TIME = 17:09 File Text:TLI#57752A D»

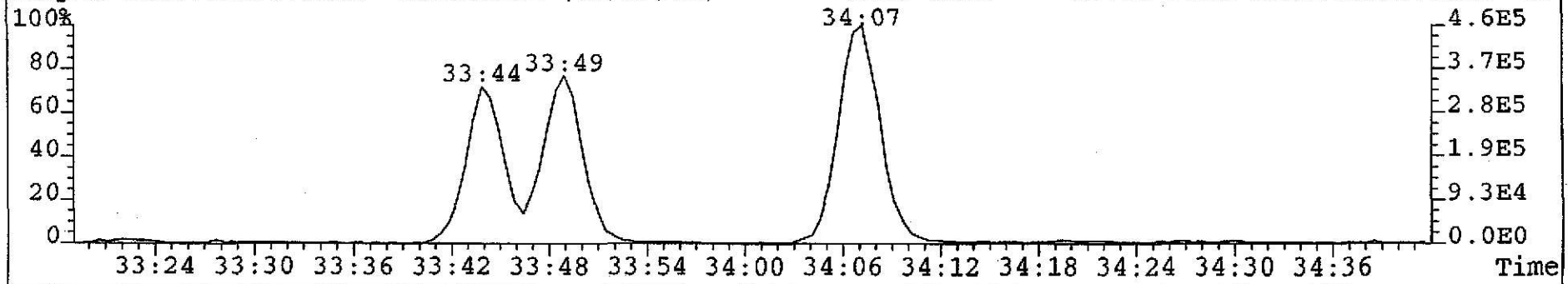

VC 7/16/02

File:S023093 #1-734 Acq:12-JUL-2002 17:07:49 EI+ Voltage SIR 70S
441.7428 F:4 Exp:NDB5US
Sample Text:TLI#57752A DUPLICATE (06/27/02) INJ. TIME = 17:09 File Text:TLI#57752A D»

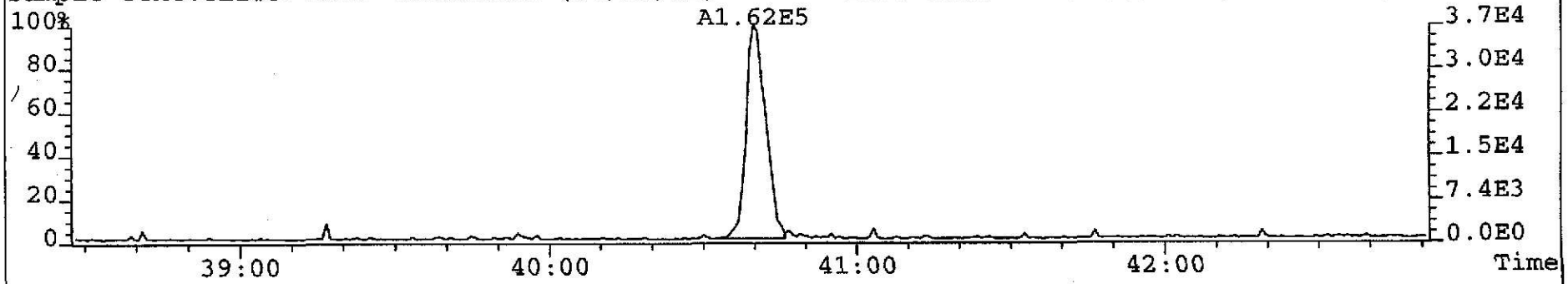

File:S023093 #1-734 Acq:12-JUL-2002 17:07:49 EI+ Voltage SIR 70S
443.7399 F:4 Exp:NDB5US
Sample Text:TLI#57752A DUPLICATE (06/27/02) INJ. TIME = 17:09 File Text:TLI#57752A D»

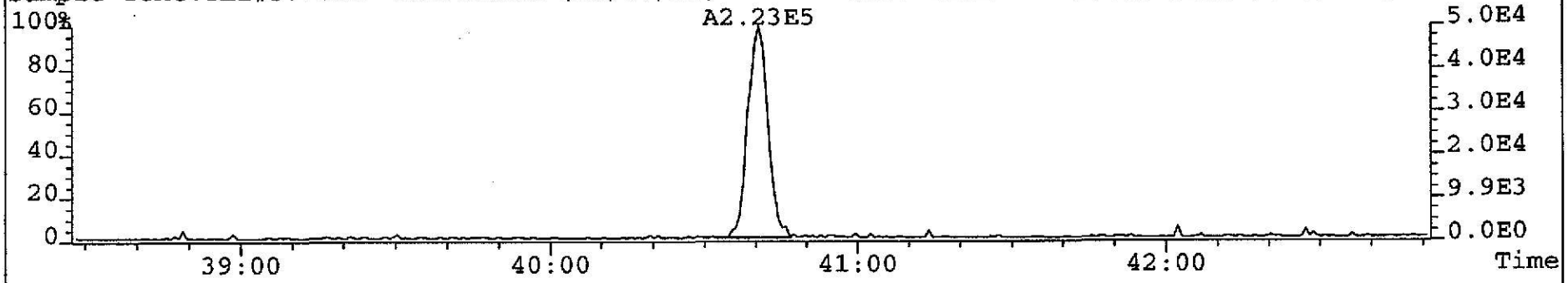

File:S023093 #1-734 Acq:12-JUL-2002 17:07:49 EI+ Voltage SIR 70S
471.7750 F:4 Exp:NDB5US
Sample Text:TLI#57752A DUPLICATE (06/27/02) INJ. TIME = 17:09 File Text:TLI#57752A D»

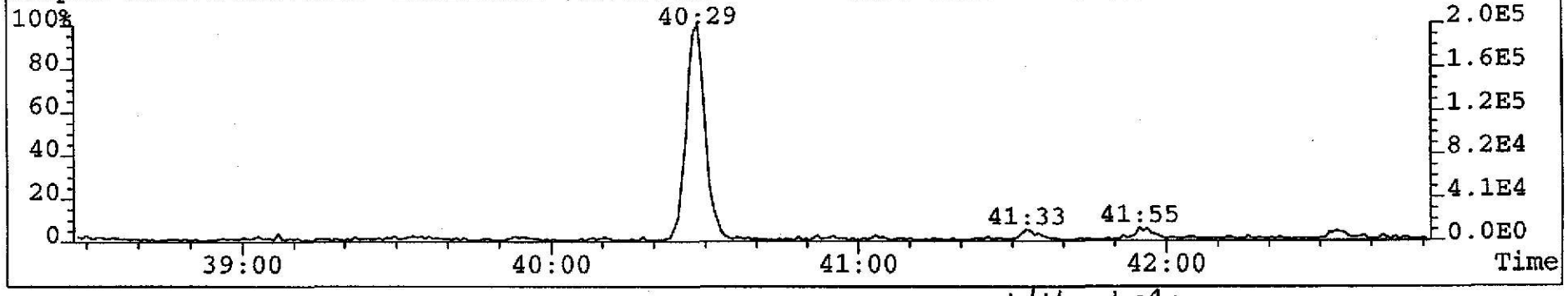

VK 7/13/02

209

Martin & Slagle

TLI Project: **57752A** 1613, Revision B, Tetra Only PCDD/PCDF Analysis (c)

Client Sample: **DUPLICATE (06/27/02)** Analysis File: **P022459**

Client Project:	**Mississippi Project**				
Sample Matrix:	**SOLID**	Date Received:	**06/28/2002**	Spike File:	**SPCONB22**
TLI ID:	**329-38-6**	Date Extracted:	**07/03/2002**	ICal:	**PF56152**
		Date Analyzed:	**07/13/2002**	ConCal:	**P022450**
Sample Size:	**10.900 g**	Dilution Factor:	**n/a**	% Moisture:	**7.8**
Dry Weight:	**10.050 g**	Blank File:	**S023087**	% Lipid:	**n/a**
GC Column:	**DB-225**	Analyst:	**JSY**	% Solids:	**92.2**

Analytes	Conc. (pg/g)	DL	Ratio	RT	RRT	Flags
2,3,7,8-TCDF	13.5		0.78	21:37	1.000	___

Internal Standard	Conc. (pg/g)	% Recovery	QC Limits	Ratio	RT	RRT	Flags
$^{13}C_{12}$-2,3,7,8-TCDF	131	65.8	29%-140%	0.77	21:37	1.050	___

Recovery Standard	Ratio	RT	Flags
$^{13}C_{12}$-1,2,3,4-TCDD	0.83	20:35	___

Data Reviewer: _____ 07/15/2002

CONB_PSR v1.00, LARS 6.25.05

Triangle Laboratories, Inc.®
2445 S. Alston Ave. • Durham, North Carolina 27713
Phone: (919) 544-5729 • Fax: (919) 544-5491

Printed: 16:14 07/15/2002

Initial ....Date...

Data Review By: QPM 7/15/02

Channel specific noise levels computed from 'NL' heights.

Page No. 1 Listing of P022459B.dbf
07/14/2002 Matched GC Peaks / Ratio / Ret. Time

Compound/ M_Z....	QC.Log	Omit	Why	..RT.	OK	Ratio	Total.Area/Ht	Area/Ht.Peak1	Area/Ht.Peak2	Rel.RT	Compound.Name..	ID..	Flags.
TCDF						0.65-0.89				0.786-1.098			
304-306	DC	NL				Height	0.32	0.13	0.19				
	DC	SN		17:44		0.67	0.35			0.820			
	DC	SN		17:59	RO	2.07	0.43			0.832			
				18:04		0.86	3.49	1.61	1.88	0.836			J
				18:11		0.70	3.45	1.42	2.03	0.841			J
				18:18	RO	1.57	0.90	0.55	0.35	0.847			J
				18:26		0.70	10.13	4.18	5.95	0.853			
				18:37	RO	0.46	0.99	0.31	0.68	0.861			J
				18:52	RO	1.07	2.92	1.51	1.41	0.873			J
				19:03		0.72	16.14	6.78	9.36	0.881			
				19:11		0.86	3.03	1.40	1.63	0.887			J
				19:20		0.82	28.48	12.81	15.67	0.894			
				19:32		0.78	7.65	3.36	4.29	0.904			
				19:37		0.71	1.97	0.82	1.15	0.907			J
				19:51		0.70	11.16	4.59	6.57	0.918			
				20:03	RO	0.52	7.40	2.54	4.86	0.928			
				20:17	RO	0.94	16.97	8.23	8.74	0.938			
				20:33		0.78	23.63	10.35	13.28	0.951			
				20:45	RO	0.48	16.72	5.45	11.27	0.960			
				20:51	RO	1.64	0.87	0.54	0.33	0.965			J
				20:55		0.69	2.28	0.93	1.35	0.968			J
				21:07		0.79	4.87	2.15	2.72	0.977			J
	DC	SN		21:15	RO	1.88	0.23			0.983			
	DC	SN		21:26	RO	1.28	0.41			0.992			
				21:30	RO	0.64	2.12	0.83	1.29	0.995			J
				21:37		0.78	75.09	32.91	42.18	1.000	2378-TCDF	AN	
				21:50		0.76	10.53	4.53	6.00	1.010			
				22:03		0.76	9.00	3.90	5.10	1.020			
				22:18		0.77	241.96	105.60	136.36	1.032			
				22:27	RO	0.38	0.65	0.18	0.47	1.039			J
				22:39		0.74	1.71	0.73	0.98	1.048			J
				23:01	RO	1.02	3.55	1.79	1.76	1.065			J
				23:18		0.68	1.71	0.69	1.02	1.078			J
				23:28		0.84	14.44	6.60	7.84	1.086			
	DC	SN		23:33	RO	0.26	0.48			1.089			
	DC	WH		23:56		0.69	6.98			1.107			
	DC	WH		24:05	RO	2.55	0.71			1.114			
304-306			29	Peaks			523.81						
13C12-TCDF						0.65-0.89				0.954-1.046			
316-318	DC	NL				Height	0.40	0.14	0.26				
	DC	WL		17:34	RO	0.90	7.85			0.813			
	DC	WL		18:11		0.81	0.65			0.841			
	DC	WL		18:33	RO	0.49	0.82			0.858			
	DC	WL		18:42	RO	1.96	2.28			0.865			
	DC	WL		19:12	RO	1.00	0.58			0.888			

Compound/ M_Z....	QC.Log	Omit	Why	..RT.	OK	Ratio	Total.Area/Ht	Area/Ht.Peak1	Area/Ht.Peak2	Rel.RT	Compound.Name..	ID..	Flags.
		DC	WL	19:15		0.88	1.30			0.891			
		DC	WL	19:52	RO	1.44	1.76			0.919			
		DC	WL	20:16	RO	0.63	7.50			0.938			
		DC	SN	20:45	RO	1.29	0.48			0.960			
				20:55	RO	0.90	0.76	0.36	0.40	0.968			
		DC	SN	21:21	RO	0.96	0.96			0.988			
		DC	SN	21:30		0.72	0.93			0.995			
				21:37		0.77	987.61	428.45	559.16	1.000	13C12-2378-TCDF	IS0	
						Height	285.56	123.35	162.21				
				21:50		0.85	4.59	2.11	2.48	1.010			
				21:56	RO	0.15	2.33	0.31	2.02	1.015			
				21:59	RO	0.51	2.15	0.73	1.42	1.017			
				22:05	RO	5.84	2.94	2.51	0.43	1.022			
				22:20		0.86	28.16	13.02	15.14	1.033			
		DC	WH	23:33		0.85	1.70			1.089			
316-318			7	Peaks			1,028.54						

---------- Above: TCDF / TCDD Follows ----------

13C12-TCDD						0.65-0.89				0.902-1.098			
332-334		DC	NL			Height	0.62	0.45	0.17				
		DC	SN	19:12	RO	2.08	1.48			0.945			
				20:19		0.80	722.80	321.21	401.59	1.000	13C12-2378-TCDD	IS1	
						Height	223.57	99.02	124.55				
				20:35		0.83	1,098.34	498.08	600.26	1.013	13C12-1234-TCDD	RS1	
332-334			2	Peaks			1,821.14						

Column Description.....	"Why" Code Description.....	QC Log Desc.....
M_Z -Nominal Ion Mass(es)	WL-Below Retention Time Window	A-Peak Added
..RT. -Retention Time (mm:ss)	WH-Above Retention Time Window	K-Peak Kept
Rat.1 -Ratio of M/M+2 Ions	SN-Below Signal to Noise Level	D-Peak Deleted
OK -RO=Ratio Outside Limits	<M-Below Method Detection Limit	T-Time Changed
Rel.RT-Relative Retention Time	NL-Channel Specific Noise Level	M-Peak Area Changed
		N-Name Changed
		X-Ether Interference

*** End of Report ***

File:P022459 #1-3025 Acq:13-JUL-2002 17:20:27 EI+ Voltage SIR 70P
303.9016 GC:DB225 Exp:none
TRIANGLE LABS Text:TLI#57752A DUPLICATE (06/27/02) INJ. TIME = 17:20

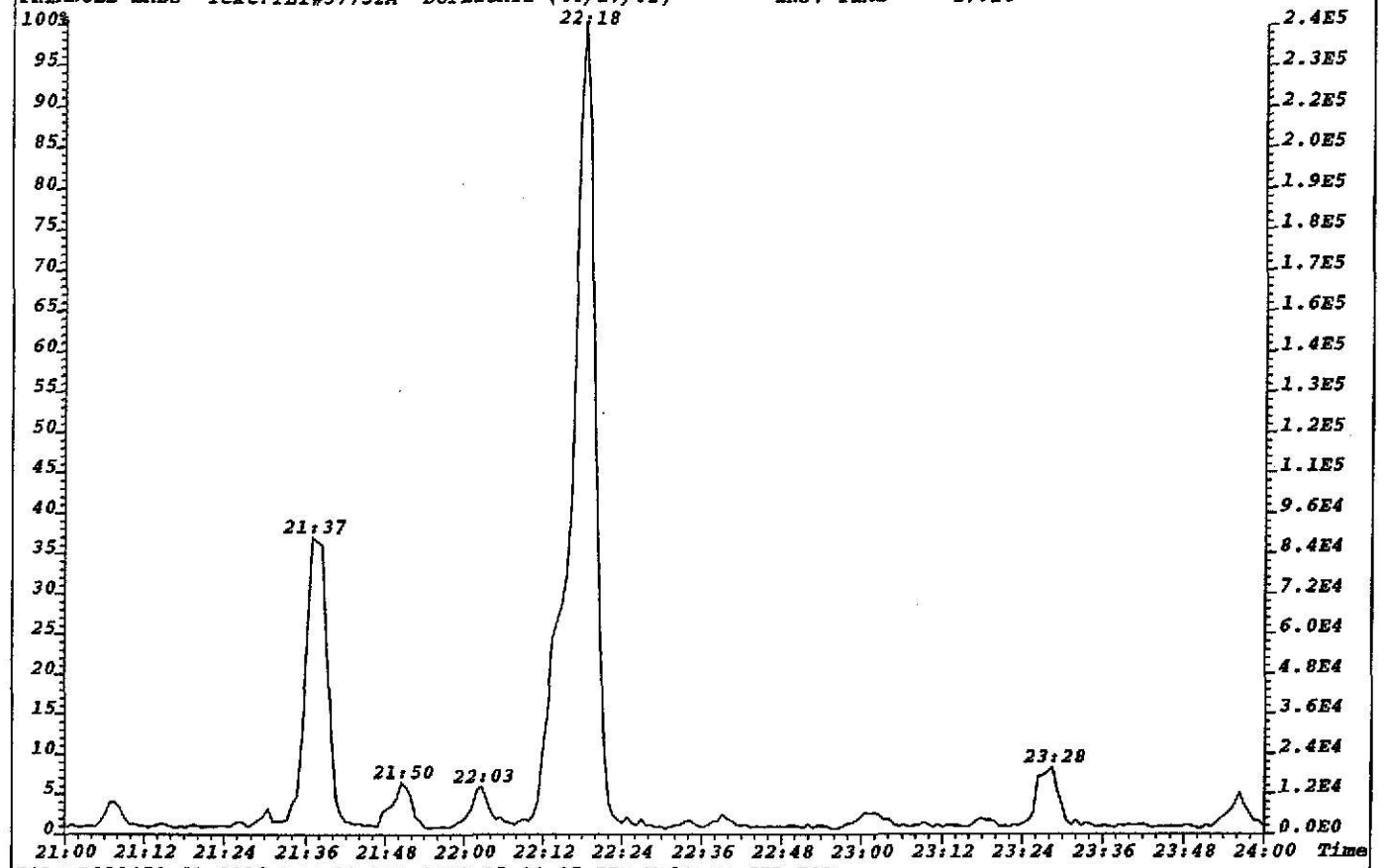

File:P022459 #1-3025 Acq:13-JUL-2002 17:20:27 EI+ Voltage SIR 70P
305.8987 GC:DB225 Exp:none
TRIANGLE LABS Text:TLI#57752A DUPLICATE (06/27/02) INJ. TIME = 17:20

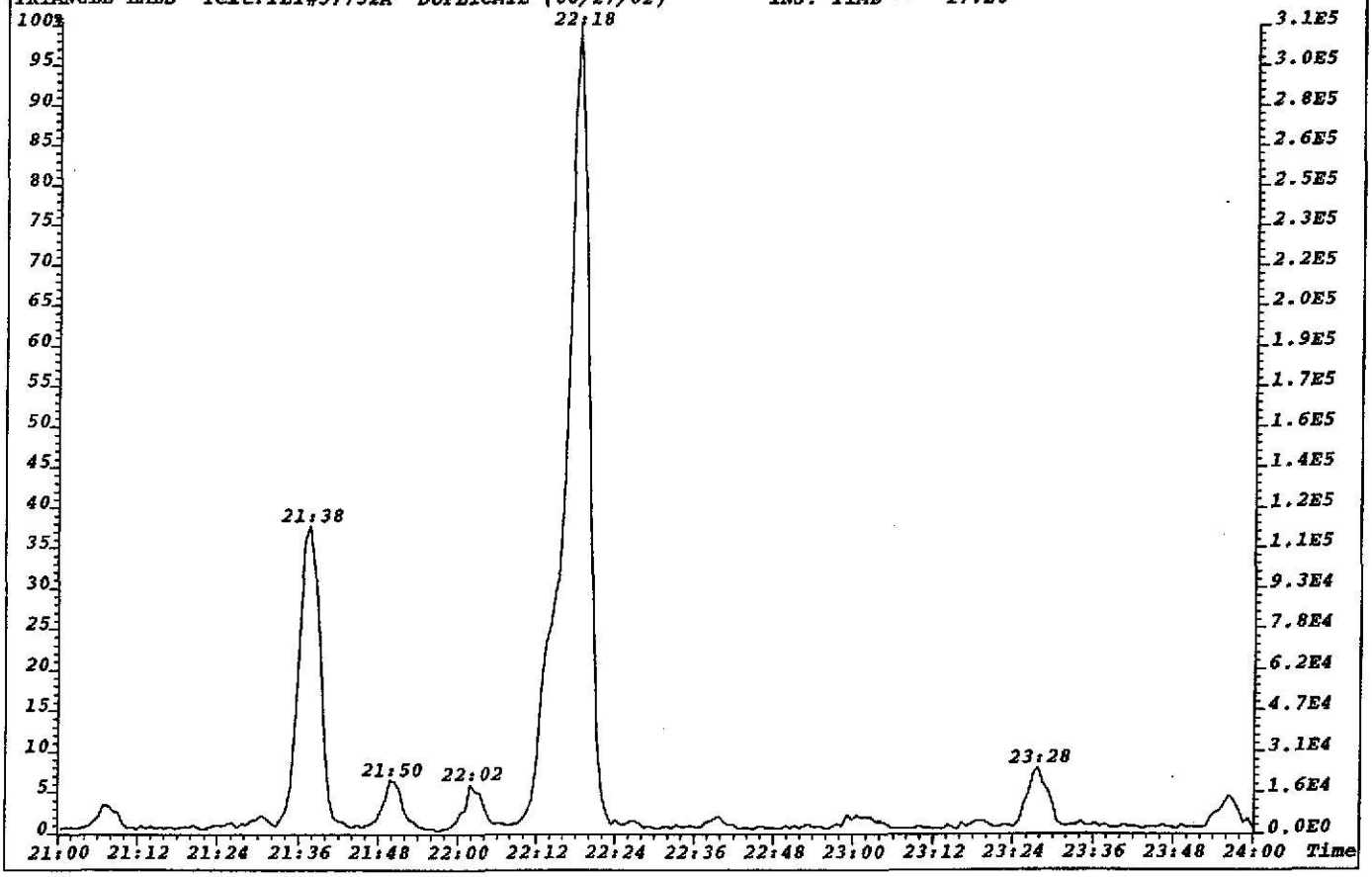

File:P022459 #1-3025 Acq:13-JUL-2002 17:20:27 EI+ Voltage SIR 70P Noise:160
303.9016 BSUB(256,30,-3.0) PKD(5,3,1,0.10%,640.0,0.00%,F,F) Exp:DB225
TRIANGLE LABS Text:TLI#57752A DUPLICATE (06/27/02) INJ. TIME = 17:20

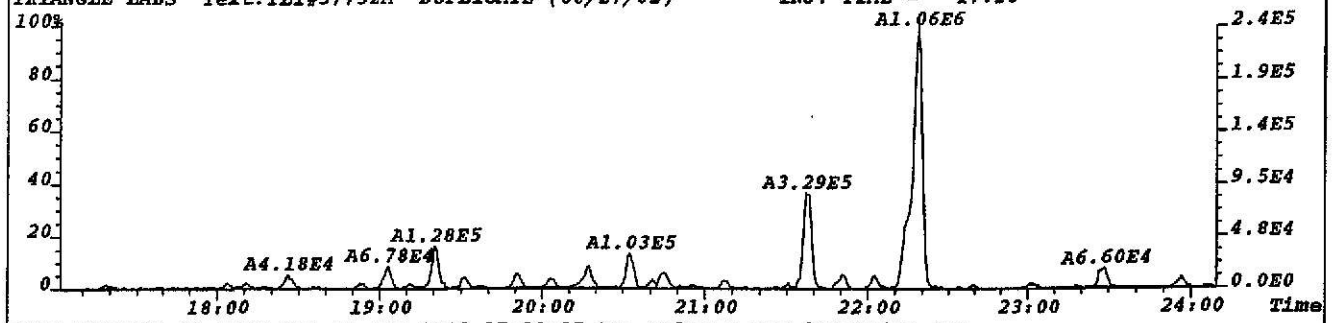

File:P022459 #1-3025 Acq:13-JUL-2002 17:20:27 EI+ Voltage SIR 70P Noise:238
305.8987 BSUB(256,30,-3.0) PKD(5,3,1,0.10%,952.0,0.00%,F,F) Exp:DB225
TRIANGLE LABS Text:TLI#57752A DUPLICATE (06/27/02) INJ. TIME = 17:20

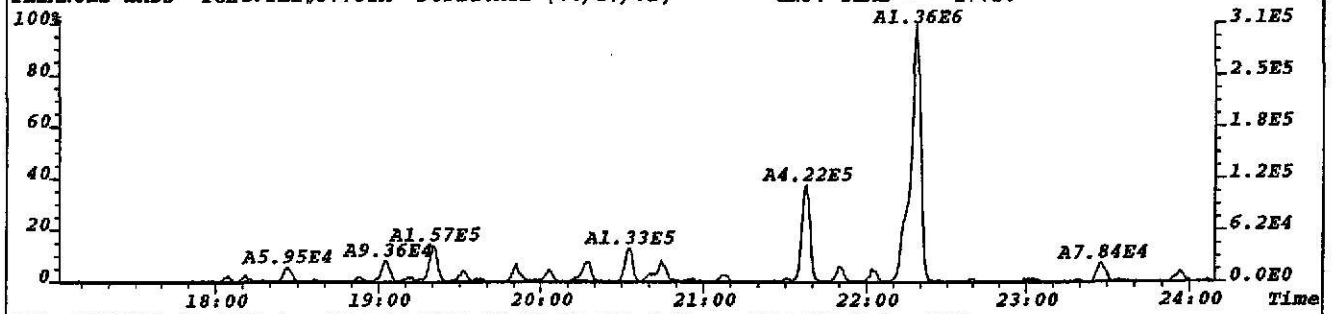

File:P022459 #1-3025 Acq:13-JUL-2002 17:20:27 EI+ Voltage SIR 70P Noise:178
315.9419 BSUB(256,30,-3.0) PKD(5,3,1,0.10%,712.0,0.00%,F,F) Exp:DB225
TRIANGLE LABS Text:TLI#57752A DUPLICATE (06/27/02) INJ. TIME = 17:20

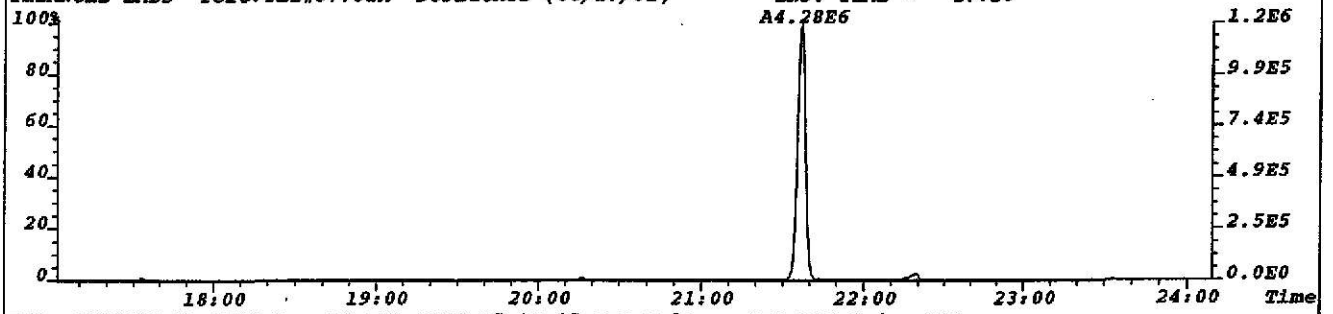

File:P022459 #1-3025 Acq:13-JUL-2002 17:20:27 EI+ Voltage SIR 70P Noise:320
317.9389 BSUB(256,30,-3.0) PKD(5,3,1,0.10%,1280.0,0.00%,F,F) Exp:DB225
TRIANGLE LABS Text:TLI#57752A DUPLICATE (06/27/02) INJ. TIME = 17:20

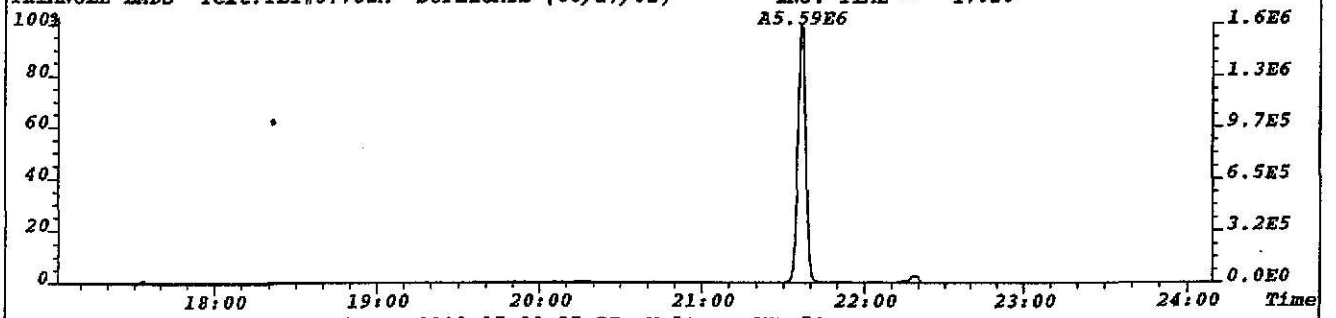

File:P022459 #1-3025 Acq:13-JUL-2002 17:20:27 EI+ Voltage SIR 70P
375.8364 Exp:DB225
TRIANGLE LABS Text:TLI#57752A DUPLICATE (06/27/02) INJ. TIME = 17:20

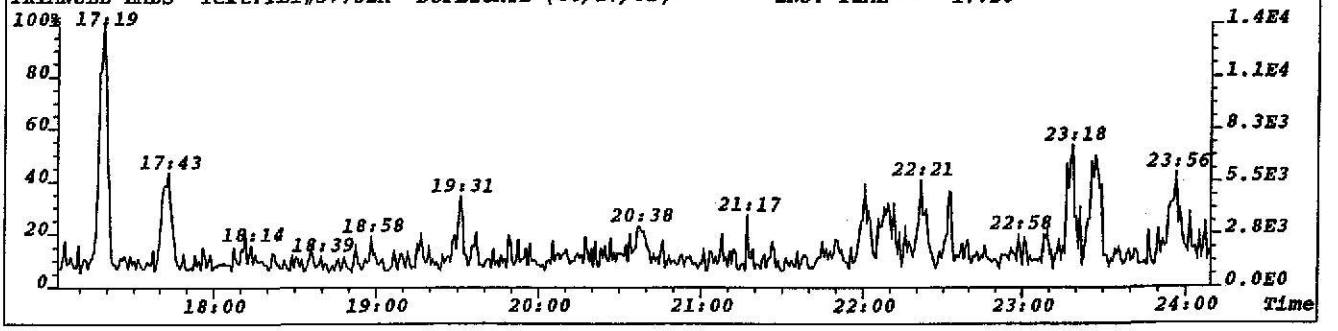

File:P022459 #1-3025 Acq:13-JUL-2002 17:20:27 EI+ Voltage SIR 70P Noise:262
319.8965 BSUB(256,30,-3.0) PKD(5,3,1,0.10%,1048.0,0.00%,F,F) Exp:DB225
TRIANGLE LABS Text:TLI#57752A DUPLICATE (06/27/02) INJ. TIME = 17:20

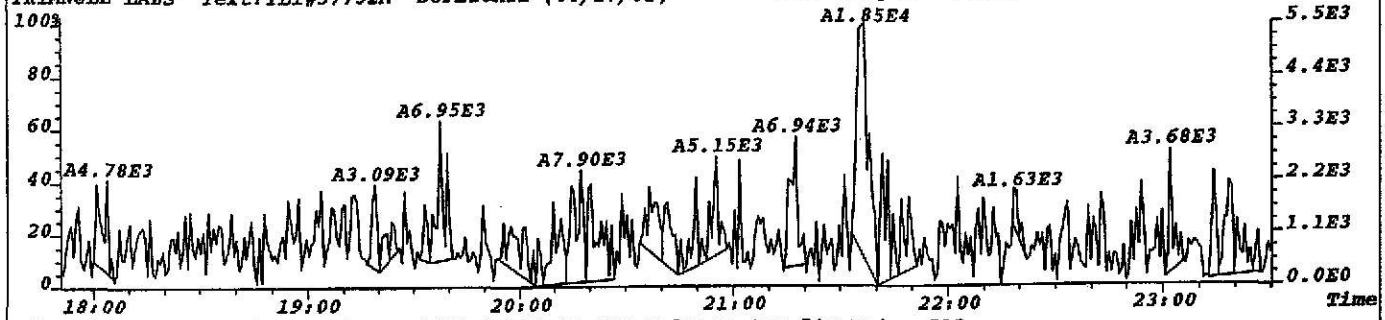

File:P022459 #1-3025 Acq:13-JUL-2002 17:20:27 EI+ Voltage SIR 70P Noise:213
321.8936 BSUB(256,30,-3.0) PKD(5,3,1,0.10%,852.0,0.00%,F,F) Exp:DB225
TRIANGLE LABS Text:TLI#57752A DUPLICATE (06/27/02) INJ. TIME = 17:20

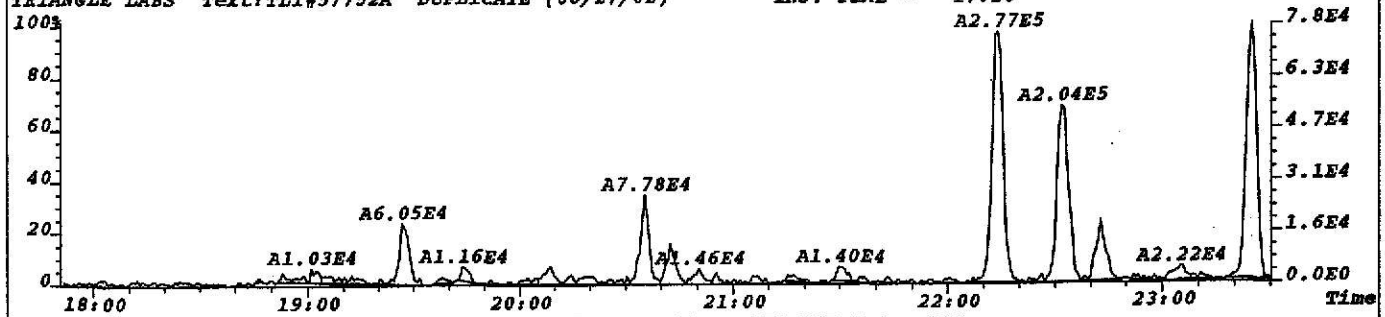

File:P022459 #1-3025 Acq:13-JUL-2002 17:20:27 EI+ Voltage SIR 70P Noise:153
327.8847 BSUB(256,30,-3.0) PKD(5,3,1,0.10%,612.0,0.00%,F,F) Exp:DB225
TRIANGLE LABS Text:TLI#57752A DUPLICATE (06/27/02) INJ. TIME = 17:20

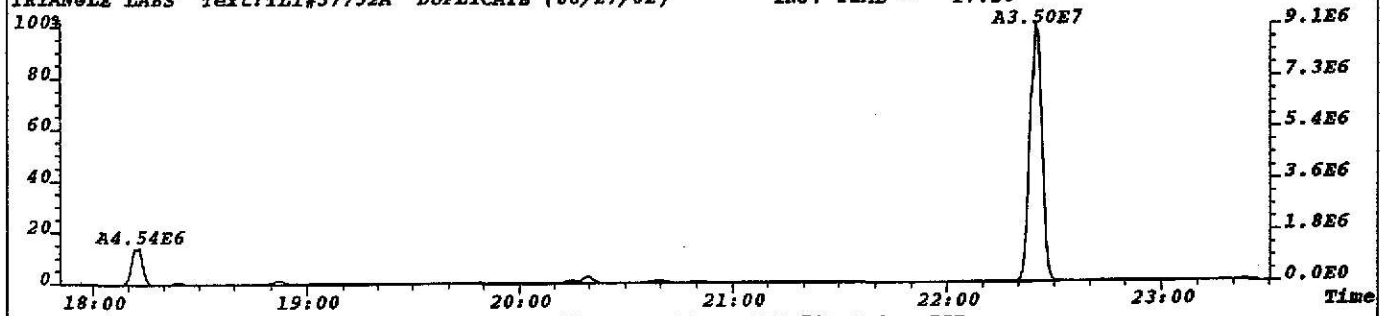

File:P022459 #1-3025 Acq:13-JUL-2002 17:20:27 EI+ Voltage SIR 70P Noise:557
331.9368 BSUB(256,30,-3.0) PKD(5,3,1,0.10%,2228.0,0.00%,F,F) Exp:DB225
TRIANGLE LABS Text:TLI#57752A DUPLICATE (06/27/02) INJ. TIME = 17:20

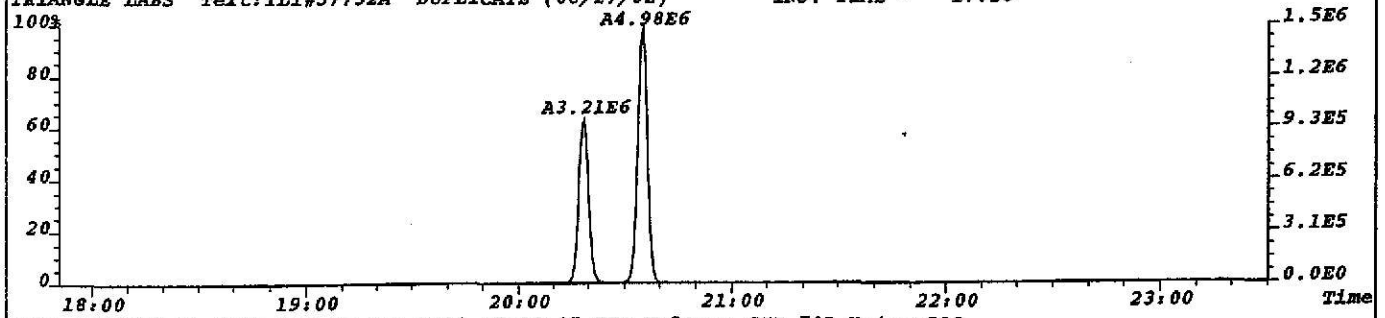

File:P022459 #1-3025 Acq:13-JUL-2002 17:20:27 EI+ Voltage SIR 70P Noise:218
333.9338 BSUB(256,30,-3.0) PKD(5,3,1,0.10%,872.0,0.00%,F,F) Exp:DB225
TRIANGLE LABS Text:TLI#57752A DUPLICATE (06/27/02) INJ. TIME = 17:20

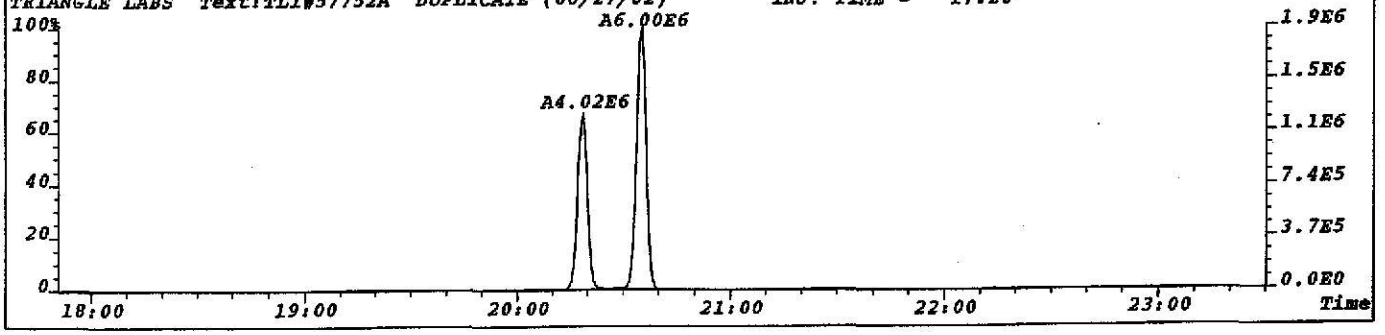

File:P022459 #1-3025 Acq:13-JUL-2002 17:20:27 EI+ Voltage SIR 70P
303.9016 Exp:DB225
TRIANGLE LABS Text:TLI#57752A DUPLICATE (06/27/02) INJ. TIME = 17:20

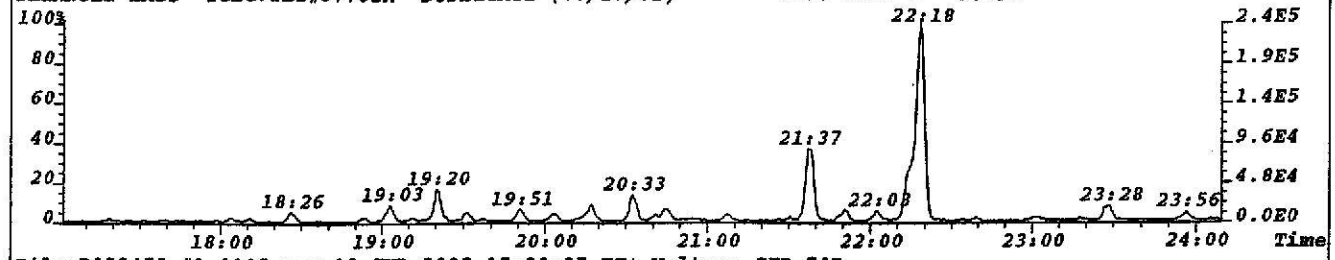

File:P022459 #1-3025 Acq:13-JUL-2002 17:20:27 EI+ Voltage SIR 70P
315.9419 Exp:DB225
TRIANGLE LABS Text:TLI#57752A DUPLICATE (06/27/02) INJ. TIME = 17:20

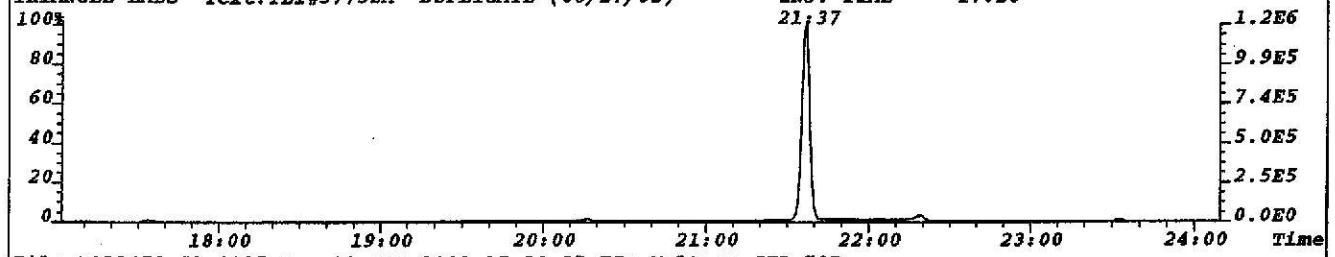

File:P022459 #1-3025 Acq:13-JUL-2002 17:20:27 EI+ Voltage SIR 70P
319.8965 Exp:DB225
TRIANGLE LABS Text:TLI#57752A DUPLICATE (06/27/02) INJ. TIME = 17:20

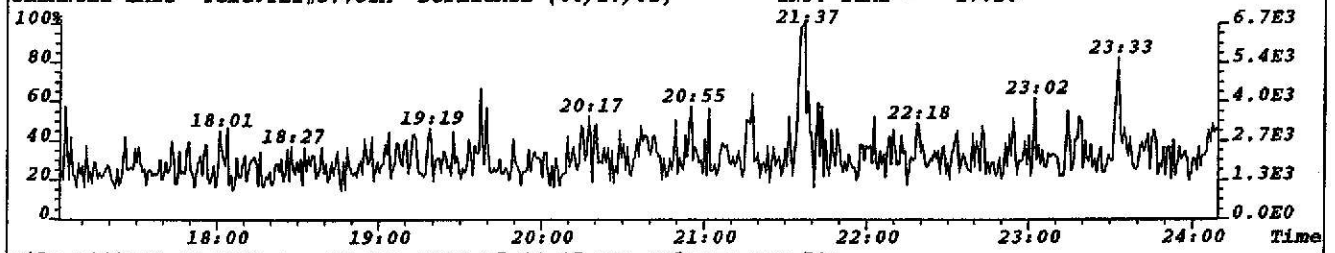

File:P022459 #1-3025 Acq:13-JUL-2002 17:20:27 EI+ Voltage SIR 70P
331.9368 Exp:DB225
TRIANGLE LABS Text:TLI#57752A DUPLICATE (06/27/02) INJ. TIME = 17:20

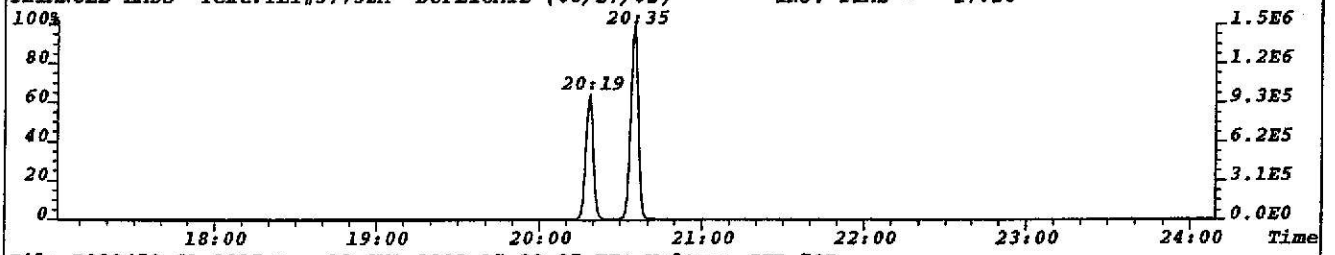

File:P022459 #1-3025 Acq:13-JUL-2002 17:20:27 EI+ Voltage SIR 70P
292.9825 Exp:DB225
TRIANGLE LABS Text:TLI#57752A DUPLICATE (06/27/02) INJ. TIME = 17:20

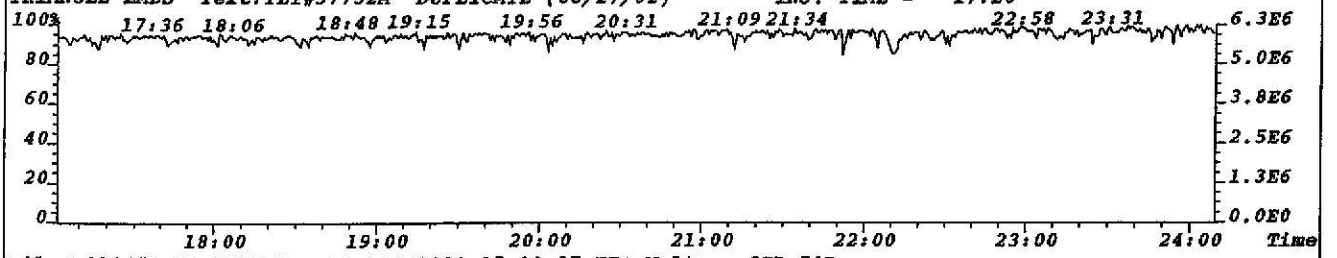

File:P022459 #1-3025 Acq:13-JUL-2002 17:20:27 EI+ Voltage SIR 70P
330.9792 Exp:DB225
TRIANGLE LABS Text:TLI#57752A DUPLICATE (06/27/02) INJ. TIME = 17:20

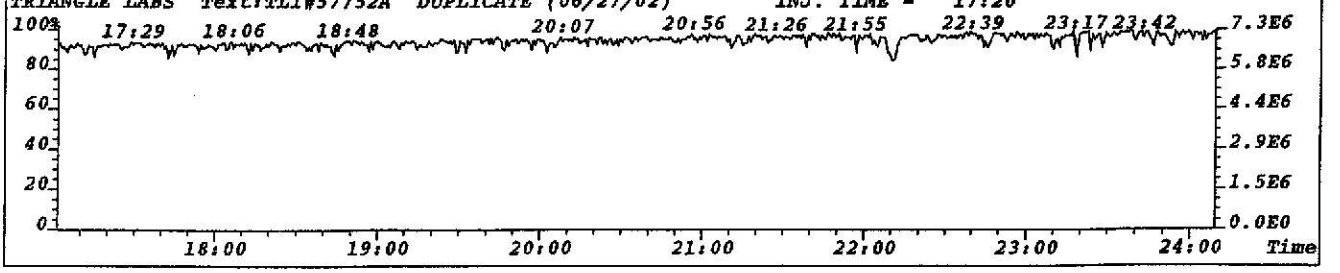

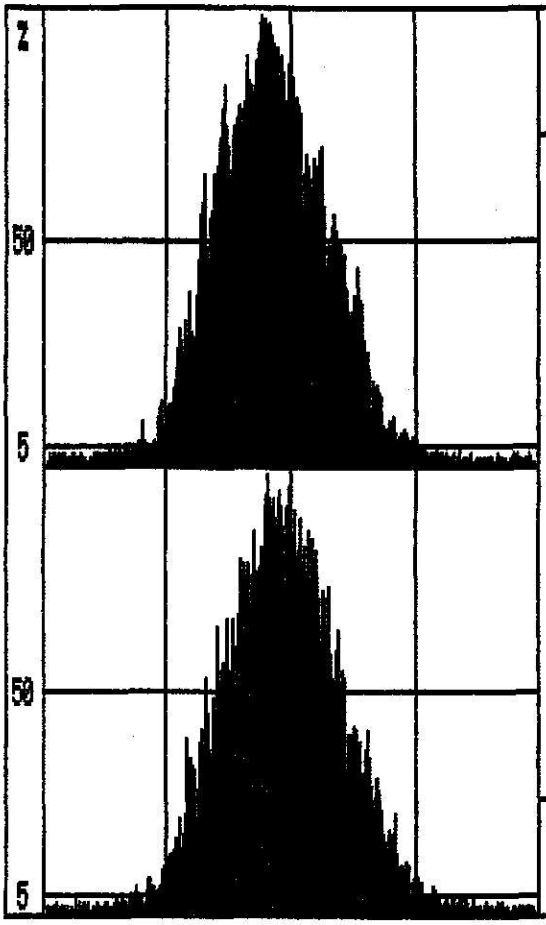

Channel I 330.9792 Peak top
Height 1.03 volts Span 200 ppm

System file name	D6225
Data file name	A:P713022
Resolution	10000
Group number	1
Ionization mode	EI+
Switching	VOLTAGE
Ref. masses	292.9825, 380.9761

A	292.9825	J	330.9792
B	303.9016	K	331.9368
C	305.8987	L	333.9338
D	315.9419	M	375.8364
E	317.9389		
F	319.8965		
G	321.8936		
H	327.8847		
I	330.9792		

Ref. mass 380.9761 Peak top
Height .62 volts Span 200 ppm

Martin & Slagle

TLI Project: **57752A** — 1613, Revision B PCDD/PCDF Analysis (c)

Client Sample: **DF-DP-3 0.5-1.0** — Analysis File: **S023094**

Client Project:	**Mississippi Project**				
Sample Matrix:	**SOLID**	Date Received:	**06/28/2002**	Spike File:	**SP161B22**
TLI ID:	**329-38-7**	Date Extracted:	**07/03/2002**	ICal:	**SF5607B**
		Date Analyzed:	**07/12/2002**	ConCal:	**SB23085**
Sample Size:	**12.000 g**	Dilution Factor:	**n/a**	% Moisture:	**16.4**
Dry Weight:	**10.032 g**	Blank File:	**S023087**	% Lipid:	**n/a**
GC Column:	**DB-5**	Analyst:	**JSY**	% Solids:	**83.6**

Analytes	Conc. (pg/g)	DL	Ratio	RT	RRT	Flags
2,3,7,8-TCDD	ND	1.5				__
1,2,3,7,8-PeCDD	ND	10.5				__
1,2,3,4,7,8-HxCDD	9.7		1.31	33:42	0.999	__
1,2,3,6,7,8-HxCDD	154		1.19	33:49	1.000	__
1,2,3,7,8,9-HxCDD	62.0		1.30	34:07	1.009	__
1,2,3,4,6,7,8-HpCDD	279		1.02	36:58	1.000	__
1,2,3,4,6,7,8,9-OCDD	1430		0.83	40:29	1.000	__
2,3,7,8-TCDF	9.9		0.86	25:35	1.001	__
1,2,3,7,8-PeCDF	8.2		1.40	29:35	1.000	__
2,3,4,7,8-PeCDF	29.0		1.41	30:17	1.001	__
1,2,3,4,7,8-HxCDF	139		1.24	33:03	1.001	__
1,2,3,6,7,8-HxCDF	83.2		1.27	33:09	1.001	__
2,3,4,6,7,8-HxCDF	84.4		1.28	33:37	1.000	__
1,2,3,7,8,9-HxCDF	ND	2.7				__
1,2,3,4,6,7,8-HpCDF	2920		1.06	35:58	1.000	E__
1,2,3,4,7,8,9-HpCDF	40.5		0.95	37:27	1.000	__
1,2,3,4,6,7,8,9-OCDF	676		0.87	40:40	1.005	__

Totals	Conc. (pg/g)	Number	DL	Flags
Total TCDD	26.7	7		__
Total PeCDD	76.5	6		__
Total HxCDD	967	6		__
Total HpCDD	522	2		__
Total TCDF	68.3	11		__
Total PeCDF	273	11		__
Total HxCDF	1540	11		__
Total HpCDF	4550	4		E__

161B_PSR v2.04, LARS 6.25.05

Triangle Laboratories, Inc.®
2445 S. Alston Ave. • Durham, North Carolina 27713
Phone: (919) 544-5729 • Fax: (919) 544-5491

Printed: 16:09 07/15/2002

Martin & Slagle

TLI Project: **57752A** 1613, Revision B PCDD/PCDF Analysis (c)

Client Sample: **DF-DP-3 0.5-1.0** Analysis File: **S023094**

Internal Standards	Conc. (pg/g)	% Recovery	QC Limits	Ratio	RT	RRT	Flags
$^{13}C_{12}$-2,3,7,8-TCDD	105	52.9	25%-164%	0.78	26:18	1.007	—
$^{13}C_{12}$-1,2,3,7,8-PeCDD	136	68.0	25%-181%	1.51	30:37	1.172	—
$^{13}C_{12}$-1,2,3,4,7,8-HxCDD	150	75.3	32%-141%	1.20	33:44	0.989	—
$^{13}C_{12}$-1,2,3,6,7,8-HxCDD	158	79.1	28%-130%	1.21	33:48	0.991	—
$^{13}C_{12}$-1,2,3,4,6,7,8-HpCDD	138	69.0	23%-140%	1.04	36:58	1.084	—
$^{13}C_{12}$-1,2,3,4,6,7,8,9-OCDD	259	64.9	17%-157%	0.77	40:29	1.187	—
$^{13}C_{12}$-2,3,7,8-TCDF	91.3	45.8	24%-169%	0.74	25:34	0.979	—
$^{13}C_{12}$-1,2,3,7,8-PeCDF	108	54.4	24%-185%	1.44	29:35	1.133	—
$^{13}C_{12}$-2,3,4,7,8-PeCDF	115	57.7	21%-178%	1.50	30:16	1.159	—
$^{13}C_{12}$-1,2,3,4,7,8-HxCDF	121	60.5	26%-152%	0.50	33:02	0.968	—
$^{13}C_{12}$-1,2,3,6,7,8-HxCDF	125	62.6	26%-123%	0.50	33:08	0.971	—
$^{13}C_{12}$-2,3,4,6,7,8-HxCDF	127	63.6	28%-136%	0.51	33:37	0.985	—
$^{13}C_{12}$-1,2,3,7,8,9-HxCDF	118	59.1	29%-147%	0.51	34:22	1.007	—
$^{13}C_{12}$-1,2,3,4,6,7,8-HpCDF	131	65.5	28%-143%	0.43	35:57	1.054	—
$^{13}C_{12}$-1,2,3,4,7,8,9-HpCDF	106	53.0	26%-138%	0.43	37:27	1.098	—

Cleanup Standard	Conc. (pg/g)	% Recovery	QC Limits	RT	RRT	Flags
$^{37}Cl_4$-2,3,7,8-TCDD	12.4	62.3	35%-197%	26:20	1.008	—

Recovery Standards	Ratio	RT	Flags
$^{13}C_{12}$-1,2,3,4-TCDD	0.80	26:07	—
$^{13}C_{12}$-1,2,3,7,8,9-HxCDD	1.18	34:07	—

Data Reviewer: _____ 07/15/2002

161B_PSR v2.04, LARS 6.25.05

Triangle Laboratories, Inc.®
2445 S. Alston Ave. • Durham, North Carolina 27713
Phone: (919) 544-5729 • Fax: (919) 544-5491

Printed: 16:09 07/15/2002

TLI Project: 57752A
Client Sample: DF-DP-3 0.5-1.0

Toxicity Equivalents Report
Analysis File: S023094

Client Project:	Mississippi Project				
Sample Matrix:	SOLID	Date Received:	06/28/02	Spike File:	SP161B22
TLI ID:	329-38-7	Date Extracted:	07/03/02	ICal:	SF5607B
		Date Analyzed:	07/12/02	ConCal:	SB23085
Sample Size:	12.000 g	Dilution Factor:	1	% Moisture:	16.4
Dry Weight:	10.032 g	Blank File:	S023087	% Lipid:	n/a
GC Column:	DB-5	Analyst:	JSY	% Solids:	83.6

Analytes	Conc. (pg/g)		TEF		Equivalent
2,3,7,8-TCDD	{1.5}	x	1.	=	1.5
1,2,3,7,8-PeCDD	{10.5}	x	0.5	=	5.25
1,2,3,4,7,8-HxCDD	9.7	x	0.1	=	0.97
1,2,3,6,7,8-HxCDD	154	x	0.1	=	15.4
1,2,3,7,8,9-HxCDD	62.0	x	0.1	=	6.20
1,2,3,4,6,7,8-HpCDD	279	x	0.01	=	2.79
1,2,3,4,6,7,8,9-OCDD	1430	x	0.001	=	1.430
TOTAL PCDD					33.5
2,3,7,8-TCDF	3.4	x	0.1	=	0.34
1,2,3,7,8-PeCDF	32.8	x	0.05	=	1.64
2,3,4,7,8-PeCDF	29.0	x	0.5	=	14.5
1,2,3,4,7,8-HxCDF	139	x	0.1	=	13.9
1,2,3,6,7,8-HxCDF	83.2	x	0.1	=	8.32
2,3,4,6,7,8-HxCDF	84.4	x	0.1	=	8.44
1,2,3,7,8,9-HxCDF	{2.7}	x	0.1	=	0.27
1,2,3,4,6,7,8-HpCDF	2920	x	0.01	=	29.20
1,2,3,4,7,8,9-HpCDF	40.5	x	0.01	=	0.405
1,2,3,4,6,7,8,9-OCDF	676	x	0.001	=	0.676
TOTAL PCDF					77.7

Total EPA TEFs, 1989a: 111.2 pg/g

{...} indicates that the value is that of a Detection Limit.

GRY_TEF v1.08, MILES 4.22.16

Triangle Laboratories, Inc.®
2445 S. Alston Ave. • Durham, North Carolina 27713
Phone: (919) 544-5729 • Fax: (919) 544-5491

Printed: 21:40 07/15/02

Initial ....Date...

Data Review By: KLV 7/15/02

Calculated Noise Height: 0.12

Page No. 1 Listing of S023094B.dbf
07/15/2002 Matched GC Peaks / Ratio / Ret. Time

Compound/ M_Z....	QC.Log	Omit	Why	..RT.	OK	Ratio	Total.Area/Ht	Area/Ht.Peak1	Area/Ht.Peak2	Rel.RT	Compound.Name..	ID..	Flags.
TCDF						0.65-0.89				0.867-1.076			
304-306		DC	NL				Height	0.77	0.28	0.49			
				22:16	RO	0.64	3.25	1.27	1.98	0.871			
				22:51		0.88	9.45	4.41	5.04	0.894			
				23:06		0.80	19.72	8.77	10.95	0.904			
				23:31		0.75	5.41	2.31	3.10	0.920			
				23:39		0.83	7.21	3.26	3.95	0.925			
				23:52		0.81	30.45	13.67	16.78	0.934			
				24:09	RO	0.93	18.80	9.04	9.76	0.945			
				24:33		0.72	13.86	5.81	8.05	0.960			
				25:10		0.84	8.65	3.94	4.71	0.984			
				25:35		0.86	20.87	9.67	11.20	1.001	2378-TCDF	AN	
				26:02		0.73	4.70	1.99	2.71	1.018			
		DC	SN	26:38	RO	0.35	2.42			1.042			
	MKT		X	26:43		0.73	3.53	1.49	2.04	1.045			
				26:53		0.73	20.09	8.46	11.63	1.051			
			X	27:03	RO	1.28	4.21	2.36	1.85	1.058			
		DC	WH	27:40	RO	1.05	3.06			1.082			
304-306			14	Peaks			170.20						
13C12-TCDF						0.65-0.89				0.943-1.139			
316-318		DC	NL				Height	0.06	0.03	0.03			
				24:30	RO	1.00	0.82	0.41	0.41	0.958			
				25:09	RO	1.02	3.09	1.56	1.53	0.984			
				25:34		0.74	406.50	172.68	233.82	1.000	13C12-2378-TCDF	ISO	
							Height	110.84	46.02	64.82			
				25:59	RO	0.46	1.40	0.44	0.96	1.016			
316-318			4	Peaks			411.81						

---------- Above: TCDF / TCDD Follows ----------

TCDD						0.65-0.89				0.896-1.046			
320-322				23:43		0.73	4.91	2.07	2.84	0.902	1368-TCDD	AN	
				24:08		0.71	3.41	1.42	1.99	0.918	1379-TCDD	AN	
	KTM			24:24		0.73	1.85	0.78	1.07	0.928			J
		DC	SN	24:45	RO	4.00	0.20			0.941			
				25:06		0.83	13.17	5.99	7.18	0.954			
				25:24		0.79	7.17	3.17	4.00	0.966			
				25:46	RO	1.18	1.96	1.06	0.90	0.980			
				26:09		0.70	13.63	5.62	8.01	0.994			
	M			26:20	RO	0.56	2.76	0.99	1.77	1.001	2378-TCDD	AN	
				26:40		0.86	5.53	2.55	2.98	1.014			
				26:58	RO	2.25	2.11	1.46	0.65	1.025			
		DC	WH	27:33		0.87	0.58			1.048			
		DC	WH	27:43	RO	0.52	0.82			1.054			
320-322			10	Peaks			56.50						

Compound/ M_Z....	QC.Log	Omit	Why	..RT.	OK	Ratio	Total.Area/Ht	Area/Ht.Peak1	Area/Ht.Peak2	Rel.RT	Compound.Name..	ID..	Flags.
37Cl-TCDD										0.924-1.076			
328		DC	NL			Height	0.03	0.03					
		DC	WL	23:54			0.29			0.909			
		DC	WL	24:08			0.39			0.918			
				24:18			0.41	0.41		0.924			
				24:29			0.25	0.25		0.931			
				24:39			1.49	1.49		0.937			
				24:56			34.39	34.39		0.948			
				25:14			0.26	0.26		0.959			
				25:24			1.88	1.88		0.966			
				25:32			1.27	1.27		0.971			
				25:58			0.46	0.46		0.987			
				26:04			0.20	0.20		0.991			
	M			26:20			40.40	40.40		1.001	37Cl-TCDD	CLS	
				26:44			172.90	172.90		1.016			
				26:59			0.57	0.57		1.026			
				27:07			1.08	1.08		1.031			
				27:24			0.64	0.64		1.042			
				27:33			0.18	0.18		1.048			
				27:41			4.91	4.91		1.053			
328				16	Peaks		261.29						
13C12-TCDD						0.65-0.89				0.917-1.069			
332-334		DC	NL			Height	0.11	0.09	0.02				
				25:07	RO	1.20	0.90	0.49	0.41	0.955			
				26:07		0.80	649.27	287.87	361.40	0.993	13C12-1234-TCDD	RS1	
				26:18		0.78	348.75	152.28	196.47	1.000	13C12-2378-TCDD	IS1	
						Height	93.48	41.33	52.15				
				27:07	RO	1.56	1.51	0.92	0.59	1.031			
				27:50	RO	2.92	1.02	0.76	0.26	1.058			
332-334				5	Peaks		1,001.45						

---------- Above: TCDD / PeCDF Follows ----------

PeCDF						1.32-1.78				0.906-1.038			
340-342		DC	NL			Height	0.04	0.02	0.02				
		DC	WL	27:23		1.53	0.96			0.905			
				27:35	RO	1.84	66.90	43.35	23.55	0.911			
				27:55		1.41	14.58	8.53	6.05	0.922			
				28:12		1.43	3.23	1.90	1.33	0.932			J
				28:21		1.39	8.40	4.88	3.52	0.937			J
				28:43		1.48	218.16	130.09	88.07	0.949			
				28:58		1.42	60.56	35.53	25.03	0.957			
				29:12		1.37	71.96	41.63	30.33	0.965			
				29:19		1.59	24.88	15.29	9.59	0.969			
	A			29:32		1.53	40.70	24.60	16.10	0.976			
	MT			29:35		1.40	16.47	9.61	6.86	1.000	12378-PeCDF	AN	
				29:52	RO	1.29	29.58	16.69	12.89	0.987			
				30:17		1.41	59.55	34.84	24.71	1.001	23478-PeCDF	AN	
				30:29		1.55	37.70	22.92	14.78	1.007			
				30:51	RO	3.64	0.51	0.40	0.11	1.019			
			X	31:03	RO	2.99	5.78	4.33	1.45	1.026			

```
Compound/
M_Z.... QC.Log Omit Why ..RT. OK Ratio Total.Area/Ht Area/Ht.Peak1 Area/Ht.Peak2 Rel.RT Compound.Name.. ID.. Flags.

                        31:11 RO  0.99        6.47         3.22         3.25  1.030
340-342                16 Peaks              665.43

13C12-PeCDF                    1.32-1.78                                  0.797-1.127
352-354          DC  NL          Height        0.05         0.03         0.02
                        28:43 RO  0.87        2.34         1.09         1.25  0.949
                        29:35     1.44      347.33       205.08       142.25  1.000 13C12-PeCDF 123 IS2
                                Height      111.15        66.47        44.68
                        29:52 RO  1.30        5.67         3.21         2.46  0.987
                        30:16     1.50      363.85       218.19       145.66  1.000 13C12-PeCDF 234 IS3
                                Height      119.52        71.05        48.47
                        30:30 RO  0.93        1.95         0.94         1.01  1.008
                        30:57 RO  0.97        1.40         0.69         0.71  1.023
                        31:04     1.33        0.35         0.20         0.15  1.026
                        31:14 RO  1.22        6.10         3.35         2.75  1.032
352-354                 8 Peaks              728.99

                ---------------------- Above: PeCDF / PeCDD Follows --------------------

PeCDD                          1.32-1.78                                  0.937-1.022
356-358          DC  NL          Height        0.04         0.02         0.02
                        28:51 RO  0.87       75.35        35.11        40.24  0.942
                        29:20 RO  1.07        3.14         1.62         1.52  0.958
                        29:33     1.39       48.72        28.30        20.42  0.965
                        29:42 RO  1.81       20.82        13.41         7.41  0.970
                        29:53     1.62       20.43        12.62         7.81  0.976
                        30:08     1.54       27.07        16.41        10.66  0.984
                        30:19     1.50        2.88         1.73         1.15  0.990                      J
        D        D   SN 30:26 RO  0.01       31.86                            0.994
                        30:38 RO  1.31       15.66         8.89         6.77  1.001 12378-PeCDD     AN
        A               30:48     1.46        6.46         3.83         2.63  1.006                      J
                        31:06     1.32        8.97         5.11         3.86  1.016
                        31:17 RO  2.18        1.40         0.96         0.44  1.022
                 DC  WH 31:24 RO  0.61        1.95                            1.026
356-358                11 Peaks              230.90

13C12-PeCDD                    1.32-1.78                                  0.723-1.050
368-370          DC  NL          Height        0.04         0.02         0.02
                        29:23 RO  1.20        0.33         0.18         0.15  0.960
                        29:33 RO  1.00        0.52         0.26         0.26  0.965
                        29:40 RO  0.75        1.86         0.80         1.06  0.969
                        29:52 RO  1.26        0.52         0.29         0.23  0.976
                        30:37     1.51      279.01       167.87       111.14  1.000 13C12-PeCDD 123 IS4
                                Height       93.01        56.94        36.07
                        30:52 RO  1.95        0.62         0.41         0.21  1.008
                        31:10 RO  0.42        0.27         0.08         0.19  1.018
368-370                 7 Peaks              283.13

                ---------------------- Above: PeCDD / HxCDF Follows --------------------

HxCDF                          1.05-1.43                                  0.929-1.007
374-376          DC  NL          Height        0.38         0.18         0.20
```

Listing of S023094B.dbf
Matched GC Peaks / Ratio / Ret. Time

Compound/ M_Z....	QC.Log	Omit	Why	..RT.	OK	Ratio	Total.Area/Ht	Area/Ht.Peak1	Area/Ht.Peak2	Rel.RT	Compound.Name..	ID..	Flags.
				32:05		1.24	170.96	94.67	76.29	0.934			
				32:13		1.26	729.33	406.40	322.93	0.937			
				32:24		1.32	12.76	7.25	5.51	0.943			
				32:32		1.32	9.22	5.24	3.98	0.947			
				32:41		1.28	778.31	436.29	342.02	0.951			
				32:49	RO	1.76	5.60	3.57	2.03	0.955			
				33:03		1.24	204.66	113.45	91.21	1.001	123478-HxCDF	AN	
				33:09		1.27	128.57	71.96	56.61	1.001	123678-HxCDF	AN	
			X	33:21		1.15	4.41	2.36	2.05	0.970			J
				33:25		1.27	5.34	2.99	2.35	0.972			J
				33:37		1.28	116.49	65.29	51.20	1.000	234678-HxCDF	AN	
	MKTN			34:22	RO	1.49	3.19	1.91	1.28	1.000	123789-HxCDF	AN	
	M			34:26		1.26	11.12	6.19	4.93	1.002			
374-376			13	Peaks			2,179.96						
13C12-HxCDF				0.43-0.59					0.876-1.109				
384-386		DC	NL	Height			0.08	0.04	0.04				
				32:04	RO	0.64	0.36	0.14	0.22	0.933			
				32:13	RO	0.41	0.24	0.07	0.17	0.937			
		DC	SN	32:16	RO	0.18	0.26			0.939			
				33:02		0.50	244.41	80.96	163.45	1.000	13C12-HxCDF 478	IS5	
				Height			87.70	29.17	58.53				
				33:08		0.50	244.73	81.65	163.08	1.000	13C12-HxCDF 678	IS6	
				Height			88.76	30.77	57.99				
		DC	SN	33:28	RO	0.14	0.42			0.974			
				33:37		0.51	236.16	79.96	156.20	1.000	13C12-HxCDF 234	IS7	
				Height			79.87	26.85	53.02				
				33:51	RO	0.33	0.32	0.08	0.24	0.985			
				33:52	RO	0.18	0.65	0.10	0.55	0.985			
				34:07	RO	0.82	0.82	0.37	0.45	0.993			
				34:22		0.51	191.82	65.10	126.72	1.000	13C12-HxCDF 789	IS8	
				Height			61.69	21.50	40.19				
				34:32		0.50	0.63	0.21	0.42	1.005			
				34:40	RO	0.14	0.83	0.10	0.73	1.009			
384-386			11	Peaks			920.97						

---------- Above: HxCDF / HxCDD Follows ----------

HxCDD				1.05-1.43					0.960-1.014				
390-392		DC	NL	Height			0.33	0.21	0.12				
				32:35		1.15	121.97	65.30	56.67	0.964			
				33:01		1.16	19.53	10.47	9.06	0.977			
				33:14		1.19	673.04	365.72	307.32	0.983			
	M			33:42		1.31	10.44	5.93	4.51	0.999	123478-HxCDD	AN	
	M			33:49		1.19	170.90	93.00	77.90	1.000	123678-HxCDD	AN	
				34:07		1.30	68.91	38.89	30.02	1.009	123789-HxCDD	AN	
		DC	WH	34:22	RO	1.73	1.09			1.017			
390-392			6	Peaks			1,064.79						
13C12-HxCDD				1.05-1.43					0.982-1.041				
402-404		DC	NL	Height			0.08	0.06	0.02				
		DC	WL	32:32	RO	3.80	0.48			0.964			

Compound/ M_Z....	QC.Log	Omit	Why	..RT.	OK	Ratio	Total.Area/Ht	Area/Ht.Peak1	Area/Ht.Peak2	Rel.RT	Compound.Name..	ID..	Flags.
	DC		WL	32:37		1.33	0.49			0.967			
				33:12	RO	1.75	1.10	0.70	0.40	0.984			
				33:44		1.20	186.40	101.69	84.71	1.000	13C12-HxCDD 478	IS9	
						Height	69.89	38.06	31.83				
				33:48		1.21	204.40	111.85	92.55	1.000	13C12-HxCDD 678	IS10	
						Height	71.60	39.11	32.49				
				33:57	RO	0.76	1.02	0.44	0.58	1.006			
				34:07		1.18	302.02	163.23	138.79	1.011	13C12-HxCDD 789	RS2	
				34:24	RO	0.23	1.08	0.20	0.88	1.020			
				34:35	RO	1.00	0.70	0.35	0.35	1.025			
402-404			7	Peaks			696.72						

---------- Above: HxCDD / HpCDF Follows ----------

HpCDF						0.88-1.20				0.956-1.005			
408-410	DC	NL				Height	0.26	0.16	0.10				
				35:58		1.06	3,609.10	1,857.93	1,751.17	1.000	1234678-HpCDF	AN	E
				36:13		1.07	10.04	5.19	4.85	0.967			J
				36:22		1.05	1,633.11	834.99	798.12	0.971			
				37:27		0.95	33.42	16.28	17.14	1.000	1234789-HpCDF	AN	
408-410			4	Peaks			5,285.67						
13C12-HpCDF						0.37-0.51				0.858-1.151			
418-420	DC	NL				Height	0.06	0.03	0.03				
				35:57		0.43	170.68	51.02	119.66	1.000	13C12-HpCDF 678	IS11	
						Height	53.90	16.07	37.83				
				36:23	RO	1.56	0.46	0.28	0.18	0.972			
	DC	SN		36:46		0.47	0.22			0.982			
				37:27		0.43	110.70	33.16	77.54	1.000	13C12-HpCDF 789	IS12	
						Height	29.02	9.15	19.87				
				37:53	RO	0.87	0.28	0.13	0.15	1.012			
418-420			4	Peaks			282.12						

---------- Above: HpCDF / HpCDD Follows ----------

HpCDD						0.88-1.20				0.976-1.005			
424-426	DC	NL				Height	0.14	0.09	0.05				
				36:14		0.97	163.81	80.45	83.36	0.980			
D	d	nh		36:35	RO	1.44	0.78			0.990			
				36:58		1.02	187.79	94.81	92.98	1.000	1234678-HpCDD	AN	
	DC	WH		37:16		1.16	0.82			1.008			
	DC	WH		37:26	RO	1.92	1.14			1.013			
424-426			2	Peaks			351.60						
13C12-HpCDD						0.88-1.20				0.869-1.085			
436-438	DC	NL				Height	0.16	0.12	0.04				
				36:12	RO	2.69	0.96	0.70	0.26	0.979			
	DC	SN		36:33	RO	3.00	0.32			0.989			
	DC	SN		36:40	RO	0.75	0.35			0.992			
				36:58		1.04	138.45	70.44	68.01	1.000	13C12-HpCDD 678	IS13	
						Height	41.75	21.68	20.07				
				37:29	RO	3.44	0.40	0.31	0.09	1.014			

```
Compound/
M_Z.... QC.Log Omit Why ..RT. OK Ratio Total.Area/Ht Area/Ht.Peak1 Area/Ht.Peak2 Rel.RT Compound.Name.. ID.. Flags.

436-438              3 Peaks                 139.81

                    ---------------------- Above: HpCDD / Octa-CDD and CDF Follows ----------

OCDF                            0.76-1.02                                   0.951-1.049
442-444          DC  NL          Height          0.05          0.02          0.03
                         38:40 RO  0.53          0.23          0.08          0.15  0.955
                         40:27 RO  0.58          0.52          0.19          0.33  0.999
                         40:40     0.87        448.61        208.64        239.97  1.005 OCDF            AN
                         41:05 RO  1.80          0.56          0.36          0.20  1.015
                         41:16 RO  0.23          0.38          0.07          0.31  1.019
                 DC  WH  42:36 RO  0.56          0.56                              1.052
442-444              5 Peaks                 450.30

OCDD                            0.76-1.02                                   0.951-1.049
458-460          DC  NL          Height          0.06          0.03          0.03
                         40:29     0.83        688.83        312.39        376.44  1.000 OCDD            AN
                         40:50 RO  4.47          1.04          0.85          0.19  1.009
458-460              2 Peaks                 689.87

13C12-OCDD                      0.76-1.02                                   0.996-1.004
470-472          DC  NL          Height          0.19          0.12          0.07
                         40:29     0.77        187.93         81.96        105.97  1.000 13C12-OCDD      IS14
                                 Height         42.58         17.53         25.05
                 DC  WH  40:48 RO  0.14          0.74                              1.008
                 DC  WH  40:55 RO  3.31          0.69                              1.011
470-472              1 Peak                  187.93
```

Column Description.....	"Why" Code Description.....	QC Log Desc.....
M_Z -Nominal Ion Mass(es)	WL-Below Retention Time Window	A-Peak Added
..RT. -Retention Time (mm:ss)	WH-Above Retention Time Window	K-Peak Kept
Rat.1 -Ratio of M/M+2 Ions	SN-Below Signal to Noise Level	D-Peak Deleted
OK -RO=Ratio Outside Limits	<M-Below Method Detection Limit	T-Time Changed
Rel.RT-Relative Retention Time	NL-Channel Specific Noise Level	M-Peak Area Changed
		N-Name Changed
		X-Ether Interference

*** End of Report ***

File:S023094 #1-758 Acq:12-JUL-2002 17:55:25 EI+ Voltage SIR 70S Noise:349
303.9016 F:2 BSUB(256,30,-3.0) PKD(9,5,5,0.05%,1396.0,1.00%,F,T) Exp:NDB5US
TRIANGLE LABS Text:TLI#57752A DF-DP-3 0.5-1.0 INJ. TIME = 17:57

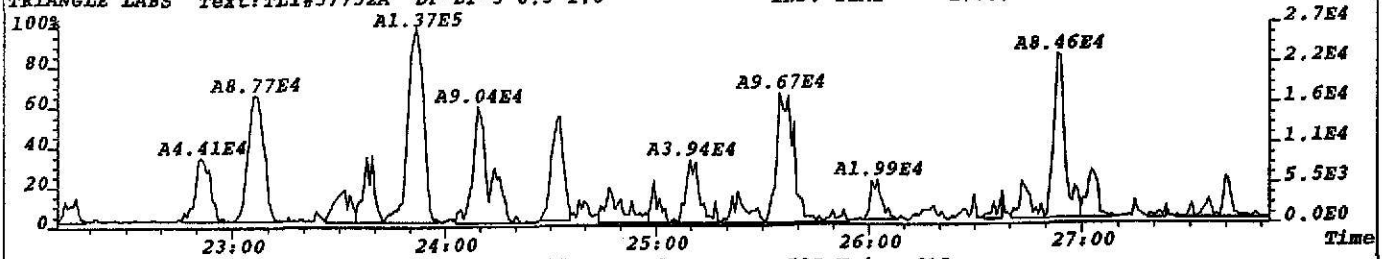

File:S023094 #1-758 Acq:12-JUL-2002 17:55:25 EI+ Voltage SIR 70S Noise:615
305.8987 F:2 BSUB(256,30,-3.0) PKD(9,5,5,0.05%,2460.0,1.00%,F,T) Exp:NDB5US
TRIANGLE LABS Text:TLI#57752A DF-DP-3 0.5-1.0 INJ. TIME = 17:57

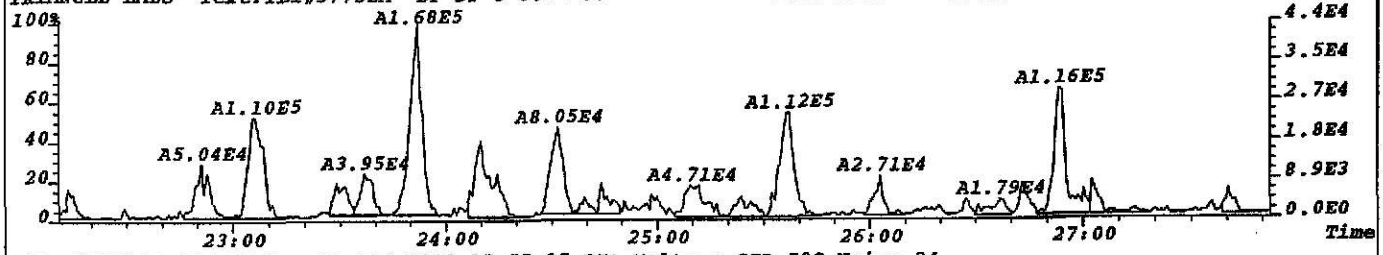

File:S023094 #1-758 Acq:12-JUL-2002 17:55:25 EI+ Voltage SIR 70S Noise:34
315.9419 F:2 BSUB(256,30,-3.0) PKD(9,5,5,0.05%,136.0,1.00%,F,T) Exp:NDB5US
TRIANGLE LABS Text:TLI#57752A DF-DP-3 0.5-1.0 INJ. TIME = 17:57

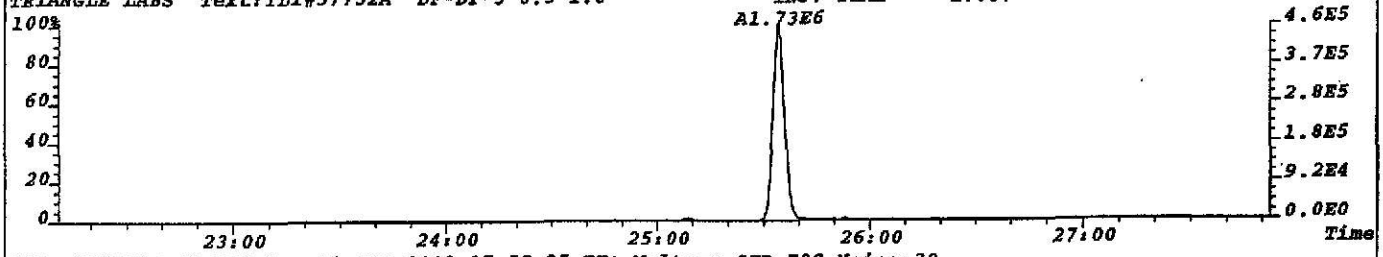

File:S023094 #1-758 Acq:12-JUL-2002 17:55:25 EI+ Voltage SIR 70S Noise:38
317.9389 F:2 BSUB(256,30,-3.0) PKD(9,5,5,0.05%,152.0,1.00%,F,T) Exp:NDB5US
TRIANGLE LABS Text:TLI#57752A DF-DP-3 0.5-1.0 INJ. TIME = 17:57

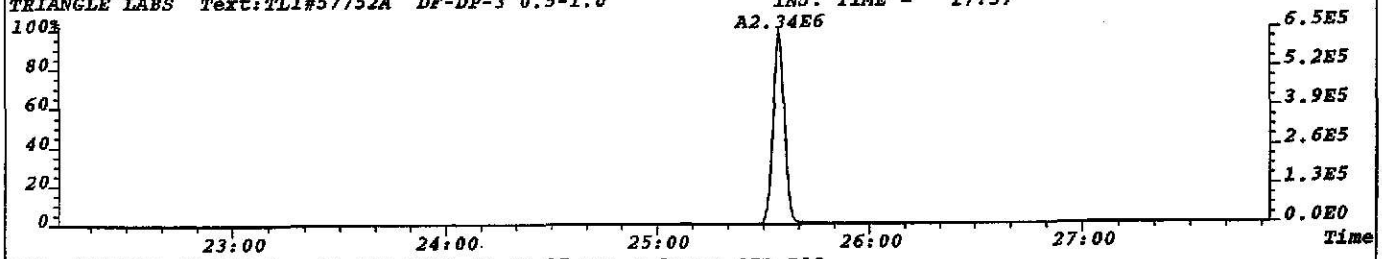

File:S023094 #1-758 Acq:12-JUL-2002 17:55:25 EI+ Voltage SIR 70S
330.9792 F:2 Exp:NDB5US
TRIANGLE LABS Text:TLI#57752A DF-DP-3 0.5-1.0 INJ. TIME = 17:57

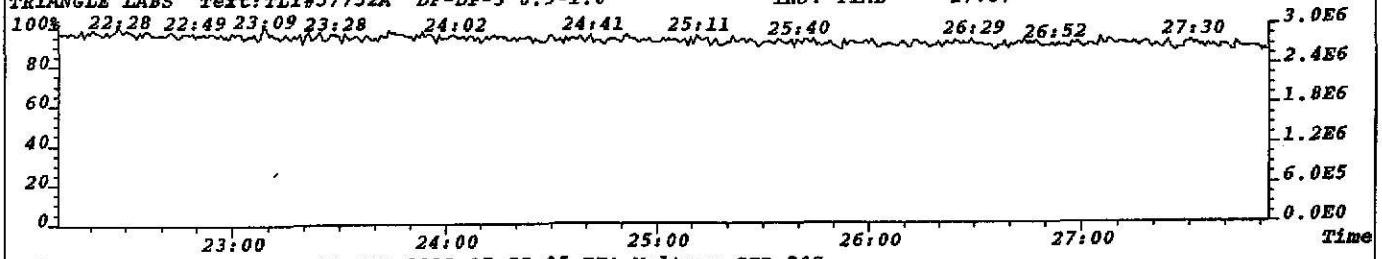

File:S023094 #1-758 Acq:12-JUL-2002 17:55:25 EI+ Voltage SIR 70S
375.8364 F:2 Exp:NDB5US
TRIANGLE LABS Text:TLI#57752A DF-DP-3 0.5-1.0 INJ. TIME = 17:57

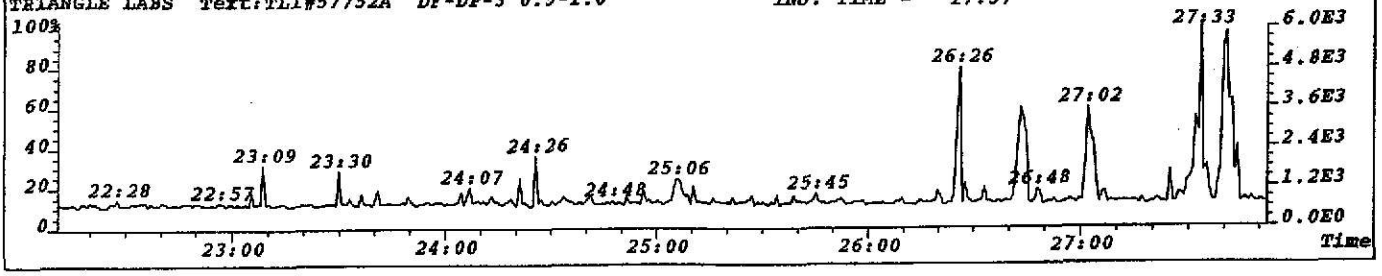

File:S023094 #1-758 Acq:12-JUL-2002 17:55:25 EI+ Voltage SIR 70S Noise:34
319.8965 F:2 BSUB(256,30,-3.0) PKD(7,5,3,0.05%,136.0,1.00%,F,T) Exp:NDB5US
TRIANGLE LABS Text:TLI#57752A DF-DP-3 0.5-1.0 INJ. TIME = 17:57

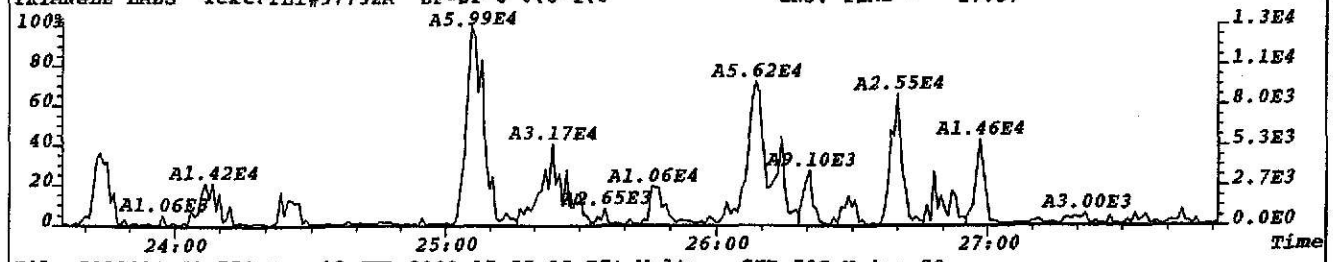

File:S023094 #1-758 Acq:12-JUL-2002 17:55:25 EI+ Voltage SIR 70S Noise:28
321.8936 F:2 BSUB(256,30,-3.0) PKD(7,5,3,0.05%,112.0,1.00%,F,T) Exp:NDB5US
TRIANGLE LABS Text:TLI#57752A DF-DP-3 0.5-1.0 INJ. TIME = 17:57

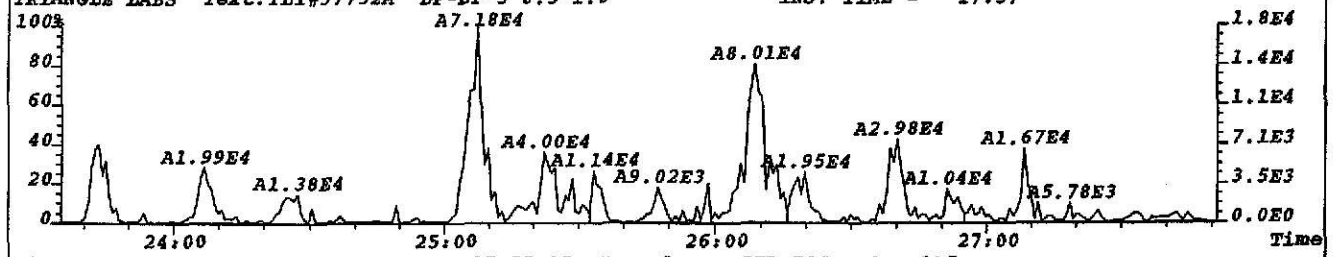

File:S023094 #1-758 Acq:12-JUL-2002 17:55:25 EI+ Voltage SIR 70S Noise:115
331.9368 F:2 BSUB(256,30,-3.0) PKD(7,5,3,0.05%,460.0,1.00%,F,T) Exp:NDB5US
TRIANGLE LABS Text:TLI#57752A DF-DP-3 0.5-1.0 INJ. TIME = 17:57

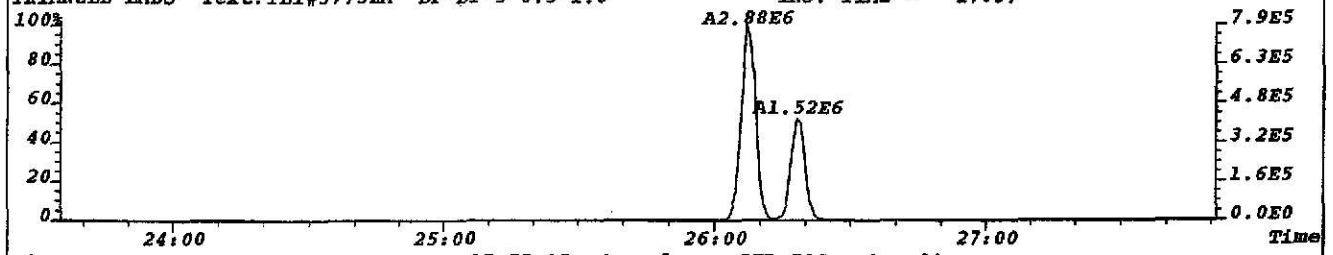

File:S023094 #1-758 Acq:12-JUL-2002 17:55:25 EI+ Voltage SIR 70S Noise:30
333.9338 F:2 BSUB(256,30,-3.0) PKD(7,5,3,0.05%,120.0,1.00%,F,T) Exp:NDB5US
TRIANGLE LABS Text:TLI#57752A DF-DP-3 0.5-1.0 INJ. TIME = 17:57

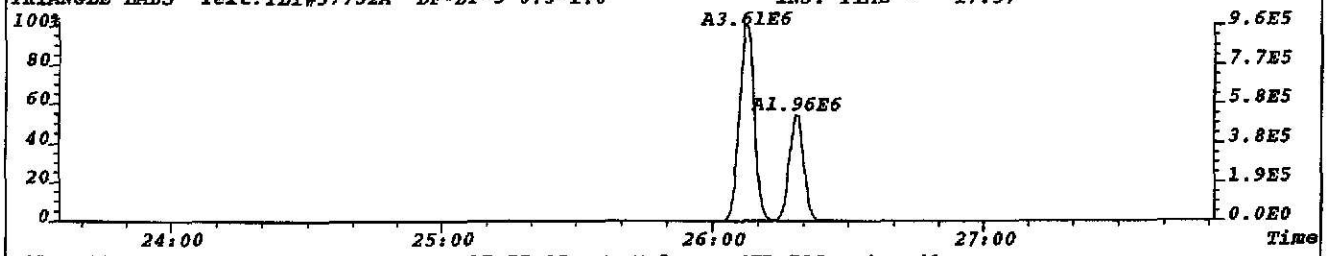

File:S023094 #1-758 Acq:12-JUL-2002 17:55:25 EI+ Voltage SIR 70S Noise:43
327.8847 F:2 BSUB(256,30,-3.0) PKD(7,5,3,0.05%,172.0,1.00%,F,T) Exp:NDB5US
TRIANGLE LABS Text:TLI#57752A DF-DP-3 0.5-1.0 INJ. TIME = 17:57

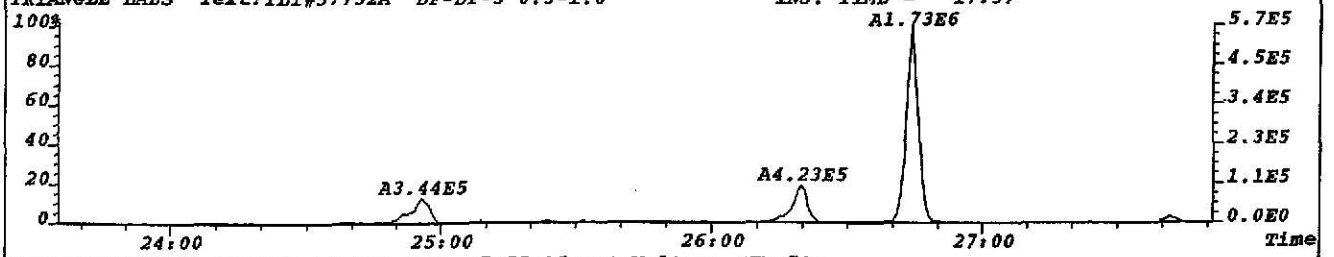

File:S023094 #1-758 Acq:12-JUL-2002 17:55:25 EI+ Voltage SIR 70S
330.9792 F:2 Exp:NDB5US
TRIANGLE LABS Text:TLI#57752A DF-DP-3 0.5-1.0 INJ. TIME = 17:57

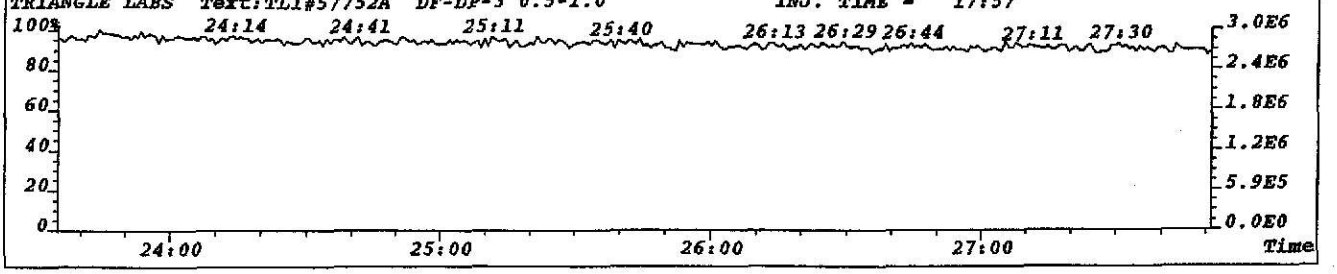

File:S023094 #1-758 Acq:12-JUL-2002 17:55:25 EI+ Voltage SIR 70S Noise:29
339.8597 F:2 BSUB(256,30,-3.0) PKD(7,5,3,0.05%,116.0,1.00%,F,T) Exp:NDB5US
TRIANGLE LABS Text:TLI#57752A DF-DP-3 0.5-1.0 INJ. TIME = 17:57

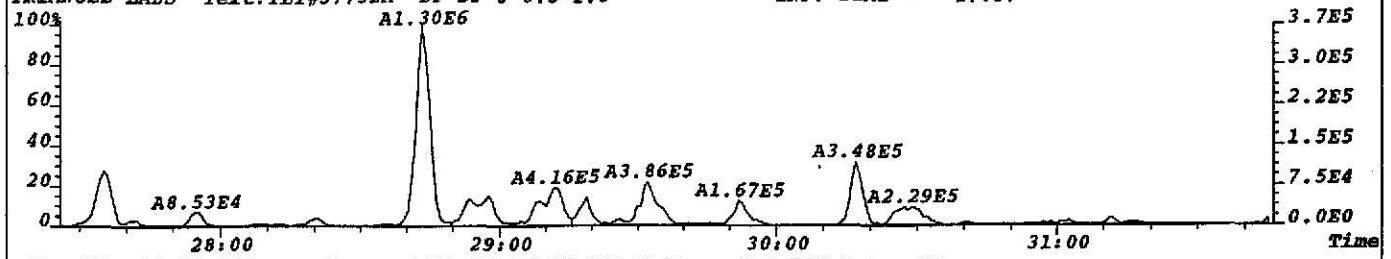

File:S023094 #1-758 Acq:12-JUL-2002 17:55:25 EI+ Voltage SIR 70S Noise:28
341.8567 F:2 BSUB(256,30,-3.0) PKD(7,5,3,0.05%,112.0,1.00%,F,T) Exp:NDB5US
TRIANGLE LABS Text:TLI#57752A DF-DP-3 0.5-1.0 INJ. TIME = 17:57

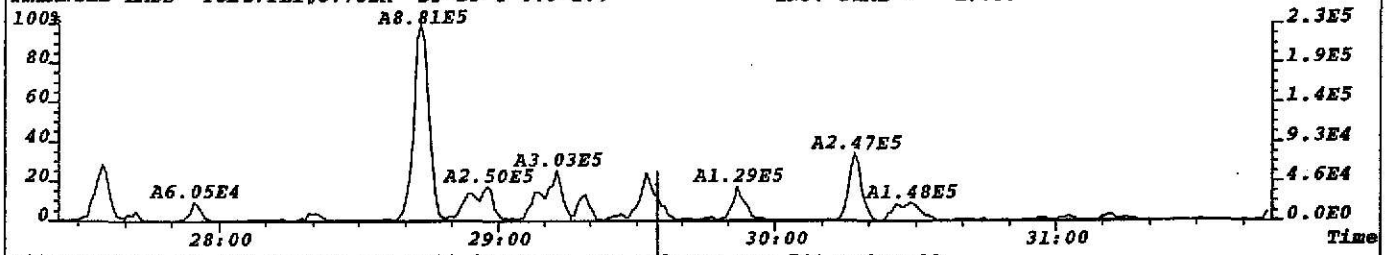

File:S023094 #1-758 Acq:12-JUL-2002 17:55:25 EI+ Voltage SIR 70S Noise:33
351.9000 F:2 BSUB(256,30,-3.0) PKD(7,5,3,0.05%,132.0,1.00%,F,T) Exp:NDB5US
TRIANGLE LABS Text:TLI#57752A DF-DP-3 0.5-1.0 INJ. TIME = 17:57

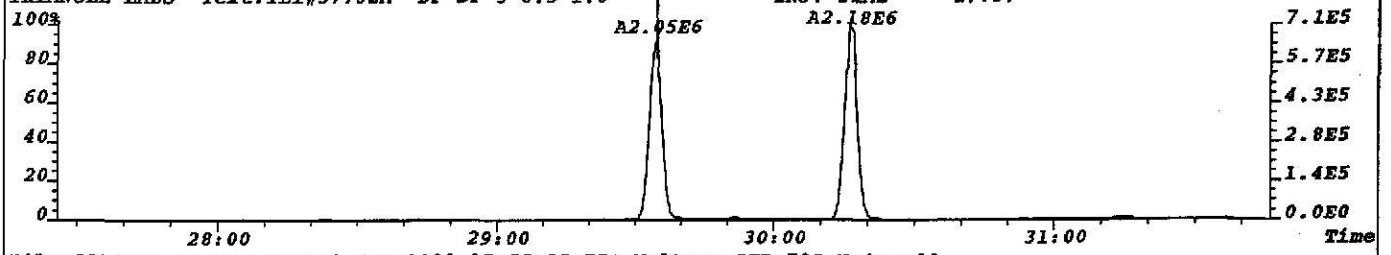

File:S023094 #1-758 Acq:12-JUL-2002 17:55:25 EI+ Voltage SIR 70S Noise:28
353.8970 F:2 BSUB(256,30,-3.0) PKD(7,5,3,0.05%,112.0,1.00%,F,T) Exp:NDB5US
TRIANGLE LABS Text:TLI#57752A DF-DP-3 0.5-1.0 INJ. TIME = 17:57

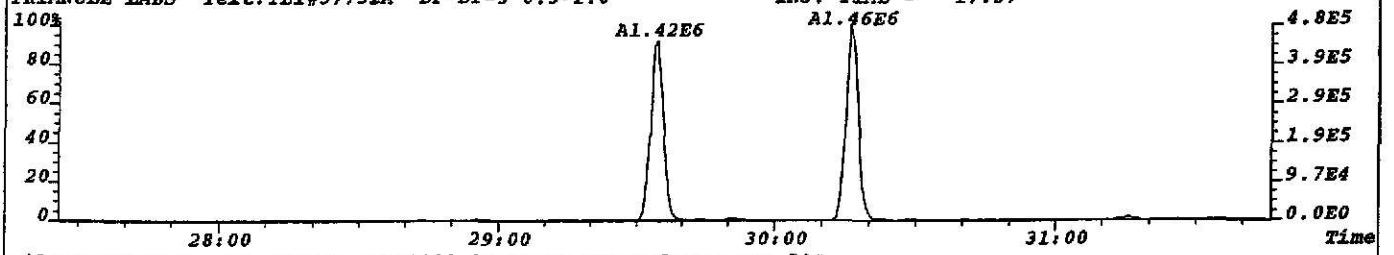

File:S023094 #1-758 Acq:12-JUL-2002 17:55:25 EI+ Voltage SIR 70S
330.9792 F:2 Exp:NDB5US
TRIANGLE LABS Text:TLI#57752A DF-DP-3 0.5-1.0 INJ. TIME = 17:57

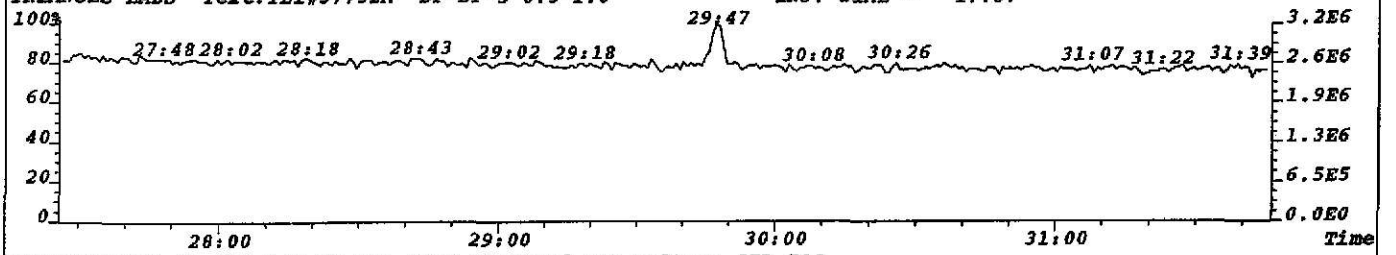

File:S023094 #1-758 Acq:12-JUL-2002 17:55:25 EI+ Voltage SIR 70S
409.7974 F:2 Exp:NDB5US
TRIANGLE LABS Text:TLI#57752A DF-DP-3 0.5-1.0 INJ. TIME = 17:57

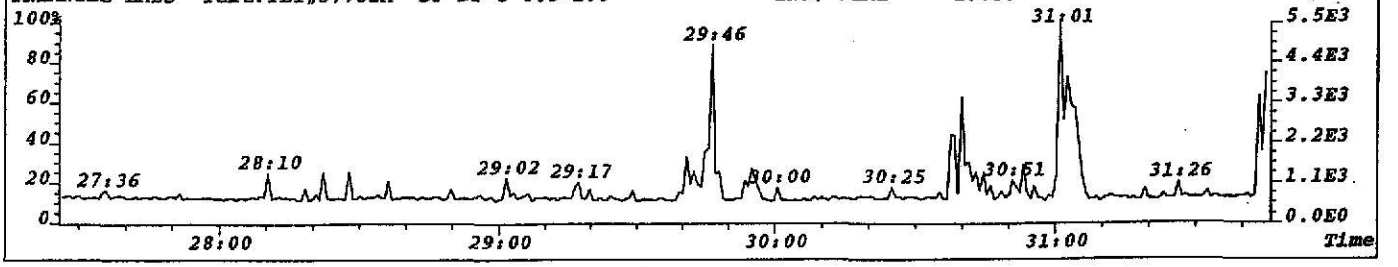

File:S023094 #1-758 Acq:12-JUL-2002 17:55:25 EI+ Voltage SIR 70S Noise:29
355.8546 F:2 BSUB(256,30,-3.0) PKD(7,5,3,0.05%,116.0,1.00%,F,T) Exp:NDB5US
TRIANGLE LABS Text:TLI#57752A DF-DP-3 0.5-1.0 INJ. TIME = 17:57

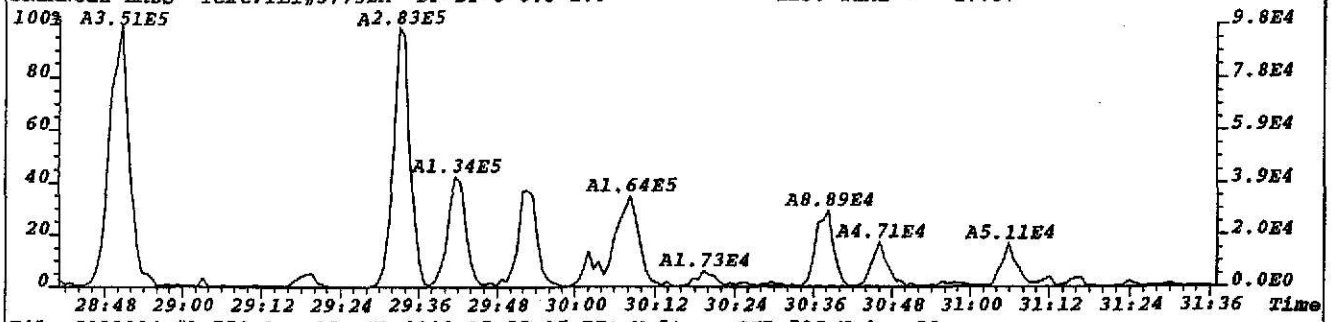

File:S023094 #1-758 Acq:12-JUL-2002 17:55:25 EI+ Voltage SIR 70S Noise:30
357.8516 F:2 BSUB(256,30,-3.0) PKD(7,5,3,0.05%,120.0,1.00%,F,T) Exp:NDB5US
TRIANGLE LABS Text:TLI#57752A DF-DP-3 0.5-1.0 INJ. TIME = 17:57

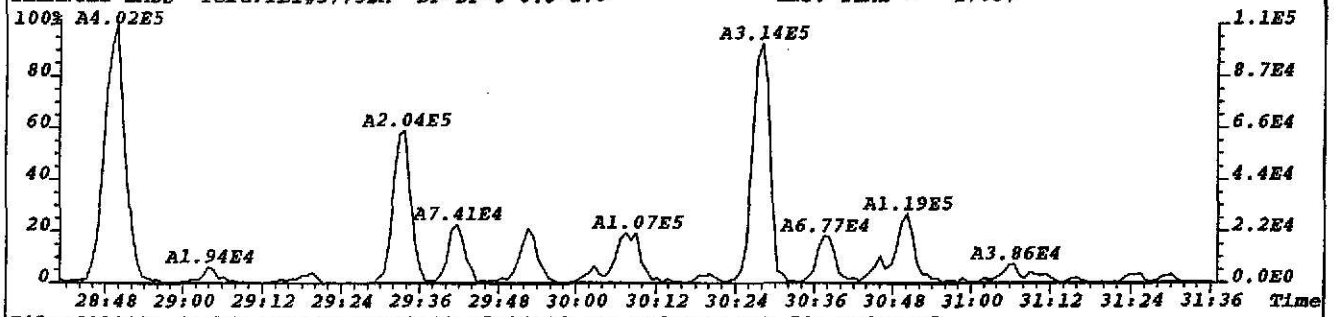

File:S023094 #1-758 Acq:12-JUL-2002 17:55:25 EI+ Voltage SIR 70S Noise:27
367.8949 F:2 BSUB(256,30,-3.0) PKD(7,5,3,0.05%,108.0,1.00%,F,T) Exp:NDB5US
TRIANGLE LABS Text:TLI#57752A DF-DP-3 0.5-1.0 INJ. TIME = 17:57

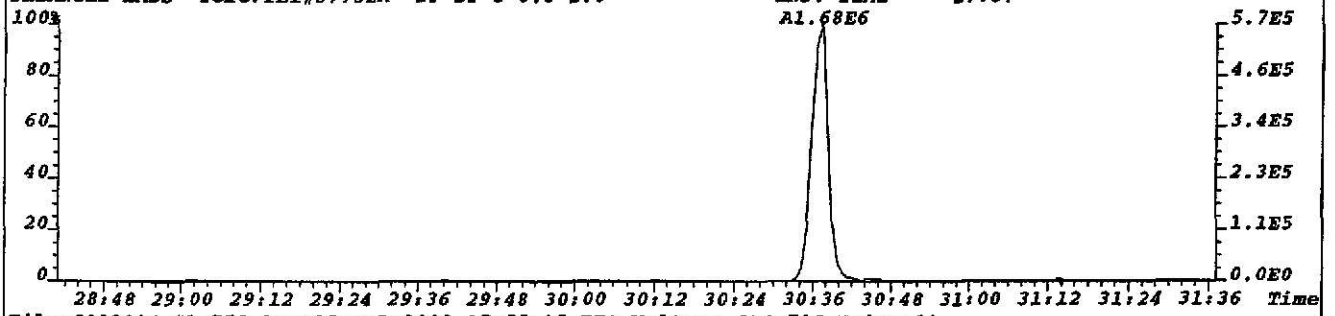

File:S023094 #1-758 Acq:12-JUL-2002 17:55:25 EI+ Voltage SIR 70S Noise:30
369.8919 F:2 BSUB(256,30,-3.0) PKD(7,5,3,0.05%,120.0,1.00%,F,T) Exp:NDB5US
TRIANGLE LABS Text:TLI#57752A DF-DP-3 0.5-1.0 INJ. TIME = 17:57

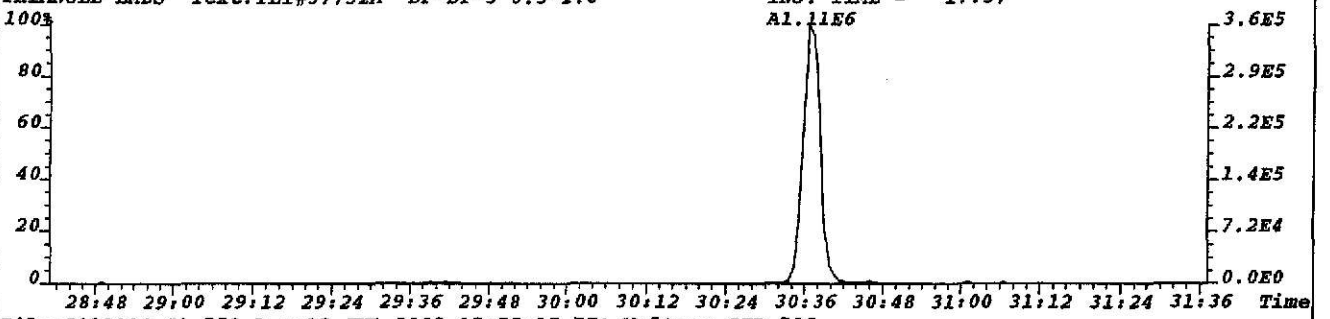

File:S023094 #1-758 Acq:12-JUL-2002 17:55:25 EI+ Voltage SIR 70S
330.9792 F:2 Exp:NDB5US
TRIANGLE LABS Text:TLI#57752A DF-DP-3 0.5-1.0 INJ. TIME = 17:57

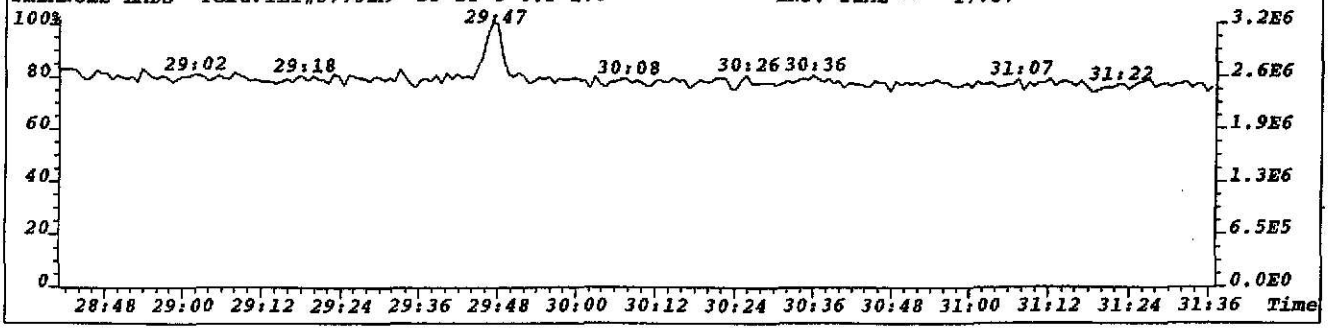

File:S023094 #1-455 Acq:12-JUL-2002 17:55:25 EI+ Voltage SIR 70S Noise:223
373.8208 F:3 BSUB(256,30,-3.0) PKD(7,5,3,0.05%,892.0,1.00%,F,T) Exp:NDB5US
TRIANGLE LABS Text:TLI#57752A DF-DP-3 0.5-1.0 INJ. TIME = 17:57

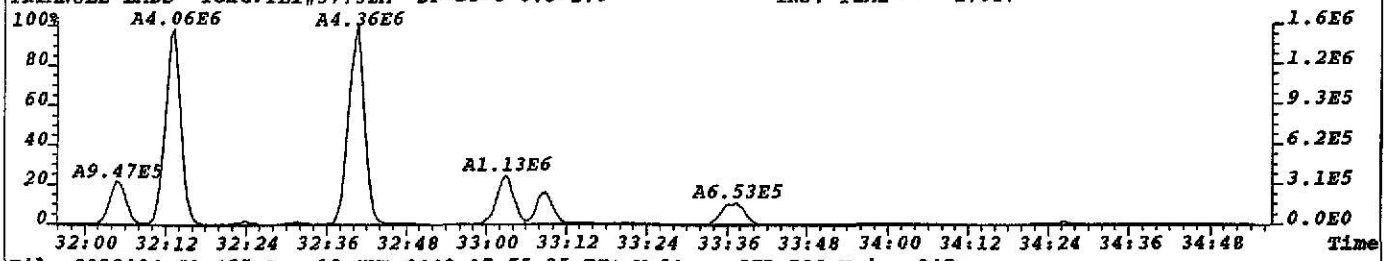

File:S023094 #1-455 Acq:12-JUL-2002 17:55:25 EI+ Voltage SIR 70S Noise:245
375.8178 F:3 BSUB(256,30,-3.0) PKD(7,5,3,0.05%,980.0,1.00%,F,T) Exp:NDB5US
TRIANGLE LABS Text:TLI#57752A DF-DP-3 0.5-1.0 INJ. TIME = 17:57

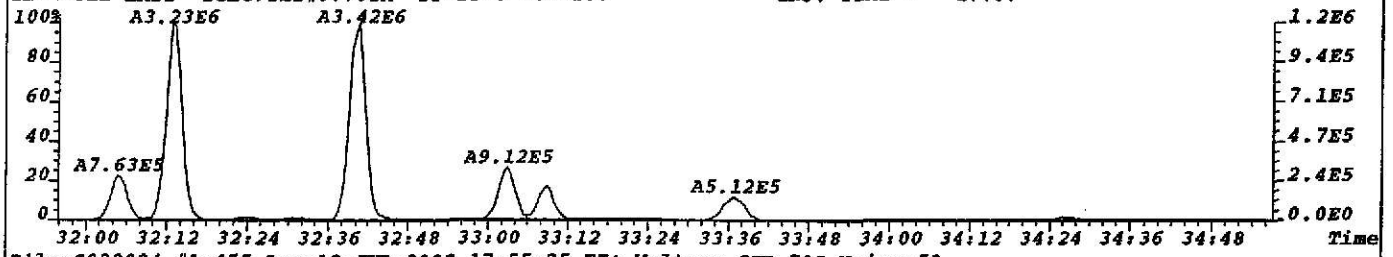

File:S023094 #1-455 Acq:12-JUL-2002 17:55:25 EI+ Voltage SIR 70S Noise:50
383.8639 F:3 BSUB(256,30,-3.0) PKD(7,5,3,0.05%,200.0,1.00%,F,T) Exp:NDB5US
TRIANGLE LABS Text:TLI#57752A DF-DP-3 0.5-1.0 INJ. TIME = 17:57

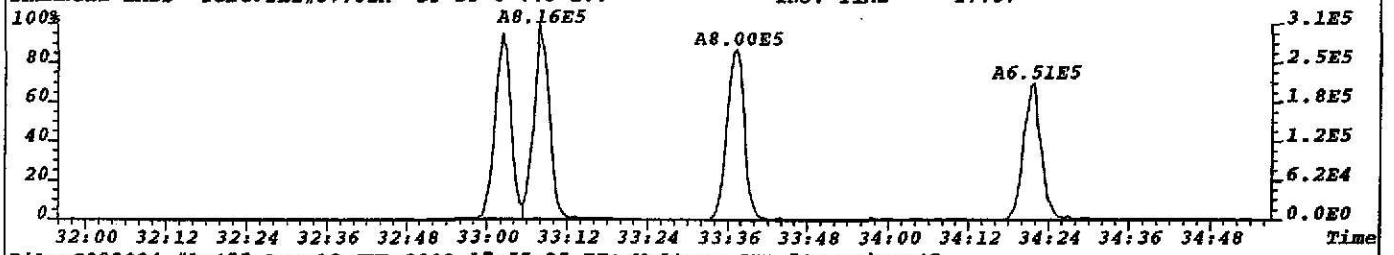

File:S023094 #1-455 Acq:12-JUL-2002 17:55:25 EI+ Voltage SIR 70S Noise:45
385.8610 F:3 BSUB(256,30,-3.0) PKD(7,5,3,0.05%,180.0,1.00%,F,T) Exp:NDB5US
TRIANGLE LABS Text:TLI#57752A DF-DP-3 0.5-1.0 INJ. TIME = 17:57

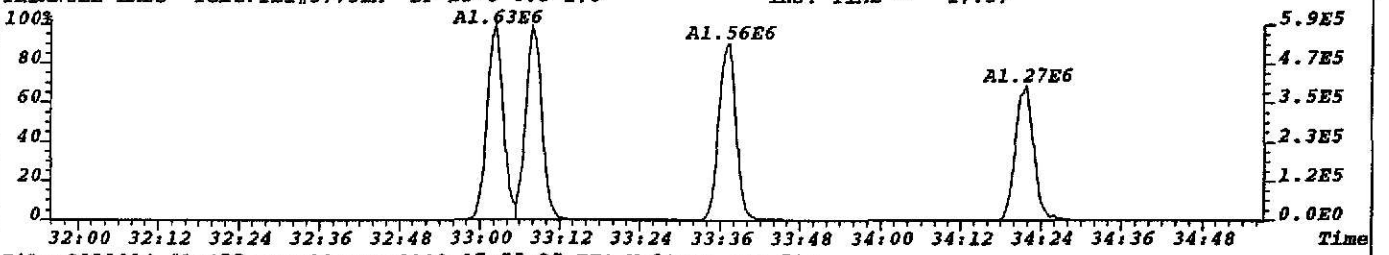

File:S023094 #1-455 Acq:12-JUL-2002 17:55:25 EI+ Voltage SIR 70S
392.9760 F:3 Exp:NDB5US
TRIANGLE LABS Text:TLI#57752A DF-DP-3 0.5-1.0 INJ. TIME = 17:57

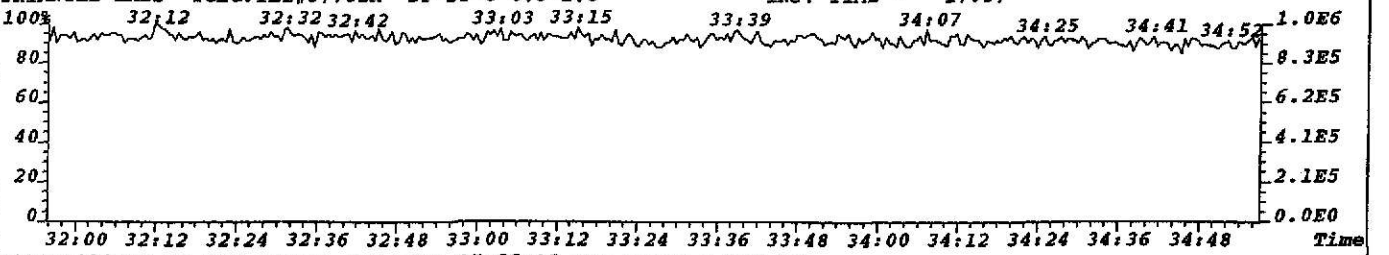

File:S023094 #1-455 Acq:12-JUL-2002 17:55:25 EI+ Voltage SIR 70S
445.7555 F:3 Exp:NDB5US
TRIANGLE LABS Text:TLI#57752A DF-DP-3 0.5-1.0 INJ. TIME = 17:57

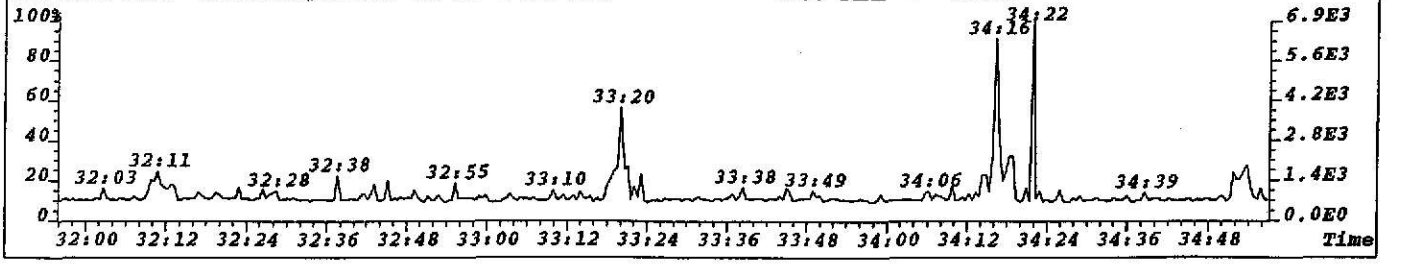

File:S023094 #1-455 Acq:12-JUL-2002 17:55:25 EI+ Voltage SIR 70S Noise:265
389.8156 F:3 BSUB(256,30,-3.0) PKD(7,5,3,0.05%,1060.0,1.00%,F,T) Exp:NDB5US
TRIANGLE LABS Text:TLI#57752A DF-DP-3 0.5-1.0 INJ. TIME = 17:57

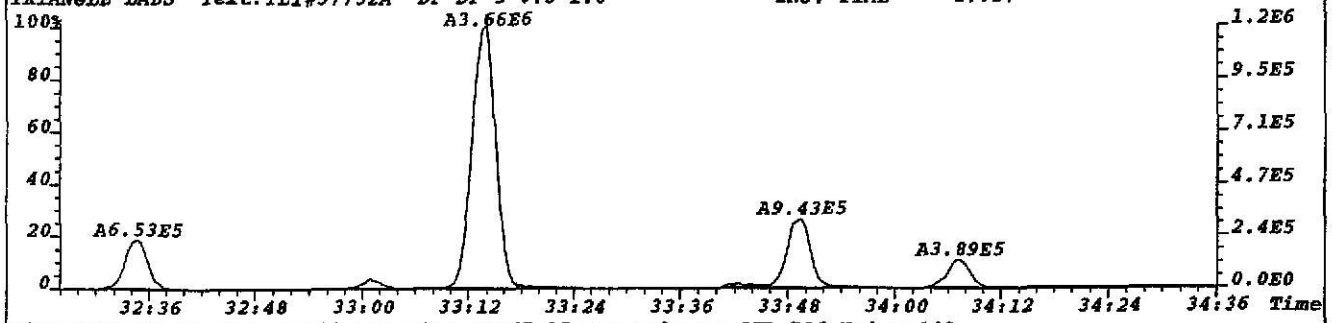

File:S023094 #1-455 Acq:12-JUL-2002 17:55:25 EI+ Voltage SIR 70S Noise:149
391.8127 F:3 BSUB(256,30,-3.0) PKD(7,5,3,0.05%,596.0,1.00%,F,T) Exp:NDB5US
TRIANGLE LABS Text:TLI#57752A DF-DP-3 0.5-1.0 INJ. TIME = 17:57

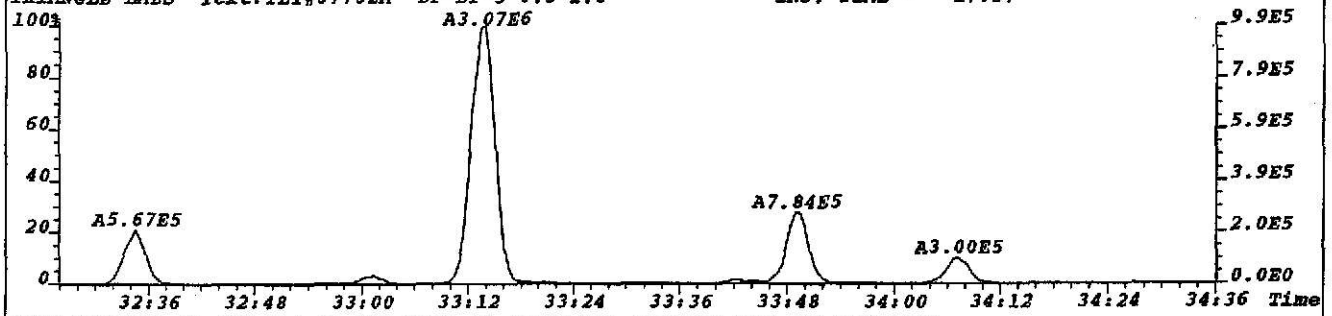

File:S023094 #1-455 Acq:12-JUL-2002 17:55:25 EI+ Voltage SIR 70S Noise:69
401.8558 F:3 BSUB(256,30,-3.0) PKD(7,5,3,0.05%,276.0,1.00%,F,T) Exp:NDB5US
TRIANGLE LABS Text:TLI#57752A DF-DP-3 0.5-1.0 INJ. TIME = 17:57

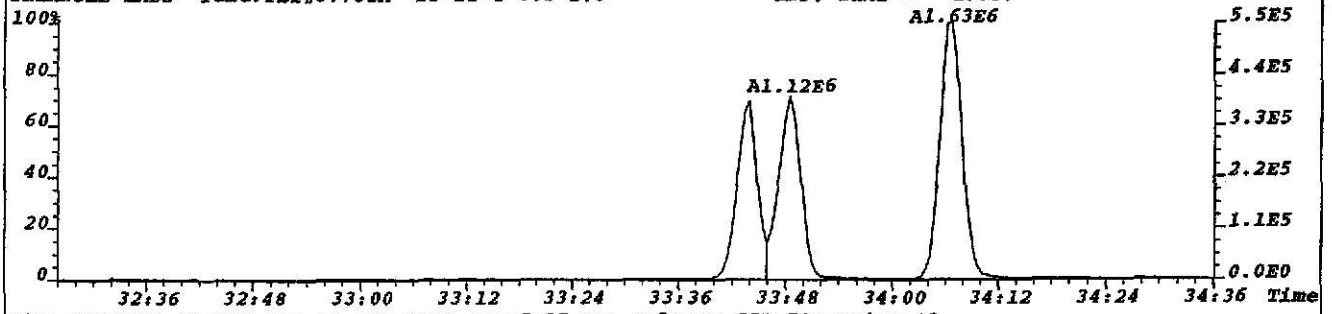

File:S023094 #1-455 Acq:12-JUL-2002 17:55:25 EI+ Voltage SIR 70S Noise:28
403.8529 F:3 BSUB(256,30,-3.0) PKD(7,5,3,0.05%,112.0,1.00%,F,T) Exp:NDB5US
TRIANGLE LABS Text:TLI#57752A DF-DP-3 0.5-1.0 INJ. TIME = 17:57

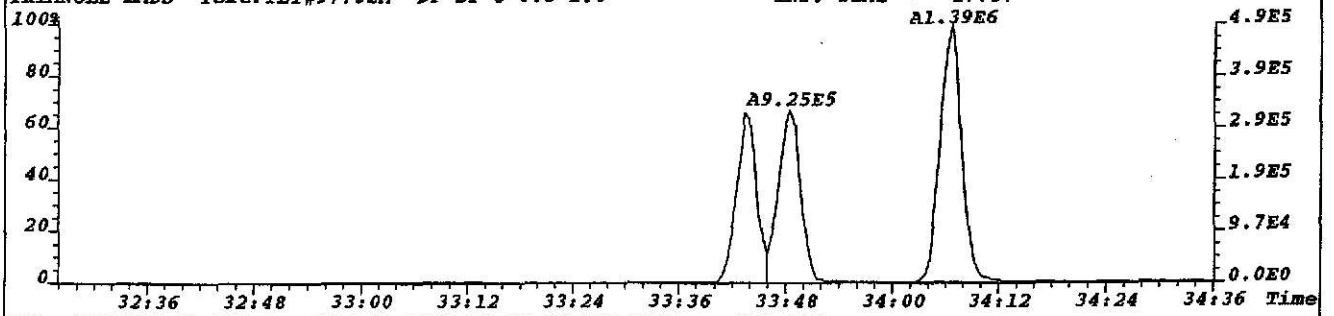

File:S023094 #1-455 Acq:12-JUL-2002 17:55:25 EI+ Voltage SIR 70S
392.9760 F:3 Exp:NDB5US
TRIANGLE LABS Text:TLI#57752A DF-DP-3 0.5-1.0 INJ. TIME = 17:57

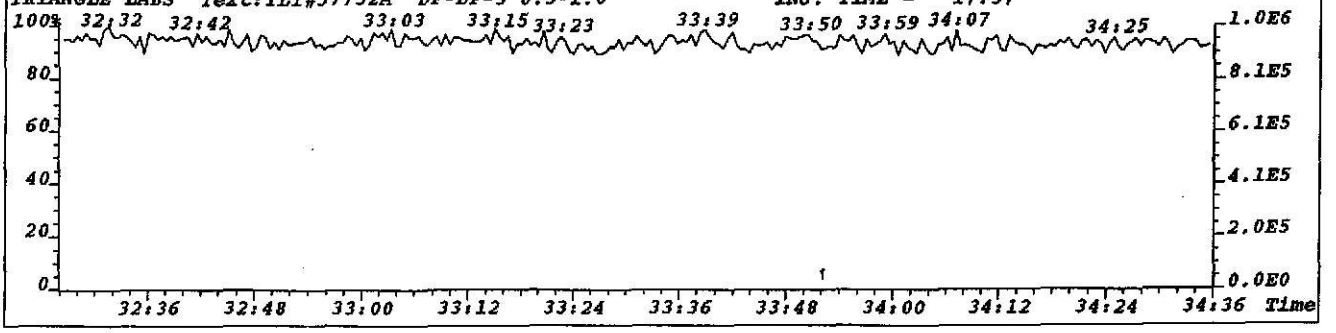

File:S023094 #1-734 Acq:12-JUL-2002 17:55:25 EI+ Voltage SIR 70S Noise:205
407.7818 F:4 BSUB(256,30,-3.0) PKD(7,5,3,0.05%,820.0,1.00%,F,T) Exp:NDB5US
TRIANGLE LABS Text:TLI#57752A DF-DP-3 0.5-1.0 INJ. TIME = 17:57

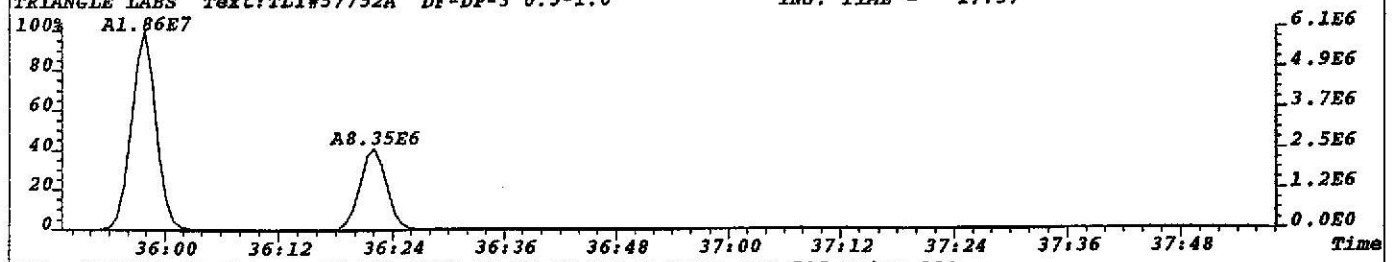

File:S023094 #1-734 Acq:12-JUL-2002 17:55:25 EI+ Voltage SIR 70S Noise:130
409.7789 F:4 BSUB(256,30,-3.0) PKD(7,5,3,0.05%,520.0,1.00%,F,T) Exp:NDB5US
TRIANGLE LABS Text:TLI#57752A DF-DP-3 0.5-1.0 INJ. TIME = 17:57

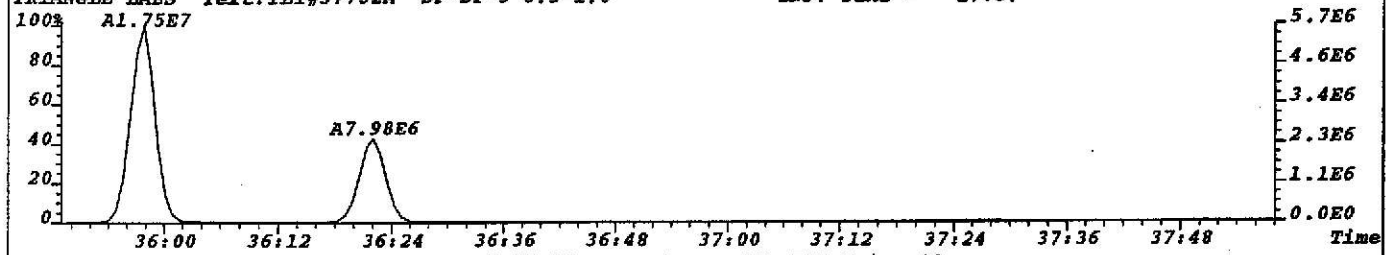

File:S023094 #1-734 Acq:12-JUL-2002 17:55:25 EI+ Voltage SIR 70S Noise:39
417.8253 F:4 BSUB(256,30,-3.0) PKD(7,5,3,0.05%,156.0,1.00%,F,T) Exp:NDB5US
TRIANGLE LABS Text:TLI#57752A DF-DP-3 0.5-1.0 INJ. TIME = 17:57

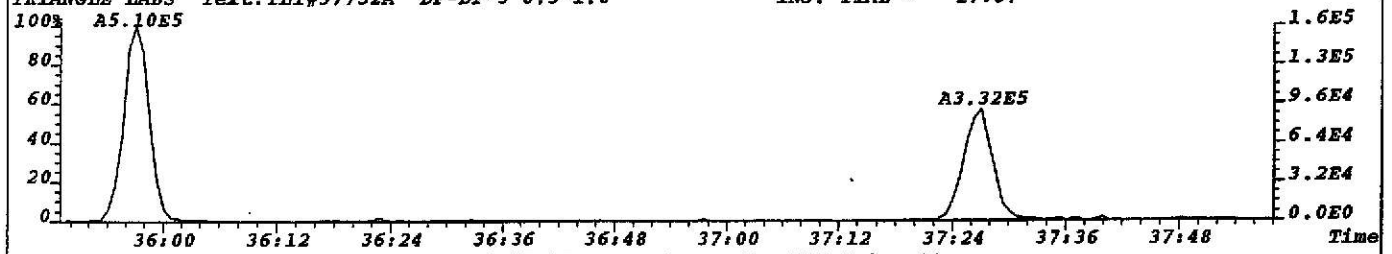

File:S023094 #1-734 Acq:12-JUL-2002 17:55:25 EI+ Voltage SIR 70S Noise:32
419.8220 F:4 BSUB(256,30,-3.0) PKD(7,5,3,0.05%,128.0,1.00%,F,T) Exp:NDB5US
TRIANGLE LABS Text:TLI#57752A DF-DP-3 0.5-1.0 INJ. TIME = 17:57

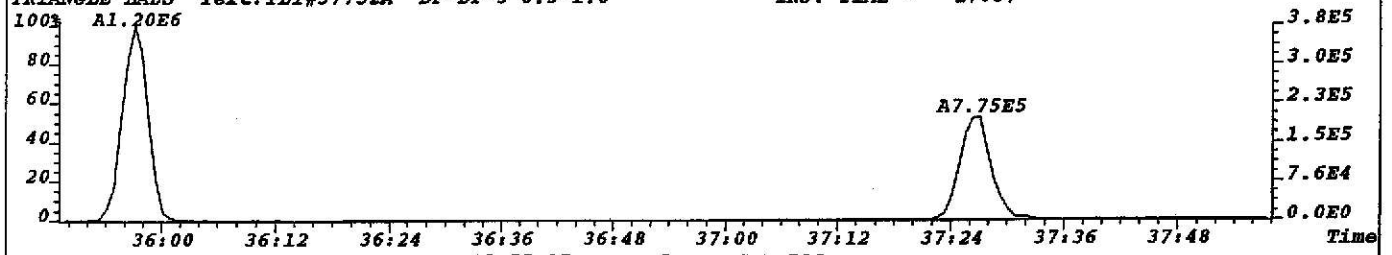

File:S023094 #1-734 Acq:12-JUL-2002 17:55:25 EI+ Voltage SIR 70S
430.9729 F:4 Exp:NDB5US
TRIANGLE LABS Text:TLI#57752A DF-DP-3 0.5-1.0 INJ. TIME = 17:57

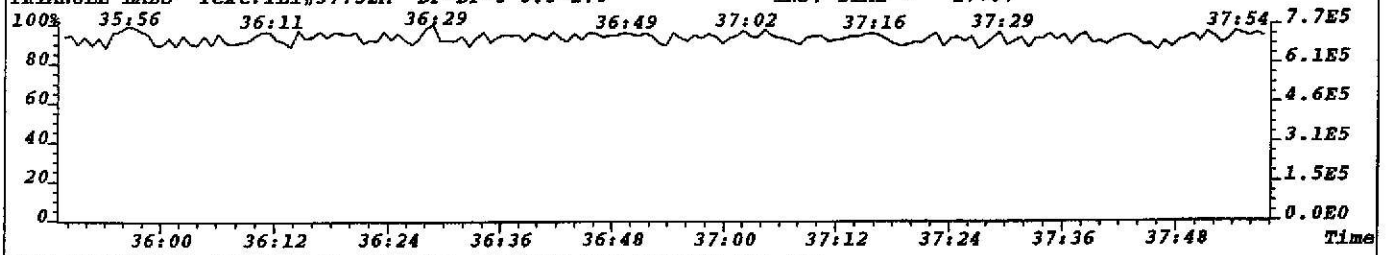

File:S023094 #1-734 Acq:12-JUL-2002 17:55:25 EI+ Voltage SIR 70S
479.7165 F:4 Exp:NDB5US
TRIANGLE LABS Text:TLI#57752A DF-DP-3 0.5-1.0 INJ. TIME = 17:57

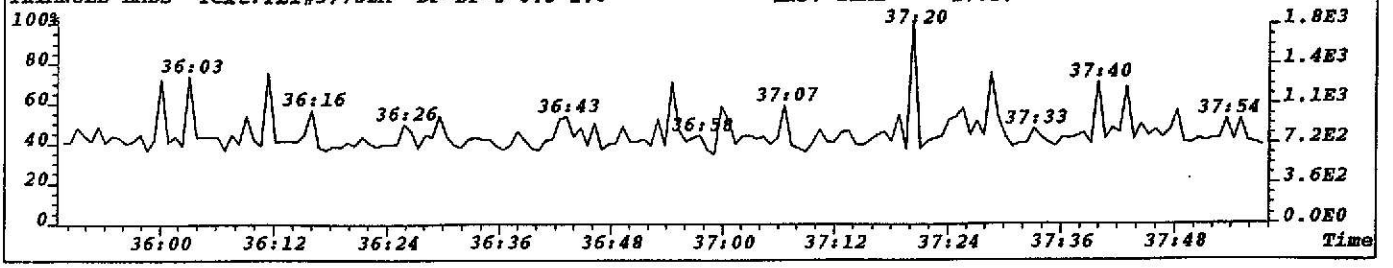

File:S023094 #1-734 Acq:12-JUL-2002 17:55:25 EI+ Voltage SIR 70S Noise:110
423.7766 F:4 BSUB(256,30,-3.0) PKD(7,5,3,0.05%,440.0,1.00%,F,T) Exp:NDB5US
TRIANGLE LABS Text:TLI#57752A DF-DP-3 0.5-1.0 INJ. TIME = 17:57

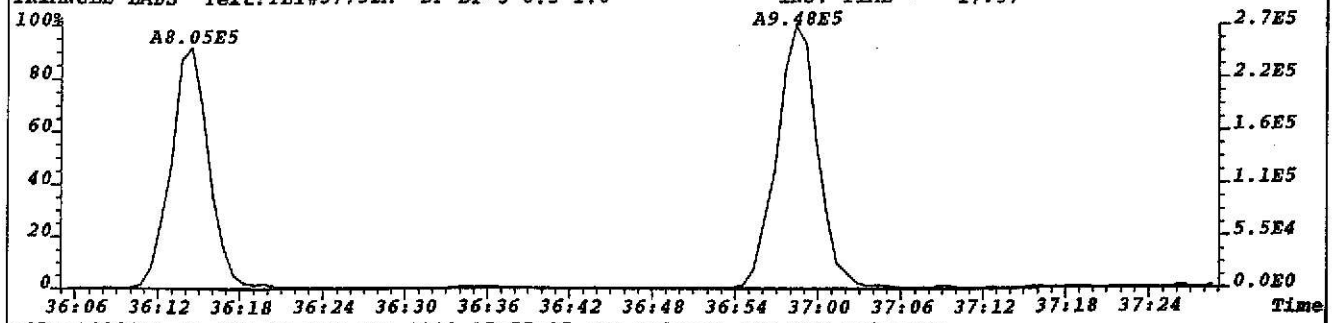

File:S023094 #1-734 Acq:12-JUL-2002 17:55:25 EI+ Voltage SIR 70S Noise:68
425.7737 F:4 BSUB(256,30,-3.0) PKD(7,5,3,0.05%,272.0,1.00%,F,T) Exp:NDB5US
TRIANGLE LABS Text:TLI#57752A DF-DP-3 0.5-1.0 INJ. TIME = 17:57

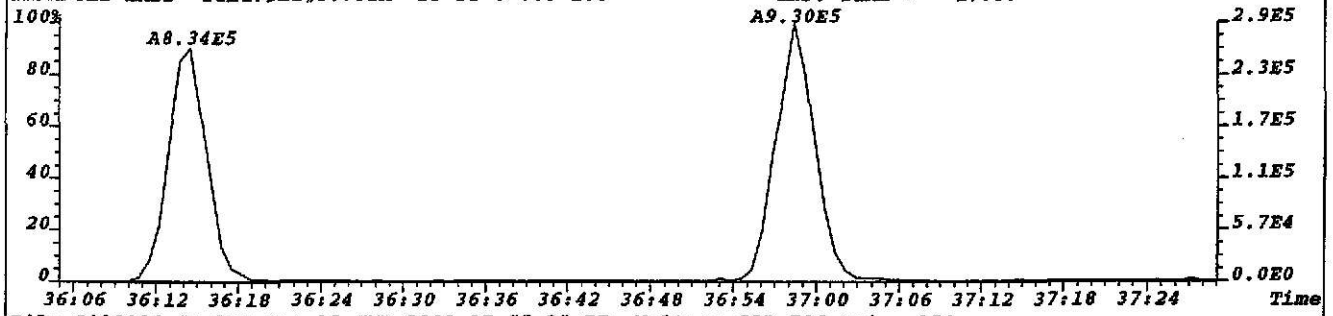

File:S023094 #1-734 Acq:12-JUL-2002 17:55:25 EI+ Voltage SIR 70S Noise:154
435.8169 F:4 BSUB(256,30,-3.0) PKD(7,5,3,0.05%,616.0,1.00%,F,T) Exp:NDB5US
TRIANGLE LABS Text:TLI#57752A DF-DP-3 0.5-1.0 INJ. TIME = 17:57

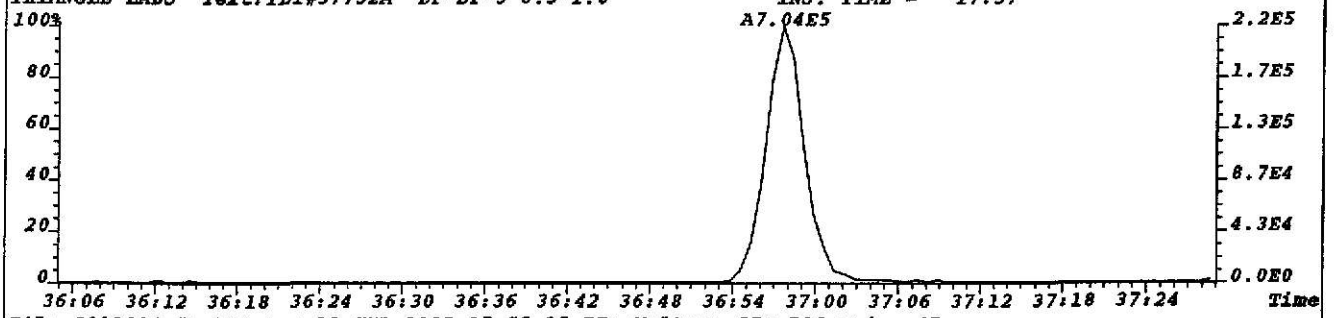

File:S023094 #1-734 Acq:12-JUL-2002 17:55:25 EI+ Voltage SIR 70S Noise:45
437.8140 F:4 BSUB(256,30,-3.0) PKD(7,5,3,0.05%,180.0,1.00%,F,T) Exp:NDB5US
TRIANGLE LABS Text:TLI#57752A DF-DP-3 0.5-1.0 INJ. TIME = 17:57

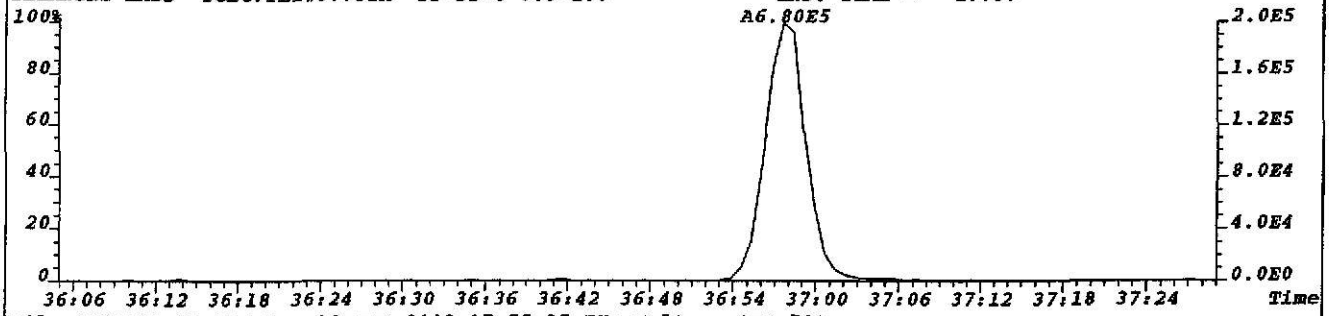

File:S023094 #1-734 Acq:12-JUL-2002 17:55:25 EI+ Voltage SIR 70S
430.9729 F:4 Exp:NDB5US
TRIANGLE LABS Text:TLI#57752A DF-DP-3 0.5-1.0 INJ. TIME = 17:57

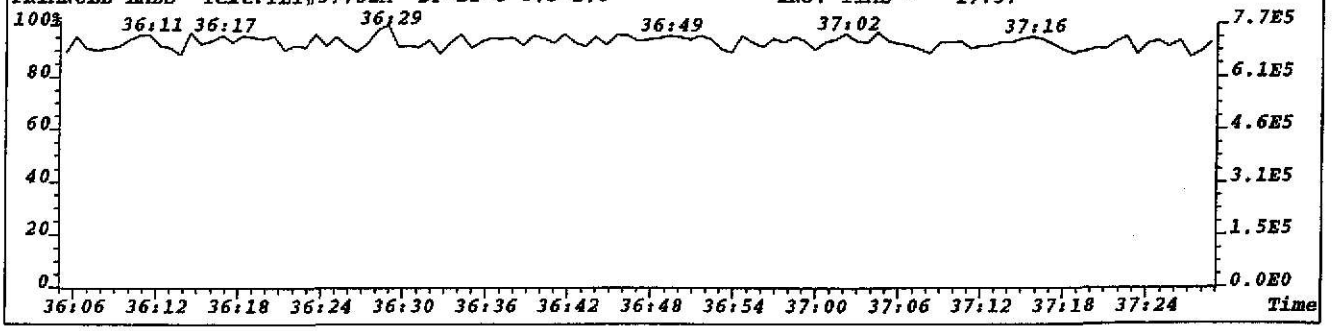

File:S023094 #1-734 Acq:12-JUL-2002 17:55:25 EI+ Voltage SIR 70S Noise:31
441.7428 F:4 BSUB(256,30,-3.0) PKD(7,5,3,0.05%,124.0,1.00%,F,T) Exp:NDB5US
TRIANGLE LABS Text:TLI#57752A DF-DP-3 0.5-1.0 INJ. TIME = 17:57

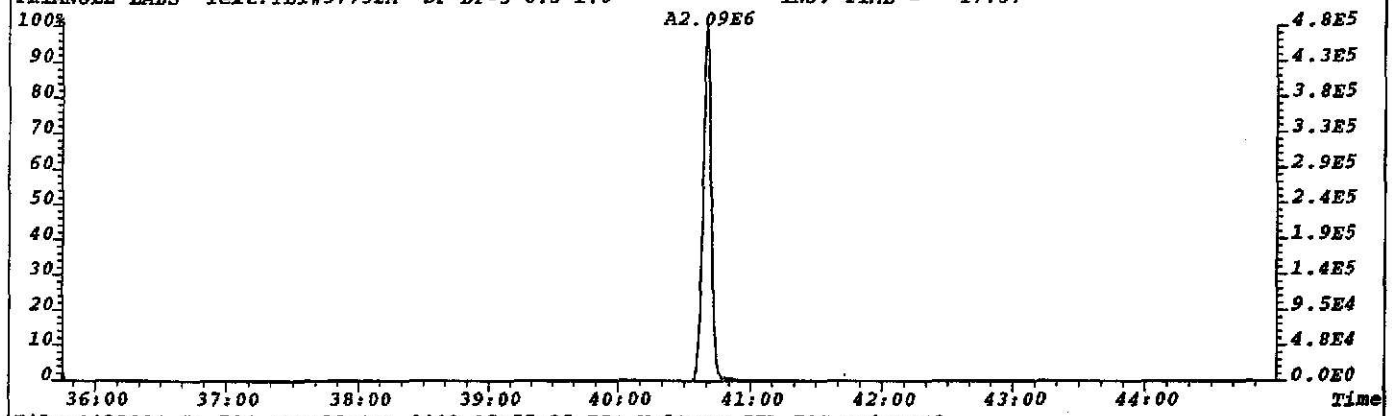

File:S023094 #1-734 Acq:12-JUL-2002 17:55:25 EI+ Voltage SIR 70S Noise:42
443.7399 F:4 BSUB(256,30,-3.0) PKD(7,5,3,0.05%,168.0,1.00%,F,T) Exp:NDB5US
TRIANGLE LABS Text:TLI#57752A DF-DP-3 0.5-1.0 INJ. TIME = 17:57

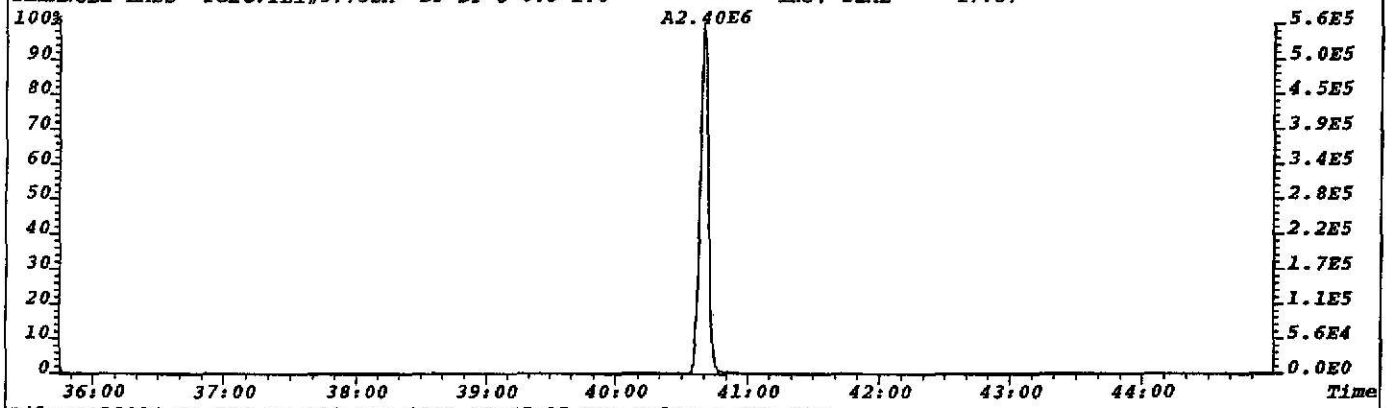

File:S023094 #1-734 Acq:12-JUL-2002 17:55:25 EI+ Voltage SIR 70S
430.9729 F:4 Exp:NDB5US
TRIANGLE LABS Text:TLI#57752A DF-DP-3 0.5-1.0 INJ. TIME = 17:57

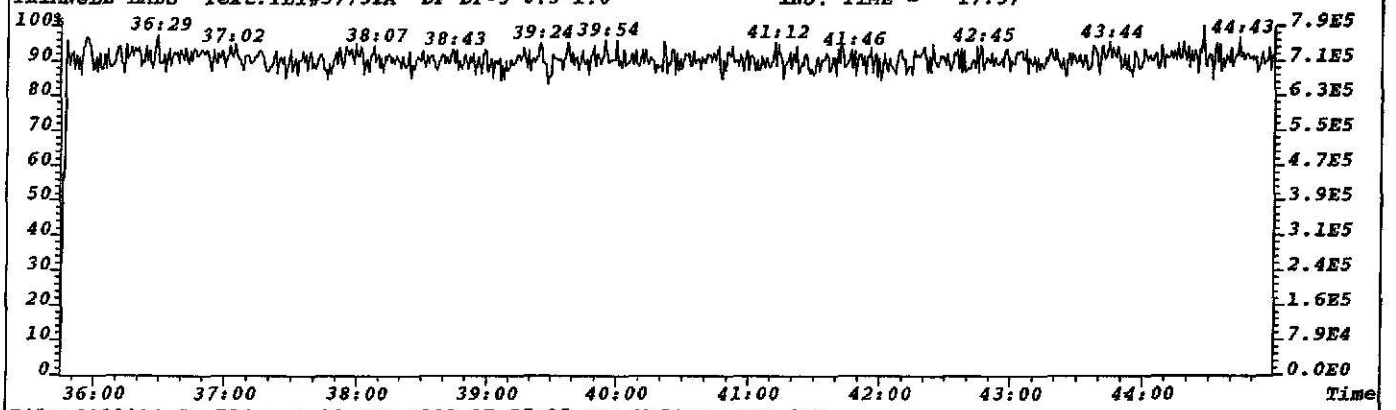

File:S023094 #1-734 Acq:12-JUL-2002 17:55:25 EI+ Voltage SIR 70S
513.6775 F:4 Exp:NDB5US
TRIANGLE LABS Text:TLI#57752A DF-DP-3 0.5-1.0 INJ. TIME = 17:57

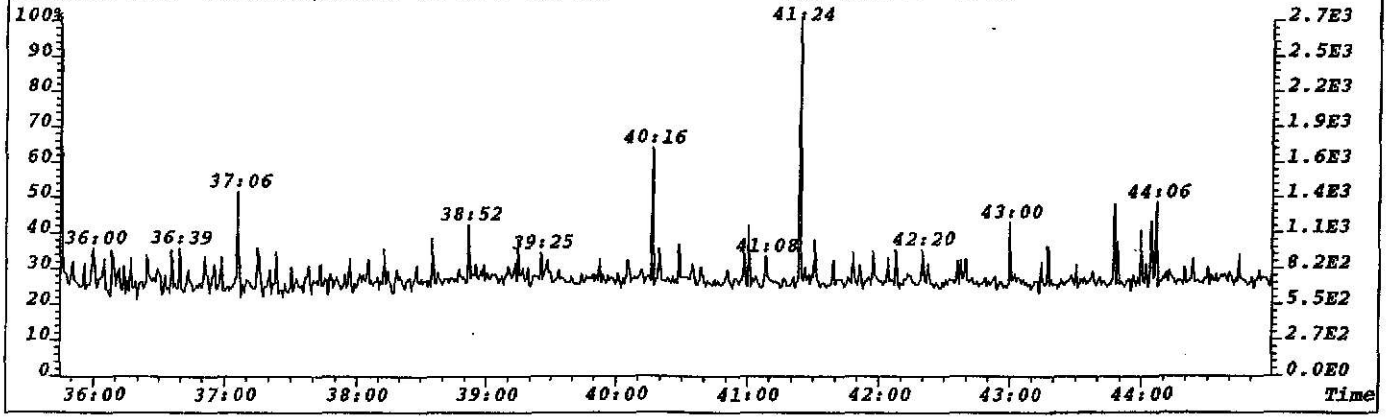

File:S023094 #1-734 Acq:12-JUL-2002 17:55:25 EI+ Voltage SIR 70S Noise:34
457.7377 F:4 BSUB(256,30,-3.0) PKD(7,5,3,0.05%,136.0,1.00%,F,T) Exp:NDB5US
TRIANGLE LABS Text:TLI#57752A DF-DP-3 0.5-1.0 INJ. TIME = 17:57

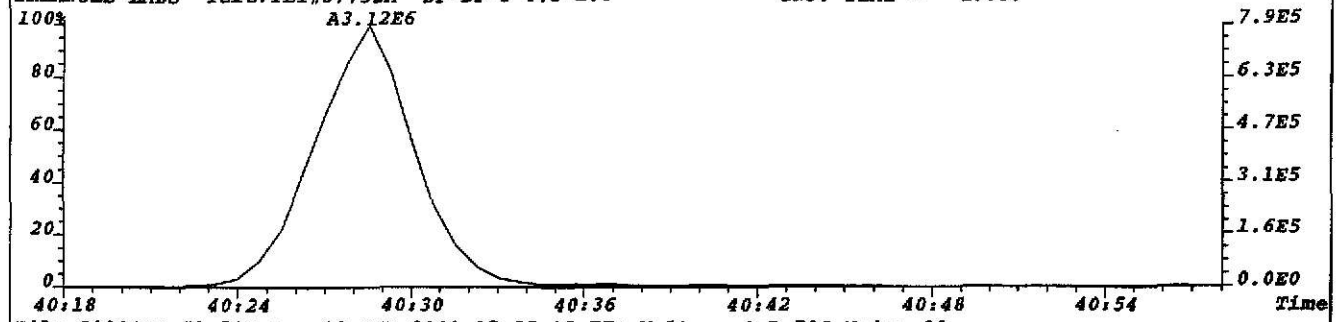

File:S023094 #1-734 Acq:12-JUL-2002 17:55:25 EI+ Voltage SIR 70S Noise:33
459.7348 F:4 BSUB(256,30,-3.0) PKD(7,5,3,0.05%,132.0,1.00%,F,T) Exp:NDB5US
TRIANGLE LABS Text:TLI#57752A DF-DP-3 0.5-1.0 INJ. TIME = 17:57

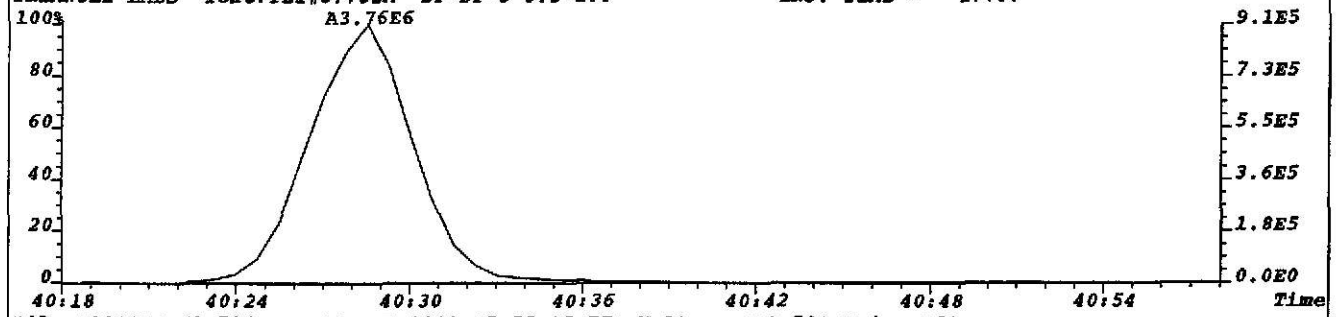

File:S023094 #1-734 Acq:12-JUL-2002 17:55:25 EI+ Voltage SIR 70S Noise:152
469.7779 F:4 BSUB(256,30,-3.0) PKD(7,5,3,0.05%,608.0,1.00%,F,T) Exp:NDB5US
TRIANGLE LABS Text:TLI#57752A DF-DP-3 0.5-1.0 INJ. TIME = 17:57

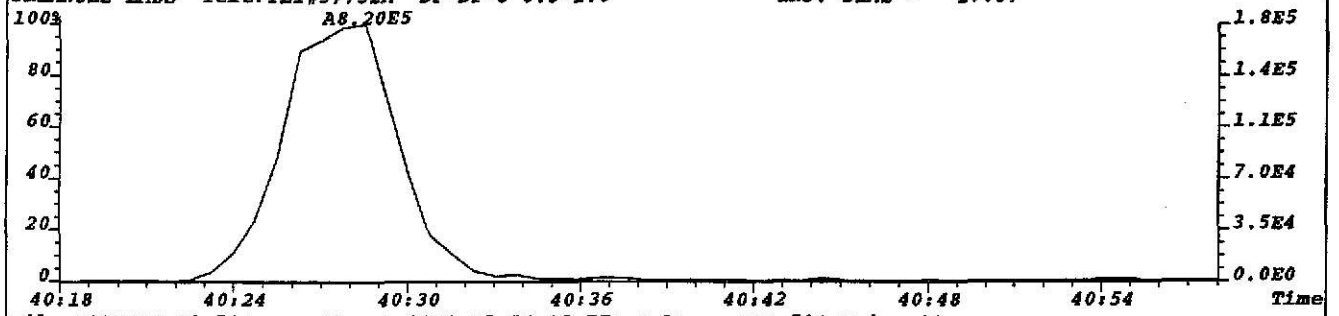

File:S023094 #1-734 Acq:12-JUL-2002 17:55:25 EI+ Voltage SIR 70S Noise:89
471.7750 F:4 BSUB(256,30,-3.0) PKD(7,5,3,0.05%,356.0,1.00%,F,T) Exp:NDB5US
TRIANGLE LABS Text:TLI#57752A DF-DP-3 0.5-1.0 INJ. TIME = 17:57

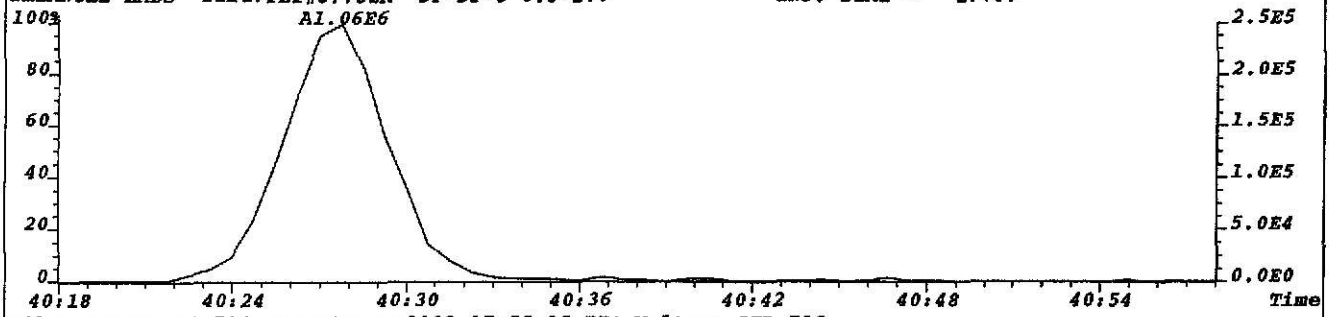

File:S023094 #1-734 Acq:12-JUL-2002 17:55:25 EI+ Voltage SIR 70S
430.9729 F:4 Exp:NDB5US
TRIANGLE LABS Text:TLI#57752A DF-DP-3 0.5-1.0 INJ. TIME = 17:57

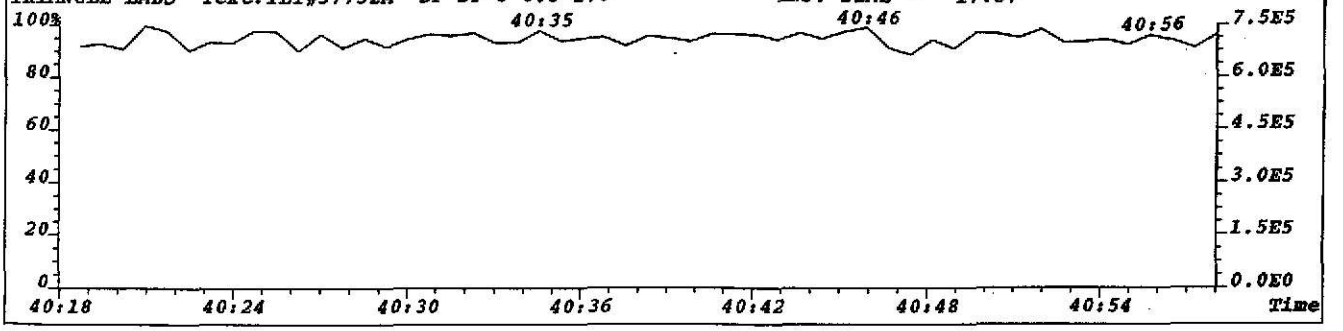

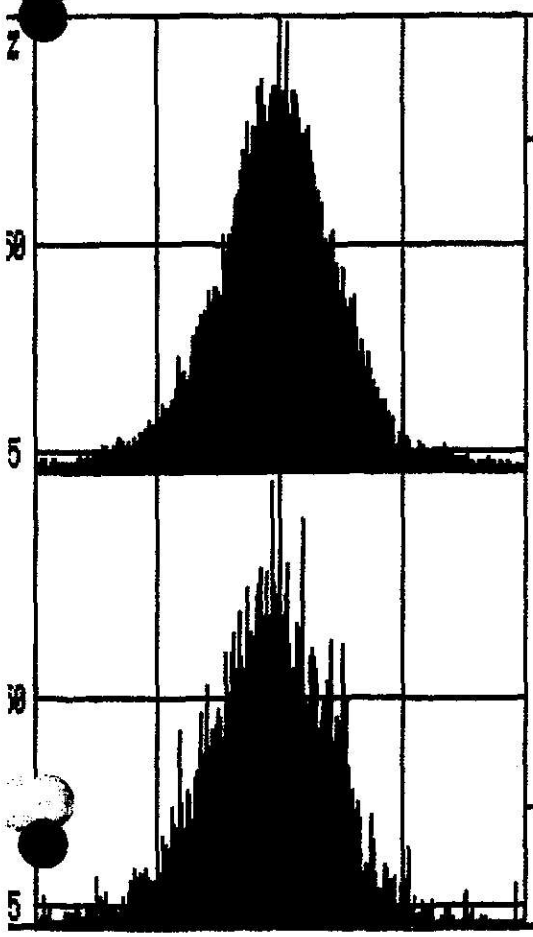

Channel I 330.9792 Peak top
Height 1.10 volts Span 200 ppm

System file name	NDBSUS
Data file name	A:S712021
Resolution	10000
Group number	2
Ionization mode	EI+
Switching	VOLTAGE
Ref. masses	292.9825, 416.9768

A	293	J	331	S	368
B	304	K	332	T	370
C	306	L	334	U	376
D	316	M	340	V	410
E	318	N	342		
F	320	O	352		
G	322	P	354		
H	328	Q	356		
I	331	R	358		

Ref. mass 416.9768 Peak top
Height .22 volts Span 200 ppm

File:S023094 #1-758 Acq:12-JUL-2002 17:55:25 EI+ Voltage SIR 70S
303.9016 F:2 Exp:NDB5US
Sample Text:TLI#57752A DF-DP-3 0.5-1.0 INJ. TIME = 17:57 File Text:TLI#57752A D»

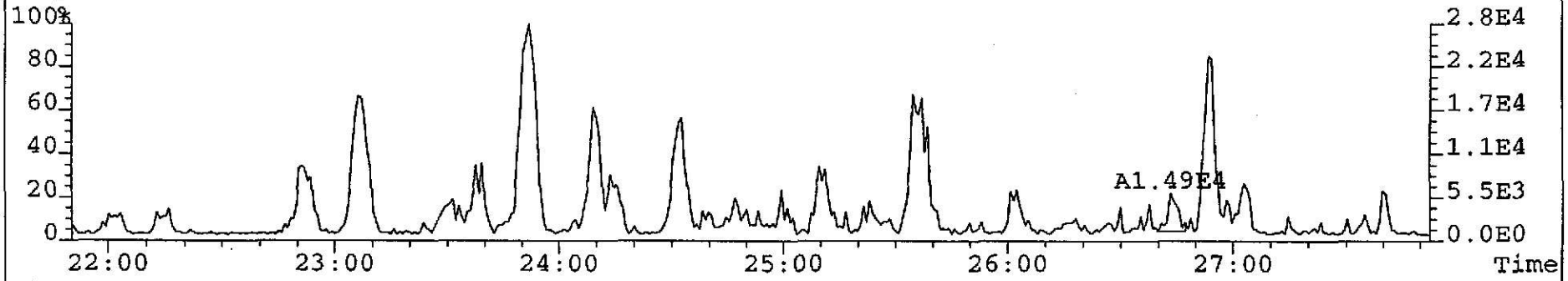

File:S023094 #1-758 Acq:12-JUL-2002 17:55:25 EI+ Voltage SIR 70S
305.8987 F:2 Exp:NDB5US
Sample Text:TLI#57752A DF-DP-3 0.5-1.0 INJ. TIME = 17:57 File Text:TLI#57752A D»

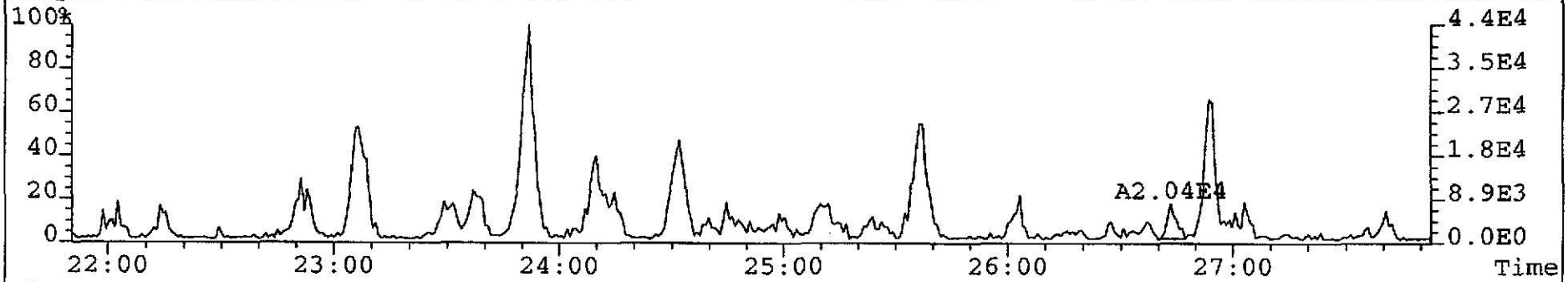

File:S023094 #1-758 Acq:12-JUL-2002 17:55:25 EI+ Voltage SIR 70S
375.8364 F:2 Exp:NDB5US
Sample Text:TLI#57752A DF-DP-3 0.5-1.0 INJ. TIME = 17:57 File Text:TLI#57752A D»

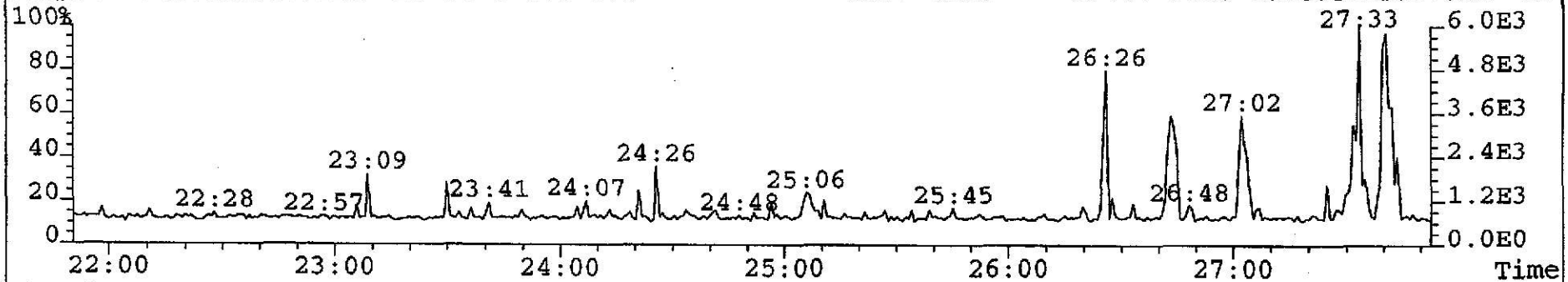

VS(7/13/02

File:S023094 #1-758 Acq:12-JUL-2002 17:55:25 EI+ Voltage SIR 70S
319.8965 F:2 Exp:NDB5US
Sample Text:TLI#57752A DF-DP-3 0.5-1.0 INJ. TIME = 17:57 File Text:TLI#57752A D»

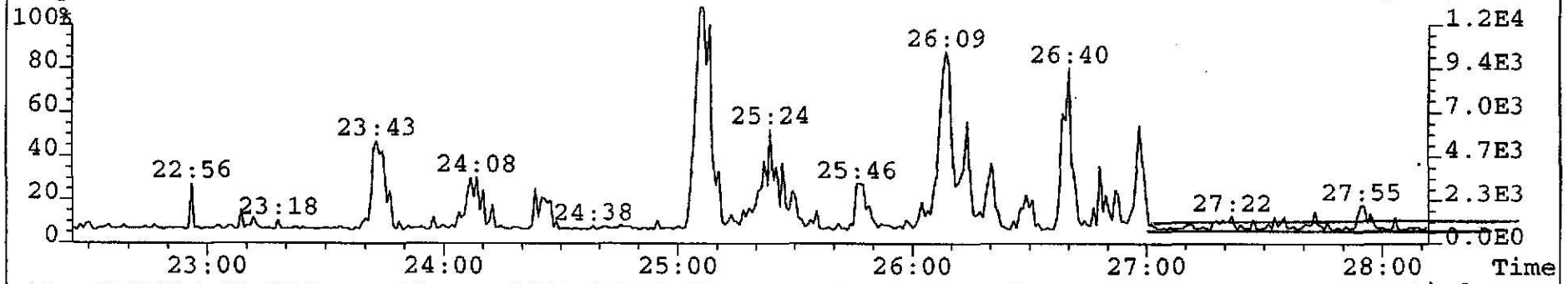

File:S023094 #1-758 Acq:12-JUL-2002 17:55:25 EI+ Voltage SIR 70S
321.8936 F:2 Exp:NDB5US
Sample Text:TLI#57752A DF-DP-3 0.5-1.0 INJ. TIME = 17:57 File Text:TLI#57752A D»

ATT=.05(1.2+1.1)= .1 ✓

VJC 7/13/02

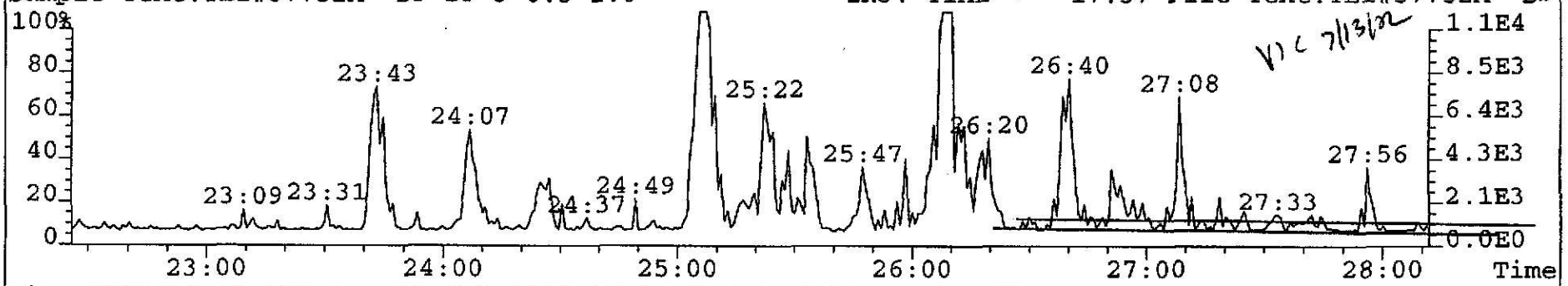

File:S023094 #1-758 Acq:12-JUL-2002 17:55:25 EI+ Voltage SIR 70S
333.9338 F:2 Exp:NDB5US
Sample Text:TLI#57752A DF-DP-3 0.5-1.0 INJ. TIME = 17:57 File Text:TLI#57752A D»

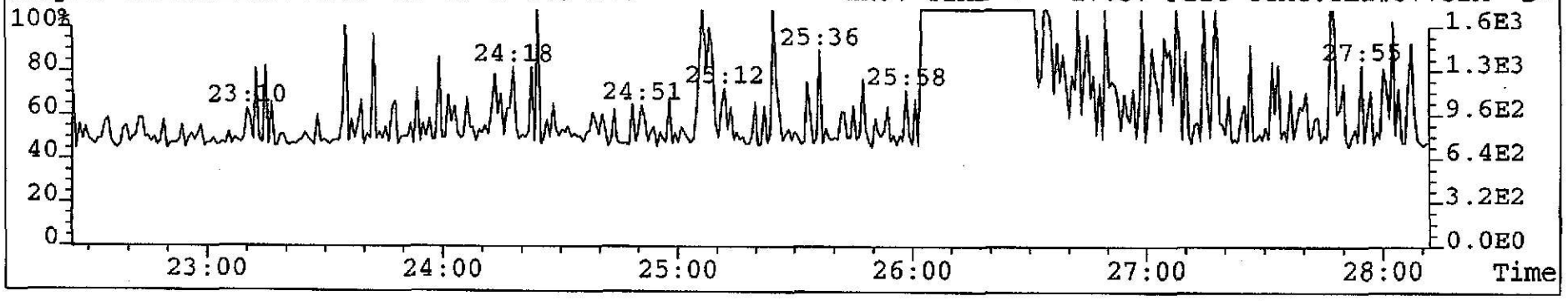

VJC 7/13/02

File:S023094 #1-758 Acq:12-JUL-2002 17:55:25 EI+ Voltage SIR 70S
319.8965 F:2 Exp:NDB5US
Sample Text:TLI#57752A DF-DP-3 0.5-1.0 INJ. TIME = 17:57 File Text:TLI#57752A D»

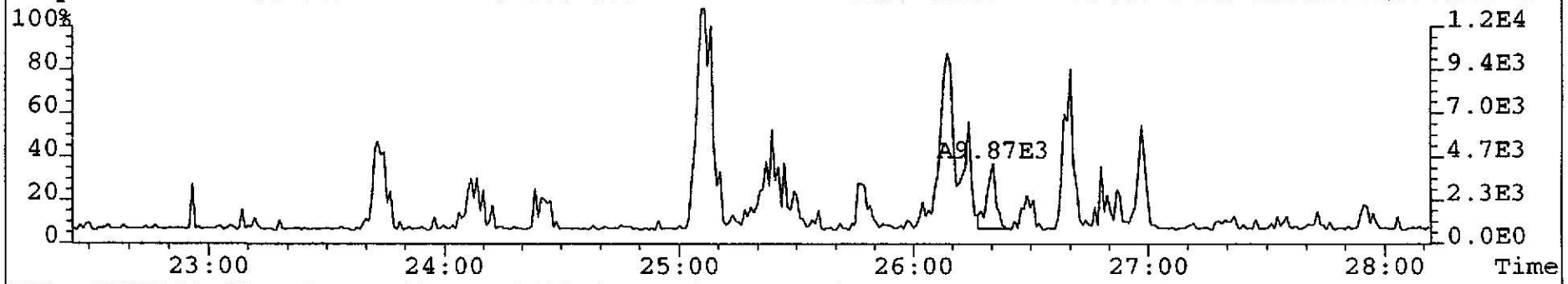

File:S023094 #1-758 Acq:12-JUL-2002 17:55:25 EI+ Voltage SIR 70S
321.8936 F:2 Exp:NDB5US
Sample Text:TLI#57752A DF-DP-3 0.5-1.0 INJ. TIME = 17:57 File Text:TLI#57752A D»

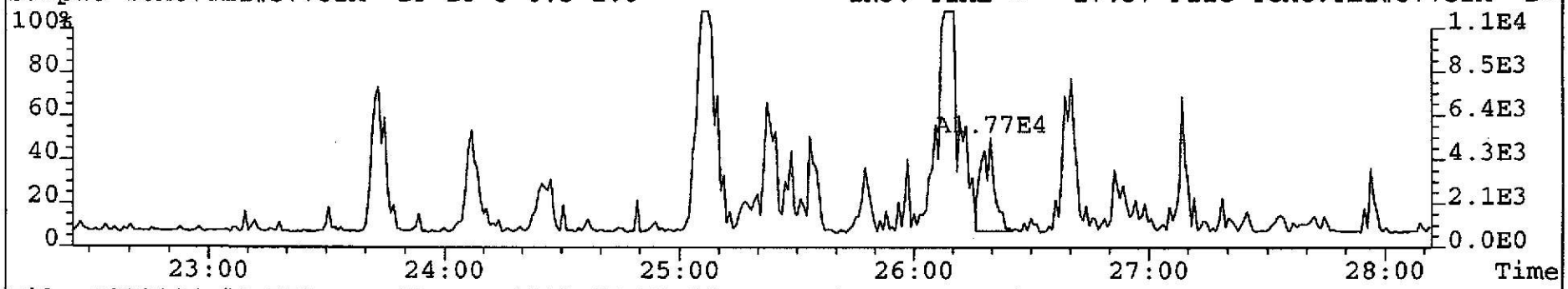

File:S023094 #1-758 Acq:12-JUL-2002 17:55:25 EI+ Voltage SIR 70S
331.9368 F:2 Exp:NDB5US
Sample Text:TLI#57752A DF-DP-3 0.5-1.0 INJ. TIME = 17:57 File Text:TLI#57752A D»

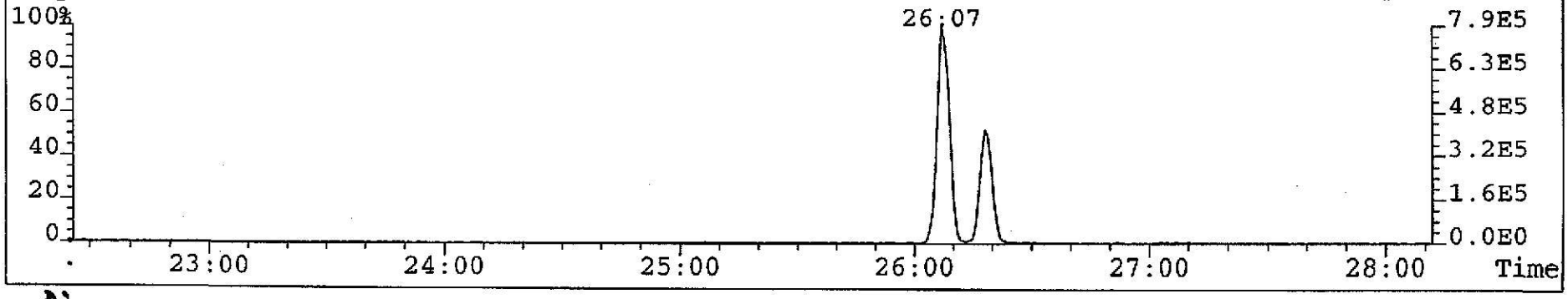

240

VC 7/13/02

File:S023094 #1-758 Acq:12-JUL-2002 17:55:25 EI+ Voltage SIR 70S
327.8847 F:2 Exp:NDB5US
Sample Text:TLI#57752A DF-DP-3 0.5-1.0 INJ. TIME = 17:57 File Text:TLI#57752A D»

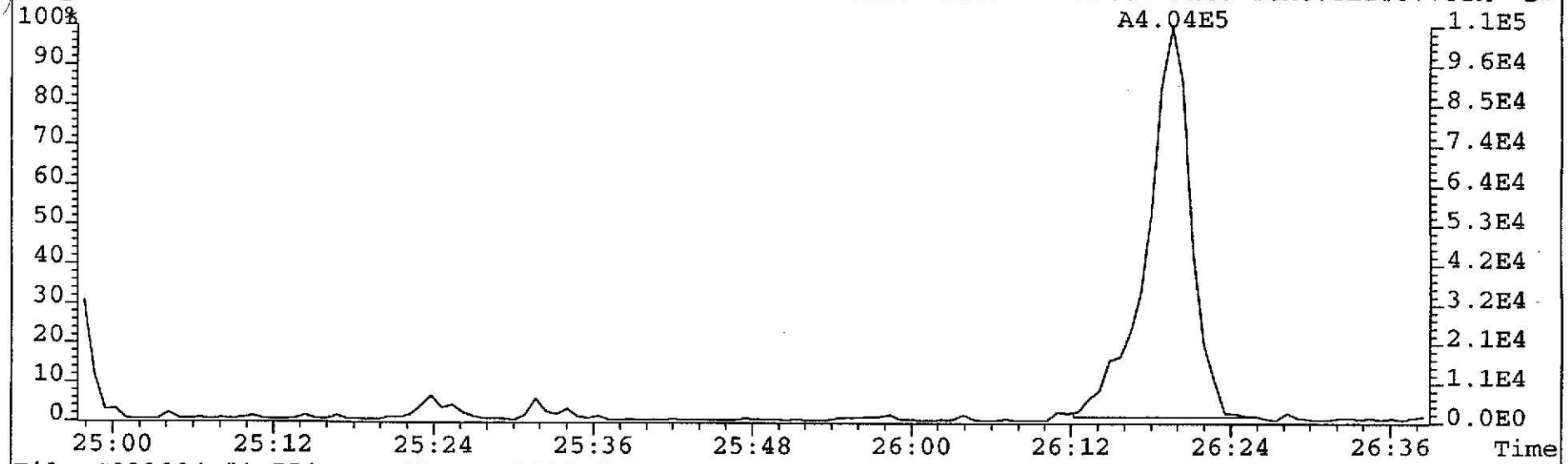

File:S023094 #1-758 Acq:12-JUL-2002 17:55:25 EI+ Voltage SIR 70S
331.9368 F:2 Exp:NDB5US
Sample Text:TLI#57752A DF-DP-3 0.5-1.0 INJ. TIME = 17:57 File Text:TLI#57752A D»

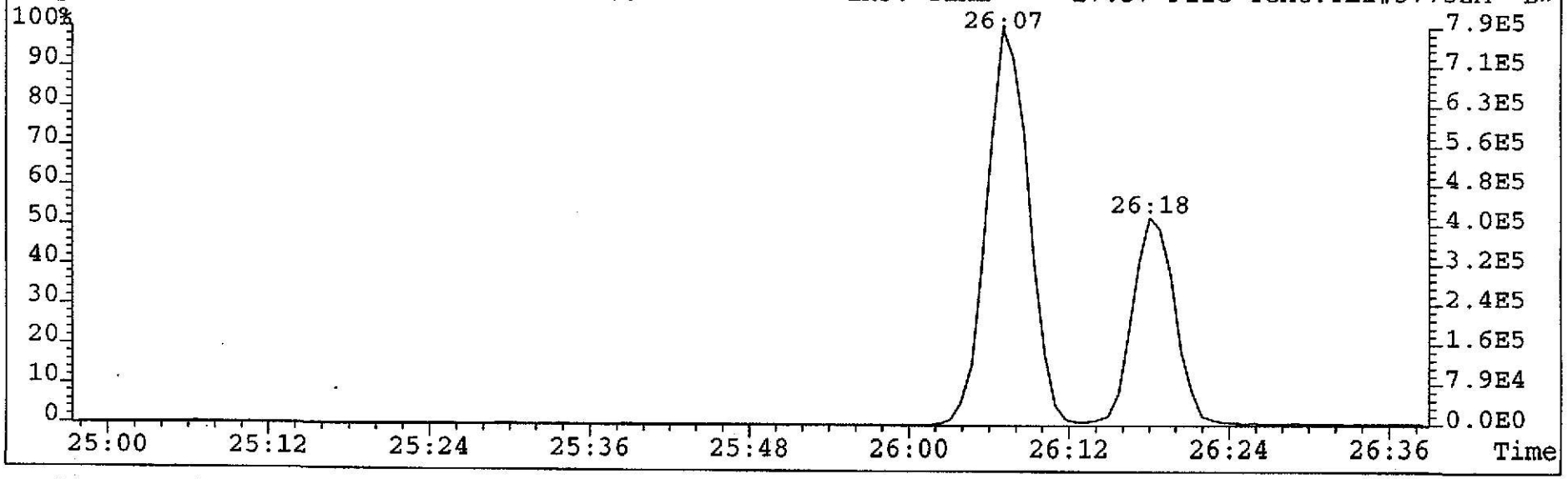

VC 7/13/02

File:S023094 #1-455 Acq:12-JUL-2002 17:55:25 EI+ Voltage SIR 70S
373.8208 F:3 Exp:NDB5US
Sample Text:TLI#57752A DF-DP-3 0.5-1.0 INJ. TIME = 17:57 File Text:TLI#57752A D»

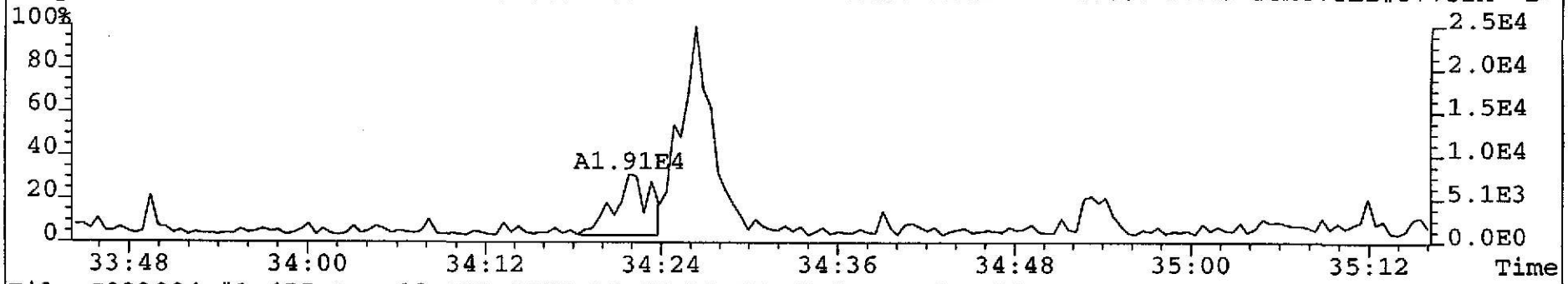

File:S023094 #1-455 Acq:12-JUL-2002 17:55:25 EI+ Voltage SIR 70S
375.8178 F:3 Exp:NDB5US
Sample Text:TLI#57752A DF-DP-3 0.5-1.0 INJ. TIME = 17:57 File Text:TLI#57752A D»

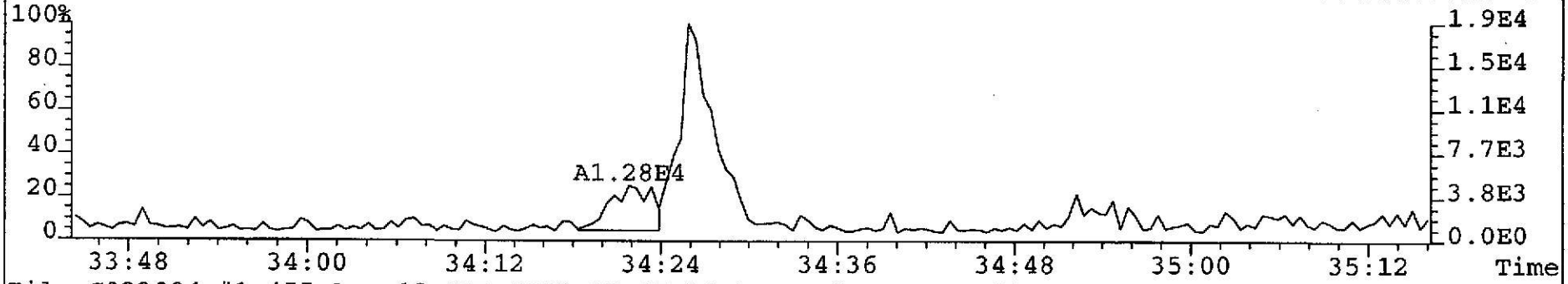

File:S023094 #1-455 Acq:12-JUL-2002 17:55:25 EI+ Voltage SIR 70S
385.8610 F:3 Exp:NDB5US
Sample Text:TLI#57752A DF-DP-3 0.5-1.0 INJ. TIME = 17:57 File Text:TLI#57752A D»

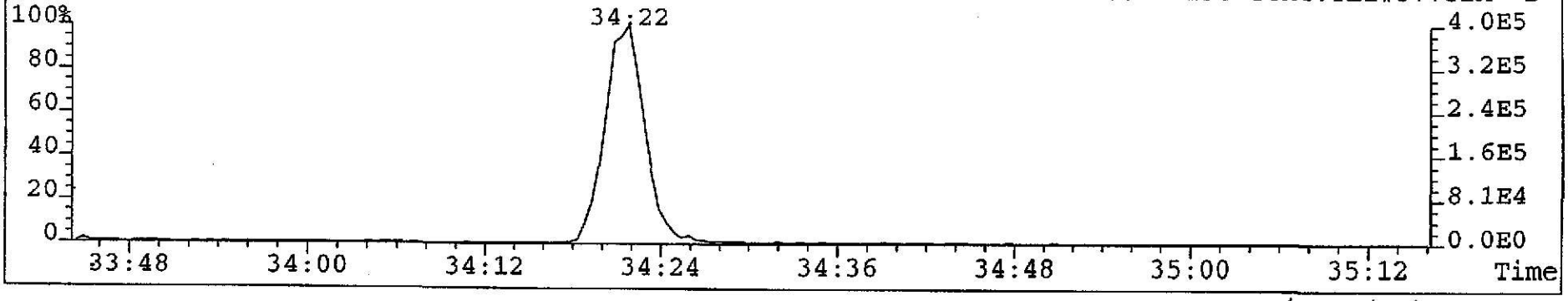

VSC 7/13/02

File:S023094 #1-455 Acq:12-JUL-2002 17:55:25 EI+ Voltage SIR 70S
373.8208 F:3 Exp:NDB5US
Sample Text:TLI#57752A DF-DP-3 0.5-1.0 INJ. TIME = 17:57 File Text:TLI#57752A D»

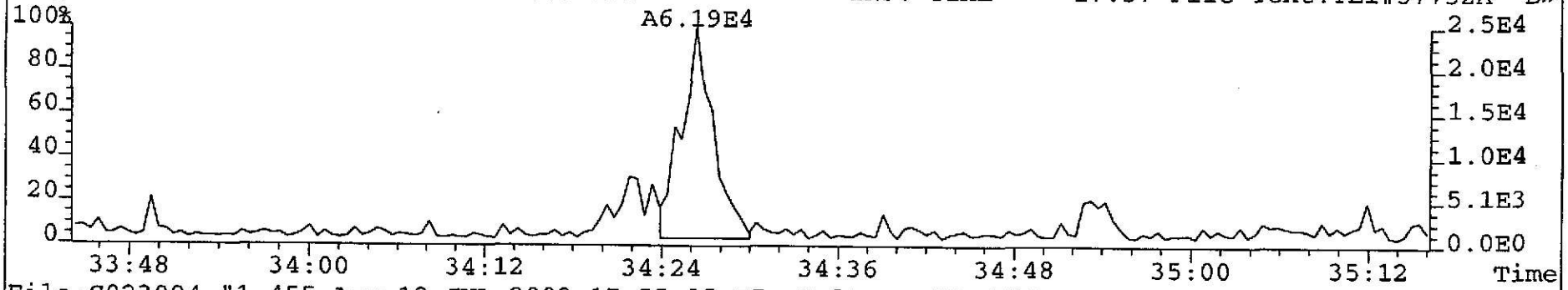

File:S023094 #1-455 Acq:12-JUL-2002 17:55:25 EI+ Voltage SIR 70S
375.8178 F:3 Exp:NDB5US
Sample Text:TLI#57752A DF-DP-3 0.5-1.0 INJ. TIME = 17:57 File Text:TLI#57752A D»

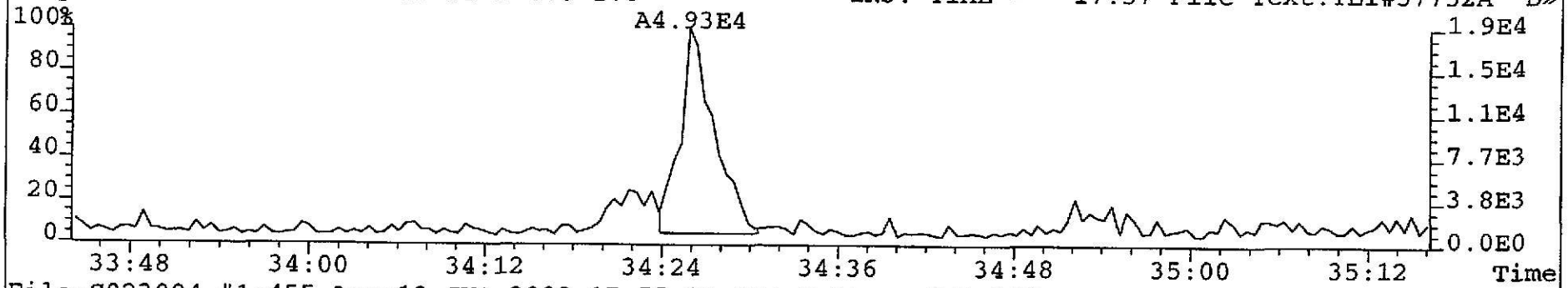

File:S023094 #1-455 Acq:12-JUL-2002 17:55:25 EI+ Voltage SIR 70S
385.8610 F:3 Exp:NDB5US
Sample Text:TLI#57752A DF-DP-3 0.5-1.0 INJ. TIME = 17:57 File Text:TLI#57752A D»

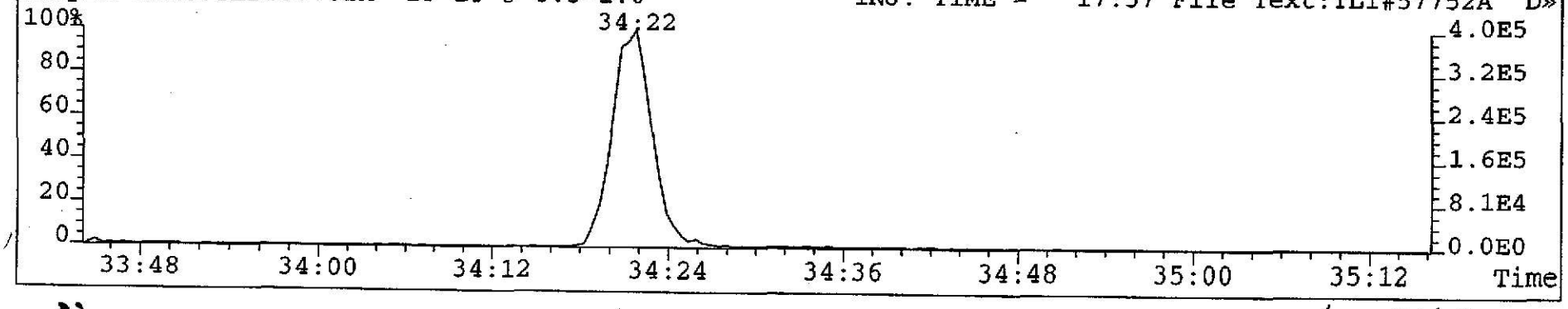

VC 7/13/02

File:S023094 #1-455 Acq:12-JUL-2002 17:55:25 EI+ Voltage SIR 70S
389.8156 F:3 Exp:NDB5US
Sample Text:TLI#57752A DF-DP-3 0.5-1.0 INJ. TIME = 17:57 File Text:TLI#57752A D»

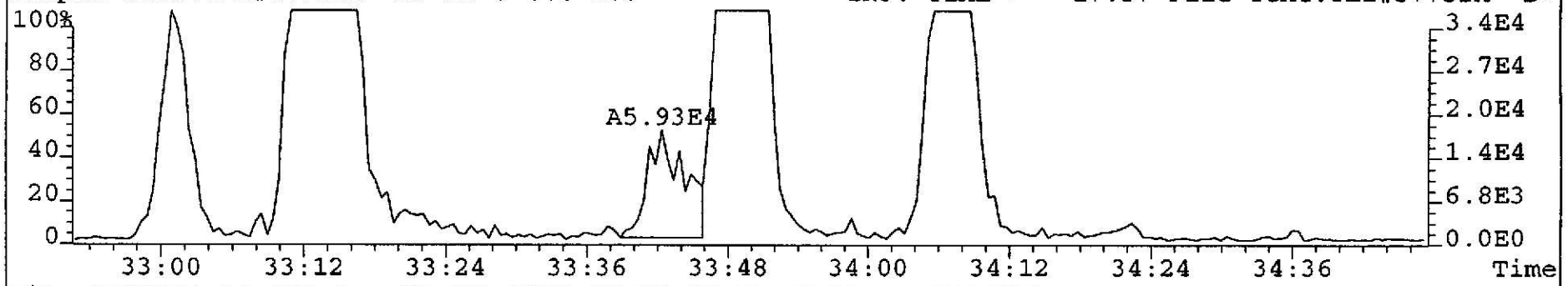

File:S023094 #1-455 Acq:12-JUL-2002 17:55:25 EI+ Voltage SIR 70S
391.8127 F:3 Exp:NDB5US
Sample Text:TLI#57752A DF-DP-3 0.5-1.0 INJ. TIME = 17:57 File Text:TLI#57752A D»

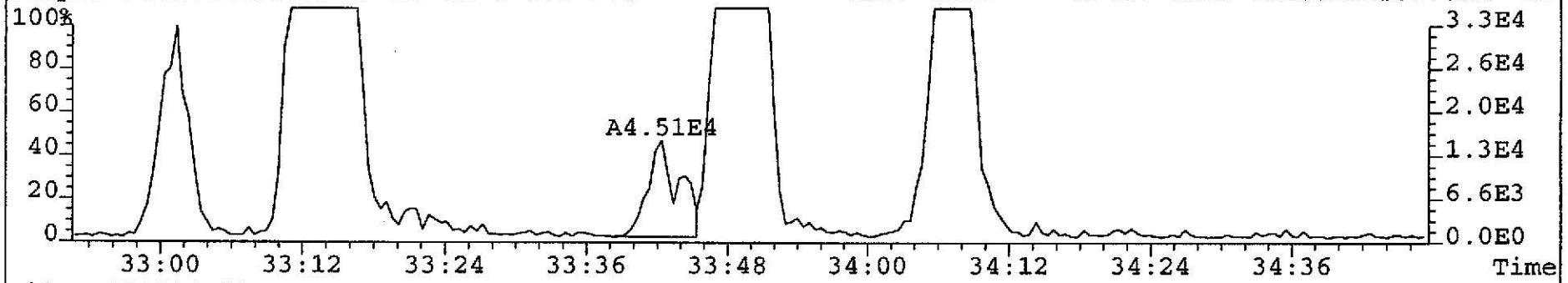

File:S023094 #1-455 Acq:12-JUL-2002 17:55:25 EI+ Voltage SIR 70S
401.8558 F:3 Exp:NDB5US
Sample Text:TLI#57752A DF-DP-3 0.5-1.0 INJ. TIME = 17:57 File Text:TLI#57752A D»

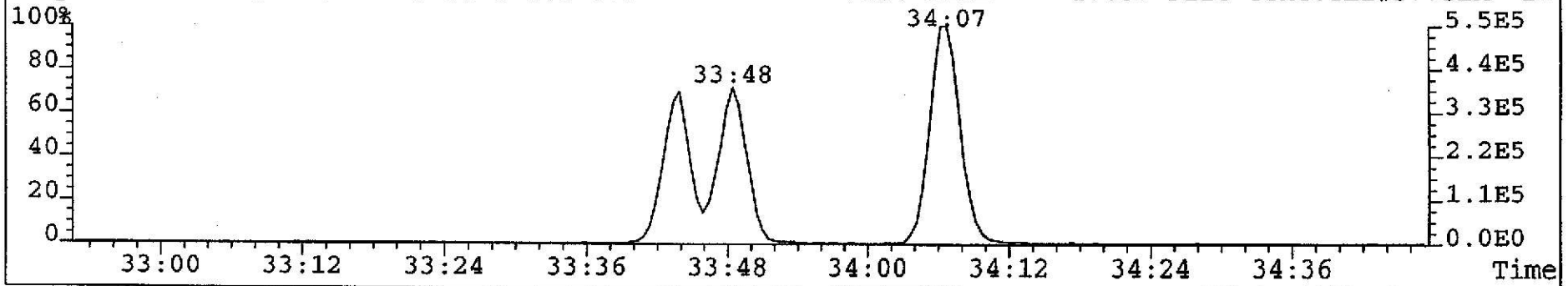

244

VC 7/18/02

File:S023094 #1-455 Acq:12-JUL-2002 17:55:25 EI+ Voltage SIR 70S
389.8156 F:3 Exp:NDB5US
Sample Text:TLI#57752A DF-DP-3 0.5-1.0 INJ. TIME = 17:57 File Text:TLI#57752A D»

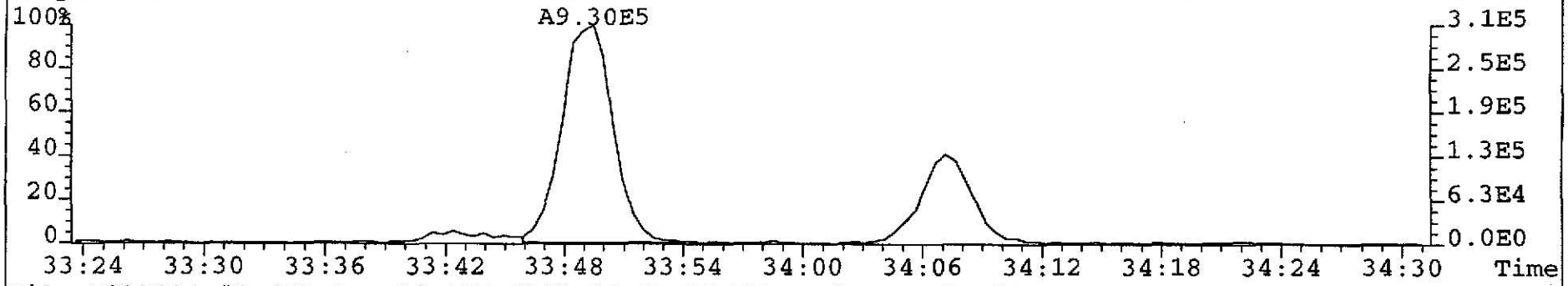

File:S023094 #1-455 Acq:12-JUL-2002 17:55:25 EI+ Voltage SIR 70S
391.8127 F:3 Exp:NDB5US
Sample Text:TLI#57752A DF-DP-3 0.5-1.0 INJ. TIME = 17:57 File Text:TLI#57752A D»

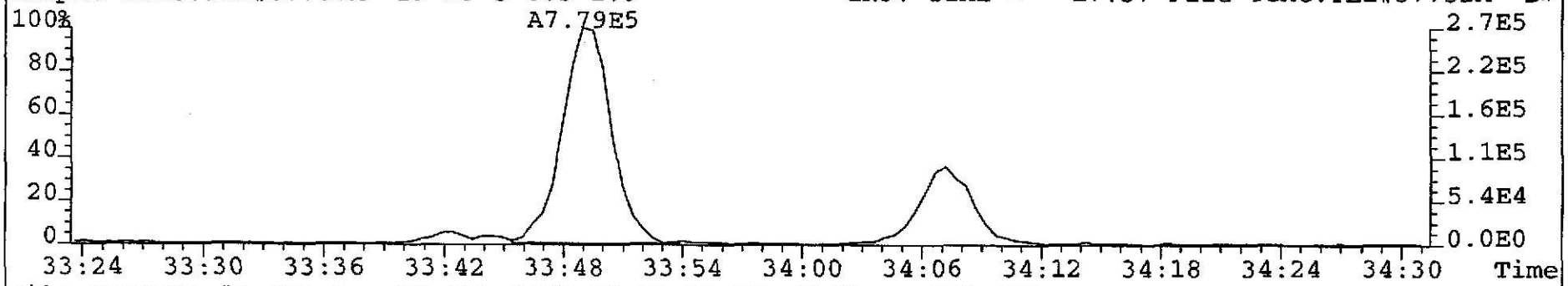

File:S023094 #1-455 Acq:12-JUL-2002 17:55:25 EI+ Voltage SIR 70S
401.8558 F:3 Exp:NDB5US
Sample Text:TLI#57752A DF-DP-3 0.5-1.0 INJ. TIME = 17:57 File Text:TLI#57752A D»

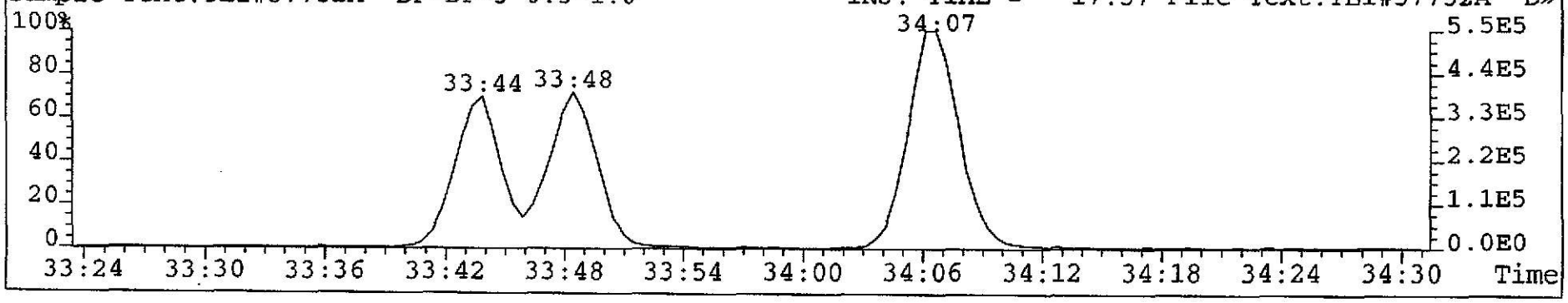

AC 7/18/02

File:S023094 #1-758 Acq:12-JUL-2002 17:55:25 EI+ Voltage SIR 70S
319.8965 F:2 Exp:NDB5US
Sample Text:TLI#57752A DF-DP-3 0.5-1.0 INJ. TIME = 17:57 File Text:TLI#57752A D»

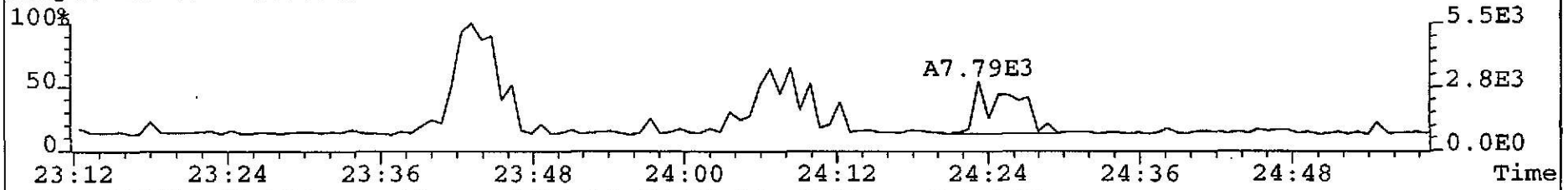

File:S023094 #1-758 Acq:12-JUL-2002 17:55:25 EI+ Voltage SIR 70S
321.8936 F:2 Exp:NDB5US
Sample Text:TLI#57752A DF-DP-3 0.5-1.0 INJ. TIME = 17:57 File Text:TLI#57752A D»

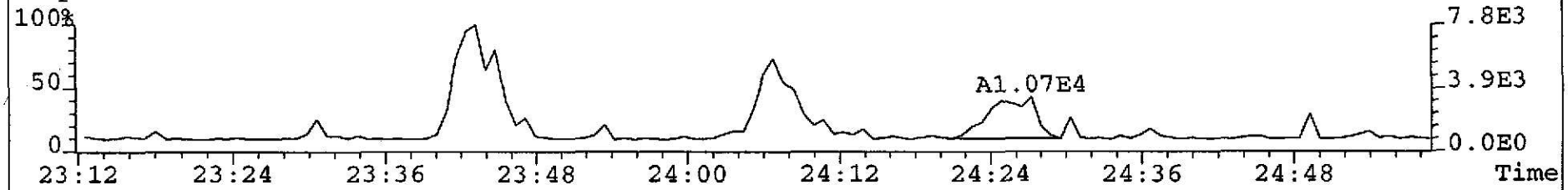

File:S023094 #1-758 Acq:12-JUL-2002 17:55:25 EI+ Voltage SIR 70S
331.9368 F:2 Exp:NDB5US
Sample Text:TLI#57752A DF-DP-3 0.5-1.0 INJ. TIME = 17:57 File Text:TLI#57752A D»

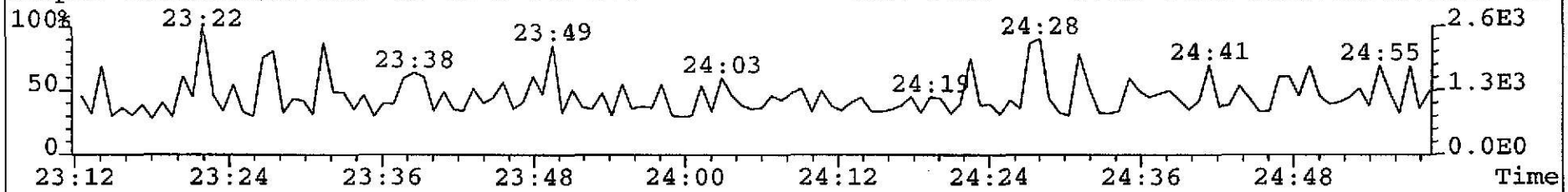

File:S023094 #1-758 Acq:12-JUL-2002 17:55:25 EI+ Voltage SIR 70S
333.9338 F:2 Exp:NDB5US
Sample Text:TLI#57752A DF-DP-3 0.5-1.0 INJ. TIME = 17:57 File Text:TLI#57752A D»

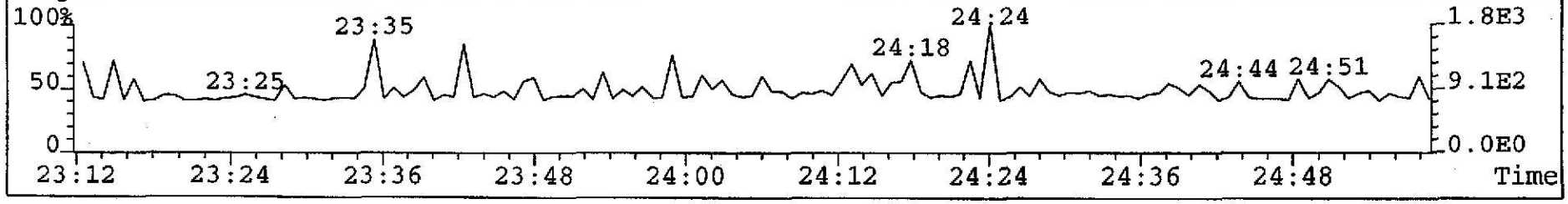

KLW 1/15/02

File:S023094 #1-758 Acq:12-JUL-2002 17:55:25 EI+ Voltage SIR 70S
355.8546 F:2 Exp:NDB5US
Sample Text:TLI#57752A DF-DP-3 0.5-1.0 INJ. TIME = 17:57 File Text:TLI#57752A D»

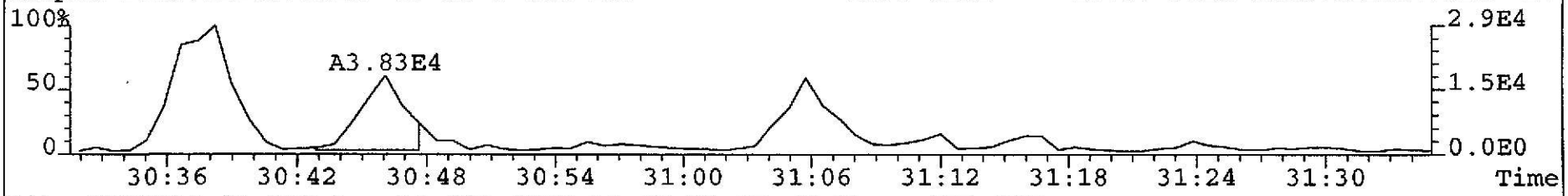

File:S023094 #1-758 Acq:12-JUL-2002 17:55:25 EI+ Voltage SIR 70S
357.8516 F:2 Exp:NDB5US
Sample Text:TLI#57752A DF-DP-3 0.5-1.0 INJ. TIME = 17:57 File Text:TLI#57752A D»

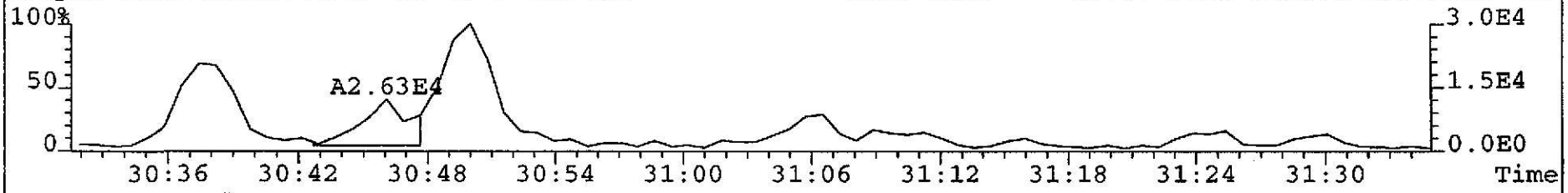

File:S023094 #1-758 Acq:12-JUL-2002 17:55:25 EI+ Voltage SIR 70S
367.8949 F:2 Exp:NDB5US
Sample Text:TLI#57752A DF-DP-3 0.5-1.0 INJ. TIME = 17:57 File Text:TLI#57752A D»

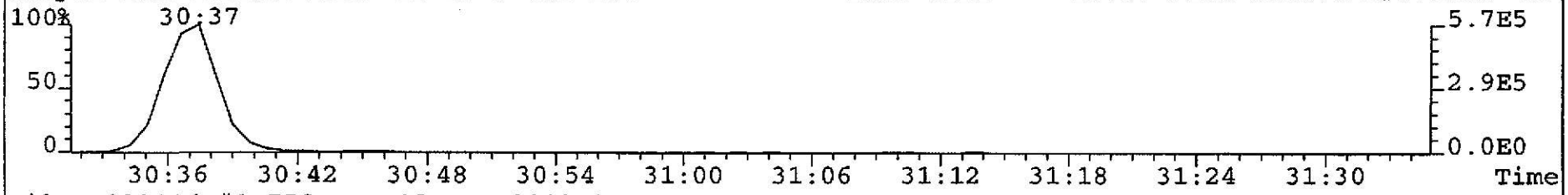

File:S023094 #1-758 Acq:12-JUL-2002 17:55:25 EI+ Voltage SIR 70S
369.8919 F:2 Exp:NDB5US
Sample Text:TLI#57752A DF-DP-3 0.5-1.0 INJ. TIME = 17:57 File Text:TLI#57752A D»

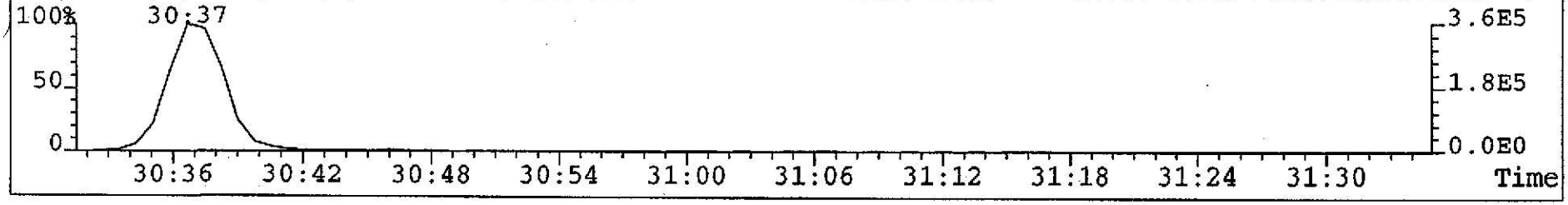

Kw 7/13/10

File:S023094 #1-758 Acq:12-JUL-2002 17:55:25 EI+ Voltage SIR 70S
339.8597 F:2 Exp:NDB5US
Sample Text:TLI#57752A DF-DP-3 0.5-1.0 INJ. TIME = 17:57 File Text:TLI#57752A D»

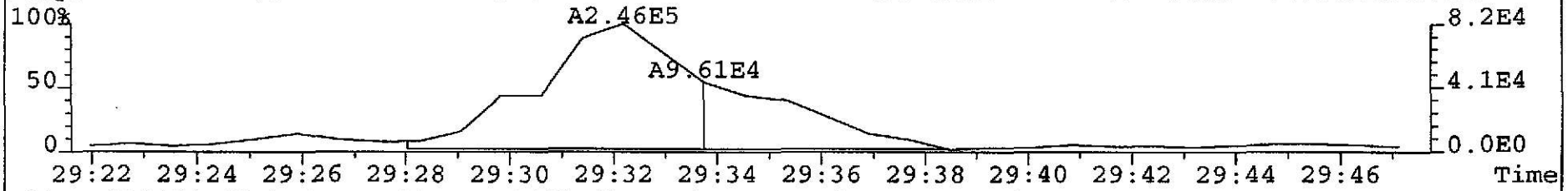

File:S023094 #1-758 Acq:12-JUL-2002 17:55:25 EI+ Voltage SIR 70S
341.8567 F:2 Exp:NDB5US
Sample Text:TLI#57752A DF-DP-3 0.5-1.0 INJ. TIME = 17:57 File Text:TLI#57752A D»

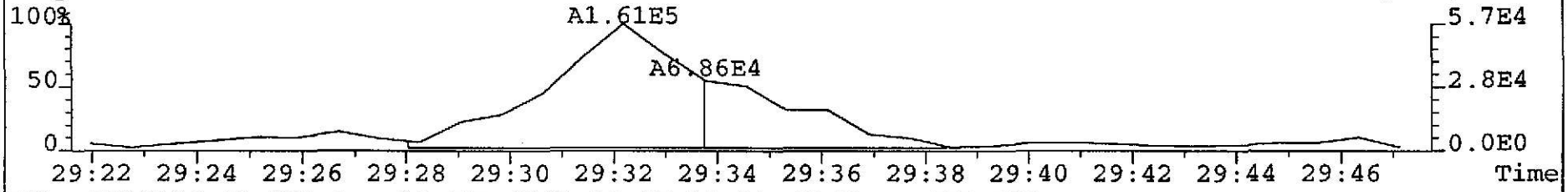

File:S023094 #1-758 Acq:12-JUL-2002 17:55:25 EI+ Voltage SIR 70S
351.9000 F:2 Exp:NDB5US
Sample Text:TLI#57752A DF-DP-3 0.5-1.0 INJ. TIME = 17:57 File Text:TLI#57752A D»

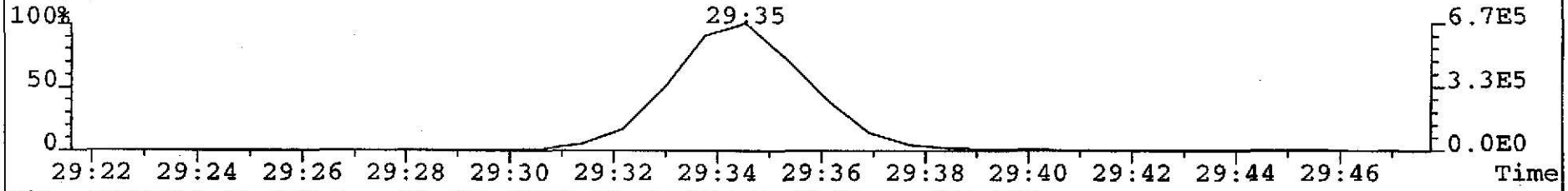

File:S023094 #1-758 Acq:12-JUL-2002 17:55:25 EI+ Voltage SIR 70S
353.8970 F:2 Exp:NDB5US
Sample Text:TLI#57752A DF-DP-3 0.5-1.0 INJ. TIME = 17:57 File Text:TLI#57752A D»

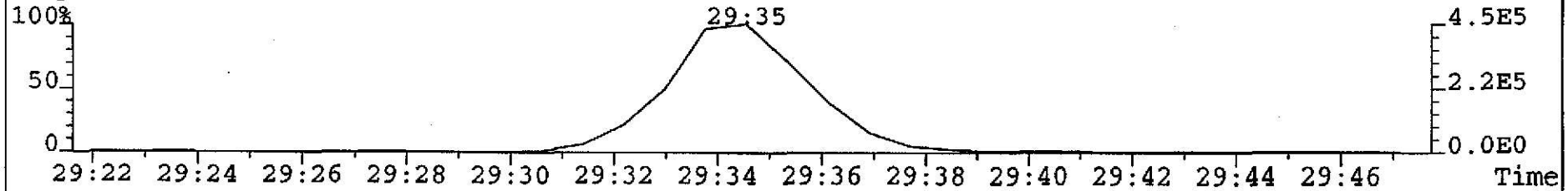

Martin & Slagle

TLI Project: **57752A** 1613, Revision B, Tetra Only PCDD/PCDF Analysis (c)
Client Sample: **DF-DP-3 0.5-1.0** Analysis File: **P022460**

Client Project:	**Mississippi Project**				
Sample Matrix:	**SOLID**	Date Received:	**06/28/2002**	Spike File:	**SPCONB22**
TLI ID:	**329-38-7**	Date Extracted:	**07/03/2002**	ICal:	**PF56152**
		Date Analyzed:	**07/13/2002**	ConCal:	**P022450**
Sample Size:	**12.000 g**	Dilution Factor:	**n/a**	% Moisture:	**16.4**
Dry Weight:	**10.032 g**	Blank File:	**S023087**	% Lipid:	**n/a**
GC Column:	**DB-225**	Analyst:	**JSY**	% Solids:	**83.6**

Analytes	Conc. (pg/g)	DL	Ratio	RT	RRT	Flags
2,3,7,8-TCDF	3.4		0.87	21:37	1.000	—

Internal Standard	Conc. (pg/g)	% Recovery	QC Limits	Ratio	RT	RRT	Flags
$^{13}C_{12}$-2,3,7,8-TCDF	104	52.3	29%-140%	0.76	21:37	1.050	—

Recovery Standard	Ratio	RT	Flags
$^{13}C_{12}$-1,2,3,4-TCDD	0.82	20:35	—

Data Reviewer: AEM 07/15/2002

CONB_PSR v1.00, LARS 6.25.05

Triangle Laboratories, Inc.®
2445 S. Alston Ave. • Durham, North Carolina 27713
Phone: (919) 544-5729 • Fax: (919) 544-5491

Printed: 16:14 07/15/2002

Initial ....Date...

Data Review By: GEM 7/15/02

Channel specific noise levels computed from 'NL' heights.

Page No. 1 Listing of P022460B.dbf
07/14/2002 Matched GC Peaks / Ratio / Ret. Time

Compound/ M_Z....	QC.Log	Omit	Why	..RT.	OK	Ratio	Total.Area/Ht	Area/Ht.Peak1	Area/Ht.Peak2	Rel.RT	Compound.Name..	ID..	Flags.
TCDF				0.65-0.89						0.786-1.098			
304-306	DC	NL				Height	0.31	0.13	0.18				
				18:04	RO	0.98	6.14	3.04	3.10	0.836			
				18:10		0.76	4.09	1.76	2.33	0.840			J
				18:27		0.77	17.53	7.62	9.91	0.854			
				18:36	RO	0.31	1.18	0.28	0.90	0.860			J
				18:53	RO	1.24	1.21	0.67	0.54	0.874			J
				19:03		0.75	48.43	20.78	27.65	0.881			
				19:11		0.72	11.86	4.97	6.89	0.887			
				19:20		0.80	27.95	12.40	15.55	0.894			
				19:31		0.78	37.15	16.29	20.86	0.903			
				19:37	RO	0.45	1.12	0.35	0.77	0.907			J
				19:51		0.72	9.95	4.18	5.77	0.918			
				20:04	RO	0.90	3.51	1.66	1.85	0.928			J
				20:17		0.72	14.61	6.11	8.50	0.938			
	DC	SN		20:25	RO	0.27	0.19			0.944			
				20:33		0.75	27.92	12.01	15.91	0.951			
				20:45		0.68	9.69	3.91	5.78	0.960			
				20:56		0.65	4.85	1.91	2.94	0.968			
				21:08		0.79	10.10	4.45	5.65	0.978			
				21:19		0.69	4.67	1.91	2.76	0.986			
				21:32		0.80	8.66	3.85	4.81	0.996			
				21:37		0.87	14.82	6.88	7.94	1.000	2378-TCDF	AN	
				21:50		0.81	12.05	5.41	6.64	1.010			
				22:02	RO	0.45	4.63	1.43	3.20	1.019			
				22:18		0.78	38.03	16.66	21.37	1.032			
				22:28		0.78	4.48	1.96	2.52	1.039			
				22:38	RO	1.04	1.59	0.81	0.78	1.047			J
				23:03		0.71	11.70	4.85	6.85	1.066			
				23:18	RO	1.30	1.15	0.65	0.50	1.078			J
				23:28		0.87	3.53	1.64	1.89	1.086			J
				23:34	RO	0.55	1.24	0.44	0.80	1.090			J
	DC	WH		23:56		0.74	127.00			1.107			
	DC	WH		24:06	RO	0.63	0.70			1.115			
304-306			29	Peaks			343.84						
13C12-TCDF				0.65-0.89						0.954-1.046			
316-318	DC	NL				Height	0.39	0.13	0.26				
	DC	WL		17:18		0.74	0.68			0.800			
	DC	WL		17:34		0.79	11.95			0.813			
	DC	WL		17:54	RO	2.11	0.28			0.828			
	DC	WL		18:42		0.71	2.44			0.865			
	DC	WL		19:02		0.68	0.32			0.880			
	DC	WL		20:16		0.78	5.55			0.938			
	DC	WL		20:35	RO	0.47	1.37			0.952			
	DC	SN		20:40	RO	0.50	0.63			0.956			
	DC	SN		20:47	RO	0.26	0.54			0.961			

Compound/ M_Z....	QC.Log	Omit	Why	..RT.	OK	Ratio	Total.Area/Ht	Area/Ht.Peak1	Area/Ht.Peak2	Rel.RT	Compound.Name..	ID..	Flags.
		DC	SN	21:15	RO	0.41	0.82			0.983			
				21:28	RO	0.47	0.91	0.29	0.62	0.993			
				21:37		0.76	776.97	335.35	441.62	1.000	13C12-2378-TCDF	IS0	
						Height	216.12	91.82	124.30				
				21:55	RO	0.23	1.66	0.31	1.35	1.014			
				22:18	RO	0.57	3.10	1.12	1.98	1.032			
		DC	WH	23:32		0.67	4.08			1.089			
316-318			4	Peaks			782.64						

---------- Above: TCDF / TCDD Follows ----------

13C12-TCDD					0.65-0.89					0.902-1.098		
332-334		DC	NL		Height		0.67	0.49	0.18			
				20:19		0.81	552.57	248.05	304.52	1.000	13C12-2378-TCDD	IS1
					Height		159.51	72.26	87.25			
				20:35		0.82	1,087.68	489.61	598.07	1.013	13C12-1234-TCDD	RS1
332-334			2	Peaks			1,640.25					

Column Description.....	"Why" Code Description.....	QC Log Desc.....
M_Z -Nominal Ion Mass(es)	WL-Below Retention Time Window	A-Peak Added
..RT. -Retention Time (mm:ss)	WH-Above Retention Time Window	K-Peak Kept
Rat.1 -Ratio of M/M+2 Ions	SN-Below Signal to Noise Level	D-Peak Deleted
OK -RO=Ratio Outside Limits	<M-Below Method Detection Limit	T-Time Changed
Rel.RT-Relative Retention Time	NL-Channel Specific Noise Level	M-Peak Area Changed
		N-Name Changed
		X-Ether Interference

*** End of Report ***

File:P022460 #1-3026 Acq:13-JUL-2002 18:05:41 EI+ Voltage SIR 70P
303.9016 GC:DB225 Exp:none
TRIANGLE LABS Text:TLI#57752A DF-DP-3 0.5-1.0 INJ. TIME = 18:05

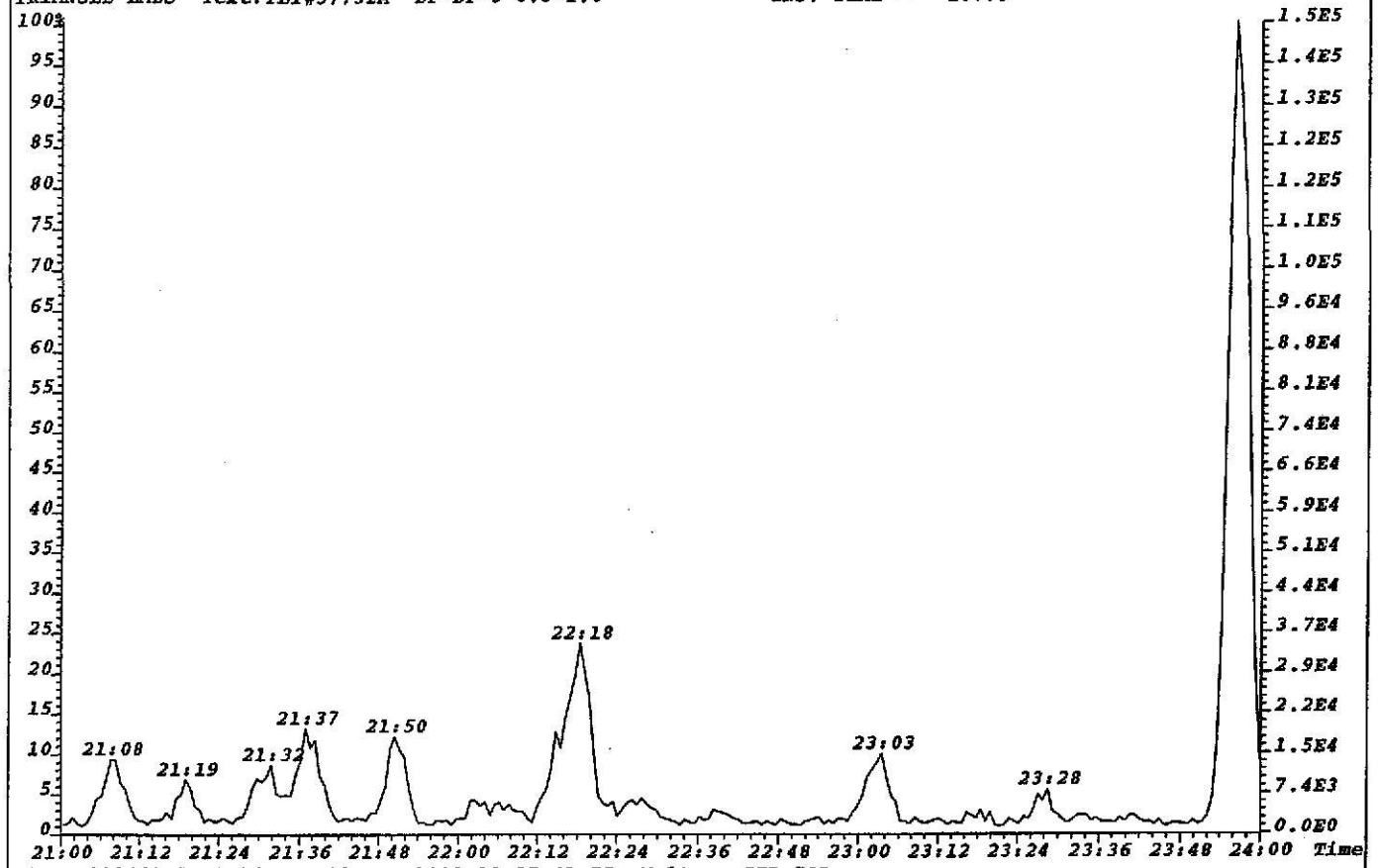

File:P022460 #1-3026 Acq:13-JUL-2002 18:05:41 EI+ Voltage SIR 70P
305.8987 GC:DB225 Exp:none
TRIANGLE LABS Text:TLI#57752A DF-DP-3 0.5-1.0 INJ. TIME = 18:05

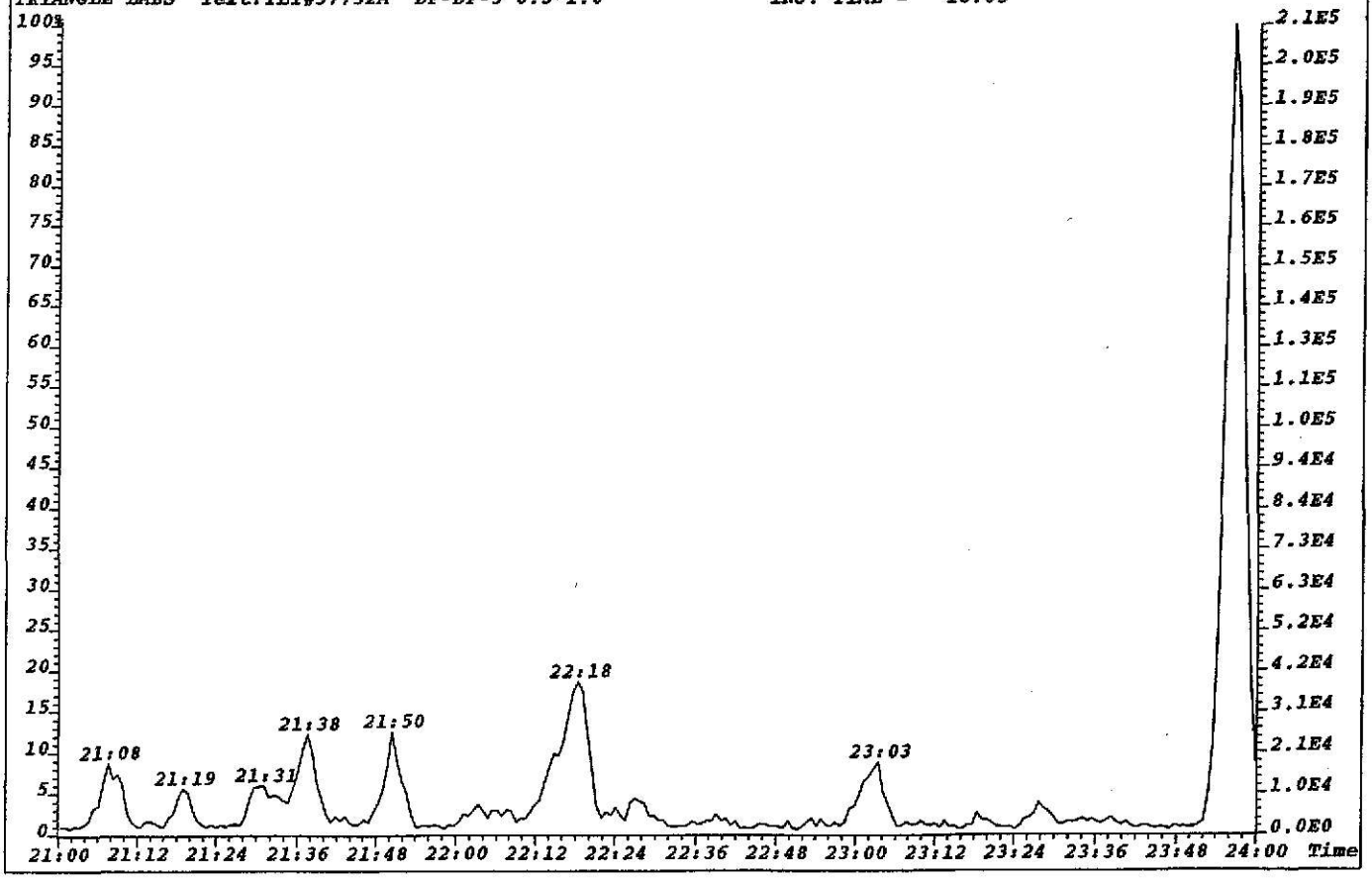

File:P022460 #1-3026 Acq:13-JUL-2002 18:05:41 EI+ Voltage SIR 70P Noise:168
303.9016 BSUB(256,30,-3.0) PKD(5,3,1,0.10%,672.0,0.00%,F,F) Exp:DB225
TRIANGLE LABS Text:TLI#57752A DF-DP-3 0.5-1.0 INJ. TIME = 18:05

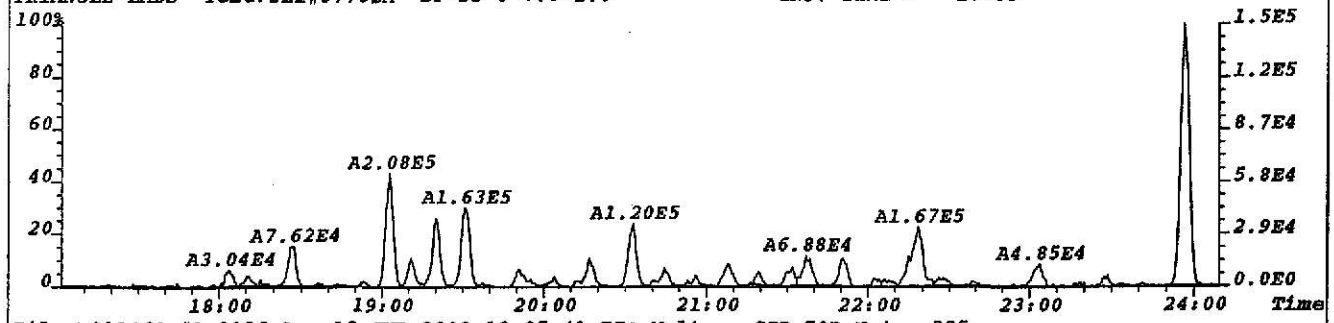

File:P022460 #1-3026 Acq:13-JUL-2002 18:05:41 EI+ Voltage SIR 70P Noise:225
305.8987 BSUB(256,30,-3.0) PKD(5,3,1,0.10%,900.0,0.00%,F,F) Exp:DB225
TRIANGLE LABS Text:TLI#57752A DF-DP-3 0.5-1.0 INJ. TIME = 18:05

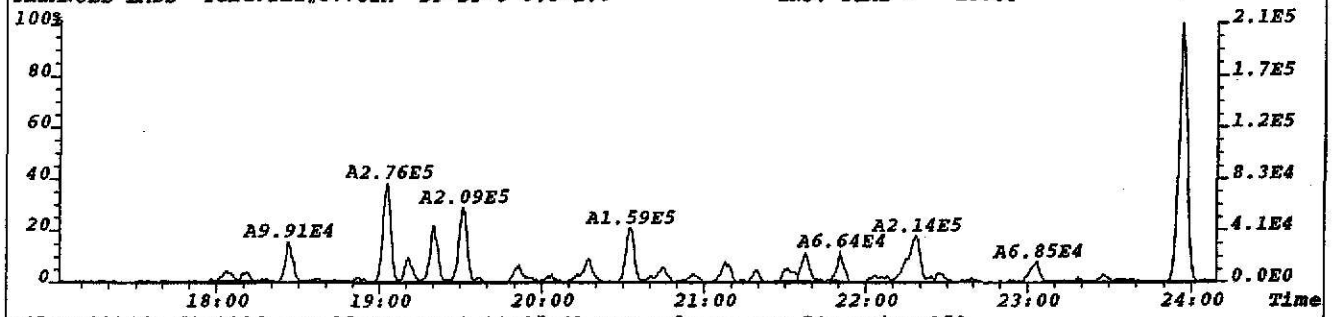

File:P022460 #1-3026 Acq:13-JUL-2002 18:05:41 EI+ Voltage SIR 70P Noise:159
315.9419 BSUB(256,30,-3.0) PKD(5,3,1,0.10%,636.0,0.00%,F,F) Exp:DB225
TRIANGLE LABS Text:TLI#57752A DF-DP-3 0.5-1.0 INJ. TIME = 18:05

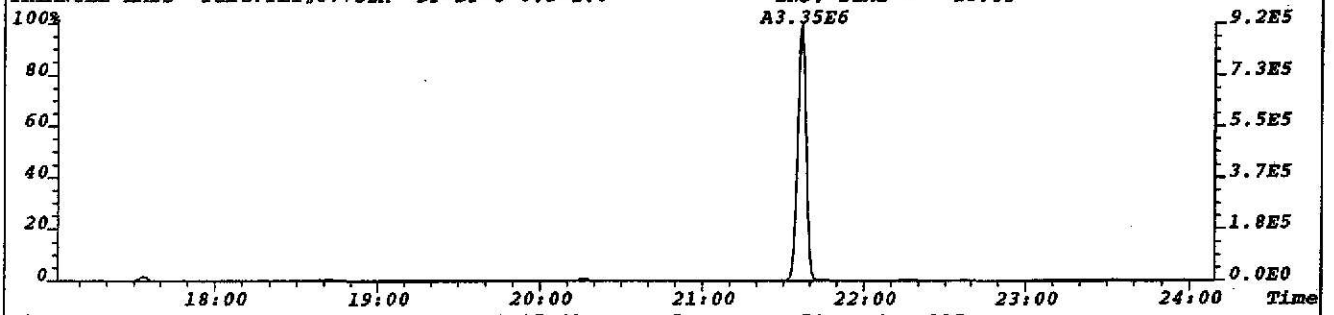

File:P022460 #1-3026 Acq:13-JUL-2002 18:05:41 EI+ Voltage SIR 70P Noise:325
317.9389 BSUB(256,30,-3.0) PKD(5,3,1,0.10%,1300.0,0.00%,F,F) Exp:DB225
TRIANGLE LABS Text:TLI#57752A DF-DP-3 0.5-1.0 INJ. TIME = 18:05

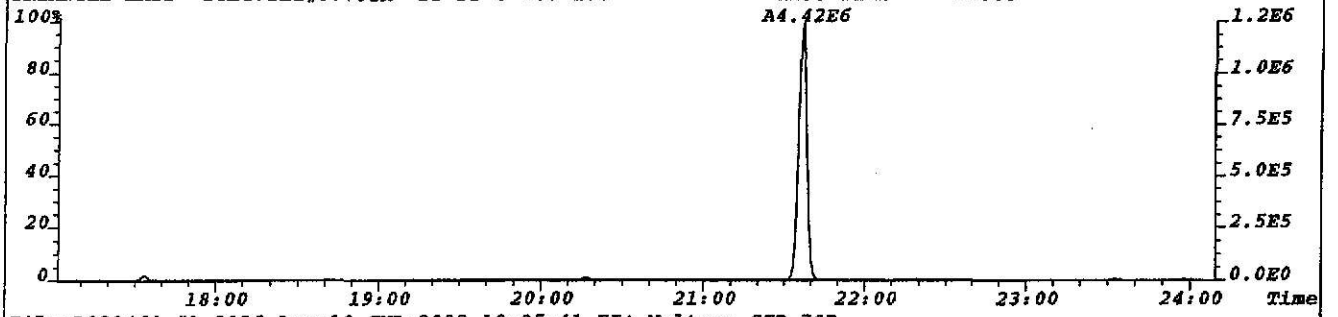

File:P022460 #1-3026 Acq:13-JUL-2002 18:05:41 EI+ Voltage SIR 70P
375.8364 Exp:DB225
TRIANGLE LABS Text:TLI#57752A DF-DP-3 0.5-1.0 INJ. TIME = 18:05

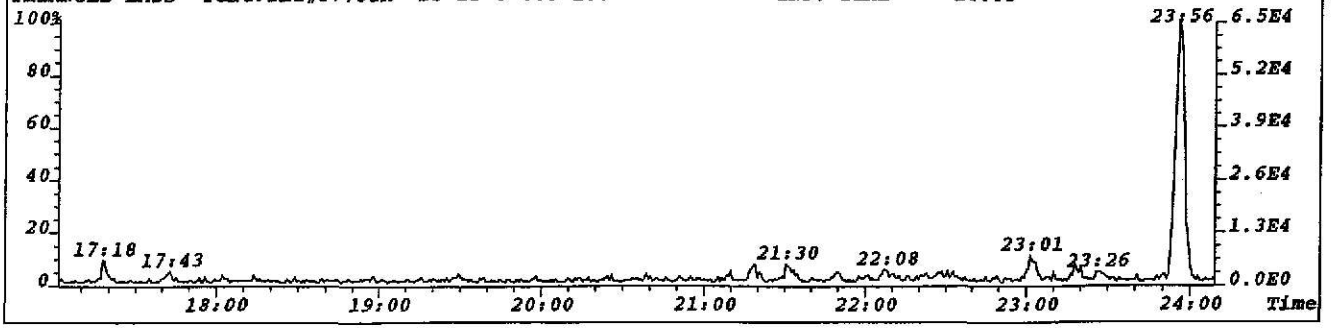

File:P022460 #1-3026 Acq:13-JUL-2002 18:05:41 EI+ Voltage SIR 70P Noise:158
319.8965 BSUB(256,30,-3.0) PKD(5,3,1,0.10%,632.0,0.00%,F,F) Exp:DB225
TRIANGLE LABS Text:TLI#57752A DF-DP-3 0.5-1.0 INJ. TIME = 18:05

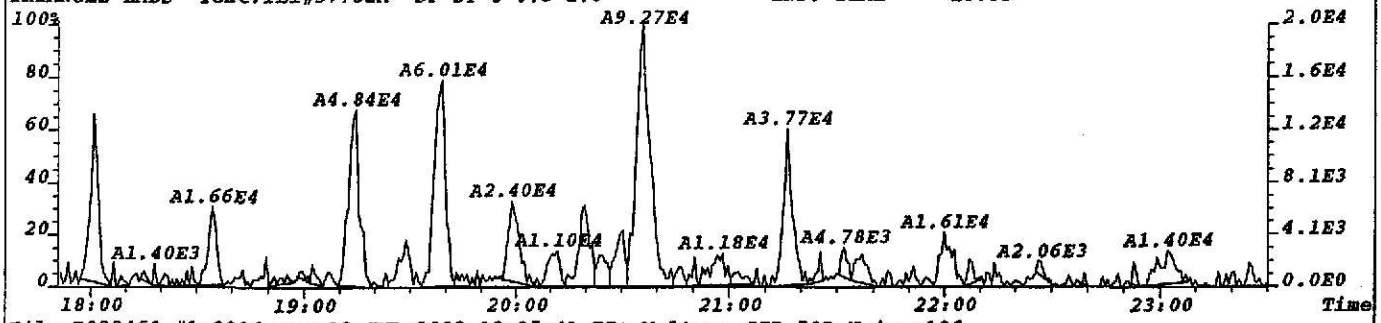

File:P022460 #1-3026 Acq:13-JUL-2002 18:05:41 EI+ Voltage SIR 70P Noise:196
321.8936 BSUB(256,30,-3.0) PKD(5,3,1,0.10%,784.0,0.00%,F,F) Exp:DB225
TRIANGLE LABS Text:TLI#57752A DF-DP-3 0.5-1.0 INJ. TIME = 18:05

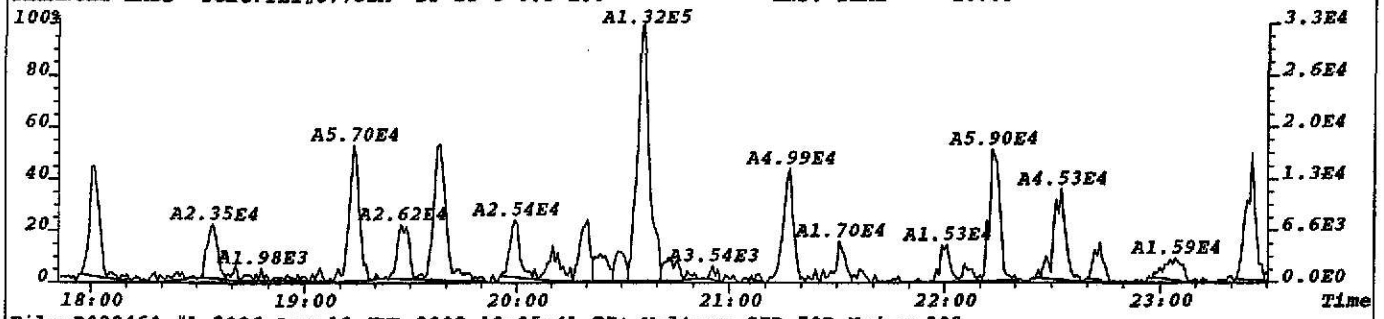

File:P022460 #1-3026 Acq:13-JUL-2002 18:05:41 EI+ Voltage SIR 70P Noise:203
327.8847 BSUB(256,30,-3.0) PKD(5,3,1,0.10%,812.0,0.00%,F,F) Exp:DB225
TRIANGLE LABS Text:TLI#57752A DF-DP-3 0.5-1.0 INJ. TIME = 18:05

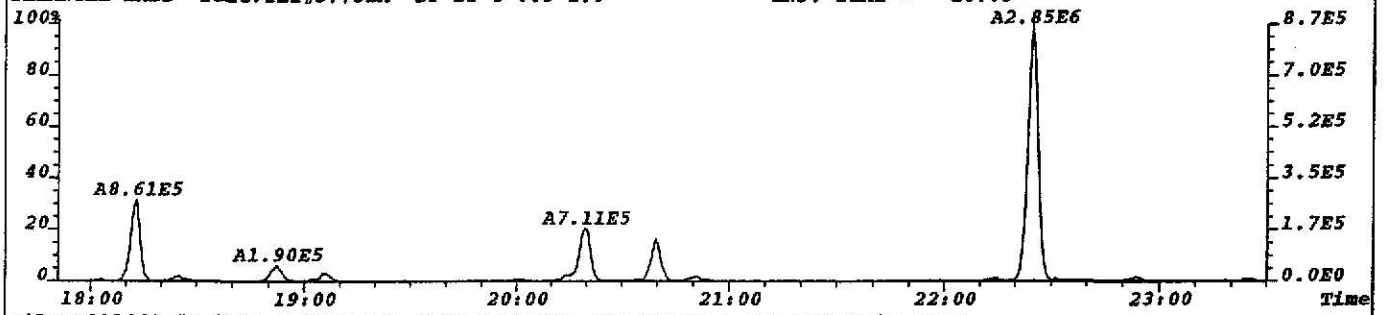

File:P022460 #1-3026 Acq:13-JUL-2002 18:05:41 EI+ Voltage SIR 70P Noise:617
331.9368 BSUB(256,30,-3.0) PKD(5,3,1,0.10%,2468.0,0.00%,F,F) Exp:DB225
TRIANGLE LABS Text:TLI#57752A DF-DP-3 0.5-1.0 INJ. TIME = 18:05

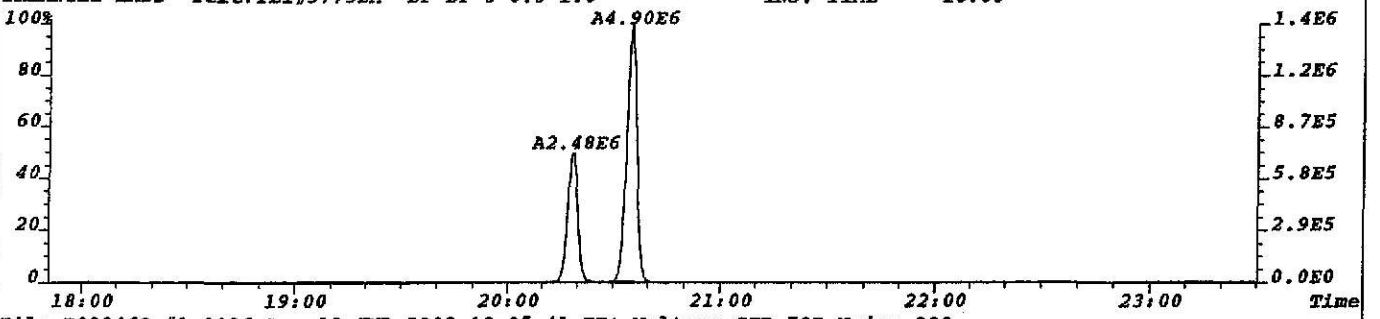

File:P022460 #1-3026 Acq:13-JUL-2002 18:05:41 EI+ Voltage SIR 70P Noise:220
333.9338 BSUB(256,30,-3.0) PKD(5,3,1,0.10%,880.0,0.00%,F,F) Exp:DB225
TRIANGLE LABS Text:TLI#57752A DF-DP-3 0.5-1.0 INJ. TIME = 18:05

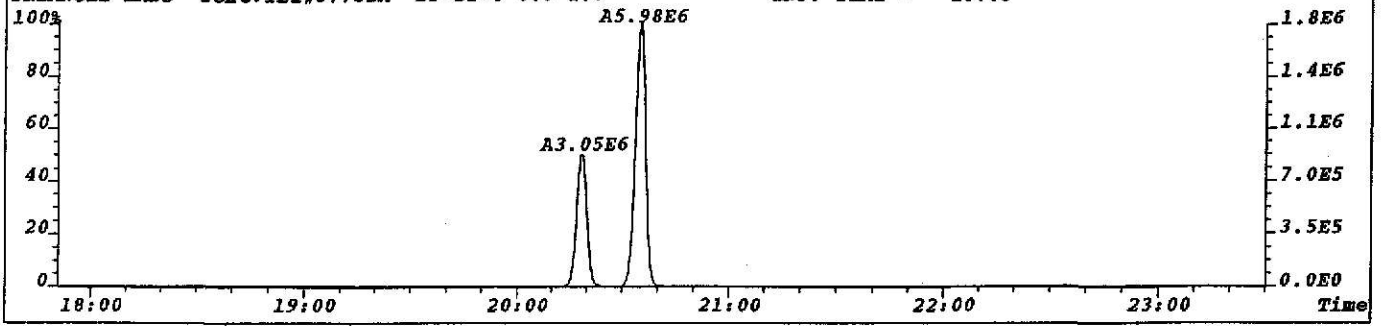

File:P022460 #1-3026 Acq:13-JUL-2002 18:05:41 EI+ Voltage SIR 70P
303.9016 Exp:DB225
TRIANGLE LABS Text:TLI#57752A DF-DP-3 0.5-1.0 INJ. TIME = 18:05

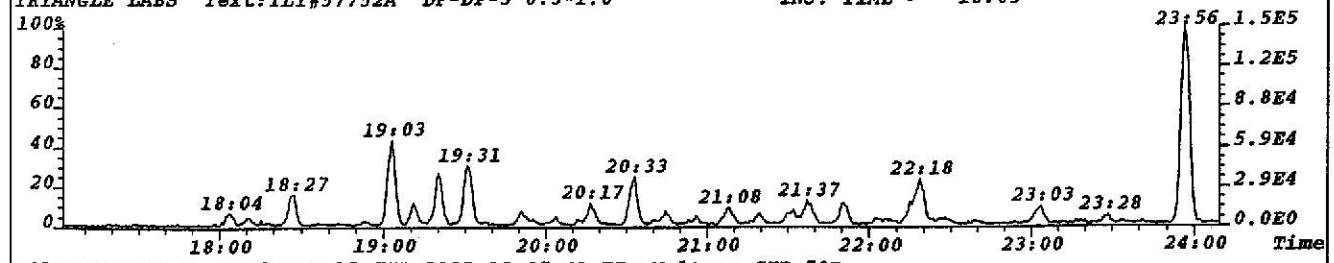

File:P022460 #1-3026 Acq:13-JUL-2002 18:05:41 EI+ Voltage SIR 70P
315.9419 Exp:DB225
TRIANGLE LABS Text:TLI#57752A DF-DP-3 0.5-1.0 INJ. TIME = 18:05

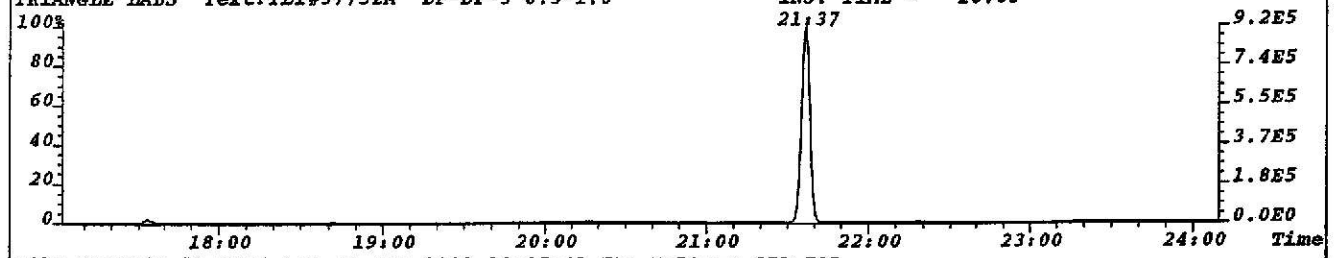

File:P022460 #1-3026 Acq:13-JUL-2002 18:05:41 EI+ Voltage SIR 70P
319.8965 Exp:DB225
TRIANGLE LABS Text:TLI#57752A DF-DP-3 0.5-1.0 INJ. TIME = 18:05

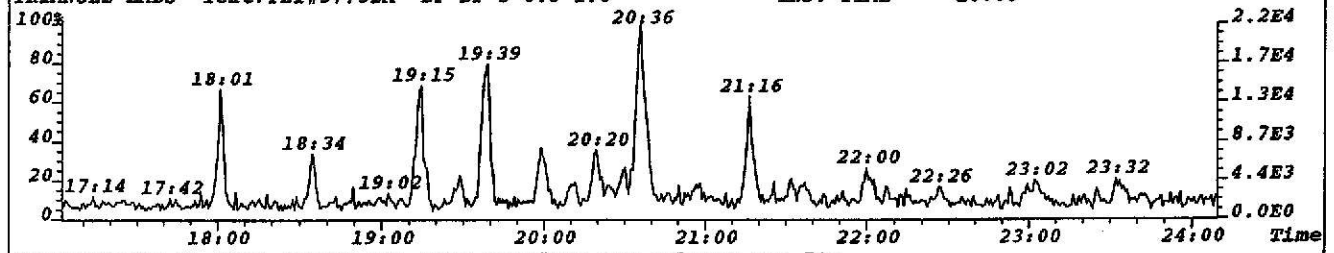

File:P022460 #1-3026 Acq:13-JUL-2002 18:05:41 EI+ Voltage SIR 70P
331.9368 Exp:DB225
TRIANGLE LABS Text:TLI#57752A DF-DP-3 0.5-1.0 INJ. TIME = 18:05

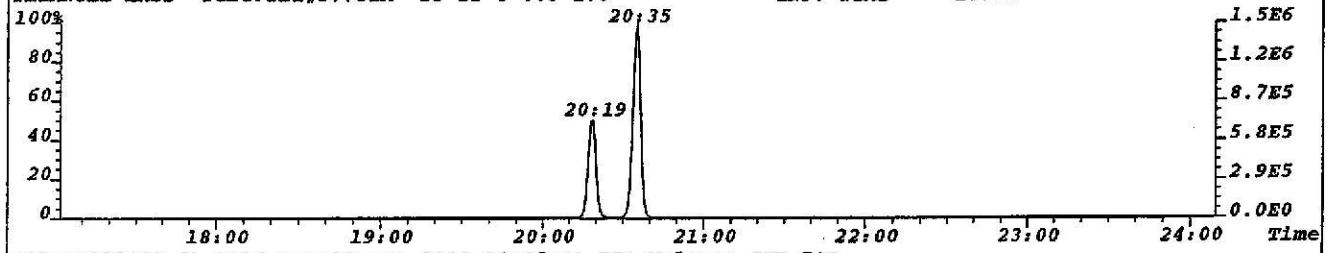

File:P022460 #1-3026 Acq:13-JUL-2002 18:05:41 EI+ Voltage SIR 70P
292.9825 Exp:DB225
TRIANGLE LABS Text:TLI#57752A DF-DP-3 0.5-1.0 INJ. TIME = 18:05

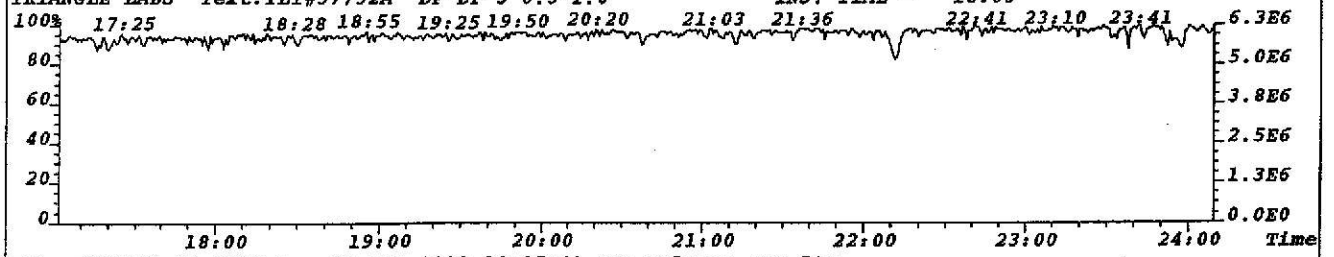

File:P022460 #1-3026 Acq:13-JUL-2002 18:05:41 EI+ Voltage SIR 70P
330.9792 Exp:DB225
TRIANGLE LABS Text:TLI#57752A DF-DP-3 0.5-1.0 INJ. TIME = 18:05

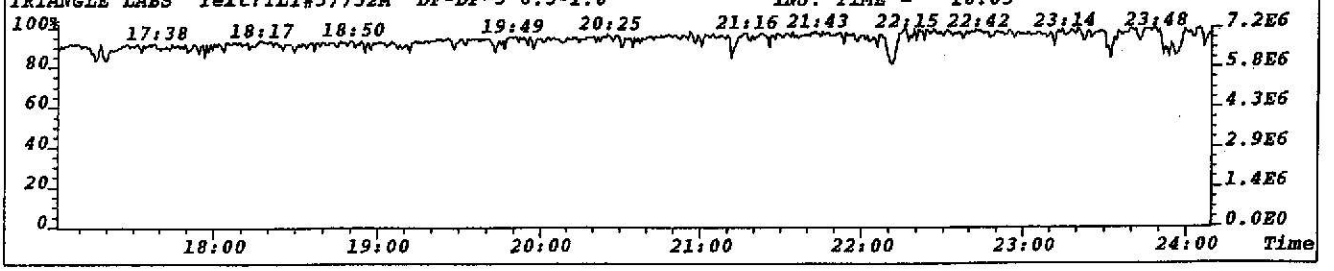

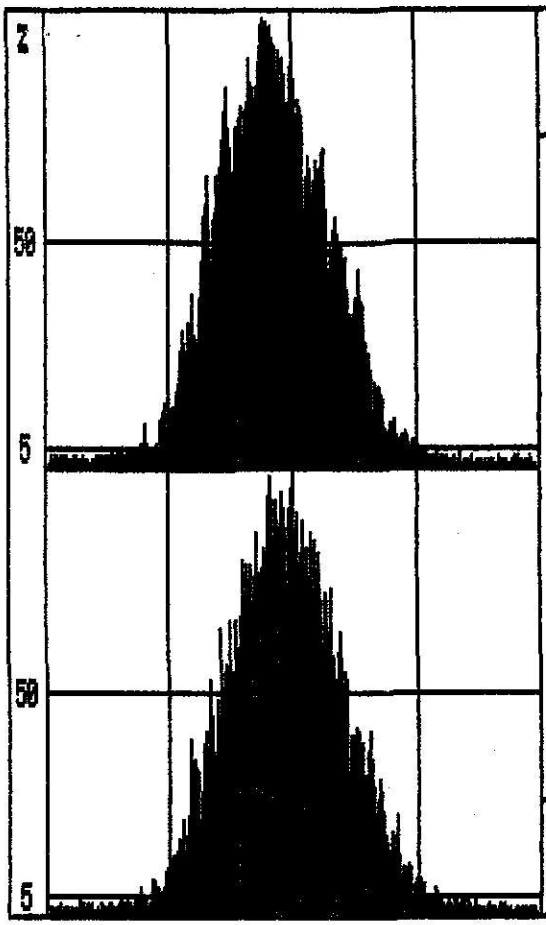

Channel I 330.9792 Peak top
Height 1.03 volts Span 200 ppm

System file name	D8225
Data file name	A:P713022
Resolution	10000
Group number	1
Ionization mode	EI+
Switching	VOLTAGE
Ref. masses	292.9825, 380.9761

A	292.9825	J	330.9792
B	303.9016	K	331.9368
C	305.8987	L	333.9338
D	315.9419	M	375.8364
E	317.9389		
F	319.8965		
G	321.8936		
H	327.8847		
I	330.9792		

Ref. mass 380.9761 Peak top
Height .62 volts Span 200 ppm

Martin & Slagle

TLI Project: **57752A** — 1613, Revision B PCDD/PCDF Analysis (c)

Client Sample: **DF-DP-179 0-0.5** — Analysis File: **U097303**

Client Project:	**Mississippi Project**				
Sample Matrix:	**SOLID**	Date Received:	**06/28/2002**	Spike File:	**SP161B22**
TLI ID:	**329-38-9**	Date Extracted:	**07/03/2002**	ICal:	**UF5709B**
		Date Analyzed:	**07/15/2002**	ConCal:	**UB20972**
Sample Size:	**12.600 g**	Dilution Factor:	**n/a**	% Moisture:	**20.6**
Dry Weight:	**10.004 g**	Blank File:	**S023087**	% Lipid:	**n/a**
GC Column:	**DB-5**	Analyst:	**JSY**	% Solids:	**79.4**

Analytes	Conc. (pg/g)	DL	Ratio	RT	RRT	Flags
2,3,7,8-TCDD	ND	0.6				
1,2,3,7,8-PeCDD	ND	0.7				
1,2,3,4,7,8-HxCDD	ND	0.7				
1,2,3,6,7,8-HxCDD	1.2		1.07	33:41	1.000	J
1,2,3,7,8,9-HxCDD	ND	0.7				
1,2,3,4,6,7,8-HpCDD	8.7		0.94	36:53	1.000	
1,2,3,4,6,7,8,9-OCDD	199		0.90	40:23	1.000	
2,3,7,8-TCDF	ND	0.5				
1,2,3,7,8-PeCDF	ND	0.4				
2,3,4,7,8-PeCDF	ND	0.4				
1,2,3,4,7,8-HxCDF	10.1		1.24	32:54	1.000	
1,2,3,6,7,8-HxCDF	1.2		1.16	33:01	1.000	J
2,3,4,6,7,8-HxCDF	0.95		1.15	33:30	1.000	J
1,2,3,7,8,9-HxCDF	ND	0.8				
1,2,3,4,6,7,8-HpCDF	41.9		1.10	35:53	1.000	
1,2,3,4,7,8,9-HpCDF	ND	1.0				
1,2,3,4,6,7,8,9-OCDF	12.6		0.79	40:34	1.005	

Totals	Conc. (pg/g)	Number	DL	Flags
Total TCDD	ND		0.6	
Total PeCDD	ND		0.7	
Total HxCDD	3.2	2		
Total HpCDD	19.6	2		
Total TCDF	5.7	1		
Total PeCDF	24.5	4		
Total HxCDF	30.3	7		
Total HpCDF	64.3	2		

161B_PSR v2.04, LARS 6.25.05

Triangle Laboratories, Inc.®
2445 S. Alston Ave. • Durham, North Carolina 27713
Phone: (919) 544-5729 • Fax: (919) 544-5491

Printed: 16:33 07/15/2002

TLI Project: **57752A** 1613, Revision B PCDD/PCDF Analysis (c)

Client Sample: **DF-DP-179 0-0.5** Analysis File: **U097303**

Internal Standards	Conc. (pg/g)	% Recovery	QC Limits	Ratio	RT	RRT	Flags
$^{13}C_{12}$-2,3,7,8-TCDD	113	56.8	25%-164%	0.81	26:02	1.008	___
$^{13}C_{12}$-1,2,3,7,8-PeCDD	152	76.1	25%-181%	1.55	30:24	1.177	___
$^{13}C_{12}$-1,2,3,4,7,8-HxCDD	146	72.9	32%-141%	1.26	33:37	0.989	___
$^{13}C_{12}$-1,2,3,6,7,8-HxCDD	164	82.1	28%-130%	1.29	33:41	0.991	___
$^{13}C_{12}$-1,2,3,4,6,7,8-HpCDD	161	80.5	23%-140%	1.07	36:53	1.085	___
$^{13}C_{12}$-1,2,3,4,6,7,8,9-OCDD	379	94.8	17%-157%	0.91	40:22	1.187	___
$^{13}C_{12}$-2,3,7,8-TCDF	118	59.3	24%-169%	0.82	25:18	0.979	___
$^{13}C_{12}$-1,2,3,7,8-PeCDF	137	68.4	24%-185%	1.54	29:21	1.136	___
$^{13}C_{12}$-2,3,4,7,8-PeCDF	136	68.2	21%-178%	1.59	30:04	1.164	___
$^{13}C_{12}$-1,2,3,4,7,8-HxCDF	109	54.3	26%-152%	0.52	32:54	0.968	___
$^{13}C_{12}$-1,2,3,6,7,8-HxCDF	129	64.3	26%-123%	0.52	33:01	0.971	___
$^{13}C_{12}$-2,3,4,6,7,8-HxCDF	155	77.5	28%-136%	0.51	33:30	0.985	___
$^{13}C_{12}$-1,2,3,7,8,9-HxCDF	156	77.9	29%-147%	0.52	34:15	1.007	___
$^{13}C_{12}$-1,2,3,4,6,7,8-HpCDF	127	63.5	28%-143%	0.47	35:52	1.055	___
$^{13}C_{12}$-1,2,3,4,7,8,9-HpCDF	164	81.9	26%-138%	0.46	37:22	1.099	___

Cleanup Standard	Conc. (pg/g)	% Recovery	QC Limits	RT	RRT	Flags
$^{37}Cl_4$-2,3,7,8-TCDD	12.2	61.0	35%-197%	26:03	1.008	___

Recovery Standards	Ratio	RT	Flags
$^{13}C_{12}$-1,2,3,4-TCDD	0.82	25:50	___
$^{13}C_{12}$-1,2,3,7,8,9-HxCDD	1.30	34:00	___

Data Reviewer: GEM 07/15/2002

161B_PSR v2.04, LARS 6.25.05

Triangle Laboratories, Inc.®
2445 S. Alston Ave. • Durham, North Carolina 27713
Phone: (919) 544-5729 • Fax: (919) 544-5491

Printed: 16:33 07/15/2002

Martin & Slagle

TLI Project: **57752A**
Client Sample: **DF-DP-179 0-0.5**

Toxicity Equivalents Report
Analysis File: **S023096**

Client Project:	**Mississippi Project**				
Sample Matrix:	**SOLID**	Date Received:	**06/28/02**	Spike File:	**SP161B22**
TLI ID:	**329-38-9**	Date Extracted:	**07/03/02**	ICal:	**SF5607B**
		Date Analyzed:	**07/12/02**	ConCal:	**SB23085**
Sample Size:	**12.600 g**	Dilution Factor:	**1**	% Moisture:	**20.6**
Dry Weight:	**10.004 g**	Blank File:	**S023087**	% Lipid:	**n/a**
GC Column:	**DB-5**	Analyst:	**JSY**	% Solids:	**79.4**

Analytes	Conc. (pg/g)		TEF		Equivalent
2,3,7,8-TCDD	{0.1}	x	1.	=	0.1
1,2,3,7,8-PeCDD	{0.1}	x	0.5	=	0.05
1,2,3,4,7,8-HxCDD	0.29	x	0.1	=	0.029
1,2,3,6,7,8-HxCDD	1.3	x	0.1	=	0.13
1,2,3,7,8,9-HxCDD	{0.9}	x	0.1	=	0.09
1,2,3,4,6,7,8-HpCDD	9.1	x	0.01	=	0.091
1,2,3,4,6,7,8,9-OCDD	203	x	0.001	=	0.203
TOTAL PCDD					0.7
2,3,7,8-TCDF	{0.3}	x	0.1	=	0.03
1,2,3,7,8-PeCDF	12.3	x	0.05	=	0.615
2,3,4,7,8-PeCDF	{2.4}	x	0.5	=	1.2
1,2,3,4,7,8-HxCDF	10.7	x	0.1	=	1.07
1,2,3,6,7,8-HxCDF	{1.1}	x	0.1	=	0.11
2,3,4,6,7,8-HxCDF	10.5	x	0.1	=	1.05
1,2,3,7,8,9-HxCDF	{0.2}	x	0.1	=	0.02
1,2,3,4,6,7,8-HpCDF	53.3	x	0.01	=	0.533
1,2,3,4,7,8,9-HpCDF	{0.7}	x	0.01	=	0.007
1,2,3,4,6,7,8,9-OCDF	12.4	x	0.001	=	0.0124
TOTAL PCDF					4.6

Total EPA TEFs, 1989a: 5.3 pg/g

{...} indicates that the value is that of a Detection Limit.

GRY_TEF v1.08, MILES 4.22.16

Triangle Laboratories, Inc.®
2445 S. Alston Ave. • Durham, North Carolina 27713
Phone: (919) 544-5729 • Fax: (919) 544-5491

Printed: 21:40 07/15/02

Initial ....Date...

Data Review By: KW 7/15/02

Calculated Noise Height: 2.09

Page No. 1 Listing of U097303B.dbf
07/15/2002 Matched GC Peaks / Ratio / Ret. Time

Compound/ M_Z....	QC.Log	Omit	Why	..RT.	OK	Ratio	Total.Area/Ht	Area/Ht.Peak1	Area/Ht.Peak2	Rel.RT	Compound.Name..	ID..	Flags.
TCDF				0.65-0.89						0.866-1.078			
304-306	DC	NL				Height	11.15	6.15	5.00				
				26:35		0.88	298.91	139.74	159.17	1.051			
304-306			1	Peak			298.91						
13C12-TCDF				0.65-0.89						0.942-1.140			
316-318	DC	NL				Height	7.54	3.65	3.89				
	DC	SN		24:31		0.73	20.03			0.969			
				24:54	RO	1.31	92.04	52.20	39.84	0.984			
				25:18		0.82	9,263.70	4,173.80	5,089.90	1.000	13C12-2378-TCDF	IS0	
						Height	2,008.55	913.73	1,094.82				
				25:40		0.78	361.71	158.63	203.08	1.014			
				25:51	RO	1.61	48.82	30.09	18.73	1.022			
	DC	SN		26:26	RO	1.73	20.61			1.045			
316-318			4	Peaks			9,766.27						

---------- Above: TCDF / TCDD Follows ----------

TCDD				0.65-0.89						0.895-1.047			
320-322	DC	NL				Height	5.85	3.21	2.64				
	DC	SN		25:16	RO	1.21	22.70			0.971			
	DC	SN		25:55	RO	0.90	15.15			0.996			
	DC	SN		26:27		0.86	5.12			1.016			
320-322			0	Peaks			0.00						
37Cl-TCDD										0.923-1.077			
328	DC	NL				Height	2.81	2.81					
	DC	WL		23:29			1.77			0.902			
	DC	WL		23:31			4.05			0.903			
				24:21			17.82	17.82		0.935			
				24:38			111.11	111.11		0.946			
				26:03			713.48	713.48		1.001	37Cl-TCDD		CLS
				26:27			371.89	371.89		1.016			
	DC	SN		26:42			11.83			1.026			
				26:51			7.69	7.69		1.031			
	DC	SN		26:58			8.47			1.036			
	DC	SN		27:13			7.03			1.045			
				27:24			22.56	22.56		1.052			
	DC	SN		27:31			7.45			1.057			
328			6	Peaks			1,244.55						
13C12-TCDD				0.65-0.89						0.916-1.070			
332-334	DC	NL				Height	13.67	8.70	4.97				
				25:50		0.82	10,835.49	4,885.35	5,950.14	0.992	13C12-1234-TCDD	RS1	
				26:02		0.81	6,249.32	2,794.76	3,454.56	1.000	13C12-2378-TCDD	IS1	
						Height	1,444.43	655.26	789.17				
				26:25	RO	1.19	89.51	48.58	40.93	1.015			

```
Compound/
M_Z.... QC.Log Omit Why ..RT. OK Ratio Total.Area/Ht Area/Ht.Peak1 Area/Ht.Peak2 Rel.RT Compound.Name.. ID.. Flags.

                        26:34 RO  0.96        40.23         19.70         20.53  1.020
332-334               4 Peaks             17,214.55

                 ---------------------- Above: TCDD / PeCDF Follows --------------------

PeCDF                          1.32-1.78                                   0.904-1.040
340-342          DC  NL          Height         7.48          3.85          3.63
                        27:38 RO  1.28        48.48         27.18         21.30  0.919
                        28:41     1.71       206.78        130.59         76.19  0.954                          J
                        28:53     1.53       216.66        131.08         85.58  0.961                          J
        N               29:17     1.54       494.02        299.79        194.23  0.998
                        30:27 RO  0.76        45.58         19.72         25.86  1.013
                        30:59     1.53       218.65        132.33         86.32  1.030                          J
                 DC  WH 31:34 RO  2.82        24.59                              1.050
340-342               6 Peaks              1,230.17

13C12-PeCDF                    1.32-1.78                                   0.793-1.126
352-354          DC  NL          Height         5.56          2.77          2.79
                 DC  SN 29:04 RO  2.64        27.60                              0.967
                        29:21     1.54     7,446.21      4,513.67      2,932.54  1.000 13C12-PeCDF 123 IS2
                                Height     1,898.14      1,159.51        738.63
                        29:38 RO  2.19       169.58        116.50         53.08  0.986
                        30:04     1.59     7,453.44      4,578.78      2,874.66  1.000 13C12-PeCDF 234 IS3
                                Height     2,017.68      1,228.46        789.22
                        31:04     1.44       119.54         70.63         48.91  1.033
352-354               4 Peaks             15,188.77

                 ---------------------- Above: PeCDF / PeCDD Follows --------------------

PeCDD                          1.32-1.78                                   0.935-1.021
356-358          DC  NL          Height         5.24          3.02          2.22
                 DC  SN 28:58     1.44         9.31                              0.953
                 DC  SN 30:05 RO  0.63        19.53                              0.990
                 DC  SN 30:34 RO  0.25        25.31                              1.005
356-358               0 Peaks                  0.00

13C12-PeCDD                    1.32-1.78                                   0.718-1.047
368-370          DC  NL          Height         5.65          3.08          2.57
                 DC  SN 29:19 RO  1.96        24.60                              0.964
                 DC  SN 29:37 RO  3.48        21.46                              0.974
                        30:24     1.55     4,937.81      3,002.60      1,935.21  1.000 13C12-PeCDD 123 IS4
                                Height     1,255.73        764.68        491.05
368-370               1 Peak               4,937.81

                 ---------------------- Above: PeCDD / HxCDF Follows --------------------

HxCDF                          1.05-1.43                                   0.928-1.008
374-376          DC  NL          Height         5.82          3.12          2.70
                        31:56 RO  2.57        53.24         38.33         14.91  0.932
                        32:04     1.08       172.64         89.71         82.93  0.936
                        32:14     1.11        49.06         25.83         23.23  0.941                          J
                        32:24     1.08        33.80         17.53         16.27  0.946                          J
```

Compound/ M_Z....	QC.Log	Omit	Why	..RT.	OK	Ratio	Total.Area/Ht	Area/Ht.Peak1	Area/Ht.Peak2	Rel.RT	Compound.Name..	ID..	Flags.
				32:32		1.24	291.95	161.38	130.57	0.950			
	D	D	SN	32:47		1.23	25.54			0.957			
				32:54		1.24	266.23	147.13	119.10	1.000	123478-HxCDF	AN	
				33:01		1.16	37.98	20.40	17.58	1.000	123678-HxCDF	AN	J
				33:30		1.15	32.66	17.46	15.20	1.000	234678-HxCDF	AN	J
374-376			8	Peaks			937.56						
13C12-HxCDF						0.43-0.59				0.876-1.109			
384-386		DC	NL			Height	9.31	4.86	4.45				
				32:54		0.52	4,610.53	1,585.61	3,024.92	1.000	13C12-HxCDF 478	IS5	
						Height	1,378.29	476.82	901.47				
				33:01		0.52	5,439.14	1,868.69	3,570.45	1.000	13C12-HxCDF 678	IS6	
						Height	1,531.94	537.17	994.77				
				33:30		0.51	6,025.63	2,032.42	3,993.21	1.000	13C12-HxCDF 234	IS7	
						Height	1,714.36	577.13	1,137.23				
		DC	SN	33:53	RO	0.36	25.39			0.989			
				34:15		0.52	4,807.69	1,639.07	3,168.62	1.000	13C12-HxCDF 789	IS8	
						Height	1,156.22	377.22	779.00				
384-386			4	Peaks			20,882.99						

---------- Above: HxCDF / HxCDD Follows ----------

HxCDD						1.05-1.43				0.958-1.014			
390-392				32:26		1.17	50.91	27.46	23.45	0.963			J
				33:07	RO	0.91	92.83	44.12	48.71	0.983			
	MKTN			33:41		1.07	31.30	16.20	15.10	1.000	123678-HxCDD	AN	J
390-392			3	Peaks			175.04						
13C12-HxCDD						1.05-1.43				0.982-1.041			
402-404		DC	NL			Height	9.53	5.01	4.52				
				33:37		1.26	3,921.39	2,188.74	1,732.65	1.000	13C12-HxCDD 478	IS9	
						Height	1,268.38	709.75	558.63				
				33:41		1.29	4,884.05	2,749.33	2,134.72	1.000	13C12-HxCDD 678	IS10	
						Height	1,391.41	775.26	616.15				
				34:00		1.30	6,364.40	3,593.74	2,770.66	1.011	13C12-HxCDD 789	RS2	
402-404			3	Peaks			15,169.84						

---------- Above: HxCDD / HpCDF Follows ----------

HpCDF						0.88-1.20				0.957-1.006			
408-410		DC	NL			Height	4.32	1.89	2.43				
				35:53		1.10	1,156.96	606.57	550.39	1.000	1234678-HpCDF	AN	
				36:18		1.13	594.15	315.61	278.54	0.971			
408-410			2	Peaks			1,751.11						
13C12-HpCDF						0.37-0.51				0.857-1.151			
418-420		DC	NL			Height	5.79	2.72	3.07				
				35:52		0.47	3,820.92	1,222.25	2,598.67	1.000	13C12-HpCDF 678	IS11	
						Height	985.04	313.99	671.05				
				37:22		0.46	3,454.77	1,084.05	2,370.72	1.000	13C12-HpCDF 789	IS12	
						Height	719.94	226.54	493.40				
418-420			2	Peaks			7,275.69						

```
Compound/
M_Z.... QC.Log Omit Why ..RT. OK Ratio Total.Area/Ht Area/Ht.Peak1 Area/Ht.Peak2 Rel.RT Compound.Name.. ID.. Flags.

                    ---------------------- Above: HpCDF / HpCDD Follows ---------------------

HpCDD                                0.88-1.20                                    0.977-1.005
424-426          DC  NL              Height          4.66          2.44          2.22
                         36:10        1.02        205.47        103.59        101.88  0.981
                         36:53        0.94        164.39         79.66         84.73  1.000 1234678-HpCDD    AN
424-426                2 Peaks                     369.86

13C12-HpCDD                          0.88-1.20                                    0.868-1.085
436-438          DC  NL              Height          6.82          3.99          2.83
                         36:53        1.07      3,731.76      1,925.44      1,806.32  1.000 13C12-HpCDD 678 IS13
                                     Height        847.52        435.79        411.73
436-438                1 Peak                    3,731.76

                    ---------------------- Above: HpCDD / Octa-CDD and CDF Follows ----------

OCDF                                 0.76-1.02                                    0.950-1.050
442-444          DC  NL              Height          4.94          2.14          2.80
                 DC  WL  37:01 RO     1.05          8.44                                0.917
                 DC  WL  37:48 RO     0.10         14.40                                0.936
                 DC  SN  38:31 RO     0.30         19.32                                0.954
                         40:34        0.79        278.01        123.04        154.97  1.005 OCDF             AN
                 DC  SN  41:18 RO     2.60          5.18                                1.023
                 DC  SN  41:28 RO     0.41          7.35                                1.027
                 DC  SN  41:42 RO     5.82         22.15                                1.033
                 DC  SN  41:58 RO     0.38         16.34                                1.040
                 DC  SN  42:19 RO     1.98         20.03                                1.048
                 DC  WH  42:30 RO     0.58         16.92                                1.053
                 DC  WH  43:00 RO     2.06         21.94                                1.065
                 DC  WH  43:24 RO     2.97         15.98                                1.075
                 DC  WH  44:18        0.95         13.24                                1.097
442-444                1 Peak                      278.01

OCDD                                 0.76-1.02                                    0.950-1.050
458-460          DC  NL              Height          3.88          1.92          1.96
                         40:23        0.90      3,279.77      1,551.73      1,728.04  1.000 OCDD             AN
                         40:45        0.88         41.03         19.26         21.77  1.009
                 DC  SN  40:56        0.80         33.51                               1.014
458-460                2 Peaks                   3,320.80

13C12-OCDD                           0.76-1.02                                    0.997-1.005
470-472          DC  NL              Height          3.96          1.78          2.18
                         40:22        0.91      5,940.73      2,825.11      3,115.62  1.000 13C12-OCDD       IS14
                                     Height      1,001.83        476.41        525.42
                 DC  WH  40:54 RO     0.38         88.43                               1.013
470-472                1 Peak                    5,940.73
```

Compound/
M_Z.... QC.Log Omit Why ..RT. OK Ratio Total.Area/Ht Area/Ht.Peak1 Area/Ht.Peak2 Rel.RT Compound.Name.. ID.. Flags.

Column Description.....	"Why" Code Description.....	QC Log Desc.....
M_Z -Nominal Ion Mass(es)	WL-Below Retention Time Window	A-Peak Added
..RT. -Retention Time (mm:ss)	WH-Above Retention Time Window	K-Peak Kept
Rat.1 -Ratio of M/M+2 Ions	SN-Below Signal to Noise Level	D-Peak Deleted
OK -RO=Ratio Outside Limits	<M-Below Method Detection Limit	T-Time Changed
Rel.RT-Relative Retention Time	NL-Channel Specific Noise Level	M-Peak Area Changed
		N-Name Changed
		X-Ether Interference

*** End of Report ***

File:U0973 #1-622 Acq:15-JUL-2002 14:24:31 GC EI+ Voltage SIR 70S Noise:7690
303.9016 S:3 F:2 BSUB(256,30,-3.0) PKD(9,5,3,0.10%,30760.0,1.00%,F,T) Exp:NDB5US
TRIANGLE LABS Text:TLI#57752A DF-DP-179 0-0.5

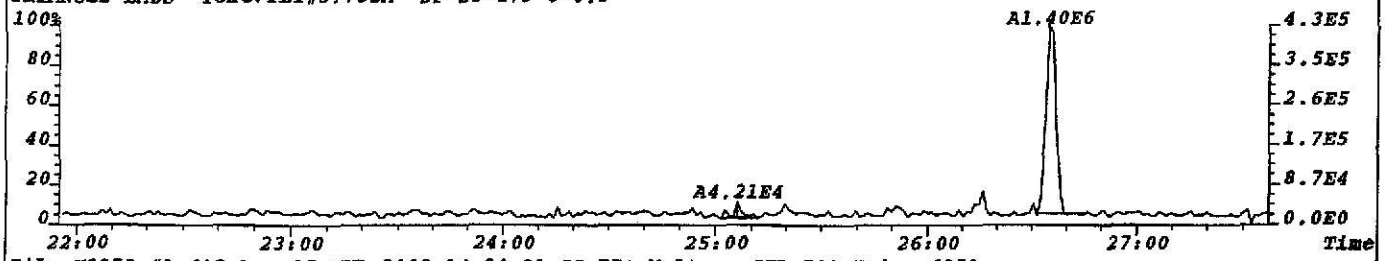

File:U0973 #1-622 Acq:15-JUL-2002 14:24:31 GC EI+ Voltage SIR 70S Noise:6252
305.8987 S:3 F:2 BSUB(256,30,-3.0) PKD(9,5,3,0.10%,25008.0,1.00%,F,T) Exp:NDB5US
TRIANGLE LABS Text:TLI#57752A DF-DP-179 0-0.5

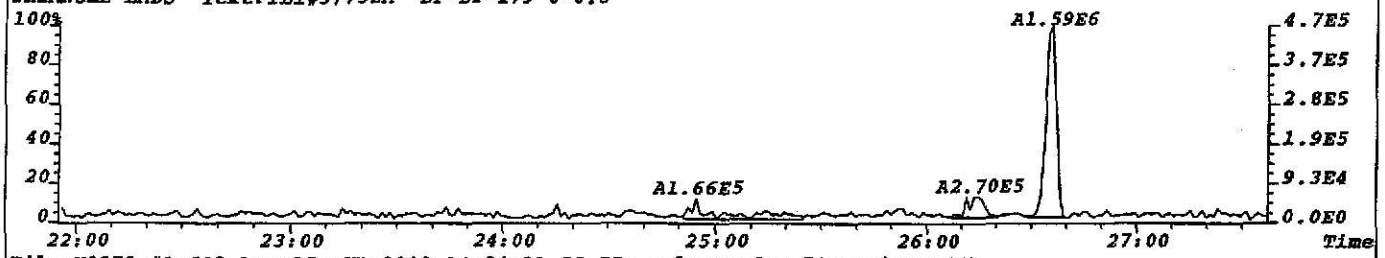

File:U0973 #1-622 Acq:15-JUL-2002 14:24:31 GC EI+ Voltage SIR 70S Noise:4567
315.9419 S:3 F:2 BSUB(256,30,-3.0) PKD(9,5,3,0.10%,18268.0,1.00%,F,T) Exp:NDB5US
TRIANGLE LABS Text:TLI#57752A DF-DP-179 0-0.5

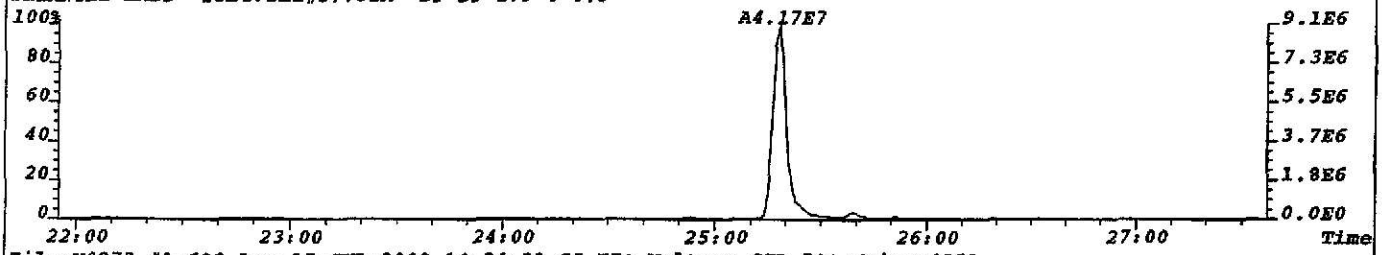

File:U0973 #1-622 Acq:15-JUL-2002 14:24:31 GC EI+ Voltage SIR 70S Noise:4859
317.9389 S:3 F:2 BSUB(256,30,-3.0) PKD(9,5,3,0.10%,19436.0,1.00%,F,T) Exp:NDB5US
TRIANGLE LABS Text:TLI#57752A DF-DP-179 0-0.5

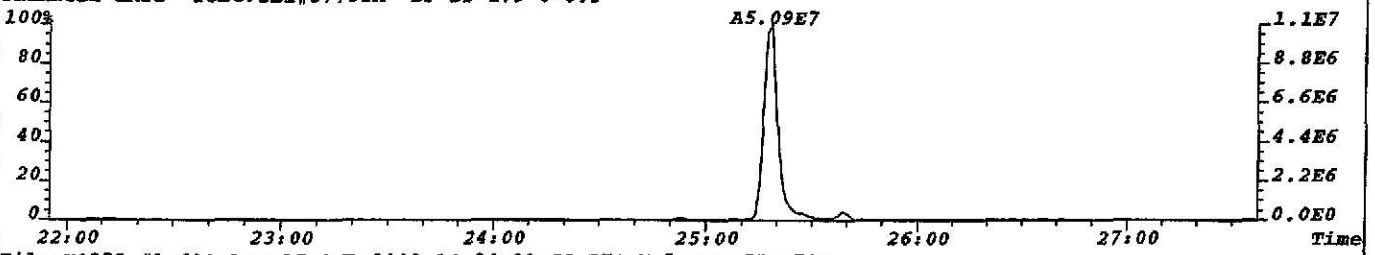

File:U0973 #1-622 Acq:15-JUL-2002 14:24:31 GC EI+ Voltage SIR 70S
330.9792 S:3 F:2 Exp:NDB5US
TRIANGLE LABS Text:TLI#57752A DF-DP-179 0-0.5

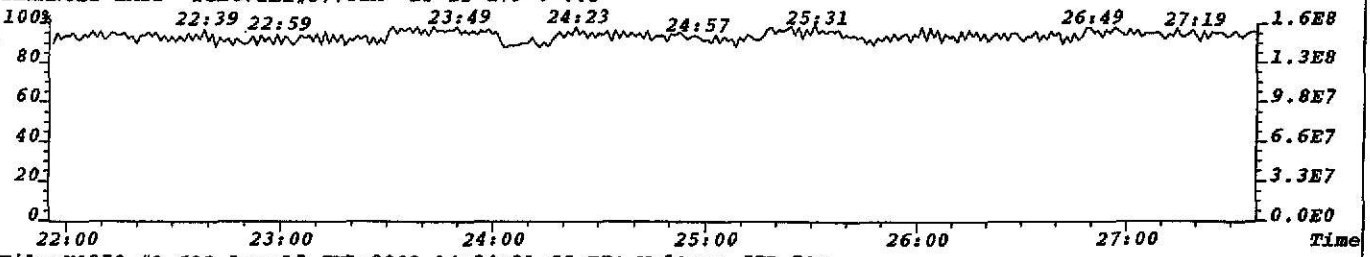

File:U0973 #1-622 Acq:15-JUL-2002 14:24:31 GC EI+ Voltage SIR 70S
375.8364 S:3 F:2 Exp:NDB5US
TRIANGLE LABS Text:TLI#57752A DF-DP-179 0-0.5

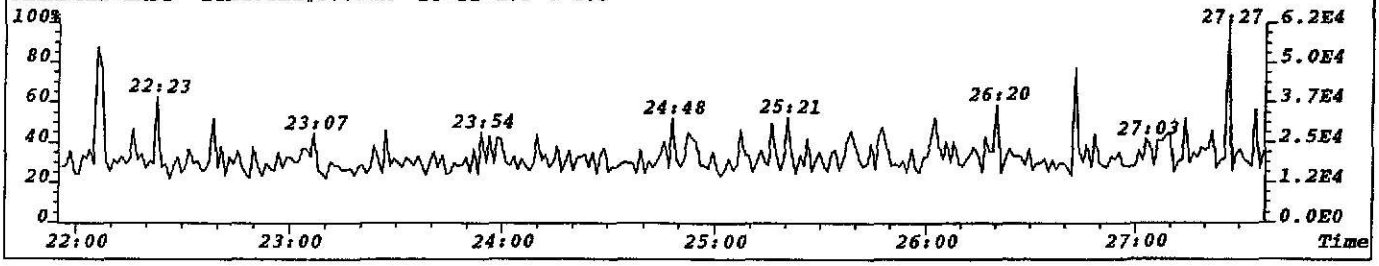

N = 2.09 JSY
7/15/02

File:U0973 #1-622 Acq:15-JUL-2002 14:24:31 GC EI+ Voltage SIR 70S Noise:4018
319.8965 S:3 F:2 BSUB(256,30,-3.0) PKD(7,5,3,0.10%,16072.0,1.00%,F,T) Exp:NDB5US
TRIANGLE LABS Text:TLI#57752A DF-DP-179 0-0.5

(0.15)(8.0) = 1.2

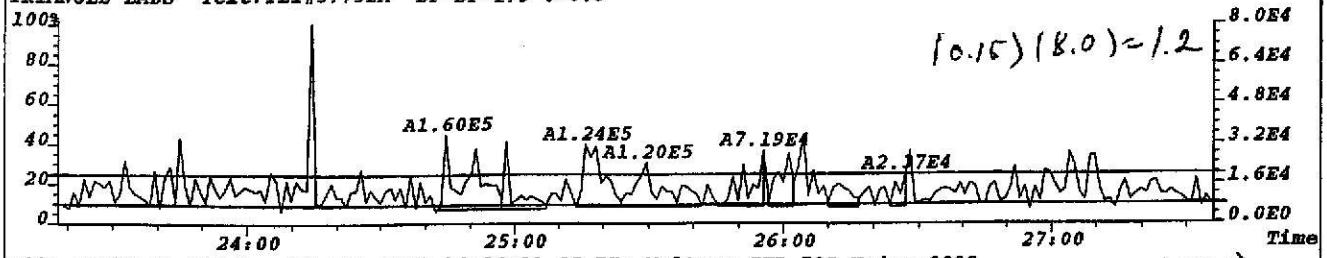

File:U0973 #1-622 Acq:15-JUL-2002 14:24:31 GC EI+ Voltage SIR 70S Noise:3299
321.8936 S:3 F:2 BSUB(256,30,-3.0) PKD(7,5,3,0.10%,13196.0,1.00%,F,T) Exp:NDB5US
TRIANGLE LABS Text:TLI#57752A DF-DP-179 0-0.5

(0.175)(5.1) = 0.08925

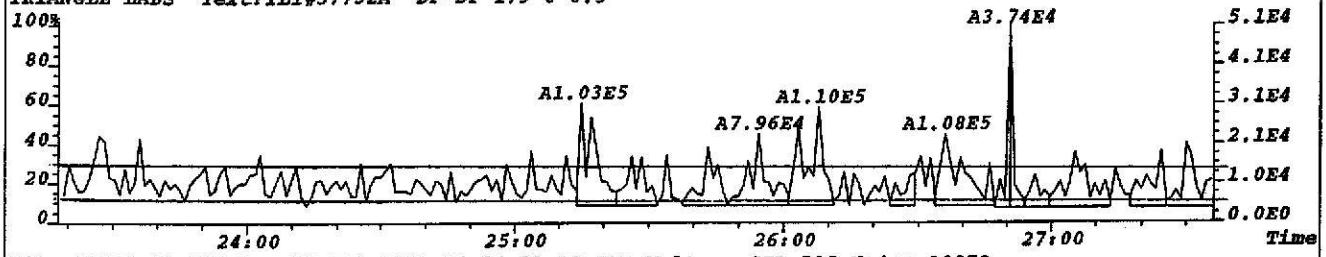

File:U0973 #1-622 Acq:15-JUL-2002 14:24:31 GC EI+ Voltage SIR 70S Noise:10872
331.9368 S:3 F:2 BSUB(256,30,-3.0) PKD(7,5,3,0.10%,43488.0,1.00%,F,T) Exp:NDB5US
TRIANGLE LABS Text:TLI#57752A DF-DP-179 0-0.5

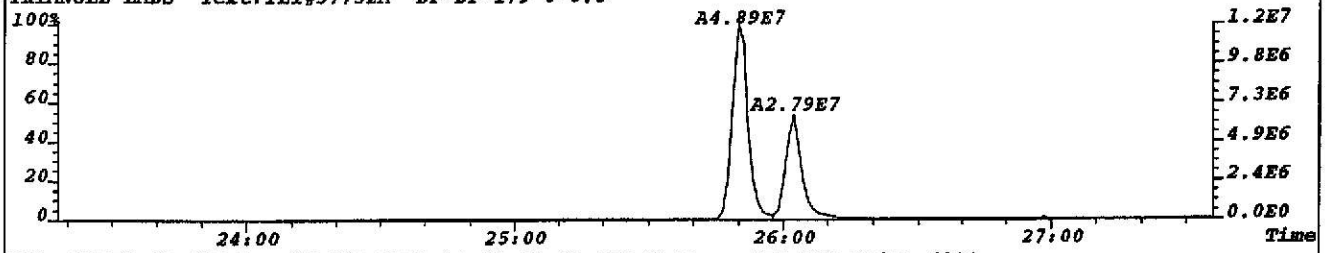

File:U0973 #1-622 Acq:15-JUL-2002 14:24:31 GC EI+ Voltage SIR 70S Noise:6210
333.9338 S:3 F:2 BSUB(256,30,-3.0) PKD(7,5,3,0.10%,24840.0,1.00%,F,T) Exp:NDB5US
TRIANGLE LABS Text:TLI#57752A DF-DP-179 0-0.5

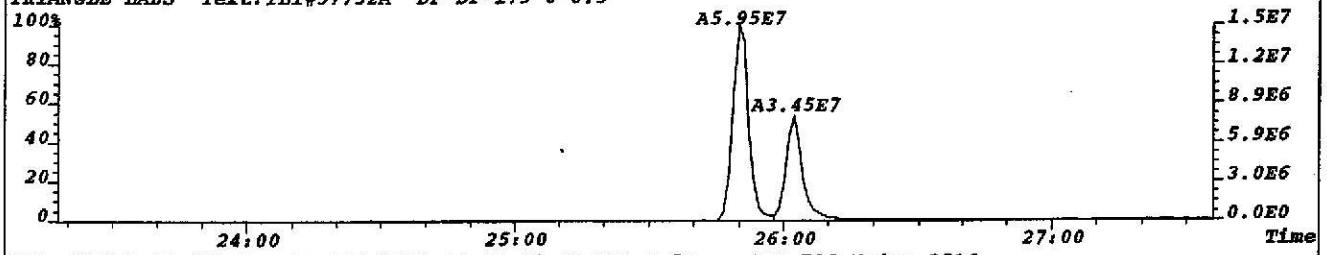

File:U0973 #1-622 Acq:15-JUL-2002 14:24:31 GC EI+ Voltage SIR 70S Noise:3516
327.8847 S:3 F:2 BSUB(256,30,-3.0) PKD(7,5,3,0.10%,14064.0,1.00%,F,T) Exp:NDB5US
TRIANGLE LABS Text:TLI#57752A DF-DP-179 0-0.5

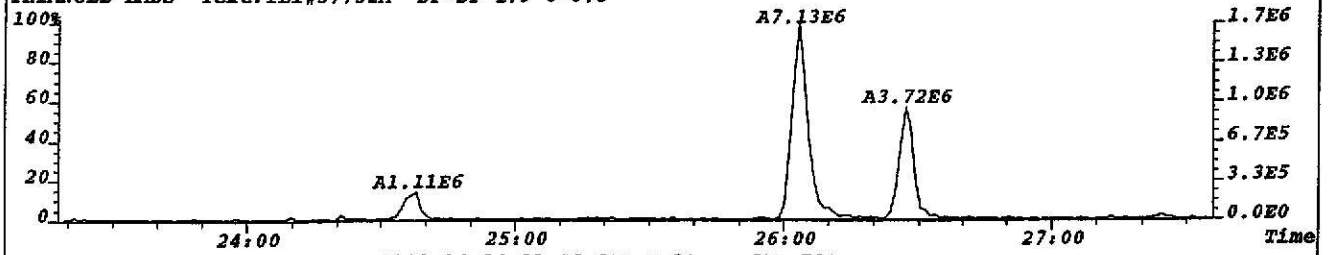

File:U0973 #1-622 Acq:15-JUL-2002 14:24:31 GC EI+ Voltage SIR 70S
330.9792 S:3 F:2 Exp:NDB5US
TRIANGLE LABS Text:TLI#57752A DF-DP-179 0-0.5

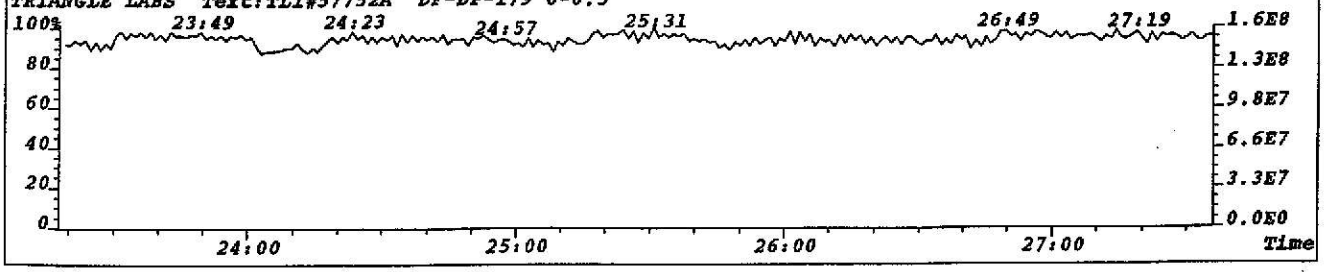

File:U0973 #1-622 Acq:15-JUL-2002 14:24:31 GC EI+ Voltage SIR 70S Noise:4808
339.8597 S:3 F:2 BSUB(256,30,-3.0) PKD(7,5,3,0.10%,19232.0,1.00%,F,T) Exp:NDB5US
TRIANGLE LABS Text:TLI#57752A DF-DP-179 0-0.5

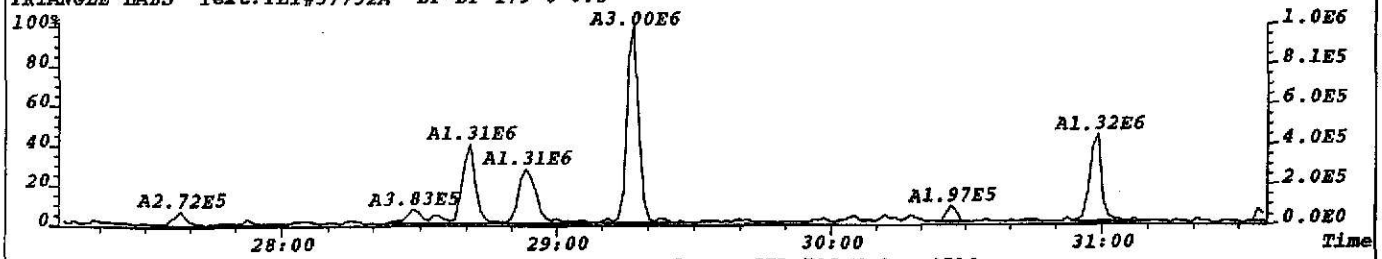

File:U0973 #1-622 Acq:15-JUL-2002 14:24:31 GC EI+ Voltage SIR 70S Noise:4536
341.8567 S:3 F:2 BSUB(256,30,-3.0) PKD(7,5,3,0.10%,18144.0,1.00%,F,T) Exp:NDB5US
TRIANGLE LABS Text:TLI#57752A DF-DP-179 0-0.5

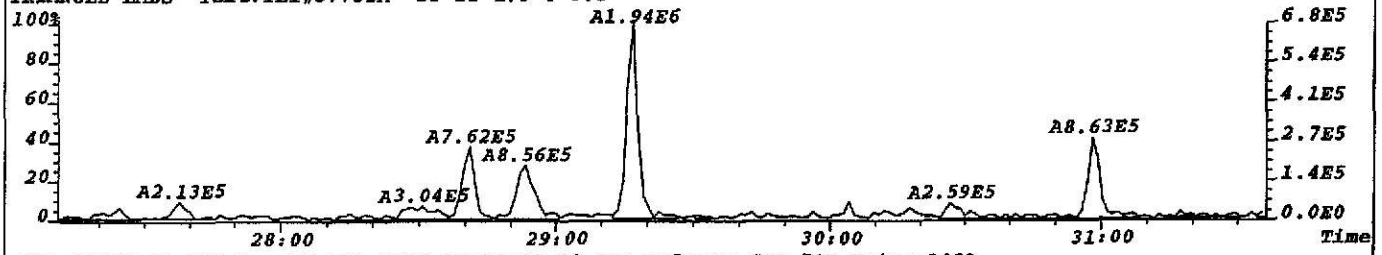

File:U0973 #1-622 Acq:15-JUL-2002 14:24:31 GC EI+ Voltage SIR 70S Noise:3468
351.9000 S:3 F:2 BSUB(256,30,-3.0) PKD(7,5,3,0.10%,13872.0,1.00%,F,T) Exp:NDB5US
TRIANGLE LABS Text:TLI#57752A DF-DP-179 0-0.5

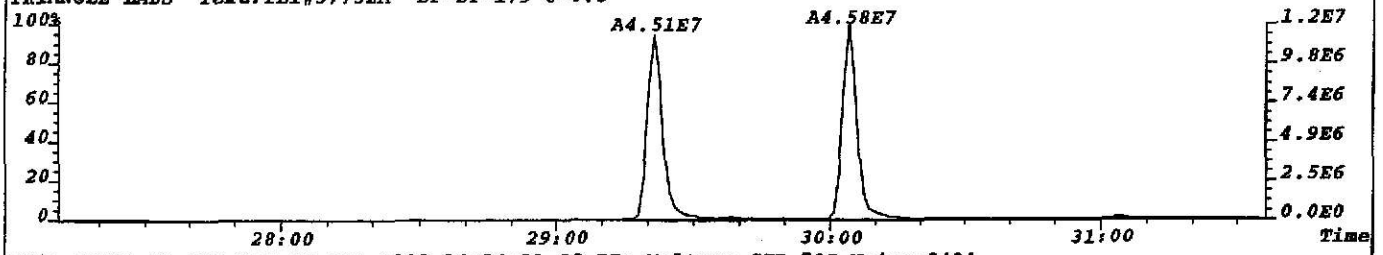

File:U0973 #1-622 Acq:15-JUL-2002 14:24:31 GC EI+ Voltage SIR 70S Noise:3484
353.8970 S:3 F:2 BSUB(256,30,-3.0) PKD(7,5,3,0.10%,13936.0,1.00%,F,T) Exp:NDB5US
TRIANGLE LABS Text:TLI#57752A DF-DP-179 0-0.5

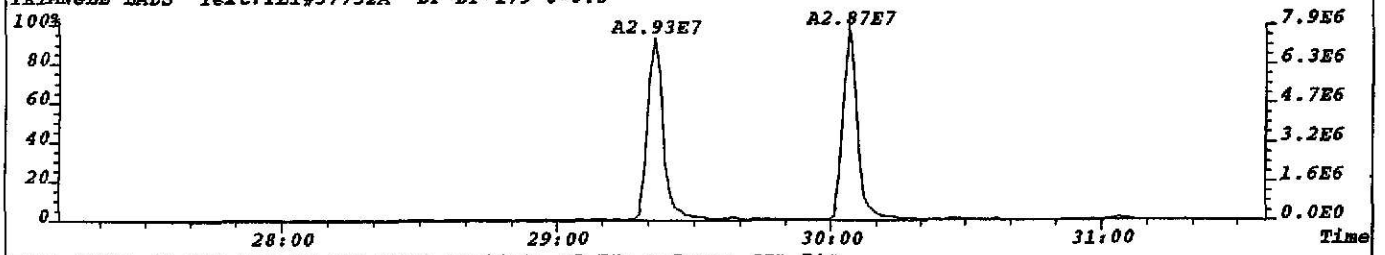

File:U0973 #1-622 Acq:15-JUL-2002 14:24:31 GC EI+ Voltage SIR 70S
330.9792 S:3 F:2 Exp:NDB5US
TRIANGLE LABS Text:TLI#57752A DF-DP-179 0-0.5

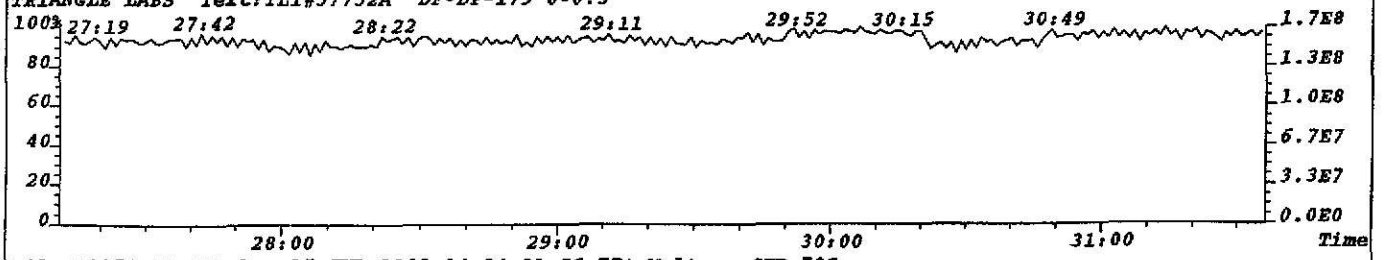

File:U0973 #1-622 Acq:15-JUL-2002 14:24:31 GC EI+ Voltage SIR 70S
409.7974 S:3 F:2 Exp:NDB5US
TRIANGLE LABS Text:TLI#57752A DF-DP-179 0-0.5

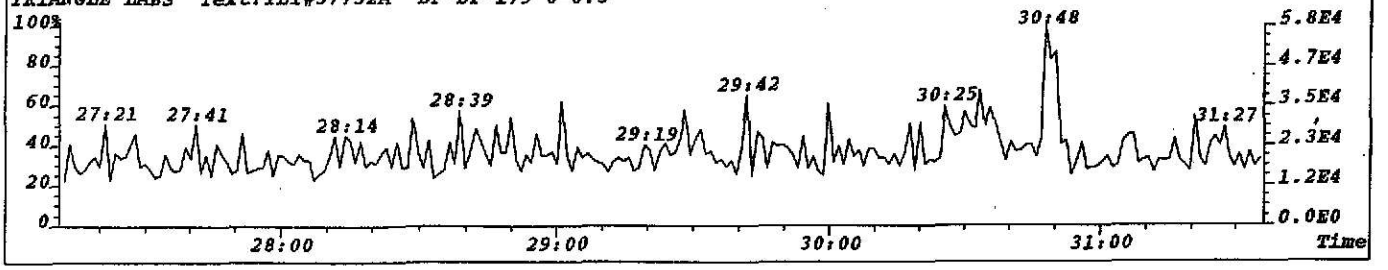

File:U0973 #1-622 Acq:15-JUL-2002 14:24:31 GC EI+ Voltage SIR 70S Noise:3774
355.8546 S:3 F:2 BSUB(256,30,-3.0) PKD(5,5,3,0.05%,15096.0,1.00%,F,T) Exp:NDB5US
TRIANGLE LABS Text:TLI#57752A DF-DP-179 0-0.5

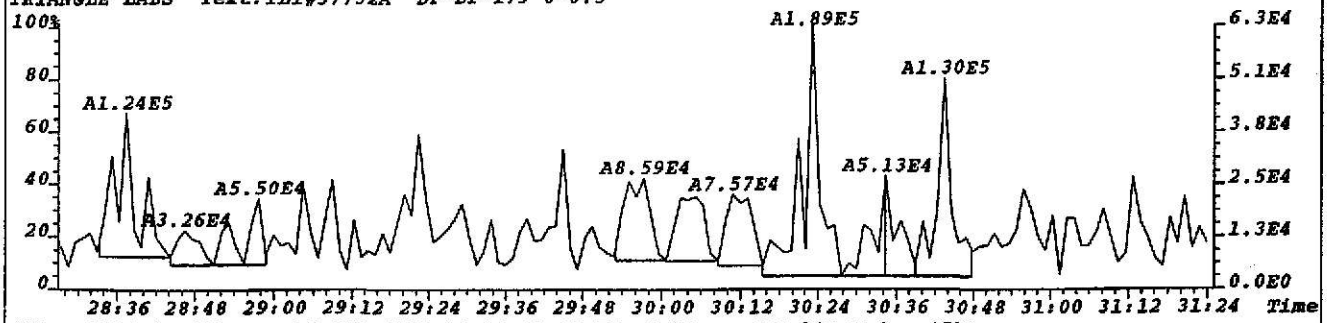

File:U0973 #1-622 Acq:15-JUL-2002 14:24:31 GC EI+ Voltage SIR 70S Noise:2779
357.8516 S:3 F:2 BSUB(256,30,-3.0) PKD(5,5,3,0.05%,11116.0,1.00%,F,T) Exp:NDB5US
TRIANGLE LABS Text:TLI#57752A DF-DP-179 0-0.5

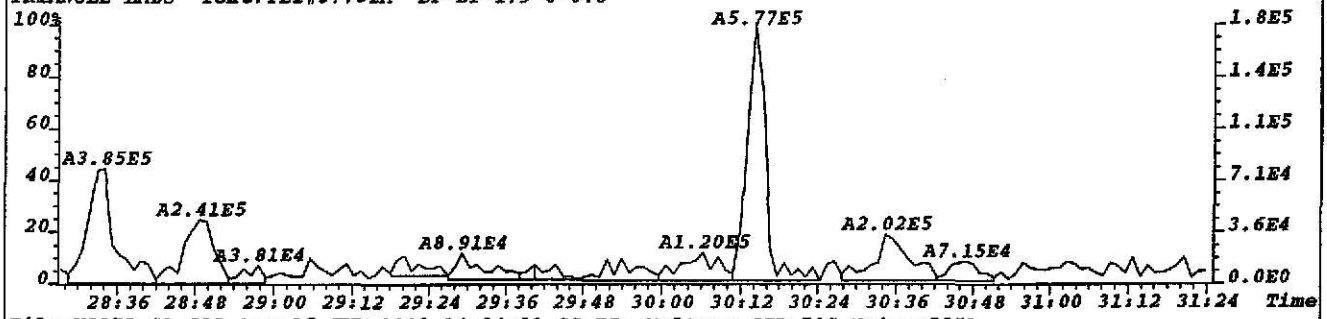

File:U0973 #1-622 Acq:15-JUL-2002 14:24:31 GC EI+ Voltage SIR 70S Noise:3851
367.8949 S:3 F:2 BSUB(256,30,-3.0) PKD(5,5,3,0.05%,15404.0,1.00%,F,T) Exp:NDB5US
TRIANGLE LABS Text:TLI#57752A DF-DP-179 0-0.5

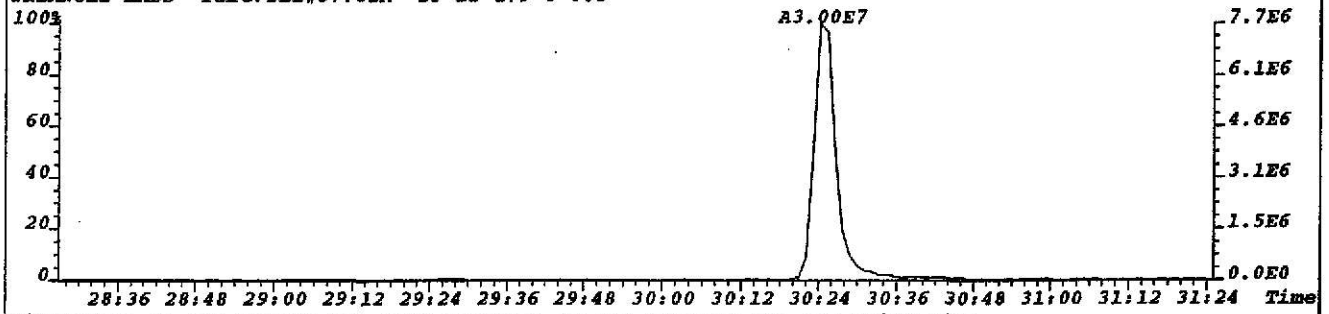

File:U0973 #1-622 Acq:15-JUL-2002 14:24:31 GC EI+ Voltage SIR 70S Noise:3217
369.8919 S:3 F:2 BSUB(256,30,-3.0) PKD(5,5,3,0.05%,12868.0,1.00%,F,T) Exp:NDB5US
TRIANGLE LABS Text:TLI#57752A DF-DP-179 0-0.5

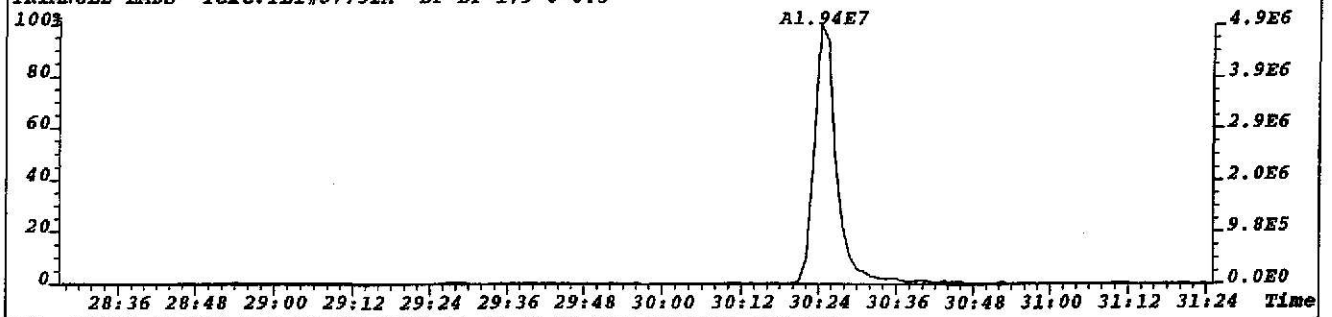

File:U0973 #1-622 Acq:15-JUL-2002 14:24:31 GC EI+ Voltage SIR 70S
330.9792 S:3 F:2 Exp:NDB5US
TRIANGLE LABS Text:TLI#57752A DF-DP-179 0-0.5

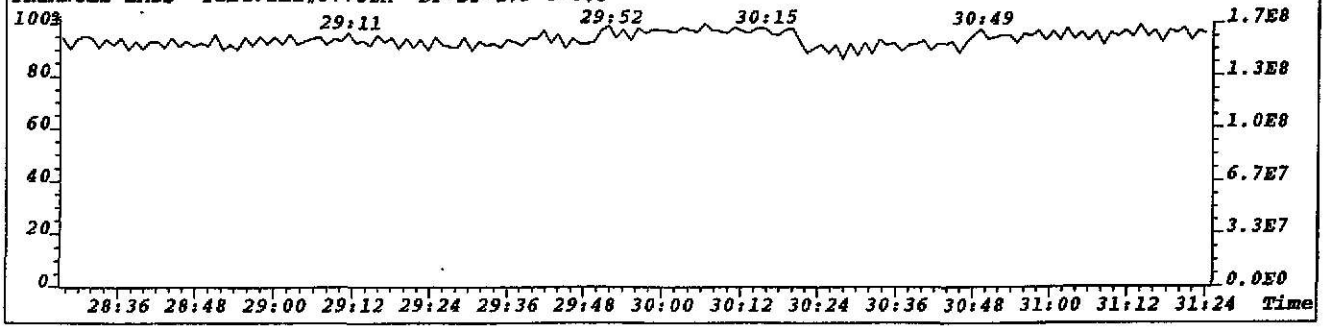

File:U0973 #1-314 Acq:15-JUL-2002 14:24:31 GC EI+ Voltage SIR 70S Noise:3902
373.8208 S:3 F:3 BSUB(256,30,-3.0) PKD(7,5,3,0.10%,15608.0,1.00%,F,T) Exp:NDB5US
TRIANGLE LABS Text:TLI#57752A DF-DP-179 0-0.5

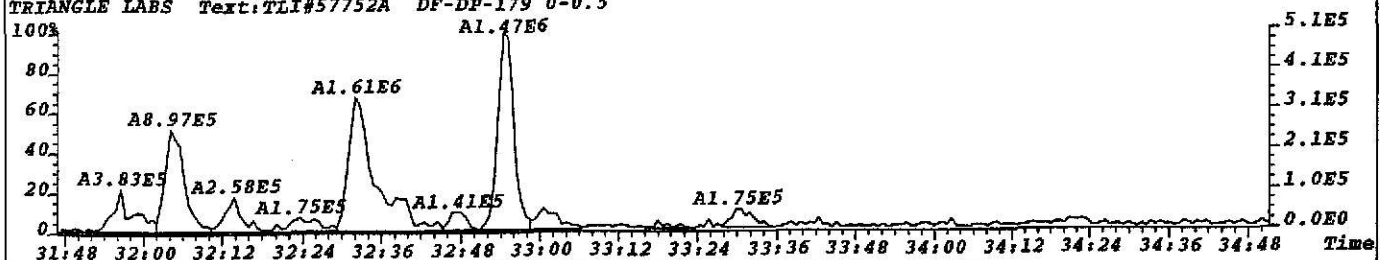

File:U0973 #1-314 Acq:15-JUL-2002 14:24:31 GC EI+ Voltage SIR 70S Noise:3370
375.8178 S:3 F:3 BSUB(256,30,-3.0) PKD(7,5,3,0.10%,13480.0,1.00%,F,T) Exp:NDB5US
TRIANGLE LABS Text:TLI#57752A DF-DP-179 0-0.5

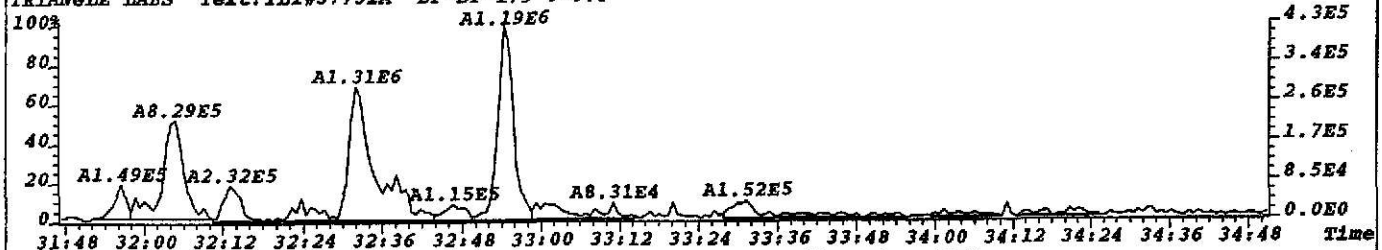

File:U0973 #1-314 Acq:15-JUL-2002 14:24:31 GC EI+ Voltage SIR 70S Noise:6077
383.8639 S:3 F:3 BSUB(256,30,-3.0) PKD(7,5,3,0.10%,24308.0,1.00%,F,T) Exp:NDB5US
TRIANGLE LABS Text:TLI#57752A DF-DP-179 0-0.5

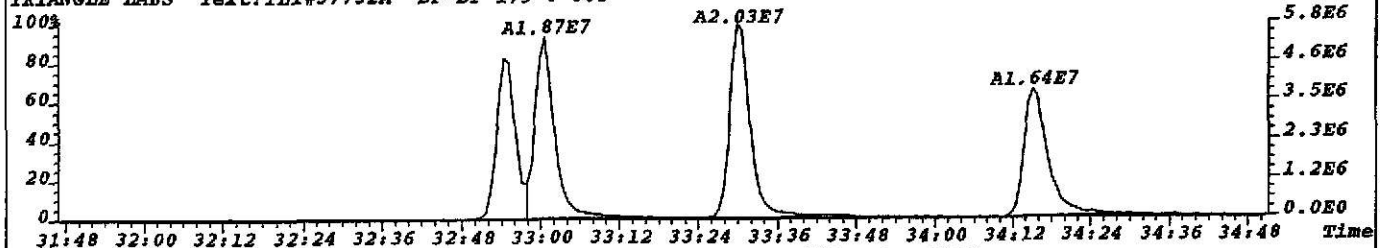

File:U0973 #1-314 Acq:15-JUL-2002 14:24:31 GC EI+ Voltage SIR 70S Noise:5567
385.8610 S:3 F:3 BSUB(256,30,-3.0) PKD(7,5,3,0.10%,22268.0,1.00%,F,T) Exp:NDB5US
TRIANGLE LABS Text:TLI#57752A DF-DP-179 0-0.5

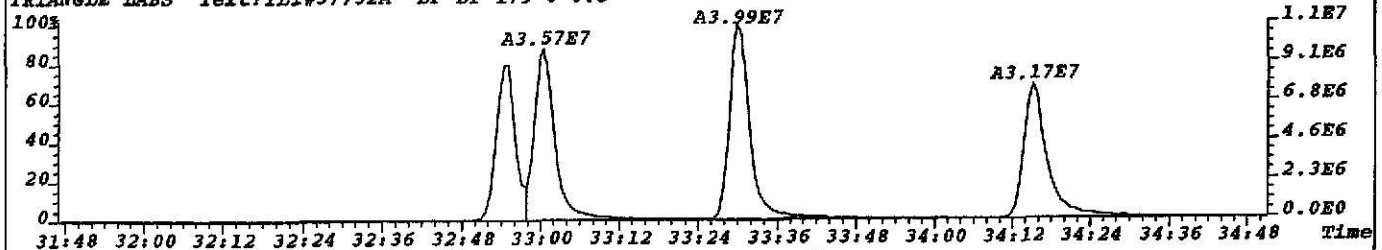

File:U0973 #1-314 Acq:15-JUL-2002 14:24:31 GC EI+ Voltage SIR 70S
392.9760 S:3 F:3 Exp:NDB5US
TRIANGLE LABS Text:TLI#57752A DF-DP-179 0-0.5

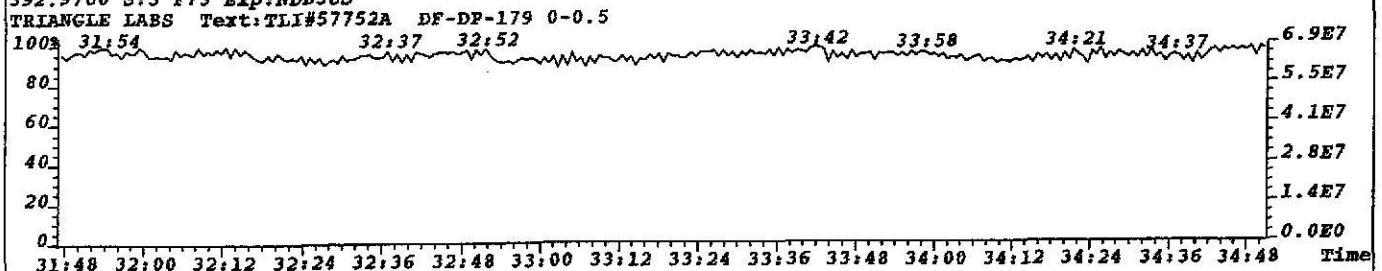

File:U0973 #1-314 Acq:15-JUL-2002 14:24:31 GC EI+ Voltage SIR 70S
445.7555 S:3 F:3 Exp:NDB5US
TRIANGLE LABS Text:TLI#57752A DF-DP-179 0-0.5

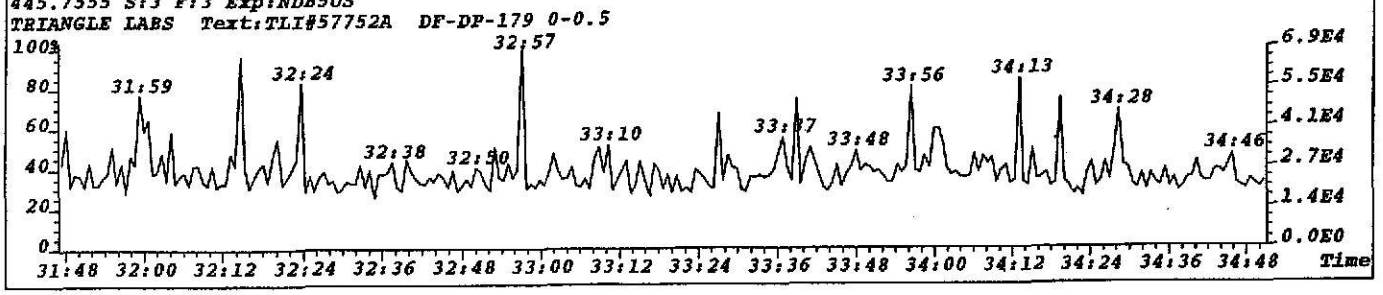

File:U0973 #1-314 Acq:15-JUL-2002 14:24:31 GC EI+ Voltage SIR 70S Noise:3256
389.8156 S:3 F:3 BSUB(256,30,-3.0) PKD(7,5,3,0.10%,13024.0,1.00%,F,T) Exp:NDB5US
TRIANGLE LABS Text:TLI#57752A DF-DP-179 0-0.5

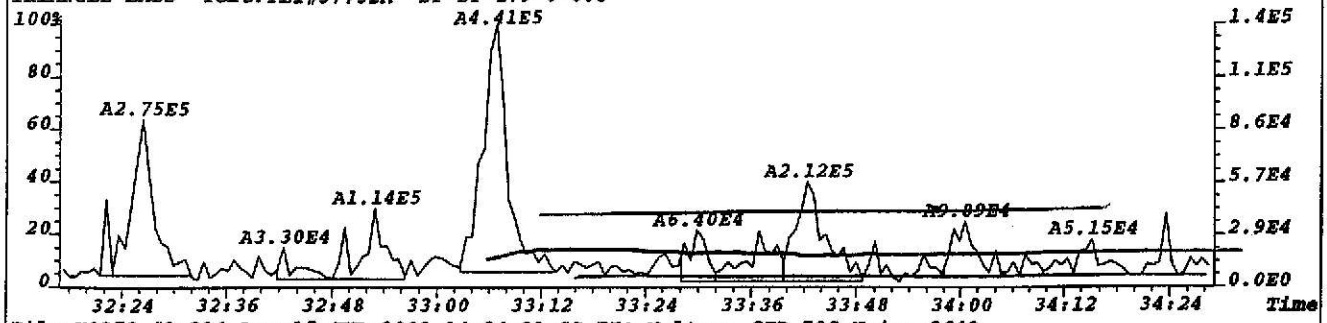

File:U0973 #1-314 Acq:15-JUL-2002 14:24:31 GC EI+ Voltage SIR 70S Noise:3648
391.8127 S:3 F:3 BSUB(256,30,-3.0) PKD(7,5,3,0.10%,14592.0,1.00%,F,T) Exp:NDB5US
TRIANGLE LABS Text:TLI#57752A DF-DP-179 0-0.5

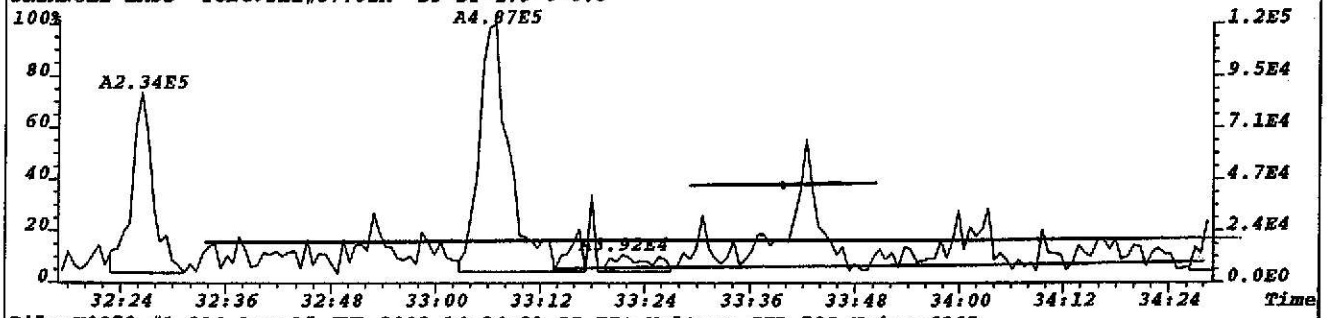

File:U0973 #1-314 Acq:15-JUL-2002 14:24:31 GC EI+ Voltage SIR 70S Noise:6265
401.8558 S:3 F:3 BSUB(256,30,-3.0) PKD(7,5,3,0.10%,25060.0,1.00%,F,T) Exp:NDB5US
TRIANGLE LABS Text:TLI#57752A DF-DP-179 0-0.5

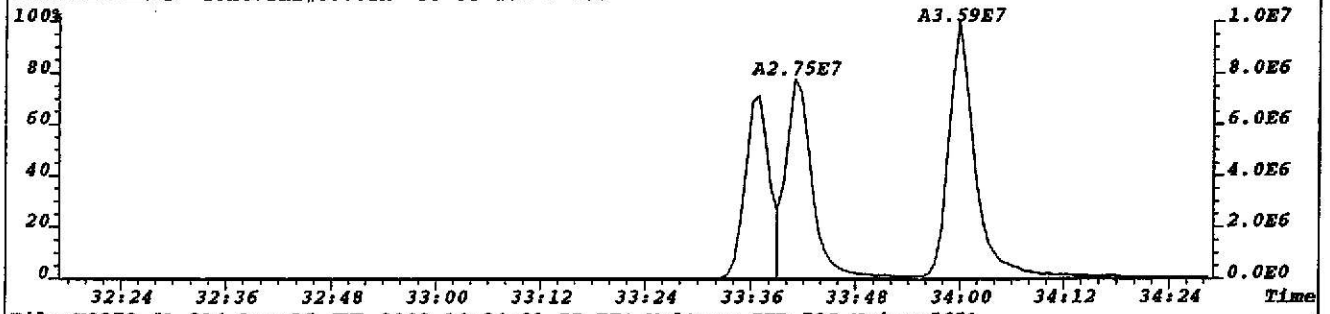

File:U0973 #1-314 Acq:15-JUL-2002 14:24:31 GC EI+ Voltage SIR 70S Noise:5651
403.8529 S:3 F:3 BSUB(256,30,-3.0) PKD(7,5,3,0.10%,22604.0,1.00%,F,T) Exp:NDB5US
TRIANGLE LABS Text:TLI#57752A DF-DP-179 0-0.5

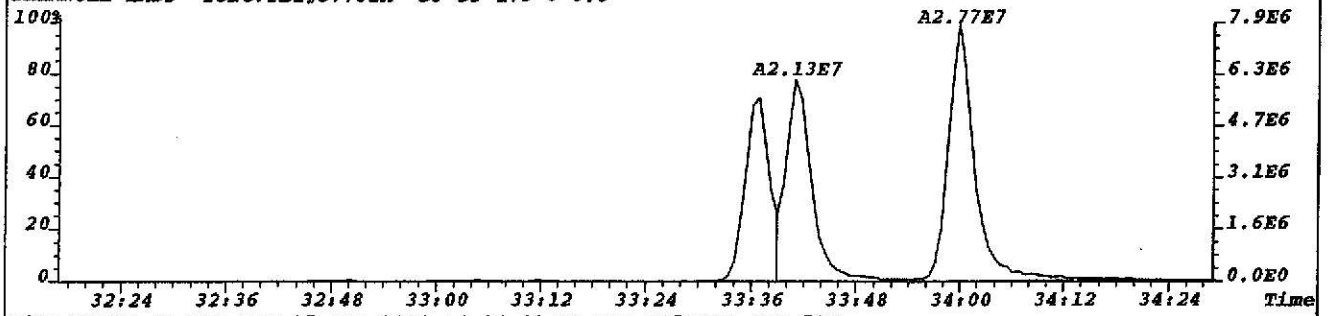

File:U0973 #1-314 Acq:15-JUL-2002 14:24:31 GC EI+ Voltage SIR 70S
392.9760 S:3 F:3 Exp:NDB5US
TRIANGLE LABS Text:TLI#57752A DF-DP-179 0-0.5

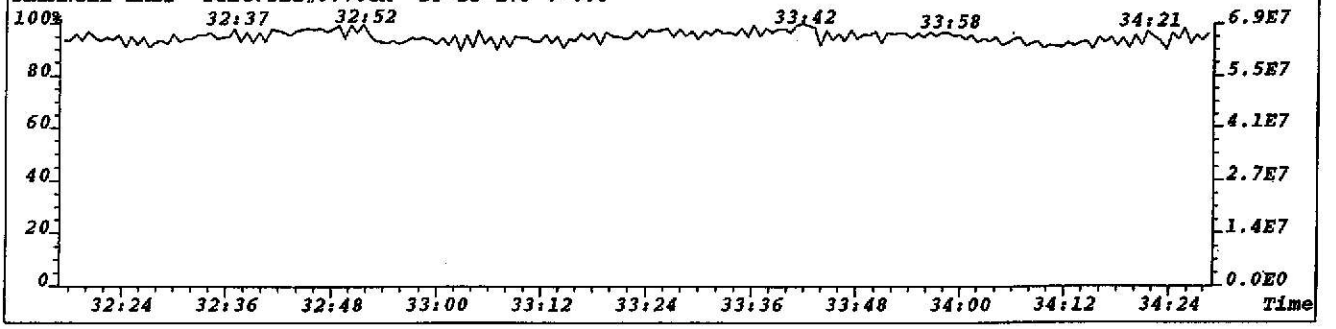

File:U0973 #1-549 Acq:15-JUL-2002 14:24:31 GC EI+ Voltage SIR 70S Noise:2359
407.7818 S:3 F:4 BSUB(256,30,-3.0) PKD(7,5,3,0.10%,9436.0,1.00%,F,T) Exp:NDB5US
TRIANGLE LABS Text:TLI#57752A DF-DP-179 0-0.5

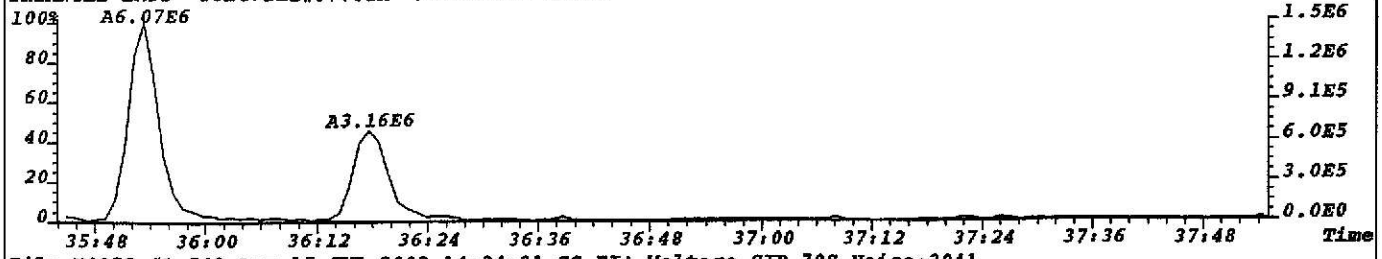

File:U0973 #1-549 Acq:15-JUL-2002 14:24:31 GC EI+ Voltage SIR 70S Noise:3041
409.7789 S:3 F:4 BSUB(256,30,-3.0) PKD(7,5,3,0.10%,12164.0,1.00%,F,T) Exp:NDB5US
TRIANGLE LABS Text:TLI#57752A DF-DP-179 0-0.5



File:U0973 #1-549 Acq:15-JUL-2002 14:24:31 GC EI+ Voltage SIR 70S Noise:3399
417.8253 S:3 F:4 BSUB(256,30,-3.0) PKD(7,5,3,0.10%,13596.0,1.00%,F,T) Exp:NDB5US
TRIANGLE LABS Text:TLI#57752A DF-DP-179 0-0.5

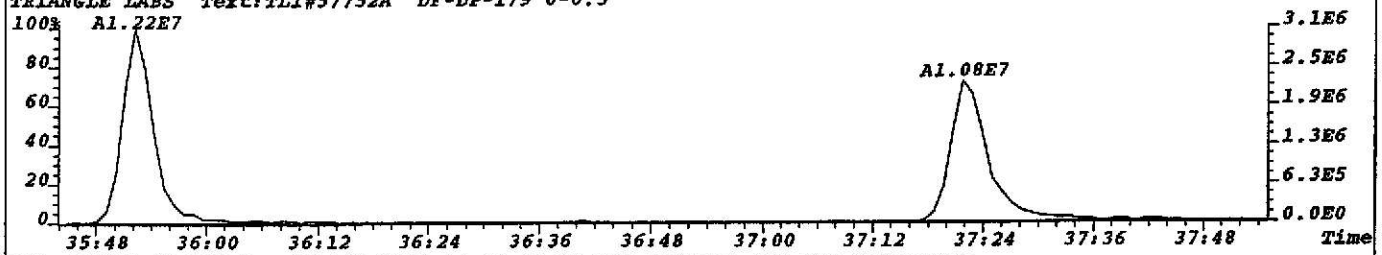

File:U0973 #1-549 Acq:15-JUL-2002 14:24:31 GC EI+ Voltage SIR 70S Noise:3841
419.8220 S:3 F:4 BSUB(256,30,-3.0) PKD(7,5,3,0.10%,15364.0,1.00%,F,T) Exp:NDB5US
TRIANGLE LABS Text:TLI#57752A DF-DP-179 0-0.5

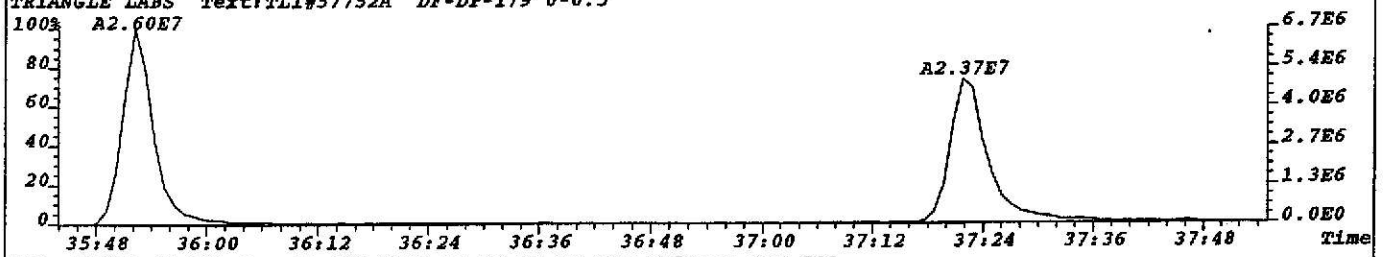

File:U0973 #1-549 Acq:15-JUL-2002 14:24:31 GC EI+ Voltage SIR 70S
430.9729 S:3 F:4 Exp:NDB5US
TRIANGLE LABS Text:TLI#57752A DF-DP-179 0-0.5

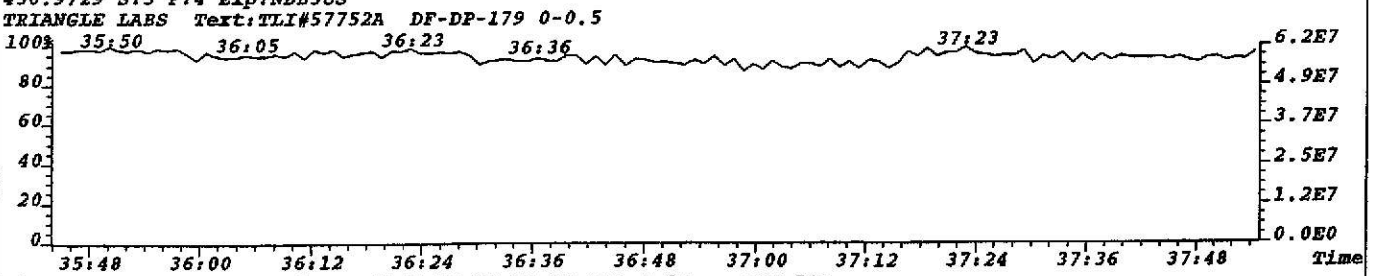

File:U0973 #1-549 Acq:15-JUL-2002 14:24:31 GC EI+ Voltage SIR 70S
479.7165 S:3 F:4 Exp:NDB5US
TRIANGLE LABS Text:TLI#57752A DF-DP-179 0-0.5

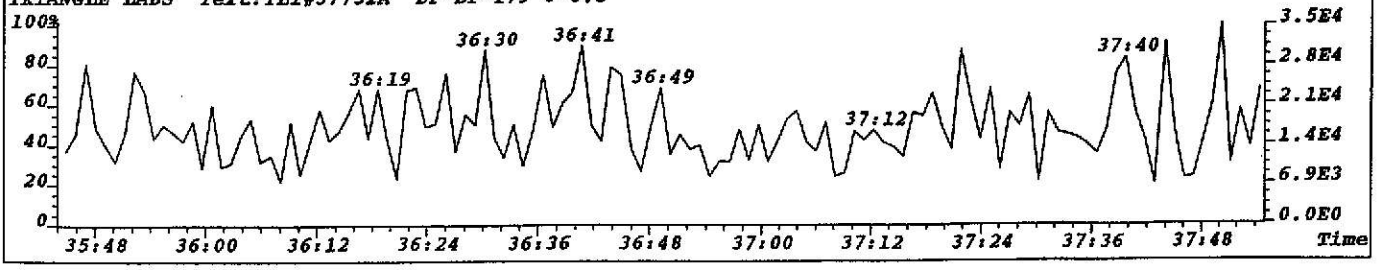

File:U0973 #1-549 Acq:15-JUL-2002 14:24:31 GC EI+ Voltage SIR 70S Noise:3048
423.7766 S:3 F:4 BSUB(256,30,-3.0) PKD(7,5,3,0.10%,12192.0,1.00%,F,T) Exp:NDB5US
TRIANGLE LABS Text:TLI#57752A DF-DP-179 0-0.5

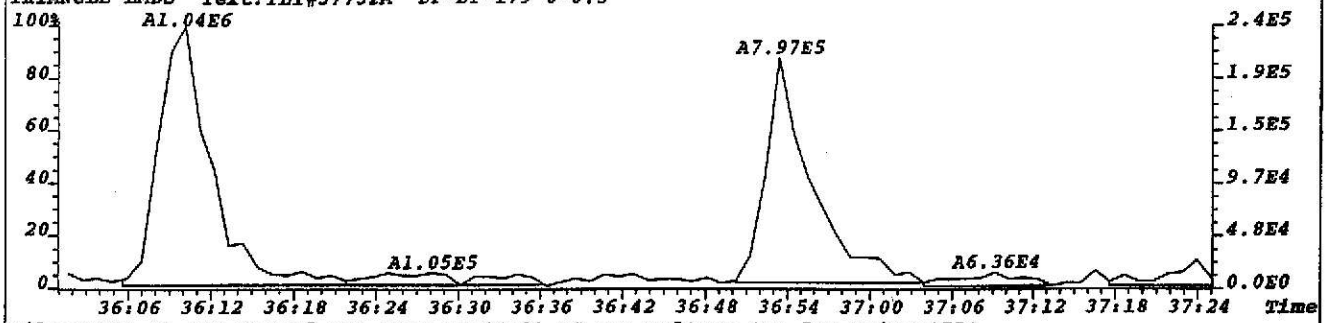

File:U0973 #1-549 Acq:15-JUL-2002 14:24:31 GC EI+ Voltage SIR 70S Noise:2771
425.7737 S:3 F:4 BSUB(256,30,-3.0) PKD(7,5,3,0.10%,11084.0,1.00%,F,T) Exp:NDB5US
TRIANGLE LABS Text:TLI#57752A DF-DP-179 0-0.5

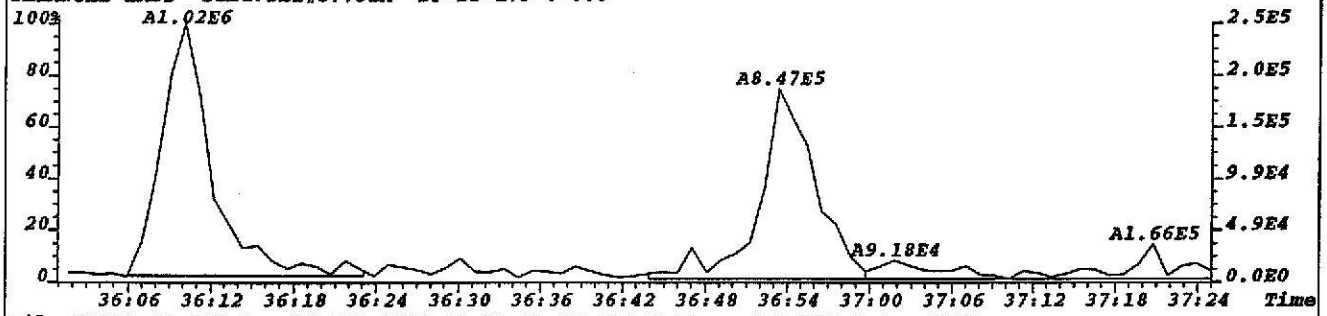

File:U0973 #1-549 Acq:15-JUL-2002 14:24:31 GC EI+ Voltage SIR 70S Noise:4982
435.8169 S:3 F:4 BSUB(256,30,-3.0) PKD(7,5,3,0.10%,19928.0,1.00%,F,T) Exp:NDB5US
TRIANGLE LABS Text:TLI#57752A DF-DP-179 0-0.5

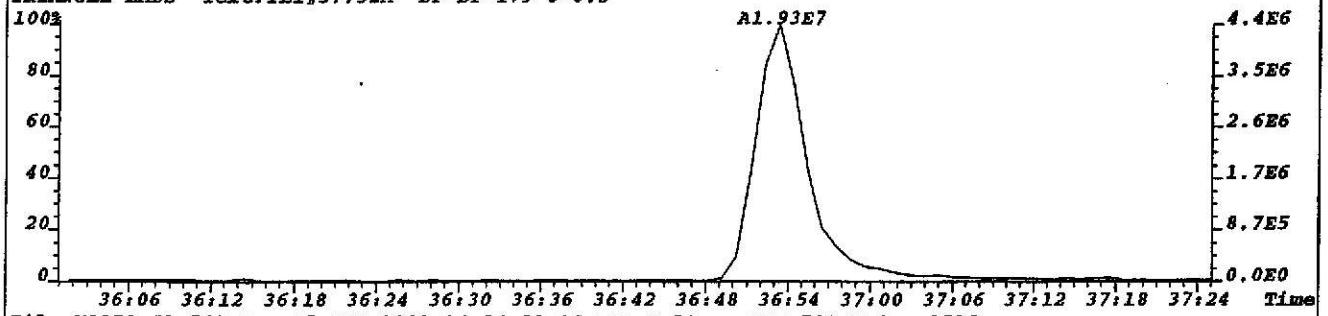

File:U0973 #1-549 Acq:15-JUL-2002 14:24:31 GC EI+ Voltage SIR 70S Noise:3536
437.8140 S:3 F:4 BSUB(256,30,-3.0) PKD(7,5,3,0.10%,14144.0,1.00%,F,T) Exp:NDB5US
TRIANGLE LABS Text:TLI#57752A DF-DP-179 0-0.5

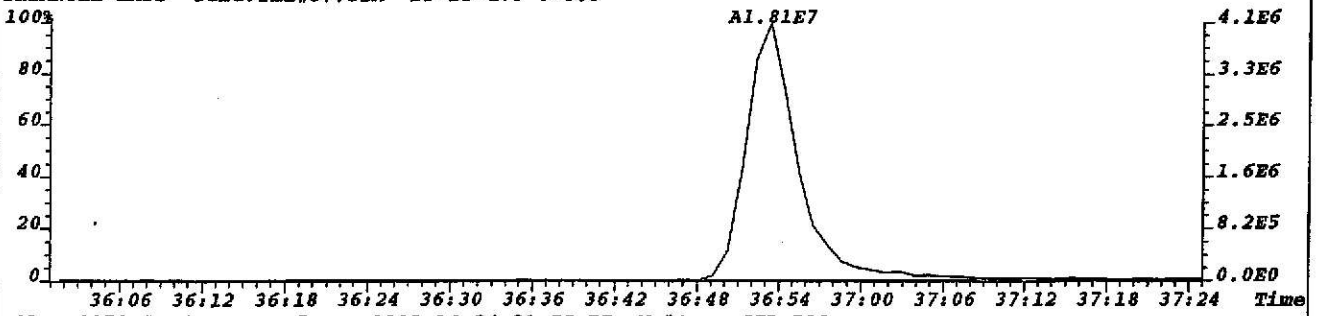

File:U0973 #1-549 Acq:15-JUL-2002 14:24:31 GC EI+ Voltage SIR 70S
430.9729 S:3 F:4 Exp:NDB5US
TRIANGLE LABS Text:TLI#57752A DF-DP-179 0-0.5

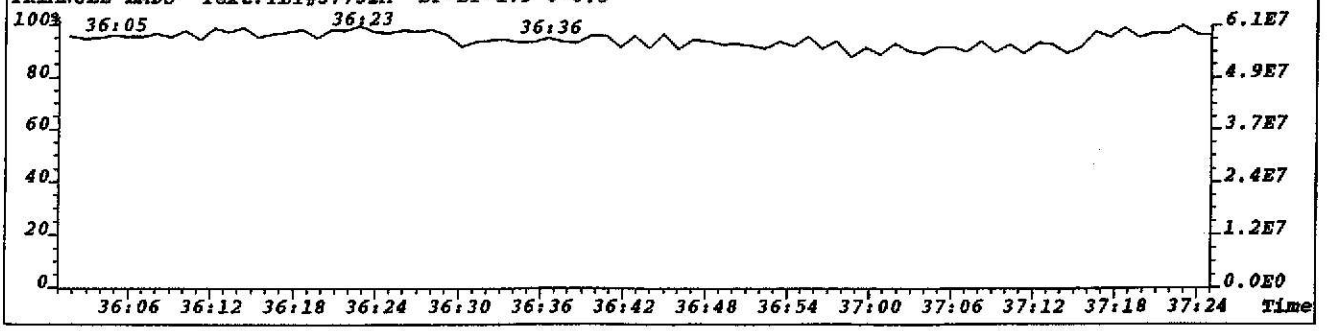

File:U0973 #1-549 Acq:15-JUL-2002 14:24:31 GC EI+ Voltage SIR 70S Noise:2672
441.7428 S:3 F:4 BSUB(256,30,-3.0) PKD(7,5,3,0.10%,10688.0,1.00%,F,T) Exp:NDB5US
TRIANGLE LABS Text:TLI#57752A DF-DP-179 0-0.5

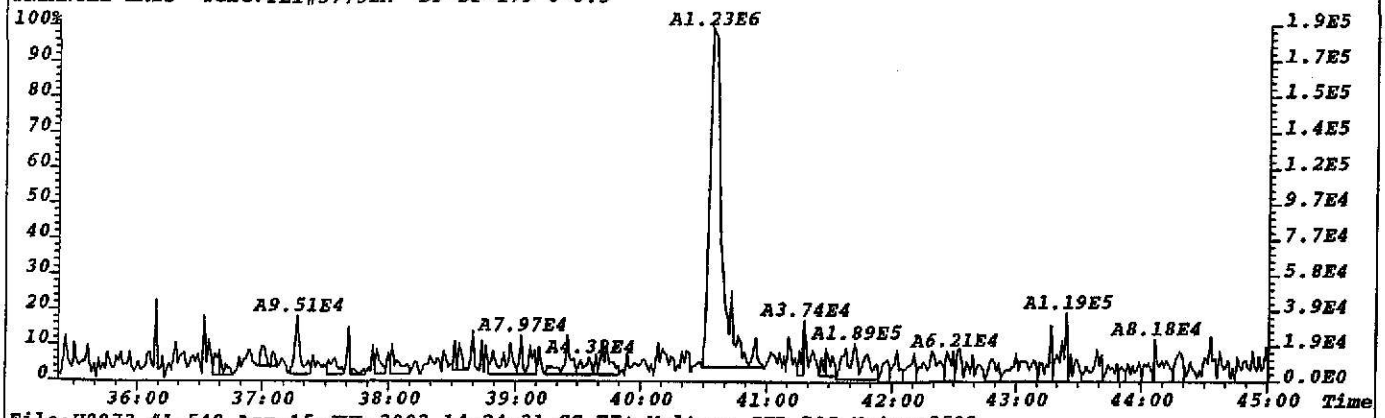

File:U0973 #1-549 Acq:15-JUL-2002 14:24:31 GC EI+ Voltage SIR 70S Noise:3503
443.7399 S:3 F:4 BSUB(256,30,-3.0) PKD(7,5,3,0.10%,14012.0,1.00%,F,T) Exp:NDB5US
TRIANGLE LABS Text:TLI#57752A DF-DP-179 0-0.5

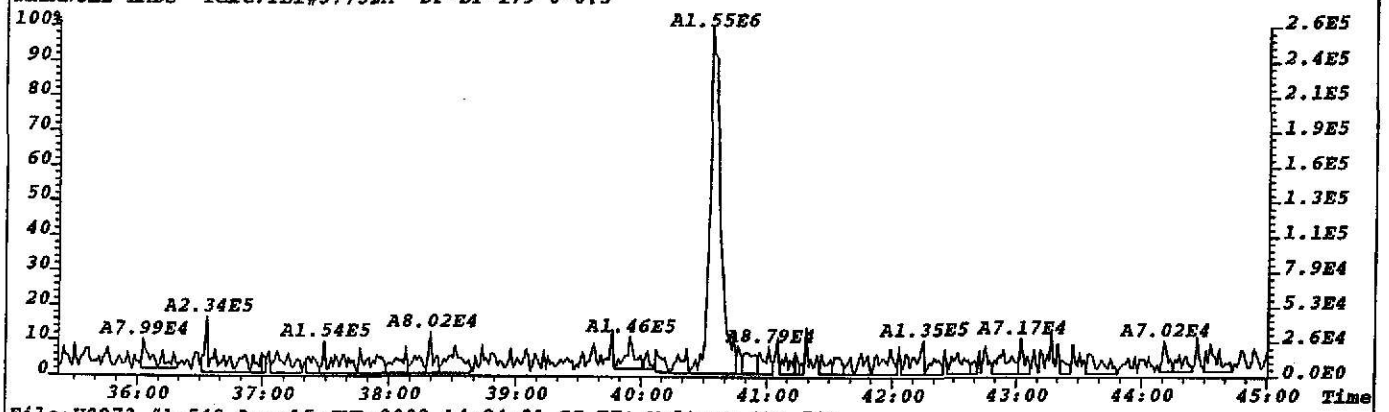

File:U0973 #1-549 Acq:15-JUL-2002 14:24:31 GC EI+ Voltage SIR 70S
430.9729 S:3 F:4 Exp:NDB5US
TRIANGLE LABS Text:TLI#57752A DF-DP-179 0-0.5

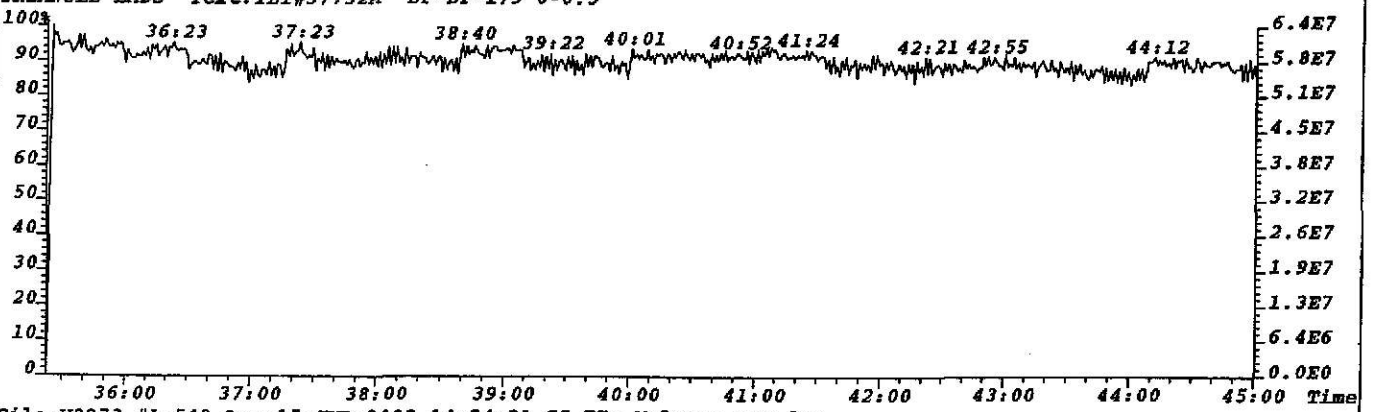

File:U0973 #1-549 Acq:15-JUL-2002 14:24:31 GC EI+ Voltage SIR 70S
513.6775 S:3 F:4 Exp:NDB5US
TRIANGLE LABS Text:TLI#57752A DF-DP-179 0-0.5

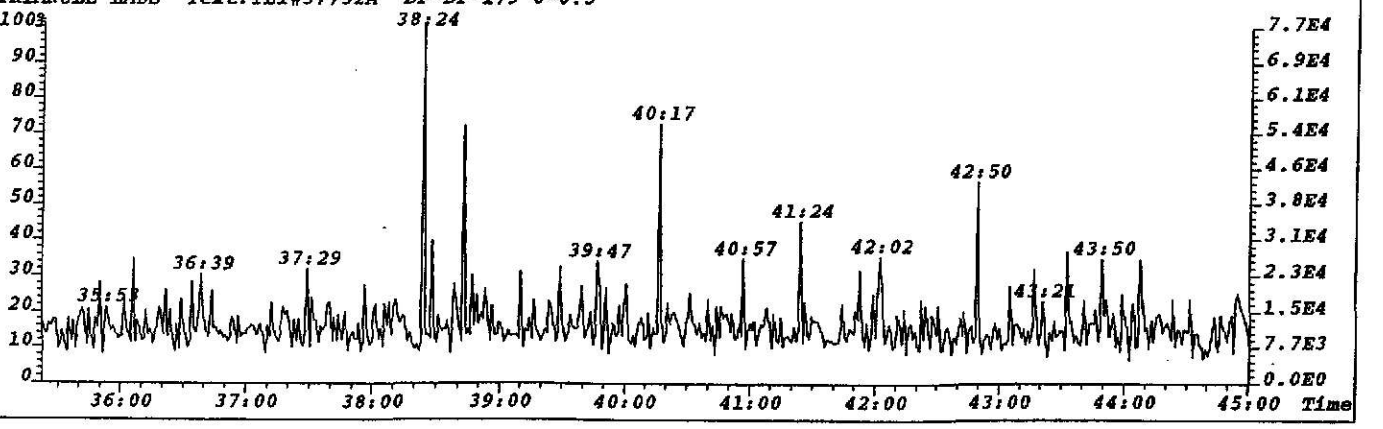

File:U0973 #1-549 Acq:15-JUL-2002 14:24:31 GC EI+ Voltage SIR 70S Noise:2403
457.7377 S:3 F:4 BSUB(256,30,-3.0) PKD(7,5,3,0.10%,9612.0,1.00%,F,T) Exp:NDB5US
TRIANGLE LABS Text:TLI#57752A DF-DP-179 0-0.5

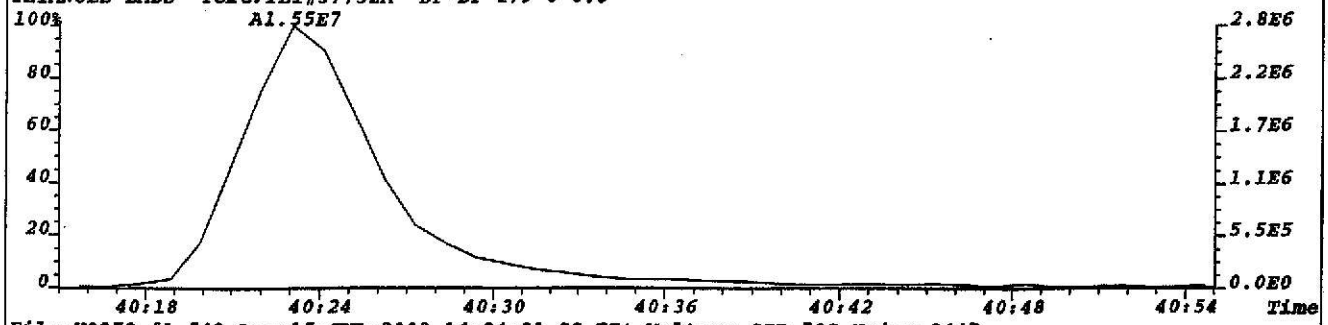

File:U0973 #1-549 Acq:15-JUL-2002 14:24:31 GC EI+ Voltage SIR 70S Noise:2447
459.7348 S:3 F:4 BSUB(256,30,-3.0) PKD(7,5,3,0.10%,9788.0,1.00%,F,T) Exp:NDB5US
TRIANGLE LABS Text:TLI#57752A DF-DP-179 0-0.5

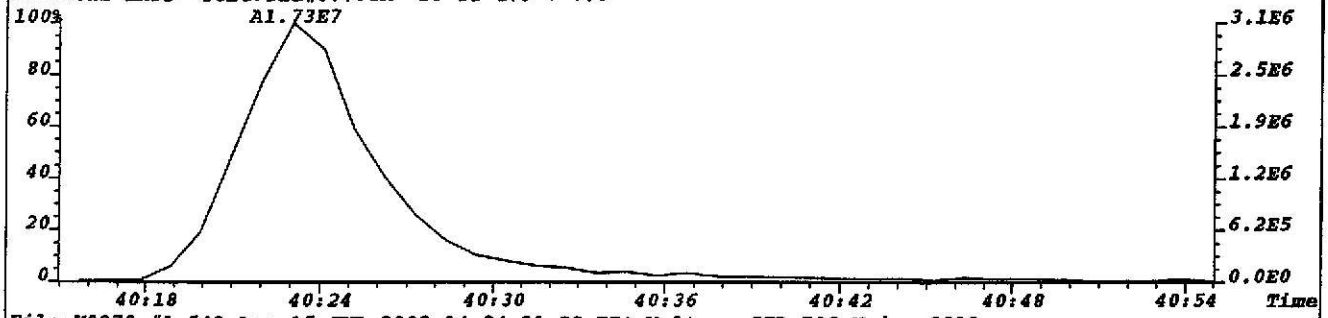

File:U0973 #1-549 Acq:15-JUL-2002 14:24:31 GC EI+ Voltage SIR 70S Noise:2219
469.7779 S:3 F:4 BSUB(256,30,-3.0) PKD(7,5,3,0.10%,8876.0,1.00%,F,T) Exp:NDB5US
TRIANGLE LABS Text:TLI#57752A DF-DP-179 0-0.5

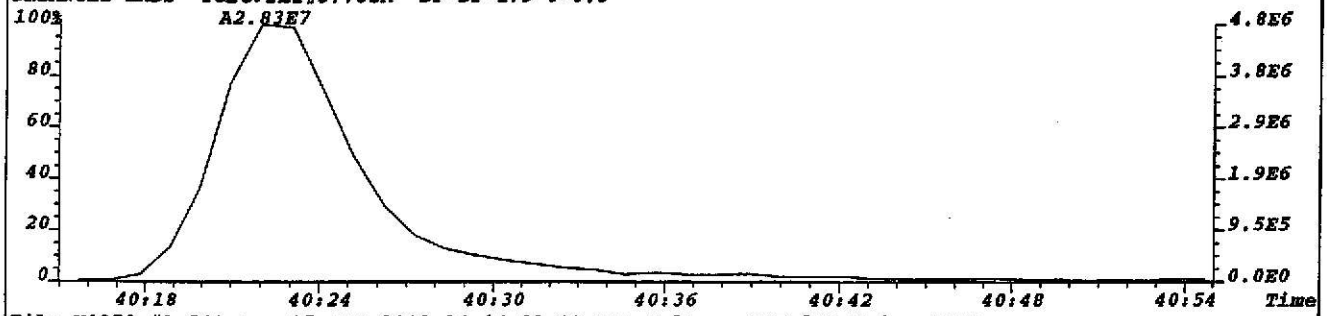

File:U0973 #1-549 Acq:15-JUL-2002 14:24:31 GC EI+ Voltage SIR 70S Noise:2730
471.7750 S:3 F:4 BSUB(256,30,-3.0) PKD(7,5,3,0.10%,10920.0,1.00%,F,T) Exp:NDB5US
TRIANGLE LABS Text:TLI#57752A DF-DP-179 0-0.5

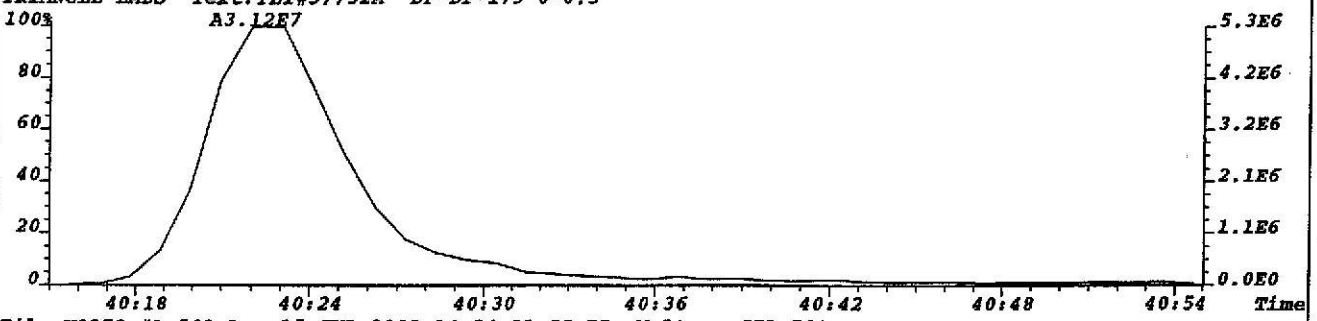

File:U0973 #1-549 Acq:15-JUL-2002 14:24:31 GC EI+ Voltage SIR 70S
430.9729 S:3 F:4 Exp:NDB5US
TRIANGLE LABS Text:TLI#57752A DF-DP-179 0-0.5

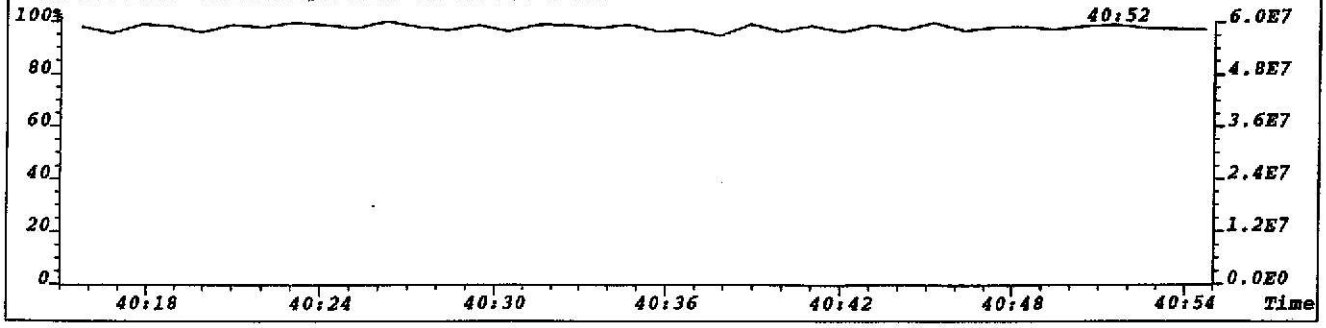

Peak Locate Examination:15-JUL-2002:12:47 File:U0973
Experiment:NDB5US Function:2 Reference:PFK

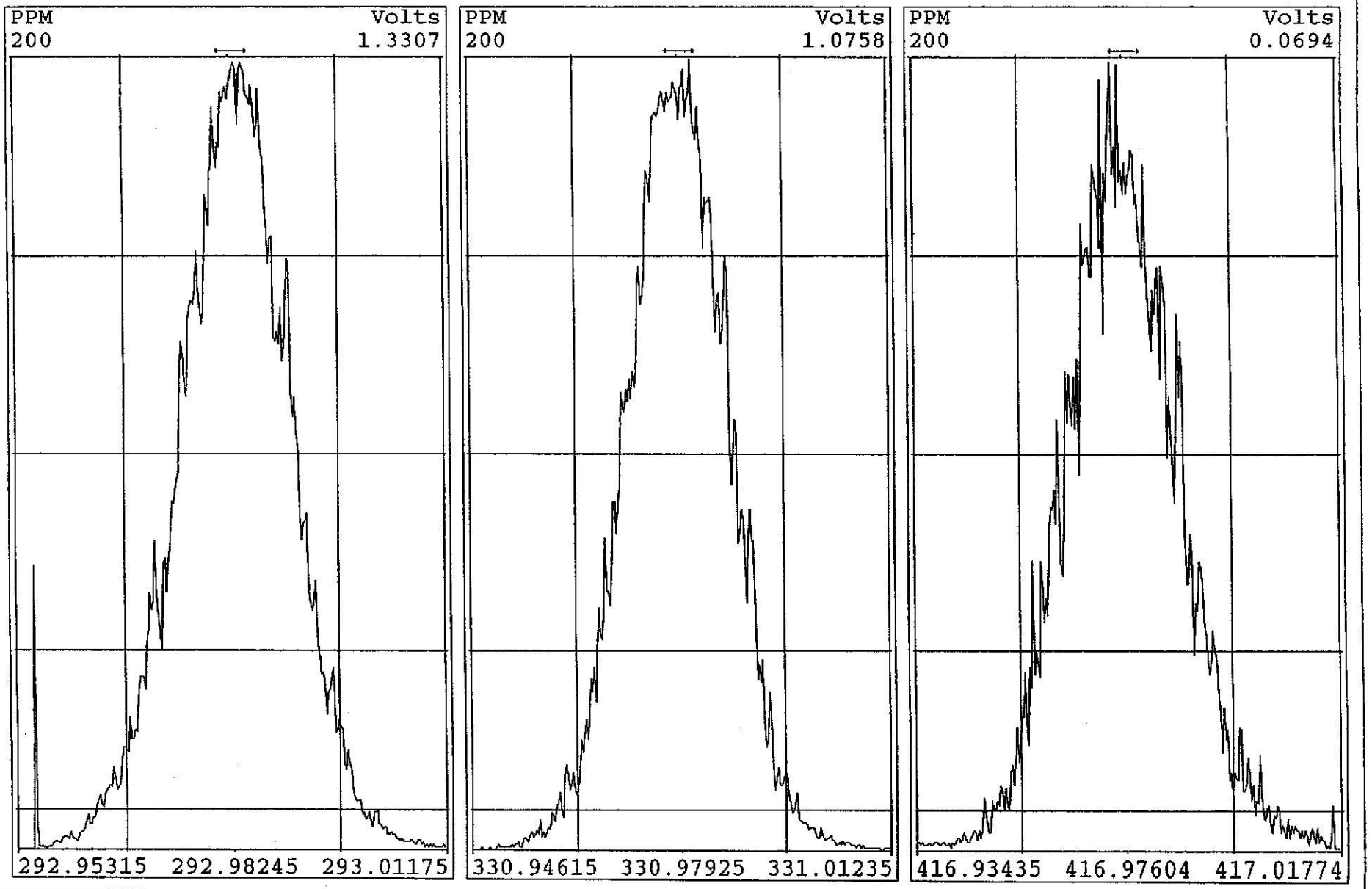

GBM 7/15/02

File:U0973 #1-314 Acq:15-JUL-2002 14:24:31 GC EI+ Voltage SIR 70S
389.8156 S:3 F:3 Exp:NDB5US
Sample Text:TLI#57752A DF-DP-179 0-0.5 File Text:TRIANGLE LABORATORIES INC.

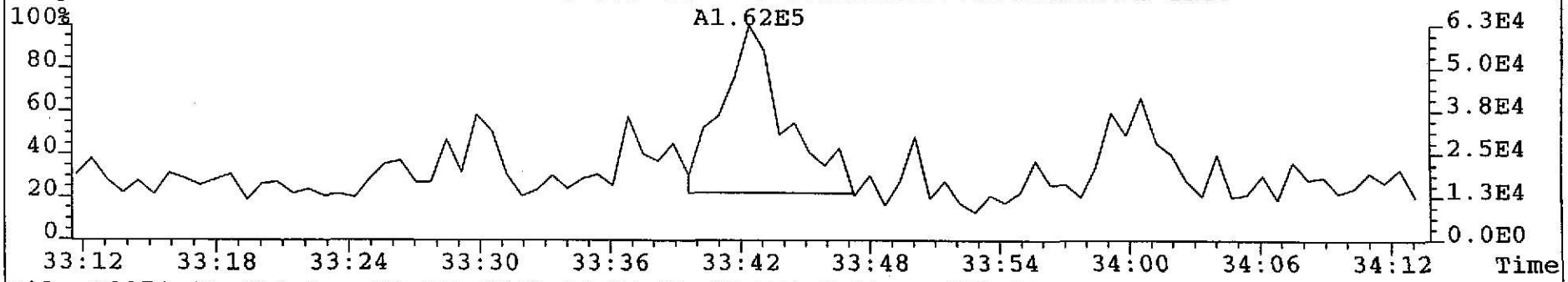

File:U0973 #1-314 Acq:15-JUL-2002 14:24:31 GC EI+ Voltage SIR 70S
391.8127 S:3 F:3 Exp:NDB5US
Sample Text:TLI#57752A DF-DP-179 0-0.5 File Text:TRIANGLE LABORATORIES INC.

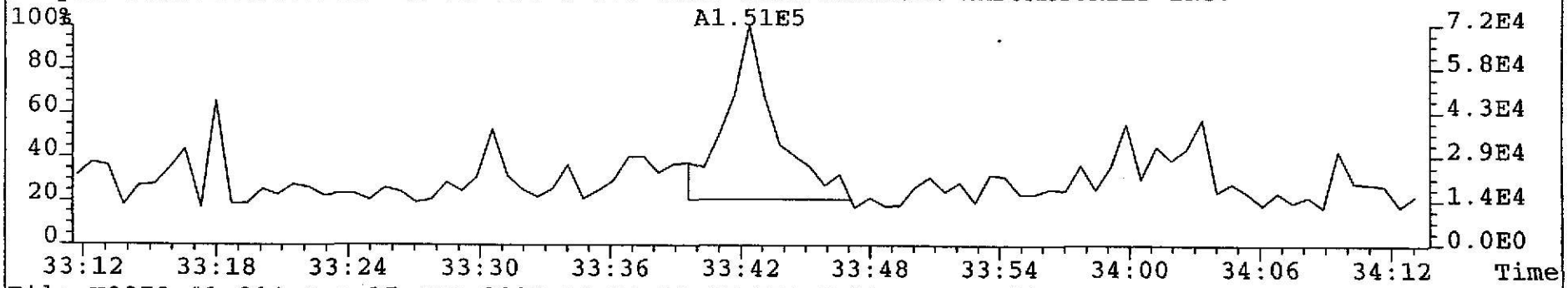

File:U0973 #1-314 Acq:15-JUL-2002 14:24:31 GC EI+ Voltage SIR 70S
401.8558 S:3 F:3 Exp:NDB5US
Sample Text:TLI#57752A DF-DP-179 0-0.5 File Text:TRIANGLE LABORATORIES INC.

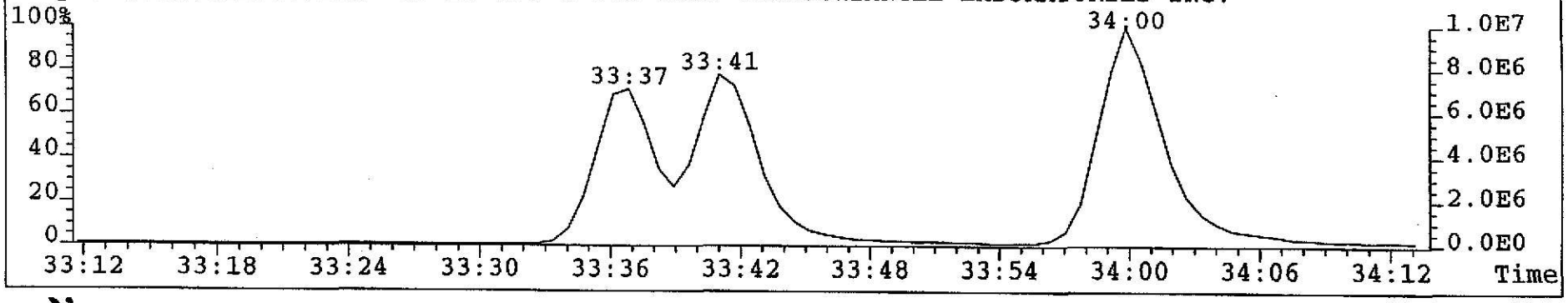

Martin & Slagle

TLI Project: **57752A** — 1613, Revision B PCDD/PCDF Analysis (c)

Client Sample: **DF-DP-160 0-0.5** — Analysis File: **S023097**

Client Project:	**Mississippi Project**				
Sample Matrix:	**SOLID**	Date Received:	**06/28/2002**	Spike File:	**SP161B22**
TLI ID:	**329-38-10**	Date Extracted:	**07/03/2002**	ICal:	**SF5607B**
		Date Analyzed:	**07/12/2002**	ConCal:	**SB23085**
Sample Size:	**12.000 g**	Dilution Factor:	**n/a**	% Moisture:	**16.5**
Dry Weight:	**10.020 g**	Blank File:	**S023087**	% Lipid:	**n/a**
GC Column:	**DB-5**	Analyst:	**JSY**	% Solids:	**83.5**

Analytes	Conc. (pg/g)	DL	Ratio	RT	RRT	Flags
2,3,7,8-TCDD	ND	1.4				
1,2,3,7,8-PeCDD	ND	0.3				
1,2,3,4,7,8-HxCDD	2.7		1.21	33:45	1.000	J
1,2,3,6,7,8-HxCDD	30.2		1.20	33:50	1.000	
1,2,3,7,8,9-HxCDD	6.7		1.30	34:08	1.009	J
1,2,3,4,6,7,8-HpCDD	1020		1.01	36:59	1.000	
1,2,3,4,6,7,8,9-OCDD	11460		0.84	40:29	1.000	E
2,3,7,8-TCDF	4.0		0.82	25:35	0.999	
1,2,3,7,8-PeCDF	ND	0.2				
2,3,4,7,8-PeCDF	5.6		1.33	30:19	1.001	
1,2,3,4,7,8-HxCDF	158		1.27	33:05	1.001	
1,2,3,6,7,8-HxCDF	7.0		1.32	33:09	1.000	
2,3,4,6,7,8-HxCDF	6.8		1.32	33:37	1.000	
1,2,3,7,8,9-HxCDF	2.5		1.23	34:22	1.000	J
1,2,3,4,6,7,8-HpCDF	267		1.09	35:59	1.000	
1,2,3,4,7,8,9-HpCDF	16.9		1.12	37:29	1.000	
1,2,3,4,6,7,8,9-OCDF	470		0.87	40:41	1.005	

Totals	Conc. (pg/g)	Number	DL	Flags
Total TCDD	ND		7.1	
Total PeCDD	4.2	1		
Total HxCDD	103	6		
Total HpCDD	1570	2		
Total TCDF	291	7		
Total PeCDF	825	16		
Total HxCDF	472	13		
Total HpCDF	888	3		

161B_PSR v2.04, LARS 6.25.05

Triangle Laboratories, Inc.®
2445 S. Alston Ave. • Durham, North Carolina 27713
Phone: (919) 544-5729 • Fax: (919) 544-5491

Printed: 16:09 07/15/2002

TLI Project: **57752A** 1613, Revision B PCDD/PCDF Analysis (c)
Client Sample: **DF-DP-160 0-0.5** Analysis File: **S023097**

Internal Standards	Conc. (pg/g)	% Recovery	QC Limits	Ratio	RT	RRT	Flags
$^{13}C_{12}$-2,3,7,8-TCDD	108	54.1	25%-164%	0.78	26:19	1.007	___
$^{13}C_{12}$-1,2,3,7,8-PeCDD	132	66.1	25%-181%	1.47	30:38	1.172	___
$^{13}C_{12}$-1,2,3,4,7,8-HxCDD	140	70.1	32%-141%	1.20	33:44	0.988	___
$^{13}C_{12}$-1,2,3,6,7,8-HxCDD	149	74.7	28%-130%	1.19	33:49	0.991	___
$^{13}C_{12}$-1,2,3,4,6,7,8-HpCDD	136	68.3	23%-140%	1.04	36:59	1.083	___
$^{13}C_{12}$-1,2,3,4,6,7,8,9-OCDD	283	70.8	17%-157%	0.82	40:29	1.186	___
$^{13}C_{12}$-2,3,7,8-TCDF	92.1	46.1	24%-169%	0.72	25:36	0.980	___
$^{13}C_{12}$-1,2,3,7,8-PeCDF	113	56.6	24%-185%	1.44	29:35	1.132	___
$^{13}C_{12}$-2,3,4,7,8-PeCDF	112	55.9	21%-178%	1.50	30:18	1.159	___
$^{13}C_{12}$-1,2,3,4,7,8-HxCDF	108	54.1	26%-152%	0.49	33:03	0.968	___
$^{13}C_{12}$-1,2,3,6,7,8-HxCDF	117	58.7	26%-123%	0.52	33:09	0.971	___
$^{13}C_{12}$-2,3,4,6,7,8-HxCDF	121	60.7	28%-136%	0.50	33:38	0.985	___
$^{13}C_{12}$-1,2,3,7,8,9-HxCDF	109	54.5	29%-147%	0.49	34:22	1.007	___
$^{13}C_{12}$-1,2,3,4,6,7,8-HpCDF	104	51.9	28%-143%	0.44	35:58	1.054	___
$^{13}C_{12}$-1,2,3,4,7,8,9-HpCDF	94.3	47.3	26%-138%	0.42	37:28	1.098	___

Cleanup Standard	Conc. (pg/g)	% Recovery	QC Limits	RT	RRT	Flags
$^{37}Cl_4$-2,3,7,8-TCDD	11.2	55.9	35%-197%	26:20	1.008	___

Recovery Standards	Ratio	RT	Flags
$^{13}C_{12}$-1,2,3,4-TCDD	0.79	26:08	___
$^{13}C_{12}$-1,2,3,7,8,9-HxCDD	1.24	34:08	___

Data Reviewer: _____ 07/15/2002

161B_PSR v2.04, LARS 6.25.05

Triangle Laboratories, Inc.®
2445 S. Alston Ave. • Durham, North Carolina 27713
Phone: (919) 544-5729 • Fax: (919) 544-5491

Printed: 16:09 07/15/2002

Martin & Slagle

TLI Project: **57752A**
Client Sample: **DF-DP-160 0-0.5**

Toxicity Equivalents Report
Analysis File: **S023097**

Client Project:	**Mississippi Project**				
Sample Matrix:	**SOLID**	Date Received:	**06/28/02**	Spike File:	**SP161B22**
TLI ID:	**329-38-10**	Date Extracted:	**07/03/02**	ICal:	**SF5607B**
		Date Analyzed:	**07/12/02**	ConCal:	**SB23085**
Sample Size:	**12.000 g**	Dilution Factor:	**1**	% Moisture:	**16.5**
Dry Weight:	**10.020 g**	Blank File:	**S023087**	% Lipid:	**n/a**
GC Column:	**DB-5**	Analyst:	**JSY**	% Solids:	**83.5**

Analytes	Conc. (pg/g)		TEF		Equivalent
2,3,7,8-TCDD	{1.4}	x	1.	=	1.4
1,2,3,7,8-PeCDD	{0.3}	x	0.5	=	0.2
1,2,3,4,7,8-HxCDD	2.7	x	0.1	=	0.27
1,2,3,6,7,8-HxCDD	30.2	x	0.1	=	3.02
1,2,3,7,8,9-HxCDD	6.7	x	0.1	=	0.67
1,2,3,4,6,7,8-HpCDD	1020	x	0.01	=	10.20
1,2,3,4,6,7,8,9-OCDD	11460	x	0.001	=	11.460
TOTAL PCDD					27.2
2,3,7,8-TCDF	3.3	x	0.1	=	0.33
1,2,3,7,8-PeCDF	{0.2}	x	0.05	=	0.01
2,3,4,7,8-PeCDF	5.6	x	0.5	=	2.8
1,2,3,4,7,8-HxCDF	158	x	0.1	=	15.8
1,2,3,6,7,8-HxCDF	7.0	x	0.1	=	0.70
2,3,4,6,7,8-HxCDF	6.8	x	0.1	=	0.68
1,2,3,7,8,9-HxCDF	2.5	x	0.1	=	0.25
1,2,3,4,6,7,8-HpCDF	267	x	0.01	=	2.67
1,2,3,4,7,8,9-HpCDF	16.9	x	0.01	=	0.169
1,2,3,4,6,7,8,9-OCDF	470	x	0.001	=	0.470
TOTAL PCDF					23.9

Total EPA TEFs, 1989a: 51.1 pg/g

{...} indicates that the value is that of a Detection Limit.

GRY_TEF v1.08, MILES 4.22.16

Triangle Laboratories, Inc.®
2445 S. Alston Ave. • Durham, North Carolina 27713
Phone: (919) 544-5729 • Fax: (919) 544-5491

Printed: 21:40 07/15/02

Initial ....Date...

Data Review By: [illegible] 7/15/02

Calculated Noise Height: 0.07

Page No. 1 Listing of S023097B.dbf
07/15/2002 Matched GC Peaks / Ratio / Ret. Time

Compound/ M_Z....	QC.Log	Omit	Why	..RT.	OK	Ratio	Total.Area/Ht	Area/Ht.Peak1	Area/Ht.Peak2	Rel.RT	Compound.Name..	ID..	Flags.
TCDF						0.65-0.89				0.867-1.076			
304-306		DC	NL			Height	0.22	0.12	0.10				
				22:17	RO	0.93	9.11	4.38	4.73	0.870			
				23:09	RO	0.49	3.36	1.10	2.26	0.904			
				23:37	RO	0.27	1.70	0.36	1.34	0.923			
				23:52	RO	0.90	3.16	1.50	1.66	0.932			
				24:05		0.67	12.36	4.95	7.41	0.941			
				24:16		0.84	3.04	1.39	1.65	0.948			
				24:32	RO	1.03	2.84	1.44	1.40	0.958			
				25:00	RO	0.59	11.79	4.39	7.40	0.977			
				25:13		0.71	14.44	6.00	8.44	0.985			
	A			25:24	RO	0.98	7.89	3.90	3.99	0.992			
	AN			25:35		0.82	9.26	4.17	5.09	0.999	2378-TCDF	AN	
	NM			25:38	RO	1.12	6.15	3.25	2.90	1.001			
				26:03	RO	0.91	4.25	2.02	2.23	1.018			
				26:21		0.67	2.73	1.10	1.63	1.029			
				26:35		0.68	32.63	13.24	19.39	1.038			
				26:54		0.77	608.20	264.76	343.44	1.051			
				27:15	RO	2.47	3.02	2.15	0.87	1.064			
		DC	WH	27:34		0.86	3.74			1.077			
304-306			17	Peaks			735.93						
13C12-TCDF						0.65-0.89				0.943-1.139			
316-318		DC	NL			Height	0.04	0.02	0.02				
		DC	SN	24:30	RO	0.35	0.70			0.957			
				25:10	RO	0.61	3.66	1.39	2.27	0.983			
				25:36		0.72	452.94	189.61	263.33	1.000	13C12-2378-TCDF	ISO	
						Height	118.82	50.49	68.33				
				25:59		0.70	16.09	6.60	9.49	1.015			
316-318			3	Peaks			472.69						

---------- Above: TCDF / TCDD Follows ----------

TCDD						0.65-0.89				0.896-1.046			
320-322		DC	NL			Height	0.04	0.02	0.02				
	D	D	SN	23:45	RO	0.53	0.66			0.902	1368-TCDD	AN	
		DC	SN	23:58	RO	0.22	0.11			0.911			
		DC	SN	24:17	RO	1.40	0.12			0.923			
	D	D	SN	24:26		0.68	0.67			0.928			
	D	D	SN	25:34	RO	0.48	1.05			0.972			
		DC	SN	25:49	RO	0.58	0.60			0.981			
	D	D	SN	26:08	RO	0.34	0.63			0.993			
	M			26:21	RO	1.05	3.01	1.54	1.47	1.001	2378-TCDD	AN	
	D	D	SN	26:31	RO	1.85	0.97			1.008			
		DC	SN	26:41	RO	0.34	0.55			1.014			
	M			26:49	RO	1.73	4.02	2.55	1.47	1.019			
	M			27:00	RO	2.05	7.94	5.34	2.60	1.026			

Compound/ M_Z....	QC.Log	Omit	Why	..RT.	OK	Ratio	Total.Area/Ht	Area/Ht.Peak1	Area/Ht.Peak2	Rel.RT	Compound.Name..	ID..	Flags.
	D	D	SN	27:08	RO	0.19	1.81			1.031			
		DC	WH	27:36	RO	1.18	2.14			1.049			
		DC	WH	27:44	RO	2.29	0.46			1.054			
320-322			3	Peaks			14.97						
37Cl-TCDD										0.924-1.076			
328		DC	NL			Height	0.02	0.02					
				24:37			1.47	1.47		0.935			
				24:57			19.55	19.55		0.948			
				25:25			0.89	0.89		0.966			
				25:34			0.51	0.51		0.972			
				25:58			0.68	0.68		0.987			
	M			26:20			40.10	40.10		1.001	37Cl-TCDD	CLS	
				26:38			0.63	0.63		1.012			
				26:45			390.07	390.07		1.016			
				27:09			0.87	0.87		1.032			
				27:33			0.20	0.20		1.047			
				27:42			4.71	4.71		1.053			
328			11	Peaks			459.68						
13C12-TCDD						0.65-0.89				0.917-1.069			
332-334		DC	NL			Height	0.11	0.08	0.03				
				26:08		0.79	718.39	316.31	402.08	0.993	13C12-1234-TCDD	RS1	
				26:19		0.78	394.64	172.85	221.79	1.000	13C12-2378-TCDD	IS1	
						Height	107.71	46.95	60.76				
				26:35	RO	1.80	1.51	0.97	0.54	1.010			
332-334			3	Peaks			1,114.54						

---------- Above: TCDD / PeCDF Follows ----------

PeCDF						1.32-1.78				0.906-1.038			
340-342		DC	NL			Height	0.04	0.02	0.02				
		DC	WL	27:24	RO	1.96	5.33			0.904			
				27:32		1.61	43.46	26.82	16.64	0.909			
				27:42		1.52	23.58	14.24	9.34	0.914			
				27:56		1.49	63.03	37.69	25.34	0.922			
				28:10		1.44	8.28	4.88	3.40	0.930			J
				28:21		1.46	22.18	13.17	9.01	0.936			
				28:45		1.45	69.27	41.00	28.27	0.949			
				28:58		1.47	443.13	263.61	179.52	0.956			
				29:09		1.55	233.57	142.01	91.56	0.962			
				29:20		1.49	4.09	2.45	1.64	0.968			J
	N			29:33		1.49	678.14	405.25	272.89	0.999			
				29:51		1.32	26.33	14.96	11.37	0.985			
				29:57		1.58	12.26	7.51	4.75	0.988			
	A			30:12	RO	1.14	2.80	1.49	1.31	0.997			
	M			30:19		1.33	12.29	7.01	5.28	1.001	23478-PeCDF	AN	
				30:33		1.48	32.32	19.30	13.02	1.008			
			X	30:42	RO	1.27	20.47	11.46	9.01	1.013			
				30:58	RO	1.30	20.66	11.66	9.00	1.022			
			X	31:05		1.44	18.32	10.82	7.50	1.026			
				31:13		1.55	170.25	103.38	66.87	1.030			

Compound/ M_Z....	QC.Log	Omit	Why	..RT.	OK	Ratio	Total.Area/Ht	Area/Ht.Peak1	Area/Ht.Peak2	Rel.RT	Compound.Name..	ID..	Flags.
		DC	WH	31:27		1.42	0.75			1.038			
		DC	WH	31:35		1.40	1.63			1.042			
340-342			19	Peaks			1,904.43						
13C12-PeCDF				1.32-1.78					0.797-1.127				
352-354		DC	NL			Height	0.04	0.02	0.02				
				28:44	RO	0.13	5.71	0.67	5.04	0.948			
				29:00	RO	0.12	6.49	0.68	5.81	0.957			
				29:12	RO	0.19	2.79	0.44	2.35	0.964			
				29:19	RO	0.38	1.38	0.38	1.00	0.968			
				29:35		1.44	399.66	236.13	163.53	1.000	13C12-PeCDF 123	IS2	
						Height	128.12	76.29	51.83				
				29:53	RO	0.26	15.13	3.13	12.00	0.986			
				30:18		1.50	390.10	234.05	156.05	1.000	13C12-PeCDF 234	IS3	
						Height	125.12	75.44	49.68				
				30:40	RO	2.11	3.23	2.19	1.04	1.012			
				30:50	RO	0.41	1.99	0.58	1.41	1.018			
				30:59	RO	0.69	9.66	3.94	5.72	1.023			
				31:04	RO	0.64	3.92	1.53	2.39	1.025			
				31:18	RO	0.70	12.65	5.21	7.44	1.033			
352-354			12	Peaks			852.71						

---------- Above: PeCDF / PeCDD Follows ----------

PeCDD				1.32-1.78					0.937-1.022				
356-358		DC	NL			Height	0.04	0.02	0.02				
				28:51	RO	0.20	22.02	3.65	18.37	0.942			
	D	D	SN	28:58	RO	0.89	1.55			0.946			
	D	D	SN	29:05	RO	0.08	2.85			0.949			
				29:20	RO	2.27	2.71	1.88	0.83	0.958			
				29:33	RO	0.68	5.30	2.15	3.15	0.965			
	M			29:43	RO	0.73	11.62	4.90	6.72	0.970			
				30:10	RO	1.82	1.55	1.00	0.55	0.985			
				30:59	RO	3.40	7.17	5.54	1.63	1.011			
				31:04		1.72	6.77	4.28	2.49	1.014			J
		DC	WH	31:30	RO	0.47	3.39			1.028			
356-358			7	Peaks			57.14						
13C12-PeCDD				1.32-1.78					0.723-1.050				
368-370		DC	NL			Height	0.04	0.02	0.02				
				29:33	RO	1.07	0.93	0.48	0.45	0.965			
				29:42		1.33	1.28	0.73	0.55	0.970			
				29:53	RO	0.72	0.81	0.34	0.47	0.976			
				30:22	RO	0.81	0.38	0.17	0.21	0.991			
				30:38		1.47	300.24	178.93	121.31	1.000	13C12-PeCDD 123	IS4	
						Height	94.42	56.36	38.06				
				31:20	RO	1.00	0.90	0.45	0.45	1.023			
368-370			6	Peaks			304.54						

---------- Above: PeCDD / HxCDF Follows ----------

Compound/ M_Z....	QC.Log	Omit	Why	..RT.	OK	Ratio	Total.Area/Ht	Area/Ht.Peak1	Area/Ht.Peak2	Rel.RT	Compound.Name..	ID..	Flags.
HxCDF				1.05-1.43						0.929-1.007			
374-376		DC	NL			Height	0.31	0.18	0.13				
				32:01	RO	0.96	2.23	1.09	1.14	0.932			
				32:05		1.12	11.53	6.10	5.43	0.934			
				32:14		1.32	92.26	52.56	39.70	0.938			
				32:25		1.31	34.74	19.67	15.07	0.943			
				32:35		1.32	15.63	8.90	6.73	0.948			
				32:42		1.25	237.02	131.58	105.44	0.952			
				32:58		1.28	21.51	12.07	9.44	0.959			
	M			33:05		1.27	226.70	127.00	99.70	1.001	123478-HxCDF	AN	
	AN			33:09		1.32	11.17	6.36	4.81	1.000	123678-HxCDF	AN	
				33:26		1.26	1.94	1.08	0.86	0.973			J
				33:37		1.32	9.86	5.61	4.25	1.000	234678-HxCDF	AN	
				34:01	RO	1.74	0.74	0.47	0.27	0.990			
	A		X	34:18		1.08	3.29	1.71	1.58	0.998			J
	AN			34:22		1.23	3.01	1.66	1.35	1.000	123789-HxCDF	AN	J
	M			34:27		1.32	3.94	2.24	1.70	1.002			J
	D	D	WH	34:37	RO	0.98	1.09			1.007			
		DC	WH	34:55		1.21	2.81			1.016			
374-376			15	Peaks			675.57						
13C12-HxCDF				0.43-0.59						0.876-1.109			
384-386		DC	NL			Height	0.12	0.02	0.10				
				32:15	RO	0.34	0.78	0.20	0.58	0.938			
		DC	SN	32:21	RO	0.75	0.14			0.941			
		DC	SN	32:27	RO	0.09	0.38			0.944			
				32:44	RO	0.20	0.48	0.08	0.40	0.952			
				32:57	RO	1.07	0.29	0.15	0.14	0.959			
				33:03		0.49	239.61	79.28	160.33	1.000	13C12-HxCDF 478	IS5	
						Height	84.73	28.50	56.23				
				33:09		0.52	252.08	86.66	165.42	1.000	13C12-HxCDF 678	IS6	
						Height	86.81	29.20	57.61				
				33:38		0.50	247.51	82.94	164.57	1.000	13C12-HxCDF 234	IS7	
						Height	88.78	29.43	59.35				
				33:56	RO	1.07	0.62	0.32	0.30	0.987			
				34:12		0.59	0.62	0.23	0.39	0.995			
				34:22		0.49	194.48	63.71	130.77	1.000	13C12-HxCDF 789	IS8	
						Height	64.85	21.57	43.28				
				34:40	RO	0.81	0.87	0.39	0.48	1.009			
				34:56	RO	0.40	0.73	0.21	0.52	1.016			
384-386			11	Peaks			938.07						

---------- Above: HxCDF / HxCDD Follows ----------

HxCDD				1.05-1.43						0.960-1.014			
390-392		DC	NL			Height	0.32	0.12	0.20				
				32:36		1.14	21.70	11.58	10.12	0.964			
				33:01		1.12	4.30	2.27	2.03	0.976			J
				33:15		1.17	45.30	24.41	20.89	0.983			
				33:23	RO	0.85	5.21	2.39	2.82	0.987			
	ND	D	SN	33:38	RO	2.79	0.72			0.997			
	AN			33:45		1.21	2.92	1.60	1.32	1.000	123478-HxCDD	AN	J

Compound/ M_Z....	QC.Log	Omit	Why	..RT.	OK	Ratio	Total.Area/Ht	Area/Ht.Peak1	Area/Ht.Peak2	Rel.RT	Compound.Name..	ID..	Flags.
M				33:50		1.20	34.70	18.90	15.80	1.000	123678-HxCDD	AN	
M				34:08		1.30	7.65	4.33	3.32	1.009	123789-HxCDD	AN	J
	DC	WH		34:19	RO	0.65	2.46			1.015			
	DC	WH		34:27	RO	0.36	1.89			1.019			
390-392			7	Peaks			121.78						
13C12-HxCDD				1.05-1.43					0.982-1.041				
402-404	DC	NL		Height			0.27	0.18	0.09				
	DC	WL		32:55	RO	0.16	1.14			0.976			
				33:44		1.20	190.44	103.72	86.72	1.000	13C12-HxCDD 478	IS9	
				Height			68.65	38.13	30.52				
				33:49		1.19	211.96	115.31	96.65	1.000	13C12-HxCDD 678	IS10	
				Height			79.86	44.00	35.86				
				34:08		1.24	331.55	183.59	147.96	1.012	13C12-HxCDD 789	RS2	
				34:20	RO	0.23	2.66	0.49	2.17	1.018			
				34:27	RO	0.21	3.54	0.62	2.92	1.021			
402-404			5	Peaks			740.15						

---------- Above: HxCDD / HpCDF Follows ----------

HpCDF				0.88-1.20					0.956-1.005				
408-410	DC	NL		Height			0.28	0.22	0.06				
M				35:59		1.09	286.00	149.00	137.00	1.000	1234678-HpCDF	AN	
				36:23		1.05	569.52	291.65	277.87	0.971			
				37:29		1.12	13.64	7.20	6.44	1.000	1234789-HpCDF	AN	
408-410			3	Peaks			869.16						
13C12-HpCDF				0.37-0.51					0.858-1.151				
418-420	DC	NL		Height			0.05	0.03	0.02				
				35:58		0.44	148.34	45.42	102.92	1.000	13C12-HpCDF 678	IS11	
				Height			45.99	14.33	31.66				
				36:21	RO	2.16	1.01	0.69	0.32	0.970			
	DC	SN		36:40	RO	0.85	0.37			0.979			
	DC	SN		37:04	RO	1.14	0.15			0.989			
				37:28		0.42	108.31	31.86	76.45	1.000	13C12-HpCDF 789	IS12	
				Height			29.61	8.49	21.12				
				37:36		0.49	1.28	0.42	0.86	1.004			
				37:44	RO	0.25	1.05	0.21	0.84	1.007			
418-420			5	Peaks			259.99						

---------- Above: HpCDF / HpCDD Follows ----------

HpCDD				0.88-1.20					0.976-1.005				
424-426	DC	NL		Height			0.85	0.44	0.41				
				36:15		1.03	407.30	206.24	201.06	0.980			
				36:59		1.01	742.37	373.53	368.84	1.000	1234678-HpCDD	AN	
424-426			2	Peaks			1,149.67						
13C12-HpCDD				0.88-1.20					0.869-1.085				
436-438	DC	NL		Height			0.39	0.27	0.12				
	DC	SN		36:22	RO	0.16	0.36			0.983			
				36:29	RO	3.88	1.22	0.97	0.25	0.986			

Compound/ M_Z....	QC.Log	Omit	Why	..RT.	OK	Ratio	Total.Area/Ht	Area/Ht.Peak1	Area/Ht.Peak2	Rel.RT	Compound.Name..	ID..	Flags.
				36:42	RO	0.16	2.57	0.35	2.22	0.992			
				36:59		1.04	150.44	76.86	73.58	1.000	13C12-HpCDD 678	IS13	
						Height	44.75	22.94	21.81				
				37:11	RO	1.31	1.55	0.88	0.67	1.005			
436-438			4	Peaks			155.78						

---------- Above: HpCDD / Octa-CDD and CDF Follows ----------

OCDF						0.76-1.02				0.951-1.049			
442-444	DC	NL				Height	0.07	0.03	0.04				
	DC	WL		36:02	RO	2.36	0.37			0.890			
	DC	WL		36:34	RO	0.39	0.32			0.903			
	DC	WL		37:28	RO	1.10	0.21			0.925			
	DC	WL		38:21		0.85	3.66			0.947			
				38:31	RO	1.06	21.36	10.99	10.37	0.951			
				40:28		0.91	3.31	1.58	1.73	1.000			
				40:41		0.87	373.03	174.00	199.03	1.005	OCDF	AN	
	DC	WH		42:31	RO	1.83	0.34			1.050			
	DC	WH		43:53	RO	1.50	0.15			1.084			
442-444			3	Peaks			397.70						
OCDD						0.76-1.02				0.951-1.049			
458-460	DC	NL				Height	0.06	0.03	0.03				
				40:29		0.84	6,625.78	3,033.01	3,592.77	1.000	OCDD	AN	E
458-460			1	Peak			6,625.78						
13C12-OCDD						0.76-1.02				0.996-1.004			
470-472	DC	NL				Height	0.32	0.14	0.18				
	DC	WL		40:12	RO	1.99	2.54			0.993			
				40:29		0.82	225.26	101.36	123.90	1.000	13C12-OCDD	IS14	
						Height	57.25	24.46	32.79				
	DC	WH		40:53	RO	2.12	5.55			1.010			
470-472			1	Peak			225.26						

Column Description.....	"Why" Code Description.....	QC Log Desc.....
M_Z -Nominal Ion Mass(es)	WL-Below Retention Time Window	A-Peak Added
..RT. -Retention Time (mm:ss)	WH-Above Retention Time Window	K-Peak Kept
Rat.1 -Ratio of M/M+2 Ions	SN-Below Signal to Noise Level	D-Peak Deleted
OK -RO=Ratio Outside Limits	<M-Below Method Detection Limit	T-Time Changed
Rel.RT-Relative Retention Time	NL-Channel Specific Noise Level	M-Peak Area Changed
		N-Name Changed
		X-Ether Interference

*** End of Report ***

File:S023097 #1-758 Acq:12-JUL-2002 20:18:22 EI+ Voltage SIR 70S Noise:144
303.9016 F:2 BSUB(256,30,-3.0) PKD(9,5,5,0.05%,576.0,1.00%,F,T) Exp:NDB5US
TRIANGLE LABS Text:TLI#57752A DF-DP-160 0-0.5 INJ. TIME = 20:20



File:S023097 #1-758 Acq:12-JUL-2002 20:18:22 EI+ Voltage SIR 70S Noise:128
305.8987 F:2 BSUB(256,30,-3.0) PKD(9,5,5,0.05%,512.0,1.00%,F,T) Exp:NDB5US
TRIANGLE LABS Text:TLI#57752A DF-DP-160 0-0.5 INJ. TIME = 20:20

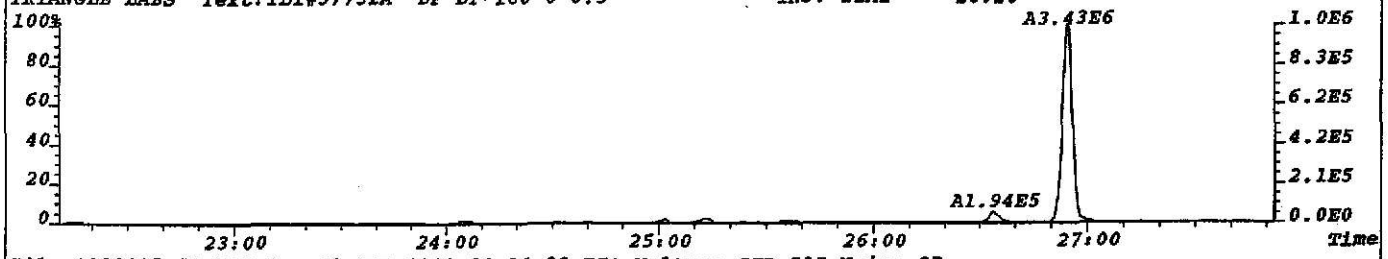

File:S023097 #1-758 Acq:12-JUL-2002 20:18:22 EI+ Voltage SIR 70S Noise:27
315.9419 F:2 BSUB(256,30,-3.0) PKD(9,5,5,0.05%,108.0,1.00%,F,T) Exp:NDB5US
TRIANGLE LABS Text:TLI#57752A DF-DP-160 0-0.5 INJ. TIME = 20:20

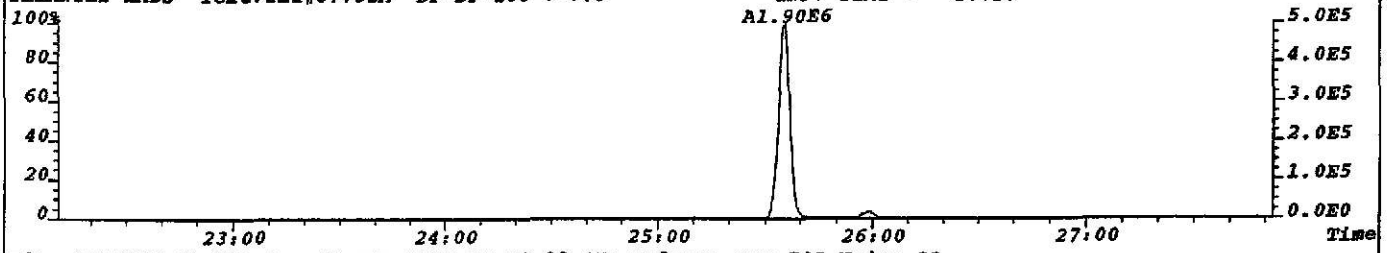

File:S023097 #1-758 Acq:12-JUL-2002 20:18:22 EI+ Voltage SIR 70S Noise:28
317.9389 F:2 BSUB(256,30,-3.0) PKD(9,5,5,0.05%,112.0,1.00%,F,T) Exp:NDB5US
TRIANGLE LABS Text:TLI#57752A DF-DP-160 0-0.5 INJ. TIME = 20:20

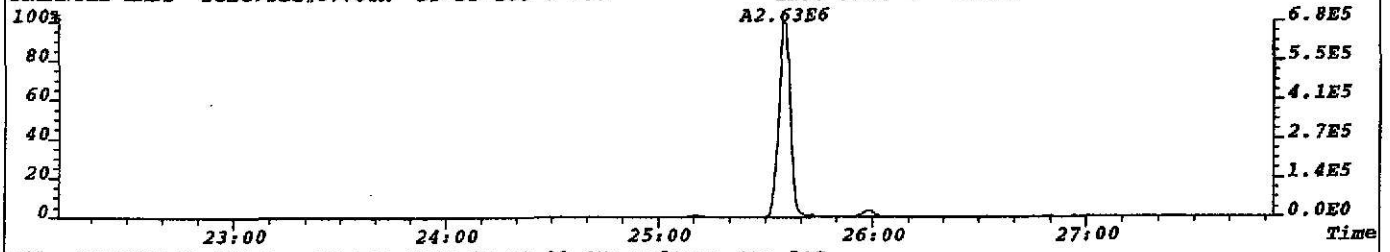

File:S023097 #1-758 Acq:12-JUL-2002 20:18:22 EI+ Voltage SIR 70S
330.9792 F:2 Exp:NDB5US
TRIANGLE LABS Text:TLI#57752A DF-DP-160 0-0.5 INJ. TIME = 20:20

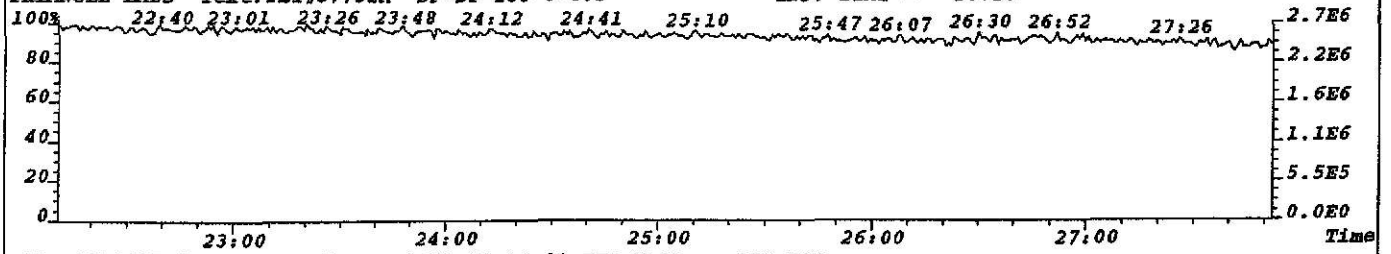

File:S023097 #1-758 Acq:12-JUL-2002 20:18:22 EI+ Voltage SIR 70S
375.8364 F:2 Exp:NDB5US
TRIANGLE LABS Text:TLI#57752A DF-DP-160 0-0.5 INJ. TIME = 20:20

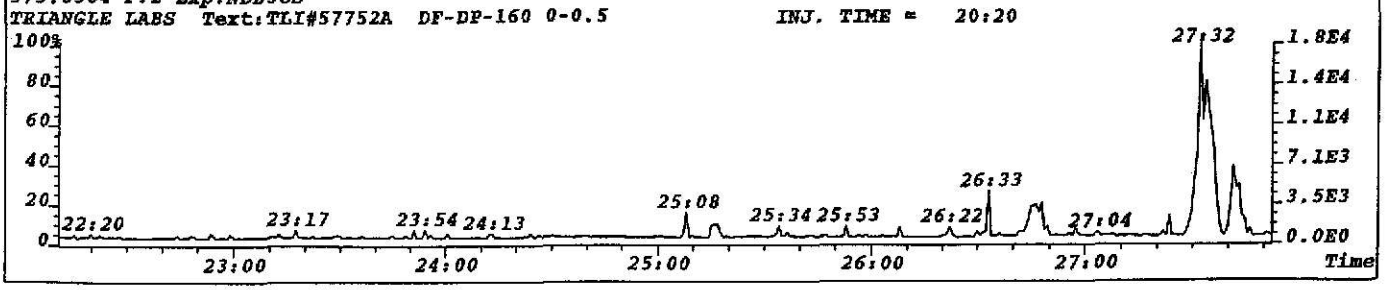

File:S023097 #1-758 Acq:12-JUL-2002 20:18:22 EI+ Voltage SIR 70S Noise:25
319.8965 F:2 BSUB(256,30,-3.0) PKD(7,5,3,0.05%,100.0,1.00%,F,T) Exp:NDB5US
TRIANGLE LABS Text:TLI#57752A DF-DP-160 0-0.5 INJ. TIME = 20:20

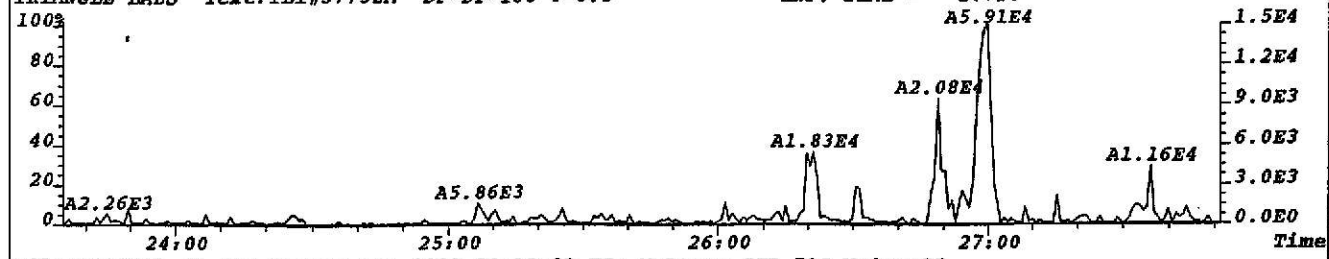

File:S023097 #1-758 Acq:12-JUL-2002 20:18:22 EI+ Voltage SIR 70S Noise:25
321.8936 F:2 BSUB(256,30,-3.0) PKD(7,5,3,0.05%,100.0,1.00%,F,T) Exp:NDB5US
TRIANGLE LABS Text:TLI#57752A DF-DP-160 0-0.5 INJ. TIME = 20:20

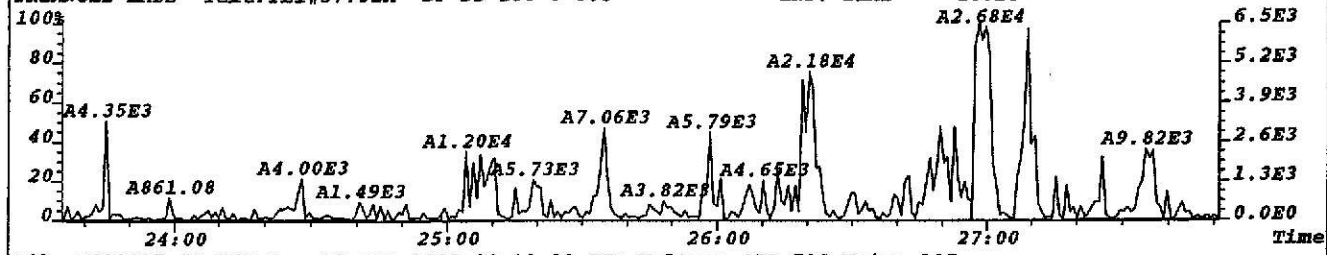

File:S023097 #1-758 Acq:12-JUL-2002 20:18:22 EI+ Voltage SIR 70S Noise:105
331.9368 F:2 BSUB(256,30,-3.0) PKD(7,5,3,0.05%,420.0,1.00%,F,T) Exp:NDB5US
TRIANGLE LABS Text:TLI#57752A DF-DP-160 0-0.5 INJ. TIME = 20:20

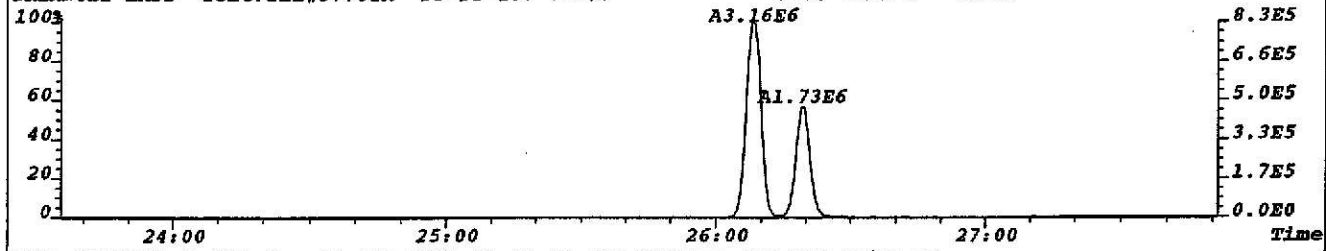

File:S023097 #1-758 Acq:12-JUL-2002 20:18:22 EI+ Voltage SIR 70S Noise:32
333.9338 F:2 BSUB(256,30,-3.0) PKD(7,5,3,0.05%,128.0,1.00%,F,T) Exp:NDB5US
TRIANGLE LABS Text:TLI#57752A DF-DP-160 0-0.5 INJ. TIME = 20:20

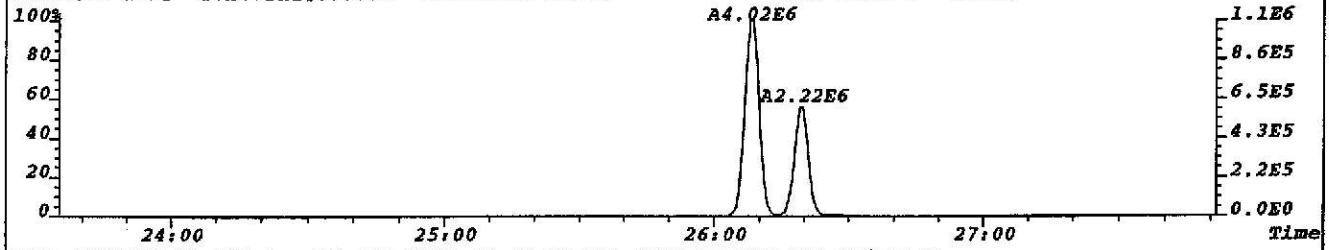

File:S023097 #1-758 Acq:12-JUL-2002 20:18:22 EI+ Voltage SIR 70S Noise:30
327.8847 F:2 BSUB(256,30,-3.0) PKD(7,5,3,0.05%,120.0,1.00%,F,T) Exp:NDB5US
TRIANGLE LABS Text:TLI#57752A DF-DP-160 0-0.5 INJ. TIME = 20:20

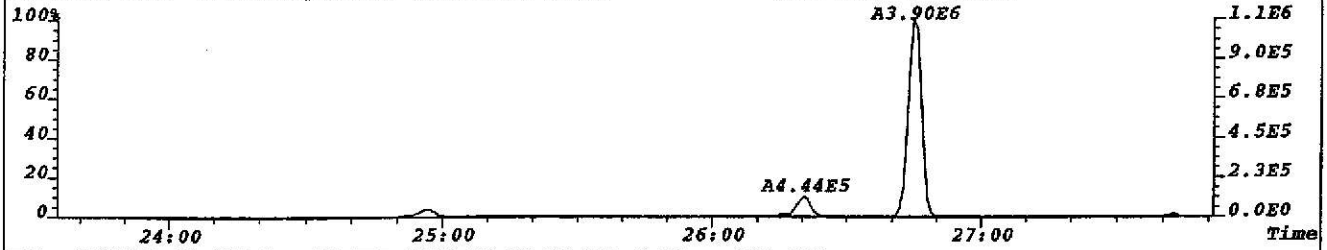

File:S023097 #1-758 Acq:12-JUL-2002 20:18:22 EI+ Voltage SIR 70S
330.9792 F:2 Exp:NDB5US
TRIANGLE LABS Text:TLI#57752A DF-DP-160 0-0.5 INJ. TIME = 20:20

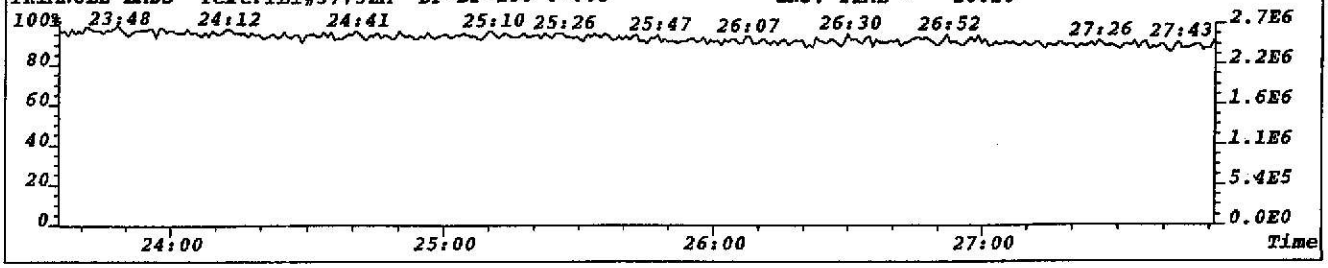

File:S023097 #1-758 Acq:12-JUL-2002 20:18:22 EI+ Voltage SIR 70S Noise:28
339.8597 F:2 BSUB(256,30,-3.0) PKD(7,5,3,0.05%,112.0,1.00%,F,T) Exp:NDB5US
TRIANGLE LABS Text:TLI#57752A DF-DP-160 0-0.5 INJ. TIME = 20:20

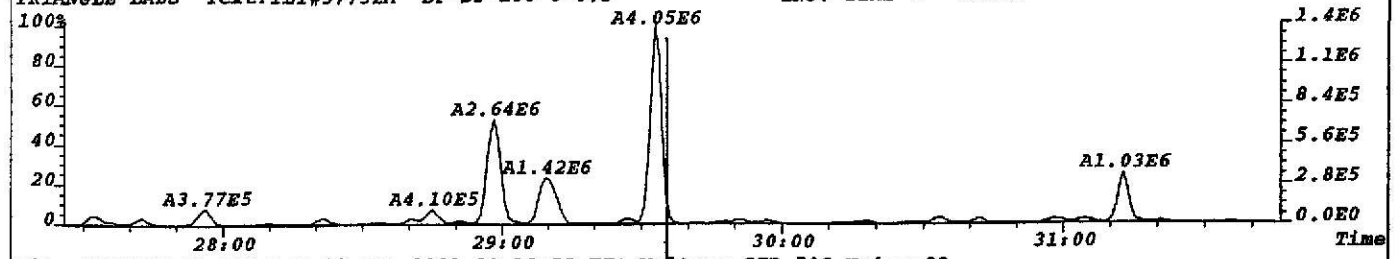

File:S023097 #1-758 Acq:12-JUL-2002 20:18:22 EI+ Voltage SIR 70S Noise:22
341.8567 F:2 BSUB(256,30,-3.0) PKD(7,5,3,0.05%,88.0,1.00%,F,T) Exp:NDB5US
TRIANGLE LABS Text:TLI#57752A DF-DP-160 0-0.5 INJ. TIME = 20:20

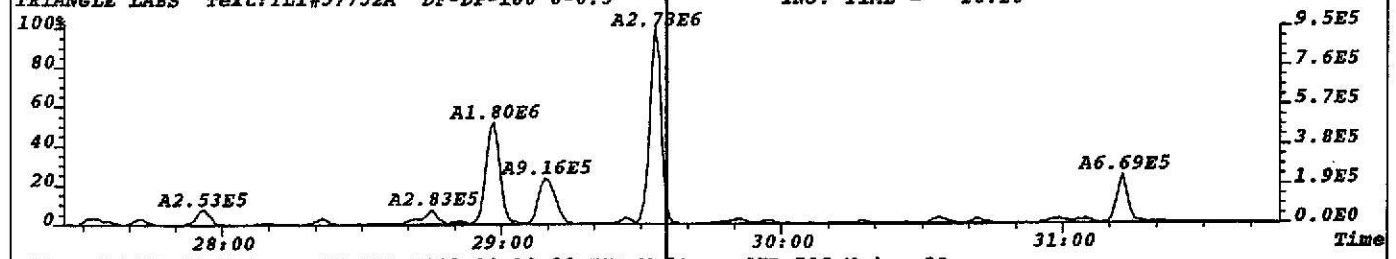

File:S023097 #1-758 Acq:12-JUL-2002 20:18:22 EI+ Voltage SIR 70S Noise:28
351.9000 F:2 BSUB(256,30,-3.0) PKD(7,5,3,0.05%,112.0,1.00%,F,T) Exp:NDB5US
TRIANGLE LABS Text:TLI#57752A DF-DP-160 0-0.5 INJ. TIME = 20:20

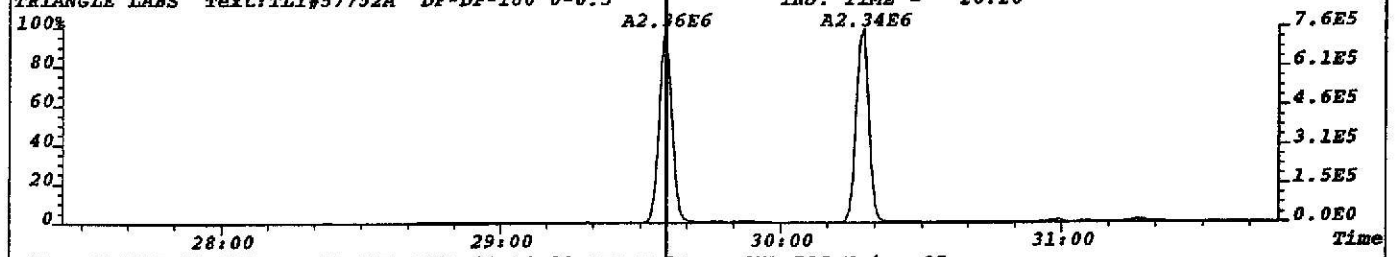

File:S023097 #1-758 Acq:12-JUL-2002 20:18:22 EI+ Voltage SIR 70S Noise:25
353.8970 F:2 BSUB(256,30,-3.0) PKD(7,5,3,0.05%,100.0,1.00%,F,T) Exp:NDB5US
TRIANGLE LABS Text:TLI#57752A DF-DP-160 0-0.5 INJ. TIME = 20:20

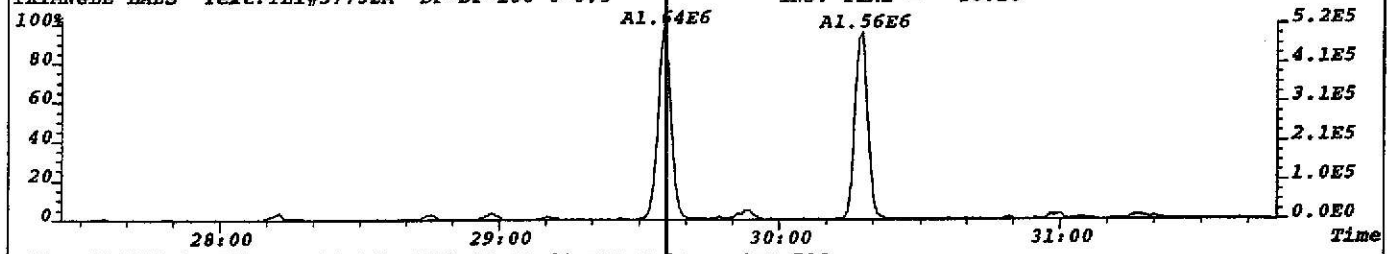

File:S023097 #1-758 Acq:12-JUL-2002 20:18:22 EI+ Voltage SIR 70S
330.9792 F:2 Exp:NDB5US
TRIANGLE LABS Text:TLI#57752A DF-DP-160 0-0.5 INJ. TIME = 20:20

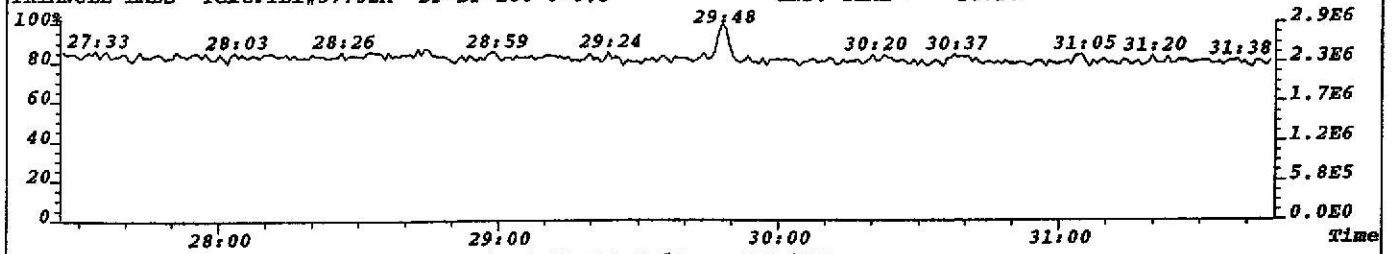

File:S023097 #1-758 Acq:12-JUL-2002 20:18:22 EI+ Voltage SIR 70S
409.7974 F:2 Exp:NDB5US
TRIANGLE LABS Text:TLI#57752A DF-DP-160 0-0.5 INJ. TIME = 20:20

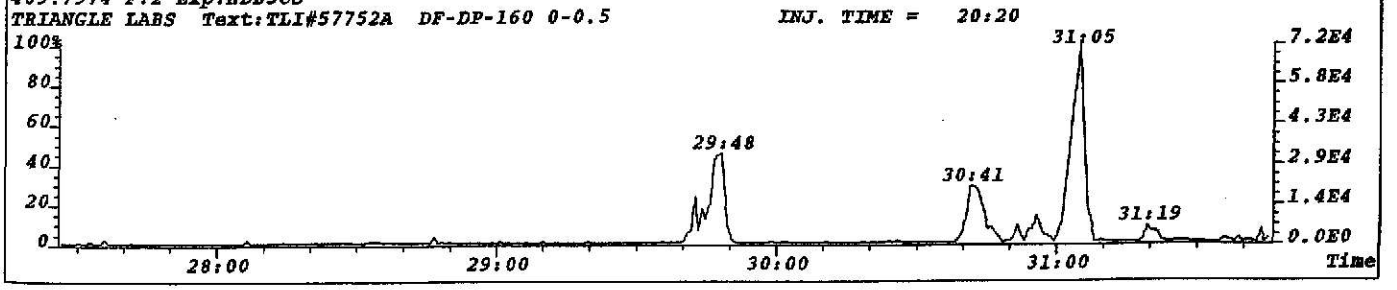

File:S023097 #1-758 Acq:12-JUL-2002 20:18:22 EI+ Voltage SIR 70S Noise:30
355.8546 F:2 BSUB(256,30,-3.0) PKD(7,5,3,0.05%,120.0,1.00%,F,T) Exp:NDB5US
TRIANGLE LABS Text:TLI#57752A DF-DP-160 0-0.5 INJ. TIME = 20:20

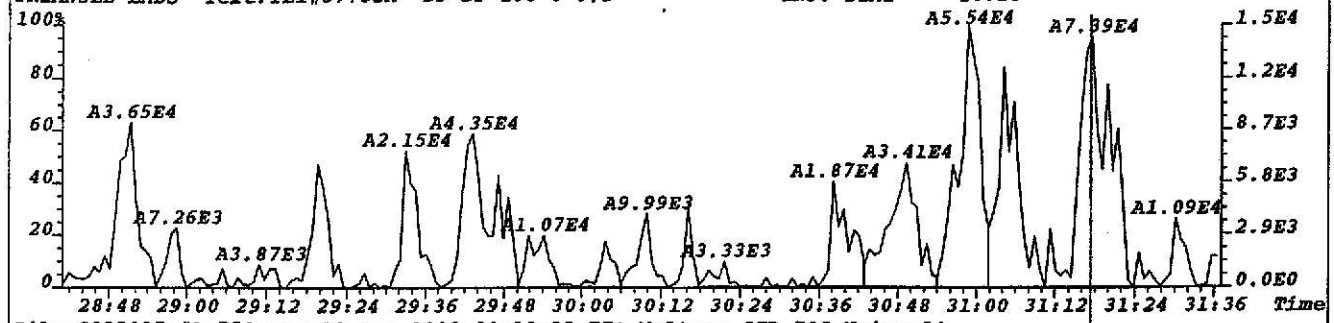

File:S023097 #1-758 Acq:12-JUL-2002 20:18:22 EI+ Voltage SIR 70S Noise:24
357.8516 F:2 BSUB(256,30,-3.0) PKD(7,5,3,0.05%,96.0,1.00%,F,T) Exp:NDB5US
TRIANGLE LABS Text:TLI#57752A DF-DP-160 0-0.5 INJ. TIME = 20:20

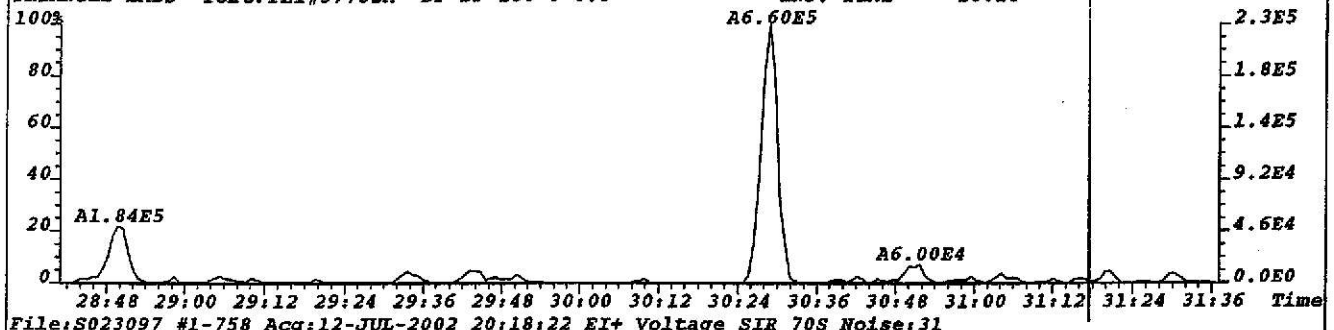

File:S023097 #1-758 Acq:12-JUL-2002 20:18:22 EI+ Voltage SIR 70S Noise:31
367.8949 F:2 BSUB(256,30,-3.0) PKD(7,5,3,0.05%,124.0,1.00%,F,T) Exp:NDB5US
TRIANGLE LABS Text:TLI#57752A DF-DP-160 0-0.5 INJ. TIME = 20:20

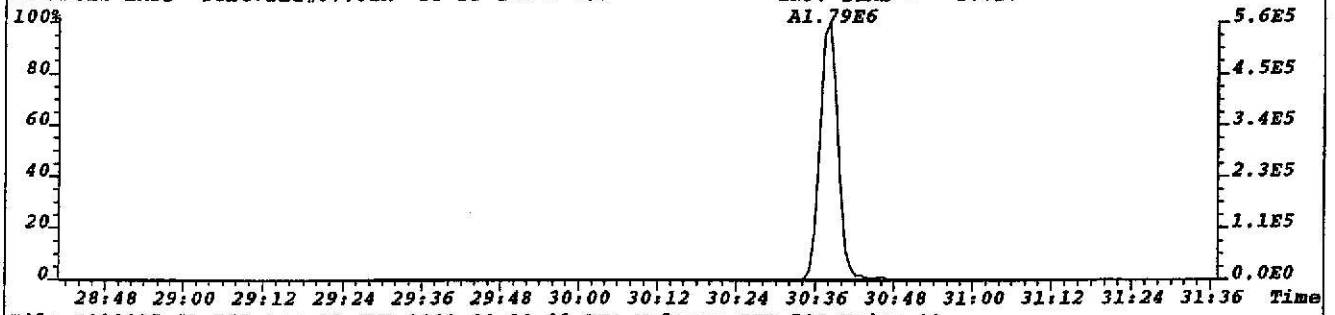

File:S023097 #1-758 Acq:12-JUL-2002 20:18:22 EI+ Voltage SIR 70S Noise:28
369.8919 F:2 BSUB(256,30,-3.0) PKD(7,5,3,0.05%,112.0,1.00%,F,T) Exp:NDB5US
TRIANGLE LABS Text:TLI#57752A DF-DP-160 0-0.5 INJ. TIME = 20:20

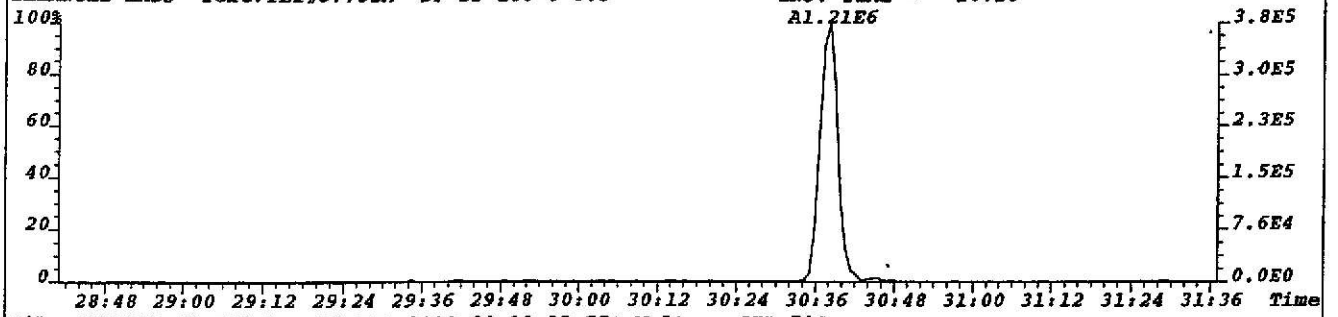

File:S023097 #1-758 Acq:12-JUL-2002 20:18:22 EI+ Voltage SIR 70S
330.9792 F:2 Exp:NDB5US
TRIANGLE LABS Text:TLI#57752A DF-DP-160 0-0.5 INJ. TIME = 20:20

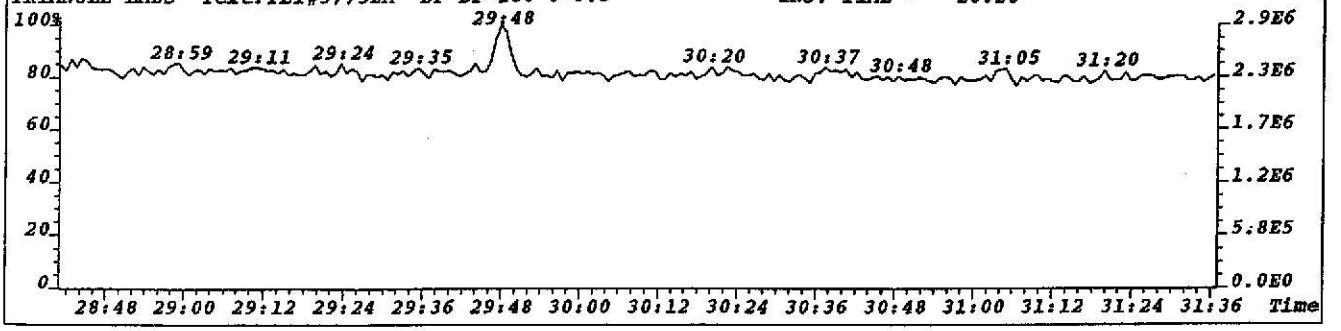

File:S023097 #1-455 Acq:12-JUL-2002 20:18:22 EI+ Voltage SIR 70S Noise:221
373.8208 F:3 BSUB(256,30,-3.0) PKD(7,5,3,0.05%,884.0,1.00%,F,T) Exp:NDB5US
TRIANGLE LABS Text:TLI#57752A DF-DP-160 0-0.5 INJ. TIME = 20:20

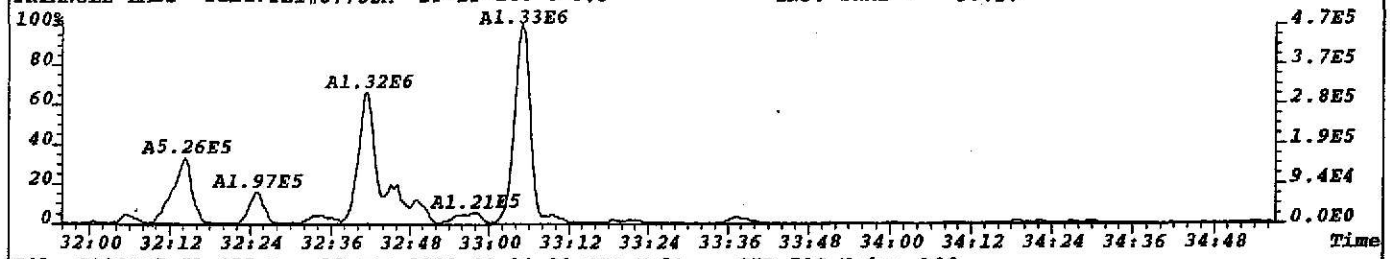

File:S023097 #1-455 Acq:12-JUL-2002 20:18:22 EI+ Voltage SIR 70S Noise:166
375.8178 F:3 BSUB(256,30,-3.0) PKD(7,5,3,0.05%,664.0,1.00%,F,T) Exp:NDB5US
TRIANGLE LABS Text:TLI#57752A DF-DP-160 0-0.5 INJ. TIME = 20:20

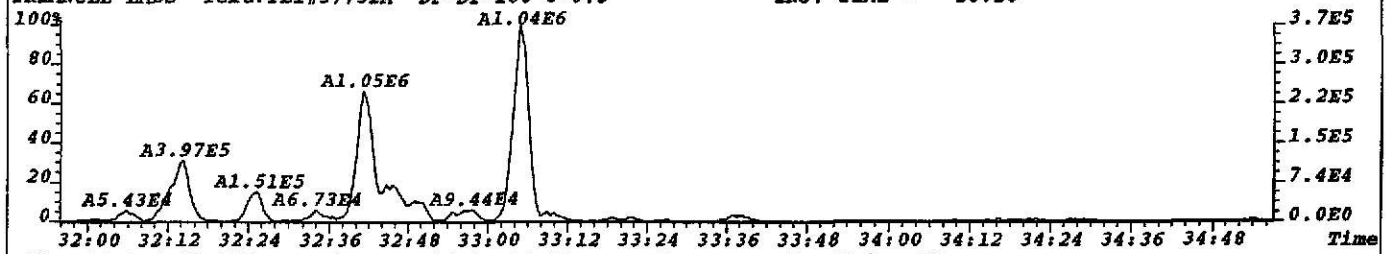

File:S023097 #1-455 Acq:12-JUL-2002 20:18:22 EI+ Voltage SIR 70S Noise:27
383.8639 F:3 BSUB(256,30,-3.0) PKD(7,5,3,0.05%,108.0,1.00%,F,T) Exp:NDB5US
TRIANGLE LABS Text:TLI#57752A DF-DP-160 0-0.5 INJ. TIME = 20:20

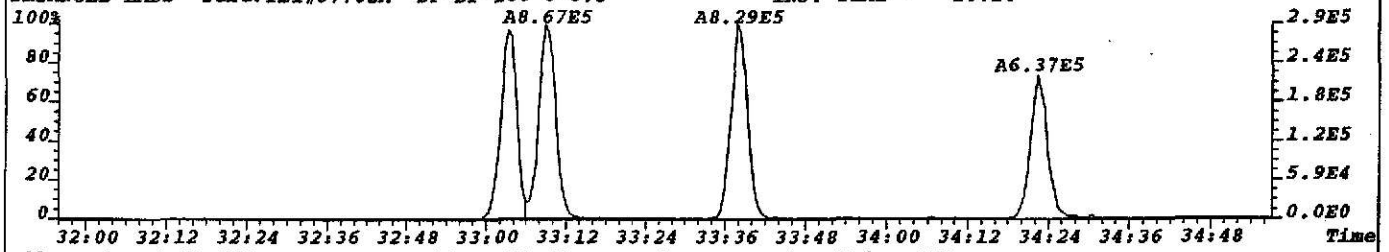

File:S023097 #1-455 Acq:12-JUL-2002 20:18:22 EI+ Voltage SIR 70S Noise:122
385.8610 F:3 BSUB(256,30,-3.0) PKD(7,5,3,0.05%,488.0,1.00%,F,T) Exp:NDB5US
TRIANGLE LABS Text:TLI#57752A DF-DP-160 0-0.5 INJ. TIME = 20:20

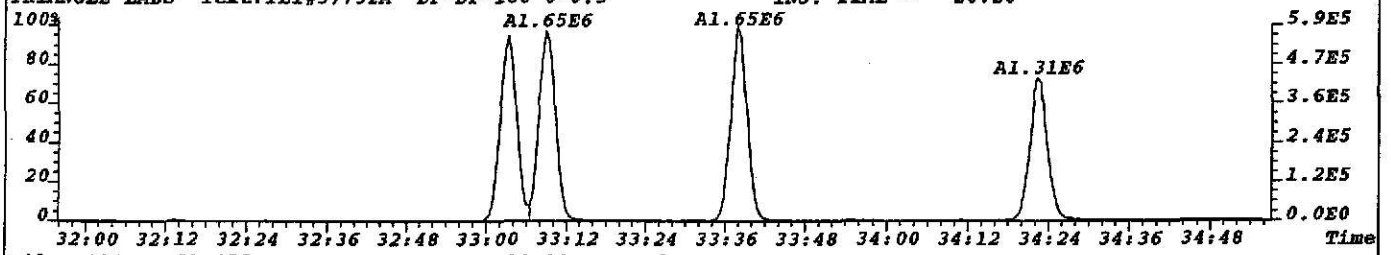

File:S023097 #1-455 Acq:12-JUL-2002 20:18:22 EI+ Voltage SIR 70S
392.9760 F:3 Exp:NDB5US
TRIANGLE LABS Text:TLI#57752A DF-DP-160 0-0.5 INJ. TIME = 20:20

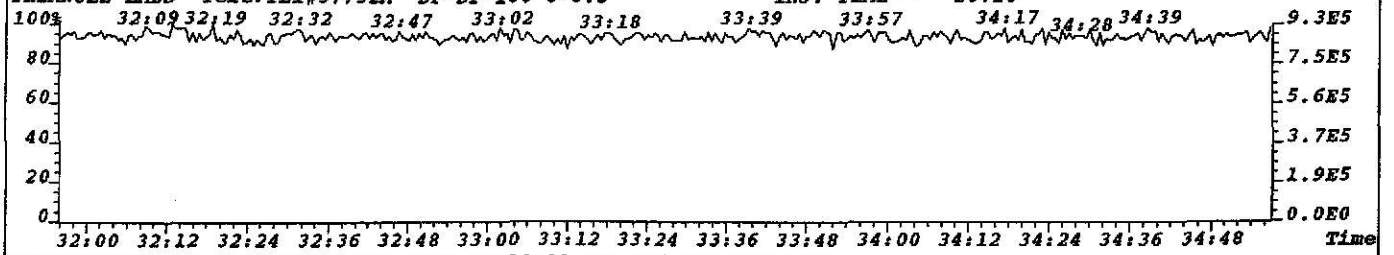

File:S023097 #1-455 Acq:12-JUL-2002 20:18:22 EI+ Voltage SIR 70S
445.7555 F:3 Exp:NDB5US
TRIANGLE LABS Text:TLI#57752A DF-DP-160 0-0.5 INJ. TIME = 20:20

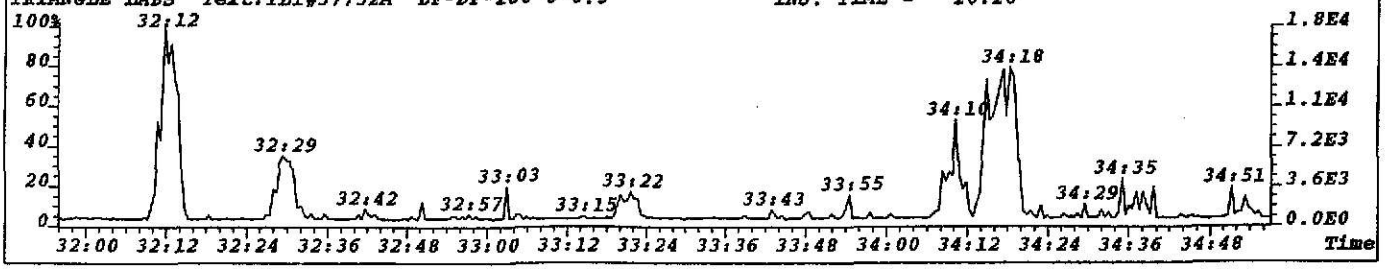

File:S023097 #1-455 Acq:12-JUL-2002 20:18:22 EI+ Voltage SIR 70S Noise:147
389.8156 F:3 BSUB(256,30,-3.0) PKD(7,5,3,0.05%,588.0,1.00%,F,T) Exp:NDB5US
TRIANGLE LABS Text:TLI#57752A DF-DP-160 0-0.5 INJ. TIME = 20:20

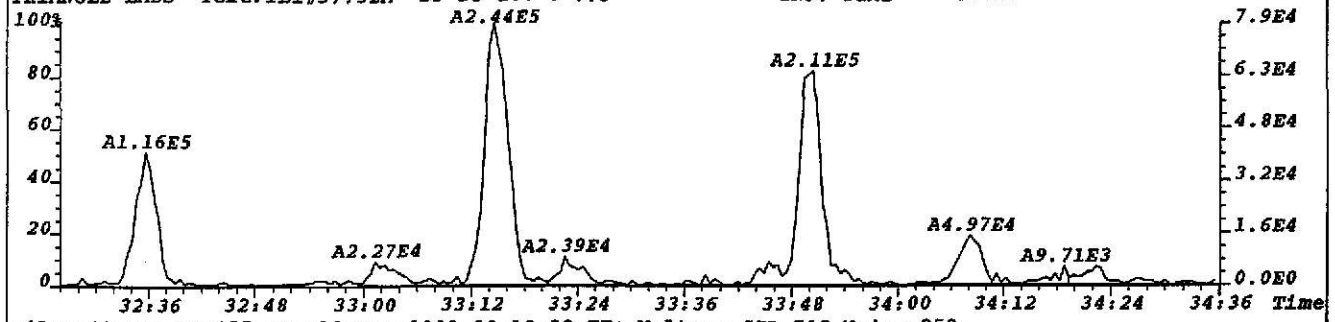

File:S023097 #1-455 Acq:12-JUL-2002 20:18:22 EI+ Voltage SIR 70S Noise:252
391.8127 F:3 BSUB(256,30,-3.0) PKD(7,5,3,0.05%,1008.0,1.00%,F,T) Exp:NDB5US
TRIANGLE LABS Text:TLI#57752A DF-DP-160 0-0.5 INJ. TIME = 20:20

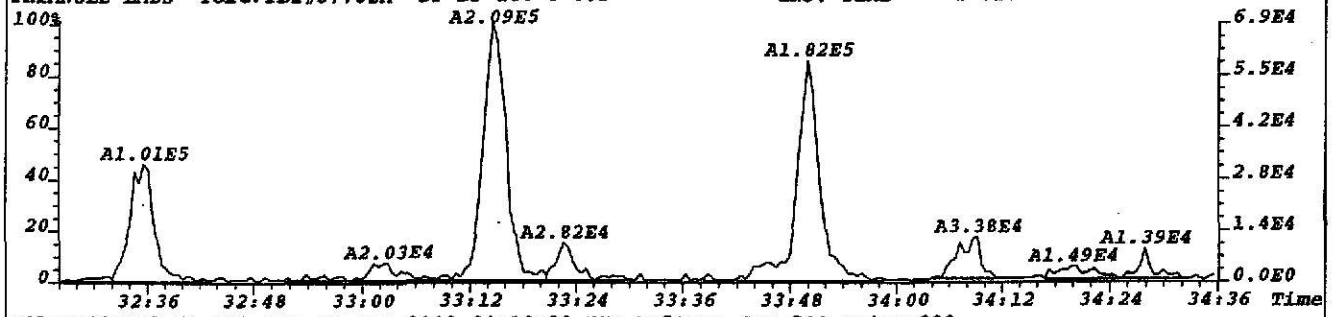

File:S023097 #1-455 Acq:12-JUL-2002 20:18:22 EI+ Voltage SIR 70S Noise:223
401.8558 F:3 BSUB(256,30,-3.0) PKD(7,5,3,0.05%,892.0,1.00%,F,T) Exp:NDB5US
TRIANGLE LABS Text:TLI#57752A DF-DP-160 0-0.5 INJ. TIME = 20:20

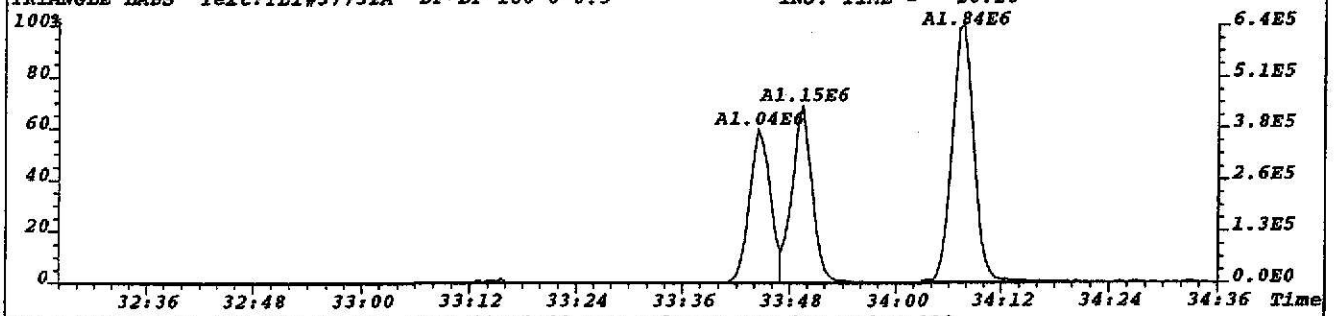

File:S023097 #1-455 Acq:12-JUL-2002 20:18:22 EI+ Voltage SIR 70S Noise:112
403.8529 F:3 BSUB(256,30,-3.0) PKD(7,5,3,0.05%,448.0,1.00%,F,T) Exp:NDB5US
TRIANGLE LABS Text:TLI#57752A DF-DP-160 0-0.5 INJ. TIME = 20:20

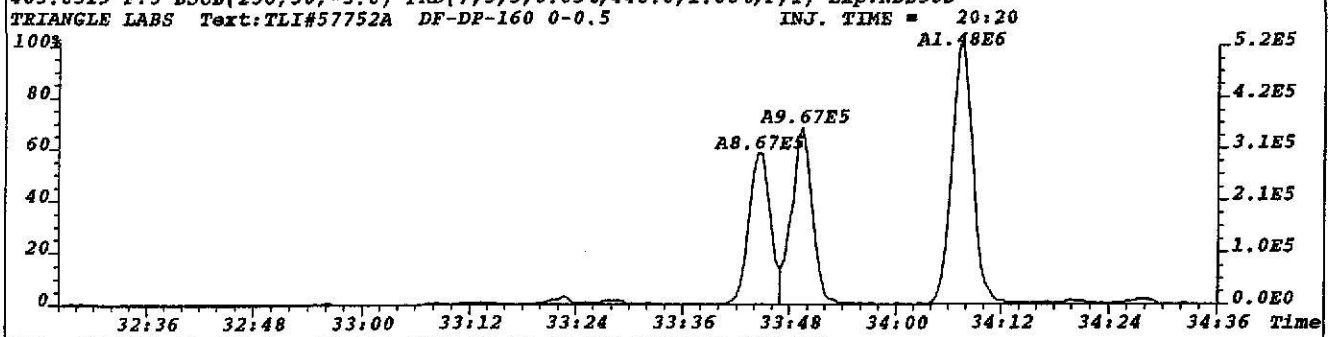

File:S023097 #1-455 Acq:12-JUL-2002 20:18:22 EI+ Voltage SIR 70S
392.9760 F:3 Exp:NDB5US
TRIANGLE LABS Text:TLI#57752A DF-DP-160 0-0.5 INJ. TIME = 20:20

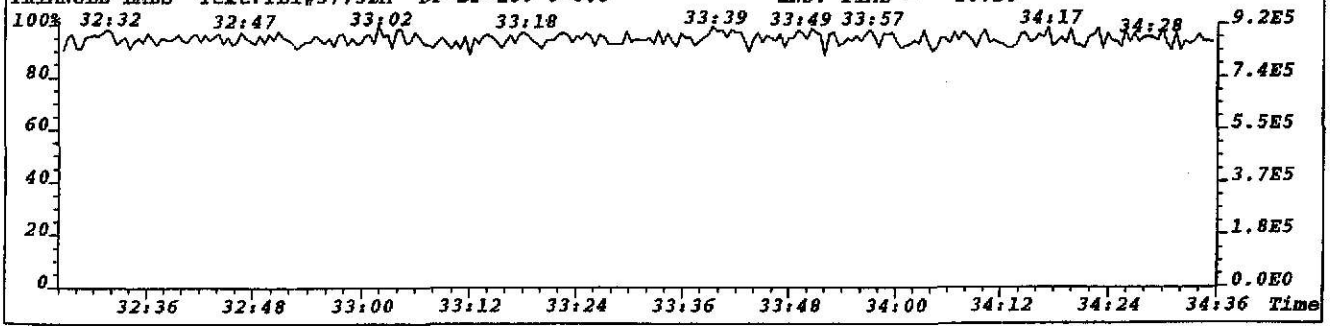

File:S023097 #1-735 Acq:12-JUL-2002 20:18:22 EI+ Voltage SIR 70S Noise:269
407.7818 F:4 BSUB(256,30,-3.0) PKD(7,5,3,0.05%,1076.0,1.00%,F,T) Exp:NDB5US
TRIANGLE LABS Text:TLI#57752A DF-DP-160 0-0.5 INJ. TIME = 20:20

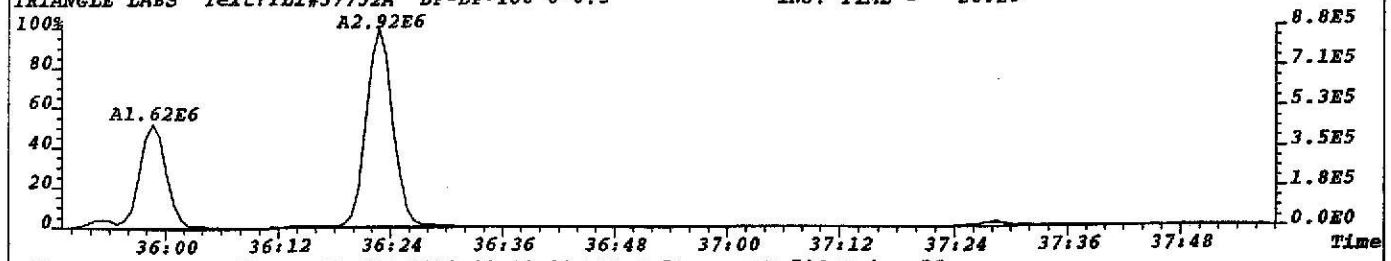

File:S023097 #1-735 Acq:12-JUL-2002 20:18:22 EI+ Voltage SIR 70S Noise:75
409.7789 F:4 BSUB(256,30,-3.0) PKD(7,5,3,0.05%,300.0,1.00%,F,T) Exp:NDB5US
TRIANGLE LABS Text:TLI#57752A DF-DP-160 0-0.5 INJ. TIME = 20:20

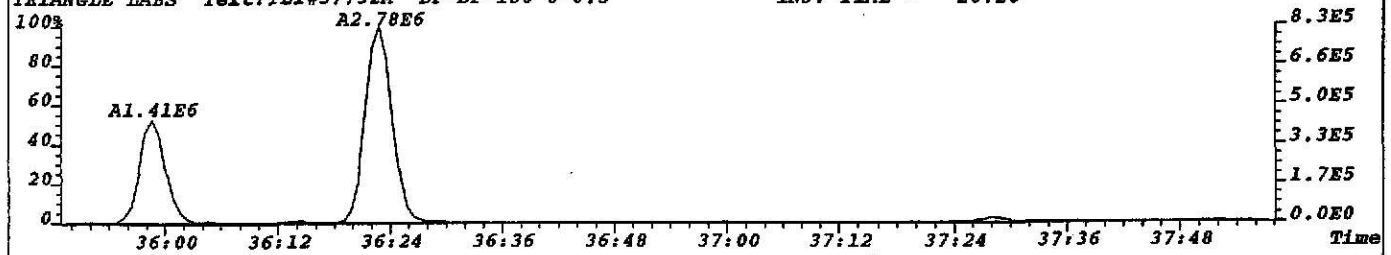

File:S023097 #1-735 Acq:12-JUL-2002 20:18:22 EI+ Voltage SIR 70S Noise:34
417.8253 F:4 BSUB(256,30,-3.0) PKD(7,5,3,0.05%,136.0,1.00%,F,T) Exp:NDB5US
TRIANGLE LABS Text:TLI#57752A DF-DP-160 0-0.5 INJ. TIME = 20:20

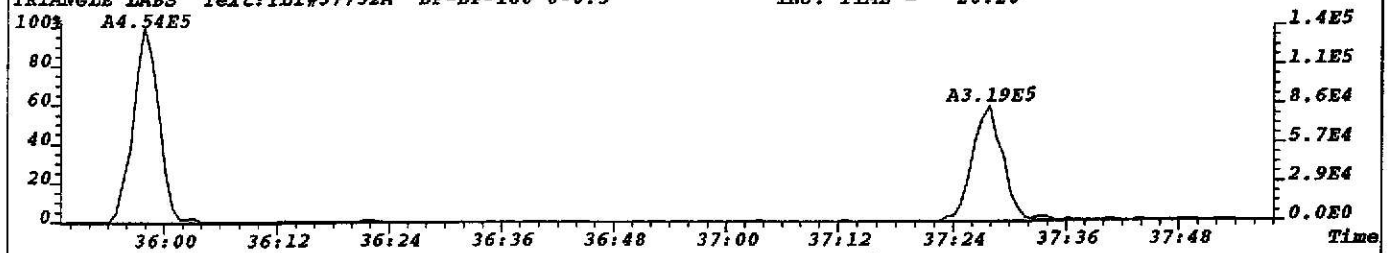

File:S023097 #1-735 Acq:12-JUL-2002 20:18:22 EI+ Voltage SIR 70S Noise:30
419.8220 F:4 BSUB(256,30,-3.0) PKD(7,5,3,0.05%,120.0,1.00%,F,T) Exp:NDB5US
TRIANGLE LABS Text:TLI#57752A DF-DP-160 0-0.5 INJ. TIME = 20:20

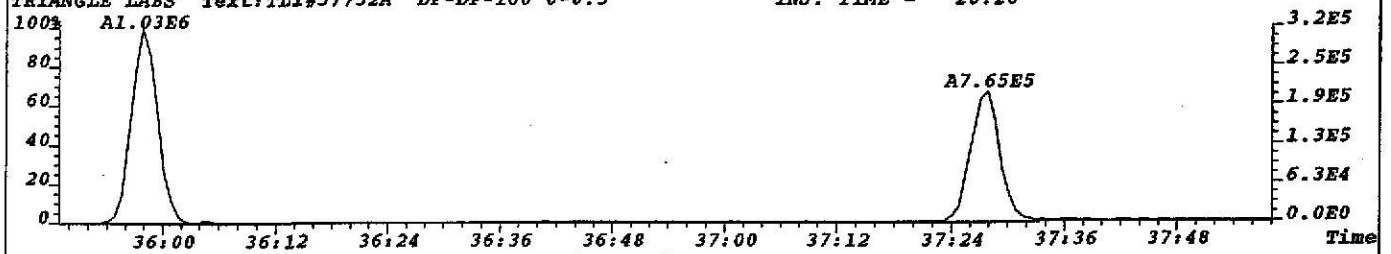

File:S023097 #1-735 Acq:12-JUL-2002 20:18:22 EI+ Voltage SIR 70S
430.9729 F:4 Exp:NDB5US
TRIANGLE LABS Text:TLI#57752A DF-DP-160 0-0.5 INJ. TIME = 20:20

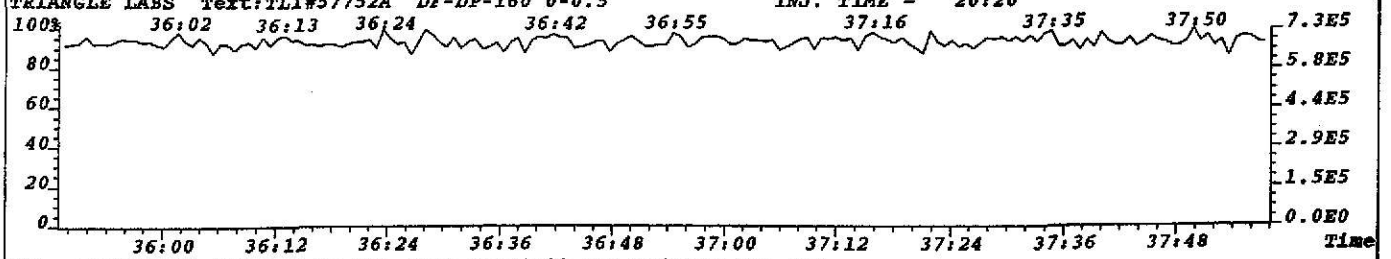

File:S023097 #1-735 Acq:12-JUL-2002 20:18:22 EI+ Voltage SIR 70S
479.7165 F:4 Exp:NDB5US
TRIANGLE LABS Text:TLI#57752A DF-DP-160 0-0.5 INJ. TIME = 20:20

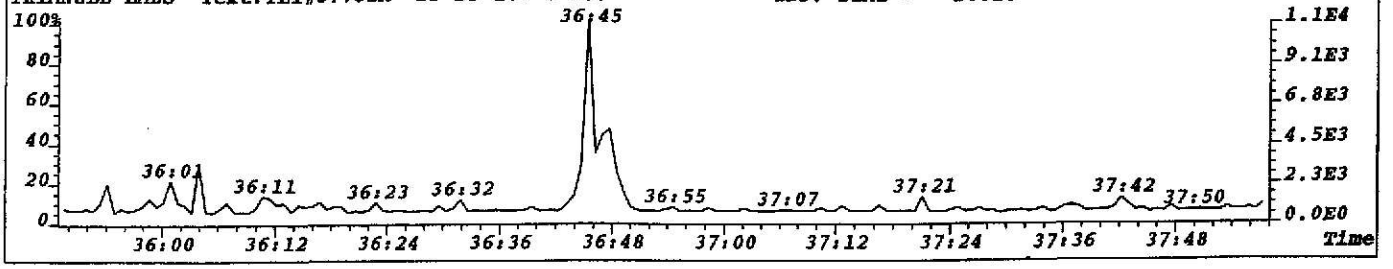

File:S023097 #1-735 Acq:12-JUL-2002 20:18:22 EI+ Voltage SIR 70S Noise:547
423.7766 F:4 BSUB(256,30,-3.0) PKD(7,5,3,0.05%,2188.0,1.00%,F,T) Exp:NDB5US
TRIANGLE LABS Text:TLI#57752A DF-DP-160 0-0.5 INJ. TIME = 20:20

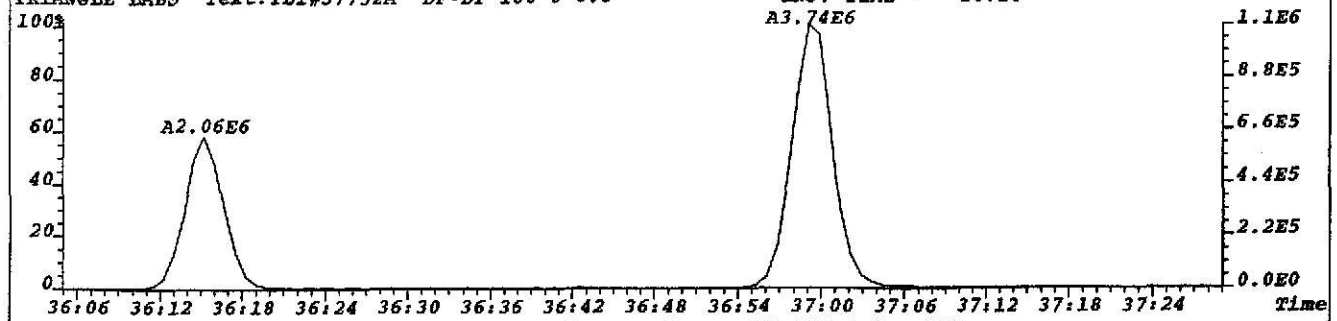

File:S023097 #1-735 Acq:12-JUL-2002 20:18:22 EI+ Voltage SIR 70S Noise:514
425.7737 F:4 BSUB(256,30,-3.0) PKD(7,5,3,0.05%,2056.0,1.00%,F,T) Exp:NDB5US
TRIANGLE LABS Text:TLI#57752A DF-DP-160 0-0.5 INJ. TIME = 20:20

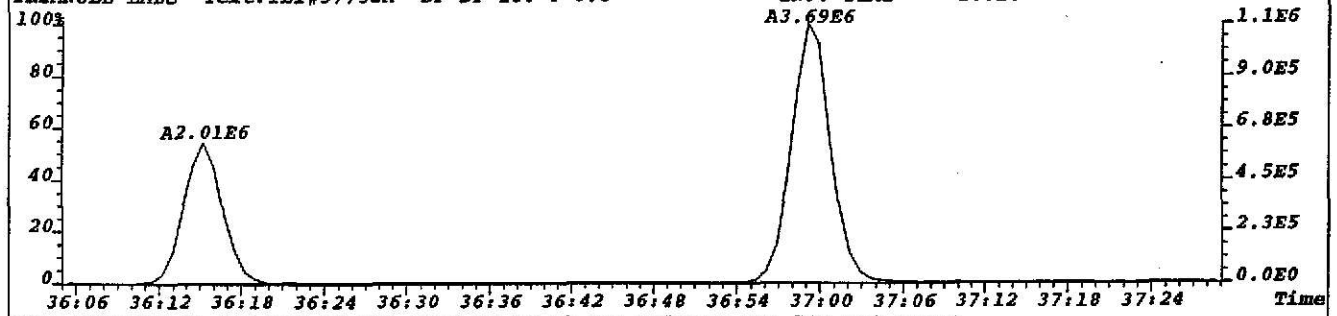

File:S023097 #1-735 Acq:12-JUL-2002 20:18:22 EI+ Voltage SIR 70S Noise:342
435.8169 F:4 BSUB(256,30,-3.0) PKD(7,5,3,0.05%,1368.0,1.00%,F,T) Exp:NDB5US
TRIANGLE LABS Text:TLI#57752A DF-DP-160 0-0.5 INJ. TIME = 20:20

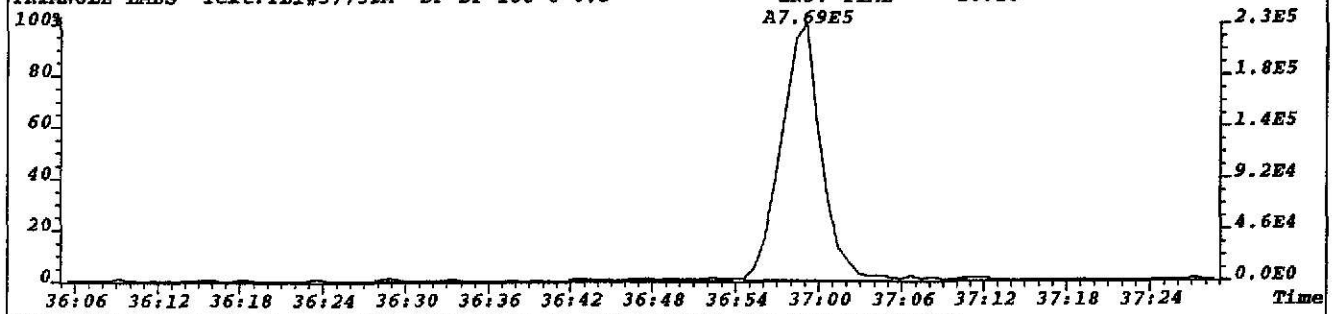

File:S023097 #1-735 Acq:12-JUL-2002 20:18:22 EI+ Voltage SIR 70S Noise:150
437.8140 F:4 BSUB(256,30,-3.0) PKD(7,5,3,0.05%,600.0,1.00%,F,T) Exp:NDB5US
TRIANGLE LABS Text:TLI#57752A DF-DP-160 0-0.5 INJ. TIME = 20:20

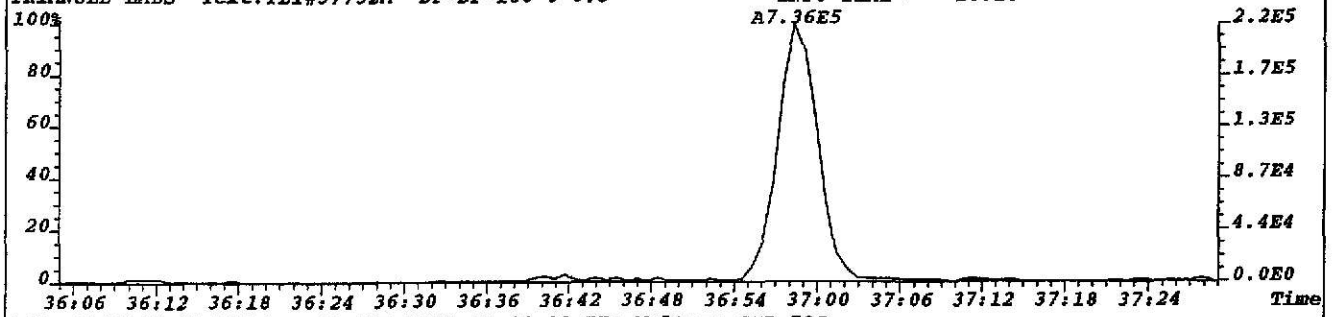

File:S023097 #1-735 Acq:12-JUL-2002 20:18:22 EI+ Voltage SIR 70S
430.9729 F:4 Exp:NDB5US
TRIANGLE LABS Text:TLI#57752A DF-DP-160 0-0.5 INJ. TIME = 20:20

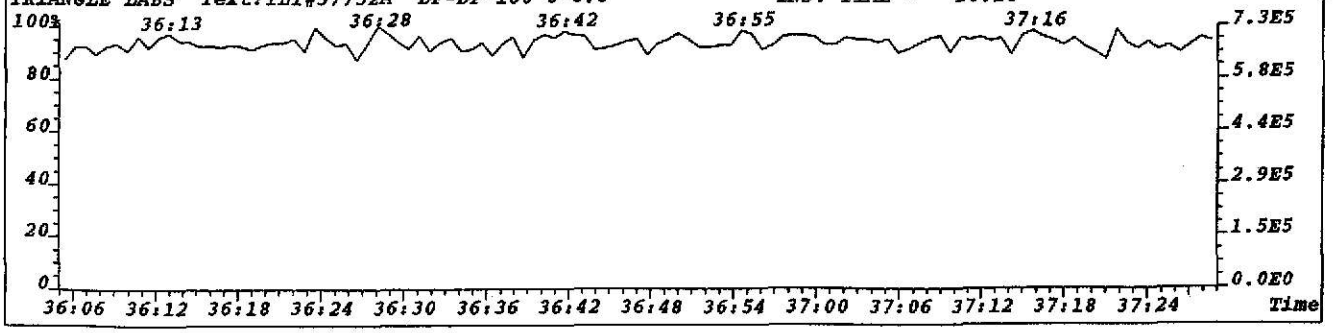

File:S023097 #1-735 Acq:12-JUL-2002 20:18:22 EI+ Voltage SIR 70S Noise:37
441.7428 F:4 BSUB(256,30,-3.0) PKD(7,5,3,0.05%,148.0,1.00%,F,T) Exp:NDB5US
TRIANGLE LABS Text:TLI#57752A DF-DP-160 0-0.5 INJ. TIME = 20:20

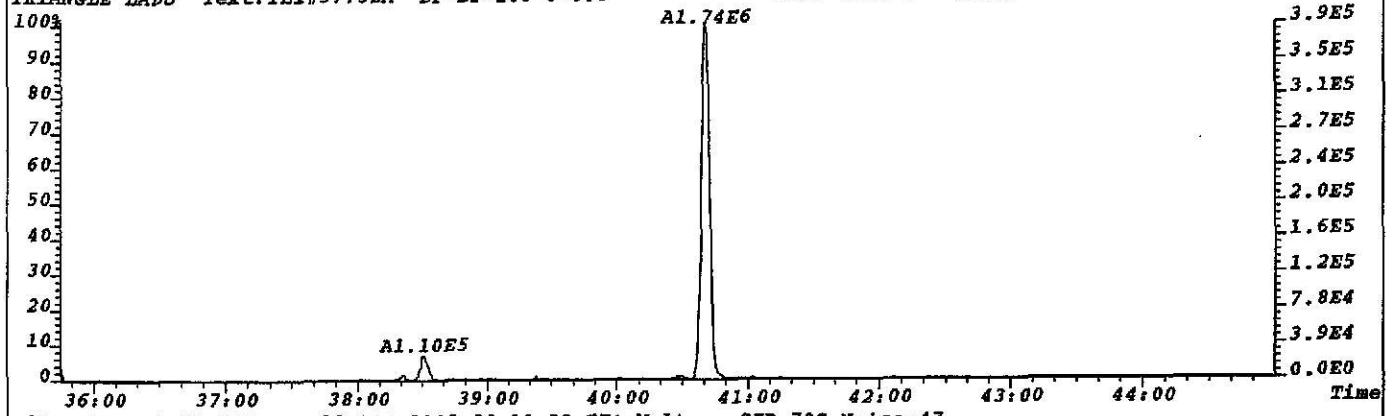

File:S023097 #1-735 Acq:12-JUL-2002 20:18:22 EI+ Voltage SIR 70S Noise:47
443.7399 F:4 BSUB(256,30,-3.0) PKD(7,5,3,0.05%,188.0,1.00%,F,T) Exp:NDB5US
TRIANGLE LABS Text:TLI#57752A DF-DP-160 0-0.5 INJ. TIME = 20:20

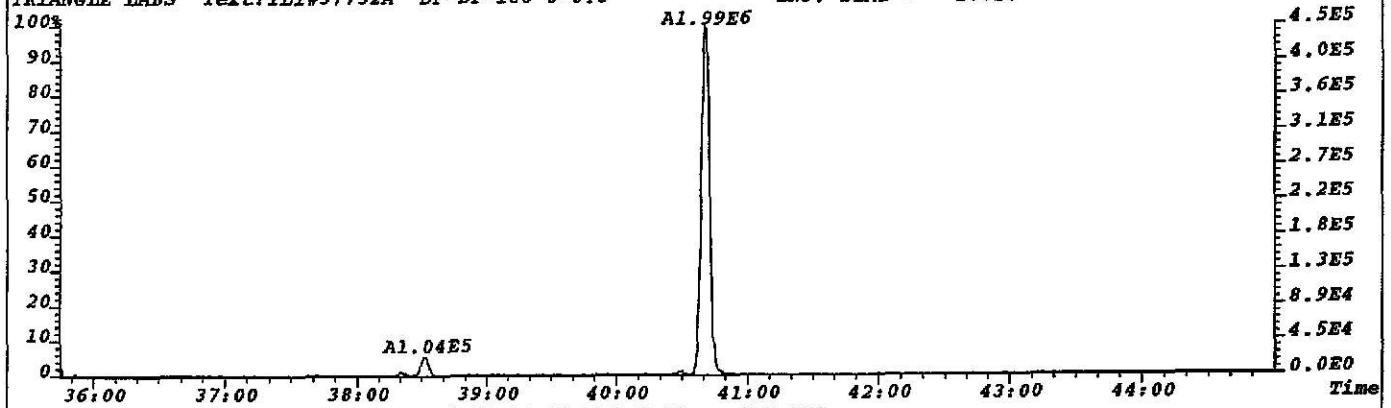

File:S023097 #1-735 Acq:12-JUL-2002 20:18:22 EI+ Voltage SIR 70S
430.9729 F:4 Exp:NDB5US
TRIANGLE LABS Text:TLI#57752A DF-DP-160 0-0.5 INJ. TIME = 20:20

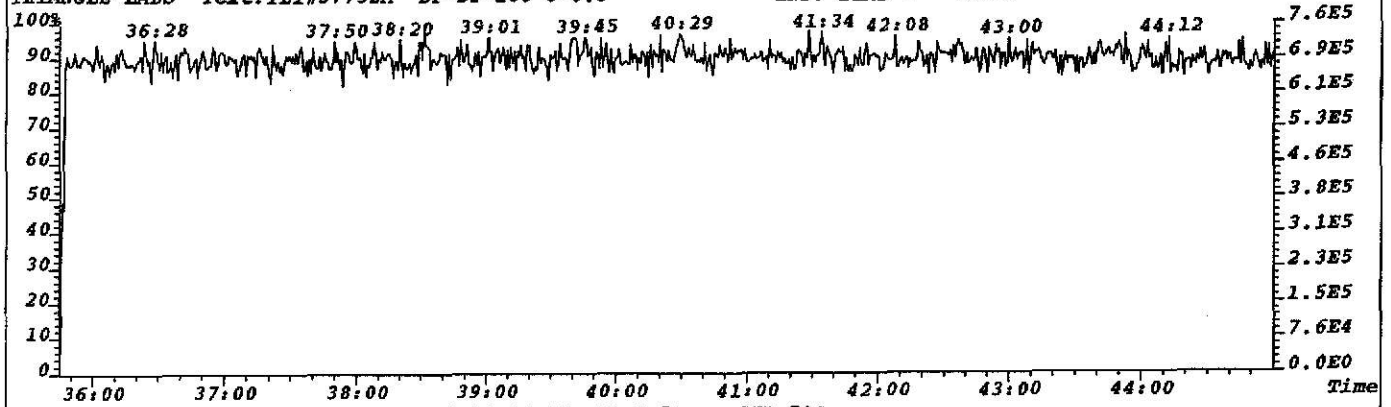

File:S023097 #1-735 Acq:12-JUL-2002 20:18:22 EI+ Voltage SIR 70S
513.6775 F:4 Exp:NDB5US
TRIANGLE LABS Text:TLI#57752A DF-DP-160 0-0.5 INJ. TIME = 20:20

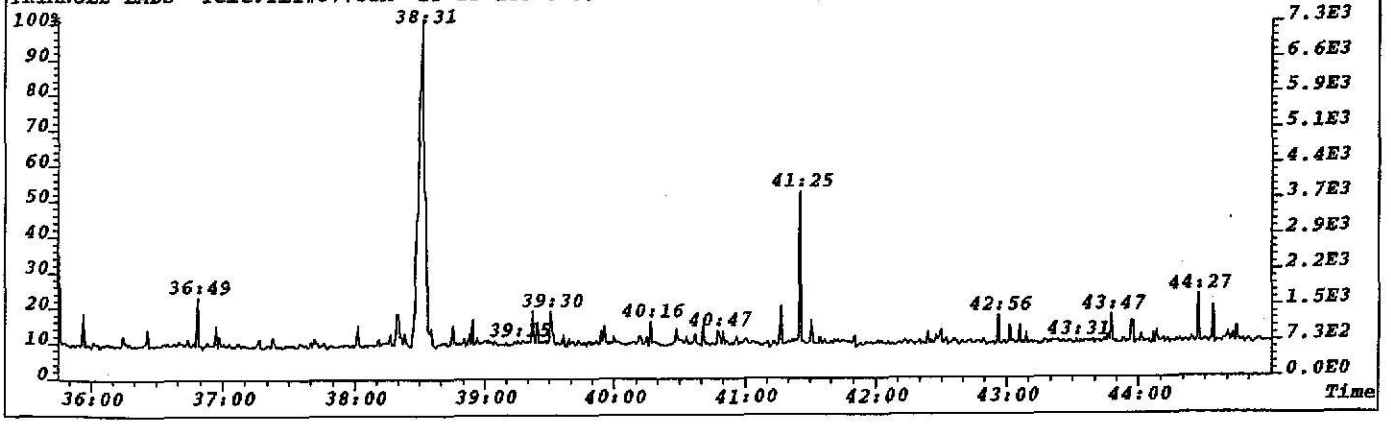

File:S023097 #1-735 Acq:12-JUL-2002 20:18:22 EI+ Voltage SIR 70S Noise:34
457.7377 F:4 BSUB(256,30,-3.0) PKD(7,5,3,0.05%,136.0,1.00%,F,T) Exp:NDB5US
TRIANGLE LABS Text:TLI#57752A DF-DP-160 0-0.5 INJ. TIME = 20:20

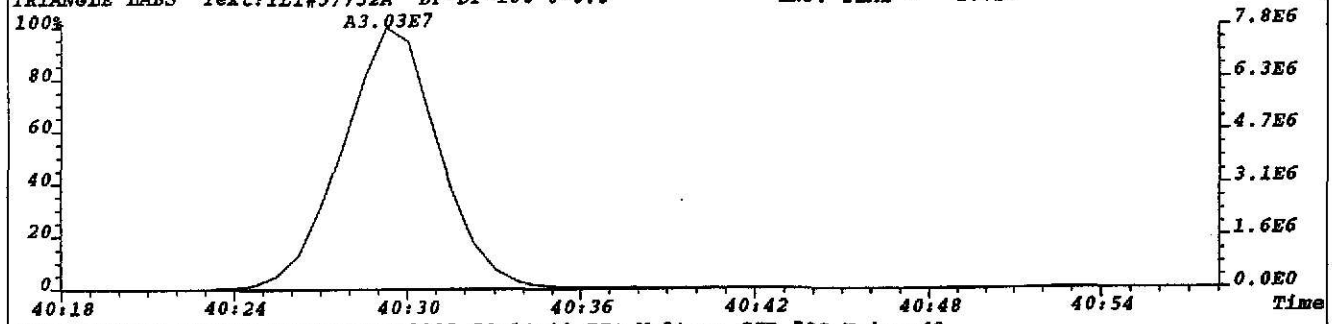

File:S023097 #1-735 Acq:12-JUL-2002 20:18:22 EI+ Voltage SIR 70S Noise:40
459.7348 F:4 BSUB(256,30,-3.0) PKD(7,5,3,0.05%,160.0,1.00%,F,T) Exp:NDB5US
TRIANGLE LABS Text:TLI#57752A DF-DP-160 0-0.5 INJ. TIME = 20:20

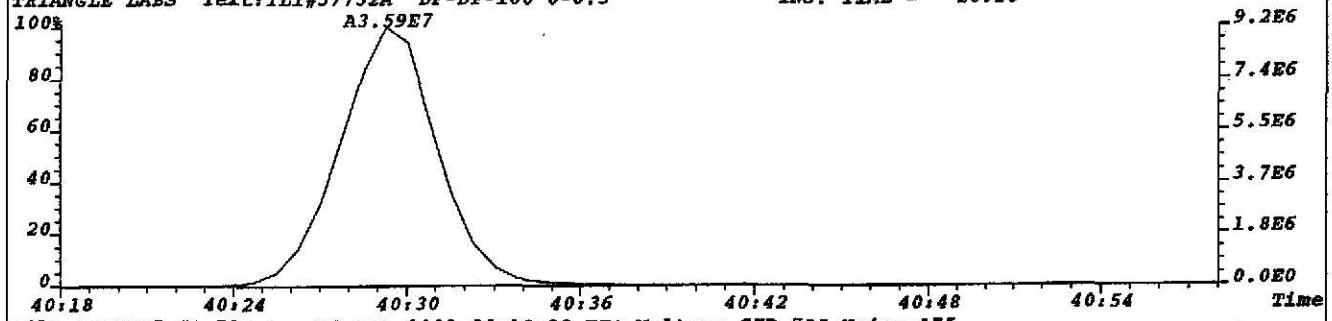

File:S023097 #1-735 Acq:12-JUL-2002 20:18:22 EI+ Voltage SIR 70S Noise:175
469.7779 F:4 BSUB(256,30,-3.0) PKD(7,5,3,0.05%,700.0,1.00%,F,T) Exp:NDB5US
TRIANGLE LABS Text:TLI#57752A DF-DP-160 0-0.5 INJ. TIME = 20:20

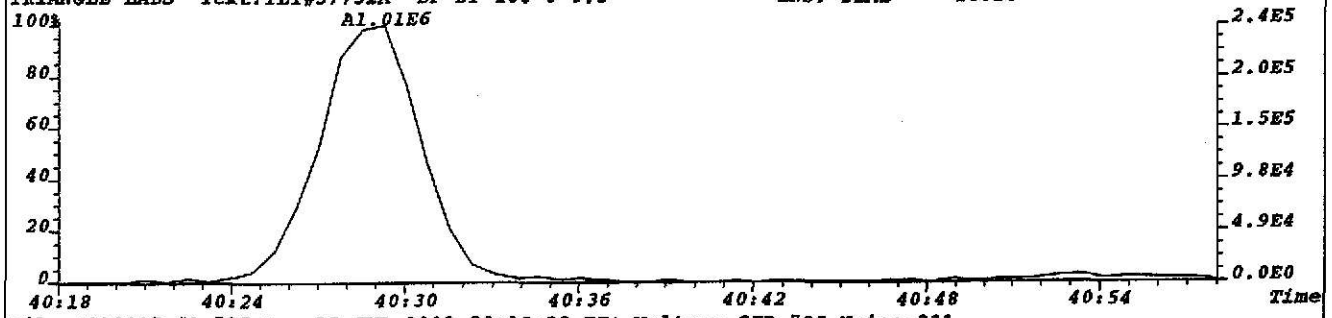

File:S023097 #1-735 Acq:12-JUL-2002 20:18:22 EI+ Voltage SIR 70S Noise:231
471.7750 F:4 BSUB(256,30,-3.0) PKD(7,5,3,0.05%,924.0,1.00%,F,T) Exp:NDB5US
TRIANGLE LABS Text:TLI#57752A DF-DP-160 0-0.5 INJ. TIME = 20:20

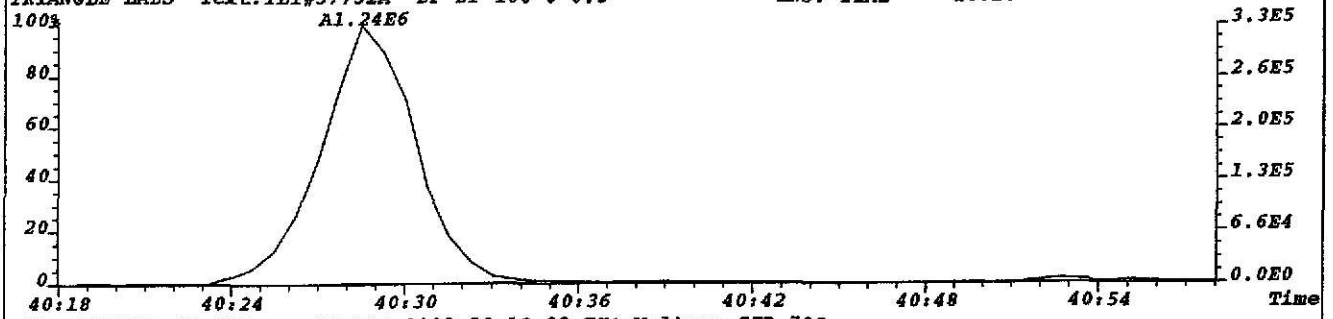

File:S023097 #1-735 Acq:12-JUL-2002 20:18:22 EI+ Voltage SIR 70S
430.9729 F:4 Exp:NDB5US
TRIANGLE LABS Text:TLI#57752A DF-DP-160 0-0.5 INJ. TIME = 20:20

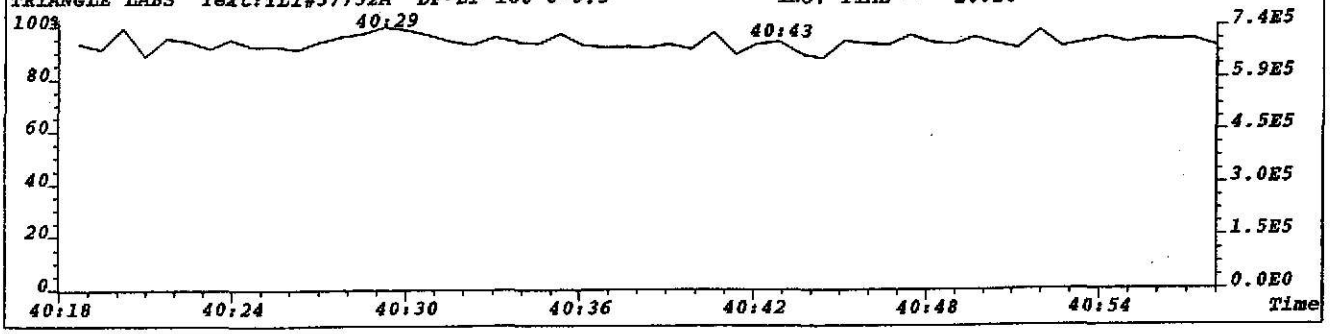

Qam 7115102

File:S023097 #1-758 Acq:12-JUL-2002 20:18:22 EI+ Voltage SIR 70S
303.9016 F:2 Exp:NDB5US
Sample Text:TLI#57752A DF-DP-160 0-0.5 INJ. TIME = 20:20 File Text:TLI#57752A D»

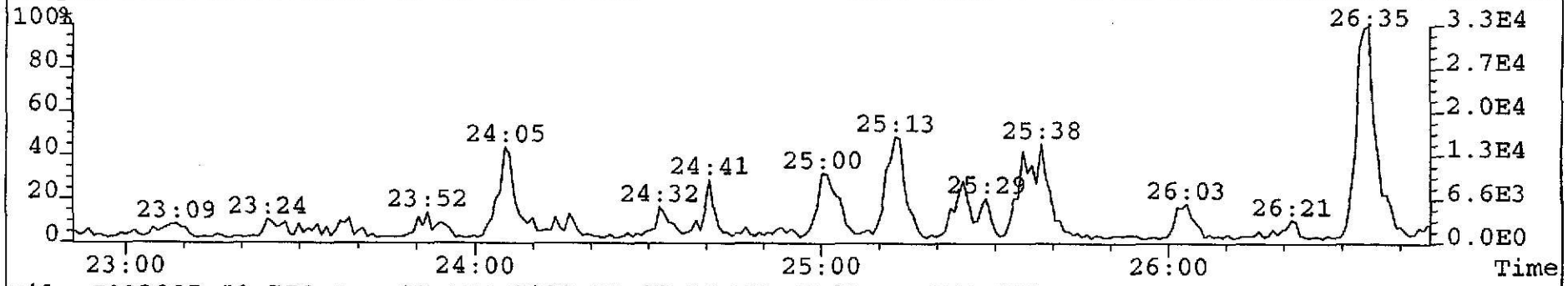

File:S023097 #1-758 Acq:12-JUL-2002 20:18:22 EI+ Voltage SIR 70S
305.8987 F:2 Exp:NDB5US
Sample Text:TLI#57752A DF-DP-160 0-0.5 INJ. TIME = 20:20 File Text:TLI#57752A D»

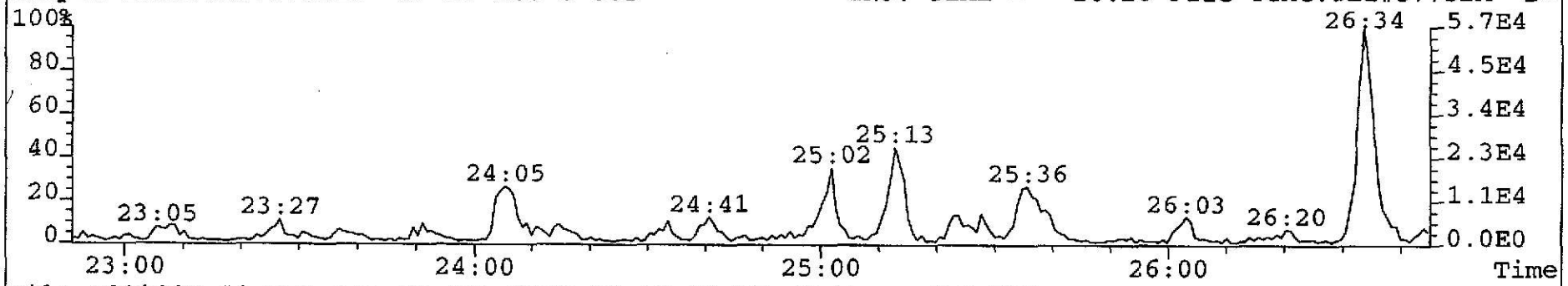

File:S023097 #1-758 Acq:12-JUL-2002 20:18:22 EI+ Voltage SIR 70S
317.9389 F:2 Exp:NDB5US
Sample Text:TLI#57752A DF-DP-160 0-0.5 INJ. TIME = 20:20 File Text:TLI#57752A D»



QFM 7/15/02

File:S023097 #1-758 Acq:12-JUL-2002 20:18:22 EI+ Voltage SIR 70S
303.9016 F:2 Exp:NDB5US
Sample Text:TLI#57752A DF-DP-160 0-0.5 INJ. TIME = 20:20 File Text:TLI#57752A D»

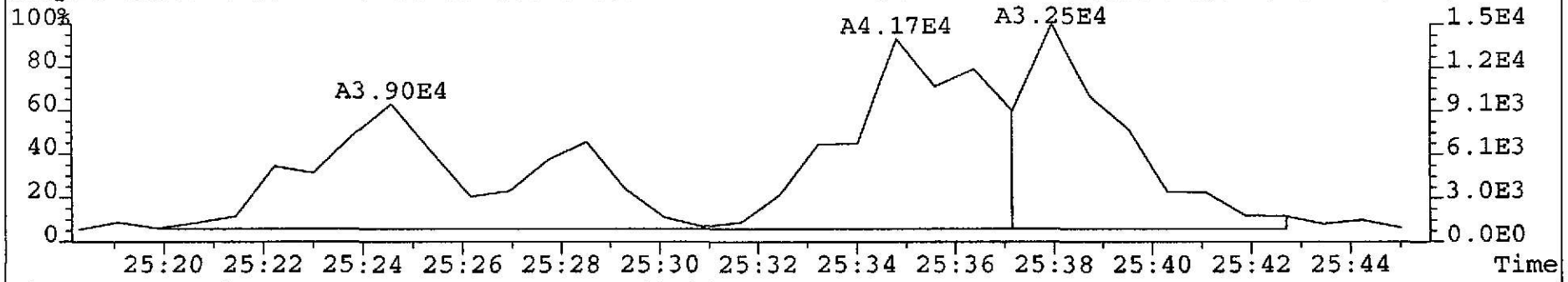

File:S023097 #1-758 Acq:12-JUL-2002 20:18:22 EI+ Voltage SIR 70S
305.8987 F:2 Exp:NDB5US
Sample Text:TLI#57752A DF-DP-160 0-0.5 INJ. TIME = 20:20 File Text:TLI#57752A D»

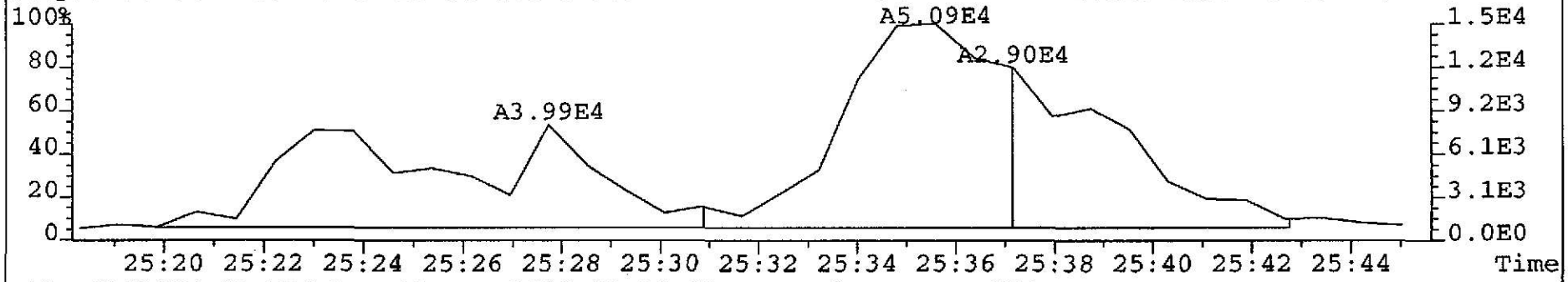

File:S023097 #1-758 Acq:12-JUL-2002 20:18:22 EI+ Voltage SIR 70S
317.9389 F:2 Exp:NDB5US
Sample Text:TLI#57752A DF-DP-160 0-0.5 INJ. TIME = 20:20 File Text:TLI#57752A D»

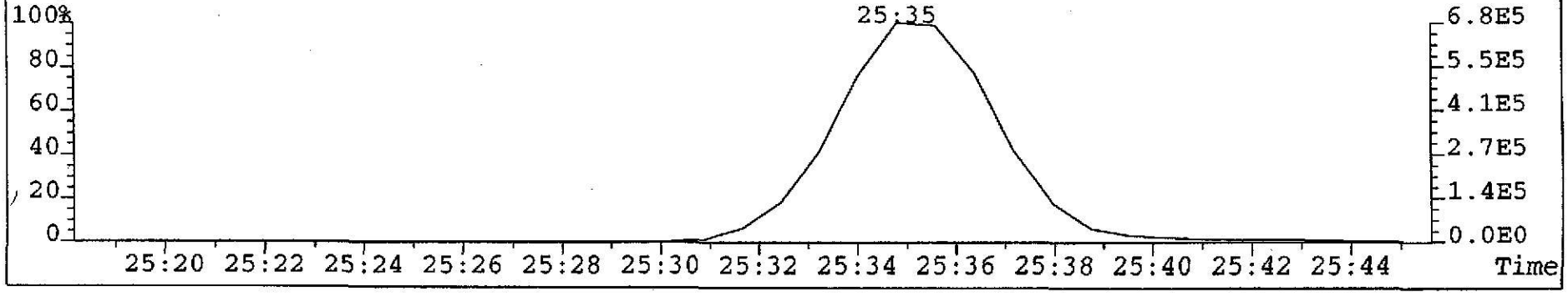

N = 0.02875 + 0.037 = 0.06575

OEM 7/15/02

File:S023097 #1-758 Acq:12-JUL-2002 20:18:22 EI+ Voltage SIR 70S
319.8965 F:2 Exp:NDB5US
Sample Text:TLI#57752A DF-DP-160 0-0.5 INJ. TIME = 20:20 File Text:TLI#57752A D»

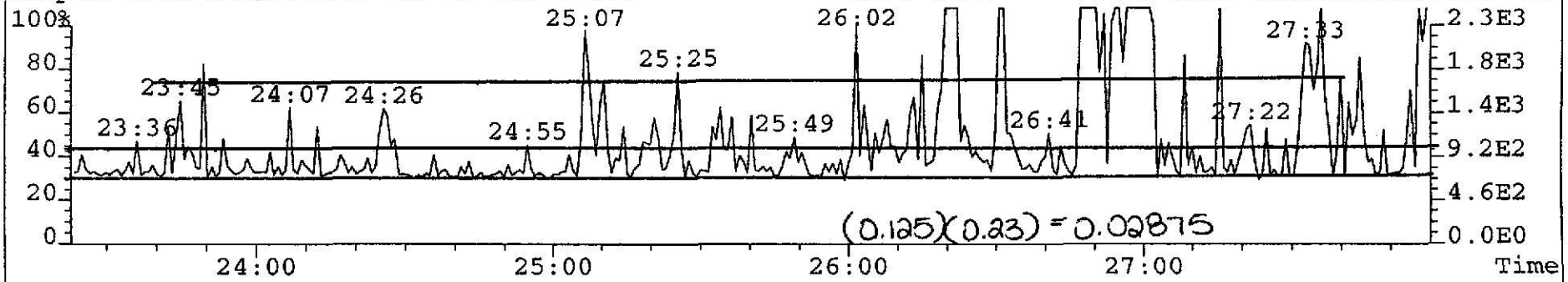

File:S023097 #1-758 Acq:12-JUL-2002 20:18:22 EI+ Voltage SIR 70S
321.8936 F:2 Exp:NDB5US
Sample Text:TLI#57752A DF-DP-160 0-0.5 INJ. TIME = 20:20 File Text:TLI#57752A D»

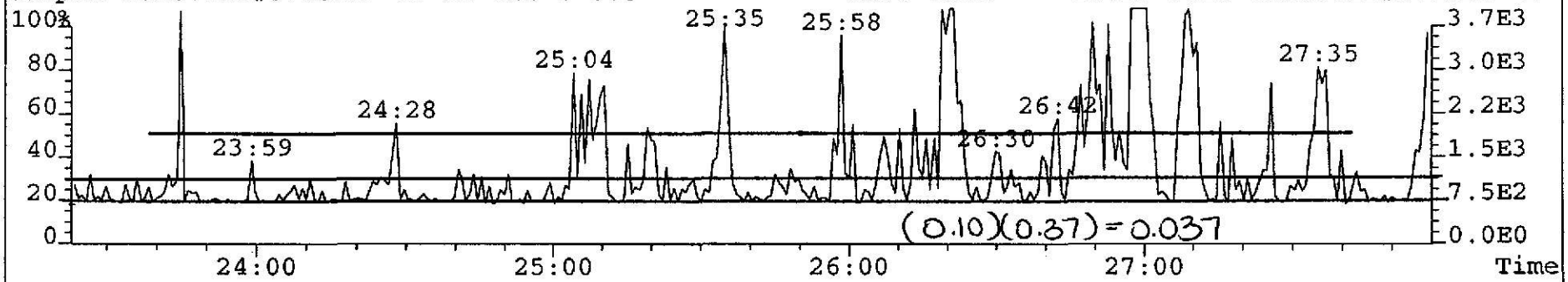

File:S023097 #1-758 Acq:12-JUL-2002 20:18:22 EI+ Voltage SIR 70S
333.9338 F:2 Exp:NDB5US
Sample Text:TLI#57752A DF-DP-160 0-0.5 INJ. TIME = 20:20 File Text:TLI#57752A D»

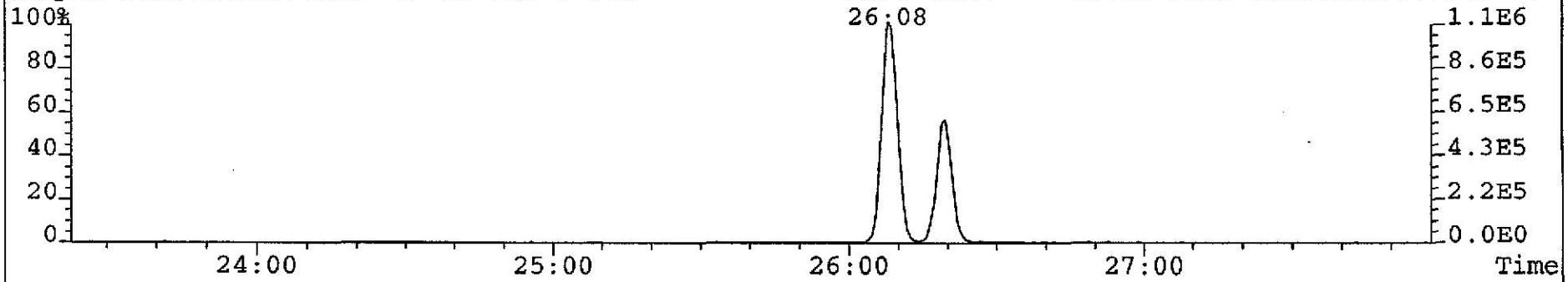

08M 7/15/02

File:S023097 #1-758 Acq:12-JUL-2002 20:18:22 EI+ Voltage SIR 70S
319.8965 F:2 Exp:NDB5US
Sample Text:TLI#57752A DF-DP-160 0-0.5 INJ. TIME = 20:20 File Text:TLI#57752A D»

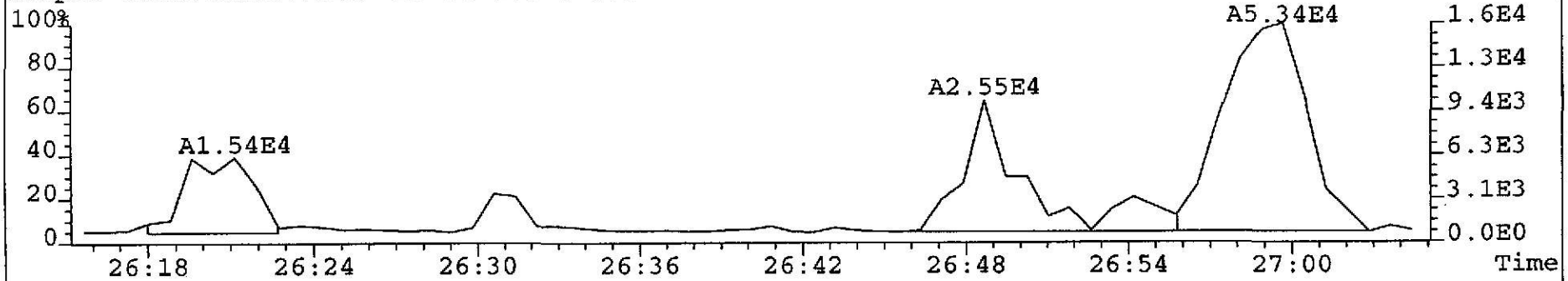

File:S023097 #1-758 Acq:12-JUL-2002 20:18:22 EI+ Voltage SIR 70S
321.8936 F:2 Exp:NDB5US
Sample Text:TLI#57752A DF-DP-160 0-0.5 INJ. TIME = 20:20 File Text:TLI#57752A D»

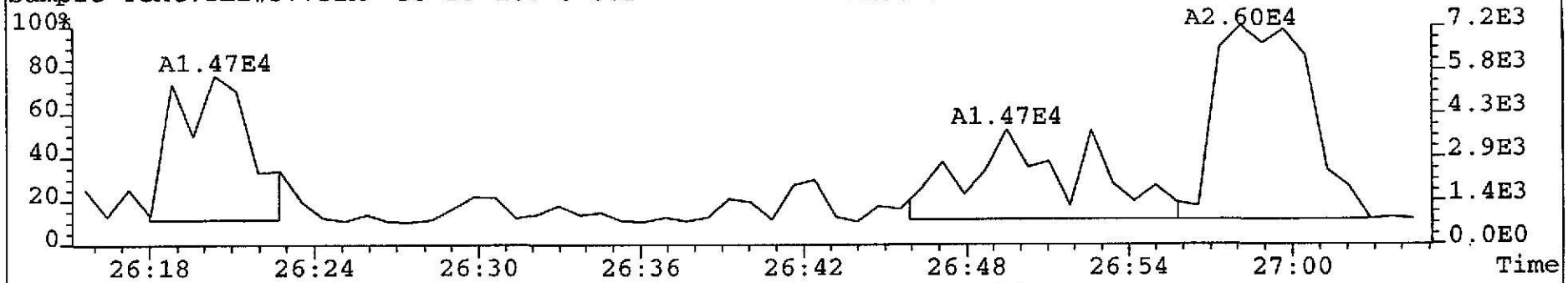

File:S023097 #1-758 Acq:12-JUL-2002 20:18:22 EI+ Voltage SIR 70S
333.9338 F:2 Exp:NDB5US
Sample Text:TLI#57752A DF-DP-160 0-0.5 INJ. TIME = 20:20 File Text:TLI#57752A D»



GEM 7/15/02

File:S023097 #1-758 Acq:12-JUL-2002 20:18:22 EI+ Voltage SIR 70S
331.9368 F:2 Exp:NDB5US
Sample Text:TLI#57752A DF-DP-160 0-0.5 INJ. TIME = 20:20 File Text:TLI#57752A D»

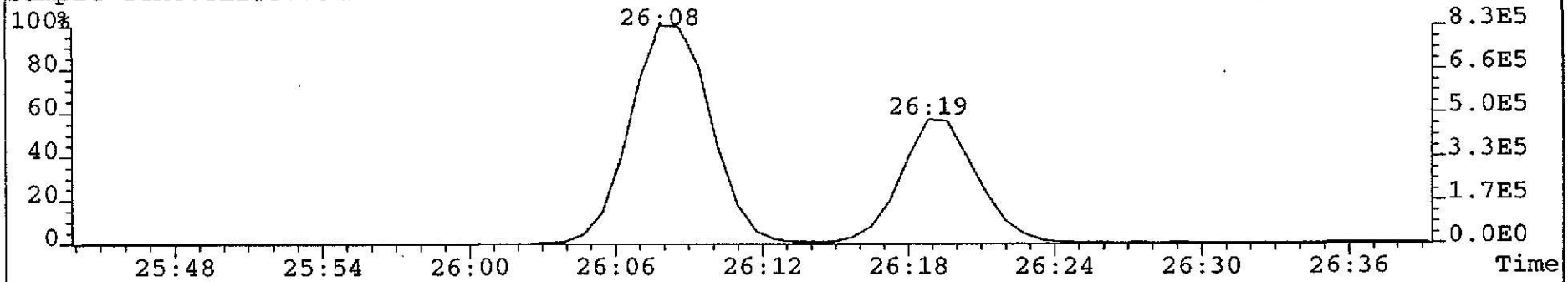

File:S023097 #1-758 Acq:12-JUL-2002 20:18:22 EI+ Voltage SIR 70S
333.9338 F:2 Exp:NDB5US
Sample Text:TLI#57752A DF-DP-160 0-0.5 INJ. TIME = 20:20 File Text:TLI#57752A D»

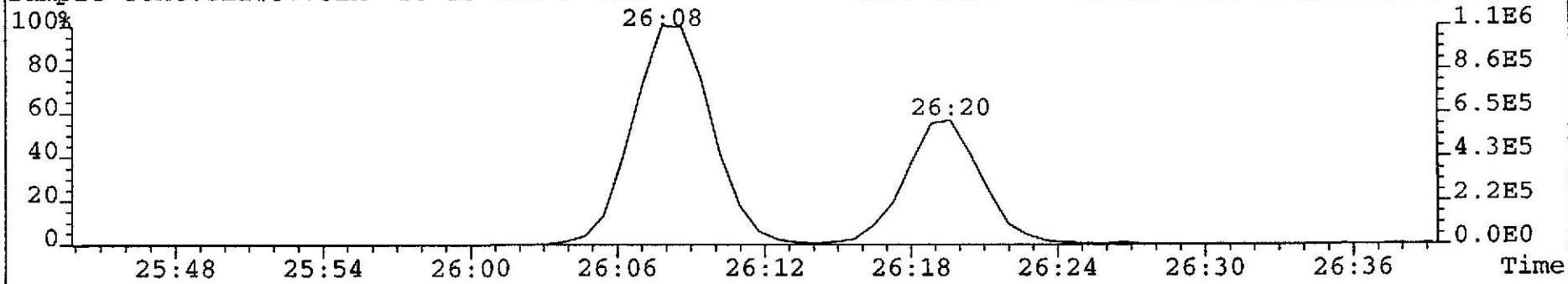

File:S023097 #1-758 Acq:12-JUL-2002 20:18:22 EI+ Voltage SIR 70S
327.8847 F:2 Exp:NDB5US
Sample Text:TLI#57752A DF-DP-160 0-0.5 INJ. TIME = 20:20 File Text:TLI#57752A D»

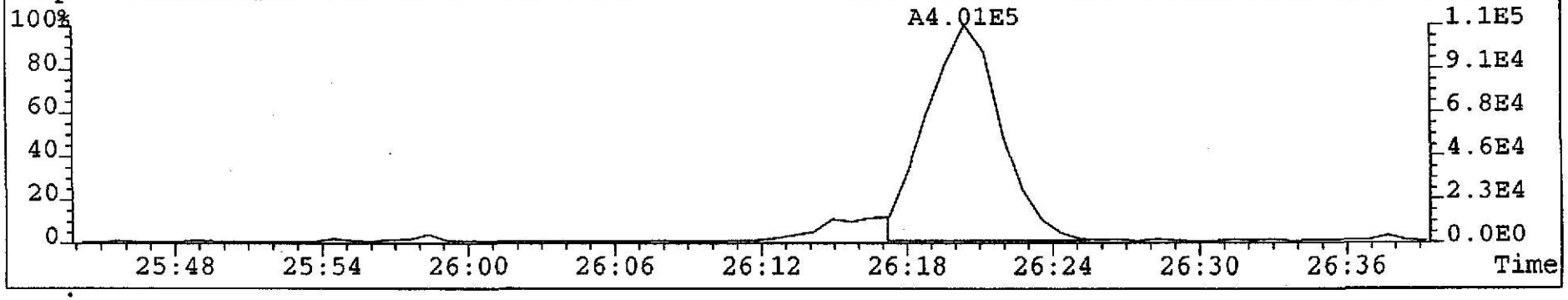

QEM 7/15/02

File:S023097 #1-758 Acq:12-JUL-2002 20:18:22 EI+ Voltage SIR 70S
339.8597 F:2 Exp:NDB5US
Sample Text:TLI#57752A DF-DP-160 0-0.5 INJ. TIME = 20:20 File Text:TLI#57752A D»

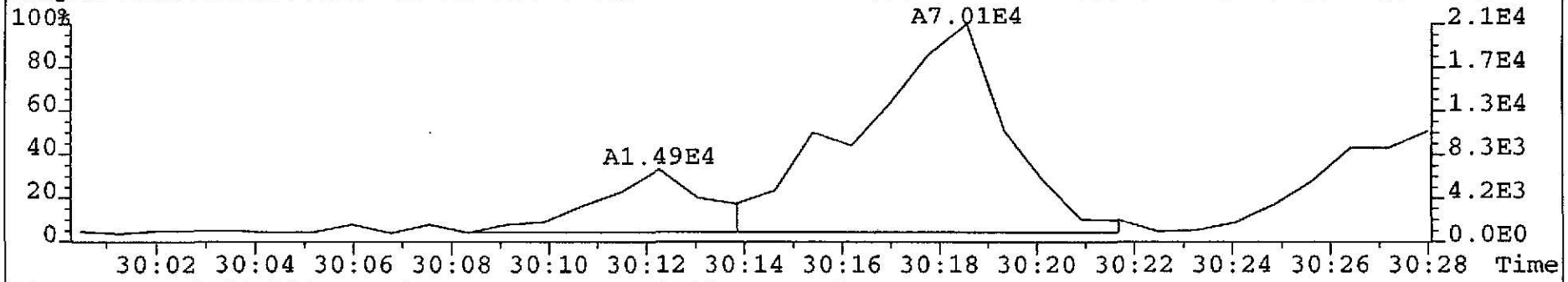

File:S023097 #1-758 Acq:12-JUL-2002 20:18:22 EI+ Voltage SIR 70S
341.8567 F:2 Exp:NDB5US
Sample Text:TLI#57752A DF-DP-160 0-0.5 INJ. TIME = 20:20 File Text:TLI#57752A D»

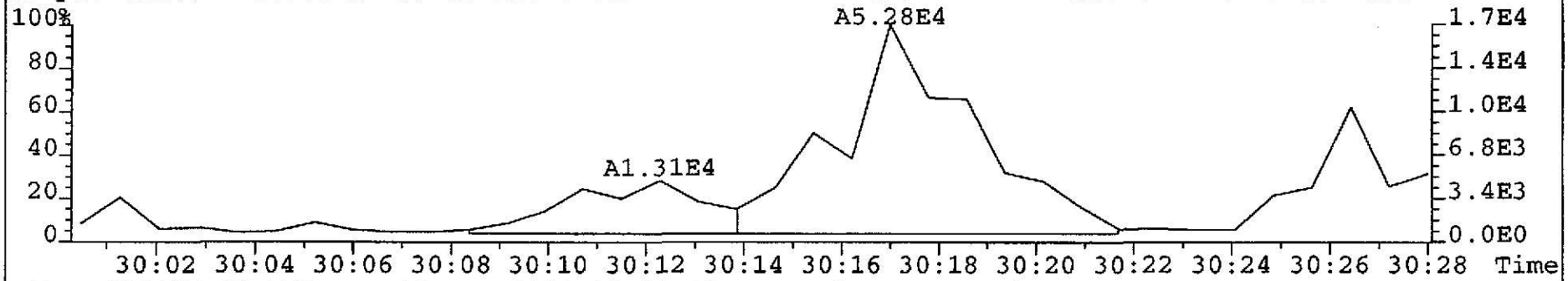

File:S023097 #1-758 Acq:12-JUL-2002 20:18:22 EI+ Voltage SIR 70S
353.8970 F:2 Exp:NDB5US
Sample Text:TLI#57752A DF-DP-160 0-0.5 INJ. TIME = 20:20 File Text:TLI#57752A D»

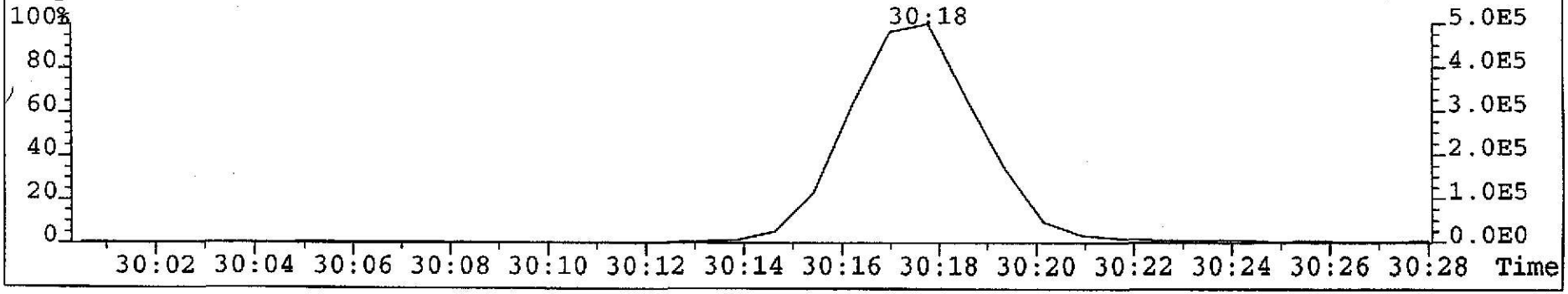

08M 7/15/02

File:S023097 #1-758 Acq:12-JUL-2002 20:18:22 EI+ Voltage SIR 70S
355.8546 F:2 Exp:NDB5US
Sample Text:TLI#57752A DF-DP-160 0-0.5 INJ. TIME = 20:20 File Text:TLI#57752A D»

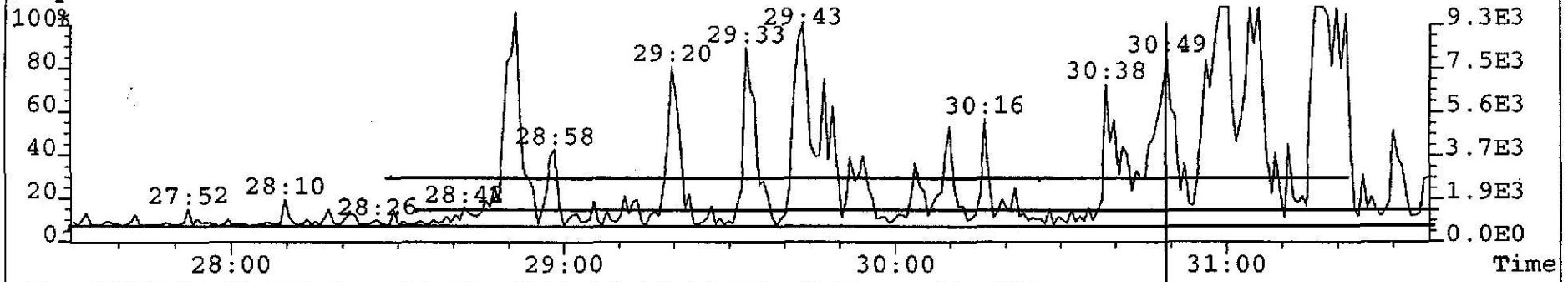

File:S023097 #1-758 Acq:12-JUL-2002 20:18:22 EI+ Voltage SIR 70S
357.8516 F:2 Exp:NDB5US
Sample Text:TLI#57752A DF-DP-160 0-0.5 INJ. TIME = 20:20 File Text:TLI#57752A D»

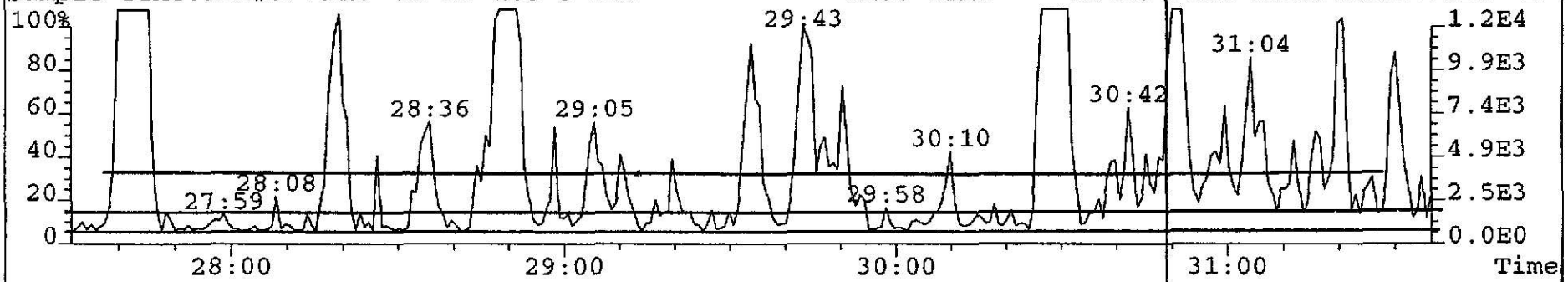

File:S023097 #1-758 Acq:12-JUL-2002 20:18:22 EI+ Voltage SIR 70S
367.8949 F:2 Exp:NDB5US
Sample Text:TLI#57752A DF-DP-160 0-0.5 INJ. TIME = 20:20 File Text:TLI#57752A D»

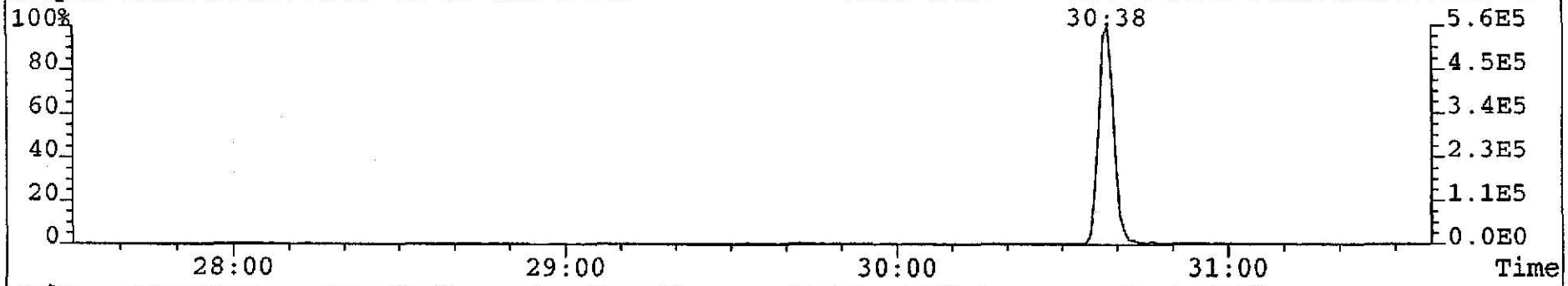

302

OEM 7/15/02

File:S023097 #1-758 Acq:12-JUL-2002 20:18:22 EI+ Voltage SIR 70S
355.8546 F:2 Exp:NDB5US
Sample Text:TLI#57752A DF-DP-160 0-0.5 INJ. TIME = 20:20 File Text:TLI#57752A D»

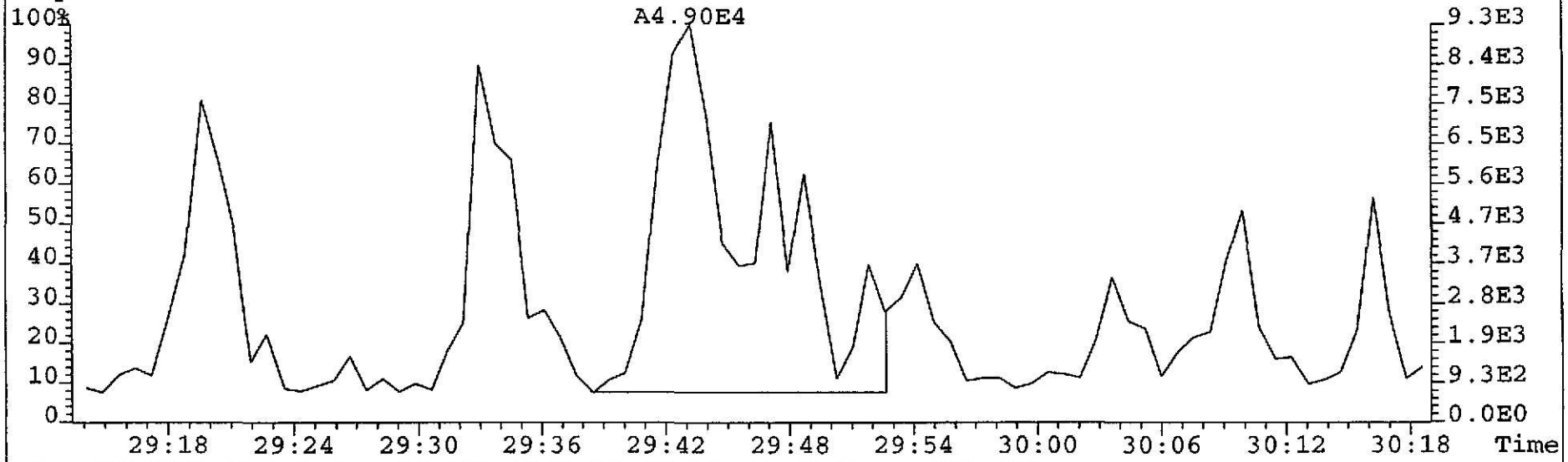

File:S023097 #1-758 Acq:12-JUL-2002 20:18:22 EI+ Voltage SIR 70S
357.8516 F:2 Exp:NDB5US
Sample Text:TLI#57752A DF-DP-160 0-0.5 INJ. TIME = 20:20 File Text:TLI#57752A D»

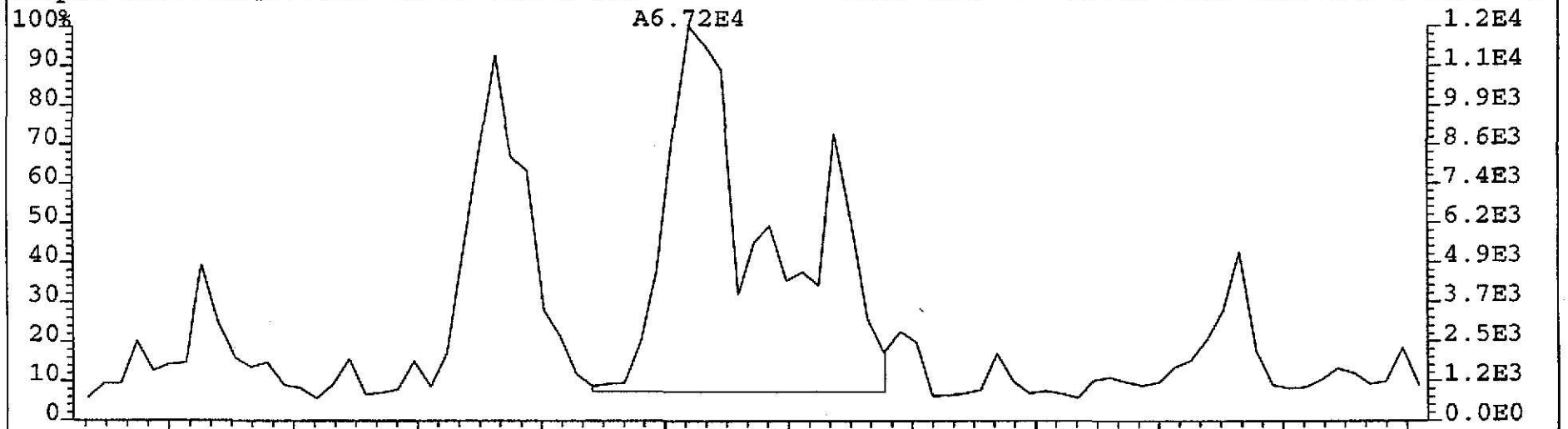

Cem 7/15/02

File:S023097 #1-455 Acq:12-JUL-2002 20:18:22 EI+ Voltage SIR 70S
373.8208 F:3 Exp:NDB5US
Sample Text:TLI#57752A DF-DP-160 0-0.5 INJ. TIME = 20:20 File Text:TLI#57752A D»

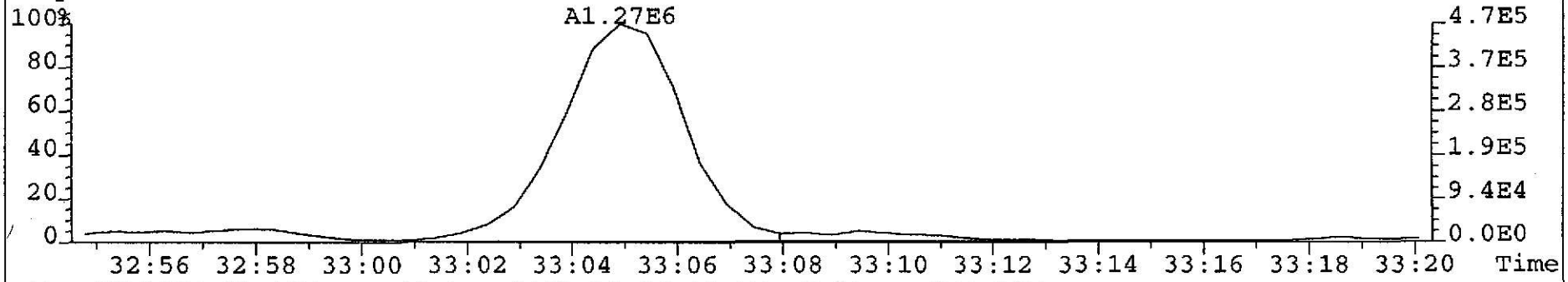

File:S023097 #1-455 Acq:12-JUL-2002 20:18:22 EI+ Voltage SIR 70S
375.8178 F:3 Exp:NDB5US
Sample Text:TLI#57752A DF-DP-160 0-0.5 INJ. TIME = 20:20 File Text:TLI#57752A D»

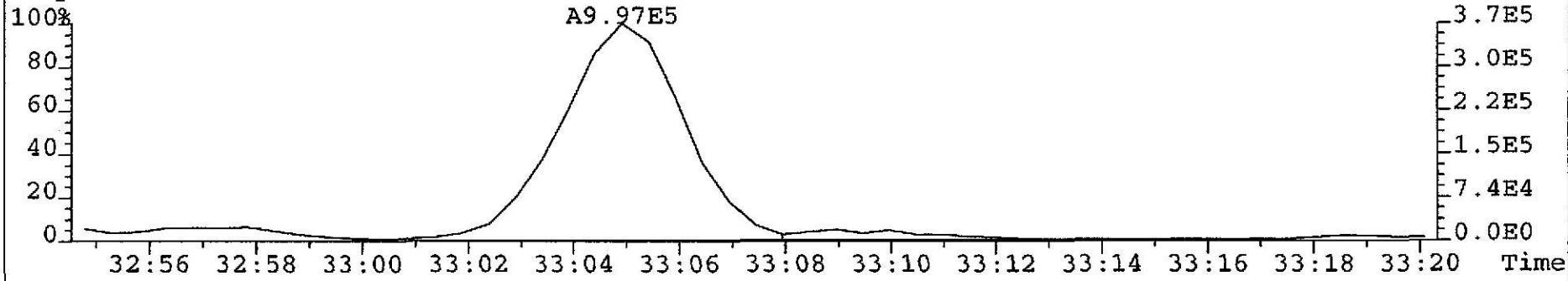

File:S023097 #1-455 Acq:12-JUL-2002 20:18:22 EI+ Voltage SIR 70S
385.8610 F:3 Exp:NDB5US
Sample Text:TLI#57752A DF-DP-160 0-0.5 INJ. TIME = 20:20 File Text:TLI#57752A D»

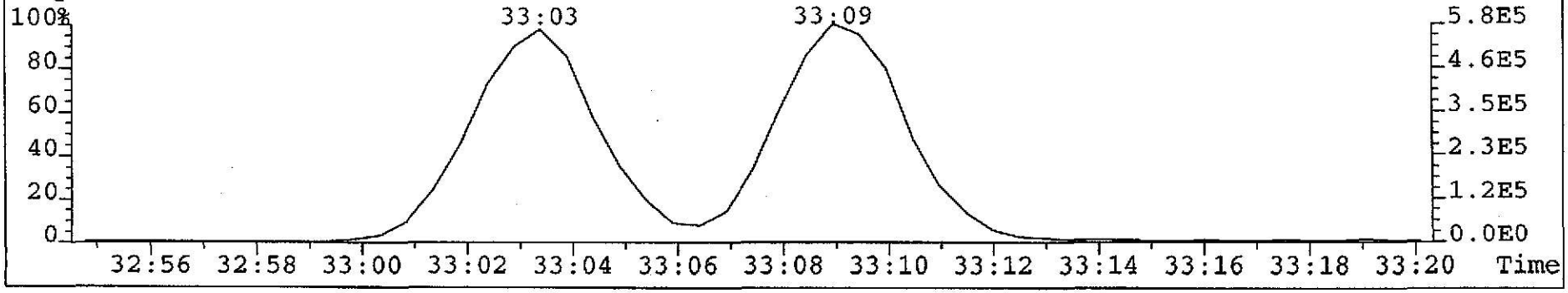

OBM 7/15/02

File:S023097 #1-455 Acq:12-JUL-2002 20:18:22 EI+ Voltage SIR 70S
373.8208 F:3 Exp:NDB5US
Sample Text:TLI#57752A DF-DP-160 0-0.5 INJ. TIME = 20:20 File Text:TLI#57752A D»

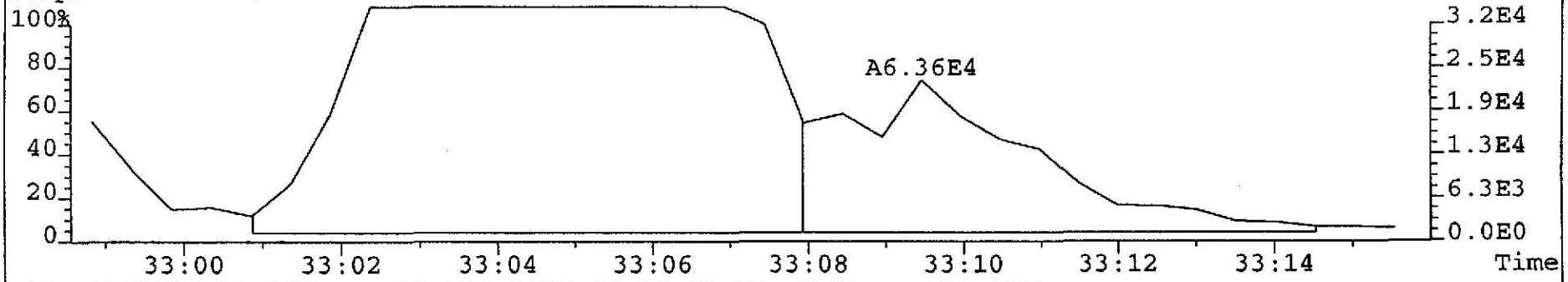

File:S023097 #1-455 Acq:12-JUL-2002 20:18:22 EI+ Voltage SIR 70S
375.8178 F:3 Exp:NDB5US
Sample Text:TLI#57752A DF-DP-160 0-0.5 INJ. TIME = 20:20 File Text:TLI#57752A D»

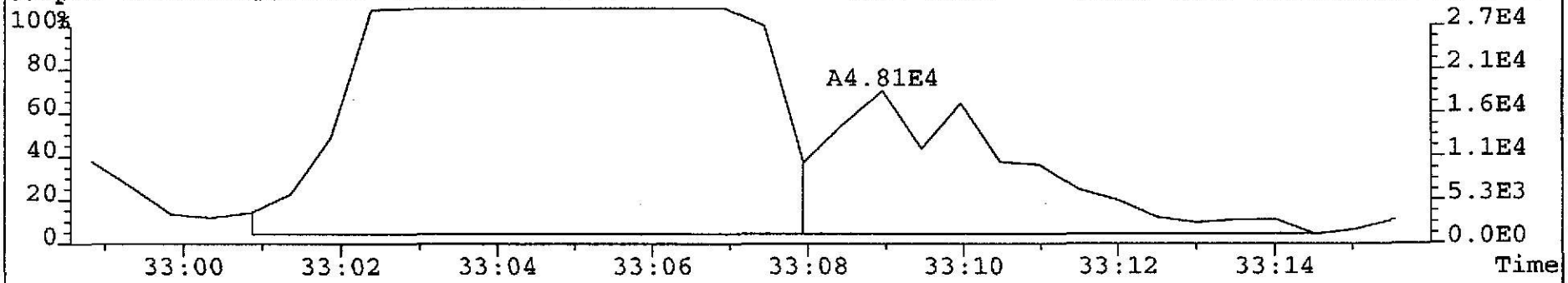

File:S023097 #1-455 Acq:12-JUL-2002 20:18:22 EI+ Voltage SIR 70S
385.8610 F:3 Exp:NDB5US
Sample Text:TLI#57752A DF-DP-160 0-0.5 INJ. TIME = 20:20 File Text:TLI#57752A D»

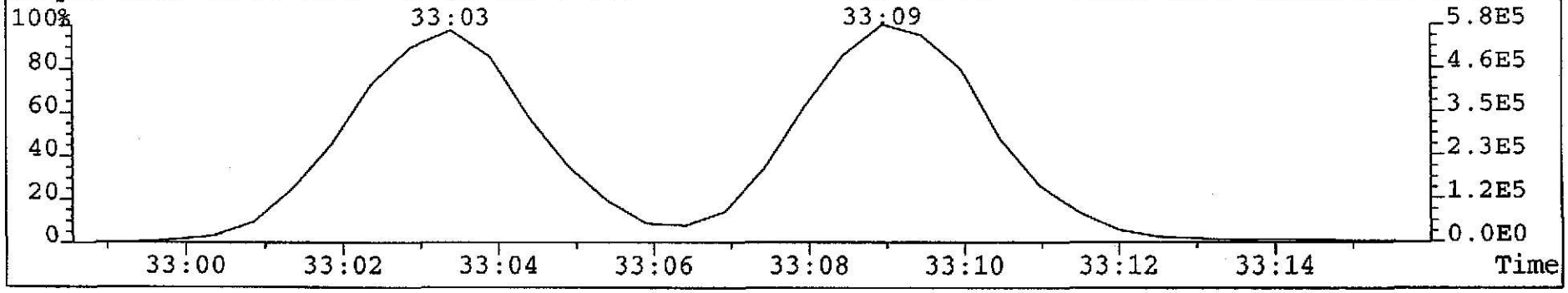

QEM 7/15/02

File:S023097 #1-455 Acq:12-JUL-2002 20:18:22 EI+ Voltage SIR 70S
373.8208 F:3 Exp:NDB5US
Sample Text:TLI#57752A DF-DP-160 0-0.5 INJ. TIME = 20:20 File Text:TLI#57752A D»

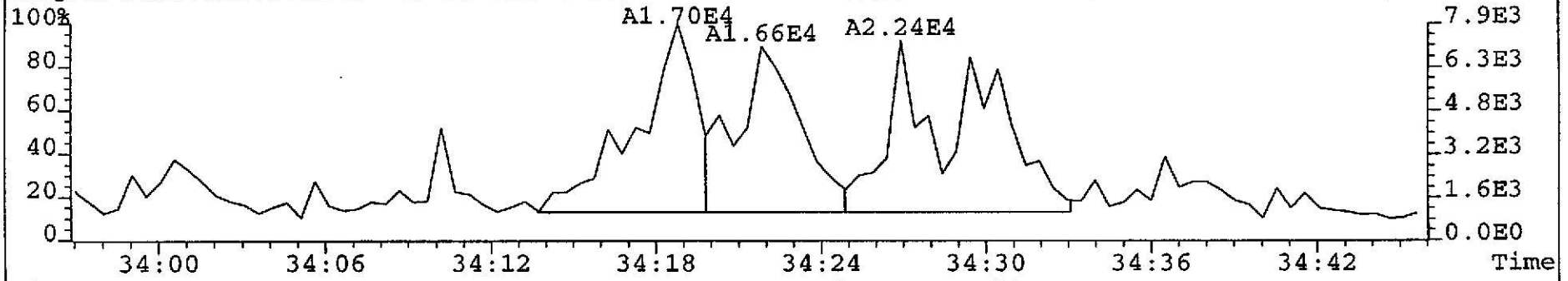

File:S023097 #1-455 Acq:12-JUL-2002 20:18:22 EI+ Voltage SIR 70S
375.8178 F:3 Exp:NDB5US
Sample Text:TLI#57752A DF-DP-160 0-0.5 INJ. TIME = 20:20 File Text:TLI#57752A D»

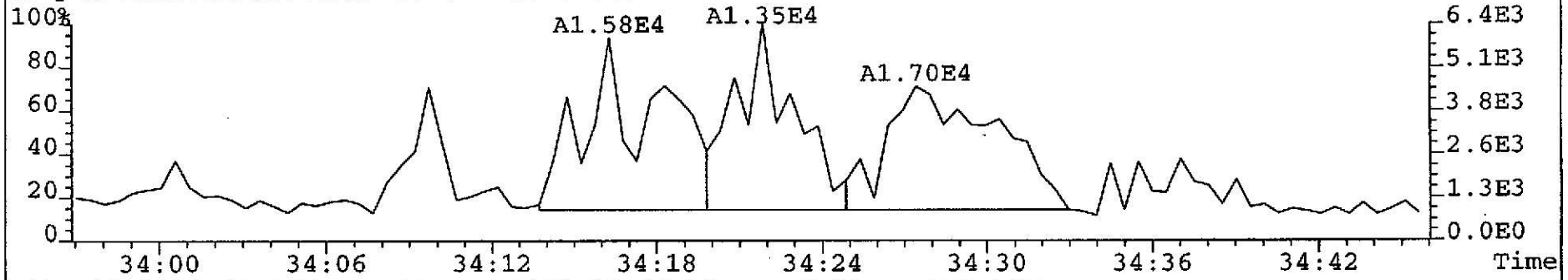

File:S023097 #1-455 Acq:12-JUL-2002 20:18:22 EI+ Voltage SIR 70S
385.8610 F:3 Exp:NDB5US
Sample Text:TLI#57752A DF-DP-160 0-0.5 INJ. TIME = 20:20 File Text:TLI#57752A D»

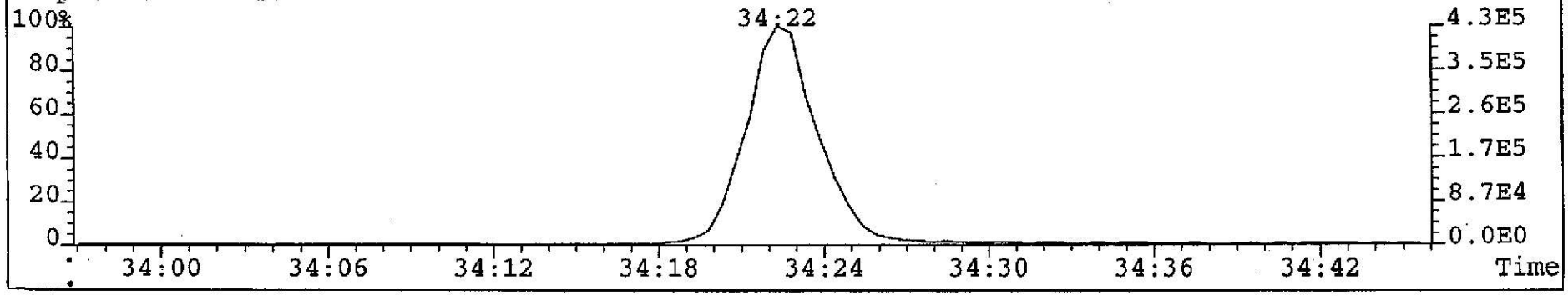

Gam71 15/02

File:S023097 #1-455 Acq:12-JUL-2002 20:18:22 EI+ Voltage SIR 70S
389.8156 F:3 Exp:NDB5US
Sample Text:TLI#57752A DF-DP-160 0-0.5 INJ. TIME = 20:20 File Text:TLI#57752A D»



File:S023097 #1-455 Acq:12-JUL-2002 20:18:22 EI+ Voltage SIR 70S
391.8127 F:3 Exp:NDB5US
Sample Text:TLI#57752A DF-DP-160 0-0.5 INJ. TIME = 20:20 File Text:TLI#57752A D»



File:S023097 #1-455 Acq:12-JUL-2002 20:18:22 EI+ Voltage SIR 70S
403.8529 F:3 Exp:NDB5US
Sample Text:TLI#57752A DF-DP-160 0-0.5 INJ. TIME = 20:20 File Text:TLI#57752A D»



ABM 7/15/02

File:S023097 #1-735 Acq:12-JUL-2002 20:18:22 EI+ Voltage SIR 70S
407.7818 F:4 Exp:NDB5US
Sample Text:TLI#57752A DF-DP-160 0-0.5 INJ. TIME = 20:20 File Text:TLI#57752A D»

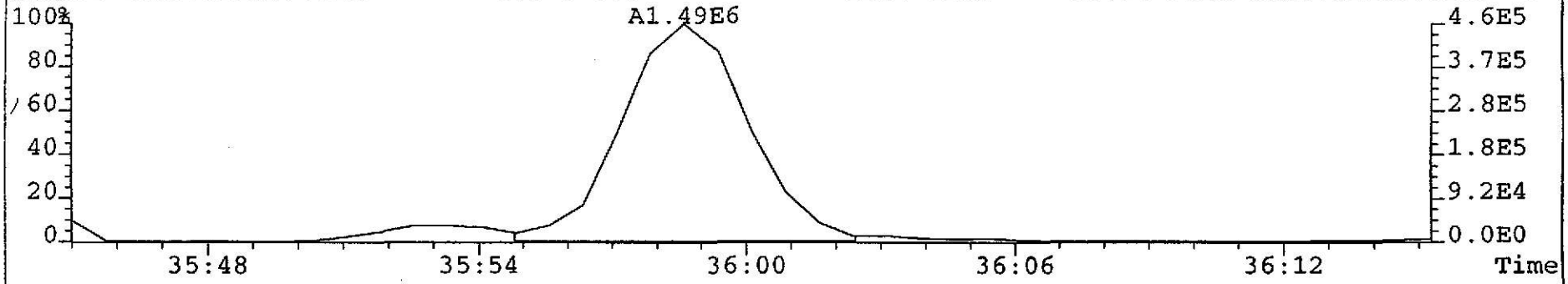

File:S023097 #1-735 Acq:12-JUL-2002 20:18:22 EI+ Voltage SIR 70S
409.7789 F:4 Exp:NDB5US
Sample Text:TLI#57752A DF-DP-160 0-0.5 INJ. TIME = 20:20 File Text:TLI#57752A D»

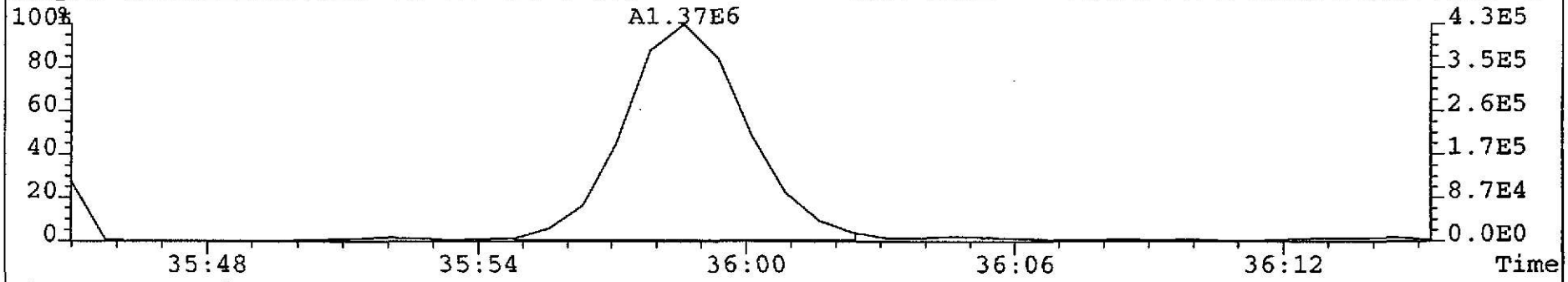

File:S023097 #1-735 Acq:12-JUL-2002 20:18:22 EI+ Voltage SIR 70S
419.8220 F:4 Exp:NDB5US
Sample Text:TLI#57752A DF-DP-160 0-0.5 INJ. TIME = 20:20 File Text:TLI#57752A D»

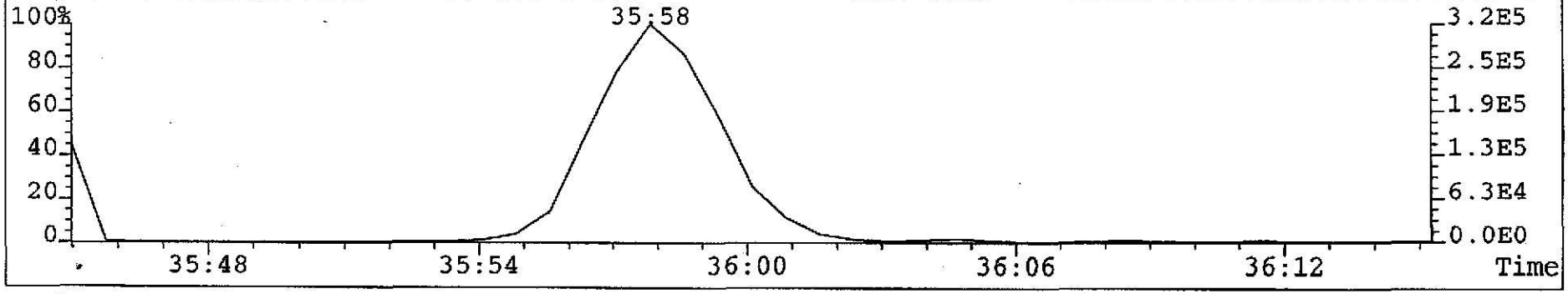

Martin & Slagle

TLI Project: **57752A** 1613, Revision B, Tetra Only PCDD/PCDF Analysis (c)
Client Sample: **DF-DP-160 0-0.5** Analysis File: **P022498**

Client Project:	**Mississippi Project**				
Sample Matrix:	**SOLID**	Date Received:	**06/28/02**	Spike File:	**SPCONB22**
TLI ID:	**329-38-10**	Date Extracted:	**07/03/02**	ICal:	**PF56152**
		Date Analyzed:	**07/15/02**	ConCal:	**P022496**
Sample Size:	**12.000 g**	Dilution Factor:	**n/a**	% Moisture:	**16.5**
Dry Weight:	**10.020 g**	Blank File:	**S023087**	% Lipid:	**n/a**
GC Column:	**DB-225**	Analyst:	**JSY**	% Solids:	**83.5**

Analytes	Conc. (pg/g)	DL	Ratio	RT	RRT	Flags
2,3,7,8-TCDF	3.3		0.76	23:40	1.001	—

Internal Standard	Conc. (pg/g)	% Recovery	QC Limits	Ratio	RT	RRT	Flags
$^{13}C_{12}$-2,3,7,8-TCDF	106	52.9	29%-140%	0.76	23:39	1.053	—

Recovery Standard	Ratio	RT	Flags
$^{13}C_{12}$-1,2,3,4-TCDD	0.79	22:28	—

Data Reviewer: VK 07/15/02

CONB_PSR v1.00, LARS 6.25.05

Triangle Laboratories, Inc.®
2445 S. Alston Ave. • Durham, North Carolina 27713
Phone: (919) 544-5729 • Fax: (919) 544-5491

Printed: 21:54 07/15/02

Initial ....Date...

Data Review By: VL 7/15/02

Channel specific noise levels computed from 'NL' heights.

Page No. 1 Listing of P022498B.dbf
07/15/02 Matched GC Peaks / Ratio / Ret. Time

Compound/ M_Z....	QC.Log	Omit	Why	..RT.	OK	Ratio	Total.Area/Ht	Area/Ht.Peak1	Area/Ht.Peak2	Rel.RT	Compound.Name..	ID..	Flags.
TCDF						0.65-0.89				0.792-1.106			
304-306	DC	NL				Height	0.31	0.15	0.16				
				19:02	RO	1.71	3.06	1.93	1.13	0.805			
	DC	SN		19:25	RO	3.82	1.35			0.821			
				19:44		0.84	11.72	5.34	6.38	0.834			
				20:07	RO	0.30	1.70	0.39	1.31	0.851			J
				20:48	RO	0.40	1.67	0.48	1.19	0.879			J
	DC	SN		20:54	RO	0.39	0.68			0.884			
				21:07		0.84	2.30	1.05	1.25	0.893			
				21:18		0.75	7.76	3.32	4.44	0.901			
	DC	SN		21:38	RO	0.29	1.01			0.915			
				21:48	RO	0.24	3.04	0.58	2.46	0.922			
				22:03		0.78	14.57	6.37	8.20	0.932			
				22:10		0.81	1.76	0.79	0.97	0.937			J
	DC	SN		22:15	RO	0.30	0.26			0.941			
	DC	SN		22:37	RO	0.29	1.11			0.956			
				22:49	RO	0.62	4.75	1.81	2.94	0.965			
				23:22	RO	0.44	1.24	0.38	0.86	0.988			J
				23:33	RO	1.00	2.86	1.43	1.43	0.996			
	M			23:40		0.76	6.18	2.66	3.52	1.001	2378-TCDF	AN	
				24:01		0.79	18.45	8.14	10.31	1.016			
				24:18		0.73	382.40	160.73	221.67	1.027			
				24:38	RO	1.25	1.55	0.86	0.69	1.042			J
	DC	SN		24:50	RO	0.33	0.61			1.050			
	DC	SN		24:56	RO	0.52	0.47			1.054			
	DC	SN		25:19	RO	2.10	0.31			1.070			
				25:28		0.78	4.87	2.14	2.73	1.077			
				25:41		0.76	3.72	1.61	2.11	1.086			
				25:46	RO	0.98	1.07	0.53	0.54	1.089			J
	DC	WH		26:16	RO	1.10	6.22			1.111			
	DC	WH		26:26	RO	1.59	1.76			1.118			
	DC	WH		26:33		0.70	2.25			1.123			
304-306			19	Peaks			474.67						
13C12-TCDF						0.65-0.89				0.958-1.042			
316-318	DC	NL				Height	0.32	0.12	0.20				
	DC	WL		19:13		0.81	26.39			0.813			
	DC	WL		19:19		0.76	0.60			0.817			
	DC	WL		19:21		0.75	0.35			0.818			
	DC	WL		19:57	RO	1.63	0.42			0.844			
	DC	WL		20:02	RO	0.53	0.55			0.847			
	DC	WL		20:23		0.79	1.34			0.862			
	DC	WL		20:58	RO	2.82	0.65			0.887			
	DC	WL		21:13		0.72	0.93			0.897			
	DC	WL		21:48		0.73	0.45			0.922			
	DC	WL		22:10	RO	0.63	3.53			0.937			
	DC	WL		22:16	RO	0.98	1.01			0.942			

Compound/ M_Z....	QC.Log	Omit	Why	..RT.	OK	Ratio	Total.Area/Ht	Area/Ht.Peak1	Area/Ht.Peak2	Rel.RT	Compound.Name..	ID..	Flags.
		DC	WL	22:30	RO	0.32	1.29			0.951			
				22:46	RO	0.16	1.80	0.25	1.55	0.963			
				23:01		0.66	1.97	0.78	1.19	0.973			
				23:18	RO	2.42	3.83	2.71	1.12	0.985			
				23:31	RO	2.94	2.48	1.85	0.63	0.994			
	M			23:39		0.76	334.00	144.00	190.00	1.000	13C12-2378-TCDF	IS0	
						Height	88.88	39.60	49.28				
				23:54	RO	1.06	12.02	6.18	5.84	1.011			
				24:01		0.87	12.01	5.58	6.43	1.016			
				24:06	RO	0.90	8.64	4.10	4.54	1.019			
				24:20	RO	0.60	58.03	21.65	36.38	1.029			
		DC	WH	25:26	RO	1.77	0.36			1.075			
		DC	WH	25:36	RO	0.22	0.39			1.082			
		DC	WH	25:39	RO	1.65	0.61			1.085			
		DC	WH	25:52	RO	1.36	2.03			1.094			
		DC	WH	26:24		0.70	0.75			1.116			
316-318			9	Peaks			434.78						

---------- Above: TCDF / TCDD Follows ----------

13C12-TCDD					0.65-0.89					0.910-1.090			
332-334		DC	NL			Height	0.59	0.45	0.14				
		DC	SN	21:49	RO	1.33	0.70			0.985			
		DC	SN	21:51	RO	1.12	0.53			0.986			
				22:09		0.80	235.87	104.75	131.12	1.000	13C12-2378-TCDD	IS1	
						Height	64.93	28.20	36.73				
				22:28		0.79	461.83	204.42	257.41	1.014	13C12-1234-TCDD	RS1	
		DC	SN	23:01	RO	1.20	0.55			1.039			
		DC	SN	23:04	RO	1.39	0.55			1.041			
332-334			2	Peaks			697.70						

Column Description.....	"Why" Code Description.....	QC Log Desc.....
M_Z -Nominal Ion Mass(es)	WL-Below Retention Time Window	A-Peak Added
..RT. -Retention Time (mm:ss)	WH-Above Retention Time Window	K-Peak Kept
Rat.1 -Ratio of M/M+2 Ions	SN-Below Signal to Noise Level	D-Peak Deleted
OK -RO=Ratio Outside Limits	<M-Below Method Detection Limit	T-Time Changed
Rel.RT-Relative Retention Time	NL-Channel Specific Noise Level	M-Peak Area Changed
		N-Name Changed
		X-Ether Interference

*** End of Report ***

File:P022498 #1-3026 Acq:15-JUL-2002 18:30:14 EI+ Voltage SIR 70P Noise:184
303.9016 BSUB(256,30,-3.0) PKD(5,3,1,0.10%,736.0,0.00%,F,F) Exp:DB225
TRIANGLE LABS Text:TLI#57752A DF-DP-160 0-0.5 INJ. TIME = 18:30

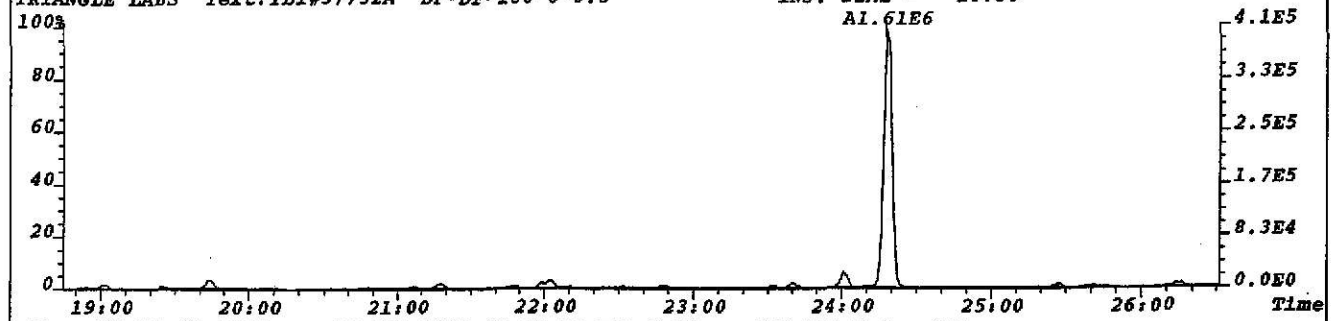

File:P022498 #1-3026 Acq:15-JUL-2002 18:30:14 EI+ Voltage SIR 70P Noise:201
305.8987 BSUB(256,30,-3.0) PKD(5,3,1,0.10%,804.0,0.00%,F,F) Exp:DB225
TRIANGLE LABS Text:TLI#57752A DF-DP-160 0-0.5 INJ. TIME = 18:30

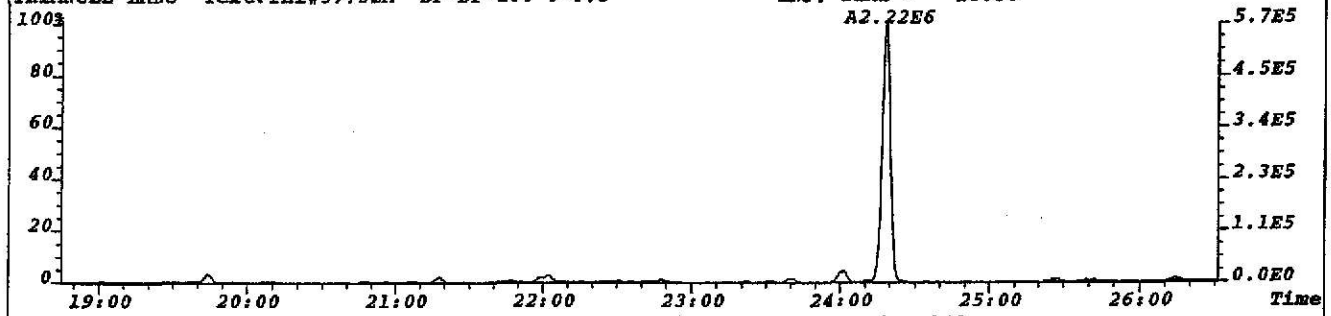

File:P022498 #1-3026 Acq:15-JUL-2002 18:30:14 EI+ Voltage SIR 70P Noise:148
315.9419 BSUB(256,30,-3.0) PKD(5,3,1,0.10%,592.0,0.00%,F,F) Exp:DB225
TRIANGLE LABS Text:TLI#57752A DF-DP-160 0-0.5 INJ. TIME = 18:30

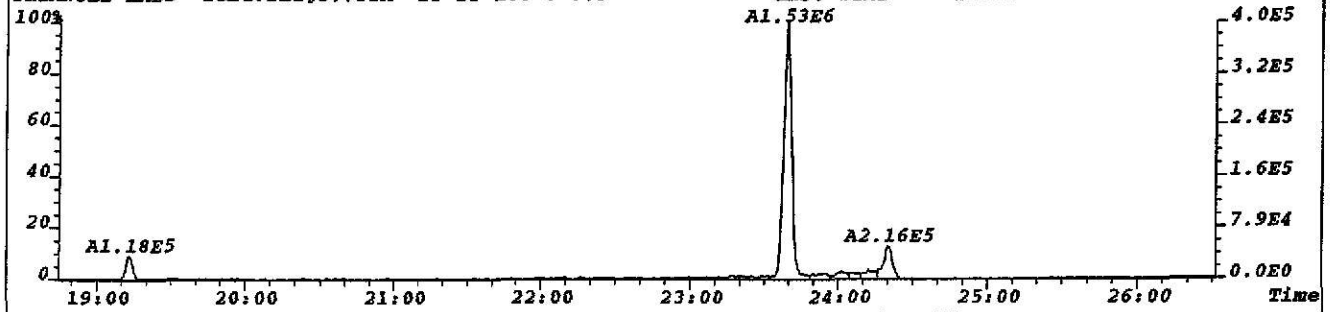

File:P022498 #1-3026 Acq:15-JUL-2002 18:30:14 EI+ Voltage SIR 70P Noise:253
317.9389 BSUB(256,30,-3.0) PKD(5,3,1,0.10%,1012.0,0.00%,F,F) Exp:DB225
TRIANGLE LABS Text:TLI#57752A DF-DP-160 0-0.5 INJ. TIME = 18:30

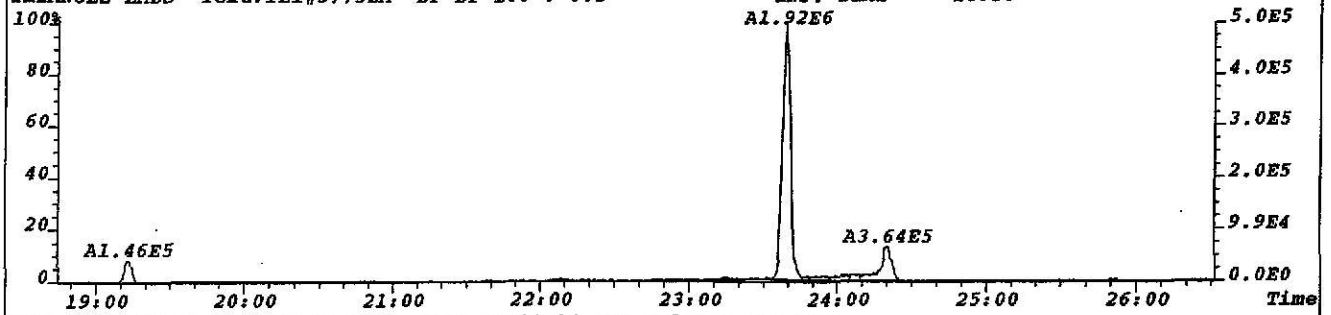

File:P022498 #1-3026 Acq:15-JUL-2002 18:30:14 EI+ Voltage SIR 70P
375.8364 Exp:DB225
TRIANGLE LABS Text:TLI#57752A DF-DP-160 0-0.5 INJ. TIME = 18:30

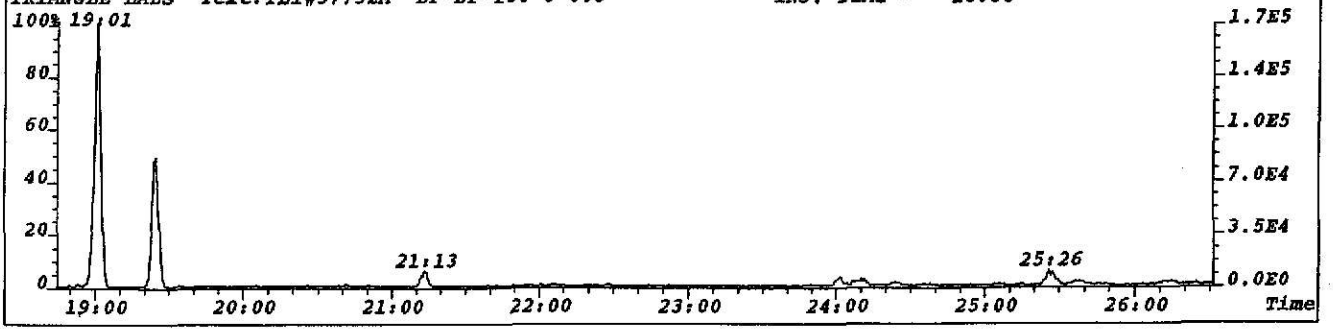

File:P022498 #1-3026 Acq:15-JUL-2002 18:30:14 EI+ Voltage SIR 70P Noise:228
319.8965 BSUB(256,30,-3.0) PKD(5,3,1,0.10%,912.0,0.00%,F,F) Exp:DB225
TRIANGLE LABS Text:TLI#57752A DF-DP-160 0-0.5 INJ. TIME = 18:30

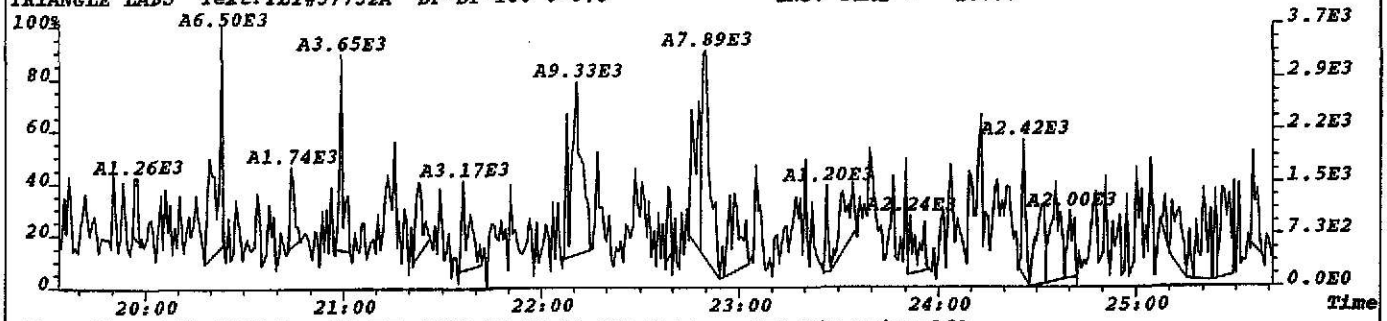

File:P022498 #1-3026 Acq:15-JUL-2002 18:30:14 EI+ Voltage SIR 70P Noise:160
321.8936 BSUB(256,30,-3.0) PKD(5,3,1,0.10%,640.0,0.00%,F,F) Exp:DB225
TRIANGLE LABS Text:TLI#57752A DF-DP-160 0-0.5 INJ. TIME = 18:30

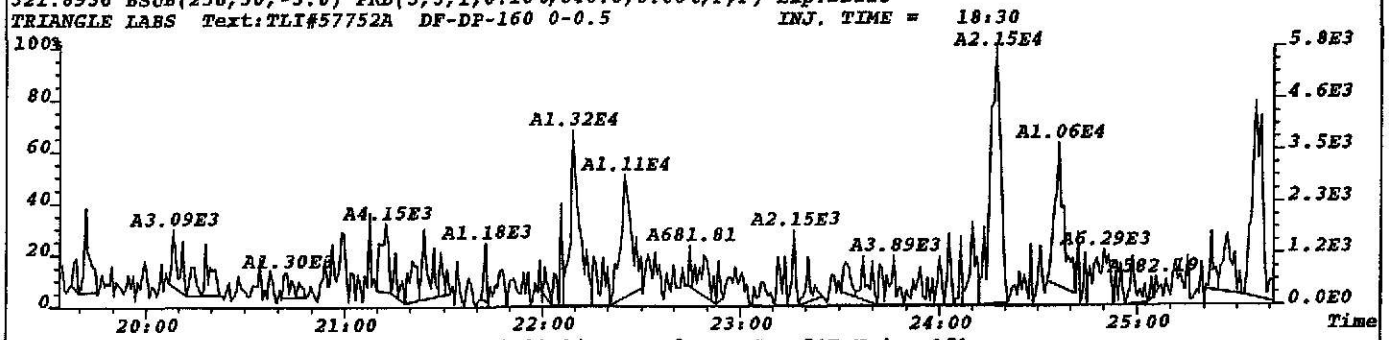

File:P022498 #1-3026 Acq:15-JUL-2002 18:30:14 EI+ Voltage SIR 70P Noise:151
327.8847 BSUB(256,30,-3.0) PKD(5,3,1,0.10%,604.0,0.00%,F,F) Exp:DB225
TRIANGLE LABS Text:TLI#57752A DF-DP-160 0-0.5 INJ. TIME = 18:30

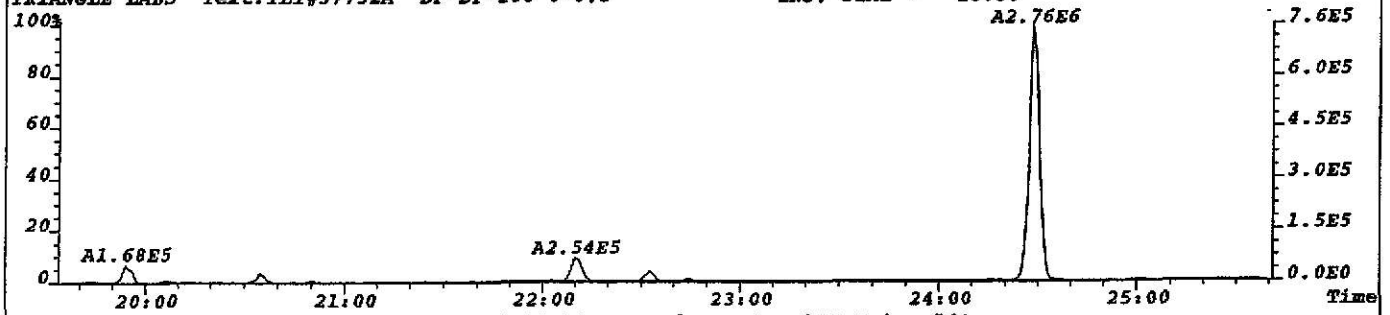

File:P022498 #1-3026 Acq:15-JUL-2002 18:30:14 EI+ Voltage SIR 70P Noise:564
331.9368 BSUB(256,30,-3.0) PKD(5,3,1,0.10%,2256.0,0.00%,F,F) Exp:DB225
TRIANGLE LABS Text:TLI#57752A DF-DP-160 0-0.5 INJ. TIME = 18:30

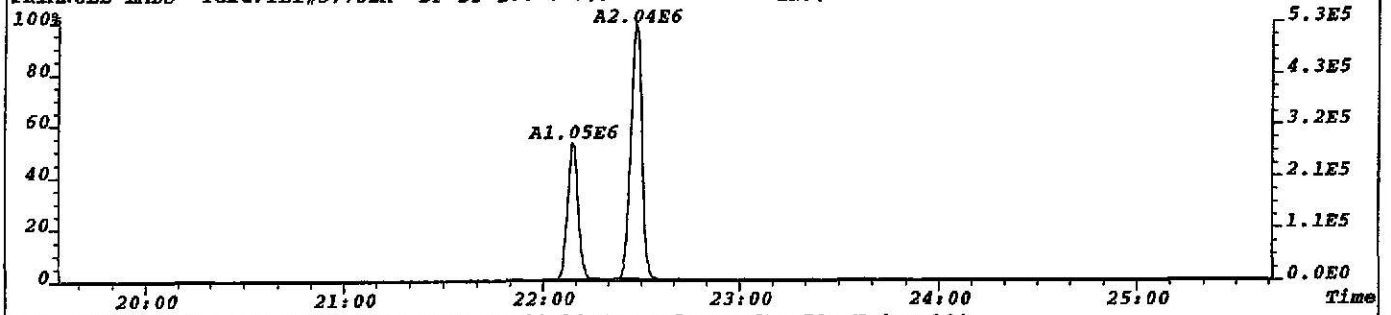

File:P022498 #1-3026 Acq:15-JUL-2002 18:30:14 EI+ Voltage SIR 70P Noise:180
333.9338 BSUB(256,30,-3.0) PKD(5,3,1,0.10%,720.0,0.00%,F,F) Exp:DB225
TRIANGLE LABS Text:TLI#57752A DF-DP-160 0-0.5 INJ. TIME = 18:30

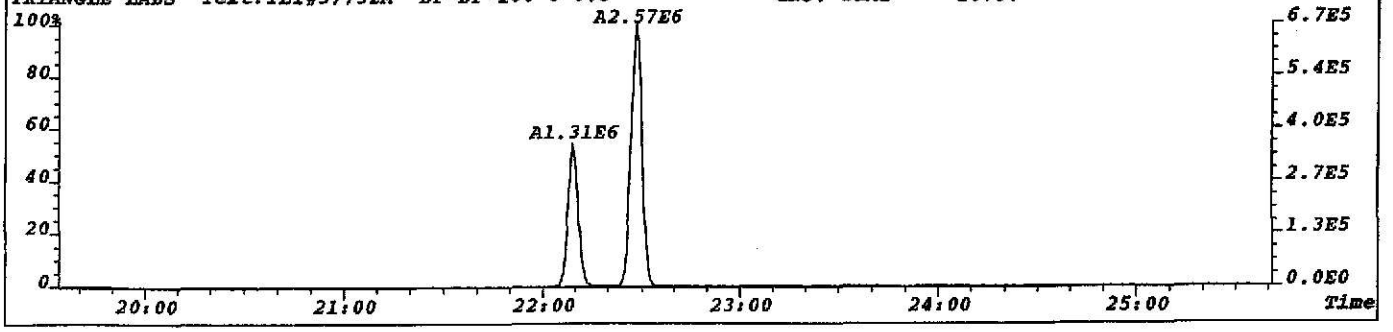

File:P022498 #1-3026 Acq:15-JUL-2002 18:30:14 EI+ Voltage SIR 70P
303.9016 Exp:DB225
TRIANGLE LABS Text:TLI#57752A DF-DP-160 0-0.5 INJ. TIME = 18:30



File:P022498 #1-3026 Acq:15-JUL-2002 18:30:14 EI+ Voltage SIR 70P
315.9419 Exp:DB225
TRIANGLE LABS Text:TLI#57752A DF-DP-160 0-0.5 INJ. TIME = 18:30

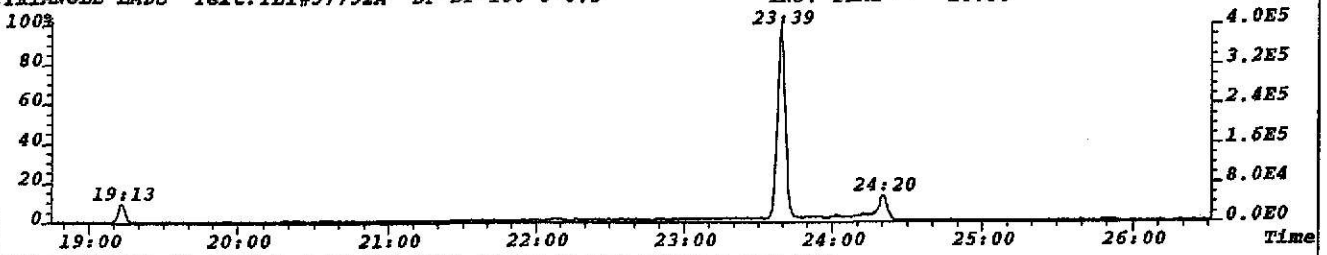

File:P022498 #1-3026 Acq:15-JUL-2002 18:30:14 EI+ Voltage SIR 70P
319.8965 Exp:DB225
TRIANGLE LABS Text:TLI#57752A DF-DP-160 0-0.5 INJ. TIME = 18:30

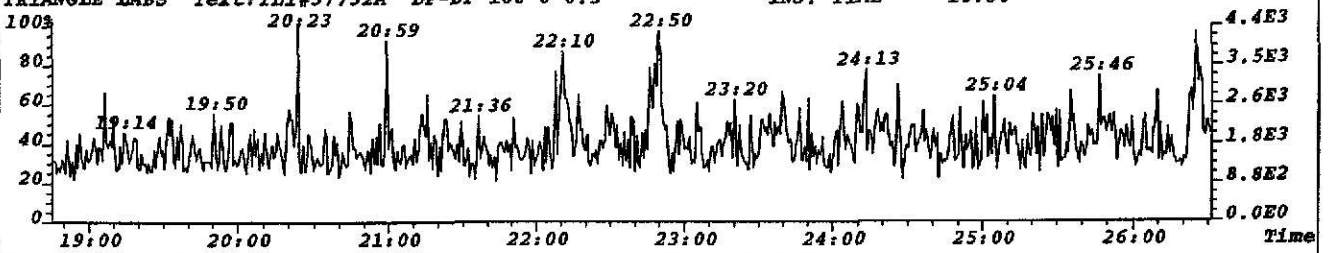

File:P022498 #1-3026 Acq:15-JUL-2002 18:30:14 EI+ Voltage SIR 70P
331.9368 Exp:DB225
TRIANGLE LABS Text:TLI#57752A DF-DP-160 0-0.5 INJ. TIME = 18:30

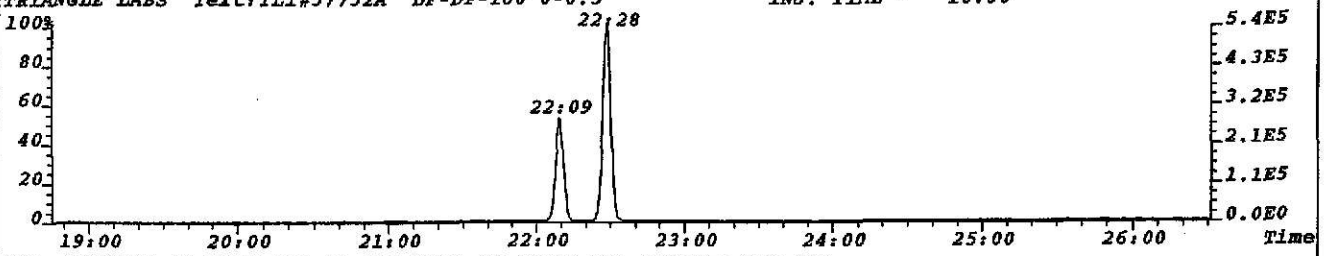

File:P022498 #1-3026 Acq:15-JUL-2002 18:30:14 EI+ Voltage SIR 70P
292.9825 Exp:DB225
TRIANGLE LABS Text:TLI#57752A DF-DP-160 0-0.5 INJ. TIME = 18:30

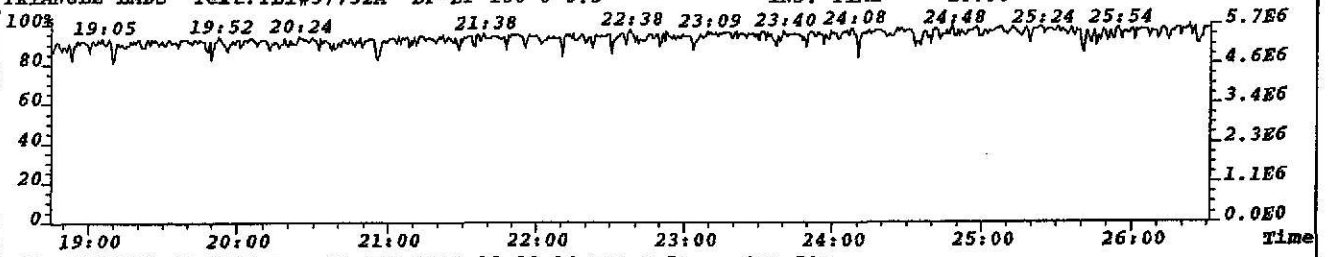

File:P022498 #1-3026 Acq:15-JUL-2002 18:30:14 EI+ Voltage SIR 70P
330.9792 Exp:DB225
TRIANGLE LABS Text:TLI#57752A DF-DP-160 0-0.5 INJ. TIME = 18:30

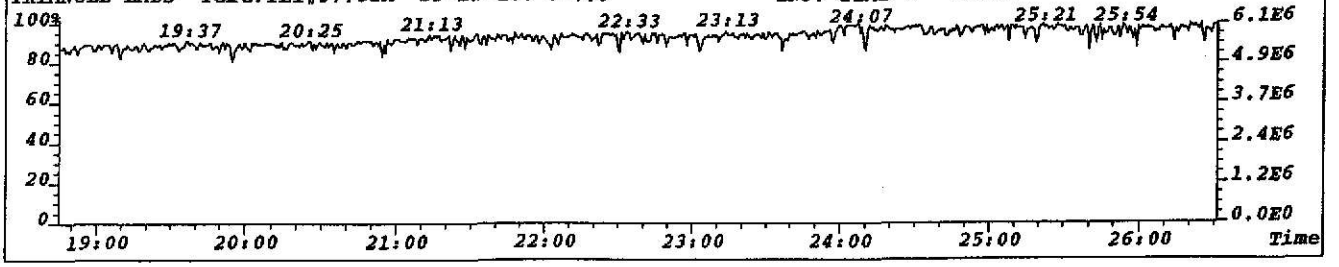

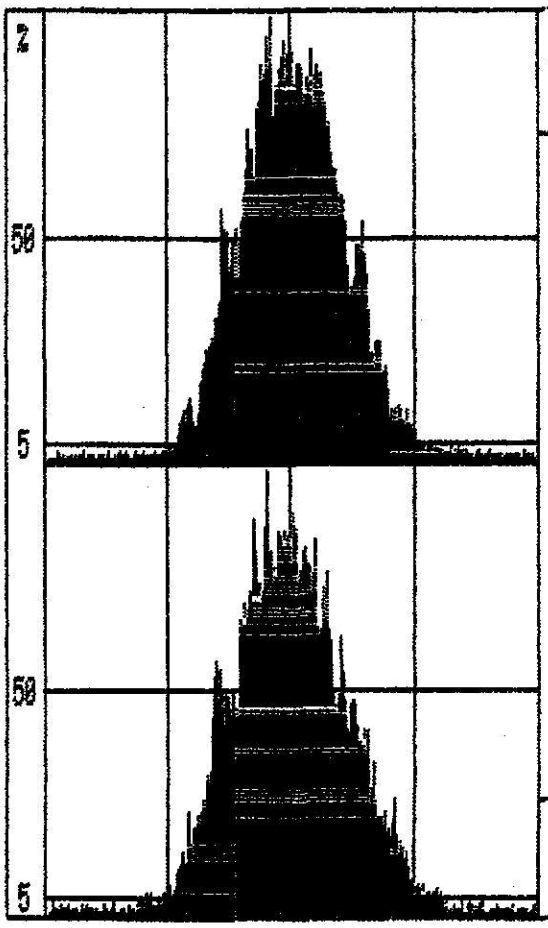

Channel I 330.9792 Peak top
Height 1.02 volts Span 200 ppm

System file name	DB225
Data file name	A:P715022
Resolution	10000
Group number	1
Ionization mode	EI+
Switching	VOLTAGE
Ref. masses	292.9825, 380.9761

A	292.9825	J	330.9792
B	303.9016	K	331.9368
C	305.8987	L	333.9338
D	315.9419	M	375.8364
E	317.9389		
F	319.8965		
G	321.8936		
H	327.8847		
I	330.9792		

Ref. mass 380.9761 Peak top
Height .57 volts Span 200 ppm

File:P022498 #1-3026 Acq:15-JUL-2002 18:30:14 EI+ Voltage SIR 70P
303.9016 Exp:DB225
Sample Text:TLI#57752A DF-DP-160 0-0.5 INJ. TIME = 18:30 File Text:TLI#57752A D»

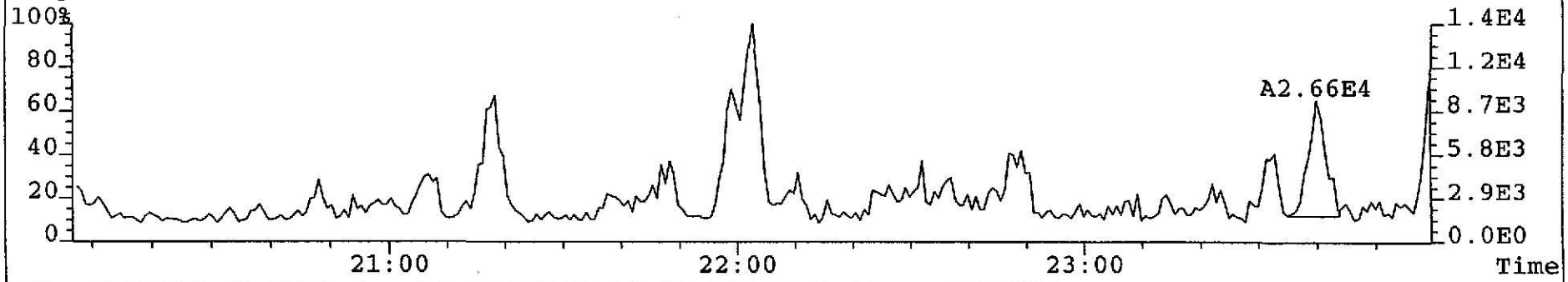

File:P022498 #1-3026 Acq:15-JUL-2002 18:30:14 EI+ Voltage SIR 70P
305.8987 Exp:DB225
Sample Text:TLI#57752A DF-DP-160 0-0.5 INJ. TIME = 18:30 File Text:TLI#57752A D»

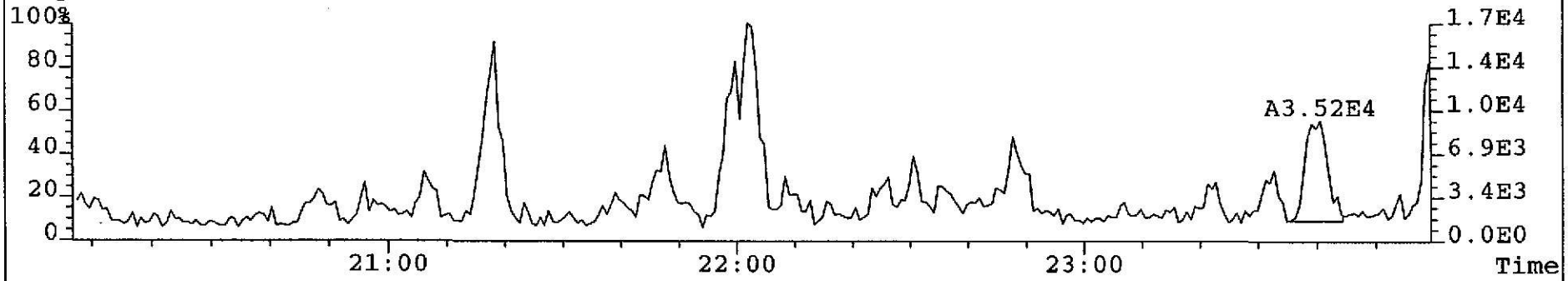

File:P022498 #1-3026 Acq:15-JUL-2002 18:30:14 EI+ Voltage SIR 70P
315.9419 Exp:DB225
Sample Text:TLI#57752A DF-DP-160 0-0.5 INJ. TIME = 18:30 File Text:TLI#57752A D»

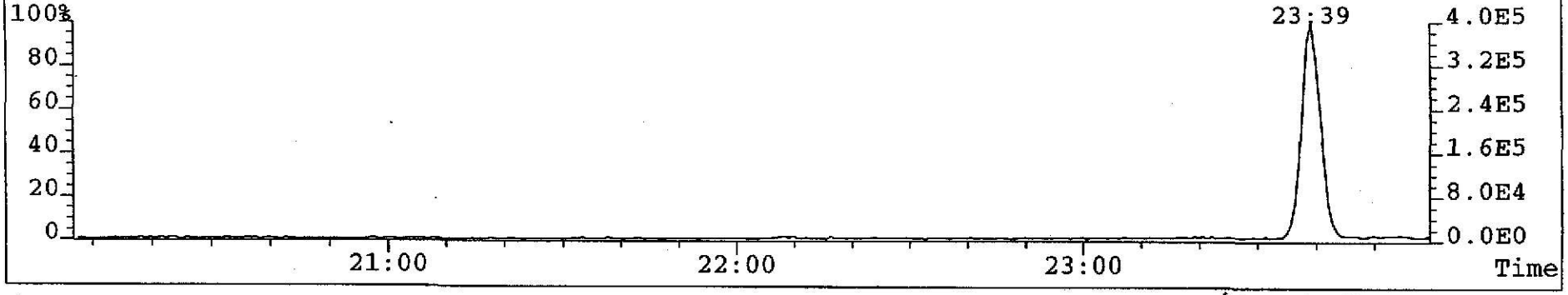

316

VJ( )11/02

File:P022498 #1-3026 Acq:15-JUL-2002 18:30:14 EI+ Voltage SIR 70P
315.9419 Exp:DB225
Sample Text:TLI#57752A DF-DP-160 0-0.5 INJ. TIME = 18:30 File Text:TLI#57752A D»

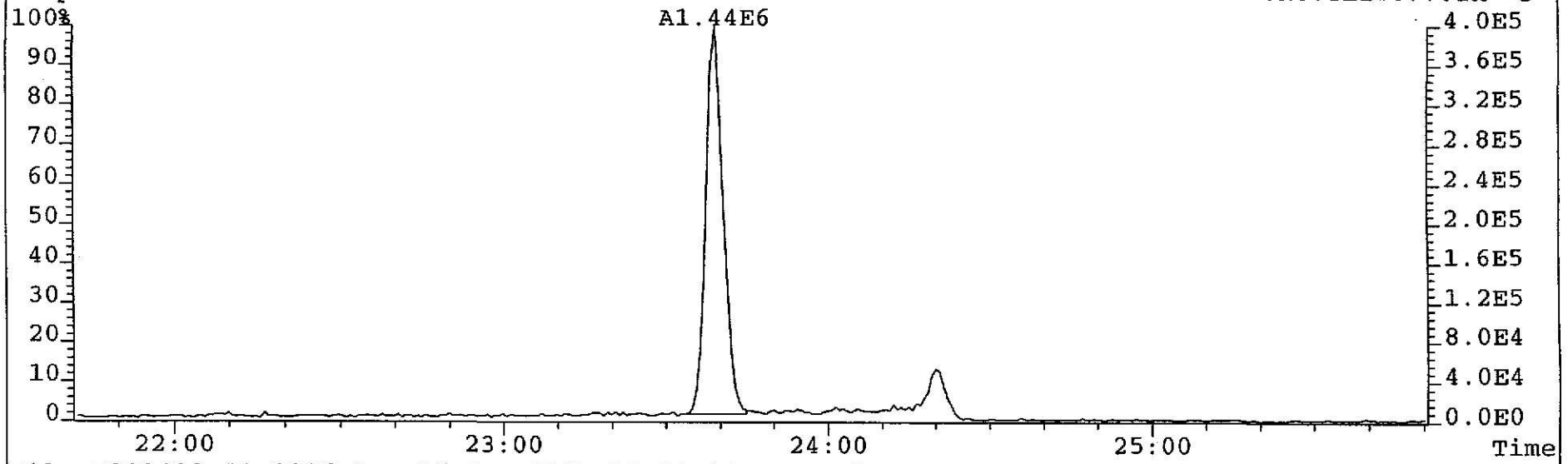

File:P022498 #1-3026 Acq:15-JUL-2002 18:30:14 EI+ Voltage SIR 70P
317.9389 Exp:DB225
Sample Text:TLI#57752A DF-DP-160 0-0.5 INJ. TIME = 18:30 File Text:TLI#57752A D»

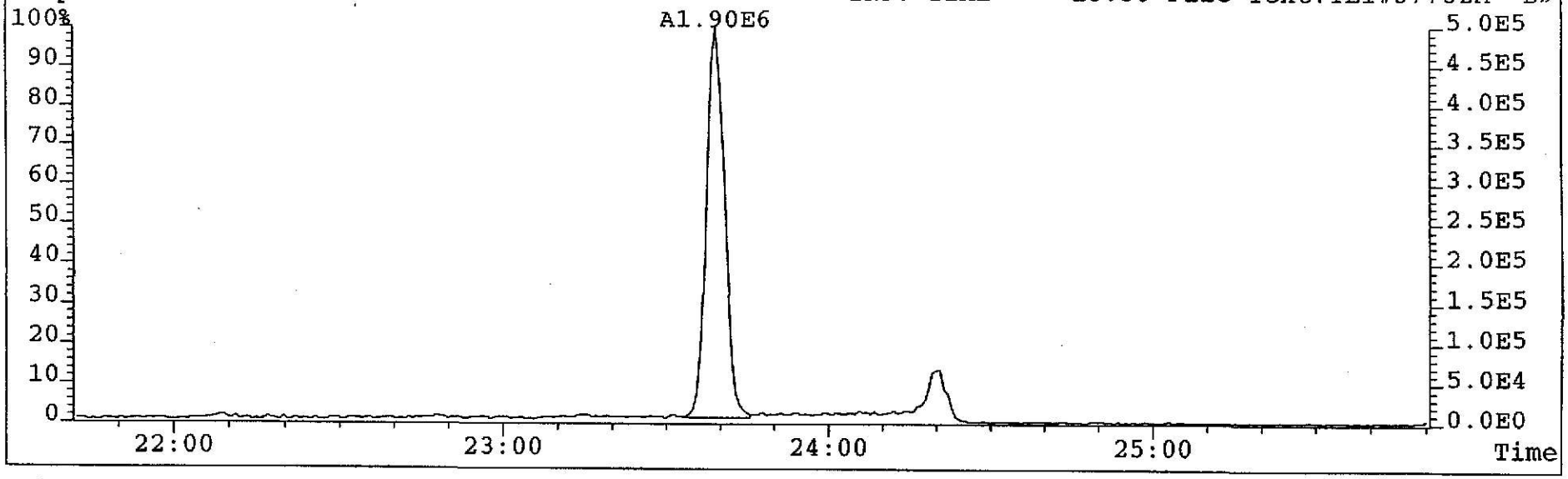

317

BC 7/16/02

TLI Project: **57752A** 1613, Revision B PCDD/PCDF Analysis (c)
Client Sample: **DF-TR-1 0-0.5** Analysis File: **S023098**

Client Project:	**Mississippi Project**				
Sample Matrix:	**SOLID**	Date Received:	**06/28/02**	Spike File:	**SP161B22**
TLI ID:	**329-38-11**	Date Extracted:	**07/03/02**	ICal:	**SF5607B**
		Date Analyzed:	**07/12/02**	ConCal:	**SB23085**
Sample Size:	**12.800 g**	Dilution Factor:	**n/a**	% Moisture:	**21.6**
Dry Weight:	**10.035 g**	Blank File:	**S023087**	% Lipid:	**n/a**
GC Column:	**DB-5**	Analyst:	**JSY**	% Solids:	**78.4**

Analytes	Conc. (pg/g)	DL	Ratio	RT	RRT	Flags
2,3,7,8-TCDD	ND	0.3				
1,2,3,7,8-PeCDD	ND	0.3				
1,2,3,4,7,8-HxCDD	ND	0.4				
1,2,3,6,7,8-HxCDD	ND	2.9				
1,2,3,7,8,9-HxCDD	ND	0.4				
1,2,3,4,6,7,8-HpCDD	44.3		0.95	36:58	1.000	
1,2,3,4,6,7,8,9-OCDD	1710		0.83	40:28	1.000	
2,3,7,8-TCDF	ND	2.4				
1,2,3,7,8-PeCDF	ND	0.2				
2,3,4,7,8-PeCDF	ND	2.7				
1,2,3,4,7,8-HxCDF	55.9		1.26	33:04	1.001	
1,2,3,6,7,8-HxCDF	2.2		1.33	33:08	1.000	J
2,3,4,6,7,8-HxCDF	2.9		1.14	33:37	1.000	J
1,2,3,7,8,9-HxCDF	ND	0.4				
1,2,3,4,6,7,8-HpCDF	71.0		1.07	35:58	1.000	
1,2,3,4,7,8,9-HpCDF	ND	2.5				
1,2,3,4,6,7,8,9-OCDF	ND	25.8				

Totals	Conc. (pg/g)	Number	DL	Flags
Total TCDD	ND		0.3	
Total PeCDD	2.6	1		
Total HxCDD	5.4	1		
Total HpCDD	95.4	2		
Total TCDF	97.8	3		
Total PeCDF	263	11		
Total HxCDF	143	13		X
Total HpCDF	109	2		

161B_PSR v2.04, LARS 6.25.05

Triangle Laboratories, Inc.®
2445 S. Alston Ave. • Durham, North Carolina 27713
Phone: (919) 544-5729 • Fax: (919) 544-5491

Printed: 12:43 07/15/02

TLI Project: **57752A** 1613, Revision B PCDD/PCDF Analysis (c)
Client Sample: **DF-TR-1 0-0.5** Analysis File: **S023098**

Internal Standards	Conc. (pg/g)	% Recovery	QC Limits	Ratio	RT	RRT	Flags
$^{13}C_{12}$-2,3,7,8-TCDD	111	55.9	25%-164%	0.78	26:18	1.007	___
$^{13}C_{12}$-1,2,3,7,8-PeCDD	135	67.5	25%-181%	1.48	30:37	1.172	___
$^{13}C_{12}$-1,2,3,4,7,8-HxCDD	165	82.7	32%-141%	1.18	33:43	0.989	___
$^{13}C_{12}$-1,2,3,6,7,8-HxCDD	165	82.6	28%-130%	1.18	33:48	0.991	___
$^{13}C_{12}$-1,2,3,4,6,7,8-HpCDD	144	72.2	23%-140%	1.03	36:58	1.084	___
$^{13}C_{12}$-1,2,3,4,6,7,8,9-OCDD	277	69.5	17%-157%	0.82	40:27	1.186	___
$^{13}C_{12}$-2,3,7,8-TCDF	97.4	48.9	24%-169%	0.74	25:34	0.979	___
$^{13}C_{12}$-1,2,3,7,8-PeCDF	112	56.1	24%-185%	1.47	29:35	1.133	___
$^{13}C_{12}$-2,3,4,7,8-PeCDF	114	57.4	21%-178%	1.52	30:16	1.159	___
$^{13}C_{12}$-1,2,3,4,7,8-HxCDF	117	58.9	26%-152%	0.50	33:02	0.969	___
$^{13}C_{12}$-1,2,3,6,7,8-HxCDF	132	66.0	26%-123%	0.51	33:08	0.972	___
$^{13}C_{12}$-2,3,4,6,7,8-HxCDF	135	67.7	28%-136%	0.51	33:36	0.985	___
$^{13}C_{12}$-1,2,3,7,8,9-HxCDF	126	63.4	29%-147%	0.51	34:21	1.007	___
$^{13}C_{12}$-1,2,3,4,6,7,8-HpCDF	120	60.4	28%-143%	0.41	35:57	1.054	___
$^{13}C_{12}$-1,2,3,4,7,8,9-HpCDF	109	54.5	26%-138%	0.40	37:26	1.098	___

Cleanup Standard	Conc. (pg/g)	% Recovery	QC Limits	RT	RRT	Flags
$^{37}Cl_4$-2,3,7,8-TCDD	12.0	60.0	35%-197%	26:19	1.008	___

Recovery Standards	Ratio	RT	Flags
$^{13}C_{12}$-1,2,3,4-TCDD	0.78	26:07	___
$^{13}C_{12}$-1,2,3,7,8,9-HxCDD	1.20	34:06	___

Data Reviewer: AGM 07/15/02

161B_PSR v2.04, LARS 6.25.05

Triangle Laboratories, Inc.®
2445 S. Alston Ave. • Durham, North Carolina 27713
Phone: (919) 544-5729 • Fax: (919) 544-5491

Printed: 12:43 07/15/02

TLI Project: 57752A
Client Sample: DF-TR-1 0-0.5

Toxicity Equivalents Report
Analysis File: S023098

Client Project:	Mississippi Project				
Sample Matrix:	SOLID	Date Received:	06/28/02	Spike File:	SP161B22
TLI ID:	329-38-11	Date Extracted:	07/03/02	ICal:	SF5607B
		Date Analyzed:	07/12/02	ConCal:	SB23085
Sample Size:	12.800 g	Dilution Factor:	1	% Moisture:	21.6
Dry Weight:	10.035 g	Blank File:	S023087	% Lipid:	n/a
GC Column:	DB-5	Analyst:	JSY	% Solids:	78.4

Analytes	Conc. (pg/g)		TEF		Equivalent
2,3,7,8-TCDD	{0.3}	x	1.	=	0.3
1,2,3,7,8-PeCDD	{0.3}	x	0.5	=	0.2
1,2,3,4,7,8-HxCDD	{0.4}	x	0.1	=	0.04
1,2,3,6,7,8-HxCDD	{2.9}	x	0.1	=	0.29
1,2,3,7,8,9-HxCDD	{0.4}	x	0.1	=	0.04
1,2,3,4,6,7,8-HpCDD	44.3	x	0.01	=	0.443
1,2,3,4,6,7,8,9-OCDD	1710	x	0.001	=	1.710
TOTAL PCDD					3.0
2,3,7,8-TCDF	2.0	x	0.1	=	0.20
1,2,3,7,8-PeCDF	{0.2}	x	0.05	=	0.01
2,3,4,7,8-PeCDF	{2.7}	x	0.5	=	1.4
1,2,3,4,7,8-HxCDF	55.9	x	0.1	=	5.59
1,2,3,6,7,8-HxCDF	2.2	x	0.1	=	0.22
2,3,4,6,7,8-HxCDF	2.9	x	0.1	=	0.29
1,2,3,7,8,9-HxCDF	{0.4}	x	0.1	=	0.04
1,2,3,4,6,7,8-HpCDF	71.0	x	0.01	=	0.710
1,2,3,4,7,8,9-HpCDF	{2.5}	x	0.01	=	0.025
1,2,3,4,6,7,8,9-OCDF	{25.8}	x	0.001	=	0.0258
TOTAL PCDF					8.5

Total EPA TEFs, 1989a: 11.5 pg/g

{...} indicates that the value is that of a Detection Limit.

GRY_TEF v1.08, MILES 4.22.16

Triangle Laboratories, Inc.®
2445 S. Alston Ave. • Durham, North Carolina 27713
Phone: (919) 544-5729 • Fax: (919) 544-5491

Printed: 21:40 07/15/02

Initial ....Date...

Data Review By: CBM 7/15/02

Calculated Noise Height: 0.06

Page No. 1 Listing of S023098B.dbf
07/15/02 Matched GC Peaks / Ratio / Ret. Time

Compound/ M_Z....	QC.Log	Omit	Why	..RT.	OK	Ratio	Total.Area/Ht	Area/Ht.Peak1	Area/Ht.Peak2	Rel.RT	Compound.Name..	ID..	Flags.
TCDF						0.65-0.89				0.867-1.076			
304-306		DC	NL			Height	0.10	0.03	0.07				
	D	D	SN	23:07	RO	1.82	1.83			0.904			
	D	D	SN	23:51	RO	1.40	1.37			0.933			
	D	D	SN	24:04	RO	0.57	2.21			0.941			
	K			25:12		0.80	3.74	1.66	2.08	0.986			
	D	D	SN	25:22		0.67	1.70			0.992			
	M			25:36	RO	1.09	5.55	2.89	2.66	1.001	2378-TCDF		AN
	D	D	SN	25:51		0.76	1.57			1.011			
				26:02	RO	1.04	2.49	1.27	1.22	1.018			
	D	D	SN	26:18		0.84	1.56			1.029			
				26:33		0.77	14.68	6.40	8.28	1.038			
				26:53		0.78	212.37	93.18	119.19	1.051			
				27:15	RO	1.18	2.62	1.42	1.20	1.066			
304-306			6	Peaks			241.45						
13C12-TCDF						0.65-0.89				0.943-1.139			
316-318		DC	NL			Height	0.05	0.03	0.02				
		DC	WL	23:28	RO	0.53	0.61			0.918			
				24:52	RO	0.31	0.97	0.23	0.74	0.973			
				25:09	RO	1.34	3.74	2.14	1.60	0.984			
				25:34		0.74	455.12	193.25	261.87	1.000	13C12-2378-TCDF		ISO
						Height	118.70	52.64	66.06				
				25:58		0.73	13.55	5.71	7.84	1.016			
316-318			4	Peaks			473.38						

---------- Above: TCDF / TCDD Follows ----------

TCDD						0.65-0.89				0.896-1.046			
320-322		DC	NL			Height	0.04	0.02	0.02				
	D	D	SN	23:43	RO	0.96	0.45			0.902	1368-TCDD		AN
		DC	SN	23:56	RO	3.20	0.21			0.910			
		DC	SN	24:22	RO	1.40	0.12			0.926			
		DC	SN	24:33	RO	2.00	0.09			0.933			
		DC	SN	24:46	RO	1.00	0.12			0.942			
		DC	SN	25:01		0.88	0.15			0.951			
		DC	SN	25:12	RO	1.00	0.06			0.958			
		DC	SN	25:22	RO	0.33	0.20			0.965			
		DC	SN	25:36	RO	6.33	0.22			0.973			
		DC	SN	25:59	RO	3.00	0.32			0.988			
		DC	SN	26:12	RO	0.38	0.22			0.996	2378-TCDD		AN
	D	D	SN	26:43	RO	0.95	0.39			1.016			
	D	D	SN	26:52	RO	2.64	1.02			1.022			
	D	D	SN	26:58		0.69	0.54			1.025			
	D	D	SN	27:06	RO	0.94	0.31			1.030			
		DC	SN	27:19	RO	0.56	0.25			1.039			
		DC	SN	27:26	RO	0.40	0.14			1.043			

Compound/ M_Z....	QC.Log	Omit	Why	..RT.	OK	Ratio	Total.Area/Ht	Area/Ht.Peak1	Area/Ht.Peak2	Rel.RT	Compound.Name..	ID..	Flags.
	DC		WH	27:32	RO	0.24	0.31			1.047			
320-322		0	Peaks				0.00						
37Cl-TCDD										0.924-1.076			
328	DC		NL			Height	0.03	0.03					
	DC		WL	24:16			0.12			0.923			
				24:38			0.22	0.22		0.937			
				24:56			21.99	21.99		0.948			
	DC		SN	25:10			0.17			0.957			
				25:20			0.12	0.12		0.963			
	DC		SN	25:55			0.10			0.985			
	DC		SN	26:09			0.12			0.994			
				26:19			40.85	40.85		1.001	37Cl-TCDD	CLS	
				26:30			0.30	0.30		1.008			
				26:44			116.29	116.29		1.016			
				27:00			0.31	0.31		1.027			
	DC		SN	27:08			0.10			1.032			
				27:22			0.21	0.21		1.041			
				27:41			0.63	0.63		1.053			
				27:50			0.15	0.15		1.058			
328		10	Peaks				181.07						
13C12-TCDD						0.65-0.89				0.917-1.069			
332-334	DC		NL			Height	0.16	0.13	0.03				
				24:16	RO	2.38	0.88	0.62	0.26	0.923			
				26:07		0.78	681.45	298.24	383.21	0.993	13C12-1234-TCDD	RS1	
				26:18		0.78	387.14	169.95	217.19	1.000	13C12-2378-TCDD	IS1	
						Height	109.38	47.37	62.01				
				26:37		0.87	1.63	0.76	0.87	1.012			
				27:00	RO	0.96	0.94	0.46	0.48	1.027			
				27:20	RO	1.76	0.91	0.58	0.33	1.039			
332-334		6	Peaks				1,072.95						

---------- Above: TCDD / PeCDF Follows ----------

PeCDF						1.32-1.78				0.906-1.038			
340-342	DC		NL			Height	0.06	0.03	0.03				
	DC		WL	27:23		1.67	0.88			0.905			
				27:33	RO	2.22	2.61	1.80	0.81	0.910			
				27:41	RO	0.95	1.83	0.89	0.94	0.915			
				27:56		1.72	3.53	2.23	1.30	0.923			J
				28:13		1.66	3.16	1.97	1.19	0.932			J
				28:20		1.35	1.69	0.97	0.72	0.936			J
				28:32	RO	1.00	0.82	0.41	0.41	0.943			
				28:44		1.41	20.34	11.90	8.44	0.949			
				28:56		1.44	154.42	91.18	63.24	0.956			
				29:10		1.53	56.34	34.08	22.26	0.964			
	N			29:32		1.51	220.39	132.67	87.72	0.998			
				29:50		1.33	15.65	8.93	6.72	0.986			
				30:17	RO	1.07	5.71	2.95	2.76	1.001	23478-PeCDF	AN	
				30:26	RO	1.99	2.15	1.43	0.72	1.006			
				30:32	RO	1.20	3.30	1.80	1.50	1.009			

Compound/ M_Z....	QC.Log	Omit	Why	..RT.	OK	Ratio	Total.Area/Ht	Area/Ht.Peak1	Area/Ht.Peak2	Rel.RT	Compound.Name..	ID..	Flags.
		X		30:40		1.45	14.61	8.65	5.96	1.013			
		X		30:50	RO	3.48	1.97	1.53	0.44	1.019			
				30:57		1.63	12.25	7.59	4.66	1.023			
				31:11		1.49	66.33	39.72	26.61	1.030			
				31:20	RO	2.31	6.02	4.20	1.82	1.035			
340-342			19	Peaks			593.12						
13C12-PeCDF				1.32-1.78					0.797-1.127				
352-354	DC	NL		Height			0.05	0.03	0.02				
				28:21		1.60	9.68	5.96	3.72	0.937			
				28:43	RO	0.20	6.24	1.05	5.19	0.949			
				29:12	RO	0.13	4.28	0.49	3.79	0.965			
				29:35		1.47	375.96	223.74	152.22	1.000	13C12-PeCDF 123	IS2	
				Height			114.19	68.29	45.90				
				29:51	RO	0.75	9.49	4.06	5.43	0.986			
				30:16		1.52	380.45	229.62	150.83	1.000	13C12-PeCDF 234	IS3	
				Height			125.04	76.05	48.99				
				30:36	RO	0.70	0.97	0.40	0.57	1.011			
				30:46	RO	1.15	1.16	0.62	0.54	1.017			
				30:58	RO	0.74	3.47	1.47	2.00	1.023			
				31:14	RO	0.98	7.65	3.78	3.87	1.032			
352-354			10	Peaks			799.35						

---------- Above: PeCDF / PeCDD Follows ----------

PeCDD				1.32-1.78					0.937-1.022				
356-358		DC	NL	Height			0.04	0.02	0.02				
	D	D	SN	28:51	RO	0.24	4.28			0.942			
	D	D	SN	29:05	RO	0.06	1.13			0.950			
	D	D	SN	29:09	RO	0.24	1.04			0.952			
	D	D	SN	29:32	RO	0.86	0.93			0.965			
	D	D	SN	29:43	RO	3.06	0.69			0.971			
	D	D	SN	29:52	RO	0.18	2.25			0.976			
		DC	SN	30:09	RO	2.25	0.52			0.985			
	D	D	SN	30:27	RO	0.01	17.02			0.995			
	D	D	SN	30:37	RO	1.06	0.97			1.000	12378-PeCDD	AN	
	D	D	SN	30:51	RO	0.69	2.08			1.008			
	K			30:59		1.37	4.10	2.37	1.73	1.012			J
	A			31:19	RO	0.99	3.32	1.65	1.67	1.023			
		DC	WH	31:20	RO	1.14	3.73			1.023			
		DC	WH	31:30	RO	0.33	3.62			1.029			
356-358			2	Peaks			7.42						
13C12-PeCDD				1.32-1.78					0.723-1.050				
368-370		DC	NL	Height			0.04	0.02	0.02				
				29:34	RO	3.87	0.73	0.58	0.15	0.966			
				29:42	RO	3.71	0.80	0.63	0.17	0.970			
				30:37		1.48	290.69	173.42	117.27	1.000	13C12-PeCDD 123	IS4	
				Height			97.51	57.51	40.00				
				30:45	RO	2.00	2.76	1.84	0.92	1.004			
368-370			4	Peaks			294.98						

Compound/ M_Z....	QC.Log	Omit	Why	..RT.	OK	Ratio	Total.Area/Ht	Area/Ht.Peak1	Area/Ht.Peak2	Rel.RT	Compound.Name..	ID..	Flags.
---------- Above: PeCDD / HxCDF Follows ----------													
HxCDF				1.05-1.43						0.929-1.007			
374-376		DC	NL			Height	0.19	0.10	0.09				
				32:05		1.29	5.18	2.92	2.26	0.934			J
			X	32:12		1.19	31.63	17.20	14.43	0.937			
				32:24		1.33	4.73	2.70	2.03	0.943			J
				32:34		1.18	10.00	5.42	4.58	0.948			
				32:40		1.24	15.18	8.41	6.77	0.951			
				32:46		1.27	22.35	12.52	9.83	0.954			
				32:56		1.22	11.10	6.09	5.01	0.959			
				33:04		1.26	74.15	41.39	32.76	1.001	123478-HxCDF	AN	
				33:08		1.33	3.38	1.93	1.45	1.000	123678-HxCDF	AN	J
				33:17		1.16	7.38	3.96	3.42	0.969			
				33:24	RO	1.45	1.03	0.61	0.42	0.972			
				33:37		1.14	3.91	2.08	1.83	1.000	234678-HxCDF	AN	J
				34:02		1.18	0.37	0.20	0.17	0.991			J
		DC	SN	34:08	RO	3.91	0.54			0.994			
	D	D	SN	34:17	RO	0.93	1.85			0.998			
	D	D	SN	34:21	RO	2.09	0.99			1.000	123789-HxCDF	AN	
				34:29		1.18	2.64	1.43	1.21	1.004			J
	D	D	WH	34:35	RO	1.49	0.97			1.007			
		DC	WH	34:44	RO	0.33	0.28			1.011			
374-376			14	Peaks			193.03						
13C12-HxCDF				0.43-0.59						0.876-1.109			
384-386		DC	NL			Height	0.07	0.03	0.04				
				32:06	RO	0.93	0.29	0.14	0.15	0.934			
				32:13		0.57	0.47	0.17	0.30	0.938			
		DC	SN	32:34	RO	0.78	0.16			0.948			
				33:02		0.50	220.49	73.80	146.69	1.000	13C12-HxCDF 478	IS5	
						Height	81.41	25.90	55.51				
				33:08		0.51	239.52	81.24	158.28	1.000	13C12-HxCDF 678	IS6	
						Height	84.71	28.80	55.91				
				33:17	RO	0.14	1.72	0.21	1.51	0.969			
				33:25		0.57	0.69	0.25	0.44	0.973			
				33:36		0.51	233.23	78.52	154.71	1.000	13C12-HxCDF 234	IS7	
						Height	82.90	27.63	55.27				
				33:55	RO	7.50	0.51	0.45	0.06	0.987			
				34:02	RO	0.64	0.54	0.21	0.33	0.991			
				34:08	RO	1.00	0.32	0.16	0.16	0.994			
				34:12	RO	0.42	0.44	0.13	0.31	0.996			
				34:21		0.51	191.21	64.30	126.91	1.000	13C12-HxCDF 789	IS8	
						Height	61.84	19.56	42.28				
				34:46	RO	1.79	0.39	0.25	0.14	1.012			
				34:48		0.52	0.44	0.15	0.29	1.013			
384-386			14	Peaks			890.26						
---------- Above: HxCDF / HxCDD Follows ----------													
HxCDD				1.05-1.43						0.960-1.014			
390-392		DC	NL			Height	0.16	0.07	0.09				

Compound/ M_Z....	QC.Log	Omit	Why	..RT.	OK	Ratio	Total.Area/Ht	Area/Ht.Peak1	Area/Ht.Peak2	Rel.RT	Compound.Name..	ID..	Flags.
				32:35		1.11	5.93	3.12	2.81	0.964			J
	D	D	SN	33:01	RO	1.60	1.09			0.977			
				33:14	RO	0.92	7.99	3.82	4.17	0.983			
	D	D	SN	33:24		1.39	1.10			0.988			
	D	D	SN	33:38	RO	4.25	0.63			0.995			
	D	D	SN	33:44	RO	0.67	0.77			1.000	123478-HxCDD	AN	
				33:48	RO	1.64	3.14	1.95	1.19	1.000	123678-HxCDD	AN	
	D	D	SN	34:07	RO	1.03	1.87			1.009	123789-HxCDD	AN	
		DC	WH	34:27	RO	0.27	0.52			1.019			
		DC	WH	34:34	RO	0.78	0.80			1.023			
390-392			3	Peaks			17.06						
13C12-HxCDD				1.05-1.43					0.982-1.041				
402-404		DC	NL	Height			0.34	0.24	0.10				
		DC	WL	32:39	RO	5.07	0.91			0.968			
		DC	WL	32:43	RO	2.63	0.29			0.970			
				33:25	RO	3.22	0.97	0.74	0.23	0.991			
				33:43		1.18	189.99	102.79	87.20	1.000	13C12-HxCDD 478	IS9	
				Height			68.11	36.22	31.89				
				33:48		1.18	198.08	107.38	90.70	1.000	13C12-HxCDD 678	IS10	
				Height			69.35	38.28	31.07				
				34:06		1.20	280.21	153.00	127.21	1.011	13C12-HxCDD 789	RS2	
				34:15	RO	0.49	1.33	0.44	0.89	1.016			
				34:20	RO	0.77	0.94	0.41	0.53	1.018			
				34:23	RO	6.00	1.26	1.08	0.18	1.020			
				34:26	RO	0.53	0.75	0.26	0.49	1.021			
402-404			8	Peaks			673.53						

---------- Above: HxCDD / HpCDF Follows ----------

HpCDF				0.88-1.20					0.956-1.005				
408-410		DC	NL	Height			0.08	0.03	0.05				
	M			35:58		1.07	75.10	38.80	36.30	1.000	1234678-HpCDF	AN	
				36:21		0.88	35.48	16.58	18.90	0.971			
	D	D	NH	36:35	RO	0.28	0.46			0.977			
	D	D	NH	37:16		1.00	0.26			0.996			
	M			37:25	RO	1.77	1.94	1.24	0.70	1.000	1234789-HpCDF	AN	
		DC	WH	37:56		1.06	0.33			1.013			
408-410			3	Peaks			112.52						
13C12-HpCDF				0.37-0.51					0.858-1.151				
418-420		DC	NL	Height			0.06	0.03	0.03				
				35:57		0.41	145.95	42.41	103.54	1.000	13C12-HpCDF 678	IS11	
				Height			45.57	13.76	31.81				
		DC	SN	36:21	RO	1.15	0.28			0.971			
		DC	SN	37:17	RO	0.56	0.14			0.996			
				37:26		0.40	105.54	29.99	75.55	1.000	13C12-HpCDF 789	IS12	
				Height			29.27	7.76	21.51				
				37:41	RO	0.69	0.76	0.31	0.45	1.007			
		DC	SN	37:51	RO	0.67	0.20			1.011			
418-420			3	Peaks			252.25						

Compound/ M_Z....	QC.Log	Omit	Why	..RT.	OK	Ratio	Total.Area/Ht	Area/Ht.Peak1	Area/Ht.Peak2	Rel.RT	Compound.Name..	ID..	Flags.
---------- Above: HpCDF / HpCDD Follows ----------													
HpCDD				0.88-1.20						0.976-1.005			
424-426	DC	NL				Height	0.13	0.07	0.06				
				36:14		0.99	33.45	16.65	16.80	0.980			
	DC	SN		36:36	RO	0.86	0.26			0.990			
	DC	SN		36:45		1.00	0.14			0.994			
				36:58		0.95	28.94	14.11	14.83	1.000	1234678-HpCDD	AN	
D	D	WH		37:08	RO	0.81	0.38			1.005			
	DC	WH		37:26	RO	7.89	0.80			1.013			
424-426			2	Peaks			62.39						
13C12-HpCDD				0.88-1.20						0.869-1.085			
436-438	DC	NL				Height	0.57	0.38	0.19				
				36:58		1.03	134.34	68.19	66.15	1.000	13C12-HpCDD 678	IS13	
						Height	37.73	17.41	20.32				
436-438			1	Peak			134.34						
---------- Above: HpCDD / Octa-CDD and CDF Follows ----------													
OCDF				0.76-1.02						0.951-1.049			
442-444	DC	NL				Height	0.05	0.02	0.03				
	DC	WL		35:59	RO	0.12	0.29			0.890			
	DC	WL		36:04	RO	0.67	0.05			0.892			
	DC	WL		36:24		1.00	0.06			0.900			
	DC	WL		37:42	RO	2.63	0.29			0.932			
	DC	WL		38:00	RO	0.64	0.18			0.939			
				38:31	RO	0.24	0.31	0.06	0.25	0.952			
	DC	SN		38:52	RO	0.33	0.12			0.961			
	DC	SN		39:10		0.80	0.09			0.968			
	DC	SN		39:22		1.00	0.20			0.973			
	DC	SN		39:27	RO	0.63	0.13			0.975			
	DC	SN		40:13	RO	2.33	0.10			0.994			
	DC	SN		40:29	RO	1.19	0.35			1.001			
M				40:40	RO	0.69	17.02	6.92	10.10	1.005	OCDF	AN	
	DC	SN		41:17		1.00	0.12			1.021			
	DC	SN		41:26	RO	0.45	0.16			1.024			
	DC	SN		41:49	RO	1.83	0.17			1.034			
	DC	SN		41:55	RO	0.70	0.17			1.036			
	DC	SN		42:14	RO	3.00	0.36			1.044			
	DC	WH		42:28	RO	2.17	0.19			1.050			
	DC	WH		42:39	RO	2.00	0.09			1.054			
	DC	WH		42:49	RO	0.32	0.25			1.059			
	DC	WH		42:56	RO	0.11	0.10			1.061			
	DC	WH		42:58	RO	0.57	0.22			1.062			
	DC	WH		43:21	RO	5.00	0.24			1.072			
	DC	WH		43:23	RO	1.75	0.11			1.073			
	DC	WH		43:41	RO	0.53	0.23			1.080			
	DC	WH		44:00	RO	1.83	0.34			1.088			
	DC	WH		44:14	RO	0.50	0.15			1.094			
442-444			2	Peaks			17.33						

Compound/ M_Z....	QC.Log	Omit	Why	..RT.	OK	Ratio	Total.Area/Ht	Area/Ht.Peak1	Area/Ht.Peak2	Rel.RT	Compound.Name..	ID..	Flags.
OCDD						0.76-1.02				0.951-1.049			
458-460	DC	NL				Height	0.04	0.02	0.02				
				40:28		0.83	819.85	371.77	448.08	1.000	OCDD		AN
				40:44		0.96	2.92	1.43	1.49	1.007			
				40:51	RO	0.60	1.31	0.49	0.82	1.010			
458-460			3 Peaks				824.08						
13C12-OCDD						0.76-1.02				0.996-1.004			
470-472	DC	NL				Height	0.65	0.47	0.18				
				40:27		0.82	186.71	83.86	102.85	1.000	13C12-OCDD		IS14
						Height	47.47	22.12	25.35				
	DC	WH		40:53	RO	2.25	5.39			1.011			
470-472			1 Peak				186.71						

Column Description.....	"Why" Code Description.....	QC Log Desc.....
M_Z -Nominal Ion Mass(es)	WL-Below Retention Time Window	A-Peak Added
..RT. -Retention Time (mm:ss)	WH-Above Retention Time Window	K-Peak Kept
Rat.1 -Ratio of M/M+2 Ions	SN-Below Signal to Noise Level	D-Peak Deleted
OK -RO=Ratio Outside Limits	<M-Below Method Detection Limit	T-Time Changed
Rel.RT-Relative Retention Time	NL-Channel Specific Noise Level	M-Peak Area Changed
		N-Name Changed
		X-Ether Interference

*** End of Report ***

File:S023098 #1-758 Acq:12-JUL-2002 21:06:02 EI+ Voltage SIR 70S Noise:34
303.9016 F:2 BSUB(256,30,-3.0) PKD(9,5,5,0.05%,136.0,1.00%,F,T) Exp:NDB5US
TRIANGLE LABS Text:TLI#57752A DF-TR-1 0-0.5 INJ. TIME = 21:08

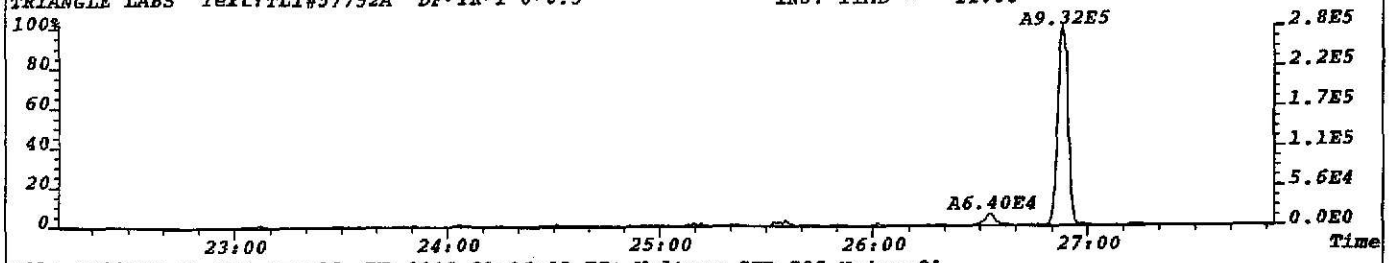

File:S023098 #1-758 Acq:12-JUL-2002 21:06:02 EI+ Voltage SIR 70S Noise:91
305.8987 F:2 BSUB(256,30,-3.0) PKD(9,5,5,0.05%,364.0,1.00%,F,T) Exp:NDB5US
TRIANGLE LABS Text:TLI#57752A DF-TR-1 0-0.5 INJ. TIME = 21:08



File:S023098 #1-758 Acq:12-JUL-2002 21:06:02 EI+ Voltage SIR 70S Noise:36
315.9419 F:2 BSUB(256,30,-3.0) PKD(9,5,5,0.05%,144.0,1.00%,F,T) Exp:NDB5US
TRIANGLE LABS Text:TLI#57752A DF-TR-1 0-0.5 INJ. TIME = 21:08

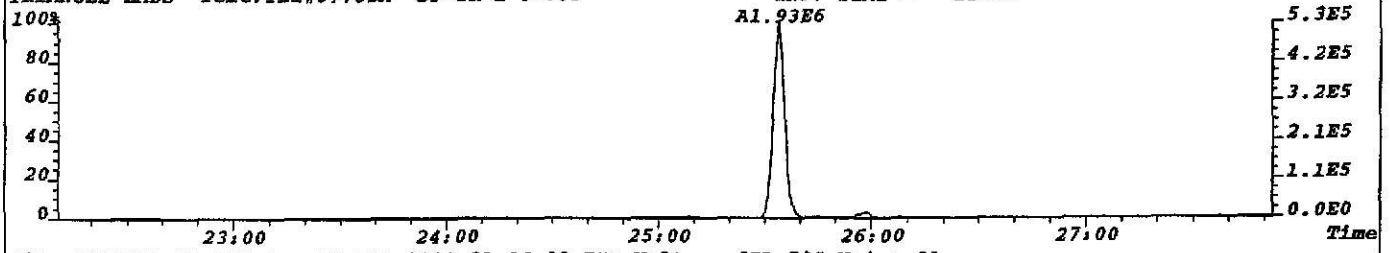

File:S023098 #1-758 Acq:12-JUL-2002 21:06:02 EI+ Voltage SIR 70S Noise:31
317.9389 F:2 BSUB(256,30,-3.0) PKD(9,5,5,0.05%,124.0,1.00%,F,T) Exp:NDB5US
TRIANGLE LABS Text:TLI#57752A DF-TR-1 0-0.5 INJ. TIME = 21:08

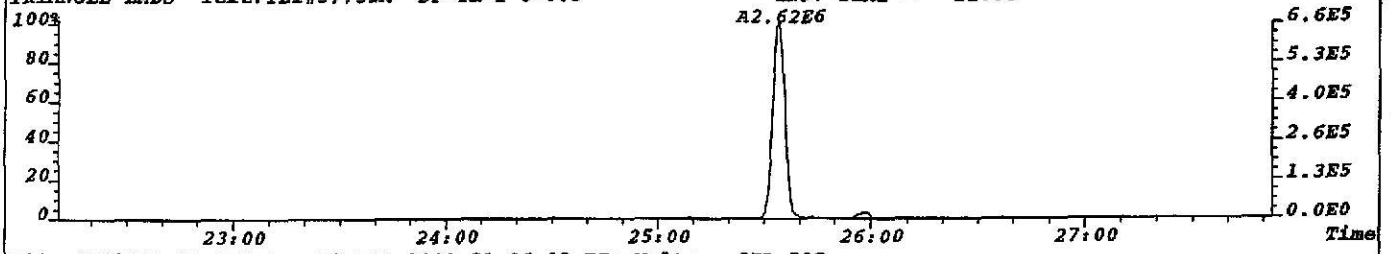

File:S023098 #1-758 Acq:12-JUL-2002 21:06:02 EI+ Voltage SIR 70S
330.9792 F:2 Exp:NDB5US
TRIANGLE LABS Text:TLI#57752A DF-TR-1 0-0.5 INJ. TIME = 21:08

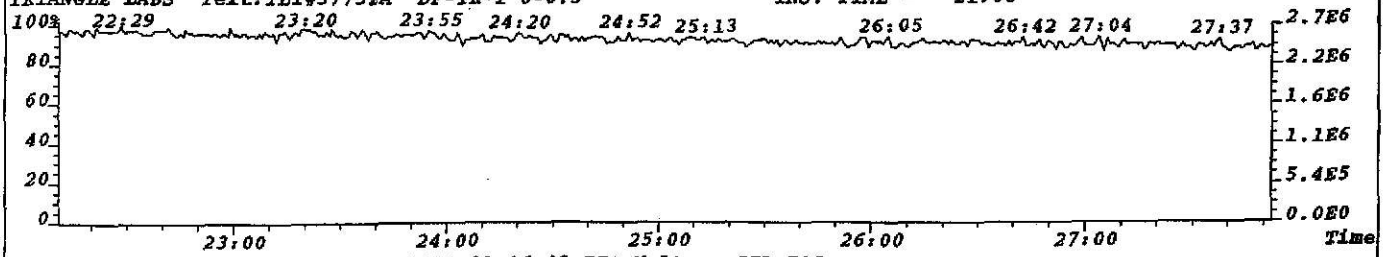

File:S023098 #1-758 Acq:12-JUL-2002 21:06:02 EI+ Voltage SIR 70S
375.8364 F:2 Exp:NDB5US
TRIANGLE LABS Text:TLI#57752A DF-TR-1 0-0.5 INJ. TIME = 21:08

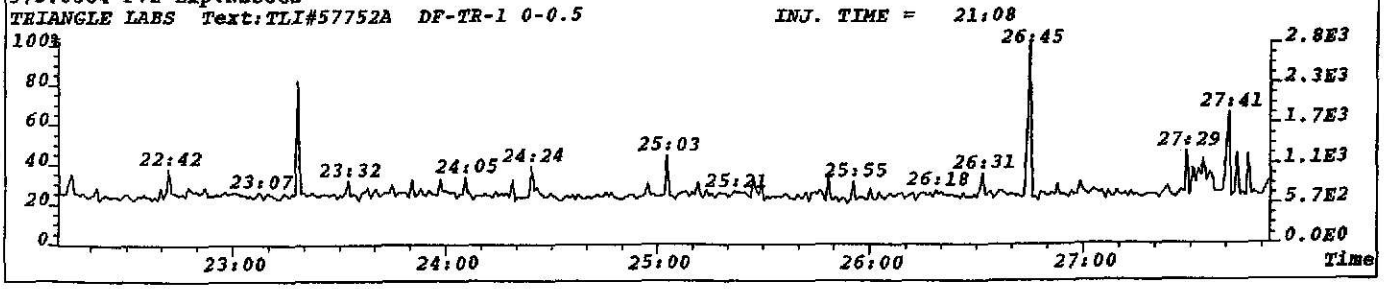

N = 0.025 + 0.037 = 0.062

GBM 7/15/02

File:S023098 #1-758 Acq:12-JUL-2002 21:06:02 EI+ Voltage SIR 70S Noise:29
319.8965 F:2 BSUB(256,30,-3.0) PKD(7,5,3,0.05%,116.0,1.00%,F,T) Exp:NDB5US
TRIANGLE LABS Text:TLI#57752A DF-TR-1 0-0.5 INJ. TIME = 21:08

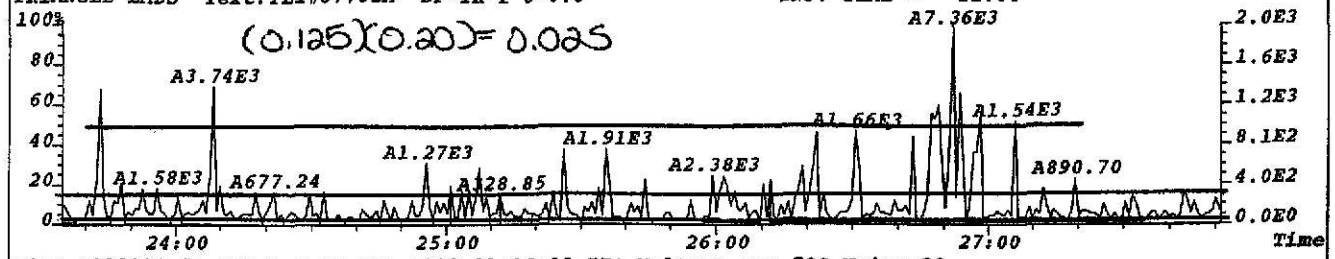

File:S023098 #1-758 Acq:12-JUL-2002 21:06:02 EI+ Voltage SIR 70S Noise:30
321.8936 F:2 BSUB(256,30,-3.0) PKD(7,5,3,0.05%,120.0,1.00%,F,T) Exp:NDB5US
TRIANGLE LABS Text:TLI#57752A DF-TR-1 0-0.5 INJ. TIME = 21:08

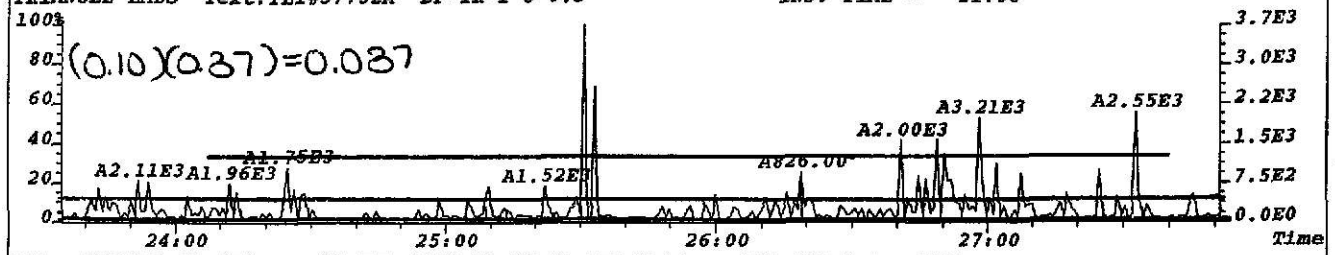

File:S023098 #1-758 Acq:12-JUL-2002 21:06:02 EI+ Voltage SIR 70S Noise:167
331.9368 F:2 BSUB(256,30,-3.0) PKD(7,5,3,0.05%,668.0,1.00%,F,T) Exp:NDB5US
TRIANGLE LABS Text:TLI#57752A DF-TR-1 0-0.5 INJ. TIME = 21:08

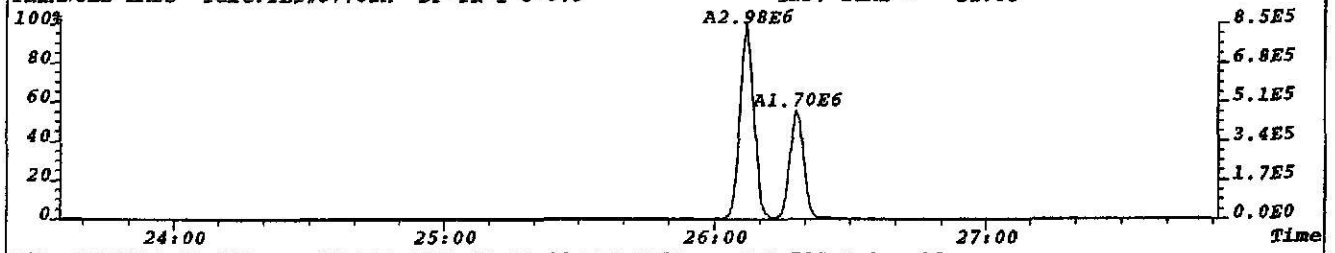

File:S023098 #1-758 Acq:12-JUL-2002 21:06:02 EI+ Voltage SIR 70S Noise:36
333.9338 F:2 BSUB(256,30,-3.0) PKD(7,5,3,0.05%,144.0,1.00%,F,T) Exp:NDB5US
TRIANGLE LABS Text:TLI#57752A DF-TR-1 0-0.5 INJ. TIME = 21:08

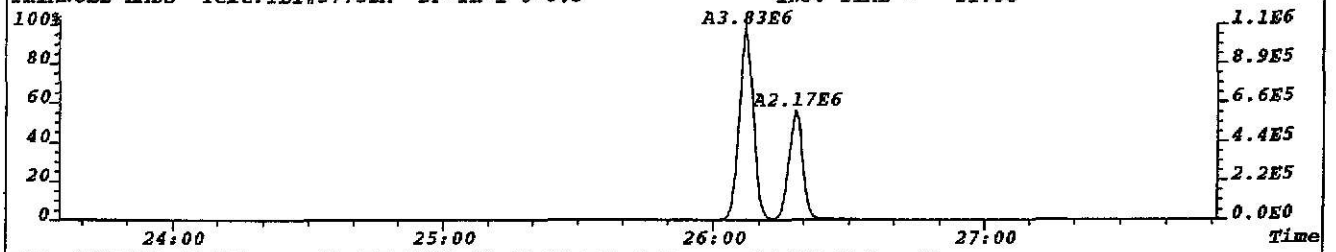

File:S023098 #1-758 Acq:12-JUL-2002 21:06:02 EI+ Voltage SIR 70S Noise:32
327.8847 F:2 BSUB(256,30,-3.0) PKD(7,5,3,0.05%,128.0,1.00%,F,T) Exp:NDB5US
TRIANGLE LABS Text:TLI#57752A DF-TR-1 0-0.5 INJ. TIME = 21:08

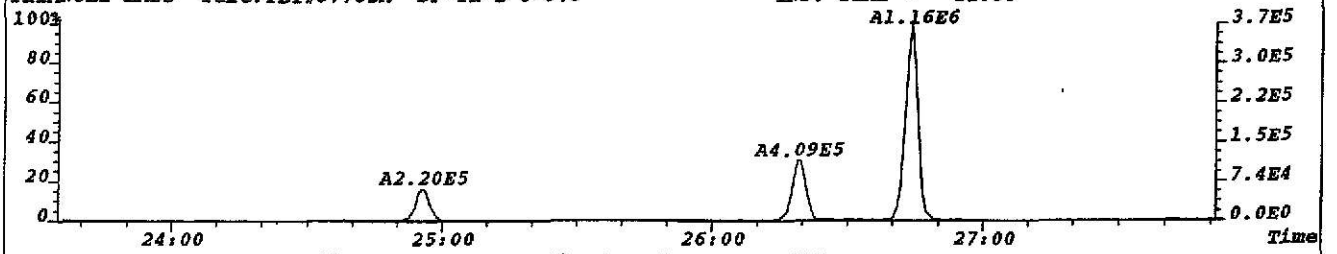

File:S023098 #1-758 Acq:12-JUL-2002 21:06:02 EI+ Voltage SIR 70S
330.9792 F:2 Exp:NDB5US
TRIANGLE LABS Text:TLI#57752A DF-TR-1 0-0.5 INJ. TIME = 21:08

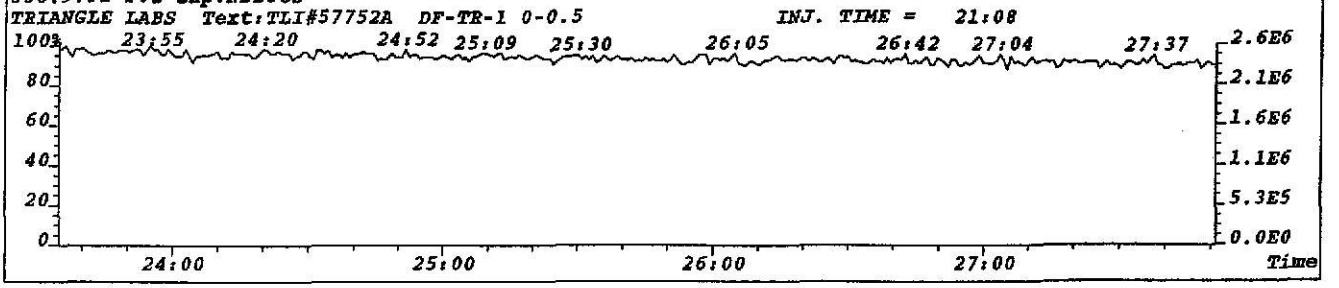

File:S023098 #1-758 Acq:12-JUL-2002 21:06:02 EI+ Voltage SIR 70S Noise:32
339.8597 F:2 BSUB(256,30,-3.0) PKD(7,5,3,0.05%,128.0,1.00%,F,T) Exp:NDB5US
TRIANGLE LABS Text:TLI#57752A DF-TR-1 0-0.5 INJ. TIME = 21:08

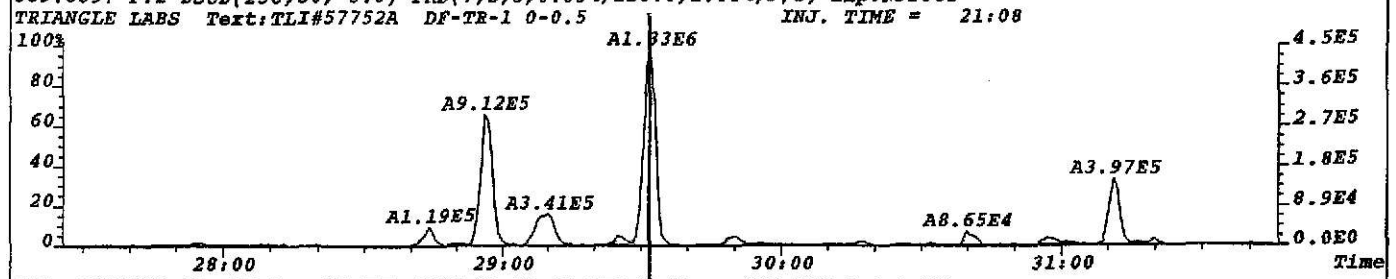

File:S023098 #1-758 Acq:12-JUL-2002 21:06:02 EI+ Voltage SIR 70S Noise:36
341.8567 F:2 BSUB(256,30,-3.0) PKD(7,5,3,0.05%,144.0,1.00%,F,T) Exp:NDB5US
TRIANGLE LABS Text:TLI#57752A DF-TR-1 0-0.5 INJ. TIME = 21:08

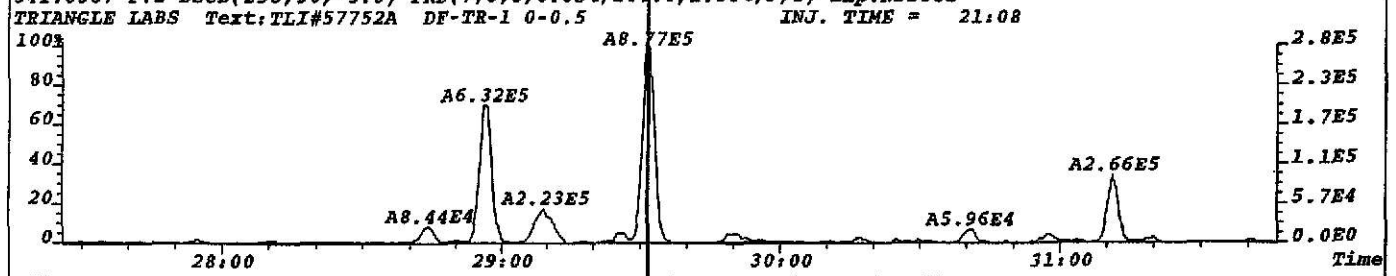

File:S023098 #1-758 Acq:12-JUL-2002 21:06:02 EI+ Voltage SIR 70S Noise:32
351.9000 F:2 BSUB(256,30,-3.0) PKD(7,5,3,0.05%,128.0,1.00%,F,T) Exp:NDB5US
TRIANGLE LABS Text:TLI#57752A DF-TR-1 0-0.5 INJ. TIME = 21:08

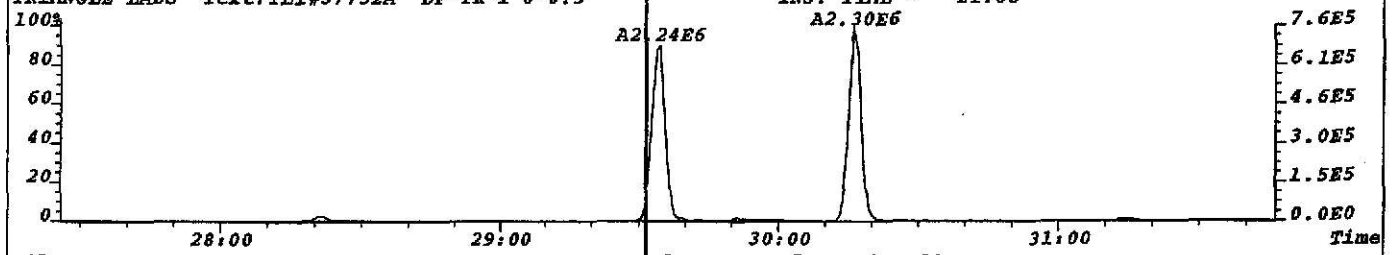

File:S023098 #1-758 Acq:12-JUL-2002 21:06:02 EI+ Voltage SIR 70S Noise:30
353.8970 F:2 BSUB(256,30,-3.0) PKD(7,5,3,0.05%,120.0,1.00%,F,T) Exp:NDB5US
TRIANGLE LABS Text:TLI#57752A DF-TR-1 0-0.5 INJ. TIME = 21:08

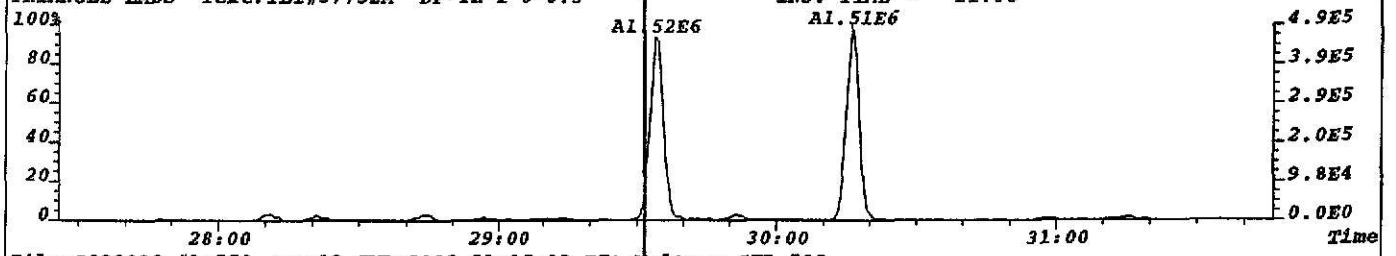

File:S023098 #1-758 Acq:12-JUL-2002 21:06:02 EI+ Voltage SIR 70S
330.9792 F:2 Exp:NDB5US
TRIANGLE LABS Text:TLI#57752A DF-TR-1 0-0.5 INJ. TIME = 21:08

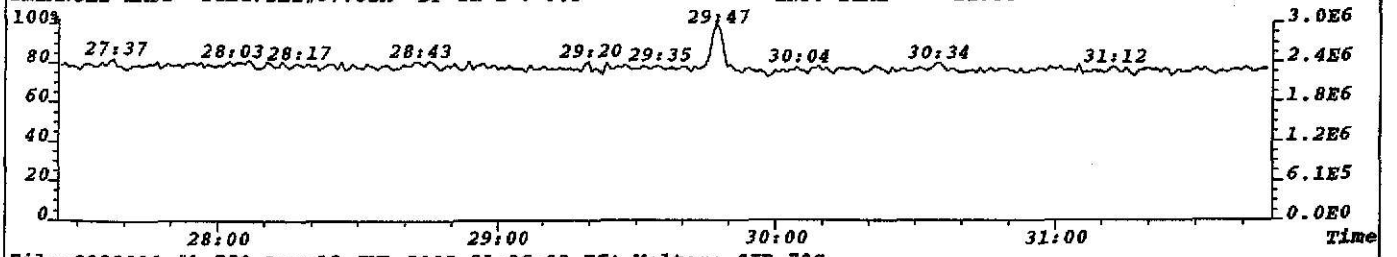

File:S023098 #1-758 Acq:12-JUL-2002 21:06:02 EI+ Voltage SIR 70S
409.7974 F:2 Exp:NDB5US
TRIANGLE LABS Text:TLI#57752A DF-TR-1 0-0.5 INJ. TIME = 21:08

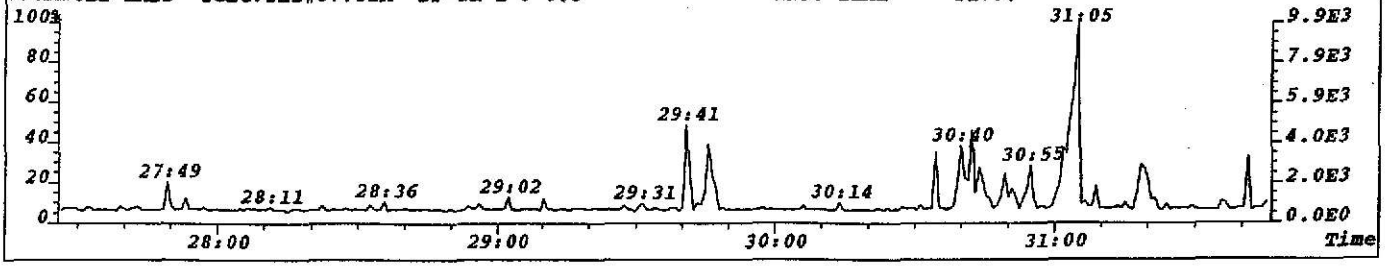

File:S023098 #1-758 Acq:12-JUL-2002 21:06:02 EI+ Voltage SIR 70S Noise:25
355.8546 F:2 BSUB(256,30,-3.0) PKD(7,5,3,0.05%,100.0,1.00%,F,T) Exp:NDB5US
TRIANGLE LABS Text:TLI#57752A DF-TR-1 0-0.5 INJ. TIME = 21:08

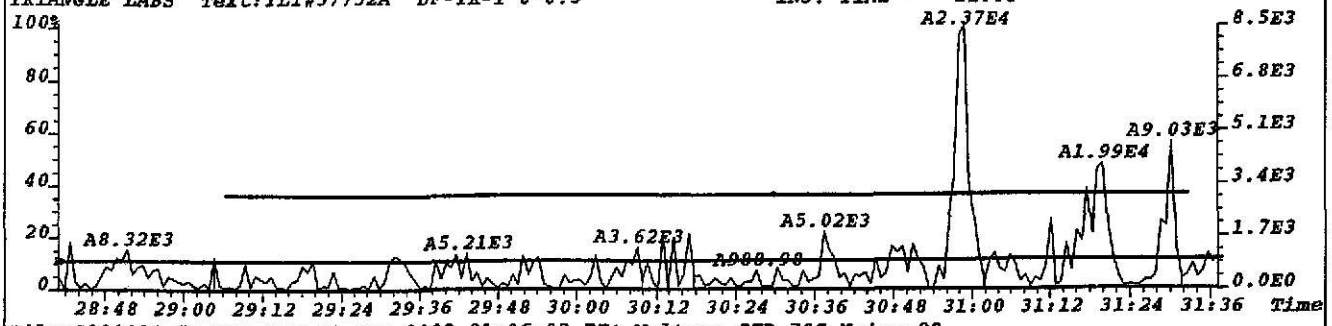

File:S023098 #1-758 Acq:12-JUL-2002 21:06:02 EI+ Voltage SIR 70S Noise:29
357.8516 F:2 BSUB(256,30,-3.0) PKD(7,5,3,0.05%,116.0,1.00%,F,T) Exp:NDB5US
TRIANGLE LABS Text:TLI#57752A DF-TR-1 0-0.5 INJ. TIME = 21:08

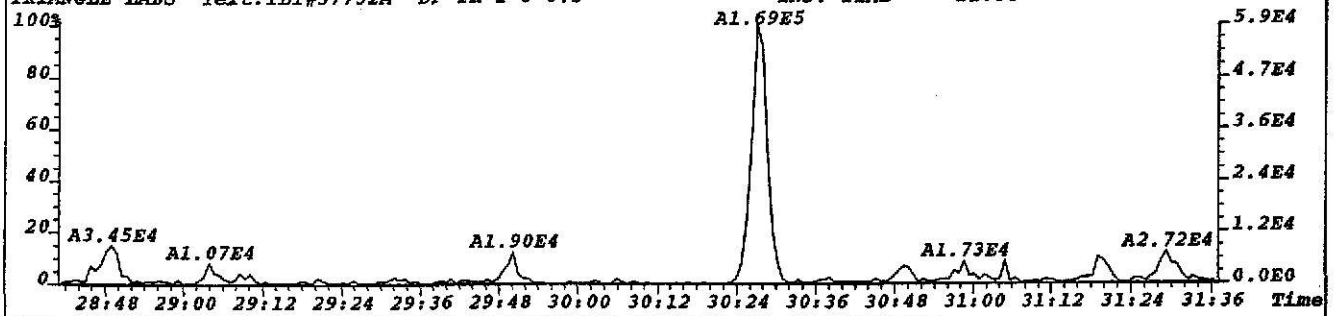

File:S023098 #1-758 Acq:12-JUL-2002 21:06:02 EI+ Voltage SIR 70S Noise:28
367.8949 F:2 BSUB(256,30,-3.0) PKD(7,5,3,0.05%,112.0,1.00%,F,T) Exp:NDB5US
TRIANGLE LABS Text:TLI#57752A DF-TR-1 0-0.5 INJ. TIME = 21:08

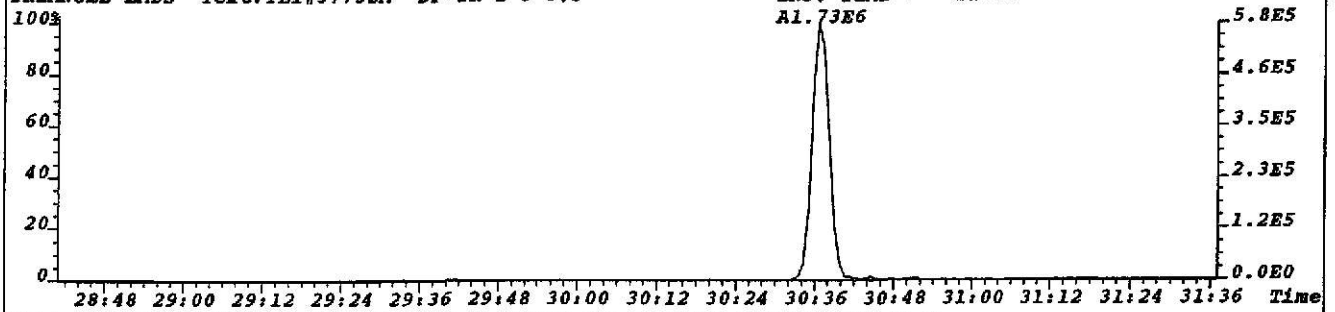

File:S023098 #1-758 Acq:12-JUL-2002 21:06:02 EI+ Voltage SIR 70S Noise:28
369.8919 F:2 BSUB(256,30,-3.0) PKD(7,5,3,0.05%,112.0,1.00%,F,T) Exp:NDB5US
TRIANGLE LABS Text:TLI#57752A DF-TR-1 0-0.5 INJ. TIME = 21:08

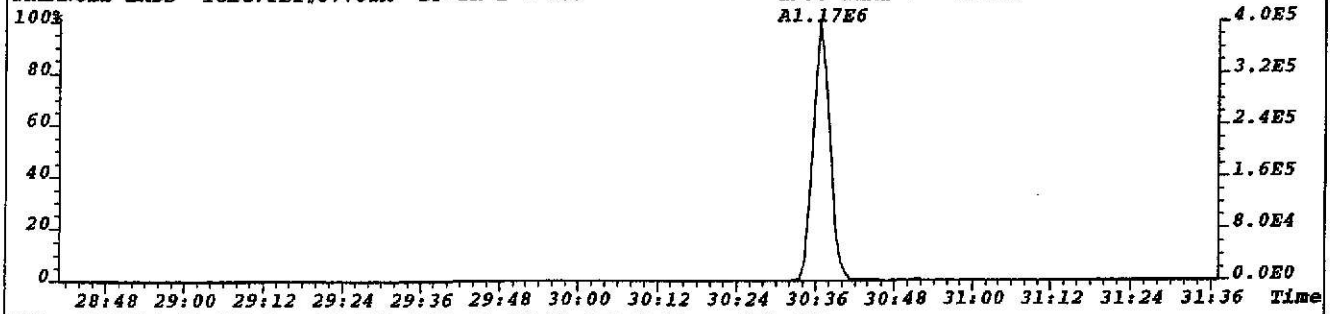

File:S023098 #1-758 Acq:12-JUL-2002 21:06:02 EI+ Voltage SIR 70S
330.9792 F:2 Exp:NDB5US
TRIANGLE LABS Text:TLI#57752A DF-TR-1 0-0.5 INJ. TIME = 21:08

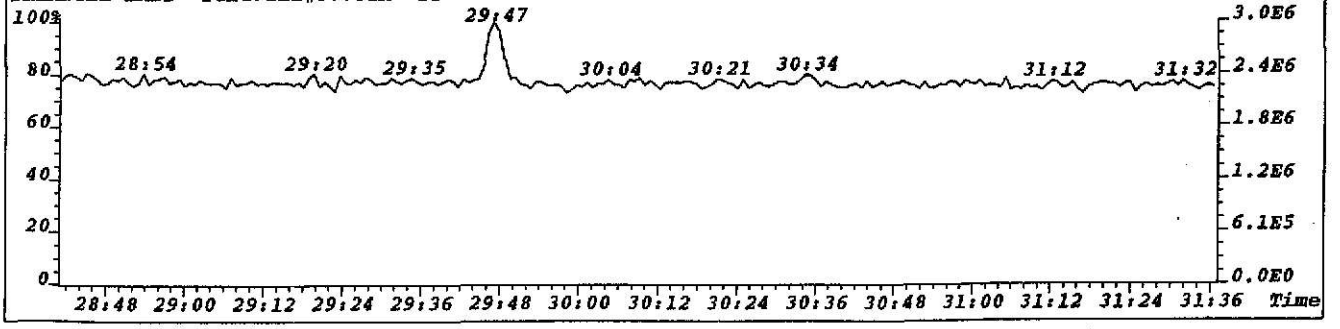

File:S023098 #1-455 Acq:12-JUL-2002 21:06:02 EI+ Voltage SIR 70S Noise:119
373.8208 F:3 BSUB(256,30,-3.0) PKD(7,5,3,0.05%,476.0,1.00%,F,T) Exp:NDB5US
TRIANGLE LABS Text:TLI#57752A DF-TR-1 0-0.5 INJ. TIME = 21:08

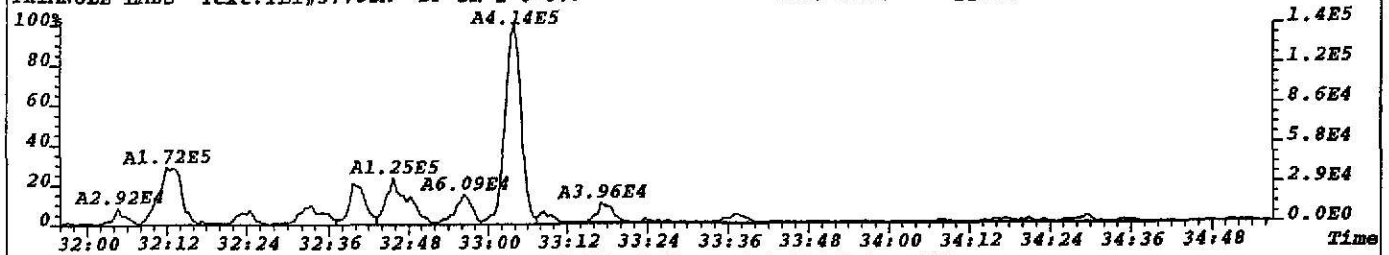

File:S023098 #1-455 Acq:12-JUL-2002 21:06:02 EI+ Voltage SIR 70S Noise:115
375.8178 F:3 BSUB(256,30,-3.0) PKD(7,5,3,0.05%,460.0,1.00%,F,T) Exp:NDB5US
TRIANGLE LABS Text:TLI#57752A DF-TR-1 0-0.5 INJ. TIME = 21:08

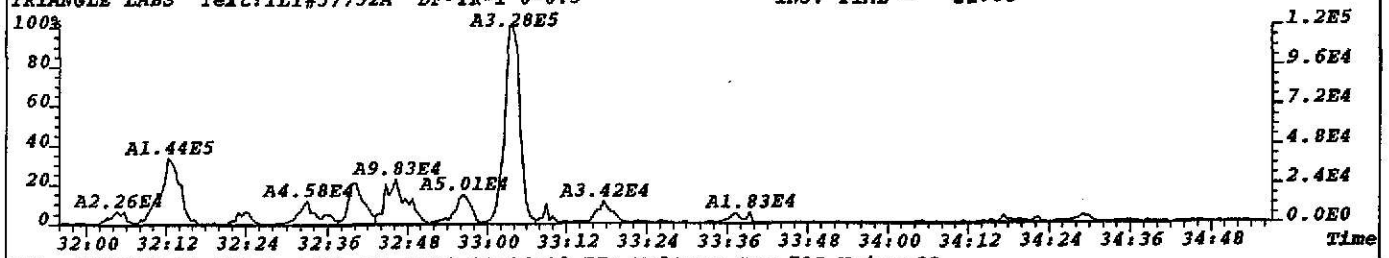

File:S023098 #1-455 Acq:12-JUL-2002 21:06:02 EI+ Voltage SIR 70S Noise:32
383.8639 F:3 BSUB(256,30,-3.0) PKD(7,5,3,0.05%,128.0,1.00%,F,T) Exp:NDB5US
TRIANGLE LABS Text:TLI#57752A DF-TR-1 0-0.5 INJ. TIME = 21:08

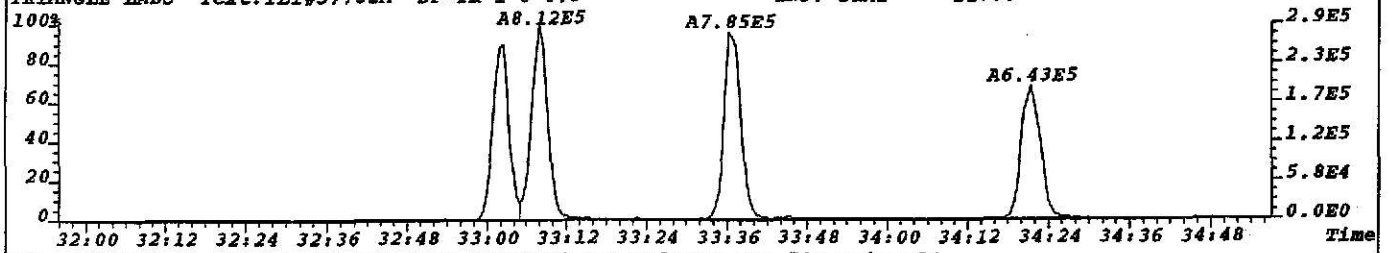

File:S023098 #1-455 Acq:12-JUL-2002 21:06:02 EI+ Voltage SIR 70S Noise:56
385.8610 F:3 BSUB(256,30,-3.0) PKD(7,5,3,0.05%,224.0,1.00%,F,T) Exp:NDB5US
TRIANGLE LABS Text:TLI#57752A DF-TR-1 0-0.5 INJ. TIME = 21:08

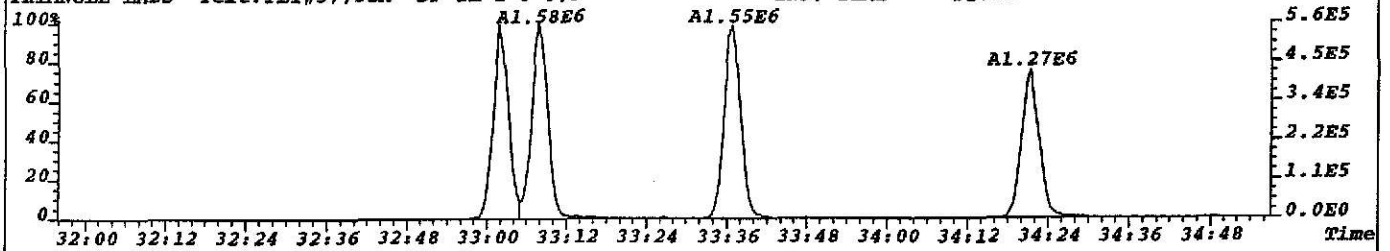

File:S023098 #1-455 Acq:12-JUL-2002 21:06:02 EI+ Voltage SIR 70S
392.9760 F:3 Exp:NDB5US
TRIANGLE LABS Text:TLI#57752A DF-TR-1 0-0.5 INJ. TIME = 21:08

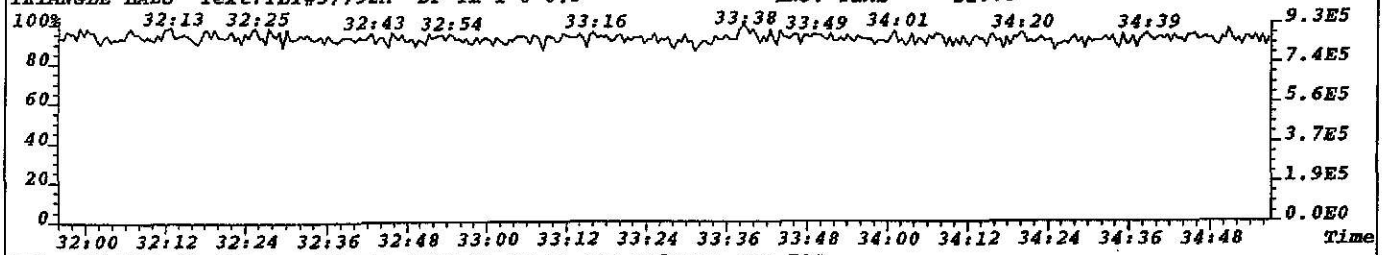

File:S023098 #1-455 Acq:12-JUL-2002 21:06:02 EI+ Voltage SIR 70S
445.7555 F:3 Exp:NDB5US
TRIANGLE LABS Text:TLI#57752A DF-TR-1 0-0.5 INJ. TIME = 21:08

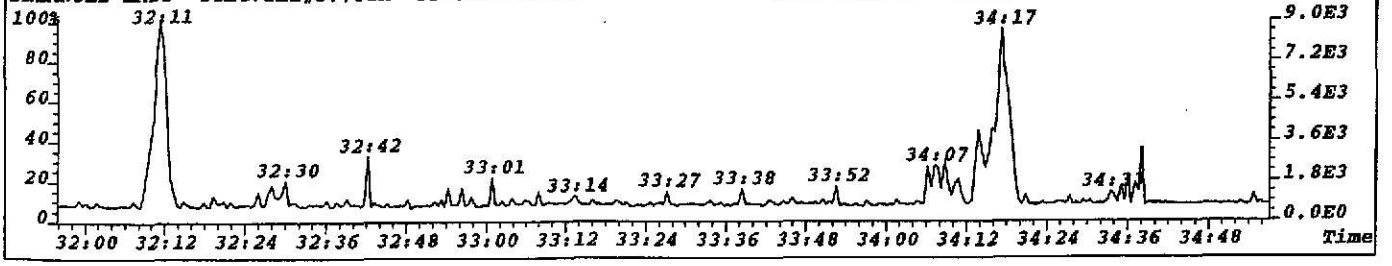

File:S023098 #1-455 Acq:12-JUL-2002 21:06:02 EI+ Voltage SIR 70S Noise:87
389.8156 F:3 BSUB(256,30,-3.0) PKD(7,5,3,0.05%,348.0,1.00%,F,T) Exp:NDB5US
TRIANGLE LABS Text:TLI#57752A DF-TR-1 0-0.5 INJ. TIME = 21:08

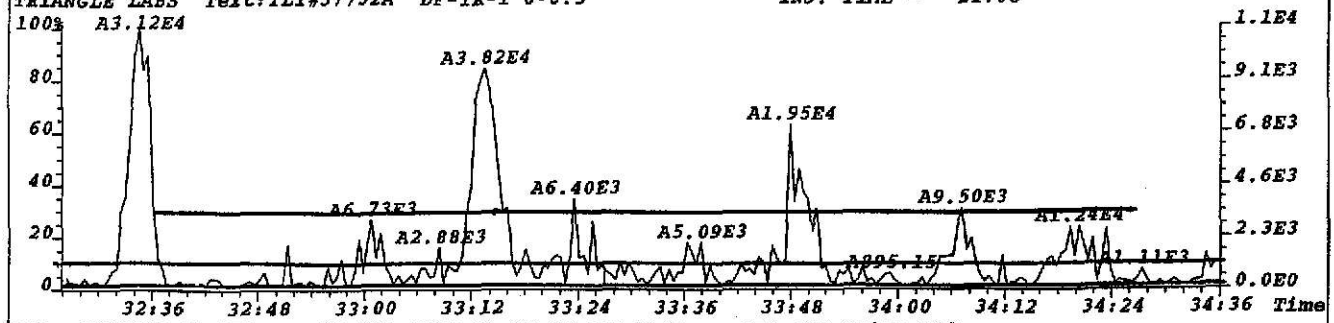

File:S023098 #1-455 Acq:12-JUL-2002 21:06:02 EI+ Voltage SIR 70S Noise:115
391.8127 F:3 BSUB(256,30,-3.0) PKD(7,5,3,0.05%,460.0,1.00%,F,T) Exp:NDB5US
TRIANGLE LABS Text:TLI#57752A DF-TR-1 0-0.5 INJ. TIME = 21:08

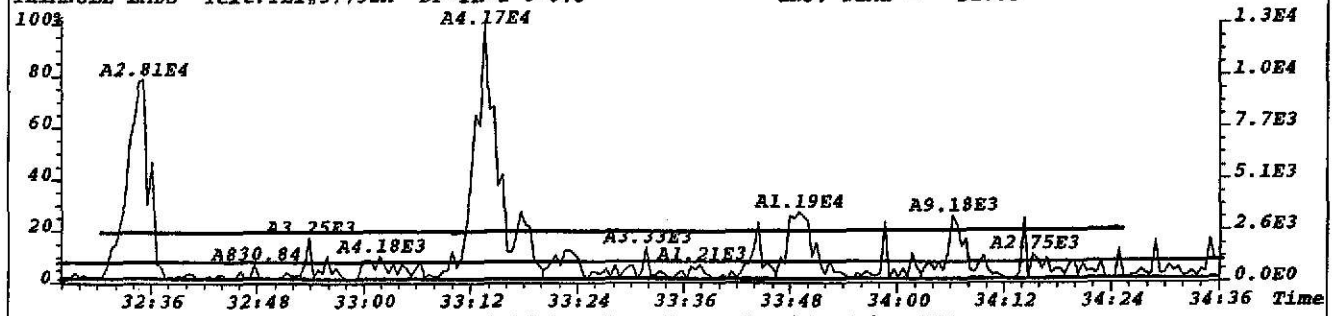

File:S023098 #1-455 Acq:12-JUL-2002 21:06:02 EI+ Voltage SIR 70S Noise:298
401.8558 F:3 BSUB(256,30,-3.0) PKD(7,5,3,0.05%,1192.0,1.00%,F,T) Exp:NDB5US
TRIANGLE LABS Text:TLI#57752A DF-TR-1 0-0.5 INJ. TIME = 21:08

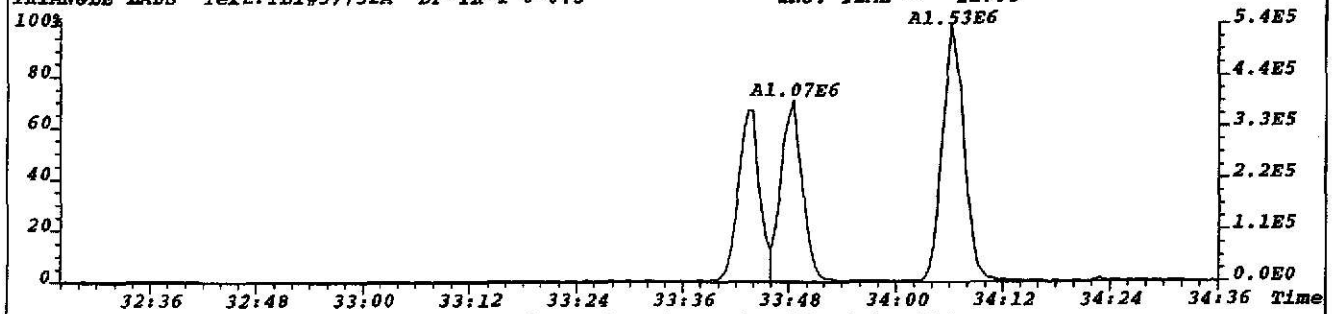

File:S023098 #1-455 Acq:12-JUL-2002 21:06:02 EI+ Voltage SIR 70S Noise:124
403.8529 F:3 BSUB(256,30,-3.0) PKD(7,5,3,0.05%,496.0,1.00%,F,T) Exp:NDB5US
TRIANGLE LABS Text:TLI#57752A DF-TR-1 0-0.5 INJ. TIME = 21:08

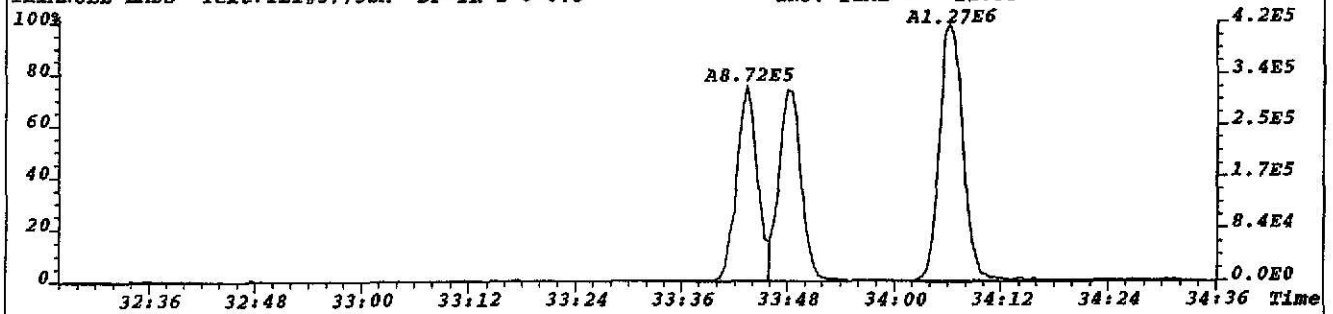

File:S023098 #1-455 Acq:12-JUL-2002 21:06:02 EI+ Voltage SIR 70S
392.9760 F:3 Exp:NDB5US
TRIANGLE LABS Text:TLI#57752A DF-TR-1 0-0.5 INJ. TIME = 21:08

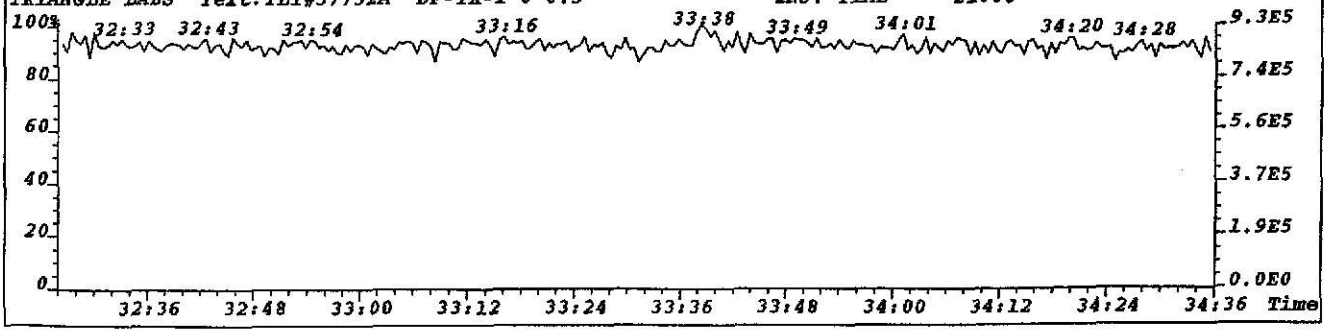

File:S023098 #1-734 Acq:12-JUL-2002 21:06:02 EI+ Voltage SIR 70S Noise:38
407.7818 F:4 BSUB(256,30,-3.0) PKD(7,5,3,0.05%,152.0,1.00%,F,T) Exp:NDB5US
TRIANGLE LABS Text:TLI#57752A DF-TR-1 0-0.5 INJ. TIME = 21:08

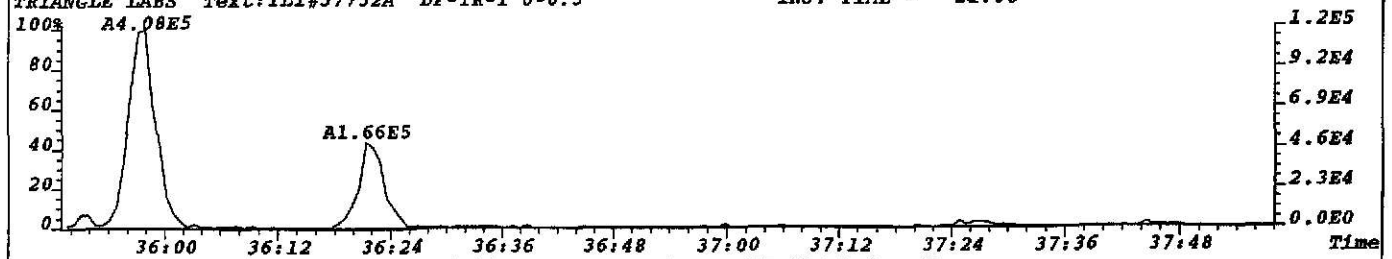

File:S023098 #1-734 Acq:12-JUL-2002 21:06:02 EI+ Voltage SIR 70S Noise:67
409.7789 F:4 BSUB(256,30,-3.0) PKD(7,5,3,0.05%,268.0,1.00%,F,T) Exp:NDB5US
TRIANGLE LABS Text:TLI#57752A DF-TR-1 0-0.5 INJ. TIME = 21:08

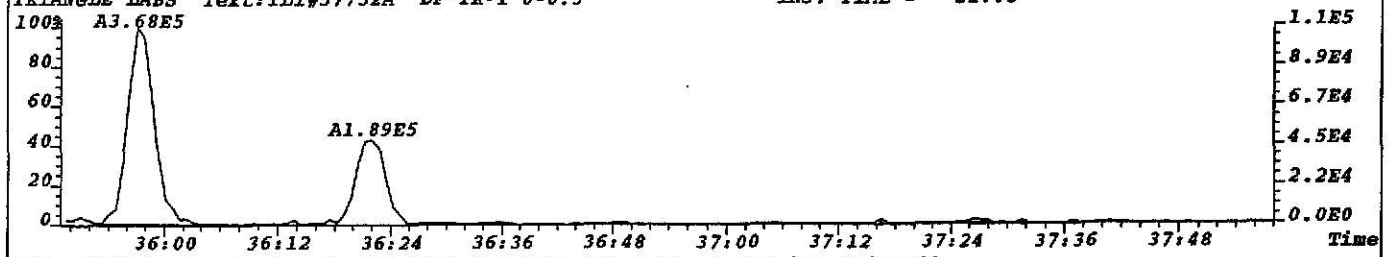

File:S023098 #1-734 Acq:12-JUL-2002 21:06:02 EI+ Voltage SIR 70S Noise:32
417.8253 F:4 BSUB(256,30,-3.0) PKD(7,5,3,0.05%,128.0,1.00%,F,T) Exp:NDB5US
TRIANGLE LABS Text:TLI#57752A DF-TR-1 0-0.5 INJ. TIME = 21:08



File:S023098 #1-734 Acq:12-JUL-2002 21:06:02 EI+ Voltage SIR 70S Noise:33
419.8220 F:4 BSUB(256,30,-3.0) PKD(7,5,3,0.05%,132.0,1.00%,F,T) Exp:NDB5US
TRIANGLE LABS Text:TLI#57752A DF-TR-1 0-0.5 INJ. TIME = 21:08



File:S023098 #1-734 Acq:12-JUL-2002 21:06:02 EI+ Voltage SIR 70S
430.9729 F:4 Exp:NDB5US
TRIANGLE LABS Text:TLI#57752A DF-TR-1 0-0.5 INJ. TIME = 21:08

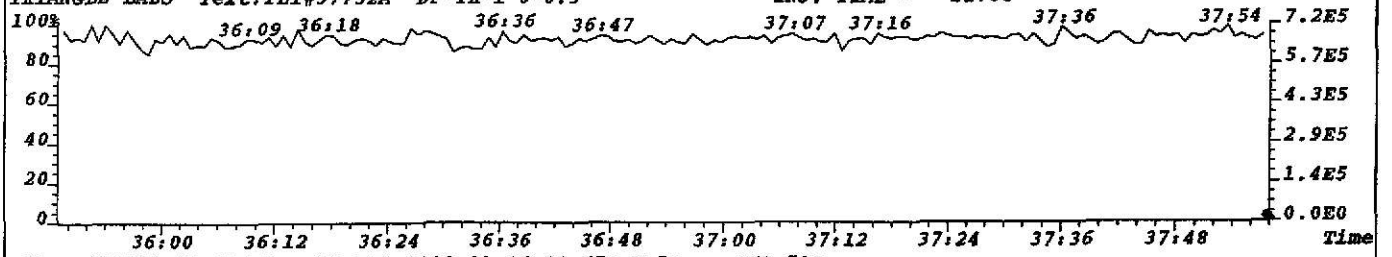

File:S023098 #1-734 Acq:12-JUL-2002 21:06:02 EI+ Voltage SIR 70S
479.7165 F:4 Exp:NDB5US
TRIANGLE LABS Text:TLI#57752A DF-TR-1 0-0.5 INJ. TIME = 21:08

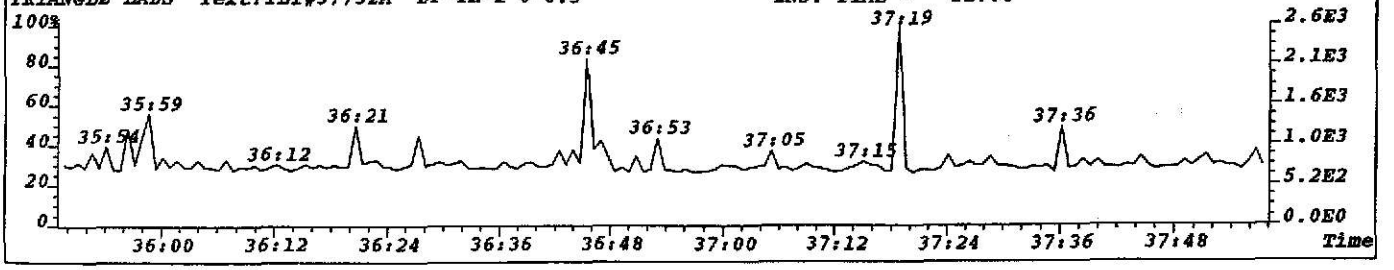

File:S023098 #1-734 Acq:12-JUL-2002 21:06:02 EI+ Voltage SIR 70S Noise:88
423.7766 F:4 BSUB(256,30,-3.0) PKD(7,5,3,0.05%,352.0,1.00%,F,T) Exp:NDB5US
TRIANGLE LABS Text:TLI#57752A DF-TR-1 0-0.5 INJ. TIME = 21:08

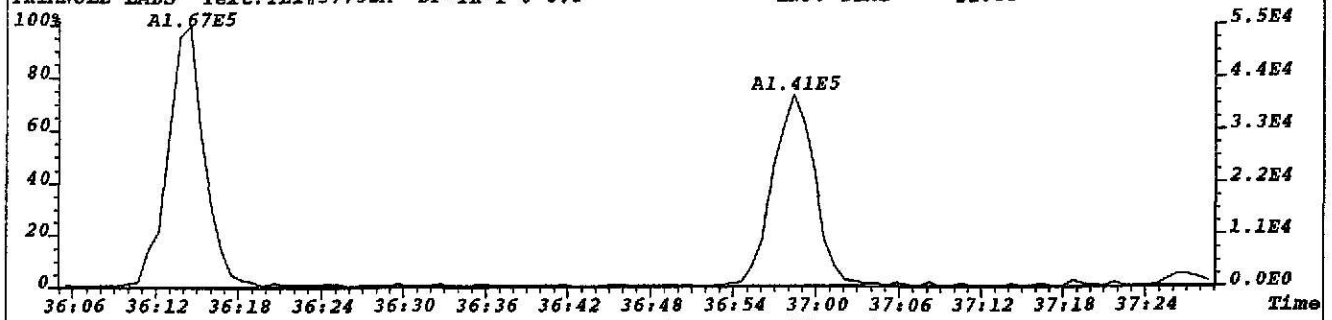

File:S023098 #1-734 Acq:12-JUL-2002 21:06:02 EI+ Voltage SIR 70S Noise:69
425.7737 F:4 BSUB(256,30,-3.0) PKD(7,5,3,0.05%,276.0,1.00%,F,T) Exp:NDB5US
TRIANGLE LABS Text:TLI#57752A DF-TR-1 0-0.5 INJ. TIME = 21:08

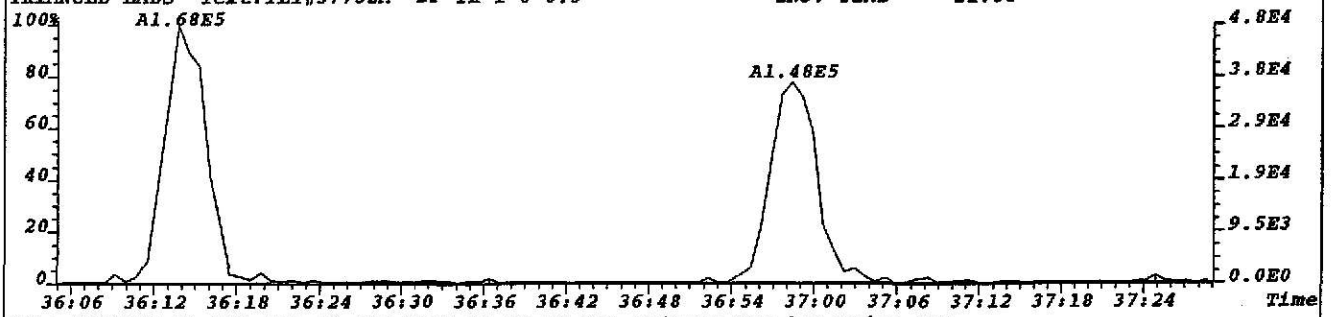

File:S023098 #1-734 Acq:12-JUL-2002 21:06:02 EI+ Voltage SIR 70S Noise:470
435.8169 F:4 BSUB(256,30,-3.0) PKD(7,5,3,0.05%,1880.0,1.00%,F,T) Exp:NDB5US
TRIANGLE LABS Text:TLI#57752A DF-TR-1 0-0.5 INJ. TIME = 21:08

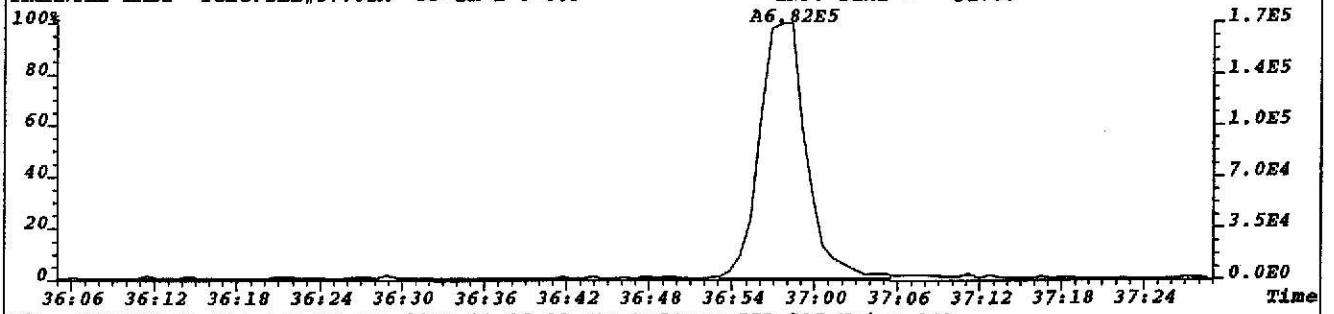

File:S023098 #1-734 Acq:12-JUL-2002 21:06:02 EI+ Voltage SIR 70S Noise:242
437.8140 F:4 BSUB(256,30,-3.0) PKD(7,5,3,0.05%,968.0,1.00%,F,T) Exp:NDB5US
TRIANGLE LABS Text:TLI#57752A DF-TR-1 0-0.5 INJ. TIME = 21:08

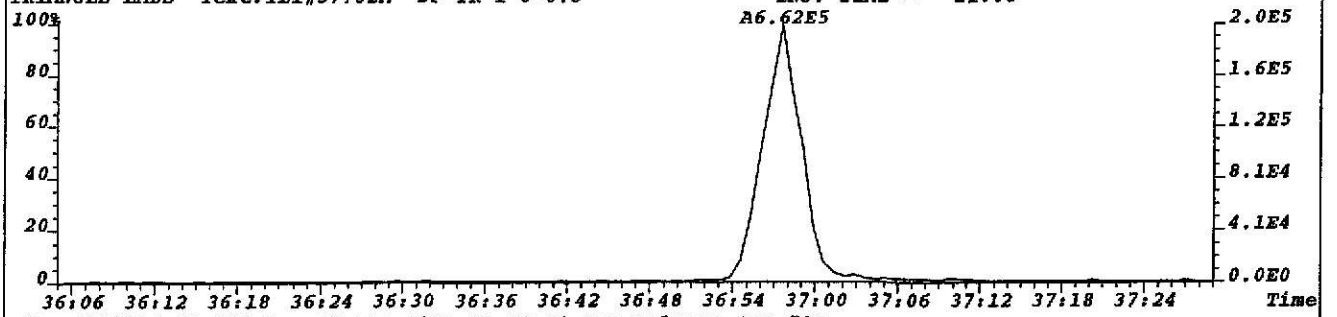

File:S023098 #1-734 Acq:12-JUL-2002 21:06:02 EI+ Voltage SIR 70S
430.9729 F:4 Exp:NDB5US
TRIANGLE LABS Text:TLI#57752A DF-TR-1 0-0.5 INJ. TIME = 21:08

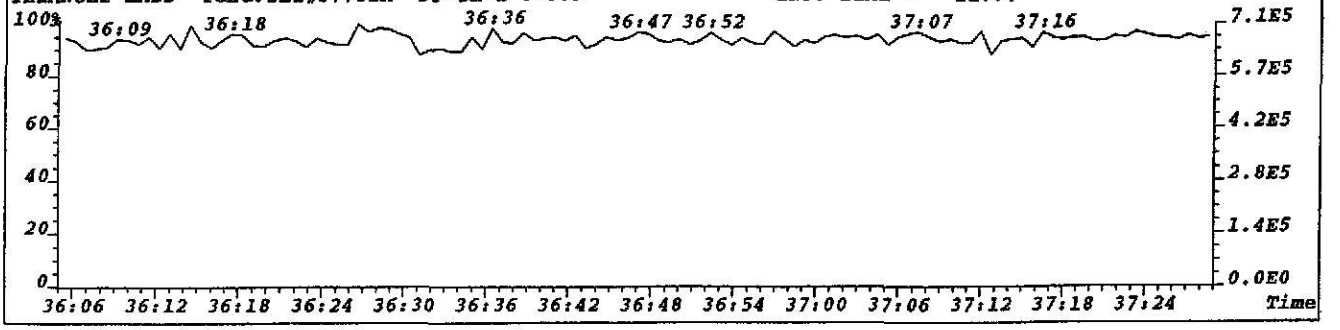

File:S023098 #1-734 Acq:12-JUL-2002 21:06:02 EI+ Voltage SIR 70S Noise:25
441.7428 F:4 BSUB(256,30,-3.0) PKD(7,5,3,0.05%,100.0,1.00%,F,T) Exp:NDB5US
TRIANGLE LABS Text:TLI#57752A DF-TR-1 0-0.5 INJ. TIME = 21:08

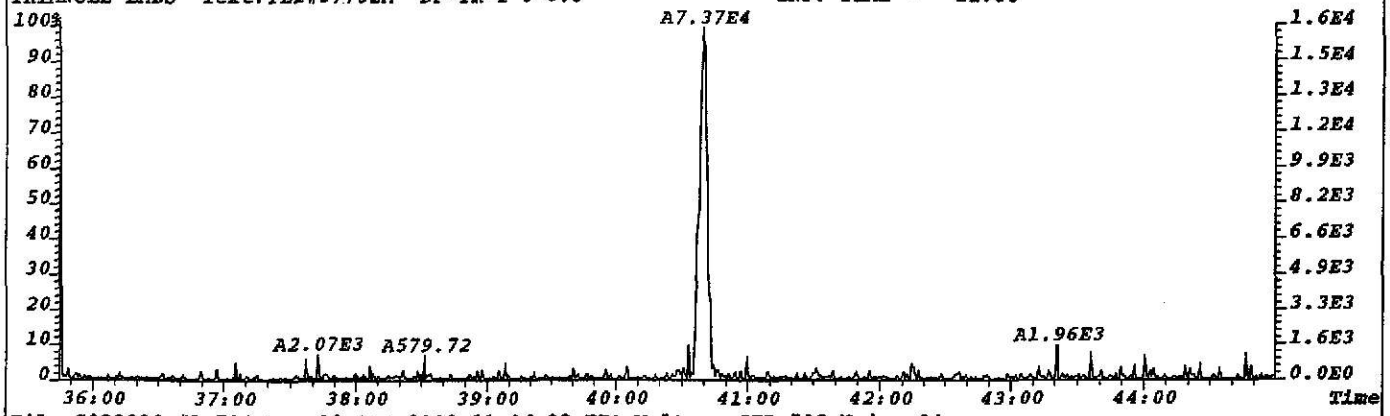

File:S023098 #1-734 Acq:12-JUL-2002 21:06:02 EI+ Voltage SIR 70S Noise:34
443.7399 F:4 BSUB(256,30,-3.0) PKD(7,5,3,0.05%,136.0,1.00%,F,T) Exp:NDB5US
TRIANGLE LABS Text:TLI#57752A DF-TR-1 0-0.5 INJ. TIME = 21:08

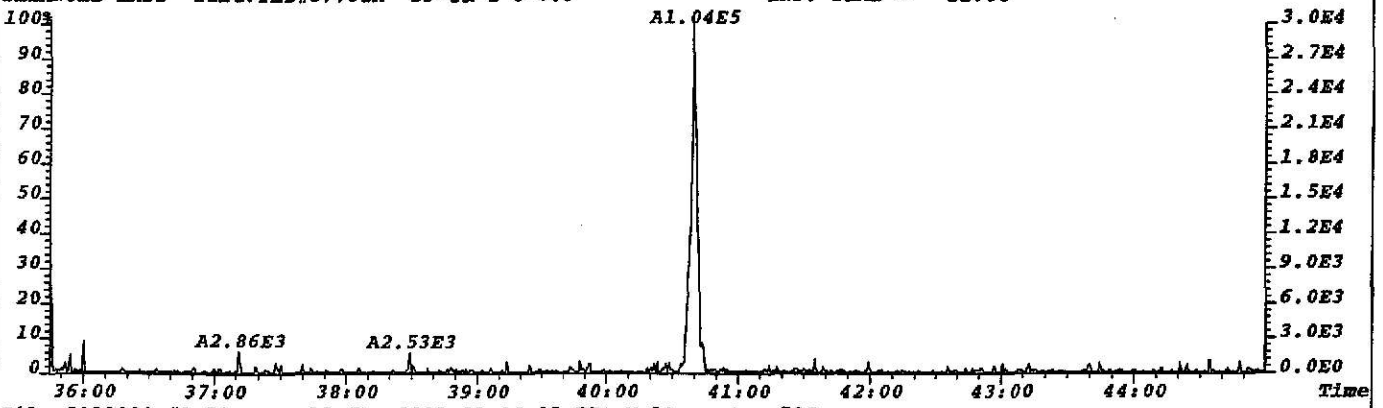

File:S023098 #1-734 Acq:12-JUL-2002 21:06:02 EI+ Voltage SIR 70S
430.9729 F:4 Exp:NDB5US
TRIANGLE LABS Text:TLI#57752A DF-TR-1 0-0.5 INJ. TIME = 21:08

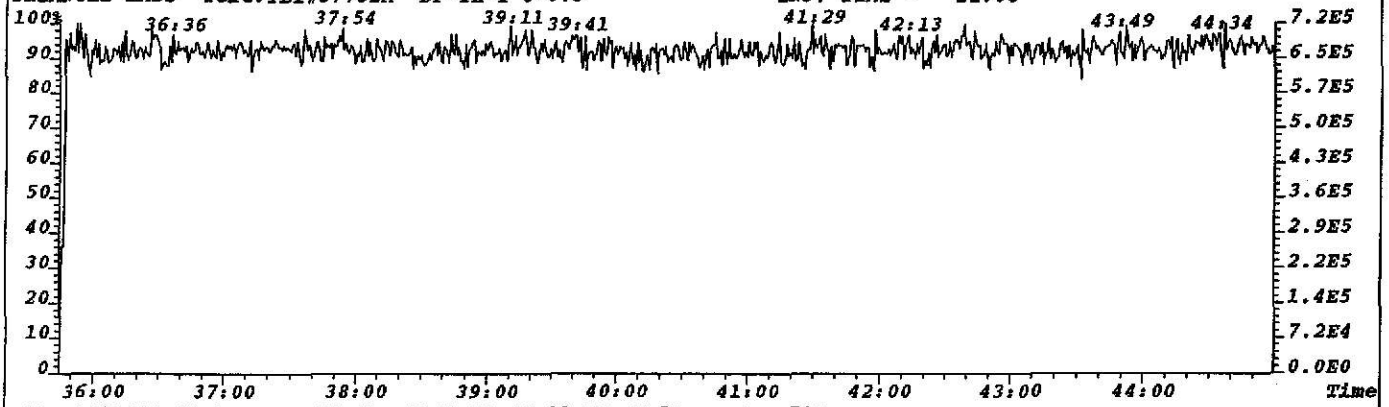

File:S023098 #1-734 Acq:12-JUL-2002 21:06:02 EI+ Voltage SIR 70S
513.6775 F:4 Exp:NDB5US
TRIANGLE LABS Text:TLI#57752A DF-TR-1 0-0.5 INJ. TIME = 21:08

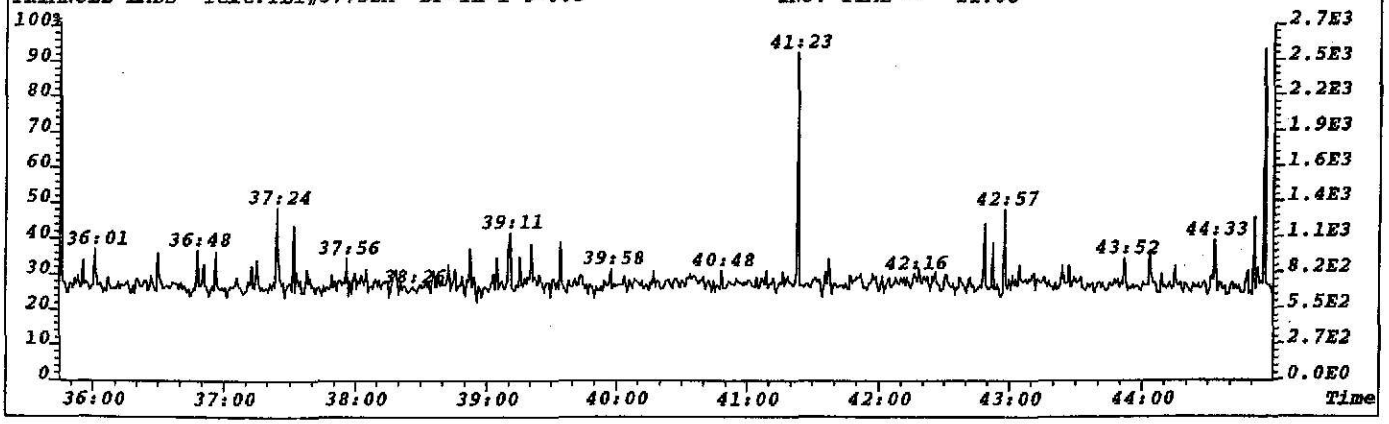

File:S023098 #1-734 Acq:12-JUL-2002 21:06:02 EI+ Voltage SIR 70S Noise:30
457.7377 F:4 BSUB(256,30,-3.0) PKD(7,5,3,0.05%,120.0,1.00%,F,T) Exp:NDB5US
TRIANGLE LABS Text:TLI#57752A DF-TR-1 0-0.5 INJ. TIME = 21:08

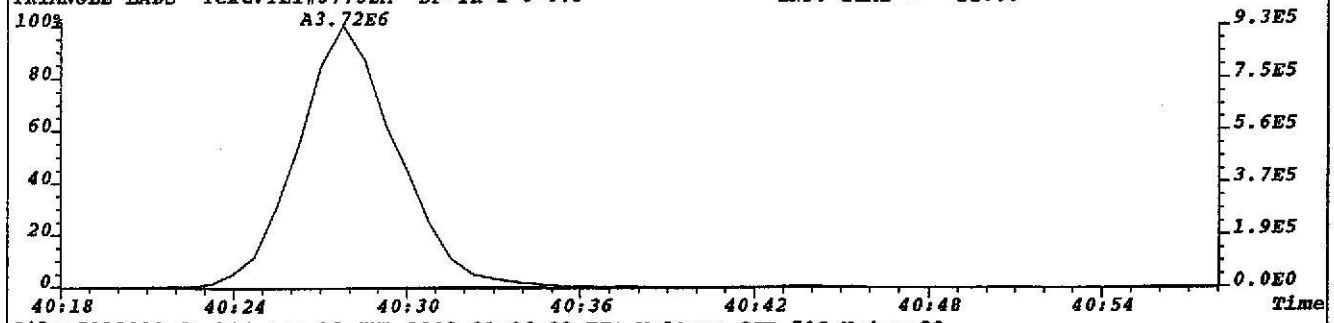

File:S023098 #1-734 Acq:12-JUL-2002 21:06:02 EI+ Voltage SIR 70S Noise:28
459.7348 F:4 BSUB(256,30,-3.0) PKD(7,5,3,0.05%,112.0,1.00%,F,T) Exp:NDB5US
TRIANGLE LABS Text:TLI#57752A DF-TR-1 0-0.5 INJ. TIME = 21:08

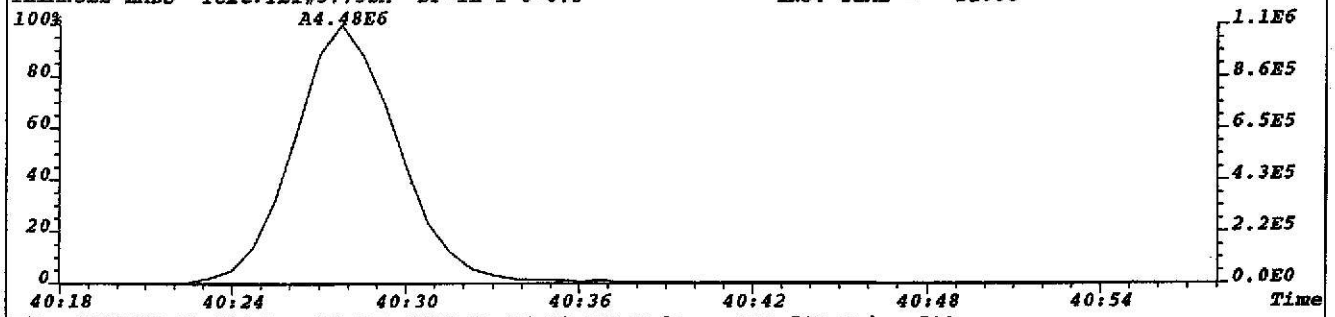

File:S023098 #1-734 Acq:12-JUL-2002 21:06:02 EI+ Voltage SIR 70S Noise:593
469.7779 F:4 BSUB(256,30,-3.0) PKD(7,5,3,0.05%,2372.0,1.00%,F,T) Exp:NDB5US
TRIANGLE LABS Text:TLI#57752A DF-TR-1 0-0.5 INJ. TIME = 21:08

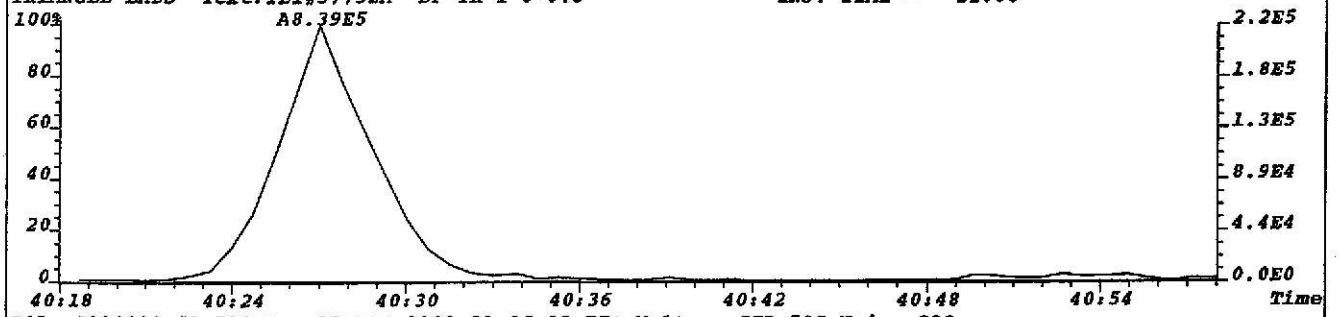

File:S023098 #1-734 Acq:12-JUL-2002 21:06:02 EI+ Voltage SIR 70S Noise:228
471.7750 F:4 BSUB(256,30,-3.0) PKD(7,5,3,0.05%,912.0,1.00%,F,T) Exp:NDB5US
TRIANGLE LABS Text:TLI#57752A DF-TR-1 0-0.5 INJ. TIME = 21:08

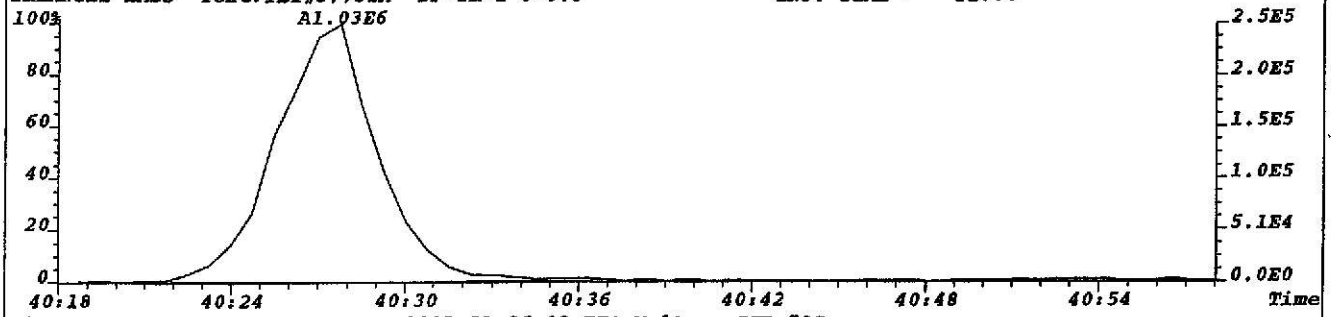

File:S023098 #1-734 Acq:12-JUL-2002 21:06:02 EI+ Voltage SIR 70S
430.9729 F:4 Exp:NDB5US
TRIANGLE LABS Text:TLI#57752A DF-TR-1 0-0.5 INJ. TIME = 21:08

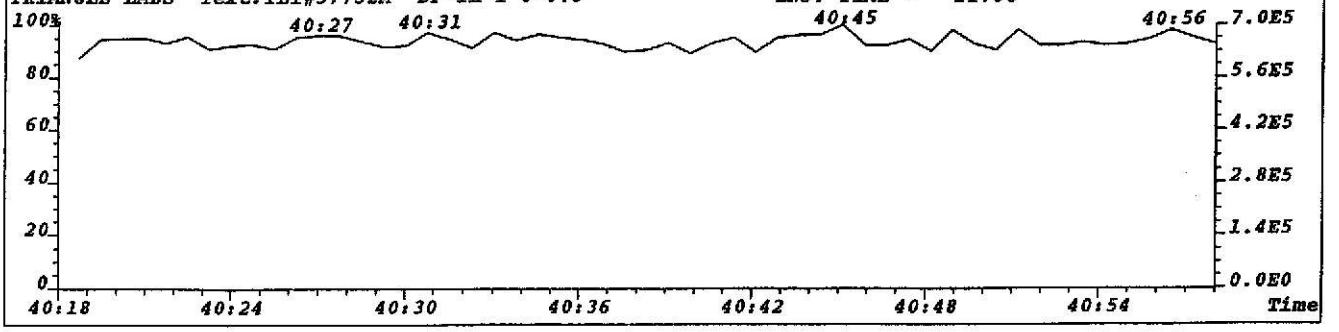

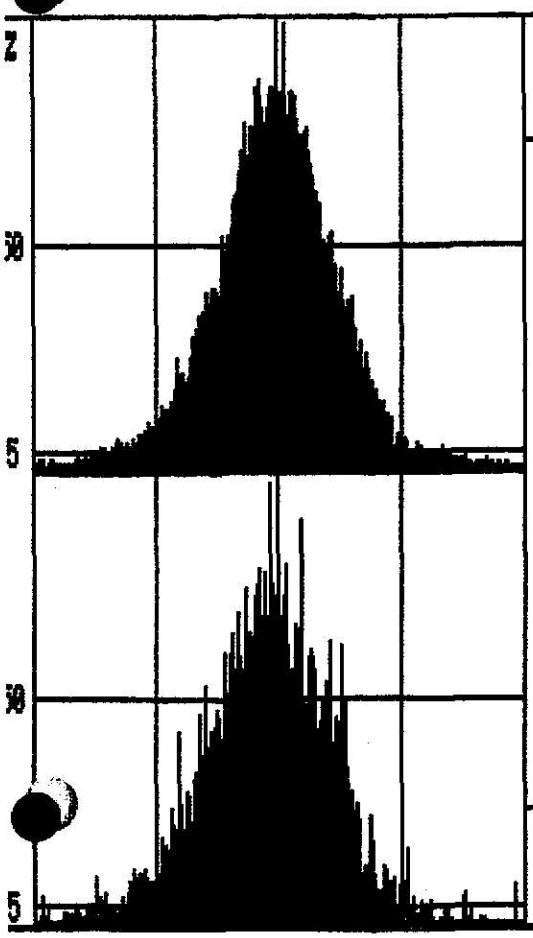

Channel I 330.9792 Peak top
Height 1.10 volts Span 200 ppm

System file name	NDB5US
Data file name	A:S712021
Resolution	10000
Group number	2
Ionization mode	EI+
Switching	VOLTAGE
Ref. masses	292.9825, 416.9760

A	293	J	331	S	368
B	304	K	332	T	370
C	306	L	334	U	376
D	316	M	340	V	410
E	318	N	342		
F	320	O	352		
G	322	P	354		
H	328	Q	356		
I	331	R	358		

Ref. mass 416.9760 Peak top
Height .22 volts Span 200 ppm

Qam 7/15/02

File:S023098 #1-758 Acq:12-JUL-2002 21:06:02 EI+ Voltage SIR 70S
303.9016 F:2 Exp:NDB5US
Sample Text:TLI#57752A DF-TR-1 0-0.5 INJ. TIME = 21:08 File Text:TLI#57752A D»

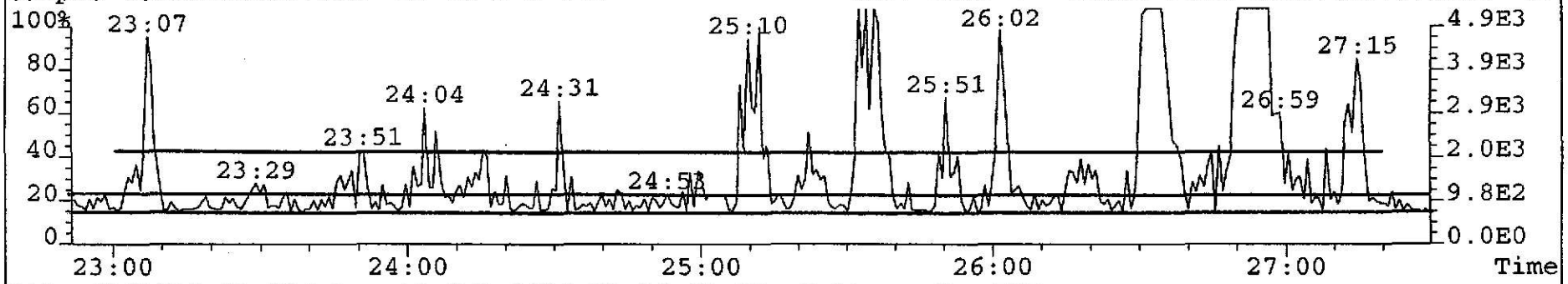

File:S023098 #1-758 Acq:12-JUL-2002 21:06:02 EI+ Voltage SIR 70S
305.8987 F:2 Exp:NDB5US
Sample Text:TLI#57752A DF-TR-1 0-0.5 INJ. TIME = 21:08 File Text:TLI#57752A D»

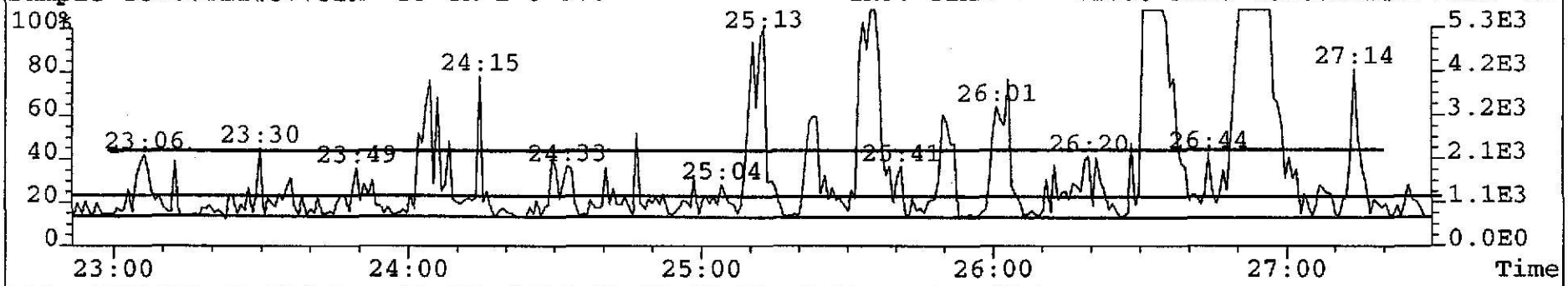

File:S023098 #1-758 Acq:12-JUL-2002 21:06:02 EI+ Voltage SIR 70S
315.9419 F:2 Exp:NDB5US
Sample Text:TLI#57752A DF-TR-1 0-0.5 INJ. TIME = 21:08 File Text:TLI#57752A D»

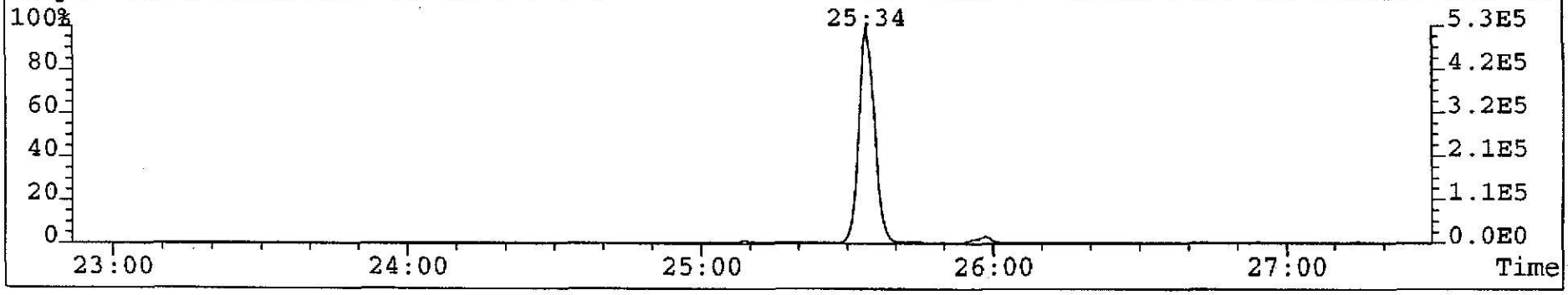

QBM 7/15/02

File:S023098 #1-758 Acq:12-JUL-2002 21:06:02 EI+ Voltage SIR 70S
303.9016 F:2 Exp:NDB5US
Sample Text:TLI#57752A DF-TR-1 0-0.5 INJ. TIME = 21:08 File Text:TLI#57752A D»

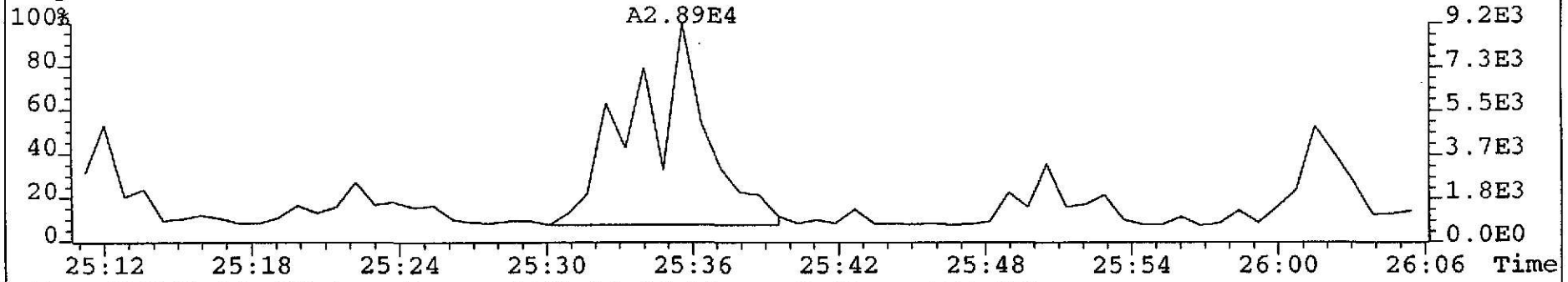

File:S023098 #1-758 Acq:12-JUL-2002 21:06:02 EI+ Voltage SIR 70S
305.8987 F:2 Exp:NDB5US
Sample Text:TLI#57752A DF-TR-1 0-0.5 INJ. TIME = 21:08 File Text:TLI#57752A D»

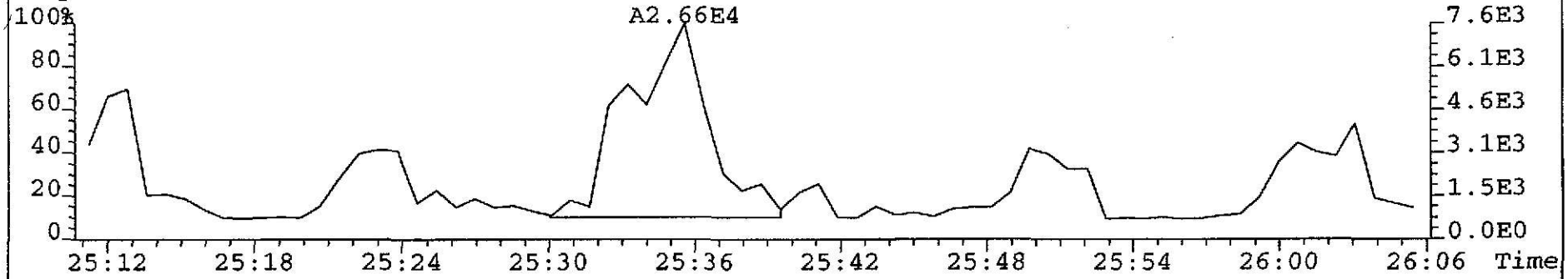

File:S023098 #1-758 Acq:12-JUL-2002 21:06:02 EI+ Voltage SIR 70S
315.9419 F:2 Exp:NDB5US
Sample Text:TLI#57752A DF-TR-1 0-0.5 INJ. TIME = 21:08 File Text:TLI#57752A D»

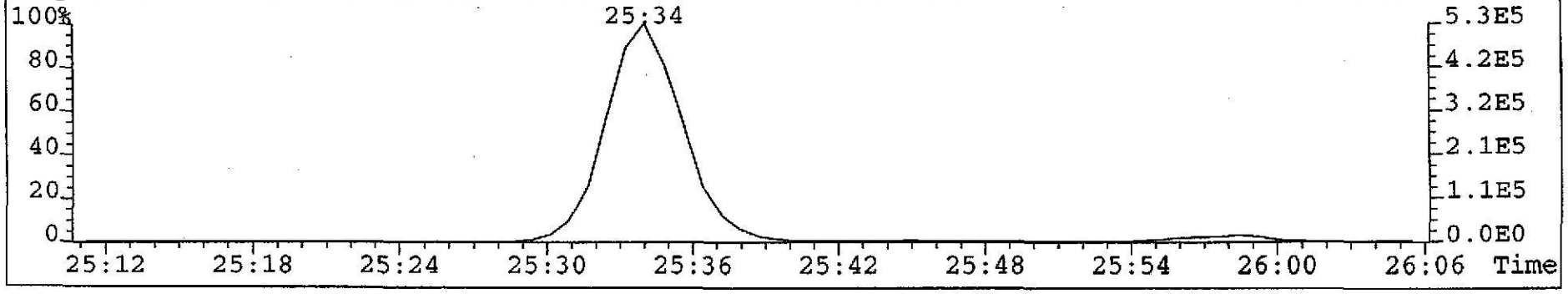

GBM 7/15/02

File:S023098 #1-758 Acq:12-JUL-2002 21:06:02 EI+ Voltage SIR 70S
355.8546 F:2 Exp:NDB5US
Sample Text:TLI#57752A DF-TR-1 0-0.5 INJ. TIME = 21:08 File Text:TLI#57752A D»

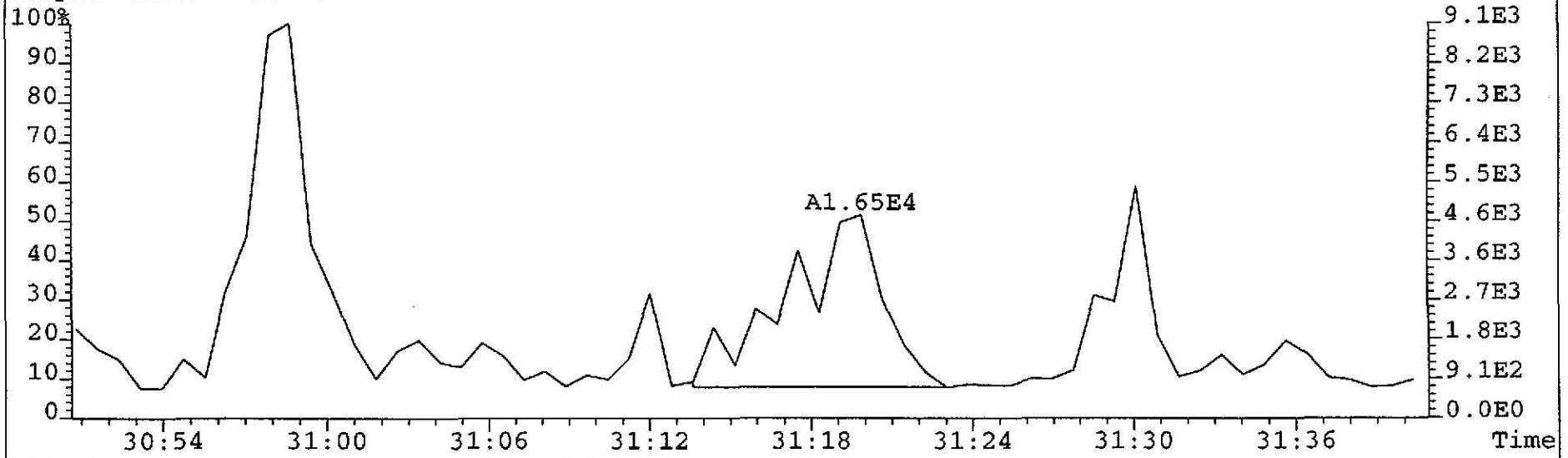

File:S023098 #1-758 Acq:12-JUL-2002 21:06:02 EI+ Voltage SIR 70S
357.8516 F:2 Exp:NDB5US
Sample Text:TLI#57752A DF-TR-1 0-0.5 INJ. TIME = 21:08 File Text:TLI#57752A D»

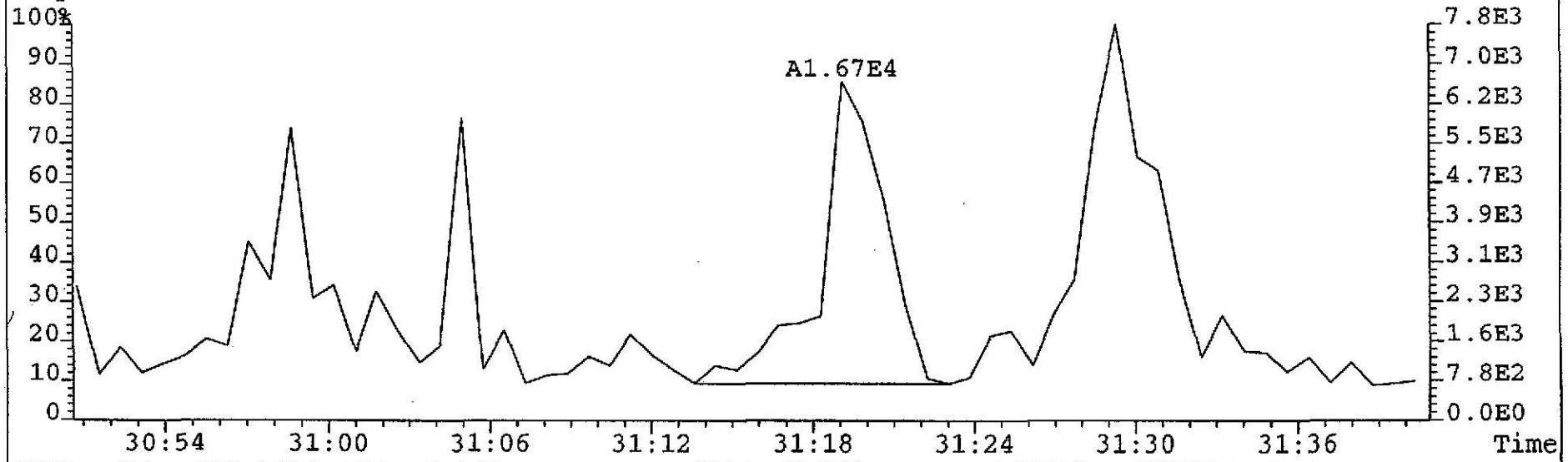

OBM 7/15/02

File:S023098 #1-455 Acq:12-JUL-2002 21:06:02 EI+ Voltage SIR 70S
373.8208 F:3 Exp:NDB5US
Sample Text:TLI#57752A DF-TR-1 0-0.5 INJ. TIME = 21:08 File Text:TLI#57752A D»

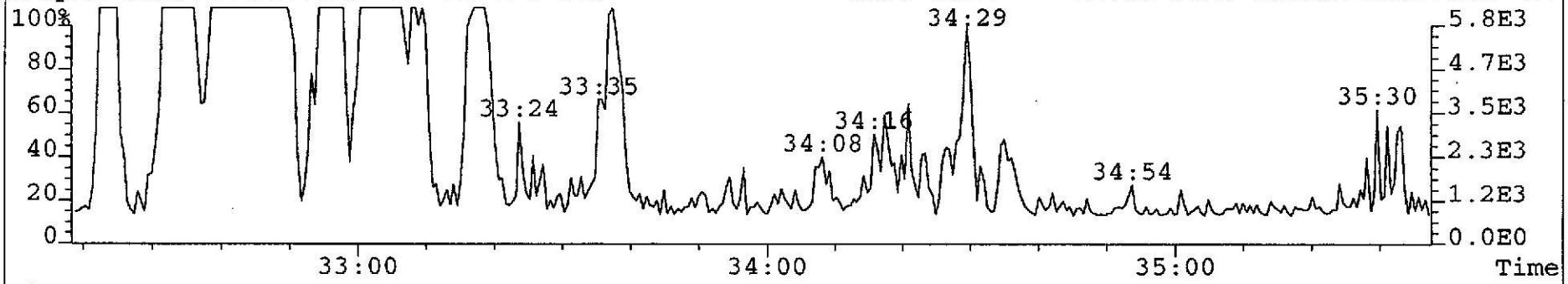

File:S023098 #1-455 Acq:12-JUL-2002 21:06:02 EI+ Voltage SIR 70S
375.8178 F:3 Exp:NDB5US
Sample Text:TLI#57752A DF-TR-1 0-0.5 INJ. TIME = 21:08 File Text:TLI#57752A D»

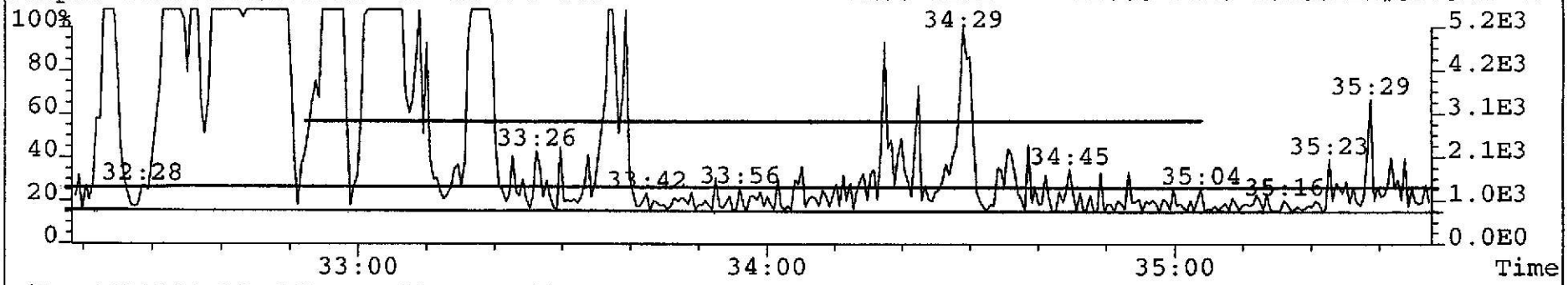

File:S023098 #1-455 Acq:12-JUL-2002 21:06:02 EI+ Voltage SIR 70S
385.8610 F:3 Exp:NDB5US
Sample Text:TLI#57752A DF-TR-1 0-0.5 INJ. TIME = 21:08 File Text:TLI#57752A D»

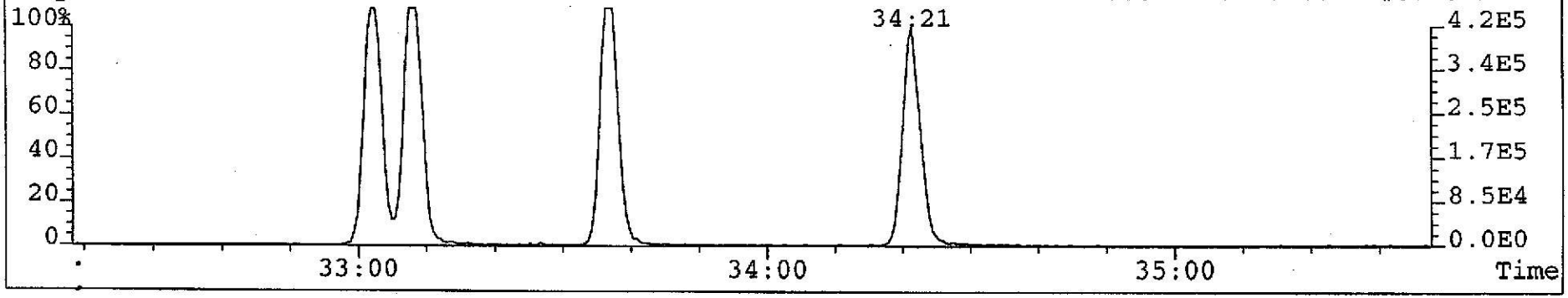

aem 7/15/02

File:S023098 #1-734 Acq:12-JUL-2002 21:06:02 EI+ Voltage SIR 70S
407.7818 F:4 Exp:NDB5US
Sample Text:TLI#57752A DF-TR-1 0-0.5 INJ. TIME = 21:08 File Text:TLI#57752A D»

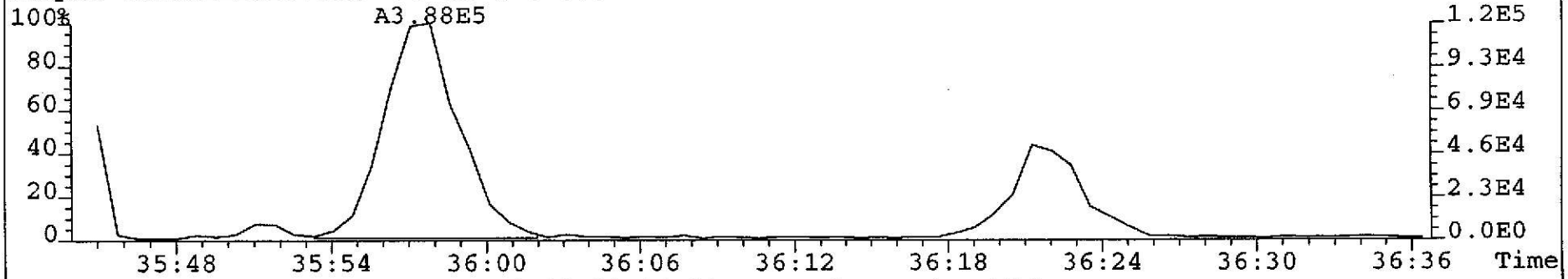

File:S023098 #1-734 Acq:12-JUL-2002 21:06:02 EI+ Voltage SIR 70S
409.7789 F:4 Exp:NDB5US
Sample Text:TLI#57752A DF-TR-1 0-0.5 INJ. TIME = 21:08 File Text:TLI#57752A D»

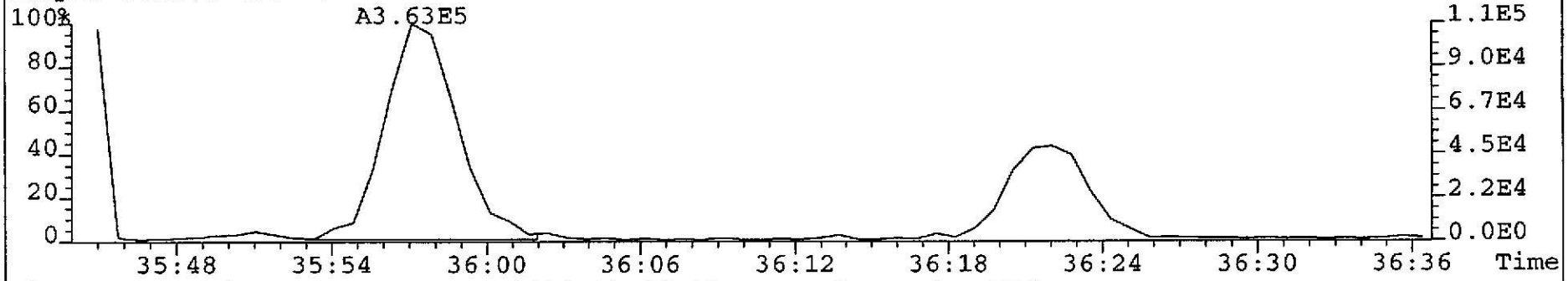

File:S023098 #1-734 Acq:12-JUL-2002 21:06:02 EI+ Voltage SIR 70S
419.8220 F:4 Exp:NDB5US
Sample Text:TLI#57752A DF-TR-1 0-0.5 INJ. TIME = 21:08 File Text:TLI#57752A D»



OBM 7/15/02

File:S023098 #1-734 Acq:12-JUL-2002 21:06:02 EI+ Voltage SIR 70S
407.7818 F:4 Exp:NDB5US
Sample Text:TLI#57752A DF-TR-1 0-0.5 INJ. TIME = 21:08 File Text:TLI#57752A D»

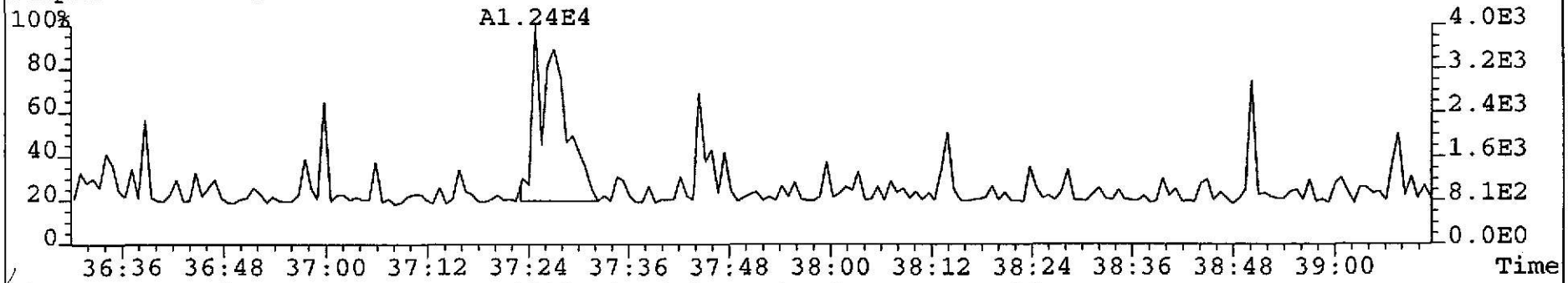

File:S023098 #1-734 Acq:12-JUL-2002 21:06:02 EI+ Voltage SIR 70S
409.7789 F:4 Exp:NDB5US
Sample Text:TLI#57752A DF-TR-1 0-0.5 INJ. TIME = 21:08 File Text:TLI#57752A D»

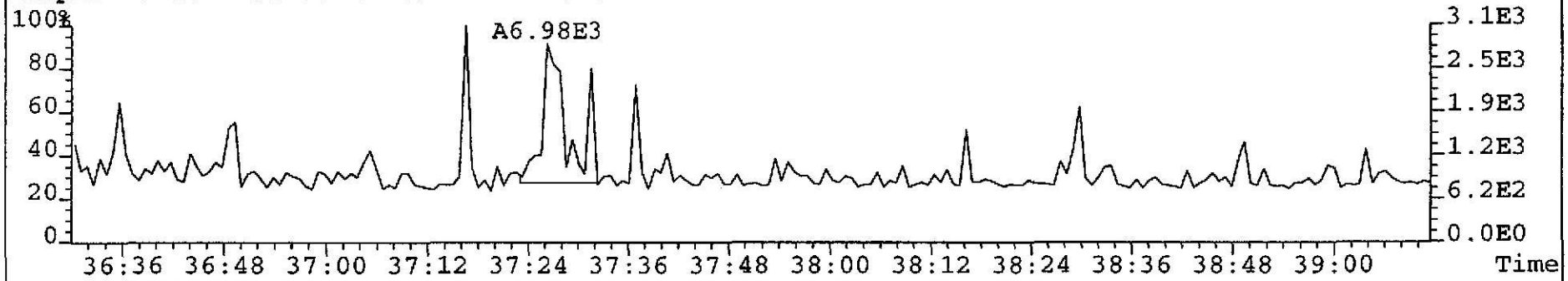

File:S023098 #1-734 Acq:12-JUL-2002 21:06:02 EI+ Voltage SIR 70S
419.8220 F:4 Exp:NDB5US
Sample Text:TLI#57752A DF-TR-1 0-0.5 INJ. TIME = 21:08 File Text:TLI#57752A D»

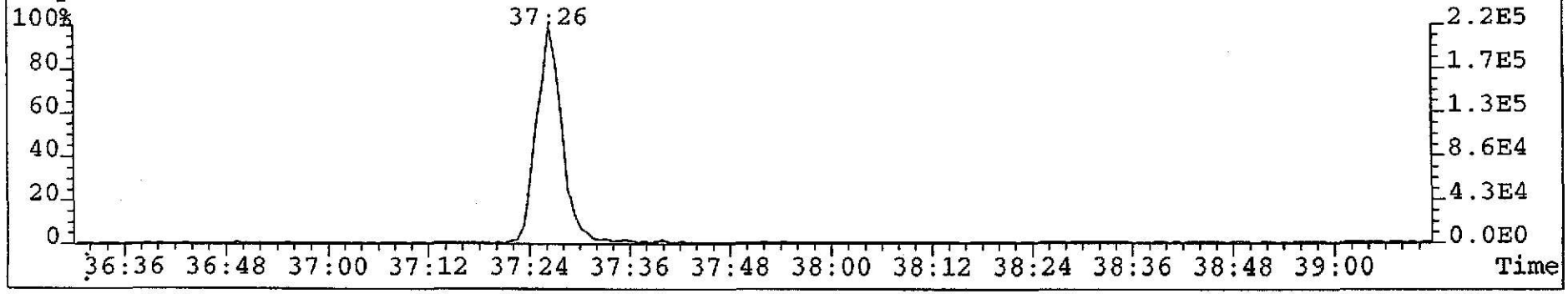

QEM 7/15/02

File:S023098 #1-734 Acq:12-JUL-2002 21:06:02 EI+ Voltage SIR 70S
441.7428 F:4 Exp:NDB5US
Sample Text:TLI#57752A DF-TR-1 0-0.5 INJ. TIME = 21:08 File Text:TLI#57752A D»

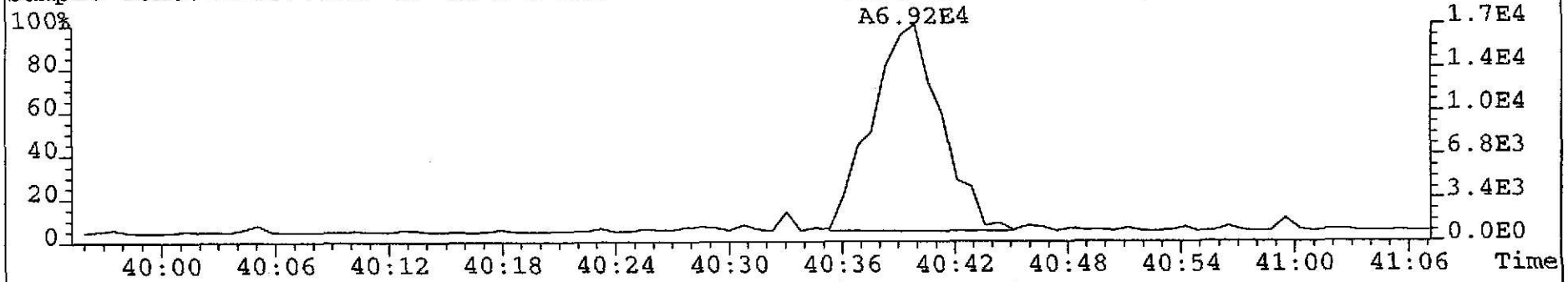

File:S023098 #1-734 Acq:12-JUL-2002 21:06:02 EI+ Voltage SIR 70S
443.7399 F:4 Exp:NDB5US
Sample Text:TLI#57752A DF-TR-1 0-0.5 INJ. TIME = 21:08 File Text:TLI#57752A D»

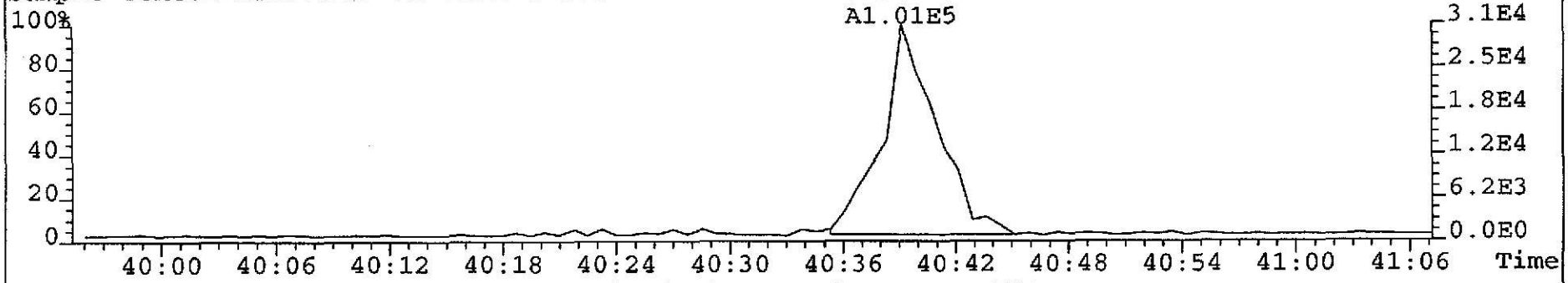

File:S023098 #1-734 Acq:12-JUL-2002 21:06:02 EI+ Voltage SIR 70S
471.7750 F:4 Exp:NDB5US
Sample Text:TLI#57752A DF-TR-1 0-0.5 INJ. TIME = 21:08 File Text:TLI#57752A D»

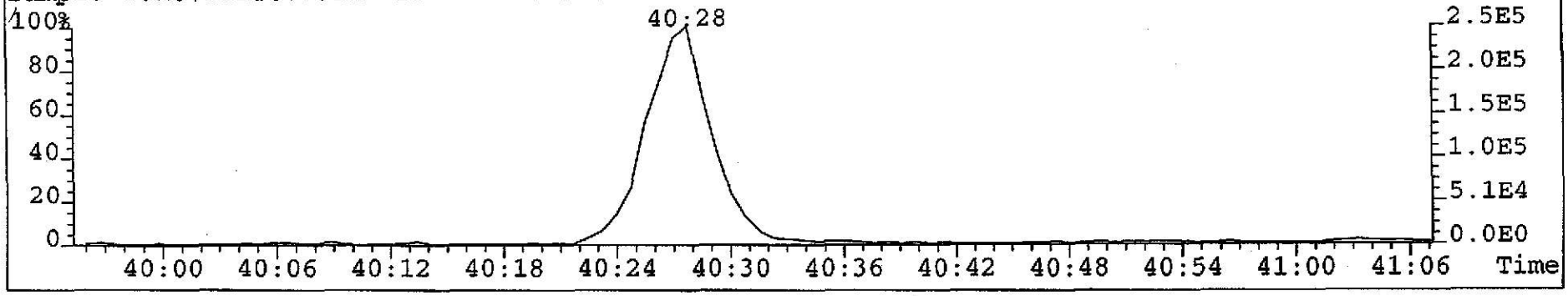

Martin & Slagle

TLI Project: **57752A** 1613, Revision B, Tetra Only PCDD/PCDF Analysis (c)
Client Sample: **DF-TR-1 0-0.5** Analysis File: **P022499**

Client Project:	**Mississippi Project**				
Sample Matrix:	**SOLID**	Date Received:	**06/28/02**	Spike File:	**SPCONB22**
TLI ID:	**329-38-11**	Date Extracted:	**07/03/02**	ICal:	**PF56152**
		Date Analyzed:	**07/15/02**	ConCal:	**P022496**
Sample Size:	**12.800 g**	Dilution Factor:	**n/a**	% Moisture:	**21.6**
Dry Weight:	**10.035 g**	Blank File:	**S023087**	% Lipid:	**n/a**
GC Column:	**DB-225**	Analyst:	**JSY**	% Solids:	**78.4**

Analytes	Conc. (pg/g)	DL	Ratio	RT	RRT	Flags
2,3,7,8-TCDF	2.0		0.69	23:41	1.002	—

Internal Standard	Conc. (pg/g)	% Recovery	QC Limits	Ratio	RT	RRT	Flags
$^{13}C_{12}$-2,3,7,8-TCDF	108	54.3	29%-140%	0.76	23:38	1.052	—

Recovery Standard	Ratio	RT	Flags
$^{13}C_{12}$-1,2,3,4-TCDD	0.83	22:28	—

Data Reviewer: VSC 07/15/02

CONB_PSR v1.00, LARS 6.25.05

Triangle Laboratories, Inc.®
2445 S. Alston Ave. • Durham, North Carolina 27713
Phone: (919) 544-5729 • Fax: (919) 544-5491

Printed: 21:54 07/15/02

Initial ....Date...

Data Review By: VJC 7/15/02

Channel specific noise levels computed from 'NL' heights.

Page No. 1 Listing of P022499B.dbf
07/15/02 Matched GC Peaks / Ratio / Ret. Time

Compound/ M_Z....	QC.Log	Omit	Why	..RT.	OK	Ratio	Total.Area/Ht	Area/Ht.Peak1	Area/Ht.Peak2	Rel.RT	Compound.Name..	ID..	Flags.
TCDF				0.65-0.89						0.792-1.106			
304-306	DC	NL				Height	0.24	0.12	0.12				
	DC	SN		19:44	RO	0.25	0.64			0.835			
	DC	SN		20:52	RO	1.44	0.22			0.883			
				21:16		0.85	2.94	1.35	1.59	0.900			
	DC	SN		21:49		0.68	0.32			0.923			
	DC	SN		21:55	RO	0.33	0.16			0.927			
				22:01	RO	0.54	1.71	0.60	1.11	0.932			J
	DC	SN		22:10	RO	0.64	1.13			0.938			
	DC	SN		22:41	RO	1.07	0.29			0.960			
	DC	SN		22:49	RO	0.38	0.29			0.965			
	DC	SN		22:57	RO	0.92	0.23			0.971			
	DC	SN		23:18		0.67	0.30			0.986			
	DC	SN		23:22	RO	0.45	0.61			0.989			
				23:32		0.77	1.15	0.50	0.65	0.996			J
				23:41		0.69	4.05	1.65	2.40	1.002	2378-TCDF	AN	
				23:50	RO	1.40	1.08	0.63	0.45	1.008			J
				24:00		0.66	9.74	3.86	5.88	1.016			
				24:19		0.73	145.07	61.39	83.68	1.029			
	DC	SN		24:39	RO	1.61	0.47			1.043			
	DC	SN		24:45	RO	2.57	0.25			1.047			
	DC	SN		24:51	RO	0.92	0.25			1.051			
	DC	SN		25:01	RO	0.39	0.82			1.059			
	DC	SN		25:25	RO	0.46	0.41			1.075			
	DC	SN		25:45	RO	1.88	0.69			1.090			
	DC	WH		26:15	RO	0.33	1.46			1.111			
	DC	WH		26:27	RO	1.54	0.71			1.119			
304-306			7	Peaks			165.74						
13C12-TCDF				0.65-0.89						0.958-1.042			
316-318	DC	NL				Height	0.33	0.11	0.22				
	DC	WL		19:13		0.84	13.18			0.813			
	DC	WL		19:26	RO	0.34	0.83			0.822			
	DC	WL		19:52	RO	0.41	0.38			0.841			
	DC	WL		20:04	RO	0.63	0.39			0.849			
	DC	WL		21:13		0.71	0.53			0.898			
	DC	WL		21:16		0.76	0.37			0.900			
	DC	WL		21:20	RO	0.43	1.13			0.903			
	DC	WL		21:58	RO	0.97	0.73			0.929			
	DC	WL		22:01		0.89	0.53			0.932			
	DC	WL		22:08		0.78	3.80			0.937			
	DC	WL		22:21	RO	2.93	0.55			0.946			
	DC	WL		22:31	RO	3.29	0.90			0.953			
				22:42	RO	1.18	1.94	1.05	0.89	0.961			
	DC	SN		22:46	RO	1.33	0.84			0.963			
				23:01	RO	1.07	3.74	1.93	1.81	0.974			
				23:09	RO	1.30	3.78	2.14	1.64	0.980			

Compound/ M_Z....	QC.Log	Omit	Why	..RT.	OK	Ratio	Total.Area/Ht	Area/Ht.Peak1	Area/Ht.Peak2	Rel.RT	Compound.Name..	ID..	Flags.
				23:20	RO	0.45	6.51	2.02	4.49	0.987			
				23:27	RO	0.61	7.92	3.00	4.92	0.992			
M				23:38		0.76	362.00	156.00	206.00	1.000	13C12-2378-TCDF	IS0	
						Height	94.50	40.95	53.55				
				23:50	RO	5.99	9.23	7.91	1.32	1.008			
				24:03	RO	0.44	10.26	3.13	7.13	1.018			
				24:06		0.69	7.93	3.24	4.69	1.020			
				24:13	RO	1.02	8.46	4.28	4.18	1.025			
				24:20		0.71	58.13	24.11	34.02	1.030			
	DC	WH		25:26	RO	1.67	0.40			1.076			
	DC	WH		25:41	RO	1.31	1.20			1.087			
	DC	WH		25:49	RO	2.34	1.94			1.092			
	DC	WH		26:08	RO	3.41	0.75			1.106			
	DC	WH		26:14	RO	0.25	0.30			1.110			
316-318			11	Peaks			479.90						

---------- Above: TCDF / TCDD Follows ----------

13C12-TCDD						0.65-0.89				0.910-1.090			
332-334	DC	NL				Height	0.50	0.37	0.13				
				22:09		0.81	251.40	112.27	139.13	1.000	13C12-2378-TCDD	IS1	
						Height	70.85	31.63	39.22				
				22:28		0.83	487.32	220.60	266.72	1.014	13C12-1234-TCDD	RS1	
332-334			2	Peaks			738.72						

Column Description.....	"Why" Code Description.....	QC Log Desc.....
M_Z -Nominal Ion Mass(es)	WL-Below Retention Time Window	A-Peak Added
..RT. -Retention Time (mm:ss)	WH-Above Retention Time Window	K-Peak Kept
Rat.1 -Ratio of M/M+2 Ions	SN-Below Signal to Noise Level	D-Peak Deleted
OK -RO=Ratio Outside Limits	<M-Below Method Detection Limit	T-Time Changed
Rel.RT-Relative Retention Time	NL-Channel Specific Noise Level	M-Peak Area Changed
		N-Name Changed
		X-Ether Interference

*** End of Report ***

File:P022499 #1-3025 Acq:15-JUL-2002 19:15:29 EI+ Voltage SIR 70P Noise:145
303.9016 BSUB(256,30,-3.0) PKD(5,3,1,0.10%,580.0,0.00%,F,F) Exp:DB225
TRIANGLE LABS Text:TLI#57752A DF-TR-1 0-0.5 INJ. TIME = 19:15

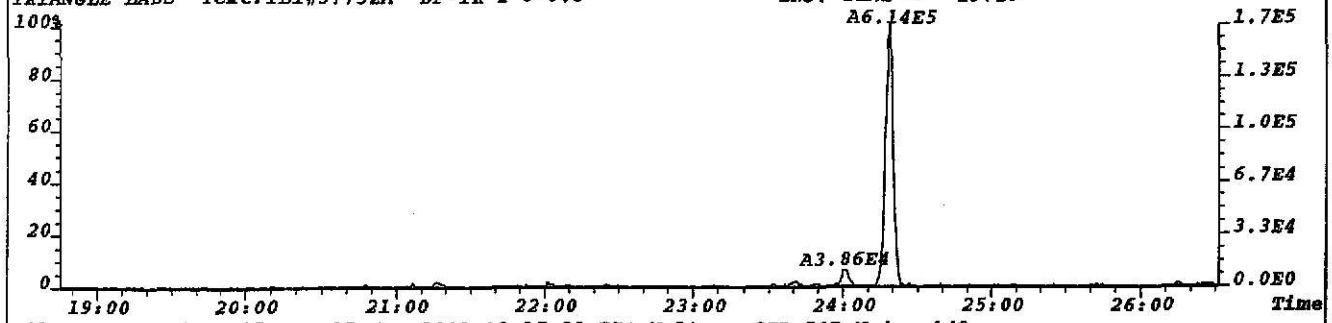

File:P022499 #1-3025 Acq:15-JUL-2002 19:15:29 EI+ Voltage SIR 70P Noise:149
305.8987 BSUB(256,30,-3.0) PKD(5,3,1,0.10%,596.0,0.00%,F,F) Exp:DB225
TRIANGLE LABS Text:TLI#57752A DF-TR-1 0-0.5 INJ. TIME = 19:15

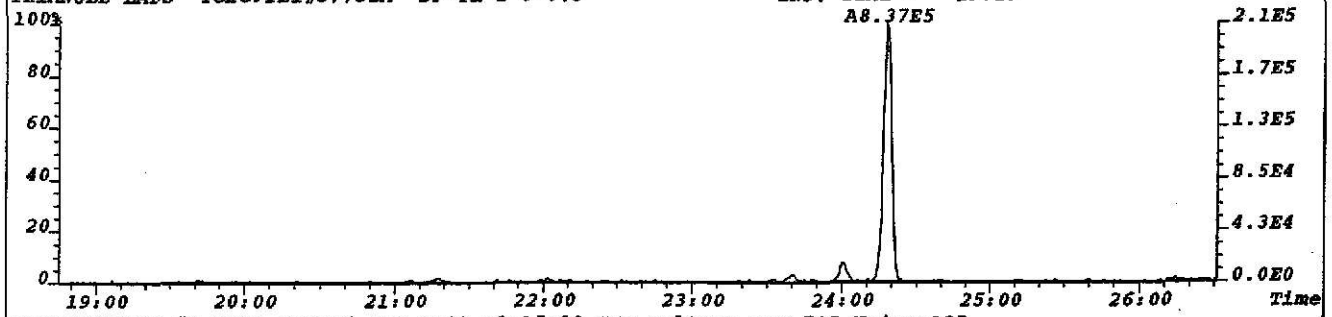

File:P022499 #1-3025 Acq:15-JUL-2002 19:15:29 EI+ Voltage SIR 70P Noise:137
315.9419 BSUB(256,30,-3.0) PKD(5,3,1,0.10%,548.0,0.00%,F,F) Exp:DB225
TRIANGLE LABS Text:TLI#57752A DF-TR-1 0-0.5 INJ. TIME = 19:15

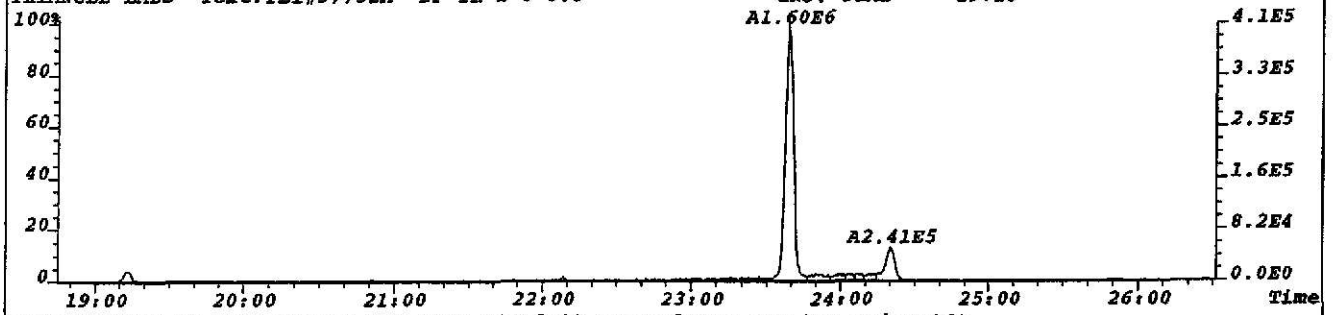

File:P022499 #1-3025 Acq:15-JUL-2002 19:15:29 EI+ Voltage SIR 70P Noise:269
317.9389 BSUB(256,30,-3.0) PKD(5,3,1,0.10%,1076.0,0.00%,F,F) Exp:DB225
TRIANGLE LABS Text:TLI#57752A DF-TR-1 0-0.5 INJ. TIME = 19:15

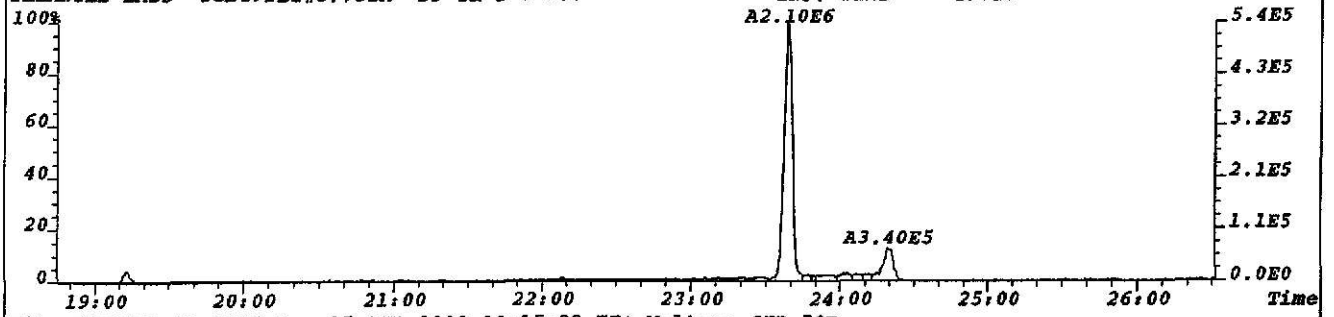

File:P022499 #1-3025 Acq:15-JUL-2002 19:15:29 EI+ Voltage SIR 70P
375.8364 Exp:DB225
TRIANGLE LABS Text:TLI#57752A DF-TR-1 0-0.5 INJ. TIME = 19:15

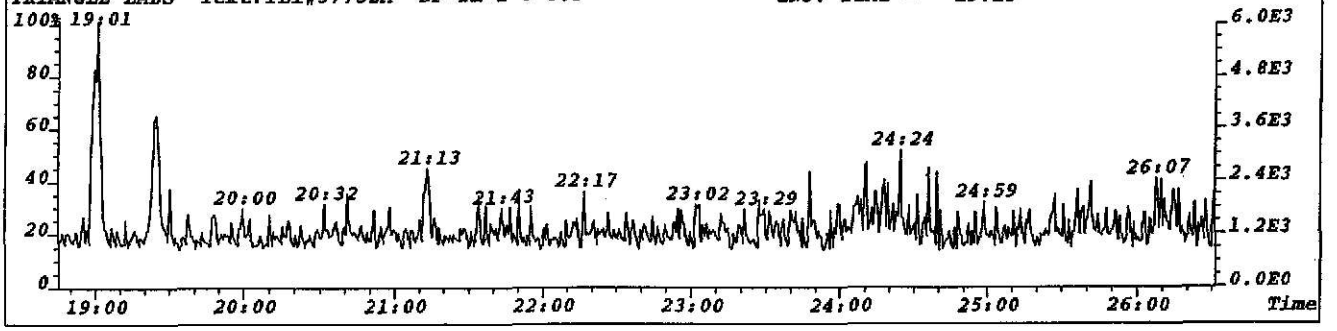

File:P022499 #1-3025 Acq:15-JUL-2002 19:15:29 EI+ Voltage SIR 70P Noise:164
319.8965 BSUB(256,30,-3.0) PKD(5,3,1,0.10%,656.0,0.00%,F,F) Exp:DB225
TRIANGLE LABS Text:TLI#57752A DF-TR-1 0-0.5 INJ. TIME = 19:15

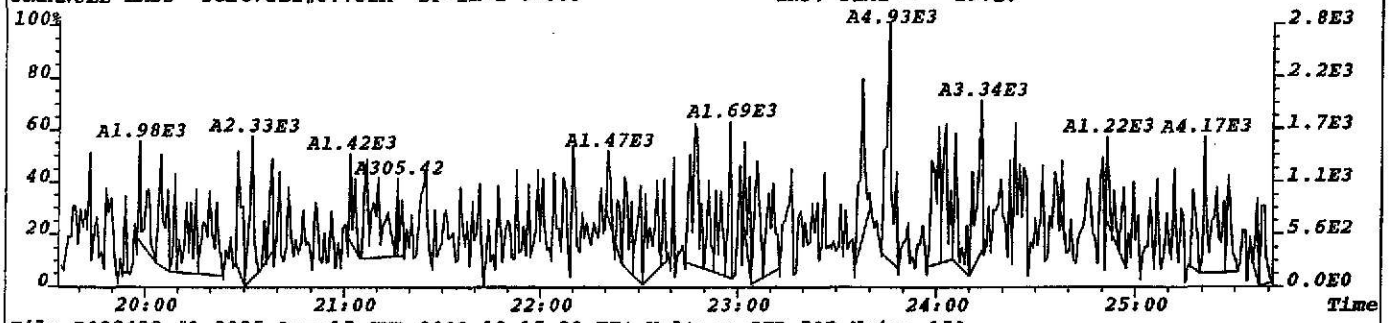

File:P022499 #1-3025 Acq:15-JUL-2002 19:15:29 EI+ Voltage SIR 70P Noise:150
321.8936 BSUB(256,30,-3.0) PKD(5,3,1,0.10%,600.0,0.00%,F,F) Exp:DB225
TRIANGLE LABS Text:TLI#57752A DF-TR-1 0-0.5 INJ. TIME = 19:15

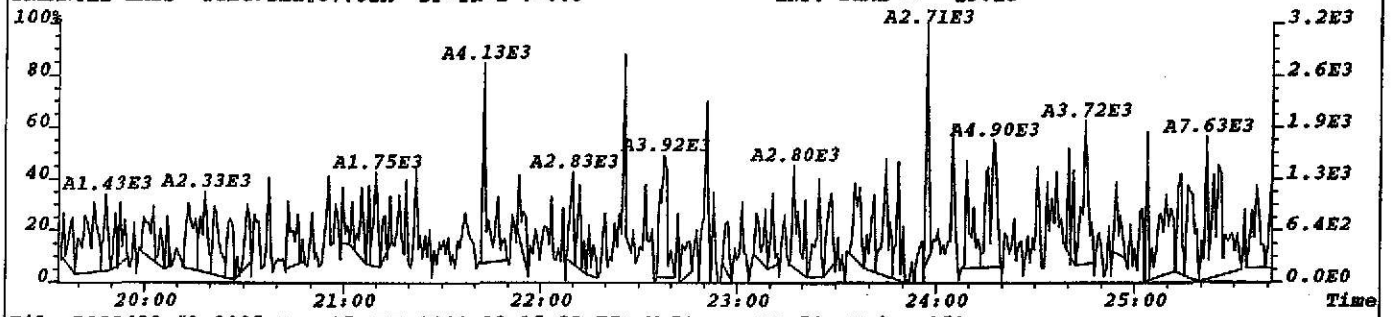

File:P022499 #1-3025 Acq:15-JUL-2002 19:15:29 EI+ Voltage SIR 70P Noise:152
327.8847 BSUB(256,30,-3.0) PKD(5,3,1,0.10%,608.0,0.00%,F,F) Exp:DB225
TRIANGLE LABS Text:TLI#57752A DF-TR-1 0-0.5 INJ. TIME = 19:15

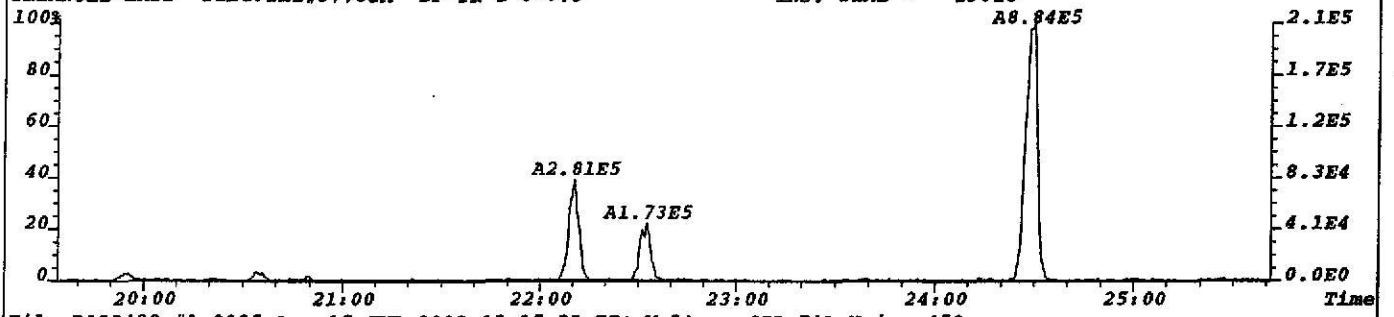

File:P022499 #1-3025 Acq:15-JUL-2002 19:15:29 EI+ Voltage SIR 70P Noise:458
331.9368 BSUB(256,30,-3.0) PKD(5,3,1,0.10%,1832.0,0.00%,F,F) Exp:DB225
TRIANGLE LABS Text:TLI#57752A DF-TR-1 0-0.5 INJ. TIME = 19:15

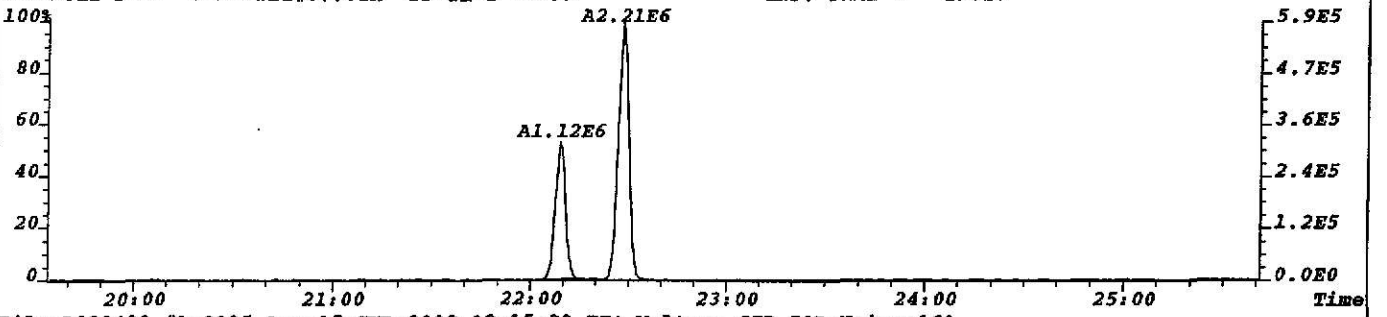

File:P022499 #1-3025 Acq:15-JUL-2002 19:15:29 EI+ Voltage SIR 70P Noise:160
333.9338 BSUB(256,30,-3.0) PKD(5,3,1,0.10%,640.0,0.00%,F,F) Exp:DB225
TRIANGLE LABS Text:TLI#57752A DF-TR-1 0-0.5 INJ. TIME = 19:15

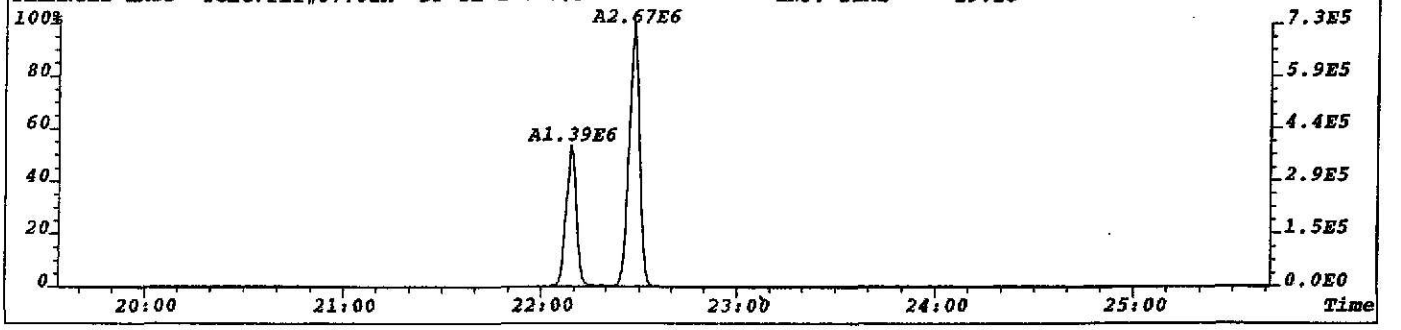

File:P022499 #1-3025 Acq:15-JUL-2002 19:15:29 EI+ Voltage SIR 70P
303.9016 Exp:DB225
TRIANGLE LABS Text:TLI#57752A DF-TR-1 0-0.5 INJ. TIME = 19:15

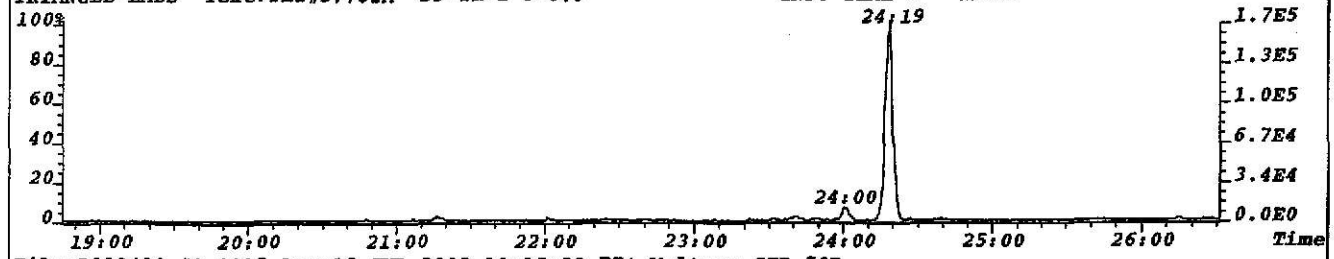

File:P022499 #1-3025 Acq:15-JUL-2002 19:15:29 EI+ Voltage SIR 70P
315.9419 Exp:DB225
TRIANGLE LABS Text:TLI#57752A DF-TR-1 0-0.5 INJ. TIME = 19:15

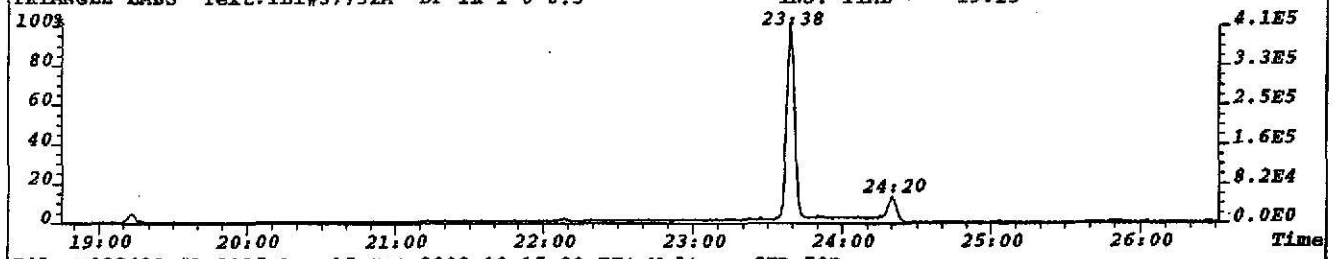

File:P022499 #1-3025 Acq:15-JUL-2002 19:15:29 EI+ Voltage SIR 70P
319.8965 Exp:DB225
TRIANGLE LABS Text:TLI#57752A DF-TR-1 0-0.5 INJ. TIME = 19:15

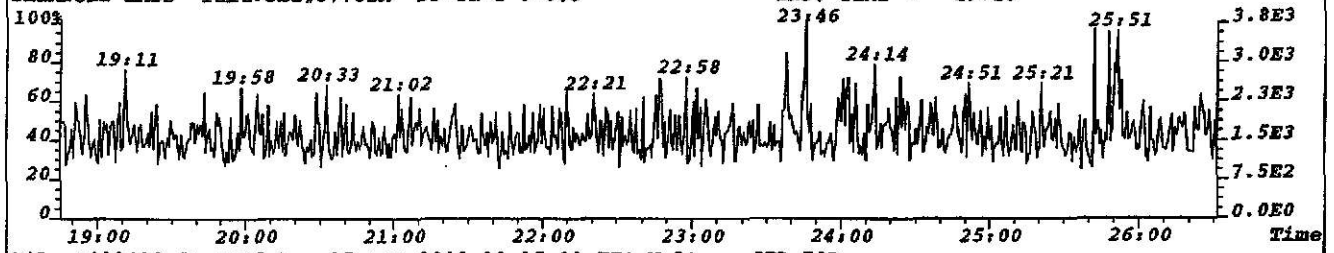

File:P022499 #1-3025 Acq:15-JUL-2002 19:15:29 EI+ Voltage SIR 70P
331.9368 Exp:DB225
TRIANGLE LABS Text:TLI#57752A DF-TR-1 0-0.5 INJ. TIME = 19:15

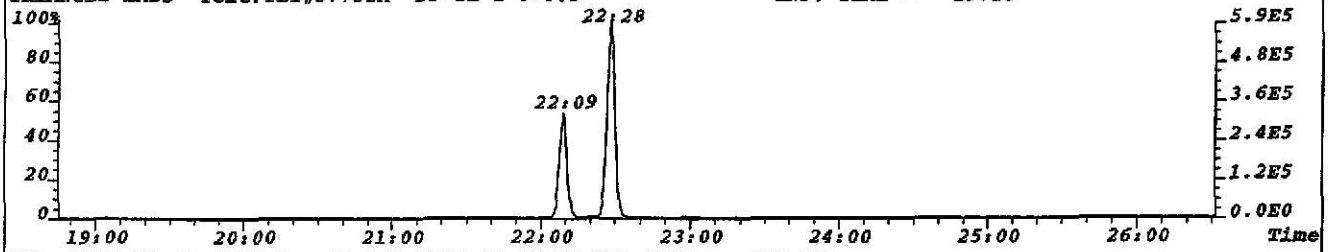

File:P022499 #1-3025 Acq:15-JUL-2002 19:15:29 EI+ Voltage SIR 70P
292.9825 Exp:DB225
TRIANGLE LABS Text:TLI#57752A DF-TR-1 0-0.5 INJ. TIME = 19:15

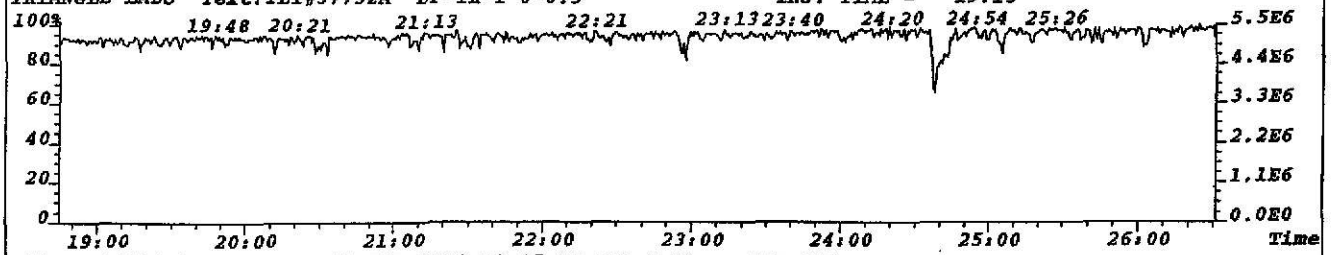

File:P022499 #1-3025 Acq:15-JUL-2002 19:15:29 EI+ Voltage SIR 70P
330.9792 Exp:DB225
TRIANGLE LABS Text:TLI#57752A DF-TR-1 0-0.5 INJ. TIME = 19:15

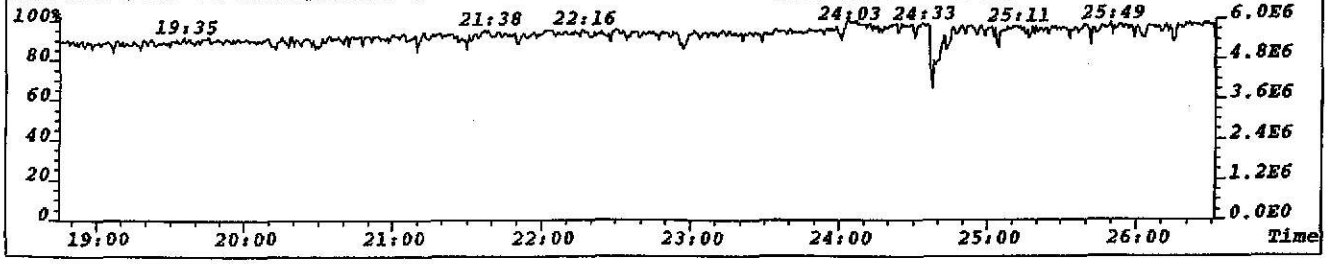

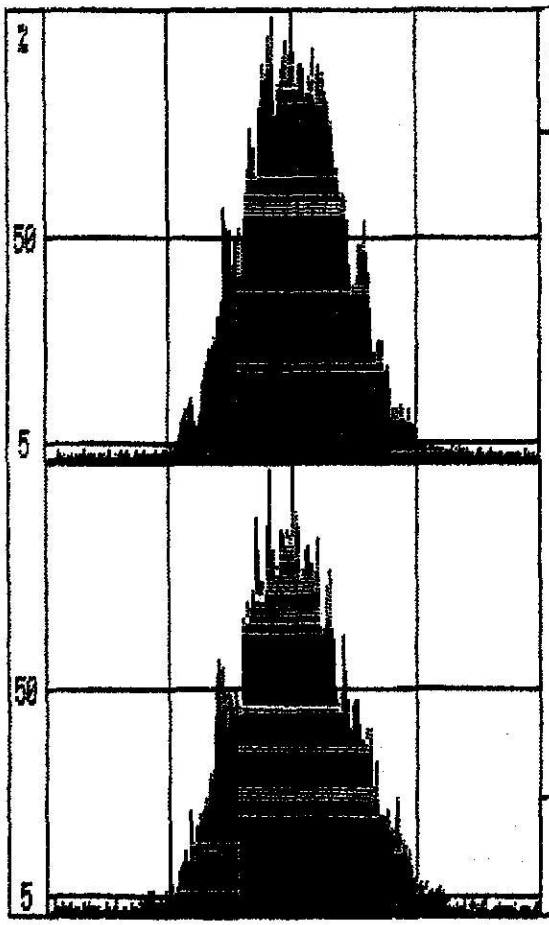

Channel I 330.9792 Peak top
Height 1.02 volts Span 200 ppm

System file name	DB225
Data file name	A:P715022
Resolution	10000
Group number	1
Ionization mode	EI+
Switching	VOLTAGE
Ref. masses	292.9825, 380.9761

A	292.9825	J	330.9792
B	303.9016	K	331.9368
C	305.8987	L	333.9338
D	315.9419	M	375.8364
E	317.9389		
F	319.8965		
G	321.8936		
H	327.8847		
I	330.9792		

Ref. mass 380.9761 Peak top
Height .57 volts Span 200 ppm

File:P022499 #1-3025 Acq:15-JUL-2002 19:15:29 EI+ Voltage SIR 70P
315.9419 Exp:DB225
Sample Text:TLI#57752A DF-TR-1 0-0.5 INJ. TIME = 19:15 File Text:TLI#57752A D»

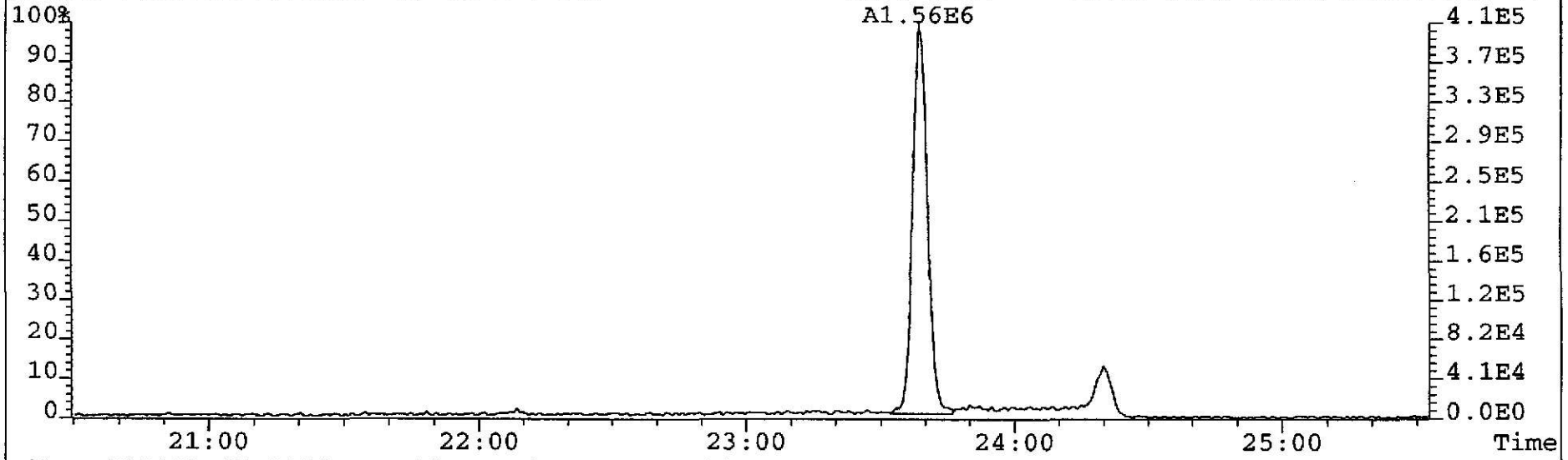

File:P022499 #1-3025 Acq:15-JUL-2002 19:15:29 EI+ Voltage SIR 70P
317.9389 Exp:DB225
Sample Text:TLI#57752A DF-TR-1 0-0.5 INJ. TIME = 19:15 File Text:TLI#57752A D»

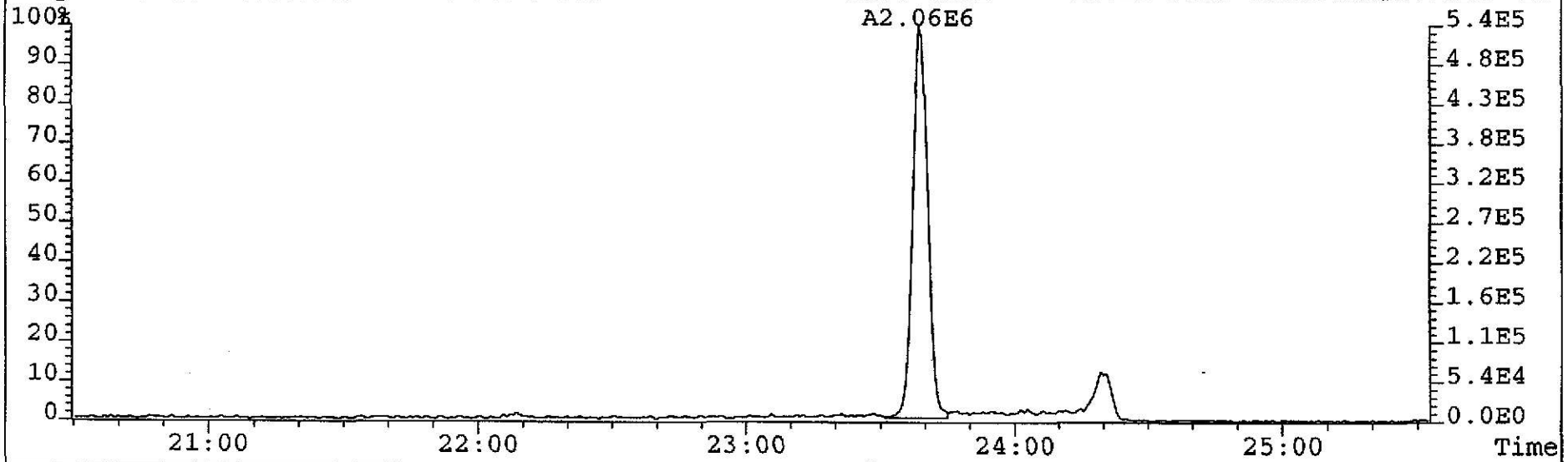

File:P022499 #1-3025 Acq:15-JUL-2002 19:15:29 EI+ Voltage SIR 70P
303.9016 Exp:DB225
Sample Text:TLI#57752A DF-TR-1 0-0.5 INJ. TIME = 19:15 File Text:TLI#57752A D»

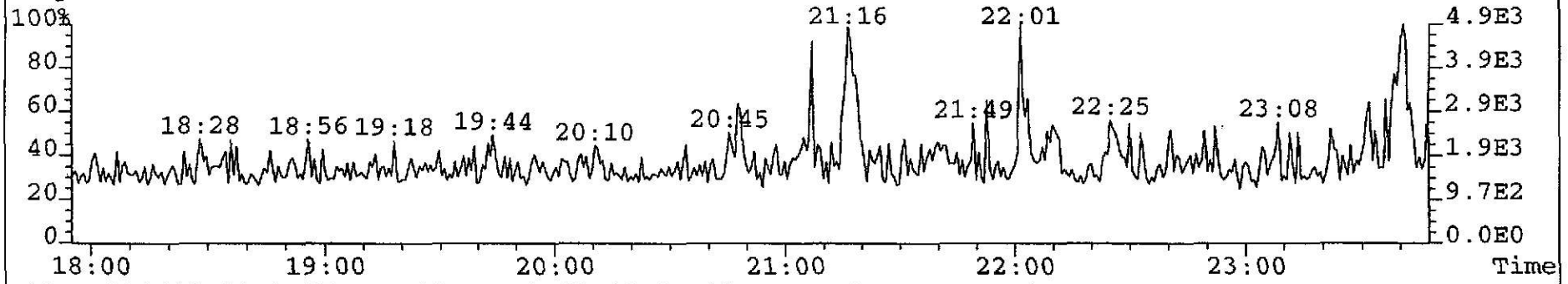

File:P022499 #1-3025 Acq:15-JUL-2002 19:15:29 EI+ Voltage SIR 70P
305.8987 Exp:DB225
Sample Text:TLI#57752A DF-TR-1 0-0.5 INJ. TIME = 19:15 File Text:TLI#57752A D»

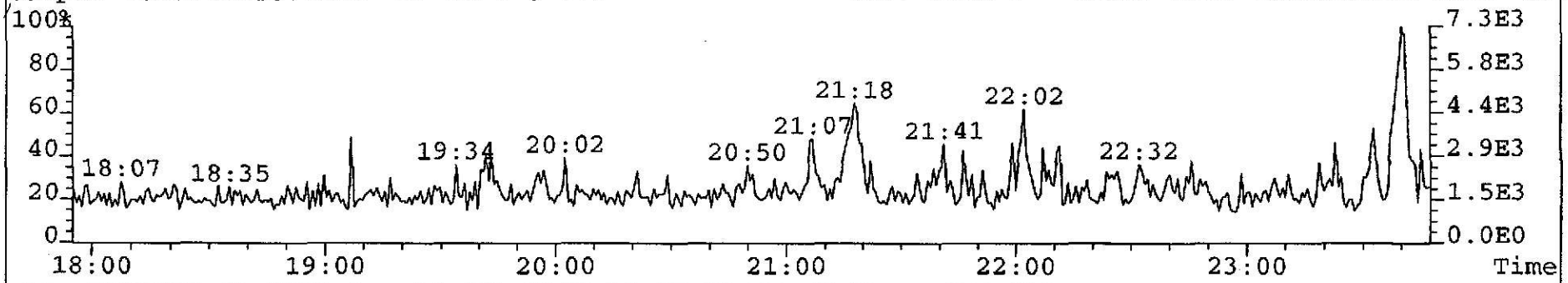

File:P022499 #1-3025 Acq:15-JUL-2002 19:15:29 EI+ Voltage SIR 70P
317.9389 Exp:DB225
Sample Text:TLI#57752A DF-TR-1 0-0.5 INJ. TIME = 19:15 File Text:TLI#57752A D»

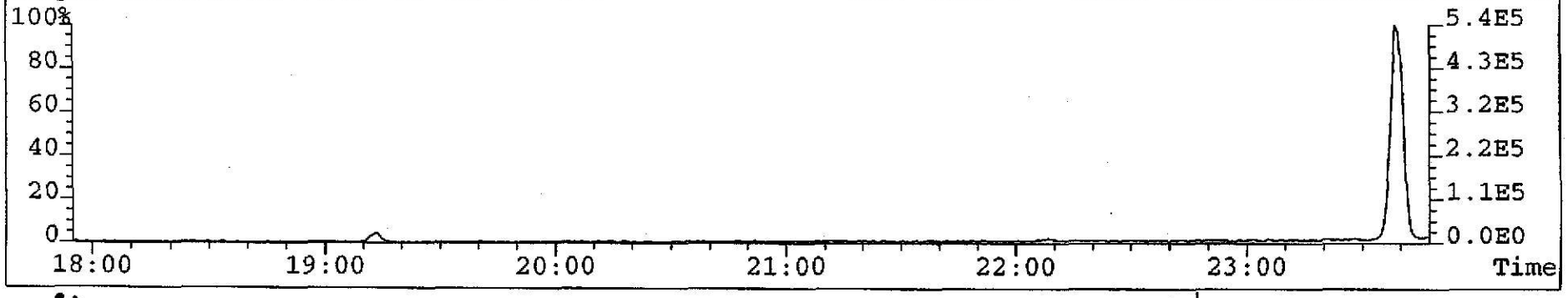

VSC 3/1/72

Martin & Slagle

TLI Project: **57752A** — 1613, Revision B PCDD/PCDF Analysis (c)

Client Sample: **DF-TR-1 0.5-1** — Analysis File: **S023099**

Client Project:	**Mississippi Project**				
Sample Matrix:	**SOLID**	Date Received:	**06/28/02**	Spike File:	**SP161B22**
TLI ID:	**329-38-12**	Date Extracted:	**07/03/02**	ICal:	**SF5607B**
		Date Analyzed:	**07/12/02**	ConCal:	**SB23085**
Sample Size:	**12.500 g**	Dilution Factor:	**n/a**	% Moisture:	**19.5**
Dry Weight:	**10.063 g**	Blank File:	**S023087**	% Lipid:	**n/a**
GC Column:	**DB-5**	Analyst:	**JSY**	% Solids:	**80.5**

Analytes	Conc. (pg/g)	DL	Ratio	RT	RRT	Flags
2,3,7,8-TCDD	ND	0.2				—
1,2,3,7,8-PeCDD	ND	0.2				—
1,2,3,4,7,8-HxCDD	ND	0.3				—
1,2,3,6,7,8-HxCDD	ND	0.3				—
1,2,3,7,8,9-HxCDD	ND	0.3				—
1,2,3,4,6,7,8-HpCDD	14.6		1.04	36:59	1.000	—
1,2,3,4,6,7,8,9-OCDD	1310		0.85	40:28	1.000	—
2,3,7,8-TCDF	ND	0.2				—
1,2,3,7,8-PeCDF	ND	0.1				—
2,3,4,7,8-PeCDF	ND	0.1				—
1,2,3,4,7,8-HxCDF	ND	0.2				—
1,2,3,6,7,8-HxCDF	ND	0.2				—
2,3,4,6,7,8-HxCDF	ND	0.2				—
1,2,3,7,8,9-HxCDF	ND	0.3				—
1,2,3,4,6,7,8-HpCDF	ND	1.6				—
1,2,3,4,7,8,9-HpCDF	ND	0.5				—
1,2,3,4,6,7,8,9-OCDF	ND	0.7				—

Totals	Conc. (pg/g)	Number	DL	Flags
Total TCDD	ND		0.2	—
Total PeCDD	ND		0.2	—
Total HxCDD	1.3	1		—
Total HpCDD	14.6	1		—
Total TCDF	1.0	1		—
Total PeCDF	0.43	1		—
Total HxCDF	0.57	1		—
Total HpCDF	ND		1.6	—

161B_PSR v2.04, LARS 6.25.05

Triangle Laboratories, Inc.®
2445 S. Alston Ave. • Durham, North Carolina 27713
Phone: (919) 544-5729 • Fax: (919) 544-5491

Printed: 12:47 07/15/02

Martin & Slagle

TLI Project: **57752A** 1613, Revision B PCDD/PCDF Analysis (c)
Client Sample: **DF-TR-1 0.5-1** Analysis File: **S023099**

Internal Standards	Conc. (pg/g)	% Recovery	QC Limits	Ratio	RT	RRT	Flags
$^{13}C_{12}$-2,3,7,8-TCDD	111	55.9	25%-164%	0.81	26:18	1.007	___
$^{13}C_{12}$-1,2,3,7,8-PeCDD	136	68.7	25%-181%	1.43	30:37	1.172	___
$^{13}C_{12}$-1,2,3,4,7,8-HxCDD	156	78.4	32%-141%	1.22	33:43	0.988	___
$^{13}C_{12}$-1,2,3,6,7,8-HxCDD	161	81.0	28%-130%	1.20	33:48	0.991	___
$^{13}C_{12}$-1,2,3,4,6,7,8-HpCDD	139	70.1	23%-140%	1.06	36:58	1.084	___
$^{13}C_{12}$-1,2,3,4,6,7,8,9-OCDD	250	62.8	17%-157%	0.82	40:28	1.186	___
$^{13}C_{12}$-2,3,7,8-TCDF	94.4	47.5	24%-169%	0.72	25:34	0.979	___
$^{13}C_{12}$-1,2,3,7,8-PeCDF	117	58.8	24%-185%	1.53	29:35	1.133	___
$^{13}C_{12}$-2,3,4,7,8-PeCDF	119	59.8	21%-178%	1.53	30:16	1.159	___
$^{13}C_{12}$-1,2,3,4,7,8-HxCDF	123	61.8	26%-152%	0.51	33:02	0.968	___
$^{13}C_{12}$-1,2,3,6,7,8-HxCDF	133	66.8	26%-123%	0.51	33:08	0.971	___
$^{13}C_{12}$-2,3,4,6,7,8-HxCDF	134	67.5	28%-136%	0.52	33:37	0.985	___
$^{13}C_{12}$-1,2,3,7,8,9-HxCDF	121	60.7	29%-147%	0.51	34:21	1.007	___
$^{13}C_{12}$-1,2,3,4,6,7,8-HpCDF	122	61.6	28%-143%	0.43	35:56	1.053	___
$^{13}C_{12}$-1,2,3,4,7,8,9-HpCDF	108	54.3	26%-138%	0.41	37:26	1.097	___

Cleanup Standard	Conc. (pg/g)	% Recovery	QC Limits	RT	RRT	Flags
$^{37}Cl_4$-2,3,7,8-TCDD	11.4	57.3	35%-197%	26:20	1.008	___

Recovery Standards	Ratio	RT	Flags
$^{13}C_{12}$-1,2,3,4-TCDD	0.81	26:07	___
$^{13}C_{12}$-1,2,3,7,8,9-HxCDD	1.16	34:07	___

Data Reviewer: _____ 07/15/02

161B_PSR v2.04, LARS 6.25.05

Triangle Laboratories, Inc.®
2445 S. Alston Ave. • Durham, North Carolina 27713
Phone: (919) 544-5729 • Fax: (919) 544-5491

Printed: 12:47 07/15/02

Martin & Slagle

TLI Project: **57752A**
Client Sample: **DF-TR-1 0.5-1**

Toxicity Equivalents Report
Analysis File: **S023099**

Client Project:	**Mississippi Project**				
Sample Matrix:	**SOLID**	Date Received:	**06/28/02**	Spike File:	**SP161B22**
TLI ID:	**329-38-12**	Date Extracted:	**07/03/02**	ICal:	**SF5607B**
		Date Analyzed:	**07/12/02**	ConCal:	**SB23085**
Sample Size:	**12.500 g**	Dilution Factor:	**1**	% Moisture:	**19.5**
Dry Weight:	**10.063 g**	Blank File:	**S023087**	% Lipid:	**n/a**
GC Column:	**DB-5**	Analyst:	**JSY**	% Solids:	**80.5**

Analytes	Conc. (pg/g)		TEF		Equivalent
2,3,7,8-TCDD	{0.2}	x	1.	=	0.2
1,2,3,7,8-PeCDD	{0.2}	x	0.5	=	0.1
1,2,3,4,7,8-HxCDD	{0.3}	x	0.1	=	0.03
1,2,3,6,7,8-HxCDD	{0.3}	x	0.1	=	0.03
1,2,3,7,8,9-HxCDD	{0.3}	x	0.1	=	0.03
1,2,3,4,6,7,8-HpCDD	14.6	x	0.01	=	0.146
1,2,3,4,6,7,8,9-OCDD	1310	x	0.001	=	1.310
TOTAL PCDD					1.8
2,3,7,8-TCDF	{0.2}	x	0.1	=	0.02
1,2,3,7,8-PeCDF	{0.1}	x	0.05	=	0.005
2,3,4,7,8-PeCDF	{0.1}	x	0.5	=	0.05
1,2,3,4,7,8-HxCDF	{0.2}	x	0.1	=	0.02
1,2,3,6,7,8-HxCDF	{0.2}	x	0.1	=	0.02
2,3,4,6,7,8-HxCDF	{0.2}	x	0.1	=	0.02
1,2,3,7,8,9-HxCDF	{0.3}	x	0.1	=	0.03
1,2,3,4,6,7,8-HpCDF	{1.6}	x	0.01	=	0.016
1,2,3,4,7,8,9-HpCDF	{0.5}	x	0.01	=	0.005
1,2,3,4,6,7,8,9-OCDF	{0.7}	x	0.001	=	0.0007
TOTAL PCDF					0.19

Total EPA TEFs, 1989a: 2.0 pg/g

{...} indicates that the value is that of a Detection Limit.

GRY_TEF v1.08, MILES 4.22.16

Triangle Laboratories, Inc.®
2445 S. Alston Ave. • Durham, North Carolina 27713
Phone: (919) 544-5729 • Fax: (919) 544-5491

Printed: 21:40 07/15/02

Initial ....Date...

Data Review By: GEM 7/15/02

Calculated Noise Height: 0.04

Page No. 1 Listing of S023099B.dbf
07/15/02 Matched GC Peaks / Ratio / Ret. Time

Compound/ M_Z....	QC.Log	Omit	Why	..RT.	OK	Ratio	Total.Area/Ht	Area/Ht.Peak1	Area/Ht.Peak2	Rel.RT	Compound.Name..	ID..	Flags.
TCDF						0.65-0.89				0.867-1.076			
304-306	DC	NL				Height	0.04	0.02	0.02				
	DC	SN		22:51		0.75	0.07			0.894			
	DC	SN		23:05	RO	0.28	0.32			0.903			
D	D	SN		26:18	RO	2.50	0.14			1.029			
				26:53		0.72	2.32	0.97	1.35	1.051			
	DC	WH		27:44	RO	0.51	0.53			1.085			
304-306			1	Peak			2.32						
13C12-TCDF						0.65-0.89				0.943-1.139			
316-318	DC	NL				Height	0.04	0.02	0.02				
				24:48	RO	0.34	1.65	0.42	1.23	0.970			
				25:09	RO	1.28	4.06	2.28	1.78	0.984			
				25:34		0.72	438.48	184.06	254.42	1.000	13C12-2378-TCDF	ISO	
						Height	123.70	52.80	70.90				
				26:18	RO	0.92	0.75	0.36	0.39	1.029			
316-318			4	Peaks			444.94						

---------- Above: TCDF / TCDD Follows ----------

TCDD						0.65-0.89				0.896-1.046			
320-322	DC	NL				Height	0.04	0.02	0.02				
D	D	SN		23:41	RO	0.18	0.13			0.901	1368-TCDD		AN
	DC	SN		23:46	RO	0.14	0.16			0.904			
D	D	SN		23:59	RO	1.71	0.19			0.912			
D	D	SN		24:14	RO	2.33	0.20			0.921			
	DC	SN		24:22	RO	3.50	0.18			0.926			
	DC	SN		24:37	RO	0.56	0.14			0.936			
	DC	SN		24:50	RO	2.00	0.15			0.944			
	DC	SN		24:53	RO	1.00	0.10			0.946			
D	D	SN		25:20	RO	0.52	0.38			0.963			
D	D	SN		25:34	RO	0.46	0.35			0.972			
	DC	SN		26:27	RO	1.50	0.10			1.006			
	DC	SN		26:34		0.82	0.20			1.010			
D	D	SN		26:43	RO	0.35	0.31			1.016			
	DC	SN		27:11	RO	0.08	0.13			1.034			
D	D	SN		27:27		0.76	0.30			1.044			
	DC	WH		27:40	RO	1.33	0.14			1.052			
320-322			0	Peaks			0.00						
37Cl-TCDD										0.924-1.076			
328	DC	NL				Height	0.02	0.02					
	DC	WL		23:46			0.09			0.904*			
	DC	WL		23:56			0.02			0.910			
	DC	WL		24:04			0.05			0.915			
	DC	WL		24:08			0.12			0.918			
				24:21			0.06	0.06		0.926			

Compound/ M_Z....	QC.Log	Omit	Why	..RT.	OK	Ratio	Total.Area/Ht	Area/Ht.Peak1	Area/Ht.Peak2	Rel.RT	Compound.Name..	ID..	Flags.
				24:30			0.13	0.13		0.932			
		DC	SN	24:39			0.08			0.937			
				24:56			2.41	2.41		0.948			
		DC	SN	25:17			0.07			0.961			
		DC	SN	25:21			0.06			0.964			
				25:30			0.08	0.08		0.970			
				25:32			0.11	0.11		0.971			
		DC	SN	25:58			0.06			0.987			
		DC	SN	26:06			0.03			0.992			
				26:07			0.04	0.04		0.993			
				26:20			38.67	38.67		1.001	37Cl-TCDD	CLS	
				26:31			0.12	0.12		1.008			
				26:44			2.84	2.84		1.016			
				27:03			0.20	0.20		1.029			
				27:11			0.14	0.14		1.034			
				27:27			0.14	0.14		1.044			
				27:30			0.18	0.18		1.046			
				27:42			0.13	0.13		1.053			
328			14	Peaks			45.25						
13C12-TCDD				0.65-0.89						0.917-1.069			
332-334		DC	NL		Height		0.10	0.08	0.02				
				25:07	RO	1.65	1.22	0.76	0.46	0.955			
				26:07		0.81	675.11	301.43	373.68	0.993	13C12-1234-TCDD	RS1	
				26:18		0.81	383.50	171.05	212.45	1.000	13C12-2378-TCDD	IS1	
					Height		100.46	44.41	56.05				
				26:47	RO	1.03	1.26	0.64	0.62	1.018			
				27:02	RO	1.53	0.91	0.55	0.36	1.028			
332-334			5	Peaks			1,062.00						
---------- Above: TCDD / PeCDF Follows ----------													
PeCDF				1.32-1.78						0.906-1.038			
340-342		DC	NL		Height		0.04	0.02	0.02				
	D	D	SN	27:59	RO	0.65	0.33			0.925			
	D	D	SN	28:43	RO	1.18	0.37			0.949			
				28:57	RO	1.26	1.72	0.96	0.76	0.956			
	D	D	SN	29:19	RO	0.41	0.31			0.969			
	MN			29:32	RO	0.98	1.07	0.53	0.54	0.998			
	D	D	SN	29:45	RO	0.32	0.25			0.983			
	D	D	SN	30:19	RO	2.00	0.21			1.002	23478-PeCDF	AN	
		DC	SN	30:26	RO	0.25	0.15			1.006			
	M			31:12		1.67	0.96	0.60	0.36	1.031			J
	D	D	SN	31:23	RO	0.69	0.22			1.037			
		DC	WH	31:27	RO	0.19	0.19			1.039			
		DC	WH	31:35	RO	0.39	0.50			1.044			
340-342			3	Peaks			3.75						
13C12-PeCDF				1.32-1.78						0.797-1.127			
352-354		DC	NL		Height		0.04	0.02	0.02				
				28:21	RO	0.76	0.30	0.13	0.17	0.937			
				28:45	RO	1.20	1.74	0.95	0.79	0.950			

Compound/ M_Z....	QC.Log	Omit	Why	..RT.	OK	Ratio	Total.Area/Ht	Area/Ht.Peak1	Area/Ht.Peak2	Rel.RT	Compound.Name..	ID..	Flags.
				29:35		1.53	390.17	236.04	154.13	1.000	13C12-PeCDF 123	IS2	
						Height	118.40	71.15	47.25				
				29:52	RO	0.98	5.45	2.70	2.75	0.987			
				30:16		1.53	392.11	237.33	154.78	1.000	13C12-PeCDF 234	IS3	
						Height	127.34	75.88	51.46				
				30:36	RO	0.42	1.62	0.48	1.14	1.011			
				31:15		1.40	5.18	3.02	2.16	1.032			
352-354			7	Peaks			796.57						

---------- Above: PeCDF / PeCDD Follows ----------

PeCDD						1.32-1.78				0.937-1.022			
356-358		DC	NL			Height	0.04	0.02	0.02				
	D	D	SN	29:21	RO	1.29	0.16			0.959			
	D	D	SN	29:45	RO	0.71	0.24			0.972			
		DC	SN	29:53	RO	0.83	0.11			0.976			
		DC	SN	30:17	RO	7.00	0.32			0.989			
	D	D	SN	30:28	RO	0.27	0.56			0.995			
		DC	WH	31:21	RO	0.37	0.26			1.024			
356-358			0	Peaks			0.00						
13C12-PeCDD						1.32-1.78				0.723-1.050			
368-370		DC	NL			Height	0.05	0.03	0.02				
				29:33	RO	2.65	0.62	0.45	0.17	0.965			
				29:41		1.59	1.27	0.78	0.49	0.970			
				29:52	RO	2.48	0.87	0.62	0.25	0.976			
				30:37		1.43	292.88	172.32	120.56	1.000	13C12-PeCDD 123	IS4	
						Height	98.75	57.51	41.24				
368-370			4	Peaks			295.64						

---------- Above: PeCDD / HxCDF Follows ----------

HxCDF						1.05-1.43				0.929-1.007			
374-376		DC	NL			Height	0.08	0.04	0.04				
	D	D	SN	32:14	RO	1.85	0.74			0.938			
		DC	SN	32:31	RO	0.88	0.15			0.947			
	D	D	SN	32:39	RO	0.92	0.48			0.951			
	D	D	SN	32:46	RO	0.85	0.50			0.954			
	MN			33:05		1.13	0.81	0.43	0.38	1.002			J
	D	D	SN	33:09	RO	0.71	0.24			1.001	123678-HxCDF	AN	
	D	D	SN	33:22	RO	2.20	0.16			0.971			
		DC	SN	33:27	RO	0.78	0.16			0.974			
		DC	SN	33:31	RO	2.75	0.15			0.997	234678-HxCDF	AN	
	D	D	SN	33:52	RO	8.33	0.56			0.986			
		DC	SN	34:06		1.38	0.19			0.993			
		DC	SN	34:20		1.11	0.19			1.000	123789-HxCDF	AN	
		DC	SN	34:31	RO	0.75	0.07			1.005			
		DC	SN	34:35	RO	3.00	0.16			1.007			
		DC	WH	34:40	RO	0.86	0.13			1.009			
		DC	WH	34:52	RO	0.12	0.19			1.015			
374-376			1	Peak			0.81						

Compound/ M_Z....	QC.Log	Omit	Why	..RT.	OK	Ratio	Total.Area/Ht	Area/Ht.Peak1	Area/Ht.Peak2	Rel.RT	Compound.Name..	ID..	Flags.
13C12-HxCDF				0.43-0.59						0.876-1.109			
384-386	DC	NL				Height	0.13	0.04	0.09				
	DC	SN		32:05		0.45	0.32			0.934			
	DC	SN		32:30	RO	0.91	0.21			0.946			
				32:39	RO	1.86	0.20	0.13	0.07	0.951			
				32:45	RO	1.00	0.30	0.15	0.15	0.953			
				33:02		0.51	241.41	81.02	160.39	1.000	13C12-HxCDF 478	IS5	
						Height	83.52	28.46	55.06				
				33:08		0.51	253.22	85.95	167.27	1.000	13C12-HxCDF 678	IS6	
						Height	87.63	29.29	58.34				
				33:18	RO	0.62	1.15	0.44	0.71	0.969			
				33:25	RO	1.55	0.84	0.51	0.33	0.973			
				33:37		0.52	242.87	82.71	160.16	1.000	13C12-HxCDF 234	IS7	
						Height	82.33	27.65	54.68				
				33:51	RO	2.11	0.56	0.38	0.18	0.985			
	DC	SN		34:01	RO	1.22	0.51			0.990			
				34:07	RO	1.63	0.63	0.39	0.24	0.993			
				34:21		0.51	191.03	64.78	126.25	1.000	13C12-HxCDF 789	IS8	
						Height	59.77	20.09	39.68				
				34:33	RO	0.64	0.69	0.27	0.42	1.006			
384-386			11	Peaks			932.90						

---------- Above: HxCDF / HxCDD Follows ----------

HxCDD				1.05-1.43						0.960-1.014			
390-392	DC	NL				Height	0.06	0.03	0.03				
	DC	SN		32:28	RO	0.09	0.12			0.961			
				32:35		1.22	1.44	0.79	0.65	0.964			J
	DC	SN		32:44	RO	2.00	0.15			0.968			
D	D	SN		33:03	RO	2.53	0.53			0.978			
D	D	SN		33:12	RO	0.98	1.01			0.982			
D	D	SN		33:21	RO	0.60	0.16			0.987			
	DC	SN		33:25	RO	0.33	0.12			0.989			
D	D	SN		33:37	RO	1.48	0.67			0.995			
D	D	SN		33:44	RO	0.84	0.35			1.000	123478-HxCDD	AN	
D	D	SN		33:50		1.32	0.44			1.001	123678-HxCDD	AN	
D	D	SN		34:07	RO	2.67	0.44			1.009			
	DC	SN		34:09	RO	2.00	0.12			1.010	123789-HxCDD	AN	
	DC	WH		34:16	RO	2.00	0.06			1.014			
	DC	WH		34:22		1.42	0.46			1.017			
	DC	WH		34:30	RO	1.00	0.06			1.021			
	DC	WH		34:33	RO	0.50	0.06			1.022			
390-392			1	Peak			1.44						
13C12-HxCDD				1.05-1.43						0.982-1.041			
402-404	DC	NL				Height	0.14	0.12	0.02				
	DC	WL		32:32	RO	1.00	0.12			0.965			
	DC	WL		32:39	RO	6.17	0.43			0.968			
	DC	WL		32:46	RO	1.00	0.18			0.972			
				33:11		1.19	0.59	0.32	0.27	0.984			
				33:36	RO	7.33	1.00	0.88	0.12	0.997			
				33:43		1.22	187.90	103.25	84.65	1.000	13C12-HxCDD 478	IS9	
						Height	67.87	36.68	31.19				

Compound/ M_Z....	QC.Log	Omit	Why	..RT.	OK	Ratio	Total.Area/Ht	Area/Ht.Peak1	Area/Ht.Peak2	Rel.RT	Compound.Name..	ID..	Flags.
				33:48		1.20	202.77	110.59	92.18	1.000	13C12-HxCDD 678	IS10	
						Height	69.55	38.26	31.29				
				33:59		1.15	0.88	0.47	0.41	1.008			
				34:07		1.16	292.49	157.15	135.34	1.012	13C12-HxCDD 789	RS2	
				34:20		1.23	0.87	0.48	0.39	1.018			
				34:27	RO	2.76	1.09	0.80	0.29	1.022			
				34:32	RO	3.43	0.62	0.48	0.14	1.024			
402-404			9	Peaks			688.21						

---------- Above: HxCDD / HpCDF Follows ----------

HpCDF						0.88-1.20				0.956-1.005			
408-410		DC	NL			Height	0.06	0.03	0.03				
				35:58	RO	1.44	1.78	1.05	0.73	1.001	1234678-HpCDF	AN	
	D	D	SN	36:11	RO	0.82	0.62			0.967			
	D	D	SN	36:27	RO	3.67	0.70			0.974			
		DC	SN	36:57	RO	0.26	0.24			0.987			
		DC	SN	37:04	RO	0.45	0.16			0.990			
		DC	SN	37:14		1.20	0.11			0.995			
		DC	SN	37:37	RO	1.80	0.42			1.005			
408-410			1	Peak			1.78						
13C12-HpCDF						0.37-0.51				0.858-1.151			
418-420		DC	NL			Height	0.06	0.03	0.03				
				35:56		0.43	155.39	47.04	108.35	1.000	13C12-HpCDF 678	IS11	
						Height	48.34	13.87	34.47				
				36:34	RO	0.82	0.20	0.09	0.11	0.977			
				36:48	RO	0.88	0.30	0.14	0.16	0.983			
		DC	SN	36:52	RO	1.50	0.10			0.985			
				37:14	RO	0.56	0.28	0.10	0.18	0.995			
				37:26		0.41	109.76	31.65	78.11	1.000	13C12-HpCDF 789	IS12	
						Height	29.25	8.17	21.08				
				37:44	RO	1.16	1.08	0.58	0.50	1.008			
418-420			6	Peaks			267.01						

---------- Above: HpCDF / HpCDD Follows ----------

HpCDD						0.88-1.20				0.976-1.005			
424-426		DC	NL			Height	0.04	0.02	0.02				
		DC	WL	36:03	RO	2.20	0.16			0.975			
				36:14	RO	0.84	9.03	4.12	4.91	0.980			
		DC	SN	36:51	RO	2.00	0.03			0.997			
				36:59		1.04	9.69	4.95	4.74	1.000	1234678-HpCDD	AN	
		DC	WH	37:14	RO	0.70	0.17			1.007			
		DC	WH	37:28	RO	1.33	1.12			1.014			
424-426			2	Peaks			18.72						
13C12-HpCDD						0.88-1.20				0.869-1.085			
436-438		DC	NL			Height	0.34	0.25	0.09				
				36:58		1.06	136.24	70.06	66.18	1.000	13C12-HpCDD 678	IS13	
						Height	39.56	20.19	19.37				
436-438			1	Peak			136.24						

Compound/ M_Z....	QC.Log	Omit	Why	..RT.	OK	Ratio	Total.Area/Ht	Area/Ht.Peak1	Area/Ht.Peak2	Rel.RT	Compound.Name..	ID..	Flags.
---------- Above: HpCDD / Octa-CDD and CDF Follows ----------													
OCDF				0.76-1.02						0.951-1.049			
442-444	DC	NL				Height	0.05	0.03	0.02				
	DC	WL		36:02	RO	0.70	0.17			0.890			
	DC	WL		36:31	RO	0.17	0.14			0.902			
	DC	WL		37:00		1.00	0.14			0.914			
	DC	WL		37:10	RO	0.42	0.17			0.918			
	DC	WL		37:19	RO	2.60	0.18			0.922			
	DC	WL		37:29		0.86	0.39			0.926			
	DC	WL		38:15	RO	3.67	0.14			0.945			
	DC	SN		38:56	RO	0.42	0.17			0.962			
	DC	SN		39:07	RO	1.40	0.12			0.967			
				39:16		0.88	0.45	0.21	0.24	0.970			
				39:29	RO	0.57	0.44	0.16	0.28	0.976			
	DC	SN		39:42	RO	1.75	0.11			0.981			
	DC	SN		39:49	RO	2.50	0.07			0.984			
	DC	SN		39:59	RO	0.18	0.13			0.988			
				40:29	RO	0.34	0.39	0.10	0.29	1.000			
				40:56	RO	2.14	0.22	0.15	0.07	1.012			
	DC	SN		41:09	RO	1.75	0.11			1.017			
				41:24	RO	1.85	0.37	0.24	0.13	1.023			
	DC	SN		41:37	RO	2.50	0.14			1.028			
	DC	WH		42:55	RO	0.55	0.17			1.061			
	DC	WH		43:09	RO	0.61	0.29			1.066			
	DC	WH		43:24	RO	2.38	0.54			1.072			
	DC	WH		43:31	RO	3.00	0.08			1.075			
	DC	WH		43:46	RO	0.29	0.27			1.082			
	DC	WH		43:59	RO	0.11	0.10			1.087			
	DC	WH		44:05		1.00	0.16			1.089			
	DC	WH		44:27	RO	0.20	0.18			1.098			
	DC	WH		44:52	RO	1.17	0.39			1.109			
442-444			5	Peaks			1.87						
OCDD				0.76-1.02						0.951-1.049			
458-460	DC	NL				Height	0.04	0.02	0.02				
				40:28		0.85	595.25	272.91	322.34	1.000	OCDD		AN
				40:47	RO	2.50	1.47	1.05	0.42	1.008			
458-460			2	Peaks			596.72						
13C12-OCDD				0.76-1.02						0.996-1.004			
470-472	DC	NL				Height	0.34	0.24	0.10				
				40:28		0.82	176.33	79.65	96.68	1.000	13C12-OCDD		IS14
						Height	41.03	17.82	23.21				
	DC	WH		40:41	RO	0.41	1.20			1.005			
	DC	WH		40:54	RO	1.09	1.55			1.011			
470-472			1	Peak			176.33						

Compound/
M_Z.... QC.Log Omit Why ..RT. OK Ratio Total.Area/Ht Area/Ht.Peak1 Area/Ht.Peak2 Rel.RT Compound.Name.. ID.. Flags.

Column Description.....	"Why" Code Description.....	QC Log Desc.....
M_Z -Nominal Ion Mass(es)	WL-Below Retention Time Window	A-Peak Added
..RT. -Retention Time (mm:ss)	WH-Above Retention Time Window	K-Peak Kept
Rat.1 -Ratio of M/M+2 Ions	SN-Below Signal to Noise Level	D-Peak Deleted
OK -RO=Ratio Outside Limits	<M-Below Method Detection Limit	T-Time Changed
Rel.RT-Relative Retention Time	NL-Channel Specific Noise Level	M-Peak Area Changed
		N-Name Changed
		X-Ether Interference

*** End of Report ***

File:S023099 #1-758 Acq:12-JUL-2002 21:53:48 EI+ Voltage SIR 70S Noise:26
303.9016 F:2 BSUB(256,30,-3.0) PKD(9,5,5,0.05%,104.0,1.00%,F,T) Exp:NDB5US
TRIANGLE LABS Text:TLI#57752A DF-TR-1 0-5.1 INJ. TIME = 21:55

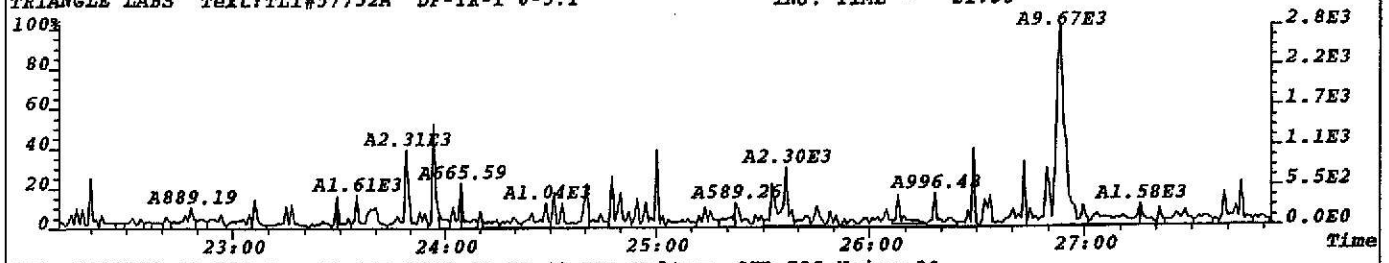

File:S023099 #1-758 Acq:12-JUL-2002 21:53:48 EI+ Voltage SIR 70S Noise:30
305.8987 F:2 BSUB(256,30,-3.0) PKD(9,5,5,0.05%,120.0,1.00%,F,T) Exp:NDB5US
TRIANGLE LABS Text:TLI#57752A DF-TR-1 0-5.1 INJ. TIME = 21:55

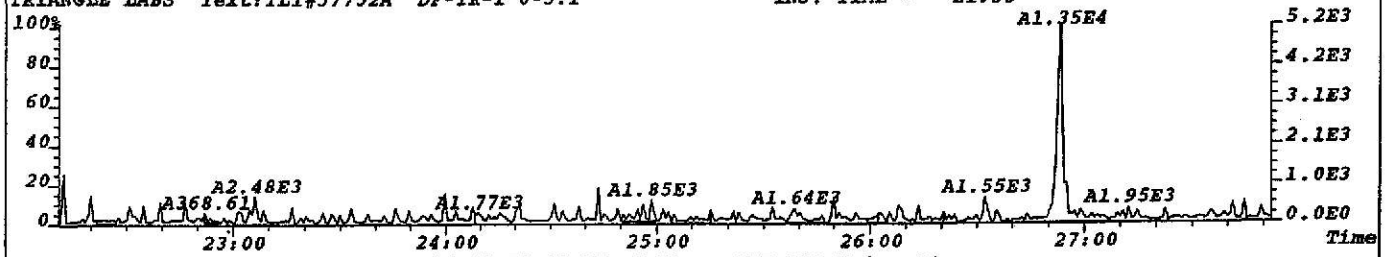

File:S023099 #1-758 Acq:12-JUL-2002 21:53:48 EI+ Voltage SIR 70S Noise:24
315.9419 F:2 BSUB(256,30,-3.0) PKD(9,5,5,0.05%,96.0,1.00%,F,T) Exp:NDB5US
TRIANGLE LABS Text:TLI#57752A DF-TR-1 0-5.1 INJ. TIME = 21:55

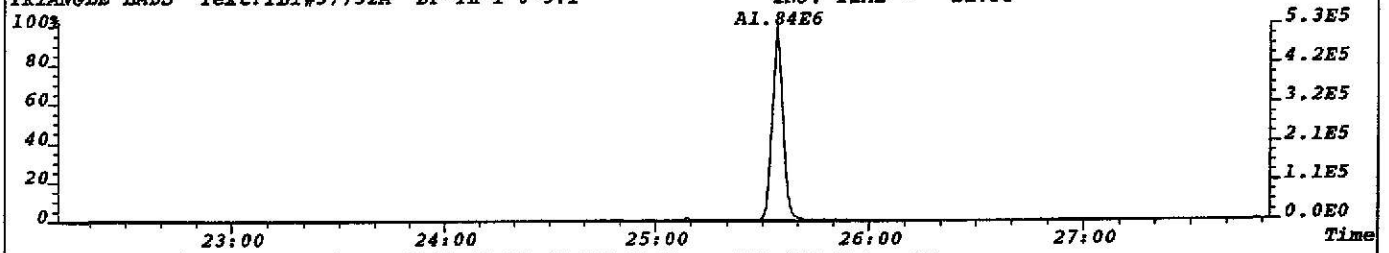

File:S023099 #1-758 Acq:12-JUL-2002 21:53:48 EI+ Voltage SIR 70S Noise:23
317.9389 F:2 BSUB(256,30,-3.0) PKD(9,5,5,0.05%,92.0,1.00%,F,T) Exp:NDB5US
TRIANGLE LABS Text:TLI#57752A DF-TR-1 0-5.1 INJ. TIME = 21:55

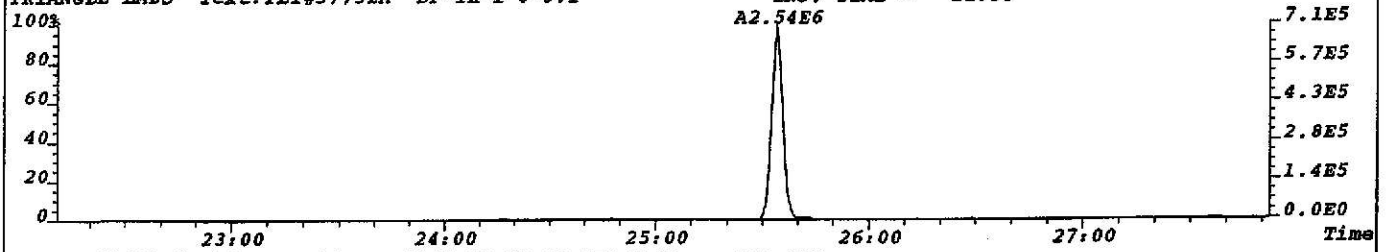

File:S023099 #1-758 Acq:12-JUL-2002 21:53:48 EI+ Voltage SIR 70S
330.9792 F:2 Exp:NDB5US
TRIANGLE LABS Text:TLI#57752A DF-TR-1 0-5.1 INJ. TIME = 21:55

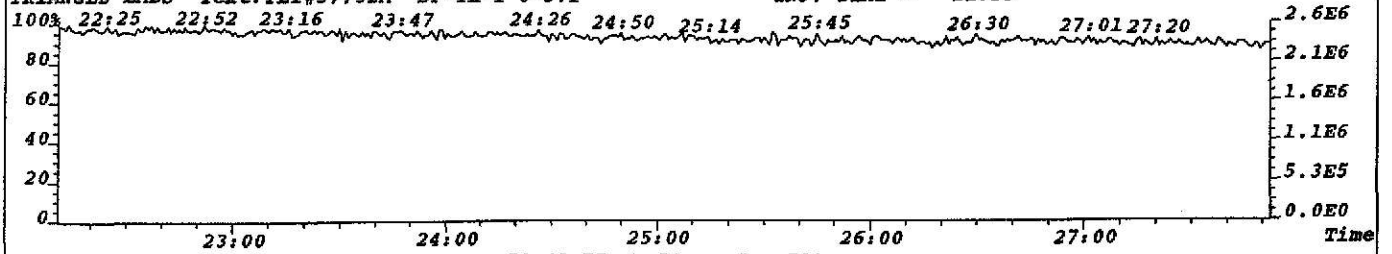

File:S023099 #1-758 Acq:12-JUL-2002 21:53:48 EI+ Voltage SIR 70S
375.8364 F:2 Exp:NDB5US
TRIANGLE LABS Text:TLI#57752A DF-TR-1 0-5.1 INJ. TIME = 21:55

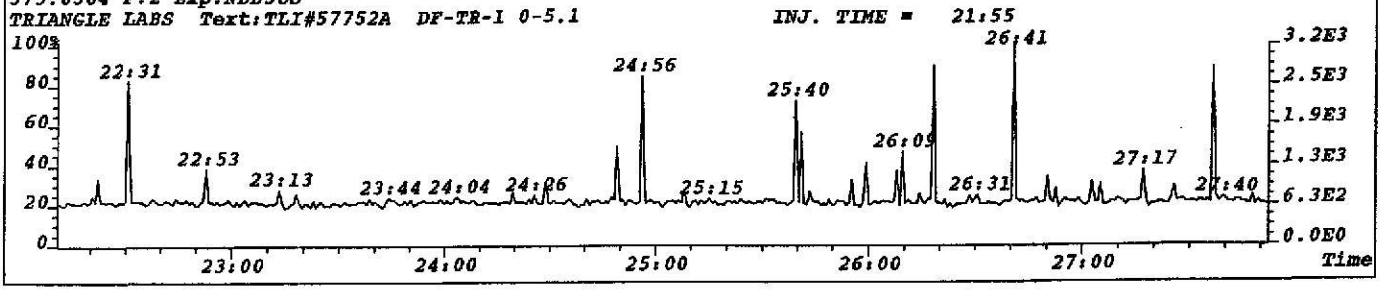

N = 0.01625 + 0.0225 = 0.03875 GEM 7/13/02

File:S023099 #1-758 Acq:12-JUL-2002 21:53:48 EI+ Voltage SIR 70S Noise:28
319.8965 F:2 BSUB(256,30,-3.0) PKD(7,5,3,0.05%,112.0,1.00%,F,T) Exp:NDB5US
TRIANGLE LABS Text:TLI#57752A DF-TR-1 0-5.1 INJ. TIME = 21:55

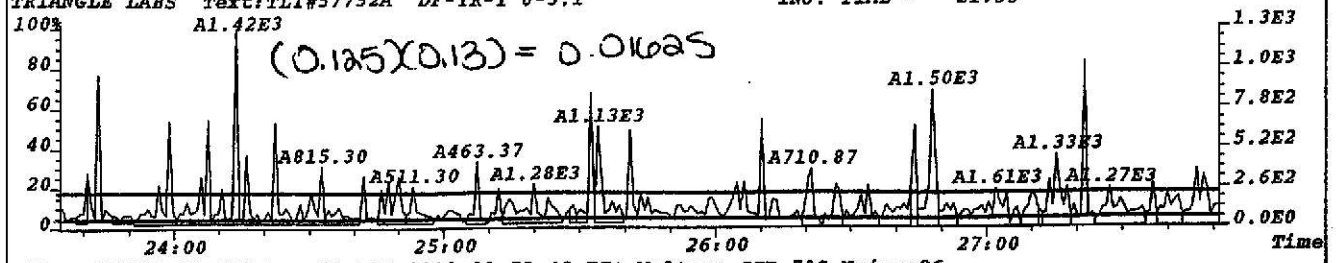

File:S023099 #1-758 Acq:12-JUL-2002 21:53:48 EI+ Voltage SIR 70S Noise:26
321.8936 F:2 BSUB(256,30,-3.0) PKD(7,5,3,0.05%,104.0,1.00%,F,T) Exp:NDB5US
TRIANGLE LABS Text:TLI#57752A DF-TR-1 0-5.1 INJ. TIME = 21:55

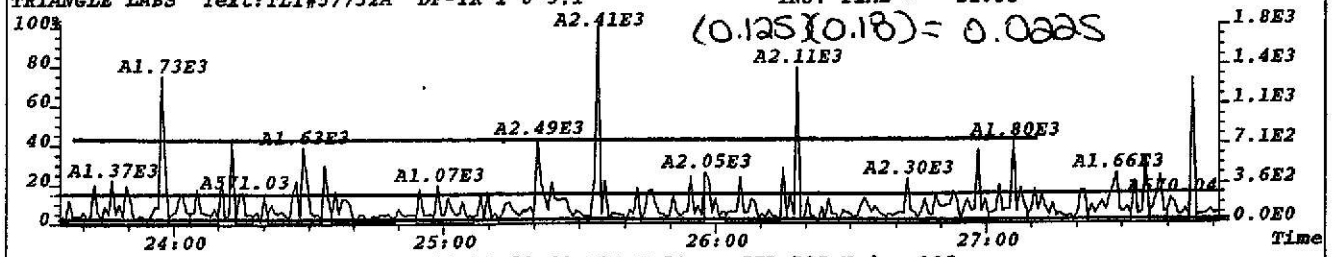

File:S023099 #1-758 Acq:12-JUL-2002 21:53:48 EI+ Voltage SIR 70S Noise:105
331.9368 F:2 BSUB(256,30,-3.0) PKD(7,5,3,0.05%,420.0,1.00%,F,T) Exp:NDB5US
TRIANGLE LABS Text:TLI#57752A DF-TR-1 0-5.1 INJ. TIME = 21:55

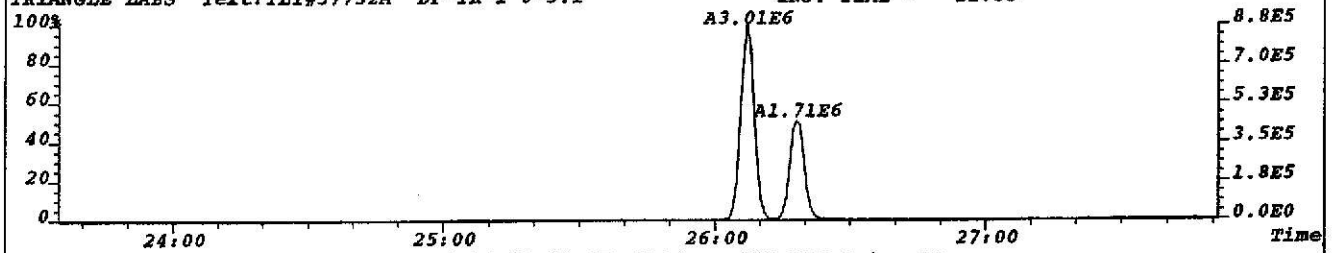

File:S023099 #1-758 Acq:12-JUL-2002 21:53:48 EI+ Voltage SIR 70S Noise:28
333.9338 F:2 BSUB(256,30,-3.0) PKD(7,5,3,0.05%,112.0,1.00%,F,T) Exp:NDB5US
TRIANGLE LABS Text:TLI#57752A DF-TR-1 0-5.1 INJ. TIME = 21:55

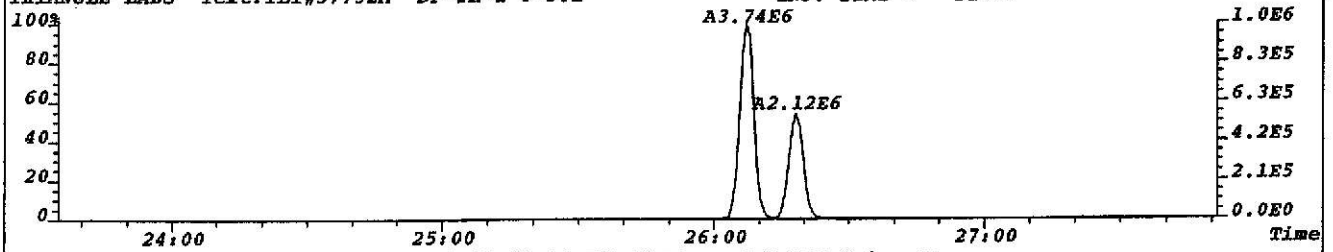

File:S023099 #1-758 Acq:12-JUL-2002 21:53:48 EI+ Voltage SIR 70S Noise:22
327.8847 F:2 BSUB(256,30,-3.0) PKD(7,5,3,0.05%,88.0,1.00%,F,T) Exp:NDB5US
TRIANGLE LABS Text:TLI#57752A DF-TR-1 0-5.1 INJ. TIME = 21:55

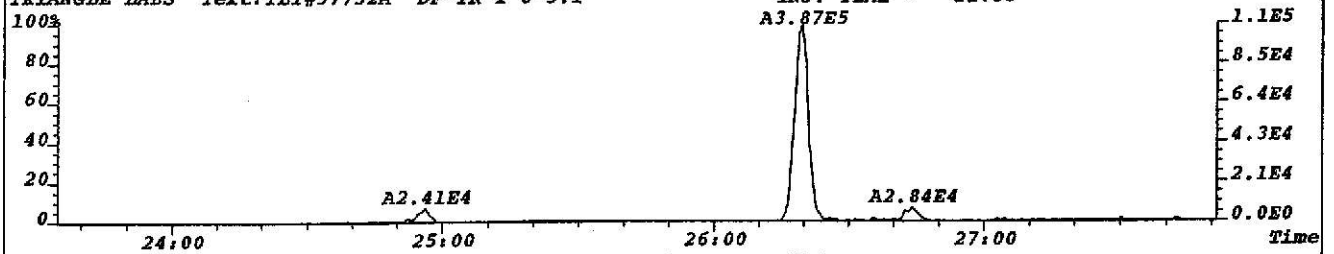

File:S023099 #1-758 Acq:12-JUL-2002 21:53:48 EI+ Voltage SIR 70S
330.9792 F:2 Exp:NDB5US
TRIANGLE LABS Text:TLI#57752A DF-TR-1 0-5.1 INJ. TIME = 21:55

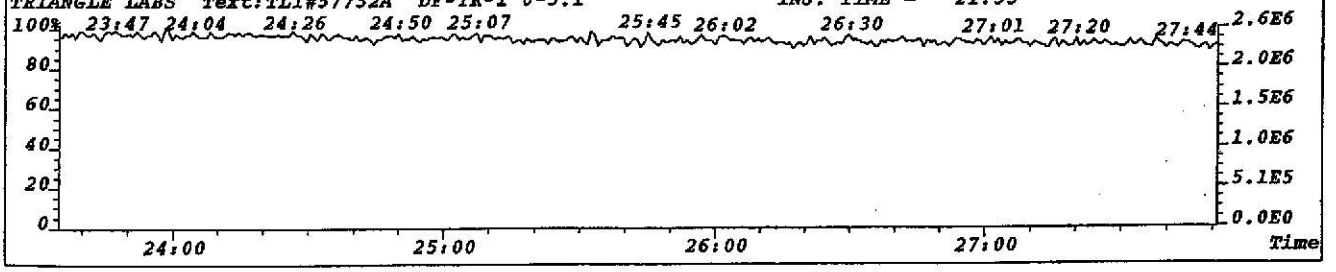

File:S023099 #1-758 Acq:12-JUL-2002 21:53:48 EI+ Voltage SIR 70S Noise:26
339.8597 F:2 BSUB(256,30,-3.0) PKD(7,5,3,0.05%,104.0,1.00%,F,T) Exp:NDB5US
TRIANGLE LABS Text:TLI#57752A DF-TR-1 0-5.1 INJ. TIME = 21:55

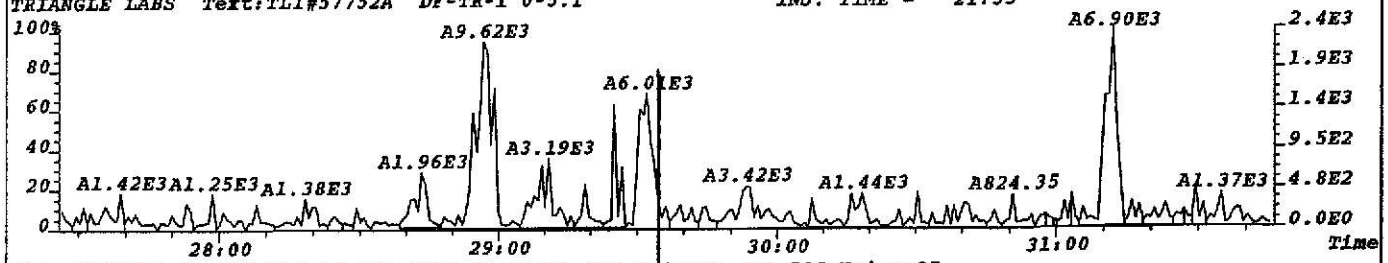

File:S023099 #1-758 Acq:12-JUL-2002 21:53:48 EI+ Voltage SIR 70S Noise:27
341.8567 F:2 BSUB(256,30,-3.0) PKD(7,5,3,0.05%,108.0,1.00%,F,T) Exp:NDB5US
TRIANGLE LABS Text:TLI#57752A DF-TR-1 0-5.1 INJ. TIME = 21:55

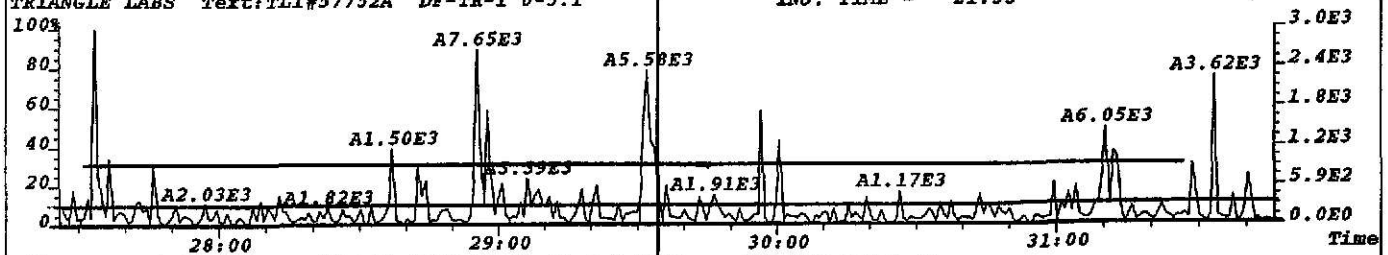

File:S023099 #1-758 Acq:12-JUL-2002 21:53:48 EI+ Voltage SIR 70S Noise:24
351.9000 F:2 BSUB(256,30,-3.0) PKD(7,5,3,0.05%,96.0,1.00%,F,T) Exp:NDB5US
TRIANGLE LABS Text:TLI#57752A DF-TR-1 0-5.1 INJ. TIME = 21:55

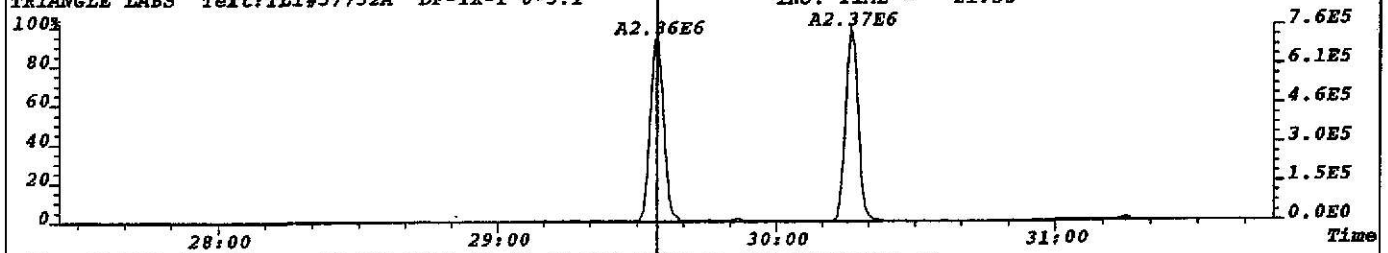

File:S023099 #1-758 Acq:12-JUL-2002 21:53:48 EI+ Voltage SIR 70S Noise:23
353.8970 F:2 BSUB(256,30,-3.0) PKD(7,5,3,0.05%,92.0,1.00%,F,T) Exp:NDB5US
TRIANGLE LABS Text:TLI#57752A DF-TR-1 0-5.1 INJ. TIME = 21:55

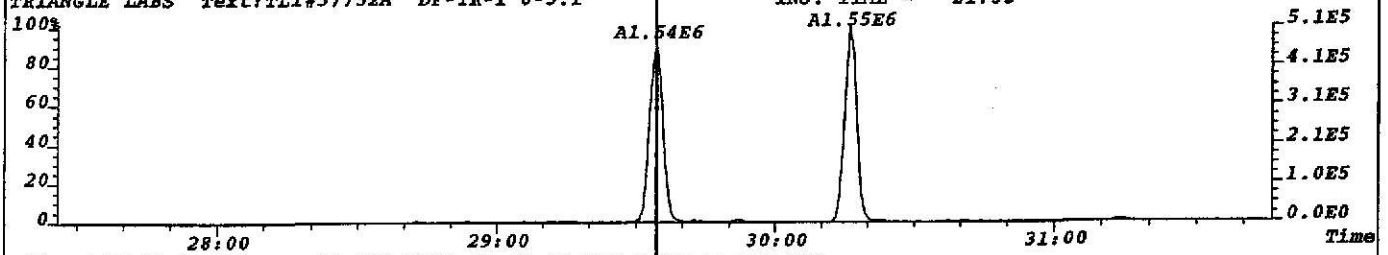

File:S023099 #1-758 Acq:12-JUL-2002 21:53:48 EI+ Voltage SIR 70S
330.9792 F:2 Exp:NDB5US
TRIANGLE LABS Text:TLI#57752A DF-TR-1 0-5.1 INJ. TIME = 21:55

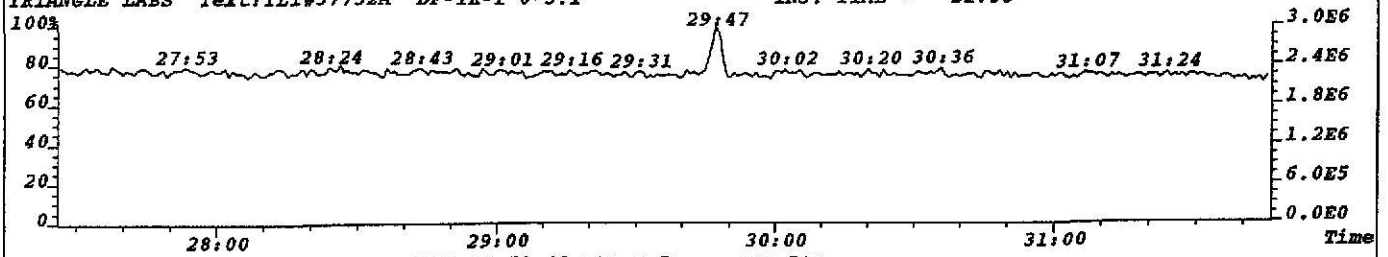

File:S023099 #1-758 Acq:12-JUL-2002 21:53:48 EI+ Voltage SIR 70S
409.7974 F:2 Exp:NDB5US
TRIANGLE LABS Text:TLI#57752A DF-TR-1 0-5.1 INJ. TIME = 21:55

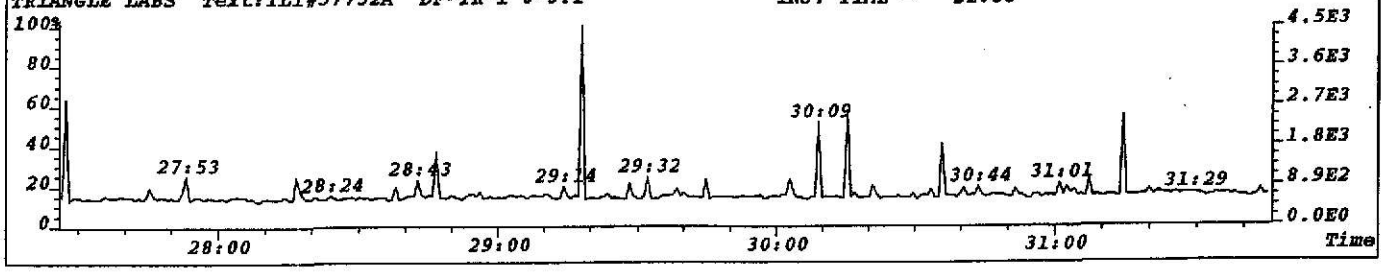

File:S023099 #1-758 Acq:12-JUL-2002 21:53:48 EI+ Voltage SIR 70S Noise:27
355.8546 F:2 BSUB(256,30,-3.0) PKD(7,5,3,0.05%,108.0,1.00%,F,T) Exp:NDB5US
TRIANGLE LABS Text:TLI#57752A DF-TR-1 0-5.1 INJ. TIME = 21:55

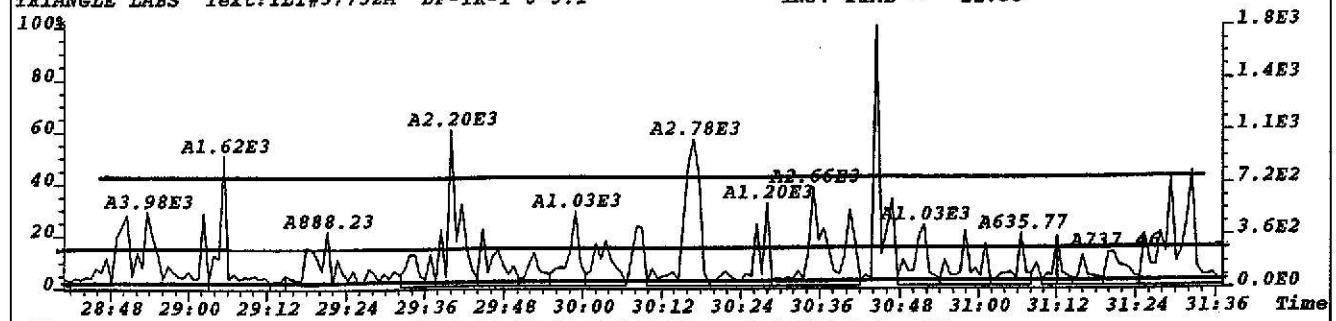

File:S023099 #1-758 Acq:12-JUL-2002 21:53:48 EI+ Voltage SIR 70S Noise:25
357.8516 F:2 BSUB(256,30,-3.0) PKD(7,5,3,0.05%,100.0,1.00%,F,T) Exp:NDB5US
TRIANGLE LABS Text:TLI#57752A DF-TR-1 0-5.1 INJ. TIME = 21:55

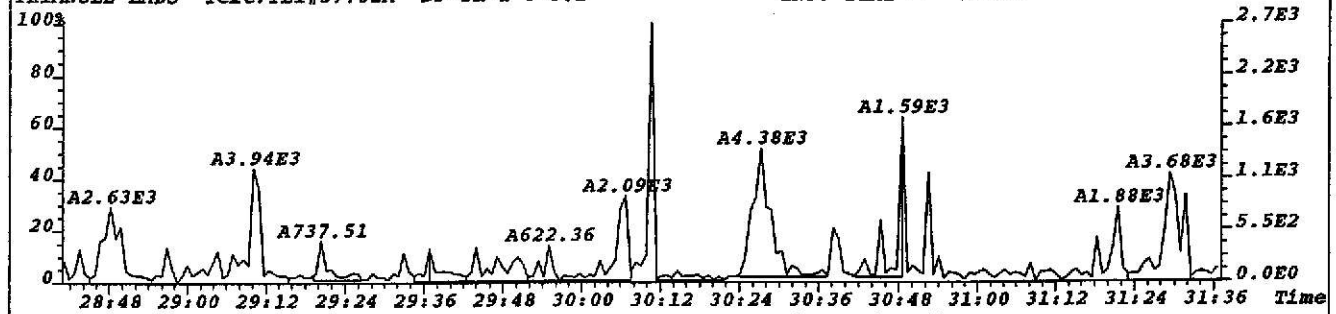

File:S023099 #1-758 Acq:12-JUL-2002 21:53:48 EI+ Voltage SIR 70S Noise:32
367.8949 F:2 BSUB(256,30,-3.0) PKD(7,5,3,0.05%,128.0,1.00%,F,T) Exp:NDB5US
TRIANGLE LABS Text:TLI#57752A DF-TR-1 0-5.1 INJ. TIME = 21:55

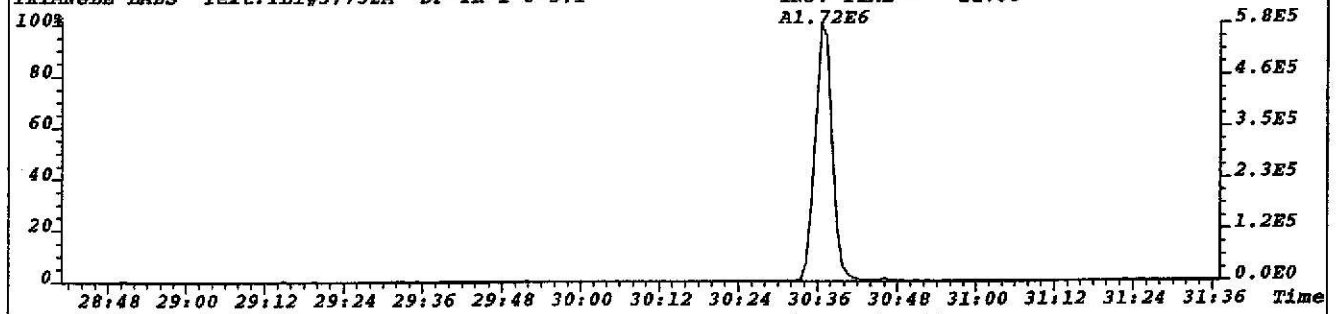

File:S023099 #1-758 Acq:12-JUL-2002 21:53:48 EI+ Voltage SIR 70S Noise:28
369.8919 F:2 BSUB(256,30,-3.0) PKD(7,5,3,0.05%,112.0,1.00%,F,T) Exp:NDB5US
TRIANGLE LABS Text:TLI#57752A DF-TR-1 0-5.1 INJ. TIME = 21:55

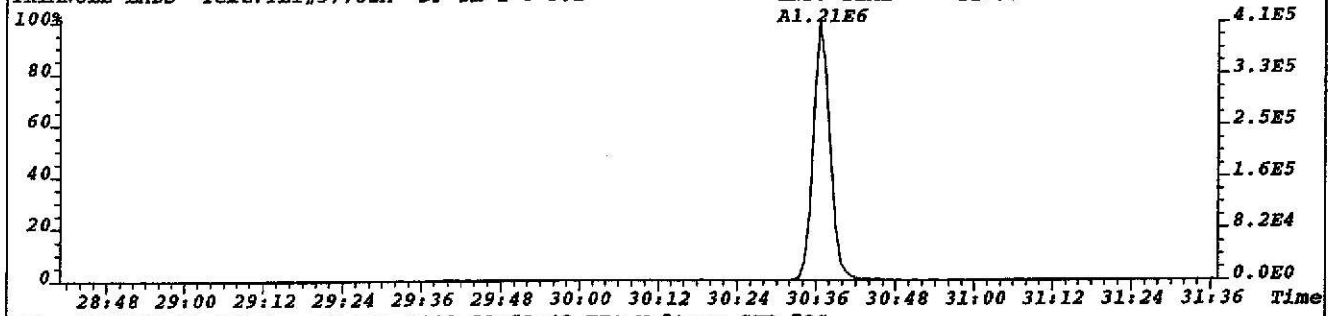

File:S023099 #1-758 Acq:12-JUL-2002 21:53:48 EI+ Voltage SIR 70S
330.9792 F:2 Exp:NDB5US
TRIANGLE LABS Text:TLI#57752A DF-TR-1 0-5.1 INJ. TIME = 21:55

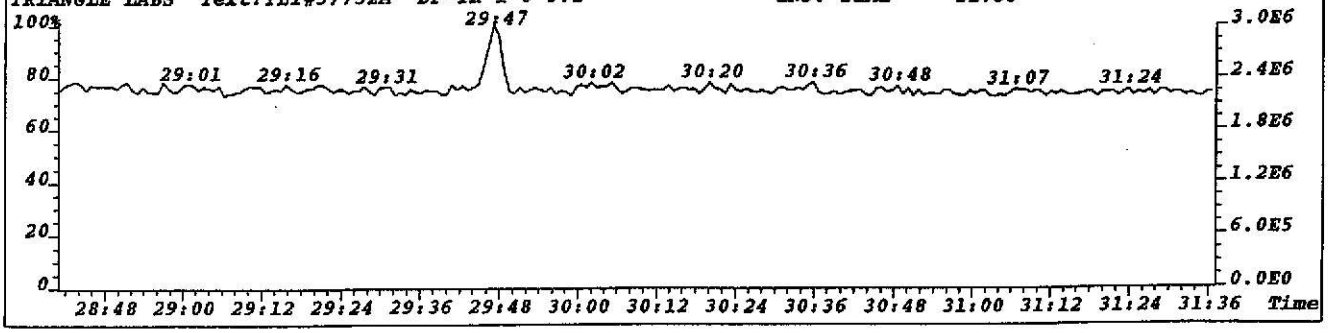

File:S023099 #1-455 Acq:12-JUL-2002 21:53:48 EI+ Voltage SIR 70S Noise:55
373.8208 F:3 BSUB(256,30,-3.0) PKD(7,5,3,0.05%,220.0,1.00%,F,T) Exp:NDB5US
TRIANGLE LABS Text:TLI#57752A DF-TR-1 0-5.1 INJ. TIME = 21:55

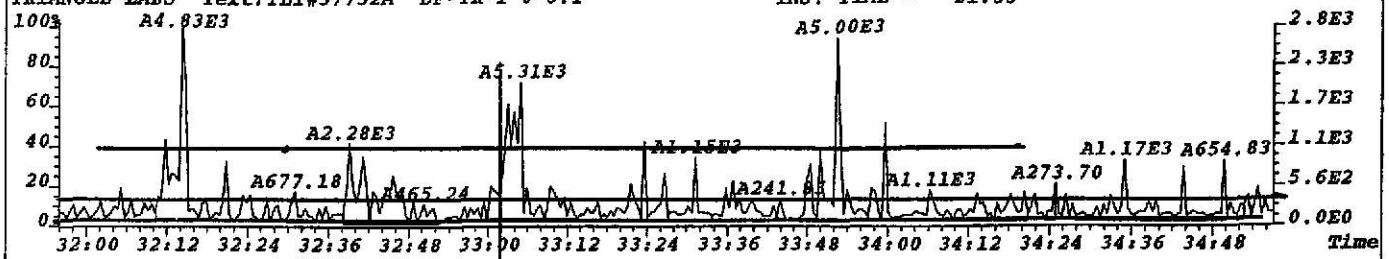

File:S023099 #1-455 Acq:12-JUL-2002 21:53:48 EI+ Voltage SIR 70S Noise:45
375.8178 F:3 BSUB(256,30,-3.0) PKD(7,5,3,0.05%,180.0,1.00%,F,T) Exp:NDB5US
TRIANGLE LABS Text:TLI#57752A DF-TR-1 0-5.1 INJ. TIME = 21:55

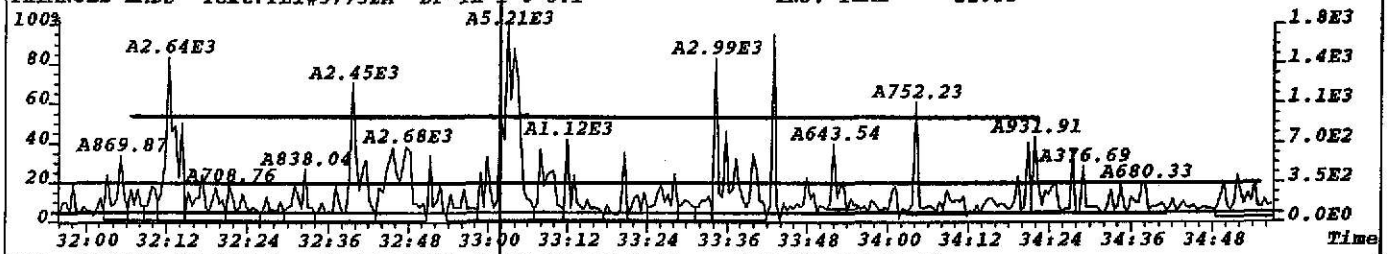

File:S023099 #1-455 Acq:12-JUL-2002 21:53:48 EI+ Voltage SIR 70S Noise:46
383.8639 F:3 BSUB(256,30,-3.0) PKD(7,5,3,0.05%,184.0,1.00%,F,T) Exp:NDB5US
TRIANGLE LABS Text:TLI#57752A DF-TR-1 0-5.1 INJ. TIME = 21:55

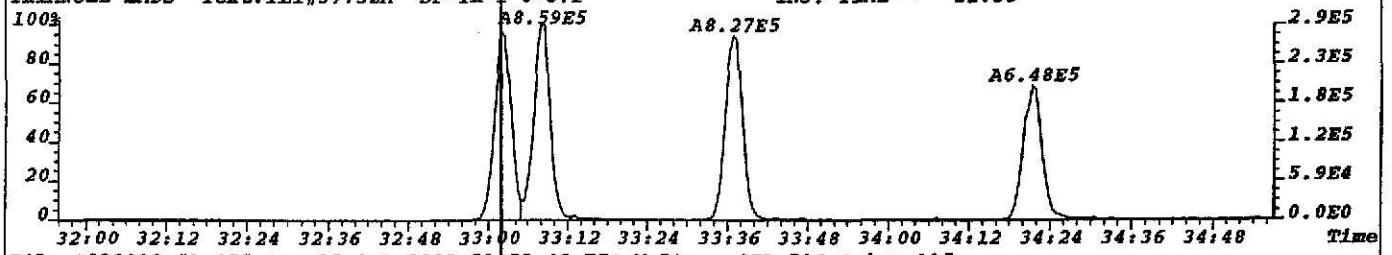

File:S023099 #1-455 Acq:12-JUL-2002 21:53:48 EI+ Voltage SIR 70S Noise:115
385.8610 F:3 BSUB(256,30,-3.0) PKD(7,5,3,0.05%,460.0,1.00%,F,T) Exp:NDB5US
TRIANGLE LABS Text:TLI#57752A DF-TR-1 0-5.1 INJ. TIME = 21:55

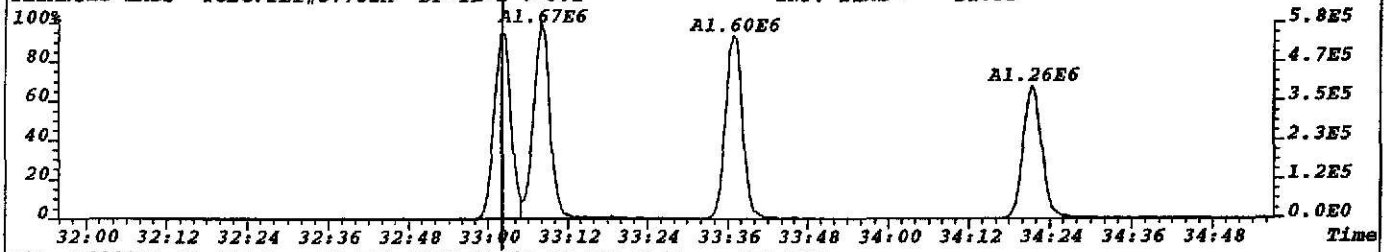

File:S023099 #1-455 Acq:12-JUL-2002 21:53:48 EI+ Voltage SIR 70S
392.9760 F:3 Exp:NDB5US
TRIANGLE LABS Text:TLI#57752A DF-TR-1 0-5.1 INJ. TIME = 21:55

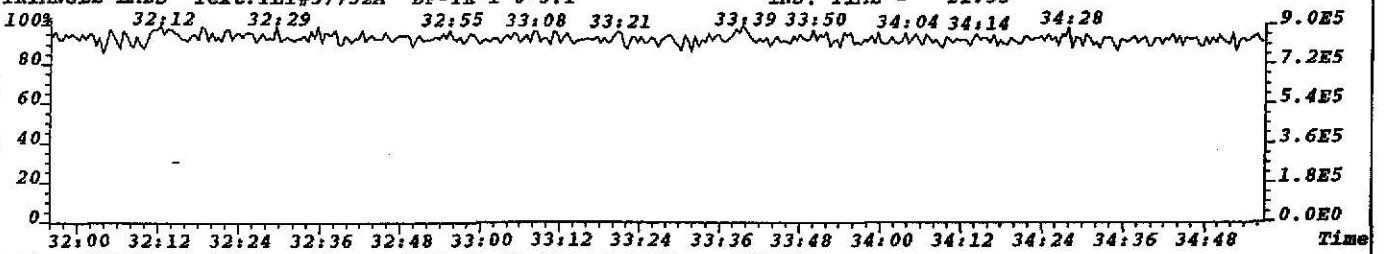

File:S023099 #1-455 Acq:12-JUL-2002 21:53:48 EI+ Voltage SIR 70S
445.7555 F:3 Exp:NDB5US
TRIANGLE LABS Text:TLI#57752A DF-TR-1 0-5.1 INJ. TIME = 21:55

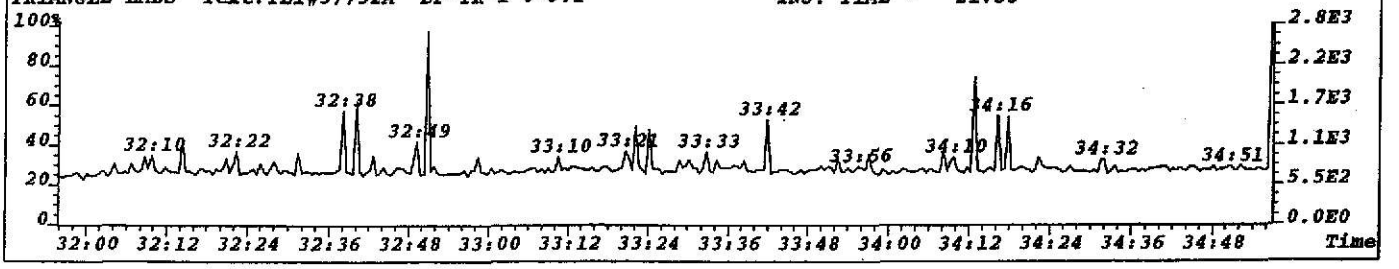

File:S023099 #1-455 Acq:12-JUL-2002 21:53:48 EI+ Voltage SIR 70S Noise:34
389.8156 F:3 BSUB(256,30,-3.0) PKD(7,5,3,0.05%,136.0,1.00%,F,T) Exp:NDB5US
TRIANGLE LABS Text:TLI#57752A DF-TR-1 0-5.1 INJ. TIME = 21:55

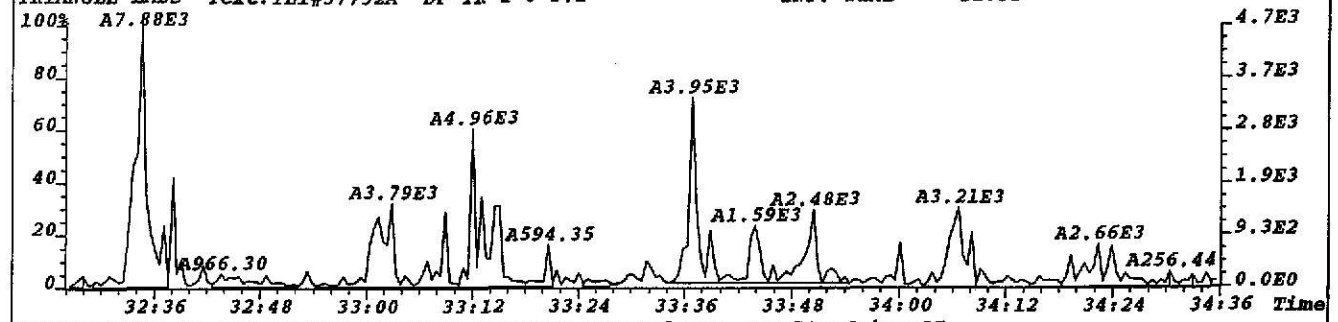

File:S023099 #1-455 Acq:12-JUL-2002 21:53:48 EI+ Voltage SIR 70S Noise:37
391.8127 F:3 BSUB(256,30,-3.0) PKD(7,5,3,0.05%,148.0,1.00%,F,T) Exp:NDB5US
TRIANGLE LABS Text:TLI#57752A DF-TR-1 0-5.1 INJ. TIME = 21:55

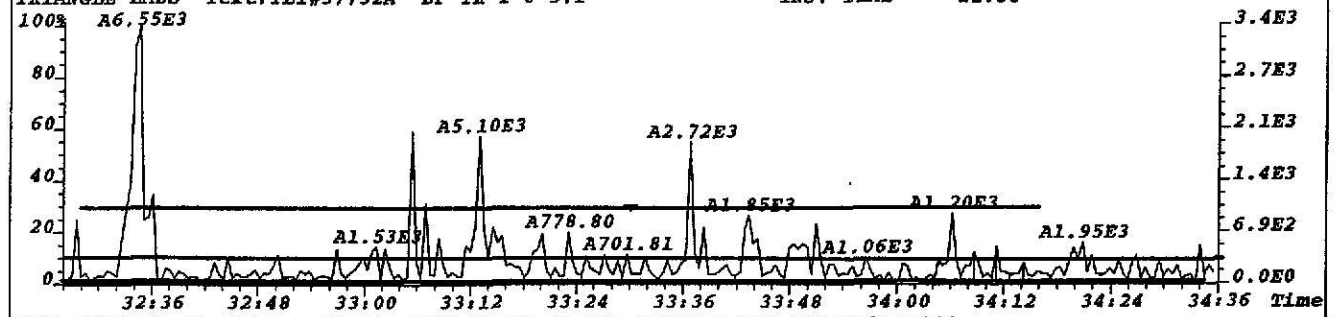

File:S023099 #1-455 Acq:12-JUL-2002 21:53:48 EI+ Voltage SIR 70S Noise:144
401.8558 F:3 BSUB(256,30,-3.0) PKD(7,5,3,0.05%,576.0,1.00%,F,T) Exp:NDB5US
TRIANGLE LABS Text:TLI#57752A DF-TR-1 0-5.1 INJ. TIME = 21:55

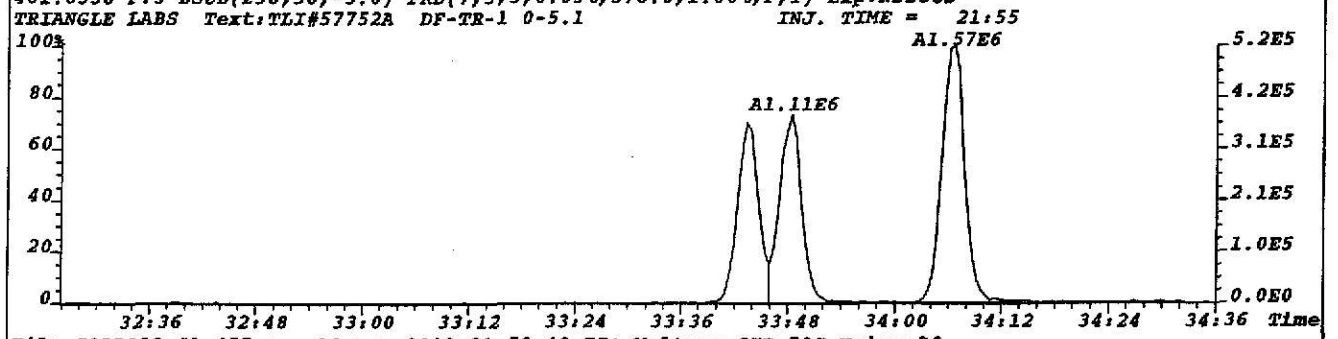

File:S023099 #1-455 Acq:12-JUL-2002 21:53:48 EI+ Voltage SIR 70S Noise:26
403.8529 F:3 BSUB(256,30,-3.0) PKD(7,5,3,0.05%,104.0,1.00%,F,T) Exp:NDB5US
TRIANGLE LABS Text:TLI#57752A DF-TR-1 0-5.1 INJ. TIME = 21:55

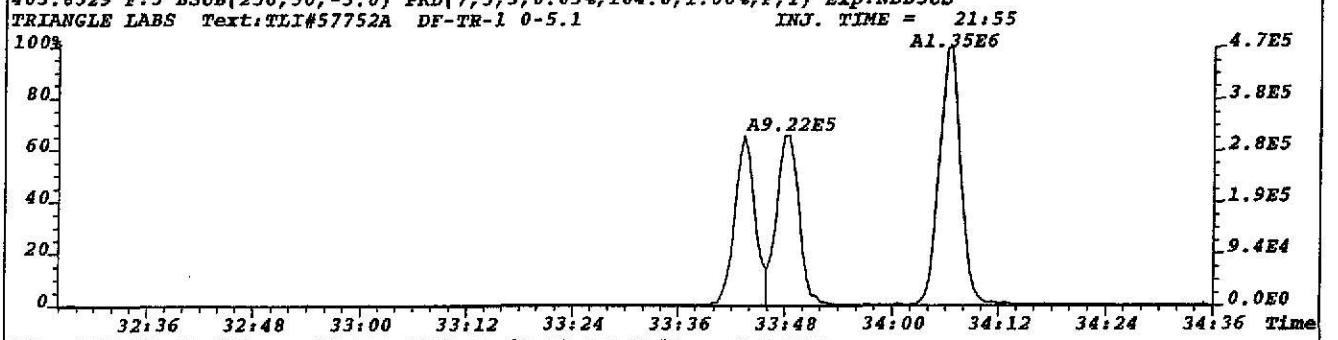

File:S023099 #1-455 Acq:12-JUL-2002 21:53:48 EI+ Voltage SIR 70S
392.9760 F:3 Exp:NDB5US
TRIANGLE LABS Text:TLI#57752A DF-TR-1 0-5.1 INJ. TIME = 21:55

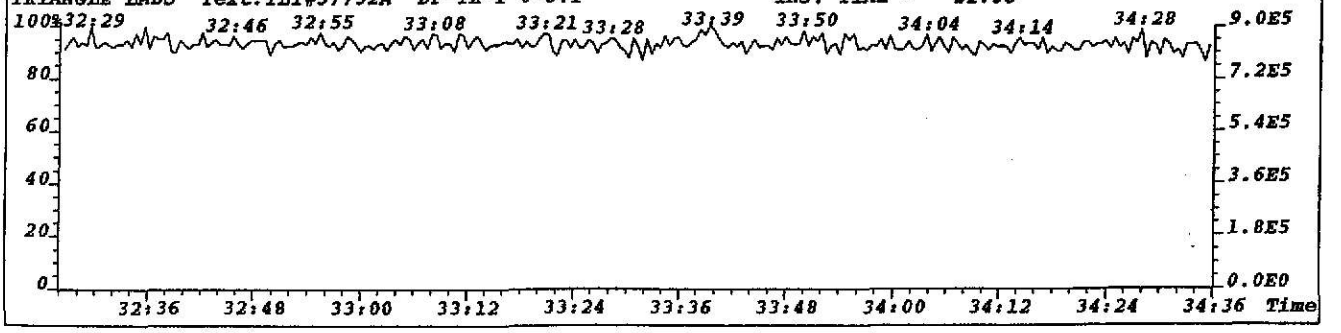

File:S023099 #1-735 Acq:12-JUL-2002 21:53:48 EI+ Voltage SIR 70S Noise:39
407.7818 F:4 BSUB(256,30,-3.0) PKD(7,5,3,0.05%,156.0,1.00%,F,T) Exp:NDB5US
TRIANGLE LABS Text:TLI#57752A DF-TR-1 0-5.1 INJ. TIME = 21:55

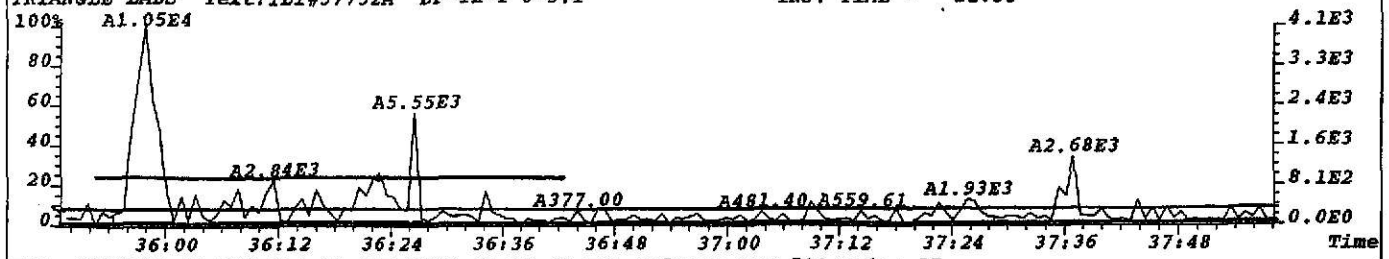

File:S023099 #1-735 Acq:12-JUL-2002 21:53:48 EI+ Voltage SIR 70S Noise:37
409.7789 F:4 BSUB(256,30,-3.0) PKD(7,5,3,0.05%,148.0,1.00%,F,T) Exp:NDB5US
TRIANGLE LABS Text:TLI#57752A DF-TR-1 0-5.1 INJ. TIME = 21:55

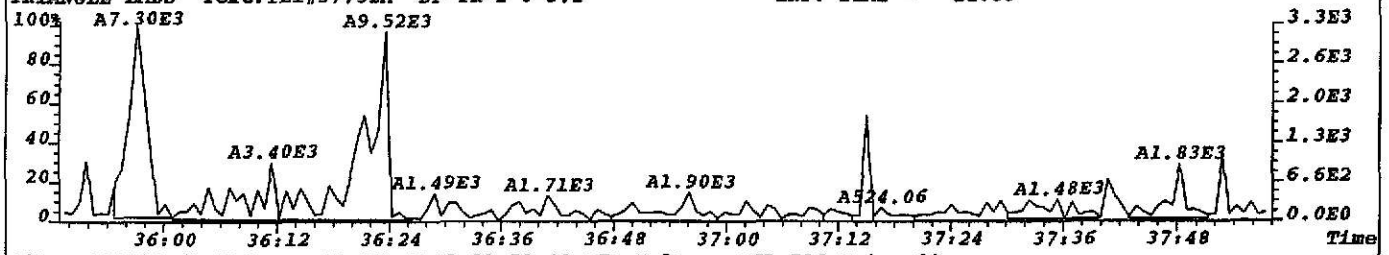

File:S023099 #1-735 Acq:12-JUL-2002 21:53:48 EI+ Voltage SIR 70S Noise:38
417.8253 F:4 BSUB(256,30,-3.0) PKD(7,5,3,0.05%,152.0,1.00%,F,T) Exp:NDB5US
TRIANGLE LABS Text:TLI#57752A DF-TR-1 0-5.1 INJ. TIME = 21:55

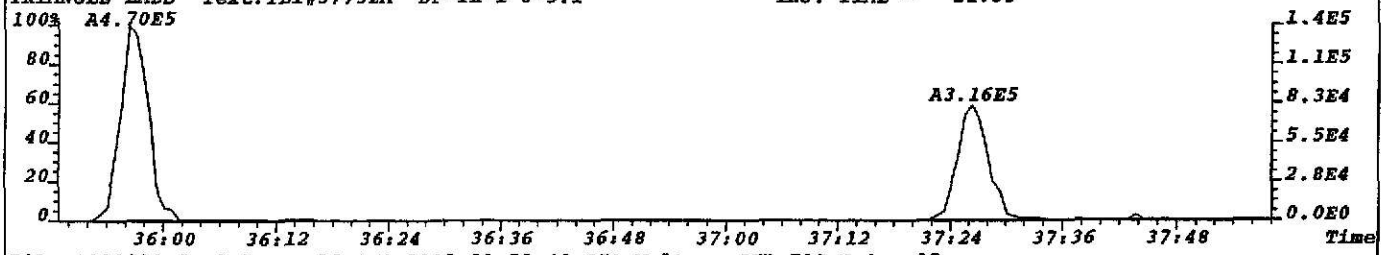

File:S023099 #1-735 Acq:12-JUL-2002 21:53:48 EI+ Voltage SIR 70S Noise:35
419.8220 F:4 BSUB(256,30,-3.0) PKD(7,5,3,0.05%,140.0,1.00%,F,T) Exp:NDB5US
TRIANGLE LABS Text:TLI#57752A DF-TR-1 0-5.1 INJ. TIME = 21:55

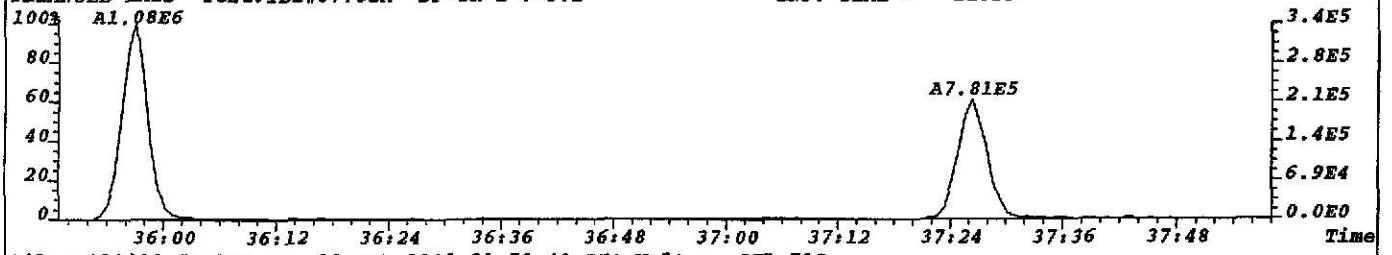

File:S023099 #1-735 Acq:12-JUL-2002 21:53:48 EI+ Voltage SIR 70S
430.9729 F:4 Exp:NDB5US
TRIANGLE LABS Text:TLI#57752A DF-TR-1 0-5.1 INJ. TIME = 21:55

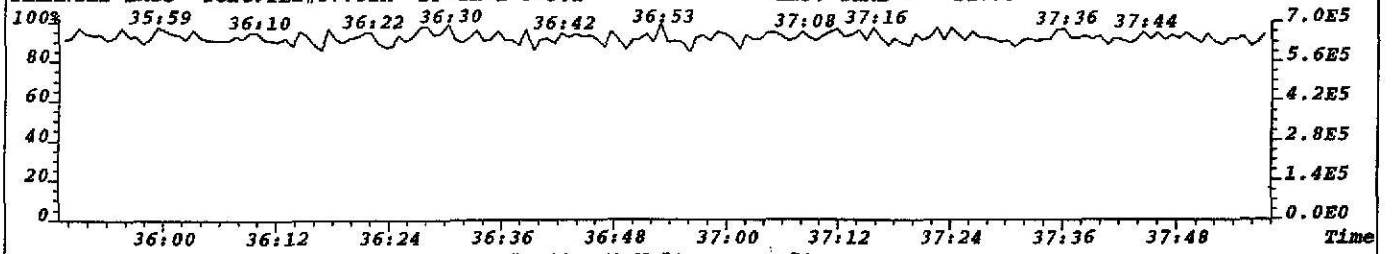

File:S023099 #1-735 Acq:12-JUL-2002 21:53:48 EI+ Voltage SIR 70S
479.7165 F:4 Exp:NDB5US
TRIANGLE LABS Text:TLI#57752A DF-TR-1 0-5.1 INJ. TIME = 21:55

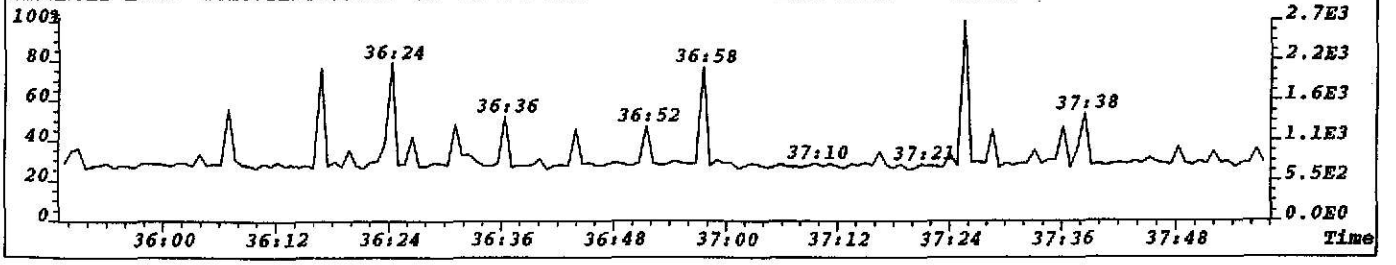

File:S023099 #1-735 Acq:12-JUL-2002 21:53:48 EI+ Voltage SIR 70S Noise:28
423.7766 F:4 BSUB(256,30,-3.0) PKD(7,5,3,0.05%,112.0,1.00%,F,T) Exp:NDB5US
TRIANGLE LABS Text:TLI#57752A DF-TR-1 0-5.1 INJ. TIME = 21:55

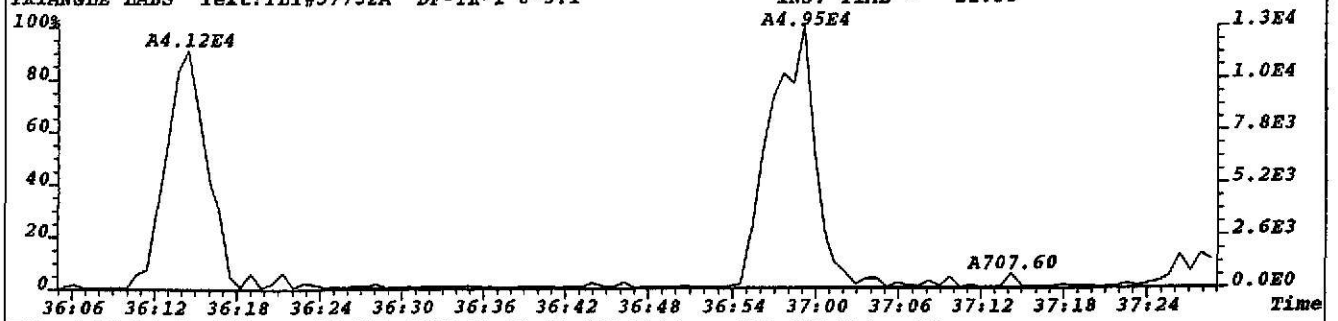

File:S023099 #1-735 Acq:12-JUL-2002 21:53:48 EI+ Voltage SIR 70S Noise:31
425.7737 F:4 BSUB(256,30,-3.0) PKD(7,5,3,0.05%,124.0,1.00%,F,T) Exp:NDB5US
TRIANGLE LABS Text:TLI#57752A DF-TR-1 0-5.1 INJ. TIME = 21:55

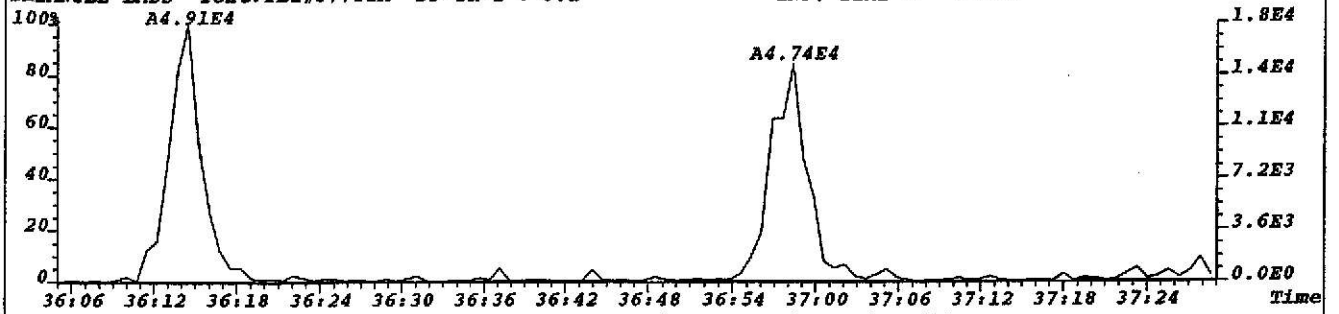

File:S023099 #1-735 Acq:12-JUL-2002 21:53:48 EI+ Voltage SIR 70S Noise:312
435.8169 F:4 BSUB(256,30,-3.0) PKD(7,5,3,0.05%,1248.0,1.00%,F,T) Exp:NDB5US
TRIANGLE LABS Text:TLI#57752A DF-TR-1 0-5.1 INJ. TIME = 21:55

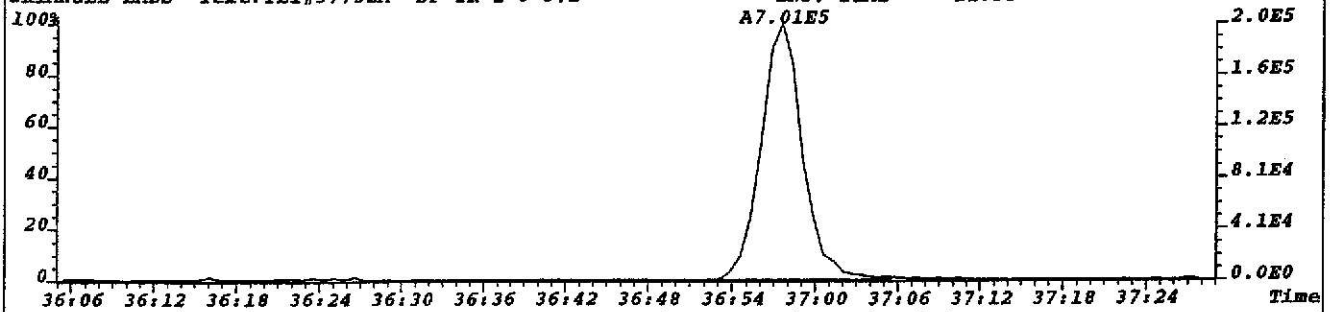

File:S023099 #1-735 Acq:12-JUL-2002 21:53:48 EI+ Voltage SIR 70S Noise:113
437.8140 F:4 BSUB(256,30,-3.0) PKD(7,5,3,0.05%,452.0,1.00%,F,T) Exp:NDB5US
TRIANGLE LABS Text:TLI#57752A DF-TR-1 0-5.1 INJ. TIME = 21:55

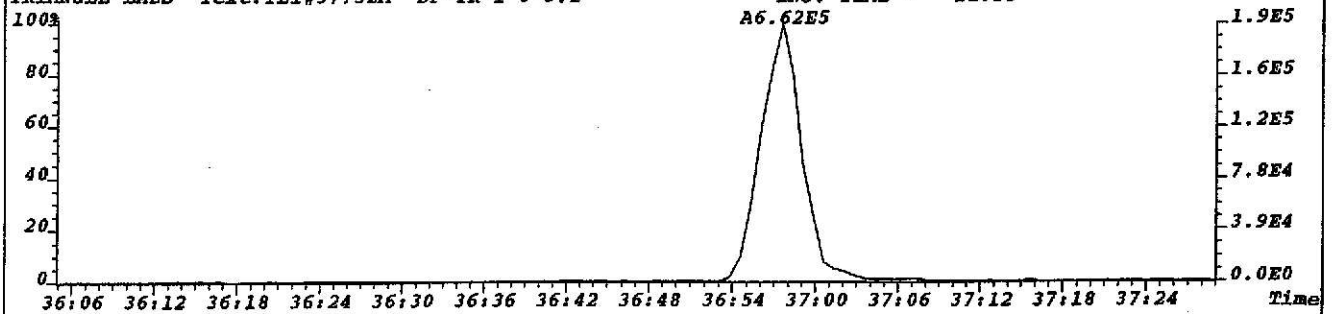

File:S023099 #1-735 Acq:12-JUL-2002 21:53:48 EI+ Voltage SIR 70S
430.9729 F:4 Exp:NDB5US
TRIANGLE LABS Text:TLI#57752A DF-TR-1 0-5.1 INJ. TIME = 21:55

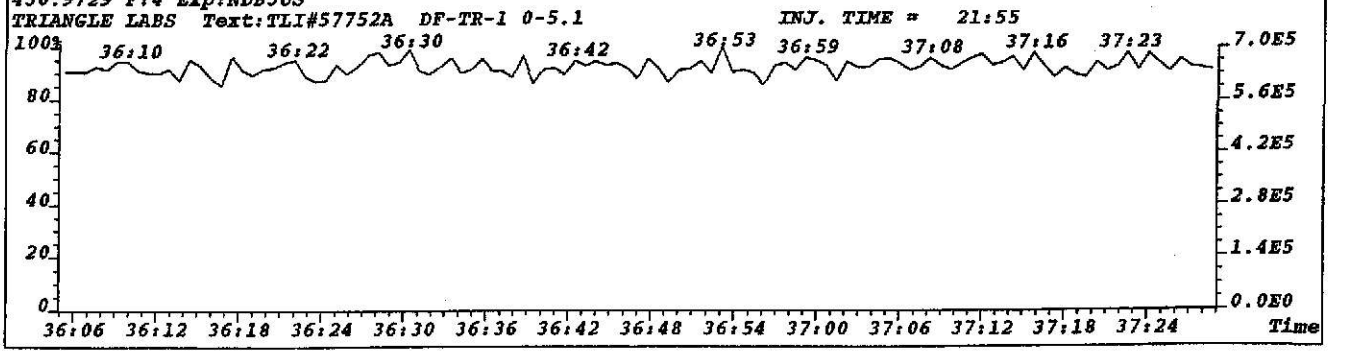

File:S023099 #1-735 Acq:12-JUL-2002 21:53:48 EI+ Voltage SIR 70S Noise:33
441.7428 F:4 BSUB(256,30,-3.0) PKD(7,5,3,0.05%,132.0,1.00%,F,T) Exp:NDB5US
TRIANGLE LABS Text:TLI#57752A DF-TR-1 0-5.1 INJ. TIME = 21:55

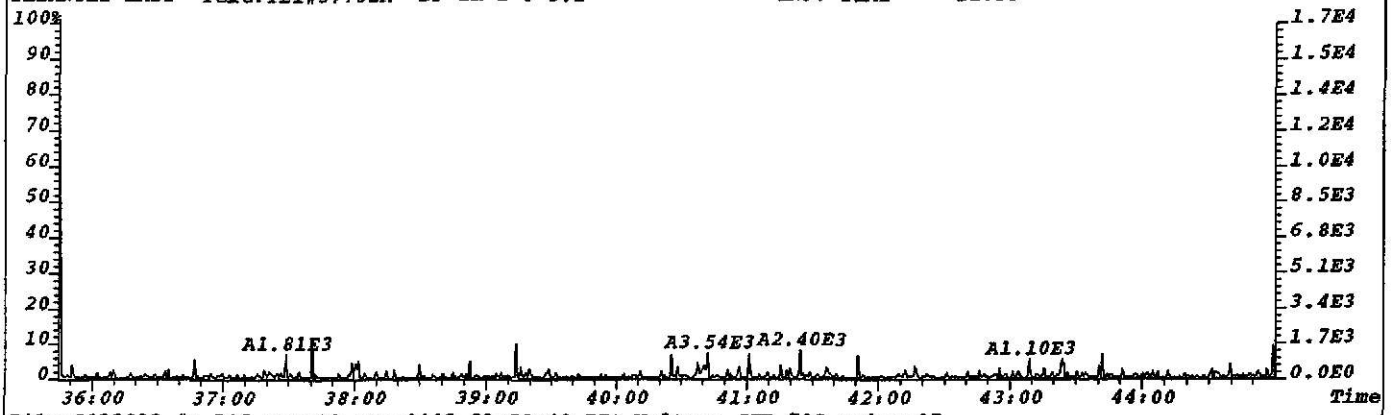

File:S023099 #1-735 Acq:12-JUL-2002 21:53:48 EI+ Voltage SIR 70S Noise:27
443.7399 F:4 BSUB(256,30,-3.0) PKD(7,5,3,0.05%,108.0,1.00%,F,T) Exp:NDB5US
TRIANGLE LABS Text:TLI#57752A DF-TR-1 0-5.1 INJ. TIME = 21:55

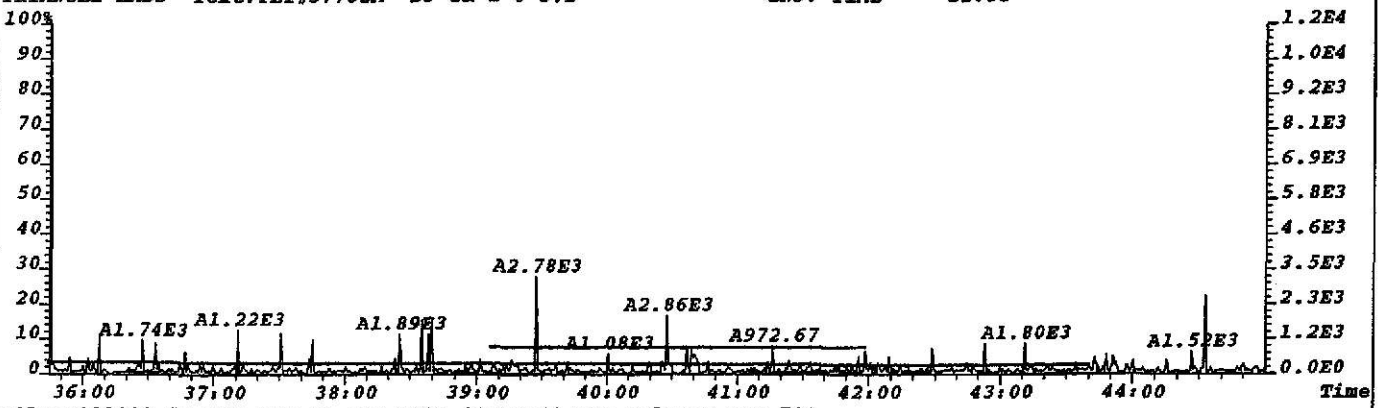

File:S023099 #1-735 Acq:12-JUL-2002 21:53:48 EI+ Voltage SIR 70S
430.9729 F:4 Exp:NDB5US
TRIANGLE LABS Text:TLI#57752A DF-TR-1 0-5.1 INJ. TIME = 21:55

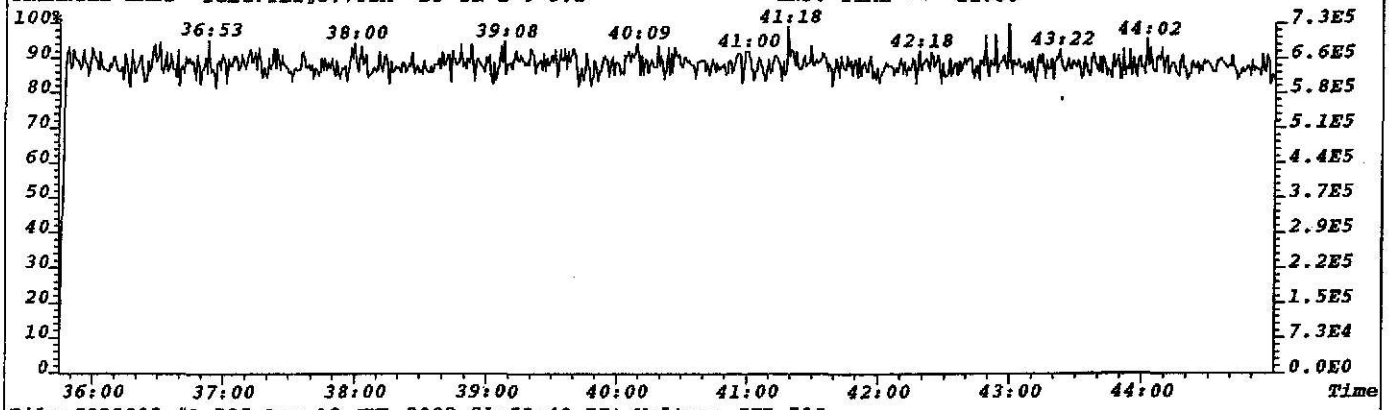

File:S023099 #1-735 Acq:12-JUL-2002 21:53:48 EI+ Voltage SIR 70S
513.6775 F:4 Exp:NDB5US
TRIANGLE LABS Text:TLI#57752A DF-TR-1 0-5.1 INJ. TIME = 21:55

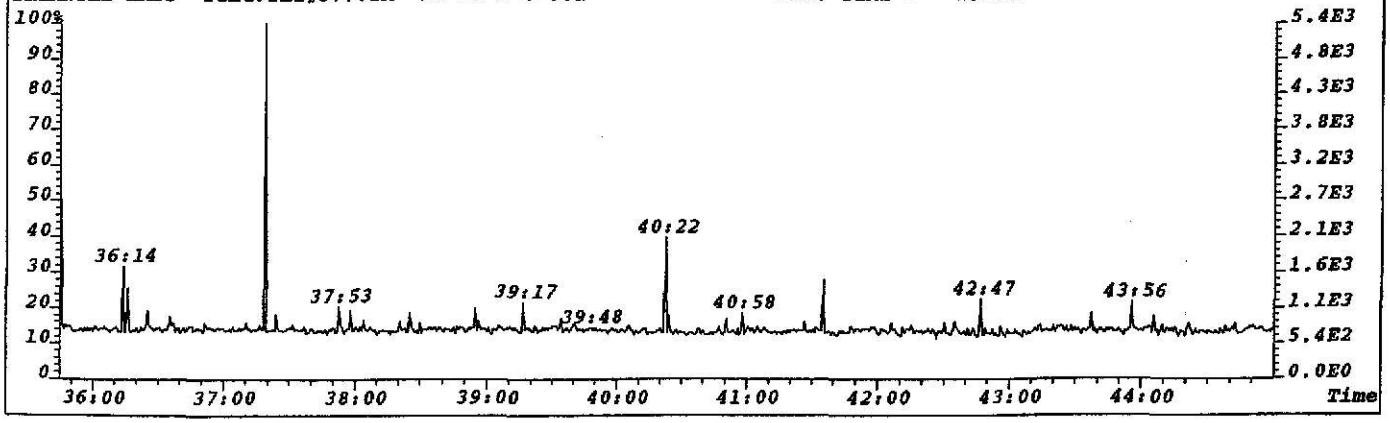

File:S023099 #1-735 Acq:12-JUL-2002 21:53:48 EI+ Voltage SIR 70S Noise:26
457.7377 F:4 BSUB(256,30,-3.0) PKD(7,5,3,0.05%,104.0,1.00%,F,T) Exp:NDB5US
TRIANGLE LABS Text:TLI#57752A DF-TR-1 0-5.1 INJ. TIME = 21:55

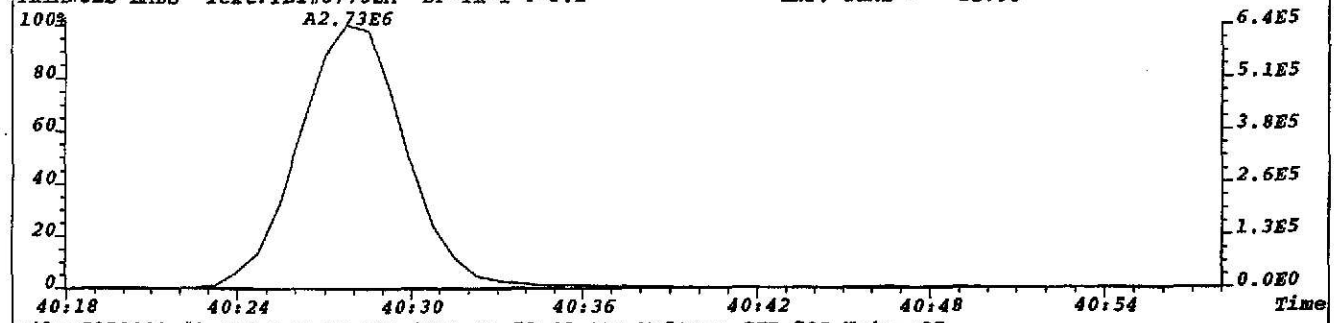

File:S023099 #1-735 Acq:12-JUL-2002 21:53:48 EI+ Voltage SIR 70S Noise:27
459.7348 F:4 BSUB(256,30,-3.0) PKD(7,5,3,0.05%,108.0,1.00%,F,T) Exp:NDB5US
TRIANGLE LABS Text:TLI#57752A DF-TR-1 0-5.1 INJ. TIME = 21:55

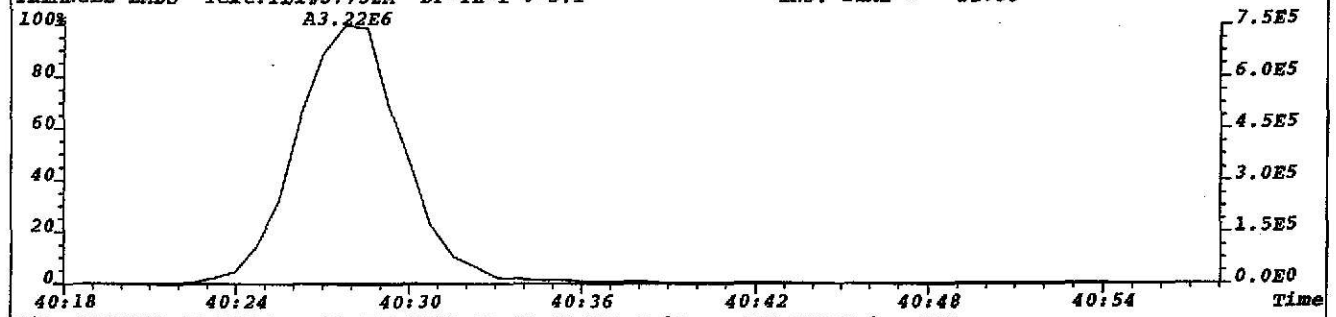

File:S023099 #1-735 Acq:12-JUL-2002 21:53:48 EI+ Voltage SIR 70S Noise:306
469.7779 F:4 BSUB(256,30,-3.0) PKD(7,5,3,0.05%,1224.0,1.00%,F,T) Exp:NDB5US
TRIANGLE LABS Text:TLI#57752A DF-TR-1 0-5.1 INJ. TIME = 21:55

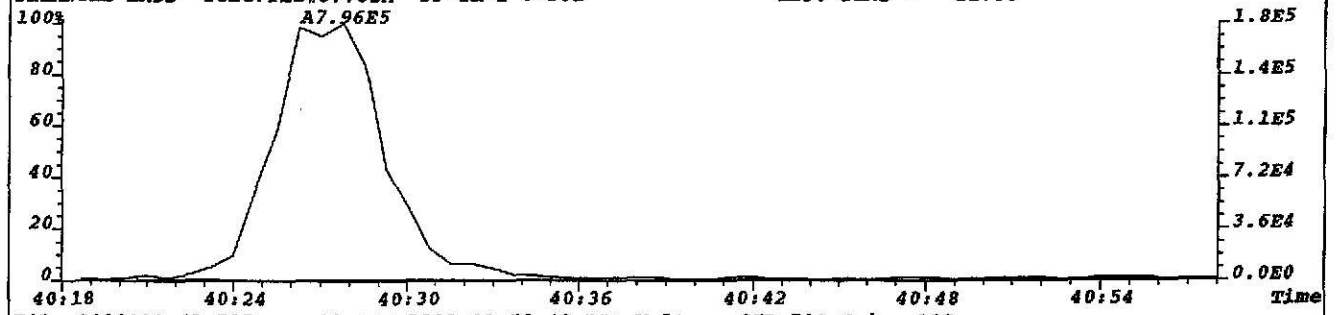

File:S023099 #1-735 Acq:12-JUL-2002 21:53:48 EI+ Voltage SIR 70S Noise:123
471.7750 F:4 BSUB(256,30,-3.0) PKD(7,5,3,0.05%,492.0,1.00%,F,T) Exp:NDB5US
TRIANGLE LABS Text:TLI#57752A DF-TR-1 0-5.1 INJ. TIME = 21:55

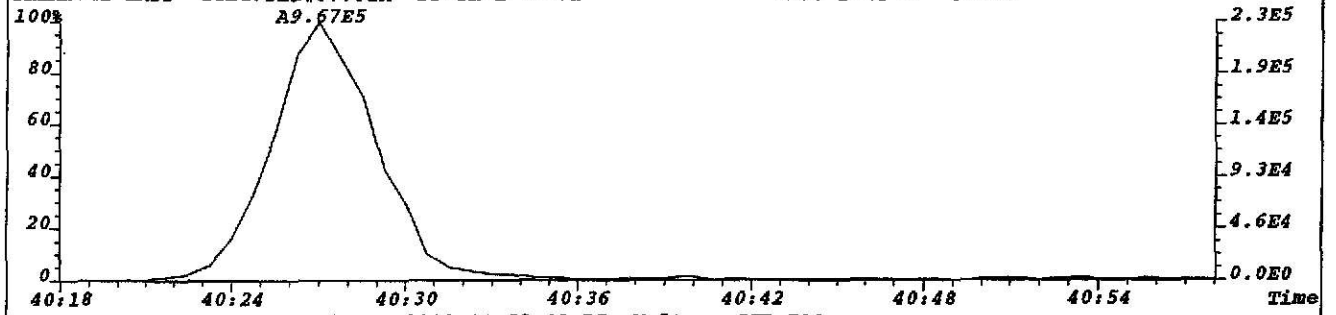

File:S023099 #1-735 Acq:12-JUL-2002 21:53:48 EI+ Voltage SIR 70S
430.9729 F:4 Exp:NDB5US
TRIANGLE LABS Text:TLI#57752A DF-TR-1 0-5.1 INJ. TIME = 21:55

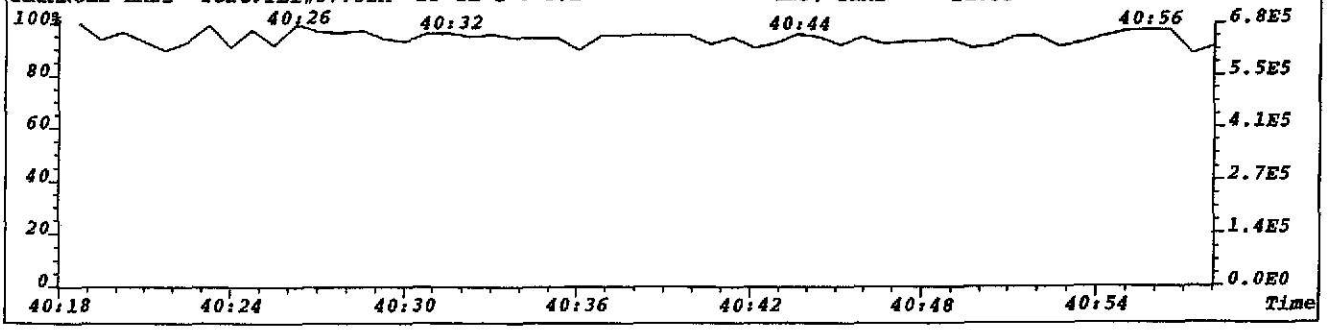

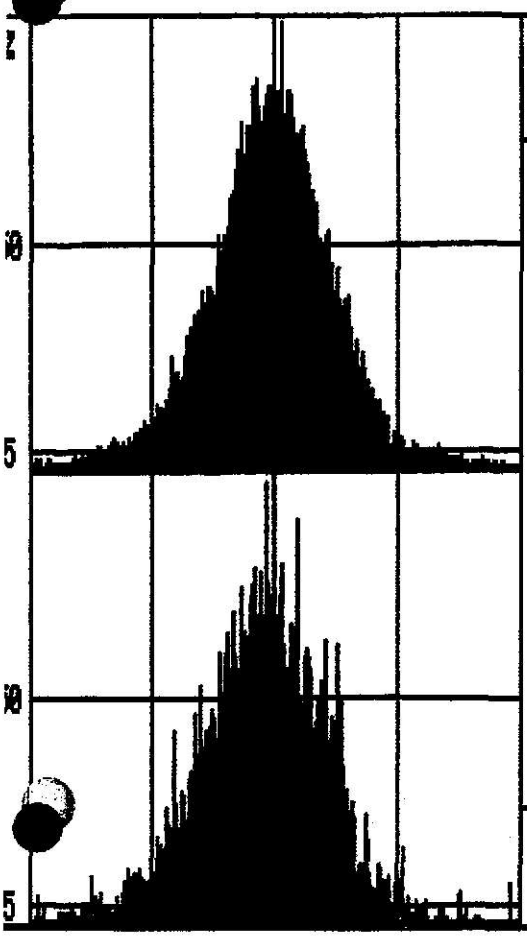

Channel I 330.9792 Peak top
Height 1.10 volts Span 200 ppm

System file name	NOBSUS
Data file name	A:S712021
Resolution	10000
Group number	2
Ionization mode	EI+
Switching	VOLTAGE
Ref. masses	292.9825, 416.9760

A	293	J	331	S	368
B	304	K	332	T	370
C	306	L	334	U	376
D	316	M	340	V	410
E	318	N	342		
F	320	O	352		
G	322	P	354		
H	328	Q	356		
I	331	R	358		

Ref. mass 416.9760 Peak top
Height .22 volts Span 200 ppm

QBM 7/15/02

File:S023099 #1-758 Acq:12-JUL-2002 21:53:48 EI+ Voltage SIR 70S
339.8597 F:2 Exp:NDB5US
Sample Text:TLI#57752A DF-TR-1 0-5.1 INJ. TIME = 21:55 File Text:TLI#57752A D»

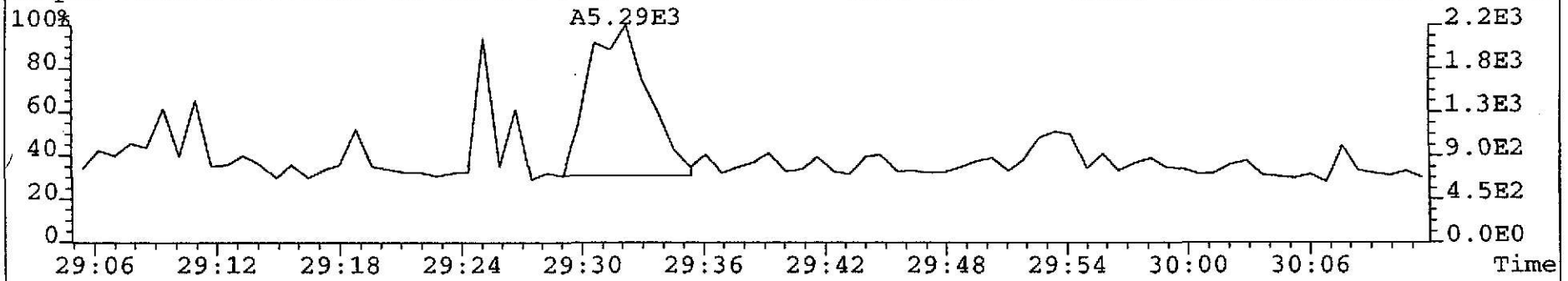

File:S023099 #1-758 Acq:12-JUL-2002 21:53:48 EI+ Voltage SIR 70S
341.8567 F:2 Exp:NDB5US
Sample Text:TLI#57752A DF-TR-1 0-5.1 INJ. TIME = 21:55 File Text:TLI#57752A D»

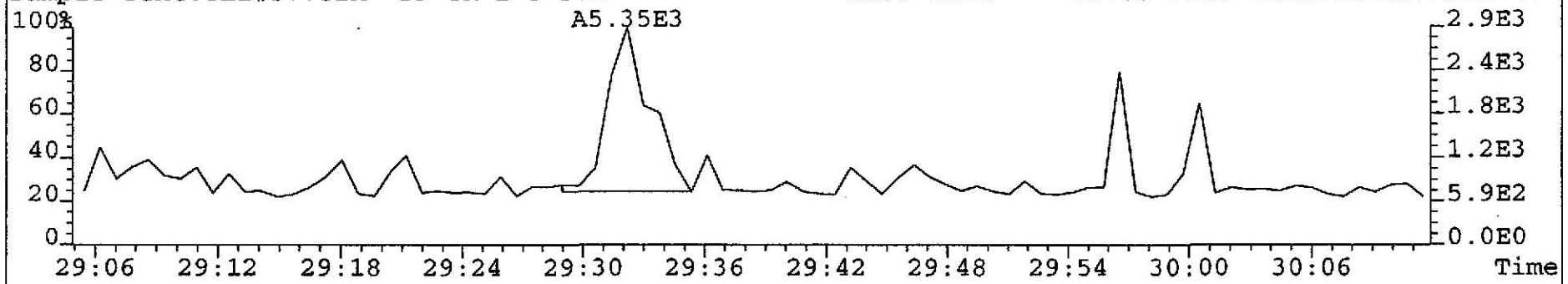

File:S023099 #1-758 Acq:12-JUL-2002 21:53:48 EI+ Voltage SIR 70S
353.8970 F:2 Exp:NDB5US
Sample Text:TLI#57752A DF-TR-1 0-5.1 INJ. TIME = 21:55 File Text:TLI#57752A D»

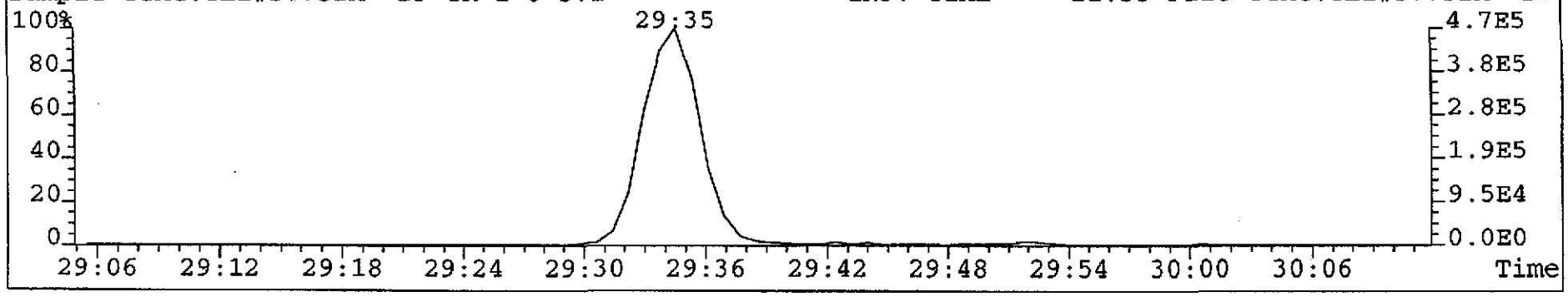

GEM 7/15/02

File:S023099 #1-758 Acq:12-JUL-2002 21:53:48 EI+ Voltage SIR 70S
339.8597 F:2 Exp:NDB5US
Sample Text:TLI#57752A DF-TR-1 0-5.1 INJ. TIME = 21:55 File Text:TLI#57752A D»

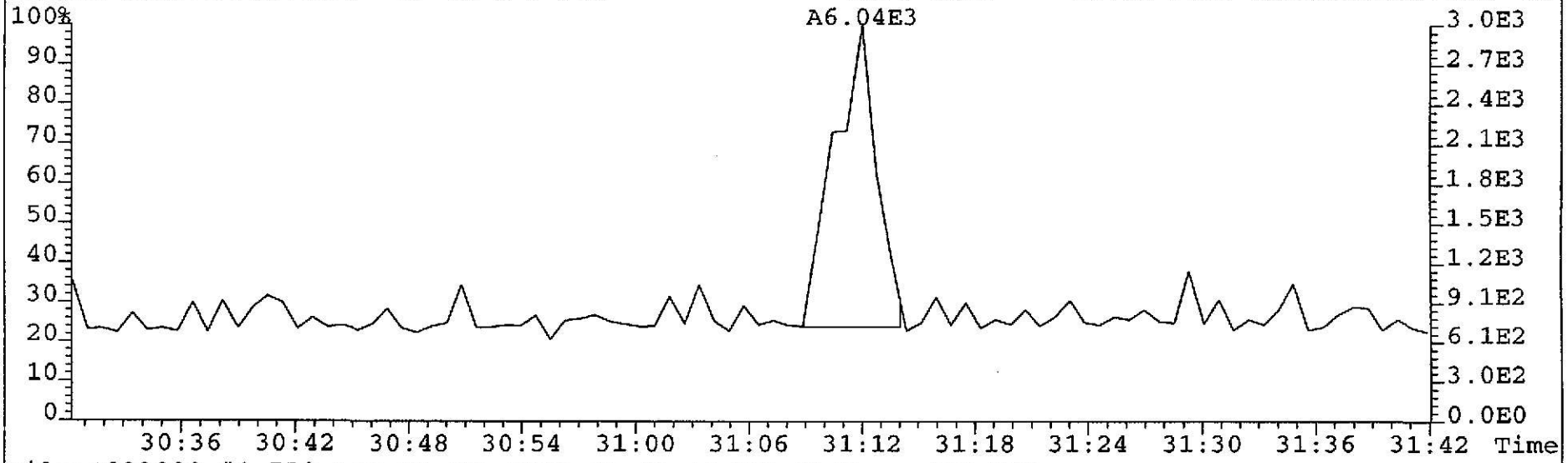

File:S023099 #1-758 Acq:12-JUL-2002 21:53:48 EI+ Voltage SIR 70S
341.8567 F:2 Exp:NDB5US
Sample Text:TLI#57752A DF-TR-1 0-5.1 INJ. TIME = 21:55 File Text:TLI#57752A D»

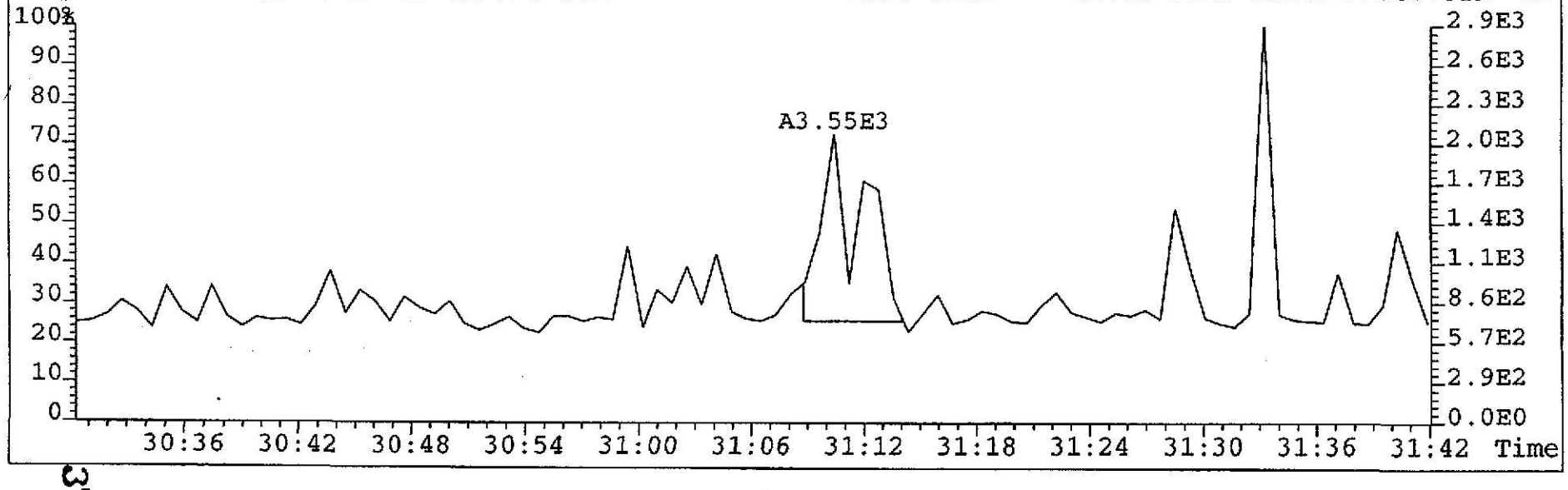

377

08M7115D2

File:S023099 #1-455 Acq:12-JUL-2002 21:53:48 EI+ Voltage SIR 70S
373.8208 F:3 Exp:NDB5US
Sample Text:TLI#57752A DF-TR-1 0-5.1 INJ. TIME = 21:55 File Text:TLI#57752A D»

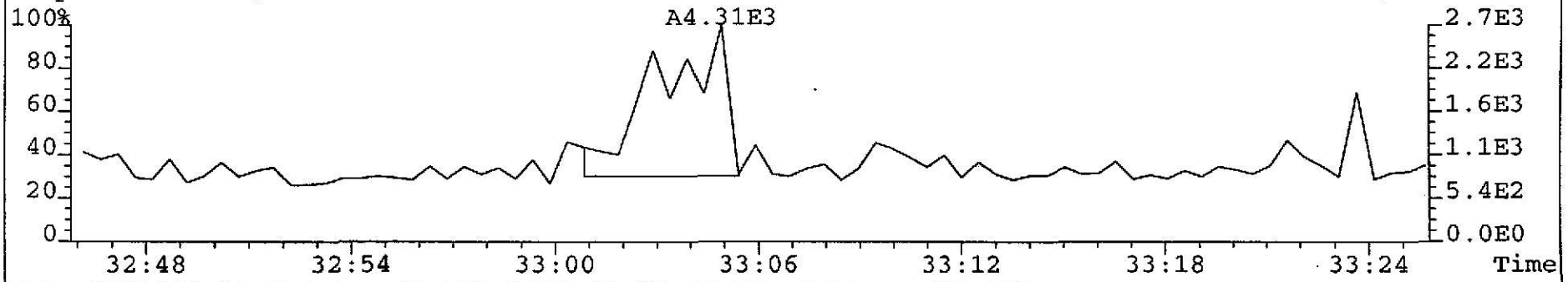

File:S023099 #1-455 Acq:12-JUL-2002 21:53:48 EI+ Voltage SIR 70S
375.8178 F:3 Exp:NDB5US
Sample Text:TLI#57752A DF-TR-1 0-5.1 INJ. TIME = 21:55 File Text:TLI#57752A D»

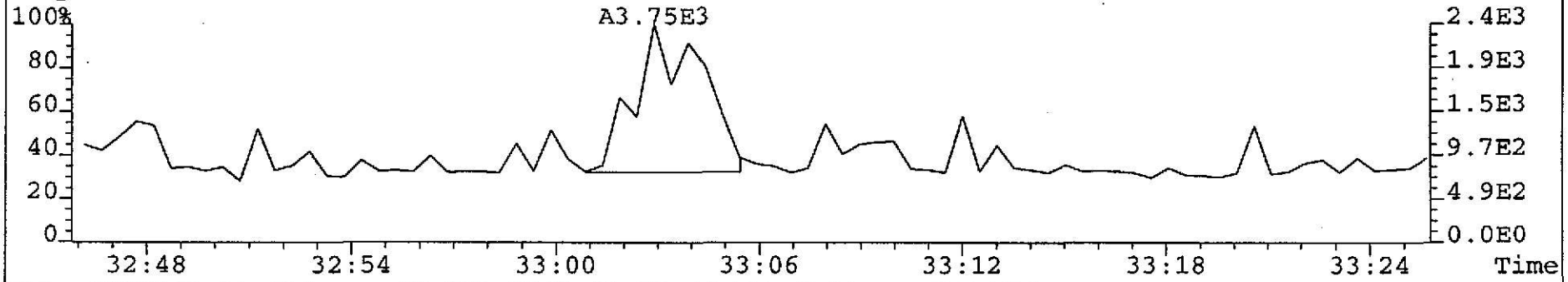

File:S023099 #1-455 Acq:12-JUL-2002 21:53:48 EI+ Voltage SIR 70S
385.8610 F:3 Exp:NDB5US
Sample Text:TLI#57752A DF-TR-1 0-5.1 INJ. TIME = 21:55 File Text:TLI#57752A D»

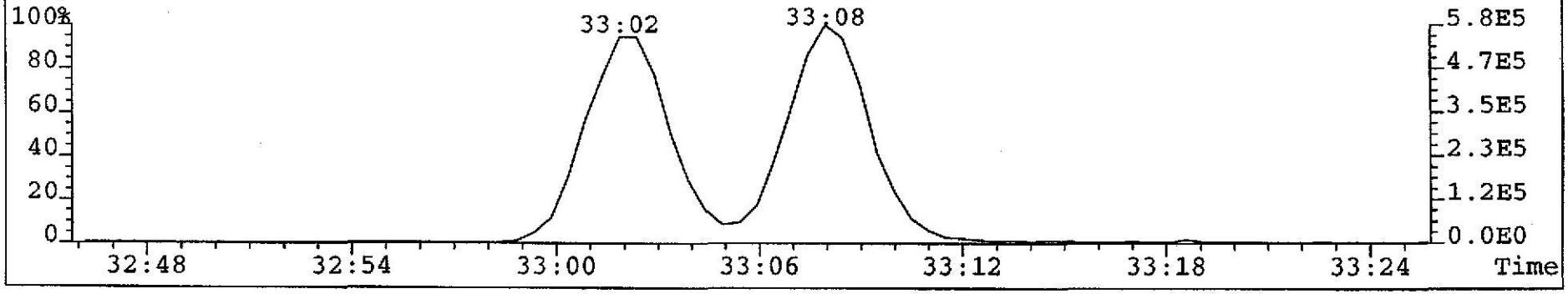

Martin & Slagle

TLI Project: **57752A** — 1613, Revision B PCDD/PCDF Analysis (c)

Client Sample: **DF-TR-2 0-0.5** — Analysis File: **W105603**

Client Project:	**Mississippi Project**				
Sample Matrix:	**SOLID**	Date Received:	**06/28/2002**	Spike File:	**SP161B22**
TLI ID:	**329-38-13**	Date Extracted:	**07/03/2002**	ICal:	**WF5614B**
		Date Analyzed:	**07/12/2002**	ConCal:	**WB21055**
Sample Size:	**12.700 g**	Dilution Factor:	**n/a**	% Moisture:	**21.1**
Dry Weight:	**10.020 g**	Blank File:	**S023087**	% Lipid:	**n/a**
GC Column:	**DB-5**	Analyst:	**JLD**	% Solids:	**78.9**

Analytes	Conc. (pg/g)	DL	Ratio	RT	RRT	Flags
2,3,7,8-TCDD	ND	0.1				___
1,2,3,7,8-PeCDD	0.66		1.52	31:30	1.000	J__
1,2,3,4,7,8-HxCDD	1.4		1.19	34:36	1.000	J__
1,2,3,6,7,8-HxCDD	4.5		1.11	34:42	1.000	J__
1,2,3,7,8,9-HxCDD	3.1		1.19	35:01	1.010	J__
1,2,3,4,6,7,8-HpCDD	95.8		1.04	38:02	1.000	___
1,2,3,4,6,7,8,9-OCDD	3060		0.88	41:46	1.000	___
2,3,7,8-TCDF	2.5		0.73	26:38	1.001	___
1,2,3,7,8-PeCDF	ND	0.1				___
2,3,4,7,8-PeCDF	1.7		1.60	31:10	1.001	J__
1,2,3,4,7,8-HxCDF	57.4		1.26	33:54	1.000	___
1,2,3,6,7,8-HxCDF	2.3		1.18	34:00	1.000	J__
2,3,4,6,7,8-HxCDF	2.7		1.32	34:30	1.000	J__
1,2,3,7,8,9-HxCDF	ND	0.1				___
1,2,3,4,6,7,8-HpCDF	93.5		1.08	36:58	1.000	___
1,2,3,4,7,8,9-HpCDF	3.1		1.03	38:34	1.001	J__
1,2,3,4,6,7,8,9-OCDF	98.1		0.86	41:58	1.005	___

Totals	Conc. (pg/g)	Number	DL	Flags
Total TCDD	ND		1.3	___
Total PeCDD	4.6	5		___
Total HxCDD	34.2	5		___
Total HpCDD	197	2		___
Total TCDF	125	8		___
Total PeCDF	237	14		___
Total HxCDF	126	10		___
Total HpCDF	188	4		___

161B_PSR v2.04, LARS 6.25.05

Triangle Laboratories, Inc.®
2445 S. Alston Ave. • Durham, North Carolina 27713
Phone: (919) 544-5729 • Fax: (919) 544-5491

Printed: 16:10 07/15/2002

TLI Project: **57752A** 1613, Revision B PCDD/PCDF Analysis (c)

Client Sample: **DF-TR-2 0-0.5** Analysis File: **W105603**

Internal Standards	Conc. (pg/g)	% Recovery	QC Limits	Ratio	RT	RRT	Flags
$^{13}C_{12}$-2,3,7,8-TCDD	124	62.0	25%-164%	0.82	27:19	1.006	—
$^{13}C_{12}$-1,2,3,7,8-PeCDD	148	74.2	25%-181%	1.52	31:30	1.160	—
$^{13}C_{12}$-1,2,3,4,7,8-HxCDD	160	80.1	32%-141%	1.25	34:36	0.989	—
$^{13}C_{12}$-1,2,3,6,7,8-HxCDD	160	80.1	28%-130%	1.21	34:41	0.991	—
$^{13}C_{12}$-1,2,3,4,6,7,8-HpCDD	171	85.7	23%-140%	1.02	38:01	1.086	—
$^{13}C_{12}$-1,2,3,4,6,7,8,9-OCDD	325	81.4	17%-157%	0.90	41:45	1.193	—
$^{13}C_{12}$-2,3,7,8-TCDF	143	71.9	24%-169%	0.75	26:37	0.980	—
$^{13}C_{12}$-1,2,3,7,8-PeCDF	115	57.4	24%-185%	1.51	30:29	1.123	—
$^{13}C_{12}$-2,3,4,7,8-PeCDF	115	57.7	21%-178%	1.53	31:09	1.147	—
$^{13}C_{12}$-1,2,3,4,7,8-HxCDF	166	83.4	26%-152%	0.51	33:54	0.969	—
$^{13}C_{12}$-1,2,3,6,7,8-HxCDF	165	82.5	26%-123%	0.50	34:00	0.971	—
$^{13}C_{12}$-2,3,4,6,7,8-HxCDF	180	90.0	28%-136%	0.51	34:29	0.985	—
$^{13}C_{12}$-1,2,3,7,8,9-HxCDF	183	91.8	29%-147%	0.51	35:17	1.008	—
$^{13}C_{12}$-1,2,3,4,6,7,8-HpCDF	165	82.6	28%-143%	0.44	36:57	1.056	—
$^{13}C_{12}$-1,2,3,4,7,8,9-HpCDF	172	86.3	26%-138%	0.42	38:32	1.101	—

Cleanup Standard	Conc. (pg/g)	% Recovery	QC Limits	RT	RRT	Flags
$^{37}Cl_4$-2,3,7,8-TCDD	14.4	72.2	35%-197%	27:20	1.007	—

Recovery Standards	Ratio	RT	Flags
$^{13}C_{12}$-1,2,3,4-TCDD	0.83	27:09	—
$^{13}C_{12}$-1,2,3,7,8,9-HxCDD	1.22	35:00	—

Data Reviewer: _____ 07/15/2002

161B_PSR v2.04, LARS 6.25.05

Triangle Laboratories, Inc.®
2445 S. Alston Ave. • Durham, North Carolina 27713
Phone: (919) 544-5729 • Fax: (919) 544-5491

Printed: 16:10 07/15/2002

Martin & Slagle

TLI Project: **57752A** — Toxicity Equivalents Report

Client Sample: **DF-TR-2 0-0.5** — Analysis File: **W105603**

Client Project:	**Mississippi Project**				
Sample Matrix:	**SOLID**	Date Received:	**06/28/02**	Spike File:	**SP161B22**
TLI ID:	**329-38-13**	Date Extracted:	**07/03/02**	ICal:	**WF5614B**
		Date Analyzed:	**07/12/02**	ConCal:	**WB21055**
Sample Size:	**12.700 g**	Dilution Factor:	**1**	% Moisture:	**21.1**
Dry Weight:	**10.020 g**	Blank File:	**S023087**	% Lipid:	**n/a**
GC Column:	**DB-5**	Analyst:	**JLD**	% Solids:	**78.9**

Analytes	Conc. (pg/g)		TEF		Equivalent
2,3,7,8-TCDD	{0.1}	x	1.	=	0.1
1,2,3,7,8-PeCDD	0.66	x	0.5	=	0.33
1,2,3,4,7,8-HxCDD	1.4	x	0.1	=	0.14
1,2,3,6,7,8-HxCDD	4.5	x	0.1	=	0.45
1,2,3,7,8,9-HxCDD	3.1	x	0.1	=	0.31
1,2,3,4,6,7,8-HpCDD	95.8	x	0.01	=	0.958
1,2,3,4,6,7,8,9-OCDD	3060	x	0.001	=	3.060
TOTAL PCDD					5.3
2,3,7,8-TCDF	2.1	x	0.1	=	0.21
1,2,3,7,8-PeCDF	98.8	x	0.05	=	4.94
2,3,4,7,8-PeCDF	1.7	x	0.5	=	0.85
1,2,3,4,7,8-HxCDF	57.4	x	0.1	=	5.74
1,2,3,6,7,8-HxCDF	2.3	x	0.1	=	0.23
2,3,4,6,7,8-HxCDF	2.7	x	0.1	=	0.27
1,2,3,7,8,9-HxCDF	{0.1}	x	0.1	=	0.01
1,2,3,4,6,7,8-HpCDF	93.5	x	0.01	=	0.935
1,2,3,4,7,8,9-HpCDF	3.1	x	0.01	=	0.031
1,2,3,4,6,7,8,9-OCDF	98.1	x	0.001	=	0.0981
TOTAL PCDF					13.31

Total EPA TEFs, 1989a: 18.7 pg/g

{...} indicates that the value is that of a Detection Limit.

GRY_TEF v1.08, MILES 4.22.16

Triangle Laboratories, Inc.®
2445 S. Alston Ave. • Durham, North Carolina 27713
Phone: (919) 544-5729 • Fax: (919) 544-5491

Printed: 21:40 07/15/02

Initial ....Date...

Data Review By: KW 7/15/02

Calculated Noise Height: 1.30

Page No. 1 Listing of W105603B.dbf
07/15/2002 Matched GC Peaks / Ratio / Ret. Time

Compound/ M_Z....	QC.Log	Omit	Why	..RT.	OK	Ratio	Total.Area/Ht	Area/Ht.Peak1	Area/Ht.Peak2	Rel.RT	Compound.Name..	ID..	Flags.
TCDF						0.65-0.89				0.879-1.070			
304-306		DC	NL			Height	10.89	7.90	2.99				
				24:18		0.72	121.87	50.91	70.96	0.913			
		DC	SN	25:00	RO	0.99	59.06			0.939			
				25:10	RO	0.97	97.93	48.29	49.64	0.946			
		DC	SN	25:23	RO	1.22	76.13			0.954			
				25:39		0.76	89.04	38.50	50.54	0.964			J
				26:15		0.84	96.74	44.23	52.51	0.986			J
	A			26:24		0.85	118.60	54.50	64.10	0.992			
				26:38		0.73	287.08	121.16	165.92	1.001	2378-TCDF	AN	
		DC	SN	26:51		0.71	38.76			1.009			
				27:04		0.88	138.64	64.78	73.86	1.017			
		DC	SN	27:18	RO	0.58	63.71			1.026			
				27:31		0.78	895.05	392.52	502.53	1.034			
				27:51		0.73	12,854.31	5,415.62	7,438.69	1.046			
				28:12	RO	1.16	96.14	51.60	44.54	1.059			
		DC	WH	28:52	RO	1.11	55.44			1.085			
304-306			10	Peaks			14,795.40						
13C12-TCDF						0.65-0.89				0.944-1.132			
316-318		DC	NL			Height	9.17	3.78	5.39				
				25:56	RO	1.34	44.25	25.31	18.94	0.974			
				26:14	RO	0.96	167.89	82.03	85.86	0.986			
				26:37		0.75	20,396.14	8,715.84	11,680.30	1.000	13C12-2378-TCDF	ISO	
						Height	5,609.43	2,370.96	3,238.47				
				26:58		0.66	2,747.96	1,093.82	1,654.14	1.013			
316-318			4	Peaks			23,356.24						

---------- Above: TCDF / TCDD Follows ----------

TCDD						0.65-0.89				0.904-1.041			
320-322		DC	NL			Height	3.06	1.41	1.65				
	M			24:52	RO	0.92	36.30	17.40	18.90	0.910	1368-TCDD	AN	
		DC	SN	25:09	RO	1.19	11.10			0.921			
	D	D	SN	25:17	RO	0.95	25.39			0.926			
		DC	SN	25:41	RO	2.27	4.48			0.940			
		DC	SN	25:47		0.73	5.59			0.944			
				26:11	RO	1.30	27.89	15.76	12.13	0.959			
	D	D	SN	26:26	RO	1.65	10.48			0.968			
	MK			26:37	RO	2.36	39.70	27.90	11.80	0.974			
	D	D	SN	26:48	RO	0.48	15.28			0.981			
	D	D	SN	26:59	RO	1.26	31.27			0.988			
	D	D	SN	27:19	RO	1.67	35.11			1.000	2378-TCDD	AN	
	.	DC	SN	27:30		0.80	15.57			1.007			
	D	D	SN	27:40	RO	0.59	20.39			1.013			
320-322			3	Peaks			103.89						

Compound/ M_Z....	QC.Log	Omit	Why	..RT.	OK	Ratio	Total.Area/Ht	Area/Ht.Peak1	Area/Ht.Peak2	Rel.RT	Compound.Name..	ID..	Flags.
37Cl-TCDD										0.927-1.073			
328		DC	NL			Height	2.18	2.18					
				25:43			15.20	15.20		0.941			
				26:00			941.56	941.56		0.952			
		DC	SN	26:11			6.90			0.959			
				26:35			11.44	11.44		0.973			
		DC	SN	26:57			6.98			0.987			
				27:20			1,709.23	1,709.23		1.001	37Cl-TCDD	CLS	
				27:43			5,523.29	5,523.29		1.015			
				27:59			5.97	5.97		1.024			
				28:04			13.28	13.28		1.027			
				28:12			5.94	5.94		1.032			
		DC	SN	28:22			9.03			1.038			
				28:31			4.72	4.72		1.044			
				28:38			82.57	82.57		1.048			
				28:48			9.00	9.00		1.054			
328				11	Peaks		8,322.20						
13C12-TCDD						0.65-0.89				0.920-1.066			
332-334		DC	NL			Height	8.04	5.65	2.39				
				27:09		0.83	21,791.48	9,882.78	11,908.70	0.994	13C12-1234-TCDD	RS1	
				27:19		0.82	14,385.60	6,491.18	7,894.42	1.000	13C12-2378-TCDD	IS1	
						Height	4,097.18	1,822.03	2,275.15				
332-334				2	Peaks		36,177.08						

---------- Above: TCDD / PeCDF Follows ----------

PeCDF						1.32-1.78				0.910-1.036			
340-342		DC	NL			Height	3.21	1.73	1.48				
				28:32	RO	1.28	170.41	95.59	74.82	0.916			
				28:50		1.74	131.88	83.72	48.16	0.926			J
				29:03		1.70	123.31	77.64	45.67	0.933			J
				29:15		1.73	32.70	20.70	12.00	0.939			J
				29:37		1.55	564.90	343.58	221.32	0.951			
				29:49		1.59	4,093.80	2,511.06	1,582.74	0.957			
				30:02		1.47	2,020.54	1,201.81	818.73	0.964			
	N			30:24		1.56	8,002.41	4,871.71	3,130.70	0.997			
				30:41	RO	1.29	137.31	77.39	59.92	0.985			
				30:46		1.41	85.71	50.21	35.50	0.988			J
				31:02		1.54	263.30	159.83	103.47	0.996			J
				31:10		1.60	131.43	80.88	50.55	1.001	23478-PeCDF	AN	J
				31:18		1.47	122.82	73.09	49.73	1.005			J
				31:31		1.53	486.61	293.96	192.65	1.012			
				31:40	RO	2.27	44.67	30.99	13.68	1.017			
				31:47		1.51	276.19	166.27	109.92	1.020			J
				32:02		1.52	2,696.45	1,625.82	1,070.63	1.028			
		DC	WH	32:36		1.44	153.88			1.047			
340-342				17	Peaks		19,384.44						
13C12-PeCDF						1.32-1.78				0.807-1.128			
352-354		DC	NL			Height	2.65	1.28	1.37				
				29:17	RO	1.30	299.06	169.23	129.83	0.940			

Compound/ M_Z....	QC.Log	Omit	Why	..RT.	OK	Ratio	Total.Area/Ht	Area/Ht.Peak1	Area/Ht.Peak2	Rel.RT	Compound.Name..	ID..	Flags.
				29:39	RO	0.38	102.65	28.39	74.26	0.952			
				30:05	RO	0.57	26.37	9.57	16.80	0.966			
				30:29		1.51	13,299.66	8,001.21	5,298.45	1.000	13C12-PeCDF 123	IS2	
						Height	4,116.79	2,468.51	1,648.28				
				30:45	RO	0.47	329.78	104.76	225.02	0.987			
				31:09		1.53	13,383.07	8,102.83	5,280.24	1.000	13C12-PeCDF 234	IS3	
						Height	4,184.86	2,535.06	1,649.80				
				31:30	RO	1.92	49.80	32.74	17.06	1.011			
				31:39	RO	1.84	32.42	20.99	11.43	1.016			
				31:48	RO	0.71	70.82	29.50	41.32	1.021			
				32:01	RO	0.23	30.34	5.73	24.61	1.028			
				32:07	RO	1.25	216.03	119.93	96.10	1.031			
352-354			11	Peaks			27,840.00						

---------- Above: PeCDF / PeCDD Follows ----------

PeCDD													
						1.32-1.78				0.940-1.021			
356-358		DC	NL			Height	2.40	1.10	1.30				
	D	D	WL	29:36	RO	0.73	9.12			0.940			
	M			29:44	RO	0.46	131.90	41.40	90.50	0.944			
		DC	SN	30:00	RO	0.13	38.90			0.952			
				30:13		1.74	27.22	17.28	9.94	0.959			J
	M			30:24		1.43	73.20	43.10	30.10	0.965			J
				30:36		1.64	67.99	42.19	25.80	0.971			J
				31:01	RO	2.80	53.52	39.43	14.09	0.985			
				31:10	RO	2.73	30.11	22.04	8.07	0.989			
	D	D	SN	31:18	RO	0.01	745.82			0.994			
				31:30		1.52	43.18	26.04	17.14	1.000	12378-PeCDD	AN	J
				31:49	RO	2.73	252.33	184.70	67.63	1.010			
				32:02	RO	2.98	41.13	30.80	10.33	1.017			
	A			32:06		1.48	86.90	51.80	35.10	1.019			J
		DC	WH	32:22	RO	0.41	378.48			1.028			
356-358			10	Peaks			807.48						

13C12-PeCDD													
						1.32-1.78				0.735-1.053			
368-370		DC	NL			Height	2.60	1.25	1.35				
		DC	SN	30:00		1.69	7.69			0.952			
		DC	SN	30:13	RO	1.20	5.57			0.959			
				30:25	RO	0.82	23.36	10.55	12.81	0.966			
				30:34		1.64	56.95	35.40	21.55	0.970			
				31:30		1.52	10,294.41	6,214.15	4,080.26	1.000	13C12-PeCDD 123	IS4	
						Height	3,337.31	1,988.36	1,348.95				
				31:37		1.53	48.21	29.19	19.02	1.004			
				31:46	RO	0.49	16.02	5.27	10.75	1.008			
				31:58	RO	1.06	23.75	12.21	11.54	1.015			
				32:22	RO	2.20	13.05	8.97	4.08	1.028			
				32:33	RO	1.16	13.15	7.06	6.09	1.033			
368-370			8	Peaks			10,488.90						

---------- Above: PeCDD / HxCDF Follows ----------

Compound/ M_Z....	QC.Log	Omit	Why	..RT.	OK	Ratio	Total.Area/Ht	Area/Ht.Peak1	Area/Ht.Peak2	Rel.RT	Compound.Name..	ID..	Flags.
HxCDF						1.05-1.43				0.929-1.007			
374-376	DC	NL				Height	5.54	3.57	1.97				
				32:52	RO	0.87	16.77	7.82	8.95	0.932			
				32:58		1.30	388.20	219.76	168.44	0.934			J
				33:05		1.28	1,780.39	1,000.78	779.61	0.938			
				33:14		1.24	178.23	98.72	79.51	0.942			J
				33:32		1.22	3,293.55	1,809.52	1,484.03	0.950			
				33:46		1.20	275.97	150.58	125.39	0.957			J
				33:54		1.26	5,409.58	3,013.24	2,396.34	1.000	123478-HxCDF	AN	
				34:00		1.18	228.09	123.24	104.85	1.000	123678-HxCDF	AN	J
				34:08	RO	1.69	110.95	69.78	41.17	0.967			
				34:18		1.33	29.92	17.08	12.84	0.972			J
				34:30		1.32	259.40	147.62	111.78	1.000	234678-HxCDF	AN	J
				35:12	RO	1.04	113.62	57.81	55.81	0.998			
				35:22		1.33	84.66	48.26	36.40	1.002			J
	DC	SN		35:29	RO	0.81	20.40			1.006			
	DC	WH		35:47		1.08	30.55			1.014			
374-376			13	Peaks			12,169.33						
13C12-HxCDF						0.43-0.59				0.879-1.105			
384-386	DC	NL				Height	5.57	3.18	2.39				
				33:54		0.51	15,133.97	5,123.67	10,010.30	1.000	13C12-HxCDF 478	IS5	
						Height	5,336.40	1,780.37	3,556.03				
				34:00		0.50	15,357.66	5,126.16	10,231.50	1.000	13C12-HxCDF 678	IS6	
						Height	5,138.87	1,735.27	3,403.60				
				34:17	RO	1.00	25.83	12.89	12.94	0.972			
				34:29		0.51	15,842.66	5,322.96	10,519.70	1.000	13C12-HxCDF 234	IS7	
						Height	5,172.85	1,712.21	3,460.64				
				35:01		0.58	22.05	8.11	13.94	0.992			
				35:17		0.51	14,040.30	4,743.09	9,297.21	1.000	13C12-HxCDF 789	IS8	
						Height	4,382.20	1,500.50	2,881.70				
384-386			6	Peaks			60,422.47						

---------- Above: HxCDF / HxCDD Follows ----------

HxCDD						1.05-1.43				0.959-1.013			
390-392	DC	NL				Height	4.08	2.07	2.01				
				33:26		1.17	673.19	363.42	309.77	0.964			
D	D	SN		33:43	RO	0.68	9.70			0.972			
				33:52	RO	1.68	126.52	79.27	47.25	0.976			
				34:04		1.24	821.15	455.21	365.94	0.982			
				34:15	RO	0.93	44.05	21.17	22.88	0.988			
				34:29	RO	3.66	40.21	31.58	8.63	0.994			
				34:36		1.19	83.24	45.29	37.95	1.000	123478-HxCDD	AN	J
				34:42		1.11	268.01	140.90	127.11	1.000	123678-HxCDD	AN	J
				35:01		1.19	187.57	101.81	85.76	1.010	123789-HxCDD	AN	J
	DC	WH		35:13	RO	0.66	60.40			1.015			
	DC	WH		35:29	RO	0.88	31.97			1.023			
390-392			8	Peaks			2,243.94						
13C12-HxCDD						1.05-1.43				0.983-1.040			
402-404	DC	NL				Height	5.36	3.10	2.26				

Compound/ M_Z....	QC.Log	Omit	Why	..RT.	OK	Ratio	Total.Area/Ht	Area/Ht.Peak1	Area/Ht.Peak2	Rel.RT	Compound.Name..	ID..	Flags.
				34:03	RO	0.81	41.11	18.37	22.74	0.984			
				34:36		1.25	10,072.03	5,603.26	4,468.77	1.000	13C12-HxCDD 478	IS9	
						Height	3,429.01	1,928.25	1,500.76				
				34:41		1.21	10,791.41	5,909.32	4,882.09	1.000	13C12-HxCDD 678	IS10	
						Height	3,553.89	1,976.55	1,577.34				
				35:00		1.22	15,345.06	8,440.37	6,904.69	1.012	13C12-HxCDD 789	RS2	
				35:13	RO	3.25	29.36	22.45	6.91	1.018			
402-404			5	Peaks			36,278.97						

---------- Above: HxCDD / HpCDF Follows ----------

HpCDF						0.88-1.20				0.955-1.004			
408-410	DC	NL				Height	5.64	3.99	1.65				
				36:58		1.08	7,697.40	3,997.56	3,699.84	1.000	1234678-HpCDF	AN	
				37:15		1.18	71.24	38.62	32.62	0.967			J
				37:23		1.04	6,807.45	3,477.58	3,329.87	0.970			
	DC	SN		37:45		0.94	13.76			0.980			
	DC	SN		37:56	RO	1.90	12.49			0.984			
	DC	SN		38:06	RO	1.74	11.36			0.989			
				38:34		1.03	212.72	107.68	105.04	1.001	1234789-HpCDF	AN	J
	DC	SN		38:40	RO	1.27	7.59			1.003			
408-410			4	Peaks			14,788.81						
13C12-HpCDF						0.37-0.51				0.856-1.142			
418-420	DC	NL				Height	3.88	1.27	2.61				
				36:57		0.44	11,015.00	3,358.30	7,656.70	1.000	13C12-HpCDF 678	IS11	
						Height	3,201.88	962.45	2,239.43				
				38:32		0.42	9,110.30	2,713.27	6,397.03	1.000	13C12-HpCDF 789	IS12	
						Height	2,418.80	699.68	1,719.12				
				38:46	RO	1.12	20.22	10.68	9.54	1.006			
				38:52	RO	1.64	19.66	12.20	7.46	1.009			
418-420			4	Peaks			20,165.18						

---------- Above: HpCDF / HpCDD Follows ----------

HpCDD						0.88-1.20				0.975-1.004			
424-426	DC	NL				Height	10.30	5.77	4.53				
				37:15		1.05	4,809.63	2,464.45	2,345.18	0.980			
	DC	SN		37:26		1.15	9.03			0.985			
				38:02		1.04	4,562.44	2,327.70	2,234.74	1.000	1234678-HpCDD	AN	
	DC	WH		38:33	RO	2.84	44.11			1.014			
424-426			2	Peaks			9,372.07						
13C12-HpCDD						0.88-1.20				0.868-1.078			
436-438	DC	NL				Height	19.87	13.39	6.48				
				38:01		1.02	9,424.18	4,761.70	4,662.48	1.000	13C12-HpCDD 678	IS13	
						Height	2,502.66	1,285.32	1,217.34				
				38:12	RO	1.45	118.97	70.34	48.63	1.005			
	DC	SN		38:31	RO	3.74	45.41			1.013			
436-438			2	Peaks			9,543.15						

Compound/ M_Z....	QC.Log	Omit	Why	..RT.	OK	Ratio	Total.Area/Ht	Area/Ht.Peak1	Area/Ht.Peak2	Rel.RT	Compound.Name..	ID..	Flags.
---------- Above: HpCDD / Octa-CDD and CDF Follows ----------													
OCDF				0.76-1.02						0.952-1.048			
442-444	DC	NL				Height	3.04	1.58	1.46				
	DC	WL		36:41	RO	0.75	44.75			0.879			
	DC	WL		36:56	RO	1.08	7.91			0.885			
	DC	WL		37:08	RO	0.51	7.71			0.889			
	DC	WL		37:30	RO	1.97	8.14			0.898			
	DC	WL		38:29		0.92	5.79			0.922			
	DC	WL		38:37		0.82	3.86			0.925			
	DC	WL		39:28	RO	1.30	27.98			0.945			
	DC	WL		39:38		0.94	30.87			0.949			
	DC	SN		39:59	RO	0.40	4.23			0.958			
	DC	SN		40:04	RO	3.10	4.14			0.960			
	DC	SN		40:11	RO	1.47	5.07			0.962			
				41:47		0.98	55.45	27.43	28.02	1.001			
				41:58		0.86	4,678.66	2,169.39	2,509.27	1.005	OCDF		AN
				42:12	RO	0.59	18.96	7.04	11.92	1.011			
	DC	SN		42:18	RO	0.53	8.74			1.013			
	DC	SN		42:38	RO	1.67	7.38			1.021			
	DC	SN		42:56	RO	0.59	6.83			1.028			
	DC	WH		43:48	RO	1.64	4.81			1.049			
	DC	WH		44:01	RO	7.51	11.32			1.054			
442-444			3	Peaks			4,753.07						
OCDD				0.76-1.02						0.952-1.048			
458-460	DC	NL				Height	2.03	1.06	0.97				
				41:46		0.88	115,507.50	53,947.50	61,560.00	1.000	OCDD		AN
458-460			1	Peak			115,507.50						
13C12-OCDD				0.76-1.02						0.996-1.004			
470-472	DC	NL				Height	5.15	1.54	3.61				
				41:45		0.90	14,351.78	6,817.54	7,534.24	1.000	13C12-OCDD		IS14
						Height	3,103.97	1,481.69	1,622.28				
	DC	WH		42:12	RO	1.19	227.41			1.011			
470-472			1	Peak			14,351.78						

Column Description.....	"Why" Code Description.....	QC Log Desc.....
M_Z -Nominal Ion Mass(es)	WL-Below Retention Time Window	A-Peak Added
..RT. -Retention Time (mm:ss)	WH-Above Retention Time Window	K-Peak Kept
Rat.1 -Ratio of M/M+2 Ions	SN-Below Signal to Noise Level	D-Peak Deleted
OK -RO=Ratio Outside Limits	<M-Below Method Detection Limit	T-Time Changed
Rel.RT-Relative Retention Time	NL-Channel Specific Noise Level	M-Peak Area Changed
		N-Name Changed
		X-Ether Interference

*** End of Report ***

File:W1056 #1-797 Acq:12-JUL-2002 18:38:35 GC EI+ Voltage SIR 70S Noise:9869
303.9016 S:3 F:2 BSUB(256,30,-3.0) PKD(9,5,3,0.10%,39476.0,1.00%,F,T) Exp:NDB5US
TRIANGLE LABS Text:TLI#57752A DF-TR-2 0-0.5



File:W1056 #1-797 Acq:12-JUL-2002 18:38:35 GC EI+ Voltage SIR 70S Noise:3739
305.8987 S:3 F:2 BSUB(256,30,-3.0) PKD(9,5,3,0.10%,14956.0,1.00%,F,T) Exp:NDB5US
TRIANGLE LABS Text:TLI#57752A DF-TR-2 0-0.5

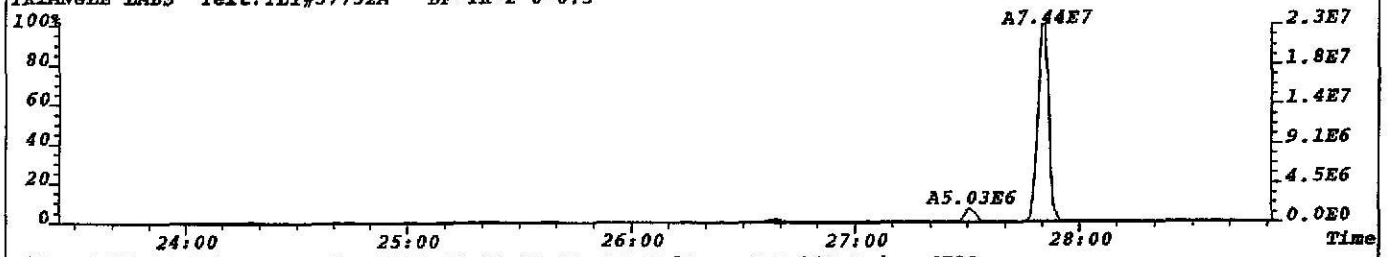

File:W1056 #1-797 Acq:12-JUL-2002 18:38:35 GC EI+ Voltage SIR 70S Noise:4722
315.9419 S:3 F:2 BSUB(256,30,-3.0) PKD(9,5,3,0.10%,18888.0,1.00%,F,T) Exp:NDB5US
TRIANGLE LABS Text:TLI#57752A DF-TR-2 0-0.5

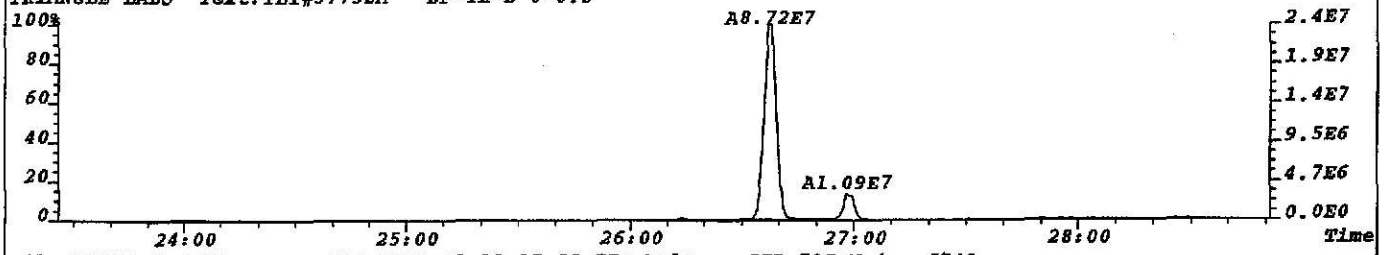

File:W1056 #1-797 Acq:12-JUL-2002 18:38:35 GC EI+ Voltage SIR 70S Noise:6740
317.9389 S:3 F:2 BSUB(256,30,-3.0) PKD(9,5,3,0.10%,26960.0,1.00%,F,T) Exp:NDB5US
TRIANGLE LABS Text:TLI#57752A DF-TR-2 0-0.5

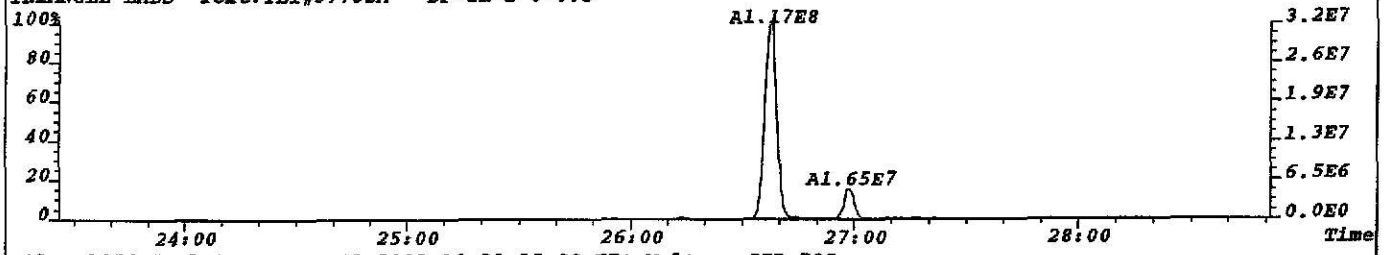

File:W1056 #1-797 Acq:12-JUL-2002 18:38:35 GC EI+ Voltage SIR 70S
330.9792 S:3 F:2 Exp:NDB5US
TRIANGLE LABS Text:TLI#57752A DF-TR-2 0-0.5

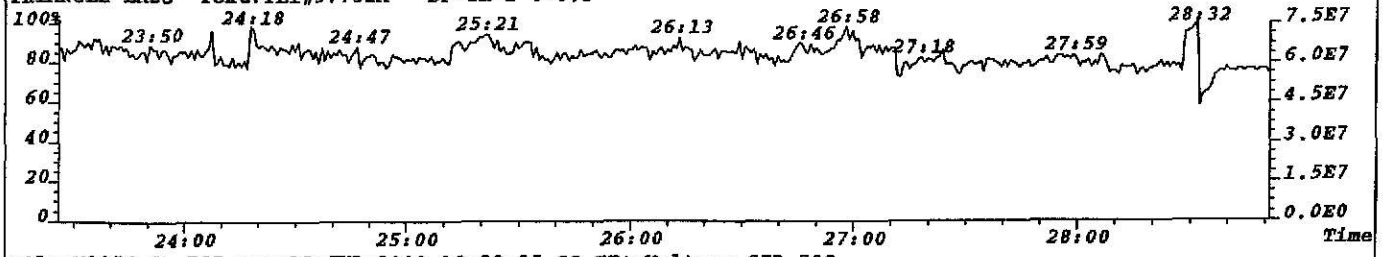

File:W1056 #1-797 Acq:12-JUL-2002 18:38:35 GC EI+ Voltage SIR 70S
375.8364 S:3 F:2 Exp:NDB5US
TRIANGLE LABS Text:TLI#57752A DF-TR-2 0-0.5

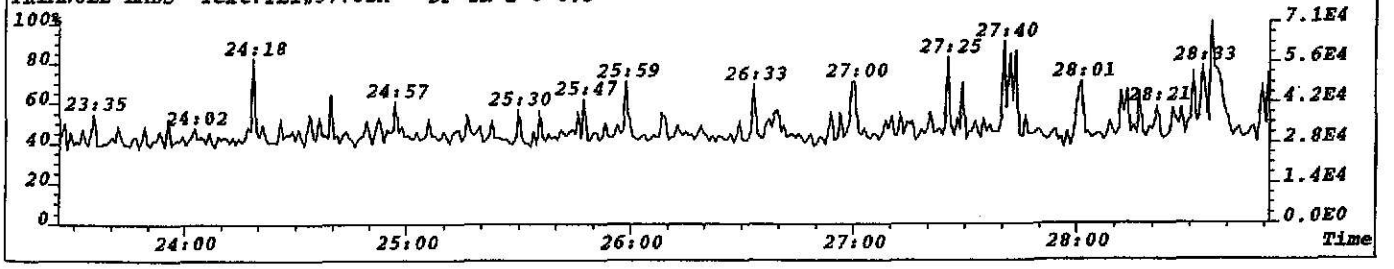

N = 0.0675 + 0.63 = 1.2975

QEM 7/15/02

File:W1056 #1-797 Acq:12-JUL-2002 18:38:35 GC EI+ Voltage SIR 70S Noise:1768
319.8965 S:3 F:2 BSUB(256,30,-3.0) PKD(7,5,3,0.10%,7072.0,1.00%,F,T) Exp:NDB5US
TRIANGLE LABS Text:TLI#57752A DF-TR-2 0-0.5

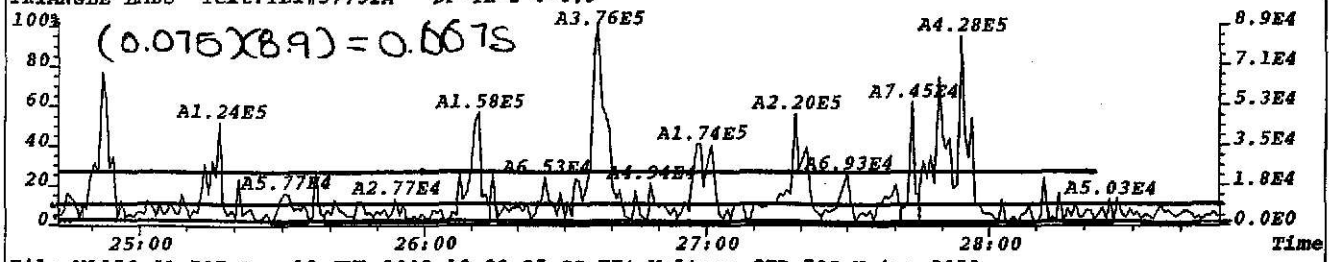

File:W1056 #1-797 Acq:12-JUL-2002 18:38:35 GC EI+ Voltage SIR 70S Noise:2058
321.8936 S:3 F:2 BSUB(256,30,-3.0) PKD(7,5,3,0.10%,8232.0,1.00%,F,T) Exp:NDB5US
TRIANGLE LABS Text:TLI#57752A DF-TR-2 0-0.5

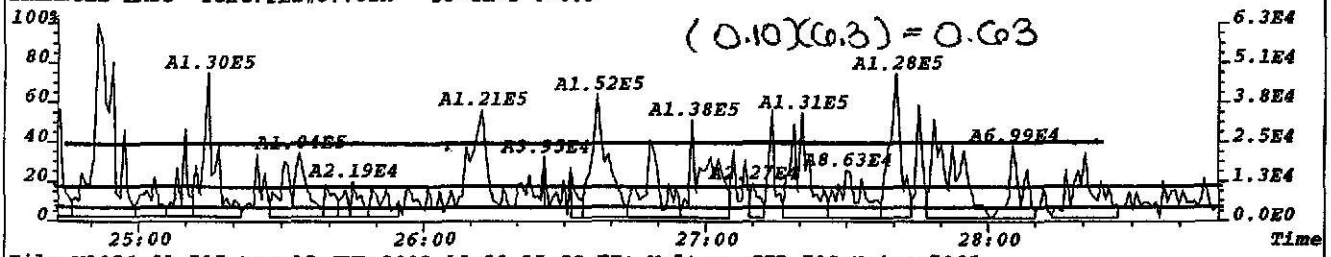

File:W1056 #1-797 Acq:12-JUL-2002 18:38:35 GC EI+ Voltage SIR 70S Noise:7066
331.9368 S:3 F:2 BSUB(256,30,-3.0) PKD(7,5,3,0.10%,28264.0,1.00%,F,T) Exp:NDB5US
TRIANGLE LABS Text:TLI#57752A DF-TR-2 0-0.5

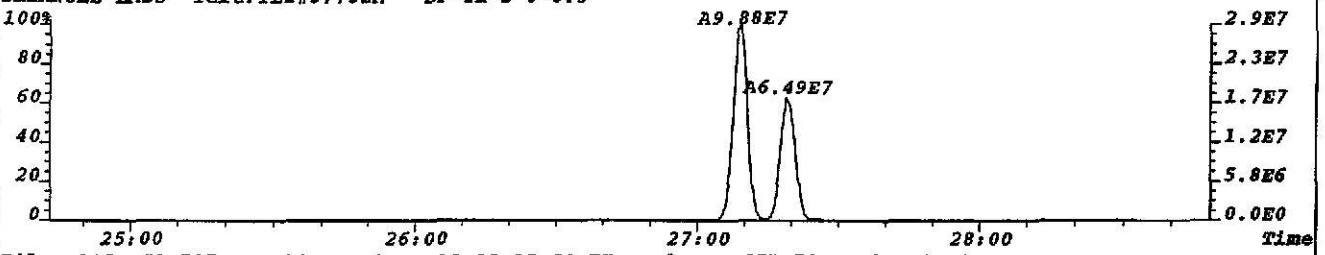

File:W1056 #1-797 Acq:12-JUL-2002 18:38:35 GC EI+ Voltage SIR 70S Noise:2989
333.9338 S:3 F:2 BSUB(256,30,-3.0) PKD(7,5,3,0.10%,11956.0,1.00%,F,T) Exp:NDB5US
TRIANGLE LABS Text:TLI#57752A DF-TR-2 0-0.5

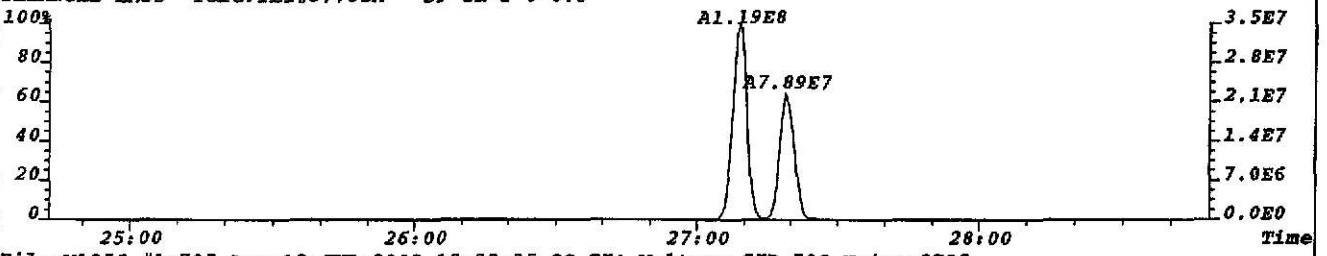

File:W1056 #1-797 Acq:12-JUL-2002 18:38:35 GC EI+ Voltage SIR 70S Noise:2725
327.8847 S:3 F:2 BSUB(256,30,-3.0) PKD(7,5,3,0.10%,10900.0,1.00%,F,T) Exp:NDB5US
TRIANGLE LABS Text:TLI#57752A DF-TR-2 0-0.5

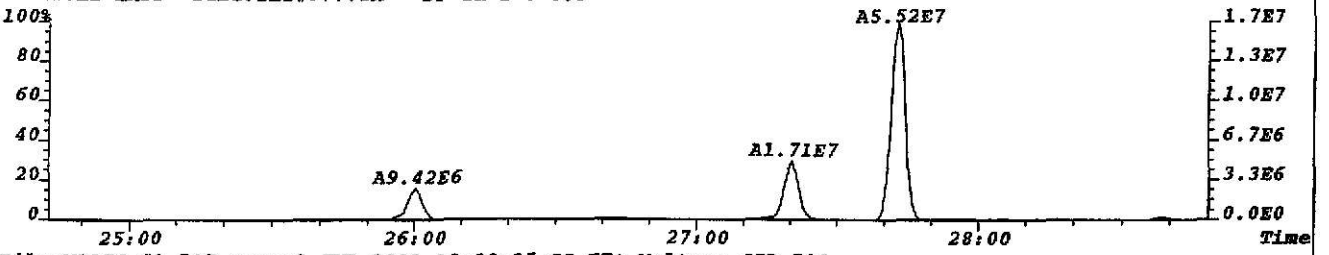

File:W1056 #1-797 Acq:12-JUL-2002 18:38:35 GC EI+ Voltage SIR 70S
330.9792 S:3 F:2 Exp:NDB5US
TRIANGLE LABS Text:TLI#57752A DF-TR-2 0-0.5

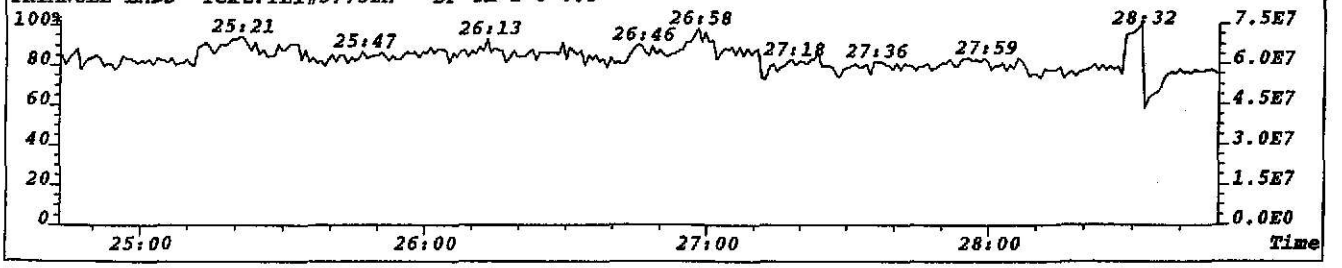

File:W1056 #1-797 Acq:12-JUL-2002 18:38:35 GC EI+ Voltage SIR 70S Noise:2158
339.8597 S:3 F:2 BSUB(256,30,-3.0) PKD(7,5,3,0.10%,8632.0,1.00%,F,T) Exp:NDB5US
TRIANGLE LABS Text:TLI#57752A DF-TR-2 0-0.5

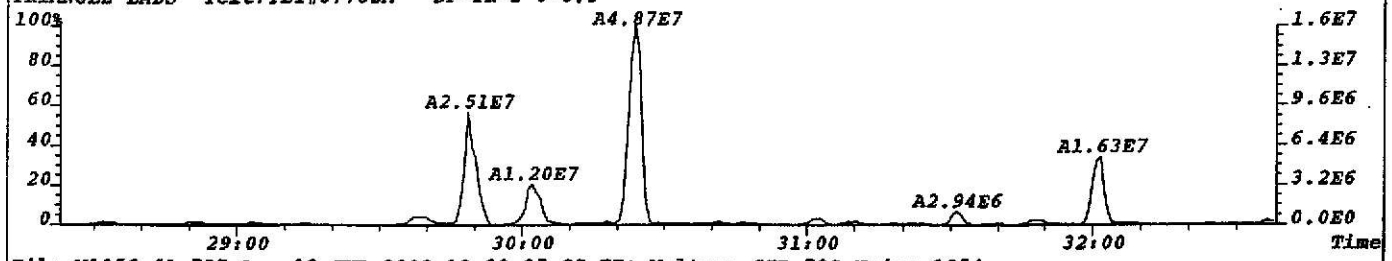

File:W1056 #1-797 Acq:12-JUL-2002 18:38:35 GC EI+ Voltage SIR 70S Noise:1854
341.8567 S:3 F:2 BSUB(256,30,-3.0) PKD(7,5,3,0.10%,7416.0,1.00%,F,T) Exp:NDB5US
TRIANGLE LABS Text:TLI#57752A DF-TR-2 0-0.5

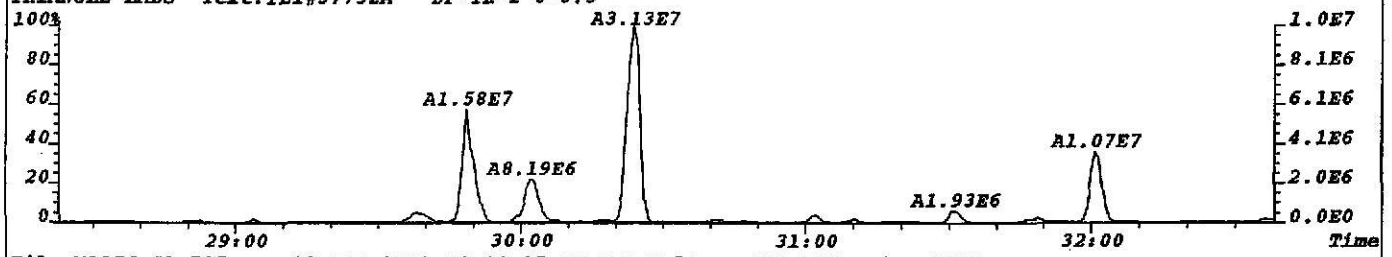

File:W1056 #1-797 Acq:12-JUL-2002 18:38:35 GC EI+ Voltage SIR 70S Noise:1603
351.9000 S:3 F:2 BSUB(256,30,-3.0) PKD(7,5,3,0.10%,6412.0,1.00%,F,T) Exp:NDB5US
TRIANGLE LABS Text:TLI#57752A DF-TR-2 0-0.5

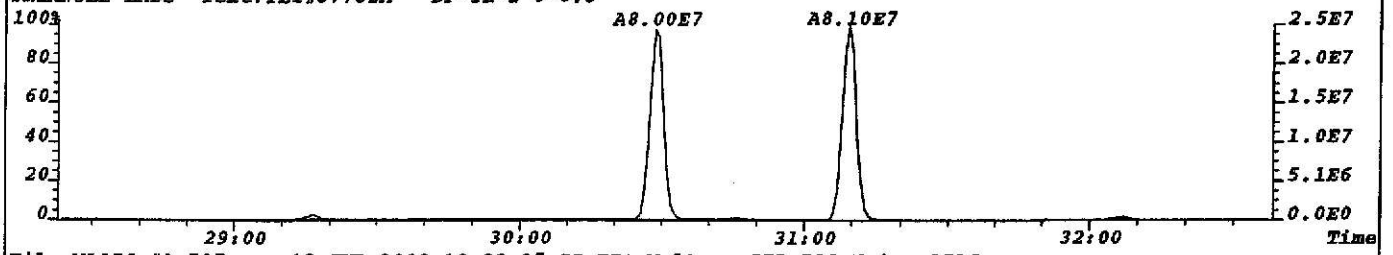

File:W1056 #1-797 Acq:12-JUL-2002 18:38:35 GC EI+ Voltage SIR 70S Noise:1716
353.8970 S:3 F:2 BSUB(256,30,-3.0) PKD(7,5,3,0.10%,6864.0,1.00%,F,T) Exp:NDB5US
TRIANGLE LABS Text:TLI#57752A DF-TR-2 0-0.5

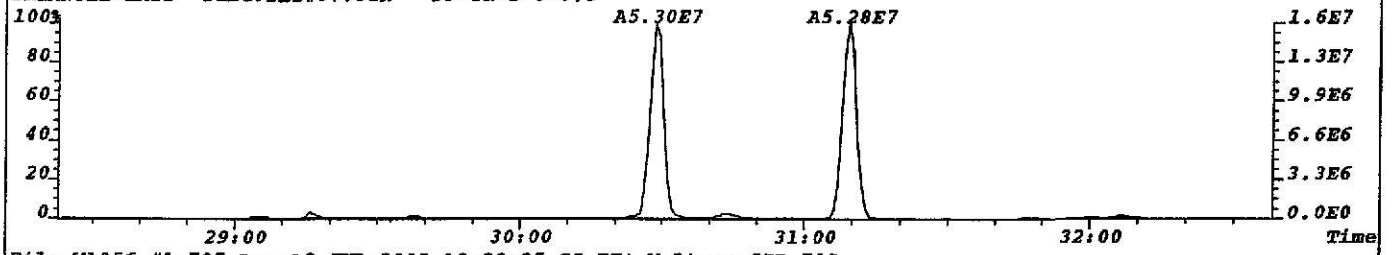

File:W1056 #1-797 Acq:12-JUL-2002 18:38:35 GC EI+ Voltage SIR 70S
330.9792 S:3 F:2 Exp:NDB5US
TRIANGLE LABS Text:TLI#57752A DF-TR-2 0-0.5

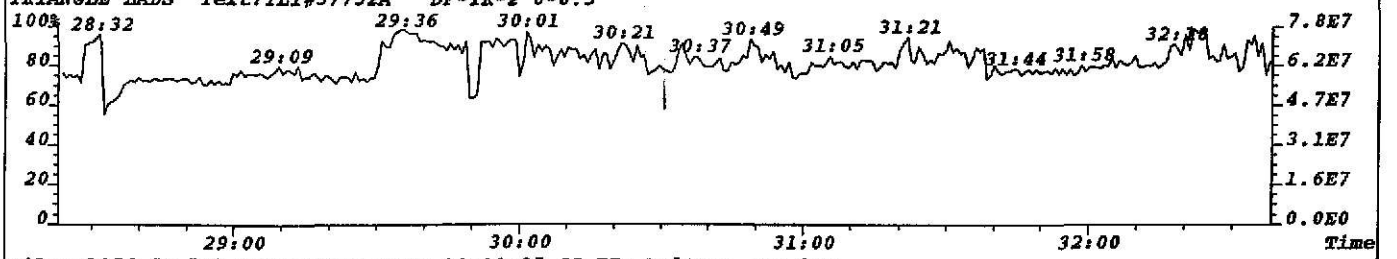

File:W1056 #1-797 Acq:12-JUL-2002 18:38:35 GC EI+ Voltage SIR 70S
409.7974 S:3 F:2 Exp:NDB5US
TRIANGLE LABS Text:TLI#57752A DF-TR-2 0-0.5

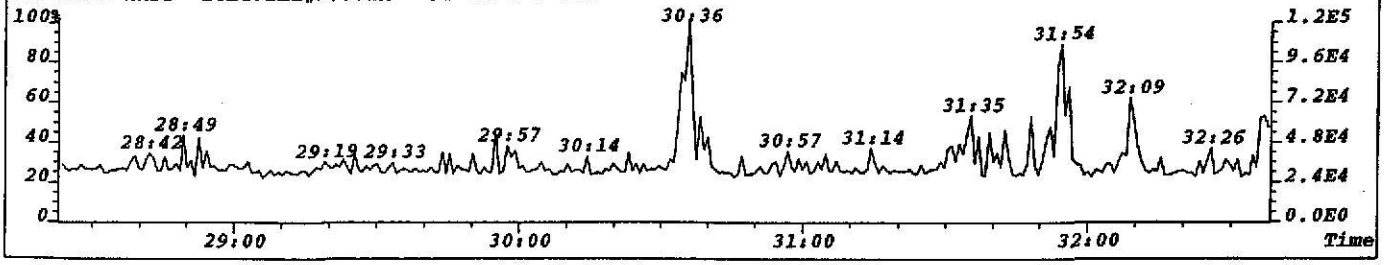

File:W1056 #1-797 Acq:12-JUL-2002 18:38:35 GC EI+ Voltage SIR 70S
355.8546 S:3 F:2 BSUB(256,30,-3.0) PKD(5,5,3,0.05%,5508.0,1.00%,F,T) Exp:NDB5US Noise:1377
Sample Text:TLI#57752A DF-TR-2 0-0.5 File Text:TRIANGLE LABORATORIES, INC.

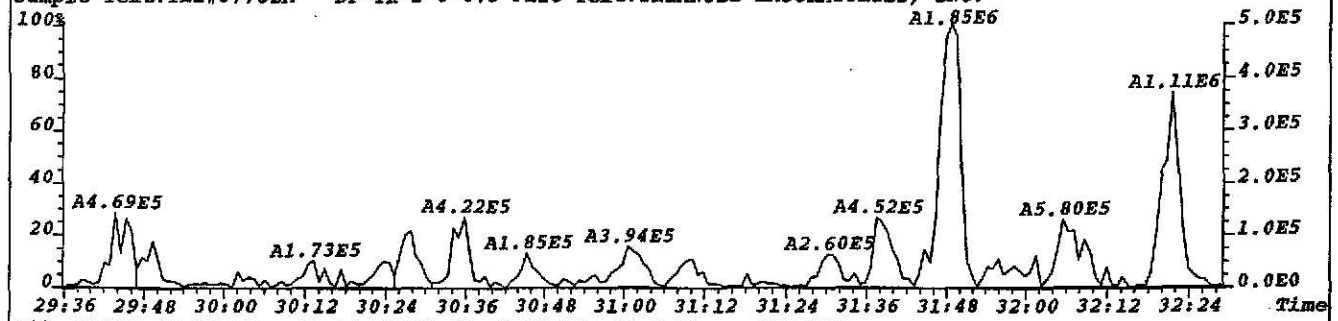

File:W1056 #1-797 Acq:12-JUL-2002 18:38:35 GC EI+ Voltage SIR 70S
357.8516 S:3 F:2 BSUB(256,30,-3.0) PKD(5,5,3,0.05%,6508.0,1.00%,F,T) Exp:NDB5US Noise:1627
Sample Text:TLI#57752A DF-TR-2 0-0.5 File Text:TRIANGLE LABORATORIES, INC.

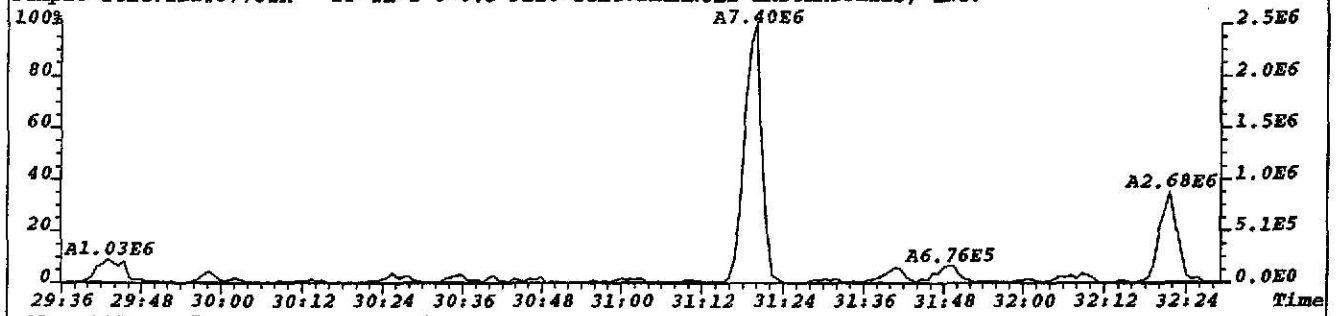

File:W1056 #1-797 Acq:12-JUL-2002 18:38:35 GC EI+ Voltage SIR 70S
367.8949 S:3 F:2 BSUB(256,30,-3.0) PKD(5,5,3,0.05%,6248.0,1.00%,F,T) Exp:NDB5US Noise:1562
Sample Text:TLI#57752A DF-TR-2 0-0.5 File Text:TRIANGLE LABORATORIES, INC.

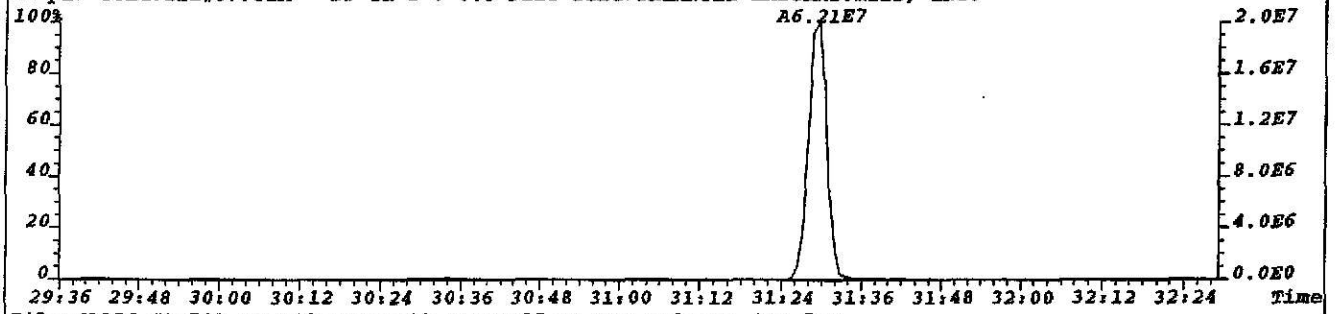

File:W1056 #1-797 Acq:12-JUL-2002 18:38:35 GC EI+ Voltage SIR 70S
369.8919 S:3 F:2 BSUB(256,30,-3.0) PKD(5,5,3,0.05%,6752.0,1.00%,F,T) Exp:NDB5US Noise:1688
Sample Text:TLI#57752A DF-TR-2 0-0.5 File Text:TRIANGLE LABORATORIES, INC.

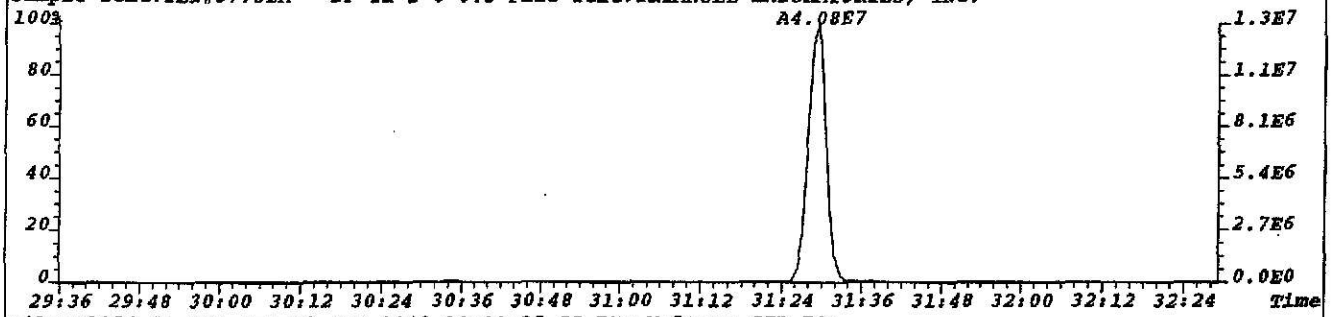

File:W1056 #1-797 Acq:12-JUL-2002 18:38:35 GC EI+ Voltage SIR 70S
330.9792 S:3 F:2 Exp:NDB5US
Sample Text:TLI#57752A DF-TR-2 0-0.5 File Text:TRIANGLE LABORATORIES, INC.

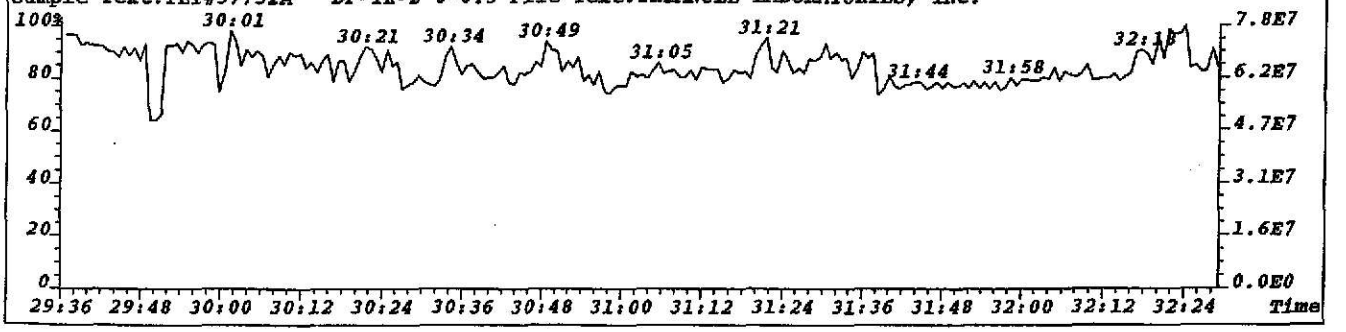

File:W1056 #1-423 Acq:12-JUL-2002 18:38:35 GC EI+ Voltage SIR 70S Noise:4457
373.8208 S:3 F:3 BSUB(256,30,-3.0) PKD(7,5,3,0.10%,17828.0,1.00%,F,T) Exp:NDB5US
TRIANGLE LABS Text:TLI#57752A DF-TR-2 0-0.5



File:W1056 #1-423 Acq:12-JUL-2002 18:38:35 GC EI+ Voltage SIR 70S Noise:2458
375.8178 S:3 F:3 BSUB(256,30,-3.0) PKD(7,5,3,0.10%,9832.0,1.00%,F,T) Exp:NDB5US
TRIANGLE LABS Text:TLI#57752A DF-TR-2 0-0.5



File:W1056 #1-423 Acq:12-JUL-2002 18:38:35 GC EI+ Voltage SIR 70S Noise:3970
383.8639 S:3 F:3 BSUB(256,30,-3.0) PKD(7,5,3,0.10%,15880.0,1.00%,F,T) Exp:NDB5US
TRIANGLE LABS Text:TLI#57752A DF-TR-2 0-0.5

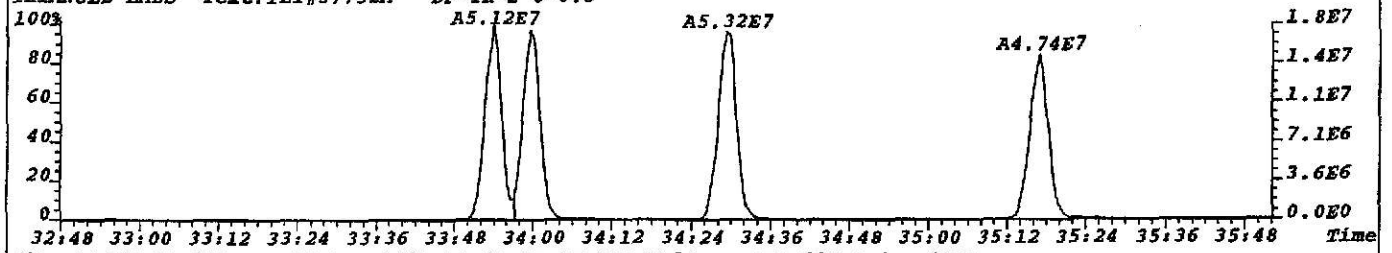

File:W1056 #1-423 Acq:12-JUL-2002 18:38:35 GC EI+ Voltage SIR 70S Noise:2990
385.8610 S:3 F:3 BSUB(256,30,-3.0) PKD(7,5,3,0.10%,11960.0,1.00%,F,T) Exp:NDB5US
TRIANGLE LABS Text:TLI#57752A DF-TR-2 0-0.5

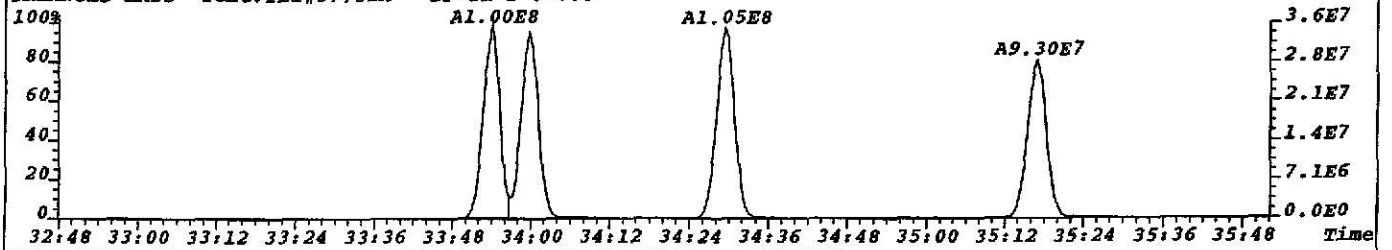

File:W1056 #1-423 Acq:12-JUL-2002 18:38:35 GC EI+ Voltage SIR 70S
392.9760 S:3 F:3 Exp:NDB5US
TRIANGLE LABS Text:TLI#57752A DF-TR-2 0-0.5

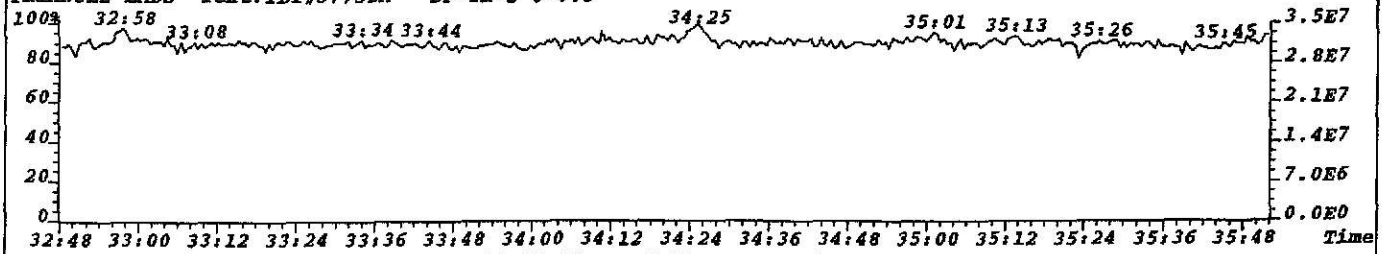

File:W1056 #1-423 Acq:12-JUL-2002 18:38:35 GC EI+ Voltage SIR 70S
445.7555 S:3 F:3 Exp:NDB5US
TRIANGLE LABS Text:TLI#57752A DF-TR-2 0-0.5

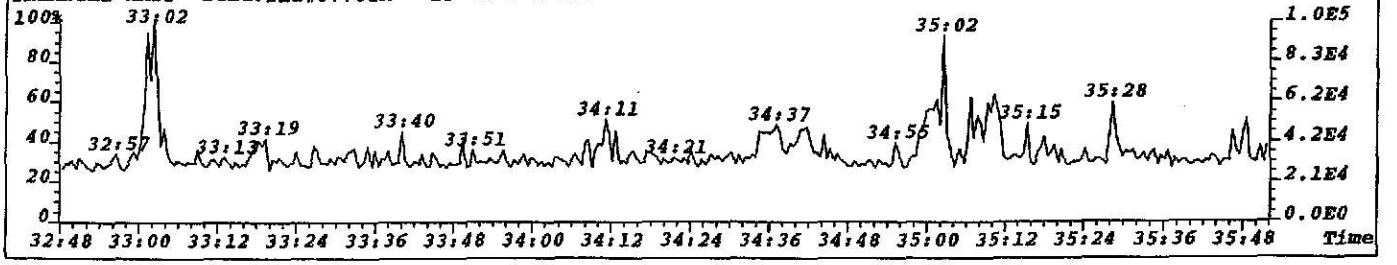

File:W1056 #1-423 Acq:12-JUL-2002 18:38:35 GC EI+ Voltage SIR 70S
389.8156 S:3 F:3 BSUB(256,30,-3.0) PKD(7,5,3,0.10%,10344.0,1.00%,F,T) Exp:NDB5US Noise:2586
Sample Text:TLI#57752A DF-TR-2 0-0.5 File Text:TRIANGLE LABORATORIES, INC.

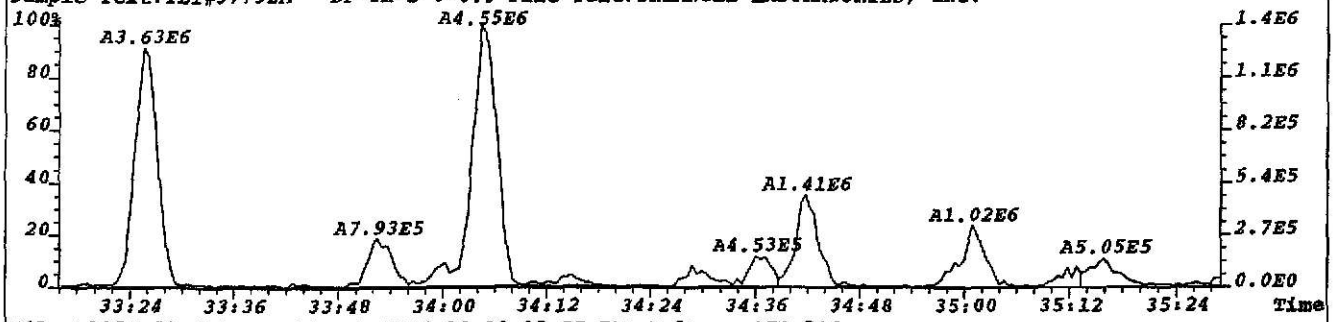

File:W1056 #1-423 Acq:12-JUL-2002 18:38:35 GC EI+ Voltage SIR 70S
391.8127 S:3 F:3 BSUB(256,30,-3.0) PKD(7,5,3,0.10%,10028.0,1.00%,F,T) Exp:NDB5US Noise:2507
Sample Text:TLI#57752A DF-TR-2 0-0.5 File Text:TRIANGLE LABORATORIES, INC.

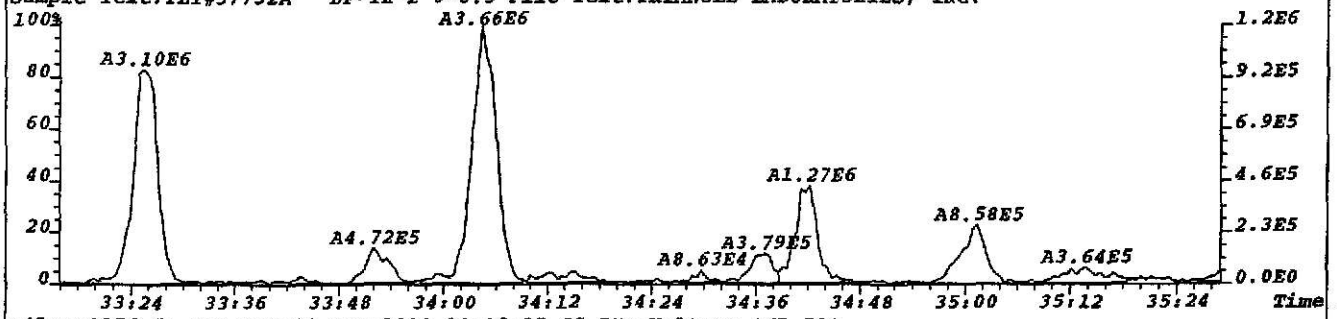

File:W1056 #1-423 Acq:12-JUL-2002 18:38:35 GC EI+ Voltage SIR 70S
401.8558 S:3 F:3 BSUB(256,30,-3.0) PKD(7,5,3,0.10%,15512.0,1.00%,F,T) Exp:NDB5US Noise:3878
Sample Text:TLI#57752A DF-TR-2 0-0.5 File Text:TRIANGLE LABORATORIES, INC.

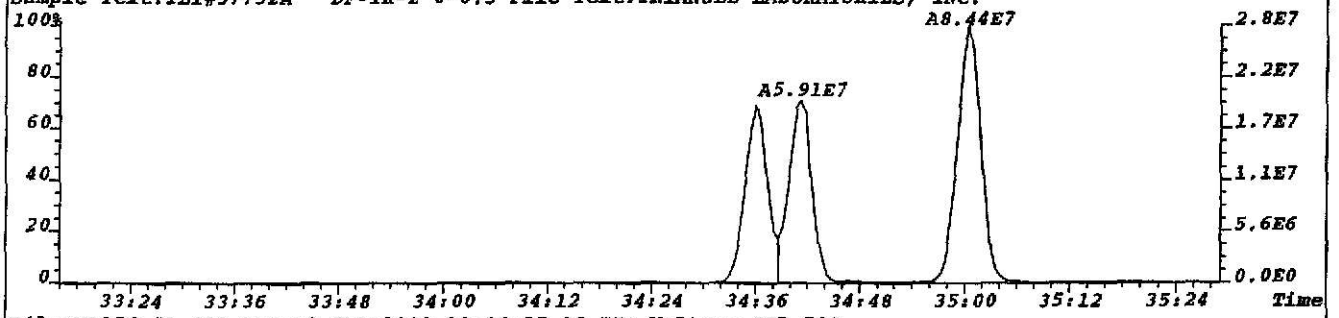

File:W1056 #1-423 Acq:12-JUL-2002 18:38:35 GC EI+ Voltage SIR 70S
403.8529 S:3 F:3 BSUB(256,30,-3.0) PKD(7,5,3,0.10%,11324.0,1.00%,F,T) Exp:NDB5US Noise:2831
Sample Text:TLI#57752A DF-TR-2 0-0.5 File Text:TRIANGLE LABORATORIES, INC.

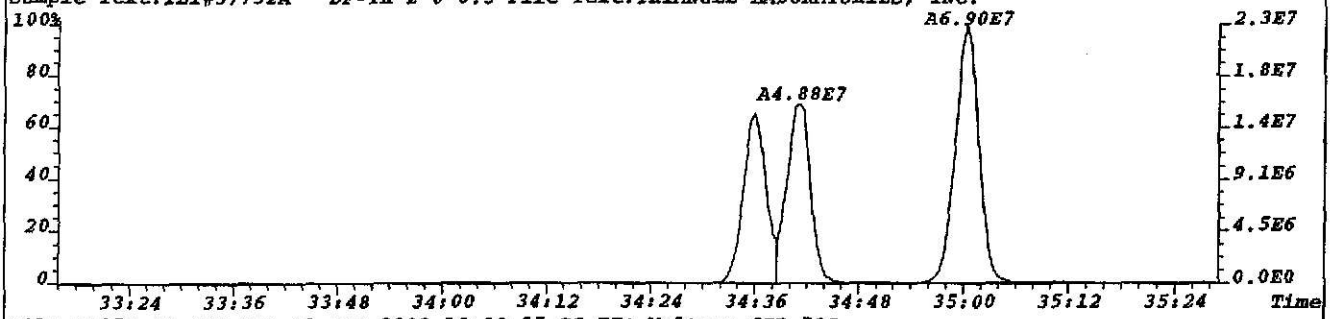

File:W1056 #1-423 Acq:12-JUL-2002 18:38:35 GC EI+ Voltage SIR 70S
392.9760 S:3 F:3 Exp:NDB5US
Sample Text:TLI#57752A DF-TR-2 0-0.5 File Text:TRIANGLE LABORATORIES, INC.

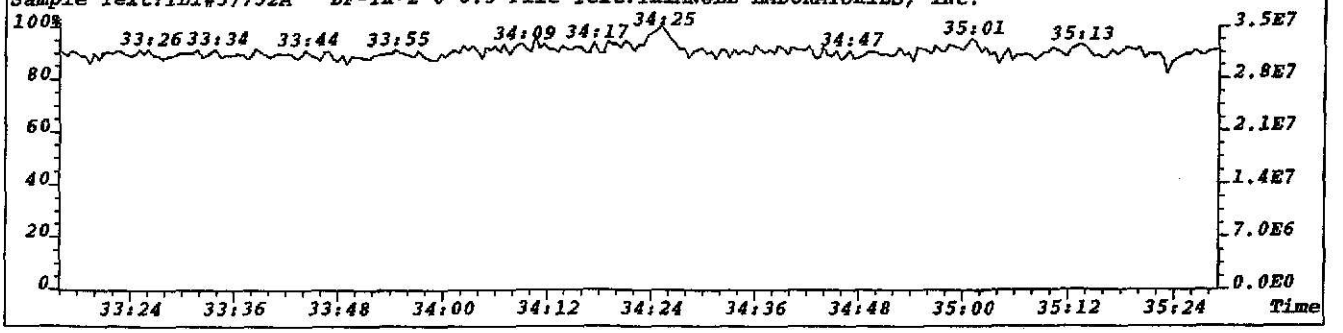

File:W1056 #1-674 Acq:12-JUL-2002 18:38:35 GC EI+ Voltage SIR 70S Noise:4982
407.7818 S:3 F:4 BSUB(256,30,-3.0) PKD(7,5,3,0.10%,19928.0,1.00%,F,T) Exp:NDB5US
TRIANGLE LABS Text:TLI#57752A DF-TR-2 0-0.5

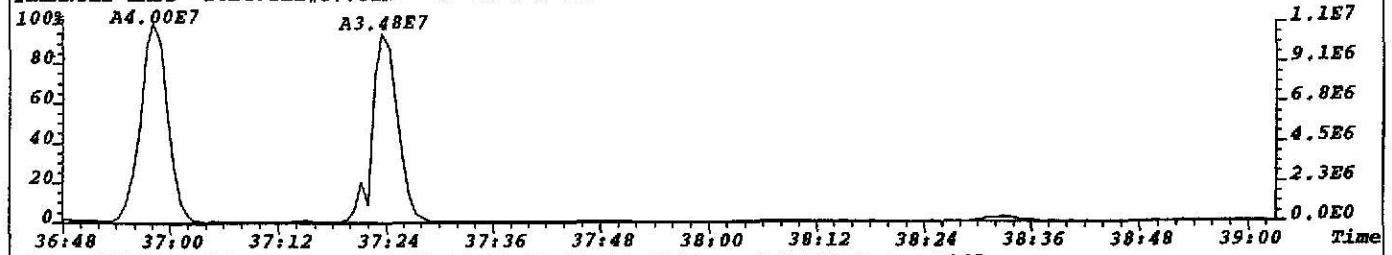

File:W1056 #1-674 Acq:12-JUL-2002 18:38:35 GC EI+ Voltage SIR 70S Noise:2065
409.7789 S:3 F:4 BSUB(256,30,-3.0) PKD(7,5,3,0.10%,8260.0,1.00%,F,T) Exp:NDB5US
TRIANGLE LABS Text:TLI#57752A DF-TR-2 0-0.5

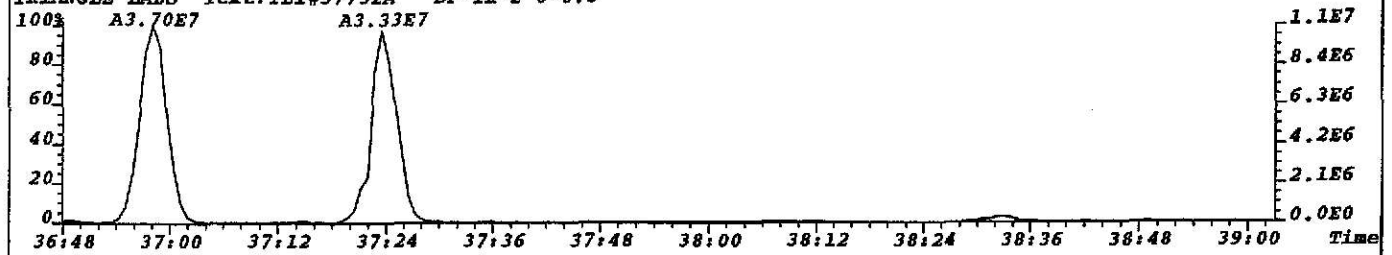

File:W1056 #1-674 Acq:12-JUL-2002 18:38:35 GC EI+ Voltage SIR 70S Noise:1584
417.8253 S:3 F:4 BSUB(256,30,-3.0) PKD(7,5,3,0.10%,6336.0,1.00%,F,T) Exp:NDB5US
TRIANGLE LABS Text:TLI#57752A DF-TR-2 0-0.5



File:W1056 #1-674 Acq:12-JUL-2002 18:38:35 GC EI+ Voltage SIR 70S Noise:3268
419.8220 S:3 F:4 BSUB(256,30,-3.0) PKD(7,5,3,0.10%,13072.0,1.00%,F,T) Exp:NDB5US
TRIANGLE LABS Text:TLI#57752A DF-TR-2 0-0.5

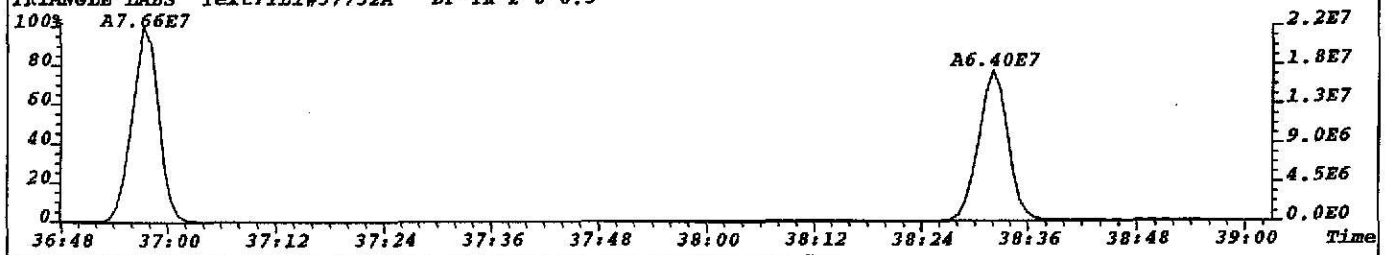

File:W1056 #1-674 Acq:12-JUL-2002 18:38:35 GC EI+ Voltage SIR 70S
430.9729 S:3 F:4 Exp:NDB5US
TRIANGLE LABS Text:TLI#57752A DF-TR-2 0-0.5

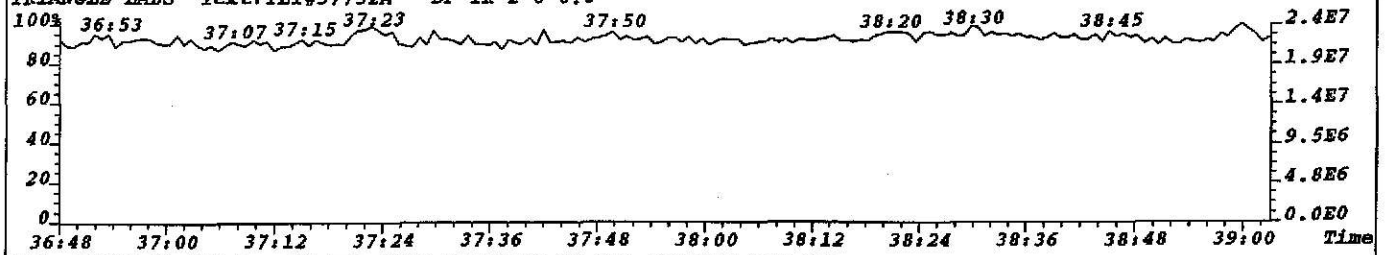

File:W1056 #1-674 Acq:12-JUL-2002 18:38:35 GC EI+ Voltage SIR 70S
479.7165 S:3 F:4 Exp:NDB5US
TRIANGLE LABS Text:TLI#57752A DF-TR-2 0-0.5

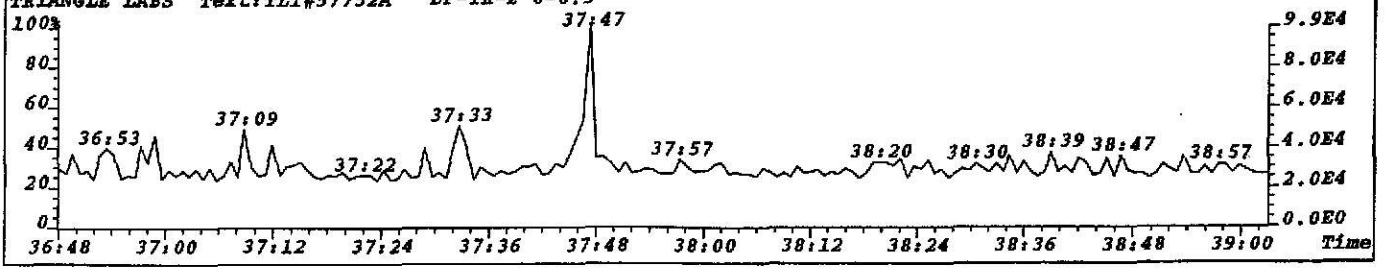

File:W1056 #1-674 Acq:12-JUL-2002 18:38:35 GC EI+ Voltage SIR 70S
423.7766 S:3 F:4 BSUB(256,30,-3.0) PKD(7,5,3,0.10%,28844.0,1.00%,F,T) Exp:NDB5US Noise:7211
Sample Text:TLI#57752A DF-TR-2 0-0.5 File Text:TRIANGLE LABORATORIES, INC.

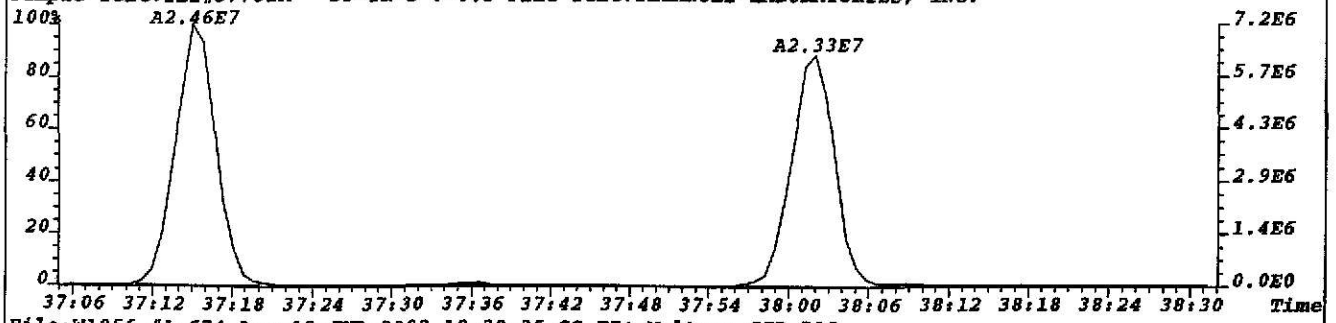

File:W1056 #1-674 Acq:12-JUL-2002 18:38:35 GC EI+ Voltage SIR 70S
425.7737 S:3 F:4 BSUB(256,30,-3.0) PKD(7,5,3,0.10%,22668.0,1.00%,F,T) Exp:NDB5US Noise:5667
Sample Text:TLI#57752A DF-TR-2 0-0.5 File Text:TRIANGLE LABORATORIES, INC.

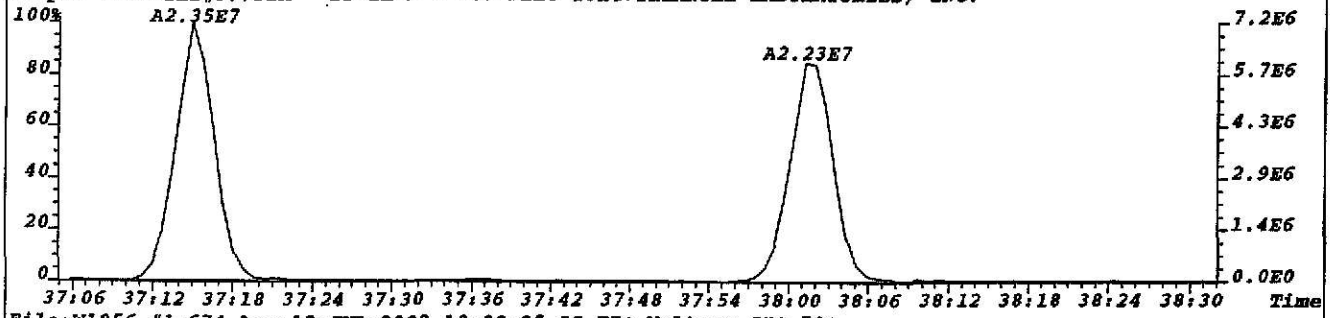

File:W1056 #1-674 Acq:12-JUL-2002 18:38:35 GC EI+ Voltage SIR 70S
435.8169 S:3 F:4 BSUB(256,30,-3.0) PKD(7,5,3,0.10%,66928.0,1.00%,F,T) Exp:NDB5US Noise:16732
Sample Text:TLI#57752A DF-TR-2 0-0.5 File Text:TRIANGLE LABORATORIES, INC.

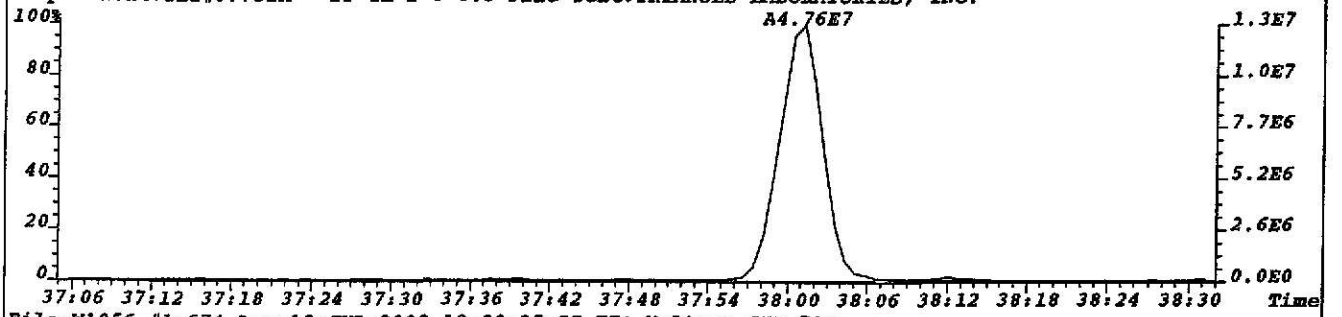

File:W1056 #1-674 Acq:12-JUL-2002 18:38:35 GC EI+ Voltage SIR 70S
437.8140 S:3 F:4 BSUB(256,30,-3.0) PKD(7,5,3,0.10%,32412.0,1.00%,F,T) Exp:NDB5US Noise:8103
Sample Text:TLI#57752A DF-TR-2 0-0.5 File Text:TRIANGLE LABORATORIES, INC.

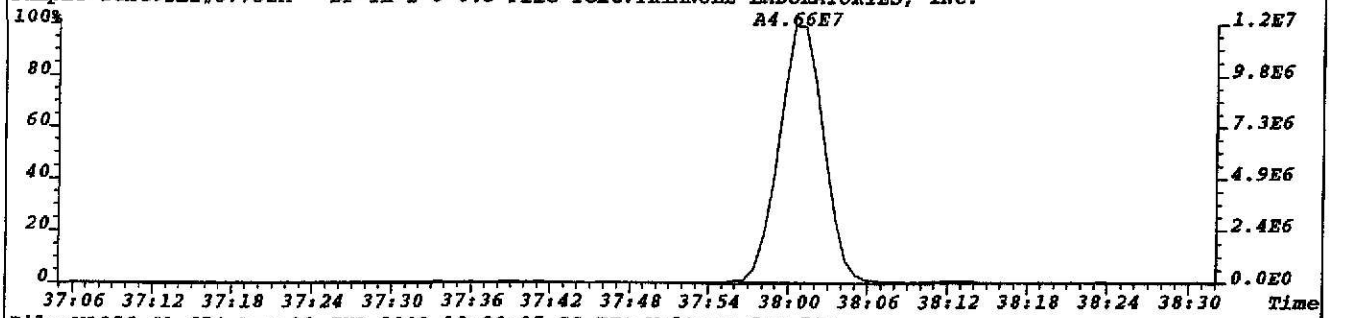

File:W1056 #1-674 Acq:12-JUL-2002 18:38:35 GC EI+ Voltage SIR 70S
430.9729 S:3 F:4 Exp:NDB5US
Sample Text:TLI#57752A DF-TR-2 0-0.5 File Text:TRIANGLE LABORATORIES, INC.

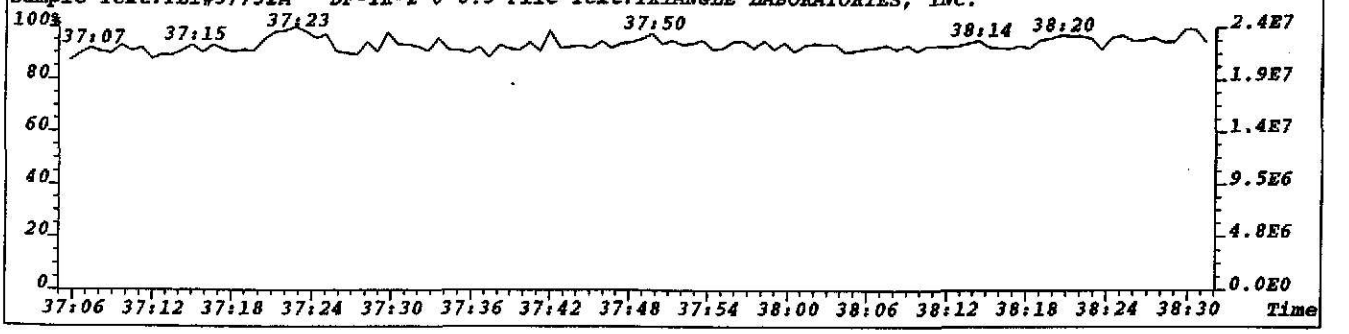

File:W1056 #1-674 Acq:12-JUL-2002 18:38:35 GC EI+ Voltage SIR 70S Noise:1969
441.7428 S:3 F:4 BSUB(256,30,-3.0) PKD(7,5,3,0.10%,7876.0,1.00%,F,T) Exp:NDB5US
Sample Text:TLI#57752A DF-TR-2 0-0.5 File Text:TRIANGLE LABORATORIES, INC.

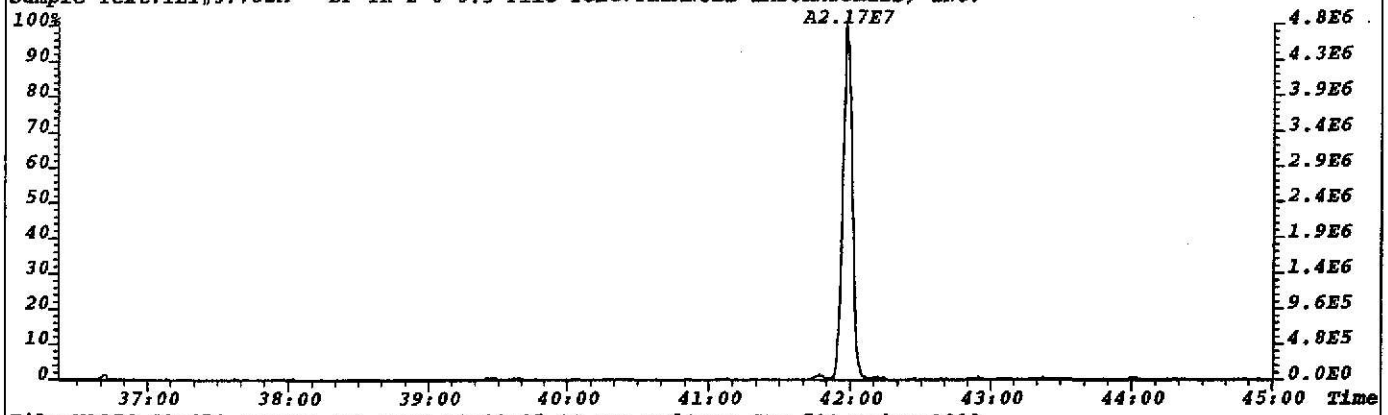

File:W1056 #1-674 Acq:12-JUL-2002 18:38:35 GC EI+ Voltage SIR 70S Noise:1822
443.7399 S:3 F:4 BSUB(256,30,-3.0) PKD(7,5,3,0.10%,7288.0,1.00%,F,T) Exp:NDB5US
Sample Text:TLI#57752A DF-TR-2 0-0.5 File Text:TRIANGLE LABORATORIES, INC.

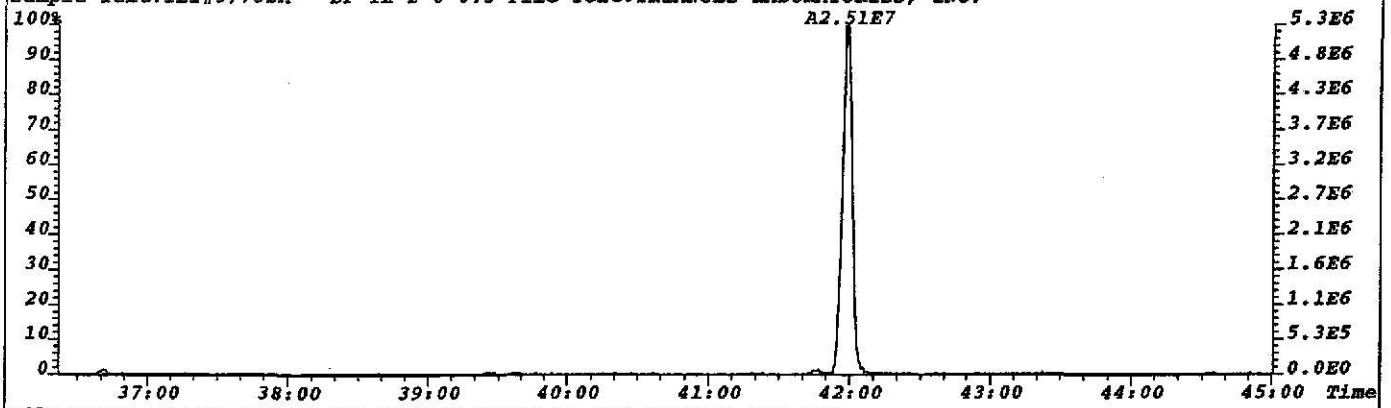

File:W1056 #1-674 Acq:12-JUL-2002 18:38:35 GC EI+ Voltage SIR 70S
430.9729 S:3 F:4 Exp:NDB5US
Sample Text:TLI#57752A DF-TR-2 0-0.5 File Text:TRIANGLE LABORATORIES, INC.

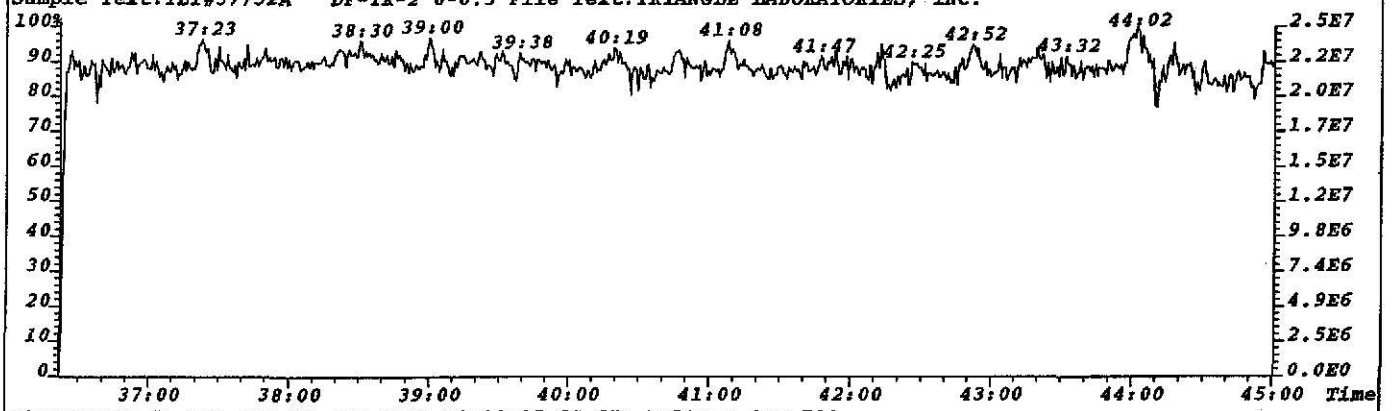

File:W1056 #1-674 Acq:12-JUL-2002 18:38:35 GC EI+ Voltage SIR 70S
513.6775 S:3 F:4 Exp:NDB5US
Sample Text:TLI#57752A DF-TR-2 0-0.5 File Text:TRIANGLE LABORATORIES, INC.

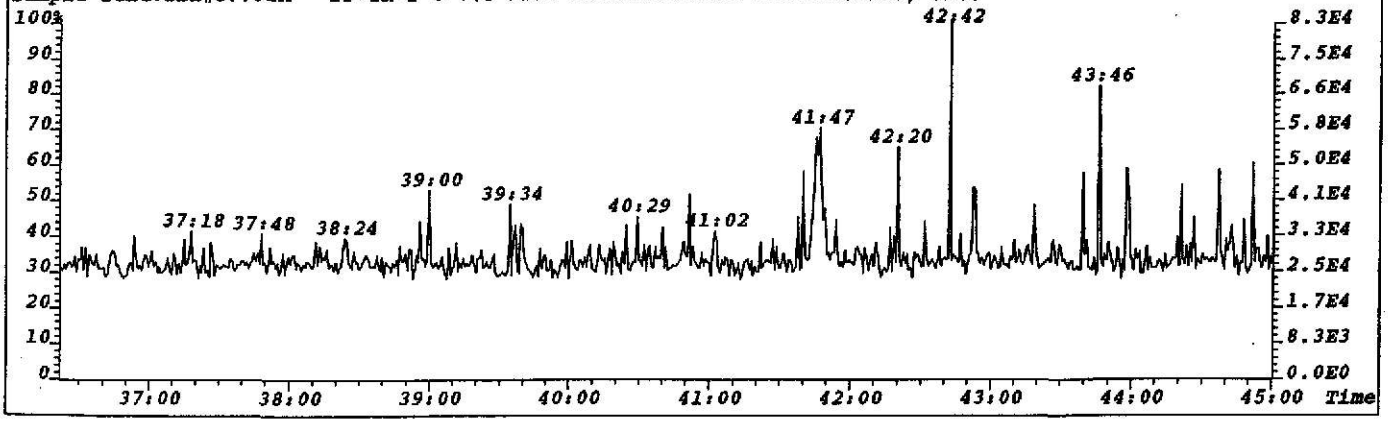

File:W1056 #1-674 Acq:12-JUL-2002 18:38:35 GC EI+ Voltage SIR 70S
457.7377 S:3 F:4 BSUB(256,30,-3.0) PKD(7,5,3,0.10%,5316.0,1.00%,F,T) Exp:NDB5US Noise:1329
Sample Text:TLI#57752A DF-TR-2 0-0.5 File Text:TRIANGLE LABORATORIES, INC.

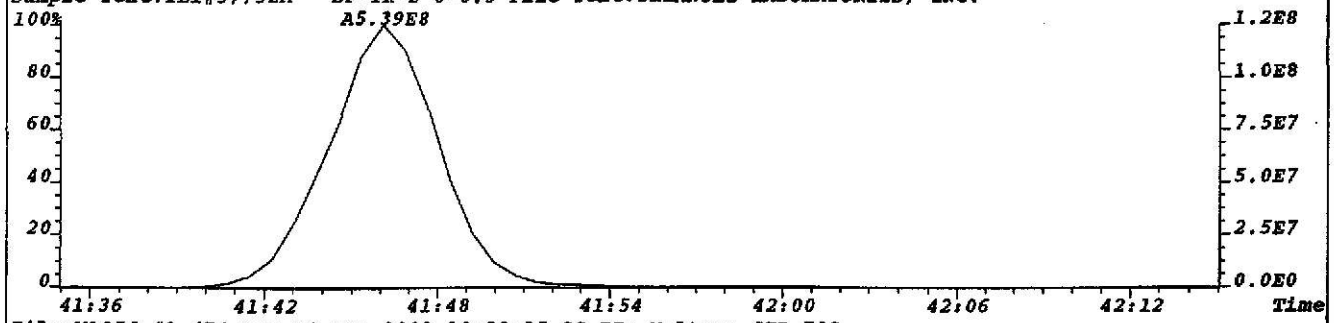

File:W1056 #1-674 Acq:12-JUL-2002 18:38:35 GC EI+ Voltage SIR 70S
459.7348 S:3 F:4 BSUB(256,30,-3.0) PKD(7,5,3,0.10%,4852.0,1.00%,F,T) Exp:NDB5US Noise:1213
Sample Text:TLI#57752A DF-TR-2 0-0.5 File Text:TRIANGLE LABORATORIES, INC.

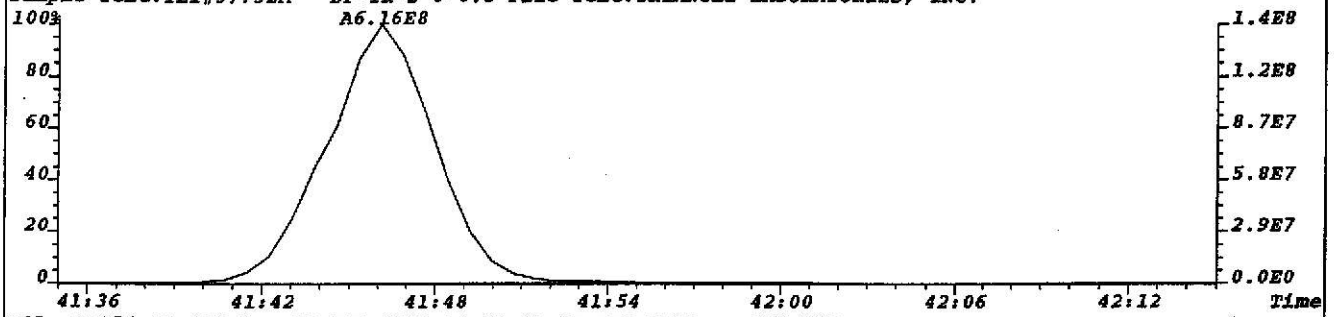

File:W1056 #1-674 Acq:12-JUL-2002 18:38:35 GC EI+ Voltage SIR 70S
469.7779 S:3 F:4 BSUB(256,30,-3.0) PKD(7,5,3,0.10%,7680.0,1.00%,F,T) Exp:NDB5US Noise:1920
Sample Text:TLI#57752A DF-TR-2 0-0.5 File Text:TRIANGLE LABORATORIES, INC.

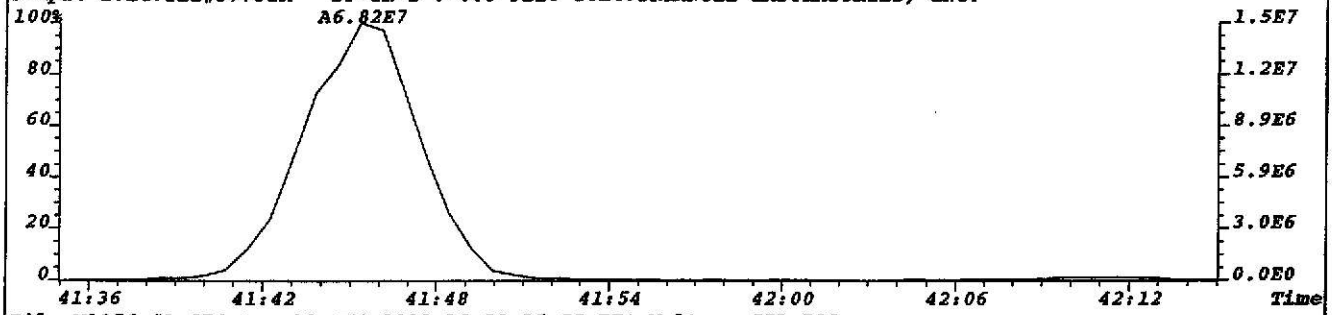

File:W1056 #1-674 Acq:12-JUL-2002 18:38:35 GC EI+ Voltage SIR 70S
471.7750 S:3 F:4 BSUB(256,30,-3.0) PKD(7,5,3,0.10%,18044.0,1.00%,F,T) Exp:NDB5US Noise:4511
Sample Text:TLI#57752A DF-TR-2 0-0.5 File Text:TRIANGLE LABORATORIES, INC.

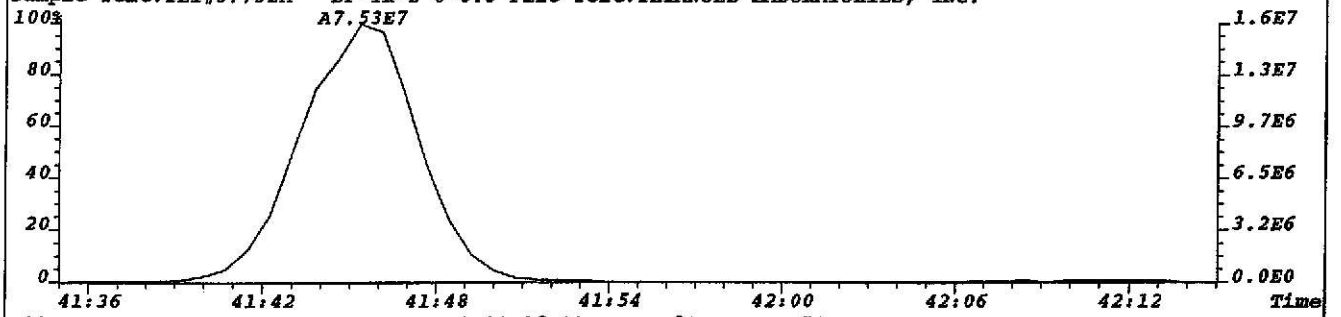

File:W1056 #1-674 Acq:12-JUL-2002 18:38:35 GC EI+ Voltage SIR 70S
430.9729 S:3 F:4 Exp:NDB5US
Sample Text:TLI#57752A DF-TR-2 0-0.5 File Text:TRIANGLE LABORATORIES, INC.

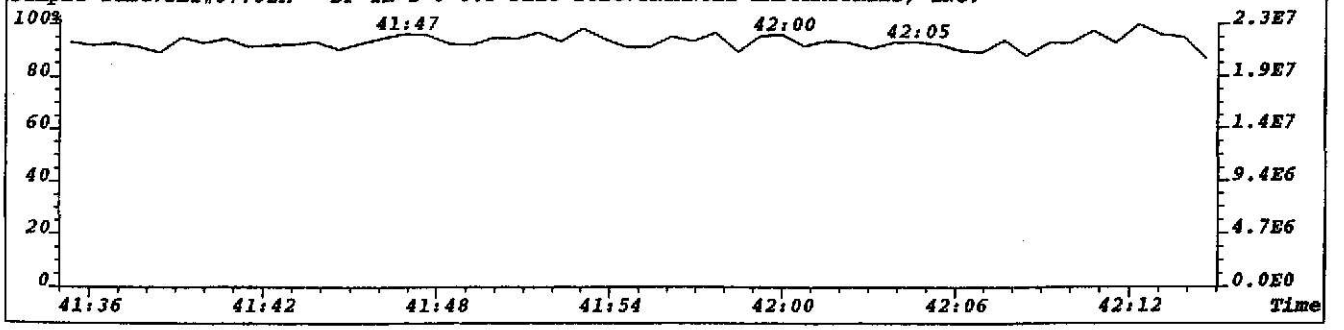

Peak Locate Examination:12-JUL-2002:17:01 File:W1056
Experiment:NDB5US Function:2 Reference:PFK

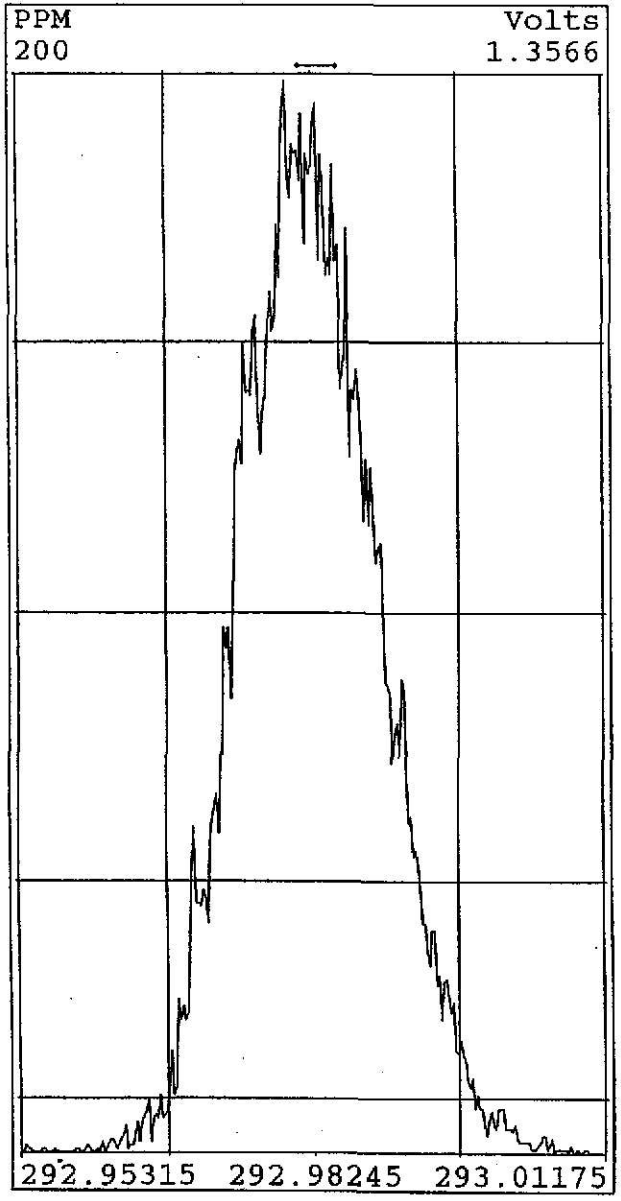

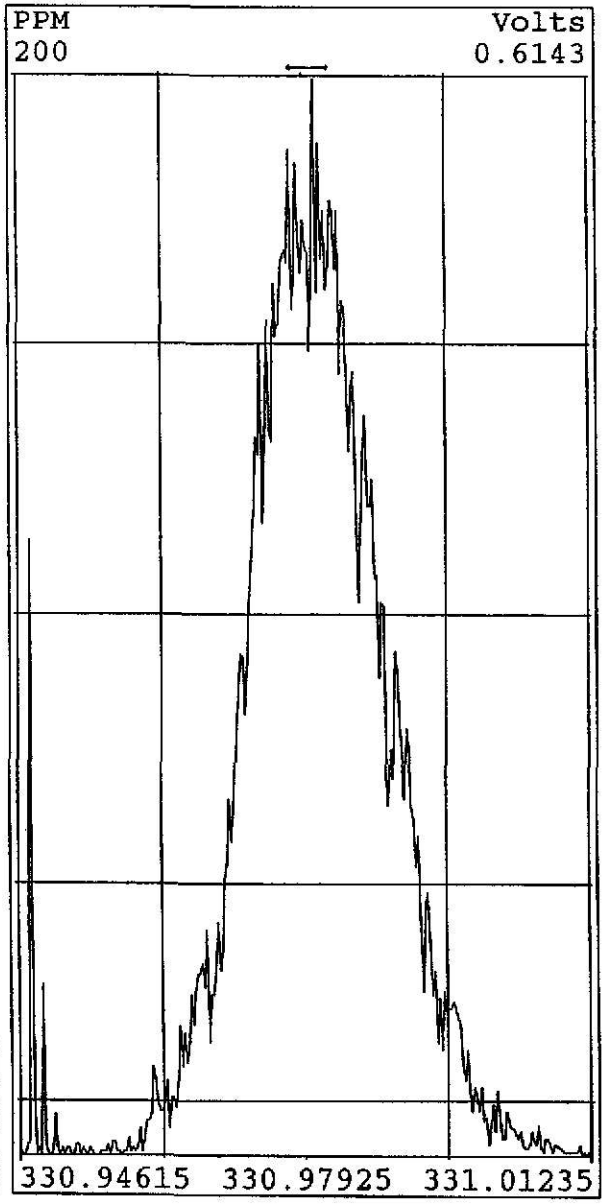

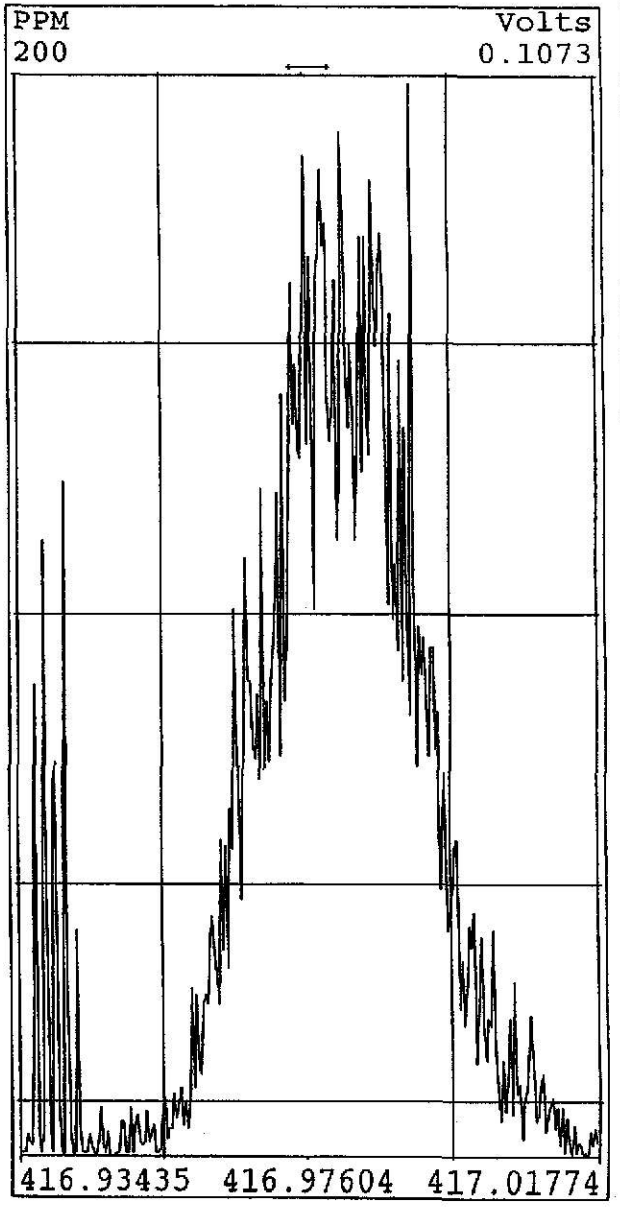

ABM 7/15/02

File:W1056 #1-797 Acq:12-JUL-2002 18:38:35 GC EI+ Voltage SIR 70S
303.9016 S:3 F:2 Exp:NDB5US
Sample Text:TLI#57752A DF-TR-2 0-0.5 File Text:TRIANGLE LABORATORIES, INC.

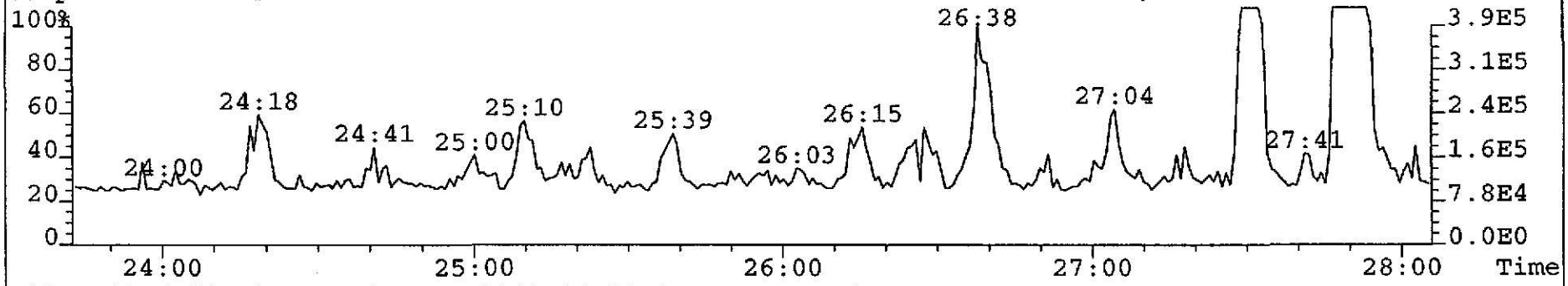

File:W1056 #1-797 Acq:12-JUL-2002 18:38:35 GC EI+ Voltage SIR 70S
305.8987 S:3 F:2 Exp:NDB5US
Sample Text:TLI#57752A DF-TR-2 0-0.5 File Text:TRIANGLE LABORATORIES, INC.

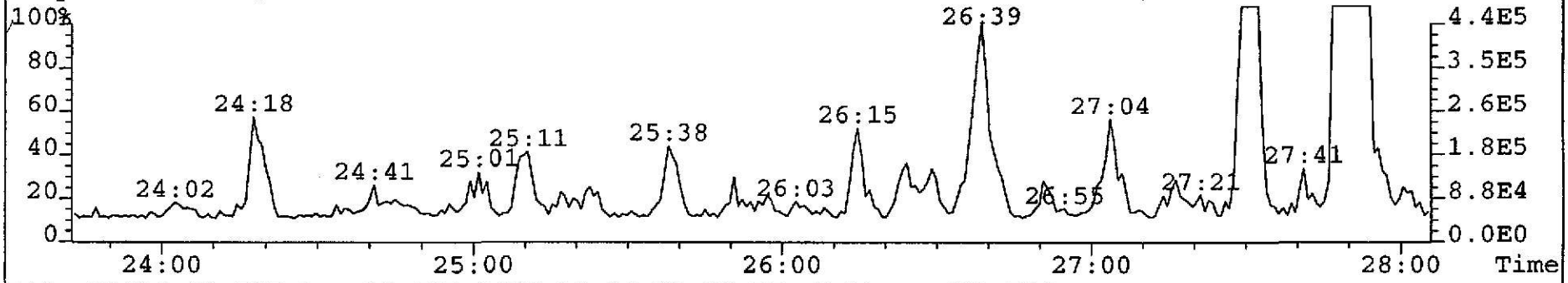

File:W1056 #1-797 Acq:12-JUL-2002 18:38:35 GC EI+ Voltage SIR 70S
317.9389 S:3 F:2 Exp:NDB5US
Sample Text:TLI#57752A DF-TR-2 0-0.5 File Text:TRIANGLE LABORATORIES, INC.

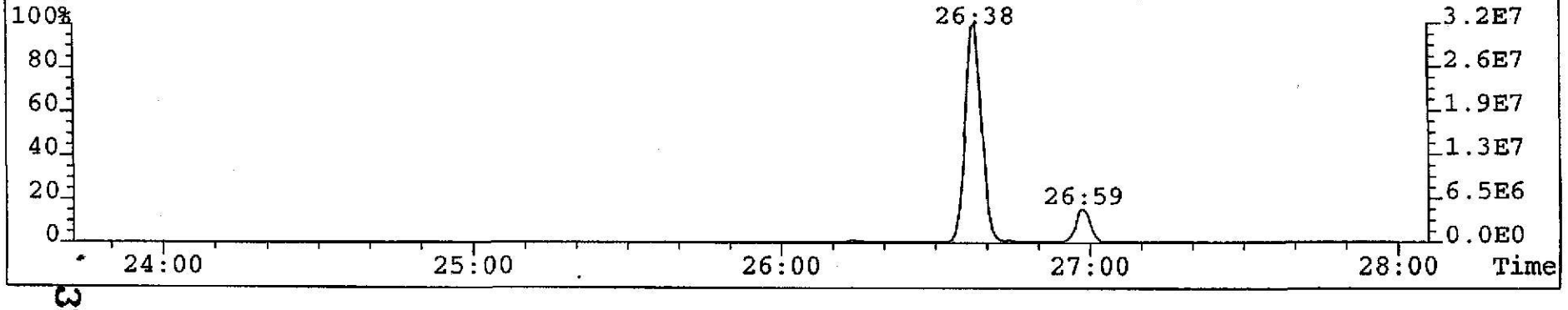

GEM 7/15/02

File:W1056 #1-797 Acq:12-JUL-2002 18:38:35 GC EI+ Voltage SIR 70S
303.9016 S:3 F:2 Exp:NDB5US
Sample Text:TLI#57752A DF-TR-2 0-0.5 File Text:TRIANGLE LABORATORIES, INC.

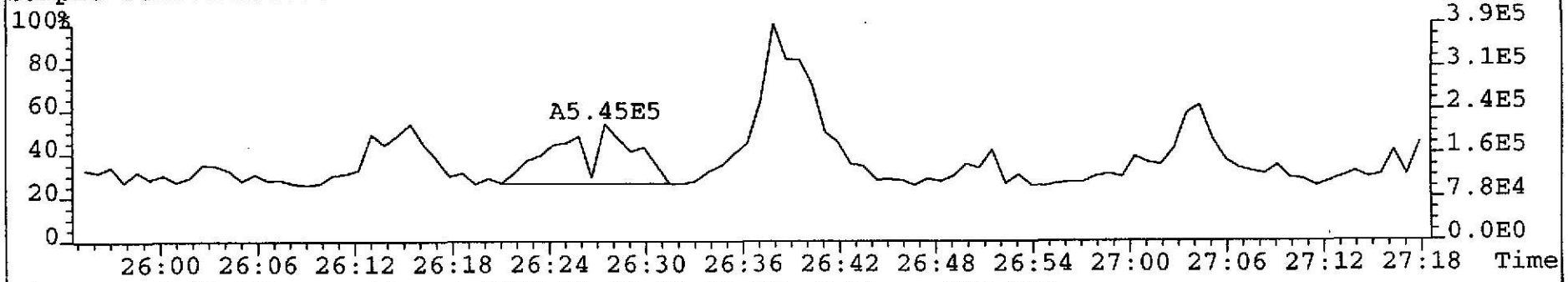

File:W1056 #1-797 Acq:12-JUL-2002 18:38:35 GC EI+ Voltage SIR 70S
305.8987 S:3 F:2 Exp:NDB5US
Sample Text:TLI#57752A DF-TR-2 0-0.5 File Text:TRIANGLE LABORATORIES, INC.

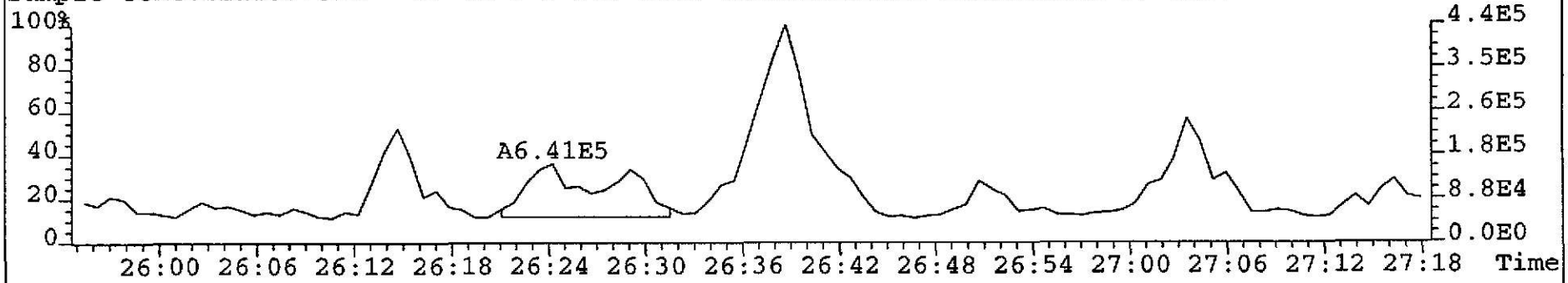

File:W1056 #1-797 Acq:12-JUL-2002 18:38:35 GC EI+ Voltage SIR 70S
317.9389 S:3 F:2 Exp:NDB5US
Sample Text:TLI#57752A DF-TR-2 0-0.5 File Text:TRIANGLE LABORATORIES, INC.

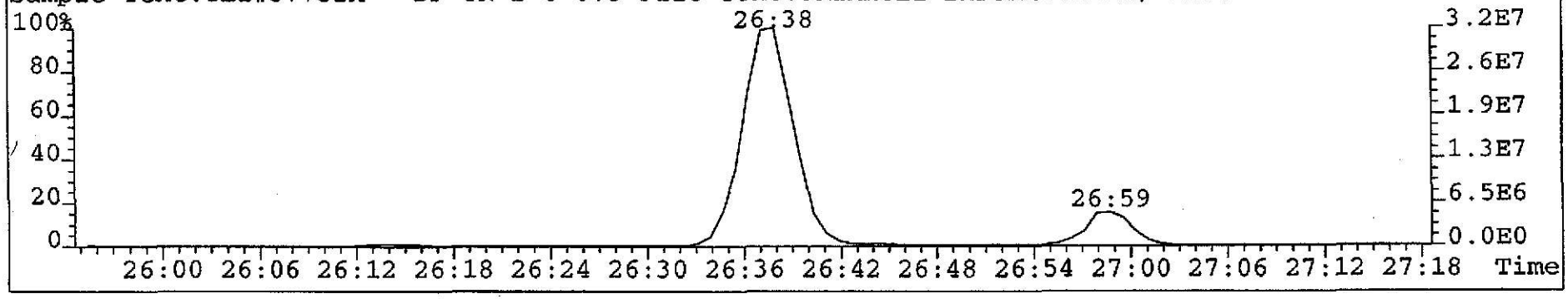

ASM 7/15/02

File:W1056 #1-797 Acq:12-JUL-2002 18:38:35 GC EI+ Voltage SIR 70S
319.8965 S:3 F:2 Exp:NDB5US
Sample Text:TLI#57752A DF-TR-2 0-0.5 File Text:TRIANGLE LABORATORIES, INC.

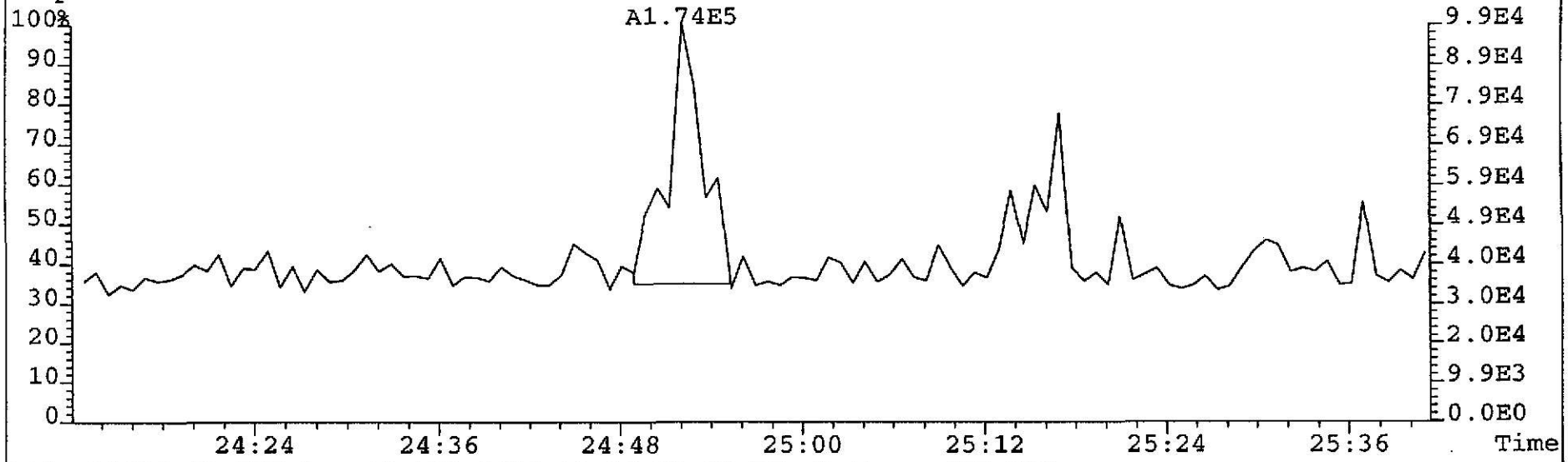

File:W1056 #1-797 Acq:12-JUL-2002 18:38:35 GC EI+ Voltage SIR 70S
321.8936 S:3 F:2 Exp:NDB5US
Sample Text:TLI#57752A DF-TR-2 0-0.5 File Text:TRIANGLE LABORATORIES, INC.

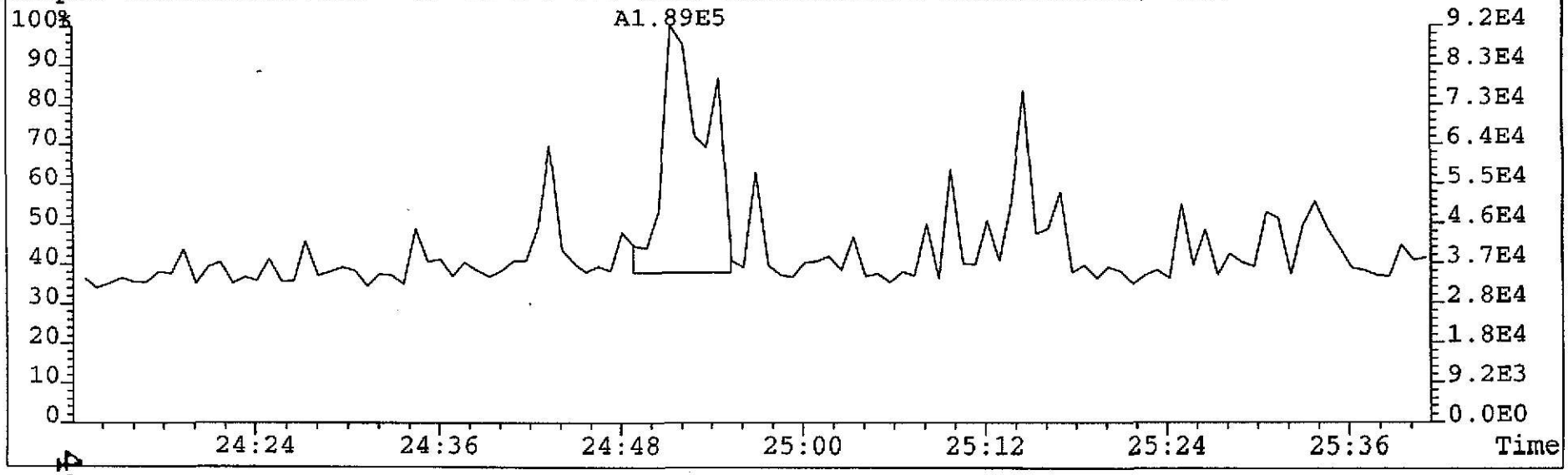

GBM 7/15/02

File:W1056 #1-797 Acq:12-JUL-2002 18:38:35 GC EI+ Voltage SIR 70S
319.8965 S:3 F:2 Exp:NDB5US
Sample Text:TLI#57752A DF-TR-2 0-0.5 File Text:TRIANGLE LABORATORIES, INC.

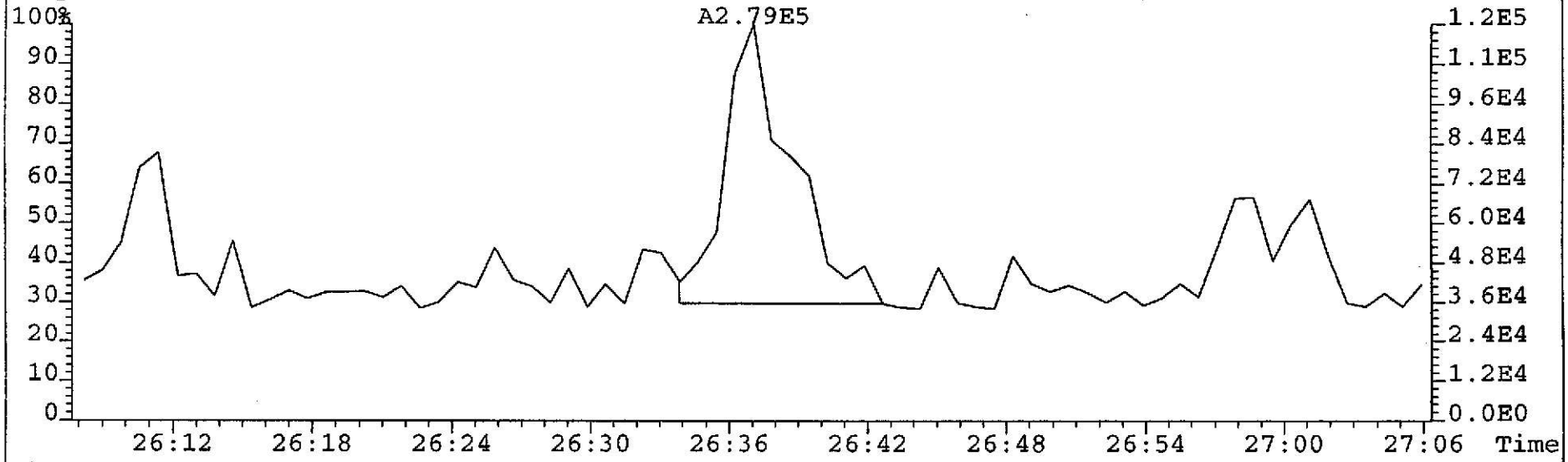

File:W1056 #1-797 Acq:12-JUL-2002 18:38:35 GC EI+ Voltage SIR 70S
321.8936 S:3 F:2 Exp:NDB5US
Sample Text:TLI#57752A DF-TR-2 0-0.5 File Text:TRIANGLE LABORATORIES, INC.

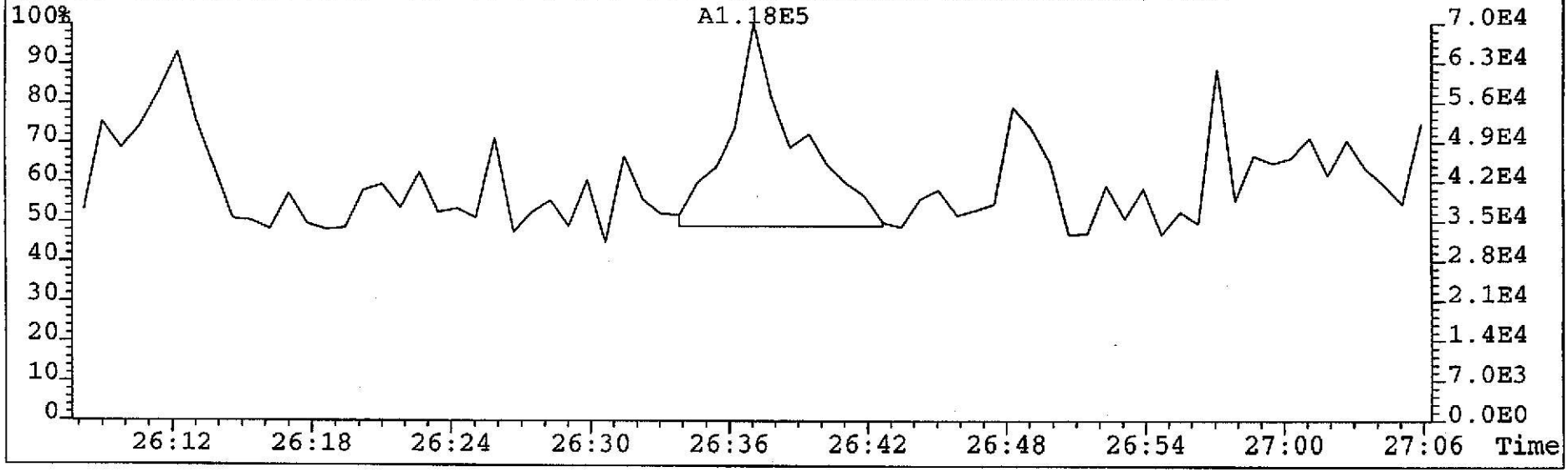

GBM 7/15/02

File:W1056 #1-797 Acq:12-JUL-2002 18:38:35 GC EI+ Voltage SIR 70S
355.8546 S:3 F:2 Exp:NDB5US
Sample Text:TLI#57752A DF-TR-2 0-0.5 File Text:TRIANGLE LABORATORIES, INC.

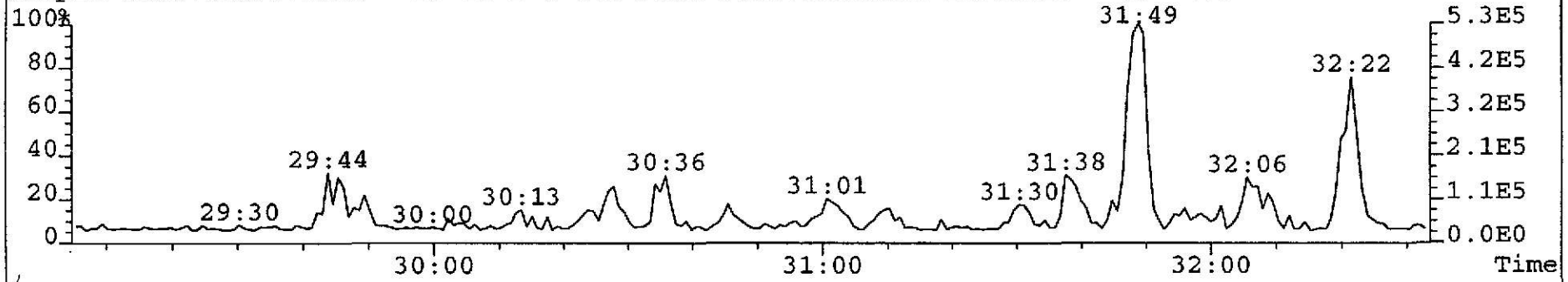

File:W1056 #1-797 Acq:12-JUL-2002 18:38:35 GC EI+ Voltage SIR 70S
357.8516 S:3 F:2 Exp:NDB5US
Sample Text:TLI#57752A DF-TR-2 0-0.5 File Text:TRIANGLE LABORATORIES, INC.

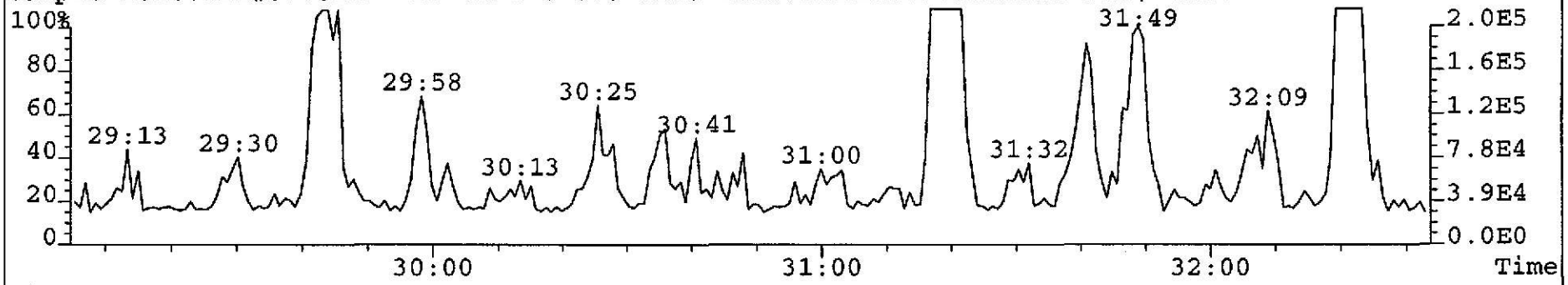

File:W1056 #1-797 Acq:12-JUL-2002 18:38:35 GC EI+ Voltage SIR 70S
369.8919 S:3 F:2 Exp:NDB5US
Sample Text:TLI#57752A DF-TR-2 0-0.5 File Text:TRIANGLE LABORATORIES, INC.

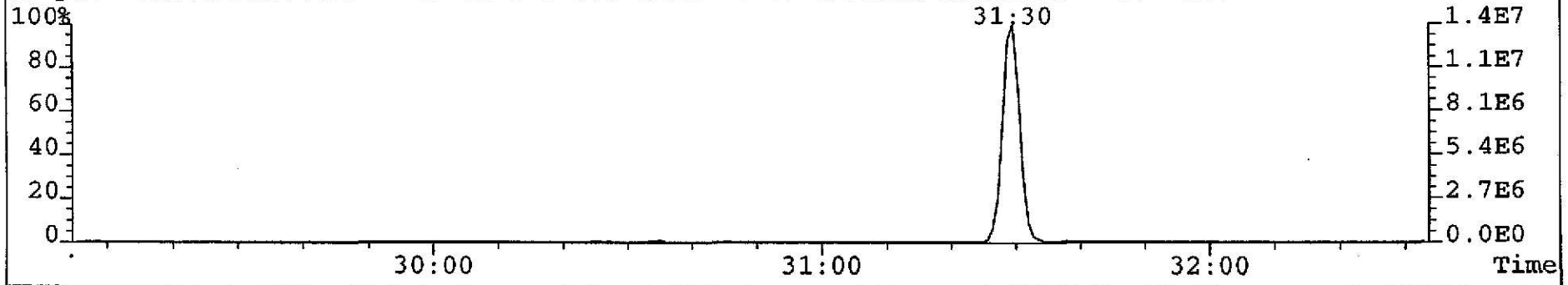

GEM 7/15/02

File:W1056 #1-797 Acq:12-JUL-2002 18:38:35 GC EI+ Voltage SIR 70S
355.8546 S:3 F:2 Exp:NDB5US
Sample Text:TLI#57752A DF-TR-2 0-0.5 File Text:TRIANGLE LABORATORIES, INC.

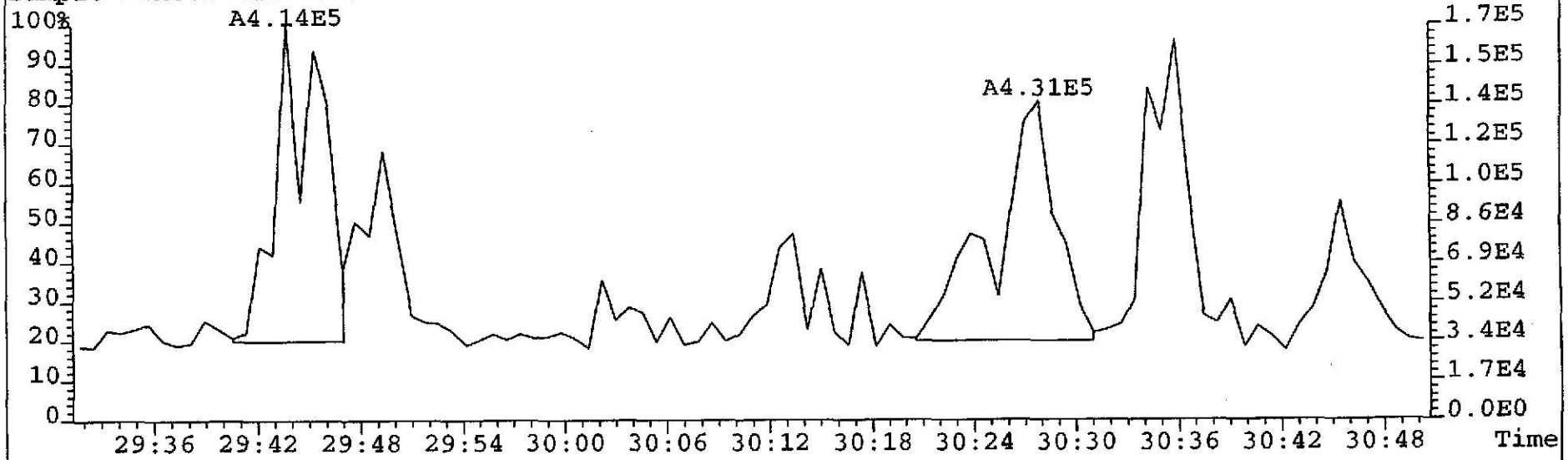

File:W1056 #1-797 Acq:12-JUL-2002 18:38:35 GC EI+ Voltage SIR 70S
357.8516 S:3 F:2 Exp:NDB5US
Sample Text:TLI#57752A DF-TR-2 0-0.5 File Text:TRIANGLE LABORATORIES, INC.

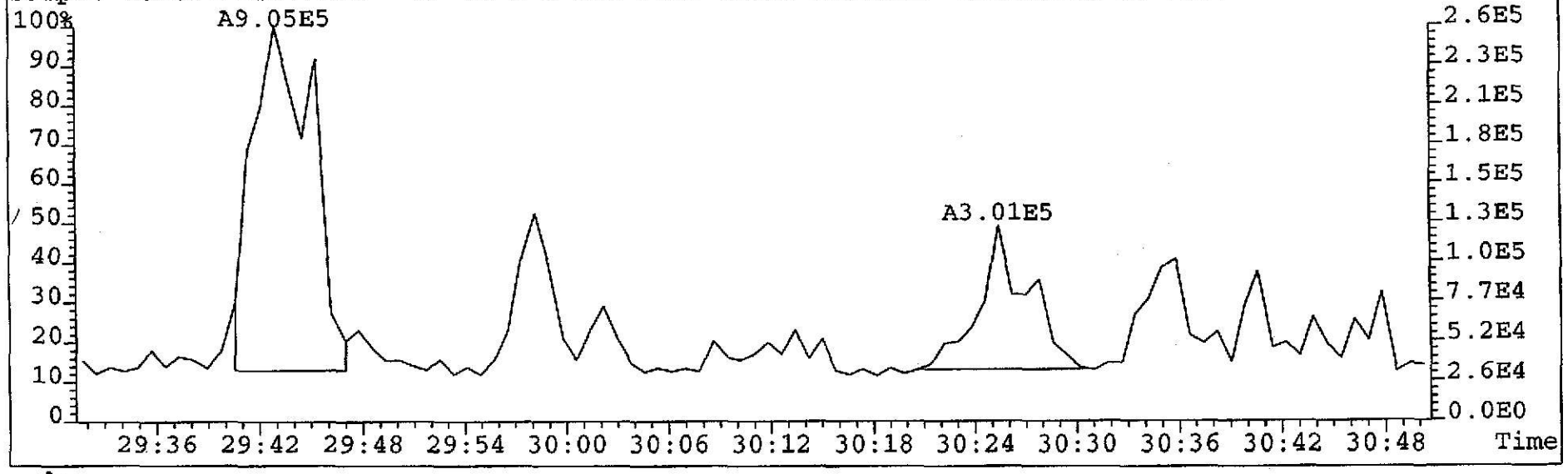

GBM 7/15/02

File:W1056 #1-797 Acq:12-JUL-2002 18:38:35 GC EI+ Voltage SIR 70S
355.8546 S:3 F:2 Exp:NDB5US
Sample Text:TLI#57752A DF-TR-2 0-0.5 File Text:TRIANGLE LABORATORIES, INC.

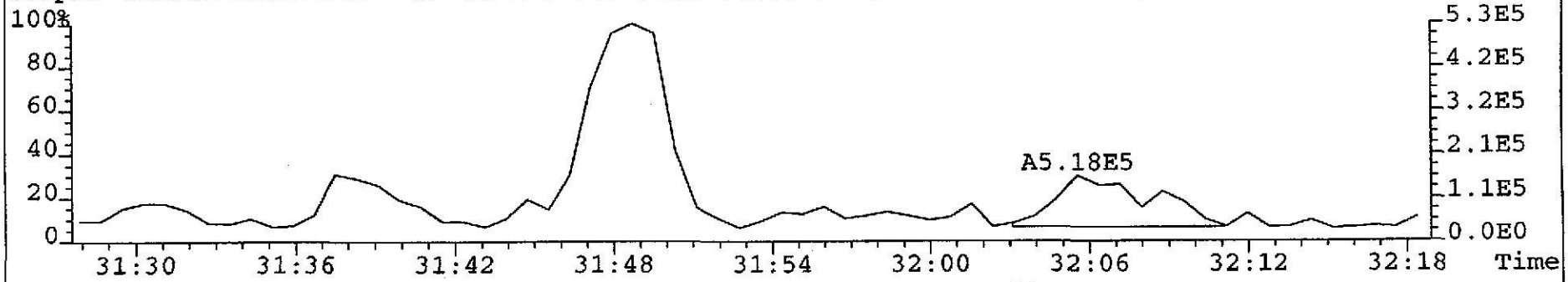

File:W1056 #1-797 Acq:12-JUL-2002 18:38:35 GC EI+ Voltage SIR 70S
357.8516 S:3 F:2 Exp:NDB5US
Sample Text:TLI#57752A DF-TR-2 0-0.5 File Text:TRIANGLE LABORATORIES, INC.

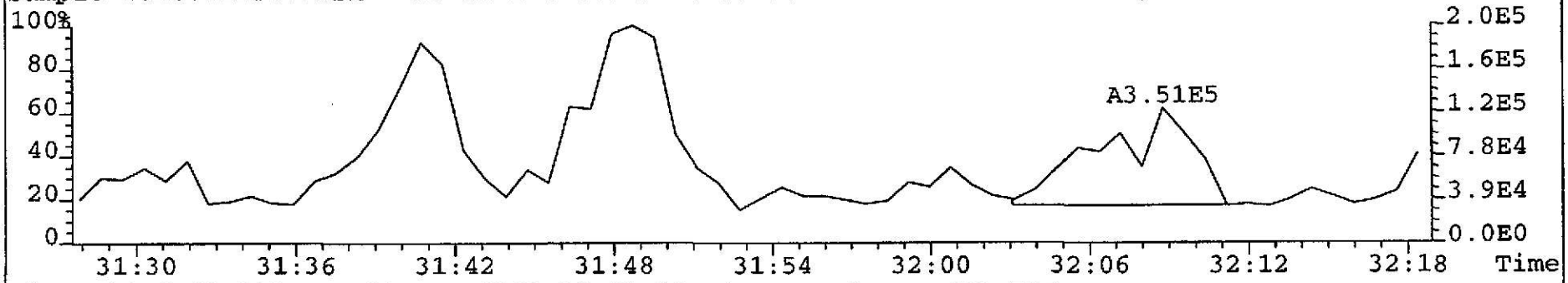

File:W1056 #1-797 Acq:12-JUL-2002 18:38:35 GC EI+ Voltage SIR 70S
369.8919 S:3 F:2 Exp:NDB5US
Sample Text:TLI#57752A DF-TR-2 0-0.5 File Text:TRIANGLE LABORATORIES, INC.



GBM 7/15/02

File:W1056 #1-423 Acq:12-JUL-2002 18:38:35 GC EI+ Voltage SIR 70S
373.8208 S:3 F:3 Exp:NDB5US
Sample Text:TLI#57752A DF-TR-2 0-0.5 File Text:TRIANGLE LABORATORIES, INC.

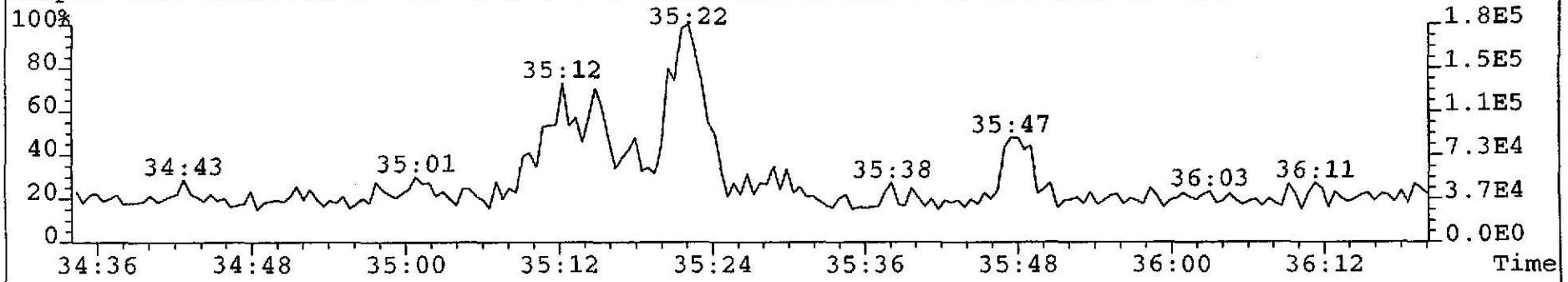

File:W1056 #1-423 Acq:12-JUL-2002 18:38:35 GC EI+ Voltage SIR 70S
375.8178 S:3 F:3 Exp:NDB5US
Sample Text:TLI#57752A DF-TR-2 0-0.5 File Text:TRIANGLE LABORATORIES, INC.

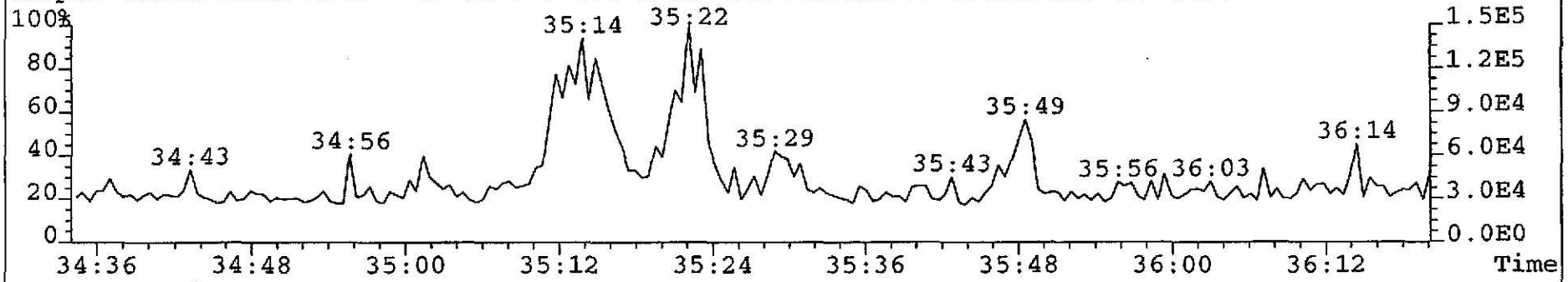

File:W1056 #1-423 Acq:12-JUL-2002 18:38:35 GC EI+ Voltage SIR 70S
385.8610 S:3 F:3 Exp:NDB5US
Sample Text:TLI#57752A DF-TR-2 0-0.5 File Text:TRIANGLE LABORATORIES, INC.

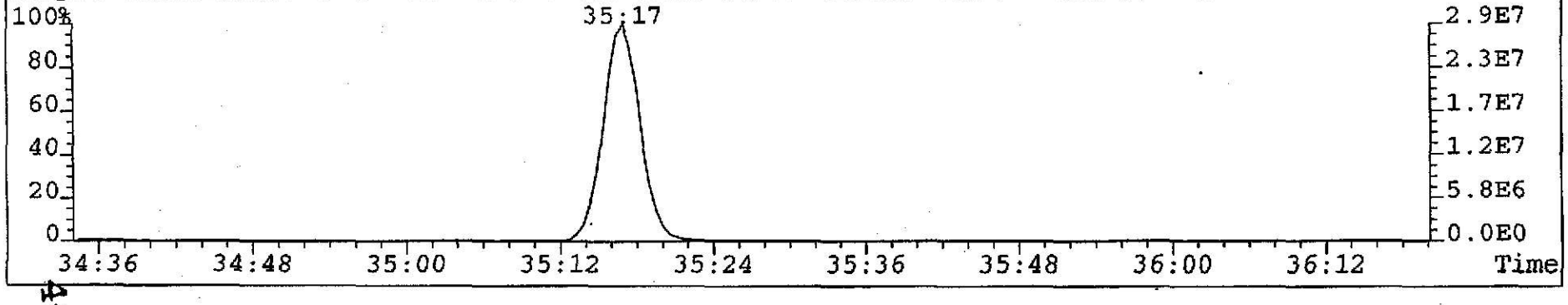

406

Martin & Slagle

TLI Project: **57752A** 1613, Revision B, Tetra Only PCDD/PCDF Analysis (c)
Client Sample: **DF-TR-2 0-0.5** Analysis File: **P022462**

Client Project:	**Mississippi Project**				
Sample Matrix:	**SOLID**	Date Received:	**06/28/2002**	Spike File:	**SPCONB22**
TLI ID:	**329-38-13**	Date Extracted:	**07/03/2002**	ICal:	**PF56152**
		Date Analyzed:	**07/13/2002**	ConCal:	**P022450**
Sample Size:	**12.700 g**	Dilution Factor:	**n/a**	% Moisture:	**21.1**
Dry Weight:	**10.020 g**	Blank File:	**S023087**	% Lipid:	**n/a**
GC Column:	**DB-225**	Analyst:	**JSY**	% Solids:	**78.9**

Analytes	Conc. (pg/g)	DL	Ratio	RT	RRT	Flags
2,3,7,8-TCDF	2.1		0.65	21:38	1.001	—

Internal Standard	Conc. (pg/g)	% Recovery	QC Limits	Ratio	RT	RRT	Flags
$^{13}C_{12}$-2,3,7,8-TCDF	137	68.8	29%-140%	0.76	21:37	1.050	—

Recovery Standard	Ratio	RT	Flags
$^{13}C_{12}$-1,2,3,4-TCDD	0.82	20:35	—

Data Reviewer: CEM 07/15/2002

CONB_PSR v1.00, LARS 6.25.05

Triangle Laboratories, Inc.®
2445 S. Alston Ave. • Durham, North Carolina 27713
Phone: (919) 544-5729 • Fax: (919) 544-5491

Printed: 16:14 07/15/2002

Initial ....Date...

Data Review By: QEM 7/15/02

Channel specific noise levels computed from 'NL' heights.

Page No. 1 Listing of P022462B.dbf
07/15/2002 Matched GC Peaks / Ratio / Ret. Time

Compound/ M_Z....	QC.Log	Omit	Why	..RT.	OK	Ratio	Total.Area/Ht	Area/Ht.Peak1	Area/Ht.Peak2	Rel.RT	Compound.Name..	ID..	Flags.
TCDF						0.65-0.89				0.786-1.098			
304-306	DC	NL				Height	0.33	0.14	0.19				
	DC	SN		17:19	RO	1.62	0.68			0.801			
	DC	SN		18:04	RO	0.39	0.89			0.836			
	DC	SN		18:27	RO	0.56	0.81			0.854			
				19:03	RO	0.96	2.59	1.27	1.32	0.881			J
				19:20	RO	1.08	2.62	1.36	1.26	0.894			J
				19:31	RO	0.93	5.26	2.54	2.72	0.903			J
				19:37		0.83	2.20	1.00	1.20	0.907			J
				20:00	RO	0.34	0.59	0.15	0.44	0.925			J
				20:17	RO	1.03	3.14	1.59	1.55	0.938			J
				20:33	RO	0.91	3.48	1.66	1.82	0.951			J
	DC	SN		20:51	RO	0.09	0.74			0.965			
	DC	SN		21:08		0.82	0.60			0.978			
	DC	SN		21:19	RO	1.24	0.85			0.986			
	DC	SN		21:25	RO	0.46	0.54			0.991			
				21:38		0.65	12.02	4.73	7.29	1.001	2378-TCDF	AN	
				21:50	RO	0.32	1.64	0.40	1.24	1.010			J
				22:03		0.73	29.83	12.61	17.22	1.020			
				22:18		0.76	425.59	183.14	242.45	1.032			
	DC	SN		22:31	RO	1.35	0.40			1.042			
	DC	SN		22:39	RO	0.64	0.46			1.048			
	DC	SN		23:19	RO	2.50	0.42			1.079			
				23:28	RO	1.48	3.74	2.23	1.51	1.086			J
	DC	WH		23:48	RO	1.00	0.66			1.101			
	DC	WH		23:56	RO	0.94	7.41			1.107			
	DC	WH		24:08	RO	0.63	3.52			1.116			
304-306			12	Peaks			492.70						
13C12-TCDF						0.65-0.89				0.954-1.046			
316-318	DC	NL				Height	0.39	0.15	0.24				
	DC	WL		17:34		0.80	242.42			0.813			
	DC	WL		18:22	RO	1.65	0.45			0.850			
	DC	WL		18:34	RO	1.92	5.32			0.859			
	DC	WL		18:43		0.84	10.30			0.866			
	DC	WL		18:50	RO	3.58	5.41			0.871			
	DC	WL		19:00	RO	1.05	17.56			0.879			
	DC	WL		19:07	RO	0.92	5.69			0.884			
	DC	WL		19:12	RO	1.05	14.81			0.888			
	DC	WL		19:26		0.74	1.64			0.899			
	DC	WL		19:30	RO	0.57	2.62			0.902			
	DC	WL		19:49	RO	2.41	1.98			0.917			
				20:54	RO	0.53	2.66	0.92	1.74	0.967			
				21:00	RO	0.42	2.35	0.69	1.66	0.971			
				21:07	RO	0.38	5.08	1.40	3.68	0.977			
				21:10		0.68	3.74	1.51	2.23	0.979			
				21:15	RO	1.95	2.68	1.77	0.91	0.983			

Compound/ M_Z....	QC.Log	Omit	Why	..RT.	OK	Ratio	Total.Area/Ht	Area/Ht.Peak1	Area/Ht.Peak2	Rel.RT	Compound.Name..	ID..	Flags.
				21:23		0.71	11.14	4.62	6.52	0.989			
	M			21:37		0.76	1,019.00	440.00	579.00	1.000	13C12-2378-TCDF	IS0	
						Height	292.21	125.80	166.41				
				21:46	RO	0.61	35.98	13.70	22.28	1.007			
				21:55	RO	0.25	58.00	11.70	46.30	1.014			
				22:05		0.67	78.14	31.30	46.84	1.022			
				22:20		0.80	551.62	245.90	305.72	1.033			
316-318			11	Peaks			1,770.39						

---------- Above: TCDF / TCDD Follows ----------

13C12-TCDD						0.65-0.89				0.902-1.098			
332-334	DC	NL				Height	0.62	0.48	0.14				
				20:19		0.82	721.82	324.72	397.10	1.000	13C12-2378-TCDD	IS1	
						Height	223.39	101.49	121.90				
				20:35		0.82	1,083.15	486.68	596.47	1.013	13C12-1234-TCDD	RS1	
332-334			2	Peaks			1,804.97						

Column Description.....	"Why" Code Description.....	QC Log Desc.....
M_Z -Nominal Ion Mass(es)	WL-Below Retention Time Window	A-Peak Added
..RT. -Retention Time (mm:ss)	WH-Above Retention Time Window	K-Peak Kept
Rat.1 -Ratio of M/M+2 Ions	SN-Below Signal to Noise Level	D-Peak Deleted
OK -RO=Ratio Outside Limits	<M-Below Method Detection Limit	T-Time Changed
Rel.RT-Relative Retention Time	NL-Channel Specific Noise Level	M-Peak Area Changed
		N-Name Changed
		X-Ether Interference

*** End of Report ***

File:P022462 #1-3026 Acq:13-JUL-2002 19:36:09 EI+ Voltage SIR 70P
303.9016 GC:DB225 Exp:none
TRIANGLE LABS Text:TLI#57752A DF-TR-2 0-0.5 INJ. TIME = 19:36

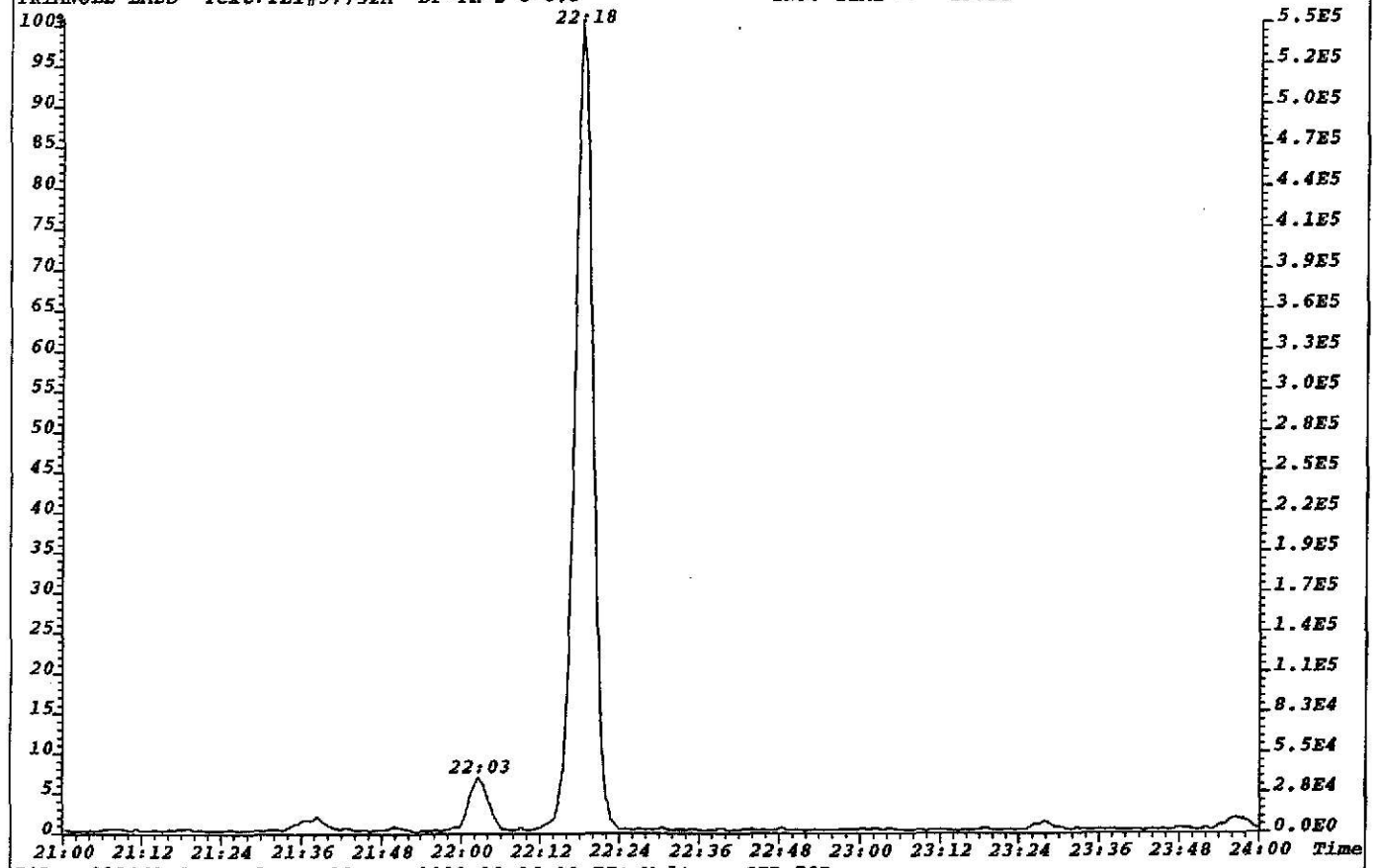

File:P022462 #1-3026 Acq:13-JUL-2002 19:36:09 EI+ Voltage SIR 70P
305.8987 GC:DB225 Exp:none
TRIANGLE LABS Text:TLI#57752A DF-TR-2 0-0.5 INJ. TIME = 19:36

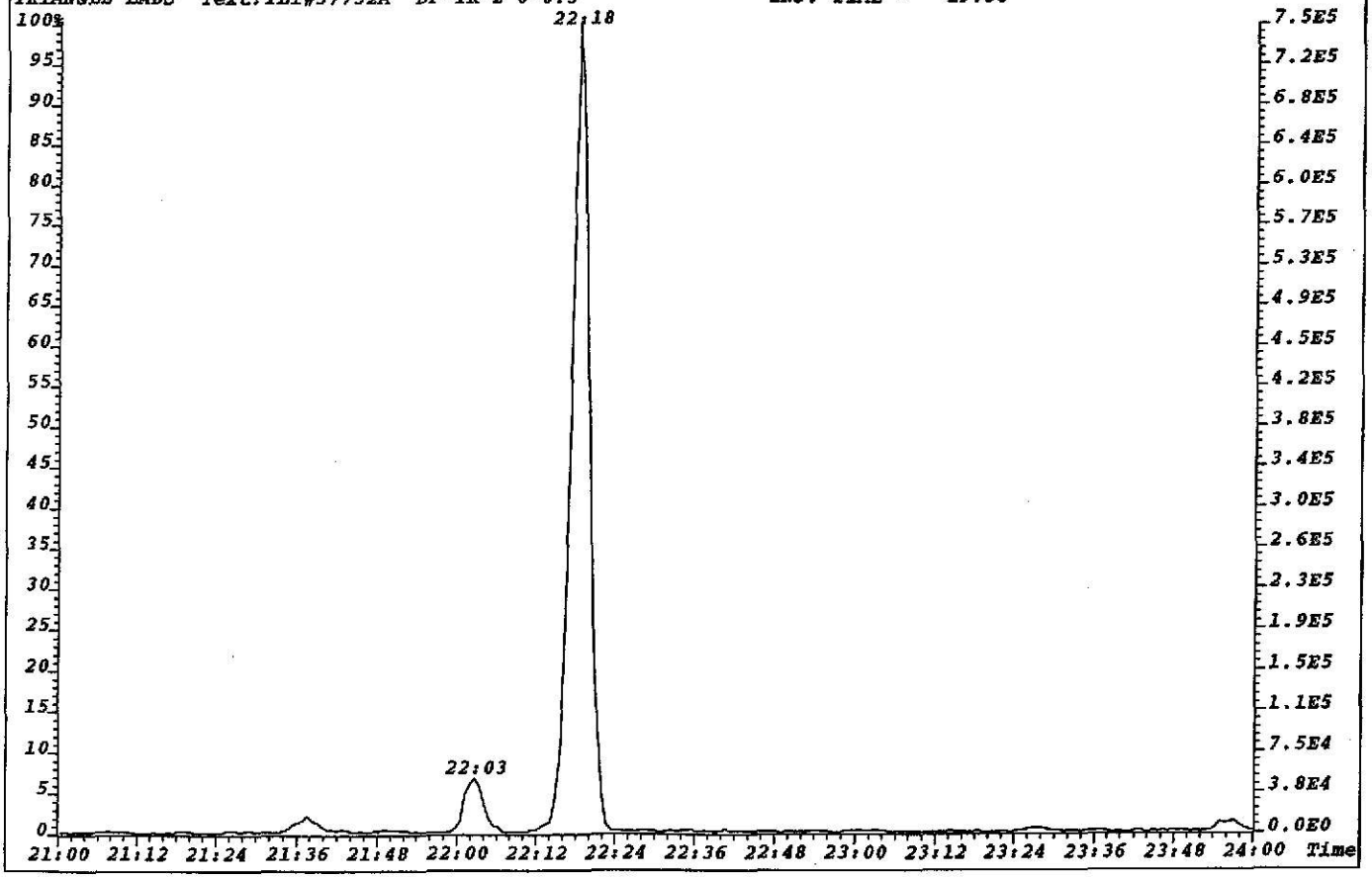

File:P022462 #1-3026 Acq:13-JUL-2002 19:36:09 EI+ Voltage SIR 70P Noise:180
303.9016 BSUB(256,30,-3.0) PKD(5,3,1,0.10%,720.0,0.00%,F,F) Exp:DB225
TRIANGLE LABS Text:TLI#57752A DF-TR-2 0-0.5 INJ. TIME = 19:36

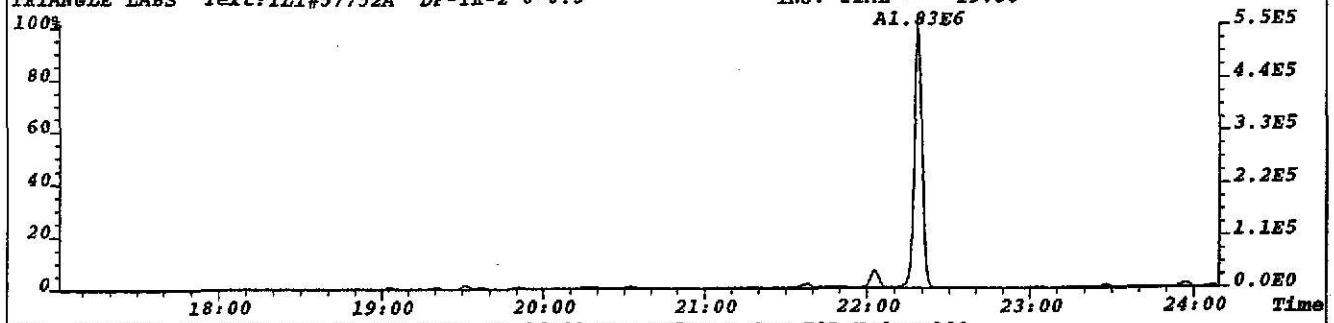

File:P022462 #1-3026 Acq:13-JUL-2002 19:36:09 EI+ Voltage SIR 70P Noise:239
305.8987 BSUB(256,30,-3.0) PKD(5,3,1,0.10%,956.0,0.00%,F,F) Exp:DB225
TRIANGLE LABS Text:TLI#57752A DF-TR-2 0-0.5 INJ. TIME = 19:36

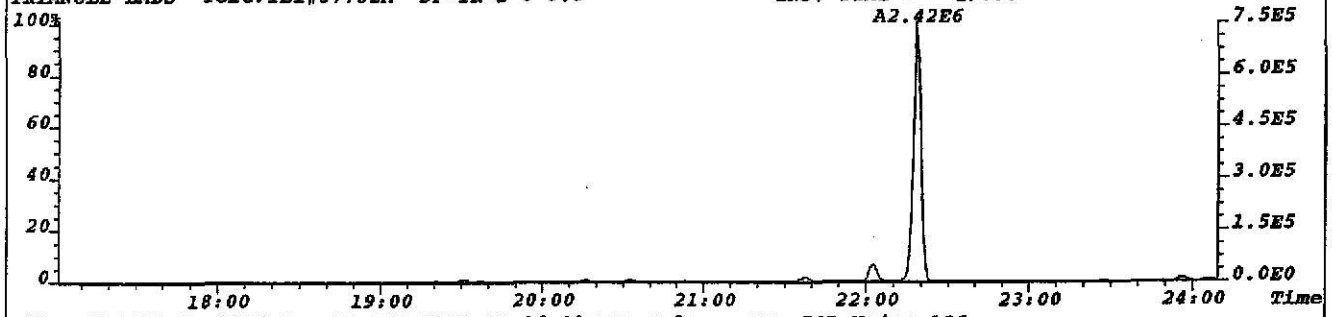

File:P022462 #1-3026 Acq:13-JUL-2002 19:36:09 EI+ Voltage SIR 70P Noise:186
315.9419 BSUB(256,30,-3.0) PKD(5,3,1,0.10%,744.0,0.00%,F,F) Exp:DB225
TRIANGLE LABS Text:TLI#57752A DF-TR-2 0-0.5 INJ. TIME = 19:36

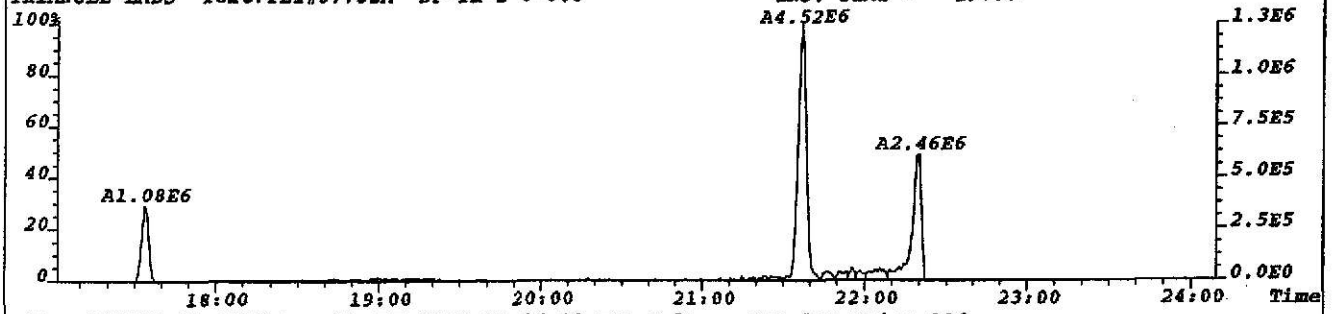

File:P022462 #1-3026 Acq:13-JUL-2002 19:36:09 EI+ Voltage SIR 70P Noise:296
317.9389 BSUB(256,30,-3.0) PKD(5,3,1,0.10%,1184.0,0.00%,F,F) Exp:DB225
TRIANGLE LABS Text:TLI#57752A DF-TR-2 0-0.5 INJ. TIME = 19:36

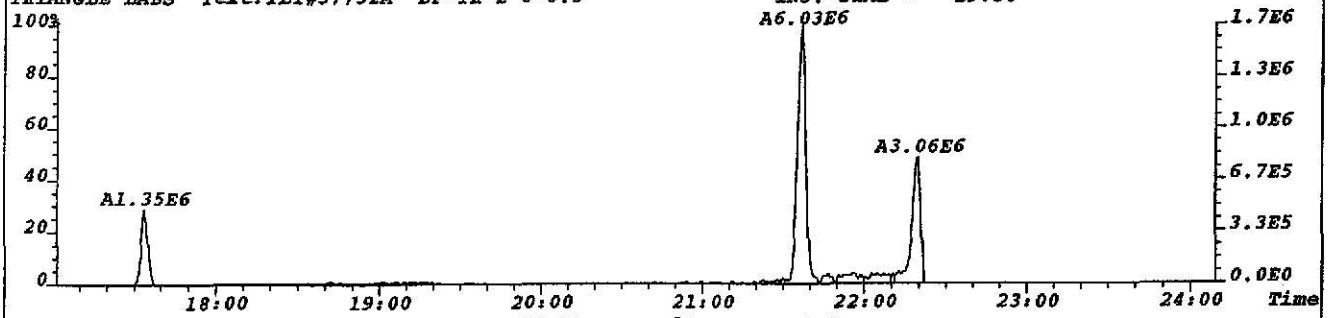

File:P022462 #1-3026 Acq:13-JUL-2002 19:36:09 EI+ Voltage SIR 70P
375.8364 Exp:DB225
TRIANGLE LABS Text:TLI#57752A DF-TR-2 0-0.5 INJ. TIME = 19:36

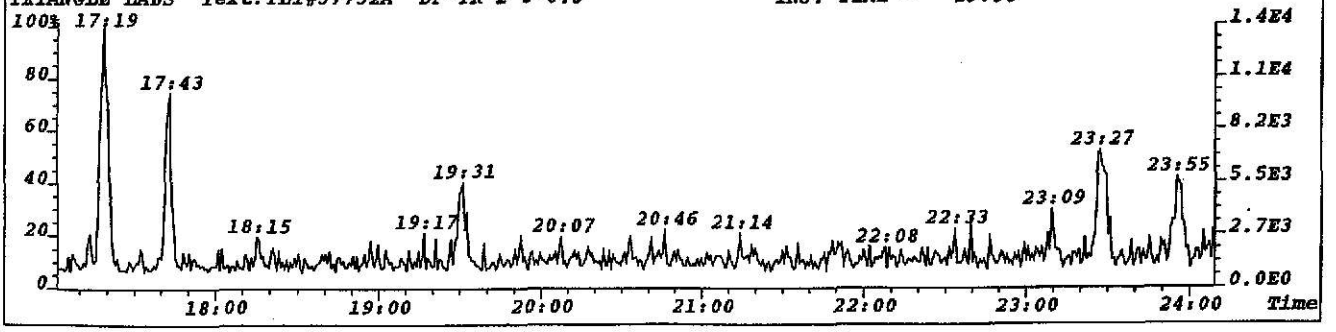

File:P022462 #1-3026 Acq:13-JUL-2002 19:36:09 EI+ Voltage SIR 70P Noise:257
319.8965 BSUB(256,30,-3.0) PKD(5,3,1,0.10%,1028.0,0.00%,F,F) Exp:DB225
TRIANGLE LABS Text:TLI#57752A DF-TR-2 0-0.5 INJ. TIME = 19:36

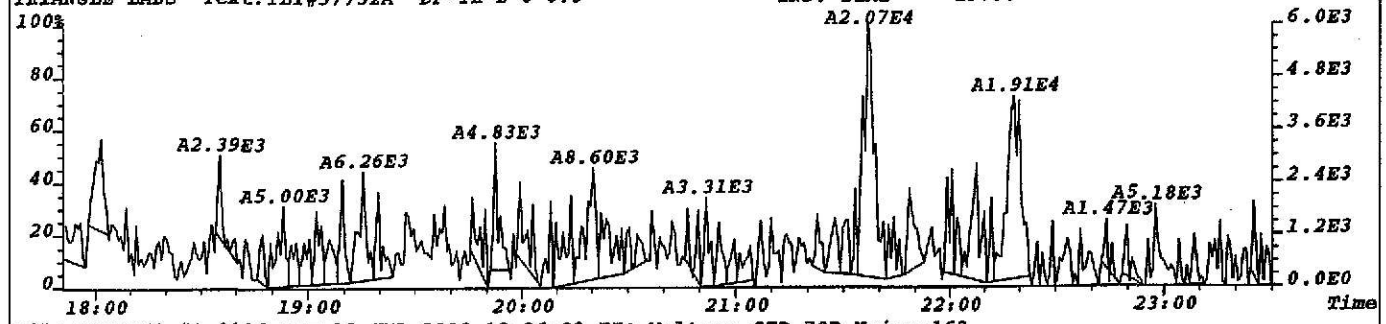

File:P022462 #1-3026 Acq:13-JUL-2002 19:36:09 EI+ Voltage SIR 70P Noise:162
321.8936 BSUB(256,30,-3.0) PKD(5,3,1,0.10%,648.0,0.00%,F,F) Exp:DB225
TRIANGLE LABS Text:TLI#57752A DF-TR-2 0-0.5 INJ. TIME = 19:36

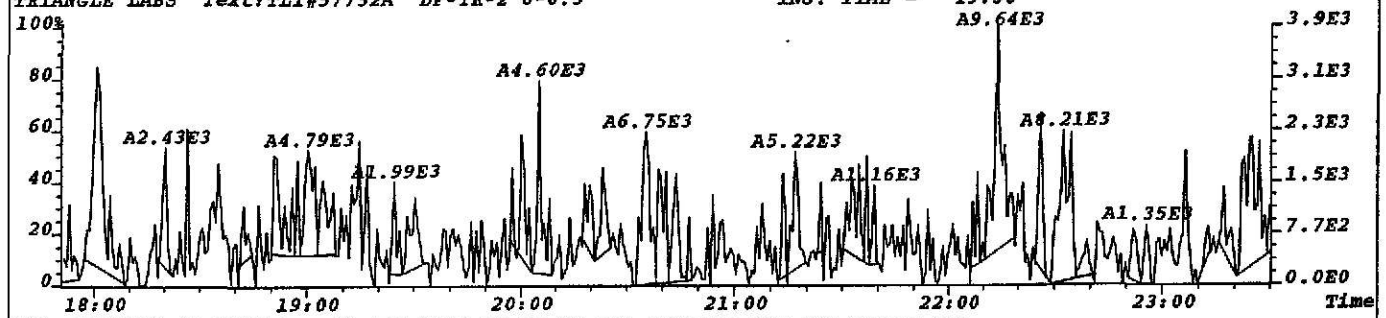

File:P022462 #1-3026 Acq:13-JUL-2002 19:36:09 EI+ Voltage SIR 70P Noise:138
327.8847 BSUB(256,30,-3.0) PKD(5,3,1,0.10%,552.0,0.00%,F,F) Exp:DB225
TRIANGLE LABS Text:TLI#57752A DF-TR-2 0-0.5 INJ. TIME = 19:36

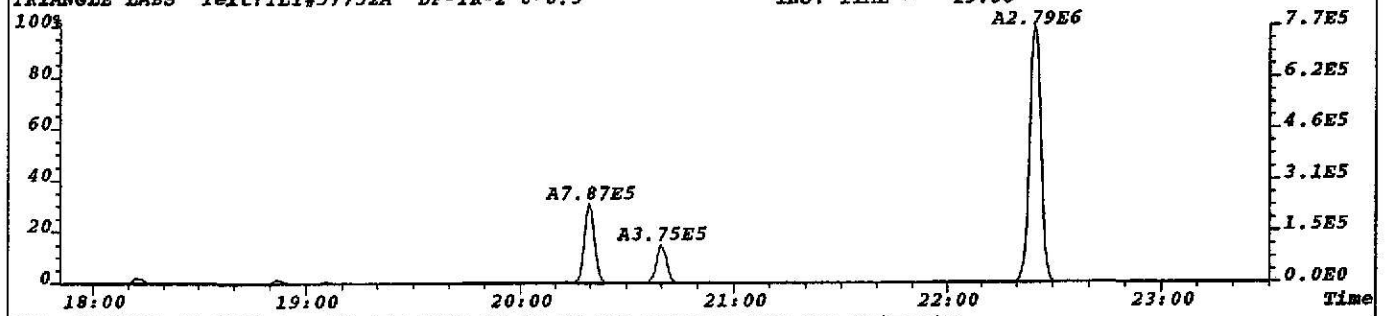

File:P022462 #1-3026 Acq:13-JUL-2002 19:36:09 EI+ Voltage SIR 70P Noise:601
331.9368 BSUB(256,30,-3.0) PKD(5,3,1,0.10%,2404.0,0.00%,F,F) Exp:DB225
TRIANGLE LABS Text:TLI#57752A DF-TR-2 0-0.5 INJ. TIME = 19:36

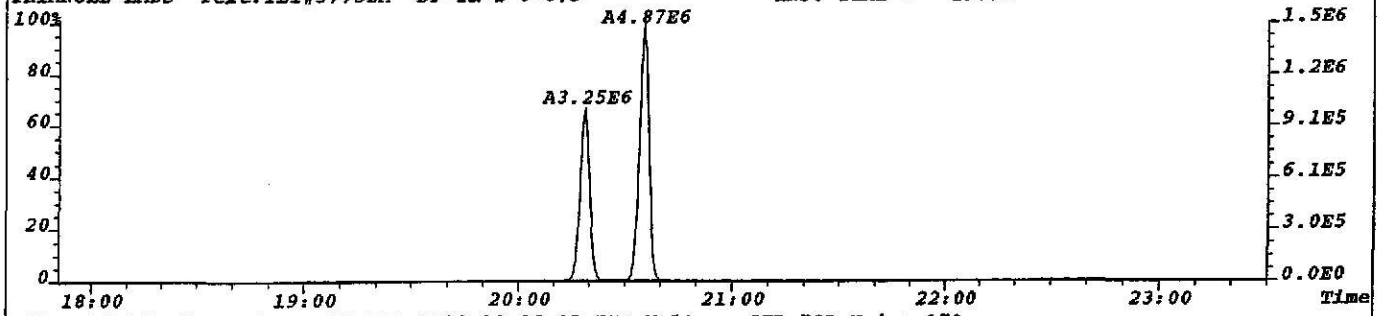

File:P022462 #1-3026 Acq:13-JUL-2002 19:36:09 EI+ Voltage SIR 70P Noise:170
333.9338 BSUB(256,30,-3.0) PKD(5,3,1,0.10%,680.0,0.00%,F,F) Exp:DB225
TRIANGLE LABS Text:TLI#57752A DF-TR-2 0-0.5 INJ. TIME = 19:36

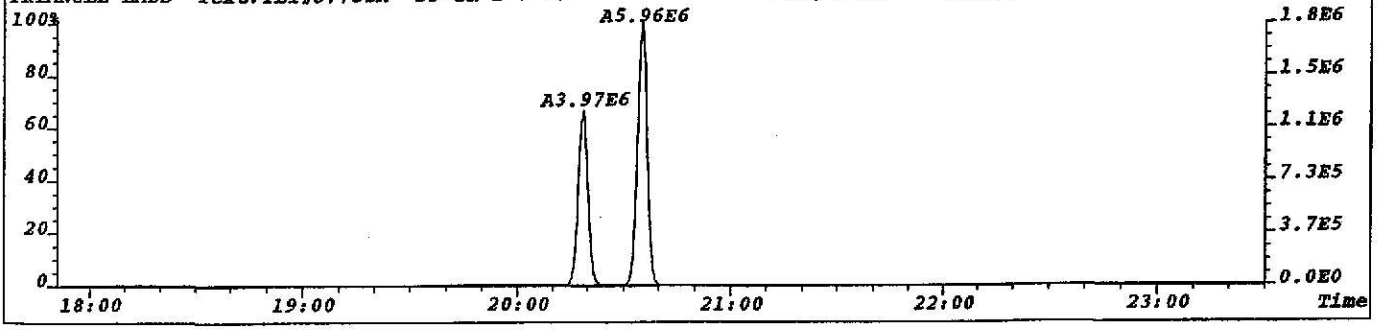

File:P022462 #1-3026 Acq:13-JUL-2002 19:36:09 EI+ Voltage SIR 70P
303.9016 Exp:DB225
TRIANGLE LABS Text:TLI#57752A DF-TR-2 0-0.5 INJ. TIME = 19:36

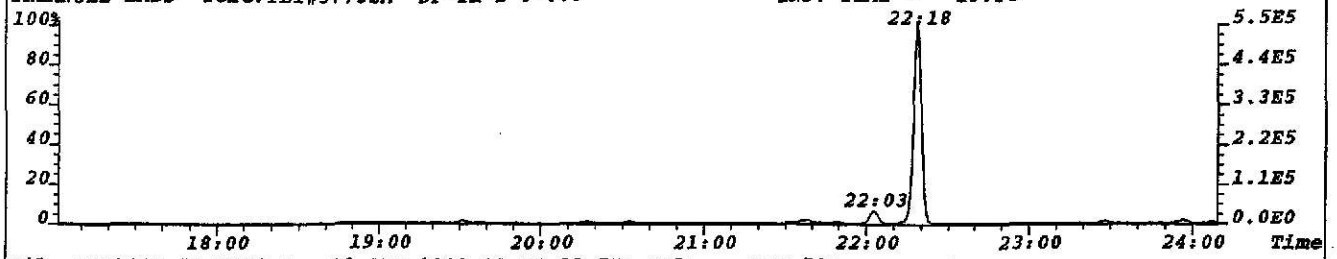

File:P022462 #1-3026 Acq:13-JUL-2002 19:36:09 EI+ Voltage SIR 70P
315.9419 Exp:DB225
TRIANGLE LABS Text:TLI#57752A DF-TR-2 0-0.5 INJ. TIME = 19:36

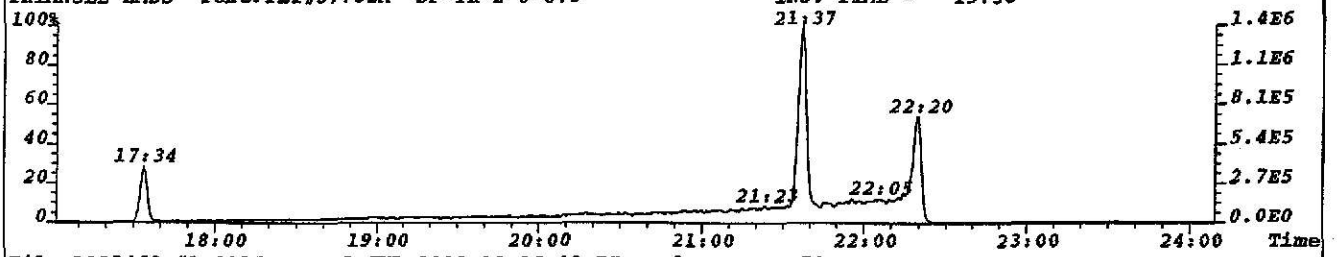

File:P022462 #1-3026 Acq:13-JUL-2002 19:36:09 EI+ Voltage SIR 70P
319.8965 Exp:DB225
TRIANGLE LABS Text:TLI#57752A DF-TR-2 0-0.5 INJ. TIME = 19:36

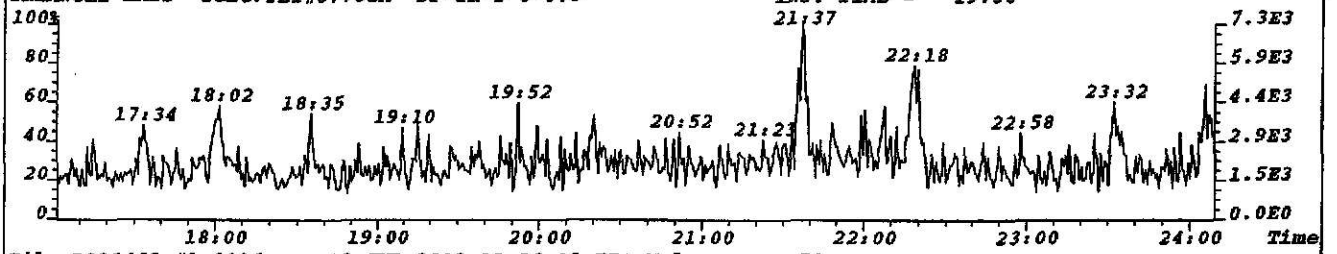

File:P022462 #1-3026 Acq:13-JUL-2002 19:36:09 EI+ Voltage SIR 70P
331.9368 Exp:DB225
TRIANGLE LABS Text:TLI#57752A DF-TR-2 0-0.5 INJ. TIME = 19:36

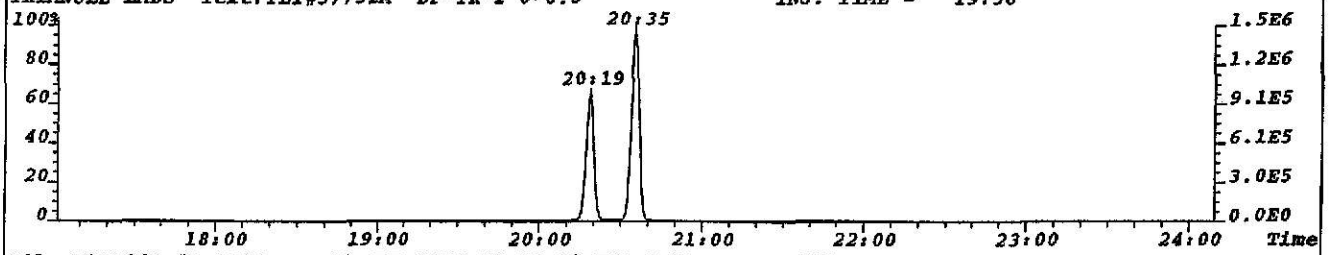

File:P022462 #1-3026 Acq:13-JUL-2002 19:36:09 EI+ Voltage SIR 70P
292.9825 Exp:DB225
TRIANGLE LABS Text:TLI#57752A DF-TR-2 0-0.5 INJ. TIME = 19:36

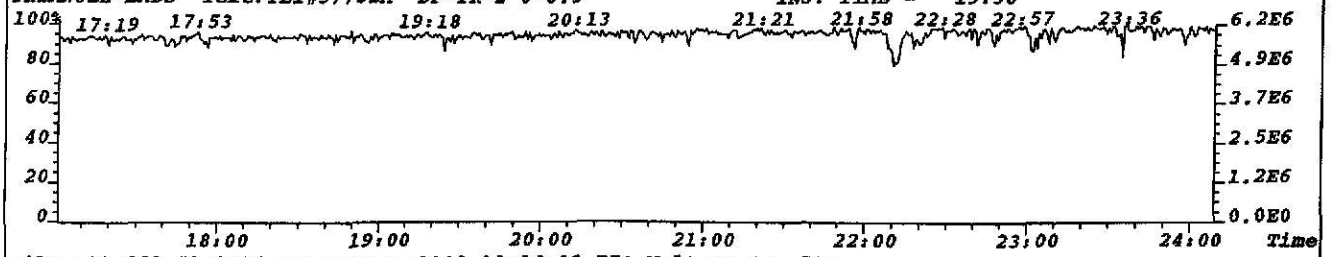

File:P022462 #1-3026 Acq:13-JUL-2002 19:36:09 EI+ Voltage SIR 70P
330.9792 Exp:DB225
TRIANGLE LABS Text:TLI#57752A DF-TR-2 0-0.5 INJ. TIME = 19:36

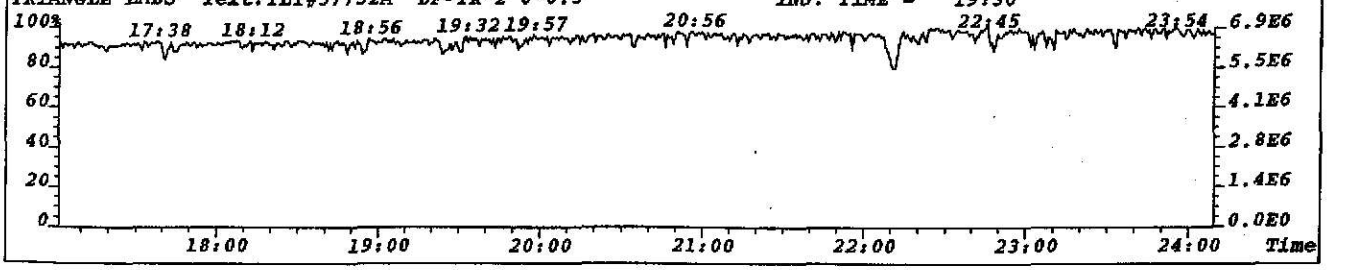

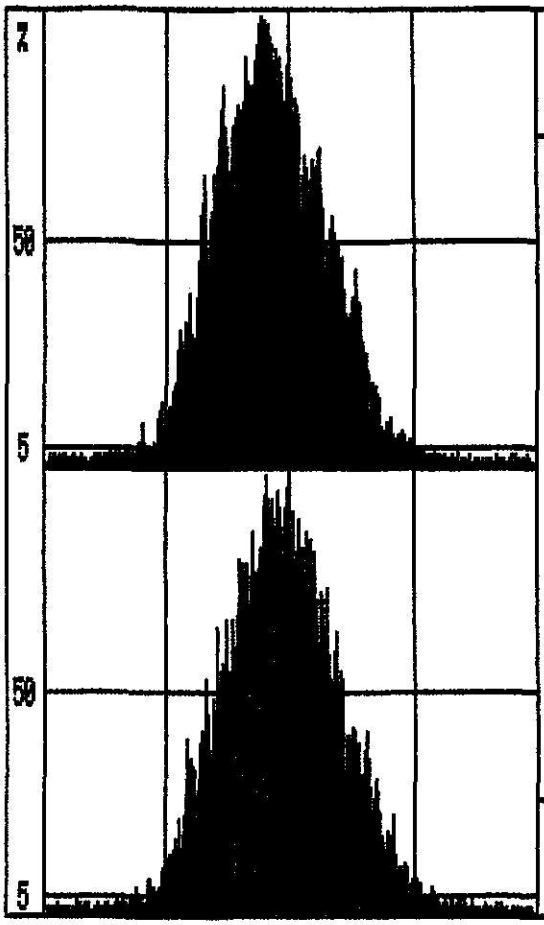

Channel I 330.9792 Peak top
Height 1.03 volts Span 200 ppm

System file name	D8225
Data file name	A:P713022
Resolution	10000
Group number	1
Ionization mode	EI+
Switching	VOLTAGE
Ref. masses	292.9825, 380.9761

A	292.9825	J	330.9792
B	303.9016	K	331.9368
C	305.8987	L	333.9338
D	315.9419	M	375.8364
E	317.9389		
F	319.8965		
G	321.8936		
H	327.8847		
I	330.9792		

Ref. mass 380.9761 Peak top
Height .62 volts Span 200 ppm

QBM 7/15/02

File:P022462 #1-3026 Acq:13-JUL-2002 19:36:09 EI+ Voltage SIR 70P
315.9419 Exp:DB225
Sample Text:TLI#57752A DF-TR-2 0-0.5 INJ. TIME = 19:36 File Text:TLI#57752A D»

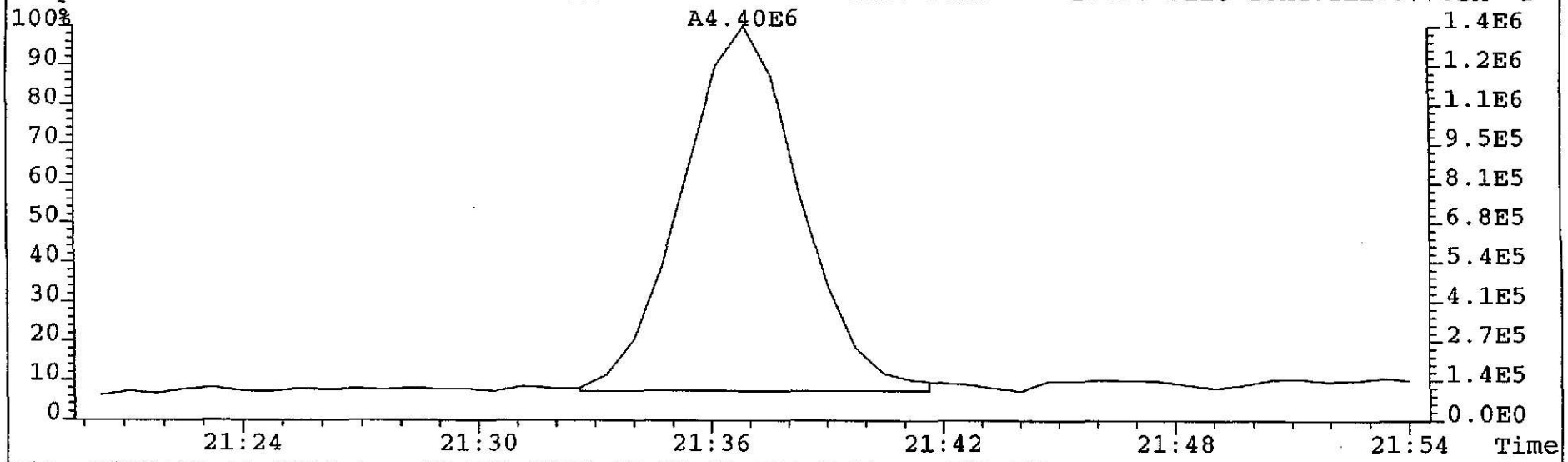

File:P022462 #1-3026 Acq:13-JUL-2002 19:36:09 EI+ Voltage SIR 70P
317.9389 Exp:DB225
Sample Text:TLI#57752A DF-TR-2 0-0.5 INJ. TIME = 19:36 File Text:TLI#57752A D»

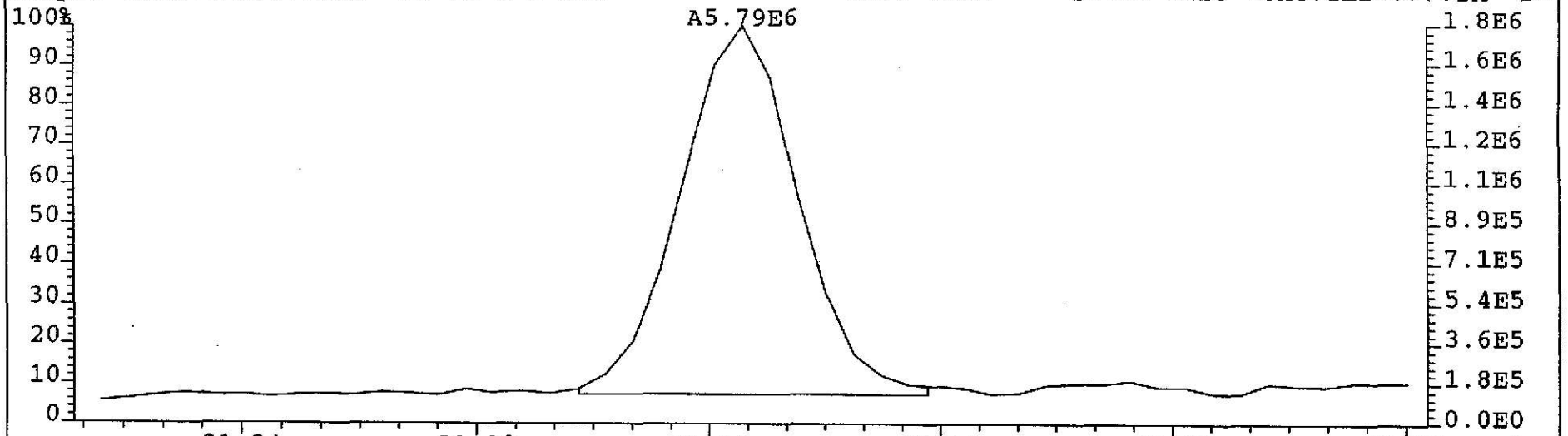

TLI Project: **57752A** 1613, Revision B PCDD/PCDF Analysis (c)
Client Sample: **DF-TR-2 0.5-1** Analysis File: **W105604**

Client Project:	**Mississippi Project**				
Sample Matrix:	**SOLID**	Date Received:	**06/28/02**	Spike File:	**SP161B22**
TLI ID:	**329-38-14**	Date Extracted:	**07/03/02**	ICal:	**WF5614B**
		Date Analyzed:	**07/12/02**	ConCal:	**WB21055**
Sample Size:	**11.200 g**	Dilution Factor:	**n/a**	% Moisture:	**10.3**
Dry Weight:	**10.046 g**	Blank File:	**S023087**	% Lipid:	**n/a**
GC Column:	**DB-5**	Analyst:	**JLD**	% Solids:	**89.7**

Analytes	Conc. (pg/g)	DL	Ratio	RT	RRT	Flags
2,3,7,8-TCDD	ND	0.2				__
1,2,3,7,8-PeCDD	ND	0.2				__
1,2,3,4,7,8-HxCDD	1.0		1.09	34:37	1.000	J__
1,2,3,6,7,8-HxCDD	1.5		1.17	34:42	1.000	J__
1,2,3,7,8,9-HxCDD	1.8		1.10	35:00	1.009	J__
1,2,3,4,6,7,8-HpCDD	87.0		1.06	38:02	1.000	__
1,2,3,4,6,7,8,9-OCDD	7860		0.86	41:46	1.000	E__
2,3,7,8-TCDF	ND	0.1				__
1,2,3,7,8-PeCDF	ND	0.1				__
2,3,4,7,8-PeCDF	ND	0.1				__
1,2,3,4,7,8-HxCDF	5.5		1.27	33:53	1.000	__
1,2,3,6,7,8-HxCDF	0.28		1.10	34:01	1.000	J__
2,3,4,6,7,8-HxCDF	0.28		1.43	34:28	1.000	J__
1,2,3,7,8,9-HxCDF	ND	0.2				__
1,2,3,4,6,7,8-HpCDF	8.0		1.10	36:58	1.000	__
1,2,3,4,7,8,9-HpCDF	0.46		1.16	38:33	1.000	J__
1,2,3,4,6,7,8,9-OCDF	20.8		0.89	41:59	1.005	__

Totals	Conc. (pg/g)	Number	DL	Flags
Total TCDD	ND		0.2	__
Total PeCDD	ND		0.2	__
Total HxCDD	15.1	5		__
Total HpCDD	180	2		__
Total TCDF	9.3	2		__
Total PeCDF	16.8	5		__
Total HxCDF	12.7	7		__
Total HpCDF	25.7	3		__

161B_PSR v2.04, LARS 6.25.05

Triangle Laboratories, Inc.®
2445 S. Alston Ave. • Durham, North Carolina 27713
Phone: (919) 544-5729 • Fax: (919) 544-5491

Printed: 13:53 07/15/02

TLI Project: **57752A** 1613, Revision B PCDD/PCDF Analysis (c)

Client Sample: **DF-TR-2 0.5-1** Analysis File: **W105604**

Internal Standards	Conc. (pg/g)	% Recovery	QC Limits	Ratio	RT	RRT	Flags
$^{13}C_{12}$-2,3,7,8-TCDD	118	59.2	25%-164%	0.82	27:19	1.006	___
$^{13}C_{12}$-1,2,3,7,8-PeCDD	134	67.5	25%-181%	1.50	31:29	1.160	___
$^{13}C_{12}$-1,2,3,4,7,8-HxCDD	146	73.3	32%-141%	1.24	34:36	0.989	___
$^{13}C_{12}$-1,2,3,6,7,8-HxCDD	151	75.7	28%-130%	1.23	34:41	0.991	___
$^{13}C_{12}$-1,2,3,4,6,7,8-HpCDD	148	74.3	23%-140%	1.05	38:01	1.086	___
$^{13}C_{12}$-1,2,3,4,6,7,8,9-OCDD	393	98.8	17%-157%	0.94	41:46	1.193	___
$^{13}C_{12}$-2,3,7,8-TCDF	127	63.9	24%-169%	0.76	26:38	0.981	___
$^{13}C_{12}$-1,2,3,7,8-PeCDF	125	63.0	24%-185%	1.50	30:29	1.123	___
$^{13}C_{12}$-2,3,4,7,8-PeCDF	118	59.5	21%-178%	1.50	31:10	1.148	___
$^{13}C_{12}$-1,2,3,4,7,8-HxCDF	137	68.9	26%-152%	0.50	33:54	0.969	___
$^{13}C_{12}$-1,2,3,6,7,8-HxCDF	133	67.0	26%-123%	0.52	34:00	0.971	___
$^{13}C_{12}$-2,3,4,6,7,8-HxCDF	170	85.4	28%-136%	0.51	34:29	0.985	___
$^{13}C_{12}$-1,2,3,7,8,9-HxCDF	168	84.2	29%-147%	0.51	35:17	1.008	___
$^{13}C_{12}$-1,2,3,4,6,7,8-HpCDF	136	68.2	28%-143%	0.42	36:57	1.056	___
$^{13}C_{12}$-1,2,3,4,7,8,9-HpCDF	159	79.6	26%-138%	0.44	38:32	1.101	___

Cleanup Standard	Conc. (pg/g)	% Recovery	QC Limits	RT	RRT	Flags
$^{37}Cl_4$-2,3,7,8-TCDD	13.3	66.6	35%-197%	27:20	1.007	___

Recovery Standards	Ratio	RT	Flags
$^{13}C_{12}$-1,2,3,4-TCDD	0.84	27:09	___
$^{13}C_{12}$-1,2,3,7,8,9-HxCDD	1.25	35:00	___

Data Reviewer: _____ 07/15/02

161B_PSR v2.04, LARS 6.25.05

Triangle Laboratories, Inc.®
2445 S. Alston Ave. • Durham, North Carolina 27713
Phone: (919) 544-5729 • Fax: (919) 544-5491

Printed: 13:53 07/15/02

Martin & Slagle

TLI Project: **57752A**
Client Sample: **DF-TR-2 0.5-1**

Toxicity Equivalents Report
Analysis File: **W105604**

Client Project:	**Mississippi Project**				
Sample Matrix:	**SOLID**	Date Received:	**06/28/02**	Spike File:	**SP161B22**
TLI ID:	**329-38-14**	Date Extracted:	**07/03/02**	ICal:	**WF5614B**
		Date Analyzed:	**07/12/02**	ConCal:	**WB21055**
Sample Size:	**11.200 g**	Dilution Factor:	**1**	% Moisture:	**10.3**
Dry Weight:	**10.046 g**	Blank File:	**S023087**	% Lipid:	**n/a**
GC Column:	**DB-5**	Analyst:	**JLD**	% Solids:	**89.7**

Analytes	Conc. (pg/g)		TEF		Equivalent
2,3,7,8-TCDD	{0.2}	x	1.	=	0.2
1,2,3,7,8-PeCDD	{0.2}	x	0.5	=	0.1
1,2,3,4,7,8-HxCDD	1.0	x	0.1	=	0.10
1,2,3,6,7,8-HxCDD	1.5	x	0.1	=	0.15
1,2,3,7,8,9-HxCDD	1.8	x	0.1	=	0.18
1,2,3,4,6,7,8-HpCDD	87.0	x	0.01	=	0.870
1,2,3,4,6,7,8,9-OCDD	7860	x	0.001	=	7.860
TOTAL PCDD					9.5
2,3,7,8-TCDF	{0.1}	x	0.1	=	0.01
1,2,3,7,8-PeCDF	{0.1}	x	0.05	=	0.005
2,3,4,7,8-PeCDF	{0.1}	x	0.5	=	0.05
1,2,3,4,7,8-HxCDF	5.5	x	0.1	=	0.55
1,2,3,6,7,8-HxCDF	0.28	x	0.1	=	0.028
2,3,4,6,7,8-HxCDF	0.28	x	0.1	=	0.028
1,2,3,7,8,9-HxCDF	{0.2}	x	0.1	=	0.02
1,2,3,4,6,7,8-HpCDF	8.0	x	0.01	=	0.080
1,2,3,4,7,8,9-HpCDF	0.46	x	0.01	=	0.0046
1,2,3,4,6,7,8,9-OCDF	20.8	x	0.001	=	0.0208
TOTAL PCDF					0.80

Total EPA TEFs, 1989a: 10.3 pg/g

{...} indicates that the value is that of a Detection Limit.

GRY_TEF v1.08, MILES 4.22.16

Triangle Laboratories, Inc.®
2445 S. Alston Ave. • Durham, North Carolina 27713
Phone: (919) 544-5729 • Fax: (919) 544-5491

Printed: 21:40 07/15/02

Initial ....Date...

Data Review By: GEM 7/15/02

Calculated Noise Height: 1.57

Page No. 1 Listing of W105604B.dbf
07/15/02 Matched GC Peaks / Ratio / Ret. Time

Compound/ M_Z....	QC.Log	Omit	Why	..RT.	OK	Ratio	Total.Area/Ht	Area/Ht.Peak1	Area/Ht.Peak2	Rel.RT	Compound.Name..	ID..	Flags.
TCDF				0.65-0.89						0.879-1.070			
304-306	DC	NL				Height	9.20	6.30	2.90				
				24:17		0.82	34.84	15.73	19.11	0.912			J
				27:31	RO	1.28	72.21	40.57	31.64	1.033			
				27:50		0.69	909.50	372.84	536.66	1.045			
				28:13	RO	1.61	160.61	98.96	61.65	1.059			
304-306			4	Peaks			1,177.16						
13C12-TCDF				0.65-0.89						0.944-1.132			
316-318	DC	NL				Height	7.24	3.57	3.67				
				25:55		0.74	38.30	16.27	22.03	0.973			
				26:14		0.88	155.68	72.95	82.73	0.985			
				26:38		0.76	17,668.19	7,623.49	10,044.70	1.000	13C12-2378-TCDF	ISO	
						Height	4,960.97	2,141.57	2,819.40				
				27:00	RO	1.09	126.79	66.07	60.72	1.014			
				27:10	RO	1.34	48.96	28.05	20.91	1.020			
316-318			5	Peaks			18,037.92						

---------- Above: TCDF / TCDD Follows ----------

TCDD				0.65-0.89						0.904-1.041			
320-322	DC	NL				Height	3.69	1.77	1.92				
	DC	SN		25:14	RO	0.59	13.88			0.924	1379-TCDD	AN	
	DC	SN		25:32	RO	0.51	15.56			0.935			
	DC	SN		26:38	RO	2.05	33.84			0.975			
320-322			0	Peaks			0.00						
37Cl-TCDD										0.927-1.073			
328	DC	NL				Height	2.87	2.87					
	DC	WL		24:47			3.23			0.907			
	DC	WL		24:51			2.34			0.910			
	DC	WL		24:59			7.07			0.915			
	DC	WL		25:05			7.83			0.918			
	DC	WL		25:15			8.93			0.924			
				25:34			5.94	5.94		0.936			
				25:41			9.59	9.59		0.940			
				25:50			5.88	5.88		0.946			
				26:00			109.15	109.15		0.952			
				26:24			8.09	8.09		0.966			
				27:20			1,537.40	1,537.40		1.001	37Cl-TCDD	CLS	
				27:44			288.57	288.57		1.015			
				27:55			9.10	9.10		1.022			
				28:09			15.16	15.16		1.031			
	DC	SN		28:26			5.90			1.041			
				28:39			24.13	24.13		1.049			
				28:41			8.46	8.46		1.050			
328			11	Peaks			2,021.47						

```
Compound/
M_Z.... QC.Log Omit Why ..RT. OK Ratio Total.Area/Ht Area/Ht.Peak1 Area/Ht.Peak2 Rel.RT Compound.Name.. ID.. Flags.

13C12-TCDD                      0.65-0.89                                   0.920-1.066
332-334          DC  NL          Height        26.38        24.23        2.15
                         27:09     0.84    21,234.98     9,680.78    11,554.20  0.994 13C12-1234-TCDD RS1
                         27:19     0.82    13,386.80     6,013.68     7,373.12  1.000 13C12-2378-TCDD IS1
                                 Height     3,898.34     1,731.23     2,167.11
                         28:39 RO 25.52       396.99       382.02        14.97  1.049
332-334                3 Peaks             35,018.77

                 ---------------------- Above: TCDD / PeCDF Follows --------------------

PeCDF                           1.32-1.78                                   0.910-1.036
340-342          DC  NL          Height         3.01         1.37         1.64
                 DC  SN  28:33 RO  2.33        25.47                              0.916
        D        D   SN  28:50     1.42        30.29                              0.925
                 DC  SN  29:21 RO  0.29        34.03                              0.942
        D        D   SN  29:37     1.38        66.19                              0.950
                         29:49     1.54       306.89       185.87       121.02  0.957                    J
                         30:02     1.35       209.81       120.44        89.37  0.964                    J
        N                30:24     1.41       590.32       345.84       244.48  0.997
                 DC  SN  30:41 RO 11.81        21.77                              0.984
        D        D   SN  30:47 RO  1.88        20.78                              0.988
        D        D   SN  31:02     1.58        34.61                              0.996
        D        D   SN  31:10 RO  1.00        19.57                              1.000 23478-PeCDF     AN
        D        D   SN  31:18 RO  0.46        21.00                              1.004
                         31:31     1.62        71.08        44.00        27.08  1.011                    J
        D        D   SN  31:46 RO  1.20        44.64                              1.019
                         32:01     1.71       225.28       142.18        83.10  1.027                    J
                 DC  WH  32:38 RO  0.98        31.23                              1.047
340-342                5 Peaks             1,403.38

13C12-PeCDF                     1.32-1.78                                   0.807-1.128
352-354          DC  NL          Height         3.35         1.80         1.55
                         29:40 RO  1.19        51.30        27.91        23.39  0.952
                         30:29     1.50    14,214.57     8,527.49     5,687.08  1.000 13C12-PeCDF 123 IS2
                                 Height     4,537.55     2,707.41     1,830.14
                         30:46 RO  1.29       197.51       111.28        86.23  0.987
                         31:10     1.50    13,448.45     8,075.83     5,372.62  1.000 13C12-PeCDF 234 IS3
                                 Height     4,460.19     2,675.12     1,785.07
                         32:07 RO  1.19       158.44        86.09        72.35  1.030
352-354                5 Peaks             28,070.27

                 ---------------------- Above: PeCDF / PeCDD Follows -------------------

PeCDD                           1.32-1.78                                   0.940-1.021
356-358          DC  NL          Height         2.79         1.41         1.38
                 DC  SN  29:37 RO  0.65        11.25                              0.941
        D        D   SN  29:45 RO  0.20        58.67                              0.945
                 DC  SN  30:16 RO  0.50         8.33                              0.961
        D        D   SN  30:28     1.49        37.69                              0.968
        D        D   SN  30:36 RO  0.93        19.69                              0.972
                 DC  SN  30:50 RO  0.82         8.28                              0.979
                 DC  SN  31:00 RO  0.50        20.77                              0.985
```

Compound/ M_Z....	QC.Log	Omit	Why	..RT.	OK	Ratio	Total.Area/Ht	Area/Ht.Peak1	Area/Ht.Peak2	Rel.RT	Compound.Name..	ID..	Flags.
	DC	SN		31:19	RO	0.09	44.98			0.995			
D	D	SN		31:29	RO	0.99	25.77			1.000	12378-PeCDD	AN	
	DC	SN		31:41	RO	0.43	24.01			1.006			
	DC	WH		32:22	RO	0.43	97.78			1.028			
356-358			0	Peaks			0.00						
13C12-PeCDD				1.32-1.78					0.735-1.053				
368-370	DC	NL		Height			5.86	4.58	1.28				
	DC	SN		30:10	RO	2.26	24.88			0.958			
				30:26	RO	3.35	71.04	54.71	16.33	0.967			
				30:29	RO	6.63	77.94	67.72	10.22	0.968			
				30:34	RO	3.68	138.84	109.18	29.66	0.971			
				30:46	RO	1.84	35.29	22.87	12.42	0.977			
	DC	SN		30:55	RO	2.38	28.70			0.982			
				31:06	RO	3.83	33.73	26.75	6.98	0.988			
	DC	SN		31:11	RO	3.85	25.42			0.990			
				31:29		1.50	9,118.36	5,473.36	3,645.00	1.000	13C12-PeCDD 123	IS4	
						Height	3,015.54	1,814.57	1,200.97				
				31:35	RO	2.23	102.07	70.51	31.56	1.003			
				31:54	RO	3.50	63.61	49.49	14.12	1.013			
	DC	SN		32:23	RO	10.82	39.83			1.029			
368-370			8	Peaks			9,640.88						

---------- Above: PeCDD / HxCDF Follows ----------

HxCDF				1.05-1.43					0.929-1.007				
374-376	DC	NL		Height			3.97	2.36	1.61				
	DC	SN		32:51	RO	1.64	7.27			0.931			
				32:57	RO	1.50	36.57	21.96	14.61	0.934			
				33:05		1.21	127.29	69.59	57.70	0.938			J
				33:14	RO	1.01	42.31	21.22	21.09	0.942			
M				33:25		1.09	51.40	26.80	24.60	0.947			J
M				33:32		1.22	322.00	177.00	145.00	0.950			J
				33:46	RO	0.98	108.49	53.68	54.81	0.957			
				33:53		1.27	409.96	229.53	180.43	1.000	123478-HxCDF	AN	
				34:01		1.10	21.69	11.36	10.33	1.000	123678-HxCDF	AN	J
				34:07		1.25	21.88	12.17	9.71	0.967			J
				34:10	RO	1.49	34.05	20.36	13.69	0.968			
	DC	SN		34:17	RO	1.46	4.75			0.972			
				34:28		1.43	24.17	14.22	9.95	1.000	234678-HxCDF	AN	J
				35:21	RO	1.66	29.71	18.53	11.18	1.002			
374-376			12	Peaks			1,229.52						
13C12-HxCDF				0.43-0.59					0.879-1.105				
384-386	DC	NL		Height			7.94	3.89	4.05				
				33:05	RO	0.66	15.01	5.96	9.05	0.938			
				33:54		0.50	11,930.78	3,981.00	7,949.78	1.000	13C12-HxCDF 478	IS5	
						Height	4,114.62	1,357.40	2,757.22				
				34:00		0.52	11,905.06	4,052.35	7,852.71	1.000	13C12-HxCDF 678	IS6	
						Height	3,978.92	1,377.43	2,601.49				
				34:10	RO	1.75	68.14	43.39	24.75	0.968			
				34:29		0.51	14,329.32	4,846.86	9,482.46	1.000	13C12-HxCDF 234	IS7	
						Height	4,804.49	1,620.51	3,183.98				

Compound/ M_Z....	QC.Log	Omit	Why	..RT.	OK	Ratio	Total.Area/Ht	Area/Ht.Peak1	Area/Ht.Peak2	Rel.RT	Compound.Name..	ID..	Flags.
				34:40		0.49	57.83	19.03	38.80	0.983			
				35:17		0.51	12,287.93	4,157.72	8,130.21	1.000	13C12-HxCDF 789	IS8	
						Height	3,711.99	1,273.42	2,438.57				
384-386			7	Peaks			50,594.07						

---------- Above: HxCDF / HxCDD Follows ----------

HxCDD						1.05-1.43				0.959-1.013			
390-392		DC	NL			Height	3.39	1.45	1.94				
				33:26		1.20	356.74	194.53	162.21	0.964			J
		DC	SN	33:41		1.30	5.47			0.971			
				33:53	RO	2.11	50.34	34.13	16.21	0.977			
	M			34:04		1.33	212.30	121.00	91.30	0.982			J
				34:15	RO	0.68	15.92	6.42	9.50	0.988			
				34:37		1.09	51.93	27.13	24.80	1.000	123478-HxCDD	AN	J
				34:42		1.17	80.45	43.30	37.15	1.000	123678-HxCDD	AN	J
		DC	SN	34:52	RO	0.86	3.46			1.005			
				35:00		1.10	96.76	50.72	46.04	1.009	123789-HxCDD	AN	J
		DC	WH	35:14	RO	0.90	77.95			1.016			
390-392			7	Peaks			864.44						
13C12-HxCDD						1.05-1.43				0.983-1.040			
402-404		DC	NL			Height	40.19	29.97	10.22				
				34:13	RO	9.04	610.79	549.95	60.84	0.989			
				34:27	RO	6.57	250.52	217.44	33.08	0.996			
				34:36		1.24	8,792.09	4,866.88	3,925.21	1.000	13C12-HxCDD 478	IS9	
						Height	2,999.57	1,659.17	1,340.40				
				34:41		1.23	9,729.17	5,365.51	4,363.66	1.000	13C12-HxCDD 678	IS10	
						Height	3,213.95	1,726.29	1,487.66				
				35:00		1.25	14,639.97	8,122.95	6,517.02	1.012	13C12-HxCDD 789	RS2	
				35:14	RO	4.29	43.57	35.34	8.23	1.018			
402-404			6	Peaks			34,066.11						

---------- Above: HxCDD / HpCDF Follows ----------

HpCDF						0.88-1.20				0.955-1.004			
408-410		DC	NL			Height	3.29	1.82	1.47				
	D	D	WL	36:52	RO	2.38	35.71			0.957			
				36:58		1.10	522.30	273.49	248.81	1.000	1234678-HpCDF	AN	
		DC	SN	37:13	RO	1.97	17.55			0.966			
				37:24		1.09	1,078.17	562.70	515.47	0.971			
		DC	SN	37:36	RO	1.57	8.09			0.976			
		DC	SN	38:03		0.98	6.66			0.987			
				38:33		1.16	27.70	14.88	12.82	1.000	1234789-HpCDF	AN	J
408-410			3	Peaks			1,628.17						
13C12-HpCDF						0.37-0.51				0.856-1.142			
418-420		DC	NL			Height	4.01	1.45	2.56				
				36:57		0.42	8,686.33	2,568.21	6,118.12	1.000	13C12-HpCDF 678	IS11	
						Height	2,514.36	731.63	1,782.73				
		DC	SN	37:12	RO	0.28	18.67			0.965			
		DC	SN	38:16	RO	1.07	12.50			0.993			

```
Compound/
M_Z.... QC.Log Omit Why ..RT. OK Ratio Total.Area/Ht Area/Ht.Peak1 Area/Ht.Peak2 Rel.RT Compound.Name.. ID.. Flags.

                        38:32      0.44      8,014.98      2,431.90      5,583.08  1.000 13C12-HpCDF 789 IS12
                                 Height      2,025.06        607.07      1,417.99
                DC  SN  38:59 RO  0.27          9.97                                  1.012
418-420               2 Peaks             16,701.31

               ---------------------- Above: HpCDF / HpCDD Follows --------------------

HpCDD                          0.88-1.20                                    0.975-1.004
424-426         DC  NL          Height         11.08          5.99          5.09
                        37:15      1.07      3,666.24      1,894.96      1,771.28  0.980
                        38:02      1.06      3,436.65      1,764.45      1,672.20  1.000 1234678-HpCDD   AN
424-426               2 Peaks               7,102.89

13C12-HpCDD                    0.88-1.20                                    0.868-1.078
436-438         DC  NL          Height         27.18         20.72          6.46
                        36:54 RO  3.97      1,451.91      1,159.86        292.05  0.971
                        37:14 RO  3.48        527.30        409.51        117.79  0.979
                        37:33 RO  6.17        242.88        208.99         33.89  0.988
                        38:01      1.05      7,794.47      3,996.01      3,798.46  1.000 13C12-HpCDD 678 IS13
                                 Height      2,065.04      1,056.14      1,008.90
436-438               4 Peaks              10,016.56

               ---------------------- Above: HpCDD / Octa-CDD and CDF Follows ----------

OCDF                           0.76-1.02                                    0.952-1.048
442-444         DC  NL          Height          2.69          1.35          1.34
                DC  WL  36:38      0.82         11.60                                  0.877
                DC  WL  36:55 RO  0.55          9.56                                  0.884
                DC  WL  37:24 RO  1.43         13.22                                  0.895
                DC  WL  38:00 RO  2.22         12.85                                  0.910
                DC  WL  38:42 RO  1.25          2.54                                  0.927
                DC  WL  38:46 RO  7.18          3.27                                  0.928
                DC  WL  38:51      0.90          3.45                                  0.930
                DC  WL  39:38 RO  3.10         12.14                                  0.949
                        41:47      1.01        145.03         72.97         72.06  1.000
                        41:59      0.89      1,151.14        542.38        608.76  1.005 OCDF            AN
                DC  SN  42:09 RO  0.66          9.27                                  1.009
                DC  SN  42:17 RO  1.30          2.97                                  1.012
                DC  SN  42:21      0.90          9.27                                  1.014
                DC  SN  42:42 RO  1.55         13.62                                  1.022
                DC  SN  42:52 RO  1.28         11.97                                  1.026
                DC  WH  44:33      0.99          5.27                                  1.067
                DC  WH  44:43 RO 10.41          6.39                                  1.071
442-444               2 Peaks               1,296.17

OCDD                           0.76-1.02                                    0.952-1.048
458-460         DC  NL          Height          1.92          0.95          0.97
                        41:46      0.86    344,804.00    159,079.00    185,725.00  1.000 OCDD            AN   E
458-460               1 Peak              344,804.00

13C12-OCDD                     0.76-1.02                                    0.996-1.004
470-472         DC  NL          Height         17.99         11.74          6.25
```

Compound/ M_Z....	QC.Log	Omit	Why	..RT.	OK	Ratio	Total.Area/Ht	Area/Ht.Peak1	Area/Ht.Peak2	Rel.RT	Compound.Name..	ID..	Flags.
				41:46		0.94	16,612.75	8,047.93	8,564.82	1.000	13C12-OCDD	IS14	
						Height	3,729.05	1,793.57	1,935.48				
		DC	WH	42:18		1.00	17.52			1.013			
470-472			1	Peak			16,612.75						

Column Description.....	"Why" Code Description.....	QC Log Desc.....
M_Z -Nominal Ion Mass(es)	WL-Below Retention Time Window	A-Peak Added
..RT. -Retention Time (mm:ss)	WH-Above Retention Time Window	K-Peak Kept
Rat.1 -Ratio of M/M+2 Ions	SN-Below Signal to Noise Level	D-Peak Deleted
OK -RO=Ratio Outside Limits	<M-Below Method Detection Limit	T-Time Changed
Rel.RT-Relative Retention Time	NL-Channel Specific Noise Level	M-Peak Area Changed
		N-Name Changed
		X-Ether Interference

*** End of Report ***

File:W1056 #1-797 Acq:12-JUL-2002 19:26:34 GC EI+ Voltage SIR 70S Noise:7874
303.9016 S:4 F:2 BSUB(256,30,-3.0) PKD(9,5,3,0.10%,31496.0,1.00%,F,T) Exp:NDB5US
TRIANGLE LABS Text:TLI#57752A DF-TR-20-5.1

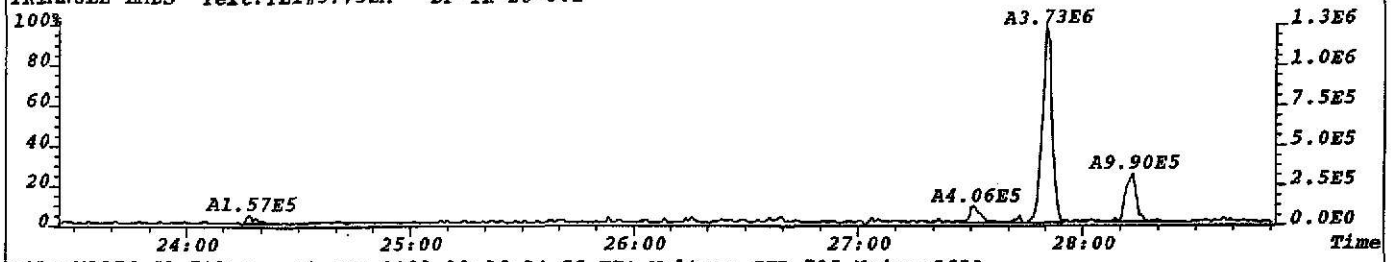

File:W1056 #1-797 Acq:12-JUL-2002 19:26:34 GC EI+ Voltage SIR 70S Noise:3630
305.8987 S:4 F:2 BSUB(256,30,-3.0) PKD(9,5,3,0.10%,14520.0,1.00%,F,T) Exp:NDB5US
TRIANGLE LABS Text:TLI#57752A DF-TR-20-5.1

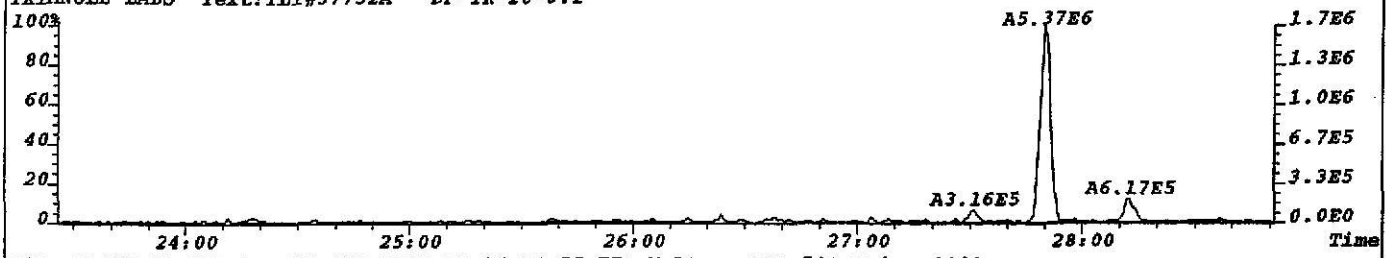

File:W1056 #1-797 Acq:12-JUL-2002 19:26:34 GC EI+ Voltage SIR 70S Noise:4464
315.9419 S:4 F:2 BSUB(256,30,-3.0) PKD(9,5,3,0.10%,17856.0,1.00%,F,T) Exp:NDB5US
TRIANGLE LABS Text:TLI#57752A DF-TR-20-5.1

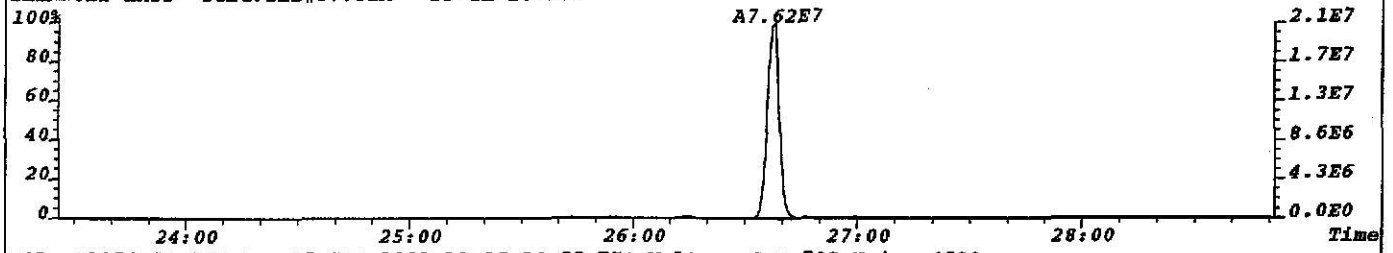

File:W1056 #1-797 Acq:12-JUL-2002 19:26:34 GC EI+ Voltage SIR 70S Noise:4590
317.9389 S:4 F:2 BSUB(256,30,-3.0) PKD(9,5,3,0.10%,18360.0,1.00%,F,T) Exp:NDB5US
TRIANGLE LABS Text:TLI#57752A DF-TR-20-5.1

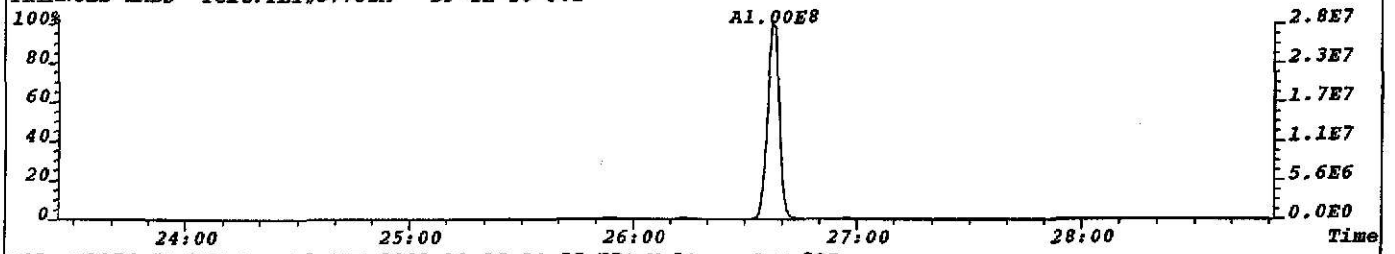

File:W1056 #1-797 Acq:12-JUL-2002 19:26:34 GC EI+ Voltage SIR 70S
330.9792 S:4 F:2 Exp:NDB5US
TRIANGLE LABS Text:TLI#57752A DF-TR-20-5.1

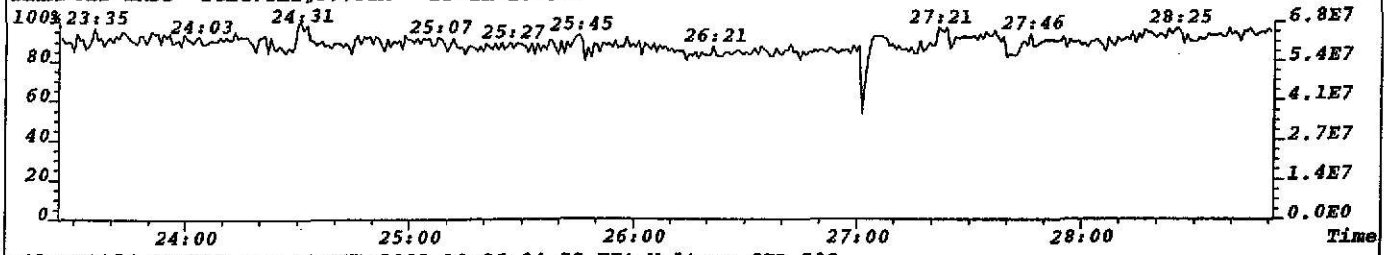

File:W1056 #1-797 Acq:12-JUL-2002 19:26:34 GC EI+ Voltage SIR 70S
375.8364 S:4 F:2 Exp:NDB5US
TRIANGLE LABS Text:TLI#57752A DF-TR-20-5.1

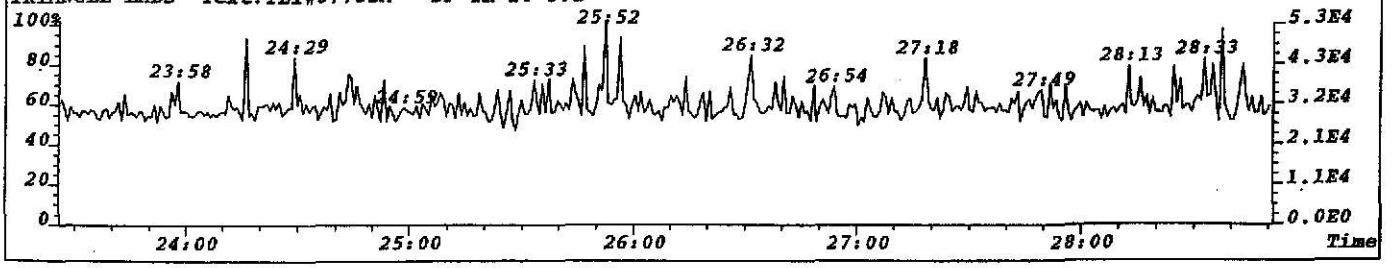

N = 0.75 + 0.82 = 1.57 OBM 7/15/02

File:W1056 #1-797 Acq:12-JUL-2002 19:26:34 GC EI+ Voltage SIR 70S Noise:2207
319.8965 S:4 F:2 BSUB(256,30,-3.0) PKD(7,5,3,0.10%,8828.0,1.00%,F,T) Exp:NDB5US
TRIANGLE LABS Text:TLI#57752A DF-TR-20-5.1

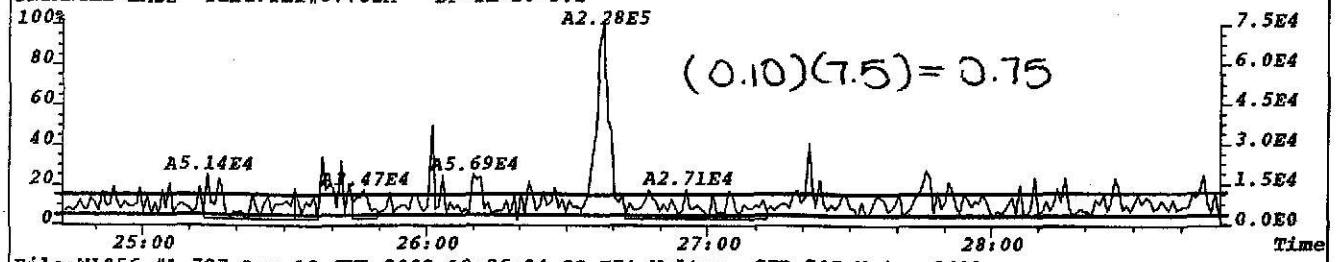

File:W1056 #1-797 Acq:12-JUL-2002 19:26:34 GC EI+ Voltage SIR 70S Noise:2401
321.8936 S:4 F:2 BSUB(256,30,-3.0) PKD(7,5,3,0.10%,9604.0,1.00%,F,T) Exp:NDB5US
TRIANGLE LABS Text:TLI#57752A DF-TR-20-5.1

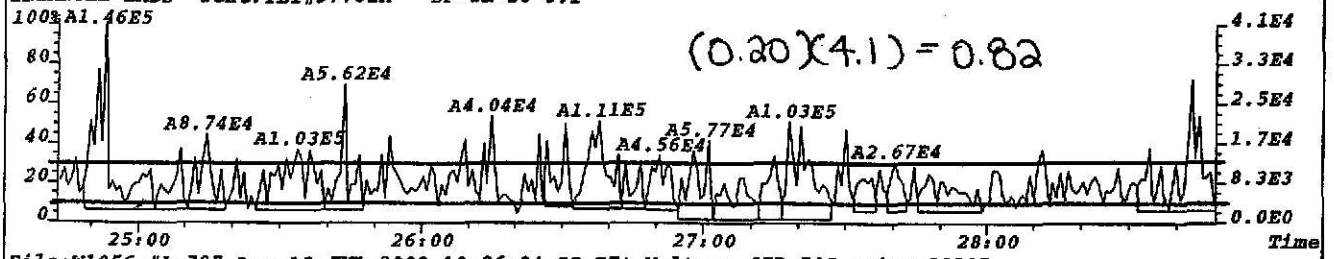

File:W1056 #1-797 Acq:12-JUL-2002 19:26:34 GC EI+ Voltage SIR 70S Noise:30287
331.9368 S:4 F:2 BSUB(256,30,-3.0) PKD(7,5,3,0.10%,121148.0,1.00%,F,T) Exp:NDB5US
TRIANGLE LABS Text:TLI#57752A DF-TR-20-5.1

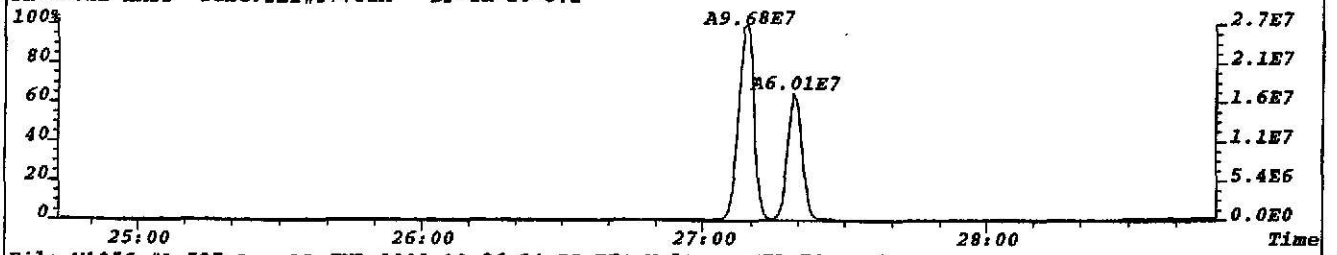

File:W1056 #1-797 Acq:12-JUL-2002 19:26:34 GC EI+ Voltage SIR 70S Noise:2692
333.9338 S:4 F:2 BSUB(256,30,-3.0) PKD(7,5,3,0.10%,10768.0,1.00%,F,T) Exp:NDB5US
TRIANGLE LABS Text:TLI#57752A DF-TR-20-5.1

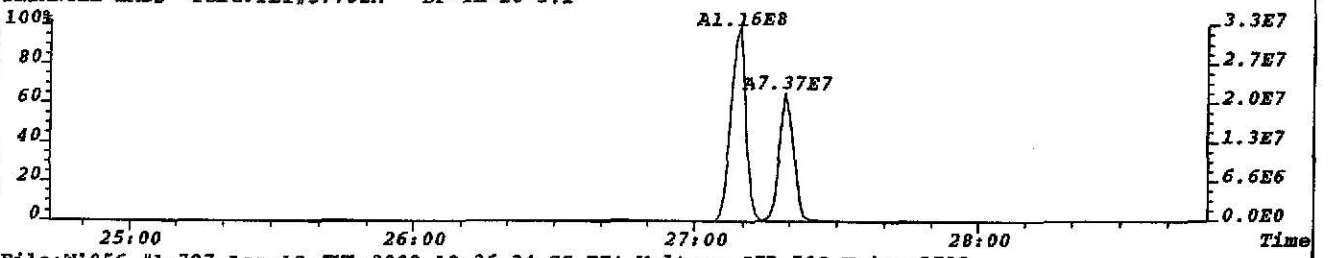

File:W1056 #1-797 Acq:12-JUL-2002 19:26:34 GC EI+ Voltage SIR 70S Noise:3582
327.8847 S:4 F:2 BSUB(256,30,-3.0) PKD(7,5,3,0.10%,14328.0,1.00%,F,T) Exp:NDB5US
TRIANGLE LABS Text:TLI#57752A DF-TR-20-5.1

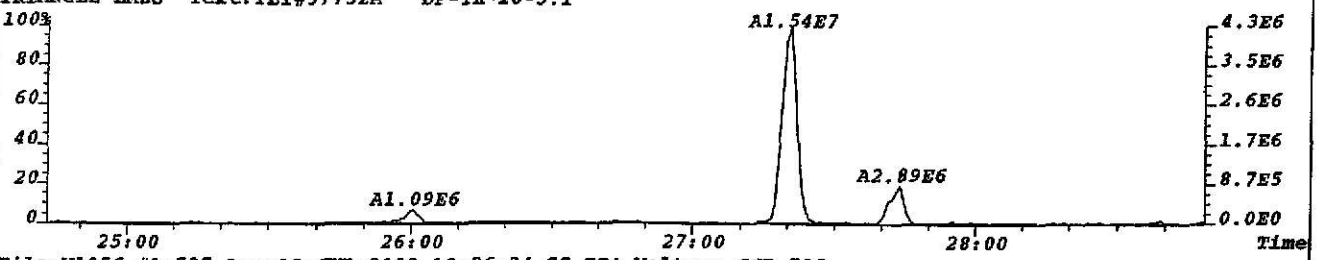

File:W1056 #1-797 Acq:12-JUL-2002 19:26:34 GC EI+ Voltage SIR 70S
330.9792 S:4 F:2 Exp:NDB5US
TRIANGLE LABS Text:TLI#57752A DF-TR-20-5.1

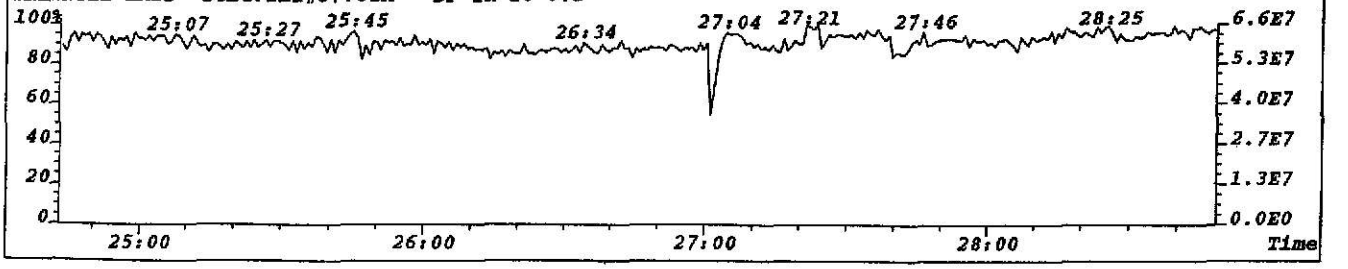

File:W1056 #1-797 Acq:12-JUL-2002 19:26:34 GC EI+ Voltage SIR 70S Noise:1712
339.8597 S:4 F:2 BSUB(256,30,-3.0) PKD(7,5,3,0.10%,6848.0,1.00%,F,T) Exp:NDB5US
TRIANGLE LABS Text:TLI#57752A DF-TR-20-5.1

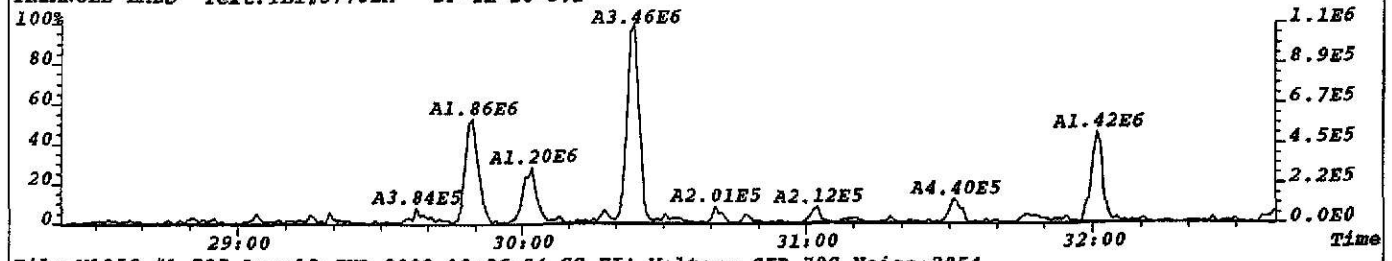

File:W1056 #1-797 Acq:12-JUL-2002 19:26:34 GC EI+ Voltage SIR 70S Noise:2054
341.8567 S:4 F:2 BSUB(256,30,-3.0) PKD(7,5,3,0.10%,8216.0,1.00%,F,T) Exp:NDB5US
TRIANGLE LABS Text:TLI#57752A DF-TR-20-5.1

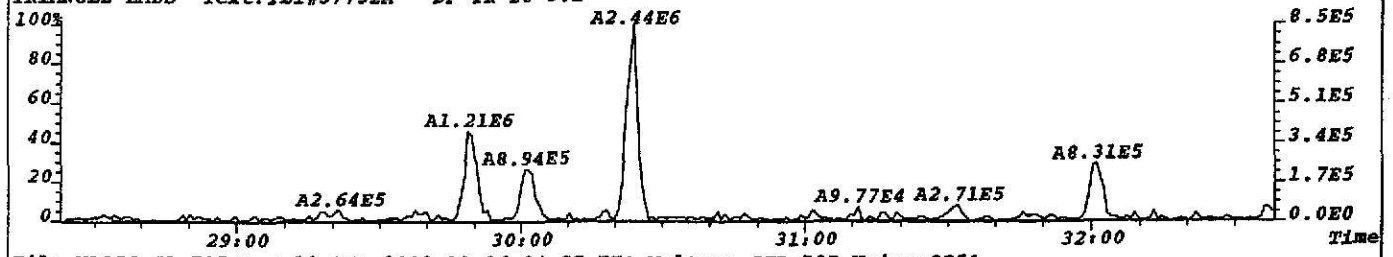

File:W1056 #1-797 Acq:12-JUL-2002 19:26:34 GC EI+ Voltage SIR 70S Noise:2251
351.9000 S:4 F:2 BSUB(256,30,-3.0) PKD(7,5,3,0.10%,9004.0,1.00%,F,T) Exp:NDB5US
TRIANGLE LABS Text:TLI#57752A DF-TR-20-5.1

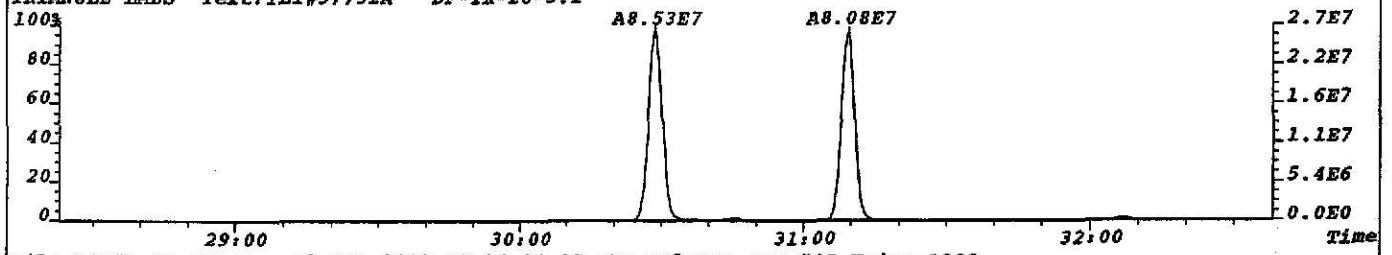

File:W1056 #1-797 Acq:12-JUL-2002 19:26:34 GC EI+ Voltage SIR 70S Noise:1932
353.8970 S:4 F:2 BSUB(256,30,-3.0) PKD(7,5,3,0.10%,7728.0,1.00%,F,T) Exp:NDB5US
TRIANGLE LABS Text:TLI#57752A DF-TR-20-5.1

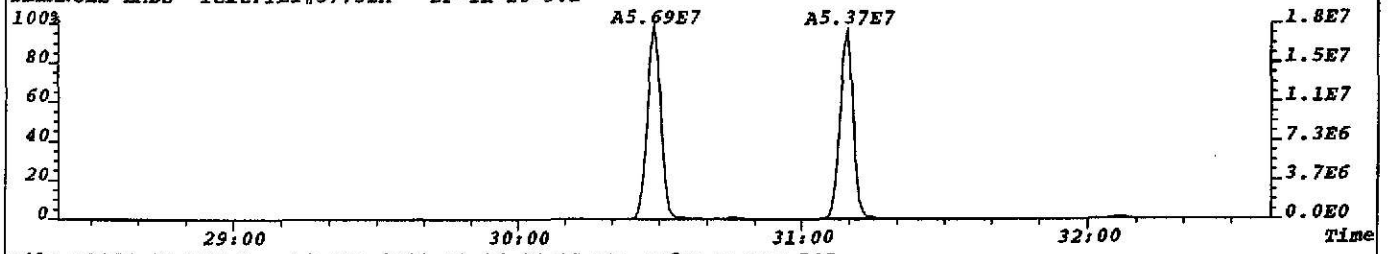

File:W1056 #1-797 Acq:12-JUL-2002 19:26:34 GC EI+ Voltage SIR 70S
330.9792 S:4 F:2 Exp:NDB5US
TRIANGLE LABS Text:TLI#57752A DF-TR-20-5.1

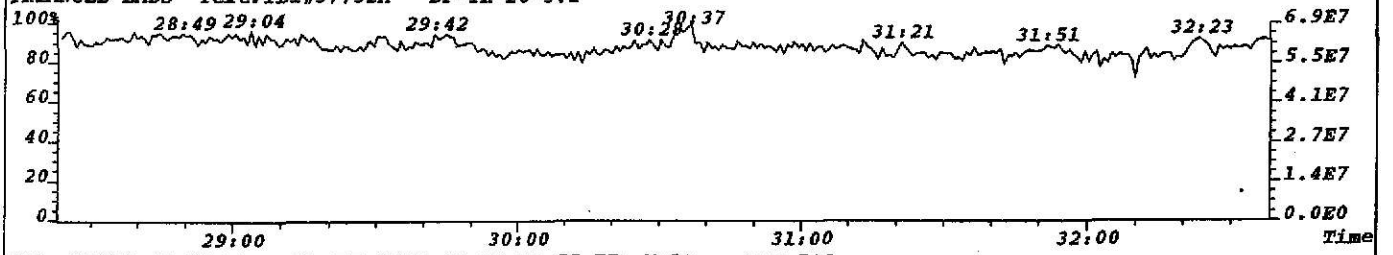

File:W1056 #1-797 Acq:12-JUL-2002 19:26:34 GC EI+ Voltage SIR 70S
409.7974 S:4 F:2 Exp:NDB5US
TRIANGLE LABS Text:TLI#57752A DF-TR-20-5.1

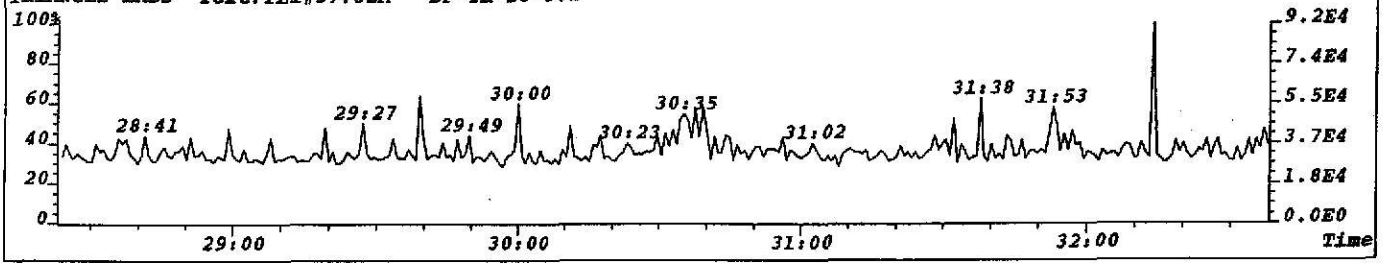

File:W1056 #1-797 Acq:12-JUL-2002 19:26:34 GC EI+ Voltage SIR 70S
355.8546 S:4 F:2 BSUB(256,30,-3.0) PKD(5,5,3,0.05%,7072.0,1.00%,F,T) Exp:NDB5US Noise:1768
Sample Text:TLI#57752A DF-TR-20-5.1 File Text:TRIANGLE LABORATORIES, INC.

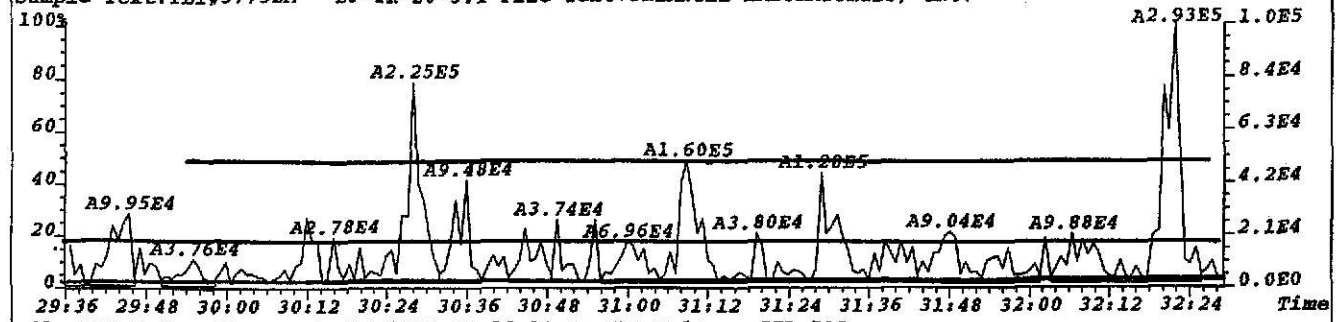

File:W1056 #1-797 Acq:12-JUL-2002 19:26:34 GC EI+ Voltage SIR 70S
357.8516 S:4 F:2 BSUB(256,30,-3.0) PKD(5,5,3,0.05%,6888.0,1.00%,F,T) Exp:NDB5US Noise:1722
Sample Text:TLI#57752A DF-TR-20-5.1 File Text:TRIANGLE LABORATORIES, INC.

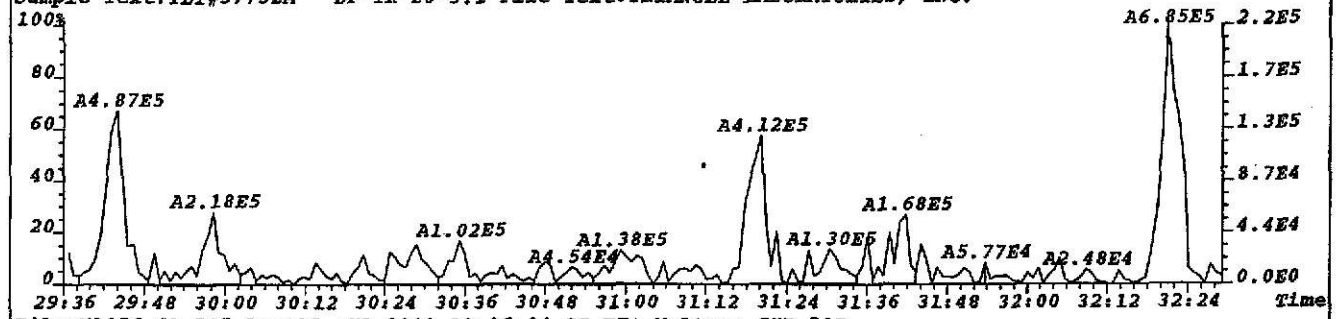

File:W1056 #1-797 Acq:12-JUL-2002 19:26:34 GC EI+ Voltage SIR 70S
367.8949 S:4 F:2 BSUB(256,30,-3.0) PKD(5,5,3,0.05%,22912.0,1.00%,F,T) Exp:NDB5US Noise:5728
Sample Text:TLI#57752A DF-TR-20-5.1 File Text:TRIANGLE LABORATORIES, INC.

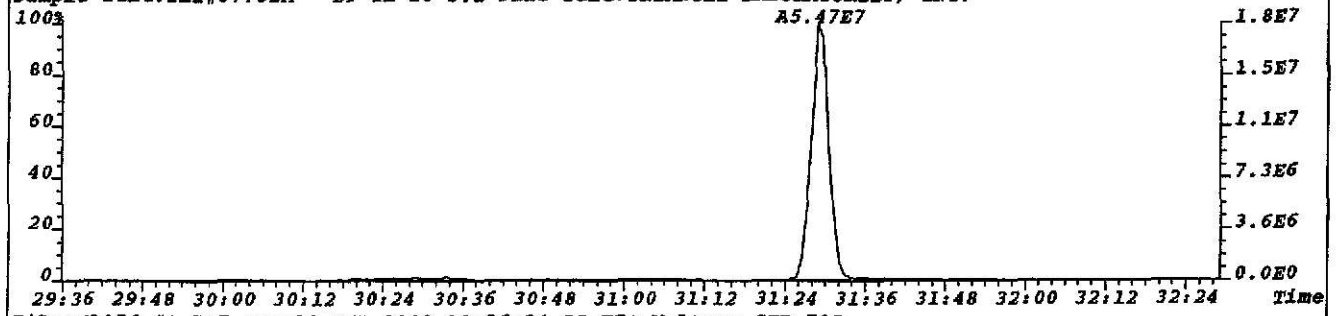

File:W1056 #1-797 Acq:12-JUL-2002 19:26:34 GC EI+ Voltage SIR 70S
369.8919 S:4 F:2 BSUB(256,30,-3.0) PKD(5,5,3,0.05%,6380.0,1.00%,F,T) Exp:NDB5US Noise:1595
Sample Text:TLI#57752A DF-TR-20-5.1 File Text:TRIANGLE LABORATORIES, INC.

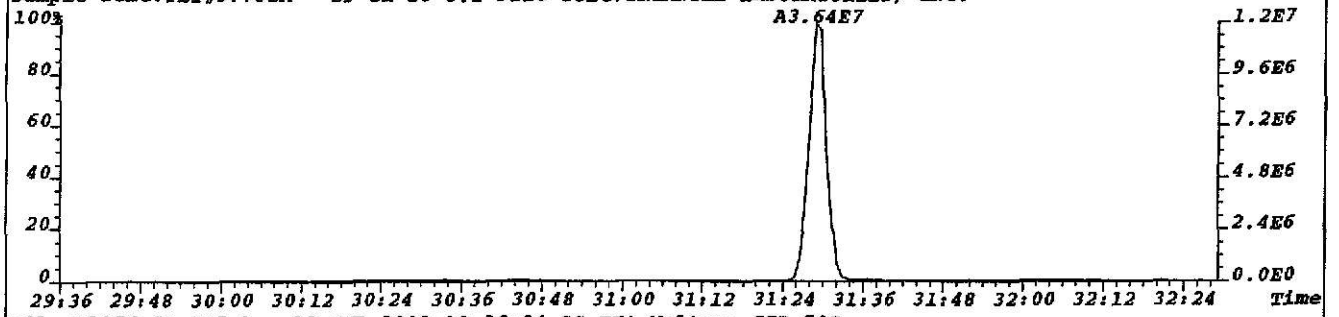

File:W1056 #1-797 Acq:12-JUL-2002 19:26:34 GC EI+ Voltage SIR 70S
330.9792 S:4 F:2 Exp:NDB5US
Sample Text:TLI#57752A DF-TR-20-5.1 File Text:TRIANGLE LABORATORIES, INC.

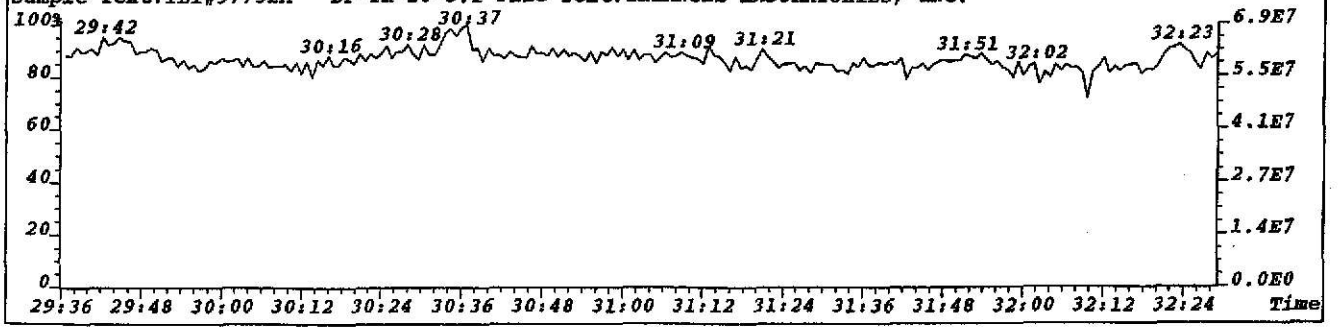

File:W1056 #1-423 Acq:12-JUL-2002 19:26:34 GC EI+ Voltage SIR 70S Noise:2951
373.8208 S:4 F:3 BSUB(256,30,-3.0) PKD(7,5,3,0.10%,11804.0,1.00%,F,T) Exp:NDB5US
TRIANGLE LABS Text:TLI#57752A DF-TR-20-5.1

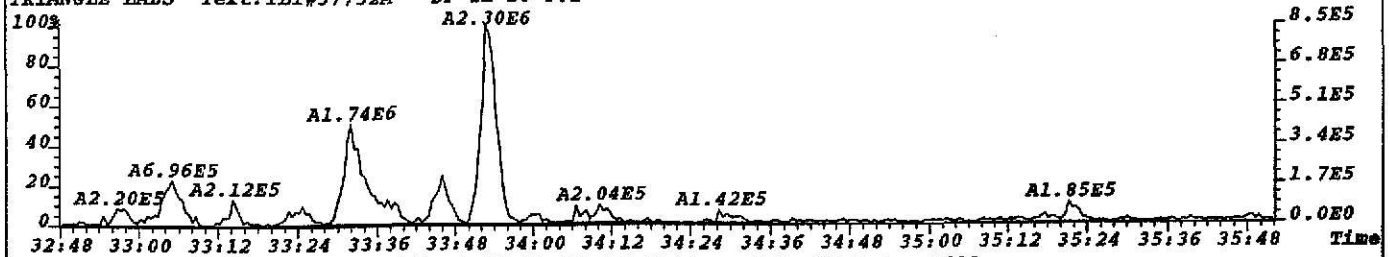

File:W1056 #1-423 Acq:12-JUL-2002 19:26:34 GC EI+ Voltage SIR 70S Noise:2011
375.8178 S:4 F:3 BSUB(256,30,-3.0) PKD(7,5,3,0.10%,8044.0,1.00%,F,T) Exp:NDB5US
TRIANGLE LABS Text:TLI#57752A DF-TR-20-5.1

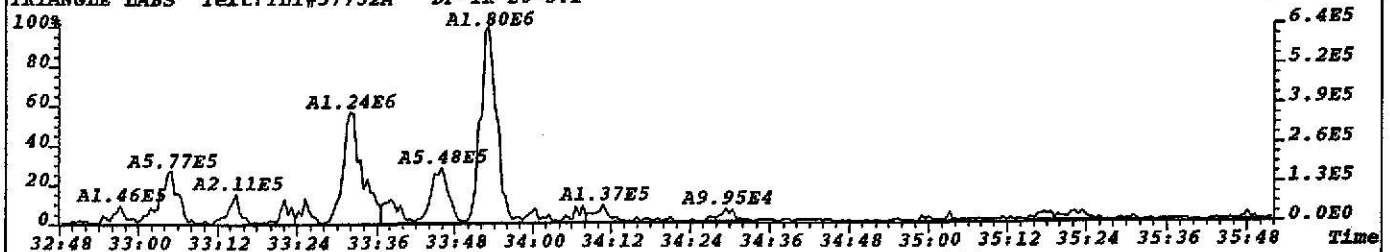

File:W1056 #1-423 Acq:12-JUL-2002 19:26:34 GC EI+ Voltage SIR 70S Noise:4859
383.8639 S:4 F:3 BSUB(256,30,-3.0) PKD(7,5,3,0.10%,19436.0,1.00%,F,T) Exp:NDB5US
TRIANGLE LABS Text:TLI#57752A DF-TR-20-5.1

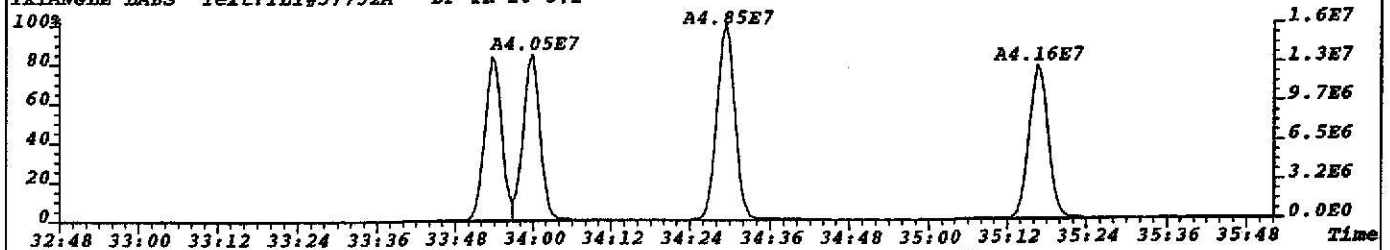

File:W1056 #1-423 Acq:12-JUL-2002 19:26:34 GC EI+ Voltage SIR 70S Noise:5057
385.8610 S:4 F:3 BSUB(256,30,-3.0) PKD(7,5,3,0.10%,20228.0,1.00%,F,T) Exp:NDB5US
TRIANGLE LABS Text:TLI#57752A DF-TR-20-5.1

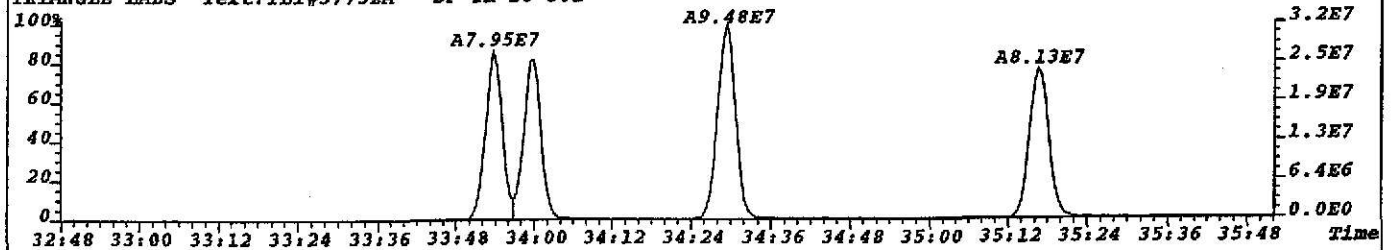

File:W1056 #1-423 Acq:12-JUL-2002 19:26:34 GC EI+ Voltage SIR 70S
392.9760 S:4 F:3 Exp:NDB5US
TRIANGLE LABS Text:TLI#57752A DF-TR-20-5.1

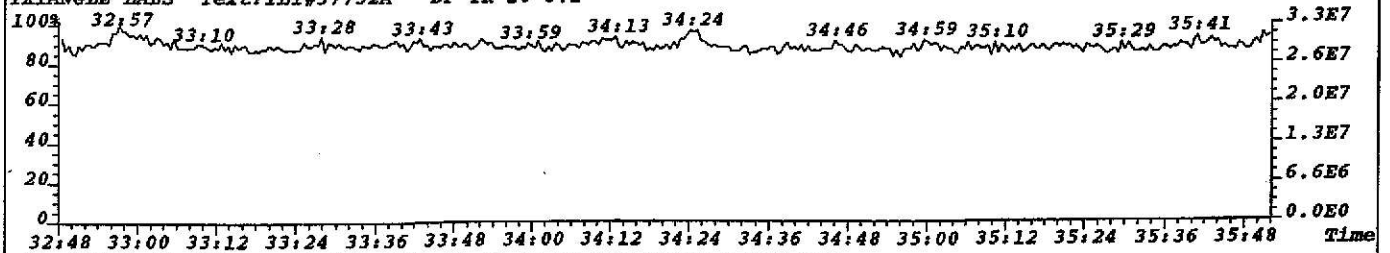

File:W1056 #1-423 Acq:12-JUL-2002 19:26:34 GC EI+ Voltage SIR 70S
445.7555 S:4 F:3 Exp:NDB5US
TRIANGLE LABS Text:TLI#57752A DF-TR-20-5.1

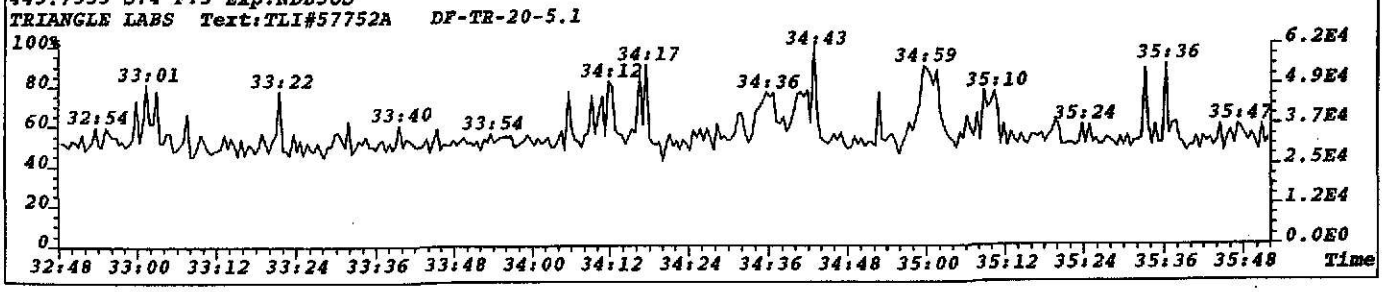

File:W1056 #1-423 Acq:12-JUL-2002 19:26:34 GC EI+ Voltage SIR 70S
389.8156 S:4 F:3 BSUB(256,30,-3.0) PKD(7,5,3,0.10%,7248.0,1.00%,F,T) Exp:NDB5US Noise:1812
Sample Text:TLI#57752A DF-TR-20-5.1 File Text:TRIANGLE LABORATORIES, INC.

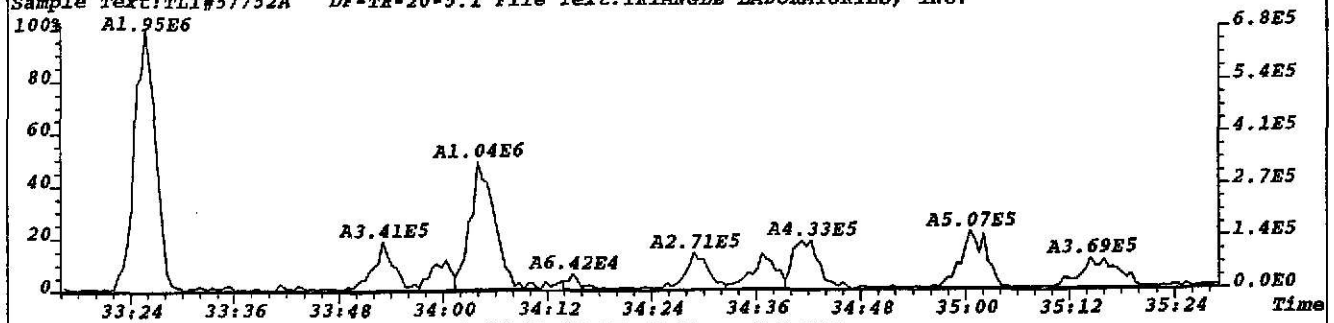

File:W1056 #1-423 Acq:12-JUL-2002 19:26:34 GC EI+ Voltage SIR 70S
391.8127 S:4 F:3 BSUB(256,30,-3.0) PKD(7,5,3,0.10%,9684.0,1.00%,F,T) Exp:NDB5US Noise:2421
Sample Text:TLI#57752A DF-TR-20-5.1 File Text:TRIANGLE LABORATORIES, INC.

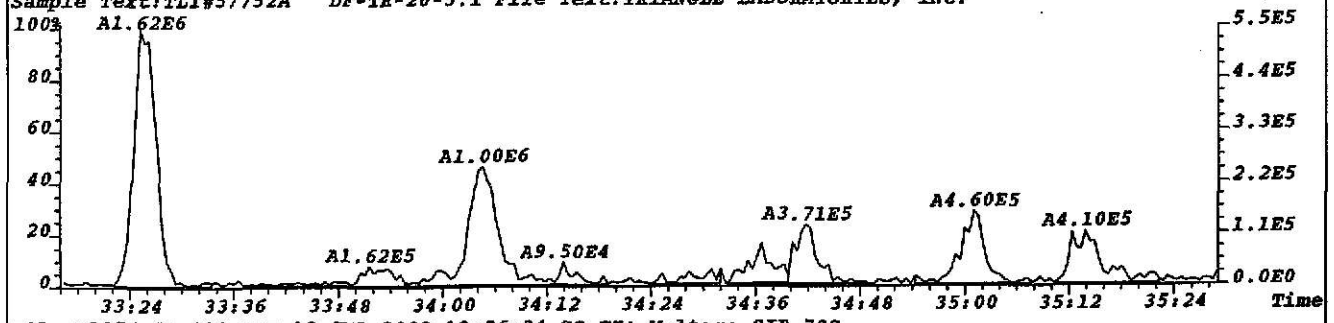

File:W1056 #1-423 Acq:12-JUL-2002 19:26:34 GC EI+ Voltage SIR 70S
401.8558 S:4 F:3 BSUB(256,30,-3.0) PKD(7,5,3,0.10%,149868.0,1.00%,F,T) Exp:NDB5US Noise:37467
Sample Text:TLI#57752A DF-TR-20-5.1 File Text:TRIANGLE LABORATORIES, INC.

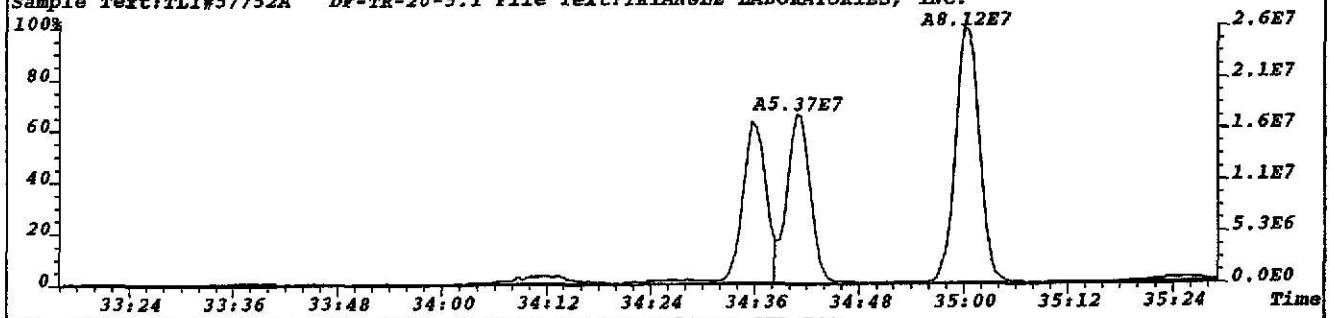

File:W1056 #1-423 Acq:12-JUL-2002 19:26:34 GC EI+ Voltage SIR 70S
403.8529 S:4 F:3 BSUB(256,30,-3.0) PKD(7,5,3,0.10%,51100.0,1.00%,F,T) Exp:NDB5US Noise:12775
Sample Text:TLI#57752A DF-TR-20-5.1 File Text:TRIANGLE LABORATORIES, INC.

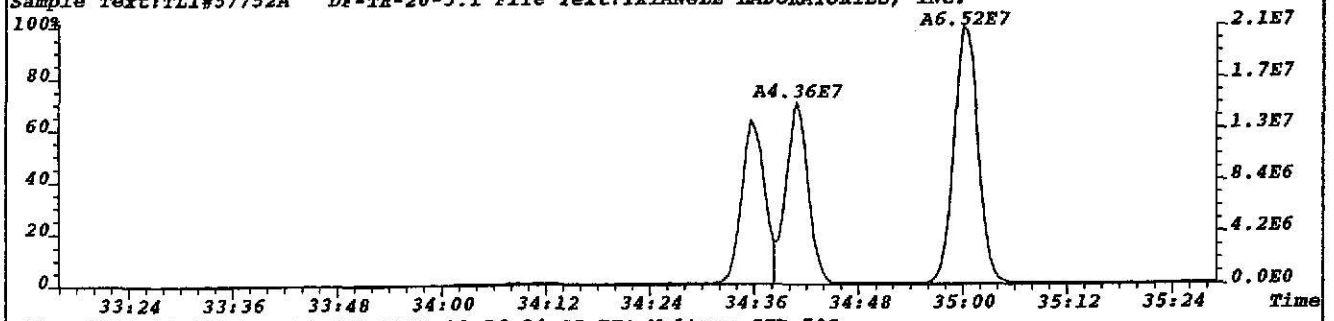

File:W1056 #1-423 Acq:12-JUL-2002 19:26:34 GC EI+ Voltage SIR 70S
392.9760 S:4 F:3 Exp:NDB5US
Sample Text:TLI#57752A DF-TR-20-5.1 File Text:TRIANGLE LABORATORIES, INC.

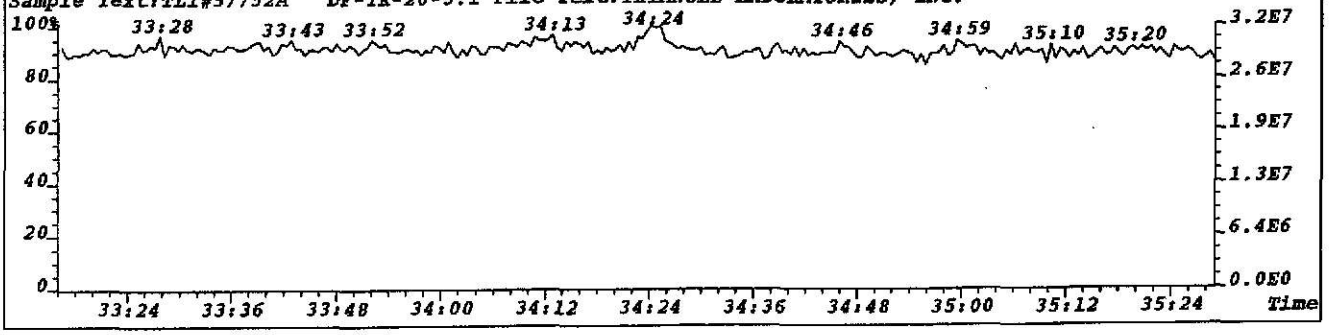

File:W1056 #1-674 Acq:12-JUL-2002 19:26:34 GC EI+ Voltage SIR 70S Noise:2275
407.7818 S:4 F:4 BSUB(256,30,-3.0) PKD(7,5,3,0.10%,9100.0,1.00%,F,T) Exp:NDB5US
TRIANGLE LABS Text:TLI#57752A DF-TR-20-5.1

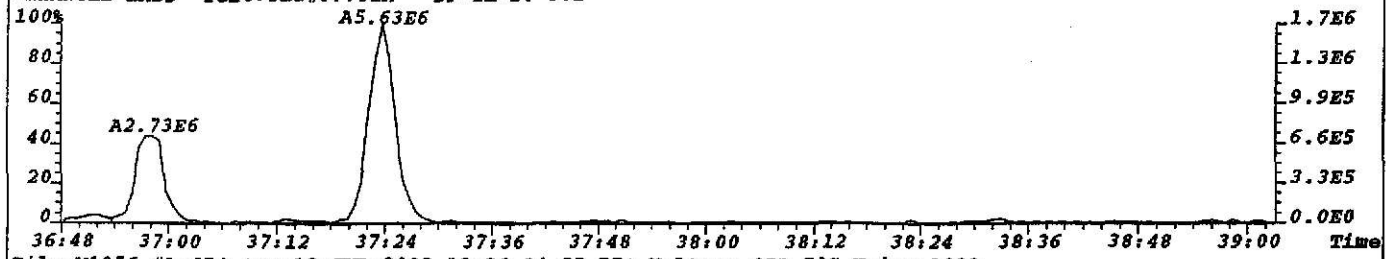

File:W1056 #1-674 Acq:12-JUL-2002 19:26:34 GC EI+ Voltage SIR 70S Noise:1839
409.7789 S:4 F:4 BSUB(256,30,-3.0) PKD(7,5,3,0.10%,7356.0,1.00%,F,T) Exp:NDB5US
TRIANGLE LABS Text:TLI#57752A DF-TR-20-5.1

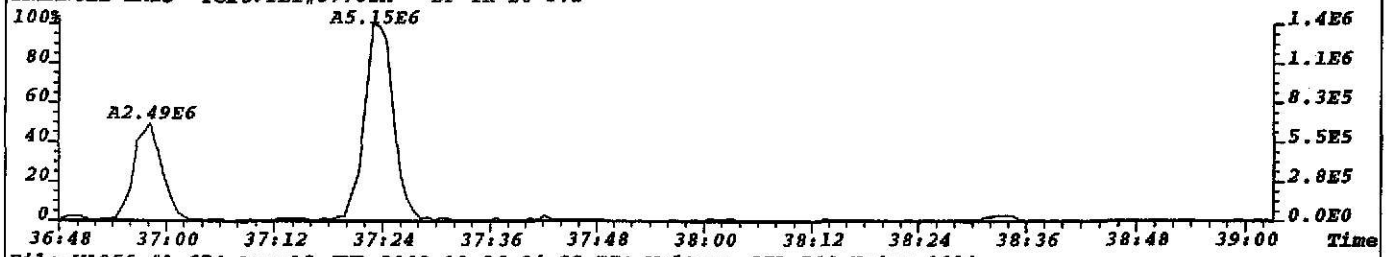

File:W1056 #1-674 Acq:12-JUL-2002 19:26:34 GC EI+ Voltage SIR 70S Noise:1810
417.8253 S:4 F:4 BSUB(256,30,-3.0) PKD(7,5,3,0.10%,7240.0,1.00%,F,T) Exp:NDB5US
TRIANGLE LABS Text:TLI#57752A DF-TR-20-5.1

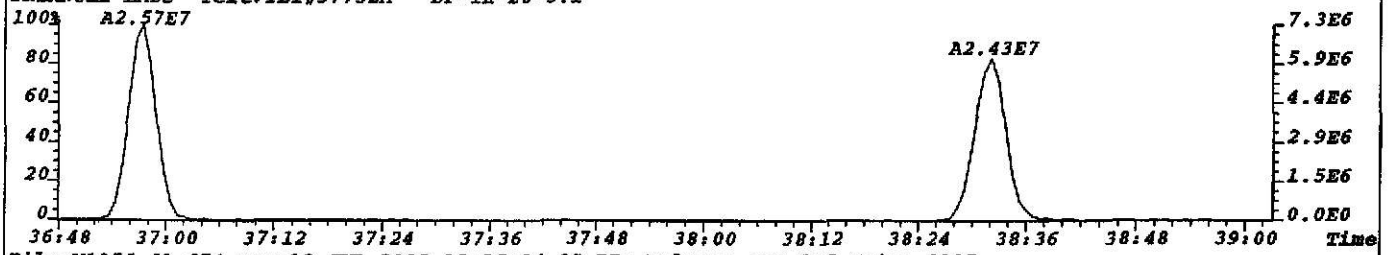

File:W1056 #1-674 Acq:12-JUL-2002 19:26:34 GC EI+ Voltage SIR 70S Noise:3195
419.8220 S:4 F:4 BSUB(256,30,-3.0) PKD(7,5,3,0.10%,12780.0,1.00%,F,T) Exp:NDB5US
TRIANGLE LABS Text:TLI#57752A DF-TR-20-5.1



File:W1056 #1-674 Acq:12-JUL-2002 19:26:34 GC EI+ Voltage SIR 70S
430.9729 S:4 F:4 Exp:NDB5US
TRIANGLE LABS Text:TLI#57752A DF-TR-20-5.1

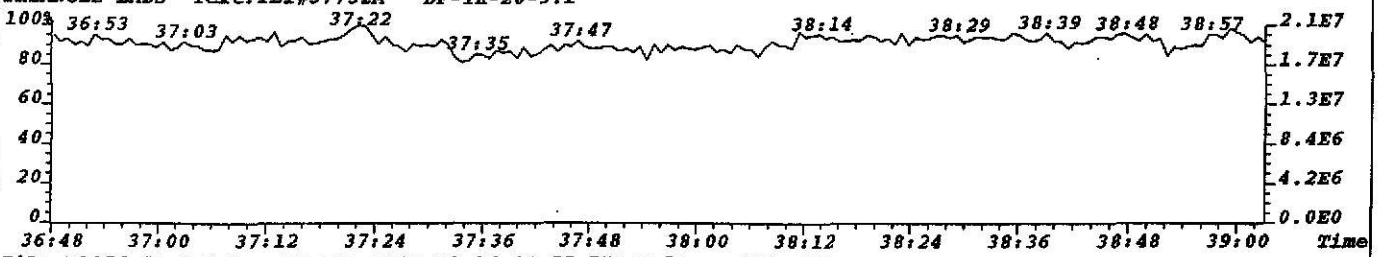

File:W1056 #1-674 Acq:12-JUL-2002 19:26:34 GC EI+ Voltage SIR 70S
479.7165 S:4 F:4 Exp:NDB5US
TRIANGLE LABS Text:TLI#57752A DF-TR-20-5.1

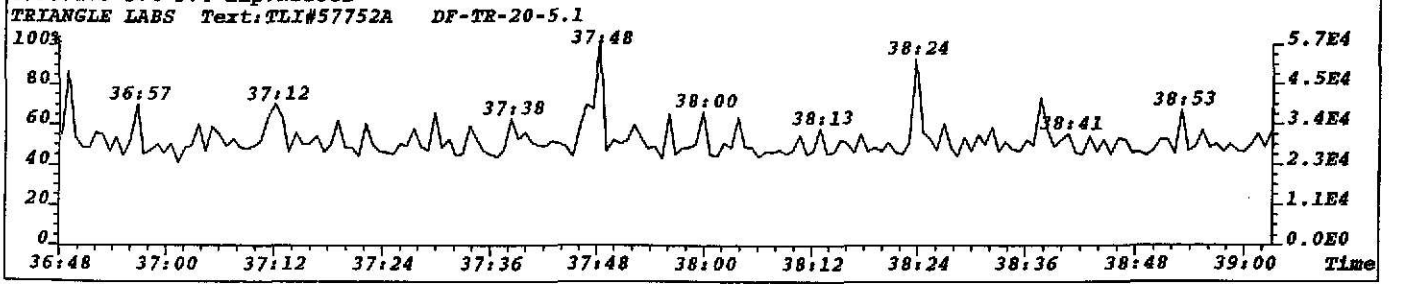

File:W1056 #1-674 Acq:12-JUL-2002 19:26:34 GC EI+ Voltage SIR 70S
423.7766 S:4 F:4 BSUB(256,30,-3.0) PKD(7,5,3,0.10%,29936.0,1.00%,F,T) Exp:NDB5US Noise:7484
Sample Text:TLI#57752A DF-TR-20-5.1 File Text:TRIANGLE LABORATORIES, INC.

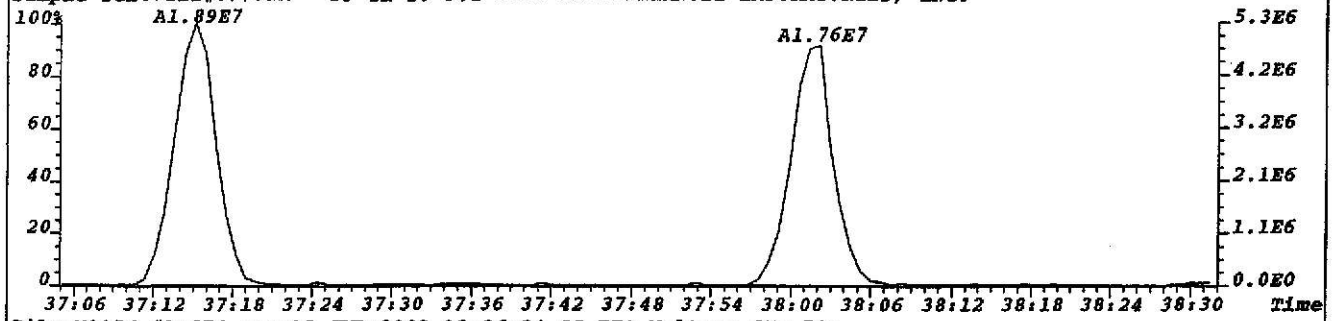

File:W1056 #1-674 Acq:12-JUL-2002 19:26:34 GC EI+ Voltage SIR 70S
425.7737 S:4 F:4 BSUB(256,30,-3.0) PKD(7,5,3,0.10%,25472.0,1.00%,F,T) Exp:NDB5US Noise:6368
Sample Text:TLI#57752A DF-TR-20-5.1 File Text:TRIANGLE LABORATORIES, INC.

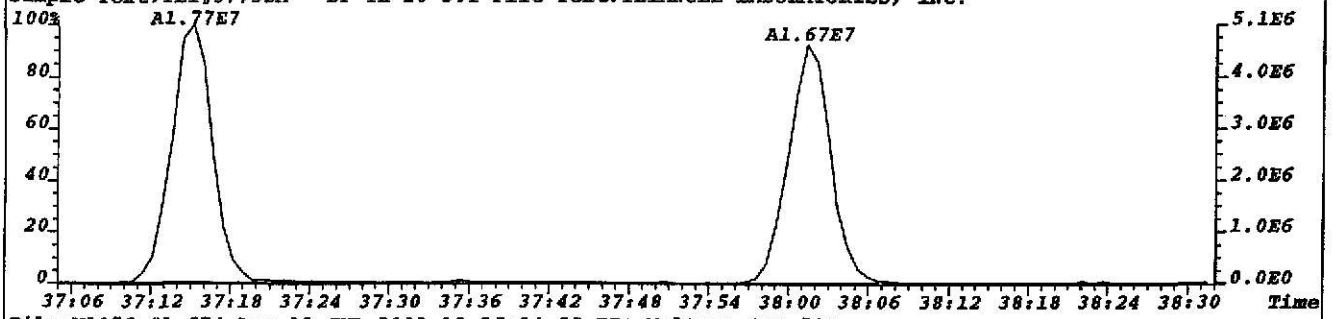

File:W1056 #1-674 Acq:12-JUL-2002 19:26:34 GC EI+ Voltage SIR 70S
435.8169 S:4 F:4 BSUB(256,30,-3.0) PKD(7,5,3,0.10%,103588.0,1.00%,F,T) Exp:NDB5US Noise:25897
Sample Text:TLI#57752A DF-TR-20-5.1 File Text:TRIANGLE LABORATORIES, INC.

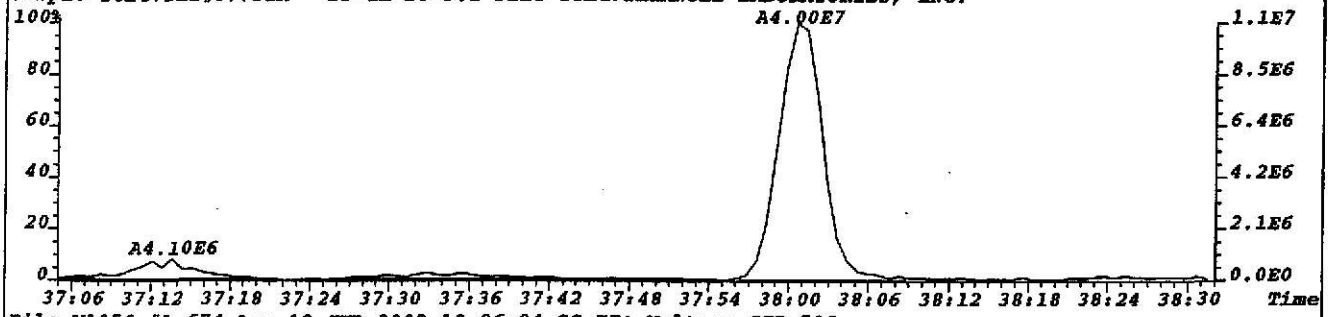

File:W1056 #1-674 Acq:12-JUL-2002 19:26:34 GC EI+ Voltage SIR 70S
437.8140 S:4 F:4 BSUB(256,30,-3.0) PKD(7,5,3,0.10%,32304.0,1.00%,F,T) Exp:NDB5US Noise:8076
Sample Text:TLI#57752A DF-TR-20-5.1 File Text:TRIANGLE LABORATORIES, INC.

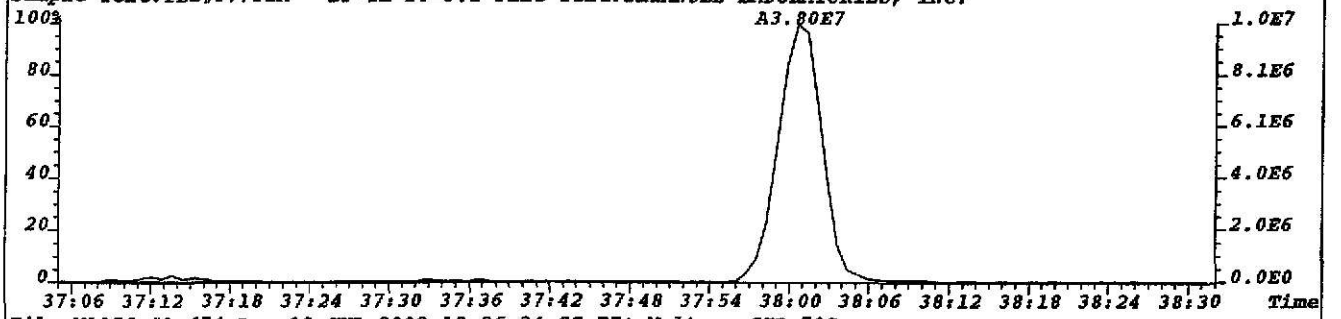

File:W1056 #1-674 Acq:12-JUL-2002 19:26:34 GC EI+ Voltage SIR 70S
430.9729 S:4 F:4 Exp:NDB5US
Sample Text:TLI#57752A DF-TR-20-5.1 File Text:TRIANGLE LABORATORIES, INC.

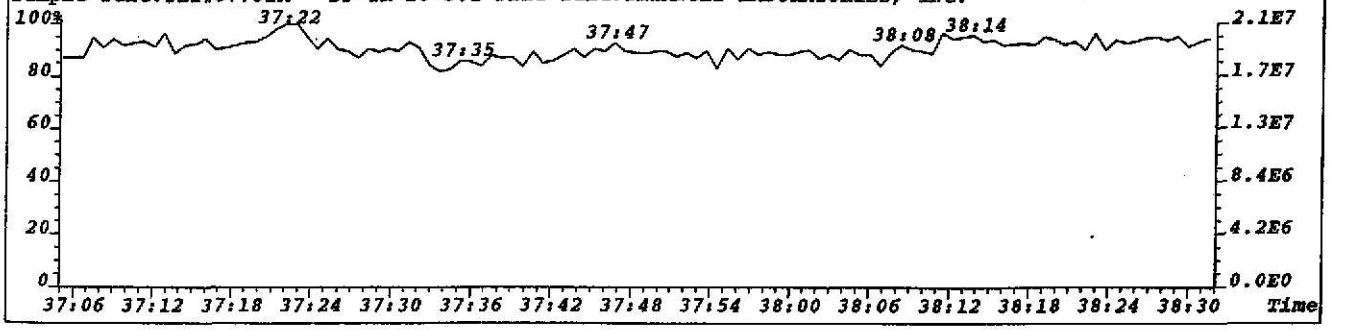

File:W1056 #1-674 Acq:12-JUL-2002 19:26:34 GC EI+ Voltage SIR 70S Noise:1692
441.7428 S:4 F:4 BSUB(256,30,-3.0) PKD(7,5,3,0.10%,6768.0,1.00%,F,T) Exp:NDB5US
Sample Text:TLI#57752A DF-TR-20-5.1 File Text:TRIANGLE LABORATORIES, INC.

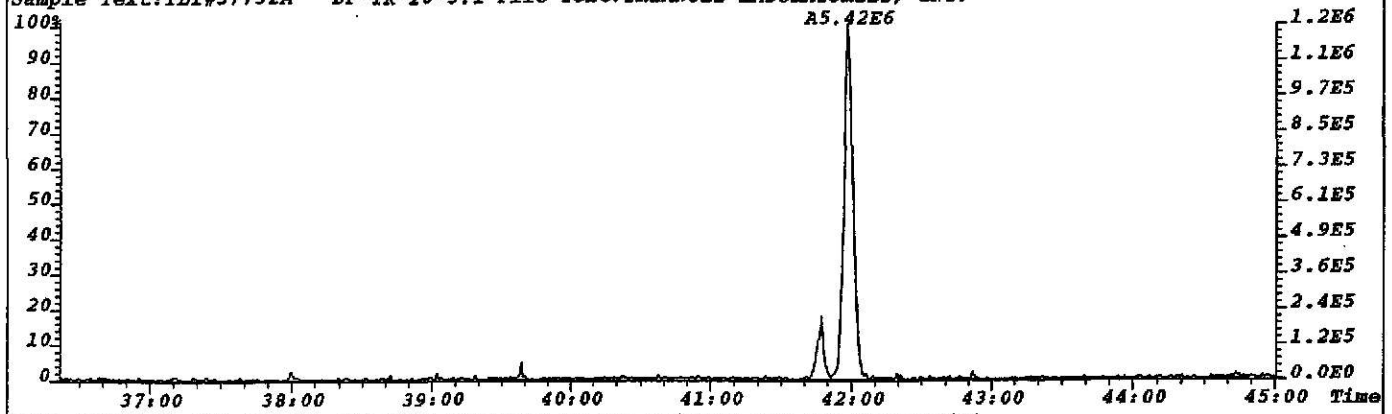

File:W1056 #1-674 Acq:12-JUL-2002 19:26:34 GC EI+ Voltage SIR 70S Noise:1680
443.7399 S:4 F:4 BSUB(256,30,-3.0) PKD(7,5,3,0.10%,6720.0,1.00%,F,T) Exp:NDB5US
Sample Text:TLI#57752A DF-TR-20-5.1 File Text:TRIANGLE LABORATORIES, INC.

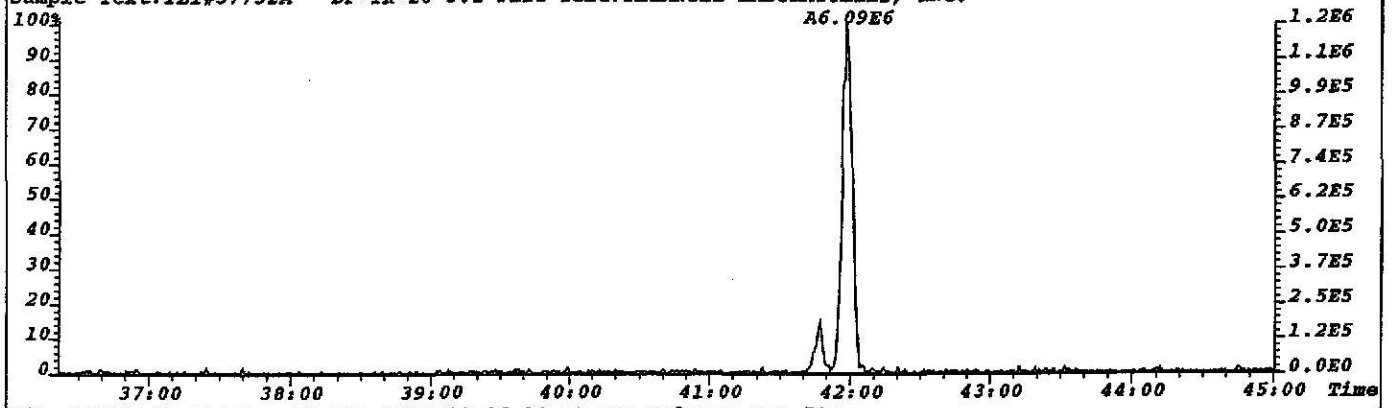

File:W1056 #1-674 Acq:12-JUL-2002 19:26:34 GC EI+ Voltage SIR 70S
430.9729 S:4 F:4 Exp:NDB5US
Sample Text:TLI#57752A DF-TR-20-5.1 File Text:TRIANGLE LABORATORIES, INC.

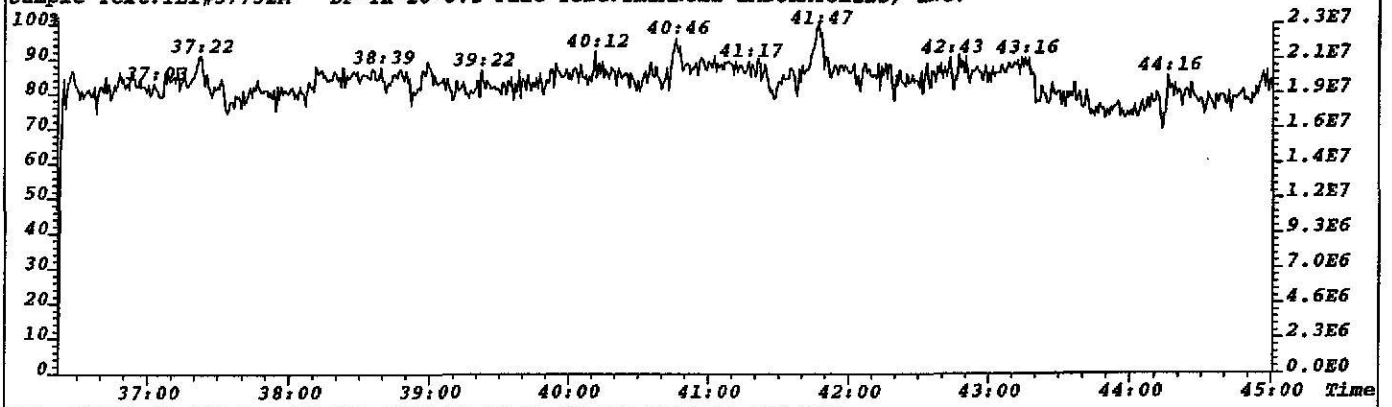

File:W1056 #1-674 Acq:12-JUL-2002 19:26:34 GC EI+ Voltage SIR 70S
513.6775 S:4 F:4 Exp:NDB5US
Sample Text:TLI#57752A DF-TR-20-5.1 File Text:TRIANGLE LABORATORIES, INC.

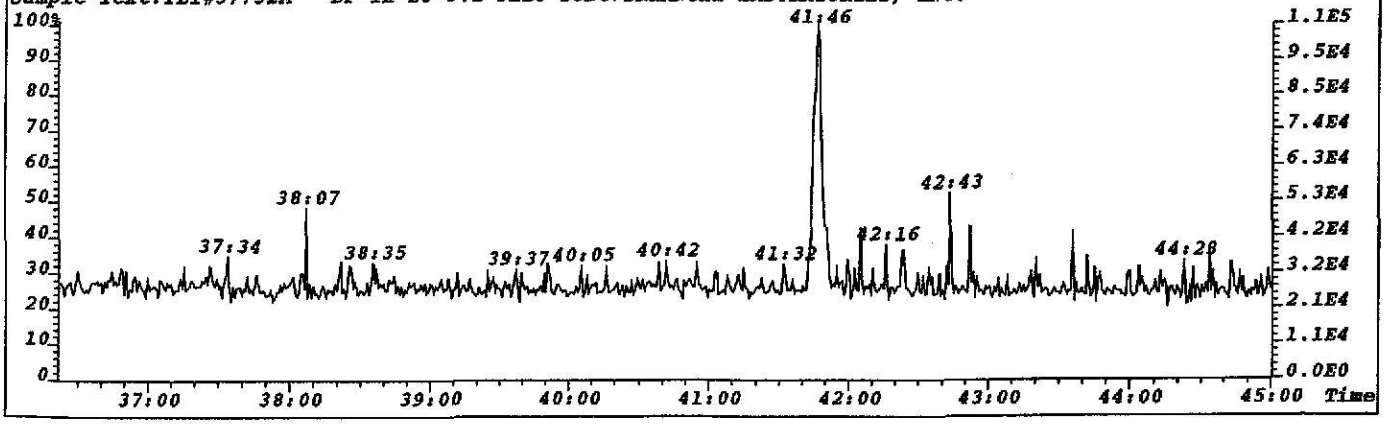

File:W1056 #1-674 Acq:12-JUL-2002 19:26:34 GC EI+ Voltage SIR 70S
457.7377 S:4 F:4 BSUB(256,30,-3.0) PKD(7,5,3,0.10%,4764.0,1.00%,F,T) Exp:NDB5US Noise:1191
Sample Text:TLI#57752A DF-TR-20-5.1 File Text:TRIANGLE LABORATORIES, INC.

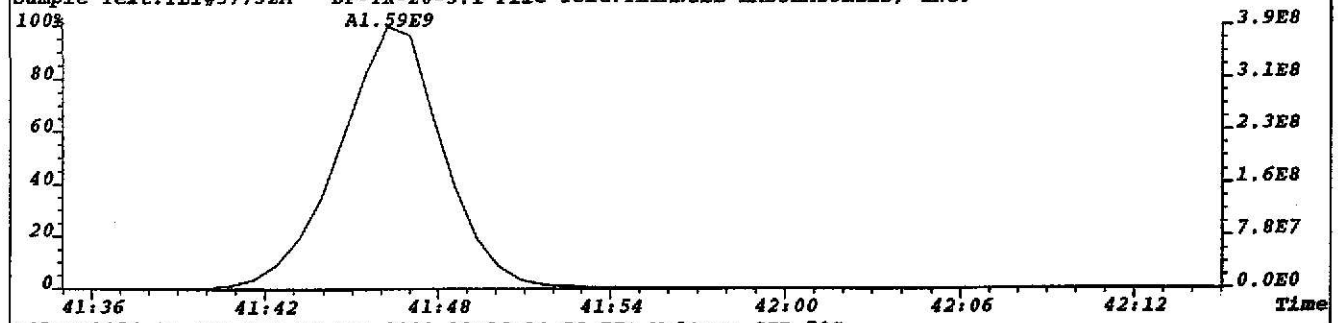

File:W1056 #1-674 Acq:12-JUL-2002 19:26:34 GC EI+ Voltage SIR 70S
459.7348 S:4 F:4 BSUB(256,30,-3.0) PKD(7,5,3,0.10%,4828.0,1.00%,F,T) Exp:NDB5US Noise:1207
Sample Text:TLI#57752A DF-TR-20-5.1 File Text:TRIANGLE LABORATORIES, INC.

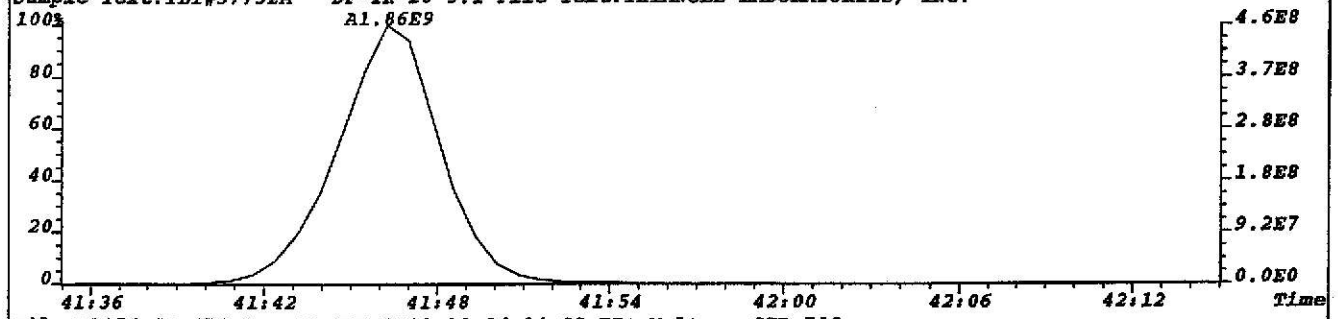

File:W1056 #1-674 Acq:12-JUL-2002 19:26:34 GC EI+ Voltage SIR 70S
469.7779 S:4 F:4 BSUB(256,30,-3.0) PKD(7,5,3,0.10%,58724.0,1.00%,F,T) Exp:NDB5US Noise:14681
Sample Text:TLI#57752A DF-TR-20-5.1 File Text:TRIANGLE LABORATORIES, INC.



File:W1056 #1-674 Acq:12-JUL-2002 19:26:34 GC EI+ Voltage SIR 70S
471.7750 S:4 F:4 BSUB(256,30,-3.0) PKD(7,5,3,0.10%,31260.0,1.00%,F,T) Exp:NDB5US Noise:7815
Sample Text:TLI#57752A DF-TR-20-5.1 File Text:TRIANGLE LABORATORIES, INC.



File:W1056 #1-674 Acq:12-JUL-2002 19:26:34 GC EI+ Voltage SIR 70S
430.9729 S:4 F:4 Exp:NDB5US
Sample Text:TLI#57752A DF-TR-20-5.1 File Text:TRIANGLE LABORATORIES, INC.

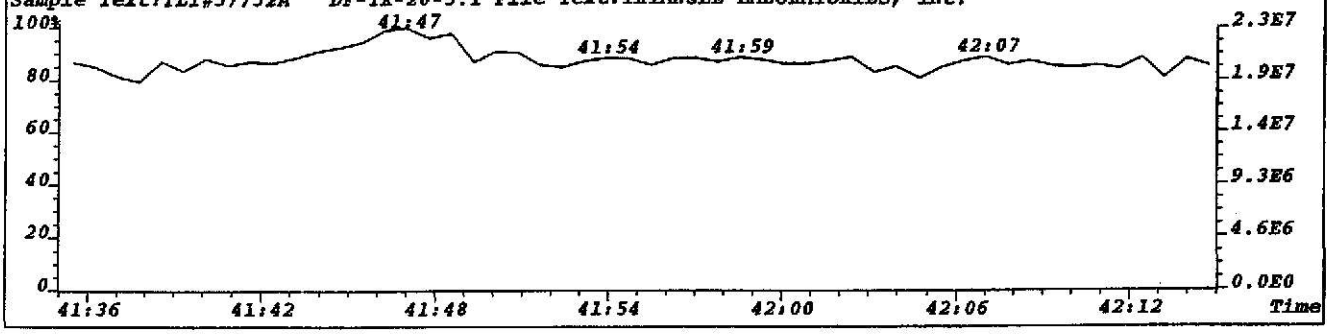

Peak Locate Examination:12-JUL-2002:17:01 File:W1056
Experiment:NDB5US Function:2 Reference:PFK

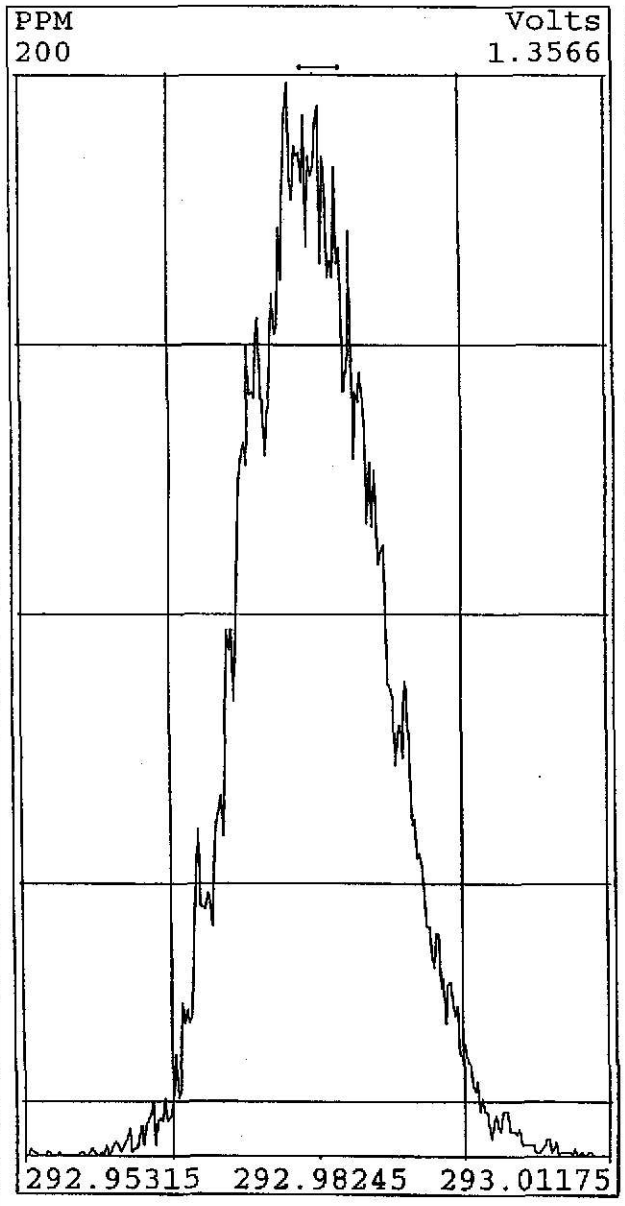

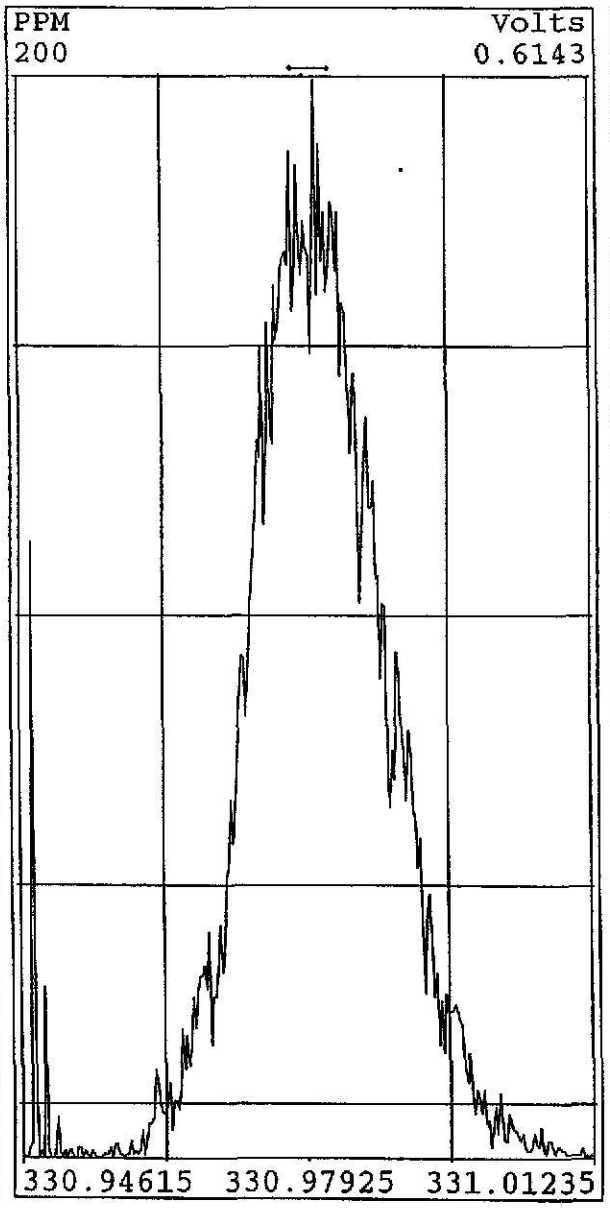

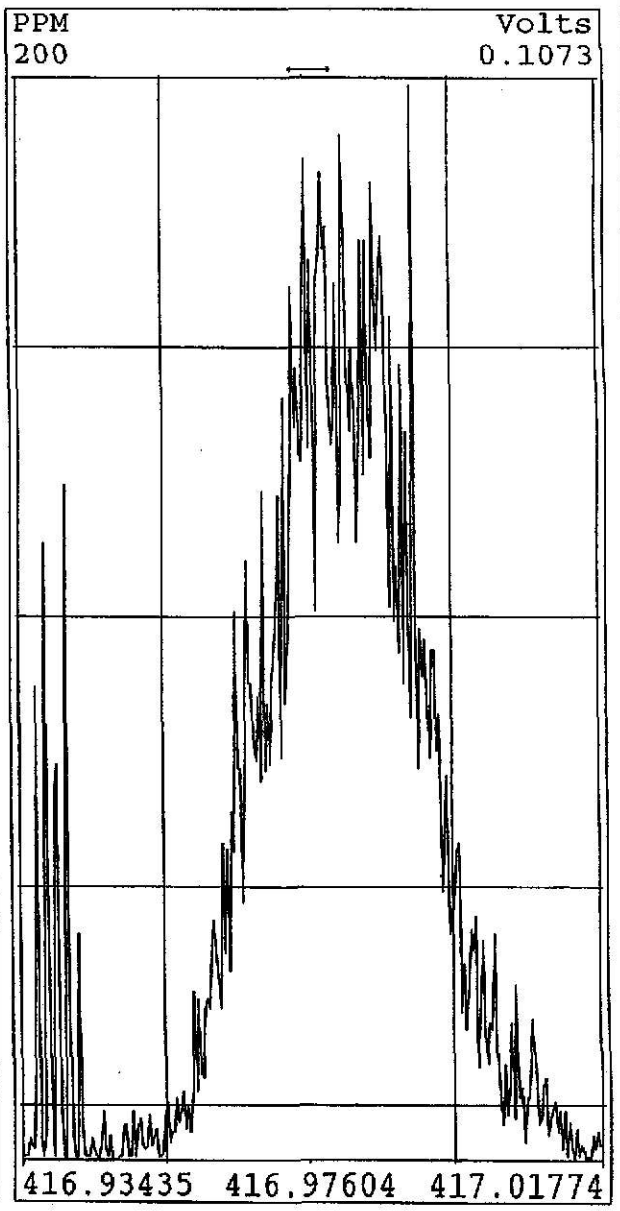

OBM 7/15/02

File:W1056 #1-797 Acq:12-JUL-2002 19:26:34 GC EI+ Voltage SIR 70S
339.8597 S:4 F:2 Exp:NDB5US
Sample Text:TLI#57752A DF-TR-20-5.1 File Text:TRIANGLE LABORATORIES, INC.

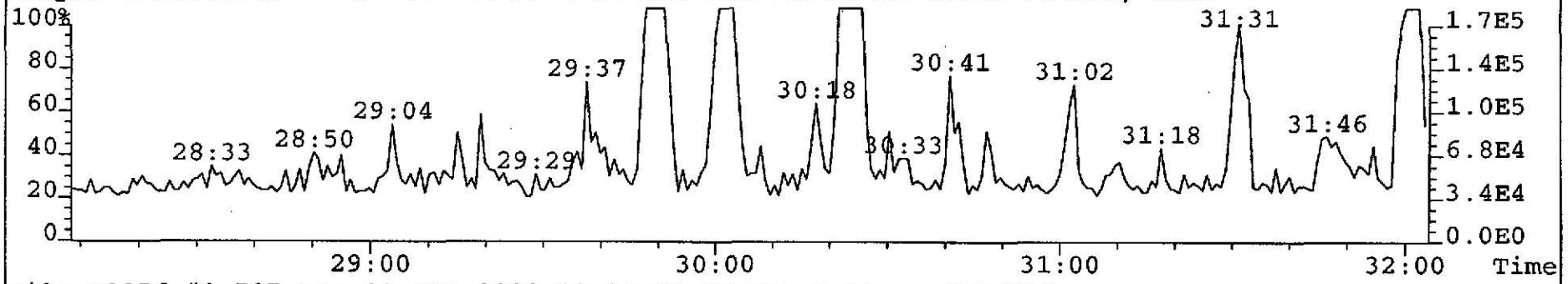

File:W1056 #1-797 Acq:12-JUL-2002 19:26:34 GC EI+ Voltage SIR 70S
341.8567 S:4 F:2 Exp:NDB5US
Sample Text:TLI#57752A DF-TR-20-5.1 File Text:TRIANGLE LABORATORIES, INC.

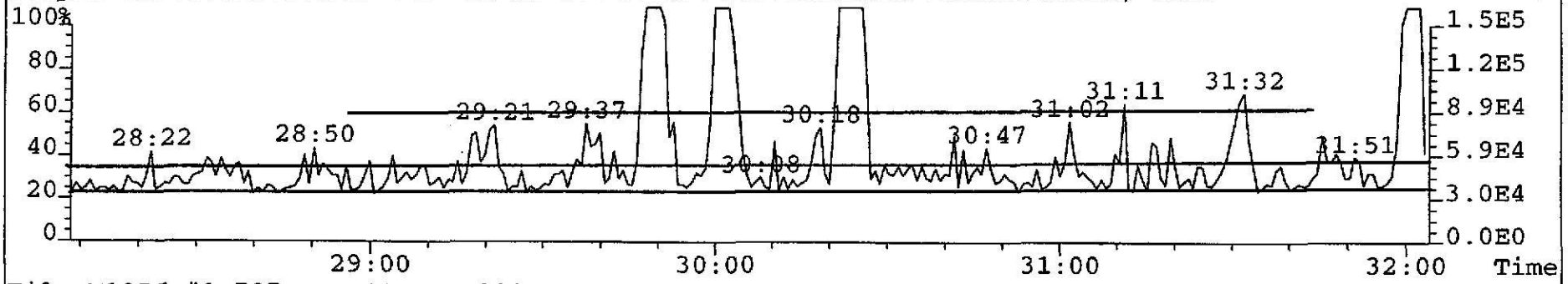

File:W1056 #1-797 Acq:12-JUL-2002 19:26:34 GC EI+ Voltage SIR 70S
353.8970 S:4 F:2 Exp:NDB5US
Sample Text:TLI#57752A DF-TR-20-5.1 File Text:TRIANGLE LABORATORIES, INC.

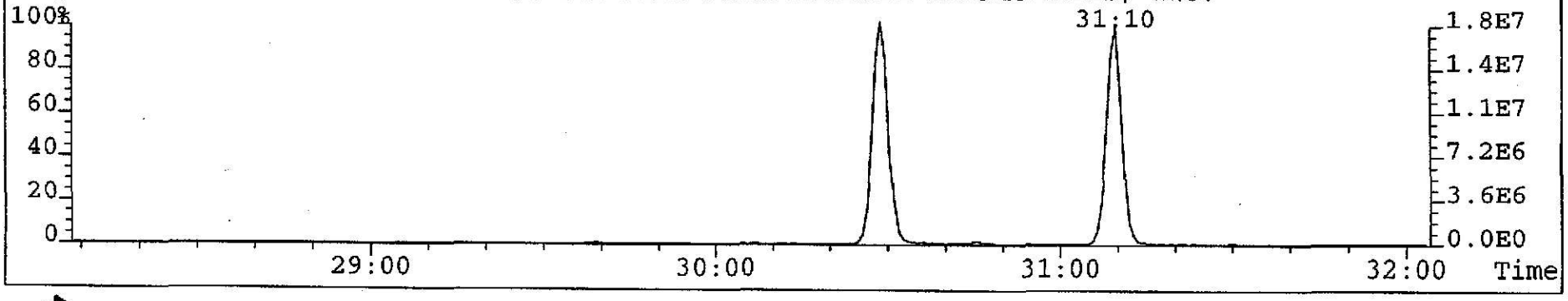

Qam 7/15/02

File:W1056 #1-423 Acq:12-JUL-2002 19:26:34 GC EI+ Voltage SIR 70S
373.8208 S:4 F:3 Exp:NDB5US
Sample Text:TLI#57752A DF-TR-20-5.1 File Text:TRIANGLE LABORATORIES, INC.

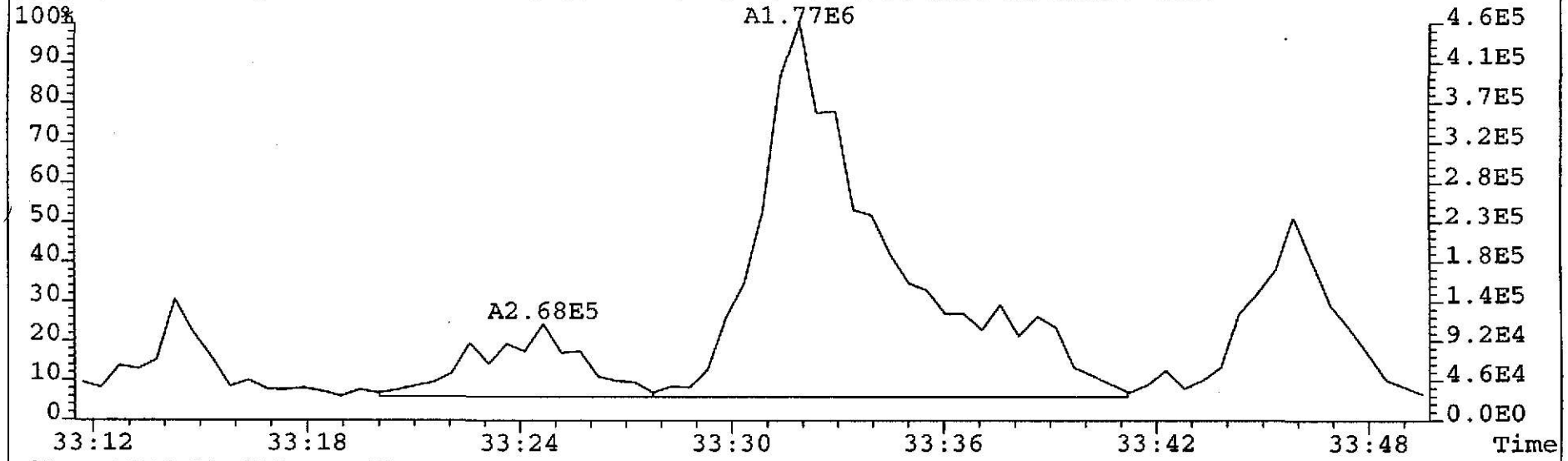

File:W1056 #1-423 Acq:12-JUL-2002 19:26:34 GC EI+ Voltage SIR 70S
375.8178 S:4 F:3 Exp:NDB5US
Sample Text:TLI#57752A DF-TR-20-5.1 File Text:TRIANGLE LABORATORIES, INC.

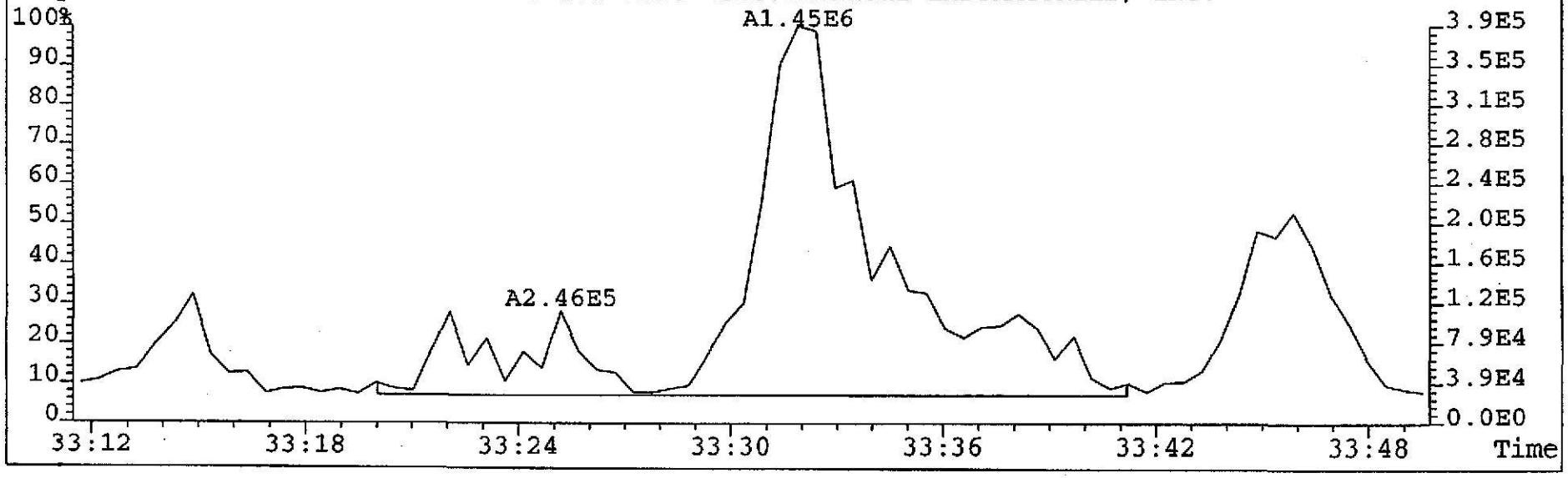

QEM 7/15/02

File:W1056 #1-423 Acq:12-JUL-2002 19:26:34 GC EI+ Voltage SIR 70S
373.8208 S:4 F:3 Exp:NDB5US
Sample Text:TLI#57752A DF-TR-20-5.1 File Text:TRIANGLE LABORATORIES, INC.

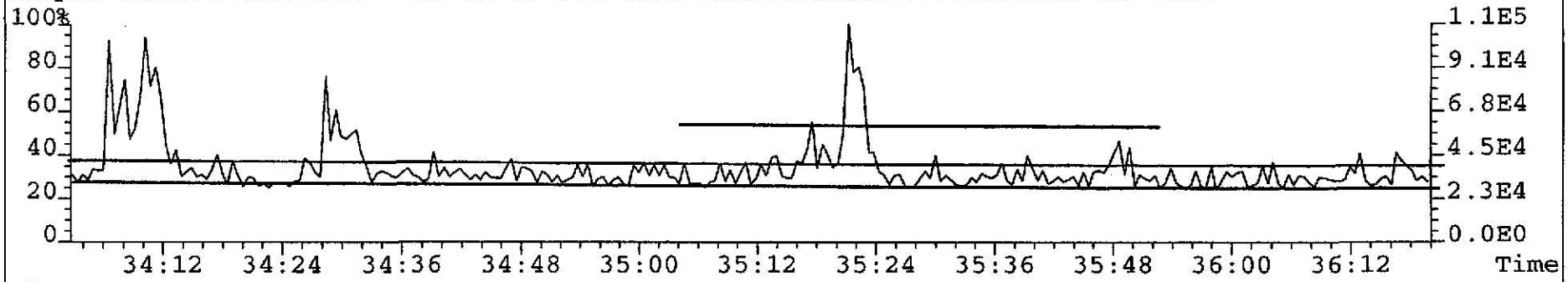

File:W1056 #1-423 Acq:12-JUL-2002 19:26:34 GC EI+ Voltage SIR 70S
375.8178 S:4 F:3 Exp:NDB5US
Sample Text:TLI#57752A DF-TR-20-5.1 File Text:TRIANGLE LABORATORIES, INC.

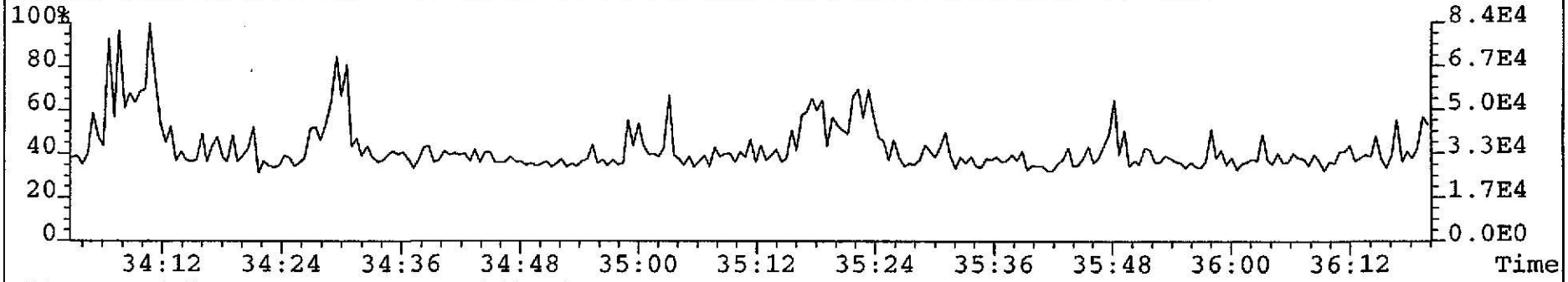

File:W1056 #1-423 Acq:12-JUL-2002 19:26:34 GC EI+ Voltage SIR 70S
383.8639 S:4 F:3 Exp:NDB5US
Sample Text:TLI#57752A DF-TR-20-5.1 File Text:TRIANGLE LABORATORIES, INC.

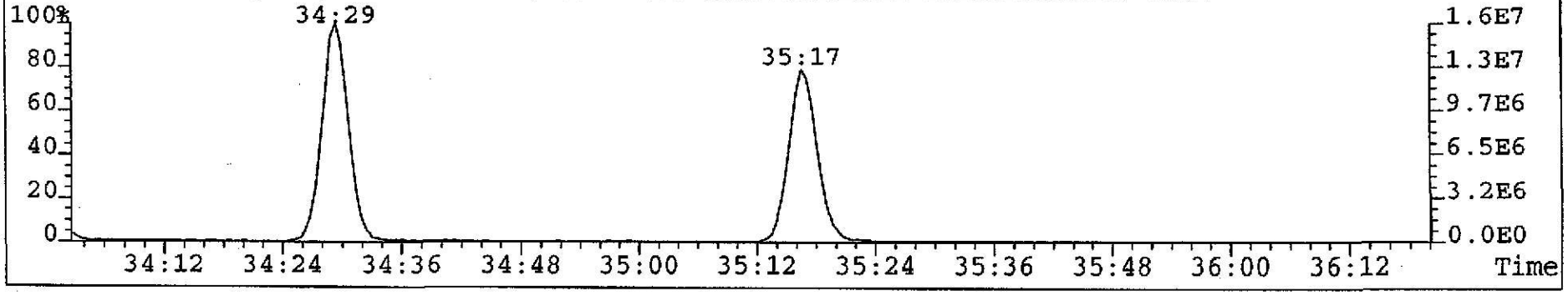

QAM 7/15/02

File:W1056 #1-423 Acq:12-JUL-2002 19:26:34 GC EI+ Voltage SIR 70S
389.8156 S:4 F:3 Exp:NDB5US
Sample Text:TLI#57752A DF-TR-20-5.1 File Text:TRIANGLE LABORATORIES, INC.

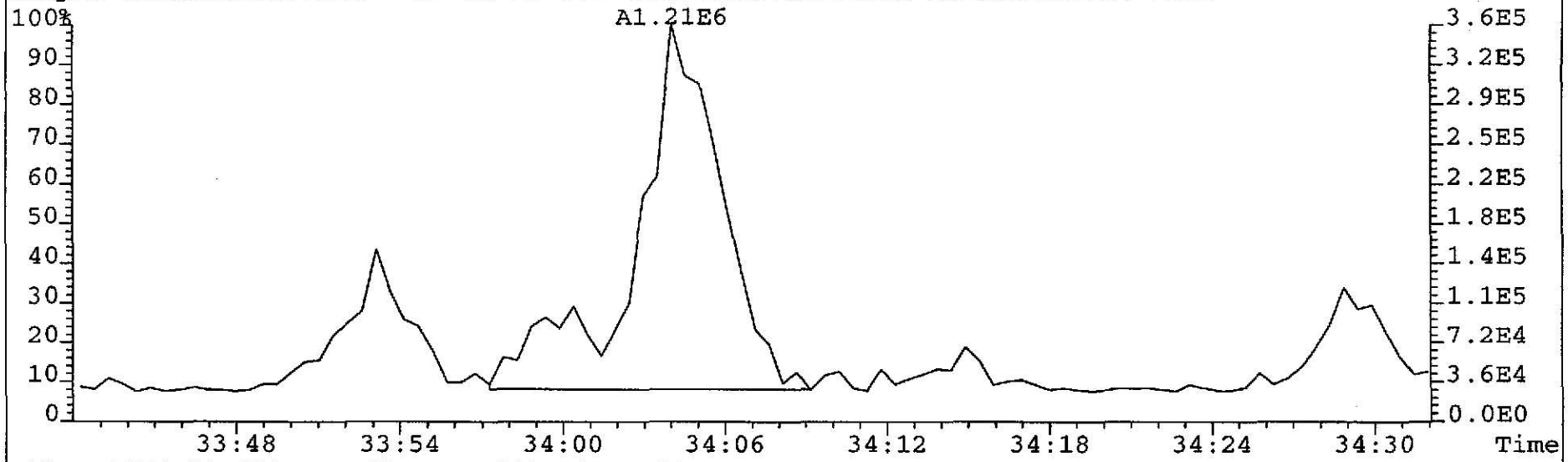

File:W1056 #1-423 Acq:12-JUL-2002 19:26:34 GC EI+ Voltage SIR 70S
391.8127 S:4 F:3 Exp:NDB5US
Sample Text:TLI#57752A DF-TR-20-5.1 File Text:TRIANGLE LABORATORIES, INC.

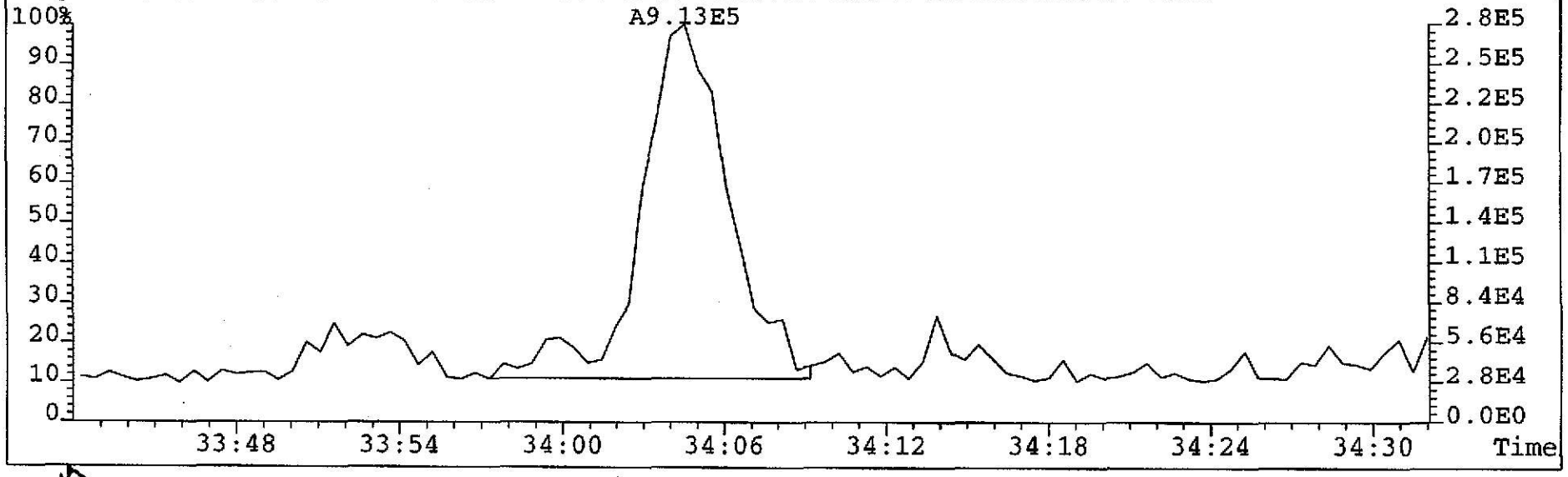

Martin & Slagle

TLI Project: **57752A** 1613, Revision B PCDD/PCDF Analysis (c)
Client Sample: **DF-DP-163 0-0.5** Analysis File: **W105605**

Client Project:	**Mississippi Project**				
Sample Matrix:	**SOLID**	Date Received:	**06/28/02**	Spike File:	**SP161B22**
TLI ID:	**329-38-15**	Date Extracted:	**07/03/02**	ICal:	**WF5614B**
		Date Analyzed:	**07/12/02**	ConCal:	**WB21055**
Sample Size:	**12.200 g**	Dilution Factor:	**n/a**	% Moisture:	**17.4**
Dry Weight:	**10.077 g**	Blank File:	**S023087**	% Lipid:	**n/a**
GC Column:	**DB-5**	Analyst:	**JLD**	% Solids:	**82.6**

Analytes	Conc. (pg/g)	DL	Ratio	RT	RRT	Flags
2,3,7,8-TCDD	ND	1.0				—
1,2,3,7,8-PeCDD	ND	0.3				—
1,2,3,4,7,8-HxCDD	ND	1.6				—
1,2,3,6,7,8-HxCDD	24.8		1.26	34:42	1.000	—
1,2,3,7,8,9-HxCDD	8.1		1.23	35:01	1.010	J
1,2,3,4,6,7,8-HpCDD	158		1.03	38:01	1.000	—
1,2,3,4,6,7,8,9-OCDD	2700		0.87	41:46	1.000	—
2,3,7,8-TCDF	24.1		0.75	26:39	1.001	—
1,2,3,7,8-PeCDF	6.1		1.43	30:30	1.001	—
2,3,4,7,8-PeCDF	25.8		1.55	31:10	1.000	—
1,2,3,4,7,8-HxCDF	156		1.27	33:54	1.000	—
1,2,3,6,7,8-HxCDF	38.2		1.28	34:00	1.000	—
2,3,4,6,7,8-HxCDF	42.5		1.24	34:30	1.000	—
1,2,3,7,8,9-HxCDF	4.0		1.27	35:16	1.000	J
1,2,3,4,6,7,8-HpCDF	1620		1.07	36:58	1.000	—
1,2,3,4,7,8,9-HpCDF	27.6		1.04	38:33	1.000	—
1,2,3,4,6,7,8,9-OCDF	453		0.89	41:59	1.005	—

Totals	Conc. (pg/g)	Number	DL	Flags
Total TCDD	2.6	3		—
Total PeCDD	9.7	3		—
Total HxCDD	155	5		—
Total HpCDD	296	2		—
Total TCDF	679	20		—
Total PeCDF	1450	18		—
Total HxCDF	1190	15		—
Total HpCDF	2600	3		—

161B_PSR v2.04, LARS 6.25.05

Triangle Laboratories, Inc.®
2445 S. Alston Ave. • Durham, North Carolina 27713
Phone: (919) 544-5729 • Fax: (919) 544-5491

Printed: 13:58 07/15/02

TLI Project: **57752A** 1613, Revision B PCDD/PCDF Analysis (c)
Client Sample: **DF-DP-163 0-0.5** Analysis File: **W105605**

Internal Standards	Conc. (pg/g)	% Recovery	QC Limits	Ratio	RT	RRT	Flags
$^{13}C_{12}$-2,3,7,8-TCDD	135	67.8	25%-164%	0.80	27:19	1.006	—
$^{13}C_{12}$-1,2,3,7,8-PeCDD	157	78.9	25%-181%	1.48	31:30	1.160	—
$^{13}C_{12}$-1,2,3,4,7,8-HxCDD	161	81.2	32%-141%	1.26	34:36	0.988	—
$^{13}C_{12}$-1,2,3,6,7,8-HxCDD	157	79.0	28%-130%	1.24	34:41	0.990	—
$^{13}C_{12}$-1,2,3,4,6,7,8-HpCDD	168	84.5	23%-140%	1.04	38:01	1.086	—
$^{13}C_{12}$-1,2,3,4,6,7,8,9-OCDD	361	90.9	17%-157%	0.89	41:46	1.193	—
$^{13}C_{12}$-2,3,7,8-TCDF	134	67.3	24%-169%	0.77	26:37	0.980	—
$^{13}C_{12}$-1,2,3,7,8-PeCDF	137	69.0	24%-185%	1.47	30:29	1.123	—
$^{13}C_{12}$-2,3,4,7,8-PeCDF	137	68.9	21%-178%	1.55	31:10	1.148	—
$^{13}C_{12}$-1,2,3,4,7,8-HxCDF	187	94.4	26%-152%	0.52	33:54	0.968	—
$^{13}C_{12}$-1,2,3,6,7,8-HxCDF	181	91.0	26%-123%	0.52	34:00	0.971	—
$^{13}C_{12}$-2,3,4,6,7,8-HxCDF	210	106	28%-136%	0.52	34:29	0.985	—
$^{13}C_{12}$-1,2,3,7,8,9-HxCDF	189	95.3	29%-147%	0.51	35:17	1.008	—
$^{13}C_{12}$-1,2,3,4,6,7,8-HpCDF	223	112	28%-143%	0.44	36:57	1.055	—
$^{13}C_{12}$-1,2,3,4,7,8,9-HpCDF	185	93.0	26%-138%	0.44	38:32	1.100	—

Cleanup Standard	Conc. (pg/g)	% Recovery	QC Limits	RT	RRT	Flags
$^{37}Cl_4$-2,3,7,8-TCDD	15.3	77.3	35%-197%	27:21	1.007	—

Recovery Standards	Ratio	RT	Flags
$^{13}C_{12}$-1,2,3,4-TCDD	0.81	27:09	—
$^{13}C_{12}$-1,2,3,7,8,9-HxCDD	1.22	35:01	—

Data Reviewer: GEM 07/15/02

161B_PSR v2.04, LARS 6.25.05

Triangle Laboratories, Inc.®
2445 S. Alston Ave. • Durham, North Carolina 27713
Phone: (919) 544-5729 • Fax: (919) 544-5491

Printed: 13:58 07/15/02

Martin & Slagle

TLI Project: **57752A**
Client Sample: **DF-DP-163 0-0.5**

Toxicity Equivalents Report
Analysis File: **W105605**

Client Project:	**Mississippi Project**				
Sample Matrix:	**SOLID**	Date Received:	**06/28/02**	Spike File:	**SP161B22**
TLI ID:	**329-38-15**	Date Extracted:	**07/03/02**	ICal:	**WF5614B**
		Date Analyzed:	**07/12/02**	ConCal:	**WB21055**
Sample Size:	**12.200 g**	Dilution Factor:	**1**	% Moisture:	**17.4**
Dry Weight:	**10.077 g**	Blank File:	**S023087**	% Lipid:	**n/a**
GC Column:	**DB-5**	Analyst:	**JLD**	% Solids:	**82.6**

Analytes	Conc. (pg/g)		TEF		Equivalent
2,3,7,8-TCDD	{1.0}	x	1.	=	1.0
1,2,3,7,8-PeCDD	{0.3}	x	0.5	=	0.2
1,2,3,4,7,8-HxCDD	{1.6}	x	0.1	=	0.16
1,2,3,6,7,8-HxCDD	24.8	x	0.1	=	2.48
1,2,3,7,8,9-HxCDD	8.1	x	0.1	=	0.81
1,2,3,4,6,7,8-HpCDD	158	x	0.01	=	1.58
1,2,3,4,6,7,8,9-OCDD	2700	x	0.001	=	2.700
TOTAL PCDD					8.9
2,3,7,8-TCDF	40.6	x	0.1	=	4.06
1,2,3,7,8-PeCDF	6.1	x	0.05	=	0.31
2,3,4,7,8-PeCDF	25.8	x	0.5	=	12.9
1,2,3,4,7,8-HxCDF	156	x	0.1	=	15.6
1,2,3,6,7,8-HxCDF	38.2	x	0.1	=	3.82
2,3,4,6,7,8-HxCDF	42.5	x	0.1	=	4.25
1,2,3,7,8,9-HxCDF	4.0	x	0.1	=	0.40
1,2,3,4,6,7,8-HpCDF	1620	x	0.01	=	16.20
1,2,3,4,7,8,9-HpCDF	27.6	x	0.01	=	0.276
1,2,3,4,6,7,8,9-OCDF	453	x	0.001	=	0.453
TOTAL PCDF					58.3

Total EPA TEFs, 1989a: 67.2 pg/g

{...} indicates that the value is that of a Detection Limit.

GRY_TEF v1.08, MILES 4.22.16

Triangle Laboratories, Inc.®
2445 S. Alston Ave. • Durham, North Carolina 27713
Phone: (919) 544-5729 • Fax: (919) 544-5491

Printed: 21:40 07/15/02

Initial ....Date...

Data Review By: QBM 7/15/02

Calculated Noise Height: 2.14

Page No. 1 Listing of W105605B.dbf
07/15/02 Matched GC Peaks / Ratio / Ret. Time

Compound/ M_Z....	QC.Log	Omit	Why	..RT.	OK	Ratio	Total.Area/Ht	Area/Ht.Peak1	Area/Ht.Peak2	Rel.RT	Compound.Name..	ID..	Flags.
TCDF						0.65-0.89				0.879-1.070			
304-306		DC	NL			Height	24.04	15.28	8.76				
				23:30		0.75	3,289.76	1,406.38	1,883.38	0.883			
				23:59		0.68	1,800.13	731.55	1,068.58	0.901			
				24:19		0.68	407.32	165.27	242.05	0.914			
				24:34		0.79	990.46	436.71	553.75	0.923			
				24:42		0.79	436.33	192.57	243.76	0.928			
				25:01		0.68	564.92	229.09	335.83	0.940			
				25:10		0.78	1,385.71	606.53	779.18	0.946			
				25:18		0.66	520.25	206.01	314.24	0.951			
				25:44		0.73	2,873.63	1,213.76	1,659.87	0.967			
				26:04		0.73	8,083.51	3,409.98	4,673.53	0.979			
				26:15		0.79	2,733.98	1,203.36	1,530.62	0.986			
				26:24		0.74	8,432.47	3,588.74	4,843.73	0.992			
	NM			26:36		0.74	4,490.00	1,910.00	2,580.00	0.999			
	AN			26:39		0.75	2,350.00	1,010.00	1,340.00	1.001	2378-TCDF		AN
				26:50		0.82	722.74	326.10	396.64	1.008			
				27:05		0.81	541.71	242.85	298.86	1.018			
				27:20		0.74	850.61	362.45	488.16	1.027			
				27:35		0.79	2,722.86	1,197.92	1,524.94	1.036			
				27:51		0.73	22,471.40	9,513.50	12,957.90	1.046			
				28:29		0.78	540.45	237.31	303.14	1.070			
		DC	WH	28:37	RO	0.95	249.40			1.075			
		DC	WH	28:52	RO	0.91	534.83			1.085			
304-306				20	Peaks		66,208.24						
13C12-TCDF						0.65-0.89				0.944-1.132			
316-318		DC	NL			Height	5.27	2.48	2.79				
				26:13		0.84	147.36	67.34	80.02	0.985			
				26:37		0.77	16,908.50	7,332.52	9,575.98	1.000	13C12-2378-TCDF		ISO
						Height	4,951.53	2,086.80	2,864.73				
				27:21	RO	0.39	44.51	12.56	31.95	1.028			
		DC	SN	27:25	RO	0.35	24.60			1.030			
				27:57		0.65	145.46	57.52	87.94	1.050			
		DC	SN	28:29	RO	0.20	22.80			1.070			
316-318				4	Peaks		17,245.83						

---------- Above: TCDF / TCDD Follows ----------

TCDD						0.65-0.89				0.904-1.041			
320-322		DC	NL			Height	3.59	1.87	1.72				
	D	D	SN	24:52	RO	1.26	14.00			0.910	1368-TCDD		AN
		DC	SN	25:11	RO	2.83	8.80			0.922			
		DC	SN	25:32	RO	0.32	16.04			0.935			
		DC	SN	25:44	RO	0.31	13.79			0.942			
		DC	SN	25:57	RO	0.09	24.98			0.950			
				26:11	RO	0.95	88.40	43.12	45.28	0.959			

Compound/ M_Z....	QC.Log	Omit	Why	..RT.	OK	Ratio	Total.Area/Ht	Area/Ht.Peak1	Area/Ht.Peak2	Rel.RT	Compound.Name..	ID..	Flags.
				26:37		0.69	75.71	31.02	44.69	0.974			J
				27:00		0.78	87.74	38.32	49.42	0.988			
	A			27:15		0.75	36.00	15.40	20.60	0.998			J
	M			27:19	RO	1.45	79.00	46.80	32.20	1.000	2378-TCDD	AN	
				27:29	RO	1.79	81.26	52.11	29.15	1.006			
				27:46	RO	1.89	252.03	164.81	87.22	1.016			
				27:55	RO	1.91	607.63	398.48	209.15	1.022			
		DC	SN	28:13	RO	0.99	11.51			1.033			
				28:21	RO	1.08	41.44	21.55	19.89	1.038			
		DC	WH	28:31	RO	1.41	219.57			1.044			
		DC	WH	28:38	RO	1.46	111.50			1.048			
		DC	WH	28:51	RO	1.54	195.44			1.056			
320-322			9	Peaks			1,349.21						
37Cl-TCDD										0.927-1.073			
328		DC	NL			Height	2.84	2.84					
		DC	WL	25:16			205.74			0.925			
				25:44			128.29	128.29		0.942			
				26:00			30,050.00	30,050.00		0.952			
	M			27:21			1,620.00	1,620.00		1.001	37Cl-TCDD	CLS	
				27:34			54.79	54.79		1.009			
				27:43			58,609.00	58,609.00		1.015			
				27:56			182.59	182.59		1.023			
				28:06			73.91	73.91		1.029			
				28:39			1,309.03	1,309.03		1.049			
328			8	Peaks			92,027.61						
13C12-TCDD						0.65-0.89				0.920-1.066			
332-334		DC	NL			Height	8.94	6.59	2.35				
				27:09		0.81	19,297.54	8,659.04	10,638.50	0.994	13C12-1234-TCDD	RS1	
				27:19		0.80	13,951.36	6,219.97	7,731.39	1.000	13C12-2378-TCDD	IS1	
						Height	3,975.67	1,770.96	2,204.71				
332-334			2	Peaks			33,248.90						

---------- Above: TCDD / PeCDF Follows ----------

PeCDF						1.32-1.78				0.910-1.036			
340-342		DC	NL			Height	4.27	2.19	2.08				
		DC	WL	28:20		1.55	388.56			0.909			
				28:28		1.50	5,852.21	3,509.64	2,342.57	0.913			
				28:37		1.50	4,543.42	2,723.66	1,819.76	0.918			
				28:50		1.54	7,241.41	4,385.79	2,855.62	0.925			
				29:03		1.49	2,924.12	1,751.54	1,172.58	0.932			
				29:15		1.51	3,776.65	2,269.76	1,506.89	0.939			
				29:39		1.57	10,855.65	6,627.74	4,227.91	0.951			
				29:51		1.55	28,305.30	17,214.70	11,090.60	0.958			
				30:02		1.55	16,162.10	9,816.07	6,346.03	0.964			
	NM			30:24		1.54	22,790.00	13,800.00	8,990.00	0.997			
	AN			30:30		1.43	530.00	312.00	218.00	1.001	12378-PeCDF	AN	
				30:41		1.52	1,876.57	1,132.80	743.77	0.984			
				30:47		1.60	1,397.21	858.82	538.39	0.988			
	A			31:06		1.44	1,298.00	767.00	531.00	0.998			

Compound/ M_Z....	QC.Log	Omit	Why	..RT.	OK	Ratio	Total.Area/Ht	Area/Ht.Peak1	Area/Ht.Peak2	Rel.RT	Compound.Name..	ID..	Flags.
M				31:10		1.55	2,186.00	1,330.00	856.00	1.000	23478-PeCDF	AN	
				31:23		1.53	5,266.51	3,181.26	2,085.25	1.007			
			X	31:31		1.51	1,779.99	1,071.82	708.17	1.011			
			X	31:47		1.47	2,569.96	1,530.07	1,039.89	1.020			
				32:01		1.51	4,715.96	2,835.62	1,880.34	1.027			
		DC	WH	32:36		1.40	403.31			1.046			
340-342			18	Peaks			124,071.06						
13C12-PeCDF				1.32-1.78						0.807-1.128			
352-354		DC	NL			Height	3.18	1.35	1.83				
				29:39	RO	0.04	768.20	32.87	735.33	0.951			
				29:50	RO	0.04	1,555.99	62.83	1,493.16	0.957			
				30:29		1.47	14,157.58	8,420.65	5,736.93	1.000	13C12-PeCDF 123	IS2	
						Height	4,410.59	2,704.06	1,706.53				
				31:10		1.55	14,147.23	8,605.64	5,541.59	1.000	13C12-PeCDF 234	IS3	
						Height	4,566.35	2,807.63	1,758.72				
				31:22	RO	0.32	176.84	43.08	133.76	1.006			
				31:48	RO	0.98	248.21	123.13	125.08	1.020			
				32:07	RO	0.91	482.81	230.51	252.30	1.030			
352-354			7	Peaks			31,536.86						

---------- Above: PeCDF / PeCDD Follows ----------

PeCDD				1.32-1.78						0.940-1.021			
356-358		DC	NL			Height	3.59	1.45	2.14				
				29:45	RO	0.11	1,326.61	128.05	1,198.56	0.944			
				29:50		1.75	240.45	152.90	87.55	0.947			J
				30:14	RO	1.13	125.82	66.66	59.16	0.960			
				30:27	RO	0.68	373.23	150.89	222.34	0.967			
M				30:35	RO	0.94	507.00	246.00	261.00	0.971			
				31:00	RO	2.06	105.09	70.73	34.36	0.984			
				31:12		1.70	126.74	79.80	46.94	0.990			J
MN				31:31		1.61	230.40	142.00	88.40	1.001			J
M				31:40	RO	0.36	472.00	125.00	347.00	1.005			
M				31:47	RO	2.02	1,381.00	923.00	458.00	1.009			
				32:06	RO	2.17	828.73	567.03	261.70	1.019			
		DC	WH	32:24	RO	1.31	123.81			1.029			
356-358			11	Peaks			5,717.07						
13C12-PeCDD				1.32-1.78						0.735-1.053			
368-370		DC	NL			Height	2.58	1.49	1.09				
		DC	SN	29:43	RO	1.04	5.14			0.943			
				30:03		1.43	10.85	6.38	4.47	0.954			
				30:25	RO	0.96	26.63	13.01	13.62	0.966			
				30:34	RO	1.11	72.65	38.19	34.46	0.970			
				31:11	RO	2.46	11.97	8.51	3.46	0.990			
				31:19	RO	0.94	27.60	13.35	14.25	0.994			
				31:30		1.48	9,690.47	5,783.92	3,906.55	1.000	13C12-PeCDD 123	IS4	
						Height	3,172.26	1,876.21	1,296.05				
				31:38	RO	1.30	71.68	40.47	31.21	1.004			
				32:01	RO	0.62	24.73	9.49	15.24	1.016			
				32:08	RO	0.33	32.97	8.27	24.70	1.020			

```
Compound/
M_Z.... QC.Log Omit Why ..RT. OK Ratio Total.Area/Ht Area/Ht.Peak1 Area/Ht.Peak2 Rel.RT Compound.Name.. ID.. Flags.

                DC  SN  32:22 RO  0.62        11.00                              1.028
368-370               9 Peaks              9,969.55

                ---------------------- Above: PeCDD / HxCDF Follows --------------------

HxCDF                           1.05-1.43                                  0.929-1.007
374-376         DC  NL          Height        22.30        12.76         9.54
                        32:51     1.22       192.27       105.59        86.68  0.931                        J
                        32:57     1.28     7,087.76     3,977.21     3,110.55  0.934
                        33:05     1.26    31,784.60    17,749.90    14,034.70  0.938
                        33:14     1.29     5,560.97     3,130.24     2,430.73  0.942
                        33:23     1.31     1,470.70       833.75       636.95  0.946
                        33:32     1.28    38,650.60    21,690.80    16,959.80  0.950
                        33:46     1.28     1,961.73     1,101.89       859.84  0.957
                        33:54     1.27    14,769.67     8,277.09     6,492.58  1.000 123478-HxCDF    AN
                        34:00     1.28     3,736.90     2,094.96     1,641.94  1.000 123678-HxCDF    AN
                        34:07     1.32       379.50       215.77       163.73  0.967                        J
                        34:17     1.28       350.54       196.65       153.89  0.972                        J
                        34:30     1.24     4,253.86     2,356.44     1,897.42  1.000 234678-HxCDF    AN
                DC  SN  34:53 RO  2.11        56.67                             0.989
                        35:01     1.38        70.28        40.70        29.58  0.992                        J
        M               35:16     1.27       333.00       186.00       147.00  1.000 123789-HxCDF    AN   J
        M               35:22     1.29     1,394.00       785.00       609.00  1.002
                DC  SN  35:29 RO  1.45        24.96                             1.006
                DC  WH  35:48 RO  0.93        47.15                             1.015
374-376              15 Peaks            111,996.38

13C12-HxCDF                     0.43-0.59                                  0.879-1.105
384-386         DC  NL          Height        12.17         5.33         6.84
                DC  SN  33:05 RO  1.06        40.48                             0.938
                        33:54     0.52    15,176.10     5,167.40    10,008.70  1.000 13C12-HxCDF 478 IS5
                                Height     5,144.79     1,754.45     3,390.34
                        34:00     0.52    15,009.87     5,129.12     9,880.75  1.000 13C12-HxCDF 678 IS6
                                Height     5,047.97     1,746.20     3,301.77
                        34:29     0.52    16,487.78     5,605.88    10,881.90  1.000 13C12-HxCDF 234 IS7
                                Height     5,313.64     1,778.71     3,534.93
                DC  SN  34:46 RO  0.31        12.43                             0.985
                DC  SN  34:47 RO  1.15        17.52                             0.986
                        35:17     0.51    12,911.37     4,382.80     8,528.57  1.000 13C12-HxCDF 789 IS8
                                Height     3,971.06     1,352.82     2,618.24
                DC  SN  35:38 RO  1.01        41.65                             1.010
384-386               4 Peaks             59,585.12

                ---------------------- Above: HxCDF / HxCDD Follows --------------------

HxCDD                           1.05-1.43                                  0.959-1.013
390-392         DC  NL          Height        15.82         6.00         9.82
                        33:26     1.16     1,571.65       843.52       728.13  0.964
                DC  SN  33:34 RO  0.88        31.00                             0.968
                        33:52     1.35       250.46       143.92       106.54  0.976                        J
                        34:05     1.20     4,646.53     2,531.74     2,114.79  0.983
                        34:12 RO  0.69       161.80        66.15        95.65  0.986
```

Compound/ M_Z....	QC.Log	Omit	Why	..RT.	OK	Ratio	Total.Area/Ht	Area/Ht.Peak1	Area/Ht.Peak2	Rel.RT	Compound.Name..	ID..	Flags.
A				34:31	RO	1.64	98.70	61.30	37.40	0.995			
N				34:33	RO	2.32	113.36	79.26	34.10	0.999			
AN				34:37	RO	1.78	85.20	54.60	30.60	1.000	123478-HxCDD	AN	
M				34:42		1.26	1,285.00	717.00	568.00	1.000	123678-HxCDD	AN	
				35:01		1.23	434.02	239.45	194.57	1.010	123789-HxCDD	AN	J
	DC	WH		35:15	RO	2.43	174.03			1.016			
	DC	WH		35:31	RO	0.82	122.04			1.024			
390-392			9	Peaks			8,646.72						
13C12-HxCDD				1.05-1.43						0.983-1.040			
402-404	DC	NL		Height			8.52	4.11	4.41				
				34:05	RO	0.38	59.61	16.39	43.22	0.985			
				34:13	RO	0.04	150.52	5.36	145.16	0.989			
				34:36		1.26	9,047.42	5,046.87	4,000.55	1.000	13C12-HxCDD 478	IS9	
				Height			2,874.69	1,582.69	1,292.00				
				34:41		1.24	9,430.44	5,215.52	4,214.92	1.000	13C12-HxCDD 678	IS10	
				Height			3,181.42	1,781.32	1,400.10				
				35:01		1.22	13,599.10	7,473.78	6,125.32	1.012	13C12-HxCDD 789	RS2	
				35:10	RO	0.26	129.86	27.12	102.74	1.016			
	DC	SN		35:28	RO	1.65	30.31			1.025			
402-404			6	Peaks			32,416.95						

---------- Above: HxCDD / HpCDF Follows ----------

HpCDF				0.88-1.20						0.955-1.004			
408-410	DC	NL		Height			11.35	6.07	5.28				
				36:58		1.07	161,814.50	83,603.40	78,211.10	1.000	1234678-HpCDF	AN	
				37:14	RO	0.63	375.24	144.95	230.29	0.966			
				37:24		1.05	78,177.90	40,057.50	38,120.40	0.971			
				38:33		1.04	1,799.82	917.65	882.17	1.000	1234789-HpCDF	AN	
408-410			4	Peaks			242,167.46						
13C12-HpCDF				0.37-0.51						0.856-1.142			
418-420	DC	NL		Height			4.43	1.53	2.90				
				36:57		0.44	13,262.91	4,060.13	9,202.78	1.000	13C12-HpCDF 678	IS11	
				Height			4,060.29	1,237.38	2,822.91				
				37:24	RO	1.93	100.80	66.39	34.41	0.971			
				38:32		0.44	8,693.74	2,637.63	6,056.11	1.000	13C12-HpCDF 789	IS12	
				Height			2,188.07	651.40	1,536.67				
				38:52	RO	0.65	31.40	12.34	19.06	1.009			
418-420			4	Peaks			22,088.85						

---------- Above: HpCDF / HpCDD Follows ----------

HpCDD				0.88-1.20						0.975-1.004			
424-426	DC	NL		Height			12.52	6.86	5.66				
				37:15		1.02	5,777.32	2,923.73	2,853.59	0.980			
				38:01		1.03	6,630.23	3,365.22	3,265.01	1.000	1234678-HpCDD	AN	
424-426			2	Peaks			12,407.55						
13C12-HpCDD				0.88-1.20						0.868-1.078			
436-438	DC	NL		Height			13.38	8.01	5.37				

Compound/ M_Z....	QC.Log	Omit	Why	..RT.	OK	Ratio	Total.Area/Ht	Area/Ht.Peak1	Area/Ht.Peak2	Rel.RT	Compound.Name..	ID..	Flags.
				38:01		1.04	8,232.47	4,188.19	4,044.28	1.000	13C12-HpCDD	678	IS13
						Height	2,235.85	1,144.89	1,090.96				
436-438			1	Peak			8,232.47						
---------- Above: HpCDD / Octa-CDD and CDF Follows ----------													
OCDF						0.76-1.02				0.952-1.048			
442-444	DC	NL				Height	2.94	1.39	1.55				
	DC	WL		36:41	RO	1.04	87.59			0.878			
	DC	WL		39:38		0.94	70.90			0.949			
				41:46	RO	0.73	45.97	19.37	26.60	1.000			
				41:59		0.89	21,506.00	10,124.10	11,381.90	1.005	OCDF		AN
				42:16	RO	0.29	28.01	6.36	21.65	1.012			
442-444			3	Peaks			21,579.98						
OCDD						0.76-1.02				0.952-1.048			
458-460	DC	NL				Height	2.56	1.46	1.10				
				41:46		0.87	101,489.70	47,206.10	54,283.60	1.000	OCDD		AN
458-460			1	Peak			101,489.70						
13C12-OCDD						0.76-1.02				0.996-1.004			
470-472	DC	NL				Height	5.31	2.45	2.86				
				41:46		0.89	14,198.27	6,670.32	7,527.95	1.000	13C12-OCDD		IS14
						Height	3,172.88	1,505.31	1,667.57				
	DC	WH		42:12	RO	1.67	47.74			1.010			
470-472			1	Peak			14,198.27						

Column Description.....	"Why" Code Description.....	QC Log Desc.....
M_Z -Nominal Ion Mass(es)	WL-Below Retention Time Window	A-Peak Added
..RT. -Retention Time (mm:ss)	WH-Above Retention Time Window	K-Peak Kept
Rat.1 -Ratio of M/M+2 Ions	SN-Below Signal to Noise Level	D-Peak Deleted
OK -RO=Ratio Outside Limits	<M-Below Method Detection Limit	T-Time Changed
Rel.RT-Relative Retention Time	NL-Channel Specific Noise Level	M-Peak Area Changed
		N-Name Changed
		X-Ether Interference

*** End of Report ***

File:W1056 #1-797 Acq:12-JUL-2002 20:15:01 GC EI+ Voltage SIR 70S Noise:19098
303.9016 S:5 F:2 BSUB(256,30,-3.0) PKD(9,5,3,0.10%,76392.0,1.00%,F,T) Exp:NDB5US
TRIANGLE LABS Text:TLI#57752A DF-DP-136 0-0.5

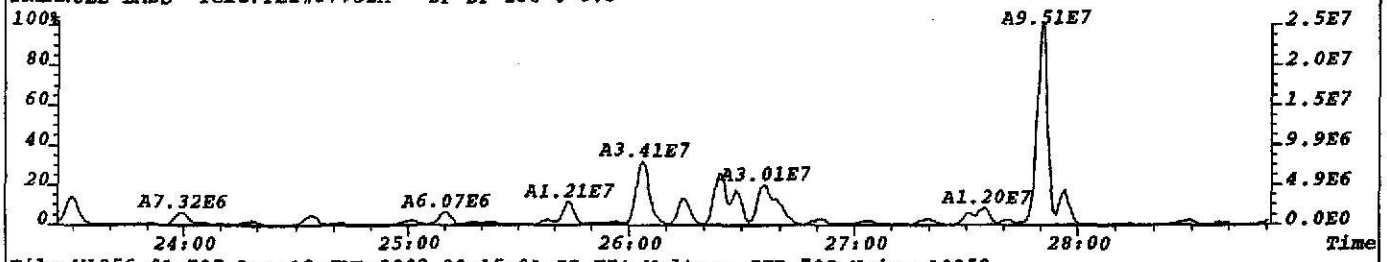

File:W1056 #1-797 Acq:12-JUL-2002 20:15:01 GC EI+ Voltage SIR 70S Noise:10952
305.8987 S:5 F:2 BSUB(256,30,-3.0) PKD(9,5,3,0.10%,43808.0,1.00%,F,T) Exp:NDB5US
TRIANGLE LABS Text:TLI#57752A DF-DP-136 0-0.5

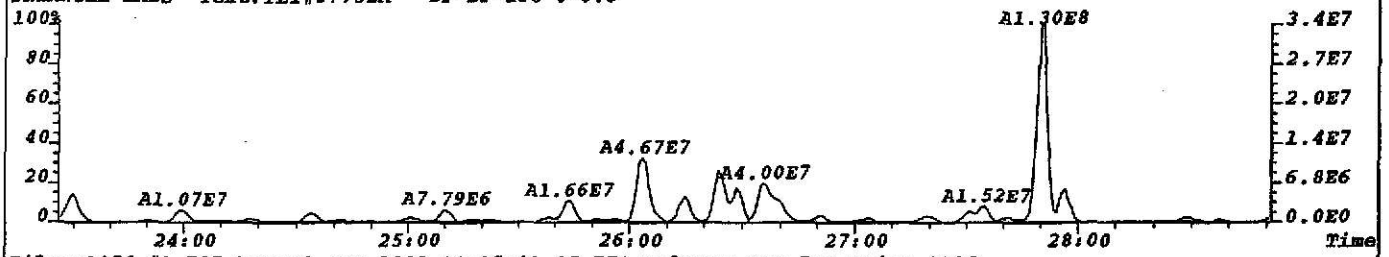

File:W1056 #1-797 Acq:12-JUL-2002 20:15:01 GC EI+ Voltage SIR 70S Noise:3106
315.9419 S:5 F:2 BSUB(256,30,-3.0) PKD(9,5,3,0.10%,12424.0,1.00%,F,T) Exp:NDB5US
TRIANGLE LABS Text:TLI#57752A DF-DP-136 0-0.5

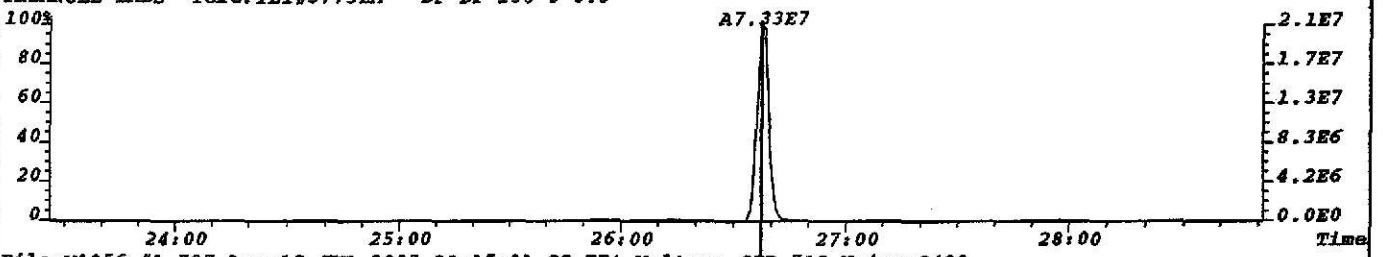

File:W1056 #1-797 Acq:12-JUL-2002 20:15:01 GC EI+ Voltage SIR 70S Noise:3493
317.9389 S:5 F:2 BSUB(256,30,-3.0) PKD(9,5,3,0.10%,13972.0,1.00%,F,T) Exp:NDB5US
TRIANGLE LABS Text:TLI#57752A DF-DP-136 0-0.5

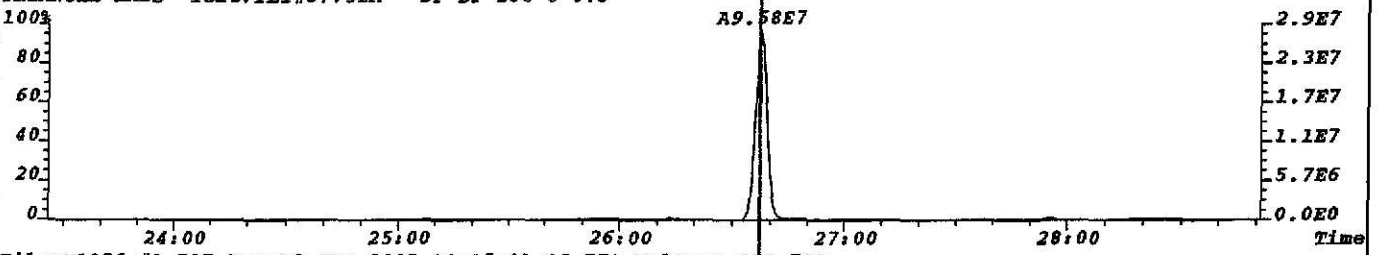

File:W1056 #1-797 Acq:12-JUL-2002 20:15:01 GC EI+ Voltage SIR 70S
330.9792 S:5 F:2 Exp:NDB5US
TRIANGLE LABS Text:TLI#57752A DF-DP-136 0-0.5

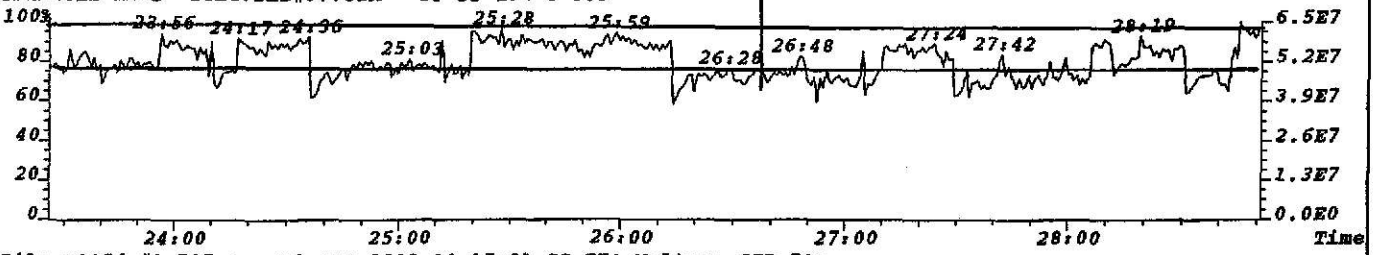

File:W1056 #1-797 Acq:12-JUL-2002 20:15:01 GC EI+ Voltage SIR 70S
375.8364 S:5 F:2 Exp:NDB5US
TRIANGLE LABS Text:TLI#57752A DF-DP-136 0-0.5

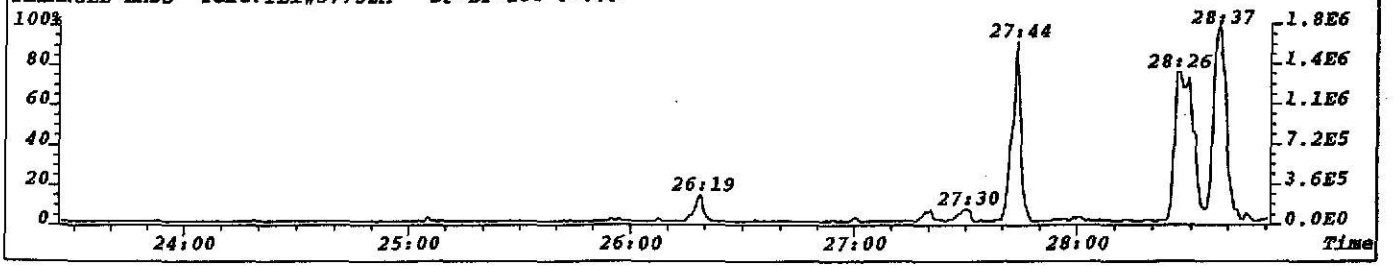

File:W1056 #1-797 Acq:12-JUL-2002 20:15:01 GC EI+ Voltage SIR 70S Noise:2338
319.8965 S:5 F:2 BSUB(256,30,-3.0) PKD(7,5,3,0.10%,9352.0,1.00%,F,T) Exp:NDB5US
TRIANGLE LABS Text:TLI#57752A DF-DP-136 0-0.5

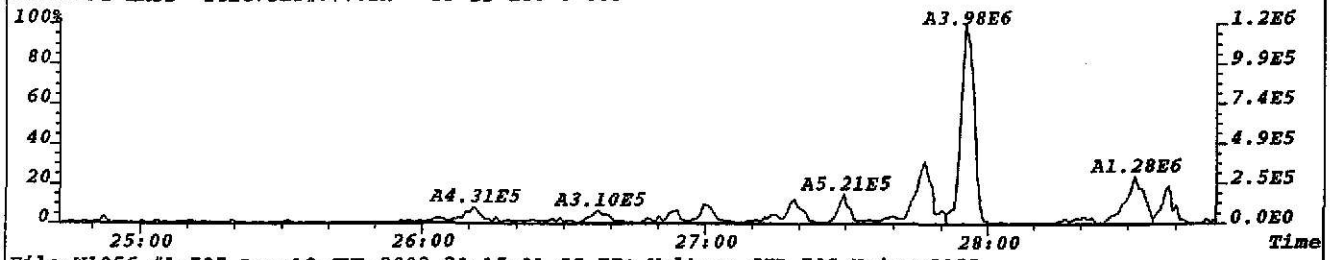

File:W1056 #1-797 Acq:12-JUL-2002 20:15:01 GC EI+ Voltage SIR 70S Noise:2155
321.8936 S:5 F:2 BSUB(256,30,-3.0) PKD(7,5,3,0.10%,8620.0,1.00%,F,T) Exp:NDB5US
TRIANGLE LABS Text:TLI#57752A DF-DP-136 0-0.5

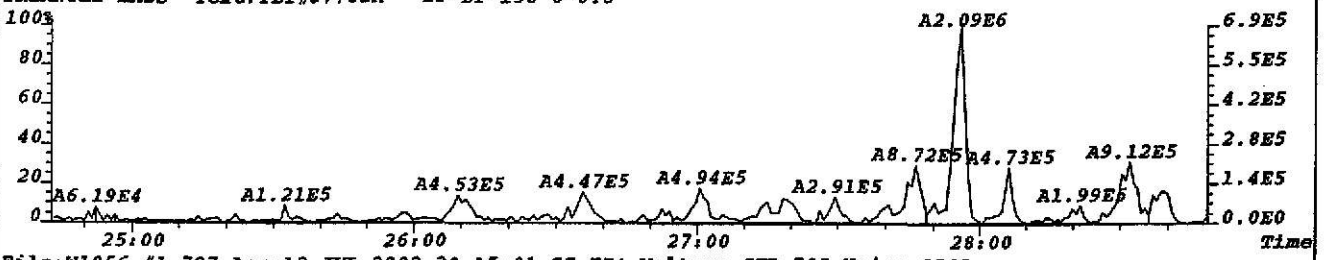

File:W1056 #1-797 Acq:12-JUL-2002 20:15:01 GC EI+ Voltage SIR 70S Noise:8243
331.9368 S:5 F:2 BSUB(256,30,-3.0) PKD(7,5,3,0.10%,32972.0,1.00%,F,T) Exp:NDB5US
TRIANGLE LABS Text:TLI#57752A DF-DP-136 0-0.5

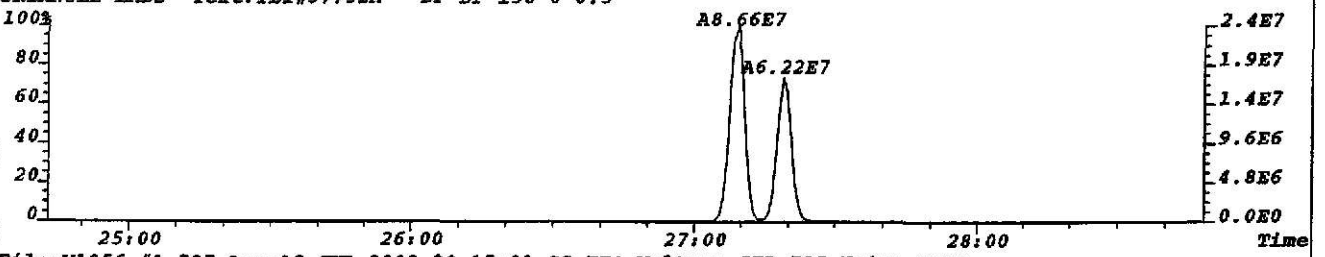

File:W1056 #1-797 Acq:12-JUL-2002 20:15:01 GC EI+ Voltage SIR 70S Noise:2932
333.9338 S:5 F:2 BSUB(256,30,-3.0) PKD(7,5,3,0.10%,11728.0,1.00%,F,T) Exp:NDB5US
TRIANGLE LABS Text:TLI#57752A DF-DP-136 0-0.5

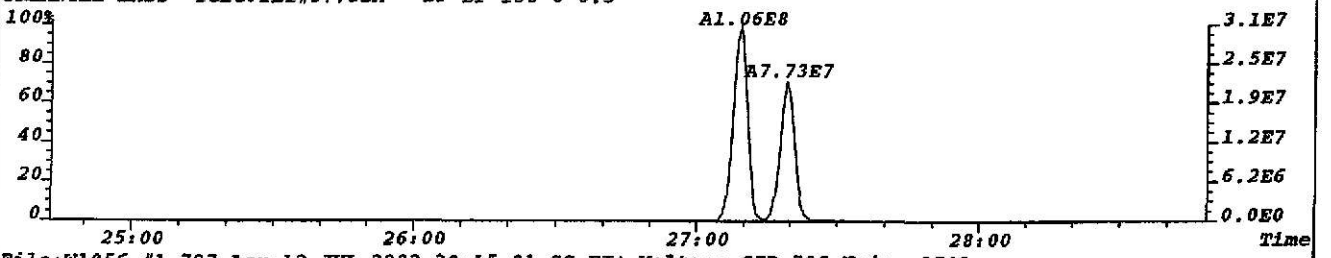

File:W1056 #1-797 Acq:12-JUL-2002 20:15:01 GC EI+ Voltage SIR 70S Noise:3549
327.8847 S:5 F:2 BSUB(256,30,-3.0) PKD(7,5,3,0.10%,14196.0,1.00%,F,T) Exp:NDB5US
TRIANGLE LABS Text:TLI#57752A DF-DP-136 0-0.5



File:W1056 #1-797 Acq:12-JUL-2002 20:15:01 GC EI+ Voltage SIR 70S
330.9792 S:5 F:2 Exp:NDB5US
TRIANGLE LABS Text:TLI#57752A DF-DP-136 0-0.5

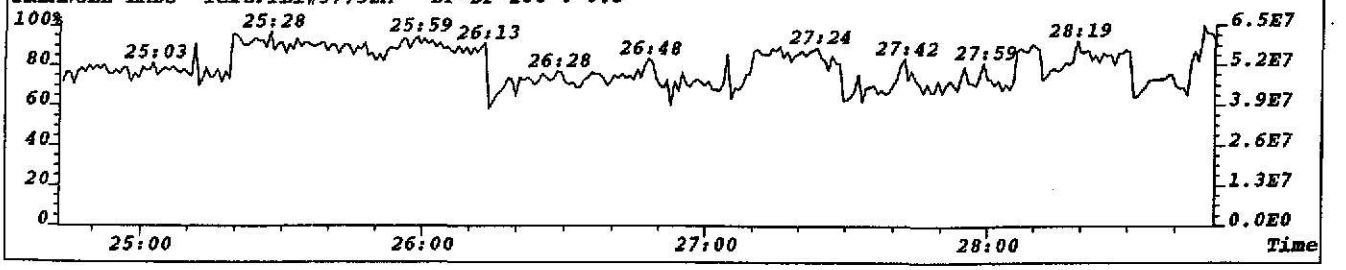

File:W1056 #1-797 Acq:12-JUL-2002 20:15:01 GC EI+ Voltage SIR 70S Noise:2743
339.8597 S:5 F:2 BSUB(256,30,-3.0) PKD(7,5,3,0.10%,10972.0,1.00%,F,T) Exp:NDB5US
TRIANGLE LABS Text:TLI#57752A DF-DP-136 0-0.5

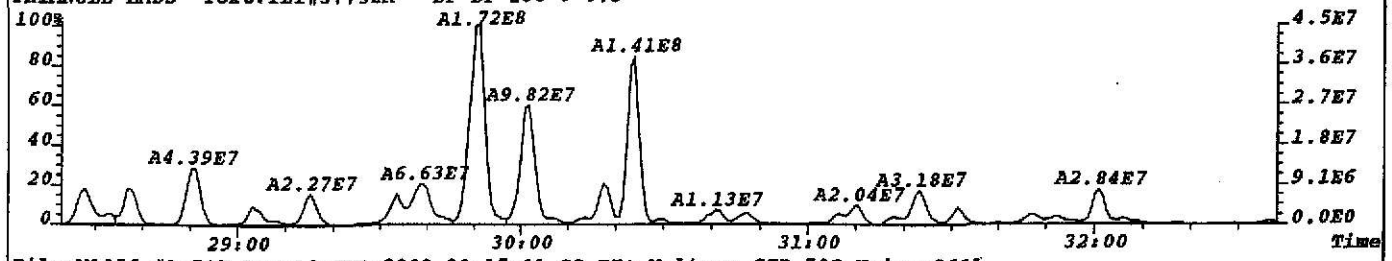

File:W1056 #1-797 Acq:12-JUL-2002 20:15:01 GC EI+ Voltage SIR 70S Noise:2601
341.8567 S:5 F:2 BSUB(256,30,-3.0) PKD(7,5,3,0.10%,10404.0,1.00%,F,T) Exp:NDB5US
TRIANGLE LABS Text:TLI#57752A DF-DP-136 0-0.5

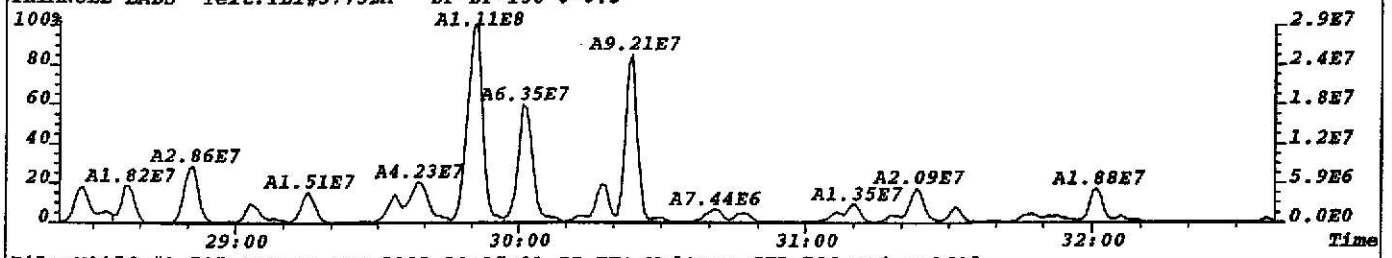

File:W1056 #1-797 Acq:12-JUL-2002 20:15:01 GC EI+ Voltage SIR 70S Noise:1682
351.9000 S:5 F:2 BSUB(256,30,-3.0) PKD(7,5,3,0.10%,6728.0,1.00%,F,T) Exp:NDB5US
TRIANGLE LABS Text:TLI#57752A DF-DP-136 0-0.5

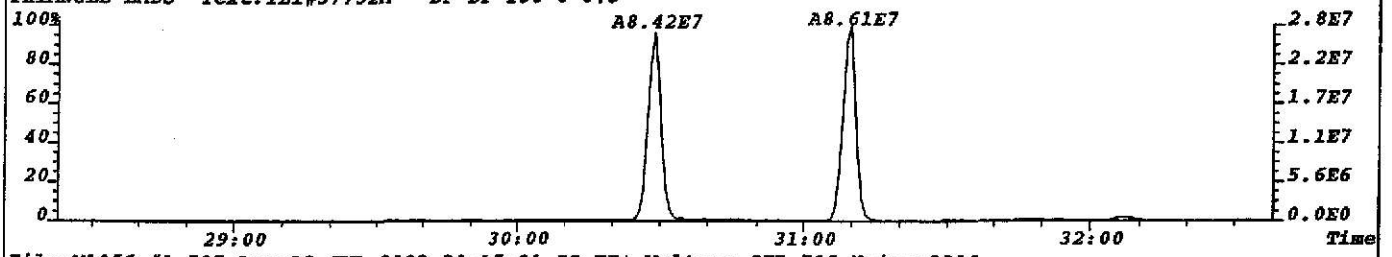

File:W1056 #1-797 Acq:12-JUL-2002 20:15:01 GC EI+ Voltage SIR 70S Noise:2286
353.8970 S:5 F:2 BSUB(256,30,-3.0) PKD(7,5,3,0.10%,9144.0,1.00%,F,T) Exp:NDB5US
TRIANGLE LABS Text:TLI#57752A DF-DP-136 0-0.5

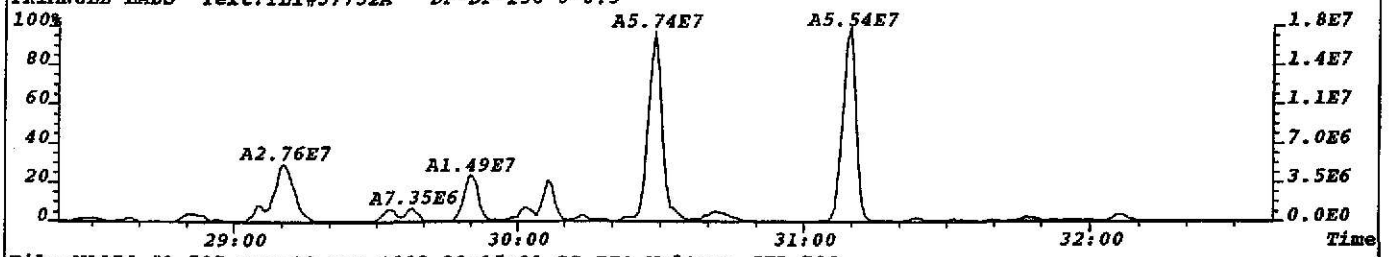

File:W1056 #1-797 Acq:12-JUL-2002 20:15:01 GC EI+ Voltage SIR 70S
330.9792 S:5 F:2 Exp:NDB5US
TRIANGLE LABS Text:TLI#57752A DF-DP-136 0-0.5

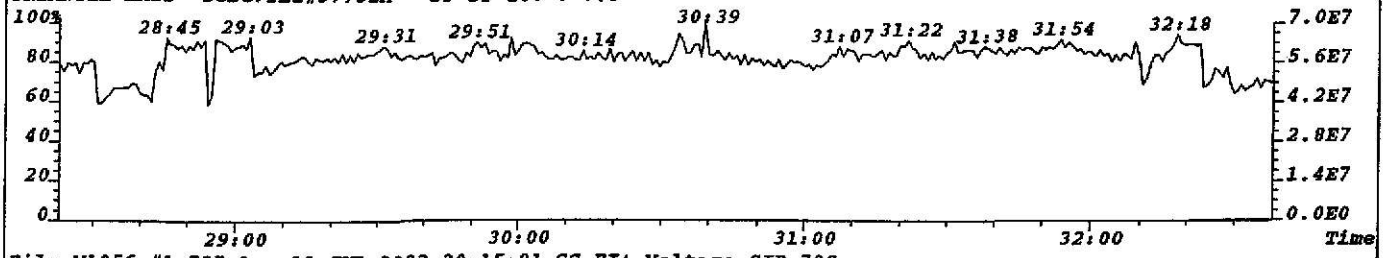

File:W1056 #1-797 Acq:12-JUL-2002 20:15:01 GC EI+ Voltage SIR 70S
409.7974 S:5 F:2 Exp:NDB5US
TRIANGLE LABS Text:TLI#57752A DF-DP-136 0-0.5

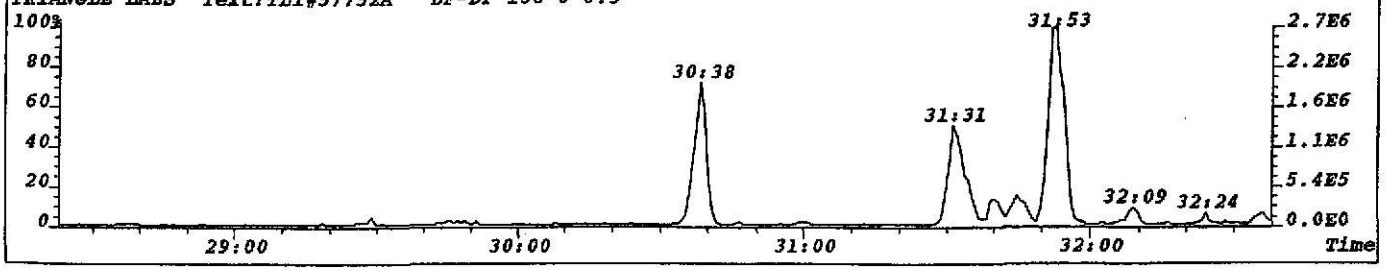

File:W1056 #1-797 Acq:12-JUL-2002 20:15:01 GC EI+ Voltage SIR 70S
355.8546 S:5 F:2 BSUB(256,30,-3.0) PKD(5,5,3,0.05%,7252.0,1.00%,F,T) Exp:NDB5US Noise:1813
Sample Text:TLI#57752A DF-DP-136 0-0.5 File Text:TRIANGLE LABORATORIES, INC.

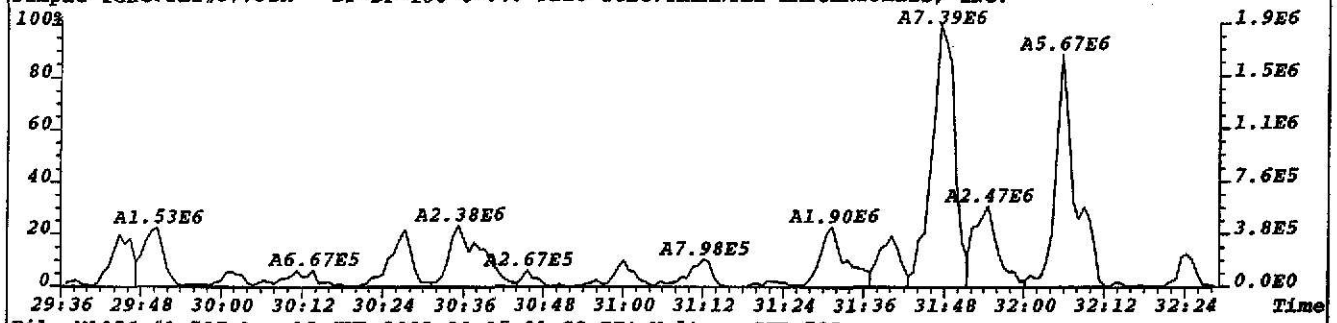

File:W1056 #1-797 Acq:12-JUL-2002 20:15:01 GC EI+ Voltage SIR 70S
357.8516 S:5 F:2 BSUB(256,30,-3.0) PKD(5,5,3,0.05%,10676.0,1.00%,F,T) Exp:NDB5US Noise:2669
Sample Text:TLI#57752A DF-DP-136 0-0.5 File Text:TRIANGLE LABORATORIES, INC.

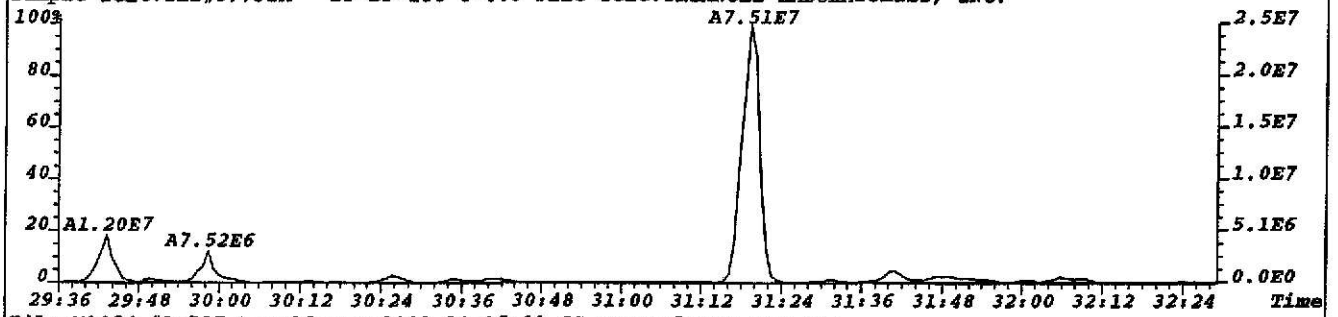

File:W1056 #1-797 Acq:12-JUL-2002 20:15:01 GC EI+ Voltage SIR 70S
367.8949 S:5 F:2 BSUB(256,30,-3.0) PKD(5,5,3,0.05%,7428.0,1.00%,F,T) Exp:NDB5US Noise:1857
Sample Text:TLI#57752A DF-DP-136 0-0.5 File Text:TRIANGLE LABORATORIES, INC.

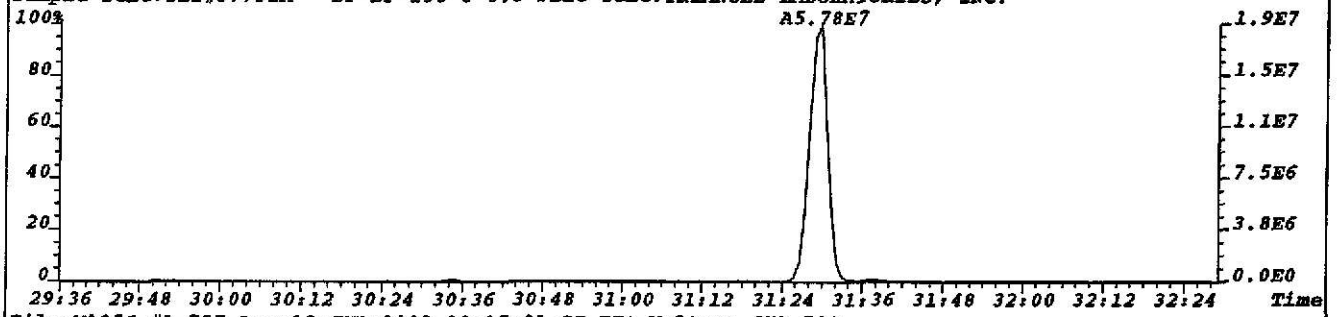

File:W1056 #1-797 Acq:12-JUL-2002 20:15:01 GC EI+ Voltage SIR 70S
369.8919 S:5 F:2 BSUB(256,30,-3.0) PKD(5,5,3,0.05%,5460.0,1.00%,F,T) Exp:NDB5US Noise:1365
Sample Text:TLI#57752A DF-DP-136 0-0.5 File Text:TRIANGLE LABORATORIES, INC.

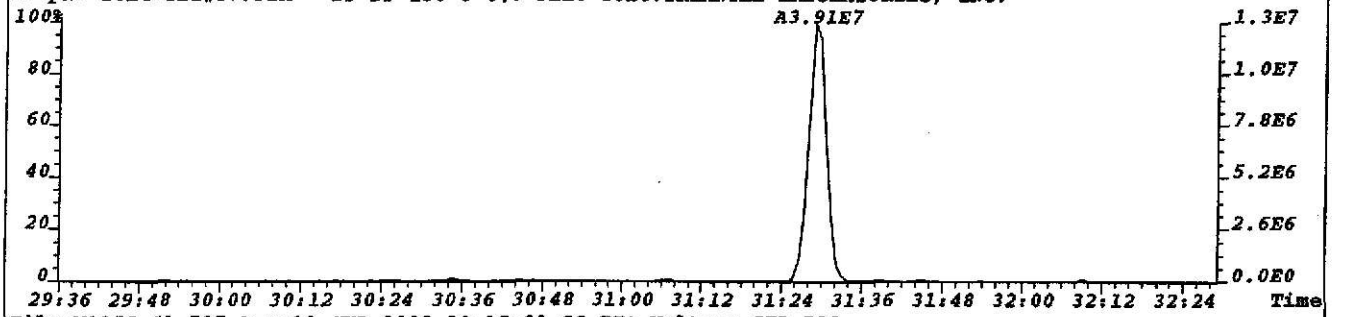

File:W1056 #1-797 Acq:12-JUL-2002 20:15:01 GC EI+ Voltage SIR 70S
330.9792 S:5 F:2 Exp:NDB5US
Sample Text:TLI#57752A DF-DP-136 0-0.5 File Text:TRIANGLE LABORATORIES, INC.

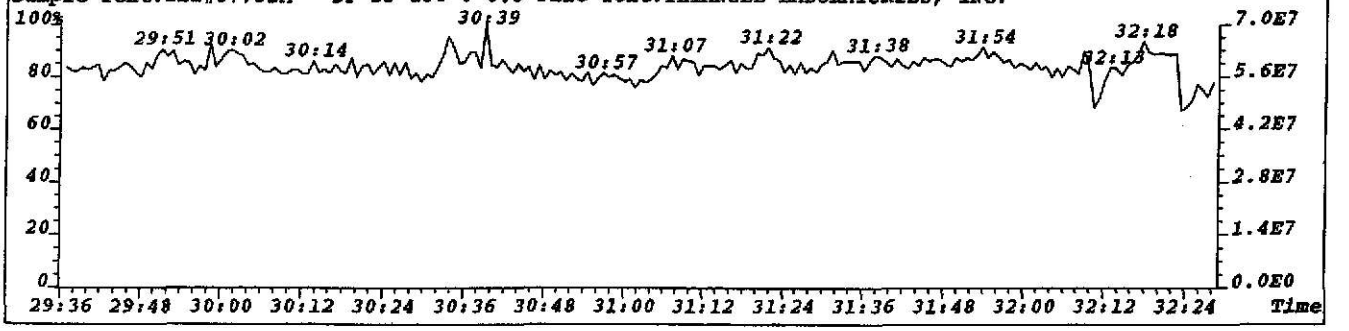

File:W1056 #1-423 Acq:12-JUL-2002 20:15:01 GC EI+ Voltage SIR 70S Noise:15946
373.8208 S:5 F:3 BSUB(256,30,-3.0) PKD(7,5,3,0.10%,63784.0,1.00%,F,T) Exp:NDB5US
TRIANGLE LABS Text:TLI#57752A DF-DP-136 0-0.5

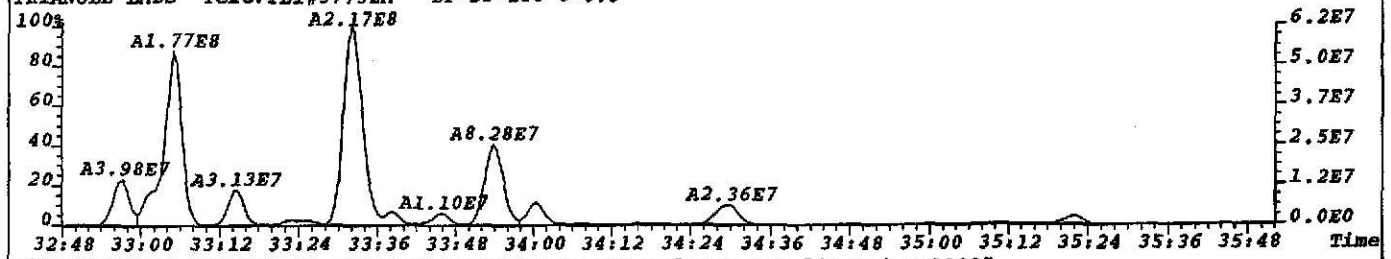

File:W1056 #1-423 Acq:12-JUL-2002 20:15:01 GC EI+ Voltage SIR 70S Noise:11927
375.8178 S:5 F:3 BSUB(256,30,-3.0) PKD(7,5,3,0.10%,47708.0,1.00%,F,T) Exp:NDB5US
TRIANGLE LABS Text:TLI#57752A DF-DP-136 0-0.5

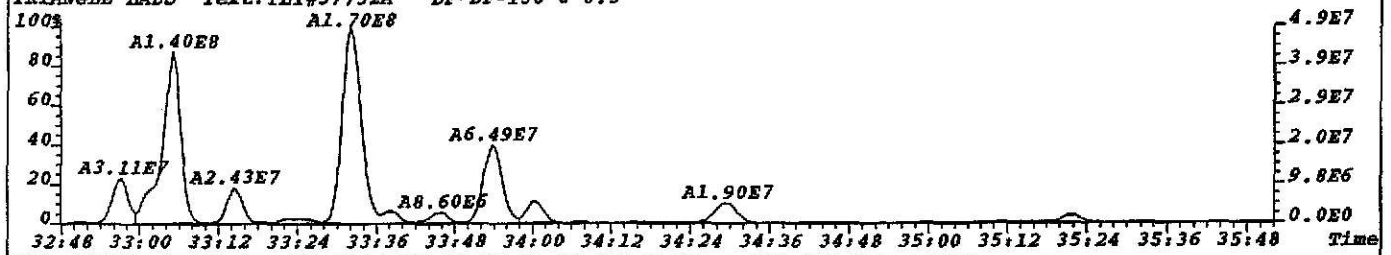

File:W1056 #1-423 Acq:12-JUL-2002 20:15:01 GC EI+ Voltage SIR 70S Noise:6662
383.8639 S:5 F:3 BSUB(256,30,-3.0) PKD(7,5,3,0.10%,26648.0,1.00%,F,T) Exp:NDB5US
TRIANGLE LABS Text:TLI#57752A DF-DP-136 0-0.5

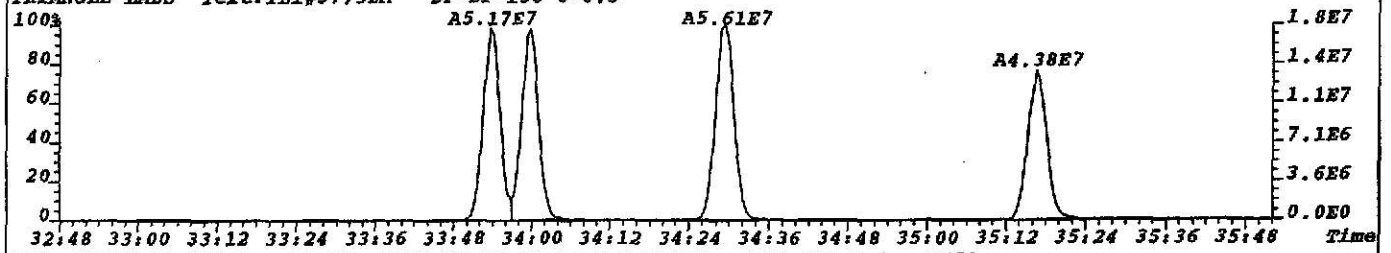

File:W1056 #1-423 Acq:12-JUL-2002 20:15:01 GC EI+ Voltage SIR 70S Noise:8550
385.8610 S:5 F:3 BSUB(256,30,-3.0) PKD(7,5,3,0.10%,34200.0,1.00%,F,T) Exp:NDB5US
TRIANGLE LABS Text:TLI#57752A DF-DP-136 0-0.5

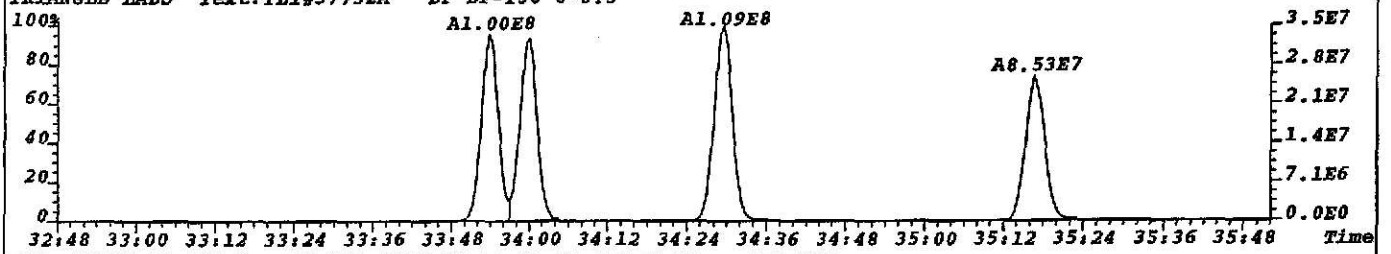

File:W1056 #1-423 Acq:12-JUL-2002 20:15:01 GC EI+ Voltage SIR 70S
392.9760 S:5 F:3 Exp:NDB5US
TRIANGLE LABS Text:TLI#57752A DF-DP-136 0-0.5

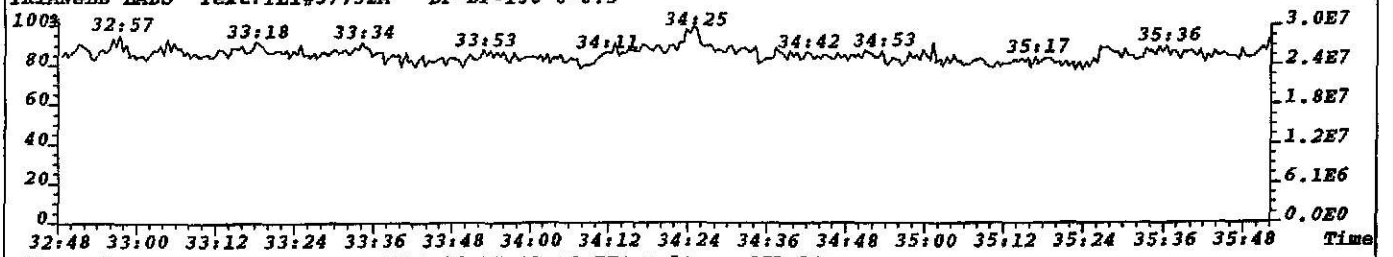

File:W1056 #1-423 Acq:12-JUL-2002 20:15:01 GC EI+ Voltage SIR 70S
445.7555 S:5 F:3 Exp:NDB5US
TRIANGLE LABS Text:TLI#57752A DF-DP-136 0-0.5

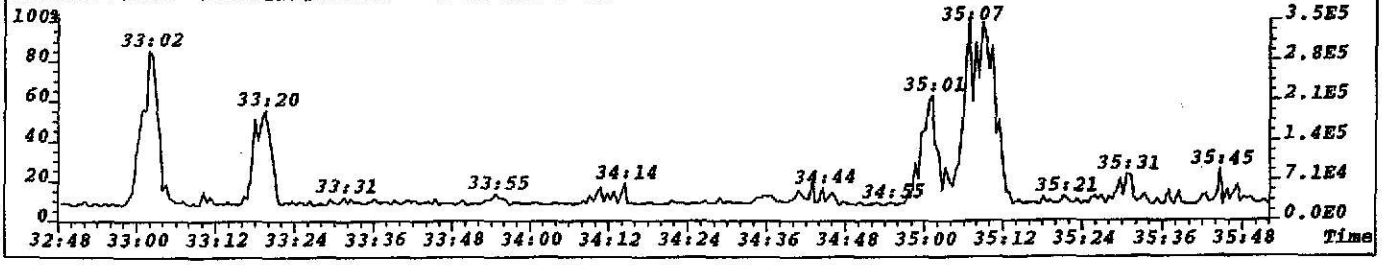

File:W1056 #1-423 Acq:12-JUL-2002 20:15:01 GC EI+ Voltage SIR 70S
389.8156 S:5 F:3 BSUB(256,30,-3.0) PKD(7,5,3,0.10%,30004.0,1.00%,F,T) Exp:NDB5US Noise:7501
Sample Text:TLI#57752A DF-DP-136 0-0.5 File Text:TRIANGLE LABORATORIES, INC.

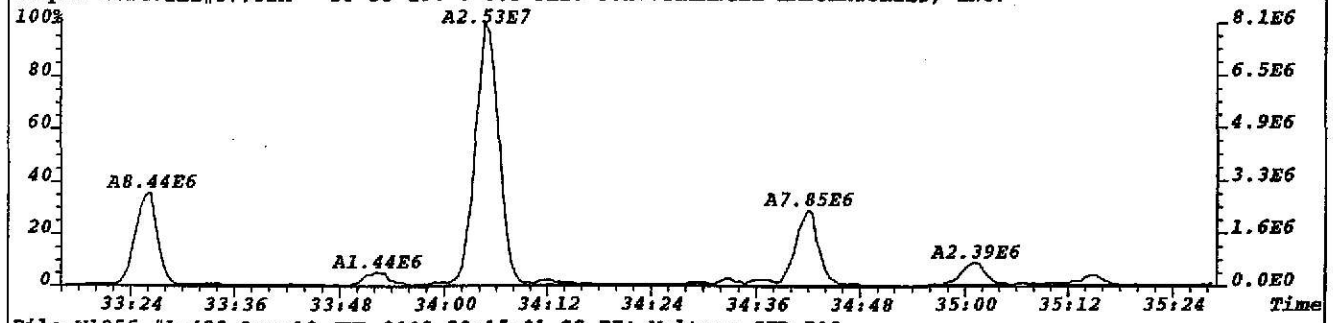

File:W1056 #1-423 Acq:12-JUL-2002 20:15:01 GC EI+ Voltage SIR 70S
391.8127 S:5 F:3 BSUB(256,30,-3.0) PKD(7,5,3,0.10%,49100.0,1.00%,F,T) Exp:NDB5US Noise:12275
Sample Text:TLI#57752A DF-DP-136 0-0.5 File Text:TRIANGLE LABORATORIES, INC.

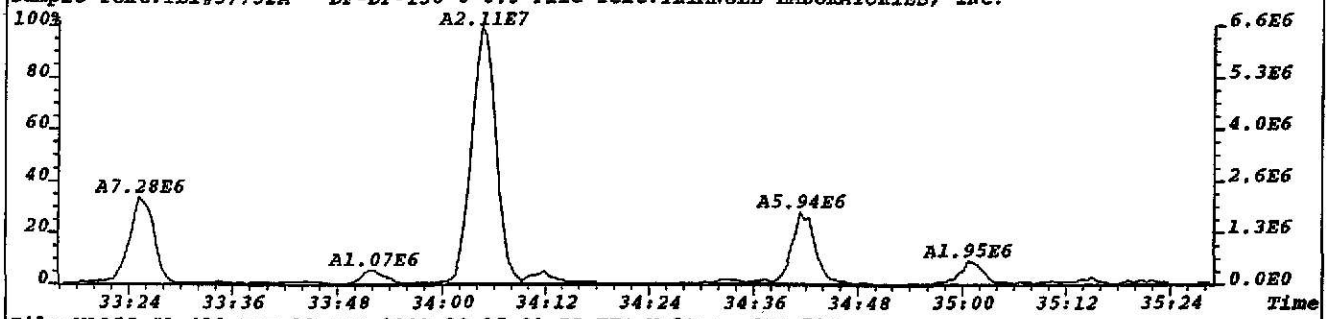

File:W1056 #1-423 Acq:12-JUL-2002 20:15:01 GC EI+ Voltage SIR 70S
401.8558 S:5 F:3 BSUB(256,30,-3.0) PKD(7,5,3,0.10%,20564.0,1.00%,F,T) Exp:NDB5US Noise:5141
Sample Text:TLI#57752A DF-DP-136 0-0.5 File Text:TRIANGLE LABORATORIES, INC.

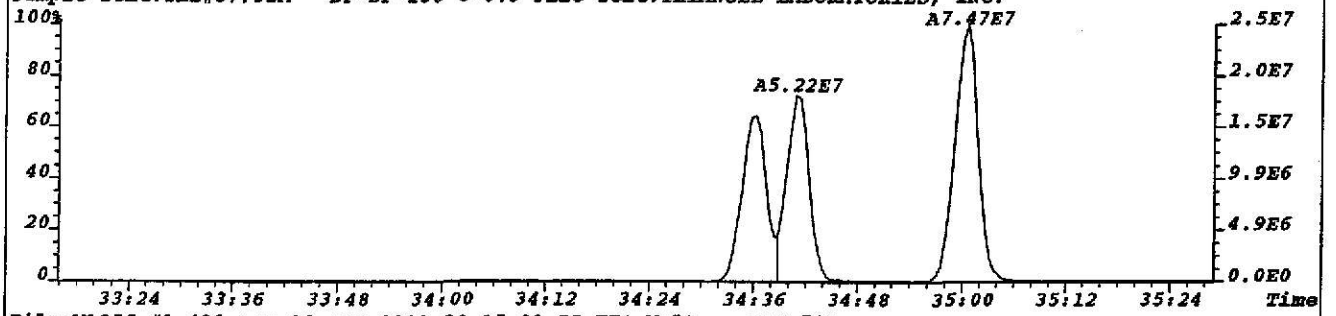

File:W1056 #1-423 Acq:12-JUL-2002 20:15:01 GC EI+ Voltage SIR 70S
403.8529 S:5 F:3 BSUB(256,30,-3.0) PKD(7,5,3,0.10%,22028.0,1.00%,F,T) Exp:NDB5US Noise:5507
Sample Text:TLI#57752A DF-DP-136 0-0.5 File Text:TRIANGLE LABORATORIES, INC.

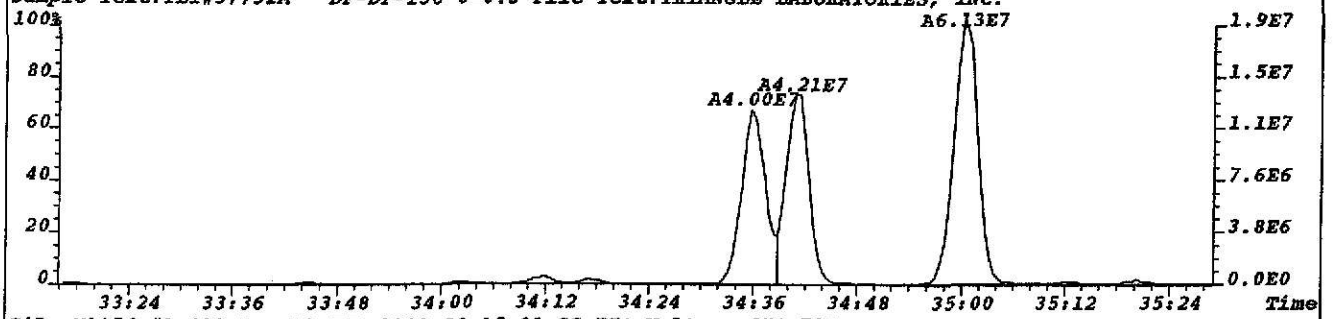

File:W1056 #1-423 Acq:12-JUL-2002 20:15:01 GC EI+ Voltage SIR 70S
392.9760 S:5 F:3 Exp:NDB5US
Sample Text:TLI#57752A DF-DP-136 0-0.5 File Text:TRIANGLE LABORATORIES, INC.

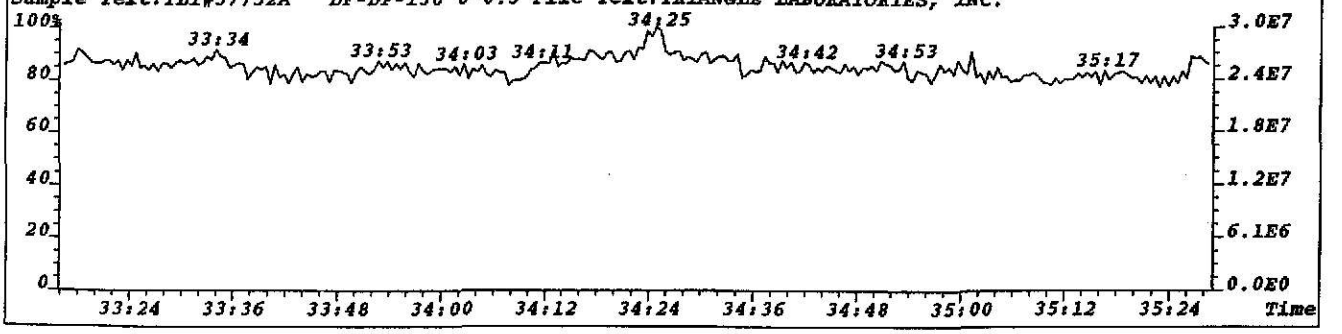

File:W1056 #1-674 Acq:12-JUL-2002 20:15:01 GC EI+ Voltage SIR 70S Noise:7583
407.7818 S:5 F:4 BSUB(256,30,-3.0) PKD(7,5,3,0.10%,30332.0,1.00%,F,T) Exp:NDB5US
TRIANGLE LABS Text:TLI#57752A DF-DP-136 0-0.5

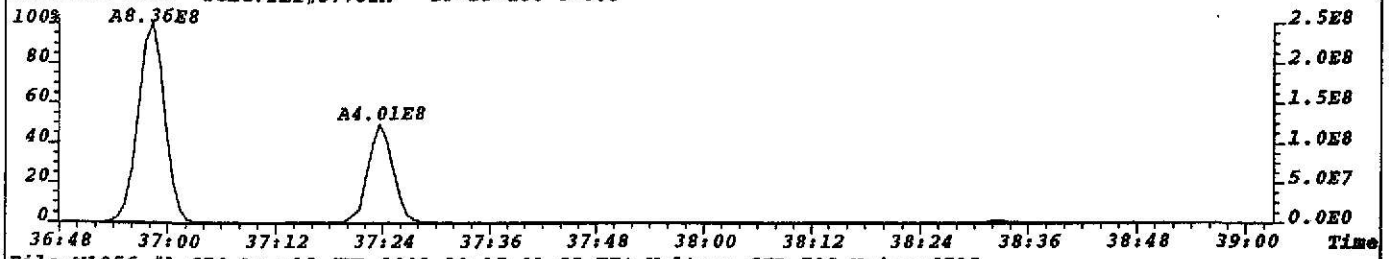

File:W1056 #1-674 Acq:12-JUL-2002 20:15:01 GC EI+ Voltage SIR 70S Noise:6595
409.7789 S:5 F:4 BSUB(256,30,-3.0) PKD(7,5,3,0.10%,26380.0,1.00%,F,T) Exp:NDB5US
TRIANGLE LABS Text:TLI#57752A DF-DP-136 0-0.5

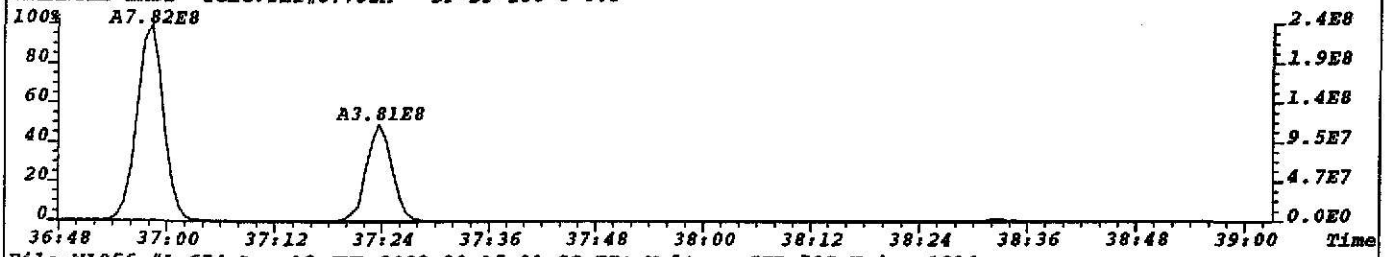

File:W1056 #1-674 Acq:12-JUL-2002 20:15:01 GC EI+ Voltage SIR 70S Noise:1910
417.8253 S:5 F:4 BSUB(256,30,-3.0) PKD(7,5,3,0.10%,7640.0,1.00%,F,T) Exp:NDB5US
TRIANGLE LABS Text:TLI#57752A DF-DP-136 0-0.5

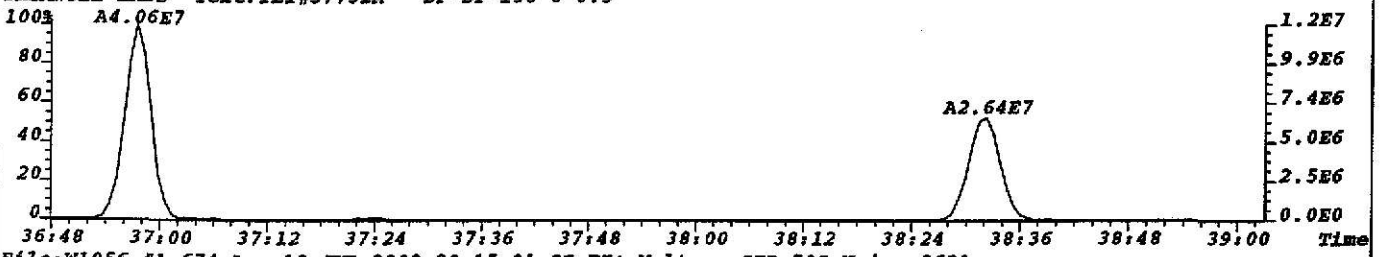

File:W1056 #1-674 Acq:12-JUL-2002 20:15:01 GC EI+ Voltage SIR 70S Noise:3631
419.8220 S:5 F:4 BSUB(256,30,-3.0) PKD(7,5,3,0.10%,14524.0,1.00%,F,T) Exp:NDB5US
TRIANGLE LABS Text:TLI#57752A DF-DP-136 0-0.5

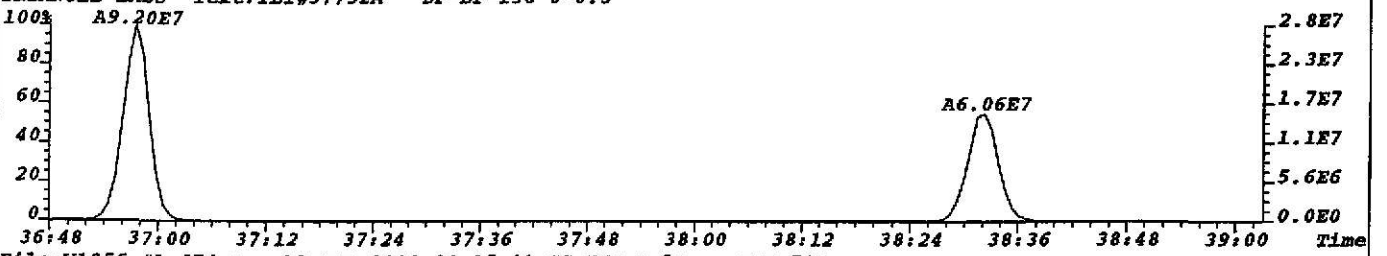

File:W1056 #1-674 Acq:12-JUL-2002 20:15:01 GC EI+ Voltage SIR 70S
430.9729 S:5 F:4 Exp:NDB5US
TRIANGLE LABS Text:TLI#57752A DF-DP-136 0-0.5

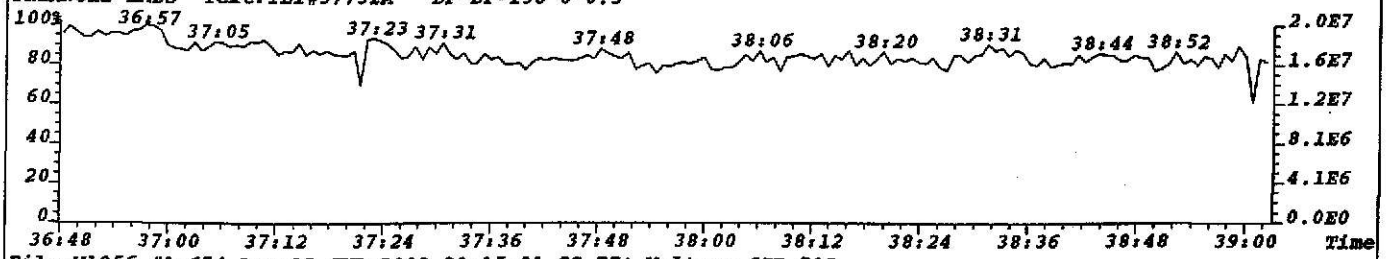

File:W1056 #1-674 Acq:12-JUL-2002 20:15:01 GC EI+ Voltage SIR 70S
479.7165 S:5 F:4 Exp:NDB5US
TRIANGLE LABS Text:TLI#57752A DF-DP-136 0-0.5

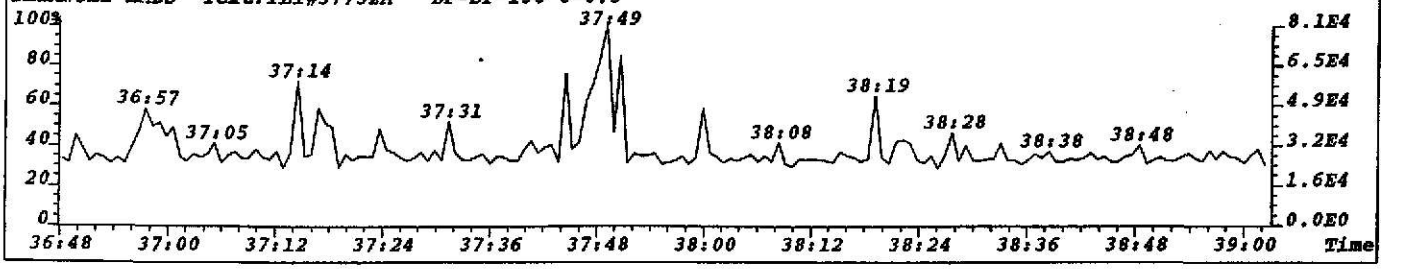

File:W1056 #1-674 Acq:12-JUL-2002 20:15:01 GC EI+ Voltage SIR 70S
423.7766 S:5 F:4 BSUB(256,30,-3.0) PKD(7,5,3,0.10%,34312.0,1.00%,F,T) Exp:NDB5US Noise:8578
Sample Text:TLI#57752A DF-DP-136 0-0.5 File Text:TRIANGLE LABORATORIES, INC.

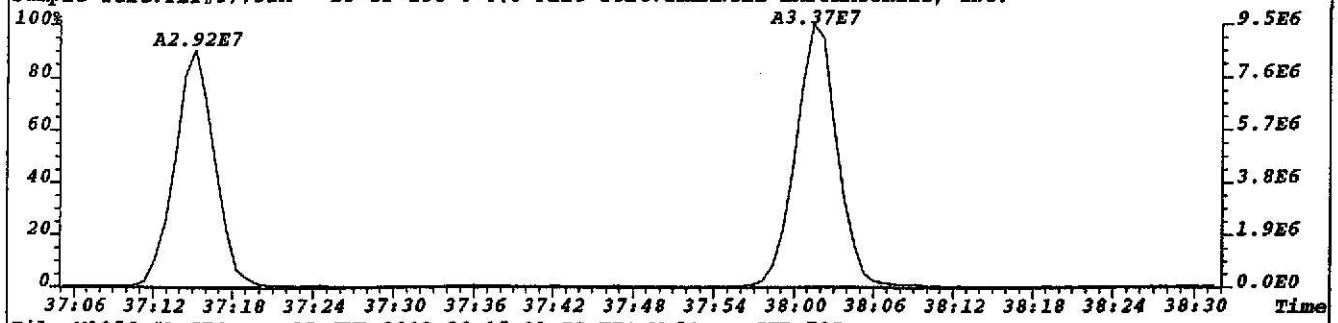

File:W1056 #1-674 Acq:12-JUL-2002 20:15:01 GC EI+ Voltage SIR 70S
425.7737 S:5 F:4 BSUB(256,30,-3.0) PKD(7,5,3,0.10%,28292.0,1.00%,F,T) Exp:NDB5US Noise:7073
Sample Text:TLI#57752A DF-DP-136 0-0.5 File Text:TRIANGLE LABORATORIES, INC.

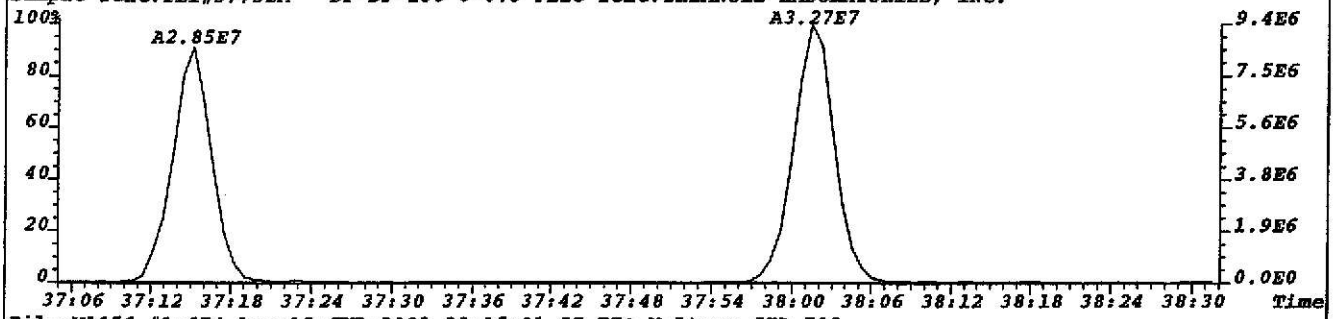

File:W1056 #1-674 Acq:12-JUL-2002 20:15:01 GC EI+ Voltage SIR 70S
435.8169 S:5 F:4 BSUB(256,30,-3.0) PKD(7,5,3,0.10%,40040.0,1.00%,F,T) Exp:NDB5US Noise:10010
Sample Text:TLI#57752A DF-DP-136 0-0.5 File Text:TRIANGLE LABORATORIES, INC.

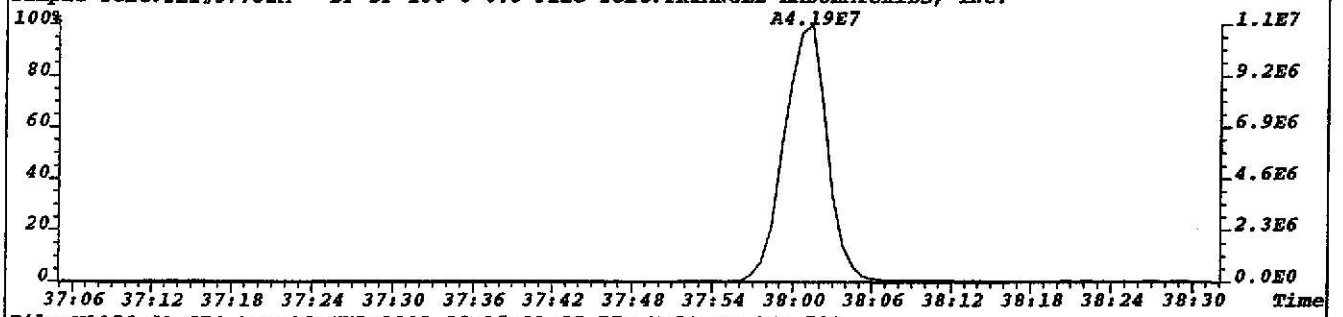

File:W1056 #1-674 Acq:12-JUL-2002 20:15:01 GC EI+ Voltage SIR 70S
437.8140 S:5 F:4 BSUB(256,30,-3.0) PKD(7,5,3,0.10%,26848.0,1.00%,F,T) Exp:NDB5US Noise:6712
Sample Text:TLI#57752A DF-DP-136 0-0.5 File Text:TRIANGLE LABORATORIES, INC.

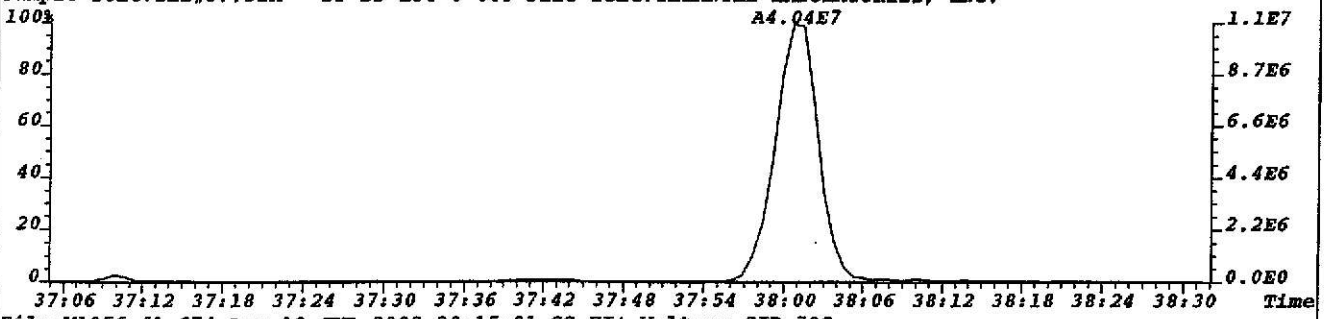

File:W1056 #1-674 Acq:12-JUL-2002 20:15:01 GC EI+ Voltage SIR 70S
430.9729 S:5 F:4 Exp:NDB5US
Sample Text:TLI#57752A DF-DP-136 0-0.5 File Text:TRIANGLE LABORATORIES, INC.

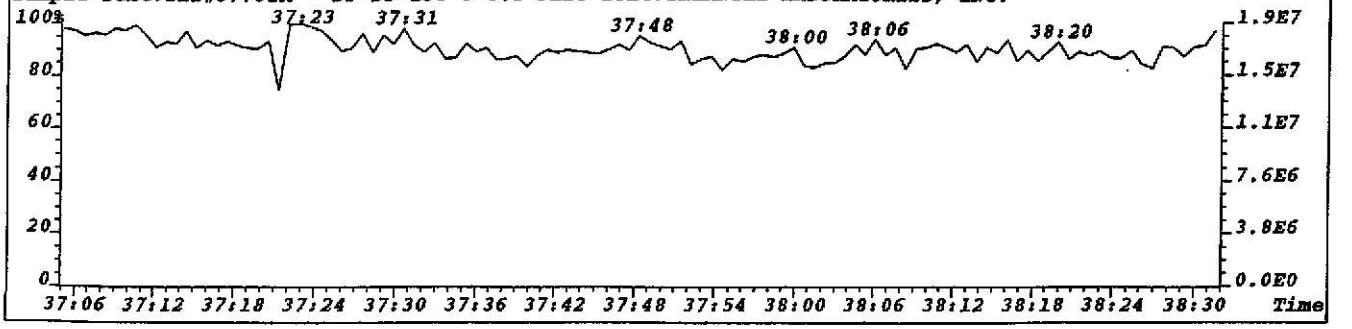

File:W1056 #1-674 Acq:12-JUL-2002 20:15:01 GC EI+ Voltage SIR 70S Noise:1732
441.7428 S:5 F:4 BSUB(256,30,-3.0) PKD(7,5,3,0.10%,6928.0,1.00%,F,T) Exp:NDB5US
Sample Text:TLI#57752A DF-DP-136 0-0.5 File Text:TRIANGLE LABORATORIES, INC.

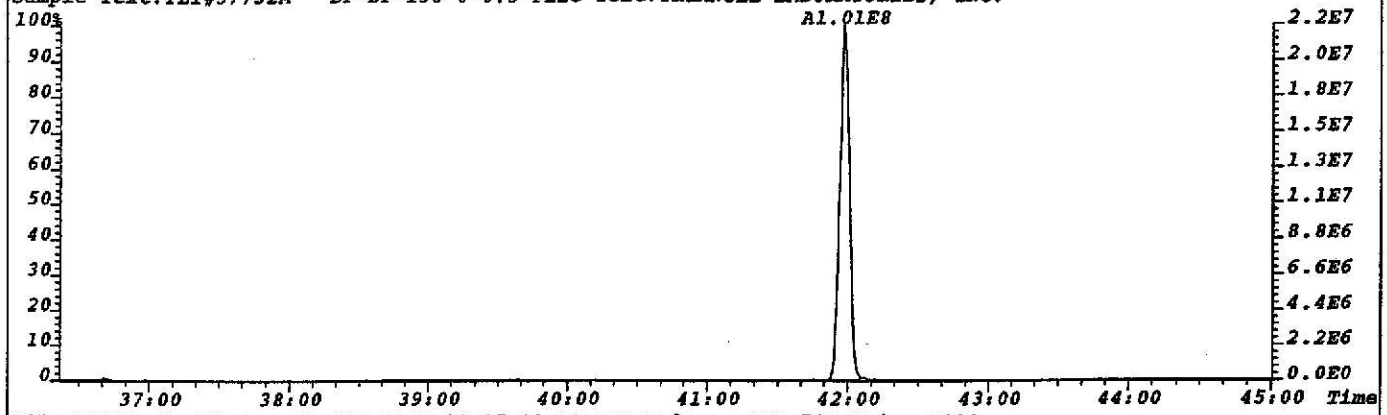

File:W1056 #1-674 Acq:12-JUL-2002 20:15:01 GC EI+ Voltage SIR 70S Noise:1939
443.7399 S:5 F:4 BSUB(256,30,-3.0) PKD(7,5,3,0.10%,7756.0,1.00%,F,T) Exp:NDB5US
Sample Text:TLI#57752A DF-DP-136 0-0.5 File Text:TRIANGLE LABORATORIES, INC.

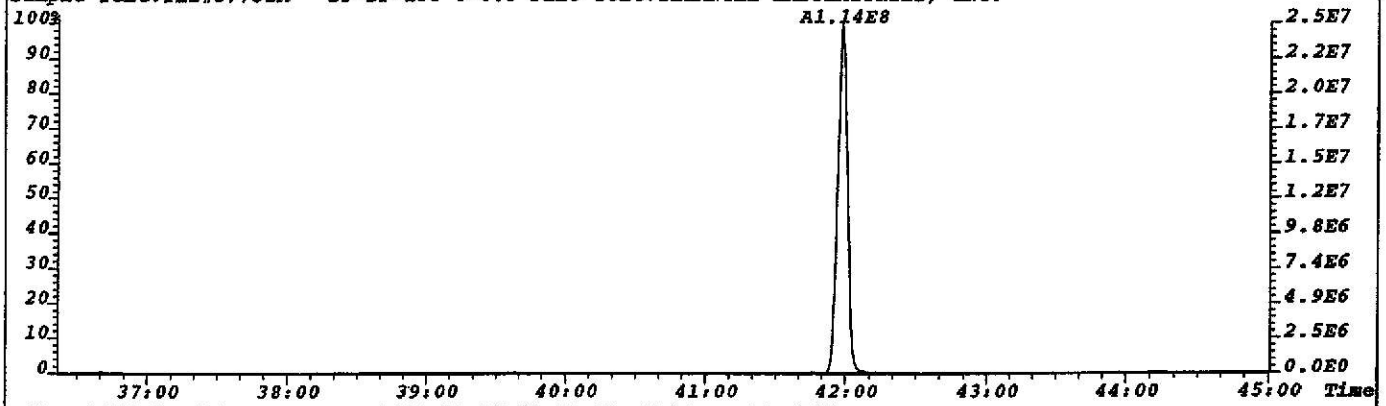

File:W1056 #1-674 Acq:12-JUL-2002 20:15:01 GC EI+ Voltage SIR 70S
430.9729 S:5 F:4 Exp:NDB5US
Sample Text:TLI#57752A DF-DP-136 0-0.5 File Text:TRIANGLE LABORATORIES, INC.

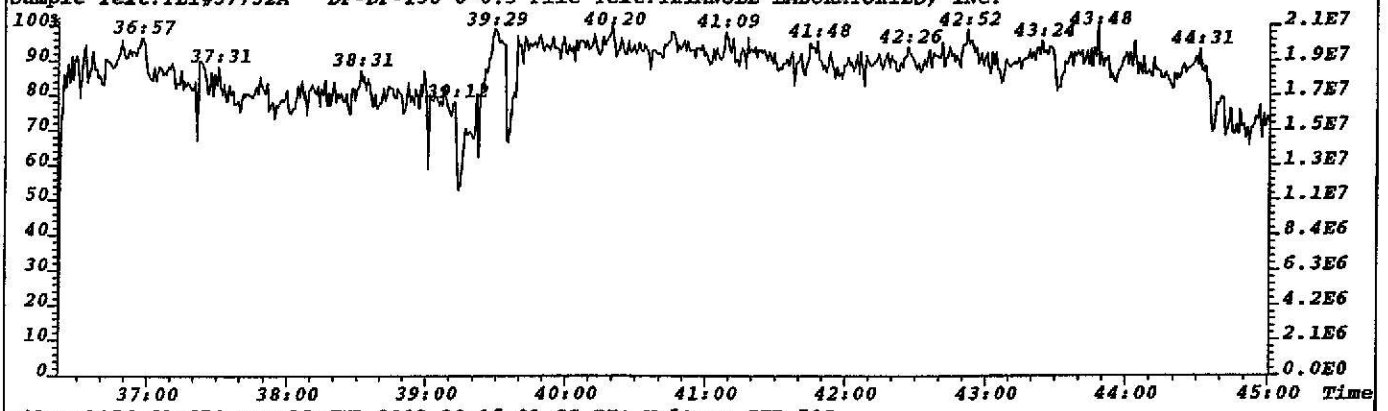

File:W1056 #1-674 Acq:12-JUL-2002 20:15:01 GC EI+ Voltage SIR 70S
513.6775 S:5 F:4 Exp:NDB5US
Sample Text:TLI#57752A DF-DP-136 0-0.5 File Text:TRIANGLE LABORATORIES, INC.

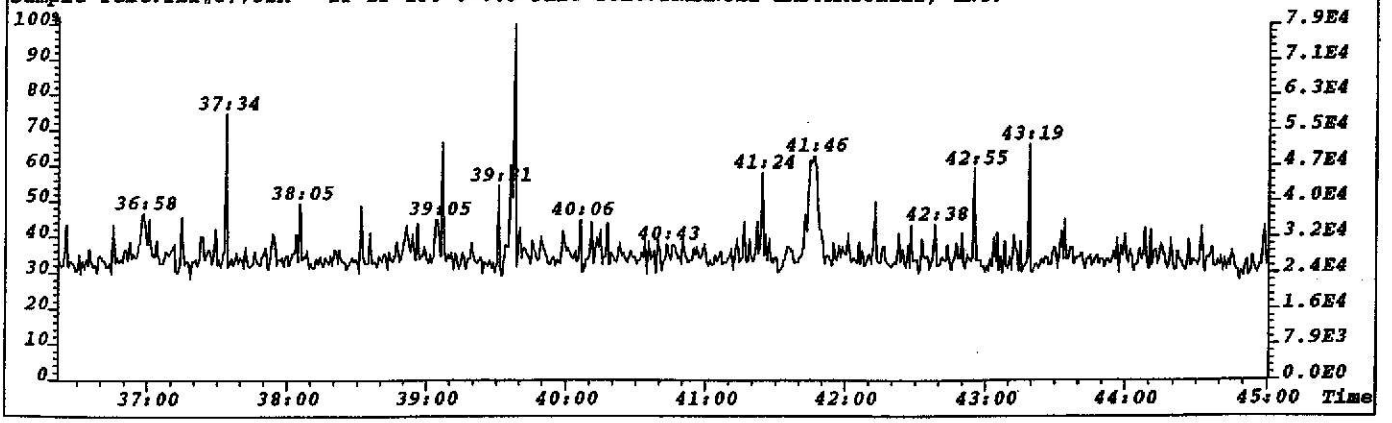

File:W1056 #1-674 Acq:12-JUL-2002 20:15:01 GC EI+ Voltage SIR 70S
457.7377 S:5 F:4 BSUB(256,30,-3.0) PKD(7,5,3,0.10%,7284.0,1.00%,F,T) Exp:NDB5US Noise:1821
Sample Text:TLI#57752A DF-DP-136 0-0.5 File Text:TRIANGLE LABORATORIES, INC.

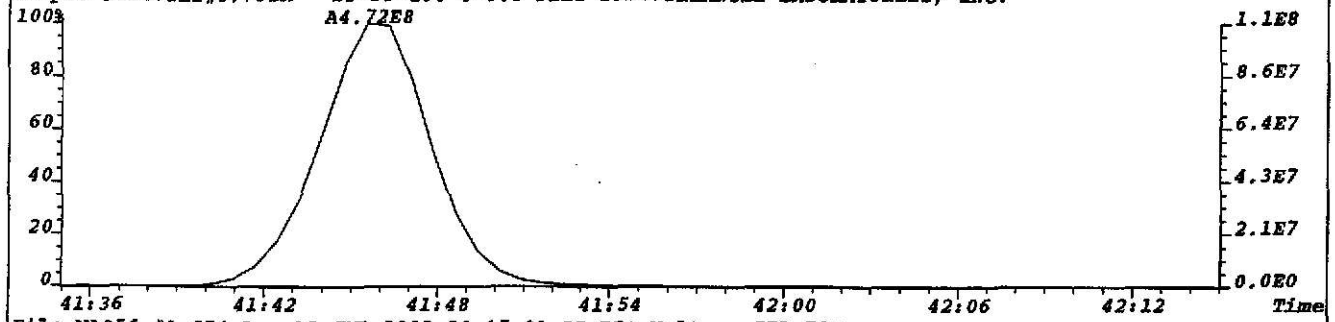

File:W1056 #1-674 Acq:12-JUL-2002 20:15:01 GC EI+ Voltage SIR 70S
459.7348 S:5 F:4 BSUB(256,30,-3.0) PKD(7,5,3,0.10%,5480.0,1.00%,F,T) Exp:NDB5US Noise:1370
Sample Text:TLI#57752A DF-DP-136 0-0.5 File Text:TRIANGLE LABORATORIES, INC.

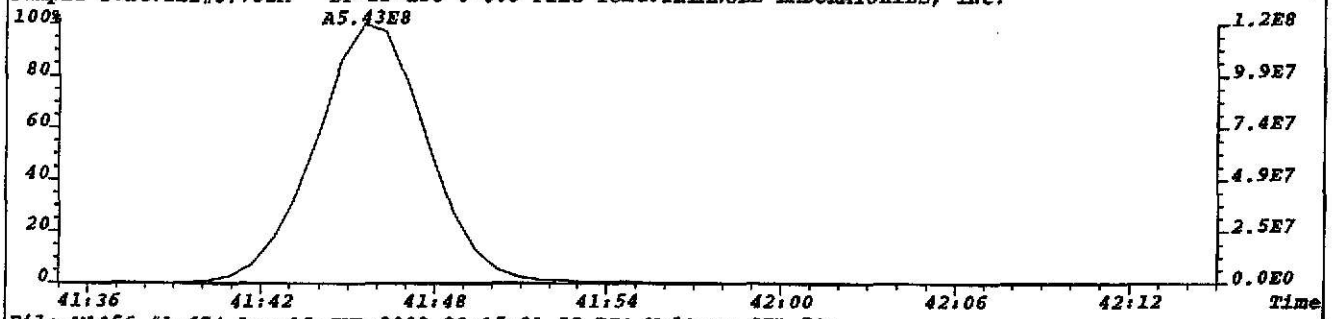

File:W1056 #1-674 Acq:12-JUL-2002 20:15:01 GC EI+ Voltage SIR 70S
469.7779 S:5 F:4 BSUB(256,30,-3.0) PKD(7,5,3,0.10%,12228.0,1.00%,F,T) Exp:NDB5US Noise:3057
Sample Text:TLI#57752A DF-DP-136 0-0.5 File Text:TRIANGLE LABORATORIES, INC.

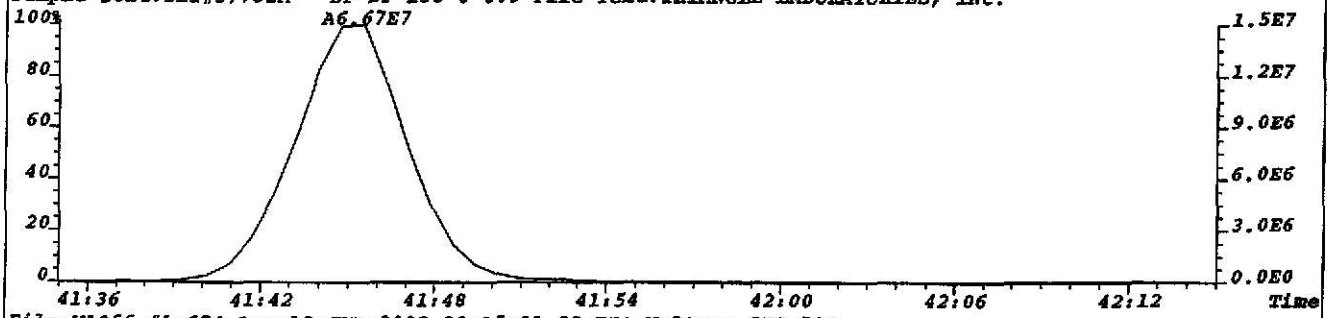

File:W1056 #1-674 Acq:12-JUL-2002 20:15:01 GC EI+ Voltage SIR 70S
471.7750 S:5 F:4 BSUB(256,30,-3.0) PKD(7,5,3,0.10%,14312.0,1.00%,F,T) Exp:NDB5US Noise:3578
Sample Text:TLI#57752A DF-DP-136 0-0.5 File Text:TRIANGLE LABORATORIES, INC.



File:W1056 #1-674 Acq:12-JUL-2002 20:15:01 GC EI+ Voltage SIR 70S
430.9729 S:5 F:4 Exp:NDB5US
Sample Text:TLI#57752A DF-DP-136 0-0.5 File Text:TRIANGLE LABORATORIES, INC.

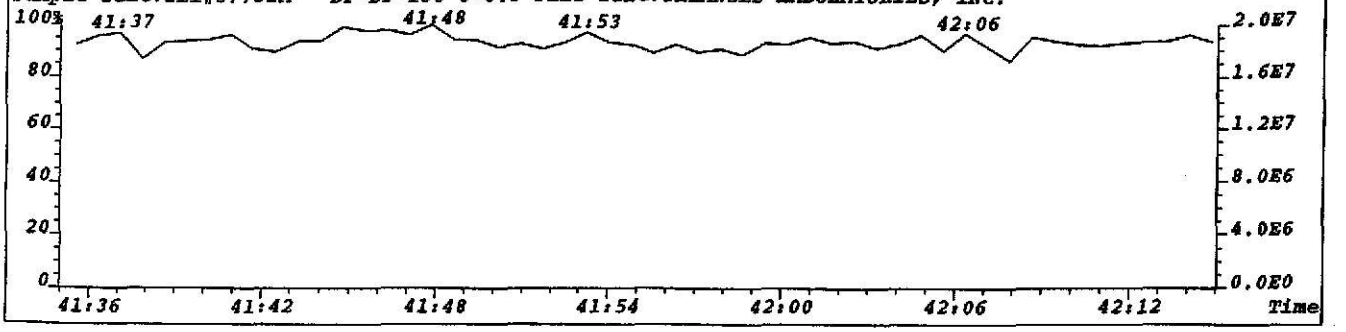

Peak Locate Examination:12-JUL-2002:17:01 File:W1056
Experiment:NDB5US Function:2 Reference:PFK

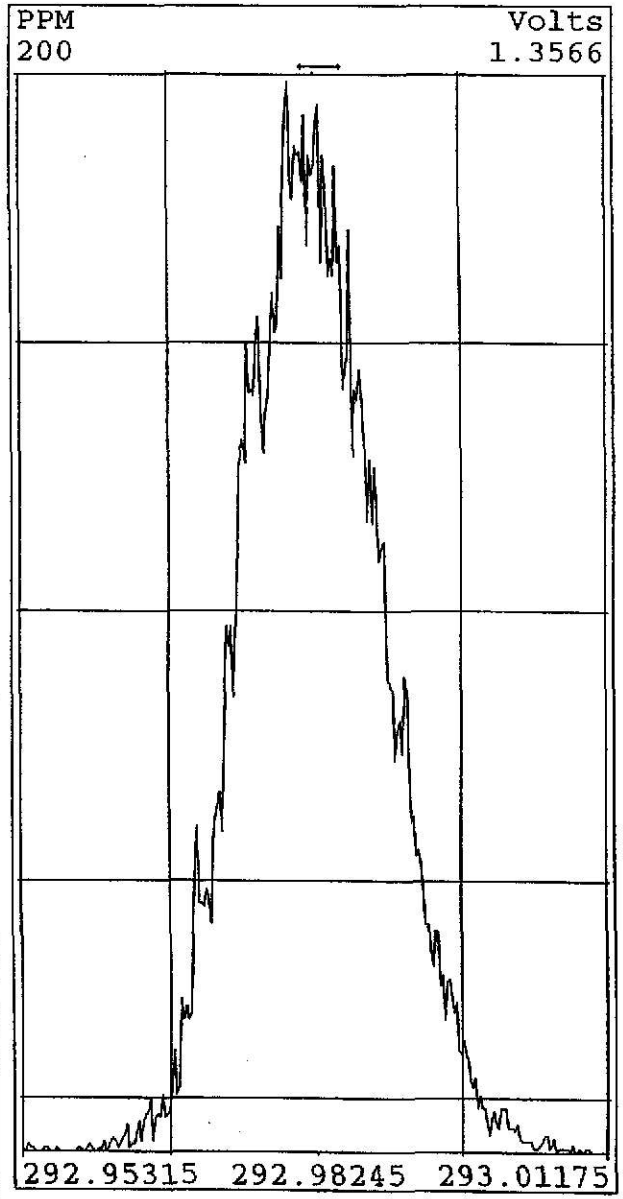

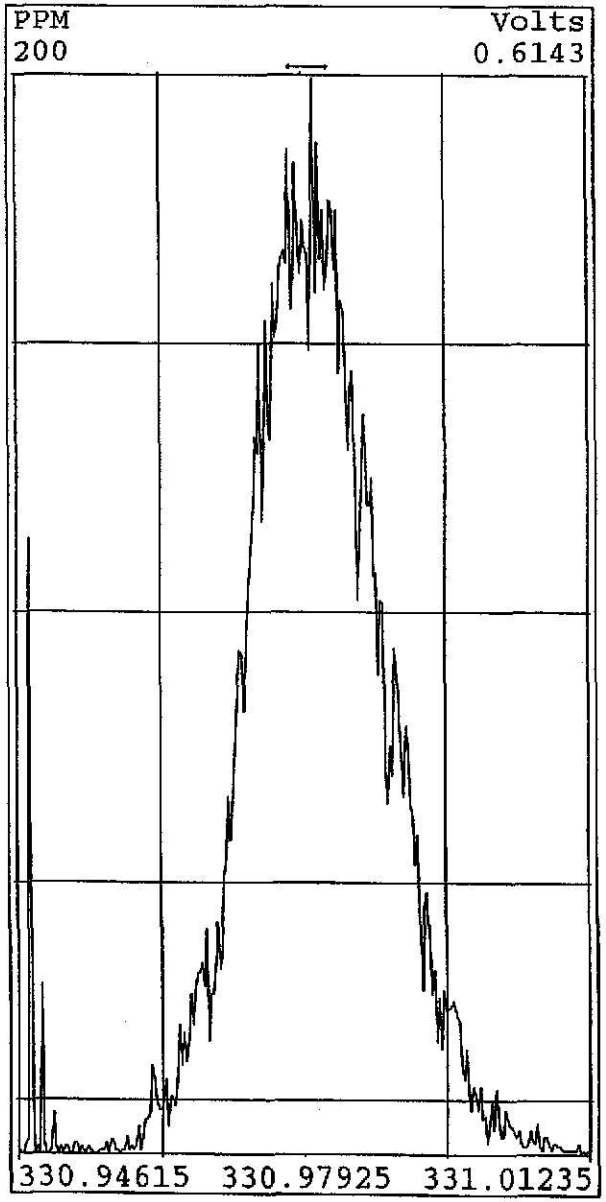

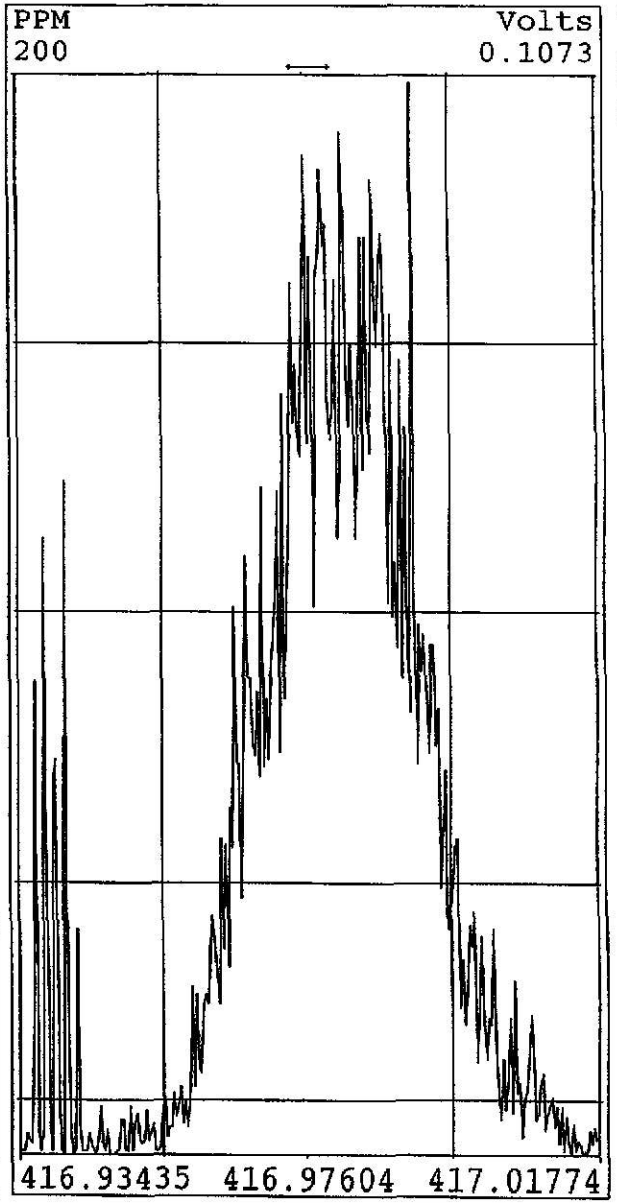

QAM 7/15/02

File:W1056 #1-797 Acq:12-JUL-2002 20:15:01 GC EI+ Voltage SIR 70S
303.9016 S:5 F:2 Exp:NDB5US
Sample Text:TLI#57752A DF-DP-136 0-0.5 File Text:TRIANGLE LABORATORIES, INC.

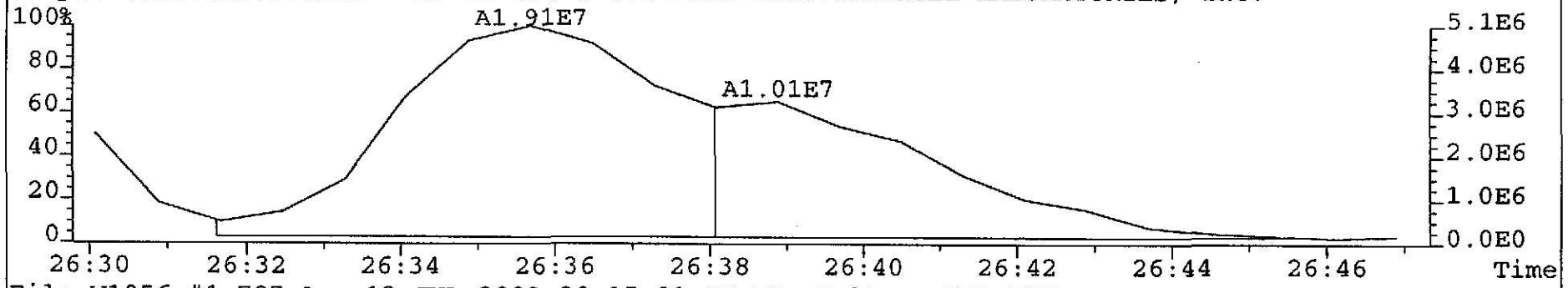

File:W1056 #1-797 Acq:12-JUL-2002 20:15:01 GC EI+ Voltage SIR 70S
305.8987 S:5 F:2 Exp:NDB5US
Sample Text:TLI#57752A DF-DP-136 0-0.5 File Text:TRIANGLE LABORATORIES, INC.

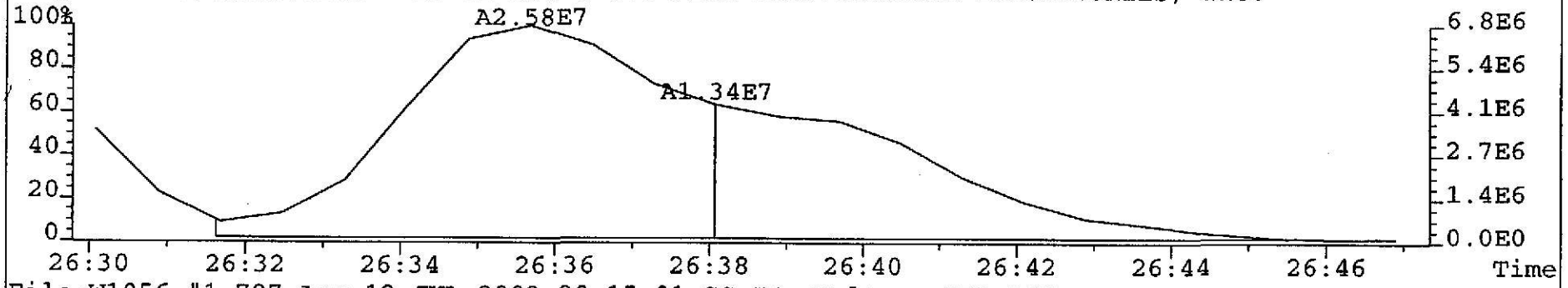

File:W1056 #1-797 Acq:12-JUL-2002 20:15:01 GC EI+ Voltage SIR 70S
317.9389 S:5 F:2 Exp:NDB5US
Sample Text:TLI#57752A DF-DP-136 0-0.5 File Text:TRIANGLE LABORATORIES, INC.

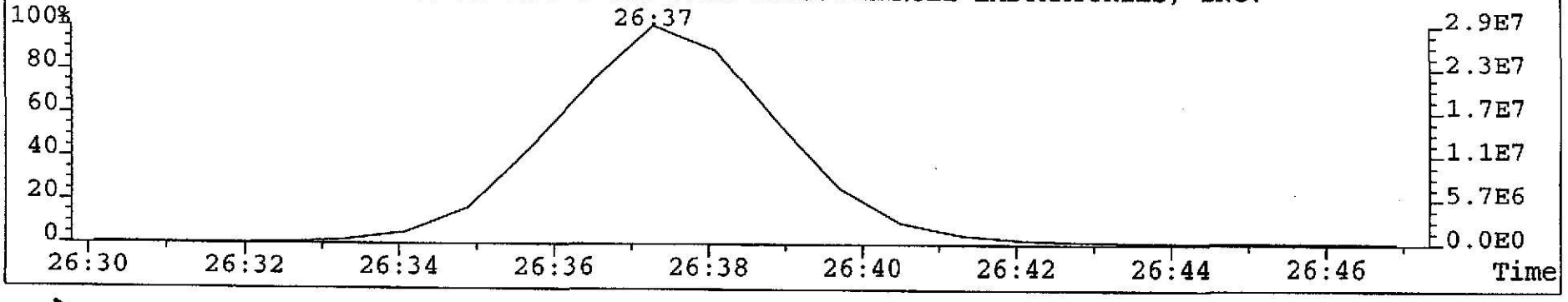

N = 1.04 + 1.10 = 2.14

OBM 7/15/02

File:W1056 #1-797 Acq:12-JUL-2002 20:15:01 GC EI+ Voltage SIR 70S
319.8965 S:5 F:2 Exp:NDB5US
Sample Text:TLI#57752A DF-DP-136 0-0.5 File Text:TRIANGLE LABORATORIES, INC.

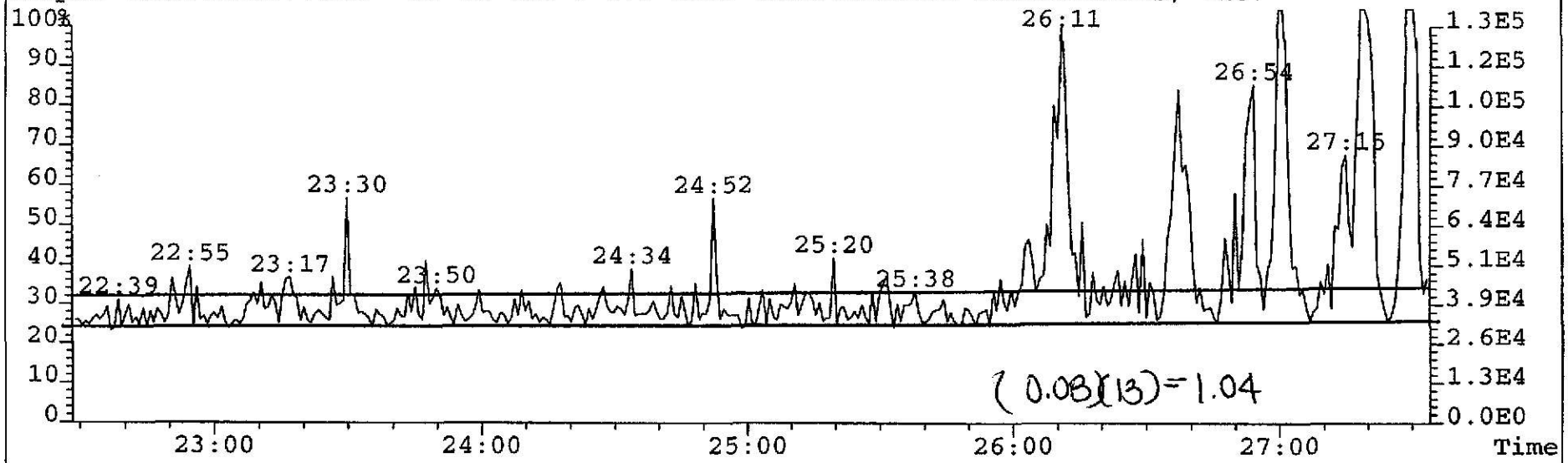

(0.08)(13) = 1.04

File:W1056 #1-797 Acq:12-JUL-2002 20:15:01 GC EI+ Voltage SIR 70S
321.8936 S:5 F:2 Exp:NDB5US
Sample Text:TLI#57752A DF-DP-136 0-0.5 File Text:TRIANGLE LABORATORIES, INC.

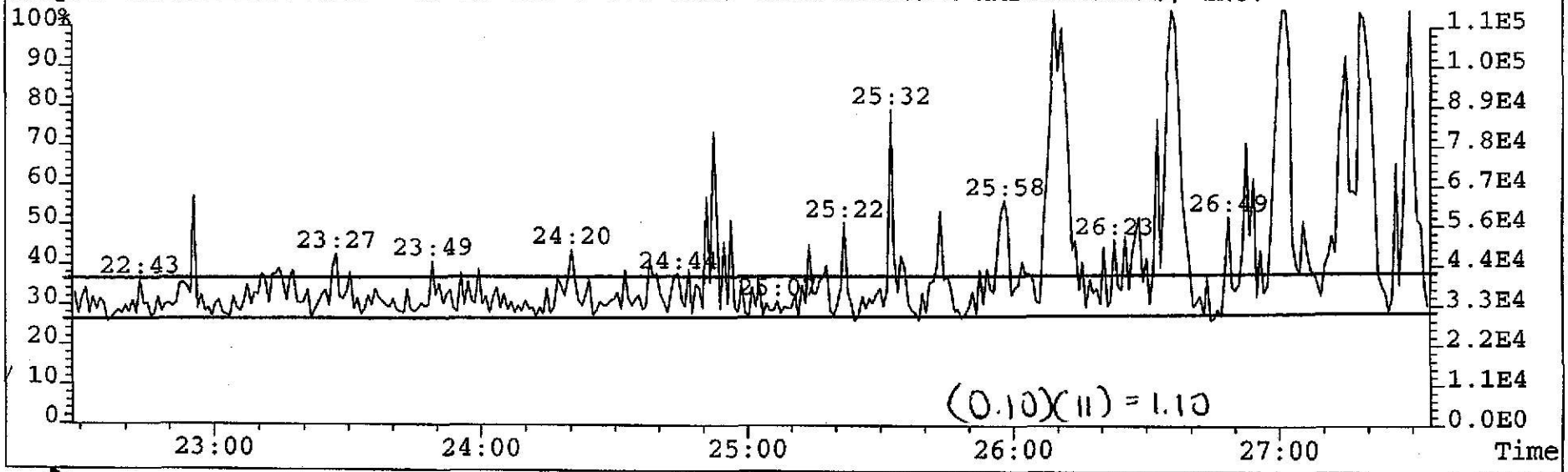

(0.10)(11) = 1.10

461

GEM 7/15/02

File:W1056 #1-797 Acq:12-JUL-2002 20:15:01 GC EI+ Voltage SIR 70S
319.8965 S:5 F:2 Exp:NDB5US
Sample Text:TLI#57752A DF-DP-136 0-0.5 File Text:TRIANGLE LABORATORIES, INC.

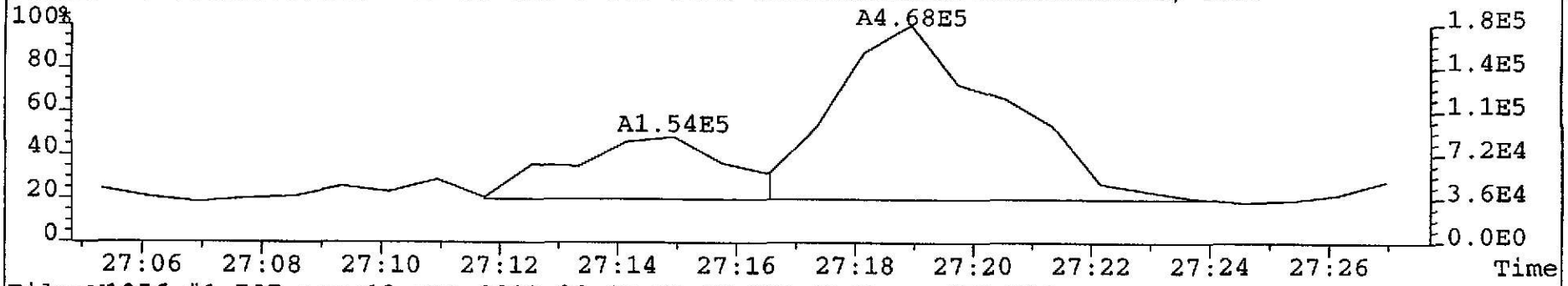

File:W1056 #1-797 Acq:12-JUL-2002 20:15:01 GC EI+ Voltage SIR 70S
321.8936 S:5 F:2 Exp:NDB5US
Sample Text:TLI#57752A DF-DP-136 0-0.5 File Text:TRIANGLE LABORATORIES, INC.

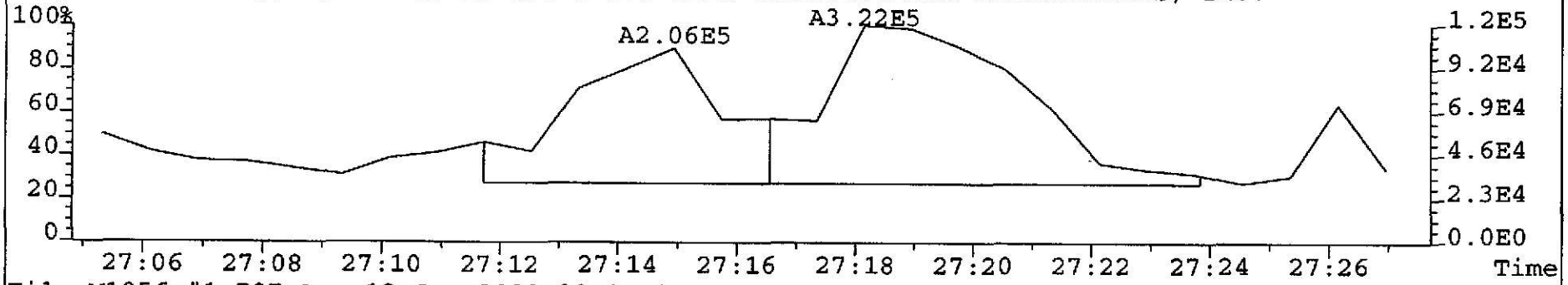

File:W1056 #1-797 Acq:12-JUL-2002 20:15:01 GC EI+ Voltage SIR 70S
333.9338 S:5 F:2 Exp:NDB5US
Sample Text:TLI#57752A DF-DP-136 0-0.5 File Text:TRIANGLE LABORATORIES, INC.

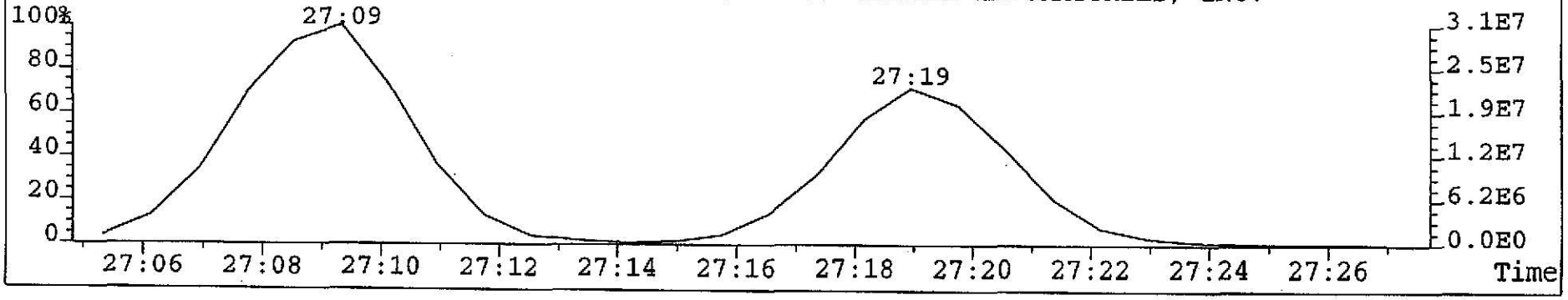

OBM 7/15/02

File:W1056 #1-797 Acq:12-JUL-2002 20:15:01 GC EI+ Voltage SIR 70S
331.9368 S:5 F:2 Exp:NDB5US
Sample Text:TLI#57752A DF-DP-136 0-0.5 File Text:TRIANGLE LABORATORIES, INC.

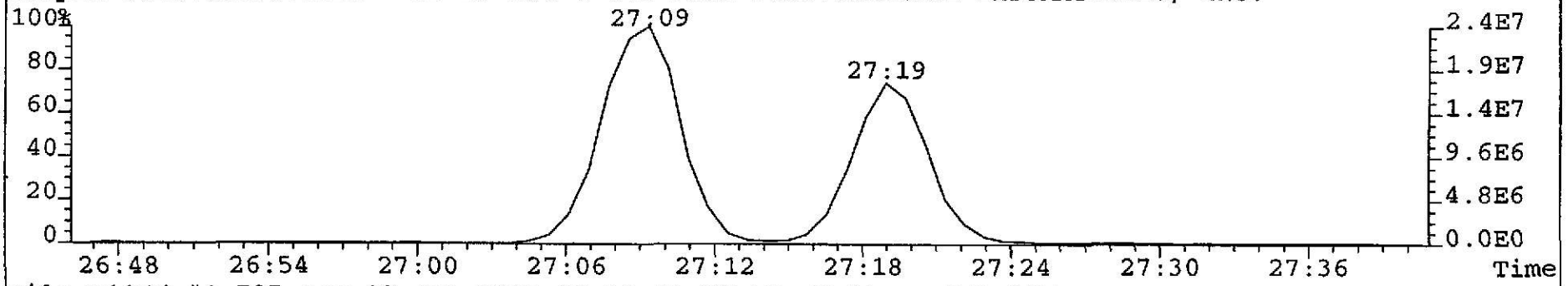

File:W1056 #1-797 Acq:12-JUL-2002 20:15:01 GC EI+ Voltage SIR 70S
333.9338 S:5 F:2 Exp:NDB5US
Sample Text:TLI#57752A DF-DP-136 0-0.5 File Text:TRIANGLE LABORATORIES, INC.

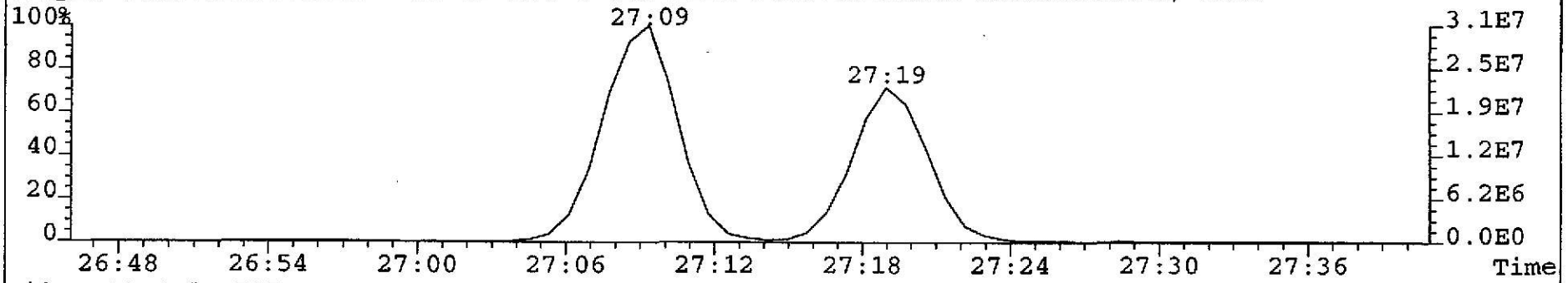

File:W1056 #1-797 Acq:12-JUL-2002 20:15:01 GC EI+ Voltage SIR 70S
327.8847 S:5 F:2 Exp:NDB5US
Sample Text:TLI#57752A DF-DP-136 0-0.5 File Text:TRIANGLE LABORATORIES, INC.

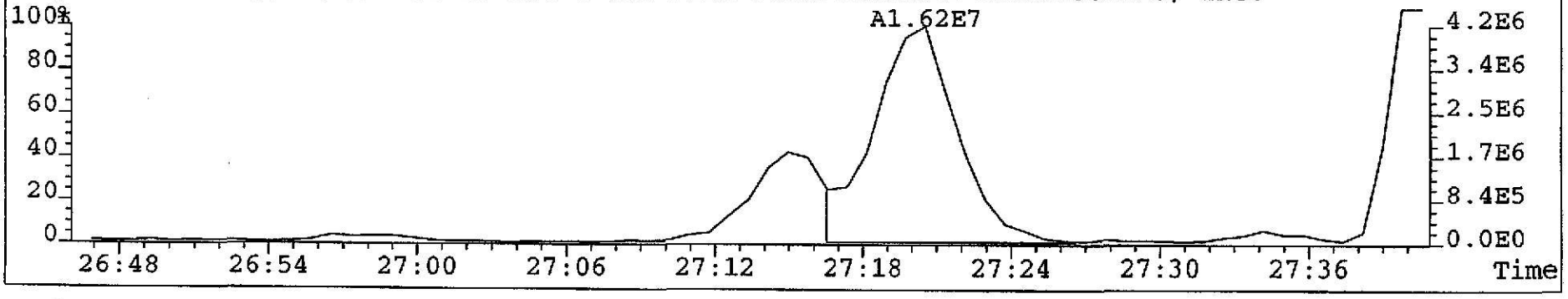

gsm 7/15/02

File:W1056 #1-797 Acq:12-JUL-2002 20:15:01 GC EI+ Voltage SIR 70S
339.8597 S:5 F:2 Exp:NDB5US
Sample Text:TLI#57752A DF-DP-136 0-0.5 File Text:TRIANGLE LABORATORIES, INC.

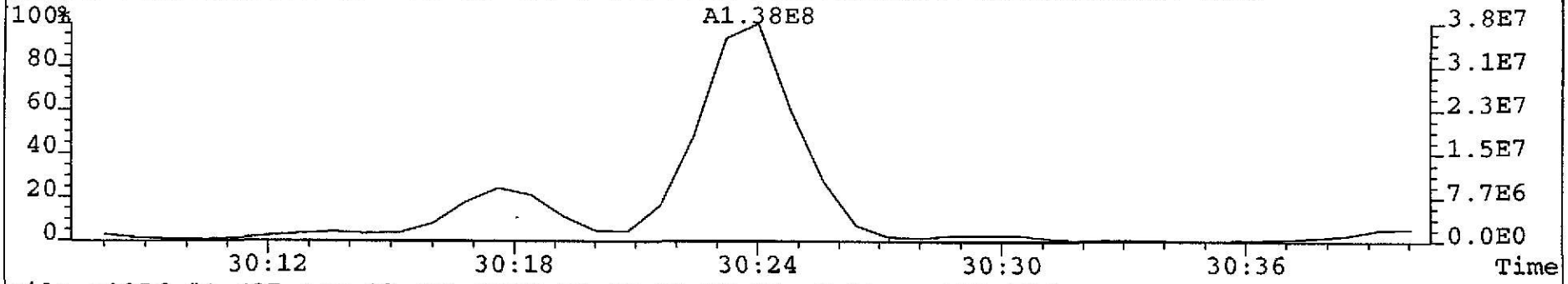

File:W1056 #1-797 Acq:12-JUL-2002 20:15:01 GC EI+ Voltage SIR 70S
341.8567 S:5 F:2 Exp:NDB5US
Sample Text:TLI#57752A DF-DP-136 0-0.5 File Text:TRIANGLE LABORATORIES, INC.

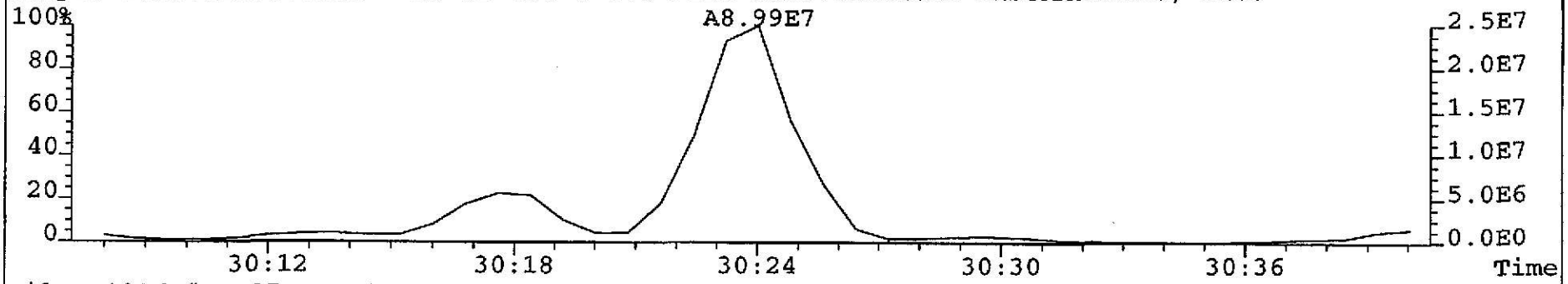

File:W1056 #1-797 Acq:12-JUL-2002 20:15:01 GC EI+ Voltage SIR 70S
353.8970 S:5 F:2 Exp:NDB5US
Sample Text:TLI#57752A DF-DP-136 0-0.5 File Text:TRIANGLE LABORATORIES, INC.

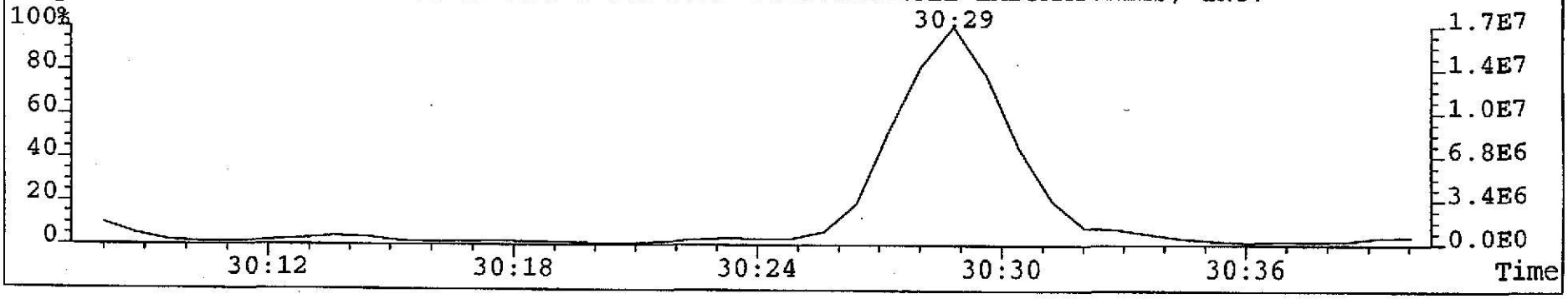

QEM 7/15/02

File:W1056 #1-797 Acq:12-JUL-2002 20:15:01 GC EI+ Voltage SIR 70S
339.8597 S:5 F:2 Exp:NDB5US
Sample Text:TLI#57752A DF-DP-136 0-0.5 File Text:TRIANGLE LABORATORIES, INC.

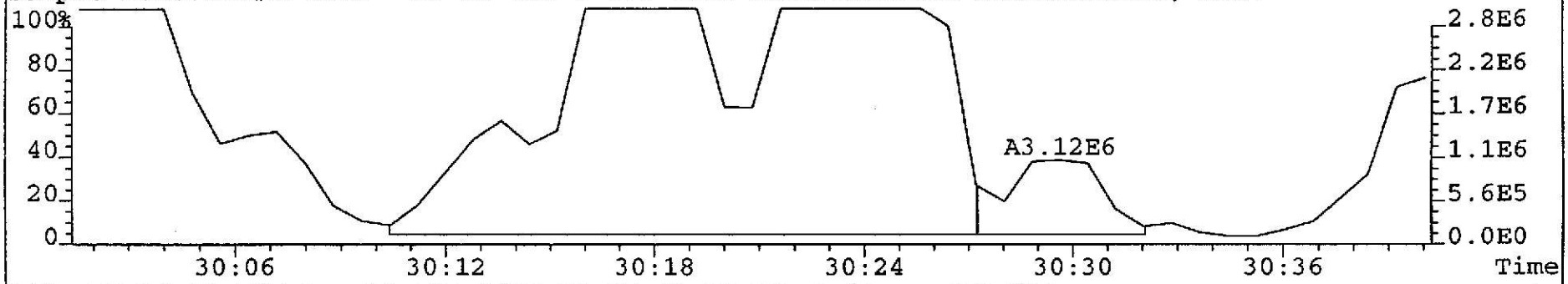

File:W1056 #1-797 Acq:12-JUL-2002 20:15:01 GC EI+ Voltage SIR 70S
341.8567 S:5 F:2 Exp:NDB5US
Sample Text:TLI#57752A DF-DP-136 0-0.5 File Text:TRIANGLE LABORATORIES, INC.

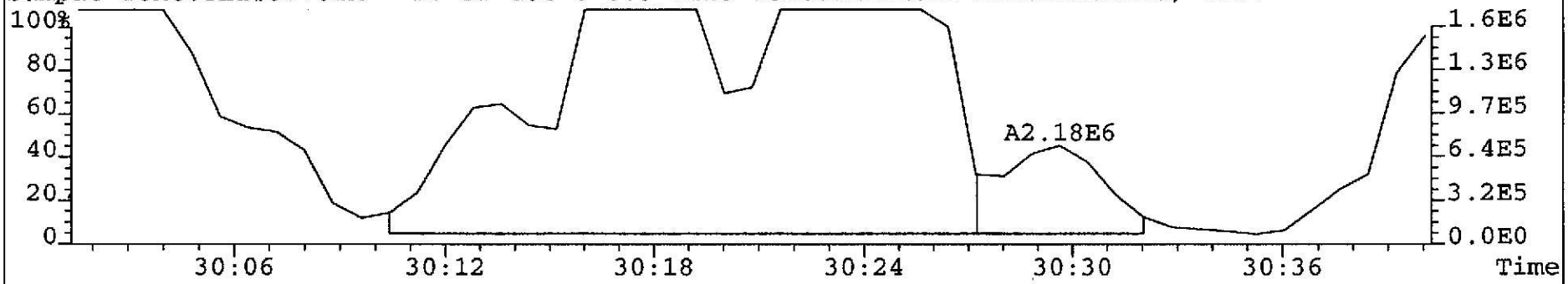

File:W1056 #1-797 Acq:12-JUL-2002 20:15:01 GC EI+ Voltage SIR 70S
353.8970 S:5 F:2 Exp:NDB5US
Sample Text:TLI#57752A DF-DP-136 0-0.5 File Text:TRIANGLE LABORATORIES, INC.

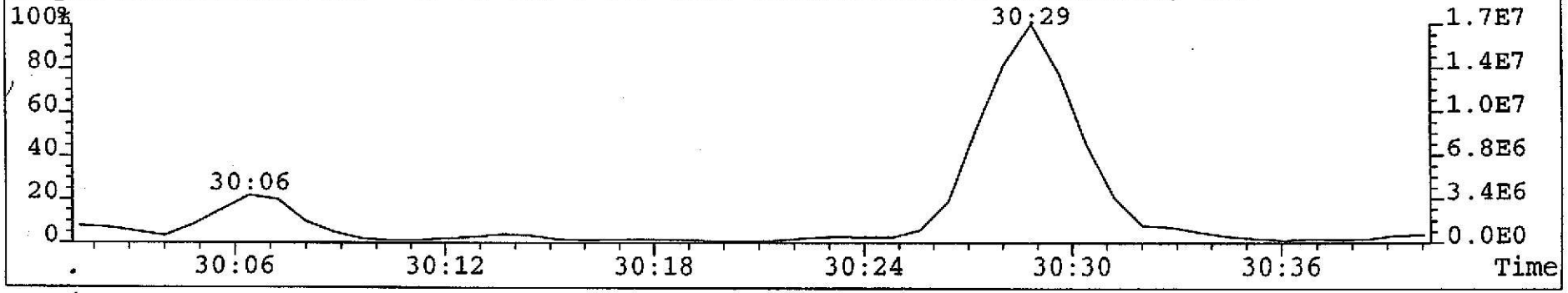

aem 7/15/02

File:W1056 #1-797 Acq:12-JUL-2002 20:15:01 GC EI+ Voltage SIR 70S
339.8597 S:5 F:2 Exp:NDB5US
Sample Text:TLI#57752A DF-DP-136 0-0.5 File Text:TRIANGLE LABORATORIES, INC.

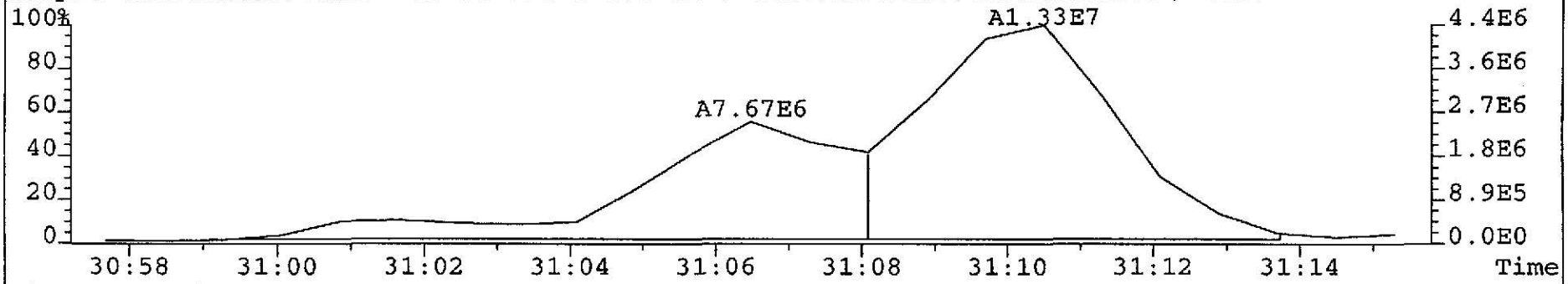

File:W1056 #1-797 Acq:12-JUL-2002 20:15:01 GC EI+ Voltage SIR 70S
341.8567 S:5 F:2 Exp:NDB5US
Sample Text:TLI#57752A DF-DP-136 0-0.5 File Text:TRIANGLE LABORATORIES, INC.

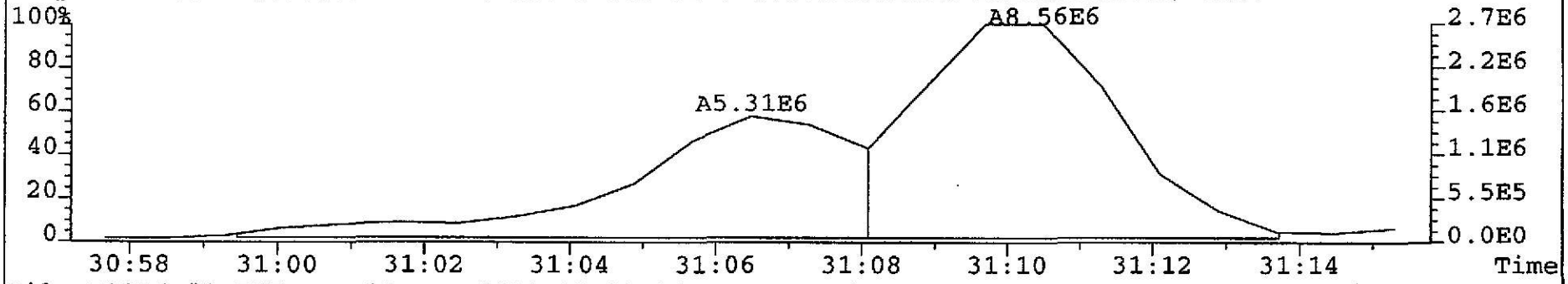

File:W1056 #1-797 Acq:12-JUL-2002 20:15:01 GC EI+ Voltage SIR 70S
353.8970 S:5 F:2 Exp:NDB5US
Sample Text:TLI#57752A DF-DP-136 0-0.5 File Text:TRIANGLE LABORATORIES, INC.

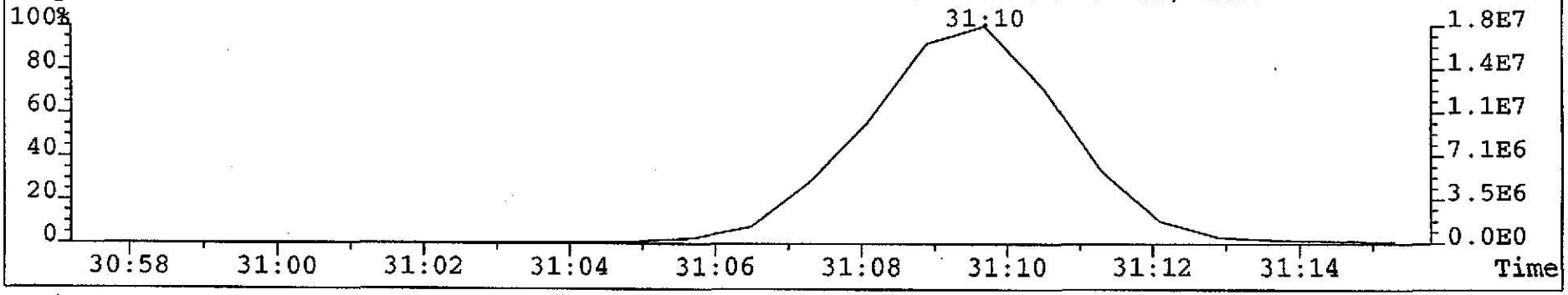

QAM 7/15/02

File:W1056 #1-797 Acq:12-JUL-2002 20:15:01 GC EI+ Voltage SIR 70S
355.8546 S:5 F:2 Exp:NDB5US
Sample Text:TLI#57752A DF-DP-136 0-0.5 File Text:TRIANGLE LABORATORIES, INC.

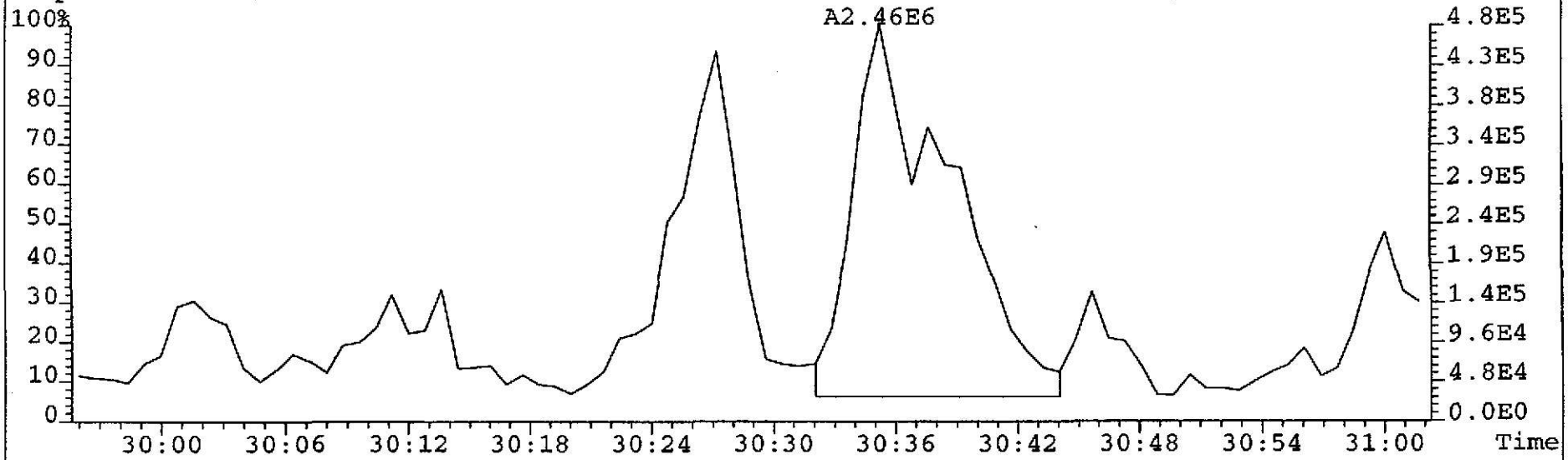

File:W1056 #1-797 Acq:12-JUL-2002 20:15:01 GC EI+ Voltage SIR 70S
357.8516 S:5 F:2 Exp:NDB5US
Sample Text:TLI#57752A DF-DP-136 0-0.5 File Text:TRIANGLE LABORATORIES, INC.

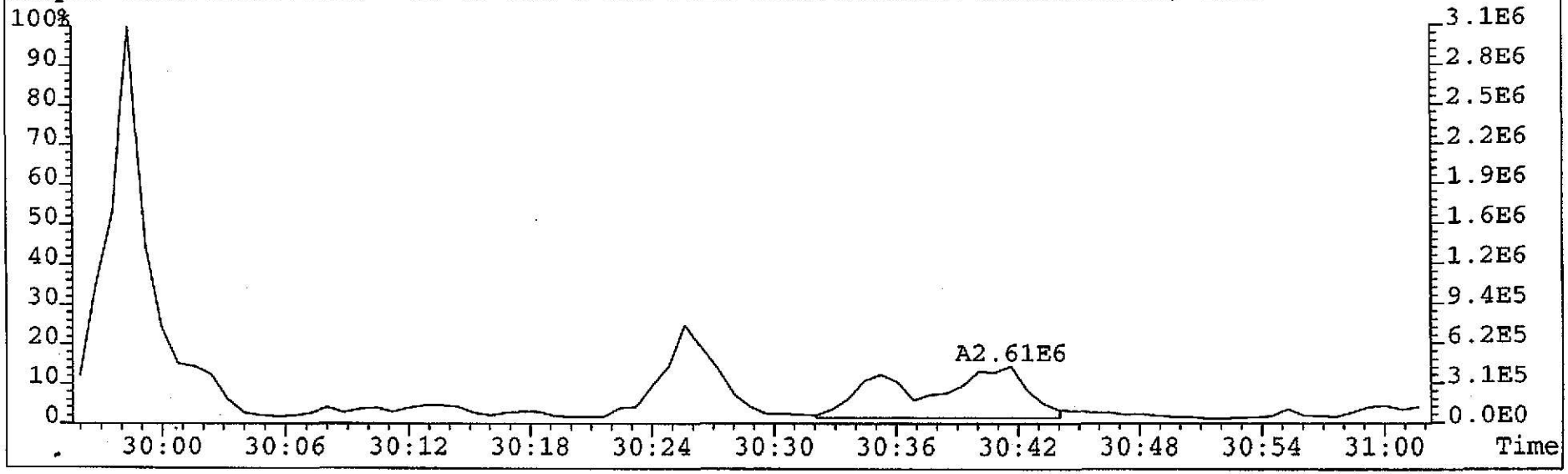

OEM 7/15/02

File:W1056 #1-797 Acq:12-JUL-2002 20:15:01 GC EI+ Voltage SIR 70S
355.8546 S:5 F:2 Exp:NDB5US
Sample Text:TLI#57752A DF-DP-136 0-0.5 File Text:TRIANGLE LABORATORIES, INC.

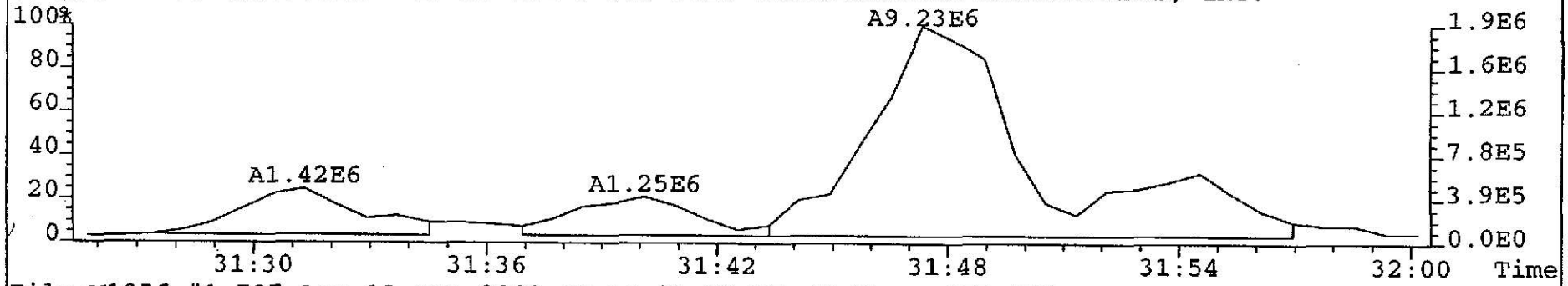

File:W1056 #1-797 Acq:12-JUL-2002 20:15:01 GC EI+ Voltage SIR 70S
357.8516 S:5 F:2 Exp:NDB5US
Sample Text:TLI#57752A DF-DP-136 0-0.5 File Text:TRIANGLE LABORATORIES, INC.

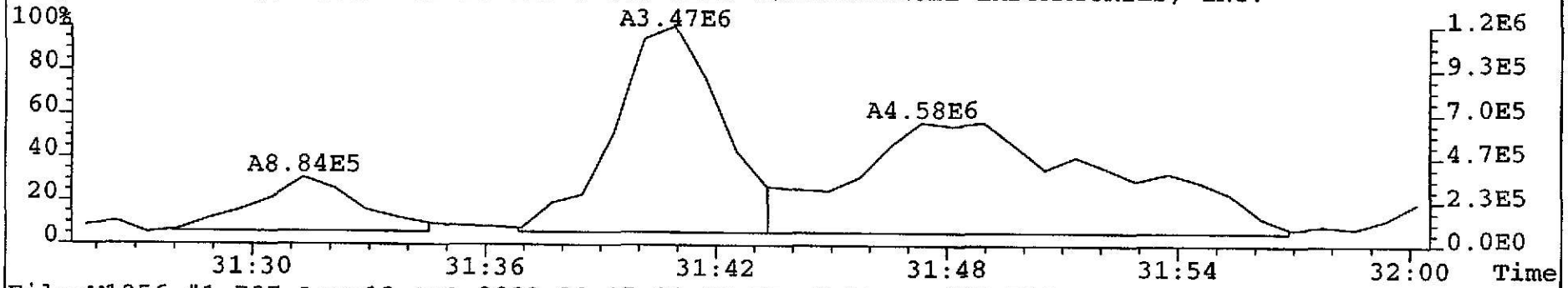

File:W1056 #1-797 Acq:12-JUL-2002 20:15:01 GC EI+ Voltage SIR 70S
367.8949 S:5 F:2 Exp:NDB5US
Sample Text:TLI#57752A DF-DP-136 0-0.5 File Text:TRIANGLE LABORATORIES, INC.



aam 7/15/02

File:W1056 #1-423 Acq:12-JUL-2002 20:15:01 GC EI+ Voltage SIR 70S
373.8208 S:5 F:3 Exp:NDB5US
Sample Text:TLI#57752A DF-DP-136 0-0.5 File Text:TRIANGLE LABORATORIES, INC.

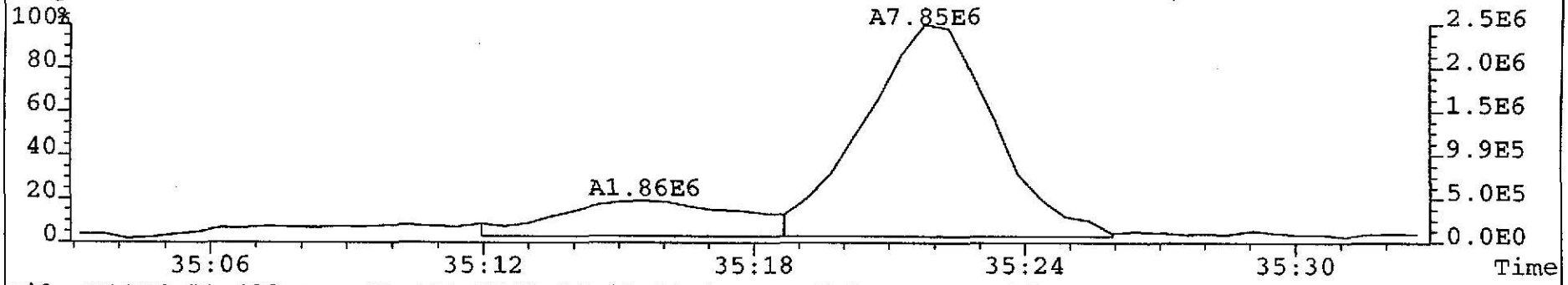

File:W1056 #1-423 Acq:12-JUL-2002 20:15:01 GC EI+ Voltage SIR 70S
375.8178 S:5 F:3 Exp:NDB5US
Sample Text:TLI#57752A DF-DP-136 0-0.5 File Text:TRIANGLE LABORATORIES, INC.

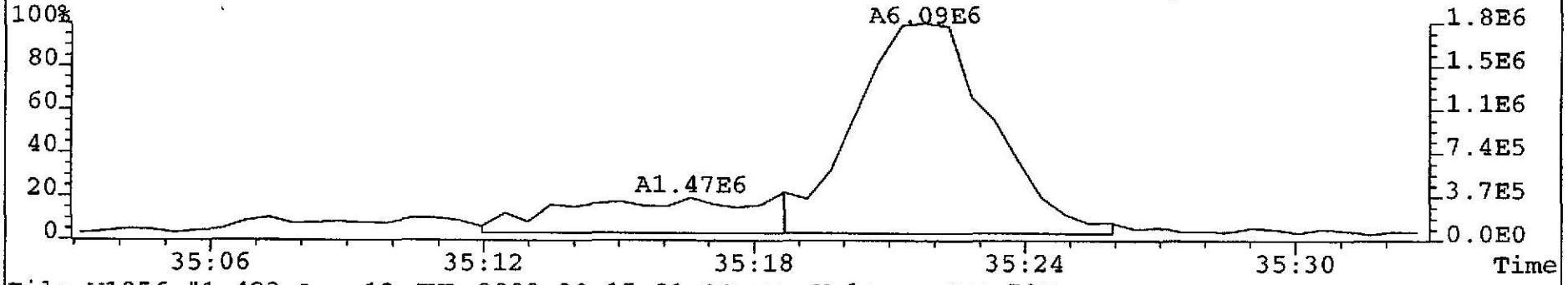

File:W1056 #1-423 Acq:12-JUL-2002 20:15:01 GC EI+ Voltage SIR 70S
385.8610 S:5 F:3 Exp:NDB5US
Sample Text:TLI#57752A DF-DP-136 0-0.5 File Text:TRIANGLE LABORATORIES, INC.

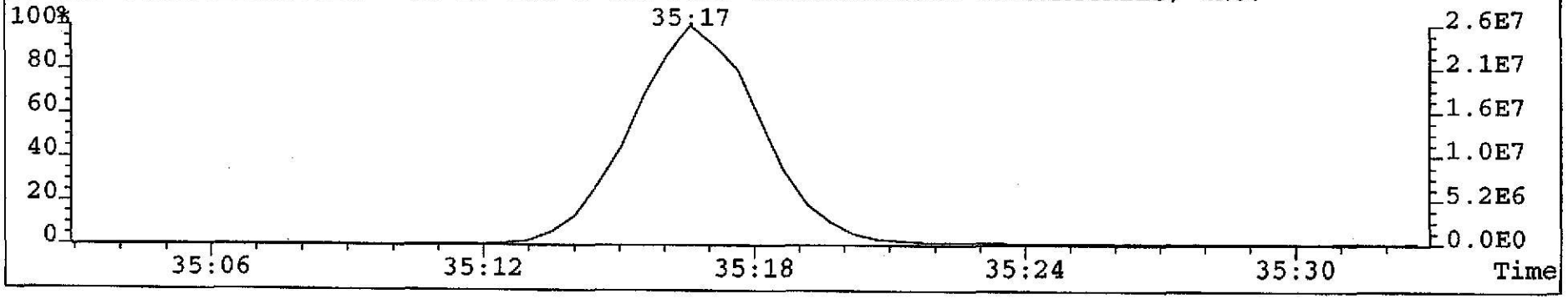

QEM 7/15/02

File:W1056 #1-423 Acq:12-JUL-2002 20:15:01 GC EI+ Voltage SIR 70S
389.8156 S:5 F:3 Exp:NDB5US
Sample Text:TLI#57752A DF-DP-136 0-0.5 File Text:TRIANGLE LABORATORIES, INC.

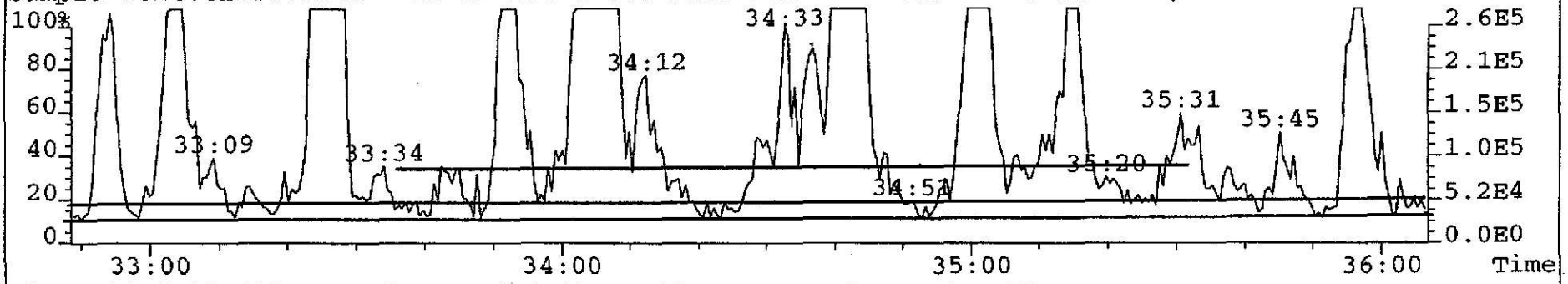

File:W1056 #1-423 Acq:12-JUL-2002 20:15:01 GC EI+ Voltage SIR 70S
391.8127 S:5 F:3 Exp:NDB5US
Sample Text:TLI#57752A DF-DP-136 0-0.5 File Text:TRIANGLE LABORATORIES, INC.

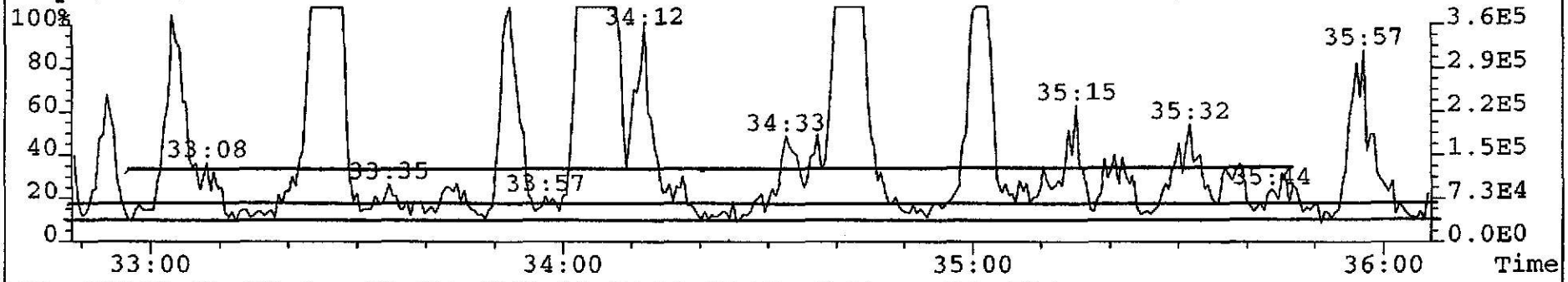

File:W1056 #1-423 Acq:12-JUL-2002 20:15:01 GC EI+ Voltage SIR 70S
403.8529 S:5 F:3 Exp:NDB5US
Sample Text:TLI#57752A DF-DP-136 0-0.5 File Text:TRIANGLE LABORATORIES, INC.

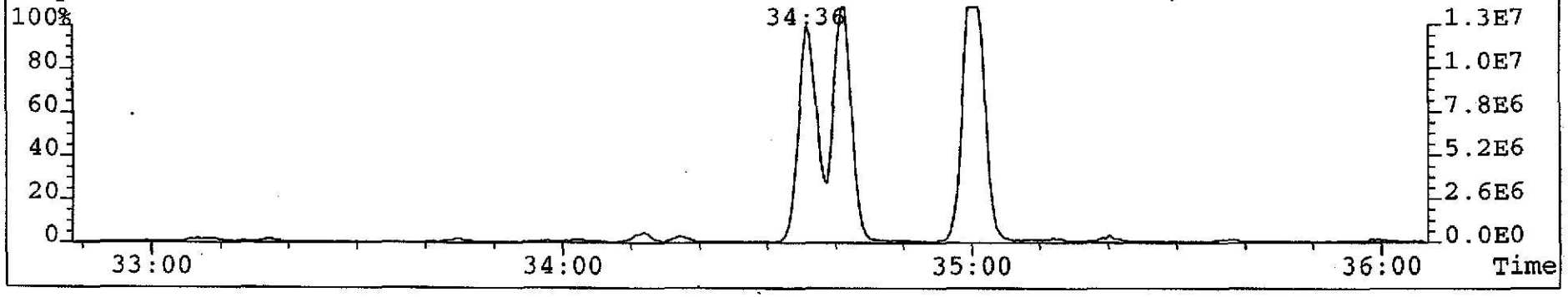

GBM 7/15/02

File:W1056 #1-423 Acq:12-JUL-2002 20:15:01 GC EI+ Voltage SIR 70S
389.8156 S:5 F:3 Exp:NDB5US
Sample Text:TLI#57752A DF-DP-136 0-0.5 File Text:TRIANGLE LABORATORIES, INC.

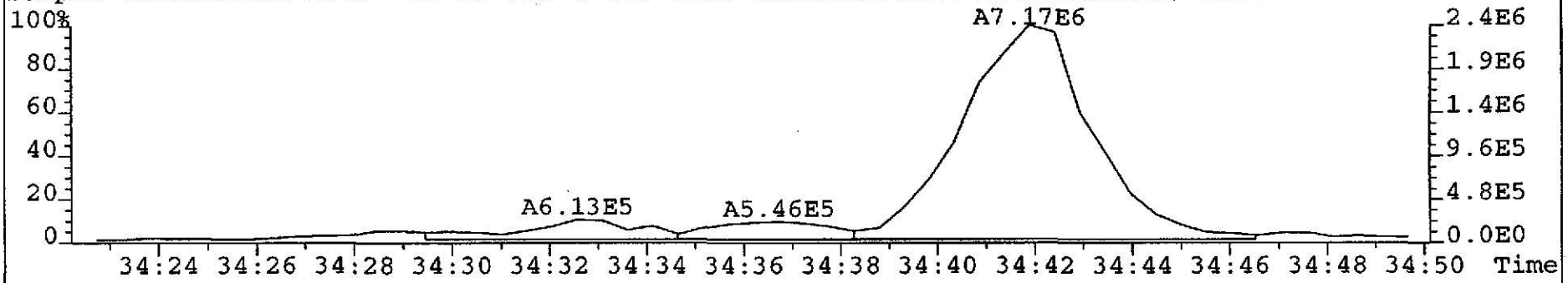

File:W1056 #1-423 Acq:12-JUL-2002 20:15:01 GC EI+ Voltage SIR 70S
391.8127 S:5 F:3 Exp:NDB5US
Sample Text:TLI#57752A DF-DP-136 0-0.5 File Text:TRIANGLE LABORATORIES, INC.

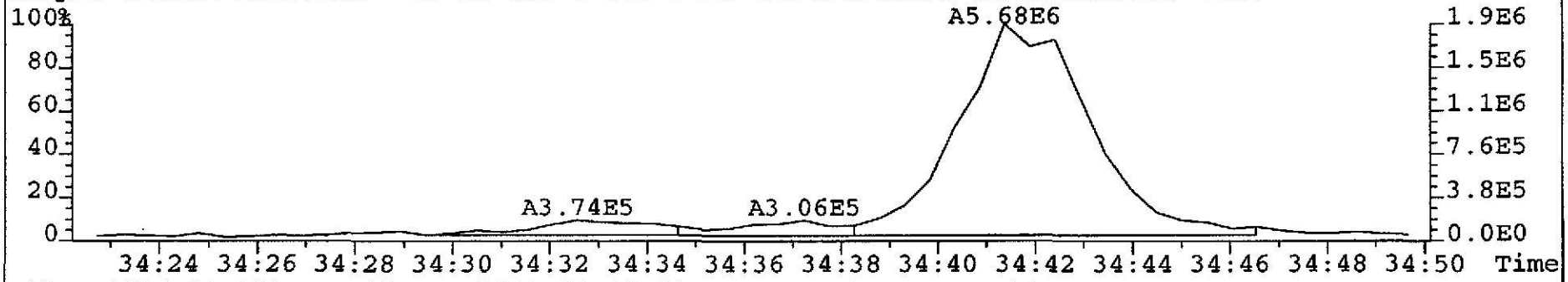
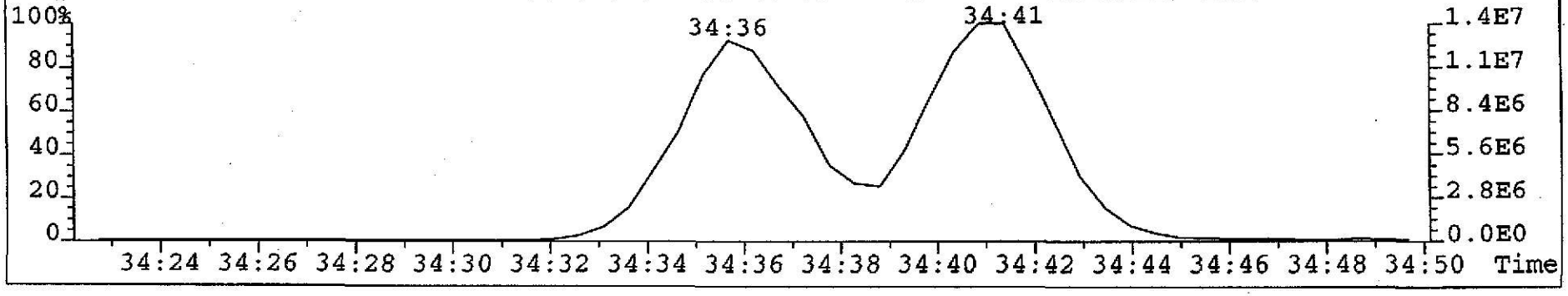
File:W1056 #1-423 Acq:12-JUL-2002 20:15:01 GC EI+ Voltage SIR 70S
403.8529 S:5 F:3 Exp:NDB5US
Sample Text:TLI#57752A DF-DP-136 0-0.5 File Text:TRIANGLE LABORATORIES, INC.