PRELIMINARY GROUNDWATER ASSESSMENT REPORT

FILE COPY

RECEIVED
JUL 30 2004
DEQ-OPC

Kuhlman Electric Corporation
Crystal Springs, Mississippi

Prepared for

BorgWarner Inc.

July 2004

GeoEnvironmental Associates, LLC | MARTIN & SLAGLE

KUHLMAN ELECTRIC CORPORATION PRELIMINARY GROUNDWATER ASSESSMENT REPORT

FILE COPY

Kuhlman Electric Corporation
Crystal Springs, Mississippi

RECEIVED
JUL 30 2004
DEQ-OPC

Prepared for

BorgWarner Inc.

Prepared by

MARTIN & SLAGLE GEOENVIRONMENTAL ASSOCIATES, LLC
208A SUTTON AVE.
PO BOX 1023
BLACK MOUNTAIN, NC 28711

July 2004

Robert L. Martin, L.G.
Project Manager

Christine Slagle
Principal Scientist

Charles O. M. Peel,
Mississippi RPG #0192

TABLE OF CONTENTS

Preliminary Groundwater Assessment Report
Kuhlman Electric Corporation
Crystal Springs, Mississippi

Executive Summary

1.0	**Introduction**	**1-1**
1.1	Background	1-2
1.2	Summary of Previous Work Performed at the KEC Plant	1-3
1.3	Assessment and Remediation Summary	1-4
2.0	**Site Characteristics**	**2-1**
2.1	Site Description	2-1
2.2	Source Area	2-1
2.3	Regional Geology	2-2
2.4	Regional Hydrogeology	2-3
2.5	Site Geology	2-3
2.6	Site Hydrogeology	2-4
3.0	**Investigation Activities**	**3-1**
3.1	Drilling and Monitoring Well Installation	3-1
3.2	Soil and Groundwater Sampling	3-3
4.0	**Investigation Results**	**4-1**
4.1	Aquifer Characteristics	4-1
4.2	Analytical Results	4-2
4.3	Potential Receptors	4-5
5.0	**Analytical Program**	**5-1**
5.1	Sampling Objectives	5-1
5.2	Analytical Methods	5-1

TABLE OF CONTENTS (cont.)

5.3	Key Personnel	5-2
5.4	Quality Assurance Objectives for Data	5-3
5.5	Sample Control and Field Reports	5-4
5.6	Laboratory QA/QC	5-4
5.7	Data Review	5-5
6.0	**Summary and Conclusions**	**6-1**
7.0	**References**	**7-1**

FIGURES

Figure 1 - Vicinity Map
Figure 2 - Site Map
Figure 3 - Geologic Cross Section A-A'
Figure 4 - Geologic Cross Section B-B'
Figure 5 - Municipal Well Location Map

TABLES

Table 1 - Monitoring Well Elevation Data
Table 2 - On-Site Laboratory Analytical Results for Soil – Chlorinated Benzenes
Table 3 - Off-Site Laboratory Analytical Results for Soil – Chlorinated Benzenes
Table 4 - Laboratory Analytical Results for Soil - PCBs
Table 5 - Off-Site Laboratory Analytical Results – VOCs
Table 6 - On-Site Laboratory Analytical Results for Groundwater – Chlorinated Benzenes and PCBs
Table 7 - Off-Site Laboratory Analytical Results for Groundwater - VOCs

APPENDIX 1 **Boring Logs**

APPENDIX 2 **Well Schematics**

APPENDIX 3 **On-Site and Off-Site Laboratory Analytical Data Sheets with Chains of Custody**

EXECUTIVE SUMMARY

Environmental investigations conducted at the Kuhlman Electric Corporation site in Crystal Springs, Mississippi, indicated that soil contaminated with polychlorinated biphenyls as Aroclor 1260 (PCB) and various chlorinated benzenes is present on-site. A groundwater assessment was conducted to determine if the site groundwater was impacted by contaminants. The investigation was conducted in response to Mississippi Commission on Environmental Quality Order No. 4449-02, issued to Kuhlman Electric Corporation on July 23, 2002.

During the groundwater assessment eight permanent monitoring wells were installed in areas that were found during the plant site soil assessment to contain the highest concentrations of PCBs. During installation of the monitoring wells soil, perched groundwater and groundwater from the uppermost aquifer were sampled and analyzed for the presence of PCBs, volatile organic compounds (VOCs), and semi-volatile organic compounds (SVOCs).

The site geology, as determined by soil samples collected during installation of the monitoring wells, consists of sediments of interlayered silty, clayey and gravelly sands and sandy gravels to a depth of about 25 to 30 feet. The top of a discontinuous hard, gray clay unit is present at this depth. The thickness of the clay layer, where present, ranges from 5 to 20 feet. Beneath the clay layer are interlayered sands and gravels to at least 73 feet below grade.

Groundwater was encountered in all site borings. Perched groundwater was present in six of the eight well locations at a depth from 15 to 24 feet bgs. The upper aquifer was detected in all but one monitoring well at 50 to 61 feet deep. Groundwater flows from northeast to southwest across the site at an estimated average velocity of approximately 1.0 foot per day.

Ten soil samples and five groundwater samples were collected from the perched groundwater zone above the clay layer. Eight groundwater samples were collected from the permanent monitoring wells installed at the KEC site. No PCBs were detected in perched groundwater or upper aquifer samples. None of the chlorinated benzenes with MDEQ TRG regulatory limits detected in perched groundwater samples exceeded those limits. 1,3,5-trichlorobenzene, 1,2,3-trichlorobenzene, and 1,2,3,4-tetrachlorobenzene detected in perched groundwater do not have established TRG limits.

VOCs were detected in three perched groundwater samples. MDEQ TRG limits were exceeded in perched groundwater for 1,1-dichloroethene, n-propylbenzene, 1,2,4-trimethylbenzene, and 1,3,5-trimethylbenzene. MDEQ has not established a limit for trans-1,3-dichloropropene, which was also detected.

No SVOCs or PCBs were detected in any samples collected from the upper aquifer. Samples from six of the eight wells had detectable concentrations of VOCs. 1,1-dichlorethene (1,1-DCE) was detected at concentrations ranging from 4.85 μg/l to 87.7 μg/l in samples from six of eight monitoring wells. The MDEQ TRG for 1,1-DCE is 7.0 μg/l.

Nine municipal water supply wells are currently in operation in within 1.7 miles of the KEC plant site. Five of the wells are located southwest of the KEC plant site and remove water from the upper two regional aquifers. Eight wells constitute the water supply for the City of Crystal Springs, Mississippi and one is used as a water supply for the municipal swimming pool.

Perched groundwater and the upper aquifer have detections of organic constituents, which exceed the TRG limits established by MDEQ. Based on groundwater flow directions and gradients measured at the site, the up gradient end of the 1,1-dichloroethene impacted groundwater appears to be located to the northeast of the plant building. At this time, the horizontal and vertical extents of the impacted groundwater have not yet been determined.

1.0 INTRODUCTION

Kuhlman Electric Corporation (KEC) owns and operates a transformer manufacturing plant in Crystal Springs, Mississippi (Figure 1). Previous environmental assessments conducted at this site indicated that soil contaminated with polychlorinated biphenyls as Aroclor 1260 (PCB) and various chlorinated benzenes were present on-site. Martin & Slagle GeoEnvironmental Associates, L.L.C. prepared this groundwater assessment report for review and approval by Mississippi Department of Environmental Quality (MDEQ) and the United States Environmental Protection Agency (USEPA) on behalf of BorgWarner Inc. and KEC in response to Mississippi Commission on Environmental Quality Order No. 4449-02, issued to Kuhlman Electric Corporation on July 23, 2002.

This report describes the processes and procedures implemented to determine if regulated substances have impacted groundwater beneath the KEC plant site. The initial work described in this work plan involves the installation of eight monitoring wells, and sampling and analysis of groundwater collected from those wells screened within the uppermost aquifer. The constituents of concern are Aroclor 1260 and various chlorinated benzenes associated with the historical manufacturing of transformers at this site. The work plan submitted to MDEQ in September 2002 describing the assessment activities stated that if groundwater was determined to be impacted then the assessment would be expanded to delineate the horizontal and vertical extent of impacted groundwater. This report describes findings from the initial sampling of site groundwater conducted during the preliminary groundwater assessment.

During this preliminary groundwater assessment eight permanent monitoring wells were installed in areas that were found during the plant site soil assessment to contain the highest concentrations of PCBs. During installation of the monitoring wells soil, perched groundwater, and groundwater from the uppermost aquifer were sampled and analyzed

for the presence of PCBs, volatile organic compounds (VOCs), and semi-volatile organic compounds (SVOCs).

Remediation of impacted soil at this site was completed in March 2004 in accordance with Toxic Substance Control Act (TSCA) 40CFR 761.61(a) "Self-Implementing" PCB site clean-up criteria. The remediation report was submitted to MDEQ and US EPA in June 2004.

1.1 Background

The KEC facility was constructed and has been operated as a transformer manufacturing plant since the 1950s by KEC or its predecessors (collectively "KEC"). KEC continued to own and operate the plant in March 1999 when BorgWarner Inc. purchased Kuhlman Corporation, the parent of KEC, and thereafter as well. Seven months later, on October 1, 1999, BorgWarner and Kuhlman Corporation sold KEC's stock to KEC Acquisition Corporation. BorgWarner and Kuhlman Corporation indemnified KEC, KEC Acquisition Corporation and their affiliates for historic contamination at the site and may, under the purchase agreement, control any remediation of such contamination. Neither BorgWarner nor Kuhlman Corporation nor KEC Acquisition Corporation has ever owned or operated the plant.

On April 19, 2000, BorgWarner received notification from KEC, in accordance with the purchase agreement, that areas of contaminated soil had been found in Crystal Springs, Mississippi. BorgWarner responded by sending a representative to meet with KEC plant representatives and a representative from MDEQ, Eric Dear, on April 25, 2000. During this meeting, all parties were briefed on the existing situation at the plant and MDEQ's expectations regarding assessment of the site.

1.2 Summary of Previous Work Performed at the KEC Plant

Since April 25, 2000, two major soil assessments have been conducted on and around the KEC property. The first assessment was conducted in May, June, and September 2000 on the KEC property. The purpose of this assessment was to determine the sources of PCB contamination, the horizontal and vertical extent of soil contamination, and the potential for off-site migration of PCBs via wind-blown dust, stormwater runoff, and transport off-site by grading contractors and plant personnel.

Results from previous site assessments indicate that the KEC plant is the primary source of PCB contamination on site, on adjacent properties, and on properties along an adjacent drainageway. Immediate actions were taken to control future stormwater runoff from the site and wind erosion of site soils. Ultraviolet-resistant 12-mil high density polyethylene (HDPE) liner material was placed over the 4.6 acres of the KEC site that were disturbed during construction activities, and silt fences were placed around the periphery of the plastic cover. The HDPE was removed during plant site soil remediation.

Results of the plant site assessments are included in the *Preliminary Site Characterization Report* (July 2000) and the *Addendum to the Site Characterization Report* (February 2001) submitted to MDEQ and USEPA. The reports contain detailed descriptions of:

- The nature and extent of soil contamination,
- Procedures used to sample contaminated and adjacent areas,
- Tables and site maps showing PCB concentrations measured in all pre-cleanup characterization samples,
- Sampling and analysis dates.

Remediation of impacted soils was completed in March 2004. Descriptions of remediation activities and analytical results are included in the *Plant Site Remediation Report, Kuhlman Electric Corporation*, June 2004.

1.3 Assessment and Remediation Summary

Direct push soil sampling was conducted over approximately 15 acres of open and paved land on the Kuhlman property. Soil, sediment, and surface water samples were collected over two one-month periods and analyzed by the on-site laboratory. At least 10% of the total number of soil samples were split and sent to an off-site laboratory for confirmation of the on-site laboratory results.

The on-site laboratory determined, after comparing the analytical results against all Aroclor standards, that the particular Aroclor present on site was 1260. The unrestricted Target Remediation Goal (TRG) for Aroclor 1260 in soil is 1.0 mg/kg. The restricted TRG for Aroclor 1260 in soil is 2.86 mg/kg. Of the total number of shallow samples collected, 318 had detectable levels of Aroclor 1260. A total of 296 deep soil samples were collected from depths of 4 feet below ground surface (bgs) to 18 feet bgs with most being collected from 4 feet bgs. Of the total number of deep samples analyzed, 99 samples had detectable levels of Aroclor 1260. A total of 33 samples had concentrations above the unrestricted TRG.

Soil sampling results also indicated that several chlorinated benzenes were present at concentrations above the TRGs and were associated with areas of high PCB concentration. PAHs were present at concentrations above the TRGs in some soil samples although the coverage was sporadic.

Perched ground water was sampled near the north property line and was found to be impacted by PCBs at a depth of approximately 12 feet. Groundwater samples from the uppermost aquifer were not obtained during the initial soil investigations.

Remediation activities included removal and proper disposal of 32,525 tons of PCB impacted soil, asphalt and concrete. Other impacted media, including stormwater and decontamination water, was properly disposed of at regulated facilities. One engineered concrete cap was installed over impacted soil situated beneath the water tower located at the southeast corner of the plant building.

2.0 SITE CHARACTERISTICS

2.1 Site Description

The Kuhlman plant is located at 101 Kuhlman Drive, Crystal Springs, Copiah County, MS 39059, at latitude N 31° 15' 20" and longitude W 90° 21' 20". The site is located within the town limits of Crystal Springs. The town center is located south of the plant approximately 0.25 miles (Figure 1). The Kuhlman property is bordered to the south by commercial businesses and residences located across Lee Street, to the west by a railroad line and residences. Across Fulgham Avenue to the northwest is a vacant lot formerly occupied by an icehouse and to the northeast, residences. East of the plant and abutted to the property are residences and one funeral home. The residences are all single-family dwellings with individual yards. The single-family dwellings extend for several blocks in all directions except north. At least one church and a public swimming pool are located within two blocks of the site to the east. The predominant land-uses in the surrounding area are commercial, former industrial, institutional, and residential.

The KEC property consists of a manufacturing plant building situated on about 15 acres of land. The site ground cover consists of grass, concrete and asphalt pavement.

2.2 Source Areas

The constituents of concern are Aroclor 1260 and seven chlorinated benzenes associated with the historical manufacturing of transformers at this site. The seven chlorinated benzenes are 1,3,5-trichlorobenzene, 1,2,4-trichlorobenzene, 1,2,3-trichlorobenzene, 1,2,3,4-tetrachlorobenzene, 1,2,4,5-tetrachlorobenzene, pentachlorobenzene, and hexachlorobenzene. The source areas were initially identified during the site characterization and monitoring wells were installed in those locations. The source areas were located on the north and east sides of the plant building where material handling

activities were know to take place and where soil sampling results indicated elevated concentrations of the constituents of concern. Specific locations are:

1. The former tanker storage area on the north side of the plant property adjacent to Fulgham Avenue where PCB and chlorinated benzenes were stored and handled;
2. The loading ramp material storage areas on the east side of the plant building;
3. Various "hotspots" identified during site characterization activities on the northeast and northwest corners of the plant building, and in the open field to the northeast and east of the plant building.

Focus was centered on areas where potential releases were most likely to have impacted groundwater. The uppermost aquifer was sampled to verify any impact to groundwater. At the same time any perched groundwater encountered during drilling was sampled and analyzed. Figure 2 shows the plant site and the monitoring well locations.

2.3 Regional Geology

Published literature indicates that sediments consisting of fine-grained sands with local lenses of clay and gravel underlie Crystal Springs and the surrounding area. These red and orange sediments comprise the Citronelle Formation. The Citronelle Formation covers approximately 30 percent of Copiah County and is present at ground surface at Crystal Springs. Gravel, mainly consisting of chert and quartz is present throughout the formation near Crystal Springs and is heavily mined in the surrounding area. The thickness of this formation ranges from a few feet to a maximum of 100 feet with average depths ranging from 20 to 80 feet. Thickness of the unit is controlled by erosion of surface soils. The thinner segments are located in washes and drainage channels, while the thicker portions are located on topographically high areas. The Citronelle formation

lies unconformably over the Catahoula Formation in the vicinity of Crystal Springs with the base elevations of the Citronelle ranging from 375 feet mean sea level (msl) to about 430 msl.

The surficial aquifer is under phreatic conditions, and no extensive clay confining units were identified above this first aquifer.

2.4 Regional Hydrogeology

According to published literature, the uppermost aquifer in the area of Crystal Springs exists under phreatic conditions (unconfined) and rises into the Citronelle Formation. Groundwater generally exists near the base of the Citronelle. Depth to groundwater ranges from 20 to greater than 100 feet with more than half of the water levels measured in wells deeper than 50 feet.

Average rainfall totals 57.2 inches per year in the Copiah County area. Precipitation that does not evaporate (approximately 44 inches evaporation per year) or run off into streams and drainages recharges the surficial aquifer. Precipitation infiltrates vertically through the upper sediments to a saturated zone near the bottom of the Citronelle Formation. The groundwater then occupies the voids or pore spaces between sand grains. Groundwater moves either vertically into the lower aquifer or moves horizontally, discharging from springs and into streams, or is stored in the aquifer.

2.5 Site Geology

The site geology, as determined by soil samples collected during installation of the monitoring wells, consists of interlayered orange, pink, and tan silty, clayey and gravelly sands and sandy gravels to a depth of about 25 to 30 feet. The top of a discontinuous, hard, gray clay unit is present at this depth. The thickness of the clay layer ranges from

20 feet at monitoring well MW-1 to 5 feet at MW-6 and absent at MW-7 and MW-5. Beneath the clay layer are interlayered sands and gravels to at least 73 feet below grade at MW-1. The cross sections included in Figures 3 and 4 show an interpretation of the geologic subgrade. Boring logs are included in Appendix 1.

2.6 Site Hydrogeology

Groundwater was encountered in all site borings. Perched groundwater was present in six of the eight well locations. The top of the perched water zone ranges in depth from 15 to 24 feet below ground surface (bgs). In all locations where perched groundwater was found, the clay layer was also present. Neither MW-5 nor MW-7 had perched groundwater.

The upper aquifer was detected in all monitoring wells except MW-5 at depths ranging from 50 to 61 feet bgs. This appears to be the unconfined aquifer that rises into the Citronelle Formation as described in the literature. Site data indicates that the upper aquifer is under phreatic conditions. Groundwater flows from northeast to southwest across the site based on groundwater level measurements from the monitoring wells.

The groundwater level measured in MW-5 was at 20 feet bgs and appeared consistent with the perched groundwater levels across the site. However, the clay unit was absent at this location to a depth of 42 feet bgs indicating that groundwater mounding from an artificial water source may be the cause of the high groundwater elevation in this area.

3.0 INVESTIGATION ACTIVITIES

This groundwater assessment plan was prepared in accordance with guidance published in the US Environmental Protection Agency (USEPA), *Environmental Investigations Standard Operating Procedure and Quality Assurance Manual* (EISOPQAM). The investigation was conducted as presented in the *Groundwater Assessment Plan for Kuhlman Electric Plant Site*, dated September 2002, and modified by MDEQ's comments to the plan in a letter dated December 20, 2002 and BorgWarner's responses to comments in a letter dated February 7, 2003.

This preliminary groundwater assessment was designed to determine if groundwater has been impacted by process chemicals or waste materials used historically at the plants site.

3.1 Drilling and Monitoring Well Installation

This preliminary groundwater assessment involved the installation of eight (8) monitoring wells in order to sample groundwater in areas of the site where the highest detections of PCBs and/or chlorinated benzenes in soil samples were detected during the initial soil assessment. These sites were generally located in the northeastern and eastern parts of the property based on the concentration contours developed during the soil assessment phase of work at the KEC plant site. Figure 2 shows the locations of the monitoring wells.

In each of the eight locations, a monitoring well was installed by a qualified, and State of Mississippi licensed drilling contractor. Each borehole was drilled into the top of the water table using rotary augers. Continuous soil sampling was conducted along the entire borehole using a split-spoon sampler. The field geologist logged each borehole, described the soils recovered, and prepared a field log of the borehole. Boring logs describing the soils encountered and depth to water are included in Appendix 1.

The plant site Aroclor 1260 remediation goal was 100 ppm and concentrations up to 25 ppm may exist on-site in areas where monitoring wells are located. In order to prevent the transport of PCBs and possible contamination present in perched groundwater deeper into the subgrade, surface casings were advanced through the upper soil zone and seated into the clay layer at about 25 feet bgs to isolate surficial soils, and allow drilling to advance without carrying surface soils to deeper levels. Once the casing was set in place, the annulus between the borehole and the outer casing was grouted using a lean cement and bentonite mixture consisting of a 30% solids pure bentonite grout with a minimum density of 10 lbs/gallon of water. Once in place the bentonite grout was allowed to cure for 24 hours.

If groundwater was present inside the casing it was pumped out prior to further advancing the borehole. After the borehole was advanced to a depth at least 10 feet into the static water table the 0.010 inch slotted manufactured well screen was set in the bottom of the borehole and a sand pack was placed around the screen to a depth of 2 feet above the top of the screen. Bentonite pellets were placed to 2 feet above the filter pack. The bentonite was allowed to hydrate for 8 hours.

The riser from the top of the well screen to the ground surface consists of 2- inch diameter schedule 40 polyvinyl chloride (pvc) pipe. The annulus between casing and the well screen was grouted in place to within 2 feet of the ground surface using the same lean cement/grout mixture described above. A concrete collar and lockable, protective outer casing was installed on each well. Seven wells were finished with flush mounted collars and one was fitted with a 3-foot tall lockable protective outer casing. Well construction schematics are shown in Appendix 2.

A horizontal and vertical survey of all wells was conducted to within 0.01 feet. Elevations were determined for the ground surface as well as the top of casing at each well. Table 1 gives the physical details for each monitoring well.

3.2 Soil and Groundwater Sampling

During drilling, soil samples were collected from the base of the borehole immediately beneath the bottom of the surface casing and analyzed for PCBs and chlorinated benzenes. Samples were collected from the split-spoon sampler and analyzed by the on-site laboratory. Additionally, perched ground water was sampled by lowering a new Teflon® bailer to the bottom of the borehole. The on-site laboratory analyzed perched groundwater samples for PCBs and chlorinated benzenes. Results of analyses are included in Section 4.

Prior to sample collection, water levels in all wells were measured followed by the development of the wells by surging the screen interval to remove fines. Water and fines were removed by bailing the water with disposable bailers, and pumping with a submersible pump. Well development continued until the field parameters such as ph, conductivity, turbidity, and temperature stabilized.

Each well was sampled as soon as it was capable of yielding a sufficient volume of water. Samples were collected in certified clean containers supplied by the laboratory. Each sample container was marked with well number, date, time, presence of preservatives, analytical parameters, and initials of the sampler. Samples were collected using a submersible pump at a low flow setting. Once sealed, all sample containers were placed in a cooler with ice, and cooled to 4° C for transport to the laboratory.

After collection of the groundwater samples, the water levels were allowed to stabilize over a period of 12 days and water levels were again measured using the surveyed top of casing as the measuring point. Water level measurements were referenced to mean sea level elevations.

All information collected during drilling, well development, well purging, sampling, and water level measurement was recorded in a bound field book.

4.0 INVESTIGATION RESULTS

4.1 Aquifer Characteristics

Groundwater was observed both as perched water above a discontinuous clay layer at about 15 to 24 feet bgs and as an unconfined aquifer with the top of the saturated zone at depths from 50 to 60 feet bgs at the KEC site. The occurrence of perched groundwater is discontinuous across the site with its saturated thickness ranging from 1.25 to 7.0 feet. Neither the perched groundwater nor the clay layer was observed in MW-5 and MW-7.

Based on water level measurements from all monitoring wells except MW-5 (See Section 2 regarding the geology and groundwater levels associated with this well.), the groundwater flow direction is toward the southwest on a relatively flat gradient of about 0.0016 feet/foot.

Field measurements and laboratory testing for aquifer characteristics other than hydraulic gradient were not conducted as part of this preliminary assessment. Hydraulic conductivities and porosities for the aquifer material at this site were estimated based on published information (Driscoll, 1987) (Linsley, et. al, 1975) (US Department of the Interior, 1980). According to Darcy's Law, the average groundwater seepage rate is given by:

$$V = \frac{\frac{K\,(h_1 - h_2)}{L}}{\eta}$$

Assuming:

Average hydraulic conductivity **K = 142 ft/d,**

Average hydraulic gradient, $\frac{(h_1 - h_2)}{L}$ **= .0016 ft/ft,** and

Estimated porosity, η **= .25,**

The estimated flow rate is approximately **1.0** foot per day.

4.2 Analytical Results

Ten soil samples and five groundwater samples were collected from the perched groundwater zone above the clay layer. Eight groundwater samples were collected from the permanent monitoring wells installed at the KEC site. Soil samples and perched groundwater samples were analyzed for PCBs and chlorinated benzenes by the on-site laboratory. As the result of volatile organic vapors detected by a photo ionization detector in soil samples in boreholes for wells MW-1, MW-2, and MW-3, the analytical program was modified to include analyses by the off-site laboratory of VOCs by EPA method 8260, and SVOCs by EPA method 8270. All groundwater samples collected from monitoring wells, completed in the upper aquifer, were analyzed for chlorinated benzenes and PCBs by the on-site laboratory, and VOCs, SVOCs, and PCBs by the off-site laboratory.

The MDEQ TRG tables establish two concentration limits for PCBs in groundwater. The maximum concentration for total PCBs is equal to the federal Maximum Concentration Limit (MCL) of 0.5 mg/l, and for Aroclor 1260 the maximum concentration is 0.0335 mg/l. A review of the laboratory results for PCB analyses of groundwater samples determined that the on-site and off-site laboratory method detection limits were higher than MDEQ's TRG limit of 0.0335 mg/l for Aroclor 1260. The monitoring wells were resampled and the groundwater samples were analyzed by the on-site after their method detection limit was reduced to 0.028 mg/l. Paradigm Laboratories, the current off-site laboratory, and the other fix-base laboratories that were contacted could not achieve a detection limit below 0.5 mg/l using standard methods. The on-site laboratory's results are presented in this report and should be regarded as screening level quality. The samples collected from the resampling of the wells were not sent to an off-site laboratory.

Soil grab samples were collected from the boreholes at the bottom of the surface casings. A soil sample was collected from a shallow depth prior to installation of the well screen

in well MW-5. These samples were analyzed for PCBs and chlorinated benzenes. Three of the soil samples were also analyzed for VOCs to determine if contamination present at higher elevations in the subgrade had migrated downward into the upper aquifer during deeper drilling and well installation activities.

PCBs were detected in a soil sample by the on-site laboratory at 0.18 milligrams per kilogram (mg/kg) or parts per million (ppm) at a depth of 4 feet bgs in well MW-5. No chlorinated benzenes or PCBs were detected in the clay layer at the bottom of the double cased wells, MW-1, MW-2, MW-3, MW-4, MW-6 and MW-8. Table 2 summarizes on-site laboratory results of the soil analyses for chlorinated benzenes and Table 3 summarizes off-site laboratory soil analyses for chlorinated benzenes. Table 4 summarizes on-site and off-site laboratory results for PCBs.

VOCs were detected by the off-site laboratory above method detection limits in one soil sample collected at approximately 26 feet bgs during the installation of MW- 3. VOCs detected in the soil sample included sec-butylbenzene, 1,3-dichlorobenzene, 1,4-dichlorobenzene, n-propyl benzene, and 1,2,4-trichlorobenzene. Concentrations detected in soil did not exceed MDEQ's limits published in the Risk Evaluation Procedures for Brownfields sites. Table 5 summarizes the analytical results for VOCs in soils.

Grab samples of perched groundwater were collected when encountered at the bottom of the surface casings at time of installation. The perched groundwater samples were analyzed for chlorinated benzenes and PCBs by the on-site laboratory. VOC and SVOC analyses by the off-site laboratory were added to the parameter list when vapors were detected in soil cuttings.

No PCBs were detected by either the on-site or the off-site laboratories using the higher method detection limits in perched groundwater samples collected from any of the monitoring well sites. Chlorinated benzenes were detected in three perched groundwater

samples from MW-1, MW-2, and MW-3. None of the chlorinated benzene concentrations with associated MDEQ TRG limits exceeded those limits. 1,3,5-trichlorobenzene, detected in MW-3, 1,2,3-trichlorobenzene detected in MW-1 and MW-2, and 1,2,3,4-tetrachlorobenzene detected in MW-1, MW-2, and MW-3 do not have established TRG limits (See Table 6).

VOCs were detected by off-site laboratory analysis in three perched groundwater samples collected from the bottom of the surface casings in monitoring wells MW-2, MW-3, and MW-4. Sec-butylbenzene, tert-butylbenzene, chlorobenzene, 1,3-dichlorobenzene, 1,4-dicholorobenzene, isopropyl-benzene, and n-propylbenzene were detected in perched groundwater in well MW-3; 1,1-dichloroethane and 1,1-dichloroethene were detected in perched groundwater in MW-4, and 1,1-dichloroethene, trans 1,1-dichloropropene, ethylbenzene, isopropyl-benzene, n-propylbenzene, 1,1,1-trichloroethane, 1,2,4-trimethylbenzene, 1,3,5-trimethylbenzene, m- and p- xylene, and o-xylene were detected in a perched groundwater sample from MW-2.

MDEQ TRG limits were exceeded in the perched groundwater sample from MW-2 for 1,1-dichloroethene, n-propylbenzene, 1,2,4-trimethylbenzene, and 1,3,5-trimethylbenzene. MDEQ has not established a limit for trans-1,3-dichloropropene, which was also detected in this sample. The limit for 1,1-dichloroethene was also exceeded in the perched groundwater sample from MW-4.

Groundwater samples collected from each completed monitoring well were analyzed for VOCs (EPA method 8260), SVOCs (EPA method 8270) and chlorinated benzenes (EPA method 8270) by the off-site laboratory. The on-site laboratory also analyzed the groundwater samples for chlorinated benzenes (EPA method 8081) and PCBs (EPA method 8082) using the low method detection limit. No SVOCs were detected in any samples collected from the upper aquifer. No PCBs were detected in groundwater from the upper aquifer by the on-site laboratory using a method detection limit of 0.028 mg/l.

Samples from six of the eight wells analyzed by the off-site laboratory had detectable concentrations of VOCs. 1,1-dichlorethene (1,1-DCE) was detected in monitoring wells MW-1, MW-2, MW-3, MW-4, MW-6, and MW-8. 1,1,1-trichloroethane (1,1,1-TCA) and 1,1-dichlorethane (1,1-DCA) were also detected in samples from MW-2. Concentrations of 1,1-DCE ranged from 4.85 µg/l in MW-8 to 87.7 µg/l in MW-2. Concentrations of 1,1,1-TCA and 1,1-DCA were 3.44 µg/l and 2.1 µg/l, respectively. The MDEQ TRG limit and the Maximum Concentration Limit (MCL) for 1,1-DCE is 7.0 µg/l. The MDEQ TRG limits and the MCL for 1,1,1-TCA is 200 µg/l, and for 1,1-DCA is 798 µg/l. Table 7 summarizes VOC analyses for all groundwater samples.

4.3 Potential Receptors

Nine municipal water supply wells are currently in operation in within 1.7 miles of the KEC plant site. Five of the wells are located southwest of the KEC plant site. Eight wells are used for drinking water and one is used as a water supply for the municipal pool. These wells are screened in both the Citronelle Formation and the lower aquifer (Catahoula) and supply water to the City of Crystal Springs. Three of the municipal wells closest to the KEC plant site were tested for PCBs in June of 2000. No PCBs were detected. The average total daily discharge for the six closest municipal wells at Railroad Avenue, North Gem Plant and the municipal swimming pool is at least 240,000 gallons per day.

During the soil assessment of the KEC plant site, state records were reviewed for documentation of domestic water wells in the area surrounding the plant, and a visual search was conducted of the residences within 1500 feet of the plant. No private drinking water wells were identified during that investigation. A detailed search of the area within 1 mile of the plant site is currently being conducted to identify potential groundwater users. Results of this search will be submitted to MDEQ in reports of any additional groundwater investigations.

5.0 ANALYTICAL PROGRAM

As established by the Mississippi Department of Environmental Quality (MDEQ) guidelines, all work related to the groundwater assessment on the KEC plant site was performed in accordance with the *Environmental Protection Agency (EPA), Region IV "Environmental Investigations, Standard Operating Procedures and Quality Assurance Manual", November 2001 (EISOPQAM).* Copies of relevant and applicable portions of the EISOPQAM are maintained on site during all field activities and all field personnel are trained in its implementation.

5.1 Sampling Objectives

The objective for the groundwater assessment work was to determine if manufacturing operations have impacted the groundwater beneath the site. Groundwater samples were collected by the field geologist from the eight installed monitoring wells at the locations described in Section 3 of this report. Well locations and well completion records are included on Figure 2 and in Appendix 2, respectively.

5.2 Analytical Methods

Soil and groundwater samples were analyzed for PCBs and chlorinated benzenes by the on-site laboratory, Environmental Chemistry Consulting Services (ECCS) of Madison, Wisconsin. The on-site laboratory analyzed the groundwater samples using EPA Method 8082 for PCBs. The procedure incorporates all the quality control rigors of the full 8082 method including quantification based on 6-point calibration with continuing calibration verification, surrogate method performance monitoring, method blanks, laboratory control samples (LCS), and matrix spike/matrix spike duplicate samples.

Chlorinated benzenes were analyzed by EPA method 8081. The method detection limits (MDL) established for water analysis by the on-site laboratory are 0.028 µg/l for Aroclor 1260 and 0.025 µg/l for the chlorinated benzenes (detection limits for 1,2,3,5- & 1,2,4,5-tetrachlorobenzene are 0.50 µg/l) well below the established TRGs.

Paradigm Analytical Laboratories, Inc. (PAL) in Wilmington, North Carolina analyzed all of the soil samples for chlorinated benzenes using methods 8270 and 8260, and for PCBs using method 8082. The off-site laboratory analyzed all groundwater samples using EPA method 8082 for PCBs and EPA methods 8260 and 8270 for chlorinated benzenes.

5.3 Key Personnel

The following is the list of key personnel dedicated to this project:

Project Manager:	Robert Martin, Martin & Slagle GeoEnvironmental Associates, LLC
Duties:	Responsible for overall management of project including all field coordination efforts.
Field Manager:	Charles Peel, Peel Consulting, PLLC
Duties:	Field oversight of assessment and remedial activities. Collection of samples. Maintenance of all field logs and records.
On-Site Laboratory Manager:	Richard Johnson, ECCS
Duties:	Responsible for accepting custody of samples from the field personnel. Maintenance of laboratory records. Analyze samples.

QA/QC Coordinator:	Christine Slagle, Martin & Slagle GeoEnvironmental Associates, LLC
Duties:	Review daily sample logs. Confirm that QC samples are collected and sampling protocols are met. Assure that data quality objectives are met.

5.4 Quality Assurance Objectives for Data

The data quality objectives are pre-defined for the ECCS data in that Mississippi considers all on-site lab data as screening level data. ECCS uses the same equipment and methodology as the off-site lab with the exception of the mini extraction modification.

Samples designated for further analysis by Paradigm were collected by the field geologist and delivered to the on-site lab where ECCS personnel prepared the samples for shipping. The containers were sealed and refrigerated until packaged and sent to the off-site laboratory for analysis.

Equipment rinsates were collected for evaluation of cross-contamination potential. The rinsates were prepared by pouring distilled water over the sampling equipment after its decontamination. The rinsates were collected and preserved for analysis. Field blanks were collected and prepared by filling sampling containers, which had been kept in the transition zone, with distilled water.

Blind duplicate samples were collected for analysis and sent to both the on-site and off-site labs for internal quality control. At least once per day blind duplicates were collected by filling two sets of sample containers for a sample selected by the field geologist. The samples were sent to the on-site and the off-site lab for analysis.

5.5 Sample Control and Field Records

5.5.1 Sample Identification

Each sample was assigned a unique alphanumeric identifier clearly recognizable by both laboratories. Sample labels conformed to the labeling requirements under section 3.2.1 of the EISOPQAM.

5.5.2 Chain of Custody Procedures

The field geologist recorded the sample ID, date, and time sampled in the field logbook at the time of collection. Samples were placed in a cooler and transferred by the field geologist to the on-site laboratory. Upon arrival at the on-site lab, the samples were transferred to the ECCS laboratory manager who logged each sample on ECCS chain of custody forms. Each sample was assigned a unique ECCS internal ID for tracking purposes. After analysis, the samples were transferred to a sample refrigerator in the on-site lab until they were disposed of. For samples that were sent to Paradigm, the field geologist filled out a new chain of custody form.

5.5.3 Field Records

Field records were kept in accordance with procedures specified in section 3.5 of EISOPQAM.

5.6 Laboratory QA/QC

QA/QC for both labs is identical. Summaries of each lab's procedures follow.

On-site Laboratory, ECCS:

- Continuing calibration standards analyzed every ten samples or less and at the end of a run.
- Blank and laboratory control samples analyzed every twenty samples or less with a minimum of one per day.
- Matrix spike/matrix spike duplicate samples analyzed every twenty samples or less with a minimum of one per day.

Off-site Laboratory, Paradigm:

- Continuing calibration standards analyzed at least once every 12-hour shift plus a minimum of every 20 samples (GC/MS criteria follows method specific tuning requirements per EPA 8270).
- Blank and laboratory control samples analyzed every twenty sample or less with a minimum of one per day.
- Matrix spike/matrix spike duplicate samples analyzed every twenty samples or less with a minimum of one per day.

5.7 Data Review

All laboratory reports were reviewed for reporting accuracy and consistency with laboratory QA/QC protocols.

SECTION 6 SUMMARY AND CONCLUSIONS

During this groundwater assessment, eight permanent monitoring wells were installed in areas that were found during the plant site soil assessment to contain the highest concentrations of PCBs. During installation of the monitoring wells soil, perched groundwater and groundwater from the uppermost aquifer were sampled and analyzed for the presence of PCBs, volatile organic compounds (VOCs), and semi-volatile organic compounds (SVOCs).

The constituents of concern are Aroclor 1260 and seven chlorinated benzenes associated with the historical manufacturing of transformers at this site. The seven chlorinated benzenes are 1,3,5-trichlorobenzene, 1,2,4-trichlorobenzene, 1,2,3-trichlorobenzene, 1,2,3,4-tetrachlorobenzene, 1,2,4,5-tetrachlorobenzene, pentachlorobenzene, and hexachlorobenzene.

The site geology, as determined by soil samples collected during installation of the monitoring wells, consists of interlayered orange, pink, and tan silty, clayey and gravelly sands and sandy gravels to a depth of about 25 to 30 feet. The top of a discontinuous, hard, gray clay unit is present at this depth. The thickness of the clay layer ranges from 20 feet at monitoring well MW-1 to 5 feet at MW-6 and absent at MW-7 and MW-5. Beneath the clay layer are interlayered sands and gravels to at least 73 feet below grade at MW-1.

Groundwater was encountered in all site borings. Perched groundwater was present in six of the eight well locations. The top of the perched water zone ranges in depth from 15 to 24 feet bgs. The upper aquifer was detected in all monitoring wells except MW-5 at depths ranging from 50 to 61 feet bgs. Groundwater flows from northeast to southwest across the site based on groundwater level measurements from the monitoring wells. The average groundwater seepage velocity is approximately 1.0 foot per day.

Ten soil samples and five groundwater samples were collected from the perched groundwater zone above the clay layer. Eight groundwater samples were collected from the permanent monitoring wells installed at the KEC site. Samples from the perched groundwater zone were analyzed for PCBs and chlorinated benzenes. As the result of vapors detected in soil samples in boreholes for wells MW-1, MW-2, and MW-3, some soil samples and perched groundwater samples were also analyzed for VOCs. All groundwater samples collected from monitoring wells completed in the upper aquifer were analyzed for VOCs, SVOCs, and PCBs.

No PCBs were detected in perched groundwater samples collected from any of the monitoring well sites. None of the chlorinated benzenes with MDEQ TRG limits detected in perched groundwater samples from MW-1, MW-2, and MW-3 exceeded those limits. 1,3,5-trichlorobenzene, detected in MW-3, 1,2,3-trichlorobenzene detected in MW-1 and MW-2, and 1,2,3,4-tetrachlorobenzene detected in MW-1, MW-2, and MW-3 do not have established TRG limits.

VOCs were detected in three-perched groundwater samples collected from the bottom of the surface casings in monitoring wells MW-2, MW-3, and MW-4. MDEQ TRG limits were exceeded in the perched groundwater sample from MW-2 for 1,1-dichloroethene, n-propylbenzene, 1,2,4-trimethylbenzene, and 1,3,5-trimethylbenzene. MDEQ has not established a limit for trans-1,3-dichloropropene, which was also detected in this sample. The limit for 1,1-dichloroethene was also exceeded in the perched groundwater sample from MW-4.

No SVOCs or PCBs were detected in any samples collected from the upper aquifer. Samples from six of the eight wells had detectable concentrations of VOCs. 1,1-dichlorethene (1,1-DCE) was detected in monitoring wells MW-1, MW-2, MW-3, MW-4, MW-6, and MW-8. Concentrations of 1,1-DCE ranged from 4.85 µg/l in MW-8 to 87.7 µg/l in MW-2. The MCL for 1,1-DCE is 7.0 µg/l. 1,1,1-trichloroethane (1,1,1-TCA)

and 1,1-dichlorethane (1,1-DCA) were also detected in samples from MW-2, but at concentrations below TRG limits.

Nine municipal water supply wells are currently in operation in within 1.7 miles of the KEC plant site. Five of the wells are located southwest of the KEC plant site. Eight wells are used for drinking water and one is used as a water supply for the municipal pool.

Perched groundwater and the upper aquifer have detections of organic constituents that exceed the TRG limits established by MDEQ. Based on groundwater flow directions and gradients measured at the site, the upgradient end of the 1,1-dichloroethene impacted groundwater appears to be located to the northeast of the plant building.

At this time, the horizontal and vertical extent of the impacted groundwater has not yet been determined.

7.0 REFERENCES

Toxic Substance Control Act (TSCA), 40CFR 761.61(a) "Self-Implementing" PCB site clean-up criteria.

Ogden Environmental and Engineering Services, Inc., *Preliminary Site Characterization Report.* July 2000.

Martin and Slagle GeoEnvironmental Associates, LLC, *Addendum to the Site Characterization Report,* (February 2001)

Martin and Slagle GeoEnvironmental Associates, LLC. *Plant Site Remediation Report, Kuhlman Electric Corporation*, June 2004.

Mississippi Department of Environmental Quality (MDEQ), Risk *Evaluation Procedures for Voluntary Cleanup and Redevelopment of Brownfield Sites, Subpart II.* May 27, 1999.

Bicker, Alvin R, *et.al. Copiah County Geology and Mineral Resources, Bulletin 110,* 1969. Mississippi Geological Economic and Topographical Survey.

Newcome, Jr., Roy, *et.al., Water for Industrial Development in Copiah and Simpson Counties, Mississippi.* 1972. Water Resources Division, U. S. Geological Survey.

Renken, Robert A., U.S. Geological Survey, *Ground Water Atlas of the United States, Arkansas, Louisiana, Mississippi*, HA 730-F. 1998

U.S. Environmental Protection Agency, Region IV (US EPA Region IV). 2001. *Environmental Investigations Standard Operating Procedures and Quality Assurance Manual* (EISOPQAM).

Martin and Slagle GeoEnvironmental Associates, *Groundwater Assessment Plan for Kuhlman Electric Plant Site*, dated September 2002.

Driscoll, Fletcher G., *Groundwater and Wells,* Second Edition, 1987.

Linsley, Jr., Ray K., *et.al, Hydrology for Engineers, Second Edition, 1975.*

U, S. Department of the Interior, *Earth Manual, A Water Resources Technical Publication, Second Edition, 1974, Reprinted 1980.*

City of Crystal Springs Wellhead Protection Plan, Phase I Summary: Hydrogeologic Assessment, November 21, 1995.

Montgomery, John H. and Welkom, Linda M., *Groundwater Chemicals Desk Reference.* Lewis Publishers. 1990.

Erickson, M.D. 1997. *Analytical Chemistry of PCBs.* Second Edition. Lewis Publishers, New York. 667 pages.

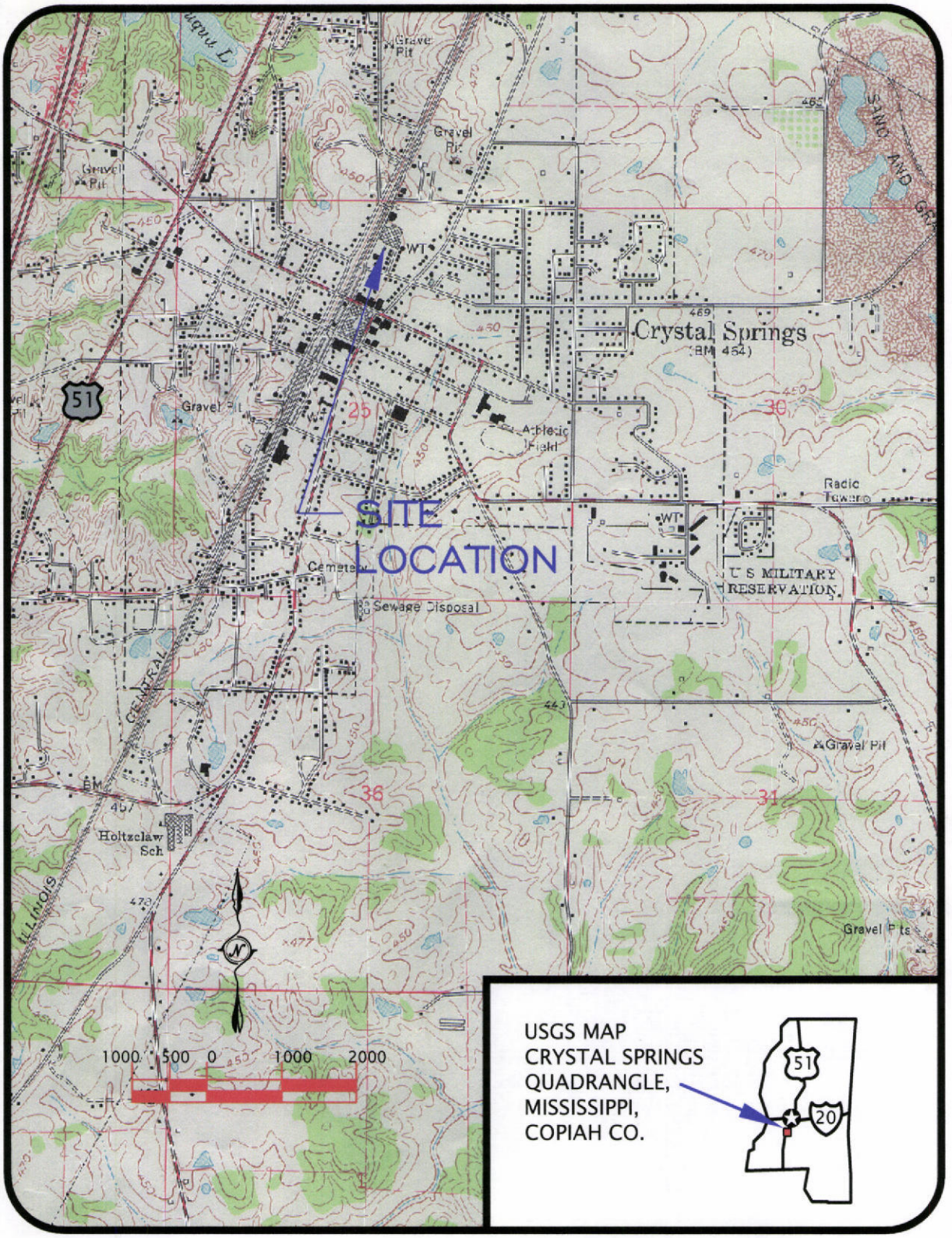

MARTIN&SLAGLE GeoEnvironmental Associates, LLC PO Box 1023 Black Mountain NC 28711 828.669.3929 828.669.5289	SCALE = 1":2000' REV: 0 DATE: 7/28/04 DR: DGR CHK: RLM	KUHLMAN ELECTRIC CORPORATION VICINITY MAP KUHLMAN ELECTRIC CORPORATION 101 KUHLMAN DRIVE CRYSTAL SPRINGS, MS
	PREPARED FOR: **BorgWarner Inc.**	FIGURE 1

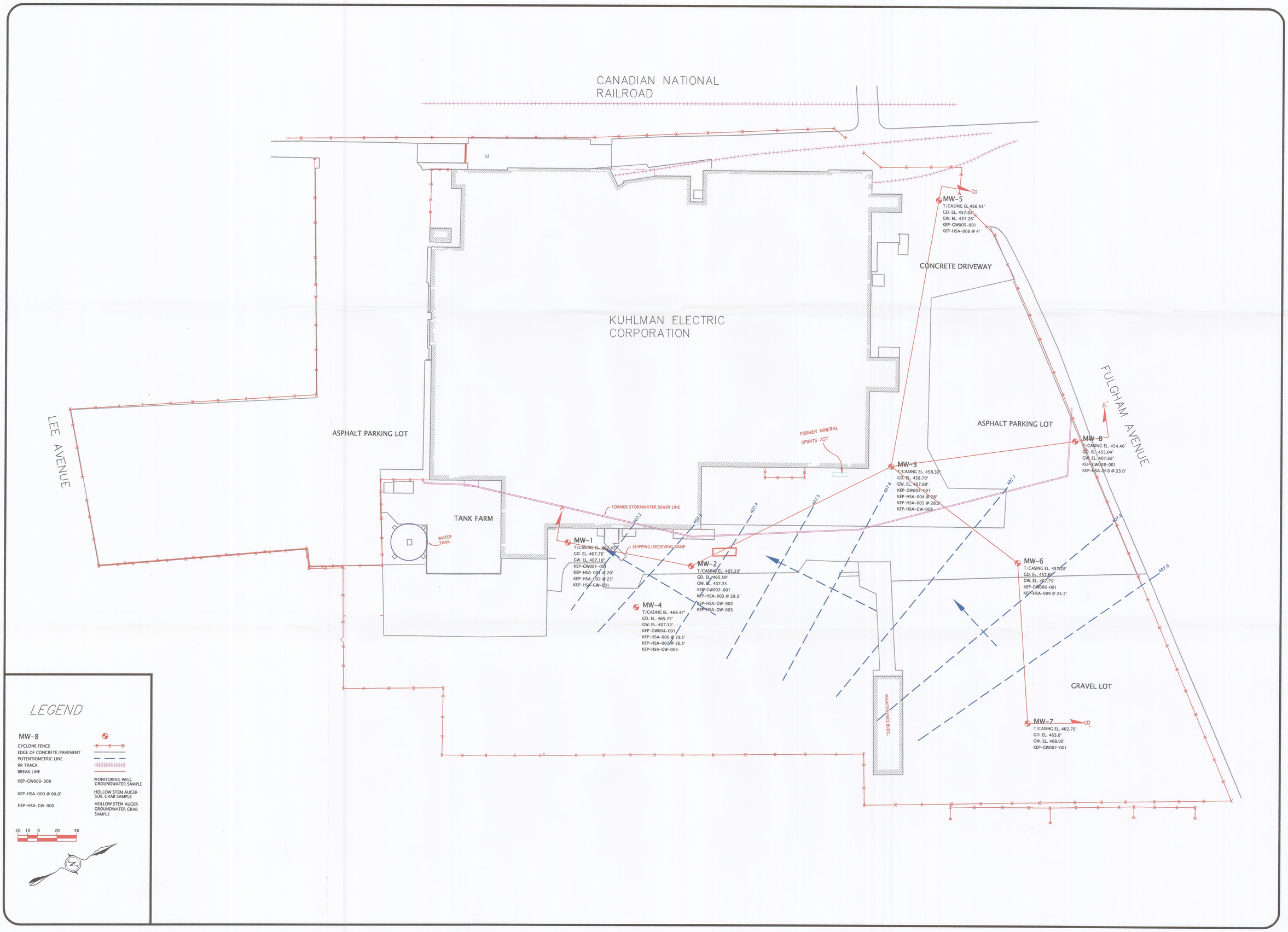

2 FIGURE

SITE MAP

KUHLMAN ELECTRIC CORPORATION
101 KUHLMAN DRIVE
CRYSTAL SPRINGS, MS

SCALE 1"=40'
DR: DGR
CHK: RLM
REV: 0
DATE: 7/18/04

DRAWING NAME: KEC GROUND WATER: PRELIMINARY ASSESSMENT(F2.dwg

REV	
1	4
2	5
3	6
	7

PREPARED FOR:
BorgWarner Inc.
Drainage Channel

GeoEnvironmental Associates, LLC
MARTIN&SLAGLE
PO Box 1023
Black Mountain NC 28711
828.669.3929 828.669.5289

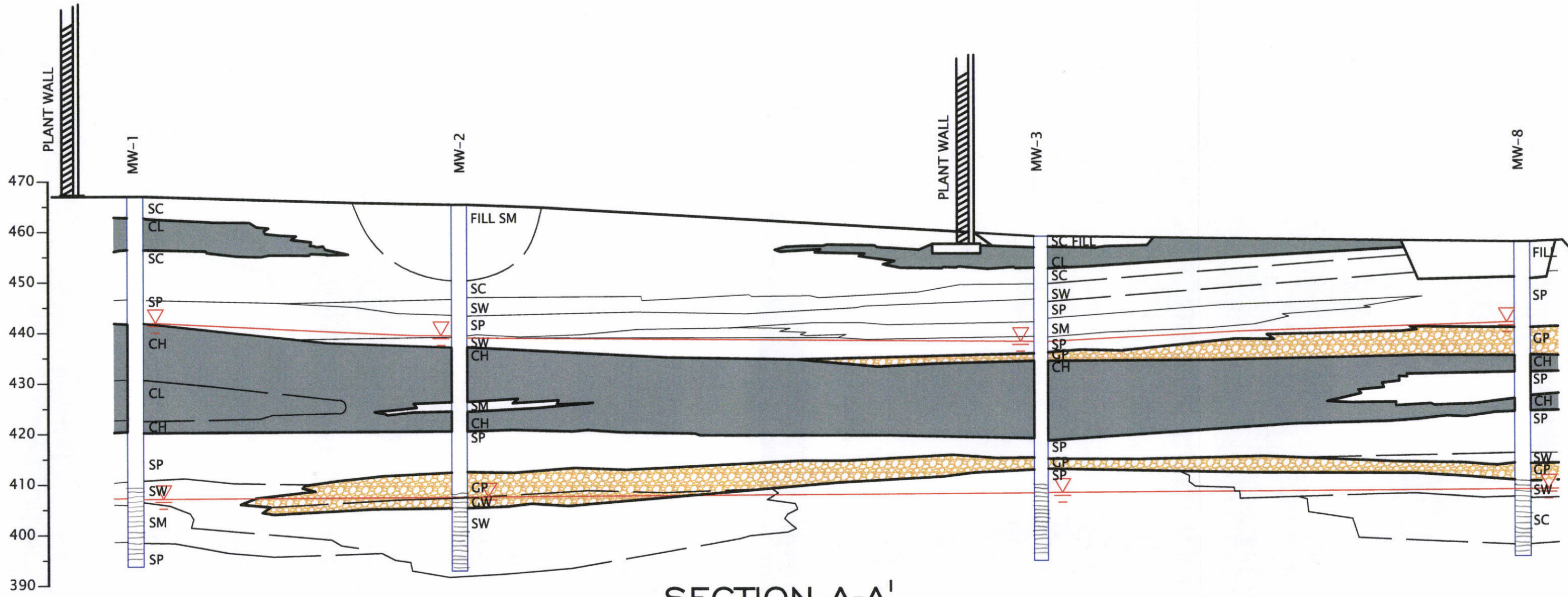

SECTION A-A'

H:1"=40'
V:1"=20'

KEY

CL- CLAY NON-PLASTIC
CH- CLAY PLASTIC
ML- SILT
SP- SAND- POORLY GRADED
SW- SAND- WELL GRADED
SC- CLAYEY SAND
GP- GRAVEL- POORLY GRADED
GW- GRAVEL- WELL GRADED

GeoEnvironmental Associates LLC
MARTIN&SLAGLE
PO Box 1023
Black Mountain NC 28711
828.669.3929 828.669.5289

PREPARED FOR:
BorgWarner Inc.

DRAWING NAME:
GROUND WATER\PRELIMINARY\GCS.dwg

REV 1	SCALE H:1"=40' V:1"=20'
REV 2	DR: DGR
REV 3	CHK: RLM
REV 4	REV: 0
REV 5	DATE: 7/18/04

GEOLOGIC CROSS SECTION A-A'

3
FIGURE

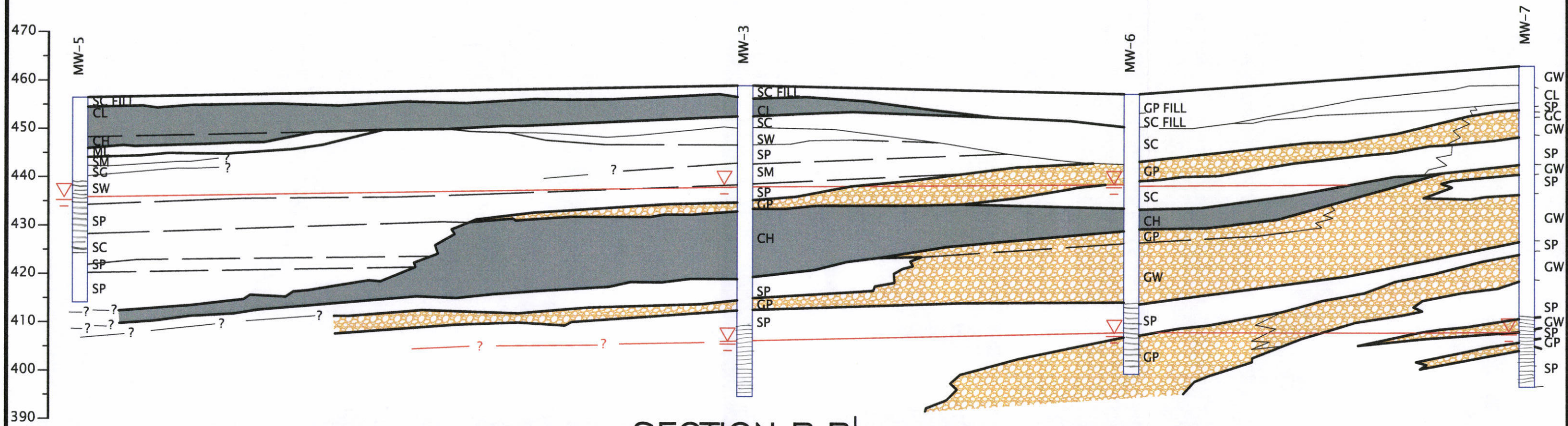

SECTION B-B'

H:1"=40'
V:1"=20'

KEY

CL- CLAY NON-PLASTIC
CH- CLAY PLASTIC
ML- SILT
SP- SAND- POORLY GRADED
SW- SAND- WELL GRADED
SC- CLAYEY SAND
GP- GRAVEL- POORLY GRADED
GW- GRAVEL- WELL GRADED

GeoEnvironmental Associates LLC | MARTIN&SLAGLE
PO Box 1023
Black Mountain NC 28711
828.669.3929 828.669.5289

PREPARED FOR:
BorgWarner Inc.

DRAWING NAME:
GROUND WATER\PRELIMINARYT\GCS.dwg

REV 1	SCALE H:1"=40' V:1"=20'
REV 2	DR: DGR
REV 3	CHK: RLM
REV 4	REV: 0
REV 5	DATE: 7/18/04

GEOLOGIC CROSS SECTION B-B'

4
FIGURE

TABLE 1

MONITORING WELL ELEVATION DATA

Monitoring Well	Ground Elevation (ft msl)	Top Casing Elevation (ft msl)	Bottom Screen Elevation (ft msl)	Depth to Water (ft)	Water Table Elevation (ft msl)
MW-1	467.76	467.47	394.76	60.37	407.10
MW-2	465.59	465.23	393.59	57.88	407.35
MW-3	458.70	458.32	394.70	50.63	407.69
MW-4	465.75	468.47	395.75	61.15	407.32
MW-5	457.02	456.55	424.02	19.25	437.26
MW-6	457.61	457.28	399.61	49.53	407.75
MW-7	463.00	462.70	397.00	54.70	408.00
MW-8	455.04	454.46	393.04	46.78	407.68

Water Level Data Collected 4-12-04

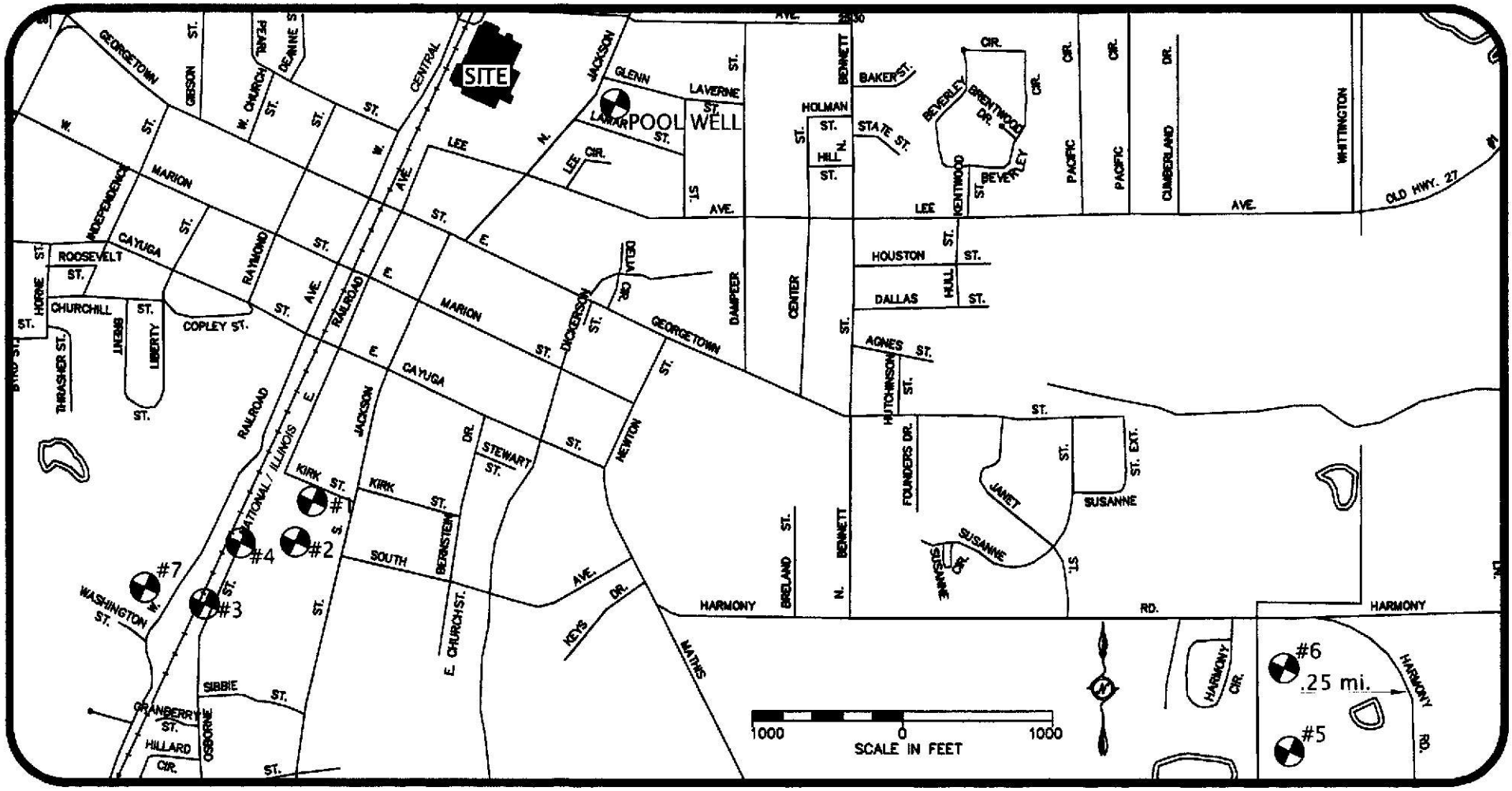

MARTIN&SLAGLE
GeoEnvironmental Associates, LLC
PO Box 1023
Black Mountain NC 28711
828.669.3929 828.669.5289

PREPARED FOR:
BorgWarner Inc.

FIGURE 5

MUNICIPAL WELL #0

MAP SOURCE:
MISSISSIPPI D.O.T.

SCALE = 1":1000'	
REV: 0	
DATE: 7/21/04	
DR: DGR	
CHK: RLM	

MUNICIPAL WELL LOCATION MAP

KUHLMAN ELECTRIC CORPORATION
101 KUHLMAN DRIVE
CRYSTAL SPRINGS, MS

Table 2
Summary of On-Site Laboratory Preliminary Soil Sample Analytical Results for Chlorinated Benzenes
Groundwater Assessment
Kuhlman Electric
Crystal Springs, Mississippi

On-site Lab Sample ID	Sample ID	Well #	Depth (Feet BGS)	Date Collected	Time Collected	1,3,5-TriCHB	1,2,4-TriCHB	1,2,3-TriCHB	1,2,3,5- & 1,2,4,5-TeCHB	1,2,3,4-TeCHB	Penta-CHB	Hexa-CHB
TRGs - Restricted mg/Kg						-	168	-	613	-	1630	1.65
5408	KEP-HSA-002	MW-1	25	03/09/04	915	< 0.010	< 0.010	< 0.010	< 0.020	< 0.010	< 0.010	< 0.010
5409	DUPLICATE	MW-1	25	03/09/04	-	< 0.010	< 0.010	< 0.010	< 0.020	< 0.010	< 0.010	< 0.010
5410	KEP-HSA-003	MW-2	28.5	03/10/04	1108	< 0.010	< 0.010	< 0.010	< 0.020	< 0.010	< 0.010	< 0.010
5411	DUPLICATE	MW-2	28.5	03/10/04	-	< 0.010	< 0.010	< 0.010	< 0.020	< 0.010	< 0.010	< 0.010
5412	KEP-HSA-007	MW-4	26.5	03/11/04	1505	< 0.010	< 0.010	< 0.010	< 0.020	< 0.010	< 0.010	< 0.010
5413	DUPLICATE			03/11/04	-	< 0.010	< 0.010	< 0.010	< 0.020	< 0.010	< 0.010	< 0.010
5414	KEP-HSA-005	MW-3	28	03/16/04	1319	< 0.010	< 0.010	< 0.010	< 0.020	< 0.010	< 0.010	< 0.010
5415	DUPLICATE			03/16/04	-	< 0.010	< 0.010	< 0.010	< 0.020	< 0.010	< 0.010	< 0.010
5416	KEP-HSA-006	MW-4	29.5	03/17/04	1229	< 0.010	< 0.010	< 0.010	< 0.020	< 0.010	< 0.010	< 0.010
5417	DUPLICATE			03/17/04	-	< 0.010	< 0.010	< 0.010	< 0.020	< 0.010	< 0.010	< 0.010
5418	KEP-SFM-001	MW-4		03/17/04	1600	< 0.010	< 0.010	< 0.010	< 0.020	< 0.010	< 0.010	< 0.010
5419	KEP-HSA-008	MW-5	4	03/19/04	1231	< 0.010	< 0.010	< 0.010	< 0.020	< 0.010	< 0.010	< 0.010
5420	DUPLICATE			03/19/04	-	< 0.010	< 0.010	< 0.010	< 0.020	< 0.010	< 0.010	< 0.010
5421	KEP-HSA-009	MW-6	24.5	03/23/04	1335	< 0.010	< 0.010	< 0.010	< 0.020	< 0.010	< 0.010	< 0.010
5422	DUPLICATE			03/23/04	-	< 0.010	< 0.010	< 0.010	< 0.020	< 0.010	< 0.010	< 0.010
5423	KEP-HSA-010	MW-8	23	03/24/04	1549	< 0.010	< 0.010	< 0.010	< 0.020	< 0.010	< 0.010	< 0.010
5424	DUPLICATE			03/24/04	-	< 0.010	< 0.010	< 0.010	< 0.020	< 0.010	< 0.010	< 0.010

Units - mg/Kg

Table 3
Summary of Off-Site Laboratory Preliminary Soil Sample Analytical Results for Chlorinated Benzenes
(Method 8270)
Groundwater Assessment
Kuhlman Electric Facility
Crystal Springs, Mississippi

Sample ID	Well #	Date Collected	Time Collected	1,2-Dichloro-benzene	1,3-Dichloro-benzene	1,4-Dichloro-benzene	Hexachloro-benzene	Pentachloro-benzene	1,2,3,4-Tetrachloro-benzene	1,2,4,5-Tetrachloro-benzene	1,2,3-Trichloro-benzene	1,2,4-Trichloro-benzene	1,3,5-Trichloro-benzene
TRGs - Restricted Sites mg/Kg				-	-	-	1.65	1630	-	613	-	168	-
KEP-HSA-002	MW-1	9-Mar-04	915	<.435	<.435	<.435	<.435	NA	NA	NA	NA	<.435	NA
KEP-HSA-004	MW-3	16-Mar-04	1303	<.302	<.302	<.302	<.302	NA	NA	NA	NA	<.302	NA
KEP-HSA-001	MW-1	8-Mar-04	1715	<.330	<.330	<.330	<.330	NA	NA	NA	NA	<.330	NA
KEP-Duplicate-5409		9-Mar-04		<.427	<.427	<.427	<.427	NA	NA	NA	NA	<.427	NA
KEP-HSA-003	MW-2	10-Mar-04	1108	NA	NA	NA	<1.330	<1.330	<1.330	<2.650	<1.330	<1.330	<1.330
KEP DUPLICATE		10-Mar-04	-	NA	NA	NA	<1.350	<1.350	<1.350	<2.690	<1.350	<1.350	<1.350
KEP-HSA-007	MW-4	11-Mar-04	1505	NA	NA	NA	<1.290	<1.290	<1.290	<2.580	<1.290	<1.290	<1.290
KEP-DUPLICATE		11-Mar-04	-	NA	NA	NA	<1.370	<1.370	<1.370	<2.750	<1.370	<1.370	<1.370
KEP-HSA-005	MW-3	16-Mar-04	1319	NA	NA	NA	<1.320	<1.320	<1.320	<2.640	<1.320	<1.320	<1.320
DUPLICATE		16-Mar-04	-	NA	NA	NA	<1.330	<1.330	<1.330	<2.650	<1.330	<1.330	<1.330
KEP-HSA-006	MW-4	17-Mar-04	1229	NA	NA	NA	<1.280	<1.280	<1.280	<2.550	<1.280	<1.280	<1.280
DUPLICATE		17-Mar-04	-	NA	NA	NA	<1.280	<1.280	<1.280	<2.570	<1.280	<1.280	<1.280
KEP-HSA-008	MW-5	18-Mar-04	1231	NA	NA	NA	<1.080	<1.080	<1.080	<2.160	<1.080	<1.080	<1.080
KEP-DUPLICATE		18-Mar-04	-	NA	NA	NA	<1.070	<1.070	<1.070	<2.150	<1.070	<1.070	<1.070
KEP-HSA-009	MW-6	23-Mar-04	1335	NA	NA	NA	<1.280	<1.280	<1.280	<2.550	<1.280	<1.280	<1.280
KEP-DUPLICATE		23-Mar-04	-	NA	NA	NA	<1.310	<1.310	<1.310	<2.620	<1.310	<1.310	<1.310
KEP-HSA-010	MW-8	24-Mar-04	1549	NA	NA	NA	<1.230	<1.230	<1.230	<2.450	<1.230	<1.230	<1.230
KEP-DUPLICATE		24-Mar-04	-	NA	NA	NA	<1.330	<1.330	<1.330	<2.670	<1.330	<1.330	<1.330

Units = mg/Kg
NA = Not Analyzed

Table 4
Summary of Preliminary Soil Sample Analytical Results
Groundwater Assessment
Kuhlman Electric
Crystal Springs, Mississippi

On-site Lab Sample ID	Sample ID	Well #	Depth (Feet BGS)	Date Collected	Time Collected	On-site Lab Result AR-1250	Off-Site Lab Result AR-1260
5407	KEP-HSA-001	MW-1	20	03/08/04	1715	< 0.10	<.103
5408	KEP-HSA-002	MW-1	25	03/09/04	915	< 0.10	<.137
5409	DUPLICATE	MW-1	25	03/09/04	-	< 0.10	<.138
5410	KEP-HSA-003	MW-2	28.5	03/10/04	1108	< 0.10	<.133
5411	DUPLICATE	MW-2	28.5	03/10/04	-	< 0.10	<.135
5412	KEP-HSA-007	MW-4	26.5	03/11/04	1505	< 0.10	<.129
5413	DUPLICATE			03/11/04	-	< 0.10	<.137
5414	KEP-HSA-005	MW-3	28	03/16/04	1319	< 0.10	<.132
5415	DUPLICATE			03/16/04	-	< 0.10	<.133
5416	KEP-HSA-006	MW-4	29.5	03/17/04	1229	< 0.10	<.128
5417	DUPLICATE			03/17/04	-	< 0.10	<.128
5418	KEP-SFM-001	MW-4	sand filter	03/17/04	1600	< 0.10	NA
5419	KEP-HSA-008	MW-5	4	03/19/04	1231	**0.18**	0.587
5420	DUPLICATE			03/19/04	-	**0.16**	<.110
5421	KEP-HSA-009	MW-6		03/23/04	1335	<0.10	<.136
5422	DUPLICATE			03/23/04	-	<0.10	<.121
5423	KEP-HSA-010	MW-8		03/24/04	1549	<0.10	<.130
5424	DUPLICATE			03/24/04	-	<0.10	<.136

Units - mg/Kg

Table 5
Preliminary Summary of Soil Sample Analytical Results for VOCs
Kuhlman Electric Facility
Crystal Springs, Mississippi

Sample ID	Well #	Date Collected	Time Collected	sec-Butyl-benzene	Chloro-benzene	1,2-Dichloro-benzene	1,3-Dichloro-benzene	1,4-Dichloro-benzene	n-Propyl-benzene	1,2,3-Trichloro-benzene	1,2,4-Trichloro-benzene
KEP-HSA-002	MW-1	9-Mar-04	915	NA	<7.05	<7.05	<7.05	<7.05	NA	<7.05	<7.05
KEP-Dupllicate-5409		9-Mar-04		NA	<7.04	<7.04	<7.04	<7.04	NA	<7.04	<7.04
KEP-HSA-001	MW-1	8-Mar-04	1715	NA	<5.43	<5.43	<5.43	<5.43	NA	<5.43	<5.43
KEP-HSA-004	MW-3	16-Mar-04	1303	**747**	<42.7	<42.7	**127**	**421**	**175**	<42.7	**126**

Units = ug/Kg
NA = Not Analyzed

Table 6
Summary of On-site Laboratory Preliminary Groundwater Sample Analytical Results for Chlorinated Benzenes
Kuhlman Electric
Crystal Springs, Mississippi

On-site Lab Sample ID	Sample ID	Well #	Date Collected	Time Collected	1,3,5-TriCHB	1,2,4-TriCHB	1,2,3-TriCHB	1,2,3,5- & 1,2,4,5-TeCHB	1,2,3,4-TeCHB	Penta-CHB	Hexa-CHB
TRGs Restricted ug/L					-	70	-	1.83	-	4.87	1.0
W802	KEP-HSA-GW-001	MW-1	03/09/04	1008	< 0.025	**0.026**	**0.15**	< 0.050	**0.19**	< 0.025	< 0.025
W803	DUPLICATE	MW-1	03/09/04	-	< 0.025	< 0.025	**0.14**	< 0.050	**0.17**	< 0.025	< 0.025
W805	KEP-HSA-GW-002	MW-2	03/10/04	1135	< 0.025	**2.0**	**0.99**	< 0.050	**0.67**	**0.058**	< 0.025
W806	DUPLICATE	MW-2	03/10/04	-	< 0.025	**1.8**	**0.91**	< 0.050	**0.58**	**0.034**	< 0.025
W812	KEP-HSA-GW-005	MW-3	03/16/04	1330	**0.043**	**0.39**	< 0.025	< 0.050	**0.46**	**0.033**	< 0.025
W822	KEP-GW-005-001	MW-5	03/29/04	1103	<0.025	<0.025	<0.025	<0.050	<0.025	<0.025	<0.025
W823	KEP-GW-001-001	MW-1	03/29/04	1402	<0.025	<0.025	**0.041**	<0.050	<0.025	<0.025	<0.025
W824	DUPLICATE		03/29/04		<0.025	<0.025	**0.028**	<0.050	<0.025	<0.025	<0.025
W826	KEP-GW-008-001	MW-8	03/29/04	1540	<0.025	<0.025	<0.025	<0.050	<0.025	<0.025	<0.025
W827	KEP-GW-002-001	MW-2	03/29/04	1743	<0.025	<0.025	**0.054**	<0.050	**0.038**	<0.025	<0.025
W831	KEP-GW-004-001	MW-4	03/30/04	909	<0.025	<0.025	**0.055**	<0.050	<0.025	<0.025	<0.025
W832	KEP-GW-003-001	MW-3	03/30/04	1044	**0.043**	<0.025	**0.18**	**0.053**	**0.23**	**0.064**	<0.025
W833	DUPLICATE		03/30/04		**0.044**	<0.025	**0.16**	**0.057**	**0.22**	**0.072**	<0.025
W834	KEP-GW-007-001	MW-7	03/30/04	1325	<0.025	<0.025	<0.025	<0.050	<0.025	<0.025	<0.025
W835	KEP-GW-006-001	MW-6	03/30/04	1551	**0.035**	<0.025	**0.029**	**0.069**	**0.14**	**0.12**	<0.025
W838	KEP-MWD-001	*	03/31/04	911	<0.025	<0.025	**0.027**	<0.050	<0.025	<0.025	<0.025

* Well Development Water
Units = ug/L

Table 6A

Summary of On-site Laboratory Preliminary Groundwater Sample Analytical Results for PCBs
Kuhlman Electric
Crystal Springs, Mississippi

On-site Lab Sample ID	Sample ID	Well #	Date Collected	Time Collected	AR-1260	On-site Lab Sample ID	Sample ID	Well #	Date Collected	Time Collected	AR-1260
TRGs Restricted ug/L					0.0336						0.0336
W802	KEP-HSA-GW-001	MW-1	03/09/04	1008	< 0.25						
W803	DUPLICATE	MW-1	03/09/04	-	< 0.25						
W805	KEP-HSA-GW-002	MW-2	03/10/04	1135	< 0.25						
W806	DUPLICATE	MW-2	03/10/04	-	< 0.25						
W812	KEP-HSA-GW-005	MW-3	03/16/04	1330	< 0.25						
W822	KEP-GW-005-001	MW-5	03/29/04	1103	<0.25	W1001	KEP-GW-005-002	MW-5	7/15/2004	1300	<0.028
W823	KEP-GW-001-001	MW-1	03/29/04	1402	<0.25	W1006	KEP-GW-001-002	MW-1	7/15/2004	1712	<0.028
W824	DUPLICATE		03/29/04		<0.25						
W826	KEP-GW-008-001	MW-8	03/29/04	1540	<0.25	W1003	KEP-GW-008-002	MW-8	7/15/2004	1436	<0.028
W827	KEP-GW-002-001	MW-2	03/29/04	1743	<0.25	W1007	KEP-GW-002-002	MW-2	7/15/2004	1747	<0.028
W831	KEP-GW-004-001	MW-4	03/30/04	909	<0.25	W1005	KEP-GW-004-002	MW-4	7/15/2004	1628	<0.028
W832	KEP-GW-003-001	MW-3	03/30/04	1044	<0.25	W1008	KEP-GW-003-002	MW-3	7/15/2004	1803	<0.028
W833	DUPLICATE		03/30/04		<0.25						
W834	KEP-GW-007-001	MW-7	03/30/04	1325	<0.25	W1002	KEP-GW-007-002	MW-7	7/15/2004	1359	<0.028
W835	KEP-GW-006-001	MW-6	03/30/04	1551	<0.25	W1004	KEP-GW-006-002	MW-6	7/15/2004	1520	<0.028
W838	KEP-MWD-001	*	03/31/04	911	<0.25	W1010	KEP-GW-Dup1	MW-3	7/15/2004		<0.028
						W1011	KEP-GW-Dup2	MW-3	7/15/2004		<0.028

*Well Development Water
Units = ug/L

Table 7
Summary of Preliminary Groundwater Sample Analytical Results for VOCs
Kuhlman Electric Facility
Crystal Springs, Mississippi

Off-site Lab Sample ID	Well #	Date Collected	Time Collected	sec-Butyl-benzene	tert-Butyl-benzene	Chloro-benzene	1,3-Dichloro-benzene	1,4-Dichloro-benzene	1,1-Dichloro-ethane	1,1-Dichloro-ethene	trans-1,3-Dichloro-propene	Ethyl-benzene	Isopropyl-benzene	n-Propyl-benzene	1,1,1-Trichloro-ethane	1,2,4-Trimethyl-benzene	1,3,5-Trimethyl-benzene	m, p-Xylene	o-Xylene
TRGs Restricted ug/l				60.8	60.8	100	14.4	75	798	7	-	700	658	60.8	200	12.3	12.3	12000	12000
KEP-HSA-GW-003	MW-2	10-Mar-04	1507	<100	<100	<100	<100	<100	<100	**135**	**38**	**462**	**167**	**354**	<1.00	**2690**	**486**	**438**	**758**
KEP-HSA-GW-004	MW-4	11-Mar-04	1637	<1.00	<1.00	<1.00	<1.00	<1.00	**1.6**	**12.3**	<1.00	<1.00	<1.00	<1.00	<1.00	<1.00	<1.00	<2.00	<1.00
Trip Blank		11-Mar-04	-	<1.00	<1.00	<1.00	<1.00	<1.00	<1.00	<1.00	<1.00	<1.00	<1.00	<1.00	<1.00	<1.00	<1.00	<2.00	<1.00
KEP-HSA-GW-005	MW-3	16-Mar-04	1330	**15.4**	**2.61**	**9.34**	**2.63**	**11.4**	<1.00	<1.00	<1.00	<1.00	**2**	**1**	<1.00	<1.00	<1.00	<2.00	<1.00
KEP-GW-005-001	MW-3	29-Mar-04	1103	<1.00	<1.00	<1.00	<1.00	<1.00	<1.00	<1.00	<1.00	<1.00	<1.00	<1.00	<1.00	<1.00	<1.00	<2.00	<1.00
Trip Blank			-	<1.00	<1.00	<1.00	<1.00	<1.00	<1.00	<1.00	<1.00	<1.00	<1.00	<1.00	<1.00	<1.00	<1.00	<2.00	<1.00
KEP-GW-001-001	MW-1	29-Mar-04	1402	<1.00	<1.00	<1.00	<1.00	<1.00	<1.00	**19.7**	<1.00	<1.00	<1.00	<1.00	<1.00	<1.00	<1.00	<2.00	<1.00
KEP-GW-008-001	MW-8	29-Mar-04	1540	<1.00	<1.00	<1.00	<1.00	<1.00	<1.00	**4.85**	<1.00	<1.00	<1.00	<1.00	<1.00	<1.00	<1.00	<2.00	<1.00
KEP-GW-002-001	MW-2	29-Mar-04	1747	<1.00	<1.00	<1.00	<1.00	<1.00	**2.1**	**87.7**	<1.00	<1.00	<1.00	<1.00	**3.44**	<1.00	<1.00	<2.00	<1.00
KEP-GW-DUPLICATE		29-Mar-04	-	<1.00	<1.00	<1.00	<1.00	<1.00	<1.00	**4.66**	<1.00	<1.00	<1.00	<1.00	<1.00	<1.00	<1.00	<2.00	<1.00
KEP-FB-003		29-Mar-04	1113	<1.00	<1.00	<1.00	<1.00	<1.00	<1.00	<1.0	<1.00	<1.00	<1.00	<1.00	<1.00	<1.00	<1.00	<2.00	<1.00
KEP-GW-004-001	MW-4	30-Mar-04	909	<1.00	<1.00	<1.00	<1.00	<1.00	<1.00	**25.7**	<1.00	<1.00	<1.00	<1.00	<1.00	<1.00	<1.00	<2.00	<1.00
KEP-GW-003-001	MW-3	30-Mar-04	1044	<1.00	<1.00	<1.00	<1.00	<1.00	<1.00	**24.1**	<1.00	<1.00	<1.00	<1.00	<1.00	<1.00	<1.00	<2.00	<1.00
KEP-DUP		30-Mar-04	-	<1.00	<1.00	<1.00	<1.00	<1.00	<1.00	**24.6**	<1.00	<1.00	<1.00	<1.00	<1.00	<1.00	<1.00	<2.00	<1.00
KEP-GW-007-001	MW-7	30-Mar-04	1325	<1.00	<1.00	<1.00	<1.00	<1.00	<1.00	<1.0	<1.00	<1.00	<1.00	<1.00	<1.00	<1.00	<1.00	<2.00	<1.00
KEP-GW-006-001	MW-6	30-Mar-04	1551	<1.00	<1.00	<1.00	<1.00	<1.00	<1.00	**7.55**	<1.00	<1.00	<1.00	<1.00	<1.00	<1.00	<1.00	<2.00	<1.00
KEP-MWD-001	*	31-Mar-04	911	<1.00	<1.00	<1.00	<1.00	<1.00	<1.00	**9.86**	<1.00	<1.00	<1.00	<1.00	<1.00	<1.00	<1.00	<2.00	<1.00

Units = ug/L
*Well Development Water

Log of Borehole: MW-1

Project No: BW01-01
Project: KEC Groundwater Assessment
Client: BorgWarner, Inc.
Site: KEC Plant Site
Location: Crystal Springs, MS
Drilling Company: Walker-Hill

Engineer:
Geologist: R. Martin
Drill Method: Hollow Stem Rotary Auger
Drill Date: 3/09/04-3/11/04
Hole Size:

Depth (ft)	Lithology	Soil Sample	Soil Description	Elevation (ft)	USCS Class.	OVM (ppm)	Comments
				467.76			
0			Brown, red clayey medium sand with some gravel		SC		Fill
			Red, pink mottled fine sandy clay		CL		Fill
10			Red gray mottled to brown tan clayey fine sand with medium gravel at 12.0'-14.0'		SC	2.1	
20	▽		Tan medium sand with medium chert gravel. Poorly graded		SP	91.5 27.5	Saturated at 22.0'
			Tan to gray fine sandy clay		CH	0	Wet at 26.0' Moist at 28.0' Plastic
30							
			Red brown fine sandy clay with iron oxide manganese layers		CL	0	Hard pan at 40.0'
40			Brown slightly fine sandy clay with iron oxide		CH		Plastic
			Pink to tan loose medium sand		SP	0 0	
50			Red and tan very clayey fine to coarse sand		SW		Dry at 54.0'

GeoEnvironmental Associates LLC | MARTIN&SLAGLE
PO Box 1023
Black Mountain NC 28711
828.669.3929 828.669.5289

Checked by: RLM

Log of Borehole: MW-1

Project No: BW01-01
Project: KEC Groundwater Assessment
Client: BorgWarner, Inc.
Site: KEC Plant Site
Location: Crystal Springs, MS
Drilling Company: Walker-Hill

Engineer:
Geologist: R. Martin
Drill Method: Hollow Stem Rotary Auger
Drill Date: 3/09/04-3/11/04
Hole Size:

Depth (ft)	Lithology	Soil Sample	Soil Description	Elevation (ft)	USCS Class.	OVM (ppm)	Comments
50							
							Damp at 58.0'
60			Tan and pink slightly silty medium to coarse sand with medium gravel				Saturated at 61.0'
					SM		
			Pink and tan medium sand with chert gravel		SP		Saturated
70							
			Boring Terminated at 73.0'				
80							
40							
50							

GeoEnvironmental Associates LLC | MARTIN&SLAGLE
PO Box 1023
Black Mountain NC 28711
828.669.3929 828.669.5289

Checked by: RLM

Sheet: 2 of 2

Log of Borehole: MW-2

Project No: BW01-01
Project: KEC Groundwater Assessment
Client: BorgWarner, Inc.
Site: KEC Plant Site
Location: Crystal Springs, MS
Drilling Company: Walker-Hill

Engineer:
Geologist: R. Martin
Drill Method: Hollow Stem Rotary Auger
Drill Date: 3/10/04-3/16/04
Hole Size:

Depth (ft)	Lithology	Soil Sample	Soil Description	Elevation (ft)	USCS Class.	OVM (ppm)	Comments
				465.59			
0			Brown silty fine to medium sand		SM		Fill
10			Light brown to tan clayey fine to medium snad with gravel		SC	0	Moist
			Tan fine to coarse well graded sand		SW		
20			Tan fine to med sand		SP	21	Moist
			Tan fine to coarse sand with fine gravel		SW	0 56	Saturated
30			Tan and gray thinly layered clay that becomes gray slightly fine sandy clay		CH	6.8 0.2	Iron Oxide
40			Tan red slightly fine sand		SM		
			Tan red slightly fine sandy clay		CH	0	Iron Oxide at 42.7'
			Red brown to pink fine to medium sand		SP		Dry
50			Gray and red-brown sandy fine gravel		GP		Chert Moist

GeoEnvironmental Associates LLC | MARTIN&SLAGLE
PO Box 1023
Black Mountain NC 28711
828.669.3929 828.669.5289

Checked by: RLM

Log of Borehole: MW-2

Project No: BW01-01
Project: KEC Groundwater Assessment
Client: BorgWarner, Inc.
Site: KEC Plant Site
Location: Crystal Springs, MS
Drilling Company: Walker-Hill

Engineer:
Geologist: R. Martin
Drill Method: Hollow Stem Rotary Auger
Drill Date: 3/10/04-3/16/04
Hole Size:

Depth	Lithology	Soil Sample	Soil Description	Elevation (ft)	USCS Class.	OVM (ppm)	Comments
ft							
			Hard gray medium sandy gravel		GP	0	
			Hard fine to coarse sandy gravel		GW		Moist
60			Tan gray fine to coarse sand with some gravel		SW		Saturated
70			Boring Terminated at 72.0'				
80							

GeoEnvironmental Associates LLC | MARTIN&SLAGLE
PO Box 1023
Black Mountain NC 28711
828.669.3929 828.669.5289

Checked by: RLM

Sheet: 2 of 2

Log of Borehole: MW-3

Project No: BW01-01
Project: KEC Groundwater Assessment
Client: BorgWarner, Inc.
Site: KEC Plant Site
Location: Crystal Springs, MS
Drilling Company: Walker-Hill

Engineer:
Geologist: R. Martin
Drill Method: Hollow Stem Rotary Auger
Drill Date: 3/16/04-3/18/04
Hole Size:

Depth (ft)	Lithology	Soil Sample	Soil Description	Elevation (ft)	USCS Class.	OVM (ppm)	Comments
				458.70			
0			Hard brown clayey fine sand		SC		Fill
			Dark gray silty clay		CL		
			Brown clayey fine sand to gray fine sand		SC/SP		
10			Brown gray fine to coarse sand		SW	306	
			Tan gray fine to medium sand		SP	23	
						0.5	
			Brown silty fine to coarse sand with some gravel		SM	0.3	Saturated
20			Brown fine to medium sand		SP		Saturated
			Brown fine sandy fine gravel		GP		Saturated
			Red gray varied slightly fine sandy clay		CH		Dry
30			Orange to tan fine sand		SP		
			Red pink firm plastic clay		CH		
			Orange fine sand		SP		
			Orange pink fine sandy clay		CH		
40			Orange medium sand		SP		Moist
			Orange medium sandy fine gravel		GW		
50			Red, pink to white fine to medium sand with some gravel		SP		Damp Saturated at 52.0'

GeoEnvironmental Associates LLC | MARTIN&SLAGLE
PO Box 1023
Black Mountain NC 28711
828.669.3929 828.669.5289

Checked by: RLM

Log of Borehole: MW-3

Project No: BW01-01
Project: KEC Groundwater Assessment
Client: BorgWarner, Inc.
Site: KEC Plant Site
Location: Crystal Springs, MS
Drilling Company: Walker-Hill

Engineer:
Geologist: R. Martin
Drill Method: Hollow Stem Rotary Auger
Drill Date: 3/16/04-3/18/04
Hole Size:

Depth	Lithology	Soil Sample	Soil Description	Elevation (ft)	USCS Class.	OVM (ppm)	Comments
ft							
60							
			Boring Terminated at 64.0'				
70							

GeoEnvironmental Associates LLC | MARTIN&SLAGLE
PO Box 1023
Black Mountain NC 28711
828.669.3929 828.669.5289

Checked by: RLM

Sheet: 2 of 2

Log of Borehole: MW-4

Project No: BW01-01
Project: KEC Groundwater Assessment
Client: BorgWarner, Inc.
Site: KEC Plant Site
Location: Crystal Springs, MS
Drilling Company: Walker-Hill

Engineer:
Geologist: R. Martin
Drill Method: Hollow Stem Rotary Auger
Drill Date: 3/11/04 & 3/17/04
Hole Size:

Depth (ft)	Lithology	Soil Sample	Soil Description	Elevation (ft)	USCS Class.	OVM (ppm)	Comments
				465.75			
0			Brown gray and red fine sandy silt		ML		Fill
10			Gray Brown clayey fine gravel		GP		Chert
			Brown silty fine to med sand		SM		
			Tan pink medium to coarse sand with gravel		SP		
			Tan fine to coarse sand		SW		
20			Tan medium sand		SP	0 0	Moist Saturated
			Brown silty clay		CL	0	
30			Brown gray mottled clay that becomes fine sandy clay		CH		Iron Oxide
			Red brown fine to medium sand		SP		
40			Thinly beddied fine sandy clay and tan fine sand becomes fine sandy clay		CH		
50			Tan pink fine sand		SP		
			Pink fine to medium sandy fine gravel		GP GW		Chert Saturated at 58'

GeoEnvironmental Associates LLC | MARTIN&SLAGLE
PO Box 1023
Black Mountain NC 28711
828.669.3929 828.669.5289

Checked by: RLM

Log of Borehole: MW-4

Project No: BW01-01
Project: KEC Groundwater Assessment
Client: BorgWarner, Inc.
Site: KEC Plant Site
Location: Crystal Springs, MS
Drilling Company: Walker-Hill

Engineer:
Geologist: R. Martin
Drill Method: Hollow Stem Rotary Auger
Drill Date: 3/11/04 & 3/17/04
Hole Size:

Depth	Lithology	Soil Sample	Soil Description	Elevation (ft)	USCS Class.	OVM (ppm)	Comments
ft							
60			Pink gray fine to medium sand with some gravel		SP		
			Pink gray fine to coarse sand		SW		
70			Pink gray fine to med sand		SP		

GeoEnvironmental Associates LLC | MARTIN&SLAGLE
PO Box 1023
Black Mountain NC 28711
828.669.3929 828.669.5289

Checked by: RLM

Sheet: 2 of 2

Log of Borehole: MW-5

Project No: BW01-01
Project: KEC Groundwater Assessment
Client: BorgWarner, Inc.
Site: KEC Plant Site
Location: Crystal Springs, MS
Drilling Company: Walker-Hill

Engineer:
Geologist: R. Martin
Drill Method: Hollow Stem Rotary Auger
Drill Date: 3/18/04
Hole Size:

Depth (ft)	Lithology	Soil Sample	Soil Description	Elevation (ft)	USCS Class.	OVM (ppm)	Comments
				457.02			
0			Brown to dark gray fine sandy clay		CL		Fill
10			Brown gray clayey silt		ML		
			Brown gray mottled silty fine sand		SM		Dry
			Brown fine to coarse sand		SG		Dry
			Brown fine to coarse sand		SW		Moist Saturated at 20.5'
20			Brown tan medium to coarse sand		SP		
30			Brown and tan clayey fine to medium sand		SC		
			Tan fine gravelly fine to medium sand		SP		
40			Boring terminated at 42.0'				
50							

GeoEnvironmental Associates LLC | MARTIN&SLAGLE
PO Box 1023
Black Mountain NC 28711
828.669.3929 828.669.5289

Checked by: RLM

Sheet: 1 of 1

Log of Borehole: MW-6

Project No: BW01-01
Project: KEC Groundwater Assessment
Client: BorgWarner, Inc.
Site: KEC Plant Site
Location: Crystal Springs, MS
Drilling Company: Walker-Hill

Engineer:
Geologist: R. Martin
Drill Method: Hollow Stem Rotary Auger
Drill Date: 3/23/04
Hole Size:

Depth (ft)	Lithology	Soil Sample	Soil Description	Elevation (ft)	USCS Class.	OVM (ppm)	Comments
				457.61			
0			Brown fine sandy clayey gravel		GP		Fill
			Brown clayey fine to medium sand		SC		Fill
10			Brown tan clayey fine sand				Moist
			Light brown slightly clayey fine sandy fine gravel		GP		Moist
20			Light brown to tan slightly clayey fine to coarse sand with some gravel		SC		
			Tan gray slightly fine sandy clay		CH		
30			Tan pink brown to coarse fine gravel		GP		
40							
			Tan brown pink fine to medium sand		SP		
50			Pink gray fine sandy gravel		GP		
			Boring terminated at 58.0'				

GeoEnvironmental Associates LLC | MARTIN&SLAGLE
PO Box 1023
Black Mountain NC 28711
828.669.3929 828.669.5289

Checked by: RLM

Sheet: 1 of 1

Log of Borehole: MW-7

Project No: BW01-01
Project: KEC Groundwater Assessment
Client: BorgWarner, Inc.
Site: KEC Plant Site
Location: Crystal Springs, MS
Drilling Company: Walker-Hill

Engineer:
Geologist: R. Martin
Drill Method: Hollow Stem Rotary Auger
Drill Date: 3/24/04
Hole Size:

Depth (ft)	Lithology	Soil Sample	Soil Description	Elevation (ft)	USCS Class.	OVM (ppm)	Comments
				463.0			
0			Tan, pink five sandy gravel		GP		Fill
			Brown tan silty clay		CL		Mottled
10			Brown hard fine sandy to clayey gravel		GC		
			Brown tan fine to medium sandy gravel		GP		
			Brown orange fine to medium sand		SP		
20			Tan fine to medium sandy gravel		GP		
			Orange fine to medium sand with gravel		SP		
30			Tan gray fine to medium sand well graded gravel		GP		
			Brown tan fine sand		SP		
40			Brown fine to medium sandy gravel		GP		
			Orange tan fine to medium sand with some gravel		SP		Dry
			Tan medium sandy gravel		GP		Moist
50			White pink fine to medium, sand with some gravel		SP		Moist
			White pink fine to medium sandy gravel		GP		Moist
			White pink fine to medium sand with some gravel		SP		Saturated

GeoEnvironmental Associates LLC | MARTIN&SLAGLE
PO Box 1023
Black Mountain NC 28711
828.669.3929 828.669.5289

Checked by: RLM

Sheet: 1 of 2

Log of Borehole: MW-7

Project No: BW01-01
Project: KEC Groundwater Assessment
Client: BorgWarner, Inc.
Site: KEC Plant Site
Location: Crystal Springs, MS
Drilling Company: Walker-Hill

Engineer:
Geologist: R. Martin
Drill Method: Hollow Stem Rotary Auger
Drill Date: 3/24/04
Hole Size:

Depth	Lithology	Soil Sample	Soil Description	Elevation (ft)	USCS Class.	OVM (ppm)	Comments
ft							
			White pink fine to medium sandy gravel		GP		Saturated
			White pink fine to medium sand		SP		Saturated
60			Tan, fine to coarse sand		SW		Saturated
			Tan to gray fine to medium sand with some gravel		SP		Saturated
			Boring terminated at 66'				
70							

GeoEnvironmental Associates LLC | MARTIN&SLAGLE
PO Box 1023
Black Mountain NC 28711
828.669.3929 828.669.5289

Checked by: RLM

Sheet: 2 of 2

Log of Borehole: MW-8

Project No: BW01-01
Project: KEC Groundwater Assessment
Client: BorgWarner, Inc.
Site: KEC Plant Site
Location: Crystal Springs, MS
Drilling Company: Walker-Hill

Engineer:
Geologist: R. Martin
Drill Method: Hollow Stem Rotary Auger
Drill Date: 3/24/04 & 3/26/04
Hole Size:

Depth (ft)	Lithology	Soil Sample	Soil Description	Elevation (ft)	USCS Class.	OVM (ppm)	Comments
				455.04			
0			Brown clayey fine sand		SP		Fill
10			Brown slightly clayey fine sand with gravel		SP		Saturated at 16.0'
20			Tan slightly clayey fine sandy gravel		GP		
			Red tan firm clay		CH		
			Orange tan fine sand becomes clayey fine sand at 29.5'		SP		Saturated
30			Red pink mottled clay		CH		Dry
40			Orange tan fine sand		SP		Dry
			Tan brown fine to coarse sand		SW		Dry
			Brown medium coarse sandy fine gravel		GP		Moist
			Red fine to coarse sand with some gravel		SW		Saturated
50			Red pink slightly clayey fine to medium sand		SC		Saturated

GeoEnvironmental Associates LLC | MARTIN&SLAGLE
PO Box 1023
Black Mountain NC 28711
828.669.3929 828.669.5289

Checked by: RLM

Log of Borehole: MW-8

Project No: BW01-01
Project: KEC Groundwater Assessment
Client: BorgWarner, Inc.
Site: KEC Plant Site
Location: Crystal Springs, MS
Drilling Company: Walker-Hill

Engineer:
Geologist: R. Martin
Drill Method: Hollow Stem Rotary Auger
Drill Date: 3/24/04 & 3/26/04
Hole Size:

Depth	Lithology	Soil Sample	Soil Description	Elevation (ft)	USCS Class.	OVM (ppm)	Comments
ft							
60			Tan fine to coarse sand		SW		
			Boring terminated at 62.0'				
70							

GeoEnvironmental Associates LLC | MARTIN&SLAGLE
PO Box 1023
Black Mountain NC 28711
828.669.3929 828.669.5289

Checked by: RLM

Sheet: 2 of 2

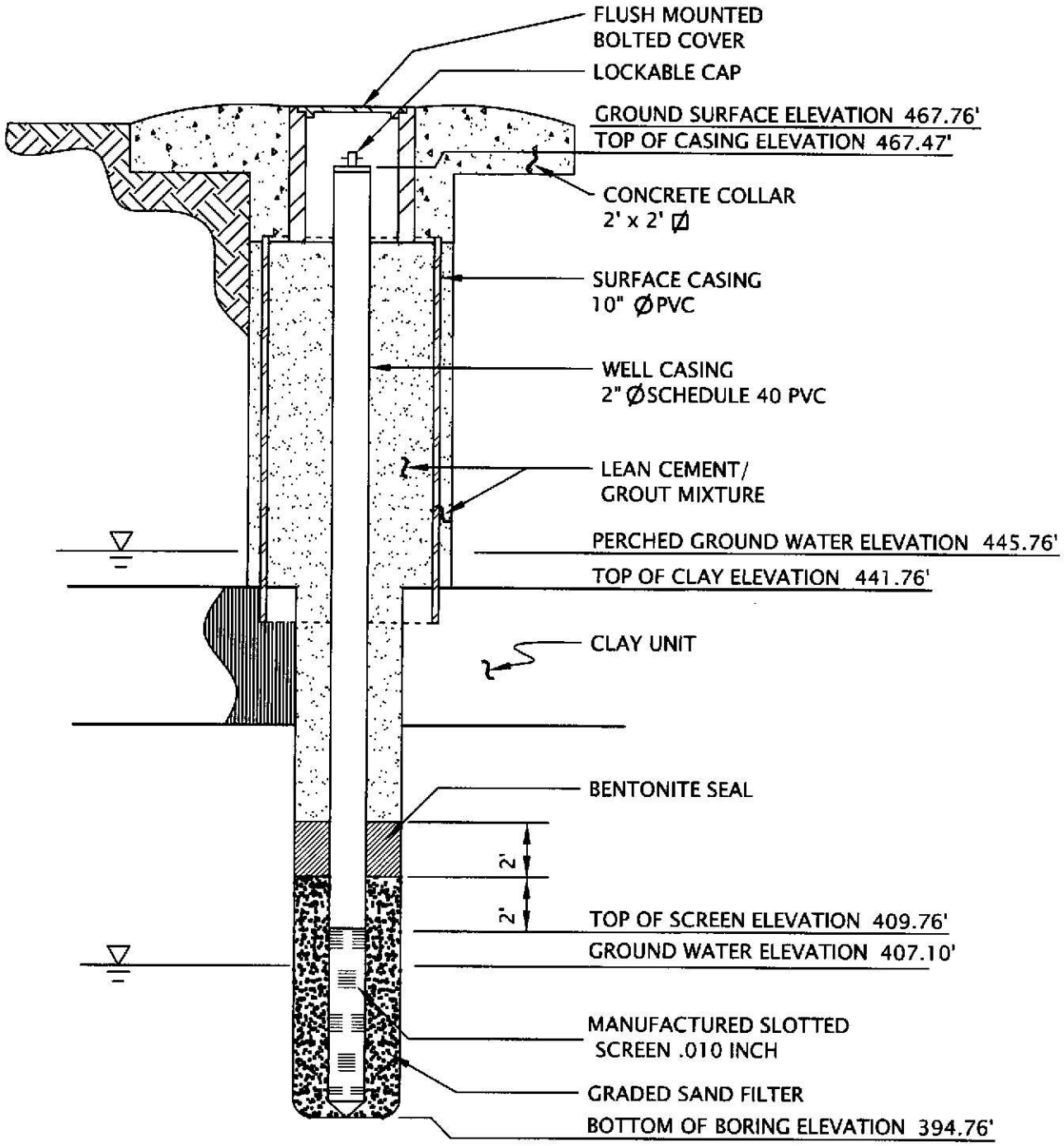

MARTIN&SLAGLE
GeoEnvironmental Associates, LLC
PO Box 1023
Black Mountain NC 28711
828.669.3929 828.669.5289

PREPARED FOR:
BorgWarner Inc.

WELL MW-1

SCALE = NTS	
REV: 0	
DATE:7/14/04	
DR: DGR	
CHK: RLM	

WELL SCHEMATIC

KUHLMAN ELECTRIC CORPORATION
101 KUHLMAN DRIVE
CRYSTAL SPRINGS, MS

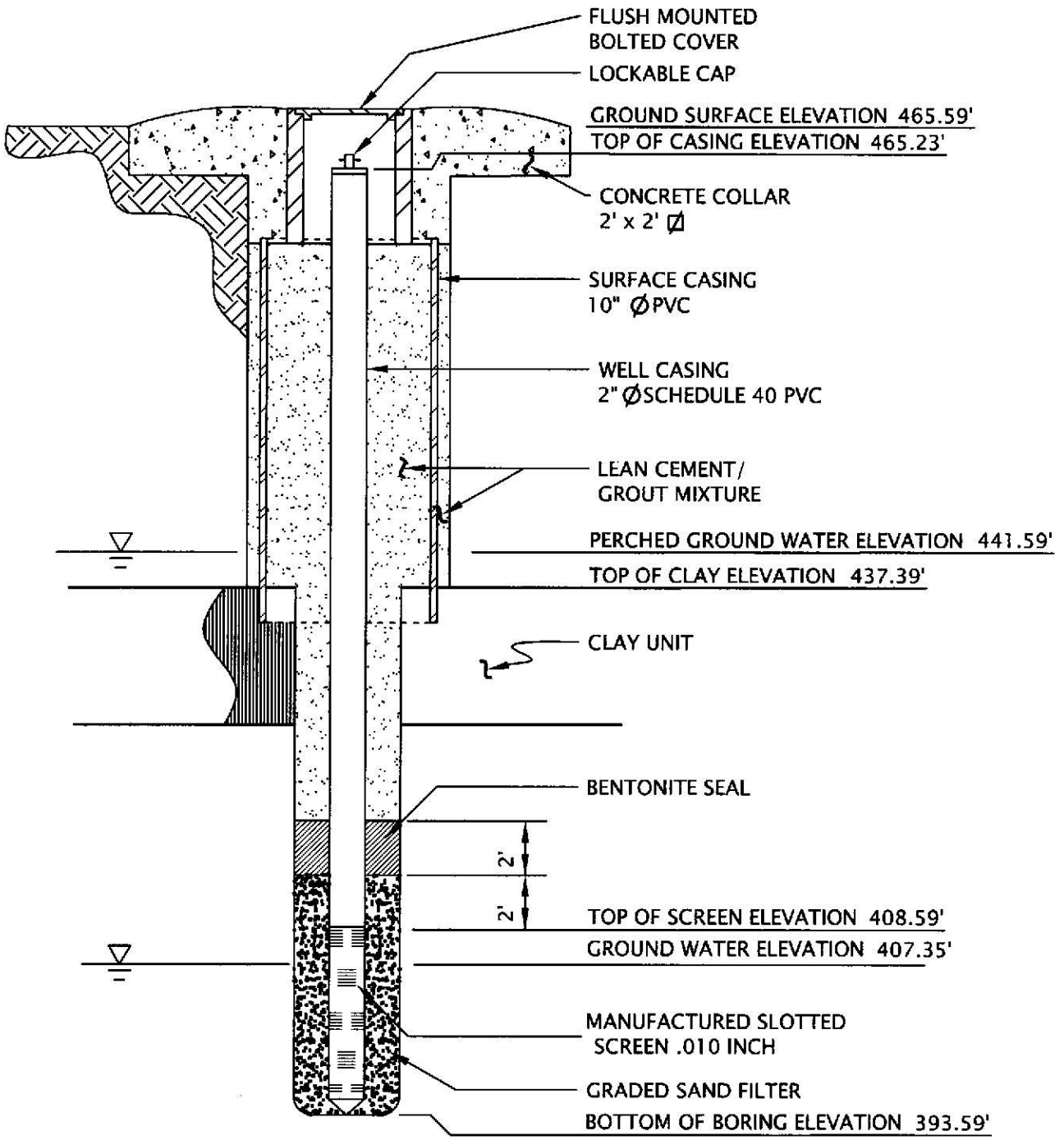

MARTIN&SLAGLE GeoEnvironmental Associates, LLC PO Box 1023 Black Mountain NC 28711 828.669.3929 828.669.5289	PREPARED FOR: **BorgWarner Inc.** WELL MW-2	SCALE = NTS REV: 0 DATE:7/14/04 DR: DGR CHK: RLM	WELL SCHEMATIC KUHLMAN ELECTRIC CORPORATION 101 KUHLMAN DRIVE CRYSTAL SPRINGS, MS

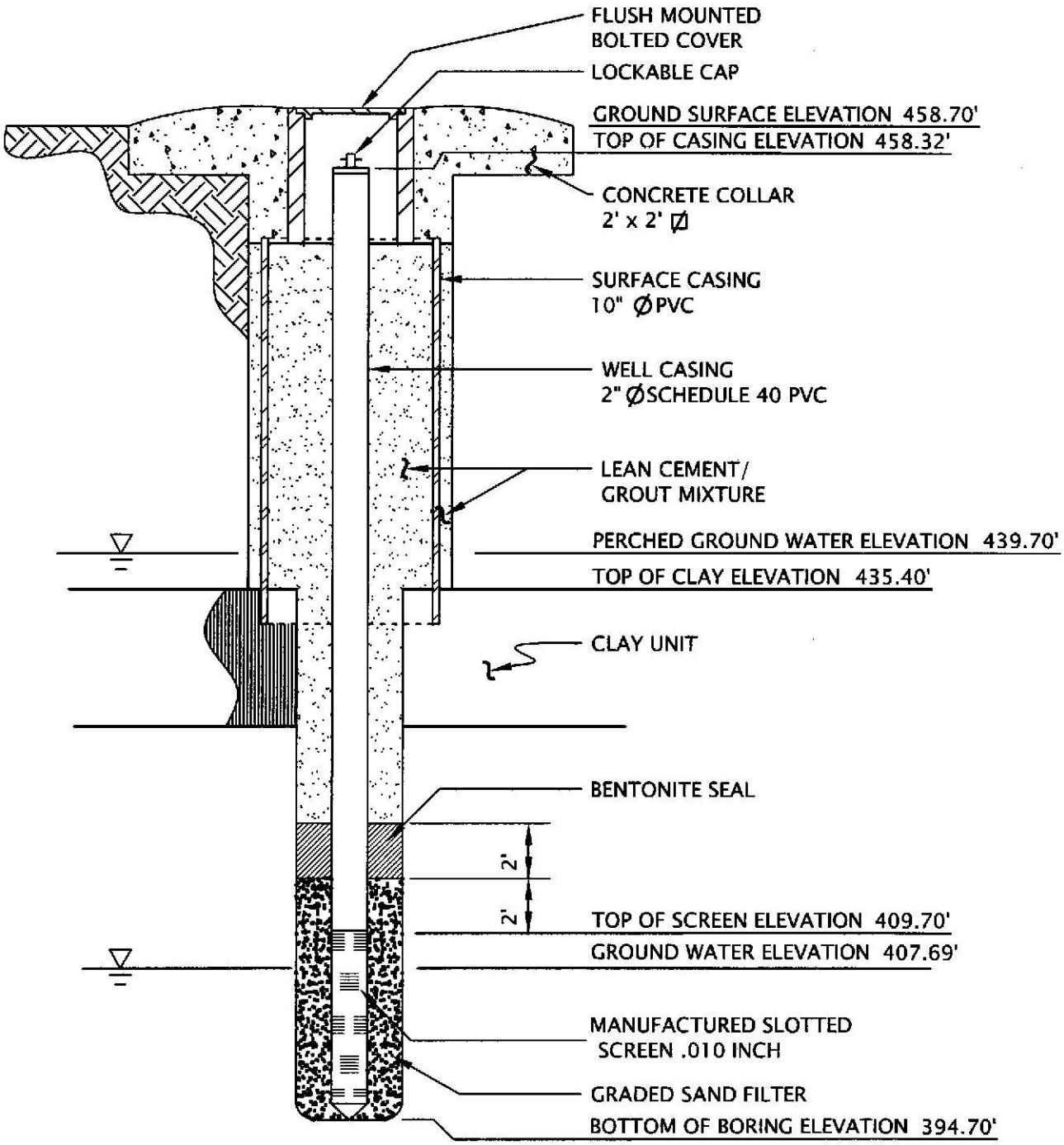

MARTIN&SLAGLE
GeoEnvironmental Associates, LLC
PO Box 1023
Black Mountain NC 28711
828.669.3929 828.669.5289

PREPARED FOR:
BorgWarner Inc.

WELL MW-3

SCALE = NTS
REV: 0
DATE:7/14/04
DR: DGR
CHK: RLM

WELL SCHEMATIC

KUHLMAN ELECTRIC CORPORATION
101 KUHLMAN DRIVE
CRYSTAL SPRINGS, MS

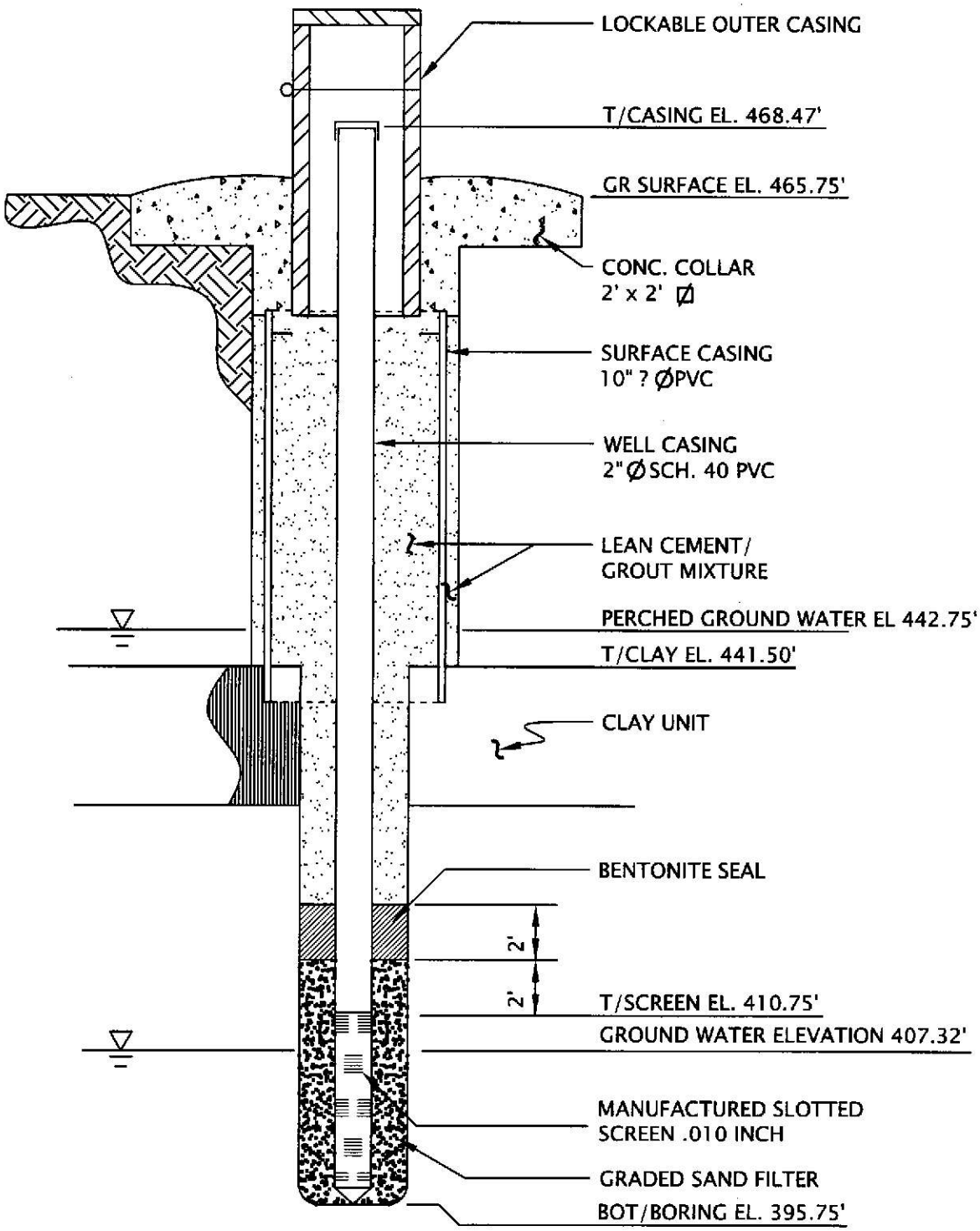

MARTIN&SLAGLE
GeoEnvironmental Associates, LLC
PO Box 1023
Black Mountain NC 28711
828.669.3929 828.669.5289

PREPARED FOR:
BorgWarner Inc.

WELL MW-4

SCALE = NTS
REV: 0
DATE:7/14/04
DR: DGR
CHK: RLM

WELL SCHEMATIC

KUHLMAN ELECTRIC CORPORATION
101 KUHLMAN DRIVE
CRYSTAL SPRINGS, MS

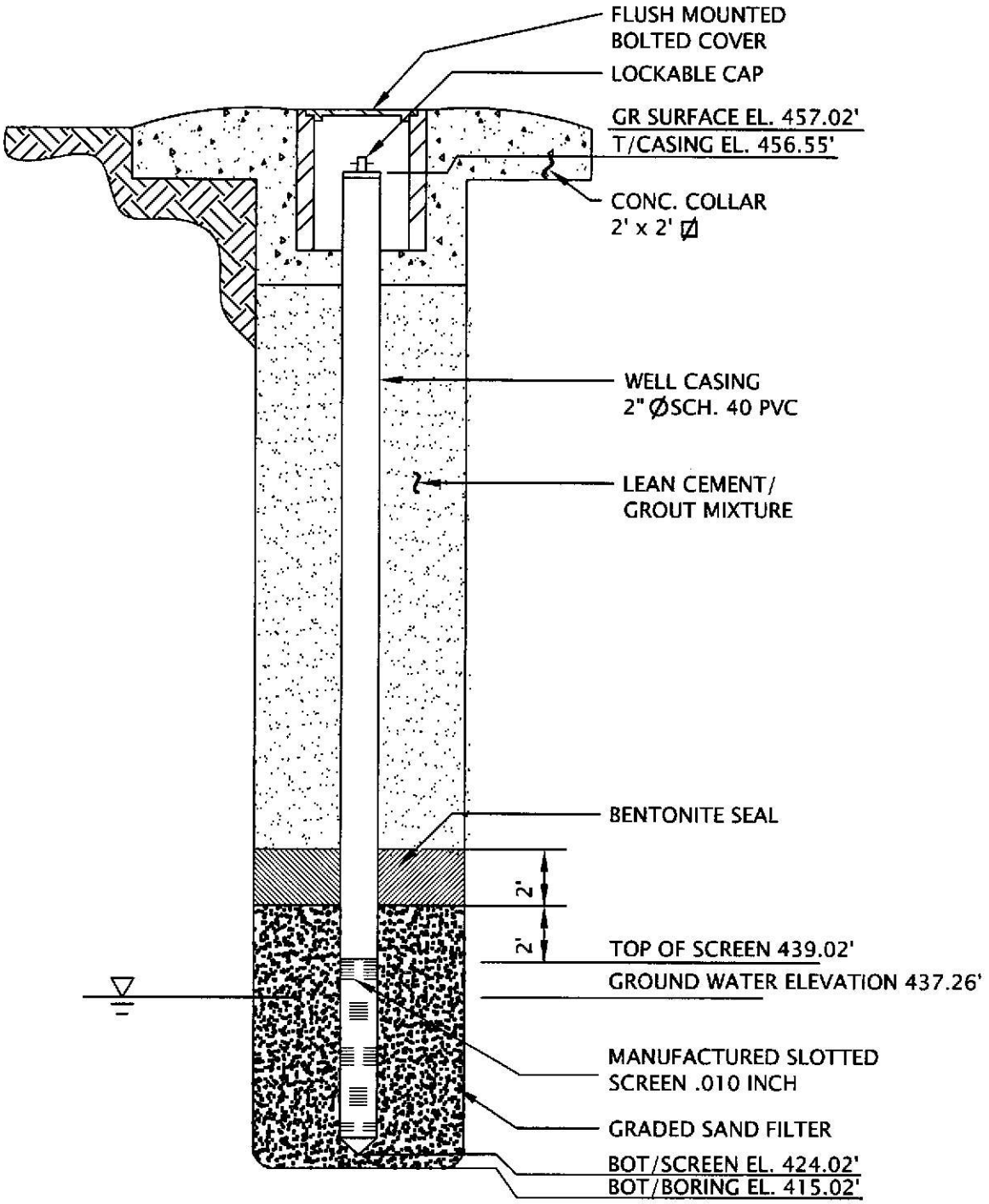

MARTIN&SLAGLE
GeoEnvironmental Associates, LLC
PO Box 1023
Black Mountain NC 28711
828.669.3929 828.669.5289

PREPARED FOR:
BorgWarner Inc.

WELL MW-5

SCALE = NTS
REV: 0
DATE:7/14/04
DR: DGR
CHK: RLM

WELL SCHEMATIC

KUHLMAN ELECTRIC CORPORATION
101 KUHLMAN DRIVE
CRYSTAL SPRINGS, MS

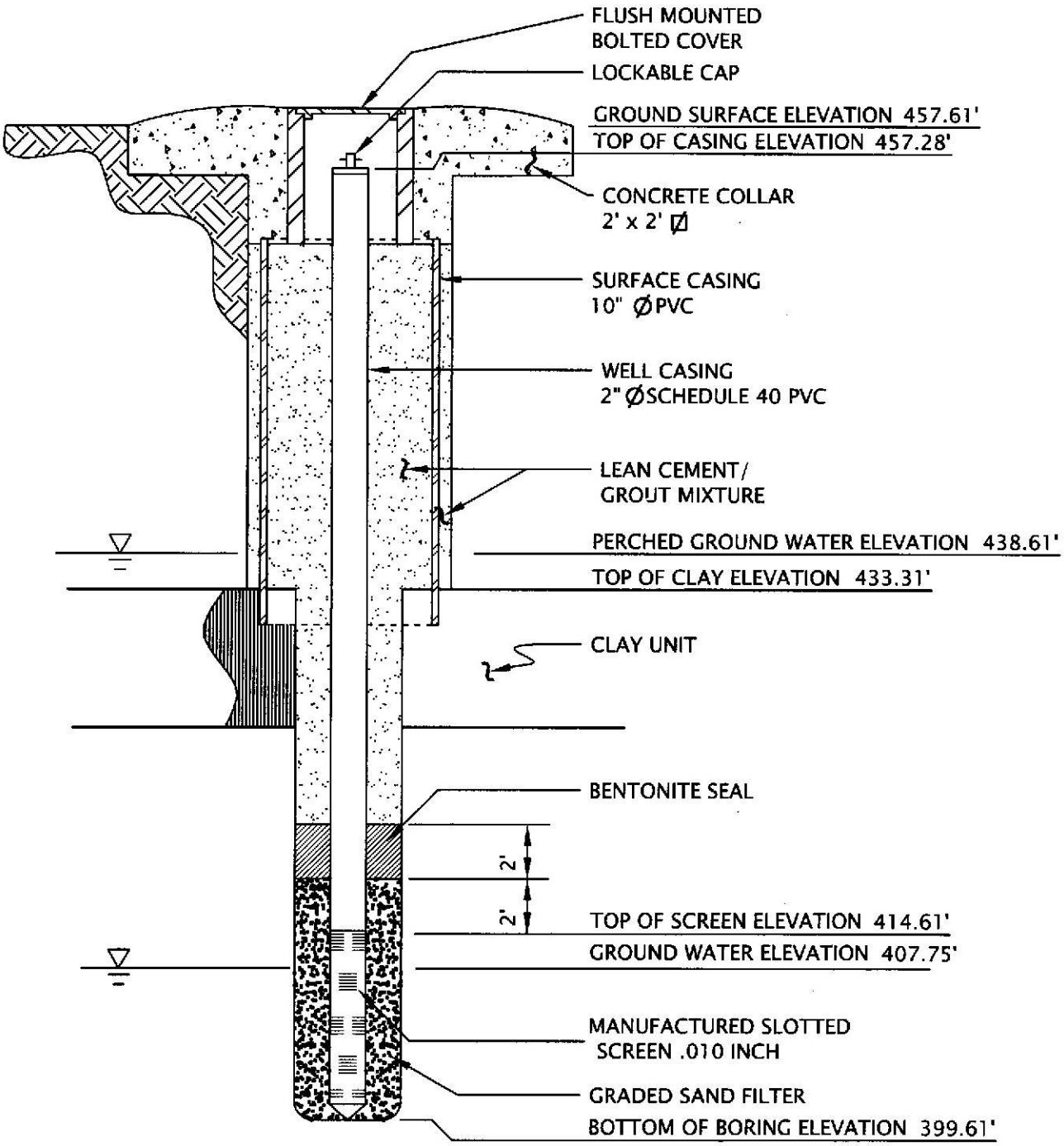

MARTIN&SLAGLE
GeoEnvironmental Associates, LLC
PO Box 1023
Black Mountain NC 28711
828.669.3929 828.669.5289

PREPARED FOR:
BorgWarner Inc.

WELL MW-6

SCALE = NTS	
REV: 0	
DATE:7/14/04	
DR: DGR	
CHK: RLM	

WELL SCHEMATIC

KUHLMAN ELECTRIC CORPORATION
101 KUHLMAN DRIVE
CRYSTAL SPRINGS, MS

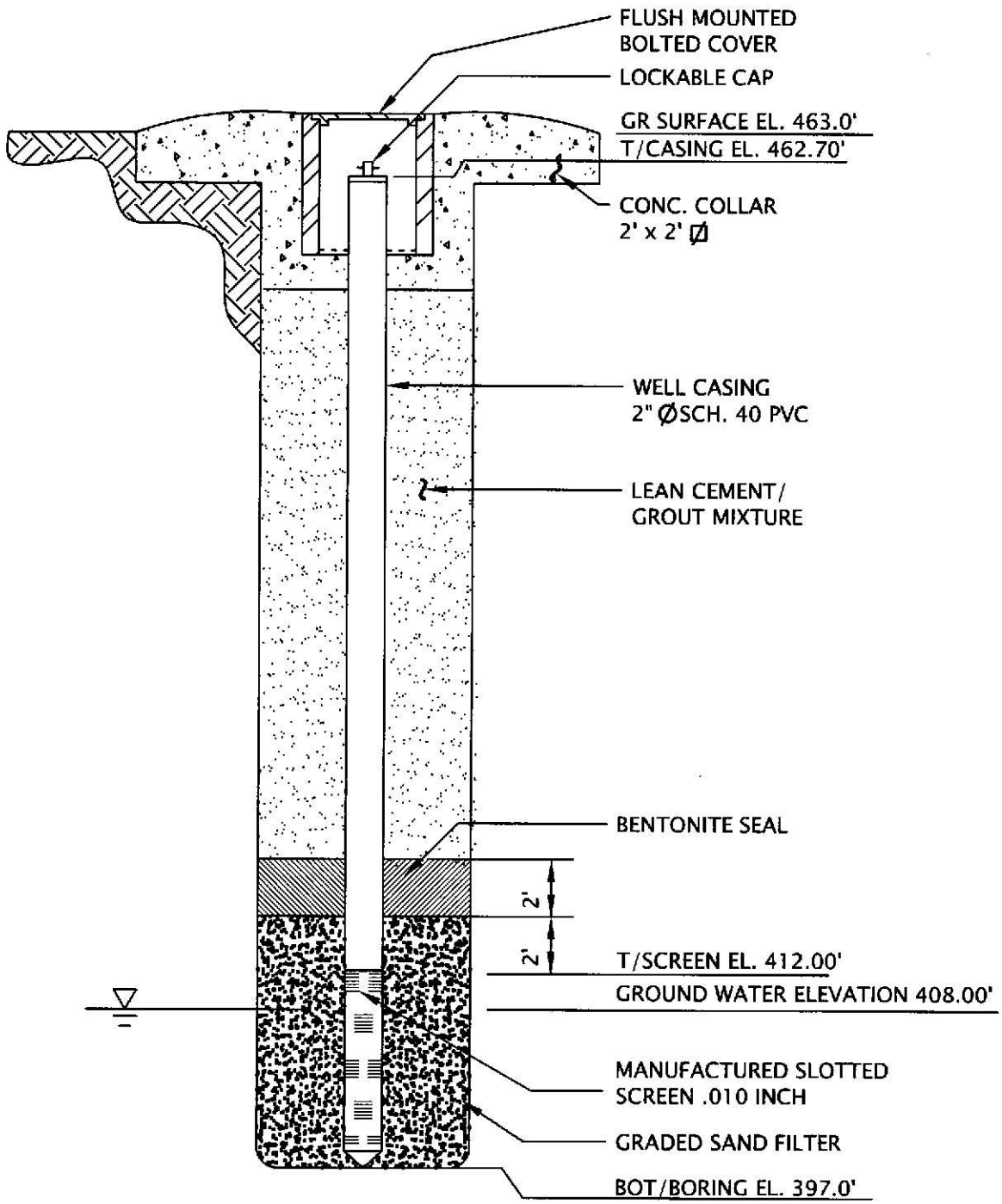

MARTIN&SLAGLE
GeoEnvironmental Associates, LLC
PO Box 1023
Black Mountain NC 28711
828.669.3929 828.669.5289

PREPARED FOR:
BorgWarner Inc.

WELL MW-7

SCALE = NTS	
REV: 0	
DATE:7/14/04	
DR: DGR	
CHK: RLM	

WELL SCHEMATIC

KUHLMAN ELECTRIC CORPORATION
101 KUHLMAN DRIVE
CRYSTAL SPRINGS, MS

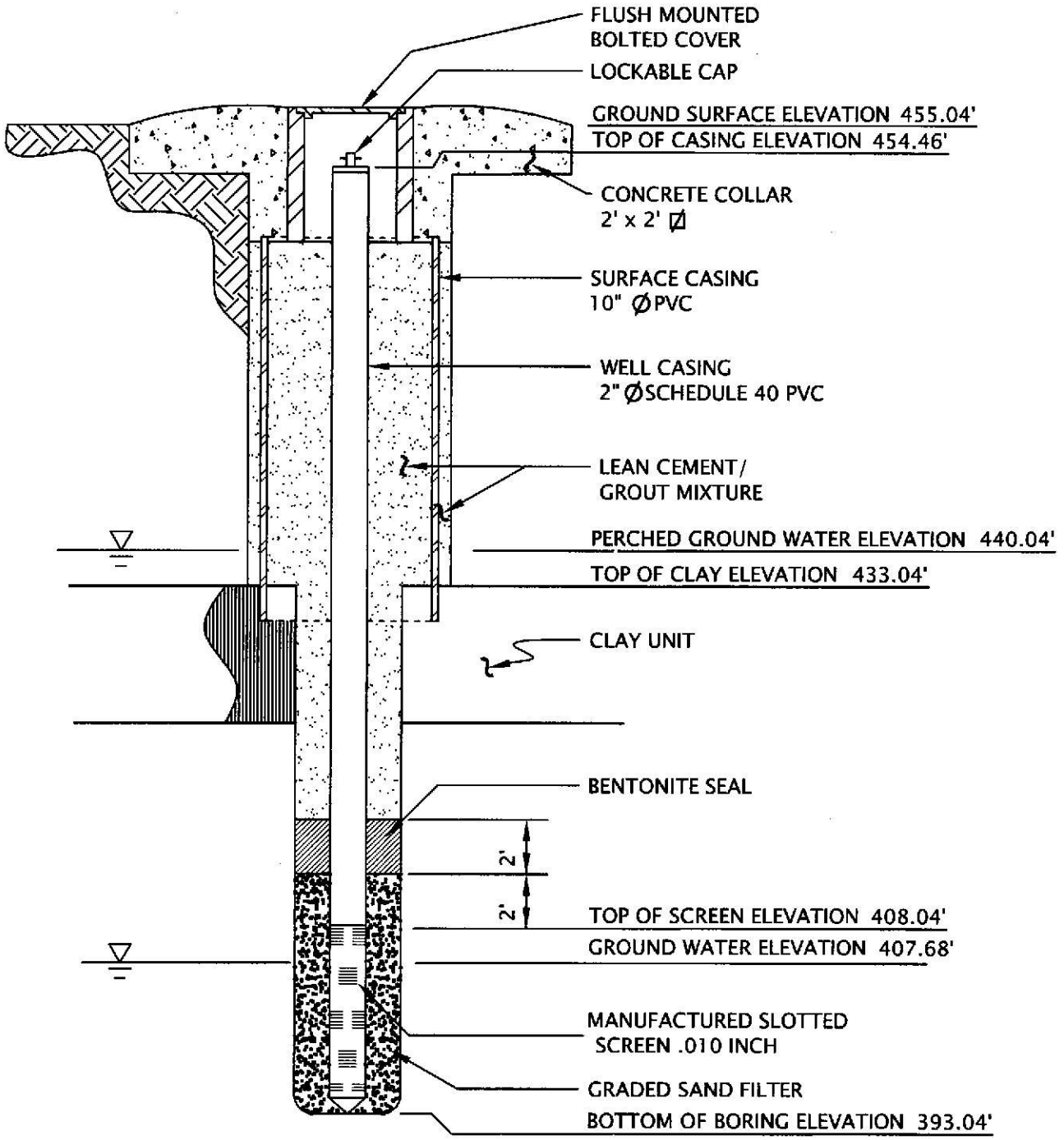

MARTIN&SLAGLE GeoEnvironmental Associates, LLC PO Box 1023 Black Mountain NC 28711 828.669.3929 828.669.5289	PREPARED FOR: **BorgWarner Inc.**	SCALE = NTS REV: 0	WELL SCHEMATIC
	WELL MW-8	DATE:7/14/04 DR: DGR CHK: RLM	KUHLMAN ELECTRIC CORPORATION 101 KUHLMAN DRIVE CRYSTAL SPRINGS, MS

May 14, 2004

RECEIVED
MAY 28 2004

Robert Martin
Martin & Slagle, LLC
P.O. Box 1023
Black Mountain, NC 28711

Dear Mr. Martin,

Enclosed is the Technical Memorandum for work completed at the former Borg Warner and current Kuhlman Electric facility in Crystal Springs, Mississippi during the month of March. If you have any questions concerning this information, please give me a call.

Sincerely,

Kari-Ann Killian
for Richard Johnson

Enclosure

Environmental Chemistry Consulting Services, Inc.
2525 Advance Road • Madison, WI 53718 • Phone (608) 221-8700 • FAX (608) 221-4889

Technical Memorandum

Borg Warner / Kuhlman Electric

Crystal Springs, Mississippi

TECHNICAL MEMORANDUM

May 14, 2004

To: Robert Martin
Martin Slagle Inc.

From: Richard Johnson RJ for
ECCS, Inc.

Re: Field Analytical Methods – QC Summary
Borg Warner – Kuhlman Electric Facility
Crystal Springs, Mississippi

INTRODUCTION

This Technical Memorandum provides documentation of the field analytical test methods used to analyze soil and water samples collected from KEP wells excavation area during March 2004 during an accelerated site investigation episode around the former Borg Warner and current Kuhlman Electric facility in Crystal Springs, Mississippi. Soil and water samples were analyzed for polychlorinated biphenyls (PCBs) and chlorinated benzenes by gas chromatography (GC) in accordance with ECCS's Polychlorinated Biphenyl (PCB) Mini Extraction Screening Procedure. A summary of test results is provided in Table 1 for soils and Table 2 for waters. A summary of method blanks, laboratory control samples and matrix spike/matrix spike duplicate data is provided in Table 3 for the soils and Table 4 for the waters.

In addition copies of the chain of custody sheets and shipping sheets can be found in appendix A through C.

A) Chain of custody sheets for mobile lab PCB analysis for Excavation samples
B) FEDEX shipping label for Paradigm Labs
C) Chain of custody sheets for samples sent to Paradigm Labs

The PCB mini-extraction procedure is based on the existing EPA SW846 methods 8082/8141. The procedure incorporates all the quality control rigors of the full 8082/8141 methods including quantification based on 6-point calibration with continuing calibration verification, surrogate method performance monitoring, method blanks, laboratory control samples (LCS), and matrix spike/matrix spike (MS/MSD) duplicate samples. As such, you should consider these test results as comparable to what you would get from a fixed-based laboratory using the more-widely accepted extraction procedure.

The primary project objective of the sampling and testing episode was to delineate the PCB contamination at and around the site using the accelerated site characterization approach. The mobile laboratory was required to provide data as quickly as possible to keep the accelerated site investigation process on track while trying to maintain a goal of level three data quality.

CASE NARRATIVE

During the episode, all samples collected were analyzed. To maintain rapid turnaround and to meet the project objective, three GCs were operated on a nearly continuous basis.

Quality control including proper calibration, continuing calibration verification, surrogates, method blanks, laboratory control samples and matrix spike/matrix spike duplicate samples was performed at the method-specified intervals. Overall quality of the data is very good. The following quality related issues should be noted:

1. All surrogate recoveries were within acceptable ranges.

2. All LCS recoveries were within acceptable ranges. See Table 3 and 4.

3. All MS/MSD recoveries were within acceptable ranges. Percent repeatability was also within acceptable ranges. See Table 3 and 4.

4. Since electron capture of detectors tend to have a very narrow linear range, many sample extracts required dilution. Dilutions were accurately done.

METHOD SUMMARY

This method employs a mini-extraction procedure and gas chromatography analysis for the detection of PCBs and chlorinated benzenes. Reporting limits are provided in the results Tables. Four grams of sample are dried with anhydrous sodium sulfate and extracted with eight mLs of 80/20 iso-octane/acetone. The extract is then analyzed by Gas Chromatography-Electron Capture Detector (GC-ECD).

Procedure

1. Standards Preparation - Primary standards are prepared from a solution purchased from various vendors at Certified concentrations. Stock standards are prepared in suitable solvents and stored in a freezer when not in use. Secondary standards are prepared in 80/20 iso-octane/acetone and stored in a freezer when not in use. Standard curve mixes for this project was prepared at six concentrations: PCBs – 0.05, 0.10, 0.20, 0.50, 1.0 and 2.0 ug/m; chlorinated benzenes – 0.005, 0.01, 0.02, 0.05, 0.10 and 0.20 ug/ml.

2. Sample Preparation - SOILS: Each sample or quality control sample is prepared in identical fashion. Approximately four grams of silica sand (blanks and control spikes) or sample is transferred into a clean scintillation vial. Ten grams of anhydrous sodium sulfate are added to the vial and mixed well. Extra sodium sulfate is added when necessary to assure the sample is dried. A surrogate, spike compound mix (if necessary) and eight mLs of 80/20 iso-octane/acetone are added to the vial. The vial is shaken for 30 seconds, allowed to settle for 2 minutes, shaken again for 30 seconds, and allowed to settle for 10 minutes. An aliquot of the extract is transferred to an autosampler vial for injection into the GC-ECD.

3. WATER Samples: 200 grams of water was weighed into a clean jar containing 50 grams of sodium chloride. The samples were spiked with a surrogate in addition the LCS/MS/MSD were spiked with PCB's and chlorinated benzenes. Added 10 ml of isooctane to each and shake 3 times for 2 minutes each time. Samples were allowed to settle for approximately 5 minutes between each shake. Isooctane was decanted into a scintillation vial and then an aliquot was transferred to an autosampler vial. Then extracts were injected into a GC-ECD.

4. GC-ECD Analysis - A sample aliquot is injected into an HP5890 GC with an ECD equipped with an HP ChemStation for data processing. PCBs were identified by matching retention times of standards to the same retention time in the sample. Regression analysis was performed on each of the selected peak's height verses concentration of the standard using a LN/LN transformed linear regression. For PCBs nine peaks were selected for quantification. The ug/mL value for each peak was added together and divided by the number of peaks selected to obtain the total PCB ug/mL result. If interference occurred at any of the peaks, these peaks were not included in the total, and the divisor was reduced accordingly.

5. Quality Control - Quality control consisted of the following items:
   - Continuing calibration standards analyzed every ten samples or less and at the end of a run.
   - Blank and LCS samples analyzed every twenty sample or less with a minimum of one per day.
   - MS/MSD samples analyzed every twenty samples or less with a minimum of one per day.
   - Information is documented in logbook 45 and March run sheets.

6. Instrument Conditions - Two HP5890 gas chromatographs were equipped with RTX-35 capillary columns. Each system had a Leap Technologies A200S auto-sampler and an HP ChemStation for data handling.

Table 1

Soil Sample Results – March

Kuhlman Electric
Crystal Springs, Mississippi

Units mg/kg

					Field Laboratory										
Field Lab Sample ID	Sample ID	Sample Depth	Date Collected	Time Collected	Date Analyzed	1,3,5-TriCHB	1,2,4-TriCHB	1,2,3-TriCHB	1,2,3,5- & 1,2,4,5-TeCHB	1,2,3,4-TeCHB	Penta-CHB	Hexa-CHB	AR-1260	Surrogate TCMX(%)	Surrogate DCBP(%)
5407	KEP-HSA-001	-	8-Mar-04	1715	8-Mar-04	NR	NR	NR	NR	NR	NR	NR	< 0.10	98.9	102
5408	KEP-HSA-002	-	9-Mar-04	915	10-Mar-04	< 0.010	< 0.010	< 0.010	< 0.020	< 0.010	< 0.010	< 0.010	< 0.10	100	118
5409	KEP-Duplicate	-	9-Mar-04	-	10-Mar-04	< 0.010	< 0.010	< 0.010	< 0.020	< 0.010	< 0.010	< 0.010	< 0.10	98.2	114
5410	KEP-HSA-003	-	10-Mar-04	1108	10-Mar-04	< 0.010	< 0.010	< 0.010	< 0.020	< 0.010	< 0.010	< 0.010	< 0.10	99.8	121
5411	KEP-Duplicate	-	10-Mar-04	-	10-Mar-04	< 0.010	< 0.010	< 0.010	< 0.020	< 0.010	< 0.010	< 0.010	< 0.10	102	124
5412	KEP-HSA-007	-	11-Mar-04	1505	11-Mar-04	< 0.010	< 0.010	< 0.010	< 0.020	< 0.010	< 0.010	< 0.010	< 0.10	102	110
5413	KEP-Duplicate	-	11-Mar-04	-	11-Mar-04	< 0.010	< 0.010	< 0.010	< 0.020	< 0.010	< 0.010	< 0.010	< 0.10	97.6	110
5414	KEP-HSA-005	-	16-Mar-04	1319	16-Mar-04	< 0.010	< 0.010	< 0.010	< 0.020	< 0.010	< 0.010	< 0.010	< 0.10	97.5	112
5415	KEP-Duplicate	-	16-Mar-04	-	16-Mar-04	< 0.010	< 0.010	< 0.010	< 0.020	< 0.010	< 0.010	< 0.010	< 0.10	102	113
5416	KEP-HSA-006	-	17-Mar-04	1229	17-Mar-04	< 0.010	< 0.010	< 0.010	< 0.020	< 0.010	< 0.010	< 0.010	< 0.10	80.6	113
5417	KEP-Duplicate	-	17-Mar-04	-	17-Mar-04	< 0.010	< 0.010	< 0.010	< 0.020	< 0.010	< 0.010	< 0.010	< 0.10	79.2	109
5418	KEP-SFM-001	-	17-Mar-04	1600	17-Mar-04	< 0.010	< 0.010	< 0.010	< 0.020	< 0.010	< 0.010	< 0.010	< 0.10	81.2	113
5419	KEP-HSA-008	-	18-Mar-04	1231	19-Mar-04	< 0.010	< 0.010	< 0.010	< 0.020	< 0.010	< 0.010	< 0.010	**0.18**	93.5	95.2
5420	KEP-Duplicate	-	18-Mar-04	-	19-Mar-04	< 0.010	< 0.010	< 0.010	< 0.020	< 0.010	< 0.010	< 0.010	**0.16**	96.4	96.8
5421	KEP-HSA-009	-	23-Mar-04	1335	23-Mar-04	< 0.010	< 0.010	< 0.010	< 0.020	< 0.010	< 0.010	< 0.010	< 0.10	72.2	100
5422	KEP-Duplicate	-	23-Mar-04	-	23-Mar-04	< 0.010	< 0.010	< 0.010	< 0.020	< 0.010	< 0.010	< 0.010	< 0.10	76.2	96.4
5423	KEP-HSA-010	-	24-Mar-04	1549	24-Mar-04	< 0.010	< 0.010	< 0.010	< 0.020	< 0.010	< 0.010	< 0.010	< 0.10	100	101
5424	KEP-Duplicate	-	24-Mar-04	-	24-Mar-04	< 0.010	< 0.010	< 0.010	< 0.020	< 0.010	< 0.010	< 0.010	< 0.10	95.3	99.1

NR = Not requested.

Table 2

Water Sample Results – March

Table 2
Kuhlman Electric
Crystal Springs, Mississippi

Units ug/L

Field Lab Sample ID	Sample ID	Sample Depth	Date Collected	Time Collected	Date Analyzed	1,3,5-TriCHB	1,2,4-TriCHB	1,2,3-TriCHB	1,2,3,5- & 1,2,4,5-TeCHB	1,2,3,4-TeCHB	Penta-CHB	Hexa-CHB	AR-1260	Surrogate TCMX(%)	Surrogate DCBP(%)
W800	RINSATE 3	-	8-Mar-04	1450	10-Mar-04	< 0.025	< 0.025	< 0.025	< 0.050	< 0.025	< 0.025	< 0.025	< 0.25	62.5	66.2
W801	KEP-FB-001	-	8-Mar-04	1556	10-Mar-04	< 0.025	< 0.025	< 0.025	< 0.050	< 0.025	< 0.025	< 0.025	< 0.25	64.8	65.6
W802	KEP-HSA-GW-001	-	9-Mar-04	1008	10-Mar-04	< 0.025	**0.026**	**0.15**	< 0.050	**0.19**	< 0.025	< 0.025	< 0.25	94.5	112
W803 [1]	KEP-Duplicate	-	9-Mar-04	-	10-Mar-04	< 0.025	< 0.025	**0.14**	< 0.050	**0.17**	< 0.025	< 0.025	< 0.25	27.6	8.9
W804	RINSATE 1	-	9-Mar-04	0815	10-Mar-04	< 0.025	< 0.025	< 0.025	< 0.050	< 0.025	< 0.025	< 0.025	< 0.25	94.7	126
W805	KEP-HSA-GW-002	-	10-Mar-04	1135	10-Mar-04	< 0.025	**2.0**	**0.99**	< 0.050	**0.67**	**0.058**	< 0.025	< 0.25	81.6	94.1
W806	KEP-Duplicate	-	10-Mar-04	-	10-Mar-04	< 0.025	**1.8**	**0.91**	< 0.050	**0.58**	**0.034**	< 0.025	< 0.25	88.7	110
W809	RINSATE 3	-	16-Mar-04	1103	16-Mar-04	< 0.025	< 0.025	< 0.025	< 0.050	< 0.025	< 0.025	< 0.025	< 0.25	93.3	111
W810	RINSATE 4	-	16-Mar-04	1106	16-Mar-04	< 0.025	< 0.025	< 0.025	< 0.050	< 0.025	< 0.025	< 0.025	< 0.25	94.8	109
W811	RINSATE 5	-	16-Mar-04	1109	16-Mar-04	< 0.025	< 0.025	< 0.025	< 0.050	< 0.025	< 0.025	< 0.025	< 0.25	92.3	112
W812	KEP-HSA-GW-005	-	16-Mar-04	1330	16-Mar-04	**0.043**	**0.39**	< 0.025	< 0.050	**0.46**	**0.033**	< 0.025	< 0.25	98.2	108
W813	RINSATE 1	-	17-Mar-04	0934	23-Mar-04	< 0.025	< 0.025	< 0.025	< 0.050	< 0.025	< 0.025	< 0.025	< 0.25	77.9	96.8
W819	KEP-FB-002	-	23-Mar-04	1540	23-Mar-04	< 0.025	< 0.025	< 0.025	< 0.050	< 0.025	< 0.025	< 0.025	< 0.25	74.3	100
W820	RINSATE 1	-	23-Mar-04	1546	23-Mar-04	< 0.025	< 0.025	< 0.025	< 0.050	< 0.025	< 0.025	< 0.025	< 0.25	73.6	97.4
W821	RINSATE 2	-	23-Mar-04	1615	23-Mar-04	< 0.025	< 0.025	< 0.025	< 0.050	< 0.025	< 0.025	< 0.025	< 0.25	78.3	100
W822	KEP-GW-005-001	-	29-Mar-04	1103	30-Mar-04	< 0.025	< 0.025	< 0.025	< 0.050	< 0.025	< 0.025	< 0.025	< 0.25	91.5	101
W823	KEP-GW-001-001	-	29-Mar-04	1402	30-Mar-04	< 0.025	< 0.025	**0.041**	< 0.050	< 0.025	< 0.025	< 0.025	< 0.25	90.1	103
W824	KEP-Duplicate	-	29-Mar-04	-	30-Mar-04	< 0.025	< 0.025	**0.028**	< 0.050	< 0.025	< 0.025	< 0.025	< 0.25	88.4	103
W825	RINSATE 1	-	29-Mar-04	1453	30-Mar-04	< 0.025	< 0.025	< 0.025	< 0.050	< 0.025	< 0.025	< 0.025	< 0.25	87.3	103
W826	KEP-GW-008-001	-	29-Mar-04	1540	30-Mar-04	< 0.025	< 0.025	< 0.025	< 0.050	< 0.025	< 0.025	< 0.025	< 0.25	85.7	103
W827	KEP-GW-002-001	-	29-Mar-04	1743	30-Mar-04	< 0.025	< 0.025	**0.054**	< 0.050	**0.038**	< 0.025	< 0.025	< 0.25	85.6	104
W831	KEP-GW-004-001	-	30-Mar-04	0909	30-Mar-04	< 0.025	< 0.025	**0.055**	< 0.050	< 0.025	< 0.025	< 0.025	< 0.25	93.6	110
W832	KEP-GW-003-001	-	30-Mar-04	1044	30-Mar-04	**0.043**	< 0.025	**0.18**	**0.053**	**0.23**	**0.064**	< 0.025	< 0.25	91.2	111
W833	KEP-Duplicate	-	30-Mar-04	-	30-Mar-04	**0.044**	< 0.025	**0.16**	**0.057**	**0.22**	**0.072**	< 0.025	< 0.25	90.0	112
W834	KEP-GW-007-001	-	30-Mar-04	1325	30-Mar-04	< 0.025	< 0.025	< 0.025	< 0.050	< 0.025	< 0.025	< 0.025	< 0.25	86.9	111
W835	KEP-GW-006-001	-	30-Mar-04	1551	30-Mar-04	**0.035**	< 0.025	**0.029**	**0.069**	**0.14**	**0.12**	< 0.025	< 0.25	92.3	112
W838	KEP-MWD-001	-	31-Mar-04	0911	31-Mar-04	< 0.025	< 0.025	**0.027**	< 0.050	< 0.025	< 0.025	< 0.025	< 0.25	93.8	109

[1] = No sample volume available to re-extract and re-analyze due to low surrogate recoveries.

Table 3

Soil QC Samples - March

Table 3
QC Results

Lab # associated with qc samples: 5407

	Matrix Spike J047	Matrix Spike Duplicate J047	Blank 700	LCS 700
Date Analyzed:	3/8/04	3/8/04	3/8/04	3/8/04

Compound	% Rec		% Rec		% RPD	mg/kg	% Rec
PCB as 1260	112		117		-4%	< 0.10	105

Table 3
QC Results

Lab # associated with qc samples: 5408 through 5409

	Matrix Spike J064	Matrix Spike Duplicate J064		Blank 702	LCS 702
Date Analyzed:	3/9/04	3/9/04		3/9/04	3/9/04

Compound	% Rec		% Rec		% RPD	mg/kg	% Rec
PCB as 1260	104		114		-9%	< 0.10	109

Table 3
QC Results

Lab # associated with qc samples: 5410 through 5411

	Matrix Spike J066	Matrix Spike Duplicate J066		Blank 703	LCS 703
Date Analyzed:	3/10/04	3/10/04		3/10/04	3/10/04

Compound	% Rec		% Rec		% RPD	mg/kg	% Rec
PCB as 1260	113		115		-2%	< 0.10	106

Table 3
QC Results

Lab # associated with qc samples: 5412 through 5413

	Matrix Spike J067	Matrix Spike Duplicate J067			Blank 705	LCS 705
Date Analyzed:	3/11/04	3/11/04			3/11/04	3/11/04
Compound	% Rec		% Rec		% RPD	mg/kg	% Rec
PCB as 1260	107		108		-1%	< 0.10	104

Table 3
QC Results

Lab # associated with qc samples: 5414 through 5415

	Matrix Spike 5414	Matrix Spike Duplicate 5414		Blank 706	LCS 706
Date Analyzed:	3/16/04	3/16/04		3/16/04	3/16/04

Compound	% Rec		% Rec		% RPD	mg/kg	% Rec
1,3-5-TriCHB	NS		NS			< 0.01	NS
1,2,4-TriCHB	NS		NS			< 0.01	NS
1,2,3-TriCHB	NS		NS			< 0.01	NS
1,2,3,5-&1,2,4,5-TeCHB	NS		NS			< 0.02	NS
1,2,3,4-TeCHB	NS		NS			< 0.01	NS
Penta-CHB	NS		NS			< 0.01	NS
Hexa-CHB	NS		NS			< 0.01	NS
PCB as 1260	114		115		-1%	< 0.10	109

NS = Not spiked.

Table 3
QC Results

Lab # associated with qc samples: 5416 through 5418

	Matrix Spike 5416	Matrix Spike Duplicate 5416	Blank 708	LCS 708
Date Analyzed:	3/17/04	3/17/04	3/17/04	3/17/04

Compound	% Rec		% Rec		% RPD	mg/kg	% Rec
1,3-5-TriCHB	NS		NS			< 0.01	NS
1,2,4-TriCHB	NS		NS			< 0.01	NS
1,2,3-TriCHB	NS		NS			< 0.01	NS
1,2,3,5-&1,2,4,5-TeCHB	NS		NS			< 0.02	NS
1,2,3,4-TeCHB	NS		NS			< 0.01	NS
Penta-CHB	NS		NS			< 0.01	NS
Hexa-CHB	NS		NS			< 0.01	NS
PCB as 1260	113		110		3%	< 0.10	108

NS = Not spiked.

Table 3
QC Results

Lab # associated with qc samples: 5419 through 5420

	Matrix Spike 5419	Matrix Spike Duplicate 5419	Blank 712	LCS 712
Date Analyzed:	3/20/04	3/20/04	3/19/04	3/19/04

Compound	% Rec		% Rec		% RPD	mg/kg	% Rec
1,3-5-TriCHB	NS		NS			< 0.01	NS
1,2,4-TriCHB	NS		NS			< 0.01	NS
1,2,3-TriCHB	NS		NS			< 0.01	NS
1,2,3,5-&1,2,4,5-TeCHB	NS		NS			< 0.02	NS
1,2,3,4-TeCHB	NS		NS			< 0.01	NS
Penta-CHB	NS		NS			< 0.01	NS
Hexa-CHB	NS		NS			< 0.01	NS
PCB as 1260	95.8		91.3		5%	< 0.10	95.9

NS = Not spiked.

Table 3
QC Results

Lab # associated with qc samples: 5421 through 5422

	Matrix Spike 5421	Matrix Spike Duplicate 5421	Blank 720	LCS 720
Date Analyzed:	3/23/04	3/23/04	3/23/04	3/23/04

Compound	% Rec		% Rec		% RPD	mg/kg	% Rec
1,3-5-TriCHB	NS		NS			< 0.01	NS
1,2,4-TriCHB	NS		NS			< 0.01	NS
1,2,3-TriCHB	NS		NS			< 0.01	NS
1,2,3,5-&1,2,4,5-TeCHB	NS		NS			< 0.02	NS
1,2,3,4-TeCHB	NS		NS			< 0.01	NS
Penta-CHB	NS		NS			< 0.01	NS
Hexa-CHB	NS		NS			< 0.01	NS
PCB as 1260	97.3		93.1		4%	< 0.10	88.5

NS = Not spiked.

Table 3
QC Results

Lab # associated with qc samples: 5423 through 5424

	Matrix Spike 5423	Matrix Spike Duplicate 5423	Blank 724	LCS 724
Date Analyzed:	3/25/04	3/25/04	3/24/04	3/24/04

Compound	% Rec		% Rec		% RPD	mg/kg	% Rec
1,3-5-TriCHB	NS		NS			< 0.01	NS
1,2,4-TriCHB	NS		NS			< 0.01	NS
1,2,3-TriCHB	NS		NS			< 0.01	NS
1,2,3,5-&1,2,4,5-TeCHB	NS		NS			< 0.02	NS
1,2,3,4-TeCHB	NS		NS			< 0.01	NS
Penta-CHB	NS		NS			< 0.01	NS
Hexa-CHB	NS		NS			< 0.01	NS
PCB as 1260	98.3		97.1		1%	< 0.10	99.6

NS = Not spiked.

Table 4

Water QC Samples - March

Table 4
QC Results

Lab # associated with qc samples: W800 through W804

	Matrix Spike W797	Matrix Spike Duplicate W797			Blank	LCS
Date Analyzed:	3/9/04	3/9/04			3/9/04	3/9/04
Compound	% Rec	% Rec		% RPD	ug/L	% Rec
1,3-5-TriCHB	NS	NS			< 0.025	NS
1,2,4-TriCHB	NS	NS			< 0.025	NS
1,2,3-TriCHB	NS	NS			< 0.025	NS
1,2,3,5-&1,2,4,5-TeCHB	NS	NS			< 0.050	NS
1,2,3,4-TeCHB	NS	NS			< 0.025	NS
Penta-CHB	NS	NS			< 0.025	NS
Hexa-CHB	NS	NS			< 0.025	NS
PCB as 1260	110	99.2		10%	< 0.25	101

NS = Not spiked.

Table 4
QC Results

Lab # associated with qc samples: W805 through W806

	Matrix Spike	Matrix Spike Duplicate				Blank	LCS
Date Analyzed:	3/17/04	3/17/04				3/17/04	3/17/04
Compound	% Rec		% Rec		% RPD	ug/L	% Rec
1,3-5-TriCHB	NS		NS			< 0.025	NS
1,2,4-TriCHB	NS		NS			< 0.025	NS
1,2,3-TriCHB	NS		NS			< 0.025	NS
1,2,3,5-&1,2,4,5-TeCHB	NS		NS			< 0.050	NS
1,2,3,4-TeCHB	NS		NS			< 0.025	NS
Penta-CHB	NS		NS			< 0.025	NS
Hexa-CHB	NS		NS			< 0.025	NS
PCB as 1260	(2)		(2)			< 0.25	126

NS = Not spiked.
(2) = No sample volume available for ms/msd.

Table 4
QC Results

Lab # associated with qc samples: W809 through W812

	Matrix Spike W808	Matrix Spike Duplicate W808		Blank	LCS
Date Analyzed:	3/16/04	3/16/04		3/16/04	3/16/04

Compound	% Rec		% Rec		% RPD	ug/L	% Rec
1,3-5-TriCHB	NS		NS			< 0.025	NS
1,2,4-TriCHB	NS		NS			< 0.025	NS
1,2,3-TriCHB	NS		NS			< 0.025	NS
1,2,3,5-&1,2,4,5-TeCHB	NS		NS			< 0.050	NS
1,2,3,4-TeCHB	NS		NS			< 0.025	NS
Penta-CHB	NS		NS			< 0.025	NS
Hexa-CHB	NS		NS			< 0.025	NS
PCB as 1260	118		116		2%	< 0.25	114

NS = Not spiked.

Table 4
QC Results

Lab # associated with qc samples: W813 and W819 through W821

	Matrix Spike W818	Matrix Spike Duplicate W818				Blank	LCS
Date Analyzed:	3/23/04	3/23/04				3/23/04	3/23/04
Compound	% Rec		% Rec		% RPD	ug/L	% Rec
1,3-5-TriCHB	NS		NS			< 0.025	NS
1,2,4-TriCHB	NS		NS			< 0.025	NS
1,2,3-TriCHB	NS		NS			< 0.025	NS
1,2,3,5-&1,2,4,5-TeCHB	NS		NS			< 0.050	NS
1,2,3,4-TeCHB	NS		NS			< 0.025	NS
Penta-CHB	NS		NS			< 0.025	NS
Hexa-CHB	NS		NS			< 0.025	NS
PCB as 1260	89.6		89.6		0%	< 0.25	91.6

NS = Not spiked.

Table 4
QC Results

Lab # associated with qc samples: W822 through W827
W831 through W835

	Matrix Spike W822	Matrix Spike Duplicate W822		Blank	LCS
Date Analyzed:	3/30/04	3/30/04		3/30/04	3/30/04

Compound	% Rec		% Rec		% RPD	ug/L	% Rec
1,3-5-TriCHB	NS		NS			< 0.025	NS
1,2,4-TriCHB	NS		NS			< 0.025	NS
1,2,3-TriCHB	NS		NS			< 0.025	NS
1,2,3,5-&1,2,4,5-TeCHB	NS		NS			< 0.050	NS
1,2,3,4-TeCHB	NS		NS			< 0.025	NS
Penta-CHB	NS		NS			< 0.025	NS
Hexa-CHB	NS		NS			< 0.025	NS
PCB as 1260	98.0		99.2		-1%	< 0.25	97.1

NS = Not spiked.

Table 4
QC Results

Lab # associated with qc samples: W838

	Matrix Spike W838	Matrix Spike Duplicate W838	Blank	LCS
Date Analyzed:	3/31/04	3/31/04	3/31/04	3/31/04

Compound	% Rec		% Rec		% RPD	ug/L	% Rec
1,3-5-TriCHB	41.5		46.3		-11%	< 0.025	39.9
1,2,4-TriCHB	53.0		58.2		-9%	< 0.025	59.1
1,2,3-TriCHB	69.7		74.1		-6%	< 0.025	62.3
1,2,3,5-&1,2,4,5-TeCHB	62.5		68.3		-9%	< 0.050	65.3
1,2,3,4-TeCHB	76.9		82.4		-7%	< 0.025	70.9
Penta-CHB	84.8		87.5		-3%	< 0.025	84.2
Hexa-CHB	98.7		97.8		1%	< 0.025	95.5
PCB as 1260	100		97.6		2%	< 0.25	98.3

NS = Not spiked.

Appendix A

Chain of Custody Sheets for mobile lab PCB analysis Excavation Samples

Environmental Chemistry Consulting Services, Inc.
2525 Advance Road Madison, WI 53718
Phone 608-221-8700 FAX 608-221-4889

080704

CHAIN OF CUSTODY

WELLS

No. 007181 *

Page 1 of 1

Turn Around (circle one) Normal Rush
Report Due:
Invoice To:
Company:
Address:
P.O. No.: Quote No.:

Project Number:
Project Name: KUHLMAN ELECTRIC
Project Location: CRYSTAL SPRINGS, MS
Sampled By (Print): ROBERT MARTIN

Mail Report To:
Company: MARTIN + SLAGLE
Address:

Sample Description	Collection Date	Collection Time	Matrix	Total Bottles	Preserv*	Analysis Requested	Comments	Laboratory Number
KEP-HSA-001	08 MAR 04	1715	S	1	NA	PCB's		5407

*Preservation Code
A=None B=HCL C=H2SO4
D=HNO3 E=EnCore F=Methanol
G=NaOH O=Other(Indicate)

Relinquished By:	Date/Time:	Received By:	Date/Time:
Robert Martin	3/9/04 1720	R Johnson 080704	1720
Relinquished By:	Date/Time:	Received By:	Date/Time:

Custody Seal: Present/Absent Intact/Not Intact Seal #'s
Shipped Via:
Receipt Temp:
Temp Blank Y N

WHITE - REPORT COPY YELLOW - LABORATORY COPY PINK - SAMPLER/SUBMITTER

Environmental Chemistry Consulting Services, Inc.
2525 Advance Road Madison, WI 53718
Phone 608-221-8700 FAX 608-221-4889

0907R04

CHAIN OF CUSTODY

No. 007180 *

WELLS

Page 1 of 1

Turn Around (circle one) Normal Rush

Report Due:

Invoice To:

Company:

Address:

P.O. No.: Quote No.:

Project Number:

Project Name: KUHLMAN ELECTRIC

Project Location: CRYSTAL SPRINGS, MS

Sampled By (Print): ROBERT MARTIN

Mail Report To:

Company: MARTIN + SCAGLE

Address:

Sample Description	Collection Date	Collection Time	Matrix	Total Bottles	Preserv*	Analysis Requested	Comments	Laboratory Number
KEP-HSA-002	09 Mar 04	0915	S	1	NA	PCB's & CB's		5408
KEP-DUPLICATE	✓	–	✓	✓	✓	✓ & CB's		5409

*Preservation Code
A=None B=HCL C=H2SO4
D=HNO3 E=EnCore F=Methanol
G=NaOH O=Other(Indicate)

Relinquished By: Robert Martin
Date/Time: 1000 3/9/04

Received By: R Nelson 0907R04
Date/Time: 1000

Relinquished By:
Date/Time:

Received By:
Date/Time:

Custody Seal: Present/Absent Intact/Not Intact Seal #'s

Shipped Via:

Receipt Temp:
Temp Blank Y N

WHITE - REPORT COPY YELLOW - LABORATORY COPY PINK - SAMPLER/SUBMITTER

100R04

Environmental Chemistry Consulting Services, Inc.

2525 Advance Road Madison, WI 53718

Phone 608-221-8700 FAX 608-221-4889

CHAIN OF CUSTODY

EXCAVATION

No. 007191 *

Page 1 of 1

Turn Around (circle one) Normal Rush

Report Due:

Invoice To:

Company:

Address:

P.O. No.: Quote No.:

Project Number:

Project Name: KUHLMAN ELECTRIC

Project Location: CRYSTAL SPRINGS, MS

Sampled By (Print): CHUCK PREC/ROBERT MARTIN

Mail Report To:

Company: MARTIN & SLAGLE

Address:

Sample Description	Collection Date	Collection Time	Matrix	Total Bottles	Preserv*	Analysis Requested	Comments	Laboratory Number
KEP-HSA-003	10/07/04	1108	S	1	NA	PCB's + CB's		5410
KEP DUPLICATE	✓	—	✓	✓	✓	✓ + CB's		5411

*Preservation Code

A=None B=HCL C=H2SO4

D=HNO3 E=EnCore F=Methanol

G=NaOH O=Other(Indicate)

Relinquished By: Robert Martin

Date/Time: ~~1125 3/11/04~~

Relinquished By:

Date/Time: wrong time/date 10/14/04

Received By: R Johnson 100R04

Date/Time: 1120

Received By:

Date/Time:

Custody Seal: Present/Absent Intact/Not Intact Seal #'s

Shipped Via:

Receipt Temp:

Temp Blank Y N

WHITE - REPORT COPY YELLOW - LABORATORY COPY PINK - SAMPLER/SUBMITTER

Environmental Chemistry Consulting Services, Inc.

2525 Advance Road Madison, WI 53718

Phone 608-221-8700 FAX 608-221-4889

11MR04

CHAIN OF CUSTODY

RYCA WELLS

No. 007196 *

Page 1 of 1

Project Number:		Mail Report To:	
Project Name:	KUHLMAN ELECTRIC	Company:	CHUCK PEEL
Project Location:	CRYSTAL SPRINGS, MS	Address:	
Sampled By (Print):	ROBERT MARTIN		

Turn Around (circle one): Normal Rush

Report Due:

Invoice To:

Company:

Address:

P.O. No.: Quote No.:

Sample Description	Collection Date	Collection Time	Matrix	Total Bottles	Preserv*	Analysis Requested	Comments	Laboratory Number
KEP-HSA-004 ①	11MR04	1505	S	1	NA	PCB² + CB²	Change to HSA-007 3/17/04	5412
KEP-DUPLICATE	11MR04	—	S	1	NA	PCB² + CB²		5413

*Preservation Code	Relinquished By:	Date/Time:	Received By:	Date/Time:
A=None B=HCL C=H2SO4 D=HNO3 E=EnCore F=Methanol G=NaOH O=Other(Indicate)	Robert Martin	3/11/04 1520	R Coleman 11MR04	1520
	Relinquished By:	Date/Time:	Received By:	Date/Time:

Custody Seal: Present/Absent Intact/Not Intact Seal #'s

Shipped Via:

Receipt Temp:

Temp Blank Y N

WHITE - REPORT COPY YELLOW - LABORATORY COPY PINK - SAMPLER/SUBMITTER

Environmental Chemistry Consulting Services, Inc.
2525 Advance Road Madison, WI 53718
Phone 608-221-8700 FAX 608-221-4889

CHAIN OF CUSTODY

No. 007203 *

Page 1 of 1

Examination 3/16/04

Project Number:	
Project Name:	KUHLMAN ELECTRIC
Project Location:	CRYSTAL SPRINGS
Sampled By (Print):	Robert Martin
Mail Report To:	
Company:	MARTIN + SLACK
Address:	
Turn Around (circle one)	Normal Rush
Report Due:	
Invoice To:	
Company:	
Address:	
P.O. No.:	Quote No.:

Sample Description	Collection Date	Collection Time	Matrix	Total Bottles	Preserv*	Analysis Requested	Comments	Laboratory Number
KEP-HSA-005	3/16/04	1319	S	1	NA	PCBs + CBi		5414
Duplicate	3/16/04	—	S	1	NA	PCBs + CBi		5415

*Preservation Code
A=None B=HCL C=H2SO4
D=HNO3 E=EnCore F=Methanol
G=NaOH O=Other(Indicate)

Relinquished By: Robert Martin	Date/Time: RLM 3/19/04 1500	Received By:	Date/Time: 3/16/04 1500
Relinquished By:	Date/Time:	Received By:	Date/Time:

Custody Seal: Present/Absent Intact/Not Intact Seal #'s
Shipped Via:
Receipt Temp:
Temp Blank Y N

WHITE - REPORT COPY YELLOW - LABORATORY COPY PINK - SAMPLER/SUBMITTER

Environmental Chemistry Consulting Services, Inc.
2525 Advance Road Madison, WI 53718
Phone 608-221-8700 FAX 608-221-4889

SITE WELLS Excavation

CHAIN OF CUSTODY

No. 007205 *

Page 1 of 1

Turn Around (circle one) Normal Rush
Report Due:
Invoice To:
Company:
Address:
P.O. No.: Quote No.:

Project Number:
Project Name: KUHLMAN ELECTRIC
Project Location: CRYSTAL SPRINGS
Sampled By (Print): Robert Martin

Mail Report To:
Company: MARTIN & SCHACK
Address:

Sample Description	Collection Date	Collection Time	Matrix	Total Bottles	Preserv*	Analysis Requested	Comments	Laboratory Number
KEP-HSA-001	3/17/04	1229	S	1	NA	PCBs + CBi		5416
Duplicate	3/17/04	—	S	1	NA	PCBs + CBi		5417
KEP-SFM-001	3/17/04	1600	S	1	NA	PCBi + CBi	Sand filter media	5418

*Preservation Code
A=None B=HCL C=H2SO4
D=HNO3 E=EnCore F=Methanol
G=NaOH O=Other(Indicate)

Relinquished By:	Date/Time:	Received By:	Date/Time:
Robert Martin	3/17/04 1300	Joseph [illegible]	3/17/04 1300
Relinquished By:	Date/Time:	Received By:	Date/Time:

Custody Seal: Present/Absent Intact/Not Intact Seal #'s
Shipped Via:
Receipt Temp:
Temp Blank Y N

WHITE - REPORT COPY YELLOW - LABORATORY COPY PINK - SAMPLER/SUBMITTER

OUTLET WELLS

Environmental Chemistry Consulting Services, Inc.

CHAIN OF CUSTODY

No. 007215 *

Page 1 of 1

3/18/04

2525 Advance Road Madison, WI 53718
Phone 608-221-8700 FAX 608-221-4889

Project Number:	Mail Report To:
Project Name: KUHLMAN ELECTRIC	Company: MARTIN + SLAGLE
Project Location: CRYSTAL SPRINGS	Address:
Sampled By (Print): Robert Martin	

Turn Around (circle one) Normal Rush
Report Due:
Invoice To:
Company:
Address:
P.O. No.: Quote No.:

Sample Description	Collection Date	Collection Time	Matrix	Total Bottles	Preserv*	Analysis Requested	Comments	Laboratory Number
KEP-HSA-008	3/18/04	1231	S	1	NA	PCBs + CBS		5419
KEP-Duplicate	3/18/04	—	S	1	NA	PCBs + CBS		5420

*Preservation Code
A=None B=HCL C=H2SO4
D=HNO3 E=EnCore F=Methanol
G=NaOH O=Other(Indicate)

Relinquished By:	Date/Time:	Received By:	Date/Time:
Robert Martin	1300 3/18/04	[signature]	3/18/04 1300
Relinquished By:	Date/Time:	Received By:	Date/Time:

Custody Seal: Present/Absent Intact/Not Intact Seal #'s
Shipped Via:
Receipt Temp:
Temp Blank Y N

WHITE - REPORT COPY YELLOW - LABORATORY COPY PINK - SAMPLER/SUBMITTER

Environmental Chemistry Consulting Services, Inc.
2525 Advance Road Madison, WI 53718
Phone 608-221-8700 FAX 608-221-4889

SITE WELLS

CHAIN OF CUSTODY

3/23/04

No. 007218 *

Page 1 of 1

Turn Around (circle one) Normal Rush
Report Due:

Project Number:		Mail Report To:	
Project Name:	KUHLMAN ELECTRIC	Company:	MARTIN + SLACLE
Project Location:	CRYSTAL SPRINGS	Address:	
Sampled By (Print):	Robert Martin		

Invoice To:
Company:
Address:
P.O. No.: Quote No.:

Sample Description	Collection Date	Collection Time	Matrix	Total Bottles	Preserv*	Analysis Requested	Comments	Laboratory Number
KEP-HSA-009	3/23/04	1335	S	1	NA	PCBs & CBs		5421
KEP-Duplicate	3/23/04	—	S	1	NA	PCBs & CBs		5422

*Preservation Code
A=None B=HCL C=H2SO4
D=HNO3 E=EnCore F=Methanol
G=NaOH O=Other(Indicate)

Relinquished By:	Date/Time:	Received By:	Date/Time:
Robert Martin	3/23/04 1400	[signature]	3/23/04 1400
Relinquished By:	Date/Time:	Received By:	Date/Time:

Custody Seal: Present/Absent Intact/Not Intact Seal #'s
Shipped Via:
Receipt Temp:
Temp Blank Y N

WHITE - REPORT COPY YELLOW - LABORATORY COPY PINK - SAMPLER/SUBMITTER

Environmental Chemistry Consulting Services, Inc.
2525 Advance Road Madison, WI 53718
Phone 608-221-8700 FAX 608-221-4889

CHAIN OF CUSTODY

SITE Wells
3/24/04

No. 007224 *

Page 1 of 1

Turn Around (circle one) Normal Rush
Report Due:

Project Number:	Mail Report To:	Invoice To:
Project Name: KUHLMAN ELECTRIC	Company: MARTIN & SCHOLL	Company:
Project Location: CRYSTAL SPRINGS	Address:	Address:
Sampled By (Print): Robert Martin		P.O. No.: Quote No.:

Sample Description	Collection Date	Collection Time	Matrix	Total Bottles	Preserv*	Analysis Requested	Comments	Laboratory Number
KEP-HSA-010	3/24/04	1549	S	1	NA	PCBs & CBs		5423
KEP-Duplicate	3/24/04	—	S	1	NA	PCBs & CBs		5424

*Preservation Code
A=None B=HCL C=H2SO4
D=HNO3 E=EnCore F=Methanol
G=NaOH O=Other(Indicate)

Relinquished By:	Date/Time:	Received By:	Date/Time:
Robert Martin	3/24/04 1615	[signature]	3/24/04 1615
Relinquished By:	Date/Time:	Received By:	Date/Time:

Custody Seal: Present/Absent Intact/Not Intact Seal #'s:
Shipped Via:
Receipt Temp:
Temp Blank Y N

WHITE - REPORT COPY YELLOW - LABORATORY COPY PINK - SAMPLER/SUBMITTER

Environmental Chemistry Consulting Services, Inc.
2525 Advance Road Madison, WI 53718
Phone 608-221-8700 FAX 608-221-4889

CHAIN OF CUSTODY

0801R04

WELLS H2O

No. 007184 *

Page 1 of 1

Project Number:		Mail Report To:	
Project Name:	LOHCMAN ELECTRIC	Company:	MARTIN + SCAGCE
Project Location:	CRYSTAL SPRINGS, MS	Address:	
Sampled By (Print):	ROBERT MARTIN		

Turn Around (circle one): Normal Rush
Report Due:
Invoice To:
Company:
Address:
P.O. No.: Quote No.:

Sample Description	Collection Date	Collection Time	Matrix	Total Bottles	Preserv*	Analysis Requested	Comments	Laboratory Number
RINSATE #3	08/16/04	1450	H2O	1	NA	PCB's + CB's		W800
KEP-FB-001	✓	1556	✓	✓	✓	✓ + CB's FIELD BLANK	MW-1	W801

*Preservation Code
A=None B=HCL C=H2SO4
D=HNO3 E=EnCore F=Methanol
G=NaOH O=Other(Indicate)

Relinquished By:	Date/Time:	Received By:	Date/Time:
Robert Martin	8/8/04 1600	R Johnson 08/11/04	1600
Relinquished By:	Date/Time:	Received By:	Date/Time:

Custody Seal: Present/Absent Intact/Not Intact Seal #'s
Shipped Via:
Receipt Temp:
Temp Blank Y N

WHITE - REPORT COPY YELLOW - LABORATORY COPY PINK - SAMPLER/SUBMITTER

090R04

Environmental Chemistry Consulting Services, Inc.

2525 Advance Road Madison, WI 53718
Phone 608-221-8700 FAX 608-221-4889

CHAIN OF CUSTODY

WELL H2O

No. 007182 *

Page 1 of 1

Project Number:	Mail Report To:	Turn Around (circle one) Normal Rush	
Project Name: KUHLMAN ELECTRIC	Company: MARTIN & CLAGLE	Report Due:	
Project Location: CRYSTAL SPRINGS, MS	Address:	Invoice To:	
Sampled By (Print): ROBERT MARTIN		Company:	
		Address:	
		P.O. No.: Quote No.:	

1 Sample Description	Collection Date	Collection Time	Matrix	Total Bottles	Preserv*	Analysis Requested	Comments	Laboratory Number
KEP-HSA-GW-001	09 MAR 04	1008	H2O	1	NA	MW-1		W802
KEP-DUPLICATE	↓	—	↓	↓	↓			W803
RINSATE #1	↓	0815	↓	↓	↓			W804

*Preservation Code	Relinquished By:	Date/Time:	Received By:	Date/Time:
A=None B=HCL C=H2SO4	Robert Martin	3/9/04 0900	R Johnson 090R04	0900
D=HNO3 E=EnCore F=Methanol	Relinquished By:	Date/Time:	Received By:	Date/Time:
G=NaOH O=Other(Indicate)				

Custody Seal: Present/Absent Intact/Not Intact Seal #'s

Shipped Via:

Receipt Temp:

Temp Blank Y N

WHITE - REPORT COPY YELLOW - LABORATORY COPY PINK - SAMPLER/SUBMITTER

10MR04

Environmental Chemistry Consulting Services, Inc.

2525 Advance Road Madison, WI 53718

Phone 608-221-8700 FAX 608-221-4889

CHAIN OF CUSTODY

MISC. H2O

No. 007192 *

Page 1 of 1

Project Number:	Mail Report To:	Turn Around (circle one) Normal Rush
Project Name: KUHLMAN ELECTRIC	Company: MARTIN & SCAGLE	Report Due:
Project Location: CRYSTAL SPRINGS MS	Address:	Invoice To:
Sampled By (Print): CHUCK PEE / ROBERT MARTIN		Company:
		Address:
		P.O. No.: Quote No.:

Sample Description	Collection Date	Collection Time	Matrix	Total Bottles	Preserv*	Analysis Requested	Comments	Laboratory Number
KERHSA-GW-002	10MR04	1135	H2O	1	NA	PCB's + CB's		W8045
KRP-DUPLICATE	10MR04	—	↓	↓	↓	↓ + CB's		W806

*Preservation Code	Relinquished By:	Date/Time:	Received By:	Date/Time:
A=None B=HCL C=H2SO4	Robert Martin	3/11/04 1155	R Jelson 10MR04	
D=HNO3 E=EnCore F=Methanol	Relinquished By:	Date/Time:	Received By:	Date/Time:
G=NaOH O=Other(Indicate)				

Custody Seal: Present/Absent Intact/Not Intact Seal #'s

Shipped Via:

Receipt Temp:

Temp Blank Y N

WHITE - REPORT COPY YELLOW - LABORATORY COPY PINK - SAMPLER/SUBMITTER

Environmental Chemistry Consulting Services, Inc.

2525 Advance Road Madison, WI 53718

Phone 608-221-8700 FAX 608-221-4889

CHAIN OF CUSTODY

MISC

3/16/04

No. 007202 *

Page 1 of 1

Turn Around (circle one) Normal Rush

Report Due:

Invoice To:

Company:

Address:

P.O. No.: Quote No.:

Project Number:

Project Name: KUHLMAN ELECTRIC

Project Location: CRYSTAL SPRINGS

Sampled By (Print): Robert Martin

Mail Report To:

Company: MARTIN & SLACK

Address:

Sample Description	Collection Date	Collection Time	Matrix	Total Bottles	Preserv*	Analysis Requested	Comments	Laboratory Number
Rinsate 3	03/16/04	1103	W	1	NA	PCBs + CB's	Splitspoon	W809
Rinsate 4	↓	1106	↓	↓	↓	↓	Auger	W810
Rinsate 5	↓	1109	↓	↓	↓	↓	Drill Rod	W811
KEP-HSA-GW-005	3/16/04	1320	W	1	NA	PCBs + CB's	MW-3	W812

*Preservation Code

A=None B=HCL C=H2SO4

D=HNO3 E=EnCore F=Methanol

G=NaOH O=Other(Indicate)

Relinquished By:	Date/Time:	Received By:	Date/Time:
Robert Martin	3/16/04 1215	[signature]	03/16/04 1215
Relinquished By:	Date/Time:	Received By:	Date/Time:

Custody Seal: Present/Absent Intact/Not Intact Seal #'s

Shipped Via:

Receipt Temp:

Temp Blank Y N

WHITE - REPORT COPY YELLOW - LABORATORY COPY PINK - SAMPLER/SUBMITTER

Environmental Chemistry Consulting Services, Inc.

2525 Advance Road Madison, WI 53718
Phone 608-221-8700 FAX 608-221-4889

CHAIN OF CUSTODY

MISC
3/17/04

No. 007204 *

Page 1 of 1

Project Number:		Mail Report To:	
Project Name:	KUHLMAN ELECTRIC	Company:	MARTIN + SCALE
Project Location:	CRYSTAL SPRINGS	Address:	
Sampled By (Print):	Robert Martin		

Turn Around (circle one)	Normal Rush
Report Due:	
Invoice To:	
Company:	
Address:	
P.O. No.:	Quote No.:

Sample Description	Collection Date	Collection Time	Matrix	Total Bottles	Preserv*	Analysis Requested	Comments	Laboratory Number
Rinsate 1	3/17/04	0934	W	1	NA	PCBs + CB's		W813

*Preservation Code
A=None B=HCL C=H2SO4
D=HNO3 E=EnCore F=Methanol
G=NaOH O=Other(Indicate)

Relinquished By: Robert Martin	Date/Time: 3/17/04 0950	Received By: [signature]	Date/Time: 03/17/04 0950
Relinquished By:	Date/Time:	Received By:	Date/Time:

Custody Seal: Present/Absent Intact/Not Intact Seal #'s
Shipped Via:

Receipt Temp:
Temp Blank Y N

WHITE - REPORT COPY YELLOW - LABORATORY COPY PINK - SAMPLER/SUBMITTER

Environmental Chemistry Consulting Services, Inc.

2525 Advance Road Madison, WI 53718
Phone 608-221-8700 FAX 608-221-4889

CHAIN OF CUSTODY

MISC
3/23/04

No. 007237 *

Page 1 of 1

Turn Around (circle one) Normal Rush
Report Due:

Project Number:		Mail Report To:	Invoice To:
Project Name:	KUHLMAN ELECTRIC	Company: MARTIN + SLAGLE	Company:
Project Location:	CRYSTAL SPRINGS	Address:	Address:
Sampled By (Print):	Robert Martin		P.O. No.: Quote No.:

Sample Description	Collection Date	Collection Time	Matrix	Total Bottles	Preserv*	Analysis Requested	Comments	Laboratory Number
KEP-FB-002	3/23/04	1540	W	1	NA	PCBs + CRs		W819
Rinsate 1	↓	1540	↓	↓	↓	PCBs + CRs		W820
Rinsate 2	3/22/04	1615	W	1	NA	PCBs + CRs		W821

*Preservation Code
A=None B=HCL C=H2SO4
D=HNO3 E=EnCore F=Methanol
G=NaOH O=Other(Indicate)

Relinquished By:	Date/Time:	Received By:	Date/Time:
Robert Martin	3/23/04 1600	[signature]	3/23/04 1600
Relinquished By:	Date/Time:	Received By:	Date/Time:

Custody Seal: Present/Absent Intact/Not Intact Seal #'s
Shipped Via:
Receipt Temp:
Temp Blank Y N

WHITE - REPORT COPY YELLOW - LABORATORY COPY PINK - SAMPLER/SUBMITTER

29 APR04

Environmental Chemistry Consulting Services, Inc.

2525 Advance Road Madison, WI 53718
Phone 608-221-8700 FAX 608-221-4889

CHAIN OF CUSTODY

MISC

No. 007238 *

Page 1 of 1

Turn Around (circle one) Normal Rush
Report Due:
Invoice To:
Company:
Address:
P.O. No.: Quote No.:

Project Number:
Project Name: KUHLMAN ELECTRIC
Project Location: CRYSTAL SPRINGS
Sampled By (Print): ROBERT MARTIN

Mail Report To:
Company: MARTIN & SLAGLE
Address:

Sample Description	Collection Date	Collection Time	Matrix	Total Bottles	Preserv*	Analysis Requested	Comments	Laboratory Number
KEP-GW-005-001	29 APR 04	1103	H_2O	1	NA	PCB's + CB's		W822
KEP-GW-001-001	29 APR 04	1402	H_2O	1	NA	PCB's + CB's		W823
KEP-GW DUPLICATE	29 APR 04	—	H_2O	1	NA	" "		W824
RINSATE 01	29 APR 04	1453	H_2O	1	NA	" "		W825
KEP-GW-008-001	29 APR 04	1540	H_2O	1	NA	" "		W826
KEP-GW-002-001	29 APR 04	1743	H_2O	1	NA	" "		W827

*Preservation Code
A=None B=HCL C=H2SO4
D=HNO3 E=EnCore F=Methanol
G=NaOH O=Other(Indicate)

Relinquished By:	Date/Time:	Received By:	Date/Time:
Robert Martin	3/29/04 1330 ~~3/31/04 1400~~ KMM	R Johnson 29APR04	1330
Relinquished By:	Date/Time:	Received By:	Date/Time:

Custody Seal: Present/Absent Intact/Not Intact Seal #'s
Shipped Via:
Receipt Temp:
Temp Blank Y N

WHITE - REPORT COPY YELLOW - LABORATORY COPY PINK - SAMPLER/SUBMITTER

30MR04

Environmental Chemistry Consulting Services, Inc.

2525 Advance Road Madison, WI 53718
Phone 608-221-8700 FAX 608-221-4889

CHAIN OF CUSTODY

No. 007252 *

Page 1 of 1

MISC

Project Number:	Mail Report To:	Turn Around (circle one) Normal Rush
Project Name: KUHLMAN ELECTRIC	Company:	Report Due:
Project Location: CRYSTAL SPRINGS, MS	Address:	Invoice To:
Sampled By (Print): ROBERT MARTIN		Company:
		Address:
		P.O. No.: Quote No.:

Sample Description	Collection Date	Collection Time	Matrix	Total Bottles	Preserv*	Analysis Requested	Comments	Laboratory Number
KEP-GW-004-001	30 MR 04	0909	H20	1	NA	PCB's & CB's		W828
KEP-GW-003-001	30 MR 04	1044	H20	1	NA	" "		W832
KEP-DUPLICATE	30 MR 04	—	H2O	1	NA	" "		W833
KEP-GW-007-001	30 MR 04	1325	H2O	1	NA	" "		W834
KEP-GW-006-001	30 MR 04	1551	H2O	1	NA	" "		W835

*Preservation Code A=None B=HCL C=H2SO4 D=HNO3 E=EnCore F=Methanol G=NaOH O=Other(Indicate)	Relinquished By: Robert Martin	Date/Time: 3/30/04 1600 ~~3/31/04 1400~~ RM	Received By: R Johnson 30MR04	Date/Time: 1600
	Relinquished By:	Date/Time:	Received By:	Date/Time:

Custody Seal: Present/Absent Intact/Not Intact Seal #'s

Shipped Via:

Receipt Temp:

Temp Blank Y N

WHITE - REPORT COPY YELLOW - LABORATORY COPY PINK - SAMPLER/SUBMITTER

Environmental Chemistry Consulting Services, Inc.
2525 Advance Road Madison, WI 53718
Phone 608-221-8700 FAX 608-221-4889

CHAIN OF CUSTODY

No. 007255 *

Page 1 of 1

20 3/07/04

MISC

Project Number:		Mail Report To:	
Project Name: KUHLMAN ELECTRIC		Company: MARTIN & SCAGLE	
Project Location: CRYSTAL SPRINGS, MS		Address:	
Sampled By (Print): ROBERT MARTIN			

Turn Around (circle one) Normal Rush
Report Due:
Invoice To:
Company:
Address:
P.O. No.: Quote No.:

Sample Description	Collection Date	Collection Time	Matrix	Total Bottles	Preserv*	Analysis Requested	Comments	Laboratory Number
KRP-MWD-001	3/31/04	0911	H2O	1	NA	PCB's / CB's		W838

*Preservation Code
A=None B=HCL C=H2SO4
D=HNO3 E=EnCore F=Methanol
G=NaOH O=Other(Indicate)

Relinquished By: Robert Martin	Date/Time: 3/31/04 0950	Received By: R Johnson 3/07/04	Date/Time: 0950
Relinquished By:	Date/Time:	Received By:	Date/Time:

Custody Seal: Present/Absent Intact/Not Intact Seal #'s
Shipped Via:
Receipt Temp:
Temp Blank Y N

WHITE - REPORT COPY YELLOW - LABORATORY COPY PINK - SAMPLER/SUBMITTER

Appendix B

FEDEX shipping label for Paradigm Labs

FedEx Express **USA Airbill**

FedEx Tracking Number: 8425 9574 7845

1 From *Please print and press hard.*

Date: 3/10/04 — Sender's FedEx Account Number:

Sender's Name: Robert Martin — Phone: (828) 669-3929

Company: Martin & Slagle

Address: PO Box 1023 — Dept./Floor/Suite/Room

City: Black Mtn. — State: NC — ZIP: 28711

2 Your Internal Billing Reference First 24 characters will appear on invoice. — OPTIONAL

3 To

Recipient's Name: Receiving — Phone: (910) 350-1903

Company: PARADIGM ANALYTICAL LABS

Address: 5500 BUSINESS DR — To "HOLD" at FedEx location, print FedEx address. — We cannot deliver to P.O. boxes or P.O. ZIP codes.

Address — Dept./Floor/Suite/Room

City: WILMINGTON — State: NC — ZIP: 28405-8446

Try online shipping at fedex.com

By using this Airbill you agree to the service conditions on the back of this Airbill and in our current Service Guide, including terms that limit our liability.

Questions? Visit our Web site at fedex.com or call 1.800.Go.FedEx® 800.463.3339.

0254780280

MUR42

0215 — Sender's Copy

4a Express Package Service — *Packages up to 150 lbs.* Delivery commitment may be later in some areas.

- [X] FedEx Priority Overnight — Next business morning
- [ ] FedEx Standard Overnight — Next business afternoon
- [ ] FedEx First Overnight — Earliest next business morning delivery to select locations
- [ ] FedEx 2Day — Second business day
- [ ] FedEx Express Saver — Third business day

FedEx Envelope rate not available. Minimum charge: One-pound rate

4b Express Freight Service — *Packages over 150 lbs.* Delivery commitment may be later in some areas.

- [ ] FedEx 1Day Freight* — Next business day
- [ ] FedEx 2Day Freight — Second business day
- [ ] FedEx 3Day Freight — Third business day

*Call for Confirmation:

5 Packaging — *Declared value limit $500

- [ ] FedEx Envelope*
- [ ] FedEx Pak* — Includes FedEx Small Pak, FedEx Large Pak, and FedEx Sturdy Pak
- [X] Other

6 Special Handling — Include FedEx address in Section 3.

- [ ] SATURDAY Delivery — Available ONLY for FedEx Priority Overnight and FedEx 2Day to select ZIP codes
- [ ] HOLD Weekday at FedEx Location — NOT Available for FedEx First Overnight
- [ ] HOLD Saturday at FedEx Location — Available ONLY for FedEx Priority Overnight and FedEx 2Day to select locations

Does this shipment contain dangerous goods? One box must be checked.

- [X] No
- [ ] Yes — As per attached Shipper's Declaration
- [ ] Yes — Shipper's Declaration not required
- [ ] Dry Ice — Dry Ice, 9, UN 1845 ____ x ____ kg

Dangerous Goods (including Dry Ice) cannot be shipped in FedEx packaging.

- [ ] Cargo Aircraft Only

7 Payment *Bill to:* — Enter FedEx Acct. No. or Credit Card No. below.

- [ ] Sender — Acct. No. in Section 1 will be billed.
- [X] Recipient
- [ ] Third Party
- [ ] Credit Card
- [ ] Cash/Check

FedEx Acct. No. / Credit Card No.: 1811-4189-1 — Exp. Date:

Total Packages ____ Total Weight ____ Total Declared Value†: $ ____ .00

†Our liability is limited to $100 unless you declare a higher value. See back for details. — FedEx Use Only

8 Release Signature *Sign to authorize delivery without obtaining signature.*

By signing you authorize us to deliver this shipment without obtaining a signature and agree to indemnify and hold us harmless from any resulting claims.

447

SRF • Rev. Date 4/02 • Part #157610S • ©1994–2002 FedEx • PRINTED IN U.S.A.

FedEx Express **USA Airbill**

FedEx Tracking Number: 8452 9227 3509

1 From *Please print and press hard.*

Date: 3/15/04 — Sender's FedEx Account Number:

Sender's Name: Chuck Peel — Phone: (601) 898 2792

Company: Peel Consulting

Address: 140 Chapel Lane — Dept./Floor/Suite/Room

City: Madison — State: MS — ZIP: 39110

2 Your Internal Billing Reference First 24 characters will appear on invoice. — MARTIN + SLAGLE — OPTIONAL

3 To

Recipient's Name: SAMPLE CUSTODIAN — Phone: (910) 350-1903

Company: PARADIGM ANALYTICAL LABS

Address: 5500 BUSINESS DR — To "HOLD" at FedEx location, print FedEx address. — We cannot deliver to P.O. boxes or P.O. ZIP codes.

Address — Dept./Floor/Suite/Room

City: [illegible]LMINGTON — State: NC — ZIP: 28405-8446

Try online shipping at fedex.com

By using this Airbill you agree to the service conditions on the back of this Airbill and in our current Service Guide, including terms that limit our liability.

Questions? Visit our Web site at fedex.com

0271[illegible]

0215 — Sender's Copy

4a Express Package Service — *Packages up to 150 lbs.* Delivery commitment may be later in some areas.

- [X] FedEx Priority Overnight — Next business morning
- [ ] FedEx Standard Overnight — Next business afternoon
- [ ] FedEx First Overnight — Earliest next business morning delivery to select locations
- [ ] FedEx 2Day — Second business day
- [ ] FedEx Express Saver — Third business day

FedEx Envelope rate not available. Minimum charge: One-pound rate

4b Express Freight Service — *Packages over 150 lbs.* Delivery commitment may be later in some areas.

- [ ] FedEx 1Day Freight* — Next business day
- [ ] FedEx 2Day Freight — Second business day
- [ ] FedEx 3Day Freight — Third business day

*Call for Confirmation:

5 Packaging — *Declared value limit $500

- [ ] FedEx Envelope*
- [ ] FedEx Pak* — Includes FedEx Small Pak, FedEx Large Pak, and FedEx Sturdy Pak
- [X] Other

6 Special Handling — Include FedEx address in Section 3.

- [ ] SATURDAY Delivery — Available ONLY for FedEx Priority Overnight, FedEx 2Day, FedEx 1Day Freight, and FedEx 2Day Freight to select ZIP codes
- [ ] HOLD Weekday at FedEx Location — NOT Available for FedEx First Overnight
- [ ] HOLD Saturday at FedEx Location — Available ONLY for FedEx Priority Overnight and FedEx 2Day to select locations

Does this shipment contain dangerous goods? One box must be checked.

- [X] No
- [ ] Yes — As per attached Shipper's Declaration
- [ ] Yes — Shipper's Declaration not required
- [ ] Dry Ice — Dry Ice, 9, UN 1845 ____ x ____ kg

Dangerous Goods (including Dry Ice) cannot be shipped in FedEx packaging.

- [ ] Cargo Aircraft Only

7 Payment *Bill to:* — Enter FedEx Acct. No. or Credit Card No. below.

- [ ] Sender — Acct. No. in Section 1 will be billed.
- [X] Recipient
- [ ] Third Party
- [ ] Credit Card
- [ ] Cash/Check

FedEx Acct. No. / Credit Card No.: 1811-4189-1 — Exp. Date:

Total Packages ____ Total Weight ____ Total Declared Value†: $ ____ .00

†Our liability is limited to $100 unless you declare a higher value. See back for details. — FedEx Use Only

8 Release Signature *Sign to authorize delivery without obtaining signature.*

By signing you authorize us to deliver this shipment without obtaining a signature and agree to indemnify and hold us harmless from any resulting claims.

447

FedEx. USA Airbill Express

FedEx Tracking Number 8452 9227 3510

MUH43

Sender's Copy

1 From *Please print and press hard.*

Date 3/16/04 Sender's FedEx Account Number

Sender's Name Chuck Peel Phone (601) 898-2792

Company Peel Consulting

Address 140 Chapel Lane

Dept./Floor/Suite/Room

City Madison State MS ZIP 39110

2 Your Internal Billing Reference First 24 characters will appear on invoice. MARTIN + SLAGLE OPTIONAL

3 To

Recipient's Name SAMPLE CUSTODIAN Phone (910) 350-1903

Company PARADIGM ANALYTICAL LABS

Address 5500 BUSINESS DR

To "HOLD" at FedEx location, print FedEx address. We cannot deliver to P.O. boxes or P.O. ZIP codes.

Address

Dept./Floor/Suite/Room

City WILMINGTON State NC ZIP 28405-8446

4a Express Package Service *Packages up to 150 lb.* Delivery commitment may be later in some areas.

- [x] FedEx Priority Overnight — Next business morning
- [ ] FedEx Standard Overnight — Next business afternoon
- [ ] FedEx First Overnight — Earliest next business morning delivery to select locations
- [ ] FedEx 2Day — Second business day
- [ ] FedEx Express Saver — Third business day

FedEx Envelope rate not available. Minimum charge: One-pound rate

4b Express Freight Service *Packages over 150 lb.* Delivery commitment may be later in some areas.

- [ ] FedEx 1Day Freight* — Next business day
- [ ] FedEx 2Day Freight — Second business day
- [ ] FedEx 3Day Freight — Third business day

* Call for Confirmation:

5 Packaging * Declared value limit $500

- [ ] FedEx Envelope*
- [ ] FedEx Pak* — Includes FedEx Small Pak, FedEx Large Pak, and FedEx Sturdy Pak
- [x] Other

6 Special Handling Include FedEx address in Section 3.

- [ ] SATURDAY Delivery — Available ONLY for FedEx Priority Overnight, FedEx 2Day, FedEx 1Day Freight, and FedEx 2Day Freight to select ZIP codes
- [ ] HOLD Weekday at FedEx Location — NOT Available for FedEx First Overnight
- [ ] HOLD Saturday at FedEx Location — Available ONLY for FedEx Priority Overnight and FedEx 2Day to select locations

Does this shipment contain dangerous goods? One box must be checked.

- [x] No
- [ ] Yes — As per attached Shipper's Declaration
- [ ] Yes — Shipper's Declaration not required
- [ ] Dry Ice — Dry Ice, 9, UN 1845 ____ x ____ kg

Dangerous Goods (including Dry Ice) cannot be shipped in FedEx packaging.

- [ ] Cargo Aircraft Only

7 Payment *Bill to:* Enter FedEx Acct. No. or Credit Card No. below.

- [ ] Sender — Acct. No. in Section 1 will be billed.
- [x] Recipient
- [ ] Third Party
- [ ] Credit Card
- [ ] Cash/Check

FedEx Acct. No. Credit Card No. 1811-4189-1 Exp. Date

Total Packages	Total Weight	Total Declared Value†
		$ .00

†Our liability is limited to $100 unless you declare a higher value. See back for details. FedEx Use Only

8 Release Signature *Sign to authorize delivery without obtaining signature.*

By signing you authorize us to deliver this shipment without obtaining a signature and agree to indemnify and hold us harmless from any resulting claims.

447

0271890775

SFF • Rev. Date 5/03 • Part #157510 • ©1994–2003 FedEx • PRINTED IN U.S.A.

Try online shipping at fedex.com

By using this Airbill you agree to the service conditions on the back of this Airbill and in our current Service Guide, including terms that limit our liability.

Questions? Visit our Web site at fedex.com or call 1.800.Go.FedEx® 800.463.3339.

FedEx. USA Airbill Express

FedEx Tracking Number 8452 9227 3520

Sender's Copy

1 From *Please print and press hard.*

Date 3/18/04 Sender's FedEx Account Number

Sender's Name Chuck Peel Phone (601) 898 2792

Company Peel Consulting

Address 140 Chapel Lane

Dept./Floor/Suite/Room

City Madison State MS ZIP 39110

2 Your Internal Billing Reference First 24 characters will appear on invoice. MARTIN + SLAGLE OPTIONAL

3 To

Recipient's Name SAMPLE CUSTODIAN Phone (910) 350-1903

Company PARADIGM ANALYTICAL LABS

Address 5500 BUSINESS DR

To "HOLD" at FedEx location, print FedEx address. We cannot deliver to P.O. boxes or P.O. ZIP codes.

Address

Dept./Floor/Suite/Room

City WILMINGTON State NC ZIP 28405-8446

4a Express Package Service *Packages up to 150 lb.* Delivery commitment may be later in some areas.

- [x] FedEx Priority Overnight — Next business morning
- [ ] FedEx Standard Overnight — Next business afternoon
- [ ] FedEx First Overnight — Earliest next business morning delivery to select locations
- [ ] FedEx 2Day — Second business day
- [ ] FedEx Express Saver — Third business day

FedEx Envelope rate not available. Minimum charge: One-pound rate

4b Express Freight Service *Packages over 150 lb.* Delivery commitment may be later in some areas.

- [ ] FedEx 1Day Freight* — Next business day
- [ ] FedEx 2Day Freight — Second business day
- [ ] FedEx 3Day Freight — Third business day

* Call for Confirmation:

5 Packaging * Declared value limit $500

- [ ] FedEx Envelope*
- [ ] FedEx Pak* — Includes FedEx Small Pak, FedEx Large Pak, and FedEx Sturdy Pak
- [x] Other

6 Special Handling Include FedEx address in Section 3.

- [ ] SATURDAY Delivery — Available ONLY for FedEx Priority Overnight, FedEx 2Day, FedEx 1Day Freight, and FedEx 2Day Freight to select ZIP codes
- [ ] HOLD Weekday at FedEx Location — NOT Available for FedEx First Overnight
- [ ] HOLD Saturday at FedEx Location — Available ONLY for FedEx Priority Overnight and FedEx 2Day to select locations

Does this shipment contain dangerous goods? One box must be checked.

- [x] No
- [ ] Yes — As per attached Shipper's Declaration
- [ ] Yes — Shipper's Declaration not required
- [ ] Dry Ice — Dry Ice, 9, UN 1845 ____ x ____ kg

Dangerous Goods (including Dry Ice) cannot be shipped in FedEx packaging.

- [ ] Cargo Aircraft Only

7 Payment *Bill to:* Enter FedEx Acct. No. or Credit Card No. below.

- [ ] Sender — Acct. No. in Section 1 will be billed.
- [x] Recipient
- [ ] Third Party
- [ ] Credit Card
- [ ] Cash/Check

FedEx Acct. No. Credit Card No. 1811-4189-1 Exp. Date

Total Packages	Total Weight	Total Declared Value†
		$ .00

†Our liability is limited to $100 unless you declare a higher value. See back for details. FedEx Use Only

8 Release Signature *Sign to authorize delivery without obtaining signature.*

By signing you authorize us to deliver this shipment without obtaining a signature and agree to indemnify and hold us harmless from any resulting claims.

447

Try online shipping at fedex.com

By using this Airbill you agree to the service conditions on the back of this Airbill and in our current Service Guide, including terms that limit our liability.

Questions? Visit our Web site at fedex.com

0271890775

FedEx USA Airbill Express

FedEx Tracking Number 8456 9463 1985

1 From Please print and press hard.

Date 3/25/04 Sender's FedEx Account Number

Sender's Name Chuck Peel Phone (601) 898-2927

Company Peel Consulting

Address 140 Chapel Lane

Dept./Floor/Suite/Room

City Madison State MS ZIP 39110

2 Your Internal Billing Reference First 24 characters will appear on invoice. MARTIN + SLAGLE

3 To Recipient's Name SAMPLE CUSTODIAN Phone (910) 350-1903

Company PARADIGM ANALYTICAL LABS

Address 5500 BUSINESS DR

To "HOLD" at FedEx location, print FedEx address. We cannot deliver to P.O. boxes or P.O. ZIP codes.

Address

Dept./Floor/Suite/Room

City WILMINGTON State NC ZIP 28405-8446

Try online shipping at fedex.com

By using this Airbill you agree to the service conditions on the back of this Airbill and in our current Service Guide, including terms that limit our liability.

Questions? Visit our Web site at fedex.com or call 1.800.Go.FedEx® 800.463.3339.

0274220618

Sender's Copy

4a Express Package Service Packages up to 150 lbs. Delivery commitment may be later in some areas.

- [X] FedEx Priority Overnight Next business morning
- [ ] FedEx Standard Overnight Next business afternoon
- [ ] FedEx First Overnight Earliest next business morning delivery to select locations
- [ ] FedEx 2Day Second business day
- [ ] FedEx Express Saver Third business day

FedEx Envelope rate not available. Minimum charge: One-pound rate

4b Express Freight Service Packages over 150 lbs. Delivery commitment may be later in some areas.

- [ ] FedEx 1Day Freight* Next business day
- [ ] FedEx 2Day Freight Second business day
- [ ] FedEx 3Day Freight Third business day

*Call for Confirmation:

5 Packaging *Declared value limit $500

- [ ] FedEx Envelope*
- [ ] FedEx Pak* Includes FedEx Small Pak, FedEx Large Pak, and FedEx Sturdy Pak
- [X] Other

6 Special Handling Include FedEx address in Section 3.

SATURDAY Delivery

- [ ] Available ONLY for FedEx Priority Overnight, FedEx 2Day, FedEx 1Day Freight, and FedEx 2Day Freight to select ZIP codes
- [ ] HOLD Weekday at FedEx Location NOT Available for FedEx First Overnight
- [ ] HOLD Saturday at FedEx Location Available ONLY for FedEx Priority Overnight and FedEx 2Day to select locations

Does this shipment contain dangerous goods? One box must be checked.

- [X] No
- [ ] Yes As per attached Shipper's Declaration
- [ ] Yes Shipper's Declaration not required
- [ ] Dry Ice Dry Ice, 9, UN 1845 ____ x ____ kg

Dangerous Goods (including Dry Ice) cannot be shipped in FedEx packaging.

- [ ] Cargo Aircraft Only

7 Payment Bill to:

- [ ] Sender Acct. No. in Section 1 will be billed.
- [X] Recipient
- [ ] Third Party
- [ ] Credit Card
- [ ] Cash/Check

Enter FedEx Acct. No. or Credit Card No. below.

FedEx Acct. No. Credit Card No. 1811-4189-1 Exp. Date

Total Packages ____ Total Weight ____ Total Declared Value† $ ____ .00

†Our liability is limited to $100 unless you declare a higher value. See back for details.

FedEx Use Only

8 Release Signature Sign to authorize delivery without obtaining signature.

By signing you authorize us to deliver this shipment without obtaining a signature and agree to indemnify and hold us harmless from any resulting claims.

447

SRF•Rev. Date 5/03•Part #157610•©1994-2003 FedEx•PRINTED IN U.S.A.

FedEx USA Airbill Express

FedEx Tracking Number 8452 9227 3531

1 From Please print and press hard.

Date 3/31/04 Sender's FedEx Account Number

Sender's Name Charles Peel Phone (601) 898-2792

Company Peel Consulting

Address 140 Chapel Lane

Dept./Floor/Suite/Room

City MADISON State MS ZIP 39110

2 Your Internal Billing Reference First 24 characters will appear on invoice. MARTIN & SLAGLE

3 To Recipient's Name RECEIVING Phone (910) 350-1903

Company PARADIGM ANALYTICAL LABS

Address 5500 BUSINESS DR

To "HOLD" at FedEx location, print FedEx address. We cannot deliver to P.O. boxes or P.O. ZIP codes.

Address

Dept./Floor/Suite/Room

City WILMINGTON State NC ZIP 28405-8446

Try online shipping at fedex.com

By using this Airbill you agree to the service conditions on the back of this Airbill and in our current Service Guide, including terms that limit our liability.

Questions? Visit our Web site at fedex.com

Sender's Copy

4a Express Package Service Packages up to 150 lbs. Delivery commitment may be later in some areas.

- [X] FedEx Priority Overnight Next business morning
- [ ] FedEx Standard Overnight Next business afternoon
- [ ] FedEx First Overnight Earliest next business morning delivery to select locations
- [ ] FedEx 2Day Second business day
- [ ] FedEx Express Saver Third business day

FedEx Envelope rate not available. Minimum charge: One-pound rate

4b Express Freight Service Packages over 150 lbs. Delivery commitment may be later in some areas.

- [ ] FedEx 1Day Freight* Next business day
- [ ] FedEx 2Day Freight Second business day
- [ ] FedEx 3Day Freight Third business day

*Call for Confirmation:

5 Packaging *Declared value limit $500

- [ ] FedEx Envelope*
- [ ] FedEx Pak* Includes FedEx Small Pak, FedEx Large Pak, and FedEx Sturdy Pak
- [X] Other

6 Special Handling Include FedEx address in Section 3.

SATURDAY Delivery

- [ ] Available ONLY for FedEx Priority Overnight, FedEx 2Day, FedEx 1Day Freight, and FedEx 2Day Freight to select ZIP codes
- [ ] HOLD Weekday at FedEx Location NOT Available for FedEx First Overnight
- [ ] HOLD Saturday at FedEx Location Available ONLY for FedEx Priority Overnight and FedEx 2Day to select locations

Does this shipment contain dangerous goods? One box must be checked.

- [X] No
- [ ] Yes As per attached Shipper's Declaration
- [ ] Yes Shipper's Declaration not required
- [ ] Dry Ice Dry Ice, 9, UN 1845 ____ x ____ kg

Dangerous Goods (including Dry Ice) cannot be shipped in FedEx packaging.

- [ ] Cargo Aircraft Only

7 Payment Bill to:

- [ ] Sender Acct. No. in Section 1 will be billed.
- [X] Recipient
- [ ] Third Party
- [ ] Credit Card
- [ ] Cash/Check

Enter FedEx Acct. No. or Credit Card No. below.

FedEx Acct. No. Credit Card No. 1811-4189-1 Exp. Date

Total Packages ____ Total Weight ____ Total Declared Value† $ ____ .00

†Our liability is limited to $100 unless you declare a higher value. See back for details.

FedEx Use Only

8 Release Signature Sign to authorize delivery without obtaining signature.

By signing you authorize us to deliver this shipment without obtaining a signature and agree to indemnify and hold us harmless from any resulting claims.

447

Appendix C

Chain of Custody Sheets for samples sent to Paradigm Labs

PARADIGM ANALYTICAL LABORATORIES, INC.
5500 Business Drive, Wilmington, NC 28405
Phone: (910)-350-1903 FAX: (910)-350-1557

Chain-of Custody Record & Analytical Request

COC# 34239

Page 1 of 1

Client: MARTIN + SOALE
Address:
Address: BLACK MOUNTAIN NC
Quote #:

Project ID: KUHLMAN ELECTRIC
Contact: ROBERT MARTIN
Phone:
Fax:

Date: 10 MR 04
Turnaround: STD
Job Number:
P.O. Number:

Report To: SAME
Invoice To: SAME

Sample ID	Date	Time	Matrix	Preservatives				Analyses										Comments: Please specify any special reporting requirements
				NA				PCBs	CHLORINATED BENZENES									MOBIL LAB #
KBP-HSA-002	09 MR 04	0915	SOIL	X				X	X									5408
KBP-DUPLICATE	09 MR 04	—	S	X				X	X									5409
KBP-HSA-001	08 MR 04	1715	S	X				X	X									5407

Need both PCBs - 14 days extraction
40 days analysis

Relinquished By	Date	Time	Received By	Date	Time	Temperature
Robert Martin	3/10/04	0900				

State Certification Requested

NC _____ SC _____ Other _____

SEE REVERSE FOR TERMS AND CONDITIONS

PARADIGM ANALYTICAL LABORATORIES, INC.
500 Business Drive, Wilmington, NC 28405
Phone: (910)-350-1903 FAX: (910)-350-1557

Chain-of Custody Record & Analytical Request

COC# 34304

Page 1 of 1

Client: MARTIN & SCAGGE
Address:
Address: BLACK MOUNTAIN, NC
Quote #:

Project ID: KUHLMAN ELECTRIC
Contact: ROBERT MARTIN
Phone:
Fax:

Date: 10 MAR 04
Turnaround: ASAP
Job Number:
P.O. Number:

Report To: SAME
Invoice To: SAME

Sample ID	Date	Time	Matrix	Preservatives: HCl	Preservatives: NA			Analyses: 8260 FULL SCREEN	Analyses: 8270 FULL SCREEN							Comments: Please specify any special reporting requirements
BP-HSA-GW-003	10 MAR 04	1507	H_2O		X				X							LITER AMBER
P-HSA-GW-003	10 MAR 04	1507	H_2O	X				X								3-43 VOA VIALS
																ASAP OMBEY HOLD TIMES

Relinquished By	Date	Time	Received By	Date	Time	Temperature
Randall Martin	3/10/04	1530				

State Certification Requested

NC ____ SC ____ Other ____

SEE REVERSE FOR TERMS AND CONDITIONS

PARADIGM ANALYTICAL LABORATORIES, INC.
5500 Business Drive, Wilmington, NC 28405
Phone: (910)-350-1903 FAX: (910)-350-1557

Chain-of Custody Record & Analytical Request

COC# 34383

Page 1 of 1

Client: Martin & Slagle
Address:
Address: Black Mtn, NC
Quote #:

Project ID: Kuhlman Electric
Contact: Robert Martin
Phone:
Fax:

Date: 3/15/04
Turnaround: STD
Job Number:
P.O. Number:

Report To: Same
Invoice To: Same

Sample ID	Date	Time	Matrix	Preservatives: HCl				Analyses: 8260										Comments: Please specify any special reporting requirements
REP-HSA-GW-004	3/11/04	1637	W	X				X										Heavy Sediment in Sample
Trip Blank	3/11/04	—	W	X				X										

Relinquished By	Date	Time	Received By	Date	Time	Temperature
[signature]	3/15/04	1400				

State Certification Requested

NC ____ SC ____ Other ____

SEE REVERSE FOR TERMS AND CONDITIONS

PARADIGM ANALYTICAL LABORATORIES, INC.
500 Business Drive, Wilmington, NC 28405
Phone: (910)-350-1903 FAX: (910)-350-1557

Chain-of Custody Record & Analytical Request

COC# 39820

Page 1 of 1

Client: MARTIN & SINGLE
Address:
Address: BLACK MOUNTAIN NC
Quote #:

Project ID: KUHLMAN ELECTRIC
Contact: ROBERT MARTIN
Phone:
Fax:

Date: 3/16/04
Turnaround: 24 HR
Job Number:
P.O. Number:

Report To: SAME
Invoice To: SAME

Sample ID	Date	Time	Matrix	Preservatives: 0128	Preservatives: 0220			Analyses	Comments: Please specify any special reporting requirements
CEP-HSA-004	3/16/04	1303	S	X	X				1 4oz jar
CEP-HSA-GW-005	3/16/04	1330	W	X					3 VOA VIALS
CEP-HSA-GW-005	3/16/04	1330	W	X	X				1 1L JAR
TRIP BLANK				X					1 VIA VIAL

Relinquished By	Date	Time	Received By	Date	Time	Temperature	State Certification Requested
Sabrell Martin	3/16/04	1404					NC ____ SC ____ Other ____
							SEE REVERSE FOR TERMS AND CONDITIONS

RADIGM AN[illegible]TICAL LABORATORIES, INC.
00 Business Drive, Wilmington, NC 28405
one: (910)-350-1903 FAX: (910)-350-1557

Chain-of Custody Record & Analytical Request

COC# 3430[illegible]

Page 1 of 1

ent: MARTIN SCAGGE
dress:
dress: BLACK MOUNTAIN, NC
ote #:

Project ID: KUHLMAN ELECTRIC
Contact: ROBERT MARTIN
Phone:
Fax:

Date: 3/18/04
Turnaround: STD MEET HOLD TIMES
Job Number:
P.O. Number:

Report To: none
Invoice To: none

Sample ID	Date	Time	Matrix	Preservatives: DA				Analyses: PCB	CHLORINATED BENZENES (1)								Comments: Please specify any special reporting requirements: MONICE LAB #
-HSA-003	10 MR 04	1108	S	X				X	X								5410
P-DUPLICATE	10 MR 04	—	S	X				X	X								5411
P HSA-004 (1)	11 MR 04	1505	S	X				X	X			(1)	KEP	HSA-007	04/17/04		5412
P-DUPLICATE	11 MR 04	—	S	X				X	X								5413
-HSA-005	3/16/04	1319	S	X				X	X								5414
Duplicate	3/16/04	—	S	X				X	X								5415
P-HSA-006	3/17/04	1225	S	X				X	X								5416
Duplicate	3/17/04	—	S	X				X	X								5417
																	(1) see attached list

14 DAYS EXTRACTION
40 DAYS ANALYSIS
MEET HOLD TIMES

Relinquished By	Date	Time	Received By	Date	Time	Temperature	State Certification Requested
April Mau	3/18/04	1244					NC ____ SC ____ Other ____

SEE REVERSE FOR TERMS AND CONDITIONS

'ARADIGM A[illegible]YTICAL LABORATORIES, INC.
500 Business Drive, Wilmington, NC 28405
'hone: (910)-350-1903 FAX: (910)-350-1557

Chain-of Custody Record & Analytical Request

COC# 343[illegible]

Page 1 of 1

lient: MARTIN + SLACK
ddress:
ddress: BLACK MOUNTAIN NC
uote #:

Project ID: KUHLMAN ELECTRIC
Contact: ROBERT MARTIN
Phone:
Fax:

Date: 3/25/04
Turnaround: STD
Job Number:
P.O. Number:

Report To: SAME
Invoice To: SAME

Sample ID	Date	Time	Matrix	Preservatives: NA				Analyses: PCB	Chlorinated Pesticides (1)									Comments: Please specify any special reporting requirements: MOBIL LAB #
'P-HSA-008	3/18/04	1231	S	X				X	X									5419
EP-Duplicate	3/18/04	—	S	X				X	X									5420
'P-HSA-009	3/23/04	1335	S	X				X	X									5421
EP-Duplicate	3/23/04	—	S	X				X	X									5422
EP-HSA-010	3/24/04	1549	S	X				X	X									5423
EP-Duplicate	3/24/04	—	S	X				X	X									5424
																		(1) See attached list

Relinquished By	Date	Time	Received By	Date	Time	Temperature	State Certification Requested
Robert Martin	3/25/04	1226					NC ____ SC ____ Other ____
							SEE REVERSE FOR TERMS AND CONDITIONS

'ARADIGM A YTICAL LABORATORIES, INC.
500 Business Drive, Wilmington, NC 28405
'hone: (910)-350-1903 FAX: (910)-350-1557

Chain-of Custody Record & Analytical Request

COC# 39878

Page 1 of 1

lient: MARTIN & SLAGLE
Project ID: KUHLMAN ELECTRIC
Date: 3/07/04
Report To: SAME
ddress:
Contact: ROBERT MARTIN
Turnaround: 5 TD
ddress: BLACK MOUNTAIN NC
Phone:
Job Number:
uote #:
Fax:
P.O. Number:
Invoice To: SAME

Sample ID	Date	Time	Matrix	Preservatives: NA	Preservatives: HCl	Preservatives:	Preservatives:	Analyses: 8270	Analyses: CHLORINATED BENZENES	Analyses: SEE ATTACHED LIST	Analyses: 8260	Analyses:	Analyses:	Analyses:	Analyses:	Analyses:	Analyses:	Comments: Please specify any special reporting requirements
EP-MWD-001	31 MAR 04	0911	H_2O		X						X							3 VOAN IAL ~~LITER AMBER~~ 3/07/04
EP-MWD-001	31 MAR 04	0911	H_2O	X				X	X	→								LITER AMBER

Relinquished By	Date	Time	Received By	Date	Time	Temperature	State Certification Requested
Robert Martin	3/31/04	1400					NC ____ SC ____ Other ____

SEE REVERSE FOR TERMS AND CONDITIONS

PARADIGM ANALYTICAL LABORATORIES, INC.
500 Business Drive, Wilmington, NC 28405
Phone: (910)-350-1903 FAX: (910)-350-1557

Chain-of Custody Record & Analytical Request

COC# 39877
Page 1 of 1

Client: MARTIN SLAGLE
Address:
Address: BLACK MOUNTAIN NC
Quote #:

Project ID: KUHLMAN ELECTRIC
Contact: ROBERT MARTIN
Phone:
Fax:

Date: 30 MR04
Turnaround: STD
Job Number:
P.O. Number:

Report To: SAME
Invoice To: SAME

Sample ID	Date	Time	Matrix	Preservatives: NA	Preservatives: HCl			Analyses: 8270	Analyses: CHLORINATED BENZENES	Analyses: SEE ATTACHED	Analyses: 8260							Comments: Please specify any special reporting requirements
SRP-GW004-001	30 MR 04	0909	H2O	X				X	X	→								LITER AMBER
SRP-GW004-001	30 MR 04	0909	H2O		X						X							3 VOA VIALS
SRP-GW003-001	30 MR 04	1044	H2O	X				X	X	→								LITER AMBER
SRP-GW003-001	30 MR 04	1044	H2O		X						X							3 VOA VIALS
SRP-DUP	30 MR 04	—	H2O	X				X	X	→								LITER AMBER
SRP-DUP	30 MR 04	—	H2O		X						X							3 VOA VIALS
SRP-GW-007-001	30 MR 04	1325	H2O	X				X	X	→								LITER AMBER
SRP-GW-007-001	30 MR 04	1325	H2O		X						X							3 VOA VIALS
SRP-GW-006-001	30 MR 04	1551	H2O	X				X	X	→								LITER AMBER
SRP-GW-006-001	30 MR 04	1551	H2O		X						X							3 VOA VIALS

Relinquished By	Date	Time	Received By	Date	Time	Temperature	State Certification Requested
Robert L. Martin	3/31/04	1400					NC ____ SC ____ Other ____

SEE REVERSE FOR TERMS AND CONDITIONS

PARADIGM ANALYTICAL LABORATORIES, INC.
5500 Business Drive, Wilmington, NC 28405
Phone: (910)-350-1903 FAX: (910)-350-1557

Chain-of Custody Record & Analytical Request

COC# 39875

Page 1 of 2

Client: HARTIN & SCAGGE
Address:
Address: BLACK MOUNTAIN, N.C.
Quote #:

Project ID: KUHLMAN ELECTRIC
Contact: ROBERT MARTIN
Phone:
Fax:

Date: 29 MAR 04
Turnaround: STD
Job Number:
P.O. Number:

Report To: SAME
Invoice To: SAME

Sample ID	Date	Time	Matrix	Preservatives: NA	Preservatives: HCl			Analyses: 8270	Analyses: CHLORINATED BRUSHERS	Analyses: SEE ATTACHED LIST	Analyses: 8260							Comments: Please specify any special reporting requirements
KEP-GW-005-001	29 MAR 04	1103	H2O	X				X	X →									LITER AMBER
KEP-GW-005-001	29 MAR 04	1103	H2O		X						X							3 VOA VIALS
TRIP BLANK	29 MAR 04	—	H2O		X						X							1 VOA VIAL
KEP-GW-001-001 LTR	29 MAR 04	1402	H2O	X				X	X →									LITER AMBER
KEP-GW-001-001	29 MAR 04	1402	H2O	~~X~~	X						X							2 VOA VIALS
KEP-GW-008-001	29 MAR 04	1540	H2O	X				X	X →									LITER AMBER
KEP-GW-008-001	29 MAR 04	1540	H2O		X						X							3 VOA VIALS
KEP-GW-002-001	29 MAR 04	1747	H2O		X			~~X~~	~~X~~	~~X~~	X							3 VOA VIALS
KEP-GW-002-001	29 MAR 04	1747	H2O	X				X	X →									LITER AMBER
KEP-GW-002-001MS	29 MAR 04	1747	H2O	X				X	X →			RUN AS MS AND REPORT DATA						LITER AMBER MS

Relinquished By	Date	Time	Received By	Date	Time	Temperature
Robert Martin	3/31/04	1400				
[illegible]	[illegible]					

State Certification Requested
NC ____ SC ____ Other ____

SEE REVERSE FOR TERMS AND CONDITIONS

PARADIGM ANALYTICAL LABORATORIES, INC.
5500 Business Drive, Wilmington, NC 28405
Phone: (910)-350-1903 FAX: (910)-350-1557

Chain-of Custody Record & Analytical Request

COC# 39876
Page 2 of 2

Client: MARTIN & SLAGLE
Address:
Address: BLACK MOUNTAIN NC
Quote #:

Project ID: KUHLMAN ELECTRIC
Contact: ROBERT MARTIN
Phone:
Fax:

Date: 29 MAR 04
Turnaround: STD
Job Number:
P.O. Number:

Report To: SAME
Invoice To: SAME

Sample ID	Date	Time	Matrix	Preservatives: NA	Preservatives: HCl			Analyses: 8270	Analyses: CHLORINATED BENZENES	Analyses: SEMI VOLATILE LIST	Analyses: 8260						Comments: Please specify any special reporting requirements
KEP-GW-DUPLICATE	29 MAR 04	—	H2O	X				X	X	X							LITER AMBER
KEP-GW-DUPLICATE	29 MAR 04	—	H2O		X						X						3 VOA VIALS
KEP-GW-002-001 MSD	29 MAR 04	1247	H2O	X				X	X	→			RUN AS MSD REPORT DATA				LITER AMBER MSD
KEP-FB003	29 MAR 04	1113	H2O		X						X						1 VOA VIAL
								KEP-FB-003 forgot to put on COC 6/1/APR 04									

Relinquished By	Date	Time	Received By	Date	Time	Temperature	State Certification Requested
Robert L Martin	3/31/04	1400					NC ____ SC ____ Other ____

SEE REVERSE FOR TERMS AND CONDITIONS

July 29, 2004

Robert Martin
Martin & Slagle, LLC
P.O. Box 1023
Black Mountain, NC 28711

Dear Mr. Martin,

Enclosed is the Technical Memorandum for work completed at the former Borg Warner and current Kuhlman Electric facility in Crystal Springs, Mississippi during the month of July. If you have any questions concerning this information, please give me a call.

Sincerely,

Richard Johnson

Enclosure

Technical Memorandum

Borg Warner / Kuhlman Electric

Crystal Springs, Mississippi

TECHNICAL MEMORANDUM

July 29, 2004

RECEIVED JUL 29 2004

To: Robert Martin
Martin Slagle Inc.

From: Richard Johnson
ECCS, Inc.

Re: Field Analytical Methods – QC Summary
Borg Warner – Kuhlman Electric Facility
Crystal Springs, Mississippi

INTRODUCTION

This Technical Memorandum provides documentation of the field analytical test methods used to analyze water samples collected during July 2004 at an accelerated site investigation episode around the former Borg Warner and current Kuhlman Electric facility in Crystal Springs, Mississippi. Water samples were analyzed for polychlorinated biphenyls (PCBs) and chlorinated benzenes by gas chromatography (GC) in accordance with ECCS's Polychlorinated Biphenyl (PCB) Mini Extraction Screening Procedure. A summary of test results is provided in Table 1. A summary of method blanks, laboratory control samples and matrix spike/matrix spike duplicate data is provided in Table 2.

In addition copies of the chain of custody sheets appendix A.

A) Chain of custody sheets for samples

The PCB mini-extraction procedure is based on the existing EPA SW846 methods 8082/8141. The procedure incorporates all the quality control rigors of the full 8082/8141 methods including quantification based on 6-point calibration with continuing calibration verification, surrogate method performance monitoring, method blanks, laboratory control samples (LCS), and matrix spike/matrix spike (MS/MSD) duplicate samples. As such, you should consider these test results as comparable to what you would get from a fixed-based laboratory using the more-widely accepted extraction procedure.

The primary project objective of the sampling and testing episode was to delineate the PCB contamination at and around the site using the accelerated site characterization approach. The mobile laboratory was required to provide data as quickly as possible to keep the accelerated site investigation process on track while trying to maintain a goal of level three data quality.

CASE NARRATIVE

During the episode, all samples collected were analyzed. To maintain rapid turnaround and to meet the project objective, three GCs were operated on a nearly continuous basis.

Quality control including proper calibration, continuing calibration verification, surrogates, method blanks, laboratory control samples and matrix spike/matrix spike duplicate samples was performed at the method-specified intervals. Overall quality of the data is very good. The following quality related issues should be noted:

1. All surrogate recoveries were within acceptable ranges with the exception of two samples (W1007 and W1008). Method states that 1 of the 2 required surrogates must be within range.

2. All LCS recoveries were within acceptable ranges. See Table 2.

3. All MS/MSD recoveries were within acceptable ranges. Percent repeatability was also within acceptable ranges. See Table 2.

METHOD SUMMARY

This method employs a mini-extraction procedure and gas chromatography analysis for the detection of PCBs and chlorinated benzenes. Reporting limits are provided in the results Tables. Four grams of sample are dried with anhydrous sodium sulfate and extracted with eight mLs of 80/20 iso-octane/acetone. The extract is then analyzed by Gas Chromatography-Electron Capture Detector (GC-ECD).

Procedure

1. Standards Preparation - Primary standards are prepared from a solution purchased from various vendors at Certified concentrations. Stock standards are prepared in suitable solvents and stored in a freezer when not in use. Secondary standards are prepared in 80/20 iso-octane/acetone and stored in a freezer when not in use. Standard curve mixes for this project was prepared at six concentrations: PCBs – 0.05, 0.10, 0.20, 0.50, 1.0 and 2.0 ug/m; chlorinated benzenes – 0.005, 0.01, 0.02, 0.05, 0.10 and 0.20 ug/ml.

2. WATER Samples: 200 grams of water was weighed into a clean jar containing 50 grams of sodium chloride. The samples were spiked with a surrogate in addition the LCS/MS/MSD were spiked with PCB's and chlorinated benzenes. Added 10 ml of isooctane to each and shake 3 times for 2 minutes each time. Samples were allowed to settle for approximately 5 minutes between each shake. Isooctane was decanted into a scintillation vial and then an aliquot was transferred to an autosampler vial. Then extracts were injected into a GC-ECD.

3. GC-ECD Analysis - A sample aliquot is injected into an HP5890 GC with an ECD equipped with an HP ChemStation for data processing. PCBs were identified by matching retention times of standards to the same retention time in the sample. Regression analysis was performed on each of the selected peak's height verses concentration of the standard using a LN/LN transformed linear regression. For PCBs nine peaks were selected for quantification. The ug/mL value for each peak was added together and divided by the number of peaks selected to obtain the total PCB ug/mL result. If interference occurred at any of the peaks, these peaks were not included in the total, and the divisor was reduced accordingly.

4. Quality Control - Quality control consisted of the following items:
   - Continuing calibration standards analyzed every ten samples or less and at the end of a run.
   - Blank and LCS samples analyzed every twenty sample or less with a minimum of one per day.
   - MS/MSD samples analyzed every twenty samples or less with a minimum of one per day.
   - Information is documented in logbook 45 and July run sheets.

5. Instrument Conditions - Two HP5890 gas chromatographs were equipped with RTX-35 capillary columns. Each system had a Leap Technologies A200S auto-sampler and an HP ChemStation for data handling.

Table 1

Sample Results – July

Table 1
Kuhlman Electric
Crystal Springs, Mississippi
PCB Concentrations as Aroclor 1260 Detected in Rinsates

					Field Laboratory			
Field Lab Sample ID	Sample ID	Sample Database Number	Date Collected	Time Collected	Date Analyzed	Concentration (ug/L)	Surrogate TCMX(%)	Surrogate DCBP(%)
W1001	KEP-GW-005-002	MW-5	15-Jul-04	13:00	15-Jun-04	< 0.028	106	110
W1002	KEP-GW-007-002	MW-7	15-Jul-04	13:59	15-Jun-04	< 0.028	82.7	99.6
W1003	KEP-GW-008-002	MW-8	15-Jul-04	14:36	15-Jun-04	< 0.028	104	115
W1004	KEP-GW-006-002	MW-6	15-Jul-04	15:20	15-Jun-04	< 0.028	104	113
W1005	KEP-GW-004-002	MW-4	15-Jul-04	16:28	15-Jun-04	< 0.028	113	123
W1006	KEP-GW-001-002	MW-1	15-Jul-04	17:12	15-Jun-04	< 0.028	89.7	99.0
W1007	KEP-GW-002-002	MW-2	15-Jul-04	17:47	15-Jun-04	< 0.028	48.6	60.1
W1008	KEP-GW-003-002	MW-3	15-Jul-04	18:03	15-Jun-04	< 0.028	54.3	63.0
W1009	Rinsate 6		15-Jul-04	17:50	15-Jun-04	< 0.028	97.9	103
W1010	KEP-GW-Duplicate 1		15-Jul-04	-	15-Jun-04	< 0.028	103	114
W1011	KEP-GW-Duplicate 2		15-Jul-04	-	15-Jun-04	< 0.028	95.1	104

Surrogate recoveria criteria 60-140% unless sample is acid treated.

Table 2

QC Samples - July

Table 2
Rinsate Samples
QC Results

Lab # associated with qc samples: W1001 through W1011

	Matrix Spike W1001	Matrix Spike Duplicate W1001		Blank	LCS
Date Analyzed:	7/15/04	7/15/04		7/15/04	7/15/04

Compound	% Rec		% Rec		% RPD	Total ug/L	% Rec
PCB as 1260	136		132		3%	< 0.028	93.9

Appendix A

Chain of Custody Sheets for Samples

Environmental Chemistry Consulting Services, Inc.
2525 Advance Road Madison, WI 53718
Phone 608-221-8700 FAX 608-221-4889

CHAIN OF CUSTODY

MISC

No. 008761 *

Page 1 of 1

Turn Around (circle one) Normal Rush
Report Due:
Invoice To:
Company:
Address:
P.O. No.: Quote No.:

Project Number:
Project Name: KUHLMAN ELECTRIC
Project Location: CRYSTAL SPRINGS
Sampled By (Print): CHUCK PEEL

Mail Report To:
Company: MMSEIN & SLAOLO
Address:

Sample Description	Collection Date	Collection Time	Matrix	Total Bottles	Preserv*	Analysis Requested	Comments	Laboratory Number
KEP-GW-005-002	7/15/04	1300	W	3	N/A	PCB'S LOW LEVEL	MW-5 (2 for Q.C.)	W1001
KEP-GW-007-002	7/15/04	1359	W	1	N/A		MW-7	W1002
KEP-GW-008-002	7/15/04	1436	W	1	N/A		MW-8	W1003
KEP-GW-006-002	7/15/04	1520	W	1	N/A		MW-6	W1004
KEP-GW-004-002	7/15/04	1624	W	1	N/A		MW-4	W1005
KEP-GW-001-002	7/15/04	1712	W	1	N/A		MW-1	W1006
KEP-GW-002-002	7/15/04	1747	W	1	N/A		MW-2	W1007
KEP-GW-003-002	7/15/04	1803	W	1	N/A		MW-3	W1008
RINSATE 6	7/15/04	1750	W	1	N/A			W1009
KEP-GW-DUP 1	7/15/04	—	W	1	N/A			W1010
KEP-GW-DUP2	7/15/04	—	W	1	N/A	—		W1011

*Preservation Code
A=None B=HCL C=H2SO4
D=HNO3 E=EnCore F=Methanol
G=NaOH O=Other(Indicate)

Relinquished By:	Date/Time:	Received By:	Date/Time:
Chuck Peel	7/15/04 1825	[signature]	7/18/04 18:28
Relinquished By:	Date/Time:	Received By:	Date/Time:

Custody Seal: Present/Absent Intact/Not Intact Seal #'s
Shipped Via.
Receipt Temp:
Temp Blank Y N

WHITE - REPORT COPY YELLOW - LABORATORY COPY PINK - SAMPLER/SUBMITTER

PARADIGM ANALYTICAL LABORATORIES, INC.
5500 Business Drive
Wilmington, North Carolina 28405
(910) 350-1903
Fax (910) 350-1557

Mr. Robert Martin
Martin & Slagle
Box 1023
Black Mountain NC 28711

Report Number: G442-249

Client Project: Kuhlman Electric

Dear Mr. Martin:

Enclosed are the results of the analytical services performed under the referenced project. The samples are certified to meet the requirements of the National Environmental Laboratory Accreditation Conference Standards. Copies of this report and supporting data will be retained in our files for a period of five years in the event they are required for future reference. Any samples submitted to our laboratory will will be retained for a maximum of thirty (30) days from the date of this report unless other arrangements are requested.

If there are any questions about the report or the services performed during this project, please call Paradigm at (910) 350-1903. We will be happy to answer any questions or concerns which you may have.

Thank you for using Paradigm Analytical Labs for your analytical services. We look forward to working with you again on any additional analytical needs which you may have.

Sincerely,
Paradigm Analytical Laboratories, Inc.

3/24/04

Laboratory Directory Date
J. Patrick Weaver

N.C. Certification #481 S.C. Certification #99029

Results for PCBs
by EPA 8082

Client Sample ID:	KEP-HSA-002	Analyzed By:	CLP
Client Project ID:	Kuhlman Electric	Date Collected:	03-09-2004 09:15
Lab Sample ID:	G442-249-1A	Date Received:	03-11-2004 09:50
Lab Project ID:	G442-249	Date Analyzed:	03-22-2004 20:04
Matrix:	Soil %SOLIDS: 71.0	Date Extracted:	03-15-2004
Report Basis:	Dry Weight	Dilution:	1

Compound	Quantitation Limit ug/KG	Result ug/KG
Aroclor-1016	137	BQL
Aroclor-1221	137	BQL
Aroclor-1232	137	BQL
Aroclor-1242	137	BQL
Aroclor-1248	137	BQL
Aroclor-1254	137	BQL
Aroclor-1260	137	BQL
Aroclor-1262	137	BQL

Surrogate Spike Recoveries	Spike Added	Spike Result	Percent Recovered
TCMX	100	76	76

Comments:
BQL = Below Quantitation Limit
NA = Not applicable, surrogate diluted out.

Reviewed By: _____

Results for PCBs
by EPA 8082

Client Sample ID: KEP-Duplicate-5409
Client Project ID: Kuhlman Electric
Lab Sample ID: G442-249-2A
Lab Project ID: G442-249
Matrix: Soil %SOLIDS: 71.0
Report Basis: Dry Weight

Analyzed By: CLP
Date Collected: 03-09-2004 00:00
Date Received: 03-11-2004 09:50
Date Analyzed: 03-22-2004 20:24
Date Extracted: 03-15-2004
Dilution: 1

Compound	Quantitation Limit ug/KG	Result ug/KG
Aroclor-1016	138	BQL
Aroclor-1221	138	BQL
Aroclor-1232	138	BQL
Aroclor-1242	138	BQL
Aroclor-1248	138	BQL
Aroclor-1254	138	BQL
Aroclor-1260	138	BQL
Aroclor-1262	138	BQL

Surrogate Spike Recoveries	Spike Added	Spike Result	Percent Recovered
TCMX	100	77	77

Comments:
BQL = Below Quantitation Limit
NA = Not applicable, surrogate diluted out.

Reviewed By: mc

Results for PCBs
by EPA 8082

Client Sample ID: KEP-HSA-001
Client Project ID: Kuhlman Electric
Lab Sample ID: G442-249-3A
Lab Project ID: G442-249
Matrix: Soil %SOLIDS: 92.1
Report Basis: Dry Weight

Analyzed By: CLP
Date Collected: 03-08-2004 17:15
Date Received: 03-11-2004 09:50
Date Analyzed: 03-22-2004 20:44
Date Extracted: 03-15-2004
Dilution: 1

Compound	Quantitation Limit ug/KG	Result ug/KG
Aroclor-1016	103	BQL
Aroclor-1221	103	BQL
Aroclor-1232	103	BQL
Aroclor-1242	103	BQL
Aroclor-1248	103	BQL
Aroclor-1254	103	BQL
Aroclor-1260	103	BQL
Aroclor-1262	103	BQL

Surrogate Spike Recoveries	Spike Added	Spike Result	Percent Recovered
TCMX	100	93	93

Comments:
BQL = Below Quantitation Limit
NA = Not applicable, surrogate diluted out.

Reviewed By: _____

Results for PCBs
by EPA 8082

Client Sample ID:	Method Blank	Analyzed By:	CLP
Client Project ID:		Date Collected:	
Lab Sample ID:	PB999	Date Received:	
Lab Project ID:		Date Analyzed:	03-22-2004 16:42
Matrix:	SOIL %SOLIDS: 100.0	Date Extracted:	03-15-2004
Report Basis:	Dry Weight	Dilution:	1

Compound	Quantitation Limit ug/KG	Result ug/KG
Aroclor-1016	100	BQL
Aroclor-1221	100	BQL
Aroclor-1232	100	BQL
Aroclor-1242	100	BQL
Aroclor-1248	100	BQL
Aroclor-1254	100	BQL
Aroclor-1260	100	BQL
Aroclor-1262	100	BQL

Surrogate Spike Recoveries	Spike Added	Spike Result	Percent Recovered
TCMX	100	140	140

Comments:
BQL = Below Quantitation Limit
NA = Not applicable, surrogate diluted out.

Reviewed By: MC

MS/MSD Results for PCBs
by GC 8082

Client Sample ID: Batch QC
Client Project ID:
Lab Sample ID: S-QC-999
Lab Project ID:
Matrix: Soil

Date Analyzed: 3/22/04
Analyzed By: CLP
Dilution: 1.0

MS/MSD

Compound	Sample	MS (ug/KG)	%Rec	MSD (ug/KG)	%Rec	RPD
Aroclor-1260	BQL	1380	138%	972	97%	34.7

LCS

Compound	Spiked (ug/KG)	Result (ug/KG)	%Rec	Limits Lower	Limits Upper
Aroclor 1260	1000	1039	104%	70	130

Comments:
BQL = Below Quantitation Limit
Results reported are on-column amounts in ug/L.

Reviewed By: MC

Results for Volatiles
by GCMS 8260-5030

Client Sample ID: KEP-HSA-002
Client Project ID: Kuhlman Electric
Lab Sample ID G442-249-1A
Lab Project ID: G442-249
Report Basis: Dry Weight

Analyzed By: JTF
Date Collected: 03-09-2004
Date Received: 03-11-2004
Matrix: Soil
%Solids: 71.0

Compound	Result UG/KG	Quantitation Limit UG/KG	Dilution Factor	Date Analyzed
Chlorobenzene	BQL	7.05	1	03-16-2004
1,2-Dichlorobenzene	BQL	7.05	1	03-16-2004
1,3-Dichlorobenzene	BQL	7.05	1	03-16-2004
1,4-Dichlorobenzene	BQL	7.05	1	03-16-2004
1,2,3-Trichlorobenzene	BQL	7.05	1	03-16-2004
1,2,4-Trichlorobenzene	BQL	7.05	1	03-16-2004

	Spike Added	Spike Result	Percent Recovered
4-Bromofluorobenzene	50	50.5	101
1,2-Dichloroethane-d4	50	54	108
Toluene-d8	50	48.1	96

Comments:

Flags:
BQL = Below Quantitation Limits.

Reviewed By: mc

Results for Volatiles
by GCMS 8260-5030

Client Sample ID: KEP-Duplicate-5409
Client Project ID: Kuhlman Electric
Lab Sample ID G442-249-2A
Lab Project ID: G442-249
Report Basis: Dry Weight

Analyzed By: JTF
Date Collected: 03-09-2004
Date Received: 03-11-2004
Matrix: Soil
%Solids: 71.0

Compound	Result UG/KG	Quantitation Limit UG/KG	Dilution Factor	Date Analyzed
Chlorobenzene	BQL	7.04	1	03-16-2004
1,2-Dichlorobenzene	BQL	7.04	1	03-16-2004
1,3-Dichlorobenzene	BQL	7.04	1	03-16-2004
1,4-Dichlorobenzene	BQL	7.04	1	03-16-2004
1,2,3-Trichlorobenzene	BQL	7.04	1	03-16-2004
1,2,4-Trichlorobenzene	BQL	7.04	1	03-16-2004

	Spike Added	Spike Result	Percent Recovered
4-Bromofluorobenzene	50	49.9	100
1,2-Dichloroethane-d4	50	50.6	101
Toluene-d8	50	47.9	96

Comments:

Flags:
BQL = Below Quantitation Limits.

Reviewed By: mc

Results for Volatiles
by GCMS 8260-5030

Client Sample ID: KEP-HSA-001
Client Project ID: Kuhlman Electric
Lab Sample ID G442-249-3B
Lab Project ID: G442-249
Report Basis: Dry Weight

Analyzed By: JTF
Date Collected: 03-08-2004
Date Received: 03-11-2004
Matrix: Soil
%Solids: 92.1

Compound	Result UG/KG	Quantitation Limit UG/KG	Dilution Factor	Date Analyzed
Chlorobenzene	BQL	5.43	1	03-16-2004
1,2-Dichlorobenzene	BQL	5.43	1	03-16-2004
1,3-Dichlorobenzene	BQL	5.43	1	03-16-2004
1,4-Dichlorobenzene	BQL	5.43	1	03-16-2004
1,2,3-Trichlorobenzene	BQL	5.43	1	03-16-2004
1,2,4-Trichlorobenzene	BQL	5.43	1	03-16-2004

	Spike Added	Spike Result	Percent Recovered
4-Bromofluorobenzene	50	49.5	99
1,2-Dichloroethane-d4	50	50.6	101
Toluene-d8	50	47.8	96

Comments:

Flags:
BQL = Below Quantitation Limits.

Reviewed By: mc

Results for Volatiles
by GCMS 8260-5030

Client Sample ID: Method Blank
Client Project ID:
Lab Sample ID VBLK4031604B
Lab Project ID:
Report Basis: Dry Weight

Analyzed By: JTF
Date Collected:
Date Received:
Matrix: Soil
%Solids: 100.0

Compound	Result UG/KG	Quantitation Limit UG/KG	Dilution Factor	Date Analyzed
Chlorobenzene	BQL	5.00	1	03-16-2004
1,2-Dichlorobenzene	BQL	5.00	1	03-16-2004
1,3-Dichlorobenzene	BQL	5.00	1	03-16-2004
1,4-Dichlorobenzene	BQL	5.00	1	03-16-2004
1,2,3-Trichlorobenzene	BQL	5.00	1	03-16-2004
1,2,4-Trichlorobenzene	BQL	5.00	1	03-16-2004

	Spike Added	Spike Result	Percent Recovered
4-Bromofluorobenzene	50	50.7	101
1,2-Dichloroethane-d4	50	51.4	103
Toluene-d8	50	49.8	100

Comments:

Flags:

Reviewed By: _____

Results for Volatiles by GCMS 8260

Client Sample ID: Method Blank
Client Project ID:
Lab Sample ID: VBLK3031704A
Lab Project ID:

Analyzed By: JTF
Date Collected:
Date Received:
Matrix: Water

Compound	Result UG/L	Quantitation Limit UG/L	Dilution Factor	Date Analyzed
Chlorobenzene	BQL	1.00	1	03-17-2004
1,2-Dichlorobenzene	BQL	1.00	1	03-17-2004
1,3-Dichlorobenzene	BQL	1.00	1	03-17-2004
1,4-Dichlorobenzene	BQL	1.00	1	03-17-2004
1,2,3-Trichlorobenzene	BQL	1.00	1	03-17-2004
1,2,4-Trichlorobenzene	BQL	1.00	1	03-17-2004

	Spike Added	Spike Result	Percent Recovered
4-Bromofluorobenzene	10	10.2	102
1,2-Dichloroethane-d4	10	9.98	100
Toluene-d8	10	10.1	101

Comments:

Flags:

Reviewed By: [illegible]

Results for Laboratory Control Spike (LCS)
by GC/MS 8260/5030

Lab Sample ID: LCS050
Analyst: JTF
Batch ID: 031604

Date Analyzed: 03/16/04
Matrix: Soil

Compound	Spiked (µg/Kg)	Amount recovered	LCS (%)	Limits Lower (%)	Limits Upper (%)
benzene	50	44.38	88.8	70.0	130
chlorobenzene	50	49.14	98.3	70.0	130
1,1-dichloroethene	50	45.50	91.0	70.0	130
toluene	50	45.81	91.6	70.0	130
trichloroethene	50	44.14	88.3	70.0	130

Comments:

Concentration values are on column amount.

Flags:

* = Out of limits.
NA = Not applicable
NS = Not spiked

Reviewed by: mc

VO38.072303.1

Results for MS/MSD
by GC/MS 8260/5030

Client Project ID: Batch QC
Lab Sample ID: g442-249-2
Batch ID: 4031704

Date Analyzed: 17 Mar 2004 12:28 pm
Matrix: Soil
Analyzed By: JTF

Compound	Unspiked Sample ug/L	Spike conc. ug/L	Recovered MS %	Recovered MSD %	Limits Lower %	Limits Upper %	RPD %	RPD Limit %
benzene	BQL	50	85.7	80.1	70.0	130	6.7	30
chlorobenzene	BQL	50	79.9	73.1	70.0	130	8.9	30
1,1-dichloroethene	BQL	50	87.9	80.3	70.0	130	9.1	30
toluene	BQL	50	83.1	77.5	70.0	130	7.1	30
trichloroethene	BQL	50	87.5	82.9	70.0	130	5.4	30

Comments:

Concentrations are on column amounts.
Concentration Units: ug/L

Flags:

* = Out of limits.
NA = Not applicable
BQL = Below quantitation limit.

Reviewed By: _____

VO40.072303.1

Results for Laboratory Control Spike (LCS)
by GC/MS

Lab Sample ID: LCS005
Analyst: JTF
Batch ID: 3031704

Date Analyzed: 03/17/04
Matrix: Water

Compound	Spiked ug/L	Amount recovered	LCS (%)	Limits Lower (%)	Limits Upper (%)
benzene	5.0	4.82	96.4	77.4	123
chlorobenzene	5.0	4.67	93.4	72.5	128
1,1-dichloroethene	5.0	4.91	98.1	71.7	128
toluene	5.0	4.82	96.5	75.9	124
trichloroethene	5.0	4.78	95.6	77.9	122

Comments:
Concentration values are on column amount.

Flags:
* = Out of limits.
NA = Not applicable

Reviewed By: _____

VO42.072303.1

Results for MS/MSD
by GC/MS

Client Project ID: Batch QC
Lab Sample ID: g161-1585-7
Batch ID: 3031704

Date Analyzed: 17 Mar 2004 7:11 pm
Matrix: water
Analyzed By: JTF

Compound	Unspiked Sample ug/L	Spike conc. ug/L	Recovered MS %	Recovered MSD %	Limits Lower %	Limits Upper %	RPD %	RPD Limit %
benzene	BQL	5	95.7	95.9	61.6	135	0.2	30
chlorobenzene	BQL	5	97.3	98.8	77.2	118	1.5	30
1,1-dichloroethene	BQL	5	94.2	97.2	64.4	130	3.2	30
toluene	BQL	5	98.9	96.4	66.4	128	2.7	30
trichloroethene	BQL	5	94.7	94.8	84.9	136	0.1	30

Comments:

Concentrations are on column amounts.
Concentration Units: ug/L

Flags:

* = Out of limits.
NA = Not applicable
BQL = Below quantitation limit.

Reviewed By: [illegible]

VO43.072303.1

Results for Semivolatiles by GCMS 8270

Client Sample ID: KEP-HSA-002
Client Project ID: Kuhlman Electric
Lab Sample ID: G442-249-1A
Lab Project ID: G442-249
Report Basis: Dry Weight

Analyzed By: MRC
Date Collected: 03-09-2004
Date Received: 03-11-2004
Matrix: Soil
%Solids: 71.0

Compound	Result ug/Kg	Quantitation Limit ug/Kg	Dilution Factor	Date Analyzed
1,2-Dichlorobenzene	BQL	435	1	03-18-2004
1,3-Dichlorobenzene	BQL	435	1	03-18-2004
1,4-Dichlorobenzene	BQL	435	1	03-18-2004
Hexachlorobenzene	BQL	435	1	03-18-2004
1,2,4-Trichlorobenzene	BQL	435	1	03-18-2004

	Spike Added	Spike Result	Percent Recovered
2-Fluorobiphenyl	10	7.7	78
Nitrobenzene-d5	10	7.7	77
4-Terphenyl-d14	10	10.9	109

Comments:

Flags:
BQL = Below Quantitation Limits.

Reviewed By: mc

Results for Semivolatiles
by GCMS 8270

Client Sample ID: KEP-Duplicate-5409
Client Project ID: Kuhlman Electric
Lab Sample ID: G442-249-2A
Lab Project ID: G442-249
Report Basis: Dry Weight

Analyzed By: MRC
Date Collected: 03-09-2004
Date Received: 03-11-2004
Matrix: Soil
%Solids: 71.0

Compound	Result ug/Kg	Quantitation Limit ug/Kg	Dilution Factor	Date Analyzed
1,2-Dichlorobenzene	BQL	427	1	03-18-2004
1,3-Dichlorobenzene	BQL	427	1	03-18-2004
1,4-Dichlorobenzene	BQL	427	1	03-18-2004
Hexachlorobenzene	BQL	427	1	03-18-2004
1,2,4-Trichlorobenzene	BQL	427	1	03-18-2004

	Spike Added	Spike Result	Percent Recovered
2-Fluorobiphenyl	10	7.7	77
Nitrobenzene-d5	10	7.5	75
4-Terphenyl-d14	10	10	100

Comments:

Flags:
BQL = Below Quantitation Limits.

Reviewed By: mc

Results for Semivolatiles by GCMS 8270

Client Sample ID: KEP-HSA-001
Client Project ID: Kuhlman Electric
Lab Sample ID: G442-249-3A
Lab Project ID: G442-249
Report Basis: Dry Weight

Analyzed By: MRC
Date Collected: 03-08-2004
Date Received: 03-11-2004
Matrix: Soil
%Solids: 92.1

Compound	Result ug/Kg	Quantitation Limit ug/Kg	Dilution Factor	Date Analyzed
1,2-Dichlorobenzene	BQL	330	1	03-18-2004
1,3-Dichlorobenzene	BQL	330	1	03-18-2004
1,4-Dichlorobenzene	BQL	330	1	03-18-2004
Hexachlorobenzene	BQL	330	1	03-18-2004
1,2,4-Trichlorobenzene	BQL	330	1	03-18-2004

	Spike Added	Spike Result	Percent Recovered
2-Fluorobiphenyl	10	8.6	86
Nitrobenzene-d5	10	8	80
4-Terphenyl-d14	10	10.7	107

Comments:

Flags:
BQL = Below Quantitation Limits.

Reviewed By: MC

Results for Semivolatiles
by GCMS 8270

Client Sample ID: Method Blank
Client Project ID:
Lab Sample ID: PB1004
Lab Project ID:
Report Basis: Dry Weight

Analyzed By: MRC
Date Collected:
Date Received:
Matrix: SOIL
%Solids: 100.0

Compound	Result ug/Kg	Quantitation Limit ug/Kg	Dilution Factor	Date Analyzed
1,2-Dichlorobenzene	BQL	313	1	03-18-2004
1,3-Dichlorobenzene	BQL	313	1	03-18-2004
1,4-Dichlorobenzene	BQL	313	1	03-18-2004
Hexachlorobenzene	BQL	313	1	03-18-2004
1,2,4-Trichlorobenzene	BQL	313	1	03-18-2004

	Spike Added	Spike Result	Percent Recovered
2-Fluorobiphenyl	10	8.6	86
Nitrobenzene-d5	10	8.4	84
4-Terphenyl-d14	10	11.8	118

Comments:

Flags:
BQL = Below Quantitation Limits.

Reviewed By: mc

Results For Soil Laboratory Control Standard (LCS)
by GCMS

Client Sample ID: Batch QC
Client Project ID:
Lab Sample ID: S-LCS-1004
Lab Project ID:
Matrix: Soil

Date Collected:
Date Received:
Date Analyzed: 03/18/04
Analyzed By: MRC
Solids: 100

	Spiked	LCS	LCS	LIMITS	
	ng	ng	% Rec.	LOWER	UPPER
Acenaphthylene	10	10.99	110	62	152
4-Chloro-3-methylphenol	10	6.93	69	54	110
2-Chlorophenol	10	7.05	70	55	101
1,4-Dichlorobenzene	10	7.22	72	54	97
2,4-Dinitrotoluene	10	8.23	82	61	117
N-Nitrosodi-n-propylamine	10	7.33	73	61	119
4-Nitrophenol	10	4.96	50	40	116
Pentachlorophenol	10	5.81	58	36	104
Phenol	10	6.93	69	56	104
Pyrene	10	8.28	83	61	124
1,2,4-Trichlorobenzene	10	7.89	79	58	106

Comments:

Concentrations are on column amounts.

Flags:

* = Out of limits.
NA = Not applicable.

Reviewed By: mc

Results For Soil Matrix Spike / Matrix Spike Duplicate (MS/MSD)
by GCMS

Client Sample ID: Batch QC
Client Project ID:
Lab Sample ID: S-MS-1004
Lab Project ID:
Matrix: Soil
Dilution: 1

Date Collected:
Date Received:
Date Analyzed: 03/18/04
Analyzed By: MRC

	Sample ng	Spiked ng	MS %	MSD %	Limits Lower %	Limits Upper %	RPD %	Limit Max. %
Acenaphthylene	BQL	10	110	109	75	147	0.3	30
4-Chloro-3-methylphenol	BQL	10	71	73	58	114	3.1	30
2-Chlorophenol	BQL	10	72	73	63	99	1.0	30
1,4-Dichlorobenzene	BQL	10	71	72	60	96	0.4	30
2,4-Dinitrotoluene	BQL	10	80	80	43	135	0.9	30
N-Nitrosodi-n-propylamine	BQL	10	73	74	71	115	1.2	30
4-Nitrophenol	BQL	10	50	54	40	128	7.5	30
Pentachlorophenol	BQL	10	65	66	48	111	1.2	30
Phenol	BQL	10	70	72	62	101	2.8	30
Pyrene	BQL	10	80	80	52	136	0.2	30
1,2,4-Trichlorobenzene	BQL	10	79	78	68	104	1.4	30

Comments:

Concentrations are on column amounts.

Flags:

* = Out of limits.
NA = Not applicable

Reviewed By: mc

List of Reporting Abbreviations and Data Qualifiers

B = Compound also detected in batch blank

BQL = Below Quantitation Limit

DF = Dilution Factor

Dup = Duplicate

E = Estimated concentration, exceeds calibration range.

J = Estimated concentration, below calibration range and above MDL

LCS(D) = Laboratory Control Spike (Duplicate)

MDL = Method Detection Limit

MS(D) = Matrix Spike (Duplicate)

PQL = Practical Quantitation Limit

RL = Reporting Limit

RPD = Relative Percent Difference

mg/kg = milligram per kilogram, ppm, parts per million

ug/kg = micrograms per kilogram, ppb, parts per billion

mg/L = milligram per liter, ppm, parts per million

ug/L = micrograms per liter, ppb, parts per billion

% Rec = Percent Recovery

% soilds = Percent Solids

Special Notes:

1) Metals and mercury samples are digested with a hot block, see the standard operating procedure document for details.

2) Uncertainty for all reported data is less than or equal to 30 percent.

PARADIGM ANALYTICAL LABORATORIES, INC.
5500 Business Drive, Wilmington, NC 28405
Phone: (910)-350-1903 FAX: (910)-350-1557

Chain-of Custody Record & Analytical Request

COC# 34299

Page 1 of 1

Client: MARTIN + SONCLE
Address:
Address: BLACK MOUNTAIN NC
Quote #:

Project ID: KUHLMAN ELECTRIC
Contact: ROBERT MARTIN
Phone:
Fax:

Date: 10 MR 04
Turnaround: STD
Job Number:
P.O. Number:

Report To: SAME
Invoice To: SAME

Sample ID	Date	Time	Matrix	Preservatives: NA				Analyses: PCBs	Chlorinated Pesticides	8260 8270							Comments: Please report any special requirements: MDAL LAB #
KBP-HSA-002	09 MR 04	0915	SOIL	X				X	X								5408
KBP-DUPLICATE	09 MR 04	—	S	X				X	X								5409
KBP-HSA-001	08 MR 04	1715	S	X				X	X								5407

Mark holding time - 14 days extraction 40 days analysis

G442-249

Relinquished By	Date	Time	Received By	Date	Time	Temperature	Other Conditions Noted
Robert Martin	3/10/04	0900	Julie Johnson	3/11/04	0950	2.1°C	NC ____ SC ____ Other ____

SEE REVERSE FOR TERMS AND CONDITIONS

ORIGINAL

PARADIGM ANALYTICAL LABORATORIES, INC.
5500 Business Drive
Wilmington, North Carolina 28405
(910) 350-1903
Fax (910) 350-1557

Mr. Robert Martin
Martin & Slagle
Box 1023
Black Mountain NC 28711

Report Number: G442-247

Client Project: Kuhlman Electric

Dear Mr. Martin:

Enclosed are the results of the analytical services performed under the referenced project. The samples are certified to meet the requirements of the National Environmental Laboratory Accreditation Conference Standards. Copies of this report and supporting data will be retained in our files for a period of five years in the event they are required for future reference. Any samples submitted to our laboratory will will be retained for a maximum of thirty (30) days from the date of this report unless other arrangements are requested.

If there are any questions about the report or the services performed during this project, please call Paradigm at (910) 350-1903. We will be happy to answer any questions or concerns which you may have.

Thank you for using Paradigm Analytical Labs for your analytical services. We look forward to working with you again on any additional analytical needs which you may have.

Sincerely,
Paradigm Analytical Laboratories, Inc.

3/15/04

Laboratory Directory
J. Patrick Weaver

Date

RECEIVED
MAR 29 2004

Results for Volatiles
by GCMS 8260

Client Sample ID: KEP-HSA-GW-003
Client Project ID: Kuhlman Electric
Lab Sample ID: G442-247-2A
Lab Project ID: G442-247

Analyzed By: JTF
Date Collected: 03-10-2004
Date Received: 03-11-2004
Matrix: Water

Compound	Result UG/L	Quantitation Limit UG/L	MDL UG/L	Dilution Factor	Date Analyzed	Flag
Acetone	BQL	2500	337	100	03-12-2004	
Benzene	BQL	100	16.2	100	03-12-2004	
Bromobenzene	BQL	100	22.4	100	03-12-2004	
Bromochloromethane	BQL	100	31.2	100	03-12-2004	
Bromodichloromethane	BQL	100	18.5	100	03-12-2004	
Bromoform	BQL	100	9.60	100	03-12-2004	
Bromomethane	BQL	100	10.4	100	03-12-2004	
2-Butanone	BQL	2500	109	100	03-12-2004	
n-Butylbenzene	BQL	100	27.2	100	03-12-2004	
sec-Butylbenzene	BQL	100	23.5	100	03-12-2004	
tert-Butylbenzene	BQL	100	18.2	100	03-12-2004	
Carbon disulfide	BQL	100	20.6	100	03-12-2004	
Carbon tetrachloride	BQL	100	18.1	100	03-12-2004	
Chlorobenzene	BQL	100	17.7	100	03-12-2004	
Chloroethane	BQL	100	41.7	100	03-12-2004	
2-Chloroethyl vinyl ether	BQL	500	545	100	03-12-2004	
Chloroform	BQL	100	22.0	100	03-12-2004	
Chloromethane	BQL	100	28.2	100	03-12-2004	
2-Chlorotoluene	BQL	100	20.5	100	03-12-2004	
4-Chlorotoluene	BQL	100	20.6	100	03-12-2004	
Dibromochloromethane	BQL	100	20.8	100	03-12-2004	
1,2-Dibromo-3-chloropropane	BQL	500	195	100	03-12-2004	
Dibromomethane	BQL	100	27.5	100	03-12-2004	
1,2-Dibromoethane (EDB)	BQL	100	26.4	100	03-12-2004	
1,2-Dichlorobenzene	BQL	100	19.0	100	03-12-2004	
1,3-Dichlorobenzene	BQL	100	23.4	100	03-12-2004	
1,4-Dichlorobenzene	BQL	100	18.2	100	03-12-2004	
trans-1,4-Dichloro-2-butene	BQL	500	142	100	03-12-2004	
1,1-Dichloroethane	BQL	100	21.5	100	03-12-2004	
1,1-Dichloroethene	**135**	100	16.4	100	03-12-2004	
1,2-Dichloroethane	BQL	100	24.4	100	03-12-2004	
cis-1,2-Dichloroethene	BQL	100	17.6	100	03-12-2004	
trans-1,2-dichloroethene	BQL	100	23.1	100	03-12-2004	
1,2-Dichloropropane	BQL	100	16.6	100	03-12-2004	
1,3-Dichloropropane	BQL	100	16.9	100	03-12-2004	
2,2-Dichloropropane	BQL	100	23.9	100	03-12-2004	
1,1-Dichloropropene	BQL	100	17.6	100	03-12-2004	
cis-1,3-Dichloropropene	BQL	100	20.2	100	03-12-2004	
trans-1,3-Dichloropropene	**38.0**	100	11.9	100	03-12-2004	J
Dichlorodifluoromethane	BQL	500	38.5	100	03-12-2004	
Diisopropyl ether (DIPE)	BQL	100	23.5	100	03-12-2004	
Ethylbenzene	**462**	100	20.6	100	03-12-2004	

Results for Volatiles
by GCMS 8260

Client Sample ID: KEP-HSA-GW-003
Client Project ID: Kuhlman Electric
Lab Sample ID: G442-247-2A
Lab Project ID: G442-247

Analyzed By: JTF
Date Collected: 03-10-2004
Date Received: 03-11-2004
Matrix: Water

Compound	Result UG/L	Quantitation Limit UG/L	MDL UG/L	Dilution Factor	Date Analyzed	Flag
Hexachlorobutadiene	BQL	100	40.9	100	03-12-2004	
2-Hexanone	BQL	500	87.4	100	03-12-2004	
Iodomethane	BQL	100	12.9	100	03-12-2004	
Isopropylbenzene	**167**	100	17.3	100	03-12-2004	
4-Isopropyltoluene	BQL	100	20.0	100	03-12-2004	
Methylene chloride	BQL	500	18.9	100	03-12-2004	
4-Methyl-2-pentanone	BQL	500	49.5	100	03-12-2004	
Methyl-tert-butyl ether (MTBE)	BQL	100	21.4	100	03-12-2004	
Naphthalene	BQL	100	28.0	100	03-12-2004	
n-Propyl benzene	**354**	100	21.1	100	03-12-2004	
Styrene	BQL	100	23.9	100	03-12-2004	
1,1,1,2-Tetrachloroethane	BQL	100	28.8	100	03-12-2004	
1,1,2,2-Tetrachloroethane	BQL	100	25.6	100	03-12-2004	
Tetrachloroethene	BQL	100	30.4	100	03-12-2004	
Toluene	BQL	100	17.5	100	03-12-2004	
1,2,3-Trichlorobenzene	BQL	100	19.9	100	03-12-2004	
1,2,4-Trichlorobenzene	BQL	100	24.4	100	03-12-2004	
Trichloroethene	BQL	100	20.9	100	03-12-2004	
1,1,1-Trichloroethane	BQL	100	19.7	100	03-12-2004	
1,1,2-Trichloroethane	BQL	100	26.7	100	03-12-2004	
Trichlorofluoromethane	BQL	100	42.8	100	03-12-2004	
1,2,3-Trichloropropane	BQL	100	23.4	100	03-12-2004	
1,2,4-Trimethylbenzene	**2690**	100	20.0	100	03-12-2004	
1,3,5-Trimethylbenzene	**486**	100	18.7	100	03-12-2004	
Vinyl chloride	BQL	100	40.0	100	03-12-2004	
m-,p-Xylene	**438**	200	38.6	100	03-12-2004	
o-Xylene	**758**	100	16.7	100	03-12-2004	

	Spike Added	Spike Result	Percent Recovered
4-Bromofluorobenzene	10	9.71	97
1,2-Dichloroethane-d4	10	10.3	103
Toluene-d8	10	9.88	99

Comments:

Flags:

Reviewed By: JW

Results for Semivolatiles
by GCMS 8270

Client Sample ID: KEP-HSA-GW-003
Client Project ID: Kuhlman Electric
Lab Sample ID: G442-247-1A
Lab Project ID: G442-247

Analyzed By: MRC
Date Collected: 03-10-2004
Date Received: 03-11-2004
Matrix: Water

Compound	Result ug/L	Quantitation Limit ug/L	Dilution Factor	Date Analyzed
Acenaphthene	BQL	10.0	1	03-12-2004
Acenaphthylene	BQL	10.0	1	03-12-2004
Anthracene	BQL	10.0	1	03-12-2004
Benzo[a]anthracene	BQL	10.0	1	03-12-2004
Benzo[a]pyrene	BQL	10.0	1	03-12-2004
Benzo[b]fluoranthene	BQL	10.0	1	03-12-2004
Benzo[g,h,i]perylene	BQL	10.0	1	03-12-2004
Benzo[k]fluoranthene	BQL	10.0	1	03-12-2004
Benzoic Acid	BQL	20.0	1	03-12-2004
Bis(2-chloroethoxy)methane	BQL	10.0	1	03-12-2004
Bis(2-chloroethyl)ether	BQL	10.0	1	03-12-2004
Bis(2-chloroisopropyl)ether	BQL	10.0	1	03-12-2004
Bis(2-ethylhexyl)phthalate	BQL	10.0	1	03-12-2004
4-bromophenyl phenyl ether	BQL	10.0	1	03-12-2004
Butylbenzylphthalate	BQL	10.0	1	03-12-2004
2-Chloronaphthalene	BQL	10.0	1	03-12-2004
2-Chlorophenol	BQL	10.0	1	03-12-2004
4-Chloro-3-methylphenol	BQL	10.0	1	03-12-2004
4-Chloroaniline	BQL	50.0	1	03-12-2004
4-Chlorophenyl phenyl ether	BQL	10.0	1	03-12-2004
Chrysene	BQL	10.0	1	03-12-2004
Dibenzo[a,h]anthracene	BQL	10.0	1	03-12-2004
Dibenzofuran	BQL	10.0	1	03-12-2004
Di-n-Butylphthalate	BQL	10.0	1	03-12-2004
1,2-Dichlorobenzene	BQL	10.0	1	03-12-2004
1,3-Dichlorobenzene	BQL	10.0	1	03-12-2004
1,4-Dichlorobenzene	BQL	10.0	1	03-12-2004
3,3'-Dichlorobenzidine	BQL	20.0	1	03-12-2004
2,4-Dichlorophenol	BQL	10.0	1	03-12-2004
Diethylphthalate	BQL	10.0	1	03-12-2004
Dimethylphthalate	BQL	10.0	1	03-12-2004
2,4-Dimethylphenol	BQL	10.0	1	03-12-2004
4,6-Dinitro-2-methylphenol	BQL	50.0	1	03-12-2004
2,4-Dinitrophenol	BQL	50.0	1	03-12-2004
2,4-Dinitrotoluene	BQL	10.0	1	03-12-2004
2,6-Dinitrotoluene	BQL	10.0	1	03-12-2004
Di-n-octylphthalate	BQL	10.0	1	03-12-2004
Fluoranthene	BQL	10.0	1	03-12-2004
Fluorene	BQL	10.0	1	03-12-2004
Hexachlorobenzene	BQL	10.0	1	03-12-2004
Hexachlorobutadiene	BQL	10.0	1	03-12-2004
Hexachlorocyclopentadiene	BQL	20.0	1	03-12-2004

Results for Semivolatiles
by GCMS 8270

Client Sample ID: KEP-HSA-GW-003
Client Project ID: Kuhlman Electric
Lab Sample ID: G442-247-1A
Lab Project ID: G442-247

Analyzed By: MRC
Date Collected: 03-10-2004
Date Received: 03-11-2004
Matrix: Water

Compound	Result ug/L	Quantitation Limit ug/L	Dilution Factor	Date Analyzed
Hexachloroethane	BQL	10.0	1	03-12-2004
Indeno(1,2,3-c,d)pyrene	BQL	10.0	1	03-12-2004
Isophorone	BQL	10.0	1	03-12-2004
2-Methylnaphthalene	BQL	10.0	1	03-12-2004
2-Methylphenol	BQL	10.0	1	03-12-2004
3- & 4-Methylphenol	BQL	10.0	1	03-12-2004
2-Nitroaniline	BQL	10.0	1	03-12-2004
3-Nitroaniline	BQL	50.0	1	03-12-2004
4-Nitroaniline	BQL	50.0	1	03-12-2004
2-Nitrophenol	BQL	10.0	1	03-12-2004
4-Nitrophenol	BQL	50.0	1	03-12-2004
N-Nitrosodiphenylamine	BQL	10.0	1	03-12-2004
N-Nitrosodi-n-propylamine	BQL	10.0	1	03-12-2004
Naphthalene	BQL	10.0	1	03-12-2004
Nitrobenzene	BQL	10.0	1	03-12-2004
Pentachlorophenol	BQL	50.0	1	03-12-2004
Phenanthrene	BQL	10.0	1	03-12-2004
Phenol	BQL	10.0	1	03-12-2004
Pyrene	BQL	10.0	1	03-12-2004
1,2,4-Trichlorobenzene	BQL	10.0	1	03-12-2004
2,4,5-Trichlorophenol	BQL	10.0	1	03-12-2004
2,4,6-Trichlorophenol	BQL	10.0	1	03-12-2004

	Spike Added	Spike Result	Percent Recovered
2-Fluorobiphenyl	10	7.9	79
2-Fluorophenol	10	9.7	97
Nitrobenzene-d5	10	7.4	74
Phenol-d6	10	8.8	88
2,4,6-Tribromophenol	10	9.2	92
4-Terphenyl-d14	10	6.5	65

Comments:

Flags:
BQL = Below Quantitation Limits.

Reviewed By: JW

Results for Semivolatiles
by GCMS 8270

Client Sample ID: Method Blank
Client Project ID:
Lab Sample ID: PB995
Lab Project ID:

Analyzed By: MRC
Date Collected:
Date Received:
Matrix: WATER

Compound	Result ug/L	Quantitation Limit ug/L	MDL ug/L	Dilution Factor	Date Analyzed	Flag
Acenaphthene	BQL	10.0	2.75	1	03-16-2004	
Acenaphthylene	BQL	10.0	2.87	1	03-16-2004	
Anthracene	BQL	10.0	2.66	1	03-16-2004	
Benzo[a]anthracene	BQL	10.0	1.82	1	03-16-2004	
Benzo[a]pyrene	BQL	10.0	3.15	1	03-16-2004	
Benzo[b]fluoranthene	BQL	10.0	2.52	1	03-16-2004	
Benzo[g,h,i]perylene	BQL	10.0	2.09	1	03-16-2004	
Benzo[k]fluoranthene	BQL	10.0	3.10	1	03-16-2004	
Benzoic Acid	BQL	20.0	6.80	1	03-16-2004	
Bis(2-chloroethoxy)methane	BQL	10.0	3.22	1	03-16-2004	
Bis(2-chloroethyl)ether	BQL	10.0	3.02	1	03-16-2004	
Bis(2-chloroisopropyl)ether	BQL	10.0	3.15	1	03-16-2004	
Bis(2-ethylhexyl)phthalate	BQL	10.0	2.17	1	03-16-2004	
4-bromophenyl phenyl ether	BQL	10.0	2.93	1	03-16-2004	
Butylbenzylphthalate	BQL	10.0	1.97	1	03-16-2004	
2-Chloronaphthalene	BQL	10.0	9.01	1	03-16-2004	
2-Chlorophenol	BQL	10.0	7.39	1	03-16-2004	
4-Chloro-3-methylphenol	BQL	10.0	7.37	1	03-16-2004	
4-Chloroaniline	BQL	50.0	4.12	1	03-16-2004	
4-Chlorophenyl phenyl ether	BQL	10.0	3.03	1	03-16-2004	
Chrysene	BQL	10.0	2.53	1	03-16-2004	
Dibenzo[a,h]anthracene	BQL	10.0	2.01	1	03-16-2004	
Dibenzofuran	BQL	10.0	2.92	1	03-16-2004	
Di-n-Butylphthalate	BQL	10.0	2.20	1	03-16-2004	
1,2-Dichlorobenzene	BQL	10.0	2.89	1	03-16-2004	
1,3-Dichlorobenzene	BQL	10.0	2.97	1	03-16-2004	
1,4-Dichlorobenzene	BQL	10.0	3.07	1	03-16-2004	
3,3'-Dichlorobenzidine	BQL	20.0	15.9	1	03-16-2004	
2,4-Dichlorophenol	BQL	10.0	7.87	1	03-16-2004	
Diethylphthalate	BQL	10.0	2.36	1	03-16-2004	
Dimethylphthalate	BQL	10.0	2.61	1	03-16-2004	
2,4-Dimethylphenol	BQL	10.0	6.94	1	03-16-2004	
4,6-Dinitro-2-methylphenol	BQL	50.0	3.98	1	03-16-2004	
2,4-Dinitrophenol	BQL	50.0	8.54	1	03-16-2004	
2,4-Dinitrotoluene	BQL	10.0	3.18	1	03-16-2004	
2,6-Dinitrotoluene	BQL	10.0	2.62	1	03-16-2004	
Di-n-octylphthalate	BQL	10.0	3.13	1	03-16-2004	
Fluoranthene	BQL	10.0	2.40	1	03-16-2004	
Fluorene	BQL	10.0	2.81	1	03-16-2004	
Hexachlorobenzene	BQL	10.0	2.64	1	03-16-2004	
Hexachlorobutadiene	BQL	10.0	2.92	1	03-16-2004	
Hexachlorocyclopentadiene	BQL	20.0	2.00	1	03-16-2004	

Results for Semivolatiles
by GCMS 8270

Client Sample ID: Method Blank
Client Project ID:
Lab Sample ID: PB995
Lab Project ID:

Analyzed By: MRC
Date Collected:
Date Received:
Matrix: WATER

Compound	Result ug/L	Quantitation Limit ug/L	MDL ug/L	Dilution Factor	Date Analyzed	Flag
Hexachloroethane	BQL	10.0	2.87	1	03-16-2004	
Indeno(1,2,3-c,d)pyrene	BQL	10.0	2.21	1	03-16-2004	
Isophorone	BQL	10.0	2.84	1	03-16-2004	
2-Methylnaphthalene	BQL	10.0	2.96	1	03-16-2004	
2-Methylphenol	BQL	10.0	6.79	1	03-16-2004	
3- & 4-Methylphenol	BQL	10.0	7.33	1	03-16-2004	
2-Nitroaniline	BQL	10.0	3.35	1	03-16-2004	
3-Nitroaniline	BQL	50.0	4.83	1	03-16-2004	
4-Nitroaniline	BQL	50.0	3.84	1	03-16-2004	
2-Nitrophenol	BQL	10.0	8.41	1	03-16-2004	
4-Nitrophenol	BQL	50.0	6.75	1	03-16-2004	
N-Nitrosodiphenylamine	BQL	10.0	2.96	1	03-16-2004	
N-Nitrosodi-n-propylamine	BQL	10.0	6.85	1	03-16-2004	
Naphthalene	BQL	10.0	3.13	1	03-16-2004	
Nitrobenzene	BQL	10.0	3.18	1	03-16-2004	
Pentachlorophenol	BQL	50.0	3.33	1	03-16-2004	
Phenanthrene	BQL	10.0	2.34	1	03-16-2004	
Phenol	BQL	10.0	8.40	1	03-16-2004	
Pyrene	BQL	10.0	2.57	1	03-16-2004	
1,2,4-Trichlorobenzene	BQL	10.0	3.26	1	03-16-2004	
2,4,5-Trichlorophenol	BQL	10.0	7.83	1	03-16-2004	
2,4,6-Trichlorophenol	BQL	10.0	7.32	1	03-16-2004	

	Spike Added	Spike Result	Percent Recovered
2-Fluorobiphenyl	10	8.5	85
2-Fluorophenol	10	9.5	94
Nitrobenzene-d5	10	8.5	85
Phenol-d6	10	9.2	92
2,4,6-Tribromophenol	10	8.5	85
4-Terphenyl-d14	10	12.1	121

Comments:

Flags:
BQL = Below Quantitation Limits.
J = Detected below the quantitation limit.

Reviewed By:

Results For Water Laboratory Control Standard (LCS)
by GCMS

Client Sample ID: Batch QC
Client Project ID:
Lab Sample ID: W-LCS-995
Lab Project ID:
Matrix: Water

Date Collected:
Date Received:
Date Analyzed: 03/16/04
Analyzed By: MRC

	Spiked	LCS	LCS	LIMITS	
	ng	ng	% Rec.	LOWER	UPPER
Acenaphthylene	10	11.83	118	86	153
4-Chloro-3-methylphenol	10	8.42	84	59	127
2-Chlorophenol	10	8.00	80	66	107
1,4-Dichlorobenzene	10	5.80	58	29	101
2,4-Dinitrotoluene	10	9.65	97	79	127
N-Nitrosodi-n-propylamine	10	9.00	90	73	121
4-Nitrophenol	10	7.98	80	54	137
Pentachlorophenol	10	7.30	73	55	112
Phenol	10	8.17	82	65	111
Pyrene	10	8.98	90	81	134
1,2,4-Trichlorobenzene	10	7.93	79	60	111

Comments:

Concentrations are on column amounts.

Flags:

* = Out of limits.
NA = Not applicable.

Reviewed By:

Results For Water Matrix Spike / Matrix Spike Duplicate (MS/MSD)
by GCMS

Client Sample ID: Batch QC
Client Project ID:
Lab Sample ID: W-MS-995
Lab Project ID:
Matrix: Water

Date Collected:
Date Received:
Date Analyzed: 03/16/04
Analyzed By: MRC
Dilution: 1

	Sample ng	Spiked ng	MS %	MSD %	Limits Lower %	Limits Upper %	RPD %	Limit Max. %
Acenaphthylene	BQL	10	118	114	81	152	3.3	30
4-Chloro-3-methylphenol	BQL	10	90	79	58	128	12.3	30
2-Chlorophenol	BQL	10	79	76	65	109	4.2	30
1,4-Dichlorobenzene	BQL	10	53	54	40	96	3.2	30
2,4-Dinitrotoluene	BQL	10	101	90	78	127	12.4	30
N-Nitrosodi-n-propylamine	BQL	10	90	84	73	121	7.1	30
4-Nitrophenol	BQL	10	91	73	46	147	22.2	30
Pentachlorophenol	BQL	10	80	70	53	123	12.5	30
Phenol	BQL	10	84	77	64	112	8.5	30
Pyrene	BQL	10	96	87	79	132	9.6	30
1,2,4-Trichlorobenzene	BQL	10	75	75	60	111	0.2	30

Comments:

Concentrations are on column amounts.

Flags:

* = Out of limits.
NA = Not applicable.

Reviewed By: _____

List of Reporting Abbreviations and Data Qualifiers

B = Compound also detected in batch blank

BQL = Below Quantitation Limit

DF = Dilution Factor

Dup = Duplicate

E = Estimated concentration, exceeds calibration range.

J = Estimated concentration, below calibration range and above MDL

LCS(D) = Laboratory Control Spike (Duplicate)

MDL = Method Detection Limit

MS(D) = Matrix Spike (Duplicate)

PQL = Practical Quantitation Limit

RL = Reporting Limit

RPD = Relative Percent Difference

mg/kg = milligram per kilogram, ppm, parts per million

ug/kg = micrograms per kilogram, ppb, parts per billion

mg/L = milligram per liter, ppm, parts per million

ug/L = micrograms per liter, ppb, parts per billion

% Rec = Percent Recovery

% soilds = Percent Solids

Special Notes:

1) Metals and mercury samples are digested with a hot block, see the standard operating procedure document for details.

2) Uncertainty for all reported data is less than or equal to 30 percent.

PARADIGM ANALYTICAL LABORATORIES, INC.
5500 Business Drive, Wilmington, NC 28405
Phone: (910)-350-1903 FAX: (910)-350-1557

Chain-of Custody Record & Analytical Request

COC# 34304

Page 1 of 1

Client: MARTIN & SCAGLE
Address:
Address: BLACK MOUNTAIN N/C
Quote #:

Project ID: KUHLMAN ELECTRIC
Contact: ROBERT MARTIN
Phone:
Fax:

Date: 10 MAR 04
Turnaround: ASAP Results
Job Number: 3/15
P.O. Number:

Report To: SAME
Invoice To: SAME

Sample ID	Date	Time	Matrix	Preservatives: HCl	Preservatives: H2SO4			Analyses: 8260 FULL SCREEN	Analyses: 8270 FULL SCREEN									Comments: Please Fax/Email any special requirements or instructions
																		6442-247
KEP-HSA-GW-003	10 MAR 04	1507	H_2O		X				X									LITER AMBER
KEP-HSA-GW-003	10 MAR 04	1507	H_2O	X				X										3-43 VOA VIALS
																		ASAP OMBET
																		HOLD TIMES

Relinquished By	Date	Time	Received By	Date	Time	Temperature	Sample Condition Upon Receipt
Gerald Martin	3/10/04	1530	John Jones	3/11/04	0950	5.7°C	NC ____ SC ____ Other ____

SEE REVERSE FOR TERMS AND CONDITIONS

ORIGINAL

PARADIGM ANALYTICAL LABORATORIES, INC.
5500 Business Drive
Wilmington, North Carolina 28405
(910) 350-1903
Fax (910) 350-1557

Mr. Robert Martin
Martin & Slagle
Box 1023
Black Mountain NC 28711

Report Number: G442-250

Client Project: Kuhlman Electric

Dear Mr. Martin:

Enclosed are the results of the analytical services performed under the referenced project. The samples are certified to meet the requirements of the National Environmental Laboratory Accreditation Conference Standards. Copies of this report and supporting data will be retained in our files for a period of five years in the event they are required for future reference. Any samples submitted to our laboratory will will be retained for a maximum of thirty (30) days from the date of this report unless other arrangements are requested.

If there are any questions about the report or the services performed during this project, please call Paradigm at (910) 350-1903. We will be happy to answer any questions or concerns which you may have.

Thank you for using Paradigm Analytical Labs for your analytical services. We look forward to working with you again on any additional analytical needs which you may have.

Sincerely,
Paradigm Analytical Laboratories, Inc.

3/26/04

Laboratory Directory — Date
J. Patrick Weaver

Results for Volatiles
by GCMS 8260

Client Sample ID: KEP-HSA-GW-004
Client Project ID: Kuhlman Electric
Lab Sample ID: G442-250-1B
Lab Project ID: G442-250

Analyzed By: JTF
Date Collected: 03-11-2004
Date Received: 03-16-2004
Matrix: Water

Compound	Result UG/L	Quantitation Limit UG/L	Dilution Factor	Date Analyzed
Acetone	BQL	25.0	1	03-18-2004
Benzene	BQL	1.00	1	03-18-2004
Bromobenzene	BQL	1.00	1	03-18-2004
Bromochloromethane	BQL	1.00	1	03-18-2004
Bromodichloromethane	BQL	1.00	1	03-18-2004
Bromoform	BQL	1.00	1	03-18-2004
Bromomethane	BQL	1.00	1	03-18-2004
2-Butanone	BQL	25.0	1	03-18-2004
n-Butylbenzene	BQL	1.00	1	03-18-2004
sec-Butylbenzene	BQL	1.00	1	03-18-2004
tert-Butylbenzene	BQL	1.00	1	03-18-2004
Carbon disulfide	BQL	1.00	1	03-18-2004
Carbon tetrachloride	BQL	1.00	1	03-18-2004
Chlorobenzene	BQL	1.00	1	03-18-2004
Chloroethane	BQL	1.00	1	03-18-2004
2-Chloroethyl vinyl ether	BQL	5.00	1	03-18-2004
Chloroform	BQL	1.00	1	03-18-2004
Chloromethane	BQL	1.00	1	03-18-2004
2-Chlorotoluene	BQL	1.00	1	03-18-2004
4-Chlorotoluene	BQL	1.00	1	03-18-2004
Dibromochloromethane	BQL	1.00	1	03-18-2004
1,2-Dibromo-3-chloropropane	BQL	5.00	1	03-18-2004
Dibromomethane	BQL	1.00	1	03-18-2004
1,2-Dibromoethane (EDB)	BQL	1.00	1	03-18-2004
1,2-Dichlorobenzene	BQL	1.00	1	03-18-2004
1,3-Dichlorobenzene	BQL	1.00	1	03-18-2004
1,4-Dichlorobenzene	BQL	1.00	1	03-18-2004
trans-1,4-Dichloro-2-butene	BQL	5.00	1	03-18-2004
1,1-Dichloroethane	**1.60**	1.00	1	03-18-2004
1,1-Dichloroethene	**12.3**	1.00	1	03-18-2004
1,2-Dichloroethane	BQL	1.00	1	03-18-2004
cis-1,2-Dichloroethene	BQL	1.00	1	03-18-2004
trans-1,2-dichloroethene	BQL	1.00	1	03-18-2004
1,2-Dichloropropane	BQL	1.00	1	03-18-2004
1,3-Dichloropropane	BQL	1.00	1	03-18-2004
2,2-Dichloropropane	BQL	1.00	1	03-18-2004
1,1-Dichloropropene	BQL	1.00	1	03-18-2004
cis-1,3-Dichloropropene	BQL	1.00	1	03-18-2004
trans-1,3-Dichloropropene	BQL	1.00	1	03-18-2004
Dichlorodifluoromethane	BQL	5.00	1	03-18-2004
Diisopropyl ether (DIPE)	BQL	1.00	1	03-18-2004
Ethylbenzene	BQL	1.00	1	03-18-2004

Results for Volatiles
by GCMS 8260

Client Sample ID: KEP-HSA-GW-004
Client Project ID: Kuhlman Electric
Lab Sample ID: G442-250-1B
Lab Project ID: G442-250

Analyzed By: JTF
Date Collected: 03-11-2004
Date Received: 03-16-2004
Matrix: Water

Compound	Result UG/L	Quantitation Limit UG/L	Dilution Factor	Date Analyzed
Hexachlorobutadiene	BQL	1.00	1	03-18-2004
2-Hexanone	BQL	5.00	1	03-18-2004
Iodomethane	BQL	1.00	1	03-18-2004
Isopropylbenzene	BQL	1.00	1	03-18-2004
4-Isopropyltoluene	BQL	1.00	1	03-18-2004
Methylene chloride	BQL	5.00	1	03-18-2004
4-Methyl-2-pentanone	BQL	5.00	1	03-18-2004
Methyl-tert-butyl ether (MTBE)	BQL	1.00	1	03-18-2004
Naphthalene	BQL	1.00	1	03-18-2004
n-Propyl benzene	BQL	1.00	1	03-18-2004
Styrene	BQL	1.00	1	03-18-2004
1,1,1,2-Tetrachloroethane	BQL	1.00	1	03-18-2004
1,1,2,2-Tetrachloroethane	BQL	1.00	1	03-18-2004
Tetrachloroethene	BQL	1.00	1	03-18-2004
Toluene	BQL	1.00	1	03-18-2004
1,2,3-Trichlorobenzene	BQL	1.00	1	03-18-2004
1,2,4-Trichlorobenzene	BQL	1.00	1	03-18-2004
Trichloroethene	BQL	1.00	1	03-18-2004
1,1,1-Trichloroethane	BQL	1.00	1	03-18-2004
1,1,2-Trichloroethane	BQL	1.00	1	03-18-2004
Trichlorofluoromethane	BQL	1.00	1	03-18-2004
1,2,3-Trichloropropane	BQL	1.00	1	03-18-2004
1,2,4-Trimethylbenzene	BQL	1.00	1	03-18-2004
1,3,5-Trimethylbenzene	BQL	1.00	1	03-18-2004
Vinyl chloride	BQL	1.00	1	03-18-2004
m-,p-Xylene	BQL	2.00	1	03-18-2004
o-Xylene	BQL	1.00	1	03-18-2004

	Spike Added	Spike Result	Percent Recovered
4-Bromofluorobenzene	10	9.73	97
1,2-Dichloroethane-d4	10	10.2	102
Toluene-d8	10	9.87	99

Comments:

Flags:
BQL = Below Quantitation Limits.

Reviewed By: _____

Results for Volatiles
by GCMS 8260

Client Sample ID: Trip Blank
Client Project ID: Kuhlman Electric
Lab Sample ID: G442-250-2A
Lab Project ID: G442-250

Analyzed By: JTF
Date Collected: 03-11-2004
Date Received: 03-16-2004
Matrix: Water

Compound	Result UG/L	Quantitation Limit UG/L	Dilution Factor	Date Analyzed
Acetone	BQL	25.0	1	03-18-2004
Benzene	BQL	1.00	1	03-18-2004
Bromobenzene	BQL	1.00	1	03-18-2004
Bromochloromethane	BQL	1.00	1	03-18-2004
Bromodichloromethane	BQL	1.00	1	03-18-2004
Bromoform	BQL	1.00	1	03-18-2004
Bromomethane	BQL	1.00	1	03-18-2004
2-Butanone	BQL	25.0	1	03-18-2004
n-Butylbenzene	BQL	1.00	1	03-18-2004
sec-Butylbenzene	BQL	1.00	1	03-18-2004
tert-Butylbenzene	BQL	1.00	1	03-18-2004
Carbon disulfide	BQL	1.00	1	03-18-2004
Carbon tetrachloride	BQL	1.00	1	03-18-2004
Chlorobenzene	BQL	1.00	1	03-18-2004
Chloroethane	BQL	1.00	1	03-18-2004
2-Chloroethyl vinyl ether	BQL	5.00	1	03-18-2004
Chloroform	BQL	1.00	1	03-18-2004
Chloromethane	BQL	1.00	1	03-18-2004
2-Chlorotoluene	BQL	1.00	1	03-18-2004
4-Chlorotoluene	BQL	1.00	1	03-18-2004
Dibromochloromethane	BQL	1.00	1	03-18-2004
1,2-Dibromo-3-chloropropane	BQL	5.00	1	03-18-2004
Dibromomethane	BQL	1.00	1	03-18-2004
1,2-Dibromoethane (EDB)	BQL	1.00	1	03-18-2004
1,2-Dichlorobenzene	BQL	1.00	1	03-18-2004
1,3-Dichlorobenzene	BQL	1.00	1	03-18-2004
1,4-Dichlorobenzene	BQL	1.00	1	03-18-2004
trans-1,4-Dichloro-2-butene	BQL	5.00	1	03-18-2004
1,1-Dichloroethane	BQL	1.00	1	03-18-2004
1,1-Dichloroethene	BQL	1.00	1	03-18-2004
1,2-Dichloroethane	BQL	1.00	1	03-18-2004
cis-1,2-Dichloroethene	BQL	1.00	1	03-18-2004
trans-1,2-dichloroethene	BQL	1.00	1	03-18-2004
1,2-Dichloropropane	BQL	1.00	1	03-18-2004
1,3-Dichloropropane	BQL	1.00	1	03-18-2004
2,2-Dichloropropane	BQL	1.00	1	03-18-2004
1,1-Dichloropropene	BQL	1.00	1	03-18-2004
cis-1,3-Dichloropropene	BQL	1.00	1	03-18-2004
trans-1,3-Dichloropropene	BQL	1.00	1	03-18-2004
Dichlorodifluoromethane	BQL	5.00	1	03-18-2004
Diisopropyl ether (DIPE)	BQL	1.00	1	03-18-2004
Ethylbenzene	BQL	1.00	1	03-18-2004

Results for Volatiles
by GCMS 8260

Client Sample ID: Trip Blank
Client Project ID: Kuhlman Electric
Lab Sample ID: G442-250-2A
Lab Project ID: G442-250

Analyzed By: JTF
Date Collected: 03-11-2004
Date Received: 03-16-2004
Matrix: Water

Compound	Result UG/L	Quantitation Limit UG/L	Dilution Factor	Date Analyzed
Hexachlorobutadiene	BQL	1.00	1	03-18-2004
2-Hexanone	BQL	5.00	1	03-18-2004
Iodomethane	BQL	1.00	1	03-18-2004
Isopropylbenzene	BQL	1.00	1	03-18-2004
4-Isopropyltoluene	BQL	1.00	1	03-18-2004
Methylene chloride	BQL	5.00	1	03-18-2004
4-Methyl-2-pentanone	BQL	5.00	1	03-18-2004
Methyl-tert-butyl ether (MTBE)	BQL	1.00	1	03-18-2004
Naphthalene	BQL	1.00	1	03-18-2004
n-Propyl benzene	BQL	1.00	1	03-18-2004
Styrene	BQL	1.00	1	03-18-2004
1,1,1,2-Tetrachloroethane	BQL	1.00	1	03-18-2004
1,1,2,2-Tetrachloroethane	BQL	1.00	1	03-18-2004
Tetrachloroethene	BQL	1.00	1	03-18-2004
Toluene	BQL	1.00	1	03-18-2004
1,2,3-Trichlorobenzene	BQL	1.00	1	03-18-2004
1,2,4-Trichlorobenzene	BQL	1.00	1	03-18-2004
Trichloroethene	BQL	1.00	1	03-18-2004
1,1,1-Trichloroethane	BQL	1.00	1	03-18-2004
1,1,2-Trichloroethane	BQL	1.00	1	03-18-2004
Trichlorofluoromethane	BQL	1.00	1	03-18-2004
1,2,3-Trichloropropane	BQL	1.00	1	03-18-2004
1,2,4-Trimethylbenzene	BQL	1.00	1	03-18-2004
1,3,5-Trimethylbenzene	BQL	1.00	1	03-18-2004
Vinyl chloride	BQL	1.00	1	03-18-2004
m-,p-Xylene	BQL	2.00	1	03-18-2004
o-Xylene	BQL	1.00	1	03-18-2004

	Spike Added	Spike Result	Percent Recovered
4-Bromofluorobenzene	10	10.1	101
1,2-Dichloroethane-d4	10	9.73	97
Toluene-d8	10	9.75	98

Comments:

Flags:
BQL = Below Quantitation Limits.

Reviewed By: _____

Results for Volatiles
by GCMS 8260

Client Sample ID: Method Blank
Client Project ID:
Lab Sample ID: VBLK3031804A
Lab Project ID:

Analyzed By: JTF
Date Collected:
Date Received:
Matrix: Water

Compound	Result UG/L	Quantitation Limit UG/L	Dilution Factor	Date Analyzed
Acetone	BQL	25.0	1	03-18-2004
Benzene	BQL	1.00	1	03-18-2004
Bromobenzene	BQL	1.00	1	03-18-2004
Bromochloromethane	BQL	1.00	1	03-18-2004
Bromodichloromethane	BQL	1.00	1	03-18-2004
Bromoform	BQL	1.00	1	03-18-2004
Bromomethane	BQL	1.00	1	03-18-2004
2-Butanone	BQL	25.0	1	03-18-2004
n-Butylbenzene	BQL	1.00	1	03-18-2004
sec-Butylbenzene	BQL	1.00	1	03-18-2004
tert-Butylbenzene	BQL	1.00	1	03-18-2004
Carbon disulfide	BQL	1.00	1	03-18-2004
Carbon tetrachloride	BQL	1.00	1	03-18-2004
Chlorobenzene	BQL	1.00	1	03-18-2004
Chloroethane	BQL	1.00	1	03-18-2004
2-Chloroethyl vinyl ether	BQL	5.00	1	03-18-2004
Chloroform	BQL	1.00	1	03-18-2004
Chloromethane	BQL	1.00	1	03-18-2004
2-Chlorotoluene	BQL	1.00	1	03-18-2004
4-Chlorotoluene	BQL	1.00	1	03-18-2004
Dibromochloromethane	BQL	1.00	1	03-18-2004
1,2-Dibromo-3-chloropropane	BQL	5.00	1	03-18-2004
Dibromomethane	BQL	1.00	1	03-18-2004
1,2-Dibromoethane (EDB)	BQL	1.00	1	03-18-2004
1,2-Dichlorobenzene	BQL	1.00	1	03-18-2004
1,3-Dichlorobenzene	BQL	1.00	1	03-18-2004
1,4-Dichlorobenzene	BQL	1.00	1	03-18-2004
trans-1,4-Dichloro-2-butene	BQL	5.00	1	03-18-2004
1,1-Dichloroethane	BQL	1.00	1	03-18-2004
1,1-Dichloroethene	BQL	1.00	1	03-18-2004
1,2-Dichloroethane	BQL	1.00	1	03-18-2004
cis-1,2-Dichloroethene	BQL	1.00	1	03-18-2004
trans-1,2-dichloroethene	BQL	1.00	1	03-18-2004
1,2-Dichloropropane	BQL	1.00	1	03-18-2004
1,3-Dichloropropane	BQL	1.00	1	03-18-2004
2,2-Dichloropropane	BQL	1.00	1	03-18-2004
1,1-Dichloropropene	BQL	1.00	1	03-18-2004
cis-1,3-Dichloropropene	BQL	1.00	1	03-18-2004
trans-1,3-Dichloropropene	BQL	1.00	1	03-18-2004
Dichlorodifluoromethane	BQL	5.00	1	03-18-2004
Diisopropyl ether (DIPE)	BQL	1.00	1	03-18-2004
Ethylbenzene	BQL	1.00	1	03-18-2004

Results for Volatiles
by GCMS 8260

Client Sample ID: Method Blank
Client Project ID:
Lab Sample ID: VBLK3031804A
Lab Project ID:

Analyzed By: JTF
Date Collected:
Date Received:
Matrix: Water

Compound	Result UG/L	Quantitation Limit UG/L	Dilution Factor	Date Analyzed
Hexachlorobutadiene	BQL	1.00	1	03-18-2004
2-Hexanone	BQL	5.00	1	03-18-2004
Iodomethane	BQL	1.00	1	03-18-2004
Isopropylbenzene	BQL	1.00	1	03-18-2004
4-Isopropyltoluene	BQL	1.00	1	03-18-2004
Methylene chloride	BQL	5.00	1	03-18-2004
4-Methyl-2-pentanone	BQL	5.00	1	03-18-2004
Methyl-tert-butyl ether (MTBE)	BQL	1.00	1	03-18-2004
Naphthalene	BQL	1.00	1	03-18-2004
n-Propyl benzene	BQL	1.00	1	03-18-2004
Styrene	BQL	1.00	1	03-18-2004
1,1,1,2-Tetrachloroethane	BQL	1.00	1	03-18-2004
1,1,2,2-Tetrachloroethane	BQL	1.00	1	03-18-2004
Tetrachloroethene	BQL	1.00	1	03-18-2004
Toluene	BQL	1.00	1	03-18-2004
1,2,3-Trichlorobenzene	BQL	1.00	1	03-18-2004
1,2,4-Trichlorobenzene	BQL	1.00	1	03-18-2004
Trichloroethene	BQL	1.00	1	03-18-2004
1,1,1-Trichloroethane	BQL	1.00	1	03-18-2004
1,1,2-Trichloroethane	BQL	1.00	1	03-18-2004
Trichlorofluoromethane	BQL	1.00	1	03-18-2004
1,2,3-Trichloropropane	BQL	1.00	1	03-18-2004
1,2,4-Trimethylbenzene	BQL	1.00	1	03-18-2004
1,3,5-Trimethylbenzene	BQL	1.00	1	03-18-2004
Vinyl chloride	BQL	1.00	1	03-18-2004
m-,p-Xylene	BQL	2.00	1	03-18-2004
o-Xylene	BQL	1.00	1	03-18-2004

	Spike Added	Spike Result	Percent Recovered
4-Bromofluorobenzene	10	9.76	98
1,2-Dichloroethane-d4	10	10.4	104
Toluene-d8	10	9.85	98

Comments:

Flags:
BQL = Below Quantitation Limits.

Reviewed By:

Results for Volatiles
by GCMS 8260

Client Sample ID: Method Blank
Client Project ID:
Lab Sample ID: VBLK3031704B
Lab Project ID:

Analyzed By: JTF
Date Collected:
Date Received:
Matrix: Water

Compound	Result UG/L	Quantitation Limit UG/L	Dilution Factor	Date Analyzed
Acetone	BQL	25.0	1	03-17-2004
Benzene	BQL	1.00	1	03-17-2004
Bromobenzene	BQL	1.00	1	03-17-2004
Bromochloromethane	BQL	1.00	1	03-17-2004
Bromodichloromethane	BQL	1.00	1	03-17-2004
Bromoform	BQL	1.00	1	03-17-2004
Bromomethane	BQL	1.00	1	03-17-2004
2-Butanone	BQL	25.0	1	03-17-2004
n-Butylbenzene	BQL	1.00	1	03-17-2004
sec-Butylbenzene	BQL	1.00	1	03-17-2004
tert-Butylbenzene	BQL	1.00	1	03-17-2004
Carbon disulfide	BQL	1.00	1	03-17-2004
Carbon tetrachloride	BQL	1.00	1	03-17-2004
Chlorobenzene	BQL	1.00	1	03-17-2004
Chloroethane	BQL	1.00	1	03-17-2004
2-Chloroethyl vinyl ether	BQL	5.00	1	03-17-2004
Chloroform	BQL	1.00	1	03-17-2004
Chloromethane	BQL	1.00	1	03-17-2004
2-Chlorotoluene	BQL	1.00	1	03-17-2004
4-Chlorotoluene	BQL	1.00	1	03-17-2004
Dibromochloromethane	BQL	1.00	1	03-17-2004
1,2-Dibromo-3-chloropropane	BQL	5.00	1	03-17-2004
Dibromomethane	BQL	1.00	1	03-17-2004
1,2-Dibromoethane (EDB)	BQL	1.00	1	03-17-2004
1,2-Dichlorobenzene	BQL	1.00	1	03-17-2004
1,3-Dichlorobenzene	BQL	1.00	1	03-17-2004
1,4-Dichlorobenzene	BQL	1.00	1	03-17-2004
trans-1,4-Dichloro-2-butene	BQL	5.00	1	03-17-2004
1,1-Dichloroethane	BQL	1.00	1	03-17-2004
1,1-Dichloroethene	BQL	1.00	1	03-17-2004
1,2-Dichloroethane	BQL	1.00	1	03-17-2004
cis-1,2-Dichloroethene	BQL	1.00	1	03-17-2004
trans-1,2-dichloroethene	BQL	1.00	1	03-17-2004
1,2-Dichloropropane	BQL	1.00	1	03-17-2004
1,3-Dichloropropane	BQL	1.00	1	03-17-2004
2,2-Dichloropropane	BQL	1.00	1	03-17-2004
1,1-Dichloropropene	BQL	1.00	1	03-17-2004
cis-1,3-Dichloropropene	BQL	1.00	1	03-17-2004
trans-1,3-Dichloropropene	BQL	1.00	1	03-17-2004
Dichlorodifluoromethane	BQL	5.00	1	03-17-2004
Diisopropyl ether (DIPE)	BQL	1.00	1	03-17-2004
Ethylbenzene	BQL	1.00	1	03-17-2004

Results for Volatiles
by GCMS 8260

Client Sample ID: Method Blank
Client Project ID:
Lab Sample ID: VBLK3031704B
Lab Project ID:

Analyzed By: JTF
Date Collected:
Date Received:
Matrix: Water

Compound	Result UG/L	Quantitation Limit UG/L	Dilution Factor	Date Analyzed
Hexachlorobutadiene	BQL	1.00	1	03-17-2004
2-Hexanone	BQL	5.00	1	03-17-2004
Iodomethane	BQL	1.00	1	03-17-2004
Isopropylbenzene	BQL	1.00	1	03-17-2004
4-Isopropyltoluene	BQL	1.00	1	03-17-2004
Methylene chloride	BQL	5.00	1	03-17-2004
4-Methyl-2-pentanone	BQL	5.00	1	03-17-2004
Methyl-tert-butyl ether (MTBE)	BQL	1.00	1	03-17-2004
Naphthalene	BQL	1.00	1	03-17-2004
n-Propyl benzene	BQL	1.00	1	03-17-2004
Styrene	BQL	1.00	1	03-17-2004
1,1,1,2-Tetrachloroethane	BQL	1.00	1	03-17-2004
1,1,2,2-Tetrachloroethane	BQL	1.00	1	03-17-2004
Tetrachloroethene	BQL	1.00	1	03-17-2004
Toluene	BQL	1.00	1	03-17-2004
1,2,3-Trichlorobenzene	BQL	1.00	1	03-17-2004
1,2,4-Trichlorobenzene	BQL	1.00	1	03-17-2004
Trichloroethene	BQL	1.00	1	03-17-2004
1,1,1-Trichloroethane	BQL	1.00	1	03-17-2004
1,1,2-Trichloroethane	BQL	1.00	1	03-17-2004
Trichlorofluoromethane	BQL	1.00	1	03-17-2004
1,2,3-Trichloropropane	BQL	1.00	1	03-17-2004
1,2,4-Trimethylbenzene	BQL	1.00	1	03-17-2004
1,3,5-Trimethylbenzene	BQL	1.00	1	03-17-2004
Vinyl chloride	BQL	1.00	1	03-17-2004
m-,p-Xylene	BQL	2.00	1	03-17-2004
o-Xylene	BQL	1.00	1	03-17-2004

	Spike Added	Spike Result	Percent Recovered
4-Bromofluorobenzene	10	9.87	99
1,2-Dichloroethane-d4	10	9.68	97
Toluene-d8	10	9.84	98

Comments:

Flags:
BQL = Below Quantitation Limits.

Reviewed By: JN

Results for MS/MSD
by GC/MS

Client Project ID: Batch QC
Lab Sample ID: g132-1170-1
Batch ID: 3031904

Date Analyzed: 19 Mar 2004 9:33 am
Matrix: water
Analyzed By: JTF

Compound	Unspiked Sample ug/L	Spike conc. ug/L	Recovered MS %	Recovered MSD %	Limits Lower %	Limits Upper %	RPD %	RPD Limit %
benzene	BQL	5	88.5	95.0	61.6	135	7.1	30
chlorobenzene	BQL	5	89.9	98.2	77.2	118	8.9	30
1,1-dichloroethene	1.2	5	125.6	108.9	64.4	130	14.2	30
toluene	BQL	5	89.5	95.7	66.4	128	6.6	30
trichloroethene	0.5	5	109.7	104.9	84.9	136	4.4	30

Comments:

Concentrations are on column amounts.
Concentration Units: ug/L

Flags:

* = Out of limits.
NA = Not applicable
BQL = Below quantitation limit.

Reviewed By: _____

VO43.072303.1

Results for Laboratory Control Spike (LCS)
by GC/MS

Lab Sample ID: LCS005
Analyst: JTF
Batch ID: 3031804

Date Analyzed: 03/18/04
Matrix: Water

Compound	Spiked ug/L	Amount recovered	LCS (%)	Limits Lower (%)	Limits Upper (%)
benzene	5.0	4.55	91.1	77.4	123
chlorobenzene	5.0	4.65	93.0	72.5	128
1,1-dichloroethene	5.0	4.45	89.0	71.7	128
toluene	5.0	4.66	93.2	75.9	124
trichloroethene	5.0	4.60	92.0	77.9	122

Comments:
Concentration values are on column amount.

Flags:
* = Out of limits.
NA = Not applicable

Reviewed By: _____

VO42.072303.1

Results for MS/MSD
by GC/MS

Client Project ID: Batch QC
Lab Sample ID: g161-1588-1
Batch ID: 3031704

Date Analyzed: 18 Mar 2004 8:03 am
Matrix: water
Analyzed By: JTF

Compound	Unspiked Sample ug/L	Spike conc. ug/L	Recovered MS %	Recovered MSD %	Limits Lower %	Limits Upper %	RPD %	RPD Limit %
benzene	BQL	5	101.4	97.6	61.6	135	3.8	30
chlorobenzene	BQL	5	103.9	99.8	77.2	118	4.0	30
1,1-dichloroethene	BQL	5	101.3	95.1	64.4	130	6.4	30
toluene	BQL	5	105.2	99.6	66.4	128	5.5	30
trichloroethene	BQL	5	101.6	95.4	84.9	136	6.3	30

Comments:

Concentrations are on column amounts.
Concentration Units: ug/L

Flags:

* = Out of limits.
NA = Not applicable
BQL = Below quantitation limit.

Reviewed By: _____

VO43.072303.1

Results for Laboratory Control Spike (LCS)
by GC/MS

Lab Sample ID: LCS005
Analyst: JTF
Batch ID: 3031704

Date Analyzed: 03/17/04
Matrix: Water

Compound	Spiked ug/L	Amount recovered	LCS (%)	Limits Lower (%)	Limits Upper (%)
benzene	5.0	4.68	93.5	77.4	123
chlorobenzene	5.0	4.70	94.0	72.5	128
1,1-dichloroethene	5.0	4.66	93.1	71.7	128
toluene	5.0	4.62	92.4	75.9	124
trichloroethene	5.0	4.72	94.5	77.9	122

Comments:
Concentration values are on column amount.

Flags:
* = Out of limits.
NA = Not applicable

Reviewed By: _____

VO42.072303.1

List of Reporting Abbreviations and Data Qualifiers

B = Compound also detected in batch blank

BQL = Below Quantitation Limit

DF = Dilution Factor

Dup = Duplicate

E = Estimated concentration, exceeds calibration range.

J = Estimated concentration, below calibration range and above MDL

LCS(D) = Laboratory Control Spike (Duplicate)

MDL = Method Detection Limit

MS(D) = Matrix Spike (Duplicate)

PQL = Practical Quantitation Limit

RL = Reporting Limit

RPD = Relative Percent Difference

mg/kg = milligram per kilogram, ppm, parts per million

ug/kg = micrograms per kilogram, ppb, parts per billion

mg/L = milligram per liter, ppm, parts per million

ug/L = micrograms per liter, ppb, parts per billion

% Rec = Percent Recovery

% soilds = Percent Solids

Special Notes:

1) Metals and mercury samples are digested with a hot block, see the standard operating procedure document for details.

2) Uncertainty for all reported data is less than or equal to 30 percent.

PARADIGM ANALYTICAL LABORATORIES, INC.
5500 Business Drive, Wilmington, NC 28405
Phone: (910)-350-1903 FAX: (910)-350-1557

Chain-of Custody Record & Analytical Request

COC# 34303

Page 1 of 1

Client: Martin & Slagle
Address:
Address: Black Mtn, NC
Quote #:

Project ID: Kuhlman Electric
Contact: Robert Martin
Phone:
Fax:

Date: 3/15/04
Turnaround: STD
Job Number:
P.O. Number:

Report To: SAME
Invoice To: Same

Sample ID	Date	Time	Matrix	Preservatives: HCl				Analyses: 8260										Comments: Please specify any special reporting
KEP-HSA-GW-004	3/11/04	1637	W	X				X										Heavy Sediment in Sample
Trip Blank	3/11/04	—	W	X				X										
																		G442-250

Relinquished By	Date	Time	Received By	Date	Time	Temperature	Sample Condition Upon Receipt
Charles [illegible]	3/15/04	1400	[illegible]	3/16/04	1315	2/°C	NC ____ SC ____ Other ____

SEE REVERSE FOR TERMS AND CONDITIONS

ORIGINAL

PARADIGM ANALYTICAL LABORATORIES, INC.
5500 Business Drive
Wilmington, North Carolina 28405
(910) 350-1903
Fax (910) 350-1557

Mr. Robert Martin
Martin & Slagle
Box 1023
Black Mountain NC 28711

Report Number: G442-251

Client Project: Kuhlman Electric

Dear Mr. Martin:

Enclosed are the results of the analytical services performed under the referenced project. The samples are certified to meet the requirements of the National Environmental Laboratory Accreditation Conference Standards. Copies of this report and supporting data will be retained in our files for a period of five years in the event they are required for future reference. Any samples submitted to our laboratory will will be retained for a maximum of thirty (30) days from the date of this report unless other arrangements are requested.

If there are any questions about the report or the services performed during this project, please call Paradigm at (910) 350-1903. We will be happy to answer any questions or concerns which you may have.

Thank you for using Paradigm Analytical Labs for your analytical services. We look forward to working with you again on any additional analytical needs which you may have.

Sincerely,
Paradigm Analytical Laboratories, Inc.

3/18/04

Laboratory Directory
J. Patrick Weaver

Date

RECEIVED
MAR 29 2004

N.C. Certification #481 S.C. Certification #99029

Results for Volatiles
by GCMS 8260

Client Sample ID: KEP-HSA-004
Client Project ID: Kuhlman Electric
Lab Sample ID: G442-251-1C
Lab Project ID: G442-251
Report Basis: Dry Weight

Analyzed By: JTF
Date Collected: 03-16-2004
Date Received: 03-17-2004
Matrix: Soil
%Solids: 93.7

Compound	Result UG/KG	Quantitation Limit UG/KG	Dilution Factor	Date Analyzed
Acetone	BQL	1070	50	03-17-2004
Benzene	BQL	42.7	50	03-17-2004
Bromobenzene	BQL	42.7	50	03-17-2004
Bromochloromethane	BQL	42.7	50	03-17-2004
Bromodichloromethane	BQL	42.7	50	03-17-2004
Bromoform	BQL	42.7	50	03-17-2004
Bromomethane	BQL	42.7	50	03-17-2004
2-Butanone	BQL	1070	50	03-17-2004
n-Butylbenzene	BQL	42.7	50	03-17-2004
sec-Butylbenzene	**747**	42.7	50	03-17-2004
tert-Butylbenzene	BQL	42.7	50	03-17-2004
Carbon disulfide	BQL	42.7	50	03-17-2004
Carbon tetrachloride	BQL	42.7	50	03-17-2004
Chlorobenzene	BQL	42.7	50	03-17-2004
Chloroethane	BQL	42.7	50	03-17-2004
2-Chloroethyl vinyl ether	BQL	214	50	03-17-2004
Chloroform	BQL	42.7	50	03-17-2004
Chloromethane	BQL	42.7	50	03-17-2004
2-Chlorotoluene	BQL	42.7	50	03-17-2004
4-Chlorotoluene	BQL	42.7	50	03-17-2004
Dibromochloromethane	BQL	42.7	50	03-17-2004
1,2-Dibromo-3-chloropropane	BQL	214	50	03-17-2004
Dibromomethane	BQL	42.7	50	03-17-2004
1,2-Dibromoethane (EDB)	BQL	42.7	50	03-17-2004
1,2-Dichlorobenzene	BQL	42.7	50	03-17-2004
1,3-Dichlorobenzene	**127**	42.7	50	03-17-2004
1,4-Dichlorobenzene	**421**	42.7	50	03-17-2004
trans-1,4-Dichloro-2-butene	BQL	214	50	03-17-2004
1,1-Dichloroethane	BQL	42.7	50	03-17-2004
1,1-Dichloroethene	BQL	42.7	50	03-17-2004
1,2-Dichloroethane	BQL	42.7	50	03-17-2004
cis-1,2-Dichloroethene	BQL	42.7	50	03-17-2004
trans-1,2-dichloroethene	BQL	42.7	50	03-17-2004
1,2-Dichloropropane	BQL	42.7	50	03-17-2004
1,3-Dichloropropane	BQL	42.7	50	03-17-2004
2,2-Dichloropropane	BQL	42.7	50	03-17-2004
1,1-Dichloropropene	BQL	42.7	50	03-17-2004
cis-1,3-Dichloropropene	BQL	42.7	50	03-17-2004
trans-1,3-Dichloropropene	BQL	42.7	50	03-17-2004
Dichlorodifluoromethane	BQL	214	50	03-17-2004
Diisopropyl ether (DIPE)	BQL	42.7	50	03-17-2004
Ethylbenzene	BQL	42.7	50	03-17-2004

Results for Volatiles by GCMS 8260

Client Sample ID: KEP-HSA-004
Client Project ID: Kuhlman Electric
Lab Sample ID: G442-251-1C
Lab Project ID: G442-251
Report Basis: Dry Weight

Analyzed By: JTF
Date Collected: 03-16-2004
Date Received: 03-17-2004
Matrix: Soil
%Solids: 93.7

Compound	Result UG/KG	Quantitation Limit UG/KG	Dilution Factor	Date Analyzed
Hexachlorobutadiene	BQL	42.7	50	03-17-2004
2-Hexanone	BQL	214	50	03-17-2004
Iodomethane	BQL	42.7	50	03-17-2004
Isopropylbenzene	BQL	42.7	50	03-17-2004
4-Isopropyltoluene	BQL	42.7	50	03-17-2004
Methylene chloride	BQL	214	50	03-17-2004
4-Methyl-2-pentanone	BQL	214	50	03-17-2004
Methyl-tert-butyl ether (MTBE)	BQL	42.7	50	03-17-2004
Naphthalene	BQL	42.7	50	03-17-2004
n-Propyl benzene	**175**	42.7	50	03-17-2004
Styrene	BQL	42.7	50	03-17-2004
1,1,1,2-Tetrachloroethane	BQL	42.7	50	03-17-2004
1,1,2,2-Tetrachloroethane	BQL	42.7	50	03-17-2004
Tetrachloroethene	BQL	42.7	50	03-17-2004
Toluene	BQL	42.7	50	03-17-2004
1,2,3-Trichlorobenzene	BQL	42.7	50	03-17-2004
1,2,4-Trichlorobenzene	**126**	42.7	50	03-17-2004
Trichloroethene	BQL	42.7	50	03-17-2004
1,1,1-Trichloroethane	BQL	42.7	50	03-17-2004
1,1,2-Trichloroethane	BQL	42.7	50	03-17-2004
Trichlorofluoromethane	BQL	42.7	50	03-17-2004
1,2,3-Trichloropropane	BQL	42.7	50	03-17-2004
1,2,4-Trimethylbenzene	BQL	42.7	50	03-17-2004
1,3,5-Trimethylbenzene	BQL	42.7	50	03-17-2004
Vinyl chloride	BQL	42.7	50	03-17-2004
m-,p-Xylene	BQL	85.4	50	03-17-2004
o-Xylene	BQL	42.7	50	03-17-2004

	Spike Added	Spike Result	Percent Recovered
4-Bromofluorobenzene	10	11.7	117
1,2-Dichloroethane-d4	10	10.1	101
Toluene-d8	10	9.84	98

Comments:

Flags:
BQL = Below Quantitation Limits.

Reviewed By:

Results for Volatiles
by GCMS 8260

Client Sample ID: KEP-HSA-GW-005
Client Project ID: Kuhlman Electric
Lab Sample ID: G442-251-2B
Lab Project ID: G442-251

Analyzed By: JTF
Date Collected: 03-16-2004
Date Received: 03-17-2004
Matrix: Water

Compound	Result UG/L	Quantitation Limit UG/L	Dilution Factor	Date Analyzed
Acetone	BQL	25.0	1	03-17-2004
Benzene	BQL	1.00	1	03-17-2004
Bromobenzene	BQL	1.00	1	03-17-2004
Bromochloromethane	BQL	1.00	1	03-17-2004
Bromodichloromethane	BQL	1.00	1	03-17-2004
Bromoform	BQL	1.00	1	03-17-2004
Bromomethane	BQL	1.00	1	03-17-2004
2-Butanone	BQL	25.0	1	03-17-2004
n-Butylbenzene	BQL	1.00	1	03-17-2004
sec-Butylbenzene	**15.4**	1.00	1	03-17-2004
tert-Butylbenzene	**2.61**	1.00	1	03-17-2004
Carbon disulfide	BQL	1.00	1	03-17-2004
Carbon tetrachloride	BQL	1.00	1	03-17-2004
Chlorobenzene	**9.34**	1.00	1	03-17-2004
Chloroethane	BQL	1.00	1	03-17-2004
2-Chloroethyl vinyl ether	BQL	5.00	1	03-17-2004
Chloroform	BQL	1.00	1	03-17-2004
Chloromethane	BQL	1.00	1	03-17-2004
2-Chlorotoluene	BQL	1.00	1	03-17-2004
4-Chlorotoluene	BQL	1.00	1	03-17-2004
Dibromochloromethane	BQL	1.00	1	03-17-2004
1,2-Dibromo-3-chloropropane	BQL	5.00	1	03-17-2004
Dibromomethane	BQL	1.00	1	03-17-2004
1,2-Dibromoethane (EDB)	BQL	1.00	1	03-17-2004
1,2-Dichlorobenzene	BQL	1.00	1	03-17-2004
1,3-Dichlorobenzene	**2.63**	1.00	1	03-17-2004
1,4-Dichlorobenzene	**11.4**	1.00	1	03-17-2004
trans-1,4-Dichloro-2-butene	BQL	5.00	1	03-17-2004
1,1-Dichloroethane	BQL	1.00	1	03-17-2004
1,1-Dichloroethene	BQL	1.00	1	03-17-2004
1,2-Dichloroethane	BQL	1.00	1	03-17-2004
cis-1,2-Dichloroethene	BQL	1.00	1	03-17-2004
trans-1,2-dichloroethene	BQL	1.00	1	03-17-2004
1,2-Dichloropropane	BQL	1.00	1	03-17-2004
1,3-Dichloropropane	BQL	1.00	1	03-17-2004
2,2-Dichloropropane	BQL	1.00	1	03-17-2004
1,1-Dichloropropene	BQL	1.00	1	03-17-2004
cis-1,3-Dichloropropene	BQL	1.00	1	03-17-2004
trans-1,3-Dichloropropene	BQL	1.00	1	03-17-2004
Dichlorodifluoromethane	BQL	5.00	1	03-17-2004
Diisopropyl ether (DIPE)	BQL	1.00	1	03-17-2004
Ethylbenzene	BQL	1.00	1	03-17-2004

Results for Volatiles
by GCMS 8260

Client Sample ID: KEP-HSA-GW-005
Client Project ID: Kuhlman Electric
Lab Sample ID: G442-251-2B
Lab Project ID: G442-251

Analyzed By: JTF
Date Collected: 03-16-2004
Date Received: 03-17-2004
Matrix: Water

Compound	Result UG/L	Quantitation Limit UG/L	Dilution Factor	Date Analyzed
Hexachlorobutadiene	BQL	1.00	1	03-17-2004
2-Hexanone	BQL	5.00	1	03-17-2004
Iodomethane	BQL	1.00	1	03-17-2004
Isopropylbenzene	**2.00**	1.00	1	03-17-2004
4-Isopropyltoluene	BQL	1.00	1	03-17-2004
Methylene chloride	BQL	5.00	1	03-17-2004
4-Methyl-2-pentanone	BQL	5.00	1	03-17-2004
Methyl-tert-butyl ether (MTBE)	BQL	1.00	1	03-17-2004
Naphthalene	BQL	1.00	1	03-17-2004
n-Propyl benzene	**1.00**	1.00	1	03-17-2004
Styrene	BQL	1.00	1	03-17-2004
1,1,1,2-Tetrachloroethane	BQL	1.00	1	03-17-2004
1,1,2,2-Tetrachloroethane	BQL	1.00	1	03-17-2004
Tetrachloroethene	BQL	1.00	1	03-17-2004
Toluene	BQL	1.00	1	03-17-2004
1,2,3-Trichlorobenzene	BQL	1.00	1	03-17-2004
1,2,4-Trichlorobenzene	BQL	1.00	1	03-17-2004
Trichloroethene	BQL	1.00	1	03-17-2004
1,1,1-Trichloroethane	BQL	1.00	1	03-17-2004
1,1,2-Trichloroethane	BQL	1.00	1	03-17-2004
Trichlorofluoromethane	BQL	1.00	1	03-17-2004
1,2,3-Trichloropropane	BQL	1.00	1	03-17-2004
1,2,4-Trimethylbenzene	BQL	1.00	1	03-17-2004
1,3,5-Trimethylbenzene	BQL	1.00	1	03-17-2004
Vinyl chloride	BQL	1.00	1	03-17-2004
m-,p-Xylene	BQL	2.00	1	03-17-2004
o-Xylene	BQL	1.00	1	03-17-2004

	Spike Added	Spike Result	Percent Recovered
4-Bromofluorobenzene	10	10.1	101
1,2-Dichloroethane-d4	10	10.2	102
Toluene-d8	10	9.86	99

Comments:

Flags:
BQL = Below Quantitation Limits.

Reviewed By: _____

Results for Volatiles
by GCMS 8260

Client Sample ID: Trip Blank
Client Project ID: Kuhlman Electric
Lab Sample ID: G442-251-3A
Lab Project ID: G442-251

Analyzed By: JTF
Date Collected: 03-16-2004
Date Received: 03-17-2004
Matrix: Water

Compound	Result UG/L	Quantitation Limit UG/L	Dilution Factor	Date Analyzed
Acetone	BQL	25.0	1	03-17-2004
Benzene	BQL	1.00	1	03-17-2004
Bromobenzene	BQL	1.00	1	03-17-2004
Bromochloromethane	BQL	1.00	1	03-17-2004
Bromodichloromethane	BQL	1.00	1	03-17-2004
Bromoform	BQL	1.00	1	03-17-2004
Bromomethane	BQL	1.00	1	03-17-2004
2-Butanone	BQL	25.0	1	03-17-2004
n-Butylbenzene	BQL	1.00	1	03-17-2004
sec-Butylbenzene	BQL	1.00	1	03-17-2004
tert-Butylbenzene	BQL	1.00	1	03-17-2004
Carbon disulfide	BQL	1.00	1	03-17-2004
Carbon tetrachloride	BQL	1.00	1	03-17-2004
Chlorobenzene	BQL	1.00	1	03-17-2004
Chloroethane	BQL	1.00	1	03-17-2004
2-Chloroethyl vinyl ether	BQL	5.00	1	03-17-2004
Chloroform	BQL	1.00	1	03-17-2004
Chloromethane	BQL	1.00	1	03-17-2004
2-Chlorotoluene	BQL	1.00	1	03-17-2004
4-Chlorotoluene	BQL	1.00	1	03-17-2004
Dibromochloromethane	BQL	1.00	1	03-17-2004
1,2-Dibromo-3-chloropropane	BQL	5.00	1	03-17-2004
Dibromomethane	BQL	1.00	1	03-17-2004
1,2-Dibromoethane (EDB)	BQL	1.00	1	03-17-2004
1,2-Dichlorobenzene	BQL	1.00	1	03-17-2004
1,3-Dichlorobenzene	BQL	1.00	1	03-17-2004
1,4-Dichlorobenzene	BQL	1.00	1	03-17-2004
trans-1,4-Dichloro-2-butene	BQL	5.00	1	03-17-2004
1,1-Dichloroethane	BQL	1.00	1	03-17-2004
1,1-Dichloroethene	BQL	1.00	1	03-17-2004
1,2-Dichloroethane	BQL	1.00	1	03-17-2004
cis-1,2-Dichloroethene	BQL	1.00	1	03-17-2004
trans-1,2-dichloroethene	BQL	1.00	1	03-17-2004
1,2-Dichloropropane	BQL	1.00	1	03-17-2004
1,3-Dichloropropane	BQL	1.00	1	03-17-2004
2,2-Dichloropropane	BQL	1.00	1	03-17-2004
1,1-Dichloropropene	BQL	1.00	1	03-17-2004
cis-1,3-Dichloropropene	BQL	1.00	1	03-17-2004
trans-1,3-Dichloropropene	BQL	1.00	1	03-17-2004
Dichlorodifluoromethane	BQL	5.00	1	03-17-2004
Diisopropyl ether (DIPE)	BQL	1.00	1	03-17-2004
Ethylbenzene	BQL	1.00	1	03-17-2004

N.C. Certification #481 S.C. Certification #99029

Results for Volatiles
by GCMS 8260

Client Sample ID: Trip Blank
Client Project ID: Kuhlman Electric
Lab Sample ID: G442-251-3A
Lab Project ID: G442-251

Analyzed By: JTF
Date Collected: 03-16-2004
Date Received: 03-17-2004
Matrix: Water

Compound	Result UG/L	Quantitation Limit UG/L	Dilution Factor	Date Analyzed
Hexachlorobutadiene	BQL	1.00	1	03-17-2004
2-Hexanone	BQL	5.00	1	03-17-2004
Iodomethane	BQL	1.00	1	03-17-2004
Isopropylbenzene	BQL	1.00	1	03-17-2004
4-Isopropyltoluene	BQL	1.00	1	03-17-2004
Methylene chloride	BQL	5.00	1	03-17-2004
4-Methyl-2-pentanone	BQL	5.00	1	03-17-2004
Methyl-tert-butyl ether (MTBE)	BQL	1.00	1	03-17-2004
Naphthalene	BQL	1.00	1	03-17-2004
n-Propyl benzene	BQL	1.00	1	03-17-2004
Styrene	BQL	1.00	1	03-17-2004
1,1,1,2-Tetrachloroethane	BQL	1.00	1	03-17-2004
1,1,2,2-Tetrachloroethane	BQL	1.00	1	03-17-2004
Tetrachloroethene	BQL	1.00	1	03-17-2004
Toluene	BQL	1.00	1	03-17-2004
1,2,3-Trichlorobenzene	BQL	1.00	1	03-17-2004
1,2,4-Trichlorobenzene	BQL	1.00	1	03-17-2004
Trichloroethene	BQL	1.00	1	03-17-2004
1,1,1-Trichloroethane	BQL	1.00	1	03-17-2004
1,1,2-Trichloroethane	BQL	1.00	1	03-17-2004
Trichlorofluoromethane	BQL	1.00	1	03-17-2004
1,2,3-Trichloropropane	BQL	1.00	1	03-17-2004
1,2,4-Trimethylbenzene	BQL	1.00	1	03-17-2004
1,3,5-Trimethylbenzene	BQL	1.00	1	03-17-2004
Vinyl chloride	BQL	1.00	1	03-17-2004
m-,p-Xylene	BQL	2.00	1	03-17-2004
o-Xylene	BQL	1.00	1	03-17-2004

	Spike Added	Spike Result	Percent Recovered
4-Bromofluorobenzene	10	9.88	99
1,2-Dichloroethane-d4	10	9.64	96
Toluene-d8	10	9.81	98

Comments:

Flags:
BQL = Below Quantitation Limits.

Reviewed By: _____

Results for MS/MSD
by GC/MS

Client Project ID: Batch QC
Lab Sample ID: g161-1585-7
Batch ID: 3031704

Date Analyzed: 17 Mar 2004 7:11 pm
Matrix: water
Analyzed By: JTF

Compound	Unspiked Sample ug/L	Spike conc. ug/L	Recovered MS %	Recovered MSD %	Limits Lower %	Limits Upper %	RPD %	RPD Limit %
benzene	BQL	5	95.7	95.9	61.6	135	0.2	30
chlorobenzene	BQL	5	97.3	98.8	77.2	118	1.5	30
1,1-dichloroethene	BQL	5	94.2	97.2	64.4	130	3.2	30
toluene	BQL	5	98.9	96.4	66.4	128	2.7	30
trichloroethene	BQL	5	94.7	94.8	84.9	136	0.1	30

Comments:

Concentrations are on column amounts.
Concentration Units: ug/L

Flags:

* = Out of limits.
NA = Not applicable
BQL = Below quantitation limit.

Reviewed By: 

VO43.072303.1

Results for Laboratory Control Spike (LCS)
by GC/MS

Lab Sample ID: LCS005
Analyst: JTF
Batch ID: 3031704

Date Analyzed: 03/17/04
Matrix: Water

Compound	Spiked ug/L	Amount recovered	LCS (%)	Limits Lower (%)	Limits Upper (%)
benzene	5.0	4.82	96.4	77.4	123
chlorobenzene	5.0	4.67	93.4	72.5	128
1,1-dichloroethene	5.0	4.91	98.1	71.7	128
toluene	5.0	4.82	96.5	75.9	124
trichloroethene	5.0	4.78	95.6	77.9	122

Comments:
Concentration values are on column amount.

Flags:
* = Out of limits.
NA = Not applicable

Reviewed By:

VO42.072303.1

Results for Volatiles by GCMS 8260

Client Sample ID: Method Blank
Client Project ID:
Lab Sample ID: VBLK3031704A
Lab Project ID:

Analyzed By: JTF
Date Collected:
Date Received:
Matrix: Water

Compound	Result UG/L	Quantitation Limit UG/L	Dilution Factor	Date Analyzed
Acetone	BQL	25.0	1	03-17-2004
Benzene	BQL	1.00	1	03-17-2004
Bromobenzene	BQL	1.00	1	03-17-2004
Bromochloromethane	BQL	1.00	1	03-17-2004
Bromodichloromethane	BQL	1.00	1	03-17-2004
Bromoform	BQL	1.00	1	03-17-2004
Bromomethane	BQL	1.00	1	03-17-2004
2-Butanone	BQL	25.0	1	03-17-2004
n-Butylbenzene	BQL	1.00	1	03-17-2004
sec-Butylbenzene	BQL	1.00	1	03-17-2004
tert-Butylbenzene	BQL	1.00	1	03-17-2004
Carbon disulfide	BQL	1.00	1	03-17-2004
Carbon tetrachloride	BQL	1.00	1	03-17-2004
Chlorobenzene	BQL	1.00	1	03-17-2004
Chloroethane	BQL	1.00	1	03-17-2004
2-Chloroethyl vinyl ether	BQL	5.00	1	03-17-2004
Chloroform	BQL	1.00	1	03-17-2004
Chloromethane	BQL	1.00	1	03-17-2004
2-Chlorotoluene	BQL	1.00	1	03-17-2004
4-Chlorotoluene	BQL	1.00	1	03-17-2004
Dibromochloromethane	BQL	1.00	1	03-17-2004
1,2-Dibromo-3-chloropropane	BQL	5.00	1	03-17-2004
Dibromomethane	BQL	1.00	1	03-17-2004
1,2-Dibromoethane (EDB)	BQL	1.00	1	03-17-2004
1,2-Dichlorobenzene	BQL	1.00	1	03-17-2004
1,3-Dichlorobenzene	BQL	1.00	1	03-17-2004
1,4-Dichlorobenzene	BQL	1.00	1	03-17-2004
trans-1,4-Dichloro-2-butene	BQL	5.00	1	03-17-2004
1,1-Dichloroethane	BQL	1.00	1	03-17-2004
1,1-Dichloroethene	BQL	1.00	1	03-17-2004
1,2-Dichloroethane	BQL	1.00	1	03-17-2004
cis-1,2-Dichloroethene	BQL	1.00	1	03-17-2004
trans-1,2-dichloroethene	BQL	1.00	1	03-17-2004
1,2-Dichloropropane	BQL	1.00	1	03-17-2004
1,3-Dichloropropane	BQL	1.00	1	03-17-2004
2,2-Dichloropropane	BQL	1.00	1	03-17-2004
1,1-Dichloropropene	BQL	1.00	1	03-17-2004
cis-1,3-Dichloropropene	BQL	1.00	1	03-17-2004
trans-1,3-Dichloropropene	BQL	1.00	1	03-17-2004
Dichlorodifluoromethane	BQL	5.00	1	03-17-2004
Diisopropyl ether (DIPE)	BQL	1.00	1	03-17-2004
Ethylbenzene	BQL	1.00	1	03-17-2004

Results for Volatiles
by GCMS 8260

Client Sample ID: Method Blank
Client Project ID:
Lab Sample ID: VBLK3031704A
Lab Project ID:

Analyzed By: JTF
Date Collected:
Date Received:
Matrix: Water

Compound	Result UG/L	Quantitation Limit UG/L	Dilution Factor	Date Analyzed
Hexachlorobutadiene	BQL	1.00	1	03-17-2004
2-Hexanone	BQL	5.00	1	03-17-2004
Iodomethane	BQL	1.00	1	03-17-2004
Isopropylbenzene	BQL	1.00	1	03-17-2004
4-Isopropyltoluene	BQL	1.00	1	03-17-2004
Methylene chloride	BQL	5.00	1	03-17-2004
4-Methyl-2-pentanone	BQL	5.00	1	03-17-2004
Methyl-tert-butyl ether (MTBE)	BQL	1.00	1	03-17-2004
Naphthalene	BQL	1.00	1	03-17-2004
n-Propyl benzene	BQL	1.00	1	03-17-2004
Styrene	BQL	1.00	1	03-17-2004
1,1,1,2-Tetrachloroethane	BQL	1.00	1	03-17-2004
1,1,2,2-Tetrachloroethane	BQL	1.00	1	03-17-2004
Tetrachloroethene	BQL	1.00	1	03-17-2004
Toluene	BQL	1.00	1	03-17-2004
1,2,3-Trichlorobenzene	BQL	1.00	1	03-17-2004
1,2,4-Trichlorobenzene	BQL	1.00	1	03-17-2004
Trichloroethene	BQL	1.00	1	03-17-2004
1,1,1-Trichloroethane	BQL	1.00	1	03-17-2004
1,1,2-Trichloroethane	BQL	1.00	1	03-17-2004
Trichlorofluoromethane	BQL	1.00	1	03-17-2004
1,2,3-Trichloropropane	BQL	1.00	1	03-17-2004
1,2,4-Trimethylbenzene	BQL	1.00	1	03-17-2004
1,3,5-Trimethylbenzene	BQL	1.00	1	03-17-2004
Vinyl chloride	BQL	1.00	1	03-17-2004
m-,p-Xylene	BQL	2.00	1	03-17-2004
o-Xylene	BQL	1.00	1	03-17-2004

	Spike Added	Spike Result	Percent Recovered
4-Bromofluorobenzene	10	10.2	102
1,2-Dichloroethane-d4	10	9.98	100
Toluene-d8	10	10.1	101

Comments:

Flags:
BQL = Below Quantitation Limits.

Reviewed By:

Results for MS/MSD
by GC/MS

Client Project ID: Batch QC
Lab Sample ID: g161-1588-1
Batch ID: 3031704

Date Analyzed: 18 Mar 2004 8:03 am
Matrix: water
Analyzed By: JTF

Compound	Unspiked Sample ug/L	Spike conc. ug/L	Recovered MS %	Recovered MSD %	Limits Lower %	Limits Upper %	RPD %	RPD Limit %
benzene	BQL	5	101.4	97.6	61.6	135	3.8	30
chlorobenzene	BQL	5	103.9	99.8	77.2	118	4.0	30
1,1-dichloroethene	BQL	5	101.3	95.1	64.4	130	6.4	30
toluene	BQL	5	105.2	99.6	66.4	128	5.5	30
trichloroethene	BQL	5	101.6	95.4	84.9	136	6.3	30

Comments:

Concentrations are on column amounts.
Concentration Units: ug/L

Flags:

* = Out of limits.
NA = Not applicable
BQL = Below quantitation limit.

Reviewed By:

VO43.072303.1

Results for Laboratory Control Spike (LCS)
by GC/MS

Lab Sample ID: LCS005
Analyst: JTF
Batch ID: 3031704

Date Analyzed: 03/17/04
Matrix: Water

Compound	Spiked ug/L	Amount recovered	LCS (%)	Limits Lower (%)	Limits Upper (%)
benzene	5.0	4.68	93.5	77.4	123
chlorobenzene	5.0	4.70	94.0	72.5	128
1,1-dichloroethene	5.0	4.66	93.1	71.7	128
toluene	5.0	4.62	92.4	75.9	124
trichloroethene	5.0	4.72	94.5	77.9	122

Comments:
Concentration values are on column amount.

Flags:
* = Out of limits.
NA = Not applicable

Reviewed By: _____

VO42.072303.1

Results for Volatiles
by GCMS 8260

Client Sample ID: Method Blank
Client Project ID:
Lab Sample ID: VBLK3031704B
Lab Project ID:

Analyzed By: JTF
Date Collected:
Date Received:
Matrix: Water

Compound	Result UG/L	Quantitation Limit UG/L	Dilution Factor	Date Analyzed
Acetone	BQL	25.0	1	03-17-2004
Benzene	BQL	1.00	1	03-17-2004
Bromobenzene	BQL	1.00	1	03-17-2004
Bromochloromethane	BQL	1.00	1	03-17-2004
Bromodichloromethane	BQL	1.00	1	03-17-2004
Bromoform	BQL	1.00	1	03-17-2004
Bromomethane	BQL	1.00	1	03-17-2004
2-Butanone	BQL	25.0	1	03-17-2004
n-Butylbenzene	BQL	1.00	1	03-17-2004
sec-Butylbenzene	BQL	1.00	1	03-17-2004
tert-Butylbenzene	BQL	1.00	1	03-17-2004
Carbon disulfide	BQL	1.00	1	03-17-2004
Carbon tetrachloride	BQL	1.00	1	03-17-2004
Chlorobenzene	BQL	1.00	1	03-17-2004
Chloroethane	BQL	1.00	1	03-17-2004
2-Chloroethyl vinyl ether	BQL	5.00	1	03-17-2004
Chloroform	BQL	1.00	1	03-17-2004
Chloromethane	BQL	1.00	1	03-17-2004
2-Chlorotoluene	BQL	1.00	1	03-17-2004
4-Chlorotoluene	BQL	1.00	1	03-17-2004
Dibromochloromethane	BQL	1.00	1	03-17-2004
1,2-Dibromo-3-chloropropane	BQL	5.00	1	03-17-2004
Dibromomethane	BQL	1.00	1	03-17-2004
1,2-Dibromoethane (EDB)	BQL	1.00	1	03-17-2004
1,2-Dichlorobenzene	BQL	1.00	1	03-17-2004
1,3-Dichlorobenzene	BQL	1.00	1	03-17-2004
1,4-Dichlorobenzene	BQL	1.00	1	03-17-2004
trans-1,4-Dichloro-2-butene	BQL	5.00	1	03-17-2004
1,1-Dichloroethane	BQL	1.00	1	03-17-2004
1,1-Dichloroethene	BQL	1.00	1	03-17-2004
1,2-Dichloroethane	BQL	1.00	1	03-17-2004
cis-1,2-Dichloroethene	BQL	1.00	1	03-17-2004
trans-1,2-dichloroethene	BQL	1.00	1	03-17-2004
1,2-Dichloropropane	BQL	1.00	1	03-17-2004
1,3-Dichloropropane	BQL	1.00	1	03-17-2004
2,2-Dichloropropane	BQL	1.00	1	03-17-2004
1,1-Dichloropropene	BQL	1.00	1	03-17-2004
cis-1,3-Dichloropropene	BQL	1.00	1	03-17-2004
trans-1,3-Dichloropropene	BQL	1.00	1	03-17-2004
Dichlorodifluoromethane	BQL	5.00	1	03-17-2004
Diisopropyl ether (DIPE)	BQL	1.00	1	03-17-2004
Ethylbenzene	BQL	1.00	1	03-17-2004

Results for Volatiles
by GCMS 8260

Client Sample ID: Method Blank
Client Project ID:
Lab Sample ID: VBLK3031704B
Lab Project ID:

Analyzed By: JTF
Date Collected:
Date Received:
Matrix: Water

Compound	Result UG/L	Quantitation Limit UG/L	Dilution Factor	Date Analyzed
Hexachlorobutadiene	BQL	1.00	1	03-17-2004
2-Hexanone	BQL	5.00	1	03-17-2004
Iodomethane	BQL	1.00	1	03-17-2004
Isopropylbenzene	BQL	1.00	1	03-17-2004
4-Isopropyltoluene	BQL	1.00	1	03-17-2004
Methylene chloride	BQL	5.00	1	03-17-2004
4-Methyl-2-pentanone	BQL	5.00	1	03-17-2004
Methyl-tert-butyl ether (MTBE)	BQL	1.00	1	03-17-2004
Naphthalene	BQL	1.00	1	03-17-2004
n-Propyl benzene	BQL	1.00	1	03-17-2004
Styrene	BQL	1.00	1	03-17-2004
1,1,1,2-Tetrachloroethane	BQL	1.00	1	03-17-2004
1,1,2,2-Tetrachloroethane	BQL	1.00	1	03-17-2004
Tetrachloroethene	BQL	1.00	1	03-17-2004
Toluene	BQL	1.00	1	03-17-2004
1,2,3-Trichlorobenzene	BQL	1.00	1	03-17-2004
1,2,4-Trichlorobenzene	BQL	1.00	1	03-17-2004
Trichloroethene	BQL	1.00	1	03-17-2004
1,1,1-Trichloroethane	BQL	1.00	1	03-17-2004
1,1,2-Trichloroethane	BQL	1.00	1	03-17-2004
Trichlorofluoromethane	BQL	1.00	1	03-17-2004
1,2,3-Trichloropropane	BQL	1.00	1	03-17-2004
1,2,4-Trimethylbenzene	BQL	1.00	1	03-17-2004
1,3,5-Trimethylbenzene	BQL	1.00	1	03-17-2004
Vinyl chloride	BQL	1.00	1	03-17-2004
m-,p-Xylene	BQL	2.00	1	03-17-2004
o-Xylene	BQL	1.00	1	03-17-2004

	Spike Added	Spike Result	Percent Recovered
4-Bromofluorobenzene	10	9.87	99
1,2-Dichloroethane-d4	10	9.68	97
Toluene-d8	10	9.84	98

Comments:

Flags:
BQL = Below Quantitation Limits.

Reviewed By: _____

N.C. Certification #481 S.C. Certification #99029

Results for Semivolatiles
by GCMS 8270

Client Sample ID: KEP-HSA-004
Client Project ID: Kuhlman Electric
Lab Sample ID: G442-251-1A
Lab Project ID: G442-251
Report Basis: Dry Weight

Analyzed By: MRC
Date Collected: 03-16-2004
Date Received: 03-17-2004
Matrix: Soil
%Solids: 93.7

Compound	Result ug/Kg	Quantitation Limit ug/Kg	Dilution Factor	Date Analyzed
Acenaphthene	BQL	302	1	03-18-2004
Acenaphthylene	BQL	302	1	03-18-2004
Anthracene	BQL	302	1	03-18-2004
Benzo[a]anthracene	BQL	302	1	03-18-2004
Benzo[a]pyrene	BQL	302	1	03-18-2004
Benzo[b]fluoranthene	BQL	302	1	03-18-2004
Benzo[g,h,i]perylene	BQL	302	1	03-18-2004
Benzo[k]fluoranthene	BQL	302	1	03-18-2004
Benzoic Acid	BQL	603	1	03-18-2004
Bis(2-chloroethoxy)methane	BQL	302	1	03-18-2004
Bis(2-chloroethyl)ether	BQL	302	1	03-18-2004
Bis(2-chloroisopropyl)ether	BQL	302	1	03-18-2004
Bis(2-ethylhexyl)phthalate	BQL	302	1	03-18-2004
4-bromophenyl phenyl ether	BQL	302	1	03-18-2004
Butylbenzylphthalate	BQL	302	1	03-18-2004
2-Chloronaphthalene	BQL	302	1	03-18-2004
2-Chlorophenol	BQL	302	1	03-18-2004
4-Chloro-3-methylphenol	BQL	302	1	03-18-2004
4-Chloroaniline	BQL	1510	1	03-18-2004
4-Chlorophenyl phenyl ether	BQL	302	1	03-18-2004
Chrysene	BQL	302	1	03-18-2004
Dibenzo[a,h]anthracene	BQL	302	1	03-18-2004
Dibenzofuran	BQL	302	1	03-18-2004
Di-n-Butylphthalate	BQL	302	1	03-18-2004
1,2-Dichlorobenzene	BQL	302	1	03-18-2004
1,3-Dichlorobenzene	BQL	302	1	03-18-2004
1,4-Dichlorobenzene	BQL	302	1	03-18-2004
3,3'-Dichlorobenzidine	BQL	603	1	03-18-2004
2,4-Dichlorophenol	BQL	302	1	03-18-2004
Diethylphthalate	BQL	302	1	03-18-2004
Dimethylphthalate	BQL	302	1	03-18-2004
2,4-Dimethylphenol	BQL	302	1	03-18-2004
4,6-Dinitro-2-methylphenol	BQL	1510	1	03-18-2004
2,4-Dinitrophenol	BQL	1510	1	03-18-2004
2,4-Dinitrotoluene	BQL	302	1	03-18-2004
2,6-Dinitrotoluene	BQL	302	1	03-18-2004
Di-n-octylphthalate	BQL	302	1	03-18-2004
Fluoranthene	BQL	302	1	03-18-2004
Fluorene	BQL	302	1	03-18-2004
Hexachlorobenzene	BQL	302	1	03-18-2004
Hexachlorobutadiene	BQL	302	1	03-18-2004
Hexachlorocyclopentadiene	BQL	603	1	03-18-2004

Results for Semivolatiles by GCMS 8270

Client Sample ID: KEP-HSA-004
Client Project ID: Kuhlman Electric
Lab Sample ID: G442-251-1A
Lab Project ID: G442-251
Report Basis: Dry Weight

Analyzed By: MRC
Date Collected: 03-16-2004
Date Received: 03-17-2004
Matrix: Soil
%Solids: 93.7

Compound	Result ug/Kg	Quantitation Limit ug/Kg	Dilution Factor	Date Analyzed
Hexachloroethane	BQL	302	1	03-18-2004
Indeno(1,2,3-c,d)pyrene	BQL	302	1	03-18-2004
Isophorone	BQL	302	1	03-18-2004
2-Methylnaphthalene	BQL	302	1	03-18-2004
2-Methylphenol	BQL	302	1	03-18-2004
3- & 4-Methylphenol	BQL	302	1	03-18-2004
2-Nitroaniline	BQL	302	1	03-18-2004
3-Nitroaniline	BQL	1510	1	03-18-2004
4-Nitroaniline	BQL	1510	1	03-18-2004
2-Nitrophenol	BQL	302	1	03-18-2004
4-Nitrophenol	BQL	1510	1	03-18-2004
N-Nitrosodiphenylamine	BQL	302	1	03-18-2004
N-Nitrosodi-n-propylamine	BQL	302	1	03-18-2004
Naphthalene	BQL	302	1	03-18-2004
Nitrobenzene	BQL	302	1	03-18-2004
Pentachlorophenol	BQL	1510	1	03-18-2004
Phenanthrene	BQL	302	1	03-18-2004
Phenol	BQL	302	1	03-18-2004
Pyrene	BQL	302	1	03-18-2004
1,2,4-Trichlorobenzene	BQL	302	1	03-18-2004
2,4,5-Trichlorophenol	BQL	302	1	03-18-2004
2,4,6-Trichlorophenol	BQL	302	1	03-18-2004

	Spike Added	Spike Result	Percent Recovered
2-Fluorobiphenyl	10	8	80
2-Fluorophenol	10	9.6	96
Nitrobenzene-d5	10	6.3	63
Phenol-d6	10	9.1	91
2,4,6-Tribromophenol	10	6.9	69
4-Terphenyl-d14	10	7.6	76

Comments:

Flags:
BQL = Below Quantitation Limits.

Reviewed By:

Results for Semivolatiles
by GCMS 8270

Client Sample ID: KEP-HSA-GW-005
Client Project ID: Kuhlman Electric
Lab Sample ID: G442-251-2D
Lab Project ID: G442-251

Analyzed By: MRC
Date Collected: 03-16-2004
Date Received: 03-17-2004
Matrix: Water

Compound	Result ug/L	Quantitation Limit ug/L	Dilution Factor	Date Analyzed
Acenaphthene	BQL	10.0	1	03-18-2004
Acenaphthylene	BQL	10.0	1	03-18-2004
Anthracene	BQL	10.0	1	03-18-2004
Benzo[a]anthracene	BQL	10.0	1	03-18-2004
Benzo[a]pyrene	BQL	10.0	1	03-18-2004
Benzo[b]fluoranthene	BQL	10.0	1	03-18-2004
Benzo[g,h,i]perylene	BQL	10.0	1	03-18-2004
Benzo[k]fluoranthene	BQL	10.0	1	03-18-2004
Benzoic Acid	BQL	20.0	1	03-18-2004
Bis(2-chloroethoxy)methane	BQL	10.0	1	03-18-2004
Bis(2-chloroethyl)ether	BQL	10.0	1	03-18-2004
Bis(2-chloroisopropyl)ether	BQL	10.0	1	03-18-2004
Bis(2-ethylhexyl)phthalate	BQL	10.0	1	03-18-2004
4-bromophenyl phenyl ether	BQL	10.0	1	03-18-2004
Butylbenzylphthalate	BQL	10.0	1	03-18-2004
2-Chloronaphthalene	BQL	10.0	1	03-18-2004
2-Chlorophenol	BQL	10.0	1	03-18-2004
4-Chloro-3-methylphenol	BQL	10.0	1	03-18-2004
4-Chloroaniline	BQL	50.0	1	03-18-2004
4-Chlorophenyl phenyl ether	BQL	10.0	1	03-18-2004
Chrysene	BQL	10.0	1	03-18-2004
Dibenzo[a,h]anthracene	BQL	10.0	1	03-18-2004
Dibenzofuran	BQL	10.0	1	03-18-2004
Di-n-Butylphthalate	BQL	10.0	1	03-18-2004
1,2-Dichlorobenzene	BQL	10.0	1	03-18-2004
1,3-Dichlorobenzene	BQL	10.0	1	03-18-2004
1,4-Dichlorobenzene	BQL	10.0	1	03-18-2004
3,3'-Dichlorobenzidine	BQL	20.0	1	03-18-2004
2,4-Dichlorophenol	BQL	10.0	1	03-18-2004
Diethylphthalate	BQL	10.0	1	03-18-2004
Dimethylphthalate	BQL	10.0	1	03-18-2004
2,4-Dimethylphenol	BQL	10.0	1	03-18-2004
4,6-Dinitro-2-methylphenol	BQL	50.0	1	03-18-2004
2,4-Dinitrophenol	BQL	50.0	1	03-18-2004
2,4-Dinitrotoluene	BQL	10.0	1	03-18-2004
2,6-Dinitrotoluene	BQL	10.0	1	03-18-2004
Di-n-octylphthalate	BQL	10.0	1	03-18-2004
Fluoranthene	BQL	10.0	1	03-18-2004
Fluorene	BQL	10.0	1	03-18-2004
Hexachlorobenzene	BQL	10.0	1	03-18-2004
Hexachlorobutadiene	BQL	10.0	1	03-18-2004
Hexachlorocyclopentadiene	BQL	20.0	1	03-18-2004

N.C. Certification #481 S.C. Certification #99029

Results for Semivolatiles by GCMS 8270

Client Sample ID: KEP-HSA-GW-005
Client Project ID: Kuhlman Electric
Lab Sample ID: G442-251-2D
Lab Project ID: G442-251

Analyzed By: MRC
Date Collected: 03-16-2004
Date Received: 03-17-2004
Matrix: Water

Compound	Result ug/L	Quantitation Limit ug/L	Dilution Factor	Date Analyzed
Hexachloroethane	BQL	10.0	1	03-18-2004
Indeno(1,2,3-c,d)pyrene	BQL	10.0	1	03-18-2004
Isophorone	BQL	10.0	1	03-18-2004
2-Methylnaphthalene	BQL	10.0	1	03-18-2004
2-Methylphenol	BQL	10.0	1	03-18-2004
3- & 4-Methylphenol	BQL	10.0	1	03-18-2004
2-Nitroaniline	BQL	10.0	1	03-18-2004
3-Nitroaniline	BQL	50.0	1	03-18-2004
4-Nitroaniline	BQL	50.0	1	03-18-2004
2-Nitrophenol	BQL	10.0	1	03-18-2004
4-Nitrophenol	BQL	50.0	1	03-18-2004
N-Nitrosodiphenylamine	BQL	10.0	1	03-18-2004
N-Nitrosodi-n-propylamine	BQL	10.0	1	03-18-2004
Naphthalene	BQL	10.0	1	03-18-2004
Nitrobenzene	BQL	10.0	1	03-18-2004
Pentachlorophenol	BQL	50.0	1	03-18-2004
Phenanthrene	BQL	10.0	1	03-18-2004
Phenol	BQL	10.0	1	03-18-2004
Pyrene	BQL	10.0	1	03-18-2004
1,2,4-Trichlorobenzene	BQL	10.0	1	03-18-2004
2,4,5-Trichlorophenol	BQL	10.0	1	03-18-2004
2,4,6-Trichlorophenol	BQL	10.0	1	03-18-2004

	Spike Added	Spike Result	Percent Recovered
2-Fluorobiphenyl	10	7.7	77
2-Fluorophenol	10	7.6	76
Nitrobenzene-d5	10	7.7	77
Phenol-d6	10	7.8	78
2,4,6-Tribromophenol	10	8.7	87
4-Terphenyl-d14	10	8.9	89

Comments:

Flags:
BQL = Below Quantitation Limits.

Reviewed By:

Results for Semivolatiles
by GCMS 8270

Client Sample ID: Method Blank
Client Project ID:
Lab Sample ID: PB1007
Lab Project ID:
Report Basis: Dry Weight

Analyzed By: MRC
Date Collected:
Date Received:
Matrix: SOIL
%Solids: 100.0

Compound	Result ug/Kg	Quantitation Limit ug/Kg	Dilution Factor	Date Analyzed
Acenaphthene	BQL	313	1	03-18-2004
Acenaphthylene	BQL	313	1	03-18-2004
Anthracene	BQL	313	1	03-18-2004
Benzo[a]anthracene	BQL	313	1	03-18-2004
Benzo[a]pyrene	BQL	313	1	03-18-2004
Benzo[b]fluoranthene	BQL	313	1	03-18-2004
Benzo[g,h,i]perylene	BQL	313	1	03-18-2004
Benzo[k]fluoranthene	BQL	313	1	03-18-2004
Benzoic Acid	BQL	625	1	03-18-2004
Bis(2-chloroethoxy)methane	BQL	313	1	03-18-2004
Bis(2-chloroethyl)ether	BQL	313	1	03-18-2004
Bis(2-chloroisopropyl)ether	BQL	313	1	03-18-2004
Bis(2-ethylhexyl)phthalate	BQL	313	1	03-18-2004
4-bromophenyl phenyl ether	BQL	313	1	03-18-2004
Butylbenzylphthalate	BQL	313	1	03-18-2004
2-Chloronaphthalene	BQL	313	1	03-18-2004
2-Chlorophenol	BQL	313	1	03-18-2004
4-Chloro-3-methylphenol	BQL	313	1	03-18-2004
4-Chloroaniline	BQL	1560	1	03-18-2004
4-Chlorophenyl phenyl ether	BQL	313	1	03-18-2004
Chrysene	BQL	313	1	03-18-2004
Dibenzo[a,h]anthracene	BQL	313	1	03-18-2004
Dibenzofuran	BQL	313	1	03-18-2004
Di-n-Butylphthalate	BQL	313	1	03-18-2004
1,2-Dichlorobenzene	BQL	313	1	03-18-2004
1,3-Dichlorobenzene	BQL	313	1	03-18-2004
1,4-Dichlorobenzene	BQL	313	1	03-18-2004
3,3'-Dichlorobenzidine	BQL	625	1	03-18-2004
2,4-Dichlorophenol	BQL	313	1	03-18-2004
Diethylphthalate	BQL	313	1	03-18-2004
Dimethylphthalate	BQL	313	1	03-18-2004
2,4-Dimethylphenol	BQL	313	1	03-18-2004
4,6-Dinitro-2-methylphenol	BQL	1560	1	03-18-2004
2,4-Dinitrophenol	BQL	1560	1	03-18-2004
2,4-Dinitrotoluene	BQL	313	1	03-18-2004
2,6-Dinitrotoluene	BQL	313	1	03-18-2004
Di-n-octylphthalate	BQL	313	1	03-18-2004
Fluoranthene	BQL	313	1	03-18-2004
Fluorene	BQL	313	1	03-18-2004
Hexachlorobenzene	BQL	313	1	03-18-2004
Hexachlorobutadiene	BQL	313	1	03-18-2004
Hexachlorocyclopentadiene	BQL	625	1	03-18-2004

Results for Semivolatiles
by GCMS 8270

Client Sample ID: Method Blank
Client Project ID:
Lab Sample ID: PB1007
Lab Project ID:
Report Basis: Dry Weight

Analyzed By: MRC
Date Collected:
Date Received:
Matrix: SOIL
%Solids: 100.0

Compound	Result ug/Kg	Quantitation Limit ug/Kg	Dilution Factor	Date Analyzed
Hexachloroethane	BQL	313	1	03-18-2004
Indeno(1,2,3-c,d)pyrene	BQL	313	1	03-18-2004
Isophorone	BQL	313	1	03-18-2004
2-Methylnaphthalene	BQL	313	1	03-18-2004
2-Methylphenol	BQL	313	1	03-18-2004
3- & 4-Methylphenol	BQL	313	1	03-18-2004
2-Nitroaniline	BQL	313	1	03-18-2004
3-Nitroaniline	BQL	1560	1	03-18-2004
4-Nitroaniline	BQL	1560	1	03-18-2004
2-Nitrophenol	BQL	313	1	03-18-2004
4-Nitrophenol	BQL	1560	1	03-18-2004
N-Nitrosodiphenylamine	BQL	313	1	03-18-2004
N-Nitrosodi-n-propylamine	BQL	313	1	03-18-2004
Naphthalene	BQL	313	1	03-18-2004
Nitrobenzene	BQL	313	1	03-18-2004
Pentachlorophenol	BQL	1560	1	03-18-2004
Phenanthrene	BQL	313	1	03-18-2004
Phenol	BQL	313	1	03-18-2004
Pyrene	BQL	313	1	03-18-2004
1,2,4-Trichlorobenzene	BQL	313	1	03-18-2004
2,4,5-Trichlorophenol	BQL	313	1	03-18-2004
2,4,6-Trichlorophenol	BQL	313	1	03-18-2004

	Spike Added	Spike Result	Percent Recovered
2-Fluorobiphenyl	10	8.2	82
2-Fluorophenol	10	7.8	78
Nitrobenzene-d5	10	8.1	81
Phenol-d6	10	7.2	72
2,4,6-Tribromophenol	10	6.7	67
4-Terphenyl-d14	10	11.1	111

Comments:

Flags:
BQL = Below Quantitation Limits.

Reviewed By: _____

Results for Semivolatiles
by GCMS 8270

Client Sample ID: Method Blank
Client Project ID:
Lab Sample ID: PB1008
Lab Project ID:

Analyzed By: MRC
Date Collected:
Date Received:
Matrix: WATER

Compound	Result ug/L	Quantitation Limit ug/L	Dilution Factor	Date Analyzed
Acenaphthene	BQL	10.0	1	03-18-2004
Acenaphthylene	BQL	10.0	1	03-18-2004
Anthracene	BQL	10.0	1	03-18-2004
Benzo[a]anthracene	BQL	10.0	1	03-18-2004
Benzo[a]pyrene	BQL	10.0	1	03-18-2004
Benzo[b]fluoranthene	BQL	10.0	1	03-18-2004
Benzo[g,h,i]perylene	BQL	10.0	1	03-18-2004
Benzo[k]fluoranthene	BQL	10.0	1	03-18-2004
Benzoic Acid	BQL	20.0	1	03-18-2004
Bis(2-chloroethoxy)methane	BQL	10.0	1	03-18-2004
Bis(2-chloroethyl)ether	BQL	10.0	1	03-18-2004
Bis(2-chloroisopropyl)ether	BQL	10.0	1	03-18-2004
Bis(2-ethylhexyl)phthalate	BQL	10.0	1	03-18-2004
4-bromophenyl phenyl ether	BQL	10.0	1	03-18-2004
Butylbenzylphthalate	BQL	10.0	1	03-18-2004
2-Chloronaphthalene	BQL	10.0	1	03-18-2004
2-Chlorophenol	BQL	10.0	1	03-18-2004
4-Chloro-3-methylphenol	BQL	10.0	1	03-18-2004
4-Chloroaniline	BQL	50.0	1	03-18-2004
4-Chlorophenyl phenyl ether	BQL	10.0	1	03-18-2004
Chrysene	BQL	10.0	1	03-18-2004
Dibenzo[a,h]anthracene	BQL	10.0	1	03-18-2004
Dibenzofuran	BQL	10.0	1	03-18-2004
Di-n-Butylphthalate	BQL	10.0	1	03-18-2004
1,2-Dichlorobenzene	BQL	10.0	1	03-18-2004
1,3-Dichlorobenzene	BQL	10.0	1	03-18-2004
1,4-Dichlorobenzene	BQL	10.0	1	03-18-2004
3,3'-Dichlorobenzidine	BQL	20.0	1	03-18-2004
2,4-Dichlorophenol	BQL	10.0	1	03-18-2004
Diethylphthalate	BQL	10.0	1	03-18-2004
Dimethylphthalate	BQL	10.0	1	03-18-2004
2,4-Dimethylphenol	BQL	10.0	1	03-18-2004
4,6-Dinitro-2-methylphenol	BQL	50.0	1	03-18-2004
2,4-Dinitrophenol	BQL	50.0	1	03-18-2004
2,4-Dinitrotoluene	BQL	10.0	1	03-18-2004
2,6-Dinitrotoluene	BQL	10.0	1	03-18-2004
Di-n-octylphthalate	BQL	10.0	1	03-18-2004
Fluoranthene	BQL	10.0	1	03-18-2004
Fluorene	BQL	10.0	1	03-18-2004
Hexachlorobenzene	BQL	10.0	1	03-18-2004
Hexachlorobutadiene	BQL	10.0	1	03-18-2004
Hexachlorocyclopentadiene	BQL	20.0	1	03-18-2004

Results for Semivolatiles
by GCMS 8270

Client Sample ID: Method Blank
Client Project ID:
Lab Sample ID: PB1008
Lab Project ID:

Analyzed By: MRC
Date Collected:
Date Received:
Matrix: WATER

Compound	Result ug/L	Quantitation Limit ug/L	Dilution Factor	Date Analyzed
Hexachloroethane	BQL	10.0	1	03-18-2004
Indeno(1,2,3-c,d)pyrene	BQL	10.0	1	03-18-2004
Isophorone	BQL	10.0	1	03-18-2004
2-Methylnaphthalene	BQL	10.0	1	03-18-2004
2-Methylphenol	BQL	10.0	1	03-18-2004
3- & 4-Methylphenol	BQL	10.0	1	03-18-2004
2-Nitroaniline	BQL	10.0	1	03-18-2004
3-Nitroaniline	BQL	50.0	1	03-18-2004
4-Nitroaniline	BQL	50.0	1	03-18-2004
2-Nitrophenol	BQL	10.0	1	03-18-2004
4-Nitrophenol	BQL	50.0	1	03-18-2004
N-Nitrosodiphenylamine	BQL	10.0	1	03-18-2004
N-Nitrosodi-n-propylamine	BQL	10.0	1	03-18-2004
Naphthalene	BQL	10.0	1	03-18-2004
Nitrobenzene	BQL	10.0	1	03-18-2004
Pentachlorophenol	BQL	50.0	1	03-18-2004
Phenanthrene	BQL	10.0	1	03-18-2004
Phenol	BQL	10.0	1	03-18-2004
Pyrene	BQL	10.0	1	03-18-2004
1,2,4-Trichlorobenzene	BQL	10.0	1	03-18-2004
2,4,5-Trichlorophenol	BQL	10.0	1	03-18-2004
2,4,6-Trichlorophenol	BQL	10.0	1	03-18-2004

	Spike Added	Spike Result	Percent Recovered
2-Fluorobiphenyl	10	9.1	91
2-Fluorophenol	10	9.5	95
Nitrobenzene-d5	10	9.2	92
Phenol-d6	10	8.9	89
2,4,6-Tribromophenol	10	8.1	81
4-Terphenyl-d14	10	13.9	139

Comments:

Flags:
BQL = Below Quantitation Limits.

Reviewed By: RJP

Results For Soil Laboratory Control Standard (LCS)
by GCMS

Client Sample ID: Batch QC
Client Project ID:
Lab Sample ID: S-LCS-1004
Lab Project ID:
Matrix: Soil

Date Collected:
Date Received:
Date Analyzed: 03/18/04
Analyzed By: MRC
Solids: 100

	Spiked ng	LCS ng	LCS % Rec.	LIMITS LOWER	LIMITS UPPER
Acenaphthylene	10	11.60	116	62	152
4-Chloro-3-methylphenol	10	7.78	78	54	110
2-Chlorophenol	10	7.52	75	55	101
1,4-Dichlorobenzene	10	7.59	76	54	97
2,4-Dinitrotoluene	10	9.08	91	61	117
N-Nitrosodi-n-propylamine	10	7.74	77	61	119
4-Nitrophenol	10	5.56	56	40	116
Pentachlorophenol	10	6.36	64	36	104
Phenol	10	7.54	75	56	104
Pyrene	10	8.80	88	61	124
1,2,4-Trichlorobenzene	10	8.27	83	58	106

Comments:

Concentrations are on column amounts.

Flags:

* = Out of limits.
NA = Not applicable.

Reviewed By: _____

Results For Soil Matrix Spike / Matrix Spike Duplicate (MS/MSD)
by GCMS

Client Sample ID: Batch QC
Client Project ID:
Lab Sample ID: S-MS-1007
Lab Project ID:
Matrix: Soil
Dilution: 1

Date Collected:
Date Received:
Date Analyzed: 03/18/04
Analyzed By: MRC

	Sample ng	Spiked ng	MS %	MSD %	Limits Lower %	Limits Upper %	RPD %	Limit Max. %
Acenaphthylene	BQL	10	114	122	75	147	6.7	30
4-Chloro-3-methylphenol	BQL	10	73	76	58	114	4.4	30
2-Chlorophenol	BQL	10	74	77	63	99	4.4	30
1,4-Dichlorobenzene	BQL	10	71	74	60	96	4.1	30
2,4-Dinitrotoluene	BQL	10	86	89	43	135	4.4	30
N-Nitrosodi-n-propylamine	BQL	10	74	77	71	115	4.2	30
4-Nitrophenol	BQL	10	50	49	40	128	1.2	30
Pentachlorophenol	BQL	10	62	65	48	111	4.1	30
Phenol	BQL	10	73	76	62	101	4.3	30
Pyrene	BQL	10	83	86	52	136	3.2	30
1,2,4-Trichlorobenzene	BQL	10	81	86	68	104	6.8	30

Comments:

Concentrations are on column amounts.

Flags:

* = Out of limits.
NA = Not applicable

Reviewed By: _____

Results For Water Laboratory Control Standard (LCS)
by GCMS

Client Sample ID: Batch QC
Client Project ID:
Lab Sample ID: W-LCS-1008
Lab Project ID:
Matrix: Water

Date Collected:
Date Received:
Date Analyzed: 03/18/04
Analyzed By: MRC

	Spiked	LCS	LCS	LIMITS	
	ng	ng	% Rec.	LOWER	UPPER
Acenaphthylene	10	13.16	132	86	153
4-Chloro-3-methylphenol	10	8.81	88	59	127
2-Chlorophenol	10	8.46	85	66	107
1,4-Dichlorobenzene	10	5.85	59	29	101
2,4-Dinitrotoluene	10	10.59	106	79	127
N-Nitrosodi-n-propylamine	10	8.47	85	73	121
4-Nitrophenol	10	7.12	71	54	137
Pentachlorophenol	10	8.06	81	55	112
Phenol	10	8.52	85	65	111
Pyrene	10	10.50	105	81	134
1,2,4-Trichlorobenzene	10	8.56	86	60	111

Comments:

Concentrations are on column amounts.

Flags:

* = Out of limits.
NA = Not applicable.

Reviewed By: RJP

Results For Water Matrix Spike / Matrix Spike Duplicate (MS/MSD)
by GCMS

Client Sample ID: Batch QC
Client Project ID:
Lab Sample ID: W-MS-1008
Lab Project ID:
Matrix: Water

Date Collected:
Date Received:
Date Analyzed: 03/18/04
Analyzed By: MRC
Dilution: 1

	Sample ng	Spiked ng	MS %	MSD %	Limits Lower %	Limits Upper %	RPD %	Limit Max. %
Acenaphthylene	BQL	10	128	129	81	152	0.5	30
4-Chloro-3-methylphenol	BQL	10	87	89	58	128	3.3	30
2-Chlorophenol	BQL	10	82	84	65	109	2.4	30
1,4-Dichlorobenzene	BQL	10	66	69	40	96	4.5	30
2,4-Dinitrotoluene	BQL	10	105	106	78	127	1.7	30
N-Nitrosodi-n-propylamine	BQL	10	82	83	73	121	0.7	30
4-Nitrophenol	BQL	10	71	73	46	147	2.4	30
Pentachlorophenol	BQL	10	80	81	53	123	0.5	30
Phenol	BQL	10	83	85	64	112	3.2	30
Pyrene	BQL	10	98	99	79	132	1.8	30
1,2,4-Trichlorobenzene	BQL	10	88	89	60	111	1.2	30

Comments:

Concentrations are on column amounts.

Flags:

* = Out of limits.
NA = Not applicable.

Reviewed By: GNP

List of Reporting Abbreviations and Data Qualifiers

B = Compound also detected in batch blank

BQL = Below Quantitation Limit

DF = Dilution Factor

Dup = Duplicate

E = Estimated concentration, exceeds calibration range.

J = Estimated concentration, below calibration range and above MDL

LCS(D) = Laboratory Control Spike (Duplicate)

MDL = Method Detection Limit

MS(D) = Matrix Spike (Duplicate)

PQL = Practical Quantitation Limit

RL = Reporting Limit

RPD = Relative Percent Difference

mg/kg = milligram per kilogram, ppm, parts per million

ug/kg = micrograms per kilogram, ppb, parts per billion

mg/L = milligram per liter, ppm, parts per million

ug/L = micrograms per liter, ppb, parts per billion

% Rec = Percent Recovery

% soilds = Percent Solids

Special Notes:

1) Metals and mercury samples are digested with a hot block, see the standard operating procedure document for details.

2) Uncertainty for all reported data is less than or equal to 30 percent.

PARADIGM ANALYTICAL LABORATORIES, INC.
5500 Business Drive, Wilmington, NC 28405
Phone: (910)-350-1903 FAX: (910)-350-1557

Chain-of Custody Record & Analytical Request

COC# 39820

Page 1 of 1

29 of 29

Client: MARTIN + SVAGLE
Address:
Address: BLACK MOUNTAIN NC
Quote #:

Project ID: KUHLMAN ELECTRIC
Contact: ROBERT MARTIN
Phone:
Fax:

Date: 3/16/04
Turnaround: 24 HR
Job Number: -
P.O. Number:

Report To: SAME
Invoice To: SAME

Sample ID	Date	Time	Matrix	Preservatives: 8260	Preservatives: 8270			Analyses	Comments: Please specify any special reporting requirements
									6442-251
KEP-HSA-004	3/16/04	1303	S	X	X				1 4oz jar
KEP-HSA-GW-005	3/16/04	1330	W	X					3 VOA VIALS
KEP-HSA-GW-005	3/16/04	1330	W	X	X				1 1L JAR
TRIP BLANK				X					1 VIA VIAL

Relinquished By	Date	Time	Received By	Date	Time	Temperature	Sample Preservation Received
Robert Martin	3/16/04	1404	[illegible]	3/17/04	1230	3.6°C	NC ____ SC ____ Other ____

SEE REVERSE FOR TERMS AND CONDITIONS

ORIGINAL

PARADIGM ANALYTICAL LABORATORIES, INC.
5500 Business Drive
Wilmington, North Carolina 28405
(910) 350-1903
Fax (910) 350-1557

Mr. Robert Martin
Martin & Slagle
Box 1023
Black Mountain NC 28711

RECEIVED APR 19 2004

Report Number: G442-252

Client Project: Kuhlman Electric

Dear Mr. Martin:

Enclosed are the results of the analytical services performed under the referenced project. The samples are certified to meet the requirements of the National Environmental Laboratory Accreditation Conference Standards. Copies of this report and supporting data will be retained in our files for a period of five years in the event they are required for future reference. Any samples submitted to our laboratory will will be retained for a maximum of thirty (30) days from the date of this report unless other arrangements are requested.

If there are any questions about the report or the services performed during this project, please call Paradigm at (910) 350-1903. We will be happy to answer any questions or concerns which you may have.

Thank you for using Paradigm Analytical Labs for your analytical services. We look forward to working with you again on any additional analytical needs which you may have.

Sincerely,
Paradigm Analytical Laboratories, Inc.

4/13/04

Laboratory Director — Date
J. Patrick Weaver

CASE NARRATIVE

Date: April 8, 2004

Martin And Slagle project ID: Kuhlman Electric
Paradigm Analytical ID: G442-252

Eight soil samples were received at the laboratory March 19 for analysis as indicated on the chain of custody. The samples were received within holding time and temperature limits.

Due to a laboratory error, the samples were not logged in for analysis of chlorinated benzenes by GC/MS Method 8270 at the time of receipt. The PCB analysis by Method 8082 was completed within holding and without quality control exception.

To provide a measurement for the chlorinated benzenes, the 8082 extracts were analyzed by GC/MS 8270. The passing 8082 quality control data, surrogates, laboratory control spike, and matrix spike and duplicate, indicate the samples were extracted under controlled conditions. However, 8270 surrogates and control data cannot be provided for these samples.

Enclosed are the data result summaries.

Results for PCBs
by EPA 8082

Client Sample ID: KEP-HSA-003
Client Project ID: Kuhlman Electric
Lab Sample ID: G442-252-1A
Lab Project ID: G442-252
Matrix: Soil %SOLIDS: 71.2
Report Basis: Dry Weight

Analyzed By: CLP
Date Collected: 03-10-2004 11:08
Date Received: 03-19-2004 10:00
Date Analyzed: 03-29-2004 15:52
Date Extracted: 03-23-2004
Dilution: 1

Compound	Quantitation Limit ug/KG	Result ug/KG
Aroclor-1016	133	BQL
Aroclor-1221	133	BQL
Aroclor-1232	133	BQL
Aroclor-1242	133	BQL
Aroclor-1248	133	BQL
Aroclor-1254	133	BQL
Aroclor-1260	133	BQL
Aroclor-1262	133	BQL

Surrogate Spike Recoveries	Spike Added	Spike Result	Percent Recovered
TCMX	100	115	115

Comments:
BQL = Below Quantitation Limit
NA = Not applicable, surrogate diluted out.

Reviewed By: [signature]

Results for PCBs
by EPA 8082

Client Sample ID: KEP-Duplicate-5411
Client Project ID: Kuhlman Electric
Lab Sample ID: G442-252-2A
Lab Project ID: G442-252
Matrix: Soil %SOLIDS: 70.7
Report Basis: Dry Weight

Analyzed By: CLP
Date Collected: 03-10-2004 00:00
Date Received: 03-19-2004 10:00
Date Analyzed: 03-29-2004 16:12
Date Extracted: 03-23-2004
Dilution: 1

Compound	Quantitation Limit ug/KG	Result ug/KG
Aroclor-1016	135	BQL
Aroclor-1221	135	BQL
Aroclor-1232	135	BQL
Aroclor-1242	135	BQL
Aroclor-1248	135	BQL
Aroclor-1254	135	BQL
Aroclor-1260	135	BQL
Aroclor-1262	135	BQL

Surrogate Spike Recoveries	Spike Added	Spike Result	Percent Recovered
TCMX	100	96	96

Comments:
BQL = Below Quantitation Limit
NA = Not applicable, surrogate diluted out.

Reviewed By: [illegible]

Results for PCBs
by EPA 8082

Client Sample ID: KEP-HSA-007
Client Project ID: Kuhlman Electric
Lab Sample ID: G442-252-3A
Lab Project ID: G442-252
Matrix: Soil %SOLIDS: 70.3
Report Basis: Dry Weight

Analyzed By: CLP
Date Collected: 03-11-2004 15:05
Date Received: 03-19-2004 10:00
Date Analyzed: 03-29-2004 16:33
Date Extracted: 03-23-2004
Dilution: 1

Compound	Quantitation Limit ug/KG	Result ug/KG
Aroclor-1016	129	BQL
Aroclor-1221	129	BQL
Aroclor-1232	129	BQL
Aroclor-1242	129	BQL
Aroclor-1248	129	BQL
Aroclor-1254	129	BQL
Aroclor-1260	129	BQL
Aroclor-1262	129	BQL

Surrogate Spike Recoveries	Spike Added	Spike Result	Percent Recovered
TCMX	100	117	117

Comments:
BQL = Below Quantitation Limit
NA = Not applicable, surrogate diluted out.

Reviewed By: [illegible]

Results for PCBs
by EPA 8082

Client Sample ID: KEP-Duplicate-5413
Client Project ID: Kuhlman Electric
Lab Sample ID: G442-252-4A
Lab Project ID: G442-252
Matrix: Soil %SOLIDS: 70.9
Report Basis: Dry Weight

Analyzed By: CLP
Date Collected: 03-11-2004 00:00
Date Received: 03-19-2004 10:00
Date Analyzed: 03-29-2004 16:53
Date Extracted: 03-23-2004
Dilution: 1

Compound	Quantitation Limit ug/KG	Result ug/KG
Aroclor-1016	137	BQL
Aroclor-1221	137	BQL
Aroclor-1232	137	BQL
Aroclor-1242	137	BQL
Aroclor-1248	137	BQL
Aroclor-1254	137	BQL
Aroclor-1260	137	BQL
Aroclor-1262	137	BQL

Surrogate Spike Recoveries	Spike Added	Spike Result	Percent Recovered
TCMX	100	96	96

Comments:
BQL = Below Quantitation Limit
NA = Not applicable, surrogate diluted out.

Reviewed By: [illegible]

Results for PCBs
by EPA 8082

Client Sample ID: KEP-HSA-005
Client Project ID: Kuhlman Electric
Lab Sample ID: G442-252-5A
Lab Project ID: G442-252
Matrix: Soil %SOLIDS: 69.6
Report Basis: Dry Weight

Analyzed By: CLP
Date Collected: 03-16-2004 13:19
Date Received: 03-19-2004 10:00
Date Analyzed: 03-29-2004 17:13
Date Extracted: 03-23-2004
Dilution: 1

Compound	Quantitation Limit ug/KG	Result ug/KG
Aroclor-1016	132	BQL
Aroclor-1221	132	BQL
Aroclor-1232	132	BQL
Aroclor-1242	132	BQL
Aroclor-1248	132	BQL
Aroclor-1254	132	BQL
Aroclor-1260	132	BQL
Aroclor-1262	132	BQL

Surrogate Spike Recoveries	Spike Added	Spike Result	Percent Recovered
TCMX	100	96	96

Comments:
BQL = Below Quantitation Limit.
NA = Not applicable, surrogate diluted out.

Reviewed By: TCM

Results for PCBs
by EPA 8082

Client Sample ID: Duplicate-5415
Client Project ID: Kuhlman Electric
Lab Sample ID: G442-252-6A
Lab Project ID: G442-252
Matrix: Soil %SOLIDS: 70.2
Report Basis: Dry Weight

Analyzed By: CLP
Date Collected: 03-16-2004 00:00
Date Received: 03-19-2004 10:00
Date Analyzed: 03-29-2004 17:33
Date Extracted: 03-23-2004
Dilution: 1

Compound	Quantitation Limit ug/KG	Result ug/KG
Aroclor-1016	133	BQL
Aroclor-1221	133	BQL
Aroclor-1232	133	BQL
Aroclor-1242	133	BQL
Aroclor-1248	133	BQL
Aroclor-1254	133	BQL
Aroclor-1260	133	BQL
Aroclor-1262	133	BQL

Surrogate Spike Recoveries	Spike Added	Spike Result	Percent Recovered
TCMX	100	89	89

Comments:
BQL = Below Quantitation Limit
NA = Not applicable, surrogate diluted out.

Reviewed By:

Results for PCBs
by EPA 8082

Client Sample ID: KEP-HSA-006
Client Project ID: Kuhlman Electric
Lab Sample ID: G442-252-7A
Lab Project ID: G442-252
Matrix: Soil %SOLIDS: 72.9
Report Basis: Dry Weight

Analyzed By: CLP
Date Collected: 03-17-2004 12:29
Date Received: 03-19-2004 10:00
Date Analyzed: 03-29-2004 17:53
Date Extracted: 03-23-2004
Dilution: 1

Compound	Quantitation Limit ug/KG	Result ug/KG
Aroclor-1016	128	BQL
Aroclor-1221	128	BQL
Aroclor-1232	128	BQL
Aroclor-1242	128	BQL
Aroclor-1248	128	BQL
Aroclor-1254	128	BQL
Aroclor-1260	128	BQL
Aroclor-1262	128	BQL

Surrogate Spike Recoveries	Spike Added	Spike Result	Percent Recovered
TCMX	100	94	94

Comments:
BQL = Below Quantitation Limit
NA = Not applicable, surrogate diluted out.

Reviewed By:

Results for PCBs
by EPA 8082

Client Sample ID: Duplicate-5417
Client Project ID: Kuhlman Electric
Lab Sample ID: G442-252-8A
Lab Project ID: G442-252
Matrix: Soil %SOLIDS: 71.7
Report Basis: Dry Weight

Analyzed By: CLP
Date Collected: 03-17-2004 00:00
Date Received: 03-19-2004 10:00
Date Analyzed: 03-29-2004 18:13
Date Extracted: 03-23-2004
Dilution: 1

Compound	Quantitation Limit ug/KG	Result ug/KG
Aroclor-1016	128	BQL
Aroclor-1221	128	BQL
Aroclor-1232	128	BQL
Aroclor-1242	128	BQL
Aroclor-1248	128	BQL
Aroclor-1254	128	BQL
Aroclor-1260	128	BQL
Aroclor-1262	128	BQL

Surrogate Spike Recoveries	Spike Added	Spike Result	Percent Recovered
TCMX	100	103	103

Comments:
BQL = Below Quantitation Limit
NA = Not applicable, surrogate diluted out.

Reviewed By: EW

Results for PCBs
by EPA 8082

Client Sample ID: Method Blank
Client Project ID:
Lab Sample ID: PB1024
Lab Project ID:
Matrix: SOIL %SOLIDS: 100.0
Report Basis: Dry Weight

Analyzed By: CLP
Date Collected:
Date Received:
Date Analyzed: 03-29-2004 14:12
Date Extracted: 03-23-2004
Dilution: 1

Compound	Quantitation Limit ug/KG	Result ug/KG
Aroclor-1016	100	BQL
Aroclor-1221	100	BQL
Aroclor-1232	100	BQL
Aroclor-1242	100	BQL
Aroclor-1248	100	BQL
Aroclor-1254	100	BQL
Aroclor-1260	100	BQL
Aroclor-1262	100	BQL

Surrogate Spike Recoveries	Spike Added	Spike Result	Percent Recovered
TCMX	100	121	121

Comments:
BQL = Below Quantitation Limit
NA = Not applicable, surrogate diluted out.

Reviewed By: SLK

MS/MSD Results for PCBs
by GC 8082

Client Sample ID: Batch QC
Client Project ID:
Lab Sample ID: S-QC-1024
Lab Project ID:
Matrix: Soil

Date Analyzed: 3/29/04
Analyzed By: CLP
Dilution: 1.0

MS/MSD

Compound	Sample	MS (ug/KG)	%Rec	MSD (ug/KG)	%Rec	RPD
Aroclor-1260	BQL	1137	114%	1054	105%	7.6

LCS

Compound	Spiked (ug/KG)	Result (ug/KG)	%Rec	Limits Lower	Limits Upper
Aroclor 1260	1000	1300	130%	70	130

Comments:
BQL = Below Quantitation Limit
Results reported are on-column amounts in ug/L.

Reviewed By: EW

Results for Semivolatiles
by GCMS 8270

Client Sample ID: KEP-HSA-003
Client Project ID: Kuhlman Electric
Lab Sample ID: G442-252-1A
Lab Project ID: G442-252
Report Basis: Dry Weight

Analyzed By: MRC
Date Collected: 03/10/2004 11:08
Date Received: 03/19/2004
Matrix: Soil
%Solids: 71.2

Compound	Result ug/Kg	Quantitation Limit ug/Kg	Dilution Factor	Date Analyzed
Hexachlorobenzene	BQL	1330	1	04/02/2004
Pentachlorobenzene	BQL	1330	1	04/02/2004
1,2,3,4-Tetrachlorobenzene	BQL	1330	1	04/02/2004
1,2,4,5-Tetrachlorobenzene *	BQL	2650	1	04/02/2004
1,2,3-Trichlorobenzene	BQL	1330	1	04/02/2004
1,2,4-Trichlorobenzene	BQL	1330	1	04/02/2004
1,3,5-Trichlorobenzene	BQL	1330	1	04/02/2004

Comments:
* 1,2,3,5- & 1,2,4,5-Tetrachlorobenzene coelute.

Flags:
BQL = Below Quantitation Limits.

Reviewed By: _____

Results for Semivolatiles
by GCMS 8270

Client Sample ID: KEP-Duplicate-5411
Client Project ID: Kuhlman Electric
Lab Sample ID: G442-252-2A
Lab Project ID: G442-252
Report Basis: Dry Weight

Analyzed By: MRC
Date Collected: 03/10/2004 00:00
Date Received: 03/19/2004
Matrix: Soil
%Solids: 70.7

Compound	Result ug/Kg	Quantitation Limit ug/Kg	Dilution Factor	Date Analyzed
Hexachlorobenzene	BQL	1350	1	04/02/2004
Pentachlorobenzene	BQL	1350	1	04/02/2004
1,2,3,4-Tetrachlorobenzene	BQL	1350	1	04/02/2004
1,2,4,5-Tetrachlorobenzene *	BQL	2690	1	04/02/2004
1,2,3-Trichlorobenzene	BQL	1350	1	04/02/2004
1,2,4-Trichlorobenzene	BQL	1350	1	04/02/2004
1,3,5-Trichlorobenzene	BQL	1350	1	04/02/2004

Comments:
* 1,2,3,5- & 1,2,4,5-Tetrachlorobenzene coelute.

Flags:
BQL = Below Quantitation Limits.

Reviewed By: _____

Results for Semivolatiles
by GCMS 8270

Client Sample ID: KEP-HSA-007
Client Project ID: Kuhlman Electric
Lab Sample ID: G442-252-3A
Lab Project ID: G442-252
Report Basis: Dry Weight

Analyzed By: MRC
Date Collected: 03/11/2004 15:05
Date Received: 03/19/2004
Matrix: Soil
%Solids: 70.3

Compound	Result ug/Kg	Quantitation Limit ug/Kg	Dilution Factor	Date Analyzed
Hexachlorobenzene	BQL	1290	1	04/02/2004
Pentachlorobenzene	BQL	1290	1	04/02/2004
1,2,3,4-Tetrachlorobenzene	BQL	1290	1	04/02/2004
1,2,4,5-Tetrachlorobenzene *	BQL	2580	1	04/02/2004
1,2,3-Trichlorobenzene	BQL	1290	1	04/02/2004
1,2,4-Trichlorobenzene	BQL	1290	1	04/02/2004
1,3,5-Trichlorobenzene	BQL	1290	1	04/02/2004

Comments:
* 1,2,3,5- & 1,2,4,5-Tetrachlorobenzene coelute.

Flags:
BQL = Below Quantitation Limits.

Reviewed By: _____

Results for Semivolatiles
by GCMS 8270

Client Sample ID: KEP-Duplicate-5413
Client Project ID: Kuhlman Electric
Lab Sample ID: G442-252-4A
Lab Project ID: G442-252
Report Basis: Dry Weight

Analyzed By: MRC
Date Collected: 03/11/2004 00:00
Date Received: 03/19/2004
Matrix: Soil
%Solids: 70.9

Compound	Result ug/Kg	Quantitation Limit ug/Kg	Dilution Factor	Date Analyzed
Hexachlorobenzene	BQL	1370	1	04/02/2004
Pentachlorobenzene	BQL	1370	1	04/02/2004
1,2,3,4-Tetrachlorobenzene	BQL	1370	1	04/02/2004
1,2,4,5-Tetrachlorobenzene *	BQL	2750	1	04/02/2004
1,2,3-Trichlorobenzene	BQL	1370	1	04/02/2004
1,2,4-Trichlorobenzene	BQL	1370	1	04/02/2004
1,3,5-Trichlorobenzene	BQL	1370	1	04/02/2004

Comments:
* 1,2,3,5- & 1,2,4,5-Tetrachlorobenzene coelute.

Flags:
BQL = Below Quantitation Limits.

Reviewed By:

Results for Semivolatiles
by GCMS 8270

Client Sample ID: KEP-HSA-005
Client Project ID: Kuhlman Electric
Lab Sample ID: G442-252-5A
Lab Project ID: G442-252
Report Basis: Dry Weight

Analyzed By: MRC
Date Collected: 03/16/2004 13:19
Date Received: 03/19/2004
Matrix: Soil
%Solids: 69.6

Compound	Result ug/Kg	Quantitation Limit ug/Kg	Dilution Factor	Date Analyzed
Hexachlorobenzene	BQL	1320	1	04/02/2004
Pentachlorobenzene	BQL	1320	1	04/02/2004
1,2,3,4-Tetrachlorobenzene	BQL	1320	1	04/02/2004
1,2,4,5-Tetrachlorobenzene *	BQL	2640	1	04/02/2004
1,2,3-Trichlorobenzene	BQL	1320	1	04/02/2004
1,2,4-Trichlorobenzene	BQL	1320	1	04/02/2004
1,3,5-Trichlorobenzene	BQL	1320	1	04/02/2004

Comments:
* 1,2,3,5- & 1,2,4,5-Tetrachlorobenzene coelute.

Flags:
BQL = Below Quantitation Limits.

Reviewed By: _____

Results for Semivolatiles
by GCMS 8270

Client Sample ID: Duplicate-5415
Client Project ID: Kuhlman Electric
Lab Sample ID: G442-252-6A
Lab Project ID: G442-252
Report Basis: Dry Weight

Analyzed By: MRC
Date Collected: 03/16/2004 00:00
Date Received: 03/19/2004
Matrix: Soil
%Solids: 70.2

Compound	Result ug/Kg	Quantitation Limit ug/Kg	Dilution Factor	Date Analyzed
Hexachlorobenzene	BQL	1330	1	04/02/2004
Pentachlorobenzene	BQL	1330	1	04/02/2004
1,2,3,4-Tetrachlorobenzene	BQL	1330	1	04/02/2004
1,2,4,5-Tetrachlorobenzene *	BQL	2650	1	04/02/2004
1,2,3-Trichlorobenzene	BQL	1330	1	04/02/2004
1,2,4-Trichlorobenzene	BQL	1330	1	04/02/2004
1,3,5-Trichlorobenzene	BQL	1330	1	04/02/2004

Comments:
* 1,2,3,5- & 1,2,4,5-Tetrachlorobenzene coelute.

Flags:
BQL = Below Quantitation Limits.

Reviewed By:

Results for Semivolatiles
by GCMS 8270

Client Sample ID: KEP-HSA-006
Client Project ID: Kuhlman Electric
Lab Sample ID: G442-252-7A
Lab Project ID: G442-252
Report Basis: Dry Weight

Analyzed By: MRC
Date Collected: 03/17/2004 12:29
Date Received: 03/19/2004
Matrix: Soil
%Solids: 72.9

Compound	Result ug/Kg	Quantitation Limit ug/Kg	Dilution Factor	Date Analyzed
Hexachlorobenzene	BQL	1280	1	04/02/2004
Pentachlorobenzene	BQL	1280	1	04/02/2004
1,2,3,4-Tetrachlorobenzene	BQL	1280	1	04/02/2004
1,2,4,5-Tetrachlorobenzene *	BQL	2550	1	04/02/2004
1,2,3-Trichlorobenzene	BQL	1280	1	04/02/2004
1,2,4-Trichlorobenzene	BQL	1280	1	04/02/2004
1,3,5-Trichlorobenzene	BQL	1280	1	04/02/2004

Comments:
* 1,2,3,5- & 1,2,4,5-Tetrachlorobenzene coelute.

Flags:
BQL = Below Quantitation Limits.

Reviewed By: _____

Results for Semivolatiles
by GCMS 8270

Client Sample ID: Duplicate-5417
Client Project ID: Kuhlman Electric
Lab Sample ID: G442-252-8A
Lab Project ID: G442-252
Report Basis: Dry Weight

Analyzed By: MRC
Date Collected: 03/17/2004 00:00
Date Received: 03/19/2004
Matrix: Soil
%Solids: 71.7

Compound	Result ug/Kg	Quantitation Limit ug/Kg	Dilution Factor	Date Analyzed
Hexachlorobenzene	BQL	1280	1	04/02/2004
Pentachlorobenzene	BQL	1280	1	04/02/2004
1,2,3,4-Tetrachlorobenzene	BQL	1280	1	04/02/2004
1,2,4,5-Tetrachlorobenzene *	BQL	2570	1	04/02/2004
1,2,3-Trichlorobenzene	BQL	1280	1	04/02/2004
1,2,4-Trichlorobenzene	BQL	1280	1	04/02/2004
1,3,5-Trichlorobenzene	BQL	1280	1	04/02/2004

Comments:
* 1,2,3,5- & 1,2,4,5-Tetrachlorobenzene coelute.

Flags:
BQL = Below Quantitation Limits.

Reviewed By:

Results for Semivolatiles
by GCMS 8270

Client Sample ID: Method Blank
Client Project ID:
Lab Sample ID: PB1024
Lab Project ID:
Report Basis: Dry Weight

Analyzed By: MRC
Date Collected:
Date Received:
Matrix: SOIL
%Solids: 100.0

Compound	Result ug/Kg	Quantitation Limit ug/Kg	Dilution Factor	Date Analyzed
Hexachlorobenzene	BQL	1000	1	04/02/2004
Pentachlorobenzene	BQL	1000	1	04/02/2004
1,2,3,4-Tetrachlorobenzene	BQL	1000	1	04/02/2004
1,2,4,5-Tetrachlorobenzene *	BQL	2000	1	04/02/2004
1,2,3-Trichlorobenzene	BQL	1000	1	04/02/2004
1,2,4-Trichlorobenzene	BQL	1000	1	04/02/2004
1,3,5-Trichlorobenzene	BQL	1000	1	04/02/2004

Comments:
* 1,2,3,5- & 1,2,4,5-Tetrachlorobenzene coelute.

Flags:
BQL = Below Quantitation Limits.

Reviewed By: _____

List of Reporting Abbreviations and Data Qualifiers

B = Compound also detected in batch blank

BQL = Below Quantitation Limit

DF = Dilution Factor

Dup = Duplicate

E = Estimated concentration, exceeds calibration range.

J = Estimated concentration, below calibration range and above MDL

LCS(D) = Laboratory Control Spike (Duplicate)

MDL = Method Detection Limit

MS(D) = Matrix Spike (Duplicate)

PQL = Practical Quantitation Limit

RL = Reporting Limit

RPD = Relative Percent Difference

mg/kg = milligram per kilogram, ppm, parts per million

ug/kg = micrograms per kilogram, ppb, parts per billion

mg/L = milligram per liter, ppm, parts per million

ug/L = micrograms per liter, ppb, parts per billion

% Rec = Percent Recovery

% soilds = Percent Solids

Special Notes:

1) Metals and mercury samples are digested with a hot block, see the standard operating procedure document for details.

2) Uncertainty for all reported data is less than or equal to 30 percent.

ARADIGM A[illegible]YTICAL LABORATORIES, INC.
500 Business Drive, Wilmington, NC 28405
hone: (910)-350-1903 FAX: (910)-350-1557

Chain-of Custody Record & Analytical Request

G442-252 COC# 343[illegible]

Page 1 of 1

ient: MARTIN SCAGGE
ddress:
ddress: BLACK MOUNTAIN, NC
uote #:

Project ID: KUHLMAN ELECTRIC
Contact: ROBERT MARTIN
Phone:
Fax:

Date: 3/18/04
Turnaround: STD MEET HOLD TIMES
Job Number:
P.O. Number:

Report To: none
Invoice To: none

Sample ID	Date	Time	Matrix	Preservatives: DA				Analyses: PCB	CHLORINATED BENZENES (1)								Comments: Please specify any special reporting requirements: MEDICE LAB #
KEP-HSA-003	10 MAR 04	1108	S	X				X	X								5410
KEP-DUPLICATE	10 MAR 04	—	S	X				X	X								5411
KEP HSA-007 (1)	11 MAR 04	1505	S	X				X	X		(1) KEP-HSA-007						5412
KEP-DUPLICATE	11 MAR 04	—	S	X				X	X								5413
KEP-HSA-005	3/16/04	1319	S	X				X	X								5414
Duplicate	3/16/04	—	S	X				X	X								5415
KEP-HSA-006	3/17/04	1229	S	X				X	X								5416
Duplicate	3/17/04	—	S	X				X	X								5417
																	(1) see attached list

14 DAYS EXTRACTION
40 DAYS ANALYSIS
MEET HOLD TIMES!

Relinquished By	Date	Time	Received By	Date	Time	Temperature
Robert Martin	3/18/04	1244	Jackie Johnson	3/19/04	1000	4.1°C

State Certification Requested
NC ____ SC ____ Other ____

SEE REVERSE FOR TERMS AND CONDITIONS

PARADIGM ANALYTICAL LABORATORIES, INC.
5500 Business Drive
Wilmington, North Carolina 28405
(910) 350-1903
Fax (910) 350-1557

RECEIVED
APR 14 2004

Mr. Robert Martin
Martin & Slagle
Box 1023
Black Mountain NC 28711

Report Number: G442-258

Client Project: Kuhlman Electric

Dear Mr. Martin:

Enclosed are the results of the analytical services performed under the referenced project. The samples are certified to meet the requirements of the National Environmental Laboratory Accreditation Conference Standards. Copies of this report and supporting data will be retained in our files for a period of five years in the event they are required for future reference. Any samples submitted to our laboratory will will be retained for a maximum of thirty (30) days from the date of this report unless other arrangements are requested.

If there are any questions about the report or the services performed during this project, please call Paradigm at (910) 350-1903. We will be happy to answer any questions or concerns which you may have.

Thank you for using Paradigm Analytical Labs for your analytical services. We look forward to working with you again on any additional analytical needs which you may have.

Sincerely,
Paradigm Analytical Laboratories, Inc.

4/8/04

Laboratory Directory — Date
J. Patrick Weaver

Results for PCBs
by EPA 8082

Client Sample ID:	KEP-HSA-008	Analyzed By:	CLP
Client Project ID:	Kuhlman Electric	Date Collected:	03-18-2004 12:31
Lab Sample ID:	G442-258-1A	Date Received:	03-26-2004 10:00
Lab Project ID:	G442-258	Date Analyzed:	04-02-2004 15:59
Matrix:	Soil %SOLIDS: 90.9	Date Extracted:	03-30-2004
Report Basis:	Dry Weight	Dilution:	1

Compound	Quantitation Limit ug/KG	Result ug/KG
Aroclor-1016	111	BQL
Aroclor-1221	111	BQL
Aroclor-1232	111	BQL
Aroclor-1242	111	BQL
Aroclor-1248	111	BQL
Aroclor-1254	111	BQL
Aroclor-1260	111	**587**
Aroclor-1262	111	BQL

Surrogate Spike Recoveries	Spike Added	Spike Result	Percent Recovered
DBC	100	164	164

*Sample was quantitated as Aroclor 1260, but may contain a mixture of Aroclor 1260 and Aroclor 1262.

Comments:
BQL = Below Quantitation Limit
NA = Not applicable, surrogate diluted out.

Reviewed By: _____

Results for PCBs
by EPA 8082

Client Sample ID:	KEP-Duplicate-5420	Analyzed By:	CLP
Client Project ID:	Kuhlman Electric	Date Collected:	03-18-2004 00:00
Lab Sample ID:	G442-258-2A	Date Received:	03-26-2004 10:00
Lab Project ID:	G442-258	Date Analyzed:	04-02-2004 16:17
Matrix:	Soil %SOLIDS: 90.4	Date Extracted:	03-30-2004
Report Basis:	Dry Weight	Dilution:	1

Compound	Quantitation Limit ug/KG	Result ug/KG
Aroclor-1016	110	BQL
Aroclor-1221	110	BQL
Aroclor-1232	110	BQL
Aroclor-1242	110	BQL
Aroclor-1248	110	BQL
Aroclor-1254	110	BQL
Aroclor-1260	110	BQL
Aroclor-1262	110	BQL

Surrogate Spike Recoveries	Spike Added	Spike Result	Percent Recovered
DBC	100	103	103

Comments:
BQL = Below Quantitation Limit
NA = Not applicable, surrogate diluted out.

Reviewed By: _____

Results for PCBs
by EPA 8082

Client Sample ID: KEP-HSA-009
Client Project ID: Kuhlman Electric
Lab Sample ID: G442-258-3A
Lab Project ID: G442-258
Matrix: Soil %SOLIDS: 76.0
Report Basis: Dry Weight

Analyzed By: CLP
Date Collected: 03-23-2004 13:35
Date Received: 03-26-2004 10:00
Date Analyzed: 04-02-2004 16:35
Date Extracted: 03-30-2004
Dilution: 1

Compound	Quantitation Limit ug/KG	Result ug/KG
Aroclor-1016	136	BQL
Aroclor-1221	136	BQL
Aroclor-1232	136	BQL
Aroclor-1242	136	BQL
Aroclor-1248	136	BQL
Aroclor-1254	136	BQL
Aroclor-1260	136	BQL
Aroclor-1262	136	BQL

Surrogate Spike Recoveries	Spike Added	Spike Result	Percent Recovered
DBC	100	70	70

Comments:
BQL = Below Quantitation Limit
NA = Not applicable, surrogate diluted out.

Reviewed By: _____

Results for PCBs
by EPA 8082

Client Sample ID:	KEP-Duplicate-5422	Analyzed By:	CLP
Client Project ID:	Kuhlman Electric	Date Collected:	03-23-2004 00:00
Lab Sample ID:	G442-258-4A	Date Received:	03-26-2004 10:00
Lab Project ID:	G442-258	Date Analyzed:	04-02-2004 16:54
Matrix:	Soil %SOLIDS: 75.0	Date Extracted:	03-30-2004
Report Basis:	Dry Weight	Dilution:	1

Compound	Quantitation Limit ug/KG	Result ug/KG
Aroclor-1016	121	BQL
Aroclor-1221	121	BQL
Aroclor-1232	121	BQL
Aroclor-1242	121	BQL
Aroclor-1248	121	BQL
Aroclor-1254	121	BQL
Aroclor-1260	121	BQL
Aroclor-1262	121	BQL

Surrogate Spike Recoveries	Spike Added	Spike Result	Percent Recovered
DBC	100	86	86

Comments:
BQL = Below Quantitation Limit
NA = Not applicable, surrogate diluted out.

Reviewed By: _____

Results for PCBs
by EPA 8082

Client Sample ID:	KEP-HSA-010	Analyzed By:	CLP
Client Project ID:	Kuhlman Electric	Date Collected:	03-24-2004 15:49
Lab Sample ID:	G442-258-5A	Date Received:	03-26-2004 10:00
Lab Project ID:	G442-258	Date Analyzed:	04-02-2004 17:12
Matrix:	Soil %SOLIDS: 74.9	Date Extracted:	03-30-2004
Report Basis:	Dry Weight	Dilution:	1

Compound	Quantitation Limit ug/KG	Result ug/KG
Aroclor-1016	130	BQL
Aroclor-1221	130	BQL
Aroclor-1232	130	BQL
Aroclor-1242	130	BQL
Aroclor-1248	130	BQL
Aroclor-1254	130	BQL
Aroclor-1260	130	BQL
Aroclor-1262	130	BQL

Surrogate Spike Recoveries	Spike Added	Spike Result	Percent Recovered
DBC	100	83	83

Comments:
BQL = Below Quantitation Limit
NA = Not applicable, surrogate diluted out.

Reviewed By: mc

Results for PCBs
by EPA 8082

Client Sample ID:	KEP-Duplicate-5424	Analyzed By:	CLP
Client Project ID:	Kuhlman Electric	Date Collected:	03-24-2004 00:00
Lab Sample ID:	G442-258-6A	Date Received:	03-26-2004 10:00
Lab Project ID:	G442-258	Date Analyzed:	04-02-2004 17:30
Matrix:	Soil %SOLIDS: 74.3	Date Extracted:	03-30-2004
Report Basis:	Dry Weight	Dilution:	1

Compound	Quantitation Limit ug/KG	Result ug/KG
Aroclor-1016	136	BQL
Aroclor-1221	136	BQL
Aroclor-1232	136	BQL
Aroclor-1242	136	BQL
Aroclor-1248	136	BQL
Aroclor-1254	136	BQL
Aroclor-1260	136	BQL
Aroclor-1262	136	BQL

Surrogate Spike Recoveries	Spike Added	Spike Result	Percent Recovered
DBC	100	97	97

Comments:
BQL = Below Quantitation Limit
NA = Not applicable, surrogate diluted out.

Reviewed By: mc

Results for PCBs
by EPA 8082

Client Sample ID:	Method Blank	Analyzed By:	CLP
Client Project ID:		Date Collected:	
Lab Sample ID:	PB1042	Date Received:	
Lab Project ID:		Date Analyzed:	04-02-2004 19:01
Matrix:	SOIL %SOLIDS: 100.0	Date Extracted:	03-30-2004
Report Basis:	Dry Weight	Dilution:	1

Compound	Quantitation Limit ug/KG	Result ug/KG
Aroclor-1016	100	BQL
Aroclor-1221	100	BQL
Aroclor-1232	100	BQL
Aroclor-1242	100	BQL
Aroclor-1248	100	BQL
Aroclor-1254	100	BQL
Aroclor-1260	100	BQL
Aroclor-1262	100	BQL

Surrogate Spike Recoveries	Spike Added	Spike Result	Percent Recovered
DBC	100	104	104

Comments:
BQL = Below Quantitation Limit
NA = Not applicable, surrogate diluted out.

Reviewed By: mc

MS/MSD Results for PCBs
by GC 8082

Client Sample ID:	Batch QC	Date Analyzed:	4/2/04
Client Project ID:		Analyzed By:	CLP
Lab Sample ID:	S-QC-1042	Dilution:	1.0
Lab Project ID:			
Matrix:	Soil		

MS/MSD

Compound	Sample	MS (ug/KG)	%Rec	MSD (ug/KG)	%Rec	RPD
Aroclor-1260	BQL	1148	115%	887	89%	25.7

LCS

Compound	Spiked (ug/KG)	Result (ug/KG)	%Rec	Limits Lower	Limits Upper
Aroclor 1260	1000	1170	117%	70	130

Comments:
BQL = Below Quantitation Limit
Results reported are on-column amounts in ug/L.

Reviewed By: _____

Results for Semivolatiles
by GCMS 8270

Client Sample ID: KEP-HSA-008
Client Project ID: Kuhlman Electric
Lab Sample ID: G442-258-1A
Lab Project ID: G442-258
Report Basis: Dry Weight

Analyzed By: MRC
Date Collected: 03/18/2004 12:31
Date Received: 03/26/2004
Matrix: Soil
%Solids: 90.9

Compound	Result ug/Kg	Quantitation Limit ug/Kg	Dilution Factor	Date Analyzed
Hexachlorobenzene	BQL	1080	1	04/05/2004
Pentachlorobenzene	BQL	1080	1	04/05/2004
1,2,3,4-Tetrachlorobenzene	BQL	1080	1	04/05/2004
1,2,4,5-Tetrachlorobenzene *	BQL	2160	1	04/05/2004
1,2,3-Trichlorobenzene	BQL	1080	1	04/05/2004
1,2,4-Trichlorobenzene	BQL	1080	1	04/05/2004
1,3,5-Trichlorobenzene	BQL	1080	1	04/05/2004

	Spike Added	Spike Result	Percent Recovered
2-Fluorobiphenyl	10	10.4	104
Nitrobenzene-d5	10	11	110
4-Terphenyl-d14	10	11.1	111

Comments:
* 1,2,3,5- & 1,2,4,5-Tetrachlorobenzene coelute.

Flags:
BQL = Below Quantitation Limits.

Reviewed By: mrl

Results for Semivolatiles
by GCMS 8270

Client Sample ID: KEP-Duplicate-5420
Client Project ID: Kuhlman Electric
Lab Sample ID: G442-258-2A
Lab Project ID: G442-258
Report Basis: Dry Weight

Analyzed By: MRC
Date Collected: 03/18/2004 00:00
Date Received: 03/26/2004
Matrix: Soil
%Solids: 90.4

Compound	Result ug/Kg	Quantitation Limit ug/Kg	Dilution Factor	Date Analyzed
Hexachlorobenzene	BQL	1070	1	04/05/2004
Pentachlorobenzene	BQL	1070	1	04/05/2004
1,2,3,4-Tetrachlorobenzene	BQL	1070	1	04/05/2004
1,2,4,5-Tetrachlorobenzene *	BQL	2150	1	04/05/2004
1,2,3-Trichlorobenzene	BQL	1070	1	04/05/2004
1,2,4-Trichlorobenzene	BQL	1070	1	04/05/2004
1,3,5-Trichlorobenzene	BQL	1070	1	04/05/2004

	Spike Added	Spike Result	Percent Recovered
2-Fluorobiphenyl	10	9.8	98
Nitrobenzene-d5	10	10.3	103
4-Terphenyl-d14	10	10.4	104

Comments:
* 1,2,3,5- & 1,2,4,5-Tetrachlorobenzene coelute.

Flags:
BQL = Below Quantitation Limits.

Reviewed By: MC

Results for Semivolatiles by GCMS 8270

Client Sample ID: KEP-HSA-009
Client Project ID: Kuhlman Electric
Lab Sample ID: G442-258-3A
Lab Project ID: G442-258
Report Basis: Dry Weight

Analyzed By: MRC
Date Collected: 03/23/2004 13:35
Date Received: 03/26/2004
Matrix: Soil
%Solids: 76.0

Compound	Result ug/Kg	Quantitation Limit ug/Kg	Dilution Factor	Date Analyzed
Hexachlorobenzene	BQL	1280	1	04/05/2004
Pentachlorobenzene	BQL	1280	1	04/05/2004
1,2,3,4-Tetrachlorobenzene	BQL	1280	1	04/05/2004
1,2,4,5-Tetrachlorobenzene *	BQL	2550	1	04/05/2004
1,2,3-Trichlorobenzene	BQL	1280	1	04/05/2004
1,2,4-Trichlorobenzene	BQL	1280	1	04/05/2004
1,3,5-Trichlorobenzene	BQL	1280	1	04/05/2004

	Spike Added	Spike Result	Percent Recovered
2-Fluorobiphenyl	10	9.6	96
Nitrobenzene-d5	10	10.5	105
4-Terphenyl-d14	10	10.3	103

Comments:

* 1,2,3,5- & 1,2,4,5-Tetrachlorobenzene coelute.

Flags:

BQL = Below Quantitation Limits.

Reviewed By: mrc

Results for Semivolatiles by GCMS 8270

Client Sample ID: KEP-Duplicate-5422
Client Project ID: Kuhlman Electric
Lab Sample ID: G442-258-4A
Lab Project ID: G442-258
Report Basis: Dry Weight

Analyzed By: MRC
Date Collected: 03/23/2004 00:00
Date Received: 03/26/2004
Matrix: Soil
%Solids: 75.0

Compound	Result ug/Kg	Quantitation Limit ug/Kg	Dilution Factor	Date Analyzed
Hexachlorobenzene	BQL	1310	1	04/05/2004
Pentachlorobenzene	BQL	1310	1	04/05/2004
1,2,3,4-Tetrachlorobenzene	BQL	1310	1	04/05/2004
1,2,4,5-Tetrachlorobenzene *	BQL	2620	1	04/05/2004
1,2,3-Trichlorobenzene	BQL	1310	1	04/05/2004
1,2,4-Trichlorobenzene	BQL	1310	1	04/05/2004
1,3,5-Trichlorobenzene	BQL	1310	1	04/05/2004

	Spike Added	Spike Result	Percent Recovered
2-Fluorobiphenyl	10	9.1	91
Nitrobenzene-d5	10	9.7	97
4-Terphenyl-d14	10	9.7	97

Comments:

* 1,2,3,5- & 1,2,4,5-Tetrachlorobenzene coelute.

Flags:

BQL = Below Quantitation Limits.

Reviewed By: mr

Results for Semivolatiles by GCMS 8270

Client Sample ID: KEP-HSA-010
Client Project ID: Kuhlman Electric
Lab Sample ID: G442-258-5A
Lab Project ID: G442-258
Report Basis: Dry Weight

Analyzed By: MRC
Date Collected: 03/24/2004 15:49
Date Received: 03/26/2004
Matrix: Soil
%Solids: 74.9

Compound	Result ug/Kg	Quantitation Limit ug/Kg	Dilution Factor	Date Analyzed
Hexachlorobenzene	BQL	1230	1	04/05/2004
Pentachlorobenzene	BQL	1230	1	04/05/2004
1,2,3,4-Tetrachlorobenzene	BQL	1230	1	04/05/2004
1,2,4,5-Tetrachlorobenzene *	BQL	2450	1	04/05/2004
1,2,3-Trichlorobenzene	BQL	1230	1	04/05/2004
1,2,4-Trichlorobenzene	BQL	1230	1	04/05/2004
1,3,5-Trichlorobenzene	BQL	1230	1	04/05/2004

	Spike Added	Spike Result	Percent Recovered
2-Fluorobiphenyl	10	9.5	95
Nitrobenzene-d5	10	10.1	101
4-Terphenyl-d14	10	10.6	106

Comments:

* 1,2,3,5- & 1,2,4,5-Tetrachlorobenzene coelute.

Flags:

BQL = Below Quantitation Limits.

Reviewed By: mc

Results for Semivolatiles by GCMS 8270

Client Sample ID: KEP-Duplicate-5424
Client Project ID: Kuhlman Electric
Lab Sample ID: G442-258-6A
Lab Project ID: G442-258
Report Basis: Dry Weight

Analyzed By: MRC
Date Collected: 03/24/2004 00:00
Date Received: 03/26/2004
Matrix: Soil
%Solids: 74.3

Compound	Result ug/Kg	Quantitation Limit ug/Kg	Dilution Factor	Date Analyzed
Hexachlorobenzene	BQL	1330	1	04/05/2004
Pentachlorobenzene	BQL	1330	1	04/05/2004
1,2,3,4-Tetrachlorobenzene	BQL	1330	1	04/05/2004
1,2,4,5-Tetrachlorobenzene *	BQL	2670	1	04/05/2004
1,2,3-Trichlorobenzene	BQL	1330	1	04/05/2004
1,2,4-Trichlorobenzene	BQL	1330	1	04/05/2004
1,3,5-Trichlorobenzene	BQL	1330	1	04/05/2004

	Spike Added	Spike Result	Percent Recovered
2-Fluorobiphenyl	10	9.1	91
Nitrobenzene-d5	10	9.8	98
4-Terphenyl-d14	10	9.7	97

Comments:

* 1,2,3,5- & 1,2,4,5-Tetrachlorobenzene coelute.

Flags:

BQL = Below Quantitation Limits.

Reviewed By: JMC

Results for Semivolatiles
by GCMS 8270

Client Sample ID: Method Blank
Client Project ID:
Lab Sample ID: PB1052
Lab Project ID:
Report Basis: Dry Weight

Analyzed By: MRC
Date Collected:
Date Received:
Matrix: SOIL
%Solids: 100.0

Compound	Result ug/Kg	Quantitation Limit ug/Kg	Dilution Factor	Date Analyzed
Hexachlorobenzene	BQL	1000	1	04/05/2004
Pentachlorobenzene	BQL	1000	1	04/05/2004
1,2,3,4-Tetrachlorobenzene	BQL	1000	1	04/05/2004
1,2,4,5-Tetrachlorobenzene *	BQL	2000	1	04/05/2004
1,2,3-Trichlorobenzene	BQL	1000	1	04/05/2004
1,2,4-Trichlorobenzene	BQL	1000	1	04/05/2004
1,3,5-Trichlorobenzene	BQL	1000	1	04/05/2004

	Spike Added	Spike Result	Percent Recovered
2-Fluorobiphenyl	10	9.8	98
Nitrobenzene-d5	10	10.4	104
4-Terphenyl-d14	10	10.2	102

Comments:
* 1,2,3,5- & 1,2,4,5-Tetrachlorobenzene coelute.

Flags:
BQL = Below Quantitation Limits.

Reviewed By: mc

Results For Soil Laboratory Control Standard (LCS)
by GCMS

Client Sample ID: Batch QC
Client Project ID:
Lab Sample ID: S-LCS-1052
Lab Project ID:
Matrix: Soil

Date Collected:
Date Received:
Date Analyzed: 04/05/2004
Analyzed By: MRC
Solids: 100

	Spiked ng	LCS ng	LCS % Rec.	LIMITS LOWER	LIMITS UPPER
Hexachlorobenzene	10	8.34	83	58	111
1,2,4-Trichlorobenzene	10	8.19	82	58	106
Pentachlorobenzene	10	8.11	81	50	150
1,2,3,4-Tetrachlorobenzene	10	8.11	81	50	150
1,2,4,5-Tetrachlorobenzene **	20	16.41	82	50	150
1,2,3-Trichlorobenzene	10	8.33	83	50	150
1,3,5-Trichlorobenzene	10	8.06	81	50	150

Comments:

Concentrations are on column amounts.
** = 1,2,3,5- & 1,2,4,5-Tetrachlorobenzene coelute.

Flags:

* = Out of limits.
NA = Not applicable.

Reviewed By: MC

Results For Soil Matrix Spike / Matrix Spike Duplicate (MS/MSD)
by GCMS

Client Sample ID: Batch QC
Client Project ID:
Lab Sample ID: S-MS-1052
Lab Project ID:
Matrix: Soil
Dilution: 1

Date Collected:
Date Received:
Date Analyzed: 04/05/2004
Analyzed By: MRC

	Sample	Spiked	MS	MSD	Limits Lower	Limits Upper	RPD	Limit Max.
	ng	ng	%	%	%	%	%	%
Hexachlorobenzene	BQL	10	99	89	68	112	10.8	30
1,2,4-Trichlorobenzene	BQL	10	96	80	68	104	18.2	30
Pentachlorobenzene	BQL	10	97	81	50	150	17.9	30
1,2,3,4-Tetrachlorobenzene	BQL	10	97	81	50	150	18.0	30
1,2,4,5-Tetrachlorobenzene *	BQL	20	98	82	50	150	17.9	30
1,2,3-Trichlorobenzene	BQL	10	96	78	50	150	19.8	30
1,3,5-Trichlorobenzene	BQL	10	95	80	50	150	17.3	30

Comments:

Concentrations are on column amounts.
** = 1,2,3,5- & 1,2,4,5-Tetrachlorobenzene coelute.

Flags:

* = Out of limits.
NA = Not applicable

Reviewed By: mc

List of Reporting Abbreviations and Data Qualifiers

B = Compound also detected in batch blank

BQL = Below Quantitation Limit

DF = Dilution Factor

Dup = Duplicate

E = Estimated concentration, exceeds calibration range.

J = Estimated concentration, below calibration range and above MDL

LCS(D) = Laboratory Control Spike (Duplicate)

MDL = Method Detection Limit

MS(D) = Matrix Spike (Duplicate)

PQL = Practical Quantitation Limit

RL = Reporting Limit

RPD = Relative Percent Difference

mg/kg = milligram per kilogram, ppm, parts per million

ug/kg = micrograms per kilogram, ppb, parts per billion

mg/L = milligram per liter, ppm, parts per million

ug/L = micrograms per liter, ppb, parts per billion

% Rec = Percent Recovery

% soilds = Percent Solids

Special Notes:

1) Metals and mercury samples are digested with a hot block, see the standard operating procedure document for details.

2) Uncertainty for all reported data is less than or equal to 30 percent.

ARADIGM A[illegible]YTICAL LABORATORIES, INC.
500 Business Drive, Wilmington, NC 28405
hone: (910)-350-1903 FAX: (910)-350-1557

Chain-of Custody Record & Analytical Request

COC# 34307

Page 1 of 1

lient: MARTIN + SUMCIK
ddress:
ddress: BLACK MOUNTAIN NC
uote #:

Project ID: KUHLMAN ELECTRIC
Contact: ROBERT MARTIN
Phone:
Fax:

Date: 3/25/04
Turnaround: STD
Job Number:
P.O. Number:

Report To: SAME
Invoice To: SAME

Sample ID	Date	Time	Matrix	Preservatives: NA				Analyses: PCB	chlorinated Pesticides (1)									Comments: Please specify any special reporting requirements
																		MOBIL LAB #
P-HSA-008	3/18/04	1231	S	X				X	X									5419
EP-Duplicate	3/18/04	—	S	X				X	X									5420
EP-HSA-009	3/23/04	1335	S	X				X	X									5421 G442-258
EP-Duplicate	3/23/04	—	S	X				X	X									5422
EP-HSA-010	3/24/04	1549	S	X				X	X									5423
EP-Duplicate	3/24/04	—	S	X				X	X									5424
																		(1) See attached list

Relinquished By	Date	Time	Received By	Date	Time	Temperature
[illegible]	3/25/04	1226	[illegible]	3/26/04	1000	3.6°C

State Certification Requested
NC ____ SC ____ Other ____

SEE REVERSE FOR TERMS AND CONDITIONS

PARADIGM ANALYTICAL LABORATORIES, INC.
5500 Business Drive
Wilmington, North Carolina 28405
(910) 350-1903
Fax (910) 350-1557

RECEIVED
APR 14 2004

Mr. Robert Martin
Martin & Slagle
Box 1023
Black Mountain NC 28711

Report Number: G442-261

Client Project: Kuhlman Electric

Dear Mr. Martin:

Enclosed are the results of the analytical services performed under the referenced project. The samples are certified to meet the requirements of the National Environmental Laboratory Accreditation Conference Standards. Copies of this report and supporting data will be retained in our files for a period of five years in the event they are required for future reference. Any samples submitted to our laboratory will will be retained for a maximum of thirty (30) days from the date of this report unless other arrangements are requested.

If there are any questions about the report or the services performed during this project, please call Paradigm at (910) 350-1903. We will be happy to answer any questions or concerns which you may have.

Thank you for using Paradigm Analytical Labs for your analytical services. We look forward to working with you again on any additional analytical needs which you may have.

Sincerely,
Paradigm Analytical Laboratories, Inc.

4/8/04

Laboratory Directory Date
J. Patrick Weaver

Results for Semivolatiles
by GCMS 8270

Client Sample ID: KEP-GW-005-001
Client Project ID: Kuhlman Electric
Lab Sample ID: G442-261-1C
Lab Project ID: G442-261

Analyzed By: MRC
Date Collected: 03/29/2004 11:03
Date Received: 04/01/2004
Matrix: Water

Compound	Result ug/L	Quantitation Limit ug/L	Dilution Factor	Date Analyzed
Acenaphthene	BQL	10.0	1	04/06/2004
Acenaphthylene	BQL	10.0	1	04/06/2004
Anthracene	BQL	10.0	1	04/06/2004
Benzo[a]anthracene	BQL	10.0	1	04/06/2004
Benzo[a]pyrene	BQL	10.0	1	04/06/2004
Benzo[b]fluoranthene	BQL	10.0	1	04/06/2004
Benzo[g,h,i]perylene	BQL	10.0	1	04/06/2004
Benzo[k]fluoranthene	BQL	10.0	1	04/06/2004
Benzoic Acid	BQL	20.0	1	04/06/2004
Bis(2-chloroethoxy)methane	BQL	10.0	1	04/06/2004
Bis(2-chloroethyl)ether	BQL	10.0	1	04/06/2004
Bis(2-chloroisopropyl)ether	BQL	10.0	1	04/06/2004
Bis(2-ethylhexyl)phthalate	BQL	10.0	1	04/06/2004
4-bromophenyl phenyl ether	BQL	10.0	1	04/06/2004
Butylbenzylphthalate	BQL	10.0	1	04/06/2004
2-Chloronaphthalene	BQL	10.0	1	04/06/2004
2-Chlorophenol	BQL	10.0	1	04/06/2004
4-Chloro-3-methylphenol	BQL	10.0	1	04/06/2004
4-Chloroaniline	BQL	50.0	1	04/06/2004
4-Chlorophenyl phenyl ether	BQL	10.0	1	04/06/2004
Chrysene	BQL	10.0	1	04/06/2004
Dibenzo[a,h]anthracene	BQL	10.0	1	04/06/2004
Dibenzofuran	BQL	10.0	1	04/06/2004
Di-n-Butylphthalate	BQL	10.0	1	04/06/2004
1,2-Dichlorobenzene	BQL	10.0	1	04/06/2004
1,3-Dichlorobenzene	BQL	10.0	1	04/06/2004
1,4-Dichlorobenzene	BQL	10.0	1	04/06/2004
3,3'-Dichlorobenzidine	BQL	20.0	1	04/06/2004
2,4-Dichlorophenol	BQL	10.0	1	04/06/2004
Diethylphthalate	BQL	10.0	1	04/06/2004
Dimethylphthalate	BQL	10.0	1	04/06/2004
2,4-Dimethylphenol	BQL	10.0	1	04/06/2004
Di-n-octylphthalate	BQL	10.0	1	04/06/2004
4,6-Dinitro-2-methylphenol	BQL	50.0	1	04/06/2004
2,4-Dinitrophenol	BQL	50.0	1	04/06/2004
2,4-Dinitrotoluene	BQL	10.0	1	04/06/2004
2,6-Dinitrotoluene	BQL	10.0	1	04/06/2004
Fluoranthene	BQL	10.0	1	04/06/2004
Fluorene	BQL	10.0	1	04/06/2004
Hexachlorobenzene	BQL	10.0	1	04/06/2004
Hexachlorobutadiene	BQL	10.0	1	04/06/2004
Hexachlorocyclopentadiene	BQL	20.0	1	04/06/2004

Results for Semivolatiles
by GCMS 8270

Client Sample ID: KEP-GW-005-001
Client Project ID: Kuhlman Electric
Lab Sample ID: G442-261-1C
Lab Project ID: G442-261

Analyzed By: MRC
Date Collected: 03/29/2004 11:03
Date Received: 04/01/2004
Matrix: Water

Compound	Result ug/L	Quantitation Limit ug/L	Dilution Factor	Date Analyzed
Hexachloroethane	BQL	10.0	1	04/06/2004
Indeno(1,2,3-c,d)pyrene	BQL	10.0	1	04/06/2004
Isophorone	BQL	10.0	1	04/06/2004
2-Methylnaphthalene	BQL	10.0	1	04/06/2004
2-Methylphenol	BQL	10.0	1	04/06/2004
3- & 4-Methylphenol	BQL	10.0	1	04/06/2004
Naphthalene	BQL	10.0	1	04/06/2004
2-Nitroaniline	BQL	10.0	1	04/06/2004
3-Nitroaniline	BQL	50.0	1	04/06/2004
4-Nitroaniline	BQL	50.0	1	04/06/2004
Nitrobenzene	BQL	10.0	1	04/06/2004
2-Nitrophenol	BQL	10.0	1	04/06/2004
4-Nitrophenol	BQL	50.0	1	04/06/2004
N-Nitrosodi-n-propylamine	BQL	10.0	1	04/06/2004
N-Nitrosodiphenylamine	BQL	10.0	1	04/06/2004
Pentachlorobenzene	BQL	10.0	1	04/06/2004
Pentachlorophenol	BQL	50.0	1	04/06/2004
Phenanthrene	BQL	10.0	1	04/06/2004
Phenol	BQL	10.0	1	04/06/2004
Pyrene	BQL	10.0	1	04/06/2004
1,2,3,4-Tetrachlorobenzene	BQL	10.0	1	04/06/2004
1,2,4,5-Tetrachlorobenzene *	BQL	20.0	1	04/06/2004
1,2,3-Trichlorobenzene	BQL	10.0	1	04/06/2004
1,2,4-Trichlorobenzene	BQL	10.0	1	04/06/2004
1,3,5-Trichlorobenzene	BQL	10.0	1	04/06/2004
2,4,5-Trichlorophenol	BQL	10.0	1	04/06/2004
2,4,6-Trichlorophenol	BQL	10.0	1	04/06/2004

	Spike Added	Spike Result	Percent Recovered
2-Fluorobiphenyl	10	8.2	82
2-Fluorophenol	10	8.5	85
Nitrobenzene-d5	10	8	80
Phenol-d6	10	8	80
2,4,6-Tribromophenol	10	8.2	82
4-Terphenyl-d14	10	10.4	104

Comments:
* 1,2,3,5- & 1,2,4,5-Tetrachlorobenzene coelute.

Flags:
BQL = Below Quantitation Limits.

Reviewed By: mrc

Results for Semivolatiles by GCMS 8270

Client Sample ID: KEP-GW-001-001
Client Project ID: Kuhlman Electric
Lab Sample ID: G442-261-3C
Lab Project ID: G442-261

Analyzed By: MRC
Date Collected: 03/29/2004 14:02
Date Received: 04/01/2004
Matrix: Water

Compound	Result ug/L	Quantitation Limit ug/L	Dilution Factor	Date Analyzed
Acenaphthene	BQL	10.0	1	04/07/2004
Acenaphthylene	BQL	10.0	1	04/07/2004
Anthracene	BQL	10.0	1	04/07/2004
Benzo[a]anthracene	BQL	10.0	1	04/07/2004
Benzo[a]pyrene	BQL	10.0	1	04/07/2004
Benzo[b]fluoranthene	BQL	10.0	1	04/07/2004
Benzo[g,h,i]perylene	BQL	10.0	1	04/07/2004
Benzo[k]fluoranthene	BQL	10.0	1	04/07/2004
Benzoic Acid	BQL	20.0	1	04/07/2004
Bis(2-chloroethoxy)methane	BQL	10.0	1	04/07/2004
Bis(2-chloroethyl)ether	BQL	10.0	1	04/07/2004
Bis(2-chloroisopropyl)ether	BQL	10.0	1	04/07/2004
Bis(2-ethylhexyl)phthalate	BQL	10.0	1	04/07/2004
4-bromophenyl phenyl ether	BQL	10.0	1	04/07/2004
Butylbenzylphthalate	BQL	10.0	1	04/07/2004
2-Chloronaphthalene	BQL	10.0	1	04/07/2004
2-Chlorophenol	BQL	10.0	1	04/07/2004
4-Chloro-3-methylphenol	BQL	10.0	1	04/07/2004
4-Chloroaniline	BQL	50.0	1	04/07/2004
4-Chlorophenyl phenyl ether	BQL	10.0	1	04/07/2004
Chrysene	BQL	10.0	1	04/07/2004
Dibenzo[a,h]anthracene	BQL	10.0	1	04/07/2004
Dibenzofuran	BQL	10.0	1	04/07/2004
Di-n-Butylphthalate	BQL	10.0	1	04/07/2004
1,2-Dichlorobenzene	BQL	10.0	1	04/07/2004
1,3-Dichlorobenzene	BQL	10.0	1	04/07/2004
1,4-Dichlorobenzene	BQL	10.0	1	04/07/2004
3,3'-Dichlorobenzidine	BQL	20.0	1	04/07/2004
2,4-Dichlorophenol	BQL	10.0	1	04/07/2004
Diethylphthalate	BQL	10.0	1	04/07/2004
Dimethylphthalate	BQL	10.0	1	04/07/2004
2,4-Dimethylphenol	BQL	10.0	1	04/07/2004
Di-n-octylphthalate	BQL	10.0	1	04/07/2004
4,6-Dinitro-2-methylphenol	BQL	50.0	1	04/07/2004
2,4-Dinitrophenol	BQL	50.0	1	04/07/2004
2,4-Dinitrotoluene	BQL	10.0	1	04/07/2004
2,6-Dinitrotoluene	BQL	10.0	1	04/07/2004
Fluoranthene	BQL	10.0	1	04/07/2004
Fluorene	BQL	10.0	1	04/07/2004
Hexachlorobenzene	BQL	10.0	1	04/07/2004
Hexachlorobutadiene	BQL	10.0	1	04/07/2004
Hexachlorocyclopentadiene	BQL	20.0	1	04/07/2004

Results for Semivolatiles
by GCMS 8270

Client Sample ID: KEP-GW-001-001
Client Project ID: Kuhlman Electric
Lab Sample ID: G442-261-3C
Lab Project ID: G442-261

Analyzed By: MRC
Date Collected: 03/29/2004 14:02
Date Received: 04/01/2004
Matrix: Water

Compound	Result ug/L	Quantitation Limit ug/L	Dilution Factor	Date Analyzed
Hexachloroethane	BQL	10.0	1	04/07/2004
Indeno(1,2,3-c,d)pyrene	BQL	10.0	1	04/07/2004
Isophorone	BQL	10.0	1	04/07/2004
2-Methylnaphthalene	BQL	10.0	1	04/07/2004
2-Methylphenol	BQL	10.0	1	04/07/2004
3- & 4-Methylphenol	BQL	10.0	1	04/07/2004
Naphthalene	BQL	10.0	1	04/07/2004
2-Nitroaniline	BQL	10.0	1	04/07/2004
3-Nitroaniline	BQL	50.0	1	04/07/2004
4-Nitroaniline	BQL	50.0	1	04/07/2004
Nitrobenzene	BQL	10.0	1	04/07/2004
2-Nitrophenol	BQL	10.0	1	04/07/2004
4-Nitrophenol	BQL	50.0	1	04/07/2004
N-Nitrosodi-n-propylamine	BQL	10.0	1	04/07/2004
N-Nitrosodiphenylamine	BQL	10.0	1	04/07/2004
Pentachlorobenzene	BQL	10.0	1	04/07/2004
Pentachlorophenol	BQL	50.0	1	04/07/2004
Phenanthrene	BQL	10.0	1	04/07/2004
Phenol	BQL	10.0	1	04/07/2004
Pyrene	BQL	10.0	1	04/07/2004
1,2,3,4-Tetrachlorobenzene	BQL	10.0	1	04/07/2004
1,2,4,5-Tetrachlorobenzene *	BQL	20.0	1	04/07/2004
1,2,3-Trichlorobenzene	BQL	10.0	1	04/07/2004
1,2,4-Trichlorobenzene	BQL	10.0	1	04/07/2004
1,3,5-Trichlorobenzene	BQL	10.0	1	04/07/2004
2,4,5-Trichlorophenol	BQL	10.0	1	04/07/2004
2,4,6-Trichlorophenol	BQL	10.0	1	04/07/2004

	Spike Added	Spike Result	Percent Recovered
2-Fluorobiphenyl	10	8.2	82
2-Fluorophenol	10	8.3	83
Nitrobenzene-d5	10	7.9	79
Phenol-d6	10	7.8	78
2,4,6-Tribromophenol	10	8	80
4-Terphenyl-d14	10	10.4	104

Comments:
* 1,2,3,5- & 1,2,4,5-Tetrachlorobenzene coelute.

Flags:
BQL = Below Quantitation Limits.

Reviewed By: mrc

Results for Semivolatiles
by GCMS 8270

Client Sample ID: KEP-GW-008-001
Client Project ID: Kuhlman Electric
Lab Sample ID: G442-261-4D
Lab Project ID: G442-261

Analyzed By: MRC
Date Collected: 03/29/2004 15:40
Date Received: 04/01/2004
Matrix: Water

Compound	Result ug/L	Quantitation Limit ug/L	Dilution Factor	Date Analyzed
Acenaphthene	BQL	10.0	1	04/07/2004
Acenaphthylene	BQL	10.0	1	04/07/2004
Anthracene	BQL	10.0	1	04/07/2004
Benzo[a]anthracene	BQL	10.0	1	04/07/2004
Benzo[a]pyrene	BQL	10.0	1	04/07/2004
Benzo[b]fluoranthene	BQL	10.0	1	04/07/2004
Benzo[g,h,i]perylene	BQL	10.0	1	04/07/2004
Benzo[k]fluoranthene	BQL	10.0	1	04/07/2004
Benzoic Acid	BQL	20.0	1	04/07/2004
Bis(2-chloroethoxy)methane	BQL	10.0	1	04/07/2004
Bis(2-chloroethyl)ether	BQL	10.0	1	04/07/2004
Bis(2-chloroisopropyl)ether	BQL	10.0	1	04/07/2004
Bis(2-ethylhexyl)phthalate	BQL	10.0	1	04/07/2004
4-bromophenyl phenyl ether	BQL	10.0	1	04/07/2004
Butylbenzylphthalate	BQL	10.0	1	04/07/2004
2-Chloronaphthalene	BQL	10.0	1	04/07/2004
2-Chlorophenol	BQL	10.0	1	04/07/2004
4-Chloro-3-methylphenol	BQL	10.0	1	04/07/2004
4-Chloroaniline	BQL	50.0	1	04/07/2004
4-Chlorophenyl phenyl ether	BQL	10.0	1	04/07/2004
Chrysene	BQL	10.0	1	04/07/2004
Dibenzo[a,h]anthracene	BQL	10.0	1	04/07/2004
Dibenzofuran	BQL	10.0	1	04/07/2004
Di-n-Butylphthalate	BQL	10.0	1	04/07/2004
1,2-Dichlorobenzene	BQL	10.0	1	04/07/2004
1,3-Dichlorobenzene	BQL	10.0	1	04/07/2004
1,4-Dichlorobenzene	BQL	10.0	1	04/07/2004
3,3'-Dichlorobenzidine	BQL	20.0	1	04/07/2004
2,4-Dichlorophenol	BQL	10.0	1	04/07/2004
Diethylphthalate	BQL	10.0	1	04/07/2004
Dimethylphthalate	BQL	10.0	1	04/07/2004
2,4-Dimethylphenol	BQL	10.0	1	04/07/2004
Di-n-octylphthalate	BQL	10.0	1	04/07/2004
4,6-Dinitro-2-methylphenol	BQL	50.0	1	04/07/2004
2,4-Dinitrophenol	BQL	50.0	1	04/07/2004
2,4-Dinitrotoluene	BQL	10.0	1	04/07/2004
2,6-Dinitrotoluene	BQL	10.0	1	04/07/2004
Fluoranthene	BQL	10.0	1	04/07/2004
Fluorene	BQL	10.0	1	04/07/2004
Hexachlorobenzene	BQL	10.0	1	04/07/2004
Hexachlorobutadiene	BQL	10.0	1	04/07/2004
Hexachlorocyclopentadiene	BQL	20.0	1	04/07/2004

Results for Semivolatiles by GCMS 8270

Client Sample ID: KEP-GW-008-001
Client Project ID: Kuhlman Electric
Lab Sample ID: G442-261-4D
Lab Project ID: G442-261

Analyzed By: MRC
Date Collected: 03/29/2004 15:40
Date Received: 04/01/2004
Matrix: Water

Compound	Result ug/L	Quantitation Limit ug/L	Dilution Factor	Date Analyzed
Hexachloroethane	BQL	10.0	1	04/07/2004
Indeno(1,2,3-c,d)pyrene	BQL	10.0	1	04/07/2004
Isophorone	BQL	10.0	1	04/07/2004
2-Methylnaphthalene	BQL	10.0	1	04/07/2004
2-Methylphenol	BQL	10.0	1	04/07/2004
3- & 4-Methylphenol	BQL	10.0	1	04/07/2004
Naphthalene	BQL	10.0	1	04/07/2004
2-Nitroaniline	BQL	10.0	1	04/07/2004
3-Nitroaniline	BQL	50.0	1	04/07/2004
4-Nitroaniline	BQL	50.0	1	04/07/2004
Nitrobenzene	BQL	10.0	1	04/07/2004
2-Nitrophenol	BQL	10.0	1	04/07/2004
4-Nitrophenol	BQL	50.0	1	04/07/2004
N-Nitrosodi-n-propylamine	BQL	10.0	1	04/07/2004
N-Nitrosodiphenylamine	BQL	10.0	1	04/07/2004
Pentachlorobenzene	BQL	10.0	1	04/07/2004
Pentachlorophenol	BQL	50.0	1	04/07/2004
Phenanthrene	BQL	10.0	1	04/07/2004
Phenol	BQL	10.0	1	04/07/2004
Pyrene	BQL	10.0	1	04/07/2004
1,2,3,4-Tetrachlorobenzene	BQL	10.0	1	04/07/2004
1,2,4,5-Tetrachlorobenzene *	BQL	20.0	1	04/07/2004
1,2,3-Trichlorobenzene	BQL	10.0	1	04/07/2004
1,2,4-Trichlorobenzene	BQL	10.0	1	04/07/2004
1,3,5-Trichlorobenzene	BQL	10.0	1	04/07/2004
2,4,5-Trichlorophenol	BQL	10.0	1	04/07/2004
2,4,6-Trichlorophenol	BQL	10.0	1	04/07/2004

	Spike Added	Spike Result	Percent Recovered
2-Fluorobiphenyl	10	7.8	78
2-Fluorophenol	10	7.4	74
Nitrobenzene-d5	10	7.3	73
Phenol-d6	10	7.3	73
2,4,6-Tribromophenol	10	7.8	78
4-Terphenyl-d14	10	10.1	101

Comments:

* 1,2,3,5- & 1,2,4,5-Tetrachlorobenzene coelute.

Flags:

BQL = Below Quantitation Limits.

Reviewed By: MMC

Results for Semivolatiles
by GCMS 8270

Client Sample ID: KEP-GW-002-001
Client Project ID: Kuhlman Electric
Lab Sample ID: G442-261-5D
Lab Project ID: G442-261

Analyzed By: MRC
Date Collected: 03/29/2004 17:47
Date Received: 04/01/2004
Matrix: Water

Compound	Result ug/L	Quantitation Limit ug/L	Dilution Factor	Date Analyzed
Acenaphthene	BQL	10.0	1	04/07/2004
Acenaphthylene	BQL	10.0	1	04/07/2004
Anthracene	BQL	10.0	1	04/07/2004
Benzo[a]anthracene	BQL	10.0	1	04/07/2004
Benzo[a]pyrene	BQL	10.0	1	04/07/2004
Benzo[b]fluoranthene	BQL	10.0	1	04/07/2004
Benzo[g,h,i]perylene	BQL	10.0	1	04/07/2004
Benzo[k]fluoranthene	BQL	10.0	1	04/07/2004
Benzoic Acid	BQL	20.0	1	04/07/2004
Bis(2-chloroethoxy)methane	BQL	10.0	1	04/07/2004
Bis(2-chloroethyl)ether	BQL	10.0	1	04/07/2004
Bis(2-chloroisopropyl)ether	BQL	10.0	1	04/07/2004
Bis(2-ethylhexyl)phthalate	BQL	10.0	1	04/07/2004
4-bromophenyl phenyl ether	BQL	10.0	1	04/07/2004
Butylbenzylphthalate	BQL	10.0	1	04/07/2004
2-Chloronaphthalene	BQL	10.0	1	04/07/2004
2-Chlorophenol	BQL	10.0	1	04/07/2004
4-Chloro-3-methylphenol	BQL	10.0	1	04/07/2004
4-Chloroaniline	BQL	50.0	1	04/07/2004
4-Chlorophenyl phenyl ether	BQL	10.0	1	04/07/2004
Chrysene	BQL	10.0	1	04/07/2004
Dibenzo[a,h]anthracene	BQL	10.0	1	04/07/2004
Dibenzofuran	BQL	10.0	1	04/07/2004
Di-n-Butylphthalate	BQL	10.0	1	04/07/2004
1,2-Dichlorobenzene	BQL	10.0	1	04/07/2004
1,3-Dichlorobenzene	BQL	10.0	1	04/07/2004
1,4-Dichlorobenzene	BQL	10.0	1	04/07/2004
3,3'-Dichlorobenzidine	BQL	20.0	1	04/07/2004
2,4-Dichlorophenol	BQL	10.0	1	04/07/2004
Diethylphthalate	BQL	10.0	1	04/07/2004
Dimethylphthalate	BQL	10.0	1	04/07/2004
2,4-Dimethylphenol	BQL	10.0	1	04/07/2004
Di-n-octylphthalate	BQL	10.0	1	04/07/2004
4,6-Dinitro-2-methylphenol	BQL	50.0	1	04/07/2004
2,4-Dinitrophenol	BQL	50.0	1	04/07/2004
2,4-Dinitrotoluene	BQL	10.0	1	04/07/2004
2,6-Dinitrotoluene	BQL	10.0	1	04/07/2004
Fluoranthene	BQL	10.0	1	04/07/2004
Fluorene	BQL	10.0	1	04/07/2004
Hexachlorobenzene	BQL	10.0	1	04/07/2004
Hexachlorobutadiene	BQL	10.0	1	04/07/2004
Hexachlorocyclopentadiene	BQL	20.0	1	04/07/2004

Results for Semivolatiles
by GCMS 8270

Client Sample ID: KEP-GW-002-001
Client Project ID: Kuhlman Electric
Lab Sample ID: G442-261-5D
Lab Project ID: G442-261

Analyzed By: MRC
Date Collected: 03/29/2004 17:47
Date Received: 04/01/2004
Matrix: Water

Compound	Result ug/L	Quantitation Limit ug/L	Dilution Factor	Date Analyzed
Hexachloroethane	BQL	10.0	1	04/07/2004
Indeno(1,2,3-c,d)pyrene	BQL	10.0	1	04/07/2004
Isophorone	BQL	10.0	1	04/07/2004
2-Methylnaphthalene	BQL	10.0	1	04/07/2004
2-Methylphenol	BQL	10.0	1	04/07/2004
3- & 4-Methylphenol	BQL	10.0	1	04/07/2004
Naphthalene	BQL	10.0	1	04/07/2004
2-Nitroaniline	BQL	10.0	1	04/07/2004
3-Nitroaniline	BQL	50.0	1	04/07/2004
4-Nitroaniline	BQL	50.0	1	04/07/2004
Nitrobenzene	BQL	10.0	1	04/07/2004
2-Nitrophenol	BQL	10.0	1	04/07/2004
4-Nitrophenol	BQL	50.0	1	04/07/2004
N-Nitrosodi-n-propylamine	BQL	10.0	1	04/07/2004
N-Nitrosodiphenylamine	BQL	10.0	1	04/07/2004
Pentachlorobenzene	BQL	10.0	1	04/07/2004
Pentachlorophenol	BQL	50.0	1	04/07/2004
Phenanthrene	BQL	10.0	1	04/07/2004
Phenol	BQL	10.0	1	04/07/2004
Pyrene	BQL	10.0	1	04/07/2004
1,2,3,4-Tetrachlorobenzene	BQL	10.0	1	04/07/2004
1,2,4,5-Tetrachlorobenzene *	BQL	20.0	1	04/07/2004
1,2,3-Trichlorobenzene	BQL	10.0	1	04/07/2004
1,2,4-Trichlorobenzene	BQL	10.0	1	04/07/2004
1,3,5-Trichlorobenzene	BQL	10.0	1	04/07/2004
2,4,5-Trichlorophenol	BQL	10.0	1	04/07/2004
2,4,6-Trichlorophenol	BQL	10.0	1	04/07/2004

	Spike Added	Spike Result	Percent Recovered
2-Fluorobiphenyl	10	8.4	84
2-Fluorophenol	10	8.6	86
Nitrobenzene-d5	10	8.2	82
Phenol-d6	10	8.2	82
2,4,6-Tribromophenol	10	8.4	84
4-Terphenyl-d14	10	10.5	105

Comments:
* 1,2,3,5- & 1,2,4,5-Tetrachlorobenzene coelute.

Flags:
BQL = Below Quantitation Limits.

Reviewed By: _____

Results for Semivolatiles
by GCMS 8270

Client Sample ID: KEP-GW-Duplicate
Client Project ID: Kuhlman Electric
Lab Sample ID: G442-261-7D
Lab Project ID: G442-261

Analyzed By: MRC
Date Collected: 03/29/2004 00:00
Date Received: 04/01/2004
Matrix: Water

Compound	Result ug/L	Quantitation Limit ug/L	Dilution Factor	Date Analyzed
Acenaphthene	BQL	10.0	1	04/07/2004
Acenaphthylene	BQL	10.0	1	04/07/2004
Anthracene	BQL	10.0	1	04/07/2004
Benzo[a]anthracene	BQL	10.0	1	04/07/2004
Benzo[a]pyrene	BQL	10.0	1	04/07/2004
Benzo[b]fluoranthene	BQL	10.0	1	04/07/2004
Benzo[g,h,i]perylene	BQL	10.0	1	04/07/2004
Benzo[k]fluoranthene	BQL	10.0	1	04/07/2004
Benzoic Acid	BQL	20.0	1	04/07/2004
Bis(2-chloroethoxy)methane	BQL	10.0	1	04/07/2004
Bis(2-chloroethyl)ether	BQL	10.0	1	04/07/2004
Bis(2-chloroisopropyl)ether	BQL	10.0	1	04/07/2004
Bis(2-ethylhexyl)phthalate	BQL	10.0	1	04/07/2004
4-bromophenyl phenyl ether	BQL	10.0	1	04/07/2004
Butylbenzylphthalate	BQL	10.0	1	04/07/2004
2-Chloronaphthalene	BQL	10.0	1	04/07/2004
2-Chlorophenol	BQL	10.0	1	04/07/2004
4-Chloro-3-methylphenol	BQL	10.0	1	04/07/2004
4-Chloroaniline	BQL	50.0	1	04/07/2004
4-Chlorophenyl phenyl ether	BQL	10.0	1	04/07/2004
Chrysene	BQL	10.0	1	04/07/2004
Dibenzo[a,h]anthracene	BQL	10.0	1	04/07/2004
Dibenzofuran	BQL	10.0	1	04/07/2004
Di-n-Butylphthalate	BQL	10.0	1	04/07/2004
1,2-Dichlorobenzene	BQL	10.0	1	04/07/2004
1,3-Dichlorobenzene	BQL	10.0	1	04/07/2004
1,4-Dichlorobenzene	BQL	10.0	1	04/07/2004
3,3'-Dichlorobenzidine	BQL	20.0	1	04/07/2004
2,4-Dichlorophenol	BQL	10.0	1	04/07/2004
Diethylphthalate	BQL	10.0	1	04/07/2004
Dimethylphthalate	BQL	10.0	1	04/07/2004
2,4-Dimethylphenol	BQL	10.0	1	04/07/2004
Di-n-octylphthalate	BQL	10.0	1	04/07/2004
4,6-Dinitro-2-methylphenol	BQL	50.0	1	04/07/2004
2,4-Dinitrophenol	BQL	50.0	1	04/07/2004
2,4-Dinitrotoluene	BQL	10.0	1	04/07/2004
2,6-Dinitrotoluene	BQL	10.0	1	04/07/2004
Fluoranthene	BQL	10.0	1	04/07/2004
Fluorene	BQL	10.0	1	04/07/2004
Hexachlorobenzene	BQL	10.0	1	04/07/2004
Hexachlorobutadiene	BQL	10.0	1	04/07/2004
Hexachlorocyclopentadiene	BQL	20.0	1	04/07/2004

Results for Semivolatiles
by GCMS 8270

Client Sample ID: KEP-GW-Duplicate
Client Project ID: Kuhlman Electric
Lab Sample ID: G442-261-7D
Lab Project ID: G442-261

Analyzed By: MRC
Date Collected: 03/29/2004 00:00
Date Received: 04/01/2004
Matrix: Water

Compound	Result ug/L	Quantitation Limit ug/L	Dilution Factor	Date Analyzed
Hexachloroethane	BQL	10.0	1	04/07/2004
Indeno(1,2,3-c,d)pyrene	BQL	10.0	1	04/07/2004
Isophorone	BQL	10.0	1	04/07/2004
2-Methylnaphthalene	BQL	10.0	1	04/07/2004
2-Methylphenol	BQL	10.0	1	04/07/2004
3- & 4-Methylphenol	BQL	10.0	1	04/07/2004
Naphthalene	BQL	10.0	1	04/07/2004
2-Nitroaniline	BQL	10.0	1	04/07/2004
3-Nitroaniline	BQL	50.0	1	04/07/2004
4-Nitroaniline	BQL	50.0	1	04/07/2004
Nitrobenzene	BQL	10.0	1	04/07/2004
2-Nitrophenol	BQL	10.0	1	04/07/2004
4-Nitrophenol	BQL	50.0	1	04/07/2004
N-Nitrosodi-n-propylamine	BQL	10.0	1	04/07/2004
N-Nitrosodiphenylamine	BQL	10.0	1	04/07/2004
Pentachlorobenzene	BQL	10.0	1	04/07/2004
Pentachlorophenol	BQL	50.0	1	04/07/2004
Phenanthrene	BQL	10.0	1	04/07/2004
Phenol	BQL	10.0	1	04/07/2004
Pyrene	BQL	10.0	1	04/07/2004
1,2,3,4-Tetrachlorobenzene	BQL	10.0	1	04/07/2004
1,2,4,5-Tetrachlorobenzene *	BQL	20.0	1	04/07/2004
1,2,3-Trichlorobenzene	BQL	10.0	1	04/07/2004
1,2,4-Trichlorobenzene	BQL	10.0	1	04/07/2004
1,3,5-Trichlorobenzene	BQL	10.0	1	04/07/2004
2,4,5-Trichlorophenol	BQL	10.0	1	04/07/2004
2,4,6-Trichlorophenol	BQL	10.0	1	04/07/2004

	Spike Added	Spike Result	Percent Recovered
2-Fluorobiphenyl	10	8.2	82
2-Fluorophenol	10	8.4	84
Nitrobenzene-d5	10	8.1	81
Phenol-d6	10	8.1	81
2,4,6-Tribromophenol	10	8.3	83
4-Terphenyl-d14	10	10.5	105

Comments:
* 1,2,3,5- & 1,2,4,5-Tetrachlorobenzene coelute.

Flags:
BQL = Below Quantitation Limits.

Reviewed By: mk

Results for Semivolatiles
by GCMS 8270

Client Sample ID: Method Blank
Client Project ID:
Lab Sample ID: PB1060
Lab Project ID:

Analyzed By: MRC
Date Collected:
Date Received:
Matrix: WATER

Compound	Result ug/L	Quantitation Limit ug/L	Dilution Factor	Date Analyzed
Acenaphthene	BQL	10.0	1	04/06/2004
Acenaphthylene	BQL	10.0	1	04/06/2004
Anthracene	BQL	10.0	1	04/06/2004
Benzo[a]anthracene	BQL	10.0	1	04/06/2004
Benzo[a]pyrene	BQL	10.0	1	04/06/2004
Benzo[b]fluoranthene	BQL	10.0	1	04/06/2004
Benzo[g,h,i]perylene	BQL	10.0	1	04/06/2004
Benzo[k]fluoranthene	BQL	10.0	1	04/06/2004
Benzoic Acid	BQL	20.0	1	04/06/2004
Bis(2-chloroethoxy)methane	BQL	10.0	1	04/06/2004
Bis(2-chloroethyl)ether	BQL	10.0	1	04/06/2004
Bis(2-chloroisopropyl)ether	BQL	10.0	1	04/06/2004
Bis(2-ethylhexyl)phthalate	BQL	10.0	1	04/06/2004
4-bromophenyl phenyl ether	BQL	10.0	1	04/06/2004
Butylbenzylphthalate	BQL	10.0	1	04/06/2004
2-Chloronaphthalene	BQL	10.0	1	04/06/2004
2-Chlorophenol	BQL	10.0	1	04/06/2004
4-Chloro-3-methylphenol	BQL	10.0	1	04/06/2004
4-Chloroaniline	BQL	50.0	1	04/06/2004
4-Chlorophenyl phenyl ether	BQL	10.0	1	04/06/2004
Chrysene	BQL	10.0	1	04/06/2004
Dibenzo[a,h]anthracene	BQL	10.0	1	04/06/2004
Dibenzofuran	BQL	10.0	1	04/06/2004
Di-n-Butylphthalate	BQL	10.0	1	04/06/2004
1,2-Dichlorobenzene	BQL	10.0	1	04/06/2004
1,3-Dichlorobenzene	BQL	10.0	1	04/06/2004
1,4-Dichlorobenzene	BQL	10.0	1	04/06/2004
3,3'-Dichlorobenzidine	BQL	20.0	1	04/06/2004
2,4-Dichlorophenol	BQL	10.0	1	04/06/2004
Diethylphthalate	BQL	10.0	1	04/06/2004
Dimethylphthalate	BQL	10.0	1	04/06/2004
2,4-Dimethylphenol	BQL	10.0	1	04/06/2004
Di-n-octylphthalate	BQL	10.0	1	04/06/2004
4,6-Dinitro-2-methylphenol	BQL	50.0	1	04/06/2004
2,4-Dinitrophenol	BQL	50.0	1	04/06/2004
2,4-Dinitrotoluene	BQL	10.0	1	04/06/2004
2,6-Dinitrotoluene	BQL	10.0	1	04/06/2004
Fluoranthene	BQL	10.0	1	04/06/2004
Fluorene	BQL	10.0	1	04/06/2004
Hexachlorobenzene	BQL	10.0	1	04/06/2004
Hexachlorobutadiene	BQL	10.0	1	04/06/2004
Hexachlorocyclopentadiene	BQL	20.0	1	04/06/2004

Results for Semivolatiles
by GCMS 8270

Client Sample ID: Method Blank
Client Project ID:
Lab Sample ID: PB1060
Lab Project ID:

Analyzed By: MRC
Date Collected:
Date Received:
Matrix: WATER

Compound	Result ug/L	Quantitation Limit ug/L	Dilution Factor	Date Analyzed
Hexachloroethane	BQL	10.0	1	04/06/2004
Indeno(1,2,3-c,d)pyrene	BQL	10.0	1	04/06/2004
Isophorone	BQL	10.0	1	04/06/2004
2-Methylnaphthalene	BQL	10.0	1	04/06/2004
2-Methylphenol	BQL	10.0	1	04/06/2004
3- & 4-Methylphenol	BQL	10.0	1	04/06/2004
Naphthalene	BQL	10.0	1	04/06/2004
2-Nitroaniline	BQL	10.0	1	04/06/2004
3-Nitroaniline	BQL	50.0	1	04/06/2004
4-Nitroaniline	BQL	50.0	1	04/06/2004
Nitrobenzene	BQL	10.0	1	04/06/2004
2-Nitrophenol	BQL	10.0	1	04/06/2004
4-Nitrophenol	BQL	50.0	1	04/06/2004
N-Nitrosodi-n-propylamine	BQL	10.0	1	04/06/2004
N-Nitrosodiphenylamine	BQL	10.0	1	04/06/2004
Pentachlorobenzene	BQL	10.0	1	04/06/2004
Pentachlorophenol	BQL	50.0	1	04/06/2004
Phenanthrene	BQL	10.0	1	04/06/2004
Phenol	BQL	10.0	1	04/06/2004
Pyrene	BQL	10.0	1	04/06/2004
1,2,3,4-Tetrachlorobenzene	BQL	10.0	1	04/06/2004
1,2,4,5-Tetrachlorobenzene *	BQL	20.0	1	04/06/2004
1,2,3-Trichlorobenzene	BQL	10.0	1	04/06/2004
1,2,4-Trichlorobenzene	BQL	10.0	1	04/06/2004
1,3,5-Trichlorobenzene	BQL	10.0	1	04/06/2004
2,4,5-Trichlorophenol	BQL	10.0	1	04/06/2004
2,4,6-Trichlorophenol	BQL	10.0	1	04/06/2004

	Spike Added	Spike Result	Percent Recovered
2-Fluorobiphenyl	10	8.2	82
2-Fluorophenol	10	8.9	89
Nitrobenzene-d5	10	8.3	83
Phenol-d6	10	8.2	82
2,4,6-Tribromophenol	10	7.6	76
4-Terphenyl-d14	10	10.5	105

Comments:
* 1,2,3,5- & 1,2,4,5-Tetrachlorobenzene coelute.

Flags:
BQL = Below Quantitation Limits.

Reviewed By: MRC

Results For Water Laboratory Control Standard (LCS)
by GCMS

Client Sample ID: Batch QC
Client Project ID: Kuhlman Electric
Lab Sample ID: W-LCS-1060
Lab Project ID: G442-261
Matrix: Water

Date Collected:
Date Received:
Date Analyzed: 04/06/04
Analyzed By: MRC

	Spiked	LCS	LCS	LIMITS	
	ng	ng	% Rec.	LOWER	UPPER
Acenaphthene	10	8.13	81	74	118
Acenaphthylene	10	10.40	104	88	153
Anthracene	10	8.23	82	59	105
Benzo[a]anthracene	10	8.44	84	66	118
Benzo[a]pyrene	10	8.01	80	73	121
Benzo[b]fluoranthene	10	7.71	77	77	128
Benzo[g,h,i]perylene	10	9.43	94	56	121
Benzo[k]fluoranthene	10	8.08	81	69	150
Bis(2-chloroethoxy)methane	10	8.00	80	73	117
Bis(2-chloroethyl)ether	10	7.52	75	67	102
Bis(2-chloroisopropyl)ether	10	7.38	74	67	114
Bis(2-ethylhexyl)phthalate	10	7.86	79	75	118
4-Bromophenyl phenyl ether	10	7.65	77	70	111
Butylbenzylphthalate	10	7.97	80	78	126
4-Chloro-3-methylphenol	10	7.51	75	59	127
2-Chloronaphthalene	20	16.35	82	71	119
2-Chlorophenol	10	7.34	73	66	107
4-Chlorophenyl phenyl ether	10	7.92	79	67	118
Chrysene	10	8.53	85	76	120
Di-n-Butylphthalate	10	7.93	79	73	119
Di-n-octylphthalate	10	6.23	62	51	153
Dibenzo[a,h]anthracene	10	9.93	99	70	121
Dibenzofuran	10	7.06	71	60	105
1,2-Dichlorobenzene	20	14.51	73	39	113
1,3-Dichlorobenzene	20	13.37	67	29	113
1,4-Dichlorobenzene	20	12.73	64	29	101
2,4-Dichlorophenol	10	7.49	75	65	120
Diethylphthalate	10	8.35	84	74	125
2,4-Dimethylphenol	10	6.80	68	29	113
Dimethylphthalate	10	7.90	79	72	113
4,6-Dinitro-2-methylphenol	10	7.73	77	63	120
2,4-Dinitrophenol	10	7.72	77	51	131
2,4-Dinitrotoluene	10	8.97	90	79	127
2,6-Dinitrotoluene	10	8.37	84	76	120
Fluoranthene	10	8.10	81	71	115
Fluorene	10	7.95	80	70	120
Hexachlorobenzene	20	16.09	80	73	120
Hexachlorobutadiene	20	15.20	76	51	113
Hexachloroethane	20	13.02	65	21	115

Results For Water Laboratory Control Standard (LCS)
by GCMS

Client Sample ID: Batch QC
Client Project ID: Kuhlman Electric
Lab Sample ID: W-LCS-1060
Lab Project ID: G442-261
Matrix: Water

Date Collected:
Date Received:
Date Analyzed: 04/06/04
Analyzed By: MRC

	Spiked ng	LCS ng	LCS % Rec.	LIMITS LOWER	LIMITS UPPER
Indeno(1,2,3-c,d)pyrene	10	9.28	93	57	119
Isophorone	10	8.48	85	80	128
2-Methylnaphthalene	10	6.77	68	58	101
2-Methylphenol	10	7.55	76	65	112
3- & 4-Methylphenol	20	13.13	66	54	99
N-Nitrosodi-n-propylamine	10	7.99	80	73	121
N-Nitrosodiphenylamine	20	19.59	98	15	161
Naphthalene	10	7.83	78	66	114
Nitrobenzene	10	7.42	74	67	117
2-Nitrophenol	10	7.42	74	61	102
4-Nitrophenol	10	9.77	98	54	137
Pentachlorophenol	10	6.59	66	55	112
Phenanthrene	10	8.05	80	74	114
Phenol	10	7.23	72	65	111
Pyrene	10	8.33	83	81	134
1,2,4-Trichlorobenzene	20	15.18	76	60	111
2,4,5-Trichlorophenol	10	7.48	75	60	130
2,4,6-Trichlorophenol	10	7.22	72	68	115
Pentachlorobenzene	20	19.94	100	50	150
1,2,3,4-Tetrachlorobenzene	10	9.95	100	50	150
1,2,4,5-Tetrachlorobenzene **	20	17.64	88	50	150
1,2,3-Trichlorobenzene	10	8.58	86	50	150
1,3,5-Trichlorobenzene	10	9.36	94	50	150

Comments:

Concentrations are on column amounts.
** = 1,2,3,5- & 1,2,4,5-Tetrachlorobenzene coelute.

Flags:

* = Out of limits.
NA = Not applicable.

Reviewed By: _____

Results For Water Matrix Spike / Matrix Spike Duplicate (MS/MSD)
by GCMS

Client Sample ID: KEP-GW-002-001
Client Project ID: Kuhlman Electric
Lab Sample ID: G442-261-5D (W-MS-1060)
Lab Project ID: G442-261
Matrix: Water

Date Collected: ########
Date Received: 4/1/2004
Date Analyzed: 4/6/2004
Analyzed By: MRC
Dilution: 1

	Sample ng	Spiked ng	MS %	MSD %	Limits Lower %	Limits Upper %	RPD %	Limit Max. %
Acenaphthene	BQL	10	85	90	74	115	5.7	30
Acenaphthylene	BQL	10	112	119	81	152	6.2	30
Anthracene	BQL	10	89	94	60	103	5.4	30
Benzo[a]anthracene	BQL	10	91	94	63	119	3.2	30
Benzo[a]pyrene	BQL	10	88	94	71	120	6.5	30
Benzo[b]fluoranthene	BQL	10	76	79	74	129	4.0	30
Benzo[g,h,i]perylene	BQL	10	104	103	55	118	0.5	30
Benzo[k]fluoranthene	BQL	10	89	91	69	143	2.5	30
Bis(2-chloroethoxy)methane	BQL	10	82	87	69	121	6.2	30
Bis(2-chloroethyl)ether	BQL	10	80	83	68	103	3.5	30
Bis(2-chloroisopropyl)ether	BQL	10	74	79	68	113	7.4	30
Bis(2-ethylhexyl)phthalate	BQL	10	87	87	64	128	0.1	30
4-Bromophenyl phenyl ether	BQL	10	81	84	70	111	4.0	30
Butylbenzylphthalate	BQL	10	87	88	77	123	2.1	30
4-Chloro-3-methylphenol	BQL	10	79	83	58	128	5.1	30
2-Chloronaphthalene	BQL	20	84	89	69	116	6.1	30
2-Chlorophenol	BQL	10	76	82	65	109	7.4	30
4-Chlorophenyl phenyl ether	BQL	10	83	87	68	115	4.8	30
Chrysene	BQL	10	93	94	74	118	1.3	30
Di-n-Butylphthalate	BQL	10	86	88	74	116	2.6	30
Di-n-octylphthalate	BQL	10	68	70	51	150	3.2	30
Dibenzo[a,h]anthracene	BQL	10	107	110	67	119	2.5	30
Dibenzofuran	BQL	10	74	78	61	103	5.7	30
1,2-Dichlorobenzene	BQL	20	77	87	46	109	11.9	30
1,3-Dichlorobenzene	BQL	20	74	85	38	107	13.6	30
1,4-Dichlorobenzene	BQL	20	69	79	40	96	13.2	30
2,4-Dichlorophenol	BQL	10	79	83	61	124	4.4	30
Diethylphthalate	BQL	10	87	91	74	125	4.6	30
2,4-Dimethylphenol	BQL	10	81	90	22	130	10.2	30
Dimethylphthalate	BQL	10	82	86	72	112	4.7	30
4,6-Dinitro-2-methylphenol	BQL	10	82	84	57	129	3.0	30
2,4-Dinitrophenol	BQL	10	82	83	51	133	1.0	30
2,4-Dinitrotoluene	BQL	10	94	98	78	127	4.6	30
2,6-Dinitrotoluene	BQL	10	87	91	77	119	4.7	30
Fluoranthene	BQL	10	87	90	70	115	3.2	30
Fluorene	BQL	10	84	88	71	116	4.1	30
Hexachlorobenzene	BQL	20	85	88	74	117	3.5	30
Hexachlorobutadiene	BQL	20	78	86	50	114	8.8	30

Results For Water Matrix Spike / Matrix Spike Duplicate (MS/MSD)
by GCMS

Client Sample ID: KEP-GW-002-001
Client Project ID: Kuhlman Electric
Lab Sample ID: G442-261-5D (W-MS-1060)
Lab Project ID: G442-261
Matrix: Water

Date Collected: ########
Date Received: 4/1/2004
Date Analyzed: 4/6/2004
Analyzed By: MRC
Dilution: 1

	Sample ng	Spiked ng	MS %	MSD %	Limits Lower %	Limits Upper %	RPD %	Limit Max. %
Hexachloroethane	BQL	20	72	83	23	119	13.9	30
Indeno(1,2,3-c,d)pyrene	BQL	10	99	101	57	116	1.3	30
Isophorone	BQL	10	87	92	77	134	5.8	30
2-Methylnaphthalene	BQL	10	72	76	51	110	6.2	30
2-Methylphenol	BQL	10	79	83	65	112	5.7	30
3- & 4-Methylphenol	BQL	20	69	72	54	98	3.5	30
N-Nitrosodi-n-propylamine	BQL	10	80	86	73	121	7.2	30
N-Nitrosodiphenylamine	BQL	20	111	124	21	155	11.8	30
Naphthalene	BQL	10	83	90	66	113	7.3	30
Nitrobenzene	BQL	10	79	84	56	133	5.2	30
2-Nitrophenol	BQL	10	78	83	60	105	5.6	30
4-Nitrophenol	BQL	10	103	103	46	147	0.1	30
Pentachlorophenol	BQL	10	72	74	53	123	3.5	30
Phenanthrene	BQL	10	86	89	74	114	3.4	30
Phenol	BQL	10	75	79	64	112	5.5	30
Pyrene	BQL	10	90	92	79	132	2.3	30
1,2,4-Trichlorobenzene	BQL	20	78	85	60	111	8.5	30
2,4,5-Trichlorophenol	BQL	10	80	84	59	129	4.1	30
2,4,6-Trichlorophenol	BQL	10	76	81	65	117	6.0	30
Pentachlorobenzene	BQL	20	99	106	50	150	6.2	30
1,2,3,4-Tetrachlorobenzene	BQL	10	99	105	50	150	6.6	30
1,2,4,5-Tetrachlorobenzene *	BQL	20	94	97	50	150	3.4	30
1,2,3-Trichlorobenzene	BQL	10	86	95	50	150	10.2	30
1,3,5-Trichlorobenzene	BQL	10	92	100	50	150	7.9	30

Comments:

Concentrations are on column amounts.
** = 1,2,3,5- & 1,2,4,5-Tetrachlorobenzene coelute.

Flags:

* = Out of limits.
NA = Not applicable.

Reviewed By: mc

Results for Volatiles
by GCMS 8260

Client Sample ID: KEP-GW-005-001
Client Project ID: Kuhlman Electric
Lab Sample ID: G442-261-1A
Lab Project ID: G442-261

Analyzed By: JTF
Date Collected: 03/29/2004 11:03
Date Received: 04-01-2004
Matrix: Water

Compound	Result UG/L	Quantitation Limit UG/L	Dilution Factor	Date Analyzed
Acetone	BQL	25.0	1	04/05/2004
Benzene	BQL	1.00	1	04/05/2004
Bromobenzene	BQL	1.00	1	04/05/2004
Bromochloromethane	BQL	1.00	1	04/05/2004
Bromodichloromethane	BQL	1.00	1	04/05/2004
Bromoform	BQL	1.00	1	04/05/2004
Bromomethane	BQL	1.00	1	04/05/2004
2-Butanone	BQL	25.0	1	04/05/2004
n-Butylbenzene	BQL	1.00	1	04/05/2004
sec-Butylbenzene	BQL	1.00	1	04/05/2004
tert-Butylbenzene	BQL	1.00	1	04/05/2004
Carbon disulfide	BQL	1.00	1	04/05/2004
Carbon tetrachloride	BQL	1.00	1	04/05/2004
Chlorobenzene	BQL	1.00	1	04/05/2004
Chloroethane	BQL	1.00	1	04/05/2004
2-Chloroethyl vinyl ether	BQL	5.00	1	04/05/2004
Chloroform	BQL	1.00	1	04/05/2004
Chloromethane	BQL	1.00	1	04/05/2004
2-Chlorotoluene	BQL	1.00	1	04/05/2004
4-Chlorotoluene	BQL	1.00	1	04/05/2004
Dibromochloromethane	BQL	1.00	1	04/05/2004
1,2-Dibromo-3-chloropropane	BQL	5.00	1	04/05/2004
Dibromomethane	BQL	1.00	1	04/05/2004
1,2-Dibromoethane (EDB)	BQL	1.00	1	04/05/2004
1,2-Dichlorobenzene	BQL	1.00	1	04/05/2004
1,3-Dichlorobenzene	BQL	1.00	1	04/05/2004
1,4-Dichlorobenzene	BQL	1.00	1	04/05/2004
trans-1,4-Dichloro-2-butene	BQL	5.00	1	04/05/2004
1,1-Dichloroethane	BQL	1.00	1	04/05/2004
1,1-Dichloroethene	BQL	1.00	1	04/05/2004
1,2-Dichloroethane	BQL	1.00	1	04/05/2004
cis-1,2-Dichloroethene	BQL	1.00	1	04/05/2004
trans-1,2-dichloroethene	BQL	1.00	1	04/05/2004
1,2-Dichloropropane	BQL	1.00	1	04/05/2004
1,3-Dichloropropane	BQL	1.00	1	04/05/2004
2,2-Dichloropropane	BQL	1.00	1	04/05/2004
1,1-Dichloropropene	BQL	1.00	1	04/05/2004
cis-1,3-Dichloropropene	BQL	1.00	1	04/05/2004
trans-1,3-Dichloropropene	BQL	1.00	1	04/05/2004
Dichlorodifluoromethane	BQL	5.00	1	04/05/2004
Diisopropyl ether (DIPE)	BQL	1.00	1	04/05/2004
Ethylbenzene	BQL	1.00	1	04/05/2004

Results for Volatiles
by GCMS 8260

Client Sample ID: KEP-GW-005-001
Client Project ID: Kuhlman Electric
Lab Sample ID: G442-261-1A
Lab Project ID: G442-261

Analyzed By: JTF
Date Collected: 03/29/2004 11:03
Date Received: 04-01-2004
Matrix: Water

Compound	Result UG/L	Quantitation Limit UG/L	Dilution Factor	Date Analyzed
Hexachlorobutadiene	BQL	1.00	1	04/05/2004
2-Hexanone	BQL	5.00	1	04/05/2004
Iodomethane	BQL	1.00	1	04/05/2004
Isopropylbenzene	BQL	1.00	1	04/05/2004
4-Isopropyltoluene	BQL	1.00	1	04/05/2004
Methylene chloride	BQL	5.00	1	04/05/2004
4-Methyl-2-pentanone	BQL	5.00	1	04/05/2004
Methyl-tert-butyl ether (MTBE)	BQL	1.00	1	04/05/2004
Naphthalene	BQL	1.00	1	04/05/2004
n-Propyl benzene	BQL	1.00	1	04/05/2004
Styrene	BQL	1.00	1	04/05/2004
1,1,1,2-Tetrachloroethane	BQL	1.00	1	04/05/2004
1,1,2,2-Tetrachloroethane	BQL	1.00	1	04/05/2004
Tetrachloroethene	BQL	1.00	1	04/05/2004
Toluene	BQL	1.00	1	04/05/2004
1,2,3-Trichlorobenzene	BQL	1.00	1	04/05/2004
1,2,4-Trichlorobenzene	BQL	1.00	1	04/05/2004
Trichloroethene	BQL	1.00	1	04/05/2004
1,1,1-Trichloroethane	BQL	1.00	1	04/05/2004
1,1,2-Trichloroethane	BQL	1.00	1	04/05/2004
Trichlorofluoromethane	BQL	1.00	1	04/05/2004
1,2,3-Trichloropropane	BQL	1.00	1	04/05/2004
1,2,4-Trimethylbenzene	BQL	1.00	1	04/05/2004
1,3,5-Trimethylbenzene	BQL	1.00	1	04/05/2004
Vinyl chloride	BQL	1.00	1	04/05/2004
m-,p-Xylene	BQL	2.00	1	04/05/2004
o-Xylene	BQL	1.00	1	04/05/2004

	Spike Added	Spike Result	Percent Recovered
4-Bromofluorobenzene	10	9.91	99
1,2-Dichloroethane-d4	10	9.62	96
Toluene-d8	10	10	100

Comments:

Flags:
BQL = Below Quantitation Limits.

Reviewed By: mmc

Results for Volatiles
by GCMS 8260

Client Sample ID: Trip Blank
Client Project ID: Kuhlman Electric
Lab Sample ID: G442-261-2A
Lab Project ID: G442-261

Analyzed By: JTF
Date Collected: 03/29/2004 00:00
Date Received: 04-01-2004
Matrix: Water

Compound	Result UG/L	Quantitation Limit UG/L	Dilution Factor	Date Analyzed
Acetone	BQL	25.0	1	04/05/2004
Benzene	BQL	1.00	1	04/05/2004
Bromobenzene	BQL	1.00	1	04/05/2004
Bromochloromethane	BQL	1.00	1	04/05/2004
Bromodichloromethane	BQL	1.00	1	04/05/2004
Bromoform	BQL	1.00	1	04/05/2004
Bromomethane	BQL	1.00	1	04/05/2004
2-Butanone	BQL	25.0	1	04/05/2004
n-Butylbenzene	BQL	1.00	1	04/05/2004
sec-Butylbenzene	BQL	1.00	1	04/05/2004
tert-Butylbenzene	BQL	1.00	1	04/05/2004
Carbon disulfide	BQL	1.00	1	04/05/2004
Carbon tetrachloride	BQL	1.00	1	04/05/2004
Chlorobenzene	BQL	1.00	1	04/05/2004
Chloroethane	BQL	1.00	1	04/05/2004
2-Chloroethyl vinyl ether	BQL	5.00	1	04/05/2004
Chloroform	BQL	1.00	1	04/05/2004
Chloromethane	BQL	1.00	1	04/05/2004
2-Chlorotoluene	BQL	1.00	1	04/05/2004
4-Chlorotoluene	BQL	1.00	1	04/05/2004
Dibromochloromethane	BQL	1.00	1	04/05/2004
1,2-Dibromo-3-chloropropane	BQL	5.00	1	04/05/2004
Dibromomethane	BQL	1.00	1	04/05/2004
1,2-Dibromoethane (EDB)	BQL	1.00	1	04/05/2004
1,2-Dichlorobenzene	BQL	1.00	1	04/05/2004
1,3-Dichlorobenzene	BQL	1.00	1	04/05/2004
1,4-Dichlorobenzene	BQL	1.00	1	04/05/2004
trans-1,4-Dichloro-2-butene	BQL	5.00	1	04/05/2004
1,1-Dichloroethane	BQL	1.00	1	04/05/2004
1,1-Dichloroethene	BQL	1.00	1	04/05/2004
1,2-Dichloroethane	BQL	1.00	1	04/05/2004
cis-1,2-Dichloroethene	BQL	1.00	1	04/05/2004
trans-1,2-dichloroethene	BQL	1.00	1	04/05/2004
1,2-Dichloropropane	BQL	1.00	1	04/05/2004
1,3-Dichloropropane	BQL	1.00	1	04/05/2004
2,2-Dichloropropane	BQL	1.00	1	04/05/2004
1,1-Dichloropropene	BQL	1.00	1	04/05/2004
cis-1,3-Dichloropropene	BQL	1.00	1	04/05/2004
trans-1,3-Dichloropropene	BQL	1.00	1	04/05/2004
Dichlorodifluoromethane	BQL	5.00	1	04/05/2004
Diisopropyl ether (DIPE)	BQL	1.00	1	04/05/2004
Ethylbenzene	BQL	1.00	1	04/05/2004

Results for Volatiles
by GCMS 8260

Client Sample ID: Trip Blank
Client Project ID: Kuhlman Electric
Lab Sample ID: G442-261-2A
Lab Project ID: G442-261

Analyzed By: JTF
Date Collected: 03/29/2004 00:00
Date Received: 04-01-2004
Matrix: Water

Compound	Result UG/L	Quantitation Limit UG/L	Dilution Factor	Date Analyzed
Hexachlorobutadiene	BQL	1.00	1	04/05/2004
2-Hexanone	BQL	5.00	1	04/05/2004
Iodomethane	BQL	1.00	1	04/05/2004
Isopropylbenzene	BQL	1.00	1	04/05/2004
4-Isopropyltoluene	BQL	1.00	1	04/05/2004
Methylene chloride	BQL	5.00	1	04/05/2004
4-Methyl-2-pentanone	BQL	5.00	1	04/05/2004
Methyl-tert-butyl ether (MTBE)	BQL	1.00	1	04/05/2004
Naphthalene	BQL	1.00	1	04/05/2004
n-Propyl benzene	BQL	1.00	1	04/05/2004
Styrene	BQL	1.00	1	04/05/2004
1,1,1,2-Tetrachloroethane	BQL	1.00	1	04/05/2004
1,1,2,2-Tetrachloroethane	BQL	1.00	1	04/05/2004
Tetrachloroethene	BQL	1.00	1	04/05/2004
Toluene	BQL	1.00	1	04/05/2004
1,2,3-Trichlorobenzene	BQL	1.00	1	04/05/2004
1,2,4-Trichlorobenzene	BQL	1.00	1	04/05/2004
Trichloroethene	BQL	1.00	1	04/05/2004
1,1,1-Trichloroethane	BQL	1.00	1	04/05/2004
1,1,2-Trichloroethane	BQL	1.00	1	04/05/2004
Trichlorofluoromethane	BQL	1.00	1	04/05/2004
1,2,3-Trichloropropane	BQL	1.00	1	04/05/2004
1,2,4-Trimethylbenzene	BQL	1.00	1	04/05/2004
1,3,5-Trimethylbenzene	BQL	1.00	1	04/05/2004
Vinyl chloride	BQL	1.00	1	04/05/2004
m-,p-Xylene	BQL	2.00	1	04/05/2004
o-Xylene	BQL	1.00	1	04/05/2004

	Spike Added	Spike Result	Percent Recovered
4-Bromofluorobenzene	10	9.72	97
1,2-Dichloroethane-d4	10	9.36	94
Toluene-d8	10	9.97	100

Comments:

Flags:
BQL = Below Quantitation Limits.

Reviewed By: mke

Results for Volatiles
by GCMS 8260

Client Sample ID: KEP-GW-001-001
Client Project ID: Kuhlman Electric
Lab Sample ID: G442-261-3A
Lab Project ID: G442-261

Analyzed By: JTF
Date Collected: 03/29/2004 14:02
Date Received: 04-01-2004
Matrix: Water

Compound	Result UG/L	Quantitation Limit UG/L	Dilution Factor	Date Analyzed
Acetone	BQL	25.0	1	04/05/2004
Benzene	BQL	1.00	1	04/05/2004
Bromobenzene	BQL	1.00	1	04/05/2004
Bromochloromethane	BQL	1.00	1	04/05/2004
Bromodichloromethane	BQL	1.00	1	04/05/2004
Bromoform	BQL	1.00	1	04/05/2004
Bromomethane	BQL	1.00	1	04/05/2004
2-Butanone	BQL	25.0	1	04/05/2004
n-Butylbenzene	BQL	1.00	1	04/05/2004
sec-Butylbenzene	BQL	1.00	1	04/05/2004
tert-Butylbenzene	BQL	1.00	1	04/05/2004
Carbon disulfide	BQL	1.00	1	04/05/2004
Carbon tetrachloride	BQL	1.00	1	04/05/2004
Chlorobenzene	BQL	1.00	1	04/05/2004
Chloroethane	BQL	1.00	1	04/05/2004
2-Chloroethyl vinyl ether	BQL	5.00	1	04/05/2004
Chloroform	BQL	1.00	1	04/05/2004
Chloromethane	BQL	1.00	1	04/05/2004
2-Chlorotoluene	BQL	1.00	1	04/05/2004
4-Chlorotoluene	BQL	1.00	1	04/05/2004
Dibromochloromethane	BQL	1.00	1	04/05/2004
1,2-Dibromo-3-chloropropane	BQL	5.00	1	04/05/2004
Dibromomethane	BQL	1.00	1	04/05/2004
1,2-Dibromoethane (EDB)	BQL	1.00	1	04/05/2004
1,2-Dichlorobenzene	BQL	1.00	1	04/05/2004
1,3-Dichlorobenzene	BQL	1.00	1	04/05/2004
1,4-Dichlorobenzene	BQL	1.00	1	04/05/2004
trans-1,4-Dichloro-2-butene	BQL	5.00	1	04/05/2004
1,1-Dichloroethane	BQL	1.00	1	04/05/2004
1,1-Dichloroethene	**19.7**	1.00	1	04/05/2004
1,2-Dichloroethane	BQL	1.00	1	04/05/2004
cis-1,2-Dichloroethene	BQL	1.00	1	04/05/2004
trans-1,2-dichloroethene	BQL	1.00	1	04/05/2004
1,2-Dichloropropane	BQL	1.00	1	04/05/2004
1,3-Dichloropropane	BQL	1.00	1	04/05/2004
2,2-Dichloropropane	BQL	1.00	1	04/05/2004
1,1-Dichloropropene	BQL	1.00	1	04/05/2004
cis-1,3-Dichloropropene	BQL	1.00	1	04/05/2004
trans-1,3-Dichloropropene	BQL	1.00	1	04/05/2004
Dichlorodifluoromethane	BQL	5.00	1	04/05/2004
Diisopropyl ether (DIPE)	BQL	1.00	1	04/05/2004
Ethylbenzene	BQL	1.00	1	04/05/2004

Results for Volatiles
by GCMS 8260

Client Sample ID: KEP-GW-001-001
Client Project ID: Kuhlman Electric
Lab Sample ID: G442-261-3A
Lab Project ID: G442-261

Analyzed By: JTF
Date Collected: 03/29/2004 14:02
Date Received: 04-01-2004
Matrix: Water

Compound	Result UG/L	Quantitation Limit UG/L	Dilution Factor	Date Analyzed
Hexachlorobutadiene	BQL	1.00	1	04/05/2004
2-Hexanone	BQL	5.00	1	04/05/2004
Iodomethane	BQL	1.00	1	04/05/2004
Isopropylbenzene	BQL	1.00	1	04/05/2004
4-Isopropyltoluene	BQL	1.00	1	04/05/2004
Methylene chloride	BQL	5.00	1	04/05/2004
4-Methyl-2-pentanone	BQL	5.00	1	04/05/2004
Methyl-tert-butyl ether (MTBE)	BQL	1.00	1	04/05/2004
Naphthalene	BQL	1.00	1	04/05/2004
n-Propyl benzene	BQL	1.00	1	04/05/2004
Styrene	BQL	1.00	1	04/05/2004
1,1,1,2-Tetrachloroethane	BQL	1.00	1	04/05/2004
1,1,2,2-Tetrachloroethane	BQL	1.00	1	04/05/2004
Tetrachloroethene	BQL	1.00	1	04/05/2004
Toluene	BQL	1.00	1	04/05/2004
1,2,3-Trichlorobenzene	BQL	1.00	1	04/05/2004
1,2,4-Trichlorobenzene	BQL	1.00	1	04/05/2004
Trichloroethene	BQL	1.00	1	04/05/2004
1,1,1-Trichloroethane	BQL	1.00	1	04/05/2004
1,1,2-Trichloroethane	BQL	1.00	1	04/05/2004
Trichlorofluoromethane	BQL	1.00	1	04/05/2004
1,2,3-Trichloropropane	BQL	1.00	1	04/05/2004
1,2,4-Trimethylbenzene	BQL	1.00	1	04/05/2004
1,3,5-Trimethylbenzene	BQL	1.00	1	04/05/2004
Vinyl chloride	BQL	1.00	1	04/05/2004
m-,p-Xylene	BQL	2.00	1	04/05/2004
o-Xylene	BQL	1.00	1	04/05/2004

	Spike Added	Spike Result	Percent Recovered
4-Bromofluorobenzene	10	9.94	99
1,2-Dichloroethane-d4	10	9.76	98
Toluene-d8	10	9.99	100

Comments:

Flags:
BQL = Below Quantitation Limits.

Reviewed By: MMC

Results for Volatiles
by GCMS 8260

Client Sample ID: KEP-GW-008-001
Client Project ID: Kuhlman Electric
Lab Sample ID: G442-261-4A
Lab Project ID: G442-261

Analyzed By: JTF
Date Collected: 03/29/2004 15:40
Date Received: 04-01-2004
Matrix: Water

Compound	Result UG/L	Quantitation Limit UG/L	Dilution Factor	Date Analyzed
Acetone	BQL	25.0	1	04/05/2004
Benzene	BQL	1.00	1	04/05/2004
Bromobenzene	BQL	1.00	1	04/05/2004
Bromochloromethane	BQL	1.00	1	04/05/2004
Bromodichloromethane	BQL	1.00	1	04/05/2004
Bromoform	BQL	1.00	1	04/05/2004
Bromomethane	BQL	1.00	1	04/05/2004
2-Butanone	BQL	25.0	1	04/05/2004
n-Butylbenzene	BQL	1.00	1	04/05/2004
sec-Butylbenzene	BQL	1.00	1	04/05/2004
tert-Butylbenzene	BQL	1.00	1	04/05/2004
Carbon disulfide	BQL	1.00	1	04/05/2004
Carbon tetrachloride	BQL	1.00	1	04/05/2004
Chlorobenzene	BQL	1.00	1	04/05/2004
Chloroethane	BQL	1.00	1	04/05/2004
2-Chloroethyl vinyl ether	BQL	5.00	1	04/05/2004
Chloroform	BQL	1.00	1	04/05/2004
Chloromethane	BQL	1.00	1	04/05/2004
2-Chlorotoluene	BQL	1.00	1	04/05/2004
4-Chlorotoluene	BQL	1.00	1	04/05/2004
Dibromochloromethane	BQL	1.00	1	04/05/2004
1,2-Dibromo-3-chloropropane	BQL	5.00	1	04/05/2004
Dibromomethane	BQL	1.00	1	04/05/2004
1,2-Dibromoethane (EDB)	BQL	1.00	1	04/05/2004
1,2-Dichlorobenzene	BQL	1.00	1	04/05/2004
1,3-Dichlorobenzene	BQL	1.00	1	04/05/2004
1,4-Dichlorobenzene	BQL	1.00	1	04/05/2004
trans-1,4-Dichloro-2-butene	BQL	5.00	1	04/05/2004
1,1-Dichloroethane	BQL	1.00	1	04/05/2004
1,1-Dichloroethene	**4.85**	1.00	1	04/05/2004
1,2-Dichloroethane	BQL	1.00	1	04/05/2004
cis-1,2-Dichloroethene	BQL	1.00	1	04/05/2004
trans-1,2-dichloroethene	BQL	1.00	1	04/05/2004
1,2-Dichloropropane	BQL	1.00	1	04/05/2004
1,3-Dichloropropane	BQL	1.00	1	04/05/2004
2,2-Dichloropropane	BQL	1.00	1	04/05/2004
1,1-Dichloropropene	BQL	1.00	1	04/05/2004
cis-1,3-Dichloropropene	BQL	1.00	1	04/05/2004
trans-1,3-Dichloropropene	BQL	1.00	1	04/05/2004
Dichlorodifluoromethane	BQL	5.00	1	04/05/2004
Diisopropyl ether (DIPE)	BQL	1.00	1	04/05/2004
Ethylbenzene	BQL	1.00	1	04/05/2004

Results for Volatiles by GCMS 8260

Client Sample ID: KEP-GW-008-001
Client Project ID: Kuhlman Electric
Lab Sample ID: G442-261-4A
Lab Project ID: G442-261

Analyzed By: JTF
Date Collected: 03/29/2004 15:40
Date Received: 04-01-2004
Matrix: Water

Compound	Result UG/L	Quantitation Limit UG/L	Dilution Factor	Date Analyzed
Hexachlorobutadiene	BQL	1.00	1	04/05/2004
2-Hexanone	BQL	5.00	1	04/05/2004
Iodomethane	BQL	1.00	1	04/05/2004
Isopropylbenzene	BQL	1.00	1	04/05/2004
4-Isopropyltoluene	BQL	1.00	1	04/05/2004
Methylene chloride	BQL	5.00	1	04/05/2004
4-Methyl-2-pentanone	BQL	5.00	1	04/05/2004
Methyl-tert-butyl ether (MTBE)	BQL	1.00	1	04/05/2004
Naphthalene	BQL	1.00	1	04/05/2004
n-Propyl benzene	BQL	1.00	1	04/05/2004
Styrene	BQL	1.00	1	04/05/2004
1,1,1,2-Tetrachloroethane	BQL	1.00	1	04/05/2004
1,1,2,2-Tetrachloroethane	BQL	1.00	1	04/05/2004
Tetrachloroethene	BQL	1.00	1	04/05/2004
Toluene	BQL	1.00	1	04/05/2004
1,2,3-Trichlorobenzene	BQL	1.00	1	04/05/2004
1,2,4-Trichlorobenzene	BQL	1.00	1	04/05/2004
Trichloroethene	BQL	1.00	1	04/05/2004
1,1,1-Trichloroethane	BQL	1.00	1	04/05/2004
1,1,2-Trichloroethane	BQL	1.00	1	04/05/2004
Trichlorofluoromethane	BQL	1.00	1	04/05/2004
1,2,3-Trichloropropane	BQL	1.00	1	04/05/2004
1,2,4-Trimethylbenzene	BQL	1.00	1	04/05/2004
1,3,5-Trimethylbenzene	BQL	1.00	1	04/05/2004
Vinyl chloride	BQL	1.00	1	04/05/2004
m-,p-Xylene	BQL	2.00	1	04/05/2004
o-Xylene	BQL	1.00	1	04/05/2004

	Spike Added	Spike Result	Percent Recovered
4-Bromofluorobenzene	10	9.96	100
1,2-Dichloroethane-d4	10	9.69	97
Toluene-d8	10	10.1	101

Comments:

Flags:
BQL = Below Quantitation Limits.

Reviewed By: jmc

Results for Volatiles
by GCMS 8260

Client Sample ID: KEP-GW-002-001
Client Project ID: Kuhlman Electric
Lab Sample ID: G442-261-5A
Lab Project ID: G442-261

Analyzed By: JTF
Date Collected: 03/29/2004 17:47
Date Received: 04-01-2004
Matrix: Water

Compound	Result UG/L	Quantitation Limit UG/L	Dilution Factor	Date Analyzed
Acetone	BQL	50.0	2	04/05/2004
Benzene	BQL	2.00	2	04/05/2004
Bromobenzene	BQL	2.00	2	04/05/2004
Bromochloromethane	BQL	2.00	2	04/05/2004
Bromodichloromethane	BQL	2.00	2	04/05/2004
Bromoform	BQL	2.00	2	04/05/2004
Bromomethane	BQL	2.00	2	04/05/2004
2-Butanone	BQL	50.0	2	04/05/2004
n-Butylbenzene	BQL	2.00	2	04/05/2004
sec-Butylbenzene	BQL	2.00	2	04/05/2004
tert-Butylbenzene	BQL	2.00	2	04/05/2004
Carbon disulfide	BQL	2.00	2	04/05/2004
Carbon tetrachloride	BQL	2.00	2	04/05/2004
Chlorobenzene	BQL	2.00	2	04/05/2004
Chloroethane	BQL	2.00	2	04/05/2004
2-Chloroethyl vinyl ether	BQL	10.0	2	04/05/2004
Chloroform	BQL	2.00	2	04/05/2004
Chloromethane	BQL	2.00	2	04/05/2004
2-Chlorotoluene	BQL	2.00	2	04/05/2004
4-Chlorotoluene	BQL	2.00	2	04/05/2004
Dibromochloromethane	BQL	2.00	2	04/05/2004
1,2-Dibromo-3-chloropropane	BQL	10.0	2	04/05/2004
Dibromomethane	BQL	2.00	2	04/05/2004
1,2-Dibromoethane (EDB)	BQL	2.00	2	04/05/2004
1,2-Dichlorobenzene	BQL	2.00	2	04/05/2004
1,3-Dichlorobenzene	BQL	2.00	2	04/05/2004
1,4-Dichlorobenzene	BQL	2.00	2	04/05/2004
trans-1,4-Dichloro-2-butene	BQL	10.0	2	04/05/2004
1,1-Dichloroethane	**2.10**	2.00	2	04/05/2004
1,1-Dichloroethene	**87.7**	2.00	2	04/05/2004
1,2-Dichloroethane	BQL	2.00	2	04/05/2004
cis-1,2-Dichloroethene	BQL	2.00	2	04/05/2004
trans-1,2-dichloroethene	BQL	2.00	2	04/05/2004
1,2-Dichloropropane	BQL	2.00	2	04/05/2004
1,3-Dichloropropane	BQL	2.00	2	04/05/2004
2,2-Dichloropropane	BQL	2.00	2	04/05/2004
1,1-Dichloropropene	BQL	2.00	2	04/05/2004
cis-1,3-Dichloropropene	BQL	2.00	2	04/05/2004
trans-1,3-Dichloropropene	BQL	2.00	2	04/05/2004
Dichlorodifluoromethane	BQL	10.0	2	04/05/2004
Diisopropyl ether (DIPE)	BQL	2.00	2	04/05/2004
Ethylbenzene	BQL	2.00	2	04/05/2004

Results for Volatiles by GCMS 8260

Client Sample ID: KEP-GW-002-001
Client Project ID: Kuhlman Electric
Lab Sample ID: G442-261-5A
Lab Project ID: G442-261

Analyzed By: JTF
Date Collected: 03/29/2004 17:47
Date Received: 04-01-2004
Matrix: Water

Compound	Result UG/L	Quantitation Limit UG/L	Dilution Factor	Date Analyzed
Hexachlorobutadiene	BQL	2.00	2	04/05/2004
2-Hexanone	BQL	10.0	2	04/05/2004
Iodomethane	BQL	2.00	2	04/05/2004
Isopropylbenzene	BQL	2.00	2	04/05/2004
4-Isopropyltoluene	BQL	2.00	2	04/05/2004
Methylene chloride	BQL	10.0	2	04/05/2004
4-Methyl-2-pentanone	BQL	10.0	2	04/05/2004
Methyl-tert-butyl ether (MTBE)	BQL	2.00	2	04/05/2004
Naphthalene	BQL	2.00	2	04/05/2004
n-Propyl benzene	BQL	2.00	2	04/05/2004
Styrene	BQL	2.00	2	04/05/2004
1,1,1,2-Tetrachloroethane	BQL	2.00	2	04/05/2004
1,1,2,2-Tetrachloroethane	BQL	2.00	2	04/05/2004
Tetrachloroethene	BQL	2.00	2	04/05/2004
Toluene	BQL	2.00	2	04/05/2004
1,2,3-Trichlorobenzene	BQL	2.00	2	04/05/2004
1,2,4-Trichlorobenzene	BQL	2.00	2	04/05/2004
Trichloroethene	BQL	2.00	2	04/05/2004
1,1,1-Trichloroethane	**3.44**	2.00	2	04/05/2004
1,1,2-Trichloroethane	BQL	2.00	2	04/05/2004
Trichlorofluoromethane	BQL	2.00	2	04/05/2004
1,2,3-Trichloropropane	BQL	2.00	2	04/05/2004
1,2,4-Trimethylbenzene	BQL	2.00	2	04/05/2004
1,3,5-Trimethylbenzene	BQL	2.00	2	04/05/2004
Vinyl chloride	BQL	2.00	2	04/05/2004
m-,p-Xylene	BQL	4.00	2	04/05/2004
o-Xylene	BQL	2.00	2	04/05/2004

	Spike Added	Spike Result	Percent Recovered
4-Bromofluorobenzene	10	10	100
1,2-Dichloroethane-d4	10	9.74	97
Toluene-d8	10	9.98	100

Comments:

Flags:
BQL = Below Quantitation Limits.

Reviewed By: mmc

Results for Volatiles by GCMS 8260

Client Sample ID: KEP-GW-Duplicate
Client Project ID: Kuhlman Electric
Lab Sample ID: G442-261-7A
Lab Project ID: G442-261

Analyzed By: JTF
Date Collected: 03/29/2004 00:00
Date Received: 04-01-2004
Matrix: Water

Compound	Result UG/L	Quantitation Limit UG/L	Dilution Factor	Date Analyzed
Acetone	BQL	25.0	1	04/05/2004
Benzene	BQL	1.00	1	04/05/2004
Bromobenzene	BQL	1.00	1	04/05/2004
Bromochloromethane	BQL	1.00	1	04/05/2004
Bromodichloromethane	BQL	1.00	1	04/05/2004
Bromoform	BQL	1.00	1	04/05/2004
Bromomethane	BQL	1.00	1	04/05/2004
2-Butanone	BQL	25.0	1	04/05/2004
n-Butylbenzene	BQL	1.00	1	04/05/2004
sec-Butylbenzene	BQL	1.00	1	04/05/2004
tert-Butylbenzene	BQL	1.00	1	04/05/2004
Carbon disulfide	BQL	1.00	1	04/05/2004
Carbon tetrachloride	BQL	1.00	1	04/05/2004
Chlorobenzene	BQL	1.00	1	04/05/2004
Chloroethane	BQL	1.00	1	04/05/2004
2-Chloroethyl vinyl ether	BQL	5.00	1	04/05/2004
Chloroform	BQL	1.00	1	04/05/2004
Chloromethane	BQL	1.00	1	04/05/2004
2-Chlorotoluene	BQL	1.00	1	04/05/2004
4-Chlorotoluene	BQL	1.00	1	04/05/2004
Dibromochloromethane	BQL	1.00	1	04/05/2004
1,2-Dibromo-3-chloropropane	BQL	5.00	1	04/05/2004
Dibromomethane	BQL	1.00	1	04/05/2004
1,2-Dibromoethane (EDB)	BQL	1.00	1	04/05/2004
1,2-Dichlorobenzene	BQL	1.00	1	04/05/2004
1,3-Dichlorobenzene	BQL	1.00	1	04/05/2004
1,4-Dichlorobenzene	BQL	1.00	1	04/05/2004
trans-1,4-Dichloro-2-butene	BQL	5.00	1	04/05/2004
1,1-Dichloroethane	BQL	1.00	1	04/05/2004
1,1-Dichloroethene	**4.66**	1.00	1	04/05/2004
1,2-Dichloroethane	BQL	1.00	1	04/05/2004
cis-1,2-Dichloroethene	BQL	1.00	1	04/05/2004
trans-1,2-dichloroethene	BQL	1.00	1	04/05/2004
1,2-Dichloropropane	BQL	1.00	1	04/05/2004
1,3-Dichloropropane	BQL	1.00	1	04/05/2004
2,2-Dichloropropane	BQL	1.00	1	04/05/2004
1,1-Dichloropropene	BQL	1.00	1	04/05/2004
cis-1,3-Dichloropropene	BQL	1.00	1	04/05/2004
trans-1,3-Dichloropropene	BQL	1.00	1	04/05/2004
Dichlorodifluoromethane	BQL	5.00	1	04/05/2004
Diisopropyl ether (DIPE)	BQL	1.00	1	04/05/2004
Ethylbenzene	BQL	1.00	1	04/05/2004

Results for Volatiles
by GCMS 8260

Client Sample ID: KEP-GW-Duplicate
Client Project ID: Kuhlman Electric
Lab Sample ID: G442-261-7A
Lab Project ID: G442-261

Analyzed By: JTF
Date Collected: 03/29/2004 00:00
Date Received: 04-01-2004
Matrix: Water

Compound	Result UG/L	Quantitation Limit UG/L	Dilution Factor	Date Analyzed
Hexachlorobutadiene	BQL	1.00	1	04/05/2004
2-Hexanone	BQL	5.00	1	04/05/2004
Iodomethane	BQL	1.00	1	04/05/2004
Isopropylbenzene	BQL	1.00	1	04/05/2004
4-Isopropyltoluene	BQL	1.00	1	04/05/2004
Methylene chloride	BQL	5.00	1	04/05/2004
4-Methyl-2-pentanone	BQL	5.00	1	04/05/2004
Methyl-tert-butyl ether (MTBE)	BQL	1.00	1	04/05/2004
Naphthalene	BQL	1.00	1	04/05/2004
n-Propyl benzene	BQL	1.00	1	04/05/2004
Styrene	BQL	1.00	1	04/05/2004
1,1,1,2-Tetrachloroethane	BQL	1.00	1	04/05/2004
1,1,2,2-Tetrachloroethane	BQL	1.00	1	04/05/2004
Tetrachloroethene	BQL	1.00	1	04/05/2004
Toluene	BQL	1.00	1	04/05/2004
1,2,3-Trichlorobenzene	BQL	1.00	1	04/05/2004
1,2,4-Trichlorobenzene	BQL	1.00	1	04/05/2004
Trichloroethene	BQL	1.00	1	04/05/2004
1,1,1-Trichloroethane	BQL	1.00	1	04/05/2004
1,1,2-Trichloroethane	BQL	1.00	1	04/05/2004
Trichlorofluoromethane	BQL	1.00	1	04/05/2004
1,2,3-Trichloropropane	BQL	1.00	1	04/05/2004
1,2,4-Trimethylbenzene	BQL	1.00	1	04/05/2004
1,3,5-Trimethylbenzene	BQL	1.00	1	04/05/2004
Vinyl chloride	BQL	1.00	1	04/05/2004
m-,p-Xylene	BQL	2.00	1	04/05/2004
o-Xylene	BQL	1.00	1	04/05/2004

	Spike Added	Spike Result	Percent Recovered
4-Bromofluorobenzene	10	9.86	99
1,2-Dichloroethane-d4	10	9.75	98
Toluene-d8	10	10.1	101

Comments:

Flags:
BQL = Below Quantitation Limits.

Reviewed By: _____

Results for Volatiles
by GCMS 8260

Client Sample ID: KEP-FB-003
Client Project ID: Kuhlman Electric
Lab Sample ID: G442-261-9A
Lab Project ID: G442-261

Analyzed By: JTF
Date Collected: 03/29/2004 11:13
Date Received: 04-01-2004
Matrix: Water

Compound	Result UG/L	Quantitation Limit UG/L	Dilution Factor	Date Analyzed
Acetone	BQL	25.0	1	04/05/2004
Benzene	BQL	1.00	1	04/05/2004
Bromobenzene	BQL	1.00	1	04/05/2004
Bromochloromethane	BQL	1.00	1	04/05/2004
Bromodichloromethane	BQL	1.00	1	04/05/2004
Bromoform	BQL	1.00	1	04/05/2004
Bromomethane	BQL	1.00	1	04/05/2004
2-Butanone	BQL	25.0	1	04/05/2004
n-Butylbenzene	BQL	1.00	1	04/05/2004
sec-Butylbenzene	BQL	1.00	1	04/05/2004
tert-Butylbenzene	BQL	1.00	1	04/05/2004
Carbon disulfide	BQL	1.00	1	04/05/2004
Carbon tetrachloride	BQL	1.00	1	04/05/2004
Chlorobenzene	BQL	1.00	1	04/05/2004
Chloroethane	BQL	1.00	1	04/05/2004
2-Chloroethyl vinyl ether	BQL	5.00	1	04/05/2004
Chloroform	BQL	1.00	1	04/05/2004
Chloromethane	BQL	1.00	1	04/05/2004
2-Chlorotoluene	BQL	1.00	1	04/05/2004
4-Chlorotoluene	BQL	1.00	1	04/05/2004
Dibromochloromethane	BQL	1.00	1	04/05/2004
1,2-Dibromo-3-chloropropane	BQL	5.00	1	04/05/2004
Dibromomethane	BQL	1.00	1	04/05/2004
1,2-Dibromoethane (EDB)	BQL	1.00	1	04/05/2004
1,2-Dichlorobenzene	BQL	1.00	1	04/05/2004
1,3-Dichlorobenzene	BQL	1.00	1	04/05/2004
1,4-Dichlorobenzene	BQL	1.00	1	04/05/2004
trans-1,4-Dichloro-2-butene	BQL	5.00	1	04/05/2004
1,1-Dichloroethane	BQL	1.00	1	04/05/2004
1,1-Dichloroethene	BQL	1.00	1	04/05/2004
1,2-Dichloroethane	BQL	1.00	1	04/05/2004
cis-1,2-Dichloroethene	BQL	1.00	1	04/05/2004
trans-1,2-dichloroethene	BQL	1.00	1	04/05/2004
1,2-Dichloropropane	BQL	1.00	1	04/05/2004
1,3-Dichloropropane	BQL	1.00	1	04/05/2004
2,2-Dichloropropane	BQL	1.00	1	04/05/2004
1,1-Dichloropropene	BQL	1.00	1	04/05/2004
cis-1,3-Dichloropropene	BQL	1.00	1	04/05/2004
trans-1,3-Dichloropropene	BQL	1.00	1	04/05/2004
Dichlorodifluoromethane	BQL	5.00	1	04/05/2004
Diisopropyl ether (DIPE)	BQL	1.00	1	04/05/2004
Ethylbenzene	BQL	1.00	1	04/05/2004

Results for Volatiles
by GCMS 8260

Client Sample ID: KEP-FB-003
Client Project ID: Kuhlman Electric
Lab Sample ID: G442-261-9A
Lab Project ID: G442-261

Analyzed By: JTF
Date Collected: 03/29/2004 11:13
Date Received: 04-01-2004
Matrix: Water

Compound	Result UG/L	Quantitation Limit UG/L	Dilution Factor	Date Analyzed
Hexachlorobutadiene	BQL	1.00	1	04/05/2004
2-Hexanone	BQL	5.00	1	04/05/2004
Iodomethane	BQL	1.00	1	04/05/2004
Isopropylbenzene	BQL	1.00	1	04/05/2004
4-Isopropyltoluene	BQL	1.00	1	04/05/2004
Methylene chloride	BQL	5.00	1	04/05/2004
4-Methyl-2-pentanone	BQL	5.00	1	04/05/2004
Methyl-tert-butyl ether (MTBE)	BQL	1.00	1	04/05/2004
Naphthalene	BQL	1.00	1	04/05/2004
n-Propyl benzene	BQL	1.00	1	04/05/2004
Styrene	BQL	1.00	1	04/05/2004
1,1,1,2-Tetrachloroethane	BQL	1.00	1	04/05/2004
1,1,2,2-Tetrachloroethane	BQL	1.00	1	04/05/2004
Tetrachloroethene	BQL	1.00	1	04/05/2004
Toluene	BQL	1.00	1	04/05/2004
1,2,3-Trichlorobenzene	BQL	1.00	1	04/05/2004
1,2,4-Trichlorobenzene	BQL	1.00	1	04/05/2004
Trichloroethene	BQL	1.00	1	04/05/2004
1,1,1-Trichloroethane	BQL	1.00	1	04/05/2004
1,1,2-Trichloroethane	BQL	1.00	1	04/05/2004
Trichlorofluoromethane	BQL	1.00	1	04/05/2004
1,2,3-Trichloropropane	BQL	1.00	1	04/05/2004
1,2,4-Trimethylbenzene	BQL	1.00	1	04/05/2004
1,3,5-Trimethylbenzene	BQL	1.00	1	04/05/2004
Vinyl chloride	BQL	1.00	1	04/05/2004
m-,p-Xylene	BQL	2.00	1	04/05/2004
o-Xylene	BQL	1.00	1	04/05/2004

	Spike Added	Spike Result	Percent Recovered
4-Bromofluorobenzene	10	9.5	95
1,2-Dichloroethane-d4	10	9.42	94
Toluene-d8	10	10	100

Comments:

Flags:
BQL = Below Quantitation Limits.

Reviewed By: mc

Results for Volatiles
by GCMS 8260

Client Sample ID: Method Blank
Client Project ID:
Lab Sample ID: VBLK1040504A
Lab Project ID:

Analyzed By: JTF
Date Collected:
Date Received:
Matrix: Water

Compound	Result UG/L	Quantitation Limit UG/L	Dilution Factor	Date Analyzed
Acetone	BQL	25.0	1	04/05/2004
Benzene	BQL	1.00	1	04/05/2004
Bromobenzene	BQL	1.00	1	04/05/2004
Bromochloromethane	BQL	1.00	1	04/05/2004
Bromodichloromethane	BQL	1.00	1	04/05/2004
Bromoform	BQL	1.00	1	04/05/2004
Bromomethane	BQL	1.00	1	04/05/2004
2-Butanone	BQL	25.0	1	04/05/2004
n-Butylbenzene	BQL	1.00	1	04/05/2004
sec-Butylbenzene	BQL	1.00	1	04/05/2004
tert-Butylbenzene	BQL	1.00	1	04/05/2004
Carbon disulfide	BQL	1.00	1	04/05/2004
Carbon tetrachloride	BQL	1.00	1	04/05/2004
Chlorobenzene	BQL	1.00	1	04/05/2004
Chloroethane	BQL	1.00	1	04/05/2004
2-Chloroethyl vinyl ether	BQL	5.00	1	04/05/2004
Chloroform	BQL	1.00	1	04/05/2004
Chloromethane	BQL	1.00	1	04/05/2004
2-Chlorotoluene	BQL	1.00	1	04/05/2004
4-Chlorotoluene	BQL	1.00	1	04/05/2004
Dibromochloromethane	BQL	1.00	1	04/05/2004
1,2-Dibromo-3-chloropropane	BQL	5.00	1	04/05/2004
Dibromomethane	BQL	1.00	1	04/05/2004
1,2-Dibromoethane (EDB)	BQL	1.00	1	04/05/2004
1,2-Dichlorobenzene	BQL	1.00	1	04/05/2004
1,3-Dichlorobenzene	BQL	1.00	1	04/05/2004
1,4-Dichlorobenzene	BQL	1.00	1	04/05/2004
trans-1,4-Dichloro-2-butene	BQL	5.00	1	04/05/2004
1,1-Dichloroethane	BQL	1.00	1	04/05/2004
1,1-Dichloroethene	BQL	1.00	1	04/05/2004
1,2-Dichloroethane	BQL	1.00	1	04/05/2004
cis-1,2-Dichloroethene	BQL	1.00	1	04/05/2004
trans-1,2-dichloroethene	BQL	1.00	1	04/05/2004
1,2-Dichloropropane	BQL	1.00	1	04/05/2004
1,3-Dichloropropane	BQL	1.00	1	04/05/2004
2,2-Dichloropropane	BQL	1.00	1	04/05/2004
1,1-Dichloropropene	BQL	1.00	1	04/05/2004
cis-1,3-Dichloropropene	BQL	1.00	1	04/05/2004
trans-1,3-Dichloropropene	BQL	1.00	1	04/05/2004
Dichlorodifluoromethane	BQL	5.00	1	04/05/2004
Diisopropyl ether (DIPE)	BQL	1.00	1	04/05/2004
Ethylbenzene	BQL	1.00	1	04/05/2004

Results for Volatiles
by GCMS 8260

Client Sample ID: Method Blank
Client Project ID:
Lab Sample ID: VBLK1040504A
Lab Project ID:

Analyzed By: JTF
Date Collected:
Date Received:
Matrix: Water

Compound	Result UG/L	Quantitation Limit UG/L	Dilution Factor	Date Analyzed
Hexachlorobutadiene	BQL	1.00	1	04/05/2004
2-Hexanone	BQL	5.00	1	04/05/2004
Iodomethane	BQL	1.00	1	04/05/2004
Isopropylbenzene	BQL	1.00	1	04/05/2004
4-Isopropyltoluene	BQL	1.00	1	04/05/2004
Methylene chloride	BQL	5.00	1	04/05/2004
4-Methyl-2-pentanone	BQL	5.00	1	04/05/2004
Methyl-tert-butyl ether (MTBE)	BQL	1.00	1	04/05/2004
Naphthalene	BQL	1.00	1	04/05/2004
n-Propyl benzene	BQL	1.00	1	04/05/2004
Styrene	BQL	1.00	1	04/05/2004
1,1,1,2-Tetrachloroethane	BQL	1.00	1	04/05/2004
1,1,2,2-Tetrachloroethane	BQL	1.00	1	04/05/2004
Tetrachloroethene	BQL	1.00	1	04/05/2004
Toluene	BQL	1.00	1	04/05/2004
1,2,3-Trichlorobenzene	BQL	1.00	1	04/05/2004
1,2,4-Trichlorobenzene	BQL	1.00	1	04/05/2004
Trichloroethene	BQL	1.00	1	04/05/2004
1,1,1-Trichloroethane	BQL	1.00	1	04/05/2004
1,1,2-Trichloroethane	BQL	1.00	1	04/05/2004
Trichlorofluoromethane	BQL	1.00	1	04/05/2004
1,2,3-Trichloropropane	BQL	1.00	1	04/05/2004
1,2,4-Trimethylbenzene	BQL	1.00	1	04/05/2004
1,3,5-Trimethylbenzene	BQL	1.00	1	04/05/2004
Vinyl chloride	BQL	1.00	1	04/05/2004
m-,p-Xylene	BQL	2.00	1	04/05/2004
o-Xylene	BQL	1.00	1	04/05/2004

	Spike Added	Spike Result	Percent Recovered
4-Bromofluorobenzene	10	9.79	98
1,2-Dichloroethane-d4	10	9.53	95
Toluene-d8	10	9.98	100

Comments:

Flags:
BQL = Below Quantitation Limits.

Reviewed By: pne

Results for Volatiles
by GCMS 8260

Client Sample ID: Method Blank
Client Project ID:
Lab Sample ID: VBLK1040504C
Lab Project ID:

Analyzed By: JTF
Date Collected:
Date Received:
Matrix: Water

Compound	Result UG/L	Quantitation Limit UG/L	Dilution Factor	Date Analyzed
Acetone	BQL	25.0	1	04/05/2004
Benzene	BQL	1.00	1	04/05/2004
Bromobenzene	BQL	1.00	1	04/05/2004
Bromochloromethane	BQL	1.00	1	04/05/2004
Bromodichloromethane	BQL	1.00	1	04/05/2004
Bromoform	BQL	1.00	1	04/05/2004
Bromomethane	BQL	1.00	1	04/05/2004
2-Butanone	BQL	25.0	1	04/05/2004
n-Butylbenzene	BQL	1.00	1	04/05/2004
sec-Butylbenzene	BQL	1.00	1	04/05/2004
tert-Butylbenzene	BQL	1.00	1	04/05/2004
Carbon disulfide	BQL	1.00	1	04/05/2004
Carbon tetrachloride	BQL	1.00	1	04/05/2004
Chlorobenzene	BQL	1.00	1	04/05/2004
Chloroethane	BQL	1.00	1	04/05/2004
2-Chloroethyl vinyl ether	BQL	5.00	1	04/05/2004
Chloroform	BQL	1.00	1	04/05/2004
Chloromethane	BQL	1.00	1	04/05/2004
2-Chlorotoluene	BQL	1.00	1	04/05/2004
4-Chlorotoluene	BQL	1.00	1	04/05/2004
Dibromochloromethane	BQL	1.00	1	04/05/2004
1,2-Dibromo-3-chloropropane	BQL	5.00	1	04/05/2004
Dibromomethane	BQL	1.00	1	04/05/2004
1,2-Dibromoethane (EDB)	BQL	1.00	1	04/05/2004
1,2-Dichlorobenzene	BQL	1.00	1	04/05/2004
1,3-Dichlorobenzene	BQL	1.00	1	04/05/2004
1,4-Dichlorobenzene	BQL	1.00	1	04/05/2004
trans-1,4-Dichloro-2-butene	BQL	5.00	1	04/05/2004
1,1-Dichloroethane	BQL	1.00	1	04/05/2004
1,1-Dichloroethene	BQL	1.00	1	04/05/2004
1,2-Dichloroethane	BQL	1.00	1	04/05/2004
cis-1,2-Dichloroethene	BQL	1.00	1	04/05/2004
trans-1,2-dichloroethene	BQL	1.00	1	04/05/2004
1,2-Dichloropropane	BQL	1.00	1	04/05/2004
1,3-Dichloropropane	BQL	1.00	1	04/05/2004
2,2-Dichloropropane	BQL	1.00	1	04/05/2004
1,1-Dichloropropene	BQL	1.00	1	04/05/2004
cis-1,3-Dichloropropene	BQL	1.00	1	04/05/2004
trans-1,3-Dichloropropene	BQL	1.00	1	04/05/2004
Dichlorodifluoromethane	BQL	5.00	1	04/05/2004
Diisopropyl ether (DIPE)	BQL	1.00	1	04/05/2004
Ethylbenzene	BQL	1.00	1	04/05/2004

Results for Volatiles
by GCMS 8260

Client Sample ID: Method Blank
Client Project ID:
Lab Sample ID: VBLK1040504C
Lab Project ID:

Analyzed By: JTF
Date Collected:
Date Received:
Matrix: Water

Compound	Result UG/L	Quantitation Limit UG/L	Dilution Factor	Date Analyzed
Hexachlorobutadiene	BQL	1.00	1	04/05/2004
2-Hexanone	BQL	5.00	1	04/05/2004
Iodomethane	BQL	1.00	1	04/05/2004
Isopropylbenzene	BQL	1.00	1	04/05/2004
4-Isopropyltoluene	BQL	1.00	1	04/05/2004
Methylene chloride	BQL	5.00	1	04/05/2004
4-Methyl-2-pentanone	BQL	5.00	1	04/05/2004
Methyl-tert-butyl ether (MTBE)	BQL	1.00	1	04/05/2004
Naphthalene	BQL	1.00	1	04/05/2004
n-Propyl benzene	BQL	1.00	1	04/05/2004
Styrene	BQL	1.00	1	04/05/2004
1,1,1,2-Tetrachloroethane	BQL	1.00	1	04/05/2004
1,1,2,2-Tetrachloroethane	BQL	1.00	1	04/05/2004
Tetrachloroethene	BQL	1.00	1	04/05/2004
Toluene	BQL	1.00	1	04/05/2004
1,2,3-Trichlorobenzene	BQL	1.00	1	04/05/2004
1,2,4-Trichlorobenzene	BQL	1.00	1	04/05/2004
Trichloroethene	BQL	1.00	1	04/05/2004
1,1,1-Trichloroethane	BQL	1.00	1	04/05/2004
1,1,2-Trichloroethane	BQL	1.00	1	04/05/2004
Trichlorofluoromethane	BQL	1.00	1	04/05/2004
1,2,3-Trichloropropane	BQL	1.00	1	04/05/2004
1,2,4-Trimethylbenzene	BQL	1.00	1	04/05/2004
1,3,5-Trimethylbenzene	BQL	1.00	1	04/05/2004
Vinyl chloride	BQL	1.00	1	04/05/2004
m-,p-Xylene	BQL	2.00	1	04/05/2004
o-Xylene	BQL	1.00	1	04/05/2004

	Spike Added	Spike Result	Percent Recovered
4-Bromofluorobenzene	10	9.76	98
1,2-Dichloroethane-d4	10	9.38	94
Toluene-d8	10	10	100

Comments:

Flags:
BQL = Below Quantitation Limits.

Reviewed By: mc

Results for Laboratory Control Spike (LCS)
by GC/MS

Lab Sample ID: LCS005
Analyst: JTF
Batch ID: 1040504

Date Analyzed: 04/05/04
Matrix: Water

Compound	Spiked ug/L	Amount recovered	LCS (%)	Limits Lower (%)	Limits Upper (%)
benzene	5.0	4.54	90.7	77.4	123
chlorobenzene	5.0	4.58	91.6	72.5	128
1,1-dichloroethene	5.0	4.64	92.8	71.7	128
toluene	5.0	4.54	90.8	75.9	124
trichloroethene	5.0	4.51	90.2	77.9	122

Comments:
Concentration values are on column amount.

Flags:
* = Out of limits.
NA = Not applicable

Reviewed By: mx

VO42.072303.1

Results for MS/MSD
by GC/MS

Client Project ID: Batch QC
Lab Sample ID: g442-260-9
Batch ID: 1040504

Date Analyzed: 5 Apr 2004 7:13 pm
Matrix: water
Analyzed By: JTF

Compound	Unspiked Sample ug/L	Spike conc. ug/L	Recovered MS %	Recovered MSD %	Limits Lower %	Limits Upper %	RPD %	RPD Limit %
benzene	BQL	5	98.0	88.3	61.6	135	10.4	30
chlorobenzene	BQL	5	98.8	88.4	77.2	118	11.2	30
1,1-dichloroethene	BQL	5	99.9	91.7	64.4	130	8.5	30
toluene	BQL	5	99.4	88.7	66.4	128	11.3	30
trichloroethene	BQL	5	97.3	89.1	84.9	136	8.7	30

Comments:

Concentrations are on column amounts.
Concentration Units: ug/L

Flags:

* = Out of limits.
NA = Not applicable
BQL = Below quantitation limit.

Reviewed By: JMC

VO43.072303.1

Results for Laboratory Control Spike (LCS)
by GC/MS

Lab Sample ID: LCS005
Analyst: JTF
Batch ID: 1040504

Date Analyzed: 04/05/04
Matrix: Water

Compound	Spiked ug/L	Amount recovered	LCS (%)	Limits Lower (%)	Limits Upper (%)
benzene	5.0	4.30	86.1	77.4	123
chlorobenzene	5.0	4.24	84.8	72.5	128
1,1-dichloroethene	5.0	4.54	90.7	71.7	128
toluene	5.0	4.30	85.9	75.9	124
trichloroethene	5.0	4.35	86.9	77.9	122

Comments:
Concentration values are on column amount.

Flags:
* = Out of limits.
NA = Not applicable

Reviewed By: mve

VO42.072303.1

Results for MS/MSD
by GC/MS

Client Project ID: Batch QC
Lab Sample ID: g175-409-24
Batch ID: 1040504

Date Analyzed: 6 Apr 2004 6:56 am
Matrix: water
Analyzed By: JTF

Compound	Unspiked Sample ug/L	Spike conc. ug/L	Recovered MS %	Recovered MSD %	Limits Lower %	Limits Upper %	RPD %	RPD Limit %
benzene	1.3	5	101.9	93.5	61.6	135	8.5	30
chlorobenzene	BQL	5	102.3	95.0	77.2	118	7.4	30
1,1-dichloroethene	BQL	5	102.7	96.6	64.4	130	6.1	30
toluene	5.4	5	106.4	96.2	66.4	128	10.1	30
trichloroethene	0.6	5	101.8	94.4	84.9	136	7 6	30

Comments:

Concentrations are on column amounts.
Concentration Units: ug/L

Flags:

* = Out of limits.
NA = Not applicable
BQL = Below quantitation limit.

Reviewed By: pre

VO43.072303.1

List of Reporting Abbreviations and Data Qualifiers

B = Compound also detected in batch blank

BQL = Below Quantitation Limit

DF = Dilution Factor

Dup = Duplicate

E = Estimated concentration, exceeds calibration range.

J = Estimated concentration, below calibration range and above MDL

LCS(D) = Laboratory Control Spike (Duplicate)

MDL = Method Detection Limit

MS(D) = Matrix Spike (Duplicate)

PQL = Practical Quantitation Limit

RL = Reporting Limit

RPD = Relative Percent Difference

mg/kg = milligram per kilogram, ppm, parts per million

ug/kg = micrograms per kilogram, ppb, parts per billion

mg/L = milligram per liter, ppm, parts per million

ug/L = micrograms per liter, ppb, parts per billion

% Rec = Percent Recovery

% solids = Percent Solids

Special Notes:

1) Metals and mercury samples are digested with a hot block, see the standard operating procedure document for details.

2) Uncertainty for all reported data is less than or equal to 30 percent.

PARADIGM ANALYTICAL LABORATORIES, INC.
5500 Business Drive, Wilmington, NC 28405
Phone: (910)-350-1903 FAX: (910)-350-1557

Chain-of-Custody Record & Analytical Request

COC# 3[illegible]75

Client: MARTIN + SCAGLE
Address:
Address: BLACK MOUNTAIN, N.C.
Quote #:

Project ID: KUHLMAN ELECTRIC
Contact: ROBERT MARTIN
Phone:
Fax:

Date: 29MR04
Turnaround: STD
Job Number:
P.O. Number:

Report To: SAME
Invoice To: SAME

Sample ID	Date	Time	Matrix	Preservatives: NA	Preservatives: HCl			Analyses: 8270	Analyses: CHLORINATED BRN2 PESTS	Analyses: SEE ATTACHED LIST	Analyses: 8260							Comments: Please specify any special reporting requirements
																		GY42-261
KEP-GW-005-001	29MR04	1103	H2O	X				X	X →									LITER AMBER
KEP-GW-005-001	29MR04	1103	H2O		X						X							3 VOA VIALS
TRIP BLANK	29MR04	—	H2O		X						X							1 VOA VIAL
KEP-GW-001-001 ERR-	29MR04	1402	H2O	X				X	X →									LITER AMBER
KEP-GW-001-001	29MR04	1402	H2O	① ~~X~~	X						X							2 VOA VIALS
KEP-GW-008-001	29MR04	1540	H2O	X				X	X →									LITER AMBER
KEP-GW-008-001	29MR04	1540	H2O		X						X							3 VOA VIALS
KEP-GW-002-001	29MR04	1747	H2O		X			~~X~~	~~X~~	~~X~~ ①	X							3 VOA VIALS
KEP-GW-002-001	29MR04	1747	H2O	X				X	X →									LITER AMBER
KEP-GW-002-001MS	29MR04	1747	H2O	X				X	X →			RUN AS MS AND REPORT DATA						LITER AMBER MS

Relinquished By	Date	Time	Received By	Date	Time	Temperature
Robert Martin	3/31/04	1400	Julie Johnson	4/1/04	0950	0.8, 1.19

① WRONG INFO 6-29MR04

State Certification Requested
NC ____ SC ____ Other ____

SEE REVERSE FOR TERMS AND CONDITIONS

PARADIGM ANALYTICAL LABORATORIES, INC.
500 Business Drive, Wilmington, NC 28405
Phone: (910)-350-1903 FAX: (910)-350-1557

Chain-of-Custody Record & Analytical Request

COC# 35076

Client: MARTIN & SLAGLE
Address:
Address: BLACK MOUNTAIN NC
Quote #:

Project ID: KUHLMAN ELECTRIC
Contact: ROBERT MARTIN
Phone:
Fax:

Date: 29 MAR 04
Turnaround: STD
Job Number:
P.O. Number:

Report To: SAME
Invoice To: SAME

Sample ID	Date	Time	Matrix	Preservatives: NA	Preservatives: HCl			Analyses: 8270	Analyses: CHLORINATED BENZENES	Analyses: SEE ATTACHED LIST	Analyses: 8260							Comments: Please specify any special reporting requirements
																		6442-261
GW REP-DUPLICATE	29 MAR 04	—	H2O	X				X	X →									LITER AMBER
REP-GW-DUPLICATE	29 MAR 04	—	H2O		X						X							3 VOA VIALS
REP-GW-002-001 MSD	29 MAR 04	1247	H2O	X				X	X →			RUN AS MSD REPORT DATA						LITER AMBER MSD
REP-FB-003	29 MAR	11:13	H2O								X							FB sample added per ~~J. Kobayashi~~ 4/1/04 Richard Johnson Jr

Relinquished By	Date	Time	Received By	Date	Time	Temperature
Robert L Martin	3/31/04	1400	Julie Johnson	4/1/04	0850	0.8, 1.18

State Certification Requested
NC ____ SC ____ Other ____

SEE REVERSE FOR TERMS AND CONDITIONS

PARADIGM ANALYTICAL LABORATORIES, INC.
5500 Business Drive
Wilmington, North Carolina 28405
(910) 350-1903
Fax (910) 350-1557

Mr. Robert Martin
Martin & Slagle
Box 1023
Black Mountain NC 28711

RECEIVED
APR 14 2004

Report Number: G442-260

Client Project: Kuhlman Electric

Dear Mr. Martin:

Enclosed are the results of the analytical services performed under the referenced project. The samples are certified to meet the requirements of the National Environmental Laboratory Accreditation Conference Standards. Copies of this report and supporting data will be retained in our files for a period of five years in the event they are required for future reference. Any samples submitted to our laboratory will will be retained for a maximum of thirty (30) days from the date of this report unless other arrangements are requested.

If there are any questions about the report or the services performed during this project, please call Paradigm at (910) 350-1903. We will be happy to answer any questions or concerns which you may have.

Thank you for using Paradigm Analytical Labs for your analytical services. We look forward to working with you again on any additional analytical needs which you may have.

Sincerely,
Paradigm Analytical Laboratories, Inc.

4/8/04

Laboratory Directory — Date
J. Patrick Weaver

Results for Semivolatiles
by GCMS 8270

Client Sample ID: KEP-GW-004-001
Client Project ID: Kuhlman Electric
Lab Sample ID: G442-260-1D
Lab Project ID: G442-260

Analyzed By: MRC
Date Collected: 03/30/2004 09:09
Date Received: 04/01/2004
Matrix: Water

Compound	Result ug/L	Quantitation Limit ug/L	Dilution Factor	Date Analyzed
Acenaphthene	BQL	10.0	1	04/06/2004
Acenaphthylene	BQL	10.0	1	04/06/2004
Anthracene	BQL	10.0	1	04/06/2004
Benzo[a]anthracene	BQL	10.0	1	04/06/2004
Benzo[a]pyrene	BQL	10.0	1	04/06/2004
Benzo[b]fluoranthene	BQL	10.0	1	04/06/2004
Benzo[g,h,i]perylene	BQL	10.0	1	04/06/2004
Benzo[k]fluoranthene	BQL	10.0	1	04/06/2004
Benzoic Acid	BQL	20.0	1	04/06/2004
Bis(2-chloroethoxy)methane	BQL	10.0	1	04/06/2004
Bis(2-chloroethyl)ether	BQL	10.0	1	04/06/2004
Bis(2-chloroisopropyl)ether	BQL	10.0	1	04/06/2004
Bis(2-ethylhexyl)phthalate	BQL	10.0	1	04/06/2004
4-bromophenyl phenyl ether	BQL	10.0	1	04/06/2004
Butylbenzylphthalate	BQL	10.0	1	04/06/2004
2-Chloronaphthalene	BQL	10.0	1	04/06/2004
2-Chlorophenol	BQL	10.0	1	04/06/2004
4-Chloro-3-methylphenol	BQL	10.0	1	04/06/2004
4-Chloroaniline	BQL	50.0	1	04/06/2004
4-Chlorophenyl phenyl ether	BQL	10.0	1	04/06/2004
Chrysene	BQL	10.0	1	04/06/2004
Dibenzo[a,h]anthracene	BQL	10.0	1	04/06/2004
Dibenzofuran	BQL	10.0	1	04/06/2004
Di-n-Butylphthalate	BQL	10.0	1	04/06/2004
1,2-Dichlorobenzene	BQL	10.0	1	04/06/2004
1,3-Dichlorobenzene	BQL	10.0	1	04/06/2004
1,4-Dichlorobenzene	BQL	10.0	1	04/06/2004
3,3'-Dichlorobenzidine	BQL	20.0	1	04/06/2004
2,4-Dichlorophenol	BQL	10.0	1	04/06/2004
Diethylphthalate	BQL	10.0	1	04/06/2004
Dimethylphthalate	BQL	10.0	1	04/06/2004
2,4-Dimethylphenol	BQL	10.0	1	04/06/2004
Di-n-octylphthalate	BQL	10.0	1	04/06/2004
4,6-Dinitro-2-methylphenol	BQL	50.0	1	04/06/2004
2,4-Dinitrophenol	BQL	50.0	1	04/06/2004
2,4-Dinitrotoluene	BQL	10.0	1	04/06/2004
2,6-Dinitrotoluene	BQL	10.0	1	04/06/2004
Fluoranthene	BQL	10.0	1	04/06/2004
Fluorene	BQL	10.0	1	04/06/2004
Hexachlorobenzene	BQL	10.0	1	04/06/2004
Hexachlorobutadiene	BQL	10.0	1	04/06/2004
Hexachlorocyclopentadiene	BQL	20.0	1	04/06/2004

Results for Semivolatiles
by GCMS 8270

Client Sample ID: KEP-GW-004-001
Client Project ID: Kuhlman Electric
Lab Sample ID: G442-260-1D
Lab Project ID: G442-260

Analyzed By: MRC
Date Collected: 03/30/2004 09:09
Date Received: 04/01/2004
Matrix: Water

Compound	Result ug/L	Quantitation Limit ug/L	Dilution Factor	Date Analyzed
Hexachloroethane	BQL	10.0	1	04/06/2004
Indeno(1,2,3-c,d)pyrene	BQL	10.0	1	04/06/2004
Isophorone	BQL	10.0	1	04/06/2004
2-Methylnaphthalene	BQL	10.0	1	04/06/2004
2-Methylphenol	BQL	10.0	1	04/06/2004
3- & 4-Methylphenol	BQL	10.0	1	04/06/2004
Naphthalene	BQL	10.0	1	04/06/2004
2-Nitroaniline	BQL	10.0	1	04/06/2004
3-Nitroaniline	BQL	50.0	1	04/06/2004
4-Nitroaniline	BQL	50.0	1	04/06/2004
Nitrobenzene	BQL	10.0	1	04/06/2004
2-Nitrophenol	BQL	10.0	1	04/06/2004
4-Nitrophenol	BQL	50.0	1	04/06/2004
N-Nitrosodi-n-propylamine	BQL	10.0	1	04/06/2004
N-Nitrosodiphenylamine	BQL	10.0	1	04/06/2004
Pentachlorobenzene	BQL	10.0	1	04/06/2004
Pentachlorophenol	BQL	50.0	1	04/06/2004
Phenanthrene	BQL	10.0	1	04/06/2004
Phenol	BQL	10.0	1	04/06/2004
Pyrene	BQL	10.0	1	04/06/2004
1,2,3,4-Tetrachlorobenzene	BQL	10.0	1	04/06/2004
1,2,4,5-Tetrachlorobenzene *	BQL	20.0	1	04/06/2004
1,2,3-Trichlorobenzene	BQL	10.0	1	04/06/2004
1,2,4-Trichlorobenzene	BQL	10.0	1	04/06/2004
1,3,5-Trichlorobenzene	BQL	10.0	1	04/06/2004
2,4,5-Trichlorophenol	BQL	10.0	1	04/06/2004
2,4,6-Trichlorophenol	BQL	10.0	1	04/06/2004

	Spike Added	Spike Result	Percent Recovered
2-Fluorobiphenyl	10	8.2	82
2-Fluorophenol	10	8.7	87
Nitrobenzene-d5	10	8.2	82
Phenol-d6	10	8.1	81
2,4,6-Tribromophenol	10	8	80
4-Terphenyl-d14	10	10.2	102

Comments:
* 1,2,3,5- & 1,2,4,5-Tetrachlorobenzene coelute.

Flags:
BQL = Below Quantitation Limits.

Reviewed By: mre

Results for Semivolatiles by GCMS 8270

Client Sample ID: KEP-GW-003-001
Client Project ID: Kuhlman Electric
Lab Sample ID: G442-260-2D
Lab Project ID: G442-260

Analyzed By: MRC
Date Collected: 03/30/2004 10:44
Date Received: 04/01/2004
Matrix: Water

Compound	Result ug/L	Quantitation Limit ug/L	Dilution Factor	Date Analyzed
Acenaphthene	BQL	10.0	1	04/06/2004
Acenaphthylene	BQL	10.0	1	04/06/2004
Anthracene	BQL	10.0	1	04/06/2004
Benzo[a]anthracene	BQL	10.0	1	04/06/2004
Benzo[a]pyrene	BQL	10.0	1	04/06/2004
Benzo[b]fluoranthene	BQL	10.0	1	04/06/2004
Benzo[g,h,i]perylene	BQL	10.0	1	04/06/2004
Benzo[k]fluoranthene	BQL	10.0	1	04/06/2004
Benzoic Acid	BQL	20.0	1	04/06/2004
Bis(2-chloroethoxy)methane	BQL	10.0	1	04/06/2004
Bis(2-chloroethyl)ether	BQL	10.0	1	04/06/2004
Bis(2-chloroisopropyl)ether	BQL	10.0	1	04/06/2004
Bis(2-ethylhexyl)phthalate	BQL	10.0	1	04/06/2004
4-bromophenyl phenyl ether	BQL	10.0	1	04/06/2004
Butylbenzylphthalate	BQL	10.0	1	04/06/2004
2-Chloronaphthalene	BQL	10.0	1	04/06/2004
2-Chlorophenol	BQL	10.0	1	04/06/2004
4-Chloro-3-methylphenol	BQL	10.0	1	04/06/2004
4-Chloroaniline	BQL	10.0	1	04/06/2004
4-Chlorophenyl phenyl ether	BQL	50.0	1	04/06/2004
Chrysene	BQL	10.0	1	04/06/2004
Dibenzo[a,h]anthracene	BQL	10.0	1	04/06/2004
Dibenzofuran	BQL	10.0	1	04/06/2004
Di-n-Butylphthalate	BQL	10.0	1	04/06/2004
1,2-Dichlorobenzene	BQL	10.0	1	04/06/2004
1,3-Dichlorobenzene	BQL	10.0	1	04/06/2004
1,4-Dichlorobenzene	BQL	10.0	1	04/06/2004
3,3'-Dichlorobenzidine	BQL	20.0	1	04/06/2004
2,4-Dichlorophenol	BQL	10.0	1	04/06/2004
Diethylphthalate	BQL	10.0	1	04/06/2004
Dimethylphthalate	BQL	10.0	1	04/06/2004
2,4-Dimethylphenol	BQL	10.0	1	04/06/2004
Di-n-octylphthalate	BQL	10.0	1	04/06/2004
4,6-Dinitro-2-methylphenol	BQL	50.0	1	04/06/2004
2,4-Dinitrophenol	BQL	50.0	1	04/06/2004
2,4-Dinitrotoluene	BQL	10.0	1	04/06/2004
2,6-Dinitrotoluene	BQL	10.0	1	04/06/2004
Fluoranthene	BQL	10.0	1	04/06/2004
Fluorene	BQL	10.0	1	04/06/2004
Hexachlorobenzene	BQL	10.0	1	04/06/2004
Hexachlorobutadiene	BQL	10.0	1	04/06/2004
Hexachlorocyclopentadiene	BQL	20.0	1	04/06/2004

Results for Semivolatiles
by GCMS 8270

Client Sample ID: KEP-GW-003-001
Client Project ID: Kuhlman Electric
Lab Sample ID: G442-260-2D
Lab Project ID: G442-260

Analyzed By: MRC
Date Collected: 03/30/2004 10:44
Date Received: 04/01/2004
Matrix: Water

Compound	Result ug/L	Quantitation Limit ug/L	Dilution Factor	Date Analyzed
Hexachloroethane	BQL	10.0	1	04/06/2004
Indeno(1,2,3-c,d)pyrene	BQL	10.0	1	04/06/2004
Isophorone	BQL	10.0	1	04/06/2004
2-Methylnaphthalene	BQL	10.0	1	04/06/2004
2-Methylphenol	BQL	10.0	1	04/06/2004
3- & 4-Methylphenol	BQL	10.0	1	04/06/2004
Naphthalene	BQL	10.0	1	04/06/2004
2-Nitroaniline	BQL	10.0	1	04/06/2004
3-Nitroaniline	BQL	50.0	1	04/06/2004
4-Nitroaniline	BQL	50.0	1	04/06/2004
Nitrobenzene	BQL	10.0	1	04/06/2004
2-Nitrophenol	BQL	10.0	1	04/06/2004
4-Nitrophenol	BQL	50.0	1	04/06/2004
N-Nitrosodi-n-propylamine	BQL	10.0	1	04/06/2004
N-Nitrosodiphenylamine	BQL	10.0	1	04/06/2004
Pentachlorobenzene	BQL	10.0	1	04/06/2004
Pentachlorophenol	BQL	50.0	1	04/06/2004
Phenanthrene	BQL	10.0	1	04/06/2004
Phenol	BQL	10.0	1	04/06/2004
Pyrene	BQL	10.0	1	04/06/2004
1,2,3,4-Tetrachlorobenzene	BQL	10.0	1	04/06/2004
1,2,4,5-Tetrachlorobenzene *	BQL	20.0	1	04/06/2004
1,2,3-Trichlorobenzene	BQL	10.0	1	04/06/2004
1,2,4-Trichlorobenzene	BQL	10.0	1	04/06/2004
1,3,5-Trichlorobenzene	BQL	10.0	1	04/06/2004
2,4,5-Trichlorophenol	BQL	10.0	1	04/06/2004
2,4,6-Trichlorophenol	BQL	10.0	1	04/06/2004

	Spike Added	Spike Result	Percent Recovered
2-Fluorobiphenyl	10	8	80
2-Fluorophenol	10	8.5	85
Nitrobenzene-d5	10	7.9	79
Phenol-d6	10	7.9	79
2,4,6-Tribromophenol	10	8	80
4-Terphenyl-d14	10	10.3	103

Comments:
* 1,2,3,5- & 1,2,4,5-Tetrachlorobenzene coelute.

Flags:
BQL = Below Quantitation Limits.

Reviewed By: mc

Results for Semivolatiles
by GCMS 8270

Client Sample ID: KEP-DUP
Client Project ID: Kuhlman Electric
Lab Sample ID: G442-260-3D
Lab Project ID: G442-260

Analyzed By: MRC
Date Collected: 03/30/2004 00:00
Date Received: 04/01/2004
Matrix: Water

Compound	Result ug/L	Quantitation Limit ug/L	Dilution Factor	Date Analyzed
Acenaphthene	BQL	10.0	1	04/06/2004
Acenaphthylene	BQL	10.0	1	04/06/2004
Anthracene	BQL	10.0	1	04/06/2004
Benzo[a]anthracene	BQL	10.0	1	04/06/2004
Benzo[a]pyrene	BQL	10.0	1	04/06/2004
Benzo[b]fluoranthene	BQL	10.0	1	04/06/2004
Benzo[g,h,i]perylene	BQL	10.0	1	04/06/2004
Benzo[k]fluoranthene	BQL	10.0	1	04/06/2004
Benzoic Acid	BQL	20.0	1	04/06/2004
Bis(2-chloroethoxy)methane	BQL	10.0	1	04/06/2004
Bis(2-chloroethyl)ether	BQL	10.0	1	04/06/2004
Bis(2-chloroisopropyl)ether	BQL	10.0	1	04/06/2004
Bis(2-ethylhexyl)phthalate	BQL	10.0	1	04/06/2004
4-bromophenyl phenyl ether	BQL	10.0	1	04/06/2004
Butylbenzylphthalate	BQL	10.0	1	04/06/2004
2-Chloronaphthalene	BQL	10.0	1	04/06/2004
2-Chlorophenol	BQL	10.0	1	04/06/2004
4-Chloro-3-methylphenol	BQL	10.0	1	04/06/2004
4-Chloroaniline	BQL	50.0	1	04/06/2004
4-Chlorophenyl phenyl ether	BQL	10.0	1	04/06/2004
Chrysene	BQL	10.0	1	04/06/2004
Dibenzo[a,h]anthracene	BQL	10.0	1	04/06/2004
Dibenzofuran	BQL	10.0	1	04/06/2004
Di-n-Butylphthalate	BQL	10.0	1	04/06/2004
1,2-Dichlorobenzene	BQL	10.0	1	04/06/2004
1,3-Dichlorobenzene	BQL	10.0	1	04/06/2004
1,4-Dichlorobenzene	BQL	10.0	1	04/06/2004
3,3'-Dichlorobenzidine	BQL	20.0	1	04/06/2004
2,4-Dichlorophenol	BQL	10.0	1	04/06/2004
Diethylphthalate	BQL	10.0	1	04/06/2004
Dimethylphthalate	BQL	10.0	1	04/06/2004
2,4-Dimethylphenol	BQL	10.0	1	04/06/2004
Di-n-octylphthalate	BQL	10.0	1	04/06/2004
4,6-Dinitro-2-methylphenol	BQL	50.0	1	04/06/2004
2,4-Dinitrophenol	BQL	50.0	1	04/06/2004
2,4-Dinitrotoluene	BQL	10.0	1	04/06/2004
2,6-Dinitrotoluene	BQL	10.0	1	04/06/2004
Fluoranthene	BQL	10.0	1	04/06/2004
Fluorene	BQL	10.0	1	04/06/2004
Hexachlorobenzene	BQL	10.0	1	04/06/2004
Hexachlorobutadiene	BQL	10.0	1	04/06/2004
Hexachlorocyclopentadiene	BQL	20.0	1	04/06/2004

Results for Semivolatiles
by GCMS 8270

Client Sample ID: KEP-DUP
Client Project ID: Kuhlman Electric
Lab Sample ID: G442-260-3D
Lab Project ID: G442-260

Analyzed By: MRC
Date Collected: 03/30/2004 00:00
Date Received: 04/01/2004
Matrix: Water

Compound	Result ug/L	Quantitation Limit ug/L	Dilution Factor	Date Analyzed
Hexachloroethane	BQL	10.0	1	04/06/2004
Indeno(1,2,3-c,d)pyrene	BQL	10.0	1	04/06/2004
Isophorone	BQL	10.0	1	04/06/2004
2-Methylnaphthalene	BQL	10.0	1	04/06/2004
2-Methylphenol	BQL	10.0	1	04/06/2004
3- & 4-Methylphenol	BQL	10.0	1	04/06/2004
Naphthalene	BQL	10.0	1	04/06/2004
2-Nitroaniline	BQL	10.0	1	04/06/2004
3-Nitroaniline	BQL	50.0	1	04/06/2004
4-Nitroaniline	BQL	50.0	1	04/06/2004
Nitrobenzene	BQL	10.0	1	04/06/2004
2-Nitrophenol	BQL	10.0	1	04/06/2004
4-Nitrophenol	BQL	50.0	1	04/06/2004
N-Nitrosodi-n-propylamine	BQL	10.0	1	04/06/2004
N-Nitrosodiphenylamine	BQL	10.0	1	04/06/2004
Pentachlorobenzene	BQL	10.0	1	04/06/2004
Pentachlorophenol	BQL	50.0	1	04/06/2004
Phenanthrene	BQL	10.0	1	04/06/2004
Phenol	BQL	10.0	1	04/06/2004
Pyrene	BQL	10.0	1	04/06/2004
1,2,3,4-Tetrachlorobenzene	BQL	10.0	1	04/06/2004
1,2,4,5-Tetrachlorobenzene *	BQL	20.0	1	04/06/2004
1,2,3-Trichlorobenzene	BQL	10.0	1	04/06/2004
1,2,4-Trichlorobenzene	BQL	10.0	1	04/06/2004
1,3,5-Trichlorobenzene	BQL	10.0	1	04/06/2004
2,4,5-Trichlorophenol	BQL	10.0	1	04/06/2004
2,4,6-Trichlorophenol	BQL	10.0	1	04/06/2004

	Spike Added	Spike Result	Percent Recovered
2-Fluorobiphenyl	10	6.2	62
2-Fluorophenol	10	7.9	79
Nitrobenzene-d5	10	6.1	61
Phenol-d6	10	7.7	78
2,4,6-Tribromophenol	10	6	60
4-Terphenyl-d14	10	8.9	89

Comments:
* 1,2,3,5- & 1,2,4,5-Tetrachlorobenzene coelute.

Flags:
BQL = Below Quantitation Limits.

Reviewed By: mc

Results for Semivolatiles by GCMS 8270

Client Sample ID: KEP-GW-007-001
Client Project ID: Kuhlman Electric
Lab Sample ID: G442-260-4D
Lab Project ID: G442-260

Analyzed By: MRC
Date Collected: 03/30/2004 13:25
Date Received: 04/01/2004
Matrix: Water

Compound	Result ug/L	Quantitation Limit ug/L	Dilution Factor	Date Analyzed
Acenaphthene	BQL	10.0	1	04/06/2004
Acenaphthylene	BQL	10.0	1	04/06/2004
Anthracene	BQL	10.0	1	04/06/2004
Benzo[a]anthracene	BQL	10.0	1	04/06/2004
Benzo[a]pyrene	BQL	10.0	1	04/06/2004
Benzo[b]fluoranthene	BQL	10.0	1	04/06/2004
Benzo[g,h,i]perylene	BQL	10.0	1	04/06/2004
Benzo[k]fluoranthene	BQL	10.0	1	04/06/2004
Benzoic Acid	BQL	20.0	1	04/06/2004
Bis(2-chloroethoxy)methane	BQL	10.0	1	04/06/2004
Bis(2-chloroethyl)ether	BQL	10.0	1	04/06/2004
Bis(2-chloroisopropyl)ether	BQL	10.0	1	04/06/2004
Bis(2-ethylhexyl)phthalate	BQL	10.0	1	04/06/2004
4-bromophenyl phenyl ether	BQL	10.0	1	04/06/2004
Butylbenzylphthalate	BQL	10.0	1	04/06/2004
2-Chloronaphthalene	BQL	10.0	1	04/06/2004
2-Chlorophenol	BQL	10.0	1	04/06/2004
4-Chloro-3-methylphenol	BQL	10.0	1	04/06/2004
4-Chloroaniline	BQL	50.0	1	04/06/2004
4-Chlorophenyl phenyl ether	BQL	10.0	1	04/06/2004
Chrysene	BQL	10.0	1	04/06/2004
Dibenzo[a,h]anthracene	BQL	10.0	1	04/06/2004
Dibenzofuran	BQL	10.0	1	04/06/2004
Di-n-Butylphthalate	BQL	10.0	1	04/06/2004
1,2-Dichlorobenzene	BQL	10.0	1	04/06/2004
1,3-Dichlorobenzene	BQL	10.0	1	04/06/2004
1,4-Dichlorobenzene	BQL	10.0	1	04/06/2004
3,3'-Dichlorobenzidine	BQL	20.0	1	04/06/2004
2,4-Dichlorophenol	BQL	10.0	1	04/06/2004
Diethylphthalate	BQL	10.0	1	04/06/2004
Dimethylphthalate	BQL	10.0	1	04/06/2004
2,4-Dimethylphenol	BQL	10.0	1	04/06/2004
Di-n-octylphthalate	BQL	10.0	1	04/06/2004
4,6-Dinitro-2-methylphenol	BQL	50.0	1	04/06/2004
2,4-Dinitrophenol	BQL	50.0	1	04/06/2004
2,4-Dinitrotoluene	BQL	10.0	1	04/06/2004
2,6-Dinitrotoluene	BQL	10.0	1	04/06/2004
Fluoranthene	BQL	10.0	1	04/06/2004
Fluorene	BQL	10.0	1	04/06/2004
Hexachlorobenzene	BQL	10.0	1	04/06/2004
Hexachlorobutadiene	BQL	10.0	1	04/06/2004
Hexachlorocyclopentadiene	BQL	20.0	1	04/06/2004

Results for Semivolatiles by GCMS 8270

Client Sample ID: KEP-GW-007-001
Client Project ID: Kuhlman Electric
Lab Sample ID: G442-260-4D
Lab Project ID: G442-260

Analyzed By: MRC
Date Collected: 03/30/2004 13:25
Date Received: 04/01/2004
Matrix: Water

Compound	Result ug/L	Quantitation Limit ug/L	Dilution Factor	Date Analyzed
Hexachloroethane	BQL	10.0	1	04/06/2004
Indeno(1,2,3-c,d)pyrene	BQL	10.0	1	04/06/2004
Isophorone	BQL	10.0	1	04/06/2004
2-Methylnaphthalene	BQL	10.0	1	04/06/2004
2-Methylphenol	BQL	10.0	1	04/06/2004
3- & 4-Methylphenol	BQL	10.0	1	04/06/2004
Naphthalene	BQL	10.0	1	04/06/2004
2-Nitroaniline	BQL	10.0	1	04/06/2004
3-Nitroaniline	BQL	50.0	1	04/06/2004
4-Nitroaniline	BQL	50.0	1	04/06/2004
Nitrobenzene	BQL	10.0	1	04/06/2004
2-Nitrophenol	BQL	10.0	1	04/06/2004
4-Nitrophenol	BQL	50.0	1	04/06/2004
N-Nitrosodi-n-propylamine	BQL	10.0	1	04/06/2004
N-Nitrosodiphenylamine	BQL	10.0	1	04/06/2004
Pentachlorobenzene	BQL	10.0	1	04/06/2004
Pentachlorophenol	BQL	50.0	1	04/06/2004
Phenanthrene	BQL	10.0	1	04/06/2004
Phenol	BQL	10.0	1	04/06/2004
Pyrene	BQL	10.0	1	04/06/2004
1,2,3,4-Tetrachlorobenzene	BQL	10.0	1	04/06/2004
1,2,4,5-Tetrachlorobenzene *	BQL	20.0	1	04/06/2004
1,2,3-Trichlorobenzene	BQL	10.0	1	04/06/2004
1,2,4-Trichlorobenzene	BQL	10.0	1	04/06/2004
1,3,5-Trichlorobenzene	BQL	10.0	1	04/06/2004
2,4,5-Trichlorophenol	BQL	10.0	1	04/06/2004
2,4,6-Trichlorophenol	BQL	10.0	1	04/06/2004

	Spike Added	Spike Result	Percent Recovered
2-Fluorobiphenyl	10	7.4	74
2-Fluorophenol	10	7.5	75
Nitrobenzene-d5	10	7.2	72
Phenol-d6	10	7.2	72
2,4,6-Tribromophenol	10	7.4	74
4-Terphenyl-d14	10	10.4	104

Comments:
* 1,2,3,5- & 1,2,4,5-Tetrachlorobenzene coelute.

Flags:
BQL = Below Quantitation Limits.

Reviewed By: mc

Results for Semivolatiles by GCMS 8270

Client Sample ID: KEP-GW-006-001
Client Project ID: Kuhlman Electric
Lab Sample ID: G442-260-5D
Lab Project ID: G442-260

Analyzed By: MRC
Date Collected: 03/30/2004 15:51
Date Received: 04/01/2004
Matrix: Water

Compound	Result ug/L	Quantitation Limit ug/L	Dilution Factor	Date Analyzed
Acenaphthene	BQL	10.0	1	04/06/2004
Acenaphthylene	BQL	10.0	1	04/06/2004
Anthracene	BQL	10.0	1	04/06/2004
Benzo[a]anthracene	BQL	10.0	1	04/06/2004
Benzo[a]pyrene	BQL	10.0	1	04/06/2004
Benzo[b]fluoranthene	BQL	10.0	1	04/06/2004
Benzo[g,h,i]perylene	BQL	10.0	1	04/06/2004
Benzo[k]fluoranthene	BQL	10.0	1	04/06/2004
Benzoic Acid	BQL	20.0	1	04/06/2004
Bis(2-chloroethoxy)methane	BQL	10.0	1	04/06/2004
Bis(2-chloroethyl)ether	BQL	10.0	1	04/06/2004
Bis(2-chloroisopropyl)ether	BQL	10.0	1	04/06/2004
Bis(2-ethylhexyl)phthalate	BQL	10.0	1	04/06/2004
4-bromophenyl phenyl ether	BQL	10.0	1	04/06/2004
Butylbenzylphthalate	BQL	10.0	1	04/06/2004
2-Chloronaphthalene	BQL	10.0	1	04/06/2004
2-Chlorophenol	BQL	10.0	1	04/06/2004
4-Chloro-3-methylphenol	BQL	10.0	1	04/06/2004
4-Chloroaniline	BQL	50.0	1	04/06/2004
4-Chlorophenyl phenyl ether	BQL	10.0	1	04/06/2004
Chrysene	BQL	10.0	1	04/06/2004
Dibenzo[a,h]anthracene	BQL	10.0	1	04/06/2004
Dibenzofuran	BQL	10.0	1	04/06/2004
Di-n-Butylphthalate	BQL	10.0	1	04/06/2004
1,2-Dichlorobenzene	BQL	10.0	1	04/06/2004
1,3-Dichlorobenzene	BQL	10.0	1	04/06/2004
1,4-Dichlorobenzene	BQL	10.0	1	04/06/2004
3,3'-Dichlorobenzidine	BQL	20.0	1	04/06/2004
2,4-Dichlorophenol	BQL	10.0	1	04/06/2004
Diethylphthalate	BQL	10.0	1	04/06/2004
Dimethylphthalate	BQL	10.0	1	04/06/2004
2,4-Dimethylphenol	BQL	10.0	1	04/06/2004
Di-n-octylphthalate	BQL	10.0	1	04/06/2004
4,6-Dinitro-2-methylphenol	BQL	50.0	1	04/06/2004
2,4-Dinitrophenol	BQL	50.0	1	04/06/2004
2,4-Dinitrotoluene	BQL	10.0	1	04/06/2004
2,6-Dinitrotoluene	BQL	10.0	1	04/06/2004
Fluoranthene	BQL	10.0	1	04/06/2004
Fluorene	BQL	10.0	1	04/06/2004
Hexachlorobenzene	BQL	10.0	1	04/06/2004
Hexachlorobutadiene	BQL	10.0	1	04/06/2004
Hexachlorocyclopentadiene	BQL	20.0	1	04/06/2004

Results for Semivolatiles by GCMS 8270

Client Sample ID: KEP-GW-006-001
Client Project ID: Kuhlman Electric
Lab Sample ID: G442-260-5D
Lab Project ID: G442-260

Analyzed By: MRC
Date Collected: 03/30/2004 15:51
Date Received: 04/01/2004
Matrix: Water

Compound	Result ug/L	Quantitation Limit ug/L	Dilution Factor	Date Analyzed
Hexachloroethane	BQL	10.0	1	04/06/2004
Indeno(1,2,3-c,d)pyrene	BQL	10.0	1	04/06/2004
Isophorone	BQL	10.0	1	04/06/2004
2-Methylnaphthalene	BQL	10.0	1	04/06/2004
2-Methylphenol	BQL	10.0	1	04/06/2004
3- & 4-Methylphenol	BQL	10.0	1	04/06/2004
Naphthalene	BQL	10.0	1	04/06/2004
2-Nitroaniline	BQL	10.0	1	04/06/2004
3-Nitroaniline	BQL	50.0	1	04/06/2004
4-Nitroaniline	BQL	50.0	1	04/06/2004
Nitrobenzene	BQL	10.0	1	04/06/2004
2-Nitrophenol	BQL	10.0	1	04/06/2004
4-Nitrophenol	BQL	50.0	1	04/06/2004
N-Nitrosodi-n-propylamine	BQL	10.0	1	04/06/2004
N-Nitrosodiphenylamine	BQL	10.0	1	04/06/2004
Pentachlorobenzene	BQL	10.0	1	04/06/2004
Pentachlorophenol	BQL	50.0	1	04/06/2004
Phenanthrene	BQL	10.0	1	04/06/2004
Phenol	BQL	10.0	1	04/06/2004
Pyrene	BQL	10.0	1	04/06/2004
1,2,3,4-Tetrachlorobenzene	BQL	10.0	1	04/06/2004
1,2,4,5-Tetrachlorobenzene *	BQL	20.0	1	04/06/2004
1,2,3-Trichlorobenzene	BQL	10.0	1	04/06/2004
1,2,4-Trichlorobenzene	BQL	10.0	1	04/06/2004
1,3,5-Trichlorobenzene	BQL	10.0	1	04/06/2004
2,4,5-Trichlorophenol	BQL	10.0	1	04/06/2004
2,4,6-Trichlorophenol	BQL	10.0	1	04/06/2004

	Spike Added	Spike Result	Percent Recovered
2-Fluorobiphenyl	10	8.2	82
2-Fluorophenol	10	8.6	86
Nitrobenzene-d5	10	8	80
Phenol-d6	10	8	80
2,4,6-Tribromophenol	10	8.2	82
4-Terphenyl-d14	10	10	100

Comments:
* 1,2,3,5- & 1,2,4,5-Tetrachlorobenzene coelute.

Flags:
BQL = Below Quantitation Limits.

Reviewed By: mc

Results for Semivolatiles by GCMS 8270

Client Sample ID: Method Blank
Client Project ID:
Lab Sample ID: PB1060
Lab Project ID:

Analyzed By: MRC
Date Collected:
Date Received:
Matrix: WATER

Compound	Result ug/L	Quantitation Limit ug/L	Dilution Factor	Date Analyzed
Acenaphthene	BQL	10.0	1	04/06/2004
Acenaphthylene	BQL	10.0	1	04/06/2004
Anthracene	BQL	10.0	1	04/06/2004
Benzo[a]anthracene	BQL	10.0	1	04/06/2004
Benzo[a]pyrene	BQL	10.0	1	04/06/2004
Benzo[b]fluoranthene	BQL	10.0	1	04/06/2004
Benzo[g,h,i]perylene	BQL	10.0	1	04/06/2004
Benzo[k]fluoranthene	BQL	10.0	1	04/06/2004
Benzoic Acid	BQL	20.0	1	04/06/2004
Bis(2-chloroethoxy)methane	BQL	10.0	1	04/06/2004
Bis(2-chloroethyl)ether	BQL	10.0	1	04/06/2004
Bis(2-chloroisopropyl)ether	BQL	10.0	1	04/06/2004
Bis(2-ethylhexyl)phthalate	BQL	10.0	1	04/06/2004
4-bromophenyl phenyl ether	BQL	10.0	1	04/06/2004
Butylbenzylphthalate	BQL	10.0	1	04/06/2004
2-Chloronaphthalene	BQL	10.0	1	04/06/2004
2-Chlorophenol	BQL	10.0	1	04/06/2004
4-Chloro-3-methylphenol	BQL	10.0	1	04/06/2004
4-Chloroaniline	BQL	50.0	1	04/06/2004
4-Chlorophenyl phenyl ether	BQL	10.0	1	04/06/2004
Chrysene	BQL	10.0	1	04/06/2004
Dibenzo[a,h]anthracene	BQL	10.0	1	04/06/2004
Dibenzofuran	BQL	10.0	1	04/06/2004
Di-n-Butylphthalate	BQL	10.0	1	04/06/2004
1,2-Dichlorobenzene	BQL	10.0	1	04/06/2004
1,3-Dichlorobenzene	BQL	10.0	1	04/06/2004
1,4-Dichlorobenzene	BQL	10.0	1	04/06/2004
3,3'-Dichlorobenzidine	BQL	20.0	1	04/06/2004
2,4-Dichlorophenol	BQL	10.0	1	04/06/2004
Diethylphthalate	BQL	10.0	1	04/06/2004
Dimethylphthalate	BQL	10.0	1	04/06/2004
2,4-Dimethylphenol	BQL	10.0	1	04/06/2004
Di-n-octylphthalate	BQL	10.0	1	04/06/2004
4,6-Dinitro-2-methylphenol	BQL	50.0	1	04/06/2004
2,4-Dinitrophenol	BQL	50.0	1	04/06/2004
2,4-Dinitrotoluene	BQL	10.0	1	04/06/2004
2,6-Dinitrotoluene	BQL	10.0	1	04/06/2004
Fluoranthene	BQL	10.0	1	04/06/2004
Fluorene	BQL	10.0	1	04/06/2004
Hexachlorobenzene	BQL	10.0	1	04/06/2004
Hexachlorobutadiene	BQL	10.0	1	04/06/2004
Hexachlorocyclopentadiene	BQL	20.0	1	04/06/2004

Results for Semivolatiles by GCMS 8270

Client Sample ID: Method Blank
Client Project ID:
Lab Sample ID: PB1060
Lab Project ID:

Analyzed By: MRC
Date Collected:
Date Received:
Matrix: WATER

Compound	Result ug/L	Quantitation Limit ug/L	Dilution Factor	Date Analyzed
Hexachloroethane	BQL	10.0	1	04/06/2004
Indeno(1,2,3-c,d)pyrene	BQL	10.0	1	04/06/2004
Isophorone	BQL	10.0	1	04/06/2004
2-Methylnaphthalene	BQL	10.0	1	04/06/2004
2-Methylphenol	BQL	10.0	1	04/06/2004
3- & 4-Methylphenol	BQL	10.0	1	04/06/2004
Naphthalene	BQL	10.0	1	04/06/2004
2-Nitroaniline	BQL	10.0	1	04/06/2004
3-Nitroaniline	BQL	50.0	1	04/06/2004
4-Nitroaniline	BQL	50.0	1	04/06/2004
Nitrobenzene	BQL	10.0	1	04/06/2004
2-Nitrophenol	BQL	10.0	1	04/06/2004
4-Nitrophenol	BQL	50.0	1	04/06/2004
N-Nitrosodi-n-propylamine	BQL	10.0	1	04/06/2004
N-Nitrosodiphenylamine	BQL	10.0	1	04/06/2004
Pentachlorobenzene	BQL	10.0	1	04/06/2004
Pentachlorophenol	BQL	50.0	1	04/06/2004
Phenanthrene	BQL	10.0	1	04/06/2004
Phenol	BQL	10.0	1	04/06/2004
Pyrene	BQL	10.0	1	04/06/2004
1,2,3,4-Tetrachlorobenzene	BQL	10.0	1	04/06/2004
1,2,4,5-Tetrachlorobenzene *	BQL	20.0	1	04/06/2004
1,2,3-Trichlorobenzene	BQL	10.0	1	04/06/2004
1,2,4-Trichlorobenzene	BQL	10.0	1	04/06/2004
1,3,5-Trichlorobenzene	BQL	10.0	1	04/06/2004
2,4,5-Trichlorophenol	BQL	10.0	1	04/06/2004
2,4,6-Trichlorophenol	BQL	10.0	1	04/06/2004

	Spike Added	Spike Result	Percent Recovered
2-Fluorobiphenyl	10	8.2	82
2-Fluorophenol	10	8.9	89
Nitrobenzene-d5	10	8.3	83
Phenol-d6	10	8.2	82
2,4,6-Tribromophenol	10	7.6	76
4-Terphenyl-d14	10	10.5	105

Comments:
* 1,2,3,5- & 1,2,4,5-Tetrachlorobenzene coelute.

Flags:
BQL = Below Quantitation Limits.

Reviewed By: mc

Results For Water Laboratory Control Standard (LCS)
by GCMS

Client Sample ID: Batch QC
Client Project ID:
Lab Sample ID: W-LCS-1060
Lab Project ID:
Matrix: Water

Date Collected:
Date Received:
Date Analyzed: 04/06/04
Analyzed By: MRC

	Spiked ng	LCS ng	LCS % Rec.	LIMITS LOWER	LIMITS UPPER
Acenaphthene	10	8.13	81	74	118
Acenaphthylene	10	10.40	104	86	153
Anthracene	10	8.23	82	59	105
Benzo[a]anthracene	10	8.44	84	66	118
Benzo[a]pyrene	10	8.01	80	73	121
Benzo[b]fluoranthene	10	7.71	77	77	128
Benzo[g,h,i]perylene	10	9.43	94	56	121
Benzo[k]fluoranthene	10	8.08	81	69	150
Bis(2-chloroethoxy)methane	10	8.00	80	73	117
Bis(2-chloroethyl)ether	10	7.52	75	67	102
Bis(2-chloroisopropyl)ether	10	7.38	74	67	114
Bis(2-ethylhexyl)phthalate	10	7.86	79	75	118
4-Bromophenyl phenyl ether	10	7.65	77	70	111
Butylbenzylphthalate	10	7.97	80	78	126
4-Chloro-3-methylphenol	10	7.51	75	59	127
2-Chloronaphthalene	20	16.35	82	71	119
2-Chlorophenol	10	7.34	73	66	107
4-Chlorophenyl phenyl ether	10	7.92	79	67	118
Chrysene	10	8.53	85	76	120
Di-n-Butylphthalate	10	7.93	79	73	119
Di-n-octylphthalate	10	6.23	62	51	153
Dibenzo[a,h]anthracene	10	9.93	99	70	121
Dibenzofuran	10	7.06	71	60	105
1,2-Dichlorobenzene	20	14.51	73	39	113
1,3-Dichlorobenzene	20	13.37	67	29	113
1,4-Dichlorobenzene	20	12.73	64	29	101
2,4-Dichlorophenol	10	7.49	75	65	120
Diethylphthalate	10	8.35	84	74	125
2,4-Dimethylphenol	10	6.80	68	29	113
Dimethylphthalate	10	7.90	79	72	113
4,6-Dinitro-2-methylphenol	10	7.73	77	63	120
2,4-Dinitrophenol	10	7.72	77	51	131
2,4-Dinitrotoluene	10	8.97	90	79	127
2,6-Dinitrotoluene	10	8.37	84	76	120
Fluoranthene	10	8.10	81	71	115
Fluorene	10	7.95	80	70	120
Hexachlorobenzene	20	16.09	80	73	120
Hexachlorobutadiene	20	15.20	76	51	113
Hexachloroethane	20	13.02	65	21	115

N.C. Certification #481 S.C. Certification #99029

Results For Water Laboratory Control Standard (LCS)
by GCMS

Client Sample ID: Batch QC
Client Project ID:
Lab Sample ID: W-LCS-1060
Lab Project ID:
Matrix: Water

Date Collected:
Date Received:
Date Analyzed: 04/06/04
Analyzed By: MRC

	Spiked ng	LCS ng	LCS % Rec.	LIMITS LOWER	LIMITS UPPER
Indeno(1,2,3-c,d)pyrene	10	9.28	93	57	119
Isophorone	10	8.48	85	80	128
2-Methylnaphthalene	10	6.77	68	58	101
2-Methylphenol	10	7.55	76	65	112
3- & 4-Methylphenol	20	13.13	66	54	99
N-Nitrosodi-n-propylamine	10	7.99	80	73	121
N-Nitrosodiphenylamine	20	19.59	98	15	161
Naphthalene	10	7.83	78	66	114
Nitrobenzene	10	7.42	74	67	117
2-Nitrophenol	10	7.42	74	61	102
4-Nitrophenol	10	9.77	98	54	137
Pentachlorophenol	10	6.59	66	55	112
Phenanthrene	10	8.05	80	74	114
Phenol	10	7.23	72	65	111
Pyrene	10	8.33	83	81	134
1,2,4-Trichlorobenzene	20	15.18	76	60	111
2,4,5-Trichlorophenol	10	7.48	75	60	130
2,4,6-Trichlorophenol	10	7.22	72	68	115
Pentachlorobenzene	20	19.94	100	50	150
1,2,3,4-Tetrachlorobenzene	10	9.95	100	50	150
1,2,4,5-Tetrachlorobenzene **	20	17.64	88	50	150
1,2,3-Trichlorobenzene	10	8.58	86	50	150
1,3,5-Trichlorobenzene	10	9.36	94	50	150

Comments:
Concentrations are on column amounts.
** = 1,2,3,5- & 1,2,4,5-Tetrachlorobenzene coelute.

Flags:
* = Out of limits.
NA = Not applicable.

Reviewed By: mc

Results For Water Matrix Spike / Matrix Spike Duplicate (MS/MSD)
by GCMS

Client Sample ID: Batch QC
Client Project ID:
Lab Sample ID: W-MS-1060
Lab Project ID:
Matrix: Water

Date Collected:
Date Received:
Date Analyzed: 4/6/2004
Analyzed By: MRC
Dilution: 1

	Sample ng	Spiked ng	MS %	MSD %	Limits Lower %	Limits Upper %	RPD %	Limit Max. %
Acenaphthene	BQL	10	85	90	74	115	5.7	30
Acenaphthylene	BQL	10	112	119	81	152	6.2	30
Anthracene	BQL	10	89	94	60	103	5.4	30
Benzo[a]anthracene	BQL	10	91	94	63	119	3.2	30
Benzo[a]pyrene	BQL	10	88	94	71	120	6.5	30
Benzo[b]fluoranthene	BQL	10	76	79	74	129	4.0	30
Benzo[g,h,i]perylene	BQL	10	104	103	55	118	0.5	30
Benzo[k]fluoranthene	BQL	10	89	91	69	143	2.5	30
Bis(2-chloroethoxy)methane	BQL	10	82	87	69	121	6.2	30
Bis(2-chloroethyl)ether	BQL	10	80	83	68	103	3.5	30
Bis(2-chloroisopropyl)ether	BQL	10	74	79	68	113	7.4	30
Bis(2-ethylhexyl)phthalate	BQL	10	87	87	64	126	0.1	30
4-Bromophenyl phenyl ether	BQL	10	81	84	70	111	4.0	30
Butylbenzylphthalate	BQL	10	87	88	77	123	2.1	30
4-Chloro-3-methylphenol	BQL	10	79	83	58	128	5.1	30
2-Chloronaphthalene	BQL	20	84	89	69	116	6.1	30
2-Chlorophenol	BQL	10	76	82	65	109	7.4	30
4-Chlorophenyl phenyl ether	BQL	10	83	87	68	115	4.8	30
Chrysene	BQL	10	93	94	74	118	1.3	30
Di-n-Butylphthalate	BQL	10	86	88	74	116	2.6	30
Di-n-octylphthalate	BQL	10	68	70	51	150	3.2	30
Dibenzo[a,h]anthracene	BQL	10	107	110	67	119	2.5	30
Dibenzofuran	BQL	10	74	78	61	103	5.7	30
1,2-Dichlorobenzene	BQL	20	77	87	46	109	11.9	30
1,3-Dichlorobenzene	BQL	20	74	85	38	107	13.6	30
1,4-Dichlorobenzene	BQL	20	69	79	40	96	13.2	30
2,4-Dichlorophenol	BQL	10	79	83	61	124	4.4	30
Diethylphthalate	BQL	10	87	91	74	125	4.6	30
2,4-Dimethylphenol	BQL	10	81	90	22	130	10.2	30
Dimethylphthalate	BQL	10	82	86	72	112	4.7	30
4,6-Dinitro-2-methylphenol	BQL	10	82	84	57	129	3.0	30
2,4-Dinitrophenol	BQL	10	82	83	51	133	1.0	30
2,4-Dinitrotoluene	BQL	10	94	98	78	127	4.6	30
2,6-Dinitrotoluene	BQL	10	87	91	77	119	4.7	30
Fluoranthene	BQL	10	87	90	70	115	3.2	30
Fluorene	BQL	10	84	88	71	116	4.1	30
Hexachlorobenzene	BQL	20	85	88	74	117	3.5	30
Hexachlorobutadiene	BQL	20	78	86	50	114	8.8	30

Results For Water Matrix Spike / Matrix Spike Duplicate (MS/MSD)
by GCMS

Client Sample ID: Batch QC
Client Project ID:
Lab Sample ID: W-MS-1060
Lab Project ID:
Matrix: Water

Date Collected:
Date Received:
Date Analyzed: 4/6/2004
Analyzed By: MRC
Dilution: 1

	Sample ng	Spiked ng	MS %	MSD %	Limits Lower %	Limits Upper %	RPD %	Limit Max. %
Hexachloroethane	BQL	20	72	83	23	119	13.9	30
Indeno(1,2,3-c,d)pyrene	BQL	10	99	101	57	116	1.3	30
Isophorone	BQL	10	87	92	77	134	5.8	30
2-Methylnaphthalene	BQL	10	72	76	51	110	6.2	30
2-Methylphenol	BQL	10	79	83	65	112	5.7	30
3- & 4-Methylphenol	BQL	20	69	72	54	98	3.5	30
N-Nitrosodi-n-propylamine	BQL	10	80	86	73	121	7.2	30
N-Nitrosodiphenylamine	BQL	20	111	124	21	155	11.8	30
Naphthalene	BQL	10	83	90	66	113	7.3	30
Nitrobenzene	BQL	10	79	84	56	133	5.2	30
2-Nitrophenol	BQL	10	78	83	60	105	5.6	30
4-Nitrophenol	BQL	10	103	103	46	147	0.1	30
Pentachlorophenol	BQL	10	72	74	53	123	3.5	30
Phenanthrene	BQL	10	86	89	74	114	3.4	30
Phenol	BQL	10	75	79	64	112	5.5	30
Pyrene	BQL	10	90	92	79	132	2.3	30
1,2,4-Trichlorobenzene	BQL	20	78	85	60	111	8.5	30
2,4,5-Trichlorophenol	BQL	10	80	84	59	129	4.1	30
2,4,6-Trichlorophenol	BQL	10	76	81	65	117	6.0	30
Pentachlorobenzene	BQL	20	99	106	50	150	6.2	30
1,2,3,4-Tetrachlorobenzene	BQL	10	99	105	50	150	6.6	30
1,2,4,5-Tetrachlorobenzene *	BQL	20	94	97	50	150	3.4	30
1,2,3-Trichlorobenzene	BQL	10	86	95	50	150	10.2	30
1,3,5-Trichlorobenzene	BQL	10	92	100	50	150	7.9	30

Comments:

Concentrations are on column amounts.
** = 1,2,3,5- & 1,2,4,5-Tetrachlorobenzene coelute.

Flags:

* = Out of limits.
NA = Not applicable.

Reviewed By: _____

Results for Volatiles by GCMS 8260

Client Sample ID: KEP-GW-004-001
Client Project ID: Kuhlman Electric
Lab Sample ID: G442-260-1A
Lab Project ID: G442-260

Analyzed By: JTF
Date Collected: 03/30/2004 09:09
Date Received: 04-01-2004
Matrix: Water

Compound	Result UG/L	Quantitation Limit UG/L	Dilution Factor	Date Analyzed
Acetone	BQL	25.0	1	04/05/2004
Benzene	BQL	1.00	1	04/05/2004
Bromobenzene	BQL	1.00	1	04/05/2004
Bromochloromethane	BQL	1.00	1	04/05/2004
Bromodichloromethane	BQL	1.00	1	04/05/2004
Bromoform	BQL	1.00	1	04/05/2004
Bromomethane	BQL	1.00	1	04/05/2004
2-Butanone	BQL	25.0	1	04/05/2004
n-Butylbenzene	BQL	1.00	1	04/05/2004
sec-Butylbenzene	BQL	1.00	1	04/05/2004
tert-Butylbenzene	BQL	1.00	1	04/05/2004
Carbon disulfide	BQL	1.00	1	04/05/2004
Carbon tetrachloride	BQL	1.00	1	04/05/2004
Chlorobenzene	BQL	1.00	1	04/05/2004
Chloroethane	BQL	1.00	1	04/05/2004
2-Chloroethyl vinyl ether	BQL	5.00	1	04/05/2004
Chloroform	BQL	1.00	1	04/05/2004
Chloromethane	BQL	1.00	1	04/05/2004
2-Chlorotoluene	BQL	1.00	1	04/05/2004
4-Chlorotoluene	BQL	1.00	1	04/05/2004
Dibromochloromethane	BQL	1.00	1	04/05/2004
1,2-Dibromo-3-chloropropane	BQL	5.00	1	04/05/2004
Dibromomethane	BQL	1.00	1	04/05/2004
1,2-Dibromoethane (EDB)	BQL	1.00	1	04/05/2004
1,2-Dichlorobenzene	BQL	1.00	1	04/05/2004
1,3-Dichlorobenzene	BQL	1.00	1	04/05/2004
1,4-Dichlorobenzene	BQL	1.00	1	04/05/2004
trans-1,4-Dichloro-2-butene	BQL	5.00	1	04/05/2004
1,1-Dichloroethane	BQL	1.00	1	04/05/2004
1,1-Dichloroethene	**25.7**	1.00	1	04/05/2004
1,2-Dichloroethane	BQL	1.00	1	04/05/2004
cis-1,2-Dichloroethene	BQL	1.00	1	04/05/2004
trans-1,2-dichloroethene	BQL	1.00	1	04/05/2004
1,2-Dichloropropane	BQL	1.00	1	04/05/2004
1,3-Dichloropropane	BQL	1.00	1	04/05/2004
2,2-Dichloropropane	BQL	1.00	1	04/05/2004
1,1-Dichloropropene	BQL	1.00	1	04/05/2004
cis-1,3-Dichloropropene	BQL	1.00	1	04/05/2004
trans-1,3-Dichloropropene	BQL	1.00	1	04/05/2004
Dichlorodifluoromethane	BQL	5.00	1	04/05/2004
Diisopropyl ether (DIPE)	BQL	1.00	1	04/05/2004
Ethylbenzene	BQL	1.00	1	04/05/2004

Results for Volatiles by GCMS 8260

Client Sample ID: KEP-GW-004-001
Client Project ID: Kuhlman Electric
Lab Sample ID: G442-260-1A
Lab Project ID: G442-260

Analyzed By: JTF
Date Collected: 03/30/2004 09:09
Date Received: 04-01-2004
Matrix: Water

Compound	Result UG/L	Quantitation Limit UG/L	Dilution Factor	Date Analyzed
Hexachlorobutadiene	BQL	1.00	1	04/05/2004
2-Hexanone	BQL	5.00	1	04/05/2004
Iodomethane	BQL	1.00	1	04/05/2004
Isopropylbenzene	BQL	1.00	1	04/05/2004
4-Isopropyltoluene	BQL	1.00	1	04/05/2004
Methylene chloride	BQL	5.00	1	04/05/2004
4-Methyl-2-pentanone	BQL	5.00	1	04/05/2004
Methyl-tert-butyl ether (MTBE)	BQL	1.00	1	04/05/2004
Naphthalene	BQL	1.00	1	04/05/2004
n-Propyl benzene	BQL	1.00	1	04/05/2004
Styrene	BQL	1.00	1	04/05/2004
1,1,1,2-Tetrachloroethane	BQL	1.00	1	04/05/2004
1,1,2,2-Tetrachloroethane	BQL	1.00	1	04/05/2004
Tetrachloroethene	BQL	1.00	1	04/05/2004
Toluene	BQL	1.00	1	04/05/2004
1,2,3-Trichlorobenzene	BQL	1.00	1	04/05/2004
1,2,4-Trichlorobenzene	BQL	1.00	1	04/05/2004
Trichloroethene	BQL	1.00	1	04/05/2004
1,1,1-Trichloroethane	BQL	1.00	1	04/05/2004
1,1,2-Trichloroethane	BQL	1.00	1	04/05/2004
Trichlorofluoromethane	BQL	1.00	1	04/05/2004
1,2,3-Trichloropropane	BQL	1.00	1	04/05/2004
1,2,4-Trimethylbenzene	BQL	1.00	1	04/05/2004
1,3,5-Trimethylbenzene	BQL	1.00	1	04/05/2004
Vinyl chloride	BQL	1.00	1	04/05/2004
m-,p-Xylene	BQL	2.00	1	04/05/2004
o-Xylene	BQL	1.00	1	04/05/2004

	Spike Added	Spike Result	Percent Recovered
4-Bromofluorobenzene	10	9.83	98
1,2-Dichloroethane-d4	10	9.73	97
Toluene-d8	10	10.1	101

Comments:

Flags:
BQL = Below Quantitation Limits.

Reviewed By: mr

Results for Volatiles
by GCMS 8260

Client Sample ID: KEP-GW-003-001
Client Project ID: Kuhlman Electric
Lab Sample ID: G442-260-2A
Lab Project ID: G442-260

Analyzed By: JTF
Date Collected: 03/30/2004 10:44
Date Received: 04-01-2004
Matrix: Water

Compound	Result UG/L	Quantitation Limit UG/L	Dilution Factor	Date Analyzed
Acetone	BQL	25.0	1	04/05/2004
Benzene	BQL	1.00	1	04/05/2004
Bromobenzene	BQL	1.00	1	04/05/2004
Bromochloromethane	BQL	1.00	1	04/05/2004
Bromodichloromethane	BQL	1.00	1	04/05/2004
Bromoform	BQL	1.00	1	04/05/2004
Bromomethane	BQL	1.00	1	04/05/2004
2-Butanone	BQL	25.0	1	04/05/2004
n-Butylbenzene	BQL	1.00	1	04/05/2004
sec-Butylbenzene	BQL	1.00	1	04/05/2004
tert-Butylbenzene	BQL	1.00	1	04/05/2004
Carbon disulfide	BQL	1.00	1	04/05/2004
Carbon tetrachloride	BQL	1.00	1	04/05/2004
Chlorobenzene	BQL	1.00	1	04/05/2004
Chloroethane	BQL	1.00	1	04/05/2004
2-Chloroethyl vinyl ether	BQL	5.00	1	04/05/2004
Chloroform	BQL	1.00	1	04/05/2004
Chloromethane	BQL	1.00	1	04/05/2004
2-Chlorotoluene	BQL	1.00	1	04/05/2004
4-Chlorotoluene	BQL	1.00	1	04/05/2004
Dibromochloromethane	BQL	1.00	1	04/05/2004
1,2-Dibromo-3-chloropropane	BQL	5.00	1	04/05/2004
Dibromomethane	BQL	1.00	1	04/05/2004
1,2-Dibromoethane (EDB)	BQL	1.00	1	04/05/2004
1,2-Dichlorobenzene	BQL	1.00	1	04/05/2004
1,3-Dichlorobenzene	BQL	1.00	1	04/05/2004
1,4-Dichlorobenzene	BQL	1.00	1	04/05/2004
trans-1,4-Dichloro-2-butene	BQL	5.00	1	04/05/2004
1,1-Dichloroethane	BQL	1.00	1	04/05/2004
1,1-Dichloroethene	**24.1**	1.00	1	04/05/2004
1,2-Dichloroethane	BQL	1.00	1	04/05/2004
cis-1,2-Dichloroethene	BQL	1.00	1	04/05/2004
trans-1,2-dichloroethene	BQL	1.00	1	04/05/2004
1,2-Dichloropropane	BQL	1.00	1	04/05/2004
1,3-Dichloropropane	BQL	1.00	1	04/05/2004
2,2-Dichloropropane	BQL	1.00	1	04/05/2004
1,1-Dichloropropene	BQL	1.00	1	04/05/2004
cis-1,3-Dichloropropene	BQL	1.00	1	04/05/2004
trans-1,3-Dichloropropene	BQL	1.00	1	04/05/2004
Dichlorodifluoromethane	BQL	5.00	1	04/05/2004
Diisopropyl ether (DIPE)	BQL	1.00	1	04/05/2004
Ethylbenzene	BQL	1.00	1	04/05/2004

Results for Volatiles by GCMS 8260

Client Sample ID: KEP-GW-003-001
Client Project ID: Kuhlman Electric
Lab Sample ID: G442-260-2A
Lab Project ID: G442-260

Analyzed By: JTF
Date Collected: 03/30/2004 10:44
Date Received: 04-01-2004
Matrix: Water

Compound	Result UG/L	Quantitation Limit UG/L	Dilution Factor	Date Analyzed
Hexachlorobutadiene	BQL	1.00	1	04/05/2004
2-Hexanone	BQL	5.00	1	04/05/2004
Iodomethane	BQL	1.00	1	04/05/2004
Isopropylbenzene	BQL	1.00	1	04/05/2004
4-Isopropyltoluene	BQL	1.00	1	04/05/2004
Methylene chloride	BQL	5.00	1	04/05/2004
4-Methyl-2-pentanone	BQL	5.00	1	04/05/2004
Methyl-tert-butyl ether (MTBE)	BQL	1.00	1	04/05/2004
Naphthalene	BQL	1.00	1	04/05/2004
n-Propyl benzene	BQL	1.00	1	04/05/2004
Styrene	BQL	1.00	1	04/05/2004
1,1,1,2-Tetrachloroethane	BQL	1.00	1	04/05/2004
1,1,2,2-Tetrachloroethane	BQL	1.00	1	04/05/2004
Tetrachloroethene	BQL	1.00	1	04/05/2004
Toluene	BQL	1.00	1	04/05/2004
1,2,3-Trichlorobenzene	BQL	1.00	1	04/05/2004
1,2,4-Trichlorobenzene	BQL	1.00	1	04/05/2004
Trichloroethene	BQL	1.00	1	04/05/2004
1,1,1-Trichloroethane	BQL	1.00	1	04/05/2004
1,1,2-Trichloroethane	BQL	1.00	1	04/05/2004
Trichlorofluoromethane	BQL	1.00	1	04/05/2004
1,2,3-Trichloropropane	BQL	1.00	1	04/05/2004
1,2,4-Trimethylbenzene	BQL	1.00	1	04/05/2004
1,3,5-Trimethylbenzene	BQL	1.00	1	04/05/2004
Vinyl chloride	BQL	1.00	1	04/05/2004
m-,p-Xylene	BQL	2.00	1	04/05/2004
o-Xylene	BQL	1.00	1	04/05/2004

	Spike Added	Spike Result	Percent Recovered
4-Bromofluorobenzene	10	10	100
1,2-Dichloroethane-d4	10	9.71	97
Toluene-d8	10	9.99	100

Comments:

Flags:
BQL = Below Quantitation Limits.

Reviewed By: mc

Results for Volatiles
by GCMS 8260

Client Sample ID: KEP-DUP
Client Project ID: Kuhlman Electric
Lab Sample ID: G442-260-3A
Lab Project ID: G442-260

Analyzed By: JTF
Date Collected: 03/30/2004 00:00
Date Received: 04-01-2004
Matrix: Water

Compound	Result UG/L	Quantitation Limit UG/L	Dilution Factor	Date Analyzed
Acetone	BQL	25.0	1	04/05/2004
Benzene	BQL	1.00	1	04/05/2004
Bromobenzene	BQL	1.00	1	04/05/2004
Bromochloromethane	BQL	1.00	1	04/05/2004
Bromodichloromethane	BQL	1.00	1	04/05/2004
Bromoform	BQL	1.00	1	04/05/2004
Bromomethane	BQL	1.00	1	04/05/2004
2-Butanone	BQL	25.0	1	04/05/2004
n-Butylbenzene	BQL	1.00	1	04/05/2004
sec-Butylbenzene	BQL	1.00	1	04/05/2004
tert-Butylbenzene	BQL	1.00	1	04/05/2004
Carbon disulfide	BQL	1.00	1	04/05/2004
Carbon tetrachloride	BQL	1.00	1	04/05/2004
Chlorobenzene	BQL	1.00	1	04/05/2004
Chloroethane	BQL	1.00	1	04/05/2004
2-Chloroethyl vinyl ether	BQL	5.00	1	04/05/2004
Chloroform	BQL	1.00	1	04/05/2004
Chloromethane	BQL	1.00	1	04/05/2004
2-Chlorotoluene	BQL	1.00	1	04/05/2004
4-Chlorotoluene	BQL	1.00	1	04/05/2004
Dibromochloromethane	BQL	1.00	1	04/05/2004
1,2-Dibromo-3-chloropropane	BQL	5.00	1	04/05/2004
Dibromomethane	BQL	1.00	1	04/05/2004
1,2-Dibromoethane (EDB)	BQL	1.00	1	04/05/2004
1,2-Dichlorobenzene	BQL	1.00	1	04/05/2004
1,3-Dichlorobenzene	BQL	1.00	1	04/05/2004
1,4-Dichlorobenzene	BQL	1.00	1	04/05/2004
trans-1,4-Dichloro-2-butene	BQL	5.00	1	04/05/2004
1,1-Dichloroethane	BQL	1.00	1	04/05/2004
1,1-Dichloroethene	**24.6**	1.00	1	04/05/2004
1,2-Dichloroethane	BQL	1.00	1	04/05/2004
cis-1,2-Dichloroethene	BQL	1.00	1	04/05/2004
trans-1,2-dichloroethene	BQL	1.00	1	04/05/2004
1,2-Dichloropropane	BQL	1.00	1	04/05/2004
1,3-Dichloropropane	BQL	1.00	1	04/05/2004
2,2-Dichloropropane	BQL	1.00	1	04/05/2004
1,1-Dichloropropene	BQL	1.00	1	04/05/2004
cis-1,3-Dichloropropene	BQL	1.00	1	04/05/2004
trans-1,3-Dichloropropene	BQL	1.00	1	04/05/2004
Dichlorodifluoromethane	BQL	5.00	1	04/05/2004
Diisopropyl ether (DIPE)	BQL	1.00	1	04/05/2004
Ethylbenzene	BQL	1.00	1	04/05/2004

Results for Volatiles by GCMS 8260

Client Sample ID: KEP-DUP
Client Project ID: Kuhlman Electric
Lab Sample ID: G442-260-3A
Lab Project ID: G442-260

Analyzed By: JTF
Date Collected: 03/30/2004 00:00
Date Received: 04-01-2004
Matrix: Water

Compound	Result UG/L	Quantitation Limit UG/L	Dilution Factor	Date Analyzed
Hexachlorobutadiene	BQL	1.00	1	04/05/2004
2-Hexanone	BQL	5.00	1	04/05/2004
Iodomethane	BQL	1.00	1	04/05/2004
Isopropylbenzene	BQL	1.00	1	04/05/2004
4-Isopropyltoluene	BQL	1.00	1	04/05/2004
Methylene chloride	BQL	5.00	1	04/05/2004
4-Methyl-2-pentanone	BQL	5.00	1	04/05/2004
Methyl-tert-butyl ether (MTBE)	BQL	1.00	1	04/05/2004
Naphthalene	BQL	1.00	1	04/05/2004
n-Propyl benzene	BQL	1.00	1	04/05/2004
Styrene	BQL	1.00	1	04/05/2004
1,1,1,2-Tetrachloroethane	BQL	1.00	1	04/05/2004
1,1,2,2-Tetrachloroethane	BQL	1.00	1	04/05/2004
Tetrachloroethene	BQL	1.00	1	04/05/2004
Toluene	BQL	1.00	1	04/05/2004
1,2,3-Trichlorobenzene	BQL	1.00	1	04/05/2004
1,2,4-Trichlorobenzene	BQL	1.00	1	04/05/2004
Trichloroethene	BQL	1.00	1	04/05/2004
1,1,1-Trichloroethane	BQL	1.00	1	04/05/2004
1,1,2-Trichloroethane	BQL	1.00	1	04/05/2004
Trichlorofluoromethane	BQL	1.00	1	04/05/2004
1,2,3-Trichloropropane	BQL	1.00	1	04/05/2004
1,2,4-Trimethylbenzene	BQL	1.00	1	04/05/2004
1,3,5-Trimethylbenzene	BQL	1.00	1	04/05/2004
Vinyl chloride	BQL	1.00	1	04/05/2004
m-,p-Xylene	BQL	2.00	1	04/05/2004
o-Xylene	BQL	1.00	1	04/05/2004

	Spike Added	Spike Result	Percent Recovered
4-Bromofluorobenzene	10	9.79	98
1,2-Dichloroethane-d4	10	9.71	97
Toluene-d8	10	10.1	101

Comments:

Flags:
BQL = Below Quantitation Limits.

Reviewed By: mre

Results for Volatiles
by GCMS 8260

Client Sample ID: KEP-GW-007-001
Client Project ID: Kuhlman Electric
Lab Sample ID: G442-260-4A
Lab Project ID: G442-260

Analyzed By: JTF
Date Collected: 03/30/2004 13:25
Date Received: 04-01-2004
Matrix: Water

Compound	Result UG/L	Quantitation Limit UG/L	Dilution Factor	Date Analyzed
Acetone	BQL	25.0	1	04/05/2004
Benzene	BQL	1.00	1	04/05/2004
Bromobenzene	BQL	1.00	1	04/05/2004
Bromochloromethane	BQL	1.00	1	04/05/2004
Bromodichloromethane	BQL	1.00	1	04/05/2004
Bromoform	BQL	1.00	1	04/05/2004
Bromomethane	BQL	1.00	1	04/05/2004
2-Butanone	BQL	25.0	1	04/05/2004
n-Butylbenzene	BQL	1.00	1	04/05/2004
sec-Butylbenzene	BQL	1.00	1	04/05/2004
tert-Butylbenzene	BQL	1.00	1	04/05/2004
Carbon disulfide	BQL	1.00	1	04/05/2004
Carbon tetrachloride	BQL	1.00	1	04/05/2004
Chlorobenzene	BQL	1.00	1	04/05/2004
Chloroethane	BQL	1.00	1	04/05/2004
2-Chloroethyl vinyl ether	BQL	5.00	1	04/05/2004
Chloroform	BQL	1.00	1	04/05/2004
Chloromethane	BQL	1.00	1	04/05/2004
2-Chlorotoluene	BQL	1.00	1	04/05/2004
4-Chlorotoluene	BQL	1.00	1	04/05/2004
Dibromochloromethane	BQL	1.00	1	04/05/2004
1,2-Dibromo-3-chloropropane	BQL	5.00	1	04/05/2004
Dibromomethane	BQL	1.00	1	04/05/2004
1,2-Dibromoethane (EDB)	BQL	1.00	1	04/05/2004
1,2-Dichlorobenzene	BQL	1.00	1	04/05/2004
1,3-Dichlorobenzene	BQL	1.00	1	04/05/2004
1,4-Dichlorobenzene	BQL	1.00	1	04/05/2004
trans-1,4-Dichloro-2-butene	BQL	5.00	1	04/05/2004
1,1-Dichloroethane	BQL	1.00	1	04/05/2004
1,1-Dichloroethene	BQL	1.00	1	04/05/2004
1,2-Dichloroethane	BQL	1.00	1	04/05/2004
cis-1,2-Dichloroethene	BQL	1.00	1	04/05/2004
trans-1,2-dichloroethene	BQL	1.00	1	04/05/2004
1,2-Dichloropropane	BQL	1.00	1	04/05/2004
1,3-Dichloropropane	BQL	1.00	1	04/05/2004
2,2-Dichloropropane	BQL	1.00	1	04/05/2004
1,1-Dichloropropene	BQL	1.00	1	04/05/2004
cis-1,3-Dichloropropene	BQL	1.00	1	04/05/2004
trans-1,3-Dichloropropene	BQL	1.00	1	04/05/2004
Dichlorodifluoromethane	BQL	5.00	1	04/05/2004
Diisopropyl ether (DIPE)	BQL	1.00	1	04/05/2004
Ethylbenzene	BQL	1.00	1	04/05/2004

Results for Volatiles by GCMS 8260

Client Sample ID: KEP-GW-007-001
Client Project ID: Kuhlman Electric
Lab Sample ID: G442-260-4A
Lab Project ID: G442-260

Analyzed By: JTF
Date Collected: 03/30/2004 13:25
Date Received: 04-01-2004
Matrix: Water

Compound	Result UG/L	Quantitation Limit UG/L	Dilution Factor	Date Analyzed
Hexachlorobutadiene	BQL	1.00	1	04/05/2004
2-Hexanone	BQL	5.00	1	04/05/2004
Iodomethane	BQL	1.00	1	04/05/2004
Isopropylbenzene	BQL	1.00	1	04/05/2004
4-Isopropyltoluene	BQL	1.00	1	04/05/2004
Methylene chloride	BQL	5.00	1	04/05/2004
4-Methyl-2-pentanone	BQL	5.00	1	04/05/2004
Methyl-tert-butyl ether (MTBE)	BQL	1.00	1	04/05/2004
Naphthalene	BQL	1.00	1	04/05/2004
n-Propyl benzene	BQL	1.00	1	04/05/2004
Styrene	BQL	1.00	1	04/05/2004
1,1,1,2-Tetrachloroethane	BQL	1.00	1	04/05/2004
1,1,2,2-Tetrachloroethane	BQL	1.00	1	04/05/2004
Tetrachloroethene	BQL	1.00	1	04/05/2004
Toluene	BQL	1.00	1	04/05/2004
1,2,3-Trichlorobenzene	BQL	1.00	1	04/05/2004
1,2,4-Trichlorobenzene	BQL	1.00	1	04/05/2004
Trichloroethene	BQL	1.00	1	04/05/2004
1,1,1-Trichloroethane	BQL	1.00	1	04/05/2004
1,1,2-Trichloroethane	BQL	1.00	1	04/05/2004
Trichlorofluoromethane	BQL	1.00	1	04/05/2004
1,2,3-Trichloropropane	BQL	1.00	1	04/05/2004
1,2,4-Trimethylbenzene	BQL	1.00	1	04/05/2004
1,3,5-Trimethylbenzene	BQL	1.00	1	04/05/2004
Vinyl chloride	BQL	1.00	1	04/05/2004
m-,p-Xylene	BQL	2.00	1	04/05/2004
o-Xylene	BQL	1.00	1	04/05/2004

	Spike Added	Spike Result	Percent Recovered
4-Bromofluorobenzene	10	9.77	98
1,2-Dichloroethane-d4	10	9.55	96
Toluene-d8	10	10	100

Comments:

Flags:
BQL = Below Quantitation Limits.

Reviewed By: me

Results for Volatiles by GCMS 8260

Client Sample ID: KEP-GW-006-001
Client Project ID: Kuhlman Electric
Lab Sample ID: G442-260-5A
Lab Project ID: G442-260

Analyzed By: JTF
Date Collected: 03/30/2004 15:51
Date Received: 04-01-2004
Matrix: Water

Compound	Result UG/L	Quantitation Limit UG/L	Dilution Factor	Date Analyzed
Acetone	BQL	25.0	1	04/05/2004
Benzene	BQL	1.00	1	04/05/2004
Bromobenzene	BQL	1.00	1	04/05/2004
Bromochloromethane	BQL	1.00	1	04/05/2004
Bromodichloromethane	BQL	1.00	1	04/05/2004
Bromoform	BQL	1.00	1	04/05/2004
Bromomethane	BQL	1.00	1	04/05/2004
2-Butanone	BQL	25.0	1	04/05/2004
n-Butylbenzene	BQL	1.00	1	04/05/2004
sec-Butylbenzene	BQL	1.00	1	04/05/2004
tert-Butylbenzene	BQL	1.00	1	04/05/2004
Carbon disulfide	BQL	1.00	1	04/05/2004
Carbon tetrachloride	BQL	1.00	1	04/05/2004
Chlorobenzene	BQL	1.00	1	04/05/2004
Chloroethane	BQL	1.00	1	04/05/2004
2-Chloroethyl vinyl ether	BQL	5.00	1	04/05/2004
Chloroform	BQL	1.00	1	04/05/2004
Chloromethane	BQL	1.00	1	04/05/2004
2-Chlorotoluene	BQL	1.00	1	04/05/2004
4-Chlorotoluene	BQL	1.00	1	04/05/2004
Dibromochloromethane	BQL	1.00	1	04/05/2004
1,2-Dibromo-3-chloropropane	BQL	5.00	1	04/05/2004
Dibromomethane	BQL	1.00	1	04/05/2004
1,2-Dibromoethane (EDB)	BQL	1.00	1	04/05/2004
1,2-Dichlorobenzene	BQL	1.00	1	04/05/2004
1,3-Dichlorobenzene	BQL	1.00	1	04/05/2004
1,4-Dichlorobenzene	BQL	1.00	1	04/05/2004
trans-1,4-Dichloro-2-butene	BQL	5.00	1	04/05/2004
1,1-Dichloroethane	BQL	1.00	1	04/05/2004
1,1-Dichloroethene	**7.55**	1.00	1	04/05/2004
1,2-Dichloroethane	BQL	1.00	1	04/05/2004
cis-1,2-Dichloroethene	BQL	1.00	1	04/05/2004
trans-1,2-dichloroethene	BQL	1.00	1	04/05/2004
1,2-Dichloropropane	BQL	1.00	1	04/05/2004
1,3-Dichloropropane	BQL	1.00	1	04/05/2004
2,2-Dichloropropane	BQL	1.00	1	04/05/2004
1,1-Dichloropropene	BQL	1.00	1	04/05/2004
cis-1,3-Dichloropropene	BQL	1.00	1	04/05/2004
trans-1,3-Dichloropropene	BQL	1.00	1	04/05/2004
Dichlorodifluoromethane	BQL	5.00	1	04/05/2004
Diisopropyl ether (DIPE)	BQL	1.00	1	04/05/2004
Ethylbenzene	BQL	1.00	1	04/05/2004

Results for Volatiles by GCMS 8260

Client Sample ID: KEP-GW-006-001
Client Project ID: Kuhlman Electric
Lab Sample ID: G442-260-5A
Lab Project ID: G442-260

Analyzed By: JTF
Date Collected: 03/30/2004 15:51
Date Received: 04-01-2004
Matrix: Water

Compound	Result UG/L	Quantitation Limit UG/L	Dilution Factor	Date Analyzed
Hexachlorobutadiene	BQL	1.00	1	04/05/2004
2-Hexanone	BQL	5.00	1	04/05/2004
Iodomethane	BQL	1.00	1	04/05/2004
Isopropylbenzene	BQL	1.00	1	04/05/2004
4-Isopropyltoluene	BQL	1.00	1	04/05/2004
Methylene chloride	BQL	5.00	1	04/05/2004
4-Methyl-2-pentanone	BQL	5.00	1	04/05/2004
Methyl-tert-butyl ether (MTBE)	BQL	1.00	1	04/05/2004
Naphthalene	BQL	1.00	1	04/05/2004
n-Propyl benzene	BQL	1.00	1	04/05/2004
Styrene	BQL	1.00	1	04/05/2004
1,1,1,2-Tetrachloroethane	BQL	1.00	1	04/05/2004
1,1,2,2-Tetrachloroethane	BQL	1.00	1	04/05/2004
Tetrachloroethene	BQL	1.00	1	04/05/2004
Toluene	BQL	1.00	1	04/05/2004
1,2,3-Trichlorobenzene	BQL	1.00	1	04/05/2004
1,2,4-Trichlorobenzene	BQL	1.00	1	04/05/2004
Trichloroethene	BQL	1.00	1	04/05/2004
1,1,1-Trichloroethane	BQL	1.00	1	04/05/2004
1,1,2-Trichloroethane	BQL	1.00	1	04/05/2004
Trichlorofluoromethane	BQL	1.00	1	04/05/2004
1,2,3-Trichloropropane	BQL	1.00	1	04/05/2004
1,2,4-Trimethylbenzene	BQL	1.00	1	04/05/2004
1,3,5-Trimethylbenzene	BQL	1.00	1	04/05/2004
Vinyl chloride	BQL	1.00	1	04/05/2004
m-,p-Xylene	BQL	2.00	1	04/05/2004
o-Xylene	BQL	1.00	1	04/05/2004

	Spike Added	Spike Result	Percent Recovered
4-Bromofluorobenzene	10	9.79	98
1,2-Dichloroethane-d4	10	9.74	97
Toluene-d8	10	10	100

Comments:

Flags:
BQL = Below Quantitation Limits.

Reviewed By: mve

Results for Volatiles by GCMS 8260

Client Sample ID: Method Blank
Client Project ID:
Lab Sample ID: VBLK1040504A
Lab Project ID:

Analyzed By: JTF
Date Collected:
Date Received:
Matrix: Water

Compound	Result UG/L	Quantitation Limit UG/L	Dilution Factor	Date Analyzed
Acetone	BQL	25.0	1	04/05/2004
Benzene	BQL	1.00	1	04/05/2004
Bromobenzene	BQL	1.00	1	04/05/2004
Bromochloromethane	BQL	1.00	1	04/05/2004
Bromodichloromethane	BQL	1.00	1	04/05/2004
Bromoform	BQL	1.00	1	04/05/2004
Bromomethane	BQL	1.00	1	04/05/2004
2-Butanone	BQL	25.0	1	04/05/2004
n-Butylbenzene	BQL	1.00	1	04/05/2004
sec-Butylbenzene	BQL	1.00	1	04/05/2004
tert-Butylbenzene	BQL	1.00	1	04/05/2004
Carbon disulfide	BQL	1.00	1	04/05/2004
Carbon tetrachloride	BQL	1.00	1	04/05/2004
Chlorobenzene	BQL	1.00	1	04/05/2004
Chloroethane	BQL	1.00	1	04/05/2004
2-Chloroethyl vinyl ether	BQL	5.00	1	04/05/2004
Chloroform	BQL	1.00	1	04/05/2004
Chloromethane	BQL	1.00	1	04/05/2004
2-Chlorotoluene	BQL	1.00	1	04/05/2004
4-Chlorotoluene	BQL	1.00	1	04/05/2004
Dibromochloromethane	BQL	1.00	1	04/05/2004
1,2-Dibromo-3-chloropropane	BQL	5.00	1	04/05/2004
Dibromomethane	BQL	1.00	1	04/05/2004
1,2-Dibromoethane (EDB)	BQL	1.00	1	04/05/2004
1,2-Dichlorobenzene	BQL	1.00	1	04/05/2004
1,3-Dichlorobenzene	BQL	1.00	1	04/05/2004
1,4-Dichlorobenzene	BQL	1.00	1	04/05/2004
trans-1,4-Dichloro-2-butene	BQL	5.00	1	04/05/2004
1,1-Dichloroethane	BQL	1.00	1	04/05/2004
1,1-Dichloroethene	BQL	1.00	1	04/05/2004
1,2-Dichloroethane	BQL	1.00	1	04/05/2004
cis-1,2-Dichloroethene	BQL	1.00	1	04/05/2004
trans-1,2-dichloroethene	BQL	1.00	1	04/05/2004
1,2-Dichloropropane	BQL	1.00	1	04/05/2004
1,3-Dichloropropane	BQL	1.00	1	04/05/2004
2,2-Dichloropropane	BQL	1.00	1	04/05/2004
1,1-Dichloropropene	BQL	1.00	1	04/05/2004
cis-1,3-Dichloropropene	BQL	1.00	1	04/05/2004
trans-1,3-Dichloropropene	BQL	1.00	1	04/05/2004
Dichlorodifluoromethane	BQL	5.00	1	04/05/2004
Diisopropyl ether (DIPE)	BQL	1.00	1	04/05/2004
Ethylbenzene	BQL	1.00	1	04/05/2004

Results for Volatiles by GCMS 8260

Client Sample ID: Method Blank
Client Project ID:
Lab Sample ID: VBLK1040504A
Lab Project ID:

Analyzed By: JTF
Date Collected:
Date Received:
Matrix: Water

Compound	Result UG/L	Quantitation Limit UG/L	Dilution Factor	Date Analyzed
Hexachlorobutadiene	BQL	1.00	1	04/05/2004
2-Hexanone	BQL	5.00	1	04/05/2004
Iodomethane	BQL	1.00	1	04/05/2004
Isopropylbenzene	BQL	1.00	1	04/05/2004
4-Isopropyltoluene	BQL	1.00	1	04/05/2004
Methylene chloride	BQL	5.00	1	04/05/2004
4-Methyl-2-pentanone	BQL	5.00	1	04/05/2004
Methyl-tert-butyl ether (MTBE)	BQL	1.00	1	04/05/2004
Naphthalene	BQL	1.00	1	04/05/2004
n-Propyl benzene	BQL	1.00	1	04/05/2004
Styrene	BQL	1.00	1	04/05/2004
1,1,1,2-Tetrachloroethane	BQL	1.00	1	04/05/2004
1,1,2,2-Tetrachloroethane	BQL	1.00	1	04/05/2004
Tetrachloroethene	BQL	1.00	1	04/05/2004
Toluene	BQL	1.00	1	04/05/2004
1,2,3-Trichlorobenzene	BQL	1.00	1	04/05/2004
1,2,4-Trichlorobenzene	BQL	1.00	1	04/05/2004
Trichloroethene	BQL	1.00	1	04/05/2004
1,1,1-Trichloroethane	BQL	1.00	1	04/05/2004
1,1,2-Trichloroethane	BQL	1.00	1	04/05/2004
Trichlorofluoromethane	BQL	1.00	1	04/05/2004
1,2,3-Trichloropropane	BQL	1.00	1	04/05/2004
1,2,4-Trimethylbenzene	BQL	1.00	1	04/05/2004
1,3,5-Trimethylbenzene	BQL	1.00	1	04/05/2004
Vinyl chloride	BQL	1.00	1	04/05/2004
m-,p-Xylene	BQL	2.00	1	04/05/2004
o-Xylene	BQL	1.00	1	04/05/2004

	Spike Added	Spike Result	Percent Recovered
4-Bromofluorobenzene	10	9.79	98
1,2-Dichloroethane-d4	10	9.53	95
Toluene-d8	10	9.98	100

Comments:

Flags:
BQL = Below Quantitation Limits.

Reviewed By: ymc

Results for MS/MSD
by GC/MS

Client Project ID: Batch QC
Lab Sample ID: g442-260-9
Batch ID: 1040504

Date Analyzed: 5 Apr 2004 7:13 pm
Matrix: water
Analyzed By: JTF

Compound	Unspiked Sample ug/L	Spike conc. ug/L	Recovered MS %	Recovered MSD %	Limits Lower %	Limits Upper %	RPD %	RPD Limit %
benzene	BQL	5	98.0	88.3	61.6	135	10.4	30
chlorobenzene	BQL	5	98.8	88.4	77.2	118	11.2	30
1,1-dichloroethene	BQL	5	99.9	91.7	64.4	130	8.5	30
toluene	BQL	5	99.4	88.7	66.4	128	11.3	30
trichloroethene	BQL	5	97.3	89.1	84.9	136	8.7	30

Comments:

Concentrations are on column amounts.
Concentration Units: ug/L

Flags:

* = Out of limits.
NA = Not applicable
BQL = Below quantitation limit.

Reviewed By: mc

VO43.072303.1

Results for Laboratory Control Spike (LCS)
by GC/MS

Lab Sample ID: LCS005
Analyst: JTF
Batch ID: 1040504

Date Analyzed: 04/05/04
Matrix: Water

Compound	Spiked ug/L	Amount recovered	LCS (%)	Limits Lower (%)	Limits Upper (%)
benzene	5.0	4.54	90.7	77.4	123
chlorobenzene	5.0	4.58	91.6	72.5	128
1,1-dichloroethene	5.0	4.64	92.8	71.7	128
toluene	5.0	4.54	90.8	75.9	124
trichloroethene	5.0	4.51	90.2	77.9	122

Comments:
Concentration values are on column amount.

Flags:
* = Out of limits.
NA = Not applicable

Reviewed By: _____

VO42.072303.1

List of Reporting Abbreviations and Data Qualifiers

B = Compound also detected in batch blank

BQL = Below Quantitation Limit

DF = Dilution Factor

Dup = Duplicate

E = Estimated concentration, exceeds calibration range.

J = Estimated concentration, below calibration range and above MDL

LCS(D) = Laboratory Control Spike (Duplicate)

MDL = Method Detection Limit

MS(D) = Matrix Spike (Duplicate)

PQL = Practical Quantitation Limit

RL = Reporting Limit

RPD = Relative Percent Difference

mg/kg = milligram per kilogram, ppm, parts per million

ug/kg = micrograms per kilogram, ppb, parts per billion

mg/L = milligram per liter, ppm, parts per million

ug/L = micrograms per liter, ppb, parts per billion

% Rec = Percent Recovery

% solids = Percent Solids

Special Notes:

1) Metals and mercury samples are digested with a hot block, see the standard operating procedure document for details.

2) Uncertainty for all reported data is less than or equal to 30 percent.

ARADIGM A[illegible]YTICAL LABORATORIES, INC.
500 Business Drive, Wilmington, NC 28405
hone: (910)-350-1903 FAX: (910)-350-1557

Chain-of Custody Record & Analytical Request

COC# 39[illegible]7

Page 1 of 1

lient: MARTIN SCAGLE
ddress:
ddress: BLACK MOUNTAIN NC
uote #:

Project ID: KUHLMAN ELECTRIC
Contact: ROBERT MARTIN
Phone:
Fax:

Date: 30 MR04
Turnaround: STD
Job Number:
P.O. Number:

Report To: SAME
Invoice To: SAME

Sample ID	Date	Time	Matrix	Preservatives: NA	Preservatives: HCl			Analyses: 8270 CHLORINATED BENZENES SEE ATTACHED			Analyses: 8260							Comments: Please specify any special reporting requirements
																		6442-260
RP-GW004-001	30 MR 04	0909	H20	X				X	X	→								LITER AMBER
RP-GW004-001	30 MR 04	0909	H20		X						X							3 VOA VIALS
RP-GW003-001	30 MR 04	1044	H20	X				X	X	→								LITER AMBER
RP-GW003-001	30 MR 04	1044	H20		X						X							3 VOA VIALS
RP-DUP	30 MR 04	—	H20	X				X	X	→								LITER AMBER
RP-DUP	30 MR 04	—	H20		X						X							3 VOA VIALS
RP-GW-007-001	30 MR 04	1325	H20	X				X	X	→								LITER AMBER
RP-GW-007-001	30 MR 04	1325	H20		X						X							3 VOA VIALS
RP-GW-006-001	30 MR 04	1551	H20	X				X	X	→								LITER AMBER
RP-GW-006-001	30 MR 04	1551	H20		X						X							3 VOA VIALS

Relinquished By	Date	Time	Received By	Date	Time	Temperature
Robert Martin	3/31/04	1400	Julie Johnson	4/1/04	0950	0.8, 11°C

State Certification Requested

NC ____ SC ____ Other ____

SEE REVERSE FOR TERMS AND CONDITIONS

PARADIGM ANALYTICAL LABORATORIES, INC.
5500 Business Drive
Wilmington, North Carolina 28405
(910) 350-1903
Fax (910) 350-1557

Mr. Robert Martin
Martin & Slagle
Box 1023
Black Mountain NC 28711

Report Number: G442-259

Client Project: Kuhlman Electric

Dear Mr. Martin:

Enclosed are the results of the analytical services performed under the referenced project. The samples are certified to meet the requirements of the National Environmental Laboratory Accreditation Conference Standards. Copies of this report and supporting data will be retained in our files for a period of five years in the event they are required for future reference. Any samples submitted to our laboratory will will be retained for a maximum of thirty (30) days from the date of this report unless other arrangements are requested.

If there are any questions about the report or the services performed during this project, please call Paradigm at (910) 350-1903. We will be happy to answer any questions or concerns which you may have.

Thank you for using Paradigm Analytical Labs for your analytical services. We look forward to working with you again on any additional analytical needs which you may have.

Sincerely,
Paradigm Analytical Laboratories, Inc.

4/8/04

Laboratory Directory — Date
J. Patrick Weaver

Results for Semivolatiles
by GCMS 8270

Client Sample ID: KEP-MWD-001
Client Project ID: Kuhlman Electric
Lab Sample ID: G442-259-1D
Lab Project ID: G442-259

Analyzed By: MRC
Date Collected: 03/31/2004 09:11
Date Received: 04/01/2004
Matrix: Water

Compound	Result ug/L	Quantitation Limit ug/L	Dilution Factor	Date Analyzed
Acenaphthene	BQL	10.0	1	04/06/2004
Acenaphthylene	BQL	10.0	1	04/06/2004
Anthracene	BQL	10.0	1	04/06/2004
Benzo[a]anthracene	BQL	10.0	1	04/06/2004
Benzo[a]pyrene	BQL	10.0	1	04/06/2004
Benzo[b]fluoranthene	BQL	10.0	1	04/06/2004
Benzo[g,h,i]perylene	BQL	10.0	1	04/06/2004
Benzo[k]fluoranthene	BQL	10.0	1	04/06/2004
Benzoic Acid	BQL	20.0	1	04/06/2004
Bis(2-chloroethoxy)methane	BQL	10.0	1	04/06/2004
Bis(2-chloroethyl)ether	BQL	10.0	1	04/06/2004
Bis(2-chloroisopropyl)ether	BQL	10.0	1	04/06/2004
Bis(2-ethylhexyl)phthalate	BQL	10.0	1	04/06/2004
4-bromophenyl phenyl ether	BQL	10.0	1	04/06/2004
Butylbenzylphthalate	BQL	10.0	1	04/06/2004
2-Chloronaphthalene	BQL	10.0	1	04/06/2004
2-Chlorophenol	BQL	10.0	1	04/06/2004
4-Chloro-3-methylphenol	BQL	10.0	1	04/06/2004
4-Chloroaniline	BQL	50.0	1	04/06/2004
4-Chlorophenyl phenyl ether	BQL	10.0	1	04/06/2004
Chrysene	BQL	10.0	1	04/06/2004
Dibenzo[a,h]anthracene	BQL	10.0	1	04/06/2004
Dibenzofuran	BQL	10.0	1	04/06/2004
Di-n-Butylphthalate	BQL	10.0	1	04/06/2004
1,2-Dichlorobenzene	BQL	10.0	1	04/06/2004
1,3-Dichlorobenzene	BQL	10.0	1	04/06/2004
1,4-Dichlorobenzene	BQL	10.0	1	04/06/2004
3,3'-Dichlorobenzidine	BQL	20.0	1	04/06/2004
2,4-Dichlorophenol	BQL	10.0	1	04/06/2004
Diethylphthalate	BQL	10.0	1	04/06/2004
Dimethylphthalate	BQL	10.0	1	04/06/2004
2,4-Dimethylphenol	BQL	10.0	1	04/06/2004
Di-n-octylphthalate	BQL	10.0	1	04/06/2004
4,6-Dinitro-2-methylphenol	BQL	50.0	1	04/06/2004
2,4-Dinitrophenol	BQL	50.0	1	04/06/2004
2,4-Dinitrotoluene	BQL	10.0	1	04/06/2004
2,6-Dinitrotoluene	BQL	10.0	1	04/06/2004
Fluoranthene	BQL	10.0	1	04/06/2004
Fluorene	BQL	10.0	1	04/06/2004
Hexachlorobenzene	BQL	10.0	1	04/06/2004
Hexachlorobutadiene	BQL	10.0	1	04/06/2004
Hexachlorocyclopentadiene	BQL	20.0	1	04/06/2004

Results for Semivolatiles
by GCMS 8270

Client Sample ID: KEP-MWD-001
Client Project ID: Kuhlman Electric
Lab Sample ID: G442-259-1D
Lab Project ID: G442-259

Analyzed By: MRC
Date Collected: 03/31/2004 09:11
Date Received: 04/01/2004
Matrix: Water

Compound	Result ug/L	Quantitation Limit ug/L	Dilution Factor	Date Analyzed
Hexachloroethane	BQL	10.0	1	04/06/2004
Indeno(1,2,3-c,d)pyrene	BQL	10.0	1	04/06/2004
Isophorone	BQL	10.0	1	04/06/2004
2-Methylnaphthalene	BQL	10.0	1	04/06/2004
2-Methylphenol	BQL	10.0	1	04/06/2004
3- & 4-Methylphenol	BQL	10.0	1	04/06/2004
Naphthalene	BQL	10.0	1	04/06/2004
2-Nitroaniline	BQL	10.0	1	04/06/2004
3-Nitroaniline	BQL	50.0	1	04/06/2004
4-Nitroaniline	BQL	50.0	1	04/06/2004
Nitrobenzene	BQL	10.0	1	04/06/2004
2-Nitrophenol	BQL	10.0	1	04/06/2004
4-Nitrophenol	BQL	50.0	1	04/06/2004
N-Nitrosodi-n-propylamine	BQL	10.0	1	04/06/2004
N-Nitrosodiphenylamine	BQL	10.0	1	04/06/2004
Pentachlorobenzene	BQL	10.0	1	04/06/2004
Pentachlorophenol	BQL	50.0	1	04/06/2004
Phenanthrene	BQL	10.0	1	04/06/2004
Phenol	BQL	10.0	1	04/06/2004
Pyrene	BQL	10.0	1	04/06/2004
1,2,3,4-Tetrachlorobenzene	BQL	10.0	1	04/06/2004
1,2,4,5-Tetrachlorobenzene *	BQL	20.0	1	04/06/2004
1,2,3-Trichlorobenzene	BQL	10.0	1	04/06/2004
1,2,4-Trichlorobenzene	BQL	10.0	1	04/06/2004
1,3,5-Trichlorobenzene	BQL	10.0	1	04/06/2004
2,4,5-Trichlorophenol	BQL	10.0	1	04/06/2004
2,4,6-Trichlorophenol	BQL	10.0	1	04/06/2004

	Spike Added	Spike Result	Percent Recovered
2-Fluorobiphenyl	10	8.1	81
2-Fluorophenol	10	8.5	85
Nitrobenzene-d5	10	8	80
Phenol-d6	10	8	80
2,4,6-Tribromophenol	10	7.9	79
4-Terphenyl-d14	10	10.3	103

Comments:
* 1,2,3,5- & 1,2,4,5-Tetrachlorobenzene coelute.

Flags:
BQL = Below Quantitation Limits.

Reviewed By: [illegible]

Results for Semivolatiles
by GCMS 8270

Client Sample ID: Method Blank
Client Project ID:
Lab Sample ID: PB1060
Lab Project ID:

Analyzed By: MRC
Date Collected:
Date Received:
Matrix: WATER

Compound	Result ug/L	Quantitation Limit ug/L	Dilution Factor	Date Analyzed
Acenaphthene	BQL	10.0	1	04/06/2004
Acenaphthylene	BQL	10.0	1	04/06/2004
Anthracene	BQL	10.0	1	04/06/2004
Benzo[a]anthracene	BQL	10.0	1	04/06/2004
Benzo[a]pyrene	BQL	10.0	1	04/06/2004
Benzo[b]fluoranthene	BQL	10.0	1	04/06/2004
Benzo[g,h,i]perylene	BQL	10.0	1	04/06/2004
Benzo[k]fluoranthene	BQL	10.0	1	04/06/2004
Benzoic Acid	BQL	20.0	1	04/06/2004
Bis(2-chloroethoxy)methane	BQL	10.0	1	04/06/2004
Bis(2-chloroethyl)ether	BQL	10.0	1	04/06/2004
Bis(2-chloroisopropyl)ether	BQL	10.0	1	04/06/2004
Bis(2-ethylhexyl)phthalate	BQL	10.0	1	04/06/2004
4-bromophenyl phenyl ether	BQL	10.0	1	04/06/2004
Butylbenzylphthalate	BQL	10.0	1	04/06/2004
2-Chloronaphthalene	BQL	10.0	1	04/06/2004
2-Chlorophenol	BQL	10.0	1	04/06/2004
4-Chloro-3-methylphenol	BQL	10.0	1	04/06/2004
4-Chloroaniline	BQL	50.0	1	04/06/2004
4-Chlorophenyl phenyl ether	BQL	10.0	1	04/06/2004
Chrysene	BQL	10.0	1	04/06/2004
Dibenzo[a,h]anthracene	BQL	10.0	1	04/06/2004
Dibenzofuran	BQL	10.0	1	04/06/2004
Di-n-Butylphthalate	BQL	10.0	1	04/06/2004
1,2-Dichlorobenzene	BQL	10.0	1	04/06/2004
1,3-Dichlorobenzene	BQL	10.0	1	04/06/2004
1,4-Dichlorobenzene	BQL	10.0	1	04/06/2004
3,3'-Dichlorobenzidine	BQL	20.0	1	04/06/2004
2,4-Dichlorophenol	BQL	10.0	1	04/06/2004
Diethylphthalate	BQL	10.0	1	04/06/2004
Dimethylphthalate	BQL	10.0	1	04/06/2004
2,4-Dimethylphenol	BQL	10.0	1	04/06/2004
Di-n-octylphthalate	BQL	10.0	1	04/06/2004
4,6-Dinitro-2-methylphenol	BQL	50.0	1	04/06/2004
2,4-Dinitrophenol	BQL	50.0	1	04/06/2004
2,4-Dinitrotoluene	BQL	10.0	1	04/06/2004
2,6-Dinitrotoluene	BQL	10.0	1	04/06/2004
Fluoranthene	BQL	10.0	1	04/06/2004
Fluorene	BQL	10.0	1	04/06/2004
Hexachlorobenzene	BQL	10.0	1	04/06/2004
Hexachlorobutadiene	BQL	10.0	1	04/06/2004
Hexachlorocyclopentadiene	BQL	20.0	1	04/06/2004

Results for Semivolatiles by GCMS 8270

Client Sample ID: Method Blank
Client Project ID:
Lab Sample ID: PB1060
Lab Project ID:

Analyzed By: MRC
Date Collected:
Date Received:
Matrix: WATER

Compound	Result ug/L	Quantitation Limit ug/L	Dilution Factor	Date Analyzed
Hexachloroethane	BQL	10.0	1	04/06/2004
Indeno(1,2,3-c,d)pyrene	BQL	10.0	1	04/06/2004
Isophorone	BQL	10.0	1	04/06/2004
2-Methylnaphthalene	BQL	10.0	1	04/06/2004
2-Methylphenol	BQL	10.0	1	04/06/2004
3- & 4-Methylphenol	BQL	10.0	1	04/06/2004
Naphthalene	BQL	10.0	1	04/06/2004
2-Nitroaniline	BQL	10.0	1	04/06/2004
3-Nitroaniline	BQL	50.0	1	04/06/2004
4-Nitroaniline	BQL	50.0	1	04/06/2004
Nitrobenzene	BQL	10.0	1	04/06/2004
2-Nitrophenol	BQL	10.0	1	04/06/2004
4-Nitrophenol	BQL	50.0	1	04/06/2004
N-Nitrosodi-n-propylamine	BQL	10.0	1	04/06/2004
N-Nitrosodiphenylamine	BQL	10.0	1	04/06/2004
Pentachlorobenzene	BQL	10.0	1	04/06/2004
Pentachlorophenol	BQL	50.0	1	04/06/2004
Phenanthrene	BQL	10.0	1	04/06/2004
Phenol	BQL	10.0	1	04/06/2004
Pyrene	BQL	10.0	1	04/06/2004
1,2,3,4-Tetrachlorobenzene	BQL	10.0	1	04/06/2004
1,2,4,5-Tetrachlorobenzene *	BQL	20.0	1	04/06/2004
1,2,3-Trichlorobenzene	BQL	10.0	1	04/06/2004
1,2,4-Trichlorobenzene	BQL	10.0	1	04/06/2004
1,3,5-Trichlorobenzene	BQL	10.0	1	04/06/2004
2,4,5-Trichlorophenol	BQL	10.0	1	04/06/2004
2,4,6-Trichlorophenol	BQL	10.0	1	04/06/2004

	Spike Added	Spike Result	Percent Recovered
2-Fluorobiphenyl	10	8.2	82
2-Fluorophenol	10	8.9	89
Nitrobenzene-d5	10	8.3	83
Phenol-d6	10	8.2	82
2,4,6-Tribromophenol	10	7.6	76
4-Terphenyl-d14	10	10.5	105

Comments:
* 1,2,3,5- & 1,2,4,5-Tetrachlorobenzene coelute.

Flags:
BQL = Below Quantitation Limits.

Reviewed By: MC

Results For Water Laboratory Control Standard (LCS)
by GCMS

Client Sample ID: Batch QC
Client Project ID:
Lab Sample ID: W-LCS-1060
Lab Project ID:
Matrix: Water

Date Collected:
Date Received:
Date Analyzed: 04/06/04
Analyzed By: MRC

	Spiked	LCS	LCS	LIMITS	
	ng	ng	% Rec.	LOWER	UPPER
Acenaphthene	10	8.13	81	74	118
Acenaphthylene	10	10.40	104	86	153
Anthracene	10	8.23	82	59	105
Benzo[a]anthracene	10	8.44	84	66	118
Benzo[a]pyrene	10	8.01	80	73	121
Benzo[b]fluoranthene	10	7.71	77	77	128
Benzo[g,h,i]perylene	10	9.43	94	56	121
Benzo[k]fluoranthene	10	8.08	81	69	150
Bis(2-chloroethoxy)methane	10	8.00	80	73	117
Bis(2-chloroethyl)ether	10	7.52	75	67	102
Bis(2-chloroisopropyl)ether	10	7.38	74	67	114
Bis(2-ethylhexyl)phthalate	10	7.86	79	75	118
4-Bromophenyl phenyl ether	10	7.65	77	70	111
Butylbenzylphthalate	10	7.97	80	78	126
4-Chloro-3-methylphenol	10	7.51	75	59	127
2-Chloronaphthalene	20	16.35	82	71	119
2-Chlorophenol	10	7.34	73	66	107
4-Chlorophenyl phenyl ether	10	7.92	79	67	118
Chrysene	10	8.53	85	76	120
Di-n-Butylphthalate	10	7.93	79	73	119
Di-n-octylphthalate	10	6.23	62	51	153
Dibenzo[a,h]anthracene	10	9.93	99	70	121
Dibenzofuran	10	7.06	71	60	105
1,2-Dichlorobenzene	20	14.51	73	39	113
1,3-Dichlorobenzene	20	13.37	67	29	113
1,4-Dichlorobenzene	20	12.73	64	29	101
2,4-Dichlorophenol	10	7.49	75	65	120
Diethylphthalate	10	8.35	84	74	125
2,4-Dimethylphenol	10	6.80	68	29	113
Dimethylphthalate	10	7.90	79	72	113
4,6-Dinitro-2-methylphenol	10	7.73	77	63	120
2,4-Dinitrophenol	10	7.72	77	51	131
2,4-Dinitrotoluene	10	8.97	90	79	127
2,6-Dinitrotoluene	10	8.37	84	76	120
Fluoranthene	10	8.10	81	71	115
Fluorene	10	7.95	80	70	120
Hexachlorobenzene	20	16.09	80	73	120
Hexachlorobutadiene	20	15.20	76	51	113
Hexachloroethane	20	13.02	65	21	115

Results For Water Laboratory Control Standard (LCS)
by GCMS

Client Sample ID: Batch QC
Client Project ID:
Lab Sample ID: W-LCS-1060
Lab Project ID:
Matrix: Water

Date Collected:
Date Received:
Date Analyzed: 04/06/04
Analyzed By: MRC

	Spiked ng	LCS ng	LCS % Rec.	LIMITS LOWER	LIMITS UPPER
Indeno(1,2,3-c,d)pyrene	10	9.28	93	57	119
Isophorone	10	8.48	85	80	128
2-Methylnaphthalene	10	6.77	68	58	101
2-Methylphenol	10	7.55	76	65	112
3- & 4-Methylphenol	20	13.13	66	54	99
N-Nitrosodi-n-propylamine	10	7.99	80	73	121
N-Nitrosodiphenylamine	20	19.59	98	15	161
Naphthalene	10	7.83	78	66	114
Nitrobenzene	10	7.42	74	67	117
2-Nitrophenol	10	7.42	74	61	102
4-Nitrophenol	10	9.77	98	54	137
Pentachlorophenol	10	6.59	66	55	112
Phenanthrene	10	8.05	80	74	114
Phenol	10	7.23	72	65	111
Pyrene	10	8.33	83	81	134
1,2,4-Trichlorobenzene	20	15.18	76	60	111
2,4,5-Trichlorophenol	10	7.48	75	60	130
2,4,6-Trichlorophenol	10	7.22	72	68	115
Pentachlorobenzene	20	19.94	100	50	150
1,2,3,4-Tetrachlorobenzene	10	9.95	100	50	150
1,2,4,5-Tetrachlorobenzene **	20	17.64	88	50	150
1,2,3-Trichlorobenzene	10	8.58	86	50	150
1,3,5-Trichlorobenzene	10	9.36	94	50	150

Comments:

Concentrations are on column amounts.
** = 1,2,3,5- & 1,2,4,5-Tetrachlorobenzene coelute.

Flags:

* = Out of limits.
NA = Not applicable.

Reviewed By: mc

Results For Water Matrix Spike / Matrix Spike Duplicate (MS/MSD)
by GCMS

Client Sample ID: Batch QC
Client Project ID:
Lab Sample ID: W-MS-1060
Lab Project ID:
Matrix: Water

Date Collected:
Date Received:
Date Analyzed: 4/6/2004
Analyzed By: MRC
Dilution: 1

	Sample ng	Spiked ng	MS %	MSD %	Limits Lower %	Limits Upper %	RPD %	Limit Max. %
Acenaphthene	BQL	10	85	90	74	115	5.7	30
Acenaphthylene	BQL	10	112	119	81	152	6.2	30
Anthracene	BQL	10	89	94	60	103	5.4	30
Benzo[a]anthracene	BQL	10	91	94	63	119	3.2	30
Benzo[a]pyrene	BQL	10	88	94	71	120	6.5	30
Benzo[b]fluoranthene	BQL	10	76	79	74	129	4.0	30
Benzo[g,h,i]perylene	BQL	10	104	103	55	118	0.5	30
Benzo[k]fluoranthene	BQL	10	89	91	69	143	2.5	30
Bis(2-chloroethoxy)methane	BQL	10	82	87	69	121	6.2	30
Bis(2-chloroethyl)ether	BQL	10	80	83	68	103	3.5	30
Bis(2-chloroisopropyl)ether	BQL	10	74	79	68	113	7.4	30
Bis(2-ethylhexyl)phthalate	BQL	10	87	87	64	126	0.1	30
4-Bromophenyl phenyl ether	BQL	10	81	84	70	111	4.0	30
Butylbenzylphthalate	BQL	10	87	88	77	123	2.1	30
4-Chloro-3-methylphenol	BQL	10	79	83	58	128	5.1	30
2-Chloronaphthalene	BQL	20	84	89	69	116	6.1	30
2-Chlorophenol	BQL	10	76	82	65	109	7.4	30
4-Chlorophenyl phenyl ether	BQL	10	83	87	68	115	4.8	30
Chrysene	BQL	10	93	94	74	118	1.3	30
Di-n-Butylphthalate	BQL	10	86	88	74	116	2.6	30
Di-n-octylphthalate	BQL	10	68	70	51	150	3.2	30
Dibenzo[a,h]anthracene	BQL	10	107	110	67	119	2.5	30
Dibenzofuran	BQL	10	74	78	61	103	5.7	30
1,2-Dichlorobenzene	BQL	20	77	87	46	109	11.9	30
1,3-Dichlorobenzene	BQL	20	74	85	38	107	13.6	30
1,4-Dichlorobenzene	BQL	20	69	79	40	96	13.2	30
2,4-Dichlorophenol	BQL	10	79	83	61	124	4.4	30
Diethylphthalate	BQL	10	87	91	74	125	4.6	30
2,4-Dimethylphenol	BQL	10	81	90	22	130	10.2	30
Dimethylphthalate	BQL	10	82	86	72	112	4.7	30
4,6-Dinitro-2-methylphenol	BQL	10	82	84	57	129	3.0	30
2,4-Dinitrophenol	BQL	10	82	83	51	133	1.0	30
2,4-Dinitrotoluene	BQL	10	94	98	78	127	4.6	30
2,6-Dinitrotoluene	BQL	10	87	91	77	119	4.7	30
Fluoranthene	BQL	10	87	90	70	115	3.2	30
Fluorene	BQL	10	84	88	71	116	4.1	30
Hexachlorobenzene	BQL	20	85	88	74	117	3.5	30
Hexachlorobutadiene	BQL	20	78	86	50	114	8.8	30

Results For Water Matrix Spike / Matrix Spike Duplicate (MS/MSD)
by GCMS

Client Sample ID: Batch QC
Client Project ID:
Lab Sample ID: W-MS-1060
Lab Project ID:
Matrix: Water

Date Collected:
Date Received:
Date Analyzed: 4/6/2004
Analyzed By: MRC
Dilution: 1

	Sample ng	Spiked ng	MS %	MSD %	Limits Lower %	Limits Upper %	RPD %	Limit Max. %
Hexachloroethane	BQL	20	72	83	23	119	13.9	30
Indeno(1,2,3-c,d)pyrene	BQL	10	99	101	57	116	1.3	30
Isophorone	BQL	10	87	92	77	134	5.8	30
2-Methylnaphthalene	BQL	10	72	76	51	110	6.2	30
2-Methylphenol	BQL	10	79	83	65	112	5.7	30
3- & 4-Methylphenol	BQL	20	69	72	54	98	3.5	30
N-Nitrosodi-n-propylamine	BQL	10	80	86	73	121	7.2	30
N-Nitrosodiphenylamine	BQL	20	111	124	21	155	11.8	30
Naphthalene	BQL	10	83	90	66	113	7.3	30
Nitrobenzene	BQL	10	79	84	56	133	5.2	30
2-Nitrophenol	BQL	10	78	83	60	105	5.6	30
4-Nitrophenol	BQL	10	103	103	46	147	0.1	30
Pentachlorophenol	BQL	10	72	74	53	123	3.5	30
Phenanthrene	BQL	10	86	89	74	114	3.4	30
Phenol	BQL	10	75	79	64	112	5.5	30
Pyrene	BQL	10	90	92	79	132	2.3	30
1,2,4-Trichlorobenzene	BQL	20	78	85	60	111	8.5	30
2,4,5-Trichlorophenol	BQL	10	80	84	59	129	4.1	30
2,4,6-Trichlorophenol	BQL	10	76	81	65	117	6.0	30
Pentachlorobenzene	BQL	20	99	106	50	150	6.2	30
1,2,3,4-Tetrachlorobenzene	BQL	10	99	105	50	150	6.6	30
1,2,4,5-Tetrachlorobenzene *	BQL	20	94	97	50	150	3.4	30
1,2,3-Trichlorobenzene	BQL	10	86	95	50	150	10.2	30
1,3,5-Trichlorobenzene	BQL	10	92	100	50	150	7.9	30

Comments:

Concentrations are on column amounts.
** = 1,2,3,5- & 1,2,4,5-Tetrachlorobenzene coelute.

Flags:

* = Out of limits.
NA = Not applicable.

Reviewed By: _____

Results for Volatiles
by GCMS 8260

Client Sample ID: KEP-MWD-001
Client Project ID: Kuhlman Electric
Lab Sample ID: G442-259-1A
Lab Project ID: G442-259

Analyzed By: JTF
Date Collected: 03/31/2004 09:11
Date Received: 04-01-2004
Matrix: Water

Compound	Result UG/L	Quantitation Limit UG/L	Dilution Factor	Date Analyzed
Acetone	BQL	25.0	1	04/05/2004
Benzene	BQL	1.00	1	04/05/2004
Bromobenzene	BQL	1.00	1	04/05/2004
Bromochloromethane	BQL	1.00	1	04/05/2004
Bromodichloromethane	BQL	1.00	1	04/05/2004
Bromoform	BQL	1.00	1	04/05/2004
Bromomethane	BQL	1.00	1	04/05/2004
2-Butanone	BQL	25.0	1	04/05/2004
n-Butylbenzene	BQL	1.00	1	04/05/2004
sec-Butylbenzene	BQL	1.00	1	04/05/2004
tert-Butylbenzene	BQL	1.00	1	04/05/2004
Carbon disulfide	BQL	1.00	1	04/05/2004
Carbon tetrachloride	BQL	1.00	1	04/05/2004
Chlorobenzene	BQL	1.00	1	04/05/2004
Chloroethane	BQL	1.00	1	04/05/2004
2-Chloroethyl vinyl ether	BQL	5.00	1	04/05/2004
Chloroform	BQL	1.00	1	04/05/2004
Chloromethane	BQL	1.00	1	04/05/2004
2-Chlorotoluene	BQL	1.00	1	04/05/2004
4-Chlorotoluene	BQL	1.00	1	04/05/2004
Dibromochloromethane	BQL	1.00	1	04/05/2004
1,2-Dibromo-3-chloropropane	BQL	5.00	1	04/05/2004
Dibromomethane	BQL	1.00	1	04/05/2004
1,2-Dibromoethane (EDB)	BQL	1.00	1	04/05/2004
1,2-Dichlorobenzene	BQL	1.00	1	04/05/2004
1,3-Dichlorobenzene	BQL	1.00	1	04/05/2004
1,4-Dichlorobenzene	BQL	1.00	1	04/05/2004
trans-1,4-Dichloro-2-butene	BQL	5.00	1	04/05/2004
1,1-Dichloroethane	BQL	1.00	1	04/05/2004
1,1-Dichloroethene	**9.86**	1.00	1	04/05/2004
1,2-Dichloroethane	BQL	1.00	1	04/05/2004
cis-1,2-Dichloroethene	BQL	1.00	1	04/05/2004
trans-1,2-dichloroethene	BQL	1.00	1	04/05/2004
1,2-Dichloropropane	BQL	1.00	1	04/05/2004
1,3-Dichloropropane	BQL	1.00	1	04/05/2004
2,2-Dichloropropane	BQL	1.00	1	04/05/2004
1,1-Dichloropropene	BQL	1.00	1	04/05/2004
cis-1,3-Dichloropropene	BQL	1.00	1	04/05/2004
trans-1,3-Dichloropropene	BQL	1.00	1	04/05/2004
Dichlorodifluoromethane	BQL	5.00	1	04/05/2004
Diisopropyl ether (DIPE)	BQL	1.00	1	04/05/2004
Ethylbenzene	BQL	1.00	1	04/05/2004

Results for Volatiles
by GCMS 8260

Client Sample ID: KEP-MWD-001
Client Project ID: Kuhlman Electric
Lab Sample ID: G442-259-1A
Lab Project ID: G442-259

Analyzed By: JTF
Date Collected: 03/31/2004 09:11
Date Received: 04-01-2004
Matrix: Water

Compound	Result UG/L	Quantitation Limit UG/L	Dilution Factor	Date Analyzed
Hexachlorobutadiene	BQL	1.00	1	04/05/2004
2-Hexanone	BQL	5.00	1	04/05/2004
Iodomethane	BQL	1.00	1	04/05/2004
Isopropylbenzene	BQL	1.00	1	04/05/2004
4-Isopropyltoluene	BQL	1.00	1	04/05/2004
Methylene chloride	BQL	5.00	1	04/05/2004
4-Methyl-2-pentanone	BQL	5.00	1	04/05/2004
Methyl-tert-butyl ether (MTBE)	BQL	1.00	1	04/05/2004
Naphthalene	BQL	1.00	1	04/05/2004
n-Propyl benzene	BQL	1.00	1	04/05/2004
Styrene	BQL	1.00	1	04/05/2004
1,1,1,2-Tetrachloroethane	BQL	1.00	1	04/05/2004
1,1,2,2-Tetrachloroethane	BQL	1.00	1	04/05/2004
Tetrachloroethene	BQL	1.00	1	04/05/2004
Toluene	BQL	1.00	1	04/05/2004
1,2,3-Trichlorobenzene	BQL	1.00	1	04/05/2004
1,2,4-Trichlorobenzene	BQL	1.00	1	04/05/2004
Trichloroethene	BQL	1.00	1	04/05/2004
1,1,1-Trichloroethane	BQL	1.00	1	04/05/2004
1,1,2-Trichloroethane	BQL	1.00	1	04/05/2004
Trichlorofluoromethane	BQL	1.00	1	04/05/2004
1,2,3-Trichloropropane	BQL	1.00	1	04/05/2004
1,2,4-Trimethylbenzene	BQL	1.00	1	04/05/2004
1,3,5-Trimethylbenzene	BQL	1.00	1	04/05/2004
Vinyl chloride	BQL	1.00	1	04/05/2004
m-,p-Xylene	BQL	2.00	1	04/05/2004
o-Xylene	BQL	1.00	1	04/05/2004

	Spike Added	Spike Result	Percent Recovered
4-Bromofluorobenzene	10	9.9	99
1,2-Dichloroethane-d4	10	9.63	96
Toluene-d8	10	10	100

Comments:

Flags:
BQL = Below Quantitation Limits.

Reviewed By: WC

Results for Volatiles
by GCMS 8260

Client Sample ID: Method Blank
Client Project ID:
Lab Sample ID: VBLK1040504A
Lab Project ID:

Analyzed By: JTF
Date Collected:
Date Received:
Matrix: Water

Compound	Result UG/L	Quantitation Limit UG/L	Dilution Factor	Date Analyzed
Acetone	BQL	25.0	1	04/05/2004
Benzene	BQL	1.00	1	04/05/2004
Bromobenzene	BQL	1.00	1	04/05/2004
Bromochloromethane	BQL	1.00	1	04/05/2004
Bromodichloromethane	BQL	1.00	1	04/05/2004
Bromoform	BQL	1.00	1	04/05/2004
Bromomethane	BQL	1.00	1	04/05/2004
2-Butanone	BQL	25.0	1	04/05/2004
n-Butylbenzene	BQL	1.00	1	04/05/2004
sec-Butylbenzene	BQL	1.00	1	04/05/2004
tert-Butylbenzene	BQL	1.00	1	04/05/2004
Carbon disulfide	BQL	1.00	1	04/05/2004
Carbon tetrachloride	BQL	1.00	1	04/05/2004
Chlorobenzene	BQL	1.00	1	04/05/2004
Chloroethane	BQL	1.00	1	04/05/2004
2-Chloroethyl vinyl ether	BQL	5.00	1	04/05/2004
Chloroform	BQL	1.00	1	04/05/2004
Chloromethane	BQL	1.00	1	04/05/2004
2-Chlorotoluene	BQL	1.00	1	04/05/2004
4-Chlorotoluene	BQL	1.00	1	04/05/2004
Dibromochloromethane	BQL	1.00	1	04/05/2004
1,2-Dibromo-3-chloropropane	BQL	5.00	1	04/05/2004
Dibromomethane	BQL	1.00	1	04/05/2004
1,2-Dibromoethane (EDB)	BQL	1.00	1	04/05/2004
1,2-Dichlorobenzene	BQL	1.00	1	04/05/2004
1,3-Dichlorobenzene	BQL	1.00	1	04/05/2004
1,4-Dichlorobenzene	BQL	1.00	1	04/05/2004
trans-1,4-Dichloro-2-butene	BQL	5.00	1	04/05/2004
1,1-Dichloroethane	BQL	1.00	1	04/05/2004
1,1-Dichloroethene	BQL	1.00	1	04/05/2004
1,2-Dichloroethane	BQL	1.00	1	04/05/2004
cis-1,2-Dichloroethene	BQL	1.00	1	04/05/2004
trans-1,2-dichloroethene	BQL	1.00	1	04/05/2004
1,2-Dichloropropane	BQL	1.00	1	04/05/2004
1,3-Dichloropropane	BQL	1.00	1	04/05/2004
2,2-Dichloropropane	BQL	1.00	1	04/05/2004
1,1-Dichloropropene	BQL	1.00	1	04/05/2004
cis-1,3-Dichloropropene	BQL	1.00	1	04/05/2004
trans-1,3-Dichloropropene	BQL	1.00	1	04/05/2004
Dichlorodifluoromethane	BQL	5.00	1	04/05/2004
Diisopropyl ether (DIPE)	BQL	1.00	1	04/05/2004
Ethylbenzene	BQL	1.00	1	04/05/2004

Results for Volatiles
by GCMS 8260

Client Sample ID: Method Blank
Client Project ID:
Lab Sample ID: VBLK1040504A
Lab Project ID:

Analyzed By: JTF
Date Collected:
Date Received:
Matrix: Water

Compound	Result UG/L	Quantitation Limit UG/L	Dilution Factor	Date Analyzed
Hexachlorobutadiene	BQL	1.00	1	04/05/2004
2-Hexanone	BQL	5.00	1	04/05/2004
Iodomethane	BQL	1.00	1	04/05/2004
Isopropylbenzene	BQL	1.00	1	04/05/2004
4-Isopropyltoluene	BQL	1.00	1	04/05/2004
Methylene chloride	BQL	5.00	1	04/05/2004
4-Methyl-2-pentanone	BQL	5.00	1	04/05/2004
Methyl-tert-butyl ether (MTBE)	BQL	1.00	1	04/05/2004
Naphthalene	BQL	1.00	1	04/05/2004
n-Propyl benzene	BQL	1.00	1	04/05/2004
Styrene	BQL	1.00	1	04/05/2004
1,1,1,2-Tetrachloroethane	BQL	1.00	1	04/05/2004
1,1,2,2-Tetrachloroethane	BQL	1.00	1	04/05/2004
Tetrachloroethene	BQL	1.00	1	04/05/2004
Toluene	BQL	1.00	1	04/05/2004
1,2,3-Trichlorobenzene	BQL	1.00	1	04/05/2004
1,2,4-Trichlorobenzene	BQL	1.00	1	04/05/2004
Trichloroethene	BQL	1.00	1	04/05/2004
1,1,1-Trichloroethane	BQL	1.00	1	04/05/2004
1,1,2-Trichloroethane	BQL	1.00	1	04/05/2004
Trichlorofluoromethane	BQL	1.00	1	04/05/2004
1,2,3-Trichloropropane	BQL	1.00	1	04/05/2004
1,2,4-Trimethylbenzene	BQL	1.00	1	04/05/2004
1,3,5-Trimethylbenzene	BQL	1.00	1	04/05/2004
Vinyl chloride	BQL	1.00	1	04/05/2004
m-,p-Xylene	BQL	2.00	1	04/05/2004
o-Xylene	BQL	1.00	1	04/05/2004

	Spike Added	Spike Result	Percent Recovered
4-Bromofluorobenzene	10	9.79	98
1,2-Dichloroethane-d4	10	9.53	95
Toluene-d8	10	9.98	100

Comments:

Flags:
BQL = Below Quantitation Limits.

Reviewed By: jmc

Results for Laboratory Control Spike (LCS)
by GC/MS

Lab Sample ID: LCS005
Analyst: JTF
Batch ID: 1040504

Date Analyzed: 04/05/04
Matrix: Water

Compound	Spiked ug/L	Amount recovered	LCS (%)	Limits Lower (%)	Limits Upper (%)
benzene	5.0	4.54	90.7	77.4	123
chlorobenzene	5.0	4.58	91.6	72.5	128
1,1-dichloroethene	5.0	4.64	92.8	71.7	128
toluene	5.0	4.54	90.8	75.9	124
trichloroethene	5.0	4.51	90.2	77.9	122

Comments:
Concentration values are on column amount.

Flags:
* = Out of limits.
NA = Not applicable

Reviewed By: _____

VO42.072303.1

Results for MS/MSD
by GC/MS

Client Project ID: Batch QC
Lab Sample ID: g442-260-9
Batch ID: 1040504

Date Analyzed: 5 Apr 2004 7:13 pm
Matrix: water
Analyzed By: JTF

Compound	Unspiked Sample ug/L	Spike conc. ug/L	Recovered MS %	Recovered MSD %	Limits Lower %	Limits Upper %	RPD %	RPD Limit %
benzene	BQL	5	98.0	88.3	61.6	135	10.4	30
chlorobenzene	BQL	5	98.8	88.4	77.2	118	11.2	30
1,1-dichloroethene	BQL	5	99.9	91.7	64.4	130	8.5	30
toluene	BQL	5	99.4	88.7	66.4	128	11.3	30
trichloroethene	BQL	5	97.3	89.1	84.9	136	8.7	30

Comments:

Concentrations are on column amounts.
Concentration Units: ug/L

Flags:

* = Out of limits.
NA = Not applicable
BQL = Below quantitation limit.

Reviewed By: MJ

VO43.072303.1

List of Reporting Abbreviations and Data Qualifiers

B = Compound also detected in batch blank

BQL = Below Quantitation Limit

DF = Dilution Factor

Dup = Duplicate

E = Estimated concentration, exceeds calibration range.

J = Estimated concentration, below calibration range and above MDL

LCS(D) = Laboratory Control Spike (Duplicate)

MDL = Method Detection Limit

MS(D) = Matrix Spike (Duplicate)

PQL = Practical Quantitation Limit

RL = Reporting Limit

RPD = Relative Percent Difference

mg/kg = milligram per kilogram, ppm, parts per million

ug/kg = micrograms per kilogram, ppb, parts per billion

mg/L = milligram per liter, ppm, parts per million

ug/L = micrograms per liter, ppb, parts per billion

% Rec = Percent Recovery

% soilds = Percent Solids

Special Notes:

1) Metals and mercury samples are digested with a hot block, see the standard operating procedure document for details.

2) Uncertainty for all reported data is less than or equal to 30 percent.

ARADIGM A[illegible]YTICAL LABORATORIES, INC.
00 Business Drive, Wilmington, NC 28405
one: (910)-350-1903 FAX: (910)-350-1557

Chain-of Custody Record & Analytical Request

COC# 39[illegible]8

Page 1 of 1

ient: MARTIN + SLAGLE
Project ID: RUHLMAN ELECTRIC
Date: 3/07/04
Report To: SAME
ldress:
Contact: ROBERT MARTIN
Turnaround: 5 70
ldress: BLACK MOUNTAIN NC
Phone:
Job Number:
uote #:
Fax:
P.O. Number:
Invoice To: SAME

Sample ID	Date	Time	Matrix	Preservatives: NA	Preservatives: HCl	Preservatives:	Preservatives:	Analyses: 8270	Analyses: CHLORINATED BENZENES SEE ATTACHED LIST	Analyses:	Analyses: 8260	Analyses:	Analyses:	Analyses:	Analyses:	Analyses:	Comments: Please specify any special reporting requirements
EP-MWD-001	3 MR 04	0911	H_2O		X						X						3 VOA VIAL ~~LITER AMBER~~ 3/07/04
EP-MWD-001	3 MR 04	0911	H_2O	X				X	X →								LITER AMBER
																	G442-259

Relinquished By	Date	Time	Received By	Date	Time	Temperature
Robert Martin	3/31/04	1400	Jackie Johnson	4/1/04	0950	0.8, 1.1°C

State Certification Requested

NC ____ SC ____ Other ____

SEE REVERSE FOR TERMS AND CONDITIONS